FINAL

SITE CLOSURE REPORT
LAND USE CONTROL/INSTITUTIONAL CONTROL SITE
DP015 BUILDING 219 AREA OF CONCERN

FORMER GRIFFISS AIR FORCE BASE SITE
ROME, NEW YORK

Prepared for:

Air Force Civil Engineer Center
Building 45
706 Brooks Road
Rome, New York 13441

Prepared by:

FPM Remediations Inc.
584 Phoenix Drive
Rome, NY 13441

In association with:

10901 Lowell Avenue, Suite 271
Overland Park, Kansas 66210

Contract Number FA8903-10-D-8595/
Delivery Order 0014

October 2013

This page is intentionally left blank.

TABLE OF CONTENTS

SECTION **PAGE**

1.0 INTRODUCTION 1
1.1 Purpose 1
2.0 Record of Decision 1
3.0 SITE BACKGROUND 1
4.0 SITE CLOSURE ACTIVITIES 2
4.1 Geophysical Investigation 2
4.1.1 EM Data Results 3
4.1.2 MAG Data Results 3
4.1.3 GPR Data Results 3
4.1.4 Survey Conclusion 4
4.2 Soil Investigation 4
4.3 Recommendations 4
5.0 REFERENCES 5

TABLES

Table 1 DP015 Building 219 AOC Soil Sampling Results

FIGURES

Figure 1 Grid 219 EM Data Interpretation
Figure 2 Grid 219 MAG Data Interpretation
Figure 3 Grid 219 GPR Data Interpretation (200-MHz Antenna)
Figure 4 Grid 219 GPR Data Interpretation (400-MHz Antenna)
Figure 5 GPR Profile Cross Sections Line 9 East 200- and 400 - MHz Antennas
Figure 6 DP015 Building 219 AOC Sampling Locations

APPENDICES

Appendix A Final DP015 Building 219 AOC Record of Decision
Appendix B Groundwater Restriction Removal Approval
Appendix C Geophysical Investigation Methodology and Field Procedures
Appendix D Daily Chemical Quality Control Reports
Appendix E Raw Laboratory Results
Appendix F Validated Laboratory Results

LIST OF ACRONYMS

AFB	Air Force Base
AFCEC	Air Force Civil Engineer Center
AOC	Area of Concern
ARARs	Applicable or Relevant and Appropriate Requirements
bgs	Below Ground Surface
CQCR	Chemical Quality Control Reports
EM	Electromagnetic
EPA	United States Environmental Protection Agency
ESD	Explanation of Significant Differences
FDA	Fire Demonstration Area
FPM	FPM Remediations, Inc.
ft	Feet
GIS	Geographic Information System
GPR	Ground Penetrating Radar
GSSI	Geophysical Survey Systems, Inc.
LTM	Long Term Monitoring
LUC/IC	Land Use Control/Institutional Control
m	Meter
MAG	Magnetometer
MHz	Megahertz
µg	Microgram
NFA	No Further Action
NYCRR	New York Codes, Rules, and Regulations
NYSDEC	New York State Department of Environmental Conservation
NYSDOH	New York State Department of Health
NW-SE	Northwest-Southeast
OTH	Other Site
RI	Remedial Investigation
ROD	Record of Decision

LIST OF ACRONYMS (continued)

SCO	Soil Cleanup Objective
S-N	South to North
SOP	Standard Operating Procedure
SVOC	Semi-Volatile Organic Compound
UFP QAPP	Uniform Federal Policy Quality Assurance Project Plan
VOC	Volatile Organic Compound
W-E	West to East
WSW-ENE	West-Southwest to East-Northeast

This page is intentionally left blank.

1.0 INTRODUCTION

FPM Remediations, Inc. (FPM), in association with CAPE, Inc., under contract with the Air Force Civil Engineer Center (AFCEC), conducted site closure activities at the Land Use Control/Institutional Control (LUC/IC) Site DP015 Building 219 Area of Concern (AOC) at the former Griffiss Air Force Base (AFB) in Rome, New York.

1.1 Purpose

The Griffiss Local Redevelopment Agency has implemented reuse and redevelopment for the former Griffiss AFB that includes a mixture of commercial, industrial and airport use. The Air Force's initiative to reduce its long-term environmental liabilities and life cycle costs through site closure creates an opportunity to optimize benefits to the local public, the federal government, and the environment. This site is subject to a deed restriction in the form of land use restrictions for non-residential use. An evaluation of the site, including soil sampling and a geophysical survey, was conducted to determine if residual soil contamination is at levels below the Title 6 - New York Codes, Rules and Regulations (6-NYCRR) Part 375 Residential use Soil Cleanup Objectives (SCOs) (New York State Department of Environmental Conservation [NYSDEC], December 2006) and to confirm the presence/absence of the drywell associated with the site.

The site closure activities were conducted in accordance with the Final Site Closure Plan for Land use Control/Institutional Control Sites (CAPE/FPM, March 2013). The Updated 2013 Uniform Federal Policy Quality Assurance Project Plan (UFP QAPP) for Performance Based-Remediation at the Former Griffiss AFB (CAPE/FPM, May 2013) and Health and Safety Plan for Performance Based-Remediation at the Former Griffiss AFB (CAPE/FPM, July 2012) were also used in conjunction with the Site Closure Plan.

2.0 RECORD OF DECISION

The Record of Decision (ROD) for the DP015 Building 219 AOC was signed by the Air Force and United States Environmental Protection Agency (EPA) in September 1999. Based on the previous investigations and environmental conditions at the site the selected remedy for the DP015 Building 219 AOC is No Further Action (NFA) for soils with LUC/ICs for industrial land-use and groundwater use restrictions (groundwater use restrictions were removed in spring 2012). The ROD for DP015 Building 219 AOC, provided in Appendix A, states that:

- The property will be industrial use unless permission is obtained from the EPA, NYSDEC, and NYSDOH.

3.0 SITE BACKGROUND

Building 219, located in the west-central portion of the Griffiss AFB (Parcel F3A), was used as the Electrical Power Production Shop. Surface water run-off drains into the Mohawk River through the base storm drainage system. One drywell at the site was used for the disposal of liquid wastes (battery acid, glycol, floor wash-water) and was reportedly located south of the

building. The drywell was not detected during surface geophysical surveys performed in 1993 and 1994 as part of the Remedial Investigation (RI).

Soil and groundwater samples were collected during the RI conducted in 1994. Soil sampling results showed Semi-Volatile Organic Compound (SVOCs) and metals above applicable RI criteria. A risk assessment was also conducted for the RI. For human health, contaminants in the soil and groundwater were within the lower end of the acceptable EPA target risk range for industrial and commercial users. A risk assessment based on residential or unrestricted reuse was not performed.

Long Term Monitoring (LTM) was conducted at the site from 2001 to 2002. Groundwater was deemed clean and monitoring ceased at the site in 2002 with regulatory approval. Based on the results from previous sampling and the ROD requirements for the DP015 Building 219 AOC, the Air Force submitted an Explanation of Significant Differences (ESD) in 2003 to the EPA. The document requested the deletion of ROD requirements for the groundwater investigations. The ESD was supported by groundwater monitoring data indicating groundwater Applicable or Relevant and Appropriate Requirements (ARARs) have been met. The ESD was signed by the EPA on September 26, 2003. The remaining LTM wells at the site were decommissioned in the Round 3 Well Decommissioning event performed in summer/fall 2005.

A request to remove the groundwater restriction at the site was issued by the Air Force in March 2012. NYSDEC acceptance was provided on April 24, 2012 and EPA approval was provided on May 16, 2012. The NYSDEC acceptance email and EPA approval letter are provided in Appendix B.

4.0 SITE CLOSURE ACTIVITIES

Site Closure activities conducted at the DP015 Building 219 AOC included a geophysical investigation to confirm the absence/presence of the drywell at the site and a soil investigation to delineate/confirm the presence of residual soil contamination at the site above 6-NYCRR Part 375 Residential use SCOs. The following sections detail the results of both investigations.

4.1 Geophysical Investigation

The Geophysical Investigation was conducted in October 2012. A full description of the geophysical survey methodology and field procedures is detailed in Appendix C.

A grid was established in the DP015 Building 219 AOC over the approximate location of the suspected drywell. The grid dimensions were 15 meters (m) south to north (S-N) and 15 m west to east (W-E). Survey line spacing's were established at 1m spacing in both the W-E and S-N directions. The grid (and suspected drywell) position was located near the southern wall of Building 219. The northern edge of the grid is ~1 m south of the building wall and directly adjacent to a reinforced concrete sidewalk. The location of the suspected drywell is near the north central edge of the grid at the present location of an access point to the steam lines. The steam line access point is a deep pit encased in reinforced concrete and capped by an iron grate. The southern portion of the gridded area (approximately 4 m) was covered with asphalt and used

as a parking area. The remainder of the gridded area was covered with grass. The area currently covered with grass was formerly the location of a paved drive of unknown composition. A metal dumpster was located just off site near the southeastern corner of the grid. A steam line was marked-out in the W-E direction and intersecting the steam line access point. A northwest-southeast (NW-SE) trending communications utility line was also marked-out in the northeast quarter of the grid.

4.1.1 EM Data Results

The Electromagnetic (EM) data were collected along S-N lines at 1 m line spacing across the entire grid (Figure 1). High amplitude anomalies along the northern edge of the grid are due to the reinforced concrete sidewalk and steam line access point. The high amplitude anomaly near the southeast corner of the grid is attributed to the proximity of the metal dumpster near that location. A west-southwest to east-northeast (WSW-ENE) trending high amplitude anomaly in the southern half of the grid is interpreted as a possible buried pipe.

4.1.2 MAG Data Results

The Magnetometer (MAG) data were collected along S-N lines at 1 m line spacing across the entire grid in the same locations as the EM data (Figure 2). The anomalies evident in the MAG data are similar to those observed in the EM data.

Anomalies observed in the MAG data correspond well with the marked-out steam line and access point, the possible buried pipe and the dumpster locations. An S-N trending line of MAG anomalies intersecting with the steam line access point suggests another possible buried steam pipe along that line. The remaining MAG anomalies are interpreted to result from metal construction debris.

4.1.3 GPR Data Results

The investigation of the suspected drywell location at the DP015 Building 219 AOC consisted of 25 Ground Penetrating Radar (GPR) surveys conducted using the 200 Megahertz (MHz) antenna in the S-N and W-E directions (Figure 3) and 32 GPR surveys using the 400 MHz antenna in the S-N and W-E directions (Figure 4). A representative GPR profile cross-section from the Grid 301 GPR survey presented in Figure 5 shows the 200- and 400-MHz data for Line 9 East collected in the S-N direction.

The 200-MHz data shows anomalies in the location of the marked-out steam line along the northern edge of the grid (Figure 3). There are no obvious 200-MHz GPR anomalies along the marked-out communication line in the northeast quarter of the grid. GPR anomalies coincide with the WSW-ENE trending possible buried pipe observed in the EM/MAG data. GPR anomalies are also observed along the S-N trending line intersecting with the steam line access point and observed in the MAG data and are interpreted as representing the location of a steam line. A NW-SE trending line of GPR anomalies across the central portion of the grid is also interpreted as a possible buried pipe. A short WSW-ENE trending linear feature observed in the GPR data in the northeast corner of the grid and supported by the presence of EM and MAG

anomalies is also interpreted to be a possible buried pipe. Another short NW-SE trending linear feature observed in the GPR data in the central portion of the grid is also interpreted to be a possible buried pipe.

The 400-MHz data show anomalies in locations similar to the 200-MHz data along the marked-out steam line, the interpreted steam line, the NW-SE trending and WSW-ENE trending possible buried pipes (Figure 4). Two 400-MHz GPR anomalies also coincide with the marked-out communication line. Two N-S trending lines of anomalies are observed to either side of the interpreted steam line in the south central portion of the grid. These anomalies may be part of a utility corridor branching off from that location and are interpreted as possible pipe locations.

A representative GPR profile cross-section from the Grid 219 GPR survey and depicts the 200- and 400-MHz data for Line 9 East collected in the S-N direction. The profiles show the anomalies associated with possible buried pipes/utilities at ~2.6 m, ~4.6 m, and ~6.5 m, a possible buried pipe/utility at~12.4 m and marked-out communication line at ~14.1 m.

4.1.4 Survey Conclusion

The geophysical survey did not identify any anomalies that could be interpreted as a drywell. Anomalies identified at the site have been attributed to underground utilities in the area.

4.2 Soil Investigation

The soil investigation included the collection of 18 soil samples from six soil borings (direct push) within the DP015 Building 219 AOC site boundary (Figure 6). Samples were collected from 0 to 4 ft below ground surface (bgs), 4 to 8 ft bgs, and 8 to 12 ft bgs from each boring The historical soil sampling results were compared to the 6-NYCRR Part 375 Residential use SCOs. Only metals were above the residential use SCOs. Therefore, the site closure soil samples were analyzed for metals. Field screening for visual and olfactory characteristics was conducted before sampling. The results of the soil characterization are provided in the daily chemical quality control reports (CQCRs) in Appendix D.

Results from the soil sampling showed that metal concentrations in all samples were below their respective Residential use SCOs. Sampling results are presented in Table 1. All field sampling forms are attached in the daily CQCRs in Appendix D. The raw data are attached in Appendix E and the validated lab data are provided in Appendix F.

4.3 Recommendations

The 2013 soil sampling concentrations are below the 6-NYCRR Part 375 Residential use SCO. In addition, the geophysical investigation performed at the DP015 Building 219 AOC did not identify any underground anomalies that could be interpreted as a potential location for a former drywell. Therefore, it is requested that New York State and USEPA grant permission to remove the remaining non-residential use deed restriction at the DP015 Building 219 AOC.

5.0 REFERENCES

Air Force, Basewide Environmental Baseline Survey for the Griffiss Air Force Base, September 1994.

Air Force, Updated Basewide Environmental Baseline Survey for the Griffiss Air Force Base, November 2005.

Air Force, Deed for Parcels F-3A and F-3B, former Griffiss Air Force Base, 2004.

CAPE/FPM, Updated 2013 Final Uniform Federal Policy Quality Assurance Project Plan for Performance Based-Remediation at the former Griffiss AFB, New York, May 2013.

CAPE/FPM/AECOM, Final Addenda Health and Safety Plan for Performance Based-Remediation at the former Griffiss AFB, New York, July 2012.

CAPE/FPM, Final Site Closure Plan for Land use Control/Institutional Control Sites at the former Griffiss AFB, New York, March 2013.

Ecology and Environment, Inc, Final Records of Decision for Areas of Concern at the Former Griffiss Air Force Base, Rome, NY, September 1999.

Air Force, Explanation of Significant Differences for the Tin City AOC at the Former Griffiss Air Force Base, September 2003.

FPM Group, Ltd., Final 5-Year Review for the former Griffiss Air Force Base, Revision 2.2, September 2005.

FPM Group, Ltd., Final 5-Year Review for the former Griffiss Air Force Base, Revision 2.0, July 2010.

Law, Draft Final Primary Report Remedial Investigation for Building 219 AOC at the former Griffiss Air Force Base, December 1996.

This page is intentionally left blank.

Tables

Table 1
DP015 Building 219 AOC
Soil Sampling Results

Sample Location	NYCRR Part 375 Residential use Soil Cleanup Objectives (mg/Kg)	B219SCS-1			B219SCS-2		
Sample ID		B219SCS0104AA	B219SCS0108AA	B219SCS0112AA	B219SCS0204AA	B219SCS0208AA	B219SCS0212AA
Date of Collection		5/7/2013	5/7/2013	5/7/2013	5/7/2013	5/7/2013	5/7/2013
Sample Depth (ft bgs)		0-4	4-8	8-12	0-4	4-8	8-12
Metals (mg/Kg)							
aluminum	NA	6,100	8,400	7,700	7,300	8,200	8,600
antimony	NA	U	U	U	U	U	U
arsenic	16	3.6	3.5	3.5	4	4.3	4.6
barium	350	30	37	31	38	41	37
berylium	14	0.26 J	0.35 J	0.33 J	0.28 J	0.35 J	0.35 J
boron - total	NA	3.3 J	2.5 J	2.2 J	2.3 J	3.2 J	2.2 J
cadmium	2.5	0.35 J	0.18 J	0.13 J	0.42 J	0.35 J	0.45 J
calcium	NA	76,000	19,000	3,900	31,000	40,000	16,000
chromium	22	10.0	10.0	9.4	8.8	11.0	12.0
cobalt	NA	4.9	6	5.6	5	5.6	5.8
copper	270	39.0	22	31	26	28	36
iron	NA	13,000	18,000	19,000	15,000	18,000	30,000
lead	400	15	6.4	5	16	22	18
magnesium	NA	3,900	3,800	3,300	3,200	3,800	3,400
manganese	2,000	570	1000	1100	840	1000	1400
molybdenum	NA	0.32 J	0.36 J	0.31 J	0.45 J	0.55 J	0.77 J
nickel	140	13	13	13	11	13	14
potassium	NA	760	820	860	740	910	880
selenium	36	U	U	U	U	U	U
silver	36	U	0.23 J	0.26 J	0.23 J	0.17 J	0.27 J
sodium	NA	86 J	83 J	62 J	71 J	94 J	68 J
thallium	NA	U	U	U	U	U	U
vanadium	NA	21.0	16	13	13	16	15
zinc	2,200	54	44	47	59	68	200
mercury	0.81	U	U	U	U	U	U

Table 1
DP015 Building 219 AOC
Soil Sampling Results

Sample Location	NYCRR Part 375 Residential use Soil Cleanup Objectives (mg/Kg)	B219SCS-3			B219SCS-4		
Sample ID		B219SCS0304AA	B219SCS0308AA	B219SCS0312AA	B219SCS0404AA	B219SCS0408AA	B219SCS0412AA
Date of Collection		5/7/2013	5/7/2013	5/7/2013	5/7/2013	5/7/2013	5/7/2013
Sample Depth (ft bgs)		0-4	4-8	8-12	0-4	4-8	8-12
Metals (mg/Kg)							
aluminum	NA	6,300	6,300	7,600	10,000	7,800	7500 ♦
antimony	NA	U	U	U	U	U	U
arsenic	16	6.2	9.8	4.2	3.9	3.2	4.4 ♦
barium	350	26	27	29	32	27	33 ♦
berylium	14	0.21 J	0.25 J	0.33 J	0.46 J	0.34 J	0.32 J
boron - total	NA	2.1 J	1.8 J	1.9 J	2.3 J	1.7 J	2.1 J
cadmium	2.5	0.14 J	0.17 J	0.12 J	0.29 J	0.093 J	0.12 J
calcium	NA	23,000	14,000	1,900	7,900	1,000	3,300
chromium	22	7.4	8	9.4	14	10	8.8
cobalt	NA	4.7	4.1	5.1	6.6	5.8	5.6
copper	270	18	18	28	38	41	26 ♦
iron	NA	14,000	14,000	21,000	21,000	18,000	21000 ♦
lead	400	5.7	6.5	3.9	6.6	4.5	5
magnesium	NA	2,700	2,500	3,100	3,500	3,100	3200 ♦
manganese	2,000	810	680	900	870	890	1300 J ♦
molybdenum	NA	U	0.53 J	0.53 J	1.5 J	0.8 J	0.46 J ♦
nickel	140	9.8 J	8.8	13	15	13	13
potassium	NA	670	650	880	910	830	860
selenium	36	U	U	U	U	U	U
silver	36	U	U	U	U	0.19 J	0.25 J ♦
sodium	NA	69 J	70 J	U	310 J	160 J	82 J
thallium	NA	U	U	U	U	U	U
vanadium	NA	12	11	13	16	12	12 ♦
zinc	2,200	33 J	36	50	51	44	47 ♦
mercury	0.81	U	U	U	U	U	U

Table 1
DP015 Building 219 AOC
Soil Sampling Results

Sample Location	NYCRR Part 375 Residential use Soil Cleanup Objectives (mg/Kg)	B219SCS-5			B219SCS-6		
Sample ID		B219SCS0504AA	B219SCS0508AA	B219SCS0512AA	B219SCS0604AA	B219SCS0608AA	B219SCS0612AA
Date of Collection		5/7/2013	5/7/2013	5/7/2013	5/7/2013	5/7/2013	5/7/2013
Sample Depth (ft bgs)		0-4	4-8	8-12	0-4	4-8	8-12
Metals (mg/Kg)							
aluminum	NA	11,000	8,000	7,000	9,100	9,300	8,600
antimony	NA	U	U	U	1.1 J	U	U
arsenic	16	5	3.3	4	3.1	3.3	3.9
barium	350	50	32	36	28	26	35
berylium	14	0.52	0.32 J	0.41 J	0.36 J	0.4 J	0.39 J
boron - total	NA	2.1 J	1.9 J	2.3 J	3.4 J	2.1 J	2 J
cadmium	2.5	0.49 J	0.21 J	0.14 J	0.2 J	0.12 J	0.14 J
calcium	NA	11,000	2,900	3,700	83,000	1,000	2,200
chromium	22	12.0	8.5	8.7	11.0	11	9.4
cobalt	NA	8	5.1	5.5	5.2	6.1	6.2
copper	270	35	22	24	34	39	36
iron	NA	24,000	16,000	21,000	15,000	19,000	22,000
lead	400	25	8.6	4.7	13	5	5.2
magnesium	NA	4,000	2,700	2,800	5,300	3,500	3,500
manganese	2,000	1100	810	1300	510	870	1400
molybdenum	NA	U	0.38 J	0.32 J	0.29 J	0.72 J	0.28 J
nickel	140	17	11	13	15	14	15
potassium	NA	960	780	1,100	940	900	910
selenium	36	U	U	U	U	U	U
silver	36	0.25 J	0.19 J	0.22 J	U	0.19 J	U
sodium	NA	180 J	250 J	200 J	250 J	270 J	210 J
thallium	NA	U	U	U	U	U	U
vanadium	NA	19	13	13	15	14	13
zinc	2,200	97	49	110	52	44	63
mercury	0.81	U	U	U	U	U	U

Notes and Data Qualifiers

J = The analyte was positively identified above MDL, however the concentration is below the reporting limit (RL).

U = The analyte was analyzed for, but not detected. The associated numerical value is at or below the method detection limit.

NA = Not Available, no NYCRR Part 375 Soil Cleanup Objective.

♦ = Duplicate value was used.

= Value exceeded 6-NYCRR Part 375 Residential Use Soil Cleanup Objective.

Figures

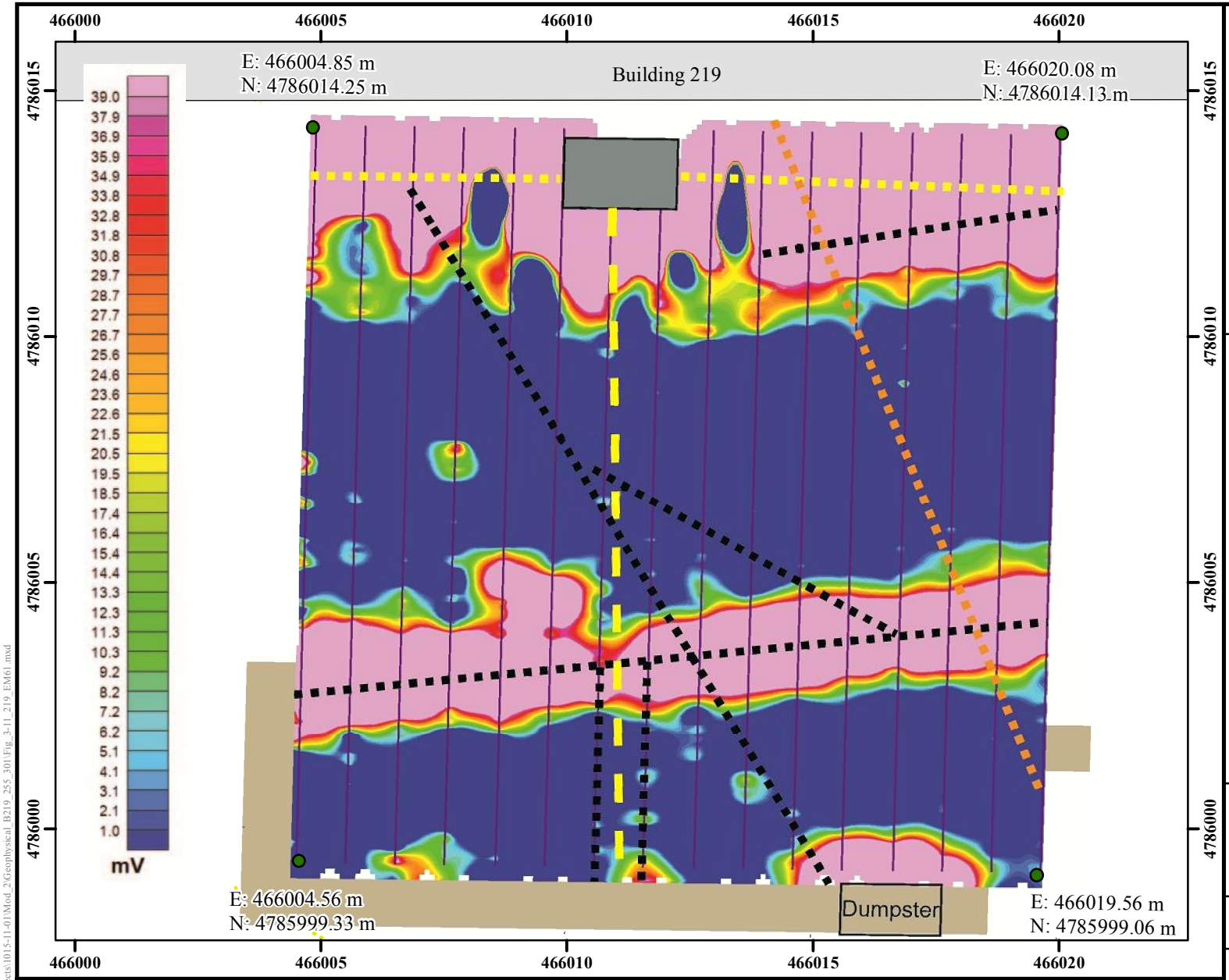

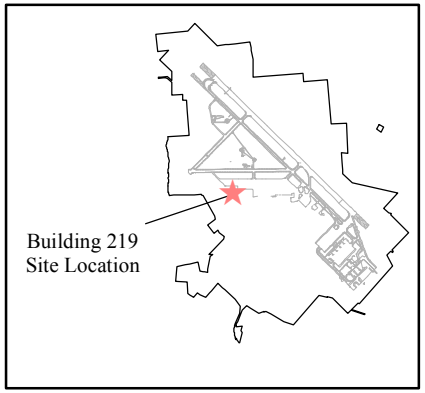

Legend

- Grid Corner Location
- EM61 Sensor Position
- Marked Out Com Line
- Marked Out Steam Line
- Possible Buried Pipe
- Asphalt Parking Lot
- Metal Grate Over Steam Line Access

NOTES:

Coordinate System:WGS 1984 UTM Zone 18N
Projection: Transverse Mercator
False Easting: 500,000.0000
Central Meridian: -75.0000
Latitude Of Origin: 0.0000
Horizontal Datum: WGS 1984
False Northing: 0.0000
Scale Factor: 0.9996
Units: Meter

1 inch = 10 feet

0 2 4 Meters

0 10 20 Feet

N W E S

Former Griffiss Air Force Base
Rome, NY
AFCEC

FIGURE 1

DP015 Building 219 AOC

Grid 219 EM Data Interpretation
Channel 2 Demedian

FPM Remediations, Inc.

July 2013

Path: Y:\GIS_Projects\Griffiss\Projects\1015-11-01\Mod_2\Geophysical_B219_255_301\Fig_3-11_219_EM61.mxd

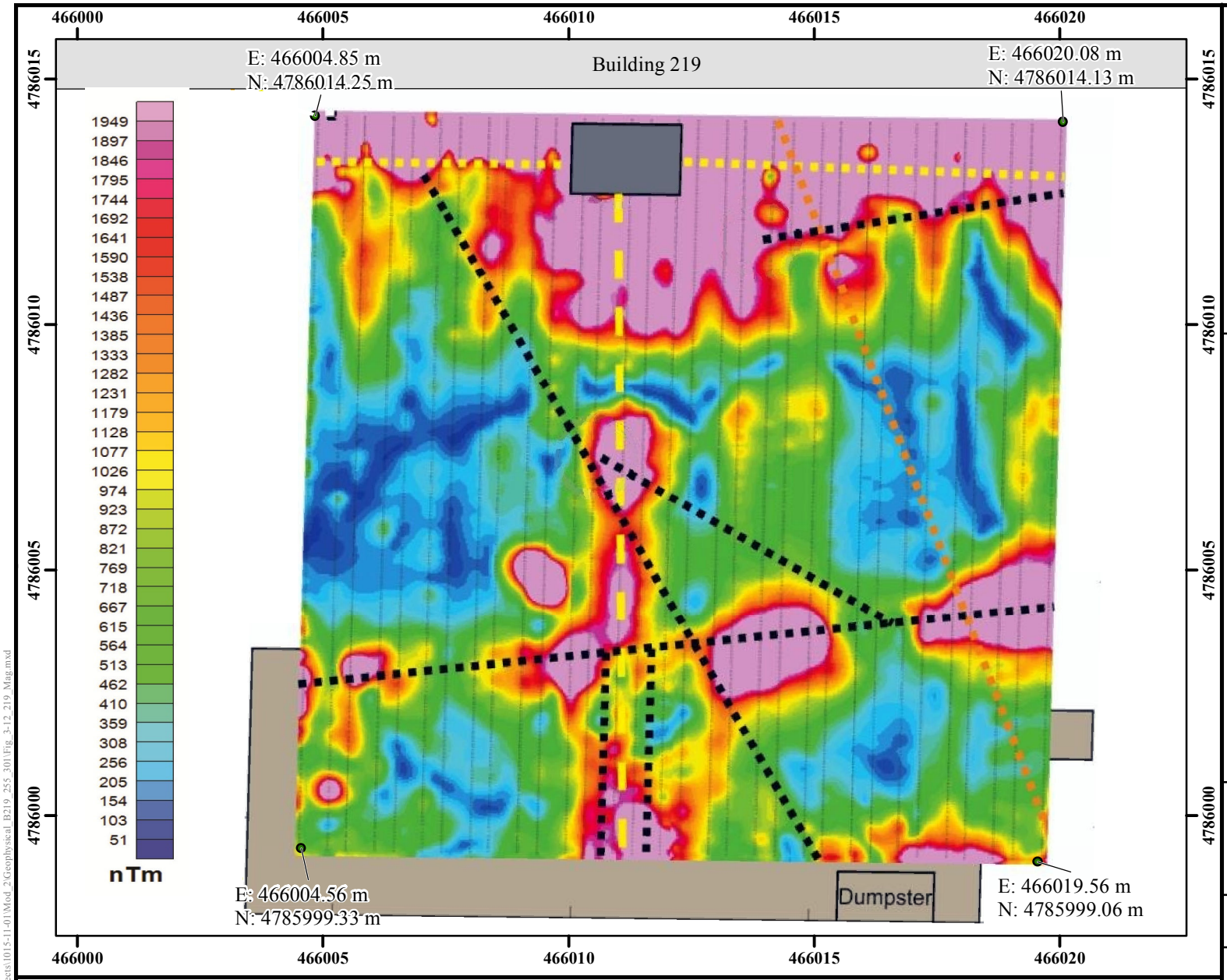

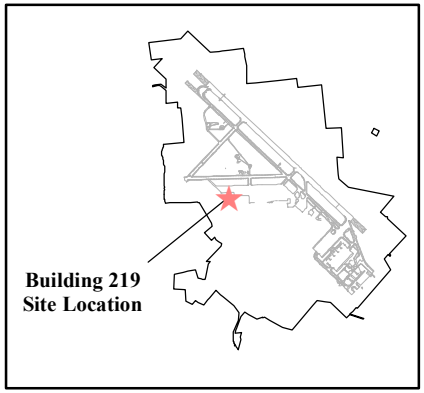

Legend

- Grid Corner Location
- G858 Sensor Position
- Marked Out Com Line
- Marked Out Steam Line
- Interpreted Steam Line
- Possible Buried Pipe
- Metal Grate Over Steam Line Adccess
- Asphalt Parking Lot
- Building 219 (Existing)

NOTES:

Coordinate System:WGS 1984 UTM Zone 18N
Projection: Transverse Mercator
False Easting: 500,000.0000
Central Meridian: -75.0000
Latitude Of Origin: 0.0000
Horizontal Datum: WGS 1984
False Northing: 0.0000
Scale Factor: 0.9996
Units: Meter

1 inch = 10 feet

0 2 4 Meters

0 10 20 Feet

N W E S

Former Griffiss Air Force Base
Rome, NY
AFCEC

FIGURE 2

DP015 Building 219 AOC
Grid 219 MAG Data Interpretation
Analytic Signal

FPM Remediations, Inc.

July 2013

Path: Y:\GIS_Projects\Griffiss\Projects\1015-11-01\Mod 2\Geophysical_B219_255_301\Fig_3-12_219_Mag.mxd

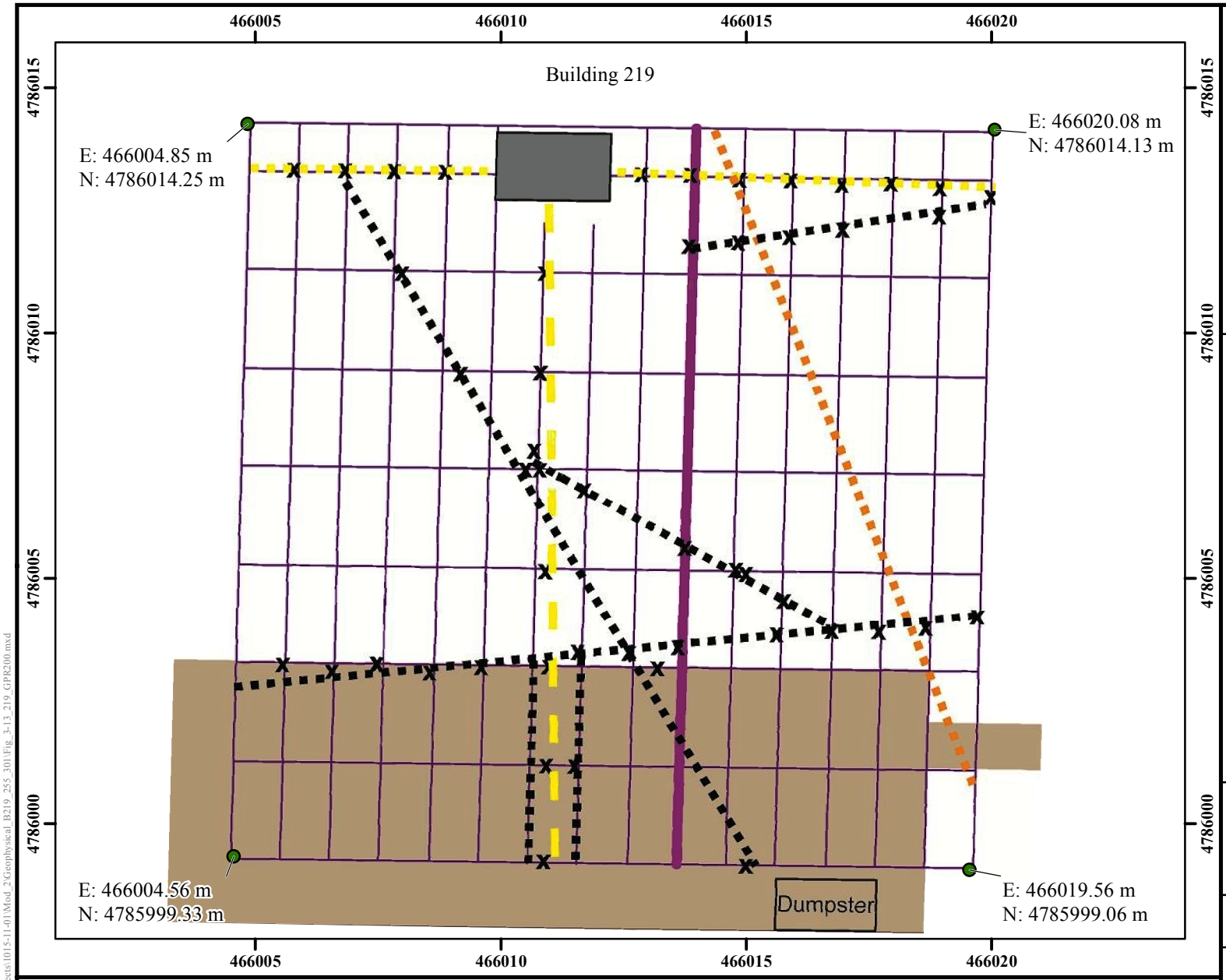

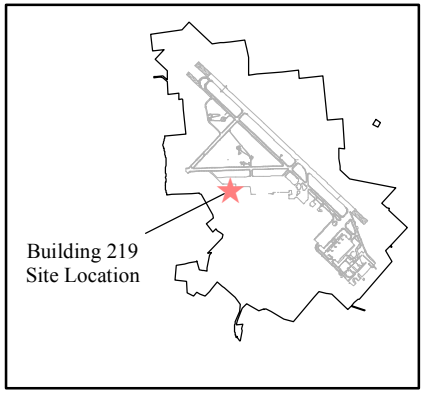

Legend

- Grid Corner Location
- GPR Anomaly
- GPR Transect
- Marked Out Comm. Line
- Marked Out Steam Line
- Interpreted Steam Line
- Possible Buried Pipe
- GPR Profile Presented
- Metal Grate Over Steam Line Adccess
- Asphalt Parking Lot

NOTES:

Coordinate System:WGS 1984 UTM Zone 18N
Projection: Transverse Mercator
False Easting: 500,000.0000
Central Meridian: -75.0000
Latitude Of Origin: 0.0000
Horizontal Datum: WGS 1984
False Northing: 0.0000
Scale Factor: 0.9996
Units: Meter

1 inch = 10 feet

0 2 4 Meters

0 10 20 Feet

N W E S

Former Griffiss Air Force Base
Rome, NY
AFCEC

FIGURE 3

DP015 Building 219 AOC
Grid 219 GPR Data Interpretation
200-MHz Antenna

FPM Remediations, Inc.

July 2013

Path: Y:\GIS_Projects\Griffiss\Projects\1015-11-01\Mod_2\Geophysical_B219_255_301\Fig_3-13_219_GPR200.mxd

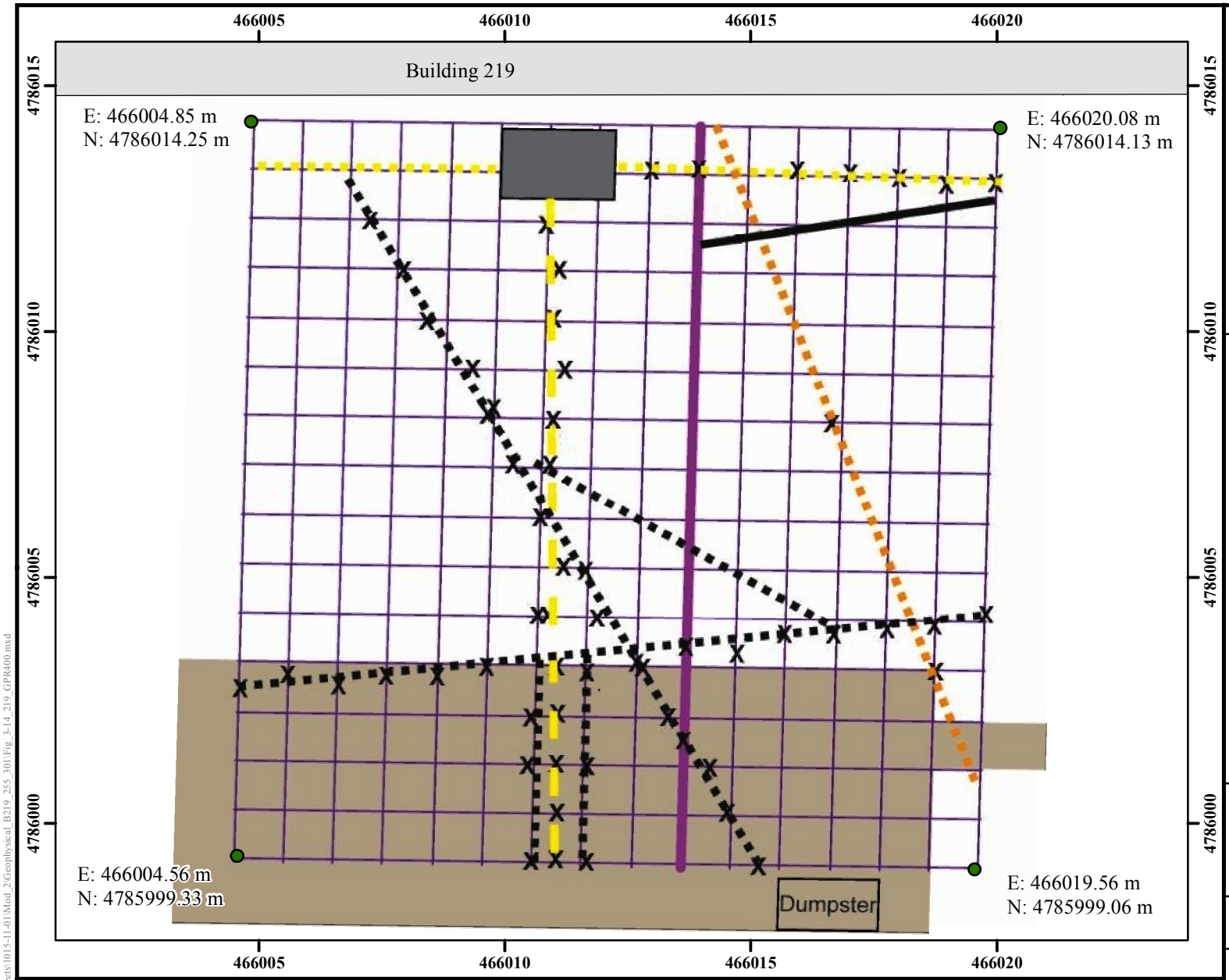

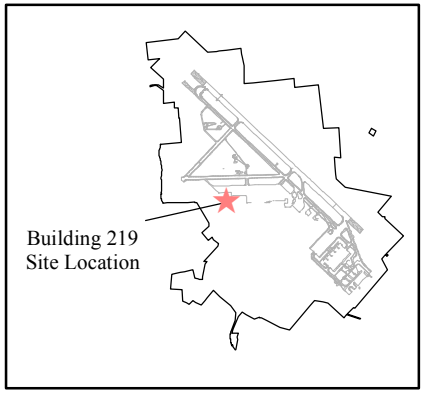

Legend

- Grid Corner Location
- GPR Anomaly
- GPR Transect
- Marked Out Com Line
- Marked Out Steam Line
- Interpreted Steam Line
- Possible Buried Pipe
- GPR Profile Presented
- Asphalt Parking Lot
- Building 219 (Existing)
- Metal Grate Over Steam Line Adccess

NOTES:

Coordinate System:WGS 1984 UTM Zone 18N
Projection: Transverse Mercator
False Easting: 500,000.0000
Central Meridian: -75.0000
Latitude Of Origin: 0.0000
Horizontal Datum: WGS 1984
False Northing: 0.0000
Scale Factor: 0.9996
Units: Meter

1 inch = 10 feet

0 2 4 Meters

0 10 20 Feet

N W E S

Former Griffiss Air Force Base
Rome, NY
AFCEC

FIGURE 4

DP015 Building 219 AOC
Grid 219 GPR Data Interpretation
400-MHz Antenna

FPM Remediations, Inc.

July 2013

Path: Y:\GIS_Projects\Griffiss\Projects\1015-11-01\Mod_2\Geophysical_B219_255_301\Fig_3-14_219_GPR400.mxd

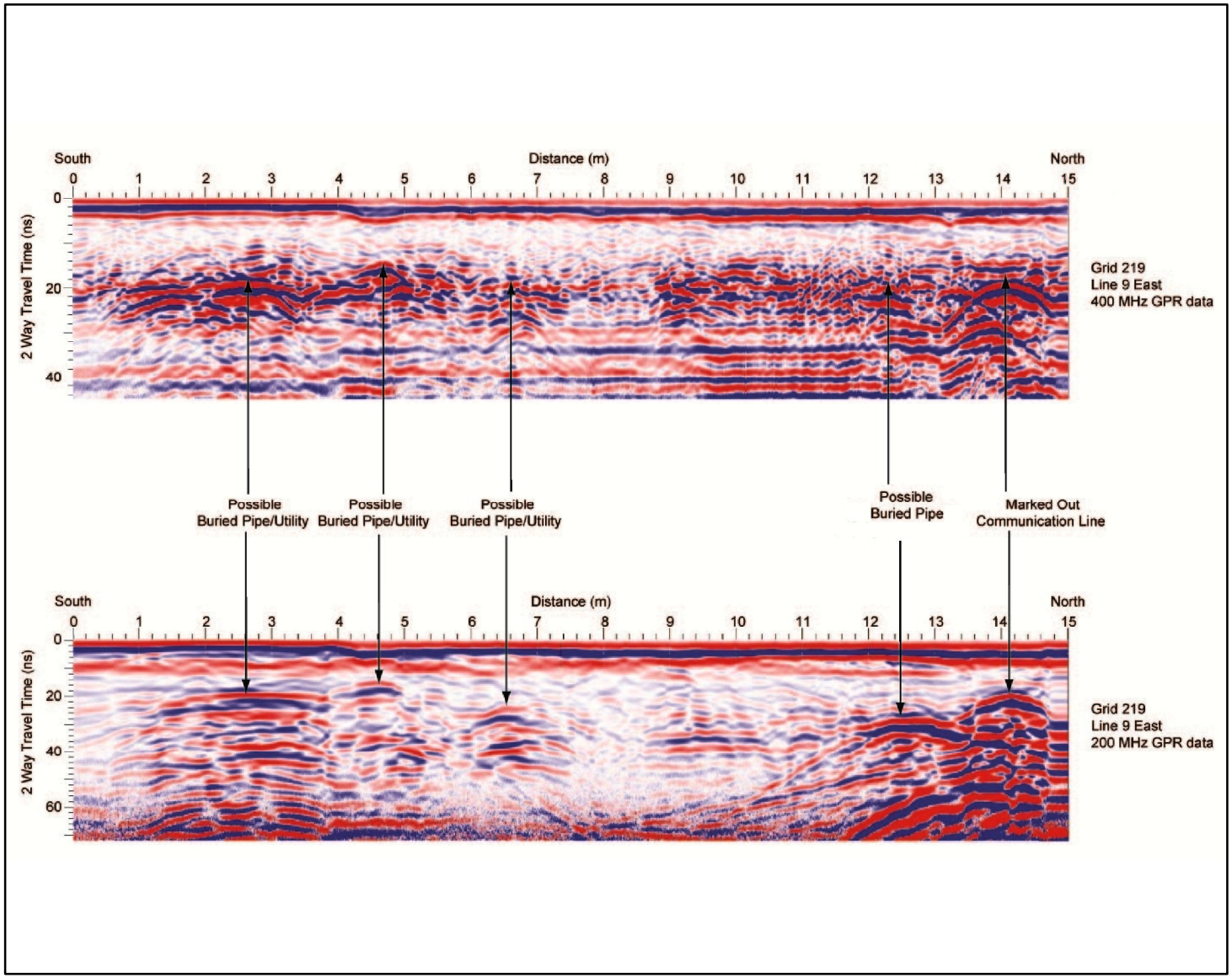

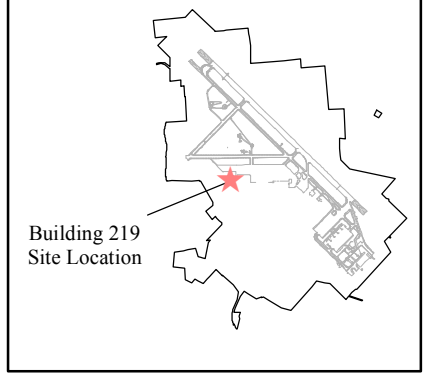

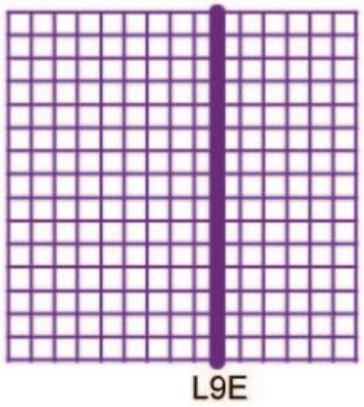

NOTES:

Coordinate System:WGS 1984 UTM Zone 18N
Projection: Transverse Mercator
False Easting: 500,000.0000
Central Meridian: -75.0000
Latitude Of Origin: 0.0000
Horizontal Datum: WGS 1984
False Northing: 0.0000
Scale Factor: 0.9996
Units: Meter

1 inch = 8 feet

0 2 4 Meters

0 8 16 Feet

N W E S

Former Griffiss Air Force Base
Rome, NY
AFCEC

FIGURE 5

DP015 Building 219 AOC
Representative GPR Profile Cross Sections
Line 9 East 200- and 400- MHz Antennas

FPM Remediations, Inc.

July 2013

Path: Y:\GIS_Projects\Griffiss\Projects\1015-11-01\Mod_2\Geophysical_B219_255_301\Fig_3-15_219_GPR_Profile.mxd



N

Site Location

Legend

Soil Sample Location

Building 219 AOC Site Boundary

* The background image does not reflect the current conditions on the ground.

15 10 5 0 15

Feet

United States Air Force
Former Griffiss Air Force Base
Rome, New York

Figure 6
DP015
Building 219 AOC
Sampling Locations

FPM Remediations, Inc.

Y:\GIS_Projects\Griffiss\Projects\1015-11-01\Mod_2\LUCIC Site Closure Plan\Figure_6_B219_SampLoc.mxd

Appendix A
Final DP015 Building 219 AOC Record of Decision

1362 0

File: 17-C-10
M.M.

GRIFFISS AFB
NEW YORK

ADMINISTRATIVE RECORD
COVER SHEET

AR File Number 1362

1362 1

File:
M.M. 174-95

1362

Final Records of Decision for Areas of Concern (AOCs)

Former Griffiss Air Force Base
Rome, New York

September 1999



- Building 301 Drywell AOC
- Building 219 Drywell AOC
- Building 214 AOC
- Fire Demonstration Area AOC
- Suspected Fire Training Area AOC

UNITED STATES ENVIRONMENTAL PROTECTION AGENCY
REGION 2
290 BROADWAY
NEW YORK, NY 10007-1866

1362 2
94-7082
17-A-95
R1/FS
Mike W

SEP 30 1999

Mr. Albert F. Lowas
Director
AFBCA/DR
1700 North Moore Street, Suite 2300
Arlington, VA 22209-2802

Re: Record of Decision for Five Areas of Concern, Griffiss Air Force Base

Dear Mr. Lowas:

This is to inform you that after considering public comments on the Proposed Plans, Griffiss Air Force Base's responsiveness summary to those comments, the Draft Records of Decision and other supporting documents, the U.S. Environmental Protection Agency (EPA) concurs with the Records of Decision for the Suspected Fire Training Area, the Fire Demonstration Area, Building 301, Building 214 and Building 219. Enclosed is a copy of the signed Records of Decision, which I have co-signed on behalf of EPA.

These Records of Decision address only the above mentioned areas of concern. All other areas of Griffiss Air Force Base are being addressed under separate operable units. Please note that these Records of Decision require certain land use restrictions (e.g., deed restrictions) and are subject to EPA's 5-year review process (excluding the Suspected Fire Training Area which was found acceptable for unrestricted use).

If you have any questions regarding the subject of this letter, please contact me at (212) 637-5000 or have your staff contact Douglas Pocze at (212) 637-4432.

Sincerely,

Jeanne M. Fox
Regional Administrator

RECEIVED
19 OCT 1999
A.M.

cc: M. O'Toole, NYSDEC

New York State Department of Environmental Conservation
Division of Environmental Remediation, Room 260B
0 Wolf Road, Albany, New York 12233-7010
Phone: (518) 457-5861 • **FAX:** (518) 385-8404
Website: www.dec.state ny us

John P Cahill
Commissioner

SEP 16 1999

94-7082
17-A-95
R1/FS
SD-50 B/214
DP-12 B/301
SS-24 FDA
FT-48 SFTA
Mike W.

Mr. Richard L. Caspe, P.E.
Director
Emergency & Remedial Response Division
USEPA Region II
290 Broadway, 19th Floor
New York, NY 10007-1866

Dear Mr. Caspe:

Re: Draft Final Records of Decision for Bldgs. 214, 219, 301, FDA, SFTA;
Griffiss Air Force Base (ID No. 633006)

The New York State Department of Environmental Conservation (NYSDEC), in conjunction with the New York State Department of Health (NYSDOH), has reviewed the referenced Records of Decision (RODs) and find each to be acceptable.

If you have any questions or comments on this matter, please contact Mr. Sal Ervolina, of my staff, at (518) 457-4349.

Sincerely,

Michael J O'Toole, Jr.
Director
Division of Environmental Remediation

cc M McDermott
R. Wing/D Pocze, USEPA-Region II
H. Hamel, NYSDOH-Syracuse
D. Swedowski, Reg 6, Watertown
R. Joyner
L. Hansak
S Dimeo

DEPARTMENT OF THE AIR FORCE
AIR FORCE BASE CONVERSION AGENCY

1362 5

SEP 1 4 1999

1700 North Moore Street
Suite 2300
Arlington, VA 22209-2802

Mr. Richard L. Caspe
USEPA-Region II
290 Broadway, 18th Floor
New York, NY 10007-1866

Dear Mr. Caspe

Enclosed are four (4) copies of five (5) Final Records of Decision (RODs) for Building 301 Drywell Area of Concern (AOC), Building 219 Drywell AOC, Building 214 AOC, Fire Demonstration Area AOC, and Suspected Fire Training Area AOC for your review and concurrence. Once the RODs are signed, please retain one copy for your files, and forward three (3) copies to Air Force Base Conversion Agency (AFBCA) for distribution.

If you have any questions or need additonal information, please contact Ms. Lynn Hancsak at (703) 696-5244.

Sincerely

ALBERT F. LOWAS, JR.
Director

Attachment:
Final Records of Decision for Areas of Concern

OPTIONAL FORM 99 (7-90)

FAX TRANSMITTAL | # of pages ►

To Mike McDermott | From Lynn

Dept./Agency | Phone #

Fax # | Fax #

NSN 7540-01-317-7368 5099-101 GENERAL SERVICES ADMINISTRATION

KE6909

Final Records of Decision for Areas of Concern (AOCs) at the Former Griffiss Air Force Base Rome, New York

September 1999

Prepared for:

U.S. ARMY ENGINEER DISTRICT, KANSAS CITY
601 East 12th Street
Kansas City, MO 64106-2896

ecology and environment, inc.
International Specialists in the Environment
BUFFALO CORPORATE CENTER 368 Pleasant View Drive, Lancaster, New York 14086
Tel 716/684-8060, Fax 716/684-0844

recycled paper

TAB

Bldg 219 Drywell AOC

KE6909_D4856

Record of Decision for Soils at the Building 219 Drywell Area of Concern at the Former Griffiss Air Force Base Rome, New York

September 1999

Prepared for:

U.S. ARMY ENGINEER DISTRICT, KANSAS CITY
601 East 12th Street
Kansas City, MO 64106-2896

Table of Contents

Section		Page
	List of Acronyms	ix
1	Declaration	1-1
	1.1 Site Name and Location	1-1
	1.2 Statement of Basis and Purpose	1-1
	1.3 Description of Selected Remedy	1-1
	1.4 Declaration Statement	1-2
	1.5 Signature of Adoption of the Remedy	1-2
2	Decision Summary	2-1
	2.1 Site Name, Location, and Description	2-1
	2.2 Site History and Investigation Activities	2-2
	2.3 Highlights of Community Participation	2-6
	2.4 Scope and Role of Site Response Action	2-6
	2.5 Summary of Site Risks	2-6
	2.6 Description of the No Further Action With Land Use Restrictions Alternative	2-10
	2.7 Significant Changes	2-10
3	Responsiveness Summary	3-1

List of Tables

Table		Page
2-1	Compounds Exceeding Guidance Values - Subsurface Soil Samples	2-12

List of Illustrations

Figure		Page
2-1	Base Map with Building 219 Drywell Area of Concern Location	2-13
2-2	Site Map of the Building 219 Drywell Area of Concern	2-14

List of Acronyms

AFBCA	Air Force Base Conversion Agency
AFB	Air Force Base
AOC	Area of Concern
ATSDR	Agency for Toxic Substances and Disease Registry
BGS	below ground surface
CERCLA	Comprehensive Environmental Response, Compensation, and Liability Act
CRP	Community Relations Plan
DoD	Department of Defense
EPA	United States Environmental Protection Agency
FFA	Federal Facility Agreement
FS	feasibility study
IRP	Installation Restoration Program
NCP	National Oil and Hazardous Substance Pollution Contingency Plan
NEADS	North East Air Defense Sector
NYANG	New York Air National Guard
NYSDEC	New York State Department of Environmental Conservation
PQL	Practical Quantitation Limit
QAPjP	Quality Assurance Project Plan
RI	remedial investigation
ROD	Record of Decision
SAC	Strategic Air Command
SAP	Sampling and Analysis Plan
SARA	Superfund Amendment and Reauthorization Act
SVOC	semivolatile organic compound
TBC	to be considered
USAF	United States Air Force
VOC	volatile organic compound

1 Declaration

1.1 Site Name and Location

The Building 219 Drywell Area of Concern (AOC) is located at the former Griffiss Air Force Base (AFB) in Rome, Oneida County, New York.

1.2 Statement of Basis and Purpose

This Record of Decision (ROD) presents the no further remedial action alternative with land use restricted to industrial land use as the selected remedial action for soils at the Building 219 Drywell AOC at the former Griffiss AFB. This alternative has been chosen in accordance with the Comprehensive Environmental Response, Compensation, and Liability Act (CERCLA) of 1980, as amended by the Superfund Amendment and Reauthorization Act (SARA), and, to the extent practicable, the National Oil and Hazardous Substance Pollution Contingency Plan (NCP). The Air Force Base Conversion Agency (AFBCA), the United States Environmental Protection Agency (EPA), and the New York State Department of Environmental Conservation (NYSDEC) have adopted this ROD through a joint agreement. This decision is based on the administrative record file for this site.

1.3 Description of Selected Remedy

The selected remedy for the Building 219 Drywell AOC is no further remedial action, with land use restrictions for industrial land use. The agencies will perform joint five-year reviews to ensure that future land use is in compliance with the transfer documents (deed) and consistent with the baseline risk assessment for industrial land use

1362 39

1.4 Declaration Statement

The AFBCA, EPA, and NYSDEC have determined that no further remedial action, with land use restrictions, is warranted for the Building 219 Drywell AOC because the baseline risk assessment for industrial land use demonstrates that contaminants in the site soil and groundwater pose no current or future threat to public health or the environment. Future landowners will be notified, through transfer documents (deed), that the land use is restricted to industrial use.

1.5 Signature of Adoption of the Remedy

On the basis of the remedial investigations (RIs) performed at the Building 219 Drywell AOC and the baseline risk assessment for industrial land use, there is no evidence that previous operations at this site have resulted in environmental contamination that poses a current or future potential threat to human health or the environment if the land is restricted to industrial use. Future landowners will be notified, through transfer documents (deed), that the land use is restricted to industrial use. The New York State Department of Environmental Conservation has concurred with the selected remedial action presented in this Record of Decision.

Albert F. Lowas, Jr.
Director
Air Force Base Conversion Agency

September 15, 1999
Date

Jeanne M. Fox
Regional Administrator
United States Environmental Protection Agency, Region 2

9/30/99
Date

2 Decision Summary

This section provides an overview of the site-specific factors and analysis that lead to the no further action with land use restrictions decision for soils at the Building 219 Drywell AOC.

2.1 Site Name, Location, and Description

Regional Site Description

The former Griffiss AFB covers approximately 3,552 contiguous acres in the lowlands of the Mohawk River Valley in Rome, Oneida County, New York. Topography within the valley is relatively flat, with elevations on the former Griffiss AFB ranging from 435 to 595 feet above mean sea level. Threemile Creek, Sixmile Creek (both of which drain into the New York State Barge Canal), and several state-designated wetlands are located on the former Griffiss AFB, which is bordered by the Mohawk River on the west. Because of its flat topography, sandy soil, and high average precipitation, the former Griffiss AFB is considered a groundwater recharge zone.

Building 219 Drywell Area of Concern

Building 219, the Electric Power Production Shop, is located in the west-central portion of the base (see Figure 2-1). Based on interviews with base personnel, a drywell was reportedly located south of Building 219 in what is now an asphalt parking lot (see Figure 2-2). The actual location of the drywell has not been determined. The drywell was reportedly a 4-foot-square by 10-foot-deep pit filled with stone and gravel.

Building 219 is not located near any natural surface water drainage features. Surface water runoff is channeled into the base storm drain system, which discharges to the Mohawk River. Groundwater flow in this area is southwesterly. Groundwater was encountered at a depth

of 14 feet below ground surface (BGS) in a soil boring southwest of the reported drywell location. The uppermost soils (to a depth of 2 feet below the asphalt pavement) have been described as fine to silty medium sand with some fine to coarse gravel. Subsurface soils from 2 feet BGS to 20 feet BGS have been described as brown to yellowish brown, fine- to coarse-grained silty sand with gravel and cobbles

2.2 Site History and Investigation Activities

The Former Griffiss AFB Operational History

The mission of the former Griffiss AFB varied during its operational history. The former Griffiss AFB was activated on February 1, 1942 as the Rome Air Depot, with the mission of storage, maintenance, and shipment of material for the U.S. Army Air Corps. Upon creation of the U.S. Air Force (USAF) in 1947, the depot was renamed Griffiss Air Force Base The base became an electronics center in 1950 with the transfer of the Watson Laboratory Complex (later Rome Laboratory). The 49th Fighter Interceptor Squadron was also added during that year. In June 1951, the Rome Air Development Center was established with the mission of accomplishing applied research, development, and testing of electronic air-ground systems. The Headquarters of the Ground Electronics Engineering Installations Agency was added in June 1958 to engineer and install ground communications equipment throughout the world. On July 1, 1970, the 416th Bombardment Wing of the Strategic Air Command (SAC) was activated with the mission of maintenance and implementation of both effective air refueling operations and long-range bombardment capability. The former Griffiss AFB was designated for realignment under the Base Realignment and Closure Acts of 1993 and 1995, resulting in deactivation of the 416th Bombardment Wing in September 1995. Rome Laboratory and the North East Air Defense Sector (NEADS) will continue to operate at their current locations. The New York Air National Guard (NYANG) operated the runway for the 10th Mountain Division deployments until October 1998, when they were relocated to Fort Drum and the Defense Finance and Accounting Services established an operating location at the former Griffiss AFB.

Environmental Background

As a result of the various national defense missions carried out at the former Griffiss AFB since 1942, hazardous substances and hazardous wastes were used, stored, or disposed of at various sites on the installation. The defense missions involved the storage, maintenance, and

shipping of war material; research and development, and aircraft operations and maintenance, among others.

Numerous studies and investigations under the U.S. Department of Defense (DoD) Installation Restoration Program (IRP) have been carried out to detect, locate, and quantify contamination by these substances and wastes. These studies and investigations included a records search in 1981, which involved interviews with base personnel, a field inspection, compilation of an inventory of wastes, evaluation of disposal practices, and an assessment of the potential for site contamination; problem confirmation and quantification studies in 1982 and 1985; soil and groundwater analyses in 1986; a public health assessment in 1988 conducted by the U.S. Public Health Service, Agency for Toxic Substances and Disease Registry (ATSDR); base-specific hydrology investigations in 1989 and 1990; and a groundwater investigation in 1991 ATSDR issued a Public Health Assessment for Griffiss AFB dated October 23, 1995, and an addendum to the assessment report dated September 9, 1996.

Pursuant to Section 105 of CERCLA, the former Griffiss AFB was included on the National Priorities List (NPL) on July 15, 1987. On August 21, 1990, USAF, EPA, and NYSDEC entered into a Federal Facility Agreement (FFA) under Section 120 of CERCLA. Under the terms of the agreement, USAF is required to prepare and submit numerous reports to NYSDEC and EPA for review and comment. These reports include identification of environmental AOCs on base; a scope of work for an RI; a work plan for the RI, including a sampling and analysis plan (SAP) and a quality assurance project plan (QAPjP); a baseline risk assessment; a community relations plan (CRP); and the RI report. AFBCA delivered a draft-final RI report covering 31 AOCs to EPA and NYSDEC on December 20, 1996, that incorporated or addressed EPA and NYSDEC comments.

During the RI, a site-specific baseline risk assessment for industrial land was conducted (using appropriate toxicological and exposure assumptions to evaluate cancer risks and non-cancer health hazards) to evaluate the risks posed by site contaminants to the reasonable maximally exposed individual. In addition, the RI report compares detected site contaminants to available standards and guidance values using federal and state environmental and public health laws that were identified as potentially applicable or relevant and appropriate requirements (ARARs) at the site. Chemical-specific ARARs are usually health- or risk-based numerical values or methodologies that result in a numerical value when applied to site-specific conditions. Currently, there are no chemical-specific ARARs for soil (other than for PCBs), sediments, or air. Therefore, other non-promulgated federal and state advisories and guidance values, referred to as to-be-considereds (TBCs), or background levels of the contaminants in the absence of TBCs, were considered. No further action with land use restrictions is proposed when the levels

SI SOIL
1362 43

of contaminants at the site, in comparison to the baseline risk assessment for industrial use and the applicable standards or guidance values indicate the site poses no threat to public health or the environment.

Proposed Remedy

Based on the results of the draft RI, AFBCA has proposed that no further remedial action, with land use restrictions for industrial use, be implemented at the Building 219 Drywell AOC. The land use restriction proposal was based on the contaminant levels found at the Building 219 Drywell AOC and the site-specific risk assessment for industrial use. The determination for industrial land use was based on the redevelopment plan for Griffiss AFB provided by the Griffiss Local Development Corporation (GLDC).

Summary of Site Activities

The Building 219 Drywell AOC was reportedly used to dispose of liquid wastes. Fuel spills have also been reported at this site. The drywell operated until the early 1970s, with the disposal of less than 1 gallon per day of neutralized battery acid, less than 1 gallon per day of ethylene glycol, and less than 1 gallon per month of shop floor washwater.

In the RI, the nature and extent of environmental contamination from historical releases at this AOC were investigated to determine whether any remedial action is necessary to prevent potential threats to human health and the environment that might result from exposure to site conditions. In 1993 and 1994, during the RI, a surface geophysical survey was performed, and one test pit was excavated in an attempt to locate the drywell. Neither the drywell nor any discharge points were detected by the survey, and they were not discovered during excavation.

In 1994, one soil boring was drilled in the anticipated downgradient direction from the reported drywell location. Seven soil samples were collected at 2-foot intervals from the surface to the depth of the groundwater; all samples were sent to a commercial laboratory for chemical analysis. Three volatile organic compounds (acetone, toluene, and trichloroethylene) were detected in several subsurface soil samples; all concentrations were below soil guidance values. Seven semivolatile organic compounds were also detected. Six of the SVOCs were polynuclear aromatic hydrocarbons (PAHs) (benzo[a]anthracene, benzo[a]pyrene, benzo[b]fluoranthene, chrysene, fluoranthene, and pyrene). These SVOCs were detected only in the sample collected from the 0- to-2-foot depth interval, indicating that their presence may be related to asphalt at the site rather than prior disposal activities. The seventh SVOC, bis(2-ethylhexyl)phthalate, was detected in all seven soil samples and may be related to the gloves worn by field personnel or the

plastic containers used to ship deionized water to the site. The concentrations of all of the SVOCs were below soil guidance values with the exception of benzo(a)pyrene (see Table 2-1) Ten pesticides were detected in soil samples collected down to a depth of 12-feet BGS; none of their concentrations exceeded soil guidance values. Twenty-four metals were detected in the subsurface soil samples The concentrations of six metals exceeded soil guidance values (see Table 2-1).

Petroleum hydrocarbons were detected in six of the seven soil samples at concentrations ranging from 7 to 1,600 mg/kg. The highest concentrations were detected in the samples collected at depths less than 8 feet BGS, with the highest concentration occurring in the 0-to-2-foot depth interval. This finding is similar to the detection of PAHs at shallow depths and indicates that the presence of total petroleum hydrocarbons may be related to the asphalt rather than to previous disposal activities

In 1994, one grab groundwater sample was collected from the temporary monitoring well installed in the soil boring and sent to a commercial laboratory for chemical analysis. In 1995, a second grab groundwater sample was collected and analyzed for SVOCs (the laboratory had failed to analyze for SVOCs in the first sample). One VOC (trichloroethylene), three SVOCs (acenaphthylene, anthracene, and di-n-butylphthalate), five pesticides, sixteen metals, total glycols, and petroleum hydrocarbons were detected in the grab groundwater sample. None of the VOCs, SVOCs, or pesticide concentrations exceeded the screening levels. Five of the sixteen metals exceeded the standards or guidance values (aluminum, iron, manganese, sodium, thallium). Unfiltered grab groundwater samples, however, frequently yield elevated metals results due to the suspended particulate matter that contains naturally occurring metals. Therefore, grab groundwater samples are not necessarily representative of groundwater conditions.

The concentration of total glycols (0.44 mg/L) in the grab groundwater sample exceeded the New York State Groundwater Standard of 0.05 mg/L. However, glycols disposed of in the drywell in the 1970s should not be present in the environment in 1995 because glycols do not typically adsorb to either soils or sediments and rapidly biodegrade in groundwater. The physical half-life of glycols in the environment ranges from 4 to 24 days. Therefore, the presence of glycols does not appear to be related to drywell usage, but it was investigated under a separate RI AOC. Petroleum hydrocarbons were detected at a concentration of 0.3 mg/L which slightly exceeds the New York State Groundwater Standard for unspecified organic compounds (0.1 mg/L).

The groundwater is being evaluated for individual sites at the former Griffiss AFB on the basis of location and the direction of groundwater flow. Wells will be considered in groups

according to their location within given groundwater drainage areas and their relationship to individual sites or groups of sites. There are eight groundwater drainage areas on the former base; the Building 219 AOC falls within the Mohawk River drainage basin and will be discussed and evaluated in this context.

2.3 Highlights of Community Participation

A proposed plan for soils at the Building 219 Drywell AOC indicating no further action as the selected remedial action was released to the public on February 18, 1998. The document was made available to the public in both the administrative record and an information repository maintained at the Jervis Public Library. The notice announcing the availability of this document was published in the *Rome Sentinel* on February 18, 1998. In addition, a public meeting was held on March 10, 1998. At this meeting, representatives from AFBCA, EPA, and NYSDEC answered questions about issues at the AOC and the no further action proposal under consideration. A response to the comments received during this period is included in the Responsiveness Summary, which is part of this Record of Decision (see Section 3).

The agencies have determined the land use restrictions that will be placed on the Building 219 Drywell AOC. This determination is based on the transfer and future reuse of the site indicated in the redevelopment plan for Griffiss AFB, which was provided by the GLDC.

This decision document presents the selected remedial action for the Building 219 Drywell AOC at the former Griffiss AFB, chosen in accordance with CERCLA, as amended by SARA and, to the extent practicable, the NPC. The decision for this AOC is based on the administrative record.

2.4 Scope and Role of Site Response Action

The scope of the no further remedial action with land use restrictions response for the Building 219 Drywell AOC addresses the soils at the site. Based on the baseline risk assessment for industrial land use, there is no evidence that the previous operations conducted at this site have resulted in environmental contamination that poses a current or potential threat to human health or the environment.

2.5 Summary of Site Risks

A baseline risk assessment for industrial land use was conducted to evaluate current and future potential risks to human health and the environment associated with contaminants found in

the soils during the RI at the Building 219 Drywell AOC. The results of this assessment were considered when formulating this no further action proposal for soils

Human Health Risk Assessment

A baseline human health risk assessment was conducted during the RI to determine whether chemicals detected at the Building 219 Drywell could pose health risks to individuals under current and proposed future land uses As part of the baseline risk assessment, the following four-step process was used for assessing site-related human health risks for a reasonable maximum exposure scenario:

- Hazard Identification--identifies the contaminants of concern at the site based on several factors such as toxicity, frequency of occurrence, and concentration;
- Exposure Assessment--estimates the magnitude of actual and/or potential human exposures, the frequency and duration of these exposures, and the pathway (e.g., ingestion of contaminated soils) by which humans are potentially exposed,
- Toxicity Assessment--determines the types of adverse health effects associated with chemical exposures, and the relationship between magnitude of exposure (dose) and severity of adverse effects (response); and
- Risk Characterization--summarizes and combines outputs of the exposure and toxicity assessments to provide a quantitative (e.g., one-in-a-million excess cancer risk) assessment of site-related risks.

The chemicals of potential concern were selected for use in the risk assessment based on the analytical results and data quality evaluation. All contaminants detected in the soil samples were considered chemicals of potential concern with the following exceptions. Detected compounds were excluded from the risk assessment if they were essential human nutrients or, for metals, if they were detected at a concentration less than twice the mean background concentration. Petroleum hydrocarbons were not included as a chemical of concern; rather the detected constituents (e.g., benzene, toluene, ethylbenzene) were evaluated.

The current and future land use designations for the Building 219 Drywell AOC are industrial The buildings adjacent to Building 219, which are also designated industrial, are primarily maintenance shops and offices occupied by base personnel. It is possible that Building 219 and the adjacent structures will be demolished and this area will become an easement next to the newly proposed parkway. In this case, there would be no complete exposure pathways, and exposure to contaminants would likely not occur. However, because of uncertainty regarding the

fate of this area, and for the purposes of the risk assessment, the future land use is assumed to be industrial. Under this scenario, the individuals most likely to be affected by subsurface soil are utility and construction workers. The exposure pathways evaluated for soil include incidental ingestion, dermal contact, and inhalation of fugitive dusts during excavation.

Quantitative estimates of carcinogenic and noncarcinogenic risks were calculated for the Building 219 AOC as part of a risk characterization. The risk characterization evaluates potential health risk based on estimated exposure intakes and toxicity values. For carcinogens, risks are estimated as the incremental probability of an individual developing cancer over a lifetime as a result of exposure to the potential carcinogen. The risks of the individual chemicals are summed for each pathway to develop a total risk estimate. The range of acceptable risk is 1 in 10,000 (1×10^{-4}) to 1 in 1,000,000 (1×10^{-6}) of an individual developing cancer over a 70-year lifetime from exposure to the contaminant(s). A computed risk greater than 1 in 10,000 (1×10^{-4}) is considered unacceptable by EPA

To assess the overall noncarcinogenic effects posed by more than one contaminant, EPA has developed the Hazard Quotient (HQ) and Hazard Index (HI). The HQ is the ratio of the chronic daily intake of a chemical to the reference dose for the chemical. The reference dose is an estimate (with uncertainty spanning perhaps an order of magnitude or greater) of a daily exposure level for the human population, including sensitive subpopulations, that is likely to be without an appreciable risk of deleterious effects during a portion of a lifetime. The HQs are summed for all contaminants within an exposure pathway (e.g., ingestion of soils) and pathways to determine the HI. When the HI exceeds 1, there may be concern for potential noncarcinogenic health effects if the contaminants in question are believed to cause a similar toxic effect.

EPA bases its decision to conduct site remediation on the risk to human health and the environment. Cleanup actions may be taken when EPA determines that risk at a site exceeds the cancer risk level of 1 in 10,000 or if the noncarcinogenic HI exceeds a level of 1. Once either of these thresholds have been exceeded, remedial action alternatives are evaluated to reduce the risk levels to within EPA's acceptable risk range of 1 in 10,000 to 1 in 1,000,000 and an HI of 1 or less.

Results of the risk assessment at the Building 219 AOC indicate that chemicals detected in the soil do not pose a current or potential threat to utility workers and construction workers. The cumulative carcinogenic risk for utility workers and construction workers were calculated as 2 in 1,000,000 (2×10^{-6}) and 1 in 1,000,000 (1×10^{-6}), respectively, which are within EPA's acceptable target risk range. For chemicals with concentrations greater than the most stringent soil guidance values, the contaminant-specific risk calculations were below the acceptable EPA risk levels. The chemical contributing most to the estimated cancer risks for utility workers and

construction workers was arsenic, which was detected at concentrations ranging from 4 to 10.7 mg/kg; the background screening concentration for arsenic in soils is 4.9 mg/kg.

The target risk level for noncarcinogenic effects, as specified by EPA, is a HI of 1. The total HI for this AOC for subsurface soils was calculated at 0.03 for the utility worker and 0.7 for the construction worker. The greatest potential noncarcinogenic hazard was from the incidental ingestion of soil. These results indicate that adverse noncarcinogenic health effects to these workers are not expected to occur from exposure to chemical concentrations in the soil.

A reference dose and cancer slope factor were not available for lead, and a quantitative risk assessment could not be performed; therefore, a qualitative assessment was performed. The concentrations of lead ranged from 1.5 to 50 mg/kg, with the highest concentration detected in the sample collected from the 0- to-2-foot depth interval. The maximum value slightly exceeds the background screening concentration (36 mg/kg) but is well below the soil guidance value of 400 mg/kg that is recommended by EPA and is based on incidental soil exposure for children. Therefore, lead concentrations in the soil at the Building 219 Drywell AOC are not expected to pose unacceptable risks to utility workers or construction workers.

Uncertainties exist in many areas of the human health assessment process. However, use of conservative variables in intake calculations and conservative assumptions throughout the entire risk assessment process results in an assessment that is protective of human health and the environment. Examples of uncertainties associated with the risk assessment for the Building 219 Drywell AOC include: (1) In quantifying exposure, it was assumed that chemicals are uniformly distributed over a defined area. At this AOC, every attempt was made to collect chemical samples from the suspected source(s) of contamination. However, because the exact location of the former drywell was never actually identified, it is possible that risk from soils was underestimated; (2) The risk assessment was quantified based on analysis of a relatively small number of soil samples from one soil boring, which can contribute to uncertainty in the risk calculations; (3) When assessing the dermal pathway, it was assumed that workers would come into contact with the soil, although the use of protective clothing is more likely. This assumption would result in potential overestimate of risk; (4) It was assumed that construction under the proposed future use scenario would occur over a one-year period, though it will probably require less time to complete due to the small size of this AOC. This assumption would result in potential overestimate of risk.

The property at the Building 219 Drywell AOC contains levels of contamination suitable for industrial/commercial usage but not necessarily suitable for residential or similar use. The transfer documents will contain the following restrictions to ensure that the reuse of the site is consistent with the risk assessment:

- The property will be industrial use unless permission is obtained from EPA, NYSDEC, and the New York State Department of Health; and

- The owner or occupant of the property shall not extract, utilize, consume, or permit to be extracted any water from the aquifer below the ground surface within the boundary of the property unless such owner or occupant obtains prior written approval from the New York State Department of Health.

Ecological Risk Assessment

A risk assessment for ecological receptors at the Building 219 Drywell was conducted during the RI. The current and one of the proposed future land uses for this AOC is industrial, which, by its very nature, minimizes the number of ecological receptors.

Although certain state endangered plants and animals have been observed on or in the vicinity of the base, no threatened or endangered plant or animal species have been identified at this site. Therefore, the ecological risk assessment was performed for terrestrial wildlife through the most likely routes of exposure, which are ingestion of soil and ingestion of native vegetation. The risk assessment was performed for the short-tailed shrew and the raccoon. The ecological HIs were calculated at much less than the target level of 1 for both animal species. The greatest values were 0.00074 for the short-tailed shrew for selenium and 0.00000044 for the raccoon for lead. Therefore, this AOC poses no threat to the terrestrial ecological receptors or the environment.

2.6 Description of the No Further Action With Land Use Restrictions Alternative

No further remedial action, with land use restrictions, is proposed for soils at the Building 219 Drywell AOC. The majority of the chemicals detected do not exceed screening levels, and there is no known source of these contaminants at the site. In addition, the baseline risk assessment for industrial use indicates that the levels of contaminants present in the soils are within or below EPA's acceptable carcinogenic risk range and pose no unacceptable noncarcinogenic risk to the occupational worker. Therefore, both the concentrations of contaminants in the soil and the baseline risk assessment demonstrate that soil contamination at the site poses no current or potential threat to public health or the environment.

2.7 Significant Changes

The proposed plan for soils at the Building 219 Drywell AOC was released for public comment on February 18, 1998. The proposed plan identified no further action as the preferred

alternative. The agencies have reviewed all written and verbal comments submitted during the public comment period Following the review of these comments, it was determined that the remedy should be amended to clarify no further remedial action, with land use restrictions, at the Building 219 Drywell AOC.

Table 2-1

COMPOUNDS EXCEEDING GUIDANCE VALUES
SUBSURFACE SOIL SAMPLES

Compound	Range of Detected Concentrations	Frequency of Detection Above Most Stringent Criterion	Most Stringent Criterion
SVOCs (µg/L)			
Benzo(a)pyrene	68J	1/7	61[a]
Metals (mg/kg)			
Arsenic	4 - 10.7J	4/7	4.9[b]
Calcium	1,590 - 24,500	1/7	23,800[b]
Total chromium	9 3J - 28 9	2/7	22.6[b]
Copper	8 1 - 43.9	1/7	43[b]
Lead	1 5J - 50	1/7	36.2[b]
Manganese	283 - 2,360	1/7	2,110[b]

[a] NYS soil cleanup objective
[b] Background screening concentration

Key:

J = Estimated Concentration.

02 KE6909 D4854\NFA\AOC Location Maps p65 (p5) 8/4/98

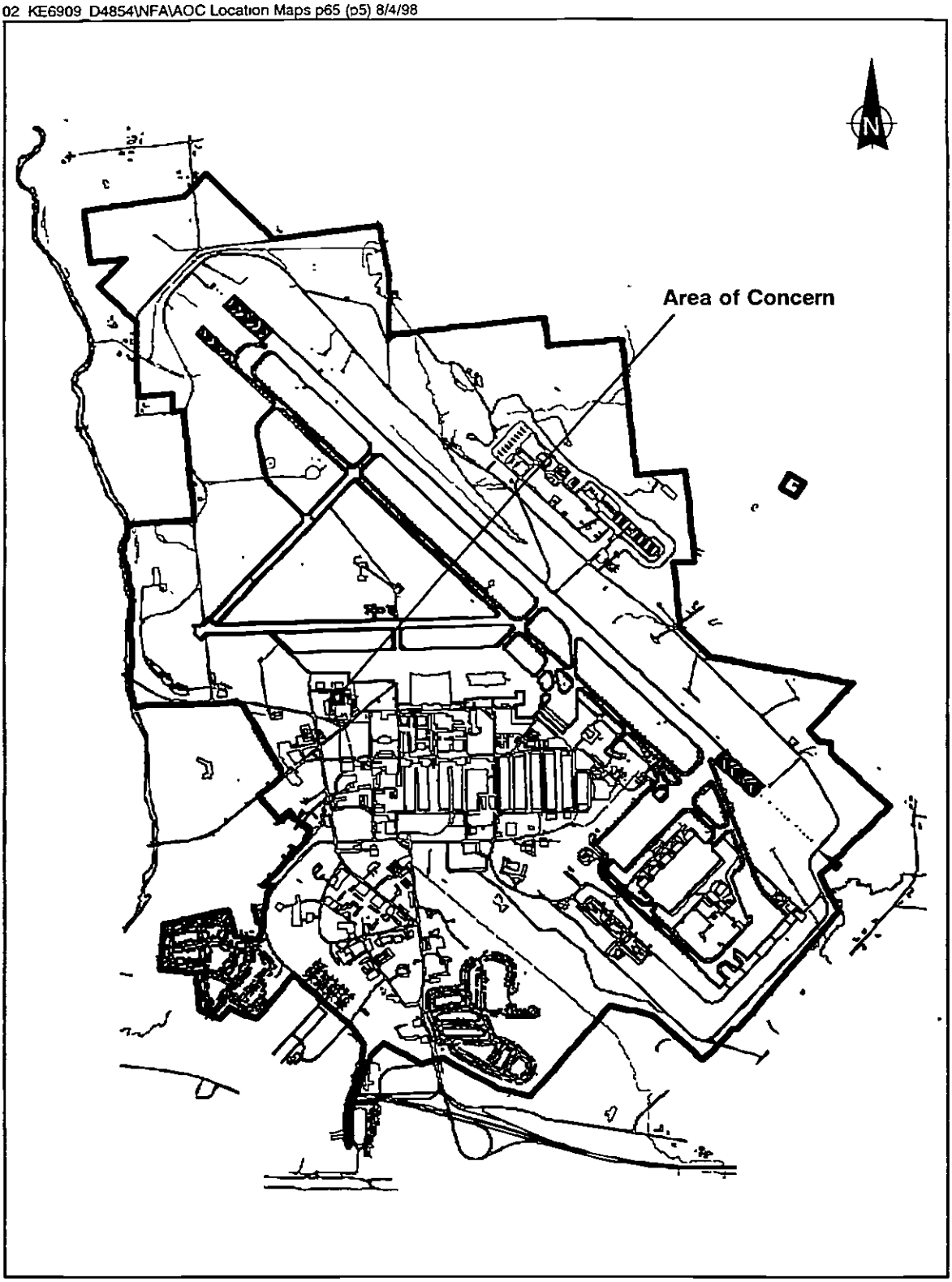

SOURCE: AFBCA 1996

SCALE
0 4,000 8,000 Feet

Figure 2-1 BUILDING 219 DRYWELL AOC FORMER GRIFFISS AIR FORCE BASE

02 KE6909_D4856\NFA\219Sitemap p65 8/4/98

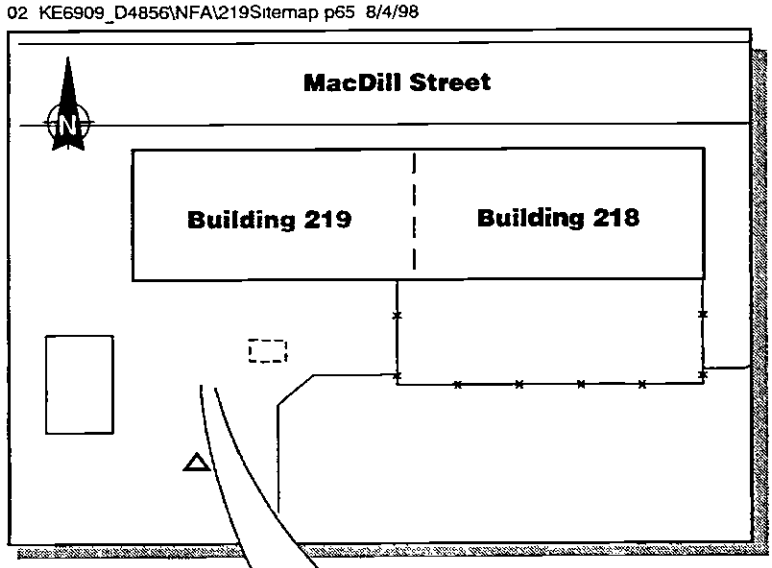

KEY:
- Soil boring/grab groundwater sampling location
- Test pit location
- Fence

Building 219 Drywell was reportedly located to the south of Building 219 in an area that is now an asphalt parking lot. The parking lot is shown in the photo looking southwest from Building 219.



Figure 2-2 SITE MAP OF THE BUILDING 219 DRYWELL AOC

3 Responsiveness Summary

On Wednesday February 18, 1998, AFBCA, following consultation with and concurrence of the EPA and NYSDEC, released for public comment the no further action proposed plans at the Building 214, Building 219 Drywell, Building 301 Drywell, T-9 Storage Area, Fire Demonstration Area, and Suspected Fire Training Area Areas of Concern (AOCs) at the former Griffiss Air Force Base. The release of the proposed plans initiated the public comment period, which concluded on March 20, 1998.

During the public comment period, a public meeting was held on Tuesday March 10, 1998, at 5:00 p.m. at the former base chapel located at 525 Kirkland Drive. A court reporter recorded the proceedings of the public meeting. A copy of the transcript and attendance list are included in the Administrative Record. The public comment period and the public meeting were intended to elicit public comment on the proposal to take no further action at these sites.

This document summarizes the verbal comments and provides responses to the comments received at the March 10, 1998, public meeting. No written comments were received during the public comment period, which ran from February 18 through March 20, 1998.

Comment #1

One commentor referred to an article in the Sentinel that indicated that a certain firm involved in computer chips took the Griffiss Park off its list because it is considered a brownfield area. The same commentor also stated, "Last week a state consultant rejected the Griffiss Park's application to be one of the ten potential manufacturing sites around the state. Quoting from the Sentinel article, Dimeo said, 'The fact the park is considered a brownfield because of wastes dumped by the Air Force may have influenced that decision.' I'm wondering if any of these sites are part of that decision, are part of that brownfield?"

Response #1

No. These sites were not selected for consideration as brownfield sites. There is a brownfield site under consideration in Rome, NY; however, such evaluation is independent from the ongoing work at Griffiss.

Comment #2

Two commentors expressed concern that the contaminant levels shown in the tables of the proposed plans are above the stringent regulatory criteria shown in the tables. They requested an answer as to what rationale was used to justify no further action.

Response #2

It is assumed that this comment was directed at the T-9 Storage Area proposed plan since several compounds exceeded guidance values for surface soils at that site. Upon further review, it was decided to temporarily postpone the issuance of a ROD for the T-9 Storage Area until an interim removal action is completed. A revised proposed plan for the T-9 Storage Area will be issued. It will include the results of the confirmatory samples taken after the interim removal action is completed.

For this site, as explained in the Environmental Background section of the proposed plans:

The no further action proposal is based on an evaluation of two investigation criteria. First, a site-specific baseline risk assessment for industrial land use, using appropriate toxicological and exposure assumptions, was conducted to evaluate the risks posed by detected site contaminants. Second, the levels of contaminants found were compared to available standards and guidance values (e.g., industrial reuse) for each potential contaminant. The standards and guidance values were determined by using federal and state environmental and public health laws that were identified as potentially applicable or relevant and appropriate requirements (ARARs) at the site. Chemical-specific ARARs are usually health- or risk-based numerical values or methodologies which result in a numerical value when applied to site-specific conditions. Currently, there are no chemical-specific ARARs for soil, sediment, or air. In addition, groundwater and drinking water standards have not been promulgated for all potential contaminants. Therefore, other nonpromulgated federal and state advisories and guidance values, referred to as "TBCs," or background values of the contaminants in the absence of TBCs, were considered. Environmental sampling results were compared to the most stringent of these standards or guidance values during the remedial investigation for the AOC.

Although no further remedial action is proposed for this AOC, land use restrictions are required because the baseline risk assessment was limited to industrial/nonresidential reuse. However, the comparison of the levels of contamination to the applicable standards and guidance values (e.g., industrial reuse) indicate that this site poses no significant threat to public health or the environment if use is restricted.

Appendix B
Groundwater Restriction Removal Approval

MCDERMOTT, MICHAEL F GS-13 USAF DoD AFCEE/EXC

From: Heather Bishop <hlbishop@gw.dec.state.ny.us>
Sent: Tuesday, April 24, 2012 1:30 PM
To: Pocze.Doug@epamail.epa.gov; MCDERMOTT, MICHAEL F GS-13 USAF DoD AFCEE/EXC
Cc: John Swartwout
Subject: Re: Groundwater Deed Restriction Removal

Mike,
We (NYSDEC and NYSDOH) have reviewed the request for the deed restriction removal for Tin city and SS017 Lot 69. We have no comments or problems with the request and can go forward with it. Please let me know if you need more information.
Thanks -Heather

Heather Bishop
NYSDEC
Division of Environmental Remediation
Remedial Bureau A
625 Broadway, 11th Floor
Albany, NY 12233-7015
Phone: (518) 402-9692
Fax : (518) 402-9022>>> "MCDERMOTT, MICHAEL F GS-13 USAF DoD AFCEE/EXC" <michael.mcdermott.1@us.af.mil> 3/30/2012 11:11 AM >>> Doug, Heather, Any word on the groundwater deed restriction removal request for Tin city and SS017 Lot 69? I will be in San Antonio next Monday, Tuesday and Wednesday; just like to know where we stand.

"//SIGNED//"
Michael McDermott
Air Force Center for
Engineering and the Environment
Building 770
428 Phoenix Drive
Rome, New York 13441
Phone: 315-356-0810, ext. 202
FAX: 315-356-0816
email: michael.mcdermott.1@us.af.mil

UNITED STATES ENVIRONMENTAL PROTECTION AGENCY
REGION 2
290 BROADWAY
NEW YORK, NY 10007-1866

JUN - 7 2012

Mr. Michael McDermott
BRAC Environmental Coordinator
Air Force Real Property Agency
428 Phoenix Drive
Rome, NY 13441-4105

Re: Removal of Groundwater Deed Restrictions
Building 301
Former Griffiss AFB, Rome NY

Dear Mr. McDermott:

The U.S. Environmental Protection Agency (EPA) has reviewed your request to remove the groundwater restrictions from the deed at Building 301, located at the former Griffiss AFB in Rome, New York.

As you are aware, groundwater restrictions and sampling were required as part of the selected remedy for Area of Concern – Building 301. These restrictions and continued monitoring were required as part of the remedy documented in the CERCLA Record of Decision (ROD), dated Sept. 30, 1999.

Since the selection of the remedy, the restrictions were incorporated into the appropriate deed. In addition, additional monitoring has been performed and the results have been below NYSDEC Groundwater Standards. Furthermore, annual land use and institutional control certifications were performed, as well as CERCLA-mandated Five-Year reviews. The information presented in these documents also indicates that the remedy remained protective of human health and the environment.

Therefore, based upon this information (i.e. the ROD, the Five-Year Reviews, annual land use and institutional control certification reports, and Long-Term Monitoring data), EPA concurs with your request to remove the groundwater restrictions from the applicable deed. Please note, this approval is only for this request and does not applied to any other requirements of the ROD.

Should you have any questions, please contact Douglas Pocze, of my staff, at (212) 637-4432.

Sincerely,

John S. Malleck, Chief
Federal Facilities Section

Appendix C
Geophysical Investigation Methodology and Field Procedures

GEOPHYSICAL SURVEY METHOLODY AND FIELD PROCEDURES

LIST OF ACRONYMS AND ABBREVIATIONS

AFB	Air Force Base
AFCEC	Air Force Civil Engineer Center
AGC	Automatic Gain Control
AOC	Area of Concern
BGS	Below Ground Surface
DGPS	Differential Global Positioning System
EM	Electromagnetic
EM61	Geonics EM61-Mk2 Time Domain Metal Detector
FPM	FPM Remediations, Inc.
G-858	Geometrics G-858G Cesium Vapor Magnetometer
GIS	Global Information System
GNSS	Global Navigation Satellite System
GPR	Ground Penetrating Radar
GSSI	Geophysical Survey Systems, Inc.
Hz	Hertz
m	Meter
MAG	Magnetometer
MHz	Megahertz
mV	Millivolt
nT	Nanotesla
PC	Personal Computer
QC	Quality Control
RI	Remedial Investigation
S-N	South to North
UTM	Universal Transverse Mercator
W-E	West to East
WGS	World Geodetic System

1.0 DESCRIPTION OF SURVEY METHODOLOGY

FPM used the following geophysical instrumentation to perform the geophysical surveys:

- Geophysical Survey Systems, Inc. (GSSI) SIR System-3000 Ground Penetrating Radar (GPR) coupled to 200- and 400-megaHertz (MHz) antennas;
- Geonics EM61-Mk2 Time Domain Electromagnetic metal detector (EM61);
- Geometrics, Inc. G-858G Cesium Vapor Magnetometer (G-858); and
- Trimble Pathfinder Pro XRT Global Navigation Satellite System (GNSS) Differential Global Positioning System (DGPS).

1.1 SURVEY EQUIPMENT AND METHOD DESCRIPTIONS

1.1.1 GPR Survey

The GPR data were collected using the GSSI SIR System-3000 coupled to 200- and 400-MHz antennas. The GPR system operates by introducing a short radar electromagnetic (EM) pulse into the ground. Propagation of the radar pulse is controlled by the dielectric constant (relative permittivity) and electrical conductivity of the materials being investigated. A contrast in the dielectric constant and/or electrical conductivity causes some of the radar energy to be reflected back to the receiver. Reflected radar energy is amplified, digitized and recorded on the SIR 3000's hard drive.

The effective depth of penetration of the radar pulse is controlled by the physical properties of the materials present and the frequency of the transmitted radar pulse. Lower frequency antennas have greater effective penetration depths than higher frequency antennas for all material types. The spatial resolution of the resulting data is dependent on both data density (measurement rate and line spacing) and the frequency of the transmitted radar pulse. Higher frequency antennas resolve smaller features than lower frequency antennas. The higher frequency antenna measurements also record data over a smaller effective area and require a tighter spacing between parallel lines of data to cover an area than a lower frequency antenna.

The detection capabilities of the two antennas were expected to provide complimentary data and present a more complete picture of subsurface conditions. Both antennas were used to collect GPR data over the same lines.

1.1.2 EM Survey

The Geonics EM61 metal detector generates a pulsed primary magnetic field that induces "secondary" eddy currents in the ground and in nearby metal objects. The receiver is timed to measure the induced secondary magnetic field in four time gates after the primary field generated within the ground has dissipated (i.e., measured response is caused only by currents induced in metal objects). The EM61 depth of exploration depends primarily on the size of the target, and to a lesser degree on the type of metal. The EM61 has an effective exploration depth in excess of 3 m for locating large conductive features, and would likely be able to detect an object the size of a metal drum buried at a depth greater than 2.0 to 2.5 meter (m) below ground surface (bgs).

The EM61 system used for the surveys consists of a 1.0-m x 0.5-m coil that was configured in the wheel or "cart" mode for this project. The single coil, which is both a transmitter and receiver, is located 17.5 inches above the ground surface. The nominal sampling width of the EM61 is 1.0 m. EM61 data were recorded on a Juniper Systems, Inc. Allegro data logger.

1.1.3 MAG Survey

The G-858 used for the geophysical surveys consisted of two optically pumped cesium vapor magnetometers that were configured in a horizontal gradiometer array and connected to the G-858 microprocessor console. The horizontal gradiometer array allows for sampling two lines of survey data in one pass. The G-858 total field magnetometer / gradiometer is used for detecting and mapping ferrous metallic objects by measuring the net strength of the total magnetic field simultaneously within the two magnetic sensors. The total magnetic field includes the earth's geomagnetic field [approximately 53,700 nanoTeslas (nT) in Rome, New York] and any anomaly generated from nearby ferromagnetic material. The G-858 depth of exploration depends primarily on the amount of ferromagnetic material present in the target, and would likely be able to detect a ferrous metal drum buried at a depth greater than 3.0 to 3.5 m bgs.

The G-858 system was operated in backpack mode where the two sensors were mounted on a low magnetic signature staff that was carried horizontally by the instrument operator at waist height. The sensors were mounted horizontally, with a nominal sensor separation of 0.6 m (23.6 inches), and carried approximately 0.25 m (10.0 inches) above the ground surface.

1.1.4 DGPS Survey

The Trimble Pathfinder Pro XRT is a 12-channel DGPS unit that utilizes multipath rejection technology and differential correction to provide sub-meter level accuracy. The DGPS was operated in backpack mode with the antenna mounted on a 2 m pole. The DGPS was used to locate the grid corners and to map the locations of known infrastructure such as marked out utilities, manhole covers, drains, utility stick-ups, and any other notable surface features that could affect the geophysical data including natural obstacles. The coordinate system used for the DGPS data was World Geodetic System (WGS) 1984 UTM Zone 18N and the units used were meters.

1.2 QUALITY CONTROL

1.2.1 GPR Survey

Initially, GPR system optimization testing was performed by varying depth range and signal amplitude gain and filter settings to determine system parameters best suited for site subsurface conditions. Once established, these parameters were used for the duration of the surveys. All GPR survey work was performed in accordance with professionally accepted practices and the manufacturer's instrument manual.

1.2.2 EM Survey

Prior to collecting EM61 survey data, a series of quality control (QC) tests were performed to verify the instrument was functioning properly. The tests included cable-shake, personnel, and static-standard. These tests, among others, are detailed in **Table 2-1** below. The EM61 survey work was performed in accordance with professionally accepted practices and the manufacturer's instrument manual.

1.2.3 MAG Survey

Prior to collecting G-858 survey data, a series of QC tests were performed to verify the instrument was functioning properly. The tests included cable-shake, personnel, and static-standard. These tests, among others, are detailed in **Table 2-1** below. The G-858 survey work was performed in accordance with professionally accepted practices and the manufacturer's instrument manual.

Table 1-1
EM61 and G-858 QC Tests

Test Description	Purpose	Acceptance Criteria
Warm-up test (beginning of day)	Warming up electronics (5-15min)	-
Null Instrument (beginning of day)	Performed in an area free of metal, instrument fully warmed up prior to nulling.	-
Personnel Test (beginning of day)	Determines the presence of metal on the operator.	EM - No change in the instrument response
		MAG - ≥ 3 nT change in the instrument response
Cable Shake Test (beginning of day)	Determines the presence of shorts or bad connections within the cables (5 seconds).	Both - data does not exhibit spikes
Static Test (beginning and end of day)	Demonstrates the stability of readings and repeatability of instrument response (3 minutes).	EM - 2.5 milliVolt (mV) peak to peak, < 20% deviation
		MAG - 1 nT peak to peak, < 20% deviation
Standard Test-Instrument Response (beginning and end of day)	Quantifies the response of the instrument to a standard test item (1 minute).	Both - < 20% deviation from test to test
Static Test-System Relaxation (beginning and end of day)	Demonstrates the ability to recover the system after electronic stress caused by standard item (1 minute).	EM - 2.5 mV peak to peak; MAG - 1 nT peak to peak; Both - mean value is approximately same as mean value from Static Test

1.3 FIELD PROCEDURES

1.3.1 Survey Grid Layout

A grid was established in each Area of Concern (AOC) centered over the approximate location of the suspected drywell using GIS. Each grid was set up orthogonally in the south to north (S-N) and west to east (W-E) directions with 15- by 15-m dimensions. The corners of the survey grids were located using the DGPS in the field.

First, the survey lines were laid out in the field with non-metallic tapes using a 1 m line interval in both directions. Then all corners, survey line ends, and intersections were identified with labeled non-metallic flags or using survey marking paint where flagging was not possible (asphalt). The naming convention for the grid based survey lines was that the west-east survey lines were labeled L1N, L2N, L3N, etc. and the south-north lines were labeled L1E, L2E, L3E, etc. The survey grids were established with the southwest corner of the survey area as the origin point (0,0) with X positive to the east and Y positive to the north. Known utilities were marked-out with paint and/or flags prior to the start of the geophysical fieldwork. **Photo 1** shows the grid set up at the Building 301 location, **Photo 2** shows the grid set up at the Building 255 location, and **Photo 3** shows the grid set up at the Building 219 location.

1.3.2 GPR Survey

GPR profile data were collected in the Building 219, 255, and 301 survey areas using 200- and 400-MHz antennas. For the Building 219 survey data using the 400-MHz antenna were collected along 32 survey lines in the S-N and W-E directions and along 25 survey lines using the 200-MHz antenna in the S-N and W-E directions. For the Building 255 survey data using the 400-MHz antenna were collected along 32 survey lines in the S-N and W-E directions and along 28 survey lines using the 200-MHz antenna in the S-N and W-E directions. For the Building 301 survey data using the 400-MHz antenna were collected along 32 survey lines in the S-N and W-E directions and along 16 survey lines using the 200-MHz antenna in the S-N direction. **Photo 4** shows the SIR 3000 system with 200-MHz antenna and **Photo 5** shows the SIR 3000 system with 400-MHz antenna.

GPR data were recorded semi-continuously at 32 scans per second as the antenna was pulled across the survey lines. The data were viewed in real-time on the GPR system color monitor and later processed with GSSI's RADAN® software and printed for data interpretation.

Data file names were recorded on the data file tracking form at the time of acquisition. At the end of each day the GPR data were downloaded to a personal computer (PC) and reviewed using GSSI's RADAN® software. At the end of the investigation the data were backed up in duplicate on a central server.

1.3.3 EM Survey

A Geonics EM61-Mk2 survey was performed at each 15- by 15-m grid location. EM data were collected along 16 parallel S-N lines spaced 1 m apart**.** The EM data were recorded at a rate of 10 Hertz (Hz) (~1 measurement per 0.1 m) along each line. **Photo 6** shows the EM61-MK2 EM system.

Data file names were recorded on the data file tracking form at the time of acquisition. The EM data were recorded in an Allegro data logger. At the end of each day the EM data were downloaded to a PC and reviewed using DAT61MK2 software by Geonics Limited. At the end of the investigation the data were backed up in duplicate on a central server.

1.3.4 MAG Survey

A Geometrics G-858 survey was performed at each 15- by 15-m grid location. MAG data were collected along 16 parallel S-N lines spaced 1 m apart. The MAG data were recorded at a rate of 10 Hertz (Hz) (~1 measurement per 0.1 m) along each line.

Data file names were recorded on the data file tracking form at the time of acquisition. The MAG data were recorded in an Allegro data logger. At the end of each day the MAG data were downloaded to a PC, and reviewed using MagMap2000 software by Geometrics. At the end of the investigation the data were backed up in duplicate on a central server

1.4 DATA PROCESSING AND ANALYSIS

1.4.1 GPR Data

GPR profile data were processed and analyzed using GSSI's RADAN® software. The GPR data were traced balanced and gained using an automatic gain control (AGC) function. A color amplitude function was chosen to enhance features of interest. Targets were manually picked and positional information was evaluated graphically. The results were imported into Adobe Illustrator for presentation as color enhanced profile cross-sections.

1.4.2 EM Data

The raw EM61-MK2 data were converted to Geosoft *.xyz files in Geonics Limited DAT61MK2. EM61-Mk2 data were processed using the Geosoft Oasis Montaj® geophysical data-analysis software to determine the presence or absence of metallic conductors at the site. The geophysical sensor data were evaluated for spikes, gaps, and sensor failure. The data from all four channels were analyzed to determine the most appropriate channel to use to meet the site-specific objectives. The channel 2 data were selected as the most appropriate channel to use for the interpretations. A demedian filter was applied to the geophysical data to remove sensor drift, regional trend, and level the data to a zero baseline. The demedian channel 2 data were gridded and color-enhanced to facilitate recognition of site anomalies. A color amplitude scale (0 – 40 mV) was applied to the gridded data to enhance features of interest. The results were imported into Adobe Illustrator for presentation as color enhanced plan view grid maps.

1.4.3 MAG Data

The Raw total field G-858 binary geophysical data were converted to Geosoft *.xyz files in Geometrics MagMap. The G-858 data were processed using the Geosoft Oasis Montaj® geophysical data-analysis software to determine the presence or absence of ferrous metal objects at the site. The geophysical sensor data were evaluated for spikes, gaps, and sensor failure. A demedian filter was applied to the geophysical data to remove sensor drift, regional trend, and level the data to a zero baseline. The demedian total field data were converted to analytic signal data, gridded, and color-enhanced to facilitate recognition of site anomalies. A color amplitude scale (0 – 2,000 nT/m) was applied to the gridded data to enhance features of interest. The results were imported into Adobe Illustrator for presentation as color enhanced plan view grid maps.

Appendix D
Daily Chemical Quality Control Reports

Daily Chemical Quality Control Report

Project/Delivery Order Number: 1015-11-01 Date: 5/6/2013

Project Name/Site Number: Site Closure Sampling at Building 301 AOC / DP012, Building 255 / DP013, Building 214 / SD050, and DP015 / Building 219

Weather conditions: Temperature: 76 F Barometric reading: 30.22
Wind speed and direction: 13 mph
Significant wind changes: none

General description of tasks completed: Soil Sampling with geoprobe.

Explain any departures from the SAP or deviations from approved procedures during the day's field activities: None

Explain any technical problems encountered in the field or field equipment/field analytical instrument malfunction: None

Corrective actions taken or instructions obtained from AFCEE/USACE personnel: No corrective actions necessary.
None

Sampling shipment completed: √ Yes □ No Airbill #: ....

DCQCR Prepared by: Daniel Baldyga Date: 5/6/13

CQCC Signature: Daniel Baldyga Date: 5/6/13

ATTACHMENTS:

Checklist	Daily Chemical Quality Control Report Attachments
	✓ Field sampling forms
	✓ Equipment Calibration Log
	✓ Copies of COCs
	✓ SDG Table (See accompanying COCs).
	✓ Daily Health and Safety Meeting Form

SOIL / SEDIMENT SAMPLING FORM

Project: 214 SITE CLOSURE Sampled by: MG / JD

Site and Site Code (**SITEID**): 1015 - 11 - 01

Sampling Location ID. (**LOCID**): B214SCS6-2

Date (**LOGDATE**): 5/6/13 Time: 1355

FIELD OBSERVATIONS:

Sample Depth or Interval	Material Description/ Color
0 - 4 2' REC	0.0' - 0.4' TOPSOIL: LT BROWN, MOIST, SILT, LITTLE GRAVEL. 0.4' - 2.0' BROWN, MOIST, F-C GRAVEL, LITTLE SILT, LITTLE SAND
4 - 8 1.5' REC	0.0' - 1.5' BROWN, MOIST, F-C GRAVEL, SOME SAND, LITTLE SILT.
8 - 12 2.5' REC	0.0' - 2.5' BROWN, MOIST TO WET, F-C GRAVEL, SOME SAND, TR. SILT

Comments/Observations:

Sample Time: 1406 Sample ID: B214SCS0204AA

Sample Time: 1408 Sample ID: B214SCS0208AA

Sample Time: 1411 Sample ID: B214SCS0212AA

SOIL / SEDIMENT SAMPLING FORM

Project: 214 SITE CLOSURE Sampled by: MG/JD

Site and Site Code (**SITEID**): 1015 - 11 - 01

Sampling Location ID. (**LOCID**): B214SCS-3

Date (**LOGDATE**): 5/6/13 Time: 1345

FIELD OBSERVATIONS:

Sample Depth or Interval	Material Description/ Color
0 - 4 2.3' REC	0.0' - 0.3' TOPSOIL: D. BROWN, MOIST, SILT, SOME FINE SAND. 0.3' - 1.4' BROWN, MOIST, F-M SAND, SOME GRAVEL, TR. SILT 1.4 - 2.3' CRUSHED STONE. ~~1.4 - 2.3' [illegible]~~
4 - 8 1.5' REC	0.0' - 0.4' CRUSHED STONE 0.4' - 1.5' D. BROWN, MOIST, F-C GRAVEL, SOME SAND TR. SILT
8 - 12 1.1' REC	0.0' - 1.1' ~~[illegible]~~ D. BROWN, MOIST TO WET, F-C SAND, SOME GRAVEL, TR. SILT.

Comments/Observations:

Sample Time: 1357 Sample ID: B214SCS0304AA

Sample Time: 1359 Sample ID: B214SCS0308AA

Sample Time: 1403 Sample ID: B214SCS0312AA

SOIL / SEDIMENT SAMPLING FORM

Project: 214 SITE CLOSURE Sampled by: MG | JD

Site and Site Code (**SITEID**): 1015-11-01

Sampling Location ID. (**LOCID**): B214SCS-4

Date (**LOGDATE**): 5/6/13 Time: 1335

FIELD OBSERVATIONS:

Sample Depth or Interval	Material Description/ Color
0 - 4 0.8' REC	0.0' - 0.6' TOPSOIL: BROWN, DRY, FINE SAND, SOME SILT. 0.6' - 0.8' LT. BROWN, MOIST, FINE SAND, TR. CL.
4 - 8 1.2' REC	0.0' - 0.3' S.A.A. 0.3' - 1.2' D. BROWN, MOIST, F-C GRAVEL, SOME SAND, TR. CLAY
8 - 12 2.4' REC	0.0' - 1.2' S.A.A. 1.2' - 2.4' D. BROWN, WET, F-C GRAVEL, SOME SAND, TR CLAY

Comments/Observations:

Sample Time: 1345 Sample ID: B214SCS0404AA

Sample Time: 1349 Sample ID: B214SCS0408AA

Sample Time: 1353 Sample ID: B214SCS0412AA/AC

(1355)

SOIL / SEDIMENT SAMPLING FORM

Project: B 219 CLOSURE Sampled by: MG/JD

Site and Site Code (**SITEID**): 1015 - 11-01

Sampling Location ID. (**LOCID**): B219 SCS - A 1

Date (**LOGDATE**): 5/6/03 Time: 1140

FIELD OBSERVATIONS:

Sample Depth or Interval	Material Description/ Color
0 - 4 1.2' REC	0' - 0.4' TOPSOIL: LT. BROWN, DRY, SILT, LITTLE GRAVEL, TR SAND. 0.4' - 1.2' BROWN, F-C SAND, SOME GRAVEL, TR. CLAY
4 - 8 1.5' REC	0' - 1.5' BROWN, MOIST, F-C GRAVEL, SOME SAND, TR. CLAY
8 - 12 1.5' REC	0 - 1.5' BROWN, WET, S.A.A.

Comments/Observations:

Sample Time: ~~1153~~ 1153 Sample ID: B219SCS0104AA

Sample Time: ~~1156~~ 1156 Sample ID: B219SCS0108AA

Sample Time: ~~1200~~ 1200 Sample ID: B219 SCS 0112AA

SOIL / SEDIMENT SAMPLING FORM

Project: B 219 CLOSURE Sampled by: MG LOD

Site and Site Code (**SITEID**): 1015-11-01

Sampling Location ID. (**LOCID**): B219SCS - 2

Date (**LOGDATE**): 5/6/13 Time: 1149

FIELD OBSERVATIONS:

Sample Depth or Interval	Material Description/ Color
0 - 4 1.4' REC	0' - 0.4' TOPSOIL; LT. BROWN, DRY, SILT, LITTLE SAND, TR. SAND. 0.4 - 1.4' BROWN, MOIST, F-C GRAVEL, LITTLE SAND, LITTLE SILT
4 - 8 0.7' REC	0.0 - 0.7' S.A.A. WET AT BOTTOM 0.1'.
8 - 12 1.7' REC	0.0' - 0.8' S.A.A. (MOIST) 0.8' - 1.7' BROWN, WET, F-C SAND, SOME GRAVEL, TR. SILT.

Comments/Observations:

Sample Time: 1208 Sample ID: B219SCS0204AA

Sample Time: 1211 Sample ID: B219SCS0208AA

Sample Time: 1215 Sample ID: B219SCS0212AA

SOIL / SEDIMENT SAMPLING FORM

Project: B219 CLOSURE Sampled by: MA / JD

Site and Site Code (**SITEID**): 1015-11-01

Sampling Location ID. (**LOCID**): B219SCS-3

Date (**LOGDATE**): 5/6/13 Time: 1200

FIELD OBSERVATIONS:

Sample Depth or Interval	Material Description/ Color
0-4 2.2' REC	0.0'-0.3' TOPSOIL: LT. BROWN, DRY, FINE SAND, SOME SILT, TR GRAVEL 0.3'-1.3' BROWN, DRY, F-C SAND, SOME GRAVEL, LITTLE SILT 1.3'-1.9' LT BROWN, FINE SAND. 1.9'-2.2' BROWN, MOIST, GRAVEL, SOME SAND, TR. CLAY
4-8 1.0' REC	0-0.4' LT. BROWN, MOIST, FINE SAND. 0.4'-1.0' GRAVEL (F-C), LITTLE CLAY, LITTLE SAND
8-12 1.8' REC	0.0-1.8' BROWN, MOIST TO WET, F-C GRAVEL, SOME SAND, TR SILT, TR CLAY

Comments/Observations:

Sample Time: 1217 Sample ID: B219SCS0304AA / AS / AD

Sample Time: 1221 Sample ID: B219SCS0508AA

Sample Time: 1225 Sample ID: B219SCS0312AA

SOIL / SEDIMENT SAMPLING FORM

Project: B219 CLOSURE Sampled by: MG / JD

Site and Site Code (**SITEID**): 1015-11-01

Sampling Location ID. (**LOCID**): B219SCS - 01

Date (**LOGDATE**): 5/6/13 Time: 1129

FIELD OBSERVATIONS:

Sample Depth or Interval	Material Description/ Color
0 - 4 2' REC	0' - 0.3' TOPSOIL: BROWN, DRY SILT, LITTLE F SAND. 0.3' - 0.6' CRUSHED STONE 0.6' - 2.0' BROWN, DRY TO MOIST, F-C SAND, SOME GRAVEL, TRACE CLAY
4 - 8 1.8' REC	0' - 0.5' COBBLE, CRUSHED STONE. 0.5' - 1.8' BROWN, MOIST TO WET, F-C SAND, SOME GRAVEL, LITTLE TO TR. CLAY
8 - 12 2.5' REC	0' - 2.3' S.A.A. 2.3' - 2.5' SILT (BROWN, WET).

Comments/Observations:

Sample Time: 1140 Sample ID: B219SCS0401AA

Sample Time: 1143 Sample ID: B219SCS0408AA

Sample Time: 1145 Sample ID: B219SCS0412AA / AC (1146)

SOIL / SEDIMENT SAMPLING FORM

Project: B 219 Closure Sampled by: MA / SD

Site and Site Code (**SITEID**): 1015-11-01

Sampling Location ID. (**LOCID**): B219SCS-5

Date (**LOGDATE**): 5/6/13 Time: 1115

FIELD OBSERVATIONS:

Sample Depth or Interval	Material Description/ Color
0 - 4 1.9' REC	0' - 0.8' TOPSOIL: BROWN, DRY, FINE SAND, SOME SILT, LITTLE GRAVEL. 0.8' - 1.9', BROWN, MOIST F-C SAND, SOME GRAVEL, LITTLE CLAY. WET AT 1.6 - 1.9'
4 - 8 1.3' REC	0.0 - 1.3' BROWN, WET, F-C GRAVEL, SOME SAND, TR CLAY.
8 - 12 1.5' REC	0.0 - 1.5' BROWN, WET, F-C GRAVEL, SOME SAND, LITTLE SILT, TR. CLAY.

Comments/Observations:

Sample Time: 1129 Sample ID: B219SCS0504AA

Sample Time: 1133 Sample ID: B219SCS0508AA

Sample Time: 1137 Sample ID: B219SCS0512AA

SOIL / SEDIMENT SAMPLING FORM

Project: B219 CLOSURE Sampled by: MG/JD

Site and Site Code (**SITEID**): 1015-11-01

Sampling Location ID. (**LOCID**): B219SCS-6

Date (**LOGDATE**): 5/6/13 Time: 1111

FIELD OBSERVATIONS:

Sample Depth or Interval	Material Description/ Color
0 - 4 2' REC	0'-0.5' TOPSOIL: BROWN, DRY, SILT, LITTLE F. SAND. 0.5'-2.0' BROWN, MOIST, SILTY CLAY, SOME F-C GRAVEL, LITTLE SAND.
4 - 8 1.7' REC	0'-1.3' BROWN, MOIST TO WET, F-C GRAVEL, SOME F-M SAND, TR. CLAY 1.3'-1.7' COBBLE FRAGMENTS.
8 - 12 2' REC	0'-2.0' BROWN, MOIST TO WET, F-C SAND, SOME GRAVEL, TR. SILT.

Comments/Observations:

UTILITIES EVERYWHERE, MOVE ~ 2' SOUTH.

Sample Time: 1119 Sample ID: B219SCS0604AA

Sample Time: 1124 Sample ID: B219SCS0608AA

Sample Time: 1127 Sample ID: B219SCS0612AA

SOIL / SEDIMENT SAMPLING FORM

Project: 255 SITE CLOSURE Sampled by: MG / JD

Site and Site Code (**SITEID**): 1015 - 11 - 01

Sampling Location ID. (**LOCID**): B255SCS - 1

Date (**LOGDATE**): 5/6/13 Time: 1430

FIELD OBSERVATIONS:

Sample Depth or Interval	Material Description/ Color	
0 - 4 3.2' REC	0.0' - 0.3' TOPSOIL: BROWN, MOIST, SILT, LITTLE F. SAND 0.3'-0.9' LT. BROWN, MOIST, FINE SAND, LITTLE CLAYEY SILT. 0.9' - 1.4' ASPHALT. 1.4' - 3.2' BROWN, MOIST, F-C SAND, SOME GRAVEL, TR. SILT	PID: < 110 PPB
4 - 8 2.0' REC	0.0' - 1.2' D-BROWN, MOIST, F SAND, SOME SILTY CLAY, LITTLE GRAVEL. 1.2' -2.0' BROWN, MOIST, F-M SAND, SOME GRAVEL, TR. CLAY	< 40 PPB
8 - 12 1.8' REC	0.0' - 1.8' BROWN TO RED BROWN, MOIST, F-C GRAVEL, SOME SAND, TR. TO LITTLE CLAY.	< 40 PPB

Comments/Observations:

NO STAINING OBSERVED, NO ODORS

Sample Time: 1440 Sample ID: B255SCS0104AA/AC (1442)

Sample Time: 1455 Sample ID: B255CS0108AA

Sample Time: 1500 Sample ID: B255CS0112AA

PID: ZERO: 0.0
CAL: 10.2 PPM

SOIL / SEDIMENT SAMPLING FORM

Project: 255 SITE CLOSURE Sampled by: MG / JD

Site and Site Code (**SITEID**): 1015-11-01

Sampling Location ID. (**LOCID**): B255-SCS-2

Date (**LOGDATE**): 5/6/13 Time: 1450

FIELD OBSERVATIONS:

Sample Depth or Interval	Material Description/ Color	PID
0-4 2.7' REC	0'-0.5' TOPSOIL: BROWN, DRY, SILT, SOME SAND, LITTLE GRAVEL. 0.5'-1.4' LT. BROWN, MOIST, FINE SAND, LITTLE SILT. 1.4-1.5': ASPHALT 1.5-2.7' D. BROWN, MOIST, F-C SAND, SOME GRAVEL, TR. CLAY	< 2391 PPb
4-8 1.3' REC	0.0'-0.8' D. BROWN, MOIST, F SAND, SOME GRAVEL, LITTLE CLAY 0.8'-1.3' LT. BROWN, MOIST, F-C GRAVEL, SOME SAND, LITTLE CLAY.	< 221 PPb
8-12 1.6' REC	0.0'-1.2' S.A.A. 1.2'-1.5' CRUSHED STONE 1.5'-1.6' RUST BROWN, WET, F-C SAND, LITTLE CLAY.	< 451 PPb

Comments/Observations:

NO STAINING OBSERVED. NO ODOR!

Sample Time: 1515 Sample ID: B225SCS0204AA

Sample Time: 1519 Sample ID: B225SCS0208AA

Sample Time: 1525 Sample ID: B225SCS0212AA

SOIL / SEDIMENT SAMPLING FORM

Project: 255 SITE CLOSURE Sampled by: MA / JD

Site and Site Code (**SITEID**): 1015-11-01

Sampling Location ID. (**LOCID**): B255 SCS-3

Date (**LOGDATE**): 5/6/13 Time: 1505

FIELD OBSERVATIONS:

Sample Depth or Interval	Material Description/ Color	PID
0-4 2.8' REC	0'-0.4' TOPSOIL: BROWN, DRY, SILT, TR SAND, TR GRAVEL 0.4'-0.9' LT. BROWN, MOIST, F SAND, LITTLE GRAVEL, TR. SILT 0.9'-1.8' ASPHALT 1.8'-2.8' BROWN, MOIST, F-C SAND, SOME GRAVEL, LITTLE CLAY, TR. SILT	< 146 PPb @ ASPHALT
4-8 1.6' REC	0.0'-0.8' S.A.A. 0.8'-0.9' CRUSHED COBBLE 0.9'-1.2' BROWN, MOIST, SILTY CLAY, SOME GRAVEL 1.2'-1.6' CRUSHED STONE (COBBLE)	< 5 PPb
8-12 1.8' REC	0.8'-1.8' BROWN, MOIST, F-C+ SAND, SOME GRAVEL, LITTLE (-) CLAY. WET AT BOTTOM	< 5 PPb

Comments/Observations:

NO STAINING OBSERVED, NO ODOR.

Sample Time: 1545 Sample ID: B255SCS0304AA

Sample Time: ~~1552~~ 1552 Sample ID: B255SCS0308AA

Sample Time: 1559 Sample ID: B255SCS0312AA

SOIL / SEDIMENT SAMPLING FORM

Project: 301 CLOSURE Sampled by: MG / JS

Site and Site Code (**SITEID**): 1015-11-01

Sampling Location ID. (**LOCID**): B301SCS-01

Date (**LOGDATE**): 5/6/13 Time: 0940

FIELD OBSERVATIONS:

Sample Depth or Interval	Material Description/ Color
0 - 4 2.4' REC	6-6" TOPSOIL, F-M SAND, LITTLE SILT, TR. GRAVEL. DRY, DARK BR. 6"-12" TAN, DRY, F-C GRAVEL, SOME F-M SAND, TR. SILT. 12"-2.4' DARK BROWN, MOIST, F-C SAND, SOME GRAVEL, TR. CLAY W/ COBBLES TAR @ 1.8' BGS
4 - 8 10" REC	0"-10" BROWN, MOIST, F-C GRAVEL, SOME SAND, TR SILT.
8 - 12 3" REC	0-3" REDDISH BROWN, MOIST TO WET, F-C SAND, SOME GRAVEL, TR. SILT. LARGE COBBLE @ 2'

Comments/Observations:

Sample Time: 0948 Sample ID: B301SCS0104AA

Sample Time: 0955 Sample ID: B301SCS0108AA

Sample Time: 1002 Sample ID: B301SCS0112AA/AC/AS/AD (1008)

SOIL / SEDIMENT SAMPLING FORM

Project: 301 SITE CLOSURE Sampled by: MG / JD

Site and Site Code (**SITEID**): B 301

Sampling Location ID. (**LOCID**): B301SCS-02

Date (**LOGDATE**): 5/6/13 Time: 1010

FIELD OBSERVATIONS:

Sample Depth or Interval	Material Description/ Color
0 - 4 2.5' REC	0' - 0.9' BROWN, DRY, TOPSOIL: F-C SAND, SOME SILT, LITTLE GRAVEL 0.9 - 2.0' DARK BROWN, MOIST, CLAYEY SILT, LITTLE SAND, LITTLE GRAVEL. 2.0' - 2.5' RUST ORANGE, MOIST, F-C GRAVEL, LITTLE SAND, TR. SILT.
4 - 8 1.5' REC	0' - 0.8' BROWN, MOIST, F-M SAND, SOME GRAVEL, LITTLE SILT. 0.8' - 1.2' CRUSHED COBBLE / GRAVEL 1.2' - 1.5' BROWN, WET TO MOIST, F-C+ SAND, SOME GRAVEL TR. SILT.
8 - 12 2' REC	0' - 0.4' CRUSHED COBBLE / GRAVEL 0.4' - 2.0' BROWN / DARK BROWN, WET, F-C+ SAND, SOME GRAVEL, TR. SILT.

Comments/Observations:

ID TIME

Sample ~~Time~~: B301SCS0204AA Sample ~~ID~~: 1025

Sample ~~Time~~: B301SCS0208AA Sample ~~ID~~: 1027

Sample ~~Time~~: B301SCS0212AA Sample ~~ID~~: 1031

SOIL / SEDIMENT SAMPLING FORM

Project: 301 CLOSURE Sampled by: MG / JD

Site and Site Code (**SITEID**): 1015-11-01

Sampling Location ID. (**LOCID**): B301SCS-03

Date (**LOGDATE**): 5/6/17 Time: 0950

FIELD OBSERVATIONS:

Sample Depth or Interval	Material Description/ Color
0 - 4 2.5' REC	0'-1' BROWN, DRY TOPSOIL: F-M SAND, LITTLE SILT, LITTLE GRAVEL. 1'-1.8' BROWN, DRY, F-M SAND, LITTLE GRAVEL, LITTLE SILT. 1.8'-2.5' DRK BROWN, CLAYEY SILT, LITTLE F SAND, TR. GRAVEL
4 - 8 2' REC	0'-2' DRK BROWN, MOIST, SILTY CLAY, SOME GRAVEL, TR. TO LITTLE F SAND.
8 - 12 0.5' REC	0'-0.5' BROWN, WET, F-C GRAVEL, SOME SAND. TR SILT, TR CLAY.

Comments/Observations:

Sample Time: 1012 Sample ID: B301SCS0304AA

Sample Time: 1016 Sample ID: B301SCS0308AA

Sample Time: 1029 Sample ID: B301SCS0312AA

CHAIN OF CUSTODY RECORD

COC#: _4_ SDG#: 2/3 (Open/Closed) Cooler ID#: _A_

Ship to: Elaine Walker Test America Laboratories, Inc. 4955 Yarrow Street Arvada, Colorado Tel: 303-736-0156	Project Name: Griffiss AFB DP013 Building 255	Send Results to: Daniel Baldyga FPM Remediations, Inc 584 Phoenix Drive Rome, NY 13441 Phone: (315) 336-7721 Ext. 207
Carrier: Test America courier.	Sampler Name: Justin Damann Sampler Signature:	

Analyses requested

Field Sample ID	LocID	Date 2013	Time	MATRIX	SMCODE	SACODE	SBD/SED	# of Containers	VOCs: note 3, 4 oz. jar	Metals: note 4, 4 oz glass jar	VOCs note 3 40mL vials (HCl)	Metals note 4 250 mL poly (HNO_3).	Pesticides note 2 1 L amber bottle	Comments
B255SCS0104AA	B255SCS-1	5/6	1440	SO	G	N	0/0	2	1	1				
B255SCS0108AA	B255SCS-1	5/6	1455	SO	G	N	0/0	2	1	1				
B255SCS0112AA	B255SCS-1	5/6	1500	SO	G	N	0/0	2	1	1				
B255SCS0204AA	B255SCS-2	5/6	1515	SO	G	N	0/0	2	1	1				
B255SCS0208AA	B255SCS-2	5/6	1519	SO	G	N	0/0	2	1	1				
B255SCS0212AA	B255SCS-2	5/6	1525	SO	G	N	0/0	2	1	1				
B255SCS0304AA	B255SCS-3	5/6	1545	SO	G	N	0/0	2	1	1				
B255SCS0308AA	B255SCS-3	5/6	1552	SO	G	N	0/0	2	1	1				
B255SCS0312AA	B255SCS-3	5/6	1559	SO	G	N	0/0	2	1	1				
B255SCS0104AC	B255SCS-1	5/6	1442	SO	G	FD	0/0	2	1	1				
050613AE	FIELDQC	5/6	1630	WQ	G	EB	0/0	6			3	1	2	
050613AF	FIELDQC	5/6	1530	WQ	NA	AB	0/0	3			3			
050613AR	FIELDQC	5/6	0900	WQ	NA	TB	0/0	3			3			

Sample Condition Upon Receipt at Laboratory:	Cooler Temperature:
Special Instructions/Comments: Analyses to be conducted in compliance with AFCEE QAPP 4.0	
Note 1: Total SVOCs: method SW8270D	
Note 2: Total Pesticides: SW8081B	
Note 3: Total VOCs: SW8260B	
Note 4: Total Metals: SW6010C	

#1 Released by: (Sig)	Date:	#2 Released by: (Sig)	Date: 5/9/13	#3 Released by: (Sig)	Date:
Company Name:	Time:	Company Name: FPM	Time: 1630	Company Name:	Time:
#1 Received by: (Sig) Daniel Baldyga	Date:	#2 Received by: (Sig) R. English	Date: 05-07-13	#3 Received by: (Sig)	Date:
Company Name: FPM	Time:	Company Name: TASyR	Time: 16:30	Company Name:	Time:

MATRIX
WG = Ground water
WQ = Water Quality Control Matrix
SO = Soil

SMCODE
B = Bailer
G = Grab.
NA = Not Applicable (only for AB/TB)
PP = Peristaltic Pump
BP = Bladder Pump
SP = Submersible Pump
SS = Split Spoon

SACODE
N = Normal Sample
AB = Ambient Blank
TB = Trip Blank
EB = Equipment Blank
FD = Field Duplicate
MS = Matrix Spike
SD = Matrix Spike Duplicate

CHAIN OF CUSTODY RECORD

COC#: _1_ SDG#: 2 (Open/Closed) Cooler ID#: _A_

Ship to: Elaine Walker Test America Laboratories, Inc. 4955 Yarrow Street Arvada, Colorado Tel: 303-736-0156	Project Name: Griffiss AFB SD050 Building 214 Sampler Name: Justin Damann	Send Results to: Daniel Baldyga FPM Remediations, Inc 584 Phoenix Drive Rome, NY 13441 Phone: (315) 336-7721 Ext. 207
Carrier: Test America courier.	Sampler Signature:	

Analyses requested

Field Sample ID	LocID	Date 2013	Time	MATRIX	SMCODE	SACODE	SBD/SED	# of Containers	Metals: note 4 4 oz glass jar	Comments
B214SCS0204AA	B214SCS-2	5/6	1406	SO	G	N	0/0	1	1	
B214SCS0208AA	B214SCS-2	5/6	1408	SO	G	N	0/0	1	1	
B214SCS0212AA	B214SCS-2	5/6	1411	SO	G	N	0/0	1	1	
B214SCS0304AA	B214SCS-3	5/6	1357	SO	G	N	0/0	1	1	
B214SCS0308AA	B214SCS-3	5/6	1359	SO	G	N	0/0	1	1	
B214SCS0312AA	B214SCS-3	5/6	1403	SO	G	N	0/0	1	1	
B214SCS0404AA	B214SCS-4	5/6	1345	SO	G	N	0/0	1	1	
B214SCS0408AA	B214SCS-4	5/6	1349	SO	G	N	0/0	1	1	
B214SCS0412AA	B214SCS-4	5/6	1353	SO	G	N	0/0	1	1	
B214SCS0412AC	B214SCS-4	5/6	1355	SO	G	FD	0/0	1	1	

Sample Condition Upon Receipt at Laboratory: Cooler Temperature:

Special Instructions/Comments: Analyses to be conducted in compliance with AFCEE QAPP 4.0

Note 1: Total SVOCs: method SW8270D

Note 2: Total Pesticides: SW8081B

Note 3: Total VOCs: SW8260B

Note 4: Total Metals: SW6010C

#1 Released by: (Sig)	Date:	#2 Released by: (Sig)	Date: 5/7/13	#3 Released by: (Sig)	Date:
Company Name:	Time:	Company Name: FPM	Time: 1630	Company Name:	Time:
#1 Received by: (Sig) Daniel Baldyga	Date:	#2 Received by: (Sig)	Date: 05-07-13	#3 Received by: (Sig)	Date:
Company Name: FPM	Time:	Company Name: TA Syd	Time: 16:30	Company Name:	Time:

MATRIX
WG = Ground water
WQ = Water Quality Control Matrix
SO = Soil

SMCODE
B = Bailer
G = Grab.
NA = Not Applicable (only for AB/TB)
PP = Peristaltic Pump
BP = Bladder Pump
SP = Submersible Pump
SS = Split Spoon

SACODE
N = Normal Sample
AB = Ambient Blank
TB = Trip Blank
EB = Equipment Blank
FD = Field Duplicate
MS = Matrix Spike
SD = Matrix Spike Duplicate

CHAIN OF CUSTODY RECORD

COC#: _3_ SDG#: _1_ (Open/Closed) Cooler ID#: _A_

Ship to: Elaine Walker Test America Laboratories, Inc. 4955 Yarrow Street Arvada, Colorado Tel: 303-736-0156	Project Name: Griffiss AFB DP012 Building 301 Sampler Name: Justin Damann Sampler Signature:	Send Results to: Daniel Baldyga FPM Remediations, Inc 584 Phoenix Drive Rome, NY 13441 Phone: (315) 336-7721 Ext. 207
Carrier: Test America courier.		

Analyses requested

Field Sample ID	LocID	Date 2013	Time	MATRIX	SMCODE	SACODE	SBD/SED	# of Containers	Pesticides: note 2, 4 oz glass jar	Comments
B301SCS0104AA	B301SCS-1	5/6	0948	SO	G	N	0/0	1	1	
B301SCS0108AA	B301SCS-1	5/6	0955	SO	G	N	0/0	1	1	
B301SCS0112AA	B301SCS-1	5/6	1002	SO	G	N	0/0	1	1	
B301SCS0204AA	B301SCS-2	5/6	1025	SO	G	N	0/0	1	1	
B301SCS0208AA	B301SCS-2	5/6	1027	SO	G	N	0/0	1	1	
B301SCS0212AA	B301SCS-2	5/6	1031	SO	G	N	0/0	1	1	
B301SCS0304AA	B301SCS-3	5/6	1012	SO	G	N	0/0	1	1	
B301SCS0308AA	B301SCS-3	5/6	1016	SO	G	N	0/0	1	1	
B301SCS0312AA	B301SCS-3	5/6	1029	SO	G	N	0/0	1	1	
B301SCS0112AC	B301SCS-1	5/6	1008	SO	G	FD	0/0	1	1	
B301SCS0308AS	B301SCS-1	5/6	1016	SO	G	MS	0/0	1	1	
B301SCS0308AD	B301SCS-1	5/6	1016	SO	G	SD	0/0	1	1	

Sample Condition Upon Receipt at Laboratory:

Special Instructions/Comments: Analyses to be conducted in compliance with AFCEE QAPP 4.0 Cooler Temperature:

Note 1: Total SVOCs: method SW8270D

Note 2: Total Pesticides: SW8081B
Note 3: Total VOCs: SW8260B
Note 4: Total Metals: SW6010C

#1 Released by: (Sig)	Date:	#2 Released by: (Sig)	Date: 5/7/13	#3 Released by: (Sig)	Date:
Company Name:	Time:	Company Name: FPM	Time: 1638	Company Name:	Time:
#1 Received by: (Sig) Daniel Baldyga	Date:	#2 Received by: (Sig)	Date: 05-07-13	#3 Received by: (Sig)	Date:
Company Name: FPM	Time:	Company Name: TA Sys	Time: 16:30	Company Name:	Time:

MATRIX
WG = Ground water
WQ = Water Quality Control Matrix
SO = Soil

SMCODE
B = Bailer
G = Grab.
NA = Not Applicable (only for AB/TB)
PP = Peristaltic Pump
BP = Bladder Pump
SP = Submersible Pump
SS = Split Spoon

SACODE
N = Normal Sample
AB = Ambient Blank
TB = Trip Blank
EB = Equipment Blank
FD = Field Duplicate
MS = Matrix Spike
SD = Matrix Spike Duplicate

CHAIN OF CUSTODY RECORD

COC#: _2_ SDG#: 1 2 (Open/Closed) Cooler ID#: _A_

Ship to:	Project Name: Griffiss AFB DP015 Building 219	Send Results to:
Elaine Walker Test America Laboratories, Inc. 4955 Yarrow Street Arvada, Colorado Tel: 303-736-0156	Sampler Name: Justin Damann	Daniel Baldyga FPM Remediations, Inc 584 Phoenix Drive Rome, NY 13441 Phone: (315) 336-7721 Ext. 207
Carrier: Test America courier.	Sampler Signature:	

Analyses requested

Field Sample ID	LocID	Date 2013	Time	MATRIX	SMCODE	SACODE	SBD/SED	# of Containers	Metals: note 4 4 oz glass jar	Comments
B219SCS0104AA	B219SCS-1	5/6	1153	SO	G	N	0/0	1	1	
B219SCS0108AA	B219SCS-1	5/6	1156	SO	G	N	0/0	1	1	
B219SCS0112AA	B219SCS-1	5/6	1200	SO	G	N	0/0	1	1	
B219SCS0204AA	B219SCS-2	5/6	1208	SO	G	N	0/0	1	1	
B219SCS0208AA	B219SCS-2	5/6	1211	SO	G	N	0/0	1	1	
B219SCS0212AA	B219SCS-2	5/6	1215	SO	G	N	0/0	1	1	
B219SCS0304AA	B219SCS-3	5/6	1217	SO	G	N	0/0	1	1	
B219SCS0308AA	B219SCS-3	5/6	1221	SO	G	N	0/0	1	1	
B219SCS0312AA	B219SCS-3	5/6	1225	SO	G	N	0/0	1	1	
B219SCS0404AA	B219SCS-4	5/6	1140	SO	G	N	0/0	1	1	
B219SCS0408AA	B219SCS-4	5/6	1143	SO	G	N	0/0	1	1	
B219SCS0412AA	B219SCS-4	5/6	1145	SO	G	N	0/0	1	1	
B219SCS0504AA	B219SCS-5	5/6	1129	SO	G	N	0/0	1	1	
B219SCS0508AA	B219SCS-5	5/6	1133	SO	G	N	0/0	1	1	
B219SCS0512AA	B219SCS-5	5/6	1137	SO	G	N	0/0	1	1	

B219SCS0604AA	B219SCS-6	5/6	1119	SO	G	N	0/0	1	1	
B219SCS0608AA	B219SCS-6	5/6	1124	SO	G	N	0/0	1	1	
B219SCS0612AA	B219SCS-6	5/6	1127	SO	G	N	0/0	1	1	
B219SCS0412AC	B219SCS-4	5/6	1146	SO	G	FD	0/0	1	1	
B219SCS0304AS	B219SCS-3	5/6	1217	SO	G	MS	0/0	1	1	
B219SCS0304AD	B219SCS-3	5/6	1217	SO	G	SD	0/0	1	1	

Sample Condition Upon Receipt at Laboratory: Cooler Temperature:
Special Instructions/Comments: Analyses to be conducted in compliance with AFCEE QAPP 4.0
Note 1: Total SVOCs: method SW8270D
Note 2: Total Pesticides: SW8081B
Note 3: Total VOCs: SW8260B
Note 4: Total Metals: SW6010C

#1 Released by: (Sig)	Date:	#2 Released by: (Sig)	Date: 1630	#3 Released by: (Sig)	Date:
Company Name:	Time:	Company Name: FPM	Time: 5-7-13	Company Name:	Time:
#1 Received by: (Sig) Daniel Baldyga	Date:	#2 Received by: (Sig) R English	Date: 05-07-13	#3 Received by: (Sig)	Date:
Company Name: FPM	Time:	Company Name: TA Sya	Time: 16:30	Company Name:	Time:

MATRIX
WG = Ground water
WQ = Water Quality Control Matrix
SO = Soil

SMCODE
B = Bailer
G = Grab.
NA = Not Applicable (only for AB/TB)
PP = Peristaltic Pump
BP = Bladder Pump
SP = Submersible Pump
SS = Split Spoon

SACODE
N = Normal Sample
AB = Ambient Blank
TB = Trip Blank
EB = Equipment Blank
FD = Field Duplicate
MS = Matrix Spike
SD = Matrix Spike Duplicate

Daily Health and Safety Meeting Form

Date: 5/6/13 *Time :* 830

Location: FPM office (sample room)

Weather Conditions: sunny / 70°s

Meeting Type: Daily Health and Safety

Personnel Present:

Dan Baldyga, Justin Damann, Mike Grifasi, Josh Wenzel

Visitors Present: None

Visitor Training: None

PPE Required: Modified D

Possible risks, injuries, concerns:

underground utilities (unmarked), slip/trip/fall, car traffic.

Anticipated Releases to Environment (if so, describe and detail response action/control measures implemented):

None

Property Damage:

None

Description (include sequence of events describing step by step how incident happened):

None

Analysis for, and Implementation of Corrective/Preventative Procedure to Prevent Future Occurrences (to be formulated by SSHO + FOM, approved by PM, and SSHO implemented):

None

Report made by (Name): Dan Baldyga

SSHP Organization Title: Site Safety and Health Officer

Appendix E
Raw Laboratory Results

TestAmerica
THE LEADER IN ENVIRONMENTAL TESTING

ANALYTICAL REPORT

Job Number: 280-42043-1

Job Description: Griffiss AFB DP015 Bldg 219

For:
FPM Remediations Inc
584 Phoenix Drive
Rome, NY 13441

Attention: Daniel Baldyga

M. Elaine Walker

Approved for release.
Elaine Walker
Project Manager I
5/31/2013 1:04 PM

Elaine Walker, Project Manager I
4955 Yarrow Street, Arvada, CO, 80002
(303)736-0156
elaine.walker@testamericainc.com
05/31/2013

The test results in this report relate only to the samples in this report and meet all requirements of NELAC, with any exceptions noted. Pursuant to NELAP, this report shall not be reproduced except in full, without the written approval of the laboratory. All questions regarding this report should be directed to the TestAmerica Denver Project Manager.

The Lab Certification ID# is E87667.

Reporting limits are adjusted for sample size used, dilutions and moisture content if applicable.

Table of Contents

Cover Title Page 1

Data Summaries 4

- Report Narrative 4
- Sample Summary 6
- Executive Summary 7
- Method Summary 26
- Method / Analyst Summary 27
- Sample Datasheets 28
- QC Data Summary 66
- Data Qualifiers 74
- QC Association Summary 75
- Lab Chronicle 79
- Reagent Traceability 86
- Certification Summary 98

Inorganic Sample Data 99

- Metals Data 99
  - Met Cover Page 100
  - Met Sample Data 101
  - Met QC Data 120
    - Met ICV/CCV 120
    - Met CRQL 132
    - Met Blanks 134
    - Met ICSA/ICSAB 140
    - Met MS/MSD/PDS 144
    - Met LCS/LCSD 147
    - Met Serial Dilution 149

Table of Contents

Met MDL 150

Met IECF 152

Met Linear Ranges 158

Met Preparation Log 159

Met Analysis Run Log 160

Met Raw Data 166

Met Prep Data 931

General Chemistry Data 933

Gen Chem Cover Page 934

Gen Chem MDL 935

Gen Chem Analysis Run Log 936

Gen Chem Raw Data 938

Gen Chem Prep Data 939

Shipping and Receiving Documents 941

Client Chain of Custody 942

Sample Receipt Checklist 944

CASE NARRATIVE
Client: FPM Remediations Inc
Project: Griffiss AFB DP015 Bldg 219
Report Number: 280-42043-1

With the exceptions noted as flags or footnotes, standard analytical protocols were followed in the analysis of the samples and no problems were encountered or anomalies observed. In addition all laboratory quality control samples were within established control limits, with any exceptions noted below. Each sample was analyzed to achieve the lowest possible reporting limit within the constraints of the method. In some cases, due to interference or analytes present at high concentrations, samples were diluted. For diluted samples, the reporting limits are adjusted relative to the dilution required.

Calculations are performed before rounding to avoid round-off errors in calculated results.

All holding times were met and proper preservation noted for the methods performed on these samples, unless otherwise detailed in the individual sections below.

RECEIPT

Nineteen samples were received on 05/08/2013; the samples arrived in good condition, properly preserved and on ice. The temperatures of the coolers at receipt were 0.1ºC and 0.4ºC.

MS/MSD analyses were requested and performed on sample B219SCS0304AA (280-42043-7).

TOTAL METALS (ICP)

Samples B219SCS0104AA (280-42043-1), B219SCS0108AA (280-42043-2), B219SCS0112AA (280-42043-3), B219SCS0204AA (280-42043-4), B219SCS0208AA (280-42043-5), B219SCS0212AA (280-42043-6), B219SCS0304AA (280-42043-7), B219SCS0308AA (280-42043-8), B219SCS0312AA (280-42043-9), B219SCS0404AA (280-42043-10), B219SCS0408AA (280-42043-11), B219SCS0412AA (280-42043-12), B219SCS0504AA (280-42043-13), B219SCS0508AA (280-42043-14), B219SCS0512AA (280-42043-15), B219SCS0604AA (280-42043-16), B219SCS0608AA (280-42043-17), B219SCS0612AA (280-42043-18), and B219SCS0412AC (280-42043-19) were analyzed for Total Metals (ICP) in accordance with EPA SW-846 Method 6010C. The samples were prepared on 05/10/2013 and analyzed on 05/17/2013 and 05/21/2013.

Boron, Aluminum, Iron, and Manganese were detected in method blank MB 280-173665/1-A at levels that were above the method detection limits but below the reporting limits. The values should be considered estimates, and have been flagged “J”. However, because the result concentrations were less than ½ the respective reporting limits, no corrective action was necessary.

Antimony, Iron, Manganese, and Zinc failed the recovery criteria low for the matrix spike (MS) of sample B219SCS0304AA (280-42043-7) in batch 280-175407. Aluminum and Calcium failed the recovery criteria high. For the matrix spike duplicate (MSD), Antimony, Iron, Nickel, and Zinc failed the recovery criteria low. Aluminum, Calcium, and Manganese failed the recovery criteria high. Also, Calcium and Manganese exceeded the RPD limit. The presence of the '4' qualifier in the report indicates where the analyte concentration in the unspiked sample exceeded four times the spiking amount. The associated laboratory control sample (LCS) recoveries met acceptance criteria, and the sample results have been flagged accordingly.

The interference check standard solution (ICSA) associated with batch 280-174938 showed results for one or more elements at a level greater than the limit of detection (LOD). The initial ICSA results were greater than the LOD for Chromium, Copper, and Vanadium. It is believed that the solution contains trace impurities of these elements and that the results are not due to matrix interference. These results are consistent with those found by the manufacturer of the ICSA solution. The associated sample results have been flagged “Q” for these elements.

The interference check standard solution (ICSA) associated with batch 280-175407 showed results for one or more elements at a level greater than the limit of detection (LOD). The initial ICSA result was greater than the LOD for Manganese. It is believed that the solution contains trace impurities of this element and that the results are not due to matrix interference. These results are consistent with those found by the manufacturer of the ICSA solution. The associated sample results have been flagged “Q” for Manganese.

No other difficulties were encountered during the metals analyses.

All other quality control parameters were within the acceptance limits.

PERCENT SOLIDS

Samples B219SCS0104AA (280-42043-1), B219SCS0108AA (280-42043-2), B219SCS0112AA (280-42043-3), B219SCS0204AA (280-42043-4), B219SCS0208AA (280-42043-5), B219SCS0212AA (280-42043-6), B219SCS0304AA (280-42043-7), B219SCS0308AA (280-42043-8), B219SCS0312AA (280-42043-9), B219SCS0404AA (280-42043-10), B219SCS0408AA (280-42043-11), B219SCS0412AA (280-42043-12), B219SCS0504AA (280-42043-13), B219SCS0508AA (280-42043-14), B219SCS0512AA (280-42043-15), B219SCS0604AA (280-42043-16), B219SCS0608AA (280-42043-17), B219SCS0612AA (280-42043-18), and B219SCS0412AC (280-42043-19) were analyzed for percent solids in accordance with EPA SW846 3550C. The samples were analyzed on 05/28/2013.

No difficulties were encountered during the % solids analyses.

All quality control parameters were within the acceptance limits.

SAMPLE SUMMARY

Client: FPM Remediations Inc

Job Number: 280-42043-1

Lab Sample ID	Client Sample ID	Client Matrix	Date/Time Sampled	Date/Time Received
280-42043-1	B219SCS0104AA	Solid	05/06/2013 1153	05/08/2013 0915
280-42043-2	B219SCS0108AA	Solid	05/06/2013 1156	05/08/2013 0915
280-42043-3	B219SCS0112AA	Solid	05/06/2013 1200	05/08/2013 0915
280-42043-4	B219SCS0204AA	Solid	05/06/2013 1208	05/08/2013 0915
280-42043-5	B219SCS0208AA	Solid	05/06/2013 1211	05/08/2013 0915
280-42043-6	B219SCS0212AA	Solid	05/06/2013 1215	05/08/2013 0915
280-42043-7	B219SCS0304AA	Solid	05/06/2013 1217	05/08/2013 0915
280-42043-7MS	B219SCS0304AA	Solid	05/06/2013 1217	05/08/2013 0915
280-42043-7MSD	B219SCS0304AA	Solid	05/06/2013 1217	05/08/2013 0915
280-42043-8	B219SCS0308AA	Solid	05/06/2013 1221	05/08/2013 0915
280-42043-9	B219SCS0312AA	Solid	05/06/2013 1225	05/08/2013 0915
280-42043-10	B219SCS0404AA	Solid	05/06/2013 1140	05/08/2013 0915
280-42043-11	B219SCS0408AA	Solid	05/06/2013 1143	05/08/2013 0915
280-42043-12	B219SCS0412AA	Solid	05/06/2013 1145	05/08/2013 0915
280-42043-13	B219SCS0504AA	Solid	05/06/2013 1129	05/08/2013 0915
280-42043-14	B219SCS0508AA	Solid	05/06/2013 1133	05/08/2013 0915
280-42043-15	B219SCS0512AA	Solid	05/06/2013 1137	05/08/2013 0915
280-42043-16	B219SCS0604AA	Solid	05/06/2013 1119	05/08/2013 0915
280-42043-17	B219SCS0608AA	Solid	05/06/2013 1124	05/08/2013 0915
280-42043-18	B219SCS0612AA	Solid	05/06/2013 1127	05/08/2013 0915
280-42043-19FD	B219SCS0412AC	Solid	05/06/2013 1146	05/08/2013 0915

EXECUTIVE SUMMARY - Detections

Client: FPM Remediations Inc

Job Number: 280-42043-1

Lab Sample ID / Analyte	Client Sample ID	Result	Qualifier	Reporting Limit	Units	Method
280-42043-1	**B219SCS0104AA**					
Aluminum		6100		46	mg/Kg	6010C
Arsenic		3.6		2.3	mg/Kg	6010C
Barium		30		1.9	mg/Kg	6010C
Beryllium		0.26	J	0.46	mg/Kg	6010C
Boron		3.3	J	9.3	mg/Kg	6010C
Cadmium		0.35	J	0.46	mg/Kg	6010C
Calcium		76000		93	mg/Kg	6010C
Chromium		10	Q	3.2	mg/Kg	6010C
Cobalt		4.9		0.93	mg/Kg	6010C
Copper		39	Q	4.6	mg/Kg	6010C
Iron		13000		74	mg/Kg	6010C
Lead		15		0.83	mg/Kg	6010C
Magnesium		3900		28	mg/Kg	6010C
Manganese		570	Q	4.2	mg/Kg	6010C
Molybdenum		0.32	J	2.3	mg/Kg	6010C
Nickel		13		3.7	mg/Kg	6010C
Potassium		760		280	mg/Kg	6010C
Sodium		86	J	460	mg/Kg	6010C
Vanadium		21	Q	1.9	mg/Kg	6010C
Zinc		54		7.4	mg/Kg	6010C
Percent Moisture		3.8		0.10	%	Moisture
Percent Solids		96		0.10	%	Moisture

EXECUTIVE SUMMARY - Detections

Client: FPM Remediations Inc

Job Number: 280-42043-1

Lab Sample ID / Analyte	Client Sample ID	Result	Qualifier	Reporting Limit	Units	Method
280-42043-2	**B219SCS0108AA**					
Aluminum		8400		46	mg/Kg	6010C
Arsenic		3.5		2.3	mg/Kg	6010C
Barium		37		1.8	mg/Kg	6010C
Beryllium		0.35	J	0.46	mg/Kg	6010C
Boron		2.5	J	9.2	mg/Kg	6010C
Cadmium		0.18	J	0.46	mg/Kg	6010C
Calcium		19000		92	mg/Kg	6010C
Chromium		10	Q	3.2	mg/Kg	6010C
Cobalt		6.0		0.92	mg/Kg	6010C
Copper		22	Q	4.6	mg/Kg	6010C
Iron		18000		74	mg/Kg	6010C
Lead		6.4		0.83	mg/Kg	6010C
Magnesium		3800		28	mg/Kg	6010C
Manganese		1000	Q	4.2	mg/Kg	6010C
Molybdenum		0.36	J	2.3	mg/Kg	6010C
Nickel		13		3.7	mg/Kg	6010C
Potassium		820		280	mg/Kg	6010C
Silver		0.23	J	1.4	mg/Kg	6010C
Sodium		83	J	460	mg/Kg	6010C
Vanadium		16	Q	1.8	mg/Kg	6010C
Zinc		44		7.4	mg/Kg	6010C
Percent Moisture		7.5		0.10	%	Moisture
Percent Solids		92		0.10	%	Moisture

EXECUTIVE SUMMARY - Detections

Client: FPM Remediations Inc

Job Number: 280-42043-1

Lab Sample ID / Analyte	Client Sample ID	Result	Qualifier	Reporting Limit	Units	Method
280-42043-3	**B219SCS0112AA**					
Aluminum		7700		50	mg/Kg	6010C
Arsenic		3.5		2.5	mg/Kg	6010C
Barium		31		2.0	mg/Kg	6010C
Beryllium		0.33	J	0.50	mg/Kg	6010C
Boron		2.2	J	10	mg/Kg	6010C
Cadmium		0.13	J	0.50	mg/Kg	6010C
Calcium		3900		100	mg/Kg	6010C
Chromium		9.4	Q	3.5	mg/Kg	6010C
Cobalt		5.6		1.0	mg/Kg	6010C
Copper		31	Q	5.0	mg/Kg	6010C
Iron		19000		81	mg/Kg	6010C
Lead		5.0		0.91	mg/Kg	6010C
Magnesium		3300		30	mg/Kg	6010C
Manganese		1100	Q	4.5	mg/Kg	6010C
Molybdenum		0.31	J	2.5	mg/Kg	6010C
Nickel		13		4.0	mg/Kg	6010C
Potassium		860		300	mg/Kg	6010C
Silver		0.26	J	1.5	mg/Kg	6010C
Sodium		62	J	500	mg/Kg	6010C
Vanadium		13	Q	2.0	mg/Kg	6010C
Zinc		47		8.1	mg/Kg	6010C
Percent Moisture		8.9		0.10	%	Moisture
Percent Solids		91		0.10	%	Moisture

EXECUTIVE SUMMARY - Detections

Client: FPM Remediations Inc

Job Number: 280-42043-1

Lab Sample ID / Analyte	Client Sample ID	Result	Qualifier	Reporting Limit	Units	Method
280-42043-4	**B219SCS0204AA**					
Aluminum		7300		51	mg/Kg	6010C
Arsenic		4.0		2.5	mg/Kg	6010C
Barium		38		2.0	mg/Kg	6010C
Beryllium		0.28	J	0.51	mg/Kg	6010C
Boron		2.3	J	10	mg/Kg	6010C
Cadmium		0.42	J	0.51	mg/Kg	6010C
Calcium		31000		100	mg/Kg	6010C
Chromium		8.8	Q	3.5	mg/Kg	6010C
Cobalt		5.0		1.0	mg/Kg	6010C
Copper		26	Q	5.1	mg/Kg	6010C
Iron		15000		81	mg/Kg	6010C
Lead		16		0.91	mg/Kg	6010C
Magnesium		3200		30	mg/Kg	6010C
Manganese		840	Q	4.5	mg/Kg	6010C
Molybdenum		0.45	J	2.5	mg/Kg	6010C
Nickel		11		4.0	mg/Kg	6010C
Potassium		740		300	mg/Kg	6010C
Silver		0.23	J	1.5	mg/Kg	6010C
Sodium		71	J	510	mg/Kg	6010C
Vanadium		13	Q	2.0	mg/Kg	6010C
Zinc		59		8.1	mg/Kg	6010C
Percent Moisture		6.6		0.10	%	Moisture
Percent Solids		93		0.10	%	Moisture

EXECUTIVE SUMMARY - Detections

Client: FPM Remediations Inc

Job Number: 280-42043-1

Lab Sample ID / Analyte	Client Sample ID	Result	Qualifier	Reporting Limit	Units	Method
280-42043-5	**B219SCS0208AA**					
Aluminum		8200		54	mg/Kg	6010C
Arsenic		4.3		2.7	mg/Kg	6010C
Barium		41		2.2	mg/Kg	6010C
Beryllium		0.35	J	0.54	mg/Kg	6010C
Boron		3.2	J	11	mg/Kg	6010C
Cadmium		0.35	J	0.54	mg/Kg	6010C
Calcium		40000		110	mg/Kg	6010C
Chromium		11	Q	3.8	mg/Kg	6010C
Cobalt		5.6		1.1	mg/Kg	6010C
Copper		28	Q	5.4	mg/Kg	6010C
Iron		18000		86	mg/Kg	6010C
Lead		22		0.97	mg/Kg	6010C
Magnesium		3800		32	mg/Kg	6010C
Manganese		1000	Q	4.9	mg/Kg	6010C
Molybdenum		0.55	J	2.7	mg/Kg	6010C
Nickel		13		4.3	mg/Kg	6010C
Potassium		910		320	mg/Kg	6010C
Silver		0.17	J	1.6	mg/Kg	6010C
Sodium		94	J	540	mg/Kg	6010C
Vanadium		16	Q	2.2	mg/Kg	6010C
Zinc		68		8.6	mg/Kg	6010C
Percent Moisture		7.5		0.10	%	Moisture
Percent Solids		92		0.10	%	Moisture

EXECUTIVE SUMMARY - Detections

Client: FPM Remediations Inc

Job Number: 280-42043-1

Lab Sample ID / Analyte	Client Sample ID	Result	Qualifier	Reporting Limit	Units	Method
280-42043-6	**B219SCS0212AA**					
Aluminum		8600		49	mg/Kg	6010C
Arsenic		4.6		2.5	mg/Kg	6010C
Barium		37		2.0	mg/Kg	6010C
Beryllium		0.35	J	0.49	mg/Kg	6010C
Boron		2.2	J	9.8	mg/Kg	6010C
Cadmium		0.45	J	0.49	mg/Kg	6010C
Calcium		16000		98	mg/Kg	6010C
Chromium		12	Q	3.4	mg/Kg	6010C
Cobalt		5.8		0.98	mg/Kg	6010C
Copper		36	Q	4.9	mg/Kg	6010C
Iron		30000		79	mg/Kg	6010C
Lead		18		0.88	mg/Kg	6010C
Magnesium		3400		29	mg/Kg	6010C
Manganese		1400	Q	4.4	mg/Kg	6010C
Molybdenum		0.77	J	2.5	mg/Kg	6010C
Nickel		14		3.9	mg/Kg	6010C
Potassium		880		290	mg/Kg	6010C
Silver		0.27	J	1.5	mg/Kg	6010C
Sodium		68	J	490	mg/Kg	6010C
Vanadium		15	Q	2.0	mg/Kg	6010C
Zinc		200		7.9	mg/Kg	6010C
Percent Moisture		8.2		0.10	%	Moisture
Percent Solids		92		0.10	%	Moisture

EXECUTIVE SUMMARY - Detections

Client: FPM Remediations Inc

Job Number: 280-42043-1

Lab Sample ID / Analyte	Client Sample ID	Result	Qualifier	Reporting Limit	Units	Method
280-42043-7	**B219SCS0304AA**					
Aluminum		6300	J	54	mg/Kg	6010C
Arsenic		6.2		2.7	mg/Kg	6010C
Barium		26		2.2	mg/Kg	6010C
Beryllium		0.21	J	0.54	mg/Kg	6010C
Boron		2.1	J	11	mg/Kg	6010C
Cadmium		0.14	J	0.54	mg/Kg	6010C
Calcium		23000	J	110	mg/Kg	6010C
Chromium		7.4	Q	3.8	mg/Kg	6010C
Cobalt		4.7		1.1	mg/Kg	6010C
Copper		18	Q	5.4	mg/Kg	6010C
Iron		14000	J	86	mg/Kg	6010C
Lead		5.7		0.97	mg/Kg	6010C
Magnesium		2700		32	mg/Kg	6010C
Manganese		810	Q J	4.9	mg/Kg	6010C
Nickel		9.8	J	4.3	mg/Kg	6010C
Potassium		670		320	mg/Kg	6010C
Sodium		69	J	540	mg/Kg	6010C
Vanadium		12	Q	2.2	mg/Kg	6010C
Zinc		33	J	8.6	mg/Kg	6010C
Percent Moisture		8.3		0.10	%	Moisture
Percent Solids		92		0.10	%	Moisture

EXECUTIVE SUMMARY - Detections

Client: FPM Remediations Inc

Job Number: 280-42043-1

Lab Sample ID / Analyte	Client Sample ID	Result	Qualifier	Reporting Limit	Units	Method
280-42043-8	**B219SCS0308AA**					
Aluminum		6300		45	mg/Kg	6010C
Arsenic		9.8		2.3	mg/Kg	6010C
Barium		27		1.8	mg/Kg	6010C
Beryllium		0.25	J	0.45	mg/Kg	6010C
Boron		1.8	J	9.1	mg/Kg	6010C
Cadmium		0.17	J	0.45	mg/Kg	6010C
Calcium		14000		91	mg/Kg	6010C
Chromium		8.0	Q	3.2	mg/Kg	6010C
Cobalt		4.1		0.91	mg/Kg	6010C
Copper		18	Q	4.5	mg/Kg	6010C
Iron		14000		73	mg/Kg	6010C
Lead		6.5		0.82	mg/Kg	6010C
Magnesium		2500		27	mg/Kg	6010C
Manganese		680	Q	4.1	mg/Kg	6010C
Molybdenum		0.53	J	2.3	mg/Kg	6010C
Nickel		8.8		3.6	mg/Kg	6010C
Potassium		650		270	mg/Kg	6010C
Sodium		70	J	450	mg/Kg	6010C
Vanadium		11	Q	1.8	mg/Kg	6010C
Zinc		36		7.3	mg/Kg	6010C
Percent Moisture		6.6		0.10	%	Moisture
Percent Solids		93		0.10	%	Moisture

EXECUTIVE SUMMARY - Detections

Client: FPM Remediations Inc

Job Number: 280-42043-1

Lab Sample ID / Analyte	Client Sample ID	Result	Qualifier	Reporting Limit	Units	Method
280-42043-9	**B219SCS0312AA**					
Aluminum		7600		52	mg/Kg	6010C
Arsenic		4.2		2.6	mg/Kg	6010C
Barium		29		2.1	mg/Kg	6010C
Beryllium		0.33	J	0.52	mg/Kg	6010C
Boron		1.9	J	10	mg/Kg	6010C
Cadmium		0.12	J	0.52	mg/Kg	6010C
Calcium		1900		100	mg/Kg	6010C
Chromium		9.4	Q	3.7	mg/Kg	6010C
Cobalt		5.1		1.0	mg/Kg	6010C
Copper		28	Q	5.2	mg/Kg	6010C
Iron		21000		84	mg/Kg	6010C
Lead		3.9		0.94	mg/Kg	6010C
Magnesium		3100		31	mg/Kg	6010C
Manganese		900	Q	4.7	mg/Kg	6010C
Molybdenum		0.53	J	2.6	mg/Kg	6010C
Nickel		13		4.2	mg/Kg	6010C
Potassium		880		310	mg/Kg	6010C
Vanadium		13	Q	2.1	mg/Kg	6010C
Zinc		50		8.4	mg/Kg	6010C
Percent Moisture		8.1		0.10	%	Moisture
Percent Solids		92		0.10	%	Moisture

EXECUTIVE SUMMARY - Detections

Client: FPM Remediations Inc

Job Number: 280-42043-1

Lab Sample ID / Analyte	Client Sample ID	Result	Qualifier	Reporting Limit	Units	Method
280-42043-10	**B219SCS0404AA**					
Aluminum		10000		53	mg/Kg	6010C
Arsenic		3.9		2.6	mg/Kg	6010C
Barium		32		2.1	mg/Kg	6010C
Beryllium		0.46	J	0.53	mg/Kg	6010C
Boron		2.3	J	11	mg/Kg	6010C
Cadmium		0.29	J	0.53	mg/Kg	6010C
Calcium		7900		110	mg/Kg	6010C
Chromium		14	Q	3.7	mg/Kg	6010C
Cobalt		6.6		1.1	mg/Kg	6010C
Copper		38	Q	5.3	mg/Kg	6010C
Iron		21000		85	mg/Kg	6010C
Lead		6.6		0.95	mg/Kg	6010C
Magnesium		3500		32	mg/Kg	6010C
Manganese		870	Q	4.8	mg/Kg	6010C
Molybdenum		1.5	J	2.6	mg/Kg	6010C
Nickel		15		4.2	mg/Kg	6010C
Potassium		910		320	mg/Kg	6010C
Sodium		310	J	530	mg/Kg	6010C
Vanadium		16	Q	2.1	mg/Kg	6010C
Zinc		51		8.5	mg/Kg	6010C
Percent Moisture		9.3		0.10	%	Moisture
Percent Solids		91		0.10	%	Moisture

EXECUTIVE SUMMARY - Detections

Client: FPM Remediations Inc

Job Number: 280-42043-1

Lab Sample ID / Analyte	Client Sample ID	Result	Qualifier	Reporting Limit	Units	Method
280-42043-11	**B219SCS0408AA**					
Aluminum		7800		46	mg/Kg	6010C
Arsenic		3.2		2.3	mg/Kg	6010C
Barium		27		1.8	mg/Kg	6010C
Beryllium		0.34	J	0.46	mg/Kg	6010C
Boron		1.7	J	9.2	mg/Kg	6010C
Cadmium		0.093	J	0.46	mg/Kg	6010C
Calcium		1000		92	mg/Kg	6010C
Chromium		10	Q	3.2	mg/Kg	6010C
Cobalt		5.8		0.92	mg/Kg	6010C
Copper		41	Q	4.6	mg/Kg	6010C
Iron		18000		73	mg/Kg	6010C
Lead		4.5		0.82	mg/Kg	6010C
Magnesium		3100		27	mg/Kg	6010C
Manganese		890	Q	4.1	mg/Kg	6010C
Molybdenum		0.80	J	2.3	mg/Kg	6010C
Nickel		13		3.7	mg/Kg	6010C
Potassium		830		270	mg/Kg	6010C
Silver		0.19	J	1.4	mg/Kg	6010C
Sodium		160	J	460	mg/Kg	6010C
Vanadium		12	Q	1.8	mg/Kg	6010C
Zinc		44		7.3	mg/Kg	6010C
Percent Moisture		9.0		0.10	%	Moisture
Percent Solids		91		0.10	%	Moisture

EXECUTIVE SUMMARY - Detections

Client: FPM Remediations Inc

Job Number: 280-42043-1

Lab Sample ID / Analyte	Client Sample ID	Result	Qualifier	Reporting Limit	Units	Method
280-42043-12	**B219SCS0412AA**					
Aluminum		7100		47	mg/Kg	6010C
Arsenic		3.8		2.3	mg/Kg	6010C
Barium		26		1.9	mg/Kg	6010C
Beryllium		0.32	J	0.47	mg/Kg	6010C
Boron		2.1	J	9.3	mg/Kg	6010C
Cadmium		0.12	J	0.47	mg/Kg	6010C
Calcium		3300		93	mg/Kg	6010C
Chromium		8.8	Q	3.3	mg/Kg	6010C
Cobalt		5.6		0.93	mg/Kg	6010C
Copper		25	Q	4.7	mg/Kg	6010C
Iron		19000		75	mg/Kg	6010C
Lead		5.0		0.84	mg/Kg	6010C
Magnesium		2800		28	mg/Kg	6010C
Manganese		900	Q	4.2	mg/Kg	6010C
Molybdenum		0.40	J	2.3	mg/Kg	6010C
Nickel		13		3.7	mg/Kg	6010C
Potassium		860		280	mg/Kg	6010C
Silver		0.19	J	1.4	mg/Kg	6010C
Sodium		82	J	470	mg/Kg	6010C
Vanadium		11	Q	1.9	mg/Kg	6010C
Zinc		45		7.5	mg/Kg	6010C
Percent Moisture		9.9		0.10	%	Moisture
Percent Solids		90		0.10	%	Moisture

EXECUTIVE SUMMARY - Detections

Client: FPM Remediations Inc

Job Number: 280-42043-1

Lab Sample ID / Analyte	Client Sample ID	Result	Qualifier	Reporting Limit	Units	Method
280-42043-13	**B219SCS0504AA**					
Aluminum		11000		51	mg/Kg	6010C
Arsenic		5.0		2.5	mg/Kg	6010C
Barium		50		2.0	mg/Kg	6010C
Beryllium		0.52		0.51	mg/Kg	6010C
Boron		2.1	J	10	mg/Kg	6010C
Cadmium		0.49	J	0.51	mg/Kg	6010C
Calcium		11000		100	mg/Kg	6010C
Chromium		12	Q	3.6	mg/Kg	6010C
Cobalt		8.0		1.0	mg/Kg	6010C
Copper		35	Q	5.1	mg/Kg	6010C
Iron		24000		81	mg/Kg	6010C
Lead		25		0.91	mg/Kg	6010C
Magnesium		4000		30	mg/Kg	6010C
Manganese		1100	Q	4.6	mg/Kg	6010C
Nickel		17		4.1	mg/Kg	6010C
Potassium		960		300	mg/Kg	6010C
Silver		0.25	J	1.5	mg/Kg	6010C
Sodium		180	J	510	mg/Kg	6010C
Vanadium		19	Q	2.0	mg/Kg	6010C
Zinc		97		8.1	mg/Kg	6010C
Percent Moisture		8.0		0.10	%	Moisture
Percent Solids		92		0.10	%	Moisture

EXECUTIVE SUMMARY - Detections

Client: FPM Remediations Inc

Job Number: 280-42043-1

Lab Sample ID / Analyte	Client Sample ID	Result	Qualifier	Reporting Limit	Units	Method
280-42043-14	**B219SCS0508AA**					
Aluminum		8000		52	mg/Kg	6010C
Arsenic		3.3		2.6	mg/Kg	6010C
Barium		32		2.1	mg/Kg	6010C
Beryllium		0.32	J	0.52	mg/Kg	6010C
Boron		1.9	J	10	mg/Kg	6010C
Cadmium		0.21	J	0.52	mg/Kg	6010C
Calcium		2900		100	mg/Kg	6010C
Chromium		8.5	Q	3.6	mg/Kg	6010C
Cobalt		5.1		1.0	mg/Kg	6010C
Copper		22	Q	5.2	mg/Kg	6010C
Iron		16000		83	mg/Kg	6010C
Lead		8.6		0.93	mg/Kg	6010C
Magnesium		2700		31	mg/Kg	6010C
Manganese		810	Q	4.7	mg/Kg	6010C
Molybdenum		0.38	J	2.6	mg/Kg	6010C
Nickel		11		4.1	mg/Kg	6010C
Potassium		780		310	mg/Kg	6010C
Silver		0.19	J	1.6	mg/Kg	6010C
Sodium		250	J	520	mg/Kg	6010C
Vanadium		13	Q	2.1	mg/Kg	6010C
Zinc		49		8.3	mg/Kg	6010C
Percent Moisture		9.6		0.10	%	Moisture
Percent Solids		90		0.10	%	Moisture

EXECUTIVE SUMMARY - Detections

Client: FPM Remediations Inc

Job Number: 280-42043-1

Lab Sample ID / Analyte	Client Sample ID	Result	Qualifier	Reporting Limit	Units	Method
280-42043-15	**B219SCS0512AA**					
Aluminum		7000		56	mg/Kg	6010C
Arsenic		4.0		2.8	mg/Kg	6010C
Barium		36		2.2	mg/Kg	6010C
Beryllium		0.41	J	0.56	mg/Kg	6010C
Boron		2.3	J	11	mg/Kg	6010C
Cadmium		0.14	J	0.56	mg/Kg	6010C
Calcium		3700		110	mg/Kg	6010C
Chromium		8.7	Q	3.9	mg/Kg	6010C
Cobalt		5.5		1.1	mg/Kg	6010C
Copper		24	Q	5.6	mg/Kg	6010C
Iron		21000		89	mg/Kg	6010C
Lead		4.7		1.0	mg/Kg	6010C
Magnesium		2800		33	mg/Kg	6010C
Manganese		1300	Q	5.0	mg/Kg	6010C
Molybdenum		0.32	J	2.8	mg/Kg	6010C
Nickel		13		4.4	mg/Kg	6010C
Potassium		1100		330	mg/Kg	6010C
Silver		0.22	J	1.7	mg/Kg	6010C
Sodium		200	J	560	mg/Kg	6010C
Vanadium		13	Q	2.2	mg/Kg	6010C
Zinc		110		8.9	mg/Kg	6010C
Percent Moisture		12		0.10	%	Moisture
Percent Solids		88		0.10	%	Moisture

EXECUTIVE SUMMARY - Detections

Client: FPM Remediations Inc

Job Number: 280-42043-1

Lab Sample ID / Analyte	Client Sample ID	Result	Qualifier	Reporting Limit	Units	Method
280-42043-16	**B219SCS0604AA**					
Aluminum		9100		52	mg/Kg	6010C
Antimony		1.1	J	2.1	mg/Kg	6010C
Arsenic		3.1		2.6	mg/Kg	6010C
Barium		28		2.1	mg/Kg	6010C
Beryllium		0.36	J	0.52	mg/Kg	6010C
Boron		3.4	J	10	mg/Kg	6010C
Cadmium		0.20	J	0.52	mg/Kg	6010C
Calcium		83000		100	mg/Kg	6010C
Chromium		11	Q	3.7	mg/Kg	6010C
Cobalt		5.2		1.0	mg/Kg	6010C
Copper		34	Q	5.2	mg/Kg	6010C
Iron		15000		83	mg/Kg	6010C
Lead		13		0.94	mg/Kg	6010C
Magnesium		5300		31	mg/Kg	6010C
Manganese		510	Q	4.7	mg/Kg	6010C
Molybdenum		0.29	J	2.6	mg/Kg	6010C
Nickel		15		4.2	mg/Kg	6010C
Potassium		940		310	mg/Kg	6010C
Sodium		250	J	520	mg/Kg	6010C
Vanadium		15	Q	2.1	mg/Kg	6010C
Zinc		52		8.3	mg/Kg	6010C
Percent Moisture		11		0.10	%	Moisture
Percent Solids		89		0.10	%	Moisture

EXECUTIVE SUMMARY - Detections

Client: FPM Remediations Inc

Job Number: 280-42043-1

Lab Sample ID / Analyte	Client Sample ID	Result	Qualifier	Reporting Limit	Units	Method
280-42043-17	**B219SCS0608AA**					
Aluminum		9300		47	mg/Kg	6010C
Arsenic		3.3		2.3	mg/Kg	6010C
Barium		26		1.9	mg/Kg	6010C
Beryllium		0.40	J	0.47	mg/Kg	6010C
Boron		2.1	J	9.3	mg/Kg	6010C
Cadmium		0.12	J	0.47	mg/Kg	6010C
Calcium		1000		93	mg/Kg	6010C
Chromium		11	Q	3.3	mg/Kg	6010C
Cobalt		6.1		0.93	mg/Kg	6010C
Copper		39	Q	4.7	mg/Kg	6010C
Iron		19000		75	mg/Kg	6010C
Lead		5.0		0.84	mg/Kg	6010C
Magnesium		3500		28	mg/Kg	6010C
Manganese		870	Q	4.2	mg/Kg	6010C
Molybdenum		0.72	J	2.3	mg/Kg	6010C
Nickel		14		3.7	mg/Kg	6010C
Potassium		900		280	mg/Kg	6010C
Silver		0.19	J	1.4	mg/Kg	6010C
Sodium		270	J	470	mg/Kg	6010C
Vanadium		14	Q	1.9	mg/Kg	6010C
Zinc		44		7.5	mg/Kg	6010C
Percent Moisture		9.3		0.10	%	Moisture
Percent Solids		91		0.10	%	Moisture

EXECUTIVE SUMMARY - Detections

Client: FPM Remediations Inc

Job Number: 280-42043-1

Lab Sample ID / Analyte	Client Sample ID	Result	Qualifier	Reporting Limit	Units	Method
280-42043-18	**B219SCS0612AA**					
Aluminum		8600		52	mg/Kg	6010C
Arsenic		3.9		2.6	mg/Kg	6010C
Barium		35		2.1	mg/Kg	6010C
Beryllium		0.39	J	0.52	mg/Kg	6010C
Boron		2.0	J	10	mg/Kg	6010C
Cadmium		0.14	J	0.52	mg/Kg	6010C
Calcium		2200		100	mg/Kg	6010C
Chromium		9.4	Q	3.6	mg/Kg	6010C
Cobalt		6.2		1.0	mg/Kg	6010C
Copper		36	Q	5.2	mg/Kg	6010C
Iron		22000		83	mg/Kg	6010C
Lead		5.2		0.93	mg/Kg	6010C
Magnesium		3500		31	mg/Kg	6010C
Manganese		1400	Q	4.7	mg/Kg	6010C
Molybdenum		0.28	J	2.6	mg/Kg	6010C
Nickel		15		4.1	mg/Kg	6010C
Potassium		910		310	mg/Kg	6010C
Sodium		210	J	520	mg/Kg	6010C
Vanadium		13	Q	2.1	mg/Kg	6010C
Zinc		63		8.3	mg/Kg	6010C
Percent Moisture		8.2		0.10	%	Moisture
Percent Solids		92		0.10	%	Moisture

EXECUTIVE SUMMARY - Detections

Client: FPM Remediations Inc

Job Number: 280-42043-1

Lab Sample ID / Analyte	Client Sample ID	Result	Qualifier	Reporting Limit	Units	Method
280-42043-19FD	**B219SCS0412AC**					
Aluminum		7500		53	mg/Kg	6010C
Arsenic		4.4		2.6	mg/Kg	6010C
Barium		33		2.1	mg/Kg	6010C
Beryllium		0.31	J	0.53	mg/Kg	6010C
Boron		1.8	J	11	mg/Kg	6010C
Cadmium		0.11	J	0.53	mg/Kg	6010C
Calcium		3200		110	mg/Kg	6010C
Chromium		8.8	Q	3.7	mg/Kg	6010C
Cobalt		5.5		1.1	mg/Kg	6010C
Copper		26	Q	5.3	mg/Kg	6010C
Iron		21000		84	mg/Kg	6010C
Lead		4.3		0.95	mg/Kg	6010C
Magnesium		3200		32	mg/Kg	6010C
Manganese		1300	Q	4.7	mg/Kg	6010C
Molybdenum		0.46	J	2.6	mg/Kg	6010C
Nickel		13		4.2	mg/Kg	6010C
Potassium		850		320	mg/Kg	6010C
Silver		0.25	J	1.6	mg/Kg	6010C
Sodium		77	J	530	mg/Kg	6010C
Vanadium		12	Q	2.1	mg/Kg	6010C
Zinc		47		8.4	mg/Kg	6010C
Percent Moisture		9.3		0.10	%	Moisture
Percent Solids		91		0.10	%	Moisture

METHOD SUMMARY

Client: FPM Remediations Inc

Job Number: 280-42043-1

Description	Lab Location	Method	Preparation Method
Matrix: Solid			
Metals (ICP)	TAL DEN	SW846 6010C	
Preparation, Metals	TAL DEN		SW846 3050B
Percent Moisture	TAL DEN	EPA Moisture	

Lab References:

TAL DEN = TestAmerica Denver

Method References:

EPA = US Environmental Protection Agency

SW846 = "Test Methods For Evaluating Solid Waste, Physical/Chemical Methods", Third Edition, November 1986 And Its Updates.

METHOD / ANALYST SUMMARY

Client: FPM Remediations Inc

Job Number: 280-42043-1

Method	Analyst	Analyst ID
SW846 6010C	Bowen, Heidi E	HEB
EPA Moisture	Sullivan, Josh	JS

Client: FPM Remediations Inc | Job Number: 280-42043-1

Client Sample ID: **B219SCS0104AA**

Lab Sample ID: 280-42043-1 | Date Sampled: 05/06/2013 1153
Client Matrix: Solid | % Moisture: 3.8 | Date Received: 05/08/2013 0915

6010C Metals (ICP)

Analysis Method:	6010C	Analysis Batch:	280-174938	Instrument ID:	MT_026
Prep Method:	3050B	Prep Batch:	280-173665	Lab File ID:	26b051713.asc
Dilution:	1.0			Initial Weight/Volume:	1.12 g
Analysis Date:	05/17/2013 1712			Final Weight/Volume:	100 mL
Prep Date:	05/10/2013 1300				

Analyte	DryWt Corrected: Y	Result (mg/Kg)	Qualifier	DL	LOQ
Antimony		0.56	U	0.35	1.9
Arsenic		3.6		0.61	2.3
Barium		30		0.071	1.9
Boron		3.3	J	0.91	9.3
Cadmium		0.35	J	0.038	0.46
Chromium		10	Q	0.054	3.2
Cobalt		4.9		0.093	0.93
Copper		39	Q	0.20	4.6
Lead		15		0.25	0.83
Molybdenum		0.32	J	0.24	2.3
Nickel		13		0.11	3.7
Silver		0.19	U	0.15	1.4
Thallium		1.1	U	0.60	2.8
Vanadium		21	Q	0.087	1.9

Analysis Method:	6010C	Analysis Batch:	280-175407	Instrument ID:	MT_026
Prep Method:	3050B	Prep Batch:	280-173665	Lab File ID:	26A052113.asc
Dilution:	1.0			Initial Weight/Volume:	1.12 g
Analysis Date:	05/21/2013 1328			Final Weight/Volume:	100 mL
Prep Date:	05/10/2013 1300				

Analyte	DryWt Corrected: Y	Result (mg/Kg)	Qualifier	DL	LOQ
Aluminum		6100		1.4	46
Beryllium		0.26	J	0.031	0.46
Calcium		76000		13	93
Iron		13000		3.5	74
Magnesium		3900		3.4	28
Manganese		570	Q	0.093	4.2
Potassium		760		38	280
Selenium		1.1	U	0.80	2.8
Sodium		86	J	55	460
Zinc		54		0.37	7.4

Client: FPM Remediations Inc

Job Number: 280-42043-1

Client Sample ID: **B219SCS0108AA**

Lab Sample ID: 280-42043-2
Client Matrix: Solid
% Moisture: 7.5

Date Sampled: 05/06/2013 1156
Date Received: 05/08/2013 0915

6010C Metals (ICP)

Analysis Method:	6010C	Analysis Batch:	280-174938	Instrument ID:	MT_026
Prep Method:	3050B	Prep Batch:	280-173665	Lab File ID:	26b051713.asc
Dilution:	1.0			Initial Weight/Volume:	1.17 g
Analysis Date:	05/17/2013 1715			Final Weight/Volume:	100 mL
Prep Date:	05/10/2013 1300				

Analyte	DryWt Corrected: Y	Result (mg/Kg)	Qualifier	DL	LOQ
Antimony		0.55	U	0.35	1.8
Arsenic		3.5		0.61	2.3
Barium		37		0.070	1.8
Boron		2.5	J	0.91	9.2
Cadmium		0.18	J	0.038	0.46
Chromium		10	Q	0.054	3.2
Cobalt		6.0		0.092	0.92
Copper		22	Q	0.20	4.6
Lead		6.4		0.25	0.83
Molybdenum		0.36	J	0.24	2.3
Nickel		13		0.11	3.7
Silver		0.23	J	0.15	1.4
Thallium		1.1	U	0.60	2.8
Vanadium		16	Q	0.087	1.8

Analysis Method:	6010C	Analysis Batch:	280-175407	Instrument ID:	MT_026
Prep Method:	3050B	Prep Batch:	280-173665	Lab File ID:	26A052113.asc
Dilution:	1.0			Initial Weight/Volume:	1.17 g
Analysis Date:	05/21/2013 1331			Final Weight/Volume:	100 mL
Prep Date:	05/10/2013 1300				

Analyte	DryWt Corrected: Y	Result (mg/Kg)	Qualifier	DL	LOQ
Aluminum		8400		1.4	46
Beryllium		0.35	J	0.031	0.46
Calcium		19000		13	92
Iron		18000		3.5	74
Magnesium		3800		3.4	28
Manganese		1000	Q	0.092	4.2
Potassium		820		38	280
Selenium		1.1	U	0.79	2.8
Sodium		83	J	55	460
Zinc		44		0.37	7.4

Client: FPM Remediations Inc | Job Number: 280-42043-1

Client Sample ID: **B219SCS0112AA**

Lab Sample ID: 280-42043-3 | Date Sampled: 05/06/2013 1200
Client Matrix: Solid | % Moisture: 8.9 | Date Received: 05/08/2013 0915

6010C Metals (ICP)

Analysis Method:	6010C	Analysis Batch:	280-174938	Instrument ID:	MT_026
Prep Method:	3050B	Prep Batch:	280-173665	Lab File ID:	26b051713.asc
Dilution:	1.0			Initial Weight/Volume:	1.09 g
Analysis Date:	05/17/2013 1717			Final Weight/Volume:	100 mL
Prep Date:	05/10/2013 1300				

Analyte	DryWt Corrected: Y	Result (mg/Kg)	Qualifier	DL	LOQ
Antimony		0.60	U	0.38	2.0
Arsenic		3.5		0.66	2.5
Barium		31		0.077	2.0
Boron		2.2	J	0.99	10
Cadmium		0.13	J	0.041	0.50
Chromium		9.4	Q	0.058	3.5
Cobalt		5.6		0.10	1.0
Copper		31	Q	0.22	5.0
Lead		5.0		0.27	0.91
Molybdenum		0.31	J	0.26	2.5
Nickel		13		0.12	4.0
Silver		0.26	J	0.16	1.5
Thallium		1.2	U	0.65	3.0
Vanadium		13	Q	0.095	2.0

Analysis Method:	6010C	Analysis Batch:	280-175407	Instrument ID:	MT_026
Prep Method:	3050B	Prep Batch:	280-173665	Lab File ID:	26A052113.asc
Dilution:	1.0			Initial Weight/Volume:	1.09 g
Analysis Date:	05/21/2013 1333			Final Weight/Volume:	100 mL
Prep Date:	05/10/2013 1300				

Analyte	DryWt Corrected: Y	Result (mg/Kg)	Qualifier	DL	LOQ
Aluminum		7700		1.6	50
Beryllium		0.33	J	0.033	0.50
Calcium		3900		14	100
Iron		19000		3.8	81
Magnesium		3300		3.7	30
Manganese		1100	Q	0.10	4.5
Potassium		860		41	300
Selenium		1.2	U	0.87	3.0
Sodium		62	J	59	500
Zinc		47		0.40	8.1

Client: FPM Remediations Inc

Job Number: 280-42043-1

Client Sample ID: **B219SCS0204AA**

Lab Sample ID: 280-42043-4
Client Matrix: Solid
% Moisture: 6.6

Date Sampled: 05/06/2013 1208
Date Received: 05/08/2013 0915

6010C Metals (ICP)

Analysis Method:	6010C	Analysis Batch:	280-174938	Instrument ID:	MT_026
Prep Method:	3050B	Prep Batch:	280-173665	Lab File ID:	26b051713.asc
Dilution:	1.0			Initial Weight/Volume:	1.06 g
Analysis Date:	05/17/2013 1720			Final Weight/Volume:	100 mL
Prep Date:	05/10/2013 1300				

Analyte	DryWt Corrected: Y	Result (mg/Kg)	Qualifier	DL	LOQ
Antimony		0.61	U	0.38	2.0
Arsenic		4.0		0.67	2.5
Barium		38		0.077	2.0
Boron		2.3	J	0.99	10
Cadmium		0.42	J	0.041	0.51
Chromium		8.8	Q	0.059	3.5
Cobalt		5.0		0.10	1.0
Copper		26	Q	0.22	5.1
Lead		16		0.27	0.91
Molybdenum		0.45	J	0.26	2.5
Nickel		11		0.12	4.0
Silver		0.23	J	0.16	1.5
Thallium		1.2	U	0.66	3.0
Vanadium		13	Q	0.095	2.0

Analysis Method:	6010C	Analysis Batch:	280-175407	Instrument ID:	MT_026
Prep Method:	3050B	Prep Batch:	280-173665	Lab File ID:	26A052113.asc
Dilution:	1.0			Initial Weight/Volume:	1.06 g
Analysis Date:	05/21/2013 1336			Final Weight/Volume:	100 mL
Prep Date:	05/10/2013 1300				

Analyte	DryWt Corrected: Y	Result (mg/Kg)	Qualifier	DL	LOQ
Aluminum		7300		1.6	51
Beryllium		0.28	J	0.033	0.51
Calcium		31000		14	100
Iron		15000		3.8	81
Magnesium		3200		3.7	30
Manganese		840	Q	0.10	4.5
Potassium		740		41	300
Selenium		1.2	U	0.87	3.0
Sodium		71	J	60	510
Zinc		59		0.40	8.1

Client: FPM Remediations Inc | Job Number: 280-42043-1

Client Sample ID: **B219SCS0208AA**

Lab Sample ID: 280-42043-5 | Date Sampled: 05/06/2013 1211
Client Matrix: Solid | % Moisture: 7.5 | Date Received: 05/08/2013 0915

6010C Metals (ICP)

Analysis Method:	6010C	Analysis Batch:	280-174938	Instrument ID:	MT_026
Prep Method:	3050B	Prep Batch:	280-173665	Lab File ID:	26b051713.asc
Dilution:	1.0			Initial Weight/Volume:	1.00 g
Analysis Date:	05/17/2013 1722			Final Weight/Volume:	100 mL
Prep Date:	05/10/2013 1300				

Analyte	DryWt Corrected: Y	Result (mg/Kg)	Qualifier	DL	LOQ
Antimony		0.65	U	0.41	2.2
Arsenic		4.3		0.71	2.7
Barium		41		0.082	2.2
Boron		3.2	J	1.1	11
Cadmium		0.35	J	0.044	0.54
Chromium		11	Q	0.063	3.8
Cobalt		5.6		0.11	1.1
Copper		28	Q	0.23	5.4
Lead		22		0.29	0.97
Molybdenum		0.55	J	0.28	2.7
Nickel		13		0.13	4.3
Silver		0.17	J	0.17	1.6
Thallium		1.3	U	0.70	3.2
Vanadium		16	Q	0.10	2.2

Analysis Method:	6010C	Analysis Batch:	280-175407	Instrument ID:	MT_026
Prep Method:	3050B	Prep Batch:	280-173665	Lab File ID:	26A052113.asc
Dilution:	1.0			Initial Weight/Volume:	1.00 g
Analysis Date:	05/21/2013 1338			Final Weight/Volume:	100 mL
Prep Date:	05/10/2013 1300				

Analyte	DryWt Corrected: Y	Result (mg/Kg)	Qualifier	DL	LOQ
Aluminum		8200		1.7	54
Beryllium		0.35	J	0.036	0.54
Calcium		40000		15	110
Iron		18000		4.1	86
Magnesium		3800		4.0	32
Manganese		1000	Q	0.11	4.9
Potassium		910		44	320
Selenium		1.3	U	0.93	3.2
Sodium		94	J	64	540
Zinc		68		0.43	8.6

Client: FPM Remediations Inc | Job Number: 280-42043-1

Client Sample ID: **B219SCS0212AA**

Lab Sample ID: 280-42043-6 | Date Sampled: 05/06/2013 1215
Client Matrix: Solid | % Moisture: 8.2 | Date Received: 05/08/2013 0915

6010C Metals (ICP)

Analysis Method:	6010C	Analysis Batch:	280-174938	Instrument ID:	MT_026
Prep Method:	3050B	Prep Batch:	280-173665	Lab File ID:	26b051713.asc
Dilution:	1.0			Initial Weight/Volume:	1.11 g
Analysis Date:	05/17/2013 1724			Final Weight/Volume:	100 mL
Prep Date:	05/10/2013 1300				

Analyte	DryWt Corrected: Y	Result (mg/Kg)	Qualifier	DL	LOQ
Antimony		0.59	U	0.37	2.0
Arsenic		4.6		0.65	2.5
Barium		37		0.075	2.0
Boron		2.2	J	0.96	9.8
Cadmium		0.45	J	0.040	0.49
Chromium		12	Q	0.057	3.4
Cobalt		5.8		0.098	0.98
Copper		36	Q	0.21	4.9
Lead		18		0.27	0.88
Molybdenum		0.77	J	0.26	2.5
Nickel		14		0.12	3.9
Silver		0.27	J	0.16	1.5
Thallium		1.2	U	0.64	2.9
Vanadium		15	Q	0.092	2.0

Analysis Method:	6010C	Analysis Batch:	280-175407	Instrument ID:	MT_026
Prep Method:	3050B	Prep Batch:	280-173665	Lab File ID:	26A052113.asc
Dilution:	1.0			Initial Weight/Volume:	1.11 g
Analysis Date:	05/21/2013 1341			Final Weight/Volume:	100 mL
Prep Date:	05/10/2013 1300				

Analyte	DryWt Corrected: Y	Result (mg/Kg)	Qualifier	DL	LOQ
Aluminum		8600		1.5	49
Beryllium		0.35	J	0.032	0.49
Calcium		16000		14	98
Iron		30000		3.7	79
Magnesium		3400		3.6	29
Manganese		1400	Q	0.098	4.4
Potassium		880		40	290
Selenium		1.2	U	0.84	2.9
Sodium		68	J	58	490
Zinc		200		0.39	7.9

Client: FPM Remediations Inc | Job Number: 280-42043-1

Client Sample ID: **B219SCS0304AA**

Lab Sample ID: 280-42043-7 | Date Sampled: 05/06/2013 1217
Client Matrix: Solid | % Moisture: 8.3 | Date Received: 05/08/2013 0915

6010C Metals (ICP)

Analysis Method:	6010C	Analysis Batch:	280-174938	Instrument ID:	MT_026
Prep Method:	3050B	Prep Batch:	280-173665	Lab File ID:	26b051713.asc
Dilution:	1.0			Initial Weight/Volume:	1.01 g
Analysis Date:	05/17/2013 1736			Final Weight/Volume:	100 mL
Prep Date:	05/10/2013 1300				

Analyte	DryWt Corrected: Y	Result (mg/Kg)	Qualifier	DL	LOQ
Antimony		0.65	U J	0.41	2.2
Arsenic		6.2		0.71	2.7
Barium		26		0.082	2.2
Boron		2.1	J	1.1	11
Cadmium		0.14	J	0.044	0.54
Chromium		7.4	Q	0.063	3.8
Cobalt		4.7		0.11	1.1
Copper		18	Q	0.23	5.4
Lead		5.7		0.29	0.97
Molybdenum		0.54	U	0.28	2.7
Nickel		9.8	J	0.13	4.3
Selenium		1.3	U	0.93	3.2
Silver		0.22	U	0.17	1.6
Thallium		1.3	U	0.70	3.2
Vanadium		12	Q	0.10	2.2
Zinc		33	J	0.43	8.6

Analysis Method:	6010C	Analysis Batch:	280-175407	Instrument ID:	MT_026
Prep Method:	3050B	Prep Batch:	280-173665	Lab File ID:	26A052113.asc
Dilution:	1.0			Initial Weight/Volume:	1.01 g
Analysis Date:	05/21/2013 1353			Final Weight/Volume:	100 mL
Prep Date:	05/10/2013 1300				

Analyte	DryWt Corrected: Y	Result (mg/Kg)	Qualifier	DL	LOQ
Aluminum		6300	J	1.7	54
Beryllium		0.21	J	0.036	0.54
Calcium		23000	J	15	110
Iron		14000	J	4.1	86
Magnesium		2700		4.0	32
Manganese		810	Q J	0.11	4.9
Potassium		670		44	320
Sodium		69	J	64	540

Client: FPM Remediations Inc | Job Number: 280-42043-1

Client Sample ID: **B219SCS0308AA**

Lab Sample ID: 280-42043-8 | Date Sampled: 05/06/2013 1221
Client Matrix: Solid | % Moisture: 6.6 | Date Received: 05/08/2013 0915

6010C Metals (ICP)

Analysis Method:	6010C	Analysis Batch:	280-174938	Instrument ID:	MT_026
Prep Method:	3050B	Prep Batch:	280-173665	Lab File ID:	26b051713.asc
Dilution:	1.0			Initial Weight/Volume:	1.18 g
Analysis Date:	05/17/2013 1749			Final Weight/Volume:	100 mL
Prep Date:	05/10/2013 1300				

Analyte	DryWt Corrected: Y	Result (mg/Kg)	Qualifier	DL	LOQ
Antimony		0.54	U	0.34	1.8
Arsenic		9.8		0.60	2.3
Barium		27		0.069	1.8
Boron		1.8	J	0.89	9.1
Cadmium		0.17	J	0.037	0.45
Chromium		8.0	Q	0.053	3.2
Cobalt		4.1		0.091	0.91
Copper		18	Q	0.20	4.5
Lead		6.5		0.25	0.82
Molybdenum		0.53	J	0.24	2.3
Nickel		8.8		0.11	3.6
Selenium		1.1	U	0.78	2.7
Silver		0.18	U	0.15	1.4
Thallium		1.1	U	0.59	2.7
Vanadium		11	Q	0.085	1.8
Zinc		36		0.36	7.3

Analysis Method:	6010C	Analysis Batch:	280-175407	Instrument ID:	MT_026
Prep Method:	3050B	Prep Batch:	280-173665	Lab File ID:	26A052113.asc
Dilution:	1.0			Initial Weight/Volume:	1.18 g
Analysis Date:	05/21/2013 1405			Final Weight/Volume:	100 mL
Prep Date:	05/10/2013 1300				

Analyte	DryWt Corrected: Y	Result (mg/Kg)	Qualifier	DL	LOQ
Aluminum		6300		1.4	45
Beryllium		0.25	J	0.030	0.45
Calcium		14000		13	91
Iron		14000		3.4	73
Magnesium		2500		3.4	27
Manganese		680	Q	0.091	4.1
Potassium		650		37	270
Sodium		70	J	54	450

Client: FPM Remediations Inc | Job Number: 280-42043-1

Client Sample ID: **B219SCS0312AA**

Lab Sample ID: 280-42043-9 | Date Sampled: 05/06/2013 1225
Client Matrix: Solid | % Moisture: 8.1 | Date Received: 05/08/2013 0915

6010C Metals (ICP)

Analysis Method:	6010C	Analysis Batch:	280-174938	Instrument ID:	MT_026
Prep Method:	3050B	Prep Batch:	280-173665	Lab File ID:	26b051713.asc
Dilution:	1.0			Initial Weight/Volume:	1.04 g
Analysis Date:	05/17/2013 1751			Final Weight/Volume:	100 mL
Prep Date:	05/10/2013 1300				

Analyte	DryWt Corrected: Y	Result (mg/Kg)	Qualifier	DL	LOQ
Antimony		0.63	U	0.40	2.1
Arsenic		4.2		0.69	2.6
Barium		29		0.080	2.1
Boron		1.9	J	1.0	10
Cadmium		0.12	J	0.043	0.52
Chromium		9.4	Q	0.061	3.7
Cobalt		5.1		0.10	1.0
Copper		28	Q	0.23	5.2
Lead		3.9		0.28	0.94
Molybdenum		0.53	J	0.27	2.6
Nickel		13		0.13	4.2
Selenium		1.3	U	0.90	3.1
Silver		0.21	U	0.17	1.6
Thallium		1.3	U	0.68	3.1
Vanadium		13	Q	0.098	2.1
Zinc		50		0.42	8.4

Analysis Method:	6010C	Analysis Batch:	280-175407	Instrument ID:	MT_026
Prep Method:	3050B	Prep Batch:	280-173665	Lab File ID:	26A052113.asc
Dilution:	1.0			Initial Weight/Volume:	1.04 g
Analysis Date:	05/21/2013 1408			Final Weight/Volume:	100 mL
Prep Date:	05/10/2013 1300				

Analyte	DryWt Corrected: Y	Result (mg/Kg)	Qualifier	DL	LOQ
Aluminum		7600		1.6	52
Beryllium		0.33	J	0.035	0.52
Calcium		1900		15	100
Iron		21000		4.0	84
Magnesium		3100		3.9	31
Manganese		900	Q	0.10	4.7
Potassium		880		43	310
Sodium		100	U	62	520

Client: FPM Remediations Inc | Job Number: 280-42043-1

Client Sample ID: **B219SCS0404AA**

Lab Sample ID: 280-42043-10 | Date Sampled: 05/06/2013 1140
Client Matrix: Solid | % Moisture: 9.3 | Date Received: 05/08/2013 0915

6010C Metals (ICP)

Analysis Method:	6010C	Analysis Batch:	280-174938	Instrument ID:	MT_026
Prep Method:	3050B	Prep Batch:	280-173665	Lab File ID:	26b051713.asc
Dilution:	1.0			Initial Weight/Volume:	1.04 g
Analysis Date:	05/17/2013 1754			Final Weight/Volume:	100 mL
Prep Date:	05/10/2013 1300				

Analyte	DryWt Corrected: Y	Result (mg/Kg)	Qualifier	DL	LOQ
Antimony		0.64	U	0.40	2.1
Arsenic		3.9		0.70	2.6
Barium		32		0.081	2.1
Boron		2.3	J	1.0	11
Cadmium		0.29	J	0.043	0.53
Chromium		14	Q	0.061	3.7
Cobalt		6.6		0.11	1.1
Copper		38	Q	0.23	5.3
Lead		6.6		0.29	0.95
Molybdenum		1.5	J	0.28	2.6
Nickel		15		0.13	4.2
Selenium		1.3	U	0.91	3.2
Silver		0.21	U	0.17	1.6
Thallium		1.3	U	0.69	3.2
Vanadium		16	Q	0.10	2.1
Zinc		51		0.42	8.5

Analysis Method:	6010C	Analysis Batch:	280-175407	Instrument ID:	MT_026
Prep Method:	3050B	Prep Batch:	280-173665	Lab File ID:	26A052113.asc
Dilution:	1.0			Initial Weight/Volume:	1.04 g
Analysis Date:	05/21/2013 1410			Final Weight/Volume:	100 mL
Prep Date:	05/10/2013 1300				

Analyte	DryWt Corrected: Y	Result (mg/Kg)	Qualifier	DL	LOQ
Aluminum		10000		1.6	53
Beryllium		0.46	J	0.035	0.53
Calcium		7900		15	110
Iron		21000		4.0	85
Magnesium		3500		3.9	32
Manganese		870	Q	0.11	4.8
Potassium		910		43	320
Sodium		310	J	63	530

Client: FPM Remediations Inc | Job Number: 280-42043-1

Client Sample ID: **B219SCS0408AA**

Lab Sample ID: 280-42043-11 | Date Sampled: 05/06/2013 1143
Client Matrix: Solid | % Moisture: 9.0 | Date Received: 05/08/2013 0915

6010C Metals (ICP)

Analysis Method:	6010C	Analysis Batch:	280-174938	Instrument ID:	MT_026
Prep Method:	3050B	Prep Batch:	280-173665	Lab File ID:	26b051713.asc
Dilution:	1.0			Initial Weight/Volume:	1.20 g
Analysis Date:	05/17/2013 1756			Final Weight/Volume:	100 mL
Prep Date:	05/10/2013 1300				

Analyte	DryWt Corrected: Y	Result (mg/Kg)	Qualifier	DL	LOQ
Antimony		0.55	U	0.35	1.8
Arsenic		3.2		0.60	2.3
Barium		27		0.070	1.8
Boron		1.7	J	0.90	9.2
Cadmium		0.093	J	0.038	0.46
Chromium		10	Q	0.053	3.2
Cobalt		5.8		0.092	0.92
Copper		41	Q	0.20	4.6
Lead		4.5		0.25	0.82
Molybdenum		0.80	J	0.24	2.3
Nickel		13		0.11	3.7
Selenium		1.1	U	0.79	2.7
Silver		0.19	J	0.15	1.4
Thallium		1.1	U	0.60	2.7
Vanadium		12	Q	0.086	1.8
Zinc		44		0.36	7.3

Analysis Method:	6010C	Analysis Batch:	280-175407	Instrument ID:	MT_026
Prep Method:	3050B	Prep Batch:	280-173665	Lab File ID:	26A052113.asc
Dilution:	1.0			Initial Weight/Volume:	1.20 g
Analysis Date:	05/21/2013 1422			Final Weight/Volume:	100 mL
Prep Date:	05/10/2013 1300				

Analyte	DryWt Corrected: Y	Result (mg/Kg)	Qualifier	DL	LOQ
Aluminum		7800		1.4	46
Beryllium		0.34	J	0.030	0.46
Calcium		1000		13	92
Iron		18000		3.5	73
Magnesium		3100		3.4	27
Manganese		890	Q	0.092	4.1
Potassium		830		38	270
Sodium		160	J	54	460

Client: FPM Remediations Inc | Job Number: 280-42043-1

Client Sample ID: **B219SCS0412AA**

Lab Sample ID: 280-42043-12 | Date Sampled: 05/06/2013 1145
Client Matrix: Solid | % Moisture: 9.9 | Date Received: 05/08/2013 0915

6010C Metals (ICP)

Analysis Method:	6010C	Analysis Batch:	280-174938	Instrument ID:	MT_026
Prep Method:	3050B	Prep Batch:	280-173665	Lab File ID:	26b051713.asc
Dilution:	1.0			Initial Weight/Volume:	1.19 g
Analysis Date:	05/17/2013 1808			Final Weight/Volume:	100 mL
Prep Date:	05/10/2013 1300				

Analyte	DryWt Corrected: Y	Result (mg/Kg)	Qualifier	DL	LOQ
Antimony		0.56	U	0.35	1.9
Arsenic		3.8		0.62	2.3
Barium		26		0.071	1.9
Boron		2.1	J	0.91	9.3
Cadmium		0.12	J	0.038	0.47
Chromium		8.8	Q	0.054	3.3
Cobalt		5.6		0.093	0.93
Copper		25	Q	0.20	4.7
Lead		5.0		0.25	0.84
Molybdenum		0.40	J	0.24	2.3
Nickel		13		0.11	3.7
Selenium		1.1	U	0.80	2.8
Silver		0.19	J	0.15	1.4
Thallium		1.1	U	0.61	2.8
Vanadium		11	Q	0.088	1.9
Zinc		45		0.37	7.5

Analysis Method:	6010C	Analysis Batch:	280-175407	Instrument ID:	MT_026
Prep Method:	3050B	Prep Batch:	280-173665	Lab File ID:	26A052113.asc
Dilution:	1.0			Initial Weight/Volume:	1.19 g
Analysis Date:	05/21/2013 1424			Final Weight/Volume:	100 mL
Prep Date:	05/10/2013 1300				

Analyte	DryWt Corrected: Y	Result (mg/Kg)	Qualifier	DL	LOQ
Aluminum		7100		1.4	47
Beryllium		0.32	J	0.031	0.47
Calcium		3300		13	93
Iron		19000		3.5	75
Magnesium		2800		3.5	28
Manganese		900	Q	0.093	4.2
Potassium		860		38	280
Sodium		82	J	55	470

Client: FPM Remediations Inc | Job Number: 280-42043-1

Client Sample ID: **B219SCS0504AA**

Lab Sample ID: 280-42043-13 | Date Sampled: 05/06/2013 1129
Client Matrix: Solid | % Moisture: 8.0 | Date Received: 05/08/2013 0915

6010C Metals (ICP)

Analysis Method:	6010C	Analysis Batch:	280-174938	Instrument ID:	MT_026
Prep Method:	3050B	Prep Batch:	280-173665	Lab File ID:	26b051713.asc
Dilution:	1.0			Initial Weight/Volume:	1.07 g
Analysis Date:	05/17/2013 1811			Final Weight/Volume:	100 mL
Prep Date:	05/10/2013 1300				

Analyte	DryWt Corrected: Y	Result (mg/Kg)	Qualifier	DL	LOQ
Antimony		0.61	U	0.39	2.0
Arsenic		5.0		0.67	2.5
Barium		50		0.077	2.0
Boron		2.1	J	1.0	10
Cadmium		0.49	J	0.042	0.51
Chromium		12	Q	0.059	3.6
Cobalt		8.0		0.10	1.0
Copper		35	Q	0.22	5.1
Lead		25		0.27	0.91
Molybdenum		0.51	U	0.26	2.5
Nickel		17		0.12	4.1
Selenium		1.2	U	0.87	3.0
Silver		0.25	J	0.16	1.5
Thallium		1.2	U	0.66	3.0
Vanadium		19	Q	0.096	2.0
Zinc		97		0.40	8.1

Analysis Method:	6010C	Analysis Batch:	280-175407	Instrument ID:	MT_026
Prep Method:	3050B	Prep Batch:	280-173665	Lab File ID:	26A052113.asc
Dilution:	1.0			Initial Weight/Volume:	1.07 g
Analysis Date:	05/21/2013 1427			Final Weight/Volume:	100 mL
Prep Date:	05/10/2013 1300				

Analyte	DryWt Corrected: Y	Result (mg/Kg)	Qualifier	DL	LOQ
Aluminum		11000		1.6	51
Beryllium		0.52		0.034	0.51
Calcium		11000		14	100
Iron		24000		3.9	81
Magnesium		4000		3.8	30
Manganese		1100	Q	0.10	4.6
Potassium		960		42	300
Sodium		180	J	60	510

Client: FPM Remediations Inc | Job Number: 280-42043-1

Client Sample ID: **B219SCS0508AA**

Lab Sample ID: 280-42043-14 | Date Sampled: 05/06/2013 1133
Client Matrix: Solid | % Moisture: 9.6 | Date Received: 05/08/2013 0915

6010C Metals (ICP)

Analysis Method:	6010C	Analysis Batch:	280-174938	Instrument ID:	MT_026
Prep Method:	3050B	Prep Batch:	280-173665	Lab File ID:	26b051713.asc
Dilution:	1.0			Initial Weight/Volume:	1.07 g
Analysis Date:	05/17/2013 1813			Final Weight/Volume:	100 mL
Prep Date:	05/10/2013 1300				

Analyte	DryWt Corrected: Y	Result (mg/Kg)	Qualifier	DL	LOQ
Antimony		0.62	U	0.39	2.1
Arsenic		3.3		0.68	2.6
Barium		32		0.079	2.1
Boron		1.9	J	1.0	10
Cadmium		0.21	J	0.042	0.52
Chromium		8.5	Q	0.060	3.6
Cobalt		5.1		0.10	1.0
Copper		22	Q	0.22	5.2
Lead		8.6		0.28	0.93
Molybdenum		0.38	J	0.27	2.6
Nickel		11		0.13	4.1
Selenium		1.2	U	0.89	3.1
Silver		0.19	J	0.17	1.6
Thallium		1.2	U	0.67	3.1
Vanadium		13	Q	0.097	2.1
Zinc		49		0.41	8.3

Analysis Method:	6010C	Analysis Batch:	280-175407	Instrument ID:	MT_026
Prep Method:	3050B	Prep Batch:	280-173665	Lab File ID:	26A052113.asc
Dilution:	1.0			Initial Weight/Volume:	1.07 g
Analysis Date:	05/21/2013 1429			Final Weight/Volume:	100 mL
Prep Date:	05/10/2013 1300				

Analyte	DryWt Corrected: Y	Result (mg/Kg)	Qualifier	DL	LOQ
Aluminum		8000		1.6	52
Beryllium		0.32	J	0.034	0.52
Calcium		2900		15	100
Iron		16000		3.9	83
Magnesium		2700		3.8	31
Manganese		810	Q	0.10	4.7
Potassium		780		42	310
Sodium		250	J	61	520

Client: FPM Remediations Inc | Job Number: 280-42043-1

Client Sample ID: **B219SCS0512AA**

Lab Sample ID: 280-42043-15 | Date Sampled: 05/06/2013 1137
Client Matrix: Solid | % Moisture: 11.8 | Date Received: 05/08/2013 0915

6010C Metals (ICP)

Analysis Method:	6010C	Analysis Batch:	280-174938	Instrument ID:	MT_026
Prep Method:	3050B	Prep Batch:	280-173665	Lab File ID:	26b051713.asc
Dilution:	1.0			Initial Weight/Volume:	1.02 g
Analysis Date:	05/17/2013 1815			Final Weight/Volume:	100 mL
Prep Date:	05/10/2013 1300				

Analyte	DryWt Corrected: Y	Result (mg/Kg)	Qualifier	DL	LOQ
Antimony		0.67	U	0.42	2.2
Arsenic		4.0		0.73	2.8
Barium		36		0.084	2.2
Boron		2.3	J	1.1	11
Cadmium		0.14	J	0.046	0.56
Chromium		8.7	Q	0.064	3.9
Cobalt		5.5		0.11	1.1
Copper		24	Q	0.24	5.6
Lead		4.7		0.30	1.0
Molybdenum		0.32	J	0.29	2.8
Nickel		13		0.14	4.4
Selenium		1.3	U	0.96	3.3
Silver		0.22	J	0.18	1.7
Thallium		1.3	U	0.72	3.3
Vanadium		13	Q	0.10	2.2
Zinc		110		0.44	8.9

Analysis Method:	6010C	Analysis Batch:	280-175407	Instrument ID:	MT_026
Prep Method:	3050B	Prep Batch:	280-173665	Lab File ID:	26A052113.asc
Dilution:	1.0			Initial Weight/Volume:	1.02 g
Analysis Date:	05/21/2013 1432			Final Weight/Volume:	100 mL
Prep Date:	05/10/2013 1300				

Analyte	DryWt Corrected: Y	Result (mg/Kg)	Qualifier	DL	LOQ
Aluminum		7000		1.7	56
Beryllium		0.41	J	0.037	0.56
Calcium		3700		16	110
Iron		21000		4.2	89
Magnesium		2800		4.1	33
Manganese		1300	Q	0.11	5.0
Potassium		1100		46	330
Sodium		200	J	66	560

Client: FPM Remediations Inc | Job Number: 280-42043-1

Client Sample ID: **B219SCS0604AA**

Lab Sample ID: 280-42043-16 | Date Sampled: 05/06/2013 1119
Client Matrix: Solid | % Moisture: 11.2 | Date Received: 05/08/2013 0915

6010C Metals (ICP)

Analysis Method:	6010C	Analysis Batch:	280-174938	Instrument ID:	MT_026
Prep Method:	3050B	Prep Batch:	280-173665	Lab File ID:	26b051713.asc
Dilution:	1.0			Initial Weight/Volume:	1.08 g
Analysis Date:	05/17/2013 1818			Final Weight/Volume:	100 mL
Prep Date:	05/10/2013 1300				

Analyte	DryWt Corrected: Y	Result (mg/Kg)	Qualifier	DL	LOQ
Antimony		1.1	J	0.40	2.1
Arsenic		3.1		0.69	2.6
Barium		28		0.079	2.1
Boron		3.4	J	1.0	10
Cadmium		0.20	J	0.043	0.52
Chromium		11	Q	0.061	3.7
Cobalt		5.2		0.10	1.0
Copper		34	Q	0.23	5.2
Lead		13		0.28	0.94
Molybdenum		0.29	J	0.27	2.6
Nickel		15		0.13	4.2
Selenium		1.3	U	0.90	3.1
Silver		0.21	U	0.17	1.6
Thallium		1.3	U	0.68	3.1
Vanadium		15	Q	0.098	2.1
Zinc		52		0.42	8.3

Analysis Method:	6010C	Analysis Batch:	280-175407	Instrument ID:	MT_026
Prep Method:	3050B	Prep Batch:	280-173665	Lab File ID:	26A052113.asc
Dilution:	1.0			Initial Weight/Volume:	1.08 g
Analysis Date:	05/21/2013 1434			Final Weight/Volume:	100 mL
Prep Date:	05/10/2013 1300				

Analyte	DryWt Corrected: Y	Result (mg/Kg)	Qualifier	DL	LOQ
Aluminum		9100		1.6	52
Beryllium		0.36	J	0.034	0.52
Calcium		83000		15	100
Iron		15000		4.0	83
Magnesium		5300		3.9	31
Manganese		510	Q	0.10	4.7
Potassium		940		43	310
Sodium		250	J	62	520

Client: FPM Remediations Inc | Job Number: 280-42043-1

Client Sample ID: **B219SCS0608AA**

Lab Sample ID: 280-42043-17 | Date Sampled: 05/06/2013 1124
Client Matrix: Solid | % Moisture: 9.3 | Date Received: 05/08/2013 0915

6010C Metals (ICP)

Analysis Method:	6010C	Analysis Batch:	280-174938	Instrument ID:	MT_026
Prep Method:	3050B	Prep Batch:	280-173665	Lab File ID:	26b051713.asc
Dilution:	1.0			Initial Weight/Volume:	1.18 g
Analysis Date:	05/17/2013 1821			Final Weight/Volume:	100 mL
Prep Date:	05/10/2013 1300				

Analyte	DryWt Corrected: Y	Result (mg/Kg)	Qualifier	DL	LOQ
Antimony		0.56	U	0.36	1.9
Arsenic		3.3		0.62	2.3
Barium		26		0.071	1.9
Boron		2.1	J	0.92	9.3
Cadmium		0.12	J	0.038	0.47
Chromium		11	Q	0.054	3.3
Cobalt		6.1		0.093	0.93
Copper		39	Q	0.20	4.7
Lead		5.0		0.25	0.84
Molybdenum		0.72	J	0.24	2.3
Nickel		14		0.11	3.7
Selenium		1.1	U	0.80	2.8
Silver		0.19	J	0.15	1.4
Thallium		1.1	U	0.61	2.8
Vanadium		14	Q	0.088	1.9
Zinc		44		0.37	7.5

Analysis Method:	6010C	Analysis Batch:	280-175407	Instrument ID:	MT_026
Prep Method:	3050B	Prep Batch:	280-173665	Lab File ID:	26A052113.asc
Dilution:	1.0			Initial Weight/Volume:	1.18 g
Analysis Date:	05/21/2013 1437			Final Weight/Volume:	100 mL
Prep Date:	05/10/2013 1300				

Analyte	DryWt Corrected: Y	Result (mg/Kg)	Qualifier	DL	LOQ
Aluminum		9300		1.4	47
Beryllium		0.40	J	0.031	0.47
Calcium		1000		13	93
Iron		19000		3.6	75
Magnesium		3500		3.5	28
Manganese		870	Q	0.093	4.2
Potassium		900		38	280
Sodium		270	J	55	470

Client: FPM Remediations Inc | Job Number: 280-42043-1

Client Sample ID: **B219SCS0612AA**

Lab Sample ID: 280-42043-18 | Date Sampled: 05/06/2013 1127
Client Matrix: Solid | % Moisture: 8.2 | Date Received: 05/08/2013 0915

6010C Metals (ICP)

Analysis Method:	6010C	Analysis Batch:	280-174938	Instrument ID:	MT_026
Prep Method:	3050B	Prep Batch:	280-173665	Lab File ID:	26b051713.asc
Dilution:	1.0			Initial Weight/Volume:	1.05 g
Analysis Date:	05/17/2013 1823			Final Weight/Volume:	100 mL
Prep Date:	05/10/2013 1300				

Analyte	DryWt Corrected: Y	Result (mg/Kg)	Qualifier	DL	LOQ
Antimony		0.62	U	0.39	2.1
Arsenic		3.9		0.68	2.6
Barium		35		0.079	2.1
Boron		2.0	J	1.0	10
Cadmium		0.14	J	0.043	0.52
Chromium		9.4	Q	0.060	3.6
Cobalt		6.2		0.10	1.0
Copper		36	Q	0.23	5.2
Lead		5.2		0.28	0.93
Molybdenum		0.28	J	0.27	2.6
Nickel		15		0.13	4.1
Selenium		1.2	U	0.89	3.1
Silver		0.21	U	0.17	1.6
Thallium		1.2	U	0.67	3.1
Vanadium		13	Q	0.098	2.1
Zinc		63		0.41	8.3

Analysis Method:	6010C	Analysis Batch:	280-175407	Instrument ID:	MT_026
Prep Method:	3050B	Prep Batch:	280-173665	Lab File ID:	26A052113.asc
Dilution:	1.0			Initial Weight/Volume:	1.05 g
Analysis Date:	05/21/2013 1440			Final Weight/Volume:	100 mL
Prep Date:	05/10/2013 1300				

Analyte	DryWt Corrected: Y	Result (mg/Kg)	Qualifier	DL	LOQ
Aluminum		8600		1.6	52
Beryllium		0.39	J	0.034	0.52
Calcium		2200		15	100
Iron		22000		3.9	83
Magnesium		3500		3.8	31
Manganese		1400	Q	0.10	4.7
Potassium		910		43	310
Sodium		210	J	61	520

Client: FPM Remediations Inc | Job Number: 280-42043-1

Client Sample ID: **B219SCS0412AC**

Lab Sample ID: 280-42043-19FD | Date Sampled: 05/06/2013 1146
Client Matrix: Solid | % Moisture: 9.3 | Date Received: 05/08/2013 0915

6010C Metals (ICP)

Analysis Method:	6010C	Analysis Batch:	280-174938	Instrument ID:	MT_026
Prep Method:	3050B	Prep Batch:	280-173665	Lab File ID:	26b051713.asc
Dilution:	1.0			Initial Weight/Volume:	1.05 g
Analysis Date:	05/17/2013 1826			Final Weight/Volume:	100 mL
Prep Date:	05/10/2013 1300				

Analyte	DryWt Corrected: Y	Result (mg/Kg)	Qualifier	DL	LOQ
Antimony		0.63	U	0.40	2.1
Arsenic		4.4		0.69	2.6
Barium		33		0.080	2.1
Boron		1.8	J	1.0	11
Cadmium		0.11	J	0.043	0.53
Chromium		8.8	Q	0.061	3.7
Cobalt		5.5		0.11	1.1
Copper		26	Q	0.23	5.3
Lead		4.3		0.28	0.95
Molybdenum		0.46	J	0.27	2.6
Nickel		13		0.13	4.2
Selenium		1.3	U	0.90	3.2
Silver		0.25	J	0.17	1.6
Thallium		1.3	U	0.68	3.2
Vanadium		12	Q	0.099	2.1
Zinc		47		0.42	8.4

Analysis Method:	6010C	Analysis Batch:	280-175407	Instrument ID:	MT_026
Prep Method:	3050B	Prep Batch:	280-173665	Lab File ID:	26A052113.asc
Dilution:	1.0			Initial Weight/Volume:	1.05 g
Analysis Date:	05/21/2013 1442			Final Weight/Volume:	100 mL
Prep Date:	05/10/2013 1300				

Analyte	DryWt Corrected: Y	Result (mg/Kg)	Qualifier	DL	LOQ
Aluminum		7500		1.6	53
Beryllium		0.31	J	0.035	0.53
Calcium		3200		15	110
Iron		21000		4.0	84
Magnesium		3200		3.9	32
Manganese		1300	Q	0.11	4.7
Potassium		850		43	320
Sodium		77	J	62	530

General Chemistry

Client Sample ID: **B219SCS0104AA**

Lab Sample ID: 280-42043-1 Date Sampled: 05/06/2013 1153
Client Matrix: Solid Date Received: 05/08/2013 0915

Analyte	Result	Qual	Units	DL	LOQ	Dil	Method
Percent Moisture	3.8		%	0.10	0.10	1.0	Moisture
Analysis Batch: 280-176170	Analysis Date: 05/28/2013 1202						DryWt Corrected: N
Percent Solids	96		%	0.10	0.10	1.0	Moisture
Analysis Batch: 280-176170	Analysis Date: 05/28/2013 1202						DryWt Corrected: N

General Chemistry

Client Sample ID: **B219SCS0108AA**

Lab Sample ID: 280-42043-2 Date Sampled: 05/06/2013 1156
Client Matrix: Solid Date Received: 05/08/2013 0915

Analyte	Result	Qual	Units	DL	LOQ	Dil	Method
Percent Moisture	7.5		%	0.10	0.10	1.0	Moisture
Analysis Batch: 280-176170	Analysis Date: 05/28/2013 1202						DryWt Corrected: N
Percent Solids	92		%	0.10	0.10	1.0	Moisture
Analysis Batch: 280-176170	Analysis Date: 05/28/2013 1202						DryWt Corrected: N

General Chemistry

Client Sample ID: **B219SCS0112AA**

Lab Sample ID: 280-42043-3 Date Sampled: 05/06/2013 1200
Client Matrix: Solid Date Received: 05/08/2013 0915

Analyte	Result	Qual	Units	DL	LOQ	Dil	Method
Percent Moisture	8.9		%	0.10	0.10	1.0	Moisture
Analysis Batch: 280-176170	Analysis Date: 05/28/2013 1202						DryWt Corrected: N
Percent Solids	91		%	0.10	0.10	1.0	Moisture
Analysis Batch: 280-176170	Analysis Date: 05/28/2013 1202						DryWt Corrected: N

General Chemistry

Client Sample ID: **B219SCS0204AA**

Lab Sample ID: 280-42043-4 Date Sampled: 05/06/2013 1208
Client Matrix: Solid Date Received: 05/08/2013 0915

Analyte	Result	Qual	Units	DL	LOQ	Dil	Method
Percent Moisture	6.6		%	0.10	0.10	1.0	Moisture
Analysis Batch: 280-176170	Analysis Date: 05/28/2013 1202						DryWt Corrected: N
Percent Solids	93		%	0.10	0.10	1.0	Moisture
Analysis Batch: 280-176170	Analysis Date: 05/28/2013 1202						DryWt Corrected: N

General Chemistry

Client Sample ID: **B219SCS0208AA**

Lab Sample ID: 280-42043-5 Date Sampled: 05/06/2013 1211
Client Matrix: Solid Date Received: 05/08/2013 0915

Analyte	Result	Qual	Units	DL	LOQ	Dil	Method
Percent Moisture	7.5		%	0.10	0.10	1.0	Moisture
Analysis Batch: 280-176170	Analysis Date: 05/28/2013 1202						DryWt Corrected: N
Percent Solids	92		%	0.10	0.10	1.0	Moisture
Analysis Batch: 280-176170	Analysis Date: 05/28/2013 1202						DryWt Corrected: N

General Chemistry

Client Sample ID: **B219SCS0212AA**

Lab Sample ID: 280-42043-6 Date Sampled: 05/06/2013 1215

Client Matrix: Solid Date Received: 05/08/2013 0915

Analyte	Result	Qual	Units	DL	LOQ	Dil	Method
Percent Moisture	8.2		%	0.10	0.10	1.0	Moisture
Analysis Batch: 280-176170	Analysis Date: 05/28/2013 1202						DryWt Corrected: N
Percent Solids	92		%	0.10	0.10	1.0	Moisture
Analysis Batch: 280-176170	Analysis Date: 05/28/2013 1202						DryWt Corrected: N

General Chemistry

Client Sample ID: **B219SCS0304AA**

Lab Sample ID: 280-42043-7 Date Sampled: 05/06/2013 1217

Client Matrix: Solid Date Received: 05/08/2013 0915

Analyte	Result	Qual	Units	DL	LOQ	Dil	Method
Percent Moisture	8.3		%	0.10	0.10	1.0	Moisture
Analysis Batch: 280-176170	Analysis Date: 05/28/2013 1202						DryWt Corrected: N
Percent Solids	92		%	0.10	0.10	1.0	Moisture
Analysis Batch: 280-176170	Analysis Date: 05/28/2013 1202						DryWt Corrected: N

General Chemistry

Client Sample ID: **B219SCS0308AA**

Lab Sample ID: 280-42043-8 Date Sampled: 05/06/2013 1221

Client Matrix: Solid Date Received: 05/08/2013 0915

Analyte	Result	Qual	Units	DL	LOQ	Dil	Method
Percent Moisture	6.6		%	0.10	0.10	1.0	Moisture
Analysis Batch: 280-176170	Analysis Date: 05/28/2013 1202						DryWt Corrected: N
Percent Solids	93		%	0.10	0.10	1.0	Moisture
Analysis Batch: 280-176170	Analysis Date: 05/28/2013 1202						DryWt Corrected: N

General Chemistry

Client Sample ID: **B219SCS0312AA**

Lab Sample ID: 280-42043-9 Date Sampled: 05/06/2013 1225
Client Matrix: Solid Date Received: 05/08/2013 0915

Analyte	Result	Qual	Units	DL	LOQ	Dil	Method
Percent Moisture	8.1		%	0.10	0.10	1.0	Moisture
Analysis Batch: 280-176170	Analysis Date: 05/28/2013 1202						DryWt Corrected: N
Percent Solids	92		%	0.10	0.10	1.0	Moisture
Analysis Batch: 280-176170	Analysis Date: 05/28/2013 1202						DryWt Corrected: N

General Chemistry

Client Sample ID: **B219SCS0404AA**

Lab Sample ID: 280-42043-10 Date Sampled: 05/06/2013 1140
Client Matrix: Solid Date Received: 05/08/2013 0915

Analyte	Result	Qual	Units	DL	LOQ	Dil	Method
Percent Moisture	9.3		%	0.10	0.10	1.0	Moisture
Analysis Batch: 280-176170	Analysis Date: 05/28/2013 1202						DryWt Corrected: N
Percent Solids	91		%	0.10	0.10	1.0	Moisture
Analysis Batch: 280-176170	Analysis Date: 05/28/2013 1202						DryWt Corrected: N

General Chemistry

Client Sample ID: **B219SCS0408AA**

Lab Sample ID: 280-42043-11 Date Sampled: 05/06/2013 1143
Client Matrix: Solid Date Received: 05/08/2013 0915

Analyte	Result	Qual	Units	DL	LOQ	Dil	Method
Percent Moisture	9.0		%	0.10	0.10	1.0	Moisture
Analysis Batch: 280-176170	Analysis Date: 05/28/2013 1202						DryWt Corrected: N
Percent Solids	91		%	0.10	0.10	1.0	Moisture
Analysis Batch: 280-176170	Analysis Date: 05/28/2013 1202						DryWt Corrected: N

General Chemistry

Client Sample ID: **B219SCS0412AA**

Lab Sample ID: 280-42043-12 Date Sampled: 05/06/2013 1145
Client Matrix: Solid Date Received: 05/08/2013 0915

Analyte	Result	Qual	Units	DL	LOQ	Dil	Method
Percent Moisture	9.9		%	0.10	0.10	1.0	Moisture
Analysis Batch: 280-176170	Analysis Date: 05/28/2013 1202						DryWt Corrected: N
Percent Solids	90		%	0.10	0.10	1.0	Moisture
Analysis Batch: 280-176170	Analysis Date: 05/28/2013 1202						DryWt Corrected: N

General Chemistry

Client Sample ID: **B219SCS0504AA**

Lab Sample ID: 280-42043-13 Date Sampled: 05/06/2013 1129
Client Matrix: Solid Date Received: 05/08/2013 0915

Analyte	Result	Qual	Units	DL	LOQ	Dil	Method
Percent Moisture	8.0		%	0.10	0.10	1.0	Moisture
Analysis Batch: 280-176170	Analysis Date: 05/28/2013 1202						DryWt Corrected: N
Percent Solids	92		%	0.10	0.10	1.0	Moisture
Analysis Batch: 280-176170	Analysis Date: 05/28/2013 1202						DryWt Corrected: N

General Chemistry

Client Sample ID: **B219SCS0508AA**

Lab Sample ID: 280-42043-14 Date Sampled: 05/06/2013 1133
Client Matrix: Solid Date Received: 05/08/2013 0915

Analyte	Result	Qual	Units	DL	LOQ	Dil	Method
Percent Moisture	9.6		%	0.10	0.10	1.0	Moisture
Analysis Batch: 280-176170	Analysis Date: 05/28/2013 1202						DryWt Corrected: N
Percent Solids	90		%	0.10	0.10	1.0	Moisture
Analysis Batch: 280-176170	Analysis Date: 05/28/2013 1202						DryWt Corrected: N

General Chemistry

Client Sample ID: **B219SCS0512AA**

Lab Sample ID: 280-42043-15 Date Sampled: 05/06/2013 1137

Client Matrix: Solid Date Received: 05/08/2013 0915

Analyte	Result	Qual	Units	DL	LOQ	Dil	Method
Percent Moisture	12		%	0.10	0.10	1.0	Moisture
Analysis Batch: 280-176170	Analysis Date: 05/28/2013 1202						DryWt Corrected: N
Percent Solids	88		%	0.10	0.10	1.0	Moisture
Analysis Batch: 280-176170	Analysis Date: 05/28/2013 1202						DryWt Corrected: N

General Chemistry

Client Sample ID: **B219SCS0604AA**

Lab Sample ID: 280-42043-16 Date Sampled: 05/06/2013 1119

Client Matrix: Solid Date Received: 05/08/2013 0915

Analyte	Result	Qual	Units	DL	LOQ	Dil	Method
Percent Moisture	11		%	0.10	0.10	1.0	Moisture
Analysis Batch: 280-176170	Analysis Date: 05/28/2013 1202						DryWt Corrected: N
Percent Solids	89		%	0.10	0.10	1.0	Moisture
Analysis Batch: 280-176170	Analysis Date: 05/28/2013 1202						DryWt Corrected: N

General Chemistry

Client Sample ID: **B219SCS0608AA**

Lab Sample ID: 280-42043-17 Date Sampled: 05/06/2013 1124
Client Matrix: Solid Date Received: 05/08/2013 0915

Analyte	Result	Qual	Units	DL	LOQ	Dil	Method
Percent Moisture	9.3		%	0.10	0.10	1.0	Moisture
Analysis Batch: 280-176170	Analysis Date: 05/28/2013 1202						DryWt Corrected: N
Percent Solids	91		%	0.10	0.10	1.0	Moisture
Analysis Batch: 280-176170	Analysis Date: 05/28/2013 1202						DryWt Corrected: N

General Chemistry

Client Sample ID: **B219SCS0612AA**

Lab Sample ID: 280-42043-18 Date Sampled: 05/06/2013 1127

Client Matrix: Solid Date Received: 05/08/2013 0915

Analyte	Result	Qual	Units	DL	LOQ	Dil	Method
Percent Moisture	8.2		%	0.10	0.10	1.0	Moisture
Analysis Batch: 280-176170	Analysis Date: 05/28/2013 1202						DryWt Corrected: N
Percent Solids	92		%	0.10	0.10	1.0	Moisture
Analysis Batch: 280-176170	Analysis Date: 05/28/2013 1202						DryWt Corrected: N

General Chemistry

Client Sample ID: **B219SCS0412AC**

Lab Sample ID: 280-42043-19FD Date Sampled: 05/06/2013 1146
Client Matrix: Solid Date Received: 05/08/2013 0915

Analyte	Result	Qual	Units	DL	LOQ	Dil	Method
Percent Moisture	9.3		%	0.10	0.10	1.0	Moisture
Analysis Batch: 280-176170	Analysis Date: 05/28/2013 1202						DryWt Corrected: N
Percent Solids	91		%	0.10	0.10	1.0	Moisture
Analysis Batch: 280-176170	Analysis Date: 05/28/2013 1202						DryWt Corrected: N

Client: FPM Remediations Inc

Job Number: 280-42043-1

Method Blank - Batch: 280-173665

Method: 6010C
Preparation: 3050B

Lab Sample ID:	MB 280-173665/1-A	Analysis Batch:	280-174938	Instrument ID:	MT_026
Client Matrix:	Solid	Prep Batch:	280-173665	Lab File ID:	26b051713.asc
Dilution:	1.0	Leach Batch:	N/A	Initial Weight/Volume:	1.17 g
Analysis Date:	05/17/2013 1707	Units:	mg/Kg	Final Weight/Volume:	100 mL
Prep Date:	05/10/2013 1300				
Leach Date:	N/A				

Analyte	Result	Qual	DL	LOQ
Antimony	0.51	U	0.32	1.7
Arsenic	0.85	U	0.56	2.1
Barium	0.15	U	0.065	1.7
Boron	2.08	J	0.84	8.5
Cadmium	0.085	U	0.035	0.43
Chromium	0.13	U Q	0.050	3.0
Cobalt	0.17	U	0.085	0.85
Copper	0.43	U Q	0.19	4.3
Lead	0.68	U	0.23	0.77
Molybdenum	0.43	U	0.22	2.1
Nickel	0.17	U	0.11	3.4
Silver	0.17	U	0.14	1.3
Thallium	1.0	U	0.56	2.6
Vanadium	0.17	U Q	0.080	1.7

Method Blank - Batch: 280-173665

Method: 6010C
Preparation: 3050B

Lab Sample ID:	MB 280-173665/1-A	Analysis Batch:	280-175407	Instrument ID:	MT_026
Client Matrix:	Solid	Prep Batch:	280-173665	Lab File ID:	26A052113.asc
Dilution:	1.0	Leach Batch:	N/A	Initial Weight/Volume:	1.17 g
Analysis Date:	05/21/2013 1323	Units:	mg/Kg	Final Weight/Volume:	100 mL
Prep Date:	05/10/2013 1300				
Leach Date:	N/A				

Analyte	Result	Qual	DL	LOQ
Aluminum	1.50	J	1.3	43
Beryllium	0.060	U	0.028	0.43
Calcium	17	U	12	85
Iron	3.50	J	3.2	68
Magnesium	4.3	U	3.2	26
Manganese	0.109	J Q	0.085	3.8
Potassium	43	U	35	260
Selenium	1.0	U	0.74	2.6
Sodium	85	U	50	430
Zinc	0.68	U	0.34	6.8

Client: FPM Remediations Inc

Job Number: 280-42043-1

Lab Control Sample - Batch: 280-173665

Method: 6010C
Preparation: 3050B

Lab Sample ID:	LCS 280-173665/2-A	Analysis Batch:	280-174938	Instrument ID:	MT_026
Client Matrix:	Solid	Prep Batch:	280-173665	Lab File ID:	26b051713.asc
Dilution:	1.0	Leach Batch:	N/A	Initial Weight/Volume:	1.15 g
Analysis Date:	05/17/2013 1709	Units:	mg/Kg	Final Weight/Volume:	100 mL
Prep Date:	05/10/2013 1300				
Leach Date:	N/A				

Analyte	Spike Amount	Result	% Rec.	Limit	Qual
Antimony	43.5	42.1	97	80 - 120	
Arsenic	87.0	79.0	91	80 - 120	
Barium	174	170	98	80 - 120	
Boron	87.0	98.7	114	80 - 120	
Cadmium	8.70	8.38	96	80 - 120	
Chromium	17.4	16.0	92	80 - 120	Q
Cobalt	43.5	41.8	96	80 - 120	
Copper	21.7	19.8	91	80 - 120	Q
Lead	43.5	41.0	94	80 - 120	
Molybdenum	87.0	77.6	89	80 - 120	
Nickel	43.5	40.2	92	80 - 120	
Silver	4.35	4.45	102	80 - 120	
Thallium	174	160	92	80 - 120	
Vanadium	43.5	40.1	92	80 - 120	Q

Lab Control Sample - Batch: 280-173665

Method: 6010C
Preparation: 3050B

Lab Sample ID:	LCS 280-173665/2-A	Analysis Batch:	280-175407	Instrument ID:	MT_026
Client Matrix:	Solid	Prep Batch:	280-173665	Lab File ID:	26A052113.asc
Dilution:	1.0	Leach Batch:	N/A	Initial Weight/Volume:	1.15 g
Analysis Date:	05/21/2013 1325	Units:	mg/Kg	Final Weight/Volume:	100 mL
Prep Date:	05/10/2013 1300				
Leach Date:	N/A				

Analyte	Spike Amount	Result	% Rec.	Limit	Qual
Aluminum	174	163	94	80 - 120	
Beryllium	4.35	4.02	92	80 - 120	
Calcium	4350	4100	94	80 - 120	
Iron	87.0	84.0	97	80 - 120	
Magnesium	4350	4020	93	80 - 120	
Manganese	43.5	41.1	94	80 - 120	Q
Potassium	4350	4130	95	80 - 120	
Selenium	174	160	92	80 - 120	
Sodium	4350	4230	97	80 - 120	
Zinc	43.5	40.5	93	80 - 120	

Post Digestion Spike - Batch: 280-173665

Method: 6010C
Preparation: 3050B

Lab Sample ID:	280-42043-7	Analysis Batch:	280-174938	Instrument ID:	MT_026
Client Matrix:	Solid	Prep Batch:	280-173665	Lab File ID:	26b051713.asc
Dilution:	1.0	Leach Batch:	N/A	Initial Weight/Volume:	1.01 g
Analysis Date:	05/17/2013 1746	Units:	mg/Kg	Final Weight/Volume:	100 mL
Prep Date:	05/10/2013 1300				
Leach Date:	N/A				

Analyte	Sample Result/Qual		Spike Amount	Result	% Rec.	Limit	Qual
Antimony	0.65	U	10.8	10.0	93	75 - 125	
Arsenic	6.2		21.6	25.6	90	75 - 125	
Barium	26		10.8	35.5	91	75 - 125	
Boron	2.1	J	10.8	12.8	99	75 - 125	
Cadmium	0.14	J	5.40	5.39	97	75 - 125	
Chromium	7.4		5.40	12.2	88	75 - 125	Q
Cobalt	4.7		5.40	9.74	93	75 - 125	
Copper	18		5.40	22.6	85	75 - 125	Q
Lead	5.7		10.8	15.4	90	75 - 125	
Molybdenum	0.54	U	5.40	4.84	90	75 - 125	
Nickel	9.8		5.40	14.4	85	75 - 125	
Selenium	1.3	U	21.6	21.0	97	75 - 125	
Silver	0.22	U	5.40	4.68	87	75 - 125	
Thallium	1.3	U	21.6	19.0	88	75 - 125	
Vanadium	12		5.40	16.5	90	75 - 125	Q
Zinc	33		21.6	52.0	89	75 - 125	

Post Digestion Spike - Batch: 280-173665

Method: 6010C
Preparation: 3050B

Lab Sample ID:	280-42043-7	Analysis Batch:	280-175407	Instrument ID:	MT_026
Client Matrix:	Solid	Prep Batch:	280-173665	Lab File ID:	26A052113.asc
Dilution:	1.0	Leach Batch:	N/A	Initial Weight/Volume:	1.01 g
Analysis Date:	05/21/2013 1403	Units:	mg/Kg	Final Weight/Volume:	100 mL
Prep Date:	05/10/2013 1300				
Leach Date:	N/A				

Analyte	Sample Result/Qual		Spike Amount	Result	% Rec.	Limit	Qual
Aluminum	6300		108	6350	58	75 - 125	J
Beryllium	0.21	J	5.40	5.17	92	75 - 125	
Calcium	23000		2160	25400	89	75 - 125	
Iron	14000		108	14300	-20	75 - 125	J
Magnesium	2700		2160	4580	86	75 - 125	
Manganese	810		5.40	788	-457	75 - 125	Q J
Potassium	670		2160	2760	97	75 - 125	
Sodium	69	J	2160	2260	101	75 - 125	

Client: FPM Remediations Inc

Job Number: 280-42043-1

Matrix Spike/
Matrix Spike Duplicate Recovery Report - Batch: 280-173665

Method: 6010C
Preparation: 3050B

MS Lab Sample ID:	280-42043-7	Analysis Batch:	280-174938	Instrument ID:	MT_026
Client Matrix:	Solid	Prep Batch:	280-173665	Lab File ID:	26b051713.asc
Dilution:	1.0	Leach Batch:	N/A	Initial Weight/Volume:	1.00 g
Analysis Date:	05/17/2013 1741			Final Weight/Volume:	100 mL
Prep Date:	05/10/2013 1300				
Leach Date:	N/A				

MSD Lab Sample ID:	280-42043-7	Analysis Batch:	280-174938	Instrument ID:	MT_026
Client Matrix:	Solid	Prep Batch:	280-173665	Lab File ID:	26b051713.asc
Dilution:	1.0	Leach Batch:	N/A	Initial Weight/Volume:	1.20 g
Analysis Date:	05/17/2013 1744			Final Weight/Volume:	100 mL
Prep Date:	05/10/2013 1300				
Leach Date:	N/A				

	% Rec.						
Analyte	MS	MSD	Limit	RPD	RPD Limit	MS Qual	MSD Qual
Antimony	64	61	80 - 120	23	20	J	J
Arsenic	84	87	80 - 120	14	20		
Barium	93	94	80 - 120	15	20		
Boron	94	95	80 - 120	17	20		
Cadmium	90	91	80 - 120	17	20		
Chromium	93	89	80 - 120	16	20	Q	Q
Cobalt	86	87	80 - 120	15	20		
Copper	85	91	80 - 120	6	20	Q	Q
Lead	85	85	80 - 120	17	20		
Molybdenum	82	82	80 - 120	18	20		
Nickel	81	79	80 - 120	16	20		J
Selenium	90	92	80 - 120	16	20		
Silver	99	100	80 - 120	17	20		
Thallium	81	82	80 - 120	17	20		
Vanadium	93	92	80 - 120	16	20	Q	Q
Zinc	79	78	80 - 120	10	20	J	J

Client: FPM Remediations Inc

Job Number: 280-42043-1

Matrix Spike/
Matrix Spike Duplicate Recovery Report - Batch: 280-173665

Method: 6010C
Preparation: 3050B

MS Lab Sample ID:	280-42043-7	Analysis Batch:	280-175407	Instrument ID:	MT_026
Client Matrix:	Solid	Prep Batch:	280-173665	Lab File ID:	26A052113.asc
Dilution:	1.0	Leach Batch:	N/A	Initial Weight/Volume:	1.00 g
Analysis Date:	05/21/2013 1357			Final Weight/Volume:	100 mL
Prep Date:	05/10/2013 1300				
Leach Date:	N/A				

MSD Lab Sample ID:	280-42043-7	Analysis Batch:	280-175407	Instrument ID:	MT_026
Client Matrix:	Solid	Prep Batch:	280-173665	Lab File ID:	26A052113.asc
Dilution:	1.0	Leach Batch:	N/A	Initial Weight/Volume:	1.20 g
Analysis Date:	05/21/2013 1400			Final Weight/Volume:	100 mL
Prep Date:	05/10/2013 1300				
Leach Date:	N/A				

	% Rec.						
Analyte	MS	MSD	Limit	RPD	RPD Limit	MS Qual	MSD Qual
Aluminum	1096	1116	80 - 120	4	20	4	4
Beryllium	88	90	80 - 120	15	20		
Calcium	664	425	80 - 120	33	20	4	4 J
Iron	-1328	-2144	80 - 120	4	20	4	4
Magnesium	90	99	80 - 120	5	20		
Manganese	-132	468	80 - 120	32	20	Q 4	Q 4 J
Potassium	113	116	80 - 120	14	20		
Sodium	94	96	80 - 120	16	20		

Client: FPM Remediations Inc

Job Number: 280-42043-1

Matrix Spike/
Matrix Spike Duplicate Recovery Report - Batch: 280-173665

Method: 6010C
Preparation: 3050B

MS Lab Sample ID:	280-42043-7	Units: mg/Kg	
Client Matrix:	Solid		
Dilution:	1.0		
Analysis Date:	05/17/2013 1741		
Prep Date:	05/10/2013 1300		
Leach Date:	N/A		

MSD Lab Sample ID:	280-42043-7
Client Matrix:	Solid
Dilution:	1.0
Analysis Date:	05/17/2013 1744
Prep Date:	05/10/2013 1300
Leach Date:	N/A

Analyte	Sample Result/Qual		MS Spike Amount	MSD Spike Amount	MS Result/Qual		MSD Result/Qual	
Antimony	0.65	U	54.5	45.4	34.9	J	27.8	J
Arsenic	6.2		109	90.9	98.3		85.4	
Barium	26		218	182	229		197	
Boron	2.1	J	109	90.9	105		88.4	
Cadmium	0.14	J	10.9	9.09	9.99		8.44	
Chromium	7.4		21.8	18.2	27.8	Q	23.6	Q
Cobalt	4.7		54.5	45.4	51.5		44.4	
Copper	18		27.3	22.7	41.2	Q	38.7	Q
Lead	5.7		54.5	45.4	52.3		44.3	
Molybdenum	0.54	U	109	90.9	88.9		74.3	
Nickel	9.8		54.5	45.4	53.7		45.9	J
Selenium	1.3	U	218	182	197		167	
Silver	0.22	U	5.45	4.54	5.40		4.55	
Thallium	1.3	U	218	182	177		149	
Vanadium	12		54.5	45.4	62.5	Q	53.4	Q
Zinc	33		54.5	45.4	75.7	J	68.2	J

Matrix Spike/
Matrix Spike Duplicate Recovery Report - Batch: 280-173665

Method: 6010C
Preparation: 3050B

MS Lab Sample ID:	280-42043-7	Units: mg/Kg	
Client Matrix:	Solid		
Dilution:	1.0		
Analysis Date:	05/21/2013 1357		
Prep Date:	05/10/2013 1300		
Leach Date:	N/A		

MSD Lab Sample ID:	280-42043-7
Client Matrix:	Solid
Dilution:	1.0
Analysis Date:	05/21/2013 1400
Prep Date:	05/10/2013 1300
Leach Date:	N/A

Analyte	Sample Result/Qual		MS Spike Amount	MSD Spike Amount	MS Result/Qual		MSD Result/Qual	
Aluminum	6300		218	182	8680	4	8320	4
Beryllium	0.21	J	5.45	4.54	4.99		4.31	
Calcium	23000		5450	4540	59700	4	42800	4 J
Iron	14000		109	90.9	12800	4	12300	4
Magnesium	2700		5450	4540	7610		7230	
Manganese	810		54.5	45.4	741	Q 4	1030	Q 4 J
Potassium	670		5450	4540	6860		5940	
Sodium	69	J	5450	4540	5210		4450	

Client: FPM Remediations Inc

Job Number: 280-42043-1

Serial Dilution - Batch: 280-173665

Method: 6010C
Preparation: 3050B

Lab Sample ID:	280-42043-7	Analysis Batch:	280-174938	Instrument ID:	MT_026
Client Matrix:	Solid	Prep Batch:	280-173665	Lab File ID:	26b051713.asc
Dilution:	5.0	Leach Batch:	N/A	Initial Weight/Volume:	1.01 g
Analysis Date:	05/17/2013 1739	Units:	mg/Kg	Final Weight/Volume:	100 mL
Prep Date:	05/10/2013 1300				
Leach Date:	N/A				

Analyte	Sample Result/Qual		Result	%Diff	Limit	Qual
Antimony	0.65	U	3.2	NC	10	U
Arsenic	6.2		7.47	NC	10	J D
Barium	26		28.1	9.7	10	D
Boron	2.1	J	5.4	NC	10	U
Cadmium	0.14	J	0.54	NC	10	U
Chromium	7.4		8.16	9.6	10	J D Q
Cobalt	4.7		5.24	NC	10	J D
Copper	18		18.4	1.9	10	J D Q
Lead	5.7		6.37	NC	10	D
Molybdenum	0.54	U	2.7	NC	10	U
Nickel	9.8		10.9	11	10	J D V
Selenium	1.3	U	6.5	NC	10	U
Silver	0.22	U	1.1	NC	10	U
Thallium	1.3	U	6.5	NC	10	U
Vanadium	12		12.6	8.1	10	D Q
Zinc	33		37.7	15	10	J D V

Serial Dilution - Batch: 280-173665

Method: 6010C
Preparation: 3050B

Lab Sample ID:	280-42043-7	Analysis Batch:	280-175407	Instrument ID:	MT_026
Client Matrix:	Solid	Prep Batch:	280-173665	Lab File ID:	26A052113.asc
Dilution:	5.0	Leach Batch:	N/A	Initial Weight/Volume:	1.01 g
Analysis Date:	05/21/2013 1355	Units:	mg/Kg	Final Weight/Volume:	100 mL
Prep Date:	05/10/2013 1300				
Leach Date:	N/A				

Analyte	Sample Result/Qual		Result	%Diff	Limit	Qual
Aluminum	6300		6750	7.4	10	D
Beryllium	0.21	J	0.211	NC	10	J D
Calcium	23000		25100	7.0	10	D
Iron	14000		15000	4.7	10	D
Magnesium	2700		2960	8.9	10	D
Manganese	810		888	9.3	10	D Q
Potassium	670		698	NC	10	J D
Sodium	69	J	540	NC	10	U

Client: FPM Remediations Inc

Job Number: 280-42043-1

Duplicate - Batch: 280-176170

Method: Moisture
Preparation: N/A

Lab Sample ID:	280-42043-19	Analysis Batch:	280-176170	Instrument ID:	No Equipment
Client Matrix:	Solid	Prep Batch:	N/A	Lab File ID:	N/A
Dilution:	1.0	Leach Batch:	N/A	Initial Weight/Volume:	
Analysis Date:	05/28/2013 1202	Units:	%	Final Weight/Volume:	
Prep Date:	N/A				
Leach Date:	N/A				

Analyte	Sample Result/Qual	Result	RPD	Limit	Qual
Percent Moisture	9.3	9.0	4	20	
Percent Solids	91	91	0.4	20	

DATA REPORTING QUALIFIERS

Client: FPM Remediations Inc Job Number: 280-42043-1

Lab Section	Qualifier	Description
Metals		
	J	Estimated: The analyte was positively identified; the quantitation is an estimation
	J	Estimated: The quantitation is an estimation due to discrepancies in meeting certain analyte-specific quality control criteria.
	4	MS, MSD: The analyte present in the original sample is 4 times greater than the matrix spike concentration; therefore, control limits are not applicable.
	Q	One or more quality control criteria failed.
	V	Serial Dilution exceeds the control limits
	D	The reported value is from a dilution.
	U	Undetected at the Limit of Detection.

Client: FPM Remediations Inc

Job Number: 280-42043-1

QC Association Summary

Lab Sample ID	Client Sample ID	Report Basis	Client Matrix	Method	Prep Batch
Metals					
Prep Batch: 280-173665					
LCS 280-173665/2-A	Lab Control Sample	T	Solid	3050B	
MB 280-173665/1-A	Method Blank	T	Solid	3050B	
280-42043-1	B219SCS0104AA	T	Solid	3050B	
280-42043-2	B219SCS0108AA	T	Solid	3050B	
280-42043-3	B219SCS0112AA	T	Solid	3050B	
280-42043-4	B219SCS0204AA	T	Solid	3050B	
280-42043-5	B219SCS0208AA	T	Solid	3050B	
280-42043-6	B219SCS0212AA	T	Solid	3050B	
280-42043-7	B219SCS0304AA	T	Solid	3050B	
280-42043-7MS	Matrix Spike	T	Solid	3050B	
280-42043-7MSD	Matrix Spike Duplicate	T	Solid	3050B	
280-42043-8	B219SCS0308AA	T	Solid	3050B	
280-42043-9	B219SCS0312AA	T	Solid	3050B	
280-42043-10	B219SCS0404AA	T	Solid	3050B	
280-42043-11	B219SCS0408AA	T	Solid	3050B	
280-42043-12	B219SCS0412AA	T	Solid	3050B	
280-42043-13	B219SCS0504AA	T	Solid	3050B	
280-42043-14	B219SCS0508AA	T	Solid	3050B	
280-42043-15	B219SCS0512AA	T	Solid	3050B	
280-42043-16	B219SCS0604AA	T	Solid	3050B	
280-42043-17	B219SCS0608AA	T	Solid	3050B	
280-42043-18	B219SCS0612AA	T	Solid	3050B	
280-42043-19FD	B219SCS0412AC	T	Solid	3050B	

Client: FPM Remediations Inc

Job Number: 280-42043-1

QC Association Summary

Lab Sample ID	Client Sample ID	Report Basis	Client Matrix	Method	Prep Batch
Metals					
Analysis Batch:280-174938					
LCS 280-173665/2-A	Lab Control Sample	T	Solid	6010C	280-173665
MB 280-173665/1-A	Method Blank	T	Solid	6010C	280-173665
280-42043-1	B219SCS0104AA	T	Solid	6010C	280-173665
280-42043-2	B219SCS0108AA	T	Solid	6010C	280-173665
280-42043-3	B219SCS0112AA	T	Solid	6010C	280-173665
280-42043-4	B219SCS0204AA	T	Solid	6010C	280-173665
280-42043-5	B219SCS0208AA	T	Solid	6010C	280-173665
280-42043-6	B219SCS0212AA	T	Solid	6010C	280-173665
280-42043-7	B219SCS0304AA	T	Solid	6010C	280-173665
280-42043-7MS	Matrix Spike	T	Solid	6010C	280-173665
280-42043-7MSD	Matrix Spike Duplicate	T	Solid	6010C	280-173665
280-42043-8	B219SCS0308AA	T	Solid	6010C	280-173665
280-42043-9	B219SCS0312AA	T	Solid	6010C	280-173665
280-42043-10	B219SCS0404AA	T	Solid	6010C	280-173665
280-42043-11	B219SCS0408AA	T	Solid	6010C	280-173665
280-42043-12	B219SCS0412AA	T	Solid	6010C	280-173665
280-42043-13	B219SCS0504AA	T	Solid	6010C	280-173665
280-42043-14	B219SCS0508AA	T	Solid	6010C	280-173665
280-42043-15	B219SCS0512AA	T	Solid	6010C	280-173665
280-42043-16	B219SCS0604AA	T	Solid	6010C	280-173665
280-42043-17	B219SCS0608AA	T	Solid	6010C	280-173665
280-42043-18	B219SCS0612AA	T	Solid	6010C	280-173665
280-42043-19FD	B219SCS0412AC	T	Solid	6010C	280-173665

Client: FPM Remediations Inc

Job Number: 280-42043-1

QC Association Summary

Lab Sample ID	Client Sample ID	Report Basis	Client Matrix	Method	Prep Batch
Metals					
Analysis Batch:280-175407					
LCS 280-173665/2-A	Lab Control Sample	T	Solid	6010C	280-173665
MB 280-173665/1-A	Method Blank	T	Solid	6010C	280-173665
280-42043-1	B219SCS0104AA	T	Solid	6010C	280-173665
280-42043-2	B219SCS0108AA	T	Solid	6010C	280-173665
280-42043-3	B219SCS0112AA	T	Solid	6010C	280-173665
280-42043-4	B219SCS0204AA	T	Solid	6010C	280-173665
280-42043-5	B219SCS0208AA	T	Solid	6010C	280-173665
280-42043-6	B219SCS0212AA	T	Solid	6010C	280-173665
280-42043-7	B219SCS0304AA	T	Solid	6010C	280-173665
280-42043-7MS	Matrix Spike	T	Solid	6010C	280-173665
280-42043-7MSD	Matrix Spike Duplicate	T	Solid	6010C	280-173665
280-42043-8	B219SCS0308AA	T	Solid	6010C	280-173665
280-42043-9	B219SCS0312AA	T	Solid	6010C	280-173665
280-42043-10	B219SCS0404AA	T	Solid	6010C	280-173665
280-42043-11	B219SCS0408AA	T	Solid	6010C	280-173665
280-42043-12	B219SCS0412AA	T	Solid	6010C	280-173665
280-42043-13	B219SCS0504AA	T	Solid	6010C	280-173665
280-42043-14	B219SCS0508AA	T	Solid	6010C	280-173665
280-42043-15	B219SCS0512AA	T	Solid	6010C	280-173665
280-42043-16	B219SCS0604AA	T	Solid	6010C	280-173665
280-42043-17	B219SCS0608AA	T	Solid	6010C	280-173665
280-42043-18	B219SCS0612AA	T	Solid	6010C	280-173665
280-42043-19FD	B219SCS0412AC	T	Solid	6010C	280-173665

Report Basis

T = Total

Client: FPM Remediations Inc

Job Number: 280-42043-1

QC Association Summary

Lab Sample ID	Client Sample ID	Report Basis	Client Matrix	Method	Prep Batch
General Chemistry					
Analysis Batch:280-176170					
280-42043-1	B219SCS0104AA	T	Solid	Moisture	
280-42043-2	B219SCS0108AA	T	Solid	Moisture	
280-42043-3	B219SCS0112AA	T	Solid	Moisture	
280-42043-4	B219SCS0204AA	T	Solid	Moisture	
280-42043-5	B219SCS0208AA	T	Solid	Moisture	
280-42043-6	B219SCS0212AA	T	Solid	Moisture	
280-42043-7	B219SCS0304AA	T	Solid	Moisture	
280-42043-8	B219SCS0308AA	T	Solid	Moisture	
280-42043-9	B219SCS0312AA	T	Solid	Moisture	
280-42043-10	B219SCS0404AA	T	Solid	Moisture	
280-42043-11	B219SCS0408AA	T	Solid	Moisture	
280-42043-12	B219SCS0412AA	T	Solid	Moisture	
280-42043-13	B219SCS0504AA	T	Solid	Moisture	
280-42043-14	B219SCS0508AA	T	Solid	Moisture	
280-42043-15	B219SCS0512AA	T	Solid	Moisture	
280-42043-16	B219SCS0604AA	T	Solid	Moisture	
280-42043-17	B219SCS0608AA	T	Solid	Moisture	
280-42043-18	B219SCS0612AA	T	Solid	Moisture	
280-42043-19FD	B219SCS0412AC	T	Solid	Moisture	
280-42043-19DU	Duplicate	T	Solid	Moisture	

Report Basis

T = Total

Client: FPM Remediations Inc

Job Number: 280-42043-1

Laboratory Chronicle

Lab ID: 280-42043-1 **Client ID:** B219SCS0104AA

Sample Date/Time: 05/06/2013 11:53 Received Date/Time: 05/08/2013 09:15

Method	Bottle ID	Run	Analysis Batch	Prep Batch	Date Prepared / Analyzed	Dil	Lab	Analyst
P:3050B	280-42043-A-1-A		280-174938	280-173665	05/10/2013 13:00	1	TAL DEN	RC
A:6010C	280-42043-A-1-A		280-174938	280-173665	05/17/2013 17:12	1	TAL DEN	HEB
P:3050B	280-42043-A-1-A		280-175407	280-173665	05/10/2013 13:00	1	TAL DEN	RC
A:6010C	280-42043-A-1-A		280-175407	280-173665	05/21/2013 13:28	1	TAL DEN	HEB
A:Moisture	280-42043-A-1		280-176170		05/28/2013 12:02	1	TAL DEN	JS

Lab ID: 280-42043-2 **Client ID:** B219SCS0108AA

Sample Date/Time: 05/06/2013 11:56 Received Date/Time: 05/08/2013 09:15

Method	Bottle ID	Run	Analysis Batch	Prep Batch	Date Prepared / Analyzed	Dil	Lab	Analyst
P:3050B	280-42043-A-2-A		280-174938	280-173665	05/10/2013 13:00	1	TAL DEN	RC
A:6010C	280-42043-A-2-A		280-174938	280-173665	05/17/2013 17:15	1	TAL DEN	HEB
P:3050B	280-42043-A-2-A		280-175407	280-173665	05/10/2013 13:00	1	TAL DEN	RC
A:6010C	280-42043-A-2-A		280-175407	280-173665	05/21/2013 13:31	1	TAL DEN	HEB
A:Moisture	280-42043-A-2		280-176170		05/28/2013 12:02	1	TAL DEN	JS

Lab ID: 280-42043-3 **Client ID:** B219SCS0112AA

Sample Date/Time: 05/06/2013 12:00 Received Date/Time: 05/08/2013 09:15

Method	Bottle ID	Run	Analysis Batch	Prep Batch	Date Prepared / Analyzed	Dil	Lab	Analyst
P:3050B	280-42043-A-3-A		280-174938	280-173665	05/10/2013 13:00	1	TAL DEN	RC
A:6010C	280-42043-A-3-A		280-174938	280-173665	05/17/2013 17:17	1	TAL DEN	HEB
P:3050B	280-42043-A-3-A		280-175407	280-173665	05/10/2013 13:00	1	TAL DEN	RC
A:6010C	280-42043-A-3-A		280-175407	280-173665	05/21/2013 13:33	1	TAL DEN	HEB
A:Moisture	280-42043-A-3		280-176170		05/28/2013 12:02	1	TAL DEN	JS

Lab ID: 280-42043-4 **Client ID:** B219SCS0204AA

Sample Date/Time: 05/06/2013 12:08 Received Date/Time: 05/08/2013 09:15

Method	Bottle ID	Run	Analysis Batch	Prep Batch	Date Prepared / Analyzed	Dil	Lab	Analyst
P:3050B	280-42043-A-4-A		280-174938	280-173665	05/10/2013 13:00	1	TAL DEN	RC
A:6010C	280-42043-A-4-A		280-174938	280-173665	05/17/2013 17:20	1	TAL DEN	HEB
P:3050B	280-42043-A-4-A		280-175407	280-173665	05/10/2013 13:00	1	TAL DEN	RC
A:6010C	280-42043-A-4-A		280-175407	280-173665	05/21/2013 13:36	1	TAL DEN	HEB
A:Moisture	280-42043-A-4		280-176170		05/28/2013 12:02	1	TAL DEN	JS

Client: FPM Remediations Inc

Job Number: 280-42043-1

Laboratory Chronicle

Lab ID: 280-42043-5 **Client ID:** B219SCS0208AA

Sample Date/Time: 05/06/2013 12:11 Received Date/Time: 05/08/2013 09:15

Method	Bottle ID	Run	Analysis Batch	Prep Batch	Date Prepared / Analyzed	Dil	Lab	Analyst
P:3050B	280-42043-A-5-A		280-174938	280-173665	05/10/2013 13:00	1	TAL DEN	RC
A:6010C	280-42043-A-5-A		280-174938	280-173665	05/17/2013 17:22	1	TAL DEN	HEB
P:3050B	280-42043-A-5-A		280-175407	280-173665	05/10/2013 13:00	1	TAL DEN	RC
A:6010C	280-42043-A-5-A		280-175407	280-173665	05/21/2013 13:38	1	TAL DEN	HEB
A:Moisture	280-42043-A-5		280-176170		05/28/2013 12:02	1	TAL DEN	JS

Lab ID: 280-42043-6 **Client ID:** B219SCS0212AA

Sample Date/Time: 05/06/2013 12:15 Received Date/Time: 05/08/2013 09:15

Method	Bottle ID	Run	Analysis Batch	Prep Batch	Date Prepared / Analyzed	Dil	Lab	Analyst
P:3050B	280-42043-A-6-A		280-174938	280-173665	05/10/2013 13:00	1	TAL DEN	RC
A:6010C	280-42043-A-6-A		280-174938	280-173665	05/17/2013 17:24	1	TAL DEN	HEB
P:3050B	280-42043-A-6-A		280-175407	280-173665	05/10/2013 13:00	1	TAL DEN	RC
A:6010C	280-42043-A-6-A		280-175407	280-173665	05/21/2013 13:41	1	TAL DEN	HEB
A:Moisture	280-42043-A-6		280-176170		05/28/2013 12:02	1	TAL DEN	JS

Lab ID: 280-42043-7 **Client ID:** B219SCS0304AA

Sample Date/Time: 05/06/2013 12:17 Received Date/Time: 05/08/2013 09:15

Method	Bottle ID	Run	Analysis Batch	Prep Batch	Date Prepared / Analyzed	Dil	Lab	Analyst
P:3050B	280-42043-A-7-A		280-174938	280-173665	05/10/2013 13:00	1	TAL DEN	RC
A:6010C	280-42043-A-7-A		280-174938	280-173665	05/17/2013 17:36	1	TAL DEN	HEB
P:3050B	280-42043-A-7-A		280-175407	280-173665	05/10/2013 13:00	1	TAL DEN	RC
A:6010C	280-42043-A-7-A		280-175407	280-173665	05/21/2013 13:53	1	TAL DEN	HEB
A:Moisture	280-42043-C-7		280-176170		05/28/2013 12:02	1	TAL DEN	JS

Lab ID: 280-42043-7 **Client ID:** B219SCS0304AA

Sample Date/Time: 05/06/2013 12:17 Received Date/Time: 05/08/2013 09:15

Method	Bottle ID	Run	Analysis Batch	Prep Batch	Date Prepared / Analyzed	Dil	Lab	Analyst
P:3050B	280-42043-A-7-B MS		280-174938	280-173665	05/10/2013 13:00	1	TAL DEN	RC
A:6010C	280-42043-A-7-B MS		280-174938	280-173665	05/17/2013 17:41	1	TAL DEN	HEB
P:3050B	280-42043-A-7-B MS		280-175407	280-173665	05/10/2013 13:00	1	TAL DEN	RC
A:6010C	280-42043-A-7-B MS		280-175407	280-173665	05/21/2013 13:57	1	TAL DEN	HEB

Client: FPM Remediations Inc Job Number: 280-42043-1

Laboratory Chronicle

Lab ID: 280-42043-7 **Client ID: B219SCS0304AA**

Sample Date/Time: 05/06/2013 12:17 Received Date/Time: 05/08/2013 09:15

Method	Bottle ID	Run	Analysis Batch	Prep Batch	Date Prepared / Analyzed	Dil	Lab	Analyst
P:3050B	280-42043-A-7-C MSD		280-174938	280-173665	05/10/2013 13:00	1	TAL DEN	RC
A:6010C	280-42043-A-7-C MSD		280-174938	280-173665	05/17/2013 17:44	1	TAL DEN	HEB
P:3050B	280-42043-A-7-C MSD		280-175407	280-173665	05/10/2013 13:00	1	TAL DEN	RC
A:6010C	280-42043-A-7-C MSD		280-175407	280-173665	05/21/2013 14:00	1	TAL DEN	HEB

Lab ID: 280-42043-7 SD **Client ID: B219SCS0304AA**

Sample Date/Time: 05/06/2013 12:17 Received Date/Time: 05/08/2013 09:15

Method	Bottle ID	Run	Analysis Batch	Prep Batch	Date Prepared / Analyzed	Dil	Lab	Analyst
P:3050B	280-42043-A-7-A SD ^5		280-174938	280-173665	05/10/2013 13:00	5	TAL DEN	RC
A:6010C	280-42043-A-7-A SD ^5		280-174938	280-173665	05/17/2013 17:39	5	TAL DEN	HEB
P:3050B	280-42043-A-7-A PDS		280-174938	280-173665	05/10/2013 13:00	1	TAL DEN	RC
A:6010C	280-42043-A-7-A PDS		280-174938	280-173665	05/17/2013 17:46	1	TAL DEN	HEB
P:3050B	280-42043-A-7-A SD ^5		280-175407	280-173665	05/10/2013 13:00	5	TAL DEN	RC
A:6010C	280-42043-A-7-A SD ^5		280-175407	280-173665	05/21/2013 13:55	5	TAL DEN	HEB
P:3050B	280-42043-A-7-A PDS		280-175407	280-173665	05/10/2013 13:00	1	TAL DEN	RC
A:6010C	280-42043-A-7-A PDS		280-175407	280-173665	05/21/2013 14:03	1	TAL DEN	HEB

Lab ID: 280-42043-8 **Client ID: B219SCS0308AA**

Sample Date/Time: 05/06/2013 12:21 Received Date/Time: 05/08/2013 09:15

Method	Bottle ID	Run	Analysis Batch	Prep Batch	Date Prepared / Analyzed	Dil	Lab	Analyst
P:3050B	280-42043-A-8-A		280-174938	280-173665	05/10/2013 13:00	1	TAL DEN	RC
A:6010C	280-42043-A-8-A		280-174938	280-173665	05/17/2013 17:49	1	TAL DEN	HEB
P:3050B	280-42043-A-8-A		280-175407	280-173665	05/10/2013 13:00	1	TAL DEN	RC
A:6010C	280-42043-A-8-A		280-175407	280-173665	05/21/2013 14:05	1	TAL DEN	HEB
A:Moisture	280-42043-A-8		280-176170		05/28/2013 12:02	1	TAL DEN	JS

Client: FPM Remediations Inc

Job Number: 280-42043-1

Laboratory Chronicle

Lab ID: 280-42043-9 **Client ID:** B219SCS0312AA

Sample Date/Time: 05/06/2013 12:25 Received Date/Time: 05/08/2013 09:15

Method	Bottle ID	Run	Analysis Batch	Prep Batch	Date Prepared / Analyzed	Dil	Lab	Analyst
P:3050B	280-42043-A-9-A		280-174938	280-173665	05/10/2013 13:00	1	TAL DEN	RC
A:6010C	280-42043-A-9-A		280-174938	280-173665	05/17/2013 17:51	1	TAL DEN	HEB
P:3050B	280-42043-A-9-A		280-175407	280-173665	05/10/2013 13:00	1	TAL DEN	RC
A:6010C	280-42043-A-9-A		280-175407	280-173665	05/21/2013 14:08	1	TAL DEN	HEB
A:Moisture	280-42043-A-9		280-176170		05/28/2013 12:02	1	TAL DEN	JS

Lab ID: 280-42043-10 **Client ID:** B219SCS0404AA

Sample Date/Time: 05/06/2013 11:40 Received Date/Time: 05/08/2013 09:15

Method	Bottle ID	Run	Analysis Batch	Prep Batch	Date Prepared / Analyzed	Dil	Lab	Analyst
P:3050B	280-42043-A-10-A		280-174938	280-173665	05/10/2013 13:00	1	TAL DEN	RC
A:6010C	280-42043-A-10-A		280-174938	280-173665	05/17/2013 17:54	1	TAL DEN	HEB
P:3050B	280-42043-A-10-A		280-175407	280-173665	05/10/2013 13:00	1	TAL DEN	RC
A:6010C	280-42043-A-10-A		280-175407	280-173665	05/21/2013 14:10	1	TAL DEN	HEB
A:Moisture	280-42043-A-10		280-176170		05/28/2013 12:02	1	TAL DEN	JS

Lab ID: 280-42043-11 **Client ID:** B219SCS0408AA

Sample Date/Time: 05/06/2013 11:43 Received Date/Time: 05/08/2013 09:15

Method	Bottle ID	Run	Analysis Batch	Prep Batch	Date Prepared / Analyzed	Dil	Lab	Analyst
P:3050B	280-42043-A-11-A		280-174938	280-173665	05/10/2013 13:00	1	TAL DEN	RC
A:6010C	280-42043-A-11-A		280-174938	280-173665	05/17/2013 17:56	1	TAL DEN	HEB
P:3050B	280-42043-A-11-A		280-175407	280-173665	05/10/2013 13:00	1	TAL DEN	RC
A:6010C	280-42043-A-11-A		280-175407	280-173665	05/21/2013 14:22	1	TAL DEN	HEB
A:Moisture	280-42043-A-11		280-176170		05/28/2013 12:02	1	TAL DEN	JS

Lab ID: 280-42043-12 **Client ID:** B219SCS0412AA

Sample Date/Time: 05/06/2013 11:45 Received Date/Time: 05/08/2013 09:15

Method	Bottle ID	Run	Analysis Batch	Prep Batch	Date Prepared / Analyzed	Dil	Lab	Analyst
P:3050B	280-42043-A-12-A		280-174938	280-173665	05/10/2013 13:00	1	TAL DEN	RC
A:6010C	280-42043-A-12-A		280-174938	280-173665	05/17/2013 18:08	1	TAL DEN	HEB
P:3050B	280-42043-A-12-A		280-175407	280-173665	05/10/2013 13:00	1	TAL DEN	RC
A:6010C	280-42043-A-12-A		280-175407	280-173665	05/21/2013 14:24	1	TAL DEN	HEB
A:Moisture	280-42043-A-12		280-176170		05/28/2013 12:02	1	TAL DEN	JS

Client: FPM Remediations Inc

Job Number: 280-42043-1

Laboratory Chronicle

Lab ID: 280-42043-13 **Client ID:** B219SCS0504AA

Sample Date/Time: 05/06/2013 11:29 Received Date/Time: 05/08/2013 09:15

Method	Bottle ID	Run	Analysis Batch	Prep Batch	Date Prepared / Analyzed	Dil	Lab	Analyst
P:3050B	280-42043-A-13-A		280-174938	280-173665	05/10/2013 13:00	1	TAL DEN	RC
A:6010C	280-42043-A-13-A		280-174938	280-173665	05/17/2013 18:11	1	TAL DEN	HEB
P:3050B	280-42043-A-13-A		280-175407	280-173665	05/10/2013 13:00	1	TAL DEN	RC
A:6010C	280-42043-A-13-A		280-175407	280-173665	05/21/2013 14:27	1	TAL DEN	HEB
A:Moisture	280-42043-A-13		280-176170		05/28/2013 12:02	1	TAL DEN	JS

Lab ID: 280-42043-14 **Client ID:** B219SCS0508AA

Sample Date/Time: 05/06/2013 11:33 Received Date/Time: 05/08/2013 09:15

Method	Bottle ID	Run	Analysis Batch	Prep Batch	Date Prepared / Analyzed	Dil	Lab	Analyst
P:3050B	280-42043-A-14-A		280-174938	280-173665	05/10/2013 13:00	1	TAL DEN	RC
A:6010C	280-42043-A-14-A		280-174938	280-173665	05/17/2013 18:13	1	TAL DEN	HEB
P:3050B	280-42043-A-14-A		280-175407	280-173665	05/10/2013 13:00	1	TAL DEN	RC
A:6010C	280-42043-A-14-A		280-175407	280-173665	05/21/2013 14:29	1	TAL DEN	HEB
A:Moisture	280-42043-A-14		280-176170		05/28/2013 12:02	1	TAL DEN	JS

Lab ID: 280-42043-15 **Client ID:** B219SCS0512AA

Sample Date/Time: 05/06/2013 11:37 Received Date/Time: 05/08/2013 09:15

Method	Bottle ID	Run	Analysis Batch	Prep Batch	Date Prepared / Analyzed	Dil	Lab	Analyst
P:3050B	280-42043-A-15-A		280-174938	280-173665	05/10/2013 13:00	1	TAL DEN	RC
A:6010C	280-42043-A-15-A		280-174938	280-173665	05/17/2013 18:15	1	TAL DEN	HEB
P:3050B	280-42043-A-15-A		280-175407	280-173665	05/10/2013 13:00	1	TAL DEN	RC
A:6010C	280-42043-A-15-A		280-175407	280-173665	05/21/2013 14:32	1	TAL DEN	HEB
A:Moisture	280-42043-A-15		280-176170		05/28/2013 12:02	1	TAL DEN	JS

Lab ID: 280-42043-16 **Client ID:** B219SCS0604AA

Sample Date/Time: 05/06/2013 11:19 Received Date/Time: 05/08/2013 09:15

Method	Bottle ID	Run	Analysis Batch	Prep Batch	Date Prepared / Analyzed	Dil	Lab	Analyst
P:3050B	280-42043-A-16-A		280-174938	280-173665	05/10/2013 13:00	1	TAL DEN	RC
A:6010C	280-42043-A-16-A		280-174938	280-173665	05/17/2013 18:18	1	TAL DEN	HEB
P:3050B	280-42043-A-16-A		280-175407	280-173665	05/10/2013 13:00	1	TAL DEN	RC
A:6010C	280-42043-A-16-A		280-175407	280-173665	05/21/2013 14:34	1	TAL DEN	HEB
A:Moisture	280-42043-A-16		280-176170		05/28/2013 12:02	1	TAL DEN	JS

Client: FPM Remediations Inc Job Number: 280-42043-1

Laboratory Chronicle

Lab ID: 280-42043-17 **Client ID:** B219SCS0608AA

Sample Date/Time: 05/06/2013 11:24 Received Date/Time: 05/08/2013 09:15

Method	Bottle ID	Run	Analysis Batch	Prep Batch	Date Prepared / Analyzed	Dil	Lab	Analyst
P:3050B	280-42043-A-17-A		280-174938	280-173665	05/10/2013 13:00	1	TAL DEN	RC
A:6010C	280-42043-A-17-A		280-174938	280-173665	05/17/2013 18:21	1	TAL DEN	HEB
P:3050B	280-42043-A-17-A		280-175407	280-173665	05/10/2013 13:00	1	TAL DEN	RC
A:6010C	280-42043-A-17-A		280-175407	280-173665	05/21/2013 14:37	1	TAL DEN	HEB
A:Moisture	280-42043-A-17		280-176170		05/28/2013 12:02	1	TAL DEN	JS

Lab ID: 280-42043-18 **Client ID:** B219SCS0612AA

Sample Date/Time: 05/06/2013 11:27 Received Date/Time: 05/08/2013 09:15

Method	Bottle ID	Run	Analysis Batch	Prep Batch	Date Prepared / Analyzed	Dil	Lab	Analyst
P:3050B	280-42043-A-18-A		280-174938	280-173665	05/10/2013 13:00	1	TAL DEN	RC
A:6010C	280-42043-A-18-A		280-174938	280-173665	05/17/2013 18:23	1	TAL DEN	HEB
P:3050B	280-42043-A-18-A		280-175407	280-173665	05/10/2013 13:00	1	TAL DEN	RC
A:6010C	280-42043-A-18-A		280-175407	280-173665	05/21/2013 14:40	1	TAL DEN	HEB
A:Moisture	280-42043-A-18		280-176170		05/28/2013 12:02	1	TAL DEN	JS

Lab ID: 280-42043-19 **Client ID:** B219SCS0412AC

Sample Date/Time: 05/06/2013 11:46 Received Date/Time: 05/08/2013 09:15

Method	Bottle ID	Run	Analysis Batch	Prep Batch	Date Prepared / Analyzed	Dil	Lab	Analyst
P:3050B	280-42043-A-19-A		280-174938	280-173665	05/10/2013 13:00	1	TAL DEN	RC
A:6010C	280-42043-A-19-A		280-174938	280-173665	05/17/2013 18:26	1	TAL DEN	HEB
P:3050B	280-42043-A-19-A		280-175407	280-173665	05/10/2013 13:00	1	TAL DEN	RC
A:6010C	280-42043-A-19-A		280-175407	280-173665	05/21/2013 14:42	1	TAL DEN	HEB
A:Moisture	280-42043-A-19		280-176170		05/28/2013 12:02	1	TAL DEN	JS

Lab ID: 280-42043-19 DU **Client ID:** B219SCS0412AC

Sample Date/Time: 05/06/2013 11:46 Received Date/Time: 05/08/2013 09:15

Method	Bottle ID	Run	Analysis Batch	Prep Batch	Date Prepared / Analyzed	Dil	Lab	Analyst
A:Moisture	280-42043-A-19 DU		280-176170		05/28/2013 12:02	1	TAL DEN	JS

Lab ID: MB **Client ID:** N/A

Sample Date/Time: N/A Received Date/Time: N/A

Method	Bottle ID	Run	Analysis Batch	Prep Batch	Date Prepared / Analyzed	Dil	Lab	Analyst
P:3050B	MB 280-173665/1-A		280-174938	280-173665	05/10/2013 13:00	1	TAL DEN	RC
A:6010C	MB 280-173665/1-A		280-174938	280-173665	05/17/2013 17:07	1	TAL DEN	HEB
P:3050B	MB 280-173665/1-A		280-175407	280-173665	05/10/2013 13:00	1	TAL DEN	RC
A:6010C	MB 280-173665/1-A		280-175407	280-173665	05/21/2013 13:23	1	TAL DEN	HEB

Client: FPM Remediations Inc

Job Number: 280-42043-1

Laboratory Chronicle

Lab ID: LCS **Client ID:** N/A

Sample Date/Time: N/A Received Date/Time: N/A

Method	Bottle ID	Run	Analysis Batch	Prep Batch	Date Prepared / Analyzed	Dil	Lab	Analyst
P:3050B	LCS 280-173665/2-A		280-174938	280-173665	05/10/2013 13:00	1	TAL DEN	RC
A:6010C	LCS 280-173665/2-A		280-174938	280-173665	05/17/2013 17:09	1	TAL DEN	HEB
P:3050B	LCS 280-173665/2-A		280-175407	280-173665	05/10/2013 13:00	1	TAL DEN	RC
A:6010C	LCS 280-173665/2-A		280-175407	280-173665	05/21/2013 13:25	1	TAL DEN	HEB

Lab References:
TAL DEN = TestAmerica Denver

Lab Name: TestAmerica Denver Job No.: 280-42043-1

SDG No.:

Reagent ID	Exp Date	Prep Date	Dilutant Used	Reagent Final Volume	Parent Reagent		Analyte	Concentration
					Reagent ID	Volume Added		
Alt CRI_00038	10/01/13	05/17/13	5%5%HNO3HCL, Lot See Reagent Log	1000 mL	1000 As_00009	0.02 mL	Arsenic	0.02 ppm
					1000 Pb_00011	0.009 mL	Lead	0.009 ppm
					1000 Se_00007	0.015 mL	Selenium	0.015 ppm
					1000 Zn_00006	0.02 mL	Zinc	0.02 ppm
.1000 As_00009	03/01/14		Inorganic Venture, Lot F2-AS02083		(Purchased Reagent)		Arsenic	1000 mg/L
.1000 Pb_00011	03/01/14		Inorganic Ventures, Lot F2-PB03035		(Purchased Reagent)		Lead	1000 mg/L
.1000 Se_00007	05/01/14		Inorganic Ventures, Lot E2-SE02033		(Purchased Reagent)		Selenium	1000 mg/L
.1000 Zn_00006	04/01/14		Inorganic Ventures, Lot F2-ZN02075		(Purchased Reagent)		Zinc	1000 mg/L
Alt Pb Tl Zn_00001	10/01/13	05/21/13	5%5%HNO3HCL, Lot See Reagent Log	1000 mL	1000 Pb_00011	0.009 mL	Lead	0.009 ppm
					1000 Tl_00006	0.02 mL	Thallium	0.02 ppm
					1000 Zn_00006	0.02 mL	Zinc	0.02 ppm
.1000 Pb_00011	03/01/14		Inorganic Ventures, Lot F2-PB03035		(Purchased Reagent)		Lead	1000 mg/L
.1000 Tl_00006	10/01/13		Inorganic Ventures, Lot E2-TL01124		(Purchased Reagent)		Thallium	1000 mg/L
.1000 Zn_00006	04/01/14		Inorganic Ventures, Lot F2-ZN02075		(Purchased Reagent)		Zinc	1000 mg/L
ICP CCVH_00263	08/01/13	05/14/13	5%/5% HCL/HNO3, Lot SEE LOGBOOK	500 mL	ICP ICAL2A_00173	250 mL	Aluminum	50 mg/L
							Sodium	250 mg/L
.ICP ICAL2A_00173	08/01/13	05/11/13	5%HCl/5% HNO3, Lot see reagent log	1000 mL	10000 Al_00008	10 mL	Aluminum	100 mg/L
					10000 Na_00023	50 mL	Sodium	500 mg/L
..10000 Al_00008	01/01/14		Inorganic Ventures, Lot F2-AL04115		(Purchased Reagent)		Aluminum	10000 mg/L
..10000 Na_00023	03/01/14		Inorganic Ventures, Lot F2-NA03103		(Purchased Reagent)		Sodium	10000 mg/L
ICP CCVH_00264	08/01/13	05/17/13	5%/5% HCL/HNO3, Lot SEE LOGBOOK	500 mL	ICP ICAL2A_00174	250 mL	Aluminum	50 mg/L
							Iron	50 mg/L
							Sodium	250 mg/L
.ICP ICAL2A_00174	08/01/13	05/17/13	5%HCl/5% HNO3, Lot see reagent log	1000 mL	10000 Al_00008	10 mL	Aluminum	100 mg/L
					10000 Fe_00008	10 mL	Iron	100 mg/L
					10000 Na_00023	50 mL	Sodium	500 mg/L
..10000 Al_00008	01/01/14		Inorganic Ventures, Lot F2-AL04115		(Purchased Reagent)		Aluminum	10000 mg/L
..10000 Fe_00008	01/01/14		Inorganic Ventures, Lot F2-FE04007		(Purchased Reagent)		Iron	10000 mg/L
..10000 Na_00023	03/01/14		Inorganic Ventures, Lot F2-NA03103		(Purchased Reagent)		Sodium	10000 mg/L
ICP CCVL_00311	09/01/13	05/14/13	5%/5% HCL/HNO3, Lot SEE LOGBOOK	500 mL	ICP ICAL1A_00288	250 mL	Arsenic	1 mg/L
							Lead	1 mg/L
							Antimony	1 mg/L
							Selenium	1 mg/L
							Thallium	1 mg/L
							Molybdenum	0.5 mg/L
							Aluminum	0.5 mg/L
							Barium	0.5 mg/L
							Boron	0.5 mg/L
							Cadmium	0.5 mg/L
							Calcium	5 mg/L

Lab Name: TestAmerica Denver Job No.: 280-42043-1

SDG No.:

Reagent ID	Exp Date	Prep Date	Dilutant Used	Reagent Final Volume	Parent Reagent		Analyte	Concentration
					Reagent ID	Volume Added		
							Chromium	0.5 mg/L
							Cobalt	0.5 mg/L
							Copper	0.5 mg/L
							Magnesium	20 mg/L
							Manganese	0.5 mg/L
							Nickel	0.5 mg/L
							Potassium	50 mg/L
							Silver	0.5 mg/L
							Sodium	5 mg/L
							Vanadium	0.5 mg/L
							Zinc	0.5 mg/L
.ICP ICAL1A_00288	09/01/13	05/11/13	5%/5% HCL/HNO3, Lot SEE LOGBOOK	500 mL	1000 As_00008	1 mL	Arsenic	2 mg/L
					1000 Pb_00011	1 mL	Lead	2 mg/L
					1000 Sb_00007	1 mL	Antimony	2 mg/L
					1000 Se_00006	1 mL	Selenium	2 mg/L
					1000 Tl_00006	1 mL	Thallium	2 mg/L
					Icp cal std 2_00006	5 mL	Molybdenum	1 mg/L
					Icp cal std 3_00006	5 mL	Aluminum	1 mg/L
							Barium	1 mg/L
							Boron	1 mg/L
							Cadmium	1 mg/L
							Calcium	10 mg/L
							Chromium	1 mg/L
							Cobalt	1 mg/L
							Copper	1 mg/L
							Magnesium	40 mg/L
							Manganese	1 mg/L
							Nickel	1 mg/L
							Potassium	100 mg/L
							Silver	1 mg/L
							Sodium	10 mg/L
							Vanadium	1 mg/L
							Zinc	1 mg/L
..1000 As_00008	09/01/13	Inorganic Venture, Lot F2-AS02083			(Purchased Reagent)		Arsenic	1000 mg/L
..1000 Pb_00011	03/01/14	Inorganic Ventures, Lot F2-PB03035			(Purchased Reagent)		Lead	1000 mg/L
..1000 Sb_00007	10/01/13	Inorganic Ventures, Lot F2-SB03010			(Purchased Reagent)		Antimony	1000 mg/L
..1000 Se_00006	10/01/13	Inorganic Ventures, Lot E2-SE02033			(Purchased Reagent)		Selenium	1000 mg/L
..1000 Tl_00006	10/01/13	Inorganic Ventures, Lot E2-TL01124			(Purchased Reagent)		Thallium	1000 mg/L
..Icp cal std 2_00006	11/01/13	Inorganic Ventures, Lot E2-meb407033			(Purchased Reagent)		Molybdenum	100 mg/L
..Icp cal std 3_00006	11/01/13	Inorganic Ventures, Lot F2-meb443149			(Purchased Reagent)		Aluminum	100 mg/L
							Barium	100 mg/L
							Boron	100 mg/L
							Cadmium	100 mg/L
							Calcium	1000 mg/L
							Chromium	100 mg/L
							Cobalt	100 mg/L
							Copper	100 mg/L

Lab Name: TestAmerica Denver Job No.: 280-42043-1

SDG No.:

Reagent ID	Exp Date	Prep Date	Dilutant Used	Reagent Final Volume	Parent Reagent		Analyte	Concentration
					Reagent ID	Volume Added		
							Magnesium	4000 mg/L
							Manganese	100 mg/L
							Nickel	100 mg/L
							Potassium	10000 mg/L
							Silver	100 mg/L
							Sodium	1000 mg/L
							Vanadium	100 mg/L
							Zinc	100 mg/L
ICP CCVL_00312	09/01/13	05/17/13	5%/5% HCL/HNO3, Lot SEE LOGBOOK	500 mL	ICP ICAL1A_00289	250 mL	Arsenic	1 mg/L
							Lead	1 mg/L
							Antimony	1 mg/L
							Selenium	1 mg/L
							Thallium	1 mg/L
							Molybdenum	0.5 mg/L
							Aluminum	0.5 mg/L
							Barium	0.5 mg/L
							Beryllium	0.5 mg/L
							Boron	0.5 mg/L
							Cadmium	0.5 mg/L
							Calcium	5 mg/L
							Chromium	0.5 mg/L
							Cobalt	0.5 mg/L
							Copper	0.5 mg/L
							Iron	2.5 mg/L
							Magnesium	20 mg/L
							Manganese	0.5 mg/L
							Nickel	0.5 mg/L
							Potassium	50 mg/L
							Silver	0.5 mg/L
							Sodium	5 mg/L
							Vanadium	0.5 mg/L
							Zinc	0.5 mg/L
.ICP ICAL1A_00289	09/01/13	05/17/13	5%/5% HCL/HNO3, Lot SEE LOGBOOK	500 mL	1000 As_00008	1 mL	Arsenic	2 mg/L
					1000 Pb_00011	1 mL	Lead	2 mg/L
					1000 Sb_00007	1 mL	Antimony	2 mg/L
					1000 Se_00006	1 mL	Selenium	2 mg/L
					1000 Tl_00006	1 mL	Thallium	2 mg/L
					Icp cal std 2_00006	5 mL	Molybdenum	1 mg/L
					Icp cal std 3_00006	5 mL	Aluminum	1 mg/L
							Barium	1 mg/L
							Beryllium	1 mg/L
							Boron	1 mg/L
							Cadmium	1 mg/L
							Calcium	10 mg/L
							Chromium	1 mg/L
							Cobalt	1 mg/L

Lab Name: TestAmerica Denver Job No.: 280-42043-1

SDG No.:

Reagent ID	Exp Date	Prep Date	Dilutant Used	Reagent Final Volume	Parent Reagent		Analyte	Concentration
					Reagent ID	Volume Added		
							Copper	1 mg/L
							Iron	5 mg/L
							Magnesium	40 mg/L
							Manganese	1 mg/L
							Nickel	1 mg/L
							Potassium	100 mg/L
							Silver	1 mg/L
							Sodium	10 mg/L
							Vanadium	1 mg/L
							Zinc	1 mg/L
..1000 As_00008	09/01/13	Inorganic Venture, Lot F2-AS02083			(Purchased Reagent)		Arsenic	1000 mg/L
..1000 Pb_00011	03/01/14	Inorganic Ventures, Lot F2-PB03035			(Purchased Reagent)		Lead	1000 mg/L
..1000 Sb_00007	10/01/13	Inorganic Ventures, Lot F2-SB03010			(Purchased Reagent)		Antimony	1000 mg/L
..1000 Se_00006	10/01/13	Inorganic Ventures, Lot E2-SE02033			(Purchased Reagent)		Selenium	1000 mg/L
..1000 Tl_00006	10/01/13	Inorganic Ventures, Lot E2-TL01124			(Purchased Reagent)		Thallium	1000 mg/L
..Icp cal std 2_00006	11/01/13	Inorganic Ventures, Lot E2-meb407033			(Purchased Reagent)		Molybdenum	100 mg/L
..Icp cal std 3_00006	11/01/13	Inorganic Ventures, Lot F2-meb443149			(Purchased Reagent)		Aluminum	100 mg/L
							Barium	100 mg/L
							Beryllium	100 mg/L
							Boron	100 mg/L
							Cadmium	100 mg/L
							Calcium	1000 mg/L
							Chromium	100 mg/L
							Cobalt	100 mg/L
							Copper	100 mg/L
							Iron	500 mg/L
							Magnesium	4000 mg/L
							Manganese	100 mg/L
							Nickel	100 mg/L
							Potassium	10000 mg/L
							Silver	100 mg/L
							Sodium	1000 mg/L
							Vanadium	100 mg/L
							Zinc	100 mg/L
ICP ICSA_00072	01/01/14	05/14/13	5%/5% HCL/HNO3, Lot SEE LOGBOOK	250 mL	Icp stk ICSA_00007	25 mL	Aluminum	500 mg/L
							Calcium	500 mg/L
							Iron	200 mg/L
							Magnesium	500 mg/L
.Icp stk ICSA_00007	01/01/14	Inorganic Ventures, Lot F2-MEB414132			(Purchased Reagent)		Aluminum	5000 mg/L
							Calcium	5000 mg/L
							Iron	2000 mg/L
							Magnesium	5000 mg/L
ICP ICSAB_00065	07/31/13	05/14/13	5%/5% HCL/HNO3, Lot SEE LOGBOOK	250 mL	1000 Zr_00005	0.25 mL	Zr	1 mg/L
					10000 Si_00008	0.25 mL	Si	10 mg/L
					10000 Th_00004	0.05 mL	Th	2 mg/L

Lab Name: TestAmerica Denver Job No.: 280-42043-1

SDG No.:

Reagent ID	Exp Date	Prep Date	Dilutant Used	Reagent Final Volume	Parent Reagent		Analyte	Concentration
					Reagent ID	Volume Added		
					ANALYTES B_00006	2.5 mL	Barium	0.5 mg/L
							Beryllium	0.5 mg/L
							Cadmium	1 mg/L
							Chromium	0.5 mg/L
							Cobalt	0.5 mg/L
							Copper	0.5 mg/L
							Lead	1 mg/L
							Manganese	0.5 mg/L
							Nickel	1 mg/L
							Silver	1 mg/L
							Vanadium	0.5 mg/L
							Zinc	1 mg/L
					ICP ISAB 1B_00005	2.5 mL	Thallium	10 mg/L
					ICP ISAB STD1_00005	2.5 mL	Antimony	1 mg/L
							Arsenic	2 mg/L
							Boron	2 mg/L
							Li	1 mg/L
							Molybdenum	1 mg/L
							P	2 mg/L
							Potassium	50 mg/L
							Selenium	5 mg/L
							Sodium	50 mg/L
							Sr	1 mg/L
					ICP ISAB STD2_00005	2.5 mL	Sn	10 mg/L
							Ti	1 mg/L
					Icp stk ICSA_00007	25 mL	Aluminum	500 mg/L
							Calcium	500 mg/L
							Iron	200 mg/L
							Magnesium	500 mg/L
.1000 Zr_00005	04/01/14		Spex, Lot F2-ZR01094		(Purchased Reagent)		Zr	1000 mg/L
.10000 Si_00008	04/01/14		Inorganic ventures, Lot F2-SI03018		(Purchased Reagent)		Si	10000 mg/L
.10000 Th_00004	01/01/14		Inorganic Ventures, Lot D2-TH01080		(Purchased Reagent)		Th	10000 mg/L
.ANALYTES B_00006	12/30/13		SPEX, Lot 7-166YPY		(Purchased Reagent)		Barium	50 mg/L
							Beryllium	50 mg/L
							Cadmium	100 mg/L
							Chromium	50 mg/L
							Cobalt	50 mg/L
							Copper	50 mg/L
							Lead	100 mg/L
							Manganese	50 mg/L
							Nickel	100 mg/L
							Silver	100 mg/L
							Vanadium	50 mg/L
							Zinc	100 mg/L
.ICP ISAB 1B_00005	04/11/14		High Purity, Lot 1309814		(Purchased Reagent)		Thallium	1000 mg/L
.ICP ISAB STD1_00005	04/11/14		High Purity, Lot 1309813		(Purchased Reagent)		Antimony	100 mg/L
							Arsenic	200 mg/L
							Boron	200 mg/L

Lab Name: TestAmerica Denver Job No.: 280-42043-1

SDG No.:

Reagent ID	Exp Date	Prep Date	Dilutant Used	Reagent Final Volume	Parent Reagent		Analyte	Concentration
					Reagent ID	Volume Added		
							Li	100 mg/L
							Molybdenum	100 mg/L
							P	200 mg/L
							Potassium	5000 mg/L
							Selenium	500 mg/L
							Sodium	5000 mg/L
							Sr	100 mg/L
.ICP ISAB STD2_00005	04/11/14		High Purity, Lot 1309815		(Purchased Reagent)		Sn	1000 mg/L
							Ti	100 mg/L
.Icp stk ICSA_00007	01/01/14		Inorganic Ventures, Lot F2-MEB414132		(Purchased Reagent)		Aluminum	5000 mg/L
							Calcium	5000 mg/L
							Iron	2000 mg/L
							Magnesium	5000 mg/L
ICP ICVH_00111	07/31/13	05/14/13	5%/5% HCL/HNO3, Lot SEE LOGBOOK	200 mL	Icp ICVH_00101	2 mL	Aluminum	40 mg/L
							Iron	80 mg/L
							Sodium	40 mg/L
.Icp ICVH_00101	01/02/14		High Purity, Lot 1236313		(Purchased Reagent)		Aluminum	4000 mg/L
							Iron	8000 mg/L
							Sodium	4000 mg/L
ICP ICVL_00089	03/07/14	05/14/13	5%/5% HCL/HNO3, Lot SEE LOGBOOK	200 mL	Icp ICVL A_00005	2 mL	Aluminum	0.25 mg/L
							Arsenic	0.25 mg/L
							Barium	0.25 mg/L
							Beryllium	0.25 mg/L
							Boron	0.25 mg/L
							Cadmium	0.25 mg/L
							Calcium	2 mg/L
							Chromium	0.25 mg/L
							Cobalt	0.25 mg/L
							Copper	0.25 mg/L
							Iron	0.25 mg/L
							Lead	0.25 mg/L
							Magnesium	10 mg/L
							Manganese	0.25 mg/L
							Nickel	0.25 mg/L
							Potassium	20 mg/L
							Selenium	0.5 mg/L
							Sodium	2 mg/L
							Thallium	0.5 mg/L
							Vanadium	0.25 mg/L
							Zinc	0.25 mg/L
					Icp ICVL B_00005	2 mL	Antimony	0.25 mg/L
							Molybdenum	0.25 mg/L
							Silver	0.25 mg/L
.Icp ICVL A_00005	03/07/14		High Purity, Lot 1306335		(Purchased Reagent)		Aluminum	25 mg/L
							Arsenic	25 mg/L

Lab Name: TestAmerica Denver Job No.: 280-42043-1

SDG No.:

Reagent ID	Exp Date	Prep Date	Dilutant Used	Reagent Final Volume	Parent Reagent		Analyte	Concentration
					Reagent ID	Volume Added		
							Barium	25 mg/L
							Beryllium	25 mg/L
							Boron	25 mg/L
							Cadmium	25 mg/L
							Calcium	200 mg/L
							Chromium	25 mg/L
							Cobalt	25 mg/L
							Copper	25 mg/L
							Iron	25 mg/L
							Lead	25 mg/L
							Magnesium	1000 mg/L
							Manganese	25 mg/L
							Nickel	25 mg/L
							Potassium	2000 mg/L
							Selenium	50 mg/L
							Sodium	200 mg/L
							Thallium	50 mg/L
							Vanadium	25 mg/L
							Zinc	25 mg/L
.Icp ICVL B_00005	03/07/14		HIGH PURITY, Lot 1306324		(Purchased Reagent)		Antimony	25 mg/L
							Molybdenum	25 mg/L
							Silver	25 mg/L
ICP LLCCV_00882	05/18/13	05/17/13	5%/5% HCL/HNO3, Lot SEE LOGBOOK	100 mL	ICP LLCCV-1_00016	1 mL	Aluminum	0.1 mg/L
							Arsenic	0.015 mg/L
							Barium	0.01 mg/L
							Beryllium	0.001 mg/L
							Cadmium	0.005 mg/L
							Calcium	0.2 mg/L
							Chromium	0.01 mg/L
							Cobalt	0.01 mg/L
							Copper	0.015 mg/L
							Iron	0.1 mg/L
							Lead	0.009 mg/L
							Magnesium	0.2 mg/L
							Manganese	0.01 mg/L
							Nickel	0.04 mg/L
							Potassium	3 mg/L
							Selenium	0.015 mg/L
							Silver	0.01 mg/L
							Sodium	1 mg/L
							Thallium	0.015 mg/L
							Vanadium	0.01 mg/L
							Zinc	0.02 mg/L
					ICP LLCCV-2_00008	1 mL	Antimony	0.01 mg/L
							Boron	0.1 mg/L
							Molybdenum	0.02 mg/L
.ICP LLCCV-1_00016	01/01/14		Inorganic Ventures, Lot F2-MEB453017		(Purchased Reagent)		Aluminum	10 mg/L

Lab Name: TestAmerica Denver Job No.: 280-42043-1

SDG No.:

Reagent ID	Exp Date	Prep Date	Dilutant Used	Reagent Final Volume	Parent Reagent		Analyte	Concentration
					Reagent ID	Volume Added		
							Arsenic	1.5 mg/L
							Barium	1 mg/L
							Beryllium	0.1 mg/L
							Cadmium	0.5 mg/L
							Calcium	20 mg/L
							Chromium	1 mg/L
							Cobalt	1 mg/L
							Copper	1.5 mg/L
							Iron	10 mg/L
							Lead	0.9 mg/L
							Magnesium	20 mg/L
							Manganese	1 mg/L
							Nickel	4 mg/L
							Potassium	300 mg/L
							Selenium	1.5 mg/L
							Silver	1 mg/L
							Sodium	100 mg/L
							Thallium	1.5 mg/L
							Vanadium	1 mg/L
							Zinc	2 mg/L
.ICP LLCCV-2_00008	01/01/14	Inorganic Ventures, Lot F2-MEB453018			(Purchased Reagent)		Antimony	1 mg/L
							Boron	10 mg/L
							Molybdenum	2 mg/L
ICP LLCCV_00885	05/22/13	05/21/13	5%/5% HCL/HNO3, Lot SEE LOGBOOK	100 mL	ICP LLCCV-1_00016	1 mL	Aluminum	0.1 mg/L
							Arsenic	0.015 mg/L
							Barium	0.01 mg/L
							Beryllium	0.001 mg/L
							Cadmium	0.005 mg/L
							Calcium	0.2 mg/L
							Chromium	0.01 mg/L
							Cobalt	0.01 mg/L
							Copper	0.015 mg/L
							Iron	0.1 mg/L
							Lead	0.009 mg/L
							Magnesium	0.2 mg/L
							Manganese	0.01 mg/L
							Nickel	0.04 mg/L
							Potassium	3 mg/L
							Selenium	0.015 mg/L
							Silver	0.01 mg/L
							Sodium	1 mg/L
							Thallium	0.015 mg/L
							Vanadium	0.01 mg/L
							Zinc	0.02 mg/L
					ICP LLCCV-2_00008	1 mL	Antimony	0.01 mg/L
							Boron	0.1 mg/L
							Molybdenum	0.02 mg/L

Lab Name: TestAmerica Denver Job No.: 280-42043-1

SDG No.:

Reagent ID	Exp Date	Prep Date	Dilutant Used	Reagent Final Volume	Parent Reagent		Analyte	Concentration
					Reagent ID	Volume Added		
.ICP LLCCV-1_00016	01/01/14	Inorganic Ventures, Lot F2-MEB453017			(Purchased Reagent)		Aluminum	10 mg/L
							Arsenic	1.5 mg/L
							Barium	1 mg/L
							Beryllium	0.1 mg/L
							Cadmium	0.5 mg/L
							Calcium	20 mg/L
							Chromium	1 mg/L
							Cobalt	1 mg/L
							Copper	1.5 mg/L
							Iron	10 mg/L
							Lead	0.9 mg/L
							Magnesium	20 mg/L
							Manganese	1 mg/L
							Nickel	4 mg/L
							Potassium	300 mg/L
							Selenium	1.5 mg/L
							Silver	1 mg/L
							Sodium	100 mg/L
							Thallium	1.5 mg/L
							Vanadium	1 mg/L
							Zinc	2 mg/L
.ICP LLCCV-2_00008	01/01/14	Inorganic Ventures, Lot F2-MEB453018			(Purchased Reagent)		Antimony	1 mg/L
							Boron	10 mg/L
							Molybdenum	2 mg/L
ICP PDS 1_00005	12/01/13	Inorganic Ventures, Lot F2-MEB450027			(Purchased Reagent)		Aluminum	100 mg/L
							Arsenic	20 mg/L
							Barium	10 mg/L
							Beryllium	5 mg/L
							Cadmium	5 mg/L
							Calcium	2000 mg/L
							Chromium	5 mg/L
							Cobalt	5 mg/L
							Copper	5 mg/L
							Iron	100 mg/L
							Lead	10 mg/L
							Magnesium	2000 mg/L
							Manganese	5 mg/L
							Nickel	5 mg/L
							Potassium	2000 mg/L
							Selenium	20 mg/L
							Silver	5 mg/L
							Sodium	2000 mg/L
							Thallium	20 mg/L
							Vanadium	5 mg/L
							Zinc	20 mg/L
ICP PDS 2_00005	12/01/13	Inorganic Ventures, Lot E2-MEB402025			(Purchased Reagent)		Antimony	10 mg/L
							Boron	10 mg/L

Lab Name: TestAmerica Denver Job No.: 280-42043-1

SDG No.:

Reagent ID	Exp Date	Prep Date	Dilutant Used	Reagent Final Volume	Parent Reagent		Analyte	Concentration
					Reagent ID	Volume Added		
							Molybdenum	5 mg/L
ICP RL STD_00900	05/18/13	05/17/13	5:HNO3/5%HCl, Lot see reagent log	100 mL	ICP RL STD 2A_00005	0.1 mL	Molybdenum	0.01 mg/L
					ICP RL STD3A_00004	0.1 mL	Aluminum	0.1 mg/L
							Barium	0.005 mg/L
							Beryllium	0.001 mg/L
							Boron	0.1 mg/L
							Cadmium	0.005 mg/L
							Calcium	0.2 mg/L
							Chromium	0.01 mg/L
							Cobalt	0.005 mg/L
							Copper	0.01 mg/L
							Iron	0.03 mg/L
							Magnesium	0.2 mg/L
							Manganese	0.003 mg/L
							Nickel	0.01 mg/L
							Potassium	1 mg/L
							Silver	0.01 mg/L
							Sodium	1 mg/L
							Vanadium	0.01 mg/L
					ICP RLSTD 1A_00005	0.1 mL	Antimony	0.01 mg/L
							Thallium	0.01 mg/L
.ICP RL STD 2A_00005	07/01/13	Inorganic Ventures, Lot F2-MEB425129			(Purchased Reagent)		Molybdenum	10 mg/L
.ICP RL STD3A_00004	07/01/13	Inorganic Ventures, Lot F2-MEB425130			(Purchased Reagent)		Aluminum	100 mg/L
							Barium	5 mg/L
							Beryllium	1 mg/L
							Boron	100 mg/L
							Cadmium	5 mg/L
							Calcium	200 mg/L
							Chromium	10 mg/L
							Cobalt	5 mg/L
							Copper	10 mg/L
							Iron	30 mg/L
							Magnesium	200 mg/L
							Manganese	3 mg/L
							Nickel	10 mg/L
							Potassium	1000 mg/L
							Silver	10 mg/L
							Sodium	1000 mg/L
							Vanadium	10 mg/L
.ICP RLSTD 1A_00005	07/01/13	Inorganic Ventures, Lot E2-MEB381083			(Purchased Reagent)		Antimony	10 mg/L
							Thallium	10 mg/L
ICP RL STD_00903	05/22/13	05/21/13	5:HNO3/5%HCl, Lot see reagent log	100 mL	ICP RL STD 2A_00005	0.1 mL	Molybdenum	0.01 mg/L
					ICP RL STD3A_00004	0.1 mL	Aluminum	0.1 mg/L
							Barium	0.005 mg/L
							Beryllium	0.001 mg/L

Lab Name: TestAmerica Denver Job No.: 280-42043-1

SDG No.:

Reagent ID	Exp Date	Prep Date	Dilutant Used	Reagent Final Volume	Parent Reagent		Analyte	Concentration
					Reagent ID	Volume Added		
							Boron	0.1 mg/L
							Cadmium	0.005 mg/L
							Calcium	0.2 mg/L
							Chromium	0.01 mg/L
							Cobalt	0.005 mg/L
							Copper	0.01 mg/L
							Iron	0.03 mg/L
							Magnesium	0.2 mg/L
							Manganese	0.003 mg/L
							Nickel	0.01 mg/L
							Potassium	1 mg/L
							Silver	0.01 mg/L
							Sodium	1 mg/L
							Vanadium	0.01 mg/L
					ICP RLSTD 1A_00005	0.1 mL	Antimony	0.01 mg/L
							Arsenic	0.01 mg/L
							Selenium	0.01 mg/L
.ICP RL STD 2A_00005	07/01/13		Inorganic Ventures, Lot F2-MEB425129		(Purchased Reagent)		Molybdenum	10 mg/L
.ICP RL STD3A_00004	07/01/13		Inorganic Ventures, Lot F2-MEB425130		(Purchased Reagent)		Aluminum	100 mg/L
							Barium	5 mg/L
							Beryllium	1 mg/L
							Boron	100 mg/L
							Cadmium	5 mg/L
							Calcium	200 mg/L
							Chromium	10 mg/L
							Cobalt	5 mg/L
							Copper	10 mg/L
							Iron	30 mg/L
							Magnesium	200 mg/L
							Manganese	3 mg/L
							Nickel	10 mg/L
							Potassium	1000 mg/L
							Silver	10 mg/L
							Sodium	1000 mg/L
							Vanadium	10 mg/L
.ICP RLSTD 1A_00005	07/01/13		Inorganic Ventures, Lot E2-MEB381083		(Purchased Reagent)		Antimony	10 mg/L
							Arsenic	10 mg/L
							Selenium	10 mg/L
ICP SPK 2A_00059	05/01/14		Inorganic Ventures, Lot G2-MEB455133		(Purchased Reagent)		Antimony	50 mg/L
							Boron	100 mg/L
							Molybdenum	100 mg/L
							Si	1000 mg/L
							SiO2	2140 mg/L
							Sn	200 mg/L
							Ti	100 mg/L
							Zr	50 mg/L
ICP SPK 3A_00061	05/01/14		Inorganic Ventures, Lot G2-MEB465153		(Purchased Reagent)		Aluminum	200 mg/L

REAGENT TRACEABILITY SUMMARY

Lab Name: TestAmerica Denver Job No.: 280-42043-1

SDG No.:

Reagent ID	Exp Date	Prep Date	Dilutant Used	Reagent Final Volume	Parent Reagent		Analyte	Concentration
					Reagent ID	Volume Added		
							Arsenic	100 mg/L
							Barium	200 mg/L
							Beryllium	5 mg/L
							Bi	200 mg/L
							Cadmium	10 mg/L
							Calcium	5000 mg/L
							Chromium	20 mg/L
							Cobalt	50 mg/L
							Copper	25 mg/L
							Iron	100 mg/L
							Lead	50 mg/L
							Li	100 mg/L
							Magnesium	5000 mg/L
							Manganese	50 mg/L
							Nickel	50 mg/L
							P	1000 mg/L
							Potassium	5000 mg/L
							Selenium	200 mg/L
							Silver	5 mg/L
							Sodium	5000 mg/L
							Sr	100 mg/L
							Th	100 mg/L
							Thallium	200 mg/L
							U	200 mg/L
							Vanadium	50 mg/L
							Zinc	50 mg/L

Certification Summary

Client: FPM Remediations Inc
Project/Site: Griffiss AFB DP015 Bldg 219

TestAmerica Job ID: 280-42043-1

Laboratory	Authority	Program	EPA Region	Certification ID
TestAmerica Denver	A2LA	DoD ELAP		2907.01
TestAmerica Denver	A2LA	ISO/IEC 17025		2907.01
TestAmerica Denver	Alaska (UST)	State Program	10	UST-30
TestAmerica Denver	Arizona	State Program	9	AZ0713
TestAmerica Denver	Arkansas DEQ	State Program	6	88-0687
TestAmerica Denver	California	State Program	9	2513
TestAmerica Denver	Colorado	State Program	8	N/A
TestAmerica Denver	Connecticut	State Program	1	PH-0686
TestAmerica Denver	Florida	NELAP	4	E87667
TestAmerica Denver	Idaho	State Program	10	CO00026
TestAmerica Denver	Illinois	NELAP	5	200017
TestAmerica Denver	Iowa	State Program	7	370
TestAmerica Denver	Kansas	NELAP	7	E-10166
TestAmerica Denver	Louisiana	NELAP	6	30785
TestAmerica Denver	Maine	State Program	1	CO0002
TestAmerica Denver	Maryland	State Program	3	268
TestAmerica Denver	Minnesota	NELAP	5	8-999-405
TestAmerica Denver	Nevada	State Program	9	CO0026
TestAmerica Denver	New Hampshire	NELAP	1	205310
TestAmerica Denver	New Jersey	NELAP	2	CO004
TestAmerica Denver	New Mexico	State Program	6	CO00026
TestAmerica Denver	New York	NELAP	2	11964
TestAmerica Denver	North Carolina DENR	State Program	4	358
TestAmerica Denver	North Dakota	State Program	8	R-034
TestAmerica Denver	Oklahoma	State Program	6	8614
TestAmerica Denver	Oregon	NELAP	10	CO200001
TestAmerica Denver	Pennsylvania	NELAP	3	68-00664
TestAmerica Denver	South Carolina	State Program	4	72002
TestAmerica Denver	Texas	NELAP	6	T104704183-08-TX
TestAmerica Denver	USDA	Federal		P330-08-00036
TestAmerica Denver	Utah	NELAP	8	QUAN5
TestAmerica Denver	Virginia	NELAP	3	460232
TestAmerica Denver	Washington	State Program	10	C583
TestAmerica Denver	West Virginia DEP	State Program	3	354
TestAmerica Denver	Wisconsin	State Program	5	999615430
TestAmerica Denver	Wyoming (UST)	A2LA	8	

Accreditation may not be offered or required for all methods and analytes reported in this package. Please contact your project manager for the laboratory's current list of certified methods and analytes.

METALS

COVER PAGE
METALS

Lab Name: TestAmerica Denver Job Number: 280-42043-1

SDG No.:

Project: Griffiss AFB DP015 Bldg 219

Client Sample ID	Lab Sample ID
B219SCS0104AA	280-42043-1
B219SCS0108AA	280-42043-2
B219SCS0112AA	280-42043-3
B219SCS0204AA	280-42043-4
B219SCS0208AA	280-42043-5
B219SCS0212AA	280-42043-6
B219SCS0304AA	280-42043-7
B219SCS0308AA	280-42043-8
B219SCS0312AA	280-42043-9
B219SCS0404AA	280-42043-10
B219SCS0408AA	280-42043-11
B219SCS0412AA	280-42043-12
B219SCS0504AA	280-42043-13
B219SCS0508AA	280-42043-14
B219SCS0512AA	280-42043-15
B219SCS0604AA	280-42043-16
B219SCS0608AA	280-42043-17
B219SCS0612AA	280-42043-18
B219SCS0412AC	280-42043-19

Comments:

1A-IN
INORGANIC ANALYSIS DATA SHEET
METALS

Client Sample ID: B219SCS0104AA
Lab Sample ID: 280-42043-1
Lab Name: TestAmerica Denver
Job No.: 280-42043-1
SDG ID.:
Matrix: Solid
Date Sampled: 05/06/2013 11:53
Reporting Basis: DRY
Date Received: 05/08/2013 09:15
% Solids: 96.2

Analyte	Result	LOQ	LOD	DL	Units	C	Q	DIL	Method
Aluminum	6100	46	2.8	1.4	mg/Kg			1	6010C
Antimony	0.56	1.9	0.56	0.35	mg/Kg	U		1	6010C
Arsenic	3.6	2.3	0.93	0.61	mg/Kg			1	6010C
Barium	30	1.9	0.17	0.071	mg/Kg			1	6010C
Beryllium	0.26	0.46	0.065	0.031	mg/Kg	J		1	6010C
Boron	3.3	9.3	0.93	0.91	mg/Kg	J		1	6010C
Cadmium	0.35	0.46	0.093	0.038	mg/Kg	J		1	6010C
Calcium	76000	93	19	13	mg/Kg			1	6010C
Chromium	10	3.2	0.14	0.054	mg/Kg		Q	1	6010C
Cobalt	4.9	0.93	0.19	0.093	mg/Kg			1	6010C
Copper	39	4.6	0.46	0.20	mg/Kg		Q	1	6010C
Iron	13000	74	4.6	3.5	mg/Kg			1	6010C
Lead	15	0.83	0.74	0.25	mg/Kg			1	6010C
Magnesium	3900	28	4.6	3.4	mg/Kg			1	6010C
Manganese	570	4.2	0.14	0.093	mg/Kg		Q	1	6010C
Molybdenum	0.32	2.3	0.46	0.24	mg/Kg	J		1	6010C
Nickel	13	3.7	0.19	0.11	mg/Kg			1	6010C
Potassium	760	280	46	38	mg/Kg			1	6010C
Selenium	1.1	2.8	1.1	0.80	mg/Kg	U		1	6010C
Silver	0.19	1.4	0.19	0.15	mg/Kg	U		1	6010C
Sodium	86	460	93	55	mg/Kg	J		1	6010C
Thallium	1.1	2.8	1.1	0.60	mg/Kg	U		1	6010C
Vanadium	21	1.9	0.19	0.087	mg/Kg		Q	1	6010C
Zinc	54	7.4	0.74	0.37	mg/Kg			1	6010C

1A-IN
INORGANIC ANALYSIS DATA SHEET
METALS

Client Sample ID: B219SCS0108AA
Lab Sample ID: 280-42043-2
Lab Name: TestAmerica Denver
Job No.: 280-42043-1
SDG ID.:
Matrix: Solid
Date Sampled: 05/06/2013 11:56
Reporting Basis: DRY
Date Received: 05/08/2013 09:15
% Solids: 92.5

Analyte	Result	LOQ	LOD	DL	Units	C	Q	DIL	Method
Aluminum	8400	46	2.8	1.4	mg/Kg			1	6010C
Antimony	0.55	1.8	0.55	0.35	mg/Kg	U		1	6010C
Arsenic	3.5	2.3	0.92	0.61	mg/Kg			1	6010C
Barium	37	1.8	0.17	0.070	mg/Kg			1	6010C
Beryllium	0.35	0.46	0.065	0.031	mg/Kg	J		1	6010C
Boron	2.5	9.2	0.92	0.91	mg/Kg	J		1	6010C
Cadmium	0.18	0.46	0.092	0.038	mg/Kg	J		1	6010C
Calcium	19000	92	18	13	mg/Kg			1	6010C
Chromium	10	3.2	0.14	0.054	mg/Kg		Q	1	6010C
Cobalt	6.0	0.92	0.18	0.092	mg/Kg			1	6010C
Copper	22	4.6	0.46	0.20	mg/Kg		Q	1	6010C
Iron	18000	74	4.6	3.5	mg/Kg			1	6010C
Lead	6.4	0.83	0.74	0.25	mg/Kg			1	6010C
Magnesium	3800	28	4.6	3.4	mg/Kg			1	6010C
Manganese	1000	4.2	0.14	0.092	mg/Kg		Q	1	6010C
Molybdenum	0.36	2.3	0.46	0.24	mg/Kg	J		1	6010C
Nickel	13	3.7	0.18	0.11	mg/Kg			1	6010C
Potassium	820	280	46	38	mg/Kg			1	6010C
Selenium	1.1	2.8	1.1	0.79	mg/Kg	U		1	6010C
Silver	0.23	1.4	0.18	0.15	mg/Kg	J		1	6010C
Sodium	83	460	92	55	mg/Kg	J		1	6010C
Thallium	1.1	2.8	1.1	0.60	mg/Kg	U		1	6010C
Vanadium	16	1.8	0.18	0.087	mg/Kg		Q	1	6010C
Zinc	44	7.4	0.74	0.37	mg/Kg			1	6010C

1A-IN
INORGANIC ANALYSIS DATA SHEET
METALS

Client Sample ID: B219SCS0112AA
Lab Sample ID: 280-42043-3
Lab Name: TestAmerica Denver
Job No.: 280-42043-1
SDG ID.:
Matrix: Solid
Date Sampled: 05/06/2013 12:00
Reporting Basis: DRY
Date Received: 05/08/2013 09:15
% Solids: 91.1

Analyte	Result	LOQ	LOD	DL	Units	C	Q	DIL	Method
Aluminum	7700	50	3.0	1.6	mg/Kg			1	6010C
Antimony	0.60	2.0	0.60	0.38	mg/Kg	U		1	6010C
Arsenic	3.5	2.5	1.0	0.66	mg/Kg			1	6010C
Barium	31	2.0	0.18	0.077	mg/Kg			1	6010C
Beryllium	0.33	0.50	0.070	0.033	mg/Kg	J		1	6010C
Boron	2.2	10	1.0	0.99	mg/Kg	J		1	6010C
Cadmium	0.13	0.50	0.10	0.041	mg/Kg	J		1	6010C
Calcium	3900	100	20	14	mg/Kg			1	6010C
Chromium	9.4	3.5	0.15	0.058	mg/Kg		Q	1	6010C
Cobalt	5.6	1.0	0.20	0.10	mg/Kg			1	6010C
Copper	31	5.0	0.50	0.22	mg/Kg		Q	1	6010C
Iron	19000	81	5.0	3.8	mg/Kg			1	6010C
Lead	5.0	0.91	0.81	0.27	mg/Kg			1	6010C
Magnesium	3300	30	5.0	3.7	mg/Kg			1	6010C
Manganese	1100	4.5	0.15	0.10	mg/Kg		Q	1	6010C
Molybdenum	0.31	2.5	0.50	0.26	mg/Kg	J		1	6010C
Nickel	13	4.0	0.20	0.12	mg/Kg			1	6010C
Potassium	860	300	50	41	mg/Kg			1	6010C
Selenium	1.2	3.0	1.2	0.87	mg/Kg	U		1	6010C
Silver	0.26	1.5	0.20	0.16	mg/Kg	J		1	6010C
Sodium	62	500	100	59	mg/Kg	J		1	6010C
Thallium	1.2	3.0	1.2	0.65	mg/Kg	U		1	6010C
Vanadium	13	2.0	0.20	0.095	mg/Kg		Q	1	6010C
Zinc	47	8.1	0.81	0.40	mg/Kg			1	6010C

1A-IN
INORGANIC ANALYSIS DATA SHEET
METALS

Client Sample ID: B219SCS0204AA
Lab Sample ID: 280-42043-4
Lab Name: TestAmerica Denver
Job No.: 280-42043-1
SDG ID.:
Matrix: Solid
Date Sampled: 05/06/2013 12:08
Reporting Basis: DRY
Date Received: 05/08/2013 09:15
% Solids: 93.4

Analyte	Result	LOQ	LOD	DL	Units	C	Q	DIL	Method
Aluminum	7300	51	3.0	1.6	mg/Kg			1	6010C
Antimony	0.61	2.0	0.61	0.38	mg/Kg	U		1	6010C
Arsenic	4.0	2.5	1.0	0.67	mg/Kg			1	6010C
Barium	38	2.0	0.18	0.077	mg/Kg			1	6010C
Beryllium	0.28	0.51	0.071	0.033	mg/Kg	J		1	6010C
Boron	2.3	10	1.0	0.99	mg/Kg	J		1	6010C
Cadmium	0.42	0.51	0.10	0.041	mg/Kg	J		1	6010C
Calcium	31000	100	20	14	mg/Kg			1	6010C
Chromium	8.8	3.5	0.15	0.059	mg/Kg		Q	1	6010C
Cobalt	5.0	1.0	0.20	0.10	mg/Kg			1	6010C
Copper	26	5.1	0.51	0.22	mg/Kg		Q	1	6010C
Iron	15000	81	5.1	3.8	mg/Kg			1	6010C
Lead	16	0.91	0.81	0.27	mg/Kg			1	6010C
Magnesium	3200	30	5.1	3.7	mg/Kg			1	6010C
Manganese	840	4.5	0.15	0.10	mg/Kg		Q	1	6010C
Molybdenum	0.45	2.5	0.51	0.26	mg/Kg	J		1	6010C
Nickel	11	4.0	0.20	0.12	mg/Kg			1	6010C
Potassium	740	300	51	41	mg/Kg			1	6010C
Selenium	1.2	3.0	1.2	0.87	mg/Kg	U		1	6010C
Silver	0.23	1.5	0.20	0.16	mg/Kg	J		1	6010C
Sodium	71	510	100	60	mg/Kg	J		1	6010C
Thallium	1.2	3.0	1.2	0.66	mg/Kg	U		1	6010C
Vanadium	13	2.0	0.20	0.095	mg/Kg		Q	1	6010C
Zinc	59	8.1	0.81	0.40	mg/Kg			1	6010C

1A-IN
INORGANIC ANALYSIS DATA SHEET
METALS

Client Sample ID: B219SCS0208AA
Lab Sample ID: 280-42043-5
Lab Name: TestAmerica Denver
Job No.: 280-42043-1
SDG ID.:
Matrix: Solid
Date Sampled: 05/06/2013 12:11
Reporting Basis: DRY
Date Received: 05/08/2013 09:15
% Solids: 92.5

Analyte	Result	LOQ	LOD	DL	Units	C	Q	DIL	Method
Aluminum	8200	54	3.2	1.7	mg/Kg			1	6010C
Antimony	0.65	2.2	0.65	0.41	mg/Kg	U		1	6010C
Arsenic	4.3	2.7	1.1	0.71	mg/Kg			1	6010C
Barium	41	2.2	0.19	0.082	mg/Kg			1	6010C
Beryllium	0.35	0.54	0.076	0.036	mg/Kg	J		1	6010C
Boron	3.2	11	1.1	1.1	mg/Kg	J		1	6010C
Cadmium	0.35	0.54	0.11	0.044	mg/Kg	J		1	6010C
Calcium	40000	110	22	15	mg/Kg			1	6010C
Chromium	11	3.8	0.16	0.063	mg/Kg		Q	1	6010C
Cobalt	5.6	1.1	0.22	0.11	mg/Kg			1	6010C
Copper	28	5.4	0.54	0.23	mg/Kg		Q	1	6010C
Iron	18000	86	5.4	4.1	mg/Kg			1	6010C
Lead	22	0.97	0.86	0.29	mg/Kg			1	6010C
Magnesium	3800	32	5.4	4.0	mg/Kg			1	6010C
Manganese	1000	4.9	0.16	0.11	mg/Kg		Q	1	6010C
Molybdenum	0.55	2.7	0.54	0.28	mg/Kg	J		1	6010C
Nickel	13	4.3	0.22	0.13	mg/Kg			1	6010C
Potassium	910	320	54	44	mg/Kg			1	6010C
Selenium	1.3	3.2	1.3	0.93	mg/Kg	U		1	6010C
Silver	0.17	1.6	0.22	0.17	mg/Kg	J		1	6010C
Sodium	94	540	110	64	mg/Kg	J		1	6010C
Thallium	1.3	3.2	1.3	0.70	mg/Kg	U		1	6010C
Vanadium	16	2.2	0.22	0.10	mg/Kg		Q	1	6010C
Zinc	68	8.6	0.86	0.43	mg/Kg			1	6010C

1A-IN
INORGANIC ANALYSIS DATA SHEET
METALS

Client Sample ID: B219SCS0212AA
Lab Sample ID: 280-42043-6
Lab Name: TestAmerica Denver
Job No.: 280-42043-1
SDG ID.:
Matrix: Solid
Date Sampled: 05/06/2013 12:15
Reporting Basis: DRY
Date Received: 05/08/2013 09:15
% Solids: 91.8

Analyte	Result	LOQ	LOD	DL	Units	C	Q	DIL	Method
Aluminum	8600	49	2.9	1.5	mg/Kg			1	6010C
Antimony	0.59	2.0	0.59	0.37	mg/Kg	U		1	6010C
Arsenic	4.6	2.5	0.98	0.65	mg/Kg			1	6010C
Barium	37	2.0	0.18	0.075	mg/Kg			1	6010C
Beryllium	0.35	0.49	0.069	0.032	mg/Kg	J		1	6010C
Boron	2.2	9.8	0.98	0.96	mg/Kg	J		1	6010C
Cadmium	0.45	0.49	0.098	0.040	mg/Kg	J		1	6010C
Calcium	16000	98	20	14	mg/Kg			1	6010C
Chromium	12	3.4	0.15	0.057	mg/Kg		Q	1	6010C
Cobalt	5.8	0.98	0.20	0.098	mg/Kg			1	6010C
Copper	36	4.9	0.49	0.21	mg/Kg		Q	1	6010C
Iron	30000	79	4.9	3.7	mg/Kg			1	6010C
Lead	18	0.88	0.79	0.27	mg/Kg			1	6010C
Magnesium	3400	29	4.9	3.6	mg/Kg			1	6010C
Manganese	1400	4.4	0.15	0.098	mg/Kg		Q	1	6010C
Molybdenum	0.77	2.5	0.49	0.26	mg/Kg	J		1	6010C
Nickel	14	3.9	0.20	0.12	mg/Kg			1	6010C
Potassium	880	290	49	40	mg/Kg			1	6010C
Selenium	1.2	2.9	1.2	0.84	mg/Kg	U		1	6010C
Silver	0.27	1.5	0.20	0.16	mg/Kg	J		1	6010C
Sodium	68	490	98	58	mg/Kg	J		1	6010C
Thallium	1.2	2.9	1.2	0.64	mg/Kg	U		1	6010C
Vanadium	15	2.0	0.20	0.092	mg/Kg		Q	1	6010C
Zinc	200	7.9	0.79	0.39	mg/Kg			1	6010C

1A-IN
INORGANIC ANALYSIS DATA SHEET
METALS

Client Sample ID: B219SCS0304AA
Lab Sample ID: 280-42043-7
Lab Name: TestAmerica Denver
Job No.: 280-42043-1
SDG ID.:
Matrix: Solid
Date Sampled: 05/06/2013 12:17
Reporting Basis: DRY
Date Received: 05/08/2013 09:15
% Solids: 91.7

Analyte	Result	LOQ	LOD	DL	Units	C	Q	DIL	Method
Aluminum	6300	54	3.2	1.7	mg/Kg		J	1	6010C
Antimony	0.65	2.2	0.65	0.41	mg/Kg	U	J	1	6010C
Arsenic	6.2	2.7	1.1	0.71	mg/Kg			1	6010C
Barium	26	2.2	0.19	0.082	mg/Kg			1	6010C
Beryllium	0.21	0.54	0.076	0.036	mg/Kg	J		1	6010C
Boron	2.1	11	1.1	1.1	mg/Kg	J		1	6010C
Cadmium	0.14	0.54	0.11	0.044	mg/Kg	J		1	6010C
Calcium	23000	110	22	15	mg/Kg		J	1	6010C
Chromium	7.4	3.8	0.16	0.063	mg/Kg		Q	1	6010C
Cobalt	4.7	1.1	0.22	0.11	mg/Kg			1	6010C
Copper	18	5.4	0.54	0.23	mg/Kg		Q	1	6010C
Iron	14000	86	5.4	4.1	mg/Kg		J	1	6010C
Lead	5.7	0.97	0.86	0.29	mg/Kg			1	6010C
Magnesium	2700	32	5.4	4.0	mg/Kg			1	6010C
Manganese	810	4.9	0.16	0.11	mg/Kg		Q J	1	6010C
Molybdenum	0.54	2.7	0.54	0.28	mg/Kg	U		1	6010C
Nickel	9.8	4.3	0.22	0.13	mg/Kg		J	1	6010C
Potassium	670	320	54	44	mg/Kg			1	6010C
Selenium	1.3	3.2	1.3	0.93	mg/Kg	U		1	6010C
Silver	0.22	1.6	0.22	0.17	mg/Kg	U		1	6010C
Sodium	69	540	110	64	mg/Kg	J		1	6010C
Thallium	1.3	3.2	1.3	0.70	mg/Kg	U		1	6010C
Vanadium	12	2.2	0.22	0.10	mg/Kg		Q	1	6010C
Zinc	33	8.6	0.86	0.43	mg/Kg		J	1	6010C

1A-IN
INORGANIC ANALYSIS DATA SHEET
METALS

Client Sample ID: B219SCS0308AA
Lab Sample ID: 280-42043-8
Lab Name: TestAmerica Denver
Job No.: 280-42043-1
SDG ID.:
Matrix: Solid
Date Sampled: 05/06/2013 12:21
Reporting Basis: DRY
Date Received: 05/08/2013 09:15
% Solids: 93.4

Analyte	Result	LOQ	LOD	DL	Units	C	Q	DIL	Method
Aluminum	6300	45	2.7	1.4	mg/Kg			1	6010C
Antimony	0.54	1.8	0.54	0.34	mg/Kg	U		1	6010C
Arsenic	9.8	2.3	0.91	0.60	mg/Kg			1	6010C
Barium	27	1.8	0.16	0.069	mg/Kg			1	6010C
Beryllium	0.25	0.45	0.064	0.030	mg/Kg	J		1	6010C
Boron	1.8	9.1	0.91	0.89	mg/Kg	J		1	6010C
Cadmium	0.17	0.45	0.091	0.037	mg/Kg	J		1	6010C
Calcium	14000	91	18	13	mg/Kg			1	6010C
Chromium	8.0	3.2	0.14	0.053	mg/Kg		Q	1	6010C
Cobalt	4.1	0.91	0.18	0.091	mg/Kg			1	6010C
Copper	18	4.5	0.45	0.20	mg/Kg		Q	1	6010C
Iron	14000	73	4.5	3.4	mg/Kg			1	6010C
Lead	6.5	0.82	0.73	0.25	mg/Kg			1	6010C
Magnesium	2500	27	4.5	3.4	mg/Kg			1	6010C
Manganese	680	4.1	0.14	0.091	mg/Kg		Q	1	6010C
Molybdenum	0.53	2.3	0.45	0.24	mg/Kg	J		1	6010C
Nickel	8.8	3.6	0.18	0.11	mg/Kg			1	6010C
Potassium	650	270	45	37	mg/Kg			1	6010C
Selenium	1.1	2.7	1.1	0.78	mg/Kg	U		1	6010C
Silver	0.18	1.4	0.18	0.15	mg/Kg	U		1	6010C
Sodium	70	450	91	54	mg/Kg	J		1	6010C
Thallium	1.1	2.7	1.1	0.59	mg/Kg	U		1	6010C
Vanadium	11	1.8	0.18	0.085	mg/Kg		Q	1	6010C
Zinc	36	7.3	0.73	0.36	mg/Kg			1	6010C

1A-IN
INORGANIC ANALYSIS DATA SHEET
METALS

Client Sample ID: B219SCS0312AA
Lab Sample ID: 280-42043-9
Lab Name: TestAmerica Denver
Job No.: 280-42043-1
SDG ID.:
Matrix: Solid
Date Sampled: 05/06/2013 12:25
Reporting Basis: DRY
Date Received: 05/08/2013 09:15
% Solids: 91.9

Analyte	Result	LOQ	LOD	DL	Units	C	Q	DIL	Method
Aluminum	7600	52	3.1	1.6	mg/Kg			1	6010C
Antimony	0.63	2.1	0.63	0.40	mg/Kg	U		1	6010C
Arsenic	4.2	2.6	1.0	0.69	mg/Kg			1	6010C
Barium	29	2.1	0.19	0.080	mg/Kg			1	6010C
Beryllium	0.33	0.52	0.073	0.035	mg/Kg	J		1	6010C
Boron	1.9	10	1.0	1.0	mg/Kg	J		1	6010C
Cadmium	0.12	0.52	0.10	0.043	mg/Kg	J		1	6010C
Calcium	1900	100	21	15	mg/Kg			1	6010C
Chromium	9.4	3.7	0.16	0.061	mg/Kg		Q	1	6010C
Cobalt	5.1	1.0	0.21	0.10	mg/Kg			1	6010C
Copper	28	5.2	0.52	0.23	mg/Kg		Q	1	6010C
Iron	21000	84	5.2	4.0	mg/Kg			1	6010C
Lead	3.9	0.94	0.84	0.28	mg/Kg			1	6010C
Magnesium	3100	31	5.2	3.9	mg/Kg			1	6010C
Manganese	900	4.7	0.16	0.10	mg/Kg		Q	1	6010C
Molybdenum	0.53	2.6	0.52	0.27	mg/Kg	J		1	6010C
Nickel	13	4.2	0.21	0.13	mg/Kg			1	6010C
Potassium	880	310	52	43	mg/Kg			1	6010C
Selenium	1.3	3.1	1.3	0.90	mg/Kg	U		1	6010C
Silver	0.21	1.6	0.21	0.17	mg/Kg	U		1	6010C
Sodium	100	520	100	62	mg/Kg	U		1	6010C
Thallium	1.3	3.1	1.3	0.68	mg/Kg	U		1	6010C
Vanadium	13	2.1	0.21	0.098	mg/Kg		Q	1	6010C
Zinc	50	8.4	0.84	0.42	mg/Kg			1	6010C

1A-IN
INORGANIC ANALYSIS DATA SHEET
METALS

Client Sample ID: B219SCS0404AA
Lab Sample ID: 280-42043-10
Lab Name: TestAmerica Denver
Job No.: 280-42043-1
SDG ID.:
Matrix: Solid
Date Sampled: 05/06/2013 11:40
Reporting Basis: DRY
Date Received: 05/08/2013 09:15
% Solids: 90.7

Analyte	Result	LOQ	LOD	DL	Units	C	Q	DIL	Method
Aluminum	10000	53	3.2	1.6	mg/Kg			1	6010C
Antimony	0.64	2.1	0.64	0.40	mg/Kg	U		1	6010C
Arsenic	3.9	2.6	1.1	0.70	mg/Kg			1	6010C
Barium	32	2.1	0.19	0.081	mg/Kg			1	6010C
Beryllium	0.46	0.53	0.074	0.035	mg/Kg	J		1	6010C
Boron	2.3	11	1.1	1.0	mg/Kg	J		1	6010C
Cadmium	0.29	0.53	0.11	0.043	mg/Kg	J		1	6010C
Calcium	7900	110	21	15	mg/Kg			1	6010C
Chromium	14	3.7	0.16	0.061	mg/Kg		Q	1	6010C
Cobalt	6.6	1.1	0.21	0.11	mg/Kg			1	6010C
Copper	38	5.3	0.53	0.23	mg/Kg		Q	1	6010C
Iron	21000	85	5.3	4.0	mg/Kg			1	6010C
Lead	6.6	0.95	0.85	0.29	mg/Kg			1	6010C
Magnesium	3500	32	5.3	3.9	mg/Kg			1	6010C
Manganese	870	4.8	0.16	0.11	mg/Kg		Q	1	6010C
Molybdenum	1.5	2.6	0.53	0.28	mg/Kg	J		1	6010C
Nickel	15	4.2	0.21	0.13	mg/Kg			1	6010C
Potassium	910	320	53	43	mg/Kg			1	6010C
Selenium	1.3	3.2	1.3	0.91	mg/Kg	U		1	6010C
Silver	0.21	1.6	0.21	0.17	mg/Kg	U		1	6010C
Sodium	310	530	110	63	mg/Kg	J		1	6010C
Thallium	1.3	3.2	1.3	0.69	mg/Kg	U		1	6010C
Vanadium	16	2.1	0.21	0.10	mg/Kg		Q	1	6010C
Zinc	51	8.5	0.85	0.42	mg/Kg			1	6010C

1A-IN
INORGANIC ANALYSIS DATA SHEET
METALS

Client Sample ID: B219SCS0408AA
Lab Sample ID: 280-42043-11
Lab Name: TestAmerica Denver
Job No.: 280-42043-1
SDG ID.:
Matrix: Solid
Date Sampled: 05/06/2013 11:43
Reporting Basis: DRY
Date Received: 05/08/2013 09:15
% Solids: 91.0

Analyte	Result	LOQ	LOD	DL	Units	C	Q	DIL	Method
Aluminum	7800	46	2.7	1.4	mg/Kg			1	6010C
Antimony	0.55	1.8	0.55	0.35	mg/Kg	U		1	6010C
Arsenic	3.2	2.3	0.92	0.60	mg/Kg			1	6010C
Barium	27	1.8	0.16	0.070	mg/Kg			1	6010C
Beryllium	0.34	0.46	0.064	0.030	mg/Kg	J		1	6010C
Boron	1.7	9.2	0.92	0.90	mg/Kg	J		1	6010C
Cadmium	0.093	0.46	0.092	0.038	mg/Kg	J		1	6010C
Calcium	1000	92	18	13	mg/Kg			1	6010C
Chromium	10	3.2	0.14	0.053	mg/Kg		Q	1	6010C
Cobalt	5.8	0.92	0.18	0.092	mg/Kg			1	6010C
Copper	41	4.6	0.46	0.20	mg/Kg		Q	1	6010C
Iron	18000	73	4.6	3.5	mg/Kg			1	6010C
Lead	4.5	0.82	0.73	0.25	mg/Kg			1	6010C
Magnesium	3100	27	4.6	3.4	mg/Kg			1	6010C
Manganese	890	4.1	0.14	0.092	mg/Kg		Q	1	6010C
Molybdenum	0.80	2.3	0.46	0.24	mg/Kg	J		1	6010C
Nickel	13	3.7	0.18	0.11	mg/Kg			1	6010C
Potassium	830	270	46	38	mg/Kg			1	6010C
Selenium	1.1	2.7	1.1	0.79	mg/Kg	U		1	6010C
Silver	0.19	1.4	0.18	0.15	mg/Kg	J		1	6010C
Sodium	160	460	92	54	mg/Kg	J		1	6010C
Thallium	1.1	2.7	1.1	0.60	mg/Kg	U		1	6010C
Vanadium	12	1.8	0.18	0.086	mg/Kg		Q	1	6010C
Zinc	44	7.3	0.73	0.36	mg/Kg			1	6010C

1A-IN
INORGANIC ANALYSIS DATA SHEET
METALS

Client Sample ID: B219SCS0412AA
Lab Sample ID: 280-42043-12
Lab Name: TestAmerica Denver
Job No.: 280-42043-1
SDG ID.:
Matrix: Solid
Date Sampled: 05/06/2013 11:45
Reporting Basis: DRY
Date Received: 05/08/2013 09:15
% Solids: 90.1

Analyte	Result	LOQ	LOD	DL	Units	C	Q	DIL	Method
Aluminum	7100	47	2.8	1.4	mg/Kg			1	6010C
Antimony	0.56	1.9	0.56	0.35	mg/Kg	U		1	6010C
Arsenic	3.8	2.3	0.93	0.62	mg/Kg			1	6010C
Barium	26	1.9	0.17	0.071	mg/Kg			1	6010C
Beryllium	0.32	0.47	0.065	0.031	mg/Kg	J		1	6010C
Boron	2.1	9.3	0.93	0.91	mg/Kg	J		1	6010C
Cadmium	0.12	0.47	0.093	0.038	mg/Kg	J		1	6010C
Calcium	3300	93	19	13	mg/Kg			1	6010C
Chromium	8.8	3.3	0.14	0.054	mg/Kg		Q	1	6010C
Cobalt	5.6	0.93	0.19	0.093	mg/Kg			1	6010C
Copper	25	4.7	0.47	0.20	mg/Kg		Q	1	6010C
Iron	19000	75	4.7	3.5	mg/Kg			1	6010C
Lead	5.0	0.84	0.75	0.25	mg/Kg			1	6010C
Magnesium	2800	28	4.7	3.5	mg/Kg			1	6010C
Manganese	900	4.2	0.14	0.093	mg/Kg		Q	1	6010C
Molybdenum	0.40	2.3	0.47	0.24	mg/Kg	J		1	6010C
Nickel	13	3.7	0.19	0.11	mg/Kg			1	6010C
Potassium	860	280	47	38	mg/Kg			1	6010C
Selenium	1.1	2.8	1.1	0.80	mg/Kg	U		1	6010C
Silver	0.19	1.4	0.19	0.15	mg/Kg	J		1	6010C
Sodium	82	470	93	55	mg/Kg	J		1	6010C
Thallium	1.1	2.8	1.1	0.61	mg/Kg	U		1	6010C
Vanadium	11	1.9	0.19	0.088	mg/Kg		Q	1	6010C
Zinc	45	7.5	0.75	0.37	mg/Kg			1	6010C

1A-IN
INORGANIC ANALYSIS DATA SHEET
METALS

Client Sample ID: B219SCS0504AA
Lab Sample ID: 280-42043-13
Lab Name: TestAmerica Denver
Job No.: 280-42043-1
SDG ID.:
Matrix: Solid
Date Sampled: 05/06/2013 11:29
Reporting Basis: DRY
Date Received: 05/08/2013 09:15
% Solids: 92.0

Analyte	Result	LOQ	LOD	DL	Units	C	Q	DIL	Method
Aluminum	11000	51	3.0	1.6	mg/Kg			1	6010C
Antimony	0.61	2.0	0.61	0.39	mg/Kg	U		1	6010C
Arsenic	5.0	2.5	1.0	0.67	mg/Kg			1	6010C
Barium	50	2.0	0.18	0.077	mg/Kg			1	6010C
Beryllium	0.52	0.51	0.071	0.034	mg/Kg			1	6010C
Boron	2.1	10	1.0	1.0	mg/Kg	J		1	6010C
Cadmium	0.49	0.51	0.10	0.042	mg/Kg	J		1	6010C
Calcium	11000	100	20	14	mg/Kg			1	6010C
Chromium	12	3.6	0.15	0.059	mg/Kg		Q	1	6010C
Cobalt	8.0	1.0	0.20	0.10	mg/Kg			1	6010C
Copper	35	5.1	0.51	0.22	mg/Kg		Q	1	6010C
Iron	24000	81	5.1	3.9	mg/Kg			1	6010C
Lead	25	0.91	0.81	0.27	mg/Kg			1	6010C
Magnesium	4000	30	5.1	3.8	mg/Kg			1	6010C
Manganese	1100	4.6	0.15	0.10	mg/Kg		Q	1	6010C
Molybdenum	0.51	2.5	0.51	0.26	mg/Kg	U		1	6010C
Nickel	17	4.1	0.20	0.12	mg/Kg			1	6010C
Potassium	960	300	51	42	mg/Kg			1	6010C
Selenium	1.2	3.0	1.2	0.87	mg/Kg	U		1	6010C
Silver	0.25	1.5	0.20	0.16	mg/Kg	J		1	6010C
Sodium	180	510	100	60	mg/Kg	J		1	6010C
Thallium	1.2	3.0	1.2	0.66	mg/Kg	U		1	6010C
Vanadium	19	2.0	0.20	0.096	mg/Kg		Q	1	6010C
Zinc	97	8.1	0.81	0.40	mg/Kg			1	6010C

1A-IN
INORGANIC ANALYSIS DATA SHEET
METALS

Client Sample ID: B219SCS0508AA
Lab Sample ID: 280-42043-14
Lab Name: TestAmerica Denver
Job No.: 280-42043-1
SDG ID.:
Matrix: Solid
Date Sampled: 05/06/2013 11:33
Reporting Basis: DRY
Date Received: 05/08/2013 09:15
% Solids: 90.4

Analyte	Result	LOQ	LOD	DL	Units	C	Q	DIL	Method
Aluminum	8000	52	3.1	1.6	mg/Kg			1	6010C
Antimony	0.62	2.1	0.62	0.39	mg/Kg	U		1	6010C
Arsenic	3.3	2.6	1.0	0.68	mg/Kg			1	6010C
Barium	32	2.1	0.19	0.079	mg/Kg			1	6010C
Beryllium	0.32	0.52	0.072	0.034	mg/Kg	J		1	6010C
Boron	1.9	10	1.0	1.0	mg/Kg	J		1	6010C
Cadmium	0.21	0.52	0.10	0.042	mg/Kg	J		1	6010C
Calcium	2900	100	21	15	mg/Kg			1	6010C
Chromium	8.5	3.6	0.16	0.060	mg/Kg		Q	1	6010C
Cobalt	5.1	1.0	0.21	0.10	mg/Kg			1	6010C
Copper	22	5.2	0.52	0.22	mg/Kg		Q	1	6010C
Iron	16000	83	5.2	3.9	mg/Kg			1	6010C
Lead	8.6	0.93	0.83	0.28	mg/Kg			1	6010C
Magnesium	2700	31	5.2	3.8	mg/Kg			1	6010C
Manganese	810	4.7	0.16	0.10	mg/Kg		Q	1	6010C
Molybdenum	0.38	2.6	0.52	0.27	mg/Kg	J		1	6010C
Nickel	11	4.1	0.21	0.13	mg/Kg			1	6010C
Potassium	780	310	52	42	mg/Kg			1	6010C
Selenium	1.2	3.1	1.2	0.89	mg/Kg	U		1	6010C
Silver	0.19	1.6	0.21	0.17	mg/Kg	J		1	6010C
Sodium	250	520	100	61	mg/Kg	J		1	6010C
Thallium	1.2	3.1	1.2	0.67	mg/Kg	U		1	6010C
Vanadium	13	2.1	0.21	0.097	mg/Kg		Q	1	6010C
Zinc	49	8.3	0.83	0.41	mg/Kg			1	6010C

1A-IN
INORGANIC ANALYSIS DATA SHEET
METALS

Client Sample ID: B219SCS0512AA
Lab Sample ID: 280-42043-15
Lab Name: TestAmerica Denver
Job No.: 280-42043-1
SDG ID.:
Matrix: Solid
Date Sampled: 05/06/2013 11:37
Reporting Basis: DRY
Date Received: 05/08/2013 09:15
% Solids: 88.2

Analyte	Result	LOQ	LOD	DL	Units	C	Q	DIL	Method
Aluminum	7000	56	3.3	1.7	mg/Kg			1	6010C
Antimony	0.67	2.2	0.67	0.42	mg/Kg	U		1	6010C
Arsenic	4.0	2.8	1.1	0.73	mg/Kg			1	6010C
Barium	36	2.2	0.20	0.084	mg/Kg			1	6010C
Beryllium	0.41	0.56	0.078	0.037	mg/Kg	J		1	6010C
Boron	2.3	11	1.1	1.1	mg/Kg	J		1	6010C
Cadmium	0.14	0.56	0.11	0.046	mg/Kg	J		1	6010C
Calcium	3700	110	22	16	mg/Kg			1	6010C
Chromium	8.7	3.9	0.17	0.064	mg/Kg		Q	1	6010C
Cobalt	5.5	1.1	0.22	0.11	mg/Kg			1	6010C
Copper	24	5.6	0.56	0.24	mg/Kg		Q	1	6010C
Iron	21000	89	5.6	4.2	mg/Kg			1	6010C
Lead	4.7	1.0	0.89	0.30	mg/Kg			1	6010C
Magnesium	2800	33	5.6	4.1	mg/Kg			1	6010C
Manganese	1300	5.0	0.17	0.11	mg/Kg		Q	1	6010C
Molybdenum	0.32	2.8	0.56	0.29	mg/Kg	J		1	6010C
Nickel	13	4.4	0.22	0.14	mg/Kg			1	6010C
Potassium	1100	330	56	46	mg/Kg			1	6010C
Selenium	1.3	3.3	1.3	0.96	mg/Kg	U		1	6010C
Silver	0.22	1.7	0.22	0.18	mg/Kg	J		1	6010C
Sodium	200	560	110	66	mg/Kg	J		1	6010C
Thallium	1.3	3.3	1.3	0.72	mg/Kg	U		1	6010C
Vanadium	13	2.2	0.22	0.10	mg/Kg		Q	1	6010C
Zinc	110	8.9	0.89	0.44	mg/Kg			1	6010C

1A-IN
INORGANIC ANALYSIS DATA SHEET
METALS

Client Sample ID: B219SCS0604AA
Lab Sample ID: 280-42043-16
Lab Name: TestAmerica Denver
Job No.: 280-42043-1
SDG ID.:
Matrix: Solid
Date Sampled: 05/06/2013 11:19
Reporting Basis: DRY
Date Received: 05/08/2013 09:15
% Solids: 88.8

Analyte	Result	LOQ	LOD	DL	Units	C	Q	DIL	Method
Aluminum	9100	52	3.1	1.6	mg/Kg			1	6010C
Antimony	1.1	2.1	0.63	0.40	mg/Kg	J		1	6010C
Arsenic	3.1	2.6	1.0	0.69	mg/Kg			1	6010C
Barium	28	2.1	0.19	0.079	mg/Kg			1	6010C
Beryllium	0.36	0.52	0.073	0.034	mg/Kg	J		1	6010C
Boron	3.4	10	1.0	1.0	mg/Kg	J		1	6010C
Cadmium	0.20	0.52	0.10	0.043	mg/Kg	J		1	6010C
Calcium	83000	100	21	15	mg/Kg			1	6010C
Chromium	11	3.7	0.16	0.061	mg/Kg		Q	1	6010C
Cobalt	5.2	1.0	0.21	0.10	mg/Kg			1	6010C
Copper	34	5.2	0.52	0.23	mg/Kg		Q	1	6010C
Iron	15000	83	5.2	4.0	mg/Kg			1	6010C
Lead	13	0.94	0.83	0.28	mg/Kg			1	6010C
Magnesium	5300	31	5.2	3.9	mg/Kg			1	6010C
Manganese	510	4.7	0.16	0.10	mg/Kg		Q	1	6010C
Molybdenum	0.29	2.6	0.52	0.27	mg/Kg	J		1	6010C
Nickel	15	4.2	0.21	0.13	mg/Kg			1	6010C
Potassium	940	310	52	43	mg/Kg			1	6010C
Selenium	1.3	3.1	1.3	0.90	mg/Kg	U		1	6010C
Silver	0.21	1.6	0.21	0.17	mg/Kg	U		1	6010C
Sodium	250	520	100	62	mg/Kg	J		1	6010C
Thallium	1.3	3.1	1.3	0.68	mg/Kg	U		1	6010C
Vanadium	15	2.1	0.21	0.098	mg/Kg		Q	1	6010C
Zinc	52	8.3	0.83	0.42	mg/Kg			1	6010C

1A-IN
INORGANIC ANALYSIS DATA SHEET
METALS

Client Sample ID: B219SCS0608AA
Lab Sample ID: 280-42043-17
Lab Name: TestAmerica Denver
Job No.: 280-42043-1
SDG ID.:
Matrix: Solid
Date Sampled: 05/06/2013 11:24
Reporting Basis: DRY
Date Received: 05/08/2013 09:15
% Solids: 90.7

Analyte	Result	LOQ	LOD	DL	Units	C	Q	DIL	Method
Aluminum	9300	47	2.8	1.4	mg/Kg			1	6010C
Antimony	0.56	1.9	0.56	0.36	mg/Kg	U		1	6010C
Arsenic	3.3	2.3	0.93	0.62	mg/Kg			1	6010C
Barium	26	1.9	0.17	0.071	mg/Kg			1	6010C
Beryllium	0.40	0.47	0.065	0.031	mg/Kg	J		1	6010C
Boron	2.1	9.3	0.93	0.92	mg/Kg	J		1	6010C
Cadmium	0.12	0.47	0.093	0.038	mg/Kg	J		1	6010C
Calcium	1000	93	19	13	mg/Kg			1	6010C
Chromium	11	3.3	0.14	0.054	mg/Kg		Q	1	6010C
Cobalt	6.1	0.93	0.19	0.093	mg/Kg			1	6010C
Copper	39	4.7	0.47	0.20	mg/Kg		Q	1	6010C
Iron	19000	75	4.7	3.6	mg/Kg			1	6010C
Lead	5.0	0.84	0.75	0.25	mg/Kg			1	6010C
Magnesium	3500	28	4.7	3.5	mg/Kg			1	6010C
Manganese	870	4.2	0.14	0.093	mg/Kg		Q	1	6010C
Molybdenum	0.72	2.3	0.47	0.24	mg/Kg	J		1	6010C
Nickel	14	3.7	0.19	0.11	mg/Kg			1	6010C
Potassium	900	280	47	38	mg/Kg			1	6010C
Selenium	1.1	2.8	1.1	0.80	mg/Kg	U		1	6010C
Silver	0.19	1.4	0.19	0.15	mg/Kg	J		1	6010C
Sodium	270	470	93	55	mg/Kg	J		1	6010C
Thallium	1.1	2.8	1.1	0.61	mg/Kg	U		1	6010C
Vanadium	14	1.9	0.19	0.088	mg/Kg		Q	1	6010C
Zinc	44	7.5	0.75	0.37	mg/Kg			1	6010C

1A-IN
INORGANIC ANALYSIS DATA SHEET
METALS

Client Sample ID: B219SCS0612AA
Lab Sample ID: 280-42043-18
Lab Name: TestAmerica Denver
Job No.: 280-42043-1
SDG ID.:
Matrix: Solid
Date Sampled: 05/06/2013 11:27
Reporting Basis: DRY
Date Received: 05/08/2013 09:15
% Solids: 91.8

Analyte	Result	LOQ	LOD	DL	Units	C	Q	DIL	Method
Aluminum	8600	52	3.1	1.6	mg/Kg			1	6010C
Antimony	0.62	2.1	0.62	0.39	mg/Kg	U		1	6010C
Arsenic	3.9	2.6	1.0	0.68	mg/Kg			1	6010C
Barium	35	2.1	0.19	0.079	mg/Kg			1	6010C
Beryllium	0.39	0.52	0.073	0.034	mg/Kg	J		1	6010C
Boron	2.0	10	1.0	1.0	mg/Kg	J		1	6010C
Cadmium	0.14	0.52	0.10	0.043	mg/Kg	J		1	6010C
Calcium	2200	100	21	15	mg/Kg			1	6010C
Chromium	9.4	3.6	0.16	0.060	mg/Kg		Q	1	6010C
Cobalt	6.2	1.0	0.21	0.10	mg/Kg			1	6010C
Copper	36	5.2	0.52	0.23	mg/Kg		Q	1	6010C
Iron	22000	83	5.2	3.9	mg/Kg			1	6010C
Lead	5.2	0.93	0.83	0.28	mg/Kg			1	6010C
Magnesium	3500	31	5.2	3.8	mg/Kg			1	6010C
Manganese	1400	4.7	0.16	0.10	mg/Kg		Q	1	6010C
Molybdenum	0.28	2.6	0.52	0.27	mg/Kg	J		1	6010C
Nickel	15	4.1	0.21	0.13	mg/Kg			1	6010C
Potassium	910	310	52	43	mg/Kg			1	6010C
Selenium	1.2	3.1	1.2	0.89	mg/Kg	U		1	6010C
Silver	0.21	1.6	0.21	0.17	mg/Kg	U		1	6010C
Sodium	210	520	100	61	mg/Kg	J		1	6010C
Thallium	1.2	3.1	1.2	0.67	mg/Kg	U		1	6010C
Vanadium	13	2.1	0.21	0.098	mg/Kg		Q	1	6010C
Zinc	63	8.3	0.83	0.41	mg/Kg			1	6010C

1A-IN
INORGANIC ANALYSIS DATA SHEET
METALS

Client Sample ID: B219SCS0412AC
Lab Sample ID: 280-42043-19
Lab Name: TestAmerica Denver
Job No.: 280-42043-1
SDG ID.:
Matrix: Solid
Date Sampled: 05/06/2013 11:46
Reporting Basis: DRY
Date Received: 05/08/2013 09:15
% Solids: 90.7

Analyte	Result	LOQ	LOD	DL	Units	C	Q	DIL	Method
Aluminum	7500	53	3.2	1.6	mg/Kg			1	6010C
Antimony	0.63	2.1	0.63	0.40	mg/Kg	U		1	6010C
Arsenic	4.4	2.6	1.1	0.69	mg/Kg			1	6010C
Barium	33	2.1	0.19	0.080	mg/Kg			1	6010C
Beryllium	0.31	0.53	0.074	0.035	mg/Kg	J		1	6010C
Boron	1.8	11	1.1	1.0	mg/Kg	J		1	6010C
Cadmium	0.11	0.53	0.11	0.043	mg/Kg	J		1	6010C
Calcium	3200	110	21	15	mg/Kg			1	6010C
Chromium	8.8	3.7	0.16	0.061	mg/Kg		Q	1	6010C
Cobalt	5.5	1.1	0.21	0.11	mg/Kg			1	6010C
Copper	26	5.3	0.53	0.23	mg/Kg		Q	1	6010C
Iron	21000	84	5.3	4.0	mg/Kg			1	6010C
Lead	4.3	0.95	0.84	0.28	mg/Kg			1	6010C
Magnesium	3200	32	5.3	3.9	mg/Kg			1	6010C
Manganese	1300	4.7	0.16	0.11	mg/Kg		Q	1	6010C
Molybdenum	0.46	2.6	0.53	0.27	mg/Kg	J		1	6010C
Nickel	13	4.2	0.21	0.13	mg/Kg			1	6010C
Potassium	850	320	53	43	mg/Kg			1	6010C
Selenium	1.3	3.2	1.3	0.90	mg/Kg	U		1	6010C
Silver	0.25	1.6	0.21	0.17	mg/Kg	J		1	6010C
Sodium	77	530	110	62	mg/Kg	J		1	6010C
Thallium	1.3	3.2	1.3	0.68	mg/Kg	U		1	6010C
Vanadium	12	2.1	0.21	0.099	mg/Kg		Q	1	6010C
Zinc	47	8.4	0.84	0.42	mg/Kg			1	6010C

2A-IN
CALIBRATION VERIFICATIONS
METALS

Lab Name: TestAmerica Denver Job No.: 280-42043-1

SDG No.:

ICV Source: ICP ICVH_00111 Concentration Units: ug/L

CCV Source: ICP CCVH_00263

Analyte	ICVH 280-174938/6 05/17/2013 09:48				CCVH 280-174938/81 05/17/2013 16:57				CCVH 280-174938/93 05/17/2013 17:27			
	Found	C	True	%R	Found	C	True	%R	Found	C	True	%R
Aluminum	39600		40000	99	45900		50000	92	45800		50000	92
Sodium	40300		40000	101	259000		250000	103	262000		250000	105

Note! Calculations are performed before rounding to avoid round-off errors in calculated results.
Italicized analytes were not requested for this sequence.

2A-IN
CALIBRATION VERIFICATIONS
METALS

Lab Name: TestAmerica Denver Job No.: 280-42043-1

SDG No.:

ICV Source: ICP ICVH_00111 Concentration Units: ug/L

CCV Source: ICP CCVH_00263

Analyte	CCVH 280-174938/106 05/17/2013 17:59				CCVH 280-174938/118 05/17/2013 18:28							
	Found	C	True	%R	Found	C	True	%R	Found	C	True	%R
Aluminum	45600		50000	91	45600		50000	91				
Sodium	263000		250000	105	267000		250000	107				

Note! Calculations are performed before rounding to avoid round-off errors in calculated results.
Italicized analytes were not requested for this sequence.

Lab Name: TestAmerica Denver Job No.: 280-42043-1

SDG No.:

ICV Source: ICP ICVL_00089 Concentration Units: ug/L

CCV Source: ICP CCVL_00311

Analyte	ICV 280-174938/7 05/17/2013 09:51				CCV 280-174938/82 05/17/2013 17:00				CCV 280-174938/94 05/17/2013 17:29			
	Found	C	True	%R	Found	C	True	%R	Found	C	True	%R
Antimony	248		250	99	983		1000	98	983		1000	98
Arsenic	237		250	95	936		1000	94	945		1000	94
Barium	246		250	98	500		500	100	503		500	101
Boron	248		250	99	507		500	101	504		500	101
Cadmium	246		250	98	488		500	98	489		500	98
Chromium	243		250	97	466		500	93	469		500	94
Cobalt	247		250	99	498		500	100	499		500	100
Copper	238		250	95	463		500	93	466		500	93
Lead	244		250	98	982		1000	98	986		1000	99
Molybdenum	239		250	95	451		500	90	455		500	91
Nickel	245		250	98	478		500	96	481		500	96
Selenium	490		500	98	997		1000	100	1010		1000	101
Silver	251		250	100	508		500	102	508		500	102
Thallium	488		500	98	943		1000	94	944		1000	94
Vanadium	240		250	96	466		500	93	472		500	94
Zinc	246		250	98	484		500	97	487		500	97
Aluminum	242		250	97					496		500	99
Calcium	1970		2000	99	4800		5000	96	4630		5000	93
Magnesium	9710		10000	97	19000		20000	95	19100		20000	96
Manganese	246		250	98	491		500	98	492		500	98
Potassium	19700		20000	99	53200		50000	106	53700		50000	107
Sodium	1940		2000	97	5220		5000	104	5210		5000	104

Note! Calculations are performed before rounding to avoid round-off errors in calculated results.
Italicized analytes were not requested for this sequence.

2A-IN
CALIBRATION VERIFICATIONS
METALS

Lab Name: TestAmerica Denver Job No.: 280-42043-1

SDG No.:

ICV Source: ICP ICVL_00089 Concentration Units: ug/L

CCV Source: ICP CCVL_00311

Analyte	CCV 280-174938/107 05/17/2013 18:01				CCV 280-174938/119 05/17/2013 18:31							
	Found	C	True	%R	Found	C	True	%R	Found	C	True	%R
Antimony	991		1000	99	988		1000	99				
Arsenic	950		1000	95	951		1000	95				
Barium	509		500	102	503		500	101				
Boron	508		500	102	508		500	102				
Cadmium	492		500	98	491		500	98				
Chromium	471		500	94	470		500	94				
Cobalt	503		500	101	500		500	100				
Copper	468		500	94	465		500	93				
Lead	990		1000	99	989		1000	99				
Molybdenum	456		500	91	454		500	91				
Nickel	483		500	97	481		500	96				
Selenium	1020		1000	102	1010		1000	101				
Silver	512		500	102	509		500	102				
Thallium	952		1000	95	944		1000	94				
Vanadium	473		500	95	470		500	94				
Zinc	489		500	98	487		500	97				
Aluminum	502		500	100								
Calcium	4650		5000	93	4610		5000	92				
Magnesium	19200		20000	96	19100		20000	95				
Manganese	495		500	99	492		500	98				
Potassium	54900		50000	110	54500		50000	109				
Sodium	5250		5000	105	5190		5000	104				

Note! Calculations are performed before rounding to avoid round-off errors in calculated results.
Italicized analytes were not requested for this sequence.

2A-IN
CALIBRATION VERIFICATIONS
METALS

Lab Name: TestAmerica Denver Job No.: 280-42043-1

SDG No.:

ICV Source: ICP LLCCV_00882 Concentration Units: ug/L

CCV Source: ICP LLCCV_00882

Analyte	ICVL 280-174938/8 05/17/2013 09:54				CCVL 280-174938/84 05/17/2013 17:05				CCVL 280-174938/96 05/17/2013 17:34			
	Found	C	True	%R	Found	C	True	%R	Found	C	True	%R
Antimony	12.9		10.0	129	11.6		10.0	116	12.8		10.0	128
Arsenic	14.2	J	15.0	94	15.9		15.0	106	16.2		15.0	108
Barium	9.42	J	10.0	94	10.9		10.0	109	10.3		10.0	103
Boron	102		100	102	107		100	107	103		100	103
Cadmium	4.84	J	5.00	97	4.89	J	5.00	98	4.69	J	5.00	94
Chromium	10.1		10.0	101	9.68	J	10.0	97	9.73	J	10.0	97
Cobalt	10.4		10.0	104	10.8		10.0	108	10.7		10.0	107
Copper	13.7	J	15.0	92	12.6	J	15.0	84	12.3	J	15.0	82
Lead	9.79		9.00	109	11.3		9.00	126	9.21		9.00	102
Molybdenum	19.3	J	20.0	97	18.9	J	20.0	94	18.3	J	20.0	91
Nickel	40.6		40.0	101	40.3		40.0	101	39.7	J	40.0	99
Selenium	17.2		15.0	115					16.4		15.0	109
Silver	10.8		10.0	108	12.0		10.0	120	11.7		10.0	117
Thallium	15.5		15.0	103	14.4	J	15.0	96	16.3		15.0	108
Vanadium	10.1		10.0	101	10.1		10.0	101	9.15	J	10.0	92
Zinc	22.5		20.0	112					22.5		20.0	113
Aluminum	98.0	J	100	98	112		100	112	105		100	105
Beryllium	1.01		1.00	101	0.890	J	1.00	89	0.710	J	1.00	71
Calcium	197	J	200	98					183	J	200	91
Iron	99.4	J	100	99	118		100	118	81.0	J	100	81
Magnesium	198	J	200	99	217		200	108	196	J	200	98
Manganese	9.99	J	10.0	100	10.9		10.0	109	9.98	J	10.0	100
Potassium	2950	J	3000	98					3860		3000	129
Sodium	976	J	1000	98					1240		1000	124

Note! Calculations are performed before rounding to avoid round-off errors in calculated results.
Italicized analytes were not requested for this sequence.

2A-IN
CALIBRATION VERIFICATIONS
METALS

Lab Name: TestAmerica Denver Job No.: 280-42043-1

SDG No.:

ICV Source: ICP LLCCV_00882 Concentration Units: ug/L

CCV Source: ICP LLCCV_00882

Analyte	CCVL 280-174938/109 05/17/2013 18:06				CCVL 280-174938/121 05/17/2013 18:35							
	Found	C	True	%R	Found	C	True	%R	Found	C	True	%R
Antimony	12.4		10.0	124	11.7		10.0	117				
Arsenic	13.7	J	15.0	91	15.4		15.0	102				
Barium	10.6		10.0	106	11.2		10.0	112				
Boron	103		100	103	103		100	103				
Cadmium	4.91	J	5.00	98	5.03		5.00	101				
Chromium	9.74	J	10.0	97	9.76	J	10.0	98				
Cobalt	10.9		10.0	109	11.0		10.0	110				
Copper	13.2	J	15.0	88	12.3	J	15.0	82				
Lead	8.98	J	9.00	100	8.73	J	9.00	97				
Molybdenum	18.2	J	20.0	91	18.5	J	20.0	92				
Nickel	39.9	J	40.0	100	40.6		40.0	102				
Selenium	16.9		15.0	112	14.1	J	15.0	94				
Silver	11.1		10.0	111	12.1		10.0	121				
Thallium	15.0		15.0	100	15.3		15.0	102				
Vanadium	9.58	J	10.0	96	10.2		10.0	102				
Zinc	24.1		20.0	120	24.0		20.0	120				
Aluminum												
Beryllium	0.730	J	1.00	73	0.850	J	1.00	85				
Calcium												
Iron												
Magnesium	232		200	116	231		200	115				
Manganese												
Potassium					3860		3000	129				
Sodium	1250		1000	125	1250		1000	125				

Note! Calculations are performed before rounding to avoid round-off errors in calculated results.
Italicized analytes were not requested for this sequence.

2A-IN
CALIBRATION VERIFICATIONS
METALS

Lab Name: TestAmerica Denver Job No.: 280-42043-1

SDG No.:

ICV Source: ICP ICVH_00111 Concentration Units: ug/L

CCV Source: ICP CCVH_00264

Analyte	ICVH 280-175407/6 05/21/2013 12:07				CCVH 280-175407/29 05/21/2013 13:13				CCVH 280-175407/41 05/21/2013 13:43			
	Found	C	True	%R	Found	C	True	%R	Found	C	True	%R
Aluminum	39700		40000	99	49400		50000	99	50000		50000	100
Iron	79400		80000	99	49700		50000	99	50100		50000	100
Sodium	40900		40000	102	244000		250000	98	248000		250000	99

Note! Calculations are performed before rounding to avoid round-off errors in calculated results.
Italicized analytes were not requested for this sequence.

2A-IN
CALIBRATION VERIFICATIONS
METALS

Lab Name: TestAmerica Denver Job No.: 280-42043-1

SDG No.:

ICV Source: ICP ICVH_00111 Concentration Units: ug/L

CCV Source: ICP CCVH_00264

Analyte	CCVH 280-175407/53 05/21/2013 14:12				CCVH 280-175407/66 05/21/2013 14:45							
	Found	C	True	%R	Found	C	True	%R	Found	C	True	%R
Aluminum	49000		50000	98	50400		50000	101				
Iron	49100		50000	98	50200		50000	100				
Sodium	244000		250000	98	251000		250000	101				

Note! Calculations are performed before rounding to avoid round-off errors in calculated results.
Italicized analytes were not requested for this sequence.

2A-IN
CALIBRATION VERIFICATIONS
METALS

Lab Name: TestAmerica Denver Job No.: 280-42043-1

SDG No.:

ICV Source: ICP ICVL_00089 Concentration Units: ug/L

CCV Source: ICP CCVL_00312

Analyte	ICV 280-175407/7 05/21/2013 12:11				CCV 280-175407/30 05/21/2013 13:16				CCV 280-175407/42 05/21/2013 13:46			
	Found	C	True	%R	Found	C	True	%R	Found	C	True	%R
Aluminum	255		250	102	494		500	99	502		500	100
Beryllium	236		250	94	479		500	96	479		500	96
Calcium	2020		2000	101	4980		5000	100	5010		5000	100
Iron	250		250	100	2470		2500	99	2480		2500	99
Magnesium	9870		10000	99	19400		20000	97	19900		20000	100
Manganese	251		250	100	491		500	98	503		500	101
Potassium	20100		20000	100	49300		50000	99	49600		50000	99
Selenium	486		500	97	967		1000	97	984		1000	98
Sodium	2020		2000	101	4920		5000	98	4890		5000	98
Zinc	252		250	101	490		500	98	502		500	100
Antimony	254		250	101	994		1000	99	1010		1000	101
Arsenic	241		250	96	974		1000	97	986		1000	99
Barium	248		250	99	497		500	99	500		500	100
Boron	245		250	98	484		500	97	489		500	98
Cadmium	252		250	101	500		500	100	508		500	102
Chromium	251		250	100	493		500	99	498		500	100
Cobalt	254		250	102	506		500	101	513		500	103
Copper	244		250	98	481		500	96	494		500	99
Lead	256		250	102	1010		1000	101	1030		1000	103
Molybdenum	249		250	100	491		500	98	497		500	99
Nickel	253		250	101	499		500	100	505		500	101
Silver	256		250	103	498		500	100	514		500	103
Thallium	518		500	104	1010		1000	101	1030		1000	103
Vanadium	244		250	98	480		500	96	490		500	98

Note! Calculations are performed before rounding to avoid round-off errors in calculated results.
Italicized analytes were not requested for this sequence.

2A-IN
CALIBRATION VERIFICATIONS
METALS

Lab Name: TestAmerica Denver Job No.: 280-42043-1

SDG No.:

ICV Source: ICP ICVL_00089 Concentration Units: ug/L

CCV Source: ICP CCVL_00312

Analyte	CCV 280-175407/54 05/21/2013 14:15				CCV 280-175407/67 05/21/2013 14:47							
	Found	C	True	%R	Found	C	True	%R	Found	C	True	%R
Aluminum	499		500	100	489		500	98				
Beryllium	477		500	95	461		500	92				
Calcium	5010		5000	100	4870		5000	97				
Iron	2490		2500	99	2410		2500	96				
Magnesium	19800		20000	99	19400		20000	97				
Manganese	504		500	101	493		500	99				
Potassium	49700		50000	99	48800		50000	98				
Selenium	974		1000	97	951		1000	95				
Sodium	4900		5000	98	4770		5000	95				
Zinc	501		500	100	493		500	99				
Antimony	1010		1000	101	993		1000	99				
Arsenic	986		1000	99	960		1000	96				
Barium	500		500	100	485		500	97				
Boron	489		500	98	477		500	95				
Cadmium	509		500	102	499		500	100				
Chromium	497		500	99	486		500	97				
Cobalt	514		500	103	503		500	101				
Copper	494		500	99	480		500	96				
Lead	1030		1000	103	1010		1000	101				
Molybdenum	496		500	99	485		500	97				
Nickel	505		500	101	494		500	99				
Silver	515		500	103	507		500	101				
Thallium	1030		1000	103	1010		1000	101				
Vanadium	490		500	98	479		500	96				

Note! Calculations are performed before rounding to avoid round-off errors in calculated results.
Italicized analytes were not requested for this sequence.

Lab Name: TestAmerica Denver Job No.: 280-42043-1

SDG No.:

ICV Source: ICP LLCCV_00885 Concentration Units: ug/L

CCV Source: ICP LLCCV_00885

Analyte	ICVL 280-175407/8 05/21/2013 12:13				CCVL 280-175407/32 05/21/2013 13:21				CCVL 280-175407/44 05/21/2013 13:50			
	Found	C	True	%R	Found	C	True	%R	Found	C	True	%R
Aluminum	105		100	105	105		100	105	106		100	106
Beryllium	0.980	J	1.00	98	0.960	J	1.00	96	0.940	J	1.00	94
Calcium	213		200	107	212		200	106	233		200	116
Iron	107		100	107	104		100	104	118		100	118
Magnesium	213		200	106	213		200	106	210		200	105
Manganese	10.8		10.0	108	10.7		10.0	107	10.7		10.0	107
Potassium	3150		3000	105	3130		3000	104	3090		3000	103
Selenium	15.5		15.0	103	15.0		15.0	100	13.9	J	15.0	93
Sodium	1090		1000	109	1030		1000	103	1020		1000	102
Zinc	23.9		20.0	119	23.2		20.0	116	25.1		20.0	126
Antimony	10.7		10.0	107	11.3		10.0	113	11.4		10.0	114
Arsenic	15.5		15.0	103	15.1		15.0	100	15.4		15.0	103
Barium	10.1		10.0	101	10.3		10.0	103	10.4		10.0	104
Boron	99.5	J	100	100	98.5	J	100	99	98.2	J	100	98
Cadmium	5.44		5.00	109	5.45		5.00	109	5.28		5.00	106
Chromium	10.5		10.0	105	10.4		10.0	104	10.2		10.0	102
Cobalt	10.9		10.0	109	10.9		10.0	109	10.8		10.0	108
Copper	15.2		15.0	101	15.1		15.0	100	14.9	J	15.0	99
Lead	10.7		9.00	119	9.92		9.00	110	8.64	J	9.00	96
Molybdenum	21.0		20.0	105	20.6		20.0	103	20.4		20.0	102
Nickel	42.1		40.0	105	42.6		40.0	106	41.9		40.0	105
Silver	10.2		10.0	102	10.5		10.0	105	11.3		10.0	113
Thallium	17.0		15.0	113	16.9		15.0	113	16.5		15.0	110
Vanadium	10.6		10.0	106	10.1		10.0	101	9.92	J	10.0	99

Note! Calculations are performed before rounding to avoid round-off errors in calculated results.
Italicized analytes were not requested for this sequence.

Lab Name: TestAmerica Denver Job No.: 280-42043-1

SDG No.:

ICV Source: ICP LLCCV_00885 Concentration Units: ug/L

CCV Source: ICP LLCCV_00885

Analyte	CCVL 280-175407/56 05/21/2013 14:20				CCVL 280-175407/69 05/21/2013 14:52							
	Found	C	True	%R	Found	C	True	%R	Found	C	True	%R
Aluminum	104		100	104	102		100	102				
Beryllium	0.840	J	1.00	84	0.890	J	1.00	89				
Calcium	220		200	110	205		200	102				
Iron	111		100	111	106		100	106				
Magnesium	210		200	105	206		200	103				
Manganese	10.7		10.0	107	10.5		10.0	105				
Potassium	3170		3000	106	3090		3000	103				
Selenium	15.3		15.0	102	12.2	J	15.0	81				
Sodium	1040		1000	104	988	J	1000	99				
Zinc	24.5		20.0	122	23.1		20.0	116				
Antimony	11.6		10.0	116	11.8		10.0	118				
Arsenic	15.0		15.0	100	15.3		15.0	102				
Barium	10.6		10.0	106	10.1		10.0	101				
Boron	97.7	J	100	98	96.2	J	100	96				
Cadmium	5.40		5.00	108	5.31		5.00	106				
Chromium	10.4		10.0	104	10.1		10.0	101				
Cobalt	10.9		10.0	109	10.7		10.0	107				
Copper	14.7	J	15.0	98	14.2	J	15.0	95				
Lead	10.2		9.00	113	10.7		9.00	119				
Molybdenum	20.6		20.0	103	20.2		20.0	101				
Nickel	41.8		40.0	105	41.5		40.0	104				
Silver	10.9		10.0	109	10.9		10.0	109				
Thallium	16.2		15.0	108	16.1		15.0	107				
Vanadium	9.29	J	10.0	93	9.62	J	10.0	96				

Note! Calculations are performed before rounding to avoid round-off errors in calculated results.
Italicized analytes were not requested for this sequence.

2B-IN
CRQL CHECK STANDARD
METALS

Lab Name: TestAmerica Denver Job No.: 280-42043-1

SDG No.:

Method: 6010C Instrument ID: MT_026

Lab Sample ID: CRI 280-174938/12 Concentration Units: ug/L

CRQL Check Standard Source: ICP RL STD_00900

Analyte	CRQL Check Standard				
	True	Found	Qualifiers	%R(1)	Limits
Aluminum	100	101		101	80-120
Antimony	10.0	12.0		120	80-120
Barium	5.00	4.51	J	90	80-120
Beryllium	1.00	0.890	J	89	80-120
Boron	100	101		101	80-120
Cadmium	5.00	5.06		101	80-120
Calcium	200	196	J	98	80-120
Chromium	10.0	9.89	J	99	80-120
Cobalt	5.00	5.30		106	80-120
Copper	10.0	9.56	J	96	80-120
Iron	30.0	28.7	J	96	80-120
Magnesium	200	201		100	80-120
Manganese	3.00	3.15	J	105	80-120
Molybdenum	10.0	9.98	J	100	80-120
Nickel	10.0	10.5	J	105	80-120
Potassium	1000	1020	J	102	80-120
Silver	10.0	10.6		106	80-120
Sodium	1000	943	J	94	80-120
Thallium	10.0	10.7	J	107	80-120
Vanadium	10.0	10.4		104	80-120

Lab Sample ID: CRI 280-174938/13 Concentration Units: ug/L

CRQL Check Standard Source: Alt CRI_00038

Analyte	CRQL Check Standard				
	True	Found	Qualifiers	%R(1)	Limits
Arsenic	20.0	17.2		86	80-120
Lead	9.00	10.5		116	80-120
Selenium	15.0	17.9		119	80-120
Zinc	20.0	19.4	J	97	80-120

Note! Calculations are performed before rounding to avoid round-off errors in calculated results.

FORM IIB-IN

2B-IN
CRQL CHECK STANDARD
METALS

Lab Name: TestAmerica Denver Job No.: 280-42043-1

SDG No.:

Method: 6010C Instrument ID: MT_026

Lab Sample ID: CRI 280-175407/12 Concentration Units: ug/L

CRQL Check Standard Source: ICP RL STD_00903

Analyte	CRQL Check Standard				
	True	Found	Qualifiers	%R(1)	Limits
Aluminum	100	106		106	80-120
Antimony	10.0	9.86	J	99	80-120
Arsenic	10.0	11.2	J	112	80-120
Barium	5.00	5.34	J	107	80-120
Beryllium	1.00	0.990	J	99	80-120
Boron	100	98.9	J	99	80-120
Cadmium	5.00	5.39		108	80-120
Calcium	200	211		106	80-120
Chromium	10.0	10.4		104	80-120
Cobalt	5.00	5.48		110	80-120
Copper	10.0	10.0	J	100	80-120
Iron	30.0	30.9	J	103	80-120
Magnesium	200	214		107	80-120
Manganese	3.00	3.28	J	109	80-120
Molybdenum	10.0	10.4	J	104	80-120
Nickel	10.0	10.7	J	107	80-120
Potassium	1000	1050	J	105	80-120
Selenium	10.0	9.27	J	93	80-120
Silver	10.0	11.0		110	80-120
Sodium	1000	1060		106	80-120
Vanadium	10.0	9.86	J	99	80-120

Lab Sample ID: CRI 280-175407/13 Concentration Units: ug/L

CRQL Check Standard Source: Alt Pb Tl Zn_00001

Analyte	CRQL Check Standard				
	True	Found	Qualifiers	%R(1)	Limits
Lead	9.00	10.5		116	80-120
Thallium	20.0	19.5		97	80-120
Zinc	20.0	19.4	J	97	80-120

Note! Calculations are performed before rounding to avoid round-off errors in calculated results.

FORM IIB-IN

3-IN
INSTRUMENT BLANKS
METALS

Lab Name: TestAmerica Denver Job No.: 280-42043-1

SDG No.:

Concentration Units: ug/L

Analyte	RL	ICB 280-174938/11 05/17/2013 10:01		CCB 280-174938/83 05/17/2013 17:02		CCB 280-174938/95 05/17/2013 17:31		CCB 280-174938/108 05/17/2013 18:03	
		Found	C	Found	C	Found	C	Found	C
Antimony	10	8.0	U	3.45	J	8.0	U	3.62	J
Arsenic	15	12	U	12	U	12	U	12	U
Barium	10	1.5	U	0.830	J	1.5	U	0.800	J
Boron	100	7.0	U	7.0	U	7.0	U	7.0	U
Cadmium	5.0	0.80	U	0.80	U	0.80	U	0.80	U
Chromium	10	1.5	U	1.5	U	1.5	U	1.5	U
Cobalt	5.0	2.0	U	2.0	U	2.0	U	2.0	U
Copper	15	3.5	U	3.5	U	3.5	U	3.5	U
Lead	9.0	5.0	U	5.0	U	5.0	U	5.0	U
Molybdenum	20	7.0	U	7.0	U	7.0	U	7.0	U
Nickel	40	3.0	U	3.0	U	3.0	U	3.0	U
Selenium	15	12	U	12	U	12	U	12	U
Silver	10	2.0	U	1.31	J	1.35	J	2.0	U
Thallium	15	12	U	12	U	12	U	12	U
Vanadium	10	2.5	U	2.5	U	2.5	U	2.5	U
Zinc	20	13	U	13	U	13	U	13	U
Aluminum	100	30	U			30	U	30	U
Beryllium	1.0	0.50	U	0.50	U	0.50	U	0.50	U
Calcium	200	80	U			80	U	80	U
Iron	100	30	U			30	U	30	U
Magnesium	200	25	U			25	U	25	U
Manganese	10	0.50	U			0.50	U	0.50	U
Potassium	3000	250	U						
Sodium	1000	250	U			212	J	170	J

Italicized analytes were not requested for this sequence.

3-IN
INSTRUMENT BLANKS
METALS

Lab Name: TestAmerica Denver Job No.: 280-42043-1

SDG No.:

Concentration Units: ug/L

Analyte	RL	CCB 280-174938/120 05/17/2013 18:33							
		Found	C	Found	C	Found	C	Found	C
Antimony	10	8.0	U						
Arsenic	15	12	U						
Barium	10	0.940	J						
Boron	100	7.0	U						
Cadmium	5.0	0.80	U						
Chromium	10	1.5	U						
Cobalt	5.0	2.0	U						
Copper	15	3.5	U						
Lead	9.0	5.0	U						
Molybdenum	20	7.0	U						
Nickel	40	3.0	U						
Selenium	15	12	U						
Silver	10	1.23	J						
Thallium	15	12	U						
Vanadium	10	2.5	U						
Zinc	20	13	U						
Aluminum	100								
Beryllium	1.0	0.50	U						
Calcium	200								
Iron	100								
Magnesium	200								
Manganese	10								
Potassium	3000								
Sodium	1000	181	J						

Italicized analytes were not requested for this sequence.

3-IN
INSTRUMENT BLANKS
METALS

Lab Name: TestAmerica Denver Job No.: 280-42043-1

SDG No.:

Concentration Units: ug/L

Analyte	RL	ICB 280-175407/11 05/21/2013 12:21		CCB 280-175407/31 05/21/2013 13:18		CCB 280-175407/43 05/21/2013 13:48		CCB 280-175407/55 05/21/2013 14:17	
		Found	C	Found	C	Found	C	Found	C
Aluminum	100	30	U	30	U	30	U	30	U
Beryllium	1.0	0.50	U	0.50	U	0.50	U	0.50	U
Calcium	200	6.85	J	80	U	80	U	80	U
Iron	100	30	U	30	U	30	U	30	U
Magnesium	200	25	U	25	U	25	U	25	U
Manganese	10	0.50	U	0.50	U	0.50	U	0.50	U
Potassium	3000	250	U	250	U	250	U	250	U
Selenium	15	12	U	12	U	12	U	12	U
Sodium	1000	250	U	250	U	250	U	250	U
Zinc	20	13	U	13	U	13	U	13	U
Antimony	10	4.02	J	5.83	J	4.15	J	4.83	J
Arsenic	15	12	U	12	U	12	U	12	U
Barium	10	0.630	J	1.5	U	1.5	U	1.5	U
Boron	100	7.0	U	7.0	U	7.0	U	7.0	U
Cadmium	5.0	0.80	U	0.80	U	0.80	U	0.80	U
Chromium	10	1.5	U	1.5	U	1.5	U	1.5	U
Cobalt	5.0	2.0	U	2.0	U	2.0	U	2.0	U
Copper	15	3.5	U	3.5	U	3.5	U	3.5	U
Lead	9.0	5.0	U	5.0	U	5.0	U	5.0	U
Molybdenum	20	7.0	U	7.0	U	7.0	U	7.0	U
Nickel	40	3.0	U	3.0	U	3.0	U	3.0	U
Silver	10	2.0	U	2.0	U	2.0	U	2.0	U
Thallium	15	12	U	12	U	12	U	12	U
Vanadium	10	2.5	U	2.5	U	2.5	U	2.5	U

Italicized analytes were not requested for this sequence.

3-IN
INSTRUMENT BLANKS
METALS

Lab Name: TestAmerica Denver Job No.: 280-42043-1

SDG No.:

Concentration Units: ug/L

Analyte	RL	CCB 280-175407/68 05/21/2013 14:49							
		Found	C	Found	C	Found	C	Found	C
Aluminum	100	30	U						
Beryllium	1.0	0.50	U						
Calcium	200	5.47	J						
Iron	100	30	U						
Magnesium	200	25	U						
Manganese	10	0.50	U						
Potassium	3000	250	U						
Selenium	15	12	U						
Sodium	1000	250	U						
Zinc	20	13	U						
Antimony	10	4.19	J						
Arsenic	15	12	U						
Barium	10	1.5	U						
Boron	100	7.0	U						
Cadmium	5.0	0.80	U						
Chromium	10	1.5	U						
Cobalt	5.0	2.0	U						
Copper	15	3.5	U						
Lead	9.0	5.0	U						
Molybdenum	20	7.0	U						
Nickel	40	3.0	U						
Silver	10	2.0	U						
Thallium	15	12	U						
Vanadium	10	2.5	U						

Italicized analytes were not requested for this sequence.

3-IN
METHOD BLANK
METALS

Lab Name: TestAmerica Denver Job No.: 280-42043-1

SDG No.:

Concentration Units: mg/Kg Lab Sample ID: MB 280-173665/1-A

Instrument Code: MT_026 Batch No.: 174938

CAS No.	Analyte	Concentration	C	Q	Method
7440-36-0	Antimony	0.51	U		6010C
7440-38-2	Arsenic	0.85	U		6010C
7440-39-3	Barium	0.15	U		6010C
7440-42-8	Boron	2.08	J		6010C
7440-43-9	Cadmium	0.085	U		6010C
7440-47-3	Chromium	0.13	U	Q	6010C
7440-48-4	Cobalt	0.17	U		6010C
7440-50-8	Copper	0.43	U	Q	6010C
7439-92-1	Lead	0.68	U		6010C
7439-98-7	Molybdenum	0.43	U		6010C
7440-02-0	Nickel	0.17	U		6010C
7440-22-4	Silver	0.17	U		6010C
7440-28-0	Thallium	1.0	U		6010C
7440-62-2	Vanadium	0.17	U	Q	6010C

3-IN
METHOD BLANK
METALS

Lab Name: TestAmerica Denver Job No.: 280-42043-1

SDG No.:

Concentration Units: mg/Kg Lab Sample ID: MB 280-173665/1-A

Instrument Code: MT_026 Batch No.: 175407

CAS No.	Analyte	Concentration	C	Q	Method
7429-90-5	Aluminum	1.50	J		6010C
7440-41-7	Beryllium	0.060	U		6010C
7440-70-2	Calcium	17	U		6010C
7439-89-6	Iron	3.50	J		6010C
7439-95-4	Magnesium	4.3	U		6010C
7439-96-5	Manganese	0.109	J	Q	6010C
7440-09-7	Potassium	43	U		6010C
7782-49-2	Selenium	1.0	U		6010C
7440-23-5	Sodium	85	U		6010C
7440-66-6	Zinc	0.68	U		6010C

4A-IN
INTERFERENCE CHECK STANDARD
METALS

Lab Name: TestAmerica Denver Job No.: 280-42043-1

SDG No.:

Lab Sample ID: ICSA 280-174938/14 Instrument ID: MT_026

Lab File ID: 26b051713.asc ICS Source: ICP ICSA_00072

Concentration Units: ug/L

Analyte	True Solution A	Found Solution A	Percent Recovery
Antimony		**2.21**	
Arsenic		**-2.77**	
Barium		**-0.660**	
Boron		**-0.280**	
Cadmium		**0.760**	
Chromium		**1.91**	
Cobalt		**0.0400**	
Copper		**4.11**	
Lead		**1.74**	
Molybdenum		**-1.26**	
Nickel		**2.42**	
Selenium		**3.90**	
Silver		**0.340**	
Thallium		**-1.34**	
Vanadium		**5.31**	
Zinc		**9.78**	
Aluminum	*500000*	*503080*	*101*
Beryllium		*-0.210*	
Calcium	*500000*	*461870*	*92*
Iron	*200000*	*188290*	*94*
Lithium		*0.540*	
Magnesium	*500000*	*493770*	*99*
Phosphorus		*1.77*	
Silicon		*-1.87*	
Sodium		*183*	
Tin		*-1.49*	
Titanium		*-0.440*	
Zirconium		*-1.95*	

Calculations are performed before rounding to avoid round-off errors in calculated results.

FORM IVA-IN

4A-IN
INTERFERENCE CHECK STANDARD
METALS

Lab Name: TestAmerica Denver Job No.: 280-42043-1

SDG No.:

Lab Sample ID: ICSAB 280-174938/15 Instrument ID: MT_026

Lab File ID: 26b051713.asc ICS Source: ICP ICSAB_00065

Concentration Units: ug/L

Analyte	True Solution AB	Found Solution AB	Percent Recovery
Antimony	**1000**	**1000**	**100**
Arsenic	**2000**	**1917**	**96**
Barium	**500**	**486**	**97**
Boron	**2000**	**1983**	**99**
Cadmium	**1000**	**1022**	**102**
Chromium	**500**	**479**	**96**
Cobalt	**500**	**475**	**95**
Copper	**500**	**528**	**106**
Lead	**1000**	**947**	**95**
Molybdenum	**1000**	**923**	**92**
Nickel	**1000**	**918**	**92**
Selenium	**5000**	**4909**	**98**
Silver	**1000**	**1092**	**109**
Thallium	**10000**	**8796**	**88**
Vanadium	**500**	**494**	**99**
Zinc	**1000**	**946**	**95**
Aluminum	*500000*	*502100*	*100*
Beryllium	*500*	*462*	*92*
Calcium	*500000*	*455270*	*91*
Iron	*200000*	*188200*	*94*
Lithium	*1000*	*1003*	*100*
Magnesium	*500000*	*489070*	*98*
Manganese	*500*	*495*	*99*
Phosphorus	*2000*	*1939*	*97*
Potassium	*50000*	*49919*	*100*
Silicon	*10000*	*9946*	*99*
Sodium	*50000*	*50491*	*101*
Strontium	*1000*	*972*	*97*
Thorium	*2000*	*2084*	*104*
Tin	*10000*	*8939*	*89*
Titanium	*1000*	*984*	*98*
Zirconium	*1000*	*918*	*92*

Calculations are performed before rounding to avoid round-off errors in calculated results.

FORM IVA-IN

4A-IN
INTERFERENCE CHECK STANDARD
METALS

Lab Name: TestAmerica Denver Job No.: 280-42043-1

SDG No.:

Lab Sample ID: ICSA 280-175407/14 Instrument ID: MT_026

Lab File ID: 26A052113.asc ICS Source: ICP ICSA_00072

Concentration Units: ug/L

Analyte	True Solution A	Found Solution A	Percent Recovery
Aluminum	**500000**	**510410**	**102**
Beryllium		**-0.210**	
Calcium	**500000**	**482500**	**97**
Iron	**200000**	**191930**	**96**
Magnesium	**500000**	**502070**	**100**
Manganese		**3.82**	
Potassium		**-44.6**	
Selenium		**-2.64**	
Sodium		**151**	
Zinc		**10.6**	
Antimony		*-2.31*	
Arsenic		*2.13*	
Barium		*0.190*	
Boron		*-0.510*	
Cadmium		*0.800*	
Cobalt		*-0.0200*	
Lead		*1.39*	
Lithium		*1.68*	
Molybdenum		*-1.27*	
Nickel		*1.71*	
Phosphorus		*-2.83*	
Silicon		*9.69*	
Silver		*-0.590*	
Thallium		*0.110*	
Thorium		*20.9*	
Tin		*-1.01*	
Titanium		*-0.430*	
Zirconium		*-3.27*	

Calculations are performed before rounding to avoid round-off errors in calculated results.

FORM IVA-IN

4A-IN
INTERFERENCE CHECK STANDARD
METALS

Lab Name: TestAmerica Denver Job No.: 280-42043-1

SDG No.:

Lab Sample ID: ICSAB 280-175407/15 Instrument ID: MT_026

Lab File ID: 26A052113.asc ICS Source: ICP ICSAB_00065

Concentration Units: ug/L

Analyte	True Solution AB	Found Solution AB	Found Percent Recovery
Aluminum	**500000**	**516410**	**103**
Beryllium	**500**	**485**	**97**
Calcium	**500000**	**481350**	**96**
Iron	**200000**	**194810**	**97**
Magnesium	**500000**	**498400**	**100**
Manganese	**500**	**513**	**103**
Potassium	**50000**	**51987**	**104**
Selenium	**5000**	**4913**	**98**
Sodium	**50000**	**52052**	**104**
Zinc	**1000**	**987**	**99**
Antimony	*1000*	*1032*	*103*
Arsenic	*2000*	*1993*	*100*
Barium	*500*	*517*	*103*
Boron	*2000*	*1902*	*95*
Cadmium	*1000*	*1060*	*106*
Chromium	*500*	*502*	*100*
Cobalt	*500*	*490*	*98*
Copper	*500*	*547*	*109*
Lead	*1000*	*977*	*98*
Lithium	*1000*	*1049*	*105*
Molybdenum	*1000*	*979*	*98*
Nickel	*1000*	*949*	*95*
Phosphorus	*2000*	*1940*	*97*
Silicon	*10000*	*10388*	*104*
Silver	*1000*	*1126*	*113*
Strontium	*1000*	*984*	*98*
Thallium	*10000*	*8997*	*90*
Thorium	*2000*	*2132*	*107*
Tin	*10000*	*9367*	*94*
Titanium	*1000*	*1035*	*103*
Vanadium	*500*	*514*	*103*
Zirconium	*1000*	*996*	*100*

Calculations are performed before rounding to avoid round-off errors in calculated results.

FORM IVA-IN

5A-IN
MATRIX SPIKE SAMPLE RECOVERY
METALS

Client ID: B219SCS0304AA MS
Lab ID: 280-42043-7 MS
Lab Name: TestAmerica Denver
Job No.: 280-42043-1
SDG No.:
Matrix: Solid
Concentration Units: mg/Kg
% Solids: 91.7

Analyte	SSR	C	Sample Result (SR)	C	Spike Added (SA)	%R	Control Limit %R	Q	Method
Aluminum	8680		6300		218	1096	80-120	4	6010C
Antimony	34.9		0.65	U	54.5	64	80-120	J	6010C
Arsenic	98.3		6.2		109	84	80-120		6010C
Barium	229		26		218	93	80-120		6010C
Beryllium	4.99		0.21	J	5.45	88	80-120		6010C
Boron	105		2.1	J	109	94	80-120		6010C
Cadmium	9.99		0.14	J	10.9	90	80-120		6010C
Calcium	59700		23000		5450	664	80-120	4	6010C
Chromium	27.8		7.4		21.8	93	80-120	Q	6010C
Cobalt	51.5		4.7		54.5	86	80-120		6010C
Copper	41.2		18		27.3	85	80-120	Q	6010C
Iron	12800		14000		109	-1328	80-120	4	6010C
Lead	52.3		5.7		54.5	85	80-120		6010C
Magnesium	7610		2700		5450	90	80-120		6010C
Manganese	741		810		54.5	-132	80-120	Q 4	6010C
Molybdenum	88.9		0.54	U	109	82	80-120		6010C
Nickel	53.7		9.8		54.5	81	80-120		6010C
Potassium	6860		670		5450	113	80-120		6010C
Selenium	197		1.3	U	218	90	80-120		6010C
Silver	5.40		0.22	U	5.45	99	80-120		6010C
Sodium	5210		69	J	5450	94	80-120		6010C
Thallium	177		1.3	U	218	81	80-120		6010C
Vanadium	62.5		12		54.5	93	80-120	Q	6010C
Zinc	75.7		33		54.5	79	80-120	J	6010C

SSR = Spiked Sample Result

Calculations are performed before rounding to avoid round-off errors in calculated results.
Note - Results and Reporting Limits have been adjusted for dry weight.

FORM VA - IN

5A-IN
MATRIX SPIKE DUPLICATE SAMPLE RECOVERY
METALS

Client ID: B219SCS0304AA MSD
Lab ID: 280-42043-7 MSD
Lab Name: TestAmerica Denver
Job No.: 280-42043-1
SDG No.:
Matrix: Solid
Concentration Units: mg/Kg
% Solids: 91.7

Analyte	(SDR) C		Spike Added (SA)	%R	Control Limit %R	RPD	RPD Limit	Q	Method
Aluminum	8320		182	1116	80-120	4	20	4	6010C
Antimony	27.8		45.4	61	80-120	23	20	J	6010C
Arsenic	85.4		90.9	87	80-120	14	20		6010C
Barium	197		182	94	80-120	15	20		6010C
Beryllium	4.31		4.54	90	80-120	15	20		6010C
Boron	88.4		90.9	95	80-120	17	20		6010C
Cadmium	8.44		9.09	91	80-120	17	20		6010C
Calcium	42800		4540	425	80-120	33	20	4 J	6010C
Chromium	23.6		18.2	89	80-120	16	20	Q	6010C
Cobalt	44.4		45.4	87	80-120	15	20		6010C
Copper	38.7		22.7	91	80-120	6	20	Q	6010C
Iron	12300		90.9	-2144	80-120	4	20	4	6010C
Lead	44.3		45.4	85	80-120	17	20		6010C
Magnesium	7230		4540	99	80-120	5	20		6010C
Manganese	1030		45.4	468	80-120	32	20	Q 4 J	6010C
Molybdenum	74.3		90.9	82	80-120	18	20		6010C
Nickel	45.9		45.4	79	80-120	16	20	J	6010C
Potassium	5940		4540	116	80-120	14	20		6010C
Selenium	167		182	92	80-120	16	20		6010C
Silver	4.55		4.54	100	80-120	17	20		6010C
Sodium	4450		4540	96	80-120	16	20		6010C
Thallium	149		182	82	80-120	17	20		6010C
Vanadium	53.4		45.4	92	80-120	16	20	Q	6010C
Zinc	68.2		45.4	78	80-120	10	20	J	6010C

SDR = Sample Duplicate Result

Calculations are performed before rounding to avoid round-off errors in calculated results.
Note - Results and Reporting Limits have been adjusted for dry weight.

FORM VD - IN

5B-IN
POST DIGESTION SPIKE SAMPLE RECOVERY
METALS

Client ID: B219SCS0304AA PDS | Lab ID: 280-42043-7 PDS

Lab Name: TestAmerica Denver | Job No.: 280-42043-1

SDG No.:

Matrix: Solid | Concentration Units: mg/Kg

Analyte	SSR	C	Sample Result (SR)	C	Spike Added (SA)	%R	Control Limit %R	Q	Method
Aluminum	6350		6300		108	58	75-125	J	6010C
Antimony	10.0		0.65	U	10.8	93	75-125		6010C
Arsenic	25.6		6.2		21.6	90	75-125		6010C
Barium	35.5		26		10.8	91	75-125		6010C
Beryllium	5.17		0.21	J	5.40	92	75-125		6010C
Boron	12.8		2.1	J	10.8	99	75-125		6010C
Cadmium	5.39		0.14	J	5.40	97	75-125		6010C
Calcium	25400		23000		2160	89	75-125		6010C
Chromium	12.2		7.4		5.40	88	75-125	Q	6010C
Cobalt	9.74		4.7		5.40	93	75-125		6010C
Copper	22.6		18		5.40	85	75-125	Q	6010C
Iron	14300		14000		108	-20	75-125	J	6010C
Lead	15.4		5.7		10.8	90	75-125		6010C
Magnesium	4580		2700		2160	86	75-125		6010C
Manganese	788		810		5.40	-457	75-125	Q J	6010C
Molybdenum	4.84		0.54	U	5.40	90	75-125		6010C
Nickel	14.4		9.8		5.40	85	75-125		6010C
Potassium	2760		670		2160	97	75-125		6010C
Selenium	21.0		1.3	U	21.6	97	75-125		6010C
Silver	4.68		0.22	U	5.40	87	75-125		6010C
Sodium	2260		69	J	2160	101	75-125		6010C
Thallium	19.0		1.3	U	21.6	88	75-125		6010C
Vanadium	16.5		12		5.40	90	75-125	Q	6010C
Zinc	52.0		33		21.6	89	75-125		6010C

SSR = Spiked Sample Result

Calculations are performed before rounding to avoid round-off errors in calculated results.
Note - Results and Reporting Limits have been adjusted for dry weight.

FORM VB - IN

7A-IN
LAB CONTROL SAMPLE
METALS

Lab ID: LCS 280-173665/2-A

Lab Name: TestAmerica Denver Job No.: 280-42043-1

Sample Matrix: Solid LCS Source: ICP SPK 2A_00059

Analyte	Solid(mg/Kg)							
	True	Found	C	%R	Limits		Q	Method
Antimony	43.5	42.1		97	80	120		6010C
Arsenic	87.0	79.0		91	80	120		6010C
Barium	174	170		98	80	120		6010C
Boron	87.0	98.7		114	80	120		6010C
Cadmium	8.70	8.38		96	80	120		6010C
Chromium	17.4	16.0		92	80	120	Q	6010C
Cobalt	43.5	41.8		96	80	120		6010C
Copper	21.7	19.8		91	80	120	Q	6010C
Lead	43.5	41.0		94	80	120		6010C
Molybdenum	87.0	77.6		89	80	120		6010C
Nickel	43.5	40.2		92	80	120		6010C
Silver	4.35	4.45		102	80	120		6010C
Thallium	174	160		92	80	120		6010C
Vanadium	43.5	40.1		92	80	120	Q	6010C

Calculations are performed before rounding to avoid round-off errors in calculated results.

FORM VIIA - IN

7A-IN
LAB CONTROL SAMPLE
METALS

Lab ID: LCS 280-173665/2-A

Lab Name: TestAmerica Denver Job No.: 280-42043-1

Sample Matrix: Solid LCS Source: ICP SPK 3A_00061

Analyte	Solid(mg/Kg)							
	True	Found	C	%R	Limits		Q	Method
Aluminum	174	163		94	80	120		6010C
Beryllium	4.35	4.02		92	80	120		6010C
Calcium	4350	4100		94	80	120		6010C
Iron	87.0	84.0		97	80	120		6010C
Magnesium	4350	4020		93	80	120		6010C
Manganese	43.5	41.1		94	80	120	Q	6010C
Potassium	4350	4130		95	80	120		6010C
Selenium	174	160		92	80	120		6010C
Sodium	4350	4230		97	80	120		6010C
Zinc	43.5	40.5		93	80	120		6010C

Calculations are performed before rounding to avoid round-off errors in calculated results.

FORM VIIA - IN

8-IN
ICP-AES AND ICP-MS SERIAL DILUTIONS
METALS

Lab ID: 280-42043-7

SDG No:

Lab Name: TestAmerica Denver Job No: 280-42043-1

Matrix: Solid Concentration Units: mg/Kg

Analyte	Initial Sample Result (I)	C	Serial Dilution Result (S)	C	% Difference	Q	Method
Aluminum	6300		6750		7.4	D	6010C
Antimony	0.65	U	3.2	U	NC		6010C
Arsenic	6.2		7.47	J	NC	D	6010C
Barium	26		28.1		9.7	D	6010C
Beryllium	0.21	J	0.211	J	NC	D	6010C
Boron	2.1	J	5.4	U	NC		6010C
Cadmium	0.14	J	0.54	U	NC		6010C
Calcium	23000		25100		7.0	D	6010C
Chromium	7.4		8.16	J	9.6	D Q	6010C
Cobalt	4.7		5.24	J	NC	D	6010C
Copper	18		18.4	J	1.9	D Q	6010C
Iron	14000		15000		4.7	D	6010C
Lead	5.7		6.37		NC	D	6010C
Magnesium	2700		2960		8.9	D	6010C
Manganese	810		888		9.3	D Q	6010C
Molybdenum	0.54	U	2.7	U	NC		6010C
Nickel	9.8		10.9	J	11	D V	6010C
Potassium	670		698	J	NC	D	6010C
Selenium	1.3	U	6.5	U	NC		6010C
Silver	0.22	U	1.1	U	NC		6010C
Sodium	69	J	540	U	NC		6010C
Thallium	1.3	U	6.5	U	NC		6010C
Vanadium	12		12.6		8.1	D Q	6010C
Zinc	33		37.7	J	15	D V	6010C

Calculations are performed before rounding to avoid round-off errors in calculated results.

FORM VIII-IN

9-IN
DETECTION LIMITS
METALS

Lab Name: TestAmerica Denver Job Number: 280-42043-1

SDG Number:

Matrix: Solid Instrument ID: MT_026

Method: 6010C DL Date: 03/01/2011 13:28

Prep Method: 3050B

Analyte	Wavelength/ Mass	LOQ (mg/Kg)	DL (mg/Kg)
Aluminum	167	50	1.55
Antimony	206.8	2	0.38
Arsenic	189	2.5	0.66
Barium	455.4	2	0.076
Beryllium	313	0.5	0.033
Boron	208.9	10	0.98
Cadmium	228.8	0.5	0.041
Calcium	317.9	100	14.1
Chromium	205.5	3.5	0.058
Cobalt	228.6	1	0.1
Copper	324.7	5	0.217
Iron	259.9	80	3.8
Lead	220.3	0.9	0.27
Magnesium	279	30	3.7
Manganese	257.6	4.5	0.1
Molybdenum	202	2.5	0.26
Nickel	231.6	4	0.123
Potassium	766.4	300	41
Selenium	196	3	0.86
Silver	328	1.5	0.16
Sodium	589.5	500	59
Thallium	190.8	3	0.65
Vanadium	292.4	2	0.094
Zinc	206.2	8	0.398

9-IN
CALIBRATION BLANK DETECTION LIMITS
METALS

Lab Name: TestAmerica Denver Job Number: 280-42043-1

SDG Number:

Matrix: Solid Instrument ID: MT_026

Method: 6010C XMDL Date: 03/01/2011 13:28

Analyte	Wavelength/ Mass	XRL (ug/L)	XMDL (ug/L)
Aluminum		100	18
Antimony		10	3.14
Arsenic		15	4.41
Barium		10	0.576
Beryllium		1	0.474
Boron		100	4.37
Cadmium		5	0.452
Calcium		200	3.45
Chromium		10	0.663
Cobalt		5	1.23
Copper		15	1.36
Iron		100	22
Lead		9	2.61
Magnesium		200	10.7
Manganese		10	0.253
Molybdenum		20	3.13
Nickel		40	1.29
Potassium		3000	237
Selenium		15	4.86
Silver		10	0.933
Sodium		1000	91.6
Thallium		15	4.91
Vanadium		10	1.11
Zinc		20	4.53

10-IN
ICP-AES INTERELEMENT CORRECTION FACTORS
METALS

Lab Name: TestAmerica Denver Job Number: 280-42043-1

SDG No.:

ICP-AES Instrument ID: MT_026 Date: 01/15/2013

Analyte	Wave Length	Ag	Al	As	B	Ba	Be	Bi	Ca	Cd	Co	Cr	Cu	Fe	K
Aluminum	167.079													0.000845	
Aluminum	309.271														
Antimony	206.833		-0.000029						-0.000008			0.016611		0.000017	
Arsenic	189.042		0.000011									-0.002115			
Barium	455.403														
Beryllium	313.042														
Bismuth	223.061										-0.002850			0.000181	
Boron	208.959														
Cadmium	228.802			0.004356							0.000016				
Calcium	317.933														
Chromium	205.552						-0.002069								
Cobalt	228.616					-0.000228									
Copper	324.754														
Iron	259.940										0.109000				
Iron	271.441										0.109000				
Lead	220.353		-0.000051										0.000046	0.000022	
Lithium	670.784								0.000011						
Magnesium	279.079														
Manganese	257.610														
Molybdenum	202.030														
Nickel	231.604														
Phosphorus	178.284														
Potassium	766.490														
Selenium	196.090		0.000005						0.000001					-0.000005	
Silicon	288.158											0.000027			
Silver	328.068														
Sodium	589.592														
Sodium	818.326														
Strontium	407.771								0.000010						
Sulfur	182.034														

X-IN

10-IN
ICP-AES INTERELEMENT CORRECTION FACTORS
METALS

Lab Name: TestAmerica Denver Job Number: 280-42043-1

SDG No.:

ICP-AES Instrument ID: MT_026 Date: 01/15/2013

Analyte	Wave Length	Ag	Al	As	B	Ba	Be	Bi	Ca	Cd	Co	Cr	Cu	Fe	K
Thallium	190.856										0.004470	0.000241			
Thorium	283.730	0.000012	-0.000017							-0.000171		-0.000233		0.000779	
Tin	189.989														
Titanium	334.904											0.000169			
Uranium	370.152				0.001355							-0.002090		-0.001257	
Vanadium	292.402											-0.006725			
Zinc	206.200											-0.000639			
Zirconium	339.198													-0.000026	

10-IN
ICP-AES INTERELEMENT CORRECTION FACTORS
METALS

Lab Name: TestAmerica Denver Job Number: 280-42043-1

SDG No.:

ICP-AES Instrument ID: MT_026 Date: 01/15/2013

Analyte	Wave Length	Li	Mg	Mn	Mo	Na	Ni	P	Pb	Sb	Se	Si	SiO2	Sn	Sr
Aluminum	309.271		0.003939												
Aluminum	167.079														
Antimony	206.833				-0.001526										
Arsenic	189.042				-0.000564										
Barium	455.403														
Beryllium	313.042														
Bismuth	223.061														
Boron	208.959				0.021524										
Cadmium	228.802														
Calcium	317.933														
Chromium	205.552				0.000100		0.000046								
Cobalt	228.616				-0.001195		0.000049								
Copper	324.754														
Iron	259.940														
Iron	271.441														
Lead	220.353		0.000001		-0.001630		0.000200				0.000013	0.000732			
Lithium	670.784		0.000008												
Magnesium	279.079														
Manganese	257.610														
Molybdenum	202.030														
Nickel	231.604														
Phosphorus	178.284														
Potassium	766.490														
Selenium	196.090			0.000468											
Silicon	288.158				-0.005890									0.001650	
Silver	328.068				-0.000308										
Sodium	818.326														
Sodium	589.592														
Strontium	407.771														
Sulfur	182.034			0.005840	0.000664										

X-IN

10-IN
ICP-AES INTERELEMENT CORRECTION FACTORS
METALS

Lab Name: TestAmerica Denver Job Number: 280-42043-1

SDG No.:

ICP-AES Instrument ID: MT_026 Date: 01/15/2013

Analyte	Wave Length	Li	Mg	Mn	Mo	Na	Ni	P	Pb	Sb	Se	Si	SiO2	Sn	Sr
Thallium	190.856			0.000720	-0.000286										
Thorium	283.730		-0.000002		0.000415		0.000139								
Tin	189.989														
Titanium	334.904		0.000009		0.000462										
Uranium	370.152				0.001220										
Vanadium	292.402			-0.001842											
Zinc	206.200														
Zirconium	339.198				0.000494							0.000018			

10-IN
ICP-AES INTERELEMENT CORRECTION FACTORS
METALS

Lab Name: TestAmerica Denver Job Number: 280-42043-1

SDG No.:

ICP-AES Instrument ID: MT_026 Date: 01/15/2013

Analyte	Wave Length	Th	Ti	Tl	U	V	Zn	Zr							
Aluminum	167.079														
Aluminum	309.271														
Antimony	206.833				-0.002056			-0.000746							
Arsenic	189.042														
Barium	455.403							0.000819							
Beryllium	313.042		-0.000233												
Bismuth	223.061	0.000544	-0.034925		-0.005205										
Boron	208.959														
Cadmium	228.802														
Calcium	317.933	-0.001874													
Chromium	205.552				0.000035										
Cobalt	228.616		0.001858												
Copper	324.754	0.004488	0.000383					-0.001706							
Iron	259.940														
Iron	271.441					-0.456000		-0.128890							
Lead	220.353		-0.000765		0.000568										
Lithium	670.784														
Magnesium	279.079	-0.022610			-0.006604										
Manganese	257.610														
Molybdenum	202.030														
Nickel	231.604														
Phosphorus	178.284														
Potassium	766.490														
Selenium	196.090	-0.000475			-0.001609										
Silicon	288.158														
Silver	328.068	-0.000152			0.001560			0.005867							
Sodium	589.592														
Sodium	818.326														
Strontium	407.771														
Sulfur	182.034														

X-IN

10-IN
ICP-AES INTERELEMENT CORRECTION FACTORS
METALS

Lab Name: TestAmerica Denver Job Number: 280-42043-1

SDG No.:

ICP-AES Instrument ID: MT_026 Date: 01/15/2013

Analyte	Wave Length	Th	Ti	Tl	U	V	Zn	Zr							
Thallium	190.856		-0.000307		-0.000656	0.000766									
Thorium	283.730				0.022130			0.004463							
Tin	189.989		-0.002453												
Titanium	334.904	0.003087			-0.000020										
Uranium	370.152	0.007397	0.006150												
Vanadium	292.402	0.000907	0.000902		-0.000553										
Zinc	206.200														
Zirconium	339.198	0.043328													

11-IN
LINEAR RANGES
METALS

Lab Name: TestAmerica Denver Job No: 280-42043-1

SDG No.:

Instrument ID: MT_026 Date: 04/15/2013 12:56

Analyte	Integ. Time (Sec.)	Concentration (mg/L)	Method
Aluminum		1000	6010C
Antimony		50	6010C
Arsenic		50	6010C
Barium		50	6010C
Beryllium		20	6010C
Boron		100	6010C
Cadmium		25	6010C
Calcium		2000	6010C
Chromium		50	6010C
Cobalt		50	6010C
Copper		50	6010C
Iron		2000	6010C
Lead		200	6010C
Magnesium		2000	6010C
Manganese		20	6010C
Molybdenum		20	6010C
Nickel		50	6010C
Potassium		500	6010C
Selenium		50	6010C
Silver		2.5	6010C
Sodium		10000	6010C
Thallium		50	6010C
Vanadium		50	6010C
Zinc		50	6010C

12-IN
PREPARATION LOG
METALS

Lab Name: TestAmerica Denver Job No.: 280-42043-1

SDG No.:

Prep Method: 3050B

Lab Sample ID	Preparation Date	Prep Batch	Initial Weight (g)	Initial Volume	Final Volume (mL)
MB 280-173665/1-A	05/10/2013 13:00	173665	1.17		100
LCS 280-173665/2-A	05/10/2013 13:00	173665	1.15		100
280-42043-1	05/10/2013 13:00	173665	1.12		100
280-42043-2	05/10/2013 13:00	173665	1.17		100
280-42043-3	05/10/2013 13:00	173665	1.09		100
280-42043-4	05/10/2013 13:00	173665	1.06		100
280-42043-5	05/10/2013 13:00	173665	1.00		100
280-42043-6	05/10/2013 13:00	173665	1.11		100
280-42043-7	05/10/2013 13:00	173665	1.01		100
280-42043-7 MS	05/10/2013 13:00	173665	1.00		100
280-42043-7 MSD	05/10/2013 13:00	173665	1.20		100
280-42043-8	05/10/2013 13:00	173665	1.18		100
280-42043-9	05/10/2013 13:00	173665	1.04		100
280-42043-10	05/10/2013 13:00	173665	1.04		100
280-42043-11	05/10/2013 13:00	173665	1.20		100
280-42043-12	05/10/2013 13:00	173665	1.19		100
280-42043-13	05/10/2013 13:00	173665	1.07		100
280-42043-14	05/10/2013 13:00	173665	1.07		100
280-42043-15	05/10/2013 13:00	173665	1.02		100
280-42043-16	05/10/2013 13:00	173665	1.08		100
280-42043-17	05/10/2013 13:00	173665	1.18		100
280-42043-18	05/10/2013 13:00	173665	1.05		100
280-42043-19	05/10/2013 13:00	173665	1.05		100

13-IN
ANALYSIS RUN LOG
METALS

Lab Name: TestAmerica Denver Job No.: 280-42043-1

SDG No.:

Instrument ID: MT_026 Method: 6010C

Start Date: 05/17/2013 09:36 End Date: 05/17/2013 18:35

Lab Sample ID	D/F	Type	Time	Analytes																			
				Ag	As	B	Ba	Cd	Co	Cr	Cu	Mo	Ni	Pb	Sb	Se	Tl	V	Zn				
ICIS 280-174938/1	1		09:36	X	X	X	X	X	X	X	X	X	X	X	X	X	X	X	X				
IC 280-174938/2			09:38	X	X	X	X	X	X	X	X	X	X	X	X	X	X	X	X				
IC 280-174938/3			09:41	X	X	X	X	X	X	X	X	X	X	X	X	X	X	X	X				
ZZZZZZ			09:43																				
ZZZZZZ			09:45																				
ICVH 280-174938/6	1		09:48	X	X	X	X	X	X	X	X	X	X	X	X	X	X	X	X				
ICV 280-174938/7	1		09:51	X	X	X	X	X	X	X	X	X	X	X	X	X	X	X	X				
ICVL 280-174938/8	1		09:54	X	X	X	X	X	X	X	X	X	X	X	X	X	X	X	X				
CCVH 280-174938/9			09:56																				
CCV 280-174938/10			09:58																				
ICB 280-174938/11	1		10:01	X	X	X	X	X	X	X	X	X	X	X	X	X	X	X	X				
CRI 280-174938/12	1		10:03	X		X	X	X	X	X	X	X	X		X		X	X					
CRI 280-174938/13	1		10:09		X									X		X			X				
ICSA 280-174938/14	1		10:15	X	X	X	X	X	X	X	X	X	X	X	X	X	X	X	X				
ICSAB 280-174938/15	1		10:18	X	X	X	X	X	X	X	X	X	X	X	X	X	X	X	X				
LRA 280-174938/16			10:21																				
CCVH 280-174938/17			10:23																				
CCV 280-174938/18			10:26																				
CCB 280-174938/19			10:28																				
ZZZZZZ			10:30																				
CCVH 280-174938/21			14:34																				
CCV 280-174938/22			14:37																				
CCB 280-174938/23			14:39																				
ZZZZZZ			14:42																				
ZZZZZZ			14:44																				
ZZZZZZ			14:46																				
ZZZZZZ			14:49																				
ZZZZZZ			14:51																				
ZZZZZZ			14:53																				
ZZZZZZ			14:56																				
ZZZZZZ			14:58																				
ZZZZZZ			15:00																				
ZZZZZZ			15:03																				
CCVH 280-174938/34			15:05																				
CCV 280-174938/35			15:08																				
CCB 280-174938/36			15:10																				
ZZZZZZ			15:12																				
ZZZZZZ			15:15																				
ZZZZZZ			15:17																				
ZZZZZZ			15:20																				
ZZZZZZ			15:22																				
ZZZZZZ			15:25																				

13-IN
ANALYSIS RUN LOG
METALS

Lab Name: TestAmerica Denver Job No.: 280-42043-1

SDG No.:

Instrument ID: MT_026 Method: 6010C

Start Date: 05/17/2013 09:36 End Date: 05/17/2013 18:35

Lab Sample ID	D/F	Type	Time	Analytes																			
				Ag	As	B	Ba	Cd	Co	Cr	Cu	Mo	Ni	Pb	Sb	Se	Tl	V	Zn				
ZZZZZZ			15:27																				
ZZZZZZ			15:30																				
ZZZZZZ			15:32																				
ZZZZZZ			15:34																				
ZZZZZZ			15:37																				
CCVH 280-174938/48			15:39																				
CCV 280-174938/49			15:42																				
CCB 280-174938/50			15:44																				
ZZZZZZ			15:46																				
ZZZZZZ			15:49																				
ZZZZZZ			15:51																				
ZZZZZZ			15:54																				
ZZZZZZ			15:56																				
ZZZZZZ			15:58																				
ZZZZZZ			16:01																				
ZZZZZZ			16:03																				
CCVH 280-174938/59			16:05																				
CCV 280-174938/60			16:08																				
CCB 280-174938/61			16:10																				
ZZZZZZ			16:12																				
ZZZZZZ			16:15																				
ZZZZZZ			16:17																				
ZZZZZZ			16:20																				
ZZZZZZ			16:22																				
ZZZZZZ			16:24																				
ZZZZZZ			16:27																				
CCVH 280-174938/69			16:29																				
CCV 280-174938/70			16:32																				
CCB 280-174938/71			16:34																				
ZZZZZZ			16:37																				
ZZZZZZ			16:39																				
ZZZZZZ			16:41																				
ZZZZZZ			16:44																				
ZZZZZZ			16:46																				
ZZZZZZ			16:48																				
ZZZZZZ			16:51																				
ZZZZZZ			16:53																				
ZZZZZZ			16:55																				
CCVH 280-174938/81	1		16:57	X	X	X	X	X	X	X	X	X	X	X	X	X	X	X	X				
CCV 280-174938/82	1		17:00	X	X	X	X	X	X	X	X	X	X	X	X	X	X	X	X				
CCB 280-174938/83	1		17:02	X	X	X	X	X	X	X	X	X	X	X	X	X	X	X	X				
CCVL 280-174938/84	1		17:05	X	X	X	X	X	X	X	X	X	X	X	X		X	X					

13-IN
ANALYSIS RUN LOG
METALS

Lab Name: TestAmerica Denver Job No.: 280-42043-1

SDG No.:

Instrument ID: MT_026 Method: 6010C

Start Date: 05/17/2013 09:36 End Date: 05/17/2013 18:35

Lab Sample ID	D/F	Type	Time	Analytes																			
				Ag	As	B	Ba	Cd	Co	Cr	Cu	Mo	Ni	Pb	Sb	Se	Tl	V	Zn				
MB 280-173665/1-A	1	T	17:07	X	X	X	X	X	X	X	X	X	X	X	X		X	X					
LCS 280-173665/2-A	1	T	17:09	X	X	X	X	X	X	X	X	X	X	X	X		X	X					
280-42043-1	1	T	17:12	X	X	X	X	X	X	X	X	X	X	X	X		X	X					
280-42043-2	1	T	17:15	X	X	X	X	X	X	X	X	X	X	X	X		X	X					
280-42043-3	1	T	17:17	X	X	X	X	X	X	X	X	X	X	X	X		X	X					
280-42043-4	1	T	17:20	X	X	X	X	X	X	X	X	X	X	X	X		X	X					
280-42043-5	1	T	17:22	X	X	X	X	X	X	X	X	X	X	X	X		X	X					
280-42043-6	1	T	17:24	X	X	X	X	X	X	X	X	X	X	X	X		X	X					
CCVH 280-174938/93	1		17:27	X	X	X	X	X	X	X	X	X	X	X	X	X	X	X	X				
CCV 280-174938/94	1		17:29	X	X	X	X	X	X	X	X	X	X	X	X	X	X	X	X				
CCB 280-174938/95	1		17:31	X	X	X	X	X	X	X	X	X	X	X	X	X	X	X	X				
CCVL 280-174938/96	1		17:34	X	X	X	X	X	X	X	X	X	X	X	X	X	X	X	X				
280-42043-7	1	T	17:36	X	X	X	X	X	X	X	X	X	X	X	X	X	X	X	X				
280-42043-7 SD	5	T	17:39	X	X	X	X	X	X	X	X	X	X	X	X	X	X	X	X				
280-42043-7 MS	1	T	17:41	X	X	X	X	X	X	X	X	X	X	X	X	X	X	X	X				
280-42043-7 MSD	1	T	17:44	X	X	X	X	X	X	X	X	X	X	X	X	X	X	X	X				
280-42043-7 PDS	1	T	17:46	X	X	X	X	X	X	X	X	X	X	X	X	X	X	X	X				
280-42043-8	1	T	17:49	X	X	X	X	X	X	X	X	X	X	X	X	X	X	X	X				
280-42043-9	1	T	17:51	X	X	X	X	X	X	X	X	X	X	X	X	X	X	X	X				
280-42043-10	1	T	17:54	X	X	X	X	X	X	X	X	X	X	X	X	X	X	X	X				
280-42043-11	1	T	17:56	X	X	X	X	X	X	X	X	X	X	X	X	X	X	X	X				
CCVH 280-174938/106	1		17:59	X	X	X	X	X	X	X	X	X	X	X	X	X	X	X	X				
CCV 280-174938/107	1		18:01	X	X	X	X	X	X	X	X	X	X	X	X	X	X	X	X				
CCB 280-174938/108	1		18:03	X	X	X	X	X	X	X	X	X	X	X	X	X	X	X	X				
CCVL 280-174938/109	1		18:06	X	X	X	X	X	X	X	X	X	X	X	X	X	X	X	X				
280-42043-12	1	T	18:08	X	X	X	X	X	X	X	X	X	X	X	X	X	X	X	X				
280-42043-13	1	T	18:11	X	X	X	X	X	X	X	X	X	X	X	X	X	X	X	X				
280-42043-14	1	T	18:13	X	X	X	X	X	X	X	X	X	X	X	X	X	X	X	X				
280-42043-15	1	T	18:15	X	X	X	X	X	X	X	X	X	X	X	X	X	X	X	X				
280-42043-16	1	T	18:18	X	X	X	X	X	X	X	X	X	X	X	X	X	X	X	X				
280-42043-17	1	T	18:21	X	X	X	X	X	X	X	X	X	X	X	X	X	X	X	X				
280-42043-18	1	T	18:23	X	X	X	X	X	X	X	X	X	X	X	X	X	X	X	X				
280-42043-19	1	T	18:26	X	X	X	X	X	X	X	X	X	X	X	X	X	X	X	X				
CCVH 280-174938/118	1		18:28	X	X	X	X	X	X	X	X	X	X	X	X	X	X	X	X				
CCV 280-174938/119	1		18:31	X	X	X	X	X	X	X	X	X	X	X	X	X	X	X	X				
CCB 280-174938/120	1		18:33	X	X	X	X	X	X	X	X	X	X	X	X	X	X	X	X				
CCVL 280-174938/121	1		18:35	X	X	X	X	X	X	X	X	X	X	X	X	X	X	X	X				

Prep Types

T = Total/NA

13-IN
ANALYSIS RUN LOG
METALS

Lab Name: TestAmerica Denver Job No.: 280-42043-1

SDG No.:

Instrument ID: MT_026 Method: 6010C

Start Date: 05/21/2013 11:55 End Date: 05/21/2013 16:22

Lab Sample ID	D/F	Type	Time	Analytes																		
				Al	Be	Ca	Fe	K	Mg	Mn	Na	Se	Zn									
ICIS 280-175407/1	1		11:55	X	X	X	X	X	X	X	X	X	X									
IC 280-175407/2			11:58	X	X	X	X	X	X	X	X	X	X									
IC 280-175407/3			12:00	X	X	X	X	X	X	X	X	X	X									
ZZZZZZ			12:02																			
ZZZZZZ			12:05																			
ICVH 280-175407/6	1		12:07	X	X	X	X	X	X	X	X	X	X									
ICV 280-175407/7	1		12:11	X	X	X	X	X	X	X	X	X	X									
ICVL 280-175407/8	1		12:13	X	X	X	X	X	X	X	X	X	X									
CCVH 280-175407/9			12:16																			
CCV 280-175407/10			12:18																			
ICB 280-175407/11	1		12:21	X	X	X	X	X	X	X	X	X	X									
CRI 280-175407/12	1		12:23	X	X	X	X	X	X	X	X	X										
CRI 280-175407/13	1		12:29										X									
ICSA 280-175407/14	1		12:36	X	X	X	X	X	X	X	X	X	X									
ICSAB 280-175407/15	1		12:39	X	X	X	X	X	X	X	X	X	X									
LRA 280-175407/16			12:42																			
CCVH 280-175407/17			12:45																			
CCV 280-175407/18			12:47																			
CCB 280-175407/19			12:49																			
ZZZZZZ			12:52																			
ZZZZZZ			12:54																			
ZZZZZZ			12:57																			
ZZZZZZ			12:59																			
ZZZZZZ			13:01																			
ZZZZZZ			13:04																			
ZZZZZZ			13:06																			
ZZZZZZ			13:09																			
ZZZZZZ			13:11																			
CCVH 280-175407/29	1		13:13	X	X	X	X	X	X	X	X	X	X									
CCV 280-175407/30	1		13:16	X	X	X	X	X	X	X	X	X	X									
CCB 280-175407/31	1		13:18	X	X	X	X	X	X	X	X	X	X									
CCVL 280-175407/32	1		13:21	X	X	X	X	X	X	X	X	X	X									
MB 280-173665/1-A	1	T	13:23	X	X	X	X	X	X	X	X	X	X									
LCS 280-173665/2-A	1	T	13:25	X	X	X	X	X	X	X	X	X	X									
280-42043-1	1	T	13:28	X	X	X	X	X	X	X	X	X	X									
280-42043-2	1	T	13:31	X	X	X	X	X	X	X	X	X	X									
280-42043-3	1	T	13:33	X	X	X	X	X	X	X	X	X	X									
280-42043-4	1	T	13:36	X	X	X	X	X	X	X	X	X	X									
280-42043-5	1	T	13:38	X	X	X	X	X	X	X	X	X	X									
280-42043-6	1	T	13:41	X	X	X	X	X	X	X	X	X	X									
CCVH 280-175407/41	1		13:43	X	X	X	X	X	X	X	X	X	X									
CCV 280-175407/42	1		13:46	X	X	X	X	X	X	X	X	X	X									

13-IN
ANALYSIS RUN LOG
METALS

Lab Name: TestAmerica Denver Job No.: 280-42043-1

SDG No.:

Instrument ID: MT_026 Method: 6010C

Start Date: 05/21/2013 11:55 End Date: 05/21/2013 16:22

Lab Sample ID	D/F	Type	Time	Analytes																			
				Al	Be	Ca	Fe	K	Mg	Mn	Na	Se	Zn										
CCB 280-175407/43	1		13:48	X	X	X	X	X	X	X	X	X	X										
CCVL 280-175407/44	1		13:50	X	X	X	X	X	X	X	X	X	X										
280-42043-7	1	T	13:53	X	X	X	X	X	X	X	X												
280-42043-7 SD	5	T	13:55	X	X	X	X	X	X	X	X												
280-42043-7 MS	1	T	13:57	X	X	X	X	X	X	X	X												
280-42043-7 MSD	1	T	14:00	X	X	X	X	X	X	X	X												
280-42043-7 PDS	1	T	14:03	X	X	X	X	X	X	X	X												
280-42043-8	1	T	14:05	X	X	X	X	X	X	X	X												
280-42043-9	1	T	14:08	X	X	X	X	X	X	X	X												
280-42043-10	1	T	14:10	X	X	X	X	X	X	X	X												
CCVH 280-175407/53	1		14:12	X	X	X	X	X	X	X	X	X	X										
CCV 280-175407/54	1		14:15	X	X	X	X	X	X	X	X	X	X										
CCB 280-175407/55	1		14:17	X	X	X	X	X	X	X	X	X	X										
CCVL 280-175407/56	1		14:20	X	X	X	X	X	X	X	X	X	X										
280-42043-11	1	T	14:22	X	X	X	X	X	X	X	X												
280-42043-12	1	T	14:24	X	X	X	X	X	X	X	X												
280-42043-13	1	T	14:27	X	X	X	X	X	X	X	X												
280-42043-14	1	T	14:29	X	X	X	X	X	X	X	X												
280-42043-15	1	T	14:32	X	X	X	X	X	X	X	X												
280-42043-16	1	T	14:34	X	X	X	X	X	X	X	X												
280-42043-17	1	T	14:37	X	X	X	X	X	X	X	X												
280-42043-18	1	T	14:40	X	X	X	X	X	X	X	X												
280-42043-19	1	T	14:42	X	X	X	X	X	X	X	X												
CCVH 280-175407/66	1		14:45	X	X	X	X	X	X	X	X	X	X										
CCV 280-175407/67	1		14:47	X	X	X	X	X	X	X	X	X	X										
CCB 280-175407/68	1		14:49	X	X	X	X	X	X	X	X	X	X										
CCVL 280-175407/69	1		14:52	X	X	X	X	X	X	X	X	X	X										
ZZZZZZ			14:54																				
ZZZZZZ			14:57																				
ZZZZZZ			14:59																				
ZZZZZZ			15:01																				
ZZZZZZ			15:04																				
ZZZZZZ			15:06																				
ZZZZZZ			15:08																				
ZZZZZZ			15:10																				
ZZZZZZ			15:13																				
ZZZZZZ			15:15																				
CCVH 280-175407/80			15:18																				
CCV 280-175407/81			15:20																				
CCB 280-175407/82			15:23																				
CCVL 280-175407/83			15:25																				
ZZZZZZ			15:27																				

13-IN
ANALYSIS RUN LOG
METALS

Lab Name: TestAmerica Denver Job No.: 280-42043-1

SDG No.:

Instrument ID: MT_026 Method: 6010C

Start Date: 05/21/2013 11:55 End Date: 05/21/2013 16:22

Lab Sample ID	D / F	Type	Time	Analytes																				
				Al	Be	Ca	Fe	K	Mg	Mn	Na	Se	Zn											
ZZZZZZ			15:30																					
ZZZZZZ			15:32																					
ZZZZZZ			15:35																					
ZZZZZZ			15:37																					
ZZZZZZ			15:39																					
ZZZZZZ			15:42																					
ZZZZZZ			15:44																					
CCVH 280-175407/92			15:46																					
CCV 280-175407/93			15:49																					
CCB 280-175407/94			15:51																					
CCVL 280-175407/95			15:53																					
ZZZZZZ			15:56																					
ZZZZZZ			15:58																					
ZZZZZZ			16:01																					
ZZZZZZ			16:03																					
ZZZZZZ			16:06																					
ZZZZZZ			16:08																					
ZZZZZZ			16:10																					
ZZZZZZ			16:13																					
CCVH 280-175407/104			16:15																					
CCV 280-175407/105			16:18																					
CCB 280-175407/106			16:20																					
CCVL 280-175407/107			16:22																					

Prep Types

T = Total/NA

Sample Name: ICIS Acquired: 5/17/2013 9:36:23 Type: Cal
Method: 6500_026(v10) Mode: IR Corr. Factor: 1.000000
User: bowenh Custom ID1: Custom ID2: Custom ID3:
Comment:

Elem	Ag3280	Al1670	Al3092	As1890	B_2089	Ba4554	Be3130	Bi2230	Ca3179	Cd2288	Co2286	Cr2055
Units	Cts/S	Cts/S	Cts/S	Cts/S	Cts/S	Cts/S	Cts/S	Cts/S	Cts/S	Cts/S	Cts/S	Cts/S
Avg	**-.00280**	**.00035**	**-.03222**	**-.00071**	**.00165**	**.02275**	**.00087**	**-.00143**	**.00946**	**.00102**	**-.00069**	**-.00146**
Stddev	.00001	.00008	.00022	.00016	.00003	.00134	.00008	.00046	.00019	.00002	.00026	.00042
%RSD	.28560	22.267	.68003	21.838	1.8498	5.8976	9.1620	32.331	2.0416	1.5518	37.296	29.132
#1	-.00280	.00029	-.03237	-.00060	.00163	.02370	.00082	-.00176	.00960	.00101	-.00087	-.00116
#2	-.00279	.00040	-.03207	-.00082	.00167	.02180	.00093	-.00111	.00933	.00103	-.00051	-.00176

Elem	Cu3247	Fe2599	Fe2714	K_7664	Li6707	Mg2790	Mn2576	Mo2020	Na5895	Na8183	Ni2316	P_1782
Units	Cts/S	Cts/S	Cts/S	Cts/S	Cts/S	Cts/S	Cts/S	Cts/S	Cts/S	Cts/S	Cts/S	Cts/S
Avg	**.00216**	**.00066**	**.00181**	**.02807**	**.00907**	**-.00002**	**-.00016**	**.00004**	**.04899**	**-.01159**	**-.00160**	**-.00017**
Stddev	.00012	.00019	.00023	.00192	.00182	.00002	.00008	.00004	.00031	.00221	.00012	.00001
%RSD	5.4159	28.057	12.797	6.8418	20.119	122.28	48.357	112.18	.63351	19.079	7.5171	5.0643
#1	.00224	.00079	.00198	.02943	.01036	-.00004	-.00011	.00001	.04921	-.01315	-.00152	-.00017
#2	.00208	.00053	.00165	.02671	.00778	-.00000	-.00022	.00006	.04877	-.01003	-.00169	-.00016

Elem	Pb2203	S_1820	Sb2068	Se1960	Si2881	Sn1899	Sr4077	Th2837	Ti3349	Tl1908	U_3701	V_2924
Units	Cts/S	Cts/S	Cts/S	Cts/S	Cts/S	Cts/S	Cts/S	Cts/S	Cts/S	Cts/S	Cts/S	Cts/S
Avg	**.00164**	**.00194**	**-.00068**	**-.00010**	**.00151**	**.00010**	**.00011**	**-.00004**	**-.00039**	**-.00076**	**.00044**	**.00038**
Stddev	.00034	.00014	.00005	.00011	.00064	.00007	.00166	.00020	.00016	.00005	.00001	.00010
%RSD	20.584	7.3815	7.6808	108.00	42.480	66.597	1539.6	458.70	40.618	6.6342	1.4180	26.864
#1	.00188	.00184	-.00071	-.00002	.00196	.00015	.00128	.00010	-.00028	-.00079	.00044	.00031
#2	.00140	.00204	-.00064	-.00018	.00106	.00005	-.00107	-.00018	-.00050	-.00072	.00045	.00045

Elem	Zn2062	Zr3391
Units	Cts/S	Cts/S
Avg	**-.00001**	**-.00353**
Stddev	.00000	.00046
%RSD	7.1066	13.137
#1	-.00001	-.00386
#2	-.00000	-.00320

Int. Std.	Y_2243	Y_3600	Y_3774
Units	Cts/S	Cts/S	Cts/S
Avg	**5061.9**	**63958.**	**3412.6**
Stddev	1.0	316.	22.5
%RSD	.01971	.49475	.65994
#1	5062.6	63735.	3396.7
#2	5061.2	64182.	3428.6

Sample Name: IC1 Acquired: 5/17/2013 9:38:54 Type: Cal
Method: 6500_026(v10) Mode: IR Corr. Factor: 1.000000
User: bowenh Custom ID1: Custom ID2: Custom ID3:
Comment:

Elem	Ag3280	Al1670	As1890	B_2089	Ba4554	Be3130	Ca3179	Cd2288	Co2286	Cr2055	Cu3247	Fe2599	K_7664
Units	Cts/S	Cts/S	Cts/S	Cts/S	Cts/S	Cts/S	Cts/S	Cts/S	Cts/S	Cts/S	Cts/S	Cts/S	Cts/S
Avg	**.22649**	**.28078**	**.14338**	**.35283**	**4.5661**	**7.4482**	**2.0665**	**1.7429**	**.95736**	**1.2069**	**.29765**	**.67006**	**6.6281**
Stddev	.00005	.00045	.00022	.00058	.0045	.0023	.0006	.0012	.00116	.0005	.00012	.00149	.0267
%RSD	.02257	.15958	.15328	.16498	.09828	.03070	.02665	.06579	.12066	.04185	.03984	.22274	.40351
#1	.22653	.28110	.14354	.35324	4.5629	7.4498	2.0661	1.7437	.95818	1.2073	.29774	.67111	6.6470
#2	.22646	.28047	.14323	.35242	4.5693	7.4466	2.0669	1.7420	.95655	1.2066	.29757	.66900	6.6092

Elem	Li6707	Mg2790	Mn2576	Mo2020	Na5895	Ni2316	P_1782	Pb2203	Sb2068	Se1960	Si2881	Sn1899	Sr4077
Units	Cts/S	Cts/S	Cts/S	Cts/S	Cts/S	Cts/S	Cts/S	Cts/S	Cts/S	Cts/S	Cts/S	Cts/S	Cts/S
Avg	**2.9382**	**.84021**	**1.1316**	**.63606**	**2.1914**	**.81254**	**.12306**	**.50439**	**.23591**	**.12026**	**.40762**	**.31772**	**8.9577**
Stddev	.0041	.00089	.0002	.00014	.0022	.00092	.00030	.00002	.00068	.00018	.00006	.00019	.0014
%RSD	.13963	.10624	.01857	.02182	.10052	.11383	.24224	.00436	.28856	.15105	.01545	.06089	.01611
#1	2.9411	.84084	1.1315	.63615	2.1899	.81319	.12285	.50438	.23639	.12039	.40758	.31758	8.9587
#2	2.9353	.83958	1.1318	.63596	2.1930	.81188	.12327	.50441	.23543	.12013	.40767	.31786	8.9566

Elem	Ti3349	Tl1908	V_2924	Zn2062	Zr3391
Units	Cts/S	Cts/S	Cts/S	Cts/S	Cts/S
Avg	**.31390**	**.23777**	**.20628**	**.04003**	**.36148**
Stddev	.00062	.00074	.00020	.00002	.00080
%RSD	.19613	.30918	.09844	.04548	.22266
#1	.31347	.23829	.20642	.04002	.36205
#2	.31434	.23725	.20614	.04005	.36091

Int. Std.	Y_2243	Y_3600	Y_3774
Units	Cts/S	Cts/S	Cts/S
Avg	**4970.7**	**62975.**	**3415.4**
Stddev	10.7	192.	3.0
%RSD	.21542	.30414	.08643
#1	4963.2	62840.	3417.5
#2	4978.3	63110.	3413.3

Sample Name: IC2 Acquired: 5/17/2013 9:41:09 Type: Cal
Method: 6500_026(v10) Mode: IR Corr. Factor: 1.000000
User: bowenh Custom ID1: Custom ID2: Custom ID3:
Comment:

Elem	Al3092	Bi2230	Fe2714	Na8183	S_1820	Th2837	U_3701
Units	Cts/S	Cts/S	Cts/S	Cts/S	Cts/S	Cts/S	Cts/S
Avg	**5.2012**	**.25236**	**.56813**	**3.4093**	**.41417**	**.46792**	**.09384**
Stddev	.0205	.00130	.00184	.0112	.00147	.00161	.00048
%RSD	.39347	.51693	.32335	.32901	.35582	.34421	.50731
#1	5.2157	.25328	.56683	3.4173	.41521	.46678	.09350
#2	5.1868	.25144	.56942	3.4014	.41312	.46906	.09417

Int. Std.	Y_2243	Y_3600	Y_3774
Units	Cts/S	Cts/S	Cts/S
Avg	**4995.8**	**63404.**	**3464.2**
Stddev	32.3	60.	25.4
%RSD	.64752	.09512	.73254
#1	4973.0	63362.	3446.3
#2	5018.7	63447.	3482.2

Sample Name: S1-2048691 Acquired: 5/17/2013 9:43:38 Type: QC
Method: 6500_026(v10) Mode: CONC Corr. Factor: 1.000000
User: bowenh Custom ID1: Custom ID2: Custom ID3:
Comment:

Elem	Ag3280	Al1670	As1890	B_2089	Ba4554	Be3130	Bi2230	Ca3179	Cd2288	Co2286	Cr2055	Cu3247	Fe2599
Units	ppm	ppm	ppm	ppm	ppm	ppm	ppm	ppm	ppm	ppm	ppm	ppm	ppm
Avg	**.99972**	**.99290**	**1.9870**	**1.0001**	**.99360**	**.99433**	**-.00038**	**9.9390**	**.99589**	**.99720**	**.99447**	**.99622**	**4.9679**
Stddev	.00135	.00250	.0067	.0004	.00658	.00677	.00188	.0581	.00017	.00051	.00194	.00111	.0224
%RSD	.13503	.25185	.33964	.03868	.66192	.68069	497.86	.58417	.01690	.05087	.19497	.11099	.45094
#1	.99876	.99467	1.9918	1.0003	.98895	.98954	-.00170	9.8979	.99601	.99756	.99584	.99700	4.9520
#2	1.0007	.99113	1.9822	.99978	.99825	.99911	.00095	9.9800	.99577	.99684	.99310	.99544	4.9837
Check ?	Chk Pass	Chk Pass	Chk Pass	Chk Pass	Chk Pass	Chk Pass	None	Chk Pass	Chk Pass	Chk Pass	Chk Pass	Chk Pass	Chk Pass
Value													
Range													

Elem	K_7664	Li6707	Mg2790	Mn2576	Mo2020	Na5895	Na8183	Ni2316	P_1782	Pb2203	S_1820	Sb2068	Se1960
Units	ppm	ppm	ppm	ppm	ppm	ppm	ppm	ppm	ppm	ppm	ppm	ppm	ppm
Avg	**99.446**	**1.9925**	**39.665**	**.99627**	**.99345**	**10.040**	**10.259**	**.99464**	**1.9924**	**1.9875**	**.00323**	**2.0043**	**2.0083**
Stddev	.313	.0090	.020	.00103	.00123	.045	.192	.00143	.0028	.0035	.00561	.0030	.0057
%RSD	.31431	.44996	.05078	.10349	.12359	.44773	1.8764	.14400	.14045	.17680	173.82	.15021	.28190
#1	99.225	1.9862	39.679	.99555	.99432	10.008	10.395	.99565	1.9943	1.9900	-.00074	2.0065	2.0043
#2	99.667	1.9989	39.651	.99700	.99258	10.072	10.122	.99363	1.9904	1.9850	.00720	2.0022	2.0123
Check ?	Chk Pass	Chk Pass	Chk Pass	Chk Pass	Chk Pass	Chk Pass	Chk Pass	Chk Pass	Chk Pass	Chk Pass	None	Chk Pass	Chk Pass
Value													
Range													

Elem	Si2881	Sn1899	Sr4077	Th2837	Ti3349	Tl1908	U_3701	V_2924	Zn2062	Zr3391
Units	ppm	ppm	ppm	ppm	ppm	ppm	ppm	ppm	ppm	ppm
Avg	**9.8711**	**1.9955**	**.99663**	**.00698**	**.99852**	**1.9953**	**.01304**	**.99365**	**.99369**	**.99334**
Stddev	.0458	.0055	.00561	.00017	.00139	.0017	.02388	.00052	.00396	.00091
%RSD	.46385	.27421	.56319	2.4431	.13881	.08616	183.16	.05211	.39873	.09209
#1	9.8387	1.9994	.99266	.00686	.99754	1.9965	-.00385	.99402	.99649	.99270
#2	9.9034	1.9917	1.0006	.00710	.99950	1.9940	.02992	.99329	.99089	.99399
Check ?	Chk Pass	Chk Pass	Chk Pass	None	Chk Pass	Chk Pass	None	Chk Pass	Chk Pass	Chk Pass
Value										
Range										

Int. Std.	Y_2243	Y_3600	Y_3774
Units	Cts/S	Cts/S	Cts/S
Avg	**5135.7**	**64669.**	**3529.9**
Stddev	11.2	242.	27.0
%RSD	.21770	.37358	.76479
#1	5127.8	64498.	3549.0
#2	5143.6	64840.	3510.8

Sample Name: S2-2048692 Acquired: 5/17/2013 9:45:51 Type: QC
Method: 6500_026(v10) Mode: CONC Corr. Factor: 1.000000
User: bowenh Custom ID1: Custom ID2: Custom ID3:
Comment:

Elem	Ag3280	Al3092	As1890	B_2089	Ba4554	Be3130	Bi2230	Ca3179	Cd2288	Co2286	Cr2055	Cu3247	Fe2714
Units	ppm	ppm	ppm	ppm	ppm	ppm	ppm	ppm	ppm	ppm	ppm	ppm	ppm
Avg	**.00155**	**100.67**	**-.00174**	**.00333**	**.00058**	**.00019**	**2.0028**	**.02889**	**-.00113**	**.00408**	**.00010**	**.00291**	**100.56**
Stddev	.00072	.26	.00115	.00037	.00004	.00013	.0031	.00336	.00013	.00021	.00006	.00038	.37
%RSD	46.147	.26246	65.827	11.079	6.7780	72.556	.15312	11.629	11.877	5.2106	57.032	13.039	.36688
#1	.00105	100.49	-.00093	.00359	.00061	.00028	2.0049	.02652	-.00103	.00393	.00006	.00264	100.83
#2	.00206	100.86	-.00255	.00307	.00055	.00009	2.0006	.03127	-.00122	.00423	.00014	.00318	100.30
Check ?	None	Chk Pass	None	None	None	None	Chk Pass	None	None	None	None	None	Chk Pass
Value													
Range													

Elem	K_7664	Li6707	Mg2790	Mn2576	Mo2020	Na8183	Ni2316	P_1782	Pb2203	S_1820	Sb2068	Se1960	Si2881
Units	ppm	ppm	ppm	ppm	ppm	ppm	ppm	ppm	ppm	ppm	ppm	ppm	ppm
Avg	**.28873**	**.00521**	**.03173**	**.00062**	**-.00280**	**501.87**	**.00330**	**.01221**	**.00190**	**10.054**	**.00552**	**.01335**	**.02163**
Stddev	.05394	.00270	.00021	.00002	.00005	.51	.00010	.00283	.00167	.007	.00451	.00053	.03428
%RSD	18.683	51.720	.65677	3.9669	1.8170	.10196	3.0840	23.145	87.928	.06744	81.652	3.9791	158.44
#1	.32688	.00712	.03188	.00064	-.00284	502.23	.00337	.01421	.00308	10.049	.00871	.01297	.04587
#2	.25059	.00331	.03159	.00061	-.00277	501.51	.00322	.01021	.00072	10.058	.00233	.01372	-.00260
Check ?	None	None	None	None	None	Chk Pass	None	None	None	None	None	None	None
Value													
Range													

Elem	Sn1899	Sr4077	Th2837	Ti3349	Tl1908	U_3701	V_2924	Zn2062	Zr3391
Units	ppm	ppm	ppm	ppm	ppm	ppm	ppm	ppm	ppm
Avg	**.00166**	**.00111**	**9.9943**	**.00486**	**-.00046**	**20.076**	**.00025**	**.00592**	**-.07021**
Stddev	.00010	.00019	.0016	.00011	.00170	.106	.00028	.00023	.00310
%RSD	5.9818	17.483	.01639	2.2574	368.90	.52584	111.87	3.9183	4.4090
#1	.00159	.00125	9.9931	.00479	-.00166	20.151	.00005	.00576	-.06802
#2	.00173	.00097	9.9954	.00494	.00074	20.001	.00044	.00609	-.07239
Check ?	None	None	Chk Pass	None	None	Chk Pass	None	None	None
Value									
Range									

Int. Std.	Y_2243	Y_3600	Y_3774
Units	Cts/S	Cts/S	Cts/S
Avg	**5121.7**	**64381.**	**3546.2**
Stddev	5.9	91.	7.6
%RSD	.11582	.14062	.21388
#1	5117.5	64317.	3540.9
#2	5125.9	64445.	3551.6

Sample Name: ICVH-2050069 Acquired: 5/17/2013 9:48:53 Type: QC
Method: 6500_026(v10) Mode: CONC Corr. Factor: 1.000000
User: bowenh Custom ID1: Custom ID2: Custom ID3:
Comment:

Elem	Ag3280	Al3092	As1890	B_2089	Ba4554	Be3130	Bi2230	Ca3179	Cd2288	Co2286	Cr2055	Cu3247	Fe2714
Units	ppm	ppm	ppm	ppm	ppm	ppm	ppm	ppm	ppm	ppm	ppm	ppm	ppm
Avg	**-.00014**	**39.560**	**.00004**	**.00097**	**.00230**	**-.00017**	**.50283**	**-.01049**	**-.00024**	**.00152**	**.00023**	**.00018**	**78.628**
Stddev	.00014	.177	.00050	.00005	.00007	.00004	.00493	.00174	.00023	.00009	.00001	.00012	.314
%RSD	97.874	.44752	1216.5	4.6410	3.1111	20.617	.97948	16.588	93.514	5.9438	4.7181	65.417	.39972
#1	-.00004	39.685	-.00031	.00100	.00235	-.00020	.50631	-.00926	-.00040	.00158	.00022	.00027	78.405
#2	-.00024	39.435	.00039	.00094	.00225	-.00015	.49935	-.01172	-.00008	.00145	.00024	.00010	78.850
Check ?	None	Chk Pass	None	None	None	None	Chk Pass	None	None	None	None	None	Chk Pass
Value													
Range													

Elem	K_7664	Li6707	Mg2790	Mn2576	Mo2020	Na8183	Ni2316	P_1782	Pb2203	S_1820	Sb2068	Se1960	Si2881
Units	ppm	ppm	ppm	ppm	ppm	ppm	ppm	ppm	ppm	ppm	ppm	ppm	ppm
Avg	**.01520**	**.00004**	**-.00946**	**.00065**	**-.00104**	**40.297**	**.00177**	**.00336**	**-.00000**	**3.8124**	**.00061**	**.00600**	**.02131**
Stddev	.03263	.00055	.00262	.00001	.00028	.195	.00056	.00194	.00092	.0045	.00318	.00019	.01617
%RSD	214.61	1469.8	27.645	1.9365	26.515	.48472	31.330	57.583	22261.	.11708	520.11	3.1854	75.882
#1	-.00787	.00043	-.00761	.00066	-.00124	40.159	.00217	.00199	.00064	3.8092	.00286	.00587	.03274
#2	.03827	-.00035	-.01131	.00064	-.00085	40.435	.00138	.00473	-.00065	3.8156	-.00164	.00614	.00988
Check ?	None	None	None	None	None	Chk Pass	None	None	None	None	None	None	None
Value													
Range													

Elem	Sn1899	Sr4077	Th2837	Ti3349	Tl1908	U_3701	V_2924	Zn2062	Zr3391
Units	ppm	ppm	ppm	ppm	ppm	ppm	ppm	ppm	ppm
Avg	**-.00037**	**-.00007**	**2.9404**	**.00127**	**.00036**	**4.9269**	**.00181**	**.00369**	**-.02370**
Stddev	.00043	.00014	.0048	.00029	.00001	.0612	.00063	.00026	.00091
%RSD	114.32	203.92	.16198	23.061	1.7582	1.2419	34.961	7.0668	3.8284
#1	-.00007	-.00016	2.9370	.00148	.00037	4.9701	.00225	.00350	-.02306
#2	-.00067	.00003	2.9438	.00107	.00036	4.8836	.00136	.00387	-.02434
Check ?	None	None	Chk Pass	None	None	Chk Pass	None	None	None
Value									
Range									

Int. Std.	Y_2243	Y_3600	Y_3774
Units	Cts/S	Cts/S	Cts/S
Avg	**5157.5**	**64974.**	**3604.5**
Stddev	13.5	78.	8.8
%RSD	.26256	.12029	.24526
#1	5147.9	65029.	3598.2
#2	5167.1	64919.	3610.7

Sample Name: ICV-2050070 Acquired: 5/17/2013 9:51:44 Type: QC
Method: 6500_026(v10) Mode: CONC Corr. Factor: 1.000000
User: bowenh Custom ID1: Custom ID2: Custom ID3:
Comment:

Elem	Ag3280	Al1670	As1890	B_2089	Ba4554	Be3130	Bi2230	Ca3179	Cd2288	Co2286	Cr2055	Cu3247
Units	ppm	ppm	ppm	ppm	ppm	ppm	ppm	ppm	ppm	ppm	ppm	ppm
Avg	**.25089**	**.24210**	F **.23665**	**.24774**	**.24604**	F **.23377**	**.00340**	**1.9723**	**.24620**	**.24668**	**.24314**	**.23785**
Stddev	.00079	.00117	.00083	.00036	.00002	.00108	.00118	.0032	.00083	.00076	.00086	.00038
%RSD	.31436	.48266	.35013	.14613	.00874	.46118	34.681	.15970	.33871	.30858	.35387	.15867
#1	.25144	.24293	.23724	.24749	.24603	.23453	.00424	1.9701	.24561	.24615	.24253	.23758
#2	.25033	.24128	.23607	.24800	.24606	.23301	.00257	1.9746	.24679	.24722	.24375	.23812
Check ?	Chk Pass	Chk Pass	Chk Fail	Chk Pass	Chk Pass	Chk Fail	None	Chk Pass	Chk Pass	Chk Pass	Chk Pass	Chk Pass
Value			.25000			.25000						
Range			-5.0000%			-5.0000%						

Elem	Fe2599	K_7664	Li6707	Mg2790	Mn2576	Mo2020	Na5895	Ni2316	P_1782	Pb2203	S_1820	Sb2068
Units	ppm	ppm	ppm	ppm	ppm	ppm	ppm	ppm	ppm	ppm	ppm	ppm
Avg	**.24231**	**19.737**	**.25053**	**9.7074**	**.24566**	**.23852**	**1.9443**	**.24520**	**1.9267**	**.24447**	**-.01600**	**.24828**
Stddev	.00654	.150	.00200	.0028	.00011	.00045	.0066	.00004	.0058	.00120	.00130	.00272
%RSD	2.6982	.76136	.79963	.02911	.04609	.18811	.33695	.01528	.30073	.48935	8.1346	1.0960
#1	.24693	19.843	.25195	9.7054	.24574	.23883	1.9489	.24517	1.9226	.24362	-.01692	.25020
#2	.23768	19.630	.24911	9.7094	.24558	.23820	1.9396	.24522	1.9308	.24531	-.01508	.24636
Check ?	Chk Pass	Chk Pass	Chk Pass	Chk Pass	Chk Pass	Chk Pass	Chk Pass	Chk Pass	Chk Pass	Chk Pass	None	Chk Pass
Value												
Range												

Elem	Se1960	Si2881	Sn1899	Sr4077	Th2837	Ti3349	Tl1908	U_3701	V_2924	Zn2062	Zr3391
Units	ppm	ppm	ppm	ppm	ppm	ppm	ppm	ppm	ppm	ppm	ppm
Avg	**.48994**	**1.9749**	**.47803**	**.24653**	**.00346**	**.24052**	**.48791**	**-.00511**	**.23983**	**.24622**	**.23750**
Stddev	.00087	.0102	.00250	.00066	.00006	.00090	.00219	.00944	.00058	.00088	.00284
%RSD	.17660	.51862	.52261	.26891	1.7010	.37511	.44834	184.60	.24186	.35878	1.1963
#1	.49055	1.9821	.47626	.24700	.00341	.23989	.48636	-.01179	.24024	.24684	.23951
#2	.48933	1.9676	.47980	.24606	.00350	.24116	.48946	.00156	.23942	.24559	.23549
Check ?	Chk Pass	Chk Pass	Chk Pass	Chk Pass	None	Chk Pass	Chk Pass	None	Chk Pass	Chk Pass	Chk Pass
Value											
Range											

Int. Std.	Y_2243	Y_3600	Y_3774
Units	Cts/S	Cts/S	Cts/S
Avg	**5185.1**	**65523.**	**3551.5**
Stddev	4.9	192.	31.4
%RSD	.09473	.29270	.88354
#1	5188.6	65387.	3529.3
#2	5181.7	65658.	3573.6

Sample Name: ICVL2057887 Acquired: 5/17/2013 9:54:05 Type: QC
Method: 6500_026(v10) Mode: CONC Corr. Factor: 1.000000
User: bowenh Custom ID1: Custom ID2: Custom ID3:
Comment:

Elem	Ag3280	Al1670	As1890	B_2089	Ba4554	Be3130	Bi2230	Ca3179	Cd2288	Co2286	Cr2055
Units	ppm	ppm	ppm	ppm	ppm	ppm	ppm	ppm	ppm	ppm	ppm
Avg	**.01081**	**.09796**	**.01416**	**.10171**	**.00942**	**.00101**	**.10762**	**.19651**	**.00484**	**.01036**	**.01005**
Stddev	.00043	.00028	.00027	.00011	.00062	.00003	.00370	.00090	.00004	.00011	.00023
%RSD	3.9590	.28145	1.9217	.10583	6.6210	2.5223	3.4359	.45798	.87704	1.0430	2.2577
#1	.01050	.09776	.01397	.10178	.00898	.00100	.11023	.19715	.00481	.01028	.01021
#2	.01111	.09815	.01435	.10163	.00987	.00103	.10500	.19587	.00487	.01043	.00989
Check ?	Chk Pass	Chk Pass	Chk Pass	Chk Pass	Chk Pass	Chk Pass	Chk Pass	Chk Pass	Chk Pass	Chk Pass	Chk Pass
Value											
Range											

Elem	Cu3247	Fe2599	K_7664	Li6707	Mg2790	Mn2576	Mo2020	Na5895	Ni2316	P_1782	Pb2203
Units	ppm	ppm	ppm	ppm	ppm	ppm	ppm	ppm	ppm	ppm	ppm
Avg	**.01373**	**.09941**	**2.9546**	**.01075**	**.19843**	**.00999**	**.01930**	**.97585**	**.04057**	**2.9447**	**.00979**
Stddev	.00019	.00019	.0521	.00061	.00496	.00000	.00015	.01036	.00016	.0015	.00098
%RSD	1.3995	.19467	1.7637	5.6991	2.4990	.00581	.77660	1.0617	.38499	.05080	10.048
#1	.01360	.09928	2.9914	.01032	.20193	.01000	.01941	.98318	.04046	2.9458	.00909
#2	.01387	.09955	2.9178	.01119	.19492	.00999	.01919	.96852	.04068	2.9436	.01048
Check ?	Chk Pass	Chk Pass	Chk Pass	Chk Pass	Chk Pass	Chk Pass	Chk Pass	Chk Pass	Chk Pass	Chk Pass	Chk Pass
Value											
Range											

Elem	S_1820	Sb2068	Se1960	Si2881	Sn1899	Sr4077	Th2837	Ti3349	Tl1908	U_3701	V_2924
Units	ppm	ppm	ppm	ppm	ppm	ppm	ppm	ppm	ppm	ppm	ppm
Avg	**-.01494**	W **.01293**	**.01724**	**.49082**	**.09804**	**.00984**	**.01500**	**.00944**	**.01552**	F **.12560**	**.01011**
Stddev	.00015	.00065	.00078	.01327	.00146	.00025	.00023	.00045	.00072	.02066	.00042
%RSD	.98982	5.0528	4.5243	2.7044	1.4843	2.5374	1.5369	4.8178	4.6151	16.452	4.1192
#1	-.01504	.01247	.01779	.50020	.09701	.00967	.01516	.00976	.01603	.11099	.01041
#2	-.01483	.01339	.01669	.48143	.09907	.01002	.01484	.00912	.01502	.14021	.00982
Check ?	None	Chk Warn	Chk Pass	Chk Pass	Chk Pass	Chk Pass	Chk Pass	Chk Pass	Chk Pass	Chk Fail	Chk Pass
Value		.01000								.06000	
Range		20.000%								30.000%	

Elem	Zn2062	Zr3391
Units	ppm	ppm
Avg	**.02248**	**.01369**
Stddev	.00072	.00152
%RSD	3.1865	11.126
#1	.02198	.01477
#2	.02299	.01261
Check ?	Chk Pass	Chk Pass
Value		
Range		

Int. Std.	Y_2243	Y_3600	Y_3774
Units	Cts/S	Cts/S	Cts/S
Avg	**5239.6**	**65914.**	**3616.1**
Stddev	23.2	737.	5.6
%RSD	.44346	1.1187	.15570
#1	5223.1	66436.	3612.2
#2	5256.0	65393.	3620.1

Sample Name: CCVH-2050355 Acquired: 5/17/2013 9:56:31 Type: QC
Method: 6500_026(v10) Mode: CONC Corr. Factor: 1.000000
User: bowenh Custom ID1: Custom ID2: Custom ID3:
Comment:

Elem	Ag3280	Al3092	As1890	B_2089	Ba4554	Be3130	Bi2230	Ca3179	Cd2288	Co2286	Cr2055	Cu3247	Fe2714
Units	ppm	ppm	ppm	ppm	ppm	ppm	ppm	ppm	ppm	ppm	ppm	ppm	ppm
Avg	**-.00043**	**50.661**	**-.00227**	**.00129**	**-.00044**	**-.00011**	**.99758**	**-.00178**	**-.00079**	**.00184**	**-.00001**	**.00002**	**50.354**
Stddev	.00136	.073	.00236	.00019	.00002	.00004	.00026	.00177	.00035	.00007	.00007	.00080	.187
%RSD	312.70	.14449	104.16	14.812	5.3101	34.691	.02647	99.244	43.749	3.9352	1018.7	3329.2	.37209
#1	-.00139	50.609	-.00060	.00142	-.00045	-.00013	.99739	-.00053	-.00104	.00179	.00004	.00059	50.486
#2	.00053	50.712	-.00394	.00115	-.00042	-.00008	.99777	-.00303	-.00055	.00189	-.00005	-.00054	50.221
Check ?	None	Chk Pass	None	None	None	None	Chk Pass	None	None	None	None	None	Chk Pass
Value													
Range													

Elem	K_7664	Li6707	Mg2790	Mn2576	Mo2020	Na8183	Ni2316	P_1782	Pb2203	S_1820	Sb2068	Se1960	Si2881
Units	ppm	ppm	ppm	ppm	ppm	ppm	ppm	ppm	ppm	ppm	ppm	ppm	ppm
Avg	**.00802**	**.00320**	**.00773**	**-.00002**	**-.00175**	**251.75**	**.00148**	**.00534**	**.00086**	**4.9342**	**.00250**	**.00887**	**.01250**
Stddev	.04672	.00106	.00021	.00001	.00002	.44	.00010	.00136	.00101	.0213	.00183	.00112	.00501
%RSD	582.64	33.249	2.7754	66.501	1.4201	.17641	6.5341	25.391	117.07	.43070	73.130	12.677	40.035
#1	-.02502	.00245	.00758	-.00001	-.00177	251.43	.00155	.00630	.00015	4.9192	.00121	.00966	.01604
#2	.04106	.00395	.00788	-.00003	-.00174	252.06	.00142	.00438	.00158	4.9492	.00379	.00807	.00896
Check ?	None	None	None	None	None	Chk Pass	None	None	None	None	None	None	None
Value													
Range													

Elem	Sn1899	Sr4077	Th2837	Ti3349	Tl1908	U_3701	V_2924	Zn2062	Zr3391
Units	ppm	ppm	ppm	ppm	ppm	ppm	ppm	ppm	ppm
Avg	**-.00081**	**.00029**	**5.0136**	**.00235**	**-.00184**	**9.9731**	**-.00005**	**.00258**	**-.04094**
Stddev	.00039	.00004	.0175	.00074	.00152	.0781	.00032	.00091	.00005
%RSD	48.484	14.828	.34919	31.302	82.291	.78332	625.64	35.512	.11831
#1	-.00053	.00026	5.0012	.00183	-.00077	9.9179	-.00028	.00193	-.04097
#2	-.00109	.00032	5.0260	.00288	-.00292	10.028	.00018	.00322	-.04090
Check ?	None	None	Chk Pass	None	None	Chk Pass	None	None	None
Value									
Range									

Int. Std.	Y_2243	Y_3600	Y_3774
Units	Cts/S	Cts/S	Cts/S
Avg	**5179.1**	**64412.**	**3496.8**
Stddev	16.7	448.	7.6
%RSD	.32261	.69605	.21816
#1	5167.3	64095.	3491.4
#2	5190.9	64729.	3502.2

Sample Name: CCV-2050339 Acquired: 5/17/2013 9:58:55 Type: QC
Method: 6500_026(v10) Mode: CONC Corr. Factor: 1.000000
User: bowenh Custom ID1: Custom ID2: Custom ID3:
Comment:

Elem	Ag3280	Al1670	As1890	B_2089	Ba4554	Be3130	Bi2230	Ca3179	Cd2288	Co2286	Cr2055	Cu3247	Fe2599
Units	ppm	ppm	ppm	ppm	ppm	ppm	ppm	ppm	ppm	ppm	ppm	ppm	ppm
Avg	**.49027**	**.47635**	**.95690**	**.49411**	**.48299**	**.47410**	**.00222**	**4.8324**	**.48818**	**.49490**	**.48158**	**.47950**	**2.3945**
Stddev	.00034	.00123	.00335	.00280	.00076	.00016	.00098	.0037	.00033	.00176	.00034	.00038	.0012
%RSD	.06869	.25766	.35002	.56567	.15759	.03311	44.184	.07669	.06854	.35589	.07047	.07911	.04869
#1	.49003	.47549	.95453	.49213	.48245	.47399	.00291	4.8350	.48794	.49615	.48182	.47923	2.3937
#2	.49051	.47722	.95926	.49609	.48353	.47421	.00152	4.8298	.48842	.49366	.48134	.47977	2.3953
Check ?	Chk Pass	Chk Pass	Chk Pass	Chk Pass	Chk Pass	Chk Pass	None	Chk Pass	Chk Pass	Chk Pass	Chk Pass	Chk Pass	Chk Pass
Value													
Range													

Elem	K_7664	Li6707	Mg2790	Mn2576	Mo2020	Na5895	Ni2316	P_1782	Pb2203	S_1820	Sb2068	Se1960	Si2881
Units	ppm	ppm	ppm	ppm	ppm	ppm	ppm	ppm	ppm	ppm	ppm	ppm	ppm
Avg	**48.144**	**.97463**	**19.306**	**.48750**	**.47446**	**4.7288**	**.48838**	**.97534**	**.97990**	**-.02076**	**.97343**	**.98964**	**4.8012**
Stddev	.228	.00260	.015	.00060	.00109	.0013	.00212	.00376	.00045	.00332	.00035	.00286	.0201
%RSD	.47295	.26641	.07558	.12223	.23073	.02645	.43308	.38556	.04565	16.012	.03631	.28904	.41808
#1	47.983	.97279	19.296	.48708	.47524	4.7297	.48988	.97800	.97958	-.02311	.97368	.99167	4.7870
#2	48.305	.97647	19.316	.48792	.47369	4.7279	.48688	.97268	.98021	-.01841	.97318	.98762	4.8154
Check ?	Chk Pass	Chk Pass	Chk Pass	Chk Pass	Chk Pass	Chk Pass	Chk Pass	Chk Pass	Chk Pass	None	Chk Pass	Chk Pass	Chk Pass
Value													
Range													

Elem	Sn1899	Sr4077	Th2837	Ti3349	Tl1908	U_3701	V_2924	Zn2062	Zr3391
Units	ppm	ppm	ppm	ppm	ppm	ppm	ppm	ppm	ppm
Avg	**.94961**	**.48936**	**.00048**	**.48102**	**.95674**	**.01884**	**.47924**	**.48687**	**.47888**
Stddev	.00180	.00114	.00165	.00100	.00694	.03532	.00054	.00013	.00043
%RSD	.18942	.23249	344.62	.20863	.72576	187.42	.11231	.02649	.09059
#1	.95088	.48856	.00164	.48031	.96165	.04382	.47962	.48678	.47858
#2	.94834	.49017	-.00069	.48173	.95183	-.00613	.47886	.48696	.47919
Check ?	Chk Pass	Chk Pass	None	Chk Pass	Chk Pass	None	Chk Pass	Chk Pass	Chk Pass
Value									
Range									

Int. Std.	Y_2243	Y_3600	Y_3774
Units	Cts/S	Cts/S	Cts/S
Avg	**5109.1**	**64287.**	**3611.9**
Stddev	7.2	16.	52.2
%RSD	.14150	.02510	1.4455
#1	5104.0	64299.	3648.9
#2	5114.2	64276.	3575.0

Sample Name: ICB Acquired: 5/17/2013 10:01:11 Type: QC
Method: 6500_026(v10) Mode: CONC Corr. Factor: 1.000000
User: bowenh Custom ID1: Custom ID2: Custom ID3:
Comment:

Elem	Ag3280	Al1670	As1890	B_2089	Ba4554	Be3130	Bi2230	Ca3179	Cd2288	Co2286	Cr2055
Units	ppm	ppm	ppm	ppm	ppm	ppm	ppm	ppm	ppm	ppm	ppm
Avg	**.00024**	**.00106**	**-.00079**	**.00072**	W **-.00073**	**-.00017**	**.00178**	**-.00305**	**.00009**	**.00002**	**-.00027**
Stddev	.00005	.00012	.00230	.00020	.00013	.00013	.00205	.00079	.00003	.00004	.00001
%RSD	19.773	11.390	290.24	27.110	18.243	75.878	114.95	25.759	32.826	207.64	3.1636
#1	.00028	.00115	.00083	.00086	-.00064	-.00008	.00323	-.00360	.00011	.00004	-.00026
#2	.00021	.00098	-.00242	.00058	-.00083	-.00026	.00033	-.00249	.00007	-.00001	-.00027
Check ?	Chk Pass	Chk Pass	Chk Pass	Chk Pass	Chk Warn	Chk Pass	None	Chk Pass	Chk Pass	Chk Pass	Chk Pass
High Limit					.00058						
Low Limit					-.00058						

Elem	Cu3247	Fe2599	K_7664	Li6707	Mg2790	Mn2576	Mo2020	Na5895	Ni2316	P_1782	Pb2203
Units	ppm	ppm	ppm	ppm	ppm	ppm	ppm	ppm	ppm	ppm	ppm
Avg	**-.00059**	**-.00118**	**-.01076**	**.00178**	**-.00070**	**-.00007**	**.00025**	**.00150**	**.00004**	**.00403**	**.00119**
Stddev	.00049	.00061	.02929	.00095	.00320	.00002	.00004	.02088	.00043	.00275	.00077
%RSD	83.428	51.856	272.15	53.367	459.99	23.285	16.247	1393.8	1206.4	68.283	64.891
#1	-.00024	-.00161	-.03147	.00111	.00157	-.00006	.00022	-.01327	.00034	.00598	.00174
#2	-.00094	-.00075	.00995	.00245	-.00296	-.00008	.00027	.01626	-.00027	.00209	.00064
Check ?	Chk Pass	Chk Pass	Chk Pass	Chk Pass	Chk Pass	Chk Pass	Chk Pass	Chk Pass	Chk Pass	Chk Pass	Chk Pass
High Limit											
Low Limit											

Elem	S_1820	Sb2068	Se1960	Si2881	Sn1899	Sr4077	Th2837	Ti3349	Tl1908	U_3701	V_2924
Units	ppm	ppm	ppm	ppm	ppm	ppm	ppm	ppm	ppm	ppm	ppm
Avg	**-.02052**	**.00207**	**.00070**	**-.01191**	**-.00081**	**-.00020**	**.00201**	**-.00009**	**-.00157**	**.00161**	**.00025**
Stddev	.00439	.00076	.00302	.01633	.00007	.00013	.00435	.00001	.00142	.04585	.00071
%RSD	21.387	36.644	429.58	137.17	8.6293	63.646	216.68	14.116	90.183	2850.8	288.79
#1	-.01742	.00260	.00284	-.00036	-.00086	-.00011	.00509	-.00010	-.00257	-.03081	.00075
#2	-.02362	.00153	-.00143	-.02346	-.00076	-.00030	-.00107	-.00008	-.00057	.03403	-.00026
Check ?	None	Chk Pass	Chk Pass	Chk Pass	Chk Pass	Chk Pass	Chk Pass	Chk Pass	Chk Pass	Chk Pass	Chk Pass
High Limit											
Low Limit											

Elem	Zn2062	Zr3391
Units	ppm	ppm
Avg	**.00195**	W **.00238**
Stddev	.00042	.00141
%RSD	21.483	59.267
#1	.00166	.00338
#2	.00225	.00138
Check ?	Chk Pass	Chk Warn
High Limit		.00238
Low Limit		-.00238

Int. Std.	Y_2243	Y_3600	Y_3774
Units	Cts/S	Cts/S	Cts/S
Avg	**5105.1**	**63672.**	**3474.0**
Stddev	4.6	199.	20.3
%RSD	.08989	.31175	.58366
#1	5101.8	63531.	3488.3
#2	5108.3	63812.	3459.6

Sample Name: CRI-2057888 Acquired: 5/17/2013 10:03:40 Type: QC
Method: 6500_026(v10) Mode: CONC Corr. Factor: 1.000000
User: bowenh Custom ID1: Custom ID2: Custom ID3:
Comment:

Elem	Ag3280	Al1670	As1890	B_2089	Ba4554	Be3130	Bi2230	Ca3179	Cd2288	Co2286	Cr2055
Units	ppm	ppm	ppm	ppm	ppm	ppm	ppm	ppm	ppm	ppm	ppm
Avg	**.01057**	**.10069**	W **.01279**	**.10119**	**.00451**	**.00089**	**.11191**	**.19587**	**.00506**	**.00530**	**.00989**
Stddev	.00031	.00045	.00258	.00029	.00023	.00012	.00260	.00139	.00019	.00015	.00001
%RSD	2.8861	.44239	20.145	.28672	5.0844	13.400	2.3189	.70811	3.7268	2.9023	.14252
#1	.01079	.10037	.01096	.10099	.00467	.00081	.11375	.19489	.00520	.00541	.00989
#2	.01036	.10100	.01461	.10140	.00435	.00097	.11008	.19685	.00493	.00519	.00988
Check ?	Chk Pass	Chk Pass	Chk Warn	Chk Pass	Chk Pass	Chk Pass	Chk Pass	Chk Pass	Chk Pass	Chk Pass	Chk Pass
Value			.01000								
Range			20.000%								

Elem	Cu3247	Fe2599	K_7664	Li6707	Mg2790	Mn2576	Mo2020	Na5895	Ni2316	P_1782	Pb2203
Units	ppm	ppm	ppm	ppm	ppm	ppm	ppm	ppm	ppm	ppm	ppm
Avg	**.00956**	**.02870**	**1.0168**	**.01069**	**.20056**	**.00315**	**.00998**	**.94321**	**.01051**	**.97946**	W **.00238**
Stddev	.00089	.00244	.0221	.00254	.00141	.00002	.00044	.01337	.00001	.00267	.00095
%RSD	9.2853	8.4905	2.1769	23.721	.70386	.62121	4.4469	1.4170	.10032	.27253	40.118
#1	.01019	.03042	1.0011	.00890	.19956	.00317	.00967	.95266	.01051	.97757	.00170
#2	.00893	.02698	1.0324	.01249	.20156	.00314	.01030	.93376	.01052	.98134	.00306
Check ?	Chk Pass	Chk Pass	Chk Pass	Chk Pass	Chk Pass	Chk Pass	Chk Pass	Chk Pass	Chk Pass	Chk Pass	Chk Warn
Value											.00300
Range											-20.000%

Elem	S_1820	Sb2068	Se1960	Si2881	Sn1899	Sr4077	Th2837	Ti3349	Tl1908	U_3701	V_2924
Units	ppm	ppm	ppm	ppm	ppm	ppm	ppm	ppm	ppm	ppm	ppm
Avg	**.07315**	W **.01202**	W **.01223**	**.48854**	**.01951**	**.00506**	W **.01261**	**.01020**	**.01065**	**.07178**	**.01037**
Stddev	.00078	.00103	.00249	.00371	.00001	.00008	.00037	.00076	.00139	.00234	.00037
%RSD	1.0652	8.5372	20.330	.75987	.03916	1.5546	2.9015	7.4297	13.046	3.2561	3.5255
#1	.07260	.01130	.01399	.48591	.01951	.00511	.01235	.01074	.00967	.07012	.01011
#2	.07370	.01275	.01047	.49116	.01950	.00500	.01287	.00967	.01163	.07343	.01062
Check ?	None	Chk Warn	Chk Warn	Chk Pass	Chk Pass	Chk Pass	Chk Warn	Chk Pass	Chk Pass	Chk Pass	Chk Pass
Value		.01000	.01000				.01000				
Range		20.000%	20.000%				20.000%				

Elem	Zn2062	Zr3391
Units	ppm	ppm
Avg	W **.01265**	W **.01351**
Stddev	.00006	.00005
%RSD	.50864	.35841
#1	.01260	.01348
#2	.01269	.01354
Check ?	Chk Warn	Chk Warn
Value	.01000	.01000
Range	20.000%	20.000%

Int. Std.	Y_2243	Y_3600	Y_3774
Units	Cts/S	Cts/S	Cts/S
Avg	**5215.1**	**65080.**	**3555.2**
Stddev	6.8	59.	25.0
%RSD	.13012	.09044	.70233
#1	5219.9	65038.	3537.6
#2	5210.3	65121.	3572.9

Sample Name: cri-2058380 Acquired: 5/17/2013 10:09:48 Type: Unk
Method: 6500_026(v10) Mode: CONC Corr. Factor: 1.000000
User: bowenh Custom ID1: Custom ID2: Custom ID3:
Comment:

Elem	Ag3280	Al1670	As1890	B_2089	Ba4554	Be3130	Bi2230	Ca3179	Cd2288
Line	328.068 {103}	167.079 {502}	189.042 {478}	208.959 {461}	455.403 { 74}	313.042 {108}	223.061 {451}	317.933 {106}	228.802 {447}
Units	ppm	ppm	ppm	ppm	ppm	ppm	ppm	ppm	ppm
Avg	**.00045**	**-.00007**	**.01718**	**-.00071**	**-.00041**	**-.00008**	**.00233**	**.00066**	**.00006**
Stddev	.00017	.00036	.00114	.00012	.00024	.00019	.00147	.00341	.00001
%RSD	38.892	556.54	6.6444	16.357	58.261	252.01	62.987	515.84	9.7949
#1	.00057	.00019	.01638	-.00079	-.00024	.00006	.00337	.00307	.00005
#2	.00032	-.00032	.01799	-.00063	-.00058	-.00022	.00129	-.00175	.00006
Check ?	Chk Pass	Chk Pass	Chk Pass	Chk Pass	Chk Pass	Chk Pass	Chk Pass	Chk Pass	Chk Pass
High Limit									
Low Limit									

Elem	Co2286	Cr2055	Cu3247	Fe2599	K_7664	Li6707	Mg2790	Mn2576	Mo2020
Line	228.616 {447}	205.552 {464}	324.754 {104}	259.940 {130}	766.490 { 44}	670.784 { 50}	279.079 {121}2	257.610 {131}	202.030 {467}
Units	ppm	ppm	ppm	ppm	ppm	ppm	ppm	ppm	ppm
Avg	**.00004**	**-.00015**	**-.00037**	**-.00418**	**-.05950**	**-.00101**	**-.00061**	**-.00005**	**.00048**
Stddev	.00009	.00017	.00005	.00176	.07289	.00149	.00264	.00002	.00007
%RSD	255.43	118.90	13.998	42.079	122.50	148.18	435.63	39.982	15.584
#1	.00010	-.00002	-.00041	-.00542	-.11105	-.00206	.00126	-.00006	.00053
#2	-.00003	-.00027	-.00034	-.00293	-.00796	.00005	-.00247	-.00004	.00043
Check ?	Chk Pass	Chk Pass	Chk Pass	Chk Pass	Chk Pass	Chk Pass	Chk Pass	Chk Pass	Chk Pass
High Limit									
Low Limit									

Elem	Na5895	Ni2316	P_1782	Pb2203	S_1820	Sb2068	Se1960	Si2881	Sn1899
Line	589.592 { 57}	231.604 {446}	178.284 {489}	220.353 {453}	182.034 {485}	206.833 {463}	196.090 {472}	288.158 {117}	189.989 {477}
Units	ppm	ppm	ppm	ppm	ppm	ppm	ppm	ppm	ppm
Avg	**-.04566**	**-.00001**	**.00154**	**.01046**	**-.02405**	**.01855**	**.01792**	**.01403**	**.00016**
Stddev	.00683	.00022	.00036	.00002	.00104	.00020	.00130	.00665	.00027
%RSD	14.956	1579.0	23.214	.15815	4.3403	1.0814	7.2378	47.424	169.65
#1	-.05049	.00014	.00129	.01045	-.02479	.01870	.01700	.01874	-.00003
#2	-.04083	-.00017	.00180	.01047	-.02331	.01841	.01883	.00933	.00035
Check ?	Chk Pass	Chk Pass	Chk Pass	Chk Pass	None	Chk Pass	Chk Pass	Chk Pass	Chk Pass
High Limit									
Low Limit									

Elem	Sr4077	Th2837	Ti3349	Tl1908	U_3701	V_2924	Zn2062	Zr3391
Line	407.771 { 83}	283.730 {119}	334.904 {101}	190.856 {477}	370.152 { 91}	292.402 {115}	206.200 {163}	339.198 { 99}
Units	ppm	ppm	ppm	ppm	ppm	ppm	ppm	ppm
Avg	**-.00029**	**-.00005**	**-.00010**	**.00057**	**-.00074**	**.00025**	**.01944**	**.00189**
Stddev	.00008	.00048	.00020	.00022	.00999	.00021	.00004	.00296
%RSD	27.349	905.70	200.96	39.646	1358.4	84.882	.22910	156.47
#1	-.00024	.00029	-.00024	.00072	.00633	.00010	.01941	.00398
#2	-.00035	-.00039	.00004	.00041	-.00780	.00040	.01947	-.00020
Check ?	Chk Pass	Chk Pass	Chk Pass	Chk Pass	Chk Pass	Chk Pass	Chk Pass	Chk Pass
High Limit								
Low Limit								

Int. Std.	Y_2243	Y_3600	Y_3774
Line	224.306 {450}	360.073 { 94}	377.433 { 89}
Units	Cts/S	Cts/S	Cts/S
Avg	**5126.7**	**64774.**	**3520.0**
Stddev	22.1	24.	16.7
%RSD	.43156	.03758	.47307
#1	5142.4	64757.	3531.8
#2	5111.1	64791.	3508.3

Sample Name: ICSA-2050073 Acquired: 5/17/2013 10:15:19 Type: QC
Method: 6500_026(v10) Mode: CONC Corr. Factor: 1.000000
User: bowenh Custom ID1: Custom ID2: Custom ID3:
Comment:

Elem	Ag3280	Al3092	As1890	B_2089	Ba4554	Be3130	Bi2230	Ca3179	Cd2288	Co2286	Cr2055
Units	ppm	ppm	ppm	ppm	ppm	ppm	ppm	ppm	ppm	ppm	ppm
Avg	**.00034**	**503.08**	**-.00277**	**-.00028**	W **-.00066**	**-.00021**	**-.00589**	**461.87**	W **.00076**	**.00004**	F **.00191**
Stddev	.00014	.90	.00280	.00029	.00020	.00013	.00557	3.06	.00012	.00024	.00016
%RSD	42.065	.17823	100.99	102.66	31.001	63.949	94.640	.66149	15.632	557.59	8.2077
#1	.00045	502.45	-.00079	-.00008	-.00080	-.00011	-.00983	464.03	.00084	.00021	.00202
#2	.00024	503.71	-.00475	-.00048	-.00051	-.00030	-.00195	459.71	.00068	-.00012	.00180
Check ?	Chk Pass	Chk Pass	Chk Pass	Chk Pass	Chk Warn	Chk Pass	None	Chk Pass	Chk Warn	Chk Pass	Chk Fail
High Limit					.00058				.00045		.00123
Low Limit					-.00058				-.00045		-.00132

Elem	Cu3247	Fe2714	K_7664	Li6707	Mg2790	Mn2576	Mo2020	Na5895	Ni2316	P_1782	Pb2203
Units	ppm	ppm	ppm	ppm	ppm	ppm	ppm	ppm	ppm	ppm	ppm
Avg	F **.00411**	**188.29**	W **.27688**	**.00054**	**493.77**	F **.00378**	**-.00126**	F **.18323**	W **.00242**	**.00177**	**.00174**
Stddev	.00057	1.25	.14196	.00069	.51	.00004	.00014	.06254	.00008	.00150	.00033
%RSD	13.915	.66138	51.272	128.04	.10418	1.1341	11.223	34.134	3.2942	84.659	18.932
#1	.00451	189.17	.17650	.00102	494.13	.00381	-.00136	.13900	.00248	.00071	.00151
#2	.00370	187.41	.37726	.00005	493.40	.00375	-.00116	.22745	.00237	.00283	.00197
Check ?	Chk Fail	Chk Pass	Chk Warn	Chk Pass	Chk Pass	Chk Fail	Chk Pass	Chk Fail	Chk Warn	Chk Pass	Chk Pass
High Limit	.00272		.23700			.00051		.18320	.00129		
Low Limit	-.00272		-.23700			-.00051		-.18320	-.00129		

Elem	S_1820	Sb2068	Se1960	Si2881	Sn1899	Sr4077	Th2837	Ti3349	Tl1908	U_3701	V_2924
Units	ppm	ppm	ppm	ppm	ppm	ppm	ppm	ppm	ppm	ppm	ppm
Avg	**.00394**	**.00221**	**.00390**	**-.00187**	**-.00149**	F **.00223**	F **.03319**	**-.00044**	**-.00134**	**.04689**	F **.00531**
Stddev	.00284	.00039	.00113	.00051	.00088	.00008	.00141	.00015	.00071	.02066	.00068
%RSD	72.139	17.833	29.104	27.428	59.364	3.5733	4.2421	33.521	52.746	44.062	12.876
#1	.00193	.00193	.00470	-.00151	-.00211	.00229	.03418	-.00054	-.00184	.06150	.00482
#2	.00594	.00248	.00309	-.00224	-.00086	.00217	.03219	-.00033	-.00084	.03228	.00579
Check ?	None	Chk Pass	Chk Pass	Chk Pass	Chk Pass	Chk Fail	Chk Fail	Chk Pass	Chk Pass	None	Chk Fail
High Limit						.00060	.01000				.00222
Low Limit						-.00060	-.01000				-.00222

Elem	Zn2062	Zr3391
Units	ppm	ppm
Avg	F **.00978**	**-.00195**
Stddev	.00050	.00074
%RSD	5.0809	37.723
#1	.00943	-.00247
#2	.01013	-.00143
Check ?	Chk Fail	Chk Pass
High Limit	.00906	
Low Limit	-.00906	

Int. Std.	Y_2243	Y_3600	Y_3774
Units	Cts/S	Cts/S	Cts/S
Avg	**4698.5**	**58236.**	**3429.9**
Stddev	7.9	189.	12.5
%RSD	.16785	.32425	.36535
#1	4692.9	58103.	3438.7
#2	4704.1	58370.	3421.0

Sample Name: ICSAB-2050074 Acquired: 5/17/2013 10:18:24 Type: QC
Method: 6500_026(v10) Mode: CONC Corr. Factor: 1.000000
User: bowenh Custom ID1: Custom ID2: Custom ID3:
Comment:

Elem	Ag3280	Al3092	As1890	B_2089	Ba4554	Be3130	Bi2230	Ca3179	Cd2288	Co2286	Cr2055	Cu3247	Fe2714	K_7664
Units	ppm	ppm	ppm	ppm	ppm	ppm	ppm	ppm	ppm	ppm	ppm	ppm	ppm	ppm
Avg	**1.0919**	**502.10**	**1.9165**	**1.9833**	**.48562**	**.46206**	**1.0148**	**455.27**	**1.0215**	**.47526**	**.47858**	**.52812**	**188.20**	**49.919**
Stddev	.0001	.47	.0013	.0022	.00040	.00111	.0020	.92	.0010	.00060	.00084	.00144	.05	.215
%RSD	.01379	.09456	.06642	.11300	.08160	.24105	.19974	.20275	.09803	.12549	.17528	.27327	.02872	.43141
#1	1.0918	501.76	1.9156	1.9817	.48590	.46285	1.0162	454.62	1.0208	.47484	.47799	.52914	188.24	49.767
#2	1.0920	502.43	1.9174	1.9849	.48534	.46127	1.0133	455.92	1.0222	.47569	.47918	.52710	188.16	50.071
Check ?	Chk Pass	Chk Pass	Chk Pass	Chk Pass	Chk Pass	Chk Pass	Chk Pass	Chk Pass	Chk Pass	Chk Pass	Chk Pass	Chk Pass	Chk Pass	Chk Pass
Value														
Range														

Elem	Li6707	Mg2790	Mn2576	Mo2020	Na8183	Ni2316	P_1782	Pb2203	S_1820	Sb2068	Se1960	Si2881	Sn1899	Sr4077
Units	ppm	ppm	ppm	ppm	ppm	ppm	ppm	ppm	ppm	ppm	ppm	ppm	ppm	ppm
Avg	**1.0031**	**489.07**	**.49490**	**.92274**	**50.491**	**.91805**	**1.9385**	**.94724**	**1.0176**	**1.0002**	**4.9087**	**9.9455**	**8.9386**	**.97232**
Stddev	.0046	3.94	.00012	.00272	.030	.00038	.0010	.00187	.0074	.0004	.0118	.0063	.0165	.00040
%RSD	.45420	.80653	.02455	.29472	.05928	.04137	.05169	.19731	.72941	.03996	.24124	.06319	.18415	.04071
#1	.99986	486.28	.49499	.92082	50.512	.91778	1.9392	.94592	1.0229	.99992	4.9004	9.9410	8.9270	.97204
#2	1.0063	491.86	.49482	.92466	50.470	.91831	1.9378	.94856	1.0124	1.0005	4.9171	9.9499	8.9503	.97260
Check ?	Chk Pass	Chk Pass	Chk Pass	Chk Pass	Chk Pass	Chk Pass	Chk Pass	Chk Pass	None	Chk Pass	Chk Pass	Chk Pass	Chk Pass	Chk Pass
Value														
Range														

Elem	Th2837	Ti3349	Tl1908	U_3701	V_2924	Zn2062	Zr3391
Units	ppm	ppm	ppm	ppm	ppm	ppm	ppm
Avg	**2.0840**	**.98350**	**8.7960**	**.07464**	**.49358**	**.94587**	**.91791**
Stddev	.0034	.00048	.0020	.02102	.00176	.00171	.00656
%RSD	.16435	.04848	.02295	28.167	.35743	.18099	.71448
#1	2.0815	.98384	8.7974	.05978	.49483	.94708	.92254
#2	2.0864	.98316	8.7945	.08951	.49233	.94466	.91327
Check ?	Chk Pass	Chk Pass	Chk Pass	None	Chk Pass	Chk Pass	Chk Pass
Value							
Range							

Int. Std.	Y_2243	Y_3600	Y_3774
Units	Cts/S	Cts/S	Cts/S
Avg	**4659.2**	**57993.**	**3477.5**
Stddev	8.2	87.	4.7
%RSD	.17653	.15077	.13413
#1	4665.0	58055.	3480.8
#2	4653.4	57931.	3474.2

Sample Name: LRA-2050194 Acquired: 5/17/2013 10:21:21 Type: QC
Method: 6500_026(v10) Mode: CONC Corr. Factor: 1.000000
User: bowenh Custom ID1: Custom ID2: Custom ID3:
Comment:

Elem	Ag3280	Al1670	As1890	B_2089	Ba4554	Be3130	Bi2230	Ca3179	Cd2288	Co2286	Cr2055	Cu3247	Fe2714
Units	ppm	ppm	ppm	ppm	ppm	ppm	ppm	ppm	ppm	ppm	ppm	ppm	ppm
Avg	**2.0368**	**-.42021**	**9.2765**	**9.6404**	**11.833**	**.00221**	**.02519**	**.03098**	**1.9618**	**4.8447**	**9.4747**	**9.6894**	**497.85**
Stddev	.0024	.00359	.0190	.0149	.035	.00004	.00077	.00274	.0048	.0084	.0201	.0286	1.61
%RSD	.11694	.85502	.20487	.15475	.29421	1.7448	3.0712	8.8376	.24300	.17438	.21169	.29555	.32246
#1	2.0385	-.41767	9.2630	9.6298	11.858	.00224	.02574	.02904	1.9584	4.8387	9.4605	9.7097	498.98
#2	2.0351	-.42275	9.2899	9.6509	11.809	.00219	.02465	.03292	1.9652	4.8507	9.4889	9.6692	496.71
Check ?	Chk Pass	None	Chk Pass	Chk Pass	Chk Pass	None	None	None	Chk Pass	Chk Pass	Chk Pass	Chk Pass	Chk Pass
Value													
Range													

Elem	K_7664	Li6707	Mg2790	Mn2576	Mo2020	Na5895	Ni2316	P_1782	Pb2203	S_1820	Sb2068	Se1960	Si2881
Units	ppm	ppm	ppm	ppm	ppm	ppm	ppm	ppm	ppm	ppm	ppm	ppm	ppm
Avg	**-.35132**	**-.00142**	**-.08703**	**9.5327**	**9.2165**	**-.03763**	**9.5687**	**-.01462**	**9.8087**	**-.05028**	**.00804**	**4.8219**	**46.779**
Stddev	.00948	.00063	.00462	.0004	.0209	.02214	.0134	.00100	.0111	.00777	.00304	.0082	.209
%RSD	2.6992	44.311	5.3041	.00457	.22617	58.822	.14019	6.8644	.11325	15.459	37.752	.17074	.44591
#1	-.35802	-.00186	-.08377	9.5324	9.2018	-.02198	9.5592	-.01391	9.8008	-.04478	.01019	4.8161	46.632
#2	-.34461	-.00097	-.09030	9.5330	9.2313	-.05328	9.5782	-.01533	9.8165	-.05577	.00590	4.8277	46.927
Check ?	None	None	None	Chk Pass	None	None	Chk Pass	None	Chk Pass	None	None	None	None
Value													
Range													

Elem	Sn1899	Sr4077	Th2837	Ti3349	Tl1908	U_3701	V_2924	Zn2062	Zr3391
Units	ppm	ppm	ppm	ppm	ppm	ppm	ppm	ppm	ppm
Avg	**.00688**	**10.058**	**.07256**	**9.5119**	**9.5550**	**.13208**	**9.4244**	**9.2414**	**-.00889**
Stddev	.00098	.049	.00081	.0268	.0136	.02729	.0440	.0552	.00235
%RSD	14.306	.49146	1.1190	.28159	.14277	20.666	.46705	.59739	26.392
#1	.00619	10.023	.07198	9.5309	9.5454	.11278	9.4555	9.2805	-.00723
#2	.00758	10.093	.07313	9.4930	9.5647	.15138	9.3933	9.2024	-.01055
Check ?	None	Chk Pass	None	Chk Pass	None	None	Chk Pass	Chk Pass	None
Value									
Range									

Int. Std.	Y_2243	Y_3600	Y_3774
Units	Cts/S	Cts/S	Cts/S
Avg	**5124.5**	**64165.**	**3474.3**
Stddev	19.1	415.	11.6
%RSD	.37318	.64729	.33289
#1	5138.1	63872.	3466.1
#2	5111.0	64459.	3482.5

Sample Name: CCVH-2050355 Acquired: 5/17/2013 10:23:49 Type: QC
Method: 6500_026(v10) Mode: CONC Corr. Factor: 1.000000
User: bowenh Custom ID1: Custom ID2: Custom ID3:
Comment:

Elem	Ag3280	Al3092	As1890	B_2089	Ba4554	Be3130	Bi2230	Ca3179	Cd2288	Co2286	Cr2055	Cu3247	Fe2714
Units	ppm	ppm	ppm	ppm	ppm	ppm	ppm	ppm	ppm	ppm	ppm	ppm	ppm
Avg	**.00025**	**50.482**	**.00062**	**.01906**	**.00207**	**-.00008**	**.99300**	**.01921**	**-.00071**	**.00233**	**.00034**	**-.00030**	**50.194**
Stddev	.00104	.185	.00190	.00211	.00141	.00021	.00325	.00905	.00001	.00006	.00010	.00057	.158
%RSD	411.88	.36625	305.74	11.079	68.040	265.97	.32690	47.108	1.4442	2.6244	28.346	192.31	.31460
#1	.00099	50.612	.00197	.02055	.00307	-.00023	.99530	.02561	-.00070	.00228	.00040	.00011	50.083
#2	-.00048	50.351	-.00072	.01756	.00108	.00007	.99071	.01281	-.00071	.00237	.00027	-.00071	50.306
Check ?	None	Chk Pass	None	None	None	None	Chk Pass	None	None	None	None	None	Chk Pass
Value													
Range													

Elem	K_7664	Li6707	Mg2790	Mn2576	Mo2020	Na8183	Ni2316	P_1782	Pb2203	S_1820	Sb2068	Se1960	Si2881
Units	ppm	ppm	ppm	ppm	ppm	ppm	ppm	ppm	ppm	ppm	ppm	ppm	ppm
Avg	**-.13255**	**.00089**	**.03370**	**.00073**	**-.00015**	**249.50**	**.00238**	**.00495**	**.00022**	**4.9077**	**.00298**	**.00805**	**.06089**
Stddev	.09057	.00043	.00189	.00024	.00005	1.99	.00061	.00026	.00017	.0177	.00059	.00565	.01807
%RSD	68.333	48.181	5.5981	32.916	35.897	.79655	25.763	5.2750	76.599	.36049	19.699	70.172	29.674
#1	-.06850	.00059	.03504	.00090	-.00011	250.90	.00194	.00477	.00010	4.9202	.00257	.01205	.07366
#2	-.19659	.00120	.03237	.00056	-.00019	248.09	.00281	.00514	.00035	4.8952	.00340	.00406	.04811
Check ?	None	None	None	None	None	Chk Pass	None	None	None	None	None	None	None
Value													
Range													

Elem	Sn1899	Sr4077	Th2837	Ti3349	Tl1908	U_3701	V_2924	Zn2062	Zr3391
Units	ppm	ppm	ppm	ppm	ppm	ppm	ppm	ppm	ppm
Avg	**-.00013**	**.00203**	**5.0551**	**.00443**	**.00038**	**10.022**	**.00132**	**.00358**	**-.04536**
Stddev	.00017	.00057	.0132	.00004	.00046	.007	.00030	.00061	.00200
%RSD	133.89	28.202	.26127	.98230	122.41	.06615	22.917	17.164	4.4036
#1	-.00001	.00243	5.0645	.00446	.00005	10.017	.00110	.00402	-.04395
#2	-.00025	.00162	5.0458	.00440	.00070	10.026	.00153	.00315	-.04677
Check ?	None	None	Chk Pass	None	None	Chk Pass	None	None	None
Value									
Range									

Int. Std.	Y_2243	Y_3600	Y_3774
Units	Cts/S	Cts/S	Cts/S
Avg	**5140.1**	**64161.**	**3562.7**
Stddev	13.0	427.	29.5
%RSD	.25259	.66483	.82771
#1	5130.9	63859.	3541.9
#2	5149.3	64462.	3583.6

Sample Name: CCV-2050339 Acquired: 5/17/2013 10:26:12 Type: QC
Method: 6500_026(v10) Mode: CONC Corr. Factor: 1.000000
User: bowenh Custom ID1: Custom ID2: Custom ID3:
Comment:

Elem	Ag3280	Al1670	As1890	B_2089	Ba4554	Be3130	Bi2230	Ca3179	Cd2288	Co2286	Cr2055	Cu3247	Fe2599
Units	ppm	ppm	ppm	ppm	ppm	ppm	ppm	ppm	ppm	ppm	ppm	ppm	ppm
Avg	**.49830**	**.49125**	**.95124**	**.51040**	**.48371**	**.46949**	**.00384**	**4.8444**	**.49175**	**.49730**	**.47780**	**.47663**	**2.4188**
Stddev	.00017	.00278	.00802	.00034	.00244	.00148	.00177	.0202	.00067	.00216	.00075	.00106	.0034
%RSD	.03404	.56490	.84325	.06591	.50396	.31512	45.944	.41667	.13539	.43466	.15737	.22315	.14165
#1	.49842	.49321	.94557	.51017	.48198	.46844	.00260	4.8301	.49127	.49883	.47727	.47738	2.4164
#2	.49818	.48929	.95691	.51064	.48543	.47053	.00509	4.8586	.49222	.49577	.47834	.47588	2.4212
Check ?	Chk Pass	Chk Pass	Chk Pass	Chk Pass	Chk Pass	Chk Pass	None	Chk Pass	Chk Pass	Chk Pass	Chk Pass	Chk Pass	Chk Pass
Value													
Range													

Elem	K_7664	Li6707	Mg2790	Mn2576	Mo2020	Na5895	Ni2316	P_1782	Pb2203	S_1820	Sb2068	Se1960	Si2881
Units	ppm	ppm	ppm	ppm	ppm	ppm	ppm	ppm	ppm	ppm	ppm	ppm	ppm
Avg	**48.222**	**.97395**	**19.175**	**.48873**	**.47000**	**4.6221**	**.48663**	**.98058**	**.98786**	**-.01881**	**.98286**	**.99669**	**4.7777**
Stddev	.401	.00694	.015	.00080	.00137	.0153	.00099	.00127	.00197	.00403	.00077	.00240	.0379
%RSD	.83105	.71260	.07894	.16401	.29237	.33158	.20280	.12941	.19925	21.427	.07847	.24035	.79332
#1	47.938	.96904	19.186	.48816	.47097	4.6113	.48733	.97968	.98925	-.01596	.98232	.99838	4.7509
#2	48.505	.97886	19.165	.48930	.46903	4.6330	.48593	.98147	.98647	-.02166	.98341	.99499	4.8045
Check ?	Chk Pass	Chk Pass	Chk Pass	Chk Pass	Chk Pass	Chk Pass	Chk Pass	Chk Pass	Chk Pass	None	Chk Pass	Chk Pass	Chk Pass
Value													
Range													

Elem	Sn1899	Sr4077	Th2837	Ti3349	Tl1908	U_3701	V_2924	Zn2062	Zr3391
Units	ppm	ppm	ppm	ppm	ppm	ppm	ppm	ppm	ppm
Avg	**.94557**	**.49361**	**.00248**	**.48373**	**.96229**	**.03871**	**.47550**	**.48344**	**.47866**
Stddev	.00014	.00277	.00167	.00016	.00049	.01758	.00106	.00136	.00189
%RSD	.01521	.56033	67.459	.03350	.05065	45.419	.22193	.28089	.39464
#1	.94547	.49166	.00130	.48385	.96195	.02628	.47624	.48248	.48000
#2	.94567	.49557	.00366	.48362	.96264	.05114	.47475	.48440	.47733
Check ?	Chk Pass	Chk Pass	None	Chk Pass	Chk Pass	None	Chk Pass	Chk Pass	Chk Pass
Value									
Range									

Int. Std.	Y_2243	Y_3600	Y_3774
Units	Cts/S	Cts/S	Cts/S
Avg	**5188.9**	**64983.**	**3604.3**
Stddev	3.8	56.	26.0
%RSD	.07400	.08582	.72267
#1	5191.6	65022.	3622.7
#2	5186.2	64943.	3585.9

Sample Name: CCB Acquired: 5/17/2013 10:28:26 Type: QC
Method: 6500_026(v10) Mode: CONC Corr. Factor: 1.000000
User: bowenh Custom ID1: Custom ID2: Custom ID3:
Comment:

Elem	Ag3280	Al1670	As1890	B_2089	Ba4554	Be3130	Bi2230	Ca3179	Cd2288	Co2286	Cr2055
Units	ppm	ppm	ppm	ppm	ppm	ppm	ppm	ppm	ppm	ppm	ppm
Avg	**.00051**	**.01124**	**.00069**	F **.00860**	**-.00016**	**-.00005**	**.00389**	**.00904**	**.00015**	**.00018**	**.00020**
Stddev	.00007	.00090	.00153	.00102	.00093	.00001	.00273	.00301	.00014	.00005	.00013
%RSD	13.218	7.9859	222.13	11.850	584.19	20.538	70.144	33.275	93.083	30.955	64.692
#1	.00056	.01061	-.00039	.00933	-.00081	-.00005	.00581	.00691	.00025	.00014	.00011
#2	.00047	.01188	.00177	.00788	.00050	-.00004	.00196	.01117	.00005	.00022	.00029
Check ?	Chk Pass	Chk Pass	Chk Pass	Chk Fail	Chk Pass	Chk Pass	None	Chk Pass	Chk Pass	Chk Pass	Chk Pass
High Limit				.00312							
Low Limit				-.00312							

Elem	Cu3247	Fe2599	K_7664	Li6707	Mg2790	Mn2576	Mo2020	Na5895	Ni2316	P_1782	Pb2203
Units	ppm	ppm	ppm	ppm	ppm	ppm	ppm	ppm	ppm	ppm	ppm
Avg	**-.00050**	**.01178**	**-.11648**	**-.00155**	**.01038**	**.00020**	**.00071**	**-.06850**	**.00043**	**.00157**	**.00016**
Stddev	.00046	.00196	.02845	.00214	.00688	.00002	.00004	.00730	.00013	.00044	.00103
%RSD	92.357	16.646	24.421	137.80	66.253	12.050	5.0116	10.657	31.082	27.998	654.11
#1	-.00017	.01039	-.09636	-.00306	.01524	.00022	.00074	-.06334	.00053	.00188	-.00057
#2	-.00083	.01317	-.13659	-.00004	.00552	.00018	.00069	-.07366	.00034	.00126	.00088
Check ?	Chk Pass	Chk Pass	Chk Pass	Chk Pass	Chk Pass	Chk Pass	Chk Pass	Chk Pass	Chk Pass	Chk Pass	Chk Pass
High Limit											
Low Limit											

Elem	S_1820	Sb2068	Se1960	Si2881	Sn1899	Sr4077	Th2837	Ti3349	Tl1908	U_3701	V_2924
Units	ppm	ppm	ppm	ppm	ppm	ppm	ppm	ppm	ppm	ppm	ppm
Avg	**-.01789**	**.00169**	**.00441**	**.00923**	**-.00055**	**.00005**	**.00097**	**.00008**	**-.00027**	**.04362**	**.00027**
Stddev	.00340	.00133	.00039	.03734	.00037	.00004	.00070	.00025	.00010	.02269	.00047
%RSD	19.020	78.707	8.8525	404.59	66.587	85.273	71.723	318.78	36.193	52.029	172.60
#1	-.01548	.00075	.00469	-.01718	-.00081	.00008	.00048	-.00010	-.00034	.05967	-.00006
#2	-.02029	.00263	.00414	.03563	-.00029	.00002	.00147	.00025	-.00020	.02757	.00060
Check ?	None	Chk Pass	Chk Pass	Chk Pass	Chk Pass	Chk Pass	Chk Pass	Chk Pass	Chk Pass	Chk Pass	Chk Pass
High Limit											
Low Limit											

Elem	Zn2062	Zr3391
Units	ppm	ppm
Avg	**.00226**	W **.00320**
Stddev	.00006	.00148
%RSD	2.5465	46.183
#1	.00230	.00425
#2	.00222	.00216
Check ?	Chk Pass	Chk Warn
High Limit		.00238
Low Limit		-.00238

Int. Std.	Y_2243	Y_3600	Y_3774
Units	Cts/S	Cts/S	Cts/S
Avg	**5216.6**	**65742.**	**3621.5**
Stddev	31.1	51.	10.1
%RSD	.59599	.07726	.27885
#1	5194.6	65778.	3628.6
#2	5238.6	65706.	3614.4

Sample Name: CCVL2057887 Acquired: 5/17/2013 10:30:55 Type: QC
Method: 6500_026(v10) Mode: CONC Corr. Factor: 1.000000
User: bowenh Custom ID1: Custom ID2: Custom ID3:
Comment:

Elem	Ag3280	Al1670	As1890	B_2089	Ba4554	Be3130	Bi2230	Ca3179	Cd2288	Co2286	Cr2055
Units	ppm	ppm	ppm	ppm	ppm	ppm	ppm	ppm	ppm	ppm	ppm
Avg	**.01131**	**.09888**	**.01513**	**.10816**	**.00973**	**.00086**	**.10516**	**.20173**	**.00489**	**.01030**	**.00990**
Stddev	.00067	.00002	.00347	.00072	.00011	.00014	.00227	.00431	.00021	.00025	.00008
%RSD	5.9167	.02038	22.957	.66686	1.1815	16.192	2.1553	2.1369	4.2557	2.3803	.76060
#1	.01178	.09886	.01759	.10867	.00981	.00076	.10355	.19868	.00474	.01048	.00995
#2	.01084	.09889	.01267	.10765	.00965	.00095	.10676	.20477	.00503	.01013	.00985
Check ?	Chk Pass	Chk Pass	Chk Pass	Chk Pass	Chk Pass	Chk Pass	Chk Pass	Chk Pass	Chk Pass	Chk Pass	Chk Pass
Value											
Range											

Elem	Cu3247	Fe2599	K_7664	Li6707	Mg2790	Mn2576	Mo2020	Na5895	Ni2316	P_1782	Pb2203
Units	ppm	ppm	ppm	ppm	ppm	ppm	ppm	ppm	ppm	ppm	ppm
Avg	**.01348**	**.10538**	**2.7596**	W **.00786**	**.19993**	**.01002**	**.01879**	**.86450**	**.04014**	**2.9580**	**.00856**
Stddev	.00062	.00012	.0368	.00086	.00086	.00002	.00037	.01236	.00016	.0163	.00116
%RSD	4.6274	.11442	1.3329	10.985	.42768	.22154	1.9904	1.4303	.38706	.54980	13.519
#1	.01392	.10546	2.7336	.00847	.20053	.01001	.01905	.87325	.04025	2.9695	.00938
#2	.01304	.10529	2.7856	.00725	.19932	.01004	.01852	.85576	.04003	2.9465	.00774
Check ?	Chk Pass	Chk Pass	Chk Pass	Chk Warn	Chk Pass	Chk Pass	Chk Pass	Chk Pass	Chk Pass	Chk Pass	Chk Pass
Value				.01000							
Range				-20.000%							

Elem	S_1820	Sb2068	Se1960	Si2881	Sn1899	Sr4077	Th2837	Ti3349	Tl1908	U_3701	V_2924
Units	ppm	ppm	ppm	ppm	ppm	ppm	ppm	ppm	ppm	ppm	ppm
Avg	**-.02312**	W **.01252**	**.01704**	**.47622**	**.09511**	**.01002**	**.01587**	**.00988**	**.01668**	F **.10489**	**.00949**
Stddev	.00138	.00128	.00094	.00365	.00041	.00004	.00108	.00033	.00111	.04118	.00049
%RSD	5.9815	10.241	5.5351	.76724	.42921	.42530	6.7900	3.3860	6.6842	39.258	5.2073
#1	-.02214	.01343	.01770	.47880	.09540	.01005	.01511	.01012	.01589	.13401	.00984
#2	-.02410	.01162	.01637	.47363	.09482	.00999	.01663	.00964	.01747	.07577	.00914
Check ?	None	Chk Warn	Chk Pass	Chk Pass	Chk Pass	Chk Pass	Chk Pass	Chk Pass	Chk Pass	Chk Fail	Chk Pass
Value		.01000								.06000	
Range		20.000%								30.000%	

Elem	Zn2062	Zr3391
Units	ppm	ppm
Avg	**.02242**	**.01513**
Stddev	.00030	.00169
%RSD	1.3344	11.165
#1	.02263	.01393
#2	.02220	.01632
Check ?	Chk Pass	Chk Pass
Value		
Range		

Int. Std.	Y_2243	Y_3600	Y_3774
Units	Cts/S	Cts/S	Cts/S
Avg	**5375.0**	**67288.**	**3645.1**
Stddev	17.8	337.	10.6
%RSD	.33076	.50033	.28989
#1	5362.4	67050.	3637.7
#2	5387.6	67526.	3652.6

Sample Name: MB 280-174436/1-A Acquired: 5/17/2013 10:33:21 Type: Unk
Method: 6500_026(v10) Mode: CONC Corr. Factor: 1.000000
User: bowenh Custom ID1: Custom ID2: Custom ID3:
Comment: 174436 6010b

Elem	Ag3280	Al1670	As1890	B_2089	Ba4554	Be3130	Bi2230	Ca3179	Cd2288
Line	328.068 {103}	167.079 {502}	189.042 {478}	208.959 {461}	455.403 { 74}	313.042 {108}	223.061 {451}	317.933 {106}	228.802 {447}
Units	ppm	ppm	ppm	ppm	ppm	ppm	ppm	ppm	ppm
Avg	**.00028**	**.00828**	**.00153**	**.00498**	**-.00026**	**.00005**	**-.00053**	**.03964**	**-.00015**
Stddev	.00029	.00030	.00040	.00017	.00049	.00007	.00079	.00043	.00015
%RSD	101.42	3.5857	25.874	3.4440	188.25	132.96	149.25	1.0883	101.15
#1	.00049	.00849	.00181	.00486	-.00061	.00011	-.00108	.03995	-.00004
#2	.00008	.00807	.00125	.00510	.00009	.00000	.00003	.03934	-.00026
Check ?	Chk Pass	Chk Pass	Chk Pass	Chk Pass	Chk Pass	Chk Pass	Chk Pass	Chk Pass	Chk Pass
High Limit									
Low Limit									

Elem	Co2286	Cr2055	Cu3247	Fe2599	K_7664	Li6707	Mg2790	Mn2576	Mo2020
Line	228.616 {447}	205.552 {464}	324.754 {104}	259.940 {130}	766.490 { 44}	670.784 { 50}	279.079 {121}2	257.610 {131}	202.030 {467}
Units	ppm	ppm	ppm	ppm	ppm	ppm	ppm	ppm	ppm
Avg	**-.00006**	**-.00000**	**-.00005**	**.01968**	**-.21104**	**-.00081**	**.01043**	**.00059**	**.00064**
Stddev	.00003	.00007	.00038	.00006	.02563	.00092	.00175	.00005	.00039
%RSD	46.298	8560.1	711.24	.29568	12.146	112.80	16.729	8.0916	60.792
#1	-.00009	-.00005	-.00033	.01973	-.22917	-.00016	.01167	.00056	.00091
#2	-.00004	.00005	.00022	.01964	-.19292	-.00146	.00920	.00063	.00036
Check ?	Chk Pass	Chk Pass	Chk Pass	Chk Pass	Chk Pass	Chk Pass	Chk Pass	Chk Pass	Chk Pass
High Limit									
Low Limit									

Elem	Na5895	Ni2316	P_1782	Pb2203	S_1820	Sb2068	Se1960	Si2881	Sn1899
Line	589.592 { 57}	231.604 {446}	178.284 {489}	220.353 {453}	182.034 {485}	206.833 {463}	196.090 {472}	288.158 {117}	189.989 {477}
Units	ppm	ppm	ppm	ppm	ppm	ppm	ppm	ppm	ppm
Avg	**.11115**	**.00018**	F **.06089**	**-.00032**	**-.00156**	**.00182**	**.00236**	**.02717**	**.00539**
Stddev	.00009	.00040	.00070	.00107	.00018	.00000	.00463	.01655	.00019
%RSD	.08340	224.26	1.1479	333.44	11.449	.25271	196.38	60.914	3.5104
#1	.11109	-.00011	.06040	-.00108	-.00168	.00182	.00564	.03887	.00552
#2	.11122	.00046	.06139	.00044	-.00143	.00181	-.00092	.01547	.00526
Check ?	Chk Pass	Chk Pass	Chk Fail	Chk Pass	None	Chk Pass	Chk Pass	Chk Pass	Chk Pass
High Limit			.01000						
Low Limit			-.01000						

Elem	Sr4077	Th2837	Ti3349	Tl1908	U_3701	V_2924	Zn2062	Zr3391
Line	407.771 { 83}	283.730 {119}	334.904 {101}	190.856 {477}	370.152 { 91}	292.402 {115}	206.200 {163}	339.198 { 99}
Units	ppm	ppm	ppm	ppm	ppm	ppm	ppm	ppm
Avg	**.00011**	**.00048**	**.00057**	**-.00062**	**.02590**	**-.00014**	**.00276**	**.00194**
Stddev	.00017	.00027	.00008	.00058	.01684	.00029	.00034	.00278
%RSD	155.84	55.641	14.046	93.778	65.038	206.69	12.221	143.52
#1	-.00001	.00029	.00051	-.00021	.03781	.00006	.00252	-.00003
#2	.00023	.00067	.00062	-.00103	.01399	-.00034	.00300	.00390
Check ?	Chk Pass	Chk Pass	Chk Pass	Chk Pass	Chk Pass	Chk Pass	Chk Pass	Chk Pass
High Limit								
Low Limit								

Int. Std.	Y_2243	Y_3600	Y_3774
Line	224.306 {450}	360.073 { 94}	377.433 { 89}
Units	Cts/S	Cts/S	Cts/S
Avg	**5344.8**	**68077.**	**3760.9**
Stddev	16.2	164.	3.5
%RSD	.30282	.24163	.09377
#1	5333.4	68193.	3758.4
#2	5356.3	67961.	3763.4

Sample Name: LCS 280-174436/2-A Acquired: 5/17/2013 10:35:52 Type: Unk
Method: 6500_026(v10) Mode: CONC Corr. Factor: 1.000000
User: bowenh Custom ID1: Custom ID2: Custom ID3:
Comment: 174436 6010b

Elem	Ag3280	Al1670	As1890	B_2089	Ba4554	Be3130	Bi2230	Ca3179	Cd2288
Line	328.068 {103}	167.079 {502}	189.042 {478}	208.959 {461}	455.403 { 74}	313.042 {108}	223.061 {451}	317.933 {106}	228.802 {447}
Units	ppm	ppm	ppm	ppm	ppm	ppm	ppm	ppm	ppm
Avg	**.05121**	**1.8433**	**.93087**	**.96946**	**1.9076**	**.04676**	**1.9444**	**45.954**	**.09793**
Stddev	.00081	.0075	.00126	.00115	.0018	.00018	.0010	.066	.00042
%RSD	1.5833	.40613	.13581	.11856	.09217	.39283	.04963	.14296	.43366
#1	.05179	1.8486	.92997	.97028	1.9064	.04663	1.9437	45.908	.09823
#2	.05064	1.8380	.93176	.96865	1.9089	.04689	1.9450	46.001	.09763
Check ?	Chk Pass	Chk Pass	Chk Pass	Chk Pass	Chk Pass	Chk Pass	Chk Pass	Chk Pass	Chk Pass
High Limit									
Low Limit									

Elem	Co2286	Cr2055	Cu3247	Fe2599	K_7664	Li6707	Mg2790	Mn2576	Mo2020
Line	228.616 {447}	205.552 {464}	324.754 {104}	259.940 {130}	766.490 { 44}	670.784 { 50}	279.079 {121}2	257.610 {131}	202.030 {467}
Units	ppm	ppm	ppm	ppm	ppm	ppm	ppm	ppm	ppm
Avg	**.47761**	**.18663**	**.23624**	**.93167**	**46.816**	**.93919**	**46.352**	**.47284**	**.91492**
Stddev	.00209	.00069	.00051	.00291	.034	.00168	.046	.00098	.00198
%RSD	.43739	.37028	.21390	.31239	.07262	.17904	.09876	.20674	.21597
#1	.47909	.18712	.23588	.92961	46.792	.93800	46.319	.47215	.91631
#2	.47614	.18615	.23659	.93373	46.840	.94038	46.384	.47353	.91352
Check ?	Chk Pass	Chk Pass	Chk Pass	Chk Pass	Chk Pass	Chk Pass	Chk Pass	Chk Pass	Chk Pass
High Limit									
Low Limit									

Elem	Na8183	Ni2316	P_1782	Pb2203	S_1820	Sb2068	Se1960	Si2881	Sn1899
Line	818.326 { 41}	231.604 {446}	178.284 {489}	220.353 {453}	182.034 {485}	206.833 {463}	196.090 {472}	288.158 {117}	189.989 {477}
Units	ppm	ppm	ppm	ppm	ppm	ppm	ppm	ppm	ppm
Avg	**49.255**	**.46424**	**9.8094**	**.47501**	**-.00083**	**.47735**	**1.9314**	**1.4015**	**1.8252**
Stddev	.205	.00267	.0091	.00201	.00053	.00233	.0018	.0030	.0061
%RSD	.41700	.57435	.09262	.42291	63.482	.48832	.09356	.21666	.33610
#1	49.400	.46612	9.8158	.47643	-.00046	.47900	1.9301	1.3993	1.8295
#2	49.109	.46235	9.8029	.47359	-.00121	.47570	1.9327	1.4036	1.8208
Check ?	Chk Pass	Chk Pass	Chk Pass	Chk Pass	None	Chk Pass	Chk Pass	Chk Pass	Chk Pass
High Limit									
Low Limit									

Elem	Sr4077	Th2837	Ti3349	Tl1908	U_3701	V_2924	Zn2062	Zr3391
Line	407.771 { 83}	283.730 {119}	334.904 {101}	190.856 {477}	370.152 { 91}	292.402 {115}	206.200 {163}	339.198 { 99}
Units	ppm	ppm	ppm	ppm	ppm	ppm	ppm	ppm
Avg	**.95882**	**.98293**	**.94694**	**1.8649**	**2.0013**	**.46957**	**.46143**	**.45642**
Stddev	.00048	.00285	.00224	.0066	.0615	.00064	.00031	.00085
%RSD	.04974	.29045	.23610	.35682	3.0740	.13605	.06808	.18706
#1	.95916	.98091	.94536	1.8696	1.9578	.46911	.46120	.45703
#2	.95849	.98495	.94852	1.8602	2.0448	.47002	.46165	.45582
Check ?	Chk Pass	Chk Pass	Chk Pass	Chk Pass	Chk Pass	Chk Pass	Chk Pass	Chk Pass
High Limit								
Low Limit								

Int. Std.	Y_2243	Y_3600	Y_3774
Line	224.306 {450}	360.073 { 94}	377.433 { 89}
Units	Cts/S	Cts/S	Cts/S
Avg	**5204.1**	**66132.**	**3723.0**
Stddev	36.0	231.	6.0
%RSD	.69270	.34958	.16122
#1	5178.6	66296.	3718.7
#2	5229.6	65969.	3727.2

Sample Name: 280-42238-A-1-A Acquired: 5/17/2013 10:38:06 Type: Unk
Method: 6500_026(v10) Mode: CONC Corr. Factor: 1.000000
User: bowenh Custom ID1: Custom ID2: Custom ID3:
Comment: 174436 6010b

Elem	Ag3280	Al3092	As1890	B_2089	Ba4554	Be3130	Bi2230	Ca3179	Cd2288
Line	328.068 {103}	309.271 {109}	189.042 {478}	208.959 {461}	455.403 { 74}	313.042 {108}	223.061 {451}	317.933 {106}	228.802 {447}
Units	ppm	ppm	ppm	ppm	ppm	ppm	ppm	ppm	ppm
Avg	**.00061**	**38.323**	**.01561**	**.00275**	**.45030**	**.00002**	**.02011**	**55.913**	**.00141**
Stddev	.00076	.234	.00012	.00048	.00314	.00002	.00056	.499	.00007
%RSD	125.61	.61060	.73728	17.581	.69754	131.94	2.7839	.89248	5.1906
#1	.00114	38.488	.01569	.00310	.45252	.00003	.02051	56.265	.00146
#2	.00007	38.157	.01553	.00241	.44808	.00000	.01971	55.560	.00136
Check ?	Chk Pass	Chk Pass	Chk Pass	Chk Pass	Chk Pass	Chk Pass	Chk Pass	Chk Pass	Chk Pass
High Limit									
Low Limit									

Elem	Co2286	Cr2055	Cu3247	Fe2714	K_7664	Li6707	Mg2790	Mn2576	Mo2020
Line	228.616 {447}	205.552 {464}	324.754 {104}	271.441 {124}	766.490 { 44}	670.784 { 50}	279.079 {121}2	257.610 {131}	202.030 {467}
Units	ppm	ppm	ppm	ppm	ppm	ppm	ppm	ppm	ppm
Avg	**.10905**	**.02955**	**.15205**	**280.00**	**5.0038**	**.02369**	**43.659**	**3.0916**	**.00190**
Stddev	.00027	.00025	.00035	2.02	.0673	.00149	.020	.0037	.00054
%RSD	.25149	.83247	.23282	.72125	1.3447	6.2771	.04587	.12042	28.350
#1	.10925	.02937	.15180	281.43	5.0514	.02264	43.645	3.0890	.00228
#2	.10886	.02972	.15230	278.57	4.9562	.02474	43.673	3.0943	.00152
Check ?	Chk Pass	Chk Pass	Chk Pass	Chk Pass	Chk Pass	Chk Pass	Chk Pass	Chk Pass	Chk Pass
High Limit									
Low Limit									

Elem	Na5895	Ni2316	P_1782	Pb2203	S_1820	Sb2068	Se1960	Si2881	Sn1899
Line	589.592 { 57}	231.604 {446}	178.284 {489}	220.353 {453}	182.034 {485}	206.833 {463}	196.090 {472}	288.158 {117}	189.989 {477}
Units	ppm	ppm	ppm	ppm	ppm	ppm	ppm	ppm	ppm
Avg	**2.4460**	**.06702**	**14.711**	**.01957**	**1.0574**	**.00777**	**.00196**	**.99116**	**.01677**
Stddev	.0370	.00034	.004	.00327	.0084	.00031	.00200	.02863	.00097
%RSD	1.5126	.51023	.02815	16.735	.79456	4.0169	102.04	2.8883	5.7560
#1	2.4721	.06726	14.708	.01725	1.0515	.00799	.00054	1.0114	.01609
#2	2.4198	.06678	14.714	.02188	1.0634	.00755	.00337	.97092	.01745
Check ?	Chk Pass	Chk Pass	Chk Pass	Chk Pass	None	Chk Pass	Chk Pass	Chk Pass	Chk Pass
High Limit									
Low Limit									

Elem	Sr4077	Th2837	Ti3349	Tl1908	U_3701	V_2924	Zn2062	Zr3391
Line	407.771 { 83}	283.730 {119}	334.904 {101}	190.856 {477}	370.152 { 91}	292.402 {115}	206.200 {163}	339.198 { 99}
Units	ppm	ppm	ppm	ppm	ppm	ppm	ppm	ppm
Avg	**.17770**	**.06378**	W **22.346**	**-.00855**	W **-.06625**	**.66682**	**.46162**	**.27517**
Stddev	.00165	.00186	.041	.00005	.02833	.00061	.00182	.00190
%RSD	.92797	2.9227	.18407	.57968	42.766	.09185	.39415	.69163
#1	.17886	.06246	22.317	-.00859	-.08629	.66639	.46034	.27382
#2	.17653	.06510	22.375	-.00852	-.04622	.66725	.46291	.27651
Check ?	Chk Pass	Chk Pass	Chk Warn	Chk Pass	Chk Warn	Chk Pass	Chk Pass	Chk Pass
High Limit			10.000		45.000			
Low Limit			-.01000		-.05000			

Int. Std.	Y_2243	Y_3600	Y_3774
Line	224.306 {450}	360.073 { 94}	377.433 { 89}
Units	Cts/S	Cts/S	Cts/S
Avg	**6285.3**	**79290.**	**4473.4**
Stddev	13.9	32.	53.4
%RSD	.22162	.04026	1.1939
#1	6275.5	79267.	4435.6
#2	6295.2	79312.	4511.2

Sample Name: sd 280-42238-A-1-A@5 Acquired: 5/17/2013 10:40:32 Type: Unk
Method: 6500_026(v10) Mode: CONC Corr. Factor: 1.000000
User: bowenh Custom ID1: Custom ID2: Custom ID3:
Comment: 174436 6010b

Elem	Ag3280	Al3092	As1890	B_2089	Ba4554	Be3130	Bi2230	Ca3179	Cd2288
Line	328.068 {103}	309.271 {109}	189.042 {478}	208.959 {461}	455.403 { 74}	313.042 {108}	223.061 {451}	317.933 {106}	228.802 {447}
Units	ppm	ppm	ppm	ppm	ppm	ppm	ppm	ppm	ppm
Avg	**.00082**	**8.8744**	**.00507**	**.00237**	**.10329**	**-.00005**	**.00883**	**13.030**	**.00023**
Stddev	.00044	.0427	.00203	.00056	.00054	.00006	.00026	.016	.00009
%RSD	53.701	.48150	40.122	23.616	.52503	122.51	2.9709	.12655	37.515
#1	.00051	8.9047	.00651	.00277	.10291	-.00009	.00902	13.041	.00017
#2	.00113	8.8442	.00363	.00198	.10367	-.00001	.00864	13.018	.00029
Check ?	Chk Pass	Chk Pass	Chk Pass	Chk Pass	Chk Pass	Chk Pass	Chk Pass	Chk Pass	Chk Pass
High Limit									
Low Limit									

Elem	Co2286	Cr2055	Cu3247	Fe2714	K_7664	Li6707	Mg2790	Mn2576	Mo2020
Line	228.616 {447}	205.552 {464}	324.754 {104}	271.441 {124}	766.490 { 44}	670.784 { 50}	279.079 {121}2	257.610 {131}	202.030 {467}
Units	ppm	ppm	ppm	ppm	ppm	ppm	ppm	ppm	ppm
Avg	**.02587**	**.00691**	**.03366**	**65.544**	**.96693**	**.00535**	**10.174**	**.72349**	**.00071**
Stddev	.00026	.00025	.00057	.063	.03287	.00079	.007	.00095	.00025
%RSD	1.0185	3.6155	1.6815	.09538	3.3997	14.710	.06901	.13187	35.195
#1	.02606	.00674	.03326	65.588	.99018	.00591	10.179	.72416	.00053
#2	.02569	.00709	.03406	65.499	.94369	.00479	10.169	.72281	.00089
Check ?	Chk Pass	Chk Pass	Chk Pass	Chk Pass	Chk Pass	Chk Pass	Chk Pass	Chk Pass	Chk Pass
High Limit									
Low Limit									

Elem	Na5895	Ni2316	P_1782	Pb2203	S_1820	Sb2068	Se1960	Si2881	Sn1899
Line	589.592 { 57}	231.604 {446}	178.284 {489}	220.353 {453}	182.034 {485}	206.833 {463}	196.090 {472}	288.158 {117}	189.989 {477}
Units	ppm	ppm	ppm	ppm	ppm	ppm	ppm	ppm	ppm
Avg	**.45167**	**.01592**	**3.4274**	**.00626**	**.22250**	**.00104**	**.00199**	**.22645**	**.00289**
Stddev	.00153	.00014	.0029	.00107	.00106	.00088	.00060	.00009	.00051
%RSD	.33795	.90648	.08456	17.170	.47650	85.108	30.056	.04090	17.608
#1	.45059	.01602	3.4253	.00702	.22325	.00166	.00242	.22639	.00253
#2	.45275	.01582	3.4294	.00550	.22175	.00041	.00157	.22652	.00324
Check ?	Chk Pass	Chk Pass	Chk Pass	Chk Pass	None	Chk Pass	Chk Pass	Chk Pass	Chk Pass
High Limit									
Low Limit									

Elem	Sr4077	Th2837	Ti3349	Tl1908	U_3701	V_2924	Zn2062	Zr3391
Line	407.771 { 83}	283.730 {119}	334.904 {101}	190.856 {477}	370.152 { 91}	292.402 {115}	206.200 {163}	339.198 { 99}
Units	ppm	ppm	ppm	ppm	ppm	ppm	ppm	ppm
Avg	**.04157**	**.01552**	**5.1734**	**-.00151**	**-.02162**	**.15511**	**.11178**	**.06473**
Stddev	.00006	.00034	.0024	.00025	.02855	.00024	.00075	.00310
%RSD	.14102	2.2112	.04658	16.748	132.04	.15650	.66941	4.7908
#1	.04153	.01527	5.1751	-.00169	-.00143	.15528	.11125	.06254
#2	.04161	.01576	5.1717	-.00133	-.04181	.15494	.11231	.06692
Check ?	Chk Pass	Chk Pass	Chk Pass	Chk Pass	Chk Pass	Chk Pass	Chk Pass	Chk Pass
High Limit								
Low Limit								

Int. Std.	Y_2243	Y_3600	Y_3774
Line	224.306 {450}	360.073 { 94}	377.433 { 89}
Units	Cts/S	Cts/S	Cts/S
Avg	**5617.1**	**70463.**	**3970.1**
Stddev	6.4	267.	1.6
%RSD	.11361	.37924	.04141
#1	5621.6	70274.	3969.0
#2	5612.6	70652.	3971.3

Sample Name: 280-42238-A-1-B DU Acquired: 5/17/2013 10:42:54 Type: Unk
Method: 6500_026(v10) Mode: CONC Corr. Factor: 1.000000
User: bowenh Custom ID1: Custom ID2: Custom ID3:
Comment: 174436 6010b

Elem	Ag3280	Al3092	As1890	B_2089	Ba4554	Be3130	Bi2230	Ca3179	Cd2288
Line	328.068 {103}	309.271 {109}	189.042 {478}	208.959 {461}	455.403 { 74}	313.042 {108}	223.061 {451}	317.933 {106}	228.802 {447}
Units	ppm	ppm	ppm	ppm	ppm	ppm	ppm	ppm	ppm
Avg	**.00118**	**39.363**	**.01329**	**.00082**	**.46260**	**.00009**	**.01368**	**48.204**	**.00118**
Stddev	.00021	.235	.00262	.00010	.00011	.00011	.00957	.167	.00004
%RSD	17.827	.59801	19.729	11.951	.02349	120.70	69.931	.34557	3.2262
#1	.00103	39.530	.01144	.00088	.46268	.00017	.02045	48.322	.00116
#2	.00133	39.197	.01515	.00075	.46252	.00001	.00692	48.086	.00121
Check ?	Chk Pass	Chk Pass	Chk Pass	Chk Pass	Chk Pass	Chk Pass	Chk Pass	Chk Pass	Chk Pass
High Limit									
Low Limit									

Elem	Co2286	Cr2055	Cu3247	Fe2714	K_7664	Li6707	Mg2790	Mn2576	Mo2020
Line	228.616 {447}	205.552 {464}	324.754 {104}	271.441 {124}	766.490 { 44}	670.784 { 50}	279.079 {121}2	257.610 {131}	202.030 {467}
Units	ppm	ppm	ppm	ppm	ppm	ppm	ppm	ppm	ppm
Avg	**.09290**	**.02448**	**.14550**	**234.95**	**4.6077**	**.02246**	**37.324**	**3.2080**	**.00154**
Stddev	.00048	.00014	.00001	.72	.0266	.00008	.028	.0025	.00008
%RSD	.51388	.56768	.01022	.30485	.57769	.36728	.07514	.07761	5.4179
#1	.09256	.02457	.14549	235.46	4.6265	.02240	37.344	3.2098	.00159
#2	.09324	.02438	.14551	234.45	4.5889	.02251	37.304	3.2063	.00148
Check ?	Chk Pass	Chk Pass	Chk Pass	Chk Pass	Chk Pass	Chk Pass	Chk Pass	Chk Pass	Chk Pass
High Limit									
Low Limit									

Elem	Na5895	Ni2316	P_1782	Pb2203	S_1820	Sb2068	Se1960	Si2881	Sn1899
Line	589.592 { 57}	231.604 {446}	178.284 {489}	220.353 {453}	182.034 {485}	206.833 {463}	196.090 {472}	288.158 {117}	189.989 {477}
Units	ppm	ppm	ppm	ppm	ppm	ppm	ppm	ppm	ppm
Avg	**3.0880**	**.07688**	**11.462**	**.01879**	**.83248**	**.00787**	**.00510**	**.98116**	**.01810**
Stddev	.0291	.00049	.004	.00135	.00350	.00211	.00180	.00391	.00072
%RSD	.94316	.64298	.03822	7.1948	.42077	26.864	35.247	.39800	3.9875
#1	3.1086	.07723	11.465	.01783	.83496	.00936	.00637	.98392	.01861
#2	3.0674	.07653	11.459	.01975	.83001	.00637	.00383	.97840	.01759
Check ?	Chk Pass	Chk Pass	Chk Pass	Chk Pass	None	Chk Pass	Chk Pass	Chk Pass	Chk Pass
High Limit									
Low Limit									

Elem	Sr4077	Th2837	Ti3349	Tl1908	U_3701	V_2924	Zn2062	Zr3391
Line	407.771 { 83}	283.730 {119}	334.904 {101}	190.856 {477}	370.152 { 91}	292.402 {115}	206.200 {163}	339.198 { 99}
Units	ppm	ppm	ppm	ppm	ppm	ppm	ppm	ppm
Avg	**.17245**	**.05335**	W **20.187**	**-.00727**	W **-.06406**	**.56410**	**.38245**	**.24987**
Stddev	.00041	.00168	.432	.00075	.02339	.00090	.00023	.00216
%RSD	.23809	3.1480	2.1419	10.275	36.520	.15972	.06058	.86597
#1	.17274	.05217	20.493	-.00674	-.04752	.56346	.38229	.25140
#2	.17216	.05454	19.881	-.00780	-.08060	.56473	.38262	.24834
Check ?	Chk Pass	Chk Pass	Chk Warn	Chk Pass	Chk Warn	Chk Pass	Chk Pass	Chk Pass
High Limit			10.000		45.000			
Low Limit			-.01000		-.05000			

Int. Std.	Y_2243	Y_3600	Y_3774
Line	224.306 {450}	360.073 { 94}	377.433 { 89}
Units	Cts/S	Cts/S	Cts/S
Avg	**6168.2**	**77081.**	**4365.2**
Stddev	20.5	321.	17.7
%RSD	.33196	.41611	.40529
#1	6182.7	76854.	4352.7
#2	6153.7	77307.	4377.7

Sample Name: 280-42238-A-1-C MS Acquired: 5/17/2013 10:45:20 Type: Unk
Method: 6500_026(v10) Mode: CONC Corr. Factor: 1.000000
User: bowenh Custom ID1: Custom ID2: Custom ID3:
Comment: 174436 6010b

Elem	Ag3280	Al3092	As1890	B_2089	Ba4554	Be3130	Bi2230	Ca3179	Cd2288
Line	328.068 {103}	309.271 {109}	189.042 {478}	208.959 {461}	455.403 { 74}	313.042 {108}	223.061 {451}	317.933 {106}	228.802 {447}
Units	ppm	ppm	ppm	ppm	ppm	ppm	ppm	ppm	ppm
Avg	**.04285**	**53.891**	**.77457**	**.79025**	**2.0972**	**.03861**	**1.6275**	**112.98**	**.08338**
Stddev	.00018	.212	.00401	.00031	.0079	.00021	.0062	.38	.00009
%RSD	.42467	.39290	.51773	.03933	.37665	.55655	.37944	.33663	.10970
#1	.04272	53.741	.77174	.79003	2.0917	.03846	1.6232	112.71	.08332
#2	.04298	54.041	.77741	.79047	2.1028	.03876	1.6319	113.25	.08345
Check ?	Chk Pass	Chk Pass	Chk Pass	Chk Pass	Chk Pass	Chk Pass	Chk Pass	Chk Pass	Chk Pass
High Limit									
Low Limit									

Elem	Co2286	Cr2055	Cu3247	Fe2714	K_7664	Li6707	Mg2790	Mn2576	Mo2020
Line	228.616 {447}	205.552 {464}	324.754 {104}	271.441 {124}	766.490 { 44}	670.784 { 50}	279.079 {121}2	257.610 {131}	202.030 {467}
Units	ppm	ppm	ppm	ppm	ppm	ppm	ppm	ppm	ppm
Avg	**.50511**	**.20221**	**.35641**	**308.36**	**45.347**	**.82435**	**90.085**	**3.9376**	**.74985**
Stddev	.00018	.00036	.00021	1.12	.146	.00142	.040	.0136	.00086
%RSD	.03650	.17882	.05871	.36333	.32198	.17238	.04468	.34464	.11446
#1	.50498	.20195	.35656	307.57	45.243	.82335	90.057	3.9280	.74924
#2	.50524	.20246	.35626	309.15	45.450	.82536	90.114	3.9472	.75045
Check ?	Chk Pass	Chk Pass	Chk Pass	Chk Pass	Chk Pass	Chk Pass	Chk Pass	Chk Pass	Chk Pass
High Limit									
Low Limit									

Elem	Na8183	Ni2316	P_1782	Pb2203	S_1820	Sb2068	Se1960	Si2881	Sn1899
Line	818.326 { 41}	231.604 {446}	178.284 {489}	220.353 {453}	182.034 {485}	206.833 {463}	196.090 {472}	288.158 {117}	189.989 {477}
Units	ppm	ppm	ppm	ppm	ppm	ppm	ppm	ppm	ppm
Avg	**47.259**	**.45710**	**22.294**	**.40574**	**1.0252**	**.28319**	**1.5783**	**4.0371**	**1.3686**
Stddev	.001	.00049	.026	.00041	.0031	.00093	.0105	.0029	.0035
%RSD	.00153	.10617	.11469	.10168	.30465	.33002	.66454	.07236	.25711
#1	47.260	.45744	22.276	.40603	1.0230	.28385	1.5709	4.0351	1.3661
#2	47.259	.45675	22.312	.40545	1.0274	.28253	1.5858	4.0392	1.3711
Check ?	Chk Pass	Chk Pass	Chk Pass	Chk Pass	None	Chk Pass	Chk Pass	Chk Pass	Chk Pass
High Limit									
Low Limit									

Elem	Sr4077	Th2837	Ti3349	Tl1908	U_3701	V_2924	Zn2062	Zr3391
Line	407.771 { 83}	283.730 {119}	334.904 {101}	190.856 {477}	370.152 { 91}	292.402 {115}	206.200 {163}	339.198 { 99}
Units	ppm	ppm	ppm	ppm	ppm	ppm	ppm	ppm
Avg	**1.0160**	**.87123**	W **24.960**	**1.5094**	**1.5668**	**1.1553**	**.86595**	**.70117**
Stddev	.0038	.00047	.034	.0045	.0357	.0002	.00151	.00020
%RSD	.37685	.05424	.13457	.29718	2.2765	.01926	.17452	.02859
#1	1.0133	.87156	24.937	1.5062	1.5920	1.1551	.86701	.70131
#2	1.0187	.87089	24.984	1.5126	1.5415	1.1554	.86488	.70103
Check ?	Chk Pass	Chk Pass	Chk Warn	Chk Pass	Chk Pass	Chk Pass	Chk Pass	Chk Pass
High Limit			10.000					
Low Limit			-.01000					

Int. Std.	Y_2243	Y_3600	Y_3774
Line	224.306 {450}	360.073 { 94}	377.433 { 89}
Units	Cts/S	Cts/S	Cts/S
Avg	**6329.9**	**80168.**	**4514.3**
Stddev	13.4	426.	29.0
%RSD	.21119	.53180	.64317
#1	6320.5	79867.	4534.8
#2	6339.4	80470.	4493.8

Sample Name: 280-42238-A-2-A Acquired: 5/17/2013 10:47:45 Type: Unk
Method: 6500_026(v10) Mode: CONC Corr. Factor: 1.000000
User: bowenh Custom ID1: Custom ID2: Custom ID3:
Comment: 174436 6010b

Elem	Ag3280	Al3092	As1890	B_2089	Ba4554	Be3130	Bi2230	Ca3179	Cd2288
Line	328.068 {103}	309.271 {109}	189.042 {478}	208.959 {461}	455.403 { 74}	313.042 {108}	223.061 {451}	317.933 {106}	228.802 {447}
Units	ppm	ppm	ppm	ppm	ppm	ppm	ppm	ppm	ppm
Avg	**.00110**	**36.599**	**.01407**	**.00099**	**.41132**	**-.00024**	**-.00213**	**49.382**	**.00118**
Stddev	.00038	.174	.00108	.00026	.00186	.00025	.01037	.186	.00002
%RSD	34.861	.47583	7.7083	26.706	.45222	105.79	487.50	.37697	1.5606
#1	.00137	36.722	.01483	.00118	.41263	-.00041	-.00946	49.514	.00120
#2	.00083	36.476	.01330	.00080	.41000	-.00006	.00521	49.251	.00117
Check ?	Chk Pass	Chk Pass	Chk Pass	Chk Pass	Chk Pass	Chk Pass	Chk Pass	Chk Pass	Chk Pass
High Limit									
Low Limit									

Elem	Co2286	Cr2055	Cu3247	Fe2714	K_7664	Li6707	Mg2790	Mn2576	Mo2020
Line	228.616 {447}	205.552 {464}	324.754 {104}	271.441 {124}	766.490 { 44}	670.784 { 50}	279.079 {121}2	257.610 {131}	202.030 {467}
Units	ppm	ppm	ppm	ppm	ppm	ppm	ppm	ppm	ppm
Avg	**.09760**	**.02441**	**.13835**	**257.68**	**4.5094**	**.02263**	**38.625**	**2.9008**	**.00175**
Stddev	.00063	.00039	.00043	1.62	.0004	.00097	.057	.0077	.00027
%RSD	.64106	1.6057	.31104	.62935	.00808	4.2787	.14853	.26547	15.583
#1	.09805	.02469	.13804	258.82	4.5091	.02331	38.585	2.8954	.00195
#2	.09716	.02414	.13865	256.53	4.5096	.02194	38.666	2.9063	.00156
Check ?	Chk Pass	Chk Pass	Chk Pass	Chk Pass	Chk Pass	Chk Pass	Chk Pass	Chk Pass	Chk Pass
High Limit									
Low Limit									

Elem	Na5895	Ni2316	P_1782	Pb2203	S_1820	Sb2068	Se1960	Si2881	Sn1899
Line	589.592 { 57}	231.604 {446}	178.284 {489}	220.353 {453}	182.034 {485}	206.833 {463}	196.090 {472}	288.158 {117}	189.989 {477}
Units	ppm	ppm	ppm	ppm	ppm	ppm	ppm	ppm	ppm
Avg	**2.2777**	**.06010**	**12.735**	**.01519**	**.83877**	**.00764**	**.00228**	**1.1747**	**.01887**
Stddev	.0211	.00032	.022	.00156	.00398	.00047	.00241	.0737	.00103
%RSD	.92572	.53672	.16965	10.264	.47462	6.1658	105.72	6.2723	5.4821
#1	2.2926	.06033	12.720	.01630	.84159	.00731	.00398	1.2268	.01960
#2	2.2628	.05987	12.751	.01409	.83596	.00797	.00057	1.1226	.01814
Check ?	Chk Pass	Chk Pass	Chk Pass	Chk Pass	None	Chk Pass	Chk Pass	Chk Pass	Chk Pass
High Limit									
Low Limit									

Elem	Sr4077	Th2837	Ti3349	Tl1908	U_3701	V_2924	Zn2062	Zr3391
Line	407.771 { 83}	283.730 {119}	334.904 {101}	190.856 {477}	370.152 { 91}	292.402 {115}	206.200 {163}	339.198 { 99}
Units	ppm	ppm	ppm	ppm	ppm	ppm	ppm	ppm
Avg	**.17293**	**.05755**	W **20.983**	**-.00692**	W **-.08582**	**.60633**	**.39842**	**.25340**
Stddev	.00051	.00161	.083	.00135	.03879	.00018	.00179	.00179
%RSD	.29477	2.7950	.39620	19.435	45.195	.02922	.44881	.70496
#1	.17329	.05641	20.924	-.00597	-.05839	.60620	.39716	.25213
#2	.17257	.05868	21.042	-.00788	-.11325	.60645	.39969	.25466
Check ?	Chk Pass	Chk Pass	Chk Warn	Chk Pass	Chk Warn	Chk Pass	Chk Pass	Chk Pass
High Limit			10.000		45.000			
Low Limit			-.01000		-.05000			

Int. Std.	Y_2243	Y_3600	Y_3774
Line	224.306 {450}	360.073 { 94}	377.433 { 89}
Units	Cts/S	Cts/S	Cts/S
Avg	**6372.6**	**80296.**	**4532.6**
Stddev	1.2	293.	10.3
%RSD	.01824	.36458	.22768
#1	6371.7	80503.	4525.3
#2	6373.4	80089.	4539.9

Sample Name: 280-42238-A-3-A Acquired: 5/17/2013 10:50:10 Type: Unk
Method: 6500_026(v10) Mode: CONC Corr. Factor: 1.000000
User: bowenh Custom ID1: Custom ID2: Custom ID3:
Comment: 174436 6010b

Elem	Ag3280	Al3092	As1890	B_2089	Ba4554	Be3130	Bi2230	Ca3179	Cd2288
Line	328.068 {103}	309.271 {109}	189.042 {478}	208.959 {461}	455.403 { 74}	313.042 {108}	223.061 {451}	317.933 {106}	228.802 {447}
Units	ppm	ppm	ppm	ppm	ppm	ppm	ppm	ppm	ppm
Avg	**.00071**	**49.691**	**.02176**	**.00584**	**.56329**	**.00025**	**-.00141**	**55.604**	**.00111**
Stddev	.00074	.033	.00004	.00053	.00003	.00011	.00061	.149	.00009
%RSD	104.58	.06734	.20082	9.1328	.00606	42.934	43.526	.26803	8.4501
#1	.00019	49.715	.02179	.00621	.56327	.00018	-.00097	55.710	.00105
#2	.00124	49.667	.02173	.00546	.56332	.00033	-.00184	55.499	.00118
Check ?	Chk Pass	Chk Pass	Chk Pass	Chk Pass	Chk Pass	Chk Pass	Chk Pass	Chk Pass	Chk Pass
High Limit									
Low Limit									

Elem	Co2286	Cr2055	Cu3247	Fe2714	K_7664	Li6707	Mg2790	Mn2576	Mo2020
Line	228.616 {447}	205.552 {464}	324.754 {104}	271.441 {124}	766.490 { 44}	670.784 { 50}	279.079 {121}2	257.610 {131}	202.030 {467}
Units	ppm	ppm	ppm	ppm	ppm	ppm	ppm	ppm	ppm
Avg	**.09547**	**.05077**	**.14011**	**235.62**	**7.7623**	**.04508**	**43.764**	**2.9294**	**.00173**
Stddev	.00014	.00011	.00005	.05	.0165	.00072	.004	.0001	.00034
%RSD	.14353	.22455	.03394	.01934	.21286	1.5987	.00902	.00446	19.382
#1	.09557	.05069	.14008	235.58	7.7506	.04457	43.767	2.9295	.00197
#2	.09538	.05085	.14015	235.65	7.7740	.04559	43.761	2.9293	.00149
Check ?	Chk Pass	Chk Pass	Chk Pass	Chk Pass	Chk Pass	Chk Pass	Chk Pass	Chk Pass	Chk Pass
High Limit									
Low Limit									

Elem	Na5895	Ni2316	P_1782	Pb2203	S_1820	Sb2068	Se1960	Si2881	Sn1899
Line	589.592 { 57}	231.604 {446}	178.284 {489}	220.353 {453}	182.034 {485}	206.833 {463}	196.090 {472}	288.158 {117}	189.989 {477}
Units	ppm	ppm	ppm	ppm	ppm	ppm	ppm	ppm	ppm
Avg	**2.2883**	**.09041**	**11.161**	**.02612**	**.99332**	**.00783**	**.00611**	**2.0902**	**.01590**
Stddev	.0267	.00019	.016	.00158	.00207	.00021	.00559	.0143	.00071
%RSD	1.1659	.21393	.14535	6.0473	.20815	2.7294	91.435	.68248	4.4850
#1	2.3072	.09028	11.173	.02723	.99478	.00768	.00216	2.1003	.01640
#2	2.2695	.09055	11.150	.02500	.99186	.00798	.01007	2.0801	.01540
Check ?	Chk Pass	Chk Pass	Chk Pass	Chk Pass	None	Chk Pass	Chk Pass	Chk Pass	Chk Pass
High Limit									
Low Limit									

Elem	Sr4077	Th2837	Ti3349	Tl1908	U_3701	V_2924	Zn2062	Zr3391
Line	407.771 { 83}	283.730 {119}	334.904 {101}	190.856 {477}	370.152 { 91}	292.402 {115}	206.200 {163}	339.198 { 99}
Units	ppm	ppm	ppm	ppm	ppm	ppm	ppm	ppm
Avg	**.21216**	**.05809**	W **19.157**	**-.00847**	W **-.08345**	**.57460**	**.40731**	**.22658**
Stddev	.00025	.00005	.008	.00018	.01813	.00004	.00072	.00425
%RSD	.11800	.07811	.04086	2.1201	21.731	.00628	.17672	1.8744
#1	.21234	.05812	19.151	-.00834	-.07063	.57462	.40782	.22958
#2	.21198	.05806	19.162	-.00860	-.09627	.57457	.40680	.22358
Check ?	Chk Pass	Chk Pass	Chk Warn	Chk Pass	Chk Warn	Chk Pass	Chk Pass	Chk Pass
High Limit			10.000		45.000			
Low Limit			-.01000		-.05000			

Int. Std.	Y_2243	Y_3600	Y_3774
Line	224.306 {450}	360.073 { 94}	377.433 { 89}
Units	Cts/S	Cts/S	Cts/S
Avg	**6206.4**	**78306.**	**4405.5**
Stddev	13.7	289.	58.3
%RSD	.22005	.36920	1.3243
#1	6196.8	78101.	4364.3
#2	6216.1	78510.	4446.8

Sample Name: 280-42238-A-4-A Acquired: 5/17/2013 10:52:36 Type: Unk
Method: 6500_026(v10) Mode: CONC Corr. Factor: 1.000000
User: bowenh Custom ID1: Custom ID2: Custom ID3:
Comment: 174436 6010b

Elem	Ag3280	Al3092	As1890	B_2089	Ba4554	Be3130	Bi2230	Ca3179	Cd2288
Line	328.068 {103}	309.271 {109}	189.042 {478}	208.959 {461}	455.403 { 74}	313.042 {108}	223.061 {451}	317.933 {106}	228.802 {447}
Units	ppm	ppm	ppm	ppm	ppm	ppm	ppm	ppm	ppm
Avg	**.00112**	**36.595**	**.01558**	**-.00031**	**.42225**	**-.00002**	**-.00124**	**57.253**	**.00121**
Stddev	.00010	.047	.00091	.00038	.00079	.00001	.00209	.018	.00004
%RSD	8.4816	.12768	5.8149	121.35	.18743	55.341	169.21	.03071	3.5504
#1	.00119	36.562	.01494	-.00004	.42281	-.00003	-.00271	57.240	.00124
#2	.00106	36.628	.01622	-.00058	.42169	-.00001	.00024	57.265	.00118
Check ?	Chk Pass	Chk Pass	Chk Pass	Chk Pass	Chk Pass	Chk Pass	Chk Pass	Chk Pass	Chk Pass
High Limit									
Low Limit									

Elem	Co2286	Cr2055	Cu3247	Fe2714	K_7664	Li6707	Mg2790	Mn2576	Mo2020
Line	228.616 {447}	205.552 {464}	324.754 {104}	271.441 {124}	766.490 { 44}	670.784 { 50}	279.079 {121}2	257.610 {131}	202.030 {467}
Units	ppm	ppm	ppm	ppm	ppm	ppm	ppm	ppm	ppm
Avg	**.10367**	**.02307**	**.14430**	**247.06**	**4.5480**	**.02384**	**41.106**	**2.7376**	**.00174**
Stddev	.00004	.00003	.00031	.03	.0286	.00144	.093	.0026	.00007
%RSD	.03974	.11922	.21163	.01188	.62925	6.0280	.22690	.09655	3.9989
#1	.10364	.02305	.14409	247.08	4.5682	.02485	41.040	2.7358	.00169
#2	.10370	.02309	.14452	247.04	4.5277	.02282	41.172	2.7395	.00179
Check ?	Chk Pass	Chk Pass	Chk Pass	Chk Pass	Chk Pass	Chk Pass	Chk Pass	Chk Pass	Chk Pass
High Limit									
Low Limit									

Elem	Na5895	Ni2316	P_1782	Pb2203	S_1820	Sb2068	Se1960	Si2881	Sn1899
Line	589.592 { 57}	231.604 {446}	178.284 {489}	220.353 {453}	182.034 {485}	206.833 {463}	196.090 {472}	288.158 {117}	189.989 {477}
Units	ppm	ppm	ppm	ppm	ppm	ppm	ppm	ppm	ppm
Avg	**2.7801**	**.06284**	**13.900**	**.01881**	**.97706**	**.00729**	**.00675**	**1.4183**	**.01853**
Stddev	.0071	.00067	.012	.00080	.00071	.00015	.00137	.0003	.00077
%RSD	.25401	1.0677	.08907	4.2522	.07283	2.0780	20.300	.02353	4.1408
#1	2.7851	.06332	13.891	.01938	.97757	.00740	.00772	1.4185	.01798
#2	2.7751	.06237	13.909	.01824	.97656	.00719	.00578	1.4180	.01907
Check ?	Chk Pass	Chk Pass	Chk Pass	Chk Pass	None	Chk Pass	Chk Pass	Chk Pass	Chk Pass
High Limit									
Low Limit									

Elem	Sr4077	Th2837	Ti3349	Tl1908	U_3701	V_2924	Zn2062	Zr3391
Line	407.771 { 83}	283.730 {119}	334.904 {101}	190.856 {477}	370.152 { 91}	292.402 {115}	206.200 {163}	339.198 { 99}
Units	ppm	ppm	ppm	ppm	ppm	ppm	ppm	ppm
Avg	**.17728**	**.05893**	W **18.612**	**-.00628**	F **-.11569**	**.54990**	**.41658**	**.26424**
Stddev	.00031	.00100	.060	.00050	.02094	.00198	.00170	.00150
%RSD	.17238	1.6977	.32269	7.9515	18.097	.35992	.40870	.56751
#1	.17707	.05964	18.569	-.00593	-.13050	.54850	.41537	.26530
#2	.17750	.05823	18.654	-.00663	-.10089	.55130	.41778	.26318
Check ?	Chk Pass	Chk Pass	Chk Warn	Chk Pass	Chk Fail	Chk Pass	Chk Pass	Chk Pass
High Limit			10.000		50.000			
Low Limit			-.01000		-.10000			

Int. Std.	Y_2243	Y_3600	Y_3774
Line	224.306 {450}	360.073 { 94}	377.433 { 89}
Units	Cts/S	Cts/S	Cts/S
Avg	**6461.3**	**81567.**	**4643.6**
Stddev	14.4	93.	4.0
%RSD	.22330	.11382	.08525
#1	6451.1	81633.	4640.8
#2	6471.5	81501.	4646.4

Sample Name: CCVH-2050355 Acquired: 5/17/2013 10:55:02 Type: QC
Method: 6500_026(v10) Mode: CONC Corr. Factor: 1.000000
User: bowenh Custom ID1: Custom ID2: Custom ID3:
Comment:

Elem	Ag3280	Al3092	As1890	B_2089	Ba4554	Be3130	Bi2230	Ca3179	Cd2288	Co2286	Cr2055	Cu3247	Fe2714
Units	ppm	ppm	ppm	ppm	ppm	ppm	ppm	ppm	ppm	ppm	ppm	ppm	ppm
Avg	**-.00009**	**49.595**	**-.00065**	**.00090**	**-.00063**	**-.00012**	**.98729**	**.00995**	**-.00072**	**.00210**	**-.00024**	**-.00121**	**49.720**
Stddev	.00034	.132	.00143	.00043	.00001	.00002	.00772	.00068	.00010	.00003	.00012	.00056	.011
%RSD	358.13	.26587	220.58	47.961	.97145	17.509	.78222	6.8550	13.785	1.5053	51.993	46.291	.02259
#1	-.00033	49.502	-.00166	.00120	-.00064	-.00011	.99275	.01044	-.00079	.00208	-.00015	-.00081	49.728
#2	.00014	49.689	.00036	.00059	-.00063	-.00014	.98183	.00947	-.00065	.00212	-.00033	-.00161	49.712
Check ?	None	Chk Pass	None	None	None	None	Chk Pass	None	None	None	None	None	Chk Pass
Value													
Range													

Elem	K_7664	Li6707	Mg2790	Mn2576	Mo2020	Na8183	Ni2316	P_1782	Pb2203	S_1820	Sb2068	Se1960	Si2881
Units	ppm	ppm	ppm	ppm	ppm	ppm	ppm	ppm	ppm	ppm	ppm	ppm	ppm
Avg	**-.21435**	**-.00023**	**.01662**	**.00035**	**-.00160**	**247.63**	**.00184**	**.00608**	**-.00034**	**4.9683**	**.00247**	**.00712**	**.02220**
Stddev	.03252	.00061	.00193	.00001	.00005	.22	.00011	.00104	.00142	.0065	.00224	.00144	.02352
%RSD	15.172	269.67	11.637	1.8850	3.3739	.08938	6.1744	17.064	418.96	.13068	90.471	20.262	105.96
#1	-.19135	.00021	.01526	.00034	-.00156	247.47	.00176	.00535	.00066	4.9729	.00405	.00814	.00557
#2	-.23734	-.00066	.01799	.00035	-.00164	247.79	.00192	.00682	-.00134	4.9637	.00089	.00610	.03883
Check ?	None	None	None	None	None	Chk Pass	None	None	None	None	None	None	None
Value													
Range													

Elem	Sn1899	Sr4077	Th2837	Ti3349	Tl1908	U_3701	V_2924	Zn2062	Zr3391
Units	ppm	ppm	ppm	ppm	ppm	ppm	ppm	ppm	ppm
Avg	**-.00008**	**.00031**	**5.0436**	**.00725**	**-.00018**	**9.9429**	**.00028**	**.00393**	**-.04790**
Stddev	.00099	.00005	.0075	.00055	.00050	.0270	.00009	.00045	.00448
%RSD	1286.2	15.737	.14872	7.6297	273.89	.27147	32.240	11.358	9.3452
#1	-.00077	.00028	5.0489	.00686	.00017	9.9620	.00021	.00362	-.04474
#2	.00062	.00035	5.0383	.00764	-.00053	9.9238	.00034	.00425	-.05107
Check ?	None	None	Chk Pass	None	None	Chk Pass	None	None	None
Value									
Range									

Int. Std.	Y_2243	Y_3600	Y_3774
Units	Cts/S	Cts/S	Cts/S
Avg	**5473.1**	**69114.**	**3867.2**
Stddev	14.1	485.	18.4
%RSD	.25683	.70207	.47459
#1	5483.0	68771.	3880.1
#2	5463.1	69457.	3854.2

Sample Name: CCV-2050339 Acquired: 5/17/2013 10:57:25 Type: QC
Method: 6500_026(v10) Mode: CONC Corr. Factor: 1.000000
User: bowenh Custom ID1: Custom ID2: Custom ID3:
Comment:

Elem	Ag3280	Al1670	As1890	B_2089	Ba4554	Be3130	Bi2230	Ca3179	Cd2288	Co2286	Cr2055	Cu3247	Fe2599
Units	ppm	ppm	ppm	ppm	ppm	ppm	ppm	ppm	ppm	ppm	ppm	ppm	ppm
Avg	**.49630**	**.48214**	**.96062**	**.49977**	**.48533**	**.47356**	**.00512**	**4.8700**	**.48940**	**.49829**	**.48172**	**.47895**	**2.4017**
Stddev	.00046	.00103	.00222	.00157	.00402	.00277	.00113	.0236	.00093	.00006	.00196	.00187	.0176
%RSD	.09227	.21402	.23133	.31501	.82791	.58510	22.097	.48548	.18927	.01263	.40639	.39036	.73267
#1	.49598	.48287	.96220	.50088	.48817	.47552	.00432	4.8867	.49005	.49825	.48310	.47762	2.4142
#2	.49663	.48141	.95905	.49866	.48249	.47160	.00592	4.8533	.48874	.49834	.48033	.48027	2.3893
Check ?	Chk Pass	Chk Pass	Chk Pass	Chk Pass	Chk Pass	Chk Pass	None	Chk Pass	Chk Pass	Chk Pass	Chk Pass	Chk Pass	Chk Pass
Value													
Range													

Elem	K_7664	Li6707	Mg2790	Mn2576	Mo2020	Na5895	Ni2316	P_1782	Pb2203	S_1820	Sb2068	Se1960	Si2881
Units	ppm	ppm	ppm	ppm	ppm	ppm	ppm	ppm	ppm	ppm	ppm	ppm	ppm
Avg	**48.761**	**.97493**	**19.398**	**.48990**	**.47475**	**4.6138**	**.48965**	**.98599**	**.98698**	**-.03198**	**.97919**	**1.0002**	**4.7911**
Stddev	.393	.00674	.015	.00066	.00065	.0255	.00108	.00168	.00201	.00224	.00197	.0025	.0114
%RSD	.80646	.69115	.07651	.13411	.13726	.55316	.21959	.17062	.20391	7.0146	.20164	.25429	.23848
#1	49.039	.97970	19.388	.48943	.47522	4.6318	.49041	.98480	.98556	-.03039	.98058	1.0020	4.7830
#2	48.483	.97017	19.409	.49036	.47429	4.5957	.48889	.98718	.98840	-.03357	.97779	.99845	4.7992
Check ?	Chk Pass	Chk Pass	Chk Pass	Chk Pass	Chk Pass	Chk Pass	Chk Pass	Chk Pass	Chk Pass	None	Chk Pass	Chk Pass	Chk Pass
Value													
Range													

Elem	Sn1899	Sr4077	Th2837	Ti3349	Tl1908	U_3701	V_2924	Zn2062	Zr3391
Units	ppm	ppm	ppm	ppm	ppm	ppm	ppm	ppm	ppm
Avg	**.95591**	**.49677**	**.00122**	**.48592**	**.96641**	**.01572**	**.47940**	**.48640**	**.47922**
Stddev	.00131	.00310	.00062	.00165	.00351	.04036	.00060	.00007	.00312
%RSD	.13672	.62382	50.672	.33897	.36289	256.79	.12603	.01408	.65169
#1	.95684	.49896	.00166	.48476	.96889	.04426	.47897	.48635	.48143
#2	.95499	.49458	.00078	.48709	.96393	-.01282	.47982	.48645	.47701
Check ?	Chk Pass	Chk Pass	None	Chk Pass	Chk Pass	None	Chk Pass	Chk Pass	Chk Pass
Value									
Range									

Int. Std.	Y_2243	Y_3600	Y_3774
Units	Cts/S	Cts/S	Cts/S
Avg	**5469.0**	**68684.**	**3781.8**
Stddev	1.3	65.	51.3
%RSD	.02303	.09392	1.3555
#1	5469.9	68639.	3745.5
#2	5468.1	68730.	3818.0

Sample Name: CCB Acquired: 5/17/2013 10:59:39 Type: QC
Method: 6500_026(v10) Mode: CONC Corr. Factor: 1.000000
User: bowenh Custom ID1: Custom ID2: Custom ID3:
Comment:

Elem	Ag3280	Al1670	As1890	B_2089	Ba4554	Be3130	Bi2230	Ca3179	Cd2288	Co2286	Cr2055
Units	ppm	ppm	ppm	ppm	ppm	ppm	ppm	ppm	ppm	ppm	ppm
Avg	**.00039**	**.00007**	**.00094**	**.00046**	W **-.00100**	**.00006**	**.00243**	**-.00334**	**-.00004**	**.00018**	**-.00017**
Stddev	.00048	.00031	.00285	.00042	.00052	.00003	.00059	.00012	.00006	.00009	.00001
%RSD	123.82	448.69	303.15	91.842	51.952	50.242	24.370	3.6261	132.36	50.260	4.9334
#1	.00005	-.00015	-.00107	.00076	-.00137	.00008	.00285	-.00342	-.00000	.00024	-.00016
#2	.00073	.00029	.00295	.00016	-.00063	.00004	.00201	-.00325	-.00008	.00011	-.00018
Check ?	Chk Pass	Chk Pass	Chk Pass	Chk Pass	Chk Warn	Chk Pass	None	Chk Pass	Chk Pass	Chk Pass	Chk Pass
High Limit					.00058						
Low Limit					-.00058						

Elem	Cu3247	Fe2599	K_7664	Li6707	Mg2790	Mn2576	Mo2020	Na5895	Ni2316	P_1782	Pb2203
Units	ppm	ppm	ppm	ppm	ppm	ppm	ppm	ppm	ppm	ppm	ppm
Avg	**-.00058**	**-.00178**	**-.16484**	**.00005**	**.00142**	**-.00004**	**.00039**	F **-.14808**	**.00031**	**.00073**	**.00179**
Stddev	.00003	.00176	.03142	.00138	.00085	.00001	.00036	.01500	.00002	.00195	.00076
%RSD	4.7864	98.808	19.059	2937.3	60.019	26.980	91.773	10.129	5.6082	267.10	42.419
#1	-.00060	-.00302	-.14263	.00102	.00203	-.00003	.00065	-.13748	.00032	.00211	.00233
#2	-.00056	-.00054	-.18706	-.00093	.00082	-.00005	.00014	-.15869	.00030	-.00065	.00125
Check ?	Chk Pass	Chk Pass	Chk Pass	Chk Pass	Chk Pass	Chk Pass	Chk Pass	Chk Fail	Chk Pass	Chk Pass	Chk Pass
High Limit								.10000			
Low Limit								-.10000			

Elem	S_1820	Sb2068	Se1960	Si2881	Sn1899	Sr4077	Th2837	Ti3349	Tl1908	U_3701	V_2924
Units	ppm	ppm	ppm	ppm	ppm	ppm	ppm	ppm	ppm	ppm	ppm
Avg	**-.03107**	**.00203**	**.00168**	**.00214**	**-.00015**	**-.00021**	**.00185**	**.00028**	**-.00084**	**.00650**	**.00021**
Stddev	.00153	.00237	.00107	.00835	.00023	.00023	.00095	.00007	.00159	.01215	.00069
%RSD	4.9409	116.94	63.491	389.79	157.32	109.57	51.418	25.290	189.26	186.93	322.06
#1	-.02998	.00371	.00243	-.00376	-.00031	-.00005	.00118	.00033	-.00197	-.00209	-.00027
#2	-.03215	.00035	.00092	.00805	.00002	-.00037	.00252	.00023	.00028	.01509	.00070
Check ?	None	Chk Pass	Chk Pass	Chk Pass	Chk Pass	Chk Pass	Chk Pass	Chk Pass	Chk Pass	Chk Pass	Chk Pass
High Limit											
Low Limit											

Elem	Zn2062	Zr3391
Units	ppm	ppm
Avg	**.00193**	**.00029**
Stddev	.00011	.00055
%RSD	5.4865	192.74
#1	.00186	.00068
#2	.00201	-.00010
Check ?	Chk Pass	Chk Pass
High Limit		
Low Limit		

Int. Std.	Y_2243	Y_3600	Y_3774
Units	Cts/S	Cts/S	Cts/S
Avg	**5411.0**	**68841.**	**3751.4**
Stddev	5.0	180.	17.2
%RSD	.09219	.26174	.45851
#1	5407.5	68714.	3763.5
#2	5414.5	68968.	3739.2

Sample Name: CCVL2057887 Acquired: 5/17/2013 11:02:09 Type: QC
Method: 6500_026(v10) Mode: CONC Corr. Factor: 1.000000
User: bowenh Custom ID1: Custom ID2: Custom ID3:
Comment:

Elem	Ag3280	Al1670	As1890	B_2089	Ba4554	Be3130	Bi2230	Ca3179	Cd2288	Co2286	Cr2055
Units	ppm	ppm	ppm	ppm	ppm	ppm	ppm	ppm	ppm	ppm	ppm
Avg	**.01041**	**.09838**	**.01568**	**.10240**	**.00903**	W **.00075**	**.10516**	**.19800**	**.00474**	**.01052**	**.00988**
Stddev	.00001	.00023	.00136	.00077	.00016	.00010	.00167	.00065	.00009	.00022	.00020
%RSD	.14215	.23017	8.6471	.74971	1.7647	13.734	1.5859	.32859	1.9129	2.0747	2.0483
#1	.01042	.09854	.01472	.10294	.00914	.00068	.10398	.19846	.00480	.01037	.01002
#2	.01040	.09822	.01663	.10185	.00891	.00082	.10634	.19754	.00467	.01068	.00973
Check ?	Chk Pass	Chk Pass	Chk Pass	Chk Pass	Chk Pass	Chk Warn	Chk Pass	Chk Pass	Chk Pass	Chk Pass	Chk Pass
Value						.00100					
Range						-20.000%					

Elem	Cu3247	Fe2599	K_7664	Li6707	Mg2790	Mn2576	Mo2020	Na5895	Ni2316	P_1782	Pb2203
Units	ppm	ppm	ppm	ppm	ppm	ppm	ppm	ppm	ppm	ppm	ppm
Avg	**.01355**	**.09666**	**2.8575**	**.00850**	**.19907**	**.00996**	**.01938**	**.81271**	**.04030**	**2.9698**	**.00769**
Stddev	.00019	.00098	.0206	.00057	.00023	.00003	.00016	.01949	.00044	.0181	.00176
%RSD	1.4228	1.0152	.72069	6.7343	.11641	.25428	.82457	2.3980	1.1023	.61115	22.929
#1	.01341	.09736	2.8721	.00890	.19891	.00998	.01927	.79893	.04061	2.9827	.00894
#2	.01369	.09597	2.8430	.00809	.19924	.00994	.01949	.82649	.03999	2.9570	.00644
Check ?	Chk Pass	Chk Pass	Chk Pass	Chk Pass	Chk Pass	Chk Pass	Chk Pass	Chk Pass	Chk Pass	Chk Pass	Chk Pass
Value											
Range											

Elem	S_1820	Sb2068	Se1960	Si2881	Sn1899	Sr4077	Th2837	Ti3349	Tl1908	U_3701	V_2924
Units	ppm	ppm	ppm	ppm	ppm	ppm	ppm	ppm	ppm	ppm	ppm
Avg	**-.03607**	**.01166**	**.01678**	**.49166**	**.09753**	**.00995**	**.01578**	**.00994**	**.01545**	F **.04032**	**.00960**
Stddev	.00452	.00152	.00247	.01027	.00012	.00007	.00006	.00022	.00007	.04096	.00029
%RSD	12.529	13.027	14.723	2.0896	.12186	.68541	.37171	2.2173	.46528	101.59	3.0361
#1	-.03927	.01059	.01853	.48439	.09744	.00990	.01582	.00979	.01540	.01135	.00981
#2	-.03288	.01274	.01503	.49892	.09761	.01000	.01574	.01010	.01550	.06928	.00939
Check ?	None	Chk Pass	Chk Pass	Chk Pass	Chk Pass	Chk Pass	Chk Pass	Chk Pass	Chk Pass	Chk Fail	Chk Pass
Value										.06000	
Range										-30.000%	

Elem	Zn2062	Zr3391
Units	ppm	ppm
Avg	**.02203**	**.01448**
Stddev	.00027	.00123
%RSD	1.2093	8.4986
#1	.02184	.01535
#2	.02222	.01361
Check ?	Chk Pass	Chk Pass
Value		
Range		

Int. Std.	Y_2243	Y_3600	Y_3774
Units	Cts/S	Cts/S	Cts/S
Avg	**5550.0**	**70495.**	**3826.2**
Stddev	3.0	329.	.9
%RSD	.05431	.46727	.02333
#1	5547.8	70262.	3825.6
#2	5552.1	70728.	3826.9

Sample Name: MB 280-174435/1-A Acquired: 5/17/2013 11:04:33 Type: Unk
Method: 6500_026(v10) Mode: CONC Corr. Factor: 1.000000
User: bowenh Custom ID1: Custom ID2: Custom ID3:
Comment: 174435 6010b

Elem	Ag3280	Al1670	As1890	B_2089	Ba4554	Be3130	Bi2230	Ca3179	Cd2288
Line	328.068 {103}	167.079 {502}	189.042 {478}	208.959 {461}	455.403 { 74}	313.042 {108}	223.061 {451}	317.933 {106}	228.802 {447}
Units	ppm	ppm	ppm	ppm	ppm	ppm	ppm	ppm	ppm
Avg	**.00109**	**.01094**	**.00054**	**.00151**	**-.00011**	**-.00001**	**.00216**	**.05924**	**.00005**
Stddev	.00013	.00001	.00049	.00046	.00029	.00015	.00089	.00227	.00013
%RSD	11.794	.06667	90.291	30.269	262.24	2352.8	41.023	3.8295	281.31
#1	.00100	.01095	.00020	.00119	.00009	.00010	.00153	.06085	.00014
#2	.00118	.01094	.00089	.00183	-.00031	-.00011	.00279	.05764	-.00005
Check ?	Chk Pass	Chk Pass	Chk Pass	Chk Pass	Chk Pass	Chk Pass	Chk Pass	Chk Pass	Chk Pass
High Limit									
Low Limit									

Elem	Co2286	Cr2055	Cu3247	Fe2599	K_7664	Li6707	Mg2790	Mn2576	Mo2020
Line	228.616 {447}	205.552 {464}	324.754 {104}	259.940 {130}	766.490 { 44}	670.784 { 50}	279.079 {121}2	257.610 {131}	202.030 {467}
Units	ppm	ppm	ppm	ppm	ppm	ppm	ppm	ppm	ppm
Avg	**.00009**	**-.00016**	**.00042**	**.02018**	**-.16118**	**.00001**	**.01002**	**.00038**	**.00035**
Stddev	.00001	.00002	.00005	.00144	.02821	.00161	.00158	.00005	.00026
%RSD	9.4781	10.828	12.776	7.1147	17.502	18078.	15.752	13.109	73.280
#1	.00009	-.00015	.00045	.02120	-.14123	-.00113	.00891	.00034	.00017
#2	.00010	-.00017	.00038	.01916	-.18113	.00115	.01114	.00041	.00054
Check ?	Chk Pass	Chk Pass	Chk Pass	Chk Pass	Chk Pass	Chk Pass	Chk Pass	Chk Pass	Chk Pass
High Limit									
Low Limit									

Elem	Na5895	Ni2316	P_1782	Pb2203	S_1820	Sb2068	Se1960	Si2881	Sn1899
Line	589.592 { 57}	231.604 {446}	178.284 {489}	220.353 {453}	182.034 {485}	206.833 {463}	196.090 {472}	288.158 {117}	189.989 {477}
Units	ppm	ppm	ppm	ppm	ppm	ppm	ppm	ppm	ppm
Avg	**.21104**	**.00049**	F **.07675**	**.00023**	**.03514**	**.00136**	**.00344**	**.03368**	**.00598**
Stddev	.00125	.00019	.00080	.00186	.00074	.00260	.00021	.00769	.00040
%RSD	.59076	40.014	1.0361	810.52	2.1032	191.40	6.2137	22.838	6.7424
#1	.21016	.00035	.07731	.00155	.03566	.00320	.00328	.03912	.00569
#2	.21192	.00062	.07618	-.00109	.03462	-.00048	.00359	.02824	.00626
Check ?	Chk Pass	Chk Pass	Chk Fail	Chk Pass	None	Chk Pass	Chk Pass	Chk Pass	Chk Pass
High Limit			.01000						
Low Limit			-.01000						

Elem	Sr4077	Th2837	Ti3349	Tl1908	U_3701	V_2924	Zn2062	Zr3391
Line	407.771 { 83}	283.730 {119}	334.904 {101}	190.856 {477}	370.152 { 91}	292.402 {115}	206.200 {163}	339.198 { 99}
Units	ppm	ppm	ppm	ppm	ppm	ppm	ppm	ppm
Avg	**.00003**	**-.00117**	**.00071**	**-.00051**	**.02420**	**.00058**	**.00273**	**.00032**
Stddev	.00002	.00060	.00005	.00096	.01438	.00025	.00051	.00093
%RSD	63.656	51.031	6.7664	188.32	59.441	43.730	18.687	295.67
#1	.00002	-.00075	.00074	.00017	.03437	.00076	.00309	.00098
#2	.00005	-.00159	.00068	-.00118	.01403	.00040	.00237	-.00034
Check ?	Chk Pass	Chk Pass	Chk Pass	Chk Pass	Chk Pass	Chk Pass	Chk Pass	Chk Pass
High Limit								
Low Limit								

Int. Std.	Y_2243	Y_3600	Y_3774
Line	224.306 {450}	360.073 { 94}	377.433 { 89}
Units	Cts/S	Cts/S	Cts/S
Avg	**5517.2**	**70166.**	**3869.6**
Stddev	8.8	58.	26.7
%RSD	.15964	.08202	.68937
#1	5523.4	70125.	3850.7
#2	5511.0	70207.	3888.4

Sample Name: LCS 280-174435/2-A Acquired: 5/17/2013 11:07:03 Type: Unk
Method: 6500_026(v10) Mode: CONC Corr. Factor: 1.000000
User: bowenh Custom ID1: Custom ID2: Custom ID3:
Comment: 174435 6010b

Elem	Ag3280	Al1670	As1890	B_2089	Ba4554	Be3130	Bi2230	Ca3179	Cd2288
Line	328.068 {103}	167.079 {502}	189.042 {478}	208.959 {461}	455.403 { 74}	313.042 {108}	223.061 {451}	317.933 {106}	228.802 {447}
Units	ppm	ppm	ppm	ppm	ppm	ppm	ppm	ppm	ppm
Avg	**.05124**	**1.8342**	**.93973**	**.97014**	**1.9207**	**.04677**	**1.9700**	**47.035**	**.09807**
Stddev	.00014	.0075	.00070	.00478	.0050	.00009	.0043	.184	.00058
%RSD	.26706	.40827	.07411	.49278	.25932	.18583	.22041	.39034	.59495
#1	.05114	1.8289	.93924	.96676	1.9242	.04671	1.9670	47.165	.09766
#2	.05133	1.8395	.94022	.97352	1.9172	.04683	1.9731	46.905	.09849
Check ?	Chk Pass	Chk Pass	Chk Pass	Chk Pass	Chk Pass	Chk Pass	Chk Pass	Chk Pass	Chk Pass
High Limit									
Low Limit									

Elem	Co2286	Cr2055	Cu3247	Fe2599	K_7664	Li6707	Mg2790	Mn2576	Mo2020
Line	228.616 {447}	205.552 {464}	324.754 {104}	259.940 {130}	766.490 { 44}	670.784 { 50}	279.079 {121}2	257.610 {131}	202.030 {467}
Units	ppm	ppm	ppm	ppm	ppm	ppm	ppm	ppm	ppm
Avg	**.47924**	**.18837**	**.23730**	**.95839**	**48.355**	**.96458**	**46.573**	**.47163**	**.93334**
Stddev	.00182	.00077	.00071	.00346	.283	.00441	.034	.00046	.00349
%RSD	.37952	.40665	.30101	.36139	.58508	.45675	.07192	.09668	.37358
#1	.47796	.18782	.23781	.96084	48.555	.96770	46.597	.47195	.93088
#2	.48053	.18891	.23680	.95595	48.154	.96147	46.549	.47130	.93581
Check ?	Chk Pass	Chk Pass	Chk Pass	Chk Pass	Chk Pass	Chk Pass	Chk Pass	Chk Pass	Chk Pass
High Limit									
Low Limit									

Elem	Na8183	Ni2316	P_1782	Pb2203	S_1820	Sb2068	Se1960	Si2881	Sn1899
Line	818.326 { 41}	231.604 {446}	178.284 {489}	220.353 {453}	182.034 {485}	206.833 {463}	196.090 {472}	288.158 {117}	189.989 {477}
Units	ppm	ppm	ppm	ppm	ppm	ppm	ppm	ppm	ppm
Avg	**50.490**	**.47042**	**9.8962**	**.47305**	**.04001**	**.48531**	**1.9394**	**1.1167**	**1.8598**
Stddev	.018	.00174	.0348	.00092	.00170	.00165	.0050	.0043	.0071
%RSD	.03636	.36983	.35111	.19520	4.2430	.34020	.25889	.38635	.38272
#1	50.477	.46919	9.8716	.47240	.04121	.48415	1.9358	1.1137	1.8547
#2	50.503	.47165	9.9208	.47370	.03881	.48648	1.9429	1.1198	1.8648
Check ?	Chk Pass	Chk Pass	Chk Pass	Chk Pass	None	Chk Pass	Chk Pass	Chk Pass	Chk Pass
High Limit									
Low Limit									

Elem	Sr4077	Th2837	Ti3349	Tl1908	U_3701	V_2924	Zn2062	Zr3391
Line	407.771 { 83}	283.730 {119}	334.904 {101}	190.856 {477}	370.152 { 91}	292.402 {115}	206.200 {163}	339.198 { 99}
Units	ppm	ppm	ppm	ppm	ppm	ppm	ppm	ppm
Avg	**.97498**	**.99063**	**.94821**	**1.8938**	**2.0043**	**.46999**	**.46296**	**.46134**
Stddev	.00362	.00051	.00158	.0041	.0181	.00196	.00270	.00081
%RSD	.37135	.05188	.16630	.21823	.90515	.41806	.58371	.17495
#1	.97754	.99027	.94932	1.8909	1.9914	.47138	.46487	.46077
#2	.97242	.99099	.94709	1.8967	2.0171	.46860	.46105	.46191
Check ?	Chk Pass	Chk Pass	Chk Pass	Chk Pass	Chk Pass	Chk Pass	Chk Pass	Chk Pass
High Limit								
Low Limit								

Int. Std.	Y_2243	Y_3600	Y_3774
Line	224.306 {450}	360.073 { 94}	377.433 { 89}
Units	Cts/S	Cts/S	Cts/S
Avg	**5303.0**	**67550.**	**3772.0**
Stddev	22.9	138.	23.1
%RSD	.43101	.20400	.61257
#1	5319.1	67453.	3755.7
#2	5286.8	67647.	3788.3

Sample Name: 280-42229-A-1-A Acquired: 5/17/2013 11:09:17 Type: Unk
Method: 6500_026(v10) Mode: CONC Corr. Factor: 1.000000
User: bowenh Custom ID1: Custom ID2: Custom ID3:
Comment: 174435 6010b

Elem	Ag3280	Al3092	As1890	B_2089	Ba4554	Be3130	Bi2230	Ca3179	Cd2288
Line	328.068 {103}	309.271 {109}	189.042 {478}	208.959 {461}	455.403 { 74}	313.042 {108}	223.061 {451}	317.933 {106}	228.802 {447}
Units	ppm	ppm	ppm	ppm	ppm	ppm	ppm	ppm	ppm
Avg	**.00176**	**62.155**	**.02438**	**.00250**	**.46920**	**.00015**	W **-.01964**	**56.556**	**.00128**
Stddev	.00007	.106	.00159	.00015	.00169	.00003	.00514	.071	.00009
%RSD	4.0102	.17101	6.5098	5.9278	.36051	19.040	26.148	.12588	6.7456
#1	.00171	62.230	.02326	.00240	.47039	.00017	-.02327	56.606	.00134
#2	.00181	62.079	.02551	.00261	.46800	.00013	-.01601	56.506	.00121
Check ?	Chk Pass	Chk Pass	Chk Pass	Chk Pass	Chk Pass	Chk Pass	Chk Warn	Chk Pass	Chk Pass
High Limit							3.0000		
Low Limit							-.01000		

Elem	Co2286	Cr2055	Cu3247	Fe2714	K_7664	Li6707	Mg2790	Mn2576	Mo2020
Line	228.616 {447}	205.552 {464}	324.754 {104}	271.441 {124}	766.490 { 44}	670.784 { 50}	279.079 {121}2	257.610 {131}	202.030 {467}
Units	ppm	ppm	ppm	ppm	ppm	ppm	ppm	ppm	ppm
Avg	**.12057**	**.06146**	**.16500**	**281.83**	**9.0296**	**.05401**	**54.517**	**3.7344**	**.00185**
Stddev	.00017	.00034	.00020	.07	.0723	.00186	.020	.0037	.00040
%RSD	.14211	.55566	.11836	.02550	.80054	3.4466	.03612	.09798	21.595
#1	.12069	.06122	.16487	281.88	9.0808	.05269	54.504	3.7319	.00156
#2	.12045	.06170	.16514	281.78	8.9785	.05533	54.531	3.7370	.00213
Check ?	Chk Pass	Chk Pass	Chk Pass	Chk Pass	Chk Pass	Chk Pass	Chk Pass	Chk Pass	Chk Pass
High Limit									
Low Limit									

Elem	Na5895	Ni2316	P_1782	Pb2203	S_1820	Sb2068	Se1960	Si2881	Sn1899
Line	589.592 { 57}	231.604 {446}	178.284 {489}	220.353 {453}	182.034 {485}	206.833 {463}	196.090 {472}	288.158 {117}	189.989 {477}
Units	ppm	ppm	ppm	ppm	ppm	ppm	ppm	ppm	ppm
Avg	**2.7288**	**.11711**	**12.018**	**.02905**	**.93439**	**.00989**	**.00475**	**1.9307**	**.01972**
Stddev	.0030	.00000	.006	.00005	.00569	.00004	.00157	.0069	.00019
%RSD	.10833	.00130	.04676	.17806	.60938	.38415	33.121	.35943	.97510
#1	2.7267	.11711	12.022	.02909	.93036	.00992	.00586	1.9258	.01985
#2	2.7309	.11711	12.014	.02902	.93841	.00987	.00364	1.9356	.01958
Check ?	Chk Pass	Chk Pass	Chk Pass	Chk Pass	None	Chk Pass	Chk Pass	Chk Pass	Chk Pass
High Limit									
Low Limit									

Elem	Sr4077	Th2837	Ti3349	Tl1908	U_3701	V_2924	Zn2062	Zr3391
Line	407.771 { 83}	283.730 {119}	334.904 {101}	190.856 {477}	370.152 { 91}	292.402 {115}	206.200 {163}	339.198 { 99}
Units	ppm	ppm	ppm	ppm	ppm	ppm	ppm	ppm
Avg	**.23032**	**.07035**	W **23.371**	**-.00907**	W **-.05792**	**.68641**	**.48134**	**.25386**
Stddev	.00009	.00076	.139	.00100	.01173	.00009	.00073	.00007
%RSD	.04044	1.0855	.59396	11.068	20.244	.01332	.15082	.02872
#1	.23039	.07089	23.273	-.00836	-.06621	.68635	.48083	.25381
#2	.23026	.06981	23.469	-.00977	-.04963	.68647	.48185	.25391
Check ?	Chk Pass	Chk Pass	Chk Warn	Chk Pass	Chk Warn	Chk Pass	Chk Pass	Chk Pass
High Limit			10.000		45.000			
Low Limit			-.01000		-.05000			

Int. Std.	Y_2243	Y_3600	Y_3774
Line	224.306 {450}	360.073 { 94}	377.433 { 89}
Units	Cts/S	Cts/S	Cts/S
Avg	**6155.6**	**77407.**	**4360.2**
Stddev	9.2	338.	2.9
%RSD	.15017	.43622	.06584
#1	6162.1	77646.	4362.3
#2	6149.0	77169.	4358.2

Sample Name: sd 280-42229-A-1-A@5 Acquired: 5/17/2013 11:11:44 Type: Unk
Method: 6500_026(v10) Mode: CONC Corr. Factor: 1.000000
User: bowenh Custom ID1: Custom ID2: Custom ID3:
Comment: 174435 6010b

Elem	Ag3280	Al3092	As1890	B_2089	Ba4554	Be3130	Bi2230	Ca3179	Cd2288
Line	328.068 {103}	309.271 {109}	189.042 {478}	208.959 {461}	455.403 { 74}	313.042 {108}	223.061 {451}	317.933 {106}	228.802 {447}
Units	ppm	ppm	ppm	ppm	ppm	ppm	ppm	ppm	ppm
Avg	**.00055**	**13.820**	**.00529**	**.00067**	**.10276**	**-.00007**	**.00552**	**12.639**	**.00013**
Stddev	.00023	.015	.00085	.00022	.00046	.00007	.00412	.055	.00025
%RSD	42.628	.10611	16.007	32.114	.44425	101.29	74.661	.43745	196.23
#1	.00038	13.831	.00589	.00082	.10309	-.00002	.00261	12.678	.00031
#2	.00071	13.810	.00469	.00052	.10244	-.00011	.00843	12.600	-.00005
Check ?	Chk Pass	Chk Pass	Chk Pass	Chk Pass	Chk Pass	Chk Pass	Chk Pass	Chk Pass	Chk Pass
High Limit									
Low Limit									

Elem	Co2286	Cr2055	Cu3247	Fe2714	K_7664	Li6707	Mg2790	Mn2576	Mo2020
Line	228.616 {447}	205.552 {464}	324.754 {104}	271.441 {124}	766.490 { 44}	670.784 { 50}	279.079 {121}2	257.610 {131}	202.030 {467}
Units	ppm	ppm	ppm	ppm	ppm	ppm	ppm	ppm	ppm
Avg	**.02761**	**.01374**	**.03495**	**63.345**	**1.8579**	**.00982**	**12.061**	**.83793**	**.00106**
Stddev	.00020	.00020	.00018	.263	.0290	.00030	.024	.00164	.00008
%RSD	.72068	1.4807	.52187	.41480	1.5583	3.0500	.20072	.19518	7.5045
#1	.02747	.01359	.03482	63.531	1.8784	.00961	12.078	.83908	.00100
#2	.02775	.01388	.03508	63.159	1.8374	.01003	12.044	.83677	.00111
Check ?	Chk Pass	Chk Pass	Chk Pass	Chk Pass	Chk Pass	Chk Pass	Chk Pass	Chk Pass	Chk Pass
High Limit									
Low Limit									

Elem	Na5895	Ni2316	P_1782	Pb2203	S_1820	Sb2068	Se1960	Si2881	Sn1899
Line	589.592 { 57}	231.604 {446}	178.284 {489}	220.353 {453}	182.034 {485}	206.833 {463}	196.090 {472}	288.158 {117}	189.989 {477}
Units	ppm	ppm	ppm	ppm	ppm	ppm	ppm	ppm	ppm
Avg	**.44980**	**.02686**	**2.6728**	**.00597**	**.17713**	**.00304**	**.00426**	**.45285**	**.00371**
Stddev	.01395	.00008	.0136	.00206	.00684	.00113	.00013	.02644	.00041
%RSD	3.1020	.28543	.50857	34.501	3.8625	37.097	3.0350	5.8384	10.973
#1	.43994	.02691	2.6632	.00742	.18197	.00225	.00417	.43415	.00342
#2	.45967	.02680	2.6824	.00451	.17229	.00384	.00435	.47154	.00399
Check ?	Chk Pass	Chk Pass	Chk Pass	Chk Pass	None	Chk Pass	Chk Pass	Chk Pass	Chk Pass
High Limit									
Low Limit									

Elem	Sr4077	Th2837	Ti3349	Tl1908	U_3701	V_2924	Zn2062	Zr3391
Line	407.771 { 83}	283.730 {119}	334.904 {101}	190.856 {477}	370.152 { 91}	292.402 {115}	206.200 {163}	339.198 { 99}
Units	ppm	ppm	ppm	ppm	ppm	ppm	ppm	ppm
Avg	**.05135**	**.01584**	**5.1853**	**-.00143**	**-.00582**	**.15218**	**.11142**	**.05798**
Stddev	.00007	.00083	.0041	.00088	.00694	.00184	.00020	.00313
%RSD	.13812	5.2240	.07987	61.558	119.30	1.2096	.17588	5.3947
#1	.05130	.01642	5.1883	-.00206	-.00091	.15348	.11156	.06019
#2	.05140	.01525	5.1824	-.00081	-.01072	.15087	.11128	.05577
Check ?	Chk Pass	Chk Pass	Chk Pass	Chk Pass	Chk Pass	Chk Pass	Chk Pass	Chk Pass
High Limit								
Low Limit								

Int. Std.	Y_2243	Y_3600	Y_3774
Line	224.306 {450}	360.073 { 94}	377.433 { 89}
Units	Cts/S	Cts/S	Cts/S
Avg	**5645.0**	**71198.**	**3961.2**
Stddev	8.4	483.	22.7
%RSD	.14945	.67813	.57314
#1	5639.0	70857.	3945.2
#2	5651.0	71540.	3977.3

Sample Name: 280-42229-A-1-B DU Acquired: 5/17/2013 11:14:06 Type: Unk
Method: 6500_026(v10) Mode: CONC Corr. Factor: 1.000000
User: bowenh Custom ID1: Custom ID2: Custom ID3:
Comment: 174435 6010b

Elem	Ag3280	Al3092	As1890	B_2089	Ba4554	Be3130	Bi2230	Ca3179	Cd2288
Line	328.068 {103}	309.271 {109}	189.042 {478}	208.959 {461}	455.403 { 74}	313.042 {108}	223.061 {451}	317.933 {106}	228.802 {447}
Units	ppm	ppm	ppm	ppm	ppm	ppm	ppm	ppm	ppm
Avg	**.00124**	**47.034**	**.02144**	**.00102**	**.43105**	**.00020**	**-.00424**	**58.843**	**.00121**
Stddev	.00119	.389	.00068	.00010	.00219	.00004	.00022	.445	.00003
%RSD	95.432	.82615	3.1624	9.9831	.50758	21.515	5.0822	.75561	2.3164
#1	.00040	46.760	.02192	.00095	.42950	.00023	-.00409	58.529	.00119
#2	.00208	47.309	.02097	.00110	.43260	.00017	-.00440	59.158	.00123
Check ?	Chk Pass	Chk Pass	Chk Pass	Chk Pass	Chk Pass	Chk Pass	Chk Pass	Chk Pass	Chk Pass
High Limit									
Low Limit									

Elem	Co2286	Cr2055	Cu3247	Fe2714	K_7664	Li6707	Mg2790	Mn2576	Mo2020
Line	228.616 {447}	205.552 {464}	324.754 {104}	271.441 {124}	766.490 { 44}	670.784 { 50}	279.079 {121}2	257.610 {131}	202.030 {467}
Units	ppm	ppm	ppm	ppm	ppm	ppm	ppm	ppm	ppm
Avg	**.10913**	**.04848**	**.15152**	**260.00**	**7.1314**	**.03845**	**43.482**	**3.0832**	**.00155**
Stddev	.00021	.00018	.00088	.60	.0260	.00001	.223	.0136	.00002
%RSD	.19069	.36462	.58257	.23115	.36391	.03178	.51265	.44061	1.2877
#1	.10898	.04861	.15089	259.57	7.1130	.03846	43.324	3.0736	.00156
#2	.10928	.04836	.15214	260.42	7.1497	.03844	43.640	3.0928	.00153
Check ?	Chk Pass	Chk Pass	Chk Pass	Chk Pass	Chk Pass	Chk Pass	Chk Pass	Chk Pass	Chk Pass
High Limit									
Low Limit									

Elem	Na5895	Ni2316	P_1782	Pb2203	S_1820	Sb2068	Se1960	Si2881	Sn1899
Line	589.592 { 57}	231.604 {446}	178.284 {489}	220.353 {453}	182.034 {485}	206.833 {463}	196.090 {472}	288.158 {117}	189.989 {477}
Units	ppm	ppm	ppm	ppm	ppm	ppm	ppm	ppm	ppm
Avg	**2.3196**	**.08726**	**13.284**	**.02311**	**.93913**	**.00681**	**.00835**	**1.3148**	**.01531**
Stddev	.0092	.00013	.012	.00015	.00148	.00246	.00433	.0167	.00036
%RSD	.39450	.14585	.09100	.63738	.15745	36.044	51.856	1.2721	2.3410
#1	2.3131	.08717	13.292	.02301	.93809	.00508	.00529	1.3029	.01557
#2	2.3261	.08735	13.275	.02321	.94018	.00855	.01142	1.3266	.01506
Check ?	Chk Pass	Chk Pass	Chk Pass	Chk Pass	None	Chk Pass	Chk Pass	Chk Pass	Chk Pass
High Limit									
Low Limit									

Elem	Sr4077	Th2837	Ti3349	Tl1908	U_3701	V_2924	Zn2062	Zr3391
Line	407.771 { 83}	283.730 {119}	334.904 {101}	190.856 {477}	370.152 { 91}	292.402 {115}	206.200 {163}	339.198 { 99}
Units	ppm	ppm	ppm	ppm	ppm	ppm	ppm	ppm
Avg	**.19420**	**.06603**	W **20.043**	**-.00704**	W **-.08240**	**.65107**	**.44524**	**.24704**
Stddev	.00156	.00118	.061	.00130	.00632	.00240	.00287	.00183
%RSD	.80206	1.7932	.30343	18.467	7.6666	.36932	.64376	.74250
#1	.19309	.06519	20.000	-.00796	-.08686	.64937	.44322	.24574
#2	.19530	.06686	20.086	-.00612	-.07793	.65277	.44727	.24834
Check ?	Chk Pass	Chk Pass	Chk Warn	Chk Pass	Chk Warn	Chk Pass	Chk Pass	Chk Pass
High Limit			10.000		45.000			
Low Limit			-.01000		-.05000			

Int. Std.	Y_2243	Y_3600	Y_3774
Line	224.306 {450}	360.073 { 94}	377.433 { 89}
Units	Cts/S	Cts/S	Cts/S
Avg	**6459.8**	**81824.**	**4640.9**
Stddev	17.7	278.	33.9
%RSD	.27463	.34024	.73003
#1	6447.3	82021.	4664.9
#2	6472.4	81628.	4617.0

Sample Name: 280-42229-A-1-C MS Acquired: 5/17/2013 11:16:32 Type: Unk
Method: 6500_026(v10) Mode: CONC Corr. Factor: 1.000000
User: bowenh Custom ID1: Custom ID2: Custom ID3:
Comment: 174435 6010b

Elem	Ag3280	Al3092	As1890	B_2089	Ba4554	Be3130	Bi2230	Ca3179	Cd2288
Line	328.068 {103}	309.271 {109}	189.042 {478}	208.959 {461}	455.403 { 74}	313.042 {108}	223.061 {451}	317.933 {106}	228.802 {447}
Units	ppm	ppm	ppm	ppm	ppm	ppm	ppm	ppm	ppm
Avg	**.04493**	**69.302**	**.76219**	**.79972**	**2.1273**	**.03916**	**1.6829**	**114.89**	**.08492**
Stddev	.00063	.374	.00250	.00214	.0212	.00030	.0084	.34	.00005
%RSD	1.3987	.53931	.32847	.26769	.99605	.77522	.49866	.29534	.06121
#1	.04537	69.038	.76396	.80124	2.1123	.03894	1.6770	114.65	.08495
#2	.04448	69.567	.76041	.79821	2.1423	.03937	1.6888	115.13	.08488
Check ?	Chk Pass	Chk Pass	Chk Pass	Chk Pass	Chk Pass	Chk Pass	Chk Pass	Chk Pass	Chk Pass
High Limit									
Low Limit									

Elem	Co2286	Cr2055	Cu3247	Fe2714	K_7664	Li6707	Mg2790	Mn2576	Mo2020
Line	228.616 {447}	205.552 {464}	324.754 {104}	271.441 {124}	766.490 { 44}	670.784 { 50}	279.079 {121}2	257.610 {131}	202.030 {467}
Units	ppm	ppm	ppm	ppm	ppm	ppm	ppm	ppm	ppm
Avg	**.51525**	**.21672**	**.36160**	**296.43**	**49.164**	**.86148**	**95.196**	**4.1620**	**.75878**
Stddev	.00118	.00025	.00153	2.57	.031	.00360	.100	.0546	.00047
%RSD	.22936	.11691	.42186	.86857	.06339	.41741	.10453	1.3129	.06142
#1	.51609	.21654	.36052	294.61	49.142	.85893	95.126	4.1233	.75911
#2	.51441	.21689	.36268	298.25	49.186	.86402	95.267	4.2006	.75845
Check ?	Chk Pass	Chk Pass	Chk Pass	Chk Pass	Chk Pass	Chk Pass	Chk Pass	Chk Pass	Chk Pass
High Limit									
Low Limit									

Elem	Na8183	Ni2316	P_1782	Pb2203	S_1820	Sb2068	Se1960	Si2881	Sn1899
Line	818.326 { 41}	231.604 {446}	178.284 {489}	220.353 {453}	182.034 {485}	206.833 {463}	196.090 {472}	288.158 {117}	189.989 {477}
Units	ppm	ppm	ppm	ppm	ppm	ppm	ppm	ppm	ppm
Avg	**49.445**	**.48550**	**20.129**	**.41382**	**.98869**	**.24471**	**1.5814**	**4.5391**	**1.1831**
Stddev	.852	.00016	.004	.00069	.00039	.00352	.0077	.0395	.0047
%RSD	1.7222	.03353	.02198	.16675	.03933	1.4365	.48995	.87078	.40099
#1	48.842	.48538	20.126	.41431	.98897	.24223	1.5760	4.5670	1.1798
#2	50.047	.48561	20.132	.41333	.98842	.24720	1.5869	4.5111	1.1865
Check ?	Chk Pass	Chk Pass	Chk Pass	Chk Pass	None	Chk Pass	Chk Pass	Chk Pass	Chk Pass
High Limit									
Low Limit									

Elem	Sr4077	Th2837	Ti3349	Tl1908	U_3701	V_2924	Zn2062	Zr3391
Line	407.771 { 83}	283.730 {119}	334.904 {101}	190.856 {477}	370.152 { 91}	292.402 {115}	206.200 {163}	339.198 { 99}
Units	ppm	ppm	ppm	ppm	ppm	ppm	ppm	ppm
Avg	**1.0793**	**.89962**	W **22.970**	**1.5296**	**1.6268**	**1.1437**	**.85082**	**.67368**
Stddev	.0043	.00258	.198	.0043	.0259	.0004	.00058	.00395
%RSD	.39970	.28713	.86010	.27774	1.5943	.03030	.06821	.58604
#1	1.0763	.89779	22.831	1.5266	1.6085	1.1434	.85041	.67089
#2	1.0824	.90145	23.110	1.5326	1.6452	1.1439	.85123	.67647
Check ?	Chk Pass	Chk Pass	Chk Warn	Chk Pass	Chk Pass	Chk Pass	Chk Pass	Chk Pass
High Limit			10.000					
Low Limit			-.01000					

Int. Std.	Y_2243	Y_3600	Y_3774
Line	224.306 {450}	360.073 { 94}	377.433 { 89}
Units	Cts/S	Cts/S	Cts/S
Avg	**6276.2**	**80215.**	**4575.6**
Stddev	30.6	261.	11.4
%RSD	.48748	.32543	.24962
#1	6297.9	80400.	4583.6
#2	6254.6	80030.	4567.5

Sample Name: 280-42229-A-2-A Acquired: 5/17/2013 11:18:56 Type: Unk
Method: 6500_026(v10) Mode: CONC Corr. Factor: 1.000000
User: bowenh Custom ID1: Custom ID2: Custom ID3:
Comment: 174435 6010b

Elem	Ag3280	Al3092	As1890	B_2089	Ba4554	Be3130	Bi2230	Ca3179	Cd2288
Line	328.068 {103}	309.271 {109}	189.042 {478}	208.959 {461}	455.403 { 74}	313.042 {108}	223.061 {451}	317.933 {106}	228.802 {447}
Units	ppm	ppm	ppm	ppm	ppm	ppm	ppm	ppm	ppm
Avg	**.00088**	**41.767**	**.01901**	**.00201**	**.39678**	**-.00004**	**.00263**	**44.505**	**.00098**
Stddev	.00071	.417	.00045	.00004	.00279	.00011	.00426	.485	.00008
%RSD	80.752	.99870	2.3920	1.9925	.70312	264.43	162.00	1.0898	8.6867
#1	.00038	41.472	.01868	.00198	.39481	-.00012	.00565	44.162	.00104
#2	.00139	42.062	.01933	.00203	.39875	.00004	-.00038	44.848	.00092
Check ?	Chk Pass	Chk Pass	Chk Pass	Chk Pass	Chk Pass	Chk Pass	Chk Pass	Chk Pass	Chk Pass
High Limit									
Low Limit									

Elem	Co2286	Cr2055	Cu3247	Fe2714	K_7664	Li6707	Mg2790	Mn2576	Mo2020
Line	228.616 {447}	205.552 {464}	324.754 {104}	271.441 {124}	766.490 { 44}	670.784 { 50}	279.079 {121}2	257.610 {131}	202.030 {467}
Units	ppm	ppm	ppm	ppm	ppm	ppm	ppm	ppm	ppm
Avg	**.10445**	**.03813**	**.13013**	**247.56**	**4.6802**	**.03301**	**42.115**	**3.0470**	**.00215**
Stddev	.00076	.00017	.00132	2.55	.0270	.00075	.185	.0127	.00016
%RSD	.73155	.45853	1.0181	1.0309	.57756	2.2772	.43844	.41849	7.5624
#1	.10391	.03801	.13106	245.75	4.6993	.03354	42.245	3.0560	.00226
#2	.10499	.03826	.12919	249.36	4.6610	.03247	41.984	3.0380	.00204
Check ?	Chk Pass	Chk Pass	Chk Pass	Chk Pass	Chk Pass	Chk Pass	Chk Pass	Chk Pass	Chk Pass
High Limit									
Low Limit									

Elem	Na5895	Ni2316	P_1782	Pb2203	S_1820	Sb2068	Se1960	Si2881	Sn1899
Line	589.592 { 57}	231.604 {446}	178.284 {489}	220.353 {453}	182.034 {485}	206.833 {463}	196.090 {472}	288.158 {117}	189.989 {477}
Units	ppm	ppm	ppm	ppm	ppm	ppm	ppm	ppm	ppm
Avg	**2.5266**	**.08287**	**11.102**	**.01918**	**.86217**	**.00689**	**.00128**	**1.2989**	**.01630**
Stddev	.0042	.00020	.013	.00063	.00068	.00084	.00185	.0354	.00000
%RSD	.16556	.24194	.11703	3.2843	.07887	12.210	144.72	2.7281	.02553
#1	2.5295	.08302	11.111	.01963	.86169	.00748	.00258	1.2738	.01631
#2	2.5236	.08273	11.093	.01874	.86265	.00629	-.00003	1.3239	.01630
Check ?	Chk Pass	Chk Pass	Chk Pass	Chk Pass	None	Chk Pass	Chk Pass	Chk Pass	Chk Pass
High Limit									
Low Limit									

Elem	Sr4077	Th2837	Ti3349	Tl1908	U_3701	V_2924	Zn2062	Zr3391
Line	407.771 { 83}	283.730 {119}	334.904 {101}	190.856 {477}	370.152 { 91}	292.402 {115}	206.200 {163}	339.198 { 99}
Units	ppm	ppm	ppm	ppm	ppm	ppm	ppm	ppm
Avg	**.16680**	**.05878**	W **21.033**	**-.00580**	**-.04179**	**.62263**	**.41435**	**.21563**
Stddev	.00184	.00319	.140	.00044	.01536	.00359	.00062	.00054
%RSD	1.1058	5.4279	.66460	7.5435	36.744	.57636	.14931	.25089
#1	.16549	.06103	21.131	-.00611	-.05265	.62517	.41391	.21525
#2	.16810	.05652	20.934	-.00549	-.03093	.62009	.41479	.21601
Check ?	Chk Pass	Chk Pass	Chk Warn	Chk Pass	Chk Pass	Chk Pass	Chk Pass	Chk Pass
High Limit			10.000					
Low Limit			-.01000					

Int. Std.	Y_2243	Y_3600	Y_3774
Line	224.306 {450}	360.073 { 94}	377.433 { 89}
Units	Cts/S	Cts/S	Cts/S
Avg	**6246.1**	**79609.**	**4495.7**
Stddev	9.1	75.	49.5
%RSD	.14561	.09420	1.1002
#1	6252.6	79555.	4530.6
#2	6239.7	79662.	4460.7

Sample Name: 280-42229-A-3-A Acquired: 5/17/2013 11:21:22 Type: Unk
Method: 6500_026(v10) Mode: CONC Corr. Factor: 1.000000
User: bowenh Custom ID1: Custom ID2: Custom ID3:
Comment: 174435 6010b

Elem	Ag3280	Al3092	As1890	B_2089	Ba4554	Be3130	Bi2230	Ca3179	Cd2288
Line	328.068 {103}	309.271 {109}	189.042 {478}	208.959 {461}	455.403 { 74}	313.042 {108}	223.061 {451}	317.933 {106}	228.802 {447}
Units	ppm	ppm	ppm	ppm	ppm	ppm	ppm	ppm	ppm
Avg	**.00122**	**41.965**	**.01884**	**-.00133**	**.50408**	**-.00041**	**-.00892**	**57.728**	**.00132**
Stddev	.00044	.086	.00269	.00040	.00038	.00012	.00508	.154	.00003
%RSD	36.209	.20450	14.252	29.997	.07461	29.528	56.979	.26704	2.4225
#1	.00153	42.025	.01695	-.00161	.50434	-.00050	-.00533	57.837	.00134
#2	.00091	41.904	.02074	-.00105	.50381	-.00033	-.01252	57.619	.00130
Check ?	Chk Pass	Chk Pass	Chk Pass	Chk Pass	Chk Pass	Chk Pass	Chk Pass	Chk Pass	Chk Pass
High Limit									
Low Limit									

Elem	Co2286	Cr2055	Cu3247	Fe2714	K_7664	Li6707	Mg2790	Mn2576	Mo2020
Line	228.616 {447}	205.552 {464}	324.754 {104}	271.441 {124}	766.490 { 44}	670.784 { 50}	279.079 {121}2	257.610 {131}	202.030 {467}
Units	ppm	ppm	ppm	ppm	ppm	ppm	ppm	ppm	ppm
Avg	**.11878**	**.02906**	**.15794**	**306.13**	**4.9501**	**.02322**	**47.617**	**3.2920**	**.00210**
Stddev	.00035	.00025	.00010	.34	.0162	.00017	.023	.0039	.00018
%RSD	.29858	.85284	.06066	.11232	.32787	.71093	.04889	.11872	8.5878
#1	.11853	.02888	.15801	306.37	4.9386	.02334	47.634	3.2947	.00197
#2	.11903	.02924	.15787	305.89	4.9615	.02310	47.601	3.2892	.00223
Check ?	Chk Pass	Chk Pass	Chk Pass	Chk Pass	Chk Pass	Chk Pass	Chk Pass	Chk Pass	Chk Pass
High Limit									
Low Limit									

Elem	Na5895	Ni2316	P_1782	Pb2203	S_1820	Sb2068	Se1960	Si2881	Sn1899
Line	589.592 { 57}	231.604 {446}	178.284 {489}	220.353 {453}	182.034 {485}	206.833 {463}	196.090 {472}	288.158 {117}	189.989 {477}
Units	ppm	ppm	ppm	ppm	ppm	ppm	ppm	ppm	ppm
Avg	**3.0076**	**.07224**	**15.213**	**.01871**	**1.1166**	**.01007**	**.00396**	**1.0427**	**.02112**
Stddev	.0148	.00074	.005	.00286	.0010	.00074	.00309	.0095	.00051
%RSD	.49147	1.0286	.03230	15.276	.08743	7.3468	77.966	.91152	2.4322
#1	3.0181	.07172	15.210	.01669	1.1159	.01059	.00614	1.0494	.02076
#2	2.9972	.07277	15.217	.02073	1.1173	.00954	.00178	1.0359	.02149
Check ?	Chk Pass	Chk Pass	Chk Pass	Chk Pass	None	Chk Pass	Chk Pass	Chk Pass	Chk Pass
High Limit									
Low Limit									

Elem	Sr4077	Th2837	Ti3349	Tl1908	U_3701	V_2924	Zn2062	Zr3391
Line	407.771 { 83}	283.730 {119}	334.904 {101}	190.856 {477}	370.152 { 91}	292.402 {115}	206.200 {163}	339.198 { 99}
Units	ppm	ppm	ppm	ppm	ppm	ppm	ppm	ppm
Avg	**.20152**	**.07017**	F **25.527**	**-.00900**	F **-.10111**	**.75063**	**.49169**	**.29123**
Stddev	.00008	.00169	.261	.00003	.05012	.00112	.00024	.00417
%RSD	.04188	2.4098	1.0211	.34415	49.566	.14886	.04861	1.4302
#1	.20146	.06898	25.342	-.00902	-.06567	.75142	.49186	.29417
#2	.20158	.07137	25.711	-.00897	-.13655	.74984	.49152	.28828
Check ?	Chk Pass	Chk Pass	Chk Fail	Chk Pass	Chk Fail	Chk Pass	Chk Pass	Chk Pass
High Limit			25.000		50.000			
Low Limit			-.02000		-.10000			

Int. Std.	Y_2243	Y_3600	Y_3774
Line	224.306 {450}	360.073 { 94}	377.433 { 89}
Units	Cts/S	Cts/S	Cts/S
Avg	**6575.1**	**83617.**	**4740.8**
Stddev	5.9	176.	24.4
%RSD	.08984	.21075	.51556
#1	6579.3	83492.	4723.6
#2	6571.0	83742.	4758.1

Sample Name: 280-42229-A-4-A Acquired: 5/17/2013 11:23:48 Type: Unk
Method: 6500_026(v10) Mode: CONC Corr. Factor: 1.000000
User: bowenh Custom ID1: Custom ID2: Custom ID3:
Comment: 174435 6010b

Elem	Ag3280	Al3092	As1890	B_2089	Ba4554	Be3130	Bi2230	Ca3179	Cd2288
Line	328.068 {103}	309.271 {109}	189.042 {478}	208.959 {461}	455.403 { 74}	313.042 {108}	223.061 {451}	317.933 {106}	228.802 {447}
Units	ppm	ppm	ppm	ppm	ppm	ppm	ppm	ppm	ppm
Avg	**.00094**	**38.511**	**.01648**	**-.00100**	**.50760**	**-.00019**	**.01919**	**60.445**	**.00139**
Stddev	.00029	.172	.00021	.00012	.00184	.00012	.01135	.225	.00014
%RSD	30.546	.44547	1.2848	12.437	.36227	65.475	59.138	.37194	10.072
#1	.00114	38.633	.01663	-.00091	.50890	-.00028	.01117	60.604	.00129
#2	.00074	38.390	.01633	-.00109	.50630	-.00010	.02722	60.286	.00148
Check ?	Chk Pass	Chk Pass	Chk Pass	Chk Pass	Chk Pass	Chk Pass	Chk Pass	Chk Pass	Chk Pass
High Limit									
Low Limit									

Elem	Co2286	Cr2055	Cu3247	Fe2714	K_7664	Li6707	Mg2790	Mn2576	Mo2020
Line	228.616 {447}	205.552 {464}	324.754 {104}	271.441 {124}	766.490 { 44}	670.784 { 50}	279.079 {121}2	257.610 {131}	202.030 {467}
Units	ppm	ppm	ppm	ppm	ppm	ppm	ppm	ppm	ppm
Avg	**.11299**	**.02444**	**.15313**	**298.31**	**4.4846**	**.02293**	**43.169**	**3.3211**	**.00186**
Stddev	.00049	.00013	.00003	1.37	.0027	.00162	.089	.0057	.00027
%RSD	.43487	.55194	.02248	.45818	.05953	7.0672	.20639	.17058	14.533
#1	.11334	.02454	.15315	299.27	4.4865	.02178	43.106	3.3171	.00205
#2	.11264	.02434	.15310	297.34	4.4828	.02407	43.232	3.3251	.00167
Check ?	Chk Pass	Chk Pass	Chk Pass	Chk Pass	Chk Pass	Chk Pass	Chk Pass	Chk Pass	Chk Pass
High Limit									
Low Limit									

Elem	Na5895	Ni2316	P_1782	Pb2203	S_1820	Sb2068	Se1960	Si2881	Sn1899
Line	589.592 { 57}	231.604 {446}	178.284 {489}	220.353 {453}	182.034 {485}	206.833 {463}	196.090 {472}	288.158 {117}	189.989 {477}
Units	ppm	ppm	ppm	ppm	ppm	ppm	ppm	ppm	ppm
Avg	**2.7215**	**.06552**	**15.248**	**.01998**	**1.1201**	**.00736**	**.00508**	**.97026**	**.02114**
Stddev	.0174	.00014	.008	.00120	.0036	.00203	.00381	.01071	.00075
%RSD	.64025	.22042	.04974	5.9919	.31871	27.619	75.137	1.1036	3.5337
#1	2.7339	.06542	15.254	.01913	1.1226	.00879	.00777	.96268	.02062
#2	2.7092	.06562	15.243	.02082	1.1176	.00592	.00238	.97783	.02167
Check ?	Chk Pass	Chk Pass	Chk Pass	Chk Pass	None	Chk Pass	Chk Pass	Chk Pass	Chk Pass
High Limit									
Low Limit									

Elem	Sr4077	Th2837	Ti3349	Tl1908	U_3701	V_2924	Zn2062	Zr3391
Line	407.771 { 83}	283.730 {119}	334.904 {101}	190.856 {477}	370.152 { 91}	292.402 {115}	206.200 {163}	339.198 { 99}
Units	ppm	ppm	ppm	ppm	ppm	ppm	ppm	ppm
Avg	**.19327**	**.07308**	W **25.000**	**-.00967**	W **-.09066**	**.72241**	**.47246**	**.29727**
Stddev	.00078	.00320	.111	.00105	.01625	.00167	.00164	.00004
%RSD	.40477	4.3780	.44334	10.906	17.920	.23175	.34802	.01256
#1	.19383	.07082	24.922	-.01042	-.07917	.72122	.47130	.29724
#2	.19272	.07534	25.078	-.00893	-.10214	.72359	.47362	.29730
Check ?	Chk Pass	Chk Pass	Chk Warn	Chk Pass	Chk Warn	Chk Pass	Chk Pass	Chk Pass
High Limit			10.000		45.000			
Low Limit			-.01000		-.05000			

Int. Std.	Y_2243	Y_3600	Y_3774
Line	224.306 {450}	360.073 { 94}	377.433 { 89}
Units	Cts/S	Cts/S	Cts/S
Avg	**6559.1**	**83534.**	**4713.9**
Stddev	1.5	386.	14.4
%RSD	.02323	.46266	.30491
#1	6558.0	83807.	4703.7
#2	6560.2	83261.	4724.0

Sample Name: 280-42229-A-5-A Acquired: 5/17/2013 11:26:14 Type: Unk
Method: 6500_026(v10) Mode: CONC Corr. Factor: 1.000000
User: bowenh Custom ID1: Custom ID2: Custom ID3:
Comment: 174435 6010b

Elem	Ag3280	Al3092	As1890	B_2089	Ba4554	Be3130	Bi2230	Ca3179	Cd2288
Line	328.068 {103}	309.271 {109}	189.042 {478}	208.959 {461}	455.403 { 74}	313.042 {108}	223.061 {451}	317.933 {106}	228.802 {447}
Units	ppm	ppm	ppm	ppm	ppm	ppm	ppm	ppm	ppm
Avg	**.00094**	**42.305**	**.01924**	**-.00079**	**.45407**	**-.00005**	**.02776**	**57.079**	**.00129**
Stddev	.00090	.207	.00132	.00015	.00250	.00010	.00567	.126	.00019
%RSD	95.583	.48910	6.8820	19.553	.55007	195.65	20.425	.22048	15.108
#1	.00158	42.159	.02018	-.00090	.45231	-.00012	.03177	56.990	.00143
#2	.00031	42.451	.01830	-.00068	.45584	.00002	.02375	57.168	.00115
Check ?	Chk Pass	Chk Pass	Chk Pass	Chk Pass	Chk Pass	Chk Pass	Chk Pass	Chk Pass	Chk Pass
High Limit									
Low Limit									

Elem	Co2286	Cr2055	Cu3247	Fe2714	K_7664	Li6707	Mg2790	Mn2576	Mo2020
Line	228.616 {447}	205.552 {464}	324.754 {104}	271.441 {124}	766.490 { 44}	670.784 { 50}	279.079 {121}2	257.610 {131}	202.030 {467}
Units	ppm	ppm	ppm	ppm	ppm	ppm	ppm	ppm	ppm
Avg	**.11341**	**.04621**	**.14473**	**285.63**	**5.0323**	**.03128**	**49.013**	**3.3266**	**.00190**
Stddev	.00032	.00030	.00043	1.46	.0322	.00090	.062	.0001	.00026
%RSD	.27923	.64081	.29839	.51272	.64029	2.8764	.12718	.00280	13.554
#1	.11318	.04600	.14503	284.59	5.0550	.03191	48.969	3.3267	.00209
#2	.11363	.04642	.14442	286.66	5.0095	.03064	49.057	3.3266	.00172
Check ?	Chk Pass	Chk Pass	Chk Pass	Chk Pass	Chk Pass	Chk Pass	Chk Pass	Chk Pass	Chk Pass
High Limit									
Low Limit									

Elem	Na5895	Ni2316	P_1782	Pb2203	S_1820	Sb2068	Se1960	Si2881	Sn1899
Line	589.592 { 57}	231.604 {446}	178.284 {489}	220.353 {453}	182.034 {485}	206.833 {463}	196.090 {472}	288.158 {117}	189.989 {477}
Units	ppm	ppm	ppm	ppm	ppm	ppm	ppm	ppm	ppm
Avg	**2.6784**	**.09408**	**13.214**	**.02379**	**1.0093**	**.00639**	**.00666**	**1.3467**	**.02074**
Stddev	.0092	.00049	.002	.00065	.0055	.00150	.00157	.0091	.00105
%RSD	.34548	.51980	.01498	2.7418	.54786	23.475	23.538	.67615	5.0707
#1	2.6718	.09373	13.215	.02333	1.0054	.00533	.00777	1.3403	.02148
#2	2.6849	.09442	13.212	.02425	1.0132	.00745	.00555	1.3531	.02000
Check ?	Chk Pass	Chk Pass	Chk Pass	Chk Pass	None	Chk Pass	Chk Pass	Chk Pass	Chk Pass
High Limit									
Low Limit									

Elem	Sr4077	Th2837	Ti3349	Tl1908	U_3701	V_2924	Zn2062	Zr3391
Line	407.771 { 83}	283.730 {119}	334.904 {101}	190.856 {477}	370.152 { 91}	292.402 {115}	206.200 {163}	339.198 { 99}
Units	ppm	ppm	ppm	ppm	ppm	ppm	ppm	ppm
Avg	**.19304**	**.07088**	F **25.247**	**-.00698**	W **-.09861**	**.70521**	**.47257**	**.27693**
Stddev	.00076	.00051	.020	.00039	.00479	.00013	.00204	.00194
%RSD	.39592	.72512	.07786	5.5718	4.8600	.01791	.43196	.69914
#1	.19250	.07051	25.261	-.00670	-.09522	.70530	.47113	.27556
#2	.19358	.07124	25.233	-.00725	-.10200	.70512	.47402	.27830
Check ?	Chk Pass	Chk Pass	Chk Fail	Chk Pass	Chk Warn	Chk Pass	Chk Pass	Chk Pass
High Limit			25.000		45.000			
Low Limit			-.02000		-.05000			

Int. Std.	Y_2243	Y_3600	Y_3774
Line	224.306 {450}	360.073 { 94}	377.433 { 89}
Units	Cts/S	Cts/S	Cts/S
Avg	**6376.6**	**81128.**	**4640.8**
Stddev	53.1	114.	8.5
%RSD	.83226	.14087	.18405
#1	6414.1	81208.	4646.9
#2	6339.0	81047.	4634.8

Sample Name: CCVH-2050355 Acquired: 5/17/2013 11:28:39 Type: QC
Method: 6500_026(v10) Mode: CONC Corr. Factor: 1.000000
User: bowenh Custom ID1: Custom ID2: Custom ID3:
Comment:

Elem	Ag3280	Al3092	As1890	B_2089	Ba4554	Be3130	Bi2230	Ca3179	Cd2288	Co2286	Cr2055	Cu3247	Fe2714
Units	ppm	ppm	ppm	ppm	ppm	ppm	ppm	ppm	ppm	ppm	ppm	ppm	ppm
Avg	**.00082**	**49.902**	**.00099**	**-.00010**	**-.00039**	**-.00002**	**.98924**	**.00533**	**-.00099**	**.00212**	**-.00017**	**-.00200**	**50.106**
Stddev	.00052	.232	.00174	.00042	.00047	.00013	.00328	.00352	.00021	.00005	.00007	.00023	.219
%RSD	63.477	.46488	175.90	399.87	120.36	609.54	.33130	66.168	21.269	2.1392	41.667	11.342	.43712
#1	.00045	50.066	.00222	.00019	-.00006	.00007	.99156	.00782	-.00084	.00208	-.00022	-.00184	50.261
#2	.00119	49.738	-.00024	-.00040	-.00072	-.00011	.98692	.00283	-.00114	.00215	-.00012	-.00216	49.951
Check ?	None	Chk Pass	None	None	None	None	Chk Pass	None	None	None	None	None	Chk Pass
Value													
Range													

Elem	K_7664	Li6707	Mg2790	Mn2576	Mo2020	Na8183	Ni2316	P_1782	Pb2203	S_1820	Sb2068	Se1960	Si2881
Units	ppm	ppm	ppm	ppm	ppm	ppm	ppm	ppm	ppm	ppm	ppm	ppm	ppm
Avg	**-.21314**	**-.00052**	**.01262**	**.00009**	**-.00161**	**249.53**	**.00158**	**.00763**	**-.00235**	**4.9470**	**.00310**	**.00759**	**.00800**
Stddev	.03717	.00003	.00247	.00009	.00015	2.34	.00016	.00053	.00015	.0057	.00088	.00273	.00749
%RSD	17.439	6.0703	19.595	98.770	9.4471	.93746	10.425	6.8879	6.5086	.11490	28.465	35.932	93.685
#1	-.23942	-.00050	.01437	.00015	-.00171	251.19	.00169	.00726	-.00224	4.9510	.00372	.00567	.01329
#2	-.18685	-.00055	.01088	.00003	-.00150	247.88	.00146	.00800	-.00246	4.9429	.00247	.00952	.00270
Check ?	None	None	None	None	None	Chk Pass	None	None	None	None	None	None	None
Value													
Range													

Elem	Sn1899	Sr4077	Th2837	Ti3349	Tl1908	U_3701	V_2924	Zn2062	Zr3391
Units	ppm	ppm	ppm	ppm	ppm	ppm	ppm	ppm	ppm
Avg	**-.00060**	**.00028**	**5.1042**	**.00627**	**-.00206**	**9.9320**	**-.00040**	**.00380**	**-.04995**
Stddev	.00040	.00005	.0004	.00001	.00101	.0118	.00019	.00047	.00132
%RSD	66.304	16.476	.00826	.13696	48.971	.11882	47.774	12.296	2.6408
#1	-.00032	.00024	5.1039	.00626	-.00135	9.9403	-.00027	.00414	-.04902
#2	-.00088	.00031	5.1045	.00627	-.00278	9.9236	-.00054	.00347	-.05088
Check ?	None	None	Chk Pass	None	None	Chk Pass	None	None	None
Value									
Range									

Int. Std.	Y_2243	Y_3600	Y_3774
Units	Cts/S	Cts/S	Cts/S
Avg	**5432.2**	**68406.**	**3838.2**
Stddev	3.1	80.	23.5
%RSD	.05705	.11672	.61164
#1	5430.0	68349.	3821.6
#2	5434.4	68462.	3854.8

Sample Name: CCV-2050339 Acquired: 5/17/2013 11:31:02 Type: QC
Method: 6500_026(v10) Mode: CONC Corr. Factor: 1.000000
User: bowenh Custom ID1: Custom ID2: Custom ID3:
Comment:

Elem	Ag3280	Al1670	As1890	B_2089	Ba4554	Be3130	Bi2230	Ca3179	Cd2288	Co2286	Cr2055	Cu3247	Fe2599
Units	ppm	ppm	ppm	ppm	ppm	ppm	ppm	ppm	ppm	ppm	ppm	ppm	ppm
Avg	**.49654**	**.48582**	**.94998**	**.49950**	**.48337**	**.46579**	**.00392**	**4.7880**	**.48842**	**.49686**	**.47515**	**.47234**	**2.3497**
Stddev	.00056	.00055	.00358	.00131	.00326	.00437	.00169	.0193	.00004	.00180	.00044	.00016	.0078
%RSD	.11310	.11253	.37674	.26277	.67490	.93741	43.075	.40408	.00751	.36210	.09174	.03387	.33122
#1	.49694	.48621	.94745	.50043	.48568	.46887	.00273	4.8017	.48845	.49814	.47484	.47245	2.3552
#2	.49615	.48543	.95251	.49857	.48106	.46270	.00512	4.7743	.48839	.49559	.47545	.47223	2.3442
Check ?	Chk Pass	Chk Pass	Chk Pass	Chk Pass	Chk Pass	Chk Pass	None	Chk Pass	Chk Pass	Chk Pass	Chk Pass	Chk Pass	Chk Pass
Value													
Range													

Elem	K_7664	Li6707	Mg2790	Mn2576	Mo2020	Na5895	Ni2316	P_1782	Pb2203	S_1820	Sb2068	Se1960	Si2881
Units	ppm	ppm	ppm	ppm	ppm	ppm	ppm	ppm	ppm	ppm	ppm	ppm	ppm
Avg	**47.759**	**.96464**	**19.004**	**.48798**	**.46350**	**4.5036**	**.48362**	**.98108**	**.98229**	**-.04092**	**.98062**	**1.0025**	**4.6573**
Stddev	.310	.00758	.013	.00040	.00120	.0475	.00156	.00691	.00243	.00154	.00231	.0032	.0074
%RSD	.64853	.78626	.06916	.08257	.25889	1.0539	.32167	.70448	.24732	3.7571	.23544	.32153	.15888
#1	47.978	.97000	18.994	.48769	.46434	4.5371	.48472	.98597	.98400	-.04201	.98225	1.0048	4.6520
#2	47.540	.95927	19.013	.48826	.46265	4.4700	.48252	.97619	.98057	-.03983	.97899	1.0002	4.6625
Check ?	Chk Pass	Chk Pass	Chk Pass	Chk Pass	Chk Pass	Chk Pass	Chk Pass	Chk Pass	Chk Pass	None	Chk Pass	Chk Pass	Chk Pass
Value													
Range													

Elem	Sn1899	Sr4077	Th2837	Ti3349	Tl1908	U_3701	V_2924	Zn2062	Zr3391
Units	ppm	ppm	ppm	ppm	ppm	ppm	ppm	ppm	ppm
Avg	**.93245**	**.49545**	**.00117**	**.48546**	**.94909**	**.01683**	**.47425**	**.47714**	**.48057**
Stddev	.00287	.00228	.00123	.00055	.00385	.04266	.00050	.00075	.00125
%RSD	.30776	.45928	105.19	.11397	.40613	253.46	.10601	.15743	.25994
#1	.93448	.49706	.00030	.48507	.95181	.04699	.47389	.47661	.48146
#2	.93042	.49384	.00204	.48585	.94636	-.01333	.47460	.47767	.47969
Check ?	Chk Pass	Chk Pass	None	Chk Pass	Chk Pass	None	Chk Pass	Chk Pass	Chk Pass
Value									
Range									

Int. Std.	Y_2243	Y_3600	Y_3774
Units	Cts/S	Cts/S	Cts/S
Avg	**5547.0**	**69716.**	**3916.0**
Stddev	2.0	84.	26.2
%RSD	.03618	.12029	.66804
#1	5548.4	69775.	3897.5
#2	5545.6	69656.	3934.5

Sample Name: CCB Acquired: 5/17/2013 11:33:16 Type: QC
Method: 6500_026(v10) Mode: CONC Corr. Factor: 1.000000
User: bowenh Custom ID1: Custom ID2: Custom ID3:
Comment:

Elem	Ag3280	Al1670	As1890	B_2089	Ba4554	Be3130	Bi2230	Ca3179	Cd2288	Co2286	Cr2055
Units	ppm	ppm	ppm	ppm	ppm	ppm	ppm	ppm	ppm	ppm	ppm
Avg	W **.00112**	**.00238**	**.00197**	**.00005**	W **-.00078**	**-.00004**	**.00372**	**-.00782**	**.00008**	**.00002**	**-.00001**
Stddev	.00017	.00344	.00181	.00005	.00008	.00004	.00081	.00391	.00028	.00004	.00008
%RSD	15.103	144.68	91.795	94.010	10.463	94.462	21.748	49.988	339.47	222.42	1349.4
#1	.00124	-.00005	.00325	.00002	-.00083	-.00001	.00315	-.00506	-.00011	.00005	.00005
#2	.00100	.00481	.00069	.00008	-.00072	-.00007	.00429	-.01059	.00028	-.00001	-.00006
Check ?	Chk Warn	Chk Pass	Chk Pass	Chk Pass	Chk Warn	Chk Pass	None	Chk Pass	Chk Pass	Chk Pass	Chk Pass
High Limit	.00093				.00058						
Low Limit	-.00093				-.00058						

Elem	Cu3247	Fe2599	K_7664	Li6707	Mg2790	Mn2576	Mo2020	Na5895	Ni2316	P_1782	Pb2203
Units	ppm	ppm	ppm	ppm	ppm	ppm	ppm	ppm	ppm	ppm	ppm
Avg	**-.00099**	**.00184**	**-.15985**	**-.00164**	**-.00024**	**.00004**	**.00023**	F **-.17724**	**.00016**	**.00152**	**-.00013**
Stddev	.00046	.00373	.04070	.00091	.00456	.00001	.00022	.00204	.00005	.00141	.00026
%RSD	46.513	203.40	25.460	55.770	1893.0	25.732	93.509	1.1519	28.610	92.544	204.39
#1	-.00066	.00448	-.18863	-.00099	.00298	.00003	.00038	-.17869	.00019	.00053	.00006
#2	-.00131	-.00080	-.13107	-.00228	-.00346	.00004	.00008	-.17580	.00013	.00252	-.00031
Check ?	Chk Pass	Chk Pass	Chk Pass	Chk Pass	Chk Pass	Chk Pass	Chk Pass	Chk Fail	Chk Pass	Chk Pass	Chk Pass
High Limit								.10000			
Low Limit								-.10000			

Elem	S_1820	Sb2068	Se1960	Si2881	Sn1899	Sr4077	Th2837	Ti3349	Tl1908	U_3701	V_2924
Units	ppm	ppm	ppm	ppm	ppm	ppm	ppm	ppm	ppm	ppm	ppm
Avg	**-.03894**	**.00279**	**.00452**	**.00367**	**-.00038**	**-.00006**	**.00160**	**.00015**	**-.00017**	**.02759**	**.00050**
Stddev	.00237	.00060	.00241	.00824	.00019	.00002	.00192	.00042	.00133	.00010	.00106
%RSD	6.0990	21.655	53.355	224.41	50.471	28.387	119.99	282.41	765.03	.36388	210.99
#1	-.04062	.00322	.00281	-.00216	-.00052	-.00007	.00024	.00045	-.00111	.02766	-.00025
#2	-.03726	.00237	.00622	.00950	-.00025	-.00005	.00296	-.00015	.00076	.02752	.00125
Check ?	None	Chk Pass	Chk Pass	Chk Pass	Chk Pass	Chk Pass	Chk Pass	Chk Pass	Chk Pass	Chk Pass	Chk Pass
High Limit											
Low Limit											

Elem	Zn2062	Zr3391
Units	ppm	ppm
Avg	**.00242**	**.00099**
Stddev	.00025	.00184
%RSD	10.392	186.14
#1	.00260	-.00031
#2	.00224	.00229
Check ?	Chk Pass	Chk Pass
High Limit		
Low Limit		

Int. Std.	Y_2243	Y_3600	Y_3774
Units	Cts/S	Cts/S	Cts/S
Avg	**5498.7**	**69729.**	**3885.9**
Stddev	97.8	143.	56.3
%RSD	1.7777	.20504	1.4490
#1	5567.8	69830.	3846.0
#2	5429.6	69628.	3925.7

Sample Name: CCVL2057887 Acquired: 5/17/2013 11:35:45 Type: QC
Method: 6500_026(v10) Mode: CONC Corr. Factor: 1.000000
User: bowenh Custom ID1: Custom ID2: Custom ID3:
Comment:

Elem	Ag3280	Al1670	As1890	B_2089	Ba4554	Be3130	Bi2230	Ca3179	Cd2288	Co2286	Cr2055
Units	ppm	ppm	ppm	ppm	ppm	ppm	ppm	ppm	ppm	ppm	ppm
Avg	**.01096**	**.10596**	**.01661**	**.10150**	**.00938**	**.00080**	**.10494**	**.19838**	**.00486**	**.01059**	**.00993**
Stddev	.00056	.00055	.00280	.00047	.00015	.00003	.00328	.00031	.00012	.00021	.00035
%RSD	5.0776	.51651	16.850	.46011	1.5478	4.1970	3.1274	.15629	2.4442	1.9637	3.5137
#1	.01135	.10557	.01859	.10117	.00928	.00078	.10261	.19816	.00494	.01044	.00968
#2	.01057	.10635	.01463	.10183	.00948	.00082	.10726	.19860	.00477	.01073	.01017
Check ?	Chk Pass	Chk Pass	Chk Pass	Chk Pass	Chk Pass	Chk Pass	Chk Pass	Chk Pass	Chk Pass	Chk Pass	Chk Pass
Value											
Range											

Elem	Cu3247	Fe2599	K_7664	Li6707	Mg2790	Mn2576	Mo2020	Na5895	Ni2316	P_1782	Pb2203
Units	ppm	ppm	ppm	ppm	ppm	ppm	ppm	ppm	ppm	ppm	ppm
Avg	**.01327**	**.11870**	**2.7803**	F **.00643**	**.20516**	**.01046**	**.01878**	W **.77283**	**.03995**	**2.9710**	**.00979**
Stddev	.00016	.00446	.0245	.00173	.00021	.00007	.00024	.01381	.00022	.0097	.00002
%RSD	1.1765	3.7613	.87949	26.903	.10100	.68997	1.2587	1.7875	.56169	.32777	.18577
#1	.01316	.11554	2.7976	.00521	.20531	.01051	.01862	.76307	.04011	2.9641	.00980
#2	.01338	.12186	2.7630	.00766	.20501	.01041	.01895	.78260	.03979	2.9779	.00977
Check ?	Chk Pass	Chk Pass	Chk Pass	Chk Fail	Chk Pass	Chk Pass	Chk Pass	Chk Warn	Chk Pass	Chk Pass	Chk Pass
Value				.01000				1.0000			
Range				-30.000%				-20.000%			

Elem	S_1820	Sb2068	Se1960	Si2881	Sn1899	Sr4077	Th2837	Ti3349	Tl1908	U_3701	V_2924
Units	ppm	ppm	ppm	ppm	ppm	ppm	ppm	ppm	ppm	ppm	ppm
Avg	**-.04101**	**.01023**	W **.01934**	**.49021**	**.09539**	**.00991**	**.01629**	W **.01234**	**.01600**	**.06900**	**.00982**
Stddev	.00113	.00119	.00310	.00573	.00010	.00001	.00084	.00025	.00149	.01523	.00064
%RSD	2.7518	11.643	16.045	1.1687	.10860	.07486	5.1421	2.0260	9.3143	22.075	6.5391
#1	-.04021	.01107	.01715	.48616	.09532	.00992	.01688	.01252	.01706	.05823	.01028
#2	-.04181	.00939	.02154	.49426	.09546	.00991	.01570	.01217	.01495	.07977	.00937
Check ?	None	Chk Pass	Chk Warn	Chk Pass	Chk Pass	Chk Pass	Chk Pass	Chk Warn	Chk Pass	Chk Pass	Chk Pass
Value			.01500					.01000			
Range			20.000%					20.000%			

Elem	Zn2062	Zr3391
Units	ppm	ppm
Avg	**.02278**	**.01619**
Stddev	.00018	.00000
%RSD	.78106	.01098
#1	.02290	.01619
#2	.02265	.01618
Check ?	Chk Pass	Chk Pass
Value		
Range		

Int. Std.	Y_2243	Y_3600	Y_3774
Units	Cts/S	Cts/S	Cts/S
Avg	**5518.4**	**69558.**	**3801.6**
Stddev	18.1	171.	8.0
%RSD	.32726	.24555	.20948
#1	5531.2	69437.	3796.0
#2	5505.7	69679.	3807.2

Sample Name: 280-42229-A-6-A Acquired: 5/17/2013 11:38:10 Type: Unk
Method: 6500_026(v10) Mode: CONC Corr. Factor: 1.000000
User: bowenh Custom ID1: Custom ID2: Custom ID3:
Comment: 174435 6010b

Elem	Ag3280	Al3092	As1890	B_2089	Ba4554	Be3130	Bi2230	Ca3179	Cd2288
Line	328.068 {103}	309.271 {109}	189.042 {478}	208.959 {461}	455.403 { 74}	313.042 {108}	223.061 {451}	317.933 {106}	228.802 {447}
Units	ppm	ppm	ppm	ppm	ppm	ppm	ppm	ppm	ppm
Avg	**.00122**	**44.719**	**.01700**	**-.00133**	**.51053**	**.00024**	**.02851**	**70.154**	**.00122**
Stddev	.00073	.025	.00016	.00046	.00031	.00002	.00269	.258	.00021
%RSD	60.322	.05519	.94098	34.367	.06108	8.9394	9.4270	.36806	16.838
#1	.00070	44.737	.01689	-.00101	.51075	.00026	.02661	70.337	.00137
#2	.00174	44.702	.01712	-.00166	.51031	.00023	.03041	69.972	.00108
Check ?	Chk Pass	Chk Pass	Chk Pass	Chk Pass	Chk Pass	Chk Pass	Chk Pass	Chk Pass	Chk Pass
High Limit									
Low Limit									

Elem	Co2286	Cr2055	Cu3247	Fe2714	K_7664	Li6707	Mg2790	Mn2576	Mo2020
Line	228.616 {447}	205.552 {464}	324.754 {104}	271.441 {124}	766.490 { 44}	670.784 { 50}	279.079 {121}2	257.610 {131}	202.030 {467}
Units	ppm	ppm	ppm	ppm	ppm	ppm	ppm	ppm	ppm
Avg	**.10643**	**.02787**	**.15004**	**267.05**	**4.6670**	**.02329**	**41.309**	**3.0289**	**.00175**
Stddev	.00002	.00005	.00014	.24	.0429	.00010	.055	.0028	.00031
%RSD	.02076	.16192	.09345	.08951	.91968	.42501	.13356	.09211	17.560
#1	.10642	.02790	.15014	266.89	4.6367	.02322	41.270	3.0269	.00153
#2	.10645	.02784	.14994	267.22	4.6974	.02336	41.348	3.0309	.00197
Check ?	Chk Pass	Chk Pass	Chk Pass	Chk Pass	Chk Pass	Chk Pass	Chk Pass	Chk Pass	Chk Pass
High Limit									
Low Limit									

Elem	Na5895	Ni2316	P_1782	Pb2203	S_1820	Sb2068	Se1960	Si2881	Sn1899
Line	589.592 { 57}	231.604 {446}	178.284 {489}	220.353 {453}	182.034 {485}	206.833 {463}	196.090 {472}	288.158 {117}	189.989 {477}
Units	ppm	ppm	ppm	ppm	ppm	ppm	ppm	ppm	ppm
Avg	**3.6284**	**.07094**	**13.426**	**.01637**	**.98949**	**.00823**	**.00484**	**1.1189**	**.01837**
Stddev	.0033	.00023	.002	.00109	.00635	.00014	.00092	.0212	.00075
%RSD	.09125	.32878	.01462	6.6609	.64160	1.6455	18.947	1.8910	4.0939
#1	3.6307	.07078	13.425	.01560	.98500	.00833	.00419	1.1338	.01890
#2	3.6260	.07111	13.428	.01714	.99398	.00814	.00549	1.1039	.01784
Check ?	Chk Pass	Chk Pass	Chk Pass	Chk Pass	None	Chk Pass	Chk Pass	Chk Pass	Chk Pass
High Limit									
Low Limit									

Elem	Sr4077	Th2837	Ti3349	Tl1908	U_3701	V_2924	Zn2062	Zr3391
Line	407.771 { 83}	283.730 {119}	334.904 {101}	190.856 {477}	370.152 { 91}	292.402 {115}	206.200 {163}	339.198 { 99}
Units	ppm	ppm	ppm	ppm	ppm	ppm	ppm	ppm
Avg	**.21351**	**.06208**	W **21.142**	**-.00805**	W **-.06723**	**.65735**	**.43092**	**.27451**
Stddev	.00098	.00066	.105	.00027	.00460	.00250	.00057	.00306
%RSD	.46034	1.0698	.49614	3.3334	6.8383	.38014	.13323	1.1137
#1	.21420	.06255	21.068	-.00824	-.07048	.65558	.43132	.27235
#2	.21281	.06161	21.216	-.00786	-.06398	.65912	.43051	.27667
Check ?	Chk Pass	Chk Pass	Chk Warn	Chk Pass	Chk Warn	Chk Pass	Chk Pass	Chk Pass
High Limit			10.000		45.000			
Low Limit			-.01000		-.05000			

Int. Std.	Y_2243	Y_3600	Y_3774
Line	224.306 {450}	360.073 { 94}	377.433 { 89}
Units	Cts/S	Cts/S	Cts/S
Avg	**6336.0**	**79710.**	**4455.3**
Stddev	.5	205.	8.2
%RSD	.00855	.25695	.18377
#1	6335.7	79565.	4449.6
#2	6336.4	79855.	4461.1

Sample Name: 280-42229-A-7-A Acquired: 5/17/2013 11:40:35 Type: Unk
Method: 6500_026(v10) Mode: CONC Corr. Factor: 1.000000
User: bowenh Custom ID1: Custom ID2: Custom ID3:
Comment: 174435 6010b

Elem	Ag3280	Al3092	As1890	B_2089	Ba4554	Be3130	Bi2230	Ca3179	Cd2288
Line	328.068 {103}	309.271 {109}	189.042 {478}	208.959 {461}	455.403 { 74}	313.042 {108}	223.061 {451}	317.933 {106}	228.802 {447}
Units	ppm	ppm	ppm	ppm	ppm	ppm	ppm	ppm	ppm
Avg	**.00142**	**44.951**	**.01776**	**.00006**	**.46644**	**.00022**	**.02536**	**63.373**	**.00125**
Stddev	.00064	.171	.00067	.00092	.00097	.00003	.00575	.251	.00003
%RSD	45.270	.37960	3.7747	1668.6	.20860	14.697	22.688	.39620	2.2813
#1	.00096	45.072	.01823	-.00060	.46713	.00024	.02130	63.550	.00123
#2	.00187	44.830	.01728	.00071	.46576	.00020	.02943	63.195	.00127
Check ?	Chk Pass	Chk Pass	Chk Pass	Chk Pass	Chk Pass	Chk Pass	Chk Pass	Chk Pass	Chk Pass
High Limit									
Low Limit									

Elem	Co2286	Cr2055	Cu3247	Fe2714	K_7664	Li6707	Mg2790	Mn2576	Mo2020
Line	228.616 {447}	205.552 {464}	324.754 {104}	271.441 {124}	766.490 { 44}	670.784 { 50}	279.079 {121}2	257.610 {131}	202.030 {467}
Units	ppm	ppm	ppm	ppm	ppm	ppm	ppm	ppm	ppm
Avg	**.10368**	**.03808**	**.14843**	**271.22**	**5.4585**	**.02766**	**43.103**	**2.9250**	**.00186**
Stddev	.00098	.00014	.00009	.53	.0467	.00088	.097	.0053	.00014
%RSD	.94915	.36362	.05805	.19454	.85540	3.1828	.22491	.18081	7.3520
#1	.10437	.03818	.14837	271.60	5.4915	.02828	43.171	2.9287	.00196
#2	.10298	.03798	.14849	270.85	5.4255	.02703	43.034	2.9212	.00177
Check ?	Chk Pass	Chk Pass	Chk Pass	Chk Pass	Chk Pass	Chk Pass	Chk Pass	Chk Pass	Chk Pass
High Limit									
Low Limit									

Elem	Na5895	Ni2316	P_1782	Pb2203	S_1820	Sb2068	Se1960	Si2881	Sn1899
Line	589.592 { 57}	231.604 {446}	178.284 {489}	220.353 {453}	182.034 {485}	206.833 {463}	196.090 {472}	288.158 {117}	189.989 {477}
Units	ppm	ppm	ppm	ppm	ppm	ppm	ppm	ppm	ppm
Avg	**2.7899**	**.07966**	**13.968**	**.02212**	**.92858**	**.00574**	**.00134**	**1.6433**	**.01861**
Stddev	.0118	.00010	.004	.00021	.00120	.00033	.00038	.0360	.00103
%RSD	.42264	.12413	.02634	.93909	.12934	5.7456	28.345	2.1877	5.5616
#1	2.7982	.07973	13.970	.02227	.92943	.00598	.00160	1.6687	.01934
#2	2.7815	.07959	13.965	.02197	.92773	.00551	.00107	1.6178	.01787
Check ?	Chk Pass	Chk Pass	Chk Pass	Chk Pass	None	Chk Pass	Chk Pass	Chk Pass	Chk Pass
High Limit									
Low Limit									

Elem	Sr4077	Th2837	Ti3349	Tl1908	U_3701	V_2924	Zn2062	Zr3391
Line	407.771 { 83}	283.730 {119}	334.904 {101}	190.856 {477}	370.152 { 91}	292.402 {115}	206.200 {163}	339.198 { 99}
Units	ppm	ppm	ppm	ppm	ppm	ppm	ppm	ppm
Avg	**.21023**	**.06305**	W **22.176**	**-.00811**	W **-.08884**	**.66980**	**.45767**	**.26588**
Stddev	.00085	.00038	.027	.00002	.02179	.00256	.00130	.00006
%RSD	.40242	.60964	.12324	.29605	24.523	.38187	.28381	.02202
#1	.21083	.06278	22.196	-.00809	-.10425	.67161	.45675	.26592
#2	.20963	.06332	22.157	-.00813	-.07344	.66799	.45859	.26584
Check ?	Chk Pass	Chk Pass	Chk Warn	Chk Pass	Chk Warn	Chk Pass	Chk Pass	Chk Pass
High Limit			10.000		45.000			
Low Limit			-.01000		-.05000			

Int. Std.	Y_2243	Y_3600	Y_3774
Line	224.306 {450}	360.073 { 94}	377.433 { 89}
Units	Cts/S	Cts/S	Cts/S
Avg	**6374.3**	**80564.**	**4540.5**
Stddev	19.1	216.	34.6
%RSD	.29906	.26829	.76255
#1	6360.8	80412.	4516.1
#2	6387.8	80717.	4565.0

Sample Name: 280-42229-A-8-A Acquired: 5/17/2013 11:43:02 Type: Unk
Method: 6500_026(v10) Mode: CONC Corr. Factor: 1.000000
User: bowenh Custom ID1: Custom ID2: Custom ID3:
Comment: 174435 6010b

Elem	Ag3280	Al3092	As1890	B_2089	Ba4554	Be3130	Bi2230	Ca3179	Cd2288
Line	328.068 {103}	309.271 {109}	189.042 {478}	208.959 {461}	455.403 { 74}	313.042 {108}	223.061 {451}	317.933 {106}	228.802 {447}
Units	ppm	ppm	ppm	ppm	ppm	ppm	ppm	ppm	ppm
Avg	**.00128**	**40.337**	**.01786**	**-.00128**	**.53862**	**.00035**	**.03532**	**52.085**	**.00127**
Stddev	.00022	.059	.00028	.00046	.00060	.00020	.00964	.014	.00009
%RSD	16.833	.14751	1.5747	36.331	.11191	56.567	27.305	.02610	7.2082
#1	.00113	40.379	.01806	-.00095	.53905	.00021	.02850	52.076	.00134
#2	.00143	40.295	.01766	-.00161	.53820	.00049	.04213	52.095	.00121
Check ?	Chk Pass	Chk Pass	Chk Pass	Chk Pass	Chk Pass	Chk Pass	Chk Pass	Chk Pass	Chk Pass
High Limit									
Low Limit									

Elem	Co2286	Cr2055	Cu3247	Fe2714	K_7664	Li6707	Mg2790	Mn2576	Mo2020
Line	228.616 {447}	205.552 {464}	324.754 {104}	271.441 {124}	766.490 { 44}	670.784 { 50}	279.079 {121}2	257.610 {131}	202.030 {467}
Units	ppm	ppm	ppm	ppm	ppm	ppm	ppm	ppm	ppm
Avg	**.09331**	**.02574**	**.14119**	**246.97**	**5.0421**	**.02391**	**37.940**	**2.9313**	**.00138**
Stddev	.00067	.00008	.00005	.02	.0041	.00021	.095	.0066	.00037
%RSD	.71359	.31610	.03515	.00803	.08197	.86895	.25121	.22658	26.607
#1	.09378	.02568	.14122	246.99	5.0392	.02406	37.872	2.9266	.00112
#2	.09284	.02580	.14115	246.96	5.0450	.02377	38.007	2.9360	.00164
Check ?	Chk Pass	Chk Pass	Chk Pass	Chk Pass	Chk Pass	Chk Pass	Chk Pass	Chk Pass	Chk Pass
High Limit									
Low Limit									

Elem	Na5895	Ni2316	P_1782	Pb2203	S_1820	Sb2068	Se1960	Si2881	Sn1899
Line	589.592 { 57}	231.604 {446}	178.284 {489}	220.353 {453}	182.034 {485}	206.833 {463}	196.090 {472}	288.158 {117}	189.989 {477}
Units	ppm	ppm	ppm	ppm	ppm	ppm	ppm	ppm	ppm
Avg	**2.3631**	**.06379**	**12.310**	**.01835**	**.92300**	**.00649**	**.00333**	**1.2960**	**.01704**
Stddev	.0102	.00062	.013	.00114	.00065	.00065	.00342	.0622	.00077
%RSD	.43095	.97253	.10496	6.2091	.07040	10.050	102.46	4.8004	4.4987
#1	2.3703	.06336	12.301	.01754	.92255	.00603	.00575	1.2520	.01650
#2	2.3559	.06423	12.319	.01915	.92346	.00695	.00092	1.3400	.01759
Check ?	Chk Pass	Chk Pass	Chk Pass	Chk Pass	None	Chk Pass	Chk Pass	Chk Pass	Chk Pass
High Limit									
Low Limit									

Elem	Sr4077	Th2837	Ti3349	Tl1908	U_3701	V_2924	Zn2062	Zr3391
Line	407.771 { 83}	283.730 {119}	334.904 {101}	190.856 {477}	370.152 { 91}	292.402 {115}	206.200 {163}	339.198 { 99}
Units	ppm	ppm	ppm	ppm	ppm	ppm	ppm	ppm
Avg	**.18846**	**.05919**	W **19.693**	**-.00762**	W **-.09356**	**.58687**	**.41525**	**.25201**
Stddev	.00023	.00337	.287	.00064	.04334	.00163	.00029	.00023
%RSD	.12130	5.6961	1.4554	8.3792	46.323	.27837	.06926	.09322
#1	.18830	.05680	19.490	-.00807	-.06292	.58571	.41504	.25218
#2	.18862	.06157	19.895	-.00717	-.12421	.58803	.41545	.25184
Check ?	Chk Pass	Chk Pass	Chk Warn	Chk Pass	Chk Warn	Chk Pass	Chk Pass	Chk Pass
High Limit			10.000		45.000			
Low Limit			-.01000		-.05000			

Int. Std.	Y_2243	Y_3600	Y_3774
Line	224.306 {450}	360.073 { 94}	377.433 { 89}
Units	Cts/S	Cts/S	Cts/S
Avg	**6460.7**	**81275.**	**4598.7**
Stddev	8.2	65.	3.3
%RSD	.12724	.07967	.07281
#1	6466.5	81229.	4601.1
#2	6454.9	81321.	4596.4

Sample Name: 280-42229-A-9-A Acquired: 5/17/2013 11:45:27 Type: Unk
Method: 6500_026(v10) Mode: CONC Corr. Factor: 1.000000
User: bowenh Custom ID1: Custom ID2: Custom ID3:
Comment: 174435 6010b

Elem	Ag3280	Al3092	As1890	B_2089	Ba4554	Be3130	Bi2230	Ca3179	Cd2288
Line	328.068 {103}	309.271 {109}	189.042 {478}	208.959 {461}	455.403 { 74}	313.042 {108}	223.061 {451}	317.933 {106}	228.802 {447}
Units	ppm	ppm	ppm	ppm	ppm	ppm	ppm	ppm	ppm
Avg	**.00103**	**42.076**	**.01661**	**-.00009**	**.48465**	**.00061**	**.01927**	**52.315**	**.00135**
Stddev	.00017	.359	.00005	.00052	.00296	.00012	.00035	.381	.00005
%RSD	16.802	.85379	.31842	585.31	.60987	19.429	1.8064	.72763	4.0116
#1	.00116	42.330	.01657	.00028	.48674	.00053	.01952	52.585	.00139
#2	.00091	41.821	.01665	-.00046	.48256	.00070	.01903	52.046	.00131
Check ?	Chk Pass	Chk Pass	Chk Pass	Chk Pass	Chk Pass	Chk Pass	Chk Pass	Chk Pass	Chk Pass
High Limit									
Low Limit									

Elem	Co2286	Cr2055	Cu3247	Fe2714	K_7664	Li6707	Mg2790	Mn2576	Mo2020
Line	228.616 {447}	205.552 {464}	324.754 {104}	271.441 {124}	766.490 { 44}	670.784 { 50}	279.079 {121}2	257.610 {131}	202.030 {467}
Units	ppm	ppm	ppm	ppm	ppm	ppm	ppm	ppm	ppm
Avg	**.09916**	**.03068**	**.16127**	**243.00**	**5.9454**	**.02865**	**39.351**	**2.8990**	**.00182**
Stddev	.00025	.00008	.00022	1.41	.0171	.00214	.107	.0043	.00009
%RSD	.25693	.24598	.13938	.58076	.28849	7.4675	.27134	.14753	4.7194
#1	.09898	.03062	.16111	243.99	5.9333	.02714	39.426	2.9020	.00188
#2	.09934	.03073	.16143	242.00	5.9575	.03016	39.275	2.8960	.00176
Check ?	Chk Pass	Chk Pass	Chk Pass	Chk Pass	Chk Pass	Chk Pass	Chk Pass	Chk Pass	Chk Pass
High Limit									
Low Limit									

Elem	Na5895	Ni2316	P_1782	Pb2203	S_1820	Sb2068	Se1960	Si2881	Sn1899
Line	589.592 { 57}	231.604 {446}	178.284 {489}	220.353 {453}	182.034 {485}	206.833 {463}	196.090 {472}	288.158 {117}	189.989 {477}
Units	ppm	ppm	ppm	ppm	ppm	ppm	ppm	ppm	ppm
Avg	**2.6433**	**.06757**	**12.068**	**.02054**	**.99672**	**.00737**	**.00313**	**1.4487**	**.01698**
Stddev	.0313	.00069	.010	.00018	.00315	.00027	.00289	.0636	.00042
%RSD	1.1852	1.0267	.08249	.85317	.31621	3.7129	92.467	4.3880	2.4495
#1	2.6654	.06708	12.075	.02042	.99449	.00718	.00517	1.4937	.01727
#2	2.6211	.06806	12.061	.02067	.99895	.00757	.00108	1.4038	.01669
Check ?	Chk Pass	Chk Pass	Chk Pass	Chk Pass	None	Chk Pass	Chk Pass	Chk Pass	Chk Pass
High Limit									
Low Limit									

Elem	Sr4077	Th2837	Ti3349	Tl1908	U_3701	V_2924	Zn2062	Zr3391
Line	407.771 { 83}	283.730 {119}	334.904 {101}	190.856 {477}	370.152 { 91}	292.402 {115}	206.200 {163}	339.198 { 99}
Units	ppm	ppm	ppm	ppm	ppm	ppm	ppm	ppm
Avg	**.17913**	**.06044**	W **19.409**	**-.00704**	W **-.08828**	**.58902**	**.40697**	**.23158**
Stddev	.00189	.00223	.027	.00007	.01320	.00159	.00171	.00162
%RSD	1.0562	3.6849	.13848	.95498	14.953	.26909	.42050	.70102
#1	.18047	.05887	19.390	-.00699	-.09762	.59015	.40818	.23043
#2	.17779	.06202	19.428	-.00709	-.07895	.58790	.40576	.23272
Check ?	Chk Pass	Chk Pass	Chk Warn	Chk Pass	Chk Warn	Chk Pass	Chk Pass	Chk Pass
High Limit			10.000		45.000			
Low Limit			-.01000		-.05000			

Int. Std.	Y_2243	Y_3600	Y_3774
Line	224.306 {450}	360.073 { 94}	377.433 { 89}
Units	Cts/S	Cts/S	Cts/S
Avg	**6497.7**	**82020.**	**4728.6**
Stddev	9.5	164.	46.1
%RSD	.14640	.20018	.97411
#1	6504.4	81904.	4696.1
#2	6490.9	82136.	4761.2

Sample Name: 280-42229-A-10-A Acquired: 5/17/2013 11:47:53 Type: Unk
Method: 6500_026(v10) Mode: CONC Corr. Factor: 1.000000
User: bowenh Custom ID1: Custom ID2: Custom ID3:
Comment: 174435 6010b

Elem	Ag3280	Al3092	As1890	B_2089	Ba4554	Be3130	Bi2230	Ca3179	Cd2288
Line	328.068 {103}	309.271 {109}	189.042 {478}	208.959 {461}	455.403 { 74}	313.042 {108}	223.061 {451}	317.933 {106}	228.802 {447}
Units	ppm	ppm	ppm	ppm	ppm	ppm	ppm	ppm	ppm
Avg	**.00118**	**45.503**	**.02023**	**-.00082**	**.54385**	**-.00011**	**-.00672**	**54.723**	**.00129**
Stddev	.00002	.065	.00177	.00044	.00023	.00005	.00760	.071	.00014
%RSD	1.5421	.14180	8.7584	53.195	.04137	46.666	113.13	.12908	11.211
#1	.00117	45.457	.01898	-.00113	.54369	-.00008	-.00134	54.673	.00139
#2	.00119	45.548	.02148	-.00051	.54401	-.00015	-.01209	54.773	.00118
Check ?	Chk Pass	Chk Pass	Chk Pass	Chk Pass	Chk Pass	Chk Pass	Chk Pass	Chk Pass	Chk Pass
High Limit									
Low Limit									

Elem	Co2286	Cr2055	Cu3247	Fe2714	K_7664	Li6707	Mg2790	Mn2576	Mo2020
Line	228.616 {447}	205.552 {464}	324.754 {104}	271.441 {124}	766.490 { 44}	670.784 { 50}	279.079 {121}2	257.610 {131}	202.030 {467}
Units	ppm	ppm	ppm	ppm	ppm	ppm	ppm	ppm	ppm
Avg	**.11642**	**.04170**	**.14121**	**287.65**	**6.0147**	**.03638**	**51.719**	**3.6208**	**.00212**
Stddev	.00070	.00019	.00054	.49	.0034	.00029	.083	.0036	.00004
%RSD	.60125	.45367	.38584	.17025	.05623	.79615	.16136	.09795	1.9311
#1	.11592	.04157	.14082	287.30	6.0171	.03659	51.778	3.6233	.00215
#2	.11691	.04184	.14159	287.99	6.0123	.03618	51.660	3.6183	.00209
Check ?	Chk Pass	Chk Pass	Chk Pass	Chk Pass	Chk Pass	Chk Pass	Chk Pass	Chk Pass	Chk Pass
High Limit									
Low Limit									

Elem	Na5895	Ni2316	P_1782	Pb2203	S_1820	Sb2068	Se1960	Si2881	Sn1899
Line	589.592 { 57}	231.604 {446}	178.284 {489}	220.353 {453}	182.034 {485}	206.833 {463}	196.090 {472}	288.158 {117}	189.989 {477}
Units	ppm	ppm	ppm	ppm	ppm	ppm	ppm	ppm	ppm
Avg	**2.5485**	**.09747**	**13.308**	**.02579**	**1.0667**	**.00827**	**.00347**	**1.2063**	**.02055**
Stddev	.0028	.00004	.008	.00051	.0026	.00007	.00431	.0039	.00131
%RSD	.10976	.04604	.05799	1.9927	.24007	.80791	124.16	.32590	6.3608
#1	2.5465	.09750	13.303	.02615	1.0685	.00822	.00042	1.2091	.02148
#2	2.5505	.09743	13.314	.02543	1.0649	.00832	.00652	1.2035	.01963
Check ?	Chk Pass	Chk Pass	Chk Pass	Chk Pass	None	Chk Pass	Chk Pass	Chk Pass	Chk Pass
High Limit									
Low Limit									

Elem	Sr4077	Th2837	Ti3349	Tl1908	U_3701	V_2924	Zn2062	Zr3391
Line	407.771 { 83}	283.730 {119}	334.904 {101}	190.856 {477}	370.152 { 91}	292.402 {115}	206.200 {163}	339.198 { 99}
Units	ppm	ppm	ppm	ppm	ppm	ppm	ppm	ppm
Avg	**.18742**	**.06324**	W **24.112**	**-.00786**	W **-.08032**	**.69502**	**.47108**	**.26567**
Stddev	.00009	.00002	.339	.00123	.03525	.00084	.00044	.00110
%RSD	.04904	.03338	1.4058	15.696	43.888	.12115	.09384	.41482
#1	.18748	.06326	24.352	-.00873	-.05540	.69562	.47076	.26645
#2	.18735	.06323	23.872	-.00699	-.10525	.69443	.47139	.26489
Check ?	Chk Pass	Chk Pass	Chk Warn	Chk Pass	Chk Warn	Chk Pass	Chk Pass	Chk Pass
High Limit			10.000		45.000			
Low Limit			-.01000		-.05000			

Int. Std.	Y_2243	Y_3600	Y_3774
Line	224.306 {450}	360.073 { 94}	377.433 { 89}
Units	Cts/S	Cts/S	Cts/S
Avg	**6484.0**	**82498.**	**4640.5**
Stddev	7.2	513.	10.6
%RSD	.11057	.62230	.22787
#1	6478.9	82135.	4633.0
#2	6489.0	82861.	4648.0

Sample Name: 280-42229-A-11-A Acquired: 5/17/2013 11:50:19 Type: Unk
Method: 6500_026(v10) Mode: CONC Corr. Factor: 1.000000
User: bowenh Custom ID1: Custom ID2: Custom ID3:
Comment: 174435 6010b

Elem	Ag3280	Al3092	As1890	B_2089	Ba4554	Be3130	Bi2230	Ca3179	Cd2288
Line	328.068 {103}	309.271 {109}	189.042 {478}	208.959 {461}	455.403 { 74}	313.042 {108}	223.061 {451}	317.933 {106}	228.802 {447}
Units	ppm	ppm	ppm	ppm	ppm	ppm	ppm	ppm	ppm
Avg	**.00144**	**48.278**	**.01858**	**-.00005**	**.47685**	**.00006**	**-.00047**	**54.267**	**.00137**
Stddev	.00019	.043	.00039	.00037	.00075	.00014	.01170	.029	.00015
%RSD	12.975	.08938	2.1075	774.66	.15634	219.93	2499.8	.05297	10.866
#1	.00130	48.247	.01830	-.00031	.47632	-.00004	-.00874	54.287	.00127
#2	.00157	48.308	.01886	.00021	.47737	.00016	.00781	54.246	.00148
Check ?	Chk Pass	Chk Pass	Chk Pass	Chk Pass	Chk Pass	Chk Pass	Chk Pass	Chk Pass	Chk Pass
High Limit									
Low Limit									

Elem	Co2286	Cr2055	Cu3247	Fe2714	K_7664	Li6707	Mg2790	Mn2576	Mo2020
Line	228.616 {447}	205.552 {464}	324.754 {104}	271.441 {124}	766.490 { 44}	670.784 { 50}	279.079 {121}2	257.610 {131}	202.030 {467}
Units	ppm	ppm	ppm	ppm	ppm	ppm	ppm	ppm	ppm
Avg	**.10618**	**.03692**	**.15178**	**265.37**	**6.0039**	**.03182**	**43.367**	**3.1017**	**.00165**
Stddev	.00043	.00006	.00014	.06	.0182	.00036	.080	.0044	.00008
%RSD	.40705	.16323	.09083	.02333	.30401	1.1250	.18339	.14047	4.6877
#1	.10648	.03688	.15187	265.33	5.9910	.03207	43.424	3.1048	.00170
#2	.10587	.03696	.15168	265.41	6.0168	.03157	43.311	3.0986	.00160
Check ?	Chk Pass	Chk Pass	Chk Pass	Chk Pass	Chk Pass	Chk Pass	Chk Pass	Chk Pass	Chk Pass
High Limit									
Low Limit									

Elem	Na5895	Ni2316	P_1782	Pb2203	S_1820	Sb2068	Se1960	Si2881	Sn1899
Line	589.592 { 57}	231.604 {446}	178.284 {489}	220.353 {453}	182.034 {485}	206.833 {463}	196.090 {472}	288.158 {117}	189.989 {477}
Units	ppm	ppm	ppm	ppm	ppm	ppm	ppm	ppm	ppm
Avg	**3.0573**	**.07781**	**13.066**	**.02182**	**.98780**	**.00754**	**.00491**	**1.1997**	**.01821**
Stddev	.0043	.00003	.003	.00013	.00195	.00068	.00009	.0004	.00095
%RSD	.14009	.03370	.02126	.59114	.19749	9.0311	1.9208	.03664	5.2225
#1	3.0603	.07779	13.068	.02173	.98918	.00802	.00484	1.2001	.01753
#2	3.0543	.07783	13.064	.02191	.98642	.00706	.00497	1.1994	.01888
Check ?	Chk Pass	Chk Pass	Chk Pass	Chk Pass	None	Chk Pass	Chk Pass	Chk Pass	Chk Pass
High Limit									
Low Limit									

Elem	Sr4077	Th2837	Ti3349	Tl1908	U_3701	V_2924	Zn2062	Zr3391
Line	407.771 { 83}	283.730 {119}	334.904 {101}	190.856 {477}	370.152 { 91}	292.402 {115}	206.200 {163}	339.198 { 99}
Units	ppm	ppm	ppm	ppm	ppm	ppm	ppm	ppm
Avg	**.22074**	**.06066**	W **22.060**	**-.00907**	W **-.07147**	**.65248**	**.44200**	**.26407**
Stddev	.00027	.00151	.110	.00089	.01720	.00256	.00167	.00012
%RSD	.12106	2.4878	.49810	9.8536	24.073	.39296	.37750	.04511
#1	.22055	.05959	21.982	-.00844	-.08363	.65429	.44082	.26398
#2	.22092	.06173	22.138	-.00970	-.05930	.65067	.44318	.26415
Check ?	Chk Pass	Chk Pass	Chk Warn	Chk Pass	Chk Warn	Chk Pass	Chk Pass	Chk Pass
High Limit			10.000		45.000			
Low Limit			-.01000		-.05000			

Int. Std.	Y_2243	Y_3600	Y_3774
Line	224.306 {450}	360.073 { 94}	377.433 { 89}
Units	Cts/S	Cts/S	Cts/S
Avg	**6549.9**	**82496.**	**4685.9**
Stddev	.6	149.	16.4
%RSD	.00906	.18019	.34968
#1	6550.4	82391.	4697.5
#2	6549.5	82601.	4674.3

Sample Name: 280-42229-A-12-A Acquired: 5/17/2013 11:52:45 Type: Unk
Method: 6500_026(v10) Mode: CONC Corr. Factor: 1.000000
User: bowenh Custom ID1: Custom ID2: Custom ID3:
Comment: 174435 6010b

Elem	Ag3280	Al3092	As1890	B_2089	Ba4554	Be3130	Bi2230	Ca3179	Cd2288
Line	328.068 {103}	309.271 {109}	189.042 {478}	208.959 {461}	455.403 { 74}	313.042 {108}	223.061 {451}	317.933 {106}	228.802 {447}
Units	ppm	ppm	ppm	ppm	ppm	ppm	ppm	ppm	ppm
Avg	**.00095**	**50.098**	**.02349**	**-.00007**	**.51041**	**-.00017**	**-.00584**	**62.602**	**.00148**
Stddev	.00054	.343	.00164	.00001	.00529	.00001	.00251	.429	.00005
%RSD	57.069	.68397	6.9608	9.3941	1.0357	5.9767	42.920	.68522	3.4625
#1	.00057	49.856	.02234	-.00007	.50667	-.00016	-.00407	62.298	.00152
#2	.00133	50.341	.02465	-.00006	.51415	-.00017	-.00762	62.905	.00145
Check ?	Chk Pass	Chk Pass	Chk Pass	Chk Pass	Chk Pass	Chk Pass	Chk Pass	Chk Pass	Chk Pass
High Limit									
Low Limit									

Elem	Co2286	Cr2055	Cu3247	Fe2714	K_7664	Li6707	Mg2790	Mn2576	Mo2020
Line	228.616 {447}	205.552 {464}	324.754 {104}	271.441 {124}	766.490 { 44}	670.784 { 50}	279.079 {121}2	257.610 {131}	202.030 {467}
Units	ppm	ppm	ppm	ppm	ppm	ppm	ppm	ppm	ppm
Avg	**.12355**	**.05592**	**.15802**	**295.65**	**6.6693**	**.04142**	**55.283**	**3.7507**	**.00201**
Stddev	.00083	.00024	.00080	2.69	.0052	.00164	.007	.0068	.00017
%RSD	.66816	.42466	.50752	.91071	.07804	3.9701	.01194	.18052	8.5902
#1	.12297	.05576	.15745	293.74	6.6730	.04258	55.288	3.7459	.00213
#2	.12413	.05609	.15859	297.55	6.6656	.04026	55.279	3.7554	.00189
Check ?	Chk Pass	Chk Pass	Chk Pass	Chk Pass	Chk Pass	Chk Pass	Chk Pass	Chk Pass	Chk Pass
High Limit									
Low Limit									

Elem	Na5895	Ni2316	P_1782	Pb2203	S_1820	Sb2068	Se1960	Si2881	Sn1899
Line	589.592 { 57}	231.604 {446}	178.284 {489}	220.353 {453}	182.034 {485}	206.833 {463}	196.090 {472}	288.158 {117}	189.989 {477}
Units	ppm	ppm	ppm	ppm	ppm	ppm	ppm	ppm	ppm
Avg	**2.5276**	**.11128**	**13.462**	**.02516**	**1.2336**	**.00842**	**.00880**	**1.6724**	**.02138**
Stddev	.0225	.00017	.008	.00164	.0016	.00160	.00355	.0193	.00080
%RSD	.88804	.14879	.05712	6.5278	.12787	19.007	40.338	1.1571	3.7245
#1	2.5117	.11116	13.457	.02400	1.2325	.00729	.00629	1.6587	.02194
#2	2.5434	.11140	13.468	.02632	1.2347	.00955	.01132	1.6861	.02082
Check ?	Chk Pass	Chk Pass	Chk Pass	Chk Pass	None	Chk Pass	Chk Pass	Chk Pass	Chk Pass
High Limit									
Low Limit									

Elem	Sr4077	Th2837	Ti3349	Tl1908	U_3701	V_2924	Zn2062	Zr3391
Line	407.771 { 83}	283.730 {119}	334.904 {101}	190.856 {477}	370.152 { 91}	292.402 {115}	206.200 {163}	339.198 { 99}
Units	ppm	ppm	ppm	ppm	ppm	ppm	ppm	ppm
Avg	**.21808**	**.06842**	F **25.596**	**-.00860**	W **-.07445**	**.72722**	**.48829**	**.26907**
Stddev	.00188	.00060	.063	.00131	.02148	.00125	.00212	.00071
%RSD	.86232	.87929	.24437	15.262	28.849	.17136	.43478	.26274
#1	.21675	.06800	25.640	-.00767	-.05927	.72811	.48679	.26857
#2	.21941	.06885	25.552	-.00953	-.08964	.72634	.48979	.26957
Check ?	Chk Pass	Chk Pass	Chk Fail	Chk Pass	Chk Warn	Chk Pass	Chk Pass	Chk Pass
High Limit			25.000		45.000			
Low Limit			-.02000		-.05000			

Int. Std.	Y_2243	Y_3600	Y_3774
Line	224.306 {450}	360.073 { 94}	377.433 { 89}
Units	Cts/S	Cts/S	Cts/S
Avg	**6485.5**	**82240.**	**4717.9**
Stddev	9.4	247.	1.3
%RSD	.14520	.30017	.02717
#1	6492.2	82415.	4717.0
#2	6478.9	82066.	4718.8

Sample Name: 280-42229-A-13-A Acquired: 5/17/2013 11:55:16 Type: Unk
Method: 6500_026(v10) Mode: CONC Corr. Factor: 1.000000
User: bowenh Custom ID1: Custom ID2: Custom ID3:
Comment: 174435 6010b

Elem	Ag3280	Al3092	As1890	B_2089	Ba4554	Be3130	Bi2230	Ca3179	Cd2288
Line	328.068 {103}	309.271 {109}	189.042 {478}	208.959 {461}	455.403 { 74}	313.042 {108}	223.061 {451}	317.933 {106}	228.802 {447}
Units	ppm	ppm	ppm	ppm	ppm	ppm	ppm	ppm	ppm
Avg	**.00105**	**82.222**	**.03397**	**.00944**	**.65547**	**.00154**	**.01580**	**83.981**	**.00163**
Stddev	.00040	.417	.00243	.00010	.00357	.00000	.00629	.289	.00007
%RSD	38.270	.50705	7.1464	1.0719	.54401	.05501	39.813	.34409	4.3850
#1	.00077	82.517	.03569	.00951	.65799	.00154	.01135	84.185	.00168
#2	.00134	81.927	.03225	.00937	.65295	.00154	.02025	83.777	.00158
Check ?	Chk Pass	Chk Pass	Chk Pass	Chk Pass	Chk Pass	Chk Pass	Chk Pass	Chk Pass	Chk Pass
High Limit									
Low Limit									

Elem	Co2286	Cr2055	Cu3247	Fe2714	K_7664	Li6707	Mg2790	Mn2576	Mo2020
Line	228.616 {447}	205.552 {464}	324.754 {104}	271.441 {124}	766.490 { 44}	670.784 { 50}	279.079 {121}2	257.610 {131}	202.030 {467}
Units	ppm	ppm	ppm	ppm	ppm	ppm	ppm	ppm	ppm
Avg	**.09486**	**.11746**	**.17088**	**234.40**	**13.894**	**.07725**	**51.439**	**3.6007**	**.00235**
Stddev	.00025	.00013	.00047	.43	.115	.00025	.077	.0042	.00018
%RSD	.26545	.11349	.27715	.18223	.82496	.32119	.14972	.11539	7.7420
#1	.09504	.11737	.17054	234.10	13.975	.07707	51.384	3.5977	.00222
#2	.09468	.11756	.17121	234.70	13.813	.07742	51.493	3.6036	.00247
Check ?	Chk Pass	Chk Pass	Chk Pass	Chk Pass	Chk Pass	Chk Pass	Chk Pass	Chk Pass	Chk Pass
High Limit									
Low Limit									

Elem	Na5895	Ni2316	P_1782	Pb2203	S_1820	Sb2068	Se1960	Si2881	Sn1899
Line	589.592 { 57}	231.604 {446}	178.284 {489}	220.353 {453}	182.034 {485}	206.833 {463}	196.090 {472}	288.158 {117}	189.989 {477}
Units	ppm	ppm	ppm	ppm	ppm	ppm	ppm	ppm	ppm
Avg	**3.3842**	**.12760**	**9.7727**	**.04593**	**1.4289**	**.00540**	**.00207**	**3.2109**	**.01487**
Stddev	.0181	.00005	.0159	.00126	.0032	.00184	.00552	.0280	.00011
%RSD	.53446	.04031	.16256	2.7486	.22529	34.111	266.54	.87148	.74734
#1	3.3969	.12763	9.7839	.04504	1.4311	.00670	.00598	3.2306	.01495
#2	3.3714	.12756	9.7614	.04682	1.4266	.00409	-.00183	3.1911	.01479
Check ?	Chk Pass	Chk Pass	Chk Pass	Chk Pass	None	Chk Pass	Chk Pass	Chk Pass	Chk Pass
High Limit									
Low Limit									

Elem	Sr4077	Th2837	Ti3349	Tl1908	U_3701	V_2924	Zn2062	Zr3391
Line	407.771 { 83}	283.730 {119}	334.904 {101}	190.856 {477}	370.152 { 91}	292.402 {115}	206.200 {163}	339.198 { 99}
Units	ppm	ppm	ppm	ppm	ppm	ppm	ppm	ppm
Avg	**.36253**	**.06688**	W **15.712**	**-.00604**	W **-.05375**	**.53724**	**.52235**	**.20167**
Stddev	.00171	.00014	.153	.00145	.02636	.00048	.00191	.00061
%RSD	.47101	.20974	.97621	24.061	49.046	.08863	.36559	.30160
#1	.36374	.06698	15.604	-.00501	-.07239	.53690	.52099	.20124
#2	.36133	.06678	15.820	-.00706	-.03511	.53758	.52370	.20210
Check ?	Chk Pass	Chk Pass	Chk Warn	Chk Pass	Chk Warn	Chk Pass	Chk Pass	Chk Pass
High Limit			10.000		45.000			
Low Limit			-.01000		-.05000			

Int. Std.	Y_2243	Y_3600	Y_3774
Line	224.306 {450}	360.073 { 94}	377.433 { 89}
Units	Cts/S	Cts/S	Cts/S
Avg	**6080.4**	**76788.**	**4401.7**
Stddev	5.8	220.	19.7
%RSD	.09553	.28637	.44713
#1	6084.5	76944.	4387.8
#2	6076.3	76633.	4415.6

Sample Name: 280-42229-A-14-A Acquired: 5/17/2013 11:57:42 Type: Unk
Method: 6500_026(v10) Mode: CONC Corr. Factor: 1.000000
User: bowenh Custom ID1: Custom ID2: Custom ID3:
Comment: 174435 6010b

Elem	Ag3280	Al3092	As1890	B_2089	Ba4554	Be3130	Bi2230	Ca3179	Cd2288
Line	328.068 {103}	309.271 {109}	189.042 {478}	208.959 {461}	455.403 { 74}	313.042 {108}	223.061 {451}	317.933 {106}	228.802 {447}
Units	ppm	ppm	ppm	ppm	ppm	ppm	ppm	ppm	ppm
Avg	**.00134**	**52.203**	**.02202**	**.00312**	**.65264**	**.00076**	**.00531**	**101.89**	**.00156**
Stddev	.00002	.026	.00208	.00090	.00129	.00004	.00427	.12	.00020
%RSD	1.3473	.04964	9.4383	28.742	.19791	4.7035	80.342	.11508	12.707
#1	.00133	52.221	.02349	.00248	.65172	.00073	.00833	101.97	.00170
#2	.00136	52.185	.02055	.00375	.65355	.00078	.00229	101.81	.00142
Check ?	Chk Pass	Chk Pass	Chk Pass	Chk Pass	Chk Pass	Chk Pass	Chk Pass	Chk Pass	Chk Pass
High Limit									
Low Limit									

Elem	Co2286	Cr2055	Cu3247	Fe2714	K_7664	Li6707	Mg2790	Mn2576	Mo2020
Line	228.616 {447}	205.552 {464}	324.754 {104}	271.441 {124}	766.490 { 44}	670.784 { 50}	279.079 {121}2	257.610 {131}	202.030 {467}
Units	ppm	ppm	ppm	ppm	ppm	ppm	ppm	ppm	ppm
Avg	**.09551**	**.05747**	**.15811**	**235.87**	**8.2187**	**.04099**	**44.826**	**2.9454**	**.00193**
Stddev	.00003	.00011	.00058	.19	.0024	.00015	.144	.0068	.00022
%RSD	.03365	.19409	.36600	.08070	.02911	.36515	.32014	.23211	11.141
#1	.09553	.05755	.15770	235.74	8.2170	.04110	44.724	2.9406	.00208
#2	.09548	.05739	.15852	236.01	8.2204	.04089	44.927	2.9503	.00178
Check ?	Chk Pass	Chk Pass	Chk Pass	Chk Pass	Chk Pass	Chk Pass	Chk Pass	Chk Pass	Chk Pass
High Limit									
Low Limit									

Elem	Na5895	Ni2316	P_1782	Pb2203	S_1820	Sb2068	Se1960	Si2881	Sn1899
Line	589.592 { 57}	231.604 {446}	178.284 {489}	220.353 {453}	182.034 {485}	206.833 {463}	196.090 {472}	288.158 {117}	189.989 {477}
Units	ppm	ppm	ppm	ppm	ppm	ppm	ppm	ppm	ppm
Avg	**2.7584**	**.09338**	**13.089**	**.03170**	**1.5295**	**.00541**	**.00631**	**2.4378**	**.01451**
Stddev	.0175	.00023	.004	.00007	.0040	.00225	.00035	.0664	.00063
%RSD	.63487	.25155	.03211	.22188	.25825	41.538	5.5042	2.7245	4.3727
#1	2.7460	.09321	13.086	.03175	1.5267	.00382	.00606	2.3909	.01406
#2	2.7708	.09354	13.092	.03165	1.5323	.00700	.00656	2.4848	.01496
Check ?	Chk Pass	Chk Pass	Chk Pass	Chk Pass	None	Chk Pass	Chk Pass	Chk Pass	Chk Pass
High Limit									
Low Limit									

Elem	Sr4077	Th2837	Ti3349	Tl1908	U_3701	V_2924	Zn2062	Zr3391
Line	407.771 { 83}	283.730 {119}	334.904 {101}	190.856 {477}	370.152 { 91}	292.402 {115}	206.200 {163}	339.198 { 99}
Units	ppm	ppm	ppm	ppm	ppm	ppm	ppm	ppm
Avg	**.28618**	**.06299**	W **16.062**	**-.00667**	W **-.08263**	**.51608**	**.45172**	**.22940**
Stddev	.00016	.00278	.023	.00067	.00575	.00169	.00070	.00036
%RSD	.05663	4.4068	.14577	10.094	6.9575	.32682	.15439	.15605
#1	.28630	.06496	16.078	-.00619	-.07856	.51489	.45123	.22915
#2	.28607	.06103	16.045	-.00714	-.08670	.51727	.45221	.22965
Check ?	Chk Pass	Chk Pass	Chk Warn	Chk Pass	Chk Warn	Chk Pass	Chk Pass	Chk Pass
High Limit			10.000		45.000			
Low Limit			-.01000		-.05000			

Int. Std.	Y_2243	Y_3600	Y_3774
Line	224.306 {450}	360.073 { 94}	377.433 { 89}
Units	Cts/S	Cts/S	Cts/S
Avg	**6417.9**	**80790.**	**4597.4**
Stddev	9.8	92.	7.5
%RSD	.15347	.11418	.16258
#1	6410.9	80725.	4592.2
#2	6424.9	80855.	4602.7

Sample Name: 280-42229-A-15-A Acquired: 5/17/2013 12:00:06 Type: Unk
Method: 6500_026(v10) Mode: CONC Corr. Factor: 1.000000
User: bowenh Custom ID1: Custom ID2: Custom ID3:
Comment: 174435 6010b

Elem	Ag3280	Al3092	As1890	B_2089	Ba4554	Be3130	Bi2230	Ca3179	Cd2288
Line	328.068 {103}	309.271 {109}	189.042 {478}	208.959 {461}	455.403 { 74}	313.042 {108}	223.061 {451}	317.933 {106}	228.802 {447}
Units	ppm	ppm	ppm	ppm	ppm	ppm	ppm	ppm	ppm
Avg	**.00083**	**75.402**	**.03170**	**.00928**	**.72176**	**.00102**	W **-.01465**	**64.112**	**.00143**
Stddev	.00083	.140	.00055	.00014	.00017	.00007	.00589	.077	.00022
%RSD	100.22	.18506	1.7215	1.4911	.02329	6.5590	40.190	.11951	15.434
#1	.00024	75.501	.03131	.00938	.72188	.00107	-.01049	64.167	.00159
#2	.00142	75.303	.03208	.00918	.72164	.00097	-.01881	64.058	.00128
Check ?	Chk Pass	Chk Pass	Chk Pass	Chk Pass	Chk Pass	Chk Pass	Chk Warn	Chk Pass	Chk Pass
High Limit							3.0000		
Low Limit							-.01000		

Elem	Co2286	Cr2055	Cu3247	Fe2714	K_7664	Li6707	Mg2790	Mn2576	Mo2020
Line	228.616 {447}	205.552 {464}	324.754 {104}	271.441 {124}	766.490 { 44}	670.784 { 50}	279.079 {121}2	257.610 {131}	202.030 {467}
Units	ppm	ppm	ppm	ppm	ppm	ppm	ppm	ppm	ppm
Avg	**.11641**	**.09248**	**.16977**	**281.47**	**12.056**	**.07433**	**62.819**	**4.1975**	**.00198**
Stddev	.00059	.00012	.00049	.27	.035	.00039	.169	.0920	.00007
%RSD	.50343	.12494	.28710	.09474	.28713	.52868	.26917	2.1907	3.4443
#1	.11599	.09239	.16942	281.66	12.080	.07461	62.938	4.2625	.00203
#2	.11682	.09256	.17011	281.29	12.031	.07405	62.699	4.1325	.00193
Check ?	Chk Pass	Chk Pass	Chk Pass	Chk Pass	Chk Pass	Chk Pass	Chk Pass	Chk Pass	Chk Pass
High Limit									
Low Limit									

Elem	Na5895	Ni2316	P_1782	Pb2203	S_1820	Sb2068	Se1960	Si2881	Sn1899
Line	589.592 { 57}	231.604 {446}	178.284 {489}	220.353 {453}	182.034 {485}	206.833 {463}	196.090 {472}	288.158 {117}	189.989 {477}
Units	ppm	ppm	ppm	ppm	ppm	ppm	ppm	ppm	ppm
Avg	**2.8119**	**.15128**	**11.832**	**.04555**	**.93075**	**.00634**	**.00111**	**2.2886**	**.01775**
Stddev	.0133	.00080	.010	.00181	.00356	.00087	.00315	.0181	.00023
%RSD	.47257	.52777	.08439	3.9776	.38245	13.678	282.97	.79018	1.3088
#1	2.8025	.15072	11.839	.04427	.92823	.00572	-.00111	2.3014	.01791
#2	2.8213	.15185	11.825	.04684	.93327	.00695	.00334	2.2758	.01758
Check ?	Chk Pass	Chk Pass	Chk Pass	Chk Pass	None	Chk Pass	Chk Pass	Chk Pass	Chk Pass
High Limit									
Low Limit									

Elem	Sr4077	Th2837	Ti3349	Tl1908	U_3701	V_2924	Zn2062	Zr3391
Line	407.771 { 83}	283.730 {119}	334.904 {101}	190.856 {477}	370.152 { 91}	292.402 {115}	206.200 {163}	339.198 { 99}
Units	ppm	ppm	ppm	ppm	ppm	ppm	ppm	ppm
Avg	**.25540**	**.08405**	W **21.890**	**-.00886**	F **-.13292**	**.67590**	**.51302**	**.25252**
Stddev	.00067	.00326	.175	.00008	.00114	.00127	.00018	.00215
%RSD	.26224	3.8833	.80037	.92820	.85489	.18742	.03558	.85045
#1	.25587	.08175	22.014	-.00880	-.13373	.67679	.51315	.25404
#2	.25492	.08636	21.766	-.00891	-.13212	.67500	.51289	.25100
Check ?	Chk Pass	Chk Pass	Chk Warn	Chk Pass	Chk Fail	Chk Pass	Chk Pass	Chk Pass
High Limit			10.000		50.000			
Low Limit			-.01000		-.10000			

Int. Std.	Y_2243	Y_3600	Y_3774
Line	224.306 {450}	360.073 { 94}	377.433 { 89}
Units	Cts/S	Cts/S	Cts/S
Avg	**6304.8**	**79061.**	**4450.0**
Stddev	16.4	747.	40.8
%RSD	.26065	.94489	.91731
#1	6293.1	78533.	4421.1
#2	6316.4	79590.	4478.8

Sample Name: CCVH-2050355 Acquired: 5/17/2013 12:02:37 Type: QC
Method: 6500_026(v10) Mode: CONC Corr. Factor: 1.000000
User: bowenh Custom ID1: Custom ID2: Custom ID3:
Comment:

Elem	Ag3280	Al3092	As1890	B_2089	Ba4554	Be3130	Bi2230	Ca3179	Cd2288	Co2286	Cr2055	Cu3247	Fe2714
Units	ppm	ppm	ppm	ppm	ppm	ppm	ppm	ppm	ppm	ppm	ppm	ppm	ppm
Avg	**.00027**	**49.787**	**.00014**	**-.00072**	**-.00031**	**-.00003**	**.99755**	**.02275**	**-.00082**	**.00209**	**.00031**	**-.00041**	**49.297**
Stddev	.00035	.101	.00123	.00021	.00079	.00007	.00345	.00402	.00007	.00014	.00011	.00032	.083
%RSD	129.90	.20214	872.63	29.865	254.18	213.13	.34597	17.686	9.0233	6.6539	35.651	77.853	.16895
#1	.00052	49.858	.00101	-.00087	.00025	.00002	.99999	.02559	-.00087	.00218	.00023	-.00019	49.238
#2	.00002	49.716	-.00073	-.00057	-.00087	-.00009	.99511	.01990	-.00077	.00199	.00038	-.00064	49.356
Check ?	None	Chk Pass	None	None	None	None	Chk Pass	None	None	None	None	None	Chk Pass
Value													
Range													

Elem	K_7664	Li6707	Mg2790	Mn2576	Mo2020	Na8183	Ni2316	P_1782	Pb2203	S_1820	Sb2068	Se1960	Si2881
Units	ppm	ppm	ppm	ppm	ppm	ppm	ppm	ppm	ppm	ppm	ppm	ppm	ppm
Avg	**-.23394**	**-.00164**	**.01992**	**.00086**	**-.00161**	**251.97**	**.00153**	**.00952**	**-.00067**	**5.0002**	**.00246**	**.00625**	**.01312**
Stddev	.00416	.00196	.00376	.00008	.00007	.47	.00038	.00164	.00117	.0085	.00180	.00556	.01394
%RSD	1.7782	119.76	18.862	9.5674	4.5064	.18520	24.748	17.285	174.13	.17033	73.225	88.972	106.25
#1	-.23100	-.00303	.02258	.00091	-.00166	252.30	.00180	.00835	.00016	5.0062	.00373	.01018	.00326
#2	-.23688	-.00025	.01727	.00080	-.00156	251.64	.00126	.01068	-.00150	4.9942	.00118	.00232	.02297
Check ?	None	None	None	None	None	Chk Pass	None	None	None	None	None	None	None
Value													
Range													

Elem	Sn1899	Sr4077	Th2837	Ti3349	Tl1908	U_3701	V_2924	Zn2062	Zr3391
Units	ppm	ppm	ppm	ppm	ppm	ppm	ppm	ppm	ppm
Avg	**-.00055**	**.00037**	**5.0443**	**.00931**	**-.00227**	**10.024**	**.00032**	**.00326**	**-.04139**
Stddev	.00064	.00002	.0096	.00010	.00123	.029	.00044	.00016	.00212
%RSD	118.33	4.3150	.19068	1.0535	54.053	.29059	139.14	4.9712	5.1267
#1	-.00009	.00038	5.0375	.00938	-.00140	10.045	.00001	.00315	-.04289
#2	-.00100	.00036	5.0511	.00924	-.00314	10.004	.00063	.00338	-.03989
Check ?	None	None	Chk Pass	None	None	Chk Pass	None	None	None
Value									
Range									

Int. Std.	Y_2243	Y_3600	Y_3774
Units	Cts/S	Cts/S	Cts/S
Avg	**5424.7**	**69473.**	**3859.5**
Stddev	30.4	122.	24.5
%RSD	.56065	.17536	.63356
#1	5446.2	69559.	3842.2
#2	5403.2	69387.	3876.7

Sample Name: CCV-2050339 Acquired: 5/17/2013 12:05:00 Type: QC
Method: 6500_026(v10) Mode: CONC Corr. Factor: 1.000000
User: bowenh Custom ID1: Custom ID2: Custom ID3:
Comment:

Elem	Ag3280	Al1670	As1890	B_2089	Ba4554	Be3130	Bi2230	Ca3179	Cd2288	Co2286	Cr2055	Cu3247	Fe2599
Units	ppm	ppm	ppm	ppm	ppm	ppm	ppm	ppm	ppm	ppm	ppm	ppm	ppm
Avg	**.49520**	**.49027**	**.96456**	**.49557**	**.48258**	**.46974**	**.00239**	**4.8814**	**.48704**	**.49724**	**.48474**	**.47807**	**2.4369**
Stddev	.00056	.00089	.00197	.00096	.00290	.00265	.00447	.0077	.00052	.00052	.00112	.00123	.0074
%RSD	.11336	.18184	.20408	.19305	.60075	.56424	187.34	.15826	.10737	.10432	.23087	.25778	.30337
#1	.49480	.49090	.96317	.49625	.48463	.47161	.00555	4.8759	.48667	.49688	.48395	.47720	2.4421
#2	.49560	.48964	.96596	.49490	.48053	.46786	-.00078	4.8868	.48741	.49761	.48553	.47894	2.4316
Check ?	Chk Pass	Chk Pass	Chk Pass	Chk Pass	Chk Pass	Chk Pass	None	Chk Pass	Chk Pass	Chk Pass	Chk Pass	Chk Pass	Chk Pass
Value													
Range													

Elem	K_7664	Li6707	Mg2790	Mn2576	Mo2020	Na5895	Ni2316	P_1782	Pb2203	S_1820	Sb2068	Se1960	Si2881
Units	ppm	ppm	ppm	ppm	ppm	ppm	ppm	ppm	ppm	ppm	ppm	ppm	ppm
Avg	**49.392**	**.98264**	**19.515**	**.49163**	**.47757**	**4.5633**	**.49196**	**.98465**	**.98267**	**-.04586**	**.97406**	**.99648**	**4.7929**
Stddev	.118	.00838	.043	.00163	.00050	.0386	.00063	.00282	.00247	.00312	.00075	.00295	.0093
%RSD	.23928	.85328	.21956	.33151	.10523	.84473	.12811	.28688	.25099	6.8125	.07707	.29566	.19496
#1	49.476	.98857	19.485	.49048	.47793	4.5906	.49152	.98265	.98093	-.04365	.97353	.99440	4.7995
#2	49.309	.97671	19.545	.49278	.47722	4.5361	.49241	.98665	.98442	-.04807	.97459	.99856	4.7863
Check ?	Chk Pass	Chk Pass	Chk Pass	Chk Pass	Chk Pass	Chk Pass	Chk Pass	Chk Pass	Chk Pass	None	Chk Pass	Chk Pass	Chk Pass
Value													
Range													

Elem	Sn1899	Sr4077	Th2837	Ti3349	Tl1908	U_3701	V_2924	Zn2062	Zr3391
Units	ppm	ppm	ppm	ppm	ppm	ppm	ppm	ppm	ppm
Avg	**.95598**	**.49562**	**.00159**	**.48940**	**.96018**	**.01631**	**.48198**	**.49459**	**.48033**
Stddev	.00503	.00179	.00311	.00175	.00328	.02163	.00130	.00226	.00061
%RSD	.52595	.36021	195.06	.35760	.34190	132.57	.26869	.45736	.12667
#1	.95242	.49688	-.00060	.48817	.95786	.03160	.48106	.49299	.48076
#2	.95953	.49436	.00379	.49064	.96250	.00102	.48289	.49619	.47990
Check ?	Chk Pass	Chk Pass	None	Chk Pass	Chk Pass	None	Chk Pass	Chk Pass	Chk Pass
Value									
Range									

Int. Std.	Y_2243	Y_3600	Y_3774
Units	Cts/S	Cts/S	Cts/S
Avg	**5405.8**	**67750.**	**3746.1**
Stddev	28.4	357.	25.4
%RSD	.52605	.52680	.67821
#1	5426.0	68003.	3728.2
#2	5385.7	67498.	3764.1

Sample Name: CCB Acquired: 5/17/2013 12:07:14 Type: QC
Method: 6500_026(v10) Mode: CONC Corr. Factor: 1.000000
User: bowenh Custom ID1: Custom ID2: Custom ID3:
Comment:

Elem	Ag3280	Al1670	As1890	B_2089	Ba4554	Be3130	Bi2230	Ca3179	Cd2288	Co2286	Cr2055
Units	ppm	ppm	ppm	ppm	ppm	ppm	ppm	ppm	ppm	ppm	ppm
Avg	**.00000**	**.01112**	**.00140**	**-.00070**	W **-.00069**	**.00000**	**.00131**	**.01241**	**.00009**	**.00024**	**-.00004**
Stddev	.00067	.00442	.00036	.00034	.00042	.00001	.00100	.00256	.00016	.00009	.00015
%RSD	23206.	39.775	25.749	49.062	60.847	185.94	76.572	20.657	176.49	37.412	398.23
#1	-.00047	.00799	.00165	-.00046	-.00098	-.00000	.00060	.01060	-.00002	.00030	-.00015
#2	.00047	.01424	.00114	-.00094	-.00039	.00001	.00202	.01423	.00020	.00018	.00007
Check ?	Chk Pass	Chk Pass	Chk Pass	Chk Pass	Chk Warn	Chk Pass	None	Chk Pass	Chk Pass	Chk Pass	Chk Pass
High Limit					.00058						
Low Limit					-.00058						

Elem	Cu3247	Fe2599	K_7664	Li6707	Mg2790	Mn2576	Mo2020	Na5895	Ni2316	P_1782	Pb2203
Units	ppm	ppm	ppm	ppm	ppm	ppm	ppm	ppm	ppm	ppm	ppm
Avg	**-.00112**	W **.03741**	**-.15161**	W **-.00350**	**.00625**	F **.00056**	**.00020**	F **-.21929**	**.00016**	**.00535**	**-.00018**
Stddev	.00032	.00101	.02989	.00111	.00049	.00011	.00012	.00531	.00012	.00104	.00212
%RSD	28.706	2.7091	19.718	31.740	7.9164	18.882	59.323	2.4200	74.537	19.494	1193.8
#1	-.00089	.03813	-.17275	-.00272	.00660	.00048	.00028	-.22304	.00008	.00461	-.00168
#2	-.00135	.03669	-.13047	-.00429	.00590	.00063	.00012	-.21554	.00025	.00608	.00132
Check ?	Chk Pass	Chk Warn	Chk Pass	Chk Warn	Chk Pass	Chk Fail	Chk Pass	Chk Fail	Chk Pass	Chk Pass	Chk Pass
High Limit		.02200		.00261		.00051		.10000			
Low Limit		-.02200		-.00261		-.00051		-.10000			

Elem	S_1820	Sb2068	Se1960	Si2881	Sn1899	Sr4077	Th2837	Ti3349	Tl1908	U_3701	V_2924
Units	ppm	ppm	ppm	ppm	ppm	ppm	ppm	ppm	ppm	ppm	ppm
Avg	**-.04819**	**.00199**	**.00174**	**.00315**	**-.00063**	**.00003**	**.00016**	F **.00357**	**.00014**	**.03078**	**.00080**
Stddev	.00420	.00251	.00522	.00655	.00072	.00005	.00074	.00024	.00103	.03063	.00016
%RSD	8.7186	126.06	299.03	207.78	114.00	161.83	464.81	6.6697	747.02	99.492	20.531
#1	-.04522	.00022	.00543	-.00148	-.00114	-.00000	.00068	.00340	-.00059	.05244	.00069
#2	-.05116	.00376	-.00194	.00778	-.00012	.00006	-.00036	.00374	.00087	.00913	.00092
Check ?	None	Chk Pass	Chk Pass	Chk Pass	Chk Pass	Chk Pass	Chk Pass	Chk Fail	Chk Pass	Chk Pass	Chk Pass
High Limit								.00119			
Low Limit								-.00119			

Elem	Zn2062	Zr3391
Units	ppm	ppm
Avg	**.00288**	W **.00248**
Stddev	.00004	.00045
%RSD	1.2481	18.211
#1	.00285	.00279
#2	.00291	.00216
Check ?	Chk Pass	Chk Warn
High Limit		.00238
Low Limit		-.00238

Int. Std.	Y_2243	Y_3600	Y_3774
Units	Cts/S	Cts/S	Cts/S
Avg	**5387.6**	**68067.**	**3691.2**
Stddev	2.4	97.	17.4
%RSD	.04452	.14267	.47138
#1	5389.3	67999.	3678.9
#2	5385.9	68136.	3703.5

Sample Name: CCVL2057887 Acquired: 5/17/2013 12:09:43 Type: QC
Method: 6500_026(v10) Mode: CONC Corr. Factor: 1.000000
User: bowenh Custom ID1: Custom ID2: Custom ID3:
Comment:

Elem	Ag3280	Al1670	As1890	B_2089	Ba4554	Be3130	Bi2230	Ca3179	Cd2288	Co2286	Cr2055
Units	ppm	ppm	ppm	ppm	ppm	ppm	ppm	ppm	ppm	ppm	ppm
Avg	**.01045**	F **.16533**	**.01502**	**.10220**	**.01006**	**.00090**	**.10826**	F **.26184**	**.00490**	**.01098**	**.01005**
Stddev	.00025	.00150	.00018	.00016	.00041	.00011	.00005	.00210	.00013	.00012	.00020
%RSD	2.3715	.90686	1.2181	.15297	4.0976	12.660	.05025	.80166	2.6883	1.0772	1.9802
#1	.01062	.16427	.01515	.10231	.01035	.00082	.10822	.26036	.00481	.01107	.00991
#2	.01027	.16639	.01489	.10209	.00977	.00098	.10830	.26333	.00500	.01090	.01019
Check ?	Chk Pass	Chk Fail	Chk Pass	Chk Pass	Chk Pass	Chk Pass	Chk Pass	Chk Fail	Chk Pass	Chk Pass	Chk Pass
Value		.10000						.20000			
Range		30.000%						30.000%			

Elem	Cu3247	Fe2599	K_7664	Li6707	Mg2790	Mn2576	Mo2020	Na5895	Ni2316	P_1782	Pb2203
Units	ppm	ppm	ppm	ppm	ppm	ppm	ppm	ppm	ppm	ppm	ppm
Avg	**.01422**	F **.35691**	**2.8509**	F **.00647**	W **.25793**	F **.01374**	**.01951**	W **.78491**	**.04118**	**2.9984**	**.00806**
Stddev	.00017	.00515	.0405	.00107	.00066	.00008	.00041	.00812	.00006	.0068	.00049
%RSD	1.2273	1.4442	1.4197	16.502	.25543	.58433	2.1040	1.0349	.13846	.22793	6.1309
#1	.01410	.36056	2.8795	.00572	.25747	.01380	.01980	.77917	.04114	2.9936	.00771
#2	.01434	.35327	2.8223	.00723	.25840	.01368	.01922	.79065	.04122	3.0032	.00841
Check ?	Chk Pass	Chk Fail	Chk Pass	Chk Fail	Chk Warn	Chk Fail	Chk Pass	Chk Warn	Chk Pass	Chk Pass	Chk Pass
Value		.10000		.01000	.20000	.01000		1.0000			
Range		30.000%		-30.000%	20.000%	30.000%		-20.000%			

Elem	S_1820	Sb2068	Se1960	Si2881	Sn1899	Sr4077	Th2837	Ti3349	Tl1908	U_3701	V_2924
Units	ppm	ppm	ppm	ppm	ppm	ppm	ppm	ppm	ppm	ppm	ppm
Avg	**-.04290**	**.01181**	W **.01801**	**.46400**	**.09797**	**.01033**	W **.01817**	F **.03220**	**.01657**	**.06389**	**.01064**
Stddev	.00316	.00118	.00115	.00076	.00047	.00008	.00064	.00087	.00130	.01256	.00021
%RSD	7.3573	9.9631	6.3782	.16338	.47634	.79373	3.5381	2.7167	7.8743	19.661	2.0124
#1	-.04513	.01264	.01882	.46454	.09830	.01039	.01772	.03282	.01749	.07277	.01079
#2	-.04067	.01097	.01720	.46347	.09764	.01028	.01863	.03158	.01564	.05501	.01048
Check ?	None	Chk Pass	Chk Warn	Chk Pass	Chk Pass	Chk Pass	Chk Warn	Chk Fail	Chk Pass	Chk Pass	Chk Pass
Value			.01500				.01500	.01000			
Range			20.000%				20.000%	30.000%			

Elem	Zn2062	Zr3391
Units	ppm	ppm
Avg	**.02290**	**.01650**
Stddev	.00027	.00134
%RSD	1.1621	8.1302
#1	.02309	.01745
#2	.02271	.01555
Check ?	Chk Pass	Chk Pass
Value		
Range		

Int. Std.	Y_2243	Y_3600	Y_3774
Units	Cts/S	Cts/S	Cts/S
Avg	**5584.2**	**70209.**	**3818.8**
Stddev	9.4	201.	57.3
%RSD	.16801	.28590	1.5009
#1	5577.6	70351.	3778.3
#2	5590.9	70067.	3859.3

Sample Name: MB 280-174337/1-A Acquired: 5/17/2013 12:12:08 Type: Unk
Method: 6500_026(v10) Mode: CONC Corr. Factor: 1.000000
User: bowenh Custom ID1: Custom ID2: Custom ID3:
Comment: 174337 6010b

Elem	Ag3280	Al1670	As1890	B_2089	Ba4554	Be3130	Bi2230	Ca3179	Cd2288
Line	328.068 {103}	167.079 {502}	189.042 {478}	208.959 {461}	455.403 { 74}	313.042 {108}	223.061 {451}	317.933 {106}	228.802 {447}
Units	ppm	ppm	ppm	ppm	ppm	ppm	ppm	ppm	ppm
Avg	**.00026**	W **.06207**	**.00011**	**-.00066**	**-.00019**	**-.00006**	**.00174**	**.08686**	**.00007**
Stddev	.00026	.00098	.00027	.00058	.00015	.00010	.00052	.00144	.00004
%RSD	103.34	1.5749	256.64	86.813	79.538	160.56	29.731	1.6629	53.039
#1	.00007	.06137	.00030	-.00026	-.00029	-.00013	.00137	.08788	.00010
#2	.00044	.06276	-.00009	-.00107	-.00008	.00001	.00211	.08584	.00005
Check ?	Chk Pass	Chk Warn	Chk Pass	Chk Pass	Chk Pass	Chk Pass	Chk Pass	Chk Pass	Chk Pass
High Limit		.05000							
Low Limit		-.05000							

Elem	Co2286	Cr2055	Cu3247	Fe2599	K_7664	Li6707	Mg2790	Mn2576	Mo2020
Line	228.616 {447}	205.552 {464}	324.754 {104}	259.940 {130}	766.490 { 44}	670.784 { 50}	279.079 {121}2	257.610 {131}	202.030 {467}
Units	ppm	ppm	ppm	ppm	ppm	ppm	ppm	ppm	ppm
Avg	**.00031**	**.00013**	**-.00024**	F **.30352**	**-.15266**	**-.00087**	W **.06202**	**.00385**	**.00036**
Stddev	.00011	.00007	.00004	.01129	.03099	.00056	.00232	.00014	.00013
%RSD	35.469	59.235	18.821	3.7204	20.301	64.132	3.7469	3.5919	35.034
#1	.00023	.00007	-.00027	.31150	-.17457	-.00047	.06038	.00375	.00027
#2	.00039	.00018	-.00021	.29553	-.13075	-.00126	.06366	.00395	.00045
Check ?	Chk Pass	Chk Pass	Chk Pass	Chk Fail	Chk Pass	Chk Pass	Chk Warn	Chk Pass	Chk Pass
High Limit				.10000			.05000		
Low Limit				-.10000			-.05000		

Elem	Na5895	Ni2316	P_1782	Pb2203	S_1820	Sb2068	Se1960	Si2881	Sn1899
Line	589.592 { 57}	231.604 {446}	178.284 {489}	220.353 {453}	182.034 {485}	206.833 {463}	196.090 {472}	288.158 {117}	189.989 {477}
Units	ppm	ppm	ppm	ppm	ppm	ppm	ppm	ppm	ppm
Avg	**-.08628**	**.00080**	F **.20280**	**-.00007**	**-.03225**	**.00181**	**-.00173**	**.03293**	**-.00020**
Stddev	.01089	.00009	.00261	.00125	.00277	.00033	.00083	.00860	.00077
%RSD	12.623	11.181	1.2888	1787.3	8.5751	18.035	47.607	26.130	376.93
#1	-.09399	.00074	.20465	-.00095	-.03420	.00204	-.00232	.03901	-.00075
#2	-.07858	.00087	.20095	.00081	-.03029	.00158	-.00115	.02684	.00034
Check ?	Chk Pass	Chk Pass	Chk Fail	Chk Pass	None	Chk Pass	Chk Pass	Chk Pass	Chk Pass
High Limit			.01000						
Low Limit			-.01000						

Elem	Sr4077	Th2837	Ti3349	Tl1908	U_3701	V_2924	Zn2062	Zr3391
Line	407.771 { 83}	283.730 {119}	334.904 {101}	190.856 {477}	370.152 { 91}	292.402 {115}	206.200 {163}	339.198 { 99}
Units	ppm	ppm	ppm	ppm	ppm	ppm	ppm	ppm
Avg	**.00024**	**.00263**	F **.02281**	**-.00038**	W **.05262**	**.00065**	**.00208**	**.00342**
Stddev	.00006	.00015	.00098	.00115	.03561	.00018	.00009	.00004
%RSD	26.095	5.6362	4.2872	302.99	67.666	26.781	4.4290	1.1851
#1	.00019	.00273	.02212	.00043	.02744	.00053	.00202	.00339
#2	.00028	.00252	.02351	-.00119	.07780	.00078	.00215	.00345
Check ?	Chk Pass	Chk Pass	Chk Fail	Chk Pass	Chk Warn	Chk Pass	Chk Pass	Chk Pass
High Limit			.01000		.05000			
Low Limit			-.01000		-.05000			

Int. Std.	Y_2243	Y_3600	Y_3774
Line	224.306 {450}	360.073 { 94}	377.433 { 89}
Units	Cts/S	Cts/S	Cts/S
Avg	**5651.7**	**70631.**	**3920.1**
Stddev	33.8	221.	27.2
%RSD	.59737	.31221	.69334
#1	5627.8	70787.	3900.9
#2	5675.6	70475.	3939.3

Sample Name: LCS 280-174337/2-A Acquired: 5/17/2013 12:14:38 Type: Unk
Method: 6500_026(v10) Mode: CONC Corr. Factor: 1.000000
User: bowenh Custom ID1: Custom ID2: Custom ID3:
Comment: 174337 6010b

Elem	Ag3280	Al1670	As1890	B_2089	Ba4554	Be3130	Bi2230	Ca3179	Cd2288
Line	328.068 {103}	167.079 {502}	189.042 {478}	208.959 {461}	455.403 { 74}	313.042 {108}	223.061 {451}	317.933 {106}	228.802 {447}
Units	ppm	ppm	ppm	ppm	ppm	ppm	ppm	ppm	ppm
Avg	**.05281**	**1.9312**	**.97474**	**1.0153**	**1.9846**	**.04829**	**2.0311**	**47.797**	**.10110**
Stddev	.00004	.0016	.00270	.0004	.0183	.00001	.0025	.453	.00004
%RSD	.08445	.08459	.27725	.04329	.92342	.01964	.12480	.94675	.04116
#1	.05278	1.9324	.97665	1.0150	1.9976	.04828	2.0294	48.117	.10107
#2	.05284	1.9301	.97283	1.0156	1.9717	.04830	2.0329	47.477	.10113
Check ?	Chk Pass	Chk Pass	Chk Pass	Chk Pass	Chk Pass	Chk Pass	Chk Pass	Chk Pass	Chk Pass
High Limit									
Low Limit									

Elem	Co2286	Cr2055	Cu3247	Fe2599	K_7664	Li6707	Mg2790	Mn2576	Mo2020
Line	228.616 {447}	205.552 {464}	324.754 {104}	259.940 {130}	766.490 { 44}	670.784 { 50}	279.079 {121}2	257.610 {131}	202.030 {467}
Units	ppm	ppm	ppm	ppm	ppm	ppm	ppm	ppm	ppm
Avg	**.49179**	**.19449**	**.24254**	F **1.2160**	**49.407**	**.98388**	**48.368**	**.49080**	**.95886**
Stddev	.00071	.00046	.00088	.0015	.367	.00701	.038	.00005	.00097
%RSD	.14483	.23458	.36091	.12194	.74260	.71292	.07940	.01095	.10078
#1	.49229	.19481	.24316	1.2171	49.666	.98884	48.395	.49084	.95955
#2	.49128	.19416	.24192	1.2150	49.148	.97892	48.341	.49077	.95818
Check ?	Chk Pass	Chk Pass	Chk Pass	Chk Fail	Chk Pass	Chk Pass	Chk Pass	Chk Pass	Chk Pass
High Limit				1.1400					
Low Limit				.88000					

Elem	Na8183	Ni2316	P_1782	Pb2203	S_1820	Sb2068	Se1960	Si2881	Sn1899
Line	818.326 { 41}	231.604 {446}	178.284 {489}	220.353 {453}	182.034 {485}	206.833 {463}	196.090 {472}	288.158 {117}	189.989 {477}
Units	ppm	ppm	ppm	ppm	ppm	ppm	ppm	ppm	ppm
Avg	**51.736**	**.48350**	**10.257**	**.49001**	**-.03232**	**.50461**	**2.0299**	**9.6344**	**1.9123**
Stddev	.524	.00044	.007	.00036	.00155	.00035	.0023	.0257	.0077
%RSD	1.0126	.09138	.06379	.07369	4.8027	.06874	.11290	.26678	.40311
#1	52.106	.48381	10.252	.48975	-.03342	.50437	2.0315	9.6525	1.9177
#2	51.366	.48319	10.261	.49026	-.03122	.50486	2.0282	9.6162	1.9068
Check ?	Chk Pass	Chk Pass	Chk Pass	Chk Pass	None	Chk Pass	Chk Pass	Chk Pass	Chk Pass
High Limit									
Low Limit									

Elem	Sr4077	Th2837	Ti3349	Tl1908	U_3701	V_2924	Zn2062	Zr3391
Line	407.771 { 83}	283.730 {119}	334.904 {101}	190.856 {477}	370.152 { 91}	292.402 {115}	206.200 {163}	339.198 { 99}
Units	ppm	ppm	ppm	ppm	ppm	ppm	ppm	ppm
Avg	**.99705**	**1.0235**	**.99721**	**1.9502**	**2.0272**	**.48852**	**.48069**	**.47339**
Stddev	.00702	.0026	.00042	.0048	.0343	.00025	.00098	.00203
%RSD	.70359	.25525	.04176	.24666	1.6921	.05153	.20451	.42835
#1	1.0020	1.0217	.99691	1.9536	2.0029	.48834	.48139	.47482
#2	.99209	1.0254	.99750	1.9468	2.0514	.48870	.48000	.47195
Check ?	Chk Pass	Chk Pass	Chk Pass	Chk Pass	Chk Pass	Chk Pass	Chk Pass	Chk Pass
High Limit								
Low Limit								

Int. Std.	Y_2243	Y_3600	Y_3774
Line	224.306 {450}	360.073 { 94}	377.433 { 89}
Units	Cts/S	Cts/S	Cts/S
Avg	**5511.5**	**69218.**	**3917.2**
Stddev	38.4	143.	18.3
%RSD	.69698	.20676	.46734
#1	5484.3	69117.	3904.2
#2	5538.6	69319.	3930.1

Sample Name: 280-42181-H-1-B Acquired: 5/17/2013 12:16:51 Type: Unk
Method: 6500_026(v10) Mode: CONC Corr. Factor: 1.000000
User: bowenh Custom ID1: Custom ID2: Custom ID3:
Comment: 174337 6010b

Elem	Ag3280	Al1670	As1890	B_2089	Ba4554	Be3130	Bi2230	Ca3179	Cd2288
Line	328.068 {103}	167.079 {502}	189.042 {478}	208.959 {461}	455.403 { 74}	313.042 {108}	223.061 {451}	317.933 {106}	228.802 {447}
Units	ppm	ppm	ppm	ppm	ppm	ppm	ppm	ppm	ppm
Avg	**.00135**	**.05732**	**.00115**	**.03570**	**.14325**	**-.00012**	**.00036**	**67.647**	**.00010**
Stddev	.00008	.00238	.00198	.00045	.00007	.00003	.00038	.433	.00001
%RSD	5.7048	4.1446	171.88	1.2732	.04576	22.534	103.34	.64043	10.420
#1	.00140	.05900	.00255	.03602	.14330	-.00010	.00063	67.341	.00010
#2	.00130	.05564	-.00025	.03538	.14321	-.00014	.00010	67.953	.00011
Check ?	Chk Pass	Chk Pass	Chk Pass	Chk Pass	Chk Pass	Chk Pass	Chk Pass	Chk Pass	Chk Pass
High Limit									
Low Limit									

Elem	Co2286	Cr2055	Cu3247	Fe2599	K_7664	Li6707	Mg2790	Mn2576	Mo2020
Line	228.616 {447}	205.552 {464}	324.754 {104}	259.940 {130}	766.490 { 44}	670.784 { 50}	279.079 {121}2	257.610 {131}	202.030 {467}
Units	ppm	ppm	ppm	ppm	ppm	ppm	ppm	ppm	ppm
Avg	**.00011**	**.01529**	**.00043**	**.24009**	**2.4651**	**-.00017**	**21.069**	**.00358**	**.00212**
Stddev	.00001	.00003	.00036	.00419	.0082	.00314	.059	.00019	.00017
%RSD	9.3774	.20282	83.594	1.7434	.33176	1850.0	.28039	5.4128	8.1786
#1	.00012	.01527	.00018	.24305	2.4709	.00205	21.027	.00344	.00200
#2	.00010	.01531	.00069	.23713	2.4593	-.00239	21.111	.00371	.00225
Check ?	Chk Pass	Chk Pass	Chk Pass	Chk Pass	Chk Pass	Chk Pass	Chk Pass	Chk Pass	Chk Pass
High Limit									
Low Limit									

Elem	Na8183	Ni2316	P_1782	Pb2203	S_1820	Sb2068	Se1960	Si2881	Sn1899
Line	818.326 { 41}	231.604 {446}	178.284 {489}	220.353 {453}	182.034 {485}	206.833 {463}	196.090 {472}	288.158 {117}	189.989 {477}
Units	ppm	ppm	ppm	ppm	ppm	ppm	ppm	ppm	ppm
Avg	**19.621**	**.00230**	**.24272**	**.00124**	**12.464**	**.00254**	**.00556**	**10.456**	**-.00061**
Stddev	.244	.00019	.00013	.00015	.021	.00213	.00035	.007	.00086
%RSD	1.2415	8.4303	.05242	12.378	.16892	83.726	6.2519	.06385	141.76
#1	19.793	.00244	.24263	.00135	12.449	.00104	.00531	10.461	-.00121
#2	19.449	.00217	.24281	.00113	12.479	.00404	.00581	10.452	.00000
Check ?	Chk Pass	Chk Pass	Chk Pass	Chk Pass	None	Chk Pass	Chk Pass	Chk Pass	Chk Pass
High Limit									
Low Limit									

Elem	Sr4077	Th2837	Ti3349	Tl1908	U_3701	V_2924	Zn2062	Zr3391
Line	407.771 { 83}	283.730 {119}	334.904 {101}	190.856 {477}	370.152 { 91}	292.402 {115}	206.200 {163}	339.198 { 99}
Units	ppm	ppm	ppm	ppm	ppm	ppm	ppm	ppm
Avg	**.32556**	**.00261**	**.01772**	**.00111**	**-.01422**	**.00496**	**.00292**	**.00241**
Stddev	.00252	.00044	.00060	.00006	.01555	.00036	.00033	.00001
%RSD	.77346	16.878	3.3574	5.5041	109.37	7.3361	11.460	.41383
#1	.32378	.00230	.01730	.00107	-.02521	.00470	.00316	.00242
#2	.32734	.00292	.01814	.00115	-.00322	.00521	.00268	.00241
Check ?	Chk Pass	Chk Pass	Chk Pass	Chk Pass	Chk Pass	Chk Pass	Chk Pass	Chk Pass
High Limit								
Low Limit								

Int. Std.	Y_2243	Y_3600	Y_3774
Line	224.306 {450}	360.073 { 94}	377.433 { 89}
Units	Cts/S	Cts/S	Cts/S
Avg	**5588.2**	**71565.**	**3976.9**
Stddev	12.7	145.	23.2
%RSD	.22643	.20288	.58455
#1	5597.2	71463.	3993.3
#2	5579.3	71668.	3960.4

Sample Name: sd 280-42181-H-1-B@5 Acquired: 5/17/2013 12:19:18 Type: Unk
Method: 6500_026(v10) Mode: CONC Corr. Factor: 1.000000
User: bowenh Custom ID1: Custom ID2: Custom ID3:
Comment: 174337 6010b

Elem	Ag3280	Al1670	As1890	B_2089	Ba4554	Be3130	Bi2230	Ca3179	Cd2288
Line	328.068 {103}	167.079 {502}	189.042 {478}	208.959 {461}	455.403 { 74}	313.042 {108}	223.061 {451}	317.933 {106}	228.802 {447}
Units	ppm	ppm	ppm	ppm	ppm	ppm	ppm	ppm	ppm
Avg	**.00054**	**.04563**	**-.00051**	**.00666**	**.02878**	**-.00007**	**.00332**	**13.829**	**.00018**
Stddev	.00040	.00080	.00001	.00120	.00009	.00006	.00137	.002	.00009
%RSD	74.563	1.7496	2.4371	18.059	.32959	88.938	41.332	.01602	49.300
#1	.00082	.04507	-.00052	.00581	.02884	-.00002	.00429	13.830	.00012
#2	.00025	.04619	-.00050	.00751	.02871	-.00011	.00235	13.827	.00025
Check ?	Chk Pass	Chk Pass	Chk Pass	Chk Pass	Chk Pass	Chk Pass	Chk Pass	Chk Pass	Chk Pass
High Limit									
Low Limit									

Elem	Co2286	Cr2055	Cu3247	Fe2599	K_7664	Li6707	Mg2790	Mn2576	Mo2020
Line	228.616 {447}	205.552 {464}	324.754 {104}	259.940 {130}	766.490 { 44}	670.784 { 50}	279.079 {121}2	257.610 {131}	202.030 {467}
Units	ppm	ppm	ppm	ppm	ppm	ppm	ppm	ppm	ppm
Avg	**.00011**	**.00317**	**-.00027**	**.19631**	**.35891**	**-.00224**	**4.3657**	**.00268**	**.00059**
Stddev	.00040	.00031	.00040	.00307	.01638	.00069	.0138	.00020	.00017
%RSD	376.48	9.9352	149.57	1.5618	4.5645	30.722	.31655	7.5667	28.148
#1	-.00017	.00294	-.00055	.19414	.37049	-.00272	4.3755	.00282	.00048
#2	.00038	.00339	.00002	.19848	.34732	-.00175	4.3559	.00254	.00071
Check ?	Chk Pass	Chk Pass	Chk Pass	Chk Pass	Chk Pass	Chk Pass	Chk Pass	Chk Pass	Chk Pass
High Limit									
Low Limit									

Elem	Na5895	Ni2316	P_1782	Pb2203	S_1820	Sb2068	Se1960	Si2881	Sn1899
Line	589.592 { 57}	231.604 {446}	178.284 {489}	220.353 {453}	182.034 {485}	206.833 {463}	196.090 {472}	288.158 {117}	189.989 {477}
Units	ppm	ppm	ppm	ppm	ppm	ppm	ppm	ppm	ppm
Avg	**3.4879**	**.00086**	**.05752**	**-.00153**	**2.4395**	**.00113**	**.00355**	**2.0871**	**.00024**
Stddev	.0165	.00030	.00037	.00064	.0069	.00336	.00150	.0217	.00006
%RSD	.47182	34.274	.63477	42.029	.28163	297.19	42.253	1.0408	24.059
#1	3.4996	.00107	.05778	-.00108	2.4444	-.00124	.00462	2.0717	.00020
#2	3.4763	.00065	.05727	-.00199	2.4347	.00351	.00249	2.1024	.00028
Check ?	Chk Pass	Chk Pass	Chk Pass	Chk Pass	None	Chk Pass	Chk Pass	Chk Pass	Chk Pass
High Limit									
Low Limit									

Elem	Sr4077	Th2837	Ti3349	Tl1908	U_3701	V_2924	Zn2062	Zr3391
Line	407.771 { 83}	283.730 {119}	334.904 {101}	190.856 {477}	370.152 { 91}	292.402 {115}	206.200 {163}	339.198 { 99}
Units	ppm	ppm	ppm	ppm	ppm	ppm	ppm	ppm
Avg	**.06624**	**.00155**	**.01426**	**-.00041**	**.02038**	**.00170**	**.00392**	**.00358**
Stddev	.00014	.00124	.00028	.00140	.03679	.00003	.00002	.00076
%RSD	.21132	79.692	1.9340	342.42	180.53	1.4834	.43651	21.073
#1	.06614	.00243	.01446	.00058	-.00563	.00168	.00394	.00412
#2	.06634	.00068	.01407	-.00140	.04639	.00172	.00391	.00305
Check ?	Chk Pass	Chk Pass	Chk Pass	Chk Pass	Chk Pass	Chk Pass	Chk Pass	Chk Pass
High Limit								
Low Limit								

Int. Std.	Y_2243	Y_3600	Y_3774
Line	224.306 {450}	360.073 { 94}	377.433 { 89}
Units	Cts/S	Cts/S	Cts/S
Avg	**5656.5**	**72289.**	**3986.2**
Stddev	10.4	12.	8.9
%RSD	.18350	.01690	.22257
#1	5649.1	72280.	3979.9
#2	5663.8	72297.	3992.4

Sample Name: 280-42181-H-1-C MS Acquired: 5/17/2013 12:21:45 Type: Unk
Method: 6500_026(v10) Mode: CONC Corr. Factor: 1.000000
User: bowenh Custom ID1: Custom ID2: Custom ID3:
Comment: 174337 6010b

Elem	Ag3280	Al1670	As1890	B_2089	Ba4554	Be3130	Bi2230	Ca3179	Cd2288
Line	328.068 {103}	167.079 {502}	189.042 {478}	208.959 {461}	455.403 { 74}	313.042 {108}	223.061 {451}	317.933 {106}	228.802 {447}
Units	ppm	ppm	ppm	ppm	ppm	ppm	ppm	ppm	ppm
Avg	**.05420**	**1.9132**	**1.0032**	**1.0645**	**2.1342**	**.04868**	**2.0733**	**114.65**	**.10315**
Stddev	.00036	.0029	.0044	.0020	.0129	.00023	.0072	.64	.00013
%RSD	.65688	.15155	.44181	.19106	.60423	.47018	.34520	.55585	.12325
#1	.05395	1.9153	1.0064	1.0659	2.1250	.04884	2.0784	114.20	.10324
#2	.05445	1.9112	1.0001	1.0630	2.1433	.04852	2.0682	115.10	.10306
Check ?	Chk Pass	Chk Pass	Chk Pass	Chk Pass	Chk Pass	Chk Pass	Chk Pass	Chk Pass	Chk Pass
High Limit									
Low Limit									

Elem	Co2286	Cr2055	Cu3247	Fe2599	K_7664	Li6707	Mg2790	Mn2576	Mo2020
Line	228.616 {447}	205.552 {464}	324.754 {104}	259.940 {130}	766.490 { 44}	670.784 { 50}	279.079 {121}2	257.610 {131}	202.030 {467}
Units	ppm	ppm	ppm	ppm	ppm	ppm	ppm	ppm	ppm
Avg	**.49406**	**.21234**	**.24858**	**1.1057**	**52.508**	**.99984**	**69.521**	**.49073**	**.96870**
Stddev	.00163	.00077	.00061	.0011	.276	.00519	.163	.00089	.00225
%RSD	.32925	.36224	.24686	.09848	.52482	.51889	.23421	.18057	.23229
#1	.49521	.21289	.24815	1.1050	52.313	.99617	69.636	.49136	.97029
#2	.49291	.21180	.24902	1.1065	52.703	1.0035	69.406	.49010	.96711
Check ?	Chk Pass	Chk Pass	Chk Pass	Chk Pass	Chk Pass	Chk Pass	Chk Pass	Chk Pass	Chk Pass
High Limit									
Low Limit									

Elem	Na8183	Ni2316	P_1782	Pb2203	S_1820	Sb2068	Se1960	Si2881	Sn1899
Line	818.326 { 41}	231.604 {446}	178.284 {489}	220.353 {453}	182.034 {485}	206.833 {463}	196.090 {472}	288.158 {117}	189.989 {477}
Units	ppm	ppm	ppm	ppm	ppm	ppm	ppm	ppm	ppm
Avg	**71.159**	**.48768**	**10.514**	**.49211**	**12.719**	**.50912**	**2.0601**	**19.925**	**1.9225**
Stddev	.236	.00127	.027	.00046	.037	.00333	.0056	.021	.0016
%RSD	.33205	.25952	.25931	.09420	.28804	.65326	.27260	.10476	.08295
#1	70.992	.48857	10.534	.49244	12.745	.51147	2.0641	19.940	1.9236
#2	71.327	.48678	10.495	.49179	12.693	.50677	2.0562	19.910	1.9213
Check ?	Chk Pass	Chk Pass	Chk Pass	Chk Pass	None	Chk Pass	Chk Pass	Chk Pass	Chk Pass
High Limit									
Low Limit									

Elem	Sr4077	Th2837	Ti3349	Tl1908	U_3701	V_2924	Zn2062	Zr3391
Line	407.771 { 83}	283.730 {119}	334.904 {101}	190.856 {477}	370.152 { 91}	292.402 {115}	206.200 {163}	339.198 { 99}
Units	ppm	ppm	ppm	ppm	ppm	ppm	ppm	ppm
Avg	**1.3222**	**1.0266**	**.98746**	**1.9513**	**2.0937**	**.49709**	**.47538**	**.47126**
Stddev	.0073	.0060	.00202	.0018	.0098	.00125	.00028	.00016
%RSD	.55178	.58101	.20476	.09080	.46942	.25167	.05947	.03475
#1	1.3170	1.0308	.98889	1.9526	2.1006	.49798	.47558	.47115
#2	1.3274	1.0224	.98603	1.9501	2.0867	.49621	.47518	.47138
Check ?	Chk Pass	Chk Pass	Chk Pass	Chk Pass	Chk Pass	Chk Pass	Chk Pass	Chk Pass
High Limit								
Low Limit								

Int. Std.	Y_2243	Y_3600	Y_3774
Line	224.306 {450}	360.073 { 94}	377.433 { 89}
Units	Cts/S	Cts/S	Cts/S
Avg	**5410.0**	**69593.**	**3953.9**
Stddev	4.5	42.	12.0
%RSD	.08231	.06066	.30238
#1	5406.9	69563.	3962.4
#2	5413.2	69623.	3945.5

Sample Name: 280-42181-H-1-D MSD Acquired: 5/17/2013 12:23:59 Type: Unk
Method: 6500_026(v10) Mode: CONC Corr. Factor: 1.000000
User: bowenh Custom ID1: Custom ID2: Custom ID3:
Comment: 174337 6010b

Elem	Ag3280	Al1670	As1890	B_2089	Ba4554	Be3130	Bi2230	Ca3179	Cd2288
Line	328.068 {103}	167.079 {502}	189.042 {478}	208.959 {461}	455.403 { 74}	313.042 {108}	223.061 {451}	317.933 {106}	228.802 {447}
Units	ppm	ppm	ppm	ppm	ppm	ppm	ppm	ppm	ppm
Avg	**.05288**	**1.8955**	**.98702**	**1.0574**	**2.1172**	**.04844**	**2.0445**	**112.68**	**.10171**
Stddev	.00029	.0024	.00173	.0004	.0155	.00003	.0037	.82	.00009
%RSD	.54532	.12891	.17531	.04289	.73320	.06910	.18357	.72559	.09242
#1	.05267	1.8938	.98825	1.0578	2.1282	.04847	2.0472	113.26	.10177
#2	.05308	1.8972	.98580	1.0571	2.1063	.04842	2.0419	112.10	.10164
Check ?	Chk Pass	Chk Pass	Chk Pass	Chk Pass	Chk Pass	Chk Pass	Chk Pass	Chk Pass	Chk Pass
High Limit									
Low Limit									

Elem	Co2286	Cr2055	Cu3247	Fe2599	K_7664	Li6707	Mg2790	Mn2576	Mo2020
Line	228.616 {447}	205.552 {464}	324.754 {104}	259.940 {130}	766.490 { 44}	670.784 { 50}	279.079 {121}2	257.610 {131}	202.030 {467}
Units	ppm	ppm	ppm	ppm	ppm	ppm	ppm	ppm	ppm
Avg	**.48748**	**.20885**	**.24527**	**1.0764**	**51.933**	**.98631**	**68.662**	**.48561**	**.96079**
Stddev	.00076	.00037	.00088	.0057	.308	.00558	.007	.00012	.00260
%RSD	.15553	.17520	.35908	.53427	.59217	.56554	.01007	.02432	.27093
#1	.48695	.20859	.24464	1.0723	52.150	.99025	68.667	.48569	.96263
#2	.48802	.20911	.24589	1.0804	51.715	.98237	68.657	.48553	.95895
Check ?	Chk Pass	Chk Pass	Chk Pass	Chk Pass	Chk Pass	Chk Pass	Chk Pass	Chk Pass	Chk Pass
High Limit									
Low Limit									

Elem	Na8183	Ni2316	P_1782	Pb2203	S_1820	Sb2068	Se1960	Si2881	Sn1899
Line	818.326 { 41}	231.604 {446}	178.284 {489}	220.353 {453}	182.034 {485}	206.833 {463}	196.090 {472}	288.158 {117}	189.989 {477}
Units	ppm	ppm	ppm	ppm	ppm	ppm	ppm	ppm	ppm
Avg	**71.222**	**.47973**	**10.354**	**.48488**	**12.334**	**.50442**	**2.0227**	**19.760**	**1.9055**
Stddev	.018	.00017	.001	.00164	.006	.00114	.0039	.027	.0024
%RSD	.02573	.03505	.00852	.33876	.04686	.22636	.19158	.13609	.12663
#1	71.209	.47985	10.355	.48372	12.338	.50362	2.0254	19.779	1.9072
#2	71.234	.47961	10.354	.48604	12.330	.50523	2.0199	19.741	1.9037
Check ?	Chk Pass	Chk Pass	Chk Pass	Chk Pass	None	Chk Pass	Chk Pass	Chk Pass	Chk Pass
High Limit									
Low Limit									

Elem	Sr4077	Th2837	Ti3349	Tl1908	U_3701	V_2924	Zn2062	Zr3391
Line	407.771 { 83}	283.730 {119}	334.904 {101}	190.856 {477}	370.152 { 91}	292.402 {115}	206.200 {163}	339.198 { 99}
Units	ppm	ppm	ppm	ppm	ppm	ppm	ppm	ppm
Avg	**1.3056**	**1.0128**	**.98166**	**1.9211**	**2.0435**	**.49162**	**.47420**	**.47550**
Stddev	.0098	.0027	.00088	.0070	.0265	.00060	.00051	.00248
%RSD	.75372	.27087	.08932	.36234	1.2949	.12296	.10748	.52063
#1	1.3126	1.0109	.98104	1.9260	2.0248	.49119	.47456	.47725
#2	1.2987	1.0148	.98228	1.9162	2.0622	.49205	.47384	.47375
Check ?	Chk Pass	Chk Pass	Chk Pass	Chk Pass	Chk Pass	Chk Pass	Chk Pass	Chk Pass
High Limit								
Low Limit								

Int. Std.	Y_2243	Y_3600	Y_3774
Line	224.306 {450}	360.073 { 94}	377.433 { 89}
Units	Cts/S	Cts/S	Cts/S
Avg	**5391.5**	**68865.**	**3888.9**
Stddev	8.1	231.	8.1
%RSD	.14961	.33555	.20945
#1	5397.2	68701.	3883.2
#2	5385.8	69028.	3894.7

Sample Name: 280-42181-H-2-A Acquired: 5/17/2013 12:26:11 Type: Unk
Method: 6500_026(v10) Mode: CONC Corr. Factor: 1.000000
User: bowenh Custom ID1: Custom ID2: Custom ID3:
Comment: 174337 6010b

Elem	Ag3280	Al1670	As1890	B_2089	Ba4554	Be3130	Bi2230	Ca3179	Cd2288
Line	328.068 {103}	167.079 {502}	189.042 {478}	208.959 {461}	455.403 { 74}	313.042 {108}	223.061 {451}	317.933 {106}	228.802 {447}
Units	ppm	ppm	ppm	ppm	ppm	ppm	ppm	ppm	ppm
Avg	**.00102**	**.13275**	**-.00014**	**.01514**	**.05929**	**-.00002**	**-.00023**	**22.884**	**.00020**
Stddev	.00014	.00310	.00342	.00038	.00041	.00000	.00182	.014	.00015
%RSD	14.242	2.3365	2405.9	2.5039	.68317	19.592	797.10	.05965	76.910
#1	.00112	.13494	.00228	.01541	.05957	-.00002	.00106	22.874	.00031
#2	.00091	.13056	-.00256	.01487	.05900	-.00003	-.00151	22.893	.00009
Check ?	Chk Pass	Chk Pass	Chk Pass	Chk Pass	Chk Pass	Chk Pass	Chk Pass	Chk Pass	Chk Pass
High Limit									
Low Limit									

Elem	Co2286	Cr2055	Cu3247	Fe2599	K_7664	Li6707	Mg2790	Mn2576	Mo2020
Line	228.616 {447}	205.552 {464}	324.754 {104}	259.940 {130}	766.490 { 44}	670.784 { 50}	279.079 {121}2	257.610 {131}	202.030 {467}
Units	ppm	ppm	ppm	ppm	ppm	ppm	ppm	ppm	ppm
Avg	**.00045**	**.01215**	**.00023**	**.27330**	**2.8992**	**-.00062**	**8.4863**	**.00651**	**.00436**
Stddev	.00011	.00035	.00029	.00812	.0531	.00106	.0024	.00000	.00007
%RSD	25.103	2.8529	124.90	2.9718	1.8308	170.94	.02845	.00405	1.5179
#1	.00053	.01191	.00003	.27905	2.8616	-.00137	8.4880	.00651	.00432
#2	.00037	.01240	.00044	.26756	2.9367	.00013	8.4846	.00651	.00441
Check ?	Chk Pass	Chk Pass	Chk Pass	Chk Pass	Chk Pass	Chk Pass	Chk Pass	Chk Pass	Chk Pass
High Limit									
Low Limit									

Elem	Na5895	Na8183	Ni2316	P_1782	Pb2203	S_1820	Sb2068	Se1960	Si2881
Line	589.592 { 57}	818.326 { 41}	231.604 {446}	178.284 {489}	220.353 {453}	182.034 {485}	206.833 {463}	196.090 {472}	288.158 {117}
Units	ppm	ppm	ppm	ppm	ppm	ppm	ppm	ppm	ppm
Avg	**8.4918**	W **9.7292**	**.01307**	**.22252**	**.00136**	**4.6408**	**.00320**	**.00529**	**11.636**
Stddev	.0440	.2135	.00031	.00002	.00092	.0100	.00014	.00025	.011
%RSD	.51836	2.1940	2.3772	.01087	67.530	.21480	4.4115	4.7590	.09271
#1	8.5229	9.5783	.01329	.22253	.00071	4.6478	.00330	.00547	11.628
#2	8.4607	9.8801	.01285	.22250	.00201	4.6337	.00310	.00511	11.644
Check ?	Chk Pass	Chk Warn	Chk Pass	Chk Pass	Chk Pass	None	Chk Pass	Chk Pass	Chk Pass
High Limit		500.00							
Low Limit		10.000							

Elem	Sn1899	Sr4077	Th2837	Ti3349	Tl1908	U_3701	V_2924	Zn2062	Zr3391
Line	189.989 {477}	407.771 { 83}	283.730 {119}	334.904 {101}	190.856 {477}	370.152 { 91}	292.402 {115}	206.200 {163}	339.198 { 99}
Units	ppm	ppm	ppm	ppm	ppm	ppm	ppm	ppm	ppm
Avg	**-.00032**	**.16514**	**.00115**	**.01294**	**-.00009**	**.03714**	**.00724**	**.00498**	**.00417**
Stddev	.00005	.00019	.00095	.00027	.00045	.02213	.00013	.00006	.00038
%RSD	14.433	.11693	82.750	2.0553	528.37	59.597	1.8019	1.1818	9.1915
#1	-.00035	.16500	.00182	.01313	-.00041	.05279	.00733	.00502	.00390
#2	-.00028	.16528	.00048	.01275	.00024	.02149	.00715	.00493	.00444
Check ?	Chk Pass	Chk Pass	Chk Pass	Chk Pass	Chk Pass	Chk Pass	Chk Pass	Chk Pass	Chk Pass
High Limit									
Low Limit									

Int. Std.	Y_2243	Y_3600	Y_3774
Line	224.306 {450}	360.073 { 94}	377.433 { 89}
Units	Cts/S	Cts/S	Cts/S
Avg	**5573.0**	**71276.**	**3985.0**
Stddev	8.7	35.	.4
%RSD	.15642	.04903	.01113
#1	5579.2	71300.	3984.7
#2	5566.8	71251.	3985.3

Sample Name: 280-42181-H-3-B Acquired: 5/17/2013 12:28:38 Type: Unk
Method: 6500_026(v10) Mode: CONC Corr. Factor: 1.000000
User: bowenh Custom ID1: Custom ID2: Custom ID3:
Comment: 174337 6010b

Elem	Ag3280	Al1670	As1890	B_2089	Ba4554	Be3130	Bi2230	Ca3179	Cd2288
Line	328.068 {103}	167.079 {502}	189.042 {478}	208.959 {461}	455.403 { 74}	313.042 {108}	223.061 {451}	317.933 {106}	228.802 {447}
Units	ppm	ppm	ppm	ppm	ppm	ppm	ppm	ppm	ppm
Avg	**.00070**	**.02564**	**.00007**	**.03521**	**.14409**	**-.00001**	**-.00295**	**67.798**	**.00027**
Stddev	.00007	.00063	.00279	.00052	.00079	.00002	.00072	.527	.00013
%RSD	10.000	2.4633	4156.6	1.4830	.55164	126.39	24.574	.77693	49.142
#1	.00075	.02608	-.00191	.03484	.14465	-.00000	-.00243	68.171	.00018
#2	.00065	.02519	.00204	.03558	.14353	-.00002	-.00346	67.426	.00036
Check ?	Chk Pass	Chk Pass	Chk Pass	Chk Pass	Chk Pass	Chk Pass	Chk Pass	Chk Pass	Chk Pass
High Limit									
Low Limit									

Elem	Co2286	Cr2055	Cu3247	Fe2599	K_7664	Li6707	Mg2790	Mn2576	Mo2020
Line	228.616 {447}	205.552 {464}	324.754 {104}	259.940 {130}	766.490 { 44}	670.784 { 50}	279.079 {121}2	257.610 {131}	202.030 {467}
Units	ppm	ppm	ppm	ppm	ppm	ppm	ppm	ppm	ppm
Avg	**.00008**	**.01507**	**.00019**	**.10149**	**2.4708**	**-.00022**	**21.212**	**.00168**	**.00197**
Stddev	.00005	.00005	.00012	.00070	.0075	.00045	.033	.00008	.00005
%RSD	68.628	.34876	65.659	.68609	.30275	202.40	.15557	4.9934	2.3461
#1	.00004	.01511	.00010	.10198	2.4655	.00010	21.188	.00174	.00200
#2	.00012	.01504	.00027	.10100	2.4761	-.00054	21.235	.00162	.00193
Check ?	Chk Pass	Chk Pass	Chk Pass	Chk Pass	Chk Pass	Chk Pass	Chk Pass	Chk Pass	Chk Pass
High Limit									
Low Limit									

Elem	Na8183	Ni2316	P_1782	Pb2203	S_1820	Sb2068	Se1960	Si2881	Sn1899
Line	818.326 { 41}	231.604 {446}	178.284 {489}	220.353 {453}	182.034 {485}	206.833 {463}	196.090 {472}	288.158 {117}	189.989 {477}
Units	ppm	ppm	ppm	ppm	ppm	ppm	ppm	ppm	ppm
Avg	**19.547**	**.00241**	**.21729**	**.00169**	**12.444**	**.00134**	**.00735**	**10.452**	**-.00146**
Stddev	.084	.00020	.00063	.00010	.008	.00272	.00196	.020	.00009
%RSD	.43054	8.4214	.29141	5.9336	.06162	202.70	26.655	.18746	6.2422
#1	19.488	.00255	.21774	.00162	12.449	-.00058	.00874	10.466	-.00153
#2	19.607	.00226	.21684	.00176	12.438	.00326	.00597	10.438	-.00140
Check ?	Chk Pass	Chk Pass	Chk Pass	Chk Pass	None	Chk Pass	Chk Pass	Chk Pass	Chk Pass
High Limit									
Low Limit									

Elem	Sr4077	Th2837	Ti3349	Tl1908	U_3701	V_2924	Zn2062	Zr3391
Line	407.771 { 83}	283.730 {119}	334.904 {101}	190.856 {477}	370.152 { 91}	292.402 {115}	206.200 {163}	339.198 { 99}
Units	ppm	ppm	ppm	ppm	ppm	ppm	ppm	ppm
Avg	**.32540**	**.00115**	**.00701**	**.00038**	**-.00814**	**.00417**	**.00288**	**.00092**
Stddev	.00236	.00008	.00020	.00085	.01085	.00066	.00019	.00017
%RSD	.72572	6.6165	2.8850	226.73	133.32	15.716	6.5740	18.167
#1	.32707	.00110	.00715	.00098	-.00047	.00463	.00301	.00080
#2	.32373	.00121	.00686	-.00023	-.01581	.00371	.00274	.00104
Check ?	Chk Pass	Chk Pass	Chk Pass	Chk Pass	Chk Pass	Chk Pass	Chk Pass	Chk Pass
High Limit								
Low Limit								

Int. Std.	Y_2243	Y_3600	Y_3774
Line	224.306 {450}	360.073 { 94}	377.433 { 89}
Units	Cts/S	Cts/S	Cts/S
Avg	**5498.7**	**70104.**	**3937.9**
Stddev	19.6	71.	44.6
%RSD	.35603	.10104	1.1337
#1	5512.6	70054.	3906.3
#2	5484.9	70154.	3969.5

Sample Name: 280-42130-G-1-B Acquired: 5/17/2013 12:31:03 Type: Unk
Method: 6500_026(v10) Mode: CONC Corr. Factor: 1.000000
User: bowenh Custom ID1: Custom ID2: Custom ID3:
Comment: 174337 6010b

Elem	Ag3280	Al1670	As1890	B_2089	Ba4554	Be3130	Bi2230	Ca3179	Cd2288
Line	328.068 {103}	167.079 {502}	189.042 {478}	208.959 {461}	455.403 { 74}	313.042 {108}	223.061 {451}	317.933 {106}	228.802 {447}
Units	ppm	ppm	ppm	ppm	ppm	ppm	ppm	ppm	ppm
Avg	**.00056**	**.08926**	**.00202**	**.43834**	**.04135**	**-.00017**	**-.00073**	**161.31**	**.00042**
Stddev	.00026	.00334	.00188	.00189	.00051	.00000	.00019	.02	.00001
%RSD	46.778	3.7439	93.092	.43185	1.2246	1.1872	25.467	.01538	2.6118
#1	.00074	.09163	.00069	.43700	.04099	-.00017	-.00060	161.29	.00041
#2	.00037	.08690	.00335	.43968	.04171	-.00017	-.00087	161.33	.00042
Check ?	Chk Pass	Chk Pass	Chk Pass	Chk Pass	Chk Pass	Chk Pass	Chk Pass	Chk Pass	Chk Pass
High Limit									
Low Limit									

Elem	Co2286	Cr2055	Cu3247	Fe2599	K_7664	Li6707	Mg2790	Mn2576	Mo2020
Line	228.616 {447}	205.552 {464}	324.754 {104}	259.940 {130}	766.490 { 44}	670.784 { 50}	279.079 {121}2	257.610 {131}	202.030 {467}
Units	ppm	ppm	ppm	ppm	ppm	ppm	ppm	ppm	ppm
Avg	**.00057**	**.00096**	**.00139**	**2.6307**	**7.9716**	**.35326**	**151.55**	**.21883**	**.00115**
Stddev	.00016	.00011	.00003	.0003	.0637	.00165	.07	.00021	.00032
%RSD	27.572	11.629	2.2837	.00952	.79877	.46597	.04907	.09712	28.010
#1	.00046	.00104	.00141	2.6308	7.9265	.35210	151.60	.21868	.00092
#2	.00069	.00088	.00137	2.6305	8.0166	.35442	151.50	.21898	.00138
Check ?	Chk Pass	Chk Pass	Chk Pass	Chk Pass	Chk Pass	Chk Pass	Chk Pass	Chk Pass	Chk Pass
High Limit									
Low Limit									

Elem	Na8183	Ni2316	P_1782	Pb2203	S_1820	Sb2068	Se1960	Si2881	Sn1899
Line	818.326 { 41}	231.604 {446}	178.284 {489}	220.353 {453}	182.034 {485}	206.833 {463}	196.090 {472}	288.158 {117}	189.989 {477}
Units	ppm	ppm	ppm	ppm	ppm	ppm	ppm	ppm	ppm
Avg	W **761.34**	**.01494**	**.26903**	**-.00015**	**324.39**	**.00474**	**.00703**	**9.1770**	**-.00008**
Stddev	1.03	.00034	.00254	.00064	.34	.00055	.00390	.0346	.00054
%RSD	.13529	2.2529	.94432	432.96	.10611	11.539	55.487	.37699	671.58
#1	762.07	.01517	.27083	-.00060	324.15	.00513	.00427	9.1526	.00030
#2	760.61	.01470	.26724	.00030	324.63	.00435	.00979	9.2015	-.00047
Check ?	Chk Warn	Chk Pass	Chk Pass	Chk Pass	None	Chk Pass	Chk Pass	Chk Pass	Chk Pass
High Limit	500.00								
Low Limit	10.000								

Elem	Sr4077	Th2837	Ti3349	Tl1908	U_3701	V_2924	Zn2062	Zr3391
Line	407.771 { 83}	283.730 {119}	334.904 {101}	190.856 {477}	370.152 { 91}	292.402 {115}	206.200 {163}	339.198 { 99}
Units	ppm	ppm	ppm	ppm	ppm	ppm	ppm	ppm
Avg	**3.5249**	**.00024**	**.00615**	**-.00036**	**.09074**	**.00172**	W **15.563**	**.00710**
Stddev	.0007	.00304	.00004	.00093	.03502	.00008	.022	.00060
%RSD	.02006	1240.1	.62049	257.49	38.588	4.8981	.13949	8.5265
#1	3.5244	.00239	.00618	.00030	.06598	.00178	15.578	.00752
#2	3.5254	-.00190	.00612	-.00102	.11550	.00166	15.548	.00667
Check ?	Chk Pass	Chk Pass	Chk Pass	Chk Pass	Chk Pass	Chk Pass	Chk Warn	Chk Pass
High Limit							10.000	
Low Limit							-.00500	

Int. Std.	Y_2243	Y_3600	Y_3774
Line	224.306 {450}	360.073 { 94}	377.433 { 89}
Units	Cts/S	Cts/S	Cts/S
Avg	**5172.8**	**66951.**	**3787.8**
Stddev	9.5	324.	8.4
%RSD	.18371	.48332	.22152
#1	5179.5	66722.	3781.9
#2	5166.1	67179.	3793.8

Sample Name: 280-42190-B-1-A Acquired: 5/17/2013 12:34:05 Type: Unk
Method: 6500_026(v10) Mode: CONC Corr. Factor: 1.000000
User: bowenh Custom ID1: Custom ID2: Custom ID3:
Comment: 174337 6010b

Elem	Ag3280	Al3092	As1890	B_2089	Ba4554	Be3130	Bi2230	Ca3179	Cd2288
Line	328.068 {103}	309.271 {109}	189.042 {478}	208.959 {461}	455.403 { 74}	313.042 {108}	223.061 {451}	317.933 {106}	228.802 {447}
Units	ppm	ppm	ppm	ppm	ppm	ppm	ppm	ppm	ppm
Avg	**-.00112**	**214.21**	**2.1721**	**.00373**	**.00111**	**.01239**	**.01005**	**159.84**	**.12428**
Stddev	.00037	.14	.0016	.00021	.00028	.00003	.00104	.07	.00044
%RSD	33.101	.06742	.07483	5.5187	25.368	.23029	10.312	.04168	.35036
#1	-.00085	214.11	2.1733	.00387	.00091	.01237	.00931	159.80	.12458
#2	-.00138	214.31	2.1710	.00358	.00131	.01241	.01078	159.89	.12397
Check ?	Chk Pass	Chk Pass	Chk Pass	Chk Pass	Chk Pass	Chk Pass	Chk Pass	Chk Pass	Chk Pass
High Limit									
Low Limit									

Elem	Co2286	Cr2055	Cu3247	Fe2714	K_7664	Li6707	Mg2790	Mn2576	Mo2020
Line	228.616 {447}	205.552 {464}	324.754 {104}	271.441 {124}	766.490 { 44}	670.784 { 50}	279.079 {121}2	257.610 {131}	202.030 {467}
Units	ppm	ppm	ppm	ppm	ppm	ppm	ppm	ppm	ppm
Avg	**.35721**	**.54865**	W **20.277**	W **718.68**	**11.108**	**.39695**	**101.72**	**5.4574**	**.35728**
Stddev	.00078	.00041	.101	.96	.022	.00117	.17	.0607	.00023
%RSD	.21942	.07519	.49598	.13313	.19661	.29528	.16561	1.1122	.06435
#1	.35777	.54895	20.206	719.36	11.092	.39778	101.84	5.5003	.35744
#2	.35666	.54836	20.348	718.00	11.123	.39612	101.60	5.4145	.35712
Check ?	Chk Pass	Chk Pass	Chk Warn	Chk Warn	Chk Pass	Chk Pass	Chk Pass	Chk Pass	Chk Pass
High Limit			10.000	500.00					
Low Limit			-.01000	40.000					

Elem	Na8183	Ni2316	P_1782	Pb2203	S_1820	Sb2068	Se1960	Si2881	Sn1899
Line	818.326 { 41}	231.604 {446}	178.284 {489}	220.353 {453}	182.034 {485}	206.833 {463}	196.090 {472}	288.158 {117}	189.989 {477}
Units	ppm	ppm	ppm	ppm	ppm	ppm	ppm	ppm	ppm
Avg	**37.743**	**.56965**	**34.718**	**.01842**	**924.84**	F **-.02031**	**.01614**	**28.799**	**.00349**
Stddev	.034	.00062	.056	.00139	2.46	.00135	.00361	.012	.00013
%RSD	.08956	.10957	.16128	7.5491	.26593	6.6247	22.356	.04312	3.8165
#1	37.719	.57009	34.758	.01743	923.11	-.01936	.01870	28.808	.00359
#2	37.767	.56921	34.679	.01940	926.58	-.02126	.01359	28.790	.00340
Check ?	Chk Pass	Chk Pass	Chk Pass	Chk Pass	None	Chk Fail	Chk Pass	Chk Pass	Chk Pass
High Limit						50.000			
Low Limit						-.02000			

Elem	Sr4077	Th2837	Ti3349	Tl1908	U_3701	V_2924	Zn2062	Zr3391
Line	407.771 { 83}	283.730 {119}	334.904 {101}	190.856 {477}	370.152 { 91}	292.402 {115}	206.200 {163}	339.198 { 99}
Units	ppm	ppm	ppm	ppm	ppm	ppm	ppm	ppm
Avg	**.27159**	**.62200**	**.10658**	F **-.02970**	F **-.23960**	**.31028**	**3.5094**	**.00130**
Stddev	.00045	.00025	.00033	.00019	.00832	.00064	.0101	.00079
%RSD	.16531	.04046	.30745	.63316	3.4720	.20566	.28866	60.865
#1	.27128	.62182	.10635	-.02956	-.23372	.30982	3.5022	.00185
#2	.27191	.62218	.10681	-.02983	-.24549	.31073	3.5165	.00074
Check ?	Chk Pass	Chk Pass	Chk Pass	Chk Fail	Chk Fail	Chk Pass	Chk Pass	Chk Pass
High Limit				20.000	50.000			
Low Limit				-.02000	-.10000			

Int. Std.	Y_2243	Y_3600	Y_3774
Line	224.306 {450}	360.073 { 94}	377.433 { 89}
Units	Cts/S	Cts/S	Cts/S
Avg	**11601.**	**148730.**	**8911.2**
Stddev	6.	365.	39.2
%RSD	.05329	.24550	.43970
#1	11597.	148990.	8883.5
#2	11606.	148470.	8938.9

Sample Name: CCVH-2050355 Acquired: 5/17/2013 12:37:20 Type: QC
Method: 6500_026(v10) Mode: CONC Corr. Factor: 1.000000
User: bowenh Custom ID1: Custom ID2: Custom ID3:
Comment:

Elem	Ag3280	Al3092	As1890	B_2089	Ba4554	Be3130	Bi2230	Ca3179	Cd2288	Co2286	Cr2055	Cu3247	Fe2714
Units	ppm	ppm	ppm	ppm	ppm	ppm	ppm	ppm	ppm	ppm	ppm	ppm	ppm
Avg	**.00042**	**49.571**	**.00141**	**-.00001**	**-.00046**	**-.00013**	**1.0012**	**.04571**	**-.00077**	**.00171**	**.00015**	**.00308**	**49.305**
Stddev	.00013	.340	.00218	.00026	.00022	.00010	.0014	.00414	.00010	.00022	.00032	.00062	.009
%RSD	30.027	.68654	154.59	2186.0	48.823	75.260	.13555	9.0477	12.388	12.715	219.04	20.194	.01897
#1	.00033	49.331	.00295	-.00019	-.00030	-.00020	1.0022	.04279	-.00084	.00156	.00038	.00352	49.312
#2	.00051	49.812	-.00013	.00017	-.00062	-.00006	1.0003	.04864	-.00070	.00187	-.00008	.00264	49.298
Check ?	None	Chk Pass	None	None	None	None	Chk Pass	None	None	None	None	None	Chk Pass
Value													
Range													

Elem	K_7664	Li6707	Mg2790	Mn2576	Mo2020	Na8183	Ni2316	P_1782	Pb2203	S_1820	Sb2068	Se1960	Si2881
Units	ppm	ppm	ppm	ppm	ppm	ppm	ppm	ppm	ppm	ppm	ppm	ppm	ppm
Avg	**-.12003**	**-.00108**	**.03644**	**.00108**	**-.00136**	**252.65**	**.00190**	**.00967**	**.00012**	**5.3146**	**.00344**	**.00648**	**.02584**
Stddev	.00865	.00139	.00129	.00011	.00011	1.28	.00033	.00326	.00048	.1185	.00066	.00165	.02469
%RSD	7.2063	128.08	3.5348	9.7500	8.4416	.50784	17.541	33.721	384.24	2.2300	19.225	25.517	95.521
#1	-.12615	-.00206	.03735	.00116	-.00144	251.74	.00214	.01198	-.00021	5.3984	.00390	.00531	.04330
#2	-.11391	-.00010	.03553	.00101	-.00128	253.55	.00167	.00737	.00046	5.2308	.00297	.00765	.00839
Check ?	None	None	None	None	None	Chk Pass	None	None	None	None	None	None	None
Value													
Range													

Elem	Sn1899	Sr4077	Th2837	Ti3349	Tl1908	U_3701	V_2924	Zn2062	Zr3391
Units	ppm	ppm	ppm	ppm	ppm	ppm	ppm	ppm	ppm
Avg	**.00008**	**.00063**	**5.0347**	**.00277**	**-.00236**	**10.010**	**-.00010**	**.00545**	**-.04573**
Stddev	.00046	.00007	.0179	.00048	.00001	.051	.00114	.00026	.00145
%RSD	616.57	10.632	.35521	17.433	.55785	.51061	1141.5	4.7324	3.1714
#1	.00040	.00067	5.0220	.00242	-.00235	9.9739	-.00090	.00563	-.04470
#2	-.00025	.00058	5.0473	.00311	-.00237	10.046	.00070	.00527	-.04675
Check ?	None	None	Chk Pass	None	None	Chk Pass	None	None	None
Value									
Range									

Int. Std.	Y_2243	Y_3600	Y_3774
Units	Cts/S	Cts/S	Cts/S
Avg	**5473.3**	**69542.**	**3894.2**
Stddev	17.4	16.	32.7
%RSD	.31840	.02249	.83892
#1	5485.6	69553.	3917.3
#2	5460.9	69530.	3871.1

Sample Name: CCV-2050339 Acquired: 5/17/2013 12:39:44 Type: QC
Method: 6500_026(v10) Mode: CONC Corr. Factor: 1.000000
User: bowenh Custom ID1: Custom ID2: Custom ID3:
Comment:

Elem	Ag3280	Al1670	As1890	B_2089	Ba4554	Be3130	Bi2230	Ca3179	Cd2288	Co2286	Cr2055	Cu3247	Fe2599	K_7664
Units	ppm	ppm	ppm	ppm	ppm	ppm	ppm	ppm	ppm	ppm	ppm	ppm	ppm	ppm
Avg	**.49695**	**.48532**	**.96397**	**.50081**	**.48491**	**.46832**	**.00517**	**4.8110**	**.49042**	**.50065**	**.48281**	**.48091**	**2.3643**	**48.917**
Stddev	.00178	.00214	.00207	.00189	.00251	.00310	.00420	.0062	.00147	.00109	.00097	.00005	.0048	.286
%RSD	.35869	.44172	.21490	.37773	.51804	.66289	81.296	.12898	.29982	.21752	.20072	.01117	.20479	.58422
#1	.49569	.48684	.96543	.50215	.48314	.46613	.00220	4.8066	.49146	.50142	.48349	.48095	2.3608	48.715
#2	.49821	.48381	.96250	.49948	.48669	.47052	.00814	4.8154	.48938	.49987	.48212	.48088	2.3677	49.120
Check ?	Chk Pass	Chk Pass	Chk Pass	Chk Pass	Chk Pass	Chk Pass	None	Chk Pass	Chk Pass	Chk Pass	Chk Pass	Chk Pass	Chk Pass	Chk Pass
Value														
Range														

Elem	Li6707	Mg2790	Mn2576	Mo2020	Na5895	Ni2316	P_1782	Pb2203	S_1820	Sb2068	Se1960	Si2881	Sn1899	Sr4077
Units	ppm	ppm	ppm	ppm	ppm	ppm	ppm	ppm	ppm	ppm	ppm	ppm	ppm	ppm
Avg	**.98238**	**19.334**	**.49023**	**.47763**	**4.5824**	**.49250**	**.99263**	**.98849**	**.08794**	**.98510**	**1.0076**	**4.7052**	**.95722**	**.49544**
Stddev	.00312	.013	.00030	.00138	.0084	.00193	.00405	.00221	.00866	.00494	.0050	.0236	.00363	.00295
%RSD	.31726	.06476	.06095	.28871	.18423	.39214	.40781	.22358	9.8420	.50142	.49244	.50085	.37899	.59640
#1	.98018	19.343	.49002	.47861	4.5765	.49387	.99549	.99005	.09406	.98859	1.0111	4.6885	.95979	.49335
#2	.98458	19.325	.49044	.47666	4.5884	.49113	.98977	.98692	.08182	.98161	1.0041	4.7218	.95466	.49753
Check ?	Chk Pass	Chk Pass	Chk Pass	Chk Pass	Chk Pass	Chk Pass	Chk Pass	Chk Pass	None	Chk Pass	Chk Pass	Chk Pass	Chk Pass	Chk Pass
Value														
Range														

Elem	Th2837	Ti3349	Tl1908	U_3701	V_2924	Zn2062	Zr3391
Units	ppm	ppm	ppm	ppm	ppm	ppm	ppm
Avg	**.00167**	**.48444**	**.96769**	**.01177**	**.48074**	**.48543**	**.47453**
Stddev	.00060	.00129	.00282	.00537	.00080	.00006	.00107
%RSD	36.085	.26644	.29124	45.584	.16719	.01281	.22616
#1	.00210	.48352	.96968	.00798	.48017	.48547	.47377
#2	.00125	.48535	.96570	.01556	.48130	.48538	.47529
Check ?	None	Chk Pass	Chk Pass	None	Chk Pass	Chk Pass	Chk Pass
Value							
Range							

Int. Std.	Y_2243	Y_3600	Y_3774
Units	Cts/S	Cts/S	Cts/S
Avg	**5490.0**	**69050.**	**3871.1**
Stddev	6.0	111.	13.8
%RSD	.10870	.16090	.35670
#1	5494.2	68972.	3880.8
#2	5485.8	69129.	3861.3

Sample Name: CCB Acquired: 5/17/2013 12:41:59 Type: QC
Method: 6500_026(v10) Mode: CONC Corr. Factor: 1.000000
User: bowenh Custom ID1: Custom ID2: Custom ID3:
Comment:

Elem	Ag3280	Al1670	As1890	B_2089	Ba4554	Be3130	Bi2230	Ca3179	Cd2288	Co2286	Cr2055
Units	ppm	ppm	ppm	ppm	ppm	ppm	ppm	ppm	ppm	ppm	ppm
Avg	**.00088**	**.00103**	**-.00182**	**-.00017**	W **-.00064**	**-.00007**	**.00356**	**-.00205**	**-.00005**	**-.00006**	**-.00013**
Stddev	.00075	.00039	.00046	.00015	.00008	.00009	.00104	.00081	.00017	.00040	.00008
%RSD	85.126	38.469	25.520	86.066	13.020	140.14	29.327	39.379	313.06	643.00	61.923
#1	.00035	.00075	-.00149	-.00007	-.00069	-.00013	.00430	-.00263	-.00017	-.00035	-.00018
#2	.00140	.00131	-.00215	-.00028	-.00058	-.00000	.00282	-.00148	.00006	.00022	-.00007
Check ?	Chk Pass	Chk Pass	Chk Pass	Chk Pass	Chk Warn	Chk Pass	None	Chk Pass	Chk Pass	Chk Pass	Chk Pass
High Limit					.00058						
Low Limit					-.00058						

Elem	Cu3247	Fe2599	K_7664	Li6707	Mg2790	Mn2576	Mo2020	Na5895	Ni2316	P_1782	Pb2203
Units	ppm	ppm	ppm	ppm	ppm	ppm	ppm	ppm	ppm	ppm	ppm
Avg	**-.00023**	**.00625**	**-.16369**	**.00052**	**-.00010**	**.00002**	**.00034**	F **-.15128**	**.00042**	**.00121**	**-.00122**
Stddev	.00033	.00384	.00742	.00124	.00027	.00000	.00000	.00223	.00003	.00040	.00119
%RSD	145.44	61.558	4.5339	239.51	260.00	22.985	1.3724	1.4719	7.2332	32.907	97.256
#1	-.00046	.00896	-.16894	.00139	-.00029	.00002	.00034	-.14971	.00044	.00093	-.00038
#2	.00001	.00353	-.15844	-.00036	.00009	.00001	.00033	-.15286	.00040	.00149	-.00206
Check ?	Chk Pass	Chk Pass	Chk Pass	Chk Pass	Chk Pass	Chk Pass	Chk Pass	Chk Fail	Chk Pass	Chk Pass	Chk Pass
High Limit								.10000			
Low Limit								-.10000			

Elem	S_1820	Sb2068	Se1960	Si2881	Sn1899	Sr4077	Th2837	Ti3349	Tl1908	U_3701	V_2924
Units	ppm	ppm	ppm	ppm	ppm	ppm	ppm	ppm	ppm	ppm	ppm
Avg	**.05945**	**.00094**	**.00171**	**-.00779**	**-.00105**	**-.00007**	**.00139**	**.00035**	**.00076**	**.00624**	**.00043**
Stddev	.00262	.00050	.00167	.04231	.00020	.00014	.00104	.00029	.00134	.00872	.00019
%RSD	4.4108	52.915	97.251	542.88	18.966	193.00	74.811	84.128	176.01	139.79	44.495
#1	.06130	.00059	.00054	.02213	-.00091	-.00017	.00065	.00014	.00171	.01240	.00030
#2	.05759	.00129	.00289	-.03771	-.00119	.00003	.00213	.00056	-.00019	.00007	.00057
Check ?	None	Chk Pass	Chk Pass	Chk Pass	Chk Pass	Chk Pass	Chk Pass	Chk Pass	Chk Pass	Chk Pass	Chk Pass
High Limit											
Low Limit											

Elem	Zn2062	Zr3391
Units	ppm	ppm
Avg	**.00218**	W **.00358**
Stddev	.00018	.00019
%RSD	8.1024	5.3991
#1	.00206	.00372
#2	.00231	.00344
Check ?	Chk Pass	Chk Warn
High Limit		.00238
Low Limit		-.00238

Int. Std.	Y_2243	Y_3600	Y_3774
Units	Cts/S	Cts/S	Cts/S
Avg	**5491.3**	**69226.**	**3790.3**
Stddev	8.0	203.	33.8
%RSD	.14543	.29349	.89070
#1	5485.7	69083.	3766.4
#2	5497.0	69370.	3814.1

Sample Name: CCVL2057887 Acquired: 5/17/2013 12:44:29 Type: QC
Method: 6500_026(v10) Mode: CONC Corr. Factor: 1.000000
User: bowenh Custom ID1: Custom ID2: Custom ID3:
Comment:

Elem	Ag3280	Al1670	As1890	B_2089	Ba4554	Be3130	Bi2230	Ca3179	Cd2288	Co2286	Cr2055
Units	ppm	ppm	ppm	ppm	ppm	ppm	ppm	ppm	ppm	ppm	ppm
Avg	**.01054**	**.09928**	**.01484**	**.10181**	**.00912**	**.00088**	**.11184**	**.19749**	**.00486**	**.01031**	**.01004**
Stddev	.00045	.00023	.00070	.00089	.00019	.00000	.00205	.00841	.00003	.00033	.00000
%RSD	4.2841	.23090	4.6922	.87608	2.0945	.23939	1.8319	4.2610	.62730	3.2369	.00357
#1	.01022	.09912	.01533	.10118	.00899	.00088	.11328	.19154	.00488	.01055	.01004
#2	.01085	.09944	.01434	.10244	.00926	.00087	.11039	.20344	.00483	.01008	.01004
Check ?	Chk Pass	Chk Pass	Chk Pass	Chk Pass	Chk Pass	Chk Pass	Chk Pass	Chk Pass	Chk Pass	Chk Pass	Chk Pass
Value											
Range											

Elem	Cu3247	Fe2599	K_7664	Li6707	Mg2790	Mn2576	Mo2020	Na5895	Ni2316	P_1782	Pb2203
Units	ppm	ppm	ppm	ppm	ppm	ppm	ppm	ppm	ppm	ppm	ppm
Avg	**.01437**	**.09871**	**2.8920**	W **.00757**	**.19851**	**.01000**	**.01903**	**.81833**	**.04047**	**2.9832**	**.00949**
Stddev	.00019	.00001	.0310	.00074	.00507	.00006	.00010	.01646	.00008	.0065	.00029
%RSD	1.3000	.01077	1.0730	9.7772	2.5527	.63712	.54173	2.0115	.19470	.21884	3.1087
#1	.01424	.09870	2.8700	.00809	.19493	.01004	.01910	.80670	.04042	2.9785	.00969
#2	.01450	.09871	2.9139	.00705	.20209	.00995	.01896	.82997	.04053	2.9878	.00928
Check ?	Chk Pass	Chk Pass	Chk Pass	Chk Warn	Chk Pass	Chk Pass	Chk Pass	Chk Pass	Chk Pass	Chk Pass	Chk Pass
Value				.01000							
Range				-20.000%							

Elem	S_1820	Sb2068	Se1960	Si2881	Sn1899	Sr4077	Th2837	Ti3349	Tl1908	U_3701	V_2924
Units	ppm	ppm	ppm	ppm	ppm	ppm	ppm	ppm	ppm	ppm	ppm
Avg	**.02854**	**.01162**	**.01438**	**.47468**	**.09670**	**.00995**	**.01548**	**.01006**	**.01629**	**.05313**	**.01091**
Stddev	.00098	.00006	.00073	.01608	.00007	.00002	.00285	.00011	.00052	.03506	.00034
%RSD	3.4235	.51304	5.0814	3.3874	.07130	.17794	18.426	1.1053	3.2095	65.990	3.1277
#1	.02923	.01166	.01386	.46331	.09675	.00993	.01749	.00998	.01592	.02834	.01115
#2	.02785	.01158	.01489	.48605	.09665	.00996	.01346	.01014	.01666	.07793	.01067
Check ?	None	Chk Pass	Chk Pass	Chk Pass	Chk Pass	Chk Pass	Chk Pass	Chk Pass	Chk Pass	Chk Pass	Chk Pass
Value											
Range											

Elem	Zn2062	Zr3391
Units	ppm	ppm
Avg	**.02269**	W **.01845**
Stddev	.00011	.00173
%RSD	.47777	9.3573
#1	.02277	.01967
#2	.02261	.01723
Check ?	Chk Pass	Chk Warn
Value		.01500
Range		20.000%

Int. Std.	Y_2243	Y_3600	Y_3774
Units	Cts/S	Cts/S	Cts/S
Avg	**5681.1**	**71763.**	**3912.6**
Stddev	8.5	182.	21.4
%RSD	.14955	.25410	.54748
#1	5675.1	71892.	3927.8
#2	5687.1	71634.	3897.5

Sample Name: MB 280-174334/1-A Acquired: 5/17/2013 12:46:54 Type: Unk
Method: 6500_026(v10) Mode: CONC Corr. Factor: 1.000000
User: bowenh Custom ID1: Custom ID2: Custom ID3:
Comment: 174334 6010b

Elem	Ag3280	Al1670	As1890	B_2089	Ba4554	Be3130	Bi2230	Ca3179	Cd2288
Line	328.068 {103}	167.079 {502}	189.042 {478}	208.959 {461}	455.403 { 74}	313.042 {108}	223.061 {451}	317.933 {106}	228.802 {447}
Units	ppm	ppm	ppm	ppm	ppm	ppm	ppm	ppm	ppm
Avg	**.00042**	**.00405**	**.00196**	**-.00096**	**-.00093**	**.00006**	**-.00164**	**.00433**	**-.00011**
Stddev	.00029	.00099	.00216	.00008	.00007	.00010	.00052	.00708	.00007
%RSD	70.060	24.484	110.25	8.1450	7.5187	185.99	31.523	163.34	71.182
#1	.00021	.00335	.00043	-.00090	-.00098	.00013	-.00127	.00934	-.00005
#2	.00063	.00475	.00349	-.00101	-.00088	-.00002	-.00200	-.00067	-.00016
Check ?	Chk Pass	Chk Pass	Chk Pass	Chk Pass	Chk Pass	Chk Pass	Chk Pass	Chk Pass	Chk Pass
High Limit									
Low Limit									

Elem	Co2286	Cr2055	Cu3247	Fe2599	K_7664	Li6707	Mg2790	Mn2576	Mo2020
Line	228.616 {447}	205.552 {464}	324.754 {104}	259.940 {130}	766.490 { 44}	670.784 { 50}	279.079 {121}2	257.610 {131}	202.030 {467}
Units	ppm	ppm	ppm	ppm	ppm	ppm	ppm	ppm	ppm
Avg	**.00004**	**-.00015**	**-.00022**	**.00715**	**-.17630**	**-.00236**	**.00023**	**.00009**	**.00048**
Stddev	.00008	.00003	.00005	.00121	.02572	.00221	.00118	.00004	.00007
%RSD	189.91	16.881	23.579	16.911	14.587	93.428	511.56	41.982	13.579
#1	-.00001	-.00013	-.00026	.00629	-.15812	-.00393	.00106	.00006	.00053
#2	.00010	-.00017	-.00019	.00800	-.19449	-.00080	-.00060	.00011	.00044
Check ?	Chk Pass	Chk Pass	Chk Pass	Chk Pass	Chk Pass	Chk Pass	Chk Pass	Chk Pass	Chk Pass
High Limit									
Low Limit									

Elem	Na5895	Ni2316	P_1782	Pb2203	S_1820	Sb2068	Se1960	Si2881	Sn1899
Line	589.592 { 57}	231.604 {446}	178.284 {489}	220.353 {453}	182.034 {485}	206.833 {463}	196.090 {472}	288.158 {117}	189.989 {477}
Units	ppm	ppm	ppm	ppm	ppm	ppm	ppm	ppm	ppm
Avg	**-.13601**	**.00033**	F **.13810**	**-.00003**	**.02562**	**.00130**	**.00175**	**.01656**	**-.00129**
Stddev	.01087	.00036	.00020	.00091	.00580	.00055	.00185	.00216	.00015
%RSD	7.9890	110.38	.14427	2983.9	22.648	41.857	105.28	13.045	11.343
#1	-.12833	.00058	.13824	-.00067	.02152	.00092	.00306	.01809	-.00119
#2	-.14369	.00007	.13796	.00061	.02973	.00169	.00045	.01504	-.00139
Check ?	Chk Pass	Chk Pass	Chk Fail	Chk Pass	None	Chk Pass	Chk Pass	Chk Pass	Chk Pass
High Limit			.01000						
Low Limit			-.01000						

Elem	Sr4077	Th2837	Ti3349	Tl1908	U_3701	V_2924	Zn2062	Zr3391
Line	407.771 { 83}	283.730 {119}	334.904 {101}	190.856 {477}	370.152 { 91}	292.402 {115}	206.200 {163}	339.198 { 99}
Units	ppm	ppm	ppm	ppm	ppm	ppm	ppm	ppm
Avg	**-.00010**	**-.00078**	**.00024**	**-.00074**	**.01420**	**.00012**	**.00260**	**.00331**
Stddev	.00008	.00137	.00009	.00032	.01743	.00037	.00039	.00127
%RSD	84.356	174.94	39.110	43.510	122.74	303.55	14.995	38.316
#1	-.00004	-.00175	.00030	-.00051	.02653	-.00014	.00287	.00421
#2	-.00016	.00019	.00017	-.00097	.00188	.00038	.00232	.00241
Check ?	Chk Pass	Chk Pass	Chk Pass	Chk Pass	Chk Pass	Chk Pass	Chk Pass	Chk Pass
High Limit								
Low Limit								

Int. Std.	Y_2243	Y_3600	Y_3774
Line	224.306 {450}	360.073 { 94}	377.433 { 89}
Units	Cts/S	Cts/S	Cts/S
Avg	**5649.2**	**71394.**	**3953.2**
Stddev	6.0	96.	3.3
%RSD	.10598	.13412	.08384
#1	5653.4	71461.	3950.9
#2	5644.9	71326.	3955.6

Sample Name: LCS 280-174334/2-A Acquired: 5/17/2013 12:49:24 Type: Unk
Method: 6500_026(v10) Mode: CONC Corr. Factor: 1.000000
User: bowenh Custom ID1: Custom ID2: Custom ID3:
Comment: 174334 6010b

Elem	Ag3280	Al1670	As1890	B_2089	Ba4554	Be3130	Bi2230	Ca3179	Cd2288
Line	328.068 {103}	167.079 {502}	189.042 {478}	208.959 {461}	455.403 { 74}	313.042 {108}	223.061 {451}	317.933 {106}	228.802 {447}
Units	ppm	ppm	ppm	ppm	ppm	ppm	ppm	ppm	ppm
Avg	**.05237**	**1.8838**	**.97573**	**1.0276**	**1.9727**	**.04792**	**2.0302**	**47.383**	**.10126**
Stddev	.00039	.0054	.00149	.0007	.0029	.00024	.0029	.014	.00018
%RSD	.74518	.28894	.15261	.06958	.14765	.50367	.14396	.03051	.18108
#1	.05265	1.8876	.97468	1.0281	1.9748	.04774	2.0323	47.393	.10113
#2	.05210	1.8799	.97678	1.0271	1.9707	.04809	2.0282	47.373	.10139
Check ?	Chk Pass	Chk Pass	Chk Pass	Chk Pass	Chk Pass	Chk Pass	Chk Pass	Chk Pass	Chk Pass
High Limit									
Low Limit									

Elem	Co2286	Cr2055	Cu3247	Fe2599	K_7664	Li6707	Mg2790	Mn2576	Mo2020
Line	228.616 {447}	205.552 {464}	324.754 {104}	259.940 {130}	766.490 { 44}	670.784 { 50}	279.079 {121}2	257.610 {131}	202.030 {467}
Units	ppm	ppm	ppm	ppm	ppm	ppm	ppm	ppm	ppm
Avg	**.49226**	**.19391**	**.24135**	**.94661**	**49.268**	**.98059**	**48.332**	**.48675**	**.95919**
Stddev	.00094	.00030	.00078	.00102	.073	.00060	.324	.00261	.00110
%RSD	.19155	.15476	.32490	.10742	.14841	.06105	.66939	.53522	.11452
#1	.49293	.19370	.24190	.94589	49.217	.98101	48.561	.48859	.95997
#2	.49160	.19412	.24079	.94733	49.320	.98016	48.103	.48490	.95842
Check ?	Chk Pass	Chk Pass	Chk Pass	Chk Pass	Chk Pass	Chk Pass	Chk Pass	Chk Pass	Chk Pass
High Limit									
Low Limit									

Elem	Na8183	Ni2316	P_1782	Pb2203	S_1820	Sb2068	Se1960	Si2881	Sn1899
Line	818.326 { 41}	231.604 {446}	178.284 {489}	220.353 {453}	182.034 {485}	206.833 {463}	196.090 {472}	288.158 {117}	189.989 {477}
Units	ppm	ppm	ppm	ppm	ppm	ppm	ppm	ppm	ppm
Avg	**51.279**	**.48238**	**10.273**	**.48956**	**.01022**	**.50916**	**2.0607**	**9.6125**	**1.9248**
Stddev	.449	.00024	.011	.00158	.00391	.00273	.0022	.0292	.0018
%RSD	.87521	.04985	.10419	.32317	38.284	.53685	.10656	.30379	.09521
#1	51.596	.48255	10.280	.48844	.01299	.51109	2.0591	9.5919	1.9261
#2	50.961	.48221	10.265	.49067	.00745	.50722	2.0622	9.6332	1.9235
Check ?	Chk Pass	Chk Pass	Chk Pass	Chk Pass	None	Chk Pass	Chk Pass	Chk Pass	Chk Pass
High Limit									
Low Limit									

Elem	Sr4077	Th2837	Ti3349	Tl1908	U_3701	V_2924	Zn2062	Zr3391
Line	407.771 { 83}	283.730 {119}	334.904 {101}	190.856 {477}	370.152 { 91}	292.402 {115}	206.200 {163}	339.198 { 99}
Units	ppm	ppm	ppm	ppm	ppm	ppm	ppm	ppm
Avg	**.99329**	**1.0222**	**.97852**	**1.9530**	**2.0483**	**.48677**	**.48134**	**.47160**
Stddev	.00149	.0101	.00465	.0011	.0564	.00315	.00252	.00343
%RSD	.14974	.98689	.47476	.05528	2.7554	.64637	.52438	.72821
#1	.99224	1.0293	.98181	1.9538	2.0084	.48899	.48312	.46917
#2	.99435	1.0150	.97524	1.9522	2.0882	.48454	.47955	.47403
Check ?	Chk Pass	Chk Pass	Chk Pass	Chk Pass	Chk Pass	Chk Pass	Chk Pass	Chk Pass
High Limit								
Low Limit								

Int. Std.	Y_2243	Y_3600	Y_3774
Line	224.306 {450}	360.073 { 94}	377.433 { 89}
Units	Cts/S	Cts/S	Cts/S
Avg	**5486.1**	**69516.**	**3926.1**
Stddev	24.6	539.	13.9
%RSD	.44867	.77555	.35475
#1	5468.7	69135.	3916.2
#2	5503.5	69897.	3935.9

Sample Name: 280-42213-G-2-A Acquired: 5/17/2013 12:51:38 Type: Unk
Method: 6500_026(v10) Mode: CONC Corr. Factor: 1.000000
User: bowenh Custom ID1: Custom ID2: Custom ID3:
Comment: 174334 6010b

Elem	Ag3280	Al1670	As1890	B_2089	Ba4554	Be3130	Bi2230	Ca3179	Cd2288
Line	328.068 {103}	167.079 {502}	189.042 {478}	208.959 {461}	455.403 { 74}	313.042 {108}	223.061 {451}	317.933 {106}	228.802 {447}
Units	ppm	ppm	ppm	ppm	ppm	ppm	ppm	ppm	ppm
Avg	**.00099**	W **-.05832**	**.00683**	**.08694**	**.01894**	**-.00019**	**-.00207**	**174.84**	**.00030**
Stddev	.00032	.00191	.00029	.00026	.00069	.00002	.00137	.39	.00014
%RSD	32.592	3.2823	4.3094	.30360	3.6414	12.788	66.441	.22404	47.321
#1	.00121	-.05697	.00703	.08712	.01846	-.00021	-.00110	174.56	.00020
#2	.00076	-.05967	.00662	.08675	.01943	-.00018	-.00304	175.11	.00040
Check ?	Chk Pass	Chk Warn	Chk Pass	Chk Pass	Chk Pass	Chk Pass	Chk Pass	Chk Pass	Chk Pass
High Limit		2.7000							
Low Limit		-.05000							

Elem	Co2286	Cr2055	Cu3247	Fe2714	K_7664	Li6707	Mg2790	Mn2576	Mo2020
Line	228.616 {447}	205.552 {464}	324.754 {104}	271.441 {124}	766.490 { 44}	670.784 { 50}	279.079 {121}2	257.610 {131}	202.030 {467}
Units	ppm	ppm	ppm	ppm	ppm	ppm	ppm	ppm	ppm
Avg	**.01797**	**.01173**	**.00150**	**94.349**	W **241.15**	**.01858**	**60.922**	**2.2175**	**.00237**
Stddev	.00002	.00000	.00023	.494	.27	.00157	.084	.0013	.00004
%RSD	.09028	.03563	15.440	.52358	.11159	8.4723	.13730	.05997	1.8144
#1	.01798	.01173	.00166	94.000	240.96	.01746	60.981	2.2184	.00240
#2	.01796	.01173	.00134	94.698	241.34	.01969	60.863	2.2165	.00234
Check ?	Chk Pass	Chk Pass	Chk Pass	Chk Pass	Chk Warn	Chk Pass	Chk Pass	Chk Pass	Chk Pass
High Limit					100.00				
Low Limit					-.50000				

Elem	Na8183	Ni2316	P_1782	Pb2203	S_1820	Sb2068	Se1960	Si2881	Sn1899
Line	818.326 { 41}	231.604 {446}	178.284 {489}	220.353 {453}	182.034 {485}	206.833 {463}	196.090 {472}	288.158 {117}	189.989 {477}
Units	ppm	ppm	ppm	ppm	ppm	ppm	ppm	ppm	ppm
Avg	**355.05**	**.07133**	**.43074**	**.00290**	**4.6084**	**.00192**	**.00349**	**21.740**	**.00025**
Stddev	.46	.00035	.00274	.00064	.0077	.00127	.00463	.051	.00005
%RSD	.13096	.49541	.63666	22.188	.16653	66.079	132.44	.23246	21.015
#1	355.38	.07108	.42881	.00335	4.6029	.00102	.00676	21.704	.00021
#2	354.72	.07158	.43268	.00244	4.6138	.00282	.00022	21.776	.00029
Check ?	Chk Pass	Chk Pass	Chk Pass	Chk Pass	None	Chk Pass	Chk Pass	Chk Pass	Chk Pass
High Limit									
Low Limit									

Elem	Sr4077	Th2837	Ti3349	Tl1908	U_3701	V_2924	Zn2062	Zr3391
Line	407.771 { 83}	283.730 {119}	334.904 {101}	190.856 {477}	370.152 { 91}	292.402 {115}	206.200 {163}	339.198 { 99}
Units	ppm	ppm	ppm	ppm	ppm	ppm	ppm	ppm
Avg	**3.3080**	**.01714**	**.00128**	**-.00203**	**.01261**	**.00273**	**.00867**	**.00020**
Stddev	.0088	.00014	.00029	.00127	.00822	.00003	.00020	.00082
%RSD	.26578	.81571	22.913	62.382	65.234	1.0841	2.3469	411.59
#1	3.3018	.01723	.00107	-.00113	.01842	.00271	.00852	-.00038
#2	3.3142	.01704	.00149	-.00292	.00679	.00275	.00881	.00078
Check ?	Chk Pass	Chk Pass	Chk Pass	Chk Pass	Chk Pass	Chk Pass	Chk Pass	Chk Pass
High Limit								
Low Limit								

Int. Std.	Y_2243	Y_3600	Y_3774
Line	224.306 {450}	360.073 { 94}	377.433 { 89}
Units	Cts/S	Cts/S	Cts/S
Avg	**5200.9**	**68402.**	**3985.4**
Stddev	5.6	302.	22.2
%RSD	.10811	.44135	.55677
#1	5204.9	68188.	3969.7
#2	5196.9	68615.	4001.1

Sample Name: sd 280-42213-G-2-A@5 Acquired: 5/17/2013 12:54:05 Type: Unk
Method: 6500_026(v10) Mode: CONC Corr. Factor: 1.000000
User: bowenh Custom ID1: Custom ID2: Custom ID3:
Comment: 174334 6010b

Elem	Ag3280	Al1670	As1890	B_2089	Ba4554	Be3130	Bi2230	Ca3179	Cd2288
Line	328.068 {103}	167.079 {502}	189.042 {478}	208.959 {461}	455.403 { 74}	313.042 {108}	223.061 {451}	317.933 {106}	228.802 {447}
Units	ppm	ppm	ppm	ppm	ppm	ppm	ppm	ppm	ppm
Avg	**.00079**	**.00363**	**.00220**	**.01653**	**.00313**	**-.00016**	**.00358**	**34.604**	**-.00005**
Stddev	.00029	.00118	.00267	.00026	.00015	.00009	.00141	.083	.00000
%RSD	36.428	32.499	121.60	1.5542	4.6603	60.639	39.270	.23872	6.7202
#1	.00100	.00446	.00031	.01671	.00303	-.00022	.00259	34.663	-.00004
#2	.00059	.00279	.00408	.01635	.00323	-.00009	.00457	34.546	-.00005
Check ?	Chk Pass	Chk Pass	Chk Pass	Chk Pass	Chk Pass	Chk Pass	Chk Pass	Chk Pass	Chk Pass
High Limit									
Low Limit									

Elem	Co2286	Cr2055	Cu3247	Fe2599	K_7664	Li6707	Mg2790	Mn2576	Mo2020
Line	228.616 {447}	205.552 {464}	324.754 {104}	259.940 {130}	766.490 { 44}	670.784 { 50}	279.079 {121}2	257.610 {131}	202.030 {467}
Units	ppm	ppm	ppm	ppm	ppm	ppm	ppm	ppm	ppm
Avg	**.00362**	**.00230**	**.00059**	**17.751**	**46.900**	**.00512**	**12.096**	**.43643**	**.00055**
Stddev	.00004	.00005	.00021	.046	.145	.00038	.025	.00039	.00003
%RSD	1.0540	2.1611	36.047	.25701	.31008	7.3616	.20992	.09001	6.2268
#1	.00359	.00234	.00044	17.783	47.003	.00486	12.114	.43670	.00052
#2	.00365	.00227	.00074	17.719	46.797	.00539	12.078	.43615	.00057
Check ?	Chk Pass	Chk Pass	Chk Pass	Chk Pass	Chk Pass	Chk Pass	Chk Pass	Chk Pass	Chk Pass
High Limit									
Low Limit									

Elem	Na8183	Ni2316	P_1782	Pb2203	S_1820	Sb2068	Se1960	Si2881	Sn1899
Line	818.326 { 41}	231.604 {446}	178.284 {489}	220.353 {453}	182.034 {485}	206.833 {463}	196.090 {472}	288.158 {117}	189.989 {477}
Units	ppm	ppm	ppm	ppm	ppm	ppm	ppm	ppm	ppm
Avg	**70.798**	**.01475**	**.08428**	**.00089**	**.88376**	**.00061**	**-.00094**	**4.2566**	**-.00134**
Stddev	.663	.00020	.00415	.00242	.00996	.00103	.00177	.0036	.00078
%RSD	.93699	1.3241	4.9272	270.99	1.1271	169.19	186.87	.08402	58.586
#1	70.329	.01489	.08722	.00260	.89080	.00134	-.00219	4.2591	-.00078
#2	71.268	.01461	.08135	-.00082	.87671	-.00012	.00030	4.2540	-.00189
Check ?	Chk Pass	Chk Pass	Chk Pass	Chk Pass	None	Chk Pass	Chk Pass	Chk Pass	Chk Pass
High Limit									
Low Limit									

Elem	Sr4077	Th2837	Ti3349	Tl1908	U_3701	V_2924	Zn2062	Zr3391
Line	407.771 { 83}	283.730 {119}	334.904 {101}	190.856 {477}	370.152 { 91}	292.402 {115}	206.200 {163}	339.198 { 99}
Units	ppm	ppm	ppm	ppm	ppm	ppm	ppm	ppm
Avg	**.64643**	**.00298**	**.00056**	**.00009**	**.02598**	**.00072**	**.00623**	**.00176**
Stddev	.00080	.00019	.00013	.00047	.04756	.00045	.00004	.00050
%RSD	.12425	6.4106	23.474	493.68	183.05	62.317	.59850	28.327
#1	.64699	.00285	.00046	.00043	-.00765	.00104	.00620	.00211
#2	.64586	.00312	.00065	-.00024	.05961	.00040	.00626	.00141
Check ?	Chk Pass	Chk Pass	Chk Pass	Chk Pass	Chk Pass	Chk Pass	Chk Pass	Chk Pass
High Limit								
Low Limit								

Int. Std.	Y_2243	Y_3600	Y_3774
Line	224.306 {450}	360.073 { 94}	377.433 { 89}
Units	Cts/S	Cts/S	Cts/S
Avg	**5423.9**	**68854.**	**3852.0**
Stddev	22.4	119.	9.5
%RSD	.41232	.17316	.24641
#1	5439.7	68769.	3845.3
#2	5408.0	68938.	3858.7

Sample Name: 280-42213-G-2-B MS Acquired: 5/17/2013 12:56:30 Type: Unk
Method: 6500_026(v10) Mode: CONC Corr. Factor: 1.000000
User: bowenh Custom ID1: Custom ID2: Custom ID3:
Comment: 174334 6010b

Elem	Ag3280	Al1670	As1890	B_2089	Ba4554	Be3130	Bi2230	Ca3179	Cd2288
Line	328.068 {103}	167.079 {502}	189.042 {478}	208.959 {461}	455.403 { 74}	313.042 {108}	223.061 {451}	317.933 {106}	228.802 {447}
Units	ppm	ppm	ppm	ppm	ppm	ppm	ppm	ppm	ppm
Avg	**.05208**	**1.6958**	**.96883**	**1.0667**	**1.9052**	**.04579**	**1.9625**	**214.89**	**.09912**
Stddev	.00047	.0021	.00064	.0008	.0057	.00022	.0024	1.34	.00034
%RSD	.89387	.12367	.06593	.07780	.30189	.47391	.11976	.62131	.34535
#1	.05241	1.6943	.96929	1.0662	1.9011	.04594	1.9641	213.95	.09887
#2	.05175	1.6972	.96838	1.0673	1.9093	.04563	1.9608	215.84	.09936
Check ?	Chk Pass	Chk Pass	Chk Pass	Chk Pass	Chk Pass	Chk Pass	Chk Pass	Chk Pass	Chk Pass
High Limit									
Low Limit									

Elem	Co2286	Cr2055	Cu3247	Fe2714	K_7664	Li6707	Mg2790	Mn2576	Mo2020
Line	228.616 {447}	205.552 {464}	324.754 {104}	271.441 {124}	766.490 { 44}	670.784 { 50}	279.079 {121}2	257.610 {131}	202.030 {467}
Units	ppm	ppm	ppm	ppm	ppm	ppm	ppm	ppm	ppm
Avg	**.48644**	**.19718**	**.23876**	**92.482**	W **283.08**	**.98050**	**104.42**	**2.5916**	**.91834**
Stddev	.00052	.00061	.00026	.555	2.25	.00150	.14	.0015	.00176
%RSD	.10784	.30778	.10713	.60002	.79361	.15281	.13588	.05821	.19149
#1	.48607	.19675	.23858	92.874	281.49	.97944	104.32	2.5905	.91710
#2	.48681	.19760	.23894	92.089	284.66	.98156	104.52	2.5926	.91958
Check ?	Chk Pass	Chk Pass	Chk Pass	Chk Pass	Chk Warn	Chk Pass	Chk Pass	Chk Pass	Chk Pass
High Limit					100.00				
Low Limit					-.50000				

Elem	Na8183	Ni2316	P_1782	Pb2203	S_1820	Sb2068	Se1960	Si2881	Sn1899
Line	818.326 { 41}	231.604 {446}	178.284 {489}	220.353 {453}	182.034 {485}	206.833 {463}	196.090 {472}	288.158 {117}	189.989 {477}
Units	ppm	ppm	ppm	ppm	ppm	ppm	ppm	ppm	ppm
Avg	**392.44**	**.52552**	**10.489**	**.46245**	**4.4022**	**.48703**	**1.9961**	**30.572**	**1.7889**
Stddev	.79	.00057	.001	.00010	.0029	.00004	.0017	.114	.0027
%RSD	.20252	.10796	.00711	.02223	.06631	.00794	.08738	.37148	.15028
#1	391.88	.52512	10.490	.46237	4.4043	.48706	1.9949	30.492	1.7870
#2	393.00	.52592	10.489	.46252	4.4001	.48700	1.9974	30.652	1.7908
Check ?	Chk Pass	Chk Pass	Chk Pass	Chk Pass	None	Chk Pass	Chk Pass	Chk Pass	Chk Pass
High Limit									
Low Limit									

Elem	Sr4077	Th2837	Ti3349	Tl1908	U_3701	V_2924	Zn2062	Zr3391
Line	407.771 { 83}	283.730 {119}	334.904 {101}	190.856 {477}	370.152 { 91}	292.402 {115}	206.200 {163}	339.198 { 99}
Units	ppm	ppm	ppm	ppm	ppm	ppm	ppm	ppm
Avg	**4.1755**	**1.0028**	**.93939**	**1.7784**	**2.0218**	**.47038**	**.45639**	**.44953**
Stddev	.0269	.0020	.00227	.0024	.0152	.00055	.00248	.00466
%RSD	.64467	.19989	.24132	.13520	.75385	.11616	.54391	1.0356
#1	4.1565	1.0042	.93779	1.7767	2.0325	.47000	.45464	.45282
#2	4.1945	1.0014	.94099	1.7801	2.0110	.47077	.45815	.44624
Check ?	Chk Pass	Chk Pass	Chk Pass	Chk Pass	Chk Pass	Chk Pass	Chk Pass	Chk Pass
High Limit								
Low Limit								

Int. Std.	Y_2243	Y_3600	Y_3774
Line	224.306 {450}	360.073 { 94}	377.433 { 89}
Units	Cts/S	Cts/S	Cts/S
Avg	**5195.7**	**65626.**	**3769.6**
Stddev	11.0	31.	12.1
%RSD	.21233	.04708	.32078
#1	5203.5	65648.	3778.2
#2	5187.9	65605.	3761.1

Sample Name: 280-42213-G-2-C MSD Acquired: 5/17/2013 12:58:48 Type: Unk
Method: 6500_026(v10) Mode: CONC Corr. Factor: 1.000000
User: bowenh Custom ID1: Custom ID2: Custom ID3:
Comment: 174334 6010b

Elem	Ag3280	Al1670	As1890	B_2089	Ba4554	Be3130	Bi2230	Ca3179	Cd2288
Line	328.068 {103}	167.079 {502}	189.042 {478}	208.959 {461}	455.403 { 74}	313.042 {108}	223.061 {451}	317.933 {106}	228.802 {447}
Units	ppm	ppm	ppm	ppm	ppm	ppm	ppm	ppm	ppm
Avg	**.05332**	**1.7011**	**.96636**	**1.0812**	**1.9037**	**.04591**	**1.9677**	**215.19**	**.09922**
Stddev	.00063	.0006	.00010	.0016	.0084	.00013	.0001	.22	.00012
%RSD	1.1815	.03809	.01068	.14814	.44411	.27935	.00273	.10377	.11801
#1	.05377	1.7015	.96643	1.0823	1.9096	.04600	1.9678	215.35	.09930
#2	.05288	1.7006	.96629	1.0800	1.8977	.04581	1.9677	215.03	.09914
Check ?	Chk Pass	Chk Pass	Chk Pass	Chk Pass	Chk Pass	Chk Pass	Chk Pass	Chk Pass	Chk Pass
High Limit									
Low Limit									

Elem	Co2286	Cr2055	Cu3247	Fe2714	K_7664	Li6707	Mg2790	Mn2576	Mo2020
Line	228.616 {447}	205.552 {464}	324.754 {104}	271.441 {124}	766.490 { 44}	670.784 { 50}	279.079 {121}2	257.610 {131}	202.030 {467}
Units	ppm	ppm	ppm	ppm	ppm	ppm	ppm	ppm	ppm
Avg	**.48673**	**.19729**	**.23975**	**93.308**	W **283.44**	**.97982**	**104.38**	**2.6026**	**.92702**
Stddev	.00006	.00074	.00045	.395	.07	.00104	.05	.0029	.00021
%RSD	.01327	.37456	.18720	.42283	.02326	.10621	.04744	.11307	.02236
#1	.48669	.19782	.24007	93.587	283.49	.98056	104.41	2.6005	.92717
#2	.48678	.19677	.23944	93.029	283.39	.97909	104.34	2.6047	.92688
Check ?	Chk Pass	Chk Pass	Chk Pass	Chk Pass	Chk Warn	Chk Pass	Chk Pass	Chk Pass	Chk Pass
High Limit					100.00				
Low Limit					-.50000				

Elem	Na8183	Ni2316	P_1782	Pb2203	S_1820	Sb2068	Se1960	Si2881	Sn1899
Line	818.326 { 41}	231.604 {446}	178.284 {489}	220.353 {453}	182.034 {485}	206.833 {463}	196.090 {472}	288.158 {117}	189.989 {477}
Units	ppm	ppm	ppm	ppm	ppm	ppm	ppm	ppm	ppm
Avg	**394.32**	**.52700**	**10.506**	**.46007**	**4.4202**	**.49277**	**2.0081**	**30.883**	**1.8079**
Stddev	2.11	.00047	.007	.00121	.0071	.00034	.0063	.048	.0015
%RSD	.53584	.08920	.06657	.26248	.16091	.06912	.31169	.15592	.08061
#1	395.82	.52733	10.501	.45921	4.4253	.49301	2.0125	30.849	1.8069
#2	392.83	.52667	10.511	.46092	4.4152	.49253	2.0037	30.917	1.8090
Check ?	Chk Pass	Chk Pass	Chk Pass	Chk Pass	None	Chk Pass	Chk Pass	Chk Pass	Chk Pass
High Limit									
Low Limit									

Elem	Sr4077	Th2837	Ti3349	Tl1908	U_3701	V_2924	Zn2062	Zr3391
Line	407.771 { 83}	283.730 {119}	334.904 {101}	190.856 {477}	370.152 { 91}	292.402 {115}	206.200 {163}	339.198 { 99}
Units	ppm	ppm	ppm	ppm	ppm	ppm	ppm	ppm
Avg	**4.1829**	**1.0008**	**.94784**	**1.7780**	**2.0207**	**.46916**	**.45550**	**.45818**
Stddev	.0009	.0017	.00203	.0004	.0222	.00047	.00088	.00049
%RSD	.02084	.16671	.21377	.02388	1.0992	.09913	.19229	.10782
#1	4.1823	.99962	.94641	1.7777	2.0364	.46949	.45488	.45853
#2	4.1835	1.0020	.94927	1.7783	2.0050	.46883	.45612	.45783
Check ?	Chk Pass	Chk Pass	Chk Pass	Chk Pass	Chk Pass	Chk Pass	Chk Pass	Chk Pass
High Limit								
Low Limit								

Int. Std.	Y_2243	Y_3600	Y_3774
Line	224.306 {450}	360.073 { 94}	377.433 { 89}
Units	Cts/S	Cts/S	Cts/S
Avg	**5185.0**	**66726.**	**3813.2**
Stddev	12.8	246.	17.2
%RSD	.24645	.36795	.45187
#1	5176.0	66900.	3801.1
#2	5194.0	66553.	3825.4

Sample Name: 280-42039-A-9-A@5 Acquired: 5/17/2013 13:01:06 Type: Unk
Method: 6500_026(v10) Mode: CONC Corr. Factor: 1.000000
User: bowenh Custom ID1: q4 Custom ID2: Custom ID3:
Comment: 173661 6010c

Elem	Ag3280	Al3092	As1890	B_2089	Ba4554	Be3130	Bi2230	Ca3179	Cd2288
Line	328.068 {103}	309.271 {109}	189.042 {478}	208.959 {461}	455.403 { 74}	313.042 {108}	223.061 {451}	317.933 {106}	228.802 {447}
Units	ppm	ppm	ppm	ppm	ppm	ppm	ppm	ppm	ppm
Avg	**.00103**	**22.471**	**.01021**	**.00931**	**.08953**	**.00102**	**.00602**	**22.720**	**.00027**
Stddev	.00007	.019	.00064	.00049	.00041	.00015	.00345	.048	.00004
%RSD	6.5578	.08255	6.2930	5.2258	.46291	15.137	57.291	.21095	14.320
#1	.00108	22.484	.00975	.00965	.08982	.00091	.00358	22.754	.00025
#2	.00099	22.458	.01066	.00897	.08923	.00113	.00846	22.686	.00030
Check ?	Chk Pass	Chk Pass	Chk Pass	Chk Pass	Chk Pass	Chk Pass	Chk Pass	Chk Pass	Chk Pass
High Limit									
Low Limit									

Elem	Co2286	Cr2055	Cu3247	Fe2714	K_7664	Li6707	Mg2790	Mn2576	Mo2020
Line	228.616 {447}	205.552 {464}	324.754 {104}	271.441 {124}	766.490 { 44}	670.784 { 50}	279.079 {121}2	257.610 {131}	202.030 {467}
Units	ppm	ppm	ppm	ppm	ppm	ppm	ppm	ppm	ppm
Avg	**.01609**	**.02881**	**.07839**	**46.400**	**2.9124**	**.03894**	**9.4005**	**2.0213**	**.00187**
Stddev	.00018	.00003	.00021	.364	.0617	.00149	.0329	.0064	.00039
%RSD	1.0986	.10618	.27165	.78349	2.1173	3.8192	.34990	.31624	20.641
#1	.01596	.02879	.07854	46.142	2.9560	.03999	9.4238	2.0259	.00215
#2	.01621	.02883	.07824	46.657	2.8688	.03788	9.3772	2.0168	.00160
Check ?	Chk Pass	Chk Pass	Chk Pass	Chk Pass	Chk Pass	Chk Pass	Chk Pass	Chk Pass	Chk Pass
High Limit									
Low Limit									

Elem	Na5895	Ni2316	P_1782	Pb2203	S_1820	Sb2068	Se1960	Si2881	Sn1899
Line	589.592 { 57}	231.604 {446}	178.284 {489}	220.353 {453}	182.034 {485}	206.833 {463}	196.090 {472}	288.158 {117}	189.989 {477}
Units	ppm	ppm	ppm	ppm	ppm	ppm	ppm	ppm	ppm
Avg	**.27218**	**.03584**	**1.2318**	**.01357**	**.20124**	**.00282**	**-.00062**	**.71460**	**.00019**
Stddev	.01727	.00033	.0046	.00018	.00110	.00011	.00525	.01003	.00063
%RSD	6.3451	.92495	.37150	1.3334	.54757	3.7742	848.29	1.4032	327.49
#1	.28439	.03561	1.2286	.01369	.20202	.00289	.00309	.70751	.00064
#2	.25996	.03608	1.2351	.01344	.20046	.00274	-.00433	.72169	-.00025
Check ?	Chk Pass	Chk Pass	Chk Pass	Chk Pass	None	Chk Pass	Chk Pass	Chk Pass	Chk Pass
High Limit									
Low Limit									

Elem	Sr4077	Th2837	Ti3349	Tl1908	U_3701	V_2924	Zn2062	Zr3391
Line	407.771 { 83}	283.730 {119}	334.904 {101}	190.856 {477}	370.152 { 91}	292.402 {115}	206.200 {163}	339.198 { 99}
Units	ppm	ppm	ppm	ppm	ppm	ppm	ppm	ppm
Avg	**.03233**	**.01792**	**.13533**	**-.00117**	**-.00684**	**.03743**	**.12129**	**.01233**
Stddev	.00026	.00045	.00232	.00033	.00969	.00004	.00164	.00493
%RSD	.80523	2.4839	1.7122	28.193	141.62	.09793	1.3506	40.003
#1	.03215	.01761	.13697	-.00093	.00001	.03741	.12244	.01581
#2	.03252	.01824	.13370	-.00140	-.01369	.03746	.12013	.00884
Check ?	Chk Pass	Chk Pass	Chk Pass	Chk Pass	Chk Pass	Chk Pass	Chk Pass	Chk Pass
High Limit								
Low Limit								

Int. Std.	Y_2243	Y_3600	Y_3774
Line	224.306 {450}	360.073 { 94}	377.433 { 89}
Units	Cts/S	Cts/S	Cts/S
Avg	**5795.8**	**73258.**	**4085.1**
Stddev	2.7	390.	11.3
%RSD	.04730	.53249	.27707
#1	5797.8	72982.	4077.1
#2	5793.9	73534.	4093.1

Sample Name: 280-41981-A-7-A@5 Acquired: 5/17/2013 13:03:29 Type: Unk
Method: 6500_026(v10) Mode: CONC Corr. Factor: 1.000000
User: bowenh Custom ID1: q4 Custom ID2: Custom ID3:
Comment: 173375 6010c

Elem	Ag3280	Al3092	As1890	B_2089	Ba4554	Be3130	Bi2230	Ca3179	Cd2288
Line	328.068 {103}	309.271 {109}	189.042 {478}	208.959 {461}	455.403 { 74}	313.042 {108}	223.061 {451}	317.933 {106}	228.802 {447}
Units	ppm	ppm	ppm	ppm	ppm	ppm	ppm	ppm	ppm
Avg	**.00120**	**36.903**	**.01505**	**.24591**	**.12988**	**.00221**	**-.00134**	**107.43**	**.00194**
Stddev	.00010	.024	.00038	.00047	.00023	.00000	.00560	.07	.00012
%RSD	7.9735	.06500	2.5578	.18916	.17399	.12020	416.56	.06333	6.2869
#1	.00127	36.886	.01478	.24624	.13004	.00221	.00262	107.47	.00202
#2	.00113	36.920	.01532	.24558	.12972	.00221	-.00530	107.38	.00185
Check ?	Chk Pass	Chk Pass	Chk Pass	Chk Pass	Chk Pass	Chk Pass	Chk Pass	Chk Pass	Chk Pass
High Limit									
Low Limit									

Elem	Co2286	Cr2055	Cu3247	Fe2714	K_7664	Li6707	Mg2790	Mn2576	Mo2020
Line	228.616 {447}	205.552 {464}	324.754 {104}	271.441 {124}	766.490 { 44}	670.784 { 50}	279.079 {121}2	257.610 {131}	202.030 {467}
Units	ppm	ppm	ppm	ppm	ppm	ppm	ppm	ppm	ppm
Avg	**.04485**	**.05026**	**.05617**	**79.381**	**12.001**	**.03802**	**21.297**	**1.1585**	**.00261**
Stddev	.00022	.00019	.00013	.042	.065	.00148	.008	.0007	.00038
%RSD	.48533	.37354	.22784	.05316	.53883	3.8979	.03693	.05826	14.575
#1	.04470	.05012	.05608	79.411	12.047	.03906	21.291	1.1580	.00234
#2	.04501	.05039	.05627	79.351	11.955	.03697	21.302	1.1590	.00288
Check ?	Chk Pass	Chk Pass	Chk Pass	Chk Pass	Chk Pass	Chk Pass	Chk Pass	Chk Pass	Chk Pass
High Limit									
Low Limit									

Elem	Na8183	Ni2316	P_1782	Pb2203	S_1820	Sb2068	Se1960	Si2881	Sn1899
Line	818.326 { 41}	231.604 {446}	178.284 {489}	220.353 {453}	182.034 {485}	206.833 {463}	196.090 {472}	288.158 {117}	189.989 {477}
Units	ppm	ppm	ppm	ppm	ppm	ppm	ppm	ppm	ppm
Avg	**26.638**	**.09793**	**5.5157**	**.07200**	**21.269**	**.00298**	**.00450**	**15.606**	**.00054**
Stddev	.438	.00008	.0113	.00161	.015	.00052	.00131	.121	.00045
%RSD	1.6442	.07680	.20438	2.2297	.07217	17.300	29.198	.77595	82.485
#1	26.947	.09799	5.5237	.07086	21.258	.00335	.00543	15.692	.00086
#2	26.328	.09788	5.5077	.07313	21.280	.00262	.00357	15.521	.00023
Check ?	Chk Pass	Chk Pass	Chk Pass	Chk Pass	None	Chk Pass	Chk Pass	Chk Pass	Chk Pass
High Limit									
Low Limit									

Elem	Sr4077	Th2837	Ti3349	Tl1908	U_3701	V_2924	Zn2062	Zr3391
Line	407.771 { 83}	283.730 {119}	334.904 {101}	190.856 {477}	370.152 { 91}	292.402 {115}	206.200 {163}	339.198 { 99}
Units	ppm	ppm	ppm	ppm	ppm	ppm	ppm	ppm
Avg	**5.1625**	**.03807**	**.09692**	**-.00081**	**-.01188**	**.03217**	**.52461**	**.00726**
Stddev	.0053	.00141	.00070	.00030	.05435	.00029	.00082	.00348
%RSD	.10266	3.6983	.72349	36.844	457.40	.90313	.15608	47.917
#1	5.1663	.03906	.09642	-.00060	-.05032	.03196	.52519	.00480
#2	5.1588	.03707	.09741	-.00102	.02655	.03237	.52403	.00972
Check ?	Chk Pass	Chk Pass	Chk Pass	Chk Pass	Chk Pass	Chk Pass	Chk Pass	Chk Pass
High Limit								
Low Limit								

Int. Std.	Y_2243	Y_3600	Y_3774
Line	224.306 {450}	360.073 { 94}	377.433 { 89}
Units	Cts/S	Cts/S	Cts/S
Avg	**5576.5**	**70404.**	**4005.4**
Stddev	21.2	61.	20.2
%RSD	.37999	.08630	.50497
#1	5591.5	70361.	3991.1
#2	5561.5	70447.	4019.7

Sample Name: CCVH-2050355 Acquired: 5/17/2013 13:05:48 Type: QC
Method: 6500_026(v10) Mode: CONC Corr. Factor: 1.000000
User: bowenh Custom ID1: Custom ID2: Custom ID3:
Comment:

Elem	Ag3280	Al3092	As1890	B_2089	Ba4554	Be3130	Bi2230	Ca3179	Cd2288	Co2286	Cr2055	Cu3247	Fe2714
Units	ppm	ppm	ppm	ppm	ppm	ppm	ppm	ppm	ppm	ppm	ppm	ppm	ppm
Avg	**.00065**	**49.965**	**.00215**	**.00113**	**-.00052**	**-.00008**	**.99892**	**.01587**	**-.00087**	**.00205**	**-.00002**	**-.00100**	**49.427**
Stddev	.00104	.285	.00020	.00037	.00023	.00001	.00073	.00193	.00020	.00006	.00001	.00025	.103
%RSD	158.56	.56955	9.4096	32.691	44.112	15.514	.07342	12.159	23.319	3.1354	48.013	24.573	.20760
#1	.00139	50.166	.00229	.00087	-.00068	-.00009	.99944	.01451	-.00073	.00201	-.00003	-.00117	49.500
#2	-.00008	49.763	.00201	.00139	-.00035	-.00007	.99840	.01724	-.00102	.00210	-.00001	-.00083	49.355
Check ?	None	Chk Pass	None	None	None	None	Chk Pass	None	None	None	None	None	Chk Pass
Value													
Range													

Elem	K_7664	Li6707	Mg2790	Mn2576	Mo2020	Na8183	Ni2316	P_1782	Pb2203	S_1820	Sb2068	Se1960	Si2881
Units	ppm	ppm	ppm	ppm	ppm	ppm	ppm	ppm	ppm	ppm	ppm	ppm	ppm
Avg	**.08923**	**.00006**	**.02272**	**.00034**	**-.00161**	**254.10**	**.00179**	**.00980**	**.00143**	**5.0515**	**.00399**	**.00709**	**.04838**
Stddev	.04938	.00001	.00438	.00014	.00011	2.06	.00032	.00010	.00092	.0037	.00400	.00246	.03118
%RSD	55.335	11.210	19.269	42.035	6.9020	.81036	17.891	1.0604	64.631	.07389	100.38	34.629	64.446
#1	.05432	.00006	.01963	.00024	-.00169	255.56	.00157	.00988	.00208	5.0489	.00682	.00535	.02633
#2	.12415	.00007	.02582	.00044	-.00153	252.64	.00202	.00973	.00077	5.0542	.00116	.00883	.07043
Check ?	None	None	None	None	None	Chk Pass	None	None	None	None	None	None	None
Value													
Range													

Elem	Sn1899	Sr4077	Th2837	Ti3349	Tl1908	U_3701	V_2924	Zn2062	Zr3391
Units	ppm	ppm	ppm	ppm	ppm	ppm	ppm	ppm	ppm
Avg	**.00044**	**.00074**	**5.1060**	**.00368**	**-.00033**	**10.112**	**-.00062**	**.00386**	**-.05080**
Stddev	.00050	.00008	.0074	.00013	.00071	.041	.00042	.00010	.00307
%RSD	112.47	11.085	.14515	3.5571	216.64	.40115	67.676	2.5019	6.0418
#1	.00080	.00080	5.1007	.00358	-.00083	10.141	-.00033	.00393	-.05297
#2	.00009	.00068	5.1112	.00377	.00017	10.083	-.00092	.00379	-.04863
Check ?	None	None	Chk Pass	None	None	Chk Pass	None	None	None
Value									
Range									

Int. Std.	Y_2243	Y_3600	Y_3774
Units	Cts/S	Cts/S	Cts/S
Avg	**5452.8**	**68154.**	**3813.6**
Stddev	18.0	253.	28.7
%RSD	.33066	.37145	.75216
#1	5440.1	68333.	3793.3
#2	5465.6	67975.	3833.9

Sample Name: CCV-2050339 Acquired: 5/17/2013 13:08:12 Type: QC
Method: 6500_026(v10) Mode: CONC Corr. Factor: 1.000000
User: bowenh Custom ID1: Custom ID2: Custom ID3:
Comment:

Elem	Ag3280	Al1670	As1890	B_2089	Ba4554	Be3130	Bi2230	Ca3179	Cd2288	Co2286	Cr2055	Cu3247	Fe2599
Units	ppm	ppm	ppm	ppm	ppm	ppm	ppm	ppm	ppm	ppm	ppm	ppm	ppm
Avg	**.49773**	**.48891**	**.95594**	**.50106**	**.48567**	**.46435**	**.00457**	**4.8229**	**.48859**	**.49808**	**.47860**	**.47368**	**2.3648**
Stddev	.00046	.00148	.00312	.00039	.00114	.00128	.00020	.0131	.00082	.00011	.00075	.00128	.0036
%RSD	.09181	.30196	.32684	.07776	.23527	.27672	4.3844	.27133	.16813	.02269	.15575	.27015	.15009
#1	.49805	.48995	.95374	.50133	.48648	.46525	.00471	4.8136	.48917	.49816	.47913	.47277	2.3673
#2	.49741	.48786	.95815	.50078	.48487	.46344	.00442	4.8321	.48801	.49800	.47807	.47458	2.3622
Check ?	Chk Pass	Chk Pass	Chk Pass	Chk Pass	Chk Pass	Chk Pass	None	Chk Pass	Chk Pass	Chk Pass	Chk Pass	Chk Pass	Chk Pass
Value													
Range													

Elem	K_7664	Li6707	Mg2790	Mn2576	Mo2020	Na5895	Ni2316	P_1782	Pb2203	S_1820	Sb2068	Se1960	Si2881
Units	ppm	ppm	ppm	ppm	ppm	ppm	ppm	ppm	ppm	ppm	ppm	ppm	ppm
Avg	**49.145**	**.98954**	**19.116**	**.48811**	**.46961**	**4.6613**	**.48695**	**.98179**	**.98109**	**-.01243**	**.98090**	**1.0018**	**4.7177**
Stddev	.159	.00203	.005	.00003	.00106	.0091	.00024	.00349	.00099	.00477	.00097	.0020	.0067
%RSD	.32338	.20491	.02643	.00556	.22640	.19413	.04877	.35533	.10047	38.406	.09877	.19947	.14117
#1	49.257	.99097	19.119	.48813	.47036	4.6677	.48711	.98425	.98179	-.00906	.98159	1.0032	4.7130
#2	49.032	.98811	19.112	.48810	.46885	4.6549	.48678	.97932	.98040	-.01581	.98022	1.0004	4.7224
Check ?	Chk Pass	Chk Pass	Chk Pass	Chk Pass	Chk Pass	Chk Pass	Chk Pass	Chk Pass	Chk Pass	None	Chk Pass	Chk Pass	Chk Pass
Value													
Range													

Elem	Sn1899	Sr4077	Th2837	Ti3349	Tl1908	U_3701	V_2924	Zn2062	Zr3391
Units	ppm	ppm	ppm	ppm	ppm	ppm	ppm	ppm	ppm
Avg	**.93888**	**.49929**	**.00105**	**.48436**	**.95536**	**-.00123**	**.47588**	**.48226**	**.47681**
Stddev	.00201	.00116	.00291	.00027	.00229	.04568	.00042	.00121	.00305
%RSD	.21389	.23247	278.39	.05578	.24004	3699.0	.08731	.25171	.63921
#1	.94030	.50011	.00310	.48417	.95698	-.03353	.47559	.48141	.47897
#2	.93746	.49847	-.00101	.48455	.95374	.03107	.47618	.48312	.47466
Check ?	Chk Pass	Chk Pass	None	Chk Pass	Chk Pass	None	Chk Pass	Chk Pass	Chk Pass
Value									
Range									

Int. Std.	Y_2243	Y_3600	Y_3774
Units	Cts/S	Cts/S	Cts/S
Avg	**5550.0**	**69952.**	**3879.7**
Stddev	2.3	181.	17.5
%RSD	.04122	.25880	.45199
#1	5548.4	69824.	3867.3
#2	5551.6	70080.	3892.1

Sample Name: CCB Acquired: 5/17/2013 13:10:27 Type: QC
Method: 6500_026(v10) Mode: CONC Corr. Factor: 1.000000
User: bowenh Custom ID1: Custom ID2: Custom ID3:
Comment:

Elem	Ag3280	Al1670	As1890	B_2089	Ba4554	Be3130	Bi2230	Ca3179	Cd2288	Co2286	Cr2055
Units	ppm	ppm	ppm	ppm	ppm	ppm	ppm	ppm	ppm	ppm	ppm
Avg	W **.00107**	W **.02516**	**.00070**	**.00074**	F **-.00116**	**-.00002**	**.00079**	**.01397**	**.00019**	**.00037**	**.00013**
Stddev	.00105	.02982	.00194	.00057	.00018	.00024	.00017	.00176	.00004	.00013	.00009
%RSD	97.949	118.52	278.13	76.748	15.505	1540.9	20.825	12.630	21.732	34.003	72.146
#1	.00033	.00407	-.00067	.00034	-.00129	-.00019	.00068	.01522	.00022	.00028	.00006
#2	.00181	.04624	.00207	.00115	-.00103	.00016	.00091	.01272	.00016	.00046	.00019
Check ?	Chk Warn	Chk Warn	Chk Pass	Chk Pass	Chk Fail	Chk Pass	None	Chk Pass	Chk Pass	Chk Pass	Chk Pass
High Limit	.00093	.01800			.00115						
Low Limit	-.00093	-.01800			-.00115						

Elem	Cu3247	Fe2599	K_7664	Li6707	Mg2790	Mn2576	Mo2020	Na5895	Ni2316	P_1782	Pb2203
Units	ppm	ppm	ppm	ppm	ppm	ppm	ppm	ppm	ppm	ppm	ppm
Avg	**-.00089**	**.01196**	**-.00886**	**-.00176**	**.00356**	**.00019**	**.00058**	**-.07186**	**.00045**	**.00536**	**-.00058**
Stddev	.00055	.00274	.00107	.00189	.00104	.00001	.00009	.01120	.00010	.00695	.00237
%RSD	61.391	22.883	12.054	107.08	29.258	6.1491	15.365	15.582	23.187	129.57	412.47
#1	-.00051	.01390	-.00810	-.00310	.00282	.00020	.00052	-.06394	.00038	.00045	-.00225
#2	-.00128	.01003	-.00961	-.00043	.00430	.00018	.00064	-.07978	.00052	.01028	.00110
Check ?	Chk Pass	Chk Pass	Chk Pass	Chk Pass	Chk Pass	Chk Pass	Chk Pass	Chk Pass	Chk Pass	Chk Pass	Chk Pass
High Limit											
Low Limit											

Elem	S_1820	Sb2068	Se1960	Si2881	Sn1899	Sr4077	Th2837	Ti3349	Tl1908	U_3701	V_2924
Units	ppm	ppm	ppm	ppm	ppm	ppm	ppm	ppm	ppm	ppm	ppm
Avg	**.06306**	**.00246**	**.00281**	**.01351**	**-.00040**	**.00008**	**.00169**	**.00030**	**.00102**	**.01073**	**-.00001**
Stddev	.11772	.00199	.00119	.02394	.00096	.00011	.00212	.00028	.00046	.01153	.00010
%RSD	186.67	80.677	42.359	177.17	240.23	135.15	125.14	93.158	45.134	107.40	2059.1
#1	-.02018	.00106	.00365	-.00342	-.00108	.00016	.00019	.00050	.00069	.01888	.00007
#2	.14630	.00387	.00197	.03045	.00028	.00000	.00319	.00010	.00135	.00258	-.00008
Check ?	None	Chk Pass	Chk Pass	Chk Pass	Chk Pass	Chk Pass	Chk Pass	Chk Pass	Chk Pass	Chk Pass	Chk Pass
High Limit											
Low Limit											

Elem	Zn2062	Zr3391
Units	ppm	ppm
Avg	**.00230**	W **.00278**
Stddev	.00029	.00083
%RSD	12.487	29.872
#1	.00210	.00219
#2	.00251	.00336
Check ?	Chk Pass	Chk Warn
High Limit		.00238
Low Limit		-.00238

Int. Std.	Y_2243	Y_3600	Y_3774
Units	Cts/S	Cts/S	Cts/S
Avg	**5618.9**	**70875.**	**3925.1**
Stddev	5.2	367.	1.1
%RSD	.09241	.51848	.02691
#1	5615.2	70616.	3924.3
#2	5622.6	71135.	3925.8

Sample Name: CCVL2057887 Acquired: 5/17/2013 13:12:57 Type: QC
Method: 6500_026(v10) Mode: CONC Corr. Factor: 1.000000
User: bowenh Custom ID1: Custom ID2: Custom ID3:
Comment:

Elem	Ag3280	Al1670	As1890	B_2089	Ba4554	Be3130	Bi2230	Ca3179	Cd2288	Co2286	Cr2055
Units	ppm	ppm	ppm	ppm	ppm	ppm	ppm	ppm	ppm	ppm	ppm
Avg	**.01139**	F **.14494**	**.01477**	**.10392**	**.01012**	**.00089**	**.10943**	F **.31725**	**.00493**	**.01099**	**.01026**
Stddev	.00023	.00054	.00052	.00066	.00071	.00003	.00056	.00197	.00006	.00004	.00004
%RSD	2.0321	.37232	3.5543	.63160	6.9946	3.0775	.50747	.62065	1.1948	.39572	.43335
#1	.01156	.14532	.01440	.10438	.00962	.00088	.10982	.31586	.00489	.01096	.01029
#2	.01123	.14456	.01514	.10345	.01062	.00091	.10904	.31865	.00497	.01102	.01023
Check ?	Chk Pass	Chk Fail	Chk Pass	Chk Pass	Chk Pass	Chk Pass	Chk Pass	Chk Fail	Chk Pass	Chk Pass	Chk Pass
Value		.10000						.20000			
Range		30.000%						30.000%			

Elem	Cu3247	Fe2599	K_7664	Li6707	Mg2790	Mn2576	Mo2020	Na5895	Ni2316	P_1782	Pb2203
Units	ppm	ppm	ppm	ppm	ppm	ppm	ppm	ppm	ppm	ppm	ppm
Avg	**.01607**	F **.25101**	**3.0748**	W **.00774**	F **.26848**	W **.01229**	**.01958**	**1.0653**	**.04119**	**3.0165**	**.00812**
Stddev	.00015	.00445	.0419	.00089	.00376	.00001	.00024	.0013	.00013	.0023	.00164
%RSD	.90244	1.7724	1.3641	11.541	1.3997	.06855	1.2113	.12573	.30567	.07748	20.168
#1	.01597	.25416	3.1045	.00710	.27114	.01230	.01975	1.0644	.04110	3.0149	.00928
#2	.01617	.24786	3.0451	.00837	.26582	.01228	.01942	1.0663	.04128	3.0182	.00696
Check ?	Chk Pass	Chk Fail	Chk Pass	Chk Warn	Chk Fail	Chk Warn	Chk Pass	Chk Pass	Chk Pass	Chk Pass	Chk Pass
Value		.10000		.01000	.20000	.01000					
Range		30.000%		-20.000%	30.000%	20.000%					

Elem	S_1820	Sb2068	Se1960	Si2881	Sn1899	Sr4077	Th2837	Ti3349	Tl1908	U_3701	V_2924
Units	ppm	ppm	ppm	ppm	ppm	ppm	ppm	ppm	ppm	ppm	ppm
Avg	**.14076**	W **.01271**	W **.01881**	**.49670**	**.09689**	W **.01240**	W **.01904**	**.01193**	**.01760**	F **.08896**	**.01003**
Stddev	.00056	.00043	.00428	.00501	.00043	.00020	.00185	.00014	.00014	.03466	.00101
%RSD	.39940	3.3870	22.734	1.0077	.44227	1.5877	9.7358	1.1630	.82184	38.965	10.104
#1	.14036	.01241	.02184	.50024	.09719	.01254	.01773	.01183	.01750	.11347	.00932
#2	.14116	.01302	.01579	.49316	.09658	.01226	.02035	.01203	.01771	.06445	.01075
Check ?	None	Chk Warn	Chk Warn	Chk Pass	Chk Pass	Chk Warn	Chk Warn	Chk Pass	Chk Pass	Chk Fail	Chk Pass
Value		.01000	.01500			.01000	.01500			.06000	
Range		20.000%	20.000%			20.000%	20.000%			30.000%	

Elem	Zn2062	Zr3391
Units	ppm	ppm
Avg	W **.02406**	**.01796**
Stddev	.00009	.00174
%RSD	.35338	9.7060
#1	.02412	.01672
#2	.02399	.01919
Check ?	Chk Warn	Chk Pass
Value	.02000	
Range	20.000%	

Int. Std.	Y_2243	Y_3600	Y_3774
Units	Cts/S	Cts/S	Cts/S
Avg	**5786.1**	**73384.**	**4074.3**
Stddev	2.1	176.	12.6
%RSD	.03560	.24000	.30990
#1	5787.6	73509.	4083.2
#2	5784.7	73259.	4065.3

Sample Name: 280-42213-A-3-A Acquired: 5/17/2013 13:15:21 Type: Unk
Method: 6500_026(v10) Mode: CONC Corr. Factor: 1.000000
User: bowenh Custom ID1: Custom ID2: Custom ID3:
Comment: 174334 6010b

Elem	Ag3280	Al1670	As1890	B_2089	Ba4554	Be3130	Bi2230	Ca3179	Cd2288
Line	328.068 {103}	167.079 {502}	189.042 {478}	208.959 {461}	455.403 { 74}	313.042 {108}	223.061 {451}	317.933 {106}	228.802 {447}
Units	ppm	ppm	ppm	ppm	ppm	ppm	ppm	ppm	ppm
Avg	**.00196**	F **-.10026**	**.00663**	**.24819**	**.00158**	**-.00006**	**-.00172**	**185.36**	**.00039**
Stddev	.00023	.00058	.00120	.00227	.00050	.00005	.00275	1.16	.00003
%RSD	11.898	.57605	18.107	.91407	31.664	81.949	159.40	.62441	7.1520
#1	.00179	-.10066	.00578	.24979	.00123	-.00002	.00022	184.54	.00041
#2	.00212	-.09985	.00748	.24658	.00194	-.00009	-.00367	186.18	.00037
Check ?	Chk Pass	Chk Fail	Chk Pass	Chk Pass	Chk Pass	Chk Pass	Chk Pass	Chk Pass	Chk Pass
High Limit		3.0000							
Low Limit		-.10000							

Elem	Co2286	Cr2055	Cu3247	Fe2714	K_7664	Li6707	Mg2790	Mn2576	Mo2020
Line	228.616 {447}	205.552 {464}	324.754 {104}	271.441 {124}	766.490 { 44}	670.784 { 50}	279.079 {121}2	257.610 {131}	202.030 {467}
Units	ppm	ppm	ppm	ppm	ppm	ppm	ppm	ppm	ppm
Avg	**.07939**	**.00917**	**.00052**	**123.75**	F **788.05**	**.01487**	**94.890**	W **11.140**	**.00038**
Stddev	.00090	.00020	.00040	.24	4.45	.00344	.541	.039	.00021
%RSD	1.1314	2.2044	76.040	.19045	.56512	23.108	.57053	.34615	53.711
#1	.08003	.00932	.00024	123.58	784.90	.01244	95.273	11.112	.00024
#2	.07876	.00903	.00080	123.92	791.20	.01730	94.507	11.167	.00053
Check ?	Chk Pass	Chk Pass	Chk Pass	Chk Pass	Chk Fail	Chk Pass	Chk Pass	Chk Warn	Chk Pass
High Limit					500.00			10.000	
Low Limit					-2.0000			-.01000	

Elem	Na8183	Ni2316	P_1782	Pb2203	S_1820	Sb2068	Se1960	Si2881	Sn1899
Line	818.326 { 41}	231.604 {446}	178.284 {489}	220.353 {453}	182.034 {485}	206.833 {463}	196.090 {472}	288.158 {117}	189.989 {477}
Units	ppm	ppm	ppm	ppm	ppm	ppm	ppm	ppm	ppm
Avg	**320.59**	**.17836**	F **89.027**	**.00383**	**73.973**	**-.00031**	**.00806**	**41.005**	**.00124**
Stddev	1.45	.00083	.076	.00013	.111	.00048	.00236	.236	.00150
%RSD	.45076	.46618	.08484	3.3412	.15049	155.23	29.248	.57543	120.66
#1	319.56	.17895	89.081	.00374	74.052	.00003	.00639	40.838	.00230
#2	321.61	.17777	88.974	.00392	73.894	-.00065	.00973	41.172	.00018
Check ?	Chk Pass	Chk Pass	Chk Fail	Chk Pass	None	Chk Pass	Chk Pass	Chk Pass	Chk Pass
High Limit			50.000						
Low Limit			-2.0000						

Elem	Sr4077	Th2837	Ti3349	Tl1908	U_3701	V_2924	Zn2062	Zr3391
Line	407.771 { 83}	283.730 {119}	334.904 {101}	190.856 {477}	370.152 { 91}	292.402 {115}	206.200 {163}	339.198 { 99}
Units	ppm	ppm	ppm	ppm	ppm	ppm	ppm	ppm
Avg	**4.6421**	**.01845**	**.00055**	W **-.01085**	**-.00601**	**.00143**	**.00480**	**.00052**
Stddev	.0296	.00488	.00025	.00066	.05357	.00067	.00023	.00123
%RSD	.63740	26.431	44.871	6.0560	891.08	46.515	4.8619	237.62
#1	4.6212	.01500	.00038	-.01132	.03187	.00190	.00496	.00138
#2	4.6630	.02190	.00073	-.01039	-.04390	.00096	.00463	-.00035
Check ?	Chk Pass	Chk Pass	Chk Pass	Chk Warn	Chk Pass	Chk Pass	Chk Pass	Chk Pass
High Limit				5.0000				
Low Limit				-.01000				

Int. Std.	Y_2243	Y_3600	Y_3774
Line	224.306 {450}	360.073 { 94}	377.433 { 89}
Units	Cts/S	Cts/S	Cts/S
Avg	**5243.7**	**67013.**	**3878.6**
Stddev	4.2	574.	36.6
%RSD	.07975	.85626	.94410
#1	5240.7	66607.	3904.5
#2	5246.7	67419.	3852.7

Sample Name: 280-42213-A-4-A Acquired: 5/17/2013 13:18:27 Type: Unk
Method: 6500_026(v10) Mode: CONC Corr. Factor: 1.000000
User: bowenh Custom ID1: Custom ID2: Custom ID3:
Comment: 174334 6010b

Elem	Ag3280	Al1670	As1890	B_2089	Ba4554	Be3130	Bi2230	Ca3179	Cd2288
Line	328.068 {103}	167.079 {502}	189.042 {478}	208.959 {461}	455.403 { 74}	313.042 {108}	223.061 {451}	317.933 {106}	228.802 {447}
Units	ppm	ppm	ppm	ppm	ppm	ppm	ppm	ppm	ppm
Avg	**.00101**	**.08284**	**.00394**	**.35624**	**.04759**	**.00001**	**.00481**	**17.240**	**-.00004**
Stddev	.00015	.00014	.00005	.00165	.00008	.00001	.00114	.010	.00001
%RSD	14.600	.17164	1.2742	.46399	.16314	207.08	23.705	.05639	22.529
#1	.00111	.08274	.00397	.35507	.04753	.00002	.00561	17.247	-.00003
#2	.00090	.08294	.00390	.35740	.04764	-.00000	.00400	17.233	-.00004
Check ?	Chk Pass	Chk Pass	Chk Pass	Chk Pass	Chk Pass	Chk Pass	Chk Pass	Chk Pass	Chk Pass
High Limit									
Low Limit									

Elem	Co2286	Cr2055	Cu3247	Fe2599	K_7664	Li6707	Mg2790	Mn2576	Mo2020
Line	228.616 {447}	205.552 {464}	324.754 {104}	259.940 {130}	766.490 { 44}	670.784 { 50}	279.079 {121}2	257.610 {131}	202.030 {467}
Units	ppm	ppm	ppm	ppm	ppm	ppm	ppm	ppm	ppm
Avg	**.00171**	**.90512**	**.00285**	**.08158**	**7.6500**	**.01032**	**13.991**	**.00191**	**.01028**
Stddev	.00017	.00236	.00020	.00529	.1035	.00273	.008	.00011	.00027
%RSD	9.8839	.26073	7.0947	6.4878	1.3532	26.494	.05450	5.6494	2.6021
#1	.00159	.90345	.00299	.08532	7.5768	.00838	13.997	.00183	.01010
#2	.00183	.90679	.00271	.07783	7.7232	.01225	13.986	.00198	.01047
Check ?	Chk Pass	Chk Pass	Chk Pass	Chk Pass	Chk Pass	Chk Pass	Chk Pass	Chk Pass	Chk Pass
High Limit									
Low Limit									

Elem	Na8183	Ni2316	P_1782	Pb2203	S_1820	Sb2068	Se1960	Si2881	Sn1899
Line	818.326 { 41}	231.604 {446}	178.284 {489}	220.353 {453}	182.034 {485}	206.833 {463}	196.090 {472}	288.158 {117}	189.989 {477}
Units	ppm	ppm	ppm	ppm	ppm	ppm	ppm	ppm	ppm
Avg	W **1389.4**	**.00224**	**.24848**	**.00062**	**106.36**	**.00289**	**.01123**	**4.9634**	**-.00094**
Stddev	3.0	.00022	.00234	.00067	.35	.00111	.00187	.0235	.00088
%RSD	.21812	9.9171	.94175	107.65	.33189	38.376	16.625	.47311	93.591
#1	1391.5	.00239	.24683	.00109	106.11	.00367	.00991	4.9468	-.00032
#2	1387.3	.00208	.25014	.00015	106.61	.00210	.01255	4.9800	-.00156
Check ?	Chk Warn	Chk Pass	Chk Pass	Chk Pass	None	Chk Pass	Chk Pass	Chk Pass	Chk Pass
High Limit	500.00								
Low Limit	10.000								

Elem	Sr4077	Th2837	Ti3349	Tl1908	U_3701	V_2924	Zn2062	Zr3391
Line	407.771 { 83}	283.730 {119}	334.904 {101}	190.856 {477}	370.152 { 91}	292.402 {115}	206.200 {163}	339.198 { 99}
Units	ppm	ppm	ppm	ppm	ppm	ppm	ppm	ppm
Avg	**.43912**	**.00149**	**.00153**	**.00166**	**-.00036**	**.01808**	**.00336**	**.00701**
Stddev	.00026	.00013	.00021	.00089	.00809	.00046	.00029	.00244
%RSD	.05975	8.4991	13.810	53.345	2247.7	2.5168	8.5948	34.728
#1	.43894	.00140	.00138	.00104	.00536	.01776	.00316	.00873
#2	.43931	.00158	.00168	.00229	-.00608	.01840	.00357	.00529
Check ?	Chk Pass	Chk Pass	Chk Pass	Chk Pass	Chk Pass	Chk Pass	Chk Pass	Chk Pass
High Limit								
Low Limit								

Int. Std.	Y_2243	Y_3600	Y_3774
Line	224.306 {450}	360.073 { 94}	377.433 { 89}
Units	Cts/S	Cts/S	Cts/S
Avg	**5343.3**	**67835.**	**3950.8**
Stddev	22.3	234.	12.9
%RSD	.41786	.34493	.32754
#1	5359.1	68000.	3959.9
#2	5327.5	67670.	3941.6

Sample Name: 280-42213-A-5-A Acquired: 5/17/2013 13:21:33 Type: Unk
Method: 6500_026(v10) Mode: CONC Corr. Factor: 1.000000
User: bowenh Custom ID1: Custom ID2: Custom ID3:
Comment: 174334 6010b

Elem	Ag3280	Al1670	As1890	B_2089	Ba4554	Be3130	Bi2230	Ca3179	Cd2288
Line	328.068 {103}	167.079 {502}	189.042 {478}	208.959 {461}	455.403 { 74}	313.042 {108}	223.061 {451}	317.933 {106}	228.802 {447}
Units	ppm	ppm	ppm	ppm	ppm	ppm	ppm	ppm	ppm
Avg	**.00140**	**.06152**	**.00421**	**.00056**	**-.00094**	**-.00007**	**.00432**	**.04629**	**.00016**
Stddev	.00058	.00778	.00146	.00023	.00022	.00002	.00094	.00118	.00014
%RSD	41.053	12.652	34.779	40.136	23.762	32.794	21.796	2.5463	85.370
#1	.00100	.06702	.00317	.00072	-.00078	-.00006	.00366	.04713	.00026
#2	.00181	.05602	.00524	.00040	-.00110	-.00009	.00499	.04546	.00006
Check ?	Chk Pass	Chk Pass	Chk Pass	Chk Pass	Chk Pass	Chk Pass	Chk Pass	Chk Pass	Chk Pass
High Limit									
Low Limit									

Elem	Co2286	Cr2055	Cu3247	Fe2599	K_7664	Li6707	Mg2790	Mn2576	Mo2020
Line	228.616 {447}	205.552 {464}	324.754 {104}	259.940 {130}	766.490 { 44}	670.784 { 50}	279.079 {121}2	257.610 {131}	202.030 {467}
Units	ppm	ppm	ppm	ppm	ppm	ppm	ppm	ppm	ppm
Avg	**.00070**	**.00063**	**.00103**	**.04952**	**.52632**	**.00146**	**.09199**	**.00537**	**.00068**
Stddev	.00019	.00014	.00221	.00025	.00188	.00135	.08601	.00523	.00014
%RSD	26.546	22.155	214.69	.50813	.35658	92.786	93.504	97.329	21.416
#1	.00057	.00073	-.00053	.04935	.52499	.00241	.03117	.00168	.00057
#2	.00083	.00053	.00259	.04970	.52764	.00050	.15281	.00907	.00078
Check ?	Chk Pass	Chk Pass	Chk Pass	Chk Pass	Chk Pass	Chk Pass	Chk Pass	Chk Pass	Chk Pass
High Limit									
Low Limit									

Elem	Na5895	Ni2316	P_1782	Pb2203	S_1820	Sb2068	Se1960	Si2881	Sn1899
Line	589.592 { 57}	231.604 {446}	178.284 {489}	220.353 {453}	182.034 {485}	206.833 {463}	196.090 {472}	288.158 {117}	189.989 {477}
Units	ppm	ppm	ppm	ppm	ppm	ppm	ppm	ppm	ppm
Avg	**.49240**	**.00070**	**.18112**	**.00044**	**.25746**	**.00230**	**.00308**	**.03517**	**.00067**
Stddev	.01271	.00022	.00557	.00054	.03438	.00034	.00021	.00244	.00080
%RSD	2.5809	30.760	3.0770	124.84	13.353	14.979	6.7928	6.9506	118.77
#1	.50138	.00086	.18506	.00005	.28177	.00254	.00293	.03690	.00011
#2	.48341	.00055	.17718	.00082	.23315	.00206	.00323	.03344	.00124
Check ?	Chk Pass	Chk Pass	Chk Pass	Chk Pass	None	Chk Pass	Chk Pass	Chk Pass	Chk Pass
High Limit									
Low Limit									

Elem	Sr4077	Th2837	Ti3349	Tl1908	U_3701	V_2924	Zn2062	Zr3391
Line	407.771 { 83}	283.730 {119}	334.904 {101}	190.856 {477}	370.152 { 91}	292.402 {115}	206.200 {163}	339.198 { 99}
Units	ppm	ppm	ppm	ppm	ppm	ppm	ppm	ppm
Avg	**.00086**	**.00027**	**.00195**	**.00243**	**.02190**	**.00055**	**.00414**	**.00280**
Stddev	.00009	.00053	.00167	.00050	.02510	.00006	.00098	.00173
%RSD	10.662	199.85	85.368	20.703	114.62	10.599	23.601	61.959
#1	.00092	-.00011	.00077	.00207	.00415	.00050	.00345	.00402
#2	.00079	.00064	.00313	.00278	.03965	.00059	.00484	.00157
Check ?	Chk Pass	Chk Pass	Chk Pass	Chk Pass	Chk Pass	Chk Pass	Chk Pass	Chk Pass
High Limit								
Low Limit								

Int. Std.	Y_2243	Y_3600	Y_3774
Line	224.306 {450}	360.073 { 94}	377.433 { 89}
Units	Cts/S	Cts/S	Cts/S
Avg	**5874.1**	**74477.**	**4138.6**
Stddev	4.5	256.	12.5
%RSD	.07683	.34342	.30092
#1	5877.3	74296.	4147.4
#2	5870.9	74658.	4129.7

Sample Name: 280-42213-A-6-A Acquired: 5/17/2013 13:24:03 Type: Unk
Method: 6500_026(v10) Mode: CONC Corr. Factor: 1.000000
User: bowenh Custom ID1: Custom ID2: Custom ID3:
Comment: 174334 6010b

Elem	Ag3280	Al1670	As1890	B_2089	Ba4554	Be3130	Bi2230	Ca3179	Cd2288
Line	328.068 {103}	167.079 {502}	189.042 {478}	208.959 {461}	455.403 { 74}	313.042 {108}	223.061 {451}	317.933 {106}	228.802 {447}
Units	ppm	ppm	ppm	ppm	ppm	ppm	ppm	ppm	ppm
Avg	**.00130**	**.00962**	**.00276**	**.12772**	**.01832**	**-.00002**	**.00147**	**110.38**	**-.00009**
Stddev	.00089	.00181	.00133	.00078	.00022	.00000	.00392	.14	.00004
%RSD	68.547	18.814	47.953	.60811	1.2009	22.731	266.45	.13022	48.584
#1	.00193	.00834	.00183	.12717	.01817	-.00002	-.00130	110.48	-.00006
#2	.00067	.01090	.00370	.12827	.01848	-.00002	.00424	110.28	-.00012
Check ?	Chk Pass	Chk Pass	Chk Pass	Chk Pass	Chk Pass	Chk Pass	Chk Pass	Chk Pass	Chk Pass
High Limit									
Low Limit									

Elem	Co2286	Cr2055	Cu3247	Fe2599	K_7664	Li6707	Mg2790	Mn2576	Mo2020
Line	228.616 {447}	205.552 {464}	324.754 {104}	259.940 {130}	766.490 { 44}	670.784 { 50}	279.079 {121}2	257.610 {131}	202.030 {467}
Units	ppm	ppm	ppm	ppm	ppm	ppm	ppm	ppm	ppm
Avg	**.01034**	**.00117**	**.00045**	**16.483**	**33.289**	**.04386**	**28.081**	**2.0577**	**.00651**
Stddev	.00051	.00005	.00021	.017	.145	.00138	.070	.0053	.00012
%RSD	4.9432	4.0367	45.843	.10010	.43512	3.1577	.24942	.25547	1.8320
#1	.00998	.00121	.00060	16.494	33.186	.04288	28.032	2.0540	.00642
#2	.01070	.00114	.00030	16.471	33.391	.04483	28.131	2.0614	.00659
Check ?	Chk Pass	Chk Pass	Chk Pass	Chk Pass	Chk Pass	Chk Pass	Chk Pass	Chk Pass	Chk Pass
High Limit									
Low Limit									

Elem	Na8183	Ni2316	P_1782	Pb2203	S_1820	Sb2068	Se1960	Si2881	Sn1899
Line	818.326 { 41}	231.604 {446}	178.284 {489}	220.353 {453}	182.034 {485}	206.833 {463}	196.090 {472}	288.158 {117}	189.989 {477}
Units	ppm	ppm	ppm	ppm	ppm	ppm	ppm	ppm	ppm
Avg	W **1517.3**	**.01737**	**.92923**	**-.00033**	**6.5486**	**.00255**	**.00451**	**8.4048**	**-.00096**
Stddev	4.9	.00011	.00937	.00064	.0293	.00007	.00309	.0143	.00038
%RSD	.32072	.60648	1.0085	191.47	.44790	2.8647	68.402	.17066	39.386
#1	1520.8	.01730	.92261	-.00078	6.5279	.00260	.00233	8.3946	-.00122
#2	1513.9	.01745	.93586	.00012	6.5693	.00250	.00669	8.4149	-.00069
Check ?	Chk Warn	Chk Pass	Chk Pass	Chk Pass	None	Chk Pass	Chk Pass	Chk Pass	Chk Pass
High Limit	500.00								
Low Limit	10.000								

Elem	Sr4077	Th2837	Ti3349	Tl1908	U_3701	V_2924	Zn2062	Zr3391
Line	407.771 { 83}	283.730 {119}	334.904 {101}	190.856 {477}	370.152 { 91}	292.402 {115}	206.200 {163}	339.198 { 99}
Units	ppm	ppm	ppm	ppm	ppm	ppm	ppm	ppm
Avg	**2.0019**	**.00502**	**.00113**	**.00034**	**.01712**	**.00075**	**.01617**	**.00304**
Stddev	.0035	.00267	.00033	.00034	.03523	.00030	.00019	.00078
%RSD	.17658	53.301	28.995	99.720	205.71	40.042	1.1917	25.723
#1	2.0044	.00691	.00090	.00058	-.00778	.00096	.01603	.00359
#2	1.9994	.00313	.00137	.00010	.04203	.00054	.01630	.00248
Check ?	Chk Pass	Chk Pass	Chk Pass	Chk Pass	Chk Pass	Chk Pass	Chk Pass	Chk Pass
High Limit								
Low Limit								

Int. Std.	Y_2243	Y_3600	Y_3774
Line	224.306 {450}	360.073 { 94}	377.433 { 89}
Units	Cts/S	Cts/S	Cts/S
Avg	**5404.8**	**69159.**	**4077.3**
Stddev	50.6	401.	8.2
%RSD	.93687	.58028	.20080
#1	5440.6	69443.	4071.6
#2	5369.0	68876.	4083.1

Sample Name: 280-42213-A-7-A Acquired: 5/17/2013 13:27:06 Type: Unk
Method: 6500_026(v10) Mode: CONC Corr. Factor: 1.000000
User: bowenh Custom ID1: Custom ID2: Custom ID3:
Comment: 174334 6010b

Elem	Ag3280	Al1670	As1890	B_2089	Ba4554	Be3130	Bi2230	Ca3179	Cd2288
Line	328.068 {103}	167.079 {502}	189.042 {478}	208.959 {461}	455.403 { 74}	313.042 {108}	223.061 {451}	317.933 {106}	228.802 {447}
Units	ppm	ppm	ppm	ppm	ppm	ppm	ppm	ppm	ppm
Avg	**.00079**	**.01088**	**.00275**	**.13397**	**.01889**	**.00001**	**.00103**	**114.98**	**-.00012**
Stddev	.00047	.00120	.00174	.00007	.00040	.00002	.00163	.32	.00013
%RSD	59.413	11.072	63.277	.05504	2.1082	146.49	158.40	.27519	105.45
#1	.00046	.01003	.00152	.13402	.01917	-.00000	.00218	115.21	-.00021
#2	.00112	.01173	.00397	.13391	.01861	.00003	-.00012	114.76	-.00003
Check ?	Chk Pass	Chk Pass	Chk Pass	Chk Pass	Chk Pass	Chk Pass	Chk Pass	Chk Pass	Chk Pass
High Limit									
Low Limit									

Elem	Co2286	Cr2055	Cu3247	Fe2599	K_7664	Li6707	Mg2790	Mn2576	Mo2020
Line	228.616 {447}	205.552 {464}	324.754 {104}	259.940 {130}	766.490 { 44}	670.784 { 50}	279.079 {121}2	257.610 {131}	202.030 {467}
Units	ppm	ppm	ppm	ppm	ppm	ppm	ppm	ppm	ppm
Avg	**.01054**	**.00134**	**.00043**	**18.101**	**35.593**	**.04820**	**29.148**	**2.1366**	**.00635**
Stddev	.00010	.00001	.00020	.051	.048	.00285	.081	.0042	.00012
%RSD	.93681	.38661	47.071	.28299	.13429	5.9202	.27811	.19471	1.8260
#1	.01047	.00133	.00029	18.137	35.627	.04618	29.091	2.1337	.00644
#2	.01061	.00134	.00058	18.065	35.559	.05022	29.206	2.1396	.00627
Check ?	Chk Pass	Chk Pass	Chk Pass	Chk Pass	Chk Pass	Chk Pass	Chk Pass	Chk Pass	Chk Pass
High Limit									
Low Limit									

Elem	Na8183	Ni2316	P_1782	Pb2203	S_1820	Sb2068	Se1960	Si2881	Sn1899
Line	818.326 { 41}	231.604 {446}	178.284 {489}	220.353 {453}	182.034 {485}	206.833 {463}	196.090 {472}	288.158 {117}	189.989 {477}
Units	ppm	ppm	ppm	ppm	ppm	ppm	ppm	ppm	ppm
Avg	W **1561.7**	**.01727**	**1.1042**	**.00030**	**6.7397**	**.00237**	**.00287**	**8.8946**	**-.00032**
Stddev	7.8	.00005	.0049	.00063	.0127	.00064	.00157	.0012	.00082
%RSD	.50071	.27424	.44077	211.45	.18819	27.100	54.552	.01381	259.35
#1	1567.2	.01724	1.1077	.00074	6.7307	.00282	.00398	8.8954	.00026
#2	1556.1	.01731	1.1008	-.00015	6.7486	.00192	.00176	8.8937	-.00090
Check ?	Chk Warn	Chk Pass	Chk Pass	Chk Pass	None	Chk Pass	Chk Pass	Chk Pass	Chk Pass
High Limit	500.00								
Low Limit	10.000								

Elem	Sr4077	Th2837	Ti3349	Tl1908	U_3701	V_2924	Zn2062	Zr3391
Line	407.771 { 83}	283.730 {119}	334.904 {101}	190.856 {477}	370.152 { 91}	292.402 {115}	206.200 {163}	339.198 { 99}
Units	ppm	ppm	ppm	ppm	ppm	ppm	ppm	ppm
Avg	**2.0852**	**.00272**	**.00085**	**-.00014**	**.05039**	**.00109**	**.00389**	**.00308**
Stddev	.0070	.00032	.00026	.00129	.01103	.00012	.00016	.00045
%RSD	.33816	11.766	30.181	946.07	21.888	11.470	4.0338	14.703
#1	2.0902	.00249	.00067	.00077	.04259	.00118	.00400	.00340
#2	2.0802	.00294	.00103	-.00104	.05819	.00100	.00378	.00276
Check ?	Chk Pass	Chk Pass	Chk Pass	Chk Pass	Chk Pass	Chk Pass	Chk Pass	Chk Pass
High Limit								
Low Limit								

Int. Std.	Y_2243	Y_3600	Y_3774
Line	224.306 {450}	360.073 { 94}	377.433 { 89}
Units	Cts/S	Cts/S	Cts/S
Avg	**5418.4**	**69366.**	**4045.6**
Stddev	3.1	71.	18.1
%RSD	.05783	.10221	.44792
#1	5420.6	69416.	4032.8
#2	5416.2	69316.	4058.4

Sample Name: 280-42212-E-3-A Acquired: 5/17/2013 13:30:11 Type: Unk
Method: 6500_026(v10) Mode: CONC Corr. Factor: 1.000000
User: bowenh Custom ID1: Custom ID2: Custom ID3:
Comment: 174334 6010b

Elem	Ag3280	Al1670	As1890	B_2089	Ba4554	Be3130	Bi2230	Ca3179	Cd2288
Line	328.068 {103}	167.079 {502}	189.042 {478}	208.959 {461}	455.403 { 74}	313.042 {108}	223.061 {451}	317.933 {106}	228.802 {447}
Units	ppm	ppm	ppm	ppm	ppm	ppm	ppm	ppm	ppm
Avg	**.00143**	**.00376**	**.00869**	**.06819**	**.03320**	**-.00009**	**.00106**	**100.24**	**.00034**
Stddev	.00025	.00181	.00065	.00032	.00016	.00002	.00070	.29	.00005
%RSD	17.797	48.222	7.5294	.47494	.48087	20.082	65.513	.28885	14.650
#1	.00125	.00504	.00822	.06797	.03309	-.00010	.00155	100.03	.00037
#2	.00161	.00248	.00915	.06842	.03331	-.00007	.00057	100.44	.00030
Check ?	Chk Pass	Chk Pass	Chk Pass	Chk Pass	Chk Pass	Chk Pass	Chk Pass	Chk Pass	Chk Pass
High Limit									
Low Limit									

Elem	Co2286	Cr2055	Cu3247	Fe2599	K_7664	Li6707	Mg2790	Mn2576	Mo2020
Line	228.616 {447}	205.552 {464}	324.754 {104}	259.940 {130}	766.490 { 44}	670.784 { 50}	279.079 {121}2	257.610 {131}	202.030 {467}
Units	ppm	ppm	ppm	ppm	ppm	ppm	ppm	ppm	ppm
Avg	**.05248**	**.00566**	**.00111**	**25.741**	W **344.31**	**.01482**	**89.483**	**.84285**	**.00825**
Stddev	.00009	.00002	.00022	.087	.60	.00110	.186	.00105	.00013
%RSD	.17852	.32694	19.576	.33711	.17494	7.4325	.20767	.12475	1.5387
#1	.05254	.00568	.00126	25.680	343.88	.01404	89.614	.84360	.00816
#2	.05241	.00565	.00096	25.803	344.74	.01560	89.351	.84211	.00834
Check ?	Chk Pass	Chk Pass	Chk Pass	Chk Pass	Chk Warn	Chk Pass	Chk Pass	Chk Pass	Chk Pass
High Limit					100.00				
Low Limit					-.50000				

Elem	Na8183	Ni2316	P_1782	Pb2203	S_1820	Sb2068	Se1960	Si2881	Sn1899
Line	818.326 { 41}	231.604 {446}	178.284 {489}	220.353 {453}	182.034 {485}	206.833 {463}	196.090 {472}	288.158 {117}	189.989 {477}
Units	ppm	ppm	ppm	ppm	ppm	ppm	ppm	ppm	ppm
Avg	**227.32**	**.10290**	**.28563**	**.00183**	**1.8570**	**.00195**	**.00227**	**16.826**	**.00647**
Stddev	.37	.00036	.00146	.00003	.0132	.00173	.00000	.106	.00070
%RSD	.16487	.35356	.51244	1.5515	.71219	88.705	.00931	.63202	10.758
#1	227.06	.10264	.28666	.00185	1.8664	.00317	.00227	16.751	.00696
#2	227.59	.10315	.28459	.00181	1.8477	.00073	.00227	16.901	.00597
Check ?	Chk Pass	Chk Pass	Chk Pass	Chk Pass	None	Chk Pass	Chk Pass	Chk Pass	Chk Pass
High Limit									
Low Limit									

Elem	Sr4077	Th2837	Ti3349	Tl1908	U_3701	V_2924	Zn2062	Zr3391
Line	407.771 { 83}	283.730 {119}	334.904 {101}	190.856 {477}	370.152 { 91}	292.402 {115}	206.200 {163}	339.198 { 99}
Units	ppm	ppm	ppm	ppm	ppm	ppm	ppm	ppm
Avg	**2.0722**	**.00569**	**.00120**	**.00101**	**.00743**	**.00229**	**.00565**	**.00285**
Stddev	.0071	.00042	.00016	.00195	.01283	.00040	.00031	.00140
%RSD	.34310	7.4142	13.307	193.10	172.74	17.575	5.4869	49.220
#1	2.0671	.00599	.00109	.00239	.01650	.00257	.00543	.00385
#2	2.0772	.00539	.00132	-.00037	-.00164	.00200	.00587	.00186
Check ?	Chk Pass	Chk Pass	Chk Pass	Chk Pass	Chk Pass	Chk Pass	Chk Pass	Chk Pass
High Limit								
Low Limit								

Int. Std.	Y_2243	Y_3600	Y_3774
Line	224.306 {450}	360.073 { 94}	377.433 { 89}
Units	Cts/S	Cts/S	Cts/S
Avg	**5362.6**	**68865.**	**4055.7**
Stddev	9.4	284.	3.3
%RSD	.17590	.41255	.08034
#1	5355.9	69066.	4053.4
#2	5369.2	68664.	4058.0

Sample Name: CCVH-2050355 Acquired: 5/17/2013 13:33:08 Type: QC
Method: 6500_026(v10) Mode: CONC Corr. Factor: 1.000000
User: bowenh Custom ID1: Custom ID2: Custom ID3:
Comment:

Elem	Ag3280	Al3092	As1890	B_2089	Ba4554	Be3130	Bi2230	Ca3179	Cd2288	Co2286	Cr2055	Cu3247	Fe2714
Units	ppm	ppm	ppm	ppm	ppm	ppm	ppm	ppm	ppm	ppm	ppm	ppm	ppm
Avg	**.00039**	**49.413**	**.00174**	**-.00061**	**.00034**	**-.00012**	**.99240**	**.12452**	**-.00059**	**.00217**	**.00029**	**-.00200**	**48.989**
Stddev	.00061	.397	.00062	.00013	.00056	.00002	.00986	.00762	.00009	.00031	.00005	.00013	.195
%RSD	157.28	.80296	35.485	21.378	166.62	19.865	.99321	6.1218	15.874	14.479	16.328	6.3950	.39824
#1	.00082	49.132	.00131	-.00052	-.00006	-.00014	.99937	.12991	-.00053	.00194	.00033	-.00210	48.851
#2	-.00004	49.693	.00218	-.00070	.00073	-.00011	.98543	.11913	-.00066	.00239	.00026	-.00191	49.127
Check ?	None	Chk Pass	None	None	None	None	Chk Pass	None	None	None	None	None	Chk Pass
Value													
Range													

Elem	K_7664	Li6707	Mg2790	Mn2576	Mo2020	Na8183	Ni2316	P_1782	Pb2203	S_1820	Sb2068	Se1960	Si2881
Units	ppm	ppm	ppm	ppm	ppm	ppm	ppm	ppm	ppm	ppm	ppm	ppm	ppm
Avg	**1.0543**	**.00338**	**.05825**	**.00240**	**-.00171**	**253.39**	**.00180**	**.01726**	**-.00032**	**5.0025**	**.00401**	**.00735**	**.02047**
Stddev	.0251	.00080	.00622	.00021	.00029	2.17	.00019	.00238	.00007	.0480	.00186	.00040	.00098
%RSD	2.3774	23.555	10.684	8.5851	17.117	.85789	10.801	13.770	22.889	.95927	46.336	5.3779	4.7788
#1	1.0366	.00281	.06265	.00255	-.00150	251.85	.00194	.01894	-.00027	5.0364	.00270	.00763	.02117
#2	1.0720	.00394	.05385	.00226	-.00191	254.92	.00166	.01558	-.00037	4.9685	.00532	.00707	.01978
Check ?	None	None	None	None	None	Chk Pass	None	None	None	None	None	None	None
Value													
Range													

Elem	Sn1899	Sr4077	Th2837	Ti3349	Tl1908	U_3701	V_2924	Zn2062	Zr3391
Units	ppm	ppm	ppm	ppm	ppm	ppm	ppm	ppm	ppm
Avg	**.00005**	**.00297**	**5.0916**	**.00447**	**.00009**	**9.8942**	**-.00020**	**.00380**	**-.05120**
Stddev	.00003	.00005	.0020	.00046	.00078	.0262	.00043	.00001	.00112
%RSD	72.403	1.7704	.03912	10.205	868.98	.26481	215.15	.31673	2.1795
#1	.00002	.00301	5.0930	.00480	.00064	9.8757	-.00051	.00379	-.05042
#2	.00007	.00293	5.0902	.00415	-.00046	9.9127	.00010	.00381	-.05199
Check ?	None	None	Chk Pass	None	None	Chk Pass	None	None	None
Value									
Range									

Int. Std.	Y_2243	Y_3600	Y_3774
Units	Cts/S	Cts/S	Cts/S
Avg	**5546.6**	**70448.**	**3903.9**
Stddev	5.3	107.	20.1
%RSD	.09527	.15129	.51601
#1	5550.3	70524.	3918.2
#2	5542.9	70373.	3889.7

Sample Name: CCV-2050339 Acquired: 5/17/2013 13:35:31 Type: QC
Method: 6500_026(v10) Mode: CONC Corr. Factor: 1.000000
User: bowenh Custom ID1: Custom ID2: Custom ID3:
Comment:

Elem	Ag3280	Al1670	As1890	B_2089	Ba4554	Be3130	Bi2230	Ca3179	Cd2288	Co2286	Cr2055	Cu3247	Fe2599
Units	ppm	ppm	ppm	ppm	ppm	ppm	ppm	ppm	ppm	ppm	ppm	ppm	ppm
Avg	**.50183**	**.50706**	**.95325**	**.50278**	**.48872**	**.46195**	**.00599**	**4.8600**	**.49052**	**.49932**	**.47644**	**.47698**	**2.3735**
Stddev	.00039	.00101	.00241	.00144	.00011	.00060	.00005	.0018	.00078	.00329	.00104	.00166	.0153
%RSD	.07750	.19843	.25334	.28700	.02324	.13003	.84391	.03697	.15859	.65913	.21777	.34863	.64588
#1	.50210	.50635	.95154	.50176	.48864	.46238	.00595	4.8587	.48997	.49699	.47570	.47816	2.3844
#2	.50155	.50777	.95496	.50380	.48880	.46153	.00602	4.8612	.49107	.50165	.47717	.47581	2.3627
Check ?	Chk Pass	Chk Pass	Chk Pass	Chk Pass	Chk Pass	Chk Pass	None	Chk Pass	Chk Pass	Chk Pass	Chk Pass	Chk Pass	Chk Pass
Value													
Range													

Elem	K_7664	Li6707	Mg2790	Mn2576	Mo2020	Na5895	Ni2316	P_1782	Pb2203	S_1820	Sb2068	Se1960	Si2881
Units	ppm	ppm	ppm	ppm	ppm	ppm	ppm	ppm	ppm	ppm	ppm	ppm	ppm
Avg	**48.746**	**.98294**	**19.240**	**.49447**	**.46518**	**5.4936**	**.48530**	**1.0015**	**.99027**	**-.00141**	**.99139**	**1.0205**	**4.6379**
Stddev	.075	.00255	.015	.00047	.00122	.0568	.00198	.0016	.00083	.00468	.00121	.0027	.0241
%RSD	.15340	.25963	.07969	.09522	.26288	1.0342	.40873	.15815	.08377	332.04	.12225	.25934	.52005
#1	48.799	.98474	19.251	.49481	.46432	5.5338	.48390	1.0004	.99086	.00190	.99225	1.0223	4.6549
#2	48.693	.98113	19.230	.49414	.46605	5.4534	.48670	1.0026	.98969	-.00472	.99053	1.0186	4.6208
Check ?	Chk Pass	Chk Pass	Chk Pass	Chk Pass	Chk Pass	Chk Pass	Chk Pass	Chk Pass	Chk Pass	None	Chk Pass	Chk Pass	Chk Pass
Value													
Range													

Elem	Sn1899	Sr4077	Th2837	Ti3349	Tl1908	U_3701	V_2924	Zn2062	Zr3391
Units	ppm	ppm	ppm	ppm	ppm	ppm	ppm	ppm	ppm
Avg	**.93958**	**.50054**	**.00372**	**.49037**	**.95698**	**.00930**	**.47798**	**.48173**	**.47945**
Stddev	.00203	.00054	.00130	.00015	.00155	.00020	.00253	.00087	.00051
%RSD	.21635	.10707	34.955	.03086	.16205	2.1006	.52844	.18088	.10723
#1	.93815	.50016	.00464	.49048	.95588	.00944	.47977	.48111	.47909
#2	.94102	.50092	.00280	.49026	.95808	.00916	.47620	.48234	.47982
Check ?	Chk Pass	Chk Pass	None	Chk Pass	Chk Pass	None	Chk Pass	Chk Pass	Chk Pass
Value									
Range									

Int. Std.	Y_2243	Y_3600	Y_3774
Units	Cts/S	Cts/S	Cts/S
Avg	**5591.4**	**70133.**	**3922.0**
Stddev	15.3	120.	4.8
%RSD	.27395	.17108	.12354
#1	5602.2	70048.	3918.6
#2	5580.6	70218.	3925.4

Sample Name: CCB Acquired: 5/17/2013 13:37:45 Type: QC
Method: 6500_026(v10) Mode: CONC Corr. Factor: 1.000000
User: bowenh Custom ID1: Custom ID2: Custom ID3:
Comment:

Elem	Ag3280	Al1670	As1890	B_2089	Ba4554	Be3130	Bi2230	Ca3179	Cd2288	Co2286	Cr2055
Units	ppm	ppm	ppm	ppm	ppm	ppm	ppm	ppm	ppm	ppm	ppm
Avg	W **.00155**	**.01115**	**.00328**	**-.00019**	**-.00054**	**.00000**	**.00306**	W **.06591**	**-.00006**	**.00029**	**.00012**
Stddev	.00027	.00070	.00152	.00043	.00029	.00015	.00067	.00264	.00001	.00031	.00006
%RSD	17.614	6.2358	46.187	223.13	54.043	12316.	21.983	4.0111	15.961	105.74	45.721
#1	.00136	.01164	.00436	.00011	-.00033	.00011	.00259	.06778	-.00007	.00051	.00016
#2	.00175	.01066	.00221	-.00050	-.00075	-.00010	.00354	.06405	-.00006	.00007	.00008
Check ?	Chk Warn	Chk Pass	Chk Pass	Chk Pass	Chk Pass	Chk Pass	None	Chk Warn	Chk Pass	Chk Pass	Chk Pass
High Limit	.00093							.03450			
Low Limit	-.00093							-.03450			

Elem	Cu3247	Fe2599	K_7664	Li6707	Mg2790	Mn2576	Mo2020	Na5895	Ni2316	P_1782	Pb2203
Units	ppm	ppm	ppm	ppm	ppm	ppm	ppm	ppm	ppm	ppm	ppm
Avg	**-.00086**	F **.04843**	F **.57791**	**-.00004**	F **.03431**	F **.00167**	**.00037**	F **.63503**	**.00058**	**.00805**	**.00042**
Stddev	.00007	.00229	.01541	.00082	.00206	.00011	.00008	.04465	.00001	.00269	.00235
%RSD	8.1932	4.7273	2.6661	1922.4	5.9951	6.3724	20.548	7.0315	1.5568	33.376	562.02
#1	-.00081	.04681	.56701	.00054	.03576	.00174	.00032	.66661	.00057	.00995	-.00124
#2	-.00091	.05005	.58880	-.00062	.03285	.00159	.00043	.60346	.00059	.00615	.00208
Check ?	Chk Pass	Chk Fail	Chk Fail	Chk Pass	Chk Fail	Chk Fail	Chk Pass	Chk Fail	Chk Pass	Chk Pass	Chk Pass
High Limit		.04400	.25000		.02140	.00051		.10000			
Low Limit		-.04400	-.25000		-.02140	-.00051		-.10000			

Elem	S_1820	Sb2068	Se1960	Si2881	Sn1899	Sr4077	Th2837	Ti3349	Tl1908	U_3701	V_2924
Units	ppm	ppm	ppm	ppm	ppm	ppm	ppm	ppm	ppm	ppm	ppm
Avg	**-.01585**	**.00149**	**.00065**	**.01664**	**-.00109**	F **.00133**	**.00407**	**.00030**	**-.00048**	**.01351**	**.00081**
Stddev	.00407	.00087	.00335	.00645	.00068	.00005	.00204	.00013	.00091	.00198	.00030
%RSD	25.692	58.323	520.10	38.740	62.389	3.9967	50.139	43.931	188.80	14.676	36.666
#1	-.01297	.00088	.00302	.02119	-.00158	.00137	.00552	.00021	-.00113	.01211	.00102
#2	-.01873	.00211	-.00173	.01208	-.00061	.00129	.00263	.00040	.00016	.01492	.00060
Check ?	None	Chk Pass	Chk Pass	Chk Pass	Chk Pass	Chk Fail	Chk Pass	Chk Pass	Chk Pass	Chk Pass	Chk Pass
High Limit						.00060					
Low Limit						-.00060					

Elem	Zn2062	Zr3391
Units	ppm	ppm
Avg	**.00296**	W **.00311**
Stddev	.00029	.00044
%RSD	9.8452	14.096
#1	.00275	.00280
#2	.00317	.00342
Check ?	Chk Pass	Chk Warn
High Limit		.00238
Low Limit		-.00238

Int. Std.	Y_2243	Y_3600	Y_3774
Units	Cts/S	Cts/S	Cts/S
Avg	**5628.6**	**70717.**	**3840.7**
Stddev	12.9	384.	17.7
%RSD	.22948	.54240	.46096
#1	5619.5	70446.	3828.2
#2	5637.7	70988.	3853.2

Sample Name: CCVL2057887 Acquired: 5/17/2013 13:40:15 Type: QC
Method: 6500_026(v10) Mode: CONC Corr. Factor: 1.000000
User: bowenh Custom ID1: Custom ID2: Custom ID3:
Comment:

Elem	Ag3280	Al1670	As1890	B_2089	Ba4554	Be3130	Bi2230	Ca3179	Cd2288	Co2286	Cr2055
Units	ppm	ppm	ppm	ppm	ppm	ppm	ppm	ppm	ppm	ppm	ppm
Avg	**.01139**	**.10138**	**.01470**	**.10310**	**.00898**	**.00086**	**.10737**	**.22967**	**.00488**	**.01067**	**.00985**
Stddev	.00048	.00036	.00264	.00016	.00016	.00014	.00379	.00469	.00013	.00008	.00004
%RSD	4.1914	.35210	17.972	.15370	1.8039	15.768	3.5270	2.0424	2.5831	.74242	.39779
#1	.01172	.10113	.01283	.10299	.00887	.00076	.10470	.22635	.00497	.01073	.00982
#2	.01105	.10163	.01657	.10321	.00910	.00095	.11005	.23299	.00479	.01061	.00987
Check ?	Chk Pass	Chk Pass	Chk Pass	Chk Pass	Chk Pass	Chk Pass	Chk Pass	Chk Pass	Chk Pass	Chk Pass	Chk Pass
Value											
Range											

Elem	Cu3247	Fe2599	K_7664	Li6707	Mg2790	Mn2576	Mo2020	Na5895	Ni2316	P_1782	Pb2203
Units	ppm	ppm	ppm	ppm	ppm	ppm	ppm	ppm	ppm	ppm	ppm
Avg	**.01359**	W **.12167**	**3.3756**	**.00916**	**.20668**	**.01053**	**.01893**	F **1.3422**	**.04055**	**3.0113**	**.00814**
Stddev	.00051	.00400	.0614	.00070	.00891	.00045	.00010	.0115	.00046	.0069	.00023
%RSD	3.7406	3.2900	1.8192	7.6467	4.3117	4.2510	.51682	.85440	1.1354	.22935	2.8675
#1	.01395	.12450	3.4190	.00866	.21298	.01085	.01886	1.3503	.04023	3.0161	.00797
#2	.01323	.11884	3.3322	.00965	.20037	.01022	.01900	1.3341	.04088	3.0064	.00830
Check ?	Chk Pass	Chk Warn	Chk Pass	Chk Pass	Chk Pass	Chk Pass	Chk Pass	Chk Fail	Chk Pass	Chk Pass	Chk Pass
Value		.10000						1.0000			
Range		20.000%						30.000%			

Elem	S_1820	Sb2068	Se1960	Si2881	Sn1899	Sr4077	Th2837	Ti3349	Tl1908	U_3701	V_2924
Units	ppm	ppm	ppm	ppm	ppm	ppm	ppm	ppm	ppm	ppm	ppm
Avg	**-.04547**	**.01099**	W **.01839**	**.47401**	**.09548**	**.01075**	**.01635**	**.01038**	**.01619**	**.06068**	**.00942**
Stddev	.00483	.00024	.00236	.01146	.00031	.00009	.00136	.00005	.00127	.02685	.00050
%RSD	10.632	2.2068	12.820	2.4185	.32181	.85210	8.3470	.45716	7.8373	44.245	5.2725
#1	-.04205	.01116	.01672	.48211	.09526	.01082	.01731	.01035	.01708	.07967	.00977
#2	-.04888	.01082	.02005	.46590	.09570	.01069	.01538	.01041	.01529	.04170	.00907
Check ?	None	Chk Pass	Chk Warn	Chk Pass	Chk Pass	Chk Pass	Chk Pass	Chk Pass	Chk Pass	Chk Pass	Chk Pass
Value			.01500								
Range			20.000%								

Elem	Zn2062	Zr3391
Units	ppm	ppm
Avg	**.02270**	W **.01859**
Stddev	.00042	.00298
%RSD	1.8700	16.028
#1	.02300	.01648
#2	.02240	.02069
Check ?	Chk Pass	Chk Warn
Value		.01500
Range		20.000%

Int. Std.	Y_2243	Y_3600	Y_3774
Units	Cts/S	Cts/S	Cts/S
Avg	**5803.8**	**73040.**	**4013.4**
Stddev	19.6	320.	4.9
%RSD	.33776	.43814	.12146
#1	5789.9	72814.	4010.0
#2	5817.6	73266.	4016.9

Sample Name: MB 280-173887/1-A Acquired: 5/17/2013 13:42:39 Type: Unk
Method: 6500_026(v10) Mode: CONC Corr. Factor: 1.000000
User: bowenh Custom ID1: Custom ID2: Custom ID3:
Comment: 173887 6010b

Elem	Ag3280	Al1670	As1890	B_2089	Ba4554	Be3130	Bi2230	Ca3179	Cd2288
Line	328.068 {103}	167.079 {502}	189.042 {478}	208.959 {461}	455.403 { 74}	313.042 {108}	223.061 {451}	317.933 {106}	228.802 {447}
Units	ppm	ppm	ppm	ppm	ppm	ppm	ppm	ppm	ppm
Avg	**.00125**	**.00728**	**.00001**	**-.00088**	**-.00073**	**-.00012**	**.00288**	**.01189**	**.00002**
Stddev	.00057	.00015	.00066	.00028	.00000	.00022	.00245	.00369	.00005
%RSD	45.443	2.0994	11770.	32.268	.45122	183.27	85.072	31.070	201.63
#1	.00165	.00717	-.00046	-.00068	-.00073	-.00028	.00115	.00928	.00006
#2	.00085	.00739	.00047	-.00107	-.00073	.00004	.00462	.01450	-.00001
Check ?	Chk Pass	Chk Pass	Chk Pass	Chk Pass	Chk Pass	Chk Pass	Chk Pass	Chk Pass	Chk Pass
High Limit									
Low Limit									

Elem	Co2286	Cr2055	Cu3247	Fe2599	K_7664	Li6707	Mg2790	Mn2576	Mo2020
Line	228.616 {447}	205.552 {464}	324.754 {104}	259.940 {130}	766.490 { 44}	670.784 { 50}	279.079 {121}2	257.610 {131}	202.030 {467}
Units	ppm	ppm	ppm	ppm	ppm	ppm	ppm	ppm	ppm
Avg	**.00016**	**.00017**	**-.00079**	W **.03660**	**.33976**	**-.00089**	**.00384**	**.00040**	**.00032**
Stddev	.00003	.00005	.00011	.00217	.01876	.00060	.00116	.00002	.00002
%RSD	21.462	31.545	14.003	5.9152	5.5204	68.287	30.317	4.3664	5.7192
#1	.00013	.00021	-.00087	.03813	.35302	-.00046	.00467	.00041	.00030
#2	.00018	.00013	-.00071	.03507	.32650	-.00131	.00302	.00038	.00033
Check ?	Chk Pass	Chk Pass	Chk Pass	Chk Warn	Chk Pass	Chk Pass	Chk Pass	Chk Pass	Chk Pass
High Limit				.03000					
Low Limit				-.05000					

Elem	Na5895	Ni2316	P_1782	Pb2203	S_1820	Sb2068	Se1960	Si2881	Sn1899
Line	589.592 { 57}	231.604 {446}	178.284 {489}	220.353 {453}	182.034 {485}	206.833 {463}	196.090 {472}	288.158 {117}	189.989 {477}
Units	ppm	ppm	ppm	ppm	ppm	ppm	ppm	ppm	ppm
Avg	**.18536**	**.00043**	F **.22662**	**.00094**	**-.03794**	**.00330**	**.00354**	**.03503**	**-.00117**
Stddev	.01740	.00057	.00029	.00068	.00204	.00227	.00061	.02170	.00080
%RSD	9.3884	130.72	.12826	72.567	5.3660	68.810	17.333	61.947	68.372
#1	.17305	.00084	.22642	.00143	-.03938	.00169	.00311	.05038	-.00174
#2	.19766	.00003	.22683	.00046	-.03650	.00490	.00398	.01969	-.00061
Check ?	Chk Pass	Chk Pass	Chk Fail	Chk Pass	None	Chk Pass	Chk Pass	Chk Pass	Chk Pass
High Limit			.01000						
Low Limit			-.01000						

Elem	Sr4077	Th2837	Ti3349	Tl1908	U_3701	V_2924	Zn2062	Zr3391
Line	407.771 { 83}	283.730 {119}	334.904 {101}	190.856 {477}	370.152 { 91}	292.402 {115}	206.200 {163}	339.198 { 99}
Units	ppm	ppm	ppm	ppm	ppm	ppm	ppm	ppm
Avg	**-.00006**	**.00012**	**.00028**	**-.00119**	**.01745**	**.00039**	W **.00627**	**.00100**
Stddev	.00001	.00186	.00002	.00074	.01488	.00010	.00006	.00083
%RSD	12.644	1493.8	5.5654	61.690	85.286	24.922	1.0311	83.237
#1	-.00005	.00144	.00027	-.00171	.00692	.00032	.00622	.00041
#2	-.00006	-.00119	.00029	-.00067	.02797	.00046	.00631	.00159
Check ?	Chk Pass	Chk Pass	Chk Pass	Chk Pass	Chk Pass	Chk Pass	Chk Warn	Chk Pass
High Limit							.00500	
Low Limit							-.00500	

Int. Std.	Y_2243	Y_3600	Y_3774
Line	224.306 {450}	360.073 { 94}	377.433 { 89}
Units	Cts/S	Cts/S	Cts/S
Avg	**5745.8**	**72694.**	**3977.6**
Stddev	6.1	199.	32.5
%RSD	.10692	.27328	.81665
#1	5741.5	72554.	3954.6
#2	5750.2	72835.	4000.5

Sample Name: LCS 280-173887/2-A Acquired: 5/17/2013 13:45:08 Type: Unk
Method: 6500_026(v10) Mode: CONC Corr. Factor: 1.000000
User: bowenh Custom ID1: Custom ID2: Custom ID3:
Comment: 173887 6010b

Elem	Ag3280	Al1670	As1890	B_2089	Ba4554	Be3130	Bi2230	Ca3179	Cd2288
Line	328.068 {103}	167.079 {502}	189.042 {478}	208.959 {461}	455.403 { 74}	313.042 {108}	223.061 {451}	317.933 {106}	228.802 {447}
Units	ppm	ppm	ppm	ppm	ppm	ppm	ppm	ppm	ppm
Avg	**.05260**	**1.9281**	**.96754**	**1.0476**	**2.0023**	**.04731**	**2.0288**	**47.184**	**.10120**
Stddev	.00020	.0017	.00126	.0008	.0104	.00022	.0054	.231	.00012
%RSD	.38714	.08551	.13070	.08128	.51762	.47120	.26528	.49023	.12269
#1	.05246	1.9292	.96843	1.0482	1.9950	.04715	2.0250	47.020	.10112
#2	.05274	1.9269	.96664	1.0470	2.0096	.04746	2.0326	47.347	.10129
Check ?	Chk Pass	Chk Pass	Chk Pass	Chk Pass	Chk Pass	Chk Pass	Chk Pass	Chk Pass	Chk Pass
High Limit									
Low Limit									

Elem	Co2286	Cr2055	Cu3247	Fe2599	K_7664	Li6707	Mg2790	Mn2576	Mo2020
Line	228.616 {447}	205.552 {464}	324.754 {104}	259.940 {130}	766.490 { 44}	670.784 { 50}	279.079 {121}2	257.610 {131}	202.030 {467}
Units	ppm	ppm	ppm	ppm	ppm	ppm	ppm	ppm	ppm
Avg	**.49714**	**.19311**	**.23903**	**.94121**	**49.302**	**.98913**	**47.687**	**.48881**	**.96003**
Stddev	.00049	.00006	.00070	.00382	.149	.00502	.212	.00211	.00265
%RSD	.09854	.03203	.29449	.40578	.30218	.50724	.44472	.43249	.27602
#1	.49679	.19315	.23853	.94392	49.196	.98558	47.537	.48731	.95816
#2	.49749	.19306	.23953	.93851	49.407	.99267	47.837	.49030	.96191
Check ?	Chk Pass	Chk Pass	Chk Pass	Chk Pass	Chk Pass	Chk Pass	Chk Pass	Chk Pass	Chk Pass
High Limit									
Low Limit									

Elem	Na8183	Ni2316	P_1782	Pb2203	S_1820	Sb2068	Se1960	Si2881	Sn1899
Line	818.326 { 41}	231.604 {446}	178.284 {489}	220.353 {453}	182.034 {485}	206.833 {463}	196.090 {472}	288.158 {117}	189.989 {477}
Units	ppm	ppm	ppm	ppm	ppm	ppm	ppm	ppm	ppm
Avg	**51.353**	**.48048**	**10.370**	**.49371**	**-.04436**	**.51238**	**2.0597**	**9.5245**	**1.9185**
Stddev	.910	.00020	.003	.00061	.00204	.00091	.0067	.0325	.0089
%RSD	1.7714	.04173	.02865	.12359	4.6030	.17752	.32613	.34077	.46670
#1	50.710	.48034	10.372	.49328	-.04581	.51174	2.0550	9.5015	1.9122
#2	51.996	.48062	10.368	.49414	-.04292	.51302	2.0645	9.5474	1.9249
Check ?	Chk Pass	Chk Pass	Chk Pass	Chk Pass	None	Chk Pass	Chk Pass	Chk Pass	Chk Pass
High Limit									
Low Limit									

Elem	Sr4077	Th2837	Ti3349	Tl1908	U_3701	V_2924	Zn2062	Zr3391
Line	407.771 { 83}	283.730 {119}	334.904 {101}	190.856 {477}	370.152 { 91}	292.402 {115}	206.200 {163}	339.198 { 99}
Units	ppm	ppm	ppm	ppm	ppm	ppm	ppm	ppm
Avg	**1.0113**	**1.0347**	**1.0035**	**1.9410**	**2.0662**	**.48226**	**.47676**	**.48139**
Stddev	.0035	.0124	.0040	.0055	.0113	.00210	.00284	.00125
%RSD	.34195	1.2029	.40267	.28266	.54610	.43471	.59484	.25968
#1	1.0088	1.0259	1.0006	1.9372	2.0582	.48078	.47476	.48050
#2	1.0137	1.0435	1.0063	1.9449	2.0741	.48374	.47877	.48227
Check ?	Chk Pass	Chk Pass	Chk Pass	Chk Pass	Chk Pass	Chk Pass	Chk Pass	Chk Pass
High Limit								
Low Limit								

Int. Std.	Y_2243	Y_3600	Y_3774
Line	224.306 {450}	360.073 { 94}	377.433 { 89}
Units	Cts/S	Cts/S	Cts/S
Avg	**5574.0**	**71018.**	**3981.3**
Stddev	10.1	296.	7.7
%RSD	.18060	.41683	.19389
#1	5581.1	71228.	3986.7
#2	5566.8	70809.	3975.8

Sample Name: 280-42075-D-1-C Acquired: 5/17/2013 13:47:21 Type: Unk
Method: 6500_026(v10) Mode: CONC Corr. Factor: 1.000000
User: bowenh Custom ID1: Custom ID2: Custom ID3:
Comment: 173887 6010b

Elem	Ag3280	Al3092	As1890	B_2089	Ba4554	Be3130	Bi2230	Ca3179	Cd2288
Line	328.068 {103}	309.271 {109}	189.042 {478}	208.959 {461}	455.403 { 74}	313.042 {108}	223.061 {451}	317.933 {106}	228.802 {447}
Units	ppm	ppm	ppm	ppm	ppm	ppm	ppm	ppm	ppm
Avg	**.00100**	**4.3225**	**.04080**	**13.028**	**.60482**	**-.00017**	**-.00113**	**201.33**	**.00236**
Stddev	.00007	.0196	.00155	.040	.00374	.00001	.00368	1.21	.00011
%RSD	7.1413	.45442	3.7925	.30408	.61823	4.5200	325.15	.60012	4.7259
#1	.00095	4.3086	.04190	13.000	.60218	-.00017	-.00374	200.48	.00228
#2	.00105	4.3364	.03971	13.056	.60747	-.00018	.00147	202.19	.00244
Check ?	Chk Pass	Chk Pass	Chk Pass	Chk Pass	Chk Pass	Chk Pass	Chk Pass	Chk Pass	Chk Pass
High Limit									
Low Limit									

Elem	Co2286	Cr2055	Cu3247	Fe2599	K_7664	Li6707	Mg2790	Mn2576	Mo2020
Line	228.616 {447}	205.552 {464}	324.754 {104}	259.940 {130}	766.490 { 44}	670.784 { 50}	279.079 {121}2	257.610 {131}	202.030 {467}
Units	ppm	ppm	ppm	ppm	ppm	ppm	ppm	ppm	ppm
Avg	**.01066**	**.04662**	**.66750**	**10.048**	F **4411.4**	**.35193**	**339.93**	**6.5509**	**.00330**
Stddev	.00024	.00028	.00521	.068	673.3	.01146	8.47	.1064	.00018
%RSD	2.2756	.61105	.78096	.68136	15.262	3.2555	2.4912	1.6241	5.5201
#1	.01049	.04641	.66382	9.9995	4887.5	.34383	333.94	6.6262	.00343
#2	.01083	.04682	.67119	10.096	3935.3	.36003	345.92	6.4757	.00318
Check ?	Chk Pass	Chk Pass	Chk Pass	Chk Pass	Chk Fail	Chk Pass	Chk Pass	Chk Pass	Chk Pass
High Limit					500.00				
Low Limit					-2.0000				

Elem	Na8183	Ni2316	P_1782	Pb2203	S_1820	Sb2068	Se1960	Si2881	Sn1899
Line	818.326 { 41}	231.604 {446}	178.284 {489}	220.353 {453}	182.034 {485}	206.833 {463}	196.090 {472}	288.158 {117}	189.989 {477}
Units	ppm	ppm	ppm	ppm	ppm	ppm	ppm	ppm	ppm
Avg	F **13986.**	**.11545**	**6.0850**	**.07064**	**81.812**	**.00931**	**.00761**	**13.052**	**.00184**
Stddev	321.	.00025	.0219	.00097	.268	.00097	.00507	.169	.00081
%RSD	2.2923	.21251	.36061	1.3722	.32789	10.449	66.693	1.2960	43.868
#1	14213.	.11527	6.0695	.06995	81.622	.01000	.01120	13.171	.00127
#2	13760.	.11562	6.1005	.07132	82.002	.00862	.00402	12.932	.00241
Check ?	Chk Fail	Chk Pass	Chk Pass	Chk Pass	None	Chk Pass	Chk Pass	Chk Pass	Chk Pass
High Limit	10000.								
Low Limit	9.0000								

Elem	Sr4077	Th2837	Ti3349	Tl1908	U_3701	V_2924	Zn2062	Zr3391
Line	407.771 { 83}	283.730 {119}	334.904 {101}	190.856 {477}	370.152 { 91}	292.402 {115}	206.200 {163}	339.198 { 99}
Units	ppm	ppm	ppm	ppm	ppm	ppm	ppm	ppm
Avg	**1.6834**	**.00252**	**.02176**	**-.00546**	**-.01539**	**.01646**	**1.0131**	**.01407**
Stddev	.0132	.00076	.00083	.00230	.02007	.00018	.0123	.00039
%RSD	.78559	30.275	3.8005	42.128	130.42	1.0999	1.2146	2.7524
#1	1.6740	.00198	.02118	-.00384	-.00120	.01633	1.0044	.01379
#2	1.6927	.00305	.02234	-.00709	-.02958	.01658	1.0218	.01434
Check ?	Chk Pass	Chk Pass	Chk Pass	Chk Pass	Chk Pass	Chk Pass	Chk Pass	Chk Pass
High Limit								
Low Limit								

Int. Std.	Y_2243	Y_3600	Y_3774
Line	224.306 {450}	360.073 { 94}	377.433 { 89}
Units	Cts/S	Cts/S	Cts/S
Avg	**3918.9**	**51448.**	**3624.9**
Stddev	10.2	328.	10.2
%RSD	.26070	.63688	.28243
#1	3926.1	51680.	3617.7
#2	3911.7	51216.	3632.1

Sample Name: sd 280-42075-D-1-C@5 Acquired: 5/17/2013 13:51:29 Type: Unk
Method: 6500_026(v10) Mode: CONC Corr. Factor: 1.000000
User: bowenh Custom ID1: Custom ID2: Custom ID3:
Comment: 173887 6010b

Elem	Ag3280	Al1670	As1890	B_2089	Ba4554	Be3130	Bi2230	Ca3179	Cd2288
Line	328.068 {103}	167.079 {502}	189.042 {478}	208.959 {461}	455.403 { 74}	313.042 {108}	223.061 {451}	317.933 {106}	228.802 {447}
Units	ppm	ppm	ppm	ppm	ppm	ppm	ppm	ppm	ppm
Avg	**.00027**	**.95916**	**.00756**	**2.8707**	**.13198**	**-.00006**	**.00599**	**47.941**	**.00042**
Stddev	.00085	.00041	.00017	.0085	.00023	.00013	.00087	.024	.00015
%RSD	311.23	.04262	2.2006	.29469	.17301	201.47	14.504	.05090	36.791
#1	-.00033	.95945	.00768	2.8647	.13214	.00003	.00660	47.924	.00031
#2	.00088	.95888	.00744	2.8766	.13182	-.00015	.00537	47.959	.00053
Check ?	Chk Pass	Chk Pass	Chk Pass	Chk Pass	Chk Pass	Chk Pass	Chk Pass	Chk Pass	Chk Pass
High Limit									
Low Limit									

Elem	Co2286	Cr2055	Cu3247	Fe2599	K_7664	Li6707	Mg2790	Mn2576	Mo2020
Line	228.616 {447}	205.552 {464}	324.754 {104}	259.940 {130}	766.490 { 44}	670.784 { 50}	279.079 {121}2	257.610 {131}	202.030 {467}
Units	ppm	ppm	ppm	ppm	ppm	ppm	ppm	ppm	ppm
Avg	**.00263**	**.01089**	**.13812**	**2.3403**	F **1930.8**	**.08038**	**80.510**	**1.4924**	**.00068**
Stddev	.00046	.00023	.00042	.0007	31.1	.00059	.066	.0046	.00042
%RSD	17.554	2.0854	.30353	.02885	1.6111	.73724	.08164	.30540	61.161
#1	.00230	.01073	.13783	2.3408	1952.8	.07996	80.463	1.4892	.00098
#2	.00296	.01105	.13842	2.3398	1908.8	.08080	80.556	1.4956	.00039
Check ?	Chk Pass	Chk Pass	Chk Pass	Chk Pass	Chk Fail	Chk Pass	Chk Pass	Chk Pass	Chk Pass
High Limit					500.00				
Low Limit					-2.0000				

Elem	Na8183	Ni2316	P_1782	Pb2203	S_1820	Sb2068	Se1960	Si2881	Sn1899
Line	818.326 { 41}	231.604 {446}	178.284 {489}	220.353 {453}	182.034 {485}	206.833 {463}	196.090 {472}	288.158 {117}	189.989 {477}
Units	ppm	ppm	ppm	ppm	ppm	ppm	ppm	ppm	ppm
Avg	W **3161.8**	**.02739**	**1.2884**	**.01476**	**16.685**	**.00122**	**.00061**	**2.6390**	**.00020**
Stddev	1.7	.00022	.0014	.00012	.030	.00017	.00513	.0019	.00054
%RSD	.05374	.81322	.11253	.80050	.18095	14.178	838.67	.07383	267.97
#1	3163.0	.02755	1.2874	.01468	16.664	.00135	-.00301	2.6376	-.00018
#2	3160.6	.02724	1.2894	.01484	16.706	.00110	.00424	2.6404	.00058
Check ?	Chk Warn	Chk Pass	Chk Pass	Chk Pass	None	Chk Pass	Chk Pass	Chk Pass	Chk Pass
High Limit	500.00								
Low Limit	10.000								

Elem	Sr4077	Th2837	Ti3349	Tl1908	U_3701	V_2924	Zn2062	Zr3391
Line	407.771 { 83}	283.730 {119}	334.904 {101}	190.856 {477}	370.152 { 91}	292.402 {115}	206.200 {163}	339.198 { 99}
Units	ppm	ppm	ppm	ppm	ppm	ppm	ppm	ppm
Avg	**.37399**	**.00041**	**.00548**	**-.00057**	**.00496**	**.00460**	**.23704**	**.00176**
Stddev	.00019	.00369	.00007	.00213	.03038	.00032	.00189	.00096
%RSD	.05129	888.95	1.2285	375.74	612.99	6.9447	.79754	54.679
#1	.37412	-.00219	.00543	.00094	.02643	.00482	.23571	.00108
#2	.37385	.00302	.00553	-.00208	-.01652	.00437	.23838	.00244
Check ?	Chk Pass	Chk Pass	Chk Pass	Chk Pass	Chk Pass	Chk Pass	Chk Pass	Chk Pass
High Limit								
Low Limit								

Int. Std.	Y_2243	Y_3600	Y_3774
Line	224.306 {450}	360.073 { 94}	377.433 { 89}
Units	Cts/S	Cts/S	Cts/S
Avg	**4755.3**	**59898.**	**3525.7**
Stddev	37.2	1.	14.3
%RSD	.78224	.00163	.40545
#1	4729.0	59897.	3535.8
#2	4781.6	59898.	3515.6

Sample Name: 280-42075-D-1-D MS Acquired: 5/17/2013 13:54:40 Type: Unk
Method: 6500_026(v10) Mode: CONC Corr. Factor: 1.000000
User: bowenh Custom ID1: Custom ID2: Custom ID3:
Comment: 173887 6010b

Elem	Ag3280	Al3092	As1890	B_2089	Ba4554	Be3130	Bi2230	Ca3179	Cd2288
Line	328.068 {103}	309.271 {109}	189.042 {478}	208.959 {461}	455.403 { 74}	313.042 {108}	223.061 {451}	317.933 {106}	228.802 {447}
Units	ppm	ppm	ppm	ppm	ppm	ppm	ppm	ppm	ppm
Avg	**.05079**	**5.6259**	**.84766**	**12.730**	**2.0225**	**.03188**	**1.7584**	**220.56**	**.09264**
Stddev	.00000	.1240	.00241	.004	.0468	.00092	.0056	4.64	.00022
%RSD	.00602	2.2044	.28400	.03418	2.3158	2.8801	.31699	2.1038	.23615
#1	.05078	5.7136	.84936	12.726	2.0556	.03253	1.7545	223.84	.09248
#2	.05079	5.5382	.84596	12.733	1.9894	.03123	1.7624	217.28	.09279
Check ?	Chk Pass	Chk Pass	Chk Pass	Chk Pass	Chk Pass	Chk Pass	Chk Pass	Chk Pass	Chk Pass
High Limit									
Low Limit									

Elem	Co2286	Cr2055	Cu3247	Fe2599	K_7664	Li6707	Mg2790	Mn2576	Mo2020
Line	228.616 {447}	205.552 {464}	324.754 {104}	259.940 {130}	766.490 { 44}	670.784 { 50}	279.079 {121}2	257.610 {131}	202.030 {467}
Units	ppm	ppm	ppm	ppm	ppm	ppm	ppm	ppm	ppm
Avg	**.33796**	**.17473**	**.79602**	**10.057**	F **3362.6**	**1.1609**	**344.32**	**6.2842**	**.67755**
Stddev	.00035	.00022	.00098	.173	395.2	.0259	5.44	.0397	.00064
%RSD	.10285	.12868	.12289	1.7202	11.752	2.2313	1.5812	.63149	.09486
#1	.33772	.17488	.79533	10.179	3642.0	1.1793	348.17	6.3123	.67710
#2	.33821	.17457	.79672	9.9343	3083.2	1.1426	340.47	6.2562	.67801
Check ?	Chk Pass	Chk Pass	Chk Pass	Chk Pass	Chk Fail	Chk Pass	Chk Pass	Chk Pass	Chk Pass
High Limit					500.00				
Low Limit					-2.0000				

Elem	Na8183	Ni2316	P_1782	Pb2203	S_1820	Sb2068	Se1960	Si2881	Sn1899
Line	818.326 { 41}	231.604 {446}	178.284 {489}	220.353 {453}	182.034 {485}	206.833 {463}	196.090 {472}	288.158 {117}	189.989 {477}
Units	ppm	ppm	ppm	ppm	ppm	ppm	ppm	ppm	ppm
Avg	F **13707.**	**.41753**	**13.764**	**.40169**	**79.774**	**.40517**	**1.3322**	**11.715**	**1.2977**
Stddev	280.	.00145	.015	.00147	.048	.00127	.0018	.161	.0001
%RSD	2.0449	.34745	.11131	.36525	.06077	.31328	.13459	1.3780	.00918
#1	13905.	.41856	13.774	.40273	79.809	.40606	1.3335	11.829	1.2976
#2	13509.	.41650	13.753	.40065	79.740	.40427	1.3310	11.601	1.2978
Check ?	Chk Fail	Chk Pass	Chk Pass	Chk Pass	None	Chk Pass	Chk Pass	Chk Pass	Chk Pass
High Limit	10000.								
Low Limit	9.0000								

Elem	Sr4077	Th2837	Ti3349	Tl1908	U_3701	V_2924	Zn2062	Zr3391
Line	407.771 { 83}	283.730 {119}	334.904 {101}	190.856 {477}	370.152 { 91}	292.402 {115}	206.200 {163}	339.198 { 99}
Units	ppm	ppm	ppm	ppm	ppm	ppm	ppm	ppm
Avg	**2.2960**	**.72596**	**.72793**	**1.2263**	**1.4768**	**.36030**	**1.3291**	**.34721**
Stddev	.0507	.00015	.00166	.0009	.0053	.00355	.0141	.00419
%RSD	2.2099	.02003	.22840	.07326	.35871	.98447	1.0587	1.2063
#1	2.3318	.72606	.72911	1.2257	1.4805	.36280	1.3391	.35017
#2	2.2601	.72585	.72676	1.2269	1.4730	.35779	1.3192	.34425
Check ?	Chk Pass	Chk Pass	Chk Pass	Chk Pass	Chk Pass	Chk Pass	Chk Pass	Chk Pass
High Limit								
Low Limit								

Int. Std.	Y_2243	Y_3600	Y_3774
Line	224.306 {450}	360.073 { 94}	377.433 { 89}
Units	Cts/S	Cts/S	Cts/S
Avg	**4070.4**	**51171.**	**3237.5**
Stddev	.8	868.	63.8
%RSD	.02041	1.6954	1.9715
#1	4069.9	50557.	3192.4
#2	4071.0	51784.	3282.6

Sample Name: 280-42075-D-1-E MSD Acquired: 5/17/2013 13:58:00 Type: Unk
Method: 6500_026(v10) Mode: CONC Corr. Factor: 1.000000
User: bowenh Custom ID1: Custom ID2: Custom ID3:
Comment: 173887 6010b

Elem	Ag3280	Al3092	As1890	B_2089	Ba4554	Be3130	Bi2230	Ca3179	Cd2288
Line	328.068 {103}	309.271 {109}	189.042 {478}	208.959 {461}	455.403 { 74}	313.042 {108}	223.061 {451}	317.933 {106}	228.802 {447}
Units	ppm	ppm	ppm	ppm	ppm	ppm	ppm	ppm	ppm
Avg	**.06762**	**7.7963**	**1.1213**	**16.357**	**2.8902**	**.04329**	**2.2147**	**296.47**	**.11869**
Stddev	.00051	.3985	.0089	.190	.1237	.00182	.0275	12.47	.00170
%RSD	.75952	5.1115	.79264	1.1594	4.2796	4.1963	1.2414	4.2067	1.4293
#1	.06798	7.5145	1.1276	16.491	2.8027	.04200	2.2341	287.65	.11989
#2	.06725	8.0780	1.1150	16.223	2.9777	.04457	2.1953	305.29	.11749
Check ?	Chk Pass	Chk Pass	Chk Pass	Chk Pass	Chk Pass	Chk Pass	Chk Pass	Chk Pass	Chk Pass
High Limit									
Low Limit									

Elem	Co2286	Cr2055	Cu3247	Fe2599	K_7664	Li6707	Mg2790	Mn2576	Mo2020
Line	228.616 {447}	205.552 {464}	324.754 {104}	259.940 {130}	766.490 { 44}	670.784 { 50}	279.079 {121}2	257.610 {131}	202.030 {467}
Units	ppm	ppm	ppm	ppm	ppm	ppm	ppm	ppm	ppm
Avg	**.45331**	**.23546**	**1.1512**	**13.255**	F **3158.9**	**1.6822**	**467.67**	**8.5829**	**.88957**
Stddev	.00264	.00190	.0141	.549	30.5	.0710	2.50	.0546	.00848
%RSD	.58173	.80868	1.2259	4.1416	.96415	4.2202	.53389	.63594	.95337
#1	.45518	.23681	1.1612	12.867	3137.4	1.6320	469.44	8.6215	.89556
#2	.45145	.23411	1.1413	13.644	3180.5	1.7324	465.90	8.5443	.88357
Check ?	Chk Pass	Chk Pass	Chk Pass	Chk Pass	Chk Fail	Chk Pass	Chk Pass	Chk Pass	Chk Pass
High Limit					500.00				
Low Limit					-2.0000				

Elem	Na8183	Ni2316	P_1782	Pb2203	S_1820	Sb2068	Se1960	Si2881	Sn1899
Line	818.326 { 41}	231.604 {446}	178.284 {489}	220.353 {453}	182.034 {485}	206.833 {463}	196.090 {472}	288.158 {117}	189.989 {477}
Units	ppm	ppm	ppm	ppm	ppm	ppm	ppm	ppm	ppm
Avg	F **18718.**	**.55791**	**18.008**	**.50654**	**98.174**	**.55046**	**1.6898**	**15.265**	**1.6405**
Stddev	1441.	.00324	.178	.00086	1.333	.01060	.0176	.726	.0085
%RSD	7.6969	.58068	.98656	.17072	1.3584	1.9248	1.0448	4.7561	.51707
#1	17699.	.56020	18.134	.50715	99.117	.55796	1.7023	14.752	1.6465
#2	19736.	.55562	17.883	.50593	97.231	.54297	1.6773	15.778	1.6345
Check ?	Chk Fail	Chk Pass	Chk Pass	Chk Pass	None	Chk Pass	Chk Pass	Chk Pass	Chk Pass
High Limit	10000.								
Low Limit	9.0000								

Elem	Sr4077	Th2837	Ti3349	Tl1908	U_3701	V_2924	Zn2062	Zr3391
Line	407.771 { 83}	283.730 {119}	334.904 {101}	190.856 {477}	370.152 { 91}	292.402 {115}	206.200 {163}	339.198 { 99}
Units	ppm	ppm	ppm	ppm	ppm	ppm	ppm	ppm
Avg	**3.2344**	**1.0556**	**1.0249**	**1.4917**	**2.1820**	**.50544**	**1.5875**	**.47266**
Stddev	.1307	.0113	.0106	.0084	.0140	.00847	.0206	.02416
%RSD	4.0417	1.0716	1.0299	.56368	.64048	1.6756	1.2997	5.1107
#1	3.1420	1.0636	1.0324	1.4976	2.1721	.51143	1.6021	.45558
#2	3.3269	1.0476	1.0175	1.4857	2.1918	.49945	1.5730	.48974
Check ?	Chk Pass	Chk Pass	Chk Pass	Chk Pass	Chk Pass	Chk Pass	Chk Pass	Chk Pass
High Limit								
Low Limit								

Int. Std.	Y_2243	Y_3600	Y_3774
Line	224.306 {450}	360.073 { 94}	377.433 { 89}
Units	Cts/S	Cts/S	Cts/S
Avg	**3805.0**	**48567.**	**3285.4**
Stddev	38.0	401.	175.6
%RSD	.99929	.82651	5.3433
#1	3831.9	48283.	3409.5
#2	3778.1	48850.	3161.3

Sample Name: 280-42080-C-1-A Acquired: 5/17/2013 14:02:02 Type: Unk
Method: 6500_026(v10) Mode: CONC Corr. Factor: 1.000000
User: bowenh Custom ID1: Custom ID2: Custom ID3:
Comment: 173887 6010b

Elem	Ag3280	Al1670	As1890	B_2089	Ba4554	Be3130	Bi2230	Ca3179	Cd2288
Line	328.068 {103}	167.079 {502}	189.042 {478}	208.959 {461}	455.403 { 74}	313.042 {108}	223.061 {451}	317.933 {106}	228.802 {447}
Units	ppm	ppm	ppm	ppm	ppm	ppm	ppm	ppm	ppm
Avg	**.00095**	**.00128**	**.01154**	**5.0222**	**.43445**	**-.00018**	**-.00475**	**285.39**	**.00032**
Stddev	.00068	.00012	.00239	.0001	.00029	.00001	.00102	.14	.00005
%RSD	72.175	9.7233	20.674	.00299	.06790	4.8563	21.425	.04931	14.741
#1	.00046	.00120	.01323	5.0221	.43424	-.00019	-.00547	285.48	.00036
#2	.00143	.00137	.00985	5.0223	.43466	-.00017	-.00403	285.29	.00029
Check ?	Chk Pass	Chk Pass	Chk Pass	Chk Pass	Chk Pass	Chk Pass	Chk Pass	Chk Pass	Chk Pass
High Limit									
Low Limit									

Elem	Co2286	Cr2055	Cu3247	Fe2599	K_7664	Li6707	Mg2790	Mn2576	Mo2020
Line	228.616 {447}	205.552 {464}	324.754 {104}	259.940 {130}	766.490 { 44}	670.784 { 50}	279.079 {121}2	257.610 {131}	202.030 {467}
Units	ppm	ppm	ppm	ppm	ppm	ppm	ppm	ppm	ppm
Avg	**.00384**	**.00360**	**.00020**	**9.4725**	**47.393**	**.03234**	**149.87**	**5.8741**	**.00036**
Stddev	.00049	.00007	.00033	.0086	.321	.00076	.16	.0476	.00027
%RSD	12.693	1.9987	167.54	.09037	.67816	2.3390	.10426	.81045	73.258
#1	.00349	.00366	.00043	9.4786	47.620	.03287	149.76	5.8404	.00018
#2	.00418	.00355	-.00004	9.4665	47.165	.03180	149.98	5.9078	.00055
Check ?	Chk Pass	Chk Pass	Chk Pass	Chk Pass	Chk Pass	Chk Pass	Chk Pass	Chk Pass	Chk Pass
High Limit									
Low Limit									

Elem	Na8183	Ni2316	P_1782	Pb2203	S_1820	Sb2068	Se1960	Si2881	Sn1899
Line	818.326 { 41}	231.604 {446}	178.284 {489}	220.353 {453}	182.034 {485}	206.833 {463}	196.090 {472}	288.158 {117}	189.989 {477}
Units	ppm	ppm	ppm	ppm	ppm	ppm	ppm	ppm	ppm
Avg	**242.78**	**.10881**	**.83476**	**.00419**	**6.8979**	**.00249**	**.00239**	**42.293**	**-.00011**
Stddev	.21	.00011	.00073	.00188	.0082	.00115	.00814	.072	.00072
%RSD	.08611	.10548	.08714	44.889	.11932	46.356	340.39	.17126	663.36
#1	242.93	.10889	.83425	.00552	6.8921	.00330	.00815	42.344	-.00062
#2	242.63	.10873	.83528	.00286	6.9038	.00167	-.00336	42.242	.00040
Check ?	Chk Pass	Chk Pass	Chk Pass	Chk Pass	None	Chk Pass	Chk Pass	Chk Pass	Chk Pass
High Limit									
Low Limit									

Elem	Sr4077	Th2837	Ti3349	Tl1908	U_3701	V_2924	Zn2062	Zr3391
Line	407.771 { 83}	283.730 {119}	334.904 {101}	190.856 {477}	370.152 { 91}	292.402 {115}	206.200 {163}	339.198 { 99}
Units	ppm	ppm	ppm	ppm	ppm	ppm	ppm	ppm
Avg	**1.7180**	**.00235**	**.00687**	**-.00248**	**.02470**	**.00292**	**.00817**	**.00468**
Stddev	.0029	.00030	.00066	.00117	.02544	.00058	.00002	.00433
%RSD	.17103	12.871	9.6146	47.206	103.03	19.927	.19958	92.453
#1	1.7159	.00214	.00640	-.00331	.04269	.00251	.00816	.00774
#2	1.7200	.00257	.00733	-.00165	.00670	.00333	.00818	.00162
Check ?	Chk Pass	Chk Pass	Chk Pass	Chk Pass	Chk Pass	Chk Pass	Chk Pass	Chk Pass
High Limit								
Low Limit								

Int. Std.	Y_2243	Y_3600	Y_3774
Line	224.306 {450}	360.073 { 94}	377.433 { 89}
Units	Cts/S	Cts/S	Cts/S
Avg	**5118.3**	**65336.**	**3612.4**
Stddev	8.6	349.	10.5
%RSD	.16829	.53473	.29125
#1	5112.2	65583.	3604.9
#2	5124.4	65089.	3619.8

Sample Name: 280-42080-C-2-A Acquired: 5/17/2013 14:04:30 Type: Unk
Method: 6500_026(v10) Mode: CONC Corr. Factor: 1.000000
User: bowenh Custom ID1: Custom ID2: Custom ID3:
Comment: 173887 6010b

Elem	Ag3280	Al1670	As1890	B_2089	Ba4554	Be3130	Bi2230	Ca3179	Cd2288
Line	328.068 {103}	167.079 {502}	189.042 {478}	208.959 {461}	455.403 { 74}	313.042 {108}	223.061 {451}	317.933 {106}	228.802 {447}
Units	ppm	ppm	ppm	ppm	ppm	ppm	ppm	ppm	ppm
Avg	**.00146**	**-.00241**	**.00979**	**4.7857**	**.41608**	**-.00016**	**-.00665**	**274.08**	**.00021**
Stddev	.00063	.00015	.00043	.0068	.00173	.00002	.00313	.79	.00002
%RSD	43.134	6.3170	4.3554	.14133	.41697	11.114	47.022	.28693	11.085
#1	.00191	-.00230	.01009	4.7809	.41731	-.00015	-.00444	274.64	.00022
#2	.00101	-.00252	.00949	4.7905	.41485	-.00017	-.00887	273.52	.00019
Check ?	Chk Pass	Chk Pass	Chk Pass	Chk Pass	Chk Pass	Chk Pass	Chk Pass	Chk Pass	Chk Pass
High Limit									
Low Limit									

Elem	Co2286	Cr2055	Cu3247	Fe2599	K_7664	Li6707	Mg2790	Mn2576	Mo2020
Line	228.616 {447}	205.552 {464}	324.754 {104}	259.940 {130}	766.490 { 44}	670.784 { 50}	279.079 {121}2	257.610 {131}	202.030 {467}
Units	ppm	ppm	ppm	ppm	ppm	ppm	ppm	ppm	ppm
Avg	**.00335**	**.00335**	**.00160**	**9.2951**	**41.280**	**.03193**	**144.32**	**5.7563**	**.00012**
Stddev	.00006	.00003	.00006	.0167	.226	.00047	.39	.0500	.00018
%RSD	1.7854	.87096	3.6580	.18005	.54861	1.4741	.27073	.86840	145.71
#1	.00340	.00333	.00164	9.2833	41.440	.03226	144.59	5.7917	.00025
#2	.00331	.00337	.00156	9.3069	41.119	.03159	144.04	5.7210	-.00000
Check ?	Chk Pass	Chk Pass	Chk Pass	Chk Pass	Chk Pass	Chk Pass	Chk Pass	Chk Pass	Chk Pass
High Limit									
Low Limit									

Elem	Na8183	Ni2316	P_1782	Pb2203	S_1820	Sb2068	Se1960	Si2881	Sn1899
Line	818.326 { 41}	231.604 {446}	178.284 {489}	220.353 {453}	182.034 {485}	206.833 {463}	196.090 {472}	288.158 {117}	189.989 {477}
Units	ppm	ppm	ppm	ppm	ppm	ppm	ppm	ppm	ppm
Avg	**233.45**	**.10506**	**.83625**	**.00457**	**6.5489**	**.00287**	**.00233**	**41.189**	**-.00005**
Stddev	.92	.00073	.00292	.00139	.0088	.00079	.00058	.098	.00029
%RSD	.39570	.69910	.34938	30.380	.13449	27.414	24.727	.23723	532.17
#1	234.10	.10558	.83831	.00555	6.5551	.00343	.00274	41.120	.00015
#2	232.79	.10454	.83418	.00359	6.5426	.00231	.00192	41.258	-.00026
Check ?	Chk Pass	Chk Pass	Chk Pass	Chk Pass	None	Chk Pass	Chk Pass	Chk Pass	Chk Pass
High Limit									
Low Limit									

Elem	Sr4077	Th2837	Ti3349	Tl1908	U_3701	V_2924	Zn2062	Zr3391
Line	407.771 { 83}	283.730 {119}	334.904 {101}	190.856 {477}	370.152 { 91}	292.402 {115}	206.200 {163}	339.198 { 99}
Units	ppm	ppm	ppm	ppm	ppm	ppm	ppm	ppm
Avg	**1.6640**	**.00058**	**.00635**	**-.00337**	**-.03140**	**.00321**	**.00558**	**.00460**
Stddev	.0041	.00234	.00003	.00128	.06104	.00002	.00025	.00264
%RSD	.24801	405.56	.43746	37.893	194.42	.56057	4.4658	57.453
#1	1.6669	-.00108	.00637	-.00427	.01177	.00322	.00541	.00647
#2	1.6611	.00223	.00633	-.00247	-.07456	.00320	.00576	.00273
Check ?	Chk Pass	Chk Pass	Chk Pass	Chk Pass	Chk Pass	Chk Pass	Chk Pass	Chk Pass
High Limit								
Low Limit								

Int. Std.	Y_2243	Y_3600	Y_3774
Line	224.306 {450}	360.073 { 94}	377.433 { 89}
Units	Cts/S	Cts/S	Cts/S
Avg	**5162.4**	**65313.**	**3671.2**
Stddev	4.7	34.	10.0
%RSD	.09121	.05248	.27249
#1	5159.1	65338.	3678.2
#2	5165.7	65289.	3664.1

Sample Name: CCVH-2050355 Acquired: 5/17/2013 14:06:58 Type: QC
Method: 6500_026(v10) Mode: CONC Corr. Factor: 1.000000
User: bowenh Custom ID1: Custom ID2: Custom ID3:
Comment:

Elem	Ag3280	Al3092	As1890	B_2089	Ba4554	Be3130	Bi2230	Ca3179	Cd2288	Co2286	Cr2055	Cu3247	Fe2714
Units	ppm	ppm	ppm	ppm	ppm	ppm	ppm	ppm	ppm	ppm	ppm	ppm	ppm
Avg	**.00015**	**48.954**	**-.00077**	**.03097**	**.00079**	**-.00012**	**.98684**	**.04560**	**-.00090**	**.00213**	**-.00001**	**-.00193**	**47.373**
Stddev	.00038	.035	.00251	.00120	.00024	.00018	.00537	.00702	.00016	.00010	.00025	.00048	.056
%RSD	246.39	.07240	328.21	3.8738	29.887	142.30	.54460	15.403	17.925	4.6706	1856.6	24.816	.11754
#1	-.00011	48.979	.00101	.03182	.00063	-.00025	.99064	.05056	-.00101	.00220	.00016	-.00160	47.412
#2	.00042	48.929	-.00254	.03012	.00096	.00000	.98304	.04063	-.00078	.00206	-.00019	-.00227	47.334
Check ?	None	Chk Pass	None	None	None	None	Chk Pass	None	None	None	None	None	Chk Pass
Value													
Range													

Elem	K_7664	Li6707	Mg2790	Mn2576	Mo2020	Na8183	Ni2316	P_1782	Pb2203	S_1820	Sb2068	Se1960	Si2881
Units	ppm	ppm	ppm	ppm	ppm	ppm	ppm	ppm	ppm	ppm	ppm	ppm	ppm
Avg	**10.835**	**.00556**	**.04609**	**.00084**	**-.00165**	**260.18**	**.00199**	**.01604**	**-.00035**	**4.9903**	**.00240**	**.00825**	**.03118**
Stddev	.244	.00104	.00138	.00002	.00012	.20	.00006	.00101	.00156	.0149	.00194	.00125	.00392
%RSD	2.2536	18.691	3.0026	2.3661	7.4690	.07847	3.0573	6.3258	451.90	.29919	80.824	15.175	12.573
#1	11.007	.00483	.04707	.00085	-.00157	260.33	.00195	.01675	-.00145	5.0009	.00377	.00737	.03395
#2	10.662	.00629	.04512	.00083	-.00174	260.04	.00204	.01532	.00076	4.9798	.00103	.00914	.02841
Check ?	None	None	None	None	None	Chk Pass	None	None	None	None	None	None	None
Value													
Range													

Elem	Sn1899	Sr4077	Th2837	Ti3349	Tl1908	U_3701	V_2924	Zn2062	Zr3391
Units	ppm	ppm	ppm	ppm	ppm	ppm	ppm	ppm	ppm
Avg	**-.00018**	**.00052**	**5.1379**	**.00407**	**-.00166**	**9.9589**	**.00029**	**.00303**	**-.05473**
Stddev	.00010	.00005	.0051	.00046	.00077	.0639	.00068	.00016	.00188
%RSD	55.481	9.6145	.09872	11.303	46.049	.64122	236.24	5.3892	3.4359
#1	-.00011	.00055	5.1415	.00439	-.00112	10.004	-.00019	.00291	-.05340
#2	-.00026	.00048	5.1343	.00374	-.00220	9.9137	.00077	.00314	-.05606
Check ?	None	None	Chk Pass	None	None	Chk Pass	None	None	None
Value									
Range									

Int. Std.	Y_2243	Y_3600	Y_3774
Units	Cts/S	Cts/S	Cts/S
Avg	**5207.5**	**65616.**	**3542.3**
Stddev	22.6	366.	7.0
%RSD	.43410	.55719	.19767
#1	5223.5	65357.	3547.3
#2	5191.6	65874.	3537.4

Sample Name: CCV-2050339 Acquired: 5/17/2013 14:09:21 Type: QC
Method: 6500_026(v10) Mode: CONC Corr. Factor: 1.000000
User: bowenh Custom ID1: Custom ID2: Custom ID3:
Comment:

Elem	Ag3280	Al1670	As1890	B_2089	Ba4554	Be3130	Bi2230	Ca3179	Cd2288	Co2286	Cr2055	Cu3247
Units	ppm	ppm	ppm	ppm	ppm	ppm	ppm	ppm	ppm	ppm	ppm	ppm
Avg	**.49889**	**.49668**	**.95263**	**.52419**	**.49556**	**.45727**	**.00486**	**4.7609**	**.49139**	**.50226**	**.47814**	**.47013**
Stddev	.00344	.00040	.00253	.00098	.00817	.00854	.00275	.0837	.00019	.00321	.00046	.00391
%RSD	.69027	.08083	.26564	.18752	1.6495	1.8676	56.527	1.7575	.03927	.63936	.09547	.83151
#1	.49646	.49640	.95442	.52488	.50134	.46331	.00292	4.8201	.49125	.50453	.47846	.46737
#2	.50133	.49696	.95085	.52349	.48978	.45123	.00681	4.7018	.49153	.49999	.47782	.47290
Check ?	Chk Pass	Chk Pass	Chk Pass	Chk Pass	Chk Pass	Chk Pass	None	Chk Pass	Chk Pass	Chk Pass	Chk Pass	Chk Pass
Value												
Range												

Elem	Fe2599	K_7664	Li6707	Mg2790	Mn2576	Mo2020	Na5895	Ni2316	P_1782	Pb2203	S_1820	Sb2068
Units	ppm	ppm	ppm	ppm	ppm	ppm	ppm	ppm	ppm	ppm	ppm	ppm
Avg	F **2.2363**	**54.904**	**1.0181**	**19.247**	**.49126**	**.46725**	F **8.2330**	**.48830**	**.99905**	**.98978**	**-.00151**	**.98427**
Stddev	.0506	.834	.0169	.151	.00394	.00233	.1870	.00267	.00241	.00215	.00529	.00514
%RSD	2.2622	1.5194	1.6642	.78586	.80234	.49784	2.2712	.54656	.24146	.21770	351.29	.52200
#1	2.2721	55.494	1.0300	19.140	.48847	.46890	8.3653	.49018	1.0008	.99130	.00223	.98790
#2	2.2005	54.314	1.0061	19.354	.49405	.46561	8.1008	.48641	.99735	.98825	-.00525	.98064
Check ?	Chk Fail	Chk Pass	Chk Pass	Chk Pass	Chk Pass	Chk Pass	Chk Fail	Chk Pass	Chk Pass	Chk Pass	None	Chk Pass
Value	2.5000						5.0000					
Range	-10.000%						10.000%					

Elem	Se1960	Si2881	Sn1899	Sr4077	Th2837	Ti3349	Tl1908	U_3701	V_2924	Zn2062	Zr3391
Units	ppm	ppm	ppm	ppm	ppm	ppm	ppm	ppm	ppm	ppm	ppm
Avg	**1.0173**	**4.5743**	**.94198**	**.50455**	**.00365**	**.48710**	**.95690**	**.01285**	**.47695**	**.48690**	**.47140**
Stddev	.0006	.0824	.00420	.00775	.00119	.00464	.00328	.01471	.00373	.00304	.00617
%RSD	.05921	1.8023	.44637	1.5358	32.571	.95266	.34285	114.49	.78251	.62471	1.3097
#1	1.0168	4.6326	.94496	.51003	.00449	.48381	.95922	.02325	.47431	.48475	.47577
#2	1.0177	4.5160	.93901	.49907	.00281	.49038	.95458	.00245	.47959	.48905	.46703
Check ?	Chk Pass	Chk Pass	Chk Pass	Chk Pass	None	Chk Pass	Chk Pass	None	Chk Pass	Chk Pass	Chk Pass
Value											
Range											

Int. Std.	Y_2243	Y_3600	Y_3774
Units	Cts/S	Cts/S	Cts/S
Avg	**5272.7**	**66258.**	**3506.6**
Stddev	10.1	381.	43.9
%RSD	.19073	.57506	1.2509
#1	5265.6	66527.	3475.6
#2	5279.8	65988.	3537.6

Sample Name: CCB Acquired: 5/17/2013 14:11:35 Type: QC
Method: 6500_026(v10) Mode: CONC Corr. Factor: 1.000000
User: bowenh Custom ID1: Custom ID2: Custom ID3:
Comment:

Elem	Ag3280	Al1670	As1890	B_2089	Ba4554	Be3130	Bi2230	Ca3179	Cd2288	Co2286	Cr2055
Units	ppm	ppm	ppm	ppm	ppm	ppm	ppm	ppm	ppm	ppm	ppm
Avg	W **.00094**	**.00154**	**.00172**	F **.01674**	**.00001**	**-.00013**	**-.00074**	**.02336**	**-.00009**	**.00027**	**-.00007**
Stddev	.00067	.00024	.00124	.00106	.00018	.00005	.00106	.00499	.00001	.00013	.00001
%RSD	71.914	15.541	71.997	6.3198	2836.2	42.837	143.34	21.348	5.4815	46.077	15.278
#1	.00142	.00137	.00259	.01749	.00013	-.00009	.00001	.02689	-.00009	.00036	-.00007
#2	.00046	.00171	.00084	.01599	-.00012	-.00017	-.00148	.01984	-.00009	.00018	-.00006
Check ?	Chk Warn	Chk Pass	Chk Pass	Chk Fail	Chk Pass	Chk Pass	None	Chk Pass	Chk Pass	Chk Pass	Chk Pass
High Limit	.00093			.00312							
Low Limit	-.00093			-.00312							

Elem	Cu3247	Fe2599	K_7664	Li6707	Mg2790	Mn2576	Mo2020	Na5895	Ni2316	P_1782	Pb2203
Units	ppm	ppm	ppm	ppm	ppm	ppm	ppm	ppm	ppm	ppm	ppm
Avg	W **-.00139**	**.00081**	F **6.8430**	W **.00429**	F **.02994**	F **.00061**	**.00008**	F **3.0590**	**.00041**	**.00507**	**.00056**
Stddev	.00015	.00550	.1684	.00180	.00256	.00005	.00019	.0488	.00023	.00049	.00068
%RSD	11.070	679.28	2.4608	42.036	8.5574	7.7907	226.62	1.5965	56.931	9.7444	121.61
#1	-.00150	-.00308	6.9620	.00557	.03176	.00065	.00022	3.0935	.00024	.00472	.00008
#2	-.00128	.00470	6.7239	.00302	.02813	.00058	-.00005	3.0244	.00057	.00542	.00104
Check ?	Chk Warn	Chk Pass	Chk Fail	Chk Warn	Chk Fail	Chk Fail	Chk Pass	Chk Fail	Chk Pass	Chk Pass	Chk Pass
High Limit	.00136		.25000	.00261	.02140	.00051		.10000			
Low Limit	-.00136		-.25000	-.00261	-.02140	-.00051		-.10000			

Elem	S_1820	Sb2068	Se1960	Si2881	Sn1899	Sr4077	Th2837	Ti3349	Tl1908	U_3701	V_2924
Units	ppm	ppm	ppm	ppm	ppm	ppm	ppm	ppm	ppm	ppm	ppm
Avg	**-.01512**	**.00263**	**.00402**	**-.01282**	**-.00129**	**.00023**	**.00225**	W **.00060**	**-.00160**	**.02746**	**.00033**
Stddev	.00021	.00022	.00560	.01605	.00091	.00010	.00124	.00015	.00039	.00424	.00055
%RSD	1.4020	8.1849	139.15	125.17	70.651	43.395	54.855	25.333	24.101	15.434	168.56
#1	-.01497	.00248	.00006	-.00147	-.00193	.00016	.00313	.00071	-.00187	.02446	-.00006
#2	-.01527	.00278	.00798	-.02417	-.00064	.00031	.00138	.00049	-.00133	.03046	.00072
Check ?	None	Chk Pass	Chk Pass	Chk Pass	Chk Pass	Chk Pass	Chk Pass	Chk Warn	Chk Pass	Chk Pass	Chk Pass
High Limit								.00060			
Low Limit								-.00060			

Elem	Zn2062	Zr3391
Units	ppm	ppm
Avg	**.00186**	W **.00255**
Stddev	.00029	.00418
%RSD	15.446	164.02
#1	.00166	.00550
#2	.00207	-.00041
Check ?	Chk Pass	Chk Warn
High Limit		.00238
Low Limit		-.00238

Int. Std.	Y_2243	Y_3600	Y_3774
Units	Cts/S	Cts/S	Cts/S
Avg	**5282.1**	**66310.**	**3468.7**
Stddev	26.5	274.	17.2
%RSD	.50159	.41356	.49484
#1	5263.3	66116.	3456.5
#2	5300.8	66504.	3480.8

Sample Name: CCVL2057887 Acquired: 5/17/2013 14:14:03 Type: QC
Method: 6500_026(v10) Mode: CONC Corr. Factor: 1.000000
User: bowenh Custom ID1: Custom ID2: Custom ID3:
Comment:

Elem	Ag3280	Al1670	As1890	B_2089	Ba4554	Be3130	Bi2230	Ca3179	Cd2288	Co2286	Cr2055
Units	ppm	ppm	ppm	ppm	ppm	ppm	ppm	ppm	ppm	ppm	ppm
Avg	**.01075**	**.11256**	**.01465**	W **.12227**	**.01031**	**.00092**	**.10858**	F **.39071**	**.00497**	**.01059**	**.00992**
Stddev	.00002	.00193	.00035	.00192	.00003	.00000	.00104	.00685	.00005	.00011	.00007
%RSD	.22585	1.7136	2.3660	1.5738	.25645	.09846	.95603	1.7532	1.0798	1.0750	.71369
#1	.01073	.11392	.01440	.12363	.01029	.00091	.10931	.38587	.00494	.01067	.00987
#2	.01076	.11119	.01489	.12091	.01032	.00092	.10785	.39555	.00501	.01051	.00997
Check ?	Chk Pass	Chk Pass	Chk Pass	Chk Warn	Chk Pass	Chk Pass	Chk Pass	Chk Fail	Chk Pass	Chk Pass	Chk Pass
Value				.10000				.20000			
Range				20.000%				30.000%			

Elem	Cu3247	Fe2599	K_7664	Li6707	Mg2790	Mn2576	Mo2020	Na5895	Ni2316	P_1782	Pb2203
Units	ppm	ppm	ppm	ppm	ppm	ppm	ppm	ppm	ppm	ppm	ppm
Avg	**.01390**	**.11475**	F **12.697**	F **.01413**	F **.43031**	F **.01522**	**.01938**	F **8.2490**	**.04069**	**3.0073**	**.00883**
Stddev	.00020	.00059	.034	.00120	.00043	.00009	.00006	.0434	.00002	.0040	.00096
%RSD	1.4042	.51759	.26856	8.5066	.10045	.60263	.28540	.52550	.05090	.13274	10.909
#1	.01377	.11433	12.721	.01328	.43001	.01528	.01942	8.2184	.04070	3.0101	.00815
#2	.01404	.11517	12.672	.01498	.43062	.01515	.01934	8.2797	.04067	3.0044	.00951
Check ?	Chk Pass	Chk Pass	Chk Fail	Chk Fail	Chk Fail	Chk Fail	Chk Pass	Chk Fail	Chk Pass	Chk Pass	Chk Pass
Value			3.0000	.01000	.20000	.01000		1.0000			
Range			30.000%	30.000%	30.000%	30.000%		30.000%			

Elem	S_1820	Sb2068	Se1960	Si2881	Sn1899	Sr4077	Th2837	Ti3349	Tl1908	U_3701	V_2924
Units	ppm	ppm	ppm	ppm	ppm	ppm	ppm	ppm	ppm	ppm	ppm
Avg	**.00888**	W **.01205**	**.01677**	**.48778**	**.09606**	**.01200**	W **.01869**	**.01050**	**.01675**	**.05948**	**.00955**
Stddev	.00428	.00225	.00077	.01029	.00018	.00005	.00404	.00038	.00016	.03737	.00032
%RSD	48.202	18.649	4.5900	2.1090	.18653	.38810	21.608	3.6146	.96686	62.822	3.3133
#1	.01191	.01364	.01622	.49505	.09593	.01203	.01583	.01023	.01687	.08590	.00977
#2	.00585	.01046	.01731	.48050	.09619	.01196	.02154	.01077	.01664	.03306	.00932
Check ?	None	Chk Warn	Chk Pass	Chk Pass	Chk Pass	Chk Pass	Chk Warn	Chk Pass	Chk Pass	Chk Pass	Chk Pass
Value		.01000					.01500				
Range		20.000%					20.000%				

Elem	Zn2062	Zr3391
Units	ppm	ppm
Avg	**.02321**	**.01712**
Stddev	.00026	.00069
%RSD	1.1173	4.0343
#1	.02339	.01663
#2	.02303	.01761
Check ?	Chk Pass	Chk Pass
Value		
Range		

Int. Std.	Y_2243	Y_3600	Y_3774
Units	Cts/S	Cts/S	Cts/S
Avg	**5447.8**	**67768.**	**3579.8**
Stddev	6.3	183.	7.7
%RSD	.11605	.26940	.21487
#1	5443.4	67639.	3574.3
#2	5452.3	67897.	3585.2

Sample Name: 280-42080-C-3-A Acquired: 5/17/2013 14:16:26 Type: Unk
Method: 6500_026(v10) Mode: CONC Corr. Factor: 1.000000
User: bowenh Custom ID1: Custom ID2: Custom ID3:
Comment: 173887 6010b

Elem	Ag3280	Al1670	As1890	B_2089	Ba4554	Be3130	Bi2230	Ca3179	Cd2288
Line	328.068 {103}	167.079 {502}	189.042 {478}	208.959 {461}	455.403 { 74}	313.042 {108}	223.061 {451}	317.933 {106}	228.802 {447}
Units	ppm	ppm	ppm	ppm	ppm	ppm	ppm	ppm	ppm
Avg	**.00139**	**.00463**	**.02395**	**40.412**	**1.3419**	**-.00018**	**-.00666**	**434.37**	**-.00004**
Stddev	.00002	.00030	.00002	.008	.0124	.00006	.00164	3.59	.00004
%RSD	1.6458	6.5335	.06781	.01916	.92033	34.634	24.640	.82574	104.30
#1	.00137	.00442	.02394	40.417	1.3507	-.00014	-.00782	436.91	-.00007
#2	.00141	.00485	.02396	40.406	1.3332	-.00022	-.00550	431.84	-.00001
Check ?	Chk Pass	Chk Pass	Chk Pass	Chk Pass	Chk Pass	Chk Pass	Chk Pass	Chk Pass	Chk Pass
High Limit									
Low Limit									

Elem	Co2286	Cr2055	Cu3247	Fe2599	K_7664	Li6707	Mg2790	Mn2576	Mo2020
Line	228.616 {447}	205.552 {464}	324.754 {104}	259.940 {130}	766.490 { 44}	670.784 { 50}	279.079 {121}2	257.610 {131}	202.030 {467}
Units	ppm	ppm	ppm	ppm	ppm	ppm	ppm	ppm	ppm
Avg	**.01316**	**.03312**	**.00183**	**10.592**	W **111.85**	**.10428**	**196.23**	**6.0554**	**.01162**
Stddev	.00060	.00020	.00010	.001	.66	.00177	.01	.0485	.00017
%RSD	4.5844	.60509	5.6461	.01077	.59036	1.6939	.00375	.80077	1.4698
#1	.01274	.03298	.00175	10.593	112.32	.10553	196.23	6.0896	.01174
#2	.01359	.03326	.00190	10.591	111.39	.10303	196.24	6.0211	.01150
Check ?	Chk Pass	Chk Pass	Chk Pass	Chk Pass	Chk Warn	Chk Pass	Chk Pass	Chk Pass	Chk Pass
High Limit					100.00				
Low Limit					-.50000				

Elem	Na8183	Ni2316	P_1782	Pb2203	S_1820	Sb2068	Se1960	Si2881	Sn1899
Line	818.326 { 41}	231.604 {446}	178.284 {489}	220.353 {453}	182.034 {485}	206.833 {463}	196.090 {472}	288.158 {117}	189.989 {477}
Units	ppm	ppm	ppm	ppm	ppm	ppm	ppm	ppm	ppm
Avg	W **1310.4**	**.31188**	**2.0961**	**.00409**	**22.451**	**.00373**	**.00139**	**36.774**	**.00223**
Stddev	11.1	.00177	.0104	.00036	.025	.00275	.00517	.046	.00121
%RSD	.85007	.56756	.49854	8.6868	.11089	73.787	371.22	.12499	54.171
#1	1318.3	.31314	2.1034	.00384	22.469	.00179	.00505	36.807	.00308
#2	1302.5	.31063	2.0887	.00434	22.433	.00568	-.00226	36.742	.00137
Check ?	Chk Warn	Chk Pass	Chk Pass	Chk Pass	None	Chk Pass	Chk Pass	Chk Pass	Chk Pass
High Limit	500.00								
Low Limit	10.000								

Elem	Sr4077	Th2837	Ti3349	Tl1908	U_3701	V_2924	Zn2062	Zr3391
Line	407.771 { 83}	283.730 {119}	334.904 {101}	190.856 {477}	370.152 { 91}	292.402 {115}	206.200 {163}	339.198 { 99}
Units	ppm	ppm	ppm	ppm	ppm	ppm	ppm	ppm
Avg	**3.8016**	**.00425**	**.02886**	**-.00420**	**-.04105**	**.01660**	**.01020**	**.01424**
Stddev	.0296	.00079	.00036	.00049	.00806	.00049	.00041	.00068
%RSD	.77943	18.485	1.2536	11.666	19.639	2.9262	3.9812	4.8069
#1	3.8225	.00369	.02860	-.00386	-.03535	.01694	.00991	.01375
#2	3.7806	.00481	.02912	-.00455	-.04675	.01626	.01049	.01472
Check ?	Chk Pass	Chk Pass	Chk Pass	Chk Pass	Chk Pass	Chk Pass	Chk Pass	Chk Pass
High Limit								
Low Limit								

Int. Std.	Y_2243	Y_3600	Y_3774
Line	224.306 {450}	360.073 { 94}	377.433 { 89}
Units	Cts/S	Cts/S	Cts/S
Avg	**4898.3**	**62905.**	**3503.8**
Stddev	7.2	33.	1.9
%RSD	.14731	.05174	.05366
#1	4893.2	62928.	3505.1
#2	4903.4	62882.	3502.5

Sample Name: 280-42080-C-4-A Acquired: 5/17/2013 14:19:42 Type: Unk
Method: 6500_026(v10) Mode: CONC Corr. Factor: 1.000000
User: bowenh Custom ID1: Custom ID2: Custom ID3:
Comment: 173887 6010b

Elem	Ag3280	Al1670	As1890	B_2089	Ba4554	Be3130	Bi2230	Ca3179	Cd2288
Line	328.068 {103}	167.079 {502}	189.042 {478}	208.959 {461}	455.403 { 74}	313.042 {108}	223.061 {451}	317.933 {106}	228.802 {447}
Units	ppm	ppm	ppm	ppm	ppm	ppm	ppm	ppm	ppm
Avg	**.00151**	**.01184**	**.00162**	**.09831**	**.00067**	**.00011**	**.00309**	**.27873**	**.00003**
Stddev	.00012	.00082	.00249	.00774	.00016	.00009	.00239	.01432	.00013
%RSD	7.6505	6.9549	153.82	7.8755	23.866	81.019	77.408	5.1381	442.48
#1	.00143	.01243	.00338	.10378	.00079	.00017	.00140	.28886	-.00006
#2	.00159	.01126	-.00014	.09284	.00056	.00005	.00478	.26860	.00012
Check ?	Chk Pass	Chk Pass	Chk Pass	Chk Pass	Chk Pass	Chk Pass	Chk Pass	Chk Pass	Chk Pass
High Limit									
Low Limit									

Elem	Co2286	Cr2055	Cu3247	Fe2599	K_7664	Li6707	Mg2790	Mn2576	Mo2020
Line	228.616 {447}	205.552 {464}	324.754 {104}	259.940 {130}	766.490 { 44}	670.784 { 50}	279.079 {121}2	257.610 {131}	202.030 {467}
Units	ppm	ppm	ppm	ppm	ppm	ppm	ppm	ppm	ppm
Avg	**.00027**	**.00011**	**-.00054**	**.03516**	**9.5129**	**.00490**	**.20309**	**.00503**	**.00034**
Stddev	.00010	.00006	.00045	.00697	.2994	.00083	.00714	.00015	.00009
%RSD	37.214	54.512	83.054	19.816	3.1477	16.877	3.5170	3.0235	26.164
#1	.00034	.00015	-.00022	.04008	9.7246	.00431	.20815	.00513	.00040
#2	.00020	.00007	-.00085	.03023	9.3011	.00548	.19804	.00492	.00027
Check ?	Chk Pass	Chk Pass	Chk Pass	Chk Pass	Chk Pass	Chk Pass	Chk Pass	Chk Pass	Chk Pass
High Limit									
Low Limit									

Elem	Na5895	Ni2316	P_1782	Pb2203	S_1820	Sb2068	Se1960	Si2881	Sn1899
Line	589.592 { 57}	231.604 {446}	178.284 {489}	220.353 {453}	182.034 {485}	206.833 {463}	196.090 {472}	288.158 {117}	189.989 {477}
Units	ppm	ppm	ppm	ppm	ppm	ppm	ppm	ppm	ppm
Avg	**6.4271**	**.00056**	**.23503**	**.00091**	**-.00329**	**.00206**	**.00282**	**.14311**	**-.00072**
Stddev	.3175	.00005	.00172	.00113	.00239	.00039	.00020	.02473	.00088
%RSD	4.9394	9.7919	.73072	124.32	72.688	18.870	7.1214	17.279	122.22
#1	6.6516	.00052	.23625	.00011	-.00499	.00233	.00268	.16059	-.00010
#2	6.2027	.00060	.23382	.00171	-.00160	.00178	.00297	.12562	-.00134
Check ?	Chk Pass	Chk Pass	Chk Pass	Chk Pass	None	Chk Pass	Chk Pass	Chk Pass	Chk Pass
High Limit									
Low Limit									

Elem	Sr4077	Th2837	Ti3349	Tl1908	U_3701	V_2924	Zn2062	Zr3391
Line	407.771 { 83}	283.730 {119}	334.904 {101}	190.856 {477}	370.152 { 91}	292.402 {115}	206.200 {163}	339.198 { 99}
Units	ppm	ppm	ppm	ppm	ppm	ppm	ppm	ppm
Avg	**.00234**	**.00076**	**.00049**	**-.00034**	**.02340**	**.00047**	**.00430**	**.00336**
Stddev	.00011	.00112	.00005	.00047	.01997	.00008	.00008	.00197
%RSD	4.6980	147.85	9.9982	138.09	85.363	17.569	1.9482	58.705
#1	.00242	-.00003	.00046	-.00001	.03752	.00053	.00436	.00476
#2	.00227	.00155	.00053	-.00068	.00927	.00041	.00424	.00197
Check ?	Chk Pass	Chk Pass	Chk Pass	Chk Pass	Chk Pass	Chk Pass	Chk Pass	Chk Pass
High Limit								
Low Limit								

Int. Std.	Y_2243	Y_3600	Y_3774
Line	224.306 {450}	360.073 { 94}	377.433 { 89}
Units	Cts/S	Cts/S	Cts/S
Avg	**5441.5**	**68752.**	**3647.6**
Stddev	30.4	329.	44.6
%RSD	.55934	.47924	1.2238
#1	5463.1	68519.	3616.0
#2	5420.0	68985.	3679.2

Sample Name: 280-42080-C-5-A Acquired: 5/17/2013 14:22:10 Type: Unk
Method: 6500_026(v10) Mode: CONC Corr. Factor: 1.000000
User: bowenh Custom ID1: Custom ID2: Custom ID3:
Comment: 173887 6010b

Elem	Ag3280	Al1670	As1890	B_2089	Ba4554	Be3130	Bi2230	Ca3179	Cd2288
Line	328.068 {103}	167.079 {502}	189.042 {478}	208.959 {461}	455.403 { 74}	313.042 {108}	223.061 {451}	317.933 {106}	228.802 {447}
Units	ppm	ppm	ppm	ppm	ppm	ppm	ppm	ppm	ppm
Avg	**.00016**	**.04237**	**.05530**	**58.984**	**.80081**	**.00001**	**.00143**	**75.238**	**.00042**
Stddev	.00038	.00004	.00237	.072	.00133	.00009	.00317	.138	.00012
%RSD	237.98	.10077	4.2771	.12216	.16601	682.09	222.54	.18300	28.778
#1	-.00011	.04234	.05697	59.035	.80175	-.00005	.00367	75.335	.00051
#2	.00043	.04240	.05363	58.933	.79987	.00008	-.00082	75.141	.00034
Check ?	Chk Pass	Chk Pass	Chk Pass	Chk Pass	Chk Pass	Chk Pass	Chk Pass	Chk Pass	Chk Pass
High Limit									
Low Limit									

Elem	Co2286	Cr2055	Cu3247	Fe2599	K_7664	Li6707	Mg2790	Mn2576	Mo2020
Line	228.616 {447}	205.552 {464}	324.754 {104}	259.940 {130}	766.490 { 44}	670.784 { 50}	279.079 {121}2	257.610 {131}	202.030 {467}
Units	ppm	ppm	ppm	ppm	ppm	ppm	ppm	ppm	ppm
Avg	**.02249**	**.28243**	**.00266**	**2.6871**	F **766.16**	**1.3811**	W **966.78**	**.36680**	**.02734**
Stddev	.00029	.00154	.00082	.0091	.64	.0065	5.36	.00046	.00023
%RSD	1.2884	.54415	30.740	.33725	.08380	.46951	.55424	.12505	.85243
#1	.02269	.28351	.00324	2.6807	765.71	1.3765	962.99	.36648	.02717
#2	.02228	.28134	.00208	2.6935	766.62	1.3856	970.57	.36712	.02750
Check ?	Chk Pass	Chk Pass	Chk Pass	Chk Pass	Chk Fail	Chk Pass	Chk Warn	Chk Pass	Chk Pass
High Limit					500.00		500.00		
Low Limit					-2.0000		-.10000		

Elem	Na8183	Ni2316	P_1782	Pb2203	S_1820	Sb2068	Se1960	Si2881	Sn1899
Line	818.326 { 41}	231.604 {446}	178.284 {489}	220.353 {453}	182.034 {485}	206.833 {463}	196.090 {472}	288.158 {117}	189.989 {477}
Units	ppm	ppm	ppm	ppm	ppm	ppm	ppm	ppm	ppm
Avg	W **4076.0**	**.17163**	**2.6624**	**.00061**	**90.261**	**.00944**	**.00321**	**21.966**	**.02613**
Stddev	1.3	.00075	.0095	.00210	.066	.00030	.00126	.012	.00188
%RSD	.03230	.43527	.35733	342.93	.07344	3.1784	39.234	.05454	7.2109
#1	4076.9	.17215	2.6692	-.00087	90.308	.00965	.00232	21.975	.02746
#2	4075.1	.17110	2.6557	.00210	90.214	.00923	.00410	21.958	.02479
Check ?	Chk Warn	Chk Pass	Chk Pass	Chk Pass	None	Chk Pass	Chk Pass	Chk Pass	Chk Pass
High Limit	500.00								
Low Limit	10.000								

Elem	Sr4077	Th2837	Ti3349	Tl1908	U_3701	V_2924	Zn2062	Zr3391
Line	407.771 { 83}	283.730 {119}	334.904 {101}	190.856 {477}	370.152 { 91}	292.402 {115}	206.200 {163}	339.198 { 99}
Units	ppm	ppm	ppm	ppm	ppm	ppm	ppm	ppm
Avg	**2.1252**	**.00520**	**.27192**	**-.00443**	**.05303**	**.09000**	**.02900**	**.08284**
Stddev	.0015	.00023	.00038	.00155	.00411	.00062	.00023	.00122
%RSD	.06903	4.3987	.14023	34.893	7.7423	.68837	.79461	1.4759
#1	2.1263	.00536	.27219	-.00553	.05013	.09043	.02916	.08198
#2	2.1242	.00504	.27165	-.00334	.05594	.08956	.02884	.08371
Check ?	Chk Pass	Chk Pass	Chk Pass	Chk Pass	Chk Pass	Chk Pass	Chk Pass	Chk Pass
High Limit								
Low Limit								

Int. Std.	Y_2243	Y_3600	Y_3774
Line	224.306 {450}	360.073 { 94}	377.433 { 89}
Units	Cts/S	Cts/S	Cts/S
Avg	**4550.8**	**58655.**	**3385.0**
Stddev	4.0	16.	27.2
%RSD	.08822	.02722	.80404
#1	4553.7	58666.	3365.7
#2	4548.0	58643.	3404.2

Sample Name: 280-42145-D-1-A Acquired: 5/17/2013 14:25:18 Type: Unk
Method: 6500_026(v10) Mode: CONC Corr. Factor: 1.000000
User: bowenh Custom ID1: Custom ID2: Custom ID3:
Comment: 173887 6010b

Elem	Ag3280	Al1670	As1890	B_2089	Ba4554	Be3130	Bi2230	Ca3179	Cd2288
Line	328.068 {103}	167.079 {502}	189.042 {478}	208.959 {461}	455.403 { 74}	313.042 {108}	223.061 {451}	317.933 {106}	228.802 {447}
Units	ppm	ppm	ppm	ppm	ppm	ppm	ppm	ppm	ppm
Avg	**.00144**	**.03094**	**-.00038**	**.33331**	**.03341**	**-.00012**	**-.00172**	**239.86**	**.00024**
Stddev	.00017	.00027	.00077	.01498	.00057	.00008	.00024	1.14	.00014
%RSD	12.101	.88464	202.30	4.4953	1.7168	67.917	13.781	.47554	58.394
#1	.00156	.03075	-.00092	.34391	.03382	-.00006	-.00155	239.05	.00034
#2	.00132	.03114	.00016	.32272	.03301	-.00017	-.00189	240.67	.00014
Check ?	Chk Pass	Chk Pass	Chk Pass	Chk Pass	Chk Pass	Chk Pass	Chk Pass	Chk Pass	Chk Pass
High Limit									
Low Limit									

Elem	Co2286	Cr2055	Cu3247	Fe2599	K_7664	Li6707	Mg2790	Mn2576	Mo2020
Line	228.616 {447}	205.552 {464}	324.754 {104}	259.940 {130}	766.490 { 44}	670.784 { 50}	279.079 {121}2	257.610 {131}	202.030 {467}
Units	ppm	ppm	ppm	ppm	ppm	ppm	ppm	ppm	ppm
Avg	**.00028**	**.00053**	**-.00026**	**.04801**	**10.169**	**.00576**	**33.185**	**.20405**	**.00027**
Stddev	.00014	.00003	.00007	.00160	.244	.00003	.040	.00022	.00008
%RSD	51.296	6.2275	26.064	3.3291	2.3964	.51333	.12045	.11022	29.534
#1	.00038	.00055	-.00031	.04688	10.341	.00574	33.213	.20421	.00033
#2	.00018	.00051	-.00021	.04914	9.9964	.00578	33.156	.20389	.00021
Check ?	Chk Pass	Chk Pass	Chk Pass	Chk Pass	Chk Pass	Chk Pass	Chk Pass	Chk Pass	Chk Pass
High Limit									
Low Limit									

Elem	Na8183	Ni2316	P_1782	Pb2203	S_1820	Sb2068	Se1960	Si2881	Sn1899
Line	818.326 { 41}	231.604 {446}	178.284 {489}	220.353 {453}	182.034 {485}	206.833 {463}	196.090 {472}	288.158 {117}	189.989 {477}
Units	ppm	ppm	ppm	ppm	ppm	ppm	ppm	ppm	ppm
Avg	**15.039**	**.00267**	**.49482**	**.00218**	**218.74**	**.00274**	**.00337**	**3.4076**	**-.00147**
Stddev	.438	.00010	.00904	.00120	.27	.00042	.00262	.0357	.00023
%RSD	2.9123	3.7360	1.8262	55.288	.12244	15.185	77.703	1.0468	15.329
#1	15.349	.00260	.50121	.00133	218.93	.00244	.00152	3.4328	-.00131
#2	14.729	.00274	.48843	.00303	218.55	.00303	.00522	3.3823	-.00163
Check ?	Chk Pass	Chk Pass	Chk Pass	Chk Pass	None	Chk Pass	Chk Pass	Chk Pass	Chk Pass
High Limit									
Low Limit									

Elem	Sr4077	Th2837	Ti3349	Tl1908	U_3701	V_2924	Zn2062	Zr3391
Line	407.771 { 83}	283.730 {119}	334.904 {101}	190.856 {477}	370.152 { 91}	292.402 {115}	206.200 {163}	339.198 { 99}
Units	ppm	ppm	ppm	ppm	ppm	ppm	ppm	ppm
Avg	**.72759**	**.00017**	**.00193**	**-.00054**	**-.01240**	**.00095**	**.00553**	**.00284**
Stddev	.00359	.00035	.00009	.00098	.06377	.00046	.00035	.00042
%RSD	.49352	210.05	4.7189	179.34	514.09	48.378	6.3197	14.786
#1	.72506	-.00008	.00199	.00015	-.05749	.00063	.00577	.00255
#2	.73013	.00042	.00186	-.00124	.03269	.00128	.00528	.00314
Check ?	Chk Pass	Chk Pass	Chk Pass	Chk Pass	Chk Pass	Chk Pass	Chk Pass	Chk Pass
High Limit								
Low Limit								

Int. Std.	Y_2243	Y_3600	Y_3774
Line	224.306 {450}	360.073 { 94}	377.433 { 89}
Units	Cts/S	Cts/S	Cts/S
Avg	**5231.8**	**65899.**	**3594.0**
Stddev	.4	182.	20.3
%RSD	.00767	.27618	.56374
#1	5232.1	65771.	3608.3
#2	5231.5	66028.	3579.7

Sample Name: 280-42145-D-2-A Acquired: 5/17/2013 14:27:42 Type: Unk
Method: 6500_026(v10) Mode: CONC Corr. Factor: 1.000000
User: bowenh Custom ID1: Custom ID2: Custom ID3:
Comment: 173887 6010b

Elem	Ag3280	Al1670	As1890	B_2089	Ba4554	Be3130	Bi2230	Ca3179	Cd2288
Line	328.068 {103}	167.079 {502}	189.042 {478}	208.959 {461}	455.403 { 74}	313.042 {108}	223.061 {451}	317.933 {106}	228.802 {447}
Units	ppm	ppm	ppm	ppm	ppm	ppm	ppm	ppm	ppm
Avg	**.00063**	**.02365**	**.00114**	**.12537**	**.04728**	**-.00010**	**-.00004**	**125.90**	**.00014**
Stddev	.00010	.00046	.00006	.00541	.00027	.00005	.00175	.46	.00011
%RSD	16.510	1.9650	5.5448	4.3170	.56393	48.960	4241.8	.36541	77.787
#1	.00056	.02398	.00110	.12920	.04709	-.00007	-.00128	126.22	.00006
#2	.00071	.02332	.00119	.12154	.04747	-.00014	.00120	125.57	.00021
Check ?	Chk Pass	Chk Pass	Chk Pass	Chk Pass	Chk Pass	Chk Pass	Chk Pass	Chk Pass	Chk Pass
High Limit									
Low Limit									

Elem	Co2286	Cr2055	Cu3247	Fe2599	K_7664	Li6707	Mg2790	Mn2576	Mo2020
Line	228.616 {447}	205.552 {464}	324.754 {104}	259.940 {130}	766.490 { 44}	670.784 { 50}	279.079 {121}2	257.610 {131}	202.030 {467}
Units	ppm	ppm	ppm	ppm	ppm	ppm	ppm	ppm	ppm
Avg	**.00040**	**.00031**	**.00006**	**.14247**	**9.3879**	**.00470**	**14.976**	**1.1593**	**.00025**
Stddev	.00016	.00006	.00008	.00107	.3464	.00106	.006	.0007	.00009
%RSD	40.526	18.468	131.77	.74984	3.6900	22.539	.04337	.05656	37.311
#1	.00052	.00027	.00012	.14172	9.6329	.00395	14.980	1.1589	.00019
#2	.00029	.00035	.00000	.14323	9.1430	.00545	14.971	1.1598	.00032
Check ?	Chk Pass	Chk Pass	Chk Pass	Chk Pass	Chk Pass	Chk Pass	Chk Pass	Chk Pass	Chk Pass
High Limit									
Low Limit									

Elem	Na8183	Ni2316	P_1782	Pb2203	S_1820	Sb2068	Se1960	Si2881	Sn1899
Line	818.326 { 41}	231.604 {446}	178.284 {489}	220.353 {453}	182.034 {485}	206.833 {463}	196.090 {472}	288.158 {117}	189.989 {477}
Units	ppm	ppm	ppm	ppm	ppm	ppm	ppm	ppm	ppm
Avg	**21.670**	**.00450**	**.36256**	**-.00094**	**80.343**	**.00328**	**.00078**	**5.0577**	**-.00129**
Stddev	.667	.00053	.00053	.00001	.143	.00165	.00271	.0413	.00031
%RSD	3.0794	11.794	.14526	1.3720	.17753	50.114	349.51	.81551	24.047
#1	22.142	.00488	.36219	-.00095	80.444	.00212	-.00114	5.0868	-.00150
#2	21.198	.00412	.36294	-.00094	80.242	.00445	.00269	5.0285	-.00107
Check ?	Chk Pass	Chk Pass	Chk Pass	Chk Pass	None	Chk Pass	Chk Pass	Chk Pass	Chk Pass
High Limit									
Low Limit									

Elem	Sr4077	Th2837	Ti3349	Tl1908	U_3701	V_2924	Zn2062	Zr3391
Line	407.771 { 83}	283.730 {119}	334.904 {101}	190.856 {477}	370.152 { 91}	292.402 {115}	206.200 {163}	339.198 { 99}
Units	ppm	ppm	ppm	ppm	ppm	ppm	ppm	ppm
Avg	**.28399**	**.00048**	**.00064**	**.00183**	**-.00816**	**.00091**	**.00515**	**.00244**
Stddev	.00109	.00194	.00001	.00121	.00566	.00047	.00041	.00043
%RSD	.38418	400.29	1.6898	65.780	69.311	52.078	7.9349	17.644
#1	.28476	.00186	.00063	.00098	-.00416	.00057	.00486	.00275
#2	.28321	-.00089	.00065	.00268	-.01216	.00125	.00544	.00214
Check ?	Chk Pass	Chk Pass	Chk Pass	Chk Pass	Chk Pass	Chk Pass	Chk Pass	Chk Pass
High Limit								
Low Limit								

Int. Std.	Y_2243	Y_3600	Y_3774
Line	224.306 {450}	360.073 { 94}	377.433 { 89}
Units	Cts/S	Cts/S	Cts/S
Avg	**5269.7**	**66918.**	**3546.2**
Stddev	6.5	150.	13.8
%RSD	.12420	.22380	.39045
#1	5265.0	66812.	3536.4
#2	5274.3	67024.	3556.0

Sample Name: 280-42145-D-3-A Acquired: 5/17/2013 14:30:06 Type: Unk
Method: 6500_026(v10) Mode: CONC Corr. Factor: 1.000000
User: bowenh Custom ID1: Custom ID2: Custom ID3:
Comment: 173887 6010b

Elem	Ag3280	Al1670	As1890	B_2089	Ba4554	Be3130	Bi2230	Ca3179	Cd2288
Line	328.068 {103}	167.079 {502}	189.042 {478}	208.959 {461}	455.403 { 74}	313.042 {108}	223.061 {451}	317.933 {106}	228.802 {447}
Units	ppm	ppm	ppm	ppm	ppm	ppm	ppm	ppm	ppm
Avg	**.00406**	**.24106**	**.00339**	**.12693**	**.12039**	**.00002**	**-.00529**	**136.76**	**.00194**
Stddev	.00013	.00065	.00102	.00235	.00076	.00008	.00107	.02	.00022
%RSD	3.3028	.27104	30.073	1.8476	.63447	381.90	20.184	.01484	11.450
#1	.00396	.24152	.00267	.12859	.11985	-.00004	-.00454	136.75	.00179
#2	.00415	.24060	.00411	.12527	.12093	.00008	-.00605	136.78	.00210
Check ?	Chk Pass	Chk Pass	Chk Pass	Chk Pass	Chk Pass	Chk Pass	Chk Pass	Chk Pass	Chk Pass
High Limit									
Low Limit									

Elem	Co2286	Cr2055	Cu3247	Fe2599	K_7664	Li6707	Mg2790	Mn2576	Mo2020
Line	228.616 {447}	205.552 {464}	324.754 {104}	259.940 {130}	766.490 { 44}	670.784 { 50}	279.079 {121}2	257.610 {131}	202.030 {467}
Units	ppm	ppm	ppm	ppm	ppm	ppm	ppm	ppm	ppm
Avg	**.08563**	**.00144**	**.00600**	**16.067**	**6.8626**	**.00353**	**14.333**	F **21.856**	**-.00051**
Stddev	.00043	.00000	.00041	.000	.0010	.00057	.029	.162	.00003
%RSD	.50564	.04135	6.7652	.00007	.01520	16.040	.19918	.73942	6.0981
#1	.08533	.00144	.00572	16.067	6.8618	.00313	14.353	21.741	-.00053
#2	.08594	.00144	.00629	16.067	6.8633	.00393	14.312	21.970	-.00049
Check ?	Chk Pass	Chk Pass	Chk Pass	Chk Pass	Chk Pass	Chk Pass	Chk Pass	Chk Fail	Chk Pass
High Limit								20.000	
Low Limit								-.02000	

Elem	Na8183	Ni2316	P_1782	Pb2203	S_1820	Sb2068	Se1960	Si2881	Sn1899
Line	818.326 { 41}	231.604 {446}	178.284 {489}	220.353 {453}	182.034 {485}	206.833 {463}	196.090 {472}	288.158 {117}	189.989 {477}
Units	ppm	ppm	ppm	ppm	ppm	ppm	ppm	ppm	ppm
Avg	**21.274**	**.06123**	**1.0183**	**.00474**	**43.848**	**.00010**	**-.00163**	**7.7187**	**-.00113**
Stddev	.125	.00085	.0014	.00001	.042	.00102	.00257	.0190	.00120
%RSD	.58819	1.3941	.13697	.14285	.09599	1038.8	157.39	.24652	106.89
#1	21.186	.06063	1.0173	.00473	43.878	-.00062	-.00345	7.7053	-.00028
#2	21.363	.06184	1.0193	.00474	43.819	.00082	.00018	7.7322	-.00198
Check ?	Chk Pass	Chk Pass	Chk Pass	Chk Pass	None	Chk Pass	Chk Pass	Chk Pass	Chk Pass
High Limit									
Low Limit									

Elem	Sr4077	Th2837	Ti3349	Tl1908	U_3701	V_2924	Zn2062	Zr3391
Line	407.771 { 83}	283.730 {119}	334.904 {101}	190.856 {477}	370.152 { 91}	292.402 {115}	206.200 {163}	339.198 { 99}
Units	ppm	ppm	ppm	ppm	ppm	ppm	ppm	ppm
Avg	**.33183**	**.00311**	**.00432**	W **-.01193**	**.00363**	**-.00852**	**.02663**	**.00339**
Stddev	.00062	.00035	.00036	.00138	.02545	.00071	.00015	.00175
%RSD	.18595	11.392	8.3297	11.559	700.96	8.3725	.57068	51.642
#1	.33139	.00336	.00406	-.01096	.02162	-.00902	.02674	.00463
#2	.33227	.00286	.00457	-.01291	-.01436	-.00801	.02652	.00215
Check ?	Chk Pass	Chk Pass	Chk Pass	Chk Warn	Chk Pass	Chk Pass	Chk Pass	Chk Pass
High Limit				5.0000				
Low Limit				-.01000				

Int. Std.	Y_2243	Y_3600	Y_3774
Line	224.306 {450}	360.073 { 94}	377.433 { 89}
Units	Cts/S	Cts/S	Cts/S
Avg	**5320.0**	**67602.**	**3596.3**
Stddev	4.3	170.	15.4
%RSD	.07994	.25173	.42696
#1	5323.0	67482.	3607.1
#2	5317.0	67723.	3585.4

Sample Name: 280-42145-D-4-A Acquired: 5/17/2013 14:32:33 Type: Unk
Method: 6500_026(v10) Mode: CONC Corr. Factor: 1.000000
User: bowenh Custom ID1: Custom ID2: Custom ID3:
Comment: 173887 6010b

Elem	Ag3280	Al1670	As1890	B_2089	Ba4554	Be3130	Bi2230	Ca3179	Cd2288
Line	328.068 {103}	167.079 {502}	189.042 {478}	208.959 {461}	455.403 { 74}	313.042 {108}	223.061 {451}	317.933 {106}	228.802 {447}
Units	ppm	ppm	ppm	ppm	ppm	ppm	ppm	ppm	ppm
Avg	**.00123**	**.16373**	**-.00018**	**.05923**	**.04695**	**-.00006**	**-.00128**	**27.021**	**.00004**
Stddev	.00015	.00094	.00079	.00296	.00005	.00014	.00138	.102	.00006
%RSD	12.258	.57293	439.28	4.9971	.10681	230.18	107.35	.37920	163.68
#1	.00112	.16440	-.00074	.06133	.04699	.00004	-.00031	27.093	-.00001
#2	.00134	.16307	.00038	.05714	.04692	-.00016	-.00226	26.949	.00008
Check ?	Chk Pass	Chk Pass	Chk Pass	Chk Pass	Chk Pass	Chk Pass	Chk Pass	Chk Pass	Chk Pass
High Limit									
Low Limit									

Elem	Co2286	Cr2055	Cu3247	Fe2599	K_7664	Li6707	Mg2790	Mn2576	Mo2020
Line	228.616 {447}	205.552 {464}	324.754 {104}	259.940 {130}	766.490 { 44}	670.784 { 50}	279.079 {121}2	257.610 {131}	202.030 {467}
Units	ppm	ppm	ppm	ppm	ppm	ppm	ppm	ppm	ppm
Avg	**.00038**	**.00051**	**-.00005**	**.34447**	**5.5170**	**.00213**	**2.7949**	**.15305**	**.00029**
Stddev	.00007	.00027	.00047	.00076	.1006	.00034	.0259	.00160	.00015
%RSD	18.885	53.248	912.83	.22203	1.8232	16.172	.92554	1.0446	53.335
#1	.00033	.00032	.00028	.34393	5.5881	.00189	2.8132	.15418	.00040
#2	.00044	.00070	-.00038	.34501	5.4458	.00237	2.7766	.15192	.00018
Check ?	Chk Pass	Chk Pass	Chk Pass	Chk Pass	Chk Pass	Chk Pass	Chk Pass	Chk Pass	Chk Pass
High Limit									
Low Limit									

Elem	Na5895	Ni2316	P_1782	Pb2203	S_1820	Sb2068	Se1960	Si2881	Sn1899
Line	589.592 { 57}	231.604 {446}	178.284 {489}	220.353 {453}	182.034 {485}	206.833 {463}	196.090 {472}	288.158 {117}	189.989 {477}
Units	ppm	ppm	ppm	ppm	ppm	ppm	ppm	ppm	ppm
Avg	**5.4642**	**.00255**	**.43423**	**.00056**	**16.335**	**.00061**	**.00101**	**5.4134**	**-.00106**
Stddev	.1458	.00013	.00065	.00078	.009	.00011	.00128	.0306	.00031
%RSD	2.6680	5.0476	.14960	138.00	.05214	18.928	127.34	.56478	28.875
#1	5.5673	.00264	.43469	.00112	16.329	.00053	.00191	5.4351	-.00128
#2	5.3611	.00246	.43377	.00001	16.341	.00069	.00010	5.3918	-.00084
Check ?	Chk Pass	Chk Pass	Chk Pass	Chk Pass	None	Chk Pass	Chk Pass	Chk Pass	Chk Pass
High Limit									
Low Limit									

Elem	Sr4077	Th2837	Ti3349	Tl1908	U_3701	V_2924	Zn2062	Zr3391
Line	407.771 { 83}	283.730 {119}	334.904 {101}	190.856 {477}	370.152 { 91}	292.402 {115}	206.200 {163}	339.198 { 99}
Units	ppm	ppm	ppm	ppm	ppm	ppm	ppm	ppm
Avg	**.09045**	**.00303**	**.00169**	**-.00049**	**-.00248**	**.00026**	**.00587**	**.00310**
Stddev	.00013	.00053	.00018	.00052	.02055	.00051	.00026	.00054
%RSD	.14152	17.644	10.652	105.62	827.15	193.28	4.3946	17.554
#1	.09054	.00265	.00181	-.00012	.01205	-.00010	.00605	.00348
#2	.09036	.00341	.00156	-.00086	-.01702	.00063	.00569	.00271
Check ?	Chk Pass	Chk Pass	Chk Pass	Chk Pass	Chk Pass	Chk Pass	Chk Pass	Chk Pass
High Limit								
Low Limit								

Int. Std.	Y_2243	Y_3600	Y_3774
Line	224.306 {450}	360.073 { 94}	377.433 { 89}
Units	Cts/S	Cts/S	Cts/S
Avg	**5488.3**	**68241.**	**3601.9**
Stddev	16.1	495.	24.0
%RSD	.29414	.72544	.66657
#1	5476.9	67891.	3584.9
#2	5499.7	68591.	3618.9

Sample Name: CCVH-2050355 Acquired: 5/17/2013 14:34:59 Type: QC
Method: 6500_026(v10) Mode: CONC Corr. Factor: 1.000000
User: bowenh Custom ID1: Custom ID2: Custom ID3:
Comment:

Elem	Ag3280	Al3092	As1890	B_2089	Ba4554	Be3130	Bi2230	Ca3179	Cd2288	Co2286	Cr2055	Cu3247	Fe2714
Units	ppm	ppm	ppm	ppm	ppm	ppm	ppm	ppm	ppm	ppm	ppm	ppm	ppm
Avg	**.00013**	**48.279**	**.00004**	**.03943**	**-.00016**	**-.00016**	**.98610**	**-.00420**	**-.00083**	**.00187**	**.00020**	**-.00198**	**46.738**
Stddev	.00083	.549	.00049	.00113	.00013	.00010	.00293	.00127	.00001	.00005	.00009	.00014	.024
%RSD	662.71	1.1364	1174.8	2.8621	82.268	65.191	.29739	30.293	1.5401	2.4597	47.465	7.1008	.05209
#1	.00071	47.891	-.00030	.04023	-.00025	-.00008	.98403	-.00330	-.00082	.00184	.00013	-.00188	46.756
#2	-.00046	48.667	.00039	.03863	-.00007	-.00023	.98818	-.00510	-.00084	.00190	.00026	-.00208	46.721
Check ?	None	Chk Pass	None	None	None	None	Chk Pass	None	None	None	None	None	Chk Pass
Value													
Range													

Elem	K_7664	Li6707	Mg2790	Mn2576	Mo2020	Na8183	Ni2316	P_1782	Pb2203	S_1820	Sb2068	Se1960	Si2881
Units	ppm	ppm	ppm	ppm	ppm	ppm	ppm	ppm	ppm	ppm	ppm	ppm	ppm
Avg	**4.1809**	**.00138**	**.00708**	**-.00001**	**-.00173**	**259.15**	**.00160**	**.00945**	**.00026**	**4.9582**	**.00202**	**.00628**	**.01756**
Stddev	.0707	.00236	.00166	.00006	.00027	2.54	.00005	.00201	.00091	.0032	.00199	.00107	.01883
%RSD	1.6899	171.04	23.501	550.27	15.367	.97824	3.3084	21.238	343.48	.06400	98.615	17.006	107.20
#1	4.2308	.00305	.00590	-.00005	-.00191	257.36	.00156	.01087	.00090	4.9560	.00343	.00552	.03087
#2	4.1309	-.00029	.00826	.00003	-.00154	260.95	.00163	.00803	-.00038	4.9605	.00061	.00703	.00425
Check ?	None	None	None	None	None	Chk Pass	None	None	None	None	None	None	None
Value													
Range													

Elem	Sn1899	Sr4077	Th2837	Ti3349	Tl1908	U_3701	V_2924	Zn2062	Zr3391
Units	ppm	ppm	ppm	ppm	ppm	ppm	ppm	ppm	ppm
Avg	**-.00059**	**.00025**	**5.1378**	**.00401**	**-.00196**	**10.114**	**-.00052**	**.00370**	**-.05708**
Stddev	.00003	.00007	.0140	.00051	.00146	.021	.00016	.00008	.00440
%RSD	4.4592	28.637	.27258	12.729	74.551	.20859	30.669	2.1044	7.7010
#1	-.00061	.00020	5.1477	.00365	-.00093	10.129	-.00063	.00364	-.06019
#2	-.00057	.00030	5.1279	.00437	-.00299	10.099	-.00041	.00375	-.05397
Check ?	None	None	Chk Pass	None	None	Chk Pass	None	None	None
Value									
Range									

Int. Std.	Y_2243	Y_3600	Y_3774
Units	Cts/S	Cts/S	Cts/S
Avg	**5351.9**	**66823.**	**3600.2**
Stddev	11.0	114.	18.7
%RSD	.20471	.17040	.52057
#1	5359.6	66742.	3613.5
#2	5344.1	66903.	3586.9

Sample Name: CCV-2050339 Acquired: 5/17/2013 14:37:22 Type: QC
Method: 6500_026(v10) Mode: CONC Corr. Factor: 1.000000
User: bowenh Custom ID1: Custom ID2: Custom ID3:
Comment:

Elem	Ag3280	Al1670	As1890	B_2089	Ba4554	Be3130	Bi2230	Ca3179	Cd2288	Co2286	Cr2055	Cu3247
Units	ppm	ppm	ppm	ppm	ppm	ppm	ppm	ppm	ppm	ppm	ppm	ppm
Avg	**.49752**	**.48879**	**.94955**	**.53372**	**.49685**	**.45598**	**.00718**	**4.7249**	**.48898**	**.50018**	**.47850**	**.47340**
Stddev	.00204	.00077	.00032	.00009	.00236	.00272	.00255	.0041	.00027	.00127	.00029	.00014
%RSD	.40916	.15703	.03329	.01636	.47424	.59548	35.487	.08718	.05598	.25490	.06125	.03032
#1	.49608	.48933	.94933	.53366	.49852	.45790	.00898	4.7278	.48917	.50108	.47829	.47329
#2	.49896	.48825	.94978	.53378	.49519	.45406	.00538	4.7220	.48878	.49928	.47870	.47350
Check ?	Chk Pass	Chk Pass	Chk Pass	Chk Pass	Chk Pass	Chk Pass	None	Chk Pass	Chk Pass	Chk Pass	Chk Pass	Chk Pass
Value												
Range												

Elem	Fe2599	K_7664	Li6707	Mg2790	Mn2576	Mo2020	Na5895	Ni2316	P_1782	Pb2203	S_1820	Sb2068
Units	ppm	ppm	ppm	ppm	ppm	ppm	ppm	ppm	ppm	ppm	ppm	ppm
Avg	F **2.1977**	**52.699**	**1.0240**	**19.229**	**.49033**	**.46989**	F **5.8794**	**.48830**	**.99070**	**.98746**	**-.04349**	**.98372**
Stddev	.0073	.198	.0039	.023	.00087	.00142	.0647	.00125	.00555	.00168	.00180	.00174
%RSD	.33111	.37600	.37929	.12067	.17670	.30300	1.1008	.25634	.55973	.16984	4.1295	.17719
#1	2.2028	52.839	1.0268	19.213	.48971	.47090	5.9251	.48918	.99462	.98865	-.04222	.98496
#2	2.1925	52.559	1.0213	19.246	.49094	.46888	5.8336	.48741	.98678	.98628	-.04476	.98249
Check ?	Chk Fail	Chk Pass	Chk Pass	Chk Pass	Chk Pass	Chk Pass	Chk Fail	Chk Pass	Chk Pass	Chk Pass	None	Chk Pass
Value	2.5000						5.0000					
Range	-10.000%						10.000%					

Elem	Se1960	Si2881	Sn1899	Sr4077	Th2837	Ti3349	Tl1908	U_3701	V_2924	Zn2062	Zr3391
Units	ppm	ppm	ppm	ppm	ppm	ppm	ppm	ppm	ppm	ppm	ppm
Avg	**1.0076**	**4.5380**	**.94139**	**.50538**	**.00004**	**.48689**	**.95967**	**.02476**	**.47710**	**.48680**	**.47168**
Stddev	.0073	.0381	.00551	.00154	.00123	.00132	.00491	.06706	.00007	.00049	.00090
%RSD	.72619	.83950	.58518	.30513	2985.9	.27132	.51134	270.85	.01483	.09994	.19057
#1	1.0128	4.5111	.94529	.50647	-.00083	.48595	.96314	.07218	.47715	.48645	.47231
#2	1.0025	4.5650	.93750	.50429	.00091	.48782	.95620	-.02266	.47705	.48714	.47104
Check ?	Chk Pass	Chk Pass	Chk Pass	Chk Pass	None	Chk Pass	Chk Pass	None	Chk Pass	Chk Pass	Chk Pass
Value											
Range											

Int. Std.	Y_2243	Y_3600	Y_3774
Units	Cts/S	Cts/S	Cts/S
Avg	**5403.4**	**67678.**	**3581.3**
Stddev	12.5	137.	5.9
%RSD	.23111	.20184	.16422
#1	5412.2	67582.	3577.1
#2	5394.6	67775.	3585.4

Sample Name: CCB Acquired: 5/17/2013 14:39:38 Type: QC
Method: 6500_026(v10) Mode: CONC Corr. Factor: 1.000000
User: bowenh Custom ID1: Custom ID2: Custom ID3:
Comment:

Elem	Ag3280	Al1670	As1890	B_2089	Ba4554	Be3130	Bi2230	Ca3179	Cd2288	Co2286	Cr2055
Units	ppm	ppm	ppm	ppm	ppm	ppm	ppm	ppm	ppm	ppm	ppm
Avg	**.00089**	**.00010**	**.00319**	F **.03124**	**-.00058**	**-.00001**	**.00355**	**-.00304**	**-.00008**	**.00010**	**.00004**
Stddev	.00006	.00015	.00116	.00096	.00033	.00000	.00353	.00082	.00021	.00010	.00007
%RSD	7.3077	155.66	36.332	3.0700	57.587	31.920	99.579	26.986	272.58	100.22	165.90
#1	.00084	.00020	.00401	.03192	-.00034	-.00002	.00604	-.00246	-.00022	.00003	.00009
#2	.00093	-.00001	.00237	.03056	-.00081	-.00001	.00105	-.00362	.00007	.00016	-.00001
Check ?	Chk Pass	Chk Pass	Chk Pass	Chk Fail	Chk Pass	Chk Pass	None	Chk Pass	Chk Pass	Chk Pass	Chk Pass
High Limit				.00312							
Low Limit				-.00312							

Elem	Cu3247	Fe2599	K_7664	Li6707	Mg2790	Mn2576	Mo2020	Na5895	Ni2316	P_1782	Pb2203
Units	ppm	ppm	ppm	ppm	ppm	ppm	ppm	ppm	ppm	ppm	ppm
Avg	**-.00079**	**-.00130**	F **3.3764**	W **.00264**	**-.00118**	**.00002**	**.00049**	F **1.0344**	**.00012**	**.00487**	**.00042**
Stddev	.00034	.00243	.0944	.00133	.00367	.00002	.00013	.0066	.00024	.00082	.00072
%RSD	42.867	186.54	2.7967	50.324	311.33	112.93	27.545	.63427	194.00	16.732	172.18
#1	-.00055	-.00302	3.4432	.00170	.00142	.00003	.00039	1.0391	-.00005	.00545	-.00009
#2	-.00103	.00041	3.3096	.00358	-.00378	.00000	.00058	1.0298	.00029	.00430	.00092
Check ?	Chk Pass	Chk Pass	Chk Fail	Chk Warn	Chk Pass	Chk Pass	Chk Pass	Chk Fail	Chk Pass	Chk Pass	Chk Pass
High Limit			.25000	.00261				.10000			
Low Limit			-.25000	-.00261				-.10000			

Elem	S_1820	Sb2068	Se1960	Si2881	Sn1899	Sr4077	Th2837	Ti3349	Tl1908	U_3701	V_2924
Units	ppm	ppm	ppm	ppm	ppm	ppm	ppm	ppm	ppm	ppm	ppm
Avg	**-.04267**	**.00200**	**.00278**	**-.01907**	**-.00087**	**-.00020**	**.00116**	**.00008**	**.00037**	**.04756**	**.00020**
Stddev	.00091	.00109	.00045	.00465	.00008	.00009	.00222	.00042	.00082	.00563	.00022
%RSD	2.1351	54.559	16.262	24.401	9.4008	46.878	192.54	543.77	220.75	11.831	110.24
#1	-.04203	.00123	.00246	-.02237	-.00093	-.00026	.00273	-.00022	-.00021	.04358	.00004
#2	-.04332	.00278	.00310	-.01578	-.00081	-.00013	-.00042	.00038	.00095	.05154	.00036
Check ?	None	Chk Pass	Chk Pass	Chk Pass	Chk Pass	Chk Pass	Chk Pass	Chk Pass	Chk Pass	Chk Pass	Chk Pass
High Limit											
Low Limit											

Elem	Zn2062	Zr3391
Units	ppm	ppm
Avg	**.00300**	**.00169**
Stddev	.00061	.00014
%RSD	20.476	8.2292
#1	.00257	.00159
#2	.00343	.00179
Check ?	Chk Pass	Chk Pass
High Limit		
Low Limit		

Int. Std.	Y_2243	Y_3600	Y_3774
Units	Cts/S	Cts/S	Cts/S
Avg	**5403.1**	**67933.**	**3558.7**
Stddev	10.2	235.	31.7
%RSD	.18960	.34522	.89115
#1	5395.9	67768.	3536.3
#2	5410.4	68099.	3581.2

Sample Name: CCVL2057887 Acquired: 5/17/2013 14:42:08 Type: QC
Method: 6500_026(v10) Mode: CONC Corr. Factor: 1.000000
User: bowenh Custom ID1: Custom ID2: Custom ID3:
Comment:

Elem	Ag3280	Al1670	As1890	B_2089	Ba4554	Be3130	Bi2230	Ca3179	Cd2288	Co2286	Cr2055
Units	ppm	ppm	ppm	ppm	ppm	ppm	ppm	ppm	ppm	ppm	ppm
Avg	**.01091**	**.10092**	**.01696**	W **.12888**	**.00965**	**.00088**	**.10642**	**.19684**	**.00478**	**.01064**	**.00986**
Stddev	.00010	.00062	.00001	.00039	.00009	.00008	.00001	.00502	.00010	.00012	.00033
%RSD	.89438	.61273	.04828	.30373	.94974	9.0831	.01265	2.5494	1.9880	1.1614	3.3957
#1	.01098	.10048	.01695	.12860	.00959	.00094	.10641	.20039	.00485	.01055	.00962
#2	.01084	.10135	.01697	.12915	.00972	.00083	.10643	.19329	.00472	.01073	.01010
Check ?	Chk Pass	Chk Pass	Chk Pass	Chk Warn	Chk Pass	Chk Pass	Chk Pass	Chk Pass	Chk Pass	Chk Pass	Chk Pass
Value				.10000							
Range				20.000%							

Elem	Cu3247	Fe2599	K_7664	Li6707	Mg2790	Mn2576	Mo2020	Na5895	Ni2316	P_1782	Pb2203
Units	ppm	ppm	ppm	ppm	ppm	ppm	ppm	ppm	ppm	ppm	ppm
Avg	**.01342**	**.09009**	F **6.2020**	**.00950**	**.19929**	**.01012**	**.01920**	F **1.8995**	**.04080**	**2.9904**	**.00870**
Stddev	.00055	.00116	.0259	.00285	.00176	.00012	.00018	.0122	.00021	.0035	.00009
%RSD	4.0713	1.2845	.41800	29.979	.88542	1.1383	.93894	.64155	.51088	.11732	1.0727
#1	.01380	.08927	6.1836	.00749	.19804	.01004	.01908	1.9081	.04095	2.9880	.00876
#2	.01303	.09091	6.2203	.01151	.20054	.01020	.01933	1.8909	.04065	2.9929	.00863
Check ?	Chk Pass	Chk Pass	Chk Fail	Chk Pass	Chk Pass	Chk Pass	Chk Pass	Chk Fail	Chk Pass	Chk Pass	Chk Pass
Value			3.0000					1.0000			
Range			30.000%					30.000%			

Elem	S_1820	Sb2068	Se1960	Si2881	Sn1899	Sr4077	Th2837	Ti3349	Tl1908	U_3701	V_2924
Units	ppm	ppm	ppm	ppm	ppm	ppm	ppm	ppm	ppm	ppm	ppm
Avg	**-.04727**	**.01133**	**.01489**	**.45400**	**.09515**	**.01029**	**.01434**	**.00998**	**.01527**	W **.07663**	**.00966**
Stddev	.00572	.00148	.00120	.00855	.00062	.00009	.00178	.00012	.00041	.01074	.00020
%RSD	12.094	13.101	8.0369	1.8822	.65517	.85219	12.430	1.1945	2.6552	14.018	2.1167
#1	-.05131	.01028	.01405	.46005	.09560	.01036	.01308	.01006	.01556	.08423	.00951
#2	-.04323	.01239	.01574	.44796	.09471	.01023	.01560	.00990	.01499	.06904	.00980
Check ?	None	Chk Pass	Chk Pass	Chk Pass	Chk Pass	Chk Pass	Chk Pass	Chk Pass	Chk Pass	Chk Warn	Chk Pass
Value										.06000	
Range										20.000%	

Elem	Zn2062	Zr3391
Units	ppm	ppm
Avg	**.02263**	**.01569**
Stddev	.00046	.00007
%RSD	2.0127	.44280
#1	.02231	.01564
#2	.02295	.01574
Check ?	Chk Pass	Chk Pass
Value		
Range		

Int. Std.	Y_2243	Y_3600	Y_3774
Units	Cts/S	Cts/S	Cts/S
Avg	**5531.5**	**69698.**	**3632.1**
Stddev	4.6	156.	23.0
%RSD	.08322	.22414	.63430
#1	5534.7	69809.	3648.4
#2	5528.2	69588.	3615.8

Sample Name: 280-42019-B-12-A Acquired: 5/17/2013 14:44:34 Type: Unk
Method: 6500_026(v10) Mode: CONC Corr. Factor: 1.000000
User: bowenh Custom ID1: Custom ID2: Custom ID3:
Comment: 173770 6010b

Elem	Ag3280	Al3092	As1890	B_2089	Ba4554	Be3130	Bi2230	Ca3179	Cd2288
Line	328.068 {103}	309.271 {109}	189.042 {478}	208.959 {461}	455.403 { 74}	313.042 {108}	223.061 {451}	317.933 {106}	228.802 {447}
Units	ppm	ppm	ppm	ppm	ppm	ppm	ppm	ppm	ppm
Avg	**.00046**	**25.455**	**.03284**	**.04054**	**1.3738**	**.00156**	**-.00138**	**129.70**	**.00046**
Stddev	.00008	.038	.00315	.00023	.0037	.00003	.00287	.36	.00003
%RSD	16.699	.15105	9.5962	.56313	.26548	2.0532	207.38	.27543	5.5761
#1	.00051	25.482	.03061	.04038	1.3764	.00158	.00065	129.95	.00048
#2	.00040	25.427	.03507	.04070	1.3712	.00153	-.00342	129.45	.00044
Check ?	Chk Pass	Chk Pass	Chk Pass	Chk Pass	Chk Pass	Chk Pass	Chk Pass	Chk Pass	Chk Pass
High Limit									
Low Limit									

Elem	Co2286	Cr2055	Cu3247	Fe2599	K_7664	Li6707	Mg2790	Mn2576	Mo2020
Line	228.616 {447}	205.552 {464}	324.754 {104}	259.940 {130}	766.490 { 44}	670.784 { 50}	279.079 {121}2	257.610 {131}	202.030 {467}
Units	ppm	ppm	ppm	ppm	ppm	ppm	ppm	ppm	ppm
Avg	**.01720**	**.01614**	**.01994**	**38.377**	**10.736**	**.01663**	**10.547**	**.97797**	**.00402**
Stddev	.00007	.00000	.00005	.144	.089	.00032	.024	.00156	.00007
%RSD	.42307	.01306	.25565	.37638	.82467	1.8987	.23062	.15932	1.8471
#1	.01715	.01614	.01997	38.479	10.799	.01685	10.530	.97686	.00407
#2	.01726	.01614	.01990	38.275	10.674	.01641	10.565	.97907	.00397
Check ?	Chk Pass	Chk Pass	Chk Pass	Chk Pass	Chk Pass	Chk Pass	Chk Pass	Chk Pass	Chk Pass
High Limit									
Low Limit									

Elem	Na5895	Ni2316	P_1782	Pb2203	S_1820	Sb2068	Se1960	Si2881	Sn1899
Line	589.592 { 57}	231.604 {446}	178.284 {489}	220.353 {453}	182.034 {485}	206.833 {463}	196.090 {472}	288.158 {117}	189.989 {477}
Units	ppm	ppm	ppm	ppm	ppm	ppm	ppm	ppm	ppm
Avg	**1.2819**	**.01481**	**1.0882**	**.03112**	**.54101**	**.00168**	**.02884**	**2.3728**	**-.00003**
Stddev	.0032	.00018	.0047	.00073	.00280	.00079	.00017	.0674	.00013
%RSD	.24666	1.1933	.43493	2.3484	.51768	46.631	.60604	2.8425	484.00
#1	1.2842	.01469	1.0849	.03060	.54299	.00113	.02897	2.3251	.00006
#2	1.2797	.01494	1.0916	.03163	.53903	.00224	.02872	2.4205	-.00012
Check ?	Chk Pass	Chk Pass	Chk Pass	Chk Pass	None	Chk Pass	Chk Pass	Chk Pass	Chk Pass
High Limit									
Low Limit									

Elem	Sr4077	Th2837	Ti3349	Tl1908	U_3701	V_2924	Zn2062	Zr3391
Line	407.771 { 83}	283.730 {119}	334.904 {101}	190.856 {477}	370.152 { 91}	292.402 {115}	206.200 {163}	339.198 { 99}
Units	ppm	ppm	ppm	ppm	ppm	ppm	ppm	ppm
Avg	**.20984**	**.03108**	**.21704**	**-.00102**	**.00406**	**.23350**	**.11643**	**.01722**
Stddev	.00056	.00098	.00243	.00161	.03597	.00070	.00064	.00097
%RSD	.26532	3.1472	1.1187	157.46	885.47	.29830	.54635	5.6067
#1	.21024	.03039	.21875	.00012	.02949	.23301	.11598	.01790
#2	.20945	.03177	.21532	-.00216	-.02137	.23399	.11688	.01654
Check ?	Chk Pass	Chk Pass	Chk Pass	Chk Pass	Chk Pass	Chk Pass	Chk Pass	Chk Pass
High Limit								
Low Limit								

Int. Std.	Y_2243	Y_3600	Y_3774
Line	224.306 {450}	360.073 { 94}	377.433 { 89}
Units	Cts/S	Cts/S	Cts/S
Avg	**5527.2**	**69275.**	**3733.5**
Stddev	1.9	60.	12.4
%RSD	.03493	.08732	.33320
#1	5528.6	69318.	3724.7
#2	5525.9	69232.	3742.3

Sample Name: sd 42019-B-12-A@5 Acquired: 5/17/2013 14:46:57 Type: Unk
Method: 6500_026(v10) Mode: CONC Corr. Factor: 1.000000
User: bowenh Custom ID1: Custom ID2: Custom ID3:
Comment: 173770 6010b

Elem	Ag3280	Al3092	As1890	B_2089	Ba4554	Be3130	Bi2230	Ca3179	Cd2288
Line	328.068 {103}	309.271 {109}	189.042 {478}	208.959 {461}	455.403 { 74}	313.042 {108}	223.061 {451}	317.933 {106}	228.802 {447}
Units	ppm	ppm	ppm	ppm	ppm	ppm	ppm	ppm	ppm
Avg	**.00081**	**5.1702**	**.00512**	**.03059**	**.27628**	**.00021**	**.00312**	**26.048**	**-.00012**
Stddev	.00031	.0289	.00293	.00025	.00071	.00007	.00125	.114	.00028
%RSD	38.530	.55959	57.278	.80563	.25777	33.740	40.024	.43784	244.35
#1	.00103	5.1498	.00304	.03041	.27578	.00016	.00400	25.967	.00008
#2	.00059	5.1907	.00719	.03076	.27678	.00025	.00224	26.129	-.00032
Check ?	Chk Pass	Chk Pass	Chk Pass	Chk Pass	Chk Pass	Chk Pass	Chk Pass	Chk Pass	Chk Pass
High Limit									
Low Limit									

Elem	Co2286	Cr2055	Cu3247	Fe2599	K_7664	Li6707	Mg2790	Mn2576	Mo2020
Line	228.616 {447}	205.552 {464}	324.754 {104}	259.940 {130}	766.490 { 44}	670.784 { 50}	279.079 {121}2	257.610 {131}	202.030 {467}
Units	ppm	ppm	ppm	ppm	ppm	ppm	ppm	ppm	ppm
Avg	**.00371**	**.00324**	**.00311**	**7.8427**	**4.4670**	**.00239**	**2.1763**	**.19762**	**.00099**
Stddev	.00014	.00013	.00036	.0016	.0267	.00087	.0170	.00044	.00012
%RSD	3.8747	4.0334	11.676	.02069	.59690	36.498	.78025	.22190	11.935
#1	.00381	.00315	.00337	7.8416	4.4859	.00177	2.1643	.19731	.00108
#2	.00361	.00333	.00286	7.8439	4.4482	.00301	2.1883	.19793	.00091
Check ?	Chk Pass	Chk Pass	Chk Pass	Chk Pass	Chk Pass	Chk Pass	Chk Pass	Chk Pass	Chk Pass
High Limit									
Low Limit									

Elem	Na5895	Ni2316	P_1782	Pb2203	S_1820	Sb2068	Se1960	Si2881	Sn1899
Line	589.592 { 57}	231.604 {446}	178.284 {489}	220.353 {453}	182.034 {485}	206.833 {463}	196.090 {472}	288.158 {117}	189.989 {477}
Units	ppm	ppm	ppm	ppm	ppm	ppm	ppm	ppm	ppm
Avg	**.93594**	**.00309**	**.21795**	**.00587**	**.09091**	**.00123**	**.00940**	**.47436**	**.00020**
Stddev	.00523	.00016	.00253	.00000	.00323	.00205	.00454	.01241	.00043
%RSD	.55901	5.0399	1.1601	.03691	3.5533	166.81	48.272	2.6169	219.80
#1	.93224	.00320	.21616	.00587	.08862	.00268	.00619	.48313	.00051
#2	.93964	.00298	.21974	.00587	.09319	-.00022	.01261	.46558	-.00011
Check ?	Chk Pass	Chk Pass	Chk Pass	Chk Pass	None	Chk Pass	Chk Pass	Chk Pass	Chk Pass
High Limit									
Low Limit									

Elem	Sr4077	Th2837	Ti3349	Tl1908	U_3701	V_2924	Zn2062	Zr3391
Line	407.771 { 83}	283.730 {119}	334.904 {101}	190.856 {477}	370.152 { 91}	292.402 {115}	206.200 {163}	339.198 { 99}
Units	ppm	ppm	ppm	ppm	ppm	ppm	ppm	ppm
Avg	**.04225**	**.00804**	**.04279**	**.00059**	**.00181**	**.04615**	**.02538**	**.00269**
Stddev	.00016	.00289	.00085	.00064	.02909	.00007	.00049	.00293
%RSD	.37436	35.963	1.9877	108.69	1607.9	.15305	1.9500	109.04
#1	.04214	.01008	.04219	.00014	-.01876	.04610	.02503	.00476
#2	.04236	.00599	.04339	.00104	.02238	.04620	.02573	.00062
Check ?	Chk Pass	Chk Pass	Chk Pass	Chk Pass	Chk Pass	Chk Pass	Chk Pass	Chk Pass
High Limit								
Low Limit								

Int. Std.	Y_2243	Y_3600	Y_3774
Line	224.306 {450}	360.073 { 94}	377.433 { 89}
Units	Cts/S	Cts/S	Cts/S
Avg	**5547.1**	**69525.**	**3686.2**
Stddev	19.9	236.	2.5
%RSD	.35879	.33921	.06674
#1	5533.0	69692.	3684.5
#2	5561.1	69358.	3687.9

Sample Name: 280-42019-B-12-B MS Acquired: 5/17/2013 14:49:23 Type: Unk
Method: 6500_026(v10) Mode: CONC Corr. Factor: 1.000000
User: bowenh Custom ID1: Custom ID2: Custom ID3:
Comment: 173770 6010b

Elem	Ag3280	Al3092	As1890	B_2089	Ba4554	Be3130	Bi2230	Ca3179	Cd2288
Line	328.068 {103}	309.271 {109}	189.042 {478}	208.959 {461}	455.403 { 74}	313.042 {108}	223.061 {451}	317.933 {106}	228.802 {447}
Units	ppm	ppm	ppm	ppm	ppm	ppm	ppm	ppm	ppm
Avg	**.05146**	**57.987**	**.94098**	**1.0088**	**3.4392**	**.04557**	**1.9373**	**156.44**	**.09648**
Stddev	.00006	.125	.00001	.0028	.0019	.00016	.0022	.40	.00034
%RSD	.11268	.21529	.00098	.27706	.05409	.34514	.11127	.25567	.35020
#1	.05150	58.075	.94097	1.0108	3.4405	.04546	1.9388	156.72	.09672
#2	.05141	57.899	.94099	1.0068	3.4379	.04568	1.9358	156.16	.09624
Check ?	Chk Pass	Chk Pass	Chk Pass	Chk Pass	Chk Pass	Chk Pass	Chk Pass	Chk Pass	Chk Pass
High Limit									
Low Limit									

Elem	Co2286	Cr2055	Cu3247	Fe2599	K_7664	Li6707	Mg2790	Mn2576	Mo2020
Line	228.616 {447}	205.552 {464}	324.754 {104}	259.940 {130}	766.490 { 44}	670.784 { 50}	279.079 {121}2	257.610 {131}	202.030 {467}
Units	ppm	ppm	ppm	ppm	ppm	ppm	ppm	ppm	ppm
Avg	**.47725**	**.21191**	**.24810**	**37.526**	**66.330**	**1.0121**	**60.884**	**1.3893**	**.89015**
Stddev	.00203	.00035	.00023	.158	.254	.0027	.001	.0001	.00315
%RSD	.42545	.16546	.09110	.42187	.38228	.27168	.00145	.01003	.35392
#1	.47869	.21216	.24826	37.638	66.509	1.0140	60.885	1.3892	.89238
#2	.47582	.21167	.24794	37.414	66.151	1.0101	60.883	1.3894	.88793
Check ?	Chk Pass	Chk Pass	Chk Pass	Chk Pass	Chk Pass	Chk Pass	Chk Pass	Chk Pass	Chk Pass
High Limit									
Low Limit									

Elem	Na8183	Ni2316	P_1782	Pb2203	S_1820	Sb2068	Se1960	Si2881	Sn1899
Line	818.326 { 41}	231.604 {446}	178.284 {489}	220.353 {453}	182.034 {485}	206.833 {463}	196.090 {472}	288.158 {117}	189.989 {477}
Units	ppm	ppm	ppm	ppm	ppm	ppm	ppm	ppm	ppm
Avg	**52.309**	**.46822**	**10.604**	**.48900**	**.61593**	**.37950**	**1.9283**	**4.5824**	**1.7679**
Stddev	.154	.00197	.041	.00255	.00484	.00080	.0060	.0724	.0035
%RSD	.29420	.41984	.38669	.52238	.78656	.21072	.31230	1.5799	.19804
#1	52.200	.46961	10.633	.48719	.61936	.38007	1.9240	4.5313	1.7654
#2	52.417	.46683	10.575	.49080	.61251	.37893	1.9325	4.6336	1.7704
Check ?	Chk Pass	Chk Pass	Chk Pass	Chk Pass	None	Chk Pass	Chk Pass	Chk Pass	Chk Pass
High Limit									
Low Limit									

Elem	Sr4077	Th2837	Ti3349	Tl1908	U_3701	V_2924	Zn2062	Zr3391
Line	407.771 { 83}	283.730 {119}	334.904 {101}	190.856 {477}	370.152 { 91}	292.402 {115}	206.200 {163}	339.198 { 99}
Units	ppm	ppm	ppm	ppm	ppm	ppm	ppm	ppm
Avg	**1.1727**	**1.0043**	**1.5053**	**1.8129**	**1.9412**	**.66750**	**.54196**	**.46433**
Stddev	.0036	.0030	.0041	.0014	.0004	.00044	.00152	.00161
%RSD	.30551	.30283	.27260	.07635	.02038	.06649	.28079	.34630
#1	1.1753	1.0022	1.5082	1.8119	1.9410	.66781	.54304	.46319
#2	1.1702	1.0065	1.5024	1.8139	1.9415	.66719	.54088	.46547
Check ?	Chk Pass	Chk Pass	Chk Pass	Chk Pass	Chk Pass	Chk Pass	Chk Pass	Chk Pass
High Limit								
Low Limit								

Int. Std.	Y_2243	Y_3600	Y_3774
Line	224.306 {450}	360.073 { 94}	377.433 { 89}
Units	Cts/S	Cts/S	Cts/S
Avg	**5475.2**	**68509.**	**3712.5**
Stddev	23.4	149.	11.3
%RSD	.42647	.21691	.30483
#1	5458.7	68404.	3704.5
#2	5491.7	68614.	3720.5

Sample Name: 280-42019-B-12-C MSD Acquired: 5/17/2013 14:51:37 Type: Unk
Method: 6500_026(v10) Mode: CONC Corr. Factor: 1.000000
User: bowenh Custom ID1: Custom ID2: Custom ID3:
Comment: 173770 6010b

Elem	Ag3280	Al3092	As1890	B_2089	Ba4554	Be3130	Bi2230	Ca3179	Cd2288
Line	328.068 {103}	309.271 {109}	189.042 {478}	208.959 {461}	455.403 { 74}	313.042 {108}	223.061 {451}	317.933 {106}	228.802 {447}
Units	ppm	ppm	ppm	ppm	ppm	ppm	ppm	ppm	ppm
Avg	**.05093**	**49.008**	**.93702**	**.99987**	**3.2698**	**.04489**	**1.9304**	**145.52**	**.09598**
Stddev	.00035	.168	.00383	.00061	.0153	.00025	.0031	.55	.00019
%RSD	.68177	.34377	.40897	.06123	.46853	.54608	.15989	.37496	.19789
#1	.05069	48.889	.93431	.99944	3.2590	.04472	1.9283	145.14	.09611
#2	.05118	49.127	.93973	1.0003	3.2806	.04506	1.9326	145.91	.09584
Check ?	Chk Pass	Chk Pass	Chk Pass	Chk Pass	Chk Pass	Chk Pass	Chk Pass	Chk Pass	Chk Pass
High Limit									
Low Limit									

Elem	Co2286	Cr2055	Cu3247	Fe2599	K_7664	Li6707	Mg2790	Mn2576	Mo2020
Line	228.616 {447}	205.552 {464}	324.754 {104}	259.940 {130}	766.490 { 44}	670.784 { 50}	279.079 {121}2	257.610 {131}	202.030 {467}
Units	ppm	ppm	ppm	ppm	ppm	ppm	ppm	ppm	ppm
Avg	**.47519**	**.20595**	**.24681**	**35.436**	**63.119**	**.99771**	**57.386**	**1.2997**	**.88632**
Stddev	.00081	.00003	.00046	.123	.207	.00390	.047	.0007	.00107
%RSD	.16959	.01482	.18684	.34581	.32777	.39059	.08171	.05601	.12087
#1	.47576	.20598	.24648	35.350	62.973	.99496	57.419	1.2992	.88708
#2	.47462	.20593	.24714	35.523	63.265	1.0005	57.353	1.3002	.88557
Check ?	Chk Pass	Chk Pass	Chk Pass	Chk Pass	Chk Pass	Chk Pass	Chk Pass	Chk Pass	Chk Pass
High Limit									
Low Limit									

Elem	Na8183	Ni2316	P_1782	Pb2203	S_1820	Sb2068	Se1960	Si2881	Sn1899
Line	818.326 { 41}	231.604 {446}	178.284 {489}	220.353 {453}	182.034 {485}	206.833 {463}	196.090 {472}	288.158 {117}	189.989 {477}
Units	ppm	ppm	ppm	ppm	ppm	ppm	ppm	ppm	ppm
Avg	**52.136**	**.46510**	**10.372**	**.48836**	**.53694**	**.39313**	**1.9206**	**3.9743**	**1.7665**
Stddev	.244	.00006	.005	.00106	.00214	.00108	.0057	.0417	.0030
%RSD	.46858	.01184	.04973	.21804	.39814	.27596	.29697	1.0493	.17057
#1	51.963	.46514	10.375	.48911	.53543	.39236	1.9166	4.0038	1.7644
#2	52.309	.46506	10.368	.48760	.53845	.39390	1.9246	3.9448	1.7686
Check ?	Chk Pass	Chk Pass	Chk Pass	Chk Pass	None	Chk Pass	Chk Pass	Chk Pass	Chk Pass
High Limit									
Low Limit									

Elem	Sr4077	Th2837	Ti3349	Tl1908	U_3701	V_2924	Zn2062	Zr3391
Line	407.771 { 83}	283.730 {119}	334.904 {101}	190.856 {477}	370.152 { 91}	292.402 {115}	206.200 {163}	339.198 { 99}
Units	ppm	ppm	ppm	ppm	ppm	ppm	ppm	ppm
Avg	**1.1411**	**1.0037**	**1.3838**	**1.8123**	**1.9580**	**.62515**	**.53045**	**.45717**
Stddev	.0030	.0014	.0025	.0019	.0156	.00002	.00090	.00387
%RSD	.26235	.14484	.18235	.10608	.79800	.00375	.16879	.84747
#1	1.1389	1.0026	1.3820	1.8110	1.9690	.62513	.52982	.45443
#2	1.1432	1.0047	1.3856	1.8137	1.9469	.62517	.53109	.45991
Check ?	Chk Pass	Chk Pass	Chk Pass	Chk Pass	Chk Pass	Chk Pass	Chk Pass	Chk Pass
High Limit								
Low Limit								

Int. Std.	Y_2243	Y_3600	Y_3774
Line	224.306 {450}	360.073 { 94}	377.433 { 89}
Units	Cts/S	Cts/S	Cts/S
Avg	**5471.4**	**68866.**	**3768.1**
Stddev	13.4	94.	16.2
%RSD	.24515	.13622	.42920
#1	5461.9	68800.	3779.5
#2	5480.9	68933.	3756.6

Sample Name: 280-42019-B-13-A Acquired: 5/17/2013 14:53:50 Type: Unk
Method: 6500_026(v10) Mode: CONC Corr. Factor: 1.000000
User: bowenh Custom ID1: Custom ID2: Custom ID3:
Comment: 173770 6010b

Elem	Ag3280	Al3092	As1890	B_2089	Ba4554	Be3130	Bi2230	Ca3179	Cd2288
Line	328.068 {103}	309.271 {109}	189.042 {478}	208.959 {461}	455.403 { 74}	313.042 {108}	223.061 {451}	317.933 {106}	228.802 {447}
Units	ppm	ppm	ppm	ppm	ppm	ppm	ppm	ppm	ppm
Avg	**.00030**	**25.884**	**.01827**	**.03722**	**.52171**	**.00135**	**.00145**	**139.26**	**.00024**
Stddev	.00006	.191	.00032	.00009	.00306	.00016	.00381	.53	.00009
%RSD	20.024	.73686	1.7540	.25152	.58669	11.903	261.94	.37745	37.256
#1	.00025	26.018	.01849	.03716	.52388	.00124	.00415	139.63	.00018
#2	.00034	25.749	.01804	.03729	.51955	.00147	-.00124	138.89	.00030
Check ?	Chk Pass	Chk Pass	Chk Pass	Chk Pass	Chk Pass	Chk Pass	Chk Pass	Chk Pass	Chk Pass
High Limit									
Low Limit									

Elem	Co2286	Cr2055	Cu3247	Fe2599	K_7664	Li6707	Mg2790	Mn2576	Mo2020
Line	228.616 {447}	205.552 {464}	324.754 {104}	259.940 {130}	766.490 { 44}	670.784 { 50}	279.079 {121}2	257.610 {131}	202.030 {467}
Units	ppm	ppm	ppm	ppm	ppm	ppm	ppm	ppm	ppm
Avg	**.00917**	**.01360**	**.01487**	**24.244**	**11.063**	**.01657**	**8.8637**	**1.2449**	**.00233**
Stddev	.00032	.00008	.00018	.126	.014	.00068	.0077	.0004	.00033
%RSD	3.4451	.57290	1.2093	.51783	.12991	4.1130	.08684	.03537	14.179
#1	.00895	.01366	.01499	24.333	11.073	.01609	8.8692	1.2446	.00257
#2	.00939	.01355	.01474	24.156	11.053	.01705	8.8583	1.2452	.00210
Check ?	Chk Pass	Chk Pass	Chk Pass	Chk Pass	Chk Pass	Chk Pass	Chk Pass	Chk Pass	Chk Pass
High Limit									
Low Limit									

Elem	Na5895	Ni2316	P_1782	Pb2203	S_1820	Sb2068	Se1960	Si2881	Sn1899
Line	589.592 { 57}	231.604 {446}	178.284 {489}	220.353 {453}	182.034 {485}	206.833 {463}	196.090 {472}	288.158 {117}	189.989 {477}
Units	ppm	ppm	ppm	ppm	ppm	ppm	ppm	ppm	ppm
Avg	**1.3568**	**.01216**	**.93197**	**.02240**	**.37322**	**.00228**	**.00664**	**1.7703**	**.00031**
Stddev	.0354	.00039	.00551	.00113	.00172	.00019	.00127	.0453	.00041
%RSD	2.6119	3.2139	.59149	5.0391	.46012	8.1537	19.143	2.5572	132.02
#1	1.3818	.01244	.93587	.02320	.37443	.00241	.00574	1.8023	.00002
#2	1.3317	.01188	.92807	.02160	.37200	.00215	.00754	1.7383	.00060
Check ?	Chk Pass	Chk Pass	Chk Pass	Chk Pass	None	Chk Pass	Chk Pass	Chk Pass	Chk Pass
High Limit									
Low Limit									

Elem	Sr4077	Th2837	Ti3349	Tl1908	U_3701	V_2924	Zn2062	Zr3391
Line	407.771 { 83}	283.730 {119}	334.904 {101}	190.856 {477}	370.152 { 91}	292.402 {115}	206.200 {163}	339.198 { 99}
Units	ppm	ppm	ppm	ppm	ppm	ppm	ppm	ppm
Avg	**.23803**	**.02407**	**.16315**	**-.00032**	W **-.05814**	**.09743**	**.05918**	**.01561**
Stddev	.00105	.00137	.00524	.00126	.01060	.00017	.00068	.00219
%RSD	.44104	5.6757	3.2139	390.95	18.230	.16971	1.1429	14.019
#1	.23877	.02311	.16685	-.00122	-.06563	.09754	.05870	.01406
#2	.23729	.02504	.15944	.00057	-.05064	.09731	.05965	.01715
Check ?	Chk Pass	Chk Pass	Chk Pass	Chk Pass	Chk Warn	Chk Pass	Chk Pass	Chk Pass
High Limit					45.000			
Low Limit					-.05000			

Int. Std.	Y_2243	Y_3600	Y_3774
Line	224.306 {450}	360.073 { 94}	377.433 { 89}
Units	Cts/S	Cts/S	Cts/S
Avg	**5623.0**	**70384.**	**3834.5**
Stddev	1.1	44.	13.3
%RSD	.01919	.06257	.34628
#1	5622.2	70415.	3825.1
#2	5623.7	70353.	3843.8

Sample Name: 280-42019-B-14-A Acquired: 5/17/2013 14:56:14 Type: Unk
Method: 6500_026(v10) Mode: CONC Corr. Factor: 1.000000
User: bowenh Custom ID1: Custom ID2: Custom ID3:
Comment: 173770 6010b

Elem	Ag3280	Al3092	As1890	B_2089	Ba4554	Be3130	Bi2230	Ca3179	Cd2288
Line	328.068 {103}	309.271 {109}	189.042 {478}	208.959 {461}	455.403 { 74}	313.042 {108}	223.061 {451}	317.933 {106}	228.802 {447}
Units	ppm	ppm	ppm	ppm	ppm	ppm	ppm	ppm	ppm
Avg	**.00073**	**41.931**	**.02959**	**.04111**	**1.0018**	**.00252**	**.00093**	**150.89**	**.00042**
Stddev	.00014	.175	.00015	.00081	.0058	.00004	.00189	.53	.00010
%RSD	19.820	.41794	.49151	1.9709	.57709	1.6859	203.76	.35184	23.638
#1	.00063	42.055	.02969	.04168	1.0059	.00249	-.00041	151.27	.00049
#2	.00083	41.807	.02949	.04053	.99771	.00255	.00226	150.52	.00035
Check ?	Chk Pass	Chk Pass	Chk Pass	Chk Pass	Chk Pass	Chk Pass	Chk Pass	Chk Pass	Chk Pass
High Limit									
Low Limit									

Elem	Co2286	Cr2055	Cu3247	Fe2714	K_7664	Li6707	Mg2790	Mn2576	Mo2020
Line	228.616 {447}	205.552 {464}	324.754 {104}	271.441 {124}	766.490 { 44}	670.784 { 50}	279.079 {121}2	257.610 {131}	202.030 {467}
Units	ppm	ppm	ppm	ppm	ppm	ppm	ppm	ppm	ppm
Avg	**.01507**	**.01792**	**.02504**	**46.366**	**13.985**	**.02562**	**11.932**	**1.5716**	**.01589**
Stddev	.00002	.00024	.00010	.508	.025	.00270	.023	.0050	.00006
%RSD	.12809	1.3469	.40266	1.0957	.17632	10.524	.18961	.31685	.39549
#1	.01508	.01810	.02511	46.725	14.003	.02753	11.916	1.5681	.01593
#2	.01506	.01775	.02497	46.007	13.968	.02371	11.948	1.5752	.01584
Check ?	Chk Pass	Chk Pass	Chk Pass	Chk Pass	Chk Pass	Chk Pass	Chk Pass	Chk Pass	Chk Pass
High Limit									
Low Limit									

Elem	Na5895	Ni2316	P_1782	Pb2203	S_1820	Sb2068	Se1960	Si2881	Sn1899
Line	589.592 { 57}	231.604 {446}	178.284 {489}	220.353 {453}	182.034 {485}	206.833 {463}	196.090 {472}	288.158 {117}	189.989 {477}
Units	ppm	ppm	ppm	ppm	ppm	ppm	ppm	ppm	ppm
Avg	**1.5816**	**.01852**	**1.4900**	**.04028**	**1.2587**	**.00145**	**.01213**	**1.9137**	**.00100**
Stddev	.0370	.00004	.0043	.00046	.0021	.00093	.00468	.0223	.00041
%RSD	2.3381	.23357	.28735	1.1507	.16308	63.900	38.581	1.1676	41.259
#1	1.6078	.01849	1.4931	.03995	1.2601	.00211	.01543	1.9295	.00129
#2	1.5555	.01855	1.4870	.04061	1.2572	.00080	.00882	1.8979	.00071
Check ?	Chk Pass	Chk Pass	Chk Pass	Chk Pass	None	Chk Pass	Chk Pass	Chk Pass	Chk Pass
High Limit									
Low Limit									

Elem	Sr4077	Th2837	Ti3349	Tl1908	U_3701	V_2924	Zn2062	Zr3391
Line	407.771 { 83}	283.730 {119}	334.904 {101}	190.856 {477}	370.152 { 91}	292.402 {115}	206.200 {163}	339.198 { 99}
Units	ppm	ppm	ppm	ppm	ppm	ppm	ppm	ppm
Avg	**.37125**	**.03588**	**.19358**	**-.00166**	**.00557**	**.15221**	**.09058**	**.02088**
Stddev	.00049	.00159	.00024	.00253	.06484	.00112	.00069	.00134
%RSD	.13111	4.4299	.12278	152.72	1164.7	.73792	.76474	6.4124
#1	.37159	.03476	.19341	-.00345	.05141	.15142	.09009	.02182
#2	.37091	.03701	.19375	.00013	-.04028	.15301	.09107	.01993
Check ?	Chk Pass	Chk Pass	Chk Pass	Chk Pass	Chk Pass	Chk Pass	Chk Pass	Chk Pass
High Limit								
Low Limit								

Int. Std.	Y_2243	Y_3600	Y_3774
Line	224.306 {450}	360.073 { 94}	377.433 { 89}
Units	Cts/S	Cts/S	Cts/S
Avg	**5653.3**	**71103.**	**3894.1**
Stddev	8.5	126.	3.9
%RSD	.15023	.17735	.09962
#1	5659.4	71193.	3891.4
#2	5647.3	71014.	3896.9

Sample Name: 280-42019-B-15-A Acquired: 5/17/2013 14:58:37 Type: Unk
Method: 6500_026(v10) Mode: CONC Corr. Factor: 1.000000
User: bowenh Custom ID1: Custom ID2: Custom ID3:
Comment: 173770 6010b

Elem	Ag3280	Al3092	As1890	B_2089	Ba4554	Be3130	Bi2230	Ca3179	Cd2288
Line	328.068 {103}	309.271 {109}	189.042 {478}	208.959 {461}	455.403 { 74}	313.042 {108}	223.061 {451}	317.933 {106}	228.802 {447}
Units	ppm	ppm	ppm	ppm	ppm	ppm	ppm	ppm	ppm
Avg	**.00054**	**59.433**	**.02211**	**.03689**	**.77417**	**.00267**	**.00193**	**39.198**	**.00085**
Stddev	.00027	.230	.00209	.00058	.00397	.00002	.00158	.120	.00026
%RSD	49.588	.38734	9.4550	1.5829	.51228	.57924	81.923	.30701	30.301
#1	.00035	59.271	.02358	.03730	.77137	.00268	.00305	39.113	.00067
#2	.00073	59.596	.02063	.03648	.77698	.00266	.00081	39.283	.00103
Check ?	Chk Pass	Chk Pass	Chk Pass	Chk Pass	Chk Pass	Chk Pass	Chk Pass	Chk Pass	Chk Pass
High Limit									
Low Limit									

Elem	Co2286	Cr2055	Cu3247	Fe2714	K_7664	Li6707	Mg2790	Mn2576	Mo2020
Line	228.616 {447}	205.552 {464}	324.754 {104}	271.441 {124}	766.490 { 44}	670.784 { 50}	279.079 {121}2	257.610 {131}	202.030 {467}
Units	ppm	ppm	ppm	ppm	ppm	ppm	ppm	ppm	ppm
Avg	**.02658**	**.03915**	**.03885**	**53.534**	**16.623**	**.03779**	**13.785**	**2.4074**	**.00260**
Stddev	.00000	.00018	.00006	.019	.095	.00048	.035	.0094	.00021
%RSD	.00083	.46348	.14952	.03513	.57421	1.2624	.25099	.39174	8.0086
#1	.02658	.03928	.03889	53.547	16.555	.03813	13.760	2.4007	.00274
#2	.02658	.03902	.03881	53.521	16.690	.03746	13.809	2.4141	.00245
Check ?	Chk Pass	Chk Pass	Chk Pass	Chk Pass	Chk Pass	Chk Pass	Chk Pass	Chk Pass	Chk Pass
High Limit									
Low Limit									

Elem	Na5895	Ni2316	P_1782	Pb2203	S_1820	Sb2068	Se1960	Si2881	Sn1899
Line	589.592 { 57}	231.604 {446}	178.284 {489}	220.353 {453}	182.034 {485}	206.833 {463}	196.090 {472}	288.158 {117}	189.989 {477}
Units	ppm	ppm	ppm	ppm	ppm	ppm	ppm	ppm	ppm
Avg	**1.1188**	**.03370**	**1.7143**	**.05201**	**.47683**	**-.00002**	**.00396**	**5.2034**	**.00250**
Stddev	.0170	.00018	.0087	.00015	.00553	.00135	.00489	.0223	.00033
%RSD	1.5155	.54890	.50500	.28429	1.1605	6426.9	123.70	.42884	13.063
#1	1.1308	.03383	1.7204	.05211	.48074	.00093	.00742	5.1876	.00273
#2	1.1068	.03357	1.7082	.05190	.47292	-.00097	.00050	5.2191	.00227
Check ?	Chk Pass	Chk Pass	Chk Pass	Chk Pass	None	Chk Pass	Chk Pass	Chk Pass	Chk Pass
High Limit									
Low Limit									

Elem	Sr4077	Th2837	Ti3349	Tl1908	U_3701	V_2924	Zn2062	Zr3391
Line	407.771 { 83}	283.730 {119}	334.904 {101}	190.856 {477}	370.152 { 91}	292.402 {115}	206.200 {163}	339.198 { 99}
Units	ppm	ppm	ppm	ppm	ppm	ppm	ppm	ppm
Avg	**.12450**	**.04145**	**.60885**	**-.00117**	W **-.06769**	**.11518**	**.14804**	**.03665**
Stddev	.00035	.00135	.00800	.00027	.00118	.00040	.00016	.00154
%RSD	.28468	3.2530	1.3132	22.874	1.7442	.34573	.10881	4.1980
#1	.12425	.04050	.61450	-.00098	-.06686	.11490	.14792	.03556
#2	.12475	.04241	.60320	-.00136	-.06853	.11547	.14815	.03774
Check ?	Chk Pass	Chk Pass	Chk Pass	Chk Pass	Chk Warn	Chk Pass	Chk Pass	Chk Pass
High Limit					45.000			
Low Limit					-.05000			

Int. Std.	Y_2243	Y_3600	Y_3774
Line	224.306 {450}	360.073 { 94}	377.433 { 89}
Units	Cts/S	Cts/S	Cts/S
Avg	**5814.5**	**72461.**	**3862.8**
Stddev	17.9	182.	7.9
%RSD	.30743	.25101	.20506
#1	5827.2	72589.	3857.2
#2	5801.9	72332.	3868.4

Sample Name: 280-42019-B-16-A Acquired: 5/17/2013 15:00:58 Type: Unk
Method: 6500_026(v10) Mode: CONC Corr. Factor: 1.000000
User: bowenh Custom ID1: Custom ID2: Custom ID3:
Comment: 173770 6010b

Elem	Ag3280	Al3092	As1890	B_2089	Ba4554	Be3130	Bi2230	Ca3179	Cd2288
Line	328.068 {103}	309.271 {109}	189.042 {478}	208.959 {461}	455.403 { 74}	313.042 {108}	223.061 {451}	317.933 {106}	228.802 {447}
Units	ppm	ppm	ppm	ppm	ppm	ppm	ppm	ppm	ppm
Avg	**.00042**	**22.220**	**.02018**	**.02842**	**.85992**	**.00117**	**-.00227**	**131.42**	**.00033**
Stddev	.00011	.176	.00032	.00087	.00459	.00003	.00057	.78	.00010
%RSD	26.908	.79222	1.5624	3.0547	.53421	2.6224	25.345	.59080	29.767
#1	.00050	22.345	.01996	.02904	.86317	.00115	-.00267	131.97	.00026
#2	.00034	22.096	.02040	.02781	.85667	.00119	-.00186	130.87	.00040
Check ?	Chk Pass	Chk Pass	Chk Pass	Chk Pass	Chk Pass	Chk Pass	Chk Pass	Chk Pass	Chk Pass
High Limit									
Low Limit									

Elem	Co2286	Cr2055	Cu3247	Fe2599	K_7664	Li6707	Mg2790	Mn2576	Mo2020
Line	228.616 {447}	205.552 {464}	324.754 {104}	259.940 {130}	766.490 { 44}	670.784 { 50}	279.079 {121}2	257.610 {131}	202.030 {467}
Units	ppm	ppm	ppm	ppm	ppm	ppm	ppm	ppm	ppm
Avg	**.00931**	**.01384**	**.01359**	**25.141**	**9.3076**	**.01421**	**9.9430**	**1.1199**	**.00128**
Stddev	.00001	.00017	.00013	.157	.0066	.00344	.0116	.0010	.00001
%RSD	.12845	1.2085	.93551	.62584	.07074	24.196	.11647	.08791	.43143
#1	.00932	.01396	.01350	25.252	9.3029	.01664	9.9349	1.1192	.00127
#2	.00930	.01372	.01368	25.029	9.3122	.01178	9.9512	1.1206	.00128
Check ?	Chk Pass	Chk Pass	Chk Pass	Chk Pass	Chk Pass	Chk Pass	Chk Pass	Chk Pass	Chk Pass
High Limit									
Low Limit									

Elem	Na5895	Ni2316	P_1782	Pb2203	S_1820	Sb2068	Se1960	Si2881	Sn1899
Line	589.592 { 57}	231.604 {446}	178.284 {489}	220.353 {453}	182.034 {485}	206.833 {463}	196.090 {472}	288.158 {117}	189.989 {477}
Units	ppm	ppm	ppm	ppm	ppm	ppm	ppm	ppm	ppm
Avg	**.99550**	**.01276**	**.94726**	**.02996**	**.42786**	**-.00067**	**.00451**	**1.6064**	**-.00064**
Stddev	.01096	.00002	.00953	.00024	.00346	.00220	.00432	.0191	.00016
%RSD	1.1010	.14793	1.0056	.81051	.80910	328.39	95.901	1.1861	24.541
#1	1.0033	.01274	.95399	.02979	.43031	-.00223	.00145	1.6199	-.00076
#2	.98775	.01277	.94052	.03013	.42541	.00089	.00757	1.5929	-.00053
Check ?	Chk Pass	Chk Pass	Chk Pass	Chk Pass	None	Chk Pass	Chk Pass	Chk Pass	Chk Pass
High Limit									
Low Limit									

Elem	Sr4077	Th2837	Ti3349	Tl1908	U_3701	V_2924	Zn2062	Zr3391
Line	407.771 { 83}	283.730 {119}	334.904 {101}	190.856 {477}	370.152 { 91}	292.402 {115}	206.200 {163}	339.198 { 99}
Units	ppm	ppm	ppm	ppm	ppm	ppm	ppm	ppm
Avg	**.19979**	**.02306**	**.17138**	**-.00074**	**-.02088**	**.10638**	**.09307**	**.01381**
Stddev	.00113	.00065	.00110	.00061	.02642	.00056	.00017	.00230
%RSD	.56568	2.8201	.64111	83.062	126.50	.52396	.18318	16.623
#1	.20059	.02352	.17215	-.00117	-.03956	.10598	.09319	.01218
#2	.19899	.02260	.17060	-.00031	-.00220	.10677	.09295	.01543
Check ?	Chk Pass	Chk Pass	Chk Pass	Chk Pass	Chk Pass	Chk Pass	Chk Pass	Chk Pass
High Limit								
Low Limit								

Int. Std.	Y_2243	Y_3600	Y_3774
Line	224.306 {450}	360.073 { 94}	377.433 { 89}
Units	Cts/S	Cts/S	Cts/S
Avg	**5619.5**	**70153.**	**3752.6**
Stddev	15.4	233.	28.9
%RSD	.27388	.33156	.76951
#1	5630.4	70317.	3732.2
#2	5608.6	69988.	3773.0

Sample Name: 41856-3 Acquired: 5/17/2013 15:03:23 Type: Unk
Method: 6500_026(v10) Mode: CONC Corr. Factor: 1.000000
User: bowenh Custom ID1: Custom ID2: Custom ID3:
Comment:

Elem	Ag3280	Al1670	As1890	B_2089	Ba4554	Be3130	Bi2230	Ca3179	Cd2288
Line	328.068 {103}	167.079 {502}	189.042 {478}	208.959 {461}	455.403 { 74}	313.042 {108}	223.061 {451}	317.933 {106}	228.802 {447}
Units	ppm	ppm	ppm	ppm	ppm	ppm	ppm	ppm	ppm
Avg	**.00086**	**.09323**	**.01313**	**.02594**	**.52356**	**.00071**	**.00362**	**8.9072**	**-.00006**
Stddev	.00047	.00031	.00368	.00009	.00083	.00001	.00105	.0456	.00003
%RSD	55.188	.32748	28.036	.36086	.15778	1.9954	28.950	.51177	43.708
#1	.00119	.09345	.01574	.02600	.52297	.00070	.00436	8.9395	-.00004
#2	.00052	.09302	.01053	.02587	.52414	.00072	.00288	8.8750	-.00008
Check ?	Chk Pass	Chk Pass	Chk Pass	Chk Pass	Chk Pass	Chk Pass	Chk Pass	Chk Pass	Chk Pass
High Limit									
Low Limit									

Elem	Co2286	Cr2055	Cu3247	Fe2714	K_7664	Li6707	Mg2790	Mn2576	Mo2020
Line	228.616 {447}	205.552 {464}	324.754 {104}	271.441 {124}	766.490 { 44}	670.784 { 50}	279.079 {121}2	257.610 {131}	202.030 {467}
Units	ppm	ppm	ppm	ppm	ppm	ppm	ppm	ppm	ppm
Avg	**.01540**	**.00116**	**.00545**	**77.793**	**4.1003**	**-.00525**	**8.5424**	**.97265**	**-.00059**
Stddev	.00005	.00003	.00048	.311	.0931	.00186	.0237	.00239	.00023
%RSD	.34415	2.7804	8.7721	.39920	2.2705	35.506	.27696	.24572	38.605
#1	.01536	.00118	.00579	77.573	4.0345	-.00393	8.5591	.97434	-.00076
#2	.01543	.00113	.00511	78.013	4.1662	-.00657	8.5256	.97096	-.00043
Check ?	Chk Pass	Chk Pass	Chk Pass	Chk Pass	Chk Pass	Chk Pass	Chk Pass	Chk Pass	Chk Pass
High Limit									
Low Limit									

Elem	Na8183	Ni2316	P_1782	Pb2203	S_1820	Sb2068	Se1960	Si2881	Sn1899
Line	818.326 { 41}	231.604 {446}	178.284 {489}	220.353 {453}	182.034 {485}	206.833 {463}	196.090 {472}	288.158 {117}	189.989 {477}
Units	ppm	ppm	ppm	ppm	ppm	ppm	ppm	ppm	ppm
Avg	**21.472**	**.00969**	**.30798**	**.00180**	**2.6397**	**-.00062**	**-.00076**	**7.1396**	**-.00018**
Stddev	.099	.00029	.00209	.00050	.0078	.00489	.00069	.0048	.00116
%RSD	.45905	3.0008	.67959	27.670	.29601	787.34	91.073	.06671	652.57
#1	21.402	.00990	.30650	.00215	2.6453	.00284	-.00027	7.1430	.00064
#2	21.542	.00948	.30946	.00145	2.6342	-.00408	-.00125	7.1362	-.00100
Check ?	Chk Pass	Chk Pass	Chk Pass	Chk Pass	None	Chk Pass	Chk Pass	Chk Pass	Chk Pass
High Limit									
Low Limit									

Elem	Sr4077	Th2837	Ti3349	Tl1908	U_3701	V_2924	Zn2062	Zr3391
Line	407.771 { 83}	283.730 {119}	334.904 {101}	190.856 {477}	370.152 { 91}	292.402 {115}	206.200 {163}	339.198 { 99}
Units	ppm	ppm	ppm	ppm	ppm	ppm	ppm	ppm
Avg	**.11984**	**.01966**	**.00077**	**-.00147**	**.03825**	**.00454**	**.01137**	**.00139**
Stddev	.00018	.00057	.00015	.00039	.01080	.00015	.00043	.00201
%RSD	.14759	2.9003	19.417	26.274	28.247	3.2589	3.8054	144.25
#1	.11972	.01926	.00067	-.00120	.03061	.00465	.01106	-.00003
#2	.11997	.02007	.00088	-.00175	.04589	.00444	.01167	.00282
Check ?	Chk Pass	Chk Pass	Chk Pass	Chk Pass	Chk Pass	Chk Pass	Chk Pass	Chk Pass
High Limit								
Low Limit								

Int. Std.	Y_2243	Y_3600	Y_3774
Line	224.306 {450}	360.073 { 94}	377.433 { 89}
Units	Cts/S	Cts/S	Cts/S
Avg	**5851.9**	**74120.**	**3872.5**
Stddev	40.8	26.	8.9
%RSD	.69689	.03515	.22948
#1	5880.8	74101.	3878.8
#2	5823.1	74138.	3866.2

Sample Name: CCVH-2050355 Acquired: 5/17/2013 15:05:46 Type: QC
Method: 6500_026(v10) Mode: CONC Corr. Factor: 1.000000
User: bowenh Custom ID1: Custom ID2: Custom ID3:
Comment:

Elem	Ag3280	Al3092	As1890	B_2089	Ba4554	Be3130	Bi2230	Ca3179	Cd2288	Co2286	Cr2055	Cu3247
Units	ppm	ppm	ppm	ppm	ppm	ppm	ppm	ppm	ppm	ppm	ppm	ppm
Avg	k **.01111**	**45.900**	k **-.00138**	**.01337**	k **-.00014**	k **-.00009**	k **.91652**	k **-.00792**	k **-.00085**	k **.00185**	k **.00032**	k **.00895**
Stddev	.00015	.392	.00220	.00061	.00018	.00012	.00271	.00243	.00001	.00007	.00022	.00091
%RSD	1.3188	.85415	159.45	4.5353	134.15	126.50	.29529	30.753	1.3927	3.6794	69.969	10.146
#1	k .01101	46.177	k -.00294	.01294	k -.00027	k -.00001	k .91460	k -.00964	k -.00084	k .00180	k .00047	k .00960
#2	k .01121	45.622	k .00018	.01380	k -.00001	k -.00017	k .91843	k -.00619	k -.00085	k .00190	k .00016	k .00831
Check ?	None	Chk Pass	None	None	None	None	Chk Pass	None	None	None	None	None
Value												
Range												

Elem	Fe2714	K_7664	Li6707	Mg2790	Mn2576	Mo2020	Na8183	Ni2316	P_1782	Pb2203	S_1820	Sb2068
Units	ppm	ppm	ppm	ppm	ppm	ppm	ppm	ppm	ppm	ppm	ppm	ppm
Avg	kF **43.847**	**2.6121**	k **-.00052**	k **-.18421**	**.00000**	**-.00178**	**250.59**	**.00163**	**.00852**	k **.00823**	**4.7259**	k **-.01787**
Stddev	.199	.0025	.00092	.00396	.00005	.00029	2.38	.00034	.00033	.00207	.0079	.00060
%RSD	.45443	.09713	175.45	2.1495	9004.8	16.290	.94843	20.594	3.9252	25.182	.16706	3.3425
#1	k 43.988	2.6103	k -.00117	k -.18141	.00003	-.00199	252.27	.00139	.00829	k .00677	4.7315	k -.01745
#2	k 43.706	2.6139	k .00013	k -.18701	-.00003	-.00158	248.91	.00187	.00876	k .00970	4.7203	k -.01830
Check ?	Chk Fail	None	None	None	None	None	Chk Pass	None	None	None	None	None
Value	50.000											
Range	-10.000%											

Elem	Se1960	Si2881	Sn1899	Sr4077	Th2837	Ti3349	Tl1908	U_3701	V_2924	Zn2062	Zr3391
Units	ppm	ppm	ppm	ppm	ppm	ppm	ppm	ppm	ppm	ppm	ppm
Avg	k **-.01358**	k **-.00639**	k **-.00077**	**.00025**	k **5.1290**	k **.01506**	k **-.00339**	k **9.5323**	k **.00107**	**.00336**	k **.19087**
Stddev	.00094	.00229	.00096	.00014	.0131	.00010	.00065	.0448	.00067	.00016	.00033
%RSD	6.8874	35.794	124.37	55.355	.25445	.66867	19.106	.46986	62.736	4.8776	.17314
#1	k -.01292	k -.00801	k -.00009	.00035	k 5.1198	k .01499	k -.00293	k 9.5006	k .00155	.00347	k .19111
#2	k -.01424	k -.00477	k -.00145	.00015	k 5.1383	k .01513	k -.00385	k 9.5640	k .00060	.00324	k .19064
Check ?	None	None	None	None	Chk Pass	None	None	Chk Pass	None	None	None
Value											
Range											

Int. Std.	Y_2243	Y_3600	Y_3774
Units	Cts/S	Cts/S	Cts/S
Avg	**5420.7**	**68425.**	**3623.6**
Stddev	16.6	210.	26.3
%RSD	.30671	.30637	.72521
#1	5432.5	68277.	3605.0
#2	5409.0	68573.	3642.2

Sample Name: CCV-2050339 Acquired: 5/17/2013 15:08:10 Type: QC
Method: 6500_026(v10) Mode: CONC Corr. Factor: 1.000000
User: bowenh Custom ID1: Custom ID2: Custom ID3:
Comment:

Elem	Ag3280	Al1670	As1890	B_2089	Ba4554	Be3130	Bi2230	Ca3179	Cd2288	Co2286	Cr2055	Cu3247
Units	ppm	ppm	ppm	ppm	ppm	ppm	ppm	ppm	ppm	ppm	ppm	ppm
Avg	**.49264**	**.48856**	**.94840**	**.50959**	**.49317**	F **.44960**	**.00376**	**4.6545**	**.48574**	**.49422**	**.47538**	**.47031**
Stddev	.00141	.00028	.00527	.00145	.00191	.00217	.00389	.0125	.00085	.00060	.00060	.00164
%RSD	.28676	.05649	.55578	.28396	.38638	.48325	103.40	.26880	.17590	.12176	.12550	.34909
#1	.49164	.48836	.95213	.51061	.49452	.45113	.00101	4.6634	.48635	.49379	.47580	.46915
#2	.49364	.48876	.94467	.50856	.49182	.44806	.00651	4.6457	.48514	.49465	.47496	.47147
Check ?	Chk Pass	Chk Pass	Chk Pass	Chk Pass	Chk Pass	Chk Fail	None	Chk Pass	Chk Pass	Chk Pass	Chk Pass	Chk Pass
Value						.50000						
Range						-10.000%						

Elem	Fe2599	K_7664	Li6707	Mg2790	Mn2576	Mo2020	Na5895	Ni2316	P_1782	Pb2203	S_1820	Sb2068
Units	ppm	ppm	ppm	ppm	ppm	ppm	ppm	ppm	ppm	ppm	ppm	ppm
Avg	F **2.1624**	**51.705**	**1.0168**	**19.083**	**.48653**	**.46575**	**5.4242**	**.48396**	**.97893**	**.98026**	**-.05135**	**.97952**
Stddev	.0090	.108	.0055	.062	.00216	.00078	.0680	.00036	.00310	.00334	.00206	.00078
%RSD	.41511	.20908	.54024	.32402	.44380	.16755	1.2543	.07416	.31648	.34115	4.0106	.07974
#1	2.1688	51.781	1.0207	19.039	.48500	.46631	5.4723	.48421	.97674	.97790	-.04990	.97897
#2	2.1561	51.628	1.0130	19.127	.48805	.46520	5.3761	.48370	.98112	.98263	-.05281	.98008
Check ?	Chk Fail	Chk Pass	Chk Pass	Chk Pass	Chk Pass	Chk Pass	Chk Pass	Chk Pass	Chk Pass	Chk Pass	None	Chk Pass
Value	2.5000											
Range	-10.000%											

Elem	Se1960	Si2881	Sn1899	Sr4077	Th2837	Ti3349	Tl1908	U_3701	V_2924	Zn2062	Zr3391
Units	ppm	ppm	ppm	ppm	ppm	ppm	ppm	ppm	ppm	ppm	ppm
Avg	**1.0016**	F **4.4195**	**.93811**	**.49999**	**.00255**	**.48226**	**.95641**	**.03707**	**.47396**	**.48079**	**.46928**
Stddev	.0044	.0162	.00312	.00197	.00092	.00196	.00000	.00389	.00231	.00057	.00220
%RSD	.44102	.36708	.33268	.39365	35.973	.40649	.00022	10.497	.48736	.11813	.46794
#1	.99851	4.4081	.93590	.50139	.00319	.48087	.95641	.03432	.47233	.48039	.47083
#2	1.0048	4.4310	.94032	.49860	.00190	.48365	.95641	.03982	.47560	.48119	.46773
Check ?	Chk Pass	Chk Fail	Chk Pass	Chk Pass	None	Chk Pass	Chk Pass	None	Chk Pass	Chk Pass	Chk Pass	
Value		5.0000										
Range		-10.000%										

Int. Std.	Y_2243	Y_3600	Y_3774
Units	Cts/S	Cts/S	Cts/S
Avg	**5527.0**	**68957.**	**3625.9**
Stddev	.1	487.	6.0
%RSD	.00100	.70558	.16558
#1	5526.9	69301.	3621.7
#2	5527.0	68613.	3630.1

Sample Name: CCB Acquired: 5/17/2013 15:10:25 Type: QC
Method: 6500_026(v10) Mode: CONC Corr. Factor: 1.000000
User: bowenh Custom ID1: Custom ID2: Custom ID3:
Comment:

Elem	Ag3280	Al1670	As1890	B_2089	Ba4554	Be3130	Bi2230	Ca3179	Cd2288	Co2286	Cr2055
Units	ppm	ppm	ppm	ppm	ppm	ppm	ppm	ppm	ppm	ppm	ppm
Avg	W **.00098**	W **.02578**	**.00141**	F **.01141**	**-.00010**	**.00001**	**.00081**	**-.00869**	**-.00007**	**.00029**	**.00010**
Stddev	.00024	.03646	.00054	.00152	.00036	.00007	.00256	.00422	.00021	.00040	.00030
%RSD	24.420	141.43	38.396	13.295	362.89	959.15	316.87	48.615	296.37	139.00	303.55
#1	.00114	-.00000	.00103	.01034	.00016	.00005	-.00100	-.01168	-.00022	.00000	-.00011
#2	.00081	.05156	.00180	.01249	-.00035	-.00004	.00262	-.00570	.00008	.00057	.00031
Check ?	Chk Warn	Chk Warn	Chk Pass	Chk Fail	Chk Pass	Chk Pass	None	Chk Pass	Chk Pass	Chk Pass	Chk Pass
High Limit	.00093	.01800		.00312							
Low Limit	-.00093	-.01800		-.00312							

Elem	Cu3247	Fe2599	K_7664	Li6707	Mg2790	Mn2576	Mo2020	Na5895	Ni2316	P_1782	Pb2203
Units	ppm	ppm	ppm	ppm	ppm	ppm	ppm	ppm	ppm	ppm	ppm
Avg	**-.00086**	**-.00052**	F **2.1410**	W **-.00296**	**.00080**	**.00007**	**.00035**	F **.49162**	**.00068**	**.00550**	**-.00002**
Stddev	.00025	.00075	.0072	.00018	.00249	.00004	.00038	.02629	.00011	.00308	.00149
%RSD	28.625	143.97	.33744	6.1690	312.23	59.497	107.88	5.3471	16.164	55.973	8004.2
#1	-.00069	-.00104	2.1461	-.00309	.00256	.00010	.00008	.51021	.00061	.00332	-.00107
#2	-.00104	.00001	2.1359	-.00283	-.00096	.00004	.00062	.47303	.00076	.00768	.00103
Check ?	Chk Pass	Chk Pass	Chk Fail	Chk Warn	Chk Pass	Chk Pass	Chk Pass	Chk Fail	Chk Pass	Chk Pass	Chk Pass
High Limit			.25000	.00261				.10000			
Low Limit			-.25000	-.00261				-.10000			

Elem	S_1820	Sb2068	Se1960	Si2881	Sn1899	Sr4077	Th2837	Ti3349	Tl1908	U_3701	V_2924
Units	ppm	ppm	ppm	ppm	ppm	ppm	ppm	ppm	ppm	ppm	ppm
Avg	**-.04419**	**.00065**	**.00186**	**.01117**	**-.00040**	**.00014**	**.00178**	**.00044**	**.00072**	**.01154**	**-.00004**
Stddev	.01295	.00091	.00043	.00051	.00156	.00011	.00321	.00024	.00030	.01529	.00053
%RSD	29.305	139.19	22.982	4.5696	390.15	80.437	180.49	54.153	41.408	132.53	1345.3
#1	-.05334	.00130	.00156	.01153	-.00150	.00022	.00405	.00061	.00051	.02235	.00034
#2	-.03503	.00001	.00216	.01081	.00070	.00006	-.00049	.00027	.00093	.00073	-.00042
Check ?	None	Chk Pass	Chk Pass	Chk Pass	Chk Pass	Chk Pass	Chk Pass	Chk Pass	Chk Pass	Chk Pass	Chk Pass
High Limit											
Low Limit											

Elem	Zn2062	Zr3391
Units	ppm	ppm
Avg	**.00264**	W **.00303**
Stddev	.00023	.00329
%RSD	8.8247	108.70
#1	.00247	.00535
#2	.00280	.00070
Check ?	Chk Pass	Chk Warn
High Limit		.00238
Low Limit		-.00238

Int. Std.	Y_2243	Y_3600	Y_3774
Units	Cts/S	Cts/S	Cts/S
Avg	**5586.5**	**71152.**	**3633.5**
Stddev	19.4	243.	7.4
%RSD	.34728	.34099	.20324
#1	5600.3	71323.	3628.3
#2	5572.8	70980.	3638.7

Sample Name: CCVL2057887 Acquired: 5/17/2013 15:12:54 Type: QC
Method: 6500_026(v10) Mode: CONC Corr. Factor: 1.000000
User: bowenh Custom ID1: Custom ID2: Custom ID3:
Comment:

Elem	Ag3280	Al1670	As1890	B_2089	Ba4554	Be3130	Bi2230	Ca3179	Cd2288	Co2286	Cr2055
Units	ppm	ppm	ppm	ppm	ppm	ppm	ppm	ppm	ppm	ppm	ppm
Avg	**.01085**	F **.13825**	**.01634**	**.11422**	**.01153**	**.00093**	**.10576**	F **.36011**	**.00482**	**.01046**	**.00988**
Stddev	.00036	.00381	.00013	.00002	.00075	.00001	.00217	.00755	.00018	.00009	.00002
%RSD	3.3110	2.7529	.77060	.02161	6.5385	1.2306	2.0483	2.0958	3.6646	.82818	.18816
#1	.01060	.14094	.01625	.11420	.01206	.00094	.10423	.36545	.00494	.01052	.00989
#2	.01111	.13556	.01643	.11424	.01099	.00092	.10729	.35477	.00469	.01040	.00986
Check ?	Chk Pass	Chk Fail	Chk Pass	Chk Pass	Chk Pass	Chk Pass	Chk Pass	Chk Fail	Chk Pass	Chk Pass	Chk Pass
Value		.10000						.20000			
Range		30.000%						30.000%			

Elem	Cu3247	Fe2599	K_7664	Li6707	Mg2790	Mn2576	Mo2020	Na5895	Ni2316	P_1782	Pb2203
Units	ppm	ppm	ppm	ppm	ppm	ppm	ppm	ppm	ppm	ppm	ppm
Avg	**.01365**	F **.15622**	F **5.5195**	W **.00731**	F **.26121**	W **.01280**	**.01904**	F **2.0724**	**.04008**	**2.9536**	**.00891**
Stddev	.00030	.00736	.0007	.00295	.00527	.00024	.00028	.0395	.00045	.0013	.00060
%RSD	2.2096	4.7101	.01259	40.399	2.0163	1.9121	1.4559	1.9046	1.1203	.04538	6.7852
#1	.01386	.16142	5.5190	.00939	.26493	.01298	.01885	2.1003	.03976	2.9527	.00934
#2	.01343	.15102	5.5200	.00522	.25748	.01263	.01924	2.0445	.04039	2.9546	.00848
Check ?	Chk Pass	Chk Fail	Chk Fail	Chk Warn	Chk Fail	Chk Warn	Chk Pass	Chk Fail	Chk Pass	Chk Pass	Chk Pass
Value		.10000	3.0000	.01000	.20000	.01000		1.0000			
Range		30.000%	30.000%	-20.000%	30.000%	20.000%		30.000%			

Elem	S_1820	Sb2068	Se1960	Si2881	Sn1899	Sr4077	Th2837	Ti3349	Tl1908	U_3701	V_2924
Units	ppm	ppm	ppm	ppm	ppm	ppm	ppm	ppm	ppm	ppm	ppm
Avg	**-.03939**	**.01163**	**.01786**	**.46564**	**.09493**	**.01088**	**.01604**	**.01045**	**.01598**	F **.09043**	**.01005**
Stddev	.00294	.00010	.00202	.04043	.00035	.00016	.00148	.00003	.00081	.02350	.00002
%RSD	7.4528	.82505	11.311	8.6833	.36759	1.4772	9.2526	.25734	5.0739	25.983	.24696
#1	-.03731	.01170	.01643	.49423	.09468	.01100	.01499	.01046	.01541	.10705	.01003
#2	-.04147	.01156	.01929	.43705	.09517	.01077	.01709	.01043	.01656	.07382	.01007
Check ?	None	Chk Pass	Chk Pass	Chk Pass	Chk Pass	Chk Pass	Chk Pass	Chk Pass	Chk Pass	Chk Fail	Chk Pass
Value										.06000	
Range										30.000%	

Elem	Zn2062	Zr3391
Units	ppm	ppm
Avg	**.02264**	**.01663**
Stddev	.00034	.00062
%RSD	1.5219	3.7143
#1	.02240	.01707
#2	.02289	.01620
Check ?	Chk Pass	Chk Pass
Value		
Range		

Int. Std.	Y_2243	Y_3600	Y_3774
Units	Cts/S	Cts/S	Cts/S
Avg	**5585.5**	**70312.**	**3608.5**
Stddev	3.9	90.	23.7
%RSD	.07020	.12836	.65658
#1	5582.8	70376.	3625.2
#2	5588.3	70248.	3591.7

Sample Name: 280-42191-A-52-A@10 Acquired: 5/17/2013 15:15:19 Type: Unk
Method: 6500_026(v10) Mode: CONC Corr. Factor: 1.000000
User: bowenh Custom ID1: Custom ID2: Custom ID3:
Comment: 174343 6010b

Elem	Ag3280	Al1670	As1890	B_2089	Ba4554	Be3130	Bi2230	Ca3179	Cd2288
Line	328.068 {103}	167.079 {502}	189.042 {478}	208.959 {461}	455.403 { 74}	313.042 {108}	223.061 {451}	317.933 {106}	228.802 {447}
Units	ppm	ppm	ppm	ppm	ppm	ppm	ppm	ppm	ppm
Avg	**.00071**	**.02722**	**.00126**	**.14240**	**.00423**	**-.00004**	**.00096**	**7.3084**	**.01007**
Stddev	.00047	.00027	.00080	.00003	.00030	.00009	.00161	.0044	.00017
%RSD	66.013	.99916	63.985	.02043	7.0931	222.02	166.98	.06044	1.7115
#1	.00105	.02741	.00069	.14242	.00402	.00002	-.00017	7.3115	.00994
#2	.00038	.02703	.00183	.14238	.00445	-.00011	.00210	7.3053	.01019
Check ?	Chk Pass	Chk Pass	Chk Pass	Chk Pass	Chk Pass	Chk Pass	Chk Pass	Chk Pass	Chk Pass
High Limit									
Low Limit									

Elem	Co2286	Cr2055	Cu3247	Fe2599	K_7664	Li6707	Mg2790	Mn2576	Mo2020
Line	228.616 {447}	205.552 {464}	324.754 {104}	259.940 {130}	766.490 { 44}	670.784 { 50}	279.079 {121}2	257.610 {131}	202.030 {467}
Units	ppm	ppm	ppm	ppm	ppm	ppm	ppm	ppm	ppm
Avg	**.00193**	**-.00169**	**.01872**	**.04611**	**11.865**	**.03710**	**.90313**	**.00401**	**.02804**
Stddev	.00015	.00026	.00042	.00151	.084	.00221	.00157	.00008	.00010
%RSD	7.9660	15.198	2.2309	3.2774	.70593	5.9625	.17330	2.0452	.34708
#1	.00204	-.00150	.01902	.04718	11.806	.03867	.90424	.00407	.02811
#2	.00182	-.00187	.01843	.04504	11.924	.03554	.90202	.00395	.02797
Check ?	Chk Pass	Chk Pass	Chk Pass	Chk Pass	Chk Pass	Chk Pass	Chk Pass	Chk Pass	Chk Pass
High Limit									
Low Limit									

Elem	Na8183	Ni2316	P_1782	Pb2203	S_1820	Sb2068	Se1960	Si2881	Sn1899
Line	818.326 { 41}	231.604 {446}	178.284 {489}	220.353 {453}	182.034 {485}	206.833 {463}	196.090 {472}	288.158 {117}	189.989 {477}
Units	ppm	ppm	ppm	ppm	ppm	ppm	ppm	ppm	ppm
Avg	**41.506**	**.08732**	**.03270**	**.00356**	**124.13**	**.01610**	**.02071**	**.08232**	**-.00055**
Stddev	.633	.00036	.00024	.00132	.05	.00166	.00279	.00400	.00015
%RSD	1.5254	.41077	.72783	37.109	.04380	10.308	13.487	4.8621	26.342
#1	41.953	.08707	.03287	.00449	124.17	.01492	.02269	.08515	-.00065
#2	41.058	.08758	.03253	.00262	124.10	.01727	.01874	.07949	-.00045
Check ?	Chk Pass	Chk Pass	Chk Pass	Chk Pass	None	Chk Pass	Chk Pass	Chk Pass	Chk Pass
High Limit									
Low Limit									

Elem	Sr4077	Th2837	Ti3349	Tl1908	U_3701	V_2924	Zn2062	Zr3391
Line	407.771 { 83}	283.730 {119}	334.904 {101}	190.856 {477}	370.152 { 91}	292.402 {115}	206.200 {163}	339.198 { 99}
Units	ppm	ppm	ppm	ppm	ppm	ppm	ppm	ppm
Avg	**.07950**	**-.00006**	**.00053**	**.00242**	**.04313**	**.00125**	F **278.58**	**.00288**
Stddev	.00011	.00243	.00056	.00006	.00162	.00059	1.16	.00044
%RSD	.13208	4000.1	105.28	2.4277	3.7648	47.570	.41634	15.183
#1	.07957	.00166	.00013	.00238	.04198	.00167	277.76	.00319
#2	.07942	-.00178	.00092	.00246	.04428	.00083	279.40	.00257
Check ?	Chk Pass	Chk Pass	Chk Pass	Chk Pass	Chk Pass	Chk Pass	Chk Fail	Chk Pass
High Limit							50.000	
Low Limit							-.02000	

Int. Std.	Y_2243	Y_3600	Y_3774
Line	224.306 {450}	360.073 { 94}	377.433 { 89}
Units	Cts/S	Cts/S	Cts/S
Avg	**5257.8**	**66661.**	**3451.4**
Stddev	14.3	50.	25.8
%RSD	.27234	.07552	.74880
#1	5267.9	66697.	3469.7
#2	5247.7	66626.	3433.1

Sample Name: 280-42191-A-53-A@10 Acquired: 5/17/2013 15:17:47 Type: Unk
Method: 6500_026(v10) Mode: CONC Corr. Factor: 1.000000
User: bowenh Custom ID1: Custom ID2: Custom ID3:
Comment: 174343 6010b

Elem	Ag3280	Al1670	As1890	B_2089	Ba4554	Be3130	Bi2230	Ca3179	Cd2288
Line	328.068 {103}	167.079 {502}	189.042 {478}	208.959 {461}	455.403 { 74}	313.042 {108}	223.061 {451}	317.933 {106}	228.802 {447}
Units	ppm	ppm	ppm	ppm	ppm	ppm	ppm	ppm	ppm
Avg	**.00060**	**.00777**	**.00195**	**.15263**	**.00231**	**-.00000**	**.00207**	**5.7139**	**.01402**
Stddev	.00051	.00505	.00433	.00073	.00034	.00013	.00214	.0059	.00012
%RSD	85.485	65.050	222.11	.47564	14.518	4659.0	103.43	.10311	.85726
#1	.00096	.01134	.00501	.15314	.00255	.00009	.00056	5.7180	.01394
#2	.00024	.00419	-.00111	.15212	.00208	-.00009	.00359	5.7097	.01411
Check ?	Chk Pass	Chk Pass	Chk Pass	Chk Pass	Chk Pass	Chk Pass	Chk Pass	Chk Pass	Chk Pass
High Limit									
Low Limit									

Elem	Co2286	Cr2055	Cu3247	Fe2599	K_7664	Li6707	Mg2790	Mn2576	Mo2020
Line	228.616 {447}	205.552 {464}	324.754 {104}	259.940 {130}	766.490 { 44}	670.784 { 50}	279.079 {121}2	257.610 {131}	202.030 {467}
Units	ppm	ppm	ppm	ppm	ppm	ppm	ppm	ppm	ppm
Avg	**.00155**	**-.00184**	**.01238**	**.03842**	**10.393**	**.04343**	**.67819**	**.00350**	**.01970**
Stddev	.00006	.00028	.00047	.00474	.053	.00176	.00331	.00004	.00003
%RSD	3.8827	15.090	3.8022	12.342	.50770	4.0421	.48753	1.0239	.16590
#1	.00151	-.00204	.01205	.03507	10.431	.04219	.68053	.00353	.01968
#2	.00160	-.00164	.01272	.04177	10.356	.04467	.67585	.00348	.01973
Check ?	Chk Pass	Chk Pass	Chk Pass	Chk Pass	Chk Pass	Chk Pass	Chk Pass	Chk Pass	Chk Pass
High Limit									
Low Limit									

Elem	Na8183	Ni2316	P_1782	Pb2203	S_1820	Sb2068	Se1960	Si2881	Sn1899
Line	818.326 { 41}	231.604 {446}	178.284 {489}	220.353 {453}	182.034 {485}	206.833 {463}	196.090 {472}	288.158 {117}	189.989 {477}
Units	ppm	ppm	ppm	ppm	ppm	ppm	ppm	ppm	ppm
Avg	**16.237**	**.06960**	**.02232**	**.00140**	**104.69**	**.01058**	**.00903**	**.05717**	**-.00093**
Stddev	.144	.00020	.00181	.00015	.12	.00033	.00093	.00514	.00102
%RSD	.88520	.28310	8.1076	10.481	.11157	3.0894	10.317	8.9918	109.95
#1	16.339	.06974	.02104	.00150	104.61	.01035	.00837	.06081	-.00021
#2	16.136	.06946	.02360	.00129	104.77	.01082	.00968	.05354	-.00165
Check ?	Chk Pass	Chk Pass	Chk Pass	Chk Pass	None	Chk Pass	Chk Pass	Chk Pass	Chk Pass
High Limit									
Low Limit									

Elem	Sr4077	Th2837	Ti3349	Tl1908	U_3701	V_2924	Zn2062	Zr3391
Line	407.771 { 83}	283.730 {119}	334.904 {101}	190.856 {477}	370.152 { 91}	292.402 {115}	206.200 {163}	339.198 { 99}
Units	ppm	ppm	ppm	ppm	ppm	ppm	ppm	ppm
Avg	**.06542**	**.00126**	**.00013**	**.00342**	**.02936**	**.00045**	F **257.33**	**.00355**
Stddev	.00009	.00193	.00023	.00147	.05279	.00079	1.89	.00412
%RSD	.13985	153.09	172.23	42.965	179.78	176.42	.73315	116.09
#1	.06535	.00262	.00030	.00238	-.00796	-.00011	255.99	.00646
#2	.06548	-.00010	-.00003	.00447	.06669	.00101	258.66	.00064
Check ?	Chk Pass	Chk Pass	Chk Pass	Chk Pass	Chk Pass	Chk Pass	Chk Fail	Chk Pass
High Limit							50.000	
Low Limit							-.02000	

Int. Std.	Y_2243	Y_3600	Y_3774
Line	224.306 {450}	360.073 { 94}	377.433 { 89}
Units	Cts/S	Cts/S	Cts/S
Avg	**5317.4**	**67522.**	**3491.3**
Stddev	16.7	243.	43.9
%RSD	.31487	.35978	1.2578
#1	5305.5	67694.	3460.3
#2	5329.2	67351.	3522.4

Sample Name: 280-42191-A-57-A@10 Acquired: 5/17/2013 15:20:15 Type: Unk
Method: 6500_026(v10) Mode: CONC Corr. Factor: 1.000000
User: bowenh Custom ID1: Custom ID2: Custom ID3:
Comment: 174343 6010b

Elem	Ag3280	Al1670	As1890	B_2089	Ba4554	Be3130	Bi2230	Ca3179	Cd2288
Line	328.068 {103}	167.079 {502}	189.042 {478}	208.959 {461}	455.403 { 74}	313.042 {108}	223.061 {451}	317.933 {106}	228.802 {447}
Units	ppm	ppm	ppm	ppm	ppm	ppm	ppm	ppm	ppm
Avg	**.00126**	**.00312**	**-.00121**	**.25778**	**.00633**	**-.00023**	**.00188**	**48.067**	**-.00004**
Stddev	.00032	.00006	.00057	.00164	.00020	.00006	.00009	.055	.00009
%RSD	25.625	1.9016	47.053	.63687	3.1977	25.581	4.5370	.11535	239.38
#1	.00103	.00316	-.00080	.25894	.00647	-.00019	.00182	48.107	.00003
#2	.00149	.00307	-.00161	.25662	.00618	-.00027	.00194	48.028	-.00010
Check ?	Chk Pass	Chk Pass	Chk Pass	Chk Pass	Chk Pass	Chk Pass	Chk Pass	Chk Pass	Chk Pass
High Limit									
Low Limit									

Elem	Co2286	Cr2055	Cu3247	Fe2599	K_7664	Li6707	Mg2790	Mn2576	Mo2020
Line	228.616 {447}	205.552 {464}	324.754 {104}	259.940 {130}	766.490 { 44}	670.784 { 50}	279.079 {121}2	257.610 {131}	202.030 {467}
Units	ppm	ppm	ppm	ppm	ppm	ppm	ppm	ppm	ppm
Avg	**.00044**	**-.00049**	**.00938**	**.00833**	**12.835**	**.01517**	**19.202**	**.01008**	**.04256**
Stddev	.00026	.00032	.00026	.00446	.109	.00314	.048	.00005	.00005
%RSD	58.153	65.962	2.7307	53.524	.84568	20.668	.24800	.54393	.11946
#1	.00026	-.00026	.00920	.01148	12.912	.01295	19.236	.01004	.04260
#2	.00062	-.00072	.00956	.00518	12.759	.01739	19.168	.01012	.04253
Check ?	Chk Pass	Chk Pass	Chk Pass	Chk Pass	Chk Pass	Chk Pass	Chk Pass	Chk Pass	Chk Pass
High Limit									
Low Limit									

Elem	Na8183	Ni2316	P_1782	Pb2203	S_1820	Sb2068	Se1960	Si2881	Sn1899
Line	818.326 { 41}	231.604 {446}	178.284 {489}	220.353 {453}	182.034 {485}	206.833 {463}	196.090 {472}	288.158 {117}	189.989 {477}
Units	ppm	ppm	ppm	ppm	ppm	ppm	ppm	ppm	ppm
Avg	**15.677**	**.01143**	**.01235**	**.00276**	**46.394**	**.00266**	**-.00043**	**.03211**	**-.00033**
Stddev	.133	.00019	.00136	.00047	.013	.00051	.00329	.00562	.00042
%RSD	.84639	1.6548	11.002	17.125	.02854	19.116	759.47	17.500	126.32
#1	15.770	.01130	.01139	.00309	46.404	.00230	.00189	.02813	-.00063
#2	15.583	.01157	.01332	.00243	46.385	.00302	-.00276	.03608	-.00004
Check ?	Chk Pass	Chk Pass	Chk Pass	Chk Pass	None	Chk Pass	Chk Pass	Chk Pass	Chk Pass
High Limit									
Low Limit									

Elem	Sr4077	Th2837	Ti3349	Tl1908	U_3701	V_2924	Zn2062	Zr3391
Line	407.771 { 83}	283.730 {119}	334.904 {101}	190.856 {477}	370.152 { 91}	292.402 {115}	206.200 {163}	339.198 { 99}
Units	ppm	ppm	ppm	ppm	ppm	ppm	ppm	ppm
Avg	**.16781**	**.00064**	**-.00007**	**-.00058**	**.03025**	**.00088**	F **106.05**	**.00024**
Stddev	.00085	.00149	.00009	.00040	.01399	.00046	1.37	.00047
%RSD	.50365	234.70	125.76	69.093	46.228	52.555	1.2951	193.58
#1	.16721	.00169	-.00014	-.00030	.04014	.00055	107.02	-.00009
#2	.16840	-.00042	-.00001	-.00086	.02036	.00121	105.07	.00058
Check ?	Chk Pass	Chk Pass	Chk Pass	Chk Pass	Chk Pass	Chk Pass	Chk Fail	Chk Pass
High Limit							50.000	
Low Limit							-.02000	

Int. Std.	Y_2243	Y_3600	Y_3774
Line	224.306 {450}	360.073 { 94}	377.433 { 89}
Units	Cts/S	Cts/S	Cts/S
Avg	**5249.2**	**65808.**	**3408.2**
Stddev	33.1	316.	15.7
%RSD	.63143	.48088	.45980
#1	5272.7	65584.	3397.1
#2	5225.8	66031.	3419.3

Sample Name: 280-42191-A-58-A@10 Acquired: 5/17/2013 15:22:44 Type: Unk
Method: 6500_026(v10) Mode: CONC Corr. Factor: 1.000000
User: bowenh Custom ID1: Custom ID2: Custom ID3:
Comment: 174343 6010b

Elem	Ag3280	Al1670	As1890	B_2089	Ba4554	Be3130	Bi2230	Ca3179	Cd2288
Line	328.068 {103}	167.079 {502}	189.042 {478}	208.959 {461}	455.403 { 74}	313.042 {108}	223.061 {451}	317.933 {106}	228.802 {447}
Units	ppm	ppm	ppm	ppm	ppm	ppm	ppm	ppm	ppm
Avg	**.00178**	**.00146**	**.00163**	**.12239**	**.00256**	**.00003**	**.00072**	**4.1359**	**.00170**
Stddev	.00029	.00007	.00229	.00065	.00023	.00016	.00440	.0128	.00017
%RSD	16.469	5.1254	140.43	.53429	9.0767	504.27	612.01	.30861	9.9115
#1	.00157	.00141	.00326	.12285	.00239	-.00008	.00383	4.1449	.00158
#2	.00199	.00152	.00001	.12193	.00272	.00014	-.00239	4.1268	.00182
Check ?	Chk Pass	Chk Pass	Chk Pass	Chk Pass	Chk Pass	Chk Pass	Chk Pass	Chk Pass	Chk Pass
High Limit									
Low Limit									

Elem	Co2286	Cr2055	Cu3247	Fe2599	K_7664	Li6707	Mg2790	Mn2576	Mo2020
Line	228.616 {447}	205.552 {464}	324.754 {104}	259.940 {130}	766.490 { 44}	670.784 { 50}	279.079 {121}2	257.610 {131}	202.030 {467}
Units	ppm	ppm	ppm	ppm	ppm	ppm	ppm	ppm	ppm
Avg	**.00137**	**-.00140**	**.08352**	**.00931**	**19.719**	**.00692**	**1.5313**	**.00364**	**.05627**
Stddev	.00015	.00023	.00044	.00126	.040	.00209	.0070	.00000	.00037
%RSD	11.093	16.329	.52222	13.521	.20272	30.285	.46014	.00418	.66260
#1	.00147	-.00124	.08383	.01020	19.691	.00544	1.5263	.00364	.05654
#2	.00126	-.00156	.08322	.00842	19.748	.00840	1.5363	.00364	.05601
Check ?	Chk Pass	Chk Pass	Chk Pass	Chk Pass	Chk Pass	Chk Pass	Chk Pass	Chk Pass	Chk Pass
High Limit									
Low Limit									

Elem	Na8183	Ni2316	P_1782	Pb2203	S_1820	Sb2068	Se1960	Si2881	Sn1899
Line	818.326 { 41}	231.604 {446}	178.284 {489}	220.353 {453}	182.034 {485}	206.833 {463}	196.090 {472}	288.158 {117}	189.989 {477}
Units	ppm	ppm	ppm	ppm	ppm	ppm	ppm	ppm	ppm
Avg	**19.836**	**.02464**	**.01833**	**.00105**	**149.99**	**.00619**	**.00345**	**.11934**	**-.00013**
Stddev	.059	.00048	.00078	.00086	.12	.00119	.00034	.02322	.00020
%RSD	.29659	1.9589	4.2476	82.013	.07772	19.151	9.7663	19.456	149.85
#1	19.878	.02498	.01888	.00044	149.91	.00536	.00321	.10292	.00001
#2	19.795	.02430	.01778	.00166	150.07	.00703	.00369	.13575	-.00027
Check ?	Chk Pass	Chk Pass	Chk Pass	Chk Pass	None	Chk Pass	Chk Pass	Chk Pass	Chk Pass
High Limit									
Low Limit									

Elem	Sr4077	Th2837	Ti3349	Tl1908	U_3701	V_2924	Zn2062	Zr3391
Line	407.771 { 83}	283.730 {119}	334.904 {101}	190.856 {477}	370.152 { 91}	292.402 {115}	206.200 {163}	339.198 { 99}
Units	ppm	ppm	ppm	ppm	ppm	ppm	ppm	ppm
Avg	**.05426**	**.00180**	**.00020**	**.00046**	**.02915**	**.00076**	F **220.93**	**.00101**
Stddev	.00000	.00132	.00066	.00137	.02856	.00010	1.21	.00426
%RSD	.00036	73.479	324.51	297.55	97.965	13.696	.54697	421.13
#1	.05426	.00087	.00067	.00143	.04934	.00083	221.78	.00403
#2	.05426	.00274	-.00026	-.00051	.00896	.00068	220.08	-.00200
Check ?	Chk Pass	Chk Pass	Chk Pass	Chk Pass	Chk Pass	Chk Pass	Chk Fail	Chk Pass
High Limit							50.000	
Low Limit							-.02000	

Int. Std.	Y_2243	Y_3600	Y_3774
Line	224.306 {450}	360.073 { 94}	377.433 { 89}
Units	Cts/S	Cts/S	Cts/S
Avg	**5333.9**	**66336.**	**3439.8**
Stddev	39.4	320.	4.1
%RSD	.73811	.48312	.11916
#1	5306.1	66109.	3442.7
#2	5361.8	66562.	3436.9

Sample Name: 280-42191-A-59-A@10 Acquired: 5/17/2013 15:25:14 Type: Unk
Method: 6500_026(v10) Mode: CONC Corr. Factor: 1.000000
User: bowenh Custom ID1: Custom ID2: Custom ID3:
Comment: 174343 6010b

Elem	Ag3280	Al1670	As1890	B_2089	Ba4554	Be3130	Bi2230	Ca3179	Cd2288
Line	328.068 {103}	167.079 {502}	189.042 {478}	208.959 {461}	455.403 { 74}	313.042 {108}	223.061 {451}	317.933 {106}	228.802 {447}
Units	ppm	ppm	ppm	ppm	ppm	ppm	ppm	ppm	ppm
Avg	**.00059**	**.01027**	**-.00009**	**.72024**	**.00293**	**-.00002**	**.00292**	**29.717**	**.00006**
Stddev	.00050	.00025	.00057	.00134	.00026	.00015	.00199	.016	.00004
%RSD	84.889	2.4191	614.79	.18566	8.9463	692.80	68.011	.05466	61.565
#1	.00095	.01045	.00031	.72119	.00311	.00008	.00432	29.728	.00003
#2	.00024	.01010	-.00049	.71930	.00274	-.00013	.00152	29.705	.00008
Check ?	Chk Pass	Chk Pass	Chk Pass	Chk Pass	Chk Pass	Chk Pass	Chk Pass	Chk Pass	Chk Pass
High Limit									
Low Limit									

Elem	Co2286	Cr2055	Cu3247	Fe2599	K_7664	Li6707	Mg2790	Mn2576	Mo2020
Line	228.616 {447}	205.552 {464}	324.754 {104}	259.940 {130}	766.490 { 44}	670.784 { 50}	279.079 {121}2	257.610 {131}	202.030 {467}
Units	ppm	ppm	ppm	ppm	ppm	ppm	ppm	ppm	ppm
Avg	**.00163**	**.00013**	**.00009**	**.01824**	**6.0216**	**.01738**	**6.6104**	**.12857**	**.00578**
Stddev	.00026	.00001	.00029	.00483	.0774	.00106	.0081	.00039	.00002
%RSD	15.968	6.1793	330.14	26.511	1.2849	6.1187	.12241	.30000	.37359
#1	.00181	.00013	-.00012	.01482	5.9668	.01663	6.6046	.12830	.00577
#2	.00145	.00012	.00029	.02166	6.0763	.01813	6.6161	.12885	.00580
Check ?	Chk Pass	Chk Pass	Chk Pass	Chk Pass	Chk Pass	Chk Pass	Chk Pass	Chk Pass	Chk Pass
High Limit									
Low Limit									

Elem	Na5895	Ni2316	P_1782	Pb2203	S_1820	Sb2068	Se1960	Si2881	Sn1899
Line	589.592 { 57}	231.604 {446}	178.284 {489}	220.353 {453}	182.034 {485}	206.833 {463}	196.090 {472}	288.158 {117}	189.989 {477}
Units	ppm	ppm	ppm	ppm	ppm	ppm	ppm	ppm	ppm
Avg	**7.8345**	**.01062**	**.01587**	**.00069**	**25.957**	**.00286**	**.00131**	**.55219**	**-.00122**
Stddev	.0040	.00061	.00001	.00066	.028	.00034	.00275	.01404	.00073
%RSD	.05109	5.7592	.06353	94.825	.10666	11.806	209.65	2.5421	59.763
#1	7.8373	.01105	.01588	.00116	25.937	.00309	.00326	.56211	-.00071
#2	7.8316	.01019	.01586	.00023	25.977	.00262	-.00063	.54226	-.00174
Check ?	Chk Pass	Chk Pass	Chk Pass	Chk Pass	None	Chk Pass	Chk Pass	Chk Pass	Chk Pass
High Limit									
Low Limit									

Elem	Sr4077	Th2837	Ti3349	Tl1908	U_3701	V_2924	Zn2062	Zr3391
Line	407.771 { 83}	283.730 {119}	334.904 {101}	190.856 {477}	370.152 { 91}	292.402 {115}	206.200 {163}	339.198 { 99}
Units	ppm	ppm	ppm	ppm	ppm	ppm	ppm	ppm
Avg	**.10946**	**.00077**	**.00049**	**.00051**	**.00847**	**.00030**	**7.6749**	**.00193**
Stddev	.00040	.00156	.00024	.00121	.00326	.00037	.0100	.00108
%RSD	.36955	203.29	49.201	238.30	38.458	122.01	.13008	55.735
#1	.10917	-.00033	.00032	.00136	.01077	.00004	7.6679	.00269
#2	.10974	.00187	.00066	-.00035	.00617	.00056	7.6820	.00117
Check ?	Chk Pass	Chk Pass	Chk Pass	Chk Pass	Chk Pass	Chk Pass	Chk Pass	Chk Pass
High Limit								
Low Limit								

Int. Std.	Y_2243	Y_3600	Y_3774
Line	224.306 {450}	360.073 { 94}	377.433 { 89}
Units	Cts/S	Cts/S	Cts/S
Avg	**5305.4**	**66745.**	**3455.5**
Stddev	8.3	411.	7.4
%RSD	.15556	.61561	.21509
#1	5311.2	67036.	3460.7
#2	5299.5	66455.	3450.2

Sample Name: 280-42191-A-60-A@10 Acquired: 5/17/2013 15:27:39 Type: Unk
Method: 6500_026(v10) Mode: CONC Corr. Factor: 1.000000
User: bowenh Custom ID1: Custom ID2: Custom ID3:
Comment: 174343 6010b

Elem	Ag3280	Al1670	As1890	B_2089	Ba4554	Be3130	Bi2230	Ca3179	Cd2288
Line	328.068 {103}	167.079 {502}	189.042 {478}	208.959 {461}	455.403 { 74}	313.042 {108}	223.061 {451}	317.933 {106}	228.802 {447}
Units	ppm	ppm	ppm	ppm	ppm	ppm	ppm	ppm	ppm
Avg	**.00088**	**.00142**	**-.00025**	**1.0311**	**.00223**	**-.00014**	**.00079**	**4.6312**	**.00001**
Stddev	.00023	.00045	.00018	.0010	.00008	.00019	.00348	.0033	.00003
%RSD	25.715	31.917	71.380	.10119	3.4989	140.12	442.26	.07190	327.28
#1	.00072	.00110	-.00013	1.0304	.00228	-.00000	-.00167	4.6288	-.00001
#2	.00104	.00174	-.00038	1.0319	.00217	-.00027	.00325	4.6335	.00003
Check ?	Chk Pass	Chk Pass	Chk Pass	Chk Pass	Chk Pass	Chk Pass	Chk Pass	Chk Pass	Chk Pass
High Limit									
Low Limit									

Elem	Co2286	Cr2055	Cu3247	Fe2599	K_7664	Li6707	Mg2790	Mn2576	Mo2020
Line	228.616 {447}	205.552 {464}	324.754 {104}	259.940 {130}	766.490 { 44}	670.784 { 50}	279.079 {121}2	257.610 {131}	202.030 {467}
Units	ppm	ppm	ppm	ppm	ppm	ppm	ppm	ppm	ppm
Avg	**.00017**	**-.00028**	**.00339**	**.01075**	**8.2999**	**.01949**	**1.3123**	**.00142**	**.02311**
Stddev	.00016	.00011	.00042	.00301	.0375	.00169	.0049	.00003	.00052
%RSD	96.988	40.676	12.505	27.978	.45162	8.6795	.37219	1.9053	2.2392
#1	.00005	-.00020	.00309	.00862	8.2734	.02068	1.3089	.00141	.02348
#2	.00028	-.00036	.00369	.01287	8.3264	.01829	1.3158	.00144	.02275
Check ?	Chk Pass	Chk Pass	Chk Pass	Chk Pass	Chk Pass	Chk Pass	Chk Pass	Chk Pass	Chk Pass
High Limit									
Low Limit									

Elem	Na8183	Ni2316	P_1782	Pb2203	S_1820	Sb2068	Se1960	Si2881	Sn1899
Line	818.326 { 41}	231.604 {446}	178.284 {489}	220.353 {453}	182.034 {485}	206.833 {463}	196.090 {472}	288.158 {117}	189.989 {477}
Units	ppm	ppm	ppm	ppm	ppm	ppm	ppm	ppm	ppm
Avg	**14.901**	**.00317**	**.01226**	**.00135**	**38.365**	**.00162**	**.00282**	**.03324**	**-.00074**
Stddev	.349	.00009	.00043	.00240	.049	.00022	.00330	.03617	.00004
%RSD	2.3441	2.8520	3.4936	178.20	.12747	13.509	116.97	108.82	5.1539
#1	15.148	.00324	.01256	.00305	38.400	.00178	.00515	.00766	-.00071
#2	14.654	.00311	.01196	-.00035	38.331	.00147	.00049	.05882	-.00076
Check ?	Chk Pass	Chk Pass	Chk Pass	Chk Pass	None	Chk Pass	Chk Pass	Chk Pass	Chk Pass
High Limit									
Low Limit									

Elem	Sr4077	Th2837	Ti3349	Tl1908	U_3701	V_2924	Zn2062	Zr3391
Line	407.771 { 83}	283.730 {119}	334.904 {101}	190.856 {477}	370.152 { 91}	292.402 {115}	206.200 {163}	339.198 { 99}
Units	ppm	ppm	ppm	ppm	ppm	ppm	ppm	ppm
Avg	**.05325**	**.00017**	**-.00006**	**-.00013**	**.03294**	**.00049**	W **37.596**	**.00096**
Stddev	.00004	.00017	.00003	.00163	.01758	.00044	.002	.00220
%RSD	.07251	99.819	51.077	1256.1	53.383	90.197	.00554	228.52
#1	.05322	.00005	-.00008	.00102	.02050	.00080	37.594	.00252
#2	.05327	.00029	-.00004	-.00128	.04537	.00018	37.597	-.00059
Check ?	Chk Pass	Chk Pass	Chk Pass	Chk Pass	Chk Pass	Chk Pass	Chk Warn	Chk Pass
High Limit							10.000	
Low Limit							-.00500	

Int. Std.	Y_2243	Y_3600	Y_3774
Line	224.306 {450}	360.073 { 94}	377.433 { 89}
Units	Cts/S	Cts/S	Cts/S
Avg	**5260.0**	**65828.**	**3417.0**
Stddev	.1	261.	32.6
%RSD	.00102	.39612	.95415
#1	5260.0	65643.	3440.1
#2	5260.0	66012.	3394.0

Sample Name: 280-42191-A-61-A@10 Acquired: 5/17/2013 15:30:05 Type: Unk
Method: 6500_026(v10) Mode: CONC Corr. Factor: 1.000000
User: bowenh Custom ID1: Custom ID2: Custom ID3:
Comment: 174344 6010b

Elem	Ag3280	Al1670	As1890	B_2089	Ba4554	Be3130	Bi2230	Ca3179	Cd2288
Line	328.068 {103}	167.079 {502}	189.042 {478}	208.959 {461}	455.403 { 74}	313.042 {108}	223.061 {451}	317.933 {106}	228.802 {447}
Units	ppm	ppm	ppm	ppm	ppm	ppm	ppm	ppm	ppm
Avg	**.00094**	**.00702**	**.00033**	**1.0464**	**.00188**	**-.00006**	**.00285**	**4.7220**	**.00009**
Stddev	.00008	.00020	.00116	.0045	.00015	.00001	.00276	.0065	.00003
%RSD	8.2100	2.8851	348.60	.43430	8.0345	11.898	96.818	.13780	29.735
#1	.00099	.00716	.00115	1.0432	.00178	-.00006	.00090	4.7174	.00007
#2	.00089	.00687	-.00049	1.0496	.00199	-.00007	.00481	4.7266	.00010
Check ?	Chk Pass	Chk Pass	Chk Pass	Chk Pass	Chk Pass	Chk Pass	Chk Pass	Chk Pass	Chk Pass
High Limit									
Low Limit									

Elem	Co2286	Cr2055	Cu3247	Fe2599	K_7664	Li6707	Mg2790	Mn2576	Mo2020
Line	228.616 {447}	205.552 {464}	324.754 {104}	259.940 {130}	766.490 { 44}	670.784 { 50}	279.079 {121}2	257.610 {131}	202.030 {467}
Units	ppm	ppm	ppm	ppm	ppm	ppm	ppm	ppm	ppm
Avg	**.00019**	**-.00010**	**.00379**	**.03778**	**8.4443**	**.01805**	**1.3341**	**.00207**	**.02298**
Stddev	.00022	.00018	.00052	.00135	.0461	.00122	.0049	.00006	.00004
%RSD	115.17	187.57	13.740	3.5725	.54546	6.7643	.36458	3.0174	.16269
#1	.00035	-.00022	.00416	.03873	8.4769	.01891	1.3307	.00203	.02295
#2	.00004	.00003	.00343	.03682	8.4117	.01719	1.3375	.00212	.02301
Check ?	Chk Pass	Chk Pass	Chk Pass	Chk Pass	Chk Pass	Chk Pass	Chk Pass	Chk Pass	Chk Pass
High Limit									
Low Limit									

Elem	Na8183	Ni2316	P_1782	Pb2203	S_1820	Sb2068	Se1960	Si2881	Sn1899
Line	818.326 { 41}	231.604 {446}	178.284 {489}	220.353 {453}	182.034 {485}	206.833 {463}	196.090 {472}	288.158 {117}	189.989 {477}
Units	ppm	ppm	ppm	ppm	ppm	ppm	ppm	ppm	ppm
Avg	**14.625**	**.00332**	**.01666**	**.00010**	**38.908**	**.00173**	**.00587**	**.03396**	**-.00069**
Stddev	.129	.00012	.00041	.00170	.013	.00122	.00422	.00044	.00054
%RSD	.88491	3.7524	2.4624	1768.1	.03258	70.756	71.994	1.2962	78.571
#1	14.716	.00341	.01695	-.00110	38.899	.00260	.00885	.03427	-.00107
#2	14.533	.00323	.01637	.00130	38.917	.00086	.00288	.03365	-.00031
Check ?	Chk Pass	Chk Pass	Chk Pass	Chk Pass	None	Chk Pass	Chk Pass	Chk Pass	Chk Pass
High Limit									
Low Limit									

Elem	Sr4077	Th2837	Ti3349	Tl1908	U_3701	V_2924	Zn2062	Zr3391
Line	407.771 { 83}	283.730 {119}	334.904 {101}	190.856 {477}	370.152 { 91}	292.402 {115}	206.200 {163}	339.198 { 99}
Units	ppm	ppm	ppm	ppm	ppm	ppm	ppm	ppm
Avg	**.05428**	**-.00010**	**.00015**	**.00050**	**.05037**	**.00061**	W **37.576**	**-.00051**
Stddev	.00017	.00049	.00002	.00148	.05509	.00019	.043	.00086
%RSD	.31624	476.85	16.664	294.11	109.38	31.516	.11530	170.20
#1	.05416	-.00045	.00016	.00155	.01141	.00074	37.545	.00010
#2	.05441	.00025	.00013	-.00054	.08933	.00047	37.606	-.00112
Check ?	Chk Pass	Chk Pass	Chk Pass	Chk Pass	Chk Pass	Chk Pass	Chk Warn	Chk Pass
High Limit							10.000	
Low Limit							-.00500	

Int. Std.	Y_2243	Y_3600	Y_3774
Line	224.306 {450}	360.073 { 94}	377.433 { 89}
Units	Cts/S	Cts/S	Cts/S
Avg	**5331.9**	**66027.**	**3357.8**
Stddev	6.8	8.	14.4
%RSD	.12740	.01249	.42978
#1	5327.1	66032.	3347.6
#2	5336.8	66021.	3368.0

Sample Name: 280-42191-A-62-A@10 Acquired: 5/17/2013 15:32:30 Type: Unk
Method: 6500_026(v10) Mode: CONC Corr. Factor: 1.000000
User: bowenh Custom ID1: Custom ID2: Custom ID3:
Comment: 174344 6010b

Elem	Ag3280	Al1670	As1890	B_2089	Ba4554	Be3130	Bi2230	Ca3179	Cd2288
Line	328.068 {103}	167.079 {502}	189.042 {478}	208.959 {461}	455.403 { 74}	313.042 {108}	223.061 {451}	317.933 {106}	228.802 {447}
Units	ppm	ppm	ppm	ppm	ppm	ppm	ppm	ppm	ppm
Avg	**.00082**	**.00591**	**.00007**	**.65682**	**.00288**	**-.00008**	**.00120**	**6.5460**	**.00027**
Stddev	.00002	.00021	.00110	.00083	.00034	.00001	.00168	.0220	.00019
%RSD	2.7070	3.6354	1504.4	.12660	11.703	12.572	139.27	.33642	70.660
#1	.00083	.00576	-.00070	.65741	.00312	-.00009	.00002	6.5305	.00014
#2	.00080	.00606	.00085	.65623	.00264	-.00007	.00239	6.5616	.00041
Check ?	Chk Pass	Chk Pass	Chk Pass	Chk Pass	Chk Pass	Chk Pass	Chk Pass	Chk Pass	Chk Pass
High Limit									
Low Limit									

Elem	Co2286	Cr2055	Cu3247	Fe2599	K_7664	Li6707	Mg2790	Mn2576	Mo2020
Line	228.616 {447}	205.552 {464}	324.754 {104}	259.940 {130}	766.490 { 44}	670.784 { 50}	279.079 {121}2	257.610 {131}	202.030 {467}
Units	ppm	ppm	ppm	ppm	ppm	ppm	ppm	ppm	ppm
Avg	**.00021**	**-.00111**	**.24599**	**.01424**	**13.476**	**.01868**	**1.4036**	**.00338**	**.03386**
Stddev	.00019	.00005	.00034	.00154	.002	.00061	.0022	.00002	.00036
%RSD	91.786	4.8757	.13734	10.815	.01826	3.2903	.15729	.49499	1.0630
#1	.00007	-.00107	.24623	.01533	13.477	.01911	1.4052	.00337	.03411
#2	.00035	-.00115	.24575	.01315	13.474	.01824	1.4020	.00339	.03360
Check ?	Chk Pass	Chk Pass	Chk Pass	Chk Pass	Chk Pass	Chk Pass	Chk Pass	Chk Pass	Chk Pass
High Limit									
Low Limit									

Elem	Na8183	Ni2316	P_1782	Pb2203	S_1820	Sb2068	Se1960	Si2881	Sn1899
Line	818.326 { 41}	231.604 {446}	178.284 {489}	220.353 {453}	182.034 {485}	206.833 {463}	196.090 {472}	288.158 {117}	189.989 {477}
Units	ppm	ppm	ppm	ppm	ppm	ppm	ppm	ppm	ppm
Avg	**17.684**	**.02278**	**.02006**	**.00085**	**87.680**	**.00537**	**.00354**	**.06672**	**-.00029**
Stddev	.736	.00003	.00016	.00263	.062	.00064	.00280	.00789	.00023
%RSD	4.1627	.11417	.79272	310.54	.07059	11.909	79.221	11.826	79.986
#1	17.164	.02276	.01994	.00271	87.723	.00583	.00155	.07230	-.00012
#2	18.205	.02280	.02017	-.00101	87.636	.00492	.00552	.06114	-.00045
Check ?	Chk Pass	Chk Pass	Chk Pass	Chk Pass	None	Chk Pass	Chk Pass	Chk Pass	Chk Pass
High Limit									
Low Limit									

Elem	Sr4077	Th2837	Ti3349	Tl1908	U_3701	V_2924	Zn2062	Zr3391
Line	407.771 { 83}	283.730 {119}	334.904 {101}	190.856 {477}	370.152 { 91}	292.402 {115}	206.200 {163}	339.198 { 99}
Units	ppm	ppm	ppm	ppm	ppm	ppm	ppm	ppm
Avg	**.07443**	**.00031**	**-.00001**	**.00135**	**.04285**	**.00020**	F **191.73**	**.00288**
Stddev	.00029	.00209	.00025	.00029	.01325	.00051	.58	.00177
%RSD	.38871	681.68	4628.8	21.424	30.915	259.31	.30353	61.375
#1	.07422	-.00117	.00017	.00156	.05222	.00056	191.32	.00414
#2	.07463	.00179	-.00018	.00115	.03349	-.00016	192.14	.00163
Check ?	Chk Pass	Chk Pass	Chk Pass	Chk Pass	Chk Pass	Chk Pass	Chk Fail	Chk Pass
High Limit							50.000	
Low Limit							-.02000	

Int. Std.	Y_2243	Y_3600	Y_3774
Line	224.306 {450}	360.073 { 94}	377.433 { 89}
Units	Cts/S	Cts/S	Cts/S
Avg	**5307.3**	**66405.**	**3388.9**
Stddev	.6	618.	22.2
%RSD	.01152	.93093	.65584
#1	5307.8	66842.	3373.2
#2	5306.9	65968.	3404.6

Sample Name: 280-42191-A-63-A@10 Acquired: 5/17/2013 15:34:59 Type: Unk
Method: 6500_026(v10) Mode: CONC Corr. Factor: 1.000000
User: bowenh Custom ID1: Custom ID2: Custom ID3:
Comment: 174344 6010b

Elem	Ag3280	Al1670	As1890	B_2089	Ba4554	Be3130	Bi2230	Ca3179	Cd2288
Line	328.068 {103}	167.079 {502}	189.042 {478}	208.959 {461}	455.403 { 74}	313.042 {108}	223.061 {451}	317.933 {106}	228.802 {447}
Units	ppm	ppm	ppm	ppm	ppm	ppm	ppm	ppm	ppm
Avg	**.00068**	**.00517**	**.00386**	**.22131**	**.00422**	**-.00013**	**.00106**	**20.686**	**.00030**
Stddev	.00000	.00062	.00095	.00084	.00013	.00008	.00045	.065	.00000
%RSD	.19493	12.025	24.514	.37829	3.1352	57.426	42.520	.31457	.37023
#1	.00068	.00561	.00319	.22190	.00432	-.00018	.00074	20.732	.00030
#2	.00068	.00473	.00453	.22072	.00413	-.00008	.00138	20.640	.00030
Check ?	Chk Pass	Chk Pass	Chk Pass	Chk Pass	Chk Pass	Chk Pass	Chk Pass	Chk Pass	Chk Pass
High Limit									
Low Limit									

Elem	Co2286	Cr2055	Cu3247	Fe2599	K_7664	Li6707	Mg2790	Mn2576	Mo2020
Line	228.616 {447}	205.552 {464}	324.754 {104}	259.940 {130}	766.490 { 44}	670.784 { 50}	279.079 {121}2	257.610 {131}	202.030 {467}
Units	ppm	ppm	ppm	ppm	ppm	ppm	ppm	ppm	ppm
Avg	**.00251**	**.00025**	**.00559**	**.03350**	**9.9469**	**.00391**	**7.4007**	**.01051**	**.04176**
Stddev	.00004	.00008	.00006	.00186	.0828	.00025	.0224	.00002	.00013
%RSD	1.6919	31.538	1.0467	5.5399	.83292	6.4913	.30299	.14551	.30410
#1	.00248	.00031	.00563	.03481	10.006	.00409	7.4166	.01050	.04167
#2	.00254	.00020	.00555	.03219	9.8883	.00373	7.3849	.01052	.04185
Check ?	Chk Pass	Chk Pass	Chk Pass	Chk Pass	Chk Pass	Chk Pass	Chk Pass	Chk Pass	Chk Pass
High Limit									
Low Limit									

Elem	Na8183	Ni2316	P_1782	Pb2203	S_1820	Sb2068	Se1960	Si2881	Sn1899
Line	818.326 { 41}	231.604 {446}	178.284 {489}	220.353 {453}	182.034 {485}	206.833 {463}	196.090 {472}	288.158 {117}	189.989 {477}
Units	ppm	ppm	ppm	ppm	ppm	ppm	ppm	ppm	ppm
Avg	**13.977**	**.00774**	**.01468**	**-.00055**	**43.126**	**.00283**	**.00139**	**.21952**	**-.00027**
Stddev	.127	.00036	.00087	.00128	.023	.00099	.00132	.00403	.00064
%RSD	.91121	4.6802	5.8961	232.48	.05274	35.010	94.639	1.8359	239.42
#1	14.067	.00748	.01407	-.00145	43.143	.00353	.00232	.21667	.00019
#2	13.887	.00800	.01529	.00035	43.110	.00213	.00046	.22237	-.00073
Check ?	Chk Pass	Chk Pass	Chk Pass	Chk Pass	None	Chk Pass	Chk Pass	Chk Pass	Chk Pass
High Limit									
Low Limit									

Elem	Sr4077	Th2837	Ti3349	Tl1908	U_3701	V_2924	Zn2062	Zr3391
Line	407.771 { 83}	283.730 {119}	334.904 {101}	190.856 {477}	370.152 { 91}	292.402 {115}	206.200 {163}	339.198 { 99}
Units	ppm	ppm	ppm	ppm	ppm	ppm	ppm	ppm
Avg	**.10999**	**.00042**	**.00036**	**-.00016**	**.03160**	**.00046**	**7.1226**	**.00048**
Stddev	.00006	.00212	.00004	.00029	.02396	.00077	.0272	.00256
%RSD	.05041	500.14	12.189	178.67	75.817	166.52	.38248	534.25
#1	.10995	-.00108	.00039	-.00036	.04854	-.00008	7.1419	-.00133
#2	.11003	.00192	.00033	.00004	.01466	.00100	7.1034	.00229
Check ?	Chk Pass	Chk Pass	Chk Pass	Chk Pass	Chk Pass	Chk Pass	Chk Pass	Chk Pass
High Limit								
Low Limit								

Int. Std.	Y_2243	Y_3600	Y_3774
Line	224.306 {450}	360.073 { 94}	377.433 { 89}
Units	Cts/S	Cts/S	Cts/S
Avg	**5272.2**	**66264.**	**3414.4**
Stddev	26.6	494.	.1
%RSD	.50455	.74561	.00160
#1	5253.4	65914.	3414.4
#2	5291.0	66613.	3414.5

Sample Name: 280-42191-A-66-A@10 Acquired: 5/17/2013 15:37:23 Type: Unk
Method: 6500_026(v10) Mode: CONC Corr. Factor: 1.000000
User: bowenh Custom ID1: Custom ID2: Custom ID3:
Comment: 174344 6010b

Elem	Ag3280	Al1670	As1890	B_2089	Ba4554	Be3130	Bi2230	Ca3179	Cd2288
Line	328.068 {103}	167.079 {502}	189.042 {478}	208.959 {461}	455.403 { 74}	313.042 {108}	223.061 {451}	317.933 {106}	228.802 {447}
Units	ppm	ppm	ppm	ppm	ppm	ppm	ppm	ppm	ppm
Avg	**.00131**	**.00435**	**.00087**	**.15407**	**.00194**	**-.00002**	**.00807**	**6.1703**	**.00045**
Stddev	.00028	.00011	.00151	.00087	.00019	.00010	.00094	.0107	.00004
%RSD	21.480	2.6281	174.03	.56265	9.5384	408.20	11.635	.17293	8.9318
#1	.00111	.00444	-.00020	.15346	.00181	.00004	.00873	6.1627	.00048
#2	.00151	.00427	.00193	.15468	.00208	-.00009	.00740	6.1778	.00042
Check ?	Chk Pass	Chk Pass	Chk Pass	Chk Pass	Chk Pass	Chk Pass	Chk Pass	Chk Pass	Chk Pass
High Limit									
Low Limit									

Elem	Co2286	Cr2055	Cu3247	Fe2599	K_7664	Li6707	Mg2790	Mn2576	Mo2020
Line	228.616 {447}	205.552 {464}	324.754 {104}	259.940 {130}	766.490 { 44}	670.784 { 50}	279.079 {121}2	257.610 {131}	202.030 {467}
Units	ppm	ppm	ppm	ppm	ppm	ppm	ppm	ppm	ppm
Avg	**.00060**	**.00008**	**.06826**	**.01798**	**3.5450**	**.00894**	**.97567**	**.00427**	**.00615**
Stddev	.00011	.00005	.00044	.00123	.0114	.00200	.00121	.00005	.00009
%RSD	18.616	59.344	.64170	6.8122	.32076	22.425	.12402	1.1622	1.4707
#1	.00068	.00012	.06795	.01885	3.5531	.01036	.97652	.00423	.00608
#2	.00052	.00005	.06857	.01712	3.5370	.00752	.97481	.00430	.00621
Check ?	Chk Pass	Chk Pass	Chk Pass	Chk Pass	Chk Pass	Chk Pass	Chk Pass	Chk Pass	Chk Pass
High Limit									
Low Limit									

Elem	Na8183	Ni2316	P_1782	Pb2203	S_1820	Sb2068	Se1960	Si2881	Sn1899
Line	818.326 { 41}	231.604 {446}	178.284 {489}	220.353 {453}	182.034 {485}	206.833 {463}	196.090 {472}	288.158 {117}	189.989 {477}
Units	ppm	ppm	ppm	ppm	ppm	ppm	ppm	ppm	ppm
Avg	**33.892**	**.00248**	**.02006**	**.27591**	**32.002**	**.00273**	**.00268**	**.03113**	**.08320**
Stddev	.186	.00016	.00245	.00080	.030	.00227	.00533	.00124	.00016
%RSD	.54947	6.5825	12.198	.29156	.09339	83.040	199.13	3.9799	.19100
#1	34.024	.00259	.01833	.27648	31.981	.00113	-.00109	.03026	.08331
#2	33.761	.00236	.02179	.27534	32.023	.00433	.00645	.03201	.08309
Check ?	Chk Pass	Chk Pass	Chk Pass	Chk Pass	None	Chk Pass	Chk Pass	Chk Pass	Chk Pass
High Limit									
Low Limit									

Elem	Sr4077	Th2837	Ti3349	Tl1908	U_3701	V_2924	Zn2062	Zr3391
Line	407.771 { 83}	283.730 {119}	334.904 {101}	190.856 {477}	370.152 { 91}	292.402 {115}	206.200 {163}	339.198 { 99}
Units	ppm	ppm	ppm	ppm	ppm	ppm	ppm	ppm
Avg	**.04395**	**-.00045**	**.00038**	**-.00046**	**.02219**	**.00048**	**7.8695**	**-.00065**
Stddev	.00007	.00294	.00013	.00040	.05551	.00009	.0058	.00038
%RSD	.15452	650.55	34.255	86.003	250.11	19.569	.07332	58.593
#1	.04400	-.00253	.00029	-.00074	.06145	.00055	7.8735	-.00038
#2	.04390	.00163	.00048	-.00018	-.01706	.00042	7.8654	-.00092
Check ?	Chk Pass	Chk Pass	Chk Pass	Chk Pass	Chk Pass	Chk Pass	Chk Pass	Chk Pass
High Limit								
Low Limit								

Int. Std.	Y_2243	Y_3600	Y_3774
Line	224.306 {450}	360.073 { 94}	377.433 { 89}
Units	Cts/S	Cts/S	Cts/S
Avg	**5356.5**	**66540.**	**3443.0**
Stddev	29.9	191.	21.0
%RSD	.55908	.28655	.60929
#1	5335.4	66405.	3428.2
#2	5377.7	66675.	3457.8

Sample Name: CCVH-2050355 Acquired: 5/17/2013 15:39:48 Type: QC
Method: 6500_026(v10) Mode: CONC Corr. Factor: 1.000000
User: bowenh Custom ID1: Custom ID2: Custom ID3:
Comment:

Elem	Ag3280	Al3092	As1890	B_2089	Ba4554	Be3130	Bi2230	Ca3179	Cd2288	Co2286	Cr2055	Cu3247
Units	ppm	ppm	ppm	ppm	ppm	ppm	ppm	ppm	ppm	ppm	ppm	ppm
Avg	k **.01000**	**46.416**	k **-.00275**	**.00892**	k **.00026**	k **-.00012**	k **.91692**	k **-.01110**	k **-.00060**	k **.00185**	k **.00031**	k **.00860**
Stddev	.00010	.004	.00012	.00022	.00037	.00011	.00140	.00098	.00012	.00013	.00005	.00052
%RSD	.95212	.00839	4.3773	2.4774	143.17	92.607	.15219	8.7983	19.884	6.9346	15.030	6.0400
#1	k .00994	46.418	k -.00266	.00876	k .00052	k -.00020	k .91594	k -.01041	k -.00052	k .00194	k .00034	k .00824
#2	k .01007	46.413	k -.00283	.00907	k -.00000	k -.00004	k .91791	k -.01179	k -.00069	k .00176	k .00027	k .00897
Check ?	None	Chk Pass	None	None	None	None	Chk Pass	None	None	None	None	None
Value												
Range												

Elem	Fe2714	K_7664	Li6707	Mg2790	Mn2576	Mo2020	Na8183	Ni2316	P_1782	Pb2203	S_1820	Sb2068
Units	ppm	ppm	ppm	ppm	ppm	ppm	ppm	ppm	ppm	ppm	ppm	ppm
Avg	kF **43.790**	**2.3523**	k **-.00324**	k **-.18992**	**-.00013**	**-.00138**	**254.60**	**.00182**	**.00761**	k **.00811**	**4.7134**	k **-.01824**
Stddev	.071	.0558	.00030	.00103	.00011	.00046	1.26	.00035	.00167	.00040	.0154	.00032
%RSD	.16253	2.3745	9.3334	.54422	85.001	33.126	.49569	19.127	21.934	4.9002	.32767	1.7776
#1	k 43.840	2.3128	k -.00303	k -.18919	-.00021	-.00105	255.49	.00157	.00880	k .00782	4.7244	k -.01847
#2	k 43.739	2.3918	k -.00345	k -.19065	-.00005	-.00170	253.71	.00206	.00643	k .00839	4.7025	k -.01801
Check ?	Chk Fail	None	None	None	None	None	Chk Pass	None	None	None	None	None
Value	50.000											
Range	-10.000%											

Elem	Se1960	Si2881	Sn1899	Sr4077	Th2837	Ti3349	Tl1908	U_3701	V_2924	Zn2062	Zr3391
Units	ppm	ppm	ppm	ppm	ppm	ppm	ppm	ppm	ppm	ppm	ppm
Avg	k **-.01270**	k **.00610**	k **-.00036**	**.00019**	k **5.2233**	k **.01517**	k **-.00498**	k **9.6436**	k **.00119**	**.00431**	k **.18937**
Stddev	.00119	.01449	.00082	.00013	.0022	.00019	.00010	.0373	.00036	.00028	.00078
%RSD	9.3882	237.77	229.14	68.164	.04159	1.2542	1.9421	.38643	29.933	6.3909	.41444
#1	k -.01185	k .01635	k .00022	.00029	k 5.2249	k .01504	k -.00505	k 9.6700	k .00144	.00411	k .18992
#2	k -.01354	k -.00415	k -.00094	.00010	k 5.2218	k .01531	k -.00491	k 9.6173	k .00094	.00450	k .18881
Check ?	None	None	None	None	Chk Pass	None	None	Chk Pass	None	None	None
Value											
Range											

Int. Std.	Y_2243	Y_3600	Y_3774
Units	Cts/S	Cts/S	Cts/S
Avg	**5194.8**	**64523.**	**3402.3**
Stddev	8.4	75.	18.1
%RSD	.16121	.11678	.53084
#1	5200.7	64470.	3415.1
#2	5188.8	64577.	3389.6

Sample Name: CCV-2050339 Acquired: 5/17/2013 15:42:12 Type: QC
Method: 6500_026(v10) Mode: CONC Corr. Factor: 1.000000
User: bowenh Custom ID1: Custom ID2: Custom ID3:
Comment:

Elem	Ag3280	Al1670	As1890	B_2089	Ba4554	Be3130	Bi2230	Ca3179	Cd2288	Co2286	Cr2055	Cu3247
Units	ppm	ppm	ppm	ppm	ppm	ppm	ppm	ppm	ppm	ppm	ppm	ppm
Avg	**.50076**	**.48750**	**.93496**	**.50245**	**.49166**	F **.44263**	**.00172**	**4.6694**	**.48422**	**.49419**	**.47113**	**.46520**
Stddev	.00178	.00023	.00068	.00114	.00056	.00226	.00039	.0116	.00092	.00006	.00067	.00022
%RSD	.35472	.04706	.07282	.22717	.11344	.51096	22.740	.24859	.18933	.01262	.14234	.04815
#1	.49951	.48766	.93448	.50326	.49205	.44423	.00145	4.6776	.48487	.49423	.47161	.46504
#2	.50202	.48734	.93545	.50165	.49127	.44103	.00200	4.6612	.48357	.49414	.47066	.46536
Check ?	Chk Pass	Chk Pass	Chk Pass	Chk Pass	Chk Pass	Chk Fail	None	Chk Pass	Chk Pass	Chk Pass	Chk Pass	Chk Pass
Value						.50000						
Range						-10.000%						

Elem	Fe2599	K_7664	Li6707	Mg2790	Mn2576	Mo2020	Na5895	Ni2316	P_1782	Pb2203	S_1820	Sb2068
Units	ppm	ppm	ppm	ppm	ppm	ppm	ppm	ppm	ppm	ppm	ppm	ppm
Avg	F **2.1410**	**52.671**	**1.0363**	**19.079**	**.48802**	**.45946**	**5.2297**	**.48015**	**.97248**	**.97521**	**-.04226**	**.96881**
Stddev	.0083	.265	.0060	.065	.00151	.00132	.0584	.00102	.00784	.00244	.00330	.00170
%RSD	.38656	.50218	.57412	.34120	.30841	.28753	1.1169	.21241	.80611	.25011	7.8150	.17506
#1	2.1468	52.858	1.0405	19.033	.48695	.46040	5.2710	.48087	.96694	.97348	-.03993	.97000
#2	2.1351	52.484	1.0321	19.125	.48908	.45853	5.1884	.47943	.97803	.97693	-.04460	.96761
Check ?	Chk Fail	Chk Pass	Chk Pass	Chk Pass	Chk Pass	Chk Pass	Chk Pass	Chk Pass	Chk Pass	Chk Pass	None	Chk Pass
Value	2.5000											
Range	-10.000%											

Elem	Se1960	Si2881	Sn1899	Sr4077	Th2837	Ti3349	Tl1908	U_3701	V_2924	Zn2062	Zr3391
Units	ppm	ppm	ppm	ppm	ppm	ppm	ppm	ppm	ppm	ppm	ppm
Avg	**.99008**	F **4.4328**	**.92186**	**.50594**	**.00150**	**.48451**	**.94185**	**.05477**	**.47053**	**.48420**	**.46489**
Stddev	.00161	.0014	.00190	.00085	.00131	.00144	.00183	.02247	.00069	.00139	.00074
%RSD	.16233	.03035	.20633	.16781	87.368	.29815	.19412	41.021	.14751	.28678	.15861
#1	.98894	4.4319	.92051	.50654	.00243	.48349	.94315	.03889	.47004	.48322	.46541
#2	.99121	4.4338	.92320	.50534	.00057	.48553	.94056	.07066	.47102	.48518	.46437
Check ?	Chk Pass	Chk Fail	Chk Pass	Chk Pass	None	Chk Pass	Chk Pass	None	Chk Pass	Chk Pass	Chk Pass
Value		5.0000									
Range		-10.000%									

Int. Std.	Y_2243	Y_3600	Y_3774
Units	Cts/S	Cts/S	Cts/S
Avg	**5219.2**	**64911.**	**3365.3**
Stddev	3.3	255.	26.7
%RSD	.06385	.39332	.79304
#1	5221.6	65092.	3346.4
#2	5216.9	64731.	3384.2

Sample Name: CCB Acquired: 5/17/2013 15:44:27 Type: QC
Method: 6500_026(v10) Mode: CONC Corr. Factor: 1.000000
User: bowenh Custom ID1: Custom ID2: Custom ID3:
Comment:

Elem	Ag3280	Al1670	As1890	B_2089	Ba4554	Be3130	Bi2230	Ca3179	Cd2288	Co2286	Cr2055	Cu3247
Units	ppm	ppm	ppm	ppm	ppm	ppm	ppm	ppm	ppm	ppm	ppm	ppm
Avg	**.00047**	**-.00039**	**.00018**	F **.00625**	**-.00022**	**.00005**	**.00552**	**-.00695**	**-.00024**	**-.00014**	**.00005**	**-.00080**
Stddev	.00018	.00016	.00289	.00026	.00043	.00003	.00210	.00148	.00007	.00017	.00021	.00051
%RSD	38.800	41.523	1577.6	4.1037	194.22	61.744	37.935	21.216	29.336	122.60	471.80	63.471
#1	.00059	-.00027	.00223	.00606	.00008	.00007	.00404	-.00591	-.00029	-.00002	.00020	-.00044
#2	.00034	-.00050	-.00186	.00643	-.00053	.00003	.00701	-.00800	-.00019	-.00026	-.00011	-.00116
Check ?	Chk Pass	Chk Pass	Chk Pass	Chk Fail	Chk Pass	Chk Pass	None	Chk Pass	Chk Pass	Chk Pass	Chk Pass	Chk Pass
High Limit				.00312								
Low Limit				-.00312								

Elem	Fe2599	K_7664	Li6707	Mg2790	Mn2576	Mo2020	Na5895	Ni2316	P_1782	Pb2203	S_1820	Sb2068
Units	ppm	ppm	ppm	ppm	ppm	ppm	ppm	ppm	ppm	ppm	ppm	ppm
Avg	**.00415**	F **2.0085**	**-.00218**	**.00014**	**-.00002**	**.00017**	F **.35331**	**-.00005**	**.00287**	**.00098**	**-.04473**	**.00207**
Stddev	.00837	.0832	.00077	.00242	.00005	.00002	.03051	.00034	.00191	.00243	.00452	.00048
%RSD	201.84	4.1419	35.321	1742.5	183.33	12.324	8.6344	661.23	66.635	249.11	10.097	22.940
#1	.01006	1.9497	-.00272	.00185	.00001	.00018	.37488	-.00029	.00422	-.00074	-.04154	.00241
#2	-.00177	2.0673	-.00163	-.00157	-.00006	.00015	.33174	.00019	.00152	.00270	-.04793	.00174
Check ?	Chk Pass	Chk Fail	Chk Pass	Chk Pass	Chk Pass	Chk Pass	Chk Fail	Chk Pass	Chk Pass	Chk Pass	None	Chk Pass
High Limit		.25000					.10000					
Low Limit		-.25000					-.10000					

Elem	Se1960	Si2881	Sn1899	Sr4077	Th2837	Ti3349	Tl1908	U_3701	V_2924	Zn2062	Zr3391
Units	ppm	ppm	ppm	ppm	ppm	ppm	ppm	ppm	ppm	ppm	ppm
Avg	**.00204**	**.01092**	**-.00074**	**-.00007**	**.00009**	**.00049**	**-.00091**	**.01839**	**.00088**	**.00261**	**.00008**
Stddev	.00310	.01373	.00014	.00000	.00245	.00024	.00057	.01050	.00003	.00025	.00293
%RSD	152.12	125.74	18.455	5.9439	2837.6	47.909	62.102	57.073	3.2745	9.3899	3575.4
#1	-.00015	.00121	-.00084	-.00007	-.00165	.00066	-.00131	.01097	.00090	.00278	.00215
#2	.00423	.02062	-.00064	-.00008	.00182	.00033	-.00051	.02582	.00086	.00244	-.00199
Check ?	Chk Pass	Chk Pass	Chk Pass	Chk Pass	Chk Pass	Chk Pass	Chk Pass	Chk Pass	Chk Pass	Chk Pass	Chk Pass
High Limit											
Low Limit											

Int. Std.	Y_2243	Y_3600	Y_3774
Units	Cts/S	Cts/S	Cts/S
Avg	**5323.8**	**66490.**	**3397.8**
Stddev	15.9	47.	45.3
%RSD	.29907	.07078	1.3326
#1	5335.0	66456.	3365.8
#2	5312.5	66523.	3429.8

Sample Name: CCVL2057887 Acquired: 5/17/2013 15:46:56 Type: QC
Method: 6500_026(v10) Mode: CONC Corr. Factor: 1.000000
User: bowenh Custom ID1: Custom ID2: Custom ID3:
Comment:

Elem	Ag3280	Al1670	As1890	B_2089	Ba4554	Be3130	Bi2230	Ca3179	Cd2288	Co2286	Cr2055
Units	ppm	ppm	ppm	ppm	ppm	ppm	ppm	ppm	ppm	ppm	ppm
Avg	**.01145**	**.10056**	**.01587**	**.10944**	**.00977**	**.00081**	**.10723**	**.18367**	**.00493**	**.01043**	**.00968**
Stddev	.00020	.00017	.00125	.00035	.00088	.00012	.00061	.00178	.00013	.00004	.00009
%RSD	1.7862	.17399	7.8616	.32074	9.0407	14.399	.57086	.96894	2.5522	.41205	.90883
#1	.01131	.10068	.01499	.10920	.01040	.00072	.10766	.18493	.00485	.01040	.00975
#2	.01160	.10043	.01675	.10969	.00915	.00089	.10680	.18241	.00502	.01046	.00962
Check ?	Chk Pass	Chk Pass	Chk Pass	Chk Pass	Chk Pass	Chk Pass	Chk Pass	Chk Pass	Chk Pass	Chk Pass	Chk Pass
Value											
Range											

Elem	Cu3247	Fe2599	K_7664	Li6707	Mg2790	Mn2576	Mo2020	Na5895	Ni2316	P_1782	Pb2203
Units	ppm	ppm	ppm	ppm	ppm	ppm	ppm	ppm	ppm	ppm	ppm
Avg	**.01298**	**.08628**	F **4.9668**	F **.00670**	**.19723**	**.01003**	**.01903**	F **1.3666**	**.03981**	**2.9817**	**.00919**
Stddev	.00028	.00183	.0690	.00244	.00377	.00001	.00009	.0141	.00060	.0043	.00045
%RSD	2.1263	2.1165	1.3890	36.383	1.9104	.05407	.48958	1.0288	1.4964	.14362	4.8922
#1	.01317	.08757	5.0155	.00498	.19990	.01002	.01897	1.3567	.04024	2.9787	.00887
#2	.01278	.08499	4.9180	.00843	.19457	.01003	.01910	1.3766	.03939	2.9848	.00951
Check ?	Chk Pass	Chk Pass	Chk Fail	Chk Fail	Chk Pass	Chk Pass	Chk Pass	Chk Fail	Chk Pass	Chk Pass	Chk Pass
Value			3.0000	.01000				1.0000			
Range			30.000%	-30.000%				30.000%			

Elem	S_1820	Sb2068	Se1960	Si2881	Sn1899	Sr4077	Th2837	Ti3349	Tl1908	U_3701	V_2924
Units	ppm	ppm	ppm	ppm	ppm	ppm	ppm	ppm	ppm	ppm	ppm
Avg	**-.04914**	W **.01272**	W **.01930**	**.46058**	**.09382**	**.01015**	**.01653**	**.00991**	**.01575**	**.07014**	**.00996**
Stddev	.00201	.00159	.00265	.00732	.00035	.00003	.00188	.00019	.00034	.01223	.00072
%RSD	4.0904	12.478	13.727	1.5895	.37300	.28052	11.392	1.8927	2.1699	17.441	7.2507
#1	-.05057	.01385	.01743	.46575	.09406	.01013	.01520	.00978	.01600	.06149	.01047
#2	-.04772	.01160	.02117	.45540	.09357	.01017	.01786	.01004	.01551	.07879	.00945
Check ?	None	Chk Warn	Chk Warn	Chk Pass	Chk Pass	Chk Pass	Chk Pass	Chk Pass	Chk Pass	Chk Pass	Chk Pass
Value		.01000	.01500								
Range		20.000%	20.000%								

Elem	Zn2062	Zr3391
Units	ppm	ppm
Avg	**.02306**	**.01620**
Stddev	.00047	.00133
%RSD	2.0564	8.2029
#1	.02273	.01526
#2	.02340	.01714
Check ?	Chk Pass	Chk Pass
Value		
Range		

Int. Std.	Y_2243	Y_3600	Y_3774
Units	Cts/S	Cts/S	Cts/S
Avg	**5332.7**	**66396.**	**3384.2**
Stddev	.4	76.	16.7
%RSD	.00820	.11403	.49415
#1	5332.4	66450.	3372.4
#2	5333.0	66343.	3396.1

Sample Name: MB 280-173767/1-A Acquired: 5/17/2013 15:49:21 Type: Unk
Method: 6500_026(v10) Mode: CONC Corr. Factor: 1.000000
User: bowenh Custom ID1: Custom ID2: Custom ID3:
Comment: 173767 6010b

Elem	Ag3280	Al1670	As1890	B_2089	Ba4554	Be3130	Bi2230	Ca3179	Cd2288
Line	328.068 {103}	167.079 {502}	189.042 {478}	208.959 {461}	455.403 { 74}	313.042 {108}	223.061 {451}	317.933 {106}	228.802 {447}
Units	ppm	ppm	ppm	ppm	ppm	ppm	ppm	ppm	ppm
Avg	**.00007**	**.00189**	**-.00040**	W **.00603**	**.00000**	**-.00002**	**.00016**	**-.00014**	**.00006**
Stddev	.00057	.00001	.00080	.00042	.00039	.00018	.00267	.00094	.00008
%RSD	777.46	.54306	197.81	6.9087	8988.2	868.09	1642.7	686.70	141.68
#1	.00047	.00189	-.00097	.00633	.00028	-.00015	-.00172	.00053	.00012
#2	-.00033	.00190	.00016	.00574	-.00027	.00011	.00205	-.00080	-.00000
Check ?	Chk Pass	Chk Pass	Chk Pass	Chk Warn	Chk Pass	Chk Pass	Chk Pass	Chk Pass	Chk Pass
High Limit				.00500					
Low Limit				-.00500					

Elem	Co2286	Cr2055	Cu3247	Fe2599	K_7664	Li6707	Mg2790	Mn2576	Mo2020
Line	228.616 {447}	205.552 {464}	324.754 {104}	259.940 {130}	766.490 { 44}	670.784 { 50}	279.079 {121}2	257.610 {131}	202.030 {467}
Units	ppm	ppm	ppm	ppm	ppm	ppm	ppm	ppm	ppm
Avg	**-.00010**	**.00011**	**-.00129**	**.00882**	W **1.7734**	**-.00192**	**-.00043**	**.00007**	**.00024**
Stddev	.00022	.00006	.00009	.00370	.0140	.00012	.00035	.00002	.00011
%RSD	223.99	53.774	7.0616	42.004	.79101	6.4162	81.423	32.890	45.151
#1	.00006	.00007	-.00135	.00620	1.7635	-.00201	-.00018	.00006	.00032
#2	-.00025	.00015	-.00122	.01143	1.7834	-.00183	-.00068	.00009	.00017
Check ?	Chk Pass	Chk Pass	Chk Pass	Chk Pass	Chk Warn	Chk Pass	Chk Pass	Chk Pass	Chk Pass
High Limit					1.0000				
Low Limit					-1.0000				

Elem	Na5895	Ni2316	P_1782	Pb2203	S_1820	Sb2068	Se1960	Si2881	Sn1899
Line	589.592 { 57}	231.604 {446}	178.284 {489}	220.353 {453}	182.034 {485}	206.833 {463}	196.090 {472}	288.158 {117}	189.989 {477}
Units	ppm	ppm	ppm	ppm	ppm	ppm	ppm	ppm	ppm
Avg	**.38576**	**.00004**	F **.22367**	**.00188**	**-.04363**	**.00251**	**.00470**	**.02525**	**-.00124**
Stddev	.01722	.00053	.00243	.00043	.00009	.00090	.00041	.00691	.00083
%RSD	4.4635	1283.4	1.0866	22.899	.20042	35.669	8.6813	27.373	66.928
#1	.39793	-.00033	.22196	.00157	-.04357	.00188	.00441	.02036	-.00065
#2	.37358	.00041	.22539	.00218	-.04369	.00314	.00498	.03014	-.00183
Check ?	Chk Pass	Chk Pass	Chk Fail	Chk Pass	None	Chk Pass	Chk Pass	Chk Pass	Chk Pass
High Limit			.01000						
Low Limit			-.01000						

Elem	Sr4077	Th2837	Ti3349	Tl1908	U_3701	V_2924	Zn2062	Zr3391
Line	407.771 { 83}	283.730 {119}	334.904 {101}	190.856 {477}	370.152 { 91}	292.402 {115}	206.200 {163}	339.198 { 99}
Units	ppm	ppm	ppm	ppm	ppm	ppm	ppm	ppm
Avg	**-.00010**	**.00158**	**.00022**	**.00028**	**.00284**	**.00090**	**.00244**	**.00119**
Stddev	.00012	.00066	.00015	.00025	.01523	.00034	.00050	.00069
%RSD	119.62	41.598	68.331	87.888	536.17	38.070	20.645	57.970
#1	-.00018	.00204	.00011	.00045	-.00793	.00066	.00209	.00168
#2	-.00002	.00111	.00032	.00011	.01361	.00115	.00280	.00070
Check ?	Chk Pass	Chk Pass	Chk Pass	Chk Pass	Chk Pass	Chk Pass	Chk Pass	Chk Pass
High Limit								
Low Limit								

Int. Std.	Y_2243	Y_3600	Y_3774
Line	224.306 {450}	360.073 { 94}	377.433 { 89}
Units	Cts/S	Cts/S	Cts/S
Avg	**5284.2**	**66364.**	**3398.6**
Stddev	11.4	277.	35.5
%RSD	.21661	.41718	1.0439
#1	5276.2	66168.	3373.5
#2	5292.3	66559.	3423.6

Sample Name: CS 280-173767/2-A Acquired: 5/17/2013 15:51:50 Type: Unk
Method: 6500_026(v10) Mode: CONC Corr. Factor: 1.000000
User: bowenh Custom ID1: Custom ID2: Custom ID3:
Comment: 173767 6010b

Elem	Ag3280	Al1670	As1890	B_2089	Ba4554	Be3130	Bi2230	Ca3179	Cd2288
Line	328.068 {103}	167.079 {502}	189.042 {478}	208.959 {461}	455.403 { 74}	313.042 {108}	223.061 {451}	317.933 {106}	228.802 {447}
Units	ppm	ppm	ppm	ppm	ppm	ppm	ppm	ppm	ppm
Avg	**.05403**	**1.9659**	**.96501**	**1.0324**	**2.0507**	**.04642**	**2.0254**	**47.160**	**.10215**
Stddev	.00028	.0013	.00012	.0010	.0005	.00015	.0042	.099	.00017
%RSD	.51441	.06772	.01240	.09394	.02330	.31261	.20534	.20957	.16268
#1	.05423	1.9649	.96510	1.0317	2.0504	.04632	2.0224	47.230	.10203
#2	.05383	1.9668	.96493	1.0331	2.0510	.04653	2.0283	47.090	.10227
Check ?	Chk Pass	Chk Pass	Chk Pass	Chk Pass	Chk Pass	Chk Pass	Chk Pass	Chk Pass	Chk Pass
High Limit									
Low Limit									

Elem	Co2286	Cr2055	Cu3247	Fe2599	K_7664	Li6707	Mg2790	Mn2576	Mo2020
Line	228.616 {447}	205.552 {464}	324.754 {104}	259.940 {130}	766.490 { 44}	670.784 { 50}	279.079 {121}2	257.610 {131}	202.030 {467}
Units	ppm	ppm	ppm	ppm	ppm	ppm	ppm	ppm	ppm
Avg	**.50243**	**.19463**	**.23941**	**.90511**	**54.413**	**1.0657**	**48.683**	**.49767**	**.94136**
Stddev	.00042	.00024	.00097	.00478	.177	.0028	.100	.00099	.00010
%RSD	.08414	.12086	.40573	.52856	.32543	.26601	.20596	.19973	.01112
#1	.50273	.19480	.23872	.90173	54.538	1.0677	48.612	.49697	.94129
#2	.50213	.19447	.24010	.90850	54.288	1.0636	48.754	.49837	.94144
Check ?	Chk Pass	Chk Pass	Chk Pass	Chk Pass	Chk Pass	Chk Pass	Chk Pass	Chk Pass	Chk Pass
High Limit									
Low Limit									

Elem	Na8183	Ni2316	P_1782	Pb2203	S_1820	Sb2068	Se1960	Si2881	Sn1899
Line	818.326 { 41}	231.604 {446}	178.284 {489}	220.353 {453}	182.034 {485}	206.833 {463}	196.090 {472}	288.158 {117}	189.989 {477}
Units	ppm	ppm	ppm	ppm	ppm	ppm	ppm	ppm	ppm
Avg	**55.348**	**.48467**	**10.477**	**.49927**	**-.04715**	**.50626**	**2.0745**	F **9.1957**	**1.8811**
Stddev	.138	.00037	.021	.00020	.00040	.00256	.0062	.0232	.0016
%RSD	.24906	.07703	.20055	.04048	.84210	.50500	.29878	.25194	.08679
#1	55.446	.48493	10.462	.49941	-.04687	.50445	2.0701	9.2120	1.8822
#2	55.251	.48441	10.492	.49913	-.04743	.50806	2.0788	9.1793	1.8799
Check ?	Chk Pass	Chk Pass	Chk Pass	Chk Pass	None	Chk Pass	Chk Pass	Chk Fail	Chk Pass
High Limit								11.500	
Low Limit								9.4000	

Elem	Sr4077	Th2837	Ti3349	Tl1908	U_3701	V_2924	Zn2062	Zr3391
Line	407.771 { 83}	283.730 {119}	334.904 {101}	190.856 {477}	370.152 { 91}	292.402 {115}	206.200 {163}	339.198 { 99}
Units	ppm	ppm	ppm	ppm	ppm	ppm	ppm	ppm
Avg	**1.0439**	**1.0619**	**.99207**	**1.9544**	**2.0878**	**.48908**	**.48874**	**.46619**
Stddev	.0016	.0034	.00395	.0046	.0280	.00018	.00044	.00068
%RSD	.15029	.32118	.39856	.23484	1.3409	.03617	.08937	.14520
#1	1.0450	1.0595	.98928	1.9512	2.0680	.48920	.48843	.46571
#2	1.0428	1.0643	.99487	1.9577	2.1076	.48895	.48905	.46667
Check ?	Chk Pass	Chk Pass	Chk Pass	Chk Pass	Chk Pass	Chk Pass	Chk Pass	Chk Pass
High Limit								
Low Limit								

Int. Std.	Y_2243	Y_3600	Y_3774
Line	224.306 {450}	360.073 { 94}	377.433 { 89}
Units	Cts/S	Cts/S	Cts/S
Avg	**5165.2**	**65029.**	**3389.5**
Stddev	14.1	49.	23.2
%RSD	.27327	.07505	.68509
#1	5155.2	64994.	3373.1
#2	5175.2	65063.	3406.0

Sample Name: 280-42077-C-1-D Acquired: 5/17/2013 15:54:03 Type: Unk
Method: 6500_026(v10) Mode: CONC Corr. Factor: 1.000000
User: bowenh Custom ID1: Custom ID2: Custom ID3:
Comment: 173767 6010b

Elem	Ag3280	Al1670	As1890	B_2089	Ba4554	Be3130	Bi2230	Ca3179	Cd2288
Line	328.068 {103}	167.079 {502}	189.042 {478}	208.959 {461}	455.403 { 74}	313.042 {108}	223.061 {451}	317.933 {106}	228.802 {447}
Units	ppm	ppm	ppm	ppm	ppm	ppm	ppm	ppm	ppm
Avg	**.00015**	**.15890**	**.00098**	**.09729**	**.06430**	**.00005**	**-.00114**	**105.20**	**.00017**
Stddev	.00005	.00026	.00212	.00088	.00069	.00001	.00431	.60	.00024
%RSD	33.463	.16252	215.86	.90407	1.0665	15.550	378.93	.57349	142.35
#1	.00011	.15872	.00248	.09667	.06478	.00006	.00191	105.63	-.00000
#2	.00018	.15909	-.00052	.09791	.06381	.00005	-.00418	104.77	.00034
Check ?	Chk Pass	Chk Pass	Chk Pass	Chk Pass	Chk Pass	Chk Pass	Chk Pass	Chk Pass	Chk Pass
High Limit									
Low Limit									

Elem	Co2286	Cr2055	Cu3247	Fe2599	K_7664	Li6707	Mg2790	Mn2576	Mo2020
Line	228.616 {447}	205.552 {464}	324.754 {104}	259.940 {130}	766.490 { 44}	670.784 { 50}	279.079 {121}2	257.610 {131}	202.030 {467}
Units	ppm	ppm	ppm	ppm	ppm	ppm	ppm	ppm	ppm
Avg	**.00121**	**.00062**	**.00058**	**.28394**	**39.468**	**.00027**	**19.765**	**.40709**	**.00036**
Stddev	.00006	.00008	.00025	.00224	.195	.00048	.012	.00045	.00004
%RSD	4.8123	12.715	42.705	.79047	.49340	176.76	.06319	.11161	9.7353
#1	.00117	.00056	.00076	.28235	39.605	.00062	19.756	.40676	.00034
#2	.00125	.00067	.00041	.28553	39.330	-.00007	19.774	.40741	.00039
Check ?	Chk Pass	Chk Pass	Chk Pass	Chk Pass	Chk Pass	Chk Pass	Chk Pass	Chk Pass	Chk Pass
High Limit									
Low Limit									

Elem	Na8183	Ni2316	P_1782	Pb2203	S_1820	Sb2068	Se1960	Si2881	Sn1899
Line	818.326 { 41}	231.604 {446}	178.284 {489}	220.353 {453}	182.034 {485}	206.833 {463}	196.090 {472}	288.158 {117}	189.989 {477}
Units	ppm	ppm	ppm	ppm	ppm	ppm	ppm	ppm	ppm
Avg	**84.802**	**.00327**	**.56346**	**.00112**	**8.6556**	**.00146**	**.00630**	**4.7888**	**-.00105**
Stddev	.276	.00006	.00202	.00047	.0009	.00262	.00170	.0614	.00053
%RSD	.32559	1.9338	.35886	42.120	.01080	178.82	27.057	1.2812	50.484
#1	84.997	.00323	.56489	.00079	8.6549	-.00039	.00751	4.8322	-.00143
#2	84.607	.00332	.56203	.00146	8.6563	.00331	.00510	4.7454	-.00068
Check ?	Chk Pass	Chk Pass	Chk Pass	Chk Pass	None	Chk Pass	Chk Pass	Chk Pass	Chk Pass
High Limit									
Low Limit									

Elem	Sr4077	Th2837	Ti3349	Tl1908	U_3701	V_2924	Zn2062	Zr3391
Line	407.771 { 83}	283.730 {119}	334.904 {101}	190.856 {477}	370.152 { 91}	292.402 {115}	206.200 {163}	339.198 { 99}
Units	ppm	ppm	ppm	ppm	ppm	ppm	ppm	ppm
Avg	**.25911**	**.00339**	**.00311**	**.00195**	**-.03591**	**.00108**	**.05656**	**-.00055**
Stddev	.00126	.00189	.00029	.00000	.00863	.00026	.00149	.00040
%RSD	.48607	55.863	9.2049	.04948	24.040	23.876	2.6389	72.316
#1	.26000	.00473	.00331	.00195	-.02980	.00127	.05551	-.00083
#2	.25822	.00205	.00291	.00195	-.04201	.00090	.05762	-.00027
Check ?	Chk Pass	Chk Pass	Chk Pass	Chk Pass	Chk Pass	Chk Pass	Chk Pass	Chk Pass
High Limit								
Low Limit								

Int. Std.	Y_2243	Y_3600	Y_3774
Line	224.306 {450}	360.073 { 94}	377.433 { 89}
Units	Cts/S	Cts/S	Cts/S
Avg	**5135.7**	**64832.**	**3331.4**
Stddev	7.9	38.	34.9
%RSD	.15436	.05883	1.0473
#1	5130.1	64859.	3306.7
#2	5141.3	64805.	3356.1

Sample Name: 280-42077-C-2-B Acquired: 5/17/2013 15:56:28 Type: Unk
Method: 6500_026(v10) Mode: CONC Corr. Factor: 1.000000
User: bowenh Custom ID1: Custom ID2: Custom ID3:
Comment: 173767 6010b

Elem	Ag3280	Al1670	As1890	B_2089	Ba4554	Be3130	Bi2230	Ca3179	Cd2288
Line	328.068 {103}	167.079 {502}	189.042 {478}	208.959 {461}	455.403 { 74}	313.042 {108}	223.061 {451}	317.933 {106}	228.802 {447}
Units	ppm	ppm	ppm	ppm	ppm	ppm	ppm	ppm	ppm
Avg	**.00065**	**2.2119**	**.00109**	**.06846**	**.04943**	**.00014**	**-.00055**	**88.557**	**.00018**
Stddev	.00012	.0049	.00097	.00048	.00034	.00015	.00191	.167	.00007
%RSD	18.456	.21957	88.308	.70125	.68571	109.00	345.45	.18831	39.776
#1	.00056	2.2085	.00178	.06812	.04967	.00024	.00080	88.439	.00024
#2	.00073	2.2154	.00041	.06880	.04919	.00003	-.00191	88.675	.00013
Check ?	Chk Pass	Chk Pass	Chk Pass	Chk Pass	Chk Pass	Chk Pass	Chk Pass	Chk Pass	Chk Pass
High Limit									
Low Limit									

Elem	Co2286	Cr2055	Cu3247	Fe2599	K_7664	Li6707	Mg2790	Mn2576	Mo2020
Line	228.616 {447}	205.552 {464}	324.754 {104}	259.940 {130}	766.490 { 44}	670.784 { 50}	279.079 {121}2	257.610 {131}	202.030 {467}
Units	ppm	ppm	ppm	ppm	ppm	ppm	ppm	ppm	ppm
Avg	**.00235**	**.00202**	**.00100**	**3.2920**	**6.7776**	**.00022**	**13.526**	**.72175**	**.00071**
Stddev	.00004	.00006	.00025	.0043	.0052	.00140	.077	.00404	.00029
%RSD	1.6378	3.1514	25.214	.13021	.07632	649.23	.57025	.55930	40.981
#1	.00232	.00207	.00118	3.2950	6.7740	.00121	13.472	.71890	.00051
#2	.00238	.00198	.00082	3.2889	6.7813	-.00077	13.581	.72461	.00092
Check ?	Chk Pass	Chk Pass	Chk Pass	Chk Pass	Chk Pass	Chk Pass	Chk Pass	Chk Pass	Chk Pass
High Limit									
Low Limit									

Elem	Na8183	Ni2316	P_1782	Pb2203	S_1820	Sb2068	Se1960	Si2881	Sn1899
Line	818.326 { 41}	231.604 {446}	178.284 {489}	220.353 {453}	182.034 {485}	206.833 {463}	196.090 {472}	288.158 {117}	189.989 {477}
Units	ppm	ppm	ppm	ppm	ppm	ppm	ppm	ppm	ppm
Avg	**20.108**	**.00399**	**1.1183**	**.00290**	**25.078**	**.00321**	**.00259**	**5.2368**	**-.00126**
Stddev	.428	.00054	.0018	.00027	.065	.00306	.00175	.0022	.00028
%RSD	2.1297	13.461	.16254	9.4263	.25812	95.516	67.575	.04170	22.529
#1	19.805	.00437	1.1170	.00271	25.032	.00537	.00135	5.2383	-.00106
#2	20.411	.00361	1.1196	.00310	25.124	.00104	.00382	5.2352	-.00146
Check ?	Chk Pass	Chk Pass	Chk Pass	Chk Pass	None	Chk Pass	Chk Pass	Chk Pass	Chk Pass
High Limit									
Low Limit									

Elem	Sr4077	Th2837	Ti3349	Tl1908	U_3701	V_2924	Zn2062	Zr3391
Line	407.771 { 83}	283.730 {119}	334.904 {101}	190.856 {477}	370.152 { 91}	292.402 {115}	206.200 {163}	339.198 { 99}
Units	ppm	ppm	ppm	ppm	ppm	ppm	ppm	ppm
Avg	**.17794**	**.00468**	**.03045**	**.00019**	**.02973**	**.00329**	**.06520**	**.00492**
Stddev	.00072	.00388	.00036	.00038	.05920	.00034	.00037	.00085
%RSD	.40324	82.972	1.1883	194.83	199.10	10.212	.57456	17.354
#1	.17845	.00742	.03019	-.00007	-.01213	.00353	.06546	.00432
#2	.17744	.00193	.03070	.00046	.07159	.00305	.06493	.00553
Check ?	Chk Pass	Chk Pass	Chk Pass	Chk Pass	Chk Pass	Chk Pass	Chk Pass	Chk Pass
High Limit								
Low Limit								

Int. Std.	Y_2243	Y_3600	Y_3774
Line	224.306 {450}	360.073 { 94}	377.433 { 89}
Units	Cts/S	Cts/S	Cts/S
Avg	**5222.3**	**65618.**	**3399.5**
Stddev	12.1	122.	5.6
%RSD	.23126	.18569	.16386
#1	5230.9	65704.	3403.4
#2	5213.8	65532.	3395.6

Sample Name: sd 280-42077-C-2-B@5 Acquired: 5/17/2013 15:58:51 Type: Unk
Method: 6500_026(v10) Mode: CONC Corr. Factor: 1.000000
User: bowenh Custom ID1: Custom ID2: Custom ID3:
Comment: 173767 6010b

Elem	Ag3280	Al1670	As1890	B_2089	Ba4554	Be3130	Bi2230	Ca3179	Cd2288
Line	328.068 {103}	167.079 {502}	189.042 {478}	208.959 {461}	455.403 { 74}	313.042 {108}	223.061 {451}	317.933 {106}	228.802 {447}
Units	ppm	ppm	ppm	ppm	ppm	ppm	ppm	ppm	ppm
Avg	**.00050**	**.46122**	**.00255**	**.01715**	**.01006**	**.00007**	**.00152**	**17.615**	**.00007**
Stddev	.00026	.00050	.00052	.00012	.00023	.00005	.00022	.034	.00030
%RSD	53.031	.10856	20.369	.68939	2.2496	76.840	14.687	.19276	416.71
#1	.00031	.46087	.00219	.01706	.01022	.00010	.00136	17.639	.00028
#2	.00068	.46157	.00292	.01723	.00990	.00003	.00167	17.591	-.00014
Check ?	Chk Pass	Chk Pass	Chk Pass	Chk Pass	Chk Pass	Chk Pass	Chk Pass	Chk Pass	Chk Pass
High Limit									
Low Limit									

Elem	Co2286	Cr2055	Cu3247	Fe2599	K_7664	Li6707	Mg2790	Mn2576	Mo2020
Line	228.616 {447}	205.552 {464}	324.754 {104}	259.940 {130}	766.490 { 44}	670.784 { 50}	279.079 {121}2	257.610 {131}	202.030 {467}
Units	ppm	ppm	ppm	ppm	ppm	ppm	ppm	ppm	ppm
Avg	**.00064**	**.00037**	**-.00062**	**.66453**	**2.7074**	**.00110**	**2.6960**	**.14266**	**.00022**
Stddev	.00048	.00017	.00009	.00300	.0460	.00060	.0035	.00002	.00002
%RSD	75.953	45.701	15.350	.45103	1.6989	54.088	.13047	.01349	7.9323
#1	.00098	.00048	-.00068	.66664	2.7399	.00153	2.6935	.14265	.00021
#2	.00029	.00025	-.00055	.66241	2.6748	.00068	2.6985	.14268	.00023
Check ?	Chk Pass	Chk Pass	Chk Pass	Chk Pass	Chk Pass	Chk Pass	Chk Pass	Chk Pass	Chk Pass
High Limit									
Low Limit									

Elem	Na5895	Ni2316	P_1782	Pb2203	S_1820	Sb2068	Se1960	Si2881	Sn1899
Line	589.592 { 57}	231.604 {446}	178.284 {489}	220.353 {453}	182.034 {485}	206.833 {463}	196.090 {472}	288.158 {117}	189.989 {477}
Units	ppm	ppm	ppm	ppm	ppm	ppm	ppm	ppm	ppm
Avg	**3.8805**	**.00129**	**.21940**	**.00103**	**4.8367**	**.00214**	**-.00009**	**1.0111**	**-.00058**
Stddev	.0140	.00036	.00028	.00116	.0157	.00121	.00496	.0179	.00063
%RSD	.36108	27.589	.12681	112.36	.32384	56.758	5733.5	1.7667	109.01
#1	3.8904	.00155	.21960	.00185	4.8478	.00128	.00342	1.0238	-.00013
#2	3.8706	.00104	.21921	.00021	4.8256	.00300	-.00360	.99851	-.00103
Check ?	Chk Pass	Chk Pass	Chk Pass	Chk Pass	None	Chk Pass	Chk Pass	Chk Pass	Chk Pass
High Limit									
Low Limit									

Elem	Sr4077	Th2837	Ti3349	Tl1908	U_3701	V_2924	Zn2062	Zr3391
Line	407.771 { 83}	283.730 {119}	334.904 {101}	190.856 {477}	370.152 { 91}	292.402 {115}	206.200 {163}	339.198 { 99}
Units	ppm	ppm	ppm	ppm	ppm	ppm	ppm	ppm
Avg	**.03544**	**.00453**	**.00618**	**-.00051**	**-.01004**	**.00126**	**.04469**	**.00065**
Stddev	.00008	.00290	.00028	.00038	.04272	.00079	.00101	.00078
%RSD	.22245	64.022	4.5478	75.129	425.45	63.010	2.2674	120.66
#1	.03550	.00658	.00638	-.00024	-.04024	.00182	.04541	.00120
#2	.03538	.00248	.00598	-.00078	.02016	.00070	.04398	.00010
Check ?	Chk Pass	Chk Pass	Chk Pass	Chk Pass	Chk Pass	Chk Pass	Chk Pass	Chk Pass
High Limit								
Low Limit								

Int. Std.	Y_2243	Y_3600	Y_3774
Line	224.306 {450}	360.073 { 94}	377.433 { 89}
Units	Cts/S	Cts/S	Cts/S
Avg	**5362.1**	**66953.**	**3397.8**
Stddev	18.4	11.	16.6
%RSD	.34311	.01664	.48881
#1	5349.1	66945.	3386.0
#2	5375.1	66961.	3409.5

Sample Name: 280-42077-C-2-C MS Acquired: 5/17/2013 16:01:17 Type: Unk
Method: 6500_026(v10) Mode: CONC Corr. Factor: 1.000000
User: bowenh Custom ID1: Custom ID2: Custom ID3:
Comment: 173767 6010b

Elem	Ag3280	Al3092	As1890	B_2089	Ba4554	Be3130	Bi2230	Ca3179	Cd2288
Line	328.068 {103}	309.271 {109}	189.042 {478}	208.959 {461}	455.403 { 74}	313.042 {108}	223.061 {451}	317.933 {106}	228.802 {447}
Units	ppm	ppm	ppm	ppm	ppm	ppm	ppm	ppm	ppm
Avg	**.05423**	**8.3354**	**.96974**	**1.1060**	**2.1035**	**.04577**	**2.0129**	**133.24**	**.10198**
Stddev	.00006	.0448	.00706	.0015	.0017	.00002	.0134	.18	.00020
%RSD	.11411	.53742	.72753	.13329	.08084	.03348	.66553	.13845	.20077
#1	.05427	8.3038	.97473	1.1070	2.1023	.04578	2.0224	133.37	.10212
#2	.05418	8.3671	.96475	1.1050	2.1047	.04576	2.0034	133.11	.10183
Check ?	Chk Pass	Chk Pass	Chk Pass	Chk Pass	Chk Pass	Chk Pass	Chk Pass	Chk Pass	Chk Pass
High Limit									
Low Limit									

Elem	Co2286	Cr2055	Cu3247	Fe2599	K_7664	Li6707	Mg2790	Mn2576	Mo2020
Line	228.616 {447}	205.552 {464}	324.754 {104}	259.940 {130}	766.490 { 44}	670.784 { 50}	279.079 {121}2	257.610 {131}	202.030 {467}
Units	ppm	ppm	ppm	ppm	ppm	ppm	ppm	ppm	ppm
Avg	**.49575**	**.19610**	**.24334**	**4.5931**	**60.012**	**1.0679**	**61.648**	**1.2482**	**.93634**
Stddev	.00113	.00042	.00046	.0030	.222	.0046	.002	.0001	.00122
%RSD	.22725	.21296	.18814	.06450	.37061	.43565	.00312	.00811	.12977
#1	.49655	.19639	.24302	4.5952	60.169	1.0712	61.647	1.2482	.93720
#2	.49496	.19580	.24367	4.5910	59.855	1.0647	61.649	1.2481	.93548
Check ?	Chk Pass	Chk Pass	Chk Pass	Chk Pass	Chk Pass	Chk Pass	Chk Pass	Chk Pass	Chk Pass
High Limit									
Low Limit									

Elem	Na8183	Ni2316	P_1782	Pb2203	S_1820	Sb2068	Se1960	Si2881	Sn1899
Line	818.326 { 41}	231.604 {446}	178.284 {489}	220.353 {453}	182.034 {485}	206.833 {463}	196.090 {472}	288.158 {117}	189.989 {477}
Units	ppm	ppm	ppm	ppm	ppm	ppm	ppm	ppm	ppm
Avg	**73.626**	**.47934**	**11.454**	**.49406**	**25.078**	**.50772**	**2.0564**	**20.282**	**1.8617**
Stddev	.187	.00114	.019	.00010	.030	.00259	.0021	.019	.0075
%RSD	.25423	.23696	.16932	.01995	.11938	.51037	.09967	.09507	.40372
#1	73.494	.48014	11.468	.49399	25.099	.50956	2.0579	20.268	1.8671
#2	73.759	.47853	11.440	.49413	25.057	.50589	2.0550	20.295	1.8564
Check ?	Chk Pass	Chk Pass	Chk Pass	Chk Pass	None	Chk Pass	Chk Pass	Chk Pass	Chk Pass
High Limit									
Low Limit									

Elem	Sr4077	Th2837	Ti3349	Tl1908	U_3701	V_2924	Zn2062	Zr3391
Line	407.771 { 83}	283.730 {119}	334.904 {101}	190.856 {477}	370.152 { 91}	292.402 {115}	206.200 {163}	339.198 { 99}
Units	ppm	ppm	ppm	ppm	ppm	ppm	ppm	ppm
Avg	**1.2149**	**1.0538**	**1.0424**	**1.9068**	**2.0706**	**.49206**	**.52173**	**.46776**
Stddev	.0018	.0015	.0002	.0054	.0229	.00189	.00082	.00136
%RSD	.14562	.14194	.01851	.28483	1.1055	.38492	.15754	.29044
#1	1.2161	1.0528	1.0425	1.9107	2.0868	.49340	.52231	.46872
#2	1.2136	1.0549	1.0423	1.9030	2.0544	.49072	.52114	.46680
Check ?	Chk Pass	Chk Pass	Chk Pass	Chk Pass	Chk Pass	Chk Pass	Chk Pass	Chk Pass
High Limit								
Low Limit								

Int. Std.	Y_2243	Y_3600	Y_3774
Line	224.306 {450}	360.073 { 94}	377.433 { 89}
Units	Cts/S	Cts/S	Cts/S
Avg	**5196.9**	**65206.**	**3426.0**
Stddev	21.5	141.	3.3
%RSD	.41367	.21553	.09656
#1	5181.7	65106.	3428.4
#2	5212.1	65305.	3423.7

Sample Name: 280-42077-C-2-D MSD Acquired: 5/17/2013 16:03:29 Type: Unk
Method: 6500_026(v10) Mode: CONC Corr. Factor: 1.000000
User: bowenh Custom ID1: Custom ID2: Custom ID3:
Comment: 173767 6010b

Elem	Ag3280	Al3092	As1890	B_2089	Ba4554	Be3130	Bi2230	Ca3179	Cd2288
Line	328.068 {103}	309.271 {109}	189.042 {478}	208.959 {461}	455.403 { 74}	313.042 {108}	223.061 {451}	317.933 {106}	228.802 {447}
Units	ppm	ppm	ppm	ppm	ppm	ppm	ppm	ppm	ppm
Avg	**.05249**	**8.3597**	**.94242**	**1.0941**	**2.0560**	**.04474**	**1.9692**	**131.84**	**.09965**
Stddev	.00132	.0208	.00121	.0012	.0070	.00023	.0001	.16	.00031
%RSD	2.5223	.24872	.12799	.11231	.33909	.51278	.00571	.12211	.30643
#1	.05155	8.3450	.94157	1.0950	2.0510	.04458	1.9693	131.72	.09986
#2	.05343	8.3744	.94327	1.0932	2.0609	.04490	1.9691	131.95	.09943
Check ?	Chk Pass	Chk Pass	Chk Pass	Chk Pass	Chk Pass	Chk Pass	Chk Pass	Chk Pass	Chk Pass
High Limit									
Low Limit									

Elem	Co2286	Cr2055	Cu3247	Fe2599	K_7664	Li6707	Mg2790	Mn2576	Mo2020
Line	228.616 {447}	205.552 {464}	324.754 {104}	259.940 {130}	766.490 { 44}	670.784 { 50}	279.079 {121}2	257.610 {131}	202.030 {467}
Units	ppm	ppm	ppm	ppm	ppm	ppm	ppm	ppm	ppm
Avg	**.48666**	**.19137**	**.23801**	**4.6121**	**58.749**	**1.0409**	**60.603**	**1.2421**	**.92041**
Stddev	.00112	.00036	.00078	.0082	.074	.0037	.077	.0031	.00154
%RSD	.22931	.18748	.32743	.17715	.12621	.35058	.12674	.24553	.16708
#1	.48745	.19162	.23856	4.6063	58.801	1.0383	60.657	1.2443	.92149
#2	.48587	.19111	.23746	4.6179	58.696	1.0435	60.549	1.2399	.91932
Check ?	Chk Pass	Chk Pass	Chk Pass	Chk Pass	Chk Pass	Chk Pass	Chk Pass	Chk Pass	Chk Pass
High Limit									
Low Limit									

Elem	Na8183	Ni2316	P_1782	Pb2203	S_1820	Sb2068	Se1960	Si2881	Sn1899
Line	818.326 { 41}	231.604 {446}	178.284 {489}	220.353 {453}	182.034 {485}	206.833 {463}	196.090 {472}	288.158 {117}	189.989 {477}
Units	ppm	ppm	ppm	ppm	ppm	ppm	ppm	ppm	ppm
Avg	**73.342**	**.46788**	**11.241**	**.48598**	**25.098**	**.50367**	**2.0118**	**20.159**	**1.8195**
Stddev	.095	.00138	.009	.00091	.062	.00028	.0090	.113	.0055
%RSD	.12972	.29526	.07855	.18744	.24574	.05637	.44719	.56071	.29985
#1	73.409	.46886	11.247	.48534	25.142	.50387	2.0181	20.239	1.8234
#2	73.274	.46690	11.235	.48663	25.055	.50347	2.0054	20.079	1.8157
Check ?	Chk Pass	Chk Pass	Chk Pass	Chk Pass	None	Chk Pass	Chk Pass	Chk Pass	Chk Pass
High Limit									
Low Limit									

Elem	Sr4077	Th2837	Ti3349	Tl1908	U_3701	V_2924	Zn2062	Zr3391
Line	407.771 { 83}	283.730 {119}	334.904 {101}	190.856 {477}	370.152 { 91}	292.402 {115}	206.200 {163}	339.198 { 99}
Units	ppm	ppm	ppm	ppm	ppm	ppm	ppm	ppm
Avg	**1.1926**	**1.0335**	**1.0311**	**1.8641**	**2.0773**	**.48274**	**.48227**	**.45638**
Stddev	.0009	.0001	.0025	.0052	.0474	.00227	.00167	.00213
%RSD	.07261	.01402	.23846	.27639	2.2804	.47051	.34703	.46702
#1	1.1920	1.0336	1.0329	1.8678	2.0438	.48435	.48345	.45789
#2	1.1932	1.0334	1.0294	1.8605	2.1108	.48113	.48108	.45488
Check ?	Chk Pass	Chk Pass	Chk Pass	Chk Pass	Chk Pass	Chk Pass	Chk Pass	Chk Pass
High Limit								
Low Limit								

Int. Std.	Y_2243	Y_3600	Y_3774
Line	224.306 {450}	360.073 { 94}	377.433 { 89}
Units	Cts/S	Cts/S	Cts/S
Avg	**5165.8**	**65336.**	**3448.8**
Stddev	9.2	281.	2.7
%RSD	.17799	.43011	.07876
#1	5172.3	65138.	3450.8
#2	5159.3	65535.	3446.9

Sample Name: CCVH-2050355 Acquired: 5/17/2013 16:05:41 Type: QC
Method: 6500_026(v10) Mode: CONC Corr. Factor: 1.000000
User: bowenh Custom ID1: Custom ID2: Custom ID3:
Comment:

Elem	Ag3280	Al3092	As1890	B_2089	Ba4554	Be3130	Bi2230	Ca3179	Cd2288	Co2286	Cr2055	Cu3247	Fe2714
Units	ppm	ppm	ppm	ppm	ppm	ppm	ppm	ppm	ppm	ppm	ppm	ppm	ppm
Avg	**-.00061**	**48.470**	**.00031**	**.00704**	**.00076**	**-.00020**	**.98264**	**.00613**	**-.00079**	**.00197**	**-.00014**	**-.00338**	**45.452**
Stddev	.00012	.346	.00090	.00026	.00017	.00005	.00238	.00634	.00006	.00033	.00014	.00031	.249
%RSD	19.295	.71317	288.03	3.6647	22.619	24.062	.24208	103.43	7.9888	16.544	98.736	9.2794	.54877
#1	-.00070	48.225	-.00032	.00723	.00088	-.00017	.98432	.01061	-.00074	.00174	-.00024	-.00315	45.276
#2	-.00053	48.714	.00095	.00686	.00064	-.00023	.98095	.00165	-.00083	.00220	-.00004	-.00360	45.629
Check ?	None	Chk Pass	None	None	None	None	Chk Pass	None	None	None	None	None	Chk Pass
Value													
Range													

Elem	K_7664	Li6707	Mg2790	Mn2576	Mo2020	Na8183	Ni2316	P_1782	Pb2203	S_1820	Sb2068	Se1960	Si2881
Units	ppm	ppm	ppm	ppm	ppm	ppm	ppm	ppm	ppm	ppm	ppm	ppm	ppm
Avg	**1.9525**	**-.00062**	**.01333**	**-.00014**	**-.00180**	**267.98**	**.00172**	**.00870**	**.00203**	**4.9045**	**.00184**	**.00654**	**.01404**
Stddev	.0425	.00051	.00012	.00016	.00009	1.56	.00019	.00136	.00015	.0027	.00026	.00234	.00435
%RSD	2.1794	83.070	.86579	112.57	5.0542	.58382	10.755	15.684	7.5755	.05572	13.892	35.751	31.016
#1	1.9225	-.00025	.01324	-.00025	-.00174	266.88	.00159	.00967	.00193	4.9025	.00202	.00489	.01096
#2	1.9826	-.00098	.01341	-.00003	-.00187	269.09	.00185	.00774	.00214	4.9064	.00166	.00820	.01711
Check ?	None	None	None	None	None	Chk Pass	None	None	None	None	None	None	None
Value													
Range													

Elem	Sn1899	Sr4077	Th2837	Ti3349	Tl1908	U_3701	V_2924	Zn2062	Zr3391
Units	ppm	ppm	ppm	ppm	ppm	ppm	ppm	ppm	ppm
Avg	**-.00103**	**.00046**	**5.1972**	**.00411**	**-.00198**	**10.060**	**.00028**	**.00397**	**-.06530**
Stddev	.00004	.00016	.0126	.00005	.00171	.002	.00078	.00014	.00218
%RSD	3.7705	33.444	.24296	1.2460	86.367	.01670	283.13	3.4850	3.3400
#1	-.00100	.00035	5.2061	.00414	-.00077	10.062	.00083	.00387	-.06376
#2	-.00106	.00057	5.1883	.00407	-.00319	10.059	-.00028	.00407	-.06684
Check ?	None	None	Chk Pass	None	None	Chk Pass	None	None	None
Value									
Range									

Int. Std.	Y_2243	Y_3600	Y_3774
Units	Cts/S	Cts/S	Cts/S
Avg	**5177.0**	**64869.**	**3354.6**
Stddev	1.6	223.	13.2
%RSD	.03103	.34389	.39225
#1	5178.1	64711.	3363.9
#2	5175.8	65027.	3345.3

Sample Name: CCV-2050339 Acquired: 5/17/2013 16:08:05 Type: QC
Method: 6500_026(v10) Mode: CONC Corr. Factor: 1.000000
User: bowenh Custom ID1: Custom ID2: Custom ID3:
Comment:

Elem	Ag3280	Al1670	As1890	B_2089	Ba4554	Be3130	Bi2230	Ca3179	Cd2288	Co2286	Cr2055	Cu3247
Units	ppm	ppm	ppm	ppm	ppm	ppm	ppm	ppm	ppm	ppm	ppm	ppm
Avg	**.51108**	**.50080**	**.94544**	**.51289**	**.50471**	F **.44742**	**.00540**	**4.6940**	**.49467**	**.50431**	**.47626**	**.47248**
Stddev	.00068	.00015	.00128	.00004	.00069	.00019	.00357	.0026	.00024	.00086	.00026	.00000
%RSD	.13243	.02929	.13562	.00724	.13756	.04290	66.113	.05436	.04902	.16987	.05443	.00046
#1	.51156	.50091	.94635	.51286	.50520	.44755	.00287	4.6958	.49484	.50370	.47644	.47248
#2	.51060	.50070	.94454	.51292	.50422	.44728	.00792	4.6922	.49449	.50491	.47607	.47248
Check ?	Chk Pass	Chk Pass	Chk Pass	Chk Pass	Chk Pass	Chk Fail	None	Chk Pass	Chk Pass	Chk Pass	Chk Pass	Chk Pass
Value						.50000						
Range						-10.000%						

Elem	Fe2599	K_7664	Li6707	Mg2790	Mn2576	Mo2020	Na5895	Ni2316	P_1782	Pb2203	S_1820	Sb2068
Units	ppm	ppm	ppm	ppm	ppm	ppm	ppm	ppm	ppm	ppm	ppm	ppm
Avg	F **2.1194**	**53.117**	**1.0593**	**19.243**	**.49597**	**.46304**	**5.2887**	**.48661**	**.99814**	**.99542**	**-.04766**	**.99067**
Stddev	.0127	.110	.0028	.040	.00109	.00015	.0347	.00001	.00301	.00084	.00308	.00046
%RSD	.59889	.20780	.26685	.20585	.21943	.03225	.65572	.00216	.30107	.08451	6.4570	.04663
#1	2.1104	53.195	1.0613	19.215	.49520	.46293	5.3132	.48662	.99602	.99602	-.04548	.99034
#2	2.1283	53.039	1.0573	19.271	.49674	.46315	5.2642	.48660	1.0003	.99483	-.04983	.99100
Check ?	Chk Fail	Chk Pass	Chk Pass	Chk Pass	Chk Pass	Chk Pass	Chk Pass	Chk Pass	Chk Pass	Chk Pass	None	Chk Pass
Value	2.5000											
Range	-10.000%											

Elem	Se1960	Si2881	Sn1899	Sr4077	Th2837	Ti3349	Tl1908	U_3701	V_2924	Zn2062	Zr3391
Units	ppm	ppm	ppm	ppm	ppm	ppm	ppm	ppm	ppm	ppm	ppm
Avg	**1.0226**	F **4.4345**	**.92909**	**.51642**	**.00415**	**.49415**	**.95422**	**.02504**	**.47728**	**.48848**	**.46974**
Stddev	.0049	.0028	.00220	.00008	.00182	.00115	.00092	.00572	.00246	.00002	.00043
%RSD	.47855	.06272	.23704	.01632	43.921	.23300	.09674	22.853	.51646	.00325	.09228
#1	1.0261	4.4325	.93065	.51636	.00544	.49334	.95487	.02100	.47554	.48850	.47005
#2	1.0191	4.4364	.92754	.51648	.00286	.49497	.95357	.02909	.47902	.48847	.46943
Check ?	Chk Pass	Chk Fail	Chk Pass	Chk Pass	None	Chk Pass	Chk Pass	None	Chk Pass	Chk Pass	Chk Pass
Value		5.0000									
Range		-10.000%									

Int. Std.	Y_2243	Y_3600	Y_3774
Units	Cts/S	Cts/S	Cts/S
Avg	**5275.8**	**65581.**	**3396.7**
Stddev	31.1	208.	17.3
%RSD	.59017	.31693	.50805
#1	5253.8	65728.	3384.5
#2	5297.8	65434.	3408.9

Sample Name: CCB Acquired: 5/17/2013 16:10:21 Type: QC
Method: 6500_026(v10) Mode: CONC Corr. Factor: 1.000000
User: bowenh Custom ID1: Custom ID2: Custom ID3:
Comment:

Elem	Ag3280	Al1670	As1890	B_2089	Ba4554	Be3130	Bi2230	Ca3179	Cd2288	Co2286	Cr2055
Units	ppm	ppm	ppm	ppm	ppm	ppm	ppm	ppm	ppm	ppm	ppm
Avg	**.00084**	**-.00005**	**.00088**	F **.00509**	**-.00028**	**.00001**	**.00118**	**-.00920**	**.00015**	**-.00007**	**-.00005**
Stddev	.00025	.00001	.00286	.00036	.00001	.00003	.00005	.00091	.00016	.00020	.00011
%RSD	30.264	22.722	325.21	7.1590	1.8501	178.31	4.1012	9.8487	106.03	287.75	207.97
#1	.00066	-.00005	.00290	.00535	-.00028	.00003	.00121	-.00856	.00004	.00007	.00002
#2	.00102	-.00004	-.00114	.00483	-.00027	-.00000	.00114	-.00984	.00026	-.00021	-.00013
Check ?	Chk Pass	Chk Pass	Chk Pass	Chk Fail	Chk Pass	Chk Pass	None	Chk Pass	Chk Pass	Chk Pass	Chk Pass
High Limit				.00312							
Low Limit				-.00312							

Elem	Cu3247	Fe2599	K_7664	Li6707	Mg2790	Mn2576	Mo2020	Na5895	Ni2316	P_1782	Pb2203
Units	ppm	ppm	ppm	ppm	ppm	ppm	ppm	ppm	ppm	ppm	ppm
Avg	**-.00130**	**-.00112**	F **1.4774**	W **-.00326**	**-.00056**	**.00003**	**.00053**	F **.37874**	**.00048**	**.00196**	**-.00133**
Stddev	.00011	.00069	.0436	.00053	.00321	.00003	.00031	.00622	.00005	.00015	.00057
%RSD	8.5628	61.797	2.9501	16.168	574.12	115.54	57.852	1.6417	10.223	7.6224	42.751
#1	-.00138	-.00063	1.5082	-.00363	-.00283	.00005	.00032	.38314	.00052	.00185	-.00173
#2	-.00122	-.00161	1.4466	-.00289	.00171	.00000	.00075	.37434	.00045	.00206	-.00093
Check ?	Chk Pass	Chk Pass	Chk Fail	Chk Warn	Chk Pass	Chk Pass	Chk Pass	Chk Fail	Chk Pass	Chk Pass	Chk Pass
High Limit			.25000	.00261				.10000			
Low Limit			-.25000	-.00261				-.10000			

Elem	S_1820	Sb2068	Se1960	Si2881	Sn1899	Sr4077	Th2837	Ti3349	Tl1908	U_3701	V_2924
Units	ppm	ppm	ppm	ppm	ppm	ppm	ppm	ppm	ppm	ppm	ppm
Avg	**-.05179**	W **.00382**	**.00294**	**.00168**	**-.00091**	**-.00011**	**.00146**	**.00007**	**.00072**	**.04685**	**.00014**
Stddev	.00039	.00377	.00040	.01575	.00053	.00012	.00084	.00016	.00040	.01189	.00026
%RSD	.76070	98.607	13.671	935.11	58.001	104.55	57.291	237.24	55.608	25.384	184.38
#1	-.05207	.00649	.00323	-.00945	-.00129	-.00003	.00206	.00018	.00100	.03844	-.00004
#2	-.05152	.00116	.00266	.01282	-.00054	-.00019	.00087	-.00005	.00043	.05526	.00033
Check ?	None	Chk Warn	Chk Pass	Chk Pass	Chk Pass	Chk Pass	Chk Pass	Chk Pass	Chk Pass	Chk Pass	Chk Pass
High Limit		.00314									
Low Limit		-.00314									

Elem	Zn2062	Zr3391
Units	ppm	ppm
Avg	**.00216**	F **.00487**
Stddev	.00001	.00079
%RSD	.68362	16.205
#1	.00217	.00431
#2	.00215	.00543
Check ?	Chk Pass	Chk Fail
High Limit		.00476
Low Limit		-.00476

Int. Std.	Y_2243	Y_3600	Y_3774
Units	Cts/S	Cts/S	Cts/S
Avg	**5262.3**	**67206.**	**3393.7**
Stddev	15.4	973.	8.8
%RSD	.29283	1.4482	.25811
#1	5273.2	67894.	3387.5
#2	5251.4	66517.	3399.8

Sample Name: CCVL2057887 Acquired: 5/17/2013 16:12:50 Type: QC
Method: 6500_026(v10) Mode: CONC Corr. Factor: 1.000000
User: bowenh Custom ID1: Custom ID2: Custom ID3:
Comment:

Elem	Ag3280	Al1670	As1890	B_2089	Ba4554	Be3130	Bi2230	Ca3179	Cd2288	Co2286	Cr2055
Units	ppm	ppm	ppm	ppm	ppm	ppm	ppm	ppm	ppm	ppm	ppm
Avg	**.01127**	**.11251**	**.01664**	**.10913**	**.01091**	**.00089**	**.10738**	**.23527**	**.00506**	**.01081**	**.00973**
Stddev	.00083	.00021	.00255	.00063	.00014	.00010	.00183	.00423	.00009	.00030	.00002
%RSD	7.3588	.18886	15.291	.57817	1.2487	10.993	1.6997	1.7995	1.7331	2.7371	.18251
#1	.01186	.11236	.01484	.10958	.01101	.00095	.10609	.23826	.00500	.01102	.00974
#2	.01069	.11266	.01844	.10868	.01082	.00082	.10867	.23228	.00512	.01060	.00972
Check ?	Chk Pass	Chk Pass	Chk Pass	Chk Pass	Chk Pass	Chk Pass	Chk Pass	Chk Pass	Chk Pass	Chk Pass	Chk Pass
Value											
Range											

Elem	Cu3247	Fe2599	K_7664	Li6707	Mg2790	Mn2576	Mo2020	Na5895	Ni2316	P_1782	Pb2203
Units	ppm	ppm	ppm	ppm	ppm	ppm	ppm	ppm	ppm	ppm	ppm
Avg	**.01319**	**.09357**	F **4.5604**	**.00946**	**.22054**	**.01058**	**.01891**	F **1.4013**	**.04061**	**3.0190**	**.00927**
Stddev	.00003	.00276	.0024	.00095	.00202	.00008	.00008	.0084	.00022	.0036	.00048
%RSD	.25983	2.9514	.05316	10.050	.91488	.74871	.40251	.60057	.54459	.11873	5.2177
#1	.01322	.09552	4.5587	.01013	.22196	.01052	.01886	1.3953	.04046	3.0164	.00962
#2	.01317	.09162	4.5621	.00879	.21911	.01063	.01897	1.4072	.04077	3.0215	.00893
Check ?	Chk Pass	Chk Pass	Chk Fail	Chk Pass	Chk Pass	Chk Pass	Chk Pass	Chk Fail	Chk Pass	Chk Pass	Chk Pass
Value			3.0000					1.0000			
Range			30.000%					30.000%			

Elem	S_1820	Sb2068	Se1960	Si2881	Sn1899	Sr4077	Th2837	Ti3349	Tl1908	U_3701	V_2924
Units	ppm	ppm	ppm	ppm	ppm	ppm	ppm	ppm	ppm	ppm	ppm
Avg	**-.04010**	**.01102**	**.01576**	**.44419**	**.09449**	**.01095**	W **.01901**	**.01068**	**.01555**	F **.08244**	**.00957**
Stddev	.00139	.00231	.00177	.00316	.00060	.00020	.00004	.00018	.00110	.00400	.00015
%RSD	3.4644	20.930	11.258	.71124	.63836	1.8476	.21141	1.6853	7.0952	4.8508	1.6071
#1	-.03911	.01266	.01702	.44196	.09407	.01081	.01904	.01081	.01633	.07961	.00968
#2	-.04108	.00939	.01451	.44643	.09492	.01109	.01899	.01055	.01477	.08526	.00946
Check ?	None	Chk Pass	Chk Pass	Chk Pass	Chk Pass	Chk Pass	Chk Warn	Chk Pass	Chk Pass	Chk Fail	Chk Pass
Value							.01500			.06000	
Range							20.000%			30.000%	

Elem	Zn2062	Zr3391
Units	ppm	ppm
Avg	F **.03368**	**.01545**
Stddev	.00047	.00100
%RSD	1.3931	6.4664
#1	.03335	.01475
#2	.03401	.01616
Check ?	Chk Fail	Chk Pass
Value	.02000	
Range	30.000%	

Int. Std.	Y_2243	Y_3600	Y_3774
Units	Cts/S	Cts/S	Cts/S
Avg	**5314.2**	**66597.**	**3417.3**
Stddev	13.8	5.	27.5
%RSD	.25960	.00758	.80518
#1	5304.5	66593.	3436.7
#2	5324.0	66600.	3397.8

Sample Name: 280-42077-C-3-B Acquired: 5/17/2013 16:15:15 Type: Unk
Method: 6500_026(v10) Mode: CONC Corr. Factor: 1.000000
User: bowenh Custom ID1: Custom ID2: Custom ID3:
Comment: 173767 6010b

Elem	Ag3280	Al1670	As1890	B_2089	Ba4554	Be3130	Bi2230	Ca3179	Cd2288
Line	328.068 {103}	167.079 {502}	189.042 {478}	208.959 {461}	455.403 { 74}	313.042 {108}	223.061 {451}	317.933 {106}	228.802 {447}
Units	ppm	ppm	ppm	ppm	ppm	ppm	ppm	ppm	ppm
Avg	**.00106**	**.78630**	**.00258**	**.02614**	**.03013**	**-.00001**	**.00196**	**52.666**	**.00014**
Stddev	.00032	.00036	.00182	.00041	.00038	.00008	.00225	.249	.00003
%RSD	30.069	.04582	70.559	1.5572	1.2607	940.71	114.59	.47207	25.185
#1	.00084	.78655	.00387	.02643	.02986	-.00006	.00355	52.491	.00011
#2	.00129	.78604	.00129	.02585	.03040	.00005	.00037	52.842	.00016
Check ?	Chk Pass	Chk Pass	Chk Pass	Chk Pass	Chk Pass	Chk Pass	Chk Pass	Chk Pass	Chk Pass
High Limit									
Low Limit									

Elem	Co2286	Cr2055	Cu3247	Fe2599	K_7664	Li6707	Mg2790	Mn2576	Mo2020
Line	228.616 {447}	205.552 {464}	324.754 {104}	259.940 {130}	766.490 { 44}	670.784 { 50}	279.079 {121}2	257.610 {131}	202.030 {467}
Units	ppm	ppm	ppm	ppm	ppm	ppm	ppm	ppm	ppm
Avg	**.00097**	**.00083**	**-.00085**	**.80063**	**6.8354**	**.00099**	**6.4956**	**.10864**	**.00054**
Stddev	.00005	.00003	.00001	.00095	.0459	.00257	.0016	.00006	.00015
%RSD	5.2825	4.1963	.69684	.11823	.67113	258.57	.02483	.05636	27.572
#1	.00094	.00081	-.00084	.80130	6.8678	-.00082	6.4967	.10859	.00065
#2	.00101	.00086	-.00085	.79996	6.8030	.00281	6.4944	.10868	.00044
Check ?	Chk Pass	Chk Pass	Chk Pass	Chk Pass	Chk Pass	Chk Pass	Chk Pass	Chk Pass	Chk Pass
High Limit									
Low Limit									

Elem	Na8183	Ni2316	P_1782	Pb2203	S_1820	Sb2068	Se1960	Si2881	Sn1899
Line	818.326 { 41}	231.604 {446}	178.284 {489}	220.353 {453}	182.034 {485}	206.833 {463}	196.090 {472}	288.158 {117}	189.989 {477}
Units	ppm	ppm	ppm	ppm	ppm	ppm	ppm	ppm	ppm
Avg	**15.405**	**.00160**	**.95444**	**.00127**	**4.5395**	**.00329**	**.00235**	**4.1726**	**-.00053**
Stddev	.405	.00039	.00386	.00006	.0017	.00160	.00363	.0198	.00080
%RSD	2.6293	24.624	.40484	4.3868	.03745	48.461	154.39	.47555	151.14
#1	15.692	.00132	.95718	.00131	4.5407	.00217	.00492	4.1866	.00004
#2	15.119	.00188	.95171	.00123	4.5383	.00442	-.00022	4.1585	-.00109
Check ?	Chk Pass	Chk Pass	Chk Pass	Chk Pass	None	Chk Pass	Chk Pass	Chk Pass	Chk Pass
High Limit									
Low Limit									

Elem	Sr4077	Th2837	Ti3349	Tl1908	U_3701	V_2924	Zn2062	Zr3391
Line	407.771 { 83}	283.730 {119}	334.904 {101}	190.856 {477}	370.152 { 91}	292.402 {115}	206.200 {163}	339.198 { 99}
Units	ppm	ppm	ppm	ppm	ppm	ppm	ppm	ppm
Avg	**.09446**	**.00125**	**.01156**	**.00013**	**.03297**	**.00184**	**.01570**	**.00052**
Stddev	.00008	.00176	.00008	.00045	.04935	.00000	.00095	.00021
%RSD	.08344	141.73	.65114	338.98	149.71	.06010	6.0426	40.927
#1	.09452	.00249	.01150	.00045	-.00193	.00184	.01503	.00067
#2	.09441	-.00000	.01161	-.00018	.06786	.00184	.01637	.00037
Check ?	Chk Pass	Chk Pass	Chk Pass	Chk Pass	Chk Pass	Chk Pass	Chk Pass	Chk Pass
High Limit								
Low Limit								

Int. Std.	Y_2243	Y_3600	Y_3774
Line	224.306 {450}	360.073 { 94}	377.433 { 89}
Units	Cts/S	Cts/S	Cts/S
Avg	**5256.8**	**65683.**	**3373.3**
Stddev	20.0	190.	6.8
%RSD	.38074	.28897	.20109
#1	5242.6	65549.	3368.5
#2	5270.9	65817.	3378.1

Sample Name: 280-42077-C-4-B Acquired: 5/17/2013 16:17:41 Type: Unk
Method: 6500_026(v10) Mode: CONC Corr. Factor: 1.000000
User: bowenh Custom ID1: Custom ID2: Custom ID3:
Comment: 173767 6010b

Elem	Ag3280	Al1670	As1890	B_2089	Ba4554	Be3130	Bi2230	Ca3179	Cd2288
Line	328.068 {103}	167.079 {502}	189.042 {478}	208.959 {461}	455.403 { 74}	313.042 {108}	223.061 {451}	317.933 {106}	228.802 {447}
Units	ppm	ppm	ppm	ppm	ppm	ppm	ppm	ppm	ppm
Avg	**.00135**	**.55381**	**-.00068**	**.01985**	**.02330**	**.00002**	**.00092**	**47.032**	**.00007**
Stddev	.00032	.00022	.00057	.00055	.00042	.00002	.00006	.168	.00025
%RSD	23.781	.04053	83.964	2.7613	1.7897	112.31	6.5040	.35653	345.13
#1	.00158	.55366	-.00028	.02024	.02301	.00004	.00096	46.913	-.00010
#2	.00112	.55397	-.00109	.01946	.02360	.00000	.00088	47.151	.00025
Check ?	Chk Pass	Chk Pass	Chk Pass	Chk Pass	Chk Pass	Chk Pass	Chk Pass	Chk Pass	Chk Pass
High Limit									
Low Limit									

Elem	Co2286	Cr2055	Cu3247	Fe2599	K_7664	Li6707	Mg2790	Mn2576	Mo2020
Line	228.616 {447}	205.552 {464}	324.754 {104}	259.940 {130}	766.490 { 44}	670.784 { 50}	279.079 {121}2	257.610 {131}	202.030 {467}
Units	ppm	ppm	ppm	ppm	ppm	ppm	ppm	ppm	ppm
Avg	**.00064**	**.00047**	**-.00041**	**.49570**	**5.2675**	**.00151**	**5.4703**	**.08303**	**.00048**
Stddev	.00025	.00003	.00046	.00160	.0285	.00079	.0042	.00007	.00011
%RSD	39.269	6.9543	111.96	.32317	.54196	52.133	.07676	.08760	23.961
#1	.00081	.00045	-.00074	.49683	5.2473	.00207	5.4733	.08308	.00056
#2	.00046	.00050	-.00009	.49457	5.2877	.00095	5.4673	.08298	.00040
Check ?	Chk Pass	Chk Pass	Chk Pass	Chk Pass	Chk Pass	Chk Pass	Chk Pass	Chk Pass	Chk Pass
High Limit									
Low Limit									

Elem	Na5895	Na8183	Ni2316	P_1782	Pb2203	S_1820	Sb2068	Se1960	Si2881
Line	589.592 { 57}	818.326 { 41}	231.604 {446}	178.284 {489}	220.353 {453}	182.034 {485}	206.833 {463}	196.090 {472}	288.158 {117}
Units	ppm	ppm	ppm	ppm	ppm	ppm	ppm	ppm	ppm
Avg	W **9.6388**	**10.438**	**.00133**	**.84071**	**.00089**	**4.0481**	**.00233**	**.00019**	**3.8749**
Stddev	.0455	.311	.00010	.00220	.00089	.0016	.00060	.00137	.0063
%RSD	.47198	2.9789	7.4318	.26221	99.778	.03892	25.751	720.04	.16274
#1	9.6066	10.218	.00126	.83915	.00026	4.0469	.00191	.00116	3.8794
#2	9.6709	10.658	.00140	.84226	.00151	4.0492	.00276	-.00078	3.8704
Check ?	Chk Warn	Chk Pass	Chk Pass	Chk Pass	Chk Pass	None	Chk Pass	Chk Pass	Chk Pass
High Limit	9.0000								
Low Limit	-.50000								

Elem	Sn1899	Sr4077	Th2837	Ti3349	Tl1908	U_3701	V_2924	Zn2062	Zr3391
Line	189.989 {477}	407.771 { 83}	283.730 {119}	334.904 {101}	190.856 {477}	370.152 { 91}	292.402 {115}	206.200 {163}	339.198 { 99}
Units	ppm	ppm	ppm	ppm	ppm	ppm	ppm	ppm	ppm
Avg	**-.00142**	**.08483**	**.00327**	**.00896**	**-.00021**	**-.00969**	**.00156**	**.01213**	**.00124**
Stddev	.00011	.00029	.00026	.00054	.00067	.01032	.00032	.00002	.00200
%RSD	7.8335	.33974	7.8270	6.0279	314.41	106.47	20.614	.16669	160.70
#1	-.00134	.08462	.00309	.00934	-.00068	-.01699	.00179	.01212	-.00017
#2	-.00150	.08503	.00346	.00858	.00026	-.00240	.00133	.01215	.00265
Check ?	Chk Pass	Chk Pass	Chk Pass	Chk Pass	Chk Pass	Chk Pass	Chk Pass	Chk Pass	Chk Pass
High Limit									
Low Limit									

Int. Std.	Y_2243	Y_3600	Y_3774
Line	224.306 {450}	360.073 { 94}	377.433 { 89}
Units	Cts/S	Cts/S	Cts/S
Avg	**5295.0**	**66540.**	**3417.5**
Stddev	18.3	348.	22.6
%RSD	.34474	.52252	.66128
#1	5307.9	66294.	3433.5
#2	5282.1	66786.	3401.6

Sample Name: 280-42077-C-5-B Acquired: 5/17/2013 16:20:06 Type: Unk
Method: 6500_026(v10) Mode: CONC Corr. Factor: 1.000000
User: bowenh Custom ID1: Custom ID2: Custom ID3:
Comment: 173767 6010b

Elem	Ag3280	Al1670	As1890	B_2089	Ba4554	Be3130	Bi2230	Ca3179	Cd2288
Line	328.068 {103}	167.079 {502}	189.042 {478}	208.959 {461}	455.403 { 74}	313.042 {108}	223.061 {451}	317.933 {106}	228.802 {447}
Units	ppm	ppm	ppm	ppm	ppm	ppm	ppm	ppm	ppm
Avg	**.00084**	**.64772**	**.00088**	**.04978**	**.03308**	**-.00003**	**-.00044**	**88.239**	**-.00008**
Stddev	.00065	.00026	.00166	.00019	.00010	.00011	.00035	.438	.00002
%RSD	77.390	.03939	188.89	.38259	.31315	371.51	79.527	.49650	26.134
#1	.00130	.64754	.00205	.04992	.03301	-.00011	-.00019	88.548	-.00006
#2	.00038	.64790	-.00029	.04965	.03315	.00005	-.00070	87.929	-.00009
Check ?	Chk Pass	Chk Pass	Chk Pass	Chk Pass	Chk Pass	Chk Pass	Chk Pass	Chk Pass	Chk Pass
High Limit									
Low Limit									

Elem	Co2286	Cr2055	Cu3247	Fe2599	K_7664	Li6707	Mg2790	Mn2576	Mo2020
Line	228.616 {447}	205.552 {464}	324.754 {104}	259.940 {130}	766.490 { 44}	670.784 { 50}	279.079 {121}2	257.610 {131}	202.030 {467}
Units	ppm	ppm	ppm	ppm	ppm	ppm	ppm	ppm	ppm
Avg	**.00070**	**.00071**	**.00029**	**.94097**	**11.359**	**-.00051**	**12.936**	**.19061**	**.00068**
Stddev	.00019	.00003	.00018	.00383	.027	.00205	.002	.00017	.00031
%RSD	26.414	4.5578	61.695	.40719	.23646	404.39	.01898	.08974	46.098
#1	.00084	.00073	.00016	.94367	11.340	.00094	12.935	.19049	.00046
#2	.00057	.00068	.00041	.93826	11.378	-.00196	12.938	.19073	.00090
Check ?	Chk Pass	Chk Pass	Chk Pass	Chk Pass	Chk Pass	Chk Pass	Chk Pass	Chk Pass	Chk Pass
High Limit									
Low Limit									

Elem	Na8183	Ni2316	P_1782	Pb2203	S_1820	Sb2068	Se1960	Si2881	Sn1899
Line	818.326 { 41}	231.604 {446}	178.284 {489}	220.353 {453}	182.034 {485}	206.833 {463}	196.090 {472}	288.158 {117}	189.989 {477}
Units	ppm	ppm	ppm	ppm	ppm	ppm	ppm	ppm	ppm
Avg	**23.421**	**.00149**	**.49162**	**.00068**	**22.884**	**.00030**	**.00075**	**2.7528**	**-.00074**
Stddev	.005	.00014	.00266	.00044	.016	.00112	.00089	.0135	.00027
%RSD	.01940	9.2392	.54031	65.621	.06911	375.05	119.77	.49013	36.290
#1	23.418	.00159	.49350	.00036	22.895	.00109	.00138	2.7433	-.00093
#2	23.425	.00139	.48974	.00099	22.872	-.00049	.00011	2.7624	-.00055
Check ?	Chk Pass	Chk Pass	Chk Pass	Chk Pass	None	Chk Pass	Chk Pass	Chk Pass	Chk Pass
High Limit									
Low Limit									

Elem	Sr4077	Th2837	Ti3349	Tl1908	U_3701	V_2924	Zn2062	Zr3391
Line	407.771 { 83}	283.730 {119}	334.904 {101}	190.856 {477}	370.152 { 91}	292.402 {115}	206.200 {163}	339.198 { 99}
Units	ppm	ppm	ppm	ppm	ppm	ppm	ppm	ppm
Avg	**.27670**	**.00303**	**.00929**	**-.00087**	**.00703**	**.00151**	**.00968**	**.00148**
Stddev	.00084	.00371	.00018	.00110	.00872	.00030	.00096	.00008
%RSD	.30301	122.28	1.9451	126.42	124.15	19.614	9.9381	5.1963
#1	.27729	.00566	.00942	-.00165	.00086	.00130	.01036	.00143
#2	.27611	.00041	.00916	-.00009	.01319	.00172	.00900	.00154
Check ?	Chk Pass	Chk Pass	Chk Pass	Chk Pass	Chk Pass	Chk Pass	Chk Pass	Chk Pass
High Limit								
Low Limit								

Int. Std.	Y_2243	Y_3600	Y_3774
Line	224.306 {450}	360.073 { 94}	377.433 { 89}
Units	Cts/S	Cts/S	Cts/S
Avg	**5241.5**	**65885.**	**3386.5**
Stddev	17.3	246.	24.7
%RSD	.33059	.37358	.73011
#1	5229.3	66059.	3369.1
#2	5253.8	65711.	3404.0

Sample Name: 280-42077-C-6-B Acquired: 5/17/2013 16:22:31 Type: Unk
Method: 6500_026(v10) Mode: CONC Corr. Factor: 1.000000
User: bowenh Custom ID1: Custom ID2: Custom ID3:
Comment: 173767 6010b

Elem	Ag3280	Al1670	As1890	B_2089	Ba4554	Be3130	Bi2230	Ca3179	Cd2288
Line	328.068 {103}	167.079 {502}	189.042 {478}	208.959 {461}	455.403 { 74}	313.042 {108}	223.061 {451}	317.933 {106}	228.802 {447}
Units	ppm	ppm	ppm	ppm	ppm	ppm	ppm	ppm	ppm
Avg	**.00058**	**.01736**	**-.00063**	**.07154**	**.02128**	**-.00014**	**-.00301**	**54.030**	**.00011**
Stddev	.00054	.00015	.00243	.00090	.00033	.00009	.00262	.052	.00001
%RSD	93.625	.87002	384.57	1.2528	1.5361	61.581	87.062	.09684	12.796
#1	.00097	.01726	.00109	.07217	.02151	-.00008	-.00116	53.993	.00012
#2	.00020	.01747	-.00235	.07090	.02105	-.00021	-.00487	54.067	.00010
Check ?	Chk Pass	Chk Pass	Chk Pass	Chk Pass	Chk Pass	Chk Pass	Chk Pass	Chk Pass	Chk Pass
High Limit									
Low Limit									

Elem	Co2286	Cr2055	Cu3247	Fe2599	K_7664	Li6707	Mg2790	Mn2576	Mo2020
Line	228.616 {447}	205.552 {464}	324.754 {104}	259.940 {130}	766.490 { 44}	670.784 { 50}	279.079 {121}2	257.610 {131}	202.030 {467}
Units	ppm	ppm	ppm	ppm	ppm	ppm	ppm	ppm	ppm
Avg	**.00026**	**.00002**	**-.00146**	**.03532**	**5.5671**	**-.00147**	**30.648**	**.02453**	**.00279**
Stddev	.00011	.00025	.00032	.00058	.0047	.00189	.029	.00020	.00027
%RSD	40.289	1574.5	21.772	1.6305	.08461	128.69	.09308	.82791	9.5804
#1	.00019	-.00016	-.00123	.03573	5.5705	-.00013	30.668	.02439	.00261
#2	.00034	.00019	-.00168	.03491	5.5638	-.00280	30.628	.02467	.00298
Check ?	Chk Pass	Chk Pass	Chk Pass	Chk Pass	Chk Pass	Chk Pass	Chk Pass	Chk Pass	Chk Pass
High Limit									
Low Limit									

Elem	Na5895	Ni2316	P_1782	Pb2203	S_1820	Sb2068	Se1960	Si2881	Sn1899
Line	589.592 { 57}	231.604 {446}	178.284 {489}	220.353 {453}	182.034 {485}	206.833 {463}	196.090 {472}	288.158 {117}	189.989 {477}
Units	ppm	ppm	ppm	ppm	ppm	ppm	ppm	ppm	ppm
Avg	**6.7898**	**.00005**	**.28698**	**.00093**	**15.481**	**.00071**	**.00435**	**3.1927**	**-.00121**
Stddev	.0239	.00019	.00030	.00118	.028	.00191	.00369	.0297	.00045
%RSD	.35215	393.67	.10545	126.13	.17822	269.12	84.922	.92965	37.053
#1	6.8067	-.00009	.28719	.00010	15.500	-.00064	.00696	3.1717	-.00089
#2	6.7729	.00018	.28676	.00176	15.461	.00206	.00174	3.2137	-.00153
Check ?	Chk Pass	Chk Pass	Chk Pass	Chk Pass	None	Chk Pass	Chk Pass	Chk Pass	Chk Pass
High Limit									
Low Limit									

Elem	Sr4077	Th2837	Ti3349	Tl1908	U_3701	V_2924	Zn2062	Zr3391
Line	407.771 { 83}	283.730 {119}	334.904 {101}	190.856 {477}	370.152 { 91}	292.402 {115}	206.200 {163}	339.198 { 99}
Units	ppm	ppm	ppm	ppm	ppm	ppm	ppm	ppm
Avg	**3.3401**	**.00407**	**.00002**	**-.00097**	**-.00341**	**.00183**	**.00316**	**.00161**
Stddev	.0081	.00219	.00007	.00110	.02907	.00014	.00070	.00123
%RSD	.24156	53.845	316.55	112.83	852.00	7.6371	22.248	76.422
#1	3.3344	.00252	.00007	-.00020	.01714	.00174	.00365	.00248
#2	3.3458	.00562	-.00003	-.00175	-.02397	.00193	.00266	.00074
Check ?	Chk Pass	Chk Pass	Chk Pass	Chk Pass	Chk Pass	Chk Pass	Chk Pass	Chk Pass
High Limit								
Low Limit								

Int. Std.	Y_2243	Y_3600	Y_3774
Line	224.306 {450}	360.073 { 94}	377.433 { 89}
Units	Cts/S	Cts/S	Cts/S
Avg	**5179.8**	**64784.**	**3363.0**
Stddev	4.0	174.	.5
%RSD	.07681	.26877	.01399
#1	5182.7	64661.	3363.3
#2	5177.0	64907.	3362.7

Sample Name: 280-42077-C-7-B Acquired: 5/17/2013 16:24:57 Type: Unk
Method: 6500_026(v10) Mode: CONC Corr. Factor: 1.000000
User: bowenh Custom ID1: Custom ID2: Custom ID3:
Comment: 173767 6010b

Elem	Ag3280	Al1670	As1890	B_2089	Ba4554	Be3130	Bi2230	Ca3179	Cd2288
Line	328.068 {103}	167.079 {502}	189.042 {478}	208.959 {461}	455.403 { 74}	313.042 {108}	223.061 {451}	317.933 {106}	228.802 {447}
Units	ppm	ppm	ppm	ppm	ppm	ppm	ppm	ppm	ppm
Avg	**.00035**	**.07686**	**.00352**	**.01529**	**.02138**	**-.00001**	**-.00172**	**103.47**	**-.00022**
Stddev	.00012	.00002	.00045	.00007	.00034	.00018	.00056	.14	.00001
%RSD	33.471	.02998	12.716	.48166	1.5815	1703.7	32.761	.13612	4.2744
#1	.00043	.07687	.00320	.01534	.02162	-.00014	-.00132	103.37	-.00023
#2	.00026	.07684	.00383	.01524	.02114	.00012	-.00211	103.57	-.00021
Check ?	Chk Pass	Chk Pass	Chk Pass	Chk Pass	Chk Pass	Chk Pass	Chk Pass	Chk Pass	Chk Pass
High Limit									
Low Limit									

Elem	Co2286	Cr2055	Cu3247	Fe2599	K_7664	Li6707	Mg2790	Mn2576	Mo2020
Line	228.616 {447}	205.552 {464}	324.754 {104}	259.940 {130}	766.490 { 44}	670.784 { 50}	279.079 {121}2	257.610 {131}	202.030 {467}
Units	ppm	ppm	ppm	ppm	ppm	ppm	ppm	ppm	ppm
Avg	**.00004**	**.00064**	**-.00032**	**.36206**	**3.2314**	**-.00188**	**13.924**	**.00537**	**-.00007**
Stddev	.00003	.00008	.00015	.00034	.0471	.00125	.021	.00001	.00001
%RSD	98.394	11.953	47.102	.09504	1.4575	66.768	.15418	.11074	14.392
#1	.00006	.00069	-.00043	.36182	3.1981	-.00277	13.908	.00536	-.00008
#2	.00001	.00058	-.00021	.36231	3.2647	-.00099	13.939	.00537	-.00007
Check ?	Chk Pass	Chk Pass	Chk Pass	Chk Pass	Chk Pass	Chk Pass	Chk Pass	Chk Pass	Chk Pass
High Limit									
Low Limit									

Elem	Na5895	Ni2316	P_1782	Pb2203	S_1820	Sb2068	Se1960	Si2881	Sn1899
Line	589.592 { 57}	231.604 {446}	178.284 {489}	220.353 {453}	182.034 {485}	206.833 {463}	196.090 {472}	288.158 {117}	189.989 {477}
Units	ppm	ppm	ppm	ppm	ppm	ppm	ppm	ppm	ppm
Avg	**6.6674**	**.00105**	**.49930**	**.00034**	**5.5310**	**.00151**	**-.00267**	**2.5740**	**-.00161**
Stddev	.0071	.00017	.00183	.00028	.0041	.00056	.00378	.0147	.00045
%RSD	.10633	16.471	.36579	82.995	.07428	37.137	141.55	.57268	27.791
#1	6.6623	.00117	.50059	.00014	5.5281	.00111	-.00534	2.5844	-.00130
#2	6.6724	.00093	.49801	.00054	5.5339	.00190	.00000	2.5636	-.00193
Check ?	Chk Pass	Chk Pass	Chk Pass	Chk Pass	None	Chk Pass	Chk Pass	Chk Pass	Chk Pass
High Limit									
Low Limit									

Elem	Sr4077	Th2837	Ti3349	Tl1908	U_3701	V_2924	Zn2062	Zr3391
Line	407.771 { 83}	283.730 {119}	334.904 {101}	190.856 {477}	370.152 { 91}	292.402 {115}	206.200 {163}	339.198 { 99}
Units	ppm	ppm	ppm	ppm	ppm	ppm	ppm	ppm
Avg	**.13903**	**.00213**	**.00169**	**-.00005**	**-.01218**	**.00116**	**.00356**	**.00319**
Stddev	.00034	.00178	.00029	.00133	.00402	.00041	.00018	.00067
%RSD	.24291	83.257	17.176	2818.7	32.982	35.784	4.9823	20.881
#1	.13927	.00339	.00189	.00089	-.00934	.00086	.00369	.00366
#2	.13879	.00088	.00148	-.00099	-.01502	.00145	.00343	.00272
Check ?	Chk Pass	Chk Pass	Chk Pass	Chk Pass	Chk Pass	Chk Pass	Chk Pass	Chk Pass
High Limit								
Low Limit								

Int. Std.	Y_2243	Y_3600	Y_3774
Line	224.306 {450}	360.073 { 94}	377.433 { 89}
Units	Cts/S	Cts/S	Cts/S
Avg	**5208.9**	**64899.**	**3318.3**
Stddev	11.5	250.	7.2
%RSD	.21986	.38512	.21814
#1	5200.8	65076.	3313.1
#2	5217.0	64723.	3323.4

Sample Name: 280-42077-C-8-B Acquired: 5/17/2013 16:27:23 Type: Unk
Method: 6500_026(v10) Mode: CONC Corr. Factor: 1.000000
User: bowenh Custom ID1: Custom ID2: Custom ID3:
Comment: 173767 6010b

Elem	Ag3280	Al1670	As1890	B_2089	Ba4554	Be3130	Bi2230	Ca3179	Cd2288
Line	328.068 {103}	167.079 {502}	189.042 {478}	208.959 {461}	455.403 { 74}	313.042 {108}	223.061 {451}	317.933 {106}	228.802 {447}
Units	ppm	ppm	ppm	ppm	ppm	ppm	ppm	ppm	ppm
Avg	**.00101**	**.10400**	**.00107**	**.25859**	**.05983**	**-.00024**	**-.00267**	**44.809**	**.00025**
Stddev	.00051	.00081	.00042	.00126	.00054	.00009	.00002	.028	.00001
%RSD	50.999	.78275	38.859	.48676	.90136	39.101	.88876	.06195	2.2559
#1	.00137	.10342	.00137	.25770	.06022	-.00017	-.00268	44.829	.00025
#2	.00064	.10458	.00078	.25948	.05945	-.00030	-.00265	44.790	.00025
Check ?	Chk Pass	Chk Pass	Chk Pass	Chk Pass	Chk Pass	Chk Pass	Chk Pass	Chk Pass	Chk Pass
High Limit									
Low Limit									

Elem	Co2286	Cr2055	Cu3247	Fe2599	K_7664	Li6707	Mg2790	Mn2576	Mo2020
Line	228.616 {447}	205.552 {464}	324.754 {104}	259.940 {130}	766.490 { 44}	670.784 { 50}	279.079 {121}2	257.610 {131}	202.030 {467}
Units	ppm	ppm	ppm	ppm	ppm	ppm	ppm	ppm	ppm
Avg	**.00030**	**.00019**	**-.00077**	**.13841**	**9.3302**	**.05340**	**30.885**	**.03146**	**.00070**
Stddev	.00015	.00004	.00039	.00054	.0625	.00112	.110	.00008	.00006
%RSD	50.911	22.793	50.095	.39281	.66992	2.1052	.35525	.26012	7.9668
#1	.00041	.00016	-.00105	.13803	9.3743	.05261	30.963	.03152	.00066
#2	.00019	.00022	-.00050	.13880	9.2860	.05420	30.808	.03140	.00074
Check ?	Chk Pass	Chk Pass	Chk Pass	Chk Pass	Chk Pass	Chk Pass	Chk Pass	Chk Pass	Chk Pass
High Limit									
Low Limit									

Elem	Na8183	Ni2316	P_1782	Pb2203	S_1820	Sb2068	Se1960	Si2881	Sn1899
Line	818.326 { 41}	231.604 {446}	178.284 {489}	220.353 {453}	182.034 {485}	206.833 {463}	196.090 {472}	288.158 {117}	189.989 {477}
Units	ppm	ppm	ppm	ppm	ppm	ppm	ppm	ppm	ppm
Avg	**20.125**	**.00101**	**.23132**	**.00095**	**16.132**	**.00211**	**.00145**	**3.6769**	**-.00131**
Stddev	.073	.00019	.00185	.00176	.006	.00251	.00098	.0210	.00015
%RSD	.36067	18.862	.79769	185.34	.03556	118.92	67.833	.56992	11.273
#1	20.074	.00114	.23002	.00219	16.128	.00388	.00075	3.6621	-.00121
#2	20.176	.00088	.23263	-.00029	16.136	.00034	.00214	3.6917	-.00142
Check ?	Chk Pass	Chk Pass	Chk Pass	Chk Pass	None	Chk Pass	Chk Pass	Chk Pass	Chk Pass
High Limit									
Low Limit									

Elem	Sr4077	Th2837	Ti3349	Tl1908	U_3701	V_2924	Zn2062	Zr3391
Line	407.771 { 83}	283.730 {119}	334.904 {101}	190.856 {477}	370.152 { 91}	292.402 {115}	206.200 {163}	339.198 { 99}
Units	ppm	ppm	ppm	ppm	ppm	ppm	ppm	ppm
Avg	W **10.554**	**.00107**	**.00106**	**-.00006**	**.00366**	**.00100**	**.00333**	**.00149**
Stddev	.026	.00115	.00008	.00171	.01936	.00026	.00102	.00370
%RSD	.24862	107.60	7.9199	2849.1	528.23	25.440	30.734	248.32
#1	10.536	.00189	.00100	.00115	-.01002	.00082	.00406	.00410
#2	10.573	.00026	.00112	-.00127	.01735	.00118	.00261	-.00112
Check ?	Chk Warn	Chk Pass	Chk Pass	Chk Pass	Chk Pass	Chk Pass	Chk Pass	Chk Pass
High Limit	10.000							
Low Limit	-.01000							

Int. Std.	Y_2243	Y_3600	Y_3774
Line	224.306 {450}	360.073 { 94}	377.433 { 89}
Units	Cts/S	Cts/S	Cts/S
Avg	**5251.7**	**66525.**	**3388.9**
Stddev	32.0	252.	5.3
%RSD	.60958	.37878	.15668
#1	5274.3	66347.	3385.1
#2	5229.0	66703.	3392.6

Sample Name: CCVH-2050355 Acquired: 5/17/2013 16:29:54 Type: QC
Method: 6500_026(v10) Mode: CONC Corr. Factor: 1.000000
User: bowenh Custom ID1: Custom ID2: Custom ID3:
Comment:

Elem	Ag3280	Al3092	As1890	B_2089	Ba4554	Be3130	Bi2230	Ca3179	Cd2288	Co2286	Cr2055	Cu3247
Units	ppm	ppm	ppm	ppm	ppm	ppm	ppm	ppm	ppm	ppm	ppm	ppm
Avg	k **.01000**	**47.420**	k **-.00435**	**.00302**	k **.00081**	k **-.00010**	k **.93687**	k **-.00679**	k **-.00075**	k **.00203**	k **.00023**	k **.00745**
Stddev	.00001	.542	.00092	.00145	.00033	.00022	.00490	.00033	.00009	.00010	.00005	.00051
%RSD	.05696	1.1424	21.094	48.052	41.139	217.25	.52307	4.8032	12.460	5.0673	20.353	6.8856
#1	k .01000	47.803	k -.00370	.00199	k .00105	k -.00026	k .94033	k -.00656	k -.00082	k .00195	k .00020	k .00708
#2	k .01000	47.037	k -.00499	.00404	k .00057	k .00006	k .93340	k -.00702	k -.00069	k .00210	k .00026	k .00781
Check ?	None	Chk Pass	None	None	None	None	Chk Pass	None	None	None	None	None
Value												
Range												

Elem	Fe2714	K_7664	Li6707	Mg2790	Mn2576	Mo2020	Na8183	Ni2316	P_1782	Pb2203	S_1820	Sb2068
Units	ppm	ppm	ppm	ppm	ppm	ppm	ppm	ppm	ppm	ppm	ppm	ppm
Avg	kF **44.526**	**1.5116**	k **-.00365**	k **-.19352**	**-.00009**	**-.00150**	**264.36**	**.00170**	**.00646**	k **.00842**	**4.8708**	k **-.02020**
Stddev	.368	.0743	.00190	.00086	.00009	.00009	2.44	.00026	.00031	.00255	.0073	.00061
%RSD	.82730	4.9148	52.025	.44368	97.618	6.2924	.92382	15.158	4.8044	30.352	.14930	3.0293
#1	k 44.266	1.5642	k -.00230	k -.19413	-.00003	-.00144	266.09	.00189	.00668	k .00661	4.8656	k -.02063
#2	k 44.787	1.4591	k -.00499	k -.19292	-.00015	-.00157	262.63	.00152	.00624	k .01022	4.8759	k -.01976
Check ?	Chk Fail	None	None	None	None	None	Chk Pass	None	None	None	None	None
Value	50.000											
Range	-10.000%											

Elem	Se1960	Si2881	Sn1899	Sr4077	Th2837	Ti3349	Tl1908	U_3701	V_2924	Zn2062	Zr3391
Units	ppm	ppm	ppm	ppm	ppm	ppm	ppm	ppm	ppm	ppm	ppm
Avg	k **-.01194**	k **.00181**	k **-.00062**	**.00095**	k **5.4307**	k **.01735**	k **-.00429**	k **9.9250**	k **.00119**	**.00353**	k **.19090**
Stddev	.00471	.00607	.00029	.00028	.0005	.00024	.00094	.0216	.00056	.00017	.00217
%RSD	39.425	336.03	47.538	29.828	.00955	1.4006	21.928	.21721	47.280	4.9086	1.1374
#1	k -.01527	k .00610	k -.00083	.00115	k 5.4303	k .01752	k -.00363	k 9.9402	k .00079	.00366	k .19244
#2	k -.00861	k -.00249	k -.00041	.00075	k 5.4311	k .01718	k -.00496	k 9.9097	k .00159	.00341	k .18937
Check ?	None	None	None	None	Chk Pass	None	None	Chk Pass	None	None	None
Value											
Range											

Int. Std.	Y_2243	Y_3600	Y_3774
Units	Cts/S	Cts/S	Cts/S
Avg	**5252.7**	**65536.**	**3393.2**
Stddev	38.3	94.	41.8
%RSD	.72888	.14415	1.2307
#1	5225.7	65603.	3363.7
#2	5279.8	65469.	3422.8

Sample Name: CCV-2050339 Acquired: 5/17/2013 16:32:17 Type: QC
Method: 6500_026(v10) Mode: CONC Corr. Factor: 1.000000
User: bowenh Custom ID1: Custom ID2: Custom ID3:
Comment:

Elem	Ag3280	Al1670	As1890	B_2089	Ba4554	Be3130	Bi2230	Ca3179	Cd2288	Co2286	Cr2055	Cu3247
Units	ppm	ppm	ppm	ppm	ppm	ppm	ppm	ppm	ppm	ppm	ppm	ppm
Avg	**.51598**	**.50689**	**.94627**	**.51583**	**.50727**	F **.44576**	**.00777**	**4.6864**	**.49717**	**.50630**	**.47443**	**.47276**
Stddev	.00045	.00042	.00268	.00101	.00017	.00017	.00163	.0015	.00104	.00030	.00072	.00022
%RSD	.08677	.08240	.28322	.19539	.03394	.03847	20.980	.03181	.20992	.06023	.15162	.04664
#1	.51630	.50718	.94816	.51654	.50715	.44564	.00892	4.6874	.49791	.50608	.47493	.47291
#2	.51567	.50659	.94437	.51511	.50739	.44588	.00662	4.6853	.49643	.50651	.47392	.47260
Check ?	Chk Pass	Chk Pass	Chk Pass	Chk Pass	Chk Pass	Chk Fail	None	Chk Pass	Chk Pass	Chk Pass	Chk Pass	Chk Pass
Value						.50000						
Range						-10.000%						

Elem	Fe2599	K_7664	Li6707	Mg2790	Mn2576	Mo2020	Na5895	Ni2316	P_1782	Pb2203	S_1820	Sb2068
Units	ppm	ppm	ppm	ppm	ppm	ppm	ppm	ppm	ppm	ppm	ppm	ppm
Avg	F **2.1189**	**53.417**	**1.0678**	**19.219**	**.49691**	**.46053**	**5.2965**	**.48669**	**1.0072**	**1.0023**	**-.05185**	**1.0053**
Stddev	.0044	.076	.0020	.020	.00022	.00070	.0288	.00103	.0026	.0017	.00092	.0049
%RSD	.20720	.14255	.18666	.10604	.04381	.15253	.54377	.21090	.25690	.16984	1.7803	.48346
#1	2.1158	53.471	1.0692	19.234	.49706	.46003	5.3168	.48596	1.0091	1.0035	-.05250	1.0087
#2	2.1220	53.363	1.0664	19.205	.49675	.46102	5.2761	.48741	1.0054	1.0011	-.05120	1.0018
Check ?	Chk Fail	Chk Pass	Chk Pass	Chk Pass	Chk Pass	Chk Pass	Chk Pass	Chk Pass	Chk Pass	Chk Pass	None	Chk Pass
Value	2.5000											
Range	-10.000%											

Elem	Se1960	Si2881	Sn1899	Sr4077	Th2837	Ti3349	Tl1908	U_3701	V_2924	Zn2062	Zr3391
Units	ppm	ppm	ppm	ppm	ppm	ppm	ppm	ppm	ppm	ppm	ppm
Avg	**1.0362**	F **4.3927**	**.92711**	**.52083**	**.00353**	**.49558**	**.95570**	**.04305**	**.47380**	**.48685**	**.47646**
Stddev	.0125	.0210	.00164	.00038	.00096	.00021	.00297	.07310	.00050	.00215	.00502
%RSD	1.2058	.47695	.17721	.07246	27.197	.04253	.31050	169.81	.10535	.44085	1.0542
#1	1.0450	4.4075	.92827	.52056	.00285	.49573	.95780	.09474	.47345	.48533	.47291
#2	1.0273	4.3779	.92594	.52109	.00420	.49543	.95360	-.00864	.47416	.48837	.48001
Check ?	Chk Pass	Chk Fail	Chk Pass	Chk Pass	None	Chk Pass	Chk Pass	None	Chk Pass	Chk Pass	Chk Pass
Value		5.0000									
Range		-10.000%									

Int. Std.	Y_2243	Y_3600	Y_3774
Units	Cts/S	Cts/S	Cts/S
Avg	**5332.0**	**66618.**	**3435.3**
Stddev	21.0	176.	2.5
%RSD	.39297	.26370	.07141
#1	5317.2	66494.	3437.0
#2	5346.8	66743.	3433.5

Sample Name: CCB Acquired: 5/17/2013 16:34:32 Type: QC
Method: 6500_026(v10) Mode: CONC Corr. Factor: 1.000000
User: bowenh Custom ID1: Custom ID2: Custom ID3:
Comment:

Elem	Ag3280	Al1670	As1890	B_2089	Ba4554	Be3130	Bi2230	Ca3179	Cd2288	Co2286	Cr2055
Units	ppm	ppm	ppm	ppm	ppm	ppm	ppm	ppm	ppm	ppm	ppm
Avg	W **.00126**	**.01468**	**-.00174**	F **.00362**	**.00031**	**-.00011**	**.00111**	**-.00601**	**.00022**	**.00031**	**.00005**
Stddev	.00063	.00295	.00012	.00014	.00039	.00003	.00152	.00177	.00001	.00023	.00023
%RSD	49.806	20.114	6.9835	3.8254	125.89	29.169	136.84	29.444	2.3085	73.083	495.70
#1	.00171	.01259	-.00165	.00372	.00059	-.00009	.00218	-.00726	.00022	.00015	-.00012
#2	.00082	.01676	-.00182	.00353	.00003	-.00014	.00004	-.00476	.00023	.00047	.00021
Check ?	Chk Warn	Chk Pass	Chk Pass	Chk Fail	Chk Pass	Chk Pass	None	Chk Pass	Chk Pass	Chk Pass	Chk Pass
High Limit	.00093			.00312							
Low Limit	-.00093			-.00312							

Elem	Cu3247	Fe2599	K_7664	Li6707	Mg2790	Mn2576	Mo2020	Na5895	Ni2316	P_1782	Pb2203
Units	ppm	ppm	ppm	ppm	ppm	ppm	ppm	ppm	ppm	ppm	ppm
Avg	W **-.00161**	**-.00207**	F **1.1853**	**-.00065**	**-.00103**	**.00006**	**.00077**	F **.35758**	**.00033**	**.00489**	**.00154**
Stddev	.00017	.00464	.0908	.00049	.00011	.00007	.00003	.00594	.00033	.00050	.00158
%RSD	10.748	223.85	7.6571	75.510	10.878	128.46	4.1831	1.6612	99.951	10.283	102.59
#1	-.00148	.00121	1.2495	-.00030	-.00095	.00011	.00079	.36178	.00056	.00454	.00042
#2	-.00173	-.00536	1.1211	-.00099	-.00111	.00001	.00074	.35338	.00010	.00525	.00267
Check ?	Chk Warn	Chk Pass	Chk Fail	Chk Pass	Chk Pass	Chk Pass	Chk Pass	Chk Fail	Chk Pass	Chk Pass	Chk Pass
High Limit	.00136		.25000					.10000			
Low Limit	-.00136		-.25000					-.10000			

Elem	S_1820	Sb2068	Se1960	Si2881	Sn1899	Sr4077	Th2837	Ti3349	Tl1908	U_3701	V_2924
Units	ppm	ppm	ppm	ppm	ppm	ppm	ppm	ppm	ppm	ppm	ppm
Avg	**-.02781**	W **.00338**	**.00342**	**-.00266**	**-.00023**	**.00003**	**.00100**	**.00009**	**.00022**	**-.00730**	**.00027**
Stddev	.00723	.00194	.00432	.00421	.00062	.00012	.00193	.00076	.00023	.00559	.00057
%RSD	25.994	57.302	126.38	158.21	276.19	335.08	192.75	810.19	103.94	76.587	209.38
#1	-.03292	.00201	.00647	-.00563	-.00066	.00012	-.00036	-.00044	.00038	-.00335	.00067
#2	-.02270	.00475	.00036	.00032	.00021	-.00005	.00236	.00063	.00006	-.01125	-.00013
Check ?	None	Chk Warn	Chk Pass	Chk Pass	Chk Pass	Chk Pass	Chk Pass	Chk Pass	Chk Pass	Chk Pass	Chk Pass
High Limit		.00314									
Low Limit		-.00314									

Elem	Zn2062	Zr3391
Units	ppm	ppm
Avg	**.00220**	**-.00093**
Stddev	.00068	.00067
%RSD	30.821	72.266
#1	.00268	-.00046
#2	.00172	-.00141
Check ?	Chk Pass	Chk Pass
High Limit		
Low Limit		

Int. Std.	Y_2243	Y_3600	Y_3774
Units	Cts/S	Cts/S	Cts/S
Avg	**5240.9**	**66830.**	**3399.9**
Stddev	9.4	246.	10.7
%RSD	.17985	.36781	.31405
#1	5247.5	66656.	3407.4
#2	5234.2	67004.	3392.3

Sample Name: CCVL2057887 Acquired: 5/17/2013 16:37:00 Type: QC
Method: 6500_026(v10) Mode: CONC Corr. Factor: 1.000000
User: bowenh Custom ID1: Custom ID2: Custom ID3:
Comment:

Elem	Ag3280	Al1670	As1890	B_2089	Ba4554	Be3130	Bi2230	Ca3179	Cd2288	Co2286	Cr2055	Cu3247
Units	ppm	ppm	ppm	ppm	ppm	ppm	ppm	ppm	ppm	ppm	ppm	ppm
Avg	**.01192**	**.11168**	**.01513**	**.10670**	**.01055**	**.00099**	**.10736**	F **.26190**	**.00514**	**.01060**	**.00979**	**.01269**
Stddev	.00011	.00114	.00107	.00010	.00018	.00005	.00027	.00131	.00009	.00009	.00016	.00007
%RSD	.95937	1.0190	7.0616	.09237	1.6681	4.7928	.25548	.49834	1.7268	.86488	1.6519	.57173
#1	.01184	.11249	.01588	.10677	.01068	.00102	.10717	.26282	.00521	.01066	.00968	.01263
#2	.01200	.11088	.01437	.10663	.01043	.00095	.10755	.26098	.00508	.01053	.00991	.01274
Check ?	Chk Pass	Chk Pass	Chk Pass	Chk Pass	Chk Pass	Chk Pass	Chk Pass	Chk Fail	Chk Pass	Chk Pass	Chk Pass	Chk Pass
Value								.20000				
Range								30.000%				

Elem	Fe2599	K_7664	Li6707	Mg2790	Mn2576	Mo2020	Na5895	Ni2316	P_1782	Pb2203	S_1820	Sb2068
Units	ppm	ppm	ppm	ppm	ppm	ppm	ppm	ppm	ppm	ppm	ppm	ppm
Avg	**.09280**	F **4.3585**	F **.00682**	**.22612**	**.01054**	**.01879**	F **1.4970**	**.04016**	**3.0393**	**.01020**	**-.03908**	**.01132**
Stddev	.00611	.0256	.00068	.00089	.00004	.00005	.0183	.00036	.0100	.00003	.00350	.00005
%RSD	6.5796	.58664	9.9549	.39460	.38216	.26618	1.2201	.89254	.32747	.27720	8.9571	.47729
#1	.09712	4.3405	.00634	.22675	.01057	.01882	1.4841	.03991	3.0323	.01018	-.03661	.01135
#2	.08849	4.3766	.00730	.22549	.01051	.01875	1.5100	.04042	3.0463	.01022	-.04156	.01128
Check ?	Chk Pass	Chk Fail	Chk Fail	Chk Pass	Chk Pass	Chk Pass	Chk Fail	Chk Pass	Chk Pass	Chk Pass	None	Chk Pass
Value		3.0000	.01000				1.0000					
Range		30.000%	-30.000%				30.000%					

Elem	Se1960	Si2881	Sn1899	Sr4077	Th2837	Ti3349	Tl1908	U_3701	V_2924	Zn2062	Zr3391
Units	ppm	ppm	ppm	ppm	ppm	ppm	ppm	ppm	ppm	ppm	ppm
Avg	**.01436**	**.46539**	**.09322**	F **.01324**	**.01566**	**.01083**	**.01538**	F **.09062**	**.00996**	F **.03365**	**.01623**
Stddev	.00304	.00077	.00132	.00034	.00014	.00029	.00055	.01307	.00002	.00044	.00267
%RSD	21.172	.16556	1.4157	2.6046	.88093	2.7225	3.5493	14.426	.21943	1.2980	16.470
#1	.01651	.46484	.09229	.01348	.01556	.01062	.01500	.09986	.00998	.03396	.01434
#2	.01221	.46593	.09416	.01300	.01576	.01104	.01577	.08137	.00995	.03334	.01812
Check ?	Chk Pass	Chk Pass	Chk Pass	Chk Fail	Chk Pass	Chk Pass	Chk Pass	Chk Fail	Chk Pass	Chk Fail	Chk Pass
Value				.01000				.06000		.02000	
Range				30.000%				30.000%		30.000%	

Int. Std.	Y_2243	Y_3600	Y_3774
Units	Cts/S	Cts/S	Cts/S
Avg	**5397.0**	**67000.**	**3393.0**
Stddev	23.3	225.	13.7
%RSD	.43171	.33512	.40443
#1	5380.5	66841.	3383.3
#2	5413.5	67158.	3402.7

Sample Name: MB 280-174414/1-A Acquired: 5/17/2013 16:39:26 Type: Unk
Method: 6500_026(v10) Mode: CONC Corr. Factor: 1.000000
User: bowenh Custom ID1: q4 Custom ID2: Custom ID3:
Comment: 174414 6010b

Elem	Ag3280	Al1670	As1890	B_2089	Ba4554	Be3130	Bi2230	Ca3179	Cd2288
Line	328.068 {103}	167.079 {502}	189.042 {478}	208.959 {461}	455.403 { 74}	313.042 {108}	223.061 {451}	317.933 {106}	228.802 {447}
Units	ppm	ppm	ppm	ppm	ppm	ppm	ppm	ppm	ppm
Avg	**.00113**	**.02197**	**.00121**	F **.03134**	**.00051**	**-.00011**	**-.00050**	**.09444**	**.00015**
Stddev	.00092	.00021	.00242	.00007	.00054	.00005	.00164	.00233	.00011
%RSD	81.691	.96692	199.18	.21114	104.63	47.492	327.99	2.4643	73.494
#1	.00179	.02182	-.00050	.03139	.00089	-.00015	-.00166	.09608	.00023
#2	.00048	.02212	.00292	.03130	.00013	-.00007	.00066	.09279	.00007
Check ?	Chk Pass	Chk Pass	Chk Pass	Chk Fail	Chk Pass	Chk Pass	Chk Pass	Chk Pass	Chk Pass
High Limit				.01000					
Low Limit				-.01000					

Elem	Co2286	Cr2055	Cu3247	Fe2599	K_7664	Li6707	Mg2790	Mn2576	Mo2020
Line	228.616 {447}	205.552 {464}	324.754 {104}	259.940 {130}	766.490 { 44}	670.784 { 50}	279.079 {121}2	257.610 {131}	202.030 {467}
Units	ppm	ppm	ppm	ppm	ppm	ppm	ppm	ppm	ppm
Avg	**.00018**	**.00022**	**.00359**	**.02131**	W **1.2240**	**-.00050**	**.02917**	**.00059**	**.00058**
Stddev	.00001	.00001	.00076	.00127	.1162	.00016	.00061	.00001	.00036
%RSD	6.4007	3.6929	21.150	5.9378	9.4908	32.412	2.0999	2.3521	61.570
#1	.00017	.00021	.00412	.02042	1.3061	-.00038	.02960	.00060	.00083
#2	.00019	.00022	.00305	.02221	1.1418	-.00061	.02874	.00058	.00033
Check ?	Chk Pass	Chk Pass	Chk Pass	Chk Pass	Chk Warn	Chk Pass	Chk Pass	Chk Pass	Chk Pass
High Limit					1.0000				
Low Limit					-1.0000				

Elem	Na5895	Ni2316	P_1782	Pb2203	S_1820	Sb2068	Se1960	Si2881	Sn1899
Line	589.592 { 57}	231.604 {446}	178.284 {489}	220.353 {453}	182.034 {485}	206.833 {463}	196.090 {472}	288.158 {117}	189.989 {477}
Units	ppm	ppm	ppm	ppm	ppm	ppm	ppm	ppm	ppm
Avg	W **.67614**	**.00046**	F **.06220**	**.00008**	**-.02100**	**.00157**	**.00331**	W **.05522**	**.00050**
Stddev	.00123	.00020	.00195	.00102	.00148	.00074	.00494	.00075	.00080
%RSD	.18139	44.075	3.1358	1273.5	7.0397	46.965	149.26	1.3637	159.55
#1	.67701	.00060	.06358	.00080	-.01996	.00209	.00681	.05468	-.00006
#2	.67527	.00032	.06082	-.00064	-.02205	.00105	-.00018	.05575	.00106
Check ?	Chk Warn	Chk Pass	Chk Fail	Chk Pass	None	Chk Pass	Chk Pass	Chk Warn	Chk Pass
High Limit	.50000		.01000					.05000	
Low Limit	-.50000		-.01000					-.05000	

Elem	Sr4077	Th2837	Ti3349	Tl1908	U_3701	V_2924	Zn2062	Zr3391
Line	407.771 { 83}	283.730 {119}	334.904 {101}	190.856 {477}	370.152 { 91}	292.402 {115}	206.200 {163}	339.198 { 99}
Units	ppm	ppm	ppm	ppm	ppm	ppm	ppm	ppm
Avg	**.00148**	**.00339**	**.00035**	**-.00169**	**-.00043**	**.00038**	W **.00865**	**.00361**
Stddev	.00005	.00021	.00026	.00043	.00408	.00005	.00018	.00139
%RSD	3.1354	6.2106	73.856	25.428	950.14	14.050	2.0938	38.531
#1	.00151	.00324	.00054	-.00139	-.00332	.00034	.00878	.00263
#2	.00144	.00354	.00017	-.00200	.00246	.00041	.00852	.00459
Check ?	Chk Pass	Chk Pass	Chk Pass	Chk Pass	Chk Pass	Chk Pass	Chk Warn	Chk Pass
High Limit							.00500	
Low Limit							-.00500	

Int. Std.	Y_2243	Y_3600	Y_3774
Line	224.306 {450}	360.073 { 94}	377.433 { 89}
Units	Cts/S	Cts/S	Cts/S
Avg	**5404.0**	**67478.**	**3458.0**
Stddev	18.6	44.	14.4
%RSD	.34365	.06524	.41574
#1	5390.8	67509.	3447.9
#2	5417.1	67447.	3468.2

Sample Name: LCS 280-174414/2-A Acquired: 5/17/2013 16:41:56 Type: Unk
Method: 6500_026(v10) Mode: CONC Corr. Factor: 1.000000
User: bowenh Custom ID1: q4 Custom ID2: Custom ID3:
Comment: 174414 6010b

Elem	Ag3280	Al1670	As1890	B_2089	Ba4554	Be3130	Bi2230	Ca3179	Cd2288
Line	328.068 {103}	167.079 {502}	189.042 {478}	208.959 {461}	455.403 { 74}	313.042 {108}	223.061 {451}	317.933 {106}	228.802 {447}
Units	ppm	ppm	ppm	ppm	ppm	ppm	ppm	ppm	ppm
Avg	**.05063**	**1.8997**	**.88822**	**1.0947**	**1.9268**	**.04228**	**1.8652**	**43.972**	**.09401**
Stddev	.00041	.0018	.00154	.0019	.0105	.00007	.0010	.112	.00004
%RSD	.81131	.09536	.17312	.17602	.54507	.15868	.05239	.25395	.04513
#1	.05092	1.8984	.88714	1.0960	1.9194	.04233	1.8659	43.893	.09398
#2	.05034	1.9010	.88931	1.0933	1.9342	.04224	1.8645	44.051	.09404
Check ?	Chk Pass	Chk Pass	Chk Pass	Chk Pass	Chk Pass	Chk Pass	Chk Pass	Chk Pass	Chk Pass
High Limit									
Low Limit									

Elem	Co2286	Cr2055	Cu3247	Fe2599	K_7664	Li6707	Mg2790	Mn2576	Mo2020
Line	228.616 {447}	205.552 {464}	324.754 {104}	259.940 {130}	766.490 { 44}	670.784 { 50}	279.079 {121}2	257.610 {131}	202.030 {467}
Units	ppm	ppm	ppm	ppm	ppm	ppm	ppm	ppm	ppm
Avg	**.46785**	**.17798**	**.22218**	F **.82599**	**51.455**	**1.0160**	F **44.847**	**.46280**	**.86702**
Stddev	.00058	.00034	.00053	.00769	.074	.0024	.030	.00047	.00013
%RSD	.12386	.18990	.23647	.93120	.14437	.23750	.06678	.10187	.01538
#1	.46744	.17774	.22181	.82055	51.403	1.0143	44.826	.46246	.86712
#2	.46826	.17822	.22255	.83143	51.508	1.0177	44.868	.46313	.86693
Check ?	Chk Pass	Chk Pass	Chk Pass	Chk Fail	Chk Pass	Chk Pass	Chk Fail	Chk Pass	Chk Pass
High Limit				1.2000			55.000		
Low Limit				.87000			45.000		

Elem	Na8183	Ni2316	P_1782	Pb2203	S_1820	Sb2068	Se1960	Si2881	Sn1899
Line	818.326 { 41}	231.604 {446}	178.284 {489}	220.353 {453}	182.034 {485}	206.833 {463}	196.090 {472}	288.158 {117}	189.989 {477}
Units	ppm	ppm	ppm	ppm	ppm	ppm	ppm	ppm	ppm
Avg	**52.303**	**.44857**	**9.6845**	**.46124**	**-.02544**	**.46892**	**1.9232**	**1.3685**	**1.7343**
Stddev	.798	.00026	.0030	.00006	.00107	.00010	.0049	.0095	.0052
%RSD	1.5254	.05714	.03074	.01349	4.2125	.02207	.25483	.69539	.30173
#1	52.868	.44875	9.6866	.46119	-.02468	.46884	1.9267	1.3618	1.7380
#2	51.739	.44839	9.6824	.46128	-.02620	.46899	1.9197	1.3753	1.7306
Check ?	Chk Pass	Chk Pass	Chk Pass	Chk Pass	None	Chk Pass	Chk Pass	Chk Pass	Chk Pass
High Limit									
Low Limit									

Elem	Sr4077	Th2837	Ti3349	Tl1908	U_3701	V_2924	Zn2062	Zr3391
Line	407.771 { 83}	283.730 {119}	334.904 {101}	190.856 {477}	370.152 { 91}	292.402 {115}	206.200 {163}	339.198 { 99}
Units	ppm	ppm	ppm	ppm	ppm	ppm	ppm	ppm
Avg	**.99052**	**.98989**	**.93486**	**1.7970**	**1.8951**	**.44975**	**.45722**	**.43146**
Stddev	.00305	.00055	.00089	.0096	.0174	.00013	.00116	.00122
%RSD	.30753	.05536	.09483	.53489	.91643	.02795	.25311	.28353
#1	.98837	.99028	.93423	1.8038	1.9074	.44984	.45640	.43060
#2	.99268	.98951	.93548	1.7902	1.8828	.44966	.45804	.43233
Check ?	Chk Pass	Chk Pass	Chk Pass	Chk Pass	Chk Pass	Chk Pass	Chk Pass	Chk Pass
High Limit								
Low Limit								

Int. Std.	Y_2243	Y_3600	Y_3774
Line	224.306 {450}	360.073 { 94}	377.433 { 89}
Units	Cts/S	Cts/S	Cts/S
Avg	**5256.3**	**65589.**	**3359.0**
Stddev	3.8	210.	5.6
%RSD	.07150	.31999	.16736
#1	5253.7	65441.	3355.0
#2	5259.0	65738.	3363.0

Sample Name: 280-42032-A-9-G Acquired: 5/17/2013 16:44:10 Type: Unk
Method: 6500_026(v10) Mode: CONC Corr. Factor: 1.000000
User: bowenh Custom ID1: q4 Custom ID2: Custom ID3:
Comment: 174414 6010b

Elem	Ag3280	Al3092	As1890	B_2089	Ba4554	Be3130	Bi2230	Ca3179	Cd2288
Line	328.068 {103}	309.271 {109}	189.042 {478}	208.959 {461}	455.403 { 74}	313.042 {108}	223.061 {451}	317.933 {106}	228.802 {447}
Units	ppm	ppm	ppm	ppm	ppm	ppm	ppm	ppm	ppm
Avg	**.00090**	**107.38**	**.03350**	**.05234**	**.84771**	**.00501**	**.00948**	**340.79**	**.00423**
Stddev	.00077	1.06	.00081	.00065	.00616	.00012	.00067	3.55	.00014
%RSD	85.711	.98979	2.4150	1.2348	.72625	2.4250	7.1010	1.0409	3.4194
#1	.00144	108.13	.03293	.05280	.85206	.00493	.00995	343.29	.00412
#2	.00035	106.63	.03408	.05188	.84335	.00510	.00900	338.28	.00433
Check ?	Chk Pass	Chk Pass	Chk Pass	Chk Pass	Chk Pass	Chk Pass	Chk Pass	Chk Pass	Chk Pass
High Limit									
Low Limit									

Elem	Co2286	Cr2055	Cu3247	Fe2714	K_7664	Li6707	Mg2790	Mn2576	Mo2020
Line	228.616 {447}	205.552 {464}	324.754 {104}	271.441 {124}	766.490 { 44}	670.784 { 50}	279.079 {121}2	257.610 {131}	202.030 {467}
Units	ppm	ppm	ppm	ppm	ppm	ppm	ppm	ppm	ppm
Avg	**.04081**	**.10264**	**.26510**	**96.948**	**32.537**	**.08304**	**36.498**	**2.3543**	**.00362**
Stddev	.00033	.00002	.00081	.040	.505	.00180	.076	.0008	.00031
%RSD	.80961	.02036	.30563	.04111	1.5520	2.1679	.20819	.03582	8.6242
#1	.04057	.10265	.26568	96.920	32.894	.08431	36.552	2.3549	.00340
#2	.04104	.10262	.26453	96.977	32.180	.08176	36.445	2.3537	.00385
Check ?	Chk Pass	Chk Pass	Chk Pass	Chk Pass	Chk Pass	Chk Pass	Chk Pass	Chk Pass	Chk Pass
High Limit									
Low Limit									

Elem	Na5895	Ni2316	P_1782	Pb2203	S_1820	Sb2068	Se1960	Si2881	Sn1899
Line	589.592 { 57}	231.604 {446}	178.284 {489}	220.353 {453}	182.034 {485}	206.833 {463}	196.090 {472}	288.158 {117}	189.989 {477}
Units	ppm	ppm	ppm	ppm	ppm	ppm	ppm	ppm	ppm
Avg	**1.1841**	**.09158**	**3.7364**	**.18351**	**3.1430**	**.00372**	**.00192**	**2.3411**	**.00574**
Stddev	.0074	.00007	.0159	.00208	.0207	.00190	.00619	.0406	.00075
%RSD	.62410	.07888	.42546	1.1307	.65827	50.955	321.82	1.7354	13.130
#1	1.1893	.09163	3.7477	.18498	3.1576	.00506	-.00245	2.3698	.00521
#2	1.1789	.09153	3.7252	.18205	3.1283	.00238	.00630	2.3123	.00627
Check ?	Chk Pass	Chk Pass	Chk Pass	Chk Pass	None	Chk Pass	Chk Pass	Chk Pass	Chk Pass
High Limit									
Low Limit									

Elem	Sr4077	Th2837	Ti3349	Tl1908	U_3701	V_2924	Zn2062	Zr3391
Line	407.771 { 83}	283.730 {119}	334.904 {101}	190.856 {477}	370.152 { 91}	292.402 {115}	206.200 {163}	339.198 { 99}
Units	ppm	ppm	ppm	ppm	ppm	ppm	ppm	ppm
Avg	**.72879**	**.07636**	**1.8319**	**-.00357**	W **-.09683**	**.15490**	**.36557**	**.07579**
Stddev	.00809	.00367	.0024	.00239	.04326	.00120	.00023	.00065
%RSD	1.1104	4.8026	.12997	67.093	44.672	.77674	.06428	.86418
#1	.73451	.07895	1.8303	-.00526	-.12742	.15575	.36573	.07533
#2	.72307	.07376	1.8336	-.00188	-.06625	.15405	.36540	.07625
Check ?	Chk Pass	Chk Pass	Chk Pass	Chk Pass	Chk Warn	Chk Pass	Chk Pass	Chk Pass
High Limit					45.000			
Low Limit					-.05000			

Int. Std.	Y_2243	Y_3600	Y_3774
Line	224.306 {450}	360.073 { 94}	377.433 { 89}
Units	Cts/S	Cts/S	Cts/S
Avg	**5445.6**	**67391.**	**3640.2**
Stddev	12.4	145.	27.9
%RSD	.22724	.21573	.76540
#1	5436.9	67288.	3620.5
#2	5454.4	67494.	3659.9

Sample Name: sd 280-42032-A-9-G@5 Acquired: 5/17/2013 16:46:29 Type: Unk
Method: 6500_026(v10) Mode: CONC Corr. Factor: 1.000000
User: bowenh Custom ID1: q4 Custom ID2: Custom ID3:
Comment: 174414 6010b

Elem	Ag3280	Al3092	As1890	B_2089	Ba4554	Be3130	Bi2230	Ca3179	Cd2288
Line	328.068 {103}	309.271 {109}	189.042 {478}	208.959 {461}	455.403 { 74}	313.042 {108}	223.061 {451}	317.933 {106}	228.802 {447}
Units	ppm	ppm	ppm	ppm	ppm	ppm	ppm	ppm	ppm
Avg	**.00137**	**22.583**	**.00685**	**.01222**	**.17830**	**.00104**	**.00390**	**71.658**	**.00068**
Stddev	.00053	.002	.00081	.00030	.00055	.00004	.00227	.022	.00037
%RSD	38.956	.01061	11.844	2.4560	.31059	3.9291	58.157	.03079	53.948
#1	.00174	22.581	.00628	.01200	.17791	.00101	.00230	71.674	.00042
#2	.00099	22.584	.00743	.01243	.17869	.00107	.00550	71.643	.00094
Check ?	Chk Pass	Chk Pass	Chk Pass	Chk Pass	Chk Pass	Chk Pass	Chk Pass	Chk Pass	Chk Pass
High Limit									
Low Limit									

Elem	Co2286	Cr2055	Cu3247	Fe2599	K_7664	Li6707	Mg2790	Mn2576	Mo2020
Line	228.616 {447}	205.552 {464}	324.754 {104}	259.940 {130}	766.490 { 44}	670.784 { 50}	279.079 {121}2	257.610 {131}	202.030 {467}
Units	ppm	ppm	ppm	ppm	ppm	ppm	ppm	ppm	ppm
Avg	**.00855**	**.02131**	**.05233**	**19.019**	**7.6070**	**.01553**	**7.7234**	**.49129**	**.00084**
Stddev	.00011	.00005	.00027	.003	.0005	.00036	.0092	.00101	.00012
%RSD	1.3365	.23970	.50984	.01771	.00627	2.3270	.11874	.20547	14.430
#1	.00863	.02135	.05252	19.022	7.6074	.01527	7.7170	.49058	.00093
#2	.00847	.02128	.05214	19.017	7.6067	.01578	7.7299	.49200	.00076
Check ?	Chk Pass	Chk Pass	Chk Pass	Chk Pass	Chk Pass	Chk Pass	Chk Pass	Chk Pass	Chk Pass
High Limit									
Low Limit									

Elem	Na5895	Ni2316	P_1782	Pb2203	S_1820	Sb2068	Se1960	Si2881	Sn1899
Line	589.592 { 57}	231.604 {446}	178.284 {489}	220.353 {453}	182.034 {485}	206.833 {463}	196.090 {472}	288.158 {117}	189.989 {477}
Units	ppm	ppm	ppm	ppm	ppm	ppm	ppm	ppm	ppm
Avg	**.48155**	**.01971**	**.76207**	**.04002**	**.58907**	**.00102**	**.00309**	**.51530**	**.00056**
Stddev	.01660	.00033	.00235	.00077	.00038	.00058	.00076	.02836	.00043
%RSD	3.4466	1.6907	.30844	1.9309	.06469	56.956	24.661	5.5043	75.650
#1	.46981	.01947	.76041	.03947	.58880	.00061	.00363	.49524	.00086
#2	.49329	.01994	.76373	.04057	.58934	.00143	.00255	.53536	.00026
Check ?	Chk Pass	Chk Pass	Chk Pass	Chk Pass	None	Chk Pass	Chk Pass	Chk Pass	Chk Pass
High Limit									
Low Limit									

Elem	Sr4077	Th2837	Ti3349	Tl1908	U_3701	V_2924	Zn2062	Zr3391
Line	407.771 { 83}	283.730 {119}	334.904 {101}	190.856 {477}	370.152 { 91}	292.402 {115}	206.200 {163}	339.198 { 99}
Units	ppm	ppm	ppm	ppm	ppm	ppm	ppm	ppm
Avg	**.15435**	**.01943**	**.37830**	**-.00096**	**-.04541**	**.03252**	**.08168**	**.01557**
Stddev	.00040	.00025	.00149	.00138	.00035	.00049	.00056	.00135
%RSD	.25905	1.2878	.39468	143.25	.77749	1.5210	.68270	8.6927
#1	.15406	.01926	.37724	.00001	-.04566	.03217	.08128	.01461
#2	.15463	.01961	.37936	-.00194	-.04516	.03287	.08207	.01653
Check ?	Chk Pass	Chk Pass	Chk Pass	Chk Pass	Chk Pass	Chk Pass	Chk Pass	Chk Pass
High Limit								
Low Limit								

Int. Std.	Y_2243	Y_3600	Y_3774
Line	224.306 {450}	360.073 { 94}	377.433 { 89}
Units	Cts/S	Cts/S	Cts/S
Avg	**5355.9**	**66546.**	**3480.3**
Stddev	14.2	101.	9.6
%RSD	.26591	.15200	.27663
#1	5366.0	66617.	3487.1
#2	5345.9	66474.	3473.5

Sample Name: 280-42032-A-9-H MS Acquired: 5/17/2013 16:48:53 Type: Unk
Method: 6500_026(v10) Mode: CONC Corr. Factor: 1.000000
User: bowenh Custom ID1: q4 Custom ID2: Custom ID3:
Comment: 174414 6010b

Elem	Ag3280	Al3092	As1890	B_2089	Ba4554	Be3130	Bi2230	Ca3179	Cd2288
Line	328.068 {103}	309.271 {109}	189.042 {478}	208.959 {461}	455.403 { 74}	313.042 {108}	223.061 {451}	317.933 {106}	228.802 {447}
Units	ppm	ppm	ppm	ppm	ppm	ppm	ppm	ppm	ppm
Avg	**.05171**	**144.83**	**.91915**	**1.0325**	**2.7352**	**.04628**	**1.8945**	**354.41**	**.09828**
Stddev	.00000	.76	.00457	.0016	.0092	.00007	.0068	1.34	.00007
%RSD	.00082	.52232	.49711	.15647	.33817	.14323	.35925	.37736	.06841
#1	.05171	144.30	.91592	1.0314	2.7287	.04623	1.8897	353.47	.09824
#2	.05171	145.37	.92238	1.0336	2.7418	.04633	1.8993	355.36	.09833
Check ?	Chk Pass	Chk Pass	Chk Pass	Chk Pass	Chk Pass	Chk Pass	Chk Pass	Chk Pass	Chk Pass
High Limit									
Low Limit									

Elem	Co2286	Cr2055	Cu3247	Fe2714	K_7664	Li6707	Mg2790	Mn2576	Mo2020
Line	228.616 {447}	205.552 {464}	324.754 {104}	271.441 {124}	766.490 { 44}	670.784 { 50}	279.079 {121}2	257.610 {131}	202.030 {467}
Units	ppm	ppm	ppm	ppm	ppm	ppm	ppm	ppm	ppm
Avg	**.48971**	**.30035**	**.43694**	**93.169**	**89.240**	**1.1057**	**82.627**	**2.5564**	**.82877**
Stddev	.00083	.00001	.00168	.476	.227	.0046	.319	.0078	.00101
%RSD	.17009	.00212	.38377	.51038	.25443	.41337	.38574	.30704	.12213
#1	.48912	.30035	.43813	92.832	89.079	1.1025	82.853	2.5620	.82806
#2	.49029	.30036	.43576	93.505	89.400	1.1089	82.402	2.5509	.82949
Check ?	Chk Pass	Chk Pass	Chk Pass	Chk Pass	Chk Pass	Chk Pass	Chk Pass	Chk Pass	Chk Pass
High Limit									
Low Limit									

Elem	Na8183	Ni2316	P_1782	Pb2203	S_1820	Sb2068	Se1960	Si2881	Sn1899
Line	818.326 { 41}	231.604 {446}	178.284 {489}	220.353 {453}	182.034 {485}	206.833 {463}	196.090 {472}	288.158 {117}	189.989 {477}
Units	ppm	ppm	ppm	ppm	ppm	ppm	ppm	ppm	ppm
Avg	**53.479**	**.51824**	**12.835**	**.58900**	**2.7601**	**.20109**	**1.8942**	**4.3487**	**1.6169**
Stddev	1.027	.00011	.032	.00013	.0098	.00143	.0010	.0024	.0004
%RSD	1.9207	.02178	.25009	.02201	.35582	.71306	.05293	.05507	.02747
#1	52.753	.51832	12.813	.58909	2.7532	.20008	1.8935	4.3470	1.6172
#2	54.205	.51816	12.858	.58890	2.7670	.20211	1.8949	4.3504	1.6166
Check ?	Chk Pass	Chk Pass	Chk Pass	Chk Pass	None	Chk Pass	Chk Pass	Chk Pass	Chk Pass
High Limit									
Low Limit									

Elem	Sr4077	Th2837	Ti3349	Tl1908	U_3701	V_2924	Zn2062	Zr3391
Line	407.771 { 83}	283.730 {119}	334.904 {101}	190.856 {477}	370.152 { 91}	292.402 {115}	206.200 {163}	339.198 { 99}
Units	ppm	ppm	ppm	ppm	ppm	ppm	ppm	ppm
Avg	**1.6580**	**1.0276**	**4.0019**	**1.7001**	**1.8219**	**.63452**	**.78406**	**.49517**
Stddev	.0043	.0036	.0073	.0005	.0018	.00244	.00319	.00183
%RSD	.26113	.35293	.18241	.03037	.09970	.38494	.40677	.36871
#1	1.6549	1.0302	4.0071	1.6998	1.8232	.63625	.78631	.49388
#2	1.6610	1.0251	3.9968	1.7005	1.8206	.63279	.78180	.49646
Check ?	Chk Pass	Chk Pass	Chk Pass	Chk Pass	Chk Pass	Chk Pass	Chk Pass	Chk Pass
High Limit								
Low Limit								

Int. Std.	Y_2243	Y_3600	Y_3774
Line	224.306 {450}	360.073 { 94}	377.433 { 89}
Units	Cts/S	Cts/S	Cts/S
Avg	**5241.8**	**64858.**	**3525.0**
Stddev	.4	341.	38.6
%RSD	.00711	.52589	1.0940
#1	5242.0	64617.	3552.3
#2	5241.5	65099.	3497.8

Sample Name: 280-42032-A-9-I MSD Acquired: 5/17/2013 16:51:04 Type: Unk
Method: 6500_026(v10) Mode: CONC Corr. Factor: 1.000000
User: bowenh Custom ID1: q4 Custom ID2: Custom ID3:
Comment: 174414 6010b

Elem	Ag3280	Al3092	As1890	B_2089	Ba4554	Be3130	Bi2230	Ca3179	Cd2288
Line	328.068 {103}	309.271 {109}	189.042 {478}	208.959 {461}	455.403 { 74}	313.042 {108}	223.061 {451}	317.933 {106}	228.802 {447}
Units	ppm	ppm	ppm	ppm	ppm	ppm	ppm	ppm	ppm
Avg	**.05095**	**161.09**	**.91971**	**1.0214**	**2.8379**	**.04657**	**1.8880**	**393.19**	**.09835**
Stddev	.00055	1.04	.00752	.0035	.0185	.00014	.0034	2.42	.00034
%RSD	1.0874	.64549	.81803	.34516	.65242	.31099	.18116	.61587	.34187
#1	.05134	160.35	.92503	1.0239	2.8248	.04667	1.8905	391.47	.09859
#2	.05055	161.83	.91439	1.0189	2.8510	.04647	1.8856	394.90	.09811
Check ?	Chk Pass	Chk Pass	Chk Pass	Chk Pass	Chk Pass	Chk Pass	Chk Pass	Chk Pass	Chk Pass
High Limit									
Low Limit									

Elem	Co2286	Cr2055	Cu3247	Fe2714	K_7664	Li6707	Mg2790	Mn2576	Mo2020
Line	228.616 {447}	205.552 {464}	324.754 {104}	271.441 {124}	766.490 { 44}	670.784 { 50}	279.079 {121}2	257.610 {131}	202.030 {467}
Units	ppm	ppm	ppm	ppm	ppm	ppm	ppm	ppm	ppm
Avg	**.49106**	**.31479**	**.48397**	**106.03**	**92.939**	**1.1086**	**86.466**	**2.8626**	**.81734**
Stddev	.00088	.00044	.00002	.76	.431	.0063	.118	.0014	.00291
%RSD	.17844	.14047	.00341	.71785	.46404	.56992	.13701	.04861	.35567
#1	.49168	.31510	.48396	105.49	92.634	1.1042	86.550	2.8636	.81939
#2	.49044	.31447	.48398	106.57	93.244	1.1131	86.383	2.8616	.81528
Check ?	Chk Pass	Chk Pass	Chk Pass	Chk Pass	Chk Pass	Chk Pass	Chk Pass	Chk Pass	Chk Pass
High Limit									
Low Limit									

Elem	Na8183	Ni2316	P_1782	Pb2203	S_1820	Sb2068	Se1960	Si2881	Sn1899
Line	818.326 { 41}	231.604 {446}	178.284 {489}	220.353 {453}	182.034 {485}	206.833 {463}	196.090 {472}	288.158 {117}	189.989 {477}
Units	ppm	ppm	ppm	ppm	ppm	ppm	ppm	ppm	ppm
Avg	**52.719**	**.52717**	**13.120**	**.59629**	**3.2485**	**.17925**	**1.8818**	**3.9589**	**1.5977**
Stddev	.351	.00103	.027	.00023	.0086	.00092	.0063	.0241	.0045
%RSD	.66492	.19601	.20907	.03910	.26376	.51062	.33703	.60851	.28366
#1	52.471	.52790	13.139	.59645	3.2546	.17860	1.8863	3.9419	1.6010
#2	52.967	.52644	13.100	.59612	3.2424	.17990	1.8774	3.9759	1.5945
Check ?	Chk Pass	Chk Pass	Chk Pass	Chk Pass	None	Chk Pass	Chk Pass	Chk Pass	Chk Pass
High Limit									
Low Limit									

Elem	Sr4077	Th2837	Ti3349	Tl1908	U_3701	V_2924	Zn2062	Zr3391
Line	407.771 { 83}	283.730 {119}	334.904 {101}	190.856 {477}	370.152 { 91}	292.402 {115}	206.200 {163}	339.198 { 99}
Units	ppm	ppm	ppm	ppm	ppm	ppm	ppm	ppm
Avg	**1.7469**	**1.0205**	**4.2844**	**1.6788**	**1.8076**	**.65290**	**.82083**	**.49220**
Stddev	.0134	.0000	.0026	.0012	.0207	.00095	.00053	.00044
%RSD	.76532	.00021	.06063	.07100	1.1461	.14539	.06427	.08930
#1	1.7375	1.0205	4.2825	1.6797	1.8223	.65357	.82046	.49189
#2	1.7564	1.0205	4.2862	1.6780	1.7930	.65223	.82120	.49251
Check ?	Chk Pass	Chk Pass	Chk Pass	Chk Pass	Chk Pass	Chk Pass	Chk Pass	Chk Pass
High Limit								
Low Limit								

Int. Std.	Y_2243	Y_3600	Y_3774
Line	224.306 {450}	360.073 { 94}	377.433 { 89}
Units	Cts/S	Cts/S	Cts/S
Avg	**5268.9**	**65433.**	**3503.7**
Stddev	16.8	52.	8.3
%RSD	.31957	.08021	.23727
#1	5257.0	65396.	3497.8
#2	5280.8	65470.	3509.5

Sample Name: pds 280-42032-A-9-G Acquired: 5/17/2013 16:53:16 Type: Unk
Method: 6500_026(v10) Mode: CONC Corr. Factor: 1.000000
User: bowenh Custom ID1: q4 Custom ID2: Custom ID3:
Comment: 174414 6010b

Elem	Ag3280	Al3092	As1890	B_2089	Ba4554	Be3130	Bi2230	Ca3179	Cd2288
Line	328.068 {103}	309.271 {109}	189.042 {478}	208.959 {461}	455.403 { 74}	313.042 {108}	223.061 {451}	317.933 {106}	228.802 {447}
Units	ppm	ppm	ppm	ppm	ppm	ppm	ppm	ppm	ppm
Avg	**.04343**	**106.39**	**.21719**	**.14960**	**.93674**	**.04761**	**.01254**	**350.16**	**.05321**
Stddev	.00015	.64	.00086	.00035	.00251	.00034	.00269	2.67	.00022
%RSD	.34521	.59968	.39709	.23575	.26771	.71186	21.465	.76148	.40419
#1	.04353	106.84	.21780	.14935	.93851	.04785	.01064	352.04	.05305
#2	.04332	105.94	.21658	.14985	.93497	.04737	.01444	348.27	.05336
Check ?	Chk Pass	Chk Pass	Chk Pass	Chk Pass	Chk Pass	Chk Pass	Chk Pass	Chk Pass	Chk Pass
High Limit									
Low Limit									

Elem	Co2286	Cr2055	Cu3247	Fe2714	K_7664	Li6707	Mg2790	Mn2576	Mo2020
Line	228.616 {447}	205.552 {464}	324.754 {104}	271.441 {124}	766.490 { 44}	670.784 { 50}	279.079 {121}2	257.610 {131}	202.030 {467}
Units	ppm	ppm	ppm	ppm	ppm	ppm	ppm	ppm	ppm
Avg	**.08712**	**.14705**	**.30923**	**96.303**	**52.309**	**.18730**	**54.475**	**2.3617**	**.04714**
Stddev	.00036	.00032	.00052	.459	.489	.00015	.056	.0041	.00005
%RSD	.41554	.21924	.16703	.47640	.93410	.07770	.10319	.17495	.10769
#1	.08686	.14682	.30960	96.628	52.654	.18719	54.435	2.3588	.04711
#2	.08737	.14728	.30887	95.979	51.963	.18740	54.515	2.3647	.04718
Check ?	Chk Pass	Chk Pass	Chk Pass	Chk Pass	Chk Pass	Chk Pass	Chk Pass	Chk Pass	Chk Pass
High Limit									
Low Limit									

Elem	Na8183	Ni2316	P_1782	Pb2203	S_1820	Sb2068	Se1960	Si2881	Sn1899
Line	818.326 { 41}	231.604 {446}	178.284 {489}	220.353 {453}	182.034 {485}	206.833 {463}	196.090 {472}	288.158 {117}	189.989 {477}
Units	ppm	ppm	ppm	ppm	ppm	ppm	ppm	ppm	ppm
Avg	**23.130**	**.13467**	**5.6438**	**.27235**	**3.1044**	**.09658**	**.20432**	**6.4185**	**.09279**
Stddev	.006	.00074	.0012	.00253	.0038	.00149	.00037	.0024	.00023
%RSD	.02664	.54912	.02114	.92943	.12104	1.5388	.18234	.03699	.25320
#1	23.135	.13415	5.6430	.27056	3.1017	.09764	.20458	6.4202	.09296
#2	23.126	.13519	5.6447	.27414	3.1070	.09553	.20405	6.4168	.09263
Check ?	Chk Pass	Chk Pass	Chk Pass	Chk Pass	None	Chk Pass	Chk Pass	Chk Pass	Chk Pass
High Limit									
Low Limit									

Elem	Sr4077	Th2837	Ti3349	Tl1908	U_3701	V_2924	Zn2062	Zr3391
Line	407.771 { 83}	283.730 {119}	334.904 {101}	190.856 {477}	370.152 { 91}	292.402 {115}	206.200 {163}	339.198 { 99}
Units	ppm	ppm	ppm	ppm	ppm	ppm	ppm	ppm
Avg	**.76280**	**.28179**	**1.8533**	**.17780**	**.42370**	**.20086**	**.57073**	**.11512**
Stddev	.00607	.00278	.0023	.00031	.00583	.00026	.00089	.00268
%RSD	.79534	.98555	.12501	.17302	1.3755	.13048	.15562	2.3315
#1	.76709	.27982	1.8516	.17802	.42782	.20067	.57011	.11322
#2	.75851	.28375	1.8549	.17759	.41958	.20105	.57136	.11702
Check ?	Chk Pass	Chk Pass	Chk Pass	Chk Pass	Chk Pass	Chk Pass	Chk Pass	Chk Pass
High Limit								
Low Limit								

Int. Std.	Y_2243	Y_3600	Y_3774
Line	224.306 {450}	360.073 { 94}	377.433 { 89}
Units	Cts/S	Cts/S	Cts/S
Avg	**5384.8**	**66622.**	**3605.1**
Stddev	3.0	221.	20.0
%RSD	.05519	.33226	.55435
#1	5382.7	66779.	3591.0
#2	5386.9	66466.	3619.3

Sample Name: 280-42032-A-10-C Acquired: 5/17/2013 16:55:33 Type: Unk
Method: 6500_026(v10) Mode: CONC Corr. Factor: 1.000000
User: bowenh Custom ID1: q4 Custom ID2: Custom ID3:
Comment: 174414 6010b

Elem	Ag3280	Al3092	As1890	B_2089	Ba4554	Be3130	Bi2230	Ca3179	Cd2288
Line	328.068 {103}	309.271 {109}	189.042 {478}	208.959 {461}	455.403 { 74}	313.042 {108}	223.061 {451}	317.933 {106}	228.802 {447}
Units	ppm	ppm	ppm	ppm	ppm	ppm	ppm	ppm	ppm
Avg	**.00033**	**97.895**	**.03359**	**.05156**	**.79721**	**.00465**	**.00540**	**331.92**	**.00399**
Stddev	.00002	.003	.00116	.00062	.00304	.00003	.00172	.16	.00018
%RSD	6.0631	.00259	3.4419	1.2006	.38071	.60281	31.780	.04767	4.5121
#1	.00031	97.893	.03441	.05199	.79506	.00463	.00419	332.04	.00386
#2	.00034	97.897	.03278	.05112	.79936	.00467	.00661	331.81	.00412
Check ?	Chk Pass	Chk Pass	Chk Pass	Chk Pass	Chk Pass	Chk Pass	Chk Pass	Chk Pass	Chk Pass
High Limit									
Low Limit									

Elem	Co2286	Cr2055	Cu3247	Fe2714	K_7664	Li6707	Mg2790	Mn2576	Mo2020
Line	228.616 {447}	205.552 {464}	324.754 {104}	271.441 {124}	766.490 { 44}	670.784 { 50}	279.079 {121}2	257.610 {131}	202.030 {467}
Units	ppm	ppm	ppm	ppm	ppm	ppm	ppm	ppm	ppm
Avg	**.03704**	**.09300**	**.15012**	**86.750**	**29.532**	**.07815**	**33.201**	**2.1890**	**.00403**
Stddev	.00028	.00003	.00013	.161	.108	.00097	.102	.0045	.00043
%RSD	.75277	.03178	.08945	.18603	.36721	1.2418	.30611	.20332	10.656
#1	.03724	.09297	.15003	86.636	29.609	.07883	33.273	2.1921	.00434
#2	.03684	.09302	.15022	86.864	29.455	.07746	33.129	2.1858	.00373
Check ?	Chk Pass	Chk Pass	Chk Pass	Chk Pass	Chk Pass	Chk Pass	Chk Pass	Chk Pass	Chk Pass
High Limit									
Low Limit									

Elem	Na5895	Ni2316	P_1782	Pb2203	S_1820	Sb2068	Se1960	Si2881	Sn1899
Line	589.592 { 57}	231.604 {446}	178.284 {489}	220.353 {453}	182.034 {485}	206.833 {463}	196.090 {472}	288.158 {117}	189.989 {477}
Units	ppm	ppm	ppm	ppm	ppm	ppm	ppm	ppm	ppm
Avg	**1.1776**	**.08182**	**3.4691**	**.12252**	**2.1855**	**.00045**	**.00730**	**1.9583**	**.00568**
Stddev	.0111	.00038	.0033	.00264	.0031	.00321	.00336	.0478	.00062
%RSD	.94468	.46094	.09600	2.1583	.14330	716.16	46.112	2.4423	10.877
#1	1.1698	.08209	3.4667	.12439	2.1833	-.00182	.00967	1.9921	.00612
#2	1.1855	.08155	3.4714	.12065	2.1877	.00272	.00492	1.9244	.00525
Check ?	Chk Pass	Chk Pass	Chk Pass	Chk Pass	None	Chk Pass	Chk Pass	Chk Pass	Chk Pass
High Limit									
Low Limit									

Elem	Sr4077	Th2837	Ti3349	Tl1908	U_3701	V_2924	Zn2062	Zr3391
Line	407.771 { 83}	283.730 {119}	334.904 {101}	190.856 {477}	370.152 { 91}	292.402 {115}	206.200 {163}	339.198 { 99}
Units	ppm	ppm	ppm	ppm	ppm	ppm	ppm	ppm
Avg	**.68490**	**.06614**	**1.5157**	**-.00292**	W **-.09103**	**.13859**	**.32819**	**.07106**
Stddev	.00157	.00114	.0038	.00106	.01034	.00083	.00115	.00124
%RSD	.22983	1.7304	.25115	36.150	11.360	.59970	.34945	1.7517
#1	.68379	.06533	1.5184	-.00217	-.09834	.13918	.32900	.07018
#2	.68602	.06695	1.5130	-.00367	-.08372	.13800	.32738	.07194
Check ?	Chk Pass	Chk Pass	Chk Pass	Chk Pass	Chk Warn	Chk Pass	Chk Pass	Chk Pass
High Limit					45.000			
Low Limit					-.05000			

Int. Std.	Y_2243	Y_3600	Y_3774
Line	224.306 {450}	360.073 { 94}	377.433 { 89}
Units	Cts/S	Cts/S	Cts/S
Avg	**5408.6**	**66627.**	**3577.5**
Stddev	1.9	125.	28.7
%RSD	.03598	.18762	.80276
#1	5410.0	66539.	3557.2
#2	5407.2	66716.	3597.9

Sample Name: CCVH-2050355 Acquired: 5/17/2013 16:57:52 Type: QC
Method: 6500_026(v10) Mode: CONC Corr. Factor: 1.000000
User: bowenh Custom ID1: Custom ID2: Custom ID3:
Comment:

Elem	Ag3280	Al3092	As1890	B_2089	Ba4554	Be3130	Bi2230	Ca3179	Cd2288	Co2286	Cr2055	Cu3247
Units	ppm	ppm	ppm	ppm	ppm	ppm	ppm	ppm	ppm	ppm	ppm	ppm
Avg	**-.00010**	**45.899**	**-.00010**	**.00416**	**.00118**	**-.00004**	**.93654**	**.20699**	**-.00058**	**.00199**	**.00030**	**-.00317**
Stddev	.00025	.642	.00220	.00110	.00007	.00011	.00581	.00239	.00003	.00023	.00013	.00045
%RSD	262.95	1.3985	2219.0	26.523	5.5349	298.43	.62011	1.1549	4.6588	11.481	44.415	14.116
#1	.00008	45.445	.00145	.00494	.00123	-.00011	.94064	.20868	-.00056	.00182	.00021	-.00285
#2	-.00027	46.353	-.00165	.00338	.00114	.00004	.93243	.20530	-.00060	.00215	.00040	-.00348
Check ?	None	Chk Pass	None	None	None	None	Chk Pass	None	None	None	None	None
Value												
Range												

Elem	Fe2599	K_7664	Li6707	Mg2790	Mn2576	Mo2020	Na8183	Ni2316	P_1782	Pb2203	S_1820	Sb2068
Units	ppm	ppm	ppm	ppm	ppm	ppm	ppm	ppm	ppm	ppm	ppm	ppm
Avg	F **38.815**	**1.3608**	**-.00301**	**.04662**	**.00123**	**-.00146**	**258.60**	**.00222**	**.01126**	**.00109**	**4.6868**	**.00112**
Stddev	.560	.0253	.00106	.00023	.00008	.00047	3.70	.00030	.00010	.00057	.0051	.00354
%RSD	1.4422	1.8572	35.101	.49655	6.4335	32.306	1.4324	13.547	.91029	52.031	.10833	316.05
#1	38.419	1.3429	-.00226	.04678	.00118	-.00179	255.98	.00201	.01134	.00069	4.6903	-.00138
#2	39.211	1.3787	-.00376	.04646	.00129	-.00112	261.22	.00244	.01119	.00150	4.6832	.00363
Check ?	Chk Fail	None	None	None	None	None	Chk Pass	None	None	None	None	None
Value	50.000											
Range	-10.000%											

Elem	Se1960	Si2881	Sn1899	Sr4077	Th2837	Ti3349	Tl1908	U_3701	V_2924	Zn2062	Zr3391
Units	ppm	ppm	ppm	ppm	ppm	ppm	ppm	ppm	ppm	ppm	ppm
Avg	**.00562**	**-.00404**	**.00020**	**.00132**	**5.0090**	**.00562**	**-.00020**	**9.5736**	**.00006**	**.00435**	**-.06526**
Stddev	.00173	.01195	.00066	.00002	.0209	.00012	.00070	.0325	.00007	.00017	.00613
%RSD	30.718	295.96	326.23	1.3434	.41740	2.1806	343.76	.33928	115.48	3.9258	9.3984
#1	.00684	.00441	-.00026	.00133	5.0238	.00570	.00029	9.5506	.00011	.00447	-.06960
#2	.00440	-.01249	.00067	.00131	4.9943	.00553	-.00070	9.5965	.00001	.00423	-.06092
Check ?	None	None	None	None	Chk Pass	None	None	Chk Pass	None	None	None
Value											
Range											

Int. Std.	Y_2243	Y_3600	Y_3774
Units	Cts/S	Cts/S	Cts/S
Avg	**5235.8**	**64850.**	**3353.1**
Stddev	29.8	318.	41.9
%RSD	.56835	.48990	1.2504
#1	5214.7	64625.	3382.7
#2	5256.8	65074.	3323.4

Sample Name: CCV-2050339 Acquired: 5/17/2013 17:00:16 Type: QC
Method: 6500_026(v10) Mode: CONC Corr. Factor: 1.000000
User: bowenh Custom ID1: Custom ID2: Custom ID3:
Comment:

Elem	Ag3280	Al1670	As1890	B_2089	Ba4554	Be3130	Bi2230	Ca3179	Cd2288	Co2286	Cr2055	Cu3247
Units	ppm	ppm	ppm	ppm	ppm	ppm	ppm	ppm	ppm	ppm	ppm	ppm
Avg	**.50833**	F **.55478**	**.93641**	**.50660**	**.49963**	F **.43430**	**.00816**	**4.7991**	**.48776**	**.49798**	**.46569**	**.46298**
Stddev	.00098	.00036	.00026	.00028	.00037	.00171	.00015	.0009	.00006	.00007	.00015	.00009
%RSD	.19284	.06474	.02745	.05552	.07387	.39325	1.8504	.01874	.01227	.01394	.03250	.01931
#1	.50763	.55453	.93623	.50640	.49936	.43309	.00805	4.7998	.48771	.49793	.46559	.46292
#2	.50902	.55504	.93659	.50680	.49989	.43551	.00827	4.7985	.48780	.49803	.46580	.46305
Check ?	Chk Pass	Chk Fail	Chk Pass	Chk Pass	Chk Pass	Chk Fail	None	Chk Pass	Chk Pass	Chk Pass	Chk Pass	Chk Pass
Value		.50000				.50000						
Range		10.000%				-10.000%						

Elem	Fe2599	K_7664	Li6707	Mg2790	Mn2576	Mo2020	Na5895	Ni2316	P_1782	Pb2203	S_1820	Sb2068
Units	ppm	ppm	ppm	ppm	ppm	ppm	ppm	ppm	ppm	ppm	ppm	ppm
Avg	F **2.1220**	**53.157**	**1.0558**	**18.998**	**.49056**	**.45147**	**5.2165**	**.47760**	**.99266**	**.98214**	**-.05178**	**.98338**
Stddev	.0149	.049	.0019	.057	.00096	.00157	.0063	.00041	.00223	.00838	.00140	.00331
%RSD	.70030	.09182	.18193	.29966	.19613	.34740	.12004	.08542	.22451	.85301	2.7068	.33641
#1	2.1325	53.192	1.0544	18.958	.48988	.45036	5.2120	.47731	.99109	.97622	-.05079	.98104
#2	2.1115	53.123	1.0572	19.038	.49124	.45258	5.2209	.47789	.99424	.98807	-.05277	.98572
Check ?	Chk Fail	Chk Pass	Chk Pass	Chk Pass	Chk Pass	Chk Pass	Chk Pass	Chk Pass	Chk Pass	Chk Pass	None	Chk Pass
Value	2.5000											
Range	-10.000%											

Elem	Se1960	Si2881	Sn1899	Sr4077	Th2837	Ti3349	Tl1908	U_3701	V_2924	Zn2062	Zr3391
Units	ppm	ppm	ppm	ppm	ppm	ppm	ppm	ppm	ppm	ppm	ppm
Avg	**.99712**	F **4.3069**	**.91003**	**.51471**	**.00245**	**.48786**	**.94291**	**.03403**	**.46622**	**.48380**	**.45778**
Stddev	.00446	.0179	.00535	.00030	.00044	.00118	.00450	.00131	.00111	.00013	.00248
%RSD	.44722	.41606	.58741	.05842	18.038	.24127	.47724	3.8467	.23757	.02616	.54223
#1	.99397	4.3195	.90625	.51450	.00214	.48703	.93973	.03495	.46544	.48371	.45603
#2	1.0003	4.2942	.91381	.51493	.00277	.48869	.94609	.03310	.46700	.48389	.45954
Check ?	Chk Pass	Chk Fail	Chk Pass	Chk Pass	None	Chk Pass	Chk Pass	None	Chk Pass	Chk Pass	Chk Pass
Value		5.0000									
Range		-10.000%									

Int. Std.	Y_2243	Y_3600	Y_3774
Units	Cts/S	Cts/S	Cts/S
Avg	**5351.0**	**66280.**	**3354.2**
Stddev	5.5	72.	.4
%RSD	.10342	.10792	.01312
#1	5354.9	66330.	3354.6
#2	5347.1	66229.	3353.9

Sample Name: CCB Acquired: 5/17/2013 17:02:31 Type: QC
Method: 6500_026(v10) Mode: CONC Corr. Factor: 1.000000
User: bowenh Custom ID1: Custom ID2: Custom ID3:
Comment:

Elem	Ag3280	Al1670	As1890	B_2089	Ba4554	Be3130	Bi2230	Ca3179	Cd2288	Co2286	Cr2055
Units	ppm	ppm	ppm	ppm	ppm	ppm	ppm	ppm	ppm	ppm	ppm
Avg	W **.00131**	F **.05049**	**.00140**	W **.00184**	W **.00083**	**.00009**	**.00265**	F **.14265**	**-.00027**	**.00037**	**.00023**
Stddev	.00014	.00490	.00518	.00003	.00091	.00011	.00288	.01087	.00007	.00014	.00015
%RSD	10.667	9.7085	369.57	1.5047	110.20	126.77	108.81	7.6179	26.767	37.169	67.714
#1	.00121	.05395	.00506	.00182	.00147	.00001	.00061	.15033	-.00022	.00027	.00012
#2	.00141	.04702	-.00226	.00186	.00018	.00016	.00469	.13496	-.00033	.00047	.00034
Check ?	Chk Warn	Chk Fail	Chk Pass	Chk Warn	Chk Warn	Chk Pass	None	Chk Fail	Chk Pass	Chk Pass	Chk Pass
High Limit	.00093	.03600		.00156	.00058			.06900			
Low Limit	-.00093	-.03600		-.00156	-.00058			-.06900			

Elem	Cu3247	Fe2599	K_7664	Li6707	Mg2790	Mn2576	Mo2020	Na5895	Ni2316	P_1782	Pb2203
Units	ppm	ppm	ppm	ppm	ppm	ppm	ppm	ppm	ppm	ppm	ppm
Avg	W **-.00148**	F **.04439**	F **1.0581**	W **-.00349**	F **.02700**	F **.00103**	**.00072**	F **.28588**	**.00086**	**.00415**	**.00141**
Stddev	.00014	.00292	.0170	.00378	.00142	.00006	.00005	.01925	.00013	.00126	.00055
%RSD	9.6565	6.5838	1.6111	108.25	5.2449	5.4536	6.6968	6.7321	15.124	30.483	38.723
#1	-.00158	.04232	1.0702	-.00616	.02800	.00099	.00069	.29948	.00076	.00325	.00102
#2	-.00138	.04645	1.0461	-.00082	.02599	.00107	.00075	.27227	.00095	.00504	.00180
Check ?	Chk Warn	Chk Fail	Chk Fail	Chk Warn	Chk Fail	Chk Fail	Chk Pass	Chk Fail	Chk Pass	Chk Pass	Chk Pass
High Limit	.00136	.04400	.25000	.00261	.02140	.00051		.10000			
Low Limit	-.00136	-.04400	-.25000	-.00261	-.02140	-.00051		-.10000			

Elem	S_1820	Sb2068	Se1960	Si2881	Sn1899	Sr4077	Th2837	Ti3349	Tl1908	U_3701	V_2924
Units	ppm	ppm	ppm	ppm	ppm	ppm	ppm	ppm	ppm	ppm	ppm
Avg	**-.05093**	W **.00345**	**-.00046**	**-.00196**	**-.00062**	W **.00060**	**.00565**	F **.00129**	**.00088**	**.01642**	**.00062**
Stddev	.00165	.00037	.00088	.00814	.00045	.00000	.00120	.00000	.00096	.06493	.00045
%RSD	3.2401	10.816	193.40	416.01	71.873	.66960	21.231	.15119	108.86	395.54	73.507
#1	-.04976	.00319	-.00108	.00380	-.00031	.00059	.00650	.00129	.00156	-.02950	.00030
#2	-.05210	.00371	.00017	-.00772	-.00094	.00060	.00480	.00129	.00020	.06233	.00094
Check ?	None	Chk Warn	Chk Pass	Chk Pass	Chk Pass	Chk Warn	Chk Pass	Chk Fail	Chk Pass	Chk Pass	Chk Pass
High Limit		.00314				.00030		.00119			
Low Limit		-.00314				-.00030		-.00119			

Elem	Zn2062	Zr3391
Units	ppm	ppm
Avg	**.00390**	W **.00328**
Stddev	.00045	.00082
%RSD	11.553	24.967
#1	.00421	.00270
#2	.00358	.00385
Check ?	Chk Pass	Chk Warn
High Limit		.00238
Low Limit		-.00238

Int. Std.	Y_2243	Y_3600	Y_3774
Units	Cts/S	Cts/S	Cts/S
Avg	**5416.7**	**67706.**	**3402.7**
Stddev	29.2	66.	1.2
%RSD	.53931	.09692	.03494
#1	5437.4	67659.	3401.9
#2	5396.1	67752.	3403.6

Sample Name: CCVL2057887 Acquired: 5/17/2013 17:05:01 Type: QC
Method: 6500_026(v10) Mode: CONC Corr. Factor: 1.000000
User: bowenh Custom ID1: Custom ID2: Custom ID3:
Comment:

Elem	Ag3280	Al1670	As1890	B_2089	Ba4554	Be3130	Bi2230	Ca3179	Cd2288	Co2286	Cr2055
Units	ppm	ppm	ppm	ppm	ppm	ppm	ppm	ppm	ppm	ppm	ppm
Avg	**.01199**	**.11183**	**.01593**	**.10685**	**.01094**	**.00089**	**.10657**	F **.31968**	**.00489**	**.01082**	**.00968**
Stddev	.00028	.00714	.00037	.00057	.00048	.00005	.00230	.00543	.00037	.00010	.00015
%RSD	2.3577	6.3889	2.2942	.53246	4.4060	5.6752	2.1593	1.6996	7.4746	.95346	1.5688
#1	.01179	.11688	.01567	.10726	.01060	.00085	.10820	.32352	.00463	.01089	.00979
#2	.01219	.10678	.01619	.10645	.01129	.00093	.10494	.31584	.00515	.01074	.00957
Check ?	Chk Pass	Chk Pass	Chk Pass	Chk Pass	Chk Pass	Chk Pass	Chk Pass	Chk Fail	Chk Pass	Chk Pass	Chk Pass
Value								.20000			
Range								30.000%			

Elem	Cu3247	Fe2599	K_7664	Li6707	Mg2790	Mn2576	Mo2020	Na5895	Ni2316	P_1782	Pb2203
Units	ppm	ppm	ppm	ppm	ppm	ppm	ppm	ppm	ppm	ppm	ppm
Avg	**.01262**	**.11836**	F **4.2906**	**.00846**	**.21674**	**.01094**	**.01889**	F **1.3279**	**.04030**	**3.0359**	W **.01132**
Stddev	.00003	.00769	.0478	.00145	.00020	.00001	.00004	.0155	.00037	.0139	.00062
%RSD	.26939	6.4930	1.1150	17.073	.09003	.07038	.21253	1.1677	.92646	.45781	5.4365
#1	.01264	.12380	4.3245	.00949	.21688	.01094	.01892	1.3169	.04004	3.0261	.01176
#2	.01259	.11293	4.2568	.00744	.21660	.01093	.01886	1.3388	.04056	3.0458	.01089
Check ?	Chk Pass	Chk Pass	Chk Fail	Chk Pass	Chk Pass	Chk Pass	Chk Pass	Chk Fail	Chk Pass	Chk Pass	Chk Warn
Value			3.0000					1.0000			.00900
Range			30.000%					30.000%			20.000%

Elem	S_1820	Sb2068	Se1960	Si2881	Sn1899	Sr4077	Th2837	Ti3349	Tl1908	U_3701	V_2924
Units	ppm	ppm	ppm	ppm	ppm	ppm	ppm	ppm	ppm	ppm	ppm
Avg	**-.05352**	**.01160**	F **.02003**	**.47749**	**.09316**	**.01101**	**.01750**	**.01061**	**.01442**	F **.09850**	**.01009**
Stddev	.00332	.00076	.00043	.01598	.00007	.00007	.00149	.00023	.00011	.01760	.00062
%RSD	6.2018	6.5502	2.1460	3.3475	.07862	.62162	8.5416	2.1518	.77337	17.868	6.1830
#1	-.05118	.01213	.02033	.48880	.09321	.01106	.01644	.01077	.01450	.08606	.01053
#2	-.05587	.01106	.01973	.46619	.09311	.01096	.01856	.01045	.01434	.11095	.00965
Check ?	None	Chk Pass	Chk Fail	Chk Pass	Chk Pass	Chk Pass	Chk Pass	Chk Pass	Chk Pass	Chk Fail	Chk Pass
Value			.01500							.06000	
Range			30.000%							30.000%	

Elem	Zn2062	Zr3391
Units	ppm	ppm
Avg	F **.02663**	W **.01801**
Stddev	.00028	.00591
%RSD	1.0568	32.799
#1	.02643	.01383
#2	.02682	.02219
Check ?	Chk Fail	Chk Warn
Value	.02000	.01500
Range	30.000%	20.000%

Int. Std.	Y_2243	Y_3600	Y_3774
Units	Cts/S	Cts/S	Cts/S
Avg	**5451.3**	**67550.**	**3408.8**
Stddev	15.2	271.	18.8
%RSD	.27933	.40076	.55295
#1	5462.1	67359.	3422.1
#2	5440.5	67742.	3395.5

Sample Name: MB 280-173665/1-A Acquired: 5/17/2013 17:07:26 Type: Unk
Method: 6500_026(v10) Mode: CONC Corr. Factor: 1.000000
User: bowenh Custom ID1: q4 Custom ID2: Custom ID3:
Comment: 173665 6010c

Elem	Ag3280	Al1670	As1890	B_2089	Ba4554	Be3130	Bi2230	Ca3179	Cd2288
Line	328.068 {103}	167.079 {502}	189.042 {478}	208.959 {461}	455.403 { 74}	313.042 {108}	223.061 {451}	317.933 {106}	228.802 {447}
Units	ppm	ppm	ppm	ppm	ppm	ppm	ppm	ppm	ppm
Avg	**.00137**	**.01806**	**.00090**	F **.02431**	**.00059**	**.00004**	**-.00097**	**.07011**	**.00010**
Stddev	.00051	.00044	.00093	.00018	.00059	.00003	.00070	.00099	.00009
%RSD	37.413	2.4118	103.63	.73716	99.769	86.641	72.179	1.4188	92.142
#1	.00101	.01776	.00156	.02419	.00017	.00001	-.00048	.07082	.00017
#2	.00173	.01837	.00024	.02444	.00100	.00006	-.00147	.06941	.00004
Check ?	Chk Pass	Chk Pass	Chk Pass	Chk Fail	Chk Pass	Chk Pass	Chk Pass	Chk Pass	Chk Pass
High Limit				.01000					
Low Limit				-.01000					

Elem	Co2286	Cr2055	Cu3247	Fe2599	K_7664	Li6707	Mg2790	Mn2576	Mo2020
Line	228.616 {447}	205.552 {464}	324.754 {104}	259.940 {130}	766.490 { 44}	670.784 { 50}	279.079 {121}2	257.610 {131}	202.030 {467}
Units	ppm	ppm	ppm	ppm	ppm	ppm	ppm	ppm	ppm
Avg	**.00008**	**.00015**	**.00005**	W **.03089**	W **1.0269**	**-.00337**	**.01271**	**.00121**	**.00031**
Stddev	.00002	.00019	.00018	.00062	.0101	.00274	.00076	.00001	.00020
%RSD	27.935	123.87	371.01	2.0061	.98625	81.312	5.9630	.73203	63.395
#1	.00006	.00002	.00018	.03133	1.0340	-.00143	.01217	.00120	.00045
#2	.00009	.00029	-.00008	.03045	1.0197	-.00531	.01324	.00122	.00017
Check ?	Chk Pass	Chk Pass	Chk Pass	Chk Warn	Chk Warn	Chk Pass	Chk Pass	Chk Pass	Chk Pass
High Limit				.03000	1.0000				
Low Limit				-.05000	-1.0000				

Elem	Na5895	Ni2316	P_1782	Pb2203	S_1820	Sb2068	Se1960	Si2881	Sn1899
Line	589.592 { 57}	231.604 {446}	178.284 {489}	220.353 {453}	182.034 {485}	206.833 {463}	196.090 {472}	288.158 {117}	189.989 {477}
Units	ppm	ppm	ppm	ppm	ppm	ppm	ppm	ppm	ppm
Avg	W **.53160**	**.00022**	F **.09683**	**.00077**	**-.02708**	**.00228**	**-.00217**	W **.06464**	**.00573**
Stddev	.00846	.00028	.00084	.00097	.00036	.00120	.00453	.01814	.00078
%RSD	1.5913	126.80	.86880	124.95	1.3433	52.752	208.13	28.059	13.710
#1	.53758	.00042	.09624	.00009	-.02733	.00313	-.00537	.07746	.00517
#2	.52562	.00002	.09743	.00146	-.02682	.00143	.00103	.05181	.00628
Check ?	Chk Warn	Chk Pass	Chk Fail	Chk Pass	None	Chk Pass	Chk Pass	Chk Warn	Chk Pass
High Limit	.50000		.01000					.05000	
Low Limit	-.50000		-.01000					-.05000	

Elem	Sr4077	Th2837	Ti3349	Tl1908	U_3701	V_2924	Zn2062	Zr3391
Line	407.771 { 83}	283.730 {119}	334.904 {101}	190.856 {477}	370.152 { 91}	292.402 {115}	206.200 {163}	339.198 { 99}
Units	ppm	ppm	ppm	ppm	ppm	ppm	ppm	ppm
Avg	**-.00009**	**.00412**	**.00061**	**-.00132**	**.01265**	**.00005**	**.00350**	**.00105**
Stddev	.00016	.00018	.00061	.00090	.00196	.00078	.00032	.00094
%RSD	190.74	4.4296	99.750	68.555	15.521	1485.0	9.1607	89.200
#1	-.00020	.00399	.00018	-.00195	.01126	-.00050	.00372	.00171
#2	.00003	.00425	.00104	-.00068	.01403	.00060	.00327	.00039
Check ?	Chk Pass	Chk Pass	Chk Pass	Chk Pass	Chk Pass	Chk Pass	Chk Pass	Chk Pass
High Limit								
Low Limit								

Int. Std.	Y_2243	Y_3600	Y_3774
Line	224.306 {450}	360.073 { 94}	377.433 { 89}
Units	Cts/S	Cts/S	Cts/S
Avg	**5382.5**	**67086.**	**3370.5**
Stddev	9.8	7.	30.7
%RSD	.18131	.01046	.90944
#1	5389.4	67091.	3348.9
#2	5375.6	67081.	3392.2

Sample Name: LCS 280-173665/2-A Acquired: 5/17/2013 17:09:56 Type: Unk
Method: 6500_026(v10) Mode: CONC Corr. Factor: 1.000000
User: bowenh Custom ID1: q4 Custom ID2: Custom ID3:
Comment: 173665 6010c

Elem	Ag3280	Al1670	As1890	B_2089	Ba4554	Be3130	Bi2230	Ca3179	Cd2288
Line	328.068 {103}	167.079 {502}	189.042 {478}	208.959 {461}	455.403 { 74}	313.042 {108}	223.061 {451}	317.933 {106}	228.802 {447}
Units	ppm	ppm	ppm	ppm	ppm	ppm	ppm	ppm	ppm
Avg	**.05117**	**1.9339**	**.90901**	F **1.1355**	**1.9603**	**.04290**	**1.9081**	**44.431**	**.09641**
Stddev	.00076	.0030	.00633	.0073	.0014	.00005	.0154	.043	.00091
%RSD	1.4890	.15524	.69588	.64368	.06927	.11670	.80565	.09658	.94050
#1	.05063	1.9317	.90454	1.1303	1.9594	.04286	1.8972	44.401	.09577
#2	.05171	1.9360	.91349	1.1407	1.9613	.04294	1.9189	44.462	.09705
Check ?	Chk Pass	Chk Pass	Chk Pass	Chk Fail	Chk Pass	Chk Pass	Chk Pass	Chk Pass	Chk Pass
High Limit				1.1000					
Low Limit				.81000					

Elem	Co2286	Cr2055	Cu3247	Fe2599	K_7664	Li6707	Mg2790	Mn2576	Mo2020
Line	228.616 {447}	205.552 {464}	324.754 {104}	259.940 {130}	766.490 { 44}	670.784 { 50}	279.079 {121}2	257.610 {131}	202.030 {467}
Units	ppm	ppm	ppm	ppm	ppm	ppm	ppm	ppm	ppm
Avg	**.48070**	**.18369**	**.22774**	F **.82271**	**52.575**	**1.0330**	**45.732**	**.47375**	**.89249**
Stddev	.00284	.00106	.00078	.00735	.001	.0030	.018	.00097	.00131
%RSD	.59080	.57642	.34368	.89389	.00101	.29238	.03925	.20495	.14675
#1	.47869	.18294	.22719	.82791	52.575	1.0309	45.744	.47306	.89157
#2	.48271	.18444	.22829	.81751	52.575	1.0351	45.719	.47443	.89342
Check ?	Chk Pass	Chk Pass	Chk Pass	Chk Fail	Chk Pass	Chk Pass	Chk Pass	Chk Pass	Chk Pass
High Limit				1.2000					
Low Limit				.87000					

Elem	Na8183	Ni2316	P_1782	Pb2203	S_1820	Sb2068	Se1960	Si2881	Sn1899
Line	818.326 { 41}	231.604 {446}	178.284 {489}	220.353 {453}	182.034 {485}	206.833 {463}	196.090 {472}	288.158 {117}	189.989 {477}
Units	ppm	ppm	ppm	ppm	ppm	ppm	ppm	ppm	ppm
Avg	**53.631**	**.46187**	**9.8948**	**.47109**	**-.03002**	**.48389**	**1.9462**	**2.3346**	**1.7839**
Stddev	.221	.00253	.0083	.00326	.00049	.00159	.0024	.0154	.0031
%RSD	.41235	.54710	.08433	.69122	1.6366	.32868	.12101	.65744	.17419
#1	53.787	.46008	9.8889	.46879	-.02968	.48501	1.9445	2.3237	1.7817
#2	53.474	.46365	9.9007	.47340	-.03037	.48276	1.9478	2.3454	1.7861
Check ?	Chk Pass	Chk Pass	Chk Pass	Chk Pass	None	Chk Pass	Chk Pass	Chk Pass	Chk Pass
High Limit									
Low Limit									

Elem	Sr4077	Th2837	Ti3349	Tl1908	U_3701	V_2924	Zn2062	Zr3391
Line	407.771 { 83}	283.730 {119}	334.904 {101}	190.856 {477}	370.152 { 91}	292.402 {115}	206.200 {163}	339.198 { 99}
Units	ppm	ppm	ppm	ppm	ppm	ppm	ppm	ppm
Avg	**1.0056**	**1.0156**	**.95872**	**1.8428**	**1.9779**	**.46099**	**.46278**	**.44094**
Stddev	.0014	.0005	.00140	.0008	.0041	.00101	.00015	.00249
%RSD	.13497	.05252	.14638	.04612	.20551	.21991	.03231	.56573
#1	1.0046	1.0152	.95773	1.8422	1.9750	.46028	.46288	.43918
#2	1.0066	1.0160	.95971	1.8434	1.9808	.46171	.46267	.44271
Check ?	Chk Pass	Chk Pass	Chk Pass	Chk Pass	Chk Pass	Chk Pass	Chk Pass	Chk Pass
High Limit								
Low Limit								

Int. Std.	Y_2243	Y_3600	Y_3774
Line	224.306 {450}	360.073 { 94}	377.433 { 89}
Units	Cts/S	Cts/S	Cts/S
Avg	**5180.4**	**65370.**	**3364.8**
Stddev	3.1	19.	7.4
%RSD	.05976	.02833	.21935
#1	5178.2	65356.	3370.0
#2	5182.6	65383.	3359.6

Sample Name: 280-42043-A-1-A Acquired: 5/17/2013 17:12:09 Type: Unk
Method: 6500_026(v10) Mode: CONC Corr. Factor: 1.000000
User: bowenh Custom ID1: q4 Custom ID2: Custom ID3:
Comment: 173665 6010c

Elem	Ag3280	Al3092	As1890	B_2089	Ba4554	Be3130	Bi2230	Ca3179	Cd2288
Line	328.068 {103}	309.271 {109}	189.042 {478}	208.959 {461}	455.403 { 74}	313.042 {108}	223.061 {451}	317.933 {106}	228.802 {447}
Units	ppm	ppm	ppm	ppm	ppm	ppm	ppm	ppm	ppm
Avg	**.00138**	**62.962**	**.03868**	**.03537**	**.31807**	**.00267**	**-.00147**	W **775.30**	**.00378**
Stddev	.00002	.348	.00108	.00022	.00243	.00002	.00169	1.03	.00019
%RSD	1.5002	.55286	2.7899	.63461	.76336	.66591	114.98	.13284	5.0378
#1	.00140	62.716	.03792	.03552	.31635	.00269	-.00027	776.03	.00365
#2	.00137	63.208	.03944	.03521	.31979	.00266	-.00266	774.57	.00392
Check ?	Chk Pass	Chk Pass	Chk Pass	Chk Pass	Chk Pass	Chk Pass	Chk Pass	Chk Warn	Chk Pass
High Limit								500.00	
Low Limit								-.05000	

Elem	Co2286	Cr2055	Cu3247	Fe2714	K_7664	Li6707	Mg2790	Mn2576	Mo2020
Line	228.616 {447}	205.552 {464}	324.754 {104}	271.441 {124}	766.490 { 44}	670.784 { 50}	279.079 {121}2	257.610 {131}	202.030 {467}
Units	ppm	ppm	ppm	ppm	ppm	ppm	ppm	ppm	ppm
Avg	**.05240**	**.11042**	**.41694**	**124.50**	**10.042**	**.13592**	**41.765**	**6.2247**	**.00346**
Stddev	.00011	.00007	.00044	.75	.038	.00118	.056	.0323	.00014
%RSD	.21033	.06533	.10637	.60458	.38028	.86872	.13294	.51864	3.9314
#1	.05232	.11037	.41726	123.97	10.015	.13508	41.805	6.2019	.00336
#2	.05248	.11047	.41663	125.03	10.069	.13675	41.726	6.2475	.00355
Check ?	Chk Pass	Chk Pass	Chk Pass	Chk Pass	Chk Pass	Chk Pass	Chk Pass	Chk Pass	Chk Pass
High Limit									
Low Limit									

Elem	Na5895	Ni2316	P_1782	Pb2203	S_1820	Sb2068	Se1960	Si2881	Sn1899
Line	589.592 { 57}	231.604 {446}	178.284 {489}	220.353 {453}	182.034 {485}	206.833 {463}	196.090 {472}	288.158 {117}	189.989 {477}
Units	ppm	ppm	ppm	ppm	ppm	ppm	ppm	ppm	ppm
Avg	**1.2901**	**.13737**	**4.4682**	**.15683**	**3.9877**	**.00142**	**.00370**	**1.6152**	**.00729**
Stddev	.0134	.00013	.0014	.00058	.0021	.00233	.00256	.0017	.00082
%RSD	1.0361	.09216	.03079	.37068	.05249	164.04	69.136	.10391	11.264
#1	1.2806	.13728	4.4691	.15641	3.9892	.00307	.00189	1.6164	.00787
#2	1.2995	.13746	4.4672	.15724	3.9862	-.00023	.00551	1.6140	.00671
Check ?	Chk Pass	Chk Pass	Chk Pass	Chk Pass	None	Chk Pass	Chk Pass	Chk Pass	Chk Pass
High Limit									
Low Limit									

Elem	Sr4077	Th2837	Ti3349	Tl1908	U_3701	V_2924	Zn2062	Zr3391
Line	407.771 { 83}	283.730 {119}	334.904 {101}	190.856 {477}	370.152 { 91}	292.402 {115}	206.200 {163}	339.198 { 99}
Units	ppm	ppm	ppm	ppm	ppm	ppm	ppm	ppm
Avg	**.84510**	**.06052**	**.39500**	**-.00261**	W **-.05257**	**.23133**	**.57712**	**.03018**
Stddev	.00497	.00117	.00047	.00030	.02280	.00019	.00071	.00287
%RSD	.58827	1.9297	.12015	11.449	43.368	.08068	.12372	9.5223
#1	.84158	.05969	.39533	-.00282	-.06869	.23146	.57762	.02814
#2	.84862	.06134	.39466	-.00240	-.03645	.23120	.57661	.03221
Check ?	Chk Pass	Chk Pass	Chk Pass	Chk Pass	Chk Warn	Chk Pass	Chk Pass	Chk Pass
High Limit					45.000			
Low Limit					-.05000			

Int. Std.	Y_2243	Y_3600	Y_3774
Line	224.306 {450}	360.073 { 94}	377.433 { 89}
Units	Cts/S	Cts/S	Cts/S
Avg	**5362.8**	**67073.**	**3616.6**
Stddev	25.4	42.	24.3
%RSD	.47324	.06189	.67078
#1	5380.8	67044.	3633.8
#2	5344.9	67102.	3599.5

Sample Name: 280-42043-A-2-A Acquired: 5/17/2013 17:15:13 Type: Unk
Method: 6500_026(v10) Mode: CONC Corr. Factor: 1.000000
User: bowenh Custom ID1: q4 Custom ID2: Custom ID3:
Comment: 173665 6010c

Elem	Ag3280	Al3092	As1890	B_2089	Ba4554	Be3130	Bi2230	Ca3179	Cd2288
Line	328.068 {103}	309.271 {109}	189.042 {478}	208.959 {461}	455.403 { 74}	313.042 {108}	223.061 {451}	317.933 {106}	228.802 {447}
Units	ppm	ppm	ppm	ppm	ppm	ppm	ppm	ppm	ppm
Avg	**.00252**	**86.371**	**.03831**	**.02660**	**.40184**	**.00350**	**.00546**	**190.29**	**.00190**
Stddev	.00009	.642	.00056	.00102	.00215	.00005	.00126	1.54	.00029
%RSD	3.7514	.74351	1.4551	3.8475	.53406	1.5668	23.072	.80900	15.261
#1	.00259	86.825	.03871	.02732	.40336	.00354	.00457	191.38	.00210
#2	.00246	85.917	.03792	.02588	.40032	.00346	.00635	189.20	.00169
Check ?	Chk Pass	Chk Pass	Chk Pass	Chk Pass	Chk Pass	Chk Pass	Chk Pass	Chk Pass	Chk Pass
High Limit									
Low Limit									

Elem	Co2286	Cr2055	Cu3247	Fe2714	K_7664	Li6707	Mg2790	Mn2576	Mo2020
Line	228.616 {447}	205.552 {464}	324.754 {104}	271.441 {124}	766.490 { 44}	670.784 { 50}	279.079 {121}2	257.610 {131}	202.030 {467}
Units	ppm	ppm	ppm	ppm	ppm	ppm	ppm	ppm	ppm
Avg	**.06517**	**.11326**	**.23911**	**178.40**	**10.401**	**.16827**	**40.853**	W **11.477**	**.00391**
Stddev	.00037	.00062	.00048	.30	.007	.00080	.007	.048	.00044
%RSD	.57089	.54716	.19883	.16836	.06461	.47722	.01831	.41833	11.153
#1	.06543	.11370	.23944	178.61	10.396	.16883	40.847	11.443	.00360
#2	.06490	.11282	.23877	178.18	10.406	.16770	40.858	11.511	.00422
Check ?	Chk Pass	Chk Pass	Chk Pass	Chk Pass	Chk Pass	Chk Pass	Chk Pass	Chk Warn	Chk Pass
High Limit								10.000	
Low Limit								-.01000	

Elem	Na5895	Ni2316	P_1782	Pb2203	S_1820	Sb2068	Se1960	Si2881	Sn1899
Line	589.592 { 57}	231.604 {446}	178.284 {489}	220.353 {453}	182.034 {485}	206.833 {463}	196.090 {472}	288.158 {117}	189.989 {477}
Units	ppm	ppm	ppm	ppm	ppm	ppm	ppm	ppm	ppm
Avg	**1.1747**	**.14008**	**5.2789**	**.06955**	**1.7875**	**-.00430**	**-.00031**	**3.1706**	**.00477**
Stddev	.0138	.00157	.0477	.00025	.0113	.00226	.00105	.0161	.00038
%RSD	1.1760	1.1226	.90351	.35761	.63063	52.456	338.49	.50730	7.9553
#1	1.1845	.14119	5.3126	.06973	1.7955	-.00271	.00043	3.1593	.00450
#2	1.1649	.13897	5.2451	.06937	1.7795	-.00590	-.00105	3.1820	.00504
Check ?	Chk Pass	Chk Pass	Chk Pass	Chk Pass	None	Chk Pass	Chk Pass	Chk Pass	Chk Pass
High Limit									
Low Limit									

Elem	Sr4077	Th2837	Ti3349	Tl1908	U_3701	V_2924	Zn2062	Zr3391
Line	407.771 { 83}	283.730 {119}	334.904 {101}	190.856 {477}	370.152 { 91}	292.402 {115}	206.200 {163}	339.198 { 99}
Units	ppm	ppm	ppm	ppm	ppm	ppm	ppm	ppm
Avg	**.31467**	**.09997**	**.72581**	**-.00737**	**-.03660**	**.16852**	**.47182**	**.04958**
Stddev	.00267	.00345	.00092	.00122	.02813	.00071	.00226	.00216
%RSD	.84724	3.4514	.12674	16.567	76.874	.42260	.47825	4.3555
#1	.31656	.09753	.72516	-.00823	-.01670	.16902	.47022	.04805
#2	.31279	.10241	.72646	-.00651	-.05649	.16801	.47341	.05110
Check ?	Chk Pass	Chk Pass	Chk Pass	Chk Pass	Chk Pass	Chk Pass	Chk Pass	Chk Pass
High Limit								
Low Limit								

Int. Std.	Y_2243	Y_3600	Y_3774
Line	224.306 {450}	360.073 { 94}	377.433 { 89}
Units	Cts/S	Cts/S	Cts/S
Avg	**5842.9**	**72783.**	**3854.8**
Stddev	17.7	31.	38.3
%RSD	.30280	.04278	.99257
#1	5830.4	72761.	3827.7
#2	5855.5	72805.	3881.8

Sample Name: 280-42043-A-3-A Acquired: 5/17/2013 17:17:38 Type: Unk
Method: 6500_026(v10) Mode: CONC Corr. Factor: 1.000000
User: bowenh Custom ID1: q4 Custom ID2: Custom ID3:
Comment: 173665 6010c

Elem	Ag3280	Al3092	As1890	B_2089	Ba4554	Be3130	Bi2230	Ca3179	Cd2288
Line	328.068 {103}	309.271 {109}	189.042 {478}	208.959 {461}	455.403 { 74}	313.042 {108}	223.061 {451}	317.933 {106}	228.802 {447}
Units	ppm	ppm	ppm	ppm	ppm	ppm	ppm	ppm	ppm
Avg	**.00255**	**72.889**	**.03504**	**.02202**	**.30952**	**.00307**	**.00441**	**36.446**	**.00128**
Stddev	.00053	.763	.00181	.00005	.00384	.00006	.00033	.393	.00002
%RSD	20.852	1.0471	5.1533	.24231	1.2401	1.8394	7.5563	1.0783	1.9057
#1	.00293	73.429	.03632	.02198	.31223	.00311	.00464	36.724	.00130
#2	.00218	72.349	.03376	.02206	.30680	.00303	.00417	36.168	.00126
Check ?	Chk Pass	Chk Pass	Chk Pass	Chk Pass	Chk Pass	Chk Pass	Chk Pass	Chk Pass	Chk Pass
High Limit									
Low Limit									

Elem	Co2286	Cr2055	Cu3247	Fe2714	K_7664	Li6707	Mg2790	Mn2576	Mo2020
Line	228.616 {447}	205.552 {464}	324.754 {104}	271.441 {124}	766.490 { 44}	670.784 { 50}	279.079 {121}2	257.610 {131}	202.030 {467}
Units	ppm	ppm	ppm	ppm	ppm	ppm	ppm	ppm	ppm
Avg	**.05596**	**.09299**	**.30427**	**168.38**	**9.9656**	**.14963**	**33.285**	W **10.884**	**.00311**
Stddev	.00019	.00047	.00088	.32	.0548	.00148	.027	.041	.00021
%RSD	.33273	.50694	.28879	.19148	.54985	.98777	.08158	.37693	6.6538
#1	.05609	.09333	.30489	168.61	10.004	.15068	33.305	10.855	.00296
#2	.05583	.09266	.30365	168.15	9.9268	.14859	33.266	10.913	.00325
Check ?	Chk Pass	Chk Pass	Chk Pass	Chk Pass	Chk Pass	Chk Pass	Chk Pass	Chk Warn	Chk Pass
High Limit								10.000	
Low Limit								-.01000	

Elem	Na5895	Ni2316	P_1782	Pb2203	S_1820	Sb2068	Se1960	Si2881	Sn1899
Line	589.592 { 57}	231.604 {446}	178.284 {489}	220.353 {453}	182.034 {485}	206.833 {463}	196.090 {472}	288.158 {117}	189.989 {477}
Units	ppm	ppm	ppm	ppm	ppm	ppm	ppm	ppm	ppm
Avg	**.85480**	**.12985**	**4.7863**	**.04932**	**.09742**	**-.00397**	**.00479**	**1.7985**	**.00402**
Stddev	.00060	.00001	.0154	.00092	.00069	.00320	.00140	.0050	.00018
%RSD	.07026	.00502	.32196	1.8733	.70832	80.532	29.256	.28033	4.5362
#1	.85438	.12986	4.7972	.04867	.09694	-.00171	.00380	1.8021	.00415
#2	.85523	.12985	4.7754	.04997	.09791	-.00624	.00578	1.7949	.00389
Check ?	Chk Pass	Chk Pass	Chk Pass	Chk Pass	None	Chk Pass	Chk Pass	Chk Pass	Chk Pass
High Limit									
Low Limit									

Elem	Sr4077	Th2837	Ti3349	Tl1908	U_3701	V_2924	Zn2062	Zr3391
Line	407.771 { 83}	283.730 {119}	334.904 {101}	190.856 {477}	370.152 { 91}	292.402 {115}	206.200 {163}	339.198 { 99}
Units	ppm	ppm	ppm	ppm	ppm	ppm	ppm	ppm
Avg	**.07601**	**.08036**	**.52498**	**-.00659**	**-.03500**	**.13092**	**.47065**	**.04287**
Stddev	.00005	.00066	.00071	.00050	.03243	.00048	.00067	.00110
%RSD	.06618	.82535	.13509	7.6140	92.648	.36524	.14210	2.5626
#1	.07605	.07989	.52448	-.00695	-.01207	.13126	.47112	.04209
#2	.07598	.08083	.52548	-.00624	-.05793	.13058	.47017	.04365
Check ?	Chk Pass	Chk Pass	Chk Pass	Chk Pass	Chk Pass	Chk Pass	Chk Pass	Chk Pass
High Limit								
Low Limit								

Int. Std.	Y_2243	Y_3600	Y_3774
Line	224.306 {450}	360.073 { 94}	377.433 { 89}
Units	Cts/S	Cts/S	Cts/S
Avg	**6033.8**	**74798.**	**3905.1**
Stddev	19.2	154.	51.1
%RSD	.31851	.20569	1.3093
#1	6047.4	74907.	3868.9
#2	6020.2	74689.	3941.2

Sample Name: 280-42043-A-4-A Acquired: 5/17/2013 17:20:04 Type: Unk
Method: 6500_026(v10) Mode: CONC Corr. Factor: 1.000000
User: bowenh Custom ID1: q4 Custom ID2: Custom ID3:
Comment: 173665 6010c

Elem	Ag3280	Al3092	As1890	B_2089	Ba4554	Be3130	Bi2230	Ca3179	Cd2288
Line	328.068 {103}	309.271 {109}	189.042 {478}	208.959 {461}	455.403 { 74}	313.042 {108}	223.061 {451}	317.933 {106}	228.802 {447}
Units	ppm	ppm	ppm	ppm	ppm	ppm	ppm	ppm	ppm
Avg	**.00231**	**68.713**	**.03991**	**.02263**	**.37851**	**.00262**	**.00367**	**288.01**	**.00413**
Stddev	.00026	.238	.00148	.00028	.00042	.00012	.00025	.97	.00001
%RSD	11.279	.34632	3.7039	1.2428	.11162	4.6059	6.8163	.33724	.23604
#1	.00250	68.881	.04096	.02243	.37822	.00271	.00385	288.70	.00414
#2	.00213	68.544	.03887	.02283	.37881	.00254	.00350	287.33	.00413
Check ?	Chk Pass	Chk Pass	Chk Pass	Chk Pass	Chk Pass	Chk Pass	Chk Pass	Chk Pass	Chk Pass
High Limit									
Low Limit									

Elem	Co2286	Cr2055	Cu3247	Fe2714	K_7664	Li6707	Mg2790	Mn2576	Mo2020
Line	228.616 {447}	205.552 {464}	324.754 {104}	271.441 {124}	766.490 { 44}	670.784 { 50}	279.079 {121}2	257.610 {131}	202.030 {467}
Units	ppm	ppm	ppm	ppm	ppm	ppm	ppm	ppm	ppm
Avg	**.04955**	**.08689**	**.25969**	**135.02**	**8.4764**	**.12825**	**31.607**	**8.2973**	**.00449**
Stddev	.00043	.00002	.00080	.11	.0137	.00015	.040	.0198	.00006
%RSD	.85957	.01950	.30797	.08100	.16165	.11327	.12611	.23809	1.3019
#1	.04985	.08690	.26026	135.10	8.4861	.12835	31.635	8.3113	.00453
#2	.04925	.08687	.25913	134.94	8.4667	.12815	31.579	8.2834	.00445
Check ?	Chk Pass	Chk Pass	Chk Pass	Chk Pass	Chk Pass	Chk Pass	Chk Pass	Chk Pass	Chk Pass
High Limit									
Low Limit									

Elem	Na5895	Ni2316	P_1782	Pb2203	S_1820	Sb2068	Se1960	Si2881	Sn1899
Line	589.592 { 57}	231.604 {446}	178.284 {489}	220.353 {453}	182.034 {485}	206.833 {463}	196.090 {472}	288.158 {117}	189.989 {477}
Units	ppm	ppm	ppm	ppm	ppm	ppm	ppm	ppm	ppm
Avg	**.97462**	**.10798**	**4.3048**	**.15448**	**3.5823**	**-.00285**	**.00600**	**1.4201**	**.00409**
Stddev	.01718	.00058	.0055	.00079	.0035	.00127	.00055	.0406	.00087
%RSD	1.7623	.53563	.12779	.50819	.09775	44.725	9.2083	2.8619	21.363
#1	.98676	.10839	4.3086	.15503	3.5847	-.00195	.00640	1.3913	.00470
#2	.96247	.10757	4.3009	.15392	3.5798	-.00375	.00561	1.4488	.00347
Check ?	Chk Pass	Chk Pass	Chk Pass	Chk Pass	None	Chk Pass	Chk Pass	Chk Pass	Chk Pass
High Limit									
Low Limit									

Elem	Sr4077	Th2837	Ti3349	Tl1908	U_3701	V_2924	Zn2062	Zr3391
Line	407.771 { 83}	283.730 {119}	334.904 {101}	190.856 {477}	370.152 { 91}	292.402 {115}	206.200 {163}	339.198 { 99}
Units	ppm	ppm	ppm	ppm	ppm	ppm	ppm	ppm
Avg	**.39366**	**.06543**	**.35300**	**-.00374**	**-.01068**	**.13103**	**.58137**	**.02598**
Stddev	.00112	.00084	.00190	.00006	.03898	.00035	.00310	.00052
%RSD	.28550	1.2796	.53845	1.6857	364.96	.26589	.53360	2.0040
#1	.39445	.06484	.35165	-.00370	.01688	.13128	.58357	.02634
#2	.39287	.06602	.35434	-.00379	-.03824	.13078	.57918	.02561
Check ?	Chk Pass	Chk Pass	Chk Pass	Chk Pass	Chk Pass	Chk Pass	Chk Pass	Chk Pass
High Limit								
Low Limit								

Int. Std.	Y_2243	Y_3600	Y_3774
Line	224.306 {450}	360.073 { 94}	377.433 { 89}
Units	Cts/S	Cts/S	Cts/S
Avg	**5521.8**	**69399.**	**3649.4**
Stddev	8.9	113.	4.7
%RSD	.16121	.16283	.12991
#1	5528.1	69479.	3646.1
#2	5515.5	69319.	3652.8

Sample Name: 280-42043-A-5-A Acquired: 5/17/2013 17:22:29 Type: Unk
Method: 6500_026(v10) Mode: CONC Corr. Factor: 1.000000
User: bowenh Custom ID1: q4 Custom ID2: Custom ID3:
Comment: 173665 6010c

Elem	Ag3280	Al3092	As1890	B_2089	Ba4554	Be3130	Bi2230	Ca3179	Cd2288
Line	328.068 {103}	309.271 {109}	189.042 {478}	208.959 {461}	455.403 { 74}	313.042 {108}	223.061 {451}	317.933 {106}	228.802 {447}
Units	ppm	ppm	ppm	ppm	ppm	ppm	ppm	ppm	ppm
Avg	**.00154**	**71.889**	**.03943**	**.02993**	**.38273**	**.00304**	**.00026**	**347.49**	**.00320**
Stddev	.00047	.590	.00330	.00066	.00241	.00004	.00167	2.52	.00029
%RSD	30.490	.82024	8.3585	2.1950	.62896	1.3345	632.32	.72459	9.1393
#1	.00188	72.306	.03710	.02946	.38443	.00306	-.00092	349.27	.00300
#2	.00121	71.472	.04176	.03039	.38103	.00301	.00145	345.71	.00341
Check ?	Chk Pass	Chk Pass	Chk Pass	Chk Pass	Chk Pass	Chk Pass	Chk Pass	Chk Pass	Chk Pass
High Limit									
Low Limit									

Elem	Co2286	Cr2055	Cu3247	Fe2714	K_7664	Li6707	Mg2790	Mn2576	Mo2020
Line	228.616 {447}	205.552 {464}	324.754 {104}	271.441 {124}	766.490 { 44}	670.784 { 50}	279.079 {121}2	257.610 {131}	202.030 {467}
Units	ppm	ppm	ppm	ppm	ppm	ppm	ppm	ppm	ppm
Avg	**.05207**	**.10426**	**.26118**	**149.20**	**9.9019**	**.13131**	**35.101**	**9.6088**	**.00511**
Stddev	.00012	.00016	.00063	.32	.0652	.00058	.058	.0082	.00025
%RSD	.22213	.14884	.24117	.21710	.65845	.44269	.16606	.08549	4.8419
#1	.05215	.10437	.26162	149.43	9.9480	.13172	35.143	9.6030	.00528
#2	.05199	.10415	.26073	148.97	9.8558	.13090	35.060	9.6146	.00493
Check ?	Chk Pass	Chk Pass	Chk Pass	Chk Pass	Chk Pass	Chk Pass	Chk Pass	Chk Pass	Chk Pass
High Limit									
Low Limit									

Elem	Na5895	Ni2316	P_1782	Pb2203	S_1820	Sb2068	Se1960	Si2881	Sn1899
Line	589.592 { 57}	231.604 {446}	178.284 {489}	220.353 {453}	182.034 {485}	206.833 {463}	196.090 {472}	288.158 {117}	189.989 {477}
Units	ppm	ppm	ppm	ppm	ppm	ppm	ppm	ppm	ppm
Avg	**1.1772**	**.11585**	**4.3206**	**.20346**	**2.7743**	**-.00041**	**.00038**	**2.7196**	**.00489**
Stddev	.0061	.00050	.0045	.00245	.0083	.00328	.00327	.0140	.00115
%RSD	.51489	.43551	.10306	1.2050	.29750	800.05	864.62	.51397	23.482
#1	1.1729	.11549	4.3237	.20172	2.7685	.00191	-.00193	2.7097	.00408
#2	1.1815	.11620	4.3174	.20519	2.7802	-.00273	.00269	2.7295	.00571
Check ?	Chk Pass	Chk Pass	Chk Pass	Chk Pass	None	Chk Pass	Chk Pass	Chk Pass	Chk Pass
High Limit									
Low Limit									

Elem	Sr4077	Th2837	Ti3349	Tl1908	U_3701	V_2924	Zn2062	Zr3391
Line	407.771 { 83}	283.730 {119}	334.904 {101}	190.856 {477}	370.152 { 91}	292.402 {115}	206.200 {163}	339.198 { 99}
Units	ppm	ppm	ppm	ppm	ppm	ppm	ppm	ppm
Avg	**.47052**	**.07235**	**.59540**	**-.00541**	**-.02481**	**.15161**	**.62150**	**.03769**
Stddev	.00392	.00155	.00267	.00043	.04051	.00066	.00249	.00104
%RSD	.83400	2.1374	.44782	7.9985	163.28	.43495	.40069	2.7527
#1	.47329	.07126	.59729	-.00511	-.05345	.15207	.62326	.03842
#2	.46774	.07344	.59352	-.00572	.00383	.15114	.61974	.03695
Check ?	Chk Pass	Chk Pass	Chk Pass	Chk Pass	Chk Pass	Chk Pass	Chk Pass	Chk Pass
High Limit								
Low Limit								

Int. Std.	Y_2243	Y_3600	Y_3774
Line	224.306 {450}	360.073 { 94}	377.433 { 89}
Units	Cts/S	Cts/S	Cts/S
Avg	**5651.6**	**70415.**	**3712.6**
Stddev	10.1	81.	50.6
%RSD	.17940	.11440	1.3638
#1	5644.4	70358.	3676.8
#2	5658.8	70472.	3748.4

Sample Name: 280-42043-A-6-A Acquired: 5/17/2013 17:24:54 Type: Unk
Method: 6500_026(v10) Mode: CONC Corr. Factor: 1.000000
User: bowenh Custom ID1: q4 Custom ID2: Custom ID3:
Comment: 173665 6010c

Elem	Ag3280	Al3092	As1890	B_2089	Ba4554	Be3130	Bi2230	Ca3179	Cd2288
Line	328.068 {103}	309.271 {109}	189.042 {478}	208.959 {461}	455.403 { 74}	313.042 {108}	223.061 {451}	317.933 {106}	228.802 {447}
Units	ppm	ppm	ppm	ppm	ppm	ppm	ppm	ppm	ppm
Avg	**.00279**	**82.640**	**.04715**	**.02240**	**.38022**	**.00328**	**.00318**	**148.02**	**.00462**
Stddev	.00000	.081	.00236	.00024	.00005	.00002	.00157	.32	.00002
%RSD	.13450	.09805	4.9964	1.0743	.01310	.65571	49.384	.21530	.45498
#1	.00278	82.583	.04549	.02257	.38018	.00330	.00207	147.80	.00463
#2	.00279	82.697	.04882	.02223	.38025	.00327	.00428	148.25	.00460
Check ?	Chk Pass	Chk Pass	Chk Pass	Chk Pass	Chk Pass	Chk Pass	Chk Pass	Chk Pass	Chk Pass
High Limit									
Low Limit									

Elem	Co2286	Cr2055	Cu3247	Fe2714	K_7664	Li6707	Mg2790	Mn2576	Mo2020
Line	228.616 {447}	205.552 {464}	324.754 {104}	271.441 {124}	766.490 { 44}	670.784 { 50}	279.079 {121}2	257.610 {131}	202.030 {467}
Units	ppm	ppm	ppm	ppm	ppm	ppm	ppm	ppm	ppm
Avg	**.05946**	**.11966**	**.36763**	**272.26**	**10.418**	**.14942**	**34.495**	W **14.055**	**.00788**
Stddev	.00004	.00008	.00144	.91	.042	.00067	.112	.035	.00007
%RSD	.07166	.06650	.39179	.33574	.40544	.44982	.32401	.24859	.89988
#1	.05949	.11960	.36865	271.61	10.388	.14894	34.574	14.079	.00794
#2	.05943	.11972	.36661	272.90	10.448	.14989	34.416	14.030	.00783
Check ?	Chk Pass	Chk Pass	Chk Pass	Chk Pass	Chk Pass	Chk Pass	Chk Pass	Chk Warn	Chk Pass
High Limit								10.000	
Low Limit								-.01000	

Elem	Na5895	Ni2316	P_1782	Pb2203	S_1820	Sb2068	Se1960	Si2881	Sn1899
Line	589.592 { 57}	231.604 {446}	178.284 {489}	220.353 {453}	182.034 {485}	206.833 {463}	196.090 {472}	288.158 {117}	189.989 {477}
Units	ppm	ppm	ppm	ppm	ppm	ppm	ppm	ppm	ppm
Avg	**.94903**	**.14035**	**4.9396**	**.18350**	**.44319**	**-.00377**	**.00506**	**2.5956**	**.00912**
Stddev	.01064	.00033	.0083	.00151	.00581	.00091	.00180	.0133	.00067
%RSD	1.1212	.23413	.16860	.82260	1.3108	24.081	35.603	.51083	7.3131
#1	.94151	.14058	4.9455	.18244	.44730	-.00441	.00379	2.6050	.00864
#2	.95656	.14012	4.9337	.18457	.43909	-.00313	.00634	2.5862	.00959
Check ?	Chk Pass	Chk Pass	Chk Pass	Chk Pass	None	Chk Pass	Chk Pass	Chk Pass	Chk Pass
High Limit									
Low Limit									

Elem	Sr4077	Th2837	Ti3349	Tl1908	U_3701	V_2924	Zn2062	Zr3391
Line	407.771 { 83}	283.730 {119}	334.904 {101}	190.856 {477}	370.152 { 91}	292.402 {115}	206.200 {163}	339.198 { 99}
Units	ppm	ppm	ppm	ppm	ppm	ppm	ppm	ppm
Avg	**.19405**	**.11338**	**.44678**	**-.00950**	**-.02925**	**.15523**	**2.0356**	**.05091**
Stddev	.00101	.00147	.00316	.00233	.00319	.00025	.0075	.00202
%RSD	.52038	1.2927	.70622	24.523	10.900	.16235	.36895	3.9672
#1	.19334	.11441	.44901	-.00786	-.03150	.15541	2.0409	.05234
#2	.19476	.11234	.44455	-.01115	-.02699	.15505	2.0303	.04948
Check ?	Chk Pass	Chk Pass	Chk Pass	Chk Pass	Chk Pass	Chk Pass	Chk Pass	Chk Pass
High Limit								
Low Limit								

Int. Std.	Y_2243	Y_3600	Y_3774
Line	224.306 {450}	360.073 { 94}	377.433 { 89}
Units	Cts/S	Cts/S	Cts/S
Avg	**5974.8**	**74486.**	**3908.4**
Stddev	6.6	56.	4.3
%RSD	.10984	.07480	.10894
#1	5970.1	74446.	3911.4
#2	5979.4	74525.	3905.4

Sample Name: CCVH-2050355 Acquired: 5/17/2013 17:27:19 Type: QC
Method: 6500_026(v10) Mode: CONC Corr. Factor: 1.000000
User: bowenh Custom ID1: Custom ID2: Custom ID3:
Comment:

Elem	Ag3280	Al3092	As1890	B_2089	Ba4554	Be3130	Bi2230	Ca3179	Cd2288	Co2286	Cr2055	Cu3247
Units	ppm	ppm	ppm	ppm	ppm	ppm	ppm	ppm	ppm	ppm	ppm	ppm
Avg	**-.00065**	**45.840**	**-.00014**	**.00140**	**.00049**	**.00000**	**.94736**	**.18647**	**-.00081**	**.00224**	**-.00005**	**-.00305**
Stddev	.00088	.178	.00005	.00018	.00063	.00008	.00073	.01124	.00007	.00004	.00016	.00015
%RSD	135.48	.38910	31.622	12.863	128.43	11539.	.07687	6.0296	9.2128	1.9310	303.17	4.8945
#1	-.00127	45.966	-.00018	.00127	.00004	.00006	.94787	.19442	-.00076	.00227	-.00016	-.00294
#2	-.00003	45.714	-.00011	.00152	.00093	-.00006	.94684	.17852	-.00087	.00221	.00006	-.00315
Check ?	None	Chk Pass	None	None	None	None	Chk Pass	None	None	None	None	None
Value												
Range												

Elem	Fe2599	K_7664	Li6707	Mg2790	Mn2576	Mo2020	Na8183	Ni2316	P_1782	Pb2203	S_1820	Sb2068
Units	ppm	ppm	ppm	ppm	ppm	ppm	ppm	ppm	ppm	ppm	ppm	ppm
Avg	F **38.849**	**.72722**	**-.00135**	**.03391**	**.00562**	**-.00176**	**262.44**	**.00145**	**.00931**	**.00214**	**4.7102**	**.00061**
Stddev	.140	.08239	.00340	.00302	.00000	.00013	2.01	.00003	.00066	.00079	.0005	.00049
%RSD	.36113	11.329	251.75	8.9096	.08305	7.3877	.76725	2.3336	7.1266	36.960	.01018	80.423
#1	38.948	.66896	.00105	.03605	.00562	-.00186	263.87	.00143	.00978	.00158	4.7099	.00096
#2	38.750	.78548	-.00376	.03178	.00563	-.00167	261.02	.00147	.00884	.00271	4.7106	.00026
Check ?	Chk Fail	None	None	None	None	None	Chk Pass	None	None	None	None	None
Value	50.000											
Range	-10.000%											

Elem	Se1960	Si2881	Sn1899	Sr4077	Th2837	Ti3349	Tl1908	U_3701	V_2924	Zn2062	Zr3391
Units	ppm	ppm	ppm	ppm	ppm	ppm	ppm	ppm	ppm	ppm	ppm
Avg	**.00662**	**.01418**	**-.00020**	**.00064**	**5.0014**	**.00405**	**-.00188**	**9.6366**	**-.00025**	**.00422**	**-.06578**
Stddev	.00085	.01708	.00016	.00009	.0081	.00014	.00096	.0488	.00023	.00015	.00163
%RSD	12.767	120.51	80.124	13.478	.16124	3.5393	50.819	.50674	94.781	3.6658	2.4709
#1	.00602	.00210	-.00009	.00070	4.9957	.00415	-.00120	9.6711	-.00008	.00433	-.06463
#2	.00722	.02626	-.00031	.00058	5.0071	.00395	-.00256	9.6020	-.00041	.00411	-.06693
Check ?	None	None	None	None	Chk Pass	None	None	Chk Pass	None	None	None
Value											
Range											

Int. Std.	Y_2243	Y_3600	Y_3774
Units	Cts/S	Cts/S	Cts/S
Avg	**5228.7**	**65310.**	**3328.6**
Stddev	18.9	248.	18.4
%RSD	.36184	.37913	.55408
#1	5242.1	65485.	3315.5
#2	5215.3	65135.	3341.6

Sample Name: CCV-2050339 Acquired: 5/17/2013 17:29:43 Type: QC
Method: 6500_026(v10) Mode: CONC Corr. Factor: 1.000000
User: bowenh Custom ID1: Custom ID2: Custom ID3:
Comment:

Elem	Ag3280	Al1670	As1890	B_2089	Ba4554	Be3130	Bi2230	Ca3179	Cd2288	Co2286	Cr2055	Cu3247
Units	ppm	ppm	ppm	ppm	ppm	ppm	ppm	ppm	ppm	ppm	ppm	ppm
Avg	**.50829**	**.49649**	**.94490**	**.50416**	**.50340**	F **.43741**	**.00486**	**4.6306**	**.48889**	**.49932**	**.46903**	**.46594**
Stddev	.00069	.00083	.00144	.00164	.00009	.00026	.00206	.0182	.00033	.00215	.00027	.00205
%RSD	.13496	.16767	.15263	.32621	.01811	.05896	42.373	.39279	.06719	.42985	.05829	.43946
#1	.50780	.49708	.94592	.50300	.50334	.43722	.00340	4.6177	.48865	.50084	.46884	.46449
#2	.50877	.49590	.94389	.50532	.50347	.43759	.00632	4.6434	.48912	.49780	.46922	.46739
Check ?	Chk Pass	Chk Pass	Chk Pass	Chk Pass	Chk Pass	Chk Fail	None	Chk Pass	Chk Pass	Chk Pass	Chk Pass	Chk Pass
Value						.50000						
Range						-10.000%						

Elem	Fe2599	K_7664	Li6707	Mg2790	Mn2576	Mo2020	Na5895	Ni2316	P_1782	Pb2203	S_1820	Sb2068
Units	ppm	ppm	ppm	ppm	ppm	ppm	ppm	ppm	ppm	ppm	ppm	ppm
Avg	F **2.0566**	**53.698**	**1.0670**	**19.117**	**.49217**	**.45519**	**5.2125**	**.48076**	**.99136**	**.98573**	**-.05890**	**.98349**
Stddev	.0033	.071	.0020	.016	.00034	.00154	.0118	.00110	.00058	.00277	.00042	.00012
%RSD	.16160	.13208	.18475	.08555	.06972	.33738	.22696	.22935	.05856	.28054	.71191	.01183
#1	2.0542	53.648	1.0656	19.106	.49193	.45628	5.2209	.48154	.99094	.98769	-.05920	.98357
#2	2.0589	53.748	1.0684	19.129	.49241	.45411	5.2041	.47998	.99177	.98378	-.05860	.98341
Check ?	Chk Fail	Chk Pass	Chk Pass	Chk Pass	Chk Pass	Chk Pass	Chk Pass	Chk Pass	Chk Pass	Chk Pass	None	Chk Pass
Value	2.5000											
Range	-10.000%											

Elem	Se1960	Si2881	Sn1899	Sr4077	Th2837	Ti3349	Tl1908	U_3701	V_2924	Zn2062	Zr3391
Units	ppm	ppm	ppm	ppm	ppm	ppm	ppm	ppm	ppm	ppm	ppm
Avg	**1.0065**	F **4.2722**	**.91349**	**.51629**	**.00046**	**.48863**	**.94355**	**.04228**	**.47169**	**.48665**	**.46365**
Stddev	.0076	.0118	.00178	.00176	.00084	.00165	.00193	.05754	.00003	.00062	.00331
%RSD	.75703	.27515	.19436	.34082	184.72	.33732	.20499	136.08	.00547	.12709	.71493
#1	1.0119	4.2805	.91224	.51505	-.00014	.48746	.94219	.00160	.47167	.48621	.46599
#2	1.0011	4.2639	.91475	.51754	.00105	.48979	.94492	.08297	.47171	.48709	.46130
Check ?	Chk Pass	Chk Fail	Chk Pass	Chk Pass	None	Chk Pass	Chk Pass	None	Chk Pass	Chk Pass	Chk Pass
Value		5.0000									
Range		-10.000%									

Int. Std.	Y_2243	Y_3600	Y_3774
Units	Cts/S	Cts/S	Cts/S
Avg	**5290.0**	**64999.**	**3291.3**
Stddev	20.5	72.	24.0
%RSD	.38837	.11031	.72776
#1	5275.5	64948.	3308.3
#2	5304.5	65049.	3274.4

Sample Name: CCB Acquired: 5/17/2013 17:31:58 Type: QC
Method: 6500_026(v10) Mode: CONC Corr. Factor: 1.000000
User: bowenh Custom ID1: Custom ID2: Custom ID3:
Comment:

Elem	Ag3280	Al1670	As1890	B_2089	Ba4554	Be3130	Bi2230	Ca3179	Cd2288	Co2286	Cr2055
Units	ppm	ppm	ppm	ppm	ppm	ppm	ppm	ppm	ppm	ppm	ppm
Avg	W **.00135**	**.00034**	**-.00044**	**.00083**	**.00027**	**-.00006**	**.00285**	**-.00913**	**-.00007**	**-.00008**	**-.00009**
Stddev	.00009	.00005	.00144	.00034	.00018	.00001	.00138	.00201	.00010	.00028	.00025
%RSD	6.9568	15.807	326.62	41.147	65.883	20.269	48.410	21.962	132.74	350.64	295.03
#1	.00128	.00030	.00058	.00108	.00015	-.00006	.00383	-.00771	-.00014	-.00028	-.00027
#2	.00142	.00037	-.00146	.00059	.00040	-.00007	.00187	-.01055	-.00000	.00012	.00009
Check ?	Chk Warn	Chk Pass	Chk Pass	Chk Pass	Chk Pass	Chk Pass	None	Chk Pass	Chk Pass	Chk Pass	Chk Pass
High Limit	.00093										
Low Limit	-.00093										

Elem	Cu3247	Fe2599	K_7664	Li6707	Mg2790	Mn2576	Mo2020	Na5895	Ni2316	P_1782	Pb2203
Units	ppm	ppm	ppm	ppm	ppm	ppm	ppm	ppm	ppm	ppm	ppm
Avg	W **-.00149**	**.00289**	F **.64132**	W **-.00352**	**-.00134**	**.00004**	**.00036**	F **.21239**	**.00061**	**.00096**	**.00067**
Stddev	.00042	.00259	.05902	.00269	.00195	.00002	.00003	.01032	.00001	.00058	.00036
%RSD	28.462	89.527	9.2029	76.594	146.31	45.064	8.6366	4.8578	2.4129	60.508	54.441
#1	-.00179	.00472	.59958	-.00542	.00005	.00003	.00034	.21969	.00060	.00136	.00041
#2	-.00119	.00106	.68305	-.00161	-.00272	.00005	.00038	.20510	.00062	.00055	.00092
Check ?	Chk Warn	Chk Pass	Chk Fail	Chk Warn	Chk Pass	Chk Pass	Chk Pass	Chk Fail	Chk Pass	Chk Pass	Chk Pass
High Limit	.00136		.25000	.00261				.10000			
Low Limit	-.00136		-.25000	-.00261				-.10000			

Elem	S_1820	Sb2068	Se1960	Si2881	Sn1899	Sr4077	Th2837	Ti3349	Tl1908	U_3701	V_2924
Units	ppm	ppm	ppm	ppm	ppm	ppm	ppm	ppm	ppm	ppm	ppm
Avg	**-.05619**	**-.00057**	**.00205**	**-.00235**	**-.00230**	**-.00013**	**.00222**	**-.00002**	**.00041**	**.01098**	**.00017**
Stddev	.00011	.00003	.00451	.00316	.00019	.00002	.00181	.00021	.00038	.00728	.00063
%RSD	.19859	4.7063	220.08	134.91	8.4153	12.609	81.303	901.81	91.449	66.341	369.80
#1	-.05627	-.00059	-.00114	-.00011	-.00244	-.00014	.00095	-.00017	.00015	.01613	-.00028
#2	-.05612	-.00055	.00524	-.00458	-.00216	-.00012	.00350	.00012	.00068	.00583	.00062
Check ?	None	Chk Pass	Chk Pass	Chk Pass	Chk Pass	Chk Pass	Chk Pass	Chk Pass	Chk Pass	Chk Pass	Chk Pass
High Limit											
Low Limit											

Elem	Zn2062	Zr3391
Units	ppm	ppm
Avg	**.00190**	**.00056**
Stddev	.00014	.00127
%RSD	7.1668	227.53
#1	.00180	-.00034
#2	.00199	.00146
Check ?	Chk Pass	Chk Pass
High Limit		
Low Limit		

Int. Std.	Y_2243	Y_3600	Y_3774
Units	Cts/S	Cts/S	Cts/S
Avg	**5388.3**	**67444.**	**3322.6**
Stddev	7.9	306.	18.8
%RSD	.14583	.45383	.56569
#1	5393.9	67228.	3309.3
#2	5382.8	67660.	3335.9

Sample Name: CCVL2057887 Acquired: 5/17/2013 17:34:28 Type: QC
Method: 6500_026(v10) Mode: CONC Corr. Factor: 1.000000
User: bowenh Custom ID1: Custom ID2: Custom ID3:
Comment:

Elem	Ag3280	Al1670	As1890	B_2089	Ba4554	Be3130	Bi2230	Ca3179	Cd2288	Co2286	Cr2055
Units	ppm	ppm	ppm	ppm	ppm	ppm	ppm	ppm	ppm	ppm	ppm
Avg	**.01172**	**.10482**	**.01623**	**.10299**	**.01030**	W **.00071**	**.10623**	**.18294**	**.00469**	**.01070**	**.00973**
Stddev	.00013	.00013	.00171	.00061	.00051	.00006	.00175	.00611	.00037	.00043	.00012
%RSD	1.1059	.12357	10.556	.59333	4.9826	8.8618	1.6469	3.3384	7.8577	4.0047	1.2453
#1	.01163	.10491	.01744	.10343	.00994	.00066	.10747	.18726	.00443	.01100	.00982
#2	.01181	.10473	.01502	.10256	.01067	.00075	.10499	.17862	.00495	.01039	.00964
Check ?	Chk Pass	Chk Pass	Chk Pass	Chk Pass	Chk Pass	Chk Warn	Chk Pass	Chk Pass	Chk Pass	Chk Pass	Chk Pass
Value						.00100					
Range						-20.000%					

Elem	Cu3247	Fe2599	K_7664	Li6707	Mg2790	Mn2576	Mo2020	Na5895	Ni2316	P_1782	Pb2203
Units	ppm	ppm	ppm	ppm	ppm	ppm	ppm	ppm	ppm	ppm	ppm
Avg	**.01227**	**.08100**	W **3.8642**	W **.00718**	**.19622**	**.00998**	**.01827**	W **1.2447**	**.03967**	**2.9772**	**.00921**
Stddev	.00030	.00197	.0238	.00007	.00153	.00002	.00039	.0193	.00004	.0048	.00056
%RSD	2.4523	2.4362	.61494	1.0118	.77943	.21821	2.1315	1.5550	.10839	.16109	6.1169
#1	.01248	.08240	3.8810	.00723	.19730	.01000	.01799	1.2583	.03970	2.9738	.00882
#2	.01205	.07961	3.8473	.00713	.19514	.00997	.01855	1.2310	.03964	2.9806	.00961
Check ?	Chk Pass	Chk Pass	Chk Warn	Chk Warn	Chk Pass	Chk Pass	Chk Pass	Chk Warn	Chk Pass	Chk Pass	Chk Pass
Value			3.0000	.01000				1.0000			
Range			20.000%	-20.000%				20.000%			

Elem	S_1820	Sb2068	Se1960	Si2881	Sn1899	Sr4077	Th2837	Ti3349	Tl1908	U_3701	V_2924
Units	ppm	ppm	ppm	ppm	ppm	ppm	ppm	ppm	ppm	ppm	ppm
Avg	**-.05936**	W **.01284**	**.01637**	**.42618**	**.09231**	**.01034**	**.01741**	**.00978**	**.01625**	F **.08305**	**.00915**
Stddev	.00357	.00002	.00725	.00912	.00013	.00009	.00062	.00028	.00013	.03823	.00039
%RSD	6.0158	.14557	44.285	2.1402	.13708	.85042	3.5573	2.8565	.82322	46.036	4.3015
#1	-.06188	.01285	.01125	.43263	.09222	.01040	.01698	.00959	.01634	.11009	.00943
#2	-.05683	.01282	.02150	.41973	.09240	.01028	.01785	.00998	.01615	.05602	.00888
Check ?	None	Chk Warn	Chk Pass	Chk Pass	Chk Pass	Chk Pass	Chk Pass	Chk Pass	Chk Pass	Chk Fail	Chk Pass
Value		.01000								.06000	
Range		20.000%								30.000%	

Elem	Zn2062	Zr3391
Units	ppm	ppm
Avg	**.02252**	**.01725**
Stddev	.00025	.00084
%RSD	1.0991	4.8836
#1	.02235	.01666
#2	.02270	.01785
Check ?	Chk Pass	Chk Pass
Value		
Range		

Int. Std.	Y_2243	Y_3600	Y_3774
Units	Cts/S	Cts/S	Cts/S
Avg	**5406.1**	**67260.**	**3374.9**
Stddev	10.5	79.	3.5
%RSD	.19456	.11740	.10515
#1	5398.6	67316.	3377.5
#2	5413.5	67204.	3372.4

Sample Name: 280-42043-A-7-A Acquired: 5/17/2013 17:36:54 Type: Unk
Method: 6500_026(v10) Mode: CONC Corr. Factor: 1.000000
User: bowenh Custom ID1: q4 Custom ID2: Custom ID3:
Comment: 173665 6010c

Elem	Ag3280	Al3092	As1890	B_2089	Ba4554	Be3130	Bi2230	Ca3179	Cd2288
Line	328.068 {103}	309.271 {109}	189.042 {478}	208.959 {461}	455.403 { 74}	313.042 {108}	223.061 {451}	317.933 {106}	228.802 {447}
Units	ppm	ppm	ppm	ppm	ppm	ppm	ppm	ppm	ppm
Avg	**.00145**	**54.057**	**.05761**	**.01980**	**.23693**	**.00181**	**.00614**	**197.62**	**.00130**
Stddev	.00072	.091	.00259	.00030	.00051	.00006	.00001	.02	.00007
%RSD	49.468	.16805	4.5006	1.5021	.21597	3.5418	.16691	.01152	5.2355
#1	.00196	53.993	.05944	.01959	.23657	.00185	.00615	197.63	.00125
#2	.00094	54.121	.05577	.02001	.23730	.00176	.00614	197.60	.00135
Check ?	Chk Pass	Chk Pass	Chk Pass	Chk Pass	Chk Pass	Chk Pass	Chk Pass	Chk Pass	Chk Pass
High Limit									
Low Limit									

Elem	Co2286	Cr2055	Cu3247	Fe2714	K_7664	Li6707	Mg2790	Mn2576	Mo2020
Line	228.616 {447}	205.552 {464}	324.754 {104}	271.441 {124}	766.490 { 44}	670.784 { 50}	279.079 {121}2	257.610 {131}	202.030 {467}
Units	ppm	ppm	ppm	ppm	ppm	ppm	ppm	ppm	ppm
Avg	**.04378**	**.06898**	**.16706**	**114.55**	**7.2274**	**.10430**	**24.309**	**7.3172**	**.00152**
Stddev	.00028	.00031	.00066	.22	.0937	.00133	.035	.0189	.00009
%RSD	.63377	.45197	.39425	.19308	1.2960	1.2727	.14314	.25826	5.6273
#1	.04398	.06920	.16753	114.40	7.1612	.10336	24.334	7.3038	.00146
#2	.04359	.06876	.16660	114.71	7.2937	.10524	24.284	7.3305	.00158
Check ?	Chk Pass	Chk Pass	Chk Pass	Chk Pass	Chk Pass	Chk Pass	Chk Pass	Chk Pass	Chk Pass
High Limit									
Low Limit									

Elem	Na5895	Ni2316	P_1782	Pb2203	S_1820	Sb2068	Se1960	Si2881	Sn1899
Line	589.592 { 57}	231.604 {446}	178.284 {489}	220.353 {453}	182.034 {485}	206.833 {463}	196.090 {472}	288.158 {117}	189.989 {477}
Units	ppm	ppm	ppm	ppm	ppm	ppm	ppm	ppm	ppm
Avg	**.88544**	**.09089**	**4.4509**	**.05269**	**1.1294**	**.00096**	**.00460**	**2.1904**	**.00268**
Stddev	.00227	.00027	.0019	.00343	.0016	.00148	.00369	.0566	.00053
%RSD	.25591	.29938	.04306	6.5132	.13819	153.86	80.125	2.5838	19.637
#1	.88705	.09108	4.4496	.05512	1.1305	-.00008	.00199	2.2304	.00231
#2	.88384	.09070	4.4523	.05027	1.1283	.00200	.00721	2.1504	.00305
Check ?	Chk Pass	Chk Pass	Chk Pass	Chk Pass	None	Chk Pass	Chk Pass	Chk Pass	Chk Pass
High Limit									
Low Limit									

Elem	Sr4077	Th2837	Ti3349	Tl1908	U_3701	V_2924	Zn2062	Zr3391
Line	407.771 { 83}	283.730 {119}	334.904 {101}	190.856 {477}	370.152 { 91}	292.402 {115}	206.200 {163}	339.198 { 99}
Units	ppm	ppm	ppm	ppm	ppm	ppm	ppm	ppm
Avg	**.23850**	**.05606**	**.32347**	**-.00514**	**-.03898**	**.10806**	**.30407**	**.03416**
Stddev	.00019	.00037	.00027	.00041	.01291	.00072	.00028	.00136
%RSD	.08152	.66627	.08489	7.9805	33.133	.66949	.09333	3.9851
#1	.23864	.05579	.32328	-.00485	-.02984	.10755	.30387	.03320
#2	.23836	.05632	.32367	-.00543	-.04811	.10857	.30427	.03513
Check ?	Chk Pass	Chk Pass	Chk Pass	Chk Pass	Chk Pass	Chk Pass	Chk Pass	Chk Pass
High Limit								
Low Limit								

Int. Std.	Y_2243	Y_3600	Y_3774
Line	224.306 {450}	360.073 { 94}	377.433 { 89}
Units	Cts/S	Cts/S	Cts/S
Avg	**5557.9**	**69327.**	**3621.8**
Stddev	15.3	137.	1.9
%RSD	.27504	.19708	.05309
#1	5547.1	69231.	3620.4
#2	5568.7	69424.	3623.2

Sample Name: sd 280-42043-A-7-A@5 Acquired: 5/17/2013 17:39:20 Type: Unk
Method: 6500_026(v10) Mode: CONC Corr. Factor: 1.000000
User: bowenh Custom ID1: q4 Custom ID2: Custom ID3:
Comment: 173665 6010c

Elem	Ag3280	Al3092	As1890	B_2089	Ba4554	Be3130	Bi2230	Ca3179	Cd2288
Line	328.068 {103}	309.271 {109}	189.042 {478}	208.959 {461}	455.403 { 74}	313.042 {108}	223.061 {451}	317.933 {106}	228.802 {447}
Units	ppm	ppm	ppm	ppm	ppm	ppm	ppm	ppm	ppm
Avg	**.00100**	**11.802**	**.01383**	**.00408**	**.05197**	**.00026**	**-.00003**	**42.994**	**.00014**
Stddev	.00002	.006	.00186	.00004	.00020	.00006	.00027	.046	.00011
%RSD	1.5997	.05164	13.424	.86335	.38286	21.696	941.04	.10783	76.660
#1	.00099	11.806	.01515	.00410	.05183	.00030	.00016	43.026	.00006
#2	.00101	11.798	.01252	.00405	.05211	.00022	-.00022	42.961	.00021
Check ?	Chk Pass	Chk Pass	Chk Pass	Chk Pass	Chk Pass	Chk Pass	Chk Pass	Chk Pass	Chk Pass
High Limit									
Low Limit									

Elem	Co2286	Cr2055	Cu3247	Fe2599	K_7664	Li6707	Mg2790	Mn2576	Mo2020
Line	228.616 {447}	205.552 {464}	324.754 {104}	259.940 {130}	766.490 { 44}	670.784 { 50}	279.079 {121}2	257.610 {131}	202.030 {467}
Units	ppm	ppm	ppm	ppm	ppm	ppm	ppm	ppm	ppm
Avg	**.00971**	**.01512**	**.03406**	**23.036**	**2.1134**	**.01980**	**5.2951**	**1.6149**	**.00060**
Stddev	.00039	.00017	.00018	.028	.0040	.00089	.0209	.0036	.00019
%RSD	4.0129	1.1432	.52282	.12093	.18960	4.5159	.39455	.22093	32.245
#1	.00943	.01524	.03393	23.056	2.1162	.01917	5.3099	1.6174	.00073
#2	.00999	.01500	.03418	23.017	2.1105	.02043	5.2803	1.6124	.00046
Check ?	Chk Pass	Chk Pass	Chk Pass	Chk Pass	Chk Pass	Chk Pass	Chk Pass	Chk Pass	Chk Pass
High Limit									
Low Limit									

Elem	Na5895	Ni2316	P_1782	Pb2203	S_1820	Sb2068	Se1960	Si2881	Sn1899
Line	589.592 { 57}	231.604 {446}	178.284 {489}	220.353 {453}	182.034 {485}	206.833 {463}	196.090 {472}	288.158 {117}	189.989 {477}
Units	ppm	ppm	ppm	ppm	ppm	ppm	ppm	ppm	ppm
Avg	**.40271**	**.02011**	**.93322**	**.01179**	**.18741**	**.00055**	**.00205**	**.49221**	**-.00075**
Stddev	.00268	.00042	.00612	.00028	.00092	.00026	.00300	.00077	.00043
%RSD	.66665	2.0960	.65553	2.3639	.48840	48.139	146.04	.15694	56.582
#1	.40461	.01981	.92889	.01160	.18805	.00073	-.00007	.49276	-.00045
#2	.40081	.02041	.93754	.01199	.18676	.00036	.00417	.49166	-.00105
Check ?	Chk Pass	Chk Pass	Chk Pass	Chk Pass	None	Chk Pass	Chk Pass	Chk Pass	Chk Pass
High Limit									
Low Limit									

Elem	Sr4077	Th2837	Ti3349	Tl1908	U_3701	V_2924	Zn2062	Zr3391
Line	407.771 { 83}	283.730 {119}	334.904 {101}	190.856 {477}	370.152 { 91}	292.402 {115}	206.200 {163}	339.198 { 99}
Units	ppm	ppm	ppm	ppm	ppm	ppm	ppm	ppm
Avg	**.05166**	**.01519**	**.06989**	**-.00007**	**.01842**	**.02337**	**.06982**	**.01076**
Stddev	.00015	.00084	.00099	.00175	.00682	.00041	.00017	.00137
%RSD	.28747	5.5612	1.4165	2475.1	37.012	1.7473	.24126	12.754
#1	.05156	.01459	.07059	.00117	.01360	.02366	.06994	.01173
#2	.05177	.01578	.06919	-.00131	.02324	.02308	.06970	.00979
Check ?	Chk Pass	Chk Pass	Chk Pass	Chk Pass	Chk Pass	Chk Pass	Chk Pass	Chk Pass
High Limit								
Low Limit								

Int. Std.	Y_2243	Y_3600	Y_3774
Line	224.306 {450}	360.073 { 94}	377.433 { 89}
Units	Cts/S	Cts/S	Cts/S
Avg	**5288.4**	**65596.**	**3310.3**
Stddev	20.6	39.	9.3
%RSD	.39048	.05984	.28080
#1	5273.8	65569.	3316.9
#2	5303.0	65624.	3303.8

Sample Name: 280-42043-A-7-B MS Acquired: 5/17/2013 17:41:44 Type: Unk
Method: 6500_026(v10) Mode: CONC Corr. Factor: 1.000000
User: bowenh Custom ID1: q4 Custom ID2: Custom ID3:
Comment: 173665 6010c

Elem	Ag3280	Al3092	As1890	B_2089	Ba4554	Be3130	Bi2230	Ca3179	Cd2288
Line	328.068 {103}	309.271 {109}	189.042 {478}	208.959 {461}	455.403 { 74}	313.042 {108}	223.061 {451}	317.933 {106}	228.802 {447}
Units	ppm	ppm	ppm	ppm	ppm	ppm	ppm	ppm	ppm
Avg	**.04951**	**75.356**	**.90141**	**.96211**	**2.0993**	**.04148**	**1.8026**	W **512.30**	**.09160**
Stddev	.00041	.139	.00281	.00093	.0011	.00019	.0037	6.70	.00018
%RSD	.83031	.18409	.31218	.09663	.05359	.46457	.20453	1.3072	.19349
#1	.04922	75.258	.90340	.96145	2.1001	.04161	1.8052	507.56	.09173
#2	.04980	75.454	.89942	.96276	2.0985	.04134	1.8000	517.04	.09148
Check ?	Chk Pass	Chk Pass	Chk Pass	Chk Pass	Chk Pass	Chk Pass	Chk Pass	Chk Warn	Chk Pass
High Limit								500.00	
Low Limit								-.05000	

Elem	Co2286	Cr2055	Cu3247	Fe2714	K_7664	Li6707	Mg2790	Mn2576	Mo2020
Line	228.616 {447}	205.552 {464}	324.754 {104}	271.441 {124}	766.490 { 44}	670.784 { 50}	279.079 {121}2	257.610 {131}	202.030 {467}
Units	ppm	ppm	ppm	ppm	ppm	ppm	ppm	ppm	ppm
Avg	**.47241**	**.25526**	**.37802**	**102.83**	**68.329**	**1.0900**	**68.862**	**6.7740**	**.81501**
Stddev	.00065	.00083	.00008	.04	.213	.0014	.100	.0401	.00028
%RSD	.13776	.32451	.02159	.03849	.31164	.12368	.14568	.59206	.03449
#1	.47195	.25468	.37796	102.86	68.178	1.0890	68.933	6.8024	.81482
#2	.47287	.25585	.37807	102.80	68.479	1.0909	68.791	6.7456	.81521
Check ?	Chk Pass	Chk Pass	Chk Pass	Chk Pass	Chk Pass	Chk Pass	Chk Pass	Chk Pass	Chk Pass
High Limit									
Low Limit									

Elem	Na8183	Ni2316	P_1782	Pb2203	S_1820	Sb2068	Se1960	Si2881	Sn1899
Line	818.326 { 41}	231.604 {446}	178.284 {489}	220.353 {453}	182.034 {485}	206.833 {463}	196.090 {472}	288.158 {117}	189.989 {477}
Units	ppm	ppm	ppm	ppm	ppm	ppm	ppm	ppm	ppm
Avg	**51.733**	**.49262**	**13.149**	**.47924**	**2.1775**	**.31992**	**1.8080**	**4.3821**	**1.5832**
Stddev	.188	.00025	.019	.00278	.0072	.00362	.0070	.0557	.0006
%RSD	.36400	.05114	.14174	.58044	.33211	1.1302	.38974	1.2714	.03711
#1	51.600	.49244	13.136	.47727	2.1724	.32248	1.8031	4.3427	1.5836
#2	51.866	.49280	13.162	.48120	2.1827	.31736	1.8130	4.4215	1.5828
Check ?	Chk Pass	Chk Pass	Chk Pass	Chk Pass	None	Chk Pass	Chk Pass	Chk Pass	Chk Pass
High Limit									
Low Limit									

Elem	Sr4077	Th2837	Ti3349	Tl1908	U_3701	V_2924	Zn2062	Zr3391
Line	407.771 { 83}	283.730 {119}	334.904 {101}	190.856 {477}	370.152 { 91}	292.402 {115}	206.200 {163}	339.198 { 99}
Units	ppm	ppm	ppm	ppm	ppm	ppm	ppm	ppm
Avg	**1.4402**	**.98216**	**1.3479**	**1.6204**	**1.8581**	**.57283**	**.69410**	**.45259**
Stddev	.0042	.00188	.0016	.0037	.0125	.00089	.00117	.01017
%RSD	.29283	.19154	.12121	.22526	.67298	.15508	.16790	2.2461
#1	1.4372	.98083	1.3491	1.6230	1.8670	.57345	.69493	.45978
#2	1.4432	.98349	1.3467	1.6178	1.8493	.57220	.69328	.44540
Check ?	Chk Pass	Chk Pass	Chk Pass	Chk Pass	Chk Pass	Chk Pass	Chk Pass	Chk Pass
High Limit								
Low Limit								

Int. Std.	Y_2243	Y_3600	Y_3774
Line	224.306 {450}	360.073 { 94}	377.433 { 89}
Units	Cts/S	Cts/S	Cts/S
Avg	**5285.9**	**65576.**	**3432.5**
Stddev	5.2	206.	11.4
%RSD	.09850	.31444	.33285
#1	5289.6	65430.	3440.6
#2	5282.2	65722.	3424.4

Sample Name: 280-42043-A-7-C MSD Acquired: 5/17/2013 17:44:41 Type: Unk
Method: 6500_026(v10) Mode: CONC Corr. Factor: 1.000000
User: bowenh Custom ID1: q4 Custom ID2: Custom ID3:
Comment: 173665 6010c

Elem	Ag3280	Al3092	As1890	B_2089	Ba4554	Be3130	Bi2230	Ca3179	Cd2288
Line	328.068 {103}	309.271 {109}	189.042 {478}	208.959 {461}	455.403 { 74}	313.042 {108}	223.061 {451}	317.933 {106}	228.802 {447}
Units	ppm	ppm	ppm	ppm	ppm	ppm	ppm	ppm	ppm
Avg	**.05008**	**85.376**	**.93993**	**.97275**	**2.1705**	**.04253**	**1.8122**	**432.06**	**.09286**
Stddev	.00008	.112	.00602	.00289	.0009	.00021	.0080	1.06	.00035
%RSD	.16955	.13127	.64020	.29671	.04115	.50007	.44135	.24615	.38129
#1	.05002	85.296	.94418	.97479	2.1699	.04268	1.8179	431.30	.09311
#2	.05014	85.455	.93567	.97070	2.1712	.04238	1.8066	432.81	.09261
Check ?	Chk Pass	Chk Pass	Chk Pass	Chk Pass	Chk Pass	Chk Pass	Chk Pass	Chk Pass	Chk Pass
High Limit									
Low Limit									

Elem	Co2286	Cr2055	Cu3247	Fe2714	K_7664	Li6707	Mg2790	Mn2576	Mo2020
Line	228.616 {447}	205.552 {464}	324.754 {104}	271.441 {124}	766.490 { 44}	670.784 { 50}	279.079 {121}2	257.610 {131}	202.030 {467}
Units	ppm	ppm	ppm	ppm	ppm	ppm	ppm	ppm	ppm
Avg	**.48892**	**.25991**	**.42559**	**117.07**	**69.942**	**1.1126**	**74.870**	W **10.805**	**.81765**
Stddev	.00038	.00020	.00168	.19	.083	.0030	.191	.050	.00092
%RSD	.07760	.07771	.39587	.16473	.11873	.26801	.25444	.46324	.11228
#1	.48919	.26005	.42678	117.21	69.883	1.1105	75.005	10.769	.81830
#2	.48865	.25976	.42440	116.93	70.000	1.1148	74.735	10.840	.81700
Check ?	Chk Pass	Chk Pass	Chk Pass	Chk Pass	Chk Pass	Chk Pass	Chk Pass	Chk Warn	Chk Pass
High Limit								10.000	
Low Limit								-.01000	

Elem	Na8183	Ni2316	P_1782	Pb2203	S_1820	Sb2068	Se1960	Si2881	Sn1899
Line	818.326 { 41}	231.604 {446}	178.284 {489}	220.353 {453}	182.034 {485}	206.833 {463}	196.090 {472}	288.158 {117}	189.989 {477}
Units	ppm	ppm	ppm	ppm	ppm	ppm	ppm	ppm	ppm
Avg	**52.729**	**.50468**	**14.195**	**.48699**	**1.1058**	**.30554**	**1.8422**	**4.7469**	**1.6003**
Stddev	.631	.00119	.058	.00467	.0047	.00215	.0065	.0005	.0014
%RSD	1.1959	.23532	.40521	.95997	.42727	.70388	.35041	.01109	.08844
#1	52.283	.50552	14.236	.49029	1.1092	.30706	1.8376	4.7465	1.5993
#2	53.175	.50384	14.155	.48368	1.1025	.30402	1.8468	4.7472	1.6013
Check ?	Chk Pass	Chk Pass	Chk Pass	Chk Pass	None	Chk Pass	Chk Pass	Chk Pass	Chk Pass
High Limit									
Low Limit									

Elem	Sr4077	Th2837	Ti3349	Tl1908	U_3701	V_2924	Zn2062	Zr3391
Line	407.771 { 83}	283.730 {119}	334.904 {101}	190.856 {477}	370.152 { 91}	292.402 {115}	206.200 {163}	339.198 { 99}
Units	ppm	ppm	ppm	ppm	ppm	ppm	ppm	ppm
Avg	**1.4450**	**1.0061**	**1.3965**	**1.6374**	**1.8445**	**.58733**	**.75035**	**.46232**
Stddev	.0055	.0002	.0089	.0017	.0080	.00414	.00220	.00572
%RSD	.38201	.02314	.63618	.10087	.43173	.70547	.29312	1.2376
#1	1.4411	1.0063	1.4028	1.6362	1.8501	.59026	.75191	.45828
#2	1.4489	1.0060	1.3902	1.6386	1.8389	.58440	.74880	.46637
Check ?	Chk Pass	Chk Pass	Chk Pass	Chk Pass	Chk Pass	Chk Pass	Chk Pass	Chk Pass
High Limit								
Low Limit								

Int. Std.	Y_2243	Y_3600	Y_3774
Line	224.306 {450}	360.073 { 94}	377.433 { 89}
Units	Cts/S	Cts/S	Cts/S
Avg	**5334.4**	**66250.**	**3482.9**
Stddev	11.4	277.	2.3
%RSD	.21341	.41799	.06555
#1	5326.3	66446.	3484.5
#2	5342.4	66054.	3481.3

Sample Name: pds 280-42043-A-7-A Acquired: 5/17/2013 17:46:59 Type: Unk
Method: 6500_026(v10) Mode: CONC Corr. Factor: 1.000000
User: bowenh Custom ID1: q4 Custom ID2: Custom ID3:
Comment: 173665 6010c

Elem	Ag3280	Al3092	As1890	B_2089	Ba4554	Be3130	Bi2230	Ca3179	Cd2288
Line	328.068 {103}	309.271 {109}	189.042 {478}	208.959 {461}	455.403 { 74}	313.042 {108}	223.061 {451}	317.933 {106}	228.802 {447}
Units	ppm	ppm	ppm	ppm	ppm	ppm	ppm	ppm	ppm
Avg	**.04335**	**54.130**	**.23728**	**.11834**	**.32835**	**.04336**	**.00371**	**210.81**	**.04988**
Stddev	.00054	.267	.00112	.00090	.00122	.00031	.00410	1.17	.00020
%RSD	1.2482	.49304	.47146	.76104	.37138	.71231	110.42	.55331	.40764
#1	.04297	54.319	.23807	.11771	.32921	.04358	.00661	211.64	.04974
#2	.04373	53.941	.23648	.11898	.32749	.04314	.00081	209.99	.05003
Check ?	Chk Pass	Chk Pass	Chk Pass	Chk Pass	Chk Pass	Chk Pass	Chk Pass	Chk Pass	Chk Pass
High Limit									
Low Limit									

Elem	Co2286	Cr2055	Cu3247	Fe2714	K_7664	Li6707	Mg2790	Mn2576	Mo2020
Line	228.616 {447}	205.552 {464}	324.754 {104}	271.441 {124}	766.490 { 44}	670.784 { 50}	279.079 {121}2	257.610 {131}	202.030 {467}
Units	ppm	ppm	ppm	ppm	ppm	ppm	ppm	ppm	ppm
Avg	**.09016**	**.11273**	**.20953**	**112.14**	**27.904**	**.20697**	**41.940**	**7.2166**	**.04484**
Stddev	.00039	.00015	.00006	.84	.279	.00033	.014	.0118	.00006
%RSD	.42706	.13210	.03071	.75175	1.0005	.15892	.03451	.16283	.14280
#1	.08989	.11262	.20948	112.73	28.102	.20674	41.951	7.2249	.04488
#2	.09043	.11283	.20957	111.54	27.707	.20720	41.930	7.2083	.04479
Check ?	Chk Pass	Chk Pass	Chk Pass	Chk Pass	Chk Pass	Chk Pass	Chk Pass	Chk Pass	Chk Pass
High Limit									
Low Limit									

Elem	Na8183	Ni2316	P_1782	Pb2203	S_1820	Sb2068	Se1960	Si2881	Sn1899
Line	818.326 { 41}	231.604 {446}	178.284 {489}	220.353 {453}	182.034 {485}	206.833 {463}	196.090 {472}	288.158 {117}	189.989 {477}
Units	ppm	ppm	ppm	ppm	ppm	ppm	ppm	ppm	ppm
Avg	**23.092**	**.13353**	**6.3584**	**.14271**	**1.1164**	**.09264**	**.19459**	**6.2260**	**.08960**
Stddev	.714	.00013	.0286	.00210	.0011	.00327	.00568	.0077	.00010
%RSD	3.0921	.09489	.45034	1.4733	.09764	3.5260	2.9202	.12300	.11579
#1	23.597	.13344	6.3382	.14122	1.1156	.09033	.19057	6.2206	.08952
#2	22.587	.13362	6.3787	.14419	1.1172	.09495	.19860	6.2314	.08967
Check ?	Chk Pass	Chk Pass	Chk Pass	Chk Pass	None	Chk Pass	Chk Pass	Chk Pass	Chk Pass
High Limit									
Low Limit									

Elem	Sr4077	Th2837	Ti3349	Tl1908	U_3701	V_2924	Zn2062	Zr3391
Line	407.771 { 83}	283.730 {119}	334.904 {101}	190.856 {477}	370.152 { 91}	292.402 {115}	206.200 {163}	339.198 { 99}
Units	ppm	ppm	ppm	ppm	ppm	ppm	ppm	ppm
Avg	**.28435**	**.25918**	**.36811**	**.17581**	**.50353**	**.15282**	**.48148**	**.07278**
Stddev	.00111	.00338	.00133	.00213	.00630	.00067	.00070	.00178
%RSD	.38931	1.3038	.36069	1.2094	1.2515	.43780	.14544	2.4425
#1	.28513	.25679	.36717	.17430	.50798	.15235	.48198	.07404
#2	.28357	.26157	.36905	.17731	.49907	.15330	.48099	.07152
Check ?	Chk Pass	Chk Pass	Chk Pass	Chk Pass	Chk Pass	Chk Pass	Chk Pass	Chk Pass
High Limit								
Low Limit								

Int. Std.	Y_2243	Y_3600	Y_3774
Line	224.306 {450}	360.073 { 94}	377.433 { 89}
Units	Cts/S	Cts/S	Cts/S
Avg	**5449.8**	**67910.**	**3543.4**
Stddev	7.2	207.	28.0
%RSD	.13125	.30451	.79005
#1	5454.9	67764.	3523.6
#2	5444.8	68057.	3563.2

Sample Name: 280-42043-A-8-A Acquired: 5/17/2013 17:49:22 Type: Unk
Method: 6500_026(v10) Mode: CONC Corr. Factor: 1.000000
User: bowenh Custom ID1: q4 Custom ID2: Custom ID3:
Comment: 173665 6010c

Elem	Ag3280	Al3092	As1890	B_2089	Ba4554	Be3130	Bi2230	Ca3179	Cd2288
Line	328.068 {103}	309.271 {109}	189.042 {478}	208.959 {461}	455.403 { 74}	313.042 {108}	223.061 {451}	317.933 {106}	228.802 {447}
Units	ppm	ppm	ppm	ppm	ppm	ppm	ppm	ppm	ppm
Avg	**.00105**	**66.010**	**.10840**	**.02008**	**.29397**	**.00263**	**.00277**	**144.36**	**.00188**
Stddev	.00013	.544	.00040	.00069	.00253	.00009	.00102	1.43	.00002
%RSD	12.002	.82439	.36510	3.4275	.86152	3.4398	36.732	.99206	1.0667
#1	.00113	65.626	.10812	.02057	.29218	.00269	.00349	143.35	.00187
#2	.00096	66.395	.10868	.01960	.29576	.00256	.00205	145.37	.00190
Check ?	Chk Pass	Chk Pass	Chk Pass	Chk Pass	Chk Pass	Chk Pass	Chk Pass	Chk Pass	Chk Pass
High Limit									
Low Limit									

Elem	Co2286	Cr2055	Cu3247	Fe2714	K_7664	Li6707	Mg2790	Mn2576	Mo2020
Line	228.616 {447}	205.552 {464}	324.754 {104}	271.441 {124}	766.490 { 44}	670.784 { 50}	279.079 {121}2	257.610 {131}	202.030 {467}
Units	ppm	ppm	ppm	ppm	ppm	ppm	ppm	ppm	ppm
Avg	**.04466**	**.08856**	**.19526**	**132.36**	**8.4054**	**.11474**	**26.756**	**7.4523**	**.00588**
Stddev	.00020	.00056	.00031	.90	.0901	.00093	.047	.0668	.00034
%RSD	.44857	.63587	.15777	.67963	1.0721	.80862	.17716	.89563	5.7670
#1	.04452	.08816	.19548	131.72	8.3417	.11408	26.722	7.4051	.00564
#2	.04480	.08896	.19504	132.99	8.4691	.11539	26.789	7.4995	.00612
Check ?	Chk Pass	Chk Pass	Chk Pass	Chk Pass	Chk Pass	Chk Pass	Chk Pass	Chk Pass	Chk Pass
High Limit									
Low Limit									

Elem	Na5895	Ni2316	P_1782	Pb2203	S_1820	Sb2068	Se1960	Si2881	Sn1899
Line	589.592 { 57}	231.604 {446}	178.284 {489}	220.353 {453}	182.034 {485}	206.833 {463}	196.090 {472}	288.158 {117}	189.989 {477}
Units	ppm	ppm	ppm	ppm	ppm	ppm	ppm	ppm	ppm
Avg	**1.0519**	**.09752**	**4.7041**	**.07165**	**1.4677**	**-.00196**	**.00260**	**2.2807**	**.00336**
Stddev	.0067	.00037	.0114	.00063	.0036	.00023	.00018	.0331	.00112
%RSD	.63476	.38381	.24261	.87539	.24327	11.707	6.7355	1.4507	33.431
#1	1.0472	.09726	4.6961	.07209	1.4652	-.00180	.00272	2.3041	.00415
#2	1.0567	.09778	4.7122	.07120	1.4702	-.00212	.00248	2.2573	.00257
Check ?	Chk Pass	Chk Pass	Chk Pass	Chk Pass	None	Chk Pass	Chk Pass	Chk Pass	Chk Pass
High Limit									
Low Limit									

Elem	Sr4077	Th2837	Ti3349	Tl1908	U_3701	V_2924	Zn2062	Zr3391
Line	407.771 { 83}	283.730 {119}	334.904 {101}	190.856 {477}	370.152 { 91}	292.402 {115}	206.200 {163}	339.198 { 99}
Units	ppm	ppm	ppm	ppm	ppm	ppm	ppm	ppm
Avg	**.18972**	**.07057**	**.52133**	**-.00469**	**-.04785**	**.12118**	**.40077**	**.03666**
Stddev	.00217	.00220	.00135	.00108	.00782	.00027	.00211	.00002
%RSD	1.1436	3.1180	.25964	23.094	16.342	.22185	.52602	.05810
#1	.18818	.06902	.52228	-.00546	-.05338	.12137	.40226	.03668
#2	.19125	.07213	.52037	-.00392	-.04232	.12099	.39928	.03665
Check ?	Chk Pass	Chk Pass	Chk Pass	Chk Pass	Chk Pass	Chk Pass	Chk Pass	Chk Pass
High Limit								
Low Limit								

Int. Std.	Y_2243	Y_3600	Y_3774
Line	224.306 {450}	360.073 { 94}	377.433 { 89}
Units	Cts/S	Cts/S	Cts/S
Avg	**5556.5**	**69307.**	**3571.5**
Stddev	10.1	29.	26.5
%RSD	.18114	.04146	.74193
#1	5563.6	69287.	3590.2
#2	5549.4	69327.	3552.7

Sample Name: 280-42043-A-9-A Acquired: 5/17/2013 17:51:48 Type: Unk
Method: 6500_026(v10) Mode: CONC Corr. Factor: 1.000000
User: bowenh Custom ID1: q4 Custom ID2: Custom ID3:
Comment: 173665 6010c

Elem	Ag3280	Al3092	As1890	B_2089	Ba4554	Be3130	Bi2230	Ca3179	Cd2288
Line	328.068 {103}	309.271 {109}	189.042 {478}	208.959 {461}	455.403 { 74}	313.042 {108}	223.061 {451}	317.933 {106}	228.802 {447}
Units	ppm	ppm	ppm	ppm	ppm	ppm	ppm	ppm	ppm
Avg	**.00129**	**67.368**	**.04001**	**.01815**	**.27961**	**.00280**	**.00438**	**16.827**	**.00110**
Stddev	.00019	.003	.00186	.00096	.00001	.00006	.00000	.030	.00002
%RSD	15.016	.00467	4.6374	5.2777	.00337	2.3146	.03769	.17832	2.0935
#1	.00143	67.366	.04132	.01882	.27960	.00285	.00438	16.848	.00108
#2	.00116	67.370	.03869	.01747	.27961	.00275	.00438	16.806	.00111
Check ?	Chk Pass	Chk Pass	Chk Pass	Chk Pass	Chk Pass	Chk Pass	Chk Pass	Chk Pass	Chk Pass
High Limit									
Low Limit									

Elem	Co2286	Cr2055	Cu3247	Fe2714	K_7664	Li6707	Mg2790	Mn2576	Mo2020
Line	228.616 {447}	205.552 {464}	324.754 {104}	271.441 {124}	766.490 { 44}	670.784 { 50}	279.079 {121}2	257.610 {131}	202.030 {467}
Units	ppm	ppm	ppm	ppm	ppm	ppm	ppm	ppm	ppm
Avg	**.04900**	**.08981**	**.27173**	**176.96**	**9.5723**	**.14001**	**29.425**	**8.4630**	**.00507**
Stddev	.00004	.00001	.00036	.22	.0711	.00087	.050	.0023	.00029
%RSD	.07402	.00720	.13381	.12356	.74277	.62235	.17057	.02744	5.7779
#1	.04897	.08982	.27198	177.12	9.6226	.14062	29.390	8.4646	.00528
#2	.04902	.08981	.27147	176.81	9.5220	.13939	29.461	8.4613	.00486
Check ?	Chk Pass	Chk Pass	Chk Pass	Chk Pass	Chk Pass	Chk Pass	Chk Pass	Chk Pass	Chk Pass
High Limit									
Low Limit									

Elem	Na5895	Ni2316	P_1782	Pb2203	S_1820	Sb2068	Se1960	Si2881	Sn1899
Line	589.592 { 57}	231.604 {446}	178.284 {489}	220.353 {453}	182.034 {485}	206.833 {463}	196.090 {472}	288.158 {117}	189.989 {477}
Units	ppm	ppm	ppm	ppm	ppm	ppm	ppm	ppm	ppm
Avg	**.75553**	**.12474**	**4.7602**	**.03692**	**.04302**	**-.00233**	**.00508**	**2.0967**	**.00420**
Stddev	.00235	.00020	.0058	.00064	.00078	.00082	.00104	.0006	.00057
%RSD	.31038	.15835	.12221	1.7334	1.8054	34.989	20.491	.02711	13.501
#1	.75719	.12488	4.7643	.03737	.04357	-.00291	.00434	2.0971	.00461
#2	.75387	.12460	4.7561	.03646	.04247	-.00176	.00581	2.0963	.00380
Check ?	Chk Pass	Chk Pass	Chk Pass	Chk Pass	None	Chk Pass	Chk Pass	Chk Pass	Chk Pass
High Limit									
Low Limit									

Elem	Sr4077	Th2837	Ti3349	Tl1908	U_3701	V_2924	Zn2062	Zr3391
Line	407.771 { 83}	283.730 {119}	334.904 {101}	190.856 {477}	370.152 { 91}	292.402 {115}	206.200 {163}	339.198 { 99}
Units	ppm	ppm	ppm	ppm	ppm	ppm	ppm	ppm
Avg	**.05787**	**.08232**	**.26319**	**-.00480**	**.01700**	**.12138**	**.47686**	**.04244**
Stddev	.00003	.00315	.00005	.00179	.00061	.00024	.00256	.00096
%RSD	.04733	3.8281	.01824	37.419	3.5833	.20070	.53762	2.2649
#1	.05789	.08010	.26316	-.00607	.01743	.12156	.47504	.04312
#2	.05785	.08455	.26322	-.00353	.01657	.12121	.47867	.04176
Check ?	Chk Pass	Chk Pass	Chk Pass	Chk Pass	Chk Pass	Chk Pass	Chk Pass	Chk Pass
High Limit								
Low Limit								

Int. Std.	Y_2243	Y_3600	Y_3774
Line	224.306 {450}	360.073 { 94}	377.433 { 89}
Units	Cts/S	Cts/S	Cts/S
Avg	**5923.7**	**73100.**	**3748.4**
Stddev	5.7	125.	3.8
%RSD	.09602	.17110	.10216
#1	5927.7	73189.	3751.1
#2	5919.7	73012.	3745.7

Sample Name: 280-42043-A-10-A Acquired: 5/17/2013 17:54:14 Type: Unk
Method: 6500_026(v10) Mode: CONC Corr. Factor: 1.000000
User: bowenh Custom ID1: q4 Custom ID2: Custom ID3:
Comment: 173665 6010c

Elem	Ag3280	Al3092	As1890	B_2089	Ba4554	Be3130	Bi2230	Ca3179	Cd2288
Line	328.068 {103}	309.271 {109}	189.042 {478}	208.959 {461}	455.403 { 74}	313.042 {108}	223.061 {451}	317.933 {106}	228.802 {447}
Units	ppm	ppm	ppm	ppm	ppm	ppm	ppm	ppm	ppm
Avg	**.00091**	**92.045**	**.03638**	**.02159**	**.30058**	**.00391**	**.00536**	**68.550**	**.00271**
Stddev	.00001	.589	.00522	.00008	.00268	.00014	.00039	.376	.00009
%RSD	.91373	.63977	14.359	.37056	.89178	3.4654	7.2702	.54784	3.3966
#1	.00091	92.461	.03268	.02153	.30247	.00400	.00509	68.815	.00265
#2	.00090	91.628	.04007	.02165	.29868	.00381	.00564	68.284	.00278
Check ?	Chk Pass	Chk Pass	Chk Pass	Chk Pass	Chk Pass	Chk Pass	Chk Pass	Chk Pass	Chk Pass
High Limit									
Low Limit									

Elem	Co2286	Cr2055	Cu3247	Fe2714	K_7664	Li6707	Mg2790	Mn2576	Mo2020
Line	228.616 {447}	205.552 {464}	324.754 {104}	271.441 {124}	766.490 { 44}	670.784 { 50}	279.079 {121}2	257.610 {131}	202.030 {467}
Units	ppm	ppm	ppm	ppm	ppm	ppm	ppm	ppm	ppm
Avg	**.06273**	**.13513**	**.35796**	**172.37**	**9.9113**	**.16399**	**32.698**	**8.1282**	**.01416**
Stddev	.00028	.00002	.00015	.60	.0082	.00084	.050	.0059	.00019
%RSD	.45193	.01741	.04116	.34706	.08234	.51403	.15301	.07292	1.3494
#1	.06253	.13515	.35786	172.79	9.9170	.16459	32.662	8.1324	.01402
#2	.06293	.13512	.35807	171.95	9.9055	.16340	32.733	8.1240	.01429
Check ?	Chk Pass	Chk Pass	Chk Pass	Chk Pass	Chk Pass	Chk Pass	Chk Pass	Chk Pass	Chk Pass
High Limit									
Low Limit									

Elem	Na5895	Ni2316	P_1782	Pb2203	S_1820	Sb2068	Se1960	Si2881	Sn1899
Line	589.592 { 57}	231.604 {446}	178.284 {489}	220.353 {453}	182.034 {485}	206.833 {463}	196.090 {472}	288.158 {117}	189.989 {477}
Units	ppm	ppm	ppm	ppm	ppm	ppm	ppm	ppm	ppm
Avg	**3.1030**	**.14275**	**4.3959**	**.06192**	**.47197**	**-.00327**	**.00798**	**2.0317**	**.00468**
Stddev	.0343	.00065	.0062	.00047	.00236	.00159	.00251	.0083	.00155
%RSD	1.1039	.45483	.14148	.76164	.49978	48.601	31.413	.40816	33.077
#1	3.1272	.14229	4.4003	.06226	.47030	-.00215	.00621	2.0376	.00578
#2	3.0788	.14321	4.3915	.06159	.47364	-.00440	.00976	2.0258	.00359
Check ?	Chk Pass	Chk Pass	Chk Pass	Chk Pass	None	Chk Pass	Chk Pass	Chk Pass	Chk Pass
High Limit									
Low Limit									

Elem	Sr4077	Th2837	Ti3349	Tl1908	U_3701	V_2924	Zn2062	Zr3391
Line	407.771 { 83}	283.730 {119}	334.904 {101}	190.856 {477}	370.152 { 91}	292.402 {115}	206.200 {163}	339.198 { 99}
Units	ppm	ppm	ppm	ppm	ppm	ppm	ppm	ppm
Avg	**.11548**	**.09771**	**.43831**	**-.00541**	**-.03241**	**.14955**	**.48309**	**.03145**
Stddev	.00004	.00009	.00058	.00218	.00988	.00008	.00044	.00240
%RSD	.03083	.09556	.13159	40.315	30.482	.05400	.09069	7.6310
#1	.11545	.09765	.43872	-.00695	-.03940	.14950	.48340	.02975
#2	.11550	.09778	.43790	-.00387	-.02543	.14961	.48278	.03314
Check ?	Chk Pass	Chk Pass	Chk Pass	Chk Pass	Chk Pass	Chk Pass	Chk Pass	Chk Pass
High Limit								
Low Limit								

Int. Std.	Y_2243	Y_3600	Y_3774
Line	224.306 {450}	360.073 { 94}	377.433 { 89}
Units	Cts/S	Cts/S	Cts/S
Avg	**5792.0**	**71641.**	**3733.8**
Stddev	11.7	260.	33.8
%RSD	.20272	.36273	.90604
#1	5800.3	71824.	3709.9
#2	5783.7	71457.	3757.7

Sample Name: 280-42043-A-11-A Acquired: 5/17/2013 17:56:40 Type: Unk
Method: 6500_026(v10) Mode: CONC Corr. Factor: 1.000000
User: bowenh Custom ID1: q4 Custom ID2: Custom ID3:
Comment: 173665 6010c

Elem	Ag3280	Al3092	As1890	B_2089	Ba4554	Be3130	Bi2230	Ca3179	Cd2288
Line	328.068 {103}	309.271 {109}	189.042 {478}	208.959 {461}	455.403 { 74}	313.042 {108}	223.061 {451}	317.933 {106}	228.802 {447}
Units	ppm	ppm	ppm	ppm	ppm	ppm	ppm	ppm	ppm
Avg	**.00210**	**79.140**	**.03447**	**.01832**	**.29273**	**.00332**	**.00369**	**10.054**	**.00102**
Stddev	.00028	.281	.00114	.00003	.00159	.00001	.00201	.031	.00007
%RSD	13.583	.35549	3.3060	.19045	.54221	.41771	54.452	.30498	6.5776
#1	.00190	78.941	.03528	.01834	.29161	.00331	.00511	10.033	.00098
#2	.00230	79.339	.03367	.01829	.29386	.00333	.00227	10.076	.00107
Check ?	Chk Pass	Chk Pass	Chk Pass	Chk Pass	Chk Pass	Chk Pass	Chk Pass	Chk Pass	Chk Pass
High Limit									
Low Limit									

Elem	Co2286	Cr2055	Cu3247	Fe2714	K_7664	Li6707	Mg2790	Mn2576	Mo2020
Line	228.616 {447}	205.552 {464}	324.754 {104}	271.441 {124}	766.490 { 44}	670.784 { 50}	279.079 {121}2	257.610 {131}	202.030 {467}
Units	ppm	ppm	ppm	ppm	ppm	ppm	ppm	ppm	ppm
Avg	**.06317**	**.11122**	**.44526**	**168.70**	**10.151**	**.15835**	**32.962**	**9.6626**	**.00870**
Stddev	.00017	.00033	.00034	.42	.042	.00081	.019	.0918	.00023
%RSD	.26376	.29670	.07728	.24739	.41575	.51177	.05760	.94989	2.6335
#1	.06329	.11145	.44502	168.40	10.121	.15893	32.976	9.5977	.00854
#2	.06305	.11098	.44551	168.99	10.181	.15778	32.949	9.7275	.00886
Check ?	Chk Pass	Chk Pass	Chk Pass	Chk Pass	Chk Pass	Chk Pass	Chk Pass	Chk Pass	Chk Pass
High Limit									
Low Limit									

Elem	Na5895	Ni2316	P_1782	Pb2203	S_1820	Sb2068	Se1960	Si2881	Sn1899
Line	589.592 { 57}	231.604 {446}	178.284 {489}	220.353 {453}	182.034 {485}	206.833 {463}	196.090 {472}	288.158 {117}	189.989 {477}
Units	ppm	ppm	ppm	ppm	ppm	ppm	ppm	ppm	ppm
Avg	**1.9247**	**.13803**	**4.2653**	**.04930**	**.19498**	**-.00339**	**.00451**	**1.4311**	**.00322**
Stddev	.0309	.00026	.0118	.00343	.00087	.00072	.00004	.0325	.00011
%RSD	1.6061	.18887	.27667	6.9485	.44536	21.340	.82085	2.2739	3.5648
#1	1.9466	.13821	4.2736	.04688	.19559	-.00288	.00453	1.4541	.00314
#2	1.9028	.13784	4.2569	.05172	.19436	-.00390	.00448	1.4081	.00330
Check ?	Chk Pass	Chk Pass	Chk Pass	Chk Pass	None	Chk Pass	Chk Pass	Chk Pass	Chk Pass
High Limit									
Low Limit									

Elem	Sr4077	Th2837	Ti3349	Tl1908	U_3701	V_2924	Zn2062	Zr3391
Line	407.771 { 83}	283.730 {119}	334.904 {101}	190.856 {477}	370.152 { 91}	292.402 {115}	206.200 {163}	339.198 { 99}
Units	ppm	ppm	ppm	ppm	ppm	ppm	ppm	ppm
Avg	**.03490**	**.08375**	**.36658**	**-.00542**	**.00435**	**.13067**	**.47517**	**.04499**
Stddev	.00020	.00012	.00035	.00145	.00598	.00088	.00036	.00227
%RSD	.58226	.14052	.09599	26.804	137.54	.67373	.07635	5.0412
#1	.03504	.08383	.36683	-.00644	.00857	.13130	.47543	.04338
#2	.03476	.08366	.36633	-.00439	.00012	.13005	.47491	.04659
Check ?	Chk Pass	Chk Pass	Chk Pass	Chk Pass	Chk Pass	Chk Pass	Chk Pass	Chk Pass
High Limit								
Low Limit								

Int. Std.	Y_2243	Y_3600	Y_3774
Line	224.306 {450}	360.073 { 94}	377.433 { 89}
Units	Cts/S	Cts/S	Cts/S
Avg	**6424.5**	**79777.**	**4069.4**
Stddev	1.9	77.	10.4
%RSD	.02934	.09707	.25630
#1	6425.8	79722.	4076.8
#2	6423.2	79832.	4062.0

Sample Name: CCVH-2050355 Acquired: 5/17/2013 17:59:06 Type: QC
Method: 6500_026(v10) Mode: CONC Corr. Factor: 1.000000
User: bowenh Custom ID1: Custom ID2: Custom ID3:
Comment:

Elem	Ag3280	Al3092	As1890	B_2089	Ba4554	Be3130	Bi2230	Ca3179	Cd2288	Co2286	Cr2055	Cu3247
Units	ppm	ppm	ppm	ppm	ppm	ppm	ppm	ppm	ppm	ppm	ppm	ppm
Avg	**-.00041**	**45.608**	**-.00348**	**.00144**	**.00067**	**-.00016**	**.93877**	**-.00260**	**-.00082**	**.00173**	**.00006**	**-.00345**
Stddev	.00101	.068	.00217	.00060	.00037	.00012	.00279	.00464	.00007	.00009	.00004	.00015
%RSD	248.35	.14942	62.351	41.811	54.556	74.901	.29674	178.22	8.7315	4.9500	65.442	4.2927
#1	.00031	45.657	-.00195	.00187	.00093	-.00008	.94074	.00068	-.00077	.00180	.00003	-.00334
#2	-.00112	45.560	-.00502	.00102	.00041	-.00024	.93680	-.00588	-.00087	.00167	.00009	-.00355
Check ?	None	Chk Pass	None	None	None	None	Chk Pass	None	None	None	None	None
Value												
Range												

Elem	Fe2599	K_7664	Li6707	Mg2790	Mn2576	Mo2020	Na8183	Ni2316	P_1782	Pb2203	S_1820	Sb2068
Units	ppm	ppm	ppm	ppm	ppm	ppm	ppm	ppm	ppm	ppm	ppm	ppm
Avg	F **38.305**	**.73681**	**.00028**	**.01199**	**.00069**	**-.00164**	**263.01**	**.00167**	**.00491**	**.00023**	**4.6761**	**.00246**
Stddev	.041	.03735	.00135	.00003	.00053	.00001	.09	.00007	.00023	.00051	.0020	.00023
%RSD	.10606	5.0695	480.01	.25184	77.023	.65422	.03567	4.4250	4.5851	218.67	.04244	9.2967
#1	38.334	.71040	-.00067	.01201	.00107	-.00163	263.08	.00162	.00475	.00059	4.6775	.00230
#2	38.277	.76323	.00124	.01196	.00031	-.00165	262.95	.00172	.00507	-.00013	4.6747	.00262
Check ?	Chk Fail	None	None	None	None	None	Chk Pass	None	None	None	None	None
Value	50.000											
Range	-10.000%											

Elem	Se1960	Si2881	Sn1899	Sr4077	Th2837	Ti3349	Tl1908	U_3701	V_2924	Zn2062	Zr3391
Units	ppm	ppm	ppm	ppm	ppm	ppm	ppm	ppm	ppm	ppm	ppm
Avg	**.00860**	**.00579**	**-.00086**	**.00017**	**5.0154**	**.00415**	**-.00077**	**9.6533**	**.00029**	**.00382**	**-.07088**
Stddev	.00415	.01071	.00091	.00009	.0125	.00024	.00001	.0276	.00039	.00010	.00270
%RSD	48.237	184.90	106.00	52.054	.24934	5.7162	.74719	.28544	132.51	2.6694	3.8110
#1	.01153	.01336	-.00022	.00023	5.0242	.00398	-.00077	9.6728	.00056	.00389	-.07279
#2	.00566	-.00178	-.00151	.00011	5.0066	.00432	-.00076	9.6338	.00002	.00375	-.06897
Check ?	None	None	None	None	Chk Pass	None	None	Chk Pass	None	None	None
Value											
Range											

Int. Std.	Y_2243	Y_3600	Y_3774
Units	Cts/S	Cts/S	Cts/S
Avg	**5135.0**	**63790.**	**3203.3**
Stddev	35.3	416.	2.0
%RSD	.68689	.65152	.06253
#1	5160.0	63496.	3201.9
#2	5110.1	64084.	3204.7

Sample Name: CCV-2050339 Acquired: 5/17/2013 18:01:30 Type: QC
Method: 6500_026(v10) Mode: CONC Corr. Factor: 1.000000
User: bowenh Custom ID1: Custom ID2: Custom ID3:
Comment:

Elem	Ag3280	Al1670	As1890	B_2089	Ba4554	Be3130	Bi2230	Ca3179	Cd2288	Co2286	Cr2055	Cu3247
Units	ppm	ppm	ppm	ppm	ppm	ppm	ppm	ppm	ppm	ppm	ppm	ppm
Avg	**.51241**	**.50228**	**.95016**	**.50840**	**.50935**	F **.43893**	**.00778**	**4.6450**	**.49221**	**.50290**	**.47072**	**.46797**
Stddev	.00117	.00309	.00081	.00126	.00224	.00070	.00093	.0003	.00089	.00096	.00075	.00201
%RSD	.22760	.61517	.08569	.24800	.44039	.15865	11.905	.00683	.18126	.19058	.15915	.42998
#1	.51159	.50446	.94959	.50929	.50776	.43844	.00843	4.6453	.49284	.50222	.47125	.46655
#2	.51324	.50009	.95074	.50751	.51094	.43942	.00712	4.6448	.49158	.50358	.47019	.46940
Check ?	Chk Pass	Chk Pass	Chk Pass	Chk Pass	Chk Pass	Chk Fail	None	Chk Pass	Chk Pass	Chk Pass	Chk Pass	Chk Pass
Value						.50000						
Range						-10.000%						

Elem	Fe2599	K_7664	Li6707	Mg2790	Mn2576	Mo2020	Na5895	Ni2316	P_1782	Pb2203	S_1820	Sb2068
Units	ppm	ppm	ppm	ppm	ppm	ppm	ppm	ppm	ppm	ppm	ppm	ppm
Avg	F **2.0430**	**54.923**	**1.0906**	**19.215**	**.49486**	**.45623**	**5.2514**	**.48314**	**.99640**	**.99014**	**-.05892**	**.99146**
Stddev	.0045	.140	.0024	.036	.00129	.00103	.0286	.00136	.00559	.00131	.00373	.00500
%RSD	.22195	.25476	.22211	.18980	.26015	.22628	.54403	.28072	.56067	.13243	6.3367	.50384
#1	2.0462	54.824	1.0889	19.189	.49395	.45550	5.2716	.48218	.99245	.98922	-.05628	.99499
#2	2.0398	55.022	1.0923	19.241	.49577	.45696	5.2312	.48410	1.0003	.99107	-.06156	.98793
Check ?	Chk Fail	Chk Pass	Chk Pass	Chk Pass	Chk Pass	Chk Pass	Chk Pass	Chk Pass	Chk Pass	Chk Pass	None	Chk Pass
Value	2.5000											
Range	-10.000%											

Elem	Se1960	Si2881	Sn1899	Sr4077	Th2837	Ti3349	Tl1908	U_3701	V_2924	Zn2062	Zr3391
Units	ppm	ppm	ppm	ppm	ppm	ppm	ppm	ppm	ppm	ppm	ppm
Avg	**1.0165**	F **4.3019**	**.91871**	**.52327**	**.00131**	**.49165**	**.95165**	**.03790**	**.47340**	**.48887**	**.46199**
Stddev	.0067	.0207	.00143	.00110	.00011	.00150	.00441	.03695	.00074	.00118	.00287
%RSD	.65528	.48005	.15576	.21103	8.1486	.30598	.46352	97.482	.15708	.24205	.62212
#1	1.0212	4.3165	.91972	.52249	.00124	.49058	.95477	.06402	.47287	.48970	.46402
#2	1.0118	4.2873	.91769	.52406	.00139	.49271	.94853	.01178	.47393	.48803	.45995
Check ?	Chk Pass	Chk Fail	Chk Pass	Chk Pass	None	Chk Pass	Chk Pass	None	Chk Pass	Chk Pass	Chk Pass
Value		5.0000									
Range		-10.000%									

Int. Std.	Y_2243	Y_3600	Y_3774
Units	Cts/S	Cts/S	Cts/S
Avg	**5261.3**	**64991.**	**3190.7**
Stddev	3.9	27.	6.6
%RSD	.07362	.04200	.20617
#1	5264.1	64972.	3195.4
#2	5258.6	65010.	3186.1

Sample Name: CCB Acquired: 5/17/2013 18:03:45 Type: QC
Method: 6500_026(v10) Mode: CONC Corr. Factor: 1.000000
User: bowenh Custom ID1: Custom ID2: Custom ID3:
Comment:

Elem	Ag3280	Al1670	As1890	B_2089	Ba4554	Be3130	Bi2230	Ca3179	Cd2288	Co2286	Cr2055
Units	ppm	ppm	ppm	ppm	ppm	ppm	ppm	ppm	ppm	ppm	ppm
Avg	**.00086**	**.00040**	**-.00127**	**.00050**	W **.00080**	**.00006**	**.00272**	**-.01006**	**-.00026**	**.00016**	**.00013**
Stddev	.00071	.00019	.00120	.00046	.00056	.00002	.00059	.00393	.00013	.00026	.00008
%RSD	82.539	46.082	94.315	92.170	69.631	39.180	21.610	39.054	52.205	156.35	62.843
#1	.00036	.00053	-.00042	.00083	.00120	.00008	.00230	-.01284	-.00016	.00035	.00019
#2	.00137	.00027	-.00212	.00018	.00041	.00005	.00313	-.00728	-.00035	-.00002	.00007
Check ?	Chk Pass	Chk Pass	Chk Pass	Chk Pass	Chk Warn	Chk Pass	None	Chk Pass	Chk Pass	Chk Pass	Chk Pass
High Limit					.00058						
Low Limit					-.00058						

Elem	Cu3247	Fe2599	K_7664	Li6707	Mg2790	Mn2576	Mo2020	Na5895	Ni2316	P_1782	Pb2203
Units	ppm	ppm	ppm	ppm	ppm	ppm	ppm	ppm	ppm	ppm	ppm
Avg	**-.00108**	**-.00041**	F **.57367**	**-.00224**	**-.00146**	**-.00001**	**.00024**	F **.16983**	**.00062**	**.00132**	**.00066**
Stddev	.00044	.00239	.00407	.00205	.00205	.00004	.00007	.01187	.00035	.00289	.00021
%RSD	40.769	575.88	.70961	91.447	140.86	440.38	26.934	6.9899	56.368	219.83	32.396
#1	-.00139	-.00210	.57079	-.00079	-.00001	.00002	.00020	.17823	.00087	-.00073	.00051
#2	-.00077	.00127	.57655	-.00369	-.00291	-.00003	.00029	.16144	.00037	.00336	.00081
Check ?	Chk Pass	Chk Pass	Chk Fail	Chk Pass	Chk Pass	Chk Pass	Chk Pass	Chk Fail	Chk Pass	Chk Pass	Chk Pass
High Limit			.25000					.10000			
Low Limit			-.25000					-.10000			

Elem	S_1820	Sb2068	Se1960	Si2881	Sn1899	Sr4077	Th2837	Ti3349	Tl1908	U_3701	V_2924
Units	ppm	ppm	ppm	ppm	ppm	ppm	ppm	ppm	ppm	ppm	ppm
Avg	**-.06002**	W **.00362**	**.00161**	**.02006**	**-.00090**	**-.00011**	**.00067**	**.00012**	**.00015**	**.04731**	**.00075**
Stddev	.00212	.00128	.00063	.00012	.00052	.00004	.00022	.00015	.00029	.01721	.00021
%RSD	3.5342	35.384	39.240	.61324	57.656	36.317	33.414	124.94	189.26	36.390	28.672
#1	-.05852	.00453	.00206	.02015	-.00126	-.00008	.00051	.00001	-.00005	.05948	.00090
#2	-.06152	.00271	.00116	.01997	-.00053	-.00014	.00083	.00023	.00035	.03513	.00060
Check ?	None	Chk Warn	Chk Pass	Chk Pass	Chk Pass	Chk Pass	Chk Pass	Chk Pass	Chk Pass	Chk Pass	Chk Pass
High Limit		.00314									
Low Limit		-.00314									

Elem	Zn2062	Zr3391
Units	ppm	ppm
Avg	**.00248**	**.00057**
Stddev	.00025	.00039
%RSD	10.090	68.380
#1	.00265	.00029
#2	.00230	.00084
Check ?	Chk Pass	Chk Pass
High Limit		
Low Limit		

Int. Std.	Y_2243	Y_3600	Y_3774
Units	Cts/S	Cts/S	Cts/S
Avg	**5344.3**	**66294.**	**3291.4**
Stddev	7.6	180.	8.2
%RSD	.14185	.27080	.25028
#1	5338.9	66167.	3285.6
#2	5349.7	66421.	3297.2

Sample Name: CCVL2057887 Acquired: 5/17/2013 18:06:14 Type: QC
Method: 6500_026(v10) Mode: CONC Corr. Factor: 1.000000
User: bowenh Custom ID1: Custom ID2: Custom ID3:
Comment:

Elem	Ag3280	Al1670	As1890	B_2089	Ba4554	Be3130	Bi2230	Ca3179	Cd2288	Co2286	Cr2055
Units	ppm	ppm	ppm	ppm	ppm	ppm	ppm	ppm	ppm	ppm	ppm
Avg	**.01110**	F **.16648**	**.01368**	**.10290**	**.01064**	W **.00073**	**.10602**	F **.29964**	**.00491**	**.01094**	**.00974**
Stddev	.00042	.00151	.00249	.00105	.00051	.00015	.00041	.00357	.00011	.00016	.00016
%RSD	3.8088	.90632	18.241	1.0207	4.7937	21.021	.38595	1.1912	2.1647	1.4269	1.6218
#1	.01080	.16754	.01544	.10216	.01028	.00062	.10573	.29712	.00498	.01083	.00963
#2	.01140	.16541	.01191	.10365	.01100	.00084	.10631	.30217	.00483	.01105	.00985
Check ?	Chk Pass	Chk Fail	Chk Pass	Chk Pass	Chk Pass	Chk Warn	Chk Pass	Chk Fail	Chk Pass	Chk Pass	Chk Pass
Value		.10000				.00100		.20000			
Range		30.000%				-20.000%		30.000%			

Elem	Cu3247	Fe2599	K_7664	Li6707	Mg2790	Mn2576	Mo2020	Na5895	Ni2316	P_1782	Pb2203
Units	ppm	ppm	ppm	ppm	ppm	ppm	ppm	ppm	ppm	ppm	ppm
Avg	**.01318**	F **.19411**	F **3.9295**	W **.00792**	**.23156**	F **.01692**	**.01816**	W **1.2460**	**.03993**	**2.9754**	**.00898**
Stddev	.00007	.00318	.0342	.00151	.00433	.00007	.00009	.0127	.00004	.0171	.00257
%RSD	.50953	1.6368	.86905	19.018	1.8689	.42669	.51365	1.0176	.10123	.57426	28.647
#1	.01313	.19186	3.9054	.00898	.23462	.01697	.01823	1.2370	.03990	2.9633	.01080
#2	.01322	.19635	3.9537	.00685	.22850	.01687	.01809	1.2550	.03995	2.9875	.00716
Check ?	Chk Pass	Chk Fail	Chk Fail	Chk Warn	Chk Pass	Chk Fail	Chk Pass	Chk Warn	Chk Pass	Chk Pass	Chk Pass
Value		.10000	3.0000	.01000		.01000		1.0000			
Range		30.000%	30.000%	-20.000%		30.000%		20.000%			

Elem	S_1820	Sb2068	Se1960	Si2881	Sn1899	Sr4077	Th2837	Ti3349	Tl1908	U_3701	V_2924
Units	ppm	ppm	ppm	ppm	ppm	ppm	ppm	ppm	ppm	ppm	ppm
Avg	**-.05689**	W **.01237**	**.01686**	**.43451**	**.09156**	**.01064**	**.01568**	**.01012**	**.01504**	**.05137**	**.00958**
Stddev	.00242	.00150	.00101	.00245	.00071	.00012	.00051	.00071	.00051	.01104	.00003
%RSD	4.2566	12.095	6.0182	.56438	.77037	1.1545	3.2213	7.0633	3.3779	21.481	.35712
#1	-.05860	.01342	.01614	.43625	.09106	.01056	.01604	.00961	.01540	.05918	.00956
#2	-.05517	.01131	.01758	.43278	.09205	.01073	.01532	.01062	.01468	.04357	.00961
Check ?	None	Chk Warn	Chk Pass	Chk Pass	Chk Pass	Chk Pass	Chk Pass	Chk Pass	Chk Pass	Chk Pass	Chk Pass
Value		.01000									
Range		20.000%									

Elem	Zn2062	Zr3391
Units	ppm	ppm
Avg	W **.02405**	**.01462**
Stddev	.00024	.00378
%RSD	1.0035	25.845
#1	.02388	.01195
#2	.02422	.01730
Check ?	Chk Warn	Chk Pass
Value	.02000	
Range	20.000%	

Int. Std.	Y_2243	Y_3600	Y_3774
Units	Cts/S	Cts/S	Cts/S
Avg	**5314.4**	**66213.**	**3242.4**
Stddev	16.8	120.	7.8
%RSD	.31606	.18101	.24071
#1	5326.2	66129.	3247.9
#2	5302.5	66298.	3236.8

Sample Name: 280-42043-A-12-A Acquired: 5/17/2013 18:08:40 Type: Unk
Method: 6500_026(v10) Mode: CONC Corr. Factor: 1.000000
User: bowenh Custom ID1: q4 Custom ID2: Custom ID3:
Comment: 173665 6010c

Elem	Ag3280	Al3092	As1890	B_2089	Ba4554	Be3130	Bi2230	Ca3179	Cd2288
Line	328.068 {103}	309.271 {109}	189.042 {478}	208.959 {461}	455.403 { 74}	313.042 {108}	223.061 {451}	317.933 {106}	228.802 {447}
Units	ppm	ppm	ppm	ppm	ppm	ppm	ppm	ppm	ppm
Avg	**.00204**	**70.295**	**.04116**	**.02202**	**.27991**	**.00322**	**.00353**	**32.045**	**.00130**
Stddev	.00039	.500	.00113	.00012	.00177	.00010	.00115	.187	.00002
%RSD	19.312	.71171	2.7421	.53711	.63090	3.0196	32.556	.58351	1.2735
#1	.00176	70.649	.04196	.02194	.28116	.00328	.00434	32.177	.00129
#2	.00231	69.941	.04036	.02210	.27866	.00315	.00272	31.913	.00131
Check ?	Chk Pass	Chk Pass	Chk Pass	Chk Pass	Chk Pass	Chk Pass	Chk Pass	Chk Pass	Chk Pass
High Limit									
Low Limit									

Elem	Co2286	Cr2055	Cu3247	Fe2714	K_7664	Li6707	Mg2790	Mn2576	Mo2020
Line	228.616 {447}	205.552 {464}	324.754 {104}	271.441 {124}	766.490 { 44}	670.784 { 50}	279.079 {121}2	257.610 {131}	202.030 {467}
Units	ppm	ppm	ppm	ppm	ppm	ppm	ppm	ppm	ppm
Avg	**.05978**	**.09473**	**.26582**	**172.81**	**10.469**	**.15375**	**29.135**	**9.5736**	**.00424**
Stddev	.00019	.00061	.00035	.52	.081	.00157	.052	.0234	.00015
%RSD	.30979	.64142	.13097	.29845	.76916	1.0220	.17718	.24488	3.5517
#1	.05965	.09430	.26607	173.17	10.412	.15487	29.171	9.5570	.00414
#2	.05991	.09516	.26558	172.45	10.526	.15264	29.098	9.5902	.00435
Check ?	Chk Pass	Chk Pass	Chk Pass	Chk Pass	Chk Pass	Chk Pass	Chk Pass	Chk Pass	Chk Pass
High Limit									
Low Limit									

Elem	Na5895	Ni2316	P_1782	Pb2203	S_1820	Sb2068	Se1960	Si2881	Sn1899
Line	589.592 { 57}	231.604 {446}	178.284 {489}	220.353 {453}	182.034 {485}	206.833 {463}	196.090 {472}	288.158 {117}	189.989 {477}
Units	ppm	ppm	ppm	ppm	ppm	ppm	ppm	ppm	ppm
Avg	**1.1058**	**.13813**	**4.3926**	**.05373**	**.20891**	**-.00442**	**.00407**	**1.9872**	**.00319**
Stddev	.0147	.00052	.0275	.00152	.00772	.00113	.00019	.0236	.00033
%RSD	1.3330	.37320	.62695	2.8331	3.6964	25.477	4.7679	1.1899	10.438
#1	1.0954	.13777	4.3731	.05480	.20345	-.00522	.00420	1.9705	.00343
#2	1.1162	.13849	4.4120	.05265	.21437	-.00362	.00393	2.0039	.00296
Check ?	Chk Pass	Chk Pass	Chk Pass	Chk Pass	None	Chk Pass	Chk Pass	Chk Pass	Chk Pass
High Limit									
Low Limit									

Elem	Sr4077	Th2837	Ti3349	Tl1908	U_3701	V_2924	Zn2062	Zr3391
Line	407.771 { 83}	283.730 {119}	334.904 {101}	190.856 {477}	370.152 { 91}	292.402 {115}	206.200 {163}	339.198 { 99}
Units	ppm	ppm	ppm	ppm	ppm	ppm	ppm	ppm
Avg	**.07369**	**.08495**	**.29632**	**-.00621**	**-.01407**	**.12263**	**.48281**	**.04285**
Stddev	.00014	.00399	.00664	.00210	.00078	.00013	.00025	.00127
%RSD	.19427	4.6988	2.2396	33.825	5.5463	.10680	.05189	2.9564
#1	.07359	.08212	.29163	-.00473	-.01352	.12272	.48263	.04375
#2	.07379	.08777	.30101	-.00770	-.01462	.12253	.48298	.04196
Check ?	Chk Pass	Chk Pass	Chk Pass	Chk Pass	Chk Pass	Chk Pass	Chk Pass	Chk Pass
High Limit								
Low Limit								

Int. Std.	Y_2243	Y_3600	Y_3774
Line	224.306 {450}	360.073 { 94}	377.433 { 89}
Units	Cts/S	Cts/S	Cts/S
Avg	**5880.0**	**72388.**	**3710.6**
Stddev	1.2	35.	22.2
%RSD	.02044	.04795	.59817
#1	5880.8	72363.	3694.9
#2	5879.1	72412.	3726.3

Sample Name: 280-42043-A-13-A Acquired: 5/17/2013 18:11:05 Type: Unk
Method: 6500_026(v10) Mode: CONC Corr. Factor: 1.000000
User: bowenh Custom ID1: q4 Custom ID2: Custom ID3:
Comment: 173665 6010c

Elem	Ag3280	Al3092	As1890	B_2089	Ba4554	Be3130	Bi2230	Ca3179	Cd2288
Line	328.068 {103}	309.271 {109}	189.042 {478}	208.959 {461}	455.403 { 74}	313.042 {108}	223.061 {451}	317.933 {106}	228.802 {447}
Units	ppm	ppm	ppm	ppm	ppm	ppm	ppm	ppm	ppm
Avg	**.00249**	**100.98**	**.04923**	**.02069**	**.49369**	**.00457**	**.00417**	**101.69**	**.00482**
Stddev	.00037	.87	.00236	.00035	.00435	.00016	.00007	.81	.00007
%RSD	14.742	.85976	4.7952	1.7007	.88191	3.5665	1.5943	.79992	1.5446
#1	.00275	101.59	.04756	.02044	.49677	.00469	.00413	102.26	.00487
#2	.00223	100.36	.05090	.02094	.49061	.00446	.00422	101.11	.00477
Check ?	Chk Pass	Chk Pass	Chk Pass	Chk Pass	Chk Pass	Chk Pass	Chk Pass	Chk Pass	Chk Pass
High Limit									
Low Limit									

Elem	Co2286	Cr2055	Cu3247	Fe2714	K_7664	Li6707	Mg2790	Mn2576	Mo2020
Line	228.616 {447}	205.552 {464}	324.754 {104}	271.441 {124}	766.490 { 44}	670.784 { 50}	279.079 {121}2	257.610 {131}	202.030 {467}
Units	ppm	ppm	ppm	ppm	ppm	ppm	ppm	ppm	ppm
Avg	**.07889**	**.12000**	**.34259**	**201.80**	**10.617**	**.18197**	**37.916**	W **11.045**	**.00194**
Stddev	.00021	.00029	.00193	.60	.124	.00141	.230	.081	.00023
%RSD	.26735	.24575	.56376	.29692	1.1655	.77517	.60787	.73364	11.627
#1	.07904	.12020	.34123	201.37	10.705	.18097	37.753	10.988	.00210
#2	.07874	.11979	.34396	202.22	10.530	.18296	38.079	11.102	.00178
Check ?	Chk Pass	Chk Pass	Chk Pass	Chk Pass	Chk Pass	Chk Pass	Chk Pass	Chk Warn	Chk Pass
High Limit								10.000	
Low Limit								-.01000	

Elem	Na5895	Ni2316	P_1782	Pb2203	S_1820	Sb2068	Se1960	Si2881	Sn1899
Line	589.592 { 57}	231.604 {446}	178.284 {489}	220.353 {453}	182.034 {485}	206.833 {463}	196.090 {472}	288.158 {117}	189.989 {477}
Units	ppm	ppm	ppm	ppm	ppm	ppm	ppm	ppm	ppm
Avg	**1.9711**	**.16625**	**5.7255**	**.25007**	**.68547**	**-.00230**	**.00459**	**1.8297**	**.00595**
Stddev	.0206	.00003	.0056	.00086	.00112	.00067	.00557	.0319	.00039
%RSD	1.0439	.02001	.09745	.34494	.16334	29.151	121.43	1.7436	6.5690
#1	1.9856	.16627	5.7216	.24946	.68467	-.00277	.00853	1.8071	.00623
#2	1.9565	.16622	5.7295	.25068	.68626	-.00182	.00065	1.8522	.00567
Check ?	Chk Pass	Chk Pass	Chk Pass	Chk Pass	None	Chk Pass	Chk Pass	Chk Pass	Chk Pass
High Limit									
Low Limit									

Elem	Sr4077	Th2837	Ti3349	Tl1908	U_3701	V_2924	Zn2062	Zr3391
Line	407.771 { 83}	283.730 {119}	334.904 {101}	190.856 {477}	370.152 { 91}	292.402 {115}	206.200 {163}	339.198 { 99}
Units	ppm	ppm	ppm	ppm	ppm	ppm	ppm	ppm
Avg	**.18182**	**.10246**	**.52168**	**-.00706**	**-.03213**	**.18659**	**.95138**	**.03713**
Stddev	.00111	.00165	.00957	.00068	.00840	.00075	.00404	.00370
%RSD	.60964	1.6109	1.8353	9.6502	26.135	.40435	.42446	9.9530
#1	.18260	.10362	.51491	-.00754	-.02619	.18606	.94852	.03452
#2	.18103	.10129	.52845	-.00658	-.03807	.18713	.95423	.03974
Check ?	Chk Pass	Chk Pass	Chk Pass	Chk Pass	Chk Pass	Chk Pass	Chk Pass	Chk Pass
High Limit								
Low Limit								

Int. Std.	Y_2243	Y_3600	Y_3774
Line	224.306 {450}	360.073 { 94}	377.433 { 89}
Units	Cts/S	Cts/S	Cts/S
Avg	**5863.2**	**72738.**	**3709.0**
Stddev	26.8	457.	32.2
%RSD	.45671	.62765	.86841
#1	5844.3	73061.	3686.2
#2	5882.2	72415.	3731.8

Sample Name: 280-42043-A-14-A Acquired: 5/17/2013 18:13:30 Type: Unk
Method: 6500_026(v10) Mode: CONC Corr. Factor: 1.000000
User: bowenh Custom ID1: q4 Custom ID2: Custom ID3:
Comment: 173665 6010c

Elem	Ag3280	Al3092	As1890	B_2089	Ba4554	Be3130	Bi2230	Ca3179	Cd2288
Line	328.068 {103}	309.271 {109}	189.042 {478}	208.959 {461}	455.403 { 74}	313.042 {108}	223.061 {451}	317.933 {106}	228.802 {447}
Units	ppm	ppm	ppm	ppm	ppm	ppm	ppm	ppm	ppm
Avg	**.00185**	**70.750**	**.03162**	**.01794**	**.30502**	**.00298**	**.00278**	**25.169**	**.00203**
Stddev	.00001	.117	.00100	.00008	.00046	.00005	.00330	.047	.00005
%RSD	.65632	.16480	3.1571	.44690	.15185	1.8007	118.69	.18837	2.5499
#1	.00186	70.833	.03092	.01788	.30535	.00294	.00045	25.203	.00206
#2	.00184	70.668	.03233	.01800	.30469	.00302	.00512	25.136	.00199
Check ?	Chk Pass	Chk Pass	Chk Pass	Chk Pass	Chk Pass	Chk Pass	Chk Pass	Chk Pass	Chk Pass
High Limit									
Low Limit									

Elem	Co2286	Cr2055	Cu3247	Fe2714	K_7664	Li6707	Mg2790	Mn2576	Mo2020
Line	228.616 {447}	205.552 {464}	324.754 {104}	271.441 {124}	766.490 { 44}	670.784 { 50}	279.079 {121}2	257.610 {131}	202.030 {467}
Units	ppm	ppm	ppm	ppm	ppm	ppm	ppm	ppm	ppm
Avg	**.04957**	**.08187**	**.21661**	**134.90**	**8.5271**	**.12021**	**25.390**	**7.6570**	**.00371**
Stddev	.00005	.00009	.00000	.35	.0640	.00147	.028	.0619	.00017
%RSD	.09093	.10993	.00139	.25867	.75087	1.2210	.11036	.80846	4.5877
#1	.04954	.08194	.21660	135.15	8.5724	.11917	25.371	7.7007	.00359
#2	.04960	.08181	.21661	134.65	8.4819	.12125	25.410	7.6132	.00383
Check ?	Chk Pass	Chk Pass	Chk Pass	Chk Pass	Chk Pass	Chk Pass	Chk Pass	Chk Pass	Chk Pass
High Limit									
Low Limit									

Elem	Na5895	Ni2316	P_1782	Pb2203	S_1820	Sb2068	Se1960	Si2881	Sn1899
Line	589.592 { 57}	231.604 {446}	178.284 {489}	220.353 {453}	182.034 {485}	206.833 {463}	196.090 {472}	288.158 {117}	189.989 {477}
Units	ppm	ppm	ppm	ppm	ppm	ppm	ppm	ppm	ppm
Avg	**2.5845**	**.10544**	**4.0951**	**.08326**	**.28542**	**-.00141**	**.00348**	**1.7788**	**.00455**
Stddev	.0018	.00025	.0085	.00176	.00101	.00069	.00292	.0200	.00047
%RSD	.07018	.24001	.20857	2.1190	.35237	48.888	83.818	1.1255	10.290
#1	2.5858	.10527	4.1011	.08451	.28614	-.00190	.00142	1.7929	.00422
#2	2.5832	.10562	4.0890	.08201	.28471	-.00093	.00554	1.7646	.00488
Check ?	Chk Pass	Chk Pass	Chk Pass	Chk Pass	None	Chk Pass	Chk Pass	Chk Pass	Chk Pass
High Limit									
Low Limit									

Elem	Sr4077	Th2837	Ti3349	Tl1908	U_3701	V_2924	Zn2062	Zr3391
Line	407.771 { 83}	283.730 {119}	334.904 {101}	190.856 {477}	370.152 { 91}	292.402 {115}	206.200 {163}	339.198 { 99}
Units	ppm	ppm	ppm	ppm	ppm	ppm	ppm	ppm
Avg	**.06053**	**.09029**	**.53242**	**-.00506**	**-.01343**	**.12322**	**.47361**	**.03529**
Stddev	.00001	.00098	.00039	.00119	.01094	.00003	.00039	.00198
%RSD	.01886	1.0864	.07406	23.564	81.447	.02660	.08229	5.6064
#1	.06052	.09098	.53214	-.00591	-.00569	.12320	.47388	.03669
#2	.06054	.08960	.53270	-.00422	-.02116	.12324	.47333	.03389
Check ?	Chk Pass	Chk Pass	Chk Pass	Chk Pass	Chk Pass	Chk Pass	Chk Pass	Chk Pass
High Limit								
Low Limit								

Int. Std.	Y_2243	Y_3600	Y_3774
Line	224.306 {450}	360.073 { 94}	377.433 { 89}
Units	Cts/S	Cts/S	Cts/S
Avg	**5854.8**	**72709.**	**3722.2**
Stddev	12.1	276.	7.5
%RSD	.20659	.37899	.20025
#1	5863.4	72514.	3717.0
#2	5846.3	72903.	3727.5

Sample Name: 280-42043-A-15-A Acquired: 5/17/2013 18:15:55 Type: Unk
Method: 6500_026(v10) Mode: CONC Corr. Factor: 1.000000
User: bowenh Custom ID1: q4 Custom ID2: Custom ID3:
Comment: 173665 6010c

Elem	Ag3280	Al3092	As1890	B_2089	Ba4554	Be3130	Bi2230	Ca3179	Cd2288
Line	328.068 {103}	309.271 {109}	189.042 {478}	208.959 {461}	455.403 { 74}	313.042 {108}	223.061 {451}	317.933 {106}	228.802 {447}
Units	ppm	ppm	ppm	ppm	ppm	ppm	ppm	ppm	ppm
Avg	**.00200**	**57.215**	**.03610**	**.02091**	**.32322**	**.00327**	**.00561**	**30.138**	**.00129**
Stddev	.00051	.188	.00290	.00026	.00205	.00016	.00305	.129	.00003
%RSD	25.728	.32824	8.0217	1.2604	.63465	4.9711	54.272	.42886	2.2719
#1	.00163	57.082	.03405	.02072	.32177	.00316	.00346	30.047	.00127
#2	.00236	57.348	.03814	.02109	.32467	.00339	.00776	30.230	.00131
Check ?	Chk Pass	Chk Pass	Chk Pass	Chk Pass	Chk Pass	Chk Pass	Chk Pass	Chk Pass	Chk Pass
High Limit									
Low Limit									

Elem	Co2286	Cr2055	Cu3247	Fe2714	K_7664	Li6707	Mg2790	Mn2576	Mo2020
Line	228.616 {447}	205.552 {464}	324.754 {104}	271.441 {124}	766.490 { 44}	670.784 { 50}	279.079 {121}2	257.610 {131}	202.030 {467}
Units	ppm	ppm	ppm	ppm	ppm	ppm	ppm	ppm	ppm
Avg	**.04918**	**.07802**	**.21318**	**159.99**	**10.448**	**.10809**	**24.917**	W **11.516**	**.00289**
Stddev	.00028	.00012	.00049	.64	.049	.00075	.016	.090	.00006
%RSD	.57719	.15289	.22789	.40167	.46973	.69432	.06508	.77948	1.9351
#1	.04938	.07810	.21284	159.54	10.413	.10862	24.905	11.579	.00293
#2	.04898	.07794	.21353	160.45	10.482	.10756	24.928	11.452	.00285
Check ?	Chk Pass	Chk Pass	Chk Pass	Chk Pass	Chk Pass	Chk Pass	Chk Pass	Chk Warn	Chk Pass
High Limit								10.000	
Low Limit								-.01000	

Elem	Na5895	Ni2316	P_1782	Pb2203	S_1820	Sb2068	Se1960	Si2881	Sn1899
Line	589.592 { 57}	231.604 {446}	178.284 {489}	220.353 {453}	182.034 {485}	206.833 {463}	196.090 {472}	288.158 {117}	189.989 {477}
Units	ppm	ppm	ppm	ppm	ppm	ppm	ppm	ppm	ppm
Avg	**1.9498**	**.11361**	**5.3426**	**.04267**	**.10338**	**-.00220**	**.00254**	**1.2335**	**.00288**
Stddev	.0081	.00063	.0119	.00044	.00263	.00116	.00027	.0015	.00065
%RSD	.41321	.55674	.22212	1.0322	2.5471	52.480	10.680	.12484	22.659
#1	1.9441	.11406	5.3510	.04236	.10152	-.00302	.00273	1.2346	.00242
#2	1.9555	.11316	5.3342	.04298	.10525	-.00139	.00235	1.2324	.00334
Check ?	Chk Pass	Chk Pass	Chk Pass	Chk Pass	None	Chk Pass	Chk Pass	Chk Pass	Chk Pass
High Limit									
Low Limit									

Elem	Sr4077	Th2837	Ti3349	Tl1908	U_3701	V_2924	Zn2062	Zr3391
Line	407.771 { 83}	283.730 {119}	334.904 {101}	190.856 {477}	370.152 { 91}	292.402 {115}	206.200 {163}	339.198 { 99}
Units	ppm	ppm	ppm	ppm	ppm	ppm	ppm	ppm
Avg	**.05475**	**.08361**	**.57858**	**-.00854**	W **-.07608**	**.11677**	**1.0203**	**.04522**
Stddev	.00031	.00133	.00041	.00064	.00126	.00105	.0007	.00037
%RSD	.57451	1.5855	.07165	7.4770	1.6582	.89637	.06886	.81658
#1	.05453	.08455	.57829	-.00899	-.07697	.11751	1.0208	.04548
#2	.05497	.08267	.57888	-.00809	-.07518	.11603	1.0199	.04495
Check ?	Chk Pass	Chk Pass	Chk Pass	Chk Pass	Chk Warn	Chk Pass	Chk Pass	Chk Pass
High Limit					45.000			
Low Limit					-.05000			

Int. Std.	Y_2243	Y_3600	Y_3774
Line	224.306 {450}	360.073 { 94}	377.433 { 89}
Units	Cts/S	Cts/S	Cts/S
Avg	**6507.0**	**80879.**	**4149.1**
Stddev	19.6	163.	33.0
%RSD	.30161	.20166	.79626
#1	6520.8	80994.	4172.5
#2	6493.1	80763.	4125.7

Sample Name: 280-42043-A-16-A Acquired: 5/17/2013 18:18:21 Type: Unk
Method: 6500_026(v10) Mode: CONC Corr. Factor: 1.000000
User: bowenh Custom ID1: q4 Custom ID2: Custom ID3:
Comment: 173665 6010c

Elem	Ag3280	Al3092	As1890	B_2089	Ba4554	Be3130	Bi2230	Ca3179	Cd2288
Line	328.068 {103}	309.271 {109}	189.042 {478}	208.959 {461}	455.403 { 74}	313.042 {108}	223.061 {451}	317.933 {106}	228.802 {447}
Units	ppm	ppm	ppm	ppm	ppm	ppm	ppm	ppm	ppm
Avg	**.00087**	**81.889**	**.02987**	**.03304**	**.26925**	**.00306**	**.00148**	W **726.73**	**.00192**
Stddev	.00042	.111	.00029	.00022	.00068	.00004	.00305	4.83	.00012
%RSD	49.062	.13519	.97709	.67257	.25424	1.3646	205.83	.66484	6.1525
#1	.00117	81.967	.03007	.03320	.26974	.00303	.00364	723.31	.00184
#2	.00057	81.810	.02966	.03288	.26877	.00309	-.00068	730.14	.00200
Check ?	Chk Pass	Chk Pass	Chk Pass	Chk Pass	Chk Pass	Chk Pass	Chk Pass	Chk Warn	Chk Pass
High Limit								500.00	
Low Limit								-.05000	

Elem	Co2286	Cr2055	Cu3247	Fe2714	K_7664	Li6707	Mg2790	Mn2576	Mo2020
Line	228.616 {447}	205.552 {464}	324.754 {104}	271.441 {124}	766.490 { 44}	670.784 { 50}	279.079 {121}2	257.610 {131}	202.030 {467}
Units	ppm	ppm	ppm	ppm	ppm	ppm	ppm	ppm	ppm
Avg	**.04999**	**.10583**	**.32428**	**123.49**	**10.471**	**.15001**	**50.323**	**4.8683**	**.00274**
Stddev	.00090	.00043	.00024	.30	.046	.00308	.052	.0237	.00000
%RSD	1.8005	.40430	.07531	.24677	.44257	2.0504	.10302	.48666	.15475
#1	.04936	.10552	.32445	123.71	10.438	.14784	50.359	4.8851	.00273
#2	.05063	.10613	.32411	123.28	10.503	.15219	50.286	4.8516	.00274
Check ?	Chk Pass	Chk Pass	Chk Pass	Chk Pass	Chk Pass	Chk Pass	Chk Pass	Chk Pass	Chk Pass
High Limit									
Low Limit									

Elem	Na5895	Ni2316	P_1782	Pb2203	S_1820	Sb2068	Se1960	Si2881	Sn1899
Line	589.592 { 57}	231.604 {446}	178.284 {489}	220.353 {453}	182.034 {485}	206.833 {463}	196.090 {472}	288.158 {117}	189.989 {477}
Units	ppm	ppm	ppm	ppm	ppm	ppm	ppm	ppm	ppm
Avg	**2.7363**	**.14184**	**4.4142**	**.12575**	**1.8843**	**.01017**	**.00174**	**1.5210**	**.00455**
Stddev	.0077	.00021	.0092	.00216	.0066	.00020	.00026	.0445	.00038
%RSD	.28107	.14983	.20866	1.7167	.34798	1.9762	15.013	2.9239	8.3839
#1	2.7308	.14169	4.4076	.12422	1.8797	.01002	.00155	1.5525	.00482
#2	2.7417	.14199	4.4207	.12728	1.8890	.01031	.00192	1.4896	.00428
Check ?	Chk Pass	Chk Pass	Chk Pass	Chk Pass	None	Chk Pass	Chk Pass	Chk Pass	Chk Pass
High Limit									
Low Limit									

Elem	Sr4077	Th2837	Ti3349	Tl1908	U_3701	V_2924	Zn2062	Zr3391
Line	407.771 { 83}	283.730 {119}	334.904 {101}	190.856 {477}	370.152 { 91}	292.402 {115}	206.200 {163}	339.198 { 99}
Units	ppm	ppm	ppm	ppm	ppm	ppm	ppm	ppm
Avg	**.76302**	**.06928**	**.49735**	**-.00362**	**-.04845**	**.14522**	**.49824**	**.02053**
Stddev	.00045	.00070	.00082	.00105	.00070	.00078	.00069	.00155
%RSD	.05842	1.0086	.16545	29.058	1.4534	.53953	.13935	7.5295
#1	.76334	.06978	.49793	-.00287	-.04895	.14578	.49774	.01944
#2	.76271	.06879	.49677	-.00436	-.04796	.14467	.49873	.02162
Check ?	Chk Pass	Chk Pass	Chk Pass	Chk Pass	Chk Pass	Chk Pass	Chk Pass	Chk Pass
High Limit								
Low Limit								

Int. Std.	Y_2243	Y_3600	Y_3774
Line	224.306 {450}	360.073 { 94}	377.433 { 89}
Units	Cts/S	Cts/S	Cts/S
Avg	**5170.3**	**64098.**	**3375.4**
Stddev	17.7	24.	1.2
%RSD	.34208	.03766	.03587
#1	5157.8	64081.	3374.6
#2	5182.8	64115.	3376.3

Sample Name: 280-42043-A-17-A Acquired: 5/17/2013 18:21:25 Type: Unk
Method: 6500_026(v10) Mode: CONC Corr. Factor: 1.000000
User: bowenh Custom ID1: q4 Custom ID2: Custom ID3:
Comment: 173665 6010c

Elem	Ag3280	Al3092	As1890	B_2089	Ba4554	Be3130	Bi2230	Ca3179	Cd2288
Line	328.068 {103}	309.271 {109}	189.042 {478}	208.959 {461}	455.403 { 74}	313.042 {108}	223.061 {451}	317.933 {106}	228.802 {447}
Units	ppm	ppm	ppm	ppm	ppm	ppm	ppm	ppm	ppm
Avg	**.00204**	**93.181**	**.03566**	**.02230**	**.28319**	**.00400**	**.00342**	**9.9206**	**.00129**
Stddev	.00010	.757	.00030	.00012	.00324	.00005	.00027	.0851	.00001
%RSD	4.7138	.81218	.83323	.56009	1.1458	1.3532	7.8072	.85751	.89019
#1	.00210	93.716	.03587	.02221	.28548	.00404	.00323	9.9808	.00130
#2	.00197	92.646	.03545	.02239	.28089	.00396	.00361	9.8605	.00129
Check ?	Chk Pass	Chk Pass	Chk Pass	Chk Pass	Chk Pass	Chk Pass	Chk Pass	Chk Pass	Chk Pass
High Limit									
Low Limit									

Elem	Co2286	Cr2055	Cu3247	Fe2714	K_7664	Li6707	Mg2790	Mn2576	Mo2020
Line	228.616 {447}	205.552 {464}	324.754 {104}	271.441 {124}	766.490 { 44}	670.784 { 50}	279.079 {121}2	257.610 {131}	202.030 {467}
Units	ppm	ppm	ppm	ppm	ppm	ppm	ppm	ppm	ppm
Avg	**.06501**	**.12193**	**.41412**	**179.92**	**10.792**	**.17456**	**36.726**	**9.3199**	**.00771**
Stddev	.00008	.00009	.00181	.45	.114	.00329	.153	.0229	.00007
%RSD	.11906	.07290	.43779	.24849	1.0602	1.8827	.41654	.24578	.92063
#1	.06507	.12199	.41540	180.24	10.873	.17688	36.834	9.3037	.00776
#2	.06496	.12186	.41284	179.60	10.711	.17224	36.618	9.3361	.00766
Check ?	Chk Pass	Chk Pass	Chk Pass	Chk Pass	Chk Pass	Chk Pass	Chk Pass	Chk Pass	Chk Pass
High Limit									
Low Limit									

Elem	Na5895	Ni2316	P_1782	Pb2203	S_1820	Sb2068	Se1960	Si2881	Sn1899
Line	589.592 { 57}	231.604 {446}	178.284 {489}	220.353 {453}	182.034 {485}	206.833 {463}	196.090 {472}	288.158 {117}	189.989 {477}
Units	ppm	ppm	ppm	ppm	ppm	ppm	ppm	ppm	ppm
Avg	**3.0753**	**.14948**	**4.0015**	**.05346**	**.13601**	**-.00473**	**.00523**	**1.6146**	**.00418**
Stddev	.0353	.00061	.0032	.00011	.00449	.00143	.00304	.0181	.00114
%RSD	1.1493	.41128	.07886	.20686	3.3033	30.177	58.119	1.1244	27.364
#1	3.1003	.14992	3.9993	.05338	.13919	-.00574	.00308	1.6017	.00499
#2	3.0503	.14905	4.0037	.05354	.13283	-.00372	.00738	1.6274	.00337
Check ?	Chk Pass	Chk Pass	Chk Pass	Chk Pass	None	Chk Pass	Chk Pass	Chk Pass	Chk Pass
High Limit									
Low Limit									

Elem	Sr4077	Th2837	Ti3349	Tl1908	U_3701	V_2924	Zn2062	Zr3391
Line	407.771 { 83}	283.730 {119}	334.904 {101}	190.856 {477}	370.152 { 91}	292.402 {115}	206.200 {163}	339.198 { 99}
Units	ppm	ppm	ppm	ppm	ppm	ppm	ppm	ppm
Avg	**.02874**	**.09389**	**.41030**	**-.00532**	W **-.05963**	**.14812**	**.47464**	**.04595**
Stddev	.00013	.00065	.00122	.00082	.02966	.00024	.00113	.00208
%RSD	.45065	.69054	.29852	15.338	49.732	.16538	.23715	4.5278
#1	.02865	.09435	.41117	-.00474	-.08060	.14829	.47544	.04742
#2	.02883	.09343	.40944	-.00589	-.03866	.14794	.47385	.04448
Check ?	Chk Pass	Chk Pass	Chk Pass	Chk Pass	Chk Warn	Chk Pass	Chk Pass	Chk Pass
High Limit					45.000			
Low Limit					-.05000			

Int. Std.	Y_2243	Y_3600	Y_3774
Line	224.306 {450}	360.073 { 94}	377.433 { 89}
Units	Cts/S	Cts/S	Cts/S
Avg	**6399.3**	**79576.**	**4079.8**
Stddev	4.2	336.	39.8
%RSD	.06608	.42162	.97524
#1	6396.3	79338.	4051.7
#2	6402.3	79813.	4107.9

Sample Name: 280-42043-A-18-A Acquired: 5/17/2013 18:23:50 Type: Unk
Method: 6500_026(v10) Mode: CONC Corr. Factor: 1.000000
User: bowenh Custom ID1: q4 Custom ID2: Custom ID3:
Comment: 173665 6010c

Elem	Ag3280	Al3092	As1890	B_2089	Ba4554	Be3130	Bi2230	Ca3179	Cd2288
Line	328.068 {103}	309.271 {109}	189.042 {478}	208.959 {461}	455.403 { 74}	313.042 {108}	223.061 {451}	317.933 {106}	228.802 {447}
Units	ppm	ppm	ppm	ppm	ppm	ppm	ppm	ppm	ppm
Avg	**.00159**	**77.942**	**.03797**	**.01937**	**.33926**	**.00339**	**.00554**	**19.348**	**.00138**
Stddev	.00019	.085	.00492	.00058	.00041	.00003	.00264	.001	.00023
%RSD	11.725	.10901	12.960	3.0063	.11961	.99977	47.609	.00348	16.891
#1	.00173	77.882	.03449	.01978	.33955	.00336	.00367	19.348	.00154
#2	.00146	78.002	.04145	.01895	.33898	.00341	.00740	19.348	.00121
Check ?	Chk Pass	Chk Pass	Chk Pass	Chk Pass	Chk Pass	Chk Pass	Chk Pass	Chk Pass	Chk Pass
High Limit									
Low Limit									

Elem	Co2286	Cr2055	Cu3247	Fe2714	K_7664	Li6707	Mg2790	Mn2576	Mo2020
Line	228.616 {447}	205.552 {464}	324.754 {104}	271.441 {124}	766.490 { 44}	670.784 { 50}	279.079 {121}2	257.610 {131}	202.030 {467}
Units	ppm	ppm	ppm	ppm	ppm	ppm	ppm	ppm	ppm
Avg	**.05966**	**.09058**	**.34656**	**184.12**	**9.9497**	**.16559**	**33.457**	W **13.378**	**.00272**
Stddev	.00016	.00016	.00143	.59	.0380	.00226	.079	.068	.00017
%RSD	.26013	.17942	.41343	.31874	.38174	1.3659	.23549	.50967	6.2874
#1	.05977	.09047	.34758	184.53	9.9766	.16400	33.512	13.330	.00284
#2	.05955	.09070	.34555	183.70	9.9229	.16719	33.401	13.427	.00260
Check ?	Chk Pass	Chk Pass	Chk Pass	Chk Pass	Chk Pass	Chk Pass	Chk Pass	Chk Warn	Chk Pass
High Limit								10.000	
Low Limit								-.01000	

Elem	Na5895	Ni2316	P_1782	Pb2203	S_1820	Sb2068	Se1960	Si2881	Sn1899
Line	589.592 { 57}	231.604 {446}	178.284 {489}	220.353 {453}	182.034 {485}	206.833 {463}	196.090 {472}	288.158 {117}	189.989 {477}
Units	ppm	ppm	ppm	ppm	ppm	ppm	ppm	ppm	ppm
Avg	**2.2220**	**.14208**	**4.8588**	**.05013**	**.31183**	**-.00312**	**.00291**	**2.2604**	**.00427**
Stddev	.0186	.00008	.0291	.00084	.00445	.00109	.00454	.0396	.00042
%RSD	.83602	.05961	.59874	1.6796	1.4276	35.019	155.96	1.7530	9.8411
#1	2.2089	.14202	4.8382	.04953	.30868	-.00235	.00613	2.2884	.00456
#2	2.2351	.14214	4.8793	.05073	.31498	-.00390	-.00030	2.2323	.00397
Check ?	Chk Pass	Chk Pass	Chk Pass	Chk Pass	None	Chk Pass	Chk Pass	Chk Pass	Chk Pass
High Limit									
Low Limit									

Elem	Sr4077	Th2837	Ti3349	Tl1908	U_3701	V_2924	Zn2062	Zr3391
Line	407.771 { 83}	283.730 {119}	334.904 {101}	190.856 {477}	370.152 { 91}	292.402 {115}	206.200 {163}	339.198 { 99}
Units	ppm	ppm	ppm	ppm	ppm	ppm	ppm	ppm
Avg	**.05640**	**.10164**	**.55356**	**-.00857**	**-.03591**	**.12559**	**.60446**	**.04612**
Stddev	.00010	.00079	.00537	.00080	.02988	.00022	.00230	.00063
%RSD	.18272	.77723	.97064	9.3742	83.194	.17369	.38085	1.3658
#1	.05647	.10219	.54976	-.00913	-.05703	.12574	.60609	.04656
#2	.05632	.10108	.55736	-.00800	-.01479	.12544	.60283	.04567
Check ?	Chk Pass	Chk Pass	Chk Pass	Chk Pass	Chk Pass	Chk Pass	Chk Pass	Chk Pass
High Limit								
Low Limit								

Int. Std.	Y_2243	Y_3600	Y_3774
Line	224.306 {450}	360.073 { 94}	377.433 { 89}
Units	Cts/S	Cts/S	Cts/S
Avg	**6036.6**	**74150.**	**3763.9**
Stddev	35.5	59.	.9
%RSD	.58801	.07964	.02461
#1	6011.5	74108.	3763.2
#2	6061.7	74192.	3764.5

Sample Name: 280-42043-A-19-A Acquired: 5/17/2013 18:26:14 Type: Unk
Method: 6500_026(v10) Mode: CONC Corr. Factor: 1.000000
User: bowenh Custom ID1: q4 Custom ID2: Custom ID3:
Comment: 173665 6010c

Elem	Ag3280	Al3092	As1890	B_2089	Ba4554	Be3130	Bi2230	Ca3179	Cd2288
Line	328.068 {103}	309.271 {109}	189.042 {478}	208.959 {461}	455.403 { 74}	313.042 {108}	223.061 {451}	317.933 {106}	228.802 {447}
Units	ppm	ppm	ppm	ppm	ppm	ppm	ppm	ppm	ppm
Avg	**.00242**	**65.579**	**.04175**	**.01694**	**.31652**	**.00262**	**.00085**	**27.551**	**.00101**
Stddev	.00007	.717	.00215	.00021	.00340	.00005	.00112	.267	.00013
%RSD	2.9388	1.0938	5.1530	1.2594	1.0730	1.7944	132.46	.97000	13.224
#1	.00237	66.086	.04327	.01709	.31892	.00266	.00005	27.740	.00091
#2	.00247	65.072	.04023	.01679	.31412	.00259	.00164	27.363	.00110
Check ?	Chk Pass	Chk Pass	Chk Pass	Chk Pass	Chk Pass	Chk Pass	Chk Pass	Chk Pass	Chk Pass
High Limit									
Low Limit									

Elem	Co2286	Cr2055	Cu3247	Fe2714	K_7664	Li6707	Mg2790	Mn2576	Mo2020
Line	228.616 {447}	205.552 {464}	324.754 {104}	271.441 {124}	766.490 { 44}	670.784 { 50}	279.079 {121}2	257.610 {131}	202.030 {467}
Units	ppm	ppm	ppm	ppm	ppm	ppm	ppm	ppm	ppm
Avg	**.05247**	**.08369**	**.24697**	**171.41**	**8.9984**	**.14053**	**29.725**	W **12.400**	**.00436**
Stddev	.00017	.00014	.00029	.08	.0180	.00016	.014	.054	.00019
%RSD	.32856	.16270	.11671	.04929	.19947	.11076	.04741	.43736	4.3894
#1	.05260	.08359	.24717	171.47	9.0111	.14042	29.735	12.438	.00423
#2	.05235	.08379	.24677	171.35	8.9857	.14064	29.715	12.361	.00450
Check ?	Chk Pass	Chk Pass	Chk Pass	Chk Pass	Chk Pass	Chk Pass	Chk Pass	Chk Warn	Chk Pass
High Limit								10.000	
Low Limit								-.01000	

Elem	Na5895	Ni2316	P_1782	Pb2203	S_1820	Sb2068	Se1960	Si2881	Sn1899
Line	589.592 { 57}	231.604 {446}	178.284 {489}	220.353 {453}	182.034 {485}	206.833 {463}	196.090 {472}	288.158 {117}	189.989 {477}
Units	ppm	ppm	ppm	ppm	ppm	ppm	ppm	ppm	ppm
Avg	**.90265**	**.12587**	**4.4707**	**.04057**	**.14721**	**-.00188**	**-.00012**	**2.5119**	**.00431**
Stddev	.01591	.00071	.0027	.00093	.00828	.00066	.00213	.0151	.00005
%RSD	1.7627	.56717	.06006	2.2915	5.6265	34.865	1796.4	.59944	1.1169
#1	.89140	.12638	4.4726	.04123	.15307	-.00142	-.00163	2.5012	.00428
#2	.91390	.12537	4.4688	.03991	.14136	-.00234	.00139	2.5225	.00435
Check ?	Chk Pass	Chk Pass	Chk Pass	Chk Pass	None	Chk Pass	Chk Pass	Chk Pass	Chk Pass
High Limit									
Low Limit									

Elem	Sr4077	Th2837	Ti3349	Tl1908	U_3701	V_2924	Zn2062	Zr3391
Line	407.771 { 83}	283.730 {119}	334.904 {101}	190.856 {477}	370.152 { 91}	292.402 {115}	206.200 {163}	339.198 { 99}
Units	ppm	ppm	ppm	ppm	ppm	ppm	ppm	ppm
Avg	**.07119**	**.08649**	**.32401**	**-.00882**	**-.04699**	**.11527**	**.45015**	**.04590**
Stddev	.00003	.00233	.00191	.00137	.01254	.00002	.00026	.00226
%RSD	.04461	2.6925	.58861	15.565	26.698	.01539	.05869	4.9257
#1	.07117	.08814	.32536	-.00979	-.05586	.11528	.45034	.04750
#2	.07122	.08485	.32266	-.00785	-.03812	.11525	.44996	.04430
Check ?	Chk Pass	Chk Pass	Chk Pass	Chk Pass	Chk Pass	Chk Pass	Chk Pass	Chk Pass
High Limit								
Low Limit								

Int. Std.	Y_2243	Y_3600	Y_3774
Line	224.306 {450}	360.073 { 94}	377.433 { 89}
Units	Cts/S	Cts/S	Cts/S
Avg	**6005.4**	**74292.**	**3775.5**
Stddev	2.6	68.	35.1
%RSD	.04399	.09159	.93061
#1	6003.5	74244.	3750.6
#2	6007.2	74340.	3800.3

Sample Name: CCVH-2050355 Acquired: 5/17/2013 18:28:40 Type: QC
Method: 6500_026(v10) Mode: CONC Corr. Factor: 1.000000
User: bowenh Custom ID1: Custom ID2: Custom ID3:
Comment:

Elem	Ag3280	Al3092	As1890	B_2089	Ba4554	Be3130	Bi2230	Ca3179	Cd2288	Co2286	Cr2055	Cu3247
Units	ppm	ppm	ppm	ppm	ppm	ppm	ppm	ppm	ppm	ppm	ppm	ppm
Avg	**-.00052**	**45.577**	**-.00165**	**-.00001**	**.00086**	**-.00027**	**.94405**	**.00939**	**-.00058**	**.00203**	**-.00003**	**-.00400**
Stddev	.00026	.322	.00060	.00071	.00033	.00005	.00400	.00745	.00005	.00009	.00013	.00050
%RSD	49.288	.70678	36.420	6012.9	38.291	17.814	.42362	79.333	8.4860	4.5315	385.99	12.396
#1	-.00070	45.349	-.00207	-.00051	.00062	-.00031	.94123	.01466	-.00054	.00210	.00006	-.00435
#2	-.00034	45.805	-.00122	.00049	.00109	-.00024	.94688	.00412	-.00061	.00197	-.00013	-.00365
Check ?	None	Chk Pass	None	None	None	None	Chk Pass	None	None	None	None	None
Value												
Range												

Elem	Fe2599	K_7664	Li6707	Mg2790	Mn2576	Mo2020	Na8183	Ni2316	P_1782	Pb2203	S_1820	Sb2068
Units	ppm	ppm	ppm	ppm	ppm	ppm	ppm	ppm	ppm	ppm	ppm	ppm
Avg	F **38.102**	**.59267**	**-.00557**	**.01849**	**.00214**	**-.00169**	**266.58**	**.00171**	**.00637**	**.00092**	**4.7275**	**.00200**
Stddev	.175	.01529	.00264	.00351	.00044	.00007	1.88	.00017	.00088	.00155	.0230	.00185
%RSD	.45970	2.5802	47.396	18.968	20.658	4.3748	.70365	9.8999	13.879	168.14	.48687	92.266
#1	37.978	.60348	-.00744	.01601	.00245	-.00164	265.25	.00182	.00699	-.00017	4.7438	.00070
#2	38.225	.58185	-.00370	.02097	.00183	-.00174	267.91	.00159	.00574	.00201	4.7113	.00331
Check ?	Chk Fail	None	None	None	None	None	Chk Pass	None	None	None	None	None
Value	50.000											
Range	-10.000%											

Elem	Se1960	Si2881	Sn1899	Sr4077	Th2837	Ti3349	Tl1908	U_3701	V_2924	Zn2062	Zr3391
Units	ppm	ppm	ppm	ppm	ppm	ppm	ppm	ppm	ppm	ppm	ppm
Avg	**.00882**	**.01871**	**-.00079**	**.00032**	**5.0492**	**.00486**	**-.00069**	**9.6909**	**.00024**	**.00434**	**-.06897**
Stddev	.00219	.00893	.00029	.00005	.0103	.00024	.00038	.0813	.00023	.00010	.00190
%RSD	24.858	47.721	36.387	16.225	.20444	4.8988	55.610	.83897	96.759	2.3104	2.7578
#1	.01037	.02502	-.00100	.00029	5.0565	.00470	-.00096	9.6334	.00008	.00427	-.06762
#2	.00727	.01239	-.00059	.00036	5.0419	.00503	-.00042	9.7484	.00041	.00441	-.07031
Check ?	None	None	None	None	Chk Pass	None	None	Chk Pass	None	None	None
Value											
Range											

Int. Std.	Y_2243	Y_3600	Y_3774
Units	Cts/S	Cts/S	Cts/S
Avg	**5222.2**	**64679.**	**3241.1**
Stddev	14.9	29.	34.3
%RSD	.28620	.04509	1.0589
#1	5211.6	64658.	3265.3
#2	5232.8	64700.	3216.8

Sample Name: CCV-2050339 Acquired: 5/17/2013 18:31:05 Type: QC
Method: 6500_026(v10) Mode: CONC Corr. Factor: 1.000000
User: bowenh Custom ID1: Custom ID2: Custom ID3:
Comment:

Elem	Ag3280	Al1670	As1890	B_2089	Ba4554	Be3130	Bi2230	Ca3179	Cd2288	Co2286	Cr2055	Cu3247
Units	ppm	ppm	ppm	ppm	ppm	ppm	ppm	ppm	ppm	ppm	ppm	ppm
Avg	**.50913**	F **.56258**	**.95093**	**.50754**	**.50256**	F **.43044**	**.00522**	**4.6081**	**.49094**	**.50027**	**.46993**	**.46537**
Stddev	.00042	.06350	.00075	.00129	.00144	.00092	.00068	.0182	.00106	.00047	.00022	.00048
%RSD	.08280	11.287	.07860	.25356	.28554	.21448	13.008	.39457	.21535	.09358	.04757	.10228
#1	.50883	.51768	.95040	.50845	.50154	.42978	.00474	4.5952	.49168	.50060	.47009	.46503
#2	.50943	.60748	.95145	.50663	.50357	.43109	.00570	4.6209	.49019	.49994	.46978	.46571
Check ?	Chk Pass	Chk Fail	Chk Pass	Chk Pass	Chk Pass	Chk Fail	None	Chk Pass	Chk Pass	Chk Pass	Chk Pass	Chk Pass
Value		.50000				.50000						
Range		10.000%				-10.000%						

Elem	Fe2599	K_7664	Li6707	Mg2790	Mn2576	Mo2020	Na5895	Ni2316	P_1782	Pb2203	S_1820	Sb2068
Units	ppm	ppm	ppm	ppm	ppm	ppm	ppm	ppm	ppm	ppm	ppm	ppm
Avg	F **2.0323**	**54.451**	**1.0816**	**19.085**	**.49232**	**.45429**	**5.1941**	**.48123**	**1.0051**	**.98850**	**-.06014**	**.98822**
Stddev	.0011	.041	.0033	.007	.00021	.00053	.0478	.00014	.0003	.00203	.00212	.00522
%RSD	.05498	.07574	.30257	.03880	.04347	.11618	.92084	.02991	.02549	.20566	3.5209	.52845
#1	2.0331	54.422	1.0792	19.091	.49217	.45392	5.2279	.48113	1.0052	.98994	-.05865	.99191
#2	2.0315	54.481	1.0839	19.080	.49247	.45466	5.1603	.48133	1.0049	.98706	-.06164	.98453
Check ?	Chk Fail	Chk Pass	Chk Pass	Chk Pass	Chk Pass	Chk Pass	Chk Pass	Chk Pass	Chk Pass	Chk Pass	None	Chk Pass
Value	2.5000											
Range	-10.000%											

Elem	Se1960	Si2881	Sn1899	Sr4077	Th2837	Ti3349	Tl1908	U_3701	V_2924	Zn2062	Zr3391
Units	ppm	ppm	ppm	ppm	ppm	ppm	ppm	ppm	ppm	ppm	ppm
Avg	**1.0137**	F **4.2460**	**.91593**	**.51735**	**.00328**	**.48861**	**.94352**	**-.01089**	**.46991**	**.48677**	**.46140**
Stddev	.0047	.0058	.00240	.00062	.00206	.00136	.00394	.05112	.00012	.00122	.00130
%RSD	.46765	.13759	.26202	.11990	62.841	.27899	.41724	469.36	.02576	.25052	.28068
#1	1.0170	4.2501	.91763	.51692	.00474	.48764	.94630	-.04703	.46982	.48591	.46231
#2	1.0103	4.2419	.91424	.51779	.00182	.48957	.94074	.02525	.47000	.48764	.46048
Check ?	Chk Pass	Chk Fail	Chk Pass	Chk Pass	None	Chk Pass	Chk Pass	None	Chk Pass	Chk Pass	Chk Pass
Value		5.0000									
Range		-10.000%									

Int. Std.	Y_2243	Y_3600	Y_3774
Units	Cts/S	Cts/S	Cts/S
Avg	**5267.7**	**66025.**	**3275.3**
Stddev	7.6	112.	4.8
%RSD	.14511	.17007	.14550
#1	5273.1	65945.	3271.9
#2	5262.3	66104.	3278.7

Sample Name: CCB Acquired: 5/17/2013 18:33:20 Type: QC
Method: 6500_026(v10) Mode: CONC Corr. Factor: 1.000000
User: bowenh Custom ID1: Custom ID2: Custom ID3:
Comment:

Elem	Ag3280	Al1670	As1890	B_2089	Ba4554	Be3130	Bi2230	Ca3179	Cd2288	Co2286	Cr2055
Units	ppm	ppm	ppm	ppm	ppm	ppm	ppm	ppm	ppm	ppm	ppm
Avg	W **.00123**	F **.08276**	**-.00009**	**-.00065**	W **.00094**	**.00008**	**.00145**	F **.14412**	**-.00023**	**.00040**	**.00010**
Stddev	.00108	.00214	.00456	.00026	.00001	.00002	.00213	.00983	.00017	.00005	.00011
%RSD	87.475	2.5804	4841.1	40.636	1.0552	29.438	147.07	6.8222	72.535	13.407	107.54
#1	.00047	.08427	.00313	-.00046	.00093	.00007	.00296	.15107	-.00035	.00044	.00017
#2	.00200	.08125	-.00332	-.00084	.00095	.00010	-.00006	.13717	-.00011	.00036	.00002
Check ?	Chk Warn	Chk Fail	Chk Pass	Chk Pass	Chk Warn	Chk Pass	None	Chk Fail	Chk Pass	Chk Pass	Chk Pass
High Limit	.00093	.03600			.00058			.06900			
Low Limit	-.00093	-.03600			-.00058			-.06900			

Elem	Cu3247	Fe2599	K_7664	Li6707	Mg2790	Mn2576	Mo2020	Na5895	Ni2316	P_1782	Pb2203
Units	ppm	ppm	ppm	ppm	ppm	ppm	ppm	ppm	ppm	ppm	ppm
Avg	**-.00101**	F **.17750**	F **.47411**	W **-.00468**	F **.03900**	F **.01085**	**.00012**	F **.18128**	**.00069**	**.00628**	**.00122**
Stddev	.00065	.00231	.01264	.00028	.00023	.00008	.00031	.01348	.00004	.00033	.00001
%RSD	64.054	1.2989	2.6667	5.9629	.58862	.73317	264.43	7.4352	5.9999	5.1992	1.0065
#1	-.00147	.17913	.46517	-.00488	.03916	.01090	-.00010	.19081	.00072	.00605	.00123
#2	-.00055	.17587	.48305	-.00448	.03884	.01079	.00034	.17174	.00066	.00652	.00122
Check ?	Chk Pass	Chk Fail	Chk Fail	Chk Warn	Chk Fail	Chk Fail	Chk Pass	Chk Fail	Chk Pass	Chk Pass	Chk Pass
High Limit		.04400	.25000	.00261	.02140	.00051		.10000			
Low Limit		-.04400	-.25000	-.00261	-.02140	-.00051		-.10000			

Elem	S_1820	Sb2068	Se1960	Si2881	Sn1899	Sr4077	Th2837	Ti3349	Tl1908	U_3701	V_2924
Units	ppm	ppm	ppm	ppm	ppm	ppm	ppm	ppm	ppm	ppm	ppm
Avg	**-.05673**	**.00074**	**-.00013**	**.00143**	**-.00084**	**.00023**	**.00205**	W **.00072**	**-.00042**	**.01578**	**.00066**
Stddev	.00053	.00038	.00205	.01570	.00005	.00006	.00178	.00034	.00013	.03958	.00011
%RSD	.93593	51.432	1574.3	1096.4	5.6039	25.144	86.866	47.368	31.451	250.79	16.092
#1	-.05711	.00047	.00132	.01253	-.00081	.00019	.00330	.00096	-.00051	-.01220	.00073
#2	-.05636	.00101	-.00158	-.00967	-.00087	.00027	.00079	.00048	-.00032	.04377	.00058
Check ?	None	Chk Pass	Chk Pass	Chk Pass	Chk Pass	Chk Pass	Chk Pass	Chk Warn	Chk Pass	Chk Pass	Chk Pass
High Limit								.00060			
Low Limit								-.00060			

Elem	Zn2062	Zr3391
Units	ppm	ppm
Avg	**.00294**	**-.00063**
Stddev	.00042	.00206
%RSD	14.459	328.76
#1	.00264	.00083
#2	.00324	-.00208
Check ?	Chk Pass	Chk Pass
High Limit		
Low Limit		

Int. Std.	Y_2243	Y_3600	Y_3774
Units	Cts/S	Cts/S	Cts/S
Avg	**5355.5**	**66156.**	**3261.9**
Stddev	16.6	105.	17.0
%RSD	.30917	.15927	.52243
#1	5367.2	66230.	3274.0
#2	5343.8	66081.	3249.9

Sample Name: CCVL2057887 Acquired: 5/17/2013 18:35:50 Type: QC
Method: 6500_026(v10) Mode: CONC Corr. Factor: 1.000000
User: bowenh Custom ID1: Custom ID2: Custom ID3:
Comment:

Elem	Ag3280	Al1670	As1890	B_2089	Ba4554	Be3130	Bi2230	Ca3179	Cd2288	Co2286	Cr2055
Units	ppm	ppm	ppm	ppm	ppm	ppm	ppm	ppm	ppm	ppm	ppm
Avg	W **.01211**	F **.16862**	**.01536**	**.10329**	**.01123**	**.00085**	**.10578**	F **.29545**	**.00503**	**.01095**	**.00976**
Stddev	.00114	.00262	.00021	.00017	.00014	.00013	.00282	.00332	.00011	.00017	.00006
%RSD	9.4532	1.5525	1.3717	.16135	1.2174	15.159	2.6618	1.1252	2.2028	1.5098	.59904
#1	.01130	.17047	.01550	.10341	.01114	.00094	.10777	.29310	.00511	.01107	.00972
#2	.01292	.16677	.01521	.10317	.01133	.00076	.10379	.29781	.00495	.01083	.00981
Check ?	Chk Warn	Chk Fail	Chk Pass	Chk Pass	Chk Pass	Chk Pass	Chk Pass	Chk Fail	Chk Pass	Chk Pass	Chk Pass
Value	.01000	.10000						.20000			
Range	20.000%	30.000%						30.000%			

Elem	Cu3247	Fe2599	K_7664	Li6707	Mg2790	Mn2576	Mo2020	Na5895	Ni2316	P_1782	Pb2203
Units	ppm	ppm	ppm	ppm	ppm	ppm	ppm	ppm	ppm	ppm	ppm
Avg	**.01230**	F **.21836**	W **3.8551**	W **.00736**	**.23080**	F **.01873**	**.01849**	W **1.2486**	**.04063**	**3.0244**	**.00873**
Stddev	.00006	.00291	.0193	.00041	.00013	.00010	.00009	.0048	.00020	.0042	.00259
%RSD	.50080	1.3326	.49985	5.5168	.05490	.55042	.48462	.38440	.48821	.13739	29.666
#1	.01235	.22042	3.8414	.00765	.23089	.01880	.01855	1.2452	.04049	3.0214	.00690
#2	.01226	.21630	3.8687	.00707	.23071	.01866	.01843	1.2520	.04077	3.0273	.01057
Check ?	Chk Pass	Chk Fail	Chk Warn	Chk Warn	Chk Pass	Chk Fail	Chk Pass	Chk Warn	Chk Pass	Chk Pass	Chk Pass
Value		.10000	3.0000	.01000		.01000		1.0000			
Range		30.000%	20.000%	-20.000%		30.000%		20.000%			

Elem	S_1820	Sb2068	Se1960	Si2881	Sn1899	Sr4077	Th2837	Ti3349	Tl1908	U_3701	V_2924
Units	ppm	ppm	ppm	ppm	ppm	ppm	ppm	ppm	ppm	ppm	ppm
Avg	**-.05807**	**.01167**	**.01405**	**.45600**	**.09307**	**.01082**	W **.01819**	**.01038**	**.01532**	**.05243**	**.01017**
Stddev	.00093	.00160	.00213	.01709	.00093	.00001	.00390	.00060	.00038	.00121	.00070
%RSD	1.5940	13.690	15.122	3.7474	.99538	.08159	21.470	5.8013	2.4971	2.3148	6.8729
#1	-.05873	.01054	.01255	.46808	.09242	.01083	.02095	.00996	.01559	.05329	.00968
#2	-.05742	.01280	.01556	.44391	.09373	.01082	.01542	.01081	.01505	.05157	.01067
Check ?	None	Chk Pass	Chk Pass	Chk Pass	Chk Pass	Chk Pass	Chk Warn	Chk Pass	Chk Pass	Chk Pass	Chk Pass
Value							.01500				
Range							20.000%				

Elem	Zn2062	Zr3391
Units	ppm	ppm
Avg	W **.02402**	**.01491**
Stddev	.00018	.00188
%RSD	.75616	12.629
#1	.02389	.01358
#2	.02415	.01624
Check ?	Chk Warn	Chk Pass
Value	.02000	
Range	20.000%	

Int. Std.	Y_2243	Y_3600	Y_3774
Units	Cts/S	Cts/S	Cts/S
Avg	**5373.2**	**66594.**	**3266.1**
Stddev	8.0	1.	8.6
%RSD	.14907	.00133	.26291
#1	5378.9	66593.	3272.2
#2	5367.6	66594.	3260.1

Sample Name: MB 280-173668/1-A Acquired: 5/17/2013 18:38:15 Type: Unk
Method: 6500_026(v10) Mode: CONC Corr. Factor: 1.000000
User: bowenh Custom ID1: q4 Custom ID2: Custom ID3:
Comment: 173668 6010c

Elem	Ag3280	Al1670	As1890	B_2089	Ba4554	Be3130	Bi2230	Ca3179	Cd2288
Line	328.068 {103}	167.079 {502}	189.042 {478}	208.959 {461}	455.403 { 74}	313.042 {108}	223.061 {451}	317.933 {106}	228.802 {447}
Units	ppm	ppm	ppm	ppm	ppm	ppm	ppm	ppm	ppm
Avg	**.00118**	W **.05614**	**-.00026**	F **.02392**	**.00049**	**-.00001**	**.00007**	W **.10099**	**-.00004**
Stddev	.00018	.00120	.00010	.00011	.00004	.00003	.00159	.00257	.00015
%RSD	15.004	2.1425	37.652	.45592	7.2594	238.40	2359.0	2.5483	341.63
#1	.00106	.05699	-.00019	.02400	.00052	.00001	.00119	.10281	-.00015
#2	.00131	.05529	-.00033	.02384	.00047	-.00004	-.00106	.09917	.00006
Check ?	Chk Pass	Chk Warn	Chk Pass	Chk Fail	Chk Pass	Chk Pass	Chk Pass	Chk Warn	Chk Pass
High Limit		.05000		.01000				.10000	
Low Limit		-.05000		-.01000				-.10000	

Elem	Co2286	Cr2055	Cu3247	Fe2599	K_7664	Li6707	Mg2790	Mn2576	Mo2020
Line	228.616 {447}	205.552 {464}	324.754 {104}	259.940 {130}	766.490 { 44}	670.784 { 50}	279.079 {121}2	257.610 {131}	202.030 {467}
Units	ppm	ppm	ppm	ppm	ppm	ppm	ppm	ppm	ppm
Avg	**.00008**	**.00022**	**-.00013**	W **.09986**	**.56386**	**-.00282**	**.02647**	W **.00586**	**.00022**
Stddev	.00017	.00001	.00060	.00537	.00152	.00045	.00151	.00016	.00011
%RSD	220.26	4.1025	446.81	5.3780	.26954	16.099	5.7202	2.8078	49.820
#1	.00019	.00021	-.00056	.10365	.56279	-.00250	.02754	.00597	.00014
#2	-.00004	.00022	.00029	.09606	.56494	-.00314	.02540	.00574	.00030
Check ?	Chk Pass	Chk Pass	Chk Pass	Chk Warn	Chk Pass	Chk Pass	Chk Pass	Chk Warn	Chk Pass
High Limit				.03000				.00500	
Low Limit				-.05000				-.00500	

Elem	Na5895	Ni2316	P_1782	Pb2203	S_1820	Sb2068	Se1960	Si2881	Sn1899
Line	589.592 { 57}	231.604 {446}	178.284 {489}	220.353 {453}	182.034 {485}	206.833 {463}	196.090 {472}	288.158 {117}	189.989 {477}
Units	ppm	ppm	ppm	ppm	ppm	ppm	ppm	ppm	ppm
Avg	**.48068**	**.00045**	F **.10917**	**.00228**	**-.02346**	**.00118**	**.00492**	W **.06429**	**.00908**
Stddev	.01855	.00009	.00053	.00162	.00079	.00233	.00139	.00575	.00033
%RSD	3.8584	19.829	.48634	71.023	3.3740	196.78	28.259	8.9457	3.6262
#1	.46756	.00039	.10880	.00342	-.02402	-.00046	.00591	.06022	.00932
#2	.49379	.00052	.10955	.00113	-.02290	.00283	.00394	.06835	.00885
Check ?	Chk Pass	Chk Pass	Chk Fail	Chk Pass	None	Chk Pass	Chk Pass	Chk Warn	Chk Pass
High Limit			.01000					.05000	
Low Limit			-.01000					-.05000	

Elem	Sr4077	Th2837	Ti3349	Tl1908	U_3701	V_2924	Zn2062	Zr3391
Line	407.771 { 83}	283.730 {119}	334.904 {101}	190.856 {477}	370.152 { 91}	292.402 {115}	206.200 {163}	339.198 { 99}
Units	ppm	ppm	ppm	ppm	ppm	ppm	ppm	ppm
Avg	**.00024**	**.00265**	**.00130**	**-.00077**	**.00828**	**.00087**	**.00369**	**-.00016**
Stddev	.00016	.00234	.00059	.00087	.00456	.00005	.00049	.00330
%RSD	67.263	88.145	45.391	113.68	55.031	5.8209	13.151	2095.2
#1	.00012	.00100	.00172	-.00138	.01151	.00091	.00404	-.00249
#2	.00035	.00430	.00088	-.00015	.00506	.00084	.00335	.00218
Check ?	Chk Pass	Chk Pass	Chk Pass	Chk Pass	Chk Pass	Chk Pass	Chk Pass	Chk Pass
High Limit								
Low Limit								

Int. Std.	Y_2243	Y_3600	Y_3774
Line	224.306 {450}	360.073 { 94}	377.433 { 89}
Units	Cts/S	Cts/S	Cts/S
Avg	**5388.4**	**66463.**	**3287.0**
Stddev	1.9	.	38.8
%RSD	.03489	.00042	1.1813
#1	5387.1	66463.	3314.4
#2	5389.8	66463.	3259.5

Sample Name: LCS 280-173668/2-A Acquired: 5/17/2013 18:40:44 Type: Unk
Method: 6500_026(v10) Mode: CONC Corr. Factor: 1.000000
User: bowenh Custom ID1: q4 Custom ID2: Custom ID3:
Comment: 173668 6010c

Elem	Ag3280	Al1670	As1890	B_2089	Ba4554	Be3130	Bi2230	Ca3179	Cd2288
Line	328.068 {103}	167.079 {502}	189.042 {478}	208.959 {461}	455.403 { 74}	313.042 {108}	223.061 {451}	317.933 {106}	228.802 {447}
Units	ppm	ppm	ppm	ppm	ppm	ppm	ppm	ppm	ppm
Avg	**.05215**	**1.9771**	**.91827**	F **1.1330**	**1.9863**	**.04272**	**1.9119**	**44.061**	**.09682**
Stddev	.00031	.0045	.00118	.0004	.0133	.00039	.0007	.315	.00001
%RSD	.59878	.22921	.12815	.03596	.67037	.91922	.03718	.71552	.01273
#1	.05193	1.9803	.91744	1.1327	1.9957	.04300	1.9124	44.284	.09683
#2	.05237	1.9739	.91911	1.1333	1.9769	.04245	1.9114	43.838	.09681
Check ?	Chk Pass	Chk Pass	Chk Pass	Chk Fail	Chk Pass	Chk Pass	Chk Pass	Chk Pass	Chk Pass
High Limit				1.1000					
Low Limit				.81000					

Elem	Co2286	Cr2055	Cu3247	Fe2599	K_7664	Li6707	Mg2790	Mn2576	Mo2020
Line	228.616 {447}	205.552 {464}	324.754 {104}	259.940 {130}	766.490 { 44}	670.784 { 50}	279.079 {121}2	257.610 {131}	202.030 {467}
Units	ppm	ppm	ppm	ppm	ppm	ppm	ppm	ppm	ppm
Avg	**.48081**	**.18348**	**.22975**	F **.86285**	**53.659**	**1.0610**	**46.028**	**.47738**	**.88888**
Stddev	.00030	.00015	.00045	.00633	.472	.0079	.019	.00019	.00180
%RSD	.06140	.08221	.19635	.73400	.87937	.74505	.04120	.03977	.20257
#1	.48102	.18337	.22943	.86732	53.992	1.0666	46.042	.47752	.88761
#2	.48060	.18359	.23006	.85837	53.325	1.0554	46.015	.47725	.89016
Check ?	Chk Pass	Chk Pass	Chk Pass	Chk Fail	Chk Pass	Chk Pass	Chk Pass	Chk Pass	Chk Pass
High Limit				1.2000					
Low Limit				.87000					

Elem	Na8183	Ni2316	P_1782	Pb2203	S_1820	Sb2068	Se1960	Si2881	Sn1899
Line	818.326 { 41}	231.604 {446}	178.284 {489}	220.353 {453}	182.034 {485}	206.833 {463}	196.090 {472}	288.158 {117}	189.989 {477}
Units	ppm	ppm	ppm	ppm	ppm	ppm	ppm	ppm	ppm
Avg	**55.119**	**.45990**	**10.007**	**.47309**	**-.02790**	**.48182**	**1.9582**	**2.0400**	**1.7740**
Stddev	.604	.00073	.002	.00020	.00252	.00103	.0020	.0311	.0057
%RSD	1.0958	.15786	.01922	.04169	9.0185	.21409	.10003	1.5252	.32291
#1	54.692	.45939	10.008	.47323	-.02612	.48255	1.9595	2.0620	1.7700
#2	55.546	.46041	10.005	.47295	-.02967	.48109	1.9568	2.0180	1.7781
Check ?	Chk Pass	Chk Pass	Chk Pass	Chk Pass	None	Chk Pass	Chk Pass	Chk Pass	Chk Pass
High Limit									
Low Limit									

Elem	Sr4077	Th2837	Ti3349	Tl1908	U_3701	V_2924	Zn2062	Zr3391
Line	407.771 { 83}	283.730 {119}	334.904 {101}	190.856 {477}	370.152 { 91}	292.402 {115}	206.200 {163}	339.198 { 99}
Units	ppm	ppm	ppm	ppm	ppm	ppm	ppm	ppm
Avg	**1.0110**	**1.0117**	**.95289**	**1.8332**	**1.9899**	**.45978**	**.46614**	**.43493**
Stddev	.0064	.0002	.00017	.0047	.0189	.00074	.00010	.00375
%RSD	.63349	.01880	.01796	.25566	.94895	.16171	.02068	.86322
#1	1.0155	1.0118	.95277	1.8299	2.0032	.45926	.46621	.43228
#2	1.0065	1.0115	.95301	1.8365	1.9765	.46031	.46607	.43759
Check ?	Chk Pass	Chk Pass	Chk Pass	Chk Pass	Chk Pass	Chk Pass	Chk Pass	Chk Pass
High Limit								
Low Limit								

Int. Std.	Y_2243	Y_3600	Y_3774
Line	224.306 {450}	360.073 { 94}	377.433 { 89}
Units	Cts/S	Cts/S	Cts/S
Avg	**5187.7**	**65267.**	**3262.7**
Stddev	10.6	240.	21.4
%RSD	.20449	.36802	.65641
#1	5195.2	65097.	3247.5
#2	5180.2	65437.	3277.8

Sample Name: 280-42046-A-1-A Acquired: 5/17/2013 18:42:59 Type: Unk
Method: 6500_026(v10) Mode: CONC Corr. Factor: 1.000000
User: bowenh Custom ID1: q4 Custom ID2: Custom ID3:
Comment: 173668 6010c

Elem	Ag3280	Al3092	As1890	B_2089	Ba4554	Be3130	Bi2230	Ca3179	Cd2288
Line	328.068 {103}	309.271 {109}	189.042 {478}	208.959 {461}	455.403 { 74}	313.042 {108}	223.061 {451}	317.933 {106}	228.802 {447}
Units	ppm	ppm	ppm	ppm	ppm	ppm	ppm	ppm	ppm
Avg	**.00167**	**112.15**	**.04374**	**.02456**	**.51232**	**.00428**	**.00553**	**13.009**	**.00266**
Stddev	.00043	.73	.00079	.00012	.00375	.00015	.00053	.098	.00013
%RSD	25.518	.65175	1.7974	.49556	.73242	3.5816	9.6493	.75259	4.9561
#1	.00137	111.63	.04429	.02447	.50967	.00417	.00590	12.939	.00276
#2	.00197	112.67	.04318	.02464	.51497	.00439	.00515	13.078	.00257
Check ?	Chk Pass	Chk Pass	Chk Pass	Chk Pass	Chk Pass	Chk Pass	Chk Pass	Chk Pass	Chk Pass
High Limit									
Low Limit									

Elem	Co2286	Cr2055	Cu3247	Fe2714	K_7664	Li6707	Mg2790	Mn2576	Mo2020
Line	228.616 {447}	205.552 {464}	324.754 {104}	271.441 {124}	766.490 { 44}	670.784 { 50}	279.079 {121}2	257.610 {131}	202.030 {467}
Units	ppm	ppm	ppm	ppm	ppm	ppm	ppm	ppm	ppm
Avg	**.06382**	**.12632**	**.28490**	**181.85**	**9.9574**	**.17932**	**32.959**	W **11.233**	**.00353**
Stddev	.00022	.00018	.00033	.40	.0153	.00094	.044	.077	.00032
%RSD	.33895	.13882	.11513	.22078	.15350	.52466	.13470	.68589	9.0108
#1	.06398	.12645	.28513	181.57	9.9466	.17866	32.990	11.179	.00376
#2	.06367	.12620	.28467	182.14	9.9682	.17999	32.927	11.288	.00331
Check ?	Chk Pass	Chk Pass	Chk Pass	Chk Pass	Chk Pass	Chk Pass	Chk Pass	Chk Warn	Chk Pass
High Limit								10.000	
Low Limit								-.01000	

Elem	Na5895	Ni2316	P_1782	Pb2203	S_1820	Sb2068	Se1960	Si2881	Sn1899
Line	589.592 { 57}	231.604 {446}	178.284 {489}	220.353 {453}	182.034 {485}	206.833 {463}	196.090 {472}	288.158 {117}	189.989 {477}
Units	ppm	ppm	ppm	ppm	ppm	ppm	ppm	ppm	ppm
Avg	**.61999**	**.15493**	**5.7423**	**.15543**	**.55775**	**-.00256**	**.00889**	**1.6051**	**.00756**
Stddev	.01322	.00008	.0008	.00332	.00264	.00055	.00176	.0431	.00022
%RSD	2.1318	.05222	.01479	2.1332	.47313	21.257	19.774	2.6832	2.8675
#1	.61064	.15499	5.7417	.15309	.55588	-.00295	.00764	1.5747	.00741
#2	.62933	.15488	5.7429	.15777	.55961	-.00218	.01013	1.6356	.00771
Check ?	Chk Pass	Chk Pass	Chk Pass	Chk Pass	None	Chk Pass	Chk Pass	Chk Pass	Chk Pass
High Limit									
Low Limit									

Elem	Sr4077	Th2837	Ti3349	Tl1908	U_3701	V_2924	Zn2062	Zr3391
Line	407.771 { 83}	283.730 {119}	334.904 {101}	190.856 {477}	370.152 { 91}	292.402 {115}	206.200 {163}	339.198 { 99}
Units	ppm	ppm	ppm	ppm	ppm	ppm	ppm	ppm
Avg	**.06430**	**.09490**	**.67502**	**-.00946**	**-.02577**	**.18005**	**.74931**	**.02053**
Stddev	.00008	.00138	.00077	.00109	.01439	.00016	.00044	.00375
%RSD	.12705	1.4513	.11395	11.527	55.818	.08656	.05935	18.278
#1	.06424	.09393	.67556	-.00869	-.01560	.17994	.74963	.02318
#2	.06436	.09587	.67448	-.01023	-.03595	.18016	.74900	.01787
Check ?	Chk Pass	Chk Pass	Chk Pass	Chk Pass	Chk Pass	Chk Pass	Chk Pass	Chk Pass
High Limit								
Low Limit								

Int. Std.	Y_2243	Y_3600	Y_3774
Line	224.306 {450}	360.073 { 94}	377.433 { 89}
Units	Cts/S	Cts/S	Cts/S
Avg	**5644.3**	**69732.**	**3572.5**
Stddev	2.5	6.	17.9
%RSD	.04512	.00876	.50077
#1	5642.5	69728.	3585.1
#2	5646.1	69737.	3559.8

Sample Name: sd 280-42046-A-1-A@5 Acquired: 5/17/2013 18:45:25 Type: Unk
Method: 6500_026(v10) Mode: CONC Corr. Factor: 1.000000
User: bowenh Custom ID1: q4 Custom ID2: Custom ID3:
Comment: 173668 6010c

Elem	Ag3280	Al3092	As1890	B_2089	Ba4554	Be3130	Bi2230	Ca3179	Cd2288
Line	328.068 {103}	309.271 {109}	189.042 {478}	208.959 {461}	455.403 { 74}	313.042 {108}	223.061 {451}	317.933 {106}	228.802 {447}
Units	ppm	ppm	ppm	ppm	ppm	ppm	ppm	ppm	ppm
Avg	**.00104**	**24.300**	**.00991**	**.00515**	**.11039**	**.00085**	**.00100**	**2.8142**	**.00051**
Stddev	.00032	.252	.00056	.00012	.00067	.00003	.00096	.0302	.00008
%RSD	30.682	1.0368	5.6546	2.2963	.60717	3.1327	96.155	1.0730	15.060
#1	.00082	24.122	.01031	.00523	.10992	.00083	.00032	2.7929	.00056
#2	.00127	24.478	.00951	.00506	.11087	.00087	.00168	2.8356	.00045
Check ?	Chk Pass	Chk Pass	Chk Pass	Chk Pass	Chk Pass	Chk Pass	Chk Pass	Chk Pass	Chk Pass
High Limit									
Low Limit									

Elem	Co2286	Cr2055	Cu3247	Fe2599	K_7664	Li6707	Mg2790	Mn2576	Mo2020
Line	228.616 {447}	205.552 {464}	324.754 {104}	259.940 {130}	766.490 { 44}	670.784 { 50}	279.079 {121}2	257.610 {131}	202.030 {467}
Units	ppm	ppm	ppm	ppm	ppm	ppm	ppm	ppm	ppm
Avg	**.01389**	**.02702**	**.05819**	**35.837**	**2.4999**	**.03813**	**7.0354**	**2.4495**	**.00085**
Stddev	.00010	.00002	.00050	.189	.0640	.00025	.0009	.0062	.00017
%RSD	.69953	.07235	.85748	.52784	2.5582	.66861	.01250	.25455	20.623
#1	.01383	.02700	.05854	35.703	2.5451	.03795	7.0360	2.4539	.00097
#2	.01396	.02703	.05784	35.971	2.4547	.03831	7.0347	2.4451	.00072
Check ?	Chk Pass	Chk Pass	Chk Pass	Chk Pass	Chk Pass	Chk Pass	Chk Pass	Chk Pass	Chk Pass
High Limit									
Low Limit									

Elem	Na5895	Ni2316	P_1782	Pb2203	S_1820	Sb2068	Se1960	Si2881	Sn1899
Line	589.592 { 57}	231.604 {446}	178.284 {489}	220.353 {453}	182.034 {485}	206.833 {463}	196.090 {472}	288.158 {117}	189.989 {477}
Units	ppm	ppm	ppm	ppm	ppm	ppm	ppm	ppm	ppm
Avg	**.23180**	**.03371**	**1.2093**	**.03499**	**.06943**	**.00142**	**-.00126**	**.39453**	**.00053**
Stddev	.00269	.00046	.0076	.00115	.00010	.00147	.00109	.00513	.00020
%RSD	1.1601	1.3657	.62995	3.2785	.13801	103.80	86.784	1.2996	37.142
#1	.23370	.03404	1.2039	.03580	.06950	.00038	-.00049	.39816	.00067
#2	.22990	.03338	1.2147	.03418	.06936	.00246	-.00203	.39091	.00039
Check ?	Chk Pass	Chk Pass	Chk Pass	Chk Pass	None	Chk Pass	Chk Pass	Chk Pass	Chk Pass
High Limit									
Low Limit									

Elem	Sr4077	Th2837	Ti3349	Tl1908	U_3701	V_2924	Zn2062	Zr3391
Line	407.771 { 83}	283.730 {119}	334.904 {101}	190.856 {477}	370.152 { 91}	292.402 {115}	206.200 {163}	339.198 { 99}
Units	ppm	ppm	ppm	ppm	ppm	ppm	ppm	ppm
Avg	**.01376**	**.02304**	**.14296**	**-.00086**	**.01952**	**.03822**	**.16443**	**.00941**
Stddev	.00036	.00167	.00006	.00114	.01395	.00061	.00004	.00315
%RSD	2.6518	7.2521	.04163	133.48	71.464	1.6012	.02134	33.500
#1	.01350	.02422	.14292	-.00166	.00966	.03865	.16445	.01164
#2	.01402	.02186	.14300	-.00005	.02939	.03779	.16440	.00718
Check ?	Chk Pass	Chk Pass	Chk Pass	Chk Pass	Chk Pass	Chk Pass	Chk Pass	Chk Pass
High Limit								
Low Limit								

Int. Std.	Y_2243	Y_3600	Y_3774
Line	224.306 {450}	360.073 { 94}	377.433 { 89}
Units	Cts/S	Cts/S	Cts/S
Avg	**5419.0**	**67067.**	**3360.0**
Stddev	5.3	311.	29.8
%RSD	.09730	.46368	.88729
#1	5422.7	66847.	3381.0
#2	5415.3	67287.	3338.9

Sample Name: 280-42046-A-1-B MS Acquired: 5/17/2013 18:47:46 Type: Unk
Method: 6500_026(v10) Mode: CONC Corr. Factor: 1.000000
User: bowenh Custom ID1: q4 Custom ID2: Custom ID3:
Comment: 173668 6010c

Elem	Ag3280	Al3092	As1890	B_2089	Ba4554	Be3130	Bi2230	Ca3179	Cd2288
Line	328.068 {103}	309.271 {109}	189.042 {478}	208.959 {461}	455.403 { 74}	313.042 {108}	223.061 {451}	317.933 {106}	228.802 {447}
Units	ppm	ppm	ppm	ppm	ppm	ppm	ppm	ppm	ppm
Avg	**.04976**	**159.21**	**.89081**	**.96925**	**2.5159**	**.04406**	**1.7986**	**56.160**	**.09325**
Stddev	.00092	.33	.00233	.00004	.0054	.00004	.0005	.125	.00000
%RSD	1.8495	.20434	.26186	.00461	.21446	.10206	.02966	.22335	.00276
#1	.04911	159.44	.88916	.96928	2.5197	.04409	1.7982	56.248	.09324
#2	.05041	158.98	.89246	.96921	2.5121	.04403	1.7990	56.071	.09325
Check ?	Chk Pass	Chk Pass	Chk Pass	Chk Pass	Chk Pass	Chk Pass	Chk Pass	Chk Pass	Chk Pass
High Limit									
Low Limit									

Elem	Co2286	Cr2055	Cu3247	Fe2714	K_7664	Li6707	Mg2790	Mn2576	Mo2020
Line	228.616 {447}	205.552 {464}	324.754 {104}	271.441 {124}	766.490 { 44}	670.784 { 50}	279.079 {121}2	257.610 {131}	202.030 {467}
Units	ppm	ppm	ppm	ppm	ppm	ppm	ppm	ppm	ppm
Avg	**.50489**	**.33269**	**.47187**	**188.61**	**78.622**	**1.1913**	**78.858**	W **10.344**	**.81072**
Stddev	.00015	.00038	.00046	.10	.052	.0003	.138	.006	.00197
%RSD	.02994	.11452	.09708	.05118	.06559	.02183	.17522	.05872	.24262
#1	.50500	.33296	.47219	188.68	78.658	1.1911	78.956	10.340	.81211
#2	.50478	.33242	.47155	188.55	78.585	1.1915	78.760	10.348	.80933
Check ?	Chk Pass	Chk Pass	Chk Pass	Chk Pass	Chk Pass	Chk Pass	Chk Pass	Chk Warn	Chk Pass
High Limit								10.000	
Low Limit								-.01000	

Elem	Na8183	Ni2316	P_1782	Pb2203	S_1820	Sb2068	Se1960	Si2881	Sn1899
Line	818.326 { 41}	231.604 {446}	178.284 {489}	220.353 {453}	182.034 {485}	206.833 {463}	196.090 {472}	288.158 {117}	189.989 {477}
Units	ppm	ppm	ppm	ppm	ppm	ppm	ppm	ppm	ppm
Avg	**52.492**	**.56713**	**14.883**	**.61208**	**.78250**	**.20748**	**1.8041**	**4.2983**	**1.5204**
Stddev	.955	.00101	.023	.00120	.00069	.00445	.0008	.0627	.0044
%RSD	1.8196	.17868	.15404	.19661	.08840	2.1433	.04723	1.4586	.29013
#1	53.167	.56785	14.899	.61123	.78201	.21062	1.8047	4.3426	1.5235
#2	51.817	.56641	14.867	.61293	.78299	.20433	1.8035	4.2540	1.5173
Check ?	Chk Pass	Chk Pass	Chk Pass	Chk Pass	None	Chk Pass	Chk Pass	Chk Pass	Chk Pass
High Limit									
Low Limit									

Elem	Sr4077	Th2837	Ti3349	Tl1908	U_3701	V_2924	Zn2062	Zr3391
Line	407.771 { 83}	283.730 {119}	334.904 {101}	190.856 {477}	370.152 { 91}	292.402 {115}	206.200 {163}	339.198 { 99}
Units	ppm	ppm	ppm	ppm	ppm	ppm	ppm	ppm
Avg	**1.0206**	**.88863**	**2.2568**	**1.6543**	**1.8585**	**.71095**	**1.0985**	**.22137**
Stddev	.0005	.00035	.0014	.0083	.0463	.00030	.0034	.00534
%RSD	.04950	.03884	.06413	.50015	2.4932	.04249	.31087	2.4136
#1	1.0209	.88888	2.2578	1.6602	1.8912	.71117	1.1009	.22514
#2	1.0202	.88839	2.2557	1.6485	1.8257	.71074	1.0961	.21759
Check ?	Chk Pass	Chk Pass	Chk Pass	Chk Pass	Chk Pass	Chk Pass	Chk Pass	Chk Pass
High Limit								
Low Limit								

Int. Std.	Y_2243	Y_3600	Y_3774
Line	224.306 {450}	360.073 { 94}	377.433 { 89}
Units	Cts/S	Cts/S	Cts/S
Avg	**5569.6**	**68760.**	**3538.3**
Stddev	16.9	413.	16.6
%RSD	.30366	.59999	.46831
#1	5557.7	68468.	3550.0
#2	5581.6	69052.	3526.6

Sample Name: 280-42046-A-1-C MSD Acquired: 5/17/2013 18:50:05 Type: Unk
Method: 6500_026(v10) Mode: CONC Corr. Factor: 1.000000
User: bowenh Custom ID1: q4 Custom ID2: Custom ID3:
Comment: 173668 6010c

Elem	Ag3280	Al3092	As1890	B_2089	Ba4554	Be3130	Bi2230	Ca3179	Cd2288
Line	328.068 {103}	309.271 {109}	189.042 {478}	208.959 {461}	455.403 { 74}	313.042 {108}	223.061 {451}	317.933 {106}	228.802 {447}
Units	ppm	ppm	ppm	ppm	ppm	ppm	ppm	ppm	ppm
Avg	**.04984**	**161.07**	**.89229**	**.97351**	**2.5266**	**.04416**	**1.7977**	**58.188**	**.09358**
Stddev	.00106	.22	.00142	.00261	.0095	.00001	.0005	.066	.00020
%RSD	2.1253	.13536	.15918	.26847	.37465	.01990	.02819	.11378	.20956
#1	.04909	160.91	.89329	.97166	2.5199	.04416	1.7973	58.141	.09344
#2	.05059	161.22	.89128	.97536	2.5333	.04415	1.7980	58.234	.09372
Check ?	Chk Pass	Chk Pass	Chk Pass	Chk Pass	Chk Pass	Chk Pass	Chk Pass	Chk Pass	Chk Pass
High Limit									
Low Limit									

Elem	Co2286	Cr2055	Cu3247	Fe2714	K_7664	Li6707	Mg2790	Mn2576	Mo2020
Line	228.616 {447}	205.552 {464}	324.754 {104}	271.441 {124}	766.490 { 44}	670.784 { 50}	279.079 {121}2	257.610 {131}	202.030 {467}
Units	ppm	ppm	ppm	ppm	ppm	ppm	ppm	ppm	ppm
Avg	**.50467**	**.34322**	**.47553**	**180.77**	**80.053**	**1.1910**	**78.840**	**9.8258**	**.81481**
Stddev	.00185	.00072	.00040	.19	.047	.0003	.108	.0107	.00097
%RSD	.36635	.20920	.08492	.10249	.05929	.02568	.13740	.10918	.11853
#1	.50336	.34271	.47581	180.64	80.020	1.1912	78.917	9.8334	.81413
#2	.50598	.34373	.47524	180.90	80.087	1.1908	78.764	9.8182	.81549
Check ?	Chk Pass	Chk Pass	Chk Pass	Chk Pass	Chk Pass	Chk Pass	Chk Pass	Chk Pass	Chk Pass
High Limit									
Low Limit									

Elem	Na8183	Ni2316	P_1782	Pb2203	S_1820	Sb2068	Se1960	Si2881	Sn1899
Line	818.326 { 41}	231.604 {446}	178.284 {489}	220.353 {453}	182.034 {485}	206.833 {463}	196.090 {472}	288.158 {117}	189.989 {477}
Units	ppm	ppm	ppm	ppm	ppm	ppm	ppm	ppm	ppm
Avg	**52.879**	**.56610**	**15.035**	**.63985**	**.83015**	**.20017**	**1.8140**	**3.9831**	**1.5282**
Stddev	.238	.00029	.001	.00148	.00508	.00198	.0057	.0499	.0057
%RSD	.44943	.05166	.00386	.23073	.61180	.98697	.31230	1.2525	.37142
#1	52.710	.56631	15.035	.63881	.82656	.19877	1.8100	4.0183	1.5242
#2	53.047	.56590	15.036	.64090	.83374	.20157	1.8180	3.9478	1.5322
Check ?	Chk Pass	Chk Pass	Chk Pass	Chk Pass	None	Chk Pass	Chk Pass	Chk Pass	Chk Pass
High Limit									
Low Limit									

Elem	Sr4077	Th2837	Ti3349	Tl1908	U_3701	V_2924	Zn2062	Zr3391
Line	407.771 { 83}	283.730 {119}	334.904 {101}	190.856 {477}	370.152 { 91}	292.402 {115}	206.200 {163}	339.198 { 99}
Units	ppm	ppm	ppm	ppm	ppm	ppm	ppm	ppm
Avg	**1.0274**	**.87994**	**2.1533**	**1.6567**	**1.8119**	**.71842**	**1.1203**	**.20810**
Stddev	.0014	.00160	.0002	.0039	.0214	.00355	.0030	.00222
%RSD	.13898	.18181	.01063	.23370	1.1787	.49420	.26762	1.0664
#1	1.0264	.87881	2.1534	1.6540	1.7968	.72093	1.1224	.20653
#2	1.0284	.88108	2.1531	1.6594	1.8270	.71591	1.1182	.20967
Check ?	Chk Pass	Chk Pass	Chk Pass	Chk Pass	Chk Pass	Chk Pass	Chk Pass	Chk Pass
High Limit								
Low Limit								

Int. Std.	Y_2243	Y_3600	Y_3774
Line	224.306 {450}	360.073 { 94}	377.433 { 89}
Units	Cts/S	Cts/S	Cts/S
Avg	**5586.6**	**69232.**	**3546.5**
Stddev	3.5	67.	1.4
%RSD	.06311	.09607	.03932
#1	5589.1	69185.	3547.4
#2	5584.1	69279.	3545.5

Sample Name: pds 280-42046-A-1-A Acquired: 5/17/2013 18:52:23 Type: Unk
Method: 6500_026(v10) Mode: CONC Corr. Factor: 1.000000
User: bowenh Custom ID1: q4 Custom ID2: Custom ID3:
Comment: 173668 6010c

Elem	Ag3280	Al3092	As1890	B_2089	Ba4554	Be3130	Bi2230	Ca3179	Cd2288
Line	328.068 {103}	309.271 {109}	189.042 {478}	208.959 {461}	455.403 { 74}	313.042 {108}	223.061 {451}	317.933 {106}	228.802 {447}
Units	ppm	ppm	ppm	ppm	ppm	ppm	ppm	ppm	ppm
Avg	**.04363**	**112.12**	**.22498**	**.11898**	**.60810**	**.04617**	**.00342**	**30.536**	**.05180**
Stddev	.00059	.15	.00175	.00186	.00112	.00031	.00164	.052	.00008
%RSD	1.3537	.13706	.77651	1.5659	.18448	.67602	47.806	.16881	.15051
#1	.04322	112.23	.22621	.12029	.60890	.04639	.00226	30.573	.05186
#2	.04405	112.01	.22374	.11766	.60731	.04595	.00458	30.500	.05175
Check ?	Chk Pass	Chk Pass	Chk Pass	Chk Pass	Chk Pass	Chk Pass	Chk Pass	Chk Pass	Chk Pass
High Limit									
Low Limit									

Elem	Co2286	Cr2055	Cu3247	Fe2714	K_7664	Li6707	Mg2790	Mn2576	Mo2020
Line	228.616 {447}	205.552 {464}	324.754 {104}	271.441 {124}	766.490 { 44}	670.784 { 50}	279.079 {121}2	257.610 {131}	202.030 {467}
Units	ppm	ppm	ppm	ppm	ppm	ppm	ppm	ppm	ppm
Avg	**.11128**	**.17098**	**.32761**	**179.14**	**31.408**	**.28436**	**51.348**	W **10.820**	**.04541**
Stddev	.00103	.00104	.00058	.31	.089	.00412	.130	.192	.00041
%RSD	.92623	.60858	.17629	.17419	.28325	1.4482	.25235	1.7789	.91152
#1	.11201	.17171	.32801	179.36	31.471	.28727	51.440	10.956	.04570
#2	.11055	.17024	.32720	178.92	31.345	.28145	51.257	10.683	.04512
Check ?	Chk Pass	Chk Pass	Chk Pass	Chk Pass	Chk Pass	Chk Pass	Chk Pass	Chk Warn	Chk Pass
High Limit								10.000	
Low Limit								-.01000	

Elem	Na8183	Ni2316	P_1782	Pb2203	S_1820	Sb2068	Se1960	Si2881	Sn1899
Line	818.326 { 41}	231.604 {446}	178.284 {489}	220.353 {453}	182.034 {485}	206.833 {463}	196.090 {472}	288.158 {117}	189.989 {477}
Units	ppm	ppm	ppm	ppm	ppm	ppm	ppm	ppm	ppm
Avg	**23.844**	**.19827**	**7.6092**	**.24792**	**.55548**	**.08639**	**.19968**	**5.6566**	**.09192**
Stddev	.346	.00114	.0328	.00066	.00541	.00027	.00060	.0637	.00125
%RSD	1.4514	.57310	.43172	.26713	.97456	.31175	.30069	1.1260	1.3616
#1	24.089	.19908	7.6324	.24839	.55931	.08658	.20010	5.7016	.09281
#2	23.600	.19747	7.5859	.24745	.55165	.08620	.19925	5.6116	.09104
Check ?	Chk Pass	Chk Pass	Chk Pass	Chk Pass	None	Chk Pass	Chk Pass	Chk Pass	Chk Pass
High Limit									
Low Limit									

Elem	Sr4077	Th2837	Ti3349	Tl1908	U_3701	V_2924	Zn2062	Zr3391
Line	407.771 { 83}	283.730 {119}	334.904 {101}	190.856 {477}	370.152 { 91}	292.402 {115}	206.200 {163}	339.198 { 99}
Units	ppm	ppm	ppm	ppm	ppm	ppm	ppm	ppm
Avg	**.11611**	**.30149**	**.72296**	**.17827**	**.47974**	**.22463**	**.92402**	**.05719**
Stddev	.00033	.00285	.00528	.00043	.00633	.00075	.00378	.00024
%RSD	.28817	.94601	.72984	.24182	1.3199	.33260	.40941	.41912
#1	.11587	.30351	.71922	.17796	.47526	.22515	.92670	.05702
#2	.11635	.29947	.72669	.17857	.48421	.22410	.92135	.05736
Check ?	Chk Pass	Chk Pass	Chk Pass	Chk Pass	Chk Pass	Chk Pass	Chk Pass	Chk Pass
High Limit								
Low Limit								

Int. Std.	Y_2243	Y_3600	Y_3774
Line	224.306 {450}	360.073 { 94}	377.433 { 89}
Units	Cts/S	Cts/S	Cts/S
Avg	**5588.6**	**69084.**	**3508.3**
Stddev	6.3	327.	8.4
%RSD	.11299	.47269	.24012
#1	5593.0	68853.	3502.3
#2	5584.1	69315.	3514.2

Sample Name: 280-42046-A-2-A Acquired: 5/17/2013 18:54:46 Type: Unk
Method: 6500_026(v10) Mode: CONC Corr. Factor: 1.000000
User: bowenh Custom ID1: q4 Custom ID2: Custom ID3:
Comment: 173668 6010c

Elem	Ag3280	Al3092	As1890	B_2089	Ba4554	Be3130	Bi2230	Ca3179	Cd2288
Line	328.068 {103}	309.271 {109}	189.042 {478}	208.959 {461}	455.403 { 74}	313.042 {108}	223.061 {451}	317.933 {106}	228.802 {447}
Units	ppm	ppm	ppm	ppm	ppm	ppm	ppm	ppm	ppm
Avg	**.00135**	**74.511**	**.05075**	**.01905**	**.33353**	**.00363**	**.00601**	**10.214**	**.00116**
Stddev	.00089	.306	.00151	.00035	.00303	.00001	.00192	.038	.00010
%RSD	66.241	.41034	2.9827	1.8238	.90854	.16475	31.849	.37533	8.5104
#1	.00198	74.295	.04968	.01930	.33139	.00363	.00737	10.187	.00109
#2	.00072	74.727	.05182	.01881	.33568	.00363	.00466	10.241	.00123
Check ?	Chk Pass	Chk Pass	Chk Pass	Chk Pass	Chk Pass	Chk Pass	Chk Pass	Chk Pass	Chk Pass
High Limit									
Low Limit									

Elem	Co2286	Cr2055	Cu3247	Fe2714	K_7664	Li6707	Mg2790	Mn2576	Mo2020
Line	228.616 {447}	205.552 {464}	324.754 {104}	271.441 {124}	766.490 { 44}	670.784 { 50}	279.079 {121}2	257.610 {131}	202.030 {467}
Units	ppm	ppm	ppm	ppm	ppm	ppm	ppm	ppm	ppm
Avg	**.05527**	**.08311**	**.23806**	**167.19**	**8.6726**	**.13505**	**23.985**	**9.7676**	**.00284**
Stddev	.00025	.00005	.00106	.48	.0185	.00264	.081	.0884	.00026
%RSD	.45504	.06108	.44539	.28457	.21348	1.9539	.33807	.90546	9.1610
#1	.05545	.08315	.23881	166.86	8.6857	.13691	24.042	9.7051	.00266
#2	.05509	.08308	.23731	167.53	8.6595	.13318	23.928	9.8301	.00303
Check ?	Chk Pass	Chk Pass	Chk Pass	Chk Pass	Chk Pass	Chk Pass	Chk Pass	Chk Pass	Chk Pass
High Limit									
Low Limit									

Elem	Na5895	Ni2316	P_1782	Pb2203	S_1820	Sb2068	Se1960	Si2881	Sn1899
Line	589.592 { 57}	231.604 {446}	178.284 {489}	220.353 {453}	182.034 {485}	206.833 {463}	196.090 {472}	288.158 {117}	189.989 {477}
Units	ppm	ppm	ppm	ppm	ppm	ppm	ppm	ppm	ppm
Avg	**.76077**	**.11854**	**4.6696**	**.05239**	**.14526**	**-.00259**	**.00743**	**1.5687**	**.00554**
Stddev	.00567	.00077	.0205	.00162	.00424	.00179	.00279	.0349	.00076
%RSD	.74521	.64823	.44008	3.0916	2.9224	69.036	37.612	2.2227	13.680
#1	.75676	.11908	4.6841	.05353	.14826	-.00385	.00545	1.5441	.00500
#2	.76478	.11800	4.6551	.05124	.14226	-.00132	.00941	1.5934	.00607
Check ?	Chk Pass	Chk Pass	Chk Pass	Chk Pass	None	Chk Pass	Chk Pass	Chk Pass	Chk Pass
High Limit									
Low Limit									

Elem	Sr4077	Th2837	Ti3349	Tl1908	U_3701	V_2924	Zn2062	Zr3391
Line	407.771 { 83}	283.730 {119}	334.904 {101}	190.856 {477}	370.152 { 91}	292.402 {115}	206.200 {163}	339.198 { 99}
Units	ppm	ppm	ppm	ppm	ppm	ppm	ppm	ppm
Avg	**.02859**	**.12019**	**.78361**	**-.00653**	**-.02890**	**.12387**	**.38514**	**.02497**
Stddev	.00009	.00158	.00320	.00108	.00335	.00085	.00183	.00220
%RSD	.32190	1.3114	.40793	16.552	11.583	.68921	.47486	8.8127
#1	.02853	.11908	.78587	-.00729	-.02653	.12447	.38643	.02653
#2	.02866	.12131	.78135	-.00576	-.03126	.12326	.38385	.02342
Check ?	Chk Pass	Chk Pass	Chk Pass	Chk Pass	Chk Pass	Chk Pass	Chk Pass	Chk Pass
High Limit								
Low Limit								

Int. Std.	Y_2243	Y_3600	Y_3774
Line	224.306 {450}	360.073 { 94}	377.433 { 89}
Units	Cts/S	Cts/S	Cts/S
Avg	**6378.8**	**78854.**	**3972.5**
Stddev	1.6	292.	8.8
%RSD	.02445	.37092	.22113
#1	6379.9	78648.	3978.8
#2	6377.7	79061.	3966.3

Sample Name: CCVH-2050355 Acquired: 5/17/2013 18:57:11 Type: QC
Method: 6500_026(v10) Mode: CONC Corr. Factor: 1.000000
User: bowenh Custom ID1: Custom ID2: Custom ID3:
Comment:

Elem	Ag3280	Al3092	As1890	B_2089	Ba4554	Be3130	Bi2230	Ca3179	Cd2288	Co2286	Cr2055	Cu3247
Units	ppm	ppm	ppm	ppm	ppm	ppm	ppm	ppm	ppm	ppm	ppm	ppm
Avg	**-.00048**	**45.547**	**-.00121**	**.00158**	**.00068**	**-.00014**	**.94865**	**.00359**	**-.00092**	**.00182**	**.00000**	**-.00340**
Stddev	.00008	.017	.00029	.00045	.00060	.00002	.00215	.00319	.00012	.00002	.00008	.00006
%RSD	15.879	.03735	23.955	28.208	87.874	14.124	.22612	88.959	13.265	.94612	2164.6	1.6250
#1	-.00042	45.559	-.00101	.00127	.00110	-.00013	.94713	.00133	-.00084	.00183	-.00005	-.00336
#2	-.00053	45.535	-.00142	.00190	.00026	-.00016	.95016	.00585	-.00101	.00181	.00006	-.00344
Check ?	None	Chk Pass	None	None	None	None	Chk Pass	None	None	None	None	None
Value												
Range												

Elem	Fe2599	K_7664	Li6707	Mg2790	Mn2576	Mo2020	Na8183	Ni2316	P_1782	Pb2203	S_1820	Sb2068
Units	ppm	ppm	ppm	ppm	ppm	ppm	ppm	ppm	ppm	ppm	ppm	ppm
Avg	F **38.014**	**.58548**	**-.00487**	**.01453**	**.00039**	**-.00135**	**270.92**	**.00179**	**.00703**	**.00088**	**4.7685**	**.00298**
Stddev	.010	.11472	.00417	.00303	.00007	.00034	.33	.00009	.00075	.00005	.0057	.00238
%RSD	.02613	19.595	85.721	20.843	17.103	25.470	.12084	5.0743	10.685	5.3453	.12068	79.838
#1	38.007	.50436	-.00192	.01667	.00044	-.00111	270.69	.00186	.00650	.00085	4.7645	.00130
#2	38.021	.66661	-.00782	.01239	.00034	-.00160	271.16	.00173	.00756	.00091	4.7726	.00467
Check ?	Chk Fail	None	None	None	None	None	Chk Pass	None	None	None	None	None
Value	50.000											
Range	-10.000%											

Elem	Se1960	Si2881	Sn1899	Sr4077	Th2837	Ti3349	Tl1908	U_3701	V_2924	Zn2062	Zr3391
Units	ppm	ppm	ppm	ppm	ppm	ppm	ppm	ppm	ppm	ppm	ppm
Avg	**.01110**	**-.00046**	**-.00031**	**.00030**	**5.0189**	**.00426**	**-.00078**	**9.7298**	**-.00022**	**.00497**	**-.06575**
Stddev	.00104	.01353	.00031	.00000	.0082	.00030	.00071	.0974	.00017	.00067	.00140
%RSD	9.3305	2942.0	100.10	1.4494	.16383	7.0667	90.187	1.0009	75.573	13.551	2.1269
#1	.01183	-.01003	-.00053	.00030	5.0247	.00447	-.00028	9.7987	-.00034	.00545	-.06476
#2	.01037	.00911	-.00009	.00030	5.0131	.00405	-.00128	9.6609	-.00010	.00450	-.06673
Check ?	None	None	None	None	Chk Pass	None	None	Chk Pass	None	None	None
Value											
Range											

Int. Std.	Y_2243	Y_3600	Y_3774
Units	Cts/S	Cts/S	Cts/S
Avg	**5174.6**	**64612.**	**3175.9**
Stddev	13.7	165.	9.1
%RSD	.26552	.25574	.28737
#1	5164.9	64729.	3182.3
#2	5184.3	64496.	3169.4

Sample Name: CCV-2050339 Acquired: 5/17/2013 18:59:34 Type: QC
Method: 6500_026(v10) Mode: CONC Corr. Factor: 1.000000
User: bowenh Custom ID1: Custom ID2: Custom ID3:
Comment:

Elem	Ag3280	Al1670	As1890	B_2089	Ba4554	Be3130	Bi2230	Ca3179	Cd2288	Co2286	Cr2055	Cu3247
Units	ppm	ppm	ppm	ppm	ppm	ppm	ppm	ppm	ppm	ppm	ppm	ppm
Avg	**.50861**	F **.58735**	**.94872**	**.50837**	**.50428**	F **.42871**	**.00731**	**4.6247**	**.49112**	**.50060**	**.47055**	**.46765**
Stddev	.00167	.00173	.00116	.00039	.00076	.00087	.00005	.0110	.00017	.00081	.00100	.00130
%RSD	.32810	.29439	.12210	.07740	.15012	.20355	.66939	.23682	.03363	.16199	.21345	.27831
#1	.50743	.58858	.94790	.50865	.50482	.42932	.00735	4.6325	.49123	.50003	.47126	.46673
#2	.50979	.58613	.94954	.50809	.50375	.42809	.00728	4.6170	.49100	.50118	.46984	.46857
Check ?	Chk Pass	Chk Fail	Chk Pass	Chk Pass	Chk Pass	Chk Fail	None	Chk Pass	Chk Pass	Chk Pass	Chk Pass	Chk Pass
Value		.50000				.50000						
Range		10.000%				-10.000%						

Elem	Fe2599	K_7664	Li6707	Mg2790	Mn2576	Mo2020	Na5895	Ni2316	P_1782	Pb2203	S_1820	Sb2068
Units	ppm	ppm	ppm	ppm	ppm	ppm	ppm	ppm	ppm	ppm	ppm	ppm
Avg	F **2.1487**	**54.766**	**1.0869**	**19.165**	**.49927**	**.45698**	**5.2149**	**.48268**	**1.0083**	**.98352**	**-.06303**	**.98605**
Stddev	.0069	.137	.0058	.012	.00096	.00112	.0182	.00064	.0027	.00207	.00129	.00378
%RSD	.32118	.25003	.53134	.06075	.19166	.24499	.34993	.13280	.26483	.21022	2.0477	.38355
#1	2.1536	54.863	1.0910	19.157	.49859	.45777	5.2278	.48313	1.0102	.98206	-.06212	.98873
#2	2.1438	54.669	1.0828	19.173	.49995	.45619	5.2020	.48223	1.0064	.98499	-.06394	.98338
Check ?	Chk Fail	Chk Pass	Chk Pass	Chk Pass	Chk Pass	Chk Pass	Chk Pass	Chk Pass	Chk Pass	Chk Pass	None	Chk Pass
Value	2.5000											
Range	-10.000%											

Elem	Se1960	Si2881	Sn1899	Sr4077	Th2837	Ti3349	Tl1908	U_3701	V_2924	Zn2062	Zr3391
Units	ppm	ppm	ppm	ppm	ppm	ppm	ppm	ppm	ppm	ppm	ppm
Avg	**1.0114**	F **4.2381**	**.91719**	**.51679**	**.00443**	**.48909**	**.94330**	**.03490**	**.47169**	**.48729**	**.45764**
Stddev	.0016	.0516	.00284	.00150	.00106	.00077	.00096	.00162	.00078	.00144	.00047
%RSD	.15412	1.2169	.30915	.29009	23.926	.15652	.10180	4.6383	.16572	.29583	.10214
#1	1.0103	4.2016	.91920	.51785	.00518	.48855	.94398	.03605	.47224	.48831	.45797
#2	1.0126	4.2746	.91519	.51573	.00368	.48963	.94262	.03376	.47114	.48627	.45731
Check ?	Chk Pass	Chk Fail	Chk Pass	Chk Pass	None	Chk Pass	Chk Pass	None	Chk Pass	Chk Pass	Chk Pass	
Value		5.0000										
Range		-10.000%										

Int. Std.	Y_2243	Y_3600	Y_3774
Units	Cts/S	Cts/S	Cts/S
Avg	**5350.5**	**66246.**	**3245.2**
Stddev	11.2	545.	21.5
%RSD	.20871	.82204	.66278
#1	5342.6	65861.	3230.0
#2	5358.4	66631.	3260.4

Sample Name: CCB Acquired: 5/17/2013 19:01:50 Type: QC
Method: 6500_026(v10) Mode: CONC Corr. Factor: 1.000000
User: bowenh Custom ID1: Custom ID2: Custom ID3:
Comment:

Elem	Ag3280	Al1670	As1890	B_2089	Ba4554	Be3130	Bi2230	Ca3179	Cd2288	Co2286	Cr2055
Units	ppm	ppm	ppm	ppm	ppm	ppm	ppm	ppm	ppm	ppm	ppm
Avg	**.00090**	F **.07631**	**.00201**	**.00006**	W **.00089**	**.00001**	**.00488**	**.02225**	**-.00001**	**.00015**	**.00041**
Stddev	.00026	.00333	.00222	.00007	.00056	.00010	.00230	.00047	.00004	.00020	.00000
%RSD	29.108	4.3624	110.77	124.81	62.760	1356.8	47.186	2.0976	361.82	137.57	1.1029
#1	.00072	.07866	.00043	.00001	.00129	-.00007	.00651	.02192	-.00004	.00029	.00041
#2	.00109	.07396	.00358	.00011	.00050	.00008	.00325	.02258	.00002	.00000	.00041
Check ?	Chk Pass	Chk Fail	Chk Pass	Chk Pass	Chk Warn	Chk Pass	None	Chk Pass	Chk Pass	Chk Pass	Chk Pass
High Limit		.03600			.00058						
Low Limit		-.03600			-.00058						

Elem	Cu3247	Fe2599	K_7664	Li6707	Mg2790	Mn2576	Mo2020	Na5895	Ni2316	P_1782	Pb2203
Units	ppm	ppm	ppm	ppm	ppm	ppm	ppm	ppm	ppm	ppm	ppm
Avg	**-.00114**	F **.10278**	F **.42235**	**-.00221**	F **.03459**	F **.00644**	**.00070**	F **.15109**	**.00076**	**.00670**	**-.00027**
Stddev	.00066	.00189	.02968	.00166	.00196	.00009	.00037	.00533	.00008	.00199	.00037
%RSD	57.873	1.8430	7.0262	75.243	5.6715	1.4611	52.525	3.5279	10.141	29.728	134.35
#1	-.00160	.10145	.44333	-.00103	.03320	.00650	.00044	.15485	.00081	.00811	-.00001
#2	-.00067	.10412	.40137	-.00339	.03598	.00637	.00096	.14732	.00070	.00529	-.00053
Check ?	Chk Pass	Chk Fail	Chk Fail	Chk Pass	Chk Fail	Chk Fail	Chk Pass	Chk Fail	Chk Pass	Chk Pass	Chk Pass
High Limit		.04400	.25000		.02140	.00051		.10000			
Low Limit		-.04400	-.25000		-.02140	-.00051		-.10000			

Elem	S_1820	Sb2068	Se1960	Si2881	Sn1899	Sr4077	Th2837	Ti3349	Tl1908	U_3701	V_2924
Units	ppm	ppm	ppm	ppm	ppm	ppm	ppm	ppm	ppm	ppm	ppm
Avg	**-.05947**	**.00288**	**.00262**	**-.00945**	**-.00064**	**.00018**	**.00280**	**.00050**	**.00037**	**.03619**	W **.00128**
Stddev	.00025	.00293	.00516	.00687	.00025	.00012	.00287	.00022	.00007	.05334	.00031
%RSD	.42077	101.71	196.76	72.710	39.163	67.776	102.41	44.335	20.083	147.39	24.513
#1	-.05964	.00081	.00627	-.01431	-.00046	.00027	.00483	.00034	.00031	-.00153	.00150
#2	-.05929	.00495	-.00103	-.00459	-.00082	.00010	.00077	.00065	.00042	.07390	.00106
Check ?	None	Chk Pass	Chk Pass	Chk Pass	Chk Pass	Chk Pass	Chk Pass	Chk Pass	Chk Pass	Chk Pass	Chk Warn
High Limit											.00111
Low Limit											-.00111

Elem	Zn2062	Zr3391
Units	ppm	ppm
Avg	**.00327**	**.00202**
Stddev	.00038	.00116
%RSD	11.721	57.098
#1	.00300	.00121
#2	.00354	.00284
Check ?	Chk Pass	Chk Pass
High Limit		
Low Limit		

Int. Std.	Y_2243	Y_3600	Y_3774
Units	Cts/S	Cts/S	Cts/S
Avg	**5439.5**	**67663.**	**3299.2**
Stddev	.8	86.	11.5
%RSD	.01407	.12652	.34989
#1	5439.0	67723.	3291.1
#2	5440.1	67602.	3307.4

Sample Name: CCVL2057887 Acquired: 5/17/2013 19:04:19 Type: QC
Method: 6500_026(v10) Mode: CONC Corr. Factor: 1.000000
User: bowenh Custom ID1: Custom ID2: Custom ID3:
Comment:

Elem	Ag3280	Al1670	As1890	B_2089	Ba4554	Be3130	Bi2230	Ca3179	Cd2288	Co2286	Cr2055
Units	ppm	ppm	ppm	ppm	ppm	ppm	ppm	ppm	ppm	ppm	ppm
Avg	**.01156**	F **.15021**	**.01389**	**.10430**	**.01103**	W **.00079**	**.10671**	**.20155**	**.00498**	**.01070**	**.00974**
Stddev	.00002	.01018	.00070	.00015	.00037	.00002	.00135	.00129	.00011	.00002	.00011
%RSD	.13706	6.7802	5.0046	.14699	3.3435	2.9743	1.2625	.63954	2.1512	.18244	1.1540
#1	.01157	.15741	.01340	.10420	.01077	.00081	.10766	.20246	.00506	.01071	.00966
#2	.01155	.14301	.01438	.10441	.01129	.00078	.10576	.20064	.00491	.01069	.00982
Check ?	Chk Pass	Chk Fail	Chk Pass	Chk Pass	Chk Pass	Chk Warn	Chk Pass	Chk Pass	Chk Pass	Chk Pass	Chk Pass
Value		.10000				.00100					
Range		30.000%				-20.000%					

Elem	Cu3247	Fe2599	K_7664	Li6707	Mg2790	Mn2576	Mo2020	Na5895	Ni2316	P_1782	Pb2203
Units	ppm	ppm	ppm	ppm	ppm	ppm	ppm	ppm	ppm	ppm	ppm
Avg	**.01309**	F **.15952**	W **3.8334**	W **.00772**	**.22529**	F **.01496**	**.01857**	W **1.2099**	**.04025**	**3.0216**	**.01019**
Stddev	.00041	.00277	.0113	.00139	.00049	.00021	.00025	.0163	.00023	.0091	.00044
%RSD	3.1144	1.7340	.29566	17.948	.21598	1.4295	1.3238	1.3449	.58103	.30009	4.2875
#1	.01338	.16148	3.8414	.00674	.22564	.01511	.01875	1.2214	.04041	3.0280	.00988
#2	.01280	.15757	3.8254	.00870	.22495	.01481	.01840	1.1984	.04008	3.0151	.01050
Check ?	Chk Pass	Chk Fail	Chk Warn	Chk Warn	Chk Pass	Chk Fail	Chk Pass	Chk Warn	Chk Pass	Chk Pass	Chk Pass
Value		.10000	3.0000	.01000		.01000		1.0000			
Range		30.000%	20.000%	-20.000%		30.000%		20.000%			

Elem	S_1820	Sb2068	Se1960	Si2881	Sn1899	Sr4077	Th2837	Ti3349	Tl1908	U_3701	V_2924
Units	ppm	ppm	ppm	ppm	ppm	ppm	ppm	ppm	ppm	ppm	ppm
Avg	**-.06106**	F **.01313**	W **.01805**	**.43418**	**.09271**	**.01066**	**.01777**	**.01037**	**.01558**	W **.07319**	**.00970**
Stddev	.00068	.00128	.00371	.03038	.00118	.00007	.00068	.00046	.00133	.03124	.00033
%RSD	1.1082	9.7850	20.568	6.9977	1.2734	.70087	3.8295	4.4519	8.5305	42.684	3.4229
#1	-.06059	.01222	.01543	.45566	.09354	.01071	.01729	.01070	.01652	.09528	.00993
#2	-.06154	.01404	.02068	.41270	.09187	.01061	.01826	.01005	.01464	.05110	.00946
Check ?	None	Chk Fail	Chk Warn	Chk Pass	Chk Pass	Chk Pass	Chk Pass	Chk Pass	Chk Pass	Chk Warn	Chk Pass
Value		.01000	.01500							.06000	
Range		30.000%	20.000%							20.000%	

Elem	Zn2062	Zr3391
Units	ppm	ppm
Avg	**.02338**	F **.02000**
Stddev	.00026	.00372
%RSD	1.1026	18.622
#1	.02356	.01736
#2	.02320	.02263
Check ?	Chk Pass	Chk Fail
Value		.01500
Range		30.000%

Int. Std.	Y_2243	Y_3600	Y_3774
Units	Cts/S	Cts/S	Cts/S
Avg	**5418.7**	**67992.**	**3318.3**
Stddev	14.2	8.	5.8
%RSD	.26226	.01213	.17500
#1	5428.7	67986.	3322.4
#2	5408.6	67998.	3314.2

Sample Name: 280-42046-A-3-A Acquired: 5/17/2013 19:06:45 Type: Unk
Method: 6500_026(v10) Mode: CONC Corr. Factor: 1.000000
User: bowenh Custom ID1: q4 Custom ID2: Custom ID3:
Comment: 173668 6010c

Elem	Ag3280	Al3092	As1890	B_2089	Ba4554	Be3130	Bi2230	Ca3179	Cd2288
Line	328.068 {103}	309.271 {109}	189.042 {478}	208.959 {461}	455.403 { 74}	313.042 {108}	223.061 {451}	317.933 {106}	228.802 {447}
Units	ppm	ppm	ppm	ppm	ppm	ppm	ppm	ppm	ppm
Avg	**.00199**	**71.595**	**.03361**	**.03142**	**.30475**	**.00313**	**.00422**	**11.038**	**.00101**
Stddev	.00060	.515	.00087	.00023	.00229	.00006	.00305	.091	.00004
%RSD	30.199	.71933	2.5979	.72403	.75129	1.7599	72.396	.82677	4.2965
#1	.00242	71.231	.03423	.03126	.30313	.00309	.00206	10.974	.00098
#2	.00157	71.959	.03299	.03158	.30637	.00317	.00638	11.103	.00104
Check ?	Chk Pass	Chk Pass	Chk Pass	Chk Pass	Chk Pass	Chk Pass	Chk Pass	Chk Pass	Chk Pass
High Limit									
Low Limit									

Elem	Co2286	Cr2055	Cu3247	Fe2714	K_7664	Li6707	Mg2790	Mn2576	Mo2020
Line	228.616 {447}	205.552 {464}	324.754 {104}	271.441 {124}	766.490 { 44}	670.784 { 50}	279.079 {121}2	257.610 {131}	202.030 {467}
Units	ppm	ppm	ppm	ppm	ppm	ppm	ppm	ppm	ppm
Avg	**.05430**	**.08555**	**.28224**	**147.76**	**13.177**	**.14446**	**29.801**	**7.6522**	**.00196**
Stddev	.00014	.00001	.00116	.51	.135	.00330	.048	.0007	.00031
%RSD	.26351	.00931	.41255	.34842	1.0261	2.2862	.16184	.00923	15.978
#1	.05420	.08554	.28307	147.40	13.081	.14213	29.835	7.6517	.00218
#2	.05441	.08556	.28142	148.13	13.272	.14680	29.767	7.6527	.00174
Check ?	Chk Pass	Chk Pass	Chk Pass	Chk Pass	Chk Pass	Chk Pass	Chk Pass	Chk Pass	Chk Pass
High Limit									
Low Limit									

Elem	Na5895	Ni2316	P_1782	Pb2203	S_1820	Sb2068	Se1960	Si2881	Sn1899
Line	589.592 { 57}	231.604 {446}	178.284 {489}	220.353 {453}	182.034 {485}	206.833 {463}	196.090 {472}	288.158 {117}	189.989 {477}
Units	ppm	ppm	ppm	ppm	ppm	ppm	ppm	ppm	ppm
Avg	**.66381**	**.12136**	**4.1943**	**.04077**	**.05833**	**-.00299**	**.00178**	**1.7915**	**.00501**
Stddev	.00203	.00009	.0043	.00142	.00049	.00086	.00312	.0208	.00017
%RSD	.30636	.07575	.10141	3.4721	.83984	28.851	175.05	1.1582	3.3708
#1	.66237	.12143	4.1913	.03977	.05868	-.00360	.00399	1.7769	.00513
#2	.66524	.12130	4.1973	.04177	.05798	-.00238	-.00042	1.8062	.00490
Check ?	Chk Pass	Chk Pass	Chk Pass	Chk Pass	None	Chk Pass	Chk Pass	Chk Pass	Chk Pass
High Limit									
Low Limit									

Elem	Sr4077	Th2837	Ti3349	Tl1908	U_3701	V_2924	Zn2062	Zr3391
Line	407.771 { 83}	283.730 {119}	334.904 {101}	190.856 {477}	370.152 { 91}	292.402 {115}	206.200 {163}	339.198 { 99}
Units	ppm	ppm	ppm	ppm	ppm	ppm	ppm	ppm
Avg	**.04661**	**.08052**	**.42233**	**-.00499**	**-.00805**	**.12591**	**.42960**	**.04464**
Stddev	.00008	.00103	.00112	.00033	.00246	.00088	.00077	.00181
%RSD	.16320	1.2744	.26477	6.6928	30.590	.69590	.17877	4.0543
#1	.04655	.08124	.42312	-.00476	-.00979	.12653	.43015	.04592
#2	.04666	.07979	.42154	-.00523	-.00631	.12529	.42906	.04336
Check ?	Chk Pass	Chk Pass	Chk Pass	Chk Pass	Chk Pass	Chk Pass	Chk Pass	Chk Pass
High Limit								
Low Limit								

Int. Std.	Y_2243	Y_3600	Y_3774
Line	224.306 {450}	360.073 { 94}	377.433 { 89}
Units	Cts/S	Cts/S	Cts/S
Avg	**6024.8**	**74517.**	**3751.6**
Stddev	5.7	48.	29.0
%RSD	.09448	.06398	.77221
#1	6028.9	74483.	3772.1
#2	6020.8	74550.	3731.2

Sample Name: 280-42046-A-4-A Acquired: 5/17/2013 19:09:11 Type: Unk
Method: 6500_026(v10) Mode: CONC Corr. Factor: 1.000000
User: bowenh Custom ID1: q4 Custom ID2: Custom ID3:
Comment: 173668 6010c

Elem	Ag3280	Al3092	As1890	B_2089	Ba4554	Be3130	Bi2230	Ca3179	Cd2288
Line	328.068 {103}	309.271 {109}	189.042 {478}	208.959 {461}	455.403 { 74}	313.042 {108}	223.061 {451}	317.933 {106}	228.802 {447}
Units	ppm	ppm	ppm	ppm	ppm	ppm	ppm	ppm	ppm
Avg	**.00244**	**97.461**	**.04217**	**.03013**	**.45049**	**.00408**	**.00387**	**13.327**	**.00427**
Stddev	.00063	.156	.00022	.00011	.00082	.00001	.00179	.043	.00003
%RSD	25.824	.16032	.52097	.35685	.18183	.24144	46.244	.31960	.78256
#1	.00289	97.571	.04201	.03005	.45107	.00409	.00514	13.357	.00429
#2	.00200	97.350	.04232	.03020	.44991	.00408	.00261	13.297	.00424
Check ?	Chk Pass	Chk Pass	Chk Pass	Chk Pass	Chk Pass	Chk Pass	Chk Pass	Chk Pass	Chk Pass
High Limit									
Low Limit									

Elem	Co2286	Cr2055	Cu3247	Fe2714	K_7664	Li6707	Mg2790	Mn2576	Mo2020
Line	228.616 {447}	205.552 {464}	324.754 {104}	271.441 {124}	766.490 { 44}	670.784 { 50}	279.079 {121}2	257.610 {131}	202.030 {467}
Units	ppm	ppm	ppm	ppm	ppm	ppm	ppm	ppm	ppm
Avg	**.06872**	**.13742**	**.22993**	**191.39**	**12.869**	**.18602**	**34.326**	W **10.712**	**.00536**
Stddev	.00058	.00055	.00102	.62	.062	.00241	.075	.099	.00008
%RSD	.85092	.40171	.44230	.32588	.47821	1.2946	.21991	.92342	1.5145
#1	.06913	.13782	.23065	191.83	12.913	.18772	34.380	10.642	.00542
#2	.06830	.13703	.22921	190.95	12.826	.18432	34.273	10.782	.00530
Check ?	Chk Pass	Chk Pass	Chk Pass	Chk Pass	Chk Pass	Chk Pass	Chk Pass	Chk Warn	Chk Pass
High Limit								10.000	
Low Limit								-.01000	

Elem	Na5895	Ni2316	P_1782	Pb2203	S_1820	Sb2068	Se1960	Si2881	Sn1899
Line	589.592 { 57}	231.604 {446}	178.284 {489}	220.353 {453}	182.034 {485}	206.833 {463}	196.090 {472}	288.158 {117}	189.989 {477}
Units	ppm	ppm	ppm	ppm	ppm	ppm	ppm	ppm	ppm
Avg	**.64606**	**.15978**	**5.1836**	**.20628**	**.71706**	**-.00328**	**.00487**	**1.9866**	**.00653**
Stddev	.00761	.00084	.0319	.00241	.00817	.00060	.00284	.0090	.00058
%RSD	1.1776	.52308	.61477	1.1673	1.1394	18.372	58.364	.45176	8.8820
#1	.64068	.16037	5.2062	.20798	.72284	-.00285	.00286	1.9803	.00612
#2	.65144	.15919	5.1611	.20457	.71129	-.00370	.00688	1.9930	.00694
Check ?	Chk Pass	Chk Pass	Chk Pass	Chk Pass	None	Chk Pass	Chk Pass	Chk Pass	Chk Pass
High Limit									
Low Limit									

Elem	Sr4077	Th2837	Ti3349	Tl1908	U_3701	V_2924	Zn2062	Zr3391
Line	407.771 { 83}	283.730 {119}	334.904 {101}	190.856 {477}	370.152 { 91}	292.402 {115}	206.200 {163}	339.198 { 99}
Units	ppm	ppm	ppm	ppm	ppm	ppm	ppm	ppm
Avg	**.06665**	**.09521**	**.56158**	**-.00728**	**-.04201**	**.18340**	**.79180**	**.02633**
Stddev	.00006	.00137	.00139	.00127	.01176	.00123	.00026	.00180
%RSD	.09184	1.4425	.24781	17.492	27.982	.67163	.03271	6.8380
#1	.06661	.09424	.56257	-.00818	-.05032	.18427	.79198	.02506
#2	.06669	.09618	.56060	-.00638	-.03370	.18253	.79161	.02760
Check ?	Chk Pass	Chk Pass	Chk Pass	Chk Pass	Chk Pass	Chk Pass	Chk Pass	Chk Pass
High Limit								
Low Limit								

Int. Std.	Y_2243	Y_3600	Y_3774
Line	224.306 {450}	360.073 { 94}	377.433 { 89}
Units	Cts/S	Cts/S	Cts/S
Avg	**6030.0**	**74897.**	**3793.6**
Stddev	8.5	71.	11.2
%RSD	.14046	.09419	.29589
#1	6035.9	74947.	3785.7
#2	6024.0	74847.	3801.5

Sample Name: 280-42046-A-5-A Acquired: 5/17/2013 19:11:37 Type: Unk
Method: 6500_026(v10) Mode: CONC Corr. Factor: 1.000000
User: bowenh Custom ID1: q4 Custom ID2: Custom ID3:
Comment: 173668 6010c

Elem	Ag3280	Al3092	As1890	B_2089	Ba4554	Be3130	Bi2230	Ca3179	Cd2288
Line	328.068 {103}	309.271 {109}	189.042 {478}	208.959 {461}	455.403 { 74}	313.042 {108}	223.061 {451}	317.933 {106}	228.802 {447}
Units	ppm	ppm	ppm	ppm	ppm	ppm	ppm	ppm	ppm
Avg	**.00076**	**87.734**	**.03003**	**.02669**	**.22247**	**.00334**	**.01278**	**9.5036**	**.00121**
Stddev	.00030	.234	.00098	.00035	.00059	.00013	.00321	.0443	.00021
%RSD	39.056	.26618	3.2574	1.3167	.26355	3.9302	25.111	.46620	17.613
#1	.00097	87.569	.03072	.02694	.22205	.00324	.01051	9.5349	.00136
#2	.00055	87.900	.02934	.02645	.22288	.00343	.01504	9.4722	.00106
Check ?	Chk Pass	Chk Pass	Chk Pass	Chk Pass	Chk Pass	Chk Pass	Chk Pass	Chk Pass	Chk Pass
High Limit									
Low Limit									

Elem	Co2286	Cr2055	Cu3247	Fe2714	K_7664	Li6707	Mg2790	Mn2576	Mo2020
Line	228.616 {447}	205.552 {464}	324.754 {104}	271.441 {124}	766.490 { 44}	670.784 { 50}	279.079 {121}2	257.610 {131}	202.030 {467}
Units	ppm	ppm	ppm	ppm	ppm	ppm	ppm	ppm	ppm
Avg	**.06035**	**.10503**	**.25980**	**143.59**	**10.639**	**.15214**	**40.991**	**6.1811**	**.00409**
Stddev	.00002	.00008	.00089	.08	.105	.00121	.038	.0007	.00011
%RSD	.03909	.08031	.34358	.05603	.99000	.79548	.09326	.01074	2.5689
#1	.06033	.10509	.26043	143.53	10.713	.15128	41.018	6.1806	.00402
#2	.06037	.10497	.25917	143.65	10.564	.15300	40.964	6.1816	.00417
Check ?	Chk Pass	Chk Pass	Chk Pass	Chk Pass	Chk Pass	Chk Pass	Chk Pass	Chk Pass	Chk Pass
High Limit									
Low Limit									

Elem	Na5895	Ni2316	P_1782	Pb2203	S_1820	Sb2068	Se1960	Si2881	Sn1899
Line	589.592 { 57}	231.604 {446}	178.284 {489}	220.353 {453}	182.034 {485}	206.833 {463}	196.090 {472}	288.158 {117}	189.989 {477}
Units	ppm	ppm	ppm	ppm	ppm	ppm	ppm	ppm	ppm
Avg	**.80294**	**.14042**	**3.5851**	**.04296**	**.10842**	**-.00148**	**.00301**	**1.4730**	**.00669**
Stddev	.00346	.00058	.0050	.00004	.00339	.00024	.00217	.0208	.00116
%RSD	.43105	.41407	.13805	.09758	3.1312	16.159	72.131	1.4084	17.273
#1	.80539	.14083	3.5886	.04293	.10602	-.00165	.00147	1.4877	.00750
#2	.80049	.14001	3.5816	.04299	.11082	-.00131	.00454	1.4583	.00587
Check ?	Chk Pass	Chk Pass	Chk Pass	Chk Pass	None	Chk Pass	Chk Pass	Chk Pass	Chk Pass
High Limit									
Low Limit									

Elem	Sr4077	Th2837	Ti3349	Tl1908	U_3701	V_2924	Zn2062	Zr3391
Line	407.771 { 83}	283.730 {119}	334.904 {101}	190.856 {477}	370.152 { 91}	292.402 {115}	206.200 {163}	339.198 { 99}
Units	ppm	ppm	ppm	ppm	ppm	ppm	ppm	ppm
Avg	**.03074**	**.07899**	**1.8231**	**-.00563**	**-.04531**	**.13648**	**.45223**	**.04138**
Stddev	.00025	.00010	.0014	.00145	.02753	.00039	.00099	.00392
%RSD	.82609	.12713	.07720	25.795	60.769	.28896	.21912	9.4786
#1	.03092	.07892	1.8241	-.00665	-.06477	.13620	.45293	.04415
#2	.03056	.07906	1.8222	-.00460	-.02584	.13676	.45153	.03861
Check ?	Chk Pass	Chk Pass	Chk Pass	Chk Pass	Chk Pass	Chk Pass	Chk Pass	Chk Pass
High Limit								
Low Limit								

Int. Std.	Y_2243	Y_3600	Y_3774
Line	224.306 {450}	360.073 { 94}	377.433 { 89}
Units	Cts/S	Cts/S	Cts/S
Avg	**5934.0**	**73450.**	**3697.0**
Stddev	9.8	92.	4.6
%RSD	.16547	.12551	.12325
#1	5927.0	73384.	3693.8
#2	5940.9	73515.	3700.2

Sample Name: 280-42046-A-6-A Acquired: 5/17/2013 19:14:03 Type: Unk
Method: 6500_026(v10) Mode: CONC Corr. Factor: 1.000000
User: bowenh Custom ID1: q4 Custom ID2: Custom ID3:
Comment: 173668 6010c

Elem	Ag3280	Al3092	As1890	B_2089	Ba4554	Be3130	Bi2230	Ca3179	Cd2288
Line	328.068 {103}	309.271 {109}	189.042 {478}	208.959 {461}	455.403 { 74}	313.042 {108}	223.061 {451}	317.933 {106}	228.802 {447}
Units	ppm	ppm	ppm	ppm	ppm	ppm	ppm	ppm	ppm
Avg	**.00138**	**65.748**	**.09023**	**.02456**	**.27733**	**.00257**	**.01026**	**10.881**	**.00088**
Stddev	.00042	.288	.00243	.00060	.00065	.00001	.00300	.031	.00004
%RSD	30.779	.43827	2.6977	2.4423	.23470	.57736	29.251	.28131	4.0439
#1	.00168	65.952	.08851	.02498	.27779	.00256	.00813	10.903	.00086
#2	.00108	65.545	.09195	.02413	.27687	.00258	.01238	10.859	.00091
Check ?	Chk Pass	Chk Pass	Chk Pass	Chk Pass	Chk Pass	Chk Pass	Chk Pass	Chk Pass	Chk Pass
High Limit									
Low Limit									

Elem	Co2286	Cr2055	Cu3247	Fe2714	K_7664	Li6707	Mg2790	Mn2576	Mo2020
Line	228.616 {447}	205.552 {464}	324.754 {104}	271.441 {124}	766.490 { 44}	670.784 { 50}	279.079 {121}2	257.610 {131}	202.030 {467}
Units	ppm	ppm	ppm	ppm	ppm	ppm	ppm	ppm	ppm
Avg	**.05935**	**.09740**	**.25484**	**140.32**	**11.565**	**.13107**	**31.315**	**6.9453**	**.00522**
Stddev	.00040	.00006	.00048	.18	.029	.00323	.053	.0083	.00010
%RSD	.66795	.05653	.19031	.12728	.25443	2.4644	.16865	.12003	1.9182
#1	.05963	.09744	.25518	140.19	11.544	.13335	31.352	6.9394	.00515
#2	.05907	.09736	.25450	140.44	11.586	.12878	31.278	6.9512	.00529
Check ?	Chk Pass	Chk Pass	Chk Pass	Chk Pass	Chk Pass	Chk Pass	Chk Pass	Chk Pass	Chk Pass
High Limit									
Low Limit									

Elem	Na5895	Ni2316	P_1782	Pb2203	S_1820	Sb2068	Se1960	Si2881	Sn1899
Line	589.592 { 57}	231.604 {446}	178.284 {489}	220.353 {453}	182.034 {485}	206.833 {463}	196.090 {472}	288.158 {117}	189.989 {477}
Units	ppm	ppm	ppm	ppm	ppm	ppm	ppm	ppm	ppm
Avg	**.62062**	**.12454**	**3.8626**	**.08345**	**1.4772**	**-.00043**	**.00171**	**1.6269**	**.00645**
Stddev	.01341	.00035	.0111	.00186	.0009	.00094	.00256	.0088	.00028
%RSD	2.1611	.28021	.28626	2.2266	.05986	217.43	150.05	.53802	4.3995
#1	.61114	.12479	3.8704	.08214	1.4778	.00023	.00352	1.6331	.00625
#2	.63010	.12429	3.8548	.08476	1.4766	-.00110	-.00010	1.6207	.00665
Check ?	Chk Pass	Chk Pass	Chk Pass	Chk Pass	None	Chk Pass	Chk Pass	Chk Pass	Chk Pass
High Limit									
Low Limit									

Elem	Sr4077	Th2837	Ti3349	Tl1908	U_3701	V_2924	Zn2062	Zr3391
Line	407.771 { 83}	283.730 {119}	334.904 {101}	190.856 {477}	370.152 { 91}	292.402 {115}	206.200 {163}	339.198 { 99}
Units	ppm	ppm	ppm	ppm	ppm	ppm	ppm	ppm
Avg	**.04792**	**.08389**	**1.8138**	**-.00466**	**-.02109**	**.12795**	**.47290**	**.03981**
Stddev	.00016	.00106	.0006	.00075	.04736	.00051	.00091	.00043
%RSD	.32413	1.2668	.03087	16.044	224.53	.39605	.19210	1.0774
#1	.04803	.08314	1.8142	-.00413	.01240	.12831	.47354	.04011
#2	.04782	.08464	1.8134	-.00519	-.05458	.12759	.47226	.03950
Check ?	Chk Pass	Chk Pass	Chk Pass	Chk Pass	Chk Pass	Chk Pass	Chk Pass	Chk Pass
High Limit								
Low Limit								

Int. Std.	Y_2243	Y_3600	Y_3774
Line	224.306 {450}	360.073 { 94}	377.433 { 89}
Units	Cts/S	Cts/S	Cts/S
Avg	**5963.8**	**74156.**	**3725.7**
Stddev	1.0	99.	22.4
%RSD	.01659	.13380	.60093
#1	5963.1	74227.	3709.9
#2	5964.5	74086.	3741.6

Sample Name: 280-42046-A-7-A Acquired: 5/17/2013 19:16:29 Type: Unk
Method: 6500_026(v10) Mode: CONC Corr. Factor: 1.000000
User: bowenh Custom ID1: q4 Custom ID2: Custom ID3:
Comment: 173668 6010c

Elem	Ag3280	Al3092	As1890	B_2089	Ba4554	Be3130	Bi2230	Ca3179	Cd2288
Line	328.068 {103}	309.271 {109}	189.042 {478}	208.959 {461}	455.403 { 74}	313.042 {108}	223.061 {451}	317.933 {106}	228.802 {447}
Units	ppm	ppm	ppm	ppm	ppm	ppm	ppm	ppm	ppm
Avg	**.00167**	**62.050**	**.03156**	**.03311**	**.30239**	**.00224**	**.00173**	**45.159**	**.00506**
Stddev	.00014	.229	.00271	.00017	.00018	.00001	.00173	.113	.00022
%RSD	8.3110	.36872	8.5786	.52419	.05936	.58554	100.24	.25102	4.2791
#1	.00177	62.212	.02965	.03298	.30252	.00225	.00050	45.239	.00490
#2	.00158	61.888	.03348	.03323	.30227	.00223	.00295	45.079	.00521
Check ?	Chk Pass	Chk Pass	Chk Pass	Chk Pass	Chk Pass	Chk Pass	Chk Pass	Chk Pass	Chk Pass
High Limit									
Low Limit									

Elem	Co2286	Cr2055	Cu3247	Fe2714	K_7664	Li6707	Mg2790	Mn2576	Mo2020
Line	228.616 {447}	205.552 {464}	324.754 {104}	271.441 {124}	766.490 { 44}	670.784 { 50}	279.079 {121}2	257.610 {131}	202.030 {467}
Units	ppm	ppm	ppm	ppm	ppm	ppm	ppm	ppm	ppm
Avg	**.03944**	**.09496**	**.16684**	**93.374**	**10.748**	**.09718**	**18.463**	**3.7192**	**.00263**
Stddev	.00027	.00013	.00083	.362	.017	.00205	.050	.0056	.00037
%RSD	.67657	.14050	.49900	.38758	.15454	2.1043	.27071	.15029	14.161
#1	.03925	.09505	.16743	93.629	10.736	.09863	18.498	3.7232	.00236
#2	.03963	.09486	.16625	93.118	10.760	.09574	18.427	3.7152	.00289
Check ?	Chk Pass	Chk Pass	Chk Pass	Chk Pass	Chk Pass	Chk Pass	Chk Pass	Chk Pass	Chk Pass
High Limit									
Low Limit									

Elem	Na5895	Ni2316	P_1782	Pb2203	S_1820	Sb2068	Se1960	Si2881	Sn1899
Line	589.592 { 57}	231.604 {446}	178.284 {489}	220.353 {453}	182.034 {485}	206.833 {463}	196.090 {472}	288.158 {117}	189.989 {477}
Units	ppm	ppm	ppm	ppm	ppm	ppm	ppm	ppm	ppm
Avg	**.57518**	**.09598**	**4.5020**	**.36183**	**1.6357**	**.00014**	**.00333**	**1.8067**	**.00719**
Stddev	.00718	.00023	.0001	.00176	.0106	.00356	.00399	.0238	.00038
%RSD	1.2478	.23963	.00231	.48652	.64803	2498.9	119.75	1.3156	5.3307
#1	.58025	.09614	4.5021	.36059	1.6432	.00266	.00615	1.8235	.00746
#2	.57010	.09582	4.5019	.36308	1.6282	-.00237	.00051	1.7899	.00692
Check ?	Chk Pass	Chk Pass	Chk Pass	Chk Pass	None	Chk Pass	Chk Pass	Chk Pass	Chk Pass
High Limit									
Low Limit									

Elem	Sr4077	Th2837	Ti3349	Tl1908	U_3701	V_2924	Zn2062	Zr3391
Line	407.771 { 83}	283.730 {119}	334.904 {101}	190.856 {477}	370.152 { 91}	292.402 {115}	206.200 {163}	339.198 { 99}
Units	ppm	ppm	ppm	ppm	ppm	ppm	ppm	ppm
Avg	**.11084**	**.05229**	**.43441**	**-.00365**	**-.02907**	**.12484**	**.51227**	**.01200**
Stddev	.00012	.00286	.00137	.00042	.02288	.00001	.00225	.00038
%RSD	.10666	5.4679	.31503	11.534	78.707	.01050	.43960	3.1460
#1	.11076	.05027	.43344	-.00395	-.01289	.12483	.51386	.01173
#2	.11092	.05431	.43537	-.00335	-.04525	.12485	.51067	.01226
Check ?	Chk Pass	Chk Pass	Chk Pass	Chk Pass	Chk Pass	Chk Pass	Chk Pass	Chk Pass
High Limit								
Low Limit								

Int. Std.	Y_2243	Y_3600	Y_3774
Line	224.306 {450}	360.073 { 94}	377.433 { 89}
Units	Cts/S	Cts/S	Cts/S
Avg	**5647.8**	**69811.**	**3573.4**
Stddev	4.0	304.	8.7
%RSD	.07106	.43520	.24240
#1	5645.0	69596.	3567.3
#2	5650.7	70026.	3579.6

Sample Name: 280-42046-A-8-A Acquired: 5/17/2013 19:18:49 Type: Unk
Method: 6500_026(v10) Mode: CONC Corr. Factor: 1.000000
User: bowenh Custom ID1: q4 Custom ID2: Custom ID3:
Comment: 173668 6010c

Elem	Ag3280	Al3092	As1890	B_2089	Ba4554	Be3130	Bi2230	Ca3179	Cd2288
Line	328.068 {103}	309.271 {109}	189.042 {478}	208.959 {461}	455.403 { 74}	313.042 {108}	223.061 {451}	317.933 {106}	228.802 {447}
Units	ppm	ppm	ppm	ppm	ppm	ppm	ppm	ppm	ppm
Avg	**.00205**	**89.853**	**.04413**	**.02215**	**.37475**	**.00387**	**.00383**	**17.039**	**.00313**
Stddev	.00012	.427	.00023	.00009	.00224	.00000	.00115	.104	.00011
%RSD	5.7971	.47572	.52090	.39656	.59840	.06838	29.961	.61040	3.5501
#1	.00214	90.156	.04429	.02209	.37634	.00387	.00302	17.113	.00321
#2	.00197	89.551	.04396	.02222	.37317	.00387	.00464	16.966	.00306
Check ?	Chk Pass	Chk Pass	Chk Pass	Chk Pass	Chk Pass	Chk Pass	Chk Pass	Chk Pass	Chk Pass
High Limit									
Low Limit									

Elem	Co2286	Cr2055	Cu3247	Fe2714	K_7664	Li6707	Mg2790	Mn2576	Mo2020
Line	228.616 {447}	205.552 {464}	324.754 {104}	271.441 {124}	766.490 { 44}	670.784 { 50}	279.079 {121}2	257.610 {131}	202.030 {467}
Units	ppm	ppm	ppm	ppm	ppm	ppm	ppm	ppm	ppm
Avg	**.07043**	**.14501**	**.34335**	**173.00**	**10.271**	**.17172**	**33.390**	**9.0955**	**.00197**
Stddev	.00049	.00034	.00103	.10	.058	.00408	.048	.0048	.00013
%RSD	.70246	.23155	.30006	.05652	.56134	2.3769	.14460	.05234	6.3792
#1	.07008	.14478	.34262	173.07	10.311	.16884	33.356	9.0989	.00188
#2	.07078	.14525	.34408	172.93	10.230	.17461	33.424	9.0922	.00206
Check ?	Chk Pass	Chk Pass	Chk Pass	Chk Pass	Chk Pass	Chk Pass	Chk Pass	Chk Pass	Chk Pass
High Limit									
Low Limit									

Elem	Na5895	Ni2316	P_1782	Pb2203	S_1820	Sb2068	Se1960	Si2881	Sn1899
Line	589.592 { 57}	231.604 {446}	178.284 {489}	220.353 {453}	182.034 {485}	206.833 {463}	196.090 {472}	288.158 {117}	189.989 {477}
Units	ppm	ppm	ppm	ppm	ppm	ppm	ppm	ppm	ppm
Avg	**.57152**	**.15245**	**4.6798**	**.35104**	**.46267**	**-.00393**	**.00529**	**1.8096**	**.00586**
Stddev	.00731	.00045	.0186	.00112	.00422	.00043	.00168	.0137	.00087
%RSD	1.2797	.29841	.39654	.31800	.91180	10.930	31.817	.75792	14.803
#1	.57669	.15213	4.6667	.35025	.45969	-.00363	.00410	1.8193	.00647
#2	.56635	.15277	4.6929	.35183	.46565	-.00424	.00648	1.7999	.00524
Check ?	Chk Pass	Chk Pass	Chk Pass	Chk Pass	None	Chk Pass	Chk Pass	Chk Pass	Chk Pass
High Limit									
Low Limit									

Elem	Sr4077	Th2837	Ti3349	Tl1908	U_3701	V_2924	Zn2062	Zr3391
Line	407.771 { 83}	283.730 {119}	334.904 {101}	190.856 {477}	370.152 { 91}	292.402 {115}	206.200 {163}	339.198 { 99}
Units	ppm	ppm	ppm	ppm	ppm	ppm	ppm	ppm
Avg	**.05025**	**.08652**	**.45037**	**-.00790**	**.00600**	**.16015**	**.72308**	**.02482**
Stddev	.00011	.00034	.00454	.00115	.01894	.00041	.00178	.00030
%RSD	.22730	.39169	1.0090	14.549	315.74	.25350	.24641	1.2085
#1	.05016	.08628	.45358	-.00871	-.00739	.15986	.72182	.02503
#2	.05033	.08676	.44716	-.00708	.01939	.16043	.72434	.02461
Check ?	Chk Pass	Chk Pass	Chk Pass	Chk Pass	Chk Pass	Chk Pass	Chk Pass	Chk Pass
High Limit								
Low Limit								

Int. Std.	Y_2243	Y_3600	Y_3774
Line	224.306 {450}	360.073 { 94}	377.433 { 89}
Units	Cts/S	Cts/S	Cts/S
Avg	**6253.8**	**77340.**	**3892.1**
Stddev	3.6	12.	34.3
%RSD	.05682	.01523	.88033
#1	6251.3	77349.	3867.9
#2	6256.3	77332.	3916.4

Sample Name: 280-42046-A-9-A Acquired: 5/17/2013 19:21:15 Type: Unk
Method: 6500_026(v10) Mode: CONC Corr. Factor: 1.000000
User: bowenh Custom ID1: q4 Custom ID2: Custom ID3:
Comment: 173668 6010c

Elem	Ag3280	Al3092	As1890	B_2089	Ba4554	Be3130	Bi2230	Ca3179	Cd2288
Line	328.068 {103}	309.271 {109}	189.042 {478}	208.959 {461}	455.403 { 74}	313.042 {108}	223.061 {451}	317.933 {106}	228.802 {447}
Units	ppm	ppm	ppm	ppm	ppm	ppm	ppm	ppm	ppm
Avg	**.00187**	**74.974**	**.03477**	**.02094**	**.31706**	**.00329**	**.00492**	**17.576**	**.00151**
Stddev	.00014	.240	.00034	.00047	.00085	.00015	.00205	.084	.00002
%RSD	7.3799	.31990	.98503	2.2449	.26783	4.5595	41.652	.47998	1.1845
#1	.00197	75.143	.03501	.02127	.31766	.00340	.00347	17.636	.00150
#2	.00177	74.804	.03453	.02061	.31645	.00319	.00636	17.517	.00152
Check ?	Chk Pass	Chk Pass	Chk Pass	Chk Pass	Chk Pass	Chk Pass	Chk Pass	Chk Pass	Chk Pass
High Limit									
Low Limit									

Elem	Co2286	Cr2055	Cu3247	Fe2714	K_7664	Li6707	Mg2790	Mn2576	Mo2020
Line	228.616 {447}	205.552 {464}	324.754 {104}	271.441 {124}	766.490 { 44}	670.784 { 50}	279.079 {121}2	257.610 {131}	202.030 {467}
Units	ppm	ppm	ppm	ppm	ppm	ppm	ppm	ppm	ppm
Avg	**.05847**	**.09396**	**.28537**	**166.70**	**10.067**	**.16922**	**37.467**	W **11.270**	**.00275**
Stddev	.00009	.00033	.00046	.29	.007	.00105	.013	.048	.00009
%RSD	.15386	.35293	.15983	.17222	.07194	.62117	.03529	.42258	3.3854
#1	.05841	.09373	.28569	166.90	10.062	.16847	37.476	11.236	.00268
#2	.05853	.09420	.28504	166.50	10.072	.16996	37.457	11.303	.00281
Check ?	Chk Pass	Chk Pass	Chk Pass	Chk Pass	Chk Pass	Chk Pass	Chk Pass	Chk Warn	Chk Pass
High Limit								10.000	
Low Limit								-.01000	

Elem	Na5895	Ni2316	P_1782	Pb2203	S_1820	Sb2068	Se1960	Si2881	Sn1899
Line	589.592 { 57}	231.604 {446}	178.284 {489}	220.353 {453}	182.034 {485}	206.833 {463}	196.090 {472}	288.158 {117}	189.989 {477}
Units	ppm	ppm	ppm	ppm	ppm	ppm	ppm	ppm	ppm
Avg	**.54862**	**.13710**	**6.2332**	**.05586**	**.07324**	**-.00483**	**.00234**	**1.5662**	**.00439**
Stddev	.01433	.00057	.0088	.00028	.00180	.00098	.00106	.0354	.00033
%RSD	2.6120	.41408	.14062	.50747	2.4568	20.190	45.477	2.2585	7.5732
#1	.55875	.13750	6.2394	.05606	.07197	-.00553	.00159	1.5912	.00415
#2	.53849	.13670	6.2270	.05566	.07452	-.00414	.00309	1.5412	.00462
Check ?	Chk Pass	Chk Pass	Chk Pass	Chk Pass	None	Chk Pass	Chk Pass	Chk Pass	Chk Pass
High Limit									
Low Limit									

Elem	Sr4077	Th2837	Ti3349	Tl1908	U_3701	V_2924	Zn2062	Zr3391
Line	407.771 { 83}	283.730 {119}	334.904 {101}	190.856 {477}	370.152 { 91}	292.402 {115}	206.200 {163}	339.198 { 99}
Units	ppm	ppm	ppm	ppm	ppm	ppm	ppm	ppm
Avg	**.06331**	**.08763**	**.33037**	**-.00618**	**-.04827**	**.12312**	**.50155**	**.04320**
Stddev	.00025	.00101	.00042	.00110	.04660	.00101	.00140	.00537
%RSD	.39080	1.1488	.12575	17.797	96.526	.82087	.27818	12.435
#1	.06314	.08692	.33008	-.00540	-.01533	.12383	.50057	.03940
#2	.06349	.08834	.33066	-.00696	-.08122	.12240	.50254	.04699
Check ?	Chk Pass	Chk Pass	Chk Pass	Chk Pass	Chk Pass	Chk Pass	Chk Pass	Chk Pass
High Limit								
Low Limit								

Int. Std.	Y_2243	Y_3600	Y_3774
Line	224.306 {450}	360.073 { 94}	377.433 { 89}
Units	Cts/S	Cts/S	Cts/S
Avg	**6207.2**	**76360.**	**3830.8**
Stddev	8.6	278.	35.7
%RSD	.13878	.36410	.93151
#1	6213.3	76557.	3805.6
#2	6201.1	76163.	3856.1

Sample Name: 280-42046-A-10-A Acquired: 5/17/2013 19:23:40 Type: Unk
Method: 6500_026(v10) Mode: CONC Corr. Factor: 1.000000
User: bowenh Custom ID1: q4 Custom ID2: Custom ID3:
Comment: 173668 6010c

Elem	Ag3280	Al3092	As1890	B_2089	Ba4554	Be3130	Bi2230	Ca3179	Cd2288
Line	328.068 {103}	309.271 {109}	189.042 {478}	208.959 {461}	455.403 { 74}	313.042 {108}	223.061 {451}	317.933 {106}	228.802 {447}
Units	ppm	ppm	ppm	ppm	ppm	ppm	ppm	ppm	ppm
Avg	**.00157**	**63.534**	**.03699**	**.02216**	**.28233**	**.00289**	**.00554**	**12.238**	**.00101**
Stddev	.00020	.471	.00250	.00013	.00188	.00004	.00007	.076	.00019
%RSD	12.792	.74211	6.7555	.60860	.66611	1.3670	1.3390	.61844	18.905
#1	.00143	63.201	.03523	.02226	.28100	.00286	.00549	12.185	.00114
#2	.00172	63.868	.03876	.02207	.28366	.00292	.00560	12.292	.00087
Check ?	Chk Pass	Chk Pass	Chk Pass	Chk Pass	Chk Pass	Chk Pass	Chk Pass	Chk Pass	Chk Pass
High Limit									
Low Limit									

Elem	Co2286	Cr2055	Cu3247	Fe2714	K_7664	Li6707	Mg2790	Mn2576	Mo2020
Line	228.616 {447}	205.552 {464}	324.754 {104}	271.441 {124}	766.490 { 44}	670.784 { 50}	279.079 {121}2	257.610 {131}	202.030 {467}
Units	ppm	ppm	ppm	ppm	ppm	ppm	ppm	ppm	ppm
Avg	**.05544**	**.09919**	**.26717**	**143.88**	**10.482**	**.13075**	**27.849**	**8.4261**	**.00914**
Stddev	.00011	.00044	.00097	.31	.012	.00256	.010	.0176	.00017
%RSD	.20382	.44443	.36198	.21515	.11253	1.9595	.03613	.20865	1.9091
#1	.05536	.09888	.26785	143.66	10.491	.12894	27.856	8.4137	.00902
#2	.05552	.09950	.26648	144.10	10.474	.13256	27.842	8.4386	.00927
Check ?	Chk Pass	Chk Pass	Chk Pass	Chk Pass	Chk Pass	Chk Pass	Chk Pass	Chk Pass	Chk Pass
High Limit									
Low Limit									

Elem	Na5895	Ni2316	P_1782	Pb2203	S_1820	Sb2068	Se1960	Si2881	Sn1899
Line	589.592 { 57}	231.604 {446}	178.284 {489}	220.353 {453}	182.034 {485}	206.833 {463}	196.090 {472}	288.158 {117}	189.989 {477}
Units	ppm	ppm	ppm	ppm	ppm	ppm	ppm	ppm	ppm
Avg	**.66228**	**.12371**	**4.7481**	**.06678**	**.09603**	**-.00171**	**.00172**	**2.1951**	**.00578**
Stddev	.00965	.00061	.0191	.00002	.00126	.00065	.00029	.0219	.00007
%RSD	1.4572	.49457	.40240	.03307	1.3092	37.877	16.886	.99924	1.2962
#1	.66911	.12328	4.7346	.06680	.09692	-.00125	.00151	2.2106	.00583
#2	.65546	.12414	4.7616	.06677	.09514	-.00217	.00192	2.1796	.00573
Check ?	Chk Pass	Chk Pass	Chk Pass	Chk Pass	None	Chk Pass	Chk Pass	Chk Pass	Chk Pass
High Limit									
Low Limit									

Elem	Sr4077	Th2837	Ti3349	Tl1908	U_3701	V_2924	Zn2062	Zr3391
Line	407.771 { 83}	283.730 {119}	334.904 {101}	190.856 {477}	370.152 { 91}	292.402 {115}	206.200 {163}	339.198 { 99}
Units	ppm	ppm	ppm	ppm	ppm	ppm	ppm	ppm
Avg	**.05460**	**.07835**	**.36025**	**-.00572**	**.00266**	**.11450**	**.41589**	**.04568**
Stddev	.00009	.00001	.00912	.00123	.02756	.00018	.00001	.00535
%RSD	.16351	.01535	2.5307	21.475	1037.3	.15399	.00193	11.719
#1	.05453	.07834	.35381	-.00658	.02214	.11462	.41589	.04947
#2	.05466	.07836	.36670	-.00485	-.01683	.11437	.41590	.04190
Check ?	Chk Pass	Chk Pass	Chk Pass	Chk Pass	Chk Pass	Chk Pass	Chk Pass	Chk Pass
High Limit								
Low Limit								

Int. Std.	Y_2243	Y_3600	Y_3774
Line	224.306 {450}	360.073 { 94}	377.433 { 89}
Units	Cts/S	Cts/S	Cts/S
Avg	**6168.2**	**76551.**	**3786.7**
Stddev	10.5	203.	24.3
%RSD	.16972	.26465	.64274
#1	6175.6	76408.	3803.9
#2	6160.8	76694.	3769.5

Sample Name: CCVH-2050355 Acquired: 5/17/2013 19:26:05 Type: QC
Method: 6500_026(v10) Mode: CONC Corr. Factor: 1.000000
User: bowenh Custom ID1: Custom ID2: Custom ID3:
Comment:

Elem	Ag3280	Al3092	As1890	B_2089	Ba4554	Be3130	Bi2230	Ca3179	Cd2288	Co2286	Cr2055	Cu3247
Units	ppm	ppm	ppm	ppm	ppm	ppm	ppm	ppm	ppm	ppm	ppm	ppm
Avg	**-.00012**	**45.137**	**-.00170**	**-.00048**	**.00079**	**-.00001**	**.95008**	**.02305**	**-.00075**	**.00197**	**.00021**	**-.00294**
Stddev	.00040	.043	.00236	.00012	.00016	.00014	.00074	.00109	.00016	.00002	.00008	.00039
%RSD	341.71	.09486	138.60	24.502	20.319	1547.9	.07776	4.7104	21.492	.83371	38.500	13.433
#1	.00017	45.167	-.00003	-.00056	.00090	.00009	.95060	.02229	-.00087	.00198	.00027	-.00322
#2	-.00040	45.107	-.00337	-.00040	.00067	-.00011	.94956	.02382	-.00064	.00195	.00015	-.00266
Check ?	None	Chk Pass	None	None	None	None	Chk Pass	None	None	None	None	None
Value												
Range												

Elem	Fe2599	K_7664	Li6707	Mg2790	Mn2576	Mo2020	Na8183	Ni2316	P_1782	Pb2203	S_1820	Sb2068
Units	ppm	ppm	ppm	ppm	ppm	ppm	ppm	ppm	ppm	ppm	ppm	ppm
Avg	F **37.727**	**.51128**	**-.00270**	**.04564**	**.00954**	**-.00150**	**271.69**	**.00191**	**.01064**	**.00094**	**4.7785**	**.00100**
Stddev	.078	.06850	.00016	.00284	.00009	.00043	1.49	.00005	.00036	.00043	.0091	.00015
%RSD	.20647	13.398	5.9077	6.2213	.94081	28.789	.54888	2.7189	3.3849	46.233	.19133	14.500
#1	37.782	.46284	-.00282	.04765	.00947	-.00180	272.74	.00188	.01038	.00124	4.7850	.00111
#2	37.671	.55972	-.00259	.04364	.00960	-.00119	270.63	.00195	.01089	.00063	4.7720	.00090
Check ?	Chk Fail	None	None	None	None	None	Chk Pass	None	None	None	None	None
Value	50.000											
Range	-10.000%											

Elem	Se1960	Si2881	Sn1899	Sr4077	Th2837	Ti3349	Tl1908	U_3701	V_2924	Zn2062	Zr3391
Units	ppm	ppm	ppm	ppm	ppm	ppm	ppm	ppm	ppm	ppm	ppm
Avg	**.00713**	**.01215**	**-.00000**	**.00033**	**5.0243**	**.00512**	**-.00160**	**9.6748**	**.00009**	**.00423**	**-.06456**
Stddev	.00141	.00217	.00161	.00006	.0132	.00022	.00102	.0067	.00044	.00045	.00541
%RSD	19.782	17.858	191430.	17.576	.26249	4.2765	63.914	.06906	509.91	10.561	8.3786
#1	.00812	.01062	-.00114	.00037	5.0150	.00527	-.00232	9.6700	.00040	.00392	-.06073
#2	.00613	.01369	.00114	.00029	5.0337	.00496	-.00088	9.6795	-.00023	.00455	-.06838
Check ?	None	None	None	None	Chk Pass	None	None	Chk Pass	None	None	None
Value											
Range											

Int. Std.	Y_2243	Y_3600	Y_3774
Units	Cts/S	Cts/S	Cts/S
Avg	**5290.8**	**66049.**	**3277.5**
Stddev	4.3	229.	11.0
%RSD	.08127	.34627	.33592
#1	5287.7	66211.	3269.8
#2	5293.8	65888.	3285.3

Sample Name: CCV-2050339 Acquired: 5/17/2013 19:28:29 Type: QC
Method: 6500_026(v10) Mode: CONC Corr. Factor: 1.000000
User: bowenh Custom ID1: Custom ID2: Custom ID3:
Comment:

Elem	Ag3280	Al1670	As1890	B_2089	Ba4554	Be3130	Bi2230	Ca3179	Cd2288	Co2286	Cr2055	Cu3247
Units	ppm	ppm	ppm	ppm	ppm	ppm	ppm	ppm	ppm	ppm	ppm	ppm
Avg	**.51562**	F **.58806**	**.96661**	**.51388**	**.51278**	F **.43549**	**.00500**	**4.6269**	**.49746**	**.50750**	**.47779**	**.47487**
Stddev	.00128	.00270	.00037	.00110	.00170	.00113	.00022	.0049	.00037	.00055	.00023	.00001
%RSD	.24853	.45933	.03859	.21459	.33071	.26006	4.3267	.10483	.07511	.10749	.04771	.00216
#1	.51652	.58997	.96687	.51466	.51158	.43469	.00485	4.6235	.49719	.50789	.47763	.47486
#2	.51471	.58615	.96635	.51310	.51398	.43629	.00515	4.6303	.49772	.50712	.47795	.47488
Check ?	Chk Pass	Chk Fail	Chk Pass	Chk Pass	Chk Pass	Chk Fail	None	Chk Pass	Chk Pass	Chk Pass	Chk Pass	Chk Pass
Value		.50000				.50000						
Range		10.000%				-10.000%						

Elem	Fe2599	K_7664	Li6707	Mg2790	Mn2576	Mo2020	Na5895	Ni2316	P_1782	Pb2203	S_1820	Sb2068
Units	ppm	ppm	ppm	ppm	ppm	ppm	ppm	ppm	ppm	ppm	ppm	ppm
Avg	F **2.1598**	F **55.533**	F **1.1099**	**19.457**	**.50650**	**.46528**	**5.3128**	**.49048**	**1.0169**	**.99854**	**-.06051**	**1.0006**
Stddev	.0107	.205	.0110	.020	.00116	.00004	.0048	.00092	.0071	.00200	.00082	.0013
%RSD	.49327	.36879	.99499	.10027	.22972	.00840	.09064	.18664	.70151	.20067	1.3526	.12846
#1	2.1523	55.388	1.1021	19.443	.50568	.46531	5.3094	.48983	1.0119	.99996	-.05993	1.0015
#2	2.1674	55.678	1.1177	19.471	.50732	.46525	5.3163	.49113	1.0220	.99713	-.06109	.99970
Check ?	Chk Fail	Chk Fail	Chk Fail	Chk Pass	Chk Pass	Chk Pass	Chk Pass	Chk Pass	Chk Pass	Chk Pass	None	Chk Pass
Value	2.5000	50.000	1.0000									
Range	-10.000%	10.000%	10.000%									

Elem	Se1960	Si2881	Sn1899	Sr4077	Th2837	Ti3349	Tl1908	U_3701	V_2924	Zn2062	Zr3391
Units	ppm	ppm	ppm	ppm	ppm	ppm	ppm	ppm	ppm	ppm	ppm
Avg	**1.0223**	F **4.2511**	**.93147**	**.52395**	**.00543**	**.49491**	**.95794**	**.00718**	**.47905**	**.49209**	**.46144**
Stddev	.0027	.0198	.00276	.00163	.00058	.00141	.00421	.00212	.00016	.00114	.00068
%RSD	.26356	.46448	.29654	.31083	10.777	.28576	.43990	29.564	.03352	.23264	.14712
#1	1.0204	4.2371	.93342	.52280	.00584	.49391	.96092	.00868	.47916	.49290	.46192
#2	1.0242	4.2650	.92952	.52511	.00501	.49591	.95496	.00568	.47893	.49128	.46096
Check ?	Chk Pass	Chk Fail	Chk Pass	Chk Pass	None	Chk Pass	Chk Pass	None	Chk Pass	Chk Pass	Chk Pass
Value		5.0000									
Range		-10.000%									

Int. Std.	Y_2243	Y_3600	Y_3774
Units	Cts/S	Cts/S	Cts/S
Avg	**5371.3**	**66762.**	**3301.4**
Stddev	7.7	106.	14.7
%RSD	.14426	.15919	.44620
#1	5376.8	66687.	3311.9
#2	5365.8	66837.	3291.0

Sample Name: CCB Acquired: 5/17/2013 19:30:44 Type: QC
Method: 6500_026(v10) Mode: CONC Corr. Factor: 1.000000
User: bowenh Custom ID1: Custom ID2: Custom ID3:
Comment:

Elem	Ag3280	Al1670	As1890	B_2089	Ba4554	Be3130	Bi2230	Ca3179	Cd2288	Co2286	Cr2055
Units	ppm	ppm	ppm	ppm	ppm	ppm	ppm	ppm	ppm	ppm	ppm
Avg	W **.00130**	F **.06495**	**.00022**	**-.00123**	**.00054**	**-.00008**	**.00160**	**.00842**	**-.00009**	**.00042**	**.00010**
Stddev	.00015	.00314	.00162	.00026	.00078	.00004	.00482	.00342	.00017	.00007	.00007
%RSD	11.468	4.8291	738.77	21.390	143.38	48.600	301.84	40.684	180.15	15.969	69.781
#1	.00140	.06717	.00137	-.00141	-.00001	-.00005	-.00181	.01084	-.00021	.00047	.00014
#2	.00119	.06273	-.00093	-.00104	.00109	-.00011	.00500	.00600	.00003	.00037	.00005
Check ?	Chk Warn	Chk Fail	Chk Pass	Chk Pass	Chk Pass	Chk Pass	None	Chk Pass	Chk Pass	Chk Pass	Chk Pass
High Limit	.00093	.03600									
Low Limit	-.00093	-.03600									

Elem	Cu3247	Fe2599	K_7664	Li6707	Mg2790	Mn2576	Mo2020	Na5895	Ni2316	P_1782	Pb2203
Units	ppm	ppm	ppm	ppm	ppm	ppm	ppm	ppm	ppm	ppm	ppm
Avg	**-.00072**	F **.12516**	W **.24416**	W **-.00276**	F **.02805**	F **.00671**	**.00026**	F **.11692**	**.00077**	**.00474**	**-.00155**
Stddev	.00009	.00289	.05301	.00212	.00102	.00024	.00053	.01126	.00011	.00244	.00048
%RSD	12.826	2.3106	21.711	76.590	3.6414	3.6326	202.21	9.6266	14.159	51.367	30.655
#1	-.00066	.12311	.28164	-.00426	.02877	.00689	-.00011	.10896	.00085	.00647	-.00189
#2	-.00079	.12720	.20667	-.00127	.02733	.00654	.00064	.12488	.00069	.00302	-.00122
Check ?	Chk Pass	Chk Fail	Chk Warn	Chk Warn	Chk Fail	Chk Fail	Chk Pass	Chk Fail	Chk Pass	Chk Pass	Chk Pass
High Limit		.04400	.23700	.00261	.02140	.00051		.10000			
Low Limit		-.04400	-.23700	-.00261	-.02140	-.00051		-.10000			

Elem	S_1820	Sb2068	Se1960	Si2881	Sn1899	Sr4077	Th2837	Ti3349	Tl1908	U_3701	V_2924
Units	ppm	ppm	ppm	ppm	ppm	ppm	ppm	ppm	ppm	ppm	ppm
Avg	**-.06008**	W **.00317**	**.00192**	**-.00446**	**-.00129**	**.00005**	**.00239**	**.00044**	**-.00123**	**.04398**	**.00048**
Stddev	.00208	.00251	.00091	.02540	.00152	.00000	.00076	.00027	.00058	.00876	.00038
%RSD	3.4696	79.098	47.624	569.47	117.90	1.4850	31.818	62.824	47.235	19.921	77.956
#1	-.06155	.00140	.00256	.01350	-.00021	.00005	.00293	.00063	-.00164	.03778	.00022
#2	-.05860	.00494	.00127	-.02242	-.00236	.00005	.00186	.00024	-.00082	.05017	.00075
Check ?	None	Chk Warn	Chk Pass	Chk Pass	Chk Pass	Chk Pass	Chk Pass	Chk Pass	Chk Pass	Chk Pass	Chk Pass
High Limit		.00314									
Low Limit		-.00314									

Elem	Zn2062	Zr3391
Units	ppm	ppm
Avg	**.00267**	**.00154**
Stddev	.00037	.00080
%RSD	13.727	52.204
#1	.00293	.00211
#2	.00241	.00097
Check ?	Chk Pass	Chk Pass
High Limit		
Low Limit		

Int. Std.	Y_2243	Y_3600	Y_3774
Units	Cts/S	Cts/S	Cts/S
Avg	**5446.8**	**67505.**	**3301.5**
Stddev	1.8	256.	1.0
%RSD	.03257	.37936	.02905
#1	5445.6	67324.	3300.8
#2	5448.1	67686.	3302.1

Sample Name: CCVL2057887 Acquired: 5/17/2013 19:33:13 Type: QC
Method: 6500_026(v10) Mode: CONC Corr. Factor: 1.000000
User: bowenh Custom ID1: Custom ID2: Custom ID3:
Comment:

Elem	Ag3280	Al1670	As1890	B_2089	Ba4554	Be3130	Bi2230	Ca3179	Cd2288	Co2286	Cr2055
Units	ppm	ppm	ppm	ppm	ppm	ppm	ppm	ppm	ppm	ppm	ppm
Avg	**.01110**	**.11510**	**.01342**	**.10246**	**.01091**	**.00083**	**.10630**	**.19451**	**.00494**	**.01060**	**.00970**
Stddev	.00047	.01654	.00070	.00021	.00154	.00005	.00078	.00333	.00002	.00014	.00002
%RSD	4.1940	14.373	5.2406	.20453	14.118	5.8901	.72927	1.7102	.36353	1.3104	.19342
#1	.01077	.12680	.01392	.10231	.01200	.00087	.10576	.19216	.00493	.01070	.00972
#2	.01143	.10340	.01292	.10261	.00982	.00080	.10685	.19686	.00496	.01050	.00969
Check ?	Chk Pass	Chk Pass	Chk Pass	Chk Pass	Chk Pass	Chk Pass	Chk Pass	Chk Pass	Chk Pass	Chk Pass	Chk Pass
Value											
Range											

Elem	Cu3247	Fe2599	K_7664	Li6707	Mg2790	Mn2576	Mo2020	Na5895	Ni2316	P_1782	Pb2203
Units	ppm	ppm	ppm	ppm	ppm	ppm	ppm	ppm	ppm	ppm	ppm
Avg	**.01333**	F **.16365**	W **3.7250**	**.00818**	**.21707**	F **.01465**	**.01849**	**1.1640**	**.04045**	**3.0148**	**.00773**
Stddev	.00052	.00594	.0384	.00066	.00001	.00004	.00056	.0051	.00008	.0200	.00161
%RSD	3.8852	3.6273	1.0304	8.0345	.00386	.24191	3.0311	.43848	.19582	.66341	20.861
#1	.01370	.16785	3.6979	.00864	.21706	.01467	.01809	1.1676	.04051	3.0007	.00659
#2	.01297	.15945	3.7521	.00771	.21707	.01462	.01888	1.1604	.04039	3.0290	.00887
Check ?	Chk Pass	Chk Fail	Chk Warn	Chk Pass	Chk Pass	Chk Fail	Chk Pass	Chk Pass	Chk Pass	Chk Pass	Chk Pass
Value		.10000	3.0000			.01000					
Range		30.000%	20.000%			30.000%					

Elem	S_1820	Sb2068	Se1960	Si2881	Sn1899	Sr4077	Th2837	Ti3349	Tl1908	U_3701	V_2924
Units	ppm	ppm	ppm	ppm	ppm	ppm	ppm	ppm	ppm	ppm	ppm
Avg	**-.06140**	W **.01249**	**.01733**	**.41654**	**.09340**	**.01064**	**.01646**	**.01051**	**.01452**	F **.09204**	**.00963**
Stddev	.00016	.00406	.00099	.00378	.00152	.00010	.00074	.00031	.00049	.01915	.00041
%RSD	.25630	32.536	5.7180	.90636	1.6229	.91879	4.4912	2.9299	3.3916	20.811	4.3019
#1	-.06151	.00962	.01663	.41387	.09232	.01057	.01594	.01029	.01487	.07850	.00933
#2	-.06129	.01536	.01803	.41921	.09447	.01071	.01699	.01073	.01417	.10559	.00992
Check ?	None	Chk Warn	Chk Pass	Chk Pass	Chk Pass	Chk Pass	Chk Pass	Chk Pass	Chk Pass	Chk Fail	Chk Pass
Value		.01000								.06000	
Range		20.000%								30.000%	

Elem	Zn2062	Zr3391
Units	ppm	ppm
Avg	**.02282**	**.01762**
Stddev	.00073	.00041
%RSD	3.2053	2.3145
#1	.02230	.01791
#2	.02334	.01733
Check ?	Chk Pass	Chk Pass
Value		
Range		

Int. Std.	Y_2243	Y_3600	Y_3774
Units	Cts/S	Cts/S	Cts/S
Avg	**5484.7**	**68292.**	**3332.4**
Stddev	17.2	4.	2.4
%RSD	.31370	.00621	.07201
#1	5496.9	68295.	3330.7
#2	5472.6	68289.	3334.1

Sample Name: MB 280-174353/1-A Acquired: 5/17/2013 19:35:38 Type: Unk
Method: 6500_026(v10) Mode: CONC Corr. Factor: 1.000000
User: bowenh Custom ID1: q4 Custom ID2: Custom ID3:
Comment: 174353 6010c

Elem	Ag3280	Al1670	As1890	B_2089	Ba4554	Be3130	Bi2230	Ca3179	Cd2288
Line	328.068 {103}	167.079 {502}	189.042 {478}	208.959 {461}	455.403 { 74}	313.042 {108}	223.061 {451}	317.933 {106}	228.802 {447}
Units	ppm	ppm	ppm	ppm	ppm	ppm	ppm	ppm	ppm
Avg	**.00115**	**.01157**	**.00120**	F **.03021**	**.00048**	**-.00011**	**.00209**	**.04313**	**-.00005**
Stddev	.00015	.00012	.00119	.00026	.00042	.00000	.00199	.00223	.00013
%RSD	13.135	1.0386	98.890	.85807	86.657	.78090	95.140	5.1799	281.02
#1	.00126	.01166	.00205	.03039	.00078	-.00011	.00068	.04471	.00005
#2	.00105	.01149	.00036	.03002	.00019	-.00011	.00350	.04155	-.00014
Check ?	Chk Pass	Chk Pass	Chk Pass	Chk Fail	Chk Pass	Chk Pass	Chk Pass	Chk Pass	Chk Pass
High Limit				.01000					
Low Limit				-.01000					

Elem	Co2286	Cr2055	Cu3247	Fe2599	K_7664	Li6707	Mg2790	Mn2576	Mo2020
Line	228.616 {447}	205.552 {464}	324.754 {104}	259.940 {130}	766.490 { 44}	670.784 { 50}	279.079 {121}2	257.610 {131}	202.030 {467}
Units	ppm	ppm	ppm	ppm	ppm	ppm	ppm	ppm	ppm
Avg	**.00031**	**.00019**	**-.00018**	**.00577**	**.35654**	**-.00363**	**.01014**	**.00033**	**.00037**
Stddev	.00010	.00012	.00014	.00109	.07108	.00031	.00214	.00002	.00006
%RSD	31.925	62.808	79.683	18.852	19.935	8.4263	21.137	5.5962	16.964
#1	.00024	.00011	-.00028	.00654	.40680	-.00385	.00862	.00032	.00042
#2	.00039	.00027	-.00008	.00500	.30628	-.00341	.01165	.00035	.00033
Check ?	Chk Pass	Chk Pass	Chk Pass	Chk Pass	Chk Pass	Chk Pass	Chk Pass	Chk Pass	Chk Pass
High Limit									
Low Limit									

Elem	Na5895	Ni2316	P_1782	Pb2203	S_1820	Sb2068	Se1960	Si2881	Sn1899
Line	589.592 { 57}	231.604 {446}	178.284 {489}	220.353 {453}	182.034 {485}	206.833 {463}	196.090 {472}	288.158 {117}	189.989 {477}
Units	ppm	ppm	ppm	ppm	ppm	ppm	ppm	ppm	ppm
Avg	**.39996**	**.00052**	F **.09305**	**.00014**	**-.02749**	**-.00021**	**.00465**	**.04313**	**.00430**
Stddev	.01210	.00030	.00382	.00119	.00033	.00134	.00697	.01613	.00020
%RSD	3.0248	58.713	4.1004	828.13	1.1944	644.12	149.74	37.411	4.6554
#1	.39141	.00030	.09575	-.00070	-.02772	.00074	.00958	.05453	.00416
#2	.40852	.00073	.09036	.00098	-.02726	-.00116	-.00027	.03172	.00444
Check ?	Chk Pass	Chk Pass	Chk Fail	Chk Pass	None	Chk Pass	Chk Pass	Chk Pass	Chk Pass
High Limit			.01000						
Low Limit			-.01000						

Elem	Sr4077	Th2837	Ti3349	Tl1908	U_3701	V_2924	Zn2062	Zr3391
Line	407.771 { 83}	283.730 {119}	334.904 {101}	190.856 {477}	370.152 { 91}	292.402 {115}	206.200 {163}	339.198 { 99}
Units	ppm	ppm	ppm	ppm	ppm	ppm	ppm	ppm
Avg	**.00005**	**.00041**	**.00070**	**-.00064**	**-.02374**	**.00042**	**.00335**	**.00280**
Stddev	.00005	.00057	.00006	.00227	.00195	.00002	.00026	.00312
%RSD	113.69	137.43	8.7372	355.80	8.2033	5.1759	7.6943	111.72
#1	.00008	.00001	.00066	.00097	-.02512	.00041	.00354	.00059
#2	.00001	.00081	.00074	-.00224	-.02236	.00044	.00317	.00501
Check ?	Chk Pass	Chk Pass	Chk Pass	Chk Pass	Chk Pass	Chk Pass	Chk Pass	Chk Pass
High Limit								
Low Limit								

Int. Std.	Y_2243	Y_3600	Y_3774
Line	224.306 {450}	360.073 { 94}	377.433 { 89}
Units	Cts/S	Cts/S	Cts/S
Avg	**5499.5**	**69271.**	**3386.1**
Stddev	7.4	78.	1.3
%RSD	.13474	.11215	.03968
#1	5504.8	69216.	3387.1
#2	5494.3	69326.	3385.2

Sample Name: LCS 280-174353/2-A Acquired: 5/17/2013 19:38:07 Type: Unk
Method: 6500_026(v10) Mode: CONC Corr. Factor: 1.000000
User: bowenh Custom ID1: q4 Custom ID2: Custom ID3:
Comment: 174353 6010c

Elem	Ag3280	Al1670	As1890	B_2089	Ba4554	Be3130	Bi2230	Ca3179	Cd2288
Line	328.068 {103}	167.079 {502}	189.042 {478}	208.959 {461}	455.403 { 74}	313.042 {108}	223.061 {451}	317.933 {106}	228.802 {447}
Units	ppm	ppm	ppm	ppm	ppm	ppm	ppm	ppm	ppm
Avg	**.05301**	**2.0125**	**.95169**	F **1.2697**	**2.0579**	**.04402**	**1.9921**	**44.987**	**.10028**
Stddev	.00053	.0012	.00047	.0008	.0193	.00027	.0022	.381	.00006
%RSD	.99611	.05993	.04933	.06114	.93568	.60408	.11046	.84632	.05734
#1	.05264	2.0134	.95136	1.2702	2.0716	.04420	1.9905	45.257	.10024
#2	.05338	2.0117	.95202	1.2691	2.0443	.04383	1.9936	44.718	.10032
Check ?	Chk Pass	Chk Pass	Chk Pass	Chk Fail	Chk Pass	Chk Pass	Chk Pass	Chk Pass	Chk Pass
High Limit				1.1000					
Low Limit				.81000					

Elem	Co2286	Cr2055	Cu3247	Fe2599	K_7664	Li6707	Mg2790	Mn2576	Mo2020
Line	228.616 {447}	205.552 {464}	324.754 {104}	259.940 {130}	766.490 { 44}	670.784 { 50}	279.079 {121}2	257.610 {131}	202.030 {467}
Units	ppm	ppm	ppm	ppm	ppm	ppm	ppm	ppm	ppm
Avg	**.49455**	**.19027**	**.23785**	F **.81013**	F **55.911**	F **1.1020**	**47.539**	**.48713**	**.92780**
Stddev	.00040	.00011	.00034	.00927	.487	.0103	.094	.00057	.00001
%RSD	.08073	.05997	.14406	1.1442	.87132	.93318	.19672	.11617	.00077
#1	.49483	.19036	.23809	.81669	56.255	1.1092	47.605	.48753	.92781
#2	.49427	.19019	.23761	.80358	55.566	1.0947	47.473	.48673	.92780
Check ?	Chk Pass	Chk Pass	Chk Pass	Chk Fail	Chk Fail	Chk Fail	Chk Pass	Chk Pass	Chk Pass
High Limit				1.2000	55.000	1.1000			
Low Limit				.87000	44.500	.90000			

Elem	Na8183	Ni2316	P_1782	Pb2203	S_1820	Sb2068	Se1960	Si2881	Sn1899
Line	818.326 { 41}	231.604 {446}	178.284 {489}	220.353 {453}	182.034 {485}	206.833 {463}	196.090 {472}	288.158 {117}	189.989 {477}
Units	ppm	ppm	ppm	ppm	ppm	ppm	ppm	ppm	ppm
Avg	F **58.051**	**.47682**	**10.309**	**.48753**	**-.02350**	**.49945**	**2.0391**	**1.0438**	**1.8499**
Stddev	.418	.00080	.001	.00011	.00088	.00095	.0038	.0085	.0070
%RSD	.72025	.16768	.00523	.02213	3.7316	.18963	.18798	.81754	.37641
#1	58.347	.47738	10.310	.48760	-.02412	.50012	2.0418	1.0498	1.8549
#2	57.755	.47625	10.309	.48745	-.02288	.49878	2.0363	1.0377	1.8450
Check ?	Chk Fail	Chk Pass	Chk Pass	Chk Pass	None	Chk Pass	Chk Pass	Chk Pass	Chk Pass
High Limit	56.000								
Low Limit	45.000								

Elem	Sr4077	Th2837	Ti3349	Tl1908	U_3701	V_2924	Zn2062	Zr3391
Line	407.771 { 83}	283.730 {119}	334.904 {101}	190.856 {477}	370.152 { 91}	292.402 {115}	206.200 {163}	339.198 { 99}
Units	ppm	ppm	ppm	ppm	ppm	ppm	ppm	ppm
Avg	**1.0405**	**1.0261**	**.98544**	**1.9041**	**2.0206**	**.47670**	**.47876**	**.45128**
Stddev	.0083	.0036	.00054	.0048	.0107	.00086	.00055	.00023
%RSD	.79636	.35089	.05431	.25129	.52694	.17995	.11479	.04998
#1	1.0464	1.0287	.98582	1.9074	2.0281	.47730	.47915	.45144
#2	1.0347	1.0236	.98507	1.9007	2.0130	.47609	.47837	.45112
Check ?	Chk Pass	Chk Pass	Chk Pass	Chk Pass	Chk Pass	Chk Pass	Chk Pass	Chk Pass
High Limit								
Low Limit								

Int. Std.	Y_2243	Y_3600	Y_3774
Line	224.306 {450}	360.073 { 94}	377.433 { 89}
Units	Cts/S	Cts/S	Cts/S
Avg	**5293.7**	**66649.**	**3285.2**
Stddev	3.3	107.	37.8
%RSD	.06316	.15993	1.1510
#1	5291.3	66574.	3258.5
#2	5296.1	66724.	3312.0

Sample Name: 280-42158-A-1-B Acquired: 5/17/2013 19:40:22 Type: Unk
Method: 6500_026(v10) Mode: CONC Corr. Factor: 1.000000
User: bowenh Custom ID1: q4 Custom ID2: Custom ID3:
Comment: 174353 6010c

Elem	Ag3280	Al3092	As1890	B_2089	Ba4554	Be3130	Bi2230	Ca3179	Cd2288
Line	328.068 {103}	309.271 {109}	189.042 {478}	208.959 {461}	455.403 { 74}	313.042 {108}	223.061 {451}	317.933 {106}	228.802 {447}
Units	ppm	ppm	ppm	ppm	ppm	ppm	ppm	ppm	ppm
Avg	**.00271**	**91.590**	**.03592**	**.01962**	**.49767**	**.00321**	**.00835**	**6.1490**	**.00179**
Stddev	.00013	.386	.00077	.00032	.00210	.00003	.00036	.0109	.00017
%RSD	4.8093	.42165	2.1357	1.6193	.42137	.93182	4.3048	.17792	9.5090
#1	.00262	91.863	.03538	.01984	.49916	.00319	.00860	6.1567	.00192
#2	.00281	91.316	.03646	.01939	.49619	.00323	.00809	6.1413	.00167
Check ?	Chk Pass	Chk Pass	Chk Pass	Chk Pass	Chk Pass	Chk Pass	Chk Pass	Chk Pass	Chk Pass
High Limit									
Low Limit									

Elem	Co2286	Cr2055	Cu3247	Fe2714	K_7664	Li6707	Mg2790	Mn2576	Mo2020
Line	228.616 {447}	205.552 {464}	324.754 {104}	271.441 {124}	766.490 { 44}	670.784 { 50}	279.079 {121}2	257.610 {131}	202.030 {467}
Units	ppm	ppm	ppm	ppm	ppm	ppm	ppm	ppm	ppm
Avg	**.04948**	**.08889**	**.14962**	**140.30**	**8.6190**	**.14739**	**19.371**	W **10.196**	**.00330**
Stddev	.00039	.00039	.00007	.38	.0687	.00147	.006	.048	.00052
%RSD	.78125	.44204	.04346	.27186	.79650	.99455	.03160	.47006	15.829
#1	.04921	.08861	.14958	140.03	8.6675	.14635	19.367	10.162	.00293
#2	.04976	.08917	.14967	140.57	8.5704	.14843	19.375	10.230	.00367
Check ?	Chk Pass	Chk Pass	Chk Pass	Chk Pass	Chk Pass	Chk Pass	Chk Pass	Chk Warn	Chk Pass
High Limit								10.000	
Low Limit								-.01000	

Elem	Na5895	Ni2316	P_1782	Pb2203	S_1820	Sb2068	Se1960	Si2881	Sn1899
Line	589.592 { 57}	231.604 {446}	178.284 {489}	220.353 {453}	182.034 {485}	206.833 {463}	196.090 {472}	288.158 {117}	189.989 {477}
Units	ppm	ppm	ppm	ppm	ppm	ppm	ppm	ppm	ppm
Avg	**.64661**	**.09620**	**6.2444**	**.08034**	**.86707**	**-.00252**	**.00354**	**1.7056**	**.00653**
Stddev	.00854	.00050	.0220	.00158	.00016	.00280	.00210	.0337	.00050
%RSD	1.3200	.52470	.35182	1.9604	.01864	111.03	59.398	1.9739	7.6988
#1	.65264	.09584	6.2289	.07923	.86696	-.00054	.00502	1.7294	.00688
#2	.64057	.09655	6.2600	.08145	.86719	-.00450	.00205	1.6818	.00617
Check ?	Chk Pass	Chk Pass	Chk Pass	Chk Pass	None	Chk Pass	Chk Pass	Chk Pass	Chk Pass
High Limit									
Low Limit									

Elem	Sr4077	Th2837	Ti3349	Tl1908	U_3701	V_2924	Zn2062	Zr3391
Line	407.771 { 83}	283.730 {119}	334.904 {101}	190.856 {477}	370.152 { 91}	292.402 {115}	206.200 {163}	339.198 { 99}
Units	ppm	ppm	ppm	ppm	ppm	ppm	ppm	ppm
Avg	**.03153**	**.07216**	**.57843**	**-.00688**	**-.00222**	**.16500**	**.50805**	**.01284**
Stddev	.00048	.00108	.00364	.00178	.01085	.00039	.00096	.00009
%RSD	1.5206	1.4906	.62882	25.894	489.77	.23527	.18904	.73431
#1	.03187	.07140	.58100	-.00814	-.00989	.16473	.50737	.01277
#2	.03119	.07292	.57585	-.00562	.00546	.16528	.50873	.01290
Check ?	Chk Pass	Chk Pass	Chk Pass	Chk Pass	Chk Pass	Chk Pass	Chk Pass	Chk Pass
High Limit								
Low Limit								

Int. Std.	Y_2243	Y_3600	Y_3774
Line	224.306 {450}	360.073 { 94}	377.433 { 89}
Units	Cts/S	Cts/S	Cts/S
Avg	**5591.0**	**68937.**	**3498.2**
Stddev	6.6	150.	11.3
%RSD	.11806	.21735	.32177
#1	5595.7	69043.	3490.2
#2	5586.3	68831.	3506.1

Sample Name: 280-42158-A-2-D Acquired: 5/17/2013 19:42:48 Type: Unk
Method: 6500_026(v10) Mode: CONC Corr. Factor: 1.000000
User: bowenh Custom ID1: q4 Custom ID2: Custom ID3:
Comment: 174353 6010c

Elem	Ag3280	Al3092	As1890	B_2089	Ba4554	Be3130	Bi2230	Ca3179	Cd2288
Line	328.068 {103}	309.271 {109}	189.042 {478}	208.959 {461}	455.403 { 74}	313.042 {108}	223.061 {451}	317.933 {106}	228.802 {447}
Units	ppm	ppm	ppm	ppm	ppm	ppm	ppm	ppm	ppm
Avg	**.00303**	**77.696**	**.09514**	**.02001**	**.35134**	**.00311**	**.00682**	**22.377**	**.00123**
Stddev	.00015	.655	.00221	.00073	.00096	.00001	.00154	.144	.00003
%RSD	5.0818	.84268	2.3211	3.6385	.27322	.33680	22.548	.64460	2.3800
#1	.00314	78.159	.09671	.02053	.35202	.00312	.00573	22.479	.00121
#2	.00293	77.233	.09358	.01950	.35066	.00311	.00790	22.275	.00125
Check ?	Chk Pass	Chk Pass	Chk Pass	Chk Pass	Chk Pass	Chk Pass	Chk Pass	Chk Pass	Chk Pass
High Limit									
Low Limit									

Elem	Co2286	Cr2055	Cu3247	Fe2714	K_7664	Li6707	Mg2790	Mn2576	Mo2020
Line	228.616 {447}	205.552 {464}	324.754 {104}	271.441 {124}	766.490 { 44}	670.784 { 50}	279.079 {121}2	257.610 {131}	202.030 {467}
Units	ppm	ppm	ppm	ppm	ppm	ppm	ppm	ppm	ppm
Avg	**.07137**	**.09384**	**.28905**	**180.61**	**9.8308**	**.16581**	**29.376**	W **13.182**	**.00237**
Stddev	.00024	.00011	.00033	.49	.0262	.00128	.026	.073	.00020
%RSD	.33693	.11217	.11577	.27287	.26627	.76958	.08714	.55693	8.5899
#1	.07120	.09376	.28882	180.95	9.8493	.16671	29.394	13.130	.00223
#2	.07154	.09391	.28929	180.26	9.8123	.16491	29.358	13.234	.00252
Check ?	Chk Pass	Chk Pass	Chk Pass	Chk Pass	Chk Pass	Chk Pass	Chk Pass	Chk Warn	Chk Pass
High Limit								10.000	
Low Limit								-.01000	

Elem	Na5895	Ni2316	P_1782	Pb2203	S_1820	Sb2068	Se1960	Si2881	Sn1899
Line	589.592 { 57}	231.604 {446}	178.284 {489}	220.353 {453}	182.034 {485}	206.833 {463}	196.090 {472}	288.158 {117}	189.989 {477}
Units	ppm	ppm	ppm	ppm	ppm	ppm	ppm	ppm	ppm
Avg	**.72422**	**.13613**	**8.2655**	**.04990**	**.38052**	**-.00063**	**.00572**	**2.2574**	**.00437**
Stddev	.01370	.00008	.0293	.00147	.00368	.00113	.00001	.0646	.00051
%RSD	1.8910	.05838	.35465	2.9455	.96717	177.91	.23398	2.8623	11.750
#1	.71454	.13619	8.2447	.05094	.37792	.00016	.00571	2.3031	.00473
#2	.73391	.13608	8.2862	.04886	.38312	-.00143	.00573	2.2117	.00401
Check ?	Chk Pass	Chk Pass	Chk Pass	Chk Pass	None	Chk Pass	Chk Pass	Chk Pass	Chk Pass
High Limit									
Low Limit									

Elem	Sr4077	Th2837	Ti3349	Tl1908	U_3701	V_2924	Zn2062	Zr3391
Line	407.771 { 83}	283.730 {119}	334.904 {101}	190.856 {477}	370.152 { 91}	292.402 {115}	206.200 {163}	339.198 { 99}
Units	ppm	ppm	ppm	ppm	ppm	ppm	ppm	ppm
Avg	**.05328**	**.08769**	**.54270**	**-.00749**	**-.02049**	**.13337**	**.38720**	**.04333**
Stddev	.00005	.00008	.00104	.00143	.04088	.00031	.00060	.00031
%RSD	.09135	.09363	.19159	19.090	199.50	.23171	.15439	.70709
#1	.05325	.08763	.54344	-.00648	-.04940	.13359	.38762	.04355
#2	.05332	.08775	.54197	-.00850	.00842	.13315	.38678	.04312
Check ?	Chk Pass	Chk Pass	Chk Pass	Chk Pass	Chk Pass	Chk Pass	Chk Pass	Chk Pass
High Limit								
Low Limit								

Int. Std.	Y_2243	Y_3600	Y_3774
Line	224.306 {450}	360.073 { 94}	377.433 { 89}
Units	Cts/S	Cts/S	Cts/S
Avg	**6501.4**	**80867.**	**4002.1**
Stddev	4.6	237.	71.4
%RSD	.07132	.29268	1.7847
#1	6504.7	80699.	3951.6
#2	6498.1	81034.	4052.6

Sample Name: 280-42158-A-3-C Acquired: 5/17/2013 19:45:15 Type: Unk
Method: 6500_026(v10) Mode: CONC Corr. Factor: 1.000000
User: bowenh Custom ID1: q4 Custom ID2: Custom ID3:
Comment: 174353 6010c

Elem	Ag3280	Al3092	As1890	B_2089	Ba4554	Be3130	Bi2230	Ca3179	Cd2288
Line	328.068 {103}	309.271 {109}	189.042 {478}	208.959 {461}	455.403 { 74}	313.042 {108}	223.061 {451}	317.933 {106}	228.802 {447}
Units	ppm	ppm	ppm	ppm	ppm	ppm	ppm	ppm	ppm
Avg	**.00274**	**81.978**	**.04319**	**.03151**	**.34773**	**.00379**	**.00561**	**10.827**	**.00134**
Stddev	.00089	.097	.00207	.00008	.00129	.00010	.00180	.023	.00015
%RSD	32.610	.11807	4.7956	.26400	.37011	2.7385	32.164	.20853	11.551
#1	.00211	81.910	.04173	.03145	.34864	.00386	.00689	10.843	.00145
#2	.00338	82.046	.04466	.03157	.34682	.00372	.00433	10.811	.00123
Check ?	Chk Pass	Chk Pass	Chk Pass	Chk Pass	Chk Pass	Chk Pass	Chk Pass	Chk Pass	Chk Pass
High Limit									
Low Limit									

Elem	Co2286	Cr2055	Cu3247	Fe2714	K_7664	Li6707	Mg2790	Mn2576	Mo2020
Line	228.616 {447}	205.552 {464}	324.754 {104}	271.441 {124}	766.490 { 44}	670.784 { 50}	279.079 {121}2	257.610 {131}	202.030 {467}
Units	ppm	ppm	ppm	ppm	ppm	ppm	ppm	ppm	ppm
Avg	**.06945**	**.14490**	**.29859**	**179.42**	**14.280**	**.18543**	**36.112**	W **10.619**	**.01858**
Stddev	.00015	.00054	.00012	.22	.018	.00287	.029	.032	.00002
%RSD	.21194	.37202	.04147	.12093	.12332	1.5469	.07923	.30536	.08116
#1	.06955	.14529	.29850	179.57	14.267	.18746	36.092	10.596	.01857
#2	.06934	.14452	.29868	179.26	14.292	.18340	36.133	10.642	.01859
Check ?	Chk Pass	Chk Pass	Chk Pass	Chk Pass	Chk Pass	Chk Pass	Chk Pass	Chk Warn	Chk Pass
High Limit								10.000	
Low Limit								-.01000	

Elem	Na5895	Ni2316	P_1782	Pb2203	S_1820	Sb2068	Se1960	Si2881	Sn1899
Line	589.592 { 57}	231.604 {446}	178.284 {489}	220.353 {453}	182.034 {485}	206.833 {463}	196.090 {472}	288.158 {117}	189.989 {477}
Units	ppm	ppm	ppm	ppm	ppm	ppm	ppm	ppm	ppm
Avg	**.65945**	**.15915**	**4.4797**	**.06169**	**.10498**	**-.00168**	**-.00056**	**2.2684**	**.00535**
Stddev	.01465	.00038	.0219	.00029	.00077	.00138	.00034	.0694	.00041
%RSD	2.2210	.24092	.48866	.47687	.72934	82.085	60.136	3.0606	7.7037
#1	.66981	.15942	4.4952	.06190	.10552	-.00266	-.00032	2.3175	.00506
#2	.64910	.15888	4.4642	.06148	.10444	-.00071	-.00080	2.2193	.00564
Check ?	Chk Pass	Chk Pass	Chk Pass	Chk Pass	None	Chk Pass	Chk Pass	Chk Pass	Chk Pass
High Limit									
Low Limit									

Elem	Sr4077	Th2837	Ti3349	Tl1908	U_3701	V_2924	Zn2062	Zr3391
Line	407.771 { 83}	283.730 {119}	334.904 {101}	190.856 {477}	370.152 { 91}	292.402 {115}	206.200 {163}	339.198 { 99}
Units	ppm	ppm	ppm	ppm	ppm	ppm	ppm	ppm
Avg	**.05404**	**.09237**	**.42770**	**-.00735**	**.01068**	**.15316**	**.56505**	**.04923**
Stddev	.00013	.00145	.00194	.00006	.01138	.00029	.00015	.00201
%RSD	.24042	1.5689	.45327	.83824	106.54	.19069	.02583	4.0778
#1	.05395	.09135	.42633	-.00731	.01872	.15336	.56515	.05065
#2	.05413	.09340	.42907	-.00740	.00263	.15295	.56495	.04781
Check ?	Chk Pass	Chk Pass	Chk Pass	Chk Pass	Chk Pass	Chk Pass	Chk Pass	Chk Pass
High Limit								
Low Limit								

Int. Std.	Y_2243	Y_3600	Y_3774
Line	224.306 {450}	360.073 { 94}	377.433 { 89}
Units	Cts/S	Cts/S	Cts/S
Avg	**6218.2**	**77408.**	**3880.5**
Stddev	15.1	90.	12.4
%RSD	.24279	.11608	.31995
#1	6207.5	77472.	3871.7
#2	6228.9	77345.	3889.3

Sample Name: 280-42158-A-4-C Acquired: 5/17/2013 19:47:40 Type: Unk
Method: 6500_026(v10) Mode: CONC Corr. Factor: 1.000000
User: bowenh Custom ID1: q4 Custom ID2: Custom ID3:
Comment: 174353 6010c

Elem	Ag3280	Al3092	As1890	B_2089	Ba4554	Be3130	Bi2230	Ca3179	Cd2288
Line	328.068 {103}	309.271 {109}	189.042 {478}	208.959 {461}	455.403 { 74}	313.042 {108}	223.061 {451}	317.933 {106}	228.802 {447}
Units	ppm	ppm	ppm	ppm	ppm	ppm	ppm	ppm	ppm
Avg	**.00159**	**90.633**	**.02816**	**.01655**	**.51715**	**.00322**	**.00467**	**7.6289**	**.00190**
Stddev	.00031	.070	.00178	.00067	.00055	.00014	.00051	.0130	.00011
%RSD	19.214	.07742	6.3297	4.0638	.10678	4.2337	10.954	.17050	6.0543
#1	.00181	90.583	.02943	.01607	.51676	.00312	.00503	7.6197	.00198
#2	.00138	90.682	.02690	.01702	.51754	.00332	.00431	7.6381	.00182
Check ?	Chk Pass	Chk Pass	Chk Pass	Chk Pass	Chk Pass	Chk Pass	Chk Pass	Chk Pass	Chk Pass
High Limit									
Low Limit									

Elem	Co2286	Cr2055	Cu3247	Fe2714	K_7664	Li6707	Mg2790	Mn2576	Mo2020
Line	228.616 {447}	205.552 {464}	324.754 {104}	271.441 {124}	766.490 { 44}	670.784 { 50}	279.079 {121}2	257.610 {131}	202.030 {467}
Units	ppm	ppm	ppm	ppm	ppm	ppm	ppm	ppm	ppm
Avg	**.04860**	**.08955**	**.18573**	**130.38**	**8.1646**	**.14307**	**18.985**	**8.2275**	**.00278**
Stddev	.00047	.00017	.00142	.22	.0318	.00007	.057	.0220	.00021
%RSD	.96868	.18431	.76421	.16585	.38918	.04623	.30172	.26681	7.7303
#1	.04894	.08967	.18673	130.22	8.1421	.14302	19.025	8.2431	.00263
#2	.04827	.08943	.18473	130.53	8.1871	.14312	18.944	8.2120	.00293
Check ?	Chk Pass	Chk Pass	Chk Pass	Chk Pass	Chk Pass	Chk Pass	Chk Pass	Chk Pass	Chk Pass
High Limit									
Low Limit									

Elem	Na5895	Ni2316	P_1782	Pb2203	S_1820	Sb2068	Se1960	Si2881	Sn1899
Line	589.592 { 57}	231.604 {446}	178.284 {489}	220.353 {453}	182.034 {485}	206.833 {463}	196.090 {472}	288.158 {117}	189.989 {477}
Units	ppm	ppm	ppm	ppm	ppm	ppm	ppm	ppm	ppm
Avg	**.55755**	**.09607**	**6.7979**	**.08224**	**1.0029**	**-.00322**	**.00645**	**2.1641**	**.00648**
Stddev	.00197	.00064	.0008	.00159	.0027	.00004	.00295	.0262	.00002
%RSD	.35304	.66239	.01193	1.9338	.27362	1.2340	45.627	1.2124	.25209
#1	.55616	.09652	6.7973	.08336	1.0010	-.00325	.00854	2.1826	.00649
#2	.55895	.09562	6.7985	.08111	1.0048	-.00319	.00437	2.1455	.00647
Check ?	Chk Pass	Chk Pass	Chk Pass	Chk Pass	None	Chk Pass	Chk Pass	Chk Pass	Chk Pass
High Limit									
Low Limit									

Elem	Sr4077	Th2837	Ti3349	Tl1908	U_3701	V_2924	Zn2062	Zr3391
Line	407.771 { 83}	283.730 {119}	334.904 {101}	190.856 {477}	370.152 { 91}	292.402 {115}	206.200 {163}	339.198 { 99}
Units	ppm	ppm	ppm	ppm	ppm	ppm	ppm	ppm
Avg	**.03409**	**.06642**	**.58872**	**-.00492**	**-.00774**	**.16784**	**.49927**	**.01447**
Stddev	.00028	.00227	.00455	.00060	.00281	.00007	.00136	.00068
%RSD	.81704	3.4200	.77290	12.144	36.303	.03932	.27265	4.6740
#1	.03428	.06481	.59194	-.00535	-.00973	.16780	.50023	.01400
#2	.03389	.06803	.58550	-.00450	-.00575	.16789	.49830	.01495
Check ?	Chk Pass	Chk Pass	Chk Pass	Chk Pass	Chk Pass	Chk Pass	Chk Pass	Chk Pass
High Limit								
Low Limit								

Int. Std.	Y_2243	Y_3600	Y_3774
Line	224.306 {450}	360.073 { 94}	377.433 { 89}
Units	Cts/S	Cts/S	Cts/S
Avg	**5673.4**	**69928.**	**3528.6**
Stddev	10.0	23.	4.1
%RSD	.17585	.03262	.11554
#1	5680.4	69912.	3525.7
#2	5666.3	69944.	3531.5

Sample Name: 280-42158-A-5-C Acquired: 5/17/2013 19:50:06 Type: Unk
Method: 6500_026(v10) Mode: CONC Corr. Factor: 1.000000
User: bowenh Custom ID1: q4 Custom ID2: Custom ID3:
Comment: 174353 6010c

Elem	Ag3280	Al3092	As1890	B_2089	Ba4554	Be3130	Bi2230	Ca3179	Cd2288
Line	328.068 {103}	309.271 {109}	189.042 {478}	208.959 {461}	455.403 { 74}	313.042 {108}	223.061 {451}	317.933 {106}	228.802 {447}
Units	ppm	ppm	ppm	ppm	ppm	ppm	ppm	ppm	ppm
Avg	**.00166**	**80.010**	**.02439**	**.01517**	**.43908**	**.00253**	**.00656**	**5.6155**	**.00164**
Stddev	.00042	.103	.00204	.00006	.00051	.00008	.00254	.0054	.00003
%RSD	25.338	.12887	8.3663	.38879	.11715	3.3069	38.761	.09550	1.8461
#1	.00196	80.083	.02295	.01521	.43944	.00248	.00836	5.6193	.00166
#2	.00137	79.938	.02583	.01513	.43872	.00259	.00476	5.6117	.00162
Check ?	Chk Pass	Chk Pass	Chk Pass	Chk Pass	Chk Pass	Chk Pass	Chk Pass	Chk Pass	Chk Pass
High Limit									
Low Limit									

Elem	Co2286	Cr2055	Cu3247	Fe2714	K_7664	Li6707	Mg2790	Mn2576	Mo2020
Line	228.616 {447}	205.552 {464}	324.754 {104}	271.441 {124}	766.490 { 44}	670.784 { 50}	279.079 {121}2	257.610 {131}	202.030 {467}
Units	ppm	ppm	ppm	ppm	ppm	ppm	ppm	ppm	ppm
Avg	**.04117**	**.09799**	**.14540**	**110.90**	**7.1177**	**.12079**	**15.744**	**4.6826**	**.00665**
Stddev	.00009	.00040	.00078	.37	.0293	.00135	.034	.0653	.00011
%RSD	.21350	.40397	.53943	.33113	.41153	1.1159	.21746	1.3934	1.5942
#1	.04123	.09827	.14595	111.16	7.0970	.11984	15.768	4.6365	.00658
#2	.04111	.09771	.14485	110.64	7.1384	.12174	15.720	4.7287	.00673
Check ?	Chk Pass	Chk Pass	Chk Pass	Chk Pass	Chk Pass	Chk Pass	Chk Pass	Chk Pass	Chk Pass
High Limit									
Low Limit									

Elem	Na5895	Ni2316	P_1782	Pb2203	S_1820	Sb2068	Se1960	Si2881	Sn1899
Line	589.592 { 57}	231.604 {446}	178.284 {489}	220.353 {453}	182.034 {485}	206.833 {463}	196.090 {472}	288.158 {117}	189.989 {477}
Units	ppm	ppm	ppm	ppm	ppm	ppm	ppm	ppm	ppm
Avg	**.56201**	**.08330**	**6.1442**	**.07645**	**.93730**	**-.00009**	**.00525**	**2.4967**	**.00694**
Stddev	.03145	.00043	.0126	.00120	.00319	.00131	.00175	.0626	.00040
%RSD	5.5955	.51389	.20439	1.5742	.34007	1380.2	33.347	2.5072	5.6998
#1	.58424	.08300	6.1531	.07730	.93955	-.00102	.00649	2.5410	.00722
#2	.53977	.08361	6.1353	.07560	.93504	.00083	.00401	2.4525	.00666
Check ?	Chk Pass	Chk Pass	Chk Pass	Chk Pass	None	Chk Pass	Chk Pass	Chk Pass	Chk Pass
High Limit									
Low Limit									

Elem	Sr4077	Th2837	Ti3349	Tl1908	U_3701	V_2924	Zn2062	Zr3391
Line	407.771 { 83}	283.730 {119}	334.904 {101}	190.856 {477}	370.152 { 91}	292.402 {115}	206.200 {163}	339.198 { 99}
Units	ppm	ppm	ppm	ppm	ppm	ppm	ppm	ppm
Avg	**.02796**	**.06121**	**.55116**	**-.00377**	**.02160**	**.14847**	**.43262**	**.01088**
Stddev	.00008	.00135	.00077	.00205	.00804	.00017	.00090	.00389
%RSD	.27077	2.2097	.13927	54.283	37.201	.11666	.20744	35.751
#1	.02791	.06026	.55170	-.00522	.01592	.14834	.43325	.00813
#2	.02801	.06217	.55062	-.00233	.02729	.14859	.43198	.01364
Check ?	Chk Pass	Chk Pass	Chk Pass	Chk Pass	Chk Pass	Chk Pass	Chk Pass	Chk Pass
High Limit								
Low Limit								

Int. Std.	Y_2243	Y_3600	Y_3774
Line	224.306 {450}	360.073 { 94}	377.433 { 89}
Units	Cts/S	Cts/S	Cts/S
Avg	**5552.9**	**68491.**	**3436.9**
Stddev	15.9	147.	6.0
%RSD	.28586	.21450	.17327
#1	5564.1	68595.	3432.7
#2	5541.7	68388.	3441.2

Sample Name: 280-42158-A-6-C Acquired: 5/17/2013 19:52:32 Type: Unk
Method: 6500_026(v10) Mode: CONC Corr. Factor: 1.000000
User: bowenh Custom ID1: q4 Custom ID2: Custom ID3:
Comment: 174353 6010c

Elem	Ag3280	Al3092	As1890	B_2089	Ba4554	Be3130	Bi2230	Ca3179	Cd2288
Line	328.068 {103}	309.271 {109}	189.042 {478}	208.959 {461}	455.403 { 74}	313.042 {108}	223.061 {451}	317.933 {106}	228.802 {447}
Units	ppm	ppm	ppm	ppm	ppm	ppm	ppm	ppm	ppm
Avg	**.00248**	**95.995**	**.04951**	**.02901**	**.46131**	**.00468**	**.00546**	**13.677**	**.00168**
Stddev	.00017	.056	.00212	.00019	.00065	.00005	.00009	.027	.00011
%RSD	6.7804	.05838	4.2880	.65464	.14089	.97411	1.6849	.20028	6.6011
#1	.00236	96.035	.05101	.02888	.46085	.00465	.00552	13.696	.00176
#2	.00260	95.956	.04801	.02915	.46177	.00471	.00539	13.658	.00160
Check ?	Chk Pass	Chk Pass	Chk Pass	Chk Pass	Chk Pass	Chk Pass	Chk Pass	Chk Pass	Chk Pass
High Limit									
Low Limit									

Elem	Co2286	Cr2055	Cu3247	Fe2714	K_7664	Li6707	Mg2790	Mn2576	Mo2020
Line	228.616 {447}	205.552 {464}	324.754 {104}	271.441 {124}	766.490 { 44}	670.784 { 50}	279.079 {121}2	257.610 {131}	202.030 {467}
Units	ppm	ppm	ppm	ppm	ppm	ppm	ppm	ppm	ppm
Avg	**.07959**	**.13265**	**.56294**	**221.70**	**15.364**	**.21135**	**43.377**	W **12.540**	**.00317**
Stddev	.00040	.00006	.00109	.86	.013	.00256	.017	.033	.00012
%RSD	.49772	.04243	.19284	.38973	.08601	1.2125	.03837	.26023	3.8051
#1	.07987	.13261	.56217	221.09	15.373	.20954	43.389	12.517	.00326
#2	.07931	.13269	.56371	222.31	15.354	.21317	43.366	12.563	.00309
Check ?	Chk Pass	Chk Pass	Chk Pass	Chk Pass	Chk Pass	Chk Pass	Chk Pass	Chk Warn	Chk Pass
High Limit								10.000	
Low Limit								-.01000	

Elem	Na5895	Ni2316	P_1782	Pb2203	S_1820	Sb2068	Se1960	Si2881	Sn1899
Line	589.592 { 57}	231.604 {446}	178.284 {489}	220.353 {453}	182.034 {485}	206.833 {463}	196.090 {472}	288.158 {117}	189.989 {477}
Units	ppm	ppm	ppm	ppm	ppm	ppm	ppm	ppm	ppm
Avg	**.59281**	**.19430**	**5.0101**	**.08159**	**.09941**	**-.00453**	**.00039**	**1.6677**	**.00397**
Stddev	.01027	.00015	.0116	.00053	.00015	.00230	.00196	.0115	.00017
%RSD	1.7319	.07782	.23122	.65131	.15297	50.677	506.90	.68757	4.3913
#1	.60007	.19420	5.0019	.08121	.09930	-.00291	-.00100	1.6596	.00409
#2	.58555	.19441	5.0183	.08196	.09952	-.00616	.00177	1.6758	.00385
Check ?	Chk Pass	Chk Pass	Chk Pass	Chk Pass	None	Chk Pass	Chk Pass	Chk Pass	Chk Pass
High Limit									
Low Limit									

Elem	Sr4077	Th2837	Ti3349	Tl1908	U_3701	V_2924	Zn2062	Zr3391
Line	407.771 { 83}	283.730 {119}	334.904 {101}	190.856 {477}	370.152 { 91}	292.402 {115}	206.200 {163}	339.198 { 99}
Units	ppm	ppm	ppm	ppm	ppm	ppm	ppm	ppm
Avg	**.06192**	**.10874**	**.23718**	**-.00688**	**.01245**	**.16718**	**.90479**	**.05114**
Stddev	.00031	.00382	.00116	.00121	.01611	.00004	.00003	.00318
%RSD	.50361	3.5092	.48701	17.587	129.40	.02459	.00277	6.2098
#1	.06170	.11144	.23636	-.00602	.00106	.16721	.90481	.04890
#2	.06214	.10604	.23800	-.00773	.02385	.16715	.90477	.05339
Check ?	Chk Pass	Chk Pass	Chk Pass	Chk Pass	Chk Pass	Chk Pass	Chk Pass	Chk Pass
High Limit								
Low Limit								

Int. Std.	Y_2243	Y_3600	Y_3774
Line	224.306 {450}	360.073 { 94}	377.433 { 89}
Units	Cts/S	Cts/S	Cts/S
Avg	**6347.3**	**78322.**	**3910.6**
Stddev	4.5	145.	23.1
%RSD	.07130	.18539	.59004
#1	6344.1	78219.	3894.3
#2	6350.5	78424.	3926.9

Sample Name: 280-42158-A-7-C Acquired: 5/17/2013 19:54:58 Type: Unk
Method: 6500_026(v10) Mode: CONC Corr. Factor: 1.000000
User: bowenh Custom ID1: q4 Custom ID2: Custom ID3:
Comment: 174353 6010c

Elem	Ag3280	Al3092	As1890	B_2089	Ba4554	Be3130	Bi2230	Ca3179	Cd2288
Line	328.068 {103}	309.271 {109}	189.042 {478}	208.959 {461}	455.403 { 74}	313.042 {108}	223.061 {451}	317.933 {106}	228.802 {447}
Units	ppm	ppm	ppm	ppm	ppm	ppm	ppm	ppm	ppm
Avg	**.00234**	**95.001**	**.10282**	**.01606**	**.51084**	**.00322**	**.00687**	**8.3904**	**.00198**
Stddev	.00047	.606	.00326	.00045	.00313	.00005	.00171	.0020	.00030
%RSD	19.993	.63746	3.1698	2.7960	.61275	1.4159	24.871	.02386	15.069
#1	.00201	94.573	.10052	.01638	.50863	.00325	.00808	8.3889	.00177
#2	.00267	95.430	.10512	.01575	.51305	.00318	.00566	8.3918	.00219
Check ?	Chk Pass	Chk Pass	Chk Pass	Chk Pass	Chk Pass	Chk Pass	Chk Pass	Chk Pass	Chk Pass
High Limit									
Low Limit									

Elem	Co2286	Cr2055	Cu3247	Fe2714	K_7664	Li6707	Mg2790	Mn2576	Mo2020
Line	228.616 {447}	205.552 {464}	324.754 {104}	271.441 {124}	766.490 { 44}	670.784 { 50}	279.079 {121}2	257.610 {131}	202.030 {467}
Units	ppm	ppm	ppm	ppm	ppm	ppm	ppm	ppm	ppm
Avg	**.05258**	**.09411**	**.18389**	**153.93**	**8.5071**	**.15736**	**20.967**	W **11.338**	**.00227**
Stddev	.00003	.00038	.00040	.19	.0112	.00128	.029	.044	.00025
%RSD	.05283	.40730	.21752	.12147	.13137	.81230	.13972	.39178	10.899
#1	.05260	.09384	.18417	153.80	8.4992	.15646	20.987	11.369	.00209
#2	.05256	.09438	.18361	154.06	8.5150	.15826	20.946	11.307	.00244
Check ?	Chk Pass	Chk Pass	Chk Pass	Chk Pass	Chk Pass	Chk Pass	Chk Pass	Chk Warn	Chk Pass
High Limit								10.000	
Low Limit								-.01000	

Elem	Na5895	Ni2316	P_1782	Pb2203	S_1820	Sb2068	Se1960	Si2881	Sn1899
Line	589.592 { 57}	231.604 {446}	178.284 {489}	220.353 {453}	182.034 {485}	206.833 {463}	196.090 {472}	288.158 {117}	189.989 {477}
Units	ppm	ppm	ppm	ppm	ppm	ppm	ppm	ppm	ppm
Avg	**.59584**	**.11013**	**6.8222**	**.09012**	**1.2476**	**-.00412**	**.00514**	**2.0745**	**.00715**
Stddev	.01025	.00051	.0117	.00142	.0059	.00258	.00042	.0117	.00101
%RSD	1.7202	.46024	.17122	1.5774	.46895	62.502	8.1749	.56516	14.172
#1	.60309	.11049	6.8139	.08912	1.2435	-.00230	.00484	2.0662	.00643
#2	.58860	.10977	6.8304	.09113	1.2517	-.00594	.00543	2.0828	.00787
Check ?	Chk Pass	Chk Pass	Chk Pass	Chk Pass	None	Chk Pass	Chk Pass	Chk Pass	Chk Pass
High Limit									
Low Limit									

Elem	Sr4077	Th2837	Ti3349	Tl1908	U_3701	V_2924	Zn2062	Zr3391
Line	407.771 { 83}	283.730 {119}	334.904 {101}	190.856 {477}	370.152 { 91}	292.402 {115}	206.200 {163}	339.198 { 99}
Units	ppm	ppm	ppm	ppm	ppm	ppm	ppm	ppm
Avg	**.04031**	**.07462**	**.57590**	**-.00649**	**-.03562**	**.16828**	**.52309**	**.01895**
Stddev	.00008	.00025	.00007	.00185	.00973	.00172	.00036	.00161
%RSD	.20178	.33890	.01297	28.484	27.319	1.0214	.06972	8.4949
#1	.04026	.07480	.57595	-.00518	-.02874	.16949	.52334	.02009
#2	.04037	.07445	.57585	-.00780	-.04251	.16706	.52283	.01782
Check ?	Chk Pass	Chk Pass	Chk Pass	Chk Pass	Chk Pass	Chk Pass	Chk Pass	Chk Pass
High Limit								
Low Limit								

Int. Std.	Y_2243	Y_3600	Y_3774
Line	224.306 {450}	360.073 { 94}	377.433 { 89}
Units	Cts/S	Cts/S	Cts/S
Avg	**5743.5**	**70526.**	**3541.1**
Stddev	7.2	42.	1.8
%RSD	.12507	.05985	.05080
#1	5738.5	70497.	3542.4
#2	5748.6	70556.	3539.9

Sample Name: CCVH-2050355 Acquired: 5/17/2013 19:57:23 Type: QC
Method: 6500_026(v10) Mode: CONC Corr. Factor: 1.000000
User: bowenh Custom ID1: Custom ID2: Custom ID3:
Comment:

Elem	Ag3280	Al3092	As1890	B_2089	Ba4554	Be3130	Bi2230	Ca3179	Cd2288	Co2286	Cr2055	Cu3247
Units	ppm	ppm	ppm	ppm	ppm	ppm	ppm	ppm	ppm	ppm	ppm	ppm
Avg	**-.00027**	**47.111**	**.00098**	**-.00027**	**.00111**	**-.00007**	**.99658**	**-.00285**	**-.00089**	**.00188**	**-.00015**	**-.00254**
Stddev	.00022	.056	.00384	.00040	.00022	.00005	.00470	.00019	.00004	.00005	.00023	.00000
%RSD	81.984	.11913	391.29	150.34	19.805	68.816	.47202	6.5249	4.7935	2.8456	152.11	.05650
#1	-.00012	47.150	.00369	.00002	.00095	-.00011	.99990	-.00272	-.00092	.00184	.00001	-.00255
#2	-.00043	47.071	-.00173	-.00055	.00126	-.00004	.99325	-.00298	-.00086	.00192	-.00032	-.00254
Check ?	None	Chk Pass	None	None	None	None	Chk Pass	None	None	None	None	None
Value												
Range												

Elem	Fe2599	K_7664	Li6707	Mg2790	Mn2576	Mo2020	Na8183	Ni2316	P_1782	Pb2203	S_1820	Sb2068
Units	ppm	ppm	ppm	ppm	ppm	ppm	ppm	ppm	ppm	ppm	ppm	ppm
Avg	F **38.919**	**.35084**	**-.00098**	**.01327**	**.00037**	**-.00182**	F **284.83**	**.00152**	**.00515**	**.00035**	**4.9970**	**.00062**
Stddev	.108	.03276	.00034	.00008	.00003	.00014	1.74	.00022	.00006	.00045	.0127	.00135
%RSD	.27651	9.3366	34.933	.61671	7.2687	7.6568	.61151	14.660	1.1107	127.24	.25410	216.35
#1	38.996	.37401	-.00074	.01321	.00039	-.00172	286.07	.00136	.00511	.00067	4.9880	.00158
#2	38.843	.32768	-.00122	.01332	.00035	-.00191	283.60	.00167	.00519	.00004	5.0060	-.00033
Check ?	Chk Fail	None	None	None	None	None	Chk Fail	None	None	None	None	None
Value	50.000						250.00					
Range	-10.000%						10.000%					

Elem	Se1960	Si2881	Sn1899	Sr4077	Th2837	Ti3349	Tl1908	U_3701	V_2924	Zn2062	Zr3391
Units	ppm	ppm	ppm	ppm	ppm	ppm	ppm	ppm	ppm	ppm	ppm
Avg	**.01020**	**-.00293**	**-.00033**	**.00043**	**5.2569**	**.00443**	**-.00198**	**10.157**	**-.00026**	**.00335**	**-.06760**
Stddev	.00526	.00248	.00023	.00010	.0018	.00055	.00040	.001	.00015	.00021	.00237
%RSD	51.517	84.504	69.410	22.145	.03393	12.333	20.345	.01203	58.098	6.3608	3.5008
#1	.01392	-.00469	-.00049	.00036	5.2582	.00404	-.00226	10.158	-.00037	.00319	-.06592
#2	.00649	-.00118	-.00017	.00050	5.2556	.00481	-.00169	10.156	-.00015	.00350	-.06927
Check ?	None	None	None	None	Chk Pass	None	None	Chk Pass	None	None	None
Value											
Range											

Int. Std.	Y_2243	Y_3600	Y_3774
Units	Cts/S	Cts/S	Cts/S
Avg	**5212.6**	**65394.**	**3209.9**
Stddev	38.0	319.	1.5
%RSD	.72919	.48754	.04595
#1	5239.5	65168.	3208.9
#2	5185.8	65619.	3211.0

Sample Name: CCV-2050339 Acquired: 5/17/2013 19:59:47 Type: QC
Method: 6500_026(v10) Mode: CONC Corr. Factor: 1.000000
User: bowenh Custom ID1: Custom ID2: Custom ID3:
Comment:

Elem	Ag3280	Al1670	As1890	B_2089	Ba4554	Be3130	Bi2230	Ca3179	Cd2288	Co2286	Cr2055	Cu3247
Units	ppm	ppm	ppm	ppm	ppm	ppm	ppm	ppm	ppm	ppm	ppm	ppm
Avg	**.51280**	**.50449**	**.95832**	**.50850**	**.51749**	F **.43652**	**.00492**	**4.5900**	**.49355**	**.50304**	**.47495**	**.47394**
Stddev	.00081	.00140	.00260	.00122	.00006	.00120	.00128	.0043	.00021	.00012	.00042	.00044
%RSD	.15824	.27652	.27148	.24049	.01114	.27596	26.052	.09255	.04242	.02434	.08858	.09350
#1	.51222	.50351	.96016	.50764	.51745	.43738	.00582	4.5930	.49340	.50313	.47465	.47425
#2	.51337	.50548	.95648	.50936	.51753	.43567	.00401	4.5870	.49370	.50296	.47525	.47362
Check ?	Chk Pass	Chk Pass	Chk Pass	Chk Pass	Chk Pass	Chk Fail	None	Chk Pass	Chk Pass	Chk Pass	Chk Pass	Chk Pass
Value						.50000						
Range						-10.000%						

Elem	Fe2599	K_7664	Li6707	Mg2790	Mn2576	Mo2020	Na5895	Ni2316	P_1782	Pb2203	S_1820	Sb2068
Units	ppm	ppm	ppm	ppm	ppm	ppm	ppm	ppm	ppm	ppm	ppm	ppm
Avg	F **2.0032**	F **56.205**	F **1.1198**	**19.445**	**.49820**	**.46027**	**5.3058**	**.48631**	**1.0041**	**.99199**	**-.06079**	**.99298**
Stddev	.0233	.253	.0016	.010	.00017	.00055	.0315	.00027	.0002	.00668	.00209	.00214
%RSD	1.1623	.45086	.13922	.05091	.03477	.11965	.59381	.05617	.02013	.67308	3.4316	.21588
#1	1.9867	56.384	1.1209	19.452	.49807	.45988	5.3281	.48612	1.0042	.98727	-.06227	.99147
#2	2.0196	56.026	1.1187	19.438	.49832	.46066	5.2835	.48650	1.0039	.99672	-.05932	.99450
Check ?	Chk Fail	Chk Fail	Chk Fail	Chk Pass	Chk Pass	Chk Pass	Chk Pass	Chk Pass	Chk Pass	Chk Pass	None	Chk Pass
Value	2.5000	50.000	1.0000									
Range	-10.000%	10.000%	10.000%									

Elem	Se1960	Si2881	Sn1899	Sr4077	Th2837	Ti3349	Tl1908	U_3701	V_2924	Zn2062	Zr3391
Units	ppm	ppm	ppm	ppm	ppm	ppm	ppm	ppm	ppm	ppm	ppm
Avg	**1.0150**	F **4.2016**	**.92917**	**.52520**	**.00347**	**.49331**	**.94684**	**.04086**	**.47780**	**.49480**	**.45942**
Stddev	.0076	.0302	.00636	.00149	.00070	.00059	.00502	.04891	.00119	.00047	.00105
%RSD	.75031	.71973	.68490	.28439	20.188	.12045	.53008	119.68	.24918	.09477	.22879
#1	1.0096	4.1802	.92467	.52626	.00396	.49374	.94329	.07545	.47864	.49514	.45868
#2	1.0204	4.2230	.93367	.52415	.00297	.49289	.95039	.00628	.47696	.49447	.46017
Check ?	Chk Pass	Chk Fail	Chk Pass	Chk Pass	None	Chk Pass	Chk Pass	None	Chk Pass	Chk Pass	Chk Pass
Value		5.0000									
Range		-10.000%									

Int. Std.	Y_2243	Y_3600	Y_3774
Units	Cts/S	Cts/S	Cts/S
Avg	**5283.8**	**65164.**	**3161.4**
Stddev	5.2	5.	5.5
%RSD	.09750	.00715	.17295
#1	5287.4	65160.	3157.6
#2	5280.1	65167.	3165.3

Sample Name: CCB Acquired: 5/17/2013 20:02:02 Type: QC
Method: 6500_026(v10) Mode: CONC Corr. Factor: 1.000000
User: bowenh Custom ID1: Custom ID2: Custom ID3:
Comment:

Elem	Ag3280	Al1670	As1890	B_2089	Ba4554	Be3130	Bi2230	Ca3179	Cd2288	Co2286	Cr2055
Units	ppm	ppm	ppm	ppm	ppm	ppm	ppm	ppm	ppm	ppm	ppm
Avg	W **.00144**	W **.02625**	**.00340**	**-.00105**	W **.00096**	**-.00003**	**.00177**	**-.00346**	**-.00018**	**.00013**	**-.00013**
Stddev	.00024	.03269	.00172	.00116	.00048	.00011	.00112	.00321	.00015	.00029	.00014
%RSD	16.779	124.51	50.431	110.55	49.471	311.75	62.954	92.962	83.320	218.37	108.29
#1	.00127	.00314	.00462	-.00186	.00130	-.00011	.00256	-.00118	-.00028	-.00007	-.00023
#2	.00161	.04937	.00219	-.00023	.00063	.00004	.00098	-.00573	-.00007	.00034	-.00003
Check ?	Chk Warn	Chk Warn	Chk Pass	Chk Pass	Chk Warn	Chk Pass	None	Chk Pass	Chk Pass	Chk Pass	Chk Pass
High Limit	.00093	.01800			.00058						
Low Limit	-.00093	-.01800			-.00058						

Elem	Cu3247	Fe2599	K_7664	Li6707	Mg2790	Mn2576	Mo2020	Na5895	Ni2316	P_1782	Pb2203
Units	ppm	ppm	ppm	ppm	ppm	ppm	ppm	ppm	ppm	ppm	ppm
Avg	W **-.00139**	**.00933**	**.19025**	**-.00193**	**-.00285**	W **.00029**	**.00038**	**.06768**	**.00076**	**.00336**	**.00023**
Stddev	.00008	.00468	.05766	.00158	.00163	.00007	.00029	.00172	.00002	.00066	.00089
%RSD	5.4914	50.208	30.305	81.694	57.218	24.164	76.981	2.5378	2.6640	19.728	393.70
#1	-.00133	.00602	.14948	-.00305	-.00170	.00024	.00059	.06647	.00075	.00289	-.00040
#2	-.00144	.01264	.23102	-.00082	-.00400	.00034	.00017	.06890	.00078	.00383	.00086
Check ?	Chk Warn	Chk Pass	Chk Pass	Chk Pass	Chk Pass	Chk Warn	Chk Pass	Chk Pass	Chk Pass	Chk Pass	Chk Pass
High Limit	.00136					.00025					
Low Limit	-.00136					-.00025					

Elem	S_1820	Sb2068	Se1960	Si2881	Sn1899	Sr4077	Th2837	Ti3349	Tl1908	U_3701	V_2924
Units	ppm	ppm	ppm	ppm	ppm	ppm	ppm	ppm	ppm	ppm	ppm
Avg	**-.05946**	**.00298**	**-.00198**	**.00073**	**-.00145**	**-.00007**	**.00312**	**.00029**	**-.00154**	**.00713**	**.00048**
Stddev	.00433	.00032	.00229	.00798	.00077	.00010	.00094	.00009	.00036	.03390	.00040
%RSD	7.2769	10.903	115.40	1100.8	52.842	143.76	30.277	29.654	23.266	475.39	83.996
#1	-.06252	.00321	-.00360	.00637	-.00091	-.00014	.00378	.00023	-.00180	-.01684	.00019
#2	-.05640	.00275	-.00036	-.00492	-.00199	.00000	.00245	.00035	-.00129	.03110	.00077
Check ?	None	Chk Pass	Chk Pass	Chk Pass	Chk Pass	Chk Pass	Chk Pass	Chk Pass	Chk Pass	Chk Pass	Chk Pass
High Limit											
Low Limit											

Elem	Zn2062	Zr3391
Units	ppm	ppm
Avg	**.00223**	W **.00298**
Stddev	.00001	.00054
%RSD	.60458	18.218
#1	.00224	.00260
#2	.00222	.00336
Check ?	Chk Pass	Chk Warn
High Limit		.00238
Low Limit		-.00238

Int. Std.	Y_2243	Y_3600	Y_3774
Units	Cts/S	Cts/S	Cts/S
Avg	**5414.5**	**66903.**	**3203.5**
Stddev	18.6	385.	12.6
%RSD	.34379	.57601	.39276
#1	5401.3	66630.	3194.6
#2	5427.6	67175.	3212.4

Sample Name: CCVL2057887 Acquired: 5/17/2013 20:04:32 Type: QC
Method: 6500_026(v10) Mode: CONC Corr. Factor: 1.000000
User: bowenh Custom ID1: Custom ID2: Custom ID3:
Comment:

Elem	Ag3280	Al1670	As1890	B_2089	Ba4554	Be3130	Bi2230	Ca3179	Cd2288	Co2286	Cr2055
Units	ppm	ppm	ppm	ppm	ppm	ppm	ppm	ppm	ppm	ppm	ppm
Avg	**.01138**	F **.17032**	**.01392**	**.09957**	**.01138**	**.00081**	**.10098**	**.19104**	**.00508**	**.01059**	**.00958**
Stddev	.00030	.00285	.00103	.00044	.00032	.00006	.00121	.00209	.00031	.00001	.00004
%RSD	2.6017	1.6705	7.4189	.44575	2.8374	7.1921	1.2005	1.0915	6.0156	.08300	.43896
#1	.01159	.17233	.01319	.09926	.01115	.00085	.10012	.19251	.00486	.01058	.00961
#2	.01117	.16831	.01465	.09988	.01161	.00077	.10183	.18956	.00529	.01060	.00955
Check ?	Chk Pass	Chk Fail	Chk Pass	Chk Pass	Chk Pass	Chk Pass	Chk Pass	Chk Pass	Chk Pass	Chk Pass	Chk Pass
Value		.10000									
Range		30.000%									

Elem	Cu3247	Fe2599	K_7664	Li6707	Mg2790	Mn2576	Mo2020	Na5895	Ni2316	P_1782	Pb2203
Units	ppm	ppm	ppm	ppm	ppm	ppm	ppm	ppm	ppm	ppm	ppm
Avg	**.01428**	F **.19232**	W **3.7169**	F **.00687**	**.22079**	F **.01743**	**.01844**	**1.1912**	**.03936**	**2.9034**	**.00965**
Stddev	.00018	.00114	.0106	.00015	.00373	.00018	.00000	.0141	.00025	.0189	.00075
%RSD	1.2866	.59431	.28484	2.2233	1.6879	1.0500	.01147	1.1819	.62406	.65120	7.7412
#1	.01441	.19151	3.7244	.00676	.22343	.01756	.01844	1.2011	.03953	2.8901	.01017
#2	.01415	.19313	3.7094	.00698	.21816	.01730	.01844	1.1812	.03919	2.9168	.00912
Check ?	Chk Pass	Chk Fail	Chk Warn	Chk Fail	Chk Pass	Chk Fail	Chk Pass	Chk Pass	Chk Pass	Chk Pass	Chk Pass
Value		.10000	3.0000	.01000		.01000					
Range		30.000%	20.000%	-30.000%		30.000%					

Elem	S_1820	Sb2068	Se1960	Si2881	Sn1899	Sr4077	Th2837	Ti3349	Tl1908	U_3701	V_2924
Units	ppm	ppm	ppm	ppm	ppm	ppm	ppm	ppm	ppm	ppm	ppm
Avg	**-.06303**	F **.01313**	**.01594**	**.41279**	**.09099**	**.01062**	W **.01854**	**.01010**	**.01331**	**.06809**	**.01004**
Stddev	.00118	.00230	.00409	.00354	.00018	.00001	.00082	.00002	.00073	.00630	.00041
%RSD	1.8707	17.517	25.645	.85726	.20226	.05850	4.4000	.17008	5.4641	9.2455	4.0853
#1	-.06220	.01476	.01883	.41029	.09086	.01062	.01796	.01009	.01280	.06364	.01033
#2	-.06386	.01151	.01305	.41529	.09112	.01061	.01912	.01012	.01383	.07254	.00975
Check ?	None	Chk Fail	Chk Pass	Chk Pass	Chk Pass	Chk Pass	Chk Warn	Chk Pass	Chk Pass	Chk Pass	Chk Pass
Value		.01000					.01500				
Range		30.000%					20.000%				

Elem	Zn2062	Zr3391
Units	ppm	ppm
Avg	**.02270**	**.01693**
Stddev	.00004	.00159
%RSD	.19660	9.3715
#1	.02267	.01805
#2	.02273	.01581
Check ?	Chk Pass	Chk Pass
Value		
Range		

Int. Std.	Y_2243	Y_3600	Y_3774
Units	Cts/S	Cts/S	Cts/S
Avg	**5345.4**	**66293.**	**3195.7**
Stddev	9.1	366.	18.2
%RSD	.17059	.55181	.56894
#1	5351.9	66035.	3208.5
#2	5339.0	66552.	3182.8

Sample Name: 280-42158-A-8-C Acquired: 5/17/2013 20:06:58 Type: Unk
Method: 6500_026(v10) Mode: CONC Corr. Factor: 1.000000
User: bowenh Custom ID1: q4 Custom ID2: Custom ID3:
Comment: 174353 6010c

Elem	Ag3280	Al3092	As1890	B_2089	Ba4554	Be3130	Bi2230	Ca3179	Cd2288
Line	328.068 {103}	309.271 {109}	189.042 {478}	208.959 {461}	455.403 { 74}	313.042 {108}	223.061 {451}	317.933 {106}	228.802 {447}
Units	ppm	ppm	ppm	ppm	ppm	ppm	ppm	ppm	ppm
Avg	**.00280**	**93.806**	**.02738**	**.01950**	**.61143**	**.00324**	**.00239**	**8.4844**	**.00210**
Stddev	.00044	.288	.00301	.00024	.00360	.00003	.00084	.0007	.00003
%RSD	15.606	.30689	10.980	1.2267	.58883	1.0242	35.057	.00850	1.2760
#1	.00311	94.010	.02951	.01933	.61398	.00321	.00298	8.4849	.00208
#2	.00249	93.603	.02526	.01967	.60889	.00326	.00179	8.4839	.00211
Check ?	Chk Pass	Chk Pass	Chk Pass	Chk Pass	Chk Pass	Chk Pass	Chk Pass	Chk Pass	Chk Pass
High Limit									
Low Limit									

Elem	Co2286	Cr2055	Cu3247	Fe2714	K_7664	Li6707	Mg2790	Mn2576	Mo2020
Line	228.616 {447}	205.552 {464}	324.754 {104}	271.441 {124}	766.490 { 44}	670.784 { 50}	279.079 {121}2	257.610 {131}	202.030 {467}
Units	ppm	ppm	ppm	ppm	ppm	ppm	ppm	ppm	ppm
Avg	**.05264**	**.09307**	**.22406**	**133.88**	**9.2162**	**.15502**	**18.644**	W **11.669**	**.00284**
Stddev	.00030	.00030	.00032	.65	.0454	.00019	.022	.073	.00007
%RSD	.57175	.32570	.14376	.48186	.49266	.12192	.11701	.62595	2.4284
#1	.05243	.09285	.22429	134.34	9.1841	.15489	18.659	11.617	.00289
#2	.05286	.09328	.22383	133.43	9.2483	.15515	18.628	11.720	.00279
Check ?	Chk Pass	Chk Pass	Chk Pass	Chk Pass	Chk Pass	Chk Pass	Chk Pass	Chk Warn	Chk Pass
High Limit								10.000	
Low Limit								-.01000	

Elem	Na5895	Ni2316	P_1782	Pb2203	S_1820	Sb2068	Se1960	Si2881	Sn1899
Line	589.592 { 57}	231.604 {446}	178.284 {489}	220.353 {453}	182.034 {485}	206.833 {463}	196.090 {472}	288.158 {117}	189.989 {477}
Units	ppm	ppm	ppm	ppm	ppm	ppm	ppm	ppm	ppm
Avg	**.59849**	**.09559**	**7.7638**	**.08076**	**1.8672**	**-.00299**	**.00480**	**2.8304**	**.01420**
Stddev	.00649	.00007	.0159	.00094	.0067	.00124	.00486	.0007	.00080
%RSD	1.0842	.07459	.20428	1.1633	.36103	41.607	101.22	.02473	5.6316
#1	.60308	.09554	7.7526	.08009	1.8719	-.00211	.00137	2.8309	.01476
#2	.59391	.09564	7.7750	.08142	1.8624	-.00387	.00824	2.8299	.01363
Check ?	Chk Pass	Chk Pass	Chk Pass	Chk Pass	None	Chk Pass	Chk Pass	Chk Pass	Chk Pass
High Limit									
Low Limit									

Elem	Sr4077	Th2837	Ti3349	Tl1908	U_3701	V_2924	Zn2062	Zr3391
Line	407.771 { 83}	283.730 {119}	334.904 {101}	190.856 {477}	370.152 { 91}	292.402 {115}	206.200 {163}	339.198 { 99}
Units	ppm	ppm	ppm	ppm	ppm	ppm	ppm	ppm
Avg	**.04019**	**.07143**	**.57813**	**-.00649**	**-.00100**	**.17179**	**.54076**	**.01366**
Stddev	.00018	.00041	.00430	.00162	.00543	.00033	.00108	.00121
%RSD	.45721	.57737	.74299	24.921	543.49	.19414	.20062	8.8794
#1	.04032	.07114	.57509	-.00763	.00284	.17156	.54000	.01452
#2	.04006	.07172	.58116	-.00535	-.00484	.17203	.54153	.01280
Check ?	Chk Pass	Chk Pass	Chk Pass	Chk Pass	Chk Pass	Chk Pass	Chk Pass	Chk Pass
High Limit								
Low Limit								

Int. Std.	Y_2243	Y_3600	Y_3774
Line	224.306 {450}	360.073 { 94}	377.433 { 89}
Units	Cts/S	Cts/S	Cts/S
Avg	**5647.5**	**69236.**	**3467.3**
Stddev	6.1	121.	.6
%RSD	.10750	.17491	.01768
#1	5643.2	69321.	3467.8
#2	5651.8	69150.	3466.9

Sample Name: 280-42158-A-9-C Acquired: 5/17/2013 20:09:22 Type: Unk
Method: 6500_026(v10) Mode: CONC Corr. Factor: 1.000000
User: bowenh Custom ID1: q4 Custom ID2: Custom ID3:
Comment: 174353 6010c

Elem	Ag3280	Al3092	As1890	B_2089	Ba4554	Be3130	Bi2230	Ca3179	Cd2288
Line	328.068 {103}	309.271 {109}	189.042 {478}	208.959 {461}	455.403 { 74}	313.042 {108}	223.061 {451}	317.933 {106}	228.802 {447}
Units	ppm	ppm	ppm	ppm	ppm	ppm	ppm	ppm	ppm
Avg	**.00144**	**58.129**	**.03795**	**.02388**	**.25443**	**.00372**	**.00474**	**14.793**	**.00095**
Stddev	.00032	.387	.00007	.00031	.00221	.00001	.00329	.079	.00003
%RSD	22.608	.66516	.19307	1.2859	.86665	.14810	69.352	.53173	3.3393
#1	.00166	57.856	.03800	.02410	.25287	.00373	.00242	14.737	.00098
#2	.00121	58.402	.03790	.02367	.25599	.00372	.00707	14.849	.00093
Check ?	Chk Pass	Chk Pass	Chk Pass	Chk Pass	Chk Pass	Chk Pass	Chk Pass	Chk Pass	Chk Pass
High Limit									
Low Limit									

Elem	Co2286	Cr2055	Cu3247	Fe2714	K_7664	Li6707	Mg2790	Mn2576	Mo2020
Line	228.616 {447}	205.552 {464}	324.754 {104}	271.441 {124}	766.490 { 44}	670.784 { 50}	279.079 {121}2	257.610 {131}	202.030 {467}
Units	ppm	ppm	ppm	ppm	ppm	ppm	ppm	ppm	ppm
Avg	**.05027**	**.07576**	**.20940**	**131.17**	**10.592**	**.12817**	**24.423**	**8.6588**	**.00445**
Stddev	.00030	.00031	.00031	.83	.101	.00091	.003	.0446	.00028
%RSD	.59707	.41293	.14672	.63577	.95301	.70715	.01065	.51493	6.2778
#1	.05049	.07598	.20918	130.58	10.520	.12881	24.425	8.6903	.00425
#2	.05006	.07554	.20961	131.76	10.663	.12753	24.421	8.6272	.00464
Check ?	Chk Pass	Chk Pass	Chk Pass	Chk Pass	Chk Pass	Chk Pass	Chk Pass	Chk Pass	Chk Pass
High Limit									
Low Limit									

Elem	Na5895	Ni2316	P_1782	Pb2203	S_1820	Sb2068	Se1960	Si2881	Sn1899
Line	589.592 { 57}	231.604 {446}	178.284 {489}	220.353 {453}	182.034 {485}	206.833 {463}	196.090 {472}	288.158 {117}	189.989 {477}
Units	ppm	ppm	ppm	ppm	ppm	ppm	ppm	ppm	ppm
Avg	**.64580**	**.10915**	**4.3725**	**.04861**	**.24570**	**-.00454**	**-.00021**	**1.8484**	**.00377**
Stddev	.00038	.00059	.0211	.00093	.00684	.00076	.00045	.0310	.00016
%RSD	.05822	.53834	.48342	1.9228	2.7823	16.790	215.12	1.6791	4.2659
#1	.64607	.10957	4.3874	.04927	.25053	-.00508	-.00053	1.8264	.00388
#2	.64554	.10874	4.3575	.04795	.24086	-.00400	.00011	1.8703	.00365
Check ?	Chk Pass	Chk Pass	Chk Pass	Chk Pass	None	Chk Pass	Chk Pass	Chk Pass	Chk Pass
High Limit									
Low Limit									

Elem	Sr4077	Th2837	Ti3349	Tl1908	U_3701	V_2924	Zn2062	Zr3391
Line	407.771 { 83}	283.730 {119}	334.904 {101}	190.856 {477}	370.152 { 91}	292.402 {115}	206.200 {163}	339.198 { 99}
Units	ppm	ppm	ppm	ppm	ppm	ppm	ppm	ppm
Avg	**.05133**	**.09140**	**.27013**	**-.00688**	W **-.09937**	**.10856**	**.38550**	**.03011**
Stddev	.00004	.00119	.00162	.00130	.04585	.00063	.00027	.00100
%RSD	.07505	1.3067	.59998	18.857	46.142	.58216	.07131	3.3186
#1	.05130	.09224	.27127	-.00780	-.13179	.10901	.38531	.03082
#2	.05136	.09055	.26898	-.00596	-.06695	.10811	.38569	.02941
Check ?	Chk Pass	Chk Pass	Chk Pass	Chk Pass	Chk Warn	Chk Pass	Chk Pass	Chk Pass
High Limit					45.000			
Low Limit					-.05000			

Int. Std.	Y_2243	Y_3600	Y_3774
Line	224.306 {450}	360.073 { 94}	377.433 { 89}
Units	Cts/S	Cts/S	Cts/S
Avg	**6216.2**	**77546.**	**3824.0**
Stddev	17.5	3.	28.9
%RSD	.28196	.00385	.75497
#1	6228.6	77548.	3844.4
#2	6203.8	77544.	3803.6

Sample Name: 280-42158-A-10-C Acquired: 5/17/2013 20:11:48 Type: Unk
Method: 6500_026(v10) Mode: CONC Corr. Factor: 1.000000
User: bowenh Custom ID1: q4 Custom ID2: Custom ID3:
Comment: 174353 6010c

Elem	Ag3280	Al3092	As1890	B_2089	Ba4554	Be3130	Bi2230	Ca3179	Cd2288
Line	328.068 {103}	309.271 {109}	189.042 {478}	208.959 {461}	455.403 { 74}	313.042 {108}	223.061 {451}	317.933 {106}	228.802 {447}
Units	ppm	ppm	ppm	ppm	ppm	ppm	ppm	ppm	ppm
Avg	**.00333**	**97.689**	**.03306**	**.02058**	**.60497**	**.00309**	**.00756**	**7.7172**	**.00173**
Stddev	.00028	.546	.00251	.00090	.00043	.00011	.00199	.0465	.00007
%RSD	8.4211	.55850	7.5982	4.3779	.07032	3.6820	26.368	.60226	4.0415
#1	.00353	98.075	.03484	.01994	.60527	.00301	.00897	7.7501	.00169
#2	.00313	97.304	.03129	.02122	.60467	.00317	.00615	7.6843	.00178
Check ?	Chk Pass	Chk Pass	Chk Pass	Chk Pass	Chk Pass	Chk Pass	Chk Pass	Chk Pass	Chk Pass
High Limit									
Low Limit									

Elem	Co2286	Cr2055	Cu3247	Fe2714	K_7664	Li6707	Mg2790	Mn2576	Mo2020
Line	228.616 {447}	205.552 {464}	324.754 {104}	271.441 {124}	766.490 { 44}	670.784 { 50}	279.079 {121}2	257.610 {131}	202.030 {467}
Units	ppm	ppm	ppm	ppm	ppm	ppm	ppm	ppm	ppm
Avg	**.05561**	**.09498**	**.14084**	**147.48**	**9.7507**	**.15222**	**20.035**	W **14.799**	**.00205**
Stddev	.00007	.00005	.00098	.11	.0647	.00050	.045	.024	.00041
%RSD	.12836	.05053	.69924	.07638	.66395	.32932	.22659	.16361	19.725
#1	.05566	.09494	.14014	147.41	9.7964	.15187	20.003	14.816	.00177
#2	.05556	.09501	.14153	147.56	9.7049	.15258	20.067	14.782	.00234
Check ?	Chk Pass	Chk Pass	Chk Pass	Chk Pass	Chk Pass	Chk Pass	Chk Pass	Chk Warn	Chk Pass
High Limit								10.000	
Low Limit								-.01000	

Elem	Na5895	Ni2316	P_1782	Pb2203	S_1820	Sb2068	Se1960	Si2881	Sn1899
Line	589.592 { 57}	231.604 {446}	178.284 {489}	220.353 {453}	182.034 {485}	206.833 {463}	196.090 {472}	288.158 {117}	189.989 {477}
Units	ppm	ppm	ppm	ppm	ppm	ppm	ppm	ppm	ppm
Avg	**.51205**	**.10044**	**7.4006**	**.07534**	**1.6020**	**-.00164**	**.00099**	**2.8308**	**.00794**
Stddev	.00810	.00039	.0011	.00091	.0045	.00119	.00177	.0496	.00106
%RSD	1.5822	.38519	.01504	1.2015	.27783	72.253	178.94	1.7533	13.351
#1	.50632	.10072	7.4014	.07470	1.5988	-.00080	-.00026	2.8659	.00719
#2	.51778	.10017	7.3999	.07598	1.6051	-.00248	.00224	2.7958	.00869
Check ?	Chk Pass	Chk Pass	Chk Pass	Chk Pass	None	Chk Pass	Chk Pass	Chk Pass	Chk Pass
High Limit									
Low Limit									

Elem	Sr4077	Th2837	Ti3349	Tl1908	U_3701	V_2924	Zn2062	Zr3391
Line	407.771 { 83}	283.730 {119}	334.904 {101}	190.856 {477}	370.152 { 91}	292.402 {115}	206.200 {163}	339.198 { 99}
Units	ppm	ppm	ppm	ppm	ppm	ppm	ppm	ppm
Avg	**.03669**	**.07769**	**.55824**	**-.00771**	**-.00501**	**.17983**	**.54523**	**.01364**
Stddev	.00028	.00113	.00993	.00226	.00575	.00012	.00211	.00069
%RSD	.76586	1.4570	1.7789	29.295	114.64	.06414	.38732	5.0656
#1	.03689	.07849	.56527	-.00611	-.00095	.17992	.54374	.01316
#2	.03650	.07689	.55122	-.00930	-.00908	.17975	.54673	.01413
Check ?	Chk Pass	Chk Pass	Chk Pass	Chk Pass	Chk Pass	Chk Pass	Chk Pass	Chk Pass
High Limit								
Low Limit								

Int. Std.	Y_2243	Y_3600	Y_3774
Line	224.306 {450}	360.073 { 94}	377.433 { 89}
Units	Cts/S	Cts/S	Cts/S
Avg	**5738.6**	**71067.**	**3519.7**
Stddev	32.9	174.	36.6
%RSD	.57359	.24472	1.0398
#1	5715.3	71190.	3493.8
#2	5761.9	70944.	3545.6

Sample Name: 280-42158-A-11-C Acquired: 5/17/2013 20:14:12 Type: Unk
Method: 6500_026(v10) Mode: CONC Corr. Factor: 1.000000
User: bowenh Custom ID1: q4 Custom ID2: Custom ID3:
Comment: 174353 6010c

Elem	Ag3280	Al3092	As1890	B_2089	Ba4554	Be3130	Bi2230	Ca3179	Cd2288
Line	328.068 {103}	309.271 {109}	189.042 {478}	208.959 {461}	455.403 { 74}	313.042 {108}	223.061 {451}	317.933 {106}	228.802 {447}
Units	ppm	ppm	ppm	ppm	ppm	ppm	ppm	ppm	ppm
Avg	**.00185**	**107.71**	**.02839**	**.02433**	**.58913**	**.00397**	**.00542**	**24.902**	**.00214**
Stddev	.00052	.60	.00192	.00056	.00234	.00004	.00096	.182	.00008
%RSD	27.785	.55351	6.7759	2.2877	.39700	.91324	17.698	.73225	3.9660
#1	.00222	108.13	.02703	.02394	.59078	.00399	.00610	25.031	.00208
#2	.00149	107.29	.02975	.02473	.58748	.00394	.00474	24.773	.00220
Check ?	Chk Pass	Chk Pass	Chk Pass	Chk Pass	Chk Pass	Chk Pass	Chk Pass	Chk Pass	Chk Pass
High Limit									
Low Limit									

Elem	Co2286	Cr2055	Cu3247	Fe2714	K_7664	Li6707	Mg2790	Mn2576	Mo2020
Line	228.616 {447}	205.552 {464}	324.754 {104}	271.441 {124}	766.490 { 44}	670.784 { 50}	279.079 {121}2	257.610 {131}	202.030 {467}
Units	ppm	ppm	ppm	ppm	ppm	ppm	ppm	ppm	ppm
Avg	**.05920**	**.10813**	**.15441**	**141.77**	**10.358**	**.16974**	**22.568**	**8.2252**	**.00186**
Stddev	.00037	.00032	.00030	.69	.035	.00177	.008	.0718	.00007
%RSD	.62041	.29417	.19118	.48530	.34208	1.0414	.03556	.87317	3.5453
#1	.05894	.10790	.15421	141.28	10.333	.17099	22.562	8.2760	.00191
#2	.05946	.10835	.15462	142.25	10.383	.16849	22.574	8.1744	.00182
Check ?	Chk Pass	Chk Pass	Chk Pass	Chk Pass	Chk Pass	Chk Pass	Chk Pass	Chk Pass	Chk Pass
High Limit									
Low Limit									

Elem	Na5895	Ni2316	P_1782	Pb2203	S_1820	Sb2068	Se1960	Si2881	Sn1899
Line	589.592 { 57}	231.604 {446}	178.284 {489}	220.353 {453}	182.034 {485}	206.833 {463}	196.090 {472}	288.158 {117}	189.989 {477}
Units	ppm	ppm	ppm	ppm	ppm	ppm	ppm	ppm	ppm
Avg	**.58535**	**.11443**	**6.6680**	**.10570**	**1.7295**	**-.00313**	**.00620**	**2.3641**	**.00857**
Stddev	.01627	.00045	.0169	.00130	.0064	.00017	.00036	.0108	.00002
%RSD	2.7802	.39668	.25300	1.2310	.36955	5.5668	5.7938	.45634	.28396
#1	.59686	.11475	6.6560	.10662	1.7250	-.00300	.00595	2.3717	.00859
#2	.57385	.11411	6.6799	.10478	1.7340	-.00325	.00646	2.3565	.00855
Check ?	Chk Pass	Chk Pass	Chk Pass	Chk Pass	None	Chk Pass	Chk Pass	Chk Pass	Chk Pass
High Limit									
Low Limit									

Elem	Sr4077	Th2837	Ti3349	Tl1908	U_3701	V_2924	Zn2062	Zr3391
Line	407.771 { 83}	283.730 {119}	334.904 {101}	190.856 {477}	370.152 { 91}	292.402 {115}	206.200 {163}	339.198 { 99}
Units	ppm	ppm	ppm	ppm	ppm	ppm	ppm	ppm
Avg	**.07424**	**.07266**	**.64336**	**-.00657**	**-.03862**	**.19399**	**.53790**	**.01309**
Stddev	.00023	.00033	.00053	.00389	.00949	.00094	.00214	.00091
%RSD	.30390	.45928	.08241	59.219	24.581	.48434	.39829	6.9197
#1	.07440	.07290	.64299	-.00932	-.03191	.19332	.53638	.01373
#2	.07408	.07243	.64374	-.00382	-.04534	.19465	.53941	.01245
Check ?	Chk Pass	Chk Pass	Chk Pass	Chk Pass	Chk Pass	Chk Pass	Chk Pass	Chk Pass
High Limit								
Low Limit								

Int. Std.	Y_2243	Y_3600	Y_3774
Line	224.306 {450}	360.073 { 94}	377.433 { 89}
Units	Cts/S	Cts/S	Cts/S
Avg	**5686.2**	**70505.**	**3551.3**
Stddev	7.1	92.	15.8
%RSD	.12486	.12999	.44568
#1	5691.2	70440.	3540.1
#2	5681.2	70570.	3562.5

Sample Name: 280-42158-A-12-C Acquired: 5/17/2013 20:16:37 Type: Unk
Method: 6500_026(v10) Mode: CONC Corr. Factor: 1.000000
User: bowenh Custom ID1: q4 Custom ID2: Custom ID3:
Comment: 174353 6010c

Elem	Ag3280	Al3092	As1890	B_2089	Ba4554	Be3130	Bi2230	Ca3179	Cd2288
Line	328.068 {103}	309.271 {109}	189.042 {478}	208.959 {461}	455.403 { 74}	313.042 {108}	223.061 {451}	317.933 {106}	228.802 {447}
Units	ppm	ppm	ppm	ppm	ppm	ppm	ppm	ppm	ppm
Avg	**.00219**	**80.760**	**.04184**	**.02500**	**.31147**	**.00332**	**.00778**	**11.773**	**.00117**
Stddev	.00010	.284	.00075	.00004	.00162	.00010	.00036	.079	.00004
%RSD	4.5273	.35107	1.7845	.14630	.52090	3.0612	4.5948	.66774	3.8058
#1	.00226	80.960	.04236	.02503	.31262	.00325	.00803	11.829	.00120
#2	.00212	80.559	.04131	.02498	.31032	.00340	.00753	11.718	.00114
Check ?	Chk Pass	Chk Pass	Chk Pass	Chk Pass	Chk Pass	Chk Pass	Chk Pass	Chk Pass	Chk Pass
High Limit									
Low Limit									

Elem	Co2286	Cr2055	Cu3247	Fe2714	K_7664	Li6707	Mg2790	Mn2576	Mo2020
Line	228.616 {447}	205.552 {464}	324.754 {104}	271.441 {124}	766.490 { 44}	670.784 { 50}	279.079 {121}2	257.610 {131}	202.030 {467}
Units	ppm	ppm	ppm	ppm	ppm	ppm	ppm	ppm	ppm
Avg	**.07043**	**.11239**	**.24043**	**180.40**	**12.768**	**.19197**	**38.079**	**8.7018**	**.00533**
Stddev	.00030	.00025	.00036	.11	.086	.00149	.017	.0270	.00004
%RSD	.42742	.22658	.15142	.05921	.67693	.77655	.04394	.31012	.72462
#1	.07021	.11221	.24018	180.33	12.829	.19092	38.067	8.7208	.00531
#2	.07064	.11257	.24069	180.48	12.707	.19302	38.090	8.6827	.00536
Check ?	Chk Pass	Chk Pass	Chk Pass	Chk Pass	Chk Pass	Chk Pass	Chk Pass	Chk Pass	Chk Pass
High Limit									
Low Limit									

Elem	Na5895	Ni2316	P_1782	Pb2203	S_1820	Sb2068	Se1960	Si2881	Sn1899
Line	589.592 { 57}	231.604 {446}	178.284 {489}	220.353 {453}	182.034 {485}	206.833 {463}	196.090 {472}	288.158 {117}	189.989 {477}
Units	ppm	ppm	ppm	ppm	ppm	ppm	ppm	ppm	ppm
Avg	**.68229**	**.15997**	**4.8426**	**.05109**	**.12506**	**-.00397**	**.00070**	**2.3382**	**.00533**
Stddev	.00871	.00004	.0131	.00026	.00024	.00039	.00254	.0097	.00020
%RSD	1.2765	.02346	.27129	.50067	.19226	9.7645	361.60	.41479	3.7817
#1	.68845	.16000	4.8333	.05127	.12489	-.00369	.00249	2.3451	.00518
#2	.67613	.15995	4.8518	.05091	.12523	-.00424	-.00109	2.3314	.00547
Check ?	Chk Pass	Chk Pass	Chk Pass	Chk Pass	None	Chk Pass	Chk Pass	Chk Pass	Chk Pass
High Limit									
Low Limit									

Elem	Sr4077	Th2837	Ti3349	Tl1908	U_3701	V_2924	Zn2062	Zr3391
Line	407.771 { 83}	283.730 {119}	334.904 {101}	190.856 {477}	370.152 { 91}	292.402 {115}	206.200 {163}	339.198 { 99}
Units	ppm	ppm	ppm	ppm	ppm	ppm	ppm	ppm
Avg	**.05086**	**.09224**	**.49514**	**-.00542**	**.00497**	**.14502**	**.56151**	**.04839**
Stddev	.00004	.00113	.00012	.00028	.06410	.00025	.00054	.00099
%RSD	.07071	1.2296	.02514	5.2143	1289.6	.17116	.09635	2.0374
#1	.05083	.09143	.49505	-.00562	-.04035	.14520	.56113	.04909
#2	.05088	.09304	.49523	-.00522	.05030	.14485	.56189	.04769
Check ?	Chk Pass	Chk Pass	Chk Pass	Chk Pass	Chk Pass	Chk Pass	Chk Pass	Chk Pass
High Limit								
Low Limit								

Int. Std.	Y_2243	Y_3600	Y_3774
Line	224.306 {450}	360.073 { 94}	377.433 { 89}
Units	Cts/S	Cts/S	Cts/S
Avg	**6047.5**	**75366.**	**3707.4**
Stddev	5.0	26.	5.8
%RSD	.08289	.03384	.15771
#1	6044.0	75348.	3703.3
#2	6051.1	75384.	3711.5

Sample Name: 280-42158-A-13-C Acquired: 5/17/2013 20:19:04 Type: Unk
Method: 6500_026(v10) Mode: CONC Corr. Factor: 1.000000
User: bowenh Custom ID1: q4 Custom ID2: Custom ID3:
Comment: 174353 6010c

Elem	Ag3280	Al3092	As1890	B_2089	Ba4554	Be3130	Bi2230	Ca3179	Cd2288
Line	328.068 {103}	309.271 {109}	189.042 {478}	208.959 {461}	455.403 { 74}	313.042 {108}	223.061 {451}	317.933 {106}	228.802 {447}
Units	ppm	ppm	ppm	ppm	ppm	ppm	ppm	ppm	ppm
Avg	**.00186**	**94.808**	**.03333**	**.01881**	**.51586**	**.00310**	**.00698**	**8.3949**	**.00182**
Stddev	.00029	.757	.00149	.00050	.00115	.00015	.00008	.0561	.00017
%RSD	15.302	.79836	4.4856	2.6752	.22323	4.6934	1.1078	.66776	9.4037
#1	.00166	94.273	.03438	.01917	.51505	.00320	.00703	8.3553	.00194
#2	.00207	95.343	.03227	.01846	.51668	.00299	.00692	8.4345	.00170
Check ?	Chk Pass	Chk Pass	Chk Pass	Chk Pass	Chk Pass	Chk Pass	Chk Pass	Chk Pass	Chk Pass
High Limit									
Low Limit									

Elem	Co2286	Cr2055	Cu3247	Fe2714	K_7664	Li6707	Mg2790	Mn2576	Mo2020
Line	228.616 {447}	205.552 {464}	324.754 {104}	271.441 {124}	766.490 { 44}	670.784 { 50}	279.079 {121}2	257.610 {131}	202.030 {467}
Units	ppm	ppm	ppm	ppm	ppm	ppm	ppm	ppm	ppm
Avg	**.05012**	**.09327**	**.15169**	**138.45**	**9.1069**	**.15107**	**19.476**	**8.1823**	**.00311**
Stddev	.00003	.00028	.00002	.02	.0259	.00073	.005	.0672	.00015
%RSD	.06481	.30428	.01507	.01799	.28433	.48595	.02470	.82112	4.6826
#1	.05014	.09307	.15170	138.43	9.0886	.15055	19.473	8.1348	.00322
#2	.05010	.09347	.15167	138.47	9.1252	.15159	19.480	8.2298	.00301
Check ?	Chk Pass	Chk Pass	Chk Pass	Chk Pass	Chk Pass	Chk Pass	Chk Pass	Chk Pass	Chk Pass
High Limit									
Low Limit									

Elem	Na5895	Ni2316	P_1782	Pb2203	S_1820	Sb2068	Se1960	Si2881	Sn1899
Line	589.592 { 57}	231.604 {446}	178.284 {489}	220.353 {453}	182.034 {485}	206.833 {463}	196.090 {472}	288.158 {117}	189.989 {477}
Units	ppm	ppm	ppm	ppm	ppm	ppm	ppm	ppm	ppm
Avg	**.52824**	**.09674**	**6.7424**	**.08939**	**1.4546**	**-.00151**	**.00522**	**2.7707**	**.00644**
Stddev	.00402	.00016	.0277	.00093	.0151	.00148	.00072	.0730	.00002
%RSD	.76149	.16362	.41002	1.0374	1.0387	97.514	13.768	2.6335	.24008
#1	.53108	.09662	6.7229	.08873	1.4440	-.00256	.00573	2.7191	.00645
#2	.52539	.09685	6.7620	.09004	1.4653	-.00047	.00471	2.8223	.00643
Check ?	Chk Pass	Chk Pass	Chk Pass	Chk Pass	None	Chk Pass	Chk Pass	Chk Pass	Chk Pass
High Limit									
Low Limit									

Elem	Sr4077	Th2837	Ti3349	Tl1908	U_3701	V_2924	Zn2062	Zr3391
Line	407.771 { 83}	283.730 {119}	334.904 {101}	190.856 {477}	370.152 { 91}	292.402 {115}	206.200 {163}	339.198 { 99}
Units	ppm	ppm	ppm	ppm	ppm	ppm	ppm	ppm
Avg	**.04105**	**.07288**	**.52532**	**-.00533**	**.02286**	**.17216**	**.52694**	**.01651**
Stddev	.00021	.00058	.00328	.00079	.02149	.00061	.00004	.00164
%RSD	.51757	.80257	.62531	14.866	94.008	.35234	.00782	9.9337
#1	.04089	.07329	.52764	-.00477	.00767	.17259	.52691	.01766
#2	.04120	.07246	.52300	-.00589	.03806	.17174	.52697	.01535
Check ?	Chk Pass	Chk Pass	Chk Pass	Chk Pass	Chk Pass	Chk Pass	Chk Pass	Chk Pass
High Limit								
Low Limit								

Int. Std.	Y_2243	Y_3600	Y_3774
Line	224.306 {450}	360.073 { 94}	377.433 { 89}
Units	Cts/S	Cts/S	Cts/S
Avg	**5691.6**	**69627.**	**3460.6**
Stddev	29.5	104.	4.4
%RSD	.51785	.14974	.12773
#1	5670.7	69700.	3463.7
#2	5712.4	69553.	3457.4

Sample Name: 280-42158-A-14-C Acquired: 5/17/2013 20:21:29 Type: Unk
Method: 6500_026(v10) Mode: CONC Corr. Factor: 1.000000
User: bowenh Custom ID1: q4 Custom ID2: Custom ID3:
Comment: 174353 6010c

Elem	Ag3280	Al3092	As1890	B_2089	Ba4554	Be3130	Bi2230	Ca3179	Cd2288
Line	328.068 {103}	309.271 {109}	189.042 {478}	208.959 {461}	455.403 { 74}	313.042 {108}	223.061 {451}	317.933 {106}	228.802 {447}
Units	ppm	ppm	ppm	ppm	ppm	ppm	ppm	ppm	ppm
Avg	**.00195**	**96.704**	**.02989**	**.01997**	**.58382**	**.00327**	**.00850**	**11.886**	**.00208**
Stddev	.00019	.066	.00361	.00032	.00106	.00010	.00048	.006	.00034
%RSD	9.9443	.06839	12.073	1.6243	.18227	3.0239	5.6460	.05367	16.281
#1	.00209	96.751	.03244	.01974	.58457	.00334	.00884	11.881	.00232
#2	.00181	96.658	.02734	.02020	.58307	.00320	.00816	11.890	.00184
Check ?	Chk Pass	Chk Pass	Chk Pass	Chk Pass	Chk Pass	Chk Pass	Chk Pass	Chk Pass	Chk Pass
High Limit									
Low Limit									

Elem	Co2286	Cr2055	Cu3247	Fe2714	K_7664	Li6707	Mg2790	Mn2576	Mo2020
Line	228.616 {447}	205.552 {464}	324.754 {104}	271.441 {124}	766.490 { 44}	670.784 { 50}	279.079 {121}2	257.610 {131}	202.030 {467}
Units	ppm	ppm	ppm	ppm	ppm	ppm	ppm	ppm	ppm
Avg	**.05115**	**.11693**	**.13691**	**143.58**	**9.2054**	**.14752**	**19.911**	W **11.545**	**.00788**
Stddev	.00057	.00007	.00047	.46	.0337	.00100	.052	.123	.00010
%RSD	1.1173	.05971	.34336	.32049	.36598	.67691	.25878	1.0657	1.2675
#1	.05155	.11688	.13724	143.25	9.2293	.14823	19.947	11.458	.00795
#2	.05075	.11698	.13658	143.90	9.1816	.14682	19.874	11.632	.00781
Check ?	Chk Pass	Chk Pass	Chk Pass	Chk Pass	Chk Pass	Chk Pass	Chk Pass	Chk Warn	Chk Pass
High Limit								10.000	
Low Limit								-.01000	

Elem	Na5895	Ni2316	P_1782	Pb2203	S_1820	Sb2068	Se1960	Si2881	Sn1899
Line	589.592 { 57}	231.604 {446}	178.284 {489}	220.353 {453}	182.034 {485}	206.833 {463}	196.090 {472}	288.158 {117}	189.989 {477}
Units	ppm	ppm	ppm	ppm	ppm	ppm	ppm	ppm	ppm
Avg	**.57597**	**.09510**	**7.1293**	**.09236**	**1.5294**	**-.00267**	**.00322**	**2.9311**	**.00817**
Stddev	.00034	.00023	.0011	.00063	.0001	.00133	.00144	.0410	.00086
%RSD	.05915	.24386	.01574	.67840	.00998	49.999	44.802	1.3979	10.532
#1	.57572	.09527	7.1301	.09280	1.5296	-.00361	.00424	2.9021	.00756
#2	.57621	.09494	7.1285	.09192	1.5293	-.00172	.00220	2.9601	.00878
Check ?	Chk Pass	Chk Pass	Chk Pass	Chk Pass	None	Chk Pass	Chk Pass	Chk Pass	Chk Pass
High Limit									
Low Limit									

Elem	Sr4077	Th2837	Ti3349	Tl1908	U_3701	V_2924	Zn2062	Zr3391
Line	407.771 { 83}	283.730 {119}	334.904 {101}	190.856 {477}	370.152 { 91}	292.402 {115}	206.200 {163}	339.198 { 99}
Units	ppm	ppm	ppm	ppm	ppm	ppm	ppm	ppm
Avg	**.05404**	**.07594**	**.74240**	**-.00734**	**-.00474**	**.17890**	**.54271**	**.01318**
Stddev	.00009	.00219	.00363	.00048	.00631	.00098	.00162	.00123
%RSD	.17447	2.8870	.48896	6.5549	133.03	.54836	.29934	9.3269
#1	.05397	.07439	.73983	-.00768	-.00028	.17959	.54386	.01405
#2	.05410	.07749	.74497	-.00700	-.00920	.17821	.54156	.01231
Check ?	Chk Pass	Chk Pass	Chk Pass	Chk Pass	Chk Pass	Chk Pass	Chk Pass	Chk Pass
High Limit								
Low Limit								

Int. Std.	Y_2243	Y_3600	Y_3774
Line	224.306 {450}	360.073 { 94}	377.433 { 89}
Units	Cts/S	Cts/S	Cts/S
Avg	**5620.8**	**69596.**	**3462.1**
Stddev	5.4	234.	10.8
%RSD	.09671	.33660	.31055
#1	5624.7	69762.	3454.5
#2	5617.0	69431.	3469.7

Sample Name: 280-42158-A-15-C Acquired: 5/17/2013 20:23:55 Type: Unk
Method: 6500_026(v10) Mode: CONC Corr. Factor: 1.000000
User: bowenh Custom ID1: q4 Custom ID2: Custom ID3:
Comment: 174353 6010c

Elem	Ag3280	Al3092	As1890	B_2089	Ba4554	Be3130	Bi2230	Ca3179	Cd2288
Line	328.068 {103}	309.271 {109}	189.042 {478}	208.959 {461}	455.403 { 74}	313.042 {108}	223.061 {451}	317.933 {106}	228.802 {447}
Units	ppm	ppm	ppm	ppm	ppm	ppm	ppm	ppm	ppm
Avg	**.00197**	**100.76**	**.05093**	**.02471**	**.35192**	**.00441**	**.00561**	**13.109**	**.00154**
Stddev	.00044	.71	.00107	.00063	.00202	.00001	.00170	.085	.00002
%RSD	22.428	.70955	2.1012	2.5622	.57477	.26222	30.228	.64744	1.2316
#1	.00228	100.26	.05018	.02516	.35049	.00442	.00681	13.049	.00155
#2	.00166	101.27	.05169	.02426	.35335	.00440	.00441	13.169	.00153
Check ?	Chk Pass	Chk Pass	Chk Pass	Chk Pass	Chk Pass	Chk Pass	Chk Pass	Chk Pass	Chk Pass
High Limit									
Low Limit									

Elem	Co2286	Cr2055	Cu3247	Fe2714	K_7664	Li6707	Mg2790	Mn2576	Mo2020
Line	228.616 {447}	205.552 {464}	324.754 {104}	271.441 {124}	766.490 { 44}	670.784 { 50}	279.079 {121}2	257.610 {131}	202.030 {467}
Units	ppm	ppm	ppm	ppm	ppm	ppm	ppm	ppm	ppm
Avg	**.08257**	**.14361**	**.39511**	**215.46**	**13.838**	**.24281**	**45.703**	**8.9529**	**.00508**
Stddev	.00018	.00024	.00137	.25	.069	.00057	.065	.1633	.00009
%RSD	.21766	.16659	.34662	.11681	.49977	.23617	.14286	1.8244	1.7722
#1	.08244	.14344	.39608	215.28	13.789	.24240	45.749	8.8374	.00514
#2	.08270	.14377	.39415	215.64	13.887	.24321	45.657	9.0684	.00501
Check ?	Chk Pass	Chk Pass	Chk Pass	Chk Pass	Chk Pass	Chk Pass	Chk Pass	Chk Pass	Chk Pass
High Limit									
Low Limit									

Elem	Na5895	Ni2316	P_1782	Pb2203	S_1820	Sb2068	Se1960	Si2881	Sn1899
Line	589.592 { 57}	231.604 {446}	178.284 {489}	220.353 {453}	182.034 {485}	206.833 {463}	196.090 {472}	288.158 {117}	189.989 {477}
Units	ppm	ppm	ppm	ppm	ppm	ppm	ppm	ppm	ppm
Avg	**.63290**	**.19016**	**5.7074**	**.07334**	**.25141**	**-.00241**	**.00435**	**1.9695**	**.00479**
Stddev	.00276	.00018	.0176	.00094	.00190	.00027	.00377	.0016	.00001
%RSD	.43622	.09677	.30880	1.2874	.75561	11.204	86.657	.08332	.25428
#1	.63095	.19003	5.6950	.07267	.25275	-.00260	.00702	1.9683	.00480
#2	.63485	.19029	5.7199	.07401	.25007	-.00222	.00169	1.9707	.00479
Check ?	Chk Pass	Chk Pass	Chk Pass	Chk Pass	None	Chk Pass	Chk Pass	Chk Pass	Chk Pass
High Limit									
Low Limit									

Elem	Sr4077	Th2837	Ti3349	Tl1908	U_3701	V_2924	Zn2062	Zr3391
Line	407.771 { 83}	283.730 {119}	334.904 {101}	190.856 {477}	370.152 { 91}	292.402 {115}	206.200 {163}	339.198 { 99}
Units	ppm	ppm	ppm	ppm	ppm	ppm	ppm	ppm
Avg	**.05647**	**.11085**	**.28037**	**-.00397**	**.00938**	**.16660**	**.67956**	**.03653**
Stddev	.00026	.00180	.00192	.00116	.02491	.00140	.00218	.00084
%RSD	.46479	1.6217	.68376	29.171	265.52	.83947	.32062	2.2917
#1	.05629	.11212	.28173	-.00315	-.00823	.16759	.68110	.03712
#2	.05666	.10958	.27902	-.00479	.02699	.16561	.67802	.03594
Check ?	Chk Pass	Chk Pass	Chk Pass	Chk Pass	Chk Pass	Chk Pass	Chk Pass	Chk Pass
High Limit								
Low Limit								

Int. Std.	Y_2243	Y_3600	Y_3774
Line	224.306 {450}	360.073 { 94}	377.433 { 89}
Units	Cts/S	Cts/S	Cts/S
Avg	**6108.5**	**75488.**	**3752.6**
Stddev	9.6	298.	35.5
%RSD	.15760	.39533	.94635
#1	6101.7	75699.	3777.7
#2	6115.3	75277.	3727.5

Sample Name: CCVH-2050355 Acquired: 5/17/2013 20:26:21 Type: QC
Method: 6500_026(v10) Mode: CONC Corr. Factor: 1.000000
User: bowenh Custom ID1: Custom ID2: Custom ID3:
Comment:

Elem	Ag3280	Al3092	As1890	B_2089	Ba4554	Be3130	Bi2230	Ca3179	Cd2288	Co2286	Cr2055	Cu3247
Units	ppm	ppm	ppm	ppm	ppm	ppm	ppm	ppm	ppm	ppm	ppm	ppm
Avg	**-.00067**	**46.569**	**-.00031**	**-.00058**	**.00118**	**-.00010**	**.98767**	**-.00408**	**-.00063**	**.00209**	**-.00007**	**-.00302**
Stddev	.00011	.267	.00003	.00059	.00046	.00005	.00339	.00467	.00001	.00004	.00030	.00034
%RSD	16.643	.57369	8.0854	101.95	38.687	53.078	.34324	114.51	2.1879	1.8280	403.67	11.283
#1	-.00059	46.758	-.00033	-.00016	.00086	-.00013	.99007	-.00078	-.00064	.00212	.00014	-.00278
#2	-.00075	46.381	-.00030	-.00099	.00150	-.00006	.98527	-.00738	-.00062	.00206	-.00028	-.00326
Check ?	None	Chk Pass	None	None	None	None	Chk Pass	None	None	None	None	None
Value												
Range												

Elem	Fe2599	K_7664	Li6707	Mg2790	Mn2576	Mo2020	Na8183	Ni2316	P_1782	Pb2203	S_1820	Sb2068
Units	ppm	ppm	ppm	ppm	ppm	ppm	ppm	ppm	ppm	ppm	ppm	ppm
Avg	F **38.501**	**.34351**	**-.00409**	**.01141**	**.00042**	**-.00160**	F **282.94**	**.00181**	**.00574**	**.00177**	**4.9809**	**.00364**
Stddev	.286	.03379	.00132	.00280	.00012	.00026	2.25	.00037	.00233	.00090	.0117	.00380
%RSD	.74290	9.8374	32.352	24.569	28.504	16.563	.79493	20.702	40.642	50.860	.23405	104.37
#1	38.703	.31962	-.00502	.00943	.00034	-.00141	284.53	.00154	.00409	.00241	4.9891	.00633
#2	38.299	.36741	-.00315	.01340	.00051	-.00178	281.35	.00207	.00740	.00113	4.9726	.00095
Check ?	Chk Fail	None	None	None	None	None	Chk Fail	None	None	None	None	None
Value	50.000						250.00					
Range	-10.000%						10.000%					

Elem	Se1960	Si2881	Sn1899	Sr4077	Th2837	Ti3349	Tl1908	U_3701	V_2924	Zn2062	Zr3391
Units	ppm	ppm	ppm	ppm	ppm	ppm	ppm	ppm	ppm	ppm	ppm
Avg	**.01131**	**.01972**	**-.00122**	**.00036**	**5.2246**	**.00381**	**-.00211**	**9.9797**	**-.00074**	**.00260**	**-.06984**
Stddev	.00117	.01699	.00102	.00018	.0125	.00040	.00031	.0298	.00012	.00043	.00009
%RSD	10.384	86.158	83.446	49.328	.23898	10.401	14.497	.29845	16.370	16.670	.13329
#1	.01214	.00771	-.00050	.00024	5.2158	.00409	-.00233	10.001	-.00065	.00230	-.06991
#2	.01048	.03174	-.00195	.00049	5.2334	.00353	-.00189	9.9586	-.00082	.00291	-.06978
Check ?	None	None	None	None	Chk Pass	None	None	Chk Pass	None	None	None	
Value												
Range												

Int. Std.	Y_2243	Y_3600	Y_3774
Units	Cts/S	Cts/S	Cts/S
Avg	**5160.2**	**64198.**	**3144.9**
Stddev	4.4	154.	23.0
%RSD	.08440	.23951	.73114
#1	5157.1	64306.	3128.7
#2	5163.3	64089.	3161.2

Sample Name: CCV-2050339 Acquired: 5/17/2013 20:28:46 Type: QC
Method: 6500_026(v10) Mode: CONC Corr. Factor: 1.000000
User: bowenh Custom ID1: Custom ID2: Custom ID3:
Comment:

Elem	Ag3280	Al1670	As1890	B_2089	Ba4554	Be3130	Bi2230	Ca3179	Cd2288	Co2286	Cr2055	Cu3247
Units	ppm	ppm	ppm	ppm	ppm	ppm	ppm	ppm	ppm	ppm	ppm	ppm
Avg	**.50955**	F **.59537**	**.96649**	**.50792**	**.51311**	F **.43124**	**.00905**	**4.5861**	**.49474**	**.50375**	**.47549**	**.47212**
Stddev	.00024	.00226	.00180	.00088	.00152	.00076	.00074	.0170	.00049	.00267	.00094	.00104
%RSD	.04669	.37916	.18641	.17347	.29635	.17584	8.1526	.37011	.09978	.53063	.19817	.21970
#1	.50938	.59696	.96522	.50730	.51204	.43071	.00957	4.5981	.49440	.50564	.47483	.47139
#2	.50972	.59377	.96776	.50854	.51419	.43178	.00853	4.5741	.49509	.50186	.47616	.47285
Check ?	Chk Pass	Chk Fail	Chk Pass	Chk Pass	Chk Pass	Chk Fail	None	Chk Pass	Chk Pass	Chk Pass	Chk Pass	Chk Pass
Value		.50000				.50000						
Range		10.000%				-10.000%						

Elem	Fe2599	K_7664	Li6707	Mg2790	Mn2576	Mo2020	Na5895	Ni2316	P_1782	Pb2203	S_1820	Sb2068
Units	ppm	ppm	ppm	ppm	ppm	ppm	ppm	ppm	ppm	ppm	ppm	ppm
Avg	F **2.1483**	F **56.398**	F **1.1189**	**19.400**	**.50603**	**.46438**	**5.2961**	**.48790**	**1.0157**	**.99017**	**-.05921**	**.99766**
Stddev	.0145	.168	.0037	.012	.00077	.00112	.0109	.00206	.0065	.00661	.00049	.00366
%RSD	.67327	.29783	.33355	.06218	.15206	.24173	.20484	.42132	.64319	.66780	.83040	.36667
#1	2.1585	56.279	1.1163	19.392	.50549	.46517	5.3038	.48935	1.0204	.99484	-.05886	1.0002
#2	2.1380	56.516	1.1216	19.409	.50657	.46359	5.2884	.48644	1.0111	.98549	-.05956	.99507
Check ?	Chk Fail	Chk Fail	Chk Fail	Chk Pass	Chk Pass	Chk Pass	Chk Pass	Chk Pass	Chk Pass	Chk Pass	None	Chk Pass
Value	2.5000	50.000	1.0000									
Range	-10.000%	10.000%	10.000%									

Elem	Se1960	Si2881	Sn1899	Sr4077	Th2837	Ti3349	Tl1908	U_3701	V_2924	Zn2062	Zr3391
Units	ppm	ppm	ppm	ppm	ppm	ppm	ppm	ppm	ppm	ppm	ppm
Avg	**1.0183**	F **4.2273**	**.93079**	**.52226**	**.00422**	**.49033**	**.95338**	**.00689**	**.47649**	**.49226**	**.46192**
Stddev	.0037	.0001	.00327	.00049	.00138	.00200	.00361	.03162	.00117	.00132	.00173
%RSD	.35957	.00330	.35096	.09369	32.546	.40867	.37820	459.18	.24546	.26788	.37458
#1	1.0209	4.2272	.93310	.52191	.00520	.48891	.95593	.02924	.47567	.49319	.46314
#2	1.0157	4.2274	.92848	.52260	.00325	.49175	.95083	-.01547	.47732	.49133	.46070
Check ?	Chk Pass	Chk Fail	Chk Pass	Chk Pass	None	Chk Pass	Chk Pass	None	Chk Pass	Chk Pass	Chk Pass
Value		5.0000									
Range		-10.000%									

Int. Std.	Y_2243	Y_3600	Y_3774
Units	Cts/S	Cts/S	Cts/S
Avg	**5346.7**	**65967.**	**3153.5**
Stddev	2.5	216.	3.1
%RSD	.04741	.32785	.09828
#1	5348.5	65814.	3151.3
#2	5344.9	66120.	3155.7

Sample Name: CCB Acquired: 5/17/2013 20:31:02 Type: QC
Method: 6500_026(v10) Mode: CONC Corr. Factor: 1.000000
User: bowenh Custom ID1: Custom ID2: Custom ID3:
Comment:

Elem	Ag3280	Al1670	As1890	B_2089	Ba4554	Be3130	Bi2230	Ca3179	Cd2288	Co2286	Cr2055
Units	ppm	ppm	ppm	ppm	ppm	ppm	ppm	ppm	ppm	ppm	ppm
Avg	W **.00097**	F **.09123**	**.00239**	**-.00140**	W **.00084**	**-.00005**	**.00411**	**.00764**	**-.00003**	**.00030**	**.00012**
Stddev	.00045	.00020	.00192	.00000	.00023	.00028	.00145	.00383	.00012	.00014	.00001
%RSD	46.116	.21465	80.252	.01495	27.530	598.17	35.331	50.123	438.50	48.794	5.6091
#1	.00129	.09137	.00103	-.00140	.00068	.00015	.00309	.01035	-.00011	.00019	.00011
#2	.00065	.09110	.00375	-.00140	.00101	-.00024	.00514	.00493	.00006	.00040	.00012
Check ?	Chk Warn	Chk Fail	Chk Pass	Chk Pass	Chk Warn	Chk Pass	None	Chk Pass	Chk Pass	Chk Pass	Chk Pass
High Limit	.00093	.03600			.00058						
Low Limit	-.00093	-.03600			-.00058						

Elem	Cu3247	Fe2599	K_7664	Li6707	Mg2790	Mn2576	Mo2020	Na5895	Ni2316	P_1782	Pb2203
Units	ppm	ppm	ppm	ppm	ppm	ppm	ppm	ppm	ppm	ppm	ppm
Avg	**-.00085**	F **.13888**	**.16585**	**-.00169**	F **.02653**	F **.00907**	**.00049**	**.05844**	**.00062**	**.00790**	**-.00005**
Stddev	.00007	.00378	.04995	.00024	.00186	.00008	.00019	.00467	.00019	.00011	.00172
%RSD	8.3227	2.7235	30.119	13.875	7.0152	.93342	39.336	7.9960	31.045	1.3480	3216.6
#1	-.00090	.13620	.13053	-.00186	.02521	.00913	.00035	.06174	.00076	.00798	.00116
#2	-.00080	.14155	.20117	-.00153	.02785	.00901	.00063	.05513	.00048	.00783	-.00127
Check ?	Chk Pass	Chk Fail	Chk Pass	Chk Pass	Chk Fail	Chk Fail	Chk Pass	Chk Pass	Chk Pass	Chk Pass	Chk Pass
High Limit		.04400			.02140	.00051					
Low Limit		-.04400			-.02140	-.00051					

Elem	S_1820	Sb2068	Se1960	Si2881	Sn1899	Sr4077	Th2837	Ti3349	Tl1908	U_3701	V_2924
Units	ppm	ppm	ppm	ppm	ppm	ppm	ppm	ppm	ppm	ppm	ppm
Avg	**-.05802**	W **.00434**	**.00250**	**.00788**	**-.00152**	**-.00005**	**-.00029**	W **.00079**	**-.00071**	F **.05169**	**.00036**
Stddev	.00052	.00191	.00381	.02922	.00061	.00004	.00117	.00015	.00017	.01588	.00014
%RSD	.90115	44.037	152.11	371.05	40.347	71.171	408.13	19.461	23.417	30.726	39.067
#1	-.05765	.00569	-.00019	.02854	-.00196	-.00008	-.00111	.00090	-.00083	.04046	.00046
#2	-.05839	.00299	.00520	-.01279	-.00109	-.00003	.00054	.00068	-.00059	.06292	.00026
Check ?	None	Chk Warn	Chk Pass	Chk Pass	Chk Pass	Chk Pass	Chk Pass	Chk Warn	Chk Pass	Chk Fail	Chk Pass
High Limit		.00314						.00060		.05000	
Low Limit		-.00314						-.00060		-.05000	

Elem	Zn2062	Zr3391
Units	ppm	ppm
Avg	**.00354**	F **.00713**
Stddev	.00002	.00069
%RSD	.50536	9.7337
#1	.00356	.00664
#2	.00353	.00762
Check ?	Chk Pass	Chk Fail
High Limit		.00476
Low Limit		-.00476

Int. Std.	Y_2243	Y_3600	Y_3774
Units	Cts/S	Cts/S	Cts/S
Avg	**5396.1**	**67610.**	**3220.6**
Stddev	32.9	31.	4.8
%RSD	.60971	.04534	.14957
#1	5419.3	67631.	3217.2
#2	5372.8	67588.	3224.0

Sample Name: CCVL2057887 Acquired: 5/17/2013 20:33:31 Type: QC
Method: 6500_026(v10) Mode: CONC Corr. Factor: 1.000000
User: bowenh Custom ID1: Custom ID2: Custom ID3:
Comment:

Elem	Ag3280	Al1670	As1890	B_2089	Ba4554	Be3130	Bi2230	Ca3179	Cd2288	Co2286	Cr2055
Units	ppm	ppm	ppm	ppm	ppm	ppm	ppm	ppm	ppm	ppm	ppm
Avg	**.01090**	F **.16056**	**.01332**	**.09988**	**.01086**	**.00095**	**.10154**	**.19030**	**.00520**	**.01028**	**.00974**
Stddev	.00022	.00792	.00030	.00024	.00002	.00007	.00115	.00340	.00018	.00009	.00018
%RSD	2.0330	4.9353	2.2602	.23777	.15093	7.3865	1.1311	1.7887	3.5242	.88411	1.8245
#1	.01074	.16616	.01310	.09971	.01087	.00100	.10235	.18789	.00533	.01022	.00987
#2	.01105	.15496	.01353	.10005	.01085	.00090	.10072	.19270	.00507	.01035	.00962
Check ?	Chk Pass	Chk Fail	Chk Pass	Chk Pass	Chk Pass	Chk Pass	Chk Pass	Chk Pass	Chk Pass	Chk Pass	Chk Pass
Value		.10000									
Range		30.000%									

Elem	Cu3247	Fe2599	K_7664	Li6707	Mg2790	Mn2576	Mo2020	Na5895	Ni2316	P_1782	Pb2203
Units	ppm	ppm	ppm	ppm	ppm	ppm	ppm	ppm	ppm	ppm	ppm
Avg	**.01334**	F **.18248**	W **3.7583**	**.00995**	**.21971**	F **.01693**	**.01853**	**1.1803**	**.03987**	**2.9214**	**.00959**
Stddev	.00022	.00158	.0516	.00041	.00443	.00024	.00005	.0153	.00004	.0021	.00007
%RSD	1.6434	.86708	1.3728	4.1011	2.0144	1.4046	.26593	1.2939	.09831	.07269	.68941
#1	.01350	.18136	3.7948	.01023	.22284	.01710	.01849	1.1911	.03984	2.9229	.00963
#2	.01319	.18360	3.7218	.00966	.21658	.01677	.01856	1.1695	.03990	2.9199	.00954
Check ?	Chk Pass	Chk Fail	Chk Warn	Chk Pass	Chk Pass	Chk Fail	Chk Pass	Chk Pass	Chk Pass	Chk Pass	Chk Pass
Value		.10000	3.0000			.01000					
Range		30.000%	20.000%			30.000%					

Elem	S_1820	Sb2068	Se1960	Si2881	Sn1899	Sr4077	Th2837	Ti3349	Tl1908	U_3701	V_2924
Units	ppm	ppm	ppm	ppm	ppm	ppm	ppm	ppm	ppm	ppm	ppm
Avg	**-.06034**	**.01169**	F **.01965**	**.43432**	**.09186**	**.01056**	**.01750**	**.01040**	**.01359**	W **.07283**	**.01024**
Stddev	.00217	.00116	.00582	.01498	.00048	.00016	.00088	.00064	.00258	.02899	.00084
%RSD	3.6004	9.9644	29.641	3.4499	.52436	1.4977	5.0512	6.1792	18.968	39.808	8.1533
#1	-.05880	.01251	.01553	.44492	.09220	.01067	.01688	.01086	.01177	.09334	.01083
#2	-.06187	.01086	.02377	.42373	.09152	.01044	.01813	.00995	.01541	.05233	.00965
Check ?	None	Chk Pass	Chk Fail	Chk Pass	Chk Pass	Chk Pass	Chk Pass	Chk Pass	Chk Pass	Chk Warn	Chk Pass
Value			.01500							.06000	
Range			30.000%							20.000%	

Elem	Zn2062	Zr3391
Units	ppm	ppm
Avg	**.02268**	**.01697**
Stddev	.00051	.00093
%RSD	2.2580	5.4767
#1	.02305	.01763
#2	.02232	.01631
Check ?	Chk Pass	Chk Pass
Value		
Range		

Int. Std.	Y_2243	Y_3600	Y_3774
Units	Cts/S	Cts/S	Cts/S
Avg	**5280.8**	**66272.**	**3148.3**
Stddev	9.5	26.	7.4
%RSD	.17925	.03957	.23442
#1	5274.1	66253.	3153.6
#2	5287.5	66290.	3143.1

Sample Name: 280-42158-A-16-E Acquired: 5/17/2013 20:35:57 Type: Unk
Method: 6500_026(v10) Mode: CONC Corr. Factor: 1.000000
User: bowenh Custom ID1: q4 Custom ID2: Custom ID3:
Comment: 174353 6010c

Elem	Ag3280	Al3092	As1890	B_2089	Ba4554	Be3130	Bi2230	Ca3179	Cd2288
Line	328.068 {103}	309.271 {109}	189.042 {478}	208.959 {461}	455.403 { 74}	313.042 {108}	223.061 {451}	317.933 {106}	228.802 {447}
Units	ppm	ppm	ppm	ppm	ppm	ppm	ppm	ppm	ppm
Avg	**.00353**	**97.580**	**.03236**	**.01642**	**.64659**	**.00316**	**.00566**	**8.9261**	**.00204**
Stddev	.00042	.186	.00204	.00066	.00198	.00011	.00002	.0300	.00003
%RSD	11.844	.19056	6.2993	4.0373	.30679	3.3926	.36626	.33614	1.6725
#1	.00383	97.711	.03380	.01689	.64799	.00309	.00565	8.9473	.00201
#2	.00323	97.448	.03092	.01595	.64519	.00324	.00568	8.9048	.00206
Check ?	Chk Pass	Chk Pass	Chk Pass	Chk Pass	Chk Pass	Chk Pass	Chk Pass	Chk Pass	Chk Pass
High Limit									
Low Limit									

Elem	Co2286	Cr2055	Cu3247	Fe2714	K_7664	Li6707	Mg2790	Mn2576	Mo2020
Line	228.616 {447}	205.552 {464}	324.754 {104}	271.441 {124}	766.490 { 44}	670.784 { 50}	279.079 {121}2	257.610 {131}	202.030 {467}
Units	ppm	ppm	ppm	ppm	ppm	ppm	ppm	ppm	ppm
Avg	**.05462**	**.09633**	**.14817**	**150.63**	**8.2350**	**.15091**	**19.620**	W **13.746**	**.00250**
Stddev	.00016	.00006	.00167	.51	.0350	.00247	.126	.013	.00023
%RSD	.28919	.05889	1.1242	.34170	.42470	1.6389	.64186	.09507	9.1743
#1	.05451	.09629	.14699	150.99	8.2103	.15266	19.531	13.755	.00234
#2	.05473	.09638	.14935	150.27	8.2598	.14916	19.709	13.736	.00266
Check ?	Chk Pass	Chk Pass	Chk Pass	Chk Pass	Chk Pass	Chk Pass	Chk Pass	Chk Warn	Chk Pass
High Limit								10.000	
Low Limit								-.01000	

Elem	Na5895	Ni2316	P_1782	Pb2203	S_1820	Sb2068	Se1960	Si2881	Sn1899
Line	589.592 { 57}	231.604 {446}	178.284 {489}	220.353 {453}	182.034 {485}	206.833 {463}	196.090 {472}	288.158 {117}	189.989 {477}
Units	ppm	ppm	ppm	ppm	ppm	ppm	ppm	ppm	ppm
Avg	**.56897**	**.09885**	**8.2454**	**.08858**	**2.6246**	**-.00454**	**.00753**	**2.3420**	**.00841**
Stddev	.00098	.00037	.0034	.00110	.0121	.00098	.00087	.0506	.00006
%RSD	.17303	.37872	.04102	1.2394	.45924	21.648	11.604	2.1596	.66675
#1	.56966	.09912	8.2478	.08780	2.6161	-.00384	.00691	2.3062	.00837
#2	.56827	.09859	8.2430	.08935	2.6331	-.00523	.00815	2.3778	.00845
Check ?	Chk Pass	Chk Pass	Chk Pass	Chk Pass	None	Chk Pass	Chk Pass	Chk Pass	Chk Pass
High Limit									
Low Limit									

Elem	Sr4077	Th2837	Ti3349	Tl1908	U_3701	V_2924	Zn2062	Zr3391
Line	407.771 { 83}	283.730 {119}	334.904 {101}	190.856 {477}	370.152 { 91}	292.402 {115}	206.200 {163}	339.198 { 99}
Units	ppm	ppm	ppm	ppm	ppm	ppm	ppm	ppm
Avg	**.04151**	**.07749**	**.70866**	**-.00790**	W **-.06455**	**.18460**	**.53916**	**.00774**
Stddev	.00011	.00328	.00480	.00005	.02256	.00159	.00263	.00227
%RSD	.26819	4.2316	.67706	.68963	34.955	.85880	.48705	29.308
#1	.04159	.07517	.70526	-.00794	-.04860	.18348	.53730	.00614
#2	.04144	.07981	.71205	-.00786	-.08051	.18572	.54101	.00935
Check ?	Chk Pass	Chk Pass	Chk Pass	Chk Pass	Chk Warn	Chk Pass	Chk Pass	Chk Pass
High Limit					45.000			
Low Limit					-.05000			

Int. Std.	Y_2243	Y_3600	Y_3774
Line	224.306 {450}	360.073 { 94}	377.433 { 89}
Units	Cts/S	Cts/S	Cts/S
Avg	**5560.6**	**68593.**	**3401.4**
Stddev	2.9	15.	7.6
%RSD	.05137	.02203	.22417
#1	5558.6	68582.	3396.0
#2	5562.7	68604.	3406.8

Sample Name: sd 42158-A-16-E@5 Acquired: 5/17/2013 20:38:22 Type: Unk
Method: 6500_026(v10) Mode: CONC Corr. Factor: 1.000000
User: bowenh Custom ID1: q4 Custom ID2: Custom ID3:
Comment: 174353 6010c

Elem	Ag3280	Al3092	As1890	B_2089	Ba4554	Be3130	Bi2230	Ca3179	Cd2288
Line	328.068 {103}	309.271 {109}	189.042 {478}	208.959 {461}	455.403 { 74}	313.042 {108}	223.061 {451}	317.933 {106}	228.802 {447}
Units	ppm	ppm	ppm	ppm	ppm	ppm	ppm	ppm	ppm
Avg	**.00102**	**20.786**	**.00573**	**.00170**	**.13741**	**.00051**	**.00126**	**1.8688**	**.00023**
Stddev	.00004	.133	.00098	.00021	.00136	.00003	.00177	.0039	.00006
%RSD	3.4958	.64207	17.093	12.097	.98994	6.6531	139.81	.21084	27.013
#1	.00105	20.880	.00504	.00156	.13838	.00054	.00001	1.8716	.00027
#2	.00100	20.691	.00642	.00185	.13645	.00049	.00251	1.8660	.00018
Check ?	Chk Pass	Chk Pass	Chk Pass	Chk Pass	Chk Pass	Chk Pass	Chk Pass	Chk Pass	Chk Pass
High Limit									
Low Limit									

Elem	Co2286	Cr2055	Cu3247	Fe2599	K_7664	Li6707	Mg2790	Mn2576	Mo2020
Line	228.616 {447}	205.552 {464}	324.754 {104}	259.940 {130}	766.490 { 44}	670.784 { 50}	279.079 {121}2	257.610 {131}	202.030 {467}
Units	ppm	ppm	ppm	ppm	ppm	ppm	ppm	ppm	ppm
Avg	**.01154**	**.02009**	**.02993**	**29.181**	**1.8973**	**.02878**	**4.1268**	**2.9915**	**.00105**
Stddev	.00013	.00005	.00051	.183	.0480	.00326	.0032	.0014	.00019
%RSD	1.0905	.22933	1.7066	.62646	2.5285	11.338	.07874	.04591	18.420
#1	.01163	.02012	.03030	29.310	1.8634	.03109	4.1291	2.9925	.00092
#2	.01145	.02005	.02957	29.052	1.9313	.02648	4.1245	2.9905	.00119
Check ?	Chk Pass	Chk Pass	Chk Pass	Chk Pass	Chk Pass	Chk Pass	Chk Pass	Chk Pass	Chk Pass
High Limit									
Low Limit									

Elem	Na5895	Ni2316	P_1782	Pb2203	S_1820	Sb2068	Se1960	Si2881	Sn1899
Line	589.592 { 57}	231.604 {446}	178.284 {489}	220.353 {453}	182.034 {485}	206.833 {463}	196.090 {472}	288.158 {117}	189.989 {477}
Units	ppm	ppm	ppm	ppm	ppm	ppm	ppm	ppm	ppm
Avg	**.14641**	**.02091**	**1.7066**	**.01964**	**.48656**	**-.00053**	**.00343**	**.51620**	**.00020**
Stddev	.00177	.00029	.0013	.00122	.00273	.00059	.00232	.02356	.00024
%RSD	1.2064	1.4021	.07640	6.1960	.56026	111.76	67.650	4.5645	121.45
#1	.14766	.02112	1.7075	.01878	.48463	-.00095	.00507	.49954	.00003
#2	.14517	.02070	1.7057	.02050	.48848	-.00011	.00179	.53286	.00037
Check ?	Chk Pass	Chk Pass	Chk Pass	Chk Pass	None	Chk Pass	Chk Pass	Chk Pass	Chk Pass
High Limit									
Low Limit									

Elem	Sr4077	Th2837	Ti3349	Tl1908	U_3701	V_2924	Zn2062	Zr3391
Line	407.771 { 83}	283.730 {119}	334.904 {101}	190.856 {477}	370.152 { 91}	292.402 {115}	206.200 {163}	339.198 { 99}
Units	ppm	ppm	ppm	ppm	ppm	ppm	ppm	ppm
Avg	**.00852**	**.01998**	**.14740**	**-.00213**	**.03799**	**.03904**	**.11549**	**.00385**
Stddev	.00015	.00081	.00192	.00119	.03653	.00034	.00018	.00036
%RSD	1.7378	4.0389	1.3051	55.726	96.160	.87661	.15872	9.4645
#1	.00842	.01941	.14604	-.00297	.01216	.03928	.11536	.00411
#2	.00863	.02055	.14876	-.00129	.06382	.03880	.11562	.00360
Check ?	Chk Pass	Chk Pass	Chk Pass	Chk Pass	Chk Pass	Chk Pass	Chk Pass	Chk Pass
High Limit								
Low Limit								

Int. Std.	Y_2243	Y_3600	Y_3774
Line	224.306 {450}	360.073 { 94}	377.433 { 89}
Units	Cts/S	Cts/S	Cts/S
Avg	**5386.9**	**66674.**	**3213.5**
Stddev	6.0	352.	16.0
%RSD	.11219	.52767	.49650
#1	5382.6	66426.	3202.2
#2	5391.1	66923.	3224.8

Sample Name: 280-42158-A-16-F MS Acquired: 5/17/2013 20:40:46 Type: Unk
Method: 6500_026(v10) Mode: CONC Corr. Factor: 1.000000
User: bowenh Custom ID1: q4 Custom ID2: Custom ID3:
Comment: 174353 6010c

Elem	Ag3280	Al3092	As1890	B_2089	Ba4554	Be3130	Bi2230	Ca3179	Cd2288
Line	328.068 {103}	309.271 {109}	189.042 {478}	208.959 {461}	455.403 { 74}	313.042 {108}	223.061 {451}	317.933 {106}	228.802 {447}
Units	ppm	ppm	ppm	ppm	ppm	ppm	ppm	ppm	ppm
Avg	**.05041**	**154.65**	**.91550**	**.94992**	**2.6885**	**.04365**	**1.8342**	**49.812**	**.09388**
Stddev	.00027	.44	.00743	.00198	.0050	.00008	.0039	.121	.00031
%RSD	.52641	.28467	.81106	.20836	.18410	.19015	.21378	.24277	.32798
#1	.05022	154.34	.91025	.94852	2.6850	.04359	1.8314	49.726	.09366
#2	.05060	154.96	.92075	.95132	2.6920	.04371	1.8370	49.897	.09410
Check ?	Chk Pass	Chk Pass	Chk Pass	Chk Pass	Chk Pass	Chk Pass	Chk Pass	Chk Pass	Chk Pass
High Limit									
Low Limit									

Elem	Co2286	Cr2055	Cu3247	Fe2714	K_7664	Li6707	Mg2790	Mn2576	Mo2020
Line	228.616 {447}	205.552 {464}	324.754 {104}	271.441 {124}	766.490 { 44}	670.784 { 50}	279.079 {121}2	257.610 {131}	202.030 {467}
Units	ppm	ppm	ppm	ppm	ppm	ppm	ppm	ppm	ppm
Avg	**.50994**	**.32135**	**.39626**	**166.92**	**77.182**	**1.2106**	**73.570**	W **13.177**	**.82402**
Stddev	.00098	.00017	.00025	.36	.130	.0022	.119	.080	.00044
%RSD	.19146	.05207	.06300	.21790	.16899	.17849	.16136	.60554	.05325
#1	.51064	.32123	.39644	166.66	77.090	1.2090	73.654	13.121	.82371
#2	.50925	.32147	.39608	167.17	77.275	1.2121	73.486	13.234	.82433
Check ?	Chk Pass	Chk Pass	Chk Pass	Chk Pass	Chk Pass	Chk Pass	Chk Pass	Chk Warn	Chk Pass
High Limit								10.000	
Low Limit								-.01000	

Elem	Na8183	Ni2316	P_1782	Pb2203	S_1820	Sb2068	Se1960	Si2881	Sn1899
Line	818.326 { 41}	231.604 {446}	178.284 {489}	220.353 {453}	182.034 {485}	206.833 {463}	196.090 {472}	288.158 {117}	189.989 {477}
Units	ppm	ppm	ppm	ppm	ppm	ppm	ppm	ppm	ppm
Avg	**55.155**	**.55010**	**16.589**	**.53062**	**1.5009**	**.19031**	**1.8683**	**3.2192**	**1.5600**
Stddev	.538	.00004	.002	.00380	.0034	.00297	.0105	.0115	.0052
%RSD	.97500	.00661	.01089	.71580	.22604	1.5582	.56392	.35707	.32994
#1	54.775	.55012	16.590	.52793	1.4985	.18821	1.8757	3.2274	1.5636
#2	55.536	.55007	16.588	.53331	1.5033	.19240	1.8608	3.2111	1.5564
Check ?	Chk Pass	Chk Pass	Chk Pass	Chk Pass	None	Chk Pass	Chk Pass	Chk Pass	Chk Pass
High Limit									
Low Limit									

Elem	Sr4077	Th2837	Ti3349	Tl1908	U_3701	V_2924	Zn2062	Zr3391
Line	407.771 { 83}	283.730 {119}	334.904 {101}	190.856 {477}	370.152 { 91}	292.402 {115}	206.200 {163}	339.198 { 99}
Units	ppm	ppm	ppm	ppm	ppm	ppm	ppm	ppm
Avg	**1.0058**	**.74000**	**1.9778**	**1.6962**	**1.8724**	**.72188**	**1.0561**	**.11934**
Stddev	.0035	.00414	.0019	.0009	.0154	.00321	.0017	.00129
%RSD	.34777	.55921	.09479	.05277	.82186	.44515	.16435	1.0772
#1	1.0033	.74292	1.9765	1.6955	1.8615	.72415	1.0573	.11844
#2	1.0083	.73707	1.9791	1.6968	1.8833	.71960	1.0548	.12025
Check ?	Chk Pass	Chk Pass	Chk Pass	Chk Pass	Chk Pass	Chk Pass	Chk Pass	Chk Pass
High Limit								
Low Limit								

Int. Std.	Y_2243	Y_3600	Y_3774
Line	224.306 {450}	360.073 { 94}	377.433 { 89}
Units	Cts/S	Cts/S	Cts/S
Avg	**5436.8**	**67331.**	**3355.8**
Stddev	4.1	140.	2.0
%RSD	.07514	.20800	.05998
#1	5439.7	67430.	3357.2
#2	5433.9	67232.	3354.3

Sample Name: 280-42158-A-16-G MSD Acquired: 5/17/2013 20:43:04 Type: Unk
Method: 6500_026(v10) Mode: CONC Corr. Factor: 1.000000
User: bowenh Custom ID1: q4 Custom ID2: Custom ID3:
Comment: 174353 6010c

Elem	Ag3280	Al3092	As1890	B_2089	Ba4554	Be3130	Bi2230	Ca3179	Cd2288
Line	328.068 {103}	309.271 {109}	189.042 {478}	208.959 {461}	455.403 { 74}	313.042 {108}	223.061 {451}	317.933 {106}	228.802 {447}
Units	ppm	ppm	ppm	ppm	ppm	ppm	ppm	ppm	ppm
Avg	**.05143**	**158.50**	**.93538**	**.99041**	**2.7525**	**.04429**	**1.8876**	**49.807**	**.09681**
Stddev	.00034	.73	.00744	.00086	.0164	.00048	.0023	.215	.00010
%RSD	.65984	.46176	.79492	.08670	.59519	1.0836	.12275	.43084	.10103
#1	.05119	157.98	.94064	.99102	2.7409	.04395	1.8860	49.655	.09688
#2	.05167	159.02	.93012	.98980	2.7641	.04463	1.8893	49.959	.09674
Check ?	Chk Pass	Chk Pass	Chk Pass	Chk Pass	Chk Pass	Chk Pass	Chk Pass	Chk Pass	Chk Pass
High Limit									
Low Limit									

Elem	Co2286	Cr2055	Cu3247	Fe2714	K_7664	Li6707	Mg2790	Mn2576	Mo2020
Line	228.616 {447}	205.552 {464}	324.754 {104}	271.441 {124}	766.490 { 44}	670.784 { 50}	279.079 {121}2	257.610 {131}	202.030 {467}
Units	ppm	ppm	ppm	ppm	ppm	ppm	ppm	ppm	ppm
Avg	**.51781**	**.32687**	**.40007**	**156.09**	**79.205**	**1.2212**	**73.846**	W **10.859**	**.84669**
Stddev	.00143	.00043	.00048	.25	.213	.0041	.192	.058	.00280
%RSD	.27575	.13190	.11948	.15843	.26939	.33867	.25967	.53196	.33095
#1	.51882	.32717	.39973	155.92	79.054	1.2182	73.710	10.900	.84867
#2	.51680	.32656	.40040	156.27	79.356	1.2241	73.981	10.819	.84471
Check ?	Chk Pass	Chk Pass	Chk Pass	Chk Pass	Chk Pass	Chk Pass	Chk Pass	Chk Warn	Chk Pass
High Limit								10.000	
Low Limit								-.01000	

Elem	Na8183	Ni2316	P_1782	Pb2203	S_1820	Sb2068	Se1960	Si2881	Sn1899
Line	818.326 { 41}	231.604 {446}	178.284 {489}	220.353 {453}	182.034 {485}	206.833 {463}	196.090 {472}	288.158 {117}	189.989 {477}
Units	ppm	ppm	ppm	ppm	ppm	ppm	ppm	ppm	ppm
Avg	**55.497**	**.55746**	**16.983**	**.54069**	**1.5981**	**.20758**	**1.9164**	**3.6424**	**1.6054**
Stddev	.539	.00175	.051	.00096	.0062	.00481	.0088	.0497	.0087
%RSD	.97167	.31438	.30012	.17779	.39037	2.3157	.46111	1.3631	.54077
#1	55.116	.55870	17.019	.54137	1.6025	.20418	1.9226	3.6073	1.6115
#2	55.878	.55622	16.947	.54001	1.5937	.21098	1.9101	3.6775	1.5993
Check ?	Chk Pass	Chk Pass	Chk Pass	Chk Pass	None	Chk Pass	Chk Pass	Chk Pass	Chk Pass
High Limit									
Low Limit									

Elem	Sr4077	Th2837	Ti3349	Tl1908	U_3701	V_2924	Zn2062	Zr3391
Line	407.771 { 83}	283.730 {119}	334.904 {101}	190.856 {477}	370.152 { 91}	292.402 {115}	206.200 {163}	339.198 { 99}
Units	ppm	ppm	ppm	ppm	ppm	ppm	ppm	ppm
Avg	**1.0231**	**.74878**	**2.1936**	**1.7413**	**1.9107**	**.75188**	**1.0635**	**.11920**
Stddev	.0041	.00147	.0042	.0074	.0345	.00098	.0015	.00227
%RSD	.40038	.19591	.19164	.42458	1.8060	.13005	.14188	1.9082
#1	1.0202	.74774	2.1907	1.7466	1.8863	.75119	1.0624	.11760
#2	1.0260	.74981	2.1966	1.7361	1.9351	.75257	1.0646	.12081
Check ?	Chk Pass	Chk Pass	Chk Pass	Chk Pass	Chk Pass	Chk Pass	Chk Pass	Chk Pass
High Limit								
Low Limit								

Int. Std.	Y_2243	Y_3600	Y_3774
Line	224.306 {450}	360.073 { 94}	377.433 { 89}
Units	Cts/S	Cts/S	Cts/S
Avg	**5398.1**	**66971.**	**3357.2**
Stddev	3.0	351.	2.0
%RSD	.05586	.52420	.05969
#1	5395.9	67219.	3358.6
#2	5400.2	66723.	3355.8

Sample Name: pds 280-42158-A-16-E Acquired: 5/17/2013 20:45:23 Type: Unk
Method: 6500_026(v10) Mode: CONC Corr. Factor: 1.000000
User: bowenh Custom ID1: q4 Custom ID2: Custom ID3:
Comment: 174353 6010c

Elem	Ag3280	Al3092	As1890	B_2089	Ba4554	Be3130	Bi2230	Ca3179	Cd2288
Line	328.068 {103}	309.271 {109}	189.042 {478}	208.959 {461}	455.403 { 74}	313.042 {108}	223.061 {451}	317.933 {106}	228.802 {447}
Units	ppm	ppm	ppm	ppm	ppm	ppm	ppm	ppm	ppm
Avg	**.04416**	**97.485**	**.22398**	**.11784**	**.74660**	**.04594**	**.00607**	**26.510**	**.05208**
Stddev	.00044	.993	.00447	.00022	.00801	.00048	.00226	.266	.00045
%RSD	.99064	1.0185	1.9942	.18375	1.0732	1.0521	37.146	1.0037	.86319
#1	.04447	98.187	.22082	.11799	.75226	.04628	.00767	26.698	.05177
#2	.04385	96.783	.22714	.11769	.74093	.04559	.00448	26.322	.05240
Check ?	Chk Pass	Chk Pass	Chk Pass	Chk Pass	Chk Pass	Chk Pass	Chk Pass	Chk Pass	Chk Pass
High Limit									
Low Limit									

Elem	Co2286	Cr2055	Cu3247	Fe2714	K_7664	Li6707	Mg2790	Mn2576	Mo2020
Line	228.616 {447}	205.552 {464}	324.754 {104}	271.441 {124}	766.490 { 44}	670.784 { 50}	279.079 {121}2	257.610 {131}	202.030 {467}
Units	ppm	ppm	ppm	ppm	ppm	ppm	ppm	ppm	ppm
Avg	**.10298**	**.14207**	**.19449**	**149.44**	**30.469**	**.25929**	**38.775**	W **13.567**	**.04709**
Stddev	.00017	.00066	.00066	1.08	.310	.00273	.210	.121	.00061
%RSD	.16627	.46157	.33765	.72449	1.0178	1.0524	.54208	.88981	1.3002
#1	.10310	.14161	.19403	150.21	30.688	.26122	38.626	13.482	.04666
#2	.10286	.14254	.19495	148.68	30.250	.25736	38.924	13.652	.04753
Check ?	Chk Pass	Chk Pass	Chk Pass	Chk Pass	Chk Pass	Chk Pass	Chk Pass	Chk Warn	Chk Pass
High Limit								10.000	
Low Limit								-.01000	

Elem	Na8183	Ni2316	P_1782	Pb2203	S_1820	Sb2068	Se1960	Si2881	Sn1899
Line	818.326 { 41}	231.604 {446}	178.284 {489}	220.353 {453}	182.034 {485}	206.833 {463}	196.090 {472}	288.158 {117}	189.989 {477}
Units	ppm	ppm	ppm	ppm	ppm	ppm	ppm	ppm	ppm
Avg	**24.424**	**.14421**	**10.153**	**.18391**	**2.6152**	**.09378**	**.21293**	**6.4997**	**.09789**
Stddev	.225	.00023	.003	.00031	.0057	.00113	.00395	.0737	.00090
%RSD	.92284	.16169	.03258	.17118	.21844	1.2094	1.8571	1.1333	.91971
#1	24.583	.14405	10.155	.18413	2.6111	.09459	.21572	6.5518	.09725
#2	24.265	.14438	10.151	.18369	2.6192	.09298	.21013	6.4477	.09852
Check ?	Chk Pass	Chk Pass	Chk Pass	Chk Pass	None	Chk Pass	Chk Pass	Chk Pass	Chk Pass
High Limit									
Low Limit									

Elem	Sr4077	Th2837	Ti3349	Tl1908	U_3701	V_2924	Zn2062	Zr3391
Line	407.771 { 83}	283.730 {119}	334.904 {101}	190.856 {477}	370.152 { 91}	292.402 {115}	206.200 {163}	339.198 { 99}
Units	ppm	ppm	ppm	ppm	ppm	ppm	ppm	ppm
Avg	**.09435**	**.27963**	**.75103**	**.18430**	**.52834**	**.23067**	**.72332**	**.05445**
Stddev	.00019	.00572	.00646	.00136	.00297	.00183	.00377	.00127
%RSD	.20260	2.0457	.86054	.73652	.56212	.79267	.52080	2.3379
#1	.09448	.27559	.74646	.18334	.53044	.22938	.72066	.05355
#2	.09421	.28368	.75560	.18526	.52624	.23197	.72598	.05535
Check ?	Chk Pass	Chk Pass	Chk Pass	Chk Pass	Chk Pass	Chk Pass	Chk Pass	Chk Pass
High Limit								
Low Limit								

Int. Std.	Y_2243	Y_3600	Y_3774
Line	224.306 {450}	360.073 { 94}	377.433 { 89}
Units	Cts/S	Cts/S	Cts/S
Avg	**5553.8**	**68820.**	**3374.1**
Stddev	10.8	102.	27.6
%RSD	.19429	.14781	.81855
#1	5546.2	68892.	3354.6
#2	5561.4	68748.	3393.6

Sample Name: 280-42158-A-17-B Acquired: 5/17/2013 20:47:45 Type: Unk
Method: 6500_026(v10) Mode: CONC Corr. Factor: 1.000000
User: bowenh Custom ID1: q4 Custom ID2: Custom ID3:
Comment: 174353 6010c

Elem	Ag3280	Al3092	As1890	B_2089	Ba4554	Be3130	Bi2230	Ca3179	Cd2288
Line	328.068 {103}	309.271 {109}	189.042 {478}	208.959 {461}	455.403 { 74}	313.042 {108}	223.061 {451}	317.933 {106}	228.802 {447}
Units	ppm	ppm	ppm	ppm	ppm	ppm	ppm	ppm	ppm
Avg	**.00179**	**100.18**	**.02951**	**.02192**	**.61384**	**.00346**	**.00360**	**10.042**	**.00222**
Stddev	.00094	.38	.00277	.00006	.00310	.00007	.00110	.022	.00020
%RSD	52.390	.37661	9.3769	.29605	.50446	2.0084	30.636	.21946	9.1621
#1	.00246	99.910	.02755	.02187	.61165	.00351	.00438	10.058	.00236
#2	.00113	100.44	.03147	.02196	.61603	.00342	.00282	10.027	.00208
Check ?	Chk Pass	Chk Pass	Chk Pass	Chk Pass	Chk Pass	Chk Pass	Chk Pass	Chk Pass	Chk Pass
High Limit									
Low Limit									

Elem	Co2286	Cr2055	Cu3247	Fe2714	K_7664	Li6707	Mg2790	Mn2576	Mo2020
Line	228.616 {447}	205.552 {464}	324.754 {104}	271.441 {124}	766.490 { 44}	670.784 { 50}	279.079 {121}2	257.610 {131}	202.030 {467}
Units	ppm	ppm	ppm	ppm	ppm	ppm	ppm	ppm	ppm
Avg	**.05373**	**.09866**	**.14090**	**136.29**	**9.2455**	**.15171**	**20.757**	W **10.074**	**.00226**
Stddev	.00005	.00024	.00018	.53	.1268	.00118	.045	.050	.00003
%RSD	.08417	.24304	.12609	.38996	1.3721	.77707	.21563	.49317	1.2366
#1	.05370	.09849	.14078	136.66	9.3352	.15255	20.788	10.109	.00228
#2	.05376	.09883	.14103	135.91	9.1558	.15088	20.725	10.039	.00224
Check ?	Chk Pass	Chk Pass	Chk Pass	Chk Pass	Chk Pass	Chk Pass	Chk Pass	Chk Warn	Chk Pass
High Limit								10.000	
Low Limit								-.01000	

Elem	Na5895	Ni2316	P_1782	Pb2203	S_1820	Sb2068	Se1960	Si2881	Sn1899
Line	589.592 { 57}	231.604 {446}	178.284 {489}	220.353 {453}	182.034 {485}	206.833 {463}	196.090 {472}	288.158 {117}	189.989 {477}
Units	ppm	ppm	ppm	ppm	ppm	ppm	ppm	ppm	ppm
Avg	**.55635**	**.10504**	**6.9774**	**.09276**	**1.5305**	**-.00337**	**.00465**	**2.5788**	**.00783**
Stddev	.01126	.00046	.0217	.00046	.0050	.00035	.00051	.0205	.00010
%RSD	2.0232	.43879	.31177	.49424	.32934	10.385	10.958	.79646	1.2134
#1	.56431	.10471	6.9620	.09243	1.5269	-.00313	.00429	2.5643	.00790
#2	.54839	.10536	6.9928	.09308	1.5340	-.00362	.00501	2.5933	.00777
Check ?	Chk Pass	Chk Pass	Chk Pass	Chk Pass	None	Chk Pass	Chk Pass	Chk Pass	Chk Pass
High Limit									
Low Limit									

Elem	Sr4077	Th2837	Ti3349	Tl1908	U_3701	V_2924	Zn2062	Zr3391
Line	407.771 { 83}	283.730 {119}	334.904 {101}	190.856 {477}	370.152 { 91}	292.402 {115}	206.200 {163}	339.198 { 99}
Units	ppm	ppm	ppm	ppm	ppm	ppm	ppm	ppm
Avg	**.04956**	**.07309**	**.59547**	**-.00812**	**-.00642**	**.18313**	**.51967**	**.01189**
Stddev	.00035	.00193	.00267	.00009	.01227	.00046	.00090	.00054
%RSD	.70515	2.6455	.44866	1.1274	191.18	.25025	.17360	4.5057
#1	.04981	.07446	.59358	-.00806	.00226	.18346	.52030	.01227
#2	.04932	.07173	.59736	-.00819	-.01510	.18281	.51903	.01152
Check ?	Chk Pass	Chk Pass	Chk Pass	Chk Pass	Chk Pass	Chk Pass	Chk Pass	Chk Pass
High Limit								
Low Limit								

Int. Std.	Y_2243	Y_3600	Y_3774
Line	224.306 {450}	360.073 { 94}	377.433 { 89}
Units	Cts/S	Cts/S	Cts/S
Avg	**5684.0**	**69858.**	**3464.2**
Stddev	17.4	215.	9.0
%RSD	.30580	.30790	.25944
#1	5671.7	69706.	3470.6
#2	5696.3	70010.	3457.9

Sample Name: 280-42158-A-18-B Acquired: 5/17/2013 20:50:09 Type: Unk
Method: 6500_026(v10) Mode: CONC Corr. Factor: 1.000000
User: bowenh Custom ID1: q4 Custom ID2: Custom ID3:
Comment: 174353 6010c

Elem	Ag3280	Al3092	As1890	B_2089	Ba4554	Be3130	Bi2230	Ca3179	Cd2288
Line	328.068 {103}	309.271 {109}	189.042 {478}	208.959 {461}	455.403 { 74}	313.042 {108}	223.061 {451}	317.933 {106}	228.802 {447}
Units	ppm	ppm	ppm	ppm	ppm	ppm	ppm	ppm	ppm
Avg	**.00297**	**94.175**	**.04442**	**.02592**	**.51856**	**.00367**	**.00542**	**13.162**	**.00189**
Stddev	.00006	.208	.00047	.00040	.00163	.00002	.00216	.049	.00012
%RSD	1.8570	.22120	1.0595	1.5610	.31380	.64874	39.742	.37310	6.4497
#1	.00300	94.322	.04476	.02563	.51971	.00366	.00390	13.196	.00197
#2	.00293	94.028	.04409	.02621	.51741	.00369	.00695	13.127	.00180
Check ?	Chk Pass	Chk Pass	Chk Pass	Chk Pass	Chk Pass	Chk Pass	Chk Pass	Chk Pass	Chk Pass
High Limit									
Low Limit									

Elem	Co2286	Cr2055	Cu3247	Fe2714	K_7664	Li6707	Mg2790	Mn2576	Mo2020
Line	228.616 {447}	205.552 {464}	324.754 {104}	271.441 {124}	766.490 { 44}	670.784 { 50}	279.079 {121}2	257.610 {131}	202.030 {467}
Units	ppm	ppm	ppm	ppm	ppm	ppm	ppm	ppm	ppm
Avg	**.06664**	**.12061**	**.26040**	**172.47**	**13.171**	**.18397**	**31.621**	W **13.062**	**.00654**
Stddev	.00014	.00045	.00053	.25	.059	.00020	.058	.013	.00024
%RSD	.21337	.37170	.20435	.14447	.44590	.10939	.18497	.09602	3.7067
#1	.06654	.12029	.26078	172.30	13.213	.18383	31.662	13.071	.00671
#2	.06674	.12092	.26002	172.65	13.130	.18412	31.579	13.053	.00637
Check ?	Chk Pass	Chk Pass	Chk Pass	Chk Pass	Chk Pass	Chk Pass	Chk Pass	Chk Warn	Chk Pass
High Limit								10.000	
Low Limit								-.01000	

Elem	Na5895	Ni2316	P_1782	Pb2203	S_1820	Sb2068	Se1960	Si2881	Sn1899
Line	589.592 { 57}	231.604 {446}	178.284 {489}	220.353 {453}	182.034 {485}	206.833 {463}	196.090 {472}	288.158 {117}	189.989 {477}
Units	ppm	ppm	ppm	ppm	ppm	ppm	ppm	ppm	ppm
Avg	**.67343**	**.14156**	**7.2689**	**.08169**	**.86886**	**-.00390**	**.00480**	**2.2805**	**.02599**
Stddev	.00827	.00040	.0303	.00215	.00374	.00126	.00163	.0023	.00034
%RSD	1.2281	.28295	.41698	2.6288	.42996	32.195	34.025	.10047	1.3080
#1	.66758	.14127	7.2474	.08017	.86622	-.00479	.00364	2.2821	.02575
#2	.67928	.14184	7.2903	.08320	.87150	-.00302	.00595	2.2789	.02623
Check ?	Chk Pass	Chk Pass	Chk Pass	Chk Pass	None	Chk Pass	Chk Pass	Chk Pass	Chk Pass
High Limit									
Low Limit									

Elem	Sr4077	Th2837	Ti3349	Tl1908	U_3701	V_2924	Zn2062	Zr3391
Line	407.771 { 83}	283.730 {119}	334.904 {101}	190.856 {477}	370.152 { 91}	292.402 {115}	206.200 {163}	339.198 { 99}
Units	ppm	ppm	ppm	ppm	ppm	ppm	ppm	ppm
Avg	**.05618**	**.08755**	**.48226**	**-.00679**	**-.01668**	**.17383**	**.67378**	**.02297**
Stddev	.00025	.00177	.01432	.00155	.06878	.00152	.00032	.00394
%RSD	.44856	2.0207	2.9702	22.787	412.40	.87528	.04767	17.137
#1	.05600	.08630	.49239	-.00569	.03196	.17490	.67355	.02576
#2	.05636	.08880	.47213	-.00788	-.06531	.17275	.67400	.02019
Check ?	Chk Pass	Chk Pass	Chk Pass	Chk Pass	Chk Pass	Chk Pass	Chk Pass	Chk Pass
High Limit								
Low Limit								

Int. Std.	Y_2243	Y_3600	Y_3774
Line	224.306 {450}	360.073 { 94}	377.433 { 89}
Units	Cts/S	Cts/S	Cts/S
Avg	**6018.7**	**74620.**	**3662.6**
Stddev	20.6	163.	14.2
%RSD	.34194	.21844	.38819
#1	6033.3	74735.	3652.6
#2	6004.2	74505.	3672.7

Sample Name: 280-42158-A-19-B Acquired: 5/17/2013 20:52:36 Type: Unk
Method: 6500_026(v10) Mode: CONC Corr. Factor: 1.000000
User: bowenh Custom ID1: q4 Custom ID2: Custom ID3:
Comment: 174353 6010c

Elem	Ag3280	Al3092	As1890	B_2089	Ba4554	Be3130	Bi2230	Ca3179	Cd2288
Line	328.068 {103}	309.271 {109}	189.042 {478}	208.959 {461}	455.403 { 74}	313.042 {108}	223.061 {451}	317.933 {106}	228.802 {447}
Units	ppm	ppm	ppm	ppm	ppm	ppm	ppm	ppm	ppm
Avg	**.00196**	**85.471**	**.05595**	**.01910**	**.38429**	**.00377**	**.00831**	**10.541**	**.00142**
Stddev	.00004	.050	.00090	.00072	.00014	.00010	.00379	.030	.00010
%RSD	1.7997	.05890	1.6155	3.7630	.03731	2.6358	45.638	.28732	7.1213
#1	.00198	85.507	.05659	.01960	.38439	.00384	.01099	10.562	.00135
#2	.00193	85.436	.05531	.01859	.38418	.00370	.00563	10.519	.00149
Check ?	Chk Pass	Chk Pass	Chk Pass	Chk Pass	Chk Pass	Chk Pass	Chk Pass	Chk Pass	Chk Pass
High Limit									
Low Limit									

Elem	Co2286	Cr2055	Cu3247	Fe2714	K_7664	Li6707	Mg2790	Mn2576	Mo2020
Line	228.616 {447}	205.552 {464}	324.754 {104}	271.441 {124}	766.490 { 44}	670.784 { 50}	279.079 {121}2	257.610 {131}	202.030 {467}
Units	ppm	ppm	ppm	ppm	ppm	ppm	ppm	ppm	ppm
Avg	**.06450**	**.10295**	**.33032**	**203.37**	**10.047**	**.15426**	**27.972**	W **14.894**	**.00386**
Stddev	.00009	.00023	.00039	.26	.065	.00101	.048	.059	.00003
%RSD	.13706	.21928	.11705	.12675	.65136	.65189	.17333	.39593	.75742
#1	.06444	.10279	.33060	203.55	10.094	.15355	28.006	14.852	.00388
#2	.06456	.10311	.33005	203.18	10.001	.15497	27.937	14.936	.00384
Check ?	Chk Pass	Chk Pass	Chk Pass	Chk Pass	Chk Pass	Chk Pass	Chk Pass	Chk Warn	Chk Pass
High Limit								10.000	
Low Limit								-.01000	

Elem	Na5895	Ni2316	P_1782	Pb2203	S_1820	Sb2068	Se1960	Si2881	Sn1899
Line	589.592 { 57}	231.604 {446}	178.284 {489}	220.353 {453}	182.034 {485}	206.833 {463}	196.090 {472}	288.158 {117}	189.989 {477}
Units	ppm	ppm	ppm	ppm	ppm	ppm	ppm	ppm	ppm
Avg	**.48883**	**.12386**	**4.7865**	**.08442**	**.34748**	**-.00677**	**.00317**	**1.3307**	**.00608**
Stddev	.01015	.00064	.0044	.00123	.00036	.00161	.00094	.0299	.00047
%RSD	2.0764	.51739	.09258	1.4592	.10502	23.733	29.585	2.2467	7.7781
#1	.48166	.12341	4.7897	.08529	.34774	-.00563	.00384	1.3096	.00575
#2	.49601	.12431	4.7834	.08355	.34722	-.00791	.00251	1.3519	.00642
Check ?	Chk Pass	Chk Pass	Chk Pass	Chk Pass	None	Chk Pass	Chk Pass	Chk Pass	Chk Pass
High Limit									
Low Limit									

Elem	Sr4077	Th2837	Ti3349	Tl1908	U_3701	V_2924	Zn2062	Zr3391
Line	407.771 { 83}	283.730 {119}	334.904 {101}	190.856 {477}	370.152 { 91}	292.402 {115}	206.200 {163}	339.198 { 99}
Units	ppm	ppm	ppm	ppm	ppm	ppm	ppm	ppm
Avg	**.10719**	**.10858**	**.38456**	**-.00979**	**-.03479**	**.14764**	**.45213**	**.02317**
Stddev	.00015	.00030	.00046	.00080	.00510	.00035	.00006	.00219
%RSD	.14107	.28032	.11932	8.1218	14.669	.23556	.01340	9.4346
#1	.10730	.10836	.38423	-.01035	-.03118	.14788	.45217	.02163
#2	.10708	.10879	.38488	-.00923	-.03840	.14739	.45209	.02472
Check ?	Chk Pass	Chk Pass	Chk Pass	Chk Pass	Chk Pass	Chk Pass	Chk Pass	Chk Pass
High Limit								
Low Limit								

Int. Std.	Y_2243	Y_3600	Y_3774
Line	224.306 {450}	360.073 { 94}	377.433 { 89}
Units	Cts/S	Cts/S	Cts/S
Avg	**6536.9**	**80666.**	**3950.1**
Stddev	28.0	78.	7.0
%RSD	.42783	.09690	.17612
#1	6517.1	80611.	3945.2
#2	6556.7	80721.	3955.0

Sample Name: 280-42158-A-20-B Acquired: 5/17/2013 20:55:02 Type: Unk
Method: 6500_026(v10) Mode: CONC Corr. Factor: 1.000000
User: bowenh Custom ID1: q4 Custom ID2: Custom ID3:
Comment: 174353 6010c

Elem	Ag3280	Al3092	As1890	B_2089	Ba4554	Be3130	Bi2230	Ca3179	Cd2288
Line	328.068 {103}	309.271 {109}	189.042 {478}	208.959 {461}	455.403 { 74}	313.042 {108}	223.061 {451}	317.933 {106}	228.802 {447}
Units	ppm	ppm	ppm	ppm	ppm	ppm	ppm	ppm	ppm
Avg	**.00167**	**78.892**	**.04423**	**.02172**	**.31161**	**.00353**	**.00743**	**24.380**	**.00104**
Stddev	.00026	.505	.00045	.00004	.00406	.00004	.00035	.178	.00005
%RSD	15.461	.64065	1.0218	.18601	1.3028	1.2650	4.7129	.72949	4.6160
#1	.00149	79.249	.04391	.02169	.31448	.00350	.00768	24.506	.00101
#2	.00186	78.535	.04455	.02175	.30873	.00356	.00718	24.254	.00107
Check ?	Chk Pass	Chk Pass	Chk Pass	Chk Pass	Chk Pass	Chk Pass	Chk Pass	Chk Pass	Chk Pass
High Limit									
Low Limit									

Elem	Co2286	Cr2055	Cu3247	Fe2714	K_7664	Li6707	Mg2790	Mn2576	Mo2020
Line	228.616 {447}	205.552 {464}	324.754 {104}	271.441 {124}	766.490 { 44}	670.784 { 50}	279.079 {121}2	257.610 {131}	202.030 {467}
Units	ppm	ppm	ppm	ppm	ppm	ppm	ppm	ppm	ppm
Avg	**.07010**	**.10726**	**.33653**	**179.34**	**11.846**	**.19266**	**38.672**	**9.1086**	**.00301**
Stddev	.00041	.00043	.00108	.60	.029	.00282	.011	.0639	.00021
%RSD	.58961	.40462	.32208	.33197	.24308	1.4640	.02810	.70095	6.8359
#1	.06981	.10696	.33577	179.76	11.866	.19066	38.679	9.0635	.00286
#2	.07039	.10757	.33730	178.92	11.825	.19465	38.664	9.1538	.00315
Check ?	Chk Pass	Chk Pass	Chk Pass	Chk Pass	Chk Pass	Chk Pass	Chk Pass	Chk Pass	Chk Pass
High Limit									
Low Limit									

Elem	Na5895	Ni2316	P_1782	Pb2203	S_1820	Sb2068	Se1960	Si2881	Sn1899
Line	589.592 { 57}	231.604 {446}	178.284 {489}	220.353 {453}	182.034 {485}	206.833 {463}	196.090 {472}	288.158 {117}	189.989 {477}
Units	ppm	ppm	ppm	ppm	ppm	ppm	ppm	ppm	ppm
Avg	**.53507**	**.15940**	**7.6970**	**.06211**	**.14132**	**-.00410**	**.00058**	**2.1104**	**.00432**
Stddev	.00262	.00061	.0006	.00065	.00002	.00104	.00526	.0841	.00069
%RSD	.48897	.38551	.00799	1.0510	.01313	25.405	910.76	3.9834	15.965
#1	.53322	.15897	7.6975	.06165	.14133	-.00484	-.00314	2.1699	.00383
#2	.53692	.15984	7.6966	.06258	.14130	-.00337	.00429	2.0510	.00481
Check ?	Chk Pass	Chk Pass	Chk Pass	Chk Pass	None	Chk Pass	Chk Pass	Chk Pass	Chk Pass
High Limit									
Low Limit									

Elem	Sr4077	Th2837	Ti3349	Tl1908	U_3701	V_2924	Zn2062	Zr3391
Line	407.771 { 83}	283.730 {119}	334.904 {101}	190.856 {477}	370.152 { 91}	292.402 {115}	206.200 {163}	339.198 { 99}
Units	ppm	ppm	ppm	ppm	ppm	ppm	ppm	ppm
Avg	**.07415**	**.09255**	**.33649**	**-.00463**	**.01356**	**.14402**	**.58022**	**.04740**
Stddev	.00015	.00114	.00214	.00188	.01145	.00011	.00036	.00048
%RSD	.19923	1.2293	.63560	40.683	84.413	.07847	.06236	1.0098
#1	.07425	.09175	.33800	-.00596	.02165	.14410	.57997	.04774
#2	.07405	.09336	.33497	-.00330	.00547	.14394	.58048	.04706
Check ?	Chk Pass	Chk Pass	Chk Pass	Chk Pass	Chk Pass	Chk Pass	Chk Pass	Chk Pass
High Limit								
Low Limit								

Int. Std.	Y_2243	Y_3600	Y_3774
Line	224.306 {450}	360.073 { 94}	377.433 { 89}
Units	Cts/S	Cts/S	Cts/S
Avg	**6383.0**	**78960.**	**3842.3**
Stddev	6.7	224.	13.8
%RSD	.10527	.28428	.36039
#1	6387.7	78802.	3832.5
#2	6378.2	79119.	3852.1

Sample Name: CCVH-2050355 Acquired: 5/17/2013 20:57:28 Type: QC
Method: 6500_026(v10) Mode: CONC Corr. Factor: 1.000000
User: bowenh Custom ID1: Custom ID2: Custom ID3:
Comment:

Elem	Ag3280	Al3092	As1890	B_2089	Ba4554	Be3130	Bi2230	Ca3179	Cd2288	Co2286	Cr2055	Cu3247
Units	ppm	ppm	ppm	ppm	ppm	ppm	ppm	ppm	ppm	ppm	ppm	ppm
Avg	**-.00075**	**46.867**	**-.00018**	**-.00006**	**.00146**	**-.00009**	**.99865**	**.01969**	**-.00072**	**.00219**	**.00006**	**-.00155**
Stddev	.00057	.008	.00401	.00032	.00023	.00008	.00356	.00338	.00010	.00018	.00001	.00049
%RSD	75.508	.01714	2237.5	585.64	15.818	96.120	.35628	17.171	14.320	8.2163	16.023	31.790
#1	-.00115	46.861	-.00301	-.00028	.00163	-.00003	.99613	.01730	-.00065	.00232	.00006	-.00189
#2	-.00035	46.873	.00266	.00017	.00130	-.00015	1.0012	.02208	-.00079	.00206	.00005	-.00120
Check ?	None	Chk Pass	None	None	None	None	Chk Pass	None	None	None	None	None
Value												
Range												

Elem	Fe2599	K_7664	Li6707	Mg2790	Mn2576	Mo2020	Na8183	Ni2316	P_1782	Pb2203	S_1820	Sb2068
Units	ppm	ppm	ppm	ppm	ppm	ppm	ppm	ppm	ppm	ppm	ppm	ppm
Avg	F **38.921**	**.35941**	**-.00153**	**.03985**	**.00931**	**-.00137**	F **290.05**	**.00206**	**.01220**	**.00081**	**5.0279**	**.00128**
Stddev	.163	.03117	.00140	.00226	.00026	.00012	.77	.00036	.00139	.00264	.0158	.00058
%RSD	.41953	8.6737	91.830	5.6804	2.8164	9.1134	.26443	17.399	11.411	328.27	.31505	45.630
#1	39.036	.38146	-.00054	.03825	.00950	-.00128	290.60	.00232	.01319	.00267	5.0167	.00169
#2	38.806	.33737	-.00252	.04145	.00913	-.00146	289.51	.00181	.01122	-.00106	5.0391	.00087
Check ?	Chk Fail	None	None	None	None	None	Chk Fail	None	None	None	None	None
Value	50.000						250.00					
Range	-10.000%						10.000%					

Elem	Se1960	Si2881	Sn1899	Sr4077	Th2837	Ti3349	Tl1908	U_3701	V_2924	Zn2062	Zr3391
Units	ppm	ppm	ppm	ppm	ppm	ppm	ppm	ppm	ppm	ppm	ppm
Avg	**.00951**	**-.00419**	**-.00048**	**.00058**	**5.1757**	**.00382**	**-.00258**	**9.9915**	**-.00003**	**.00436**	**-.06149**
Stddev	.00199	.00286	.00038	.00022	.0053	.00027	.00144	.0138	.00058	.00011	.00142
%RSD	20.872	68.217	79.582	37.396	.10142	6.9349	55.682	.13859	1712.5	2.4540	2.3112
#1	.01092	-.00217	-.00075	.00074	5.1795	.00363	-.00157	9.9817	.00037	.00429	-.06250
#2	.00811	-.00621	-.00021	.00043	5.1720	.00401	-.00360	10.001	-.00044	.00444	-.06049
Check ?	None	None	None	None	Chk Pass	None	None	Chk Pass	None	None	None
Value											
Range											

Int. Std.	Y_2243	Y_3600	Y_3774
Units	Cts/S	Cts/S	Cts/S
Avg	**5244.7**	**65240.**	**3118.8**
Stddev	6.0	93.	9.7
%RSD	.11400	.14290	.31043
#1	5248.9	65174.	3112.0
#2	5240.5	65306.	3125.7

Sample Name: CCV-2050339 Acquired: 5/17/2013 20:59:52 Type: QC
Method: 6500_026(v10) Mode: CONC Corr. Factor: 1.000000
User: bowenh Custom ID1: Custom ID2: Custom ID3:
Comment:

Elem	Ag3280	Al1670	As1890	B_2089	Ba4554	Be3130	Bi2230	Ca3179	Cd2288	Co2286	Cr2055	Cu3247
Units	ppm	ppm	ppm	ppm	ppm	ppm	ppm	ppm	ppm	ppm	ppm	ppm
Avg	**.50113**	**.50115**	**.97054**	**.50406**	**.51168**	F **.43096**	**.00595**	**4.5214**	**.49060**	**.49921**	**.47619**	**.47436**
Stddev	.00064	.00676	.00491	.00201	.00135	.00207	.00190	.0113	.00123	.00308	.00210	.00008
%RSD	.12809	1.3482	.50581	.39890	.26361	.47990	31.858	.25092	.24970	.61665	.44017	.01633
#1	.50067	.50593	.96707	.50264	.51263	.43242	.00729	4.5294	.48973	.49703	.47471	.47431
#2	.50158	.49637	.97401	.50549	.51072	.42950	.00461	4.5134	.49147	.50139	.47767	.47442
Check ?	Chk Pass	Chk Pass	Chk Pass	Chk Pass	Chk Pass	Chk Fail	None	Chk Pass	Chk Pass	Chk Pass	Chk Pass	Chk Pass
Value						.50000						
Range						-10.000%						

Elem	Fe2599	K_7664	Li6707	Mg2790	Mn2576	Mo2020	Na5895	Ni2316	P_1782	Pb2203	S_1820	Sb2068
Units	ppm	ppm	ppm	ppm	ppm	ppm	ppm	ppm	ppm	ppm	ppm	ppm
Avg	F **2.0699**	F **55.689**	F **1.1051**	**19.424**	**.49761**	**.46621**	**5.3219**	**.48827**	**1.0002**	**.98057**	**-.06330**	**.98281**
Stddev	.0010	.285	.0034	.013	.00254	.00343	.0335	.00271	.0020	.00727	.00050	.00319
%RSD	.04870	.51265	.30381	.06748	.51130	.73639	.62854	.55434	.20305	.74176	.78327	.32439
#1	2.0706	55.891	1.1075	19.415	.49941	.46378	5.3456	.48636	.99878	.97543	-.06295	.98055
#2	2.0692	55.487	1.1027	19.433	.49581	.46863	5.2983	.49018	1.0016	.98572	-.06366	.98506
Check ?	Chk Fail	Chk Fail	Chk Fail	Chk Pass	Chk Pass	Chk Pass	Chk Pass	Chk Pass	Chk Pass	Chk Pass	None	Chk Pass
Value	2.5000	50.000	1.0000									
Range	-10.000%	10.000%	10.000%									

Elem	Se1960	Si2881	Sn1899	Sr4077	Th2837	Ti3349	Tl1908	U_3701	V_2924	Zn2062	Zr3391
Units	ppm	ppm	ppm	ppm	ppm	ppm	ppm	ppm	ppm	ppm	ppm
Avg	**1.0072**	F **4.1651**	**.93626**	**.50966**	**.00320**	**.48621**	**.94443**	**.01118**	**.47807**	**.49219**	**.45373**
Stddev	.0002	.0392	.00748	.00110	.00209	.00031	.00706	.01418	.00019	.00006	.00204
%RSD	.01963	.94035	.79880	.21652	65.371	.06326	.74788	126.87	.04037	.01320	.44956
#1	1.0074	4.1374	.93097	.51044	.00468	.48642	.93943	.00115	.47794	.49214	.45229
#2	1.0071	4.1928	.94155	.50888	.00172	.48599	.94942	.02121	.47821	.49223	.45517
Check ?	Chk Pass	Chk Fail	Chk Pass	Chk Pass	None	Chk Pass	Chk Pass	None	Chk Pass	Chk Pass	Chk Pass
Value		5.0000									
Range		-10.000%									

Int. Std.	Y_2243	Y_3600	Y_3774
Units	Cts/S	Cts/S	Cts/S
Avg	**5331.3**	**66671.**	**3189.5**
Stddev	22.6	72.	13.3
%RSD	.42316	.10795	.41713
#1	5347.2	66621.	3198.9
#2	5315.3	66722.	3180.1

Sample Name: CCB Acquired: 5/17/2013 21:02:09 Type: QC
Method: 6500_026(v10) Mode: CONC Corr. Factor: 1.000000
User: bowenh Custom ID1: Custom ID2: Custom ID3:
Comment:

Elem	Ag3280	Al1670	As1890	B_2089	Ba4554	Be3130	Bi2230	Ca3179	Cd2288	Co2286	Cr2055
Units	ppm	ppm	ppm	ppm	ppm	ppm	ppm	ppm	ppm	ppm	ppm
Avg	**.00061**	**.00480**	**.00201**	**-.00131**	**.00031**	**.00003**	**.00309**	**-.00760**	**-.00026**	**.00019**	**.00001**
Stddev	.00014	.00029	.00084	.00073	.00013	.00020	.00096	.00681	.00016	.00006	.00017
%RSD	22.186	6.0110	41.966	55.273	40.975	752.08	31.089	89.569	60.978	30.681	1335.9
#1	.00071	.00459	.00142	-.00080	.00041	-.00011	.00241	-.00279	-.00015	.00023	-.00010
#2	.00051	.00500	.00261	-.00183	.00022	.00017	.00377	-.01242	-.00037	.00015	.00013
Check ?	Chk Pass	Chk Pass	Chk Pass	Chk Pass	Chk Pass	Chk Pass	None	Chk Pass	Chk Pass	Chk Pass	Chk Pass
High Limit											
Low Limit											

Elem	Cu3247	Fe2599	K_7664	Li6707	Mg2790	Mn2576	Mo2020	Na5895	Ni2316	P_1782	Pb2203
Units	ppm	ppm	ppm	ppm	ppm	ppm	ppm	ppm	ppm	ppm	ppm
Avg	**-.00063**	**-.00227**	**.18553**	F **-.00700**	**-.00118**	**.00022**	**.00009**	**-.00356**	**.00023**	**.00109**	**-.00015**
Stddev	.00011	.00323	.05732	.00154	.00016	.00002	.00013	.00064	.00009	.00206	.00007
%RSD	17.942	142.35	30.898	22.029	13.454	10.320	141.37	17.816	38.418	189.92	48.849
#1	-.00071	-.00456	.22607	-.00810	-.00107	.00023	.00000	-.00312	.00030	.00254	-.00010
#2	-.00055	.00001	.14500	-.00591	-.00130	.00020	.00018	-.00401	.00017	-.00037	-.00021
Check ?	Chk Pass	Chk Pass	Chk Pass	Chk Fail	Chk Pass	Chk Pass	Chk Pass	Chk Pass	Chk Pass	Chk Pass	Chk Pass
High Limit				.00522							
Low Limit				-.00522							

Elem	S_1820	Sb2068	Se1960	Si2881	Sn1899	Sr4077	Th2837	Ti3349	Tl1908	U_3701	V_2924
Units	ppm	ppm	ppm	ppm	ppm	ppm	ppm	ppm	ppm	ppm	ppm
Avg	**-.06030**	**.00241**	**.00442**	**-.02926**	**-.00149**	**.00003**	**.00026**	**-.00012**	**.00016**	**.04228**	**.00069**
Stddev	.00224	.00116	.00078	.00297	.00049	.00025	.00100	.00039	.00022	.03014	.00039
%RSD	3.7141	48.189	17.686	10.157	32.655	867.50	384.89	330.09	131.96	71.284	55.800
#1	-.06189	.00159	.00386	-.03136	-.00183	.00020	.00097	-.00040	.00032	.02097	.00042
#2	-.05872	.00323	.00497	-.02716	-.00115	-.00015	-.00045	.00016	.00001	.06359	.00097
Check ?	None	Chk Pass	Chk Pass	Chk Pass	Chk Pass	Chk Pass	Chk Pass	Chk Pass	Chk Pass	Chk Pass	Chk Pass
High Limit											
Low Limit											

Elem	Zn2062	Zr3391
Units	ppm	ppm
Avg	**.00192**	W **.00355**
Stddev	.00008	.00055
%RSD	4.0948	15.454
#1	.00187	.00316
#2	.00198	.00394
Check ?	Chk Pass	Chk Warn
High Limit		.00238
Low Limit		-.00238

Int. Std.	Y_2243	Y_3600	Y_3774
Units	Cts/S	Cts/S	Cts/S
Avg	**5383.8**	**67277.**	**3140.7**
Stddev	14.9	284.	6.1
%RSD	.27623	.42259	.19461
#1	5373.3	67478.	3136.4
#2	5394.3	67076.	3145.0

Sample Name: CCVL2057887 Acquired: 5/17/2013 21:04:39 Type: QC
Method: 6500_026(v10) Mode: CONC Corr. Factor: 1.000000
User: bowenh Custom ID1: Custom ID2: Custom ID3:
Comment:

Elem	Ag3280	Al1670	As1890	B_2089	Ba4554	Be3130	Bi2230	Ca3179	Cd2288	Co2286	Cr2055
Units	ppm	ppm	ppm	ppm	ppm	ppm	ppm	ppm	ppm	ppm	ppm
Avg	**.01080**	**.10301**	**.01487**	**.10085**	**.01134**	W **.00078**	**.10413**	**.18431**	**.00506**	**.01055**	**.00968**
Stddev	.00041	.00017	.00128	.00037	.00027	.00006	.00094	.00071	.00004	.00006	.00015
%RSD	3.7590	.16077	8.6046	.36901	2.3395	7.2745	.90544	.38402	.83704	.53008	1.5155
#1	.01051	.10289	.01577	.10059	.01115	.00082	.10480	.18481	.00509	.01059	.00979
#2	.01109	.10313	.01396	.10111	.01153	.00074	.10346	.18381	.00503	.01051	.00958
Check ?	Chk Pass	Chk Pass	Chk Pass	Chk Pass	Chk Pass	Chk Warn	Chk Pass	Chk Pass	Chk Pass	Chk Pass	Chk Pass
Value						.00100					
Range						-20.000%					

Elem	Cu3247	Fe2599	K_7664	Li6707	Mg2790	Mn2576	Mo2020	Na5895	Ni2316	P_1782	Pb2203
Units	ppm	ppm	ppm	ppm	ppm	ppm	ppm	ppm	ppm	ppm	ppm
Avg	**.01394**	W **.07854**	W **3.7555**	**.00961**	**.20571**	**.01039**	**.01904**	**1.1483**	**.04050**	**2.9564**	**.00990**
Stddev	.00043	.00064	.0431	.00078	.00326	.00002	.00017	.0083	.00005	.0092	.00024
%RSD	3.1183	.82038	1.1469	8.1634	1.5832	.21480	.87362	.72134	.11992	.30946	2.3873
#1	.01424	.07808	3.7859	.01016	.20802	.01038	.01893	1.1425	.04046	2.9500	.00973
#2	.01363	.07899	3.7250	.00906	.20341	.01041	.01916	1.1542	.04053	2.9629	.01007
Check ?	Chk Pass	Chk Warn	Chk Warn	Chk Pass	Chk Pass	Chk Pass	Chk Pass	Chk Pass	Chk Pass	Chk Pass	Chk Pass
Value		.10000	3.0000								
Range		-20.000%	20.000%								

Elem	S_1820	Sb2068	Se1960	Si2881	Sn1899	Sr4077	Th2837	Ti3349	Tl1908	U_3701	V_2924
Units	ppm	ppm	ppm	ppm	ppm	ppm	ppm	ppm	ppm	ppm	ppm
Avg	**-.06172**	**.01138**	**.01392**	**.41889**	**.09500**	**.01072**	**.01722**	**.00968**	**.01455**	F **.03980**	**.01050**
Stddev	.00135	.00026	.00342	.00983	.00165	.00021	.00385	.00019	.00022	.00065	.00004
%RSD	2.1822	2.3043	24.552	2.3466	1.7415	1.9544	22.379	1.9898	1.5268	1.6324	.42694
#1	-.06077	.01119	.01634	.42584	.09383	.01087	.01449	.00954	.01471	.03934	.01053
#2	-.06267	.01156	.01150	.41194	.09617	.01057	.01994	.00981	.01439	.04026	.01046
Check ?	None	Chk Pass	Chk Pass	Chk Pass	Chk Pass	Chk Pass	Chk Pass	Chk Pass	Chk Pass	Chk Fail	Chk Pass
Value										.06000	
Range										-30.000%	

Elem	Zn2062	Zr3391
Units	ppm	ppm
Avg	**.02317**	**.01602**
Stddev	.00067	.00060
%RSD	2.8729	3.7601
#1	.02364	.01644
#2	.02270	.01559
Check ?	Chk Pass	Chk Pass
Value		
Range		

Int. Std.	Y_2243	Y_3600	Y_3774
Units	Cts/S	Cts/S	Cts/S
Avg	**5309.1**	**66320.**	**3126.1**
Stddev	13.6	39.	3.6
%RSD	.25554	.05893	.11366
#1	5318.7	66293.	3123.6
#2	5299.5	66348.	3128.6

Sample Name: MB 280-174355/1-A Acquired: 5/17/2013 21:07:05 Type: Unk
Method: 6500_026(v10) Mode: CONC Corr. Factor: 1.000000
User: bowenh Custom ID1: q4 Custom ID2: Custom ID3:
Comment: 174355 6010c

Elem	Ag3280	Al1670	As1890	B_2089	Ba4554	Be3130	Bi2230	Ca3179	Cd2288
Line	328.068 {103}	167.079 {502}	189.042 {478}	208.959 {461}	455.403 { 74}	313.042 {108}	223.061 {451}	317.933 {106}	228.802 {447}
Units	ppm	ppm	ppm	ppm	ppm	ppm	ppm	ppm	ppm
Avg	**.00090**	**.01486**	**-.00123**	F **.02263**	**.00101**	**-.00007**	**.00186**	**.05614**	**.00003**
Stddev	.00041	.00028	.00136	.00016	.00017	.00012	.00272	.00827	.00013
%RSD	45.858	1.8796	110.74	.71968	17.165	181.33	146.47	14.730	445.87
#1	.00120	.01506	-.00219	.02251	.00089	-.00015	-.00007	.05029	-.00006
#2	.00061	.01467	-.00027	.02274	.00113	.00002	.00378	.06198	.00012
Check ?	Chk Pass	Chk Pass	Chk Pass	Chk Fail	Chk Pass	Chk Pass	Chk Pass	Chk Pass	Chk Pass
High Limit				.01000					
Low Limit				-.01000					

Elem	Co2286	Cr2055	Cu3247	Fe2599	K_7664	Li6707	Mg2790	Mn2576	Mo2020
Line	228.616 {447}	205.552 {464}	324.754 {104}	259.940 {130}	766.490 { 44}	670.784 { 50}	279.079 {121}2	257.610 {131}	202.030 {467}
Units	ppm	ppm	ppm	ppm	ppm	ppm	ppm	ppm	ppm
Avg	**-.00015**	**.00004**	**.00188**	**.02385**	**.24065**	**-.00210**	**.01412**	**.00061**	**.00018**
Stddev	.00003	.00012	.00013	.00043	.00804	.00119	.00003	.00007	.00007
%RSD	21.290	290.55	6.8670	1.8078	3.3398	56.764	.20088	11.752	40.490
#1	-.00013	.00013	.00179	.02416	.24633	-.00125	.01410	.00055	.00013
#2	-.00017	-.00004	.00197	.02355	.23497	-.00294	.01414	.00066	.00024
Check ?	Chk Pass	Chk Pass	Chk Pass	Chk Pass	Chk Pass	Chk Pass	Chk Pass	Chk Pass	Chk Pass
High Limit									
Low Limit									

Elem	Na5895	Ni2316	P_1782	Pb2203	S_1820	Sb2068	Se1960	Si2881	Sn1899
Line	589.592 { 57}	231.604 {446}	178.284 {489}	220.353 {453}	182.034 {485}	206.833 {463}	196.090 {472}	288.158 {117}	189.989 {477}
Units	ppm	ppm	ppm	ppm	ppm	ppm	ppm	ppm	ppm
Avg	**.44828**	**.00110**	F **.07575**	**.00117**	**-.02397**	**.00067**	**.00434**	W **.07792**	**.00495**
Stddev	.03282	.00041	.00084	.00020	.00105	.00015	.00294	.01318	.00023
%RSD	7.3221	37.444	1.1145	17.233	4.3741	23.189	67.740	16.910	4.5796
#1	.47149	.00140	.07516	.00103	-.02471	.00078	.00226	.08723	.00479
#2	.42507	.00081	.07635	.00131	-.02322	.00056	.00642	.06860	.00511
Check ?	Chk Pass	Chk Pass	Chk Fail	Chk Pass	None	Chk Pass	Chk Pass	Chk Warn	Chk Pass
High Limit			.01000					.05000	
Low Limit			-.01000					-.05000	

Elem	Sr4077	Th2837	Ti3349	Tl1908	U_3701	V_2924	Zn2062	Zr3391
Line	407.771 { 83}	283.730 {119}	334.904 {101}	190.856 {477}	370.152 { 91}	292.402 {115}	206.200 {163}	339.198 { 99}
Units	ppm	ppm	ppm	ppm	ppm	ppm	ppm	ppm
Avg	**.00007**	**.00067**	**.00080**	**-.00061**	**.00870**	**.00062**	W **.00558**	**.00417**
Stddev	.00016	.00025	.00003	.00037	.02043	.00045	.00012	.00196
%RSD	225.67	37.151	3.8392	60.396	234.81	72.838	2.1664	46.978
#1	.00018	.00084	.00078	-.00035	-.00575	.00093	.00566	.00556
#2	-.00004	.00049	.00083	-.00087	.02315	.00030	.00549	.00279
Check ?	Chk Pass	Chk Pass	Chk Pass	Chk Pass	Chk Pass	Chk Pass	Chk Warn	Chk Pass
High Limit							.00500	
Low Limit							-.00500	

Int. Std.	Y_2243	Y_3600	Y_3774
Line	224.306 {450}	360.073 { 94}	377.433 { 89}
Units	Cts/S	Cts/S	Cts/S
Avg	**5371.5**	**66879.**	**3173.6**
Stddev	2.3	245.	20.1
%RSD	.04243	.36579	.63390
#1	5369.9	66706.	3187.8
#2	5373.1	67052.	3159.4

Sample Name: LCS 280-174355/2-A Acquired: 5/17/2013 21:09:36 Type: Unk
Method: 6500_026(v10) Mode: CONC Corr. Factor: 1.000000
User: bowenh Custom ID1: q4 Custom ID2: Custom ID3:
Comment: 174355 6010c

Elem	Ag3280	Al1670	As1890	B_2089	Ba4554	Be3130	Bi2230	Ca3179	Cd2288
Line	328.068 {103}	167.079 {502}	189.042 {478}	208.959 {461}	455.403 { 74}	313.042 {108}	223.061 {451}	317.933 {106}	228.802 {447}
Units	ppm	ppm	ppm	ppm	ppm	ppm	ppm	ppm	ppm
Avg	**.05069**	**1.8828**	**.92105**	**1.0991**	**1.9812**	**.04216**	**1.9144**	**42.877**	**.09586**
Stddev	.00005	.0010	.00317	.0009	.0169	.00022	.0022	.295	.00032
%RSD	.10356	.05601	.34458	.08428	.85270	.51403	.11638	.68910	.33709
#1	.05072	1.8820	.91880	1.0998	1.9693	.04201	1.9160	42.668	.09609
#2	.05065	1.8835	.92329	1.0985	1.9932	.04232	1.9128	43.086	.09563
Check ?	Chk Pass	Chk Pass	Chk Pass	Chk Pass	Chk Pass	Chk Pass	Chk Pass	Chk Pass	Chk Pass
High Limit									
Low Limit									

Elem	Co2286	Cr2055	Cu3247	Fe2599	K_7664	Li6707	Mg2790	Mn2576	Mo2020
Line	228.616 {447}	205.552 {464}	324.754 {104}	259.940 {130}	766.490 { 44}	670.784 { 50}	279.079 {121}2	257.610 {131}	202.030 {467}
Units	ppm	ppm	ppm	ppm	ppm	ppm	ppm	ppm	ppm
Avg	**.46949**	**.18402**	**.22863**	F **.81165**	**54.782**	**1.0751**	**46.023**	**.46494**	**.90064**
Stddev	.00055	.00010	.00048	.00455	.196	.0076	.049	.00011	.00052
%RSD	.11690	.05555	.20801	.56067	.35831	.70235	.10706	.02342	.05774
#1	.46987	.18395	.22897	.80843	54.643	1.0698	46.058	.46486	.90027
#2	.46910	.18409	.22830	.81487	54.921	1.0804	45.988	.46502	.90100
Check ?	Chk Pass	Chk Pass	Chk Pass	Chk Fail	Chk Pass	Chk Pass	Chk Pass	Chk Pass	Chk Pass
High Limit				1.2000					
Low Limit				.87000					

Elem	Na8183	Ni2316	P_1782	Pb2203	S_1820	Sb2068	Se1960	Si2881	Sn1899
Line	818.326 { 41}	231.604 {446}	178.284 {489}	220.353 {453}	182.034 {485}	206.833 {463}	196.090 {472}	288.158 {117}	189.989 {477}
Units	ppm	ppm	ppm	ppm	ppm	ppm	ppm	ppm	ppm
Avg	F **56.488**	**.45872**	**9.7950**	**.46690**	**-.02400**	**.47388**	**1.9294**	**1.2023**	**1.8040**
Stddev	.676	.00065	.0032	.00076	.00158	.00034	.0061	.0046	.0034
%RSD	1.1972	.14233	.03275	.16309	6.6043	.07200	.31545	.37907	.18546
#1	56.967	.45919	9.7927	.46744	-.02512	.47363	1.9251	1.1991	1.8017
#2	56.010	.45826	9.7972	.46636	-.02288	.47412	1.9337	1.2056	1.8064
Check ?	Chk Fail	Chk Pass	Chk Pass	Chk Pass	None	Chk Pass	Chk Pass	Chk Pass	Chk Pass
High Limit	56.000								
Low Limit	45.000								

Elem	Sr4077	Th2837	Ti3349	Tl1908	U_3701	V_2924	Zn2062	Zr3391
Line	407.771 { 83}	283.730 {119}	334.904 {101}	190.856 {477}	370.152 { 91}	292.402 {115}	206.200 {163}	339.198 { 99}
Units	ppm	ppm	ppm	ppm	ppm	ppm	ppm	ppm
Avg	**.98607**	**.96537**	**.92846**	**1.8435**	**1.9349**	**.46069**	**.50861**	**.42753**
Stddev	.00679	.00199	.00174	.0013	.0098	.00127	.00019	.00041
%RSD	.68822	.20599	.18708	.06890	.50786	.27495	.03772	.09531
#1	.98127	.96397	.92723	1.8426	1.9280	.46159	.50875	.42782
#2	.99087	.96678	.92969	1.8444	1.9419	.45979	.50848	.42724
Check ?	Chk Pass	Chk Pass	Chk Pass	Chk Pass	Chk Pass	Chk Pass	Chk Pass	Chk Pass
High Limit								
Low Limit								

Int. Std.	Y_2243	Y_3600	Y_3774
Line	224.306 {450}	360.073 { 94}	377.433 { 89}
Units	Cts/S	Cts/S	Cts/S
Avg	**5224.9**	**65568.**	**3098.7**
Stddev	8.5	220.	7.0
%RSD	.16208	.33574	.22529
#1	5218.9	65412.	3103.6
#2	5230.9	65723.	3093.8

Sample Name: 280-42158-A-21-B Acquired: 5/17/2013 21:11:50 Type: Unk
Method: 6500_026(v10) Mode: CONC Corr. Factor: 1.000000
User: bowenh Custom ID1: q4 Custom ID2: Custom ID3:
Comment: 174355 6010c

Elem	Ag3280	Al3092	As1890	B_2089	Ba4554	Be3130	Bi2230	Ca3179	Cd2288
Line	328.068 {103}	309.271 {109}	189.042 {478}	208.959 {461}	455.403 { 74}	313.042 {108}	223.061 {451}	317.933 {106}	228.802 {447}
Units	ppm	ppm	ppm	ppm	ppm	ppm	ppm	ppm	ppm
Avg	**.00281**	**82.524**	**.04059**	**.02227**	**.38096**	**.00333**	**.00395**	**18.313**	**.00123**
Stddev	.00014	.104	.00174	.00052	.00024	.00012	.00127	.008	.00000
%RSD	4.8309	.12630	4.2910	2.3344	.06250	3.5161	32.229	.04203	.12520
#1	.00271	82.451	.04182	.02264	.38113	.00325	.00485	18.318	.00123
#2	.00291	82.598	.03935	.02190	.38079	.00341	.00305	18.307	.00123
Check ?	Chk Pass	Chk Pass	Chk Pass	Chk Pass	Chk Pass	Chk Pass	Chk Pass	Chk Pass	Chk Pass
High Limit									
Low Limit									

Elem	Co2286	Cr2055	Cu3247	Fe2714	K_7664	Li6707	Mg2790	Mn2576	Mo2020
Line	228.616 {447}	205.552 {464}	324.754 {104}	271.441 {124}	766.490 { 44}	670.784 { 50}	279.079 {121}2	257.610 {131}	202.030 {467}
Units	ppm	ppm	ppm	ppm	ppm	ppm	ppm	ppm	ppm
Avg	**.06969**	**.13193**	**.28211**	**203.82**	**11.651**	**.19764**	**41.234**	W **14.484**	**.00782**
Stddev	.00049	.00087	.00067	.26	.027	.00027	.014	.023	.00005
%RSD	.69975	.65751	.23884	.12524	.23501	.13408	.03386	.15865	.68290
#1	.07004	.13255	.28163	203.64	11.632	.19745	41.224	14.467	.00786
#2	.06935	.13132	.28258	204.00	11.670	.19783	41.243	14.500	.00778
Check ?	Chk Pass	Chk Pass	Chk Pass	Chk Pass	Chk Pass	Chk Pass	Chk Pass	Chk Warn	Chk Pass
High Limit								10.000	
Low Limit								-.01000	

Elem	Na5895	Ni2316	P_1782	Pb2203	S_1820	Sb2068	Se1960	Si2881	Sn1899
Line	589.592 { 57}	231.604 {446}	178.284 {489}	220.353 {453}	182.034 {485}	206.833 {463}	196.090 {472}	288.158 {117}	189.989 {477}
Units	ppm	ppm	ppm	ppm	ppm	ppm	ppm	ppm	ppm
Avg	**.58658**	**.16705**	**6.0178**	**.05620**	**.12466**	**-.00483**	**.00236**	**2.2430**	**.00424**
Stddev	.00751	.00119	.0423	.00268	.00247	.00044	.00171	.0189	.00064
%RSD	1.2800	.71052	.70343	4.7688	1.9791	9.0172	72.673	.84409	15.069
#1	.59189	.16789	6.0478	.05810	.12640	-.00514	.00115	2.2564	.00469
#2	.58127	.16621	5.9879	.05431	.12291	-.00452	.00357	2.2296	.00379
Check ?	Chk Pass	Chk Pass	Chk Pass	Chk Pass	None	Chk Pass	Chk Pass	Chk Pass	Chk Pass
High Limit									
Low Limit									

Elem	Sr4077	Th2837	Ti3349	Tl1908	U_3701	V_2924	Zn2062	Zr3391
Line	407.771 { 83}	283.730 {119}	334.904 {101}	190.856 {477}	370.152 { 91}	292.402 {115}	206.200 {163}	339.198 { 99}
Units	ppm	ppm	ppm	ppm	ppm	ppm	ppm	ppm
Avg	**.08954**	**.10495**	**.32320**	W **-.01022**	**-.01525**	**.15243**	**.52311**	**.05600**
Stddev	.00036	.00042	.00016	.00015	.04024	.00005	.00032	.00177
%RSD	.40057	.40049	.04837	1.4771	263.80	.03305	.06048	3.1664
#1	.08929	.10466	.32309	-.01033	-.04370	.15239	.52333	.05726
#2	.08980	.10525	.32331	-.01012	.01320	.15246	.52289	.05475
Check ?	Chk Pass	Chk Pass	Chk Pass	Chk Warn	Chk Pass	Chk Pass	Chk Pass	Chk Pass
High Limit				5.0000				
Low Limit				-.01000				

Int. Std.	Y_2243	Y_3600	Y_3774
Line	224.306 {450}	360.073 { 94}	377.433 { 89}
Units	Cts/S	Cts/S	Cts/S
Avg	**6227.4**	**77417.**	**3788.1**
Stddev	8.3	155.	10.7
%RSD	.13380	.19975	.28266
#1	6221.5	77308.	3780.5
#2	6233.3	77527.	3795.7

Sample Name: 280-42158-A-22-D Acquired: 5/17/2013 21:14:16 Type: Unk
Method: 6500_026(v10) Mode: CONC Corr. Factor: 1.000000
User: bowenh Custom ID1: q4 Custom ID2: Custom ID3:
Comment: 174355 6010c

Elem	Ag3280	Al3092	As1890	B_2089	Ba4554	Be3130	Bi2230	Ca3179	Cd2288
Line	328.068 {103}	309.271 {109}	189.042 {478}	208.959 {461}	455.403 { 74}	313.042 {108}	223.061 {451}	317.933 {106}	228.802 {447}
Units	ppm	ppm	ppm	ppm	ppm	ppm	ppm	ppm	ppm
Avg	**.00170**	**106.08**	**.04336**	**.02033**	**.39916**	**.00434**	**.00476**	**10.023**	**.00197**
Stddev	.00044	.20	.00284	.00074	.00076	.00005	.00035	.001	.00018
%RSD	25.925	.18935	6.5379	3.6149	.19082	1.1229	7.3875	.00519	9.0660
#1	.00201	106.22	.04537	.02085	.39970	.00437	.00500	10.023	.00184
#2	.00139	105.94	.04136	.01982	.39862	.00430	.00451	10.023	.00209
Check ?	Chk Pass	Chk Pass	Chk Pass	Chk Pass	Chk Pass	Chk Pass	Chk Pass	Chk Pass	Chk Pass
High Limit									
Low Limit									

Elem	Co2286	Cr2055	Cu3247	Fe2714	K_7664	Li6707	Mg2790	Mn2576	Mo2020
Line	228.616 {447}	205.552 {464}	324.754 {104}	271.441 {124}	766.490 { 44}	670.784 { 50}	279.079 {121}2	257.610 {131}	202.030 {467}
Units	ppm	ppm	ppm	ppm	ppm	ppm	ppm	ppm	ppm
Avg	**.06844**	**.13157**	**.34230**	**187.31**	**11.310**	**.19524**	**36.087**	W **11.083**	**.00343**
Stddev	.00053	.00008	.00112	.33	.086	.00050	.015	.169	.00002
%RSD	.78163	.05783	.32667	.17757	.75645	.25511	.04205	1.5273	.45383
#1	.06882	.13162	.34309	187.08	11.370	.19559	36.098	10.963	.00344
#2	.06807	.13152	.34151	187.55	11.249	.19488	36.076	11.202	.00342
Check ?	Chk Pass	Chk Pass	Chk Pass	Chk Pass	Chk Pass	Chk Pass	Chk Pass	Chk Warn	Chk Pass
High Limit								10.000	
Low Limit								-.01000	

Elem	Na5895	Ni2316	P_1782	Pb2203	S_1820	Sb2068	Se1960	Si2881	Sn1899
Line	589.592 { 57}	231.604 {446}	178.284 {489}	220.353 {453}	182.034 {485}	206.833 {463}	196.090 {472}	288.158 {117}	189.989 {477}
Units	ppm	ppm	ppm	ppm	ppm	ppm	ppm	ppm	ppm
Avg	**.56961**	**.15207**	**5.1532**	**.07696**	**.51170**	**-.00326**	**.00286**	**2.2102**	**.00649**
Stddev	.01221	.00080	.0086	.00080	.00009	.00174	.00316	.0440	.00004
%RSD	2.1440	.52859	.16671	1.0440	.01820	53.442	110.33	1.9918	.56431
#1	.56097	.15264	5.1593	.07640	.51176	-.00203	.00510	2.2413	.00647
#2	.57824	.15150	5.1472	.07753	.51163	-.00449	.00063	2.1791	.00652
Check ?	Chk Pass	Chk Pass	Chk Pass	Chk Pass	None	Chk Pass	Chk Pass	Chk Pass	Chk Pass
High Limit									
Low Limit									

Elem	Sr4077	Th2837	Ti3349	Tl1908	U_3701	V_2924	Zn2062	Zr3391
Line	407.771 { 83}	283.730 {119}	334.904 {101}	190.856 {477}	370.152 { 91}	292.402 {115}	206.200 {163}	339.198 { 99}
Units	ppm	ppm	ppm	ppm	ppm	ppm	ppm	ppm
Avg	**.04836**	**.09735**	**.51874**	**-.00859**	**.00207**	**.17448**	**.58548**	**.02266**
Stddev	.00002	.00055	.00251	.00031	.01728	.00061	.00018	.00104
%RSD	.03930	.56370	.48326	3.6302	836.30	.34874	.03082	4.5939
#1	.04835	.09773	.52051	-.00837	-.01015	.17491	.58535	.02339
#2	.04837	.09696	.51697	-.00881	.01428	.17405	.58561	.02192
Check ?	Chk Pass	Chk Pass	Chk Pass	Chk Pass	Chk Pass	Chk Pass	Chk Pass	Chk Pass
High Limit								
Low Limit								

Int. Std.	Y_2243	Y_3600	Y_3774
Line	224.306 {450}	360.073 { 94}	377.433 { 89}
Units	Cts/S	Cts/S	Cts/S
Avg	**5694.4**	**70156.**	**3432.7**
Stddev	7.3	175.	25.1
%RSD	.12893	.24931	.73186
#1	5689.2	70280.	3414.9
#2	5699.5	70033.	3450.4

Sample Name: 280-42158-A-23-C Acquired: 5/17/2013 21:16:42 Type: Unk
Method: 6500_026(v10) Mode: CONC Corr. Factor: 1.000000
User: bowenh Custom ID1: q4 Custom ID2: Custom ID3:
Comment: 174355 6010c

Elem	Ag3280	Al3092	As1890	B_2089	Ba4554	Be3130	Bi2230	Ca3179	Cd2288
Line	328.068 {103}	309.271 {109}	189.042 {478}	208.959 {461}	455.403 { 74}	313.042 {108}	223.061 {451}	317.933 {106}	228.802 {447}
Units	ppm	ppm	ppm	ppm	ppm	ppm	ppm	ppm	ppm
Avg	**.00135**	**88.419**	**.04661**	**.02181**	**.34586**	**.00402**	**.00787**	**11.515**	**.00180**
Stddev	.00025	.156	.00031	.00010	.00118	.00000	.00042	.020	.00022
%RSD	18.801	.17684	.67036	.45643	.34046	.05820	5.3798	.17422	12.247
#1	.00153	88.529	.04639	.02174	.34669	.00402	.00817	11.529	.00164
#2	.00117	88.308	.04683	.02188	.34503	.00402	.00757	11.501	.00196
Check ?	Chk Pass	Chk Pass	Chk Pass	Chk Pass	Chk Pass	Chk Pass	Chk Pass	Chk Pass	Chk Pass
High Limit									
Low Limit									

Elem	Co2286	Cr2055	Cu3247	Fe2714	K_7664	Li6707	Mg2790	Mn2576	Mo2020
Line	228.616 {447}	205.552 {464}	324.754 {104}	271.441 {124}	766.490 { 44}	670.784 { 50}	279.079 {121}2	257.610 {131}	202.030 {467}
Units	ppm	ppm	ppm	ppm	ppm	ppm	ppm	ppm	ppm
Avg	**.07895**	**.16215**	**.35220**	**190.30**	**11.933**	**.22333**	**40.013**	W **10.608**	**.01254**
Stddev	.00020	.00058	.00107	.32	.099	.00016	.082	.169	.00004
%RSD	.24721	.35698	.30448	.16835	.82965	.07047	.20603	1.5970	.35529
#1	.07881	.16174	.35296	190.53	12.003	.22345	40.071	10.489	.01257
#2	.07909	.16256	.35144	190.08	11.863	.22322	39.954	10.728	.01250
Check ?	Chk Pass	Chk Pass	Chk Pass	Chk Pass	Chk Pass	Chk Pass	Chk Pass	Chk Warn	Chk Pass
High Limit								10.000	
Low Limit								-.01000	

Elem	Na5895	Ni2316	P_1782	Pb2203	S_1820	Sb2068	Se1960	Si2881	Sn1899
Line	589.592 { 57}	231.604 {446}	178.284 {489}	220.353 {453}	182.034 {485}	206.833 {463}	196.090 {472}	288.158 {117}	189.989 {477}
Units	ppm	ppm	ppm	ppm	ppm	ppm	ppm	ppm	ppm
Avg	**.59907**	**.19133**	**4.6482**	**.06425**	**.13880**	**-.00493**	**.00244**	**2.7145**	**.00456**
Stddev	.00994	.00020	.0002	.00005	.00094	.00186	.00205	.0377	.00070
%RSD	1.6585	.10472	.00494	.07200	.68025	37.700	83.672	1.3896	15.367
#1	.59205	.19119	4.6481	.06422	.13947	-.00362	.00389	2.6878	.00506
#2	.60610	.19147	4.6484	.06428	.13814	-.00625	.00100	2.7412	.00407
Check ?	Chk Pass	Chk Pass	Chk Pass	Chk Pass	None	Chk Pass	Chk Pass	Chk Pass	Chk Pass
High Limit									
Low Limit									

Elem	Sr4077	Th2837	Ti3349	Tl1908	U_3701	V_2924	Zn2062	Zr3391
Line	407.771 { 83}	283.730 {119}	334.904 {101}	190.856 {477}	370.152 { 91}	292.402 {115}	206.200 {163}	339.198 { 99}
Units	ppm	ppm	ppm	ppm	ppm	ppm	ppm	ppm
Avg	**.05344**	**.11330**	**.40801**	**-.00857**	**-.04549**	**.15735**	**.56548**	**.03932**
Stddev	.00012	.00343	.00986	.00003	.00787	.00024	.00165	.00196
%RSD	.22597	3.0256	2.4175	.38119	17.310	.15463	.29121	4.9773
#1	.05353	.11087	.41499	-.00859	-.03992	.15752	.56665	.03793
#2	.05336	.11572	.40104	-.00855	-.05106	.15717	.56432	.04070
Check ?	Chk Pass	Chk Pass	Chk Pass	Chk Pass	Chk Pass	Chk Pass	Chk Pass	Chk Pass
High Limit								
Low Limit								

Int. Std.	Y_2243	Y_3600	Y_3774
Line	224.306 {450}	360.073 { 94}	377.433 { 89}
Units	Cts/S	Cts/S	Cts/S
Avg	**6049.4**	**75306.**	**3645.0**
Stddev	11.5	136.	7.8
%RSD	.18977	.18077	.21389
#1	6057.6	75210.	3639.5
#2	6041.3	75402.	3650.5

Sample Name: 280-42158-A-24-C Acquired: 5/17/2013 21:19:07 Type: Unk
Method: 6500_026(v10) Mode: CONC Corr. Factor: 1.000000
User: bowenh Custom ID1: q4 Custom ID2: Custom ID3:
Comment: 174355 6010c

Elem	Ag3280	Al3092	As1890	B_2089	Ba4554	Be3130	Bi2230	Ca3179	Cd2288
Line	328.068 {103}	309.271 {109}	189.042 {478}	208.959 {461}	455.403 { 74}	313.042 {108}	223.061 {451}	317.933 {106}	228.802 {447}
Units	ppm	ppm	ppm	ppm	ppm	ppm	ppm	ppm	ppm
Avg	**.00165**	**80.615**	**.05280**	**.02065**	**.35173**	**.00350**	**.00392**	**14.826**	**.00192**
Stddev	.00043	.215	.00019	.00017	.00067	.00006	.00094	.058	.00018
%RSD	25.881	.26664	.36249	.82554	.19060	1.7668	24.113	.38939	9.1179
#1	.00135	80.767	.05293	.02053	.35221	.00355	.00325	14.867	.00204
#2	.00196	80.463	.05266	.02077	.35126	.00346	.00459	14.785	.00180
Check ?	Chk Pass	Chk Pass	Chk Pass	Chk Pass	Chk Pass	Chk Pass	Chk Pass	Chk Pass	Chk Pass
High Limit									
Low Limit									

Elem	Co2286	Cr2055	Cu3247	Fe2714	K_7664	Li6707	Mg2790	Mn2576	Mo2020
Line	228.616 {447}	205.552 {464}	324.754 {104}	271.441 {124}	766.490 { 44}	670.784 { 50}	279.079 {121}2	257.610 {131}	202.030 {467}
Units	ppm	ppm	ppm	ppm	ppm	ppm	ppm	ppm	ppm
Avg	**.08409**	**.11020**	**.39344**	**185.89**	**11.727**	**.21507**	**40.646**	W **12.370**	**.00434**
Stddev	.00006	.00017	.00195	.04	.096	.00014	.056	.048	.00020
%RSD	.06672	.15592	.49663	.02140	.81469	.06596	.13790	.39012	4.5199
#1	.08413	.11032	.39482	185.92	11.794	.21497	40.685	12.335	.00448
#2	.08405	.11008	.39206	185.86	11.659	.21517	40.606	12.404	.00420
Check ?	Chk Pass	Chk Pass	Chk Pass	Chk Pass	Chk Pass	Chk Pass	Chk Pass	Chk Warn	Chk Pass
High Limit								10.000	
Low Limit								-.01000	

Elem	Na5895	Ni2316	P_1782	Pb2203	S_1820	Sb2068	Se1960	Si2881	Sn1899
Line	589.592 { 57}	231.604 {446}	178.284 {489}	220.353 {453}	182.034 {485}	206.833 {463}	196.090 {472}	288.158 {117}	189.989 {477}
Units	ppm	ppm	ppm	ppm	ppm	ppm	ppm	ppm	ppm
Avg	**.55825**	**.20017**	**5.9956**	**.07812**	**.07161**	**-.00333**	**.00291**	**1.6882**	**.00539**
Stddev	.01897	.00005	.0043	.00081	.00151	.00018	.00442	.0221	.00008
%RSD	3.3988	.02720	.07101	1.0354	2.1138	5.2707	151.69	1.3099	1.4177
#1	.57167	.20013	5.9926	.07755	.07054	-.00346	-.00021	1.7038	.00544
#2	.54483	.20021	5.9986	.07869	.07268	-.00321	.00604	1.6725	.00534
Check ?	Chk Pass	Chk Pass	Chk Pass	Chk Pass	None	Chk Pass	Chk Pass	Chk Pass	Chk Pass
High Limit									
Low Limit									

Elem	Sr4077	Th2837	Ti3349	Tl1908	U_3701	V_2924	Zn2062	Zr3391
Line	407.771 { 83}	283.730 {119}	334.904 {101}	190.856 {477}	370.152 { 91}	292.402 {115}	206.200 {163}	339.198 { 99}
Units	ppm	ppm	ppm	ppm	ppm	ppm	ppm	ppm
Avg	**.06333**	**.09644**	**.62744**	**-.00844**	**-.00253**	**.15119**	**.58799**	**.05038**
Stddev	.00003	.00043	.00376	.00056	.01847	.00090	.00204	.00380
%RSD	.04057	.44800	.59980	6.6390	729.58	.59633	.34724	7.5463
#1	.06331	.09613	.63010	-.00883	-.01559	.15182	.58655	.05307
#2	.06335	.09674	.62478	-.00804	.01053	.15055	.58943	.04769
Check ?	Chk Pass	Chk Pass	Chk Pass	Chk Pass	Chk Pass	Chk Pass	Chk Pass	Chk Pass
High Limit								
Low Limit								

Int. Std.	Y_2243	Y_3600	Y_3774
Line	224.306 {450}	360.073 { 94}	377.433 { 89}
Units	Cts/S	Cts/S	Cts/S
Avg	**6135.2**	**76212.**	**3719.4**
Stddev	.9	51.	2.1
%RSD	.01434	.06698	.05767
#1	6134.5	76248.	3717.9
#2	6135.8	76175.	3720.9

Sample Name: 280-42158-A-25-C Acquired: 5/17/2013 21:21:33 Type: Unk
Method: 6500_026(v10) Mode: CONC Corr. Factor: 1.000000
User: bowenh Custom ID1: q4 Custom ID2: Custom ID3:
Comment: 174355 6010c

Elem	Ag3280	Al3092	As1890	B_2089	Ba4554	Be3130	Bi2230	Ca3179	Cd2288
Line	328.068 {103}	309.271 {109}	189.042 {478}	208.959 {461}	455.403 { 74}	313.042 {108}	223.061 {451}	317.933 {106}	228.802 {447}
Units	ppm	ppm	ppm	ppm	ppm	ppm	ppm	ppm	ppm
Avg	**.00170**	**99.163**	**.03587**	**.01649**	**.64416**	**.00328**	**.00458**	**11.292**	**.00242**
Stddev	.00082	.452	.00077	.00077	.00404	.00006	.00195	.037	.00000
%RSD	48.216	.45605	2.1564	4.6887	.62679	1.7278	42.702	.33090	.18722
#1	.00112	99.483	.03641	.01704	.64701	.00332	.00596	11.319	.00242
#2	.00228	98.844	.03532	.01595	.64130	.00324	.00319	11.266	.00242
Check ?	Chk Pass	Chk Pass	Chk Pass	Chk Pass	Chk Pass	Chk Pass	Chk Pass	Chk Pass	Chk Pass
High Limit									
Low Limit									

Elem	Co2286	Cr2055	Cu3247	Fe2714	K_7664	Li6707	Mg2790	Mn2576	Mo2020
Line	228.616 {447}	205.552 {464}	324.754 {104}	271.441 {124}	766.490 { 44}	670.784 { 50}	279.079 {121}2	257.610 {131}	202.030 {467}
Units	ppm	ppm	ppm	ppm	ppm	ppm	ppm	ppm	ppm
Avg	**.05323**	**.09940**	**.16900**	**148.14**	**8.6518**	**.15940**	**19.752**	**9.6476**	**.00376**
Stddev	.00019	.00007	.00107	.33	.0057	.00209	.014	.1272	.00050
%RSD	.36308	.06872	.63106	.22065	.06588	1.3125	.07133	1.3183	13.359
#1	.05337	.09945	.16975	148.37	8.6558	.16088	19.762	9.5577	.00412
#2	.05309	.09935	.16824	147.91	8.6477	.15792	19.742	9.7375	.00341
Check ?	Chk Pass	Chk Pass	Chk Pass	Chk Pass	Chk Pass	Chk Pass	Chk Pass	Chk Pass	Chk Pass
High Limit									
Low Limit									

Elem	Na5895	Ni2316	P_1782	Pb2203	S_1820	Sb2068	Se1960	Si2881	Sn1899
Line	589.592 { 57}	231.604 {446}	178.284 {489}	220.353 {453}	182.034 {485}	206.833 {463}	196.090 {472}	288.158 {117}	189.989 {477}
Units	ppm	ppm	ppm	ppm	ppm	ppm	ppm	ppm	ppm
Avg	**.51738**	**.10501**	**9.4892**	**.10805**	**1.5965**	**-.00195**	**.00579**	**2.6010**	**.00958**
Stddev	.00403	.00017	.0221	.00119	.0014	.00050	.00362	.0708	.00057
%RSD	.77970	.16286	.23248	1.1038	.09110	25.607	62.611	2.7213	5.9075
#1	.52023	.10513	9.4736	.10889	1.5955	-.00230	.00322	2.6510	.00998
#2	.51452	.10489	9.5048	.10720	1.5975	-.00160	.00835	2.5509	.00918
Check ?	Chk Pass	Chk Pass	Chk Pass	Chk Pass	None	Chk Pass	Chk Pass	Chk Pass	Chk Pass
High Limit									
Low Limit									

Elem	Sr4077	Th2837	Ti3349	Tl1908	U_3701	V_2924	Zn2062	Zr3391
Line	407.771 { 83}	283.730 {119}	334.904 {101}	190.856 {477}	370.152 { 91}	292.402 {115}	206.200 {163}	339.198 { 99}
Units	ppm	ppm	ppm	ppm	ppm	ppm	ppm	ppm
Avg	**.04599**	**.07579**	**.77060**	**-.00768**	**.00651**	**.19571**	**.60766**	**.01488**
Stddev	.00014	.00282	.00748	.00061	.04115	.00005	.00212	.00137
%RSD	.31471	3.7210	.97042	7.9616	632.15	.02804	.34905	9.2118
#1	.04588	.07379	.77589	-.00811	-.02259	.19568	.60616	.01391
#2	.04609	.07778	.76531	-.00725	.03560	.19575	.60916	.01585
Check ?	Chk Pass	Chk Pass	Chk Pass	Chk Pass	Chk Pass	Chk Pass	Chk Pass	Chk Pass
High Limit								
Low Limit								

Int. Std.	Y_2243	Y_3600	Y_3774
Line	224.306 {450}	360.073 { 94}	377.433 { 89}
Units	Cts/S	Cts/S	Cts/S
Avg	**5555.6**	**68190.**	**3355.2**
Stddev	7.9	8.	6.6
%RSD	.14234	.01210	.19812
#1	5550.0	68196.	3350.5
#2	5561.2	68184.	3359.9

Sample Name: 280-42158-A-26-C Acquired: 5/17/2013 21:23:58 Type: Unk
Method: 6500_026(v10) Mode: CONC Corr. Factor: 1.000000
User: bowenh Custom ID1: q4 Custom ID2: Custom ID3:
Comment: 174355 6010c

Elem	Ag3280	Al3092	As1890	B_2089	Ba4554	Be3130	Bi2230	Ca3179	Cd2288
Line	328.068 {103}	309.271 {109}	189.042 {478}	208.959 {461}	455.403 { 74}	313.042 {108}	223.061 {451}	317.933 {106}	228.802 {447}
Units	ppm	ppm	ppm	ppm	ppm	ppm	ppm	ppm	ppm
Avg	**.00247**	**99.153**	**.03458**	**.02003**	**.67433**	**.00392**	**.00273**	**14.150**	**.00240**
Stddev	.00062	.509	.00020	.00014	.00238	.00020	.00421	.068	.00003
%RSD	24.947	.51292	.56754	.68210	.35341	5.2270	154.14	.48353	1.3706
#1	.00290	99.512	.03444	.01994	.67601	.00406	-.00025	14.198	.00243
#2	.00203	98.793	.03472	.02013	.67264	.00377	.00570	14.101	.00238
Check ?	Chk Pass	Chk Pass	Chk Pass	Chk Pass	Chk Pass	Chk Pass	Chk Pass	Chk Pass	Chk Pass
High Limit									
Low Limit									

Elem	Co2286	Cr2055	Cu3247	Fe2714	K_7664	Li6707	Mg2790	Mn2576	Mo2020
Line	228.616 {447}	205.552 {464}	324.754 {104}	271.441 {124}	766.490 { 44}	670.784 { 50}	279.079 {121}2	257.610 {131}	202.030 {467}
Units	ppm	ppm	ppm	ppm	ppm	ppm	ppm	ppm	ppm
Avg	**.05836**	**.10485**	**.23185**	**164.53**	**10.349**	**.17680**	**23.710**	W **12.457**	**.00382**
Stddev	.00006	.00009	.00062	1.42	.067	.00165	.037	.091	.00004
%RSD	.10267	.08463	.26584	.86436	.64664	.93115	.15729	.72809	1.1067
#1	.05840	.10492	.23229	163.53	10.396	.17563	23.736	12.392	.00379
#2	.05832	.10479	.23141	165.54	10.302	.17796	23.683	12.521	.00385
Check ?	Chk Pass	Chk Pass	Chk Pass	Chk Pass	Chk Pass	Chk Pass	Chk Pass	Chk Warn	Chk Pass
High Limit								10.000	
Low Limit								-.01000	

Elem	Na5895	Ni2316	P_1782	Pb2203	S_1820	Sb2068	Se1960	Si2881	Sn1899
Line	589.592 { 57}	231.604 {446}	178.284 {489}	220.353 {453}	182.034 {485}	206.833 {463}	196.090 {472}	288.158 {117}	189.989 {477}
Units	ppm	ppm	ppm	ppm	ppm	ppm	ppm	ppm	ppm
Avg	**.54287**	**.11377**	**8.4582**	**.11080**	**1.8467**	**-.00182**	**.00299**	**2.4290**	**.00988**
Stddev	.01100	.00023	.0048	.00014	.0011	.00059	.00336	.0004	.00077
%RSD	2.0258	.20322	.05706	.12385	.05829	32.524	112.18	.01798	7.7815
#1	.55065	.11393	8.4617	.11090	1.8475	-.00140	.00537	2.4287	.00933
#2	.53509	.11360	8.4548	.11071	1.8459	-.00224	.00062	2.4294	.01042
Check ?	Chk Pass	Chk Pass	Chk Pass	Chk Pass	None	Chk Pass	Chk Pass	Chk Pass	Chk Pass
High Limit									
Low Limit									

Elem	Sr4077	Th2837	Ti3349	Tl1908	U_3701	V_2924	Zn2062	Zr3391
Line	407.771 { 83}	283.730 {119}	334.904 {101}	190.856 {477}	370.152 { 91}	292.402 {115}	206.200 {163}	339.198 { 99}
Units	ppm	ppm	ppm	ppm	ppm	ppm	ppm	ppm
Avg	**.05806**	**.08099**	**.70119**	**-.00974**	**-.01145**	**.19151**	**.57988**	**.01612**
Stddev	.00012	.00070	.00001	.00143	.00281	.00071	.00196	.00410
%RSD	.20339	.86355	.00175	14.701	24.557	.37313	.33764	25.452
#1	.05798	.08049	.70118	-.00873	-.00946	.19201	.58126	.01902
#2	.05815	.08148	.70119	-.01075	-.01343	.19100	.57849	.01322
Check ?	Chk Pass	Chk Pass	Chk Pass	Chk Pass	Chk Pass	Chk Pass	Chk Pass	Chk Pass
High Limit								
Low Limit								

Int. Std.	Y_2243	Y_3600	Y_3774
Line	224.306 {450}	360.073 { 94}	377.433 { 89}
Units	Cts/S	Cts/S	Cts/S
Avg	**5620.6**	**69582.**	**3404.3**
Stddev	10.0	175.	20.5
%RSD	.17829	.25139	.60283
#1	5613.5	69458.	3389.8
#2	5627.7	69705.	3418.8

Sample Name: CCVH-2050355 Acquired: 5/17/2013 21:26:22 Type: QC
Method: 6500_026(v10) Mode: CONC Corr. Factor: 1.000000
User: bowenh Custom ID1: Custom ID2: Custom ID3:
Comment:

Elem	Ag3280	Al3092	As1890	B_2089	Ba4554	Be3130	Bi2230	Ca3179	Cd2288	Co2286	Cr2055	Cu3247
Units	ppm	ppm	ppm	ppm	ppm	ppm	ppm	ppm	ppm	ppm	ppm	ppm
Avg	**.00035**	**46.656**	**-.00031**	**-.00034**	**.00086**	**-.00015**	**1.0128**	**-.00252**	**-.00078**	**.00184**	**-.00005**	**-.00106**
Stddev	.00006	.120	.00122	.00014	.00018	.00005	.0099	.00308	.00026	.00012	.00015	.00048
%RSD	16.383	.25755	389.65	41.534	21.206	34.661	.98122	122.31	33.625	6.6290	266.95	45.024
#1	.00039	46.571	-.00117	-.00044	.00099	-.00019	1.0199	-.00469	-.00059	.00193	.00005	-.00139
#2	.00031	46.741	.00055	-.00024	.00073	-.00012	1.0058	-.00034	-.00096	.00176	-.00016	-.00072
Check ?	None	Chk Pass	None	None	None	None	Chk Pass	None	None	None	None	None
Value												
Range												

Elem	Fe2599	K_7664	Li6707	Mg2790	Mn2576	Mo2020	Na8183	Ni2316	P_1782	Pb2203	S_1820	Sb2068
Units	ppm	ppm	ppm	ppm	ppm	ppm	ppm	ppm	ppm	ppm	ppm	ppm
Avg	F **38.812**	**.23816**	**-.00430**	**.01430**	**.00152**	**-.00158**	F **292.79**	**.00172**	**.00751**	**.00020**	**5.0815**	**.00037**
Stddev	.086	.01998	.00155	.00068	.00007	.00054	.01	.00003	.00216	.00073	.0186	.00195
%RSD	.22086	8.3893	36.056	4.7236	4.3573	34.231	.00294	1.5370	28.771	356.33	.36623	526.24
#1	38.752	.22403	-.00540	.01382	.00157	-.00120	292.80	.00171	.00904	.00072	5.0946	.00175
#2	38.873	.25229	-.00320	.01477	.00148	-.00197	292.79	.00174	.00598	-.00031	5.0683	-.00101
Check ?	Chk Fail	None	None	None	None	None	Chk Fail	None	None	None	None	None
Value	50.000						250.00					
Range	-10.000%						10.000%					

Elem	Se1960	Si2881	Sn1899	Sr4077	Th2837	Ti3349	Tl1908	U_3701	V_2924	Zn2062	Zr3391
Units	ppm	ppm	ppm	ppm	ppm	ppm	ppm	ppm	ppm	ppm	ppm
Avg	**.00427**	**.01162**	**-.00085**	**.00032**	**5.1782**	**.00306**	**-.00233**	**10.141**	**-.00000**	**.00302**	**-.05771**
Stddev	.00306	.03248	.00045	.00010	.0005	.00047	.00046	.040	.00025	.00018	.00024
%RSD	71.682	279.61	52.487	32.269	.01033	15.203	19.537	.39480	35401.	5.8706	.40926
#1	.00643	-.01135	-.00053	.00040	5.1786	.00273	-.00201	10.170	.00018	.00315	-.05787
#2	.00210	.03458	-.00117	.00025	5.1779	.00339	-.00266	10.113	-.00018	.00290	-.05754
Check ?	None	None	None	None	Chk Pass	None	None	Chk Pass	None	None	None
Value											
Range											

Int. Std.	Y_2243	Y_3600	Y_3774
Units	Cts/S	Cts/S	Cts/S
Avg	**5264.5**	**65642.**	**3133.8**
Stddev	6.2	378.	4.7
%RSD	.11780	.57635	.14901
#1	5260.2	65374.	3137.2
#2	5268.9	65909.	3130.5

Sample Name: CCV-2050339 Acquired: 5/17/2013 21:28:48 Type: QC
Method: 6500_026(v10) Mode: CONC Corr. Factor: 1.000000
User: bowenh Custom ID1: Custom ID2: Custom ID3:
Comment:

Elem	Ag3280	Al1670	As1890	B_2089	Ba4554	Be3130	Bi2230	Ca3179	Cd2288	Co2286	Cr2055	Cu3247
Units	ppm	ppm	ppm	ppm	ppm	ppm	ppm	ppm	ppm	ppm	ppm	ppm
Avg	**.50894**	**.53879**	**.98653**	**.51034**	**.51695**	F **.43743**	**.00479**	**4.6153**	**.49764**	**.50455**	**.48640**	**.48185**
Stddev	.00027	.00379	.00241	.00093	.00540	.00347	.00014	.0087	.00128	.00107	.00027	.00059
%RSD	.05341	.70271	.24392	.18243	1.0450	.79380	2.9252	.18946	.25652	.21292	.05520	.12179
#1	.50875	.53612	.98483	.50968	.52077	.43988	.00469	4.6215	.49674	.50379	.48659	.48226
#2	.50913	.54147	.98823	.51100	.51313	.43497	.00488	4.6091	.49854	.50531	.48621	.48143
Check ?	Chk Pass	Chk Pass	Chk Pass	Chk Pass	Chk Pass	Chk Fail	None	Chk Pass	Chk Pass	Chk Pass	Chk Pass	Chk Pass
Value						.50000						
Range						-10.000%						

Elem	Fe2599	K_7664	Li6707	Mg2790	Mn2576	Mo2020	Na5895	Ni2316	P_1782	Pb2203	S_1820	Sb2068
Units	ppm	ppm	ppm	ppm	ppm	ppm	ppm	ppm	ppm	ppm	ppm	ppm
Avg	F **2.0037**	F **57.725**	F **1.1424**	**19.746**	**.50043**	**.47762**	**5.3437**	**.49606**	**1.0137**	**.99316**	**-.06244**	**.99616**
Stddev	.0025	.389	.0085	.008	.00123	.00091	.0675	.00097	.0003	.00397	.00196	.00348
%RSD	.12308	.67462	.74602	.03975	.24601	.19148	1.2624	.19578	.03169	.39959	3.1368	.34968
#1	2.0054	58.000	1.1484	19.751	.49956	.47697	5.3914	.49538	1.0135	.99036	-.06382	.99369
#2	2.0020	57.449	1.1364	19.740	.50130	.47826	5.2960	.49675	1.0139	.99597	-.06105	.99862
Check ?	Chk Fail	Chk Fail	Chk Fail	Chk Pass	Chk Pass	Chk Pass	Chk Pass	Chk Pass	Chk Pass	Chk Pass	None	Chk Pass
Value	2.5000	50.000	1.0000									
Range	-10.000%	10.000%	10.000%									

Elem	Se1960	Si2881	Sn1899	Sr4077	Th2837	Ti3349	Tl1908	U_3701	V_2924	Zn2062	Zr3391
Units	ppm	ppm	ppm	ppm	ppm	ppm	ppm	ppm	ppm	ppm	ppm
Avg	**1.0105**	F **4.2658**	**.95390**	**.52202**	**.00434**	**.49072**	**.96261**	**.05038**	**.48477**	**.49924**	**.45975**
Stddev	.0076	.0069	.00229	.00308	.00089	.00014	.00196	.01278	.00071	.00165	.00769
%RSD	.75515	.16120	.23985	.59007	20.570	.02798	.20362	25.366	.14659	.32986	1.6725
#1	1.0051	4.2707	.95228	.52420	.00497	.49063	.96123	.04134	.48427	.49808	.46519
#2	1.0159	4.2610	.95552	.51984	.00371	.49082	.96400	.05942	.48527	.50041	.45431
Check ?	Chk Pass	Chk Fail	Chk Pass	Chk Pass	None	Chk Pass	Chk Pass	None	Chk Pass	Chk Pass	Chk Pass
Value		5.0000									
Range		-10.000%									

Int. Std.	Y_2243	Y_3600	Y_3774
Units	Cts/S	Cts/S	Cts/S
Avg	**5294.5**	**65914.**	**3147.1**
Stddev	24.8	26.	6.5
%RSD	.46860	.03955	.20565
#1	5312.1	65896.	3142.5
#2	5277.0	65933.	3151.7

Sample Name: CCB Acquired: 5/17/2013 21:31:05 Type: QC
Method: 6500_026(v10) Mode: CONC Corr. Factor: 1.000000
User: bowenh Custom ID1: Custom ID2: Custom ID3:
Comment:

Elem	Ag3280	Al1670	As1890	B_2089	Ba4554	Be3130	Bi2230	Ca3179	Cd2288	Co2286	Cr2055
Units	ppm	ppm	ppm	ppm	ppm	ppm	ppm	ppm	ppm	ppm	ppm
Avg	**.00026**	F **.08457**	**.00121**	**-.00090**	F **.00135**	**-.00003**	**.00272**	**.00858**	**-.00010**	**.00026**	**.00017**
Stddev	.00006	.00155	.00244	.00053	.00000	.00008	.00157	.00525	.00001	.00016	.00010
%RSD	24.848	1.8300	201.27	59.021	.28501	277.20	57.737	61.194	9.9227	62.350	55.428
#1	.00021	.08566	.00293	-.00052	.00135	.00003	.00161	.01229	-.00009	.00038	.00024
#2	.00030	.08347	-.00051	-.00127	.00136	-.00008	.00383	.00487	-.00010	.00015	.00011
Check ?	Chk Pass	Chk Fail	Chk Pass	Chk Pass	Chk Fail	Chk Pass	None	Chk Pass	Chk Pass	Chk Pass	Chk Pass
High Limit		.03600			.00115						
Low Limit		-.03600			-.00115						

Elem	Cu3247	Fe2599	K_7664	Li6707	Mg2790	Mn2576	Mo2020	Na5895	Ni2316	P_1782	Pb2203
Units	ppm	ppm	ppm	ppm	ppm	ppm	ppm	ppm	ppm	ppm	ppm
Avg	**.00042**	F **.13839**	**.18183**	W **-.00271**	F **.02902**	F **.00948**	**.00041**	**.02341**	**.00091**	**.00657**	**.00126**
Stddev	.00033	.00012	.01656	.00089	.00333	.00008	.00007	.01096	.00028	.00088	.00025
%RSD	77.649	.08923	9.1071	32.931	11.489	.81864	16.486	46.810	30.367	13.369	19.613
#1	.00065	.13848	.17012	-.00335	.03138	.00953	.00045	.03115	.00071	.00595	.00109
#2	.00019	.13830	.19354	-.00208	.02667	.00942	.00036	.01566	.00110	.00720	.00144
Check ?	Chk Pass	Chk Fail	Chk Pass	Chk Warn	Chk Fail	Chk Fail	Chk Pass	Chk Pass	Chk Pass	Chk Pass	Chk Pass
High Limit		.04400		.00261	.02140	.00051					
Low Limit		-.04400		-.00261	-.02140	-.00051					

Elem	S_1820	Sb2068	Se1960	Si2881	Sn1899	Sr4077	Th2837	Ti3349	Tl1908	U_3701	V_2924
Units	ppm	ppm	ppm	ppm	ppm	ppm	ppm	ppm	ppm	ppm	ppm
Avg	**-.06006**	**.00081**	**.00418**	**.00569**	**-.00052**	**-.00002**	**.00236**	W **.00060**	**-.00092**	**.03256**	W **.00118**
Stddev	.00046	.00177	.00087	.03117	.00001	.00000	.00121	.00025	.00020	.05201	.00061
%RSD	.77425	218.70	20.803	547.74	1.0161	24.168	51.069	40.968	21.378	159.71	51.885
#1	-.06038	.00206	.00356	-.01635	-.00052	-.00002	.00321	.00043	-.00106	.06934	.00161
#2	-.05973	-.00044	.00479	.02773	-.00053	-.00002	.00151	.00078	-.00078	-.00421	.00074
Check ?	None	Chk Pass	Chk Pass	Chk Pass	Chk Pass	Chk Pass	Chk Pass	Chk Warn	Chk Pass	Chk Pass	Chk Warn
High Limit								.00060			.00111
Low Limit								-.00060			-.00111

Elem	Zn2062	Zr3391
Units	ppm	ppm
Avg	**.00319**	**.00200**
Stddev	.00017	.00160
%RSD	5.4217	80.057
#1	.00307	.00313
#2	.00331	.00087
Check ?	Chk Pass	Chk Pass
High Limit		
Low Limit		

Int. Std.	Y_2243	Y_3600	Y_3774
Units	Cts/S	Cts/S	Cts/S
Avg	**5334.9**	**66373.**	**3087.6**
Stddev	16.3	88.	.8
%RSD	.30612	.13217	.02648
#1	5346.4	66435.	3087.0
#2	5323.4	66311.	3088.2

Sample Name: CCVL2057887 Acquired: 5/17/2013 21:33:36 Type: QC
Method: 6500_026(v10) Mode: CONC Corr. Factor: 1.000000
User: bowenh Custom ID1: Custom ID2: Custom ID3:
Comment:

Elem	Ag3280	Al1670	As1890	B_2089	Ba4554	Be3130	Bi2230	Ca3179	Cd2288	Co2286	Cr2055
Units	ppm	ppm	ppm	ppm	ppm	ppm	ppm	ppm	ppm	ppm	ppm
Avg	**.01074**	F **.16107**	**.01331**	**.10018**	**.01167**	W **.00076**	**.10343**	**.19448**	**.00507**	**.01053**	**.01006**
Stddev	.00068	.00662	.00065	.00088	.00013	.00001	.00218	.00173	.00009	.00013	.00018
%RSD	6.3525	4.1099	4.8705	.88065	1.1334	1.0959	2.1087	.88972	1.7238	1.2008	1.7879
#1	.01122	.16575	.01286	.09956	.01176	.00077	.10188	.19571	.00501	.01062	.00993
#2	.01026	.15639	.01377	.10081	.01157	.00075	.10497	.19326	.00514	.01044	.01018
Check ?	Chk Pass	Chk Fail	Chk Pass	Chk Pass	Chk Pass	Chk Warn	Chk Pass	Chk Pass	Chk Pass	Chk Pass	Chk Pass
Value		.10000				.00100					
Range		30.000%				-20.000%					

Elem	Cu3247	Fe2599	K_7664	Li6707	Mg2790	Mn2576	Mo2020	Na5895	Ni2316	P_1782	Pb2203
Units	ppm	ppm	ppm	ppm	ppm	ppm	ppm	ppm	ppm	ppm	ppm
Avg	**.01421**	F **.18293**	W **3.7614**	F **.00671**	**.22482**	F **.01729**	**.01940**	**1.1559**	**.04093**	**2.9192**	**.01021**
Stddev	.00024	.00340	.0345	.00035	.00279	.00016	.00004	.0071	.00029	.0211	.00007
%RSD	1.7080	1.8602	.91849	5.2088	1.2407	.90519	.21011	.61380	.70000	.72219	.73142
#1	.01438	.18534	3.7370	.00696	.22285	.01740	.01942	1.1509	.04073	2.9043	.01016
#2	.01404	.18052	3.7859	.00646	.22679	.01718	.01937	1.1609	.04114	2.9341	.01026
Check ?	Chk Pass	Chk Fail	Chk Warn	Chk Fail	Chk Pass	Chk Fail	Chk Pass	Chk Pass	Chk Pass	Chk Pass	Chk Pass
Value		.10000	3.0000	.01000		.01000					
Range		30.000%	20.000%	-30.000%		30.000%					

Elem	S_1820	Sb2068	Se1960	Si2881	Sn1899	Sr4077	Th2837	Ti3349	Tl1908	U_3701	V_2924
Units	ppm	ppm	ppm	ppm	ppm	ppm	ppm	ppm	ppm	ppm	ppm
Avg	**-.05990**	F **.01392**	**.01795**	**.41484**	**.09415**	**.01062**	W **.01819**	**.00992**	**.01361**	F **.08079**	**.01014**
Stddev	.00250	.00275	.00286	.01045	.00067	.00012	.00138	.00007	.00029	.00390	.00051
%RSD	4.1660	19.764	15.943	2.5197	.71166	1.1149	7.6032	.69614	2.1188	4.8304	5.0721
#1	-.05813	.01587	.01997	.42223	.09367	.01070	.01917	.00997	.01381	.08354	.01051
#2	-.06166	.01198	.01592	.40744	.09462	.01053	.01722	.00987	.01341	.07803	.00978
Check ?	None	Chk Fail	Chk Pass	Chk Pass	Chk Pass	Chk Pass	Chk Warn	Chk Pass	Chk Pass	Chk Fail	Chk Pass
Value		.01000					.01500			.06000	
Range		30.000%					20.000%			30.000%	

Elem	Zn2062	Zr3391
Units	ppm	ppm
Avg	**.02307**	**.01510**
Stddev	.00043	.00064
%RSD	1.8644	4.2498
#1	.02338	.01465
#2	.02277	.01556
Check ?	Chk Pass	Chk Pass
Value		
Range		

Int. Std.	Y_2243	Y_3600	Y_3774
Units	Cts/S	Cts/S	Cts/S
Avg	**5318.2**	**66451.**	**3128.4**
Stddev	7.2	252.	6.9
%RSD	.13568	.37964	.22193
#1	5323.3	66272.	3133.3
#2	5313.1	66629.	3123.5

Sample Name: 280-42158-A-27-E Acquired: 5/17/2013 21:36:02 Type: Unk
Method: 6500_026(v10) Mode: CONC Corr. Factor: 1.000000
User: bowenh Custom ID1: q4 Custom ID2: Custom ID3:
Comment: 174355 6010c

Elem	Ag3280	Al3092	As1890	B_2089	Ba4554	Be3130	Bi2230	Ca3179	Cd2288
Line	328.068 {103}	309.271 {109}	189.042 {478}	208.959 {461}	455.403 { 74}	313.042 {108}	223.061 {451}	317.933 {106}	228.802 {447}
Units	ppm	ppm	ppm	ppm	ppm	ppm	ppm	ppm	ppm
Avg	**.00203**	**81.838**	**.05003**	**.02150**	**.36426**	**.00435**	**.00583**	**12.930**	**.00154**
Stddev	.00030	.189	.00418	.00011	.00167	.00009	.00035	.040	.00008
%RSD	14.547	.23113	8.3628	.50773	.45721	2.1775	5.9428	.30750	5.1049
#1	.00182	81.704	.05298	.02143	.36308	.00429	.00558	12.902	.00160
#2	.00224	81.972	.04707	.02158	.36544	.00442	.00607	12.959	.00148
Check ?	Chk Pass	Chk Pass	Chk Pass	Chk Pass	Chk Pass	Chk Pass	Chk Pass	Chk Pass	Chk Pass
High Limit									
Low Limit									

Elem	Co2286	Cr2055	Cu3247	Fe2714	K_7664	Li6707	Mg2790	Mn2576	Mo2020
Line	228.616 {447}	205.552 {464}	324.754 {104}	271.441 {124}	766.490 { 44}	670.784 { 50}	279.079 {121}2	257.610 {131}	202.030 {467}
Units	ppm	ppm	ppm	ppm	ppm	ppm	ppm	ppm	ppm
Avg	**.07573**	**.12493**	**.34387**	**191.53**	**12.320**	**.20306**	**36.849**	**9.4855**	**.00809**
Stddev	.00007	.00033	.00085	.44	.062	.00232	.060	.0404	.00010
%RSD	.09219	.26555	.24848	.22813	.50125	1.1415	.16166	.42598	1.1812
#1	.07568	.12469	.34448	191.22	12.276	.20470	36.891	9.4570	.00802
#2	.07578	.12516	.34327	191.84	12.364	.20142	36.807	9.5141	.00816
Check ?	Chk Pass	Chk Pass	Chk Pass	Chk Pass	Chk Pass	Chk Pass	Chk Pass	Chk Pass	Chk Pass
High Limit									
Low Limit									

Elem	Na5895	Ni2316	P_1782	Pb2203	S_1820	Sb2068	Se1960	Si2881	Sn1899
Line	589.592 { 57}	231.604 {446}	178.284 {489}	220.353 {453}	182.034 {485}	206.833 {463}	196.090 {472}	288.158 {117}	189.989 {477}
Units	ppm	ppm	ppm	ppm	ppm	ppm	ppm	ppm	ppm
Avg	**.68265**	**.17661**	**4.9789**	**.07906**	**.25665**	**-.00362**	**.00315**	**2.1791**	**.00547**
Stddev	.00031	.00026	.0069	.00290	.00257	.00102	.00490	.0180	.00081
%RSD	.04472	.14599	.13795	3.6642	1.0005	28.226	155.55	.82486	14.849
#1	.68243	.17643	4.9741	.08111	.25847	-.00434	.00661	2.1664	.00489
#2	.68287	.17679	4.9838	.07702	.25484	-.00290	-.00031	2.1918	.00604
Check ?	Chk Pass	Chk Pass	Chk Pass	Chk Pass	None	Chk Pass	Chk Pass	Chk Pass	Chk Pass
High Limit									
Low Limit									

Elem	Sr4077	Th2837	Ti3349	Tl1908	U_3701	V_2924	Zn2062	Zr3391
Line	407.771 { 83}	283.730 {119}	334.904 {101}	190.856 {477}	370.152 { 91}	292.402 {115}	206.200 {163}	339.198 { 99}
Units	ppm	ppm	ppm	ppm	ppm	ppm	ppm	ppm
Avg	**.05381**	**.10288**	**.37728**	**-.00796**	**-.02141**	**.14934**	**.63979**	**.03094**
Stddev	.00020	.00349	.00008	.00038	.02742	.00057	.00027	.00101
%RSD	.36332	3.3891	.02187	4.8064	128.04	.37975	.04202	3.2806
#1	.05367	.10041	.37722	-.00769	-.00203	.14894	.63960	.03165
#2	.05395	.10535	.37734	-.00823	-.04080	.14974	.63998	.03022
Check ?	Chk Pass	Chk Pass	Chk Pass	Chk Pass	Chk Pass	Chk Pass	Chk Pass	Chk Pass
High Limit								
Low Limit								

Int. Std.	Y_2243	Y_3600	Y_3774
Line	224.306 {450}	360.073 { 94}	377.433 { 89}
Units	Cts/S	Cts/S	Cts/S
Avg	**6079.0**	**75792.**	**3646.4**
Stddev	1.0	26.	7.9
%RSD	.01585	.03453	.21761
#1	6078.3	75811.	3652.0
#2	6079.7	75774.	3640.7

Sample Name: sd 42158-A-27-E@5 Acquired: 5/17/2013 21:38:28 Type: Unk
Method: 6500_026(v10) Mode: CONC Corr. Factor: 1.000000
User: bowenh Custom ID1: q4 Custom ID2: Custom ID3:
Comment: 174355 6010c

Elem	Ag3280	Al3092	As1890	B_2089	Ba4554	Be3130	Bi2230	Ca3179	Cd2288
Line	328.068 {103}	309.271 {109}	189.042 {478}	208.959 {461}	455.403 { 74}	313.042 {108}	223.061 {451}	317.933 {106}	228.802 {447}
Units	ppm	ppm	ppm	ppm	ppm	ppm	ppm	ppm	ppm
Avg	k **.00117**	**18.986**	k **.00813**	**.00439**	**.08384**	k **.00082**	k **.00323**	**2.9895**	k **.00041**
Stddev	.00016	.014	.00089	.00072	.00045	.00005	.00140	.0032	.00006
%RSD	13.555	.07366	10.899	16.430	.53413	6.2424	43.464	.10538	14.283
#1	k .00106	18.976	k .00750	.00490	.08416	k .00078	k .00223	2.9873	k .00037
#2	k .00129	18.996	k .00875	.00388	.08353	k .00086	k .00422	2.9917	k .00045
Check ?	Chk Pass	Chk Pass	Chk Pass	Chk Pass	Chk Pass	Chk Pass	Chk Pass	Chk Pass	Chk Pass
High Limit									
Low Limit									

Elem	Co2286	Cr2055	Cu3247	Fe2714	K_7664	Li6707	Mg2790	Mn2576	Mo2020
Line	228.616 {447}	205.552 {464}	324.754 {104}	271.441 {124}	766.490 { 44}	670.784 { 50}	279.079 {121}2	257.610 {131}	202.030 {467}
Units	ppm	ppm	ppm	ppm	ppm	ppm	ppm	ppm	ppm
Avg	k **.01755**	**.02851**	k **.07670**	k **44.315**	**2.9390**	**.04124**	k **8.4377**	**2.2309**	**.00196**
Stddev	.00026	.00018	.00031	.114	.0538	.00061	.0033	.0026	.00010
%RSD	1.5075	.63640	.40741	.25716	1.8305	1.4805	.03913	.11687	4.9898
#1	k .01773	.02838	k .07648	k 44.234	2.9009	.04167	k 8.4353	2.2290	.00202
#2	k .01736	.02864	k .07692	k 44.395	2.9770	.04081	k 8.4400	2.2327	.00189
Check ?	Chk Pass	Chk Pass	Chk Pass	Chk Pass	Chk Pass	Chk Pass	Chk Pass	Chk Pass	Chk Pass
High Limit									
Low Limit									

Elem	Na5895	Ni2316	P_1782	Pb2203	S_1820	Sb2068	Se1960	Si2881	Sn1899
Line	589.592 { 57}	231.604 {446}	178.284 {489}	220.353 {453}	182.034 {485}	206.833 {463}	196.090 {472}	288.158 {117}	189.989 {477}
Units	ppm	ppm	ppm	ppm	ppm	ppm	ppm	ppm	ppm
Avg	**.13450**	**.04026**	**1.1290**	k **.02031**	**.01130**	k **-.00049**	k **.00462**	**.64476**	k **.00021**
Stddev	.00167	.00050	.0005	.00013	.00009	.00133	.00019	.05325	.00028
%RSD	1.2440	1.2341	.04240	.63533	.82795	271.90	4.1340	8.2584	134.44
#1	.13568	.03991	1.1286	k .02040	.01137	k -.00143	k .00448	.68241	k .00041
#2	.13332	.04061	1.1293	k .02022	.01123	k .00045	k .00475	.60710	k .00001
Check ?	Chk Pass	Chk Pass	Chk Pass	Chk Pass	None	Chk Pass	Chk Pass	Chk Pass	Chk Pass
High Limit									
Low Limit									

Elem	Sr4077	Th2837	Ti3349	Tl1908	U_3701	V_2924	Zn2062	Zr3391
Line	407.771 { 83}	283.730 {119}	334.904 {101}	190.856 {477}	370.152 { 91}	292.402 {115}	206.200 {163}	339.198 { 99}
Units	ppm	ppm	ppm	ppm	ppm	ppm	ppm	ppm
Avg	**.01246**	k **.05754**	k **.08804**	k **-.00233**	k **-.01356**	k **.03504**	**.15084**	k **.01059**
Stddev	.00009	.00053	.00139	.00081	.01690	.00057	.00111	.00215
%RSD	.70536	.92729	1.5834	34.873	124.58	1.6336	.73335	20.344
#1	.01240	k .05792	k .08706	k -.00291	k -.02551	k .03545	.15162	k .01211
#2	.01252	k .05716	k .08903	k -.00176	k -.00161	k .03464	.15006	k .00906
Check ?	Chk Pass	Chk Pass	Chk Pass	Chk Pass	Chk Pass	Chk Pass	Chk Pass	Chk Pass
High Limit								
Low Limit								

Int. Std.	Y_2243	Y_3600	Y_3774
Line	224.306 {450}	360.073 { 94}	377.433 { 89}
Units	Cts/S	Cts/S	Cts/S
Avg	**5448.5**	**67750.**	**3207.8**
Stddev	12.4	130.	5.9
%RSD	.22787	.19203	.18471
#1	5457.3	67842.	3212.0
#2	5439.8	67658.	3203.6

Sample Name: 280-42158-A-27-F MS Acquired: 5/17/2013 21:40:50 Type: Unk
Method: 6500_026(v10) Mode: CONC Corr. Factor: 1.000000
User: bowenh Custom ID1: q4 Custom ID2: Custom ID3:
Comment: 174355 6010c

Elem	Ag3280	Al3092	As1890	B_2089	Ba4554	Be3130	Bi2230	Ca3179	Cd2288
Line	328.068 {103}	309.271 {109}	189.042 {478}	208.959 {461}	455.403 { 74}	313.042 {108}	223.061 {451}	317.933 {106}	228.802 {447}
Units	ppm	ppm	ppm	ppm	ppm	ppm	ppm	ppm	ppm
Avg	**.04640**	**115.94**	**.85175**	**.89307**	**2.1637**	**.04145**	**1.6914**	**49.588**	**.08570**
Stddev	.00131	.61	.00589	.00085	.0085	.00014	.0087	.323	.00007
%RSD	2.8210	.52784	.69111	.09496	.39489	.33776	.51580	.65076	.08058
#1	.04732	116.37	.84759	.89247	2.1697	.04155	1.6852	49.816	.08565
#2	.04547	115.50	.85592	.89367	2.1576	.04135	1.6976	49.359	.08575
Check ?	Chk Pass	Chk Pass	Chk Pass	Chk Pass	Chk Pass	Chk Pass	Chk Pass	Chk Pass	Chk Pass
High Limit									
Low Limit									

Elem	Co2286	Cr2055	Cu3247	Fe2714	K_7664	Li6707	Mg2790	Mn2576	Mo2020
Line	228.616 {447}	205.552 {464}	324.754 {104}	271.441 {124}	766.490 { 44}	670.784 { 50}	279.079 {121}2	257.610 {131}	202.030 {467}
Units	ppm	ppm	ppm	ppm	ppm	ppm	ppm	ppm	ppm
Avg	**.47591**	**.32887**	**.50944**	**169.87**	**78.161**	**1.1455**	**79.958**	**8.3159**	**.78722**
Stddev	.00066	.00102	.00134	.45	.377	.0039	.095	.1313	.00058
%RSD	.13787	.30959	.26314	.26377	.48225	.33885	.11863	1.5788	.07319
#1	.47544	.32815	.50850	170.19	78.428	1.1482	79.891	8.2231	.78682
#2	.47637	.32959	.51039	169.56	77.895	1.1427	80.025	8.4088	.78763
Check ?	Chk Pass	Chk Pass	Chk Pass	Chk Pass	Chk Pass	Chk Pass	Chk Pass	Chk Pass	Chk Pass
High Limit									
Low Limit									

Elem	Na8183	Ni2316	P_1782	Pb2203	S_1820	Sb2068	Se1960	Si2881	Sn1899
Line	818.326 { 41}	231.604 {446}	178.284 {489}	220.353 {453}	182.034 {485}	206.833 {463}	196.090 {472}	288.158 {117}	189.989 {477}
Units	ppm	ppm	ppm	ppm	ppm	ppm	ppm	ppm	ppm
Avg	**51.283**	**.54711**	**12.970**	**.46808**	**.22485**	**.21402**	**1.6620**	**3.6503**	**1.5310**
Stddev	.302	.00033	.001	.00105	.00290	.00255	.0072	.0230	.0080
%RSD	.58800	.06032	.00984	.22341	1.2903	1.1899	.43015	.63063	.51949
#1	51.497	.54688	12.969	.46734	.22690	.21582	1.6570	3.6340	1.5254
#2	51.070	.54735	12.971	.46882	.22279	.21222	1.6671	3.6666	1.5366
Check ?	Chk Pass	Chk Pass	Chk Pass	Chk Pass	None	Chk Pass	Chk Pass	Chk Pass	Chk Pass
High Limit									
Low Limit									

Elem	Sr4077	Th2837	Ti3349	Tl1908	U_3701	V_2924	Zn2062	Zr3391
Line	407.771 { 83}	283.730 {119}	334.904 {101}	190.856 {477}	370.152 { 91}	292.402 {115}	206.200 {163}	339.198 { 99}
Units	ppm	ppm	ppm	ppm	ppm	ppm	ppm	ppm
Avg	**.92848**	**.93540**	**1.3622**	**1.5550**	**1.6867**	**.62596**	**.96710**	**.41669**
Stddev	.00439	.00206	.0051	.0038	.0295	.00009	.00175	.00005
%RSD	.47247	.22010	.37379	.24214	1.7470	.01472	.18125	.01202
#1	.93159	.93685	1.3586	1.5524	1.6658	.62589	.96834	.41673
#2	.92538	.93394	1.3658	1.5577	1.7075	.62602	.96586	.41666
Check ?	Chk Pass	Chk Pass	Chk Pass	Chk Pass	Chk Pass	Chk Pass	Chk Pass	Chk Pass
High Limit								
Low Limit								

Int. Std.	Y_2243	Y_3600	Y_3774
Line	224.306 {450}	360.073 { 94}	377.433 { 89}
Units	Cts/S	Cts/S	Cts/S
Avg	**5955.2**	**74692.**	**3585.6**
Stddev	2.7	145.	33.0
%RSD	.04604	.19436	.91978
#1	5953.3	74590.	3562.3
#2	5957.2	74795.	3608.9

Sample Name: 280-42158-A-27-G MSD Acquired: 5/17/2013 21:43:09 Type: Unk
Method: 6500_026(v10) Mode: CONC Corr. Factor: 1.000000
User: bowenh Custom ID1: q4 Custom ID2: Custom ID3:
Comment: 174355 6010c

Elem	Ag3280	Al3092	As1890	B_2089	Ba4554	Be3130	Bi2230	Ca3179	Cd2288
Line	328.068 {103}	309.271 {109}	189.042 {478}	208.959 {461}	455.403 { 74}	313.042 {108}	223.061 {451}	317.933 {106}	228.802 {447}
Units	ppm	ppm	ppm	ppm	ppm	ppm	ppm	ppm	ppm
Avg	**.04642**	**104.63**	**.86310**	**.90327**	**2.1525**	**.04141**	**1.7144**	**51.394**	**.08688**
Stddev	.00118	.40	.00132	.00070	.0063	.00023	.0033	.216	.00015
%RSD	2.5483	.38673	.15252	.07723	.29202	.55136	.19152	.42032	.17537
#1	.04558	104.35	.86403	.90277	2.1481	.04125	1.7167	51.241	.08699
#2	.04725	104.92	.86217	.90376	2.1570	.04157	1.7121	51.547	.08677
Check ?	Chk Pass	Chk Pass	Chk Pass	Chk Pass	Chk Pass	Chk Pass	Chk Pass	Chk Pass	Chk Pass
High Limit									
Low Limit									

Elem	Co2286	Cr2055	Cu3247	Fe2714	K_7664	Li6707	Mg2790	Mn2576	Mo2020
Line	228.616 {447}	205.552 {464}	324.754 {104}	271.441 {124}	766.490 { 44}	670.784 { 50}	279.079 {121}2	257.610 {131}	202.030 {467}
Units	ppm	ppm	ppm	ppm	ppm	ppm	ppm	ppm	ppm
Avg	**.47379**	**.30152**	**.43670**	**150.88**	**75.607**	**1.1387**	**75.762**	**7.0948**	**.79827**
Stddev	.00069	.00082	.00013	.55	.412	.0038	.222	.0612	.00073
%RSD	.14649	.27098	.02927	.36276	.54434	.33311	.29311	.86187	.09197
#1	.47330	.30094	.43680	150.49	75.316	1.1360	75.919	7.0515	.79879
#2	.47428	.30209	.43661	151.26	75.898	1.1414	75.605	7.1380	.79775
Check ?	Chk Pass	Chk Pass	Chk Pass	Chk Pass	Chk Pass	Chk Pass	Chk Pass	Chk Pass	Chk Pass
High Limit									
Low Limit									

Elem	Na8183	Ni2316	P_1782	Pb2203	S_1820	Sb2068	Se1960	Si2881	Sn1899
Line	818.326 { 41}	231.604 {446}	178.284 {489}	220.353 {453}	182.034 {485}	206.833 {463}	196.090 {472}	288.158 {117}	189.989 {477}
Units	ppm	ppm	ppm	ppm	ppm	ppm	ppm	ppm	ppm
Avg	**52.029**	**.53408**	**12.739**	**.47178**	**.25735**	**.22965**	**1.6915**	**3.6759**	**1.5603**
Stddev	.030	.00093	.006	.00022	.00169	.00231	.0055	.0246	.0032
%RSD	.05769	.17485	.04417	.04677	.65646	1.0045	.32412	.66908	.20477
#1	52.050	.53341	12.735	.47162	.25854	.22802	1.6876	3.6585	1.5581
#2	52.008	.53474	12.743	.47193	.25615	.23128	1.6953	3.6933	1.5626
Check ?	Chk Pass	Chk Pass	Chk Pass	Chk Pass	None	Chk Pass	Chk Pass	Chk Pass	Chk Pass
High Limit									
Low Limit									

Elem	Sr4077	Th2837	Ti3349	Tl1908	U_3701	V_2924	Zn2062	Zr3391
Line	407.771 { 83}	283.730 {119}	334.904 {101}	190.856 {477}	370.152 { 91}	292.402 {115}	206.200 {163}	339.198 { 99}
Units	ppm	ppm	ppm	ppm	ppm	ppm	ppm	ppm
Avg	**.92985**	**.93893**	**1.4709**	**1.5842**	**1.7000**	**.60878**	**.89932**	**.39862**
Stddev	.00542	.00188	.0039	.0015	.0379	.00212	.00137	.00173
%RSD	.58253	.20059	.26574	.09549	2.2325	.34822	.15227	.43502
#1	.92602	.94026	1.4736	1.5853	1.6732	.61028	.89835	.39984
#2	.93368	.93759	1.4681	1.5832	1.7268	.60728	.90029	.39739
Check ?	Chk Pass	Chk Pass	Chk Pass	Chk Pass	Chk Pass	Chk Pass	Chk Pass	Chk Pass
High Limit								
Low Limit								

Int. Std.	Y_2243	Y_3600	Y_3774
Line	224.306 {450}	360.073 { 94}	377.433 { 89}
Units	Cts/S	Cts/S	Cts/S
Avg	**5902.8**	**74021.**	**3575.0**
Stddev	12.5	161.	21.0
%RSD	.21114	.21691	.58768
#1	5911.6	73908.	3589.9
#2	5894.0	74135.	3560.2

Sample Name: pds 280-42158-A-27-E Acquired: 5/17/2013 21:45:28 Type: Unk
Method: 6500_026(v10) Mode: CONC Corr. Factor: 1.000000
User: bowenh Custom ID1: q4 Custom ID2: Custom ID3:
Comment: 174355 6010c

Elem	Ag3280	Al3092	As1890	B_2089	Ba4554	Be3130	Bi2230	Ca3179	Cd2288
Line	328.068 {103}	309.271 {109}	189.042 {478}	208.959 {461}	455.403 { 74}	313.042 {108}	223.061 {451}	317.933 {106}	228.802 {447}
Units	ppm	ppm	ppm	ppm	ppm	ppm	ppm	ppm	ppm
Avg	**.03943**	**81.538**	**.22033**	**.11173**	**.45491**	**.04342**	**.00431**	**28.800**	**.04682**
Stddev	.00004	.061	.00458	.00065	.00006	.00010	.00011	.071	.00004
%RSD	.10962	.07537	2.0776	.58190	.01304	.22340	2.5154	.24603	.08928
#1	.03946	81.581	.21710	.11219	.45495	.04335	.00439	28.750	.04685
#2	.03940	81.494	.22357	.11127	.45487	.04349	.00423	28.850	.04679
Check ?	Chk Pass	Chk Pass	Chk Pass	Chk Pass	Chk Pass	Chk Pass	Chk Pass	Chk Pass	Chk Pass
High Limit									
Low Limit									

Elem	Co2286	Cr2055	Cu3247	Fe2714	K_7664	Li6707	Mg2790	Mn2576	Mo2020
Line	228.616 {447}	205.552 {464}	324.754 {104}	271.441 {124}	766.490 { 44}	670.784 { 50}	279.079 {121}2	257.610 {131}	202.030 {467}
Units	ppm	ppm	ppm	ppm	ppm	ppm	ppm	ppm	ppm
Avg	**.11888**	**.16605**	**.38540**	**189.56**	**32.984**	**.30188**	**54.106**	**9.3529**	**.04940**
Stddev	.00062	.00059	.00045	.59	.029	.00280	.051	.0631	.00012
%RSD	.52338	.35647	.11626	.31263	.08766	.92834	.09485	.67499	.23542
#1	.11844	.16563	.38572	189.14	32.964	.29990	54.143	9.3082	.04948
#2	.11932	.16647	.38508	189.98	33.005	.30386	54.070	9.3975	.04931
Check ?	Chk Pass	Chk Pass	Chk Pass	Chk Pass	Chk Pass	Chk Pass	Chk Pass	Chk Pass	Chk Pass
High Limit									
Low Limit									

Elem	Na8183	Ni2316	P_1782	Pb2203	S_1820	Sb2068	Se1960	Si2881	Sn1899
Line	818.326 { 41}	231.604 {446}	178.284 {489}	220.353 {453}	182.034 {485}	206.833 {463}	196.090 {472}	288.158 {117}	189.989 {477}
Units	ppm	ppm	ppm	ppm	ppm	ppm	ppm	ppm	ppm
Avg	**23.281**	**.21468**	**6.7107**	**.16654**	**.25436**	**.08402**	**.18292**	**6.1787**	**.08813**
Stddev	.340	.00038	.0095	.00175	.00257	.00109	.00443	.0175	.00052
%RSD	1.4599	.17593	.14136	1.0536	1.0110	1.2978	2.4202	.28267	.59257
#1	23.521	.21442	6.7040	.16530	.25254	.08325	.18605	6.1663	.08776
#2	23.040	.21495	6.7175	.16778	.25617	.08479	.17979	6.1910	.08850
Check ?	Chk Pass	Chk Pass	Chk Pass	Chk Pass	None	Chk Pass	Chk Pass	Chk Pass	Chk Pass
High Limit									
Low Limit									

Elem	Sr4077	Th2837	Ti3349	Tl1908	U_3701	V_2924	Zn2062	Zr3391
Line	407.771 { 83}	283.730 {119}	334.904 {101}	190.856 {477}	370.152 { 91}	292.402 {115}	206.200 {163}	339.198 { 99}
Units	ppm	ppm	ppm	ppm	ppm	ppm	ppm	ppm
Avg	**.10120**	**.28354**	**.42813**	**.16392**	**.46509**	**.19286**	**.80801**	**.07010**
Stddev	.00015	.00440	.00418	.00014	.01638	.00060	.00084	.00098
%RSD	.14691	1.5513	.97649	.08472	3.5227	.31105	.10450	1.3922
#1	.10131	.28665	.42517	.16382	.47667	.19328	.80861	.07079
#2	.10110	.28043	.43108	.16402	.45350	.19243	.80742	.06941
Check ?	Chk Pass	Chk Pass	Chk Pass	Chk Pass	Chk Pass	Chk Pass	Chk Pass	Chk Pass
High Limit								
Low Limit								

Int. Std.	Y_2243	Y_3600	Y_3774
Line	224.306 {450}	360.073 { 94}	377.433 { 89}
Units	Cts/S	Cts/S	Cts/S
Avg	**5997.5**	**75344.**	**3616.9**
Stddev	13.3	71.	3.7
%RSD	.22233	.09372	.10361
#1	6007.0	75394.	3619.6
#2	5988.1	75294.	3614.3

Sample Name: 280-42158-A-28-B Acquired: 5/17/2013 21:47:52 Type: Unk
Method: 6500_026(v10) Mode: CONC Corr. Factor: 1.000000
User: bowenh Custom ID1: q4 Custom ID2: Custom ID3:
Comment: 174355 6010c

Elem	Ag3280	Al3092	As1890	B_2089	Ba4554	Be3130	Bi2230	Ca3179	Cd2288
Line	328.068 {103}	309.271 {109}	189.042 {478}	208.959 {461}	455.403 { 74}	313.042 {108}	223.061 {451}	317.933 {106}	228.802 {447}
Units	ppm	ppm	ppm	ppm	ppm	ppm	ppm	ppm	ppm
Avg	**.00117**	**85.788**	**.03597**	**.01545**	**.41641**	**.00299**	**.00268**	**6.3654**	**.00205**
Stddev	.00027	.301	.00068	.00044	.00062	.00007	.00079	.0060	.00010
%RSD	23.281	.35104	1.8804	2.8664	.14930	2.1977	29.460	.09394	4.9023
#1	.00098	85.575	.03550	.01514	.41597	.00295	.00212	6.3697	.00198
#2	.00136	86.001	.03645	.01577	.41685	.00304	.00323	6.3612	.00212
Check ?	Chk Pass	Chk Pass	Chk Pass	Chk Pass	Chk Pass	Chk Pass	Chk Pass	Chk Pass	Chk Pass
High Limit									
Low Limit									

Elem	Co2286	Cr2055	Cu3247	Fe2714	K_7664	Li6707	Mg2790	Mn2576	Mo2020
Line	228.616 {447}	205.552 {464}	324.754 {104}	271.441 {124}	766.490 { 44}	670.784 { 50}	279.079 {121}2	257.610 {131}	202.030 {467}
Units	ppm	ppm	ppm	ppm	ppm	ppm	ppm	ppm	ppm
Avg	**.05709**	**.14196**	**.21398**	**146.30**	**10.672**	**.15956**	**33.031**	**6.7138**	**.00447**
Stddev	.00026	.00017	.00065	.35	.013	.00014	.034	.0146	.00014
%RSD	.45941	.12143	.30568	.23740	.11780	.09030	.10396	.21690	3.0251
#1	.05728	.14208	.21352	146.54	10.681	.15946	33.055	6.7241	.00457
#2	.05691	.14184	.21444	146.05	10.664	.15966	33.007	6.7035	.00438
Check ?	Chk Pass	Chk Pass	Chk Pass	Chk Pass	Chk Pass	Chk Pass	Chk Pass	Chk Pass	Chk Pass
High Limit									
Low Limit									

Elem	Na5895	Ni2316	P_1782	Pb2203	S_1820	Sb2068	Se1960	Si2881	Sn1899
Line	589.592 { 57}	231.604 {446}	178.284 {489}	220.353 {453}	182.034 {485}	206.833 {463}	196.090 {472}	288.158 {117}	189.989 {477}
Units	ppm	ppm	ppm	ppm	ppm	ppm	ppm	ppm	ppm
Avg	**.72084**	**.13010**	**4.7068**	**.08776**	**.79005**	**-.00220**	**.00477**	**1.5737**	**.00625**
Stddev	.01348	.00027	.0067	.00032	.00040	.00092	.00162	.0253	.00043
%RSD	1.8705	.20490	.14139	.36232	.05097	41.696	33.958	1.6072	6.9078
#1	.73038	.13028	4.7115	.08754	.78976	-.00285	.00591	1.5558	.00594
#2	.71131	.12991	4.7021	.08799	.79033	-.00155	.00362	1.5916	.00655
Check ?	Chk Pass	Chk Pass	Chk Pass	Chk Pass	None	Chk Pass	Chk Pass	Chk Pass	Chk Pass
High Limit									
Low Limit									

Elem	Sr4077	Th2837	Ti3349	Tl1908	U_3701	V_2924	Zn2062	Zr3391
Line	407.771 { 83}	283.730 {119}	334.904 {101}	190.856 {477}	370.152 { 91}	292.402 {115}	206.200 {163}	339.198 { 99}
Units	ppm	ppm	ppm	ppm	ppm	ppm	ppm	ppm
Avg	**.02972**	**.07284**	**1.2549**	**-.00609**	**.02139**	**.19881**	**.49355**	**.00957**
Stddev	.00006	.00056	.0005	.00030	.05551	.00012	.00016	.00267
%RSD	.19717	.77387	.04059	4.9743	259.58	.05813	.03313	27.947
#1	.02968	.07244	1.2553	-.00588	-.01787	.19873	.49367	.00768
#2	.02976	.07324	1.2546	-.00631	.06064	.19889	.49343	.01146
Check ?	Chk Pass	Chk Pass	Chk Pass	Chk Pass	Chk Pass	Chk Pass	Chk Pass	Chk Pass
High Limit								
Low Limit								

Int. Std.	Y_2243	Y_3600	Y_3774
Line	224.306 {450}	360.073 { 94}	377.433 { 89}
Units	Cts/S	Cts/S	Cts/S
Avg	**5642.6**	**69416.**	**3320.7**
Stddev	8.2	176.	13.7
%RSD	.14543	.25342	.41190
#1	5636.8	69292.	3330.4
#2	5648.4	69541.	3311.1

Sample Name: 280-42158-A-29-B Acquired: 5/17/2013 21:50:18 Type: Unk
Method: 6500_026(v10) Mode: CONC Corr. Factor: 1.000000
User: bowenh Custom ID1: q4 Custom ID2: Custom ID3:
Comment: 174355 6010c

Elem	Ag3280	Al3092	As1890	B_2089	Ba4554	Be3130	Bi2230	Ca3179	Cd2288
Line	328.068 {103}	309.271 {109}	189.042 {478}	208.959 {461}	455.403 { 74}	313.042 {108}	223.061 {451}	317.933 {106}	228.802 {447}
Units	ppm	ppm	ppm	ppm	ppm	ppm	ppm	ppm	ppm
Avg	**.00111**	**78.362**	**.04098**	**.01714**	**.30027**	**.00317**	**.00511**	**9.7765**	**.00149**
Stddev	.00008	.666	.00281	.00036	.00191	.00007	.00458	.1036	.00012
%RSD	7.3495	.84998	6.8520	2.1265	.63555	2.0856	89.706	1.0596	8.0625
#1	.00106	77.891	.04296	.01740	.29892	.00322	.00187	9.7033	.00141
#2	.00117	78.833	.03899	.01688	.30162	.00312	.00834	9.8498	.00158
Check ?	Chk Pass	Chk Pass	Chk Pass	Chk Pass	Chk Pass	Chk Pass	Chk Pass	Chk Pass	Chk Pass
High Limit									
Low Limit									

Elem	Co2286	Cr2055	Cu3247	Fe2714	K_7664	Li6707	Mg2790	Mn2576	Mo2020
Line	228.616 {447}	205.552 {464}	324.754 {104}	271.441 {124}	766.490 { 44}	670.784 { 50}	279.079 {121}2	257.610 {131}	202.030 {467}
Units	ppm	ppm	ppm	ppm	ppm	ppm	ppm	ppm	ppm
Avg	**.06190**	**.14938**	**.38987**	**157.96**	**9.8052**	**.17617**	**34.309**	**7.2934**	**.01547**
Stddev	.00016	.00009	.00178	.70	.0302	.00047	.026	.0018	.00031
%RSD	.25980	.06150	.45568	.44278	.30811	.26586	.07680	.02472	2.0057
#1	.06178	.14945	.39113	157.47	9.7838	.17584	34.328	7.2946	.01525
#2	.06201	.14932	.38862	158.46	9.8265	.17650	34.290	7.2921	.01569
Check ?	Chk Pass	Chk Pass	Chk Pass	Chk Pass	Chk Pass	Chk Pass	Chk Pass	Chk Pass	Chk Pass
High Limit									
Low Limit									

Elem	Na5895	Ni2316	P_1782	Pb2203	S_1820	Sb2068	Se1960	Si2881	Sn1899
Line	589.592 { 57}	231.604 {446}	178.284 {489}	220.353 {453}	182.034 {485}	206.833 {463}	196.090 {472}	288.158 {117}	189.989 {477}
Units	ppm	ppm	ppm	ppm	ppm	ppm	ppm	ppm	ppm
Avg	**.67469**	**.14373**	**4.1271**	**.05437**	**.20632**	**-.00198**	**.00293**	**2.3029**	**.00395**
Stddev	.01790	.00045	.0072	.00052	.00110	.00225	.00457	.0228	.00047
%RSD	2.6523	.31393	.17442	.95096	.53410	113.84	155.73	.99068	11.900
#1	.66204	.14341	4.1220	.05473	.20554	-.00039	.00616	2.2867	.00429
#2	.68735	.14405	4.1322	.05400	.20710	-.00357	-.00030	2.3190	.00362
Check ?	Chk Pass	Chk Pass	Chk Pass	Chk Pass	None	Chk Pass	Chk Pass	Chk Pass	Chk Pass
High Limit									
Low Limit									

Elem	Sr4077	Th2837	Ti3349	Tl1908	U_3701	V_2924	Zn2062	Zr3391
Line	407.771 { 83}	283.730 {119}	334.904 {101}	190.856 {477}	370.152 { 91}	292.402 {115}	206.200 {163}	339.198 { 99}
Units	ppm	ppm	ppm	ppm	ppm	ppm	ppm	ppm
Avg	**.04209**	**.09215**	**.39406**	**-.00630**	**-.00459**	**.13825**	**.51283**	**.02684**
Stddev	.00009	.00188	.00624	.00234	.01442	.00181	.00087	.00211
%RSD	.20929	2.0360	1.5823	37.072	313.90	1.3069	.16999	7.8533
#1	.04215	.09083	.38965	-.00796	-.01479	.13952	.51344	.02833
#2	.04202	.09348	.39847	-.00465	.00560	.13697	.51221	.02535
Check ?	Chk Pass	Chk Pass	Chk Pass	Chk Pass	Chk Pass	Chk Pass	Chk Pass	Chk Pass
High Limit								
Low Limit								

Int. Std.	Y_2243	Y_3600	Y_3774
Line	224.306 {450}	360.073 { 94}	377.433 { 89}
Units	Cts/S	Cts/S	Cts/S
Avg	**5929.2**	**73407.**	**3534.1**
Stddev	3.3	189.	29.4
%RSD	.05525	.25707	.83301
#1	5926.9	73541.	3554.9
#2	5931.6	73274.	3513.3

Sample Name: 280-42158-A-30-B Acquired: 5/17/2013 21:52:44 Type: Unk
Method: 6500_026(v10) Mode: CONC Corr. Factor: 1.000000
User: bowenh Custom ID1: q4 Custom ID2: Custom ID3:
Comment: 174355 6010c

Elem	Ag3280	Al3092	As1890	B_2089	Ba4554	Be3130	Bi2230	Ca3179	Cd2288
Line	328.068 {103}	309.271 {109}	189.042 {478}	208.959 {461}	455.403 { 74}	313.042 {108}	223.061 {451}	317.933 {106}	228.802 {447}
Units	ppm	ppm	ppm	ppm	ppm	ppm	ppm	ppm	ppm
Avg	**.00210**	**78.410**	**.04106**	**.02203**	**.34931**	**.00379**	**.00395**	**11.466**	**.00161**
Stddev	.00022	.493	.00181	.00104	.00108	.00008	.00317	.086	.00001
%RSD	10.537	.62930	4.4055	4.7071	.30937	2.0929	80.138	.74754	.66764
#1	.00194	78.061	.03978	.02277	.34854	.00384	.00619	11.405	.00160
#2	.00225	78.759	.04234	.02130	.35007	.00373	.00171	11.526	.00161
Check ?	Chk Pass	Chk Pass	Chk Pass	Chk Pass	Chk Pass	Chk Pass	Chk Pass	Chk Pass	Chk Pass
High Limit									
Low Limit									

Elem	Co2286	Cr2055	Cu3247	Fe2714	K_7664	Li6707	Mg2790	Mn2576	Mo2020
Line	228.616 {447}	205.552 {464}	324.754 {104}	271.441 {124}	766.490 { 44}	670.784 { 50}	279.079 {121}2	257.610 {131}	202.030 {467}
Units	ppm	ppm	ppm	ppm	ppm	ppm	ppm	ppm	ppm
Avg	**.06674**	**.11680**	**.29303**	**169.56**	**11.599**	**.18762**	**35.890**	**8.2437**	**.00631**
Stddev	.00046	.00038	.00163	.16	.023	.00018	.104	.0381	.00011
%RSD	.68468	.32881	.55667	.09225	.19699	.09621	.28969	.46199	1.7337
#1	.06706	.11707	.29418	169.45	11.583	.18775	35.964	8.2167	.00624
#2	.06642	.11652	.29188	169.67	11.615	.18750	35.817	8.2706	.00639
Check ?	Chk Pass	Chk Pass	Chk Pass	Chk Pass	Chk Pass	Chk Pass	Chk Pass	Chk Pass	Chk Pass
High Limit									
Low Limit									

Elem	Na5895	Ni2316	P_1782	Pb2203	S_1820	Sb2068	Se1960	Si2881	Sn1899
Line	589.592 { 57}	231.604 {446}	178.284 {489}	220.353 {453}	182.034 {485}	206.833 {463}	196.090 {472}	288.158 {117}	189.989 {477}
Units	ppm	ppm	ppm	ppm	ppm	ppm	ppm	ppm	ppm
Avg	**.61262**	**.15809**	**4.7287**	**.07005**	**.18385**	**-.00272**	**.00797**	**1.6885**	**.00489**
Stddev	.01114	.00055	.0029	.00120	.00200	.00080	.00033	.0204	.00008
%RSD	1.8190	.34735	.06167	1.7079	1.0892	29.211	4.1439	1.2103	1.7379
#1	.62050	.15848	4.7307	.06921	.18243	-.00216	.00774	1.7030	.00495
#2	.60474	.15770	4.7266	.07090	.18526	-.00329	.00821	1.6741	.00483
Check ?	Chk Pass	Chk Pass	Chk Pass	Chk Pass	None	Chk Pass	Chk Pass	Chk Pass	Chk Pass
High Limit									
Low Limit									

Elem	Sr4077	Th2837	Ti3349	Tl1908	U_3701	V_2924	Zn2062	Zr3391
Line	407.771 { 83}	283.730 {119}	334.904 {101}	190.856 {477}	370.152 { 91}	292.402 {115}	206.200 {163}	339.198 { 99}
Units	ppm	ppm	ppm	ppm	ppm	ppm	ppm	ppm
Avg	**.05034**	**.09212**	**.68886**	**-.00656**	**-.02226**	**.14298**	**.67698**	**.03540**
Stddev	.00006	.00092	.00311	.00043	.00052	.00135	.00274	.00230
%RSD	.11452	.99876	.45186	6.5319	2.3139	.94334	.40430	6.4834
#1	.05030	.09147	.69107	-.00626	-.02190	.14393	.67891	.03703
#2	.05038	.09277	.68666	-.00686	-.02263	.14202	.67504	.03378
Check ?	Chk Pass	Chk Pass	Chk Pass	Chk Pass	Chk Pass	Chk Pass	Chk Pass	Chk Pass
High Limit								
Low Limit								

Int. Std.	Y_2243	Y_3600	Y_3774
Line	224.306 {450}	360.073 { 94}	377.433 { 89}
Units	Cts/S	Cts/S	Cts/S
Avg	**6021.2**	**74528.**	**3586.9**
Stddev	.5	92.	17.7
%RSD	.00764	.12291	.49431
#1	6020.8	74463.	3599.4
#2	6021.5	74593.	3574.4

Sample Name: CCVH-2050355 Acquired: 5/17/2013 21:55:10 Type: QC
Method: 6500_026(v10) Mode: CONC Corr. Factor: 1.000000
User: bowenh Custom ID1: Custom ID2: Custom ID3:
Comment:

Elem	Ag3280	Al3092	As1890	B_2089	Ba4554	Be3130	Bi2230	Ca3179	Cd2288	Co2286	Cr2055	Cu3247
Units	ppm	ppm	ppm	ppm	ppm	ppm	ppm	ppm	ppm	ppm	ppm	ppm
Avg	**.00022**	**46.906**	**-.00156**	**-.00012**	**.00183**	**-.00006**	**1.0102**	**.02485**	**-.00090**	**.00234**	**.00014**	**-.00047**
Stddev	.00056	.164	.00011	.00022	.00097	.00015	.0066	.00723	.00015	.00025	.00011	.00077
%RSD	259.92	.34899	7.1003	180.83	53.168	233.27	.64890	29.104	16.284	10.620	79.225	163.74
#1	-.00018	46.790	-.00148	-.00028	.00251	-.00017	1.0148	.01974	-.00101	.00216	.00022	-.00102
#2	.00061	47.022	-.00164	.00003	.00114	.00004	1.0055	.02997	-.00080	.00252	.00006	.00007
Check ?	None	Chk Pass	None	None	None	None	Chk Pass	None	None	None	None	None
Value												
Range												

Elem	Fe2599	K_7664	Li6707	Mg2790	Mn2576	Mo2020	Na8183	Ni2316	P_1782	Pb2203	S_1820	Sb2068
Units	ppm	ppm	ppm	ppm	ppm	ppm	ppm	ppm	ppm	ppm	ppm	ppm
Avg	F **39.080**	**.27108**	**-.00274**	**.06059**	**.00964**	**-.00139**	F **295.82**	**.00194**	**.01522**	**-.00105**	**5.0494**	**.00220**
Stddev	.115	.03160	.00098	.00151	.00000	.00039	.45	.00024	.00068	.00074	.0087	.00184
%RSD	.29410	11.658	35.703	2.4902	.01222	28.291	.15183	12.618	4.4490	70.627	.17299	83.839
#1	38.999	.24873	-.00343	.06166	.00964	-.00167	295.51	.00177	.01474	-.00052	5.0556	.00089
#2	39.161	.29342	-.00205	.05953	.00964	-.00111	296.14	.00211	.01570	-.00157	5.0432	.00350
Check ?	Chk Fail	None	None	None	None	None	Chk Fail	None	None	None	None	None
Value	50.000						250.00					
Range	-10.000%						10.000%					

Elem	Se1960	Si2881	Sn1899	Sr4077	Th2837	Ti3349	Tl1908	U_3701	V_2924	Zn2062	Zr3391
Units	ppm	ppm	ppm	ppm	ppm	ppm	ppm	ppm	ppm	ppm	ppm
Avg	**.00821**	**-.02670**	**-.00072**	**.00058**	**5.1762**	**.00419**	**-.00217**	**10.079**	**.00044**	**.00352**	**-.05850**
Stddev	.00057	.02067	.00068	.00000	.0063	.00011	.00261	.038	.00046	.00047	.00068
%RSD	6.9401	77.437	94.038	.18658	.12124	2.6647	120.23	.37265	103.06	13.266	1.1599
#1	.00862	-.04132	-.00120	.00058	5.1717	.00427	-.00402	10.106	.00012	.00319	-.05802
#2	.00781	-.01208	-.00024	.00058	5.1806	.00411	-.00033	10.053	.00076	.00385	-.05898
Check ?	None	None	None	None	Chk Pass	None	None	Chk Pass	None	None	None
Value											
Range											

Int. Std.	Y_2243	Y_3600	Y_3774
Units	Cts/S	Cts/S	Cts/S
Avg	**5200.6**	**64673.**	**3048.0**
Stddev	15.9	28.	8.9
%RSD	.30567	.04269	.29177
#1	5189.4	64653.	3054.3
#2	5211.9	64692.	3041.7

Sample Name: CCV-2050339 Acquired: 5/17/2013 21:57:34 Type: QC
Method: 6500_026(v10) Mode: CONC Corr. Factor: 1.000000
User: bowenh Custom ID1: Custom ID2: Custom ID3:
Comment:

Elem	Ag3280	Al1670	As1890	B_2089	Ba4554	Be3130	Bi2230	Ca3179	Cd2288	Co2286	Cr2055	Cu3247
Units	ppm	ppm	ppm	ppm	ppm	ppm	ppm	ppm	ppm	ppm	ppm	ppm
Avg	**.50386**	F **.59140**	**.98765**	**.50746**	**.52077**	F **.43941**	**.00294**	**4.6034**	**.49656**	**.50356**	**.48683**	**.48325**
Stddev	.00123	.00266	.00033	.00006	.00441	.00388	.00148	.0044	.00000	.00053	.00185	.00096
%RSD	.24408	.44896	.03304	.01156	.84587	.88223	50.327	.09524	.00036	.10604	.37914	.19907
#1	.50473	.59327	.98742	.50742	.51765	.43667	.00398	4.6065	.49656	.50318	.48814	.48393
#2	.50299	.58952	.98788	.50750	.52388	.44215	.00189	4.6003	.49656	.50394	.48553	.48257
Check ?	Chk Pass	Chk Fail	Chk Pass	Chk Pass	Chk Pass	Chk Fail	None	Chk Pass	Chk Pass	Chk Pass	Chk Pass	Chk Pass
Value		.50000				.50000						
Range		10.000%				-10.000%						

Elem	Fe2599	K_7664	Li6707	Mg2790	Mn2576	Mo2020	Na5895	Ni2316	P_1782	Pb2203	S_1820	Sb2068
Units	ppm	ppm	ppm	ppm	ppm	ppm	ppm	ppm	ppm	ppm	ppm	ppm
Avg	F **2.1403**	F **57.661**	F **1.1428**	**19.708**	**.50381**	**.47807**	**5.4458**	**.49634**	**1.0161**	**.99522**	**-.06125**	**.99448**
Stddev	.0046	.195	.0092	.004	.00108	.00101	.0079	.00019	.0067	.00148	.00376	.00143
%RSD	.21277	.33857	.80356	.02249	.21500	.21050	.14456	.03860	.65935	.14891	6.1314	.14345
#1	2.1436	57.523	1.1363	19.711	.50304	.47879	5.4403	.49647	1.0209	.99627	-.05859	.99549
#2	2.1371	57.799	1.1493	19.705	.50457	.47736	5.4514	.49620	1.0114	.99417	-.06390	.99347
Check ?	Chk Fail	Chk Fail	Chk Fail	Chk Pass	Chk Pass	Chk Pass	Chk Pass	Chk Pass	Chk Pass	Chk Pass	None	Chk Pass
Value	2.5000	50.000	1.0000									
Range	-10.000%	10.000%	10.000%									

Elem	Se1960	Si2881	Sn1899	Sr4077	Th2837	Ti3349	Tl1908	U_3701	V_2924	Zn2062	Zr3391
Units	ppm	ppm	ppm	ppm	ppm	ppm	ppm	ppm	ppm	ppm	ppm
Avg	**1.0067**	F **4.2495**	**.95713**	**.51935**	**.00319**	**.48946**	**.96753**	**.00571**	**.48348**	**.49668**	**.46085**
Stddev	.0005	.0647	.00125	.00339	.00038	.00116	.00347	.04589	.00081	.00073	.00070
%RSD	.05226	1.5219	.13092	.65233	11.821	.23604	.35824	803.53	.16705	.14629	.15149
#1	1.0063	4.2952	.95802	.51695	.00346	.48865	.96998	-.02674	.48291	.49617	.46036
#2	1.0071	4.2038	.95625	.52175	.00293	.49028	.96508	.03816	.48405	.49720	.46134
Check ?	Chk Pass	Chk Fail	Chk Pass	Chk Pass	None	Chk Pass	Chk Pass	None	Chk Pass	Chk Pass	Chk Pass
Value		5.0000									
Range		-10.000%									

Int. Std.	Y_2243	Y_3600	Y_3774
Units	Cts/S	Cts/S	Cts/S
Avg	**5340.9**	**66908.**	**3148.5**
Stddev	10.7	112.	11.5
%RSD	.19949	.16766	.36473
#1	5333.3	66828.	3156.6
#2	5348.4	66987.	3140.4

Sample Name: CCB Acquired: 5/17/2013 21:59:50 Type: QC
Method: 6500_026(v10) Mode: CONC Corr. Factor: 1.000000
User: bowenh Custom ID1: Custom ID2: Custom ID3:
Comment:

Elem	Ag3280	Al1670	As1890	B_2089	Ba4554	Be3130	Bi2230	Ca3179	Cd2288	Co2286	Cr2055
Units	ppm	ppm	ppm	ppm	ppm	ppm	ppm	ppm	ppm	ppm	ppm
Avg	**.00038**	**.01639**	**-.00123**	**-.00066**	W **.00072**	**.00003**	**.00157**	**.00596**	**-.00002**	**.00008**	**.00001**
Stddev	.00070	.01496	.00061	.00013	.00005	.00012	.00201	.00111	.00015	.00006	.00016
%RSD	184.47	91.287	49.518	20.268	6.9258	359.01	128.48	18.617	833.35	67.095	1933.5
#1	.00087	.02697	-.00165	-.00057	.00068	.00012	.00014	.00675	.00009	.00004	.00012
#2	-.00011	.00581	-.00080	-.00076	.00075	-.00005	.00299	.00518	-.00012	.00012	-.00011
Check ?	Chk Pass	Chk Pass	Chk Pass	Chk Pass	Chk Warn	Chk Pass	None	Chk Pass	Chk Pass	Chk Pass	Chk Pass
High Limit					.00058						
Low Limit					-.00058						

Elem	Cu3247	Fe2599	K_7664	Li6707	Mg2790	Mn2576	Mo2020	Na5895	Ni2316	P_1782	Pb2203
Units	ppm	ppm	ppm	ppm	ppm	ppm	ppm	ppm	ppm	ppm	ppm
Avg	**-.00027**	F **.09209**	**.16233**	W **-.00350**	F **.02194**	F **.00364**	**.00029**	**.00780**	**.00041**	**.00314**	**.00009**
Stddev	.00062	.00848	.04953	.00198	.01353	.00198	.00039	.01643	.00013	.00162	.00017
%RSD	227.72	9.2046	30.508	56.529	61.635	54.422	132.55	210.49	32.639	51.614	181.45
#1	.00017	.08610	.12731	-.00490	.03151	.00505	.00057	-.00381	.00050	.00428	-.00003
#2	-.00071	.09808	.19735	-.00210	.01238	.00224	.00002	.01942	.00031	.00199	.00022
Check ?	Chk Pass	Chk Fail	Chk Pass	Chk Warn	Chk Fail	Chk Fail	Chk Pass	Chk Pass	Chk Pass	Chk Pass	Chk Pass
High Limit		.04400		.00261	.02140	.00051					
Low Limit		-.04400		-.00261	-.02140	-.00051					

Elem	S_1820	Sb2068	Se1960	Si2881	Sn1899	Sr4077	Th2837	Ti3349	Tl1908	U_3701	V_2924
Units	ppm	ppm	ppm	ppm	ppm	ppm	ppm	ppm	ppm	ppm	ppm
Avg	**-.05889**	**.00209**	W **.00523**	**-.00495**	**-.00167**	**.00003**	**.00110**	W **.00061**	**-.00062**	**.00368**	**.00069**
Stddev	.00386	.00022	.00225	.01106	.00039	.00000	.00166	.00002	.00225	.03109	.00058
%RSD	6.5608	10.512	43.045	223.68	23.303	13.654	151.14	2.9299	364.22	844.50	84.170
#1	-.05616	.00225	.00683	-.01277	-.00140	.00003	.00227	.00062	.00097	-.01830	.00028
#2	-.06162	.00194	.00364	.00288	-.00195	.00003	-.00008	.00059	-.00221	.02567	.00109
Check ?	None	Chk Pass	Chk Warn	Chk Pass	Chk Pass	Chk Pass	Chk Pass	Chk Warn	Chk Pass	Chk Pass	Chk Pass
High Limit			.00486					.00060			
Low Limit			-.00486					-.00060			

Elem	Zn2062	Zr3391
Units	ppm	ppm
Avg	**.00247**	W **.00264**
Stddev	.00014	.00171
%RSD	5.6172	64.790
#1	.00237	.00384
#2	.00257	.00143
Check ?	Chk Pass	Chk Warn
High Limit		.00238
Low Limit		-.00238

Int. Std.	Y_2243	Y_3600	Y_3774
Units	Cts/S	Cts/S	Cts/S
Avg	**5371.3**	**67505.**	**3154.7**
Stddev	4.1	315.	21.8
%RSD	.07600	.46667	.69079
#1	5374.2	67728.	3170.1
#2	5368.4	67283.	3139.3

Sample Name: CCVL2057887 Acquired: 5/17/2013 22:02:19 Type: QC
Method: 6500_026(v10) Mode: CONC Corr. Factor: 1.000000
User: bowenh Custom ID1: Custom ID2: Custom ID3:
Comment:

Elem	Ag3280	Al1670	As1890	B_2089	Ba4554	Be3130	Bi2230	Ca3179	Cd2288	Co2286	Cr2055
Units	ppm	ppm	ppm	ppm	ppm	ppm	ppm	ppm	ppm	ppm	ppm
Avg	**.01055**	**.10429**	**.01556**	**.10060**	**.01120**	**.00093**	**.10295**	**.18372**	**.00507**	**.01044**	**.00987**
Stddev	.00009	.00106	.00204	.00095	.00010	.00014	.00310	.00370	.00021	.00010	.00014
%RSD	.86674	1.0150	13.088	.94454	.92238	14.877	3.0123	2.0138	4.1901	.96488	1.4651
#1	.01049	.10504	.01412	.10128	.01128	.00102	.10076	.18634	.00522	.01037	.00997
#2	.01062	.10354	.01700	.09993	.01113	.00083	.10514	.18110	.00492	.01051	.00977
Check ?	Chk Pass	Chk Pass	Chk Pass	Chk Pass	Chk Pass	Chk Pass	Chk Pass	Chk Pass	Chk Pass	Chk Pass	Chk Pass
Value											
Range											

Elem	Cu3247	Fe2599	K_7664	Li6707	Mg2790	Mn2576	Mo2020	Na5895	Ni2316	P_1782	Pb2203
Units	ppm	ppm	ppm	ppm	ppm	ppm	ppm	ppm	ppm	ppm	ppm
Avg	**.01404**	W **.07882**	W **3.7392**	**.00845**	**.20558**	**.01041**	**.01938**	**1.1173**	**.04127**	**2.9611**	**.01036**
Stddev	.00018	.00197	.0534	.00049	.00260	.00003	.00022	.0138	.00029	.0029	.00036
%RSD	1.2560	2.5026	1.4290	5.7988	1.2659	.26180	1.1471	1.2374	.71024	.09832	3.5145
#1	.01417	.07742	3.7014	.00880	.20742	.01043	.01954	1.1271	.04148	2.9632	.01061
#2	.01392	.08021	3.7770	.00811	.20374	.01039	.01922	1.1075	.04106	2.9591	.01010
Check ?	Chk Pass	Chk Warn	Chk Warn	Chk Pass	Chk Pass	Chk Pass	Chk Pass	Chk Pass	Chk Pass	Chk Pass	Chk Pass
Value		.10000	3.0000								
Range		-20.000%	20.000%								

Elem	S_1820	Sb2068	Se1960	Si2881	Sn1899	Sr4077	Th2837	Ti3349	Tl1908	U_3701	V_2924
Units	ppm	ppm	ppm	ppm	ppm	ppm	ppm	ppm	ppm	ppm	ppm
Avg	**-.06017**	W **.01283**	**.01796**	**.40944**	**.09600**	**.01037**	**.01416**	**.00988**	**.01429**	F **.08024**	**.01006**
Stddev	.00111	.00050	.00224	.01348	.00092	.00022	.00041	.00062	.00167	.00916	.00005
%RSD	1.8524	3.9156	12.474	3.2929	.95787	2.1350	2.9288	6.2877	11.672	11.415	.46889
#1	-.05938	.01318	.01955	.41897	.09665	.01021	.01445	.01032	.01547	.08672	.01003
#2	-.06095	.01247	.01638	.39991	.09535	.01053	.01387	.00945	.01311	.07377	.01009
Check ?	None	Chk Warn	Chk Pass	Chk Pass	Chk Pass	Chk Pass	Chk Pass	Chk Pass	Chk Pass	Chk Fail	Chk Pass
Value		.01000								.06000	
Range		20.000%								30.000%	

Elem	Zn2062	Zr3391
Units	ppm	ppm
Avg	**.02258**	W **.01856**
Stddev	.00004	.00334
%RSD	.16393	18.002
#1	.02255	.02093
#2	.02260	.01620
Check ?	Chk Pass	Chk Warn
Value		.01500
Range		20.000%

Int. Std.	Y_2243	Y_3600	Y_3774
Units	Cts/S	Cts/S	Cts/S
Avg	**5340.5**	**67116.**	**3125.1**
Stddev	7.3	188.	22.2
%RSD	.13598	.28044	.70962
#1	5345.6	67249.	3109.5
#2	5335.4	66983.	3140.8

Sample Name: 280-42158-A-31-B Acquired: 5/17/2013 22:04:45 Type: Unk
Method: 6500_026(v10) Mode: CONC Corr. Factor: 1.000000
User: bowenh Custom ID1: q4 Custom ID2: Custom ID3:
Comment: 174355 6010c

Elem	Ag3280	Al3092	As1890	B_2089	Ba4554	Be3130	Bi2230	Ca3179	Cd2288
Line	328.068 {103}	309.271 {109}	189.042 {478}	208.959 {461}	455.403 { 74}	313.042 {108}	223.061 {451}	317.933 {106}	228.802 {447}
Units	ppm	ppm	ppm	ppm	ppm	ppm	ppm	ppm	ppm
Avg	**.00225**	**94.860**	**.04420**	**.02199**	**1.5747**	**.00375**	**.00683**	**13.824**	**.00777**
Stddev	.00082	.333	.00021	.00032	.0031	.00004	.00019	.069	.00035
%RSD	36.488	.35072	.48493	1.4352	.19629	1.0346	2.7185	.50004	4.4602
#1	.00283	94.625	.04405	.02177	1.5725	.00373	.00696	13.775	.00752
#2	.00167	95.095	.04436	.02221	1.5768	.00378	.00670	13.873	.00801
Check ?	Chk Pass	Chk Pass	Chk Pass	Chk Pass	Chk Pass	Chk Pass	Chk Pass	Chk Pass	Chk Pass
High Limit									
Low Limit									

Elem	Co2286	Cr2055	Cu3247	Fe2714	K_7664	Li6707	Mg2790	Mn2576	Mo2020
Line	228.616 {447}	205.552 {464}	324.754 {104}	271.441 {124}	766.490 { 44}	670.784 { 50}	279.079 {121}2	257.610 {131}	202.030 {467}
Units	ppm	ppm	ppm	ppm	ppm	ppm	ppm	ppm	ppm
Avg	**.05818**	**.19309**	**.21944**	**160.13**	**8.9353**	**.17397**	**24.499**	**8.3916**	**.00544**
Stddev	.00000	.00041	.00033	.14	.0693	.00134	.016	.1195	.00005
%RSD	.00728	.21268	.15032	.08754	.77581	.76791	.06607	1.4245	.99318
#1	.05818	.19280	.21967	160.03	8.8863	.17303	24.510	8.3071	.00540
#2	.05818	.19338	.21921	160.23	8.9844	.17492	24.487	8.4761	.00548
Check ?	Chk Pass	Chk Pass	Chk Pass	Chk Pass	Chk Pass	Chk Pass	Chk Pass	Chk Pass	Chk Pass
High Limit									
Low Limit									

Elem	Na5895	Ni2316	P_1782	Pb2203	S_1820	Sb2068	Se1960	Si2881	Sn1899
Line	589.592 { 57}	231.604 {446}	178.284 {489}	220.353 {453}	182.034 {485}	206.833 {463}	196.090 {472}	288.158 {117}	189.989 {477}
Units	ppm	ppm	ppm	ppm	ppm	ppm	ppm	ppm	ppm
Avg	**.53850**	**.13743**	**6.8245**	**.73631**	**1.7875**	**-.00101**	**.00497**	**1.9741**	**.01079**
Stddev	.01813	.00079	.0077	.00076	.0007	.00083	.00067	.0016	.00035
%RSD	3.3669	.57829	.11259	.10317	.03736	82.541	13.543	.08150	3.2110
#1	.52568	.13687	6.8190	.73685	1.7879	-.00159	.00450	1.9753	.01055
#2	.55132	.13799	6.8299	.73577	1.7870	-.00042	.00545	1.9730	.01104
Check ?	Chk Pass	Chk Pass	Chk Pass	Chk Pass	None	Chk Pass	Chk Pass	Chk Pass	Chk Pass
High Limit									
Low Limit									

Elem	Sr4077	Th2837	Ti3349	Tl1908	U_3701	V_2924	Zn2062	Zr3391
Line	407.771 { 83}	283.730 {119}	334.904 {101}	190.856 {477}	370.152 { 91}	292.402 {115}	206.200 {163}	339.198 { 99}
Units	ppm	ppm	ppm	ppm	ppm	ppm	ppm	ppm
Avg	**.07502**	**.08909**	**.84015**	**-.00705**	**-.03640**	**.19103**	**.94952**	**.02037**
Stddev	.00016	.00146	.00108	.00129	.00849	.00096	.00088	.00050
%RSD	.21228	1.6409	.12833	18.266	23.332	.50280	.09294	2.4723
#1	.07491	.08806	.84091	-.00614	-.03039	.19171	.95014	.02001
#2	.07514	.09012	.83938	-.00796	-.04240	.19035	.94889	.02073
Check ?	Chk Pass	Chk Pass	Chk Pass	Chk Pass	Chk Pass	Chk Pass	Chk Pass	Chk Pass
High Limit								
Low Limit								

Int. Std.	Y_2243	Y_3600	Y_3774
Line	224.306 {450}	360.073 { 94}	377.433 { 89}
Units	Cts/S	Cts/S	Cts/S
Avg	**5726.8**	**70931.**	**3442.7**
Stddev	11.8	16.	12.4
%RSD	.20587	.02295	.36051
#1	5735.1	70942.	3451.5
#2	5718.4	70919.	3433.9

Sample Name: 280-42158-A-32-B Acquired: 5/17/2013 22:07:10 Type: Unk
Method: 6500_026(v10) Mode: CONC Corr. Factor: 1.000000
User: bowenh Custom ID1: q4 Custom ID2: Custom ID3:
Comment: 174355 6010c

Elem	Ag3280	Al3092	As1890	B_2089	Ba4554	Be3130	Bi2230	Ca3179	Cd2288
Line	328.068 {103}	309.271 {109}	189.042 {478}	208.959 {461}	455.403 { 74}	313.042 {108}	223.061 {451}	317.933 {106}	228.802 {447}
Units	ppm	ppm	ppm	ppm	ppm	ppm	ppm	ppm	ppm
Avg	**.00189**	**70.213**	**.03750**	**.02008**	**.48292**	**.00321**	**.00463**	**7.6068**	**.00198**
Stddev	.00062	.469	.00067	.00058	.00352	.00011	.00085	.0061	.00007
%RSD	32.776	.66821	1.7807	2.8895	.72803	3.4832	18.409	.08072	3.3183
#1	.00233	69.881	.03797	.02049	.48043	.00313	.00523	7.6112	.00202
#2	.00145	70.544	.03703	.01967	.48540	.00329	.00402	7.6025	.00193
Check ?	Chk Pass	Chk Pass	Chk Pass	Chk Pass	Chk Pass	Chk Pass	Chk Pass	Chk Pass	Chk Pass
High Limit									
Low Limit									

Elem	Co2286	Cr2055	Cu3247	Fe2714	K_7664	Li6707	Mg2790	Mn2576	Mo2020
Line	228.616 {447}	205.552 {464}	324.754 {104}	271.441 {124}	766.490 { 44}	670.784 { 50}	279.079 {121}2	257.610 {131}	202.030 {467}
Units	ppm	ppm	ppm	ppm	ppm	ppm	ppm	ppm	ppm
Avg	**.05837**	**.12330**	**.38223**	**144.19**	**9.9974**	**.14516**	**28.950**	**8.3504**	**.00957**
Stddev	.00047	.00058	.00131	.59	.0130	.00291	.061	.0288	.00011
%RSD	.81259	.46924	.34291	.40811	.13038	2.0050	.21067	.34473	1.1388
#1	.05871	.12371	.38316	143.78	10.007	.14722	28.993	8.3301	.00965
#2	.05803	.12289	.38131	144.61	9.9882	.14311	28.907	8.3708	.00949
Check ?	Chk Pass	Chk Pass	Chk Pass	Chk Pass	Chk Pass	Chk Pass	Chk Pass	Chk Pass	Chk Pass
High Limit									
Low Limit									

Elem	Na5895	Ni2316	P_1782	Pb2203	S_1820	Sb2068	Se1960	Si2881	Sn1899
Line	589.592 { 57}	231.604 {446}	178.284 {489}	220.353 {453}	182.034 {485}	206.833 {463}	196.090 {472}	288.158 {117}	189.989 {477}
Units	ppm	ppm	ppm	ppm	ppm	ppm	ppm	ppm	ppm
Avg	**.60037**	**.13152**	**3.8523**	**.12419**	**.24410**	**-.00105**	**.00672**	**1.6659**	**.00398**
Stddev	.00206	.00042	.0178	.00079	.00741	.00084	.00144	.0044	.00003
%RSD	.34319	.31874	.46139	.63749	3.0367	80.047	21.428	.26408	.75564
#1	.60183	.13181	3.8649	.12363	.24934	-.00164	.00570	1.6690	.00400
#2	.59891	.13122	3.8397	.12475	.23886	-.00046	.00774	1.6628	.00396
Check ?	Chk Pass	Chk Pass	Chk Pass	Chk Pass	None	Chk Pass	Chk Pass	Chk Pass	Chk Pass
High Limit									
Low Limit									

Elem	Sr4077	Th2837	Ti3349	Tl1908	U_3701	V_2924	Zn2062	Zr3391
Line	407.771 { 83}	283.730 {119}	334.904 {101}	190.856 {477}	370.152 { 91}	292.402 {115}	206.200 {163}	339.198 { 99}
Units	ppm	ppm	ppm	ppm	ppm	ppm	ppm	ppm
Avg	**.03471**	**.07922**	**.38961**	**-.00650**	**-.03420**	**.12707**	**.42441**	**.03296**
Stddev	.00031	.00226	.00183	.00069	.00655	.00089	.00133	.00126
%RSD	.88834	2.8478	.46883	10.686	19.143	.70021	.31397	3.8228
#1	.03449	.07763	.39091	-.00699	-.02957	.12770	.42535	.03385
#2	.03492	.08082	.38832	-.00601	-.03883	.12644	.42346	.03207
Check ?	Chk Pass	Chk Pass	Chk Pass	Chk Pass	Chk Pass	Chk Pass	Chk Pass	Chk Pass
High Limit								
Low Limit								

Int. Std.	Y_2243	Y_3600	Y_3774
Line	224.306 {450}	360.073 { 94}	377.433 { 89}
Units	Cts/S	Cts/S	Cts/S
Avg	**6242.1**	**77577.**	**3720.7**
Stddev	5.6	151.	29.4
%RSD	.09025	.19457	.78935
#1	6238.1	77683.	3741.5
#2	6246.1	77470.	3700.0

Sample Name: 280-42158-A-33-B Acquired: 5/17/2013 22:09:36 Type: Unk
Method: 6500_026(v10) Mode: CONC Corr. Factor: 1.000000
User: bowenh Custom ID1: q4 Custom ID2: Custom ID3:
Comment: 174355 6010c

Elem	Ag3280	Al3092	As1890	B_2089	Ba4554	Be3130	Bi2230	Ca3179	Cd2288
Line	328.068 {103}	309.271 {109}	189.042 {478}	208.959 {461}	455.403 { 74}	313.042 {108}	223.061 {451}	317.933 {106}	228.802 {447}
Units	ppm	ppm	ppm	ppm	ppm	ppm	ppm	ppm	ppm
Avg	**.00131**	**71.935**	**.04200**	**.02010**	**.24422**	**.00328**	**.00392**	**10.563**	**.00100**
Stddev	.00024	.562	.00158	.00035	.00213	.00011	.00249	.107	.00002
%RSD	18.545	.78133	3.7625	1.7302	.87091	3.4886	63.483	1.0114	2.1848
#1	.00148	72.332	.04312	.01985	.24572	.00336	.00216	10.639	.00099
#2	.00113	71.538	.04089	.02035	.24271	.00320	.00568	10.487	.00102
Check ?	Chk Pass	Chk Pass	Chk Pass	Chk Pass	Chk Pass	Chk Pass	Chk Pass	Chk Pass	Chk Pass
High Limit									
Low Limit									

Elem	Co2286	Cr2055	Cu3247	Fe2714	K_7664	Li6707	Mg2790	Mn2576	Mo2020
Line	228.616 {447}	205.552 {464}	324.754 {104}	271.441 {124}	766.490 { 44}	670.784 { 50}	279.079 {121}2	257.610 {131}	202.030 {467}
Units	ppm	ppm	ppm	ppm	ppm	ppm	ppm	ppm	ppm
Avg	**.07324**	**.09993**	**.27417**	**158.33**	**11.487**	**.17957**	**35.354**	**5.6966**	**.00294**
Stddev	.00008	.00037	.00054	.19	.013	.00107	.015	.0881	.00003
%RSD	.10663	.36908	.19786	.12313	.11132	.59516	.04145	1.5461	1.1000
#1	.07318	.09967	.27379	158.46	11.478	.17881	35.364	5.6343	.00296
#2	.07329	.10019	.27455	158.19	11.496	.18032	35.344	5.7589	.00291
Check ?	Chk Pass	Chk Pass	Chk Pass	Chk Pass	Chk Pass	Chk Pass	Chk Pass	Chk Pass	Chk Pass
High Limit									
Low Limit									

Elem	Na5895	Ni2316	P_1782	Pb2203	S_1820	Sb2068	Se1960	Si2881	Sn1899
Line	589.592 { 57}	231.604 {446}	178.284 {489}	220.353 {453}	182.034 {485}	206.833 {463}	196.090 {472}	288.158 {117}	189.989 {477}
Units	ppm	ppm	ppm	ppm	ppm	ppm	ppm	ppm	ppm
Avg	**.96395**	**.15763**	**4.0804**	**.06827**	**.09629**	**-.00393**	**.00131**	**1.8299**	**.00367**
Stddev	.00762	.00074	.0020	.00063	.00073	.00040	.00588	.0111	.00043
%RSD	.79004	.47041	.04938	.92127	.75352	10.258	449.68	.60374	11.767
#1	.95856	.15711	4.0818	.06871	.09577	-.00422	.00547	1.8377	.00336
#2	.96933	.15816	4.0790	.06782	.09680	-.00365	-.00285	1.8221	.00398
Check ?	Chk Pass	Chk Pass	Chk Pass	Chk Pass	None	Chk Pass	Chk Pass	Chk Pass	Chk Pass
High Limit									
Low Limit									

Elem	Sr4077	Th2837	Ti3349	Tl1908	U_3701	V_2924	Zn2062	Zr3391
Line	407.771 { 83}	283.730 {119}	334.904 {101}	190.856 {477}	370.152 { 91}	292.402 {115}	206.200 {163}	339.198 { 99}
Units	ppm	ppm	ppm	ppm	ppm	ppm	ppm	ppm
Avg	**.04847**	**.08392**	**.32253**	**-.00476**	**.02273**	**.12694**	**.50323**	**.04482**
Stddev	.00026	.00080	.00204	.00135	.01862	.00065	.00126	.00022
%RSD	.52694	.95516	.63395	28.463	81.925	.50918	.24969	.48951
#1	.04829	.08335	.32398	-.00380	.00956	.12648	.50234	.04467
#2	.04865	.08449	.32109	-.00572	.03589	.12739	.50412	.04498
Check ?	Chk Pass	Chk Pass	Chk Pass	Chk Pass	Chk Pass	Chk Pass	Chk Pass	Chk Pass
High Limit								
Low Limit								

Int. Std.	Y_2243	Y_3600	Y_3774
Line	224.306 {450}	360.073 { 94}	377.433 { 89}
Units	Cts/S	Cts/S	Cts/S
Avg	**6028.8**	**74638.**	**3570.2**
Stddev	24.5	177.	27.8
%RSD	.40637	.23726	.78003
#1	6011.5	74763.	3550.5
#2	6046.2	74513.	3589.9

Sample Name: 280-42158-A-34-B Acquired: 5/17/2013 22:12:02 Type: Unk
Method: 6500_026(v10) Mode: CONC Corr. Factor: 1.000000
User: bowenh Custom ID1: q4 Custom ID2: Custom ID3:
Comment: 174355 6010c

Elem	Ag3280	Al3092	As1890	B_2089	Ba4554	Be3130	Bi2230	Ca3179	Cd2288
Line	328.068 {103}	309.271 {109}	189.042 {478}	208.959 {461}	455.403 { 74}	313.042 {108}	223.061 {451}	317.933 {106}	228.802 {447}
Units	ppm	ppm	ppm	ppm	ppm	ppm	ppm	ppm	ppm
Avg	**.00163**	**89.662**	**.03339**	**.01574**	**.40930**	**.00302**	**.00316**	**5.9692**	**.00217**
Stddev	.00073	.423	.00055	.00043	.00311	.00005	.00065	.0111	.00035
%RSD	44.888	.47178	1.6522	2.7337	.76100	1.7727	20.628	.18580	16.218
#1	.00111	89.961	.03300	.01544	.41150	.00306	.00270	5.9770	.00192
#2	.00215	89.363	.03378	.01605	.40710	.00299	.00362	5.9614	.00242
Check ?	Chk Pass	Chk Pass	Chk Pass	Chk Pass	Chk Pass	Chk Pass	Chk Pass	Chk Pass	Chk Pass
High Limit									
Low Limit									

Elem	Co2286	Cr2055	Cu3247	Fe2714	K_7664	Li6707	Mg2790	Mn2576	Mo2020
Line	228.616 {447}	205.552 {464}	324.754 {104}	271.441 {124}	766.490 { 44}	670.784 { 50}	279.079 {121}2	257.610 {131}	202.030 {467}
Units	ppm	ppm	ppm	ppm	ppm	ppm	ppm	ppm	ppm
Avg	**.05302**	**.10171**	**.24478**	**148.53**	**8.7487**	**.15313**	**25.223**	**8.5300**	**.00480**
Stddev	.00032	.00006	.00018	.50	.0318	.00122	.007	.0087	.00009
%RSD	.60452	.05499	.07266	.33700	.36355	.79788	.02907	.10148	1.9288
#1	.05279	.10167	.24491	148.89	8.7712	.15226	25.218	8.5238	.00474
#2	.05325	.10175	.24466	148.18	8.7262	.15399	25.228	8.5361	.00487
Check ?	Chk Pass	Chk Pass	Chk Pass	Chk Pass	Chk Pass	Chk Pass	Chk Pass	Chk Pass	Chk Pass
High Limit									
Low Limit									

Elem	Na5895	Ni2316	P_1782	Pb2203	S_1820	Sb2068	Se1960	Si2881	Sn1899
Line	589.592 { 57}	231.604 {446}	178.284 {489}	220.353 {453}	182.034 {485}	206.833 {463}	196.090 {472}	288.158 {117}	189.989 {477}
Units	ppm	ppm	ppm	ppm	ppm	ppm	ppm	ppm	ppm
Avg	**.57803**	**.12026**	**5.5408**	**.11286**	**1.0209**	**-.00231**	**.00439**	**1.8729**	**.00727**
Stddev	.00084	.00008	.0119	.00123	.0019	.00192	.00384	.0070	.00012
%RSD	.14572	.06361	.21506	1.0871	.18782	83.314	87.557	.37555	1.5969
#1	.57863	.12031	5.5323	.11373	1.0223	-.00095	.00167	1.8778	.00719
#2	.57744	.12020	5.5492	.11199	1.0196	-.00367	.00710	1.8679	.00735
Check ?	Chk Pass	Chk Pass	Chk Pass	Chk Pass	None	Chk Pass	Chk Pass	Chk Pass	Chk Pass
High Limit									
Low Limit									

Elem	Sr4077	Th2837	Ti3349	Tl1908	U_3701	V_2924	Zn2062	Zr3391
Line	407.771 { 83}	283.730 {119}	334.904 {101}	190.856 {477}	370.152 { 91}	292.402 {115}	206.200 {163}	339.198 { 99}
Units	ppm	ppm	ppm	ppm	ppm	ppm	ppm	ppm
Avg	**.02746**	**.07938**	**.57225**	**-.00640**	**-.02551**	**.16175**	**.50301**	**.01639**
Stddev	.00005	.00028	.00315	.00030	.00546	.00092	.00199	.00143
%RSD	.16779	.35678	.55085	4.6665	21.399	.57109	.39627	8.7027
#1	.02743	.07918	.57002	-.00619	-.02165	.16240	.50160	.01740
#2	.02749	.07958	.57447	-.00661	-.02937	.16110	.50442	.01538
Check ?	Chk Pass	Chk Pass	Chk Pass	Chk Pass	Chk Pass	Chk Pass	Chk Pass	Chk Pass
High Limit								
Low Limit								

Int. Std.	Y_2243	Y_3600	Y_3774
Line	224.306 {450}	360.073 { 94}	377.433 { 89}
Units	Cts/S	Cts/S	Cts/S
Avg	**5657.7**	**69892.**	**3375.3**
Stddev	4.8	64.	17.3
%RSD	.08565	.09196	.51107
#1	5654.3	69847.	3363.1
#2	5661.2	69938.	3387.5

Sample Name: 280-42158-A-35-B Acquired: 5/17/2013 22:14:28 Type: Unk
Method: 6500_026(v10) Mode: CONC Corr. Factor: 1.000000
User: bowenh Custom ID1: q4 Custom ID2: Custom ID3:
Comment: 174355 6010c

Elem	Ag3280	Al3092	As1890	B_2089	Ba4554	Be3130	Bi2230	Ca3179	Cd2288
Line	328.068 {103}	309.271 {109}	189.042 {478}	208.959 {461}	455.403 { 74}	313.042 {108}	223.061 {451}	317.933 {106}	228.802 {447}
Units	ppm	ppm	ppm	ppm	ppm	ppm	ppm	ppm	ppm
Avg	**.00076**	**96.830**	**.04137**	**.02223**	**.36401**	**.00388**	**.00350**	**47.278**	**.00216**
Stddev	.00015	.065	.00187	.00045	.00001	.00001	.00256	.038	.00011
%RSD	19.842	.06704	4.5136	2.0047	.00294	.35865	72.907	.08014	5.1720
#1	.00087	96.785	.04005	.02192	.36402	.00387	.00170	47.252	.00224
#2	.00066	96.876	.04270	.02255	.36400	.00389	.00531	47.305	.00209
Check ?	Chk Pass	Chk Pass	Chk Pass	Chk Pass	Chk Pass	Chk Pass	Chk Pass	Chk Pass	Chk Pass
High Limit									
Low Limit									

Elem	Co2286	Cr2055	Cu3247	Fe2714	K_7664	Li6707	Mg2790	Mn2576	Mo2020
Line	228.616 {447}	205.552 {464}	324.754 {104}	271.441 {124}	766.490 { 44}	670.784 { 50}	279.079 {121}2	257.610 {131}	202.030 {467}
Units	ppm	ppm	ppm	ppm	ppm	ppm	ppm	ppm	ppm
Avg	**.06480**	**.15079**	**.29245**	**163.20**	**10.038**	**.17180**	**29.995**	**7.7208**	**.01387**
Stddev	.00036	.00111	.00077	.36	.021	.00151	.008	.0027	.00019
%RSD	.54931	.73721	.26195	.21800	.20994	.88045	.02600	.03507	1.3505
#1	.06505	.15158	.29191	162.95	10.023	.17073	30.001	7.7227	.01401
#2	.06455	.15000	.29299	163.45	10.053	.17287	29.990	7.7189	.01374
Check ?	Chk Pass	Chk Pass	Chk Pass	Chk Pass	Chk Pass	Chk Pass	Chk Pass	Chk Pass	Chk Pass
High Limit									
Low Limit									

Elem	Na5895	Ni2316	P_1782	Pb2203	S_1820	Sb2068	Se1960	Si2881	Sn1899
Line	589.592 { 57}	231.604 {446}	178.284 {489}	220.353 {453}	182.034 {485}	206.833 {463}	196.090 {472}	288.158 {117}	189.989 {477}
Units	ppm	ppm	ppm	ppm	ppm	ppm	ppm	ppm	ppm
Avg	**.70585**	**.15234**	**25.561**	**.12412**	**.85308**	**-.00418**	**.00692**	**2.2863**	**.00611**
Stddev	.01163	.00059	.007	.00006	.00528	.00019	.00289	.0598	.00031
%RSD	1.6483	.38999	.02760	.04822	.61835	4.5211	41.718	2.6145	5.1312
#1	.71408	.15276	25.556	.12416	.85681	-.00405	.00896	2.3285	.00633
#2	.69763	.15192	25.566	.12407	.84935	-.00432	.00488	2.2440	.00589
Check ?	Chk Pass	Chk Pass	Chk Pass	Chk Pass	None	Chk Pass	Chk Pass	Chk Pass	Chk Pass
High Limit									
Low Limit									

Elem	Sr4077	Th2837	Ti3349	Tl1908	U_3701	V_2924	Zn2062	Zr3391
Line	407.771 { 83}	283.730 {119}	334.904 {101}	190.856 {477}	370.152 { 91}	292.402 {115}	206.200 {163}	339.198 { 99}
Units	ppm	ppm	ppm	ppm	ppm	ppm	ppm	ppm
Avg	**.20388**	**.08953**	**.53520**	**-.00570**	**-.00273**	**.17092**	**.54073**	**.02426**
Stddev	.00009	.00146	.00158	.00038	.02800	.00035	.00042	.00280
%RSD	.04433	1.6334	.29518	6.6562	1024.2	.20273	.07731	11.528
#1	.20381	.08850	.53409	-.00597	.01706	.17116	.54044	.02624
#2	.20394	.09056	.53632	-.00543	-.02253	.17067	.54103	.02229
Check ?	Chk Pass	Chk Pass	Chk Pass	Chk Pass	Chk Pass	Chk Pass	Chk Pass	Chk Pass
High Limit								
Low Limit								

Int. Std.	Y_2243	Y_3600	Y_3774
Line	224.306 {450}	360.073 { 94}	377.433 { 89}
Units	Cts/S	Cts/S	Cts/S
Avg	**5804.4**	**71703.**	**3494.3**
Stddev	.6	87.	4.9
%RSD	.01103	.12068	.13923
#1	5803.9	71764.	3497.7
#2	5804.8	71641.	3490.8

Sample Name: 280-42158-A-36-B Acquired: 5/17/2013 22:16:53 Type: Unk
Method: 6500_026(v10) Mode: CONC Corr. Factor: 1.000000
User: bowenh Custom ID1: q4 Custom ID2: Custom ID3:
Comment: 174355 6010c

Elem	Ag3280	Al3092	As1890	B_2089	Ba4554	Be3130	Bi2230	Ca3179	Cd2288
Line	328.068 {103}	309.271 {109}	189.042 {478}	208.959 {461}	455.403 { 74}	313.042 {108}	223.061 {451}	317.933 {106}	228.802 {447}
Units	ppm	ppm	ppm	ppm	ppm	ppm	ppm	ppm	ppm
Avg	**.00180**	**75.927**	**.03851**	**.01447**	**.38659**	**.00286**	**.00393**	**16.394**	**.00152**
Stddev	.00028	.317	.00170	.00027	.00263	.00008	.00181	.121	.00005
%RSD	15.719	.41736	4.4061	1.8499	.67948	2.8534	46.063	.73948	3.1309
#1	.00200	76.151	.03971	.01428	.38845	.00292	.00520	16.480	.00155
#2	.00160	75.703	.03731	.01466	.38473	.00280	.00265	16.308	.00148
Check ?	Chk Pass	Chk Pass	Chk Pass	Chk Pass	Chk Pass	Chk Pass	Chk Pass	Chk Pass	Chk Pass
High Limit									
Low Limit									

Elem	Co2286	Cr2055	Cu3247	Fe2714	K_7664	Li6707	Mg2790	Mn2576	Mo2020
Line	228.616 {447}	205.552 {464}	324.754 {104}	271.441 {124}	766.490 { 44}	670.784 { 50}	279.079 {121}2	257.610 {131}	202.030 {467}
Units	ppm	ppm	ppm	ppm	ppm	ppm	ppm	ppm	ppm
Avg	**.05202**	**.10801**	**.28624**	**154.98**	**8.7522**	**.15896**	**32.602**	W **10.294**	**.00672**
Stddev	.00054	.00006	.00041	.56	.0068	.00116	.004	.007	.00007
%RSD	1.0441	.05612	.14298	.36147	.07794	.73064	.01281	.07267	1.0563
#1	.05163	.10796	.28653	154.59	8.7474	.15814	32.599	10.289	.00667
#2	.05240	.10805	.28595	155.38	8.7570	.15978	32.605	10.299	.00677
Check ?	Chk Pass	Chk Pass	Chk Pass	Chk Pass	Chk Pass	Chk Pass	Chk Pass	Chk Warn	Chk Pass
High Limit								10.000	
Low Limit								-.01000	

Elem	Na5895	Ni2316	P_1782	Pb2203	S_1820	Sb2068	Se1960	Si2881	Sn1899
Line	589.592 { 57}	231.604 {446}	178.284 {489}	220.353 {453}	182.034 {485}	206.833 {463}	196.090 {472}	288.158 {117}	189.989 {477}
Units	ppm	ppm	ppm	ppm	ppm	ppm	ppm	ppm	ppm
Avg	**.50384**	**.12175**	**5.0768**	**.06841**	**.52330**	**-.00166**	**.00288**	**1.8971**	**.00481**
Stddev	.01529	.00063	.0096	.00076	.00132	.00082	.00601	.0063	.00028
%RSD	3.0349	.52039	.18930	1.1056	.25188	49.200	208.90	.33398	5.7974
#1	.49303	.12130	5.0700	.06894	.52423	-.00224	.00713	1.9016	.00461
#2	.51465	.12220	5.0836	.06787	.52237	-.00109	-.00137	1.8926	.00500
Check ?	Chk Pass	Chk Pass	Chk Pass	Chk Pass	None	Chk Pass	Chk Pass	Chk Pass	Chk Pass
High Limit									
Low Limit									

Elem	Sr4077	Th2837	Ti3349	Tl1908	U_3701	V_2924	Zn2062	Zr3391
Line	407.771 { 83}	283.730 {119}	334.904 {101}	190.856 {477}	370.152 { 91}	292.402 {115}	206.200 {163}	339.198 { 99}
Units	ppm	ppm	ppm	ppm	ppm	ppm	ppm	ppm
Avg	**.04259**	**.08017**	**.40657**	**-.00725**	W **-.06466**	**.14188**	**.48803**	**.02123**
Stddev	.00011	.00048	.00178	.00028	.00884	.00029	.00025	.00021
%RSD	.25787	.59747	.43706	3.8810	13.666	.20656	.05041	.98383
#1	.04251	.08051	.40532	-.00706	-.07091	.14167	.48786	.02108
#2	.04267	.07984	.40783	-.00745	-.05841	.14208	.48820	.02137
Check ?	Chk Pass	Chk Pass	Chk Pass	Chk Pass	Chk Warn	Chk Pass	Chk Pass	Chk Pass
High Limit					45.000			
Low Limit					-.05000			

Int. Std.	Y_2243	Y_3600	Y_3774
Line	224.306 {450}	360.073 { 94}	377.433 { 89}
Units	Cts/S	Cts/S	Cts/S
Avg	**5962.3**	**73881.**	**3493.1**
Stddev	8.7	47.	29.4
%RSD	.14508	.06385	.84080
#1	5968.5	73847.	3472.4
#2	5956.2	73914.	3513.9

Sample Name: 280-42158-A-37-B Acquired: 5/17/2013 22:19:19 Type: Unk
Method: 6500_026(v10) Mode: CONC Corr. Factor: 1.000000
User: bowenh Custom ID1: q4 Custom ID2: Custom ID3:
Comment: 174355 6010c

Elem	Ag3280	Al3092	As1890	B_2089	Ba4554	Be3130	Bi2230	Ca3179	Cd2288
Line	328.068 {103}	309.271 {109}	189.042 {478}	208.959 {461}	455.403 { 74}	313.042 {108}	223.061 {451}	317.933 {106}	228.802 {447}
Units	ppm	ppm	ppm	ppm	ppm	ppm	ppm	ppm	ppm
Avg	**.00197**	**93.492**	**.03503**	**.01310**	**.50607**	**.00352**	**.00428**	**8.9058**	**.00217**
Stddev	.00004	.628	.00039	.00002	.00253	.00001	.00111	.0120	.00024
%RSD	2.1281	.67182	1.0996	.18287	.49965	.23874	25.941	.13493	11.134
#1	.00194	93.048	.03475	.01312	.50429	.00353	.00350	8.8973	.00234
#2	.00200	93.937	.03530	.01308	.50786	.00352	.00507	8.9143	.00200
Check ?	Chk Pass	Chk Pass	Chk Pass	Chk Pass	Chk Pass	Chk Pass	Chk Pass	Chk Pass	Chk Pass
High Limit									
Low Limit									

Elem	Co2286	Cr2055	Cu3247	Fe2714	K_7664	Li6707	Mg2790	Mn2576	Mo2020
Line	228.616 {447}	205.552 {464}	324.754 {104}	271.441 {124}	766.490 { 44}	670.784 { 50}	279.079 {121}2	257.610 {131}	202.030 {467}
Units	ppm	ppm	ppm	ppm	ppm	ppm	ppm	ppm	ppm
Avg	**.05384**	**.09604**	**.13267**	**142.62**	**7.6843**	**.16013**	**21.210**	W **12.265**	**.00273**
Stddev	.00006	.00033	.00043	.24	.0235	.00044	.009	.088	.00013
%RSD	.10426	.34143	.32740	.16519	.30636	.27187	.04404	.71940	4.7795
#1	.05388	.09627	.13298	142.45	7.7010	.15983	21.217	12.202	.00264
#2	.05380	.09581	.13236	142.79	7.6677	.16044	21.204	12.327	.00283
Check ?	Chk Pass	Chk Pass	Chk Pass	Chk Pass	Chk Pass	Chk Pass	Chk Pass	Chk Warn	Chk Pass
High Limit								10.000	
Low Limit								-.01000	

Elem	Na5895	Ni2316	P_1782	Pb2203	S_1820	Sb2068	Se1960	Si2881	Sn1899
Line	589.592 { 57}	231.604 {446}	178.284 {489}	220.353 {453}	182.034 {485}	206.833 {463}	196.090 {472}	288.158 {117}	189.989 {477}
Units	ppm	ppm	ppm	ppm	ppm	ppm	ppm	ppm	ppm
Avg	**.47139**	**.10602**	**6.2176**	**.07804**	**.92769**	**-.00166**	**.00371**	**2.0863**	**.00670**
Stddev	.00597	.00023	.0022	.00017	.00651	.00113	.00033	.0198	.00036
%RSD	1.2667	.22070	.03562	.21346	.70149	67.984	8.9718	.94861	5.3090
#1	.47561	.10585	6.2191	.07793	.93230	-.00086	.00394	2.0723	.00645
#2	.46717	.10618	6.2160	.07816	.92309	-.00246	.00347	2.1003	.00695
Check ?	Chk Pass	Chk Pass	Chk Pass	Chk Pass	None	Chk Pass	Chk Pass	Chk Pass	Chk Pass
High Limit									
Low Limit									

Elem	Sr4077	Th2837	Ti3349	Tl1908	U_3701	V_2924	Zn2062	Zr3391
Line	407.771 { 83}	283.730 {119}	334.904 {101}	190.856 {477}	370.152 { 91}	292.402 {115}	206.200 {163}	339.198 { 99}
Units	ppm	ppm	ppm	ppm	ppm	ppm	ppm	ppm
Avg	**.04146**	**.07460**	**.46570**	**-.00839**	**.01926**	**.16651**	**.50524**	**.01662**
Stddev	.00028	.00117	.00052	.00167	.02648	.00030	.00067	.00186
%RSD	.66835	1.5738	.11101	19.890	137.50	.17741	.13349	11.212
#1	.04126	.07377	.46606	-.00721	.00053	.16630	.50572	.01793
#2	.04166	.07544	.46533	-.00957	.03799	.16672	.50476	.01530
Check ?	Chk Pass	Chk Pass	Chk Pass	Chk Pass	Chk Pass	Chk Pass	Chk Pass	Chk Pass
High Limit								
Low Limit								

Int. Std.	Y_2243	Y_3600	Y_3774
Line	224.306 {450}	360.073 { 94}	377.433 { 89}
Units	Cts/S	Cts/S	Cts/S
Avg	**5617.1**	**69519.**	**3361.5**
Stddev	3.8	72.	1.9
%RSD	.06817	.10296	.05600
#1	5614.4	69570.	3362.9
#2	5619.9	69469.	3360.2

Sample Name: 280-42158-A-38-B Acquired: 5/17/2013 22:21:45 Type: Unk
Method: 6500_026(v10) Mode: CONC Corr. Factor: 1.000000
User: bowenh Custom ID1: q4 Custom ID2: Custom ID3:
Comment: 174355 6010c

Elem	Ag3280	Al3092	As1890	B_2089	Ba4554	Be3130	Bi2230	Ca3179	Cd2288
Line	328.068 {103}	309.271 {109}	189.042 {478}	208.959 {461}	455.403 { 74}	313.042 {108}	223.061 {451}	317.933 {106}	228.802 {447}
Units	ppm	ppm	ppm	ppm	ppm	ppm	ppm	ppm	ppm
Avg	**.00130**	**98.758**	**.04400**	**.01662**	**.40822**	**.00436**	**.00589**	**9.2421**	**.00197**
Stddev	.00018	.130	.00031	.00036	.00058	.00003	.00108	.0185	.00029
%RSD	13.867	.13178	.69392	2.1439	.14154	.76469	18.308	.20054	14.934
#1	.00143	98.850	.04421	.01687	.40863	.00438	.00513	9.2290	.00218
#2	.00118	98.666	.04378	.01637	.40782	.00433	.00665	9.2552	.00176
Check ?	Chk Pass	Chk Pass	Chk Pass	Chk Pass	Chk Pass	Chk Pass	Chk Pass	Chk Pass	Chk Pass
High Limit									
Low Limit									

Elem	Co2286	Cr2055	Cu3247	Fe2714	K_7664	Li6707	Mg2790	Mn2576	Mo2020
Line	228.616 {447}	205.552 {464}	324.754 {104}	271.441 {124}	766.490 { 44}	670.784 { 50}	279.079 {121}2	257.610 {131}	202.030 {467}
Units	ppm	ppm	ppm	ppm	ppm	ppm	ppm	ppm	ppm
Avg	**.07243**	**.11891**	**.30846**	**185.65**	**9.5385**	**.19389**	**34.528**	W **11.220**	**.00471**
Stddev	.00003	.00018	.00127	.03	.0439	.00071	.117	.037	.00021
%RSD	.04059	.14771	.41307	.01808	.45967	.36674	.33769	.33255	4.5494
#1	.07245	.11903	.30936	185.68	9.5695	.19339	34.610	11.193	.00486
#2	.07241	.11878	.30755	185.63	9.5075	.19439	34.445	11.246	.00455
Check ?	Chk Pass	Chk Pass	Chk Pass	Chk Pass	Chk Pass	Chk Pass	Chk Pass	Chk Warn	Chk Pass
High Limit								10.000	
Low Limit								-.01000	

Elem	Na5895	Ni2316	P_1782	Pb2203	S_1820	Sb2068	Se1960	Si2881	Sn1899
Line	589.592 { 57}	231.604 {446}	178.284 {489}	220.353 {453}	182.034 {485}	206.833 {463}	196.090 {472}	288.158 {117}	189.989 {477}
Units	ppm	ppm	ppm	ppm	ppm	ppm	ppm	ppm	ppm
Avg	**.53620**	**.16632**	**6.8004**	**.06845**	**.67587**	**-.00353**	**.00364**	**1.8318**	**.00580**
Stddev	.00282	.00005	.0022	.00100	.00051	.00052	.00738	.0156	.00001
%RSD	.52627	.03240	.03178	1.4547	.07608	14.871	202.96	.85218	.22061
#1	.53420	.16628	6.8020	.06916	.67551	-.00316	.00885	1.8429	.00581
#2	.53819	.16636	6.7989	.06775	.67624	-.00390	-.00158	1.8208	.00580
Check ?	Chk Pass	Chk Pass	Chk Pass	Chk Pass	None	Chk Pass	Chk Pass	Chk Pass	Chk Pass
High Limit									
Low Limit									

Elem	Sr4077	Th2837	Ti3349	Tl1908	U_3701	V_2924	Zn2062	Zr3391
Line	407.771 { 83}	283.730 {119}	334.904 {101}	190.856 {477}	370.152 { 91}	292.402 {115}	206.200 {163}	339.198 { 99}
Units	ppm	ppm	ppm	ppm	ppm	ppm	ppm	ppm
Avg	**.03864**	**.11194**	**.45777**	**-.00898**	**.00200**	**.15779**	**.59090**	**.02409**
Stddev	.00032	.00253	.00037	.00026	.06698	.00060	.00125	.00038
%RSD	.81685	2.2577	.08127	2.8691	3353.2	.37766	.21105	1.5652
#1	.03842	.11373	.45803	-.00916	-.04537	.15821	.59179	.02435
#2	.03887	.11016	.45751	-.00880	.04936	.15737	.59002	.02382
Check ?	Chk Pass	Chk Pass	Chk Pass	Chk Pass	Chk Pass	Chk Pass	Chk Pass	Chk Pass
High Limit								
Low Limit								

Int. Std.	Y_2243	Y_3600	Y_3774
Line	224.306 {450}	360.073 { 94}	377.433 { 89}
Units	Cts/S	Cts/S	Cts/S
Avg	**5865.3**	**72329.**	**3492.2**
Stddev	5.7	98.	18.5
%RSD	.09666	.13506	.52842
#1	5869.3	72260.	3479.1
#2	5861.3	72398.	3505.2

Sample Name: CCVH-2050355 Acquired: 5/17/2013 22:24:10 Type: QC
Method: 6500_026(v10) Mode: CONC Corr. Factor: 1.000000
User: bowenh Custom ID1: Custom ID2: Custom ID3:
Comment:

Elem	Ag3280	Al3092	As1890	B_2089	Ba4554	Be3130	Bi2230	Ca3179	Cd2288	Co2286	Cr2055	Cu3247
Units	ppm	ppm	ppm	ppm	ppm	ppm	ppm	ppm	ppm	ppm	ppm	ppm
Avg	**.00029**	**46.571**	**-.00175**	**-.00074**	**.00188**	**-.00011**	**1.0058**	**.01462**	**-.00062**	**.00215**	**-.00002**	**-.00022**
Stddev	.00010	.060	.00195	.00022	.00027	.00002	.0044	.00151	.00009	.00024	.00012	.00049
%RSD	35.828	.12781	111.43	29.483	14.529	17.254	.44138	10.351	13.741	11.270	664.72	225.16
#1	.00021	46.529	-.00037	-.00059	.00168	-.00012	1.0026	.01355	-.00068	.00198	.00007	-.00057
#2	.00036	46.613	-.00314	-.00090	.00207	-.00010	1.0089	.01569	-.00056	.00232	-.00010	.00013
Check ?	None	Chk Pass	None	None	None	None	Chk Pass	None	None	None	None	None
Value												
Range												

Elem	Fe2599	K_7664	Li6707	Mg2790	Mn2576	Mo2020	Na8183	Ni2316	P_1782	Pb2203	S_1820	Sb2068
Units	ppm	ppm	ppm	ppm	ppm	ppm	ppm	ppm	ppm	ppm	ppm	ppm
Avg	F **38.667**	**.19623**	**-.00402**	**.04402**	**.01012**	**-.00178**	F **295.73**	**.00186**	**.01586**	**.00153**	**5.0594**	**.00329**
Stddev	.075	.00037	.00146	.00260	.00080	.00003	1.39	.00004	.00059	.00039	.0055	.00077
%RSD	.19284	.18966	36.243	5.9086	7.8810	1.8813	.46892	1.9683	3.7453	25.720	.10845	23.447
#1	38.614	.19597	-.00505	.04218	.00956	-.00180	294.75	.00189	.01544	.00125	5.0555	.00384
#2	38.720	.19650	-.00299	.04586	.01068	-.00175	296.71	.00183	.01628	.00181	5.0633	.00275
Check ?	Chk Fail	None	None	None	None	None	Chk Fail	None	None	None	None	None
Value	50.000						250.00					
Range	-10.000%						10.000%					

Elem	Se1960	Si2881	Sn1899	Sr4077	Th2837	Ti3349	Tl1908	U_3701	V_2924	Zn2062	Zr3391
Units	ppm	ppm	ppm	ppm	ppm	ppm	ppm	ppm	ppm	ppm	ppm
Avg	**.00458**	**-.01574**	**-.00099**	**.00037**	**5.1597**	**.00367**	**-.00150**	**9.9927**	**.00042**	**.00355**	**-.05547**
Stddev	.00519	.00863	.00008	.00004	.0013	.00052	.00068	.1097	.00046	.00010	.00112
%RSD	113.39	54.812	8.4417	11.899	.02517	14.123	45.426	1.0978	110.71	2.7306	2.0135
#1	.00091	-.00964	-.00093	.00034	5.1588	.00330	-.00102	9.9152	.00009	.00348	-.05626
#2	.00825	-.02184	-.00105	.00040	5.1606	.00404	-.00198	10.070	.00074	.00361	-.05468
Check ?	None	None	None	None	Chk Pass	None	None	Chk Pass	None	None	None
Value											
Range											

Int. Std.	Y_2243	Y_3600	Y_3774
Units	Cts/S	Cts/S	Cts/S
Avg	**5269.2**	**65571.**	**3105.4**
Stddev	7.7	45.	8.6
%RSD	.14685	.06876	.27750
#1	5274.6	65539.	3099.3
#2	5263.7	65603.	3111.4

Sample Name: CCV-2050339 Acquired: 5/17/2013 22:26:33 Type: QC
Method: 6500_026(v10) Mode: CONC Corr. Factor: 1.000000
User: bowenh Custom ID1: Custom ID2: Custom ID3:
Comment:

Elem	Ag3280	Al1670	As1890	B_2089	Ba4554	Be3130	Bi2230	Ca3179	Cd2288	Co2286	Cr2055	Cu3247
Units	ppm	ppm	ppm	ppm	ppm	ppm	ppm	ppm	ppm	ppm	ppm	ppm
Avg	**.50943**	**.49721**	**.99365**	**.51174**	**.52649**	F **.44164**	**.00512**	**4.5989**	**.49899**	**.50749**	**.48700**	**.48552**
Stddev	.00156	.00007	.00200	.00040	.00085	.00049	.00318	.0030	.00023	.00199	.00103	.00005
%RSD	.30543	.01485	.20169	.07858	.16051	.11182	62.116	.06605	.04641	.39270	.21238	.01069
#1	.51053	.49726	.99507	.51203	.52709	.44130	.00287	4.6011	.49915	.50609	.48773	.48548
#2	.50832	.49716	.99224	.51146	.52589	.44199	.00738	4.5968	.49882	.50890	.48627	.48556
Check ?	Chk Pass	Chk Pass	Chk Pass	Chk Pass	Chk Pass	Chk Fail	None	Chk Pass	Chk Pass	Chk Pass	Chk Pass	Chk Pass
Value						.50000						
Range						-10.000%						

Elem	Fe2599	K_7664	Li6707	Mg2790	Mn2576	Mo2020	Na5895	Ni2316	P_1782	Pb2203	S_1820	Sb2068
Units	ppm	ppm	ppm	ppm	ppm	ppm	ppm	ppm	ppm	ppm	ppm	ppm
Avg	F **2.0065**	F **58.519**	F **1.1577**	**19.868**	**.50040**	**.47788**	**5.4279**	**.49919**	**1.0203**	**1.0017**	**-.06247**	**1.0045**
Stddev	.0447	.183	.0001	.023	.00013	.00064	.0304	.00149	.0002	.0014	.00024	.0002
%RSD	2.2254	.31247	.00537	.11420	.02559	.13494	.56053	.29863	.02101	.14178	.38713	.01855
#1	2.0381	58.390	1.1577	19.884	.50049	.47743	5.4494	.49813	1.0205	1.0027	-.06230	1.0046
#2	1.9749	58.648	1.1577	19.852	.50031	.47834	5.4064	.50024	1.0202	1.0007	-.06265	1.0044
Check ?	Chk Fail	Chk Fail	Chk Fail	Chk Pass	Chk Pass	Chk Pass	Chk Pass	Chk Pass	Chk Pass	Chk Pass	None	Chk Pass
Value	2.5000	50.000	1.0000									
Range	-10.000%	10.000%	10.000%									

Elem	Se1960	Si2881	Sn1899	Sr4077	Th2837	Ti3349	Tl1908	U_3701	V_2924	Zn2062	Zr3391
Units	ppm	ppm	ppm	ppm	ppm	ppm	ppm	ppm	ppm	ppm	ppm
Avg	**1.0269**	F **4.2573**	**.96283**	**.52538**	**.00062**	**.49293**	**.96929**	**.07290**	**.48795**	**.50158**	**.46335**
Stddev	.0000	.0364	.00263	.00165	.00101	.00004	.00066	.01966	.00174	.00256	.00136
%RSD	.00064	.85434	.27346	.31404	161.15	.00741	.06824	26.965	.35658	.51025	.29457
#1	1.0268	4.2316	.96469	.52421	-.00009	.49290	.96882	.08680	.48918	.50339	.46431
#2	1.0269	4.2830	.96097	.52655	.00134	.49295	.96976	.05900	.48672	.49977	.46238
Check ?	Chk Pass	Chk Fail	Chk Pass	Chk Pass	None	Chk Pass	Chk Pass	None	Chk Pass	Chk Pass	Chk Pass
Value		5.0000									
Range		-10.000%									

Int. Std.	Y_2243	Y_3600	Y_3774
Units	Cts/S	Cts/S	Cts/S
Avg	**5347.7**	**66200.**	**3090.8**
Stddev	6.3	175.	2.3
%RSD	.11792	.26499	.07335
#1	5343.2	66076.	3089.2
#2	5352.1	66324.	3092.4

Sample Name: CCB Acquired: 5/17/2013 22:28:48 Type: QC
Method: 6500_026(v10) Mode: CONC Corr. Factor: 1.000000
User: bowenh Custom ID1: Custom ID2: Custom ID3:
Comment:

Elem	Ag3280	Al1670	As1890	B_2089	Ba4554	Be3130	Bi2230	Ca3179	Cd2288	Co2286	Cr2055
Units	ppm	ppm	ppm	ppm	ppm	ppm	ppm	ppm	ppm	ppm	ppm
Avg	**.00035**	**.00150**	**-.00044**	**-.00150**	**.00031**	**.00003**	**.00040**	**-.00638**	**-.00010**	**.00035**	**-.00011**
Stddev	.00027	.00087	.00269	.00042	.00009	.00004	.00170	.00082	.00002	.00006	.00012
%RSD	77.803	58.199	615.99	27.997	27.748	147.09	426.80	12.906	14.609	16.347	117.95
#1	.00016	.00088	.00147	-.00120	.00025	-.00000	.00160	-.00697	-.00009	.00031	-.00002
#2	.00054	.00211	-.00234	-.00179	.00038	.00005	-.00081	-.00580	-.00011	.00039	-.00019
Check ?	Chk Pass	Chk Pass	Chk Pass	Chk Pass	Chk Pass	Chk Pass	None	Chk Pass	Chk Pass	Chk Pass	Chk Pass
High Limit											
Low Limit											

Elem	Cu3247	Fe2599	K_7664	Li6707	Mg2790	Mn2576	Mo2020	Na5895	Ni2316	P_1782	Pb2203
Units	ppm	ppm	ppm	ppm	ppm	ppm	ppm	ppm	ppm	ppm	ppm
Avg	**-.00053**	**.00297**	**.04813**	W **-.00462**	**-.00043**	**.00009**	**.00052**	**-.06314**	**.00059**	**.00095**	**.00023**
Stddev	.00020	.00200	.04604	.00086	.00012	.00000	.00054	.00362	.00017	.00287	.00048
%RSD	37.042	67.420	95.648	18.713	28.009	3.2202	105.08	5.7337	28.411	301.88	210.59
#1	-.00067	.00155	.01558	-.00401	-.00051	.00009	.00090	-.06570	.00071	.00298	.00057
#2	-.00039	.00439	.08069	-.00523	-.00034	.00009	.00013	-.06058	.00047	-.00108	-.00011
Check ?	Chk Pass	Chk Pass	Chk Pass	Chk Warn	Chk Pass	Chk Pass	Chk Pass	Chk Pass	Chk Pass	Chk Pass	Chk Pass
High Limit				.00261							
Low Limit				-.00261							

Elem	S_1820	Sb2068	Se1960	Si2881	Sn1899	Sr4077	Th2837	Ti3349	Tl1908	U_3701	V_2924
Units	ppm	ppm	ppm	ppm	ppm	ppm	ppm	ppm	ppm	ppm	ppm
Avg	**-.06335**	**.00215**	**.00072**	**-.00795**	**-.00022**	**-.00028**	**-.00020**	**.00018**	**.00008**	**-.00821**	**.00063**
Stddev	.00388	.00103	.00052	.00362	.00040	.00015	.00080	.00027	.00052	.02375	.00011
%RSD	6.1230	47.826	71.860	45.523	179.62	53.346	397.29	148.96	675.03	289.31	17.084
#1	-.06061	.00142	.00109	-.00539	.00006	-.00017	-.00076	-.00001	-.00029	-.02500	.00055
#2	-.06610	.00287	.00035	-.01051	-.00051	-.00038	.00036	.00037	.00044	.00858	.00070
Check ?	None	Chk Pass	Chk Pass	Chk Pass	Chk Pass	Chk Pass	Chk Pass	Chk Pass	Chk Pass	Chk Pass	Chk Pass
High Limit											
Low Limit											

Elem	Zn2062	Zr3391
Units	ppm	ppm
Avg	**.00266**	F **.00493**
Stddev	.00035	.00166
%RSD	13.204	33.638
#1	.00290	.00611
#2	.00241	.00376
Check ?	Chk Pass	Chk Fail
High Limit		.00476
Low Limit		-.00476

Int. Std.	Y_2243	Y_3600	Y_3774
Units	Cts/S	Cts/S	Cts/S
Avg	**5387.1**	**67559.**	**3136.2**
Stddev	2.3	25.	25.9
%RSD	.04358	.03654	.82620
#1	5385.4	67576.	3154.5
#2	5388.7	67541.	3117.9

Sample Name: CCVL2057887 Acquired: 5/17/2013 22:31:19 Type: QC
Method: 6500_026(v10) Mode: CONC Corr. Factor: 1.000000
User: bowenh Custom ID1: Custom ID2: Custom ID3:
Comment:

Elem	Ag3280	Al1670	As1890	B_2089	Ba4554	Be3130	Bi2230	Ca3179	Cd2288	Co2286	Cr2055
Units	ppm	ppm	ppm	ppm	ppm	ppm	ppm	ppm	ppm	ppm	ppm
Avg	**.01122**	**.10444**	**.01513**	**.10310**	**.01106**	W **.00071**	**.10452**	**.18496**	**.00524**	**.01071**	**.00991**
Stddev	.00061	.00022	.00056	.00054	.00016	.00026	.00307	.00291	.00006	.00024	.00016
%RSD	5.4650	.21502	3.6882	.52275	1.4350	35.963	2.9386	1.5748	1.1053	2.2286	1.6252
#1	.01079	.10428	.01474	.10272	.01095	.00053	.10670	.18702	.00520	.01054	.01002
#2	.01165	.10460	.01553	.10348	.01118	.00089	.10235	.18290	.00529	.01087	.00979
Check ?	Chk Pass	Chk Pass	Chk Pass	Chk Pass	Chk Pass	Chk Warn	Chk Pass	Chk Pass	Chk Pass	Chk Pass	Chk Pass
Value						.00100					
Range						-20.000%					

Elem	Cu3247	Fe2599	K_7664	Li6707	Mg2790	Mn2576	Mo2020	Na5895	Ni2316	P_1782	Pb2203
Units	ppm	ppm	ppm	ppm	ppm	ppm	ppm	ppm	ppm	ppm	ppm
Avg	**.01466**	**.08022**	W **3.8111**	**.00806**	**.20823**	**.01043**	**.01943**	**1.1292**	**.04110**	**2.9956**	**.00970**
Stddev	.00036	.00289	.0721	.00065	.00073	.00004	.00013	.0040	.00010	.0108	.00117
%RSD	2.4351	3.6054	1.8906	8.0299	.34966	.42934	.65776	.35716	.25141	.36118	12.089
#1	.01440	.07818	3.7601	.00760	.20874	.01047	.01952	1.1263	.04102	2.9879	.01053
#2	.01491	.08227	3.8620	.00852	.20771	.01040	.01934	1.1320	.04117	3.0032	.00887
Check ?	Chk Pass	Chk Pass	Chk Warn	Chk Pass	Chk Pass	Chk Pass	Chk Pass	Chk Pass	Chk Pass	Chk Pass	Chk Pass
Value			3.0000								
Range			20.000%								

Elem	S_1820	Sb2068	Se1960	Si2881	Sn1899	Sr4077	Th2837	Ti3349	Tl1908	U_3701	V_2924
Units	ppm	ppm	ppm	ppm	ppm	ppm	ppm	ppm	ppm	ppm	ppm
Avg	**-.05689**	F **.01330**	**.01772**	**.42685**	**.09685**	**.01067**	**.01686**	**.00993**	**.01361**	F **.09893**	**.01045**
Stddev	.00022	.00182	.00190	.00688	.00043	.00027	.00299	.00066	.00104	.01710	.00186
%RSD	.38303	13.706	10.750	1.6114	.44553	2.4956	17.734	6.6910	7.6667	17.283	17.785
#1	-.05705	.01459	.01637	.43171	.09715	.01048	.01475	.01040	.01434	.11102	.00914
#2	-.05674	.01201	.01907	.42198	.09654	.01086	.01898	.00946	.01287	.08684	.01177
Check ?	None	Chk Fail	Chk Pass	Chk Pass	Chk Pass	Chk Pass	Chk Pass	Chk Pass	Chk Pass	Chk Fail	Chk Pass
Value		.01000								.06000	
Range		30.000%								30.000%	

Elem	Zn2062	Zr3391
Units	ppm	ppm
Avg	**.02329**	**.01602**
Stddev	.00019	.00075
%RSD	.81866	4.6580
#1	.02343	.01550
#2	.02316	.01655
Check ?	Chk Pass	Chk Pass
Value		
Range		

Int. Std.	Y_2243	Y_3600	Y_3774
Units	Cts/S	Cts/S	Cts/S
Avg	**5378.0**	**66907.**	**3138.5**
Stddev	1.9	205.	15.9
%RSD	.03592	.30673	.50650
#1	5379.3	67052.	3127.3
#2	5376.6	66761.	3149.8

Sample Name: MB 280-174359/1-A Acquired: 5/17/2013 22:33:44 Type: Unk
Method: 6500_026(v10) Mode: CONC Corr. Factor: 1.000000
User: bowenh Custom ID1: q4 Custom ID2: Custom ID3:
Comment: 174359 6010c

Elem	Ag3280	Al1670	As1890	B_2089	Ba4554	Be3130	Bi2230	Ca3179	Cd2288
Line	328.068 {103}	167.079 {502}	189.042 {478}	208.959 {461}	455.403 { 74}	313.042 {108}	223.061 {451}	317.933 {106}	228.802 {447}
Units	ppm	ppm	ppm	ppm	ppm	ppm	ppm	ppm	ppm
Avg	**.00060**	**.01599**	**.00182**	F **.02653**	**.00056**	**-.00014**	**-.00231**	W **.18235**	**.00005**
Stddev	.00016	.00004	.00095	.00002	.00041	.00008	.00238	.00283	.00007
%RSD	26.136	.26681	51.869	.09384	72.972	61.600	102.79	1.5511	145.25
#1	.00071	.01602	.00115	.02651	.00084	-.00008	-.00399	.18435	.00010
#2	.00049	.01596	.00249	.02655	.00027	-.00020	-.00063	.18035	-.00000
Check ?	Chk Pass	Chk Pass	Chk Pass	Chk Fail	Chk Pass	Chk Pass	Chk Pass	Chk Warn	Chk Pass
High Limit				.01000				.10000	
Low Limit				-.01000				-.10000	

Elem	Co2286	Cr2055	Cu3247	Fe2599	K_7664	Li6707	Mg2790	Mn2576	Mo2020
Line	228.616 {447}	205.552 {464}	324.754 {104}	259.940 {130}	766.490 { 44}	670.784 { 50}	279.079 {121}2	257.610 {131}	202.030 {467}
Units	ppm	ppm	ppm	ppm	ppm	ppm	ppm	ppm	ppm
Avg	**.00031**	**.00012**	**.00143**	W **.03208**	**.12040**	**-.00493**	**.02046**	**.00091**	**.00034**
Stddev	.00034	.00014	.00020	.00353	.02971	.00310	.00057	.00007	.00001
%RSD	109.23	117.50	14.048	11.008	24.676	62.870	2.7846	8.0471	4.3094
#1	.00055	.00002	.00157	.03458	.09939	-.00713	.02086	.00096	.00033
#2	.00007	.00022	.00129	.02958	.14141	-.00274	.02006	.00086	.00035
Check ?	Chk Pass	Chk Pass	Chk Pass	Chk Warn	Chk Pass	Chk Pass	Chk Pass	Chk Pass	Chk Pass
High Limit				.03000					
Low Limit				-.05000					

Elem	Na5895	Ni2316	P_1782	Pb2203	S_1820	Sb2068	Se1960	Si2881	Sn1899
Line	589.592 { 57}	231.604 {446}	178.284 {489}	220.353 {453}	182.034 {485}	206.833 {463}	196.090 {472}	288.158 {117}	189.989 {477}
Units	ppm	ppm	ppm	ppm	ppm	ppm	ppm	ppm	ppm
Avg	**.26934**	**.00077**	F **.07937**	**.00068**	**-.02697**	**.00030**	**.00252**	**.04653**	**.00498**
Stddev	.03020	.00021	.00126	.00163	.00309	.00014	.00009	.00826	.00068
%RSD	11.213	26.839	1.5832	238.56	11.475	46.331	3.6708	17.756	13.594
#1	.24799	.00092	.07849	.00183	-.02916	.00040	.00259	.05237	.00450
#2	.29070	.00063	.08026	-.00047	-.02478	.00020	.00245	.04069	.00546
Check ?	Chk Pass	Chk Pass	Chk Fail	Chk Pass	None	Chk Pass	Chk Pass	Chk Pass	Chk Pass
High Limit			.01000						
Low Limit			-.01000						

Elem	Sr4077	Th2837	Ti3349	Tl1908	U_3701	V_2924	Zn2062	Zr3391
Line	407.771 { 83}	283.730 {119}	334.904 {101}	190.856 {477}	370.152 { 91}	292.402 {115}	206.200 {163}	339.198 { 99}
Units	ppm	ppm	ppm	ppm	ppm	ppm	ppm	ppm
Avg	**.00035**	**.00086**	**.00043**	**-.00074**	**-.00323**	**.00017**	W **.00519**	**.00096**
Stddev	.00018	.00279	.00007	.00167	.03106	.00062	.00025	.00196
%RSD	52.943	323.81	16.825	225.17	961.36	362.05	4.7929	203.76
#1	.00022	-.00111	.00038	-.00192	.01873	.00061	.00536	-.00042
#2	.00048	.00283	.00048	.00044	-.02519	-.00027	.00501	.00235
Check ?	Chk Pass	Chk Pass	Chk Pass	Chk Pass	Chk Pass	Chk Pass	Chk Warn	Chk Pass
High Limit							.00500	
Low Limit							-.00500	

Int. Std.	Y_2243	Y_3600	Y_3774
Line	224.306 {450}	360.073 { 94}	377.433 { 89}
Units	Cts/S	Cts/S	Cts/S
Avg	**5411.9**	**68031.**	**3161.0**
Stddev	2.4	160.	8.2
%RSD	.04354	.23511	.25809
#1	5410.2	67918.	3155.2
#2	5413.5	68144.	3166.8

Sample Name: LCS 280-174359/2-A Acquired: 5/17/2013 22:36:14 Type: Unk
Method: 6500_026(v10) Mode: CONC Corr. Factor: 1.000000
User: bowenh Custom ID1: q4 Custom ID2: Custom ID3:
Comment: 174359 6010c

Elem	Ag3280	Al1670	As1890	B_2089	Ba4554	Be3130	Bi2230	Ca3179	Cd2288
Line	328.068 {103}	167.079 {502}	189.042 {478}	208.959 {461}	455.403 { 74}	313.042 {108}	223.061 {451}	317.933 {106}	228.802 {447}
Units	ppm	ppm	ppm	ppm	ppm	ppm	ppm	ppm	ppm
Avg	**.05208**	**1.9149**	**.95652**	F **1.1236**	**2.0635**	**.04355**	**1.9772**	**44.207**	**.09935**
Stddev	.00034	.0004	.00688	.0007	.0061	.00017	.0015	.121	.00056
%RSD	.65307	.01898	.71929	.06614	.29516	.39192	.07852	.27385	.56622
#1	.05183	1.9152	.96138	1.1230	2.0678	.04343	1.9761	44.292	.09895
#2	.05232	1.9147	.95165	1.1241	2.0592	.04367	1.9783	44.121	.09975
Check ?	Chk Pass	Chk Pass	Chk Pass	Chk Fail	Chk Pass	Chk Pass	Chk Pass	Chk Pass	Chk Pass
High Limit				1.1000					
Low Limit				.81000					

Elem	Co2286	Cr2055	Cu3247	Fe2599	K_7664	Li6707	Mg2790	Mn2576	Mo2020
Line	228.616 {447}	205.552 {464}	324.754 {104}	259.940 {130}	766.490 { 44}	670.784 { 50}	279.079 {121}2	257.610 {131}	202.030 {467}
Units	ppm	ppm	ppm	ppm	ppm	ppm	ppm	ppm	ppm
Avg	**.48638**	**.19048**	**.23928**	F **.79585**	F **57.387**	F **1.1236**	**48.051**	**.48199**	**.94186**
Stddev	.00093	.00027	.00043	.00333	.161	.0055	.056	.00008	.00106
%RSD	.19120	.13972	.17976	.41801	.28085	.49313	.11576	.01632	.11232
#1	.48573	.19067	.23959	.79349	57.501	1.1276	48.091	.48193	.94261
#2	.48704	.19029	.23898	.79820	57.273	1.1197	48.012	.48205	.94111
Check ?	Chk Pass	Chk Pass	Chk Pass	Chk Fail	Chk Fail	Chk Fail	Chk Pass	Chk Pass	Chk Pass
High Limit				1.2000	55.000	1.1000			
Low Limit				.87000	44.500	.90000			

Elem	Na8183	Ni2316	P_1782	Pb2203	S_1820	Sb2068	Se1960	Si2881	Sn1899
Line	818.326 { 41}	231.604 {446}	178.284 {489}	220.353 {453}	182.034 {485}	206.833 {463}	196.090 {472}	288.158 {117}	189.989 {477}
Units	ppm	ppm	ppm	ppm	ppm	ppm	ppm	ppm	ppm
Avg	F **59.612**	**.47633**	**10.163**	**.47947**	**-.02888**	**.49192**	**1.9929**	F **.91926**	**1.8727**
Stddev	.265	.00082	.006	.00051	.00040	.00159	.0157	.00933	.0137
%RSD	.44418	.17209	.05717	.10711	1.3953	.32380	.78569	1.0146	.73126
#1	59.425	.47575	10.158	.47911	-.02917	.49079	1.9818	.92586	1.8631
#2	59.799	.47691	10.167	.47983	-.02860	.49304	2.0040	.91267	1.8824
Check ?	Chk Fail	Chk Pass	Chk Pass	Chk Pass	None	Chk Pass	Chk Pass	Chk Fail	Chk Pass
High Limit	56.000							7.0000	
Low Limit	45.000							1.0000	

Elem	Sr4077	Th2837	Ti3349	Tl1908	U_3701	V_2924	Zn2062	Zr3391
Line	407.771 { 83}	283.730 {119}	334.904 {101}	190.856 {477}	370.152 { 91}	292.402 {115}	206.200 {163}	339.198 { 99}
Units	ppm	ppm	ppm	ppm	ppm	ppm	ppm	ppm
Avg	**1.0194**	**.99670**	**.96607**	**1.8910**	**2.0071**	**.47870**	**.48201**	**.43973**
Stddev	.0018	.00179	.00119	.0123	.0393	.00044	.00216	.00164
%RSD	.17132	.17930	.12355	.64803	1.9572	.09247	.44839	.37389
#1	1.0207	.99796	.96522	1.8823	2.0349	.47839	.48048	.44089
#2	1.0182	.99544	.96691	1.8997	1.9793	.47901	.48354	.43857
Check ?	Chk Pass	Chk Pass	Chk Pass	Chk Pass	Chk Pass	Chk Pass	Chk Pass	Chk Pass
High Limit								
Low Limit								

Int. Std.	Y_2243	Y_3600	Y_3774
Line	224.306 {450}	360.073 { 94}	377.433 { 89}
Units	Cts/S	Cts/S	Cts/S
Avg	**5257.6**	**65835.**	**3105.4**
Stddev	2.3	104.	12.4
%RSD	.04338	.15837	.40006
#1	5256.0	65909.	3096.6
#2	5259.2	65762.	3114.2

Sample Name: 280-42159-A-11-A Acquired: 5/17/2013 22:38:29 Type: Unk
Method: 6500_026(v10) Mode: CONC Corr. Factor: 1.000000
User: bowenh Custom ID1: q4 Custom ID2: Custom ID3:
Comment: 174359 6010c

Elem	Ag3280	Al3092	As1890	B_2089	Ba4554	Be3130	Bi2230	Ca3179	Cd2288
Line	328.068 {103}	309.271 {109}	189.042 {478}	208.959 {461}	455.403 { 74}	313.042 {108}	223.061 {451}	317.933 {106}	228.802 {447}
Units	ppm	ppm	ppm	ppm	ppm	ppm	ppm	ppm	ppm
Avg	**-.00021**	**32.970**	**.02848**	**.07255**	**.21666**	**.00102**	**-.00533**	W **2021.4**	**.00225**
Stddev	.00010	.165	.00176	.00011	.00228	.00009	.00170	16.5	.00019
%RSD	46.626	.50187	6.1822	.14972	1.0544	8.9773	31.817	.81717	8.3237
#1	-.00014	33.087	.02972	.07247	.21828	.00109	-.00413	2033.0	.00238
#2	-.00028	32.853	.02723	.07262	.21504	.00096	-.00653	2009.7	.00212
Check ?	Chk Pass	Chk Pass	Chk Pass	Chk Pass	Chk Pass	Chk Pass	Chk Pass	Chk Warn	Chk Pass
High Limit								500.00	
Low Limit								-.05000	

Elem	Co2286	Cr2055	Cu3247	Fe2714	K_7664	Li6707	Mg2790	Mn2576	Mo2020
Line	228.616 {447}	205.552 {464}	324.754 {104}	271.441 {124}	766.490 { 44}	670.784 { 50}	279.079 {121}2	257.610 {131}	202.030 {467}
Units	ppm	ppm	ppm	ppm	ppm	ppm	ppm	ppm	ppm
Avg	**.02279**	**.06918**	**.39095**	**61.563**	**9.8544**	**.13531**	**61.065**	**2.7806**	**.00652**
Stddev	.00018	.00014	.00168	.278	.0638	.00190	.148	.0064	.00001
%RSD	.77783	.19575	.43038	.45191	.64787	1.4057	.24252	.23038	.22649
#1	.02291	.06927	.39214	61.759	9.8093	.13665	61.170	2.7852	.00653
#2	.02266	.06908	.38976	61.366	9.8996	.13396	60.960	2.7761	.00651
Check ?	Chk Pass	Chk Pass	Chk Pass	Chk Pass	Chk Pass	Chk Pass	Chk Pass	Chk Pass	Chk Pass
High Limit									
Low Limit									

Elem	Na5895	Ni2316	P_1782	Pb2203	S_1820	Sb2068	Se1960	Si2881	Sn1899
Line	589.592 { 57}	231.604 {446}	178.284 {489}	220.353 {453}	182.034 {485}	206.833 {463}	196.090 {472}	288.158 {117}	189.989 {477}
Units	ppm	ppm	ppm	ppm	ppm	ppm	ppm	ppm	ppm
Avg	**4.7987**	**.07039**	**2.0085**	**.08427**	**7.9161**	**.20409**	**.00870**	**2.9268**	**.00176**
Stddev	.0415	.00027	.0028	.00196	.0233	.00493	.00112	.0093	.00119
%RSD	.86406	.38943	.14084	2.3306	.29367	2.4136	12.924	.31929	67.683
#1	4.8280	.07058	2.0105	.08566	7.9325	.20757	.00949	2.9202	.00092
#2	4.7694	.07020	2.0065	.08288	7.8996	.20061	.00790	2.9334	.00260
Check ?	Chk Pass	Chk Pass	Chk Pass	Chk Pass	None	Chk Pass	Chk Pass	Chk Pass	Chk Pass
High Limit									
Low Limit									

Elem	Sr4077	Th2837	Ti3349	Tl1908	U_3701	V_2924	Zn2062	Zr3391
Line	407.771 { 83}	283.730 {119}	334.904 {101}	190.856 {477}	370.152 { 91}	292.402 {115}	206.200 {163}	339.198 { 99}
Units	ppm	ppm	ppm	ppm	ppm	ppm	ppm	ppm
Avg	**2.7042**	**.04263**	**.39004**	**-.00260**	F **-.14722**	**.07969**	**1.5601**	**.04283**
Stddev	.0117	.00046	.00888	.00185	.00511	.00016	.0021	.00001
%RSD	.43187	1.0788	2.2776	71.251	3.4717	.19552	.13335	.02744
#1	2.7125	.04231	.39632	-.00391	-.14361	.07980	1.5616	.04283
#2	2.6960	.04296	.38376	-.00129	-.15084	.07958	1.5587	.04284
Check ?	Chk Pass	Chk Pass	Chk Pass	Chk Pass	Chk Fail	Chk Pass	Chk Pass	Chk Pass
High Limit					50.000			
Low Limit					-.10000			

Int. Std.	Y_2243	Y_3600	Y_3774
Line	224.306 {450}	360.073 { 94}	377.433 { 89}
Units	Cts/S	Cts/S	Cts/S
Avg	**5077.6**	**63825.**	**3206.6**
Stddev	1.7	37.	16.4
%RSD	.03323	.05739	.51065
#1	5078.8	63799.	3195.0
#2	5076.4	63851.	3218.2

Sample Name: 280-42159-A-12-A Acquired: 5/17/2013 22:41:26 Type: Unk
Method: 6500_026(v10) Mode: CONC Corr. Factor: 1.000000
User: bowenh Custom ID1: q4 Custom ID2: Custom ID3:
Comment: 174359 6010c

Elem	Ag3280	Al3092	As1890	B_2089	Ba4554	Be3130	Bi2230	Ca3179	Cd2288
Line	328.068 {103}	309.271 {109}	189.042 {478}	208.959 {461}	455.403 { 74}	313.042 {108}	223.061 {451}	317.933 {106}	228.802 {447}
Units	ppm	ppm	ppm	ppm	ppm	ppm	ppm	ppm	ppm
Avg	**.00188**	**45.394**	**.03401**	**.02323**	**.16769**	**.00203**	**-.00043**	**155.30**	**.00099**
Stddev	.00023	.265	.00128	.00041	.00025	.00001	.00129	1.01	.00004
%RSD	12.408	.58385	3.7604	1.7691	.14625	.70620	299.95	.65170	4.1789
#1	.00172	45.581	.03491	.02352	.16787	.00204	-.00134	156.02	.00101
#2	.00205	45.206	.03311	.02294	.16752	.00202	.00048	154.59	.00096
Check ?	Chk Pass	Chk Pass	Chk Pass	Chk Pass	Chk Pass	Chk Pass	Chk Pass	Chk Pass	Chk Pass
High Limit									
Low Limit									

Elem	Co2286	Cr2055	Cu3247	Fe2714	K_7664	Li6707	Mg2790	Mn2576	Mo2020
Line	228.616 {447}	205.552 {464}	324.754 {104}	271.441 {124}	766.490 { 44}	670.784 { 50}	279.079 {121}2	257.610 {131}	202.030 {467}
Units	ppm	ppm	ppm	ppm	ppm	ppm	ppm	ppm	ppm
Avg	**.03896**	**.05906**	**.13871**	**108.94**	**9.5495**	**.10205**	**31.324**	W **11.069**	**.00128**
Stddev	.00027	.00005	.00057	.36	.0488	.00114	.090	.043	.00008
%RSD	.69418	.08768	.41070	.33352	.51109	1.1201	.28864	.38571	6.5455
#1	.03877	.05910	.13830	109.19	9.5841	.10286	31.260	11.039	.00122
#2	.03915	.05903	.13911	108.68	9.5150	.10124	31.388	11.100	.00134
Check ?	Chk Pass	Chk Pass	Chk Pass	Chk Pass	Chk Pass	Chk Pass	Chk Pass	Chk Warn	Chk Pass
High Limit								10.000	
Low Limit								-.01000	

Elem	Na5895	Ni2316	P_1782	Pb2203	S_1820	Sb2068	Se1960	Si2881	Sn1899
Line	589.592 { 57}	231.604 {446}	178.284 {489}	220.353 {453}	182.034 {485}	206.833 {463}	196.090 {472}	288.158 {117}	189.989 {477}
Units	ppm	ppm	ppm	ppm	ppm	ppm	ppm	ppm	ppm
Avg	**1.0483**	**.08703**	**3.5394**	**.02501**	**.85116**	**.00609**	**.00310**	**1.9683**	**.00261**
Stddev	.0045	.00019	.0005	.00016	.00201	.00064	.00557	.0613	.00020
%RSD	.42688	.22064	.01510	.63344	.23559	10.528	179.72	3.1152	7.5695
#1	1.0451	.08716	3.5398	.02489	.85257	.00655	-.00084	2.0116	.00275
#2	1.0515	.08689	3.5390	.02512	.84974	.00564	.00704	1.9249	.00247
Check ?	Chk Pass	Chk Pass	Chk Pass	Chk Pass	None	Chk Pass	Chk Pass	Chk Pass	Chk Pass
High Limit									
Low Limit									

Elem	Sr4077	Th2837	Ti3349	Tl1908	U_3701	V_2924	Zn2062	Zr3391
Line	407.771 { 83}	283.730 {119}	334.904 {101}	190.856 {477}	370.152 { 91}	292.402 {115}	206.200 {163}	339.198 { 99}
Units	ppm	ppm	ppm	ppm	ppm	ppm	ppm	ppm
Avg	**.22422**	**.05732**	**.21804**	**-.00786**	**-.03180**	**.08761**	**.25123**	**.03233**
Stddev	.00095	.00107	.00047	.00065	.00070	.00015	.00142	.00090
%RSD	.42335	1.8632	.21467	8.2769	2.2120	.16569	.56453	2.7736
#1	.22489	.05657	.21771	-.00740	-.03130	.08751	.25023	.03296
#2	.22355	.05808	.21837	-.00832	-.03229	.08771	.25224	.03169
Check ?	Chk Pass	Chk Pass	Chk Pass	Chk Pass	Chk Pass	Chk Pass	Chk Pass	Chk Pass
High Limit								
Low Limit								

Int. Std.	Y_2243	Y_3600	Y_3774
Line	224.306 {450}	360.073 { 94}	377.433 { 89}
Units	Cts/S	Cts/S	Cts/S
Avg	**5528.1**	**69505.**	**3360.1**
Stddev	7.4	403.	12.8
%RSD	.13358	.58051	.38177
#1	5533.3	69790.	3351.0
#2	5522.9	69220.	3369.2

Sample Name: 280-42159-A-13-A Acquired: 5/17/2013 22:43:52 Type: Unk
Method: 6500_026(v10) Mode: CONC Corr. Factor: 1.000000
User: bowenh Custom ID1: q4 Custom ID2: Custom ID3:
Comment: 174359 6010c

Elem	Ag3280	Al3092	As1890	B_2089	Ba4554	Be3130	Bi2230	Ca3179	Cd2288
Line	328.068 {103}	309.271 {109}	189.042 {478}	208.959 {461}	455.403 { 74}	313.042 {108}	223.061 {451}	317.933 {106}	228.802 {447}
Units	ppm	ppm	ppm	ppm	ppm	ppm	ppm	ppm	ppm
Avg	**.00078**	**44.105**	**.02603**	**.05582**	**.23763**	**.00181**	**-.00419**	W **1430.0**	**.00123**
Stddev	.00034	.481	.00337	.00016	.00300	.00004	.00091	1.2	.00015
%RSD	44.136	1.0917	12.929	.29124	1.2628	2.1937	21.671	.08725	12.274
#1	.00053	43.765	.02841	.05594	.23551	.00179	-.00355	1429.1	.00133
#2	.00102	44.446	.02365	.05571	.23975	.00184	-.00484	1430.9	.00112
Check ?	Chk Pass	Chk Pass	Chk Pass	Chk Pass	Chk Pass	Chk Pass	Chk Pass	Chk Warn	Chk Pass
High Limit								500.00	
Low Limit								-.05000	

Elem	Co2286	Cr2055	Cu3247	Fe2714	K_7664	Li6707	Mg2790	Mn2576	Mo2020
Line	228.616 {447}	205.552 {464}	324.754 {104}	271.441 {124}	766.490 { 44}	670.784 { 50}	279.079 {121}2	257.610 {131}	202.030 {467}
Units	ppm	ppm	ppm	ppm	ppm	ppm	ppm	ppm	ppm
Avg	**.03424**	**.07491**	**.73406**	**76.045**	**11.351**	**.12502**	**56.918**	**2.3686**	**.00599**
Stddev	.00005	.00000	.00902	.151	.078	.00032	.599	.0242	.00018
%RSD	.15760	.00156	1.2291	.19920	.68700	.25206	1.0522	1.0235	3.0030
#1	.03428	.07491	.72768	75.937	11.296	.12479	56.494	2.3514	.00612
#2	.03420	.07491	.74044	76.152	11.406	.12524	57.341	2.3857	.00587
Check ?	Chk Pass	Chk Pass	Chk Pass	Chk Pass	Chk Pass	Chk Pass	Chk Pass	Chk Pass	Chk Pass
High Limit									
Low Limit									

Elem	Na5895	Ni2316	P_1782	Pb2203	S_1820	Sb2068	Se1960	Si2881	Sn1899
Line	589.592 { 57}	231.604 {446}	178.284 {489}	220.353 {453}	182.034 {485}	206.833 {463}	196.090 {472}	288.158 {117}	189.989 {477}
Units	ppm	ppm	ppm	ppm	ppm	ppm	ppm	ppm	ppm
Avg	**2.8331**	**.10672**	**3.0877**	**.08122**	**13.035**	**.05967**	**.00745**	**1.8104**	**.00808**
Stddev	.0591	.00000	.0032	.00181	.010	.00155	.00004	.0394	.00017
%RSD	2.0859	.00160	.10429	2.2341	.07362	2.6049	.59544	2.1748	2.1517
#1	2.7913	.10672	3.0854	.07994	13.042	.05857	.00742	1.7826	.00796
#2	2.8749	.10672	3.0900	.08251	13.028	.06077	.00748	1.8382	.00821
Check ?	Chk Pass	Chk Pass	Chk Pass	Chk Pass	None	Chk Pass	Chk Pass	Chk Pass	Chk Pass
High Limit									
Low Limit									

Elem	Sr4077	Th2837	Ti3349	Tl1908	U_3701	V_2924	Zn2062	Zr3391
Line	407.771 { 83}	283.730 {119}	334.904 {101}	190.856 {477}	370.152 { 91}	292.402 {115}	206.200 {163}	339.198 { 99}
Units	ppm	ppm	ppm	ppm	ppm	ppm	ppm	ppm
Avg	**2.3699**	**.05157**	**.36106**	**-.00085**	**-.04081**	**.27983**	**.38948**	**.03198**
Stddev	.0246	.00089	.00119	.00075	.02413	.00413	.00568	.00124
%RSD	1.0374	1.7274	.33015	88.590	59.146	1.4745	1.4582	3.8618
#1	2.3525	.05094	.36022	-.00032	-.02374	.27691	.38546	.03285
#2	2.3873	.05220	.36191	-.00138	-.05787	.28275	.39350	.03111
Check ?	Chk Pass	Chk Pass	Chk Pass	Chk Pass	Chk Pass	Chk Pass	Chk Pass	Chk Pass
High Limit								
Low Limit								

Int. Std.	Y_2243	Y_3600	Y_3774
Line	224.306 {450}	360.073 { 94}	377.433 { 89}
Units	Cts/S	Cts/S	Cts/S
Avg	**5211.1**	**65992.**	**3283.3**
Stddev	1.1	522.	16.8
%RSD	.02074	.79134	.51220
#1	5211.8	66361.	3295.2
#2	5210.3	65622.	3271.4

Sample Name: 280-42159-A-14-A Acquired: 5/17/2013 22:46:50 Type: Unk
Method: 6500_026(v10) Mode: CONC Corr. Factor: 1.000000
User: bowenh Custom ID1: q4 Custom ID2: Custom ID3:
Comment: 174359 6010c

Elem	Ag3280	Al3092	As1890	B_2089	Ba4554	Be3130	Bi2230	Ca3179	Cd2288
Line	328.068 {103}	309.271 {109}	189.042 {478}	208.959 {461}	455.403 { 74}	313.042 {108}	223.061 {451}	317.933 {106}	228.802 {447}
Units	ppm	ppm	ppm	ppm	ppm	ppm	ppm	ppm	ppm
Avg	**.00155**	**58.196**	**.03847**	**.02263**	**.22975**	**.00233**	**.00078**	**140.27**	**.00099**
Stddev	.00011	.195	.00042	.00003	.00087	.00003	.00146	.10	.00014
%RSD	6.8144	.33580	1.0866	.12933	.37877	1.3622	187.48	.07379	13.832
#1	.00163	58.058	.03876	.02266	.22914	.00235	-.00025	140.20	.00109
#2	.00148	58.334	.03817	.02261	.23037	.00231	.00182	140.35	.00090
Check ?	Chk Pass	Chk Pass	Chk Pass	Chk Pass	Chk Pass	Chk Pass	Chk Pass	Chk Pass	Chk Pass
High Limit									
Low Limit									

Elem	Co2286	Cr2055	Cu3247	Fe2714	K_7664	Li6707	Mg2790	Mn2576	Mo2020
Line	228.616 {447}	205.552 {464}	324.754 {104}	271.441 {124}	766.490 { 44}	670.784 { 50}	279.079 {121}2	257.610 {131}	202.030 {467}
Units	ppm	ppm	ppm	ppm	ppm	ppm	ppm	ppm	ppm
Avg	**.05088**	**.07356**	**.20169**	**129.74**	**10.306**	**.13856**	**33.114**	W **10.175**	**.00118**
Stddev	.00001	.00047	.00137	.38	.093	.00014	.105	.115	.00005
%RSD	.02167	.63926	.68172	.28963	.90084	.10282	.31610	1.1255	4.3927
#1	.05088	.07389	.20266	129.47	10.372	.13846	33.188	10.094	.00121
#2	.05087	.07323	.20072	130.00	10.241	.13866	33.040	10.256	.00114
Check ?	Chk Pass	Chk Pass	Chk Pass	Chk Pass	Chk Pass	Chk Pass	Chk Pass	Chk Warn	Chk Pass
High Limit								10.000	
Low Limit								-.01000	

Elem	Na5895	Ni2316	P_1782	Pb2203	S_1820	Sb2068	Se1960	Si2881	Sn1899
Line	589.592 { 57}	231.604 {446}	178.284 {489}	220.353 {453}	182.034 {485}	206.833 {463}	196.090 {472}	288.158 {117}	189.989 {477}
Units	ppm	ppm	ppm	ppm	ppm	ppm	ppm	ppm	ppm
Avg	**1.3841**	**.11488**	**3.9914**	**.03493**	**.31859**	**.00032**	**.00562**	**2.1629**	**.00343**
Stddev	.0008	.00006	.0091	.00033	.00388	.00109	.00297	.0491	.00068
%RSD	.05470	.05244	.22770	.95437	1.2169	341.70	52.927	2.2706	19.755
#1	1.3847	.11484	3.9978	.03469	.32133	-.00045	.00772	2.1282	.00295
#2	1.3836	.11492	3.9850	.03516	.31585	.00109	.00351	2.1977	.00391
Check ?	Chk Pass	Chk Pass	Chk Pass	Chk Pass	None	Chk Pass	Chk Pass	Chk Pass	Chk Pass
High Limit									
Low Limit									

Elem	Sr4077	Th2837	Ti3349	Tl1908	U_3701	V_2924	Zn2062	Zr3391
Line	407.771 { 83}	283.730 {119}	334.904 {101}	190.856 {477}	370.152 { 91}	292.402 {115}	206.200 {163}	339.198 { 99}
Units	ppm	ppm	ppm	ppm	ppm	ppm	ppm	ppm
Avg	**.25440**	**.06886**	**.23643**	**-.00662**	**-.02463**	**.10526**	**.32309**	**.03755**
Stddev	.00001	.00086	.00440	.00197	.09641	.00041	.00052	.00155
%RSD	.00283	1.2526	1.8624	29.755	391.44	.38674	.16004	4.1165
#1	.25439	.06947	.23332	-.00523	-.09280	.10555	.32273	.03646
#2	.25440	.06825	.23955	-.00801	.04354	.10497	.32346	.03865
Check ?	Chk Pass	Chk Pass	Chk Pass	Chk Pass	Chk Pass	Chk Pass	Chk Pass	Chk Pass
High Limit								
Low Limit								

Int. Std.	Y_2243	Y_3600	Y_3774
Line	224.306 {450}	360.073 { 94}	377.433 { 89}
Units	Cts/S	Cts/S	Cts/S
Avg	**5701.9**	**71500.**	**3443.0**
Stddev	1.1	75.	4.6
%RSD	.01909	.10535	.13465
#1	5701.1	71553.	3439.7
#2	5702.6	71447.	3446.3

Sample Name: 280-42159-A-15-A Acquired: 5/17/2013 22:49:15 Type: Unk
Method: 6500_026(v10) Mode: CONC Corr. Factor: 1.000000
User: bowenh Custom ID1: q4 Custom ID2: Custom ID3:
Comment: 174359 6010c

Elem	Ag3280	Al3092	As1890	B_2089	Ba4554	Be3130	Bi2230	Ca3179	Cd2288
Line	328.068 {103}	309.271 {109}	189.042 {478}	208.959 {461}	455.403 { 74}	313.042 {108}	223.061 {451}	317.933 {106}	228.802 {447}
Units	ppm	ppm	ppm	ppm	ppm	ppm	ppm	ppm	ppm
Avg	**.00051**	**63.366**	**.03465**	**.04418**	**.36462**	**.00249**	**-.00143**	W **917.40**	**.00193**
Stddev	.00097	.494	.00416	.00098	.00063	.00006	.00271	15.52	.00015
%RSD	191.79	.77954	12.018	2.2069	.17257	2.5885	189.85	1.6912	7.7845
#1	-.00018	63.017	.03759	.04349	.36417	.00254	.00049	906.43	.00204
#2	.00119	63.716	.03171	.04487	.36506	.00244	-.00334	928.37	.00182
Check ?	Chk Pass	Chk Pass	Chk Pass	Chk Pass	Chk Pass	Chk Pass	Chk Pass	Chk Warn	Chk Pass
High Limit								500.00	
Low Limit								-.05000	

Elem	Co2286	Cr2055	Cu3247	Fe2714	K_7664	Li6707	Mg2790	Mn2576	Mo2020
Line	228.616 {447}	205.552 {464}	324.754 {104}	271.441 {124}	766.490 { 44}	670.784 { 50}	279.079 {121}2	257.610 {131}	202.030 {467}
Units	ppm	ppm	ppm	ppm	ppm	ppm	ppm	ppm	ppm
Avg	**.04197**	**.08115**	**.61076**	**98.525**	**10.991**	**.14041**	**47.734**	**2.3531**	**.00419**
Stddev	.00008	.00008	.00143	.455	.086	.00190	.142	.0068	.00020
%RSD	.19835	.09393	.23453	.46222	.78684	1.3551	.29673	.28981	4.8512
#1	.04191	.08120	.61177	98.203	10.930	.14176	47.834	2.3580	.00434
#2	.04203	.08109	.60975	98.847	11.052	.13907	47.633	2.3483	.00405
Check ?	Chk Pass	Chk Pass	Chk Pass	Chk Pass	Chk Pass	Chk Pass	Chk Pass	Chk Pass	Chk Pass
High Limit									
Low Limit									

Elem	Na5895	Ni2316	P_1782	Pb2203	S_1820	Sb2068	Se1960	Si2881	Sn1899
Line	589.592 { 57}	231.604 {446}	178.284 {489}	220.353 {453}	182.034 {485}	206.833 {463}	196.090 {472}	288.158 {117}	189.989 {477}
Units	ppm	ppm	ppm	ppm	ppm	ppm	ppm	ppm	ppm
Avg	**4.5207**	**.10667**	**3.7837**	**.09925**	**3.8722**	**.08225**	**.01032**	**2.4583**	**.00443**
Stddev	.0091	.00030	.0095	.00044	.0059	.00322	.00019	.0499	.00114
%RSD	.20028	.27738	.25122	.44086	.15129	3.9092	1.8662	2.0316	25.752
#1	4.5143	.10688	3.7905	.09956	3.8763	.07998	.01046	2.4230	.00523
#2	4.5271	.10647	3.7770	.09894	3.8680	.08452	.01018	2.4936	.00362
Check ?	Chk Pass	Chk Pass	Chk Pass	Chk Pass	None	Chk Pass	Chk Pass	Chk Pass	Chk Pass
High Limit									
Low Limit									

Elem	Sr4077	Th2837	Ti3349	Tl1908	U_3701	V_2924	Zn2062	Zr3391
Line	407.771 { 83}	283.730 {119}	334.904 {101}	190.856 {477}	370.152 { 91}	292.402 {115}	206.200 {163}	339.198 { 99}
Units	ppm	ppm	ppm	ppm	ppm	ppm	ppm	ppm
Avg	**1.2155**	**.06120**	**.57186**	**-.00347**	W **-.05642**	**.12736**	**.55902**	**.02530**
Stddev	.0084	.00049	.00325	.00184	.01702	.00060	.00177	.00065
%RSD	.69070	.79999	.56760	53.017	30.169	.46720	.31592	2.5873
#1	1.2096	.06085	.57416	-.00217	-.04439	.12778	.56027	.02483
#2	1.2215	.06154	.56957	-.00477	-.06846	.12694	.55777	.02576
Check ?	Chk Pass	Chk Pass	Chk Pass	Chk Pass	Chk Warn	Chk Pass	Chk Pass	Chk Pass
High Limit					45.000			
Low Limit					-.05000			

Int. Std.	Y_2243	Y_3600	Y_3774
Line	224.306 {450}	360.073 { 94}	377.433 { 89}
Units	Cts/S	Cts/S	Cts/S
Avg	**5371.2**	**67218.**	**3349.0**
Stddev	2.1	297.	33.5
%RSD	.03886	.44236	1.0000
#1	5372.7	67008.	3372.6
#2	5369.7	67429.	3325.3

Sample Name: CCVH-2050355 Acquired: 5/17/2013 22:52:13 Type: QC
Method: 6500_026(v10) Mode: CONC Corr. Factor: 1.000000
User: bowenh Custom ID1: Custom ID2: Custom ID3:
Comment:

Elem	Ag3280	Al3092	As1890	B_2089	Ba4554	Be3130	Bi2230	Ca3179	Cd2288	Co2286	Cr2055	Cu3247
Units	ppm	ppm	ppm	ppm	ppm	ppm	ppm	ppm	ppm	ppm	ppm	ppm
Avg	**-.00013**	**47.065**	**-.00155**	**.00040**	**.00105**	**-.00011**	**1.0257**	**.15469**	**-.00071**	**.00185**	**-.00016**	**-.00052**
Stddev	.00023	.499	.00172	.00051	.00024	.00004	.0047	.00706	.00029	.00009	.00003	.00006
%RSD	179.73	1.0607	110.81	127.02	22.816	35.255	.46207	4.5642	40.676	4.8898	17.528	12.423
#1	.00003	46.712	-.00277	.00004	.00121	-.00014	1.0223	.15968	-.00051	.00178	-.00018	-.00047
#2	-.00029	47.418	-.00034	.00077	.00088	-.00009	1.0290	.14970	-.00092	.00191	-.00014	-.00057
Check ?	None	Chk Pass	None	None	None	None	Chk Pass	None	None	None	None	None
Value												
Range												

Elem	Fe2599	K_7664	Li6707	Mg2790	Mn2576	Mo2020	Na8183	Ni2316	P_1782	Pb2203	S_1820	Sb2068
Units	ppm	ppm	ppm	ppm	ppm	ppm	ppm	ppm	ppm	ppm	ppm	ppm
Avg	F **39.082**	**.30362**	**-.00407**	**.01406**	**.00070**	**-.00144**	F **300.84**	**.00148**	**.00426**	**.00069**	**5.1420**	**.00246**
Stddev	.354	.05622	.00173	.00415	.00005	.00001	2.17	.00005	.00074	.00041	.0053	.00093
%RSD	.90494	18.518	42.627	29.556	7.7134	.95851	.72116	3.6424	17.416	59.096	.10365	37.914
#1	38.832	.26387	-.00284	.01112	.00074	-.00145	299.31	.00144	.00374	.00040	5.1457	.00312
#2	39.332	.34338	-.00529	.01700	.00066	-.00143	302.38	.00151	.00479	.00098	5.1382	.00180
Check ?	Chk Fail	None	None	None	None	None	Chk Fail	None	None	None	None	None
Value	50.000						250.00					
Range	-10.000%						10.000%					

Elem	Se1960	Si2881	Sn1899	Sr4077	Th2837	Ti3349	Tl1908	U_3701	V_2924	Zn2062	Zr3391
Units	ppm	ppm	ppm	ppm	ppm	ppm	ppm	ppm	ppm	ppm	ppm
Avg	**.00863**	**.00245**	**-.00056**	**.00040**	**5.2442**	**.00302**	**-.00086**	**10.182**	**.00018**	**.00356**	**-.05798**
Stddev	.00100	.00759	.00011	.00018	.0082	.00022	.00185	.017	.00090	.00051	.00055
%RSD	11.573	309.95	19.722	45.448	.15686	7.4259	216.04	.16661	512.91	14.420	.95354
#1	.00793	-.00292	-.00064	.00053	5.2384	.00286	.00045	10.170	.00081	.00319	-.05759
#2	.00934	.00781	-.00048	.00027	5.2501	.00317	-.00217	10.194	-.00046	.00392	-.05837
Check ?	None	None	None	None	Chk Pass	None	None	Chk Pass	None	None	None
Value											
Range											

Int. Std.	Y_2243	Y_3600	Y_3774
Units	Cts/S	Cts/S	Cts/S
Avg	**5179.6**	**64951.**	**3048.1**
Stddev	3.3	170.	44.0
%RSD	.06323	.26227	1.4449
#1	5181.9	64830.	3079.2
#2	5177.3	65071.	3016.9

Sample Name: CCV-2050339 Acquired: 5/17/2013 22:54:37 Type: QC
Method: 6500_026(v10) Mode: CONC Corr. Factor: 1.000000
User: bowenh Custom ID1: Custom ID2: Custom ID3:
Comment:

Elem	Ag3280	Al1670	As1890	B_2089	Ba4554	Be3130	Bi2230	Ca3179	Cd2288	Co2286	Cr2055	Cu3247
Units	ppm	ppm	ppm	ppm	ppm	ppm	ppm	ppm	ppm	ppm	ppm	ppm
Avg	**.51309**	**.51011**	**.99727**	**.51518**	**.52882**	F **.44259**	**.00315**	**4.6739**	**.50238**	**.51397**	**.49210**	**.48976**
Stddev	.00031	.00059	.00511	.00014	.00116	.00074	.00094	.0045	.00001	.00035	.00013	.00017
%RSD	.05997	.11608	.51270	.02787	.21894	.16712	29.892	.09679	.00120	.06843	.02605	.03389
#1	.51331	.51052	.99366	.51508	.52963	.44207	.00382	4.6771	.50239	.51372	.49201	.48988
#2	.51287	.50969	1.0009	.51528	.52800	.44312	.00249	4.6707	.50238	.51422	.49219	.48965
Check ?	Chk Pass	Chk Pass	Chk Pass	Chk Pass	Chk Pass	Chk Fail	None	Chk Pass	Chk Pass	Chk Pass	Chk Pass	Chk Pass
Value						.50000						
Range						-10.000%						

Elem	Fe2599	K_7664	Li6707	Mg2790	Mn2576	Mo2020	Na5895	Ni2316	P_1782	Pb2203	S_1820	Sb2068
Units	ppm	ppm	ppm	ppm	ppm	ppm	ppm	ppm	ppm	ppm	ppm	ppm
Avg	F **2.0075**	F **59.098**	F **1.1720**	**20.071**	**.50467**	**.48591**	**5.4925**	**.50598**	**1.0310**	**1.0105**	**-.05987**	**1.0106**
Stddev	.0054	.050	.0023	.019	.00040	.00128	.0283	.00022	.0006	.0016	.00243	.0028
%RSD	.26888	.08455	.19407	.09372	.07933	.26251	.51561	.04388	.05618	.15784	4.0627	.27955
#1	2.0113	59.133	1.1736	20.084	.50439	.48501	5.5125	.50582	1.0306	1.0093	-.06159	1.0086
#2	2.0037	59.063	1.1704	20.057	.50495	.48681	5.4724	.50614	1.0314	1.0116	-.05815	1.0126
Check ?	Chk Fail	Chk Fail	Chk Fail	Chk Pass	Chk Pass	Chk Pass	Chk Pass	Chk Pass	Chk Pass	Chk Pass	None	Chk Pass
Value	2.5000	50.000	1.0000									
Range	-10.000%	10.000%	10.000%									

Elem	Se1960	Si2881	Sn1899	Sr4077	Th2837	Ti3349	Tl1908	U_3701	V_2924	Zn2062	Zr3391
Units	ppm	ppm	ppm	ppm	ppm	ppm	ppm	ppm	ppm	ppm	ppm
Avg	**1.0329**	F **4.2798**	**.97385**	**.52805**	**.00351**	**.49713**	**.97944**	**.02982**	**.49250**	**.50806**	**.46637**
Stddev	.0029	.0294	.00024	.00138	.00313	.00067	.00004	.02971	.00098	.00215	.00684
%RSD	.27928	.68619	.02499	.26048	89.330	.13541	.00438	99.631	.19946	.42412	1.4670
#1	1.0309	4.3006	.97402	.52707	.00572	.49761	.97941	.00881	.49319	.50958	.46153
#2	1.0350	4.2591	.97368	.52902	.00129	.49666	.97947	.05082	.49180	.50654	.47121
Check ?	Chk Pass	Chk Fail	Chk Pass	Chk Pass	None	Chk Pass	Chk Pass	None	Chk Pass	Chk Pass	Chk Pass
Value		5.0000									
Range		-10.000%									

Int. Std.	Y_2243	Y_3600	Y_3774
Units	Cts/S	Cts/S	Cts/S
Avg	**5261.8**	**65490.**	**3031.6**
Stddev	1.7	49.	18.0
%RSD	.03146	.07414	.59304
#1	5262.9	65456.	3018.9
#2	5260.6	65525.	3044.3

Sample Name: CCB Acquired: 5/17/2013 22:56:53 Type: QC
Method: 6500_026(v10) Mode: CONC Corr. Factor: 1.000000
User: bowenh Custom ID1: Custom ID2: Custom ID3:
Comment:

Elem	Ag3280	Al1670	As1890	B_2089	Ba4554	Be3130	Bi2230	Ca3179	Cd2288	Co2286	Cr2055
Units	ppm	ppm	ppm	ppm	ppm	ppm	ppm	ppm	ppm	ppm	ppm
Avg	W **.00121**	**.00173**	**.00164**	**-.00095**	**.00027**	**-.00017**	**.00397**	**.01519**	**-.00008**	**.00012**	**.00009**
Stddev	.00061	.00007	.00474	.00009	.00018	.00007	.00273	.00254	.00008	.00037	.00004
%RSD	49.997	4.0312	288.25	9.4907	66.955	41.200	68.725	16.714	96.238	322.64	47.018
#1	.00164	.00177	.00500	-.00088	.00014	-.00012	.00590	.01340	-.00013	-.00015	.00013
#2	.00078	.00168	-.00171	-.00101	.00039	-.00022	.00204	.01699	-.00003	.00038	.00006
Check ?	Chk Warn	Chk Pass	Chk Pass	Chk Pass	Chk Pass	Chk Pass	None	Chk Pass	Chk Pass	Chk Pass	Chk Pass
High Limit	.00093										
Low Limit	-.00093										

Elem	Cu3247	Fe2599	K_7664	Li6707	Mg2790	Mn2576	Mo2020	Na5895	Ni2316	P_1782	Pb2203
Units	ppm	ppm	ppm	ppm	ppm	ppm	ppm	ppm	ppm	ppm	ppm
Avg	**.00006**	**.00299**	**.09733**	F **-.00695**	**-.00052**	**.00010**	**.00060**	**-.06464**	**.00065**	**-.00061**	**.00020**
Stddev	.00024	.00140	.07583	.00080	.00209	.00002	.00007	.00324	.00022	.00004	.00131
%RSD	386.13	46.928	77.902	11.558	402.71	20.970	12.196	5.0125	34.515	6.6575	648.47
#1	-.00011	.00200	.04372	-.00638	-.00200	.00012	.00065	-.06693	.00081	-.00058	.00113
#2	.00023	.00398	.15095	-.00752	.00096	.00009	.00054	-.06235	.00049	-.00064	-.00072
Check ?	Chk Pass	Chk Pass	Chk Pass	Chk Fail	Chk Pass	Chk Pass	Chk Pass	Chk Pass	Chk Pass	Chk Pass	Chk Pass
High Limit				.00522							
Low Limit				-.00522							

Elem	S_1820	Sb2068	Se1960	Si2881	Sn1899	Sr4077	Th2837	Ti3349	Tl1908	U_3701	V_2924
Units	ppm	ppm	ppm	ppm	ppm	ppm	ppm	ppm	ppm	ppm	ppm
Avg	**-.06286**	**.00208**	**.00196**	**-.00587**	**-.00174**	**.00004**	**.00089**	**.00041**	**.00066**	**.01409**	**.00022**
Stddev	.00120	.00189	.00295	.01573	.00053	.00009	.00012	.00011	.00090	.01380	.00034
%RSD	1.9158	90.857	150.10	268.13	30.229	221.51	13.878	26.959	135.54	97.935	155.14
#1	-.06371	.00074	.00405	.00526	-.00211	.00010	.00098	.00049	.00130	.02385	.00046
#2	-.06201	.00342	-.00012	-.01699	-.00137	-.00002	.00080	.00033	.00003	.00433	-.00002
Check ?	None	Chk Pass	Chk Pass	Chk Pass	Chk Pass	Chk Pass	Chk Pass	Chk Pass	Chk Pass	Chk Pass	Chk Pass
High Limit											
Low Limit											

Elem	Zn2062	Zr3391
Units	ppm	ppm
Avg	**.00279**	W **.00336**
Stddev	.00009	.00203
%RSD	3.3267	60.569
#1	.00272	.00192
#2	.00286	.00479
Check ?	Chk Pass	Chk Warn
High Limit		.00238
Low Limit		-.00238

Int. Std.	Y_2243	Y_3600	Y_3774
Units	Cts/S	Cts/S	Cts/S
Avg	**5421.3**	**67725.**	**3115.5**
Stddev	6.5	105.	9.4
%RSD	.12075	.15466	.30016
#1	5425.9	67799.	3122.1
#2	5416.7	67651.	3108.9

Sample Name: CCVL2057887 Acquired: 5/17/2013 22:59:22 Type: QC
Method: 6500_026(v10) Mode: CONC Corr. Factor: 1.000000
User: bowenh Custom ID1: Custom ID2: Custom ID3:
Comment:

Elem	Ag3280	Al1670	As1890	B_2089	Ba4554	Be3130	Bi2230	Ca3179	Cd2288	Co2286	Cr2055
Units	ppm	ppm	ppm	ppm	ppm	ppm	ppm	ppm	ppm	ppm	ppm
Avg	**.01089**	**.10275**	**.01494**	**.10119**	**.01067**	W **.00071**	**.10370**	**.19199**	**.00515**	**.01058**	**.01003**
Stddev	.00009	.00032	.00038	.00025	.00019	.00017	.00021	.00558	.00018	.00028	.00004
%RSD	.82105	.30907	2.5214	.24832	1.7817	23.915	.19909	2.9040	3.5678	2.6414	.42341
#1	.01095	.10298	.01521	.10101	.01054	.00059	.10355	.18804	.00502	.01038	.01000
#2	.01082	.10253	.01467	.10137	.01081	.00084	.10384	.19593	.00528	.01077	.01006
Check ?	Chk Pass	Chk Pass	Chk Pass	Chk Pass	Chk Pass	Chk Warn	Chk Pass	Chk Pass	Chk Pass	Chk Pass	Chk Pass
Value						.00100					
Range						-20.000%					

Elem	Cu3247	Fe2599	K_7664	Li6707	Mg2790	Mn2576	Mo2020	Na5895	Ni2316	P_1782	Pb2203
Units	ppm	ppm	ppm	ppm	ppm	ppm	ppm	ppm	ppm	ppm	ppm
Avg	**.01428**	W **.07890**	W **3.7518**	F **.00638**	**.20234**	**.01026**	**.01929**	**1.1336**	**.04140**	**2.9720**	**.01068**
Stddev	.00003	.00239	.0151	.00061	.00375	.00022	.00029	.0073	.00000	.0013	.00094
%RSD	.19179	3.0233	.40313	9.6101	1.8520	2.1360	1.5160	.64306	.00686	.04457	8.8353
#1	.01426	.07721	3.7625	.00682	.19969	.01010	.01949	1.1285	.04140	2.9730	.01135
#2	.01430	.08059	3.7411	.00595	.20499	.01041	.01908	1.1388	.04140	2.9711	.01002
Check ?	Chk Pass	Chk Warn	Chk Warn	Chk Fail	Chk Pass	Chk Pass	Chk Pass	Chk Pass	Chk Pass	Chk Pass	Chk Pass
Value		.10000	3.0000	.01000							
Range		-20.000%	20.000%	-30.000%							

Elem	S_1820	Sb2068	Se1960	Si2881	Sn1899	Sr4077	Th2837	Ti3349	Tl1908	U_3701	V_2924
Units	ppm	ppm	ppm	ppm	ppm	ppm	ppm	ppm	ppm	ppm	ppm
Avg	**-.06091**	W **.01242**	**.01603**	**.40407**	**.09502**	**.01056**	**.01480**	**.00959**	**.01332**	**.05355**	**.01011**
Stddev	.00058	.00001	.00450	.00903	.00081	.00007	.00184	.00020	.00039	.02247	.00056
%RSD	.95135	.04994	28.076	2.2345	.84796	.67982	12.425	2.0804	2.9522	41.960	5.4992
#1	-.06050	.01242	.01285	.39769	.09558	.01051	.01610	.00945	.01304	.03766	.01050
#2	-.06132	.01243	.01921	.41046	.09445	.01061	.01350	.00973	.01360	.06944	.00972
Check ?	None	Chk Warn	Chk Pass	Chk Pass	Chk Pass	Chk Pass	Chk Pass	Chk Pass	Chk Pass	Chk Pass	Chk Pass
Value		.01000									
Range		20.000%									

Elem	Zn2062	Zr3391
Units	ppm	ppm
Avg	**.02232**	**.01776**
Stddev	.00031	.00081
%RSD	1.4096	4.5375
#1	.02209	.01833
#2	.02254	.01719
Check ?	Chk Pass	Chk Pass
Value		
Range		

Int. Std.	Y_2243	Y_3600	Y_3774
Units	Cts/S	Cts/S	Cts/S
Avg	**5303.2**	**66750.**	**3082.3**
Stddev	6.1	688.	14.1
%RSD	.11569	1.0310	.45652
#1	5298.9	67236.	3092.3
#2	5307.6	66263.	3072.4

Sample Name: 280-42159-A-16-A Acquired: 5/17/2013 23:01:48 Type: Unk
Method: 6500_026(v10) Mode: CONC Corr. Factor: 1.000000
User: bowenh Custom ID1: q4 Custom ID2: Custom ID3:
Comment: 174359 6010c

Elem	Ag3280	Al3092	As1890	B_2089	Ba4554	Be3130	Bi2230	Ca3179	Cd2288
Line	328.068 {103}	309.271 {109}	189.042 {478}	208.959 {461}	455.403 { 74}	313.042 {108}	223.061 {451}	317.933 {106}	228.802 {447}
Units	ppm	ppm	ppm	ppm	ppm	ppm	ppm	ppm	ppm
Avg	**.00112**	**52.597**	**.03547**	**.02088**	**.18771**	**.00234**	**.00239**	**122.29**	**.00069**
Stddev	.00008	.070	.00013	.00015	.00008	.00001	.00167	.20	.00016
%RSD	7.1848	.13276	.35513	.73774	.04100	.54122	69.800	.16256	23.291
#1	.00118	52.547	.03538	.02099	.18777	.00234	.00356	122.43	.00058
#2	.00106	52.646	.03556	.02077	.18766	.00233	.00121	122.15	.00080
Check ?	Chk Pass	Chk Pass	Chk Pass	Chk Pass	Chk Pass	Chk Pass	Chk Pass	Chk Pass	Chk Pass
High Limit									
Low Limit									

Elem	Co2286	Cr2055	Cu3247	Fe2714	K_7664	Li6707	Mg2790	Mn2576	Mo2020
Line	228.616 {447}	205.552 {464}	324.754 {104}	271.441 {124}	766.490 { 44}	670.784 { 50}	279.079 {121}2	257.610 {131}	202.030 {467}
Units	ppm	ppm	ppm	ppm	ppm	ppm	ppm	ppm	ppm
Avg	**.04610**	**.06957**	**.19024**	**111.84**	**9.5322**	**.11542**	**29.596**	**4.4732**	**.00173**
Stddev	.00016	.00015	.00022	.11	.1095	.00182	.132	.0208	.00024
%RSD	.35343	.21839	.11546	.09795	1.1486	1.5758	.44519	.46448	14.101
#1	.04599	.06946	.19009	111.76	9.6096	.11414	29.689	4.4879	.00190
#2	.04622	.06967	.19040	111.92	9.4548	.11671	29.503	4.4585	.00156
Check ?	Chk Pass	Chk Pass	Chk Pass	Chk Pass	Chk Pass	Chk Pass	Chk Pass	Chk Pass	Chk Pass
High Limit									
Low Limit									

Elem	Na5895	Ni2316	P_1782	Pb2203	S_1820	Sb2068	Se1960	Si2881	Sn1899
Line	589.592 { 57}	231.604 {446}	178.284 {489}	220.353 {453}	182.034 {485}	206.833 {463}	196.090 {472}	288.158 {117}	189.989 {477}
Units	ppm	ppm	ppm	ppm	ppm	ppm	ppm	ppm	ppm
Avg	**2.4513**	**.10656**	**3.2098**	**.04196**	**.38004**	**.00033**	**.00821**	**1.8157**	**.00306**
Stddev	.0009	.00021	.0178	.00017	.00336	.00104	.00415	.0026	.00016
%RSD	.03557	.19757	.55335	.40090	.88374	310.29	50.577	.14076	5.1773
#1	2.4519	.10641	3.1973	.04208	.38242	.00107	.00527	1.8139	.00317
#2	2.4506	.10670	3.2224	.04184	.37767	-.00040	.01114	1.8175	.00295
Check ?	Chk Pass	Chk Pass	Chk Pass	Chk Pass	None	Chk Pass	Chk Pass	Chk Pass	Chk Pass
High Limit									
Low Limit									

Elem	Sr4077	Th2837	Ti3349	Tl1908	U_3701	V_2924	Zn2062	Zr3391
Line	407.771 { 83}	283.730 {119}	334.904 {101}	190.856 {477}	370.152 { 91}	292.402 {115}	206.200 {163}	339.198 { 99}
Units	ppm	ppm	ppm	ppm	ppm	ppm	ppm	ppm
Avg	**.29421**	**.06185**	**.27569**	**-.00423**	**-.01411**	**.09679**	**.29501**	**.03473**
Stddev	.00021	.00398	.00393	.00024	.02654	.00032	.00213	.00258
%RSD	.07165	6.4288	1.4262	5.7641	188.12	.33473	.72297	7.4435
#1	.29436	.06466	.27847	-.00406	-.03287	.09702	.29652	.03655
#2	.29406	.05904	.27291	-.00441	.00466	.09656	.29350	.03290
Check ?	Chk Pass	Chk Pass	Chk Pass	Chk Pass	Chk Pass	Chk Pass	Chk Pass	Chk Pass
High Limit								
Low Limit								

Int. Std.	Y_2243	Y_3600	Y_3774
Line	224.306 {450}	360.073 { 94}	377.433 { 89}
Units	Cts/S	Cts/S	Cts/S
Avg	**5656.9**	**70143.**	**3360.6**
Stddev	3.4	402.	14.6
%RSD	.06046	.57323	.43490
#1	5659.3	69859.	3350.3
#2	5654.5	70427.	3371.0

Sample Name: sd 42159-A-16-A@5 Acquired: 5/17/2013 23:04:13 Type: Unk
Method: 6500_026(v10) Mode: CONC Corr. Factor: 1.000000
User: bowenh Custom ID1: q4 Custom ID2: Custom ID3:
Comment: 174359 6010c

Elem	Ag3280	Al3092	As1890	B_2089	Ba4554	Be3130	Bi2230	Ca3179	Cd2288
Line	328.068 {103}	309.271 {109}	189.042 {478}	208.959 {461}	455.403 { 74}	313.042 {108}	223.061 {451}	317.933 {106}	228.802 {447}
Units	ppm	ppm	ppm	ppm	ppm	ppm	ppm	ppm	ppm
Avg	**.00005**	**11.569**	**.00635**	**.00325**	**.04151**	**.00045**	**.00282**	**26.779**	**.00016**
Stddev	.00004	.031	.00337	.00007	.00027	.00003	.00233	.115	.00010
%RSD	89.711	.26480	53.097	2.1100	.65529	5.8654	82.724	.42906	61.401
#1	.00002	11.547	.00397	.00330	.04171	.00046	.00446	26.697	.00023
#2	.00008	11.590	.00874	.00320	.04132	.00043	.00117	26.860	.00009
Check ?	Chk Pass	Chk Pass	Chk Pass	Chk Pass	Chk Pass	Chk Pass	Chk Pass	Chk Pass	Chk Pass
High Limit									
Low Limit									

Elem	Co2286	Cr2055	Cu3247	Fe2599	K_7664	Li6707	Mg2790	Mn2576	Mo2020
Line	228.616 {447}	205.552 {464}	324.754 {104}	259.940 {130}	766.490 { 44}	670.784 { 50}	279.079 {121}2	257.610 {131}	202.030 {467}
Units	ppm	ppm	ppm	ppm	ppm	ppm	ppm	ppm	ppm
Avg	**.01028**	**.01498**	**.04005**	**22.629**	**2.1720**	**.02285**	**6.4335**	**.98201**	**.00039**
Stddev	.00011	.00034	.00053	.095	.0225	.00081	.0044	.00003	.00010
%RSD	1.0242	2.2963	1.3274	.42170	1.0380	3.5495	.06805	.00332	26.728
#1	.01021	.01473	.03967	22.561	2.1561	.02343	6.4366	.98199	.00046
#2	.01036	.01522	.04042	22.696	2.1879	.02228	6.4304	.98203	.00031
Check ?	Chk Pass	Chk Pass	Chk Pass	Chk Pass	Chk Pass	Chk Pass	Chk Pass	Chk Pass	Chk Pass
High Limit									
Low Limit									

Elem	Na5895	Ni2316	P_1782	Pb2203	S_1820	Sb2068	Se1960	Si2881	Sn1899
Line	589.592 { 57}	231.604 {446}	178.284 {489}	220.353 {453}	182.034 {485}	206.833 {463}	196.090 {472}	288.158 {117}	189.989 {477}
Units	ppm	ppm	ppm	ppm	ppm	ppm	ppm	ppm	ppm
Avg	**.47386**	**.02322**	**.68308**	**.00848**	**.03259**	**.00129**	**.00280**	**.45539**	**.00003**
Stddev	.01971	.00013	.00054	.00048	.00100	.00115	.00366	.00012	.00015
%RSD	4.1598	.56087	.07879	5.6651	3.0755	88.709	130.67	.02738	479.94
#1	.48780	.02332	.68270	.00882	.03329	.00211	.00021	.45530	-.00007
#2	.45992	.02313	.68346	.00814	.03188	.00048	.00538	.45548	.00013
Check ?	Chk Pass	Chk Pass	Chk Pass	Chk Pass	None	Chk Pass	Chk Pass	Chk Pass	Chk Pass
High Limit									
Low Limit									

Elem	Sr4077	Th2837	Ti3349	Tl1908	U_3701	V_2924	Zn2062	Zr3391
Line	407.771 { 83}	283.730 {119}	334.904 {101}	190.856 {477}	370.152 { 91}	292.402 {115}	206.200 {163}	339.198 { 99}
Units	ppm	ppm	ppm	ppm	ppm	ppm	ppm	ppm
Avg	**.06467**	**.01512**	**.05907**	**-.00171**	**.02555**	**.02172**	**.06836**	**.01205**
Stddev	.00022	.00030	.00115	.00100	.03418	.00053	.00078	.00026
%RSD	.33579	1.9831	1.9468	58.355	133.78	2.4478	1.1453	2.1302
#1	.06451	.01491	.05826	-.00242	.04972	.02135	.06892	.01223
#2	.06482	.01533	.05988	-.00101	.00138	.02210	.06781	.01187
Check ?	Chk Pass	Chk Pass	Chk Pass	Chk Pass	Chk Pass	Chk Pass	Chk Pass	Chk Pass
High Limit								
Low Limit								

Int. Std.	Y_2243	Y_3600	Y_3774
Line	224.306 {450}	360.073 { 94}	377.433 { 89}
Units	Cts/S	Cts/S	Cts/S
Avg	**5380.3**	**66819.**	**3128.3**
Stddev	2.7	121.	10.1
%RSD	.04983	.18099	.32257
#1	5378.4	66733.	3121.1
#2	5382.2	66904.	3135.4

Sample Name: 280-42159-A-16-B MS Acquired: 5/17/2013 23:06:37 Type: Unk
Method: 6500_026(v10) Mode: CONC Corr. Factor: 1.000000
User: bowenh Custom ID1: q4 Custom ID2: Custom ID3:
Comment: 174359 6010c

Elem	Ag3280	Al3092	As1890	B_2089	Ba4554	Be3130	Bi2230	Ca3179	Cd2288
Line	328.068 {103}	309.271 {109}	189.042 {478}	208.959 {461}	455.403 { 74}	313.042 {108}	223.061 {451}	317.933 {106}	228.802 {447}
Units	ppm	ppm	ppm	ppm	ppm	ppm	ppm	ppm	ppm
Avg	**.05114**	**86.279**	**.94007**	**.98949**	**2.2044**	**.04289**	**1.8880**	**157.47**	**.09441**
Stddev	.00110	.333	.00204	.00048	.0138	.00004	.0009	.79	.00016
%RSD	2.1585	.38648	.21749	.04899	.62660	.08640	.04872	.49886	.16702
#1	.05036	86.043	.94151	.98915	2.1946	.04292	1.8874	156.92	.09452
#2	.05192	86.515	.93862	.98983	2.2142	.04286	1.8887	158.03	.09430
Check ?	Chk Pass	Chk Pass	Chk Pass	Chk Pass	Chk Pass	Chk Pass	Chk Pass	Chk Pass	Chk Pass
High Limit									
Low Limit									

Elem	Co2286	Cr2055	Cu3247	Fe2714	K_7664	Li6707	Mg2790	Mn2576	Mo2020
Line	228.616 {447}	205.552 {464}	324.754 {104}	271.441 {124}	766.490 { 44}	670.784 { 50}	279.079 {121}2	257.610 {131}	202.030 {467}
Units	ppm	ppm	ppm	ppm	ppm	ppm	ppm	ppm	ppm
Avg	**.49467**	**.27370**	**.41867**	**112.75**	**77.893**	**1.1996**	**79.546**	**5.2866**	**.86599**
Stddev	.00036	.00019	.00084	.14	.302	.0041	.111	.0313	.00069
%RSD	.07227	.07010	.20006	.12731	.38783	.33876	.13894	.59111	.07918
#1	.49442	.27356	.41926	112.85	77.679	1.1968	79.624	5.2645	.86551
#2	.49493	.27383	.41808	112.65	78.106	1.2025	79.467	5.3087	.86648
Check ?	Chk Pass	Chk Pass	Chk Pass	Chk Pass	Chk Pass	Chk Pass	Chk Pass	Chk Pass	Chk Pass
High Limit									
Low Limit									

Elem	Na8183	Ni2316	P_1782	Pb2203	S_1820	Sb2068	Se1960	Si2881	Sn1899
Line	818.326 { 41}	231.604 {446}	178.284 {489}	220.353 {453}	182.034 {485}	206.833 {463}	196.090 {472}	288.158 {117}	189.989 {477}
Units	ppm	ppm	ppm	ppm	ppm	ppm	ppm	ppm	ppm
Avg	**58.325**	**.54866**	**12.621**	**.47529**	**.26172**	**.30834**	**1.8747**	**4.3072**	**1.7179**
Stddev	.252	.00007	.001	.00232	.00160	.00138	.0006	.0145	.0005
%RSD	.43256	.01294	.01136	.48887	.61262	.44649	.03324	.33590	.02717
#1	58.147	.54871	12.622	.47693	.26285	.30736	1.8742	4.2969	1.7183
#2	58.504	.54861	12.620	.47364	.26058	.30931	1.8751	4.3174	1.7176
Check ?	Chk Pass	Chk Pass	Chk Pass	Chk Pass	None	Chk Pass	Chk Pass	Chk Pass	Chk Pass
High Limit									
Low Limit									

Elem	Sr4077	Th2837	Ti3349	Tl1908	U_3701	V_2924	Zn2062	Zr3391
Line	407.771 { 83}	283.730 {119}	334.904 {101}	190.856 {477}	370.152 { 91}	292.402 {115}	206.200 {163}	339.198 { 99}
Units	ppm	ppm	ppm	ppm	ppm	ppm	ppm	ppm
Avg	**1.1807**	**1.0017**	**1.2752**	**1.7303**	**1.9028**	**.61445**	**.74135**	**.46991**
Stddev	.0069	.0042	.0039	.0024	.0549	.00055	.00151	.00718
%RSD	.58444	.42130	.30903	.13767	2.8844	.08891	.20368	1.5274
#1	1.1758	.99872	1.2780	1.7286	1.8640	.61484	.74028	.47498
#2	1.1856	1.0047	1.2724	1.7320	1.9416	.61406	.74242	.46483
Check ?	Chk Pass	Chk Pass	Chk Pass	Chk Pass	Chk Pass	Chk Pass	Chk Pass	Chk Pass
High Limit								
Low Limit								

Int. Std.	Y_2243	Y_3600	Y_3774
Line	224.306 {450}	360.073 { 94}	377.433 { 89}
Units	Cts/S	Cts/S	Cts/S
Avg	**5541.2**	**68940.**	**3338.5**
Stddev	24.5	29.	14.5
%RSD	.44169	.04165	.43473
#1	5523.9	68920.	3348.8
#2	5558.5	68961.	3328.2

Sample Name: 280-42159-A-16-C MSD Acquired: 5/17/2013 23:08:56 Type: Unk
Method: 6500_026(v10) Mode: CONC Corr. Factor: 1.000000
User: bowenh Custom ID1: q4 Custom ID2: Custom ID3:
Comment: 174359 6010c

Elem	Ag3280	Al3092	As1890	B_2089	Ba4554	Be3130	Bi2230	Ca3179	Cd2288
Line	328.068 {103}	309.271 {109}	189.042 {478}	208.959 {461}	455.403 { 74}	313.042 {108}	223.061 {451}	317.933 {106}	228.802 {447}
Units	ppm	ppm	ppm	ppm	ppm	ppm	ppm	ppm	ppm
Avg	**.05085**	**89.266**	**.94470**	**.99628**	**2.2087**	**.04317**	**1.8990**	**161.80**	**.09520**
Stddev	.00040	.958	.00088	.00081	.0283	.00045	.0013	1.88	.00003
%RSD	.78837	1.0731	.09345	.08141	1.2822	1.0327	.06577	1.1612	.02786
#1	.05057	89.943	.94533	.99571	2.2287	.04349	1.8981	163.13	.09518
#2	.05114	88.589	.94408	.99686	2.1887	.04286	1.8999	160.47	.09522
Check ?	Chk Pass	Chk Pass	Chk Pass	Chk Pass	Chk Pass	Chk Pass	Chk Pass	Chk Pass	Chk Pass
High Limit									
Low Limit									

Elem	Co2286	Cr2055	Cu3247	Fe2714	K_7664	Li6707	Mg2790	Mn2576	Mo2020
Line	228.616 {447}	205.552 {464}	324.754 {104}	271.441 {124}	766.490 { 44}	670.784 { 50}	279.079 {121}2	257.610 {131}	202.030 {467}
Units	ppm	ppm	ppm	ppm	ppm	ppm	ppm	ppm	ppm
Avg	**.49728**	**.28235**	**.40408**	**114.68**	**78.850**	**1.2054**	**80.972**	**4.8689**	**.86852**
Stddev	.00024	.00005	.00192	1.29	.909	.0164	.565	.0112	.00135
%RSD	.04746	.01659	.47538	1.1217	1.1529	1.3586	.69726	.23087	.15565
#1	.49745	.28232	.40544	115.59	79.493	1.2170	81.371	4.8768	.86948
#2	.49711	.28239	.40272	113.77	78.207	1.1939	80.572	4.8609	.86757
Check ?	Chk Pass	Chk Pass	Chk Pass	Chk Pass	Chk Pass	Chk Pass	Chk Pass	Chk Pass	Chk Pass
High Limit									
Low Limit									

Elem	Na8183	Ni2316	P_1782	Pb2203	S_1820	Sb2068	Se1960	Si2881	Sn1899
Line	818.326 { 41}	231.604 {446}	178.284 {489}	220.353 {453}	182.034 {485}	206.833 {463}	196.090 {472}	288.158 {117}	189.989 {477}
Units	ppm	ppm	ppm	ppm	ppm	ppm	ppm	ppm	ppm
Avg	**58.698**	**.55072**	**12.917**	**.47653**	**.26171**	**.30216**	**1.8857**	**4.4230**	**1.7257**
Stddev	.868	.00038	.002	.00039	.00043	.00124	.0032	.0068	.0021
%RSD	1.4789	.06868	.01850	.08119	.16332	.41102	.16854	.15401	.12407
#1	59.312	.55098	12.918	.47680	.26201	.30128	1.8835	4.4181	1.7272
#2	58.084	.55045	12.915	.47625	.26141	.30303	1.8880	4.4278	1.7242
Check ?	Chk Pass	Chk Pass	Chk Pass	Chk Pass	None	Chk Pass	Chk Pass	Chk Pass	Chk Pass
High Limit									
Low Limit									

Elem	Sr4077	Th2837	Ti3349	Tl1908	U_3701	V_2924	Zn2062	Zr3391
Line	407.771 { 83}	283.730 {119}	334.904 {101}	190.856 {477}	370.152 { 91}	292.402 {115}	206.200 {163}	339.198 { 99}
Units	ppm	ppm	ppm	ppm	ppm	ppm	ppm	ppm
Avg	**1.2286**	**1.0053**	**1.2705**	**1.7404**	**1.8857**	**.61391**	**.73517**	**.46880**
Stddev	.0147	.0106	.0113	.0024	.0379	.00436	.00698	.00043
%RSD	1.1999	1.0528	.88934	.13640	2.0100	.71012	.94986	.09179
#1	1.2391	1.0128	1.2785	1.7420	1.8589	.61699	.74011	.46910
#2	1.2182	.99785	1.2625	1.7387	1.9125	.61083	.73023	.46849
Check ?	Chk Pass	Chk Pass	Chk Pass	Chk Pass	Chk Pass	Chk Pass	Chk Pass	Chk Pass
High Limit								
Low Limit								

Int. Std.	Y_2243	Y_3600	Y_3774
Line	224.306 {450}	360.073 { 94}	377.433 { 89}
Units	Cts/S	Cts/S	Cts/S
Avg	**5529.0**	**69511.**	**3339.1**
Stddev	12.7	539.	42.0
%RSD	.22925	.77597	1.2565
#1	5520.0	69130.	3309.4
#2	5538.0	69893.	3368.8

Sample Name: pds 280-42159-A-16-A Acquired: 5/17/2013 23:11:15 Type: Unk
Method: 6500_026(v10) Mode: CONC Corr. Factor: 1.000000
User: bowenh Custom ID1: q4 Custom ID2: Custom ID3:
Comment: 174359 6010c

Elem	Ag3280	Al3092	As1890	B_2089	Ba4554	Be3130	Bi2230	Ca3179	Cd2288
Line	328.068 {103}	309.271 {109}	189.042 {478}	208.959 {461}	455.403 { 74}	313.042 {108}	223.061 {451}	317.933 {106}	228.802 {447}
Units	ppm	ppm	ppm	ppm	ppm	ppm	ppm	ppm	ppm
Avg	**.04064**	**52.520**	**.22426**	**.12050**	**.28661**	**.04480**	**.00327**	**137.14**	**.05035**
Stddev	.00006	.065	.00140	.00071	.00097	.00030	.00066	.14	.00002
%RSD	.15144	.12453	.62411	.59324	.33765	.66524	20.216	.10352	.04853
#1	.04068	52.567	.22525	.12000	.28730	.04501	.00280	137.24	.05037
#2	.04060	52.474	.22327	.12101	.28593	.04459	.00374	137.04	.05033
Check ?	Chk Pass	Chk Pass	Chk Pass	Chk Pass	Chk Pass	Chk Pass	Chk Pass	Chk Pass	Chk Pass
High Limit									
Low Limit									

Elem	Co2286	Cr2055	Cu3247	Fe2714	K_7664	Li6707	Mg2790	Mn2576	Mo2020
Line	228.616 {447}	205.552 {464}	324.754 {104}	271.441 {124}	766.490 { 44}	670.784 { 50}	279.079 {121}2	257.610 {131}	202.030 {467}
Units	ppm	ppm	ppm	ppm	ppm	ppm	ppm	ppm	ppm
Avg	**.09319**	**.11604**	**.23495**	**109.99**	**32.271**	**.22635**	**48.105**	**4.4110**	**.04727**
Stddev	.00003	.00001	.00022	.47	.071	.00140	.068	.0303	.00043
%RSD	.03495	.00906	.09279	.42855	.21947	.61946	.14096	.68695	.90477
#1	.09317	.11603	.23480	110.32	32.321	.22536	48.152	4.3896	.04697
#2	.09322	.11605	.23511	109.66	32.221	.22735	48.057	4.4324	.04757
Check ?	Chk Pass	Chk Pass	Chk Pass	Chk Pass	Chk Pass	Chk Pass	Chk Pass	Chk Pass	Chk Pass
High Limit									
Low Limit									

Elem	Na8183	Ni2316	P_1782	Pb2203	S_1820	Sb2068	Se1960	Si2881	Sn1899
Line	818.326 { 41}	231.604 {446}	178.284 {489}	220.353 {453}	182.034 {485}	206.833 {463}	196.090 {472}	288.158 {117}	189.989 {477}
Units	ppm	ppm	ppm	ppm	ppm	ppm	ppm	ppm	ppm
Avg	**27.481**	**.15109**	**5.1691**	**.13686**	**.38216**	**.09603**	**.20033**	**6.0760**	**.09353**
Stddev	.320	.00000	.0000	.00034	.00154	.00025	.00108	.0172	.00174
%RSD	1.1654	.00330	.00037	.24937	.40419	.25975	.54068	.28303	1.8581
#1	27.708	.15110	5.1691	.13711	.38107	.09621	.20110	6.0881	.09230
#2	27.255	.15109	5.1691	.13662	.38325	.09585	.19957	6.0638	.09475
Check ?	Chk Pass	Chk Pass	Chk Pass	Chk Pass	None	Chk Pass	Chk Pass	Chk Pass	Chk Pass
High Limit									
Low Limit									

Elem	Sr4077	Th2837	Ti3349	Tl1908	U_3701	V_2924	Zn2062	Zr3391
Line	407.771 { 83}	283.730 {119}	334.904 {101}	190.856 {477}	370.152 { 91}	292.402 {115}	206.200 {163}	339.198 { 99}
Units	ppm	ppm	ppm	ppm	ppm	ppm	ppm	ppm
Avg	**.33990**	**.26108**	**.32273**	**.18563**	**.48580**	**.14363**	**.48152**	**.07657**
Stddev	.00033	.00070	.00115	.00071	.04068	.00067	.00076	.00088
%RSD	.09691	.26930	.35785	.38288	8.3729	.46572	.15808	1.1522
#1	.33966	.26158	.32192	.18613	.45703	.14316	.48206	.07719
#2	.34013	.26058	.32355	.18512	.51456	.14411	.48098	.07594
Check ?	Chk Pass	Chk Pass	Chk Pass	Chk Pass	Chk Pass	Chk Pass	Chk Pass	Chk Pass
High Limit								
Low Limit								

Int. Std.	Y_2243	Y_3600	Y_3774
Line	224.306 {450}	360.073 { 94}	377.433 { 89}
Units	Cts/S	Cts/S	Cts/S
Avg	**5599.7**	**70162.**	**3365.5**
Stddev	4.1	75.	5.4
%RSD	.07334	.10678	.16058
#1	5596.8	70109.	3361.7
#2	5602.6	70215.	3369.4

Sample Name: 280-42159-A-17-A Acquired: 5/17/2013 23:13:37 Type: Unk
Method: 6500_026(v10) Mode: CONC Corr. Factor: 1.000000
User: bowenh Custom ID1: q4 Custom ID2: Custom ID3:
Comment: 174359 6010c

Elem	Ag3280	Al3092	As1890	B_2089	Ba4554	Be3130	Bi2230	Ca3179	Cd2288
Line	328.068 {103}	309.271 {109}	189.042 {478}	208.959 {461}	455.403 { 74}	313.042 {108}	223.061 {451}	317.933 {106}	228.802 {447}
Units	ppm	ppm	ppm	ppm	ppm	ppm	ppm	ppm	ppm
Avg	**.00054**	**58.558**	**.04606**	**.04692**	**.32132**	**.00246**	**-.00378**	W **962.30**	**.00123**
Stddev	.00040	.312	.00174	.00085	.00180	.00016	.00200	.47	.00029
%RSD	74.593	.53278	3.7781	1.8137	.55936	6.3077	52.936	.04873	23.218
#1	.00025	58.337	.04483	.04752	.32005	.00257	-.00519	961.97	.00143
#2	.00082	58.778	.04729	.04631	.32259	.00235	-.00236	962.63	.00103
Check ?	Chk Pass	Chk Pass	Chk Pass	Chk Pass	Chk Pass	Chk Pass	Chk Pass	Chk Warn	Chk Pass
High Limit								500.00	
Low Limit								-.05000	

Elem	Co2286	Cr2055	Cu3247	Fe2714	K_7664	Li6707	Mg2790	Mn2576	Mo2020
Line	228.616 {447}	205.552 {464}	324.754 {104}	271.441 {124}	766.490 { 44}	670.784 { 50}	279.079 {121}2	257.610 {131}	202.030 {467}
Units	ppm	ppm	ppm	ppm	ppm	ppm	ppm	ppm	ppm
Avg	**.04387**	**.08825**	**.98154**	**107.22**	**11.659**	**.14399**	**52.580**	**3.9227**	**.00642**
Stddev	.00012	.00022	.00334	.56	.013	.00019	.148	.0127	.00037
%RSD	.28205	.25229	.34004	.52404	.11053	.13519	.28064	.32476	5.6880
#1	.04395	.08841	.97918	107.62	11.668	.14413	52.476	3.9137	.00668
#2	.04378	.08809	.98390	106.82	11.650	.14385	52.684	3.9317	.00616
Check ?	Chk Pass	Chk Pass	Chk Pass	Chk Pass	Chk Pass	Chk Pass	Chk Pass	Chk Pass	Chk Pass
High Limit									
Low Limit									

Elem	Na5895	Ni2316	P_1782	Pb2203	S_1820	Sb2068	Se1960	Si2881	Sn1899
Line	589.592 { 57}	231.604 {446}	178.284 {489}	220.353 {453}	182.034 {485}	206.833 {463}	196.090 {472}	288.158 {117}	189.989 {477}
Units	ppm	ppm	ppm	ppm	ppm	ppm	ppm	ppm	ppm
Avg	**4.8383**	**.10562**	**3.7738**	**.09809**	**6.7594**	**.38242**	**.00471**	**2.0090**	**.00443**
Stddev	.0189	.00015	.0065	.00138	.0163	.00087	.00129	.0266	.00011
%RSD	.38977	.13960	.17188	1.4024	.24057	.22846	27.268	1.3244	2.4195
#1	4.8250	.10573	3.7783	.09712	6.7709	.38180	.00381	1.9902	.00450
#2	4.8516	.10552	3.7692	.09906	6.7479	.38304	.00562	2.0278	.00435
Check ?	Chk Pass	Chk Pass	Chk Pass	Chk Pass	None	Chk Pass	Chk Pass	Chk Pass	Chk Pass
High Limit									
Low Limit									

Elem	Sr4077	Th2837	Ti3349	Tl1908	U_3701	V_2924	Zn2062	Zr3391
Line	407.771 { 83}	283.730 {119}	334.904 {101}	190.856 {477}	370.152 { 91}	292.402 {115}	206.200 {163}	339.198 { 99}
Units	ppm	ppm	ppm	ppm	ppm	ppm	ppm	ppm
Avg	**1.3280**	**.06479**	**.50604**	**-.00243**	W **-.09402**	**.12391**	**.46042**	**.03781**
Stddev	.0081	.00268	.00017	.00032	.00909	.00077	.00088	.00137
%RSD	.61123	4.1346	.03320	12.983	9.6665	.62534	.19052	3.6335
#1	1.3223	.06290	.50592	-.00265	-.08759	.12336	.46105	.03878
#2	1.3338	.06668	.50616	-.00220	-.10044	.12446	.45980	.03684
Check ?	Chk Pass	Chk Pass	Chk Pass	Chk Pass	Chk Warn	Chk Pass	Chk Pass	Chk Pass
High Limit					45.000			
Low Limit					-.05000			

Int. Std.	Y_2243	Y_3600	Y_3774
Line	224.306 {450}	360.073 { 94}	377.433 { 89}
Units	Cts/S	Cts/S	Cts/S
Avg	**5401.5**	**67566.**	**3358.6**
Stddev	7.2	6.	30.7
%RSD	.13396	.00959	.91362
#1	5396.4	67571.	3380.3
#2	5406.6	67561.	3336.9

Sample Name: CCVH-2050355 Acquired: 5/17/2013 23:16:35 Type: QC
Method: 6500_026(v10) Mode: CONC Corr. Factor: 1.000000
User: bowenh Custom ID1: Custom ID2: Custom ID3:
Comment:

Elem	Ag3280	Al3092	As1890	B_2089	Ba4554	Be3130	Bi2230	Ca3179	Cd2288	Co2286	Cr2055	Cu3247
Units	ppm	ppm	ppm	ppm	ppm	ppm	ppm	ppm	ppm	ppm	ppm	ppm
Avg	**.00004**	**47.276**	**-.00137**	**.00143**	**.00174**	**-.00012**	**1.0344**	**.36781**	**-.00071**	**.00204**	**.00008**	**.00021**
Stddev	.00049	.307	.00196	.00005	.00031	.00010	.0031	.00155	.00010	.00004	.00002	.00013
%RSD	1139.0	.64981	143.63	3.3273	17.979	87.496	.29616	.42110	14.244	2.0935	28.628	61.922
#1	.00039	47.493	.00002	.00139	.00197	-.00019	1.0323	.36671	-.00064	.00207	.00010	.00030
#2	-.00030	47.059	-.00276	.00146	.00152	-.00004	1.0366	.36890	-.00078	.00201	.00006	.00012
Check ?	None	Chk Pass	None	None	None	None	Chk Pass	None	None	None	None	None
Value												
Range												

Elem	Fe2599	K_7664	Li6707	Mg2790	Mn2576	Mo2020	Na8183	Ni2316	P_1782	Pb2203	S_1820	Sb2068
Units	ppm	ppm	ppm	ppm	ppm	ppm	ppm	ppm	ppm	ppm	ppm	ppm
Avg	F **39.168**	**.21322**	**-.00420**	**.03478**	**.00206**	**-.00132**	F **305.09**	**.00160**	**.00866**	**-.00104**	**5.1915**	**.00368**
Stddev	.262	.04535	.00394	.00146	.00001	.00034	1.44	.00024	.00023	.00007	.0040	.00147
%RSD	.66846	21.270	93.847	4.1903	.28765	25.536	.47118	15.266	2.6955	6.8074	.07740	39.909
#1	39.353	.18115	-.00141	.03581	.00206	-.00108	306.11	.00143	.00850	-.00109	5.1887	.00264
#2	38.983	.24528	-.00698	.03375	.00205	-.00156	304.07	.00178	.00883	-.00099	5.1943	.00472
Check ?	Chk Fail	None	None	None	None	None	Chk Fail	None	None	None	None	None
Value	50.000						250.00					
Range	-10.000%						10.000%					

Elem	Se1960	Si2881	Sn1899	Sr4077	Th2837	Ti3349	Tl1908	U_3701	V_2924	Zn2062	Zr3391
Units	ppm	ppm	ppm	ppm	ppm	ppm	ppm	ppm	ppm	ppm	ppm
Avg	**.00743**	**.02090**	**-.00052**	**.00107**	**5.2134**	**.00325**	**-.00138**	**10.220**	**-.00003**	**.00313**	**-.05137**
Stddev	.00178	.00804	.00042	.00012	.0001	.00001	.00196	.014	.00048	.00046	.00300
%RSD	24.003	38.478	81.855	11.696	.00233	.44452	142.54	.13589	1403.1	14.792	5.8493
#1	.00616	.02658	-.00022	.00116	5.2134	.00326	-.00276	10.230	-.00038	.00345	-.05350
#2	.00869	.01521	-.00082	.00098	5.2133	.00324	.00001	10.210	.00031	.00280	-.04925
Check ?	None	None	None	None	Chk Pass	None	None	Chk Pass	None	None	None
Value											
Range											

Int. Std.	Y_2243	Y_3600	Y_3774
Units	Cts/S	Cts/S	Cts/S
Avg	**5195.1**	**65487.**	**3048.3**
Stddev	12.6	53.	17.0
%RSD	.24162	.08025	.55871
#1	5204.0	65524.	3036.3
#2	5186.3	65450.	3060.3

Sample Name: CCV-2050339 Acquired: 5/17/2013 23:18:59 Type: QC
Method: 6500_026(v10) Mode: CONC Corr. Factor: 1.000000
User: bowenh Custom ID1: Custom ID2: Custom ID3:
Comment:

Elem	Ag3280	Al1670	As1890	B_2089	Ba4554	Be3130	Bi2230	Ca3179	Cd2288	Co2286	Cr2055	Cu3247
Units	ppm	ppm	ppm	ppm	ppm	ppm	ppm	ppm	ppm	ppm	ppm	ppm
Avg	**.50897**	**.50087**	**1.0060**	**.51767**	**.53442**	F **.44614**	**.00631**	**4.6386**	**.50454**	**.50955**	**.49409**	**.49296**
Stddev	.00065	.00132	.0041	.00033	.00028	.00161	.00016	.0028	.00005	.00076	.00017	.00015
%RSD	.12863	.26390	.40548	.06449	.05164	.36154	2.5304	.05972	.01055	.14889	.03391	.02965
#1	.50851	.49994	1.0032	.51743	.53462	.44728	.00619	4.6406	.50458	.51008	.49397	.49286
#2	.50944	.50181	1.0089	.51790	.53423	.44500	.00642	4.6367	.50450	.50901	.49421	.49306
Check ?	Chk Pass	Chk Pass	Chk Pass	Chk Pass	Chk Pass	Chk Fail	None	Chk Pass	Chk Pass	Chk Pass	Chk Pass	Chk Pass
Value						.50000						
Range						-10.000%						

Elem	Fe2599	K_7664	Li6707	Mg2790	Mn2576	Mo2020	Na5895	Ni2316	P_1782	Pb2203	S_1820	Sb2068
Units	ppm	ppm	ppm	ppm	ppm	ppm	ppm	ppm	ppm	ppm	ppm	ppm
Avg	F **1.9890**	F **58.756**	F **1.1723**	**19.997**	**.50351**	**.48399**	F **5.5619**	**.50265**	**1.0250**	**1.0086**	**-.06258**	**1.0106**
Stddev	.0079	.057	.0004	.022	.00016	.00022	.0502	.00078	.0021	.0023	.00131	.0046
%RSD	.39925	.09732	.03113	.10894	.03134	.04539	.90258	.15486	.20602	.22743	2.0976	.45151
#1	1.9834	58.797	1.1721	20.012	.50340	.48414	5.5974	.50210	1.0265	1.0103	-.06351	1.0074
#2	1.9947	58.716	1.1726	19.981	.50362	.48383	5.5264	.50320	1.0235	1.0070	-.06166	1.0139
Check ?	Chk Fail	Chk Fail	Chk Fail	Chk Pass	Chk Pass	Chk Pass	Chk Fail	Chk Pass	Chk Pass	Chk Pass	None	Chk Pass
Value	2.5000	50.000	1.0000				5.0000					
Range	-10.000%	10.000%	10.000%				10.000%					

Elem	Se1960	Si2881	Sn1899	Sr4077	Th2837	Ti3349	Tl1908	U_3701	V_2924	Zn2062	Zr3391
Units	ppm	ppm	ppm	ppm	ppm	ppm	ppm	ppm	ppm	ppm	ppm
Avg	**1.0280**	F **4.2434**	**.97529**	**.52595**	**.00064**	**.49661**	**.97874**	**.05971**	**.49444**	**.50160**	**.47026**
Stddev	.0021	.0515	.00346	.00089	.00030	.00023	.00337	.01145	.00045	.00119	.00512
%RSD	.20221	1.2138	.35425	.16979	47.058	.04626	.34398	19.179	.09029	.23797	1.0881
#1	1.0265	4.2070	.97285	.52658	.00043	.49645	.97636	.06781	.49476	.50075	.46664
#2	1.0294	4.2799	.97774	.52532	.00086	.49678	.98112	.05162	.49413	.50244	.47387
Check ?	Chk Pass	Chk Fail	Chk Pass	Chk Pass	None	Chk Pass	Chk Pass	None	Chk Pass	Chk Pass	Chk Pass
Value		5.0000									
Range		-10.000%									

Int. Std.	Y_2243	Y_3600	Y_3774
Units	Cts/S	Cts/S	Cts/S
Avg	**5280.1**	**66543.**	**3056.6**
Stddev	6.7	52.	1.8
%RSD	.12672	.07745	.05767
#1	5284.8	66580.	3055.4
#2	5275.4	66507.	3057.9

Sample Name: CCB Acquired: 5/17/2013 23:21:14 Type: QC
Method: 6500_026(v10) Mode: CONC Corr. Factor: 1.000000
User: bowenh Custom ID1: Custom ID2: Custom ID3:
Comment:

Elem	Ag3280	Al1670	As1890	B_2089	Ba4554	Be3130	Bi2230	Ca3179	Cd2288	Co2286	Cr2055
Units	ppm	ppm	ppm	ppm	ppm	ppm	ppm	ppm	ppm	ppm	ppm
Avg	**.00036**	**.00109**	**.00306**	**-.00103**	**.00024**	**-.00005**	**.00235**	**.00242**	**-.00005**	**.00035**	**-.00001**
Stddev	.00002	.00009	.00161	.00009	.00010	.00007	.00366	.00170	.00000	.00006	.00008
%RSD	6.7830	8.6453	52.500	8.6435	42.492	125.88	156.06	70.327	6.0280	16.888	601.39
#1	.00034	.00102	.00193	-.00097	.00017	-.00010	.00493	.00122	-.00005	.00039	.00004
#2	.00037	.00115	.00420	-.00109	.00031	-.00001	-.00024	.00362	-.00006	.00031	-.00007
Check ?	Chk Pass	Chk Pass	Chk Pass	Chk Pass	Chk Pass	Chk Pass	None	Chk Pass	Chk Pass	Chk Pass	Chk Pass
High Limit											
Low Limit											

Elem	Cu3247	Fe2599	K_7664	Li6707	Mg2790	Mn2576	Mo2020	Na5895	Ni2316	P_1782	Pb2203
Units	ppm	ppm	ppm	ppm	ppm	ppm	ppm	ppm	ppm	ppm	ppm
Avg	**-.00048**	**-.00173**	**.05481**	F **-.00615**	**-.00070**	**.00007**	**.00026**	**-.07435**	**.00042**	**.00245**	**-.00020**
Stddev	.00031	.00046	.03028	.00164	.00291	.00004	.00018	.01122	.00012	.00129	.00128
%RSD	64.173	26.851	55.246	26.718	414.53	64.277	71.537	15.084	28.215	52.569	637.82
#1	-.00069	-.00140	.07623	-.00731	.00136	.00010	.00039	-.08228	.00050	.00336	-.00110
#2	-.00026	-.00206	.03340	-.00499	-.00276	.00004	.00013	-.06642	.00033	.00154	.00070
Check ?	Chk Pass	Chk Pass	Chk Pass	Chk Fail	Chk Pass	Chk Pass	Chk Pass	Chk Pass	Chk Pass	Chk Pass	Chk Pass
High Limit				.00522							
Low Limit				-.00522							

Elem	S_1820	Sb2068	Se1960	Si2881	Sn1899	Sr4077	Th2837	Ti3349	Tl1908	U_3701	V_2924
Units	ppm	ppm	ppm	ppm	ppm	ppm	ppm	ppm	ppm	ppm	ppm
Avg	**-.06199**	W **.00373**	**.00292**	**-.00996**	**-.00097**	**-.00018**	**-.00111**	**.00028**	**.00095**	**.04340**	**.00047**
Stddev	.00248	.00016	.00300	.00425	.00122	.00007	.00030	.00012	.00056	.00214	.00056
%RSD	4.0050	4.3069	102.52	42.654	125.29	35.482	26.995	44.130	58.973	4.9264	119.64
#1	-.06024	.00384	.00080	-.00695	-.00184	-.00023	-.00090	.00019	.00055	.04491	.00087
#2	-.06375	.00361	.00504	-.01296	-.00011	-.00014	-.00132	.00036	.00134	.04188	.00007
Check ?	None	Chk Warn	Chk Pass	Chk Pass	Chk Pass	Chk Pass	Chk Pass	Chk Pass	Chk Pass	Chk Pass	Chk Pass
High Limit		.00314									
Low Limit		-.00314									

Elem	Zn2062	Zr3391
Units	ppm	ppm
Avg	**.00299**	**.00226**
Stddev	.00071	.00089
%RSD	23.730	39.397
#1	.00249	.00163
#2	.00349	.00288
Check ?	Chk Pass	Chk Pass
High Limit		
Low Limit		

Int. Std.	Y_2243	Y_3600	Y_3774
Units	Cts/S	Cts/S	Cts/S
Avg	**5422.4**	**67880.**	**3094.5**
Stddev	7.0	425.	4.7
%RSD	.12956	.62573	.15110
#1	5427.4	67580.	3097.8
#2	5417.4	68180.	3091.2

Sample Name: CCVL2057887 Acquired: 5/17/2013 23:23:44 Type: QC
Method: 6500_026(v10) Mode: CONC Corr. Factor: 1.000000
User: bowenh Custom ID1: Custom ID2: Custom ID3:
Comment:

Elem	Ag3280	Al1670	As1890	B_2089	Ba4554	Be3130	Bi2230	Ca3179	Cd2288	Co2286	Cr2055
Units	ppm	ppm	ppm	ppm	ppm	ppm	ppm	ppm	ppm	ppm	ppm
Avg	**.01054**	F **.15975**	**.01491**	**.10184**	**.01072**	W **.00073**	**.10645**	**.18646**	**.00532**	**.01073**	**.00985**
Stddev	.00015	.00165	.00167	.00104	.00085	.00009	.00335	.00201	.00022	.00011	.00013
%RSD	1.4497	1.0348	11.189	1.0257	7.9063	12.009	3.1500	1.0781	4.1759	1.0462	1.2728
#1	.01065	.15858	.01373	.10110	.01131	.00079	.10408	.18504	.00548	.01081	.00994
#2	.01043	.16091	.01609	.10258	.01012	.00067	.10882	.18788	.00516	.01065	.00976
Check ?	Chk Pass	Chk Fail	Chk Pass	Chk Pass	Chk Pass	Chk Warn	Chk Pass	Chk Pass	Chk Pass	Chk Pass	Chk Pass
Value		.10000				.00100					
Range		30.000%				-20.000%					

Elem	Cu3247	Fe2599	K_7664	Li6707	Mg2790	Mn2576	Mo2020	Na5895	Ni2316	P_1782	Pb2203
Units	ppm	ppm	ppm	ppm	ppm	ppm	ppm	ppm	ppm	ppm	ppm
Avg	**.01516**	**.08012**	W **3.6769**	F **.00572**	**.23721**	F **.01416**	**.01963**	**1.1165**	**.04116**	**2.9671**	**.00936**
Stddev	.00023	.00254	.0215	.00342	.00040	.00001	.00030	.0048	.00016	.0029	.00098
%RSD	1.5435	3.1694	.58363	59.873	.16743	.04605	1.5144	.43327	.38484	.09859	10.472
#1	.01533	.08191	3.6618	.00330	.23750	.01415	.01984	1.1199	.04105	2.9692	.01006
#2	.01500	.07832	3.6921	.00814	.23693	.01416	.01942	1.1131	.04127	2.9651	.00867
Check ?	Chk Pass	Chk Pass	Chk Warn	Chk Fail	Chk Pass	Chk Fail	Chk Pass	Chk Pass	Chk Pass	Chk Pass	Chk Pass
Value			3.0000	.01000		.01000					
Range			20.000%	-30.000%		30.000%					

Elem	S_1820	Sb2068	Se1960	Si2881	Sn1899	Sr4077	Th2837	Ti3349	Tl1908	U_3701	V_2924
Units	ppm	ppm	ppm	ppm	ppm	ppm	ppm	ppm	ppm	ppm	ppm
Avg	**-.05861**	**.00979**	**.01622**	**.40880**	**.09582**	**.01034**	**.01630**	**.01007**	**.01432**	W **.07327**	**.01048**
Stddev	.00387	.00050	.00065	.00204	.00001	.00005	.00089	.00034	.00067	.01669	.00015
%RSD	6.5988	5.1140	4.0046	.49824	.00656	.51474	5.4530	3.4026	4.7100	22.774	1.4633
#1	-.05588	.01014	.01668	.41024	.09582	.01038	.01567	.01031	.01480	.08507	.01059
#2	-.06135	.00943	.01576	.40736	.09582	.01030	.01693	.00983	.01385	.06147	.01037
Check ?	None	Chk Pass	Chk Pass	Chk Pass	Chk Pass	Chk Pass	Chk Pass	Chk Pass	Chk Pass	Chk Warn	Chk Pass
Value										.06000	
Range										20.000%	

Elem	Zn2062	Zr3391
Units	ppm	ppm
Avg	**.02359**	W **.01810**
Stddev	.00053	.00357
%RSD	2.2260	19.705
#1	.02396	.02062
#2	.02322	.01557
Check ?	Chk Pass	Chk Warn
Value		.01500
Range		20.000%

Int. Std.	Y_2243	Y_3600	Y_3774
Units	Cts/S	Cts/S	Cts/S
Avg	**5299.8**	**66478.**	**3123.0**
Stddev	15.0	185.	13.5
%RSD	.28305	.27879	.43218
#1	5310.4	66347.	3132.5
#2	5289.2	66609.	3113.4

Sample Name: 280-42159-A-18-A Acquired: 5/17/2013 23:26:10 Type: Unk
Method: 6500_026(v10) Mode: CONC Corr. Factor: 1.000000
User: bowenh Custom ID1: q4 Custom ID2: Custom ID3:
Comment: 174359 6010c

Elem	Ag3280	Al3092	As1890	B_2089	Ba4554	Be3130	Bi2230	Ca3179	Cd2288
Line	328.068 {103}	309.271 {109}	189.042 {478}	208.959 {461}	455.403 { 74}	313.042 {108}	223.061 {451}	317.933 {106}	228.802 {447}
Units	ppm	ppm	ppm	ppm	ppm	ppm	ppm	ppm	ppm
Avg	**.00092**	**51.291**	**.02548**	**.01989**	**.22338**	**.00234**	**.00158**	**80.278**	**.00074**
Stddev	.00057	.252	.00127	.00038	.00032	.00012	.00164	.314	.00026
%RSD	62.058	.49216	5.0023	1.9289	.14321	5.2142	103.33	.39057	35.255
#1	.00052	51.470	.02638	.02016	.22360	.00243	.00274	80.500	.00092
#2	.00132	51.113	.02458	.01962	.22315	.00226	.00043	80.057	.00055
Check ?	Chk Pass	Chk Pass	Chk Pass	Chk Pass	Chk Pass	Chk Pass	Chk Pass	Chk Pass	Chk Pass
High Limit									
Low Limit									

Elem	Co2286	Cr2055	Cu3247	Fe2714	K_7664	Li6707	Mg2790	Mn2576	Mo2020
Line	228.616 {447}	205.552 {464}	324.754 {104}	271.441 {124}	766.490 { 44}	670.784 { 50}	279.079 {121}2	257.610 {131}	202.030 {467}
Units	ppm	ppm	ppm	ppm	ppm	ppm	ppm	ppm	ppm
Avg	**.04268**	**.06256**	**.15877**	**94.731**	**8.9230**	**.11297**	**24.797**	**2.8971**	**.00108**
Stddev	.00016	.00015	.00020	.596	.0939	.00014	.033	.0029	.00001
%RSD	.36492	.23868	.12879	.62932	1.0520	.12620	.13126	.09852	.62320
#1	.04257	.06245	.15863	94.309	8.8566	.11287	24.820	2.8991	.00107
#2	.04279	.06267	.15892	95.152	8.9894	.11307	24.774	2.8951	.00108
Check ?	Chk Pass	Chk Pass	Chk Pass	Chk Pass	Chk Pass	Chk Pass	Chk Pass	Chk Pass	Chk Pass
High Limit									
Low Limit									

Elem	Na5895	Ni2316	P_1782	Pb2203	S_1820	Sb2068	Se1960	Si2881	Sn1899
Line	589.592 { 57}	231.604 {446}	178.284 {489}	220.353 {453}	182.034 {485}	206.833 {463}	196.090 {472}	288.158 {117}	189.989 {477}
Units	ppm	ppm	ppm	ppm	ppm	ppm	ppm	ppm	ppm
Avg	**.98154**	**.09693**	**2.6586**	**.03033**	**.44355**	**.00205**	**.00464**	**1.9430**	**.00290**
Stddev	.02048	.00085	.0094	.00245	.00506	.00291	.00368	.0561	.00034
%RSD	2.0870	.87503	.35449	8.0667	1.1403	141.57	79.216	2.8866	11.904
#1	.96705	.09633	2.6519	.03206	.43997	.00411	.00204	1.9034	.00265
#2	.99602	.09753	2.6653	.02860	.44713	-.00000	.00725	1.9827	.00314
Check ?	Chk Pass	Chk Pass	Chk Pass	Chk Pass	None	Chk Pass	Chk Pass	Chk Pass	Chk Pass
High Limit									
Low Limit									

Elem	Sr4077	Th2837	Ti3349	Tl1908	U_3701	V_2924	Zn2062	Zr3391
Line	407.771 { 83}	283.730 {119}	334.904 {101}	190.856 {477}	370.152 { 91}	292.402 {115}	206.200 {163}	339.198 { 99}
Units	ppm	ppm	ppm	ppm	ppm	ppm	ppm	ppm
Avg	**.15363**	**.05795**	**.23005**	**-.00250**	**-.03881**	**.09577**	**.26799**	**.02190**
Stddev	.00065	.00007	.00033	.00094	.03946	.00013	.00173	.00093
%RSD	.42069	.11424	.14235	37.646	101.68	.13172	.64546	4.2294
#1	.15317	.05799	.23028	-.00183	-.01091	.09586	.26922	.02256
#2	.15408	.05790	.22982	-.00316	-.06672	.09568	.26677	.02125
Check ?	Chk Pass	Chk Pass	Chk Pass	Chk Pass	Chk Pass	Chk Pass	Chk Pass	Chk Pass
High Limit								
Low Limit								

Int. Std.	Y_2243	Y_3600	Y_3774
Line	224.306 {450}	360.073 { 94}	377.433 { 89}
Units	Cts/S	Cts/S	Cts/S
Avg	**5627.6**	**70046.**	**3324.8**
Stddev	12.0	75.	12.2
%RSD	.21318	.10667	.36746
#1	5619.1	69993.	3316.2
#2	5636.1	70099.	3333.4

Sample Name: 280-42159-A-19-A Acquired: 5/17/2013 23:28:31 Type: Unk
Method: 6500_026(v10) Mode: CONC Corr. Factor: 1.000000
User: bowenh Custom ID1: q4 Custom ID2: Custom ID3:
Comment: 174359 6010c

Elem	Ag3280	Al3092	As1890	B_2089	Ba4554	Be3130	Bi2230	Ca3179	Cd2288
Line	328.068 {103}	309.271 {109}	189.042 {478}	208.959 {461}	455.403 { 74}	313.042 {108}	223.061 {451}	317.933 {106}	228.802 {447}
Units	ppm	ppm	ppm	ppm	ppm	ppm	ppm	ppm	ppm
Avg	**.00061**	**50.325**	**.02625**	**.05486**	**.31927**	**.00184**	**-.00182**	W **1189.6**	**.00089**
Stddev	.00049	.089	.00172	.00049	.00004	.00002	.00030	3.3	.00002
%RSD	79.946	.17677	6.5491	.89206	.01138	.91467	16.476	.27678	2.1413
#1	.00095	50.262	.02503	.05520	.31929	.00183	-.00161	1187.2	.00088
#2	.00026	50.388	.02746	.05451	.31924	.00186	-.00204	1191.9	.00090
Check ?	Chk Pass	Chk Pass	Chk Pass	Chk Pass	Chk Pass	Chk Pass	Chk Pass	Chk Warn	Chk Pass
High Limit								500.00	
Low Limit								-.05000	

Elem	Co2286	Cr2055	Cu3247	Fe2714	K_7664	Li6707	Mg2790	Mn2576	Mo2020
Line	228.616 {447}	205.552 {464}	324.754 {104}	271.441 {124}	766.490 { 44}	670.784 { 50}	279.079 {121}2	257.610 {131}	202.030 {467}
Units	ppm	ppm	ppm	ppm	ppm	ppm	ppm	ppm	ppm
Avg	**.03822**	**.08250**	**.27829**	**98.573**	**11.827**	**.13574**	**53.041**	**2.9805**	**.00626**
Stddev	.00037	.00006	.00051	.547	.044	.00262	.123	.0039	.00024
%RSD	.95888	.06984	.18486	.55467	.37570	1.9324	.23126	.13025	3.7922
#1	.03848	.08254	.27865	98.960	11.796	.13388	53.128	2.9833	.00643
#2	.03796	.08246	.27793	98.187	11.858	.13759	52.955	2.9778	.00609
Check ?	Chk Pass	Chk Pass	Chk Pass	Chk Pass	Chk Pass	Chk Pass	Chk Pass	Chk Pass	Chk Pass
High Limit									
Low Limit									

Elem	Na5895	Ni2316	P_1782	Pb2203	S_1820	Sb2068	Se1960	Si2881	Sn1899
Line	589.592 { 57}	231.604 {446}	178.284 {489}	220.353 {453}	182.034 {485}	206.833 {463}	196.090 {472}	288.158 {117}	189.989 {477}
Units	ppm	ppm	ppm	ppm	ppm	ppm	ppm	ppm	ppm
Avg	**4.3605**	**.13529**	**3.9924**	**.08315**	**17.223**	**.00586**	**.00505**	**1.8078**	**.00357**
Stddev	.0141	.00011	.0056	.00184	.036	.00125	.00364	.0352	.00024
%RSD	.32350	.08216	.14039	2.2130	.20921	21.331	72.019	1.9442	6.7535
#1	4.3506	.13537	3.9964	.08185	17.249	.00675	.00248	1.8327	.00374
#2	4.3705	.13521	3.9884	.08445	17.198	.00498	.00763	1.7830	.00340
Check ?	Chk Pass	Chk Pass	Chk Pass	Chk Pass	None	Chk Pass	Chk Pass	Chk Pass	Chk Pass
High Limit									
Low Limit									

Elem	Sr4077	Th2837	Ti3349	Tl1908	U_3701	V_2924	Zn2062	Zr3391
Line	407.771 { 83}	283.730 {119}	334.904 {101}	190.856 {477}	370.152 { 91}	292.402 {115}	206.200 {163}	339.198 { 99}
Units	ppm	ppm	ppm	ppm	ppm	ppm	ppm	ppm
Avg	**2.6532**	**.05608**	**.27739**	**-.00136**	W **-.05992**	**.51384**	**.91414**	**.03514**
Stddev	.0061	.00230	.00060	.00081	.00651	.00411	.00358	.00113
%RSD	.22995	4.0976	.21719	59.887	10.862	.79926	.39179	3.2189
#1	2.6489	.05771	.27781	-.00078	-.05531	.51674	.91667	.03434
#2	2.6575	.05446	.27696	-.00194	-.06452	.51094	.91161	.03594
Check ?	Chk Pass	Chk Pass	Chk Pass	Chk Pass	Chk Warn	Chk Pass	Chk Pass	Chk Pass
High Limit					45.000			
Low Limit					-.05000			

Int. Std.	Y_2243	Y_3600	Y_3774
Line	224.306 {450}	360.073 { 94}	377.433 { 89}
Units	Cts/S	Cts/S	Cts/S
Avg	**5252.0**	**66452.**	**3285.5**
Stddev	10.9	27.	2.1
%RSD	.20723	.04109	.06404
#1	5244.3	66433.	3284.0
#2	5259.7	66472.	3286.9

Sample Name: 280-42159-A-20-A Acquired: 5/17/2013 23:31:29 Type: Unk
Method: 6500_026(v10) Mode: CONC Corr. Factor: 1.000000
User: bowenh Custom ID1: q4 Custom ID2: Custom ID3:
Comment: 174359 6010c

Elem	Ag3280	Al3092	As1890	B_2089	Ba4554	Be3130	Bi2230	Ca3179	Cd2288
Line	328.068 {103}	309.271 {109}	189.042 {478}	208.959 {461}	455.403 { 74}	313.042 {108}	223.061 {451}	317.933 {106}	228.802 {447}
Units	ppm	ppm	ppm	ppm	ppm	ppm	ppm	ppm	ppm
Avg	**.00022**	**49.774**	**.04745**	**.02211**	**.24208**	**.00220**	**.00159**	**53.011**	**.00284**
Stddev	.00058	.318	.00188	.00035	.00149	.00007	.00308	.362	.00001
%RSD	268.29	.63837	3.9578	1.5697	.61693	3.2177	193.95	.68276	.34387
#1	-.00019	49.550	.04878	.02236	.24102	.00225	-.00059	52.755	.00283
#2	.00063	49.999	.04612	.02187	.24314	.00215	.00377	53.267	.00284
Check ?	Chk Pass	Chk Pass	Chk Pass	Chk Pass	Chk Pass	Chk Pass	Chk Pass	Chk Pass	Chk Pass
High Limit									
Low Limit									

Elem	Co2286	Cr2055	Cu3247	Fe2714	K_7664	Li6707	Mg2790	Mn2576	Mo2020
Line	228.616 {447}	205.552 {464}	324.754 {104}	271.441 {124}	766.490 { 44}	670.784 { 50}	279.079 {121}2	257.610 {131}	202.030 {467}
Units	ppm	ppm	ppm	ppm	ppm	ppm	ppm	ppm	ppm
Avg	**.04060**	**.05906**	**.23219**	**106.62**	**9.0209**	**.10184**	**23.623**	**2.7736**	**.00303**
Stddev	.00018	.00020	.00082	.05	.0528	.00109	.004	.0021	.00013
%RSD	.43271	.34166	.35371	.04328	.58498	1.0724	.01555	.07530	4.2825
#1	.04072	.05892	.23161	106.66	8.9836	.10107	23.625	2.7721	.00294
#2	.04047	.05921	.23278	106.59	9.0582	.10261	23.620	2.7750	.00313
Check ?	Chk Pass	Chk Pass	Chk Pass	Chk Pass	Chk Pass	Chk Pass	Chk Pass	Chk Pass	Chk Pass
High Limit									
Low Limit									

Elem	Na5895	Ni2316	P_1782	Pb2203	S_1820	Sb2068	Se1960	Si2881	Sn1899
Line	589.592 { 57}	231.604 {446}	178.284 {489}	220.353 {453}	182.034 {485}	206.833 {463}	196.090 {472}	288.158 {117}	189.989 {477}
Units	ppm	ppm	ppm	ppm	ppm	ppm	ppm	ppm	ppm
Avg	**4.7911**	**.08125**	**3.3022**	**.08583**	**2.4647**	**-.00180**	**.00769**	**2.1650**	**.00628**
Stddev	.0169	.00033	.0209	.00238	.0120	.00134	.00089	.0834	.00041
%RSD	.35338	.40197	.63134	2.7722	.48599	74.142	11.530	3.8536	6.5453
#1	4.7791	.08101	3.2875	.08415	2.4562	-.00086	.00707	2.1060	.00599
#2	4.8031	.08148	3.3170	.08751	2.4731	-.00275	.00832	2.2240	.00657
Check ?	Chk Pass	Chk Pass	Chk Pass	Chk Pass	None	Chk Pass	Chk Pass	Chk Pass	Chk Pass
High Limit									
Low Limit									

Elem	Sr4077	Th2837	Ti3349	Tl1908	U_3701	V_2924	Zn2062	Zr3391
Line	407.771 { 83}	283.730 {119}	334.904 {101}	190.856 {477}	370.152 { 91}	292.402 {115}	206.200 {163}	339.198 { 99}
Units	ppm	ppm	ppm	ppm	ppm	ppm	ppm	ppm
Avg	**.16601**	**.05604**	**.31260**	**-.00297**	**-.00961**	**.10885**	**.39163**	**.01079**
Stddev	.00022	.00076	.00484	.00097	.00652	.00002	.00009	.00162
%RSD	.13461	1.3611	1.5489	32.676	67.812	.01727	.02275	15.033
#1	.16617	.05658	.31602	-.00229	-.00500	.10884	.39169	.01194
#2	.16585	.05550	.30918	-.00366	-.01423	.10887	.39157	.00965
Check ?	Chk Pass	Chk Pass	Chk Pass	Chk Pass	Chk Pass	Chk Pass	Chk Pass	Chk Pass
High Limit								
Low Limit								

Int. Std.	Y_2243	Y_3600	Y_3774
Line	224.306 {450}	360.073 { 94}	377.433 { 89}
Units	Cts/S	Cts/S	Cts/S
Avg	**5596.3**	**69326.**	**3320.4**
Stddev	13.2	83.	19.2
%RSD	.23544	.11978	.57851
#1	5605.7	69267.	3334.0
#2	5587.0	69384.	3306.8

Sample Name: 280-42159-A-21-A Acquired: 5/17/2013 23:33:48 Type: Unk
Method: 6500_026(v10) Mode: CONC Corr. Factor: 1.000000
User: bowenh Custom ID1: q4 Custom ID2: Custom ID3:
Comment: 174359 6010c

Elem	Ag3280	Al3092	As1890	B_2089	Ba4554	Be3130	Bi2230	Ca3179	Cd2288
Line	328.068 {103}	309.271 {109}	189.042 {478}	208.959 {461}	455.403 { 74}	313.042 {108}	223.061 {451}	317.933 {106}	228.802 {447}
Units	ppm	ppm	ppm	ppm	ppm	ppm	ppm	ppm	ppm
Avg	**.00077**	**57.046**	**.04216**	**.02321**	**.22997**	**.00239**	**.00160**	**100.22**	**.00177**
Stddev	.00051	.294	.00129	.00010	.00120	.00008	.00024	.37	.00008
%RSD	66.163	.51482	3.0504	.41665	.52287	3.4397	14.876	.37231	4.6356
#1	.00113	56.838	.04307	.02328	.22912	.00233	.00177	99.955	.00172
#2	.00041	57.253	.04125	.02314	.23082	.00245	.00144	100.48	.00183
Check ?	Chk Pass	Chk Pass	Chk Pass	Chk Pass	Chk Pass	Chk Pass	Chk Pass	Chk Pass	Chk Pass
High Limit									
Low Limit									

Elem	Co2286	Cr2055	Cu3247	Fe2714	K_7664	Li6707	Mg2790	Mn2576	Mo2020
Line	228.616 {447}	205.552 {464}	324.754 {104}	271.441 {124}	766.490 { 44}	670.784 { 50}	279.079 {121}2	257.610 {131}	202.030 {467}
Units	ppm	ppm	ppm	ppm	ppm	ppm	ppm	ppm	ppm
Avg	**.04205**	**.06819**	**.22389**	**123.55**	**9.9451**	**.12708**	**26.903**	**2.5121**	**.00289**
Stddev	.00024	.00068	.00030	.10	.0063	.00014	.096	.0127	.00053
%RSD	.57041	.99110	.13364	.08497	.06380	.10895	.35820	.50343	18.192
#1	.04222	.06866	.22368	123.62	9.9496	.12717	26.835	2.5031	.00327
#2	.04188	.06771	.22410	123.47	9.9406	.12698	26.971	2.5210	.00252
Check ?	Chk Pass	Chk Pass	Chk Pass	Chk Pass	Chk Pass	Chk Pass	Chk Pass	Chk Pass	Chk Pass
High Limit									
Low Limit									

Elem	Na5895	Ni2316	P_1782	Pb2203	S_1820	Sb2068	Se1960	Si2881	Sn1899
Line	589.592 { 57}	231.604 {446}	178.284 {489}	220.353 {453}	182.034 {485}	206.833 {463}	196.090 {472}	288.158 {117}	189.989 {477}
Units	ppm	ppm	ppm	ppm	ppm	ppm	ppm	ppm	ppm
Avg	**4.4818**	**.09626**	**4.5621**	**.06483**	**1.4153**	**.00088**	**.00729**	**1.6978**	**.00546**
Stddev	.0316	.00009	.0266	.00001	.0079	.00090	.00292	.0103	.00086
%RSD	.70549	.09624	.58356	.00776	.56056	101.86	40.045	.60366	15.734
#1	4.4595	.09633	4.5810	.06483	1.4209	.00152	.00936	1.6906	.00607
#2	4.5042	.09620	4.5433	.06483	1.4097	.00025	.00523	1.7051	.00485
Check ?	Chk Pass	Chk Pass	Chk Pass	Chk Pass	None	Chk Pass	Chk Pass	Chk Pass	Chk Pass
High Limit									
Low Limit									

Elem	Sr4077	Th2837	Ti3349	Tl1908	U_3701	V_2924	Zn2062	Zr3391
Line	407.771 { 83}	283.730 {119}	334.904 {101}	190.856 {477}	370.152 { 91}	292.402 {115}	206.200 {163}	339.198 { 99}
Units	ppm	ppm	ppm	ppm	ppm	ppm	ppm	ppm
Avg	**.27773**	**.06596**	**.29227**	**-.00204**	**-.01504**	**.11104**	**.35008**	**.01411**
Stddev	.00100	.00129	.00250	.00053	.00599	.00035	.00049	.00239
%RSD	.36154	1.9537	.85507	26.241	39.832	.31187	.14006	16.925
#1	.27702	.06505	.29050	-.00166	-.01080	.11129	.34973	.01580
#2	.27844	.06687	.29404	-.00242	-.01927	.11080	.35042	.01242
Check ?	Chk Pass	Chk Pass	Chk Pass	Chk Pass	Chk Pass	Chk Pass	Chk Pass	Chk Pass
High Limit								
Low Limit								

Int. Std.	Y_2243	Y_3600	Y_3774
Line	224.306 {450}	360.073 { 94}	377.433 { 89}
Units	Cts/S	Cts/S	Cts/S
Avg	**5634.6**	**70203.**	**3329.1**
Stddev	4.6	56.	4.2
%RSD	.08193	.08003	.12599
#1	5637.8	70163.	3332.1
#2	5631.3	70243.	3326.2

Sample Name: 280-42159-A-22-A Acquired: 5/17/2013 23:36:08 Type: Unk
Method: 6500_026(v10) Mode: CONC Corr. Factor: 1.000000
User: bowenh Custom ID1: q4 Custom ID2: Custom ID3:
Comment: 174359 6010c

Elem	Ag3280	Al3092	As1890	B_2089	Ba4554	Be3130	Bi2230	Ca3179	Cd2288
Line	328.068 {103}	309.271 {109}	189.042 {478}	208.959 {461}	455.403 { 74}	313.042 {108}	223.061 {451}	317.933 {106}	228.802 {447}
Units	ppm	ppm	ppm	ppm	ppm	ppm	ppm	ppm	ppm
Avg	**-.00037**	**36.544**	**.01571**	**.05959**	**.24418**	**.00145**	**-.00349**	W **1643.7**	**.00066**
Stddev	.00064	.069	.00561	.00142	.00053	.00009	.00034	6.5	.00004
%RSD	172.36	.18882	35.707	2.3856	.21512	6.1587	9.6969	.39562	5.4874
#1	.00008	36.495	.01174	.06060	.24455	.00151	-.00325	1639.1	.00063
#2	-.00082	36.592	.01967	.05859	.24381	.00139	-.00373	1648.3	.00068
Check ?	Chk Pass	Chk Pass	Chk Pass	Chk Pass	Chk Pass	Chk Pass	Chk Pass	Chk Warn	Chk Pass
High Limit								500.00	
Low Limit								-.05000	

Elem	Co2286	Cr2055	Cu3247	Fe2714	K_7664	Li6707	Mg2790	Mn2576	Mo2020
Line	228.616 {447}	205.552 {464}	324.754 {104}	271.441 {124}	766.490 { 44}	670.784 { 50}	279.079 {121}2	257.610 {131}	202.030 {467}
Units	ppm	ppm	ppm	ppm	ppm	ppm	ppm	ppm	ppm
Avg	**.02865**	**.06551**	**.25726**	**68.496**	**10.481**	**.11158**	**55.085**	**2.0915**	**.00525**
Stddev	.00035	.00007	.00057	.028	.042	.00042	.079	.0020	.00001
%RSD	1.2087	.11052	.21980	.04039	.40186	.37260	.14297	.09771	.26400
#1	.02890	.06546	.25766	68.515	10.451	.11129	55.141	2.0930	.00524
#2	.02841	.06556	.25686	68.476	10.511	.11188	55.030	2.0901	.00526
Check ?	Chk Pass	Chk Pass	Chk Pass	Chk Pass	Chk Pass	Chk Pass	Chk Pass	Chk Pass	Chk Pass
High Limit									
Low Limit									

Elem	Na5895	Ni2316	P_1782	Pb2203	S_1820	Sb2068	Se1960	Si2881	Sn1899
Line	589.592 { 57}	231.604 {446}	178.284 {489}	220.353 {453}	182.034 {485}	206.833 {463}	196.090 {472}	288.158 {117}	189.989 {477}
Units	ppm	ppm	ppm	ppm	ppm	ppm	ppm	ppm	ppm
Avg	**4.2376**	**.11763**	**3.9544**	**.06069**	**19.980**	**.00886**	**.00684**	**1.5533**	**.00268**
Stddev	.0089	.00071	.0107	.00005	.021	.00154	.00496	.0007	.00041
%RSD	.21114	.60177	.27107	.08298	.10316	17.327	72.484	.04557	15.454
#1	4.2313	.11813	3.9619	.06066	19.994	.00995	.00333	1.5528	.00297
#2	4.2439	.11713	3.9468	.06073	19.965	.00778	.01035	1.5538	.00238
Check ?	Chk Pass	Chk Pass	Chk Pass	Chk Pass	None	Chk Pass	Chk Pass	Chk Pass	Chk Pass
High Limit									
Low Limit									

Elem	Sr4077	Th2837	Ti3349	Tl1908	U_3701	V_2924	Zn2062	Zr3391
Line	407.771 { 83}	283.730 {119}	334.904 {101}	190.856 {477}	370.152 { 91}	292.402 {115}	206.200 {163}	339.198 { 99}
Units	ppm	ppm	ppm	ppm	ppm	ppm	ppm	ppm
Avg	**3.4970**	**.04030**	**.28971**	**.00088**	W **-.07675**	**.57265**	**.30880**	**.03176**
Stddev	.0060	.00132	.00152	.00052	.02790	.00011	.00097	.00309
%RSD	.17003	3.2697	.52446	59.087	36.346	.01940	.31557	9.7438
#1	3.4928	.03937	.28863	.00125	-.05703	.57272	.30811	.03394
#2	3.5012	.04124	.29078	.00051	-.09648	.57257	.30948	.02957
Check ?	Chk Pass	Chk Pass	Chk Pass	Chk Pass	Chk Warn	Chk Pass	Chk Pass	Chk Pass
High Limit					45.000			
Low Limit					-.05000			

Int. Std.	Y_2243	Y_3600	Y_3774
Line	224.306 {450}	360.073 { 94}	377.433 { 89}
Units	Cts/S	Cts/S	Cts/S
Avg	**5161.6**	**65051.**	**3206.3**
Stddev	1.3	112.	5.4
%RSD	.02425	.17274	.16953
#1	5160.8	64971.	3202.4
#2	5162.5	65130.	3210.1

Sample Name: 280-42159-A-23-A Acquired: 5/17/2013 23:39:08 Type: Unk
Method: 6500_026(v10) Mode: CONC Corr. Factor: 1.000000
User: bowenh Custom ID1: q4 Custom ID2: Custom ID3:
Comment: 174359 6010c

Elem	Ag3280	Al3092	As1890	B_2089	Ba4554	Be3130	Bi2230	Ca3179	Cd2288
Line	328.068 {103}	309.271 {109}	189.042 {478}	208.959 {461}	455.403 { 74}	313.042 {108}	223.061 {451}	317.933 {106}	228.802 {447}
Units	ppm	ppm	ppm	ppm	ppm	ppm	ppm	ppm	ppm
Avg	**.00020**	**59.046**	**.02864**	**.01703**	**.25364**	**.00219**	**.00354**	**56.348**	**.00143**
Stddev	.00063	.146	.00355	.00004	.00119	.00012	.00392	.167	.00005
%RSD	315.68	.24801	12.413	.26406	.47055	5.3847	110.64	.29635	3.3593
#1	-.00025	59.150	.03115	.01700	.25449	.00227	.00631	56.466	.00140
#2	.00065	58.943	.02613	.01706	.25280	.00211	.00077	56.230	.00147
Check ?	Chk Pass	Chk Pass	Chk Pass	Chk Pass	Chk Pass	Chk Pass	Chk Pass	Chk Pass	Chk Pass
High Limit									
Low Limit									

Elem	Co2286	Cr2055	Cu3247	Fe2714	K_7664	Li6707	Mg2790	Mn2576	Mo2020
Line	228.616 {447}	205.552 {464}	324.754 {104}	271.441 {124}	766.490 { 44}	670.784 { 50}	279.079 {121}2	257.610 {131}	202.030 {467}
Units	ppm	ppm	ppm	ppm	ppm	ppm	ppm	ppm	ppm
Avg	**.04327**	**.06963**	**.18606**	**102.36**	**8.5630**	**.12769**	**24.546**	**4.4220**	**.00224**
Stddev	.00000	.00012	.00038	.77	.0029	.00257	.023	.0006	.00005
%RSD	.00801	.17696	.20554	.74854	.03400	2.0129	.09550	.01243	2.2485
#1	.04327	.06954	.18633	102.90	8.5650	.12950	24.529	4.4216	.00227
#2	.04326	.06971	.18579	101.82	8.5609	.12587	24.562	4.4224	.00220
Check ?	Chk Pass	Chk Pass	Chk Pass	Chk Pass	Chk Pass	Chk Pass	Chk Pass	Chk Pass	Chk Pass
High Limit									
Low Limit									

Elem	Na5895	Ni2316	P_1782	Pb2203	S_1820	Sb2068	Se1960	Si2881	Sn1899
Line	589.592 { 57}	231.604 {446}	178.284 {489}	220.353 {453}	182.034 {485}	206.833 {463}	196.090 {472}	288.158 {117}	189.989 {477}
Units	ppm	ppm	ppm	ppm	ppm	ppm	ppm	ppm	ppm
Avg	**1.5926**	**.09343**	**3.2605**	**.05477**	**2.4724**	**.00085**	**.00382**	**1.9638**	**.00393**
Stddev	.0343	.00004	.0055	.00007	.0034	.00117	.00093	.0331	.00054
%RSD	2.1527	.04653	.16705	.12856	.13707	138.52	24.264	1.6860	13.624
#1	1.6168	.09346	3.2566	.05472	2.4748	.00002	.00317	1.9872	.00355
#2	1.5683	.09340	3.2643	.05482	2.4700	.00167	.00448	1.9404	.00431
Check ?	Chk Pass	Chk Pass	Chk Pass	Chk Pass	None	Chk Pass	Chk Pass	Chk Pass	Chk Pass
High Limit									
Low Limit									

Elem	Sr4077	Th2837	Ti3349	Tl1908	U_3701	V_2924	Zn2062	Zr3391
Line	407.771 { 83}	283.730 {119}	334.904 {101}	190.856 {477}	370.152 { 91}	292.402 {115}	206.200 {163}	339.198 { 99}
Units	ppm	ppm	ppm	ppm	ppm	ppm	ppm	ppm
Avg	**.11773**	**.05868**	**.30415**	**-.00479**	**.02129**	**.11139**	**.37119**	**.01096**
Stddev	.00000	.00129	.00160	.00000	.01394	.00050	.00113	.00169
%RSD	.00136	2.1977	.52491	.09209	65.480	.44997	.30402	15.411
#1	.11773	.05776	.30528	-.00479	.01143	.11174	.37040	.01215
#2	.11773	.05959	.30302	-.00480	.03114	.11103	.37199	.00976
Check ?	Chk Pass	Chk Pass	Chk Pass	Chk Pass	Chk Pass	Chk Pass	Chk Pass	Chk Pass
High Limit								
Low Limit								

Int. Std.	Y_2243	Y_3600	Y_3774
Line	224.306 {450}	360.073 { 94}	377.433 { 89}
Units	Cts/S	Cts/S	Cts/S
Avg	**5639.0**	**69775.**	**3305.7**
Stddev	15.4	48.	13.9
%RSD	.27259	.06899	.42062
#1	5628.1	69741.	3295.8
#2	5649.8	69809.	3315.5

Sample Name: 280-42159-A-24-A Acquired: 5/17/2013 23:41:33 Type: Unk
Method: 6500_026(v10) Mode: CONC Corr. Factor: 1.000000
User: bowenh Custom ID1: q4 Custom ID2: Custom ID3:
Comment: 174359 6010c

Elem	Ag3280	Al3092	As1890	B_2089	Ba4554	Be3130	Bi2230	Ca3179	Cd2288
Line	328.068 {103}	309.271 {109}	189.042 {478}	208.959 {461}	455.403 { 74}	313.042 {108}	223.061 {451}	317.933 {106}	228.802 {447}
Units	ppm	ppm	ppm	ppm	ppm	ppm	ppm	ppm	ppm
Avg	**-.00022**	**34.340**	**.01523**	**.07191**	**.14369**	**.00110**	**-.00935**	W **1913.4**	**.00061**
Stddev	.00014	.234	.00183	.00096	.00028	.00007	.00051	13.5	.00009
%RSD	62.356	.68095	12.006	1.3338	.19355	6.5609	5.4999	.70450	14.303
#1	-.00031	34.175	.01652	.07123	.14349	.00115	-.00898	1903.9	.00055
#2	-.00012	34.506	.01393	.07259	.14388	.00105	-.00971	1923.0	.00067
Check ?	Chk Pass	Chk Pass	Chk Pass	Chk Pass	Chk Pass	Chk Pass	Chk Pass	Chk Warn	Chk Pass
High Limit								500.00	
Low Limit								-.05000	

Elem	Co2286	Cr2055	Cu3247	Fe2714	K_7664	Li6707	Mg2790	Mn2576	Mo2020
Line	228.616 {447}	205.552 {464}	324.754 {104}	271.441 {124}	766.490 { 44}	670.784 { 50}	279.079 {121}2	257.610 {131}	202.030 {467}
Units	ppm	ppm	ppm	ppm	ppm	ppm	ppm	ppm	ppm
Avg	**.02599**	**.06606**	**.52267**	**57.548**	**11.258**	**.16655**	**101.25**	**2.2303**	**.00344**
Stddev	.00011	.00026	.00100	.453	.184	.00048	.24	.0037	.00020
%RSD	.43012	.39904	.19111	.78716	1.6312	.28555	.23401	.16607	5.7394
#1	.02607	.06587	.52338	57.227	11.128	.16688	101.41	2.2329	.00357
#2	.02591	.06624	.52196	57.868	11.388	.16621	101.08	2.2277	.00330
Check ?	Chk Pass	Chk Pass	Chk Pass	Chk Pass	Chk Pass	Chk Pass	Chk Pass	Chk Pass	Chk Pass
High Limit									
Low Limit									

Elem	Na5895	Ni2316	P_1782	Pb2203	S_1820	Sb2068	Se1960	Si2881	Sn1899
Line	589.592 { 57}	231.604 {446}	178.284 {489}	220.353 {453}	182.034 {485}	206.833 {463}	196.090 {472}	288.158 {117}	189.989 {477}
Units	ppm	ppm	ppm	ppm	ppm	ppm	ppm	ppm	ppm
Avg	**4.5059**	**.10281**	**2.5249**	**.08020**	**15.956**	**.01724**	**.00339**	**1.9150**	**.00253**
Stddev	.0245	.00003	.0091	.00156	.010	.00245	.00356	.0042	.00005
%RSD	.54327	.02450	.35828	1.9455	.06235	14.217	105.09	.22001	1.9140
#1	4.4886	.10283	2.5185	.07909	15.949	.01551	.00087	1.9179	.00250
#2	4.5233	.10280	2.5313	.08130	15.963	.01898	.00591	1.9120	.00256
Check ?	Chk Pass	Chk Pass	Chk Pass	Chk Pass	None	Chk Pass	Chk Pass	Chk Pass	Chk Pass
High Limit									
Low Limit									

Elem	Sr4077	Th2837	Ti3349	Tl1908	U_3701	V_2924	Zn2062	Zr3391
Line	407.771 { 83}	283.730 {119}	334.904 {101}	190.856 {477}	370.152 { 91}	292.402 {115}	206.200 {163}	339.198 { 99}
Units	ppm	ppm	ppm	ppm	ppm	ppm	ppm	ppm
Avg	**2.6189**	**.03718**	**.22502**	**-.00015**	F **-.11515**	**.35623**	**.28016**	**.03289**
Stddev	.0284	.00198	.00049	.00183	.04390	.00160	.00058	.00080
%RSD	1.0843	5.3202	.21572	1195.6	38.122	.44846	.20805	2.4201
#1	2.5988	.03858	.22537	.00114	-.14619	.35736	.27975	.03233
#2	2.6390	.03578	.22468	-.00144	-.08411	.35510	.28057	.03346
Check ?	Chk Pass	Chk Pass	Chk Pass	Chk Pass	Chk Fail	Chk Pass	Chk Pass	Chk Pass
High Limit					50.000			
Low Limit					-.10000			

Int. Std.	Y_2243	Y_3600	Y_3774
Line	224.306 {450}	360.073 { 94}	377.433 { 89}
Units	Cts/S	Cts/S	Cts/S
Avg	**5071.7**	**64055.**	**3189.3**
Stddev	4.2	354.	21.9
%RSD	.08327	.55306	.68726
#1	5068.8	63805.	3204.8
#2	5074.7	64306.	3173.8

Sample Name: CCVH-2050355 Acquired: 5/17/2013 23:44:33 Type: QC
Method: 6500_026(v10) Mode: CONC Corr. Factor: 1.000000
User: bowenh Custom ID1: Custom ID2: Custom ID3:
Comment:

Elem	Ag3280	Al3092	As1890	B_2089	Ba4554	Be3130	Bi2230	Ca3179	Cd2288	Co2286	Cr2055	Cu3247
Units	ppm	ppm	ppm	ppm	ppm	ppm	ppm	ppm	ppm	ppm	ppm	ppm
Avg	**.00028**	**46.908**	**-.00188**	**-.00082**	**.00069**	**-.00003**	**1.0270**	**.03018**	**-.00071**	**.00175**	**-.00007**	**-.00034**
Stddev	.00097	.192	.00364	.00038	.00018	.00003	.0048	.01567	.00006	.00003	.00006	.00001
%RSD	345.53	.40960	193.06	46.446	25.432	98.344	.46822	51.908	8.8563	1.6983	81.177	1.5529
#1	-.00041	47.044	-.00445	-.00055	.00081	-.00001	1.0236	.04126	-.00067	.00173	-.00003	-.00034
#2	.00097	46.772	.00069	-.00109	.00056	-.00004	1.0304	.01911	-.00076	.00177	-.00011	-.00035
Check ?	None	Chk Pass	None	None	None	None	Chk Pass	None	None	None	None	None
Value												
Range												

Elem	Fe2599	K_7664	Li6707	Mg2790	Mn2576	Mo2020	Na8183	Ni2316	P_1782	Pb2203	S_1820	Sb2068
Units	ppm	ppm	ppm	ppm	ppm	ppm	ppm	ppm	ppm	ppm	ppm	ppm
Avg	F **38.767**	**.21618**	**-.00361**	**.01191**	**-.00003**	**-.00184**	F **303.61**	**.00132**	**.00386**	**.00121**	**5.1899**	**.00406**
Stddev	.228	.03120	.00052	.00037	.00004	.00006	1.68	.00007	.00187	.00053	.0369	.00109
%RSD	.58722	14.432	14.492	3.1277	137.15	3.3636	.55227	5.2254	48.436	43.485	.71112	26.960
#1	38.928	.19412	-.00398	.01218	-.00006	-.00180	304.79	.00137	.00254	.00158	5.1638	.00328
#2	38.606	.23824	-.00324	.01165	-.00000	-.00189	302.42	.00127	.00518	.00084	5.2160	.00483
Check ?	Chk Fail	None	None	None	None	None	Chk Fail	None	None	None	None	None
Value	50.000						250.00					
Range	-10.000%						10.000%					

Elem	Se1960	Si2881	Sn1899	Sr4077	Th2837	Ti3349	Tl1908	U_3701	V_2924	Zn2062	Zr3391
Units	ppm	ppm	ppm	ppm	ppm	ppm	ppm	ppm	ppm	ppm	ppm
Avg	**.00840**	**-.00072**	**-.00064**	**.00027**	**5.2166**	**.00365**	**-.00203**	**10.178**	**.00070**	**.00254**	**-.06035**
Stddev	.00214	.01413	.00007	.00018	.0112	.00117	.00163	.035	.00039	.00008	.00335
%RSD	25.468	1952.6	10.723	65.167	.21382	32.075	80.365	.34196	56.665	3.2147	5.5445
#1	.00689	.00927	-.00069	.00015	5.2087	.00448	-.00088	10.154	.00098	.00248	-.05798
#2	.00991	-.01072	-.00059	.00039	5.2245	.00282	-.00318	10.203	.00042	.00259	-.06271
Check ?	None	None	None	None	Chk Pass	None	None	Chk Pass	None	None	None
Value											
Range											

Int. Std.	Y_2243	Y_3600	Y_3774
Units	Cts/S	Cts/S	Cts/S
Avg	**5120.1**	**64337.**	**3002.7**
Stddev	2.2	25.	17.6
%RSD	.04300	.03835	.58764
#1	5121.7	64319.	2990.2
#2	5118.6	64354.	3015.2

Sample Name: CCV-2050339 Acquired: 5/17/2013 23:46:57 Type: QC
Method: 6500_026(v10) Mode: CONC Corr. Factor: 1.000000
User: bowenh Custom ID1: Custom ID2: Custom ID3:
Comment:

Elem	Ag3280	Al1670	As1890	B_2089	Ba4554	Be3130	Bi2230	Ca3179	Cd2288	Co2286	Cr2055	Cu3247
Units	ppm	ppm	ppm	ppm	ppm	ppm	ppm	ppm	ppm	ppm	ppm	ppm
Avg	**.50905**	**.50445**	**1.0044**	**.51682**	**.52758**	F **.43991**	**.00510**	**4.5832**	**.50385**	**.51005**	**.49269**	**.49035**
Stddev	.00028	.00225	.0014	.00081	.00132	.00191	.00020	.0003	.00108	.00035	.00086	.00004
%RSD	.05492	.44596	.13530	.15608	.24957	.43443	3.9318	.00660	.21534	.06895	.17530	.00791
#1	.50885	.50604	1.0053	.51625	.52851	.44126	.00524	4.5830	.50308	.50980	.49208	.49038
#2	.50925	.50286	1.0034	.51739	.52665	.43856	.00496	4.5835	.50462	.51029	.49330	.49032
Check ?	Chk Pass	Chk Pass	Chk Pass	Chk Pass	Chk Pass	Chk Fail	None	Chk Pass	Chk Pass	Chk Pass	Chk Pass	Chk Pass
Value						.50000						
Range						-10.000%						

Elem	Fe2599	K_7664	Li6707	Mg2790	Mn2576	Mo2020	Na5895	Ni2316	P_1782	Pb2203	S_1820	Sb2068
Units	ppm	ppm	ppm	ppm	ppm	ppm	ppm	ppm	ppm	ppm	ppm	ppm
Avg	F **1.9666**	F **58.801**	F **1.1691**	**19.982**	**.50248**	**.48237**	**5.4910**	**.50132**	**1.0258**	**1.0036**	**-.05786**	**1.0099**
Stddev	.0033	.098	.0022	.016	.00021	.00067	.0272	.00032	.0008	.0002	.00147	.0004
%RSD	.16765	.16701	.18712	.07963	.04218	.13972	.49526	.06457	.07294	.01766	2.5471	.03989
#1	1.9643	58.871	1.1676	19.994	.50263	.48285	5.5102	.50109	1.0252	1.0035	-.05682	1.0096
#2	1.9690	58.732	1.1707	19.971	.50233	.48190	5.4718	.50155	1.0263	1.0037	-.05890	1.0101
Check ?	Chk Fail	Chk Fail	Chk Fail	Chk Pass	Chk Pass	Chk Pass	Chk Pass	Chk Pass	Chk Pass	Chk Pass	None	Chk Pass
Value	2.5000	50.000	1.0000									
Range	-10.000%	10.000%	10.000%									

Elem	Se1960	Si2881	Sn1899	Sr4077	Th2837	Ti3349	Tl1908	U_3701	V_2924	Zn2062	Zr3391
Units	ppm	ppm	ppm	ppm	ppm	ppm	ppm	ppm	ppm	ppm	ppm
Avg	**1.0278**	F **4.1835**	**.96705**	**.52358**	**.00044**	**.49448**	**.97286**	**.04145**	**.49226**	**.50346**	**.45949**
Stddev	.0004	.0548	.00019	.00017	.00180	.00080	.00071	.01055	.00180	.00129	.00494
%RSD	.04075	1.3100	.01948	.03314	413.46	.16260	.07330	25.443	.36628	.25627	1.0745
#1	1.0275	4.2222	.96719	.52370	.00171	.49391	.97336	.04891	.49353	.50438	.46298
#2	1.0281	4.1447	.96692	.52346	-.00084	.49504	.97236	.03399	.49098	.50255	.45599
Check ?	Chk Pass	Chk Fail	Chk Pass	Chk Pass	None	Chk Pass	Chk Pass	None	Chk Pass	Chk Pass	Chk Pass
Value		5.0000									
Range		-10.000%									

Int. Std.	Y_2243	Y_3600	Y_3774
Units	Cts/S	Cts/S	Cts/S
Avg	**5269.1**	**66034.**	**3040.1**
Stddev	15.9	137.	14.1
%RSD	.30184	.20750	.46321
#1	5257.8	66130.	3030.2
#2	5280.3	65937.	3050.1

Sample Name: CCB Acquired: 5/17/2013 23:49:13 Type: QC
Method: 6500_026(v10) Mode: CONC Corr. Factor: 1.000000
User: bowenh Custom ID1: Custom ID2: Custom ID3:
Comment:

Elem	Ag3280	Al1670	As1890	B_2089	Ba4554	Be3130	Bi2230	Ca3179	Cd2288	Co2286	Cr2055
Units	ppm	ppm	ppm	ppm	ppm	ppm	ppm	ppm	ppm	ppm	ppm
Avg	**.00080**	**.00217**	**.00305**	**-.00105**	**.00034**	**-.00007**	**.00219**	W **.03731**	**-.00029**	**.00010**	**.00003**
Stddev	.00002	.00012	.00182	.00043	.00024	.00015	.00179	.02324	.00022	.00001	.00042
%RSD	2.5787	5.5534	59.603	40.627	72.440	217.20	81.984	62.285	78.277	7.4322	1287.8
#1	.00078	.00226	.00434	-.00075	.00051	-.00018	.00346	.02088	-.00013	.00011	-.00027
#2	.00081	.00209	.00176	-.00135	.00016	.00004	.00092	.05374	-.00045	.00009	.00033
Check ?	Chk Pass	Chk Pass	Chk Pass	Chk Pass	Chk Pass	Chk Pass	None	Chk Warn	Chk Pass	Chk Pass	Chk Pass
High Limit								.03450			
Low Limit								-.03450			

Elem	Cu3247	Fe2599	K_7664	Li6707	Mg2790	Mn2576	Mo2020	Na5895	Ni2316	P_1782	Pb2203
Units	ppm	ppm	ppm	ppm	ppm	ppm	ppm	ppm	ppm	ppm	ppm
Avg	**-.00026**	**.00421**	**.12687**	F **-.00560**	**.00223**	**.00016**	**.00042**	**-.07732**	**.00057**	**-.00004**	**-.00049**
Stddev	.00006	.00262	.01332	.00124	.00002	.00003	.00030	.01251	.00003	.00105	.00018
%RSD	24.792	62.103	10.496	22.172	1.0575	19.169	72.182	16.185	5.1785	2914.2	35.969
#1	-.00021	.00606	.13628	-.00647	.00225	.00014	.00020	-.08617	.00060	-.00078	-.00037
#2	-.00030	.00236	.11745	-.00472	.00221	.00019	.00063	-.06847	.00055	.00071	-.00062
Check ?	Chk Pass	Chk Pass	Chk Pass	Chk Fail	Chk Pass	Chk Pass	Chk Pass	Chk Pass	Chk Pass	Chk Pass	Chk Pass
High Limit				.00522							
Low Limit				-.00522							

Elem	S_1820	Sb2068	Se1960	Si2881	Sn1899	Sr4077	Th2837	Ti3349	Tl1908	U_3701	V_2924
Units	ppm	ppm	ppm	ppm	ppm	ppm	ppm	ppm	ppm	ppm	ppm
Avg	**-.05871**	W **.00345**	**.00132**	**-.00150**	**-.00137**	**-.00013**	**-.00096**	**.00034**	**-.00021**	F **.05228**	**.00079**
Stddev	.00004	.00092	.00276	.00928	.00067	.00012	.00012	.00039	.00031	.06055	.00008
%RSD	.07425	26.753	209.45	618.67	49.101	94.804	12.213	114.66	144.25	115.81	9.5560
#1	-.05868	.00410	-.00063	-.00806	-.00185	-.00021	-.00088	.00062	-.00043	.09509	.00074
#2	-.05874	.00280	.00327	.00506	-.00090	-.00004	-.00104	.00006	.00000	.00947	.00085
Check ?	None	Chk Warn	Chk Pass	Chk Pass	Chk Pass	Chk Pass	Chk Pass	Chk Pass	Chk Pass	Chk Fail	Chk Pass
High Limit		.00314								.05000	
Low Limit		-.00314								-.05000	

Elem	Zn2062	Zr3391
Units	ppm	ppm
Avg	**.00268**	W **.00323**
Stddev	.00015	.00303
%RSD	5.6786	93.790
#1	.00257	.00109
#2	.00278	.00537
Check ?	Chk Pass	Chk Warn
High Limit		.00238
Low Limit		-.00238

Int. Std.	Y_2243	Y_3600	Y_3774
Units	Cts/S	Cts/S	Cts/S
Avg	**5349.6**	**66751.**	**3080.1**
Stddev	7.6	118.	18.3
%RSD	.14195	.17669	.59259
#1	5355.0	66667.	3067.2
#2	5344.3	66834.	3093.0

Sample Name: CCVL2057887 Acquired: 5/17/2013 23:51:43 Type: QC
Method: 6500_026(v10) Mode: CONC Corr. Factor: 1.000000
User: bowenh Custom ID1: Custom ID2: Custom ID3:
Comment:

Elem	Ag3280	Al1670	As1890	B_2089	Ba4554	Be3130	Bi2230	Ca3179	Cd2288	Co2286	Cr2055
Units	ppm	ppm	ppm	ppm	ppm	ppm	ppm	ppm	ppm	ppm	ppm
Avg	**.01145**	**.10288**	**.01261**	**.10196**	**.01123**	**.00081**	**.10381**	**.20222**	**.00517**	**.01060**	**.01003**
Stddev	.00028	.00038	.00207	.00048	.00021	.00007	.00200	.00237	.00017	.00019	.00005
%RSD	2.4610	.37163	16.412	.46600	1.8876	8.6284	1.9229	1.1743	3.3732	1.7621	.46423
#1	.01125	.10315	.01114	.10162	.01108	.00086	.10522	.20054	.00505	.01073	.01006
#2	.01165	.10261	.01407	.10230	.01138	.00076	.10240	.20390	.00529	.01047	.01000
Check ?	Chk Pass	Chk Pass	Chk Pass	Chk Pass	Chk Pass	Chk Pass	Chk Pass	Chk Pass	Chk Pass	Chk Pass	Chk Pass
Value											
Range											

Elem	Cu3247	Fe2599	K_7664	Li6707	Mg2790	Mn2576	Mo2020	Na5895	Ni2316	P_1782	Pb2203
Units	ppm	ppm	ppm	ppm	ppm	ppm	ppm	ppm	ppm	ppm	ppm
Avg	**.01415**	W **.07993**	W **3.7282**	F **.00380**	**.20687**	**.01041**	**.01942**	**1.1114**	**.04130**	**2.9853**	W **.01108**
Stddev	.00051	.00142	.0314	.00096	.00440	.00001	.00020	.0002	.00042	.0010	.00097
%RSD	3.6370	1.7810	.84139	25.150	2.1290	.11306	1.0365	.01992	1.0284	.03404	8.7817
#1	.01379	.08094	3.7060	.00313	.20998	.01042	.01928	1.1112	.04100	2.9860	.01039
#2	.01451	.07892	3.7504	.00448	.20376	.01040	.01956	1.1115	.04160	2.9846	.01177
Check ?	Chk Pass	Chk Warn	Chk Warn	Chk Fail	Chk Pass	Chk Pass	Chk Pass	Chk Pass	Chk Pass	Chk Pass	Chk Warn
Value		.10000	3.0000	.01000							.00900
Range		-20.000%	20.000%	-30.000%							20.000%

Elem	S_1820	Sb2068	Se1960	Si2881	Sn1899	Sr4077	Th2837	Ti3349	Tl1908	U_3701	V_2924
Units	ppm	ppm	ppm	ppm	ppm	ppm	ppm	ppm	ppm	ppm	ppm
Avg	**-.05975**	**.01193**	**.01579**	**.43010**	**.09631**	**.01079**	**.01498**	**.01037**	**.01353**	F **.08735**	**.00993**
Stddev	.00060	.00022	.00396	.00184	.00011	.00023	.00253	.00023	.00055	.04638	.00054
%RSD	.99963	1.8140	25.092	.42882	.11083	2.1127	16.881	2.1960	4.0592	53.089	5.4653
#1	-.06017	.01178	.01859	.43140	.09623	.01095	.01319	.01053	.01392	.12015	.00954
#2	-.05933	.01209	.01299	.42879	.09639	.01063	.01676	.01021	.01314	.05456	.01031
Check ?	None	Chk Pass	Chk Pass	Chk Pass	Chk Pass	Chk Pass	Chk Pass	Chk Pass	Chk Pass	Chk Fail	Chk Pass
Value										.06000	
Range										30.000%	

Elem	Zn2062	Zr3391
Units	ppm	ppm
Avg	**.02306**	**.01384**
Stddev	.00046	.00097
%RSD	1.9828	6.9990
#1	.02339	.01315
#2	.02274	.01452
Check ?	Chk Pass	Chk Pass
Value		
Range		

Int. Std.	Y_2243	Y_3600	Y_3774
Units	Cts/S	Cts/S	Cts/S
Avg	**5280.4**	**65634.**	**3034.8**
Stddev	.8	27.	22.9
%RSD	.01543	.04075	.75449
#1	5281.0	65653.	3018.6
#2	5279.8	65616.	3051.0

Sample Name: MB 280-173687/1-A Acquired: 5/17/2013 23:54:09 Type: Unk
Method: 6500_026(v10) Mode: CONC Corr. Factor: 1.000000
User: bowenh Custom ID1: q4 Custom ID2: Custom ID3:
Comment: 173687 6010c

Elem	Ag3280	Al1670	As1890	B_2089	Ba4554	Be3130	Bi2230	Ca3179	Cd2288
Line	328.068 {103}	167.079 {502}	189.042 {478}	208.959 {461}	455.403 { 74}	313.042 {108}	223.061 {451}	317.933 {106}	228.802 {447}
Units	ppm	ppm	ppm	ppm	ppm	ppm	ppm	ppm	ppm
Avg	**.00060**	**.04318**	**-.00121**	**-.00077**	**.00035**	**-.00008**	**.00113**	**.01203**	**.00011**
Stddev	.00017	.00155	.00188	.00055	.00013	.00000	.00009	.00351	.00010
%RSD	27.870	3.5795	155.21	72.036	37.455	2.8221	7.9628	29.149	82.958
#1	.00071	.04209	-.00253	-.00038	.00044	-.00008	.00119	.01451	.00018
#2	.00048	.04427	.00012	-.00116	.00025	-.00009	.00106	.00955	.00005
Check ?	Chk Pass	Chk Pass	Chk Pass	Chk Pass	Chk Pass	Chk Pass	Chk Pass	Chk Pass	Chk Pass
High Limit									
Low Limit									

Elem	Co2286	Cr2055	Cu3247	Fe2599	K_7664	Li6707	Mg2790	Mn2576	Mo2020
Line	228.616 {447}	205.552 {464}	324.754 {104}	259.940 {130}	766.490 { 44}	670.784 { 50}	279.079 {121}2	257.610 {131}	202.030 {467}
Units	ppm	ppm	ppm	ppm	ppm	ppm	ppm	ppm	ppm
Avg	**.00007**	**.00021**	**-.00047**	**.00417**	**.09803**	**-.00290**	**.00113**	**.00020**	**.00050**
Stddev	.00010	.00028	.00000	.00215	.06090	.00148	.00016	.00005	.00014
%RSD	137.44	131.63	.72043	51.434	62.127	51.006	14.326	25.841	28.821
#1	.00015	.00001	-.00047	.00569	.05496	-.00186	.00125	.00017	.00040
#2	.00000	.00041	-.00047	.00266	.14109	-.00395	.00102	.00024	.00060
Check ?	Chk Pass	Chk Pass	Chk Pass	Chk Pass	Chk Pass	Chk Pass	Chk Pass	Chk Pass	Chk Pass
High Limit									
Low Limit									

Elem	Na5895	Ni2316	P_1782	Pb2203	S_1820	Sb2068	Se1960	Si2881	Sn1899
Line	589.592 { 57}	231.604 {446}	178.284 {489}	220.353 {453}	182.034 {485}	206.833 {463}	196.090 {472}	288.158 {117}	189.989 {477}
Units	ppm	ppm	ppm	ppm	ppm	ppm	ppm	ppm	ppm
Avg	**-.08639**	**.00040**	F **.27932**	**.00105**	**-.05166**	**.00209**	**.00429**	**.01466**	**-.00099**
Stddev	.01089	.00025	.00175	.00102	.00248	.00137	.00183	.05084	.00000
%RSD	12.599	63.734	.62626	97.237	4.7997	65.743	42.595	346.76	.03614
#1	-.07870	.00058	.27809	.00176	-.05342	.00305	.00300	.05061	-.00099
#2	-.09409	.00022	.28056	.00033	-.04991	.00112	.00558	-.02129	-.00099
Check ?	Chk Pass	Chk Pass	Chk Fail	Chk Pass	None	Chk Pass	Chk Pass	Chk Pass	Chk Pass
High Limit			.01000						
Low Limit			-.01000						

Elem	Sr4077	Th2837	Ti3349	Tl1908	U_3701	V_2924	Zn2062	Zr3391
Line	407.771 { 83}	283.730 {119}	334.904 {101}	190.856 {477}	370.152 { 91}	292.402 {115}	206.200 {163}	339.198 { 99}
Units	ppm	ppm	ppm	ppm	ppm	ppm	ppm	ppm
Avg	**-.00019**	**.00162**	**.00040**	**-.00135**	**.00059**	**.00042**	**.00300**	**-.00005**
Stddev	.00007	.00148	.00012	.00076	.00160	.00029	.00019	.00191
%RSD	39.501	91.523	31.438	56.038	271.14	70.474	6.3432	3736.7
#1	-.00024	.00266	.00031	-.00082	.00173	.00062	.00287	.00130
#2	-.00014	.00057	.00048	-.00189	-.00054	.00021	.00313	-.00140
Check ?	Chk Pass	Chk Pass	Chk Pass	Chk Pass	Chk Pass	Chk Pass	Chk Pass	Chk Pass
High Limit								
Low Limit								

Int. Std.	Y_2243	Y_3600	Y_3774
Line	224.306 {450}	360.073 { 94}	377.433 { 89}
Units	Cts/S	Cts/S	Cts/S
Avg	**5374.7**	**66824.**	**3070.1**
Stddev	10.3	108.	23.2
%RSD	.19089	.16158	.75546
#1	5381.9	66747.	3086.5
#2	5367.4	66900.	3053.7

Sample Name: LCS 280-173687/2-A Acquired: 5/17/2013 23:56:40 Type: Unk
Method: 6500_026(v10) Mode: CONC Corr. Factor: 1.000000
User: bowenh Custom ID1: q4 Custom ID2: Custom ID3:
Comment: 173687 6010c

Elem	Ag3280	Al1670	As1890	B_2089	Ba4554	Be3130	Bi2230	Ca3179	Cd2288
Line	328.068 {103}	167.079 {502}	189.042 {478}	208.959 {461}	455.403 { 74}	313.042 {108}	223.061 {451}	317.933 {106}	228.802 {447}
Units	ppm	ppm	ppm	ppm	ppm	ppm	ppm	ppm	ppm
Avg	**.05404**	**1.9996**	**1.0131**	**1.0618**	**2.1779**	**.04539**	**2.1014**	**46.531**	**.10537**
Stddev	.00004	.0020	.0003	.0008	.0203	.00010	.0065	.252	.00049
%RSD	.08188	.09917	.02920	.08018	.93173	.21370	.30782	.54233	.46212
#1	.05407	2.0010	1.0133	1.0612	2.1635	.04546	2.0968	46.353	.10503
#2	.05401	1.9982	1.0128	1.0624	2.1922	.04532	2.1060	46.709	.10572
Check ?	Chk Pass	Chk Pass	Chk Pass	Chk Pass	Chk Pass	Chk Pass	Chk Pass	Chk Pass	Chk Pass
High Limit									
Low Limit									

Elem	Co2286	Cr2055	Cu3247	Fe2599	K_7664	Li6707	Mg2790	Mn2576	Mo2020
Line	228.616 {447}	205.552 {464}	324.754 {104}	259.940 {130}	766.490 { 44}	670.784 { 50}	279.079 {121}2	257.610 {131}	202.030 {467}
Units	ppm	ppm	ppm	ppm	ppm	ppm	ppm	ppm	ppm
Avg	**.51246**	**.20246**	**.25108**	F **.86771**	F **60.609**	F **1.1913**	**50.654**	**.51061**	**.99991**
Stddev	.00075	.00001	.00045	.00040	.019	.0070	.067	.00030	.00174
%RSD	.14570	.00610	.18095	.04623	.03062	.59156	.13278	.05814	.17381
#1	.51193	.20245	.25076	.86743	60.596	1.1863	50.701	.51081	1.0011
#2	.51299	.20247	.25140	.86800	60.622	1.1963	50.606	.51040	.99868
Check ?	Chk Pass	Chk Pass	Chk Pass	Chk Fail	Chk Fail	Chk Fail	Chk Pass	Chk Pass	Chk Pass
High Limit				1.1400	57.000	1.1400			
Low Limit				.88000	44.500	.89000			

Elem	Na8183	Ni2316	P_1782	Pb2203	S_1820	Sb2068	Se1960	Si2881	Sn1899
Line	818.326 { 41}	231.604 {446}	178.284 {489}	220.353 {453}	182.034 {485}	206.833 {463}	196.090 {472}	288.158 {117}	189.989 {477}
Units	ppm	ppm	ppm	ppm	ppm	ppm	ppm	ppm	ppm
Avg	F **63.019**	**.50319**	**10.818**	**.50796**	**-.05027**	**.52077**	**2.1067**	F **8.8493**	**1.9898**
Stddev	.046	.00007	.001	.00289	.00051	.00085	.0014	.0500	.0046
%RSD	.07329	.01414	.01283	.56992	1.0139	.16395	.06513	.56475	.22916
#1	63.052	.50324	10.819	.50591	-.04991	.52137	2.1057	8.8846	1.9930
#2	62.986	.50314	10.817	.51000	-.05063	.52016	2.1076	8.8139	1.9866
Check ?	Chk Fail	Chk Pass	Chk Pass	Chk Pass	None	Chk Pass	Chk Pass	Chk Fail	Chk Pass
High Limit	56.000							11.500	
Low Limit	45.500							9.4000	

Elem	Sr4077	Th2837	Ti3349	Tl1908	U_3701	V_2924	Zn2062	Zr3391
Line	407.771 { 83}	283.730 {119}	334.904 {101}	190.856 {477}	370.152 { 91}	292.402 {115}	206.200 {163}	339.198 { 99}
Units	ppm	ppm	ppm	ppm	ppm	ppm	ppm	ppm
Avg	**1.0729**	**1.0596**	**1.0171**	**2.0022**	**2.1359**	**.50735**	**.50568**	**.46531**
Stddev	.0043	.0027	.0002	.0029	.0325	.00065	.00129	.00027
%RSD	.39982	.25744	.01536	.14695	1.5203	.12841	.25580	.05901
#1	1.0699	1.0615	1.0172	2.0042	2.1589	.50781	.50660	.46512
#2	1.0759	1.0576	1.0170	2.0001	2.1130	.50689	.50477	.46551
Check ?	Chk Pass	Chk Pass	Chk Pass	Chk Pass	Chk Pass	Chk Pass	Chk Pass	Chk Pass
High Limit								
Low Limit								

Int. Std.	Y_2243	Y_3600	Y_3774
Line	224.306 {450}	360.073 { 94}	377.433 { 89}
Units	Cts/S	Cts/S	Cts/S
Avg	**5193.6**	**65494.**	**3047.5**
Stddev	11.8	48.	6.7
%RSD	.22722	.07354	.22078
#1	5185.3	65460.	3042.7
#2	5202.0	65528.	3052.3

Sample Name: 280-41903-A-1-B Acquired: 5/17/2013 23:58:55 Type: Unk
Method: 6500_026(v10) Mode: CONC Corr. Factor: 1.000000
User: bowenh Custom ID1: q4 Custom ID2: Custom ID3:
Comment: 173687 6010c

Elem	Ag3280	Al1670	As1890	B_2089	Ba4554	Be3130	Bi2230	Ca3179	Cd2288
Line	328.068 {103}	167.079 {502}	189.042 {478}	208.959 {461}	455.403 { 74}	313.042 {108}	223.061 {451}	317.933 {106}	228.802 {447}
Units	ppm	ppm	ppm	ppm	ppm	ppm	ppm	ppm	ppm
Avg	**.00098**	**.03199**	**.00526**	**.01377**	**.02970**	**-.00005**	**-.00135**	**62.066**	**.00020**
Stddev	.00013	.00062	.00245	.00063	.00072	.00033	.00073	.238	.00016
%RSD	13.148	1.9390	46.618	4.5838	2.4108	713.09	53.691	.38341	83.452
#1	.00107	.03155	.00353	.01422	.02919	-.00028	-.00187	62.234	.00031
#2	.00089	.03243	.00700	.01333	.03020	.00019	-.00084	61.898	.00008
Check ?	Chk Pass	Chk Pass	Chk Pass	Chk Pass	Chk Pass	Chk Pass	Chk Pass	Chk Pass	Chk Pass
High Limit									
Low Limit									

Elem	Co2286	Cr2055	Cu3247	Fe2599	K_7664	Li6707	Mg2790	Mn2576	Mo2020
Line	228.616 {447}	205.552 {464}	324.754 {104}	259.940 {130}	766.490 { 44}	670.784 { 50}	279.079 {121}2	257.610 {131}	202.030 {467}
Units	ppm	ppm	ppm	ppm	ppm	ppm	ppm	ppm	ppm
Avg	**.00518**	**.00056**	**.00307**	**3.8845**	**1.9498**	**-.00123**	**28.659**	**1.1975**	**.00645**
Stddev	.00003	.00008	.00015	.0021	.0100	.00004	.010	.0007	.00033
%RSD	.60872	14.470	5.0426	.05446	.51251	3.2422	.03317	.06165	5.0982
#1	.00516	.00062	.00296	3.8830	1.9569	-.00120	28.666	1.1970	.00622
#2	.00521	.00050	.00318	3.8860	1.9427	-.00125	28.652	1.1980	.00668
Check ?	Chk Pass	Chk Pass	Chk Pass	Chk Pass	Chk Pass	Chk Pass	Chk Pass	Chk Pass	Chk Pass
High Limit									
Low Limit									

Elem	Na5895	Ni2316	P_1782	Pb2203	S_1820	Sb2068	Se1960	Si2881	Sn1899
Line	589.592 { 57}	231.604 {446}	178.284 {489}	220.353 {453}	182.034 {485}	206.833 {463}	196.090 {472}	288.158 {117}	189.989 {477}
Units	ppm	ppm	ppm	ppm	ppm	ppm	ppm	ppm	ppm
Avg	**3.5942**	**.00320**	**.35924**	**.00281**	**.49805**	**.00151**	**.00064**	**9.6256**	**-.00072**
Stddev	.0103	.00004	.00072	.00231	.00104	.00196	.00168	.0251	.00015
%RSD	.28696	1.1907	.20028	82.104	.20945	129.79	263.99	.26054	20.515
#1	3.6015	.00317	.35975	.00118	.49731	.00012	-.00055	9.6433	-.00083
#2	3.5869	.00322	.35873	.00444	.49879	.00290	.00183	9.6079	-.00062
Check ?	Chk Pass	Chk Pass	Chk Pass	Chk Pass	None	Chk Pass	Chk Pass	Chk Pass	Chk Pass
High Limit									
Low Limit									

Elem	Sr4077	Th2837	Ti3349	Tl1908	U_3701	V_2924	Zn2062	Zr3391
Line	407.771 { 83}	283.730 {119}	334.904 {101}	190.856 {477}	370.152 { 91}	292.402 {115}	206.200 {163}	339.198 { 99}
Units	ppm	ppm	ppm	ppm	ppm	ppm	ppm	ppm
Avg	**.05901**	**.00267**	**.00102**	**-.00166**	**.00775**	**.00130**	**.01899**	**.00051**
Stddev	.00025	.00098	.00016	.00095	.00204	.00021	.00036	.00144
%RSD	.41899	36.873	15.976	57.134	26.349	16.300	1.9009	283.31
#1	.05883	.00336	.00113	-.00233	.00919	.00115	.01873	-.00051
#2	.05918	.00197	.00090	-.00099	.00631	.00145	.01924	.00152
Check ?	Chk Pass	Chk Pass	Chk Pass	Chk Pass	Chk Pass	Chk Pass	Chk Pass	Chk Pass
High Limit								
Low Limit								

Int. Std.	Y_2243	Y_3600	Y_3774
Line	224.306 {450}	360.073 { 94}	377.433 { 89}
Units	Cts/S	Cts/S	Cts/S
Avg	**5287.8**	**67081.**	**3094.8**
Stddev	10.9	57.	16.3
%RSD	.20558	.08481	.52620
#1	5295.5	67041.	3083.3
#2	5280.1	67122.	3106.4

Sample Name: sd 280-41903-A-1-B@5 Acquired: 5/18/2013 0:01:21 Type: Unk
Method: 6500_026(v10) Mode: CONC Corr. Factor: 1.000000
User: bowenh Custom ID1: q4 Custom ID2: Custom ID3:
Comment: 173687 6010c

Elem	Ag3280	Al1670	As1890	B_2089	Ba4554	Be3130	Bi2230	Ca3179	Cd2288
Line	328.068 {103}	167.079 {502}	189.042 {478}	208.959 {461}	455.403 { 74}	313.042 {108}	223.061 {451}	317.933 {106}	228.802 {447}
Units	ppm	ppm	ppm	ppm	ppm	ppm	ppm	ppm	ppm
Avg	**.00097**	**.02853**	**.00026**	**.00230**	**.00631**	**-.00013**	**.00089**	**12.378**	**.00002**
Stddev	.00006	.00059	.00056	.00066	.00009	.00002	.00246	.097	.00016
%RSD	6.6356	2.0589	217.51	28.608	1.4578	11.535	275.55	.78108	848.38
#1	.00092	.02894	.00065	.00276	.00637	-.00014	.00263	12.446	-.00009
#2	.00101	.02811	-.00014	.00183	.00624	-.00012	-.00085	12.309	.00013
Check ?	Chk Pass	Chk Pass	Chk Pass	Chk Pass	Chk Pass	Chk Pass	Chk Pass	Chk Pass	Chk Pass
High Limit									
Low Limit									

Elem	Co2286	Cr2055	Cu3247	Fe2599	K_7664	Li6707	Mg2790	Mn2576	Mo2020
Line	228.616 {447}	205.552 {464}	324.754 {104}	259.940 {130}	766.490 { 44}	670.784 { 50}	279.079 {121}2	257.610 {131}	202.030 {467}
Units	ppm	ppm	ppm	ppm	ppm	ppm	ppm	ppm	ppm
Avg	**.00117**	**.00016**	**.00042**	**.80083**	**.43937**	**-.00417**	**5.6065**	**.23411**	**.00163**
Stddev	.00047	.00020	.00016	.00003	.01218	.00095	.0158	.00049	.00043
%RSD	40.064	124.92	39.107	.00316	2.7725	22.741	.28176	.20867	26.373
#1	.00150	.00002	.00030	.80085	.43075	-.00350	5.5953	.23376	.00194
#2	.00084	.00031	.00054	.80081	.44798	-.00484	5.6177	.23446	.00133
Check ?	Chk Pass	Chk Pass	Chk Pass	Chk Pass	Chk Pass	Chk Pass	Chk Pass	Chk Pass	Chk Pass
High Limit									
Low Limit									

Elem	Na5895	Ni2316	P_1782	Pb2203	S_1820	Sb2068	Se1960	Si2881	Sn1899
Line	589.592 { 57}	231.604 {446}	178.284 {489}	220.353 {453}	182.034 {485}	206.833 {463}	196.090 {472}	288.158 {117}	189.989 {477}
Units	ppm	ppm	ppm	ppm	ppm	ppm	ppm	ppm	ppm
Avg	**.66628**	**.00096**	**.07339**	**.00072**	**.04452**	**.00332**	**.00398**	**1.8392**	**-.00089**
Stddev	.02288	.00012	.00182	.00034	.00414	.00097	.00294	.0001	.00022
%RSD	3.4338	12.464	2.4786	47.433	9.2998	29.157	73.952	.00758	24.939
#1	.68246	.00105	.07467	.00048	.04159	.00401	.00606	1.8393	-.00105
#2	.65011	.00088	.07210	.00096	.04745	.00264	.00190	1.8391	-.00074
Check ?	Chk Pass	Chk Pass	Chk Pass	Chk Pass	None	Chk Pass	Chk Pass	Chk Pass	Chk Pass
High Limit									
Low Limit									

Elem	Sr4077	Th2837	Ti3349	Tl1908	U_3701	V_2924	Zn2062	Zr3391
Line	407.771 { 83}	283.730 {119}	334.904 {101}	190.856 {477}	370.152 { 91}	292.402 {115}	206.200 {163}	339.198 { 99}
Units	ppm	ppm	ppm	ppm	ppm	ppm	ppm	ppm
Avg	**.01172**	**.00037**	**.00060**	**-.00062**	**.04807**	**.00069**	**.00713**	**.00024**
Stddev	.00014	.00128	.00052	.00050	.05899	.00061	.00009	.00045
%RSD	1.2256	346.56	86.380	80.364	122.71	89.068	1.2720	189.30
#1	.01182	-.00054	.00023	-.00027	.00636	.00112	.00706	.00055
#2	.01162	.00127	.00096	-.00097	.08979	.00025	.00719	-.00008
Check ?	Chk Pass	Chk Pass	Chk Pass	Chk Pass	Chk Pass	Chk Pass	Chk Pass	Chk Pass
High Limit								
Low Limit								

Int. Std.	Y_2243	Y_3600	Y_3774
Line	224.306 {450}	360.073 { 94}	377.433 { 89}
Units	Cts/S	Cts/S	Cts/S
Avg	**5358.2**	**67392.**	**3093.6**
Stddev	.8	108.	8.2
%RSD	.01504	.15974	.26427
#1	5358.8	67316.	3087.8
#2	5357.7	67468.	3099.4

Sample Name: 280-41903-A-1-C MS Acquired: 5/18/2013 0:03:48 Type: Unk
Method: 6500_026(v10) Mode: CONC Corr. Factor: 1.000000
User: bowenh Custom ID1: q4 Custom ID2: Custom ID3:
Comment: 173687 6010c

Elem	Ag3280	Al1670	As1890	B_2089	Ba4554	Be3130	Bi2230	Ca3179	Cd2288
Line	328.068 {103}	167.079 {502}	189.042 {478}	208.959 {461}	455.403 { 74}	313.042 {108}	223.061 {451}	317.933 {106}	228.802 {447}
Units	ppm	ppm	ppm	ppm	ppm	ppm	ppm	ppm	ppm
Avg	**.05501**	**1.9854**	**1.0358**	**1.0818**	**2.2235**	**.04597**	**2.1166**	**107.96**	**.10664**
Stddev	.00032	.0043	.0049	.0015	.0017	.00015	.0062	.00	.00050
%RSD	.58317	.21535	.47151	.13985	.07687	.33453	.29262	.00040	.46613
#1	.05524	1.9884	1.0393	1.0829	2.2223	.04586	2.1210	107.96	.10700
#2	.05478	1.9824	1.0324	1.0807	2.2247	.04608	2.1122	107.96	.10629
Check ?	Chk Pass	Chk Pass	Chk Pass	Chk Pass	Chk Pass	Chk Pass	Chk Pass	Chk Pass	Chk Pass
High Limit									
Low Limit									

Elem	Co2286	Cr2055	Cu3247	Fe2599	K_7664	Li6707	Mg2790	Mn2576	Mo2020
Line	228.616 {447}	205.552 {464}	324.754 {104}	259.940 {130}	766.490 { 44}	670.784 { 50}	279.079 {121}2	257.610 {131}	202.030 {467}
Units	ppm	ppm	ppm	ppm	ppm	ppm	ppm	ppm	ppm
Avg	**.51846**	**.20457**	**.25845**	**4.7008**	**62.948**	**1.2067**	**79.685**	**1.7077**	**1.0110**
Stddev	.00173	.00065	.00118	.0036	.000	.0008	1.057	.0217	.0034
%RSD	.33447	.31944	.45613	.07583	.00015	.06904	1.3263	1.2706	.33301
#1	.51969	.20503	.25928	4.6983	62.948	1.2061	80.433	1.7230	1.0133
#2	.51724	.20411	.25761	4.7034	62.948	1.2073	78.938	1.6923	1.0086
Check ?	Chk Pass	Chk Pass	Chk Pass	Chk Pass	Chk Pass	Chk Pass	Chk Pass	Chk Pass	Chk Pass
High Limit									
Low Limit									

Elem	Na8183	Ni2316	P_1782	Pb2203	S_1820	Sb2068	Se1960	Si2881	Sn1899
Line	818.326 { 41}	231.604 {446}	178.284 {489}	220.353 {453}	182.034 {485}	206.833 {463}	196.090 {472}	288.158 {117}	189.989 {477}
Units	ppm	ppm	ppm	ppm	ppm	ppm	ppm	ppm	ppm
Avg	**67.901**	**.50619**	**11.100**	**.50968**	**.49427**	**.52803**	**2.1287**	**18.527**	**1.9943**
Stddev	.577	.00160	.018	.00018	.00099	.00358	.0091	.111	.0169
%RSD	.84941	.31681	.15843	.03545	.19954	.67810	.42836	.59951	.84867
#1	67.493	.50733	11.113	.50981	.49357	.53056	2.1352	18.448	2.0063
#2	68.309	.50506	11.088	.50955	.49497	.52550	2.1223	18.605	1.9823
Check ?	Chk Pass	Chk Pass	Chk Pass	Chk Pass	None	Chk Pass	Chk Pass	Chk Pass	Chk Pass
High Limit									
Low Limit									

Elem	Sr4077	Th2837	Ti3349	Tl1908	U_3701	V_2924	Zn2062	Zr3391
Line	407.771 { 83}	283.730 {119}	334.904 {101}	190.856 {477}	370.152 { 91}	292.402 {115}	206.200 {163}	339.198 { 99}
Units	ppm	ppm	ppm	ppm	ppm	ppm	ppm	ppm
Avg	**1.1369**	**1.0737**	**1.0221**	**2.0005**	**2.1288**	**.51161**	**.51544**	**.46898**
Stddev	.0016	.0151	.0126	.0184	.0001	.00706	.00801	.00224
%RSD	.14247	1.4029	1.2367	.91897	.00691	1.3794	1.5547	.47670
#1	1.1357	1.0843	1.0310	2.0135	2.1289	.51660	.52111	.46740
#2	1.1380	1.0630	1.0131	1.9875	2.1287	.50662	.50978	.47056
Check ?	Chk Pass	Chk Pass	Chk Pass	Chk Pass	Chk Pass	Chk Pass	Chk Pass	Chk Pass
High Limit								
Low Limit								

Int. Std.	Y_2243	Y_3600	Y_3774
Line	224.306 {450}	360.073 { 94}	377.433 { 89}
Units	Cts/S	Cts/S	Cts/S
Avg	**5172.5**	**65368.**	**3067.0**
Stddev	11.5	552.	1.5
%RSD	.22306	.84479	.04968
#1	5164.4	64977.	3065.9
#2	5180.7	65758.	3068.0

Sample Name: 280-41903-A-1-D MSD Acquired: 5/18/2013 0:06:02 Type: Unk
Method: 6500_026(v10) Mode: CONC Corr. Factor: 1.000000
User: bowenh Custom ID1: q4 Custom ID2: Custom ID3:
Comment: 173687 6010c

Elem	Ag3280	Al1670	As1890	B_2089	Ba4554	Be3130	Bi2230	Ca3179	Cd2288
Line	328.068 {103}	167.079 {502}	189.042 {478}	208.959 {461}	455.403 { 74}	313.042 {108}	223.061 {451}	317.933 {106}	228.802 {447}
Units	ppm	ppm	ppm	ppm	ppm	ppm	ppm	ppm	ppm
Avg	**.05427**	**1.9383**	**1.0076**	**1.0617**	**2.1831**	**.04520**	**2.0749**	**105.44**	**.10426**
Stddev	.00099	.0023	.0019	.0029	.0075	.00003	.0023	.62	.00078
%RSD	1.8277	.11683	.18508	.27249	.34248	.06245	.11191	.58964	.74641
#1	.05497	1.9367	1.0089	1.0597	2.1884	.04522	2.0732	105.88	.10371
#2	.05357	1.9399	1.0063	1.0638	2.1778	.04518	2.0765	105.00	.10481
Check ?	Chk Pass	Chk Pass	Chk Pass	Chk Pass	Chk Pass	Chk Pass	Chk Pass	Chk Pass	Chk Pass
High Limit									
Low Limit									

Elem	Co2286	Cr2055	Cu3247	Fe2599	K_7664	Li6707	Mg2790	Mn2576	Mo2020
Line	228.616 {447}	205.552 {464}	324.754 {104}	259.940 {130}	766.490 { 44}	670.784 { 50}	279.079 {121}2	257.610 {131}	202.030 {467}
Units	ppm	ppm	ppm	ppm	ppm	ppm	ppm	ppm	ppm
Avg	**.50517**	**.19916**	**.25168**	**4.5574**	**62.130**	**1.1874**	**77.938**	**1.6637**	**.98652**
Stddev	.00136	.00067	.00014	.0345	.339	.0098	.107	.0012	.00502
%RSD	.26852	.33505	.05608	.75716	.54584	.82798	.13710	.07148	.50861
#1	.50421	.19868	.25158	4.5818	62.370	1.1944	78.014	1.6646	.98297
#2	.50613	.19963	.25178	4.5330	61.890	1.1805	77.863	1.6629	.99007
Check ?	Chk Pass	Chk Pass	Chk Pass	Chk Pass	Chk Pass	Chk Pass	Chk Pass	Chk Pass	Chk Pass
High Limit									
Low Limit									

Elem	Na8183	Ni2316	P_1782	Pb2203	S_1820	Sb2068	Se1960	Si2881	Sn1899
Line	818.326 { 41}	231.604 {446}	178.284 {489}	220.353 {453}	182.034 {485}	206.833 {463}	196.090 {472}	288.158 {117}	189.989 {477}
Units	ppm	ppm	ppm	ppm	ppm	ppm	ppm	ppm	ppm
Avg	**66.777**	**.49298**	**10.878**	**.50166**	**.48428**	**.51572**	**2.0733**	**18.280**	**1.9391**
Stddev	.117	.00263	.018	.00327	.00126	.00435	.0178	.126	.0171
%RSD	.17575	.53264	.16865	.65107	.25962	.84272	.85760	.68896	.88304
#1	66.694	.49113	10.865	.49935	.48339	.51265	2.0608	18.369	1.9270
#2	66.860	.49484	10.891	.50397	.48517	.51880	2.0859	18.190	1.9512
Check ?	Chk Pass	Chk Pass	Chk Pass	Chk Pass	None	Chk Pass	Chk Pass	Chk Pass	Chk Pass
High Limit									
Low Limit									

Elem	Sr4077	Th2837	Ti3349	Tl1908	U_3701	V_2924	Zn2062	Zr3391
Line	407.771 { 83}	283.730 {119}	334.904 {101}	190.856 {477}	370.152 { 91}	292.402 {115}	206.200 {163}	339.198 { 99}
Units	ppm	ppm	ppm	ppm	ppm	ppm	ppm	ppm
Avg	**1.1174**	**1.0505**	**1.0049**	**1.9594**	**2.1071**	**.50125**	**.50734**	**.46034**
Stddev	.0026	.0035	.0013	.0150	.0470	.00019	.00248	.00331
%RSD	.23475	.33126	.13298	.76830	2.2312	.03716	.48922	.71868
#1	1.1192	1.0480	1.0058	1.9488	2.1403	.50138	.50909	.46268
#2	1.1155	1.0530	1.0039	1.9701	2.0739	.50112	.50558	.45800
Check ?	Chk Pass	Chk Pass	Chk Pass	Chk Pass	Chk Pass	Chk Pass	Chk Pass	Chk Pass
High Limit								
Low Limit								

Int. Std.	Y_2243	Y_3600	Y_3774
Line	224.306 {450}	360.073 { 94}	377.433 { 89}
Units	Cts/S	Cts/S	Cts/S
Avg	**5192.7**	**65498.**	**3074.0**
Stddev	25.5	19.	16.6
%RSD	.49096	.02920	.54153
#1	5210.8	65485.	3062.3
#2	5174.7	65512.	3085.8

Sample Name: pds 280-41903-A-1-B Acquired: 5/18/2013 0:08:15 Type: Unk
Method: 6500_026(v10) Mode: CONC Corr. Factor: 1.000000
User: bowenh Custom ID1: q4 Custom ID2: Custom ID3:
Comment: 173687 6010c

Elem	Ag3280	Al1670	As1890	B_2089	Ba4554	Be3130	Bi2230	Ca3179	Cd2288
Line	328.068 {103}	167.079 {502}	189.042 {478}	208.959 {461}	455.403 { 74}	313.042 {108}	223.061 {451}	317.933 {106}	228.802 {447}
Units	ppm	ppm	ppm	ppm	ppm	ppm	ppm	ppm	ppm
Avg	**.05227**	**.98226**	**.19624**	**.11969**	**.13460**	**.04386**	**-.00253**	**77.761**	**.05094**
Stddev	.00039	.00392	.00124	.00067	.00054	.00009	.00159	.029	.00020
%RSD	.73991	.39859	.63019	.55997	.39969	.20779	63.001	.03717	.38852
#1	.05200	.98503	.19711	.12017	.13498	.04392	-.00140	77.781	.05108
#2	.05255	.97949	.19536	.11922	.13422	.04380	-.00365	77.740	.05080
Check ?	Chk Pass	Chk Pass	Chk Pass	Chk Pass	Chk Pass	Chk Pass	Chk Pass	Chk Pass	Chk Pass
High Limit									
Low Limit									

Elem	Co2286	Cr2055	Cu3247	Fe2599	K_7664	Li6707	Mg2790	Mn2576	Mo2020
Line	228.616 {447}	205.552 {464}	324.754 {104}	259.940 {130}	766.490 { 44}	670.784 { 50}	279.079 {121}2	257.610 {131}	202.030 {467}
Units	ppm	ppm	ppm	ppm	ppm	ppm	ppm	ppm	ppm
Avg	**.05446**	**.04963**	**.05249**	**4.5145**	**25.642**	**.11871**	**47.388**	**1.2100**	**.05519**
Stddev	.00031	.00029	.00008	.0024	.016	.00038	.164	.0031	.00009
%RSD	.56197	.57686	.15705	.05289	.06195	.31937	.34629	.25393	.16373
#1	.05468	.04984	.05243	4.5129	25.631	.11844	47.504	1.2121	.05513
#2	.05425	.04943	.05255	4.5162	25.653	.11898	47.272	1.2078	.05525
Check ?	Chk Pass	Chk Pass	Chk Pass	Chk Pass	Chk Pass	Chk Pass	Chk Pass	Chk Pass	Chk Pass
High Limit									
Low Limit									

Elem	Na8183	Ni2316	P_1782	Pb2203	S_1820	Sb2068	Se1960	Si2881	Sn1899
Line	818.326 { 41}	231.604 {446}	178.284 {489}	220.353 {453}	182.034 {485}	206.833 {463}	196.090 {472}	288.158 {117}	189.989 {477}
Units	ppm	ppm	ppm	ppm	ppm	ppm	ppm	ppm	ppm
Avg	**28.323**	**.05196**	**2.4049**	**.10068**	**.48102**	**.10768**	**.20560**	**13.698**	**.09784**
Stddev	.397	.00055	.0149	.00090	.00375	.00102	.00350	.062	.00109
%RSD	1.4024	1.0535	.62015	.88926	.77968	.94339	1.7033	.45521	1.1173
#1	28.042	.05235	2.4154	.10132	.48368	.10840	.20313	13.742	.09707
#2	28.604	.05158	2.3943	.10005	.47837	.10696	.20808	13.654	.09861
Check ?	Chk Pass	Chk Pass	Chk Pass	Chk Pass	None	Chk Pass	Chk Pass	Chk Pass	Chk Pass
High Limit									
Low Limit									

Elem	Sr4077	Th2837	Ti3349	Tl1908	U_3701	V_2924	Zn2062	Zr3391
Line	407.771 { 83}	283.730 {119}	334.904 {101}	190.856 {477}	370.152 { 91}	292.402 {115}	206.200 {163}	339.198 { 99}
Units	ppm	ppm	ppm	ppm	ppm	ppm	ppm	ppm
Avg	**.11017**	**.20958**	**.05145**	**.19468**	**.52798**	**.05032**	**.21375**	**.04542**
Stddev	.00047	.00165	.00015	.00068	.02446	.00017	.00046	.00325
%RSD	.43091	.78608	.28787	.34932	4.6324	.34106	.21508	7.1533
#1	.11051	.20842	.05155	.19516	.54527	.05044	.21407	.04772
#2	.10984	.21075	.05134	.19420	.51068	.05020	.21342	.04313
Check ?	Chk Pass	Chk Pass	Chk Pass	Chk Pass	Chk Pass	Chk Pass	Chk Pass	Chk Pass
High Limit								
Low Limit								

Int. Std.	Y_2243	Y_3600	Y_3774
Line	224.306 {450}	360.073 { 94}	377.433 { 89}
Units	Cts/S	Cts/S	Cts/S
Avg	**5261.1**	**66401.**	**3082.3**
Stddev	5.3	132.	.1
%RSD	.10142	.19864	.00408
#1	5264.8	66308.	3082.4
#2	5257.3	66495.	3082.3

Sample Name: 280-42003-B-2-A Acquired: 5/18/2013 0:10:36 Type: Unk
Method: 6500_026(v10) Mode: CONC Corr. Factor: 1.000000
User: bowenh Custom ID1: q4 Custom ID2: Custom ID3:
Comment: 173687 6010c

Elem	Ag3280	Al1670	As1890	B_2089	Ba4554	Be3130	Bi2230	Ca3179	Cd2288
Line	328.068 {103}	167.079 {502}	189.042 {478}	208.959 {461}	455.403 { 74}	313.042 {108}	223.061 {451}	317.933 {106}	228.802 {447}
Units	ppm	ppm	ppm	ppm	ppm	ppm	ppm	ppm	ppm
Avg	**.00083**	**2.3492**	**.00027**	**2.1451**	**.08386**	**.00033**	**.00068**	**12.447**	**.00005**
Stddev	.00061	.0046	.00195	.0037	.00013	.00002	.00266	.028	.00011
%RSD	73.388	.19694	726.64	.17499	.15658	6.9117	389.42	.22124	234.19
#1	.00040	2.3524	.00165	2.1425	.08377	.00035	.00256	12.427	-.00003
#2	.00126	2.3459	-.00111	2.1478	.08396	.00032	-.00120	12.466	.00012
Check ?	Chk Pass	Chk Pass	Chk Pass	Chk Pass	Chk Pass	Chk Pass	Chk Pass	Chk Pass	Chk Pass
High Limit									
Low Limit									

Elem	Co2286	Cr2055	Cu3247	Fe2599	K_7664	Li6707	Mg2790	Mn2576	Mo2020
Line	228.616 {447}	205.552 {464}	324.754 {104}	259.940 {130}	766.490 { 44}	670.784 { 50}	279.079 {121}2	257.610 {131}	202.030 {467}
Units	ppm	ppm	ppm	ppm	ppm	ppm	ppm	ppm	ppm
Avg	**.00142**	**.00202**	**.00177**	**1.5599**	**3.5450**	**.03415**	**13.743**	**.06609**	**.00371**
Stddev	.00003	.00005	.00002	.0046	.0316	.00228	.030	.00018	.00008
%RSD	2.2035	2.6878	1.0768	.29644	.89004	6.6893	.21843	.27675	2.0905
#1	.00140	.00206	.00178	1.5566	3.5227	.03253	13.764	.06622	.00365
#2	.00144	.00198	.00176	1.5631	3.5673	.03576	13.722	.06596	.00376
Check ?	Chk Pass	Chk Pass	Chk Pass	Chk Pass	Chk Pass	Chk Pass	Chk Pass	Chk Pass	Chk Pass
High Limit									
Low Limit									

Elem	Na8183	Ni2316	P_1782	Pb2203	S_1820	Sb2068	Se1960	Si2881	Sn1899
Line	818.326 { 41}	231.604 {446}	178.284 {489}	220.353 {453}	182.034 {485}	206.833 {463}	196.090 {472}	288.158 {117}	189.989 {477}
Units	ppm	ppm	ppm	ppm	ppm	ppm	ppm	ppm	ppm
Avg	**341.42**	**.00295**	**.57066**	**.00410**	**30.371**	**.00222**	**.00234**	**8.3394**	**-.00141**
Stddev	1.03	.00025	.00186	.00156	.039	.00222	.00525	.0775	.00065
%RSD	.30307	8.5702	.32566	38.022	.12719	99.590	223.86	.92952	46.265
#1	340.69	.00277	.57197	.00520	30.344	.00379	-.00137	8.2846	-.00095
#2	342.15	.00313	.56935	.00300	30.399	.00066	.00605	8.3942	-.00187
Check ?	Chk Pass	Chk Pass	Chk Pass	Chk Pass	None	Chk Pass	Chk Pass	Chk Pass	Chk Pass
High Limit									
Low Limit									

Elem	Sr4077	Th2837	Ti3349	Tl1908	U_3701	V_2924	Zn2062	Zr3391
Line	407.771 { 83}	283.730 {119}	334.904 {101}	190.856 {477}	370.152 { 91}	292.402 {115}	206.200 {163}	339.198 { 99}
Units	ppm	ppm	ppm	ppm	ppm	ppm	ppm	ppm
Avg	**.71348**	**.00310**	**.02143**	**-.00091**	**.03749**	**.00236**	**.01118**	**.00651**
Stddev	.00152	.00148	.00019	.00066	.00783	.00088	.00018	.00298
%RSD	.21346	47.658	.86579	72.575	20.876	37.285	1.6057	45.743
#1	.71241	.00205	.02129	-.00044	.03196	.00174	.01106	.00862
#2	.71456	.00414	.02156	-.00137	.04303	.00299	.01131	.00441
Check ?	Chk Pass	Chk Pass	Chk Pass	Chk Pass	Chk Pass	Chk Pass	Chk Pass	Chk Pass
High Limit								
Low Limit								

Int. Std.	Y_2243	Y_3600	Y_3774
Line	224.306 {450}	360.073 { 94}	377.433 { 89}
Units	Cts/S	Cts/S	Cts/S
Avg	**5263.3**	**66033.**	**3058.2**
Stddev	.3	410.	.6
%RSD	.00579	.62149	.02097
#1	5263.1	65743.	3058.7
#2	5263.5	66324.	3057.8

Sample Name: CCVH-2050355 Acquired: 5/18/2013 0:13:00 Type: QC
Method: 6500_026(v10) Mode: CONC Corr. Factor: 1.000000
User: bowenh Custom ID1: Custom ID2: Custom ID3:
Comment:

Elem	Ag3280	Al3092	As1890	B_2089	Ba4554	Be3130	Bi2230	Ca3179	Cd2288	Co2286	Cr2055	Cu3247
Units	ppm	ppm	ppm	ppm	ppm	ppm	ppm	ppm	ppm	ppm	ppm	ppm
Avg	**.00038**	**45.634**	**-.00218**	**.00500**	**.00043**	**-.00009**	**1.0103**	**-.00505**	**-.00060**	**.00192**	**-.00004**	**-.00065**
Stddev	.00001	.125	.00137	.00048	.00005	.00005	.0009	.00035	.00001	.00021	.00005	.00076
%RSD	2.6687	.27474	62.582	9.6111	11.981	51.114	.08770	6.9089	1.5360	10.997	136.44	115.61
#1	.00038	45.546	-.00122	.00534	.00047	-.00006	1.0109	-.00530	-.00061	.00177	-.00007	-.00012
#2	.00037	45.723	-.00315	.00466	.00040	-.00012	1.0096	-.00481	-.00059	.00207	-.00000	-.00119
Check ?	None	Chk Pass	None	None	None	None	Chk Pass	None	None	None	None	None
Value												
Range												

Elem	Fe2599	K_7664	Li6707	Mg2790	Mn2576	Mo2020	Na8183	Ni2316	P_1782	Pb2203	S_1820	Sb2068
Units	ppm	ppm	ppm	ppm	ppm	ppm	ppm	ppm	ppm	ppm	ppm	ppm
Avg	F **37.677**	**.22540**	**-.00240**	**.01411**	**.00002**	**-.00145**	F **296.95**	**.00142**	**.00976**	**-.00163**	**5.0544**	**.00149**
Stddev	.018	.04441	.00233	.00093	.00009	.00020	1.04	.00015	.00051	.00072	.0244	.00074
%RSD	.04723	19.702	96.901	6.5807	546.20	14.084	.34983	10.305	5.2552	44.059	.48356	49.580
#1	37.664	.25680	-.00076	.01477	.00008	-.00130	297.69	.00132	.01013	-.00112	5.0371	.00097
#2	37.689	.19400	-.00405	.01346	-.00005	-.00159	296.22	.00152	.00940	-.00214	5.0717	.00201
Check ?	Chk Fail	None	None	None	None	None	Chk Fail	None	None	None	None	None
Value	50.000						250.00					
Range	-10.000%						10.000%					

Elem	Se1960	Si2881	Sn1899	Sr4077	Th2837	Ti3349	Tl1908	U_3701	V_2924	Zn2062	Zr3391
Units	ppm	ppm	ppm	ppm	ppm	ppm	ppm	ppm	ppm	ppm	ppm
Avg	**.00692**	**.01528**	**-.00071**	**.00037**	**5.1439**	**.00331**	**-.00226**	**10.091**	**.00004**	**.00270**	**-.05369**
Stddev	.00001	.01911	.00075	.00025	.0028	.00003	.00329	.164	.00101	.00008	.00152
%RSD	.19090	125.06	105.44	67.331	.05391	.99311	145.61	1.6204	2499.4	3.1423	2.8368
#1	.00693	.00177	-.00124	.00054	5.1458	.00329	-.00458	10.207	.00076	.00264	-.05477
#2	.00692	.02879	-.00018	.00019	5.1419	.00334	.00007	9.9754	-.00068	.00276	-.05262
Check ?	None	None	None	None	Chk Pass	None	None	Chk Pass	None	None	None	
Value												
Range												

Int. Std.	Y_2243	Y_3600	Y_3774
Units	Cts/S	Cts/S	Cts/S
Avg	**5247.1**	**65896.**	**3079.9**
Stddev	18.4	317.	13.9
%RSD	.35024	.48092	.45047
#1	5260.1	65672.	3070.1
#2	5234.1	66120.	3089.7

Sample Name: CCV-2050339 Acquired: 5/18/2013 0:15:24 Type: QC
Method: 6500_026(v10) Mode: CONC Corr. Factor: 1.000000
User: bowenh Custom ID1: Custom ID2: Custom ID3:
Comment:

Elem	Ag3280	Al1670	As1890	B_2089	Ba4554	Be3130	Bi2230	Ca3179	Cd2288	Co2286	Cr2055	Cu3247
Units	ppm	ppm	ppm	ppm	ppm	ppm	ppm	ppm	ppm	ppm	ppm	ppm
Avg	**.50375**	**.49643**	**.98920**	**.51196**	**.52493**	F **.43407**	**.00240**	**4.5368**	**.49750**	**.50592**	**.48866**	**.48435**
Stddev	.00031	.00040	.00121	.00039	.00361	.00459	.00012	.0355	.00081	.00504	.00064	.00197
%RSD	.06251	.08072	.12219	.07611	.68777	1.0574	5.0704	.78234	.16212	.99688	.13142	.40757
#1	.50397	.49615	.99005	.51224	.52748	.43732	.00231	4.5619	.49693	.50235	.48820	.48575
#2	.50353	.49671	.98834	.51169	.52237	.43082	.00248	4.5117	.49807	.50949	.48911	.48295
Check ?	Chk Pass	Chk Pass	Chk Pass	Chk Pass	Chk Pass	Chk Fail	None	Chk Pass	Chk Pass	Chk Pass	Chk Pass	Chk Pass
Value						.50000						
Range						-10.000%						

Elem	Fe2599	K_7664	Li6707	Mg2790	Mn2576	Mo2020	Na5895	Ni2316	P_1782	Pb2203	S_1820	Sb2068
Units	ppm	ppm	ppm	ppm	ppm	ppm	ppm	ppm	ppm	ppm	ppm	ppm
Avg	F **1.9481**	F **58.261**	F **1.1540**	**19.632**	**.49572**	**.48150**	**5.4830**	**.49931**	**1.0136**	**1.0011**	**-.06046**	**1.0038**
Stddev	.0179	.291	.0007	.045	.00134	.00152	.0619	.00241	.0048	.0080	.00106	.0054
%RSD	.92043	.50019	.05760	.23029	.27011	.31477	1.1299	.48353	.47518	.80329	1.7576	.53664
#1	1.9608	58.467	1.1545	19.664	.49666	.48043	5.5268	.49760	1.0102	.99538	-.06121	1.0000
#2	1.9354	58.055	1.1536	19.600	.49477	.48257	5.4392	.50101	1.0170	1.0068	-.05970	1.0076
Check ?	Chk Fail	Chk Fail	Chk Fail	Chk Pass	Chk Pass	Chk Pass	Chk Pass	Chk Pass	Chk Pass	Chk Pass	None	Chk Pass
Value	2.5000	50.000	1.0000									
Range	-10.000%	10.000%	10.000%									

Elem	Se1960	Si2881	Sn1899	Sr4077	Th2837	Ti3349	Tl1908	U_3701	V_2924	Zn2062	Zr3391
Units	ppm	ppm	ppm	ppm	ppm	ppm	ppm	ppm	ppm	ppm	ppm
Avg	**1.0162**	F **4.1931**	**.96675**	**.51817**	**.00171**	**.48870**	**.97480**	**.06248**	**.48503**	**.49393**	**.45524**
Stddev	.0035	.0063	.00449	.00301	.00029	.00163	.00534	.01971	.00004	.00015	.00511
%RSD	.34775	.15033	.46414	.58103	16.840	.33454	.54754	31.551	.00906	.02941	1.1235
#1	1.0137	4.1976	.96358	.52030	.00191	.48986	.97103	.07642	.48500	.49403	.45885
#2	1.0187	4.1887	.96993	.51604	.00151	.48754	.97857	.04854	.48506	.49382	.45162
Check ?	Chk Pass	Chk Fail	Chk Pass	Chk Pass	None	Chk Pass	Chk Pass	None	Chk Pass	Chk Pass	Chk Pass
Value		5.0000									
Range		-10.000%									

Int. Std.	Y_2243	Y_3600	Y_3774
Units	Cts/S	Cts/S	Cts/S
Avg	**5363.1**	**67428.**	**3068.1**
Stddev	9.8	133.	26.4
%RSD	.18325	.19665	.86016
#1	5370.1	67335.	3049.4
#2	5356.2	67522.	3086.7

Sample Name: CCB Acquired: 5/18/2013 0:17:39 Type: QC
Method: 6500_026(v10) Mode: CONC Corr. Factor: 1.000000
User: bowenh Custom ID1: Custom ID2: Custom ID3:
Comment:

Elem	Ag3280	Al1670	As1890	B_2089	Ba4554	Be3130	Bi2230	Ca3179	Cd2288	Co2286	Cr2055
Units	ppm	ppm	ppm	ppm	ppm	ppm	ppm	ppm	ppm	ppm	ppm
Avg	**.00034**	**.00152**	**.00121**	**.00128**	**.00014**	**-.00010**	**.00274**	**.00026**	**.00006**	**.00025**	**-.00007**
Stddev	.00103	.00004	.00192	.00062	.00084	.00003	.00352	.00336	.00006	.00049	.00010
%RSD	301.87	2.8406	158.63	48.539	610.49	29.585	128.37	1268.5	91.241	197.13	149.58
#1	.00107	.00149	.00257	.00084	-.00046	-.00008	.00025	.00264	.00002	-.00010	.00000
#2	-.00039	.00155	-.00015	.00171	.00074	-.00012	.00523	-.00211	.00011	.00060	-.00014
Check ?	Chk Pass	Chk Pass	Chk Pass	Chk Pass	Chk Pass	Chk Pass	None	Chk Pass	Chk Pass	Chk Pass	Chk Pass
High Limit											
Low Limit											

Elem	Cu3247	Fe2599	K_7664	Li6707	Mg2790	Mn2576	Mo2020	Na5895	Ni2316	P_1782	Pb2203
Units	ppm	ppm	ppm	ppm	ppm	ppm	ppm	ppm	ppm	ppm	ppm
Avg	**-.00052**	**.00117**	**.11396**	W **-.00429**	**.00063**	**.00009**	**.00040**	**-.07052**	**.00030**	**.00078**	**.00051**
Stddev	.00016	.00223	.02139	.00047	.00215	.00009	.00001	.00990	.00002	.00028	.00022
%RSD	30.571	191.05	18.768	11.064	341.64	107.38	2.3194	14.044	7.3580	36.105	43.934
#1	-.00040	-.00041	.12908	-.00396	.00215	.00015	.00041	-.06352	.00028	.00058	.00067
#2	-.00063	.00274	.09883	-.00463	-.00089	.00002	.00039	-.07752	.00031	.00098	.00035
Check ?	Chk Pass	Chk Pass	Chk Pass	Chk Warn	Chk Pass	Chk Pass	Chk Pass	Chk Pass	Chk Pass	Chk Pass	Chk Pass
High Limit				.00261							
Low Limit				-.00261							

Elem	S_1820	Sb2068	Se1960	Si2881	Sn1899	Sr4077	Th2837	Ti3349	Tl1908	U_3701	V_2924
Units	ppm	ppm	ppm	ppm	ppm	ppm	ppm	ppm	ppm	ppm	ppm
Avg	**-.06329**	W **.00330**	**.00184**	**.00056**	**-.00175**	**-.00011**	**-.00117**	**.00038**	**.00074**	F **.05497**	**-.00015**
Stddev	.00124	.00168	.00394	.00713	.00015	.00004	.00204	.00004	.00146	.00543	.00023
%RSD	1.9598	50.740	213.89	1279.2	8.4689	36.124	174.56	11.826	197.04	9.8713	153.54
#1	-.06417	.00212	.00463	-.00448	-.00185	-.00014	.00027	.00041	.00178	.05880	-.00031
#2	-.06241	.00449	-.00094	.00560	-.00164	-.00008	-.00261	.00035	-.00029	.05113	.00001
Check ?	None	Chk Warn	Chk Pass	Chk Pass	Chk Pass	Chk Pass	Chk Pass	Chk Pass	Chk Pass	Chk Fail	Chk Pass
High Limit		.00314								.05000	
Low Limit		-.00314								-.05000	

Elem	Zn2062	Zr3391
Units	ppm	ppm
Avg	**.00239**	**.00119**
Stddev	.00006	.00080
%RSD	2.4390	67.313
#1	.00235	.00175
#2	.00244	.00062
Check ?	Chk Pass	Chk Pass
High Limit		
Low Limit		

Int. Std.	Y_2243	Y_3600	Y_3774
Units	Cts/S	Cts/S	Cts/S
Avg	**5423.5**	**67990.**	**3078.6**
Stddev	11.5	197.	29.1
%RSD	.21283	.29014	.94502
#1	5415.3	67851.	3058.0
#2	5431.7	68130.	3099.1

Sample Name: CCVL2057887 Acquired: 5/18/2013 0:20:07 Type: QC
Method: 6500_026(v10) Mode: CONC Corr. Factor: 1.000000
User: bowenh Custom ID1: Custom ID2: Custom ID3:
Comment:

Elem	Ag3280	Al1670	As1890	B_2089	Ba4554	Be3130	Bi2230	Ca3179	Cd2288	Co2286	Cr2055
Units	ppm	ppm	ppm	ppm	ppm	ppm	ppm	ppm	ppm	ppm	ppm
Avg	**.01045**	**.11083**	**.01357**	**.10036**	**.01130**	**.00086**	**.10133**	**.18984**	**.00512**	**.01055**	**.00982**
Stddev	.00097	.00210	.00076	.00017	.00051	.00003	.00102	.00059	.00005	.00027	.00047
%RSD	9.2553	1.8944	5.6287	.17269	4.4795	3.7282	1.0079	.31181	.89434	2.5591	4.7579
#1	.01113	.11232	.01411	.10048	.01094	.00084	.10060	.19026	.00515	.01074	.00949
#2	.00976	.10935	.01303	.10023	.01166	.00088	.10205	.18942	.00509	.01036	.01015
Check ?	Chk Pass	Chk Pass	Chk Pass	Chk Pass	Chk Pass	Chk Pass	Chk Pass	Chk Pass	Chk Pass	Chk Pass	Chk Pass
Value											
Range											

Elem	Cu3247	Fe2599	K_7664	Li6707	Mg2790	Mn2576	Mo2020	Na5895	Ni2316	P_1782	Pb2203
Units	ppm	ppm	ppm	ppm	ppm	ppm	ppm	ppm	ppm	ppm	ppm
Avg	**.01388**	W **.07823**	W **3.7139**	**.00936**	**.20770**	**.01025**	**.01930**	**1.1292**	**.04081**	**2.9216**	**.01014**
Stddev	.00001	.00064	.0159	.00073	.00367	.00002	.00064	.0016	.00025	.0017	.00016
%RSD	.08093	.82268	.42733	7.7601	1.7646	.19792	3.3397	.13961	.60458	.05888	1.5311
#1	.01389	.07869	3.7252	.00884	.20511	.01024	.01975	1.1281	.04063	2.9228	.01025
#2	.01387	.07778	3.7027	.00987	.21029	.01027	.01884	1.1303	.04098	2.9204	.01003
Check ?	Chk Pass	Chk Warn	Chk Warn	Chk Pass	Chk Pass	Chk Pass	Chk Pass	Chk Pass	Chk Pass	Chk Pass	Chk Pass
Value		.10000	3.0000								
Range		-20.000%	20.000%								

Elem	S_1820	Sb2068	Se1960	Si2881	Sn1899	Sr4077	Th2837	Ti3349	Tl1908	U_3701	V_2924
Units	ppm	ppm	ppm	ppm	ppm	ppm	ppm	ppm	ppm	ppm	ppm
Avg	**-.05907**	W **.01233**	**.01759**	**.41453**	**.09530**	**.01072**	**.01602**	**.01009**	**.01517**	F **.09939**	**.01031**
Stddev	.00382	.00019	.00193	.01701	.00038	.00002	.00464	.00003	.00065	.03405	.00004
%RSD	6.4596	1.5028	10.992	4.1036	.39502	.21531	28.936	.32256	4.2827	34.256	.37344
#1	-.05638	.01246	.01896	.40250	.09557	.01074	.01275	.01007	.01471	.12346	.01029
#2	-.06177	.01220	.01622	.42656	.09503	.01070	.01930	.01012	.01563	.07531	.01034
Check ?	None	Chk Warn	Chk Pass	Chk Pass	Chk Pass	Chk Pass	Chk Pass	Chk Pass	Chk Pass	Chk Fail	Chk Pass
Value		.01000								.06000	
Range		20.000%								30.000%	

Elem	Zn2062	Zr3391
Units	ppm	ppm
Avg	**.02294**	**.01638**
Stddev	.00023	.00093
%RSD	.99656	5.6923
#1	.02310	.01704
#2	.02278	.01572
Check ?	Chk Pass	Chk Pass
Value		
Range		

Int. Std.	Y_2243	Y_3600	Y_3774
Units	Cts/S	Cts/S	Cts/S
Avg	**5361.7**	**67389.**	**3038.4**
Stddev	2.5	392.	3.3
%RSD	.04690	.58198	.10763
#1	5363.5	67111.	3036.1
#2	5359.9	67666.	3040.8

Sample Name: 280-42003-B-3-A Acquired: 5/18/2013 0:22:33 Type: Unk
Method: 6500_026(v10) Mode: CONC Corr. Factor: 1.000000
User: bowenh Custom ID1: q4 Custom ID2: Custom ID3:
Comment: 173687 6010c

Elem	Ag3280	Al1670	As1890	B_2089	Ba4554	Be3130	Bi2230	Ca3179	Cd2288
Line	328.068 {103}	167.079 {502}	189.042 {478}	208.959 {461}	455.403 { 74}	313.042 {108}	223.061 {451}	317.933 {106}	228.802 {447}
Units	ppm	ppm	ppm	ppm	ppm	ppm	ppm	ppm	ppm
Avg	**.00064**	**1.9437**	**.00093**	**2.1044**	**.07627**	**.00021**	**-.00126**	**12.117**	**.00024**
Stddev	.00034	.0010	.00030	.0005	.00052	.00007	.00229	.018	.00018
%RSD	52.706	.05271	31.721	.02484	.67901	32.206	180.79	.14970	75.971
#1	.00040	1.9445	.00073	2.1048	.07663	.00026	.00035	12.104	.00011
#2	.00089	1.9430	.00114	2.1040	.07590	.00016	-.00288	12.130	.00037
Check ?	Chk Pass	Chk Pass	Chk Pass	Chk Pass	Chk Pass	Chk Pass	Chk Pass	Chk Pass	Chk Pass
High Limit									
Low Limit									

Elem	Co2286	Cr2055	Cu3247	Fe2599	K_7664	Li6707	Mg2790	Mn2576	Mo2020
Line	228.616 {447}	205.552 {464}	324.754 {104}	259.940 {130}	766.490 { 44}	670.784 { 50}	279.079 {121}2	257.610 {131}	202.030 {467}
Units	ppm	ppm	ppm	ppm	ppm	ppm	ppm	ppm	ppm
Avg	**.00098**	**.00173**	**.00105**	**1.3345**	**3.3362**	**.03059**	**13.254**	**.06334**	**.00357**
Stddev	.00024	.00001	.00001	.0053	.0352	.00124	.044	.00012	.00011
%RSD	24.553	.55643	.96101	.40025	1.0553	4.0653	.33287	.18249	2.9621
#1	.00115	.00174	.00104	1.3307	3.3113	.03147	13.222	.06326	.00350
#2	.00081	.00172	.00106	1.3383	3.3611	.02971	13.285	.06342	.00365
Check ?	Chk Pass	Chk Pass	Chk Pass	Chk Pass	Chk Pass	Chk Pass	Chk Pass	Chk Pass	Chk Pass
High Limit									
Low Limit									

Elem	Na8183	Ni2316	P_1782	Pb2203	S_1820	Sb2068	Se1960	Si2881	Sn1899
Line	818.326 { 41}	231.604 {446}	178.284 {489}	220.353 {453}	182.034 {485}	206.833 {463}	196.090 {472}	288.158 {117}	189.989 {477}
Units	ppm	ppm	ppm	ppm	ppm	ppm	ppm	ppm	ppm
Avg	**335.92**	**.00262**	**.53124**	**.00379**	**29.817**	**.00315**	**-.00066**	**7.5186**	**-.00041**
Stddev	.65	.00010	.00477	.00014	.025	.00045	.00677	.0215	.00043
%RSD	.19376	3.6682	.89751	3.6471	.08406	14.178	1033.7	.28601	102.97
#1	336.38	.00269	.53461	.00389	29.835	.00283	.00413	7.5034	-.00011
#2	335.46	.00256	.52787	.00369	29.800	.00346	-.00544	7.5338	-.00072
Check ?	Chk Pass	Chk Pass	Chk Pass	Chk Pass	None	Chk Pass	Chk Pass	Chk Pass	Chk Pass
High Limit									
Low Limit									

Elem	Sr4077	Th2837	Ti3349	Tl1908	U_3701	V_2924	Zn2062	Zr3391
Line	407.771 { 83}	283.730 {119}	334.904 {101}	190.856 {477}	370.152 { 91}	292.402 {115}	206.200 {163}	339.198 { 99}
Units	ppm	ppm	ppm	ppm	ppm	ppm	ppm	ppm
Avg	**.69176**	**.00324**	**.01729**	**.00067**	**.02360**	**.00204**	**.01078**	**.00307**
Stddev	.00027	.00162	.00019	.00033	.02806	.00003	.00017	.00051
%RSD	.03883	49.910	1.0991	48.461	118.89	1.2296	1.6171	16.543
#1	.69157	.00210	.01716	.00044	.04344	.00206	.01091	.00343
#2	.69195	.00438	.01743	.00090	.00376	.00203	.01066	.00271
Check ?	Chk Pass	Chk Pass	Chk Pass	Chk Pass	Chk Pass	Chk Pass	Chk Pass	Chk Pass
High Limit								
Low Limit								

Int. Std.	Y_2243	Y_3600	Y_3774
Line	224.306 {450}	360.073 { 94}	377.433 { 89}
Units	Cts/S	Cts/S	Cts/S
Avg	**5292.6**	**66719.**	**3064.7**
Stddev	14.6	450.	1.6
%RSD	.27500	.67421	.05245
#1	5282.3	67037.	3065.8
#2	5302.9	66401.	3063.6

Sample Name: 280-42003-B-4-B Acquired: 5/18/2013 0:24:57 Type: Unk
Method: 6500_026(v10) Mode: CONC Corr. Factor: 1.000000
User: bowenh Custom ID1: q4 Custom ID2: Custom ID3:
Comment: 173687 6010c

Elem	Ag3280	Al3092	As1890	B_2089	Ba4554	Be3130	Bi2230	Ca3179	Cd2288
Line	328.068 {103}	309.271 {109}	189.042 {478}	208.959 {461}	455.403 { 74}	313.042 {108}	223.061 {451}	317.933 {106}	228.802 {447}
Units	ppm	ppm	ppm	ppm	ppm	ppm	ppm	ppm	ppm
Avg	**.00005**	**8.3458**	**.00295**	**2.8249**	**.05413**	**.00055**	**-.00242**	**15.937**	**.00015**
Stddev	.00033	.0478	.00081	.0025	.00024	.00007	.00034	.024	.00011
%RSD	725.36	.57276	27.577	.08867	.43892	12.975	13.912	.15088	77.832
#1	.00028	8.3796	.00238	2.8231	.05396	.00060	-.00266	15.954	.00023
#2	-.00019	8.3120	.00353	2.8267	.05430	.00050	-.00218	15.920	.00007
Check ?	Chk Pass	Chk Pass	Chk Pass	Chk Pass	Chk Pass	Chk Pass	Chk Pass	Chk Pass	Chk Pass
High Limit									
Low Limit									

Elem	Co2286	Cr2055	Cu3247	Fe2599	K_7664	Li6707	Mg2790	Mn2576	Mo2020
Line	228.616 {447}	205.552 {464}	324.754 {104}	259.940 {130}	766.490 { 44}	670.784 { 50}	279.079 {121}2	257.610 {131}	202.030 {467}
Units	ppm	ppm	ppm	ppm	ppm	ppm	ppm	ppm	ppm
Avg	**.00690**	**.01566**	**.00821**	**11.853**	**9.9754**	**.05857**	**18.057**	**.30370**	**.01164**
Stddev	.00021	.00006	.00051	.008	.0631	.00266	.049	.00065	.00009
%RSD	3.0155	.38259	6.1833	.06429	.63250	4.5420	.26932	.21367	.77759
#1	.00675	.01562	.00785	11.847	9.9308	.05669	18.092	.30415	.01170
#2	.00705	.01570	.00857	11.858	10.020	.06045	18.023	.30324	.01157
Check ?	Chk Pass	Chk Pass	Chk Pass	Chk Pass	Chk Pass	Chk Pass	Chk Pass	Chk Pass	Chk Pass
High Limit									
Low Limit									

Elem	Na8183	Ni2316	P_1782	Pb2203	S_1820	Sb2068	Se1960	Si2881	Sn1899
Line	818.326 { 41}	231.604 {446}	178.284 {489}	220.353 {453}	182.034 {485}	206.833 {463}	196.090 {472}	288.158 {117}	189.989 {477}
Units	ppm	ppm	ppm	ppm	ppm	ppm	ppm	ppm	ppm
Avg	**403.27**	**.01562**	**.75692**	**.00608**	**32.505**	**.00347**	**.00112**	**15.578**	**.00064**
Stddev	1.10	.00006	.00029	.00119	.031	.00354	.00218	.068	.00062
%RSD	.27184	.40370	.03788	19.637	.09510	102.05	194.13	.43647	96.878
#1	404.05	.01566	.75672	.00693	32.527	.00097	.00266	15.530	.00020
#2	402.50	.01557	.75712	.00524	32.484	.00597	-.00042	15.626	.00108
Check ?	Chk Pass	Chk Pass	Chk Pass	Chk Pass	None	Chk Pass	Chk Pass	Chk Pass	Chk Pass
High Limit									
Low Limit									

Elem	Sr4077	Th2837	Ti3349	Tl1908	U_3701	V_2924	Zn2062	Zr3391
Line	407.771 { 83}	283.730 {119}	334.904 {101}	190.856 {477}	370.152 { 91}	292.402 {115}	206.200 {163}	339.198 { 99}
Units	ppm	ppm	ppm	ppm	ppm	ppm	ppm	ppm
Avg	**1.0626**	**.00831**	**.08375**	**.00060**	**.01424**	**.01619**	**.02821**	**.00417**
Stddev	.0013	.00211	.00097	.00131	.01154	.00037	.00015	.00040
%RSD	.11991	25.365	1.1557	219.06	80.999	2.2913	.51646	9.5711
#1	1.0635	.00682	.08307	.00152	.00609	.01645	.02831	.00446
#2	1.0617	.00981	.08444	-.00033	.02240	.01593	.02811	.00389
Check ?	Chk Pass	Chk Pass	Chk Pass	Chk Pass	Chk Pass	Chk Pass	Chk Pass	Chk Pass
High Limit								
Low Limit								

Int. Std.	Y_2243	Y_3600	Y_3774
Line	224.306 {450}	360.073 { 94}	377.433 { 89}
Units	Cts/S	Cts/S	Cts/S
Avg	**5318.5**	**66549.**	**3113.4**
Stddev	3.8	212.	15.3
%RSD	.07108	.31845	.49070
#1	5321.2	66399.	3102.6
#2	5315.8	66699.	3124.2

Sample Name: 280-42003-B-5-B Acquired: 5/18/2013 0:27:22 Type: Unk
Method: 6500_026(v10) Mode: CONC Corr. Factor: 1.000000
User: bowenh Custom ID1: q4 Custom ID2: Custom ID3:
Comment: 173687 6010c

Elem	Ag3280	Al1670	As1890	B_2089	Ba4554	Be3130	Bi2230	Ca3179	Cd2288
Line	328.068 {103}	167.079 {502}	189.042 {478}	208.959 {461}	455.403 { 74}	313.042 {108}	223.061 {451}	317.933 {106}	228.802 {447}
Units	ppm	ppm	ppm	ppm	ppm	ppm	ppm	ppm	ppm
Avg	**.00090**	**.41258**	**-.00126**	**.06942**	**.11755**	**-.00001**	**.00061**	**51.323**	**.00025**
Stddev	.00001	.00266	.00287	.00028	.00016	.00007	.00335	.280	.00002
%RSD	1.3478	.64592	228.47	.39879	.13425	519.79	549.27	.54609	7.0764
#1	.00089	.41069	-.00329	.06962	.11744	-.00006	.00298	51.125	.00026
#2	.00091	.41446	.00077	.06923	.11766	.00003	-.00176	51.521	.00024
Check ?	Chk Pass	Chk Pass	Chk Pass	Chk Pass	Chk Pass	Chk Pass	Chk Pass	Chk Pass	Chk Pass
High Limit									
Low Limit									

Elem	Co2286	Cr2055	Cu3247	Fe2599	K_7664	Li6707	Mg2790	Mn2576	Mo2020
Line	228.616 {447}	205.552 {464}	324.754 {104}	259.940 {130}	766.490 { 44}	670.784 { 50}	279.079 {121}2	257.610 {131}	202.030 {467}
Units	ppm	ppm	ppm	ppm	ppm	ppm	ppm	ppm	ppm
Avg	**.00034**	**.00069**	**.00093**	**.54362**	**14.483**	**-.00233**	**14.478**	**.08073**	**.00139**
Stddev	.00001	.00019	.00006	.01126	.111	.00224	.029	.00007	.00035
%RSD	2.0357	27.645	5.9783	2.0709	.76925	96.193	.19903	.09014	25.318
#1	.00033	.00055	.00097	.53566	14.405	-.00392	14.499	.08079	.00114
#2	.00034	.00082	.00089	.55158	14.562	-.00075	14.458	.08068	.00164
Check ?	Chk Pass	Chk Pass	Chk Pass	Chk Pass	Chk Pass	Chk Pass	Chk Pass	Chk Pass	Chk Pass
High Limit									
Low Limit									

Elem	Na8183	Ni2316	P_1782	Pb2203	S_1820	Sb2068	Se1960	Si2881	Sn1899
Line	818.326 { 41}	231.604 {446}	178.284 {489}	220.353 {453}	182.034 {485}	206.833 {463}	196.090 {472}	288.158 {117}	189.989 {477}
Units	ppm	ppm	ppm	ppm	ppm	ppm	ppm	ppm	ppm
Avg	**14.261**	**.00131**	**.37109**	**.00182**	**30.506**	**.00103**	**.00235**	**1.1936**	**-.00099**
Stddev	.099	.00013	.00108	.00085	.026	.00326	.00326	.0129	.00062
%RSD	.69510	9.8729	.28993	46.709	.08655	317.72	138.73	1.0765	62.094
#1	14.191	.00122	.37185	.00122	30.525	-.00128	.00466	1.2027	-.00056
#2	14.331	.00141	.37033	.00243	30.487	.00333	.00004	1.1845	-.00143
Check ?	Chk Pass	Chk Pass	Chk Pass	Chk Pass	None	Chk Pass	Chk Pass	Chk Pass	Chk Pass
High Limit									
Low Limit									

Elem	Sr4077	Th2837	Ti3349	Tl1908	U_3701	V_2924	Zn2062	Zr3391
Line	407.771 { 83}	283.730 {119}	334.904 {101}	190.856 {477}	370.152 { 91}	292.402 {115}	206.200 {163}	339.198 { 99}
Units	ppm	ppm	ppm	ppm	ppm	ppm	ppm	ppm
Avg	**.27259**	**.00246**	**.00612**	**.00010**	**-.00320**	**.00171**	**.01082**	**.00054**
Stddev	.00213	.00059	.00015	.00027	.04653	.00044	.00036	.00071
%RSD	.78090	24.147	2.4830	282.17	1452.3	25.644	3.3639	130.44
#1	.27108	.00288	.00622	-.00010	-.03611	.00140	.01108	.00104
#2	.27409	.00204	.00601	.00029	.02970	.00202	.01056	.00004
Check ?	Chk Pass	Chk Pass	Chk Pass	Chk Pass	Chk Pass	Chk Pass	Chk Pass	Chk Pass
High Limit								
Low Limit								

Int. Std.	Y_2243	Y_3600	Y_3774
Line	224.306 {450}	360.073 { 94}	377.433 { 89}
Units	Cts/S	Cts/S	Cts/S
Avg	**5353.8**	**67225.**	**3111.3**
Stddev	7.1	9.	22.2
%RSD	.13232	.01312	.71469
#1	5348.8	67231.	3127.1
#2	5358.8	67219.	3095.6

Sample Name: 280-42003-B-6-A Acquired: 5/18/2013 0:29:47 Type: Unk
Method: 6500_026(v10) Mode: CONC Corr. Factor: 1.000000
User: bowenh Custom ID1: q4 Custom ID2: Custom ID3:
Comment: 173687 6010c

Elem	Ag3280	Al1670	As1890	B_2089	Ba4554	Be3130	Bi2230	Ca3179	Cd2288
Line	328.068 {103}	167.079 {502}	189.042 {478}	208.959 {461}	455.403 { 74}	313.042 {108}	223.061 {451}	317.933 {106}	228.802 {447}
Units	ppm	ppm	ppm	ppm	ppm	ppm	ppm	ppm	ppm
Avg	**.00069**	**.01651**	**.00144**	**.00533**	**.00053**	**-.00009**	**.00097**	**.11884**	**.00032**
Stddev	.00020	.00071	.00202	.00062	.00025	.00001	.00227	.00050	.00001
%RSD	29.035	4.3014	139.90	11.619	47.068	13.853	233.28	.41762	3.2323
#1	.00083	.01702	.00287	.00577	.00070	-.00010	-.00063	.11849	.00033
#2	.00055	.01601	.00002	.00489	.00035	-.00008	.00257	.11920	.00031
Check ?	Chk Pass	Chk Pass	Chk Pass	Chk Pass	Chk Pass	Chk Pass	Chk Pass	Chk Pass	Chk Pass
High Limit									
Low Limit									

Elem	Co2286	Cr2055	Cu3247	Fe2599	K_7664	Li6707	Mg2790	Mn2576	Mo2020
Line	228.616 {447}	205.552 {464}	324.754 {104}	259.940 {130}	766.490 { 44}	670.784 { 50}	279.079 {121}2	257.610 {131}	202.030 {467}
Units	ppm	ppm	ppm	ppm	ppm	ppm	ppm	ppm	ppm
Avg	**-.00003**	**.00009**	**-.00007**	**.02203**	**.08432**	**-.00426**	**.03476**	**.00129**	**.00057**
Stddev	.00037	.00001	.00009	.00018	.02209	.00029	.00191	.00003	.00001
%RSD	1351.3	7.7733	117.32	.80927	26.198	6.7325	5.4843	2.0606	1.6488
#1	-.00029	.00009	-.00001	.02191	.06870	-.00406	.03611	.00130	.00057
#2	.00024	.00008	-.00013	.02216	.09994	-.00447	.03341	.00127	.00056
Check ?	Chk Pass	Chk Pass	Chk Pass	Chk Pass	Chk Pass	Chk Pass	Chk Pass	Chk Pass	Chk Pass
High Limit									
Low Limit									

Elem	Na5895	Ni2316	P_1782	Pb2203	S_1820	Sb2068	Se1960	Si2881	Sn1899
Line	589.592 { 57}	231.604 {446}	178.284 {489}	220.353 {453}	182.034 {485}	206.833 {463}	196.090 {472}	288.158 {117}	189.989 {477}
Units	ppm	ppm	ppm	ppm	ppm	ppm	ppm	ppm	ppm
Avg	**.20913**	**.00076**	**.25160**	**-.00042**	**-.03186**	**.00274**	**.00298**	**.05739**	**-.00050**
Stddev	.01507	.00010	.00235	.00053	.00038	.00176	.00470	.01585	.00044
%RSD	7.2074	13.425	.93267	126.45	1.2039	64.069	157.80	27.612	87.851
#1	.21979	.00084	.24994	-.00004	-.03159	.00150	.00630	.04619	-.00081
#2	.19847	.00069	.25326	-.00080	-.03213	.00398	-.00034	.06860	-.00019
Check ?	Chk Pass	Chk Pass	Chk Pass	Chk Pass	None	Chk Pass	Chk Pass	Chk Pass	Chk Pass
High Limit									
Low Limit									

Elem	Sr4077	Th2837	Ti3349	Tl1908	U_3701	V_2924	Zn2062	Zr3391
Line	407.771 { 83}	283.730 {119}	334.904 {101}	190.856 {477}	370.152 { 91}	292.402 {115}	206.200 {163}	339.198 { 99}
Units	ppm	ppm	ppm	ppm	ppm	ppm	ppm	ppm
Avg	**.00057**	**.00019**	**.00026**	**-.00073**	**.02779**	**.00079**	**.00414**	**.00234**
Stddev	.00006	.00078	.00009	.00176	.02327	.00004	.00011	.00125
%RSD	10.731	398.87	35.472	240.14	83.721	4.7184	2.6499	53.173
#1	.00061	-.00035	.00032	.00051	.04424	.00082	.00422	.00322
#2	.00052	.00074	.00019	-.00197	.01134	.00077	.00406	.00146
Check ?	Chk Pass	Chk Pass	Chk Pass	Chk Pass	Chk Pass	Chk Pass	Chk Pass	Chk Pass
High Limit								
Low Limit								

Int. Std.	Y_2243	Y_3600	Y_3774
Line	224.306 {450}	360.073 { 94}	377.433 { 89}
Units	Cts/S	Cts/S	Cts/S
Avg	**5472.3**	**68647.**	**3129.8**
Stddev	17.7	99.	2.6
%RSD	.32407	.14483	.08190
#1	5459.7	68717.	3127.9
#2	5484.8	68577.	3131.6

Sample Name: 280-42003-B-7-B Acquired: 5/18/2013 0:32:17 Type: Unk
Method: 6500_026(v10) Mode: CONC Corr. Factor: 1.000000
User: bowenh Custom ID1: q4 Custom ID2: Custom ID3:
Comment: 173687 6010c

Elem	Ag3280	Al1670	As1890	B_2089	Ba4554	Be3130	Bi2230	Ca3179	Cd2288
Line	328.068 {103}	167.079 {502}	189.042 {478}	208.959 {461}	455.403 { 74}	313.042 {108}	223.061 {451}	317.933 {106}	228.802 {447}
Units	ppm	ppm	ppm	ppm	ppm	ppm	ppm	ppm	ppm
Avg	**.00086**	**.03873**	**-.00128**	**.06475**	**.08769**	**-.00011**	**-.00122**	**169.78**	**.00010**
Stddev	.00017	.00003	.00142	.00016	.00058	.00011	.00019	.85	.00012
%RSD	19.908	.08623	110.63	.24102	.66243	94.927	15.684	.50076	123.54
#1	.00074	.03871	-.00028	.06464	.08810	-.00019	-.00135	170.38	.00018
#2	.00098	.03875	-.00229	.06486	.08728	-.00004	-.00108	169.18	.00001
Check ?	Chk Pass	Chk Pass	Chk Pass	Chk Pass	Chk Pass	Chk Pass	Chk Pass	Chk Pass	Chk Pass
High Limit									
Low Limit									

Elem	Co2286	Cr2055	Cu3247	Fe2599	K_7664	Li6707	Mg2790	Mn2576	Mo2020
Line	228.616 {447}	205.552 {464}	324.754 {104}	259.940 {130}	766.490 { 44}	670.784 { 50}	279.079 {121}2	257.610 {131}	202.030 {467}
Units	ppm	ppm	ppm	ppm	ppm	ppm	ppm	ppm	ppm
Avg	**.00060**	**.00035**	**.00149**	**.18110**	**7.0929**	**-.00293**	**42.437**	**.10767**	**.00240**
Stddev	.00016	.00002	.00024	.00019	.0373	.00112	.038	.00018	.00024
%RSD	26.142	4.3394	16.305	.10392	.52553	38.396	.08842	.16337	9.9433
#1	.00071	.00036	.00132	.18097	7.1193	-.00372	42.464	.10780	.00257
#2	.00049	.00034	.00166	.18124	7.0666	-.00213	42.411	.10755	.00223
Check ?	Chk Pass	Chk Pass	Chk Pass	Chk Pass	Chk Pass	Chk Pass	Chk Pass	Chk Pass	Chk Pass
High Limit									
Low Limit									

Elem	Na8183	Ni2316	P_1782	Pb2203	S_1820	Sb2068	Se1960	Si2881	Sn1899
Line	818.326 { 41}	231.604 {446}	178.284 {489}	220.353 {453}	182.034 {485}	206.833 {463}	196.090 {472}	288.158 {117}	189.989 {477}
Units	ppm	ppm	ppm	ppm	ppm	ppm	ppm	ppm	ppm
Avg	**32.743**	**.00177**	**.30617**	**.00095**	**170.14**	**.00275**	**.00066**	**1.2316**	**-.00060**
Stddev	.032	.00014	.00247	.00169	.01	.00075	.00351	.0108	.00028
%RSD	.09782	8.1438	.80749	176.79	.00860	27.412	530.62	.88026	47.000
#1	32.720	.00167	.30792	-.00024	170.13	.00222	.00315	1.2392	-.00080
#2	32.766	.00187	.30442	.00215	170.15	.00328	-.00182	1.2239	-.00040
Check ?	Chk Pass	Chk Pass	Chk Pass	Chk Pass	None	Chk Pass	Chk Pass	Chk Pass	Chk Pass
High Limit									
Low Limit									

Elem	Sr4077	Th2837	Ti3349	Tl1908	U_3701	V_2924	Zn2062	Zr3391
Line	407.771 { 83}	283.730 {119}	334.904 {101}	190.856 {477}	370.152 { 91}	292.402 {115}	206.200 {163}	339.198 { 99}
Units	ppm	ppm	ppm	ppm	ppm	ppm	ppm	ppm
Avg	**.83719**	**.00169**	**.00137**	**.00041**	**-.00425**	**.00154**	**.01055**	**.00252**
Stddev	.00394	.00235	.00008	.00091	.01715	.00037	.00014	.00060
%RSD	.47071	139.47	5.9595	220.94	403.53	24.183	1.3518	23.805
#1	.83998	.00002	.00131	.00105	-.01638	.00128	.01065	.00295
#2	.83440	.00335	.00142	-.00023	.00788	.00180	.01045	.00210
Check ?	Chk Pass	Chk Pass	Chk Pass	Chk Pass	Chk Pass	Chk Pass	Chk Pass	Chk Pass
High Limit								
Low Limit								

Int. Std.	Y_2243	Y_3600	Y_3774
Line	224.306 {450}	360.073 { 94}	377.433 { 89}
Units	Cts/S	Cts/S	Cts/S
Avg	**5308.2**	**67898.**	**3149.4**
Stddev	11.4	212.	11.9
%RSD	.21495	.31214	.37765
#1	5316.3	67748.	3141.0
#2	5300.2	68048.	3157.8

Sample Name: 280-42003-B-8-B Acquired: 5/18/2013 0:34:43 Type: Unk
Method: 6500_026(v10) Mode: CONC Corr. Factor: 1.000000
User: bowenh Custom ID1: q4 Custom ID2: Custom ID3:
Comment: 173687 6010c

Elem	Ag3280	Al1670	As1890	B_2089	Ba4554	Be3130	Bi2230	Ca3179	Cd2288
Line	328.068 {103}	167.079 {502}	189.042 {478}	208.959 {461}	455.403 { 74}	313.042 {108}	223.061 {451}	317.933 {106}	228.802 {447}
Units	ppm	ppm	ppm	ppm	ppm	ppm	ppm	ppm	ppm
Avg	**-.00013**	**1.8369**	**.00289**	**3.4622**	**.04560**	**.00000**	**-.00006**	**13.567**	**.00003**
Stddev	.00075	.0003	.00120	.0031	.00001	.00002	.00203	.120	.00002
%RSD	557.87	.01451	41.435	.08844	.01525	13424.	3258.6	.88345	72.796
#1	-.00066	1.8371	.00374	3.4644	.04560	.00001	.00137	13.482	.00002
#2	.00039	1.8367	.00205	3.4600	.04561	-.00001	-.00150	13.652	.00005
Check ?	Chk Pass	Chk Pass	Chk Pass	Chk Pass	Chk Pass	Chk Pass	Chk Pass	Chk Pass	Chk Pass
High Limit									
Low Limit									

Elem	Co2286	Cr2055	Cu3247	Fe2599	K_7664	Li6707	Mg2790	Mn2576	Mo2020
Line	228.616 {447}	205.552 {464}	324.754 {104}	259.940 {130}	766.490 { 44}	670.784 { 50}	279.079 {121}2	257.610 {131}	202.030 {467}
Units	ppm	ppm	ppm	ppm	ppm	ppm	ppm	ppm	ppm
Avg	**.00203**	**.00428**	**.00104**	**2.5116**	**5.9646**	**.03960**	**12.759**	**.08205**	**.00419**
Stddev	.00006	.00017	.00002	.0077	.0254	.00055	.009	.00013	.00012
%RSD	3.0946	3.9930	2.3866	.30859	.42654	1.3885	.07026	.16453	2.8700
#1	.00199	.00416	.00102	2.5171	5.9466	.03998	12.765	.08214	.00411
#2	.00207	.00440	.00106	2.5061	5.9826	.03921	12.752	.08195	.00428
Check ?	Chk Pass	Chk Pass	Chk Pass	Chk Pass	Chk Pass	Chk Pass	Chk Pass	Chk Pass	Chk Pass
High Limit									
Low Limit									

Elem	Na8183	Ni2316	P_1782	Pb2203	S_1820	Sb2068	Se1960	Si2881	Sn1899
Line	818.326 { 41}	231.604 {446}	178.284 {489}	220.353 {453}	182.034 {485}	206.833 {463}	196.090 {472}	288.158 {117}	189.989 {477}
Units	ppm	ppm	ppm	ppm	ppm	ppm	ppm	ppm	ppm
Avg	**418.55**	**.00484**	**.45750**	**.00167**	**32.575**	**.00274**	**.00575**	**6.5753**	**.00038**
Stddev	1.51	.00016	.00147	.00101	.038	.00024	.00335	.0034	.00073
%RSD	.36096	3.2555	.32089	60.508	.11761	8.7785	58.220	.05112	190.84
#1	417.48	.00495	.45646	.00096	32.602	.00257	.00811	6.5730	-.00013
#2	419.62	.00473	.45853	.00239	32.548	.00290	.00338	6.5777	.00090
Check ?	Chk Pass	Chk Pass	Chk Pass	Chk Pass	None	Chk Pass	Chk Pass	Chk Pass	Chk Pass
High Limit									
Low Limit									

Elem	Sr4077	Th2837	Ti3349	Tl1908	U_3701	V_2924	Zn2062	Zr3391
Line	407.771 { 83}	283.730 {119}	334.904 {101}	190.856 {477}	370.152 { 91}	292.402 {115}	206.200 {163}	339.198 { 99}
Units	ppm	ppm	ppm	ppm	ppm	ppm	ppm	ppm
Avg	**1.0301**	**.00336**	**.02919**	**.00111**	**.00901**	**.00535**	**.01230**	**.00261**
Stddev	.0092	.00043	.00038	.00253	.01716	.00059	.00039	.00089
%RSD	.89826	12.875	1.3012	227.15	190.41	10.997	3.1989	33.921
#1	1.0236	.00305	.02892	-.00068	-.00312	.00493	.01258	.00198
#2	1.0367	.00367	.02946	.00290	.02114	.00576	.01203	.00324
Check ?	Chk Pass	Chk Pass	Chk Pass	Chk Pass	Chk Pass	Chk Pass	Chk Pass	Chk Pass
High Limit								
Low Limit								

Int. Std.	Y_2243	Y_3600	Y_3774
Line	224.306 {450}	360.073 { 94}	377.433 { 89}
Units	Cts/S	Cts/S	Cts/S
Avg	**5304.4**	**66948.**	**3101.0**
Stddev	5.8	86.	23.6
%RSD	.10994	.12775	.76240
#1	5308.6	67008.	3117.8
#2	5300.3	66887.	3084.3

Sample Name: 280-42003-B-9-B Acquired: 5/18/2013 0:37:13 Type: Unk
Method: 6500_026(v10) Mode: CONC Corr. Factor: 1.000000
User: bowenh Custom ID1: q4 Custom ID2: Custom ID3:
Comment: 173687 6010c

Elem	Ag3280	Al3092	As1890	B_2089	Ba4554	Be3130	Bi2230	Ca3179	Cd2288
Line	328.068 {103}	309.271 {109}	189.042 {478}	208.959 {461}	455.403 { 74}	313.042 {108}	223.061 {451}	317.933 {106}	228.802 {447}
Units	ppm	ppm	ppm	ppm	ppm	ppm	ppm	ppm	ppm
Avg	**.00032**	**5.7195**	**.00364**	**3.6030**	**.05236**	**.00023**	**-.00279**	**20.699**	**.00004**
Stddev	.00002	.0238	.00085	.0047	.00008	.00015	.00196	.118	.00005
%RSD	7.5886	.41622	23.345	.13192	.14654	64.206	70.081	.57191	126.95
#1	.00033	5.7363	.00424	3.5996	.05241	.00034	-.00418	20.782	.00000
#2	.00030	5.7026	.00304	3.6063	.05231	.00013	-.00141	20.615	.00008
Check ?	Chk Pass	Chk Pass	Chk Pass	Chk Pass	Chk Pass	Chk Pass	Chk Pass	Chk Pass	Chk Pass
High Limit									
Low Limit									

Elem	Co2286	Cr2055	Cu3247	Fe2599	K_7664	Li6707	Mg2790	Mn2576	Mo2020
Line	228.616 {447}	205.552 {464}	324.754 {104}	259.940 {130}	766.490 { 44}	670.784 { 50}	279.079 {121}2	257.610 {131}	202.030 {467}
Units	ppm	ppm	ppm	ppm	ppm	ppm	ppm	ppm	ppm
Avg	**.00416**	**.01556**	**.00535**	**7.1516**	**7.8270**	**.05193**	**12.992**	**.17300**	**.01923**
Stddev	.00014	.00007	.00031	.0052	.0800	.00139	.007	.00013	.00034
%RSD	3.4805	.46306	5.7977	.07210	1.0222	2.6846	.05116	.07786	1.7719
#1	.00426	.01551	.00557	7.1479	7.7704	.05095	12.997	.17291	.01947
#2	.00406	.01561	.00513	7.1552	7.8836	.05292	12.987	.17310	.01899
Check ?	Chk Pass	Chk Pass	Chk Pass	Chk Pass	Chk Pass	Chk Pass	Chk Pass	Chk Pass	Chk Pass
High Limit									
Low Limit									

Elem	Na8183	Ni2316	P_1782	Pb2203	S_1820	Sb2068	Se1960	Si2881	Sn1899
Line	818.326 { 41}	231.604 {446}	178.284 {489}	220.353 {453}	182.034 {485}	206.833 {463}	196.090 {472}	288.158 {117}	189.989 {477}
Units	ppm	ppm	ppm	ppm	ppm	ppm	ppm	ppm	ppm
Avg	**449.63**	**.01134**	**.57366**	**.00294**	**28.124**	**.00249**	**.00044**	**12.141**	**.00263**
Stddev	3.68	.00024	.00176	.00005	.039	.00029	.00105	.000	.00050
%RSD	.81782	2.1538	.30606	1.7634	.13868	11.551	236.78	.00122	19.162
#1	452.23	.01151	.57490	.00290	28.096	.00269	.00118	12.141	.00299
#2	447.03	.01117	.57241	.00298	28.152	.00228	-.00030	12.141	.00228
Check ?	Chk Pass	Chk Pass	Chk Pass	Chk Pass	None	Chk Pass	Chk Pass	Chk Pass	Chk Pass
High Limit									
Low Limit									

Elem	Sr4077	Th2837	Ti3349	Tl1908	U_3701	V_2924	Zn2062	Zr3391
Line	407.771 { 83}	283.730 {119}	334.904 {101}	190.856 {477}	370.152 { 91}	292.402 {115}	206.200 {163}	339.198 { 99}
Units	ppm	ppm	ppm	ppm	ppm	ppm	ppm	ppm
Avg	**.95637**	**.00576**	**.06348**	**.00049**	**.02706**	**.01077**	**.02335**	**.00717**
Stddev	.00547	.00183	.00049	.00100	.01837	.00019	.00021	.00224
%RSD	.57170	31.730	.77064	203.93	67.902	1.7618	.88703	31.237
#1	.96023	.00447	.06313	-.00022	.01407	.01063	.02320	.00559
#2	.95250	.00706	.06382	.00119	.04005	.01090	.02350	.00875
Check ?	Chk Pass	Chk Pass	Chk Pass	Chk Pass	Chk Pass	Chk Pass	Chk Pass	Chk Pass
High Limit								
Low Limit								

Int. Std.	Y_2243	Y_3600	Y_3774
Line	224.306 {450}	360.073 { 94}	377.433 { 89}
Units	Cts/S	Cts/S	Cts/S
Avg	**5335.8**	**66700.**	**3102.9**
Stddev	4.8	230.	21.3
%RSD	.09087	.34502	.68648
#1	5339.2	66537.	3087.8
#2	5332.3	66862.	3117.9

Sample Name: 280-42003-B-10-B Acquired: 5/18/2013 0:39:41 Type: Unk
Method: 6500_026(v10) Mode: CONC Corr. Factor: 1.000000
User: bowenh Custom ID1: q4 Custom ID2: Custom ID3:
Comment: 173687 6010c

Elem	Ag3280	Al1670	As1890	B_2089	Ba4554	Be3130	Bi2230	Ca3179	Cd2288
Line	328.068 {103}	167.079 {502}	189.042 {478}	208.959 {461}	455.403 { 74}	313.042 {108}	223.061 {451}	317.933 {106}	228.802 {447}
Units	ppm	ppm	ppm	ppm	ppm	ppm	ppm	ppm	ppm
Avg	**.00046**	**1.3056**	**.00269**	**2.3324**	**.05388**	**-.00002**	**.00060**	**13.819**	**.00005**
Stddev	.00053	.0024	.00161	.0005	.00050	.00001	.00003	.019	.00008
%RSD	114.72	.18487	59.819	.02315	.92578	38.209	4.6856	.13508	144.69
#1	.00083	1.3039	.00383	2.3320	.05424	-.00001	.00062	13.806	.00011
#2	.00009	1.3073	.00155	2.3328	.05353	-.00002	.00058	13.832	-.00000
Check ?	Chk Pass	Chk Pass	Chk Pass	Chk Pass	Chk Pass	Chk Pass	Chk Pass	Chk Pass	Chk Pass
High Limit									
Low Limit									

Elem	Co2286	Cr2055	Cu3247	Fe2599	K_7664	Li6707	Mg2790	Mn2576	Mo2020
Line	228.616 {447}	205.552 {464}	324.754 {104}	259.940 {130}	766.490 { 44}	670.784 { 50}	279.079 {121}2	257.610 {131}	202.030 {467}
Units	ppm	ppm	ppm	ppm	ppm	ppm	ppm	ppm	ppm
Avg	**.00276**	**.00275**	**.00059**	**1.7913**	**5.1964**	**.03456**	**13.256**	**.07557**	**.00328**
Stddev	.00050	.00004	.00010	.0029	.0508	.00053	.018	.00022	.00012
%RSD	18.108	1.5879	16.464	.16090	.97689	1.5236	.13320	.28571	3.6550
#1	.00311	.00278	.00052	1.7893	5.2323	.03419	13.269	.07573	.00336
#2	.00240	.00272	.00066	1.7933	5.1605	.03493	13.244	.07542	.00319
Check ?	Chk Pass	Chk Pass	Chk Pass	Chk Pass	Chk Pass	Chk Pass	Chk Pass	Chk Pass	Chk Pass
High Limit									
Low Limit									

Elem	Na8183	Ni2316	P_1782	Pb2203	S_1820	Sb2068	Se1960	Si2881	Sn1899
Line	818.326 { 41}	231.604 {446}	178.284 {489}	220.353 {453}	182.034 {485}	206.833 {463}	196.090 {472}	288.158 {117}	189.989 {477}
Units	ppm	ppm	ppm	ppm	ppm	ppm	ppm	ppm	ppm
Avg	**338.35**	**.00553**	**.38180**	**.00220**	**16.574**	**.00268**	**.00268**	**6.0684**	**.00059**
Stddev	.18	.00024	.00025	.00146	.005	.00118	.00153	.0172	.00055
%RSD	.05459	4.4147	.06498	66.317	.03064	44.033	57.063	.28336	92.173
#1	338.22	.00535	.38162	.00117	16.570	.00352	.00160	6.0562	.00021
#2	338.48	.00570	.38197	.00323	16.577	.00185	.00376	6.0806	.00098
Check ?	Chk Pass	Chk Pass	Chk Pass	Chk Pass	None	Chk Pass	Chk Pass	Chk Pass	Chk Pass
High Limit									
Low Limit									

Elem	Sr4077	Th2837	Ti3349	Tl1908	U_3701	V_2924	Zn2062	Zr3391
Line	407.771 { 83}	283.730 {119}	334.904 {101}	190.856 {477}	370.152 { 91}	292.402 {115}	206.200 {163}	339.198 { 99}
Units	ppm	ppm	ppm	ppm	ppm	ppm	ppm	ppm
Avg	**.74337**	**.00155**	**.02015**	**.00088**	**.04893**	**.00384**	**.00867**	**.00672**
Stddev	.00257	.00366	.00019	.00025	.04886	.00021	.00018	.00018
%RSD	.34622	235.84	.91918	28.128	99.843	5.5167	2.0548	2.7408
#1	.74155	.00415	.02002	.00071	.01439	.00369	.00854	.00685
#2	.74519	-.00104	.02028	.00106	.08348	.00399	.00879	.00659
Check ?	Chk Pass	Chk Pass	Chk Pass	Chk Pass	Chk Pass	Chk Pass	Chk Pass	Chk Pass
High Limit								
Low Limit								

Int. Std.	Y_2243	Y_3600	Y_3774
Line	224.306 {450}	360.073 { 94}	377.433 { 89}
Units	Cts/S	Cts/S	Cts/S
Avg	**5276.2**	**66524.**	**3089.3**
Stddev	16.7	168.	9.8
%RSD	.31704	.25253	.31682
#1	5288.0	66405.	3096.2
#2	5264.3	66643.	3082.4

Sample Name: 280-42003-B-11-B Acquired: 5/18/2013 0:42:05 Type: Unk
Method: 6500_026(v10) Mode: CONC Corr. Factor: 1.000000
User: bowenh Custom ID1: q4 Custom ID2: Custom ID3:
Comment: 173687 6010c

Elem	Ag3280	Al1670	As1890	B_2089	Ba4554	Be3130	Bi2230	Ca3179	Cd2288
Line	328.068 {103}	167.079 {502}	189.042 {478}	208.959 {461}	455.403 { 74}	313.042 {108}	223.061 {451}	317.933 {106}	228.802 {447}
Units	ppm	ppm	ppm	ppm	ppm	ppm	ppm	ppm	ppm
Avg	**.00036**	**.13357**	**-.00297**	**.05717**	**.12488**	**-.00020**	**-.00332**	**74.422**	**.00049**
Stddev	.00017	.00031	.00158	.00009	.00102	.00008	.00158	.773	.00010
%RSD	48.138	.23524	53.243	.15656	.82043	40.744	47.556	1.0381	20.459
#1	.00048	.13335	-.00185	.05723	.12416	-.00026	-.00444	73.876	.00056
#2	.00024	.13379	-.00408	.05710	.12561	-.00014	-.00220	74.968	.00042
Check ?	Chk Pass	Chk Pass	Chk Pass	Chk Pass	Chk Pass	Chk Pass	Chk Pass	Chk Pass	Chk Pass
High Limit									
Low Limit									

Elem	Co2286	Cr2055	Cu3247	Fe2599	K_7664	Li6707	Mg2790	Mn2576	Mo2020
Line	228.616 {447}	205.552 {464}	324.754 {104}	259.940 {130}	766.490 { 44}	670.784 { 50}	279.079 {121}2	257.610 {131}	202.030 {467}
Units	ppm	ppm	ppm	ppm	ppm	ppm	ppm	ppm	ppm
Avg	**.00065**	**.00026**	**.01313**	**.51887**	**9.3852**	**.00182**	**33.933**	**.25591**	**.00201**
Stddev	.00015	.00017	.00031	.00103	.0288	.00165	.087	.00089	.00008
%RSD	23.411	67.294	2.3301	.19920	.30710	90.663	.25679	.34753	3.8929
#1	.00075	.00038	.01292	.51960	9.3649	.00299	33.994	.25654	.00196
#2	.00054	.00013	.01335	.51814	9.4056	.00065	33.871	.25528	.00207
Check ?	Chk Pass	Chk Pass	Chk Pass	Chk Pass	Chk Pass	Chk Pass	Chk Pass	Chk Pass	Chk Pass
High Limit									
Low Limit									

Elem	Na8183	Ni2316	P_1782	Pb2203	S_1820	Sb2068	Se1960	Si2881	Sn1899
Line	818.326 { 41}	231.604 {446}	178.284 {489}	220.353 {453}	182.034 {485}	206.833 {463}	196.090 {472}	288.158 {117}	189.989 {477}
Units	ppm	ppm	ppm	ppm	ppm	ppm	ppm	ppm	ppm
Avg	**23.696**	**.00325**	**.30865**	**.01888**	**38.302**	**.00338**	**.00189**	**3.3442**	**-.00165**
Stddev	.543	.00025	.00372	.00021	.044	.00032	.00090	.0009	.00069
%RSD	2.2935	7.6326	1.2044	1.1196	.11525	9.3928	47.475	.02643	41.631
#1	24.080	.00343	.30602	.01903	38.334	.00316	.00125	3.3435	-.00117
#2	23.311	.00308	.31128	.01873	38.271	.00361	.00252	3.3448	-.00214
Check ?	Chk Pass	Chk Pass	Chk Pass	Chk Pass	None	Chk Pass	Chk Pass	Chk Pass	Chk Pass
High Limit									
Low Limit									

Elem	Sr4077	Th2837	Ti3349	Tl1908	U_3701	V_2924	Zn2062	Zr3391
Line	407.771 { 83}	283.730 {119}	334.904 {101}	190.856 {477}	370.152 { 91}	292.402 {115}	206.200 {163}	339.198 { 99}
Units	ppm	ppm	ppm	ppm	ppm	ppm	ppm	ppm
Avg	**.59603**	**.00112**	**.00244**	**-.00153**	**-.01235**	**.00098**	**.22386**	**.00278**
Stddev	.00767	.00060	.00045	.00088	.01259	.00080	.00007	.00419
%RSD	1.2871	53.910	18.415	57.868	101.92	81.777	.02989	150.83
#1	.59060	.00155	.00276	-.00090	-.00345	.00041	.22391	-.00018
#2	.60145	.00069	.00213	-.00215	-.02125	.00154	.22381	.00574
Check ?	Chk Pass	Chk Pass	Chk Pass	Chk Pass	Chk Pass	Chk Pass	Chk Pass	Chk Pass
High Limit								
Low Limit								

Int. Std.	Y_2243	Y_3600	Y_3774
Line	224.306 {450}	360.073 { 94}	377.433 { 89}
Units	Cts/S	Cts/S	Cts/S
Avg	**5320.9**	**67241.**	**3077.3**
Stddev	6.1	158.	42.6
%RSD	.11421	.23539	1.3851
#1	5316.6	67129.	3107.5
#2	5325.2	67353.	3047.2

Sample Name: CCVH-2050355 Acquired: 5/18/2013 0:44:30 Type: QC
Method: 6500_026(v10) Mode: CONC Corr. Factor: 1.000000
User: bowenh Custom ID1: Custom ID2: Custom ID3:
Comment:

Elem	Ag3280	Al3092	As1890	B_2089	Ba4554	Be3130	Bi2230	Ca3179	Cd2288	Co2286	Cr2055	Cu3247
Units	ppm	ppm	ppm	ppm	ppm	ppm	ppm	ppm	ppm	ppm	ppm	ppm
Avg	**.00087**	**45.610**	**-.00144**	**.00776**	**.00075**	**-.00009**	**1.0116**	**.00482**	**-.00079**	**.00182**	**.00002**	**.00001**
Stddev	.00017	.323	.00285	.00011	.00012	.00005	.0015	.00541	.00001	.00002	.00011	.00041
%RSD	19.970	.70843	198.26	1.4197	15.782	59.873	.14694	112.40	1.1152	1.1603	437.91	5605.2
#1	.00075	45.381	-.00345	.00768	.00084	-.00005	1.0105	.00864	-.00080	.00180	-.00005	.00030
#2	.00100	45.838	.00058	.00784	.00067	-.00012	1.0126	.00099	-.00079	.00183	.00010	-.00028
Check ?	None	Chk Pass	None	None	None	None	Chk Pass	None	None	None	None	None
Value												
Range												

Elem	Fe2599	K_7664	Li6707	Mg2790	Mn2576	Mo2020	Na8183	Ni2316	P_1782	Pb2203	S_1820	Sb2068
Units	ppm	ppm	ppm	ppm	ppm	ppm	ppm	ppm	ppm	ppm	ppm	ppm
Avg	F **37.731**	**.22872**	**-.00362**	**.01117**	**.00004**	**-.00139**	F **300.28**	**.00145**	**.00780**	**-.00004**	**5.0795**	**.00334**
Stddev	.206	.09463	.00285	.00237	.00001	.00014	1.62	.00034	.00070	.00152	.0101	.00100
%RSD	.54622	41.373	78.869	21.250	26.974	9.8642	.53813	23.326	8.9557	3666.7	.19936	29.908
#1	37.586	.16181	-.00563	.01285	.00005	-.00149	299.14	.00121	.00731	.00104	5.0723	.00264
#2	37.877	.29563	-.00160	.00949	.00003	-.00130	301.43	.00169	.00830	-.00112	5.0867	.00405
Check ?	Chk Fail	None	None	None	None	None	Chk Fail	None	None	None	None	None
Value	50.000						250.00					
Range	-10.000%						10.000%					

Elem	Se1960	Si2881	Sn1899	Sr4077	Th2837	Ti3349	Tl1908	U_3701	V_2924	Zn2062	Zr3391
Units	ppm	ppm	ppm	ppm	ppm	ppm	ppm	ppm	ppm	ppm	ppm
Avg	**.00648**	**-.00124**	**-.00040**	**.00045**	**5.1153**	**.00311**	**-.00105**	**10.072**	**.00012**	**.00405**	**-.05130**
Stddev	.00251	.02462	.00103	.00020	.0109	.00027	.00003	.031	.00040	.00023	.00075
%RSD	38.783	1992.3	255.17	43.613	.21245	8.7319	3.1952	.30560	327.90	5.7122	1.4636
#1	.00471	.01618	.00032	.00031	5.1230	.00292	-.00107	10.094	-.00016	.00421	-.05077
#2	.00826	-.01865	-.00113	.00059	5.1077	.00330	-.00103	10.050	.00040	.00388	-.05183
Check ?	None	None	None	None	Chk Pass	None	None	Chk Pass	None	None	None
Value											
Range											

Int. Std.	Y_2243	Y_3600	Y_3774
Units	Cts/S	Cts/S	Cts/S
Avg	**5327.5**	**66889.**	**3096.1**
Stddev	9.3	104.	2.4
%RSD	.17519	.15474	.07632
#1	5320.9	66815.	3097.8
#2	5334.1	66962.	3094.5

Sample Name: CCV-2050339 Acquired: 5/18/2013 0:46:54 Type: QC
Method: 6500_026(v10) Mode: CONC Corr. Factor: 1.000000
User: bowenh Custom ID1: Custom ID2: Custom ID3:
Comment:

Elem	Ag3280	Al1670	As1890	B_2089	Ba4554	Be3130	Bi2230	Ca3179	Cd2288	Co2286	Cr2055	Cu3247
Units	ppm	ppm	ppm	ppm	ppm	ppm	ppm	ppm	ppm	ppm	ppm	ppm
Avg	**.50464**	**.49745**	**.99452**	**.51552**	**.53258**	F **.43998**	**.00293**	**4.5476**	**.49865**	**.50610**	**.49032**	**.48605**
Stddev	.00135	.00107	.00240	.00088	.00235	.00112	.00171	.0135	.00057	.00078	.00044	.00084
%RSD	.26719	.21417	.24135	.17061	.44116	.25567	58.384	.29625	.11418	.15364	.08955	.17321
#1	.50368	.49670	.99621	.51614	.53425	.44077	.00414	4.5572	.49905	.50665	.49063	.48545
#2	.50559	.49820	.99282	.51490	.53092	.43918	.00172	4.5381	.49825	.50555	.49001	.48664
Check ?	Chk Pass	Chk Pass	Chk Pass	Chk Pass	Chk Pass	Chk Fail	None	Chk Pass	Chk Pass	Chk Pass	Chk Pass	Chk Pass
Value						.50000						
Range						-10.000%						

Elem	Fe2599	K_7664	Li6707	Mg2790	Mn2576	Mo2020	Na5895	Ni2316	P_1782	Pb2203	S_1820	Sb2068
Units	ppm	ppm	ppm	ppm	ppm	ppm	ppm	ppm	ppm	ppm	ppm	ppm
Avg	F **1.9393**	F **59.196**	F **1.1705**	**19.757**	**.49900**	**.48154**	F **5.6192**	**.49977**	**1.0084**	**1.0015**	**-.04852**	**1.0036**
Stddev	.0083	.305	.0039	.019	.00155	.00050	.0702	.00083	.0017	.0028	.00004	.0044
%RSD	.43054	.51484	.33590	.09671	.31112	.10300	1.2500	.16542	.17038	.27932	.08864	.44230
#1	1.9452	59.411	1.1732	19.743	.49790	.48189	5.6688	.50036	1.0096	1.0035	-.04849	1.0067
#2	1.9334	58.980	1.1677	19.770	.50010	.48119	5.5695	.49919	1.0072	.99957	-.04855	1.0004
Check ?	Chk Fail	Chk Fail	Chk Fail	Chk Pass	Chk Pass	Chk Pass	Chk Fail	Chk Pass	Chk Pass	Chk Pass	None	Chk Pass
Value	2.5000	50.000	1.0000				5.0000					
Range	-10.000%	10.000%	10.000%				10.000%					

Elem	Se1960	Si2881	Sn1899	Sr4077	Th2837	Ti3349	Tl1908	U_3701	V_2924	Zn2062	Zr3391
Units	ppm	ppm	ppm	ppm	ppm	ppm	ppm	ppm	ppm	ppm	ppm
Avg	**1.0193**	F **4.1716**	**.96915**	**.52402**	**.00147**	**.49212**	**.97391**	**.01676**	**.48940**	**.49671**	**.46115**
Stddev	.0030	.0351	.00374	.00184	.00168	.00074	.00731	.01924	.00147	.00054	.00485
%RSD	.29799	.84178	.38541	.35093	114.01	.14964	.75039	114.77	.29969	.10953	1.0513
#1	1.0214	4.1468	.97179	.52533	.00266	.49159	.97908	.00316	.48836	.49633	.45773
#2	1.0171	4.1964	.96651	.52272	.00029	.49264	.96875	.03036	.49043	.49710	.46458
Check ?	Chk Pass	Chk Fail	Chk Pass	Chk Pass	None	Chk Pass	Chk Pass	None	Chk Pass	Chk Pass	Chk Pass	
Value		5.0000										
Range		-10.000%										

Int. Std.	Y_2243	Y_3600	Y_3774
Units	Cts/S	Cts/S	Cts/S
Avg	**5410.7**	**68210.**	**3079.2**
Stddev	6.1	100.	25.2
%RSD	.11276	.14607	.81899
#1	5406.4	68139.	3061.4
#2	5415.1	68280.	3097.1

Sample Name: CCB Acquired: 5/18/2013 0:49:08 Type: QC
Method: 6500_026(v10) Mode: CONC Corr. Factor: 1.000000
User: bowenh Custom ID1: Custom ID2: Custom ID3:
Comment:

Elem	Ag3280	Al1670	As1890	B_2089	Ba4554	Be3130	Bi2230	Ca3179	Cd2288	Co2286	Cr2055
Units	ppm	ppm	ppm	ppm	ppm	ppm	ppm	ppm	ppm	ppm	ppm
Avg	**.00035**	**.00103**	**.00116**	F **.00378**	**.00057**	**-.00003**	**.00294**	**.00016**	**-.00009**	**-.00001**	**.00019**
Stddev	.00011	.00015	.00323	.00075	.00015	.00008	.00053	.00171	.00020	.00013	.00016
%RSD	31.172	14.710	278.06	19.850	26.095	268.48	17.936	1089.4	221.25	1438.3	82.857
#1	.00043	.00093	.00345	.00431	.00047	-.00009	.00257	.00137	-.00023	-.00010	.00008
#2	.00027	.00114	-.00112	.00325	.00068	.00003	.00332	-.00105	.00005	.00008	.00030
Check ?	Chk Pass	Chk Pass	Chk Pass	Chk Fail	Chk Pass	Chk Pass	None	Chk Pass	Chk Pass	Chk Pass	Chk Pass
High Limit				.00312							
Low Limit				-.00312							

Elem	Cu3247	Fe2599	K_7664	Li6707	Mg2790	Mn2576	Mo2020	Na5895	Ni2316	P_1782	Pb2203
Units	ppm	ppm	ppm	ppm	ppm	ppm	ppm	ppm	ppm	ppm	ppm
Avg	**-.00031**	**-.00131**	**.09917**	F **-.00551**	**.00118**	**.00006**	**.00034**	**.02991**	**.00067**	**.00080**	**-.00056**
Stddev	.00060	.00112	.02988	.00072	.00042	.00004	.00016	.00299	.00038	.00134	.00018
%RSD	194.95	85.660	30.132	13.138	35.887	67.410	45.337	10.010	57.478	166.73	31.346
#1	-.00073	-.00210	.12030	-.00499	.00088	.00009	.00023	.03203	.00040	-.00014	-.00069
#2	.00012	-.00051	.07804	-.00602	.00148	.00003	.00045	.02780	.00094	.00175	-.00044
Check ?	Chk Pass	Chk Pass	Chk Pass	Chk Fail	Chk Pass	Chk Pass	Chk Pass	Chk Pass	Chk Pass	Chk Pass	Chk Pass
High Limit				.00522							
Low Limit				-.00522							

Elem	S_1820	Sb2068	Se1960	Si2881	Sn1899	Sr4077	Th2837	Ti3349	Tl1908	U_3701	V_2924
Units	ppm	ppm	ppm	ppm	ppm	ppm	ppm	ppm	ppm	ppm	ppm
Avg	**-.05398**	**.00029**	**.00028**	**.01157**	**-.00140**	**-.00017**	**.00013**	**-.00018**	**.00079**	**.03421**	**.00024**
Stddev	.00081	.00105	.00486	.00794	.00041	.00007	.00038	.00031	.00059	.00615	.00021
%RSD	1.5021	369.28	1726.5	68.626	29.448	39.198	298.37	177.10	74.777	17.963	88.988
#1	-.05341	-.00046	-.00315	.01719	-.00111	-.00022	.00040	.00004	.00120	.03856	.00009
#2	-.05456	.00103	.00372	.00596	-.00169	-.00012	-.00014	-.00039	.00037	.02987	.00039
Check ?	None	Chk Pass	Chk Pass	Chk Pass	Chk Pass	Chk Pass	Chk Pass	Chk Pass	Chk Pass	Chk Pass	Chk Pass
High Limit											
Low Limit											

Elem	Zn2062	Zr3391
Units	ppm	ppm
Avg	**.00214**	W **.00275**
Stddev	.00034	.00089
%RSD	15.681	32.388
#1	.00190	.00338
#2	.00238	.00212
Check ?	Chk Pass	Chk Warn
High Limit		.00238
Low Limit		-.00238

Int. Std.	Y_2243	Y_3600	Y_3774
Units	Cts/S	Cts/S	Cts/S
Avg	**5448.5**	**68520.**	**3086.5**
Stddev	17.9	227.	3.6
%RSD	.32830	.33177	.11770
#1	5461.2	68681.	3083.9
#2	5435.9	68359.	3089.1

Sample Name: CCVL2057887 Acquired: 5/18/2013 0:51:38 Type: QC
Method: 6500_026(v10) Mode: CONC Corr. Factor: 1.000000
User: bowenh Custom ID1: Custom ID2: Custom ID3:
Comment:

Elem	Ag3280	Al1670	As1890	B_2089	Ba4554	Be3130	Bi2230	Ca3179	Cd2288	Co2286	Cr2055
Units	ppm	ppm	ppm	ppm	ppm	ppm	ppm	ppm	ppm	ppm	ppm
Avg	**.01066**	**.10527**	**.01509**	**.10535**	**.01163**	**.00082**	**.10490**	**.18459**	**.00504**	**.01078**	**.00997**
Stddev	.00033	.00036	.00048	.00016	.00002	.00016	.00072	.00144	.00025	.00020	.00036
%RSD	3.0815	.34588	3.1876	.15415	.13337	19.895	.69026	.77906	4.9682	1.8873	3.5791
#1	.01043	.10501	.01475	.10524	.01161	.00071	.10541	.18357	.00522	.01092	.00972
#2	.01089	.10553	.01543	.10547	.01164	.00094	.10439	.18561	.00487	.01063	.01023
Check ?	Chk Pass	Chk Pass	Chk Pass	Chk Pass	Chk Pass	Chk Pass	Chk Pass	Chk Pass	Chk Pass	Chk Pass	Chk Pass
Value											
Range											

Elem	Cu3247	Fe2599	K_7664	Li6707	Mg2790	Mn2576	Mo2020	Na5895	Ni2316	P_1782	Pb2203
Units	ppm	ppm	ppm	ppm	ppm	ppm	ppm	ppm	ppm	ppm	ppm
Avg	**.01437**	W **.07614**	W **3.7401**	W **.00725**	**.20795**	**.01031**	**.01991**	W **1.2058**	**.04105**	**2.9323**	**.00981**
Stddev	.00033	.00369	.0219	.00125	.00272	.00011	.00003	.0039	.00013	.0045	.00042
%RSD	2.2960	4.8415	.58665	17.303	1.3081	1.1116	.16257	.32429	.31083	.15215	4.2856
#1	.01414	.07354	3.7245	.00636	.20603	.01040	.01993	1.2085	.04114	2.9291	.01010
#2	.01460	.07875	3.7556	.00813	.20987	.01023	.01988	1.2030	.04096	2.9354	.00951
Check ?	Chk Pass	Chk Warn	Chk Warn	Chk Warn	Chk Pass	Chk Pass	Chk Pass	Chk Warn	Chk Pass	Chk Pass	Chk Pass
Value		.10000	3.0000	.01000				1.0000			
Range		-20.000%	20.000%	-20.000%				20.000%			

Elem	S_1820	Sb2068	Se1960	Si2881	Sn1899	Sr4077	Th2837	Ti3349	Tl1908	U_3701	V_2924
Units	ppm	ppm	ppm	ppm	ppm	ppm	ppm	ppm	ppm	ppm	ppm
Avg	**-.04150**	**.01095**	**.01466**	**.41191**	**.09559**	**.01069**	**.01692**	**.00982**	**.01469**	**.06270**	**.00983**
Stddev	.00332	.00148	.00335	.01933	.00016	.00020	.00064	.00031	.00069	.05564	.00067
%RSD	7.9896	13.523	22.878	4.6934	.16536	1.8739	3.7782	3.2041	4.6634	88.735	6.8270
#1	-.04385	.00990	.01229	.39824	.09570	.01083	.01647	.00960	.01518	.10204	.00936
#2	-.03916	.01199	.01703	.42558	.09548	.01055	.01738	.01004	.01421	.02336	.01031
Check ?	None	Chk Pass	Chk Pass	Chk Pass	Chk Pass	Chk Pass	Chk Pass	Chk Pass	Chk Pass	Chk Pass	Chk Pass
Value											
Range											

Elem	Zn2062	Zr3391
Units	ppm	ppm
Avg	**.02347**	**.01494**
Stddev	.00023	.00283
%RSD	.97173	18.953
#1	.02330	.01294
#2	.02363	.01695
Check ?	Chk Pass	Chk Pass
Value		
Range		

Int. Std.	Y_2243	Y_3600	Y_3774
Units	Cts/S	Cts/S	Cts/S
Avg	**5413.3**	**67913.**	**3081.9**
Stddev	19.1	53.	1.7
%RSD	.35288	.07757	.05521
#1	5426.8	67876.	3083.1
#2	5399.8	67951.	3080.7

Sample Name: MB 280-174062/1-A Acquired: 5/18/2013 0:54:04 Type: Unk
Method: 6500_026(v10) Mode: CONC Corr. Factor: 1.000000
User: bowenh Custom ID1: Custom ID2: Custom ID3:
Comment: 174062 6010b

Elem	Ag3280	Al1670	As1890	B_2089	Ba4554	Be3130	Bi2230	Ca3179	Cd2288
Line	328.068 {103}	167.079 {502}	189.042 {478}	208.959 {461}	455.403 { 74}	313.042 {108}	223.061 {451}	317.933 {106}	228.802 {447}
Units	ppm	ppm	ppm	ppm	ppm	ppm	ppm	ppm	ppm
Avg	**.00042**	**.00463**	**.00149**	**.00307**	**-.00007**	**-.00012**	**.00036**	**.01277**	**-.00017**
Stddev	.00042	.00028	.00010	.00023	.00036	.00013	.00013	.00450	.00001
%RSD	99.155	5.9762	6.7444	7.5182	499.45	105.96	35.320	35.214	6.0831
#1	.00072	.00483	.00142	.00323	-.00032	-.00021	.00027	.00959	-.00018
#2	.00013	.00444	.00156	.00291	.00018	-.00003	.00045	.01594	-.00016
Check ?	Chk Pass	Chk Pass	Chk Pass	Chk Pass	Chk Pass	Chk Pass	Chk Pass	Chk Pass	Chk Pass
High Limit									
Low Limit									

Elem	Co2286	Cr2055	Cu3247	Fe2599	K_7664	Li6707	Mg2790	Mn2576	Mo2020
Line	228.616 {447}	205.552 {464}	324.754 {104}	259.940 {130}	766.490 { 44}	670.784 { 50}	279.079 {121}2	257.610 {131}	202.030 {467}
Units	ppm	ppm	ppm	ppm	ppm	ppm	ppm	ppm	ppm
Avg	**.00007**	**.00004**	**-.00021**	**.01082**	**.05604**	W **-.00585**	**.00519**	**.00019**	**.00045**
Stddev	.00002	.00006	.00083	.00034	.03326	.00239	.00140	.00002	.00001
%RSD	33.141	124.14	389.67	3.1479	59.346	40.823	27.044	12.337	1.8717
#1	.00005	.00001	.00037	.01058	.03253	-.00416	.00420	.00017	.00045
#2	.00009	.00008	-.00080	.01106	.07956	-.00754	.00619	.00021	.00046
Check ?	Chk Pass	Chk Pass	Chk Pass	Chk Pass	Chk Pass	Chk Warn	Chk Pass	Chk Pass	Chk Pass
High Limit						.00500			
Low Limit						-.00500			

Elem	Na5895	Ni2316	P_1782	Pb2203	S_1820	Sb2068	Se1960	Si2881	Sn1899
Line	589.592 { 57}	231.604 {446}	178.284 {489}	220.353 {453}	182.034 {485}	206.833 {463}	196.090 {472}	288.158 {117}	189.989 {477}
Units	ppm	ppm	ppm	ppm	ppm	ppm	ppm	ppm	ppm
Avg	**.03026**	**.00027**	F **.23627**	**-.00095**	**-.04810**	**.00352**	**.00152**	**.02819**	**-.00005**
Stddev	.01560	.00019	.00220	.00019	.00338	.00017	.00488	.00764	.00122
%RSD	51.572	71.908	.92971	20.490	7.0236	4.9061	321.18	27.118	2642.6
#1	.04129	.00041	.23782	-.00109	-.04571	.00364	-.00193	.03360	-.00091
#2	.01922	.00013	.23471	-.00081	-.05049	.00340	.00497	.02278	.00081
Check ?	Chk Pass	Chk Pass	Chk Fail	Chk Pass	None	Chk Pass	Chk Pass	Chk Pass	Chk Pass
High Limit			.01000						
Low Limit			-.01000						

Elem	Sr4077	Th2837	Ti3349	Tl1908	U_3701	V_2924	Zn2062	Zr3391
Line	407.771 { 83}	283.730 {119}	334.904 {101}	190.856 {477}	370.152 { 91}	292.402 {115}	206.200 {163}	339.198 { 99}
Units	ppm	ppm	ppm	ppm	ppm	ppm	ppm	ppm
Avg	**-.00007**	**-.00155**	**.00017**	**-.00039**	**.02331**	**-.00031**	**.00281**	**.00312**
Stddev	.00007	.00082	.00024	.00104	.02356	.00023	.00016	.00122
%RSD	99.644	52.971	138.63	266.44	101.08	73.562	5.8015	39.252
#1	-.00012	-.00213	.00000	.00034	.00665	-.00015	.00270	.00398
#2	-.00002	-.00097	.00034	-.00112	.03997	-.00048	.00293	.00225
Check ?	Chk Pass	Chk Pass	Chk Pass	Chk Pass	Chk Pass	Chk Pass	Chk Pass	Chk Pass
High Limit								
Low Limit								

Int. Std.	Y_2243	Y_3600	Y_3774
Line	224.306 {450}	360.073 { 94}	377.433 { 89}
Units	Cts/S	Cts/S	Cts/S
Avg	**5479.2**	**68553.**	**3110.9**
Stddev	1.3	83.	23.3
%RSD	.02431	.12075	.74754
#1	5478.3	68494.	3127.3
#2	5480.2	68611.	3094.4

Sample Name: LCS 280-174062/2-A Acquired: 5/18/2013 0:56:33 Type: Unk
Method: 6500_026(v10) Mode: CONC Corr. Factor: 1.000000
User: bowenh Custom ID1: Custom ID2: Custom ID3:
Comment: 174062 6010b

Elem	Ag3280	Al1670	As1890	B_2089	Ba4554	Be3130	Bi2230	Ca3179	Cd2288
Line	328.068 {103}	167.079 {502}	189.042 {478}	208.959 {461}	455.403 { 74}	313.042 {108}	223.061 {451}	317.933 {106}	228.802 {447}
Units	ppm	ppm	ppm	ppm	ppm	ppm	ppm	ppm	ppm
Avg	**.05260**	**1.9287**	**.99875**	**1.0309**	**2.1745**	**.04472**	**2.0604**	**45.365**	**.10316**
Stddev	.00003	.0015	.00054	.0013	.0028	.00022	.0016	.038	.00012
%RSD	.05206	.07737	.05412	.12754	.12898	.50007	.07753	.08429	.11602
#1	.05258	1.9297	.99913	1.0319	2.1765	.04456	2.0615	45.392	.10307
#2	.05262	1.9276	.99837	1.0300	2.1725	.04488	2.0592	45.338	.10324
Check ?	Chk Pass	Chk Pass	Chk Pass	Chk Pass	Chk Pass	Chk Pass	Chk Pass	Chk Pass	Chk Pass
High Limit									
Low Limit									

Elem	Co2286	Cr2055	Cu3247	Fe2599	K_7664	Li6707	Mg2790	Mn2576	Mo2020
Line	228.616 {447}	205.552 {464}	324.754 {104}	259.940 {130}	766.490 { 44}	670.784 { 50}	279.079 {121}2	257.610 {131}	202.030 {467}
Units	ppm	ppm	ppm	ppm	ppm	ppm	ppm	ppm	ppm
Avg	**.50161**	**.19844**	**.24627**	F **.82034**	F **60.238**	F **1.1808**	**49.532**	**.49726**	**.97213**
Stddev	.00060	.00023	.00028	.00369	.296	.0014	.151	.00159	.00085
%RSD	.11894	.11369	.11291	.44927	.49100	.11852	.30518	.32030	.08718
#1	.50204	.19860	.24607	.81774	60.447	1.1818	49.425	.49613	.97273
#2	.50119	.19828	.24646	.82295	60.028	1.1798	49.639	.49838	.97153
Check ?	Chk Pass	Chk Pass	Chk Pass	Chk Fail	Chk Fail	Chk Fail	Chk Pass	Chk Pass	Chk Pass
High Limit				1.1400	57.000	1.1400			
Low Limit				.88000	44.500	.89000			

Elem	Na8183	Ni2316	P_1782	Pb2203	S_1820	Sb2068	Se1960	Si2881	Sn1899
Line	818.326 { 41}	231.604 {446}	178.284 {489}	220.353 {453}	182.034 {485}	206.833 {463}	196.090 {472}	288.158 {117}	189.989 {477}
Units	ppm	ppm	ppm	ppm	ppm	ppm	ppm	ppm	ppm
Avg	F **62.540**	**.49330**	**10.532**	**.49845**	**-.05819**	**.50758**	**2.0640**	F **8.5110**	**1.9333**
Stddev	1.185	.00029	.012	.00290	.00137	.00016	.0115	.0324	.0007
%RSD	1.8949	.05916	.10927	.58223	2.3529	.03200	.55503	.38026	.03765
#1	63.378	.49309	10.524	.49640	-.05722	.50747	2.0559	8.4881	1.9338
#2	61.702	.49350	10.540	.50050	-.05916	.50770	2.0721	8.5339	1.9328
Check ?	Chk Fail	Chk Pass	Chk Pass	Chk Pass	None	Chk Pass	Chk Pass	Chk Fail	Chk Pass
High Limit	56.000							11.500	
Low Limit	45.500							9.4000	

Elem	Sr4077	Th2837	Ti3349	Tl1908	U_3701	V_2924	Zn2062	Zr3391
Line	407.771 { 83}	283.730 {119}	334.904 {101}	190.856 {477}	370.152 { 91}	292.402 {115}	206.200 {163}	339.198 { 99}
Units	ppm	ppm	ppm	ppm	ppm	ppm	ppm	ppm
Avg	**1.0606**	**1.0356**	**.98819**	**1.9683**	**2.0938**	**.49774**	**.49214**	**.45765**
Stddev	.0022	.0028	.00299	.0074	.0034	.00140	.00304	.00287
%RSD	.20576	.26663	.30274	.37609	.16263	.28175	.61718	.62654
#1	1.0621	1.0336	.98608	1.9630	2.0962	.49675	.48999	.45968
#2	1.0590	1.0375	.99031	1.9735	2.0914	.49873	.49428	.45563
Check ?	Chk Pass	Chk Pass	Chk Pass	Chk Pass	Chk Pass	Chk Pass	Chk Pass	Chk Pass
High Limit								
Low Limit								

Int. Std.	Y_2243	Y_3600	Y_3774
Line	224.306 {450}	360.073 { 94}	377.433 { 89}
Units	Cts/S	Cts/S	Cts/S
Avg	**5319.4**	**67475.**	**3100.6**
Stddev	6.3	148.	18.7
%RSD	.11768	.21951	.60311
#1	5315.0	67580.	3087.4
#2	5323.8	67370.	3113.8

Sample Name: LCSD 280-174062/3-A Acquired: 5/18/2013 0:58:47 Type: Unk
Method: 6500_026(v10) Mode: CONC Corr. Factor: 1.000000
User: bowenh Custom ID1: Custom ID2: Custom ID3:
Comment: 174062 6010b

Elem	Ag3280	Al1670	As1890	B_2089	Ba4554	Be3130	Bi2230	Ca3179	Cd2288
Line	328.068 {103}	167.079 {502}	189.042 {478}	208.959 {461}	455.403 { 74}	313.042 {108}	223.061 {451}	317.933 {106}	228.802 {447}
Units	ppm	ppm	ppm	ppm	ppm	ppm	ppm	ppm	ppm
Avg	**.05379**	**1.9476**	**1.0083**	**1.0482**	**2.1938**	**.04541**	**2.0953**	**45.970**	**.10464**
Stddev	.00070	.0037	.0004	.0016	.0028	.00014	.0044	.030	.00009
%RSD	1.3067	.18730	.04089	.15166	.12817	.29909	.21164	.06569	.08511
#1	.05429	1.9450	1.0086	1.0493	2.1958	.04531	2.0985	45.949	.10457
#2	.05329	1.9501	1.0080	1.0471	2.1918	.04550	2.0922	45.992	.10470
Check ?	Chk Pass	Chk Pass	Chk Pass	Chk Pass	Chk Pass	Chk Pass	Chk Pass	Chk Pass	Chk Pass
High Limit									
Low Limit									

Elem	Co2286	Cr2055	Cu3247	Fe2599	K_7664	Li6707	Mg2790	Mn2576	Mo2020
Line	228.616 {447}	205.552 {464}	324.754 {104}	259.940 {130}	766.490 { 44}	670.784 { 50}	279.079 {121}2	257.610 {131}	202.030 {467}
Units	ppm	ppm	ppm	ppm	ppm	ppm	ppm	ppm	ppm
Avg	**.50904**	**.20158**	**.25033**	F **.82357**	F **61.198**	F **1.1972**	**50.376**	**.50616**	**.99258**
Stddev	.00207	.00004	.00121	.00262	.075	.0035	.114	.00140	.00080
%RSD	.40673	.02213	.48471	.31786	.12285	.29602	.22591	.27598	.08050
#1	.51050	.20155	.24948	.82172	61.251	1.1997	50.295	.50517	.99314
#2	.50757	.20162	.25119	.82543	61.145	1.1947	50.456	.50715	.99201
Check ?	Chk Pass	Chk Pass	Chk Pass	Chk Fail	Chk Fail	Chk Fail	Chk Pass	Chk Pass	Chk Pass
High Limit				1.1400	57.000	1.1400			
Low Limit				.88000	44.500	.89000			

Elem	Na8183	Ni2316	P_1782	Pb2203	S_1820	Sb2068	Se1960	Si2881	Sn1899
Line	818.326 { 41}	231.604 {446}	178.284 {489}	220.353 {453}	182.034 {485}	206.833 {463}	196.090 {472}	288.158 {117}	189.989 {477}
Units	ppm	ppm	ppm	ppm	ppm	ppm	ppm	ppm	ppm
Avg	F **62.513**	**.50085**	**10.679**	**.50490**	**-.05074**	**.51608**	**2.0894**	F **8.7221**	**1.9734**
Stddev	.168	.00008	.022	.00045	.00104	.00195	.0014	.0008	.0005
%RSD	.26936	.01615	.20579	.08940	2.0484	.37792	.06915	.00888	.02363
#1	62.632	.50090	10.695	.50522	-.05001	.51745	2.0883	8.7216	1.9731
#2	62.394	.50079	10.663	.50458	-.05148	.51470	2.0904	8.7227	1.9737
Check ?	Chk Fail	Chk Pass	Chk Pass	Chk Pass	None	Chk Pass	Chk Pass	Chk Fail	Chk Pass
High Limit	56.000							11.500	
Low Limit	45.500							9.4000	

Elem	Sr4077	Th2837	Ti3349	Tl1908	U_3701	V_2924	Zn2062	Zr3391
Line	407.771 { 83}	283.730 {119}	334.904 {101}	190.856 {477}	370.152 { 91}	292.402 {115}	206.200 {163}	339.198 { 99}
Units	ppm	ppm	ppm	ppm	ppm	ppm	ppm	ppm
Avg	**1.0736**	**1.0503**	**1.0059**	**2.0012**	**2.1461**	**.50679**	**.50376**	**.45885**
Stddev	.0004	.0008	.0027	.0056	.0157	.00112	.00028	.00809
%RSD	.03754	.07591	.26833	.27774	.72913	.22105	.05578	1.7626
#1	1.0733	1.0509	1.0040	2.0051	2.1572	.50600	.50396	.46457
#2	1.0739	1.0497	1.0078	1.9972	2.1351	.50759	.50356	.45313
Check ?	Chk Pass	Chk Pass	Chk Pass	Chk Pass	Chk Pass	Chk Pass	Chk Pass	Chk Pass
High Limit								
Low Limit								

Int. Std.	Y_2243	Y_3600	Y_3774
Line	224.306 {450}	360.073 { 94}	377.433 { 89}
Units	Cts/S	Cts/S	Cts/S
Avg	**5317.6**	**67162.**	**3076.5**
Stddev	7.4	74.	6.7
%RSD	.13824	.11079	.21681
#1	5322.8	67110.	3071.8
#2	5312.4	67215.	3081.2

Sample Name: 280-42165-A-1-A Acquired: 5/18/2013 1:00:59 Type: Unk
Method: 6500_026(v10) Mode: CONC Corr. Factor: 1.000000
User: bowenh Custom ID1: Custom ID2: Custom ID3:
Comment: 174062 6010b

Elem	Ag3280	Al1670	As1890	B_2089	Ba4554	Be3130	Bi2230	Ca3179	Cd2288
Line	328.068 {103}	167.079 {502}	189.042 {478}	208.959 {461}	455.403 { 74}	313.042 {108}	223.061 {451}	317.933 {106}	228.802 {447}
Units	ppm	ppm	ppm	ppm	ppm	ppm	ppm	ppm	ppm
Avg	**.00422**	**2.2193**	**.02348**	**.59863**	**.06086**	**-.00024**	**.00918**	**47.927**	**1.8709**
Stddev	.00030	.0029	.00060	.00269	.00009	.00003	.00156	.096	.0024
%RSD	6.9949	.13050	2.5369	.44973	.14242	12.967	16.967	.19974	.12870
#1	.00443	2.2213	.02306	.60053	.06079	-.00026	.01028	47.859	1.8726
#2	.00401	2.2172	.02390	.59673	.06092	-.00022	.00808	47.995	1.8692
Check ?	Chk Pass	Chk Pass	Chk Pass	Chk Pass	Chk Pass	Chk Pass	Chk Pass	Chk Pass	Chk Pass
High Limit									
Low Limit									

Elem	Co2286	Cr2055	Cu3247	Fe2599	K_7664	Li6707	Mg2790	Mn2576	Mo2020
Line	228.616 {447}	205.552 {464}	324.754 {104}	259.940 {130}	766.490 { 44}	670.784 { 50}	279.079 {121}2	257.610 {131}	202.030 {467}
Units	ppm	ppm	ppm	ppm	ppm	ppm	ppm	ppm	ppm
Avg	**.01128**	**.02068**	**8.5481**	**7.4052**	W **301.53**	**.12751**	**33.048**	**.70666**	W **16.319**
Stddev	.00020	.00010	.0112	.0143	.99	.00221	.050	.00110	.004
%RSD	1.7942	.46067	.13048	.19303	.32945	1.7310	.15041	.15613	.02549
#1	.01114	.02061	8.5559	7.3951	300.83	.12907	33.083	.70744	16.322
#2	.01142	.02075	8.5402	7.4153	302.23	.12595	33.013	.70588	16.316
Check ?	Chk Pass	Chk Pass	Chk Pass	Chk Pass	Chk Warn	Chk Pass	Chk Pass	Chk Pass	Chk Warn
High Limit					100.00				2.0000
Low Limit					-.50000				-.01000

Elem	Na8183	Ni2316	P_1782	Pb2203	S_1820	Sb2068	Se1960	Si2881	Sn1899
Line	818.326 { 41}	231.604 {446}	178.284 {489}	220.353 {453}	182.034 {485}	206.833 {463}	196.090 {472}	288.158 {117}	189.989 {477}
Units	ppm	ppm	ppm	ppm	ppm	ppm	ppm	ppm	ppm
Avg	W **2237.3**	**.09238**	F **105.60**	**.00806**	**2651.0**	**.39237**	**.01795**	**3.7780**	**.23286**
Stddev	.2	.00082	.18	.00009	3.8	.00039	.00382	.0289	.00243
%RSD	.00990	.89125	.16777	1.1640	.14222	.10049	21.260	.76613	1.0428
#1	2237.2	.09180	105.73	.00813	2653.7	.39209	.02065	3.7575	.23114
#2	2237.5	.09296	105.48	.00800	2648.3	.39265	.01525	3.7984	.23458
Check ?	Chk Warn	Chk Pass	Chk Fail	Chk Pass	None	Chk Pass	Chk Pass	Chk Pass	Chk Pass
High Limit	500.00		50.000						
Low Limit	10.000		-2.0000						

Elem	Sr4077	Th2837	Ti3349	Tl1908	U_3701	V_2924	Zn2062	Zr3391
Line	407.771 { 83}	283.730 {119}	334.904 {101}	190.856 {477}	370.152 { 91}	292.402 {115}	206.200 {163}	339.198 { 99}
Units	ppm	ppm	ppm	ppm	ppm	ppm	ppm	ppm
Avg	**.64098**	**.00377**	**.08305**	**.00188**	**.05254**	**.00818**	**.26664**	**.00327**
Stddev	.00168	.00321	.00030	.00176	.03635	.00028	.00109	.00118
%RSD	.26161	85.122	.36698	93.905	69.188	3.4803	.40864	36.072
#1	.63980	.00150	.08284	.00312	.07824	.00838	.26587	.00411
#2	.64217	.00604	.08327	.00063	.02684	.00798	.26742	.00244
Check ?	Chk Pass	Chk Pass	Chk Pass	Chk Pass	Chk Pass	Chk Pass	Chk Pass	Chk Pass
High Limit								
Low Limit								

Int. Std.	Y_2243	Y_3600	Y_3774
Line	224.306 {450}	360.073 { 94}	377.433 { 89}
Units	Cts/S	Cts/S	Cts/S
Avg	**4990.6**	**63843.**	**3009.4**
Stddev	2.2	237.	6.1
%RSD	.04410	.37167	.20249
#1	4989.0	63675.	3013.7
#2	4992.1	64011.	3005.1

Sample Name: sd 280-42165-A-1-A@5 Acquired: 5/18/2013 1:04:08 Type: Unk
Method: 6500_026(v10) Mode: CONC Corr. Factor: 1.000000
User: bowenh Custom ID1: Custom ID2: Custom ID3:
Comment: 174062 6010b

Elem	Ag3280	Al1670	As1890	B_2089	Ba4554	Be3130	Bi2230	Ca3179	Cd2288
Line	328.068 {103}	167.079 {502}	189.042 {478}	208.959 {461}	455.403 { 74}	313.042 {108}	223.061 {451}	317.933 {106}	228.802 {447}
Units	ppm	ppm	ppm	ppm	ppm	ppm	ppm	ppm	ppm
Avg	**.00115**	**.47594**	**.00390**	**.12369**	**.01192**	**-.00012**	**.00308**	**9.6719**	**.36896**
Stddev	.00006	.00047	.00092	.00116	.00037	.00001	.00037	.0592	.00007
%RSD	5.6399	.09797	23.632	.93976	3.1254	8.6628	12.146	.61219	.01815
#1	.00110	.47627	.00455	.12287	.01218	-.00011	.00282	9.6301	.36892
#2	.00119	.47561	.00325	.12452	.01166	-.00013	.00335	9.7138	.36901
Check ?	Chk Pass	Chk Pass	Chk Pass	Chk Pass	Chk Pass	Chk Pass	Chk Pass	Chk Pass	Chk Pass
High Limit									
Low Limit									

Elem	Co2286	Cr2055	Cu3247	Fe2599	K_7664	Li6707	Mg2790	Mn2576	Mo2020
Line	228.616 {447}	205.552 {464}	324.754 {104}	259.940 {130}	766.490 { 44}	670.784 { 50}	279.079 {121}2	257.610 {131}	202.030 {467}
Units	ppm	ppm	ppm	ppm	ppm	ppm	ppm	ppm	ppm
Avg	**.00253**	**.00409**	**1.6892**	**1.4829**	**58.979**	**.02490**	**6.9627**	**.14242**	W **3.2514**
Stddev	.00011	.00002	.0051	.0044	.509	.00182	.0310	.00074	.0066
%RSD	4.3443	.45554	.30026	.29551	.86230	7.3118	.44463	.52148	.20255
#1	.00260	.00408	1.6856	1.4798	58.619	.02618	6.9408	.14189	3.2560
#2	.00245	.00410	1.6928	1.4860	59.338	.02361	6.9846	.14294	3.2467
Check ?	Chk Pass	Chk Pass	Chk Pass	Chk Pass	Chk Pass	Chk Pass	Chk Pass	Chk Pass	Chk Warn
High Limit									2.0000
Low Limit									-.01000

Elem	Na8183	Ni2316	P_1782	Pb2203	S_1820	Sb2068	Se1960	Si2881	Sn1899
Line	818.326 { 41}	231.604 {446}	178.284 {489}	220.353 {453}	182.034 {485}	206.833 {463}	196.090 {472}	288.158 {117}	189.989 {477}
Units	ppm	ppm	ppm	ppm	ppm	ppm	ppm	ppm	ppm
Avg	**441.09**	**.01914**	**21.133**	**.00194**	**682.27**	**.08259**	**.00387**	**.72117**	**.04550**
Stddev	2.40	.00029	.023	.00095	.49	.00241	.00025	.01801	.00155
%RSD	.54504	1.5323	.10827	49.052	.07187	2.9219	6.4493	2.4968	3.4175
#1	439.39	.01934	21.149	.00127	682.62	.08430	.00404	.73390	.04660
#2	442.79	.01893	21.117	.00261	681.93	.08088	.00369	.70843	.04440
Check ?	Chk Pass	Chk Pass	Chk Pass	Chk Pass	None	Chk Pass	Chk Pass	Chk Pass	Chk Pass
High Limit									
Low Limit									

Elem	Sr4077	Th2837	Ti3349	Tl1908	U_3701	V_2924	Zn2062	Zr3391
Line	407.771 { 83}	283.730 {119}	334.904 {101}	190.856 {477}	370.152 { 91}	292.402 {115}	206.200 {163}	339.198 { 99}
Units	ppm	ppm	ppm	ppm	ppm	ppm	ppm	ppm
Avg	**.12734**	**.00205**	**.01693**	**.00209**	**-.01592**	**.00215**	**.05825**	**.00191**
Stddev	.00087	.00158	.00002	.00108	.04502	.00005	.00033	.00238
%RSD	.68471	76.834	.09077	51.533	282.89	2.1271	.56108	124.41
#1	.12673	.00094	.01692	.00286	.01592	.00211	.05801	.00023
#2	.12796	.00316	.01694	.00133	-.04775	.00218	.05848	.00359
Check ?	Chk Pass	Chk Pass	Chk Pass	Chk Pass	Chk Pass	Chk Pass	Chk Pass	Chk Pass
High Limit								
Low Limit								

Int. Std.	Y_2243	Y_3600	Y_3774
Line	224.306 {450}	360.073 { 94}	377.433 { 89}
Units	Cts/S	Cts/S	Cts/S
Avg	**5257.0**	**66840.**	**3096.7**
Stddev	4.7	393.	10.7
%RSD	.08957	.58727	.34392
#1	5260.3	67118.	3104.3
#2	5253.6	66562.	3089.2

Sample Name: 280-42165-A-2-A Acquired: 5/18/2013 1:06:36 Type: Unk
Method: 6500_026(v10) Mode: CONC Corr. Factor: 1.000000
User: bowenh Custom ID1: Custom ID2: Custom ID3:
Comment: 174062 6010b

Elem	Ag3280	Al1670	As1890	B_2089	Ba4554	Be3130	Bi2230	Ca3179	Cd2288
Line	328.068 {103}	167.079 {502}	189.042 {478}	208.959 {461}	455.403 { 74}	313.042 {108}	223.061 {451}	317.933 {106}	228.802 {447}
Units	ppm	ppm	ppm	ppm	ppm	ppm	ppm	ppm	ppm
Avg	**.00127**	**.18624**	**.00520**	**.27516**	**.11030**	**-.00014**	**.00105**	**67.638**	**.00026**
Stddev	.00038	.00063	.00103	.00110	.00024	.00011	.00105	.115	.00003
%RSD	30.030	.33659	19.769	.39871	.22079	76.710	99.892	.17054	13.027
#1	.00100	.18580	.00447	.27439	.11048	-.00006	.00031	67.557	.00024
#2	.00153	.18669	.00592	.27594	.11013	-.00021	.00179	67.720	.00028
Check ?	Chk Pass	Chk Pass	Chk Pass	Chk Pass	Chk Pass	Chk Pass	Chk Pass	Chk Pass	Chk Pass
High Limit									
Low Limit									

Elem	Co2286	Cr2055	Cu3247	Fe2599	K_7664	Li6707	Mg2790	Mn2576	Mo2020
Line	228.616 {447}	205.552 {464}	324.754 {104}	259.940 {130}	766.490 { 44}	670.784 { 50}	279.079 {121}2	257.610 {131}	202.030 {467}
Units	ppm	ppm	ppm	ppm	ppm	ppm	ppm	ppm	ppm
Avg	**.00142**	**.00436**	**.00445**	**.49406**	W **375.22**	**.23901**	**63.857**	**.13430**	**.02407**
Stddev	.00003	.00003	.00031	.00043	.48	.00051	.058	.00020	.00012
%RSD	1.9439	.72145	6.8864	.08713	.12807	.21480	.09018	.15104	.48793
#1	.00144	.00438	.00466	.49437	374.88	.23937	63.816	.13416	.02415
#2	.00140	.00433	.00423	.49376	375.56	.23865	63.897	.13444	.02399
Check ?	Chk Pass	Chk Pass	Chk Pass	Chk Pass	Chk Warn	Chk Pass	Chk Pass	Chk Pass	Chk Pass
High Limit					100.00				
Low Limit					-.50000				

Elem	Na8183	Ni2316	P_1782	Pb2203	S_1820	Sb2068	Se1960	Si2881	Sn1899
Line	818.326 { 41}	231.604 {446}	178.284 {489}	220.353 {453}	182.034 {485}	206.833 {463}	196.090 {472}	288.158 {117}	189.989 {477}
Units	ppm	ppm	ppm	ppm	ppm	ppm	ppm	ppm	ppm
Avg	**468.13**	**.01422**	**.42088**	**.00164**	**282.77**	**.00119**	**.02011**	**4.1305**	**.01581**
Stddev	1.24	.00011	.00410	.00023	.12	.00124	.00114	.0220	.00085
%RSD	.26469	.77212	.97326	14.021	.04150	104.58	5.6543	.53324	5.4023
#1	469.01	.01430	.42377	.00180	282.69	.00031	.01930	4.1149	.01521
#2	467.25	.01415	.41798	.00147	282.85	.00207	.02091	4.1461	.01642
Check ?	Chk Pass	Chk Pass	Chk Pass	Chk Pass	None	Chk Pass	Chk Pass	Chk Pass	Chk Pass
High Limit									
Low Limit									

Elem	Sr4077	Th2837	Ti3349	Tl1908	U_3701	V_2924	Zn2062	Zr3391
Line	407.771 { 83}	283.730 {119}	334.904 {101}	190.856 {477}	370.152 { 91}	292.402 {115}	206.200 {163}	339.198 { 99}
Units	ppm	ppm	ppm	ppm	ppm	ppm	ppm	ppm
Avg	**1.5210**	**.00101**	**.00763**	**.00080**	**.02932**	**.00853**	**.07070**	**.00539**
Stddev	.0017	.00094	.00008	.00055	.03171	.00045	.00035	.00164
%RSD	.11225	93.772	1.0785	68.825	108.12	5.2433	.49494	30.493
#1	1.5198	.00034	.00769	.00041	.00690	.00885	.07095	.00423
#2	1.5222	.00167	.00757	.00119	.05174	.00822	.07045	.00655
Check ?	Chk Pass	Chk Pass	Chk Pass	Chk Pass	Chk Pass	Chk Pass	Chk Pass	Chk Pass
High Limit								
Low Limit								

Int. Std.	Y_2243	Y_3600	Y_3774
Line	224.306 {450}	360.073 { 94}	377.433 { 89}
Units	Cts/S	Cts/S	Cts/S
Avg	**5148.2**	**65204.**	**3023.0**
Stddev	11.1	36.	7.9
%RSD	.21655	.05509	.25979
#1	5156.1	65179.	3017.5
#2	5140.3	65230.	3028.6

Sample Name: 280-42165-A-4-A@25 Acquired: 5/18/2013 1:09:40 Type: Unk
Method: 6500_026(v10) Mode: CONC Corr. Factor: 1.000000
User: bowenh Custom ID1: Custom ID2: Custom ID3:
Comment: 174062 6010b

Elem	Ag3280	Al1670	As1890	B_2089	Ba4554	Be3130	Bi2230	Ca3179	Cd2288
Line	328.068 {103}	167.079 {502}	189.042 {478}	208.959 {461}	455.403 { 74}	313.042 {108}	223.061 {451}	317.933 {106}	228.802 {447}
Units	ppm	ppm	ppm	ppm	ppm	ppm	ppm	ppm	ppm
Avg	**.00880**	**.39187**	**-.00105**	**.01146**	**.01087**	**.00028**	**.00740**	**1.8886**	**.00099**
Stddev	.00015	.00051	.00036	.00029	.00038	.00010	.00487	.0081	.00017
%RSD	1.6663	.13097	34.486	2.5257	3.4575	34.307	65.813	.43176	17.488
#1	.00891	.39223	-.00079	.01167	.01114	.00022	.01084	1.8829	.00112
#2	.00870	.39150	-.00130	.01126	.01060	.00035	.00396	1.8944	.00087
Check ?	Chk Pass	Chk Pass	Chk Pass	Chk Pass	Chk Pass	Chk Pass	Chk Pass	Chk Pass	Chk Pass
High Limit									
Low Limit									

Elem	Co2286	Cr2055	Cu3247	Fe2599	K_7664	Li6707	Mg2790	Mn2576	Mo2020
Line	228.616 {447}	205.552 {464}	324.754 {104}	259.940 {130}	766.490 { 44}	670.784 { 50}	279.079 {121}2	257.610 {131}	202.030 {467}
Units	ppm	ppm	ppm	ppm	ppm	ppm	ppm	ppm	ppm
Avg	**.00156**	**.01555**	**.01382**	**.83176**	**61.909**	**.00092**	**.61343**	F **49.492**	**.00494**
Stddev	.00001	.00008	.00004	.00268	.250	.00026	.00124	.298	.00022
%RSD	.43088	.49915	.27876	.32190	.40310	27.991	.20154	.60158	4.5575
#1	.00155	.01561	.01384	.82987	61.732	.00110	.61256	49.281	.00478
#2	.00156	.01550	.01379	.83366	62.085	.00074	.61431	49.702	.00509
Check ?	Chk Pass	Chk Pass	Chk Pass	Chk Pass	Chk Pass	Chk Pass	Chk Pass	Chk Fail	Chk Pass
High Limit								20.000	
Low Limit								-.02000	

Elem	Na8183	Ni2316	P_1782	Pb2203	S_1820	Sb2068	Se1960	Si2881	Sn1899
Line	818.326 { 41}	231.604 {446}	178.284 {489}	220.353 {453}	182.034 {485}	206.833 {463}	196.090 {472}	288.158 {117}	189.989 {477}
Units	ppm	ppm	ppm	ppm	ppm	ppm	ppm	ppm	ppm
Avg	**85.154**	**.05430**	**.07894**	**.02258**	**282.72**	**.03640**	**-.00428**	**.22706**	F **160.85**
Stddev	1.121	.00067	.00202	.00001	.48	.00016	.00435	.03480	.23
%RSD	1.3163	1.2365	2.5550	.06267	.16985	.43785	101.57	15.326	.14444
#1	84.362	.05383	.07751	.02259	282.38	.03652	-.00736	.20246	160.68
#2	85.947	.05478	.08037	.02257	283.06	.03629	-.00121	.25167	161.01
Check ?	Chk Pass	Chk Pass	Chk Pass	Chk Pass	None	Chk Pass	Chk Pass	Chk Pass	Chk Fail
High Limit									20.000
Low Limit									-.10000

Elem	Sr4077	Th2837	Ti3349	Tl1908	U_3701	V_2924	Zn2062	Zr3391
Line	407.771 { 83}	283.730 {119}	334.904 {101}	190.856 {477}	370.152 { 91}	292.402 {115}	206.200 {163}	339.198 { 99}
Units	ppm	ppm	ppm	ppm	ppm	ppm	ppm	ppm
Avg	**.01593**	**-.00434**	**.01805**	F **-.03499**	**-.02447**	F **-.03597**	**.01745**	**.00120**
Stddev	.00024	.00126	.00045	.00099	.01151	.00026	.00035	.00050
%RSD	1.5267	28.923	2.4894	2.8201	47.030	.72025	2.0069	41.533
#1	.01575	-.00345	.01773	-.03429	-.01633	-.03579	.01770	.00085
#2	.01610	-.00523	.01836	-.03569	-.03261	-.03616	.01720	.00155
Check ?	Chk Pass	Chk Pass	Chk Pass	Chk Fail	Chk Pass	Chk Fail	Chk Pass	Chk Pass
High Limit				20.000		50.000		
Low Limit				-.02000		-.02000		

Int. Std.	Y_2243	Y_3600	Y_3774
Line	224.306 {450}	360.073 { 94}	377.433 { 89}
Units	Cts/S	Cts/S	Cts/S
Avg	**5361.5**	**66772.**	**3044.0**
Stddev	.2	240.	17.8
%RSD	.00441	.36002	.58619
#1	5361.7	66602.	3056.6
#2	5361.4	66942.	3031.4

Sample Name: CCVH-2050355 Acquired: 5/18/2013 1:12:09 Type: QC
Method: 6500_026(v10) Mode: CONC Corr. Factor: 1.000000
User: bowenh Custom ID1: Custom ID2: Custom ID3:
Comment:

Elem	Ag3280	Al3092	As1890	B_2089	Ba4554	Be3130	Bi2230	Ca3179	Cd2288	Co2286	Cr2055	Cu3247
Units	ppm	ppm	ppm	ppm	ppm	ppm	ppm	ppm	ppm	ppm	ppm	ppm
Avg	**.00063**	**46.035**	**-.00033**	**.00267**	**.00119**	**-.00007**	**1.0153**	**.00819**	**-.00085**	**.00222**	**-.00002**	**-.00002**
Stddev	.00009	.213	.00097	.00067	.00056	.00002	.0044	.00066	.00019	.00017	.00030	.00057
%RSD	14.070	.46252	297.01	25.006	46.946	30.487	.43763	8.0828	22.559	7.7695	1974.4	2616.6
#1	.00057	46.186	-.00102	.00220	.00080	-.00006	1.0185	.00866	-.00071	.00210	.00020	.00038
#2	.00069	45.885	.00036	.00314	.00159	-.00009	1.0122	.00773	-.00098	.00234	-.00023	-.00042
Check ?	None	Chk Pass	None	None	None	None	Chk Pass	None	None	None	None	None
Value												
Range												

Elem	Fe2599	K_7664	Li6707	Mg2790	Mn2576	Mo2020	Na8183	Ni2316	P_1782	Pb2203	S_1820	Sb2068
Units	ppm	ppm	ppm	ppm	ppm	ppm	ppm	ppm	ppm	ppm	ppm	ppm
Avg	F **38.097**	**.74487**	**.00047**	**.01177**	**.00407**	**-.00098**	F **304.97**	**.00175**	**.00913**	**.00229**	**5.4133**	**.00036**
Stddev	.202	.06914	.00113	.00015	.00026	.00049	1.36	.00005	.00104	.00038	.0350	.00072
%RSD	.52957	9.2828	240.05	1.2643	6.4644	49.680	.44580	2.9969	11.415	16.568	.64580	197.86
#1	38.239	.79376	.00127	.01188	.00425	-.00063	305.93	.00172	.00840	.00256	5.4381	-.00015
#2	37.954	.69598	-.00033	.01167	.00388	-.00132	304.01	.00179	.00987	.00203	5.3886	.00087
Check ?	Chk Fail	None	None	None	None	None	Chk Fail	None	None	None	None	None
Value	50.000						250.00					
Range	-10.000%						10.000%					

Elem	Se1960	Si2881	Sn1899	Sr4077	Th2837	Ti3349	Tl1908	U_3701	V_2924	Zn2062	Zr3391
Units	ppm	ppm	ppm	ppm	ppm	ppm	ppm	ppm	ppm	ppm	ppm
Avg	**.00673**	**-.00235**	**.01844**	**.00046**	**5.1511**	**.00281**	**-.00221**	**10.062**	**.00008**	**.00368**	**-.05113**
Stddev	.00409	.01577	.00145	.00031	.0014	.00014	.00019	.024	.00019	.00016	.00238
%RSD	60.730	671.08	7.8518	66.943	.02753	4.9943	8.4032	.23560	238.48	4.4709	4.6588
#1	.00384	.00880	.01946	.00024	5.1501	.00271	-.00234	10.045	-.00005	.00380	-.04944
#2	.00962	-.01350	.01741	.00068	5.1521	.00291	-.00208	10.079	.00021	.00356	-.05281
Check ?	None	None	None	None	Chk Pass	None	None	Chk Pass	None	None	None
Value											
Range											

Int. Std.	Y_2243	Y_3600	Y_3774
Units	Cts/S	Cts/S	Cts/S
Avg	**5293.5**	**66284.**	**3030.5**
Stddev	24.9	27.	10.7
%RSD	.47070	.04086	.35353
#1	5275.9	66304.	3023.0
#2	5311.1	66265.	3038.1

Sample Name: CCV-2050339 Acquired: 5/18/2013 1:14:33 Type: QC
Method: 6500_026(v10) Mode: CONC Corr. Factor: 1.000000
User: bowenh Custom ID1: Custom ID2: Custom ID3:
Comment:

Elem	Ag3280	Al1670	As1890	B_2089	Ba4554	Be3130	Bi2230	Ca3179	Cd2288	Co2286	Cr2055	Cu3247
Units	ppm	ppm	ppm	ppm	ppm	ppm	ppm	ppm	ppm	ppm	ppm	ppm
Avg	**.50155**	**.49732**	**.99426**	**.50915**	**.52477**	F **.43299**	**.00406**	**4.5314**	**.49607**	**.50310**	**.48969**	**.48458**
Stddev	.00075	.00025	.00249	.00066	.00662	.00387	.00275	.0369	.00072	.00012	.00026	.00023
%RSD	.14950	.05010	.25011	.12867	1.2615	.89370	67.734	.81386	.14473	.02307	.05222	.04694
#1	.50208	.49750	.99250	.50962	.52945	.43573	.00601	4.5575	.49658	.50301	.48987	.48442
#2	.50102	.49715	.99601	.50869	.52009	.43025	.00212	4.5053	.49556	.50318	.48951	.48474
Check ?	Chk Pass	Chk Pass	Chk Pass	Chk Pass	Chk Pass	Chk Fail	None	Chk Pass	Chk Pass	Chk Pass	Chk Pass	Chk Pass
Value						.50000						
Range						-10.000%						

Elem	Fe2599	K_7664	Li6707	Mg2790	Mn2576	Mo2020	Na5895	Ni2316	P_1782	Pb2203	S_1820	Sb2068
Units	ppm	ppm	ppm	ppm	ppm	ppm	ppm	ppm	ppm	ppm	ppm	ppm
Avg	F **1.9446**	F **58.697**	F **1.1559**	**19.733**	**.49931**	**.48310**	F **5.7389**	**.49987**	**1.0148**	**.99830**	**.20829**	**.99659**
Stddev	.0228	.359	.0086	.007	.00030	.00182	.0699	.00249	.0047	.00285	.00426	.00493
%RSD	1.1742	.61148	.74008	.03642	.06108	.37693	1.2175	.49835	.46313	.28504	2.0447	.49515
#1	1.9607	58.950	1.1620	19.727	.49910	.48181	5.7883	.49811	1.0115	.99629	.21130	.99310
#2	1.9285	58.443	1.1499	19.738	.49953	.48438	5.6895	.50163	1.0181	1.0003	.20528	1.0001
Check ?	Chk Fail	Chk Fail	Chk Fail	Chk Pass	Chk Pass	Chk Pass	Chk Fail	Chk Pass	Chk Pass	Chk Pass	None	Chk Pass
Value	2.5000	50.000	1.0000				5.0000					
Range	-10.000%	10.000%	10.000%				10.000%					

Elem	Se1960	Si2881	Sn1899	Sr4077	Th2837	Ti3349	Tl1908	U_3701	V_2924	Zn2062	Zr3391
Units	ppm	ppm	ppm	ppm	ppm	ppm	ppm	ppm	ppm	ppm	ppm
Avg	**1.0123**	F **4.1928**	**.97564**	**.51658**	**.00220**	**.49058**	**.97269**	**.01652**	**.48871**	**.49779**	**.46119**
Stddev	.0027	.0117	.00087	.00373	.00125	.00141	.00009	.04250	.00016	.00098	.00248
%RSD	.26431	.27845	.08874	.72180	56.946	.28726	.00900	257.33	.03188	.19596	.53859
#1	1.0104	4.2010	.97503	.51922	.00309	.48958	.97275	-.01354	.48882	.49848	.46294
#2	1.0142	4.1845	.97625	.51395	.00132	.49158	.97263	.04657	.48860	.49710	.45943
Check ?	Chk Pass	Chk Fail	Chk Pass	Chk Pass	None	Chk Pass	Chk Pass	None	Chk Pass	Chk Pass	Chk Pass
Value		5.0000									
Range		-10.000%									

Int. Std.	Y_2243	Y_3600	Y_3774
Units	Cts/S	Cts/S	Cts/S
Avg	**5392.7**	**67750.**	**3086.3**
Stddev	5.7	50.	32.7
%RSD	.10546	.07419	1.0586
#1	5396.8	67715.	3063.2
#2	5388.7	67786.	3109.4

Sample Name: CCB Acquired: 5/18/2013 1:16:47 Type: QC
Method: 6500_026(v10) Mode: CONC Corr. Factor: 1.000000
User: bowenh Custom ID1: Custom ID2: Custom ID3:
Comment:

Elem	Ag3280	Al1670	As1890	B_2089	Ba4554	Be3130	Bi2230	Ca3179	Cd2288	Co2286	Cr2055
Units	ppm	ppm	ppm	ppm	ppm	ppm	ppm	ppm	ppm	ppm	ppm
Avg	**.00082**	F **.04491**	**.00178**	W **.00305**	**.00032**	**-.00009**	**.00448**	**.00859**	W **.00063**	**.00065**	**.00026**
Stddev	.00013	.00158	.00033	.00091	.00021	.00019	.00178	.00377	.00034	.00029	.00006
%RSD	16.090	3.5262	18.596	29.911	65.071	210.50	39.618	43.871	53.534	44.176	22.754
#1	.00073	.04379	.00155	.00370	.00017	.00004	.00574	.00592	.00039	.00044	.00022
#2	.00091	.04603	.00202	.00241	.00047	-.00022	.00323	.01125	.00087	.00085	.00031
Check ?	Chk Pass	Chk Fail	Chk Pass	Chk Warn	Chk Pass	Chk Pass	None	Chk Pass	Chk Warn	Chk Pass	Chk Pass
High Limit		.03600		.00156					.00045		
Low Limit		-.03600		-.00156					-.00045		

Elem	Cu3247	Fe2599	K_7664	Li6707	Mg2790	Mn2576	Mo2020	Na5895	Ni2316	P_1782	Pb2203
Units	ppm	ppm	ppm	ppm	ppm	ppm	ppm	ppm	ppm	ppm	ppm
Avg	W **.00158**	**.00585**	F **.42683**	W **-.00403**	F **.06904**	F **.01814**	W **.00478**	F **.20775**	**.00092**	F **.03168**	**.00234**
Stddev	.00038	.00128	.05731	.00356	.00561	.00072	.00013	.00301	.00032	.00120	.00164
%RSD	24.294	21.831	13.426	88.353	8.1233	3.9948	2.7382	1.4509	35.073	3.7888	70.140
#1	.00131	.00495	.46736	-.00655	.07300	.01865	.00469	.20988	.00069	.03253	.00118
#2	.00185	.00676	.38631	-.00151	.06507	.01763	.00488	.20562	.00115	.03083	.00349
Check ?	Chk Warn	Chk Pass	Chk Fail	Chk Warn	Chk Fail	Chk Fail	Chk Warn	Chk Fail	Chk Pass	Chk Fail	Chk Pass
High Limit	.00136		.25000	.00261	.02140	.00051	.00313	.10000		.01000	
Low Limit	-.00136		-.25000	-.00261	-.02140	-.00051	-.00313	-.10000		-.01000	

Elem	S_1820	Sb2068	Se1960	Si2881	Sn1899	Sr4077	Th2837	Ti3349	Tl1908	U_3701	V_2924
Units	ppm	ppm	ppm	ppm	ppm	ppm	ppm	ppm	ppm	ppm	ppm
Avg	**1.0601**	**.00198**	**.00165**	**-.01013**	F **.04846**	**.00001**	**.00468**	W **.00070**	**.00040**	**-.00673**	**.00045**
Stddev	.0449	.00185	.00068	.00021	.00199	.00010	.00071	.00008	.00020	.03060	.00023
%RSD	4.2313	93.696	41.258	2.0952	4.1027	1158.4	15.068	11.734	50.157	454.93	50.026
#1	1.0284	.00067	.00117	-.00998	.04705	.00008	.00418	.00064	.00026	.01491	.00061
#2	1.0918	.00328	.00213	-.01028	.04986	-.00006	.00518	.00076	.00055	-.02836	.00029
Check ?	None	Chk Pass	Chk Pass	Chk Pass	Chk Fail	Chk Pass	Chk Pass	Chk Warn	Chk Pass	Chk Pass	Chk Pass
High Limit					.01166			.00060			
Low Limit					-.01166			-.00060			

Elem	Zn2062	Zr3391
Units	ppm	ppm
Avg	F **.00942**	**.00109**
Stddev	.00064	.00334
%RSD	6.8374	305.88
#1	.00988	.00346
#2	.00897	-.00127
Check ?	Chk Fail	Chk Pass
High Limit	.00906	
Low Limit	-.00906	

Int. Std.	Y_2243	Y_3600	Y_3774
Units	Cts/S	Cts/S	Cts/S
Avg	**5480.1**	**68696.**	**3110.1**
Stddev	3.1	284.	14.0
%RSD	.05655	.41374	.45131
#1	5477.9	68495.	3100.1
#2	5482.2	68897.	3120.0

Sample Name: CCVL2057887 Acquired: 5/18/2013 1:19:16 Type: QC
Method: 6500_026(v10) Mode: CONC Corr. Factor: 1.000000
User: bowenh Custom ID1: Custom ID2: Custom ID3:
Comment:

Elem	Ag3280	Al1670	As1890	B_2089	Ba4554	Be3130	Bi2230	Ca3179	Cd2288	Co2286	Cr2055
Units	ppm	ppm	ppm	ppm	ppm	ppm	ppm	ppm	ppm	ppm	ppm
Avg	**.01127**	W **.12913**	**.01307**	**.10676**	W **.01206**	**.00102**	**.10979**	F **.29189**	**.00570**	**.01135**	**.01052**
Stddev	.00050	.00133	.00270	.00094	.00037	.00003	.00310	.00732	.00013	.00025	.00033
%RSD	4.4317	1.0273	20.690	.87716	3.0536	2.8985	2.8267	2.5089	2.1947	2.2110	3.1155
#1	.01163	.13007	.01116	.10610	.01180	.00100	.10760	.28671	.00579	.01153	.01075
#2	.01092	.12819	.01498	.10742	.01232	.00105	.11199	.29707	.00561	.01117	.01028
Check ?	Chk Pass	Chk Warn	Chk Pass	Chk Pass	Chk Warn	Chk Pass	Chk Pass	Chk Fail	Chk Pass	Chk Pass	Chk Pass
Value		.10000			.01000			.20000			
Range		20.000%			20.000%			30.000%			

Elem	Cu3247	Fe2599	K_7664	Li6707	Mg2790	Mn2576	Mo2020	Na5895	Ni2316	P_1782	Pb2203
Units	ppm	ppm	ppm	ppm	ppm	ppm	ppm	ppm	ppm	ppm	ppm
Avg	**.01625**	W **.12278**	F **4.4149**	**.01081**	W **.25782**	F **.02308**	**.02237**	F **2.1457**	**.04255**	**3.0545**	**.00978**
Stddev	.00010	.00124	.0845	.00433	.00268	.00070	.00002	.0267	.00005	.0048	.00108
%RSD	.60169	1.0073	1.9136	40.090	1.0401	3.0175	.09607	1.2425	.11990	.15625	11.017
#1	.01618	.12191	4.4746	.01387	.25972	.02358	.02239	2.1646	.04258	3.0512	.01054
#2	.01632	.12366	4.3551	.00774	.25593	.02259	.02236	2.1269	.04251	3.0579	.00902
Check ?	Chk Pass	Chk Warn	Chk Fail	Chk Pass	Chk Warn	Chk Fail	Chk Pass	Chk Fail	Chk Pass	Chk Pass	Chk Pass
Value		.10000	3.0000		.20000	.01000		1.0000			
Range		20.000%	30.000%		20.000%	30.000%		30.000%			

Elem	S_1820	Sb2068	Se1960	Si2881	Sn1899	Sr4077	Th2837	Ti3349	Tl1908	U_3701	V_2924
Units	ppm	ppm	ppm	ppm	ppm	ppm	ppm	ppm	ppm	ppm	ppm
Avg	**.62467**	**.01196**	**.01796**	**.44877**	W **.12875**	W **.01214**	**.01783**	**.01048**	**.01727**	F **.09801**	**.01025**
Stddev	.05425	.00108	.00018	.01779	.00266	.00006	.00068	.00010	.00079	.00675	.00025
%RSD	8.6849	9.0399	1.0276	3.9650	2.0692	.49903	3.7970	.93597	4.5917	6.8884	2.4651
#1	.66303	.01272	.01809	.43619	.13063	.01218	.01735	.01055	.01671	.09324	.01043
#2	.58631	.01119	.01783	.46135	.12687	.01210	.01830	.01041	.01783	.10278	.01007
Check ?	None	Chk Pass	Chk Pass	Chk Pass	Chk Warn	Chk Warn	Chk Pass	Chk Pass	Chk Pass	Chk Fail	Chk Pass
Value					.10000	.01000				.06000	
Range					20.000%	20.000%				30.000%	

Elem	Zn2062	Zr3391
Units	ppm	ppm
Avg	F **.02802**	**.01674**
Stddev	.00021	.00150
%RSD	.73481	8.9624
#1	.02817	.01568
#2	.02788	.01780
Check ?	Chk Fail	Chk Pass
Value	.02000	
Range	30.000%	

Int. Std.	Y_2243	Y_3600	Y_3774
Units	Cts/S	Cts/S	Cts/S
Avg	**5424.9**	**68506.**	**3072.9**
Stddev	6.1	64.	.6
%RSD	.11322	.09327	.01798
#1	5420.6	68460.	3073.3
#2	5429.3	68551.	3072.5

Sample Name: MB 280-174562/1-A Acquired: 5/18/2013 1:21:41 Type: Unk
Method: 6500_026(v10) Mode: CONC Corr. Factor: 1.000000
User: bowenh Custom ID1: q4 Custom ID2: Custom ID3:
Comment: 174562 6010c

Elem	Ag3280	Al1670	As1890	B_2089	Ba4554	Be3130	Bi2230	Ca3179	Cd2288
Line	328.068 {103}	167.079 {502}	189.042 {478}	208.959 {461}	455.403 { 74}	313.042 {108}	223.061 {451}	317.933 {106}	228.802 {447}
Units	ppm	ppm	ppm	ppm	ppm	ppm	ppm	ppm	ppm
Avg	**.00037**	**.02306**	**.00173**	**.00215**	**.00079**	**-.00004**	**-.00310**	**.04694**	**.00027**
Stddev	.00075	.00019	.00273	.00056	.00006	.00001	.00312	.00187	.00013
%RSD	201.46	.84038	157.52	26.146	7.8561	27.648	100.45	3.9906	48.350
#1	-.00016	.02292	-.00020	.00175	.00083	-.00005	-.00090	.04562	.00036
#2	.00091	.02319	.00366	.00254	.00075	-.00004	-.00531	.04827	.00018
Check ?	Chk Pass	Chk Pass	Chk Pass	Chk Pass	Chk Pass	Chk Pass	Chk Pass	Chk Pass	Chk Pass
High Limit									
Low Limit									

Elem	Co2286	Cr2055	Cu3247	Fe2599	K_7664	Li6707	Mg2790	Mn2576	Mo2020
Line	228.616 {447}	205.552 {464}	324.754 {104}	259.940 {130}	766.490 { 44}	670.784 { 50}	279.079 {121}2	257.610 {131}	202.030 {467}
Units	ppm	ppm	ppm	ppm	ppm	ppm	ppm	ppm	ppm
Avg	**.00015**	**-.00005**	**.00034**	**.02305**	**.40804**	**-.00374**	**.02366**	W **.00633**	**.00170**
Stddev	.00005	.00016	.00018	.00567	.10504	.00024	.00146	.00017	.00021
%RSD	35.173	347.96	54.231	24.589	25.742	6.3345	6.1625	2.7278	12.517
#1	.00019	.00007	.00047	.01905	.48232	-.00357	.02470	.00645	.00155
#2	.00012	-.00016	.00021	.02706	.33377	-.00391	.02263	.00621	.00185
Check ?	Chk Pass	Chk Pass	Chk Pass	Chk Pass	Chk Pass	Chk Pass	Chk Pass	Chk Warn	Chk Pass
High Limit								.00500	
Low Limit								-.00500	

Elem	Na5895	Ni2316	P_1782	Pb2203	S_1820	Sb2068	Se1960	Si2881	Sn1899
Line	589.592 { 57}	231.604 {446}	178.284 {489}	220.353 {453}	182.034 {485}	206.833 {463}	196.090 {472}	288.158 {117}	189.989 {477}
Units	ppm	ppm	ppm	ppm	ppm	ppm	ppm	ppm	ppm
Avg	W **.56907**	**.00037**	F **.17546**	**.00144**	**.36744**	**.00378**	**.00322**	**.02014**	**.01651**
Stddev	.00446	.00002	.00292	.00089	.00071	.00188	.00235	.01038	.00039
%RSD	.78351	5.0163	1.6624	62.158	.19209	49.850	72.863	51.521	2.3342
#1	.57222	.00036	.17340	.00081	.36694	.00244	.00488	.02748	.01624
#2	.56591	.00038	.17752	.00207	.36793	.00511	.00156	.01280	.01678
Check ?	Chk Warn	Chk Pass	Chk Fail	Chk Pass	None	Chk Pass	Chk Pass	Chk Pass	Chk Pass
High Limit	.50000		.01000						
Low Limit	-.50000		-.01000						

Elem	Sr4077	Th2837	Ti3349	Tl1908	U_3701	V_2924	Zn2062	Zr3391
Line	407.771 { 83}	283.730 {119}	334.904 {101}	190.856 {477}	370.152 { 91}	292.402 {115}	206.200 {163}	339.198 { 99}
Units	ppm	ppm	ppm	ppm	ppm	ppm	ppm	ppm
Avg	**.00049**	**-.00017**	**.00029**	**.00020**	**.02872**	**.00048**	W **.00502**	**.00224**
Stddev	.00016	.00090	.00014	.00035	.01729	.00002	.00048	.00010
%RSD	33.220	516.80	49.180	171.63	60.196	5.0352	9.5497	4.6298
#1	.00037	.00046	.00019	-.00004	.01650	.00049	.00536	.00217
#2	.00060	-.00081	.00040	.00045	.04095	.00046	.00468	.00231
Check ?	Chk Pass	Chk Pass	Chk Pass	Chk Pass	Chk Pass	Chk Pass	Chk Warn	Chk Pass
High Limit							.00500	
Low Limit							-.00500	

Int. Std.	Y_2243	Y_3600	Y_3774
Line	224.306 {450}	360.073 { 94}	377.433 { 89}
Units	Cts/S	Cts/S	Cts/S
Avg	**5469.0**	**68643.**	**3083.4**
Stddev	1.7	48.	18.3
%RSD	.03040	.07023	.59210
#1	5467.8	68678.	3096.3
#2	5470.1	68609.	3070.5

Sample Name: LCS 280-174562/2-A Acquired: 5/18/2013 1:24:10 Type: Unk
Method: 6500_026(v10) Mode: CONC Corr. Factor: 1.000000
User: bowenh Custom ID1: q4 Custom ID2: Custom ID3:
Comment: 174562 6010c

Elem	Ag3280	Al1670	As1890	B_2089	Ba4554	Be3130	Bi2230	Ca3179	Cd2288
Line	328.068 {103}	167.079 {502}	189.042 {478}	208.959 {461}	455.403 { 74}	313.042 {108}	223.061 {451}	317.933 {106}	228.802 {447}
Units	ppm	ppm	ppm	ppm	ppm	ppm	ppm	ppm	ppm
Avg	**.05327**	**1.9221**	**.97965**	**1.0324**	**2.1458**	**.04441**	**2.0559**	**44.657**	**.10254**
Stddev	.00045	.0125	.00462	.0034	.0079	.00005	.0131	.268	.00063
%RSD	.84255	.65134	.47142	.32436	.36650	.11942	.63503	.59948	.61215
#1	.05295	1.9310	.98291	1.0347	2.1403	.04437	2.0652	44.468	.10299
#2	.05358	1.9133	.97638	1.0300	2.1514	.04444	2.0467	44.846	.10210
Check ?	Chk Pass	Chk Pass	Chk Pass	Chk Pass	Chk Pass	Chk Pass	Chk Pass	Chk Pass	Chk Pass
High Limit									
Low Limit									

Elem	Co2286	Cr2055	Cu3247	Fe2599	K_7664	Li6707	Mg2790	Mn2576	Mo2020
Line	228.616 {447}	205.552 {464}	324.754 {104}	259.940 {130}	766.490 { 44}	670.784 { 50}	279.079 {121}2	257.610 {131}	202.030 {467}
Units	ppm	ppm	ppm	ppm	ppm	ppm	ppm	ppm	ppm
Avg	**.49953**	**.19791**	**.24766**	F **.79532**	F **59.818**	F **1.1694**	**49.136**	**.50111**	**.98938**
Stddev	.00366	.00112	.00038	.00952	.256	.0042	.006	.00013	.00542
%RSD	.73330	.56342	.15307	1.1965	.42833	.35798	.01318	.02615	.54762
#1	.50212	.19870	.24739	.78859	59.637	1.1664	49.140	.50120	.99321
#2	.49694	.19712	.24793	.80205	59.999	1.1723	49.131	.50102	.98555
Check ?	Chk Pass	Chk Pass	Chk Pass	Chk Fail	Chk Fail	Chk Fail	Chk Pass	Chk Pass	Chk Pass
High Limit				1.1400	57.000	1.1400			
Low Limit				.88000	44.500	.89000			

Elem	Na8183	Ni2316	P_1782	Pb2203	S_1820	Sb2068	Se1960	Si2881	Sn1899
Line	818.326 { 41}	231.604 {446}	178.284 {489}	220.353 {453}	182.034 {485}	206.833 {463}	196.090 {472}	288.158 {117}	189.989 {477}
Units	ppm	ppm	ppm	ppm	ppm	ppm	ppm	ppm	ppm
Avg	F **63.070**	**.49015**	**10.363**	**.49574**	**.29101**	**.51127**	**2.0270**	F **8.5777**	**1.9702**
Stddev	1.759	.00202	.055	.00293	.00160	.00440	.0227	.0560	.0156
%RSD	2.7894	.41265	.53123	.59010	.54944	.86092	1.1216	.65274	.79233
#1	61.826	.49158	10.402	.49781	.29214	.51439	2.0430	8.5381	1.9812
#2	64.314	.48872	10.324	.49367	.28988	.50816	2.0109	8.6173	1.9592
Check ?	Chk Fail	Chk Pass	Chk Pass	Chk Pass	None	Chk Pass	Chk Pass	Chk Fail	Chk Pass
High Limit	56.000							11.500	
Low Limit	45.500							9.4000	

Elem	Sr4077	Th2837	Ti3349	Tl1908	U_3701	V_2924	Zn2062	Zr3391
Line	407.771 { 83}	283.730 {119}	334.904 {101}	190.856 {477}	370.152 { 91}	292.402 {115}	206.200 {163}	339.198 { 99}
Units	ppm	ppm	ppm	ppm	ppm	ppm	ppm	ppm
Avg	**1.0501**	**1.0463**	**1.0065**	**1.9611**	**2.0593**	**.49628**	**.49174**	**.45587**
Stddev	.0057	.0015	.0011	.0188	.0210	.00111	.00023	.00123
%RSD	.54182	.14029	.10899	.95821	1.0200	.22296	.04602	.27049
#1	1.0461	1.0452	1.0057	1.9743	2.0741	.49706	.49190	.45674
#2	1.0542	1.0473	1.0073	1.9478	2.0444	.49549	.49158	.45500
Check ?	Chk Pass	Chk Pass	Chk Pass	Chk Pass	Chk Pass	Chk Pass	Chk Pass	Chk Pass
High Limit								
Low Limit								

Int. Std.	Y_2243	Y_3600	Y_3774
Line	224.306 {450}	360.073 { 94}	377.433 { 89}
Units	Cts/S	Cts/S	Cts/S
Avg	**5378.7**	**67613.**	**3148.4**
Stddev	22.5	180.	3.0
%RSD	.41908	.26632	.09470
#1	5362.8	67486.	3150.6
#2	5394.7	67740.	3146.3

Sample Name: 280-41352-J-11-A Acquired: 5/18/2013 1:26:24 Type: Unk
Method: 6500_026(v10) Mode: CONC Corr. Factor: 1.000000
User: bowenh Custom ID1: q4 Custom ID2: Custom ID3:
Comment: 174562 6010c

Elem	Ag3280	Al1670	As1890	B_2089	Ba4554	Be3130	Bi2230	Ca3179	Cd2288
Line	328.068 {103}	167.079 {502}	189.042 {478}	208.959 {461}	455.403 { 74}	313.042 {108}	223.061 {451}	317.933 {106}	228.802 {447}
Units	ppm	ppm	ppm	ppm	ppm	ppm	ppm	ppm	ppm
Avg	**.00084**	**.01836**	**.00172**	**.00981**	**.01587**	**-.00015**	**-.00060**	**.27557**	**.00034**
Stddev	.00022	.00007	.00091	.00045	.00045	.00004	.00151	.00474	.00011
%RSD	25.997	.36105	52.923	4.6173	2.8252	23.714	251.26	1.7208	31.892
#1	.00100	.01841	.00236	.01013	.01556	-.00018	-.00167	.27221	.00041
#2	.00069	.01831	.00108	.00949	.01619	-.00013	.00047	.27892	.00026
Check ?	Chk Pass	Chk Pass	Chk Pass	Chk Pass	Chk Pass	Chk Pass	Chk Pass	Chk Pass	Chk Pass
High Limit									
Low Limit									

Elem	Co2286	Cr2055	Cu3247	Fe2599	K_7664	Li6707	Mg2790	Mn2576	Mo2020
Line	228.616 {447}	205.552 {464}	324.754 {104}	259.940 {130}	766.490 { 44}	670.784 { 50}	279.079 {121}2	257.610 {131}	202.030 {467}
Units	ppm	ppm	ppm	ppm	ppm	ppm	ppm	ppm	ppm
Avg	**.00015**	**.00003**	**.00184**	**.07606**	**.34152**	**-.00324**	**.10756**	**.00721**	**.00125**
Stddev	.00036	.00012	.00049	.00461	.06074	.00072	.00197	.00008	.00011
%RSD	246.22	392.65	26.628	6.0621	17.785	22.069	1.8332	1.1322	8.7547
#1	.00040	.00011	.00150	.07280	.29857	-.00375	.10895	.00727	.00133
#2	-.00011	-.00005	.00219	.07932	.38447	-.00274	.10616	.00715	.00117
Check ?	Chk Pass	Chk Pass	Chk Pass	Chk Pass	Chk Pass	Chk Pass	Chk Pass	Chk Pass	Chk Pass
High Limit									
Low Limit									

Elem	Na5895	Ni2316	P_1782	Pb2203	S_1820	Sb2068	Se1960	Si2881	Sn1899
Line	589.592 { 57}	231.604 {446}	178.284 {489}	220.353 {453}	182.034 {485}	206.833 {463}	196.090 {472}	288.158 {117}	189.989 {477}
Units	ppm	ppm	ppm	ppm	ppm	ppm	ppm	ppm	ppm
Avg	**.64045**	**.00048**	**.16336**	**.00076**	**.25936**	**.00188**	**.00373**	**1.6588**	**.01302**
Stddev	.01194	.00008	.00130	.00060	.00478	.00031	.00103	.0015	.00010
%RSD	1.8651	16.915	.79484	78.085	1.8437	16.237	27.692	.09260	.80487
#1	.63200	.00042	.16428	.00034	.26274	.00167	.00300	1.6577	.01310
#2	.64889	.00054	.16244	.00119	.25598	.00210	.00446	1.6599	.01295
Check ?	Chk Pass	Chk Pass	Chk Pass	Chk Pass	None	Chk Pass	Chk Pass	Chk Pass	Chk Pass
High Limit									
Low Limit									

Elem	Sr4077	Th2837	Ti3349	Tl1908	U_3701	V_2924	Zn2062	Zr3391
Line	407.771 { 83}	283.730 {119}	334.904 {101}	190.856 {477}	370.152 { 91}	292.402 {115}	206.200 {163}	339.198 { 99}
Units	ppm	ppm	ppm	ppm	ppm	ppm	ppm	ppm
Avg	**.00425**	**.00298**	**.00049**	**-.00117**	**.00658**	**.00062**	**.01262**	**.00482**
Stddev	.00005	.00127	.00008	.00009	.00308	.00066	.00035	.00023
%RSD	1.2127	42.604	16.439	8.1391	46.857	106.39	2.7969	4.8643
#1	.00421	.00388	.00044	-.00123	.00440	.00015	.01237	.00465
#2	.00428	.00208	.00055	-.00110	.00876	.00108	.01287	.00499
Check ?	Chk Pass	Chk Pass	Chk Pass	Chk Pass	Chk Pass	Chk Pass	Chk Pass	Chk Pass
High Limit								
Low Limit								

Int. Std.	Y_2243	Y_3600	Y_3774
Line	224.306 {450}	360.073 { 94}	377.433 { 89}
Units	Cts/S	Cts/S	Cts/S
Avg	**5490.9**	**69665.**	**3166.5**
Stddev	5.0	152.	1.1
%RSD	.09163	.21767	.03475
#1	5494.5	69558.	3165.8
#2	5487.4	69772.	3167.3

Sample Name: 280-41447-E-4-A Acquired: 5/18/2013 1:28:51 Type: Unk
Method: 6500_026(v10) Mode: CONC Corr. Factor: 1.000000
User: bowenh Custom ID1: q4 Custom ID2: Custom ID3:
Comment: 174562 6010c

Elem	Ag3280	Al1670	As1890	B_2089	Ba4554	Be3130	Bi2230	Ca3179	Cd2288
Line	328.068 {103}	167.079 {502}	189.042 {478}	208.959 {461}	455.403 { 74}	313.042 {108}	223.061 {451}	317.933 {106}	228.802 {447}
Units	ppm	ppm	ppm	ppm	ppm	ppm	ppm	ppm	ppm
Avg	**.00064**	**.01076**	**-.00036**	**.04926**	**.03540**	**.00002**	**-.00642**	**32.700**	**.00056**
Stddev	.00033	.00079	.00141	.00005	.00040	.00001	.00001	.061	.00031
%RSD	52.127	7.3571	386.81	.09721	1.1233	49.491	.18522	.18562	55.400
#1	.00040	.01132	.00063	.04922	.03568	.00002	-.00643	32.657	.00078
#2	.00087	.01020	-.00136	.04929	.03512	.00001	-.00642	32.742	.00034
Check ?	Chk Pass	Chk Pass	Chk Pass	Chk Pass	Chk Pass	Chk Pass	Chk Pass	Chk Pass	Chk Pass
High Limit									
Low Limit									

Elem	Co2286	Cr2055	Cu3247	Fe2599	K_7664	Li6707	Mg2790	Mn2576	Mo2020
Line	228.616 {447}	205.552 {464}	324.754 {104}	259.940 {130}	766.490 { 44}	670.784 { 50}	279.079 {121}2	257.610 {131}	202.030 {467}
Units	ppm	ppm	ppm	ppm	ppm	ppm	ppm	ppm	ppm
Avg	**.00146**	**.00002**	**.00104**	**1.0099**	**1.7783**	**-.00207**	**20.384**	**.61302**	**.00246**
Stddev	.00020	.00036	.00031	.0118	.0710	.00013	.023	.00021	.00029
%RSD	13.615	1709.3	29.964	1.1676	3.9906	6.5085	.11411	.03482	11.735
#1	.00132	.00028	.00126	1.0016	1.8285	-.00197	20.401	.61317	.00266
#2	.00161	-.00023	.00082	1.0182	1.7282	-.00216	20.368	.61287	.00225
Check ?	Chk Pass	Chk Pass	Chk Pass	Chk Pass	Chk Pass	Chk Pass	Chk Pass	Chk Pass	Chk Pass
High Limit									
Low Limit									

Elem	Na8183	Ni2316	P_1782	Pb2203	S_1820	Sb2068	Se1960	Si2881	Sn1899
Line	818.326 { 41}	231.604 {446}	178.284 {489}	220.353 {453}	182.034 {485}	206.833 {463}	196.090 {472}	288.158 {117}	189.989 {477}
Units	ppm	ppm	ppm	ppm	ppm	ppm	ppm	ppm	ppm
Avg	**16.327**	**.00302**	**.37097**	**.00281**	**14.449**	**.00269**	**.00476**	**23.962**	**.00947**
Stddev	.602	.00029	.00163	.00195	.003	.00092	.00043	.152	.00051
%RSD	3.6900	9.6223	.43894	69.363	.01789	34.326	9.0496	.63376	5.3637
#1	16.753	.00322	.37212	.00418	14.451	.00335	.00506	23.854	.00983
#2	15.901	.00281	.36982	.00143	14.447	.00204	.00445	24.069	.00911
Check ?	Chk Pass	Chk Pass	Chk Pass	Chk Pass	None	Chk Pass	Chk Pass	Chk Pass	Chk Pass
High Limit									
Low Limit									

Elem	Sr4077	Th2837	Ti3349	Tl1908	U_3701	V_2924	Zn2062	Zr3391
Line	407.771 { 83}	283.730 {119}	334.904 {101}	190.856 {477}	370.152 { 91}	292.402 {115}	206.200 {163}	339.198 { 99}
Units	ppm	ppm	ppm	ppm	ppm	ppm	ppm	ppm
Avg	**.16909**	**-.00106**	**.00051**	**-.00072**	**.03092**	**.00455**	**.00910**	**.00371**
Stddev	.00088	.00120	.00022	.00000	.03593	.00107	.00024	.00000
%RSD	.51957	113.84	43.707	.44415	116.18	23.554	2.6289	.01742
#1	.16847	-.00021	.00067	-.00072	.00552	.00531	.00927	.00371
#2	.16971	-.00191	.00035	-.00072	.05633	.00379	.00893	.00371
Check ?	Chk Pass	Chk Pass	Chk Pass	Chk Pass	Chk Pass	Chk Pass	Chk Pass	Chk Pass
High Limit								
Low Limit								

Int. Std.	Y_2243	Y_3600	Y_3774
Line	224.306 {450}	360.073 { 94}	377.433 { 89}
Units	Cts/S	Cts/S	Cts/S
Avg	**5442.2**	**68540.**	**3165.9**
Stddev	4.9	112.	3.0
%RSD	.09011	.16339	.09510
#1	5438.8	68461.	3168.1
#2	5445.7	68620.	3163.8

Sample Name: 280-41447-E-5-A Acquired: 5/18/2013 1:31:16 Type: Unk
Method: 6500_026(v10) Mode: CONC Corr. Factor: 1.000000
User: bowenh Custom ID1: q4 Custom ID2: Custom ID3:
Comment: 174562 6010c

Elem	Ag3280	Al1670	As1890	B_2089	Ba4554	Be3130	Bi2230	Ca3179	Cd2288
Line	328.068 {103}	167.079 {502}	189.042 {478}	208.959 {461}	455.403 { 74}	313.042 {108}	223.061 {451}	317.933 {106}	228.802 {447}
Units	ppm	ppm	ppm	ppm	ppm	ppm	ppm	ppm	ppm
Avg	**.00051**	**.00609**	**-.00125**	**.04815**	**.03614**	**-.00001**	**-.00754**	**33.819**	**.00045**
Stddev	.00062	.00028	.00160	.00061	.00051	.00005	.00029	.078	.00004
%RSD	122.56	4.5196	128.03	1.2625	1.4094	566.59	3.8837	.23036	9.4082
#1	.00007	.00629	-.00238	.04772	.03578	-.00005	-.00774	33.764	.00042
#2	.00095	.00590	-.00012	.04858	.03650	.00003	-.00733	33.874	.00048
Check ?	Chk Pass	Chk Pass	Chk Pass	Chk Pass	Chk Pass	Chk Pass	Chk Pass	Chk Pass	Chk Pass
High Limit									
Low Limit									

Elem	Co2286	Cr2055	Cu3247	Fe2599	K_7664	Li6707	Mg2790	Mn2576	Mo2020
Line	228.616 {447}	205.552 {464}	324.754 {104}	259.940 {130}	766.490 { 44}	670.784 { 50}	279.079 {121}2	257.610 {131}	202.030 {467}
Units	ppm	ppm	ppm	ppm	ppm	ppm	ppm	ppm	ppm
Avg	**.00138**	**-.00012**	**.00072**	**1.0377**	**1.6911**	**.00064**	**20.784**	**.62083**	**.00195**
Stddev	.00024	.00000	.00054	.0014	.0131	.00070	.011	.00041	.00014
%RSD	17.154	.42741	75.200	.13001	.77577	108.91	.05076	.06675	7.2009
#1	.00121	-.00011	.00110	1.0367	1.6818	.00114	20.776	.62053	.00185
#2	.00154	-.00012	.00034	1.0386	1.7004	.00015	20.791	.62112	.00205
Check ?	Chk Pass	Chk Pass	Chk Pass	Chk Pass	Chk Pass	Chk Pass	Chk Pass	Chk Pass	Chk Pass
High Limit									
Low Limit									

Elem	Na8183	Ni2316	P_1782	Pb2203	S_1820	Sb2068	Se1960	Si2881	Sn1899
Line	818.326 { 41}	231.604 {446}	178.284 {489}	220.353 {453}	182.034 {485}	206.833 {463}	196.090 {472}	288.158 {117}	189.989 {477}
Units	ppm	ppm	ppm	ppm	ppm	ppm	ppm	ppm	ppm
Avg	**15.953**	**.00257**	**.37383**	**.00185**	**14.447**	**.00130**	**.00174**	**24.756**	**.00181**
Stddev	.238	.00005	.00008	.00037	.012	.00050	.00223	.007	.00033
%RSD	1.4923	2.1023	.02033	19.743	.08365	38.679	128.22	.02711	18.130
#1	16.121	.00261	.37389	.00211	14.455	.00094	.00331	24.760	.00204
#2	15.785	.00253	.37378	.00159	14.438	.00165	.00016	24.751	.00158
Check ?	Chk Pass	Chk Pass	Chk Pass	Chk Pass	None	Chk Pass	Chk Pass	Chk Pass	Chk Pass
High Limit									
Low Limit									

Elem	Sr4077	Th2837	Ti3349	Tl1908	U_3701	V_2924	Zn2062	Zr3391
Line	407.771 { 83}	283.730 {119}	334.904 {101}	190.856 {477}	370.152 { 91}	292.402 {115}	206.200 {163}	339.198 { 99}
Units	ppm	ppm	ppm	ppm	ppm	ppm	ppm	ppm
Avg	**.17186**	**.00138**	**.00027**	**-.00207**	**-.01307**	**.00501**	**.01169**	**.00166**
Stddev	.00088	.00202	.00004	.00231	.01863	.00082	.00049	.00121
%RSD	.51236	146.71	14.081	111.88	142.48	16.430	4.1793	72.707
#1	.17124	-.00005	.00024	-.00043	.00010	.00443	.01135	.00081
#2	.17248	.00281	.00030	-.00370	-.02624	.00559	.01204	.00252
Check ?	Chk Pass	Chk Pass	Chk Pass	Chk Pass	Chk Pass	Chk Pass	Chk Pass	Chk Pass
High Limit								
Low Limit								

Int. Std.	Y_2243	Y_3600	Y_3774
Line	224.306 {450}	360.073 { 94}	377.433 { 89}
Units	Cts/S	Cts/S	Cts/S
Avg	**5480.1**	**69241.**	**3170.6**
Stddev	.4	40.	8.7
%RSD	.00768	.05705	.27390
#1	5479.8	69213.	3176.8
#2	5480.4	69269.	3164.5

Sample Name: 280-41447-E-7-B Acquired: 5/18/2013 1:33:41 Type: Unk
Method: 6500_026(v10) Mode: CONC Corr. Factor: 1.000000
User: bowenh Custom ID1: q4 Custom ID2: Custom ID3:
Comment: 174562 6010c

Elem	Ag3280	Al1670	As1890	B_2089	Ba4554	Be3130	Bi2230	Ca3179	Cd2288
Line	328.068 {103}	167.079 {502}	189.042 {478}	208.959 {461}	455.403 { 74}	313.042 {108}	223.061 {451}	317.933 {106}	228.802 {447}
Units	ppm	ppm	ppm	ppm	ppm	ppm	ppm	ppm	ppm
Avg	**.00046**	**.00339**	**-.00140**	**.05793**	**.02278**	**-.00022**	**-.00206**	**23.523**	**.00036**
Stddev	.00006	.00001	.00037	.00003	.00091	.00005	.00323	.043	.00016
%RSD	12.303	.34904	26.819	.04456	3.9946	24.834	157.16	.18453	43.941
#1	.00042	.00339	-.00113	.05792	.02214	-.00018	-.00434	23.492	.00047
#2	.00050	.00340	-.00166	.05795	.02343	-.00026	.00023	23.554	.00025
Check ?	Chk Pass	Chk Pass	Chk Pass	Chk Pass	Chk Pass	Chk Pass	Chk Pass	Chk Pass	Chk Pass
High Limit									
Low Limit									

Elem	Co2286	Cr2055	Cu3247	Fe2599	K_7664	Li6707	Mg2790	Mn2576	Mo2020
Line	228.616 {447}	205.552 {464}	324.754 {104}	259.940 {130}	766.490 { 44}	670.784 { 50}	279.079 {121}2	257.610 {131}	202.030 {467}
Units	ppm	ppm	ppm	ppm	ppm	ppm	ppm	ppm	ppm
Avg	**.00144**	**.00025**	**.00027**	**.08628**	**1.3671**	**.00012**	**14.160**	**.48928**	**.00260**
Stddev	.00006	.00001	.00037	.00022	.0506	.00056	.004	.00028	.00038
%RSD	3.9702	5.0985	137.75	.25827	3.7037	469.52	.02710	.05661	14.423
#1	.00148	.00024	.00001	.08612	1.3313	-.00028	14.158	.48947	.00234
#2	.00140	.00026	.00053	.08644	1.4029	.00051	14.163	.48908	.00287
Check ?	Chk Pass	Chk Pass	Chk Pass	Chk Pass	Chk Pass	Chk Pass	Chk Pass	Chk Pass	Chk Pass
High Limit									
Low Limit									

Elem	Na8183	Ni2316	P_1782	Pb2203	S_1820	Sb2068	Se1960	Si2881	Sn1899
Line	818.326 { 41}	231.604 {446}	178.284 {489}	220.353 {453}	182.034 {485}	206.833 {463}	196.090 {472}	288.158 {117}	189.989 {477}
Units	ppm	ppm	ppm	ppm	ppm	ppm	ppm	ppm	ppm
Avg	**16.990**	**.00222**	**.35363**	**.00265**	**6.1909**	**.00161**	**.00352**	**23.848**	**.00007**
Stddev	.430	.00014	.00317	.00091	.0196	.00188	.00148	.124	.00006
%RSD	2.5290	6.4291	.89674	34.187	.31632	116.53	41.920	.52080	99.064
#1	17.293	.00212	.35588	.00329	6.2048	.00028	.00248	23.936	.00011
#2	16.686	.00232	.35139	.00201	6.1771	.00294	.00457	23.760	.00002
Check ?	Chk Pass	Chk Pass	Chk Pass	Chk Pass	None	Chk Pass	Chk Pass	Chk Pass	Chk Pass
High Limit									
Low Limit									

Elem	Sr4077	Th2837	Ti3349	Tl1908	U_3701	V_2924	Zn2062	Zr3391
Line	407.771 { 83}	283.730 {119}	334.904 {101}	190.856 {477}	370.152 { 91}	292.402 {115}	206.200 {163}	339.198 { 99}
Units	ppm	ppm	ppm	ppm	ppm	ppm	ppm	ppm
Avg	**.12183**	**.00191**	**.00005**	**-.00073**	**-.00841**	**.01092**	**.00511**	**.00362**
Stddev	.00066	.00005	.00018	.00120	.01684	.00099	.00033	.00131
%RSD	.54511	2.7309	336.67	163.03	200.07	9.0322	6.5349	36.177
#1	.12230	.00187	.00018	-.00158	-.02032	.01022	.00535	.00269
#2	.12136	.00194	-.00008	.00011	.00349	.01161	.00487	.00454
Check ?	Chk Pass	Chk Pass	Chk Pass	Chk Pass	Chk Pass	Chk Pass	Chk Pass	Chk Pass
High Limit								
Low Limit								

Int. Std.	Y_2243	Y_3600	Y_3774
Line	224.306 {450}	360.073 { 94}	377.433 { 89}
Units	Cts/S	Cts/S	Cts/S
Avg	**5493.7**	**69335.**	**3154.9**
Stddev	13.2	24.	20.8
%RSD	.24091	.03518	.65789
#1	5484.4	69318.	3169.5
#2	5503.1	69352.	3140.2

Sample Name: sd 280-41447-E-7-B@5 Acquired: 5/18/2013 1:36:07 Type: Unk
Method: 6500_026(v10) Mode: CONC Corr. Factor: 1.000000
User: bowenh Custom ID1: q4 Custom ID2: Custom ID3:
Comment: 174562 6010c

Elem	Ag3280	Al1670	As1890	B_2089	Ba4554	Be3130	Bi2230	Ca3179	Cd2288
Line	328.068 {103}	167.079 {502}	189.042 {478}	208.959 {461}	455.403 { 74}	313.042 {108}	223.061 {451}	317.933 {106}	228.802 {447}
Units	ppm	ppm	ppm	ppm	ppm	ppm	ppm	ppm	ppm
Avg	**.00057**	**.00206**	**.00189**	**.01261**	**.00518**	**-.00009**	**.00079**	**4.9726**	**.00007**
Stddev	.00050	.00035	.00183	.00036	.00005	.00005	.00227	.0016	.00005
%RSD	87.246	17.091	96.358	2.8299	.87177	62.110	287.70	.03239	68.629
#1	.00092	.00231	.00318	.01236	.00515	-.00005	.00240	4.9738	.00004
#2	.00022	.00181	.00060	.01286	.00522	-.00012	-.00082	4.9715	.00011
Check ?	Chk Pass	Chk Pass	Chk Pass	Chk Pass	Chk Pass	Chk Pass	Chk Pass	Chk Pass	Chk Pass
High Limit									
Low Limit									

Elem	Co2286	Cr2055	Cu3247	Fe2599	K_7664	Li6707	Mg2790	Mn2576	Mo2020
Line	228.616 {447}	205.552 {464}	324.754 {104}	259.940 {130}	766.490 { 44}	670.784 { 50}	279.079 {121}2	257.610 {131}	202.030 {467}
Units	ppm	ppm	ppm	ppm	ppm	ppm	ppm	ppm	ppm
Avg	**.00026**	**.00001**	**.00011**	**.03265**	**.38554**	**-.00185**	**2.9952**	**.10350**	**.00088**
Stddev	.00016	.00016	.00033	.00401	.01606	.00165	.0003	.00000	.00005
%RSD	63.428	1610.4	300.67	12.269	4.1651	88.910	.01148	.00058	5.9610
#1	.00014	-.00011	.00034	.02982	.37419	-.00302	2.9949	.10351	.00091
#2	.00038	.00013	-.00012	.03548	.39690	-.00069	2.9954	.10350	.00084
Check ?	Chk Pass	Chk Pass	Chk Pass	Chk Pass	Chk Pass	Chk Pass	Chk Pass	Chk Pass	Chk Pass
High Limit									
Low Limit									

Elem	Na5895	Ni2316	P_1782	Pb2203	S_1820	Sb2068	Se1960	Si2881	Sn1899
Line	589.592 { 57}	231.604 {446}	178.284 {489}	220.353 {453}	182.034 {485}	206.833 {463}	196.090 {472}	288.158 {117}	189.989 {477}
Units	ppm	ppm	ppm	ppm	ppm	ppm	ppm	ppm	ppm
Avg	**3.2835**	**.00097**	**.07547**	**.00088**	**1.3075**	**.00079**	**.00251**	**4.9272**	**-.00001**
Stddev	.0101	.00006	.00224	.00162	.0037	.00116	.00335	.0544	.00056
%RSD	.30898	6.6824	2.9741	184.79	.28249	146.35	133.22	1.1045	6800.4
#1	3.2907	.00101	.07706	-.00027	1.3101	.00161	.00015	4.9656	-.00040
#2	3.2763	.00092	.07388	.00203	1.3049	-.00003	.00488	4.8887	.00039
Check ?	Chk Pass	Chk Pass	Chk Pass	Chk Pass	None	Chk Pass	Chk Pass	Chk Pass	Chk Pass
High Limit									
Low Limit									

Elem	Sr4077	Th2837	Ti3349	Tl1908	U_3701	V_2924	Zn2062	Zr3391
Line	407.771 { 83}	283.730 {119}	334.904 {101}	190.856 {477}	370.152 { 91}	292.402 {115}	206.200 {163}	339.198 { 99}
Units	ppm	ppm	ppm	ppm	ppm	ppm	ppm	ppm
Avg	**.02541**	**.00020**	**-.00009**	**-.00001**	**.01179**	**.00248**	**.00401**	**-.00055**
Stddev	.00010	.00010	.00027	.00009	.00674	.00046	.00034	.00145
%RSD	.40879	50.505	309.45	689.87	57.113	18.596	8.4795	265.01
#1	.02548	.00013	.00010	.00005	.00703	.00280	.00377	-.00158
#2	.02534	.00027	-.00028	-.00008	.01656	.00215	.00425	.00048
Check ?	Chk Pass	Chk Pass	Chk Pass	Chk Pass	Chk Pass	Chk Pass	Chk Pass	Chk Pass
High Limit								
Low Limit								

Int. Std.	Y_2243	Y_3600	Y_3774
Line	224.306 {450}	360.073 { 94}	377.433 { 89}
Units	Cts/S	Cts/S	Cts/S
Avg	**5559.2**	**70230.**	**3151.0**
Stddev	1.8	191.	7.8
%RSD	.03167	.27231	.24804
#1	5560.4	70365.	3145.5
#2	5557.9	70094.	3156.6

Sample Name: 280-41447-E-7-C MS Acquired: 5/18/2013 1:38:34 Type: Unk
Method: 6500_026(v10) Mode: CONC Corr. Factor: 1.000000
User: bowenh Custom ID1: q4 Custom ID2: Custom ID3:
Comment: 174562 6010c

Elem	Ag3280	Al1670	As1890	B_2089	Ba4554	Be3130	Bi2230	Ca3179	Cd2288
Line	328.068 {103}	167.079 {502}	189.042 {478}	208.959 {461}	455.403 { 74}	313.042 {108}	223.061 {451}	317.933 {106}	228.802 {447}
Units	ppm	ppm	ppm	ppm	ppm	ppm	ppm	ppm	ppm
Avg	**.05401**	**1.8994**	**.98533**	**1.0860**	**2.1865**	**.04423**	**2.0555**	**68.653**	**.10263**
Stddev	.00030	.0002	.00169	.0008	.0066	.00006	.0063	.171	.00012
%RSD	.56221	.01178	.17194	.07629	.30178	.14162	.30456	.24884	.11974
#1	.05380	1.8996	.98413	1.0866	2.1911	.04419	2.0510	68.774	.10254
#2	.05423	1.8993	.98653	1.0854	2.1818	.04427	2.0599	68.532	.10272
Check ?	Chk Pass	Chk Pass	Chk Pass	Chk Pass	Chk Pass	Chk Pass	Chk Pass	Chk Pass	Chk Pass
High Limit									
Low Limit									

Elem	Co2286	Cr2055	Cu3247	Fe2599	K_7664	Li6707	Mg2790	Mn2576	Mo2020
Line	228.616 {447}	205.552 {464}	324.754 {104}	259.940 {130}	766.490 { 44}	670.784 { 50}	279.079 {121}2	257.610 {131}	202.030 {467}
Units	ppm	ppm	ppm	ppm	ppm	ppm	ppm	ppm	ppm
Avg	**.49910**	**.19774**	**.24882**	**.86260**	**61.547**	**1.1860**	**63.216**	**.98865**	**.98075**
Stddev	.00076	.00045	.00001	.00150	.209	.0022	.156	.00124	.00205
%RSD	.15197	.22626	.00283	.17346	.33930	.18100	.24650	.12532	.20937
#1	.49856	.19742	.24883	.86154	61.695	1.1875	63.326	.98953	.97930
#2	.49963	.19806	.24882	.86365	61.400	1.1845	63.106	.98778	.98220
Check ?	Chk Pass	Chk Pass	Chk Pass	Chk Pass	Chk Pass	Chk Pass	Chk Pass	Chk Pass	Chk Pass
High Limit									
Low Limit									

Elem	Na8183	Ni2316	P_1782	Pb2203	S_1820	Sb2068	Se1960	Si2881	Sn1899
Line	818.326 { 41}	231.604 {446}	178.284 {489}	220.353 {453}	182.034 {485}	206.833 {463}	196.090 {472}	288.158 {117}	189.989 {477}
Units	ppm	ppm	ppm	ppm	ppm	ppm	ppm	ppm	ppm
Avg	**79.944**	**.49011**	**10.498**	**.49453**	**6.4919**	**.50553**	**2.0156**	**33.010**	**1.9399**
Stddev	.799	.00006	.011	.00066	.0027	.00284	.0021	.099	.0017
%RSD	.99899	.01272	.10152	.13447	.04153	.56168	.10529	.29929	.08876
#1	80.508	.49016	10.491	.49406	6.4938	.50754	2.0141	33.080	1.9387
#2	79.379	.49007	10.506	.49500	6.4899	.50352	2.0171	32.940	1.9411
Check ?	Chk Pass	Chk Pass	Chk Pass	Chk Pass	None	Chk Pass	Chk Pass	Chk Pass	Chk Pass
High Limit									
Low Limit									

Elem	Sr4077	Th2837	Ti3349	Tl1908	U_3701	V_2924	Zn2062	Zr3391
Line	407.771 { 83}	283.730 {119}	334.904 {101}	190.856 {477}	370.152 { 91}	292.402 {115}	206.200 {163}	339.198 { 99}
Units	ppm	ppm	ppm	ppm	ppm	ppm	ppm	ppm
Avg	**1.1818**	**1.0368**	**.99433**	**1.9363**	**2.0912**	**.50355**	**.48724**	**.45303**
Stddev	.0028	.0002	.00077	.0004	.0137	.00257	.00032	.00571
%RSD	.23800	.02298	.07710	.02321	.65640	.50955	.06578	1.2610
#1	1.1838	1.0367	.99487	1.9360	2.0815	.50536	.48746	.45707
#2	1.1798	1.0370	.99378	1.9366	2.1010	.50173	.48701	.44899
Check ?	Chk Pass	Chk Pass	Chk Pass	Chk Pass	Chk Pass	Chk Pass	Chk Pass	Chk Pass
High Limit								
Low Limit								

Int. Std.	Y_2243	Y_3600	Y_3774
Line	224.306 {450}	360.073 { 94}	377.433 { 89}
Units	Cts/S	Cts/S	Cts/S
Avg	**5368.9**	**67948.**	**3126.9**
Stddev	.5	204.	6.3
%RSD	.00923	.29986	.20124
#1	5369.2	67804.	3122.4
#2	5368.5	68092.	3131.3

Sample Name: 280-41447-E-7-D MSD Acquired: 5/18/2013 1:40:45 Type: Unk
Method: 6500_026(v10) Mode: CONC Corr. Factor: 1.000000
User: bowenh Custom ID1: q4 Custom ID2: Custom ID3:
Comment: 174562 6010c

Elem	Ag3280	Al1670	As1890	B_2089	Ba4554	Be3130	Bi2230	Ca3179	Cd2288
Line	328.068 {103}	167.079 {502}	189.042 {478}	208.959 {461}	455.403 { 74}	313.042 {108}	223.061 {451}	317.933 {106}	228.802 {447}
Units	ppm	ppm	ppm	ppm	ppm	ppm	ppm	ppm	ppm
Avg	**.05442**	**1.9155**	**.99592**	**1.1058**	**2.1980**	**.04454**	**2.0680**	**68.894**	**.10307**
Stddev	.00009	.0053	.00232	.0012	.0024	.00028	.0013	.084	.00006
%RSD	.16850	.27842	.23313	.10669	.11013	.63711	.06083	.12251	.05357
#1	.05448	1.9117	.99428	1.1050	2.1997	.04434	2.0689	68.953	.10303
#2	.05435	1.9192	.99757	1.1067	2.1962	.04474	2.0671	68.834	.10311
Check ?	Chk Pass	Chk Pass	Chk Pass	Chk Pass	Chk Pass	Chk Pass	Chk Pass	Chk Pass	Chk Pass
High Limit									
Low Limit									

Elem	Co2286	Cr2055	Cu3247	Fe2599	K_7664	Li6707	Mg2790	Mn2576	Mo2020
Line	228.616 {447}	205.552 {464}	324.754 {104}	259.940 {130}	766.490 { 44}	670.784 { 50}	279.079 {121}2	257.610 {131}	202.030 {467}
Units	ppm	ppm	ppm	ppm	ppm	ppm	ppm	ppm	ppm
Avg	**.50308**	**.19965**	**.24988**	**.86772**	**61.633**	**1.1961**	**63.625**	**.99678**	**.99312**
Stddev	.00015	.00034	.00103	.01177	.049	.0021	.091	.00099	.00064
%RSD	.02948	.16994	.41126	1.3560	.07990	.17599	.14245	.09900	.06396
#1	.50298	.19989	.25061	.85940	61.598	1.1975	63.689	.99748	.99268
#2	.50319	.19941	.24915	.87604	61.668	1.1946	63.561	.99608	.99357
Check ?	Chk Pass	Chk Pass	Chk Pass	Chk Pass	Chk Pass	Chk Pass	Chk Pass	Chk Pass	Chk Pass
High Limit									
Low Limit									

Elem	Na8183	Ni2316	P_1782	Pb2203	S_1820	Sb2068	Se1960	Si2881	Sn1899
Line	818.326 { 41}	231.604 {446}	178.284 {489}	220.353 {453}	182.034 {485}	206.833 {463}	196.090 {472}	288.158 {117}	189.989 {477}
Units	ppm	ppm	ppm	ppm	ppm	ppm	ppm	ppm	ppm
Avg	**79.850**	**.49316**	**10.586**	**.49739**	**6.5366**	**.51607**	**2.0361**	**33.323**	**1.9702**
Stddev	.823	.00027	.008	.00101	.0082	.00087	.0026	.021	.0060
%RSD	1.0301	.05416	.07646	.20374	.12598	.16850	.12797	.06251	.30214
#1	79.268	.49297	10.580	.49667	6.5308	.51668	2.0343	33.337	1.9660
#2	80.431	.49335	10.591	.49810	6.5424	.51545	2.0379	33.308	1.9744
Check ?	Chk Pass	Chk Pass	Chk Pass	Chk Pass	None	Chk Pass	Chk Pass	Chk Pass	Chk Pass
High Limit									
Low Limit									

Elem	Sr4077	Th2837	Ti3349	Tl1908	U_3701	V_2924	Zn2062	Zr3391
Line	407.771 { 83}	283.730 {119}	334.904 {101}	190.856 {477}	370.152 { 91}	292.402 {115}	206.200 {163}	339.198 { 99}
Units	ppm	ppm	ppm	ppm	ppm	ppm	ppm	ppm
Avg	**1.1871**	**1.0440**	**1.0069**	**1.9540**	**2.0810**	**.50812**	**.48688**	**.46012**
Stddev	.0004	.0014	.0006	.0000	.0077	.00148	.00134	.00003
%RSD	.03588	.13887	.05414	.00213	.37072	.29079	.27521	.00588
#1	1.1874	1.0429	1.0073	1.9541	2.0864	.50917	.48783	.46010
#2	1.1868	1.0450	1.0065	1.9540	2.0755	.50708	.48594	.46014
Check ?	Chk Pass	Chk Pass	Chk Pass	Chk Pass	Chk Pass	Chk Pass	Chk Pass	Chk Pass
High Limit								
Low Limit								

Int. Std.	Y_2243	Y_3600	Y_3774
Line	224.306 {450}	360.073 { 94}	377.433 { 89}
Units	Cts/S	Cts/S	Cts/S
Avg	**5354.6**	**67889.**	**3135.6**
Stddev	1.6	29.	21.9
%RSD	.03021	.04226	.69968
#1	5355.7	67869.	3120.1
#2	5353.4	67910.	3151.1

Sample Name: pds 280-41447-E-7-B Acquired: 5/18/2013 1:42:57 Type: Unk
Method: 6500_026(v10) Mode: CONC Corr. Factor: 1.000000
User: bowenh Custom ID1: q4 Custom ID2: Custom ID3:
Comment: 174562 6010c

Elem	Ag3280	Al1670	As1890	B_2089	Ba4554	Be3130	Bi2230	Ca3179	Cd2288
Line	328.068 {103}	167.079 {502}	189.042 {478}	208.959 {461}	455.403 { 74}	313.042 {108}	223.061 {451}	317.933 {106}	228.802 {447}
Units	ppm	ppm	ppm	ppm	ppm	ppm	ppm	ppm	ppm
Avg	**.05151**	**.96797**	**.19262**	**.16718**	**.13066**	**.04403**	**-.00695**	**41.444**	**.05080**
Stddev	.00007	.00252	.00172	.00000	.00080	.00004	.00178	.319	.00002
%RSD	.14233	.25983	.89420	.00151	.60982	.08533	25.630	.76936	.03693
#1	.05146	.96974	.19141	.16718	.13122	.04405	-.00821	41.669	.05081
#2	.05156	.96619	.19384	.16718	.13009	.04400	-.00569	41.218	.05079
Check ?	Chk Pass	Chk Pass	Chk Pass	Chk Pass	Chk Pass	Chk Pass	Chk Pass	Chk Pass	Chk Pass
High Limit									
Low Limit									

Elem	Co2286	Cr2055	Cu3247	Fe2599	K_7664	Li6707	Mg2790	Mn2576	Mo2020
Line	228.616 {447}	205.552 {464}	324.754 {104}	259.940 {130}	766.490 { 44}	670.784 { 50}	279.079 {121}2	257.610 {131}	202.030 {467}
Units	ppm	ppm	ppm	ppm	ppm	ppm	ppm	ppm	ppm
Avg	**.05116**	**.04972**	**.05015**	**.86034**	**25.207**	**.11891**	**33.665**	**.54317**	**.05295**
Stddev	.00020	.00004	.00051	.00644	.225	.00074	.032	.00036	.00028
%RSD	.39221	.07995	1.0146	.74904	.89104	.62587	.09418	.06568	.53652
#1	.05130	.04969	.04979	.85578	25.366	.11943	33.643	.54292	.05275
#2	.05102	.04975	.05051	.86489	25.048	.11838	33.688	.54342	.05315
Check ?	Chk Pass	Chk Pass	Chk Pass	Chk Pass	Chk Pass	Chk Pass	Chk Pass	Chk Pass	Chk Pass
High Limit									
Low Limit									

Elem	Na8183	Ni2316	P_1782	Pb2203	S_1820	Sb2068	Se1960	Si2881	Sn1899
Line	818.326 { 41}	231.604 {446}	178.284 {489}	220.353 {453}	182.034 {485}	206.833 {463}	196.090 {472}	288.158 {117}	189.989 {477}
Units	ppm	ppm	ppm	ppm	ppm	ppm	ppm	ppm	ppm
Avg	**42.333**	**.05164**	**2.3634**	**.10251**	**6.3899**	**.10598**	**.19987**	**28.549**	**.09941**
Stddev	.138	.00012	.0069	.00010	.0157	.00105	.00385	.069	.00110
%RSD	.32526	.23957	.29007	.09677	.24604	.98823	1.9254	.24261	1.1024
#1	42.431	.05155	2.3682	.10258	6.4010	.10672	.20259	28.598	.10019
#2	42.236	.05173	2.3585	.10244	6.3788	.10524	.19715	28.500	.09864
Check ?	Chk Pass	Chk Pass	Chk Pass	Chk Pass	None	Chk Pass	Chk Pass	Chk Pass	Chk Pass
High Limit									
Low Limit									

Elem	Sr4077	Th2837	Ti3349	Tl1908	U_3701	V_2924	Zn2062	Zr3391
Line	407.771 { 83}	283.730 {119}	334.904 {101}	190.856 {477}	370.152 { 91}	292.402 {115}	206.200 {163}	339.198 { 99}
Units	ppm	ppm	ppm	ppm	ppm	ppm	ppm	ppm
Avg	**.17791**	**.20712**	**.05186**	**.19362**	**.53519**	**.05917**	**.19875**	**.04755**
Stddev	.00006	.00183	.00005	.00008	.01832	.00032	.00026	.00270
%RSD	.03284	.88227	.09160	.04151	3.4237	.54022	.13104	5.6849
#1	.17795	.20583	.05190	.19368	.54814	.05894	.19857	.04946
#2	.17787	.20841	.05183	.19357	.52223	.05939	.19894	.04564
Check ?	Chk Pass	Chk Pass	Chk Pass	Chk Pass	Chk Pass	Chk Pass	Chk Pass	Chk Pass
High Limit								
Low Limit								

Int. Std.	Y_2243	Y_3600	Y_3774
Line	224.306 {450}	360.073 { 94}	377.433 { 89}
Units	Cts/S	Cts/S	Cts/S
Avg	**5436.0**	**69162.**	**3152.2**
Stddev	34.1	51.	19.7
%RSD	.62655	.07344	.62364
#1	5411.9	69197.	3138.3
#2	5460.1	69126.	3166.1

Sample Name: CCVH-2050355 Acquired: 5/18/2013 1:45:18 Type: QC
Method: 6500_026(v10) Mode: CONC Corr. Factor: 1.000000
User: bowenh Custom ID1: Custom ID2: Custom ID3:
Comment:

Elem	Ag3280	Al3092	As1890	B_2089	Ba4554	Be3130	Bi2230	Ca3179	Cd2288	Co2286	Cr2055	Cu3247
Units	ppm	ppm	ppm	ppm	ppm	ppm	ppm	ppm	ppm	ppm	ppm	ppm
Avg	**.00059**	**45.221**	**.00113**	**.00235**	**.00015**	**-.00015**	**1.0151**	**.00286**	**-.00083**	**.00187**	**-.00000**	**-.00045**
Stddev	.00013	.352	.00294	.00007	.00006	.00007	.0019	.00323	.00004	.00012	.00008	.00026
%RSD	21.586	.77888	260.73	2.9958	39.523	43.537	.18211	113.08	5.2858	6.3651	2351.3	56.608
#1	.00050	45.470	.00321	.00240	.00019	-.00011	1.0138	.00057	-.00080	.00196	.00005	-.00027
#2	.00068	44.972	-.00095	.00230	.00011	-.00020	1.0164	.00514	-.00086	.00179	-.00006	-.00063
Check ?	None	Chk Pass	None	None	None	None	Chk Pass	None	None	None	None	None
Value												
Range												

Elem	Fe2599	K_7664	Li6707	Mg2790	Mn2576	Mo2020	Na8183	Ni2316	P_1782	Pb2203	S_1820	Sb2068
Units	ppm	ppm	ppm	ppm	ppm	ppm	ppm	ppm	ppm	ppm	ppm	ppm
Avg	F **37.375**	**.32924**	**-.00527**	**.01253**	**.00008**	**-.00151**	F **301.30**	**.00151**	**.00880**	**-.00065**	**5.1009**	**.00514**
Stddev	.326	.07004	.00091	.00169	.00002	.00028	2.34	.00028	.00032	.00051	.0116	.00047
%RSD	.87200	21.272	17.220	13.506	30.242	18.757	.77523	18.712	3.6306	78.482	.22714	9.1233
#1	37.605	.27972	-.00591	.01373	.00006	-.00171	302.96	.00131	.00903	-.00101	5.0927	.00481
#2	37.144	.37877	-.00463	.01133	.00009	-.00131	299.65	.00171	.00858	-.00029	5.1091	.00547
Check ?	Chk Fail	None	None	None	None	None	Chk Fail	None	None	None	None	None
Value	50.000						250.00					
Range	-10.000%						10.000%					

Elem	Se1960	Si2881	Sn1899	Sr4077	Th2837	Ti3349	Tl1908	U_3701	V_2924	Zn2062	Zr3391
Units	ppm	ppm	ppm	ppm	ppm	ppm	ppm	ppm	ppm	ppm	ppm
Avg	**.00636**	**.00444**	**-.00035**	**.00043**	**5.1222**	**.00305**	**-.00122**	**10.131**	**-.00064**	**.00291**	**-.05725**
Stddev	.00309	.01352	.00046	.00021	.0213	.00008	.00026	.045	.00019	.00037	.00250
%RSD	48.528	304.22	129.40	48.036	.41569	2.7115	21.071	.44164	29.543	12.811	4.3674
#1	.00418	-.00512	-.00003	.00028	5.1373	.00311	-.00141	10.099	-.00050	.00265	-.05548
#2	.00855	.01401	-.00068	.00058	5.1072	.00299	-.00104	10.162	-.00077	.00318	-.05901
Check ?	None	None	None	None	Chk Pass	None	None	Chk Pass	None	None	None
Value											
Range											

Int. Std.	Y_2243	Y_3600	Y_3774
Units	Cts/S	Cts/S	Cts/S
Avg	**5436.1**	**69019.**	**3164.2**
Stddev	30.6	335.	32.2
%RSD	.56346	.48505	1.0179
#1	5457.8	68782.	3141.4
#2	5414.5	69255.	3187.0

Sample Name: CCV-2050339 Acquired: 5/18/2013 1:47:43 Type: QC
Method: 6500_026(v10) Mode: CONC Corr. Factor: 1.000000
User: bowenh Custom ID1: Custom ID2: Custom ID3:
Comment:

Elem	Ag3280	Al1670	As1890	B_2089	Ba4554	Be3130	Bi2230	Ca3179	Cd2288	Co2286	Cr2055	Cu3247
Units	ppm	ppm	ppm	ppm	ppm	ppm	ppm	ppm	ppm	ppm	ppm	ppm
Avg	**.50085**	**.49838**	**.98759**	**.50784**	**.52878**	F **.43137**	**.00612**	**4.5281**	**.49568**	**.50582**	**.48905**	**.48388**
Stddev	.00069	.00145	.00374	.00036	.00496	.00465	.00192	.0245	.00016	.00277	.00022	.00124
%RSD	.13794	.29118	.37854	.07002	.93728	1.0780	31.357	.54067	.03257	.54849	.04405	.25575
#1	.50134	.49736	.98494	.50759	.53229	.43466	.00477	4.5454	.49557	.50386	.48921	.48475
#2	.50036	.49941	.99023	.50810	.52528	.42808	.00748	4.5107	.49579	.50778	.48890	.48300
Check ?	Chk Pass	Chk Pass	Chk Pass	Chk Pass	Chk Pass	Chk Fail	None	Chk Pass	Chk Pass	Chk Pass	Chk Pass	Chk Pass
Value						.50000						
Range						-10.000%						

Elem	Fe2599	K_7664	Li6707	Mg2790	Mn2576	Mo2020	Na5895	Ni2316	P_1782	Pb2203	S_1820	Sb2068
Units	ppm	ppm	ppm	ppm	ppm	ppm	ppm	ppm	ppm	ppm	ppm	ppm
Avg	F **1.9317**	F **59.038**	F **1.1680**	**19.569**	**.49550**	**.48210**	F **5.5876**	**.49936**	**1.0088**	**.99886**	**-.00078**	**.99988**
Stddev	.0024	.335	.0083	.007	.00003	.00352	.0809	.00366	.0041	.00363	.00000	.00511
%RSD	.12582	.56755	.71029	.03504	.00677	.73013	1.4482	.73210	.40246	.36376	.28511	.51060
#1	1.9334	59.275	1.1739	19.574	.49548	.47961	5.6448	.49678	1.0059	.99629	-.00078	.99627
#2	1.9299	58.801	1.1622	19.565	.49553	.48459	5.5304	.50195	1.0117	1.0014	-.00078	1.0035
Check ?	Chk Fail	Chk Fail	Chk Fail	Chk Pass	Chk Pass	Chk Pass	Chk Fail	Chk Pass	Chk Pass	Chk Pass	None	Chk Pass
Value	2.5000	50.000	1.0000				5.0000					
Range	-10.000%	10.000%	10.000%				10.000%					

Elem	Se1960	Si2881	Sn1899	Sr4077	Th2837	Ti3349	Tl1908	U_3701	V_2924	Zn2062	Zr3391
Units	ppm	ppm	ppm	ppm	ppm	ppm	ppm	ppm	ppm	ppm	ppm
Avg	**1.0087**	F **4.1508**	**.96800**	**.52074**	**.00266**	**.48970**	**.97658**	**.04678**	**.48686**	**.49198**	**.45835**
Stddev	.0006	.0187	.00508	.00325	.00045	.00093	.00021	.00578	.00065	.00250	.00557
%RSD	.05723	.45017	.52469	.62425	16.777	.19034	.02130	12.345	.13377	.50864	1.2147
#1	1.0083	4.1640	.96441	.52304	.00235	.48904	.97673	.04270	.48640	.49021	.46229
#2	1.0091	4.1376	.97159	.51844	.00298	.49036	.97644	.05086	.48732	.49375	.45441
Check ?	Chk Pass	Chk Fail	Chk Pass	Chk Pass	None	Chk Pass	Chk Pass	None	Chk Pass	Chk Pass	Chk Pass
Value		5.0000									
Range		-10.000%									

Int. Std.	Y_2243	Y_3600	Y_3774
Units	Cts/S	Cts/S	Cts/S
Avg	**5478.2**	**69521.**	**3142.8**
Stddev	4.5	23.	13.9
%RSD	.08168	.03333	.44312
#1	5475.0	69537.	3132.9
#2	5481.4	69504.	3152.6

Sample Name: CCB Acquired: 5/18/2013 1:49:59 Type: QC
Method: 6500_026(v10) Mode: CONC Corr. Factor: 1.000000
User: bowenh Custom ID1: Custom ID2: Custom ID3:
Comment:

Elem	Ag3280	Al1670	As1890	B_2089	Ba4554	Be3130	Bi2230	Ca3179	Cd2288	Co2286	Cr2055
Units	ppm	ppm	ppm	ppm	ppm	ppm	ppm	ppm	ppm	ppm	ppm
Avg	**.00068**	**.00358**	**.00143**	**.00080**	**.00031**	**-.00008**	**.00293**	**.01435**	**-.00004**	**.00040**	**.00003**
Stddev	.00000	.00018	.00017	.00083	.00036	.00006	.00137	.00050	.00017	.00012	.00002
%RSD	.26340	5.0588	12.237	104.36	116.56	80.018	46.842	3.5027	479.33	30.187	55.068
#1	.00068	.00345	.00130	.00021	.00057	-.00012	.00196	.01399	-.00016	.00049	.00002
#2	.00068	.00371	.00155	.00138	.00005	-.00003	.00389	.01470	.00009	.00031	.00004
Check ?	Chk Pass	Chk Pass	Chk Pass	Chk Pass	Chk Pass	Chk Pass	None	Chk Pass	Chk Pass	Chk Pass	Chk Pass
High Limit											
Low Limit											

Elem	Cu3247	Fe2599	K_7664	Li6707	Mg2790	Mn2576	Mo2020	Na5895	Ni2316	P_1782	Pb2203
Units	ppm	ppm	ppm	ppm	ppm	ppm	ppm	ppm	ppm	ppm	ppm
Avg	**-.00024**	**.00331**	**.07763**	W **-.00346**	W **.01316**	F **.00052**	**.00053**	**.04733**	**.00031**	**.00357**	**-.00034**
Stddev	.00000	.00120	.00181	.00178	.00144	.00004	.00004	.00081	.00004	.00069	.00096
%RSD	1.1254	36.343	2.3288	51.320	10.979	7.0979	7.9552	1.7051	14.148	19.437	286.64
#1	-.00024	.00246	.07891	-.00472	.01213	.00050	.00050	.04791	.00035	.00406	.00034
#2	-.00024	.00416	.07635	-.00221	.01418	.00055	.00056	.04676	.00028	.00308	-.00102
Check ?	Chk Pass	Chk Pass	Chk Pass	Chk Warn	Chk Warn	Chk Fail	Chk Pass	Chk Pass	Chk Pass	Chk Pass	Chk Pass
High Limit				.00261	.01070	.00051					
Low Limit				-.00261	-.01070	-.00051					

Elem	S_1820	Sb2068	Se1960	Si2881	Sn1899	Sr4077	Th2837	Ti3349	Tl1908	U_3701	V_2924
Units	ppm	ppm	ppm	ppm	ppm	ppm	ppm	ppm	ppm	ppm	ppm
Avg	**-.00695**	**.00129**	**.00014**	**.02433**	**.00007**	**.00017**	**.00118**	**.00015**	**.00029**	**.01033**	**.00065**
Stddev	.00129	.00374	.00217	.01364	.00003	.00001	.00031	.00014	.00020	.00437	.00003
%RSD	18.566	290.74	1533.3	56.079	43.277	3.6950	26.625	93.782	68.390	42.314	4.7941
#1	-.00787	-.00136	.00168	.01468	.00009	.00017	.00096	.00005	.00015	.00724	.00063
#2	-.00604	.00393	-.00139	.03398	.00005	.00016	.00140	.00026	.00042	.01342	.00067
Check ?	None	Chk Pass	Chk Pass	Chk Pass	Chk Pass	Chk Pass	Chk Pass	Chk Pass	Chk Pass	Chk Pass	Chk Pass
High Limit											
Low Limit											

Elem	Zn2062	Zr3391
Units	ppm	ppm
Avg	**.00308**	W **.00294**
Stddev	.00063	.00052
%RSD	20.343	17.554
#1	.00352	.00331
#2	.00264	.00258
Check ?	Chk Pass	Chk Warn
High Limit		.00238
Low Limit		-.00238

Int. Std.	Y_2243	Y_3600	Y_3774
Units	Cts/S	Cts/S	Cts/S
Avg	**5631.7**	**71209.**	**3144.8**
Stddev	2.2	85.	22.1
%RSD	.03910	.11962	.70237
#1	5633.3	71148.	3129.2
#2	5630.2	71269.	3160.5

Sample Name: CCVL2057887 Acquired: 5/18/2013 1:52:30 Type: QC
Method: 6500_026(v10) Mode: CONC Corr. Factor: 1.000000
User: bowenh Custom ID1: Custom ID2: Custom ID3:
Comment:

Elem	Ag3280	Al1670	As1890	B_2089	Ba4554	Be3130	Bi2230	Ca3179	Cd2288	Co2286	Cr2055
Units	ppm	ppm	ppm	ppm	ppm	ppm	ppm	ppm	ppm	ppm	ppm
Avg	**.01130**	**.10431**	**.01544**	**.10145**	**.01161**	**.00082**	**.10727**	**.19575**	**.00514**	**.01075**	**.00994**
Stddev	.00016	.00024	.00085	.00034	.00049	.00009	.00265	.00335	.00004	.00017	.00022
%RSD	1.4076	.22578	5.4753	.33669	4.2007	10.858	2.4666	1.7114	.75990	1.5867	2.1641
#1	.01141	.10415	.01484	.10169	.01195	.00075	.10914	.19812	.00517	.01087	.01010
#2	.01119	.10448	.01604	.10121	.01126	.00088	.10540	.19338	.00511	.01063	.00979
Check ?	Chk Pass	Chk Pass	Chk Pass	Chk Pass	Chk Pass	Chk Pass	Chk Pass	Chk Pass	Chk Pass	Chk Pass	Chk Pass
Value											
Range											

Elem	Cu3247	Fe2599	K_7664	Li6707	Mg2790	Mn2576	Mo2020	Na5895	Ni2316	P_1782	Pb2203
Units	ppm	ppm	ppm	ppm	ppm	ppm	ppm	ppm	ppm	ppm	ppm
Avg	**.01463**	W **.07972**	W **3.8968**	W **.00759**	**.21706**	**.01063**	**.01918**	W **1.2293**	**.04121**	**2.9163**	**.01013**
Stddev	.00021	.00502	.0060	.00004	.00334	.00007	.00054	.0048	.00014	.0109	.00025
%RSD	1.4616	6.2948	.15277	.54113	1.5404	.61496	2.8028	.39403	.33971	.37485	2.4666
#1	.01478	.07617	3.8926	.00757	.21942	.01068	.01956	1.2259	.04131	2.9240	.00995
#2	.01447	.08327	3.9010	.00762	.21469	.01058	.01880	1.2327	.04111	2.9085	.01030
Check ?	Chk Pass	Chk Warn	Chk Warn	Chk Warn	Chk Pass	Chk Pass	Chk Pass	Chk Warn	Chk Pass	Chk Pass	Chk Pass
Value		.10000	3.0000	.01000				1.0000			
Range		-20.000%	20.000%	-20.000%				20.000%			

Elem	S_1820	Sb2068	Se1960	Si2881	Sn1899	Sr4077	Th2837	Ti3349	Tl1908	U_3701	V_2924
Units	ppm	ppm	ppm	ppm	ppm	ppm	ppm	ppm	ppm	ppm	ppm
Avg	**-.00697**	W **.01260**	**.01605**	**.43539**	**.09628**	**.01064**	**.01723**	**.00968**	**.01678**	**.05766**	**.00954**
Stddev	.00027	.00080	.00005	.02668	.00048	.00011	.00019	.00033	.00005	.02248	.00071
%RSD	3.8235	6.3860	.30101	6.1271	.49672	1.0084	1.1103	3.4249	.27827	38.982	7.4308
#1	-.00678	.01203	.01609	.45426	.09661	.01056	.01710	.00945	.01675	.07356	.00904
#2	-.00716	.01317	.01602	.41653	.09594	.01071	.01737	.00992	.01682	.04177	.01004
Check ?	None	Chk Warn	Chk Pass	Chk Pass	Chk Pass	Chk Pass	Chk Pass	Chk Pass	Chk Pass	Chk Pass	Chk Pass
Value		.01000									
Range		20.000%									

Elem	Zn2062	Zr3391
Units	ppm	ppm
Avg	**.02254**	**.01508**
Stddev	.00039	.00009
%RSD	1.7330	.60128
#1	.02281	.01515
#2	.02226	.01502
Check ?	Chk Pass	Chk Pass
Value		
Range		

Int. Std.	Y_2243	Y_3600	Y_3774
Units	Cts/S	Cts/S	Cts/S
Avg	**5500.3**	**69365.**	**3103.9**
Stddev	10.0	90.	36.6
%RSD	.18201	.12974	1.1789
#1	5493.3	69301.	3129.8
#2	5507.4	69429.	3078.1

Sample Name: MB 280-174457/1-A Acquired: 5/18/2013 1:54:56 Type: Unk
Method: 6500_026(v10) Mode: CONC Corr. Factor: 1.000000
User: bowenh Custom ID1: Custom ID2: Custom ID3:
Comment: 174457 6010b

Elem	Ag3280	Al1670	As1890	B_2089	Ba4554	Be3130	Bi2230	Ca3179	Cd2288
Line	328.068 {103}	167.079 {502}	189.042 {478}	208.959 {461}	455.403 { 74}	313.042 {108}	223.061 {451}	317.933 {106}	228.802 {447}
Units	ppm	ppm	ppm	ppm	ppm	ppm	ppm	ppm	ppm
Avg	**.00104**	**.00617**	**.00407**	**.00011**	**.00067**	**-.00010**	**.00211**	**.01263**	**.00000**
Stddev	.00088	.00008	.00135	.00001	.00020	.00012	.00132	.00140	.00002
%RSD	84.027	1.2774	33.128	9.5648	30.376	122.25	62.702	11.091	619.37
#1	.00042	.00612	.00502	.00010	.00081	-.00001	.00117	.01164	-.00001
#2	.00166	.00623	.00312	.00012	.00052	-.00019	.00304	.01362	.00002
Check ?	Chk Pass	Chk Pass	Chk Pass	Chk Pass	Chk Pass	Chk Pass	Chk Pass	Chk Pass	Chk Pass
High Limit									
Low Limit									

Elem	Co2286	Cr2055	Cu3247	Fe2599	K_7664	Li6707	Mg2790	Mn2576	Mo2020
Line	228.616 {447}	205.552 {464}	324.754 {104}	259.940 {130}	766.490 { 44}	670.784 { 50}	279.079 {121}2	257.610 {131}	202.030 {467}
Units	ppm	ppm	ppm	ppm	ppm	ppm	ppm	ppm	ppm
Avg	**.00022**	**.00008**	**-.00048**	**.00672**	**.13290**	**-.00441**	**.01147**	**.00052**	**.00034**
Stddev	.00009	.00004	.00009	.00283	.06202	.00006	.00103	.00009	.00029
%RSD	41.100	47.504	18.750	42.150	46.667	1.4041	9.0117	16.602	86.667
#1	.00028	.00005	-.00042	.00872	.08904	-.00437	.01074	.00046	.00055
#2	.00015	.00011	-.00055	.00472	.17675	-.00445	.01220	.00058	.00013
Check ?	Chk Pass	Chk Pass	Chk Pass	Chk Pass	Chk Pass	Chk Pass	Chk Pass	Chk Pass	Chk Pass
High Limit									
Low Limit									

Elem	Na5895	Ni2316	P_1782	Pb2203	S_1820	Sb2068	Se1960	Si2881	Sn1899
Line	589.592 { 57}	231.604 {446}	178.284 {489}	220.353 {453}	182.034 {485}	206.833 {463}	196.090 {472}	288.158 {117}	189.989 {477}
Units	ppm	ppm	ppm	ppm	ppm	ppm	ppm	ppm	ppm
Avg	**.06196**	**.00052**	F **.12622**	**-.00027**	**-.00554**	**.00253**	W **.00506**	**.00444**	**-.00022**
Stddev	.02769	.00033	.00053	.00205	.00047	.00012	.00097	.01096	.00002
%RSD	44.695	63.538	.42272	765.40	8.4784	4.6898	19.243	246.84	9.3520
#1	.08154	.00029	.12660	.00118	-.00587	.00244	.00437	.01219	-.00023
#2	.04238	.00075	.12584	-.00171	-.00520	.00261	.00575	-.00331	-.00020
Check ?	Chk Pass	Chk Pass	Chk Fail	Chk Pass	None	Chk Pass	Chk Warn	Chk Pass	Chk Pass
High Limit			.01000				.00500		
Low Limit			-.01000				-.00500		

Elem	Sr4077	Th2837	Ti3349	Tl1908	U_3701	V_2924	Zn2062	Zr3391
Line	407.771 { 83}	283.730 {119}	334.904 {101}	190.856 {477}	370.152 { 91}	292.402 {115}	206.200 {163}	339.198 { 99}
Units	ppm	ppm	ppm	ppm	ppm	ppm	ppm	ppm
Avg	**.00019**	**.00107**	**.00016**	**-.00060**	**.00199**	**-.00022**	**.00303**	**.00047**
Stddev	.00002	.00167	.00022	.00068	.01474	.00059	.00006	.00244
%RSD	9.4864	155.61	137.98	112.58	740.89	271.61	1.9037	514.61
#1	.00021	.00226	.00031	-.00108	.01241	.00020	.00299	.00220
#2	.00018	-.00011	.00000	-.00012	-.00843	-.00064	.00307	-.00125
Check ?	Chk Pass	Chk Pass	Chk Pass	Chk Pass	Chk Pass	Chk Pass	Chk Pass	Chk Pass
High Limit								
Low Limit								

Int. Std.	Y_2243	Y_3600	Y_3774
Line	224.306 {450}	360.073 { 94}	377.433 { 89}
Units	Cts/S	Cts/S	Cts/S
Avg	**5560.9**	**70091.**	**3153.1**
Stddev	7.8	108.	15.8
%RSD	.14105	.15414	.49996
#1	5566.4	70014.	3164.2
#2	5555.3	70167.	3141.9

Sample Name: LCS 280-174457/2-A Acquired: 5/18/2013 1:57:26 Type: Unk
Method: 6500_026(v10) Mode: CONC Corr. Factor: 1.000000
User: bowenh Custom ID1: Custom ID2: Custom ID3:
Comment: 174457 6010b

Elem	Ag3280	Al1670	As1890	B_2089	Ba4554	Be3130	Bi2230	Ca3179	Cd2288
Line	328.068 {103}	167.079 {502}	189.042 {478}	208.959 {461}	455.403 { 74}	313.042 {108}	223.061 {451}	317.933 {106}	228.802 {447}
Units	ppm	ppm	ppm	ppm	ppm	ppm	ppm	ppm	ppm
Avg	**.05436**	**1.9245**	**.98801**	**1.0379**	**2.1615**	**.04415**	**2.0582**	**44.918**	**.10304**
Stddev	.00062	.0017	.00181	.0015	.0087	.00019	.0016	.196	.00005
%RSD	1.1324	.08941	.18318	.14021	.40044	.42340	.07620	.43635	.04458
#1	.05392	1.9257	.98673	1.0369	2.1554	.04429	2.0571	44.780	.10307
#2	.05479	1.9233	.98929	1.0390	2.1676	.04402	2.0593	45.057	.10301
Check ?	Chk Pass	Chk Pass	Chk Pass	Chk Pass	Chk Pass	Chk Pass	Chk Pass	Chk Pass	Chk Pass
High Limit									
Low Limit									

Elem	Co2286	Cr2055	Cu3247	Fe2599	K_7664	Li6707	Mg2790	Mn2576	Mo2020
Line	228.616 {447}	205.552 {464}	324.754 {104}	259.940 {130}	766.490 { 44}	670.784 { 50}	279.079 {121}2	257.610 {131}	202.030 {467}
Units	ppm	ppm	ppm	ppm	ppm	ppm	ppm	ppm	ppm
Avg	**.49950**	**.19730**	**.24385**	F **.78239**	F **60.447**	F **1.1802**	**49.142**	**.49452**	**.97113**
Stddev	.00017	.00036	.00136	.00445	.467	.0088	.040	.00030	.00284
%RSD	.03358	.18306	.55890	.56864	.77308	.74329	.08151	.06121	.29231
#1	.49938	.19704	.24481	.77925	60.117	1.1739	49.113	.49431	.96912
#2	.49962	.19755	.24288	.78554	60.778	1.1864	49.170	.49473	.97313
Check ?	Chk Pass	Chk Pass	Chk Pass	Chk Fail	Chk Fail	Chk Fail	Chk Pass	Chk Pass	Chk Pass
High Limit				1.1400	57.000	1.1400			
Low Limit				.88000	44.500	.89000			

Elem	Na8183	Ni2316	P_1782	Pb2203	S_1820	Sb2068	Se1960	Si2881	Sn1899
Line	818.326 { 41}	231.604 {446}	178.284 {489}	220.353 {453}	182.034 {485}	206.833 {463}	196.090 {472}	288.158 {117}	189.989 {477}
Units	ppm	ppm	ppm	ppm	ppm	ppm	ppm	ppm	ppm
Avg	F **61.734**	**.48976**	**10.459**	**.49524**	**-.01902**	**.51221**	**2.0768**	F **8.5489**	**1.9361**
Stddev	.188	.00092	.004	.00106	.00171	.00273	.0007	.0154	.0074
%RSD	.30503	.18726	.04285	.21460	9.0120	.53378	.03565	.17993	.38257
#1	61.601	.48911	10.456	.49599	-.01781	.51028	2.0762	8.5381	1.9309
#2	61.867	.49041	10.462	.49449	-.02024	.51415	2.0773	8.5598	1.9414
Check ?	Chk Fail	Chk Pass	Chk Pass	Chk Pass	None	Chk Pass	Chk Pass	Chk Fail	Chk Pass
High Limit	56.000							11.500	
Low Limit	45.500							9.4000	

Elem	Sr4077	Th2837	Ti3349	Tl1908	U_3701	V_2924	Zn2062	Zr3391
Line	407.771 { 83}	283.730 {119}	334.904 {101}	190.856 {477}	370.152 { 91}	292.402 {115}	206.200 {163}	339.198 { 99}
Units	ppm	ppm	ppm	ppm	ppm	ppm	ppm	ppm
Avg	**1.0578**	**1.0351**	**.98768**	**1.9687**	**2.0594**	**.49295**	**.49157**	**.45215**
Stddev	.0055	.0029	.00093	.0021	.0448	.00005	.00027	.00117
%RSD	.51970	.27544	.09465	.10747	2.1751	.00990	.05430	.25786
#1	1.0539	1.0331	.98702	1.9672	2.0277	.49298	.49176	.45133
#2	1.0616	1.0371	.98834	1.9702	2.0910	.49291	.49138	.45298
Check ?	Chk Pass	Chk Pass	Chk Pass	Chk Pass	Chk Pass	Chk Pass	Chk Pass	Chk Pass
High Limit								
Low Limit								

Int. Std.	Y_2243	Y_3600	Y_3774
Line	224.306 {450}	360.073 { 94}	377.433 { 89}
Units	Cts/S	Cts/S	Cts/S
Avg	**5396.7**	**68161.**	**3106.1**
Stddev	5.8	199.	22.2
%RSD	.10665	.29204	.71453
#1	5400.8	68302.	3121.8
#2	5392.6	68020.	3090.4

Sample Name: 280-42247-C-1-A Acquired: 5/18/2013 1:59:41 Type: Unk
Method: 6500_026(v10) Mode: CONC Corr. Factor: 1.000000
User: bowenh Custom ID1: Custom ID2: Custom ID3:
Comment: 174457 6010b

Elem	Ag3280	Al1670	As1890	B_2089	Ba4554	Be3130	Bi2230	Ca3179	Cd2288
Line	328.068 {103}	167.079 {502}	189.042 {478}	208.959 {461}	455.403 { 74}	313.042 {108}	223.061 {451}	317.933 {106}	228.802 {447}
Units	ppm	ppm	ppm	ppm	ppm	ppm	ppm	ppm	ppm
Avg	**.00087**	**.23198**	**-.00058**	**.03531**	**.03730**	**-.00009**	**.00079**	**36.203**	**-.00009**
Stddev	.00052	.00149	.00097	.00028	.00090	.00004	.00068	.102	.00008
%RSD	59.578	.64028	166.81	.78114	2.4111	47.268	86.232	.28218	97.211
#1	.00050	.23304	-.00126	.03511	.03667	-.00012	.00031	36.130	-.00014
#2	.00124	.23093	.00010	.03550	.03794	-.00006	.00128	36.275	-.00003
Check ?	Chk Pass	Chk Pass	Chk Pass	Chk Pass	Chk Pass	Chk Pass	Chk Pass	Chk Pass	Chk Pass
High Limit									
Low Limit									

Elem	Co2286	Cr2055	Cu3247	Fe2599	K_7664	Li6707	Mg2790	Mn2576	Mo2020
Line	228.616 {447}	205.552 {464}	324.754 {104}	259.940 {130}	766.490 { 44}	670.784 { 50}	279.079 {121}2	257.610 {131}	202.030 {467}
Units	ppm	ppm	ppm	ppm	ppm	ppm	ppm	ppm	ppm
Avg	**.00033**	**.00128**	**.00027**	**15.869**	**8.6900**	**.14065**	**13.184**	**.43085**	**.00220**
Stddev	.00020	.00003	.00072	.001	.0483	.00251	.055	.00192	.00024
%RSD	61.298	2.6620	264.00	.00690	.55591	1.7865	.41516	.44528	11.052
#1	.00019	.00126	.00078	15.868	8.7241	.14243	13.223	.43220	.00237
#2	.00047	.00131	-.00024	15.870	8.6558	.13888	13.145	.42949	.00203
Check ?	Chk Pass	Chk Pass	Chk Pass	Chk Pass	Chk Pass	Chk Pass	Chk Pass	Chk Pass	Chk Pass
High Limit									
Low Limit									

Elem	Na5895	Ni2316	P_1782	Pb2203	S_1820	Sb2068	Se1960	Si2881	Sn1899
Line	589.592 { 57}	231.604 {446}	178.284 {489}	220.353 {453}	182.034 {485}	206.833 {463}	196.090 {472}	288.158 {117}	189.989 {477}
Units	ppm	ppm	ppm	ppm	ppm	ppm	ppm	ppm	ppm
Avg	**6.3833**	**.00129**	**.43813**	**.00327**	**39.957**	**.00160**	**.00313**	**9.8151**	**-.00053**
Stddev	.0301	.00004	.00142	.00027	.042	.00216	.00264	.0075	.00003
%RSD	.47144	2.8556	.32335	8.3784	.10433	135.38	84.313	.07658	5.8794
#1	6.3621	.00126	.43913	.00307	39.987	.00007	.00126	9.8098	-.00051
#2	6.4046	.00131	.43713	.00346	39.928	.00312	.00499	9.8204	-.00056
Check ?	Chk Pass	Chk Pass	Chk Pass	Chk Pass	None	Chk Pass	Chk Pass	Chk Pass	Chk Pass
High Limit									
Low Limit									

Elem	Sr4077	Th2837	Ti3349	Tl1908	U_3701	V_2924	Zn2062	Zr3391
Line	407.771 { 83}	283.730 {119}	334.904 {101}	190.856 {477}	370.152 { 91}	292.402 {115}	206.200 {163}	339.198 { 99}
Units	ppm	ppm	ppm	ppm	ppm	ppm	ppm	ppm
Avg	**.51097**	**.00977**	**.01454**	**.00074**	**-.00584**	**.00318**	**.00800**	**.00387**
Stddev	.00169	.00277	.00034	.00036	.03195	.00091	.00038	.00192
%RSD	.33048	28.390	2.3588	48.900	547.29	28.621	4.7483	49.607
#1	.50978	.00781	.01430	.00048	.01675	.00254	.00827	.00522
#2	.51217	.01173	.01478	.00099	-.02843	.00383	.00773	.00251
Check ?	Chk Pass	Chk Pass	Chk Pass	Chk Pass	Chk Pass	Chk Pass	Chk Pass	Chk Pass
High Limit								
Low Limit								

Int. Std.	Y_2243	Y_3600	Y_3774
Line	224.306 {450}	360.073 { 94}	377.433 { 89}
Units	Cts/S	Cts/S	Cts/S
Avg	**5509.6**	**69329.**	**3121.8**
Stddev	6.3	280.	11.1
%RSD	.11346	.40382	.35629
#1	5514.0	69131.	3113.9
#2	5505.2	69527.	3129.6

Sample Name: sd 280-42247-C-1-A@5 Acquired: 5/18/2013 2:02:05 Type: Unk
Method: 6500_026(v10) Mode: CONC Corr. Factor: 1.000000
User: bowenh Custom ID1: Custom ID2: Custom ID3:
Comment: 174457 6010b

Elem	Ag3280	Al1670	As1890	B_2089	Ba4554	Be3130	Bi2230	Ca3179	Cd2288
Line	328.068 {103}	167.079 {502}	189.042 {478}	208.959 {461}	455.403 { 74}	313.042 {108}	223.061 {451}	317.933 {106}	228.802 {447}
Units	ppm	ppm	ppm	ppm	ppm	ppm	ppm	ppm	ppm
Avg	**.00014**	**.06458**	**-.00062**	**.00877**	**.00889**	**-.00003**	**.00097**	**9.1145**	**-.00016**
Stddev	.00020	.00104	.00326	.00018	.00027	.00003	.00131	.0351	.00002
%RSD	138.54	1.6115	523.97	2.0667	3.0733	81.729	134.93	.38490	11.154
#1	.00000	.06531	.00169	.00864	.00908	-.00001	.00189	9.1393	-.00018
#2	.00028	.06384	-.00293	.00890	.00869	-.00005	.00004	9.0897	-.00015
Check ?	Chk Pass	Chk Pass	Chk Pass	Chk Pass	Chk Pass	Chk Pass	Chk Pass	Chk Pass	Chk Pass
High Limit									
Low Limit									

Elem	Co2286	Cr2055	Cu3247	Fe2599	K_7664	Li6707	Mg2790	Mn2576	Mo2020
Line	228.616 {447}	205.552 {464}	324.754 {104}	259.940 {130}	766.490 { 44}	670.784 { 50}	279.079 {121}2	257.610 {131}	202.030 {467}
Units	ppm	ppm	ppm	ppm	ppm	ppm	ppm	ppm	ppm
Avg	**.00012**	**.00025**	**-.00046**	**3.9729**	**2.2757**	**.03022**	**3.3118**	**.10876**	**.00075**
Stddev	.00001	.00019	.00014	.0175	.0118	.00116	.0045	.00003	.00008
%RSD	10.889	77.819	30.519	.44133	.51634	3.8322	.13608	.02949	10.300
#1	.00011	.00038	-.00036	3.9853	2.2840	.03103	3.3150	.10878	.00070
#2	.00013	.00011	-.00055	3.9605	2.2674	.02940	3.3087	.10874	.00081
Check ?	Chk Pass	Chk Pass	Chk Pass	Chk Pass	Chk Pass	Chk Pass	Chk Pass	Chk Pass	Chk Pass
High Limit									
Low Limit									

Elem	Na5895	Ni2316	P_1782	Pb2203	S_1820	Sb2068	Se1960	Si2881	Sn1899
Line	589.592 { 57}	231.604 {446}	178.284 {489}	220.353 {453}	182.034 {485}	206.833 {463}	196.090 {472}	288.158 {117}	189.989 {477}
Units	ppm	ppm	ppm	ppm	ppm	ppm	ppm	ppm	ppm
Avg	**1.5608**	**.00029**	**.10637**	**.00046**	**9.6262**	**.00183**	**.00231**	**2.4017**	**.00026**
Stddev	.0099	.00005	.00098	.00062	.0481	.00046	.00002	.0144	.00093
%RSD	.63483	15.986	.92558	136.40	.49973	25.118	.73348	.60058	356.30
#1	1.5678	.00026	.10707	.00089	9.6602	.00150	.00232	2.4119	.00092
#2	1.5538	.00032	.10568	.00002	9.5922	.00215	.00229	2.3915	-.00040
Check ?	Chk Pass	Chk Pass	Chk Pass	Chk Pass	None	Chk Pass	Chk Pass	Chk Pass	Chk Pass
High Limit									
Low Limit									

Elem	Sr4077	Th2837	Ti3349	Tl1908	U_3701	V_2924	Zn2062	Zr3391
Line	407.771 { 83}	283.730 {119}	334.904 {101}	190.856 {477}	370.152 { 91}	292.402 {115}	206.200 {163}	339.198 { 99}
Units	ppm	ppm	ppm	ppm	ppm	ppm	ppm	ppm
Avg	**.12829**	**.00411**	**.00360**	**.00020**	**.02401**	**.00187**	**.00524**	**.00267**
Stddev	.00079	.00167	.00004	.00005	.01506	.00017	.00000	.00174
%RSD	.61950	40.491	1.0995	22.598	62.734	8.8332	.01446	65.068
#1	.12885	.00529	.00358	.00017	.03466	.00175	.00524	.00390
#2	.12773	.00294	.00363	.00024	.01336	.00199	.00524	.00144
Check ?	Chk Pass	Chk Pass	Chk Pass	Chk Pass	Chk Pass	Chk Pass	Chk Pass	Chk Pass
High Limit								
Low Limit								

Int. Std.	Y_2243	Y_3600	Y_3774
Line	224.306 {450}	360.073 { 94}	377.433 { 89}
Units	Cts/S	Cts/S	Cts/S
Avg	**5543.5**	**70032.**	**3145.6**
Stddev	20.8	29.	31.7
%RSD	.37494	.04131	1.0072
#1	5528.8	70052.	3123.2
#2	5558.1	70012.	3168.0

Sample Name: 280-42247-C-1-B MS Acquired: 5/18/2013 2:04:32 Type: Unk
Method: 6500_026(v10) Mode: CONC Corr. Factor: 1.000000
User: bowenh Custom ID1: Custom ID2: Custom ID3:
Comment: 174457 6010b

Elem	Ag3280	Al1670	As1890	B_2089	Ba4554	Be3130	Bi2230	Ca3179	Cd2288
Line	328.068 {103}	167.079 {502}	189.042 {478}	208.959 {461}	455.403 { 74}	313.042 {108}	223.061 {451}	317.933 {106}	228.802 {447}
Units	ppm	ppm	ppm	ppm	ppm	ppm	ppm	ppm	ppm
Avg	**.05075**	**2.5799**	**.92834**	**1.0077**	**2.0382**	**.04071**	**1.9363**	**76.796**	**.09583**
Stddev	.00014	.0051	.00382	.0020	.0065	.00004	.0047	.160	.00005
%RSD	.27761	.19680	.41200	.19800	.31988	.10023	.24345	.20777	.05200
#1	.05085	2.5835	.93104	1.0092	2.0428	.04068	1.9396	76.909	.09586
#2	.05065	2.5763	.92563	1.0063	2.0336	.04074	1.9329	76.684	.09579
Check ?	Chk Pass	Chk Pass	Chk Pass	Chk Pass	Chk Pass	Chk Pass	Chk Pass	Chk Pass	Chk Pass
High Limit									
Low Limit									

Elem	Co2286	Cr2055	Cu3247	Fe2599	K_7664	Li6707	Mg2790	Mn2576	Mo2020
Line	228.616 {447}	205.552 {464}	324.754 {104}	259.940 {130}	766.490 { 44}	670.784 { 50}	279.079 {121}2	257.610 {131}	202.030 {467}
Units	ppm	ppm	ppm	ppm	ppm	ppm	ppm	ppm	ppm
Avg	**.46008**	**.18429**	**.22877**	**16.314**	**64.358**	**1.2432**	**58.009**	**.87652**	**.90718**
Stddev	.00023	.00023	.00054	.034	.231	.0017	.074	.00127	.00081
%RSD	.04921	.12271	.23783	.21027	.35921	.13476	.12693	.14509	.08926
#1	.46024	.18445	.22915	16.338	64.522	1.2420	58.061	.87742	.90775
#2	.45992	.18413	.22838	16.289	64.195	1.2444	57.957	.87562	.90661
Check ?	Chk Pass	Chk Pass	Chk Pass	Chk Pass	Chk Pass	Chk Pass	Chk Pass	Chk Pass	Chk Pass
High Limit									
Low Limit									

Elem	Na8183	Ni2316	P_1782	Pb2203	S_1820	Sb2068	Se1960	Si2881	Sn1899
Line	818.326 { 41}	231.604 {446}	178.284 {489}	220.353 {453}	182.034 {485}	206.833 {463}	196.090 {472}	288.158 {117}	189.989 {477}
Units	ppm	ppm	ppm	ppm	ppm	ppm	ppm	ppm	ppm
Avg	**64.662**	**.45231**	**10.027**	**.45942**	**40.444**	**.47882**	**1.9235**	**18.408**	**1.8124**
Stddev	.149	.00000	.010	.00128	.024	.00383	.0041	.097	.0007
%RSD	.23096	.00039	.10219	.27844	.05925	.79924	.21445	.52841	.03727
#1	64.767	.45231	10.034	.46032	40.460	.48153	1.9264	18.477	1.8119
#2	64.556	.45231	10.020	.45851	40.427	.47611	1.9205	18.340	1.8129
Check ?	Chk Pass	Chk Pass	Chk Pass	Chk Pass	None	Chk Pass	Chk Pass	Chk Pass	Chk Pass
High Limit									
Low Limit									

Elem	Sr4077	Th2837	Ti3349	Tl1908	U_3701	V_2924	Zn2062	Zr3391
Line	407.771 { 83}	283.730 {119}	334.904 {101}	190.856 {477}	370.152 { 91}	292.402 {115}	206.200 {163}	339.198 { 99}
Units	ppm	ppm	ppm	ppm	ppm	ppm	ppm	ppm
Avg	**1.4790**	**.95801**	**.93350**	**1.8250**	**1.9350**	**.46096**	**.45140**	**.42101**
Stddev	.0014	.00226	.00037	.0019	.0219	.00138	.00148	.00413
%RSD	.09308	.23607	.03947	.10376	1.1291	.29839	.32741	.98039
#1	1.4800	.95641	.93376	1.8237	1.9196	.46194	.45245	.42393
#2	1.4781	.95961	.93324	1.8263	1.9505	.45999	.45036	.41809
Check ?	Chk Pass	Chk Pass	Chk Pass	Chk Pass	Chk Pass	Chk Pass	Chk Pass	Chk Pass
High Limit								
Low Limit								

Int. Std.	Y_2243	Y_3600	Y_3774
Line	224.306 {450}	360.073 { 94}	377.433 { 89}
Units	Cts/S	Cts/S	Cts/S
Avg	**5413.9**	**69151.**	**3131.3**
Stddev	13.5	55.	22.4
%RSD	.24850	.07933	.71604
#1	5423.4	69112.	3115.5
#2	5404.4	69190.	3147.2

Sample Name: 280-42247-C-1-C MSD Acquired: 5/18/2013 2:06:45 Type: Unk
Method: 6500_026(v10) Mode: CONC Corr. Factor: 1.000000
User: bowenh Custom ID1: Custom ID2: Custom ID3:
Comment: 174457 6010b

Elem	Ag3280	Al1670	As1890	B_2089	Ba4554	Be3130	Bi2230	Ca3179	Cd2288
Line	328.068 {103}	167.079 {502}	189.042 {478}	208.959 {461}	455.403 { 74}	313.042 {108}	223.061 {451}	317.933 {106}	228.802 {447}
Units	ppm	ppm	ppm	ppm	ppm	ppm	ppm	ppm	ppm
Avg	**.05123**	**2.6806**	**.94940**	**1.0248**	**2.0671**	**.04133**	**1.9784**	**77.740**	**.09785**
Stddev	.00005	.0035	.00066	.0034	.0075	.00014	.0085	.334	.00012
%RSD	.10474	.13098	.06980	.32678	.36155	.33736	.42756	.42994	.12338
#1	.05126	2.6781	.94987	1.0225	2.0724	.04143	1.9724	77.976	.09776
#2	.05119	2.6831	.94893	1.0272	2.0618	.04123	1.9843	77.504	.09793
Check ?	Chk Pass	Chk Pass	Chk Pass	Chk Pass	Chk Pass	Chk Pass	Chk Pass	Chk Pass	Chk Pass
High Limit									
Low Limit									

Elem	Co2286	Cr2055	Cu3247	Fe2599	K_7664	Li6707	Mg2790	Mn2576	Mo2020
Line	228.616 {447}	205.552 {464}	324.754 {104}	259.940 {130}	766.490 { 44}	670.784 { 50}	279.079 {121}2	257.610 {131}	202.030 {467}
Units	ppm	ppm	ppm	ppm	ppm	ppm	ppm	ppm	ppm
Avg	**.46884**	**.18800**	**.23108**	**16.561**	**65.261**	**1.2601**	**58.902**	**.89078**	**.91874**
Stddev	.00100	.00077	.00093	.002	.295	.0057	.004	.00022	.00268
%RSD	.21336	.41179	.40219	.01342	.45267	.45461	.00668	.02498	.29196
#1	.46814	.18745	.23042	16.563	65.470	1.2642	58.899	.89062	.91684
#2	.46955	.18854	.23174	16.560	65.052	1.2561	58.905	.89093	.92063
Check ?	Chk Pass	Chk Pass	Chk Pass	Chk Pass	Chk Pass	Chk Pass	Chk Pass	Chk Pass	Chk Pass
High Limit									
Low Limit									

Elem	Na8183	Ni2316	P_1782	Pb2203	S_1820	Sb2068	Se1960	Si2881	Sn1899
Line	818.326 { 41}	231.604 {446}	178.284 {489}	220.353 {453}	182.034 {485}	206.833 {463}	196.090 {472}	288.158 {117}	189.989 {477}
Units	ppm	ppm	ppm	ppm	ppm	ppm	ppm	ppm	ppm
Avg	**65.850**	**.46040**	**10.252**	**.47155**	**41.413**	**.48521**	**1.9687**	**18.736**	**1.8347**
Stddev	.160	.00050	.024	.00062	.118	.00071	.0011	.016	.0050
%RSD	.24259	.10781	.23113	.13109	.28513	.14684	.05441	.08346	.27206
#1	65.737	.46005	10.235	.47111	41.329	.48572	1.9695	18.725	1.8312
#2	65.963	.46076	10.269	.47198	41.496	.48471	1.9680	18.747	1.8382
Check ?	Chk Pass	Chk Pass	Chk Pass	Chk Pass	None	Chk Pass	Chk Pass	Chk Pass	Chk Pass
High Limit									
Low Limit									

Elem	Sr4077	Th2837	Ti3349	Tl1908	U_3701	V_2924	Zn2062	Zr3391
Line	407.771 { 83}	283.730 {119}	334.904 {101}	190.856 {477}	370.152 { 91}	292.402 {115}	206.200 {163}	339.198 { 99}
Units	ppm	ppm	ppm	ppm	ppm	ppm	ppm	ppm
Avg	**1.4961**	**.97476**	**.94530**	**1.8630**	**1.9454**	**.46927**	**.46010**	**.42391**
Stddev	.0069	.00227	.00025	.0032	.0111	.00141	.00022	.00543
%RSD	.45839	.23264	.02614	.16995	.57080	.30005	.04754	1.2809
#1	1.5009	.97637	.94512	1.8608	1.9376	.47026	.46025	.42775
#2	1.4912	.97316	.94547	1.8653	1.9533	.46827	.45994	.42007
Check ?	Chk Pass	Chk Pass	Chk Pass	Chk Pass	Chk Pass	Chk Pass	Chk Pass	Chk Pass
High Limit								
Low Limit								

Int. Std.	Y_2243	Y_3600	Y_3774
Line	224.306 {450}	360.073 { 94}	377.433 { 89}
Units	Cts/S	Cts/S	Cts/S
Avg	**5369.2**	**68614.**	**3126.0**
Stddev	16.8	125.	2.5
%RSD	.31276	.18157	.07839
#1	5381.0	68702.	3124.3
#2	5357.3	68526.	3127.8

Sample Name: 280-42247-C-2-A Acquired: 5/18/2013 2:08:57 Type: Unk
Method: 6500_026(v10) Mode: CONC Corr. Factor: 1.000000
User: bowenh Custom ID1: Custom ID2: Custom ID3:
Comment: 174457 6010b

Elem	Ag3280	Al1670	As1890	B_2089	Ba4554	Be3130	Bi2230	Ca3179	Cd2288
Line	328.068 {103}	167.079 {502}	189.042 {478}	208.959 {461}	455.403 { 74}	313.042 {108}	223.061 {451}	317.933 {106}	228.802 {447}
Units	ppm	ppm	ppm	ppm	ppm	ppm	ppm	ppm	ppm
Avg	**.00034**	**-.00223**	**.00200**	**.02924**	**.07630**	**-.00009**	**-.00013**	**11.590**	**.00011**
Stddev	.00043	.00030	.00026	.00009	.00023	.00003	.00210	.051	.00009
%RSD	127.01	13.596	12.906	.30235	.30176	32.506	1632.7	.43764	81.935
#1	.00065	-.00202	.00218	.02931	.07614	-.00011	-.00162	11.555	.00018
#2	.00003	-.00245	.00182	.02918	.07646	-.00007	.00136	11.626	.00005
Check ?	Chk Pass	Chk Pass	Chk Pass	Chk Pass	Chk Pass	Chk Pass	Chk Pass	Chk Pass	Chk Pass
High Limit									
Low Limit									

Elem	Co2286	Cr2055	Cu3247	Fe2599	K_7664	Li6707	Mg2790	Mn2576	Mo2020
Line	228.616 {447}	205.552 {464}	324.754 {104}	259.940 {130}	766.490 { 44}	670.784 { 50}	279.079 {121}2	257.610 {131}	202.030 {467}
Units	ppm	ppm	ppm	ppm	ppm	ppm	ppm	ppm	ppm
Avg	**.00015**	**.00015**	**-.00009**	**10.055**	**4.1241**	**.09635**	**5.7414**	**.25571**	**.00191**
Stddev	.00023	.00018	.00102	.007	.0344	.00028	.0015	.00051	.00013
%RSD	155.37	120.13	1150.9	.06735	.83392	.28545	.02629	.20074	6.9721
#1	-.00001	.00002	.00063	10.060	4.0998	.09616	5.7425	.25535	.00182
#2	.00031	.00027	-.00081	10.050	4.1484	.09655	5.7403	.25607	.00200
Check ?	Chk Pass	Chk Pass	Chk Pass	Chk Pass	Chk Pass	Chk Pass	Chk Pass	Chk Pass	Chk Pass
High Limit									
Low Limit									

Elem	Na5895	Ni2316	P_1782	Pb2203	S_1820	Sb2068	Se1960	Si2881	Sn1899
Line	589.592 { 57}	231.604 {446}	178.284 {489}	220.353 {453}	182.034 {485}	206.833 {463}	196.090 {472}	288.158 {117}	189.989 {477}
Units	ppm	ppm	ppm	ppm	ppm	ppm	ppm	ppm	ppm
Avg	**8.5979**	**.00136**	**2.4782**	**.00116**	**6.6466**	**.00128**	**.00323**	**10.999**	**-.00037**
Stddev	.0313	.00012	.0040	.00110	.0002	.00006	.00043	.037	.00017
%RSD	.36385	8.5624	.16161	94.805	.00258	5.0490	13.424	.33294	46.407
#1	8.6200	.00128	2.4810	.00194	6.6467	.00132	.00292	11.025	-.00049
#2	8.5757	.00144	2.4753	.00038	6.6464	.00123	.00353	10.973	-.00025
Check ?	Chk Pass	Chk Pass	Chk Pass	Chk Pass	None	Chk Pass	Chk Pass	Chk Pass	Chk Pass
High Limit									
Low Limit									

Elem	Sr4077	Th2837	Ti3349	Tl1908	U_3701	V_2924	Zn2062	Zr3391
Line	407.771 { 83}	283.730 {119}	334.904 {101}	190.856 {477}	370.152 { 91}	292.402 {115}	206.200 {163}	339.198 { 99}
Units	ppm	ppm	ppm	ppm	ppm	ppm	ppm	ppm
Avg	**.12829**	**.00368**	**.00032**	**-.00057**	**.01825**	**.00087**	**.00493**	**.00302**
Stddev	.00022	.00083	.00047	.00008	.01313	.00009	.00009	.00130
%RSD	.17532	22.642	145.24	13.771	71.937	10.509	1.8489	43.097
#1	.12845	.00427	-.00001	-.00062	.02753	.00080	.00486	.00394
#2	.12814	.00309	.00065	-.00051	.00896	.00093	.00499	.00210
Check ?	Chk Pass	Chk Pass	Chk Pass	Chk Pass	Chk Pass	Chk Pass	Chk Pass	Chk Pass
High Limit								
Low Limit								

Int. Std.	Y_2243	Y_3600	Y_3774
Line	224.306 {450}	360.073 { 94}	377.433 { 89}
Units	Cts/S	Cts/S	Cts/S
Avg	**5555.5**	**69951.**	**3170.4**
Stddev	.1	169.	10.3
%RSD	.00190	.24089	.32419
#1	5555.4	69832.	3177.6
#2	5555.6	70070.	3163.1

Sample Name: 280-42247-C-3-A Acquired: 5/18/2013 2:11:22 Type: Unk
Method: 6500_026(v10) Mode: CONC Corr. Factor: 1.000000
User: bowenh Custom ID1: Custom ID2: Custom ID3:
Comment: 174457 6010b

Elem	Ag3280	Al1670	As1890	B_2089	Ba4554	Be3130	Bi2230	Ca3179	Cd2288
Line	328.068 {103}	167.079 {502}	189.042 {478}	208.959 {461}	455.403 { 74}	313.042 {108}	223.061 {451}	317.933 {106}	228.802 {447}
Units	ppm	ppm	ppm	ppm	ppm	ppm	ppm	ppm	ppm
Avg	**.00069**	**.18870**	**.00354**	**.04691**	**.04683**	**-.00011**	**-.00112**	**44.598**	**.00015**
Stddev	.00010	.00032	.00072	.00019	.00013	.00002	.00363	.134	.00006
%RSD	15.237	.16702	20.384	.39751	.27227	22.557	323.86	.30135	38.300
#1	.00061	.18848	.00405	.04704	.04692	-.00009	-.00369	44.503	.00019
#2	.00076	.18893	.00303	.04678	.04674	-.00012	.00145	44.693	.00011
Check ?	Chk Pass	Chk Pass	Chk Pass	Chk Pass	Chk Pass	Chk Pass	Chk Pass	Chk Pass	Chk Pass
High Limit									
Low Limit									

Elem	Co2286	Cr2055	Cu3247	Fe2599	K_7664	Li6707	Mg2790	Mn2576	Mo2020
Line	228.616 {447}	205.552 {464}	324.754 {104}	259.940 {130}	766.490 { 44}	670.784 { 50}	279.079 {121}2	257.610 {131}	202.030 {467}
Units	ppm	ppm	ppm	ppm	ppm	ppm	ppm	ppm	ppm
Avg	**.00084**	**.00046**	**-.00028**	**11.993**	**7.1534**	**.12752**	**14.979**	**.26721**	**.00102**
Stddev	.00003	.00004	.00027	.017	.0065	.00175	.043	.00018	.00001
%RSD	3.5114	8.8970	98.672	.13902	.09013	1.3722	.28776	.06899	.93883
#1	.00082	.00048	-.00047	11.981	7.1488	.12628	15.010	.26734	.00102
#2	.00086	.00043	-.00008	12.004	7.1579	.12876	14.949	.26708	.00103
Check ?	Chk Pass	Chk Pass	Chk Pass	Chk Pass	Chk Pass	Chk Pass	Chk Pass	Chk Pass	Chk Pass
High Limit									
Low Limit									

Elem	Na8183	Ni2316	P_1782	Pb2203	S_1820	Sb2068	Se1960	Si2881	Sn1899
Line	818.326 { 41}	231.604 {446}	178.284 {489}	220.353 {453}	182.034 {485}	206.833 {463}	196.090 {472}	288.158 {117}	189.989 {477}
Units	ppm	ppm	ppm	ppm	ppm	ppm	ppm	ppm	ppm
Avg	**12.985**	**.00236**	**.64458**	**.00132**	**47.586**	**.00156**	**.00112**	**8.5256**	**-.00051**
Stddev	.479	.00023	.00039	.00228	.033	.00097	.00064	.0104	.00028
%RSD	3.6922	9.7218	.06057	173.34	.06836	62.268	56.886	.12234	54.647
#1	12.646	.00219	.64485	-.00030	47.563	.00088	.00157	8.5182	-.00071
#2	13.324	.00252	.64430	.00293	47.609	.00225	.00067	8.5330	-.00031
Check ?	Chk Pass	Chk Pass	Chk Pass	Chk Pass	None	Chk Pass	Chk Pass	Chk Pass	Chk Pass
High Limit									
Low Limit									

Elem	Sr4077	Th2837	Ti3349	Tl1908	U_3701	V_2924	Zn2062	Zr3391
Line	407.771 { 83}	283.730 {119}	334.904 {101}	190.856 {477}	370.152 { 91}	292.402 {115}	206.200 {163}	339.198 { 99}
Units	ppm	ppm	ppm	ppm	ppm	ppm	ppm	ppm
Avg	**.43596**	**.00632**	**.00262**	**.00238**	**.01289**	**.00130**	**.00742**	**.00335**
Stddev	.00201	.00024	.00071	.00023	.00806	.00061	.00026	.00230
%RSD	.46010	3.8090	27.104	9.7034	62.554	46.742	3.4747	68.634
#1	.43454	.00615	.00212	.00221	.01859	.00087	.00760	.00497
#2	.43737	.00649	.00312	.00254	.00719	.00173	.00723	.00172
Check ?	Chk Pass	Chk Pass	Chk Pass	Chk Pass	Chk Pass	Chk Pass	Chk Pass	Chk Pass
High Limit								
Low Limit								

Int. Std.	Y_2243	Y_3600	Y_3774
Line	224.306 {450}	360.073 { 94}	377.433 { 89}
Units	Cts/S	Cts/S	Cts/S
Avg	**5542.6**	**70114.**	**3182.4**
Stddev	1.9	249.	5.1
%RSD	.03387	.35509	.16062
#1	5541.3	69938.	3178.8
#2	5544.0	70290.	3186.1

Sample Name: CCVH-2050355 Acquired: 5/18/2013 2:13:48 Type: QC
Method: 6500_026(v10) Mode: CONC Corr. Factor: 1.000000
User: bowenh Custom ID1: Custom ID2: Custom ID3:
Comment:

Elem	Ag3280	Al3092	As1890	B_2089	Ba4554	Be3130	Bi2230	Ca3179	Cd2288	Co2286	Cr2055	Cu3247
Units	ppm	ppm	ppm	ppm	ppm	ppm	ppm	ppm	ppm	ppm	ppm	ppm
Avg	**.00009**	**45.318**	**-.00366**	**.00123**	**.00044**	**.00002**	**1.0107**	**.02083**	**-.00069**	**.00216**	**.00003**	**-.00063**
Stddev	.00014	.326	.00100	.00057	.00040	.00001	.0010	.00249	.00000	.00012	.00014	.00023
%RSD	158.00	.71948	27.350	46.699	90.514	69.574	.09483	11.954	.05713	5.6584	539.59	36.035
#1	-.00001	45.087	-.00296	.00164	.00073	.00001	1.0100	.01907	-.00069	.00225	-.00007	-.00047
#2	.00018	45.549	-.00437	.00082	.00016	.00002	1.0113	.02259	-.00069	.00207	.00012	-.00079
Check ?	None	Chk Pass	None	None	None	None	Chk Pass	None	None	None	None	None
Value												
Range												

Elem	Fe2599	K_7664	Li6707	Mg2790	Mn2576	Mo2020	Na8183	Ni2316	P_1782	Pb2203	S_1820	Sb2068
Units	ppm	ppm	ppm	ppm	ppm	ppm	ppm	ppm	ppm	ppm	ppm	ppm
Avg	F **37.399**	**.19288**	**-.00340**	**.02475**	**.00030**	**-.00152**	F **302.78**	**.00178**	**.01065**	**.00110**	**5.1087**	**.00326**
Stddev	.191	.07378	.00168	.00287	.00001	.00028	1.00	.00025	.00006	.00101	.0187	.00051
%RSD	.50998	38.251	49.419	11.588	3.4690	18.521	.33064	13.834	.53925	91.926	.36708	15.740
#1	37.264	.14071	-.00459	.02272	.00029	-.00132	302.07	.00195	.01060	.00038	5.0954	.00289
#2	37.534	.24505	-.00221	.02678	.00031	-.00172	303.49	.00160	.01069	.00181	5.1219	.00362
Check ?	Chk Fail	None	None	None	None	None	Chk Fail	None	None	None	None	None
Value	50.000						250.00					
Range	-10.000%						10.000%					

Elem	Se1960	Si2881	Sn1899	Sr4077	Th2837	Ti3349	Tl1908	U_3701	V_2924	Zn2062	Zr3391
Units	ppm	ppm	ppm	ppm	ppm	ppm	ppm	ppm	ppm	ppm	ppm
Avg	**.00467**	**.01137**	**.00028**	**.00046**	**5.1355**	**.00295**	**-.00120**	**10.064**	**-.00036**	**.00399**	**-.05884**
Stddev	.00738	.00032	.00054	.00005	.0030	.00047	.00035	.014	.00008	.00029	.00073
%RSD	158.17	2.7966	193.41	10.569	.05928	15.907	29.139	.14191	21.342	7.1889	1.2461
#1	-.00055	.01114	-.00010	.00042	5.1333	.00262	-.00145	10.054	-.00041	.00419	-.05833
#2	.00989	.01159	.00066	.00049	5.1376	.00328	-.00095	10.074	-.00030	.00379	-.05936
Check ?	None	None	None	None	Chk Pass	None	None	Chk Pass	None	None	None
Value											
Range											

Int. Std.	Y_2243	Y_3600	Y_3774
Units	Cts/S	Cts/S	Cts/S
Avg	**5461.5**	**69027.**	**3189.9**
Stddev	5.4	214.	16.3
%RSD	.09947	.31056	.51074
#1	5465.4	68876.	3201.4
#2	5457.7	69179.	3178.4

Sample Name: CCV-2050339 Acquired: 5/18/2013 2:16:13 Type: QC
Method: 6500_026(v10) Mode: CONC Corr. Factor: 1.000000
User: bowenh Custom ID1: Custom ID2: Custom ID3:
Comment:

Elem	Ag3280	Al1670	As1890	B_2089	Ba4554	Be3130	Bi2230	Ca3179	Cd2288	Co2286	Cr2055	Cu3247
Units	ppm	ppm	ppm	ppm	ppm	ppm	ppm	ppm	ppm	ppm	ppm	ppm
Avg	**.50227**	**.49616**	**.98821**	**.51053**	**.53072**	F **.43317**	**.00330**	**4.5146**	**.49776**	**.50381**	**.48847**	**.48530**
Stddev	.00036	.00035	.00363	.00029	.00520	.00406	.00161	.0002	.00104	.00063	.00061	.00125
%RSD	.07086	.07154	.36691	.05704	.97984	.93763	48.648	.00419	.20921	.12552	.12494	.25687
#1	.50201	.49591	.98565	.51073	.53440	.43605	.00217	4.5147	.49850	.50425	.48890	.48618
#2	.50252	.49641	.99078	.51032	.52705	.43030	.00444	4.5145	.49702	.50336	.48804	.48442
Check ?	Chk Pass	Chk Pass	Chk Pass	Chk Pass	Chk Pass	Chk Fail	None	Chk Pass	Chk Pass	Chk Pass	Chk Pass	Chk Pass
Value						.50000						
Range						-10.000%						

Elem	Fe2599	K_7664	Li6707	Mg2790	Mn2576	Mo2020	Na5895	Ni2316	P_1782	Pb2203	S_1820	Sb2068
Units	ppm	ppm	ppm	ppm	ppm	ppm	ppm	ppm	ppm	ppm	ppm	ppm
Avg	F **1.9269**	F **58.882**	F **1.1668**	**19.520**	**.49646**	**.47917**	F **5.5432**	**.49648**	**1.0083**	**.99439**	**-.01845**	**1.0003**
Stddev	.0123	.564	.0079	.033	.00048	.00029	.0537	.00025	.0037	.00129	.00270	.0004
%RSD	.63759	.95791	.67911	.16753	.09600	.06091	.96963	.05125	.37034	.12965	14.647	.04304
#1	1.9356	59.281	1.1724	19.543	.49680	.47938	5.5812	.49666	1.0109	.99530	-.02036	1.0000
#2	1.9182	58.484	1.1612	19.497	.49612	.47896	5.5052	.49630	1.0057	.99347	-.01654	1.0006
Check ?	Chk Fail	Chk Fail	Chk Fail	Chk Pass	Chk Pass	Chk Pass	Chk Fail	Chk Pass	Chk Pass	Chk Pass	None	Chk Pass
Value	2.5000	50.000	1.0000				5.0000					
Range	-10.000%	10.000%	10.000%				10.000%					

Elem	Se1960	Si2881	Sn1899	Sr4077	Th2837	Ti3349	Tl1908	U_3701	V_2924	Zn2062	Zr3391
Units	ppm	ppm	ppm	ppm	ppm	ppm	ppm	ppm	ppm	ppm	ppm
Avg	**1.0109**	F **4.1168**	**.95793**	**.52154**	**.00269**	**.49129**	**.97077**	**.01930**	**.48598**	**.49004**	**.46332**
Stddev	.0084	.0143	.00263	.00447	.00114	.00027	.00179	.02624	.00214	.00025	.00194
%RSD	.82811	.34616	.27461	.85691	42.386	.05577	.18422	135.94	.44008	.05154	.41855
#1	1.0169	4.1269	.95979	.52470	.00349	.49148	.97203	.00075	.48749	.49022	.46194
#2	1.0050	4.1068	.95607	.51838	.00188	.49109	.96950	.03785	.48446	.48986	.46469
Check ?	Chk Pass	Chk Fail	Chk Pass	Chk Pass	None	Chk Pass	Chk Pass	None	Chk Pass	Chk Pass	Chk Pass
Value		5.0000									
Range		-10.000%									

Int. Std.	Y_2243	Y_3600	Y_3774
Units	Cts/S	Cts/S	Cts/S
Avg	**5566.0**	**70161.**	**3207.1**
Stddev	17.7	289.	30.1
%RSD	.31772	.41162	.93801
#1	5553.5	69957.	3185.8
#2	5578.5	70365.	3228.4

Sample Name: CCB Acquired: 5/18/2013 2:18:28 Type: QC
Method: 6500_026(v10) Mode: CONC Corr. Factor: 1.000000
User: bowenh Custom ID1: Custom ID2: Custom ID3:
Comment:

Elem	Ag3280	Al1670	As1890	B_2089	Ba4554	Be3130	Bi2230	Ca3179	Cd2288	Co2286	Cr2055
Units	ppm	ppm	ppm	ppm	ppm	ppm	ppm	ppm	ppm	ppm	ppm
Avg	**.00073**	**.00414**	**-.00029**	**-.00017**	**.00018**	**-.00006**	**.00448**	**.00934**	**.00004**	**.00047**	**.00025**
Stddev	.00095	.00023	.00118	.00006	.00051	.00001	.00260	.00008	.00002	.00012	.00011
%RSD	129.63	5.4810	404.26	32.790	275.52	25.524	58.047	.89031	38.958	26.591	46.201
#1	.00006	.00430	.00054	-.00013	-.00017	-.00007	.00264	.00940	.00005	.00038	.00017
#2	.00140	.00398	-.00113	-.00021	.00054	-.00005	.00631	.00928	.00003	.00055	.00033
Check ?	Chk Pass	Chk Pass	Chk Pass	Chk Pass	Chk Pass	Chk Pass	None	Chk Pass	Chk Pass	Chk Pass	Chk Pass
High Limit											
Low Limit											

Elem	Cu3247	Fe2599	K_7664	Li6707	Mg2790	Mn2576	Mo2020	Na5895	Ni2316	P_1782	Pb2203
Units	ppm	ppm	ppm	ppm	ppm	ppm	ppm	ppm	ppm	ppm	ppm
Avg	**-.00069**	**.00584**	**.09041**	F **-.00548**	W **.01236**	**.00021**	**.00064**	**-.03253**	**.00069**	**.00372**	**-.00122**
Stddev	.00028	.00032	.00567	.00305	.00121	.00001	.00009	.00981	.00004	.00136	.00001
%RSD	40.582	5.5505	6.2712	55.618	9.8113	5.3153	14.319	30.169	6.1611	36.670	.55370
#1	-.00049	.00561	.08640	-.00332	.01322	.00020	.00070	-.02559	.00066	.00468	-.00121
#2	-.00089	.00607	.09442	-.00764	.01151	.00022	.00057	-.03947	.00072	.00275	-.00122
Check ?	Chk Pass	Chk Pass	Chk Pass	Chk Fail	Chk Warn	Chk Pass	Chk Pass	Chk Pass	Chk Pass	Chk Pass	Chk Pass
High Limit				.00522	.01070						
Low Limit				-.00522	-.01070						

Elem	S_1820	Sb2068	Se1960	Si2881	Sn1899	Sr4077	Th2837	Ti3349	Tl1908	U_3701	V_2924
Units	ppm	ppm	ppm	ppm	ppm	ppm	ppm	ppm	ppm	ppm	ppm
Avg	**-.02935**	**.00207**	**.00134**	**.01670**	**-.00053**	**-.00001**	**.00114**	**.00031**	**-.00077**	**.04092**	**.00042**
Stddev	.00284	.00123	.00110	.00864	.00014	.00007	.00068	.00012	.00051	.01184	.00003
%RSD	9.6682	59.554	82.564	51.720	26.793	622.47	60.162	39.391	65.727	28.946	6.9919
#1	-.02734	.00294	.00056	.01059	-.00063	-.00006	.00162	.00023	-.00041	.04929	.00040
#2	-.03135	.00120	.00212	.02281	-.00043	.00004	.00065	.00040	-.00113	.03254	.00044
Check ?	None	Chk Pass	Chk Pass	Chk Pass	Chk Pass	Chk Pass	Chk Pass	Chk Pass	Chk Pass	Chk Pass	Chk Pass
High Limit											
Low Limit											

Elem	Zn2062	Zr3391
Units	ppm	ppm
Avg	**.00253**	W **.00386**
Stddev	.00008	.00113
%RSD	3.0459	29.293
#1	.00247	.00306
#2	.00258	.00466
Check ?	Chk Pass	Chk Warn
High Limit		.00238
Low Limit		-.00238

Int. Std.	Y_2243	Y_3600	Y_3774
Units	Cts/S	Cts/S	Cts/S
Avg	**5645.8**	**71558.**	**3186.5**
Stddev	10.7	173.	16.2
%RSD	.18899	.24189	.50859
#1	5653.4	71681.	3197.9
#2	5638.3	71436.	3175.0

Sample Name: CCVL2057887 Acquired: 5/18/2013 2:20:59 Type: QC
Method: 6500_026(v10) Mode: CONC Corr. Factor: 1.000000
User: bowenh Custom ID1: Custom ID2: Custom ID3:
Comment:

Elem	Ag3280	Al1670	As1890	B_2089	Ba4554	Be3130	Bi2230	Ca3179	Cd2288	Co2286	Cr2055
Units	ppm	ppm	ppm	ppm	ppm	ppm	ppm	ppm	ppm	ppm	ppm
Avg	**.01131**	**.10377**	**.01518**	**.10131**	**.01132**	W **.00075**	**.10527**	**.18801**	**.00500**	**.01078**	**.01031**
Stddev	.00065	.00025	.00184	.00014	.00012	.00005	.00261	.00704	.00007	.00021	.00015
%RSD	5.7195	.24339	12.140	.14152	1.0451	6.3756	2.4781	3.7439	1.4307	1.9725	1.4467
#1	.01085	.10359	.01648	.10121	.01140	.00071	.10712	.19298	.00505	.01093	.01042
#2	.01177	.10394	.01387	.10142	.01124	.00078	.10343	.18303	.00495	.01063	.01021
Check ?	Chk Pass	Chk Pass	Chk Pass	Chk Pass	Chk Pass	Chk Warn	Chk Pass	Chk Pass	Chk Pass	Chk Pass	Chk Pass
Value						.00100					
Range						-20.000%					

Elem	Cu3247	Fe2599	K_7664	Li6707	Mg2790	Mn2576	Mo2020	Na5895	Ni2316	P_1782	Pb2203
Units	ppm	ppm	ppm	ppm	ppm	ppm	ppm	ppm	ppm	ppm	ppm
Avg	**.01435**	**.08201**	W **3.7639**	**.00921**	**.20772**	**.01035**	**.01959**	**1.1551**	**.04091**	**2.9293**	**.00913**
Stddev	.00072	.00288	.0220	.00092	.00059	.00004	.00008	.0134	.00038	.0015	.00194
%RSD	4.9860	3.5089	.58323	9.9711	.28419	.38086	.38609	1.1564	.91730	.05061	21.221
#1	.01486	.08404	3.7794	.00986	.20730	.01038	.01954	1.1645	.04117	2.9282	.01051
#2	.01385	.07997	3.7484	.00856	.20814	.01032	.01964	1.1456	.04064	2.9303	.00776
Check ?	Chk Pass	Chk Pass	Chk Warn	Chk Pass	Chk Pass	Chk Pass	Chk Pass	Chk Pass	Chk Pass	Chk Pass	Chk Pass
Value			3.0000								
Range			20.000%								

Elem	S_1820	Sb2068	Se1960	Si2881	Sn1899	Sr4077	Th2837	Ti3349	Tl1908	U_3701	V_2924
Units	ppm	ppm	ppm	ppm	ppm	ppm	ppm	ppm	ppm	ppm	ppm
Avg	**-.02808**	**.01198**	**.01263**	W **.39935**	**.09534**	**.01069**	**.01611**	**.00980**	**.01550**	**.04870**	**.00995**
Stddev	.00434	.00055	.00439	.01462	.00024	.00002	.00083	.00002	.00106	.00110	.00040
%RSD	15.462	4.5792	34.717	3.6617	.25170	.21974	5.1330	.24793	6.8092	2.2584	3.9997
#1	-.03115	.01159	.00953	.38901	.09551	.01068	.01552	.00982	.01475	.04792	.00967
#2	-.02501	.01237	.01573	.40970	.09517	.01071	.01669	.00978	.01625	.04948	.01023
Check ?	None	Chk Pass	Chk Pass	Chk Warn	Chk Pass	Chk Pass	Chk Pass	Chk Pass	Chk Pass	Chk Pass	Chk Pass
Value				.50000							
Range				-20.000%							

Elem	Zn2062	Zr3391
Units	ppm	ppm
Avg	**.02263**	**.01553**
Stddev	.00004	.00143
%RSD	.16299	9.1823
#1	.02260	.01654
#2	.02265	.01452
Check ?	Chk Pass	Chk Pass
Value		
Range		

Int. Std.	Y_2243	Y_3600	Y_3774
Units	Cts/S	Cts/S	Cts/S
Avg	**5593.5**	**70848.**	**3208.3**
Stddev	1.6	258.	18.9
%RSD	.02918	.36444	.58779
#1	5592.3	70665.	3194.9
#2	5594.6	71031.	3221.6

Sample Name: 280-42247-C-4-A Acquired: 5/18/2013 2:23:26 Type: Unk
Method: 6500_026(v10) Mode: CONC Corr. Factor: 1.000000
User: bowenh Custom ID1: Custom ID2: Custom ID3:
Comment: 174457 6010b

Elem	Ag3280	Al1670	As1890	B_2089	Ba4554	Be3130	Bi2230	Ca3179	Cd2288
Line	328.068 {103}	167.079 {502}	189.042 {478}	208.959 {461}	455.403 { 74}	313.042 {108}	223.061 {451}	317.933 {106}	228.802 {447}
Units	ppm	ppm	ppm	ppm	ppm	ppm	ppm	ppm	ppm
Avg	**.00047**	**-.00643**	**.00114**	**.02395**	**.03076**	**.00003**	**-.00037**	**23.590**	**.00014**
Stddev	.00007	.00063	.00017	.00033	.00030	.00017	.00012	.046	.00007
%RSD	14.430	9.8415	14.573	1.3751	.96394	628.61	31.984	.19319	51.704
#1	.00042	-.00599	.00102	.02418	.03097	.00014	-.00029	23.622	.00019
#2	.00052	-.00688	.00126	.02371	.03055	-.00009	-.00046	23.557	.00009
Check ?	Chk Pass	Chk Pass	Chk Pass	Chk Pass	Chk Pass	Chk Pass	Chk Pass	Chk Pass	Chk Pass
High Limit									
Low Limit									

Elem	Co2286	Cr2055	Cu3247	Fe2599	K_7664	Li6707	Mg2790	Mn2576	Mo2020
Line	228.616 {447}	205.552 {464}	324.754 {104}	259.940 {130}	766.490 { 44}	670.784 { 50}	279.079 {121}2	257.610 {131}	202.030 {467}
Units	ppm	ppm	ppm	ppm	ppm	ppm	ppm	ppm	ppm
Avg	**-.00021**	**.00041**	**.00040**	**26.860**	**4.1996**	**.34939**	**13.857**	**.81474**	**-.00016**
Stddev	.00006	.00019	.00005	.073	.0917	.00052	.010	.00063	.00002
%RSD	29.236	46.092	12.202	.27044	2.1838	.15002	.07102	.07705	14.855
#1	-.00025	.00028	.00043	26.911	4.1348	.34976	13.864	.81429	-.00018
#2	-.00016	.00055	.00036	26.808	4.2645	.34902	13.850	.81518	-.00015
Check ?	Chk Pass	Chk Pass	Chk Pass	Chk Pass	Chk Pass	Chk Pass	Chk Pass	Chk Pass	Chk Pass
High Limit									
Low Limit									

Elem	Na5895	Na8183	Ni2316	P_1782	Pb2203	S_1820	Sb2068	Se1960	Si2881
Line	589.592 { 57}	818.326 { 41}	231.604 {446}	178.284 {489}	220.353 {453}	182.034 {485}	206.833 {463}	196.090 {472}	288.158 {117}
Units	ppm	ppm	ppm	ppm	ppm	ppm	ppm	ppm	ppm
Avg	W **9.0257**	**10.602**	**.00119**	**2.3100**	**.00289**	**44.709**	**.00079**	**.00373**	**11.978**
Stddev	.0498	.311	.00008	.0076	.00116	.022	.00106	.00095	.000
%RSD	.55127	2.9369	6.8360	.32811	40.313	.04990	135.22	25.609	.00342
#1	9.0609	10.822	.00113	2.3047	.00206	44.725	.00003	.00305	11.979
#2	8.9905	10.382	.00125	2.3154	.00371	44.694	.00154	.00440	11.978
Check ?	Chk Warn	Chk Pass	Chk Pass	Chk Pass	Chk Pass	None	Chk Pass	Chk Pass	Chk Pass
High Limit	9.0000								
Low Limit	-.50000								

Elem	Sn1899	Sr4077	Th2837	Ti3349	Tl1908	U_3701	V_2924	Zn2062	Zr3391
Line	189.989 {477}	407.771 { 83}	283.730 {119}	334.904 {101}	190.856 {477}	370.152 { 91}	292.402 {115}	206.200 {163}	339.198 { 99}
Units	ppm	ppm	ppm	ppm	ppm	ppm	ppm	ppm	ppm
Avg	**-.00068**	**.17026**	**.01155**	**.00056**	**.00034**	**.03631**	**.00114**	**.00632**	**.00388**
Stddev	.00088	.00015	.00092	.00070	.00075	.02380	.00077	.00058	.00170
%RSD	129.09	.08659	7.9317	124.56	224.66	65.549	68.183	9.1848	43.867
#1	-.00130	.17016	.01090	.00105	-.00020	.01948	.00059	.00673	.00508
#2	-.00006	.17037	.01220	.00007	.00087	.05315	.00168	.00591	.00268
Check ?	Chk Pass	Chk Pass	Chk Pass	Chk Pass	Chk Pass	Chk Pass	Chk Pass	Chk Pass	Chk Pass
High Limit									
Low Limit									

Int. Std.	Y_2243	Y_3600	Y_3774
Line	224.306 {450}	360.073 { 94}	377.433 { 89}
Units	Cts/S	Cts/S	Cts/S
Avg	**5574.2**	**70046.**	**3209.9**
Stddev	1.0	174.	14.5
%RSD	.01732	.24891	.45180
#1	5574.9	69923.	3199.7
#2	5573.6	70169.	3220.2

Sample Name: 280-42247-C-5-A Acquired: 5/18/2013 2:25:51 Type: Unk
Method: 6500_026(v10) Mode: CONC Corr. Factor: 1.000000
User: bowenh Custom ID1: Custom ID2: Custom ID3:
Comment: 174457 6010b

Elem	Ag3280	Al1670	As1890	B_2089	Ba4554	Be3130	Bi2230	Ca3179	Cd2288
Line	328.068 {103}	167.079 {502}	189.042 {478}	208.959 {461}	455.403 { 74}	313.042 {108}	223.061 {451}	317.933 {106}	228.802 {447}
Units	ppm	ppm	ppm	ppm	ppm	ppm	ppm	ppm	ppm
Avg	**.00073**	**.03676**	**.00198**	**.01782**	**.05991**	**-.00003**	**-.00040**	**5.1230**	**.00003**
Stddev	.00011	.00009	.00123	.00039	.00009	.00001	.00211	.0157	.00027
%RSD	15.190	.24701	62.210	2.1717	.15071	22.115	529.86	.30694	1055.3
#1	.00081	.03670	.00111	.01754	.05985	-.00003	.00109	5.1341	-.00017
#2	.00065	.03683	.00285	.01809	.05997	-.00002	-.00189	5.1119	.00022
Check ?	Chk Pass	Chk Pass	Chk Pass	Chk Pass	Chk Pass	Chk Pass	Chk Pass	Chk Pass	Chk Pass
High Limit									
Low Limit									

Elem	Co2286	Cr2055	Cu3247	Fe2599	K_7664	Li6707	Mg2790	Mn2576	Mo2020
Line	228.616 {447}	205.552 {464}	324.754 {104}	259.940 {130}	766.490 { 44}	670.784 { 50}	279.079 {121}2	257.610 {131}	202.030 {467}
Units	ppm	ppm	ppm	ppm	ppm	ppm	ppm	ppm	ppm
Avg	**.00386**	**.00034**	**-.00017**	**2.2373**	**2.4259**	**-.00295**	**3.7636**	**.42688**	**.00012**
Stddev	.00001	.00002	.00025	.0087	.0212	.00002	.0014	.00079	.00010
%RSD	.30812	6.2119	145.30	.38721	.87490	.67503	.03741	.18591	83.439
#1	.00386	.00035	.00000	2.2434	2.4409	-.00294	3.7627	.42744	.00005
#2	.00387	.00032	-.00035	2.2312	2.4109	-.00297	3.7646	.42632	.00018
Check ?	Chk Pass	Chk Pass	Chk Pass	Chk Pass	Chk Pass	Chk Pass	Chk Pass	Chk Pass	Chk Pass
High Limit									
Low Limit									

Elem	Na8183	Ni2316	P_1782	Pb2203	S_1820	Sb2068	Se1960	Si2881	Sn1899
Line	818.326 { 41}	231.604 {446}	178.284 {489}	220.353 {453}	182.034 {485}	206.833 {463}	196.090 {472}	288.158 {117}	189.989 {477}
Units	ppm	ppm	ppm	ppm	ppm	ppm	ppm	ppm	ppm
Avg	**12.918**	**.00332**	**.11922**	**.00066**	**12.148**	**.00261**	**-.00034**	**5.5362**	**-.00105**
Stddev	.564	.00011	.00236	.00006	.008	.00000	.00083	.0018	.00026
%RSD	4.3631	3.2506	1.9757	9.0389	.06624	.19007	248.34	.03206	24.629
#1	12.520	.00339	.12088	.00061	12.143	.00261	.00025	5.5350	-.00087
#2	13.317	.00324	.11755	.00070	12.154	.00261	-.00093	5.5375	-.00123
Check ?	Chk Pass	Chk Pass	Chk Pass	Chk Pass	None	Chk Pass	Chk Pass	Chk Pass	Chk Pass
High Limit									
Low Limit									

Elem	Sr4077	Th2837	Ti3349	Tl1908	U_3701	V_2924	Zn2062	Zr3391
Line	407.771 { 83}	283.730 {119}	334.904 {101}	190.856 {477}	370.152 { 91}	292.402 {115}	206.200 {163}	339.198 { 99}
Units	ppm	ppm	ppm	ppm	ppm	ppm	ppm	ppm
Avg	**.05929**	**.00037**	**.00049**	**-.00073**	**.02125**	**.00041**	**.00552**	**.00195**
Stddev	.00018	.00154	.00056	.00030	.00465	.00060	.00041	.00050
%RSD	.30356	416.58	115.43	40.552	21.899	145.76	7.4275	25.819
#1	.05941	.00146	.00009	-.00094	.01796	-.00001	.00581	.00159
#2	.05916	-.00072	.00088	-.00052	.02454	.00084	.00523	.00231
Check ?	Chk Pass	Chk Pass	Chk Pass	Chk Pass	Chk Pass	Chk Pass	Chk Pass	Chk Pass
High Limit								
Low Limit								

Int. Std.	Y_2243	Y_3600	Y_3774
Line	224.306 {450}	360.073 { 94}	377.433 { 89}
Units	Cts/S	Cts/S	Cts/S
Avg	**5654.0**	**71486.**	**3249.5**
Stddev	2.7	213.	.3
%RSD	.04704	.29842	.00882
#1	5652.2	71336.	3249.7
#2	5655.9	71637.	3249.3

Sample Name: 280-42247-C-6-A Acquired: 5/18/2013 2:28:18 Type: Unk
Method: 6500_026(v10) Mode: CONC Corr. Factor: 1.000000
User: bowenh Custom ID1: Custom ID2: Custom ID3:
Comment: 174457 6010b

Elem	Ag3280	Al1670	As1890	B_2089	Ba4554	Be3130	Bi2230	Ca3179	Cd2288
Line	328.068 {103}	167.079 {502}	189.042 {478}	208.959 {461}	455.403 { 74}	313.042 {108}	223.061 {451}	317.933 {106}	228.802 {447}
Units	ppm	ppm	ppm	ppm	ppm	ppm	ppm	ppm	ppm
Avg	**.00172**	**1.0074**	**.00107**	**.28613**	**.02682**	**.00037**	**.00082**	**36.111**	**.00031**
Stddev	.00044	.0017	.00144	.00028	.00027	.00003	.00068	.128	.00003
%RSD	25.244	.16990	134.46	.09810	1.0169	7.4893	82.218	.35499	10.761
#1	.00142	1.0062	.00209	.28593	.02662	.00039	.00035	36.021	.00029
#2	.00203	1.0086	.00005	.28633	.02701	.00035	.00130	36.202	.00034
Check ?	Chk Pass	Chk Pass	Chk Pass	Chk Pass	Chk Pass	Chk Pass	Chk Pass	Chk Pass	Chk Pass
High Limit									
Low Limit									

Elem	Co2286	Cr2055	Cu3247	Fe2599	K_7664	Li6707	Mg2790	Mn2576	Mo2020
Line	228.616 {447}	205.552 {464}	324.754 {104}	259.940 {130}	766.490 { 44}	670.784 { 50}	279.079 {121}2	257.610 {131}	202.030 {467}
Units	ppm	ppm	ppm	ppm	ppm	ppm	ppm	ppm	ppm
Avg	**.04861**	**.00124**	**.00114**	**9.7821**	**9.9757**	**.06997**	**24.879**	**6.5015**	**-.00020**
Stddev	.00018	.00007	.00033	.0149	.1135	.00106	.011	.0655	.00005
%RSD	.37767	5.2911	29.019	.15201	1.1373	1.5123	.04316	1.0080	22.691
#1	.04848	.00119	.00091	9.7926	10.056	.06922	24.887	6.4552	-.00024
#2	.04873	.00128	.00138	9.7716	9.8954	.07072	24.872	6.5479	-.00017
Check ?	Chk Pass	Chk Pass	Chk Pass	Chk Pass	Chk Pass	Chk Pass	Chk Pass	Chk Pass	Chk Pass
High Limit									
Low Limit									

Elem	Na8183	Ni2316	P_1782	Pb2203	S_1820	Sb2068	Se1960	Si2881	Sn1899
Line	818.326 { 41}	231.604 {446}	178.284 {489}	220.353 {453}	182.034 {485}	206.833 {463}	196.090 {472}	288.158 {117}	189.989 {477}
Units	ppm	ppm	ppm	ppm	ppm	ppm	ppm	ppm	ppm
Avg	**46.549**	**.03415**	**.07367**	**.00197**	**92.876**	**.00003**	**-.00060**	**5.7562**	**-.00163**
Stddev	.341	.00014	.00018	.00031	.228	.00208	.00140	.0187	.00065
%RSD	.73221	.40149	.24702	15.972	.24577	6853.7	235.19	.32446	40.132
#1	46.308	.03425	.07354	.00175	92.715	-.00144	.00040	5.7430	-.00209
#2	46.790	.03405	.07380	.00219	93.037	.00150	-.00159	5.7694	-.00116
Check ?	Chk Pass	Chk Pass	Chk Pass	Chk Pass	None	Chk Pass	Chk Pass	Chk Pass	Chk Pass
High Limit									
Low Limit									

Elem	Sr4077	Th2837	Ti3349	Tl1908	U_3701	V_2924	Zn2062	Zr3391
Line	407.771 { 83}	283.730 {119}	334.904 {101}	190.856 {477}	370.152 { 91}	292.402 {115}	206.200 {163}	339.198 { 99}
Units	ppm	ppm	ppm	ppm	ppm	ppm	ppm	ppm
Avg	**.25864**	**.00495**	**.00057**	**-.00317**	**-.01194**	**-.00047**	**.13721**	**.00208**
Stddev	.00097	.00170	.00047	.00092	.01864	.00016	.00099	.00166
%RSD	.37461	34.327	81.669	29.075	156.13	34.403	.72007	79.768
#1	.25796	.00615	.00024	-.00252	-.02512	-.00059	.13791	.00091
#2	.25933	.00375	.00090	-.00382	.00124	-.00036	.13651	.00326
Check ?	Chk Pass	Chk Pass	Chk Pass	Chk Pass	Chk Pass	Chk Pass	Chk Pass	Chk Pass
High Limit								
Low Limit								

Int. Std.	Y_2243	Y_3600	Y_3774
Line	224.306 {450}	360.073 { 94}	377.433 { 89}
Units	Cts/S	Cts/S	Cts/S
Avg	**5650.0**	**71503.**	**3250.5**
Stddev	7.7	44.	16.6
%RSD	.13599	.06085	.51117
#1	5655.4	71533.	3238.8
#2	5644.5	71472.	3262.3

Sample Name: 280-42247-C-7-A Acquired: 5/18/2013 2:30:47 Type: Unk
Method: 6500_026(v10) Mode: CONC Corr. Factor: 1.000000
User: bowenh Custom ID1: Custom ID2: Custom ID3:
Comment: 174457 6010b

Elem	Ag3280	Al1670	As1890	B_2089	Ba4554	Be3130	Bi2230	Ca3179	Cd2288
Line	328.068 {103}	167.079 {502}	189.042 {478}	208.959 {461}	455.403 { 74}	313.042 {108}	223.061 {451}	317.933 {106}	228.802 {447}
Units	ppm	ppm	ppm	ppm	ppm	ppm	ppm	ppm	ppm
Avg	**.00118**	**.00861**	**.00300**	**.03719**	**.03206**	**-.00010**	**.00069**	**37.543**	**.00010**
Stddev	.00015	.00173	.00145	.00062	.00053	.00013	.00161	.071	.00004
%RSD	12.332	20.115	48.432	1.6577	1.6659	127.60	231.84	.18820	43.302
#1	.00128	.00738	.00197	.03675	.03244	-.00001	.00183	37.593	.00007
#2	.00108	.00983	.00403	.03763	.03168	-.00019	-.00044	37.493	.00013
Check ?	Chk Pass	Chk Pass	Chk Pass	Chk Pass	Chk Pass	Chk Pass	Chk Pass	Chk Pass	Chk Pass
High Limit									
Low Limit									

Elem	Co2286	Cr2055	Cu3247	Fe2599	K_7664	Li6707	Mg2790	Mn2576	Mo2020
Line	228.616 {447}	205.552 {464}	324.754 {104}	259.940 {130}	766.490 { 44}	670.784 { 50}	279.079 {121}2	257.610 {131}	202.030 {467}
Units	ppm	ppm	ppm	ppm	ppm	ppm	ppm	ppm	ppm
Avg	**.00032**	**.00026**	**.00014**	**11.572**	**9.1100**	**.15573**	**12.963**	**.22951**	**.00051**
Stddev	.00017	.00005	.00055	.039	.0522	.00131	.013	.00005	.00002
%RSD	52.107	19.565	398.97	.33550	.57244	.83859	.10398	.02272	2.9636
#1	.00043	.00029	.00053	11.599	9.1469	.15666	12.973	.22947	.00052
#2	.00020	.00022	-.00025	11.544	9.0731	.15481	12.954	.22955	.00050
Check ?	Chk Pass	Chk Pass	Chk Pass	Chk Pass	Chk Pass	Chk Pass	Chk Pass	Chk Pass	Chk Pass
High Limit									
Low Limit									

Elem	Na5895	Ni2316	P_1782	Pb2203	S_1820	Sb2068	Se1960	Si2881	Sn1899
Line	589.592 { 57}	231.604 {446}	178.284 {489}	220.353 {453}	182.034 {485}	206.833 {463}	196.090 {472}	288.158 {117}	189.989 {477}
Units	ppm	ppm	ppm	ppm	ppm	ppm	ppm	ppm	ppm
Avg	**6.8355**	**.00126**	**.62978**	**.00204**	**35.328**	**.00178**	**.00148**	**7.5610**	**.00203**
Stddev	.0136	.00024	.00247	.00100	.100	.00123	.00167	.0406	.00094
%RSD	.19839	18.936	.39225	48.955	.28213	68.832	112.77	.53636	46.177
#1	6.8451	.00143	.62803	.00134	35.258	.00091	.00030	7.5897	.00137
#2	6.8260	.00109	.63152	.00275	35.399	.00265	.00266	7.5324	.00269
Check ?	Chk Pass	Chk Pass	Chk Pass	Chk Pass	None	Chk Pass	Chk Pass	Chk Pass	Chk Pass
High Limit									
Low Limit									

Elem	Sr4077	Th2837	Ti3349	Tl1908	U_3701	V_2924	Zn2062	Zr3391
Line	407.771 { 83}	283.730 {119}	334.904 {101}	190.856 {477}	370.152 { 91}	292.402 {115}	206.200 {163}	339.198 { 99}
Units	ppm	ppm	ppm	ppm	ppm	ppm	ppm	ppm
Avg	**.54052**	**.00563**	**.00078**	**.00038**	**.03694**	**.00081**	**.00515**	**.00432**
Stddev	.00134	.00090	.00005	.00003	.01694	.00039	.00051	.00261
%RSD	.24702	15.999	6.5086	7.1261	45.866	47.912	9.8884	60.403
#1	.54146	.00627	.00074	.00040	.04892	.00109	.00479	.00247
#2	.53957	.00500	.00081	.00036	.02496	.00054	.00551	.00616
Check ?	Chk Pass	Chk Pass	Chk Pass	Chk Pass	Chk Pass	Chk Pass	Chk Pass	Chk Pass
High Limit								
Low Limit								

Int. Std.	Y_2243	Y_3600	Y_3774
Line	224.306 {450}	360.073 { 94}	377.433 { 89}
Units	Cts/S	Cts/S	Cts/S
Avg	**5563.1**	**70454.**	**3199.1**
Stddev	10.5	231.	8.3
%RSD	.18864	.32819	.25904
#1	5570.5	70290.	3193.2
#2	5555.7	70617.	3205.0

Sample Name: 280-42247-C-8-A Acquired: 5/18/2013 2:33:14 Type: Unk
Method: 6500_026(v10) Mode: CONC Corr. Factor: 1.000000
User: bowenh Custom ID1: Custom ID2: Custom ID3:
Comment: 174457 6010b

Elem	Ag3280	Al1670	As1890	B_2089	Ba4554	Be3130	Bi2230	Ca3179	Cd2288
Line	328.068 {103}	167.079 {502}	189.042 {478}	208.959 {461}	455.403 { 74}	313.042 {108}	223.061 {451}	317.933 {106}	228.802 {447}
Units	ppm	ppm	ppm	ppm	ppm	ppm	ppm	ppm	ppm
Avg	**.00096**	**.34755**	**.00317**	**.05232**	**.03810**	**-.00007**	**.00111**	**39.892**	**.00016**
Stddev	.00086	.00196	.00036	.00022	.00013	.00002	.00187	.066	.00006
%RSD	89.646	.56294	11.331	.42697	.34223	23.745	168.10	.16556	37.353
#1	.00157	.34894	.00342	.05217	.03819	-.00006	-.00021	39.939	.00012
#2	.00035	.34617	.00292	.05248	.03801	-.00008	.00243	39.845	.00020
Check ?	Chk Pass	Chk Pass	Chk Pass	Chk Pass	Chk Pass	Chk Pass	Chk Pass	Chk Pass	Chk Pass
High Limit									
Low Limit									

Elem	Co2286	Cr2055	Cu3247	Fe2599	K_7664	Li6707	Mg2790	Mn2576	Mo2020
Line	228.616 {447}	205.552 {464}	324.754 {104}	259.940 {130}	766.490 { 44}	670.784 { 50}	279.079 {121}2	257.610 {131}	202.030 {467}
Units	ppm	ppm	ppm	ppm	ppm	ppm	ppm	ppm	ppm
Avg	**.00039**	**.00381**	**.00131**	**1.8330**	**10.461**	**.17055**	**12.423**	**.10948**	**.00103**
Stddev	.00002	.00007	.00048	.0001	.109	.00033	.002	.00040	.00012
%RSD	5.6240	1.8020	36.844	.00522	1.0424	.19160	.01525	.36593	11.973
#1	.00041	.00385	.00166	1.8329	10.538	.17078	12.422	.10977	.00094
#2	.00038	.00376	.00097	1.8331	10.384	.17032	12.425	.10920	.00111
Check ?	Chk Pass	Chk Pass	Chk Pass	Chk Pass	Chk Pass	Chk Pass	Chk Pass	Chk Pass	Chk Pass
High Limit									
Low Limit									

Elem	Na5895	Ni2316	P_1782	Pb2203	S_1820	Sb2068	Se1960	Si2881	Sn1899
Line	589.592 { 57}	231.604 {446}	178.284 {489}	220.353 {453}	182.034 {485}	206.833 {463}	196.090 {472}	288.158 {117}	189.989 {477}
Units	ppm	ppm	ppm	ppm	ppm	ppm	ppm	ppm	ppm
Avg	**5.1946**	**.00255**	**.38458**	**.00068**	**30.341**	**.00258**	**.00110**	**6.1364**	**.00136**
Stddev	.0156	.00004	.00336	.00042	.016	.00007	.00682	.0320	.00026
%RSD	.30086	1.7294	.87429	61.678	.05259	2.5516	618.78	.52187	19.251
#1	5.2057	.00252	.38220	.00098	30.330	.00253	.00593	6.1137	.00154
#2	5.1836	.00258	.38696	.00039	30.353	.00262	-.00372	6.1590	.00117
Check ?	Chk Pass	Chk Pass	Chk Pass	Chk Pass	None	Chk Pass	Chk Pass	Chk Pass	Chk Pass
High Limit									
Low Limit									

Elem	Sr4077	Th2837	Ti3349	Tl1908	U_3701	V_2924	Zn2062	Zr3391
Line	407.771 { 83}	283.730 {119}	334.904 {101}	190.856 {477}	370.152 { 91}	292.402 {115}	206.200 {163}	339.198 { 99}
Units	ppm	ppm	ppm	ppm	ppm	ppm	ppm	ppm
Avg	**.59918**	**.00168**	**.01394**	**.00107**	**.01082**	**.00345**	**.00968**	**.00536**
Stddev	.00295	.00190	.00086	.00162	.04433	.00085	.00079	.00189
%RSD	.49201	113.25	6.1923	151.40	409.81	24.638	8.1837	35.169
#1	.60127	.00033	.01455	-.00008	.04217	.00405	.00912	.00403
#2	.59710	.00302	.01333	.00221	-.02053	.00285	.01024	.00669
Check ?	Chk Pass	Chk Pass	Chk Pass	Chk Pass	Chk Pass	Chk Pass	Chk Pass	Chk Pass
High Limit								
Low Limit								

Int. Std.	Y_2243	Y_3600	Y_3774
Line	224.306 {450}	360.073 { 94}	377.433 { 89}
Units	Cts/S	Cts/S	Cts/S
Avg	**5602.4**	**71026.**	**3216.6**
Stddev	15.4	223.	22.5
%RSD	.27464	.31351	.70059
#1	5591.5	70868.	3200.6
#2	5613.3	71183.	3232.5

Sample Name: 280-42247-C-9-A Acquired: 5/18/2013 2:35:40 Type: Unk
Method: 6500_026(v10) Mode: CONC Corr. Factor: 1.000000
User: bowenh Custom ID1: Custom ID2: Custom ID3:
Comment: 174457 6010b

Elem	Ag3280	Al1670	As1890	B_2089	Ba4554	Be3130	Bi2230	Ca3179	Cd2288
Line	328.068 {103}	167.079 {502}	189.042 {478}	208.959 {461}	455.403 { 74}	313.042 {108}	223.061 {451}	317.933 {106}	228.802 {447}
Units	ppm	ppm	ppm	ppm	ppm	ppm	ppm	ppm	ppm
Avg	**.00083**	**-.00748**	**.00206**	**.03089**	**.02110**	**-.00009**	**.00052**	**27.379**	**.00018**
Stddev	.00004	.00070	.00067	.00009	.00054	.00008	.00156	.043	.00004
%RSD	4.5386	9.4000	32.527	.28009	2.5557	89.974	299.52	.15768	22.078
#1	.00086	-.00698	.00159	.03095	.02148	-.00015	-.00058	27.410	.00021
#2	.00080	-.00797	.00254	.03083	.02072	-.00003	.00163	27.348	.00015
Check ?	Chk Pass	Chk Pass	Chk Pass	Chk Pass	Chk Pass	Chk Pass	Chk Pass	Chk Pass	Chk Pass
High Limit									
Low Limit									

Elem	Co2286	Cr2055	Cu3247	Fe2599	K_7664	Li6707	Mg2790	Mn2576	Mo2020
Line	228.616 {447}	205.552 {464}	324.754 {104}	259.940 {130}	766.490 { 44}	670.784 { 50}	279.079 {121}2	257.610 {131}	202.030 {467}
Units	ppm	ppm	ppm	ppm	ppm	ppm	ppm	ppm	ppm
Avg	**.00019**	**.00033**	**.00036**	**20.322**	**6.8835**	**.12185**	**12.976**	**.51924**	**.00035**
Stddev	.00008	.00008	.00011	.047	.0011	.00027	.015	.00060	.00031
%RSD	42.965	24.281	30.971	.23183	.01593	.22082	.11540	.11625	88.483
#1	.00025	.00039	.00028	20.356	6.8842	.12204	12.986	.51967	.00056
#2	.00014	.00028	.00044	20.289	6.8827	.12166	12.965	.51882	.00013
Check ?	Chk Pass	Chk Pass	Chk Pass	Chk Pass	Chk Pass	Chk Pass	Chk Pass	Chk Pass	Chk Pass
High Limit									
Low Limit									

Elem	Na8183	Ni2316	P_1782	Pb2203	S_1820	Sb2068	Se1960	Si2881	Sn1899
Line	818.326 { 41}	231.604 {446}	178.284 {489}	220.353 {453}	182.034 {485}	206.833 {463}	196.090 {472}	288.158 {117}	189.989 {477}
Units	ppm	ppm	ppm	ppm	ppm	ppm	ppm	ppm	ppm
Avg	**14.159**	**.00122**	**.99349**	**.00135**	**37.453**	**.00063**	**.00207**	**9.8191**	**.00067**
Stddev	.550	.00025	.00095	.00103	.008	.00020	.00026	.0345	.00063
%RSD	3.8813	20.197	.09589	76.191	.02132	31.427	12.474	.35179	93.917
#1	14.548	.00105	.99281	.00062	37.447	.00049	.00225	9.8435	.00023
#2	13.771	.00139	.99416	.00208	37.459	.00077	.00189	9.7947	.00112
Check ?	Chk Pass	Chk Pass	Chk Pass	Chk Pass	None	Chk Pass	Chk Pass	Chk Pass	Chk Pass
High Limit									
Low Limit									

Elem	Sr4077	Th2837	Ti3349	Tl1908	U_3701	V_2924	Zn2062	Zr3391
Line	407.771 { 83}	283.730 {119}	334.904 {101}	190.856 {477}	370.152 { 91}	292.402 {115}	206.200 {163}	339.198 { 99}
Units	ppm	ppm	ppm	ppm	ppm	ppm	ppm	ppm
Avg	**.38329**	**.00939**	**.00027**	**.00116**	**.01511**	**.00045**	**.00452**	**.00456**
Stddev	.00042	.00187	.00031	.00092	.00527	.00026	.00034	.00407
%RSD	.10834	19.867	114.47	79.749	34.867	58.971	7.4608	89.347
#1	.38359	.00807	.00005	.00050	.01884	.00026	.00428	.00168
#2	.38300	.01071	.00049	.00181	.01139	.00064	.00476	.00743
Check ?	Chk Pass	Chk Pass	Chk Pass	Chk Pass	Chk Pass	Chk Pass	Chk Pass	Chk Pass
High Limit								
Low Limit								

Int. Std.	Y_2243	Y_3600	Y_3774
Line	224.306 {450}	360.073 { 94}	377.433 { 89}
Units	Cts/S	Cts/S	Cts/S
Avg	**5597.0**	**70649.**	**3213.3**
Stddev	12.0	258.	6.3
%RSD	.21509	.36557	.19606
#1	5605.6	70466.	3208.9
#2	5588.5	70832.	3217.8

Sample Name: 280-42247-C-10-A Acquired: 5/18/2013 2:38:04 Type: Unk
Method: 6500_026(v10) Mode: CONC Corr. Factor: 1.000000
User: bowenh Custom ID1: Custom ID2: Custom ID3:
Comment: 174457 6010b

Elem	Ag3280	Al1670	As1890	B_2089	Ba4554	Be3130	Bi2230	Ca3179	Cd2288
Line	328.068 {103}	167.079 {502}	189.042 {478}	208.959 {461}	455.403 { 74}	313.042 {108}	223.061 {451}	317.933 {106}	228.802 {447}
Units	ppm	ppm	ppm	ppm	ppm	ppm	ppm	ppm	ppm
Avg	**.00199**	**1.0995**	**.00218**	**.01573**	**.02592**	**.00102**	**.00263**	**26.406**	**.00020**
Stddev	.00023	.0004	.00058	.00007	.00030	.00006	.00081	.149	.00010
%RSD	11.433	.03307	26.743	.43457	1.1516	5.8636	30.612	.56610	50.708
#1	.00183	1.0992	.00259	.01568	.02571	.00098	.00206	26.301	.00028
#2	.00215	1.0998	.00177	.01578	.02613	.00106	.00320	26.512	.00013
Check ?	Chk Pass	Chk Pass	Chk Pass	Chk Pass	Chk Pass	Chk Pass	Chk Pass	Chk Pass	Chk Pass
High Limit									
Low Limit									

Elem	Co2286	Cr2055	Cu3247	Fe2599	K_7664	Li6707	Mg2790	Mn2576	Mo2020
Line	228.616 {447}	205.552 {464}	324.754 {104}	259.940 {130}	766.490 { 44}	670.784 { 50}	279.079 {121}2	257.610 {131}	202.030 {467}
Units	ppm	ppm	ppm	ppm	ppm	ppm	ppm	ppm	ppm
Avg	**.07699**	**.00061**	**.00094**	**3.9975**	**3.5430**	**.02110**	**16.467**	**9.8726**	**.00007**
Stddev	.00009	.00009	.00038	.0141	.0191	.00248	.030	.0147	.00004
%RSD	.11520	15.306	40.271	.35196	.53759	11.761	.17919	.14913	50.826
#1	.07693	.00055	.00067	3.9876	3.5296	.02285	16.488	9.8830	.00005
#2	.07706	.00068	.00120	4.0075	3.5565	.01934	16.446	9.8622	.00010
Check ?	Chk Pass	Chk Pass	Chk Pass	Chk Pass	Chk Pass	Chk Pass	Chk Pass	Chk Pass	Chk Pass
High Limit									
Low Limit									

Elem	Na8183	Ni2316	P_1782	Pb2203	S_1820	Sb2068	Se1960	Si2881	Sn1899
Line	818.326 { 41}	231.604 {446}	178.284 {489}	220.353 {453}	182.034 {485}	206.833 {463}	196.090 {472}	288.158 {117}	189.989 {477}
Units	ppm	ppm	ppm	ppm	ppm	ppm	ppm	ppm	ppm
Avg	**15.088**	**.04417**	**.08621**	**.00770**	**67.418**	**.00108**	**.00058**	**7.0084**	**-.00002**
Stddev	.506	.00003	.00064	.00046	.027	.00016	.00163	.0562	.00038
%RSD	3.3533	.06728	.74702	5.9362	.04051	15.002	283.33	.80216	1656.6
#1	14.730	.04419	.08666	.00737	67.437	.00119	.00173	6.9687	-.00029
#2	15.446	.04415	.08575	.00802	67.399	.00097	-.00058	7.0482	.00024
Check ?	Chk Pass	Chk Pass	Chk Pass	Chk Pass	None	Chk Pass	Chk Pass	Chk Pass	Chk Pass
High Limit									
Low Limit									

Elem	Sr4077	Th2837	Ti3349	Tl1908	U_3701	V_2924	Zn2062	Zr3391
Line	407.771 { 83}	283.730 {119}	334.904 {101}	190.856 {477}	370.152 { 91}	292.402 {115}	206.200 {163}	339.198 { 99}
Units	ppm	ppm	ppm	ppm	ppm	ppm	ppm	ppm
Avg	**.18361**	**.00055**	**.00439**	**-.00567**	**.00788**	**-.00173**	**.17157**	**.00238**
Stddev	.00000	.00016	.00008	.00133	.01782	.00014	.00176	.00077
%RSD	.00119	30.135	1.8205	23.445	226.21	8.1057	1.0258	32.217
#1	.18361	.00043	.00445	-.00473	-.00472	-.00163	.17032	.00183
#2	.18361	.00066	.00433	-.00661	.02048	-.00183	.17281	.00292
Check ?	Chk Pass	Chk Pass	Chk Pass	Chk Pass	Chk Pass	Chk Pass	Chk Pass	Chk Pass
High Limit								
Low Limit								

Int. Std.	Y_2243	Y_3600	Y_3774
Line	224.306 {450}	360.073 { 94}	377.433 { 89}
Units	Cts/S	Cts/S	Cts/S
Avg	**5660.9**	**71415.**	**3263.6**
Stddev	.6	280.	2.1
%RSD	.00978	.39191	.06302
#1	5660.5	71217.	3265.1
#2	5661.3	71613.	3262.2

Sample Name: 280-42247-C-11-A Acquired: 5/18/2013 2:40:34 Type: Unk
Method: 6500_026(v10) Mode: CONC Corr. Factor: 1.000000
User: bowenh Custom ID1: Custom ID2: Custom ID3:
Comment: 174457 6010b

Elem	Ag3280	Al1670	As1890	B_2089	Ba4554	Be3130	Bi2230	Ca3179	Cd2288
Line	328.068 {103}	167.079 {502}	189.042 {478}	208.959 {461}	455.403 { 74}	313.042 {108}	223.061 {451}	317.933 {106}	228.802 {447}
Units	ppm	ppm	ppm	ppm	ppm	ppm	ppm	ppm	ppm
Avg	**.00097**	**.80064**	**.00189**	**.00710**	**.06475**	**.00056**	**-.00100**	**14.107**	**.00020**
Stddev	.00041	.00048	.00026	.00047	.00016	.00015	.00114	.020	.00006
%RSD	41.859	.06052	13.505	6.5934	.24350	26.869	114.14	.14329	27.527
#1	.00125	.80098	.00208	.00677	.06486	.00066	-.00019	14.092	.00016
#2	.00068	.80030	.00171	.00743	.06464	.00045	-.00181	14.121	.00024
Check ?	Chk Pass	Chk Pass	Chk Pass	Chk Pass	Chk Pass	Chk Pass	Chk Pass	Chk Pass	Chk Pass
High Limit									
Low Limit									

Elem	Co2286	Cr2055	Cu3247	Fe2599	K_7664	Li6707	Mg2790	Mn2576	Mo2020
Line	228.616 {447}	205.552 {464}	324.754 {104}	259.940 {130}	766.490 { 44}	670.784 { 50}	279.079 {121}2	257.610 {131}	202.030 {467}
Units	ppm	ppm	ppm	ppm	ppm	ppm	ppm	ppm	ppm
Avg	**.02305**	**.00057**	**.00036**	**8.2100**	**1.9816**	**.01585**	**11.519**	**1.4094**	**.00026**
Stddev	.00007	.00018	.00018	.0011	.0189	.00123	.030	.0045	.00024
%RSD	.28268	30.826	50.920	.01310	.95269	7.7448	.26366	.31802	90.650
#1	.02301	.00070	.00023	8.2092	1.9950	.01672	11.541	1.4126	.00043
#2	.02310	.00045	.00049	8.2108	1.9683	.01498	11.498	1.4063	.00009
Check ?	Chk Pass	Chk Pass	Chk Pass	Chk Pass	Chk Pass	Chk Pass	Chk Pass	Chk Pass	Chk Pass
High Limit									
Low Limit									

Elem	Na5895	Ni2316	P_1782	Pb2203	S_1820	Sb2068	Se1960	Si2881	Sn1899
Line	589.592 { 57}	231.604 {446}	178.284 {489}	220.353 {453}	182.034 {485}	206.833 {463}	196.090 {472}	288.158 {117}	189.989 {477}
Units	ppm	ppm	ppm	ppm	ppm	ppm	ppm	ppm	ppm
Avg	**3.8479**	**.02611**	**.14188**	**.00128**	**37.891**	**-.00018**	**.00035**	**4.3185**	**-.00057**
Stddev	.0008	.00006	.00018	.00024	.006	.00161	.00359	.0312	.00012
%RSD	.02190	.21465	.12742	18.961	.01495	910.95	1021.0	.72295	21.254
#1	3.8485	.02615	.14175	.00145	37.887	-.00132	-.00219	4.2964	-.00065
#2	3.8473	.02607	.14201	.00111	37.895	.00096	.00289	4.3406	-.00048
Check ?	Chk Pass	Chk Pass	Chk Pass	Chk Pass	None	Chk Pass	Chk Pass	Chk Pass	Chk Pass
High Limit									
Low Limit									

Elem	Sr4077	Th2837	Ti3349	Tl1908	U_3701	V_2924	Zn2062	Zr3391
Line	407.771 { 83}	283.730 {119}	334.904 {101}	190.856 {477}	370.152 { 91}	292.402 {115}	206.200 {163}	339.198 { 99}
Units	ppm	ppm	ppm	ppm	ppm	ppm	ppm	ppm
Avg	**.10237**	**.00445**	**.00344**	**-.00139**	**-.02316**	**.00134**	**.04442**	**.00027**
Stddev	.00034	.00240	.00011	.00117	.01658	.00068	.00057	.00096
%RSD	.33511	53.882	3.2441	83.930	71.609	51.171	1.2934	353.41
#1	.10213	.00615	.00336	-.00057	-.03488	.00182	.04402	-.00041
#2	.10262	.00276	.00352	-.00222	-.01143	.00085	.04483	.00095
Check ?	Chk Pass	Chk Pass	Chk Pass	Chk Pass	Chk Pass	Chk Pass	Chk Pass	Chk Pass
High Limit								
Low Limit								

Int. Std.	Y_2243	Y_3600	Y_3774
Line	224.306 {450}	360.073 { 94}	377.433 { 89}
Units	Cts/S	Cts/S	Cts/S
Avg	**5648.5**	**71562.**	**3202.9**
Stddev	4.4	207.	7.4
%RSD	.07843	.28882	.23191
#1	5651.6	71416.	3208.1
#2	5645.4	71709.	3197.6

Sample Name: CCVH-2050355 Acquired: 5/18/2013 2:42:58 Type: QC
Method: 6500_026(v10) Mode: CONC Corr. Factor: 1.000000
User: bowenh Custom ID1: Custom ID2: Custom ID3:
Comment:

Elem	Ag3280	Al3092	As1890	B_2089	Ba4554	Be3130	Bi2230	Ca3179	Cd2288	Co2286	Cr2055	Cu3247
Units	ppm	ppm	ppm	ppm	ppm	ppm	ppm	ppm	ppm	ppm	ppm	ppm
Avg	**.00043**	**45.390**	**-.00162**	**-.00059**	**.00017**	**.00005**	**1.0061**	**.00082**	**-.00058**	**.00206**	**.00009**	**-.00048**
Stddev	.00018	.021	.00107	.00032	.00038	.00007	.0040	.00267	.00013	.00001	.00009	.00096
%RSD	43.091	.04584	66.301	53.544	232.17	150.44	.39275	327.67	21.805	.43904	92.068	201.77
#1	.00030	45.376	-.00237	-.00037	.00044	.00010	1.0089	.00270	-.00067	.00205	.00015	-.00116
#2	.00056	45.405	-.00086	-.00082	-.00011	-.00000	1.0033	-.00107	-.00049	.00206	.00003	.00020
Check ?	None	Chk Pass	None	None	None	None	Chk Pass	None	None	None	None	None
Value												
Range												

Elem	Fe2599	K_7664	Li6707	Mg2790	Mn2576	Mo2020	Na8183	Ni2316	P_1782	Pb2203	S_1820	Sb2068
Units	ppm	ppm	ppm	ppm	ppm	ppm	ppm	ppm	ppm	ppm	ppm	ppm
Avg	F **37.350**	**.00712**	**-.00542**	**.00983**	**.00102**	**-.00173**	F **303.63**	**.00167**	**.00999**	**-.00015**	**5.0556**	**.00068**
Stddev	.026	.03095	.00077	.00420	.00003	.00031	.12	.00014	.00047	.00000	.0246	.00028
%RSD	.07026	434.68	14.205	42.748	2.8566	17.979	.03931	8.1105	4.6788	1.6689	.48653	41.159
#1	37.369	-.01476	-.00597	.00686	.00100	-.00195	303.55	.00177	.01032	-.00015	5.0730	.00088
#2	37.332	.02901	-.00488	.01280	.00104	-.00151	303.71	.00157	.00966	-.00015	5.0382	.00048
Check ?	Chk Fail	None	None	None	None	None	Chk Fail	None	None	None	None	None
Value	50.000						250.00					
Range	-10.000%						10.000%					

Elem	Se1960	Si2881	Sn1899	Sr4077	Th2837	Ti3349	Tl1908	U_3701	V_2924	Zn2062	Zr3391
Units	ppm	ppm	ppm	ppm	ppm	ppm	ppm	ppm	ppm	ppm	ppm
Avg	**.00707**	**.02350**	**.00064**	**.00025**	**5.1294**	**.00318**	**.00005**	**10.034**	**-.00002**	**.00354**	**-.05852**
Stddev	.00242	.02478	.00069	.00008	.0057	.00029	.00097	.076	.00066	.00044	.00372
%RSD	34.212	105.48	106.64	34.078	.11160	9.1739	1772.7	.75769	2808.0	12.386	6.3634
#1	.00878	.04102	.00113	.00031	5.1254	.00298	-.00063	10.087	.00044	.00323	-.05588
#2	.00536	.00597	.00016	.00019	5.1335	.00339	.00074	9.9798	-.00049	.00385	-.06115
Check ?	None	None	None	None	Chk Pass	None	None	Chk Pass	None	None	None
Value											
Range											

Int. Std.	Y_2243	Y_3600	Y_3774
Units	Cts/S	Cts/S	Cts/S
Avg	**5417.7**	**68548.**	**3132.9**
Stddev	10.8	98.	2.6
%RSD	.19941	.14278	.08200
#1	5425.3	68617.	3134.8
#2	5410.0	68479.	3131.1

Sample Name: CCV-2050339 Acquired: 5/18/2013 2:45:22 Type: QC
Method: 6500_026(v10) Mode: CONC Corr. Factor: 1.000000
User: bowenh Custom ID1: Custom ID2: Custom ID3:
Comment:

Elem	Ag3280	Al1670	As1890	B_2089	Ba4554	Be3130	Bi2230	Ca3179	Cd2288	Co2286	Cr2055	Cu3247
Units	ppm	ppm	ppm	ppm	ppm	ppm	ppm	ppm	ppm	ppm	ppm	ppm
Avg	**.50247**	**.49242**	**.98890**	**.51000**	**.53267**	F **.43395**	**.00183**	F **4.4760**	**.49671**	**.50388**	**.48690**	**.48403**
Stddev	.00027	.00104	.00531	.00085	.00036	.00038	.00000	.0064	.00018	.00032	.00005	.00068
%RSD	.05420	.21117	.53740	.16587	.06694	.08691	.18359	.14369	.03681	.06403	.01039	.14006
#1	.50266	.49168	.98515	.50940	.53292	.43368	.00183	4.4806	.49684	.50411	.48686	.48451
#2	.50227	.49315	.99266	.51060	.53242	.43422	.00183	4.4715	.49658	.50365	.48693	.48355
Check ?	Chk Pass	Chk Pass	Chk Pass	Chk Pass	Chk Pass	Chk Fail	None	Chk Fail	Chk Pass	Chk Pass	Chk Pass	Chk Pass
Value						.50000		5.0000				
Range						-10.000%		-10.000%				

Elem	Fe2599	K_7664	Li6707	Mg2790	Mn2576	Mo2020	Na5895	Ni2316	P_1782	Pb2203	S_1820	Sb2068
Units	ppm	ppm	ppm	ppm	ppm	ppm	ppm	ppm	ppm	ppm	ppm	ppm
Avg	F **1.9164**	F **59.028**	F **1.1719**	**19.485**	**.49573**	**.47674**	F **5.5012**	**.49488**	**1.0088**	**.99487**	**-.03764**	**1.0010**
Stddev	.0067	.013	.0001	.083	.00185	.00100	.0314	.00164	.0043	.00278	.00225	.0017
%RSD	.34858	.02274	.01055	.42835	.37407	.20880	.57056	.33168	.42840	.27897	5.9883	.17267
#1	1.9211	59.038	1.1718	19.544	.49705	.47603	5.5234	.49372	1.0058	.99291	-.03604	.99976
#2	1.9116	59.019	1.1720	19.426	.49442	.47744	5.4790	.49604	1.0119	.99684	-.03923	1.0022
Check ?	Chk Fail	Chk Fail	Chk Fail	Chk Pass	Chk Pass	Chk Pass	Chk Fail	Chk Pass	Chk Pass	Chk Pass	None	Chk Pass
Value	2.5000	50.000	1.0000				5.0000					
Range	-10.000%	10.000%	10.000%				10.000%					

Elem	Se1960	Si2881	Sn1899	Sr4077	Th2837	Ti3349	Tl1908	U_3701	V_2924	Zn2062	Zr3391
Units	ppm	ppm	ppm	ppm	ppm	ppm	ppm	ppm	ppm	ppm	ppm
Avg	**1.0058**	F **4.1008**	**.95279**	**.52371**	**.00172**	**.49046**	**.96890**	**.03376**	**.48421**	**.48781**	**.45727**
Stddev	.0061	.0273	.00516	.00003	.00231	.00113	.00493	.00088	.00194	.00248	.00144
%RSD	.60943	.66493	.54207	.00524	133.96	.23068	.50834	2.5970	.40134	.50743	.31487
#1	1.0101	4.0815	.94914	.52369	.00336	.49126	.96542	.03314	.48558	.48956	.45625
#2	1.0014	4.1201	.95644	.52373	.00009	.48966	.97238	.03439	.48283	.48606	.45829
Check ?	Chk Pass	Chk Fail	Chk Pass	Chk Pass	None	Chk Pass	Chk Pass	None	Chk Pass	Chk Pass	Chk Pass
Value		5.0000									
Range		-10.000%									

Int. Std.	Y_2243	Y_3600	Y_3774
Units	Cts/S	Cts/S	Cts/S
Avg	**5564.5**	**69887.**	**3167.5**
Stddev	8.1	199.	4.2
%RSD	.14613	.28403	.13313
#1	5570.2	69747.	3170.5
#2	5558.7	70028.	3164.5

Sample Name: CCB Acquired: 5/18/2013 2:47:39 Type: QC
Method: 6500_026(v10) Mode: CONC Corr. Factor: 1.000000
User: bowenh Custom ID1: Custom ID2: Custom ID3:
Comment:

Elem	Ag3280	Al1670	As1890	B_2089	Ba4554	Be3130	Bi2230	Ca3179	Cd2288	Co2286	Cr2055
Units	ppm	ppm	ppm	ppm	ppm	ppm	ppm	ppm	ppm	ppm	ppm
Avg	W **.00112**	**.00088**	**.00137**	W **-.00161**	**-.00021**	**-.00004**	**.00399**	**-.00297**	**-.00010**	**.00015**	**.00009**
Stddev	.00013	.00025	.00120	.00070	.00033	.00014	.00206	.00363	.00003	.00014	.00001
%RSD	11.810	28.098	87.610	43.252	152.62	327.40	51.711	122.10	32.327	95.241	13.848
#1	.00103	.00105	.00052	-.00112	-.00044	-.00014	.00253	-.00553	-.00013	.00005	.00010
#2	.00122	.00070	.00222	-.00211	.00002	.00006	.00545	-.00041	-.00008	.00025	.00008
Check ?	Chk Warn	Chk Pass	Chk Pass	Chk Warn	Chk Pass	Chk Pass	None	Chk Pass	Chk Pass	Chk Pass	Chk Pass
High Limit	.00093			.00156							
Low Limit	-.00093			-.00156							

Elem	Cu3247	Fe2599	K_7664	Li6707	Mg2790	Mn2576	Mo2020	Na5895	Ni2316	P_1782	Pb2203
Units	ppm	ppm	ppm	ppm	ppm	ppm	ppm	ppm	ppm	ppm	ppm
Avg	**-.00037**	**-.00287**	**-.01456**	W **-.00454**	**.00132**	**.00017**	**.00039**	**-.08128**	**.00043**	**.00115**	**-.00011**
Stddev	.00011	.00026	.03059	.00203	.00187	.00000	.00007	.00414	.00010	.00057	.00122
%RSD	29.863	9.1354	210.10	44.703	141.42	1.6337	18.471	5.0922	24.126	49.697	1155.8
#1	-.00029	-.00305	-.03620	-.00310	-.00000	.00017	.00034	-.08420	.00035	.00075	.00075
#2	-.00044	-.00268	.00707	-.00597	.00265	.00017	.00044	-.07835	.00050	.00156	-.00097
Check ?	Chk Pass	Chk Pass	Chk Pass	Chk Warn	Chk Pass	Chk Pass	Chk Pass	Chk Pass	Chk Pass	Chk Pass	Chk Pass
High Limit				.00261							
Low Limit				-.00261							

Elem	S_1820	Sb2068	Se1960	Si2881	Sn1899	Sr4077	Th2837	Ti3349	Tl1908	U_3701	V_2924
Units	ppm	ppm	ppm	ppm	ppm	ppm	ppm	ppm	ppm	ppm	ppm
Avg	**-.03866**	**.00191**	**.00178**	**.00937**	**-.00113**	**-.00014**	**-.00026**	**.00034**	**.00035**	**.00422**	**.00007**
Stddev	.00065	.00121	.00376	.00909	.00023	.00018	.00153	.00029	.00041	.02443	.00054
%RSD	1.6800	63.366	211.18	97.027	20.597	130.67	577.37	83.971	116.59	578.29	724.58
#1	-.03820	.00276	.00443	.01580	-.00130	-.00001	-.00135	.00014	.00006	.02150	.00045
#2	-.03911	.00105	-.00088	.00294	-.00097	-.00027	.00082	.00055	.00064	-.01305	-.00031
Check ?	None	Chk Pass	Chk Pass	Chk Pass	Chk Pass	Chk Pass	Chk Pass	Chk Pass	Chk Pass	Chk Pass	Chk Pass
High Limit											
Low Limit											

Elem	Zn2062	Zr3391
Units	ppm	ppm
Avg	**.00262**	**-.00032**
Stddev	.00004	.00056
%RSD	1.5145	177.68
#1	.00265	.00008
#2	.00260	-.00071
Check ?	Chk Pass	Chk Pass
High Limit		
Low Limit		

Int. Std.	Y_2243	Y_3600	Y_3774
Units	Cts/S	Cts/S	Cts/S
Avg	**5607.6**	**71041.**	**3195.0**
Stddev	15.4	85.	21.5
%RSD	.27418	.12023	.67253
#1	5618.5	71102.	3210.2
#2	5596.7	70981.	3179.8

Sample Name: CCVL2057887 Acquired: 5/18/2013 2:50:09 Type: QC
Method: 6500_026(v10) Mode: CONC Corr. Factor: 1.000000
User: bowenh Custom ID1: Custom ID2: Custom ID3:
Comment:

Elem	Ag3280	Al1670	As1890	B_2089	Ba4554	Be3130	Bi2230	Ca3179	Cd2288	Co2286	Cr2055
Units	ppm	ppm	ppm	ppm	ppm	ppm	ppm	ppm	ppm	ppm	ppm
Avg	**.01064**	**.10232**	**.01355**	**.10058**	**.01126**	**.00089**	**.10469**	**.18710**	**.00503**	**.01065**	**.01005**
Stddev	.00045	.00023	.00244	.00039	.00031	.00003	.00014	.00083	.00010	.00005	.00007
%RSD	4.2577	.22314	18.015	.38733	2.7101	3.1981	.13740	.44162	2.0482	.43182	.68311
#1	.01032	.10216	.01182	.10031	.01105	.00092	.10479	.18651	.00496	.01062	.01010
#2	.01096	.10248	.01527	.10086	.01148	.00087	.10459	.18768	.00511	.01068	.01000
Check ?	Chk Pass	Chk Pass	Chk Pass	Chk Pass	Chk Pass	Chk Pass	Chk Pass	Chk Pass	Chk Pass	Chk Pass	Chk Pass
Value											
Range											

Elem	Cu3247	Fe2599	K_7664	Li6707	Mg2790	Mn2576	Mo2020	Na5895	Ni2316	P_1782	Pb2203
Units	ppm	ppm	ppm	ppm	ppm	ppm	ppm	ppm	ppm	ppm	ppm
Avg	**.01463**	**.08313**	W **3.7498**	**.00926**	**.20418**	**.01044**	**.01940**	**1.1455**	**.04068**	**2.9410**	**.00883**
Stddev	.00051	.00395	.0236	.00040	.00031	.00005	.00011	.0241	.00025	.0024	.00058
%RSD	3.4906	4.7537	.62843	4.3270	.15212	.46405	.58231	2.1015	.62234	.08063	6.5190
#1	.01499	.08592	3.7665	.00898	.20440	.01048	.01948	1.1284	.04050	2.9393	.00923
#2	.01427	.08034	3.7331	.00954	.20396	.01041	.01932	1.1625	.04086	2.9426	.00842
Check ?	Chk Pass	Chk Pass	Chk Warn	Chk Pass	Chk Pass	Chk Pass	Chk Pass	Chk Pass	Chk Pass	Chk Pass	Chk Pass
Value			3.0000								
Range			20.000%								

Elem	S_1820	Sb2068	Se1960	Si2881	Sn1899	Sr4077	Th2837	Ti3349	Tl1908	U_3701	V_2924
Units	ppm	ppm	ppm	ppm	ppm	ppm	ppm	ppm	ppm	ppm	ppm
Avg	**-.03491**	W **.01231**	**.01243**	**.41117**	**.09616**	**.01060**	**.01528**	**.00963**	**.01383**	F **.07991**	**.01074**
Stddev	.00394	.00039	.00198	.00159	.00039	.00035	.00093	.00014	.00118	.01158	.00084
%RSD	11.287	3.1671	15.949	.38648	.40148	3.2642	6.0818	1.4545	8.4961	14.487	7.7903
#1	-.03770	.01258	.01383	.41229	.09588	.01085	.01462	.00953	.01300	.08810	.01015
#2	-.03212	.01203	.01103	.41004	.09643	.01036	.01594	.00973	.01466	.07173	.01133
Check ?	None	Chk Warn	Chk Pass	Chk Pass	Chk Pass	Chk Pass	Chk Pass	Chk Pass	Chk Pass	Chk Fail	Chk Pass
Value		.01000								.06000	
Range		20.000%								30.000%	

Elem	Zn2062	Zr3391
Units	ppm	ppm
Avg	**.02358**	**.01546**
Stddev	.00066	.00011
%RSD	2.8175	.69490
#1	.02405	.01553
#2	.02311	.01538
Check ?	Chk Pass	Chk Pass
Value		
Range		

Int. Std.	Y_2243	Y_3600	Y_3774
Units	Cts/S	Cts/S	Cts/S
Avg	**5563.9**	**69628.**	**3134.2**
Stddev	23.0	141.	2.5
%RSD	.41319	.20315	.08136
#1	5547.7	69528.	3136.0
#2	5580.2	69728.	3132.4

Sample Name: MB 280-174347/1-A Acquired: 5/18/2013 2:52:32 Type: Unk
Method: 6500_026(v10) Mode: CONC Corr. Factor: 1.000000
User: bowenh Custom ID1: Custom ID2: Custom ID3:
Comment: 174347 6010b

Elem	Ag3280	Al1670	As1890	B_2089	Ba4554	Be3130	Bi2230	Ca3179	Cd2288
Line	328.068 {103}	167.079 {502}	189.042 {478}	208.959 {461}	455.403 { 74}	313.042 {108}	223.061 {451}	317.933 {106}	228.802 {447}
Units	ppm	ppm	ppm	ppm	ppm	ppm	ppm	ppm	ppm
Avg	**.00064**	**.00366**	**.00238**	**-.00117**	**-.00030**	**-.00010**	**-.00101**	**.00329**	**.00001**
Stddev	.00035	.00061	.00088	.00004	.00031	.00009	.00389	.00021	.00010
%RSD	54.046	16.623	37.112	3.4921	103.54	93.950	383.56	6.3046	968.03
#1	.00088	.00323	.00176	-.00114	-.00008	-.00016	-.00376	.00314	-.00006
#2	.00039	.00409	.00300	-.00120	-.00052	-.00003	.00173	.00343	.00008
Check ?	Chk Pass	Chk Pass	Chk Pass	Chk Pass	Chk Pass	Chk Pass	Chk Pass	Chk Pass	Chk Pass
High Limit									
Low Limit									

Elem	Co2286	Cr2055	Cu3247	Fe2599	K_7664	Li6707	Mg2790	Mn2576	Mo2020
Line	228.616 {447}	205.552 {464}	324.754 {104}	259.940 {130}	766.490 { 44}	670.784 { 50}	279.079 {121}2	257.610 {131}	202.030 {467}
Units	ppm	ppm	ppm	ppm	ppm	ppm	ppm	ppm	ppm
Avg	**.00008**	**.00003**	**-.00062**	**.01629**	**-.04255**	**-.00317**	**.00097**	**.00029**	**.00050**
Stddev	.00012	.00021	.00019	.00100	.02513	.00010	.00252	.00004	.00032
%RSD	146.82	716.92	31.056	6.1525	59.065	3.2908	259.64	15.222	64.019
#1	-.00000	-.00012	-.00076	.01558	-.02478	-.00324	.00275	.00032	.00028
#2	.00016	.00018	-.00049	.01700	-.06032	-.00310	-.00081	.00026	.00073
Check ?	Chk Pass	Chk Pass	Chk Pass	Chk Pass	Chk Pass	Chk Pass	Chk Pass	Chk Pass	Chk Pass
High Limit									
Low Limit									

Elem	Na5895	Ni2316	P_1782	Pb2203	S_1820	Sb2068	Se1960	Si2881	Sn1899
Line	589.592 { 57}	231.604 {446}	178.284 {489}	220.353 {453}	182.034 {485}	206.833 {463}	196.090 {472}	288.158 {117}	189.989 {477}
Units	ppm	ppm	ppm	ppm	ppm	ppm	ppm	ppm	ppm
Avg	**-.07286**	**-.00002**	F **.16861**	**.00124**	**-.04043**	**.00188**	**.00141**	**.00838**	**-.00082**
Stddev	.00179	.00008	.00129	.00178	.00422	.00099	.00054	.01872	.00059
%RSD	2.4500	332.14	.76259	143.32	10.430	52.722	38.131	223.43	71.767
#1	-.07412	-.00008	.16770	.00250	-.03745	.00258	.00179	.02162	-.00124
#2	-.07160	.00003	.16952	-.00002	-.04342	.00118	.00103	-.00486	-.00040
Check ?	Chk Pass	Chk Pass	Chk Fail	Chk Pass	None	Chk Pass	Chk Pass	Chk Pass	Chk Pass
High Limit			.01000						
Low Limit			-.01000						

Elem	Sr4077	Th2837	Ti3349	Tl1908	U_3701	V_2924	Zn2062	Zr3391
Line	407.771 { 83}	283.730 {119}	334.904 {101}	190.856 {477}	370.152 { 91}	292.402 {115}	206.200 {163}	339.198 { 99}
Units	ppm	ppm	ppm	ppm	ppm	ppm	ppm	ppm
Avg	**.00012**	**.00063**	**.00023**	**-.00018**	**.01689**	**-.00027**	**.00202**	**.00399**
Stddev	.00001	.00071	.00031	.00022	.01825	.00019	.00022	.00052
%RSD	10.276	111.95	135.35	123.30	108.03	71.784	10.847	13.019
#1	.00013	.00013	.00044	-.00033	.00399	-.00041	.00217	.00362
#2	.00011	.00113	.00001	-.00002	.02980	-.00013	.00186	.00436
Check ?	Chk Pass	Chk Pass	Chk Pass	Chk Pass	Chk Pass	Chk Pass	Chk Pass	Chk Pass
High Limit								
Low Limit								

Int. Std.	Y_2243	Y_3600	Y_3774
Line	224.306 {450}	360.073 { 94}	377.433 { 89}
Units	Cts/S	Cts/S	Cts/S
Avg	**5600.2**	**70638.**	**3179.6**
Stddev	20.2	51.	38.0
%RSD	.35987	.07174	1.1964
#1	5614.4	70602.	3152.7
#2	5585.9	70674.	3206.5

Sample Name: LCS 280-174347/2-A Acquired: 5/18/2013 2:55:02 Type: Unk
Method: 6500_026(v10) Mode: CONC Corr. Factor: 1.000000
User: bowenh Custom ID1: Custom ID2: Custom ID3:
Comment: 174347 6010b

Elem	Ag3280	Al1670	As1890	B_2089	Ba4554	Be3130	Bi2230	Ca3179	Cd2288
Line	328.068 {103}	167.079 {502}	189.042 {478}	208.959 {461}	455.403 { 74}	313.042 {108}	223.061 {451}	317.933 {106}	228.802 {447}
Units	ppm	ppm	ppm	ppm	ppm	ppm	ppm	ppm	ppm
Avg	**.05432**	**1.9212**	**.98254**	**1.0277**	**2.1639**	**.04414**	**2.0464**	**44.574**	**.10251**
Stddev	.00052	.0024	.00394	.0013	.0102	.00008	.0028	.112	.00027
%RSD	.95832	.12740	.40051	.12818	.47049	.17772	.13706	.25038	.26337
#1	.05469	1.9230	.97976	1.0268	2.1711	.04419	2.0444	44.653	.10270
#2	.05395	1.9195	.98532	1.0286	2.1567	.04408	2.0484	44.495	.10232
Check ?	Chk Pass	Chk Pass	Chk Pass	Chk Pass	Chk Pass	Chk Pass	Chk Pass	Chk Pass	Chk Pass
High Limit									
Low Limit									

Elem	Co2286	Cr2055	Cu3247	Fe2599	K_7664	Li6707	Mg2790	Mn2576	Mo2020
Line	228.616 {447}	205.552 {464}	324.754 {104}	259.940 {130}	766.490 { 44}	670.784 { 50}	279.079 {121}2	257.610 {131}	202.030 {467}
Units	ppm	ppm	ppm	ppm	ppm	ppm	ppm	ppm	ppm
Avg	**.49976**	**.19642**	**.24477**	F **.78598**	F **60.060**	F **1.1829**	**48.967**	**.49540**	**.96226**
Stddev	.00058	.00029	.00103	.00501	.065	.0018	.096	.00081	.00158
%RSD	.11527	.14839	.42196	.63726	.10851	.14862	.19647	.16317	.16394
#1	.49935	.19622	.24550	.78952	60.106	1.1841	49.035	.49597	.96115
#2	.50017	.19663	.24404	.78244	60.014	1.1816	48.899	.49483	.96338
Check ?	Chk Pass	Chk Pass	Chk Pass	Chk Fail	Chk Fail	Chk Fail	Chk Pass	Chk Pass	Chk Pass
High Limit				1.1400	57.000	1.1400			
Low Limit				.88000	44.500	.89000			

Elem	Na8183	Ni2316	P_1782	Pb2203	S_1820	Sb2068	Se1960	Si2881	Sn1899
Line	818.326 { 41}	231.604 {446}	178.284 {489}	220.353 {453}	182.034 {485}	206.833 {463}	196.090 {472}	288.158 {117}	189.989 {477}
Units	ppm	ppm	ppm	ppm	ppm	ppm	ppm	ppm	ppm
Avg	F **63.057**	**.48781**	**10.406**	**.49538**	**-.03525**	**.50702**	**2.0519**	F **8.3729**	**1.9147**
Stddev	.387	.00058	.010	.00049	.00609	.00463	.0179	.0683	.0155
%RSD	.61410	.11988	.09793	.09974	17.277	.91277	.86995	.81570	.81158
#1	63.331	.48740	10.399	.49572	-.03955	.50375	2.0393	8.4212	1.9037
#2	62.783	.48822	10.414	.49503	-.03094	.51030	2.0645	8.3246	1.9257
Check ?	Chk Fail	Chk Pass	Chk Pass	Chk Pass	None	Chk Pass	Chk Pass	Chk Fail	Chk Pass
High Limit	56.000							11.500	
Low Limit	45.500							9.4000	

Elem	Sr4077	Th2837	Ti3349	Tl1908	U_3701	V_2924	Zn2062	Zr3391
Line	407.771 { 83}	283.730 {119}	334.904 {101}	190.856 {477}	370.152 { 91}	292.402 {115}	206.200 {163}	339.198 { 99}
Units	ppm	ppm	ppm	ppm	ppm	ppm	ppm	ppm
Avg	**1.0558**	**1.0367**	**.99038**	**1.9513**	**2.0493**	**.49438**	**.48929**	**.45057**
Stddev	.0023	.0003	.00013	.0163	.0136	.00115	.00063	.00295
%RSD	.22009	.03018	.01272	.83645	.66284	.23196	.12837	.65499
#1	1.0574	1.0369	.99029	1.9397	2.0589	.49520	.48974	.45265
#2	1.0542	1.0365	.99047	1.9628	2.0397	.49357	.48885	.44848
Check ?	Chk Pass	Chk Pass	Chk Pass	Chk Pass	Chk Pass	Chk Pass	Chk Pass	Chk Pass
High Limit								
Low Limit								

Int. Std.	Y_2243	Y_3600	Y_3774
Line	224.306 {450}	360.073 { 94}	377.433 { 89}
Units	Cts/S	Cts/S	Cts/S
Avg	**5422.2**	**68198.**	**3129.1**
Stddev	13.7	30.	11.0
%RSD	.25251	.04387	.35066
#1	5412.5	68177.	3121.3
#2	5431.9	68220.	3136.8

Sample Name: 280-42191-A-81-A Acquired: 5/18/2013 2:57:17 Type: Unk
Method: 6500_026(v10) Mode: CONC Corr. Factor: 1.000000
User: bowenh Custom ID1: Custom ID2: Custom ID3:
Comment: 174347 6010b

Elem	Ag3280	Al1670	As1890	B_2089	Ba4554	Be3130	Bi2230	Ca3179	Cd2288
Line	328.068 {103}	167.079 {502}	189.042 {478}	208.959 {461}	455.403 { 74}	313.042 {108}	223.061 {451}	317.933 {106}	228.802 {447}
Units	ppm	ppm	ppm	ppm	ppm	ppm	ppm	ppm	ppm
Avg	**.00128**	**.02235**	**-.00173**	**1.1794**	**.05268**	**-.00013**	**-.00148**	**114.01**	**.00484**
Stddev	.00021	.00003	.00207	.0025	.00019	.00012	.00089	.75	.00008
%RSD	16.640	.12766	119.91	.21321	.36691	90.071	60.458	.65400	1.5522
#1	.00143	.02233	-.00026	1.1812	.05282	-.00005	-.00085	113.48	.00489
#2	.00113	.02237	-.00320	1.1776	.05254	-.00021	-.00211	114.54	.00478
Check ?	Chk Pass	Chk Pass	Chk Pass	Chk Pass	Chk Pass	Chk Pass	Chk Pass	Chk Pass	Chk Pass
High Limit									
Low Limit									

Elem	Co2286	Cr2055	Cu3247	Fe2599	K_7664	Li6707	Mg2790	Mn2576	Mo2020
Line	228.616 {447}	205.552 {464}	324.754 {104}	259.940 {130}	766.490 { 44}	670.784 { 50}	279.079 {121}2	257.610 {131}	202.030 {467}
Units	ppm	ppm	ppm	ppm	ppm	ppm	ppm	ppm	ppm
Avg	**.00129**	**.00002**	**.00739**	**.07367**	**13.712**	**.06479**	**18.246**	**.12206**	**.00907**
Stddev	.00002	.00001	.00016	.00513	.120	.00025	.012	.00016	.00020
%RSD	1.7693	23.047	2.2227	6.9608	.87859	.38673	.06759	.13001	2.2298
#1	.00131	.00002	.00727	.07730	13.627	.06461	18.238	.12195	.00922
#2	.00127	.00003	.00751	.07004	13.797	.06497	18.255	.12217	.00893
Check ?	Chk Pass	Chk Pass	Chk Pass	Chk Pass	Chk Pass	Chk Pass	Chk Pass	Chk Pass	Chk Pass
High Limit									
Low Limit									

Elem	Na8183	Ni2316	P_1782	Pb2203	S_1820	Sb2068	Se1960	Si2881	Sn1899
Line	818.326 { 41}	231.604 {446}	178.284 {489}	220.353 {453}	182.034 {485}	206.833 {463}	196.090 {472}	288.158 {117}	189.989 {477}
Units	ppm	ppm	ppm	ppm	ppm	ppm	ppm	ppm	ppm
Avg	**53.946**	**.00641**	**.19511**	**.04256**	**67.297**	**.00295**	**-.00031**	**7.7878**	**-.00005**
Stddev	.155	.00007	.00386	.00016	.019	.00193	.00020	.0002	.00037
%RSD	.28699	1.1522	1.9769	.37625	.02777	65.253	63.765	.00221	719.15
#1	53.837	.00646	.19784	.04244	67.284	.00431	-.00017	7.7877	-.00031
#2	54.055	.00635	.19238	.04267	67.310	.00159	-.00045	7.7879	.00021
Check ?	Chk Pass	Chk Pass	Chk Pass	Chk Pass	None	Chk Pass	Chk Pass	Chk Pass	Chk Pass
High Limit									
Low Limit									

Elem	Sr4077	Th2837	Ti3349	Tl1908	U_3701	V_2924	Zn2062	Zr3391
Line	407.771 { 83}	283.730 {119}	334.904 {101}	190.856 {477}	370.152 { 91}	292.402 {115}	206.200 {163}	339.198 { 99}
Units	ppm	ppm	ppm	ppm	ppm	ppm	ppm	ppm
Avg	**.42159**	**.00138**	**.00135**	**.00101**	**-.00397**	**.00084**	W **11.656**	**.00501**
Stddev	.00248	.00105	.00007	.00177	.05028	.00023	.034	.00133
%RSD	.58851	76.433	5.1859	175.86	1266.3	27.301	.28905	26.464
#1	.41983	.00212	.00130	.00226	-.03952	.00068	11.633	.00594
#2	.42334	.00063	.00140	-.00025	.03158	.00100	11.680	.00407
Check ?	Chk Pass	Chk Pass	Chk Pass	Chk Pass	Chk Pass	Chk Pass	Chk Warn	Chk Pass
High Limit							10.000	
Low Limit							-.00500	

Int. Std.	Y_2243	Y_3600	Y_3774
Line	224.306 {450}	360.073 { 94}	377.433 { 89}
Units	Cts/S	Cts/S	Cts/S
Avg	**5409.6**	**69114.**	**3175.8**
Stddev	10.8	111.	21.4
%RSD	.19882	.16132	.67533
#1	5402.0	69193.	3191.0
#2	5417.2	69035.	3160.7

Sample Name: sd 42191-A-81-A@5 Acquired: 5/18/2013 2:59:41 Type: Unk
Method: 6500_026(v10) Mode: CONC Corr. Factor: 1.000000
User: bowenh Custom ID1: Custom ID2: Custom ID3:
Comment: 174347 6010b

Elem	Ag3280	Al1670	As1890	B_2089	Ba4554	Be3130	Bi2230	Ca3179	Cd2288
Line	328.068 {103}	167.079 {502}	189.042 {478}	208.959 {461}	455.403 { 74}	313.042 {108}	223.061 {451}	317.933 {106}	228.802 {447}
Units	ppm	ppm	ppm	ppm	ppm	ppm	ppm	ppm	ppm
Avg	**.00042**	**.01030**	**-.00029**	**.24318**	**.01103**	**-.00012**	**-.00037**	**24.097**	**.00106**
Stddev	.00020	.00017	.00036	.00107	.00021	.00006	.00357	.036	.00011
%RSD	46.379	1.6147	122.43	.43956	1.8748	52.195	968.79	.14874	10.656
#1	.00056	.01042	-.00055	.24243	.01089	-.00007	.00215	24.072	.00114
#2	.00029	.01018	-.00004	.24394	.01118	-.00016	-.00289	24.123	.00098
Check ?	Chk Pass	Chk Pass	Chk Pass	Chk Pass	Chk Pass	Chk Pass	Chk Pass	Chk Pass	Chk Pass
High Limit									
Low Limit									

Elem	Co2286	Cr2055	Cu3247	Fe2599	K_7664	Li6707	Mg2790	Mn2576	Mo2020
Line	228.616 {447}	205.552 {464}	324.754 {104}	259.940 {130}	766.490 { 44}	670.784 { 50}	279.079 {121}2	257.610 {131}	202.030 {467}
Units	ppm	ppm	ppm	ppm	ppm	ppm	ppm	ppm	ppm
Avg	**.00046**	**.00006**	**.00070**	**.03263**	**2.9168**	**.01102**	**3.8824**	**.02673**	**.00218**
Stddev	.00048	.00020	.00024	.00016	.0433	.00365	.0046	.00008	.00026
%RSD	105.24	336.90	34.741	.47833	1.4854	33.091	.11831	.29116	11.861
#1	.00080	-.00008	.00053	.03274	2.8861	.00844	3.8857	.02678	.00200
#2	.00012	.00020	.00087	.03252	2.9474	.01360	3.8792	.02667	.00237
Check ?	Chk Pass	Chk Pass	Chk Pass	Chk Pass	Chk Pass	Chk Pass	Chk Pass	Chk Pass	Chk Pass
High Limit									
Low Limit									

Elem	Na5895	Na8183	Ni2316	P_1782	Pb2203	S_1820	Sb2068	Se1960	Si2881
Line	589.592 { 57}	818.326 { 41}	231.604 {446}	178.284 {489}	220.353 {453}	182.034 {485}	206.833 {463}	196.090 {472}	288.158 {117}
Units	ppm	ppm	ppm	ppm	ppm	ppm	ppm	ppm	ppm
Avg	F **10.032**	**11.320**	**.00151**	**.04483**	**.01103**	**13.716**	**.00168**	**-.00202**	**1.6059**
Stddev	.021	.309	.00019	.00088	.00039	.002	.00024	.00275	.0117
%RSD	.21030	2.7305	12.271	1.9598	3.5379	.01532	14.125	135.87	.72524
#1	10.017	11.538	.00165	.04421	.01131	13.718	.00152	-.00008	1.6141
#2	10.047	11.101	.00138	.04545	.01076	13.715	.00185	-.00397	1.5976
Check ?	Chk Fail	Chk Pass	Chk Pass	Chk Pass	Chk Pass	None	Chk Pass	Chk Pass	Chk Pass
High Limit	10.000								
Low Limit	-1.0000								

Elem	Sn1899	Sr4077	Th2837	Ti3349	Tl1908	U_3701	V_2924	Zn2062	Zr3391
Line	189.989 {477}	407.771 { 83}	283.730 {119}	334.904 {101}	190.856 {477}	370.152 { 91}	292.402 {115}	206.200 {163}	339.198 { 99}
Units	ppm	ppm	ppm	ppm	ppm	ppm	ppm	ppm	ppm
Avg	**-.00056**	**.08945**	**.00121**	**.00052**	**-.00031**	**.00091**	**.00030**	**2.5025**	**.00554**
Stddev	.00023	.00015	.00016	.00011	.00232	.02895	.00049	.0051	.00122
%RSD	40.660	.16432	13.181	20.483	757.93	3166.6	165.03	.20422	21.976
#1	-.00071	.08955	.00132	.00060	.00133	-.01956	.00065	2.5061	.00640
#2	-.00040	.08934	.00110	.00045	-.00195	.02139	-.00005	2.4989	.00468
Check ?	Chk Pass	Chk Pass	Chk Pass	Chk Pass	Chk Pass	Chk Pass	Chk Pass	Chk Pass	Chk Pass
High Limit									
Low Limit									

Int. Std.	Y_2243	Y_3600	Y_3774
Line	224.306 {450}	360.073 { 94}	377.433 { 89}
Units	Cts/S	Cts/S	Cts/S
Avg	**5564.0**	**70680.**	**3170.1**
Stddev	12.9	63.	11.9
%RSD	.23185	.08969	.37509
#1	5573.1	70635.	3178.5
#2	5554.9	70725.	3161.7

Sample Name: 280-42191-A-81-B MS Acquired: 5/18/2013 3:02:07 Type: Unk
Method: 6500_026(v10) Mode: CONC Corr. Factor: 1.000000
User: bowenh Custom ID1: Custom ID2: Custom ID3:
Comment: 174347 6010b

Elem	Ag3280	Al1670	As1890	B_2089	Ba4554	Be3130	Bi2230	Ca3179	Cd2288
Line	328.068 {103}	167.079 {502}	189.042 {478}	208.959 {461}	455.403 { 74}	313.042 {108}	223.061 {451}	317.933 {106}	228.802 {447}
Units	ppm	ppm	ppm	ppm	ppm	ppm	ppm	ppm	ppm
Avg	**.05357**	**1.8876**	**.98297**	**2.1852**	**2.1716**	**.04293**	**2.0309**	**155.29**	**.10607**
Stddev	.00045	.0026	.00907	.0037	.0123	.00035	.0015	1.08	.00014
%RSD	.84406	.13927	.92242	.17082	.56840	.80832	.07221	.69666	.12912
#1	.05389	1.8858	.97656	2.1826	2.1803	.04317	2.0299	156.06	.10597
#2	.05325	1.8895	.98938	2.1879	2.1629	.04268	2.0320	154.53	.10616
Check ?	Chk Pass	Chk Pass	Chk Pass	Chk Pass	Chk Pass	Chk Pass	Chk Pass	Chk Pass	Chk Pass
High Limit									
Low Limit									

Elem	Co2286	Cr2055	Cu3247	Fe2599	K_7664	Li6707	Mg2790	Mn2576	Mo2020
Line	228.616 {447}	205.552 {464}	324.754 {104}	259.940 {130}	766.490 { 44}	670.784 { 50}	279.079 {121}2	257.610 {131}	202.030 {467}
Units	ppm	ppm	ppm	ppm	ppm	ppm	ppm	ppm	ppm
Avg	**.48764**	**.19256**	**.24980**	**.79113**	**72.468**	**1.2280**	**65.018**	**.59854**	**.95381**
Stddev	.00066	.00023	.00026	.00690	.574	.0091	.113	.00034	.00114
%RSD	.13578	.11726	.10460	.87183	.79189	.73736	.17351	.05667	.11969
#1	.48718	.19240	.24998	.79601	72.874	1.2345	65.098	.59878	.95301
#2	.48811	.19272	.24961	.78626	72.063	1.2216	64.938	.59830	.95462
Check ?	Chk Pass	Chk Pass	Chk Pass	Chk Pass	Chk Pass	Chk Pass	Chk Pass	Chk Pass	Chk Pass
High Limit									
Low Limit									

Elem	Na8183	Ni2316	P_1782	Pb2203	S_1820	Sb2068	Se1960	Si2881	Sn1899
Line	818.326 { 41}	231.604 {446}	178.284 {489}	220.353 {453}	182.034 {485}	206.833 {463}	196.090 {472}	288.158 {117}	189.989 {477}
Units	ppm	ppm	ppm	ppm	ppm	ppm	ppm	ppm	ppm
Avg	**113.80**	**.47942**	**10.439**	**.52403**	**67.627**	**.50659**	**2.0333**	**15.881**	**1.8785**
Stddev	.28	.00086	.011	.00008	.018	.00106	.0053	.027	.0026
%RSD	.24915	.17868	.10402	.01474	.02623	.21005	.25875	.16874	.13855
#1	113.60	.47881	10.447	.52409	67.615	.50584	2.0296	15.900	1.8767
#2	114.00	.48003	10.431	.52398	67.640	.50735	2.0371	15.862	1.8804
Check ?	Chk Pass	Chk Pass	Chk Pass	Chk Pass	None	Chk Pass	Chk Pass	Chk Pass	Chk Pass
High Limit									
Low Limit									

Elem	Sr4077	Th2837	Ti3349	Tl1908	U_3701	V_2924	Zn2062	Zr3391
Line	407.771 { 83}	283.730 {119}	334.904 {101}	190.856 {477}	370.152 { 91}	292.402 {115}	206.200 {163}	339.198 { 99}
Units	ppm	ppm	ppm	ppm	ppm	ppm	ppm	ppm
Avg	**1.4459**	**1.0089**	**.96741**	**1.8888**	**1.9929**	**.48093**	W **11.788**	**.43777**
Stddev	.0090	.0048	.00195	.0030	.0195	.00006	.030	.00079
%RSD	.62359	.47273	.20138	.16086	.97773	.01309	.25091	.18008
#1	1.4523	1.0123	.96879	1.8909	2.0067	.48089	11.809	.43833
#2	1.4395	1.0056	.96603	1.8866	1.9791	.48098	11.767	.43722
Check ?	Chk Pass	Chk Pass	Chk Pass	Chk Pass	Chk Pass	Chk Pass	Chk Warn	Chk Pass
High Limit							10.000	
Low Limit							-.00500	

Int. Std.	Y_2243	Y_3600	Y_3774
Line	224.306 {450}	360.073 { 94}	377.433 { 89}
Units	Cts/S	Cts/S	Cts/S
Avg	**5371.3**	**68962.**	**3155.9**
Stddev	25.2	208.	23.6
%RSD	.46898	.30220	.74907
#1	5389.1	68815.	3139.2
#2	5353.5	69109.	3172.6

Sample Name: 280-42191-A-81-C MSD Acquired: 5/18/2013 3:04:20 Type: Unk
Method: 6500_026(v10) Mode: CONC Corr. Factor: 1.000000
User: bowenh Custom ID1: Custom ID2: Custom ID3:
Comment: 174347 6010b

Elem	Ag3280	Al1670	As1890	B_2089	Ba4554	Be3130	Bi2230	Ca3179	Cd2288
Line	328.068 {103}	167.079 {502}	189.042 {478}	208.959 {461}	455.403 { 74}	313.042 {108}	223.061 {451}	317.933 {106}	228.802 {447}
Units	ppm	ppm	ppm	ppm	ppm	ppm	ppm	ppm	ppm
Avg	**.05395**	**1.9083**	**.99642**	**2.2259**	**2.1748**	**.04328**	**2.0534**	**156.58**	**.10762**
Stddev	.00038	.0010	.00452	.0005	.0047	.00000	.0008	.62	.00030
%RSD	.70386	.05296	.45366	.02230	.21696	.00026	.03681	.39408	.27845
#1	.05368	1.9090	.99322	2.2262	2.1781	.04328	2.0539	157.01	.10741
#2	.05422	1.9076	.99961	2.2255	2.1714	.04328	2.0528	156.14	.10783
Check ?	Chk Pass	Chk Pass	Chk Pass	Chk Pass	Chk Pass	Chk Pass	Chk Pass	Chk Pass	Chk Pass
High Limit									
Low Limit									

Elem	Co2286	Cr2055	Cu3247	Fe2599	K_7664	Li6707	Mg2790	Mn2576	Mo2020
Line	228.616 {447}	205.552 {464}	324.754 {104}	259.940 {130}	766.490 { 44}	670.784 { 50}	279.079 {121}2	257.610 {131}	202.030 {467}
Units	ppm	ppm	ppm	ppm	ppm	ppm	ppm	ppm	ppm
Avg	**.49382**	**.19520**	**.25123**	**.79742**	**72.765**	**1.2359**	**65.852**	**.60661**	**.96497**
Stddev	.00034	.00005	.00010	.00367	.231	.0047	.084	.00040	.00083
%RSD	.06885	.02442	.03873	.46028	.31749	.37759	.12750	.06647	.08644
#1	.49406	.19523	.25116	.80002	72.928	1.2392	65.793	.60633	.96438
#2	.49358	.19516	.25130	.79483	72.602	1.2326	65.911	.60690	.96556
Check ?	Chk Pass	Chk Pass	Chk Pass	Chk Pass	Chk Pass	Chk Pass	Chk Pass	Chk Pass	Chk Pass
High Limit									
Low Limit									

Elem	Na8183	Ni2316	P_1782	Pb2203	S_1820	Sb2068	Se1960	Si2881	Sn1899
Line	818.326 { 41}	231.604 {446}	178.284 {489}	220.353 {453}	182.034 {485}	206.833 {463}	196.090 {472}	288.158 {117}	189.989 {477}
Units	ppm	ppm	ppm	ppm	ppm	ppm	ppm	ppm	ppm
Avg	**116.06**	**.48515**	**10.589**	**.53032**	**69.111**	**.51211**	**2.0681**	**16.024**	**1.8934**
Stddev	.08	.00080	.000	.00020	.016	.00034	.0007	.020	.0029
%RSD	.06481	.16401	.00024	.03804	.02268	.06674	.03314	.12389	.15498
#1	116.11	.48571	10.588	.53017	69.100	.51186	2.0676	16.038	1.8914
#2	116.00	.48458	10.589	.53046	69.122	.51235	2.0685	16.010	1.8955
Check ?	Chk Pass	Chk Pass	Chk Pass	Chk Pass	None	Chk Pass	Chk Pass	Chk Pass	Chk Pass
High Limit									
Low Limit									

Elem	Sr4077	Th2837	Ti3349	Tl1908	U_3701	V_2924	Zn2062	Zr3391
Line	407.771 { 83}	283.730 {119}	334.904 {101}	190.856 {477}	370.152 { 91}	292.402 {115}	206.200 {163}	339.198 { 99}
Units	ppm	ppm	ppm	ppm	ppm	ppm	ppm	ppm
Avg	**1.4553**	**1.0241**	**.97810**	**1.9166**	**2.0526**	**.48702**	W **12.001**	**.44570**
Stddev	.0042	.0031	.00129	.0002	.0065	.00060	.001	.00297
%RSD	.28836	.30019	.13155	.00888	.31719	.12397	.01063	.66641
#1	1.4582	1.0220	.97719	1.9167	2.0572	.48745	12.000	.44780
#2	1.4523	1.0263	.97901	1.9165	2.0480	.48659	12.002	.44360
Check ?	Chk Pass	Chk Pass	Chk Pass	Chk Pass	Chk Pass	Chk Pass	Chk Warn	Chk Pass
High Limit							10.000	
Low Limit							-.00500	

Int. Std.	Y_2243	Y_3600	Y_3774
Line	224.306 {450}	360.073 { 94}	377.433 { 89}
Units	Cts/S	Cts/S	Cts/S
Avg	**5357.3**	**68898.**	**3204.9**
Stddev	6.2	122.	10.1
%RSD	.11597	.17762	.31414
#1	5352.9	68812.	3197.8
#2	5361.7	68985.	3212.0

Sample Name: 280-42191-A-82-A Acquired: 5/18/2013 3:06:34 Type: Unk
Method: 6500_026(v10) Mode: CONC Corr. Factor: 1.000000
User: bowenh Custom ID1: Custom ID2: Custom ID3:
Comment: 174347 6010b

Elem	Ag3280	Al1670	As1890	B_2089	Ba4554	Be3130	Bi2230	Ca3179	Cd2288
Line	328.068 {103}	167.079 {502}	189.042 {478}	208.959 {461}	455.403 { 74}	313.042 {108}	223.061 {451}	317.933 {106}	228.802 {447}
Units	ppm	ppm	ppm	ppm	ppm	ppm	ppm	ppm	ppm
Avg	**.00119**	**.00656**	**-.00086**	**1.6224**	**.08310**	**-.00003**	**-.00393**	**150.62**	**.00142**
Stddev	.00042	.00054	.00266	.0006	.00039	.00004	.00237	.49	.00001
%RSD	35.068	8.2518	310.01	.03827	.47306	149.98	60.224	.32202	.59948
#1	.00149	.00695	.00102	1.6228	.08282	.00000	-.00226	150.96	.00141
#2	.00090	.00618	-.00274	1.6220	.08338	-.00006	-.00560	150.27	.00142
Check ?	Chk Pass	Chk Pass	Chk Pass	Chk Pass	Chk Pass	Chk Pass	Chk Pass	Chk Pass	Chk Pass
High Limit									
Low Limit									

Elem	Co2286	Cr2055	Cu3247	Fe2599	K_7664	Li6707	Mg2790	Mn2576	Mo2020
Line	228.616 {447}	205.552 {464}	324.754 {104}	259.940 {130}	766.490 { 44}	670.784 { 50}	279.079 {121}2	257.610 {131}	202.030 {467}
Units	ppm	ppm	ppm	ppm	ppm	ppm	ppm	ppm	ppm
Avg	**.00086**	**.00031**	**.00240**	**.01015**	**4.3005**	**.00386**	**32.220**	**.05364**	**.04005**
Stddev	.00038	.00010	.00005	.00228	.0463	.00267	.078	.00021	.00022
%RSD	44.748	32.083	2.1233	22.500	1.0769	69.228	.24117	.39231	.54988
#1	.00059	.00024	.00236	.01177	4.3332	.00197	32.275	.05379	.04020
#2	.00113	.00038	.00243	.00854	4.2677	.00575	32.165	.05349	.03989
Check ?	Chk Pass	Chk Pass	Chk Pass	Chk Pass	Chk Pass	Chk Pass	Chk Pass	Chk Pass	Chk Pass
High Limit									
Low Limit									

Elem	Na8183	Ni2316	P_1782	Pb2203	S_1820	Sb2068	Se1960	Si2881	Sn1899
Line	818.326 { 41}	231.604 {446}	178.284 {489}	220.353 {453}	182.034 {485}	206.833 {463}	196.090 {472}	288.158 {117}	189.989 {477}
Units	ppm	ppm	ppm	ppm	ppm	ppm	ppm	ppm	ppm
Avg	**14.230**	**.00964**	**.19103**	**.00244**	**32.877**	**.00356**	**.00036**	**4.6348**	**-.00043**
Stddev	.459	.00011	.00012	.00030	.031	.00006	.00511	.0035	.00015
%RSD	3.2281	1.1888	.06309	12.096	.09441	1.5756	1412.8	.07483	35.848
#1	13.906	.00972	.19095	.00265	32.899	.00352	.00398	4.6324	-.00032
#2	14.555	.00956	.19112	.00223	32.855	.00360	-.00325	4.6373	-.00054
Check ?	Chk Pass	Chk Pass	Chk Pass	Chk Pass	None	Chk Pass	Chk Pass	Chk Pass	Chk Pass
High Limit									
Low Limit									

Elem	Sr4077	Th2837	Ti3349	Tl1908	U_3701	V_2924	Zn2062	Zr3391
Line	407.771 { 83}	283.730 {119}	334.904 {101}	190.856 {477}	370.152 { 91}	292.402 {115}	206.200 {163}	339.198 { 99}
Units	ppm	ppm	ppm	ppm	ppm	ppm	ppm	ppm
Avg	**.27683**	**.00262**	**.00102**	**.00082**	**-.02336**	**.00100**	**9.3897**	**.00284**
Stddev	.00064	.00258	.00000	.00123	.02789	.00024	.0243	.00007
%RSD	.23079	98.419	.45209	150.71	119.40	23.688	.25907	2.3972
#1	.27728	.00444	.00102	-.00005	-.04309	.00117	9.4069	.00289
#2	.27638	.00080	.00102	.00169	-.00364	.00083	9.3725	.00280
Check ?	Chk Pass	Chk Pass	Chk Pass	Chk Pass	Chk Pass	Chk Pass	Chk Pass	Chk Pass
High Limit								
Low Limit								

Int. Std.	Y_2243	Y_3600	Y_3774
Line	224.306 {450}	360.073 { 94}	377.433 { 89}
Units	Cts/S	Cts/S	Cts/S
Avg	**5401.5**	**69047.**	**3149.6**
Stddev	7.7	324.	16.7
%RSD	.14307	.46965	.53174
#1	5407.0	68818.	3137.8
#2	5396.1	69277.	3161.5

Sample Name: CCVH-2050355 Acquired: 5/18/2013 3:08:58 Type: QC
Method: 6500_026(v10) Mode: CONC Corr. Factor: 1.000000
User: bowenh Custom ID1: Custom ID2: Custom ID3:
Comment:

Elem	Ag3280	Al3092	As1890	B_2089	Ba4554	Be3130	Bi2230	Ca3179	Cd2288	Co2286	Cr2055	Cu3247
Units	ppm	ppm	ppm	ppm	ppm	ppm	ppm	ppm	ppm	ppm	ppm	ppm
Avg	**-.00052**	F **44.980**	**-.00175**	**.00649**	**.00125**	**-.00005**	**1.0042**	**.05573**	**-.00068**	**.00219**	**.00003**	**-.00156**
Stddev	.00098	.163	.00249	.00108	.00000	.00013	.0036	.00424	.00001	.00008	.00013	.00005
%RSD	187.42	.36209	142.43	16.661	.36407	246.74	.36295	7.6070	1.9040	3.5960	385.98	3.2992
#1	.00017	44.864	.00001	.00725	.00125	-.00014	1.0067	.05873	-.00069	.00225	-.00006	-.00159
#2	-.00122	45.095	-.00351	.00572	.00124	.00004	1.0016	.05273	-.00067	.00214	.00013	-.00152
Check ?	None	Chk Fail	None	None	None	None	Chk Pass	None	None	None	None	None
Value		50.000										
Range		-10.000%										

Elem	Fe2599	K_7664	Li6707	Mg2790	Mn2576	Mo2020	Na8183	Ni2316	P_1782	Pb2203	S_1820	Sb2068
Units	ppm	ppm	ppm	ppm	ppm	ppm	ppm	ppm	ppm	ppm	ppm	ppm
Avg	F **36.960**	**.25893**	**-.00352**	**.02617**	**.00046**	**-.00141**	F **300.54**	**.00156**	**.01067**	**-.00064**	**5.0506**	**.00302**
Stddev	.034	.03063	.00046	.00129	.00005	.00005	.12	.00001	.00221	.00154	.0136	.00052
%RSD	.09314	11.828	13.025	4.9212	11.639	3.4647	.04075	.52545	20.750	241.78	.26845	17.290
#1	36.984	.23727	-.00384	.02526	.00043	-.00138	300.45	.00156	.01223	.00045	5.0602	.00265
#2	36.936	.28059	-.00319	.02708	.00050	-.00145	300.63	.00157	.00910	-.00172	5.0410	.00339
Check ?	Chk Fail	None	None	None	None	None	Chk Fail	None	None	None	None	None
Value	50.000						250.00					
Range	-10.000%						10.000%					

Elem	Se1960	Si2881	Sn1899	Sr4077	Th2837	Ti3349	Tl1908	U_3701	V_2924	Zn2062	Zr3391
Units	ppm	ppm	ppm	ppm	ppm	ppm	ppm	ppm	ppm	ppm	ppm
Avg	**.01072**	**.01527**	**.00001**	**.00064**	**5.1291**	**.00362**	**-.00153**	**9.9487**	**-.00046**	**.00751**	**-.05912**
Stddev	.00530	.01019	.00011	.00002	.0046	.00005	.00066	.0866	.00011	.00005	.00218
%RSD	49.408	66.696	1122.9	3.1236	.08987	1.3915	42.836	.87038	23.046	.70157	3.6791
#1	.00697	.00807	.00009	.00063	5.1323	.00366	-.00107	10.010	-.00054	.00755	-.05758
#2	.01446	.02248	-.00007	.00065	5.1258	.00359	-.00199	9.8875	-.00039	.00747	-.06066
Check ?	None	None	None	None	Chk Pass	None	None	Chk Pass	None	None	None
Value											
Range											

Int. Std.	Y_2243	Y_3600	Y_3774
Units	Cts/S	Cts/S	Cts/S
Avg	**5446.2**	**68962.**	**3181.5**
Stddev	18.0	105.	5.8
%RSD	.33031	.15228	.18328
#1	5458.9	69036.	3177.4
#2	5433.4	68887.	3185.7

Sample Name: CCV-2050339 Acquired: 5/18/2013 3:11:22 Type: QC
Method: 6500_026(v10) Mode: CONC Corr. Factor: 1.000000
User: bowenh Custom ID1: Custom ID2: Custom ID3:
Comment:

Elem	Ag3280	Al1670	As1890	B_2089	Ba4554	Be3130	Bi2230	Ca3179	Cd2288	Co2286	Cr2055	Cu3247
Units	ppm	ppm	ppm	ppm	ppm	ppm	ppm	ppm	ppm	ppm	ppm	ppm
Avg	**.50875**	**.50995**	**.99770**	**.52218**	**.54345**	F **.43977**	**.00618**	**4.5963**	**.50399**	**.50996**	**.49228**	**.49026**
Stddev	.00030	.00177	.00077	.00226	.00035	.00041	.00016	.0190	.00014	.00013	.00028	.00097
%RSD	.05975	.34739	.07752	.43204	.06494	.09414	2.5893	.41404	.02757	.02576	.05646	.19773
#1	.50854	.50870	.99716	.52378	.54370	.43948	.00630	4.5828	.50408	.50987	.49208	.49094
#2	.50897	.51120	.99825	.52059	.54320	.44006	.00607	4.6098	.50389	.51005	.49247	.48957
Check ?	Chk Pass	Chk Pass	Chk Pass	Chk Pass	Chk Pass	Chk Fail	None	Chk Pass	Chk Pass	Chk Pass	Chk Pass	Chk Pass
Value						.50000						
Range						-10.000%						

Elem	Fe2599	K_7664	Li6707	Mg2790	Mn2576	Mo2020	Na5895	Ni2316	P_1782	Pb2203	S_1820	Sb2068
Units	ppm	ppm	ppm	ppm	ppm	ppm	ppm	ppm	ppm	ppm	ppm	ppm
Avg	F **1.9344**	F **59.943**	F **1.1924**	**19.742**	**.50288**	**.48260**	F **5.6787**	**.50190**	**1.0203**	**1.0094**	**-.02061**	**1.0146**
Stddev	.0053	.079	.0027	.015	.00001	.00028	.0224	.00015	.0023	.0007	.00224	.0018
%RSD	.27324	.13096	.22549	.07410	.00167	.05856	.39367	.03021	.22108	.07126	10.868	.17511
#1	1.9307	59.998	1.1905	19.752	.50288	.48280	5.6945	.50201	1.0187	1.0089	-.01902	1.0159
#2	1.9381	59.887	1.1943	19.732	.50287	.48240	5.6629	.50179	1.0219	1.0099	-.02219	1.0134
Check ?	Chk Fail	Chk Fail	Chk Fail	Chk Pass	Chk Pass	Chk Pass	Chk Fail	Chk Pass	Chk Pass	Chk Pass	None	Chk Pass
Value	2.5000	50.000	1.0000				5.0000					
Range	-10.000%	10.000%	10.000%				10.000%					

Elem	Se1960	Si2881	Sn1899	Sr4077	Th2837	Ti3349	Tl1908	U_3701	V_2924	Zn2062	Zr3391
Units	ppm	ppm	ppm	ppm	ppm	ppm	ppm	ppm	ppm	ppm	ppm
Avg	**1.0271**	F **4.1626**	**.96787**	**.53190**	**.00313**	**.49743**	**.97934**	**.05903**	**.49180**	**.49909**	**.46785**
Stddev	.0049	.0325	.00051	.00033	.00042	.00085	.00098	.02934	.00048	.00039	.00041
%RSD	.47501	.77981	.05232	.06260	13.301	.17093	.09969	49.694	.09737	.07758	.08692
#1	1.0305	4.1396	.96751	.53166	.00283	.49803	.97865	.07978	.49214	.49882	.46814
#2	1.0236	4.1855	.96822	.53213	.00342	.49683	.98003	.03829	.49146	.49937	.46756
Check ?	Chk Pass	Chk Fail	Chk Pass	Chk Pass	None	Chk Pass	Chk Pass	None	Chk Pass	Chk Pass	Chk Pass
Value		5.0000									
Range		-10.000%									

Int. Std.	Y_2243	Y_3600	Y_3774
Units	Cts/S	Cts/S	Cts/S
Avg	**5499.9**	**69117.**	**3109.3**
Stddev	9.5	57.	1.7
%RSD	.17302	.08310	.05584
#1	5506.7	69158.	3108.1
#2	5493.2	69077.	3110.6

Sample Name: CCB Acquired: 5/18/2013 3:13:38 Type: QC
Method: 6500_026(v10) Mode: CONC Corr. Factor: 1.000000
User: bowenh Custom ID1: Custom ID2: Custom ID3:
Comment:

Elem	Ag3280	Al1670	As1890	B_2089	Ba4554	Be3130	Bi2230	Ca3179	Cd2288	Co2286	Cr2055
Units	ppm	ppm	ppm	ppm	ppm	ppm	ppm	ppm	ppm	ppm	ppm
Avg	**.00068**	**.00206**	**.00060**	W **.00200**	**.00057**	**-.00013**	**.00306**	**.00421**	**-.00004**	**.00027**	**-.00002**
Stddev	.00035	.00068	.00088	.00014	.00017	.00000	.00059	.00065	.00007	.00034	.00005
%RSD	50.856	33.095	147.28	7.0359	28.830	3.8621	19.394	15.503	194.55	126.45	269.05
#1	.00093	.00254	-.00002	.00190	.00046	-.00013	.00264	.00375	.00001	.00051	.00002
#2	.00044	.00158	.00122	.00210	.00069	-.00013	.00348	.00468	-.00009	.00003	-.00005
Check ?	Chk Pass	Chk Pass	Chk Pass	Chk Warn	Chk Pass	Chk Pass	None	Chk Pass	Chk Pass	Chk Pass	Chk Pass
High Limit				.00156							
Low Limit				-.00156							

Elem	Cu3247	Fe2599	K_7664	Li6707	Mg2790	Mn2576	Mo2020	Na5895	Ni2316	P_1782	Pb2203
Units	ppm	ppm	ppm	ppm	ppm	ppm	ppm	ppm	ppm	ppm	ppm
Avg	**-.00063**	**.00106**	**.10637**	F **-.00530**	**.00427**	**.00008**	**.00024**	**-.05924**	**.00066**	**.00034**	**.00119**
Stddev	.00000	.00066	.01151	.00298	.00066	.00008	.00007	.01635	.00004	.00014	.00091
%RSD	.69921	62.090	10.826	56.271	15.492	105.45	27.742	27.604	6.4315	41.511	76.371
#1	-.00064	.00059	.11451	-.00319	.00380	.00014	.00019	-.07081	.00063	.00024	.00055
#2	-.00063	.00152	.09822	-.00741	.00474	.00002	.00028	-.04768	.00069	.00044	.00184
Check ?	Chk Pass	Chk Pass	Chk Pass	Chk Fail	Chk Pass	Chk Pass	Chk Pass	Chk Pass	Chk Pass	Chk Pass	Chk Pass
High Limit				.00522							
Low Limit				-.00522							

Elem	S_1820	Sb2068	Se1960	Si2881	Sn1899	Sr4077	Th2837	Ti3349	Tl1908	U_3701	V_2924
Units	ppm	ppm	ppm	ppm	ppm	ppm	ppm	ppm	ppm	ppm	ppm
Avg	**-.04157**	**.00255**	**.00142**	**-.00515**	**-.00132**	**-.00004**	**.00106**	**.00036**	**.00048**	**.00215**	**.00059**
Stddev	.00026	.00153	.00218	.00322	.00050	.00002	.00051	.00026	.00029	.01881	.00081
%RSD	.62148	60.065	153.81	62.467	37.979	48.092	48.258	72.574	60.084	875.62	138.72
#1	-.04139	.00147	-.00012	-.00743	-.00097	-.00003	.00142	.00055	.00068	-.01115	.00116
#2	-.04175	.00364	.00296	-.00288	-.00167	-.00006	.00070	.00018	.00027	.01545	.00001
Check ?	None	Chk Pass	Chk Pass	Chk Pass	Chk Pass	Chk Pass	Chk Pass	Chk Pass	Chk Pass	Chk Pass	Chk Pass
High Limit											
Low Limit											

Elem	Zn2062	Zr3391
Units	ppm	ppm
Avg	**.00319**	W **.00372**
Stddev	.00011	.00120
%RSD	3.3544	32.224
#1	.00311	.00287
#2	.00326	.00457
Check ?	Chk Pass	Chk Warn
High Limit		.00238
Low Limit		-.00238

Int. Std.	Y_2243	Y_3600	Y_3774
Units	Cts/S	Cts/S	Cts/S
Avg	**5576.0**	**70067.**	**3115.3**
Stddev	1.9	340.	5.5
%RSD	.03385	.48513	.17676
#1	5577.3	69827.	3111.4
#2	5574.7	70307.	3119.2

Sample Name: CCVL2057887 Acquired: 5/18/2013 3:16:08 Type: QC
Method: 6500_026(v10) Mode: CONC Corr. Factor: 1.000000
User: bowenh Custom ID1: Custom ID2: Custom ID3:
Comment:

Elem	Ag3280	Al1670	As1890	B_2089	Ba4554	Be3130	Bi2230	Ca3179	Cd2288	Co2286	Cr2055
Units	ppm	ppm	ppm	ppm	ppm	ppm	ppm	ppm	ppm	ppm	ppm
Avg	**.01197**	**.10625**	**.01669**	**.10783**	**.01156**	**.00093**	**.11043**	**.19105**	**.00527**	**.01096**	**.01029**
Stddev	.00015	.00032	.00031	.00016	.00021	.00008	.00022	.00070	.00002	.00005	.00015
%RSD	1.2930	.30317	1.8365	.15167	1.8487	8.5711	.20076	.36789	.29729	.46113	1.4722
#1	.01208	.10603	.01647	.10772	.01171	.00088	.11059	.19056	.00528	.01093	.01040
#2	.01186	.10648	.01691	.10795	.01141	.00099	.11028	.19155	.00526	.01100	.01018
Check ?	Chk Pass	Chk Pass	Chk Pass	Chk Pass	Chk Pass	Chk Pass	Chk Pass	Chk Pass	Chk Pass	Chk Pass	Chk Pass
Value											
Range											

Elem	Cu3247	Fe2599	K_7664	Li6707	Mg2790	Mn2576	Mo2020	Na5895	Ni2316	P_1782	Pb2203
Units	ppm	ppm	ppm	ppm	ppm	ppm	ppm	ppm	ppm	ppm	ppm
Avg	**.01465**	**.08244**	F **3.9332**	**.00898**	**.20934**	**.01060**	**.02001**	**1.1755**	**.04264**	**3.0700**	W **.01099**
Stddev	.00033	.00075	.0722	.00011	.00126	.00004	.00003	.0119	.00058	.0114	.00027
%RSD	2.2792	.90623	1.8347	1.2155	.60199	.41785	.12905	1.0141	1.3561	.37145	2.4114
#1	.01488	.08192	3.8822	.00906	.20844	.01056	.01999	1.1670	.04223	3.0619	.01118
#2	.01441	.08297	3.9843	.00890	.21023	.01063	.02003	1.1839	.04304	3.0780	.01081
Check ?	Chk Pass	Chk Pass	Chk Fail	Chk Pass	Chk Pass	Chk Pass	Chk Pass	Chk Pass	Chk Pass	Chk Pass	Chk Warn
Value			3.0000								.00900
Range			30.000%								20.000%

Elem	S_1820	Sb2068	Se1960	Si2881	Sn1899	Sr4077	Th2837	Ti3349	Tl1908	U_3701	V_2924
Units	ppm	ppm	ppm	ppm	ppm	ppm	ppm	ppm	ppm	ppm	ppm
Avg	**-.04542**	F **.01378**	W **.01809**	**.42966**	**.09953**	**.01098**	W **.01923**	**.01066**	**.01530**	**.07041**	**.01041**
Stddev	.00401	.00027	.00008	.00557	.00000	.00007	.00169	.00008	.00157	.04534	.00033
%RSD	8.8322	1.9603	.41896	1.2962	.00268	.63507	8.7985	.76862	10.242	64.387	3.1310
#1	-.04259	.01359	.01814	.42573	.09952	.01103	.02043	.01071	.01419	.10247	.01064
#2	-.04826	.01397	.01804	.43360	.09953	.01093	.01804	.01060	.01641	.03836	.01017
Check ?	None	Chk Fail	Chk Warn	Chk Pass	Chk Pass	Chk Pass	Chk Warn	Chk Pass	Chk Pass	Chk Pass	Chk Pass
Value		.01000	.01500				.01500				
Range		30.000%	20.000%				20.000%				

Elem	Zn2062	Zr3391
Units	ppm	ppm
Avg	W **.02431**	**.01608**
Stddev	.00020	.00104
%RSD	.84142	6.4642
#1	.02445	.01681
#2	.02416	.01534
Check ?	Chk Warn	Chk Pass
Value	.02000	
Range	20.000%	

Int. Std.	Y_2243	Y_3600	Y_3774
Units	Cts/S	Cts/S	Cts/S
Avg	**5492.8**	**69200.**	**3118.4**
Stddev	4.7	13.	30.4
%RSD	.08501	.01879	.97419
#1	5489.5	69209.	3096.9
#2	5496.1	69191.	3139.9

Sample Name: 280-42204-A-2-A Acquired: 5/18/2013 3:18:34 Type: Unk
Method: 6500_026(v10) Mode: CONC Corr. Factor: 1.000000
User: bowenh Custom ID1: Custom ID2: Custom ID3:
Comment: 174347 6010b

Elem	Ag3280	Al1670	As1890	B_2089	Ba4554	Be3130	Bi2230	Ca3179	Cd2288
Line	328.068 {103}	167.079 {502}	189.042 {478}	208.959 {461}	455.403 { 74}	313.042 {108}	223.061 {451}	317.933 {106}	228.802 {447}
Units	ppm	ppm	ppm	ppm	ppm	ppm	ppm	ppm	ppm
Avg	**.00089**	**.00955**	**.00257**	**.48055**	**.01393**	**.00004**	**.00122**	**2.6644**	**-.00013**
Stddev	.00029	.00012	.00392	.00174	.00048	.00000	.00113	.0041	.00009
%RSD	32.470	1.2443	152.47	.36147	3.4163	.58369	92.885	.15497	67.284
#1	.00069	.00946	.00534	.48177	.01427	.00004	.00202	2.6615	-.00020
#2	.00110	.00963	-.00020	.47932	.01359	.00004	.00042	2.6673	-.00007
Check ?	Chk Pass	Chk Pass	Chk Pass	Chk Pass	Chk Pass	Chk Pass	Chk Pass	Chk Pass	Chk Pass
High Limit									
Low Limit									

Elem	Co2286	Cr2055	Cu3247	Fe2599	K_7664	Li6707	Mg2790	Mn2576	Mo2020
Line	228.616 {447}	205.552 {464}	324.754 {104}	259.940 {130}	766.490 { 44}	670.784 { 50}	279.079 {121}2	257.610 {131}	202.030 {467}
Units	ppm	ppm	ppm	ppm	ppm	ppm	ppm	ppm	ppm
Avg	**.00018**	**.00244**	**.08607**	**.01699**	**1.4560**	**.00950**	**.25892**	**.00538**	**.00067**
Stddev	.00018	.00018	.00013	.00131	.0089	.00142	.00070	.00016	.00027
%RSD	100.13	7.1984	.15357	7.6842	.61356	14.985	.27009	2.8914	39.437
#1	.00030	.00232	.08616	.01791	1.4496	.00849	.25942	.00527	.00049
#2	.00005	.00257	.08597	.01607	1.4623	.01050	.25843	.00549	.00086
Check ?	Chk Pass	Chk Pass	Chk Pass	Chk Pass	Chk Pass	Chk Pass	Chk Pass	Chk Pass	Chk Pass
High Limit									
Low Limit									

Elem	Na8183	Ni2316	P_1782	Pb2203	S_1820	Sb2068	Se1960	Si2881	Sn1899
Line	818.326 { 41}	231.604 {446}	178.284 {489}	220.353 {453}	182.034 {485}	206.833 {463}	196.090 {472}	288.158 {117}	189.989 {477}
Units	ppm	ppm	ppm	ppm	ppm	ppm	ppm	ppm	ppm
Avg	**161.03**	**.00875**	**.48166**	**.02191**	**13.233**	**.00198**	**-.00063**	**5.7891**	**.00060**
Stddev	.56	.00031	.00307	.00060	.067	.00259	.00091	.0048	.00019
%RSD	.34534	3.5775	.63768	2.7607	.50416	130.89	143.83	.08369	31.532
#1	160.64	.00897	.48383	.02234	13.280	.00015	.00001	5.7926	.00073
#2	161.43	.00853	.47949	.02148	13.186	.00380	-.00128	5.7857	.00047
Check ?	Chk Pass	Chk Pass	Chk Pass	Chk Pass	None	Chk Pass	Chk Pass	Chk Pass	Chk Pass
High Limit									
Low Limit									

Elem	Sr4077	Th2837	Ti3349	Tl1908	U_3701	V_2924	Zn2062	Zr3391
Line	407.771 { 83}	283.730 {119}	334.904 {101}	190.856 {477}	370.152 { 91}	292.402 {115}	206.200 {163}	339.198 { 99}
Units	ppm	ppm	ppm	ppm	ppm	ppm	ppm	ppm
Avg	**.03208**	**.00033**	**.00107**	**.00024**	**.00876**	**.00041**	**.14612**	**.00322**
Stddev	.00014	.00183	.00042	.00061	.00916	.00019	.00060	.00284
%RSD	.43299	557.56	39.126	259.16	104.59	47.712	.41392	87.978
#1	.03198	.00162	.00137	-.00020	.00228	.00054	.14569	.00122
#2	.03218	-.00096	.00078	.00067	.01523	.00027	.14654	.00523
Check ?	Chk Pass	Chk Pass	Chk Pass	Chk Pass	Chk Pass	Chk Pass	Chk Pass	Chk Pass
High Limit								
Low Limit								

Int. Std.	Y_2243	Y_3600	Y_3774
Line	224.306 {450}	360.073 { 94}	377.433 { 89}
Units	Cts/S	Cts/S	Cts/S
Avg	**5417.1**	**68390.**	**3074.1**
Stddev	5.7	217.	7.4
%RSD	.10543	.31715	.24028
#1	5421.2	68236.	3068.9
#2	5413.1	68543.	3079.3

Sample Name: 280-42204-A-3-A Acquired: 5/18/2013 3:21:00 Type: Unk
Method: 6500_026(v10) Mode: CONC Corr. Factor: 1.000000
User: bowenh Custom ID1: Custom ID2: Custom ID3:
Comment: 174347 6010b

Elem	Ag3280	Al1670	As1890	B_2089	Ba4554	Be3130	Bi2230	Ca3179	Cd2288
Line	328.068 {103}	167.079 {502}	189.042 {478}	208.959 {461}	455.403 { 74}	313.042 {108}	223.061 {451}	317.933 {106}	228.802 {447}
Units	ppm	ppm	ppm	ppm	ppm	ppm	ppm	ppm	ppm
Avg	**.00089**	**.02437**	**.00096**	**.49282**	**.03410**	**-.00011**	**.00084**	**2.7844**	**.00007**
Stddev	.00045	.00021	.00007	.00025	.00008	.00012	.00037	.0088	.00021
%RSD	51.028	.86966	7.0104	.05060	.22618	107.21	43.643	.31760	315.65
#1	.00121	.02452	.00092	.49299	.03416	-.00020	.00110	2.7907	-.00008
#2	.00057	.02422	.00101	.49264	.03405	-.00003	.00058	2.7782	.00022
Check ?	Chk Pass	Chk Pass	Chk Pass	Chk Pass	Chk Pass	Chk Pass	Chk Pass	Chk Pass	Chk Pass
High Limit									
Low Limit									

Elem	Co2286	Cr2055	Cu3247	Fe2599	K_7664	Li6707	Mg2790	Mn2576	Mo2020
Line	228.616 {447}	205.552 {464}	324.754 {104}	259.940 {130}	766.490 { 44}	670.784 { 50}	279.079 {121}2	257.610 {131}	202.030 {467}
Units	ppm	ppm	ppm	ppm	ppm	ppm	ppm	ppm	ppm
Avg	**.00057**	**.00052**	**.08149**	**.11823**	**1.6055**	**.01129**	**.29251**	**.00726**	**.00057**
Stddev	.00006	.00016	.00025	.00214	.0043	.00195	.00238	.00003	.00010
%RSD	10.637	30.322	.30499	1.8060	.26814	17.246	.81514	.46183	17.509
#1	.00061	.00063	.08167	.11974	1.6086	.01267	.29420	.00723	.00065
#2	.00052	.00041	.08132	.11672	1.6025	.00991	.29082	.00728	.00050
Check ?	Chk Pass	Chk Pass	Chk Pass	Chk Pass	Chk Pass	Chk Pass	Chk Pass	Chk Pass	Chk Pass
High Limit									
Low Limit									

Elem	Na8183	Ni2316	P_1782	Pb2203	S_1820	Sb2068	Se1960	Si2881	Sn1899
Line	818.326 { 41}	231.604 {446}	178.284 {489}	220.353 {453}	182.034 {485}	206.833 {463}	196.090 {472}	288.158 {117}	189.989 {477}
Units	ppm	ppm	ppm	ppm	ppm	ppm	ppm	ppm	ppm
Avg	**163.70**	**.00620**	**.48818**	**.00981**	**13.744**	**-.00016**	**.00309**	**5.8992**	**.00060**
Stddev	.68	.00024	.00053	.00045	.010	.00171	.00181	.0074	.00006
%RSD	.41364	3.8128	.10790	4.5974	.07468	1092.9	58.521	.12521	10.149
#1	163.22	.00637	.48780	.01013	13.737	-.00137	.00181	5.8940	.00056
#2	164.18	.00604	.48855	.00949	13.752	.00105	.00436	5.9045	.00064
Check ?	Chk Pass	Chk Pass	Chk Pass	Chk Pass	None	Chk Pass	Chk Pass	Chk Pass	Chk Pass
High Limit									
Low Limit									

Elem	Sr4077	Th2837	Ti3349	Tl1908	U_3701	V_2924	Zn2062	Zr3391
Line	407.771 { 83}	283.730 {119}	334.904 {101}	190.856 {477}	370.152 { 91}	292.402 {115}	206.200 {163}	339.198 { 99}
Units	ppm	ppm	ppm	ppm	ppm	ppm	ppm	ppm
Avg	**.03423**	**.00215**	**.00194**	**.00042**	**.02030**	**.00066**	**.09535**	**.00324**
Stddev	.00032	.00049	.00015	.00073	.02012	.00015	.00055	.00598
%RSD	.93340	22.785	7.7356	174.98	99.137	22.341	.57729	184.47
#1	.03445	.00180	.00184	.00094	.00607	.00076	.09574	-.00099
#2	.03400	.00249	.00205	-.00010	.03452	.00056	.09496	.00747
Check ?	Chk Pass	Chk Pass	Chk Pass	Chk Pass	Chk Pass	Chk Pass	Chk Pass	Chk Pass
High Limit								
Low Limit								

Int. Std.	Y_2243	Y_3600	Y_3774
Line	224.306 {450}	360.073 { 94}	377.433 { 89}
Units	Cts/S	Cts/S	Cts/S
Avg	**5418.0**	**68239.**	**3096.9**
Stddev	15.1	47.	18.9
%RSD	.27909	.06833	.60885
#1	5407.3	68272.	3110.2
#2	5428.7	68206.	3083.6

Sample Name: 280-42204-A-4-A Acquired: 5/18/2013 3:23:26 Type: Unk
Method: 6500_026(v10) Mode: CONC Corr. Factor: 1.000000
User: bowenh Custom ID1: Custom ID2: Custom ID3:
Comment: 174347 6010b

Elem	Ag3280	Al1670	As1890	B_2089	Ba4554	Be3130	Bi2230	Ca3179	Cd2288
Line	328.068 {103}	167.079 {502}	189.042 {478}	208.959 {461}	455.403 { 74}	313.042 {108}	223.061 {451}	317.933 {106}	228.802 {447}
Units	ppm	ppm	ppm	ppm	ppm	ppm	ppm	ppm	ppm
Avg	**.00103**	**.09336**	**.00064**	**.49509**	**.01970**	**-.00004**	**-.00020**	**3.0177**	**.00013**
Stddev	.00053	.00004	.00008	.00004	.00037	.00010	.00148	.0013	.00002
%RSD	51.227	.04648	12.156	.00900	1.8845	252.40	742.32	.04325	14.873
#1	.00140	.09333	.00059	.49512	.01996	.00003	-.00125	3.0187	.00012
#2	.00066	.09339	.00070	.49505	.01944	-.00011	.00085	3.0168	.00015
Check ?	Chk Pass	Chk Pass	Chk Pass	Chk Pass	Chk Pass	Chk Pass	Chk Pass	Chk Pass	Chk Pass
High Limit									
Low Limit									

Elem	Co2286	Cr2055	Cu3247	Fe2599	K_7664	Li6707	Mg2790	Mn2576	Mo2020
Line	228.616 {447}	205.552 {464}	324.754 {104}	259.940 {130}	766.490 { 44}	670.784 { 50}	279.079 {121}2	257.610 {131}	202.030 {467}
Units	ppm	ppm	ppm	ppm	ppm	ppm	ppm	ppm	ppm
Avg	**.00142**	**.00134**	**.08546**	**.92340**	**2.3939**	**.01156**	**.46855**	**.01504**	**.00130**
Stddev	.00021	.00015	.00014	.00428	.0329	.00145	.00199	.00002	.00010
%RSD	14.433	11.383	.16825	.46390	1.3732	12.510	.42374	.13525	8.0274
#1	.00157	.00144	.08557	.92643	2.3707	.01054	.46715	.01503	.00138
#2	.00128	.00123	.08536	.92037	2.4172	.01259	.46995	.01506	.00123
Check ?	Chk Pass	Chk Pass	Chk Pass	Chk Pass	Chk Pass	Chk Pass	Chk Pass	Chk Pass	Chk Pass
High Limit									
Low Limit									

Elem	Na8183	Ni2316	P_1782	Pb2203	S_1820	Sb2068	Se1960	Si2881	Sn1899
Line	818.326 { 41}	231.604 {446}	178.284 {489}	220.353 {453}	182.034 {485}	206.833 {463}	196.090 {472}	288.158 {117}	189.989 {477}
Units	ppm	ppm	ppm	ppm	ppm	ppm	ppm	ppm	ppm
Avg	**168.99**	**.00718**	**.55050**	**.01287**	**14.375**	**.00369**	**.00319**	**5.8035**	**.00045**
Stddev	.76	.00037	.00167	.00027	.026	.00146	.00099	.0427	.00067
%RSD	.44789	5.1737	.30334	2.0716	.17946	39.637	30.957	.73546	150.49
#1	169.52	.00692	.54932	.01268	14.393	.00472	.00249	5.7733	-.00003
#2	168.45	.00744	.55169	.01306	14.356	.00266	.00388	5.8337	.00092
Check ?	Chk Pass	Chk Pass	Chk Pass	Chk Pass	None	Chk Pass	Chk Pass	Chk Pass	Chk Pass
High Limit									
Low Limit									

Elem	Sr4077	Th2837	Ti3349	Tl1908	U_3701	V_2924	Zn2062	Zr3391
Line	407.771 { 83}	283.730 {119}	334.904 {101}	190.856 {477}	370.152 { 91}	292.402 {115}	206.200 {163}	339.198 { 99}
Units	ppm	ppm	ppm	ppm	ppm	ppm	ppm	ppm
Avg	**.03903**	**.00237**	**.00386**	**.00058**	**.00687**	**.00073**	**.09971**	**.00469**
Stddev	.00025	.00189	.00016	.00087	.00885	.00047	.00101	.00220
%RSD	.64375	79.564	4.0875	150.32	128.84	65.218	1.0090	46.908
#1	.03886	.00104	.00398	.00119	.00061	.00039	.10042	.00625
#2	.03921	.00370	.00375	-.00004	.01313	.00106	.09900	.00314
Check ?	Chk Pass	Chk Pass	Chk Pass	Chk Pass	Chk Pass	Chk Pass	Chk Pass	Chk Pass
High Limit								
Low Limit								

Int. Std.	Y_2243	Y_3600	Y_3774
Line	224.306 {450}	360.073 { 94}	377.433 { 89}
Units	Cts/S	Cts/S	Cts/S
Avg	**5437.4**	**68706.**	**3108.4**
Stddev	2.9	17.	20.4
%RSD	.05265	.02533	.65575
#1	5435.4	68719.	3094.0
#2	5439.4	68694.	3122.9

Sample Name: 280-42178-R-1-B Acquired: 5/18/2013 3:25:52 Type: Unk
Method: 6500_026(v10) Mode: CONC Corr. Factor: 1.000000
User: bowenh Custom ID1: Custom ID2: Custom ID3:
Comment: 174347 6010b

Elem	Ag3280	Al1670	As1890	B_2089	Ba4554	Be3130	Bi2230	Ca3179	Cd2288
Line	328.068 {103}	167.079 {502}	189.042 {478}	208.959 {461}	455.403 { 74}	313.042 {108}	223.061 {451}	317.933 {106}	228.802 {447}
Units	ppm	ppm	ppm	ppm	ppm	ppm	ppm	ppm	ppm
Avg	**.01205**	**.20162**	**.03255**	**.16813**	**.29048**	**-.00011**	**.00144**	**124.16**	**.00009**
Stddev	.00056	.00073	.00003	.00011	.00201	.00003	.00071	.46	.00003
%RSD	4.6445	.35981	.08063	.06309	.69276	27.827	49.109	.36936	36.022
#1	.01245	.20111	.03257	.16821	.29191	-.00009	.00094	123.83	.00007
#2	.01166	.20213	.03253	.16806	.28906	-.00013	.00195	124.48	.00012
Check ?	Chk Pass	Chk Pass	Chk Pass	Chk Pass	Chk Pass	Chk Pass	Chk Pass	Chk Pass	Chk Pass
High Limit									
Low Limit									

Elem	Co2286	Cr2055	Cu3247	Fe2599	K_7664	Li6707	Mg2790	Mn2576	Mo2020
Line	228.616 {447}	205.552 {464}	324.754 {104}	259.940 {130}	766.490 { 44}	670.784 { 50}	279.079 {121}2	257.610 {131}	202.030 {467}
Units	ppm	ppm	ppm	ppm	ppm	ppm	ppm	ppm	ppm
Avg	**.00579**	**.00922**	**.00926**	**2.6089**	**84.969**	**.00915**	**30.728**	**2.7028**	**.22319**
Stddev	.00017	.00015	.00034	.0115	.266	.00147	.047	.0026	.00050
%RSD	2.8856	1.5828	3.7211	.43877	.31300	16.037	.15188	.09730	.22382
#1	.00567	.00912	.00950	2.6170	84.781	.01019	30.695	2.7010	.22284
#2	.00591	.00932	.00901	2.6008	85.157	.00811	30.761	2.7047	.22354
Check ?	Chk Pass	Chk Pass	Chk Pass	Chk Pass	Chk Pass	Chk Pass	Chk Pass	Chk Pass	Chk Pass
High Limit									
Low Limit									

Elem	Na8183	Ni2316	P_1782	Pb2203	S_1820	Sb2068	Se1960	Si2881	Sn1899
Line	818.326 { 41}	231.604 {446}	178.284 {489}	220.353 {453}	182.034 {485}	206.833 {463}	196.090 {472}	288.158 {117}	189.989 {477}
Units	ppm	ppm	ppm	ppm	ppm	ppm	ppm	ppm	ppm
Avg	**328.27**	**.03677**	**.76502**	**.00360**	**60.689**	**.00362**	**.00391**	**6.2152**	**-.00105**
Stddev	.16	.00044	.00491	.00017	.011	.00133	.00622	.0387	.00031
%RSD	.04962	1.1914	.64139	4.8401	.01746	36.817	159.21	.62241	29.735
#1	328.39	.03708	.76155	.00347	60.696	.00268	.00830	6.2425	-.00127
#2	328.16	.03646	.76849	.00372	60.681	.00456	-.00049	6.1878	-.00083
Check ?	Chk Pass	Chk Pass	Chk Pass	Chk Pass	None	Chk Pass	Chk Pass	Chk Pass	Chk Pass
High Limit									
Low Limit									

Elem	Sr4077	Th2837	Ti3349	Tl1908	U_3701	V_2924	Zn2062	Zr3391
Line	407.771 { 83}	283.730 {119}	334.904 {101}	190.856 {477}	370.152 { 91}	292.402 {115}	206.200 {163}	339.198 { 99}
Units	ppm	ppm	ppm	ppm	ppm	ppm	ppm	ppm
Avg	**1.6360**	**.00166**	**.00273**	**-.00026**	**.01586**	**.00593**	**.02703**	**.00272**
Stddev	.0085	.00040	.00015	.00214	.00704	.00122	.00053	.00103
%RSD	.51809	24.422	5.6286	831.22	44.370	20.604	1.9560	37.722
#1	1.6300	.00194	.00284	.00126	.01089	.00507	.02741	.00200
#2	1.6420	.00137	.00262	-.00177	.02084	.00679	.02666	.00345
Check ?	Chk Pass	Chk Pass	Chk Pass	Chk Pass	Chk Pass	Chk Pass	Chk Pass	Chk Pass
High Limit								
Low Limit								

Int. Std.	Y_2243	Y_3600	Y_3774
Line	224.306 {450}	360.073 { 94}	377.433 { 89}
Units	Cts/S	Cts/S	Cts/S
Avg	**5323.3**	**67732.**	**3121.0**
Stddev	11.5	193.	25.4
%RSD	.21681	.28481	.81229
#1	5331.4	67868.	3138.9
#2	5315.1	67595.	3103.0

Sample Name: 280-42178-R-2-B Acquired: 5/18/2013 3:28:16 Type: Unk
Method: 6500_026(v10) Mode: CONC Corr. Factor: 1.000000
User: bowenh Custom ID1: Custom ID2: Custom ID3:
Comment: 174347 6010b

Elem	Ag3280	Al3092	As1890	B_2089	Ba4554	Be3130	Bi2230	Ca3179	Cd2288
Line	328.068 {103}	309.271 {109}	189.042 {478}	208.959 {461}	455.403 { 74}	313.042 {108}	223.061 {451}	317.933 {106}	228.802 {447}
Units	ppm	ppm	ppm	ppm	ppm	ppm	ppm	ppm	ppm
Avg	**.00969**	**48.230**	**.29181**	**2.2834**	**2.7873**	**.00697**	**.01898**	**224.78**	**.00444**
Stddev	.00081	.044	.00056	.0024	.0105	.00003	.00308	.45	.00014
%RSD	8.3352	.09055	.19297	.10322	.37720	.47933	16.228	.20171	3.1249
#1	.01027	48.261	.29141	2.2817	2.7947	.00699	.01680	225.10	.00434
#2	.00912	48.199	.29221	2.2850	2.7799	.00694	.02116	224.46	.00454
Check ?	Chk Pass	Chk Pass	Chk Pass	Chk Pass	Chk Pass	Chk Pass	Chk Pass	Chk Pass	Chk Pass
High Limit									
Low Limit									

Elem	Co2286	Cr2055	Cu3247	Fe2714	K_7664	Li6707	Mg2790	Mn2576	Mo2020
Line	228.616 {447}	205.552 {464}	324.754 {104}	271.441 {124}	766.490 { 44}	670.784 { 50}	279.079 {121}2	257.610 {131}	202.030 {467}
Units	ppm	ppm	ppm	ppm	ppm	ppm	ppm	ppm	ppm
Avg	**.09879**	**.14270**	**5.2381**	**62.689**	W **145.13**	**.23082**	**84.238**	F **30.782**	**.43026**
Stddev	.00011	.00002	.0086	.340	.34	.00154	.154	.016	.00004
%RSD	.11479	.01266	.16344	.54265	.23327	.66846	.18272	.05242	.00948
#1	.09887	.14269	5.2442	62.930	145.36	.23191	84.347	30.771	.43029
#2	.09871	.14272	5.2321	62.449	144.89	.22973	84.129	30.794	.43024
Check ?	Chk Pass	Chk Pass	Chk Pass	Chk Pass	Chk Warn	Chk Pass	Chk Pass	Chk Fail	Chk Pass
High Limit					100.00			20.000	
Low Limit					-.50000			-.02000	

Elem	Na8183	Ni2316	P_1782	Pb2203	S_1820	Sb2068	Se1960	Si2881	Sn1899
Line	818.326 { 41}	231.604 {446}	178.284 {489}	220.353 {453}	182.034 {485}	206.833 {463}	196.090 {472}	288.158 {117}	189.989 {477}
Units	ppm	ppm	ppm	ppm	ppm	ppm	ppm	ppm	ppm
Avg	W **1598.4**	**.35897**	**3.7785**	**.59183**	**280.85**	**.01286**	**.00150**	W **54.335**	**.09765**
Stddev	7.8	.00052	.0112	.00002	.11	.00039	.00097	.066	.00124
%RSD	.48497	.14408	.29606	.00296	.03854	3.0408	64.556	.12180	1.2676
#1	1603.9	.35860	3.7706	.59184	280.77	.01259	.00081	54.382	.09678
#2	1592.9	.35933	3.7864	.59182	280.93	.01314	.00218	54.289	.09853
Check ?	Chk Warn	Chk Pass	Chk Pass	Chk Pass	None	Chk Pass	Chk Pass	Chk Warn	Chk Pass
High Limit	500.00							50.000	
Low Limit	10.000							-.10000	

Elem	Sr4077	Th2837	Ti3349	Tl1908	U_3701	V_2924	Zn2062	Zr3391
Line	407.771 { 83}	283.730 {119}	334.904 {101}	190.856 {477}	370.152 { 91}	292.402 {115}	206.200 {163}	339.198 { 99}
Units	ppm	ppm	ppm	ppm	ppm	ppm	ppm	ppm
Avg	**1.2514**	**.02068**	**.24209**	W **-.01947**	**-.02433**	**.13448**	**5.7513**	**.01109**
Stddev	.0008	.00022	.00046	.00109	.03200	.00047	.0023	.00158
%RSD	.06512	1.0408	.19112	5.5846	131.53	.35251	.04061	14.225
#1	1.2520	.02083	.24242	-.02024	-.04695	.13481	5.7530	.01220
#2	1.2508	.02053	.24177	-.01870	-.00170	.13414	5.7497	.00997
Check ?	Chk Pass	Chk Pass	Chk Pass	Chk Warn	Chk Pass	Chk Pass	Chk Pass	Chk Pass
High Limit				5.0000				
Low Limit				-.01000				

Int. Std.	Y_2243	Y_3600	Y_3774
Line	224.306 {450}	360.073 { 94}	377.433 { 89}
Units	Cts/S	Cts/S	Cts/S
Avg	**5391.6**	**67929.**	**3194.3**
Stddev	9.9	238.	14.2
%RSD	.18272	.34979	.44474
#1	5384.6	67761.	3184.3
#2	5398.5	68097.	3204.4

Sample Name: CCVH-2050355 Acquired: 5/18/2013 3:31:17 Type: QC
Method: 6500_026(v10) Mode: CONC Corr. Factor: 1.000000
User: bowenh Custom ID1: Custom ID2: Custom ID3:
Comment:

Elem	Ag3280	Al3092	As1890	B_2089	Ba4554	Be3130	Bi2230	Ca3179	Cd2288	Co2286	Cr2055	Cu3247
Units	ppm	ppm	ppm	ppm	ppm	ppm	ppm	ppm	ppm	ppm	ppm	ppm
Avg	**.00048**	**46.674**	**.00060**	**.00532**	**.00098**	**-.00013**	**1.0263**	**.00754**	**-.00069**	**.00201**	**-.00015**	**-.00149**
Stddev	.00072	.045	.00048	.00062	.00029	.00001	.0007	.00154	.00022	.00001	.00014	.00031
%RSD	150.47	.09580	79.324	11.654	29.936	4.8664	.06841	20.409	31.384	.38513	97.490	20.940
#1	-.00003	46.706	.00094	.00575	.00077	-.00012	1.0258	.00863	-.00085	.00200	-.00025	-.00127
#2	.00099	46.643	.00026	.00488	.00118	-.00013	1.0268	.00645	-.00054	.00201	-.00005	-.00171
Check ?	None	Chk Pass	None	None	None	None	Chk Pass	None	None	None	None	None
Value												
Range												

Elem	Fe2599	K_7664	Li6707	Mg2790	Mn2576	Mo2020	Na8183	Ni2316	P_1782	Pb2203	S_1820	Sb2068
Units	ppm	ppm	ppm	ppm	ppm	ppm	ppm	ppm	ppm	ppm	ppm	ppm
Avg	F **38.225**	**.71645**	**.00013**	**.01497**	**.00067**	**-.00152**	F **311.68**	**.00138**	**.00948**	**.00044**	**5.1978**	**.00239**
Stddev	.039	.04718	.00351	.00024	.00012	.00001	.20	.00038	.00068	.00011	.0085	.00132
%RSD	.10116	6.5859	2736.3	1.5909	18.437	.73142	.06348	27.462	7.1894	25.318	.16301	55.541
#1	38.252	.68308	-.00235	.01480	.00076	-.00151	311.54	.00165	.00996	.00052	5.2037	.00332
#2	38.198	.74981	.00261	.01513	.00059	-.00153	311.82	.00112	.00900	.00036	5.1918	.00145
Check ?	Chk Fail	None	None	None	None	None	Chk Fail	None	None	None	None	None
Value	50.000						250.00					
Range	-10.000%						10.000%					

Elem	Se1960	Si2881	Sn1899	Sr4077	Th2837	Ti3349	Tl1908	U_3701	V_2924	Zn2062	Zr3391
Units	ppm	ppm	ppm	ppm	ppm	ppm	ppm	ppm	ppm	ppm	ppm
Avg	**.00393**	**.02980**	**-.00057**	**.00033**	**5.2804**	**.00352**	**-.00147**	**10.152**	**.00021**	**.00328**	**-.06255**
Stddev	.00430	.01219	.00031	.00007	.0148	.00027	.00047	.042	.00029	.00011	.00194
%RSD	109.43	40.920	54.713	20.921	.28047	7.5432	31.824	.41112	139.49	3.2094	3.0956
#1	.00698	.02118	-.00035	.00037	5.2699	.00333	-.00114	10.122	.00000	.00320	-.06392
#2	.00089	.03842	-.00079	.00028	5.2908	.00371	-.00180	10.181	.00042	.00335	-.06118
Check ?	None	None	None	None	Chk Pass	None	None	Chk Pass	None	None	None
Value											
Range											

Int. Std.	Y_2243	Y_3600	Y_3774
Units	Cts/S	Cts/S	Cts/S
Avg	**5322.5**	**67122.**	**3051.3**
Stddev	2.6	339.	2.6
%RSD	.04931	.50563	.08500
#1	5320.7	67362.	3049.5
#2	5324.4	66882.	3053.2

Sample Name: CCV-2050339 Acquired: 5/18/2013 3:33:42 Type: QC
Method: 6500_026(v10) Mode: CONC Corr. Factor: 1.000000
User: bowenh Custom ID1: Custom ID2: Custom ID3:
Comment:

Elem	Ag3280	Al1670	As1890	B_2089	Ba4554	Be3130	Bi2230	Ca3179	Cd2288	Co2286	Cr2055	Cu3247
Units	ppm	ppm	ppm	ppm	ppm	ppm	ppm	ppm	ppm	ppm	ppm	ppm
Avg	**.50743**	**.49940**	**.97874**	**.51564**	**.53306**	F **.43129**	**.00492**	**4.5055**	**.49912**	**.50779**	**.48656**	**.48259**
Stddev	.00160	.00075	.00289	.00015	.00258	.00207	.00159	.0125	.00063	.00512	.00023	.00053
%RSD	.31474	.15079	.29493	.02879	.48360	.47934	32.338	.27668	.12555	1.0074	.04791	.11021
#1	.50856	.49994	.97670	.51554	.53488	.43275	.00379	4.4967	.49868	.50418	.48672	.48296
#2	.50630	.49887	.98078	.51575	.53123	.42983	.00604	4.5143	.49957	.51141	.48639	.48221
Check ?	Chk Pass	Chk Pass	Chk Pass	Chk Pass	Chk Pass	Chk Fail	None	Chk Pass	Chk Pass	Chk Pass	Chk Pass	Chk Pass
Value						.50000						
Range						-10.000%						

Elem	Fe2599	K_7664	Li6707	Mg2790	Mn2576	Mo2020	Na5895	Ni2316	P_1782	Pb2203	S_1820	Sb2068
Units	ppm	ppm	ppm	ppm	ppm	ppm	ppm	ppm	ppm	ppm	ppm	ppm
Avg	F **1.9309**	F **59.735**	F **1.1841**	**19.541**	**.49871**	**.47625**	F **6.3801**	**.49631**	**1.0147**	**.99919**	**.12132**	**1.0069**
Stddev	.0056	.288	.0002	.001	.00059	.00355	.0369	.00322	.0077	.00383	.00160	.0028
%RSD	.28935	.48215	.01973	.00610	.11740	.74452	.57820	.64855	.76282	.38323	1.3194	.28088
#1	1.9348	59.938	1.1842	19.541	.49829	.47375	6.4062	.49404	1.0093	.99648	.12019	1.0049
#2	1.9269	59.531	1.1839	19.540	.49912	.47876	6.3540	.49859	1.0202	1.0019	.12245	1.0089
Check ?	Chk Fail	Chk Fail	Chk Fail	Chk Pass	Chk Pass	Chk Pass	Chk Fail	Chk Pass	Chk Pass	Chk Pass	None	Chk Pass
Value	2.5000	50.000	1.0000				5.0000					
Range	-10.000%	10.000%	10.000%				10.000%					

Elem	Se1960	Si2881	Sn1899	Sr4077	Th2837	Ti3349	Tl1908	U_3701	V_2924	Zn2062	Zr3391
Units	ppm	ppm	ppm	ppm	ppm	ppm	ppm	ppm	ppm	ppm	ppm
Avg	**1.0210**	F **4.1422**	**.95637**	**.52824**	**.00375**	**.49317**	**.96841**	**.02683**	**.48383**	**.49092**	**.45556**
Stddev	.0022	.0268	.00485	.00055	.00139	.00013	.00570	.01068	.00071	.00026	.00231
%RSD	.21355	.64614	.50728	.10410	37.104	.02723	.58849	39.807	.14652	.05285	.50636
#1	1.0194	4.1233	.95294	.52863	.00474	.49327	.96438	.03438	.48333	.49111	.45719
#2	1.0225	4.1611	.95980	.52786	.00277	.49308	.97244	.01928	.48433	.49074	.45393
Check ?	Chk Pass	Chk Fail	Chk Pass	Chk Pass	None	Chk Pass	Chk Pass	None	Chk Pass	Chk Pass	Chk Pass
Value		5.0000									
Range		-10.000%									

Int. Std.	Y_2243	Y_3600	Y_3774
Units	Cts/S	Cts/S	Cts/S
Avg	**5413.1**	**68439.**	**3068.9**
Stddev	7.4	24.	7.1
%RSD	.13706	.03509	.23029
#1	5418.3	68456.	3063.9
#2	5407.8	68423.	3073.9

Sample Name: CCB Acquired: 5/18/2013 3:35:58 Type: QC
Method: 6500_026(v10) Mode: CONC Corr. Factor: 1.000000
User: bowenh Custom ID1: Custom ID2: Custom ID3:
Comment:

Elem	Ag3280	Al1670	As1890	B_2089	Ba4554	Be3130	Bi2230	Ca3179	Cd2288	Co2286	Cr2055
Units	ppm	ppm	ppm	ppm	ppm	ppm	ppm	ppm	ppm	ppm	ppm
Avg	**.00056**	**.00193**	**.00199**	**.00113**	W **.00097**	**-.00002**	**.00320**	**.00233**	**-.00017**	**.00005**	**-.00007**
Stddev	.00062	.00031	.00120	.00006	.00040	.00013	.00069	.00434	.00005	.00009	.00008
%RSD	110.58	16.277	60.239	5.6533	40.943	573.56	21.526	185.70	27.989	181.92	120.90
#1	.00012	.00215	.00284	.00108	.00125	-.00011	.00368	.00540	-.00013	.00011	-.00013
#2	.00100	.00171	.00114	.00117	.00069	.00007	.00271	-.00073	-.00020	-.00001	-.00001
Check ?	Chk Pass	Chk Pass	Chk Pass	Chk Pass	Chk Warn	Chk Pass	None	Chk Pass	Chk Pass	Chk Pass	Chk Pass
High Limit					.00058						
Low Limit					-.00058						

Elem	Cu3247	Fe2599	K_7664	Li6707	Mg2790	Mn2576	Mo2020	Na5895	Ni2316	P_1782	Pb2203
Units	ppm	ppm	ppm	ppm	ppm	ppm	ppm	ppm	ppm	ppm	ppm
Avg	**-.00059**	**.00198**	W **.24739**	F **-.00680**	**.00106**	W **.00034**	**.00039**	F **.13029**	**.00061**	**.00313**	**.00072**
Stddev	.00022	.00406	.01156	.00210	.00033	.00002	.00012	.01629	.00011	.00136	.00057
%RSD	38.063	204.76	4.6728	30.972	30.822	5.9146	31.015	12.500	17.735	43.483	80.140
#1	-.00074	-.00089	.23921	-.00828	.00129	.00036	.00047	.14181	.00054	.00217	.00031
#2	-.00043	.00486	.25556	-.00531	.00083	.00033	.00030	.11877	.00069	.00409	.00112
Check ?	Chk Pass	Chk Pass	Chk Warn	Chk Fail	Chk Pass	Chk Warn	Chk Pass	Chk Fail	Chk Pass	Chk Pass	Chk Pass
High Limit			.23700	.00522		.00025		.10000			
Low Limit			-.23700	-.00522		-.00025		-.10000			

Elem	S_1820	Sb2068	Se1960	Si2881	Sn1899	Sr4077	Th2837	Ti3349	Tl1908	U_3701	V_2924
Units	ppm	ppm	ppm	ppm	ppm	ppm	ppm	ppm	ppm	ppm	ppm
Avg	**-.03719**	W **.00377**	**.00226**	**-.01216**	**-.00143**	**.00011**	**.00149**	**.00012**	**.00011**	**.03535**	**-.00034**
Stddev	.00030	.00102	.00413	.00558	.00033	.00006	.00205	.00030	.00124	.02084	.00002
%RSD	.80530	27.128	182.89	45.875	23.279	50.738	137.51	243.53	1136.0	58.957	6.5802
#1	-.03740	.00305	.00517	-.00821	-.00166	.00015	.00294	-.00009	.00099	.02061	-.00033
#2	-.03698	.00450	-.00066	-.01610	-.00119	.00007	.00004	.00033	-.00077	.05009	-.00036
Check ?	None	Chk Warn	Chk Pass	Chk Pass	Chk Pass	Chk Pass	Chk Pass	Chk Pass	Chk Pass	Chk Pass	Chk Pass
High Limit		.00314									
Low Limit		-.00314									

Elem	Zn2062	Zr3391
Units	ppm	ppm
Avg	**.00337**	W **.00350**
Stddev	.00044	.00129
%RSD	13.034	36.805
#1	.00306	.00441
#2	.00368	.00259
Check ?	Chk Pass	Chk Warn
High Limit		.00238
Low Limit		-.00238

Int. Std.	Y_2243	Y_3600	Y_3774
Units	Cts/S	Cts/S	Cts/S
Avg	**5550.0**	**69341.**	**3058.6**
Stddev	8.2	33.	26.6
%RSD	.14690	.04695	.86882
#1	5544.3	69364.	3039.8
#2	5555.8	69318.	3077.4

Sample Name: CCVL2057887 Acquired: 5/18/2013 3:38:28 Type: QC
Method: 6500_026(v10) Mode: CONC Corr. Factor: 1.000000
User: bowenh Custom ID1: Custom ID2: Custom ID3:
Comment:

Elem	Ag3280	Al1670	As1890	B_2089	Ba4554	Be3130	Bi2230	Ca3179	Cd2288	Co2286	Cr2055
Units	ppm	ppm	ppm	ppm	ppm	ppm	ppm	ppm	ppm	ppm	ppm
Avg	**.01101**	**.10318**	**.01489**	**.10385**	**.01139**	F **.00069**	**.10493**	**.17757**	**.00500**	**.01075**	**.00991**
Stddev	.00088	.00082	.00056	.00095	.00012	.00014	.00091	.00001	.00004	.00029	.00001
%RSD	7.9823	.79181	3.7826	.91666	1.0252	21.073	.87041	.00750	.84893	2.6724	.06686
#1	.01163	.10260	.01529	.10317	.01130	.00079	.10558	.17756	.00497	.01054	.00990
#2	.01038	.10376	.01449	.10452	.01147	.00059	.10429	.17758	.00503	.01095	.00991
Check ?	Chk Pass	Chk Pass	Chk Pass	Chk Pass	Chk Pass	Chk Fail	Chk Pass	Chk Pass	Chk Pass	Chk Pass	Chk Pass
Value						.00100					
Range						-30.000%					

Elem	Cu3247	Fe2599	K_7664	Li6707	Mg2790	Mn2576	Mo2020	Na5895	Ni2316	P_1782	Pb2203
Units	ppm	ppm	ppm	ppm	ppm	ppm	ppm	ppm	ppm	ppm	ppm
Avg	**.01441**	**.09024**	W **3.8501**	W **.00760**	**.20365**	**.01067**	**.01919**	F **1.3252**	**.04101**	**2.9728**	**.00909**
Stddev	.00069	.00357	.0411	.00526	.00192	.00003	.00005	.0097	.00024	.0032	.00106
%RSD	4.8134	3.9570	1.0662	69.180	.94039	.23850	.27388	.73070	.58234	.10693	11.714
#1	.01490	.08772	3.8211	.01131	.20500	.01065	.01922	1.3320	.04118	2.9705	.00833
#2	.01392	.09277	3.8791	.00388	.20229	.01069	.01915	1.3183	.04084	2.9750	.00984
Check ?	Chk Pass	Chk Pass	Chk Warn	Chk Warn	Chk Pass	Chk Pass	Chk Pass	Chk Fail	Chk Pass	Chk Pass	Chk Pass
Value			3.0000	.01000				1.0000			
Range			20.000%	-20.000%				30.000%			

Elem	S_1820	Sb2068	Se1960	Si2881	Sn1899	Sr4077	Th2837	Ti3349	Tl1908	U_3701	V_2924
Units	ppm	ppm	ppm	ppm	ppm	ppm	ppm	ppm	ppm	ppm	ppm
Avg	**-.03483**	W **.01211**	W **.01832**	**.40746**	**.09581**	**.01070**	**.01541**	**.00995**	**.01543**	**.07196**	**.00952**
Stddev	.00040	.00235	.00016	.01116	.00136	.00011	.00113	.00045	.00032	.00823	.00001
%RSD	1.1381	19.408	.89219	2.7385	1.4215	1.0222	7.3176	4.5093	2.0960	11.435	.08630
#1	-.03511	.01044	.01844	.39957	.09484	.01063	.01461	.00963	.01565	.06615	.00952
#2	-.03455	.01377	.01821	.41535	.09677	.01078	.01621	.01027	.01520	.07778	.00953
Check ?	None	Chk Warn	Chk Warn	Chk Pass	Chk Pass	Chk Pass	Chk Pass	Chk Pass	Chk Pass	Chk Pass	Chk Pass
Value		.01000	.01500								
Range		20.000%	20.000%								

Elem	Zn2062	Zr3391
Units	ppm	ppm
Avg	**.02296**	W **.01877**
Stddev	.00020	.00130
%RSD	.89125	6.9030
#1	.02310	.01785
#2	.02282	.01969
Check ?	Chk Pass	Chk Warn
Value		.01500
Range		20.000%

Int. Std.	Y_2243	Y_3600	Y_3774
Units	Cts/S	Cts/S	Cts/S
Avg	**5462.9**	**69262.**	**3090.6**
Stddev	2.6	228.	11.2
%RSD	.04767	.32975	.36263
#1	5464.7	69423.	3098.5
#2	5461.1	69100.	3082.7

ICP Data Review Checklist

TALS BATCH NUMBER: 174937, 174938, 174939, 174940		**Earliest due date:** 5/17/13
Run Date: 5/17/13	**Analyst:** HEB	**Instrument:** 26
QC programs/Methods Run: 200.7, 6010B, 6010C, DoD v4.1		

Review Items	Yes	No	N/A	2nd Level
A. Preparation/Matrix QC				
1. LCS done per prep batch and within QC limits?	✓			✓
2. Method blank done per prep batch and < 1/2 RL or CRDL (CLP) or < 2.2x MDL 200.7 ?	✓			✓
3. MS run at required frequency and within limits?	✓			—
4. MSD or DU run at required frequency and RPD within SOP limits?	✓			✓
5. Serial dilution done per prep batch (or per SDG for CLP)?	✓			—
6. Post digest spike analyzed if required (CLP, DOD & AFCEE only)? NCM Whether needed for DODV3, AFCEE 4.0, 6010c?	✓			—
B. Calibration/Instrument Run QC				
1. ICV/CCV analyzed at appropriate frequency and within control limits ? (**6010B**: CLP = 90 - 110%; **200.7:** ICV = 95 - 105%, CCV 90-110%) If not in control, was the ICV or CCV reanalyzed twice to show return to control as per NELAP?	✓			✓
2. ICB/CCB analyzed at appropriate frequency and <1/2RL or < 2X MDL (DOD V3,AFCEE 4.0)? Was it less than the MDLV (6010C)	✓			✓
3. High Standard (HIGH) reanalyzed before samples and recovered within QC limits? (+-5%)	✓			✓
4. RL STD run and recovered within QC limits ? (± 50% for non-CLP, ± 20% for DoD V3 / AFCEE 4.0 / USACE)	✓			—
5. Was the LLICV/LLCCV analyzed at appropriate frequency for 6010C and within control (+-30 % or +-20%)	✓			—
6. ICSA/ICSAB run at required frequency and within SOP limits? (ICSA < 2X MDL AFCEE 4.0, DOD V3 or <RL std work or <MDLV 6010C))	✓			✓
C. Sample Results				
1. For 6010B, were samples with concentrations > the linear range for any parameter diluted and reanalyzed? For 200.7, were samples with concentrations within 90% of the linear range diluted and reanalyzed?	✓			✓
2. Are all reported results bracketed by in control QC?	✓			✓
D. Other				
1. Are all nonconformances documented appropriately?	✓			✓
2. Calculations checked for errors?	✓			—
3. Transcriptions checked for errors? (Example: Are dilution factors that are entered into the sequence log correct?)	✓			—
4. All client/project specific requirements met?	✓			—
5. Date/time of analysis verified as correct?	✓			—
6. PDF attached, verified uncorrupted?	✓			✓

Analyst: Heidi Bowen **Date:** 5/18/13

Comments:

2nd Level Reviewer: D Campbell **Date:** 5/20/13

Comments:

Sample Name: ICIS Acquired: 5/21/2013 11:55:41 Type: Cal
Method: 6500_026(v10) Mode: IR Corr. Factor: 1.000000
User: bowenh Custom ID1: Custom ID2: Custom ID3:
Comment:

Elem	Ag3280	Al1670	Al3092	As1890	B_2089	Ba4554	Be3130	Bi2230	Ca3179	Cd2288	Co2286	Cr2055
Units	Cts/S	Cts/S	Cts/S	Cts/S	Cts/S	Cts/S	Cts/S	Cts/S	Cts/S	Cts/S	Cts/S	Cts/S
Avg	**-.00250**	**.00049**	**-.03215**	**-.00059**	**.00029**	**.01229**	**.00074**	**-.00071**	**.00939**	**.00049**	**-.00035**	**-.00085**
Stddev	.00004	.00001	.00068	.00008	.00013	.00143	.00038	.00027	.00031	.00012	.00010	.00013
%RSD	1.7073	2.0973	2.1131	13.184	43.777	11.621	51.549	37.326	3.2665	24.270	27.554	15.006
#1	-.00247	.00049	-.03263	-.00064	.00020	.01128	.00101	-.00052	.00961	.00041	-.00042	-.00076
#2	-.00253	.00048	-.03167	-.00053	.00038	.01329	.00047	-.00090	.00918	.00057	-.00028	-.00094

Elem	Cu3247	Fe2599	Fe2714	K_7664	Li6707	Mg2790	Mn2576	Mo2020	Na5895	Na8183	Ni2316	P_1782
Units	Cts/S	Cts/S	Cts/S	Cts/S	Cts/S	Cts/S	Cts/S	Cts/S	Cts/S	Cts/S	Cts/S	Cts/S
Avg	**.00164**	**.00041**	**.00188**	**.00254**	**-.00389**	**-.00006**	**-.00012**	**.00002**	**.00453**	**-.00204**	**-.00072**	**-.00007**
Stddev	.00005	.00020	.00034	.00108	.00254	.00001	.00000	.00014	.00053	.00091	.00033	.00009
%RSD	3.3221	48.565	18.252	42.741	65.239	18.019	2.5576	712.59	11.619	44.407	45.859	116.52
#1	.00161	.00027	.00164	.00330	-.00209	-.00005	-.00012	.00012	.00491	-.00140	-.00096	-.00001
#2	.00168	.00055	.00212	.00177	-.00568	-.00007	-.00012	-.00008	.00416	-.00269	-.00049	-.00014

Elem	Pb2203	S_1820	Sb2068	Se1960	Si2881	Sn1899	Sr4077	Th2837	Ti3349	Tl1908	U_3701	V_2924
Units	Cts/S	Cts/S	Cts/S	Cts/S	Cts/S	Cts/S	Cts/S	Cts/S	Cts/S	Cts/S	Cts/S	Cts/S
Avg	**.00127**	**-.00054**	**-.00046**	**-.00015**	**.00156**	**-.00006**	**-.00350**	**.00002**	**-.00028**	**-.00053**	**.00042**	**.00036**
Stddev	.00006	.00001	.00013	.00015	.00034	.00004	.00003	.00001	.00004	.00001	.00008	.00002
%RSD	4.8213	2.1447	28.352	100.81	21.850	71.250	.84252	52.671	15.863	1.2279	18.675	5.0766
#1	.00132	-.00055	-.00037	-.00004	.00180	-.00003	-.00348	.00002	-.00025	-.00054	.00048	.00037
#2	.00123	-.00053	-.00055	-.00025	.00132	-.00008	-.00352	.00001	-.00032	-.00053	.00037	.00035

Elem	Zn2062	Zr3391
Units	Cts/S	Cts/S
Avg	**-.00001**	**-.00265**
Stddev	.00001	.00108
%RSD	71.748	40.651
#1	-.00001	-.00341
#2	-.00002	-.00189

Int. Std.	Y_2243	Y_3600	Y_3774
Units	Cts/S	Cts/S	Cts/S
Avg	**6743.3**	**91256.**	**5464.0**
Stddev	16.2	681.	108.6
%RSD	.24008	.74675	1.9873
#1	6731.8	90774.	5387.2
#2	6754.7	91738.	5540.7

Sample Name: IC1 Acquired: 5/21/2013 11:58:12 Type: Cal
Method: 6500_026(v10) Mode: IR Corr. Factor: 1.000000
User: bowenh Custom ID1: Custom ID2: Custom ID3:
Comment:

Elem	Ag3280	Al1670	As1890	B_2089	Ba4554	Be3130	Ca3179	Cd2288	Co2286	Cr2055	Cu3247	Fe2599	K_7664
Units	Cts/S	Cts/S	Cts/S	Cts/S	Cts/S	Cts/S	Cts/S	Cts/S	Cts/S	Cts/S	Cts/S	Cts/S	Cts/S
Avg	**.19221**	**.25967**	**.12738**	**.32348**	**4.1156**	**7.7261**	**2.0819**	**1.5633**	**.88792**	**1.1413**	**.26931**	**.77622**	**5.2388**
Stddev	.00309	.00067	.00004	.00003	.0917	.1530	.0360	.0004	.00098	.0016	.00479	.01561	.0839
%RSD	1.6095	.25767	.03413	.00904	2.2276	1.9800	1.7271	.02751	.11063	.13757	1.7804	2.0109	1.6018
#1	.19440	.25920	.12741	.32346	4.0507	7.6179	2.0565	1.5630	.88722	1.1402	.27270	.76518	5.1794
#2	.19002	.26014	.12735	.32350	4.1804	7.8342	2.1073	1.5637	.88861	1.1424	.26592	.78725	5.2981

Elem	Li6707	Mg2790	Mn2576	Mo2020	Na5895	Ni2316	P_1782	Pb2203	Sb2068	Se1960	Si2881	Sn1899	Sr4077
Units	Cts/S	Cts/S	Cts/S	Cts/S	Cts/S	Cts/S	Cts/S	Cts/S	Cts/S	Cts/S	Cts/S	Cts/S	Cts/S
Avg	**2.2680**	**.73454**	**1.0183**	**.60133**	**1.7368**	**.75705**	**.09538**	**.46754**	**.20979**	**.10903**	**.43401**	**.29872**	**8.7054**
Stddev	.0418	.01287	.0165	.00118	.0331	.00145	.00009	.00117	.00030	.00002	.00744	.00000	.1343
%RSD	1.8416	1.7515	1.6220	.19642	1.9076	.19157	.08962	.25105	.14105	.01830	1.7131	.00060	1.5425
#1	2.2385	.74363	1.0300	.60049	1.7134	.75603	.09544	.46671	.21000	.10905	.42875	.29872	8.6104
#2	2.2975	.72544	1.0067	.60216	1.7602	.75808	.09532	.46837	.20958	.10902	.43927	.29872	8.8003

Elem	Ti3349	Tl1908	V_2924	Zn2062	Zr3391
Units	Cts/S	Cts/S	Cts/S	Cts/S	Cts/S
Avg	**.28448**	**.22404**	**.19211**	**.03404**	**.35943**
Stddev	.00445	.00001	.00344	.00063	.00768
%RSD	1.5650	.00248	1.7912	1.8363	2.1364
#1	.28763	.22404	.19454	.03448	.35400
#2	.28133	.22403	.18968	.03360	.36486

Int. Std.	Y_2243	Y_3600	Y_3774
Units	Cts/S	Cts/S	Cts/S
Avg	**6580.6**	**88553.**	**5596.4**
Stddev	7.7	1216.	51.1
%RSD	.11709	1.3729	.91367
#1	6586.1	87693.	5632.5
#2	6575.2	89413.	5560.2

Sample Name: IC2 Acquired: 5/21/2013 12:00:26 Type: Cal
Method: 6500_026(v10) Mode: IR Corr. Factor: 1.000000
User: bowenh Custom ID1: Custom ID2: Custom ID3:
Comment:

Elem	Al3092	Bi2230	Fe2714	Na8183	S_1820	Th2837	U_3701
Units	Cts/S	Cts/S	Cts/S	Cts/S	Cts/S	Cts/S	Cts/S
Avg	**5.4110**	**.23522**	**.66966**	**2.7590**	**.35491**	**.43763**	**.09039**
Stddev	.0243	.00040	.00115	.0132	.00043	.00138	.00009
%RSD	.44946	.17211	.17151	.47831	.12256	.31487	.09769
#1	5.3938	.23550	.66885	2.7497	.35521	.43666	.09033
#2	5.4282	.23493	.67047	2.7683	.35460	.43860	.09045

Int. Std.	Y_2243	Y_3600	Y_3774
Units	Cts/S	Cts/S	Cts/S
Avg	**6325.9**	**85890.**	**5564.7**
Stddev	10.5	42.	23.8
%RSD	.16677	.04879	.42806
#1	6318.4	85861.	5581.5
#2	6333.3	85920.	5547.8

Sample Name: S1-2058324 Acquired: 5/21/2013 12:02:55 Type: QC
Method: 6500_026(v10) Mode: CONC Corr. Factor: 1.000000
User: bowenh Custom ID1: Custom ID2: Custom ID3:
Comment:

Elem	Ag3280	Al1670	As1890	B_2089	Ba4554	Be3130	Bi2230	Ca3179	Cd2288	Co2286	Cr2055	Cu3247	Fe2599
Units	ppm	ppm	ppm	ppm	ppm	ppm	ppm	ppm	ppm	ppm	ppm	ppm	ppm
Avg	**1.0110**	**.99487**	**1.9886**	**.98883**	**.99060**	**.98217**	**-.00314**	**9.8724**	**1.0004**	**1.0030**	**.99429**	**.99784**	**4.9562**
Stddev	.0016	.00317	.0046	.00290	.00106	.00291	.00115	.0226	.0033	.0031	.00201	.00117	.0127
%RSD	.15734	.31870	.23195	.29320	.10672	.29634	36.488	.22853	.32764	.30926	.20176	.11770	.25679
#1	1.0122	.99262	1.9853	.98678	.99134	.98423	-.00233	9.8883	.99808	1.0008	.99287	.99867	4.9652
#2	1.0099	.99711	1.9918	.99088	.98985	.98012	-.00395	9.8564	1.0027	1.0052	.99571	.99701	4.9472
Check ?	Chk Pass	Chk Pass	Chk Pass	Chk Pass	Chk Pass	Chk Pass	None	Chk Pass	Chk Pass	Chk Pass	Chk Pass	Chk Pass	Chk Pass
Value													
Range													

Elem	K_7664	Li6707	Mg2790	Mn2576	Mo2020	Na5895	Na8183	Ni2316	P_1782	Pb2203	S_1820	Sb2068	Se1960
Units	ppm	ppm	ppm	ppm	ppm	ppm	ppm	ppm	ppm	ppm	ppm	ppm	ppm
Avg	**98.186**	**1.9663**	**40.050**	**1.0077**	**.99085**	**9.9760**	**10.493**	**.99575**	**1.9735**	**2.0042**	**-.00044**	**2.0010**	**1.9706**
Stddev	.415	.0062	.124	.0021	.00194	.0671	.153	.00376	.0044	.0060	.00074	.0043	.0048
%RSD	.42225	.31659	.30938	.20793	.19620	.67265	1.4626	.37730	.22155	.29688	168.46	.21312	.24153
#1	98.479	1.9707	40.138	1.0092	.98948	10.023	10.601	.99309	1.9704	2.0000	-.00096	1.9979	1.9672
#2	97.892	1.9619	39.963	1.0062	.99223	9.9285	10.384	.99840	1.9766	2.0084	.00008	2.0040	1.9739
Check ?	Chk Pass	Chk Pass	Chk Pass	Chk Pass	Chk Pass	Chk Pass	Chk Pass	Chk Pass	Chk Pass	Chk Pass	None	Chk Pass	Chk Pass
Value													
Range													

Elem	Si2881	Sn1899	Sr4077	Th2837	Ti3349	Tl1908	U_3701	V_2924	Zn2062	Zr3391
Units	ppm	ppm	ppm	ppm	ppm	ppm	ppm	ppm	ppm	ppm
Avg	**9.8520**	**1.9866**	**.97806**	**.00212**	**1.0090**	**1.9953**	**.02939**	**.99923**	**1.0061**	**.99434**
Stddev	.0040	.0060	.00611	.00218	.0015	.0078	.00823	.00353	.0057	.00008
%RSD	.04095	.30183	.62502	103.08	.15034	.39141	28.008	.35342	.56772	.00761
#1	9.8491	1.9824	.98238	.00366	1.0101	1.9898	.02357	1.0017	1.0102	.99429
#2	9.8548	1.9909	.97374	.00057	1.0079	2.0009	.03520	.99673	1.0021	.99440
Check ?	Chk Pass	Chk Pass	Chk Pass	None	Chk Pass	Chk Pass	None	Chk Pass	Chk Pass	Chk Pass
Value										
Range										

Int. Std.	Y_2243	Y_3600	Y_3774
Units	Cts/S	Cts/S	Cts/S
Avg	**6548.4**	**88059.**	**5652.6**
Stddev	36.5	277.	15.2
%RSD	.55677	.31444	.26835
#1	6574.2	87864.	5641.8
#2	6522.7	88255.	5663.3

Sample Name: S2-2058326 Acquired: 5/21/2013 12:05:10 Type: QC
Method: 6500_026(v10) Mode: CONC Corr. Factor: 1.000000
User: bowenh Custom ID1: Custom ID2: Custom ID3:
Comment:

Elem	Ag3280	Al3092	As1890	B_2089	Ba4554	Be3130	Bi2230	Ca3179	Cd2288	Co2286	Cr2055	Cu3247	Fe2714
Units	ppm	ppm	ppm	ppm	ppm	ppm	ppm	ppm	ppm	ppm	ppm	ppm	ppm
Avg	**.00571**	**100.42**	**.00132**	**.00520**	**.00153**	**.00066**	**2.0013**	**.05374**	**-.00093**	**.00426**	**.00008**	**.00643**	**100.63**
Stddev	.00003	1.31	.00249	.00034	.00012	.00008	.0088	.00075	.00004	.00016	.00007	.00024	1.58
%RSD	.60802	1.3075	188.12	6.4439	8.1724	12.500	.43712	1.4011	4.3974	3.6754	92.278	3.8036	1.5727
#1	.00568	101.35	-.00044	.00544	.00144	.00072	2.0075	.05427	-.00090	.00437	.00013	.00660	101.75
#2	.00573	99.494	.00309	.00496	.00162	.00060	1.9951	.05320	-.00096	.00415	.00003	.00626	99.513
Check ?	None	Chk Pass	None	None	None	None	Chk Pass	None	None	None	None	None	Chk Pass
Value													
Range													

Elem	K_7664	Li6707	Mg2790	Mn2576	Mo2020	Na8183	Ni2316	P_1782	Pb2203	S_1820	Sb2068	Se1960	Si2881
Units	ppm	ppm	ppm	ppm	ppm	ppm	ppm	ppm	ppm	ppm	ppm	ppm	ppm
Avg	**.31204**	**.00259**	**.01668**	**-.00032**	**-.00234**	**497.07**	**.00258**	**.01206**	**.00258**	**10.059**	**.00416**	**.00426**	**.02007**
Stddev	.02995	.00039	.00009	.00004	.00005	7.08	.00019	.00185	.00144	.053	.00346	.00650	.00152
%RSD	9.5996	15.105	.53944	11.484	2.1820	1.4240	7.4092	15.304	55.839	.52267	83.026	152.37	7.5743
#1	.33322	.00287	.01662	-.00035	-.00230	502.08	.00244	.01076	.00360	10.096	.00660	.00886	.02114
#2	.29086	.00231	.01675	-.00030	-.00237	492.07	.00271	.01337	.00156	10.022	.00172	-.00033	.01899
Check ?	None	None	None	None	None	Chk Pass	None	None	None	None	None	None	None
Value													
Range													

Elem	Sn1899	Sr4077	Th2837	Ti3349	Tl1908	U_3701	V_2924	Zn2062	Zr3391
Units	ppm	ppm	ppm	ppm	ppm	ppm	ppm	ppm	ppm
Avg	**.00409**	**.00144**	**10.228**	**.00457**	**-.00271**	**20.336**	**-.00004**	**.00857**	**-.05654**
Stddev	.00034	.00002	.035	.00032	.00067	.068	.00016	.00041	.00811
%RSD	8.3876	1.2093	.34521	7.0780	24.642	.33516	366.30	4.8059	14.349
#1	.00433	.00143	10.203	.00480	-.00318	20.288	-.00016	.00886	-.05081
#2	.00385	.00145	10.253	.00434	-.00224	20.384	.00007	.00828	-.06228
Check ?	None	None	Chk Pass	None	None	Chk Pass	None	None	None
Value									
Range									

Int. Std.	Y_2243	Y_3600	Y_3774
Units	Cts/S	Cts/S	Cts/S
Avg	**6312.3**	**85015.**	**5610.0**
Stddev	17.2	537.	24.8
%RSD	.27190	.63183	.44137
#1	6300.1	85395.	5592.5
#2	6324.4	84636.	5627.5

Sample Name: ICVH-2050069 Acquired: 5/21/2013 12:07:38 Type: QC
Method: 6500_026(v10) Mode: CONC Corr. Factor: 1.000000
User: bowenh Custom ID1: Custom ID2: Custom ID3:
Comment:

Elem	Ag3280	Al3092	As1890	B_2089	Ba4554	Be3130	Bi2230	Ca3179	Cd2288	Co2286	Cr2055	Cu3247	Fe2714
Units	ppm	ppm	ppm	ppm	ppm	ppm	ppm	ppm	ppm	ppm	ppm	ppm	ppm
Avg	**.00139**	**39.659**	**.00346**	**.00191**	**.00251**	**-.00020**	**.50915**	**-.00148**	**-.00011**	**.00150**	**.00016**	**.00135**	**79.397**
Stddev	.00021	.314	.00049	.00016	.00016	.00002	.00039	.00014	.00005	.00005	.00008	.00025	.649
%RSD	15.076	.79095	14.222	8.3351	6.3982	8.1387	.07630	9.6526	45.837	3.2575	51.400	18.351	.81790
#1	.00124	39.881	.00311	.00180	.00263	-.00021	.50887	-.00138	-.00014	.00146	.00022	.00118	79.857
#2	.00153	39.438	.00381	.00202	.00240	-.00019	.50942	-.00158	-.00007	.00153	.00010	.00153	78.938
Check ?	None	Chk Pass	None	None	None	None	Chk Pass	None	None	None	None	None	Chk Pass
Value													
Range													

Elem	K_7664	Li6707	Mg2790	Mn2576	Mo2020	Na8183	Ni2316	P_1782	Pb2203	S_1820	Sb2068	Se1960	Si2881
Units	ppm	ppm	ppm	ppm	ppm	ppm	ppm	ppm	ppm	ppm	ppm	ppm	ppm
Avg	**.06575**	**-.00111**	**-.01259**	**.00030**	**-.00127**	**40.854**	**.00102**	**.00506**	**.00009**	**3.7982**	**-.00085**	**.00093**	**.00312**
Stddev	.00702	.00163	.00265	.00010	.00023	.377	.00028	.00115	.00081	.0126	.00102	.00601	.00183
%RSD	10.682	146.13	21.065	32.569	17.993	.92263	27.306	22.643	863.76	.33212	119.46	646.59	58.722
#1	.07072	.00004	-.01446	.00023	-.00111	41.120	.00082	.00587	-.00048	3.7893	-.00013	-.00332	.00442
#2	.06078	-.00227	-.01071	.00037	-.00143	40.587	.00121	.00425	.00066	3.8072	-.00157	.00518	.00182
Check ?	None	None	None	None	None	Chk Pass	None	None	None	None	None	None	None
Value													
Range													

Elem	Sn1899	Sr4077	Th2837	Ti3349	Tl1908	U_3701	V_2924	Zn2062	Zr3391
Units	ppm	ppm	ppm	ppm	ppm	ppm	ppm	ppm	ppm
Avg	**.00054**	**.00013**	**2.9655**	**.00118**	**-.00012**	**5.0781**	**.00021**	**.00396**	**-.01603**
Stddev	.00040	.00009	.0098	.00011	.00009	.0158	.00063	.00033	.00230
%RSD	73.893	73.238	.33010	9.7246	76.630	.31131	291.76	8.3703	14.359
#1	.00083	.00006	2.9586	.00110	-.00006	5.0893	.00066	.00419	-.01440
#2	.00026	.00019	2.9725	.00126	-.00019	5.0669	-.00023	.00372	-.01766
Check ?	None	None	Chk Pass	None	None	Chk Pass	None	None	None
Value									
Range									

Int. Std.	Y_2243	Y_3600	Y_3774
Units	Cts/S	Cts/S	Cts/S
Avg	**6616.3**	**88201.**	**5583.2**
Stddev	10.1	388.	31.8
%RSD	.15279	.44021	.56879
#1	6609.1	87927.	5560.8
#2	6623.4	88476.	5605.7

Sample Name: ICV-2050070 Acquired: 5/21/2013 12:11:36 Type: QC
Method: 6500_026(v10) Mode: CONC Corr. Factor: 1.000000
User: bowenh Custom ID1: Custom ID2: Custom ID3:
Comment:

Elem	Ag3280	Al1670	As1890	B_2089	Ba4554	Be3130	Bi2230	Ca3179	Cd2288	Co2286	Cr2055	Cu3247
Units	ppm	ppm	ppm	ppm	ppm	ppm	ppm	ppm	ppm	ppm	ppm	ppm
Avg	**.25642**	**.25542**	**.24124**	**.24511**	**.24841**	F **.23608**	**-.00095**	**2.0155**	**.25182**	**.25444**	**.25118**	**.24431**
Stddev	.00044	.00100	.00145	.00056	.00156	.00167	.00314	.0021	.00085	.00081	.00075	.00066
%RSD	.16973	.38989	.60282	.22882	.62830	.70841	330.83	.10172	.33946	.31777	.29820	.26861
#1	.25673	.25612	.24021	.24551	.24730	.23490	-.00317	2.0141	.25242	.25501	.25171	.24478
#2	.25612	.25472	.24227	.24471	.24951	.23726	.00127	2.0170	.25121	.25387	.25065	.24385
Check ?	Chk Pass	Chk Pass	Chk Pass	Chk Pass	Chk Pass	Chk Fail	None	Chk Pass	Chk Pass	Chk Pass	Chk Pass	Chk Pass
Value						.25000						
Range						-5.0000%						

Elem	Fe2599	K_7664	Li6707	Mg2790	Mn2576	Mo2020	Na5895	Ni2316	P_1782	Pb2203	S_1820	Sb2068
Units	ppm	ppm	ppm	ppm	ppm	ppm	ppm	ppm	ppm	ppm	ppm	ppm
Avg	**.25036**	**20.065**	**.25094**	**9.8746**	**.25082**	**.24876**	**2.0225**	**.25325**	**1.9117**	**.25622**	**.00093**	**.25357**
Stddev	.00179	.100	.00152	.0374	.00043	.00057	.0044	.00049	.0076	.00187	.00363	.00035
%RSD	.71645	.50064	.60597	.37925	.17271	.22951	.21600	.19167	.39989	.72807	392.50	.13694
#1	.24909	19.994	.24986	9.9011	.25113	.24916	2.0256	.25360	1.9171	.25754	-.00164	.25381
#2	.25163	20.136	.25202	9.8481	.25051	.24835	2.0194	.25291	1.9063	.25490	.00349	.25332
Check ?	Chk Pass	Chk Pass	Chk Pass	Chk Pass	Chk Pass	Chk Pass	Chk Pass	Chk Pass	Chk Pass	Chk Pass	None	Chk Pass
Value												
Range												

Elem	Se1960	Si2881	Sn1899	Sr4077	Th2837	Ti3349	Tl1908	U_3701	V_2924	Zn2062	Zr3391
Units	ppm	ppm	ppm	ppm	ppm	ppm	ppm	ppm	ppm	ppm	ppm
Avg	**.48637**	**2.0147**	**.50003**	**.24412**	**-.00041**	**.24899**	**.51758**	**-.00167**	**.24417**	**.25237**	**.24575**
Stddev	.00368	.0066	.00049	.00093	.00314	.00058	.00295	.01410	.00107	.00088	.00101
%RSD	.75569	.33009	.09746	.38086	758.60	.23353	.56910	842.03	.43933	.34815	.41070
#1	.48897	2.0100	.50038	.24346	-.00263	.24858	.51966	-.01164	.24493	.25299	.24646
#2	.48377	2.0195	.49969	.24477	.00180	.24940	.51549	.00829	.24341	.25175	.24504
Check ?	Chk Pass	Chk Pass	Chk Pass	Chk Pass	None	Chk Pass	Chk Pass	None	Chk Pass	Chk Pass	Chk Pass
Value											
Range											

Int. Std.	Y_2243	Y_3600	Y_3774
Units	Cts/S	Cts/S	Cts/S
Avg	**6563.7**	**89362.**	**5574.8**
Stddev	9.1	161.	11.5
%RSD	.13826	.17967	.20659
#1	6557.3	89249.	5582.9
#2	6570.1	89476.	5566.6

Sample Name: ICVL2062912 Acquired: 5/21/2013 12:13:54 Type: QC
Method: 6500_026(v10) Mode: CONC Corr. Factor: 1.000000
User: bowenh Custom ID1: Custom ID2: Custom ID3:
Comment:

Elem	Ag3280	Al1670	As1890	B_2089	Ba4554	Be3130	Bi2230	Ca3179	Cd2288	Co2286	Cr2055	Cu3247
Units	ppm	ppm	ppm	ppm	ppm	ppm	ppm	ppm	ppm	ppm	ppm	ppm
Avg	**.01021**	**.10549**	**.01546**	**.09950**	**.01013**	**.00098**	**.11131**	**.21324**	**.00544**	**.01093**	**.01049**	**.01516**
Stddev	.00019	.00060	.00384	.00028	.00040	.00016	.00003	.00466	.00021	.00005	.00016	.00018
%RSD	1.8891	.56872	24.822	.28502	3.9484	16.383	.02367	2.1863	3.8211	.42072	1.5064	1.1592
#1	.01034	.10591	.01275	.09930	.00985	.00110	.11132	.20994	.00559	.01096	.01060	.01504
#2	.01007	.10506	.01818	.09970	.01041	.00087	.11129	.21653	.00529	.01090	.01038	.01528
Check ?	Chk Pass	Chk Pass	Chk Pass	Chk Pass	Chk Pass	Chk Pass	Chk Pass	Chk Pass	Chk Pass	Chk Pass	Chk Pass	Chk Pass
Value												
Range												

Elem	Fe2599	K_7664	Li6707	Mg2790	Mn2576	Mo2020	Na5895	Ni2316	P_1782	Pb2203	S_1820	Sb2068
Units	ppm	ppm	ppm	ppm	ppm	ppm	ppm	ppm	ppm	ppm	ppm	ppm
Avg	**.10735**	**3.1492**	**.01174**	**.21259**	**.01077**	**.02098**	**1.0850**	**.04213**	**2.9378**	**.01070**	**-.00070**	**.01072**
Stddev	.00241	.0201	.00208	.00395	.00012	.00005	.0074	.00046	.0085	.00009	.00182	.00122
%RSD	2.2489	.63762	17.736	1.8584	1.0686	.24506	.67852	1.1021	.28981	.87807	259.06	11.370
#1	.10565	3.1350	.01321	.20979	.01069	.02102	1.0798	.04180	2.9439	.01077	.00058	.00986
#2	.10906	3.1633	.01027	.21538	.01085	.02095	1.0903	.04246	2.9318	.01063	-.00199	.01158
Check ?	Chk Pass	Chk Pass	Chk Pass	Chk Pass	Chk Pass	Chk Pass	Chk Pass	Chk Pass	Chk Pass	Chk Pass	None	Chk Pass
Value												
Range												

Elem	Se1960	Si2881	Sn1899	Sr4077	Th2837	Ti3349	Tl1908	U_3701	V_2924	Zn2062	Zr3391
Units	ppm	ppm	ppm	ppm	ppm	ppm	ppm	ppm	ppm	ppm	ppm
Avg	**.01550**	**.51894**	**.10575**	**.01022**	**.01591**	**.01087**	**.01700**	F **.08030**	**.01057**	**.02386**	**.01215**
Stddev	.00001	.01161	.00013	.00014	.00093	.00021	.00024	.00391	.00013	.00035	.00134
%RSD	.05742	2.2363	.12465	1.3572	5.8485	1.9436	1.4404	4.8682	1.2583	1.4863	11.010
#1	.01551	.52715	.10584	.01032	.01525	.01102	.01717	.08306	.01066	.02412	.01309
#2	.01550	.51074	.10565	.01013	.01656	.01072	.01682	.07754	.01048	.02361	.01120
Check ?	Chk Pass	Chk Pass	Chk Pass	Chk Pass	Chk Pass	Chk Pass	Chk Pass	Chk Fail	Chk Pass	Chk Pass	Chk Pass
Value								.06000			
Range								30.000%			

Int. Std.	Y_2243	Y_3600	Y_3774
Units	Cts/S	Cts/S	Cts/S
Avg	**6459.6**	**87428.**	**5528.0**
Stddev	8.6	128.	10.5
%RSD	.13245	.14614	.19011
#1	6453.5	87519.	5535.4
#2	6465.6	87338.	5520.6

Sample Name: CCVH-2058327 Acquired: 5/21/2013 12:16:20 Type: QC
Method: 6500_026(v10) Mode: CONC Corr. Factor: 1.000000
User: bowenh Custom ID1: Custom ID2: Custom ID3:
Comment:

Elem	Ag3280	Al3092	As1890	B_2089	Ba4554	Be3130	Bi2230	Ca3179	Cd2288	Co2286	Cr2055	Cu3247	Fe2714
Units	ppm	ppm	ppm	ppm	ppm	ppm	ppm	ppm	ppm	ppm	ppm	ppm	ppm
Avg	**.00256**	**50.873**	**-.00099**	**.00296**	**.00069**	**-.00006**	**1.0052**	**.00126**	**-.00061**	**.00211**	**-.00018**	**.00210**	**50.497**
Stddev	.00058	.302	.00190	.00028	.00043	.00013	.0052	.00061	.00006	.00020	.00015	.00011	.022
%RSD	22.546	.59379	191.48	9.6244	63.134	209.29	.52080	47.951	9.0891	9.5370	87.276	5.3522	.04456
#1	.00297	51.086	.00035	.00276	.00038	-.00015	1.0089	.00084	-.00065	.00225	-.00007	.00202	50.513
#2	.00215	50.659	-.00233	.00316	.00099	.00003	1.0015	.00169	-.00057	.00197	-.00029	.00218	50.481
Check ?	None	Chk Pass	None	None	None	None	Chk Pass	None	None	None	None	None	Chk Pass
Value													
Range													

Elem	K_7664	Li6707	Mg2790	Mn2576	Mo2020	Na8183	Ni2316	P_1782	Pb2203	S_1820	Sb2068	Se1960	Si2881
Units	ppm	ppm	ppm	ppm	ppm	ppm	ppm	ppm	ppm	ppm	ppm	ppm	ppm
Avg	**.00355**	**-.00057**	**-.00425**	**-.00067**	**-.00162**	**251.11**	**.00083**	**.00449**	**.00116**	**4.9546**	**.00123**	**.00069**	**.00763**
Stddev	.02075	.00153	.00258	.00000	.00008	2.17	.00017	.00250	.00014	.0042	.00047	.00041	.01577
%RSD	584.68	266.83	60.758	.54740	5.1368	.86579	20.224	55.615	11.771	.08432	38.706	59.692	206.65
#1	-.01113	-.00165	-.00608	-.00067	-.00168	252.64	.00071	.00626	.00106	4.9516	.00089	.00098	.01878
#2	.01823	.00051	-.00243	-.00067	-.00156	249.57	.00095	.00273	.00125	4.9575	.00156	.00040	-.00352
Check ?	None	None	None	None	None	Chk Pass	None	None	None	None	None	None	None
Value													
Range													

Elem	Sn1899	Sr4077	Th2837	Ti3349	Tl1908	U_3701	V_2924	Zn2062	Zr3391
Units	ppm	ppm	ppm	ppm	ppm	ppm	ppm	ppm	ppm
Avg	**.00059**	**.00015**	**5.0673**	**.00204**	**-.00204**	**10.091**	**.00017**	**.00369**	**-.02726**
Stddev	.00008	.00003	.0113	.00030	.00112	.023	.00006	.00020	.00285
%RSD	13.850	17.625	.22315	14.957	55.048	.22821	37.015	5.4680	10.443
#1	.00054	.00013	5.0753	.00225	-.00283	10.075	.00013	.00355	-.02524
#2	.00065	.00017	5.0593	.00182	-.00125	10.107	.00022	.00384	-.02927
Check ?	None	None	Chk Pass	None	None	Chk Pass	None	None	None
Value									
Range									

Int. Std.	Y_2243	Y_3600	Y_3774
Units	Cts/S	Cts/S	Cts/S
Avg	**6442.2**	**85668.**	**5480.3**
Stddev	11.5	372.	62.9
%RSD	.17822	.43455	1.1479
#1	6450.4	85404.	5435.8
#2	6434.1	85931.	5524.7

Sample Name: CCV-2058325 Acquired: 5/21/2013 12:18:46 Type: QC
Method: 6500_026(v10) Mode: CONC Corr. Factor: 1.000000
User: bowenh Custom ID1: Custom ID2: Custom ID3:
Comment:

Elem	Ag3280	Al1670	As1890	B_2089	Ba4554	Be3130	Bi2230	Ca3179	Cd2288	Co2286	Cr2055	Cu3247	Fe2599
Units	ppm	ppm	ppm	ppm	ppm	ppm	ppm	ppm	ppm	ppm	ppm	ppm	ppm
Avg	**.51044**	**.50828**	**.99881**	**.49712**	**.50603**	**.49103**	**-.00291**	**5.0805**	**.51111**	**.51543**	**.50591**	**.49882**	**2.5445**
Stddev	.00001	.00165	.00404	.00039	.00125	.00216	.00173	.0024	.00055	.00044	.00061	.00060	.0034
%RSD	.00186	.32519	.40415	.07773	.24628	.43945	59.691	.04746	.10707	.08577	.12122	.12071	.13368
#1	.51045	.50945	.99596	.49685	.50691	.49255	-.00168	5.0822	.51072	.51511	.50548	.49925	2.5469
#2	.51044	.50711	1.0017	.49739	.50515	.48950	-.00413	5.0788	.51150	.51574	.50635	.49840	2.5421
Check ?	Chk Pass	Chk Pass	Chk Pass	Chk Pass	Chk Pass	Chk Pass	None	Chk Pass	Chk Pass	Chk Pass	Chk Pass	Chk Pass	Chk Pass
Value													
Range													

Elem	K_7664	Li6707	Mg2790	Mn2576	Mo2020	Na5895	Ni2316	P_1782	Pb2203	S_1820	Sb2068	Se1960	Si2881
Units	ppm	ppm	ppm	ppm	ppm	ppm	ppm	ppm	ppm	ppm	ppm	ppm	ppm
Avg	**50.318**	**1.0090**	**20.092**	**.50697**	**.50549**	**5.0788**	**.51246**	**.98552**	**1.0316**	**.00188**	**1.0084**	**.99187**	**5.0493**
Stddev	.104	.0005	.037	.00070	.00017	.0398	.00105	.00568	.0027	.00020	.0041	.00613	.0022
%RSD	.20715	.05185	.18397	.13764	.03276	.78324	.20579	.57602	.26655	10.470	.40721	.61818	.04450
#1	50.392	1.0086	20.118	.50746	.50537	5.1069	.51171	.98150	1.0297	.00202	1.0055	.99621	5.0508
#2	50.244	1.0093	20.066	.50647	.50561	5.0506	.51321	.98953	1.0336	.00174	1.0113	.98754	5.0477
Check ?	Chk Pass	Chk Pass	Chk Pass	Chk Pass	Chk Pass	Chk Pass	Chk Pass	Chk Pass	Chk Pass	None	Chk Pass	Chk Pass	Chk Pass
Value													
Range													

Elem	Sn1899	Sr4077	Th2837	Ti3349	Tl1908	U_3701	V_2924	Zn2062	Zr3391
Units	ppm	ppm	ppm	ppm	ppm	ppm	ppm	ppm	ppm
Avg	**1.0188**	**.49561**	**.00108**	**.50825**	**1.0323**	**-.01237**	**.49861**	**.50811**	**.50747**
Stddev	.0029	.00091	.00007	.00021	.0014	.00944	.00087	.00269	.00326
%RSD	.28310	.18285	6.0513	.04177	.13091	76.267	.17383	.53007	.64331
#1	1.0168	.49625	.00113	.50810	1.0314	-.00570	.49922	.51001	.50516
#2	1.0208	.49497	.00103	.50840	1.0333	-.01904	.49800	.50621	.50978
Check ?	Chk Pass	Chk Pass	None	Chk Pass	Chk Pass	None	Chk Pass	Chk Pass	Chk Pass
Value									
Range									

Int. Std.	Y_2243	Y_3600	Y_3774
Units	Cts/S	Cts/S	Cts/S
Avg	**6572.9**	**88988.**	**5583.7**
Stddev	19.3	108.	26.8
%RSD	.29352	.12170	.48025
#1	6559.3	88912.	5564.8
#2	6586.5	89065.	5602.7

Sample Name: ICB Acquired: 5/21/2013 12:21:00 Type: QC
Method: 6500_026(v10) Mode: CONC Corr. Factor: 1.000000
User: bowenh Custom ID1: Custom ID2: Custom ID3:
Comment:

Elem	Ag3280	Al1670	As1890	B_2089	Ba4554	Be3130	Bi2230	Ca3179	Cd2288	Co2286	Cr2055
Units	ppm	ppm	ppm	ppm	ppm	ppm	ppm	ppm	ppm	ppm	ppm
Avg	**.00012**	**.00011**	**.00247**	**.00119**	W **.00063**	**-.00008**	**.00078**	**.00685**	**.00020**	**.00004**	**-.00007**
Stddev	.00037	.00037	.00174	.00013	.00024	.00003	.00040	.00038	.00020	.00013	.00005
%RSD	314.11	334.98	70.567	10.552	37.342	41.316	51.193	5.5895	98.756	302.69	72.744
#1	-.00014	.00037	.00124	.00110	.00080	-.00006	.00107	.00658	.00006	.00014	-.00010
#2	.00038	-.00015	.00370	.00128	.00046	-.00010	.00050	.00713	.00034	-.00005	-.00003
Check ?	Chk Pass	Chk Pass	Chk Pass	Chk Pass	Chk Warn	Chk Pass	None	Chk Pass	Chk Pass	Chk Pass	Chk Pass
High Limit					.00058						
Low Limit					-.00058						

Elem	Cu3247	Fe2599	K_7664	Li6707	Mg2790	Mn2576	Mo2020	Na5895	Ni2316	P_1782	Pb2203
Units	ppm	ppm	ppm	ppm	ppm	ppm	ppm	ppm	ppm	ppm	ppm
Avg	**-.00094**	**.00014**	**.01870**	**-.00114**	**.00461**	**.00017**	**.00042**	**.04687**	**-.00025**	**-.00016**	**.00079**
Stddev	.00005	.00114	.03395	.00019	.00092	.00000	.00007	.00283	.00014	.00126	.00019
%RSD	5.7820	847.26	181.55	17.042	19.863	2.3990	16.915	6.0320	55.079	806.40	23.385
#1	-.00097	-.00067	-.00531	-.00100	.00526	.00017	.00037	.04887	-.00035	-.00105	.00092
#2	-.00090	.00094	.04270	-.00127	.00396	.00016	.00047	.04487	-.00015	.00074	.00066
Check ?	Chk Pass	Chk Pass	Chk Pass	Chk Pass	Chk Pass	Chk Pass	Chk Pass	Chk Pass	Chk Pass	Chk Pass	Chk Pass
High Limit											
Low Limit											

Elem	S_1820	Sb2068	Se1960	Si2881	Sn1899	Sr4077	Th2837	Ti3349	Tl1908	U_3701	V_2924
Units	ppm	ppm	ppm	ppm	ppm	ppm	ppm	ppm	ppm	ppm	ppm
Avg	**.00353**	W **.00402**	**-.00345**	**.01459**	**-.00038**	**.00008**	**.00025**	**.00037**	**.00090**	**.01110**	**.00009**
Stddev	.00760	.00163	.00216	.00869	.00003	.00000	.00096	.00012	.00015	.02020	.00067
%RSD	215.25	40.491	62.783	59.541	7.8217	4.7279	386.88	33.529	17.140	181.93	709.21
#1	.00890	.00518	-.00192	.00845	-.00041	.00007	-.00043	.00028	.00101	.02539	-.00038
#2	-.00184	.00287	-.00498	.02073	-.00036	.00008	.00093	.00046	.00079	-.00318	.00057
Check ?	None	Chk Warn	Chk Pass	Chk Pass	Chk Pass	Chk Pass	Chk Pass	Chk Pass	Chk Pass	Chk Pass	Chk Pass
High Limit		.00314									
Low Limit		-.00314									

Elem	Zn2062	Zr3391
Units	ppm	ppm
Avg	**.00318**	**.00070**
Stddev	.00031	.00236
%RSD	9.7030	339.48
#1	.00339	.00236
#2	.00296	-.00097
Check ?	Chk Pass	Chk Pass
High Limit		
Low Limit		

Int. Std.	Y_2243	Y_3600	Y_3774
Units	Cts/S	Cts/S	Cts/S
Avg	**6596.9**	**89777.**	**5638.8**
Stddev	10.2	194.	65.4
%RSD	.15508	.21591	1.1604
#1	6589.7	89640.	5592.5
#2	6604.1	89914.	5685.0

Sample Name: CRI-2062913 Acquired: 5/21/2013 12:23:30 Type: QC
Method: 6500_026(v10) Mode: CONC Corr. Factor: 1.000000
User: bowenh Custom ID1: Custom ID2: Custom ID3:
Comment:

Elem	Ag3280	Al1670	As1890	B_2089	Ba4554	Be3130	Bi2230	Ca3179	Cd2288	Co2286	Cr2055
Units	ppm	ppm	ppm	ppm	ppm	ppm	ppm	ppm	ppm	ppm	ppm
Avg	**.01095**	**.10626**	**.01116**	**.09892**	**.00534**	**.00099**	**.11838**	**.21143**	**.00539**	**.00548**	**.01044**
Stddev	.00042	.00029	.00016	.00019	.00039	.00007	.00176	.00328	.00007	.00001	.00002
%RSD	3.8569	.27045	1.3911	.18727	7.3653	7.1668	1.4893	1.5513	1.3167	.27270	.22809
#1	.01125	.10647	.01105	.09905	.00562	.00104	.11714	.21375	.00534	.00549	.01042
#2	.01065	.10606	.01127	.09879	.00506	.00094	.11963	.20912	.00544	.00547	.01045
Check ?	Chk Pass	Chk Pass	Chk Pass	Chk Pass	Chk Pass	Chk Pass	Chk Pass	Chk Pass	Chk Pass	Chk Pass	Chk Pass
Value											
Range											

Elem	Cu3247	Fe2599	K_7664	Li6707	Mg2790	Mn2576	Mo2020	Na5895	Ni2316	P_1782	Pb2203
Units	ppm	ppm	ppm	ppm	ppm	ppm	ppm	ppm	ppm	ppm	ppm
Avg	**.01002**	**.03092**	**1.0505**	**.00998**	**.21365**	**.00328**	**.01041**	**1.0629**	**.01068**	**.99520**	W **.00417**
Stddev	.00028	.00304	.0046	.00026	.00039	.00002	.00033	.0268	.00031	.00028	.00075
%RSD	2.7502	9.8435	.43925	2.6273	.18160	.71030	3.1377	2.5177	2.9046	.02858	18.053
#1	.00983	.02877	1.0538	.01017	.21393	.00330	.01065	1.0818	.01046	.99540	.00470
#2	.01022	.03307	1.0472	.00980	.21338	.00326	.01018	1.0440	.01090	.99500	.00364
Check ?	Chk Pass	Chk Pass	Chk Pass	Chk Pass	Chk Pass	Chk Pass	Chk Pass	Chk Pass	Chk Pass	Chk Pass	Chk Warn
Value											.00300
Range											20.000%

Elem	S_1820	Sb2068	Se1960	Si2881	Sn1899	Sr4077	Th2837	Ti3349	Tl1908	U_3701	V_2924
Units	ppm	ppm	ppm	ppm	ppm	ppm	ppm	ppm	ppm	ppm	ppm
Avg	**.10086**	**.00986**	**.00927**	**.49503**	**.02083**	**.00534**	**.01085**	**.01035**	W **.01212**	W **.07340**	**.00986**
Stddev	.00068	.00177	.00229	.00148	.00036	.00011	.00279	.00031	.00057	.03969	.00054
%RSD	.67024	17.924	24.673	.29938	1.7270	2.0253	25.711	3.0422	4.7402	54.073	5.4275
#1	.10134	.01111	.00765	.49608	.02058	.00541	.00888	.01012	.01171	.10147	.01024
#2	.10038	.00861	.01089	.49399	.02109	.00526	.01282	.01057	.01252	.04534	.00948
Check ?	None	Chk Pass	Chk Pass	Chk Pass	Chk Pass	Chk Pass	Chk Pass	Chk Pass	Chk Warn	Chk Warn	Chk Pass
Value									.01000	.06000	
Range									20.000%	20.000%	

Elem	Zn2062	Zr3391
Units	ppm	ppm
Avg	W **.01335**	**.01070**
Stddev	.00001	.00051
%RSD	.10287	4.7408
#1	.01334	.01106
#2	.01336	.01034
Check ?	Chk Warn	Chk Pass
Value	.01000	
Range	20.000%	

Int. Std.	Y_2243	Y_3600	Y_3774
Units	Cts/S	Cts/S	Cts/S
Avg	**6748.4**	**91343.**	**5765.0**
Stddev	.4	93.	15.2
%RSD	.00576	.10219	.26402
#1	6748.1	91277.	5754.2
#2	6748.7	91409.	5775.8

Sample Name: cri-2063003 Acquired: 5/21/2013 12:29:00 Type: Unk
Method: 6500_026(v10) Mode: CONC Corr. Factor: 1.000000
User: bowenh Custom ID1: Custom ID2: Custom ID3:
Comment:

Elem	Ag3280	Al1670	As1890	B_2089	Ba4554	Be3130	Bi2230	Ca3179	Cd2288
Line	328.068 {103}	167.079 {502}	189.042 {478}	208.959 {461}	455.403 { 74}	313.042 {108}	223.061 {451}	317.933 {106}	228.802 {447}
Units	ppm	ppm	ppm	ppm	ppm	ppm	ppm	ppm	ppm
Avg	**-.00020**	**-.00012**	**.00194**	**.00077**	**-.00000**	**-.00006**	**.00017**	**.00532**	**.00013**
Stddev	.00023	.00034	.00139	.00035	.00009	.00008	.00165	.00174	.00002
%RSD	115.08	276.26	72.035	45.662	7425.0	132.25	993.14	32.726	15.360
#1	-.00037	.00012	.00095	.00102	.00006	-.00000	-.00100	.00409	.00011
#2	-.00004	-.00037	.00292	.00052	-.00006	-.00012	.00133	.00655	.00014
Check ?	Chk Pass	Chk Pass	Chk Pass	Chk Pass	Chk Pass	Chk Pass	Chk Pass	Chk Pass	Chk Pass
High Limit									
Low Limit									

Elem	Co2286	Cr2055	Cu3247	Fe2599	K_7664	Li6707	Mg2790	Mn2576	Mo2020
Line	228.616 {447}	205.552 {464}	324.754 {104}	259.940 {130}	766.490 { 44}	670.784 { 50}	279.079 {121}2	257.610 {131}	202.030 {467}
Units	ppm	ppm	ppm	ppm	ppm	ppm	ppm	ppm	ppm
Avg	**-.00009**	**-.00002**	**-.00066**	**-.00062**	**.01304**	**-.00112**	**.00145**	**.00002**	**.00016**
Stddev	.00021	.00012	.00029	.00167	.02269	.00122	.00071	.00000	.00008
%RSD	219.38	583.25	44.049	270.11	174.03	108.63	48.757	4.3046	49.196
#1	-.00024	-.00011	-.00046	.00056	.02908	-.00198	.00095	.00003	.00021
#2	.00005	.00007	-.00087	-.00180	-.00301	-.00026	.00195	.00002	.00010
Check ?	Chk Pass	Chk Pass	Chk Pass	Chk Pass	Chk Pass	Chk Pass	Chk Pass	Chk Pass	Chk Pass
High Limit									
Low Limit									

Elem	Na5895	Ni2316	P_1782	Pb2203	S_1820	Sb2068	Se1960	Si2881	Sn1899
Line	589.592 { 57}	231.604 {446}	178.284 {489}	220.353 {453}	182.034 {485}	206.833 {463}	196.090 {472}	288.158 {117}	189.989 {477}
Units	ppm	ppm	ppm	ppm	ppm	ppm	ppm	ppm	ppm
Avg	**-.01173**	**-.00039**	**.00182**	**.01048**	**.00166**	**.00250**	**-.00039**	**.00850**	**.00029**
Stddev	.00168	.00013	.00005	.00006	.00164	.00039	.00106	.01984	.00007
%RSD	14.341	33.152	2.5001	.59193	98.886	15.558	270.04	233.39	22.524
#1	-.01054	-.00030	.00185	.01052	.00283	.00223	-.00114	.02253	.00034
#2	-.01292	-.00048	.00179	.01043	.00050	.00278	.00036	-.00553	.00025
Check ?	Chk Pass	Chk Pass	Chk Pass	Chk Pass	None	Chk Pass	Chk Pass	Chk Pass	Chk Pass
High Limit									
Low Limit									

Elem	Sr4077	Th2837	Ti3349	Tl1908	U_3701	V_2924	Zn2062	Zr3391
Line	407.771 { 83}	283.730 {119}	334.904 {101}	190.856 {477}	370.152 { 91}	292.402 {115}	206.200 {163}	339.198 { 99}
Units	ppm	ppm	ppm	ppm	ppm	ppm	ppm	ppm
Avg	**.00002**	**.00037**	**.00011**	**.01947**	**-.02413**	**.00008**	**.01939**	**-.00004**
Stddev	.00006	.00072	.00026	.00067	.02080	.00052	.00023	.00084
%RSD	286.15	193.75	230.79	3.4470	86.194	658.20	1.2060	1911.8
#1	-.00002	.00088	.00029	.01995	-.00942	-.00029	.01923	.00055
#2	.00006	-.00014	-.00007	.01900	-.03884	.00044	.01956	-.00063
Check ?	Chk Pass	Chk Pass	Chk Pass	Chk Pass	Chk Pass	Chk Pass	Chk Pass	Chk Pass
High Limit								
Low Limit								

Int. Std.	Y_2243	Y_3600	Y_3774
Line	224.306 {450}	360.073 { 94}	377.433 { 89}
Units	Cts/S	Cts/S	Cts/S
Avg	**6694.4**	**90203.**	**5656.7**
Stddev	15.3	351.	36.4
%RSD	.22872	.38906	.64432
#1	6683.5	89955.	5630.9
#2	6705.2	90451.	5682.4

Sample Name: ICSA-2050073 Acquired: 5/21/2013 12:36:32 Type: QC
Method: 6500_026(v10) Mode: CONC Corr. Factor: 1.000000
User: bowenh Custom ID1: Custom ID2: Custom ID3:
Comment:

Elem	Ag3280	Al3092	As1890	B_2089	Ba4554	Be3130	Bi2230	Ca3179	Cd2288	Co2286	Cr2055
Units	ppm	ppm	ppm	ppm	ppm	ppm	ppm	ppm	ppm	ppm	ppm
Avg	**-.00059**	**510.41**	**.00213**	**-.00051**	**.00019**	**-.00021**	**-.00829**	**482.50**	W **.00080**	**-.00002**	F **.00200**
Stddev	.00007	.20	.00143	.00079	.00003	.00006	.00075	1.24	.00028	.00003	.00001
%RSD	11.788	.03997	66.875	153.44	15.567	31.531	9.0585	.25644	34.633	158.72	.66622
#1	-.00054	510.27	.00112	.00004	.00021	-.00025	-.00882	481.63	.00061	-.00004	.00199
#2	-.00064	510.56	.00314	-.00107	.00017	-.00016	-.00776	483.38	.00100	.00000	.00201
Check ?	Chk Pass	Chk Pass	Chk Pass	Chk Pass	Chk Pass	Chk Pass	None	Chk Pass	Chk Warn	Chk Pass	Chk Fail
High Limit									.00045		.00123
Low Limit									-.00045		-.00132

Elem	Cu3247	Fe2714	K_7664	Li6707	Mg2790	Mn2576	Mo2020	Na5895	Ni2316	P_1782	Pb2203
Units	ppm	ppm	ppm	ppm	ppm	ppm	ppm	ppm	ppm	ppm	ppm
Avg	F **.00380**	**191.93**	**-.04456**	**.00168**	**502.07**	F **.00382**	**-.00127**	W **.15051**	W **.00171**	**-.00283**	**.00139**
Stddev	.00011	.24	.01747	.00077	2.81	.00001	.00012	.02130	.00015	.00137	.00395
%RSD	2.7751	.12423	39.212	45.763	.56000	.18590	9.1542	14.153	8.7023	48.475	283.99
#1	.00388	191.76	-.05691	.00114	500.08	.00382	-.00119	.13545	.00181	-.00186	-.00140
#2	.00373	192.10	-.03220	.00222	504.05	.00381	-.00136	.16558	.00160	-.00380	.00418
Check ?	Chk Fail	Chk Pass	Chk Pass	Chk Pass	Chk Pass	Chk Fail	Chk Pass	Chk Warn	Chk Warn	Chk Pass	Chk Pass
High Limit	.00272					.00051		.09160	.00129		
Low Limit	-.00272					-.00051		-.09160	-.00129		

Elem	S_1820	Sb2068	Se1960	Si2881	Sn1899	Sr4077	Th2837	Ti3349	Tl1908	U_3701	V_2924
Units	ppm	ppm	ppm	ppm	ppm	ppm	ppm	ppm	ppm	ppm	ppm
Avg	**-.05999**	**-.00231**	**-.00264**	**.00969**	**-.00101**	F **.00221**	F **.02088**	**-.00043**	**.00011**	**-.00030**	F **.00293**
Stddev	.00051	.00137	.00428	.01813	.00109	.00005	.00147	.00042	.00073	.01442	.00022
%RSD	.85171	59.270	162.20	187.13	107.98	2.2609	7.0253	97.957	639.48	4826.2	7.5301
#1	-.05963	-.00134	.00039	-.00313	-.00024	.00217	.01984	-.00013	-.00040	.00990	.00277
#2	-.06035	-.00328	-.00566	.02251	-.00178	.00224	.02192	-.00072	.00063	-.01049	.00308
Check ?	None	Chk Pass	Chk Pass	Chk Pass	Chk Pass	Chk Fail	Chk Fail	Chk Pass	Chk Pass	None	Chk Fail
High Limit						.00060	.01000				.00222
Low Limit						-.00060	-.01000				-.00222

Elem	Zn2062	Zr3391
Units	ppm	ppm
Avg	F **.01060**	W **-.00327**
Stddev	.00126	.00194
%RSD	11.903	59.374
#1	.01149	-.00190
#2	.00971	-.00464
Check ?	Chk Fail	Chk Warn
High Limit	.00906	.00238
Low Limit	-.00906	-.00238

Int. Std.	Y_2243	Y_3600	Y_3774
Units	Cts/S	Cts/S	Cts/S
Avg	**5951.3**	**79239.**	**5510.4**
Stddev	15.0	158.	12.3
%RSD	.25188	.19961	.22317
#1	5940.7	79351.	5519.1
#2	5961.9	79128.	5501.7

Sample Name: ICSAB-2050074 Acquired: 5/21/2013 12:39:36 Type: QC
Method: 6500_026(v10) Mode: CONC Corr. Factor: 1.000000
User: bowenh Custom ID1: Custom ID2: Custom ID3:
Comment:

Elem	Ag3280	Al3092	As1890	B_2089	Ba4554	Be3130	Bi2230	Ca3179	Cd2288	Co2286	Cr2055	Cu3247	Fe2714
Units	ppm	ppm	ppm	ppm	ppm	ppm	ppm	ppm	ppm	ppm	ppm	ppm	ppm
Avg	**1.1263**	**516.41**	**1.9929**	**1.9017**	**.51688**	**.48494**	**1.0544**	**481.35**	**1.0601**	**.49002**	**.50231**	**.54722**	**194.81**
Stddev	.0011	.13	.0102	.0085	.00044	.00005	.0055	2.03	.0058	.00202	.00147	.00190	.42
%RSD	.09654	.02471	.51042	.44874	.08450	.01017	.52453	.42162	.54936	.41229	.29211	.34685	.21317
#1	1.1255	516.32	1.9857	1.8957	.51719	.48497	1.0504	482.79	1.0560	.48859	.50127	.54856	195.10
#2	1.1271	516.50	2.0001	1.9078	.51657	.48490	1.0583	479.92	1.0642	.49145	.50334	.54588	194.52
Check ?	Chk Pass	Chk Pass	Chk Pass	Chk Pass	Chk Pass	Chk Pass	Chk Pass	Chk Pass	Chk Pass	Chk Pass	Chk Pass	Chk Pass	Chk Pass
Value													
Range													

Elem	K_7664	Li6707	Mg2790	Mn2576	Mo2020	Na8183	Ni2316	P_1782	Pb2203	S_1820	Sb2068	Se1960	Si2881
Units	ppm	ppm	ppm	ppm	ppm	ppm	ppm	ppm	ppm	ppm	ppm	ppm	ppm
Avg	**51.987**	**1.0490**	**498.40**	**.51328**	**.97852**	**52.052**	**.94944**	**1.9400**	**.97713**	**.97930**	**1.0320**	**4.9133**	**10.388**
Stddev	.047	.0004	1.01	.00114	.00298	.179	.00202	.0086	.00612	.00430	.0088	.0285	.026
%RSD	.09111	.03628	.20309	.22232	.30415	.34380	.21265	.44246	.62666	.43902	.85071	.57983	.25017
#1	51.953	1.0493	499.12	.51409	.97642	52.179	.94801	1.9340	.97280	.97626	1.0258	4.8932	10.370
#2	52.020	1.0488	497.69	.51247	.98063	51.926	.95087	1.9461	.98146	.98234	1.0382	4.9334	10.407
Check ?	Chk Pass	Chk Pass	Chk Pass	Chk Pass	Chk Pass	Chk Pass	Chk Pass	Chk Pass	Chk Pass	None	Chk Pass	Chk Pass	Chk Pass
Value													
Range													

Elem	Sn1899	Sr4077	Th2837	Ti3349	Tl1908	U_3701	V_2924	Zn2062	Zr3391
Units	ppm	ppm	ppm	ppm	ppm	ppm	ppm	ppm	ppm
Avg	**9.3674**	**.98427**	**2.1322**	**1.0346**	**8.9970**	**-.01066**	**.51352**	**.98692**	**.99622**
Stddev	.0287	.00054	.0048	.0028	.0417	.00041	.00100	.00489	.00186
%RSD	.30671	.05447	.22490	.27068	.46294	3.8721	.19482	.49500	.18663
#1	9.3471	.98465	2.1355	1.0366	8.9675	-.01095	.51423	.99038	.99753
#2	9.3878	.98389	2.1288	1.0326	9.0264	-.01037	.51281	.98347	.99490
Check ?	Chk Pass	Chk Pass	Chk Pass	Chk Pass	Chk Pass	None	Chk Pass	Chk Pass	Chk Pass
Value									
Range									

Int. Std.	Y_2243	Y_3600	Y_3774
Units	Cts/S	Cts/S	Cts/S
Avg	**5861.5**	**78412.**	**5447.2**
Stddev	28.9	266.	4.0
%RSD	.49279	.33915	.07335
#1	5882.0	78224.	5444.4
#2	5841.1	78601.	5450.0

Sample Name: LRA-2050194 Acquired: 5/21/2013 12:42:32 Type: QC
Method: 6500_026(v10) Mode: CONC Corr. Factor: 1.000000
User: bowenh Custom ID1: Custom ID2: Custom ID3:
Comment:

Elem	Ag3280	Al1670	As1890	B_2089	Ba4554	Be3130	Bi2230	Ca3179	Cd2288	Co2286	Cr2055	Cu3247	Fe2714
Units	ppm	ppm	ppm	ppm	ppm	ppm	ppm	ppm	ppm	ppm	ppm	ppm	ppm
Avg	**2.1020**	**.11414**	**9.3090**	**9.1835**	**11.859**	**.00151**	**-.01694**	**.01445**	**1.9797**	**4.8958**	**9.6685**	**10.014**	**494.96**
Stddev	.0110	.00273	.0287	.0208	.198	.00004	.00561	.00148	.0048	.0127	.0274	.027	5.04
%RSD	.52428	2.3941	.30792	.22616	1.6702	2.7914	33.139	10.256	.24443	.26018	.28361	.27119	1.0193
#1	2.0942	.11607	9.3293	9.1982	11.999	.00154	-.02090	.01340	1.9831	4.9048	9.6879	9.9950	498.52
#2	2.1098	.11220	9.2887	9.1688	11.719	.00148	-.01297	.01550	1.9763	4.8868	9.6491	10.033	491.39
Check ?	Chk Pass	None	Chk Pass	Chk Pass	Chk Pass	None	None	None	Chk Pass	Chk Pass	Chk Pass	Chk Pass	Chk Pass
Value													
Range													

Elem	K_7664	Li6707	Mg2790	Mn2576	Mo2020	Na5895	Ni2316	P_1782	Pb2203	S_1820	Sb2068	Se1960	Si2881
Units	ppm	ppm	ppm	ppm	ppm	ppm	ppm	ppm	ppm	ppm	ppm	ppm	ppm
Avg	**-.30883**	**-.00031**	**-.09204**	**9.5202**	**9.5218**	**.04492**	**9.7320**	**-.01737**	**10.046**	**-.05188**	**.01603**	**4.6700**	**46.865**
Stddev	.01288	.00206	.00064	.0478	.0330	.03522	.0279	.00042	.019	.00121	.00085	.0128	.248
%RSD	4.1721	662.13	.69810	.50265	.34639	78.404	.28698	2.4295	.18596	2.3327	5.3283	.27334	.52820
#1	-.31794	.00115	-.09250	9.5541	9.5451	.06982	9.7517	-.01707	10.059	-.05274	.01542	4.6790	47.040
#2	-.29972	-.00177	-.09159	9.4864	9.4985	.02002	9.7123	-.01767	10.033	-.05103	.01663	4.6609	46.690
Check ?	None	None	None	Chk Pass	None	None	Chk Pass	None	Chk Pass	None	None	None	None
Value													
Range													

Elem	Sn1899	Sr4077	Th2837	Ti3349	Tl1908	U_3701	V_2924	Zn2062	Zr3391
Units	ppm	ppm	ppm	ppm	ppm	ppm	ppm	ppm	ppm
Avg	**.00911**	**9.6809**	**.04227**	**9.7381**	**9.8673**	**.09907**	**9.6011**	**9.3208**	**-.00918**
Stddev	.00049	.0644	.00733	.0231	.0274	.01198	.0011	.0044	.00036
%RSD	5.3813	.66471	17.342	.23704	.27726	12.090	.01171	.04703	3.9186
#1	.00946	9.6354	.03708	9.7218	9.8867	.09060	9.6003	9.3177	-.00893
#2	.00876	9.7264	.04745	9.7545	9.8480	.10754	9.6019	9.3239	-.00944
Check ?	None	Chk Pass	None	Chk Pass	None	None	Chk Pass	Chk Pass	None
Value									
Range									

Int. Std.	Y_2243	Y_3600	Y_3774
Units	Cts/S	Cts/S	Cts/S
Avg	**6624.4**	**89926.**	**5670.6**
Stddev	11.6	5.	43.8
%RSD	.17506	.00535	.77293
#1	6616.2	89929.	5639.6
#2	6632.6	89923.	5701.6

Sample Name: CCVH-2058327 Acquired: 5/21/2013 12:45:08 Type: QC
Method: 6500_026(v10) Mode: CONC Corr. Factor: 1.000000
User: bowenh Custom ID1: Custom ID2: Custom ID3:
Comment:

Elem	Ag3280	Al3092	As1890	B_2089	Ba4554	Be3130	Bi2230	Ca3179	Cd2288	Co2286	Cr2055	Cu3247	Fe2714
Units	ppm	ppm	ppm	ppm	ppm	ppm	ppm	ppm	ppm	ppm	ppm	ppm	ppm
Avg	**.00270**	**48.606**	**.00018**	**.01929**	**.00104**	**-.00012**	**.99609**	**.01081**	**-.00072**	**.00203**	**.00003**	**.00249**	**48.759**
Stddev	.00018	.112	.00174	.00135	.00005	.00004	.00375	.00208	.00003	.00001	.00009	.00048	.021
%RSD	6.4879	.22967	970.53	6.9749	4.3445	36.733	.37630	19.198	3.5268	.44871	332.59	19.099	.04292
#1	.00283	48.685	.00141	.02025	.00107	-.00009	.99344	.01228	-.00070	.00203	.00009	.00282	48.744
#2	.00258	48.527	-.00105	.01834	.00101	-.00015	.99874	.00934	-.00074	.00204	-.00004	.00215	48.774
Check ?	None	Chk Pass	None	None	None	None	Chk Pass	None	None	None	None	None	Chk Pass
Value													
Range													

Elem	K_7664	Li6707	Mg2790	Mn2576	Mo2020	Na8183	Ni2316	P_1782	Pb2203	S_1820	Sb2068	Se1960	Si2881
Units	ppm	ppm	ppm	ppm	ppm	ppm	ppm	ppm	ppm	ppm	ppm	ppm	ppm
Avg	**.00077**	**-.00108**	**.00648**	**-.00008**	**-.00014**	**241.04**	**.00133**	**.00400**	**-.00012**	**4.9112**	**.00085**	**.00252**	**.04851**
Stddev	.03587	.00128	.00018	.00009	.00016	.81	.00030	.00051	.00021	.0118	.00132	.00226	.00666
%RSD	4687.0	118.48	2.7979	107.27	114.66	.33453	22.776	12.739	173.50	.24035	155.83	89.571	13.729
#1	.02613	-.00018	.00661	-.00002	-.00003	241.61	.00154	.00436	.00003	4.9028	-.00009	.00412	.05322
#2	-.02460	-.00199	.00635	-.00014	-.00025	240.47	.00112	.00364	-.00027	4.9195	.00178	.00092	.04380
Check ?	None	None	None	None	None	Chk Pass	None	None	None	None	None	None	None
Value													
Range													

Elem	Sn1899	Sr4077	Th2837	Ti3349	Tl1908	U_3701	V_2924	Zn2062	Zr3391
Units	ppm	ppm	ppm	ppm	ppm	ppm	ppm	ppm	ppm
Avg	**.00084**	**.00119**	**4.9223**	**.00340**	**.00005**	**9.7534**	**.00062**	**.00448**	**-.02921**
Stddev	.00078	.00004	.0271	.00021	.00083	.0811	.00057	.00021	.00010
%RSD	92.250	3.5139	.55076	6.2732	1794.9	.83132	91.662	4.6280	.34563
#1	.00029	.00122	4.9032	.00325	.00064	9.6961	.00022	.00462	-.02928
#2	.00140	.00116	4.9415	.00355	-.00054	9.8108	.00102	.00433	-.02914
Check ?	None	None	Chk Pass	None	None	Chk Pass	None	None	None
Value									
Range									

Int. Std.	Y_2243	Y_3600	Y_3774
Units	Cts/S	Cts/S	Cts/S
Avg	**6535.1**	**89257.**	**5733.6**
Stddev	18.2	185.	1.1
%RSD	.27889	.20705	.01955
#1	6548.0	89387.	5732.8
#2	6522.2	89126.	5734.3

Sample Name: CCV-2058325 Acquired: 5/21/2013 12:47:31 Type: QC
Method: 6500_026(v10) Mode: CONC Corr. Factor: 1.000000
User: bowenh Custom ID1: Custom ID2: Custom ID3:
Comment:

Elem	Ag3280	Al1670	As1890	B_2089	Ba4554	Be3130	Bi2230	Ca3179	Cd2288	Co2286	Cr2055	Cu3247	Fe2599	K_7664
Units	ppm	ppm	ppm	ppm	ppm	ppm	ppm	ppm	ppm	ppm	ppm	ppm	ppm	ppm
Avg	**.50029**	**.49769**	**.97267**	**.49245**	**.49140**	**.47437**	**.00020**	**4.9080**	**.49967**	**.50372**	**.49093**	**.48431**	**2.4417**	**48.544**
Stddev	.00065	.00077	.00172	.00125	.00019	.00049	.00042	.0033	.00178	.00142	.00161	.00121	.0120	.130
%RSD	.12992	.15518	.17710	.25399	.03900	.10358	206.34	.06708	.35641	.28194	.32713	.25049	.48930	.26806
#1	.50075	.49714	.97146	.49157	.49127	.47402	.00050	4.9104	.49841	.50272	.48980	.48517	2.4501	48.636
#2	.49983	.49824	.97389	.49334	.49154	.47472	-.00009	4.9057	.50093	.50473	.49207	.48346	2.4332	48.452
Check ?	Chk Pass	Chk Pass	Chk Pass	Chk Pass	Chk Pass	Chk Pass	None	Chk Pass	Chk Pass	Chk Pass	Chk Pass	Chk Pass	Chk Pass	Chk Pass
Value														
Range														

Elem	Li6707	Mg2790	Mn2576	Mo2020	Na5895	Ni2316	P_1782	Pb2203	S_1820	Sb2068	Se1960	Si2881	Sn1899	Sr4077
Units	ppm	ppm	ppm	ppm	ppm	ppm	ppm	ppm	ppm	ppm	ppm	ppm	ppm	ppm
Avg	**.97349**	**19.505**	**.49132**	**.48939**	**4.8886**	**.49782**	**.95317**	**1.0079**	**.00138**	**.98968**	**.96599**	**4.8301**	**.98869**	**.47569**
Stddev	.00026	.051	.00002	.00152	.0218	.00166	.00145	.0023	.00243	.00151	.00258	.0168	.00454	.00075
%RSD	.02643	.26353	.00443	.30996	.44562	.33380	.15222	.23097	176.53	.15213	.26709	.34682	.45948	.15677
#1	.97367	19.542	.49131	.48831	4.9040	.49665	.95214	1.0063	.00310	.99074	.96417	4.8183	.98548	.47622
#2	.97331	19.469	.49134	.49046	4.8732	.49900	.95419	1.0096	-.00034	.98861	.96782	4.8420	.99190	.47516
Check ?	Chk Pass	Chk Pass	Chk Pass	Chk Pass	Chk Pass	Chk Pass	Chk Pass	Chk Pass	None	Chk Pass	Chk Pass	Chk Pass	Chk Pass	Chk Pass
Value														
Range														

Elem	Th2837	Ti3349	Tl1908	U_3701	V_2924	Zn2062	Zr3391
Units	ppm	ppm	ppm	ppm	ppm	ppm	ppm
Avg	**.00072**	**.49460**	**1.0129**	**.00014**	**.48149**	**.49168**	**.49232**
Stddev	.00038	.00091	.0047	.03113	.00083	.00015	.00149
%RSD	52.328	.18423	.46910	22219.	.17239	.03051	.30192
#1	.00046	.49525	1.0095	.02215	.48207	.49178	.49127
#2	.00099	.49396	1.0162	-.02187	.48090	.49157	.49337
Check ?	None	Chk Pass	Chk Pass	None	Chk Pass	Chk Pass	Chk Pass
Value							
Range							

Int. Std.	Y_2243	Y_3600	Y_3774
Units	Cts/S	Cts/S	Cts/S
Avg	**6711.7**	**90885.**	**5748.6**
Stddev	21.1	69.	16.3
%RSD	.31455	.07643	.28353
#1	6726.6	90836.	5737.1
#2	6696.8	90934.	5760.1

Sample Name: CCB Acquired: 5/21/2013 12:49:44 Type: QC
Method: 6500_026(v10) Mode: CONC Corr. Factor: 1.000000
User: bowenh Custom ID1: Custom ID2: Custom ID3:
Comment:

Elem	Ag3280	Al1670	As1890	B_2089	Ba4554	Be3130	Bi2230	Ca3179	Cd2288	Co2286	Cr2055	Cu3247
Units	ppm	ppm	ppm	ppm	ppm	ppm	ppm	ppm	ppm	ppm	ppm	ppm
Avg	**.00001**	**.00100**	**.00245**	F **.00768**	**.00017**	**-.00002**	**.00081**	**.00103**	**.00000**	**-.00022**	**-.00020**	**-.00047**
Stddev	.00046	.00026	.00027	.00050	.00036	.00002	.00164	.00231	.00012	.00037	.00007	.00048
%RSD	6541.2	25.855	10.912	6.5595	213.58	144.85	202.00	223.46	57302.	166.35	33.779	101.87
#1	.00033	.00119	.00226	.00803	.00043	.00000	-.00035	-.00060	.00009	-.00048	-.00025	-.00013
#2	-.00032	.00082	.00263	.00732	-.00009	-.00003	.00197	.00267	-.00009	.00004	-.00015	-.00082
Check ?	Chk Pass	Chk Pass	Chk Pass	Chk Fail	Chk Pass	Chk Pass	None	Chk Pass	Chk Pass	Chk Pass	Chk Pass	Chk Pass
High Limit				.00312								
Low Limit				-.00312								

Elem	Fe2599	K_7664	Li6707	Mg2790	Mn2576	Mo2020	Na5895	Ni2316	P_1782	Pb2203	S_1820	Sb2068
Units	ppm	ppm	ppm	ppm	ppm	ppm	ppm	ppm	ppm	ppm	ppm	ppm
Avg	**-.00060**	**.00845**	**.00014**	**.00392**	**.00011**	**.00040**	**.00656**	**-.00032**	**.00215**	**.00003**	**-.00029**	**.00255**
Stddev	.00065	.02481	.00049	.00042	.00006	.00022	.00375	.00040	.00209	.00015	.00064	.00016
%RSD	108.91	293.46	344.76	10.776	55.117	53.730	57.194	126.08	97.137	571.79	217.46	6.3534
#1	-.00106	-.00909	.00049	.00421	.00016	.00025	.00391	-.00003	.00067	.00013	.00016	.00244
#2	-.00014	.02599	-.00020	.00362	.00007	.00056	.00922	-.00060	.00363	-.00008	-.00075	.00267
Check ?	Chk Pass	Chk Pass	Chk Pass	Chk Pass	Chk Pass	Chk Pass	Chk Pass	Chk Pass	Chk Pass	Chk Pass	None	Chk Pass
High Limit												
Low Limit												

Elem	Se1960	Si2881	Sn1899	Sr4077	Th2837	Ti3349	Tl1908	U_3701	V_2924	Zn2062	Zr3391
Units	ppm	ppm	ppm	ppm	ppm	ppm	ppm	ppm	ppm	ppm	ppm
Avg	**-.00027**	**.00791**	**.00016**	**.00004**	**.00004**	**.00035**	**.00030**	**-.00512**	**-.00026**	**.00223**	**-.00046**
Stddev	.00269	.01116	.00060	.00005	.00091	.00001	.00003	.00621	.00023	.00008	.00098
%RSD	998.67	141.18	376.15	136.88	2090.7	2.5612	10.101	121.29	87.187	3.4446	211.89
#1	-.00217	.01580	-.00026	.00000	.00069	.00034	.00028	-.00951	-.00010	.00218	-.00116
#2	.00163	.00001	.00058	.00008	-.00060	.00035	.00032	-.00073	-.00042	.00229	.00023
Check ?	Chk Pass	Chk Pass	Chk Pass	Chk Pass	Chk Pass	Chk Pass	Chk Pass	Chk Pass	Chk Pass	Chk Pass	Chk Pass
High Limit											
Low Limit											

Int. Std.	Y_2243	Y_3600	Y_3774
Units	Cts/S	Cts/S	Cts/S
Avg	**6702.3**	**89797.**	**5701.6**
Stddev	10.1	15.	41.8
%RSD	.15100	.01668	.73365
#1	6695.2	89786.	5672.0
#2	6709.5	89807.	5731.2

Sample Name: CCVL2062912 Acquired: 5/21/2013 12:52:14 Type: QC
Method: 6500_026(v10) Mode: CONC Corr. Factor: 1.000000
User: bowenh Custom ID1: Custom ID2: Custom ID3:
Comment:

Elem	Ag3280	Al1670	As1890	B_2089	Ba4554	Be3130	Bi2230	Ca3179	Cd2288	Co2286	Cr2055	Cu3247	Fe2599	K_7664
Units	ppm	ppm	ppm	ppm	ppm	ppm	ppm	ppm	ppm	ppm	ppm	ppm	ppm	ppm
Avg	**.01082**	**.09971**	**.01532**	**.09989**	**.00996**	**.00088**	**.10489**	**.20082**	**.00530**	**.01034**	**.00978**	**.01443**	**.10283**	**2.9342**
Stddev	.00008	.00007	.00153	.00008	.00024	.00004	.00091	.00182	.00018	.00006	.00011	.00053	.00112	.0001
%RSD	.76254	.07359	9.9796	.08395	2.3978	4.3932	.86360	.90440	3.4118	.62593	1.0990	3.6825	1.0864	.00424
#1	.01076	.09976	.01424	.09995	.01013	.00086	.10425	.20211	.00543	.01029	.00986	.01481	.10362	2.9341
#2	.01087	.09966	.01640	.09983	.00979	.00091	.10553	.19954	.00518	.01038	.00971	.01406	.10204	2.9343
Check ?	Chk Pass	Chk Pass	Chk Pass	Chk Pass	Chk Pass	Chk Pass	Chk Pass	Chk Pass	Chk Pass	Chk Pass	Chk Pass	Chk Pass	Chk Pass	Chk Pass
Value														
Range														

Elem	Li6707	Mg2790	Mn2576	Mo2020	Na5895	Ni2316	P_1782	Pb2203	S_1820	Sb2068	Se1960	Si2881	Sn1899	Sr4077
Units	ppm	ppm	ppm	ppm	ppm	ppm	ppm	ppm	ppm	ppm	ppm	ppm	ppm	ppm
Avg	**.01040**	**.20381**	**.01023**	**.01969**	**.97818**	**.04019**	**2.7883**	**.00978**	**.00228**	**.01076**	**.01322**	**.47626**	**.09994**	**.00960**
Stddev	.00079	.00353	.00004	.00014	.00241	.00012	.0003	.00085	.00021	.00011	.00242	.00942	.00052	.00008
%RSD	7.6185	1.7303	.41599	.73244	.24643	.28687	.01022	8.7169	9.1671	1.0010	18.305	1.9777	.52046	.83653
#1	.00984	.20132	.01020	.01959	.97988	.04027	2.7881	.01039	.00213	.01069	.01493	.48292	.09957	.00966
#2	.01096	.20631	.01026	.01980	.97647	.04011	2.7885	.00918	.00243	.01084	.01151	.46960	.10031	.00954
Check ?	Chk Pass	Chk Pass	Chk Pass	Chk Pass	Chk Pass	Chk Pass	Chk Pass	Chk Pass	None	Chk Pass	Chk Pass	Chk Pass	Chk Pass	Chk Pass
Value														
Range														

Elem	Th2837	Ti3349	Tl1908	U_3701	V_2924	Zn2062	Zr3391
Units	ppm	ppm	ppm	ppm	ppm	ppm	ppm
Avg	**.01643**	**.01044**	**.01565**	**.05158**	**.00897**	**.02229**	**.01448**
Stddev	.00206	.00023	.00052	.02929	.00044	.00018	.00021
%RSD	12.556	2.2367	3.3301	56.785	4.9051	.79018	1.4293
#1	.01497	.01028	.01601	.07229	.00928	.02217	.01463
#2	.01789	.01061	.01528	.03087	.00866	.02242	.01434
Check ?	Chk Pass	Chk Pass	Chk Pass	Chk Pass	Chk Pass	Chk Pass	Chk Pass
Value							
Range							

Int. Std.	Y_2243	Y_3600	Y_3774
Units	Cts/S	Cts/S	Cts/S
Avg	**6776.7**	**91743.**	**5776.5**
Stddev	8.8	324.	16.1
%RSD	.12913	.35370	.27848
#1	6770.5	91514.	5765.1
#2	6782.9	91973.	5787.9

Sample Name: MB 280-174414/1-A Acquired: 5/21/2013 12:54:39 Type: Unk
Method: 6500_026(v10) Mode: CONC Corr. Factor: 1.000000
User: bowenh Custom ID1: q4 Custom ID2: Custom ID3:
Comment: 174414 6010b

Elem	Ag3280	Al1670	As1890	B_2089	Ba4554	Be3130	Bi2230	Ca3179	Cd2288
Line	328.068 {103}	167.079 {502}	189.042 {478}	208.959 {461}	455.403 { 74}	313.042 {108}	223.061 {451}	317.933 {106}	228.802 {447}
Units	ppm	ppm	ppm	ppm	ppm	ppm	ppm	ppm	ppm
Avg	**-.00003**	**.01552**	**-.00027**	F **.03199**	**.00026**	**-.00001**	**.00009**	**.06712**	**.00015**
Stddev	.00066	.00024	.00191	.00019	.00046	.00001	.00020	.00498	.00015
%RSD	1876.7	1.5713	702.10	.57945	176.50	205.13	215.12	7.4140	99.487
#1	-.00050	.01569	.00108	.03212	.00059	.00000	.00023	.06360	.00025
#2	.00043	.01535	-.00162	.03186	-.00007	-.00001	-.00005	.07064	.00004
Check ?	Chk Pass	Chk Pass	Chk Pass	Chk Fail	Chk Pass	Chk Pass	Chk Pass	Chk Pass	Chk Pass
High Limit				.01000					
Low Limit				-.01000					

Elem	Co2286	Cr2055	Cu3247	Fe2599	K_7664	Li6707	Mg2790	Mn2576	Mo2020
Line	228.616 {447}	205.552 {464}	324.754 {104}	259.940 {130}	766.490 { 44}	670.784 { 50}	279.079 {121}2	257.610 {131}	202.030 {467}
Units	ppm	ppm	ppm	ppm	ppm	ppm	ppm	ppm	ppm
Avg	**-.00021**	**-.00004**	**.00453**	**.02043**	**.01110**	**-.00038**	**.01721**	**.00038**	**.00044**
Stddev	.00004	.00013	.00010	.00052	.00987	.00009	.00062	.00003	.00025
%RSD	16.741	323.87	2.2980	2.5400	88.852	24.854	3.5794	7.1640	55.581
#1	-.00024	-.00013	.00461	.02006	.01808	-.00031	.01677	.00040	.00062
#2	-.00019	.00005	.00446	.02079	.00413	-.00044	.01764	.00036	.00027
Check ?	Chk Pass	Chk Pass	Chk Pass	Chk Pass	Chk Pass	Chk Pass	Chk Pass	Chk Pass	Chk Pass
High Limit									
Low Limit									

Elem	Na5895	Ni2316	P_1782	Pb2203	S_1820	Sb2068	Se1960	Si2881	Sn1899
Line	589.592 { 57}	231.604 {446}	178.284 {489}	220.353 {453}	182.034 {485}	206.833 {463}	196.090 {472}	288.158 {117}	189.989 {477}
Units	ppm	ppm	ppm	ppm	ppm	ppm	ppm	ppm	ppm
Avg	**.22325**	**.00005**	F **.05705**	**.00068**	**.02464**	**.00026**	**.00301**	W **.06050**	**.00216**
Stddev	.00024	.00019	.00087	.00186	.00083	.00072	.00317	.01712	.00004
%RSD	.10751	361.84	1.5267	272.16	3.3489	275.30	105.30	28.293	1.7256
#1	.22308	-.00008	.05766	-.00063	.02522	.00077	.00077	.07261	.00214
#2	.22342	.00019	.05643	.00200	.02406	-.00025	.00526	.04840	.00219
Check ?	Chk Pass	Chk Pass	Chk Fail	Chk Pass	None	Chk Pass	Chk Pass	Chk Warn	Chk Pass
High Limit			.01000					.05000	
Low Limit			-.01000					-.05000	

Elem	Sr4077	Th2837	Ti3349	Tl1908	U_3701	V_2924	Zn2062	Zr3391
Line	407.771 { 83}	283.730 {119}	334.904 {101}	190.856 {477}	370.152 { 91}	292.402 {115}	206.200 {163}	339.198 { 99}
Units	ppm	ppm	ppm	ppm	ppm	ppm	ppm	ppm
Avg	**.00023**	**.00100**	**.00033**	**.00034**	**-.04115**	**-.00008**	**.00326**	**.00063**
Stddev	.00008	.00017	.00005	.00134	.01505	.00017	.00002	.00225
%RSD	33.814	17.130	14.844	400.48	36.571	209.43	.52576	357.10
#1	.00017	.00113	.00029	.00129	-.05179	-.00020	.00325	.00222
#2	.00028	.00088	.00036	-.00061	-.03051	.00004	.00327	-.00096
Check ?	Chk Pass	Chk Pass	Chk Pass	Chk Pass	Chk Pass	Chk Pass	Chk Pass	Chk Pass
High Limit								
Low Limit								

Int. Std.	Y_2243	Y_3600	Y_3774
Line	224.306 {450}	360.073 { 94}	377.433 { 89}
Units	Cts/S	Cts/S	Cts/S
Avg	**6946.4**	**92769.**	**5956.5**
Stddev	7.3	95.	21.6
%RSD	.10560	.10212	.36311
#1	6941.2	92702.	5941.2
#2	6951.6	92836.	5971.8

Sample Name: LCS 280-174414/2-A Acquired: 5/21/2013 12:57:09 Type: Unk
Method: 6500_026(v10) Mode: CONC Corr. Factor: 1.000000
User: bowenh Custom ID1: q4 Custom ID2: Custom ID3:
Comment: 174414 6010b

Elem	Ag3280	Al1670	As1890	B_2089	Ba4554	Be3130	Bi2230	Ca3179	Cd2288
Line	328.068 {103}	167.079 {502}	189.042 {478}	208.959 {461}	455.403 { 74}	313.042 {108}	223.061 {451}	317.933 {106}	228.802 {447}
Units	ppm	ppm	ppm	ppm	ppm	ppm	ppm	ppm	ppm
Avg	**.05006**	**1.8253**	**.90552**	**1.0276**	**1.8693**	**.04494**	**1.9194**	**45.851**	**.09617**
Stddev	.00003	.0003	.00151	.0001	.0051	.00007	.0042	.084	.00006
%RSD	.06063	.01784	.16641	.01140	.27441	.15705	.22098	.18419	.05917
#1	.05009	1.8250	.90658	1.0275	1.8729	.04499	1.9164	45.910	.09621
#2	.05004	1.8255	.90445	1.0277	1.8657	.04489	1.9224	45.791	.09613
Check ?	Chk Pass	Chk Pass	Chk Pass	Chk Pass	Chk Pass	Chk Pass	Chk Pass	Chk Pass	Chk Pass
High Limit									
Low Limit									

Elem	Co2286	Cr2055	Cu3247	Fe2599	K_7664	Li6707	Mg2790	Mn2576	Mo2020
Line	228.616 {447}	205.552 {464}	324.754 {104}	259.940 {130}	766.490 { 44}	670.784 { 50}	279.079 {121}2	257.610 {131}	202.030 {467}
Units	ppm	ppm	ppm	ppm	ppm	ppm	ppm	ppm	ppm
Avg	**.46558**	**.18454**	**.22980**	**.96266**	**46.260**	**.92375**	**45.161**	**.45835**	**.92012**
Stddev	.00040	.00025	.00061	.00135	.224	.00042	.023	.00043	.00112
%RSD	.08495	.13413	.26390	.14047	.48419	.04532	.05111	.09484	.12175
#1	.46530	.18436	.23023	.96170	46.418	.92345	45.178	.45866	.91933
#2	.46586	.18471	.22937	.96362	46.101	.92404	45.145	.45804	.92091
Check ?	Chk Pass	Chk Pass	Chk Pass	Chk Pass	Chk Pass	Chk Pass	Chk Pass	Chk Pass	Chk Pass
High Limit									
Low Limit									

Elem	Na8183	Ni2316	P_1782	Pb2203	S_1820	Sb2068	Se1960	Si2881	Sn1899
Line	818.326 { 41}	231.604 {446}	178.284 {489}	220.353 {453}	182.034 {485}	206.833 {463}	196.090 {472}	288.158 {117}	189.989 {477}
Units	ppm	ppm	ppm	ppm	ppm	ppm	ppm	ppm	ppm
Avg	**47.174**	**.45853**	**9.2039**	**.46760**	**.02397**	**.46643**	**1.7998**	**1.5143**	**1.8227**
Stddev	.219	.00001	.0120	.00017	.00209	.00041	.0027	.0049	.0015
%RSD	.46449	.00204	.12999	.03707	8.7387	.08794	.15175	.32270	.08271
#1	47.019	.45854	9.1955	.46748	.02249	.46614	1.8018	1.5178	1.8216
#2	47.329	.45852	9.2124	.46772	.02545	.46672	1.7979	1.5108	1.8237
Check ?	Chk Pass	Chk Pass	Chk Pass	Chk Pass	None	Chk Pass	Chk Pass	Chk Pass	Chk Pass
High Limit									
Low Limit									

Elem	Sr4077	Th2837	Ti3349	Tl1908	U_3701	V_2924	Zn2062	Zr3391
Line	407.771 { 83}	283.730 {119}	334.904 {101}	190.856 {477}	370.152 { 91}	292.402 {115}	206.200 {163}	339.198 { 99}
Units	ppm	ppm	ppm	ppm	ppm	ppm	ppm	ppm
Avg	**.90075**	**.93942**	**.93255**	**1.8666**	**1.9082**	**.45594**	**.45328**	**.45625**
Stddev	.00368	.00309	.00073	.0043	.0021	.00044	.00017	.00094
%RSD	.40856	.32910	.07828	.23187	.11240	.09625	.03849	.20587
#1	.90335	.94160	.93307	1.8636	1.9066	.45625	.45315	.45559
#2	.89815	.93723	.93203	1.8697	1.9097	.45562	.45340	.45691
Check ?	Chk Pass	Chk Pass	Chk Pass	Chk Pass	Chk Pass	Chk Pass	Chk Pass	Chk Pass
High Limit								
Low Limit								

Int. Std.	Y_2243	Y_3600	Y_3774
Line	224.306 {450}	360.073 { 94}	377.433 { 89}
Units	Cts/S	Cts/S	Cts/S
Avg	**6611.2**	**90179.**	**5828.2**
Stddev	8.6	147.	34.3
%RSD	.13055	.16290	.58870
#1	6617.3	90076.	5804.0
#2	6605.1	90283.	5852.5

Sample Name: 280-42032-A-9-G@5 Acquired: 5/21/2013 12:59:23 Type: Unk
Method: 6500_026(v10) Mode: CONC Corr. Factor: 1.000000
User: bowenh Custom ID1: q4 Custom ID2: Custom ID3:
Comment: 174414 6010b

Elem	Ag3280	Al3092	As1890	B_2089	Ba4554	Be3130	Bi2230	Ca3179	Cd2288
Line	328.068 {103}	309.271 {109}	189.042 {478}	208.959 {461}	455.403 { 74}	313.042 {108}	223.061 {451}	317.933 {106}	228.802 {447}
Units	ppm	ppm	ppm	ppm	ppm	ppm	ppm	ppm	ppm
Avg	**-.00033**	**4.9114**	**.00294**	**.00715**	**.03621**	**.00017**	**.00063**	**15.993**	**.00034**
Stddev	.00052	.0065	.00032	.00066	.00006	.00008	.00068	.009	.00002
%RSD	160.80	.13255	10.767	9.1991	.15832	47.304	108.55	.05550	5.3614
#1	-.00070	4.9068	.00316	.00761	.03625	.00011	.00015	15.987	.00036
#2	.00004	4.9160	.00272	.00668	.03617	.00023	.00111	15.999	.00033
Check ?	Chk Pass	Chk Pass	Chk Pass	Chk Pass	Chk Pass	Chk Pass	Chk Pass	Chk Pass	Chk Pass
High Limit									
Low Limit									

Elem	Co2286	Cr2055	Cu3247	Fe2599	K_7664	Li6707	Mg2790	Mn2576	Mo2020
Line	228.616 {447}	205.552 {464}	324.754 {104}	259.940 {130}	766.490 { 44}	670.784 { 50}	279.079 {121}2	257.610 {131}	202.030 {467}
Units	ppm	ppm	ppm	ppm	ppm	ppm	ppm	ppm	ppm
Avg	**.00184**	**.00467**	**.01040**	**4.7222**	**1.2653**	**.00204**	**1.6534**	**.10300**	**.00028**
Stddev	.00011	.00010	.00001	.0143	.0028	.00250	.0012	.00009	.00003
%RSD	6.2452	2.1255	.08513	.30287	.22433	122.71	.07214	.09061	12.114
#1	.00192	.00474	.01041	4.7121	1.2633	.00027	1.6525	.10307	.00031
#2	.00176	.00460	.01039	4.7323	1.2674	.00381	1.6542	.10293	.00026
Check ?	Chk Pass	Chk Pass	Chk Pass	Chk Pass	Chk Pass	Chk Pass	Chk Pass	Chk Pass	Chk Pass
High Limit									
Low Limit									

Elem	Na5895	Ni2316	P_1782	Pb2203	S_1820	Sb2068	Se1960	Si2881	Sn1899
Line	589.592 { 57}	231.604 {446}	178.284 {489}	220.353 {453}	182.034 {485}	206.833 {463}	196.090 {472}	288.158 {117}	189.989 {477}
Units	ppm	ppm	ppm	ppm	ppm	ppm	ppm	ppm	ppm
Avg	**.00679**	**.00405**	**.15154**	**.00736**	**.12892**	**.00048**	**-.00083**	**.13734**	**-.00020**
Stddev	.00349	.00011	.00079	.00033	.00340	.00045	.00100	.00951	.00026
%RSD	51.354	2.6215	.51877	4.5515	2.6369	93.800	119.51	6.9210	127.96
#1	.00432	.00397	.15210	.00760	.13132	.00016	-.00013	.14407	-.00002
#2	.00926	.00413	.15098	.00712	.12651	.00080	-.00154	.13062	-.00038
Check ?	Chk Pass	Chk Pass	Chk Pass	Chk Pass	None	Chk Pass	Chk Pass	Chk Pass	Chk Pass
High Limit									
Low Limit									

Elem	Sr4077	Th2837	Ti3349	Tl1908	U_3701	V_2924	Zn2062	Zr3391
Line	407.771 { 83}	283.730 {119}	334.904 {101}	190.856 {477}	370.152 { 91}	292.402 {115}	206.200 {163}	339.198 { 99}
Units	ppm	ppm	ppm	ppm	ppm	ppm	ppm	ppm
Avg	**.02980**	**.00332**	**.07861**	**.00119**	**-.01816**	**.00669**	**.02074**	**.00416**
Stddev	.00025	.00021	.00003	.00018	.01376	.00011	.00041	.00186
%RSD	.83756	6.4238	.03234	15.505	75.802	1.7064	1.9542	44.726
#1	.02997	.00347	.07860	.00106	-.02789	.00677	.02046	.00285
#2	.02962	.00317	.07863	.00132	-.00843	.00661	.02103	.00548
Check ?	Chk Pass	Chk Pass	Chk Pass	Chk Pass	Chk Pass	Chk Pass	Chk Pass	Chk Pass
High Limit								
Low Limit								

Int. Std.	Y_2243	Y_3600	Y_3774
Line	224.306 {450}	360.073 { 94}	377.433 { 89}
Units	Cts/S	Cts/S	Cts/S
Avg	**6919.0**	**92825.**	**5898.9**
Stddev	.1	115.	.5
%RSD	.00083	.12395	.00904
#1	6918.9	92744.	5898.5
#2	6919.0	92907.	5899.3

Sample Name: 42032-A-9-G@25 Acquired: 5/21/2013 13:01:49 Type: Unk
Method: 6500_026(v10) Mode: CONC Corr. Factor: 1.000000
User: bowenh Custom ID1: q4 Custom ID2: Custom ID3:
Comment: 174414 6010b

Elem	Ag3280	Al1670	As1890	B_2089	Ba4554	Be3130	Bi2230	Ca3179	Cd2288
Line	328.068 {103}	167.079 {502}	189.042 {478}	208.959 {461}	455.403 { 74}	313.042 {108}	223.061 {451}	317.933 {106}	228.802 {447}
Units	ppm	ppm	ppm	ppm	ppm	ppm	ppm	ppm	ppm
Avg	**.00029**	**.98681**	**.00127**	**.00396**	**.00789**	**-.00005**	**-.00055**	**3.3367**	**.00012**
Stddev	.00026	.00733	.00146	.00036	.00036	.00005	.00129	.0284	.00004
%RSD	89.336	.74259	114.92	9.1011	4.5275	92.815	235.11	.85151	29.664
#1	.00011	.99200	.00231	.00370	.00814	-.00008	-.00146	3.3166	.00010
#2	.00047	.98163	.00024	.00421	.00764	-.00002	.00036	3.3567	.00015
Check ?	Chk Pass	Chk Pass	Chk Pass	Chk Pass	Chk Pass	Chk Pass	Chk Pass	Chk Pass	Chk Pass
High Limit									
Low Limit									

Elem	Co2286	Cr2055	Cu3247	Fe2599	K_7664	Li6707	Mg2790	Mn2576	Mo2020
Line	228.616 {447}	205.552 {464}	324.754 {104}	259.940 {130}	766.490 { 44}	670.784 { 50}	279.079 {121}2	257.610 {131}	202.030 {467}
Units	ppm	ppm	ppm	ppm	ppm	ppm	ppm	ppm	ppm
Avg	**.00064**	**.00099**	**.00148**	**.98218**	**.27269**	**.00122**	**.33963**	**.02132**	**.00018**
Stddev	.00001	.00005	.00009	.01449	.03195	.00007	.00028	.00018	.00011
%RSD	1.8612	4.9407	5.8882	1.4756	11.717	5.6550	.08103	.86081	60.605
#1	.00065	.00103	.00142	.97193	.25010	.00127	.33983	.02144	.00011
#2	.00063	.00096	.00154	.99243	.29528	.00117	.33944	.02119	.00026
Check ?	Chk Pass	Chk Pass	Chk Pass	Chk Pass	Chk Pass	Chk Pass	Chk Pass	Chk Pass	Chk Pass
High Limit									
Low Limit									

Elem	Na5895	Ni2316	P_1782	Pb2203	S_1820	Sb2068	Se1960	Si2881	Sn1899
Line	589.592 { 57}	231.604 {446}	178.284 {489}	220.353 {453}	182.034 {485}	206.833 {463}	196.090 {472}	288.158 {117}	189.989 {477}
Units	ppm	ppm	ppm	ppm	ppm	ppm	ppm	ppm	ppm
Avg	**-.03407**	**.00062**	**.03298**	**.00011**	**.02726**	**.00056**	**.00171**	**.03007**	**-.00044**
Stddev	.00118	.00004	.00052	.00074	.00240	.00091	.00056	.00934	.00020
%RSD	3.4508	6.0812	1.5636	655.04	8.7904	162.67	32.640	31.054	44.972
#1	-.03324	.00065	.03261	.00064	.02895	.00121	.00131	.02347	-.00059
#2	-.03491	.00060	.03334	-.00041	.02557	-.00008	.00210	.03667	-.00030
Check ?	Chk Pass	Chk Pass	Chk Pass	Chk Pass	None	Chk Pass	Chk Pass	Chk Pass	Chk Pass
High Limit									
Low Limit									

Elem	Sr4077	Th2837	Ti3349	Tl1908	U_3701	V_2924	Zn2062	Zr3391
Line	407.771 { 83}	283.730 {119}	334.904 {101}	190.856 {477}	370.152 { 91}	292.402 {115}	206.200 {163}	339.198 { 99}
Units	ppm	ppm	ppm	ppm	ppm	ppm	ppm	ppm
Avg	**.00611**	**.00115**	**.01653**	**.00130**	**-.00655**	**.00135**	**.00701**	**.00211**
Stddev	.00006	.00020	.00101	.00101	.00211	.00030	.00011	.00074
%RSD	1.0491	17.417	6.1008	77.784	32.176	22.005	1.6250	34.984
#1	.00606	.00129	.01582	.00059	-.00804	.00114	.00710	.00263
#2	.00615	.00101	.01724	.00202	-.00506	.00156	.00693	.00159
Check ?	Chk Pass	Chk Pass	Chk Pass	Chk Pass	Chk Pass	Chk Pass	Chk Pass	Chk Pass
High Limit								
Low Limit								

Int. Std.	Y_2243	Y_3600	Y_3774
Line	224.306 {450}	360.073 { 94}	377.433 { 89}
Units	Cts/S	Cts/S	Cts/S
Avg	**6840.4**	**92822.**	**5803.2**
Stddev	36.4	482.	8.2
%RSD	.53248	.51876	.14112
#1	6814.7	92482.	5797.4
#2	6866.2	93163.	5809.0

Sample Name: 42032-A-9-H MS@5 Acquired: 5/21/2013 13:04:16 Type: Unk
Method: 6500_026(v10) Mode: CONC Corr. Factor: 1.000000
User: bowenh Custom ID1: q4 Custom ID2: Custom ID3:
Comment: 174414 6010b

Elem	Ag3280	Al3092	As1890	B_2089	Ba4554	Be3130	Bi2230	Ca3179	Cd2288
Line	328.068 {103}	309.271 {109}	189.042 {478}	208.959 {461}	455.403 { 74}	313.042 {108}	223.061 {451}	317.933 {106}	228.802 {447}
Units	ppm	ppm	ppm	ppm	ppm	ppm	ppm	ppm	ppm
Avg	**.00226**	**6.4845**	**.03934**	**.04370**	**.11326**	**.00209**	**.08439**	**16.394**	**.00432**
Stddev	.00054	.0098	.00130	.00017	.00043	.00006	.00157	.063	.00012
%RSD	23.926	.15114	3.2954	.39516	.37548	2.6769	1.8657	.38333	2.8565
#1	.00188	6.4914	.04025	.04357	.11296	.00205	.08551	16.349	.00440
#2	.00264	6.4776	.03842	.04382	.11356	.00213	.08328	16.438	.00423
Check ?	Chk Pass	Chk Pass	Chk Pass	Chk Pass	Chk Pass	Chk Pass	Chk Pass	Chk Pass	Chk Pass
High Limit									
Low Limit									

Elem	Co2286	Cr2055	Cu3247	Fe2599	K_7664	Li6707	Mg2790	Mn2576	Mo2020
Line	228.616 {447}	205.552 {464}	324.754 {104}	259.940 {130}	766.490 { 44}	670.784 { 50}	279.079 {121}2	257.610 {131}	202.030 {467}
Units	ppm	ppm	ppm	ppm	ppm	ppm	ppm	ppm	ppm
Avg	**.02154**	**.01350**	**.01797**	**4.4252**	**3.4410**	**.04261**	**3.6547**	**.11022**	**.03722**
Stddev	.00019	.00003	.00002	.0125	.0053	.00066	.0022	.00035	.00035
%RSD	.90128	.23781	.12979	.28182	.15553	1.5524	.06165	.31707	.93834
#1	.02168	.01348	.01795	4.4164	3.4372	.04308	3.6531	.11047	.03697
#2	.02141	.01352	.01798	4.4340	3.4448	.04214	3.6563	.10997	.03746
Check ?	Chk Pass	Chk Pass	Chk Pass	Chk Pass	Chk Pass	Chk Pass	Chk Pass	Chk Pass	Chk Pass
High Limit									
Low Limit									

Elem	Na5895	Ni2316	P_1782	Pb2203	S_1820	Sb2068	Se1960	Si2881	Sn1899
Line	589.592 { 57}	231.604 {446}	178.284 {489}	220.353 {453}	182.034 {485}	206.833 {463}	196.090 {472}	288.158 {117}	189.989 {477}
Units	ppm	ppm	ppm	ppm	ppm	ppm	ppm	ppm	ppm
Avg	**1.9332**	**.02353**	**.50863**	**.02598**	**.11106**	**.00816**	**.07243**	**.21236**	**.07452**
Stddev	.0018	.00001	.00151	.00001	.00084	.00034	.00228	.00478	.00022
%RSD	.09218	.06098	.29622	.02242	.75975	4.1987	3.1523	2.2504	.30189
#1	1.9345	.02354	.50970	.02598	.11047	.00840	.07081	.21573	.07436
#2	1.9320	.02352	.50757	.02597	.11166	.00792	.07404	.20898	.07468
Check ?	Chk Pass	Chk Pass	Chk Pass	Chk Pass	None	Chk Pass	Chk Pass	Chk Pass	Chk Pass
High Limit									
Low Limit									

Elem	Sr4077	Th2837	Ti3349	Tl1908	U_3701	V_2924	Zn2062	Zr3391
Line	407.771 { 83}	283.730 {119}	334.904 {101}	190.856 {477}	370.152 { 91}	292.402 {115}	206.200 {163}	339.198 { 99}
Units	ppm	ppm	ppm	ppm	ppm	ppm	ppm	ppm
Avg	**.06662**	**.03994**	**.16684**	**.08350**	**.07151**	**.02720**	**.03911**	**.02211**
Stddev	.00016	.00013	.00038	.00045	.02946	.00047	.00039	.00155
%RSD	.23616	.31914	.22739	.53528	41.192	1.7340	.99896	7.0116
#1	.06673	.03985	.16711	.08318	.05068	.02686	.03883	.02321
#2	.06651	.04003	.16657	.08382	.09234	.02753	.03938	.02102
Check ?	Chk Pass	Chk Pass	Chk Pass	Chk Pass	Chk Pass	Chk Pass	Chk Pass	Chk Pass
High Limit								
Low Limit								

Int. Std.	Y_2243	Y_3600	Y_3774
Line	224.306 {450}	360.073 { 94}	377.433 { 89}
Units	Cts/S	Cts/S	Cts/S
Avg	**6877.7**	**91113.**	**5861.1**
Stddev	2.6	138.	10.3
%RSD	.03740	.15192	.17633
#1	6879.5	91015.	5868.4
#2	6875.9	91211.	5853.8

Sample Name: 42032-A-9-I MSD@5 Acquired: 5/21/2013 13:06:40 Type: Unk
Method: 6500_026(v10) Mode: CONC Corr. Factor: 1.000000
User: bowenh Custom ID1: q4 Custom ID2: Custom ID3:
Comment: 174414 6010b

Elem	Ag3280	Al3092	As1890	B_2089	Ba4554	Be3130	Bi2230	Ca3179	Cd2288
Line	328.068 {103}	309.271 {109}	189.042 {478}	208.959 {461}	455.403 { 74}	313.042 {108}	223.061 {451}	317.933 {106}	228.802 {447}
Units	ppm	ppm	ppm	ppm	ppm	ppm	ppm	ppm	ppm
Avg	**.00205**	**7.2181**	**.03882**	**.04296**	**.11803**	**.00206**	**.08240**	**18.273**	**.00425**
Stddev	.00051	.0463	.00190	.00023	.00056	.00003	.00246	.064	.00005
%RSD	24.641	.64084	4.8835	.52634	.47752	1.4002	2.9800	.35258	1.1487
#1	.00241	7.1854	.03748	.04312	.11763	.00208	.08067	18.228	.00428
#2	.00169	7.2508	.04016	.04280	.11843	.00204	.08414	18.319	.00421
Check ?	Chk Pass	Chk Pass	Chk Pass	Chk Pass	Chk Pass	Chk Pass	Chk Pass	Chk Pass	Chk Pass
High Limit									
Low Limit									

Elem	Co2286	Cr2055	Cu3247	Fe2599	K_7664	Li6707	Mg2790	Mn2576	Mo2020
Line	228.616 {447}	205.552 {464}	324.754 {104}	259.940 {130}	766.490 { 44}	670.784 { 50}	279.079 {121}2	257.610 {131}	202.030 {467}
Units	ppm	ppm	ppm	ppm	ppm	ppm	ppm	ppm	ppm
Avg	**.02186**	**.01396**	**.01973**	**5.0895**	**3.6083**	**.04353**	**3.8282**	**.12374**	**.03693**
Stddev	.00000	.00003	.00041	.0020	.0134	.00107	.0014	.00001	.00006
%RSD	.00183	.20368	2.0846	.03878	.37220	2.4662	.03707	.00478	.16223
#1	.02186	.01398	.02002	5.0881	3.5988	.04429	3.8292	.12374	.03698
#2	.02186	.01394	.01944	5.0909	3.6178	.04277	3.8272	.12375	.03689
Check ?	Chk Pass	Chk Pass	Chk Pass	Chk Pass	Chk Pass	Chk Pass	Chk Pass	Chk Pass	Chk Pass
High Limit									
Low Limit									

Elem	Na5895	Ni2316	P_1782	Pb2203	S_1820	Sb2068	Se1960	Si2881	Sn1899
Line	589.592 { 57}	231.604 {446}	178.284 {489}	220.353 {453}	182.034 {485}	206.833 {463}	196.090 {472}	288.158 {117}	189.989 {477}
Units	ppm	ppm	ppm	ppm	ppm	ppm	ppm	ppm	ppm
Avg	**1.9313**	**.02373**	**.52583**	**.02550**	**.13272**	**.00830**	**.07940**	**.20897**	**.07331**
Stddev	.0116	.00012	.00364	.00095	.00036	.00112	.00282	.01918	.00013
%RSD	.59844	.50851	.69147	3.7412	.27057	13.466	3.5550	9.1776	.17968
#1	1.9232	.02382	.52841	.02483	.13298	.00751	.08139	.19541	.07341
#2	1.9395	.02365	.52326	.02618	.13247	.00909	.07740	.22253	.07322
Check ?	Chk Pass	Chk Pass	Chk Pass	Chk Pass	None	Chk Pass	Chk Pass	Chk Pass	Chk Pass
High Limit									
Low Limit									

Elem	Sr4077	Th2837	Ti3349	Tl1908	U_3701	V_2924	Zn2062	Zr3391
Line	407.771 { 83}	283.730 {119}	334.904 {101}	190.856 {477}	370.152 { 91}	292.402 {115}	206.200 {163}	339.198 { 99}
Units	ppm	ppm	ppm	ppm	ppm	ppm	ppm	ppm
Avg	**.07067**	**.03991**	**.18046**	**.08100**	**.06065**	**.02762**	**.04077**	**.02256**
Stddev	.00034	.00135	.00031	.00060	.02823	.00007	.00023	.00179
%RSD	.48600	3.3930	.17409	.73720	46.546	.24403	.56369	7.9320
#1	.07091	.03895	.18024	.08058	.08061	.02766	.04093	.02129
#2	.07043	.04087	.18069	.08143	.04069	.02757	.04061	.02382
Check ?	Chk Pass	Chk Pass	Chk Pass	Chk Pass	Chk Pass	Chk Pass	Chk Pass	Chk Pass
High Limit								
Low Limit								

Int. Std.	Y_2243	Y_3600	Y_3774
Line	224.306 {450}	360.073 { 94}	377.433 { 89}
Units	Cts/S	Cts/S	Cts/S
Avg	**6870.9**	**92243.**	**5898.7**
Stddev	3.5	142.	9.9
%RSD	.05082	.15375	.16746
#1	6868.4	92143.	5891.7
#2	6873.3	92343.	5905.7

Sample Name: pds 42032-A-9-G@5 Acquired: 5/21/2013 13:09:04 Type: Unk
Method: 6500_026(v10) Mode: CONC Corr. Factor: 1.000000
User: bowenh Custom ID1: q4 Custom ID2: Custom ID3:
Comment: 174414 6010b

Elem	Ag3280	Al3092	As1890	B_2089	Ba4554	Be3130	Bi2230	Ca3179	Cd2288
Line	328.068 {103}	309.271 {109}	189.042 {478}	208.959 {461}	455.403 { 74}	313.042 {108}	223.061 {451}	317.933 {106}	228.802 {447}
Units	ppm	ppm	ppm	ppm	ppm	ppm	ppm	ppm	ppm
Avg	**.04717**	**5.6774**	**.19505**	**.09897**	**.13406**	**.04818**	**-.00049**	**34.908**	**.05127**
Stddev	.00013	.0010	.00096	.00083	.00029	.00006	.00036	.023	.00001
%RSD	.28015	.01775	.49305	.84293	.21860	.11988	74.924	.06686	.01715
#1	.04708	5.6781	.19437	.09956	.13385	.04822	-.00074	34.924	.05127
#2	.04726	5.6767	.19573	.09838	.13427	.04814	-.00023	34.891	.05128
Check ?	Chk Pass	Chk Pass	Chk Pass	Chk Pass	Chk Pass	Chk Pass	Chk Pass	Chk Pass	Chk Pass
High Limit									
Low Limit									

Elem	Co2286	Cr2055	Cu3247	Fe2599	K_7664	Li6707	Mg2790	Mn2576	Mo2020
Line	228.616 {447}	205.552 {464}	324.754 {104}	259.940 {130}	766.490 { 44}	670.784 { 50}	279.079 {121}2	257.610 {131}	202.030 {467}
Units	ppm	ppm	ppm	ppm	ppm	ppm	ppm	ppm	ppm
Avg	**.05199**	**.05410**	**.05934**	**5.5099**	**21.047**	**.10276**	**21.080**	**.14699**	**.04853**
Stddev	.00007	.00015	.00070	.0147	.031	.00094	.050	.00032	.00015
%RSD	.14110	.26999	1.1861	.26733	.14750	.91793	.23874	.22011	.31001
#1	.05204	.05400	.05984	5.4995	21.068	.10342	21.115	.14722	.04842
#2	.05194	.05420	.05884	5.5203	21.025	.10209	21.044	.14677	.04864
Check ?	Chk Pass	Chk Pass	Chk Pass	Chk Pass	Chk Pass	Chk Pass	Chk Pass	Chk Pass	Chk Pass
High Limit									
Low Limit									

Elem	Na8183	Ni2316	P_1782	Pb2203	S_1820	Sb2068	Se1960	Si2881	Sn1899
Line	818.326 { 41}	231.604 {446}	178.284 {489}	220.353 {453}	182.034 {485}	206.833 {463}	196.090 {472}	288.158 {117}	189.989 {477}
Units	ppm	ppm	ppm	ppm	ppm	ppm	ppm	ppm	ppm
Avg	**20.476**	**.05340**	**2.1024**	**.10954**	**.12982**	**.09698**	**.19742**	**4.9650**	**.09788**
Stddev	.236	.00003	.0009	.00188	.00313	.00012	.00275	.0176	.00046
%RSD	1.1527	.06073	.04286	1.7132	2.4146	.12734	1.3934	.35452	.47284
#1	20.643	.05338	2.1018	.10821	.12760	.09707	.19936	4.9774	.09756
#2	20.309	.05342	2.1031	.11087	.13204	.09689	.19547	4.9525	.09821
Check ?	Chk Pass	Chk Pass	Chk Pass	Chk Pass	None	Chk Pass	Chk Pass	Chk Pass	Chk Pass
High Limit									
Low Limit									

Elem	Sr4077	Th2837	Ti3349	Tl1908	U_3701	V_2924	Zn2062	Zr3391
Line	407.771 { 83}	283.730 {119}	334.904 {101}	190.856 {477}	370.152 { 91}	292.402 {115}	206.200 {163}	339.198 { 99}
Units	ppm	ppm	ppm	ppm	ppm	ppm	ppm	ppm
Avg	**.07848**	**.20584**	**.12529**	**.20538**	**.50167**	**.05540**	**.21832**	**.05105**
Stddev	.00015	.00157	.00032	.00105	.01832	.00065	.00217	.00182
%RSD	.19062	.76355	.25226	.51225	3.6518	1.1652	.99311	3.5701
#1	.07859	.20473	.12552	.20464	.51462	.05586	.21986	.04976
#2	.07838	.20695	.12507	.20613	.48871	.05494	.21679	.05234
Check ?	Chk Pass	Chk Pass	Chk Pass	Chk Pass	Chk Pass	Chk Pass	Chk Pass	Chk Pass
High Limit								
Low Limit								

Int. Std.	Y_2243	Y_3600	Y_3774
Line	224.306 {450}	360.073 { 94}	377.433 { 89}
Units	Cts/S	Cts/S	Cts/S
Avg	**6748.4**	**91329.**	**5812.9**
Stddev	7.5	222.	8.7
%RSD	.11081	.24263	.15029
#1	6753.7	91486.	5806.7
#2	6743.1	91173.	5819.1

Sample Name: 280-42032-A-10-C@5 Acquired: 5/21/2013 13:11:23 Type: Unk
Method: 6500_026(v10) Mode: CONC Corr. Factor: 1.000000
User: bowenh Custom ID1: q4 Custom ID2: Custom ID3:
Comment: 174414 6010b

Elem	Ag3280	Al3092	As1890	B_2089	Ba4554	Be3130	Bi2230	Ca3179	Cd2288
Line	328.068 {103}	309.271 {109}	189.042 {478}	208.959 {461}	455.403 { 74}	313.042 {108}	223.061 {451}	317.933 {106}	228.802 {447}
Units	ppm	ppm	ppm	ppm	ppm	ppm	ppm	ppm	ppm
Avg	**.00035**	**4.4430**	**.00444**	**.00461**	**.03383**	**.00025**	**-.00085**	**15.491**	**.00013**
Stddev	.00025	.0226	.00250	.00028	.00012	.00000	.00057	.054	.00019
%RSD	70.670	.50855	56.314	5.9831	.36553	1.8303	66.790	.34559	149.74
#1	.00052	4.4589	.00267	.00442	.03391	.00025	-.00126	15.453	.00026
#2	.00017	4.4270	.00621	.00481	.03374	.00025	-.00045	15.529	-.00001
Check ?	Chk Pass	Chk Pass	Chk Pass	Chk Pass	Chk Pass	Chk Pass	Chk Pass	Chk Pass	Chk Pass
High Limit									
Low Limit									

Elem	Co2286	Cr2055	Cu3247	Fe2599	K_7664	Li6707	Mg2790	Mn2576	Mo2020
Line	228.616 {447}	205.552 {464}	324.754 {104}	259.940 {130}	766.490 { 44}	670.784 { 50}	279.079 {121}2	257.610 {131}	202.030 {467}
Units	ppm	ppm	ppm	ppm	ppm	ppm	ppm	ppm	ppm
Avg	**.00169**	**.00407**	**.00570**	**4.1469**	**1.1489**	**.00176**	**1.5015**	**.09545**	**.00023**
Stddev	.00028	.00011	.00012	.0195	.0430	.00111	.0034	.00013	.00005
%RSD	16.419	2.5804	2.0266	.46986	3.7432	62.843	.22635	.13446	22.012
#1	.00149	.00415	.00562	4.1331	1.1793	.00255	1.5039	.09554	.00027
#2	.00188	.00400	.00578	4.1606	1.1185	.00098	1.4991	.09536	.00019
Check ?	Chk Pass	Chk Pass	Chk Pass	Chk Pass	Chk Pass	Chk Pass	Chk Pass	Chk Pass	Chk Pass
High Limit									
Low Limit									

Elem	Na5895	Ni2316	P_1782	Pb2203	S_1820	Sb2068	Se1960	Si2881	Sn1899
Line	589.592 { 57}	231.604 {446}	178.284 {489}	220.353 {453}	182.034 {485}	206.833 {463}	196.090 {472}	288.158 {117}	189.989 {477}
Units	ppm	ppm	ppm	ppm	ppm	ppm	ppm	ppm	ppm
Avg	**.00049**	**.00360**	**.14057**	**.00607**	**.09252**	**-.00005**	**-.00107**	**.12190**	**-.00027**
Stddev	.01438	.00016	.00087	.00034	.00042	.00052	.00239	.00752	.00102
%RSD	2953.0	4.4514	.62225	5.6581	.45320	1022.1	223.63	6.1672	373.65
#1	-.00968	.00371	.13995	.00582	.09223	-.00042	-.00276	.12722	.00045
#2	.01066	.00349	.14119	.00631	.09282	.00032	.00062	.11659	-.00100
Check ?	Chk Pass	Chk Pass	Chk Pass	Chk Pass	None	Chk Pass	Chk Pass	Chk Pass	Chk Pass
High Limit									
Low Limit									

Elem	Sr4077	Th2837	Ti3349	Tl1908	U_3701	V_2924	Zn2062	Zr3391
Line	407.771 { 83}	283.730 {119}	334.904 {101}	190.856 {477}	370.152 { 91}	292.402 {115}	206.200 {163}	339.198 { 99}
Units	ppm	ppm	ppm	ppm	ppm	ppm	ppm	ppm
Avg	**.02799**	**.00109**	**.06501**	**.00041**	**-.01932**	**.00558**	**.01898**	**.00258**
Stddev	.00005	.00155	.00010	.00025	.01428	.00005	.00071	.00223
%RSD	.17987	142.27	.15269	60.600	73.878	.87727	3.7447	86.637
#1	.02795	.00218	.06494	.00023	-.02942	.00554	.01848	.00100
#2	.02802	-.00001	.06508	.00059	-.00923	.00561	.01949	.00415
Check ?	Chk Pass	Chk Pass	Chk Pass	Chk Pass	Chk Pass	Chk Pass	Chk Pass	Chk Pass
High Limit								
Low Limit								

Int. Std.	Y_2243	Y_3600	Y_3774
Line	224.306 {450}	360.073 { 94}	377.433 { 89}
Units	Cts/S	Cts/S	Cts/S
Avg	**6863.6**	**91495.**	**5854.2**
Stddev	18.1	351.	8.2
%RSD	.26326	.38318	.13935
#1	6876.4	91248.	5860.0
#2	6850.8	91743.	5848.4

Sample Name: CCVH-2058327 Acquired: 5/21/2013 13:13:49 Type: QC
Method: 6500_026(v10) Mode: CONC Corr. Factor: 1.000000
User: bowenh Custom ID1: Custom ID2: Custom ID3:
Comment:

Elem	Ag3280	Al3092	As1890	B_2089	Ba4554	Be3130	Bi2230	Ca3179	Cd2288	Co2286	Cr2055	Cu3247	Fe2714
Units	ppm	ppm	ppm	ppm	ppm	ppm	ppm	ppm	ppm	ppm	ppm	ppm	ppm
Avg	**.00252**	**49.355**	**.00136**	**.00355**	**.00019**	**-.00006**	**.99017**	**.00259**	**-.00077**	**.00199**	**-.00027**	**.00132**	**49.652**
Stddev	.00002	.189	.00028	.00026	.00026	.00003	.00399	.00046	.00008	.00026	.00005	.00054	.015
%RSD	.74670	.38252	20.689	7.1991	136.86	39.805	.40327	17.737	10.261	13.166	20.265	40.882	.03021
#1	.00254	49.488	.00155	.00337	.00038	-.00008	.98734	.00227	-.00082	.00217	-.00023	.00171	49.642
#2	.00251	49.221	.00116	.00373	.00001	-.00005	.99299	.00292	-.00071	.00180	-.00031	.00094	49.663
Check ?	None	Chk Pass	None	None	None	None	Chk Pass	None	None	None	None	None	Chk Pass
Value													
Range													

Elem	K_7664	Li6707	Mg2790	Mn2576	Mo2020	Na8183	Ni2316	P_1782	Pb2203	S_1820	Sb2068	Se1960	Si2881
Units	ppm	ppm	ppm	ppm	ppm	ppm	ppm	ppm	ppm	ppm	ppm	ppm	ppm
Avg	**-.07017**	**.00012**	**-.00466**	**-.00060**	**-.00179**	**244.06**	**.00086**	**.00451**	**.00042**	**4.8903**	**-.00054**	**.00263**	**.00972**
Stddev	.04072	.00010	.00286	.00006	.00008	.72	.00047	.00164	.00161	.0005	.00025	.00134	.01044
%RSD	58.035	83.040	61.259	9.3311	4.2439	.29488	54.361	36.287	384.20	.00996	46.783	51.207	107.44
#1	-.09897	.00018	-.00264	-.00056	-.00173	244.57	.00053	.00567	.00156	4.8906	-.00072	.00358	.00233
#2	-.04138	.00005	-.00668	-.00064	-.00184	243.56	.00120	.00335	-.00072	4.8900	-.00036	.00168	.01710
Check ?	None	None	None	None	None	Chk Pass	None	None	None	None	None	None	None
Value													
Range													

Elem	Sn1899	Sr4077	Th2837	Ti3349	Tl1908	U_3701	V_2924	Zn2062	Zr3391
Units	ppm	ppm	ppm	ppm	ppm	ppm	ppm	ppm	ppm
Avg	**.00005**	**.00016**	**4.9696**	**.00227**	**-.00052**	**9.8792**	**-.00052**	**.00309**	**-.02809**
Stddev	.00019	.00001	.0602	.00003	.00065	.1620	.00011	.00005	.00807
%RSD	424.41	8.7561	1.2121	1.3578	125.76	1.6394	20.489	1.5805	28.732
#1	.00018	.00017	5.0122	.00229	-.00006	9.9937	-.00060	.00305	-.03380
#2	-.00009	.00015	4.9270	.00225	-.00098	9.7647	-.00045	.00312	-.02239
Check ?	None	None	Chk Pass	None	None	Chk Pass	None	None	None
Value									
Range									

Int. Std.	Y_2243	Y_3600	Y_3774
Units	Cts/S	Cts/S	Cts/S
Avg	**6616.3**	**89424.**	**5740.6**
Stddev	6.9	555.	3.6
%RSD	.10478	.62115	.06285
#1	6621.2	89031.	5743.2
#2	6611.4	89816.	5738.1

Sample Name: CCV-2058325 Acquired: 5/21/2013 13:16:18 Type: QC
Method: 6500_026(v10) Mode: CONC Corr. Factor: 1.000000
User: bowenh Custom ID1: Custom ID2: Custom ID3:
Comment:

Elem	Ag3280	Al1670	As1890	B_2089	Ba4554	Be3130	Bi2230	Ca3179	Cd2288	Co2286	Cr2055	Cu3247	Fe2599
Units	ppm	ppm	ppm	ppm	ppm	ppm	ppm	ppm	ppm	ppm	ppm	ppm	ppm
Avg	**.49849**	**.49425**	**.97449**	**.48352**	**.49696**	**.47935**	**.00012**	**4.9843**	**.49979**	**.50641**	**.49299**	**.48118**	**2.4730**
Stddev	.00794	.00120	.00067	.00055	.00180	.00174	.00043	.0082	.00127	.00070	.00074	.00724	.0015
%RSD	1.5924	.24325	.06841	.11312	.36320	.36310	351.37	.16407	.25429	.13870	.14937	1.5041	.06126
#1	.49288	.49510	.97402	.48390	.49823	.48058	.00043	4.9901	.50069	.50690	.49351	.47607	2.4719
#2	.50411	.49340	.97496	.48313	.49568	.47812	-.00018	4.9785	.49889	.50591	.49247	.48630	2.4741
Check ?	Chk Pass	Chk Pass	Chk Pass	Chk Pass	Chk Pass	Chk Pass	None	Chk Pass	Chk Pass	Chk Pass	Chk Pass	Chk Pass	Chk Pass
Value													
Range													

Elem	K_7664	Li6707	Mg2790	Mn2576	Mo2020	Na5895	Ni2316	P_1782	Pb2203	S_1820	Sb2068	Se1960	Si2881
Units	ppm	ppm	ppm	ppm	ppm	ppm	ppm	ppm	ppm	ppm	ppm	ppm	ppm
Avg	**49.335**	**.98854**	**19.398**	**.49096**	**.49111**	**4.9153**	**.49919**	**.95454**	**1.0133**	**-.00202**	**.99356**	**.96742**	**4.8952**
Stddev	.311	.00025	.302	.00806	.00123	.0235	.00001	.00330	.0035	.00141	.00371	.00382	.0077
%RSD	.63133	.02516	1.5567	1.6421	.25085	.47786	.00289	.34535	.34568	70.065	.37348	.39504	.15747
#1	49.555	.98836	19.184	.48526	.49198	4.9319	.49920	.95687	1.0158	-.00102	.99619	.97012	4.9006
#2	49.115	.98871	19.611	.49666	.49024	4.8987	.49918	.95221	1.0108	-.00302	.99094	.96471	4.8897
Check ?	Chk Pass	Chk Pass	Chk Pass	Chk Pass	Chk Pass	Chk Pass	Chk Pass	Chk Pass	Chk Pass	None	Chk Pass	Chk Pass	Chk Pass
Value													
Range													

Elem	Sn1899	Sr4077	Th2837	Ti3349	Tl1908	U_3701	V_2924	Zn2062	Zr3391
Units	ppm	ppm	ppm	ppm	ppm	ppm	ppm	ppm	ppm
Avg	**.98858**	**.48292**	**.00090**	**.49344**	**1.0131**	**-.01257**	**.47992**	**.49003**	**.49689**
Stddev	.00559	.00239	.00086	.00884	.0004	.00453	.00667	.00762	.00046
%RSD	.56573	.49396	96.111	1.7905	.04162	36.011	1.3905	1.5553	.09232
#1	.99254	.48461	.00151	.48720	1.0128	-.00937	.47521	.48464	.49722
#2	.98463	.48124	.00029	.49969	1.0134	-.01577	.48464	.49542	.49657
Check ?	Chk Pass	Chk Pass	None	Chk Pass	Chk Pass	None	Chk Pass	Chk Pass	Chk Pass
Value									
Range									

Int. Std.	Y_2243	Y_3600	Y_3774
Units	Cts/S	Cts/S	Cts/S
Avg	**6786.7**	**92412.**	**5794.7**
Stddev	8.9	1127.	12.8
%RSD	.13179	1.2192	.22101
#1	6780.3	93209.	5785.6
#2	6793.0	91616.	5803.7

Sample Name: CCB Acquired: 5/21/2013 13:18:32 Type: QC
Method: 6500_026(v10) Mode: CONC Corr. Factor: 1.000000
User: bowenh Custom ID1: Custom ID2: Custom ID3:
Comment:

Elem	Ag3280	Al1670	As1890	B_2089	Ba4554	Be3130	Bi2230	Ca3179	Cd2288	Co2286	Cr2055
Units	ppm	ppm	ppm	ppm	ppm	ppm	ppm	ppm	ppm	ppm	ppm
Avg	**.00013**	**-.00050**	**.00191**	W **.00247**	**-.00008**	**-.00003**	**-.00085**	**-.00278**	**.00006**	**.00018**	**-.00003**
Stddev	.00012	.00003	.00247	.00021	.00012	.00009	.00075	.00411	.00006	.00001	.00002
%RSD	94.446	5.4679	129.32	8.6079	157.79	281.95	87.577	147.83	97.412	4.2249	73.445
#1	.00022	-.00048	.00016	.00232	.00001	-.00010	-.00033	.00013	.00010	.00018	-.00004
#2	.00004	-.00052	.00366	.00262	-.00016	.00003	-.00138	-.00569	.00002	.00019	-.00001
Check ?	Chk Pass	Chk Pass	Chk Pass	Chk Warn	Chk Pass	Chk Pass	None	Chk Pass	Chk Pass	Chk Pass	Chk Pass
High Limit				.00156							
Low Limit				-.00156							

Elem	Cu3247	Fe2599	K_7664	Li6707	Mg2790	Mn2576	Mo2020	Na5895	Ni2316	P_1782	Pb2203
Units	ppm	ppm	ppm	ppm	ppm	ppm	ppm	ppm	ppm	ppm	ppm
Avg	**-.00114**	**.00310**	**-.02710**	**-.00074**	**.00208**	**.00020**	**.00030**	**-.00779**	**-.00021**	**.00200**	**-.00071**
Stddev	.00006	.00082	.04546	.00090	.00073	.00007	.00005	.00677	.00062	.00040	.00103
%RSD	5.1090	26.304	167.76	120.88	35.155	33.206	15.270	86.952	299.52	19.860	145.14
#1	-.00110	.00253	.00505	-.00011	.00156	.00015	.00034	-.01258	.00023	.00172	-.00143
#2	-.00118	.00368	-.05925	-.00138	.00259	.00024	.00027	-.00300	-.00064	.00228	.00002
Check ?	Chk Pass	Chk Pass	Chk Pass	Chk Pass	Chk Pass	Chk Pass	Chk Pass	Chk Pass	Chk Pass	Chk Pass	Chk Pass
High Limit											
Low Limit											

Elem	S_1820	Sb2068	Se1960	Si2881	Sn1899	Sr4077	Th2837	Ti3349	Tl1908	U_3701	V_2924
Units	ppm	ppm	ppm	ppm	ppm	ppm	ppm	ppm	ppm	ppm	ppm
Avg	**.00138**	W **.00583**	**.00013**	**-.00618**	**-.00020**	**.00000**	**.00021**	**.00000**	**.00093**	**-.01292**	**.00018**
Stddev	.00071	.00183	.00001	.00685	.00029	.00001	.00068	.00016	.00047	.02684	.00029
%RSD	51.502	31.360	5.0093	110.79	143.38	233.91	323.36	6710.0	50.164	207.71	165.86
#1	.00088	.00454	.00012	-.00134	-.00040	-.00000	-.00027	-.00011	.00126	.00606	.00038
#2	.00189	.00713	.00013	-.01102	.00000	.00001	.00069	.00012	.00060	-.03190	-.00003
Check ?	None	Chk Warn	Chk Pass	Chk Pass	Chk Pass	Chk Pass	Chk Pass	Chk Pass	Chk Pass	Chk Pass	Chk Pass
High Limit		.00314									
Low Limit		-.00314									

Elem	Zn2062	Zr3391
Units	ppm	ppm
Avg	**.00264**	**-.00097**
Stddev	.00040	.00013
%RSD	15.082	13.664
#1	.00292	-.00088
#2	.00236	-.00106
Check ?	Chk Pass	Chk Pass
High Limit		
Low Limit		

Int. Std.	Y_2243	Y_3600	Y_3774
Units	Cts/S	Cts/S	Cts/S
Avg	**6766.7**	**92043.**	**5782.2**
Stddev	3.9	141.	6.4
%RSD	.05816	.15347	.11128
#1	6764.0	92143.	5777.6
#2	6769.5	91943.	5786.7

Sample Name: CCVL2062912 Acquired: 5/21/2013 13:21:02 Type: QC
Method: 6500_026(v10) Mode: CONC Corr. Factor: 1.000000
User: bowenh Custom ID1: Custom ID2: Custom ID3:
Comment:

Elem	Ag3280	Al1670	As1890	B_2089	Ba4554	Be3130	Bi2230	Ca3179	Cd2288	Co2286	Cr2055	Cu3247	Fe2599
Units	ppm	ppm	ppm	ppm	ppm	ppm	ppm	ppm	ppm	ppm	ppm	ppm	ppm
Avg	**.01054**	**.10534**	**.01507**	**.09851**	**.01032**	**.00096**	**.11019**	**.21180**	**.00545**	**.01094**	**.01035**	**.01505**	**.10402**
Stddev	.00050	.00002	.00089	.00019	.00060	.00009	.00175	.00226	.00007	.00005	.00007	.00015	.00104
%RSD	4.7309	.01809	5.9025	.19156	5.8466	9.4555	1.5913	1.0688	1.2323	.44915	.70672	1.0194	1.0038
#1	.01018	.10533	.01570	.09864	.01074	.00090	.10895	.21340	.00550	.01091	.01030	.01494	.10476
#2	.01089	.10536	.01444	.09838	.00989	.00103	.11143	.21020	.00541	.01098	.01040	.01516	.10328
Check ?	Chk Pass	Chk Pass	Chk Pass	Chk Pass	Chk Pass	Chk Pass	Chk Pass	Chk Pass	Chk Pass	Chk Pass	Chk Pass	Chk Pass	Chk Pass
Value													
Range													

Elem	K_7664	Li6707	Mg2790	Mn2576	Mo2020	Na5895	Ni2316	P_1782	Pb2203	S_1820	Sb2068	Se1960	Si2881
Units	ppm	ppm	ppm	ppm	ppm	ppm	ppm	ppm	ppm	ppm	ppm	ppm	ppm
Avg	**3.1266**	**.00893**	**.21291**	**.01072**	**.02063**	**1.0301**	**.04258**	**2.8750**	**.00992**	**-.00047**	**.01132**	**.01503**	**.51110**
Stddev	.0664	.00041	.00170	.00002	.00019	.0135	.00027	.0054	.00101	.00072	.00014	.00115	.00998
%RSD	2.1225	4.5841	.79766	.20127	.92154	1.3142	.64097	.18688	10.144	154.01	1.2601	7.6653	1.9518
#1	3.0796	.00864	.21411	.01070	.02050	1.0205	.04277	2.8712	.01063	-.00097	.01142	.01421	.50404
#2	3.1735	.00922	.21171	.01073	.02076	1.0397	.04238	2.8788	.00921	.00004	.01122	.01584	.51815
Check ?	Chk Pass	Chk Pass	Chk Pass	Chk Pass	Chk Pass	Chk Pass	Chk Pass	Chk Pass	Chk Pass	None	Chk Pass	Chk Pass	Chk Pass
Value													
Range													

Elem	Sn1899	Sr4077	Th2837	Ti3349	Tl1908	U_3701	V_2924	Zn2062	Zr3391
Units	ppm	ppm	ppm	ppm	ppm	ppm	ppm	ppm	ppm
Avg	**.10197**	**.01022**	**.01626**	**.01023**	**.01688**	**.05274**	**.01013**	**.02317**	**.01337**
Stddev	.00129	.00009	.00045	.00024	.00002	.01075	.00025	.00034	.00083
%RSD	1.2678	.83916	2.7475	2.3845	.14451	20.384	2.4797	1.4672	6.1811
#1	.10105	.01016	.01595	.01006	.01690	.06034	.01031	.02341	.01395
#2	.10288	.01029	.01658	.01041	.01687	.04514	.00995	.02292	.01278
Check ?	Chk Pass	Chk Pass	Chk Pass	Chk Pass	Chk Pass	Chk Pass	Chk Pass	Chk Pass	Chk Pass
Value									
Range									

Int. Std.	Y_2243	Y_3600	Y_3774
Units	Cts/S	Cts/S	Cts/S
Avg	**6678.9**	**91176.**	**5748.7**
Stddev	4.1	89.	24.6
%RSD	.06089	.09713	.42867
#1	6676.0	91239.	5766.1
#2	6681.8	91113.	5731.2

Sample Name: MB 280-173665/1-A Acquired: 5/21/2013 13:23:27 Type: Unk
Method: 6500_026(v10) Mode: CONC Corr. Factor: 1.000000
User: bowenh Custom ID1: q4 Custom ID2: Custom ID3:
Comment: 173665 6010c

Elem	Ag3280	Al1670	As1890	B_2089	Ba4554	Be3130	Bi2230	Ca3179	Cd2288
Line	328.068 {103}	167.079 {502}	189.042 {478}	208.959 {461}	455.403 { 74}	313.042 {108}	223.061 {451}	317.933 {106}	228.802 {447}
Units	ppm	ppm	ppm	ppm	ppm	ppm	ppm	ppm	ppm
Avg	**.00013**	**.01760**	**.00095**	F **.02208**	**.00044**	**-.00007**	**-.00172**	**.07664**	**.00026**
Stddev	.00086	.00016	.00268	.00021	.00048	.00004	.00188	.00512	.00015
%RSD	678.10	.90645	283.03	.93516	108.98	56.524	108.89	6.6852	58.695
#1	.00073	.01749	.00285	.02223	.00010	-.00010	-.00040	.07302	.00037
#2	-.00048	.01771	-.00095	.02193	.00079	-.00004	-.00305	.08026	.00015
Check ?	Chk Pass	Chk Pass	Chk Pass	Chk Fail	Chk Pass	Chk Pass	Chk Pass	Chk Pass	Chk Pass
High Limit				.01000					
Low Limit				-.01000					

Elem	Co2286	Cr2055	Cu3247	Fe2599	K_7664	Li6707	Mg2790	Mn2576	Mo2020
Line	228.616 {447}	205.552 {464}	324.754 {104}	259.940 {130}	766.490 { 44}	670.784 { 50}	279.079 {121}2	257.610 {131}	202.030 {467}
Units	ppm	ppm	ppm	ppm	ppm	ppm	ppm	ppm	ppm
Avg	**.00004**	**.00010**	**.00047**	W **.04098**	**.06013**	**.00008**	**.01626**	**.00127**	**.00003**
Stddev	.00012	.00023	.00031	.00026	.03125	.00052	.00240	.00003	.00006
%RSD	259.74	226.71	64.900	.63192	51.969	685.32	14.732	2.4684	235.39
#1	.00013	.00027	.00069	.04080	.03803	-.00029	.01795	.00129	-.00002
#2	-.00004	-.00006	.00025	.04117	.08222	.00044	.01457	.00124	.00007
Check ?	Chk Pass	Chk Pass	Chk Pass	Chk Warn	Chk Pass	Chk Pass	Chk Pass	Chk Pass	Chk Pass
High Limit				.03000					
Low Limit				-.05000					

Elem	Na5895	Ni2316	P_1782	Pb2203	S_1820	Sb2068	Se1960	Si2881	Sn1899
Line	589.592 { 57}	231.604 {446}	178.284 {489}	220.353 {453}	182.034 {485}	206.833 {463}	196.090 {472}	288.158 {117}	189.989 {477}
Units	ppm	ppm	ppm	ppm	ppm	ppm	ppm	ppm	ppm
Avg	**.22579**	**-.00002**	F **.09153**	**.00073**	**.03032**	**.00105**	**.00067**	W **.08701**	**.00687**
Stddev	.00889	.00030	.00153	.00082	.00234	.00076	.00386	.00932	.00056
%RSD	3.9357	1385.7	1.6721	112.44	7.7267	72.537	576.81	10.712	8.2043
#1	.23208	.00019	.09262	.00015	.02866	.00159	-.00206	.09361	.00727
#2	.21951	-.00024	.09045	.00132	.03197	.00051	.00340	.08042	.00647
Check ?	Chk Pass	Chk Pass	Chk Fail	Chk Pass	None	Chk Pass	Chk Pass	Chk Warn	Chk Pass
High Limit			.01000					.05000	
Low Limit			-.01000					-.05000	

Elem	Sr4077	Th2837	Ti3349	Tl1908	U_3701	V_2924	Zn2062	Zr3391
Line	407.771 { 83}	283.730 {119}	334.904 {101}	190.856 {477}	370.152 { 91}	292.402 {115}	206.200 {163}	339.198 { 99}
Units	ppm	ppm	ppm	ppm	ppm	ppm	ppm	ppm
Avg	**.00023**	**.00027**	**-.00003**	**.00132**	**-.00885**	**-.00004**	**.00341**	**.00003**
Stddev	.00004	.00032	.00011	.00093	.00570	.00027	.00033	.00205
%RSD	18.173	120.96	323.04	69.975	64.461	639.54	9.6014	6924.4
#1	.00020	.00049	.00004	.00198	-.01288	.00015	.00364	.00148
#2	.00026	.00004	-.00011	.00067	-.00482	-.00023	.00318	-.00142
Check ?	Chk Pass	Chk Pass	Chk Pass	Chk Pass	Chk Pass	Chk Pass	Chk Pass	Chk Pass
High Limit								
Low Limit								

Int. Std.	Y_2243	Y_3600	Y_3774
Line	224.306 {450}	360.073 { 94}	377.433 { 89}
Units	Cts/S	Cts/S	Cts/S
Avg	**6850.2**	**93190.**	**5865.5**
Stddev	10.0	260.	3.5
%RSD	.14612	.27941	.05937
#1	6857.2	93006.	5867.9
#2	6843.1	93374.	5863.0

Sample Name: LCS 280-173665/2-A Acquired: 5/21/2013 13:25:58 Type: Unk
Method: 6500_026(v10) Mode: CONC Corr. Factor: 1.000000
User: bowenh Custom ID1: q4 Custom ID2: Custom ID3:
Comment: 173665 6010c

Elem	Ag3280	Al1670	As1890	B_2089	Ba4554	Be3130	Bi2230	Ca3179	Cd2288
Line	328.068 {103}	167.079 {502}	189.042 {478}	208.959 {461}	455.403 { 74}	313.042 {108}	223.061 {451}	317.933 {106}	228.802 {447}
Units	ppm	ppm	ppm	ppm	ppm	ppm	ppm	ppm	ppm
Avg	**.05070**	**1.8705**	**.92570**	**1.0628**	**1.9256**	**.04620**	**1.9636**	**47.106**	**.09822**
Stddev	.00013	.0014	.00513	.0011	.0019	.00008	.0017	.010	.00013
%RSD	.25708	.07493	.55381	.10525	.09743	.18386	.08828	.02181	.12844
#1	.05061	1.8715	.92208	1.0636	1.9242	.04614	1.9648	47.113	.09813
#2	.05079	1.8695	.92933	1.0620	1.9269	.04626	1.9624	47.098	.09831
Check ?	Chk Pass	Chk Pass	Chk Pass	Chk Pass	Chk Pass	Chk Pass	Chk Pass	Chk Pass	Chk Pass
High Limit									
Low Limit									

Elem	Co2286	Cr2055	Cu3247	Fe2599	K_7664	Li6707	Mg2790	Mn2576	Mo2020
Line	228.616 {447}	205.552 {464}	324.754 {104}	259.940 {130}	766.490 { 44}	670.784 { 50}	279.079 {121}2	257.610 {131}	202.030 {467}
Units	ppm	ppm	ppm	ppm	ppm	ppm	ppm	ppm	ppm
Avg	**.47808**	**.19069**	**.23624**	**.96552**	**47.481**	**.94913**	**46.266**	**.47230**	**.95111**
Stddev	.00011	.00014	.00002	.00206	.023	.00017	.054	.00072	.00094
%RSD	.02246	.07186	.00684	.21355	.04807	.01794	.11601	.15192	.09935
#1	.47816	.19059	.23623	.96697	47.497	.94901	46.304	.47280	.95178
#2	.47800	.19079	.23625	.96406	47.465	.94925	46.228	.47179	.95044
Check ?	Chk Pass	Chk Pass	Chk Pass	Chk Pass	Chk Pass	Chk Pass	Chk Pass	Chk Pass	Chk Pass
High Limit									
Low Limit									

Elem	Na8183	Ni2316	P_1782	Pb2203	S_1820	Sb2068	Se1960	Si2881	Sn1899
Line	818.326 { 41}	231.604 {446}	178.284 {489}	220.353 {453}	182.034 {485}	206.833 {463}	196.090 {472}	288.158 {117}	189.989 {477}
Units	ppm	ppm	ppm	ppm	ppm	ppm	ppm	ppm	ppm
Avg	**48.605**	**.47115**	**9.4344**	**.47695**	**.02092**	**.47994**	**1.8383**	**2.6046**	**1.8823**
Stddev	.556	.00001	.0002	.00105	.00020	.00053	.0033	.0100	.0024
%RSD	1.1435	.00280	.00174	.21915	.93471	.11009	.18082	.38508	.12568
#1	48.998	.47114	9.4345	.47622	.02105	.48032	1.8407	2.5976	1.8840
#2	48.212	.47116	9.4343	.47769	.02078	.47957	1.8360	2.6117	1.8807
Check ?	Chk Pass	Chk Pass	Chk Pass	Chk Pass	None	Chk Pass	Chk Pass	Chk Pass	Chk Pass
High Limit									
Low Limit									

Elem	Sr4077	Th2837	Ti3349	Tl1908	U_3701	V_2924	Zn2062	Zr3391
Line	407.771 { 83}	283.730 {119}	334.904 {101}	190.856 {477}	370.152 { 91}	292.402 {115}	206.200 {163}	339.198 { 99}
Units	ppm	ppm	ppm	ppm	ppm	ppm	ppm	ppm
Avg	**.92812**	**.96756**	**.96334**	**1.9100**	**1.9889**	**.47029**	**.46632**	**.47170**
Stddev	.00011	.00296	.00132	.0031	.0123	.00014	.00074	.00139
%RSD	.01200	.30580	.13692	.16103	.61594	.02923	.15851	.29477
#1	.92804	.96547	.96241	1.9122	1.9976	.47039	.46684	.47071
#2	.92820	.96965	.96427	1.9078	1.9803	.47019	.46580	.47268
Check ?	Chk Pass	Chk Pass	Chk Pass	Chk Pass	Chk Pass	Chk Pass	Chk Pass	Chk Pass
High Limit								
Low Limit								

Int. Std.	Y_2243	Y_3600	Y_3774
Line	224.306 {450}	360.073 { 94}	377.433 { 89}
Units	Cts/S	Cts/S	Cts/S
Avg	**6576.6**	**89373.**	**5813.0**
Stddev	12.6	351.	5.8
%RSD	.19179	.39298	.09924
#1	6567.7	89125.	5808.9
#2	6585.6	89622.	5817.1

Sample Name: 280-42043-A-1-A Acquired: 5/21/2013 13:28:11 Type: Unk
Method: 6500_026(v10) Mode: CONC Corr. Factor: 1.000000
User: bowenh Custom ID1: q4 Custom ID2: Custom ID3:
Comment: 173665 6010c

Elem	Ag3280	Al3092	As1890	B_2089	Ba4554	Be3130	Bi2230	Ca3179	Cd2288
Line	328.068 {103}	309.271 {109}	189.042 {478}	208.959 {461}	455.403 { 74}	313.042 {108}	223.061 {451}	317.933 {106}	228.802 {447}
Units	ppm	ppm	ppm	ppm	ppm	ppm	ppm	ppm	ppm
Avg	**.00075**	**65.394**	**.03720**	**.03029**	**.31271**	**.00283**	**-.00385**	W **821.35**	**.00404**
Stddev	.00075	.192	.00030	.00023	.00136	.00000	.00287	8.30	.00006
%RSD	99.840	.29360	.79456	.75769	.43367	.01594	74.665	1.0109	1.4825
#1	.00128	65.258	.03741	.03012	.31175	.00283	-.00588	815.48	.00400
#2	.00022	65.530	.03699	.03045	.31367	.00283	-.00182	827.22	.00408
Check ?	Chk Pass	Chk Pass	Chk Pass	Chk Pass	Chk Pass	Chk Pass	Chk Pass	Chk Warn	Chk Pass
High Limit								500.00	
Low Limit								-.05000	

Elem	Co2286	Cr2055	Cu3247	Fe2714	K_7664	Li6707	Mg2790	Mn2576	Mo2020
Line	228.616 {447}	205.552 {464}	324.754 {104}	271.441 {124}	766.490 { 44}	670.784 { 50}	279.079 {121}2	257.610 {131}	202.030 {467}
Units	ppm	ppm	ppm	ppm	ppm	ppm	ppm	ppm	ppm
Avg	**.05151**	**.11258**	**.42665**	**138.14**	**8.2296**	**.12661**	**41.506**	**6.1570**	**.00349**
Stddev	.00009	.00006	.00176	.14	.0615	.00089	.066	.0508	.00029
%RSD	.16602	.05159	.41163	.09774	.74739	.70129	.15958	.82544	8.4375
#1	.05157	.11262	.42789	138.24	8.1861	.12723	41.553	6.1210	.00370
#2	.05145	.11254	.42541	138.04	8.2731	.12598	41.459	6.1929	.00329
Check ?	Chk Pass	Chk Pass	Chk Pass	Chk Pass	Chk Pass	Chk Pass	Chk Pass	Chk Pass	Chk Pass
High Limit									
Low Limit									

Elem	Na5895	Ni2316	P_1782	Pb2203	S_1820	Sb2068	Se1960	Si2881	Sn1899
Line	589.592 { 57}	231.604 {446}	178.284 {489}	220.353 {453}	182.034 {485}	206.833 {463}	196.090 {472}	288.158 {117}	189.989 {477}
Units	ppm	ppm	ppm	ppm	ppm	ppm	ppm	ppm	ppm
Avg	**.92308**	**.13699**	**4.2343**	**.15001**	**3.9882**	**.00193**	**.00380**	**2.0206**	**.00773**
Stddev	.00333	.00002	.0067	.00015	.0010	.00006	.00039	.0265	.00021
%RSD	.36079	.01786	.15918	.09882	.02552	3.0839	10.238	1.3108	2.7565
#1	.92544	.13697	4.2391	.14990	3.9875	.00197	.00408	2.0393	.00758
#2	.92073	.13701	4.2295	.15011	3.9890	.00188	.00353	2.0019	.00788
Check ?	Chk Pass	Chk Pass	Chk Pass	Chk Pass	None	Chk Pass	Chk Pass	Chk Pass	Chk Pass
High Limit									
Low Limit									

Elem	Sr4077	Th2837	Ti3349	Tl1908	U_3701	V_2924	Zn2062	Zr3391
Line	407.771 { 83}	283.730 {119}	334.904 {101}	190.856 {477}	370.152 { 91}	292.402 {115}	206.200 {163}	339.198 { 99}
Units	ppm	ppm	ppm	ppm	ppm	ppm	ppm	ppm
Avg	**.78660**	**.03441**	**.40456**	**-.00575**	W **-.07638**	**.23509**	**.57858**	**.03032**
Stddev	.00188	.00404	.00502	.00134	.04346	.00084	.00000	.00011
%RSD	.23898	11.733	1.2413	23.333	56.903	.35926	.00003	.34842
#1	.78527	.03156	.40811	-.00480	-.04565	.23569	.57858	.03039
#2	.78793	.03727	.40101	-.00670	-.10711	.23449	.57857	.03024
Check ?	Chk Pass	Chk Pass	Chk Pass	Chk Pass	Chk Warn	Chk Pass	Chk Pass	Chk Pass
High Limit					45.000			
Low Limit					-.05000			

Int. Std.	Y_2243	Y_3600	Y_3774
Line	224.306 {450}	360.073 { 94}	377.433 { 89}
Units	Cts/S	Cts/S	Cts/S
Avg	**6817.7**	**91798.**	**6266.7**
Stddev	8.4	223.	3.9
%RSD	.12368	.24240	.06232
#1	6823.7	91956.	6269.5
#2	6811.8	91641.	6264.0

Sample Name: 280-42043-A-2-A Acquired: 5/21/2013 13:31:15 Type: Unk
Method: 6500_026(v10) Mode: CONC Corr. Factor: 1.000000
User: bowenh Custom ID1: q4 Custom ID2: Custom ID3:
Comment: 173665 6010c

Elem	Ag3280	Al3092	As1890	B_2089	Ba4554	Be3130	Bi2230	Ca3179	Cd2288
Line	328.068 {103}	309.271 {109}	189.042 {478}	208.959 {461}	455.403 { 74}	313.042 {108}	223.061 {451}	317.933 {106}	228.802 {447}
Units	ppm	ppm	ppm	ppm	ppm	ppm	ppm	ppm	ppm
Avg	**.00142**	**90.533**	**.04182**	**.02448**	**.39924**	**.00380**	**-.00284**	**204.59**	**.00210**
Stddev	.00070	.010	.00063	.00007	.00070	.00012	.00254	.26	.00010
%RSD	49.363	.01051	1.5068	.28287	.17504	3.2388	89.421	.12684	4.7992
#1	.00192	90.540	.04137	.02453	.39974	.00371	-.00105	204.77	.00203
#2	.00093	90.527	.04226	.02443	.39875	.00389	-.00464	204.40	.00217
Check ?	Chk Pass	Chk Pass	Chk Pass	Chk Pass	Chk Pass	Chk Pass	Chk Pass	Chk Pass	Chk Pass
High Limit									
Low Limit									

Elem	Co2286	Cr2055	Cu3247	Fe2714	K_7664	Li6707	Mg2790	Mn2576	Mo2020
Line	228.616 {447}	205.552 {464}	324.754 {104}	271.441 {124}	766.490 { 44}	670.784 { 50}	279.079 {121}2	257.610 {131}	202.030 {467}
Units	ppm	ppm	ppm	ppm	ppm	ppm	ppm	ppm	ppm
Avg	**.06481**	**.11712**	**.24741**	**199.25**	**8.9170**	**.16065**	**40.774**	W **11.287**	**.00382**
Stddev	.00023	.00039	.00022	.19	.0010	.00172	.021	.090	.00045
%RSD	.36165	.32904	.09075	.09732	.01157	1.0721	.05104	.80077	11.826
#1	.06498	.11739	.24757	199.39	8.9177	.15943	40.759	11.350	.00350
#2	.06465	.11685	.24725	199.11	8.9162	.16186	40.789	11.223	.00414
Check ?	Chk Pass	Chk Pass	Chk Pass	Chk Pass	Chk Pass	Chk Pass	Chk Pass	Chk Warn	Chk Pass
High Limit								10.000	
Low Limit								-.01000	

Elem	Na5895	Ni2316	P_1782	Pb2203	S_1820	Sb2068	Se1960	Si2881	Sn1899
Line	589.592 { 57}	231.604 {446}	178.284 {489}	220.353 {453}	182.034 {485}	206.833 {463}	196.090 {472}	288.158 {117}	189.989 {477}
Units	ppm	ppm	ppm	ppm	ppm	ppm	ppm	ppm	ppm
Avg	**.90215**	**.14167**	**5.0122**	**.06850**	**1.8376**	**-.00115**	**.00166**	**3.7561**	**.00674**
Stddev	.00086	.00028	.0003	.00050	.0003	.00048	.00060	.0046	.00053
%RSD	.09558	.19903	.00682	.72318	.01463	41.497	36.242	.12303	7.7948
#1	.90276	.14187	5.0120	.06815	1.8374	-.00081	.00208	3.7594	.00637
#2	.90154	.14147	5.0124	.06885	1.8378	-.00149	.00123	3.7528	.00711
Check ?	Chk Pass	Chk Pass	Chk Pass	Chk Pass	None	Chk Pass	Chk Pass	Chk Pass	Chk Pass
High Limit									
Low Limit									

Elem	Sr4077	Th2837	Ti3349	Tl1908	U_3701	V_2924	Zn2062	Zr3391
Line	407.771 { 83}	283.730 {119}	334.904 {101}	190.856 {477}	370.152 { 91}	292.402 {115}	206.200 {163}	339.198 { 99}
Units	ppm	ppm	ppm	ppm	ppm	ppm	ppm	ppm
Avg	**.29334**	**.05970**	**.73068**	**-.00949**	**-.04767**	**.17154**	**.47083**	**.05075**
Stddev	.00039	.00018	.00023	.00030	.03313	.00020	.00088	.00198
%RSD	.13208	.30307	.03108	3.1221	69.495	.11643	.18616	3.9089
#1	.29362	.05982	.73084	-.00928	-.02424	.17168	.47021	.04934
#2	.29307	.05957	.73052	-.00970	-.07109	.17140	.47145	.05215
Check ?	Chk Pass	Chk Pass	Chk Pass	Chk Pass	Chk Pass	Chk Pass	Chk Pass	Chk Pass
High Limit								
Low Limit								

Int. Std.	Y_2243	Y_3600	Y_3774
Line	224.306 {450}	360.073 { 94}	377.433 { 89}
Units	Cts/S	Cts/S	Cts/S
Avg	**7493.0**	**100920.**	**6660.2**
Stddev	3.9	62.	30.7
%RSD	.05254	.06111	.46051
#1	7490.2	100970.	6638.5
#2	7495.8	100880.	6681.9

Sample Name: 280-42043-A-3-A Acquired: 5/21/2013 13:33:40 Type: Unk
Method: 6500_026(v10) Mode: CONC Corr. Factor: 1.000000
User: bowenh Custom ID1: q4 Custom ID2: Custom ID3:
Comment: 173665 6010c

Elem	Ag3280	Al3092	As1890	B_2089	Ba4554	Be3130	Bi2230	Ca3179	Cd2288
Line	328.068 {103}	309.271 {109}	189.042 {478}	208.959 {461}	455.403 { 74}	313.042 {108}	223.061 {451}	317.933 {106}	228.802 {447}
Units	ppm	ppm	ppm	ppm	ppm	ppm	ppm	ppm	ppm
Avg	**.00185**	**76.076**	**.04016**	**.02064**	**.30460**	**.00332**	**.00034**	**39.021**	**.00147**
Stddev	.00037	.137	.00028	.00000	.00094	.00008	.00046	.065	.00000
%RSD	19.947	.17974	.69474	.00211	.30992	2.4668	135.92	.16683	.28661
#1	.00211	75.979	.03996	.02064	.30393	.00326	.00066	38.975	.00147
#2	.00159	76.172	.04036	.02064	.30526	.00338	.00001	39.067	.00146
Check ?	Chk Pass	Chk Pass	Chk Pass	Chk Pass	Chk Pass	Chk Pass	Chk Pass	Chk Pass	Chk Pass
High Limit									
Low Limit									

Elem	Co2286	Cr2055	Cu3247	Fe2714	K_7664	Li6707	Mg2790	Mn2576	Mo2020
Line	228.616 {447}	205.552 {464}	324.754 {104}	271.441 {124}	766.490 { 44}	670.784 { 50}	279.079 {121}2	257.610 {131}	202.030 {467}
Units	ppm	ppm	ppm	ppm	ppm	ppm	ppm	ppm	ppm
Avg	**.05559**	**.09594**	**.31490**	**188.62**	**8.5690**	**.13908**	**33.194**	W **10.632**	**.00349**
Stddev	.00021	.00001	.00046	1.15	.0499	.00002	.047	.066	.00012
%RSD	.37212	.00911	.14459	.60956	.58250	.01688	.14139	.61726	3.5119
#1	.05574	.09595	.31458	187.81	8.5337	.13906	33.160	10.678	.00340
#2	.05545	.09593	.31523	189.44	8.6043	.13909	33.227	10.585	.00357
Check ?	Chk Pass	Chk Pass	Chk Pass	Chk Pass	Chk Pass	Chk Pass	Chk Pass	Chk Warn	Chk Pass
High Limit								10.000	
Low Limit								-.01000	

Elem	Na5895	Ni2316	P_1782	Pb2203	S_1820	Sb2068	Se1960	Si2881	Sn1899
Line	589.592 { 57}	231.604 {446}	178.284 {489}	220.353 {453}	182.034 {485}	206.833 {463}	196.090 {472}	288.158 {117}	189.989 {477}
Units	ppm	ppm	ppm	ppm	ppm	ppm	ppm	ppm	ppm
Avg	**.61230**	**.13040**	**4.5181**	**.04724**	**.15806**	**-.00234**	**.00373**	**2.0252**	**.00527**
Stddev	.00675	.00006	.0065	.00022	.00035	.00014	.00107	.0020	.00012
%RSD	1.1031	.04766	.14332	.45656	.22332	5.8892	28.662	.10067	2.3089
#1	.60753	.13044	4.5136	.04739	.15781	-.00244	.00449	2.0237	.00536
#2	.61708	.13035	4.5227	.04709	.15831	-.00224	.00297	2.0266	.00519
Check ?	Chk Pass	Chk Pass	Chk Pass	Chk Pass	None	Chk Pass	Chk Pass	Chk Pass	Chk Pass
High Limit									
Low Limit									

Elem	Sr4077	Th2837	Ti3349	Tl1908	U_3701	V_2924	Zn2062	Zr3391
Line	407.771 { 83}	283.730 {119}	334.904 {101}	190.856 {477}	370.152 { 91}	292.402 {115}	206.200 {163}	339.198 { 99}
Units	ppm	ppm	ppm	ppm	ppm	ppm	ppm	ppm
Avg	**.07018**	**.04413**	**.52419**	**-.00909**	W **-.05254**	**.13167**	**.46613**	**.04440**
Stddev	.00006	.00047	.00060	.00075	.00307	.00001	.00113	.00127
%RSD	.08913	1.0658	.11419	8.2875	5.8374	.00471	.24317	2.8578
#1	.07022	.04380	.52377	-.00962	-.05471	.13168	.46533	.04530
#2	.07013	.04446	.52461	-.00855	-.05037	.13167	.46693	.04350
Check ?	Chk Pass	Chk Pass	Chk Pass	Chk Pass	Chk Warn	Chk Pass	Chk Pass	Chk Pass
High Limit					45.000			
Low Limit					-.05000			

Int. Std.	Y_2243	Y_3600	Y_3774
Line	224.306 {450}	360.073 { 94}	377.433 { 89}
Units	Cts/S	Cts/S	Cts/S
Avg	**7759.7**	**104890.**	**6782.0**
Stddev	7.7	136.	14.8
%RSD	.09983	.12928	.21785
#1	7754.2	104990.	6792.5
#2	7765.2	104790.	6771.6

Sample Name: 280-42043-A-4-A Acquired: 5/21/2013 13:36:05 Type: Unk
Method: 6500_026(v10) Mode: CONC Corr. Factor: 1.000000
User: bowenh Custom ID1: q4 Custom ID2: Custom ID3:
Comment: 173665 6010c

Elem	Ag3280	Al3092	As1890	B_2089	Ba4554	Be3130	Bi2230	Ca3179	Cd2288
Line	328.068 {103}	309.271 {109}	189.042 {478}	208.959 {461}	455.403 { 74}	313.042 {108}	223.061 {451}	317.933 {106}	228.802 {447}
Units	ppm	ppm	ppm	ppm	ppm	ppm	ppm	ppm	ppm
Avg	**.00109**	**72.557**	**.04045**	**.02063**	**.37615**	**.00281**	**-.00181**	**311.32**	**.00438**
Stddev	.00047	.184	.00013	.00031	.00041	.00005	.00069	1.66	.00023
%RSD	42.509	.25327	.31600	1.5209	.10897	1.6244	37.969	.53302	5.3494
#1	.00142	72.428	.04054	.02041	.37644	.00284	-.00132	310.14	.00422
#2	.00077	72.687	.04036	.02085	.37586	.00278	-.00229	312.49	.00455
Check ?	Chk Pass	Chk Pass	Chk Pass	Chk Pass	Chk Pass	Chk Pass	Chk Pass	Chk Pass	Chk Pass
High Limit									
Low Limit									

Elem	Co2286	Cr2055	Cu3247	Fe2714	K_7664	Li6707	Mg2790	Mn2576	Mo2020
Line	228.616 {447}	205.552 {464}	324.754 {104}	271.441 {124}	766.490 { 44}	670.784 { 50}	279.079 {121}2	257.610 {131}	202.030 {467}
Units	ppm	ppm	ppm	ppm	ppm	ppm	ppm	ppm	ppm
Avg	**.04909**	**.09009**	**.26874**	**152.89**	**7.2778**	**.12166**	**31.813**	**8.3077**	**.00437**
Stddev	.00054	.00080	.00123	.37	.0298	.00021	.077	.0554	.00005
%RSD	1.1057	.89111	.45713	.24150	.40934	.17459	.24353	.66735	1.2028
#1	.04870	.08952	.26961	152.63	7.2568	.12151	31.868	8.2685	.00433
#2	.04947	.09066	.26787	153.15	7.2989	.12181	31.758	8.3469	.00440
Check ?	Chk Pass	Chk Pass	Chk Pass	Chk Pass	Chk Pass	Chk Pass	Chk Pass	Chk Pass	Chk Pass
High Limit									
Low Limit									

Elem	Na5895	Ni2316	P_1782	Pb2203	S_1820	Sb2068	Se1960	Si2881	Sn1899
Line	589.592 { 57}	231.604 {446}	178.284 {489}	220.353 {453}	182.034 {485}	206.833 {463}	196.090 {472}	288.158 {117}	189.989 {477}
Units	ppm	ppm	ppm	ppm	ppm	ppm	ppm	ppm	ppm
Avg	**.70488**	**.10942**	**4.1183**	**.15774**	**3.6402**	**-.00144**	**.00366**	**1.7597**	**.00524**
Stddev	.00853	.00117	.0308	.00222	.0254	.00146	.00093	.0239	.00031
%RSD	1.2105	1.0692	.74703	1.4057	.69749	101.12	25.400	1.3553	5.8817
#1	.71092	.10859	4.0965	.15617	3.6222	-.00041	.00432	1.7429	.00502
#2	.69885	.11025	4.1400	.15931	3.6581	-.00247	.00300	1.7766	.00546
Check ?	Chk Pass	Chk Pass	Chk Pass	Chk Pass	None	Chk Pass	Chk Pass	Chk Pass	Chk Pass
High Limit									
Low Limit									

Elem	Sr4077	Th2837	Ti3349	Tl1908	U_3701	V_2924	Zn2062	Zr3391
Line	407.771 { 83}	283.730 {119}	334.904 {101}	190.856 {477}	370.152 { 91}	292.402 {115}	206.200 {163}	339.198 { 99}
Units	ppm	ppm	ppm	ppm	ppm	ppm	ppm	ppm
Avg	**.36982**	**.03397**	**.35683**	**-.00714**	**-.03094**	**.13371**	**.58477**	**.02779**
Stddev	.00089	.00122	.00149	.00149	.00183	.00036	.00043	.00231
%RSD	.24121	3.5971	.41804	20.835	5.9202	.27263	.07326	8.2995
#1	.36918	.03311	.35578	-.00609	-.03224	.13397	.58507	.02616
#2	.37045	.03484	.35789	-.00819	-.02965	.13345	.58447	.02942
Check ?	Chk Pass	Chk Pass	Chk Pass	Chk Pass	Chk Pass	Chk Pass	Chk Pass	Chk Pass
High Limit								
Low Limit								

Int. Std.	Y_2243	Y_3600	Y_3774
Line	224.306 {450}	360.073 { 94}	377.433 { 89}
Units	Cts/S	Cts/S	Cts/S
Avg	**7082.9**	**94859.**	**6263.3**
Stddev	25.4	121.	27.0
%RSD	.35798	.12798	.43034
#1	7100.8	94944.	6282.4
#2	7065.0	94773.	6244.2

Sample Name: 280-42043-A-5-A Acquired: 5/21/2013 13:38:36 Type: Unk
Method: 6500_026(v10) Mode: CONC Corr. Factor: 1.000000
User: bowenh Custom ID1: q4 Custom ID2: Custom ID3:
Comment: 173665 6010c

Elem	Ag3280	Al3092	As1890	B_2089	Ba4554	Be3130	Bi2230	Ca3179	Cd2288
Line	328.068 {103}	309.271 {109}	189.042 {478}	208.959 {461}	455.403 { 74}	313.042 {108}	223.061 {451}	317.933 {106}	228.802 {447}
Units	ppm	ppm	ppm	ppm	ppm	ppm	ppm	ppm	ppm
Avg	**.00130**	**76.246**	**.04006**	**.02732**	**.38423**	**.00328**	**-.00277**	**372.34**	**.00352**
Stddev	.00010	.596	.00103	.00001	.00259	.00003	.00194	.57	.00005
%RSD	7.3036	.78182	2.5812	.02571	.67534	1.0266	70.103	.15318	1.5477
#1	.00137	76.668	.04079	.02733	.38606	.00330	-.00414	371.94	.00356
#2	.00124	75.825	.03933	.02732	.38239	.00325	-.00140	372.75	.00348
Check ?	Chk Pass	Chk Pass	Chk Pass	Chk Pass	Chk Pass	Chk Pass	Chk Pass	Chk Pass	Chk Pass
High Limit									
Low Limit									

Elem	Co2286	Cr2055	Cu3247	Fe2714	K_7664	Li6707	Mg2790	Mn2576	Mo2020
Line	228.616 {447}	205.552 {464}	324.754 {104}	271.441 {124}	766.490 { 44}	670.784 { 50}	279.079 {121}2	257.610 {131}	202.030 {467}
Units	ppm	ppm	ppm	ppm	ppm	ppm	ppm	ppm	ppm
Avg	**.05187**	**.10802**	**.27230**	**169.64**	**8.4396**	**.12822**	**35.473**	**9.6065**	**.00492**
Stddev	.00013	.00033	.00032	.82	.0030	.00145	.018	.0412	.00003
%RSD	.24774	.30722	.11800	.48198	.03575	1.1300	.05213	.42852	.67533
#1	.05196	.10778	.27207	170.22	8.4374	.12925	35.486	9.5774	.00490
#2	.05178	.10825	.27252	169.07	8.4417	.12720	35.460	9.6356	.00495
Check ?	Chk Pass	Chk Pass	Chk Pass	Chk Pass	Chk Pass	Chk Pass	Chk Pass	Chk Pass	Chk Pass
High Limit									
Low Limit									

Elem	Na5895	Ni2316	P_1782	Pb2203	S_1820	Sb2068	Se1960	Si2881	Sn1899
Line	589.592 { 57}	231.604 {446}	178.284 {489}	220.353 {453}	182.034 {485}	206.833 {463}	196.090 {472}	288.158 {117}	189.989 {477}
Units	ppm	ppm	ppm	ppm	ppm	ppm	ppm	ppm	ppm
Avg	**.86880**	**.11681**	**4.1215**	**.20424**	**2.8356**	**-.00071**	**-.00377**	**3.2623**	**.00542**
Stddev	.00389	.00018	.0013	.00106	.0027	.00323	.00222	.0372	.00005
%RSD	.44751	.15414	.03133	.51826	.09618	455.51	58.795	1.1411	.98083
#1	.86605	.11668	4.1224	.20349	2.8337	.00157	-.00220	3.2887	.00546
#2	.87155	.11693	4.1206	.20498	2.8375	-.00299	-.00534	3.2360	.00538
Check ?	Chk Pass	Chk Pass	Chk Pass	Chk Pass	None	Chk Pass	Chk Pass	Chk Pass	Chk Pass
High Limit									
Low Limit									

Elem	Sr4077	Th2837	Ti3349	Tl1908	U_3701	V_2924	Zn2062	Zr3391
Line	407.771 { 83}	283.730 {119}	334.904 {101}	190.856 {477}	370.152 { 91}	292.402 {115}	206.200 {163}	339.198 { 99}
Units	ppm	ppm	ppm	ppm	ppm	ppm	ppm	ppm
Avg	**.44407**	**.03828**	**.60865**	**-.00846**	W **-.07914**	**.15644**	**.62978**	**.04174**
Stddev	.00382	.00183	.00195	.00007	.00917	.00001	.00072	.00058
%RSD	.85937	4.7934	.32017	.85545	11.583	.00437	.11441	1.3892
#1	.44677	.03698	.60727	-.00851	-.07266	.15644	.62927	.04133
#2	.44137	.03957	.61003	-.00841	-.08562	.15644	.63029	.04215
Check ?	Chk Pass	Chk Pass	Chk Pass	Chk Pass	Chk Warn	Chk Pass	Chk Pass	Chk Pass
High Limit					45.000			
Low Limit					-.05000			

Int. Std.	Y_2243	Y_3600	Y_3774
Line	224.306 {450}	360.073 { 94}	377.433 { 89}
Units	Cts/S	Cts/S	Cts/S
Avg	**7191.9**	**96105.**	**6451.3**
Stddev	7.5	70.	27.1
%RSD	.10452	.07233	.42052
#1	7186.6	96056.	6432.1
#2	7197.2	96154.	6470.4

Sample Name: 280-42043-A-6-A Acquired: 5/21/2013 13:41:06 Type: Unk
Method: 6500_026(v10) Mode: CONC Corr. Factor: 1.000000
User: bowenh Custom ID1: q4 Custom ID2: Custom ID3:
Comment: 173665 6010c

Elem	Ag3280	Al3092	As1890	B_2089	Ba4554	Be3130	Bi2230	Ca3179	Cd2288
Line	328.068 {103}	309.271 {109}	189.042 {478}	208.959 {461}	455.403 { 74}	313.042 {108}	223.061 {451}	317.933 {106}	228.802 {447}
Units	ppm	ppm	ppm	ppm	ppm	ppm	ppm	ppm	ppm
Avg	**.00161**	**87.619**	**.04906**	**.02185**	**.38109**	**.00358**	**-.00114**	**160.60**	**.00466**
Stddev	.00040	1.120	.00074	.00046	.00352	.00014	.00046	2.19	.00003
%RSD	24.936	1.2783	1.5078	2.1048	.92372	3.7937	40.268	1.3636	.59733
#1	.00190	86.827	.04854	.02153	.37860	.00348	-.00146	159.05	.00464
#2	.00133	88.411	.04958	.02218	.38358	.00367	-.00081	162.15	.00468
Check ?	Chk Pass	Chk Pass	Chk Pass	Chk Pass	Chk Pass	Chk Pass	Chk Pass	Chk Pass	Chk Pass
High Limit									
Low Limit									

Elem	Co2286	Cr2055	Cu3247	Fe2714	K_7664	Li6707	Mg2790	Mn2576	Mo2020
Line	228.616 {447}	205.552 {464}	324.754 {104}	271.441 {124}	766.490 { 44}	670.784 { 50}	279.079 {121}2	257.610 {131}	202.030 {467}
Units	ppm	ppm	ppm	ppm	ppm	ppm	ppm	ppm	ppm
Avg	**.05959**	**.12447**	**.38390**	**307.76**	**8.9849**	**.14158**	**34.878**	W **14.021**	**.00835**
Stddev	.00033	.00024	.00057	3.08	.1280	.00021	.001	.003	.00018
%RSD	.56197	.19494	.14925	.99982	1.4242	.14683	.00374	.02260	2.1086
#1	.05936	.12464	.38430	305.58	8.8944	.14173	34.877	14.023	.00847
#2	.05983	.12430	.38349	309.94	9.0754	.14143	34.879	14.018	.00822
Check ?	Chk Pass	Chk Pass	Chk Pass	Chk Pass	Chk Pass	Chk Pass	Chk Pass	Chk Warn	Chk Pass
High Limit								10.000	
Low Limit								-.01000	

Elem	Na5895	Ni2316	P_1782	Pb2203	S_1820	Sb2068	Se1960	Si2881	Sn1899
Line	589.592 { 57}	231.604 {446}	178.284 {489}	220.353 {453}	182.034 {485}	206.833 {463}	196.090 {472}	288.158 {117}	189.989 {477}
Units	ppm	ppm	ppm	ppm	ppm	ppm	ppm	ppm	ppm
Avg	**.68909**	**.14218**	**4.7158**	**.18492**	**.49943**	**-.00276**	**.00227**	**2.8915**	**.01086**
Stddev	.01527	.00001	.0101	.00070	.00139	.00087	.00052	.0811	.00011
%RSD	2.2161	.00525	.21376	.37684	.27899	31.374	22.854	2.8054	1.0010
#1	.67830	.14218	4.7229	.18541	.50042	-.00338	.00264	2.9489	.01078
#2	.69989	.14219	4.7087	.18443	.49845	-.00215	.00191	2.8342	.01093
Check ?	Chk Pass	Chk Pass	Chk Pass	Chk Pass	None	Chk Pass	Chk Pass	Chk Pass	Chk Pass
High Limit									
Low Limit									

Elem	Sr4077	Th2837	Ti3349	Tl1908	U_3701	V_2924	Zn2062	Zr3391
Line	407.771 { 83}	283.730 {119}	334.904 {101}	190.856 {477}	370.152 { 91}	292.402 {115}	206.200 {163}	339.198 { 99}
Units	ppm	ppm	ppm	ppm	ppm	ppm	ppm	ppm
Avg	**.18205**	**.05855**	**.44813**	W **-.01188**	**-.04661**	**.15917**	**2.0640**	**.05306**
Stddev	.00222	.00134	.00008	.00077	.00091	.00031	.0026	.00078
%RSD	1.2169	2.2838	.01874	6.4869	1.9580	.19363	.12561	1.4779
#1	.18048	.05949	.44807	-.01134	-.04726	.15938	2.0658	.05362
#2	.18361	.05760	.44819	-.01243	-.04597	.15895	2.0621	.05251
Check ?	Chk Pass	Chk Pass	Chk Pass	Chk Warn	Chk Pass	Chk Pass	Chk Pass	Chk Pass
High Limit				5.0000				
Low Limit				-.01000				

Int. Std.	Y_2243	Y_3600	Y_3774
Line	224.306 {450}	360.073 { 94}	377.433 { 89}
Units	Cts/S	Cts/S	Cts/S
Avg	**7510.4**	**101480.**	**6689.2**
Stddev	5.9	267.	83.2
%RSD	.07832	.26285	1.2432
#1	7506.3	101660.	6748.0
#2	7514.6	101290.	6630.4

Sample Name: CCVH-2058327 Acquired: 5/21/2013 13:43:36 Type: QC
Method: 6500_026(v10) Mode: CONC Corr. Factor: 1.000000
User: bowenh Custom ID1: Custom ID2: Custom ID3:
Comment:

Elem	Ag3280	Al3092	As1890	B_2089	Ba4554	Be3130	Bi2230	Ca3179	Cd2288	Co2286	Cr2055	Cu3247	Fe2714
Units	ppm	ppm	ppm	ppm	ppm	ppm	ppm	ppm	ppm	ppm	ppm	ppm	ppm
Avg	**.00180**	**49.955**	**-.00031**	**.00237**	**.00013**	**-.00006**	**.98857**	**.01761**	**-.00077**	**.00204**	**-.00018**	**.00114**	**50.143**
Stddev	.00011	.122	.00139	.00100	.00033	.00001	.00667	.00064	.00033	.00022	.00001	.00005	.022
%RSD	6.2000	.24498	443.74	42.148	247.68	10.023	.67421	3.6186	43.286	10.892	6.6386	4.4547	.04408
#1	.00188	50.042	-.00129	.00308	-.00010	-.00005	.99328	.01716	-.00054	.00220	-.00017	.00110	50.159
#2	.00172	49.869	.00067	.00166	.00037	-.00006	.98386	.01806	-.00101	.00188	-.00019	.00118	50.128
Check ?	None	Chk Pass	None	None	None	None	Chk Pass	None	None	None	None	None	Chk Pass
Value													
Range													

Elem	K_7664	Li6707	Mg2790	Mn2576	Mo2020	Na8183	Ni2316	P_1782	Pb2203	S_1820	Sb2068	Se1960	Si2881
Units	ppm	ppm	ppm	ppm	ppm	ppm	ppm	ppm	ppm	ppm	ppm	ppm	ppm
Avg	**.00034**	**-.00067**	**-.00417**	**.00004**	**-.00171**	**247.66**	**.00073**	**.00557**	**-.00050**	**4.8793**	**.00136**	**.00208**	**.01087**
Stddev	.00835	.00061	.00207	.00002	.00000	1.37	.00007	.00129	.00015	.0150	.00002	.00153	.00457
%RSD	2467.1	91.689	49.639	47.748	.12505	.55163	9.9123	23.170	30.324	.30849	1.8272	73.620	42.032
#1	-.00557	-.00023	-.00563	.00006	-.00170	248.63	.00078	.00648	-.00040	4.8900	.00138	.00100	.01410
#2	.00624	-.00110	-.00271	.00003	-.00171	246.69	.00068	.00466	-.00061	4.8687	.00134	.00317	.00764
Check ?	None	None	None	None	None	Chk Pass	None	None	None	None	None	None	None
Value													
Range													

Elem	Sn1899	Sr4077	Th2837	Ti3349	Tl1908	U_3701	V_2924	Zn2062	Zr3391
Units	ppm	ppm	ppm	ppm	ppm	ppm	ppm	ppm	ppm
Avg	**.00004**	**.00031**	**5.0387**	**.00233**	**-.00028**	**9.9201**	**.00003**	**.00336**	**-.03153**
Stddev	.00045	.00014	.0158	.00033	.00112	.0109	.00013	.00012	.00037
%RSD	1046.3	45.539	.31315	13.980	397.83	.11020	385.36	3.6559	1.1748
#1	.00036	.00041	5.0499	.00210	-.00107	9.9278	.00013	.00344	-.03179
#2	-.00027	.00021	5.0276	.00256	.00051	9.9124	-.00006	.00327	-.03127
Check ?	None	None	Chk Pass	None	None	Chk Pass	None	None	None
Value									
Range									

Int. Std.	Y_2243	Y_3600	Y_3774
Units	Cts/S	Cts/S	Cts/S
Avg	**6649.2**	**87484.**	**5670.2**
Stddev	34.2	19.	19.5
%RSD	.51370	.02134	.34326
#1	6625.0	87471.	5656.4
#2	6673.3	87497.	5684.0

Sample Name: CCV-2058325 Acquired: 5/21/2013 13:46:01 Type: QC
Method: 6500_026(v10) Mode: CONC Corr. Factor: 1.000000
User: bowenh Custom ID1: Custom ID2: Custom ID3:
Comment:

Elem	Ag3280	Al1670	As1890	B_2089	Ba4554	Be3130	Bi2230	Ca3179	Cd2288	Co2286	Cr2055	Cu3247	Fe2599
Units	ppm	ppm	ppm	ppm	ppm	ppm	ppm	ppm	ppm	ppm	ppm	ppm	ppm
Avg	**.51368**	**.50180**	**.98602**	**.48932**	**.49993**	**.47870**	**.00082**	**5.0062**	**.50831**	**.51259**	**.49785**	**.49434**	**2.4819**
Stddev	.00157	.00050	.00333	.00015	.00213	.00198	.00037	.0005	.00044	.00030	.00032	.00077	.0094
%RSD	.30546	.09993	.33751	.03066	.42638	.41453	45.134	.01032	.08661	.05947	.06484	.15591	.38047
#1	.51479	.50145	.98366	.48922	.50144	.48010	.00108	5.0066	.50800	.51237	.49762	.49489	2.4886
#2	.51257	.50216	.98837	.48943	.49843	.47730	.00056	5.0058	.50862	.51280	.49808	.49380	2.4753
Check ?	Chk Pass	Chk Pass	Chk Pass	Chk Pass	Chk Pass	Chk Pass	None	Chk Pass	Chk Pass	Chk Pass	Chk Pass	Chk Pass	Chk Pass
Value													
Range													

Elem	K_7664	Li6707	Mg2790	Mn2576	Mo2020	Na5895	Ni2316	P_1782	Pb2203	S_1820	Sb2068	Se1960	Si2881
Units	ppm	ppm	ppm	ppm	ppm	ppm	ppm	ppm	ppm	ppm	ppm	ppm	ppm
Avg	**49.643**	**.99218**	**19.911**	**.50272**	**.49687**	**4.8944**	**.50470**	**.96589**	**1.0265**	**.00035**	**1.0113**	**.98443**	**4.8948**
Stddev	.262	.00664	.010	.00033	.00078	.0382	.00007	.00469	.0023	.00286	.0001	.00055	.0056
%RSD	.52868	.66918	.05108	.06623	.15667	.78047	.01289	.48575	.22488	815.24	.01000	.05607	.11409
#1	49.829	.99687	19.918	.50248	.49632	4.9215	.50474	.96258	1.0248	.00237	1.0113	.98482	4.8987
#2	49.457	.98748	19.904	.50295	.49742	4.8674	.50465	.96921	1.0281	-.00167	1.0112	.98404	4.8908
Check ?	Chk Pass	Chk Pass	Chk Pass	Chk Pass	Chk Pass	Chk Pass	Chk Pass	Chk Pass	Chk Pass	None	Chk Pass	Chk Pass	Chk Pass
Value													
Range													

Elem	Sn1899	Sr4077	Th2837	Ti3349	Tl1908	U_3701	V_2924	Zn2062	Zr3391
Units	ppm	ppm	ppm	ppm	ppm	ppm	ppm	ppm	ppm
Avg	**1.0018**	**.48389**	**.00103**	**.50593**	**1.0276**	**-.02169**	**.49038**	**.50206**	**.50206**
Stddev	.0008	.00369	.00042	.00093	.0009	.00238	.00052	.00119	.00242
%RSD	.07709	.76198	40.549	.18398	.08870	10.997	.10567	.23777	.48225
#1	1.0012	.48650	.00073	.50527	1.0270	-.02000	.49001	.50121	.50378
#2	1.0023	.48128	.00132	.50658	1.0283	-.02337	.49075	.50290	.50035
Check ?	Chk Pass	Chk Pass	None	Chk Pass	Chk Pass	None	Chk Pass	Chk Pass	Chk Pass
Value									
Range									

Int. Std.	Y_2243	Y_3600	Y_3774
Units	Cts/S	Cts/S	Cts/S
Avg	**6757.9**	**91383.**	**5800.0**
Stddev	1.2	216.	48.9
%RSD	.01829	.23632	.84252
#1	6758.7	91536.	5765.5
#2	6757.0	91231.	5834.6

Sample Name: CCB Acquired: 5/21/2013 13:48:15 Type: QC
Method: 6500_026(v10) Mode: CONC Corr. Factor: 1.000000
User: bowenh Custom ID1: Custom ID2: Custom ID3:
Comment:

Elem	Ag3280	Al1670	As1890	B_2089	Ba4554	Be3130	Bi2230	Ca3179	Cd2288	Co2286	Cr2055
Units	ppm	ppm	ppm	ppm	ppm	ppm	ppm	ppm	ppm	ppm	ppm
Avg	**.00019**	**-.00010**	**.00163**	W **.00176**	**-.00054**	**.00000**	**-.00009**	**.00317**	**.00005**	**.00001**	**-.00009**
Stddev	.00029	.00030	.00220	.00035	.00004	.00001	.00081	.00126	.00005	.00017	.00003
%RSD	152.13	309.99	134.42	19.999	6.7538	242.94	871.34	39.713	90.575	1652.4	33.548
#1	.00039	.00012	.00008	.00201	-.00057	-.00000	.00048	.00406	.00002	.00013	-.00007
#2	-.00001	-.00031	.00319	.00151	-.00052	.00001	-.00066	.00228	.00008	-.00011	-.00011
Check ?	Chk Pass	Chk Pass	Chk Pass	Chk Warn	Chk Pass	Chk Pass	None	Chk Pass	Chk Pass	Chk Pass	Chk Pass
High Limit				.00156							
Low Limit				-.00156							

Elem	Cu3247	Fe2599	K_7664	Li6707	Mg2790	Mn2576	Mo2020	Na5895	Ni2316	P_1782	Pb2203
Units	ppm	ppm	ppm	ppm	ppm	ppm	ppm	ppm	ppm	ppm	ppm
Avg	**-.00048**	**.00226**	**-.02953**	**-.00141**	**.00059**	**.00021**	**.00020**	**-.01656**	**-.00022**	**.00045**	**-.00032**
Stddev	.00011	.00045	.04845	.00059	.00015	.00007	.00009	.01679	.00004	.00233	.00102
%RSD	22.863	19.835	164.11	41.564	25.011	33.834	42.977	101.43	17.310	522.78	318.24
#1	-.00055	.00194	.00474	-.00182	.00048	.00016	.00014	-.02843	-.00020	-.00120	.00040
#2	-.00040	.00257	-.06379	-.00099	.00069	.00026	.00026	-.00468	-.00025	.00210	-.00104
Check ?	Chk Pass	Chk Pass	Chk Pass	Chk Pass	Chk Pass	Chk Pass	Chk Pass	Chk Pass	Chk Pass	Chk Pass	Chk Pass
High Limit											
Low Limit											

Elem	S_1820	Sb2068	Se1960	Si2881	Sn1899	Sr4077	Th2837	Ti3349	Tl1908	U_3701	V_2924
Units	ppm	ppm	ppm	ppm	ppm	ppm	ppm	ppm	ppm	ppm	ppm
Avg	**.00215**	W **.00415**	**-.00129**	**-.00029**	**.00066**	**-.00009**	**.00073**	**-.00004**	**.00082**	**-.01389**	**-.00007**
Stddev	.00175	.00159	.00007	.00214	.00029	.00016	.00092	.00005	.00012	.03335	.00003
%RSD	81.574	38.388	5.7535	734.45	44.966	169.28	125.86	119.08	14.654	240.18	39.707
#1	.00091	.00303	-.00134	-.00180	.00045	.00002	.00139	-.00001	.00073	.00970	-.00009
#2	.00339	.00528	-.00124	.00122	.00086	-.00020	.00008	-.00007	.00090	-.03747	-.00005
Check ?	None	Chk Warn	Chk Pass	Chk Pass	Chk Pass	Chk Pass	Chk Pass	Chk Pass	Chk Pass	Chk Pass	Chk Pass
High Limit		.00314									
Low Limit		-.00314									

Elem	Zn2062	Zr3391
Units	ppm	ppm
Avg	**.00235**	**.00007**
Stddev	.00005	.00004
%RSD	2.3262	62.337
#1	.00231	.00004
#2	.00239	.00009
Check ?	Chk Pass	Chk Pass
High Limit		
Low Limit		

Int. Std.	Y_2243	Y_3600	Y_3774
Units	Cts/S	Cts/S	Cts/S
Avg	**6725.2**	**91036.**	**5727.7**
Stddev	3.2	76.	5.5
%RSD	.04798	.08300	.09676
#1	6722.9	90982.	5723.8
#2	6727.5	91089.	5731.7

Sample Name: CCVL2062912 Acquired: 5/21/2013 13:50:44 Type: QC
Method: 6500_026(v10) Mode: CONC Corr. Factor: 1.000000
User: bowenh Custom ID1: Custom ID2: Custom ID3:
Comment:

Elem	Ag3280	Al1670	As1890	B_2089	Ba4554	Be3130	Bi2230	Ca3179	Cd2288	Co2286	Cr2055
Units	ppm	ppm	ppm	ppm	ppm	ppm	ppm	ppm	ppm	ppm	ppm
Avg	**.01130**	**.10586**	**.01540**	**.09820**	**.01037**	**.00094**	**.11075**	**.23264**	**.00528**	**.01081**	**.01021**
Stddev	.00023	.00018	.00270	.00112	.00009	.00004	.00028	.00144	.00002	.00006	.00003
%RSD	2.0520	.17077	17.514	1.1411	.85299	3.9657	.25020	.61805	.40916	.57735	.28326
#1	.01146	.10599	.01350	.09899	.01031	.00097	.11094	.23366	.00530	.01086	.01023
#2	.01113	.10573	.01731	.09741	.01043	.00092	.11055	.23162	.00527	.01077	.01019
Check ?	Chk Pass	Chk Pass	Chk Pass	Chk Pass	Chk Pass	Chk Pass	Chk Pass	Chk Pass	Chk Pass	Chk Pass	Chk Pass
Value											
Range											

Elem	Cu3247	Fe2599	K_7664	Li6707	Mg2790	Mn2576	Mo2020	Na5895	Ni2316	P_1782	Pb2203
Units	ppm	ppm	ppm	ppm	ppm	ppm	ppm	ppm	ppm	ppm	ppm
Avg	**.01485**	**.11814**	**3.0941**	**.00907**	**.21037**	**.01065**	**.02039**	**1.0248**	**.04188**	**2.8876**	**.00864**
Stddev	.00046	.00152	.0457	.00023	.00512	.00007	.00005	.0081	.00037	.0109	.00095
%RSD	3.0932	1.2897	1.4756	2.4915	2.4326	.64635	.26949	.79226	.87231	.37588	11.037
#1	.01517	.11706	3.1263	.00891	.21398	.01070	.02035	1.0190	.04214	2.8953	.00932
#2	.01453	.11921	3.0618	.00923	.20675	.01061	.02043	1.0305	.04162	2.8799	.00797
Check ?	Chk Pass	Chk Pass	Chk Pass	Chk Pass	Chk Pass	Chk Pass	Chk Pass	Chk Pass	Chk Pass	Chk Pass	Chk Pass
Value											
Range											

Elem	S_1820	Sb2068	Se1960	Si2881	Sn1899	Sr4077	Th2837	Ti3349	Tl1908	U_3701	V_2924
Units	ppm	ppm	ppm	ppm	ppm	ppm	ppm	ppm	ppm	ppm	ppm
Avg	**.00376**	**.01135**	**.01389**	**.49718**	**.10368**	**.01012**	**.01322**	**.01026**	**.01649**	F **.08815**	**.00992**
Stddev	.00192	.00134	.00052	.00689	.00025	.00005	.00013	.00011	.00060	.00840	.00009
%RSD	50.992	11.801	3.7380	1.3861	.24225	.47290	.96090	1.0712	3.6245	9.5250	.93580
#1	.00240	.01040	.01352	.49231	.10350	.01015	.01313	.01019	.01607	.08222	.00999
#2	.00511	.01229	.01425	.50205	.10386	.01008	.01331	.01034	.01691	.09409	.00986
Check ?	None	Chk Pass	Chk Pass	Chk Pass	Chk Pass	Chk Pass	Chk Pass	Chk Pass	Chk Pass	Chk Fail	Chk Pass
Value										.06000	
Range										30.000%	

Elem	Zn2062	Zr3391
Units	ppm	ppm
Avg	W **.02513**	**.01583**
Stddev	.00039	.00019
%RSD	1.5480	1.1723
#1	.02486	.01569
#2	.02541	.01596
Check ?	Chk Warn	Chk Pass
Value	.02000	
Range	20.000%	

Int. Std.	Y_2243	Y_3600	Y_3774
Units	Cts/S	Cts/S	Cts/S
Avg	**6702.6**	**91185.**	**5787.0**
Stddev	6.4	107.	19.9
%RSD	.09546	.11748	.34465
#1	6707.1	91261.	5801.1
#2	6698.1	91109.	5772.9

Sample Name: 280-42043-A-7-A Acquired: 5/21/2013 13:53:08 Type: Unk
Method: 6500_026(v10) Mode: CONC Corr. Factor: 1.000000
User: bowenh Custom ID1: q4 Custom ID2: Custom ID3:
Comment: 173665 6010c

Elem	Ag3280	Al3092	As1890	B_2089	Ba4554	Be3130	Bi2230	Ca3179	Cd2288
Line	328.068 {103}	309.271 {109}	189.042 {478}	208.959 {461}	455.403 { 74}	313.042 {108}	223.061 {451}	317.933 {106}	228.802 {447}
Units	ppm	ppm	ppm	ppm	ppm	ppm	ppm	ppm	ppm
Avg	**.00091**	**58.235**	**.06406**	**.01935**	**.23832**	**.00197**	**-.00163**	**217.61**	**.00154**
Stddev	.00008	.206	.00091	.00056	.00157	.00001	.00298	.66	.00005
%RSD	8.4823	.35292	1.4254	2.8710	.65677	.74661	183.36	.30224	3.1255
#1	.00085	58.090	.06471	.01974	.23722	.00196	-.00373	217.15	.00150
#2	.00096	58.381	.06341	.01896	.23943	.00198	.00048	218.08	.00157
Check ?	Chk Pass	Chk Pass	Chk Pass	Chk Pass	Chk Pass	Chk Pass	Chk Pass	Chk Pass	Chk Pass
High Limit									
Low Limit									

Elem	Co2286	Cr2055	Cu3247	Fe2714	K_7664	Li6707	Mg2790	Mn2576	Mo2020
Line	228.616 {447}	205.552 {464}	324.754 {104}	271.441 {124}	766.490 { 44}	670.784 { 50}	279.079 {121}2	257.610 {131}	202.030 {467}
Units	ppm	ppm	ppm	ppm	ppm	ppm	ppm	ppm	ppm
Avg	**.04462**	**.07278**	**.17912**	**132.37**	**6.2157**	**.10048**	**25.162**	**7.5298**	**.00159**
Stddev	.00034	.00037	.00002	.10	.0281	.00019	.003	.0782	.00000
%RSD	.76618	.50507	.01395	.07400	.45141	.19101	.01366	1.0382	.18439
#1	.04486	.07304	.17911	132.30	6.2355	.10061	25.165	7.4746	.00159
#2	.04438	.07252	.17914	132.44	6.1958	.10034	25.160	7.5851	.00160
Check ?	Chk Pass	Chk Pass	Chk Pass	Chk Pass	Chk Pass	Chk Pass	Chk Pass	Chk Pass	Chk Pass
High Limit									
Low Limit									

Elem	Na5895	Ni2316	P_1782	Pb2203	S_1820	Sb2068	Se1960	Si2881	Sn1899
Line	589.592 { 57}	231.604 {446}	178.284 {489}	220.353 {453}	182.034 {485}	206.833 {463}	196.090 {472}	288.158 {117}	189.989 {477}
Units	ppm	ppm	ppm	ppm	ppm	ppm	ppm	ppm	ppm
Avg	**.64261**	**.09290**	**4.3256**	**.05332**	**1.2008**	**-.00180**	**-.00014**	**2.7431**	**.00422**
Stddev	.00177	.00009	.0080	.00112	.0093	.00143	.00318	.0347	.00054
%RSD	.27579	.09200	.18516	2.0962	.77290	79.401	2222.1	1.2640	12.824
#1	.64136	.09296	4.3313	.05253	1.2074	-.00079	-.00239	2.7676	.00383
#2	.64386	.09284	4.3200	.05411	1.1943	-.00281	.00210	2.7186	.00460
Check ?	Chk Pass	Chk Pass	Chk Pass	Chk Pass	None	Chk Pass	Chk Pass	Chk Pass	Chk Pass
High Limit									
Low Limit									

Elem	Sr4077	Th2837	Ti3349	Tl1908	U_3701	V_2924	Zn2062	Zr3391
Line	407.771 { 83}	283.730 {119}	334.904 {101}	190.856 {477}	370.152 { 91}	292.402 {115}	206.200 {163}	339.198 { 99}
Units	ppm	ppm	ppm	ppm	ppm	ppm	ppm	ppm
Avg	**.22684**	**.03599**	**.34043**	**-.00564**	**-.04619**	**.11423**	**.31344**	**.03287**
Stddev	.00031	.00148	.00325	.00024	.00096	.00000	.00043	.00033
%RSD	.13820	4.1002	.95421	4.2843	2.0758	.00005	.13749	1.0167
#1	.22662	.03494	.33814	-.00581	-.04687	.11423	.31374	.03264
#2	.22706	.03703	.34273	-.00547	-.04551	.11423	.31313	.03311
Check ?	Chk Pass	Chk Pass	Chk Pass	Chk Pass	Chk Pass	Chk Pass	Chk Pass	Chk Pass
High Limit								
Low Limit								

Int. Std.	Y_2243	Y_3600	Y_3774
Line	224.306 {450}	360.073 { 94}	377.433 { 89}
Units	Cts/S	Cts/S	Cts/S
Avg	**6960.0**	**93939.**	**6211.1**
Stddev	1.2	224.	2.5
%RSD	.01669	.23795	.04100
#1	6960.8	94097.	6209.3
#2	6959.2	93781.	6212.9

Sample Name: sd 280-42043-A-7-A@5 Acquired: 5/21/2013 13:55:33 Type: Unk
Method: 6500_026(v10) Mode: CONC Corr. Factor: 1.000000
User: bowenh Custom ID1: q4 Custom ID2: Custom ID3:
Comment: 173665 6010c

Elem	Ag3280	Al3092	As1890	B_2089	Ba4554	Be3130	Bi2230	Ca3179	Cd2288
Line	328.068 {103}	309.271 {109}	189.042 {478}	208.959 {461}	455.403 { 74}	313.042 {108}	223.061 {451}	317.933 {106}	228.802 {447}
Units	ppm	ppm	ppm	ppm	ppm	ppm	ppm	ppm	ppm
Avg	**.00007**	**12.508**	**.01407**	**.00521**	**.05112**	**.00039**	**.00018**	**46.578**	**.00047**
Stddev	.00045	.067	.00232	.00016	.00035	.00012	.00067	.097	.00005
%RSD	606.21	.53681	16.499	3.0183	.68361	30.710	378.66	.20765	10.766
#1	.00039	12.460	.01571	.00532	.05087	.00031	-.00030	46.510	.00051
#2	-.00024	12.555	.01243	.00510	.05137	.00048	.00065	46.647	.00044
Check ?	Chk Pass	Chk Pass	Chk Pass	Chk Pass	Chk Pass	Chk Pass	Chk Pass	Chk Pass	Chk Pass
High Limit									
Low Limit									

Elem	Co2286	Cr2055	Cu3247	Fe2599	K_7664	Li6707	Mg2790	Mn2576	Mo2020
Line	228.616 {447}	205.552 {464}	324.754 {104}	259.940 {130}	766.490 { 44}	670.784 { 50}	279.079 {121}2	257.610 {131}	202.030 {467}
Units	ppm	ppm	ppm	ppm	ppm	ppm	ppm	ppm	ppm
Avg	**.00964**	**.01561**	**.03675**	**27.729**	**1.2928**	**.02115**	**5.4794**	**1.6456**	**.00045**
Stddev	.00002	.00004	.00024	.038	.0335	.00235	.0159	.0044	.00018
%RSD	.22906	.26604	.64902	.13622	2.5883	11.123	.29102	.26994	39.023
#1	.00966	.01563	.03691	27.703	1.3165	.02282	5.4907	1.6487	.00033
#2	.00963	.01558	.03658	27.756	1.2691	.01949	5.4681	1.6424	.00057
Check ?	Chk Pass	Chk Pass	Chk Pass	Chk Pass	Chk Pass	Chk Pass	Chk Pass	Chk Pass	Chk Pass
High Limit									
Low Limit									

Elem	Na5895	Ni2316	P_1782	Pb2203	S_1820	Sb2068	Se1960	Si2881	Sn1899
Line	589.592 { 57}	231.604 {446}	178.284 {489}	220.353 {453}	182.034 {485}	206.833 {463}	196.090 {472}	288.158 {117}	189.989 {477}
Units	ppm	ppm	ppm	ppm	ppm	ppm	ppm	ppm	ppm
Avg	**.08669**	**.02022**	**.91140**	**.01049**	**.25172**	**.00210**	**.00011**	**.60300**	**.00060**
Stddev	.00398	.00012	.00027	.00081	.00191	.00019	.00314	.01523	.00028
%RSD	4.5933	.60633	.02989	7.7081	.75798	9.1787	2891.0	2.5260	47.435
#1	.08387	.02013	.91120	.01106	.25307	.00196	-.00211	.61377	.00080
#2	.08950	.02030	.91159	.00992	.25037	.00224	.00233	.59223	.00040
Check ?	Chk Pass	Chk Pass	Chk Pass	Chk Pass	None	Chk Pass	Chk Pass	Chk Pass	Chk Pass
High Limit									
Low Limit									

Elem	Sr4077	Th2837	Ti3349	Tl1908	U_3701	V_2924	Zn2062	Zr3391
Line	407.771 { 83}	283.730 {119}	334.904 {101}	190.856 {477}	370.152 { 91}	292.402 {115}	206.200 {163}	339.198 { 99}
Units	ppm	ppm	ppm	ppm	ppm	ppm	ppm	ppm
Avg	**.04907**	**.00652**	**.07434**	**.00013**	**-.01154**	**.02410**	**.07186**	**.00625**
Stddev	.00008	.00149	.00132	.00074	.01737	.00023	.00042	.00212
%RSD	.16082	22.836	1.7797	571.48	150.53	.96427	.58038	33.937
#1	.04901	.00758	.07341	.00066	-.02381	.02427	.07215	.00774
#2	.04913	.00547	.07528	-.00040	.00074	.02394	.07156	.00475
Check ?	Chk Pass	Chk Pass	Chk Pass	Chk Pass	Chk Pass	Chk Pass	Chk Pass	Chk Pass
High Limit								
Low Limit								

Int. Std.	Y_2243	Y_3600	Y_3774
Line	224.306 {450}	360.073 { 94}	377.433 { 89}
Units	Cts/S	Cts/S	Cts/S
Avg	**6792.3**	**91442.**	**5847.3**
Stddev	8.2	336.	2.6
%RSD	.12023	.36797	.04414
#1	6798.1	91204.	5849.1
#2	6786.5	91680.	5845.4

Sample Name: 280-42043-A-7-B MS Acquired: 5/21/2013 13:57:57 Type: Unk
Method: 6500_026(v10) Mode: CONC Corr. Factor: 1.000000
User: bowenh Custom ID1: q4 Custom ID2: Custom ID3:
Comment: 173665 6010c

Elem	Ag3280	Al3092	As1890	B_2089	Ba4554	Be3130	Bi2230	Ca3179	Cd2288
Line	328.068 {103}	309.271 {109}	189.042 {478}	208.959 {461}	455.403 { 74}	313.042 {108}	223.061 {451}	317.933 {106}	228.802 {447}
Units	ppm	ppm	ppm	ppm	ppm	ppm	ppm	ppm	ppm
Avg	**.05048**	**79.572**	**.93080**	**.90514**	**2.1047**	**.04578**	**1.8635**	W **547.33**	**.09467**
Stddev	.00014	.330	.00199	.00259	.0090	.00027	.0037	.82	.00025
%RSD	.27245	.41436	.21345	.28578	.42584	.59038	.19695	.14968	.26188
#1	.05057	79.806	.92940	.90697	2.1111	.04597	1.8661	546.75	.09484
#2	.05038	79.339	.93221	.90331	2.0984	.04559	1.8610	547.91	.09449
Check ?	Chk Pass	Chk Pass	Chk Pass	Chk Pass	Chk Pass	Chk Pass	Chk Pass	Chk Warn	Chk Pass
High Limit								500.00	
Low Limit								-.05000	

Elem	Co2286	Cr2055	Cu3247	Fe2714	K_7664	Li6707	Mg2790	Mn2576	Mo2020
Line	228.616 {447}	205.552 {464}	324.754 {104}	271.441 {124}	766.490 { 44}	670.784 { 50}	279.079 {121}2	257.610 {131}	202.030 {467}
Units	ppm	ppm	ppm	ppm	ppm	ppm	ppm	ppm	ppm
Avg	**.47312**	**.26660**	**.39690**	**117.78**	**62.868**	**1.0158**	**69.755**	**6.7963**	**.87023**
Stddev	.00086	.00070	.00147	.48	.330	.0055	.002	.0840	.00201
%RSD	.18155	.26344	.36928	.40416	.52448	.54409	.00298	1.2354	.23040
#1	.47373	.26710	.39586	118.12	63.101	1.0197	69.757	6.8557	.87165
#2	.47251	.26611	.39793	117.45	62.635	1.0119	69.754	6.7369	.86881
Check ?	Chk Pass	Chk Pass	Chk Pass	Chk Pass	Chk Pass	Chk Pass	Chk Pass	Chk Pass	Chk Pass
High Limit									
Low Limit									

Elem	Na8183	Ni2316	P_1782	Pb2203	S_1820	Sb2068	Se1960	Si2881	Sn1899
Line	818.326 { 41}	231.604 {446}	178.284 {489}	220.353 {453}	182.034 {485}	206.833 {463}	196.090 {472}	288.158 {117}	189.989 {477}
Units	ppm	ppm	ppm	ppm	ppm	ppm	ppm	ppm	ppm
Avg	**47.785**	**.50422**	**12.658**	**.48376**	**2.2522**	**.32349**	**1.7340**	**5.0791**	**1.6709**
Stddev	.259	.00084	.031	.00096	.0029	.00140	.0068	.0048	.0035
%RSD	.54194	.16613	.24341	.19858	.13087	.43296	.39178	.09524	.20731
#1	47.968	.50481	12.680	.48443	2.2543	.32448	1.7388	5.0825	1.6734
#2	47.602	.50363	12.636	.48308	2.2501	.32250	1.7292	5.0756	1.6685
Check ?	Chk Pass	Chk Pass	Chk Pass	Chk Pass	None	Chk Pass	Chk Pass	Chk Pass	Chk Pass
High Limit									
Low Limit									

Elem	Sr4077	Th2837	Ti3349	Tl1908	U_3701	V_2924	Zn2062	Zr3391
Line	407.771 { 83}	283.730 {119}	334.904 {101}	190.856 {477}	370.152 { 91}	292.402 {115}	206.200 {163}	339.198 { 99}
Units	ppm	ppm	ppm	ppm	ppm	ppm	ppm	ppm
Avg	**1.3556**	**.94447**	**1.3857**	**1.6604**	**1.8564**	**.59272**	**.70386**	**.49968**
Stddev	.0100	.00077	.0017	.0041	.0283	.00079	.00255	.00187
%RSD	.73982	.08106	.11883	.24667	1.5264	.13350	.36285	.37388
#1	1.3627	.94393	1.3845	1.6633	1.8364	.59328	.70567	.49835
#2	1.3485	.94501	1.3868	1.6575	1.8764	.59216	.70205	.50100
Check ?	Chk Pass	Chk Pass	Chk Pass	Chk Pass	Chk Pass	Chk Pass	Chk Pass	Chk Pass
High Limit								
Low Limit								

Int. Std.	Y_2243	Y_3600	Y_3774
Line	224.306 {450}	360.073 { 94}	377.433 { 89}
Units	Cts/S	Cts/S	Cts/S
Avg	**6668.5**	**89844.**	**6038.0**
Stddev	10.4	398.	26.0
%RSD	.15550	.44341	.43106
#1	6661.2	89562.	6019.6
#2	6675.9	90125.	6056.4

Sample Name: 280-42043-A-7-C MSD Acquired: 5/21/2013 14:00:53 Type: Unk
Method: 6500_026(v10) Mode: CONC Corr. Factor: 1.000000
User: bowenh Custom ID1: q4 Custom ID2: Custom ID3:
Comment: 173665 6010c

Elem	Ag3280	Al3092	As1890	B_2089	Ba4554	Be3130	Bi2230	Ca3179	Cd2288
Line	328.068 {103}	309.271 {109}	189.042 {478}	208.959 {461}	455.403 { 74}	313.042 {108}	223.061 {451}	317.933 {106}	228.802 {447}
Units	ppm	ppm	ppm	ppm	ppm	ppm	ppm	ppm	ppm
Avg	**.05414**	**91.502**	**.90728**	**.85294**	**2.2025**	**.04747**	**1.7631**	**470.93**	**.08933**
Stddev	.00015	1.376	.01573	.00830	.0339	.00067	.0204	8.31	.00105
%RSD	.27586	1.5041	1.7343	.97267	1.5388	1.4158	1.1561	1.7636	1.1794
#1	.05404	90.529	.91841	.85881	2.1785	.04700	1.7776	465.05	.09008
#2	.05425	92.476	.89615	.84707	2.2265	.04795	1.7487	476.80	.08859
Check ?	Chk Pass	Chk Pass	Chk Pass	Chk Pass	Chk Pass	Chk Pass	Chk Pass	Chk Pass	Chk Pass
High Limit									
Low Limit									

Elem	Co2286	Cr2055	Cu3247	Fe2714	K_7664	Li6707	Mg2790	Mn2576	Mo2020
Line	228.616 {447}	205.552 {464}	324.754 {104}	271.441 {124}	766.490 { 44}	670.784 { 50}	279.079 {121}2	257.610 {131}	202.030 {467}
Units	ppm	ppm	ppm	ppm	ppm	ppm	ppm	ppm	ppm
Avg	**.45812**	**.25309**	**.47035**	**135.83**	**65.363**	**1.0536**	**79.555**	W **11.284**	**.81575**
Stddev	.00468	.00291	.00318	1.98	.886	.0120	.646	.029	.00830
%RSD	1.0223	1.1500	.67566	1.4556	1.3551	1.1428	.81231	.25254	1.0174
#1	.46143	.25514	.46810	134.43	64.736	1.0451	79.098	11.264	.82162
#2	.45480	.25103	.47259	137.23	65.989	1.0621	80.012	11.304	.80989
Check ?	Chk Pass	Chk Pass	Chk Pass	Chk Pass	Chk Pass	Chk Pass	Chk Pass	Chk Warn	Chk Pass
High Limit								10.000	
Low Limit								-.01000	

Elem	Na8183	Ni2316	P_1782	Pb2203	S_1820	Sb2068	Se1960	Si2881	Sn1899
Line	818.326 { 41}	231.604 {446}	178.284 {489}	220.353 {453}	182.034 {485}	206.833 {463}	196.090 {472}	288.158 {117}	189.989 {477}
Units	ppm	ppm	ppm	ppm	ppm	ppm	ppm	ppm	ppm
Avg	**48.957**	**.48172**	**12.705**	**.45908**	**1.0743**	**.28890**	**1.6311**	**5.6090**	**1.5723**
Stddev	.299	.00514	.156	.00391	.0069	.00633	.0187	.1335	.0148
%RSD	.60979	1.0665	1.2310	.85103	.64091	2.1910	1.1450	2.3792	.94341
#1	48.745	.48536	12.815	.46184	1.0792	.29338	1.6443	5.5147	1.5828
#2	49.168	.47809	12.594	.45631	1.0695	.28443	1.6179	5.7034	1.5618
Check ?	Chk Pass	Chk Pass	Chk Pass	Chk Pass	None	Chk Pass	Chk Pass	Chk Pass	Chk Pass
High Limit									
Low Limit									

Elem	Sr4077	Th2837	Ti3349	Tl1908	U_3701	V_2924	Zn2062	Zr3391
Line	407.771 { 83}	283.730 {119}	334.904 {101}	190.856 {477}	370.152 { 91}	292.402 {115}	206.200 {163}	339.198 { 99}
Units	ppm	ppm	ppm	ppm	ppm	ppm	ppm	ppm
Avg	**1.3797**	**1.0090**	**1.4992**	**1.5695**	**1.9404**	**.63857**	**.79501**	**.51254**
Stddev	.0170	.0085	.0130	.0161	.0089	.00511	.00509	.00884
%RSD	1.2301	.84125	.86734	1.0255	.46009	.79996	.64007	1.7250
#1	1.3677	1.0030	1.4900	1.5809	1.9341	.63495	.79141	.50629
#2	1.3917	1.0150	1.5084	1.5581	1.9467	.64218	.79861	.51879
Check ?	Chk Pass	Chk Pass	Chk Pass	Chk Pass	Chk Pass	Chk Pass	Chk Pass	Chk Pass
High Limit								
Low Limit								

Int. Std.	Y_2243	Y_3600	Y_3774
Line	224.306 {450}	360.073 { 94}	377.433 { 89}
Units	Cts/S	Cts/S	Cts/S
Avg	**7062.1**	**87121.**	**5981.4**
Stddev	51.6	632.	40.1
%RSD	.73015	.72515	.67034
#1	7025.6	87567.	6009.8
#2	7098.6	86674.	5953.1

Sample Name: pds 280-42043-A-7-A Acquired: 5/21/2013 14:03:17 Type: Unk
Method: 6500_026(v10) Mode: CONC Corr. Factor: 1.000000
User: bowenh Custom ID1: q4 Custom ID2: Custom ID3:
Comment: 173665 6010c

Elem	Ag3280	Al3092	As1890	B_2089	Ba4554	Be3130	Bi2230	Ca3179	Cd2288
Line	328.068 {103}	309.271 {109}	189.042 {478}	208.959 {461}	455.403 { 74}	313.042 {108}	223.061 {451}	317.933 {106}	228.802 {447}
Units	ppm	ppm	ppm	ppm	ppm	ppm	ppm	ppm	ppm
Avg	**.04673**	**58.814**	**.24165**	**.10898**	**.33868**	**.04786**	**-.00013**	**235.31**	**.05005**
Stddev	.00062	.960	.00033	.00060	.01110	.00074	.00099	6.38	.00010
%RSD	1.3235	1.6325	.13831	.54784	3.2775	1.5521	778.94	2.7131	.19818
#1	.04629	59.493	.24188	.10940	.34652	.04838	.00057	239.83	.04998
#2	.04716	58.135	.24141	.10856	.33083	.04733	-.00083	230.80	.05012
Check ?	Chk Pass	Chk Pass	Chk Pass	Chk Pass	Chk Pass	Chk Pass	Chk Pass	Chk Pass	Chk Pass
High Limit									
Low Limit									

Elem	Co2286	Cr2055	Cu3247	Fe2714	K_7664	Li6707	Mg2790	Mn2576	Mo2020
Line	228.616 {447}	205.552 {464}	324.754 {104}	271.441 {124}	766.490 { 44}	670.784 { 50}	279.079 {121}2	257.610 {131}	202.030 {467}
Units	ppm	ppm	ppm	ppm	ppm	ppm	ppm	ppm	ppm
Avg	**.09022**	**.11699**	**.22158**	**132.17**	**25.539**	**.19978**	**42.459**	**7.3012**	**.04743**
Stddev	.00042	.00011	.00019	1.84	.438	.00511	.088	.0776	.00016
%RSD	.46723	.09572	.08589	1.3914	1.7166	2.5579	.20775	1.0626	.33015
#1	.09051	.11707	.22172	133.47	25.849	.20339	42.521	7.2464	.04754
#2	.08992	.11691	.22145	130.87	25.229	.19616	42.396	7.3561	.04732
Check ?	Chk Pass	Chk Pass	Chk Pass	Chk Pass	Chk Pass	Chk Pass	Chk Pass	Chk Pass	Chk Pass
High Limit									
Low Limit									

Elem	Na8183	Ni2316	P_1782	Pb2203	S_1820	Sb2068	Se1960	Si2881	Sn1899
Line	818.326 { 41}	231.604 {446}	178.284 {489}	220.353 {453}	182.034 {485}	206.833 {463}	196.090 {472}	288.158 {117}	189.989 {477}
Units	ppm	ppm	ppm	ppm	ppm	ppm	ppm	ppm	ppm
Avg	**20.928**	**.13511**	**6.0422**	**.14485**	**1.1835**	**.09345**	**.18876**	**7.3359**	**.09379**
Stddev	.267	.00002	.0084	.00101	.0045	.00045	.00000	.1533	.00035
%RSD	1.2771	.01351	.13926	.69645	.38251	.48461	.00255	2.0896	.37493
#1	21.117	.13512	6.0482	.14413	1.1867	.09377	.18875	7.4443	.09404
#2	20.739	.13509	6.0363	.14556	1.1803	.09313	.18876	7.2275	.09354
Check ?	Chk Pass	Chk Pass	Chk Pass	Chk Pass	None	Chk Pass	Chk Pass	Chk Pass	Chk Pass
High Limit									
Low Limit									

Elem	Sr4077	Th2837	Ti3349	Tl1908	U_3701	V_2924	Zn2062	Zr3391
Line	407.771 { 83}	283.730 {119}	334.904 {101}	190.856 {477}	370.152 { 91}	292.402 {115}	206.200 {163}	339.198 { 99}
Units	ppm	ppm	ppm	ppm	ppm	ppm	ppm	ppm
Avg	**.27401**	**.22534**	**.37934**	**.17975**	**.42940**	**.15802**	**.48702**	**.08128**
Stddev	.00768	.00119	.00114	.00105	.01000	.00017	.00097	.00442
%RSD	2.8045	.52683	.30114	.58495	2.3289	.10943	.20006	5.4330
#1	.27944	.22618	.37853	.17901	.43648	.15815	.48771	.08440
#2	.26857	.22450	.38015	.18049	.42233	.15790	.48633	.07816
Check ?	Chk Pass	Chk Pass	Chk Pass	Chk Pass	Chk Pass	Chk Pass	Chk Pass	Chk Pass
High Limit								
Low Limit								

Int. Std.	Y_2243	Y_3600	Y_3774
Line	224.306 {450}	360.073 { 94}	377.433 { 89}
Units	Cts/S	Cts/S	Cts/S
Avg	**6961.0**	**93951.**	**6119.9**
Stddev	2.5	16.	62.3
%RSD	.03582	.01681	1.0187
#1	6959.3	93962.	6075.8
#2	6962.8	93940.	6163.9

Sample Name: 280-42043-A-8-A Acquired: 5/21/2013 14:05:44 Type: Unk
Method: 6500_026(v10) Mode: CONC Corr. Factor: 1.000000
User: bowenh Custom ID1: q4 Custom ID2: Custom ID3:
Comment: 173665 6010c

Elem	Ag3280	Al3092	As1890	B_2089	Ba4554	Be3130	Bi2230	Ca3179	Cd2288
Line	328.068 {103}	309.271 {109}	189.042 {478}	208.959 {461}	455.403 { 74}	313.042 {108}	223.061 {451}	317.933 {106}	228.802 {447}
Units	ppm	ppm	ppm	ppm	ppm	ppm	ppm	ppm	ppm
Avg	**.00086**	**69.279**	**.11250**	**.01922**	**.28942**	**.00273**	**-.00186**	**154.83**	**.00223**
Stddev	.00006	.250	.00162	.00006	.00168	.00021	.00095	.50	.00030
%RSD	7.4810	.36081	1.4380	.31435	.58125	7.7883	51.185	.32547	13.403
#1	.00081	69.103	.11136	.01918	.28823	.00288	-.00119	154.48	.00245
#2	.00090	69.456	.11364	.01926	.29061	.00258	-.00253	155.19	.00202
Check ?	Chk Pass	Chk Pass	Chk Pass	Chk Pass	Chk Pass	Chk Pass	Chk Pass	Chk Pass	Chk Pass
High Limit									
Low Limit									

Elem	Co2286	Cr2055	Cu3247	Fe2714	K_7664	Li6707	Mg2790	Mn2576	Mo2020
Line	228.616 {447}	205.552 {464}	324.754 {104}	271.441 {124}	766.490 { 44}	670.784 { 50}	279.079 {121}2	257.610 {131}	202.030 {467}
Units	ppm	ppm	ppm	ppm	ppm	ppm	ppm	ppm	ppm
Avg	**.04485**	**.09247**	**.20707**	**149.27**	**7.1192**	**.10834**	**27.246**	**7.5099**	**.00572**
Stddev	.00034	.00018	.00054	.83	.0310	.00082	.082	.0806	.00012
%RSD	.75654	.19645	.26240	.55753	.43553	.75958	.30219	1.0738	2.0352
#1	.04509	.09234	.20745	148.68	7.1411	.10776	27.188	7.4529	.00580
#2	.04461	.09259	.20668	149.85	7.0973	.10893	27.304	7.5669	.00564
Check ?	Chk Pass	Chk Pass	Chk Pass	Chk Pass	Chk Pass	Chk Pass	Chk Pass	Chk Pass	Chk Pass
High Limit									
Low Limit									

Elem	Na5895	Ni2316	P_1782	Pb2203	S_1820	Sb2068	Se1960	Si2881	Sn1899
Line	589.592 { 57}	231.604 {446}	178.284 {489}	220.353 {453}	182.034 {485}	206.833 {463}	196.090 {472}	288.158 {117}	189.989 {477}
Units	ppm	ppm	ppm	ppm	ppm	ppm	ppm	ppm	ppm
Avg	**.76873**	**.09933**	**4.4942**	**.07154**	**1.5349**	**-.00235**	**.00083**	**2.6177**	**.00503**
Stddev	.00665	.00040	.0061	.00159	.0036	.00251	.00732	.0500	.00011
%RSD	.86441	.40224	.13519	2.2256	.23247	106.84	885.81	1.9104	2.2048
#1	.77343	.09962	4.4985	.07042	1.5375	-.00057	.00600	2.6531	.00510
#2	.76404	.09905	4.4899	.07267	1.5324	-.00412	-.00435	2.5824	.00495
Check ?	Chk Pass	Chk Pass	Chk Pass	Chk Pass	None	Chk Pass	Chk Pass	Chk Pass	Chk Pass
High Limit									
Low Limit									

Elem	Sr4077	Th2837	Ti3349	Tl1908	U_3701	V_2924	Zn2062	Zr3391
Line	407.771 { 83}	283.730 {119}	334.904 {101}	190.856 {477}	370.152 { 91}	292.402 {115}	206.200 {163}	339.198 { 99}
Units	ppm	ppm	ppm	ppm	ppm	ppm	ppm	ppm
Avg	**.17543**	**.04065**	**.53657**	**-.00582**	**-.02973**	**.12531**	**.40684**	**.03898**
Stddev	.00008	.00033	.00463	.00205	.00382	.00001	.00370	.00235
%RSD	.04678	.82027	.86316	35.259	12.832	.01066	.90856	6.0328
#1	.17537	.04089	.53330	-.00437	-.03243	.12532	.40422	.04064
#2	.17549	.04042	.53985	-.00727	-.02704	.12530	.40945	.03731
Check ?	Chk Pass	Chk Pass	Chk Pass	Chk Pass	Chk Pass	Chk Pass	Chk Pass	Chk Pass
High Limit								
Low Limit								

Int. Std.	Y_2243	Y_3600	Y_3774
Line	224.306 {450}	360.073 { 94}	377.433 { 89}
Units	Cts/S	Cts/S	Cts/S
Avg	**7107.2**	**95073.**	**6233.8**
Stddev	1.3	214.	.5
%RSD	.01790	.22537	.00790
#1	7108.1	95225.	6233.4
#2	7106.3	94922.	6234.1

Sample Name: 280-42043-A-9-A Acquired: 5/21/2013 14:08:09 Type: Unk
Method: 6500_026(v10) Mode: CONC Corr. Factor: 1.000000
User: bowenh Custom ID1: q4 Custom ID2: Custom ID3:
Comment: 173665 6010c

Elem	Ag3280	Al3092	As1890	B_2089	Ba4554	Be3130	Bi2230	Ca3179	Cd2288
Line	328.068 {103}	309.271 {109}	189.042 {478}	208.959 {461}	455.403 { 74}	313.042 {108}	223.061 {451}	317.933 {106}	228.802 {447}
Units	ppm	ppm	ppm	ppm	ppm	ppm	ppm	ppm	ppm
Avg	**.00117**	**72.210**	**.04177**	**.01804**	**.28073**	**.00315**	**-.00178**	**18.295**	**.00154**
Stddev	.00026	.404	.00127	.00053	.00096	.00001	.00020	.065	.00019
%RSD	21.894	.55889	3.0464	2.9557	.34037	.37206	11.246	.35733	12.517
#1	.00135	71.925	.04267	.01766	.28005	.00314	-.00192	18.249	.00168
#2	.00099	72.496	.04087	.01841	.28140	.00316	-.00164	18.342	.00141
Check ?	Chk Pass	Chk Pass	Chk Pass	Chk Pass	Chk Pass	Chk Pass	Chk Pass	Chk Pass	Chk Pass
High Limit									
Low Limit									

Elem	Co2286	Cr2055	Cu3247	Fe2714	K_7664	Li6707	Mg2790	Mn2576	Mo2020
Line	228.616 {447}	205.552 {464}	324.754 {104}	271.441 {124}	766.490 { 44}	670.784 { 50}	279.079 {121}2	257.610 {131}	202.030 {467}
Units	ppm	ppm	ppm	ppm	ppm	ppm	ppm	ppm	ppm
Avg	**.04927**	**.09410**	**.28732**	**202.87**	**8.3969**	**.13397**	**30.003**	**8.6276**	**.00491**
Stddev	.00003	.00024	.00164	1.15	.0165	.00058	.154	.0259	.00016
%RSD	.06856	.25629	.56966	.56643	.19656	.43659	.51274	.30027	3.1841
#1	.04929	.09427	.28848	202.06	8.4086	.13355	30.112	8.6459	.00502
#2	.04924	.09393	.28616	203.68	8.3852	.13438	29.895	8.6093	.00480
Check ?	Chk Pass	Chk Pass	Chk Pass	Chk Pass	Chk Pass	Chk Pass	Chk Pass	Chk Pass	Chk Pass
High Limit									
Low Limit									

Elem	Na5895	Ni2316	P_1782	Pb2203	S_1820	Sb2068	Se1960	Si2881	Sn1899
Line	589.592 { 57}	231.604 {446}	178.284 {489}	220.353 {453}	182.034 {485}	206.833 {463}	196.090 {472}	288.158 {117}	189.989 {477}
Units	ppm	ppm	ppm	ppm	ppm	ppm	ppm	ppm	ppm
Avg	**.54635**	**.12747**	**4.5363**	**.03693**	**.10421**	**-.00255**	**.00362**	**2.6949**	**.00565**
Stddev	.01181	.00015	.0091	.00019	.00117	.00010	.00338	.0056	.00034
%RSD	2.1612	.12074	.20122	.51586	1.1228	4.0003	93.236	.20814	6.0809
#1	.53800	.12758	4.5427	.03679	.10338	-.00248	.00601	2.6909	.00590
#2	.55470	.12736	4.5298	.03706	.10503	-.00262	.00123	2.6988	.00541
Check ?	Chk Pass	Chk Pass	Chk Pass	Chk Pass	None	Chk Pass	Chk Pass	Chk Pass	Chk Pass
High Limit									
Low Limit									

Elem	Sr4077	Th2837	Ti3349	Tl1908	U_3701	V_2924	Zn2062	Zr3391
Line	407.771 { 83}	283.730 {119}	334.904 {101}	190.856 {477}	370.152 { 91}	292.402 {115}	206.200 {163}	339.198 { 99}
Units	ppm	ppm	ppm	ppm	ppm	ppm	ppm	ppm
Avg	**.05433**	**.04426**	**.27562**	**-.00745**	**-.03174**	**.12504**	**.48353**	**.04856**
Stddev	.00000	.00132	.00633	.00196	.00353	.00033	.00106	.00213
%RSD	.00308	2.9802	2.2972	26.343	11.115	.26348	.21924	4.3888
#1	.05433	.04519	.28009	-.00606	-.03423	.12527	.48428	.04705
#2	.05433	.04332	.27114	-.00883	-.02924	.12480	.48278	.05007
Check ?	Chk Pass	Chk Pass	Chk Pass	Chk Pass	Chk Pass	Chk Pass	Chk Pass	Chk Pass
High Limit								
Low Limit								

Int. Std.	Y_2243	Y_3600	Y_3774
Line	224.306 {450}	360.073 { 94}	377.433 { 89}
Units	Cts/S	Cts/S	Cts/S
Avg	**7493.3**	**100440.**	**6423.1**
Stddev	2.5	373.	5.3
%RSD	.03360	.37181	.08243
#1	7491.5	100170.	6426.8
#2	7495.0	100700.	6419.3

Sample Name: 280-42043-A-10-A Acquired: 5/21/2013 14:10:34 Type: Unk
Method: 6500_026(v10) Mode: CONC Corr. Factor: 1.000000
User: bowenh Custom ID1: q4 Custom ID2: Custom ID3:
Comment: 173665 6010c

Elem	Ag3280	Al3092	As1890	B_2089	Ba4554	Be3130	Bi2230	Ca3179	Cd2288
Line	328.068 {103}	309.271 {109}	189.042 {478}	208.959 {461}	455.403 { 74}	313.042 {108}	223.061 {451}	317.933 {106}	228.802 {447}
Units	ppm	ppm	ppm	ppm	ppm	ppm	ppm	ppm	ppm
Avg	**.00094**	**97.638**	**.04149**	**.02144**	**.30112**	**.00430**	**-.00035**	**74.345**	**.00288**
Stddev	.00023	.044	.00200	.00007	.00021	.00003	.00046	.065	.00001
%RSD	24.588	.04456	4.8316	.34726	.06865	.79791	131.11	.08768	.23713
#1	.00110	97.607	.04007	.02138	.30098	.00427	-.00003	74.391	.00289
#2	.00078	97.669	.04290	.02149	.30127	.00432	-.00067	74.299	.00288
Check ?	Chk Pass	Chk Pass	Chk Pass	Chk Pass	Chk Pass	Chk Pass	Chk Pass	Chk Pass	Chk Pass
High Limit									
Low Limit									

Elem	Co2286	Cr2055	Cu3247	Fe2714	K_7664	Li6707	Mg2790	Mn2576	Mo2020
Line	228.616 {447}	205.552 {464}	324.754 {104}	271.441 {124}	766.490 { 44}	670.784 { 50}	279.079 {121}2	257.610 {131}	202.030 {467}
Units	ppm	ppm	ppm	ppm	ppm	ppm	ppm	ppm	ppm
Avg	**.06282**	**.14090**	**.37942**	**197.01**	**8.5549**	**.15640**	**33.289**	**8.2044**	**.01520**
Stddev	.00017	.00009	.00172	.30	.0107	.00134	.102	.0460	.00028
%RSD	.26582	.06206	.45405	.15430	.12534	.85557	.30562	.56027	1.8328
#1	.06294	.14084	.38064	196.79	8.5473	.15545	33.361	8.1719	.01540
#2	.06271	.14097	.37820	197.22	8.5625	.15734	33.217	8.2369	.01500
Check ?	Chk Pass	Chk Pass	Chk Pass	Chk Pass	Chk Pass	Chk Pass	Chk Pass	Chk Pass	Chk Pass
High Limit									
Low Limit									

Elem	Na5895	Ni2316	P_1782	Pb2203	S_1820	Sb2068	Se1960	Si2881	Sn1899
Line	589.592 { 57}	231.604 {446}	178.284 {489}	220.353 {453}	182.034 {485}	206.833 {463}	196.090 {472}	288.158 {117}	189.989 {477}
Units	ppm	ppm	ppm	ppm	ppm	ppm	ppm	ppm	ppm
Avg	**2.9218**	**.14465**	**4.1955**	**.05880**	**.53524**	**-.00257**	**.00383**	**2.6444**	**.00633**
Stddev	.0067	.00015	.0030	.00057	.00084	.00101	.00142	.0045	.00060
%RSD	.22806	.10667	.07160	.97105	.15709	39.206	37.019	.16847	9.5084
#1	2.9171	.14476	4.1934	.05840	.53464	-.00186	.00483	2.6476	.00676
#2	2.9266	.14454	4.1976	.05921	.53583	-.00328	.00283	2.6413	.00590
Check ?	Chk Pass	Chk Pass	Chk Pass	Chk Pass	None	Chk Pass	Chk Pass	Chk Pass	Chk Pass
High Limit									
Low Limit									

Elem	Sr4077	Th2837	Ti3349	Tl1908	U_3701	V_2924	Zn2062	Zr3391
Line	407.771 { 83}	283.730 {119}	334.904 {101}	190.856 {477}	370.152 { 91}	292.402 {115}	206.200 {163}	339.198 { 99}
Units	ppm	ppm	ppm	ppm	ppm	ppm	ppm	ppm
Avg	**.10637**	**.05731**	**.46052**	**-.00755**	W **-.05916**	**.15473**	**.48867**	**.03541**
Stddev	.00054	.00001	.00072	.00032	.02093	.00029	.00144	.00268
%RSD	.50703	.02453	.15569	4.2977	35.377	.18724	.29499	7.5750
#1	.10676	.05732	.46103	-.00732	-.07396	.15493	.48969	.03731
#2	.10599	.05730	.46002	-.00778	-.04436	.15452	.48765	.03352
Check ?	Chk Pass	Chk Pass	Chk Pass	Chk Pass	Chk Warn	Chk Pass	Chk Pass	Chk Pass
High Limit					45.000			
Low Limit					-.05000			

Int. Std.	Y_2243	Y_3600	Y_3774
Line	224.306 {450}	360.073 { 94}	377.433 { 89}
Units	Cts/S	Cts/S	Cts/S
Avg	**7311.3**	**98473.**	**6452.2**
Stddev	4.4	75.	21.8
%RSD	.05987	.07618	.33841
#1	7314.4	98419.	6436.8
#2	7308.2	98526.	6467.6

Sample Name: CCVH-2058327 Acquired: 5/21/2013 14:12:59 Type: QC
Method: 6500_026(v10) Mode: CONC Corr. Factor: 1.000000
User: bowenh Custom ID1: Custom ID2: Custom ID3:
Comment:

Elem	Ag3280	Al3092	As1890	B_2089	Ba4554	Be3130	Bi2230	Ca3179	Cd2288	Co2286	Cr2055	Cu3247	Fe2714
Units	ppm	ppm	ppm	ppm	ppm	ppm	ppm	ppm	ppm	ppm	ppm	ppm	ppm
Avg	**.00228**	**48.958**	**-.00188**	**.00301**	**.00019**	**-.00003**	**1.0004**	**.00413**	**-.00068**	**.00175**	**-.00012**	**.00091**	**49.081**
Stddev	.00013	.138	.00255	.00033	.00017	.00015	.0032	.00165	.00003	.00002	.00002	.00026	.006
%RSD	5.6474	.28204	135.76	10.959	91.744	566.24	.32379	39.966	4.7544	1.1580	17.085	28.705	.01186
#1	.00237	49.056	-.00008	.00277	.00031	.00008	1.0027	.00530	-.00070	.00177	-.00011	.00072	49.085
#2	.00219	48.861	-.00368	.00324	.00007	-.00013	.99816	.00296	-.00066	.00174	-.00014	.00109	49.077
Check ?	None	Chk Pass	None	None	None	None	Chk Pass	None	None	None	None	None	Chk Pass
Value													
Range													

Elem	K_7664	Li6707	Mg2790	Mn2576	Mo2020	Na8183	Ni2316	P_1782	Pb2203	S_1820	Sb2068	Se1960	Si2881
Units	ppm	ppm	ppm	ppm	ppm	ppm	ppm	ppm	ppm	ppm	ppm	ppm	ppm
Avg	**.00882**	**-.00085**	**-.00433**	**-.00041**	**-.00143**	**243.84**	**.00078**	**.00619**	**.00086**	**4.9376**	**.00143**	**.00165**	**.01159**
Stddev	.02070	.00169	.00080	.00008	.00021	.82	.00002	.00114	.00033	.0220	.00049	.00289	.00546
%RSD	234.71	198.87	18.579	19.205	14.832	.33619	2.9032	18.346	38.541	.44504	34.376	175.32	47.069
#1	.02346	-.00205	-.00376	-.00035	-.00128	244.41	.00080	.00539	.00109	4.9532	.00178	-.00040	.01545
#2	-.00582	.00035	-.00490	-.00046	-.00158	243.26	.00077	.00699	.00062	4.9221	.00108	.00369	.00774
Check ?	None	None	None	None	None	Chk Pass	None	None	None	None	None	None	None
Value													
Range													

Elem	Sn1899	Sr4077	Th2837	Ti3349	Tl1908	U_3701	V_2924	Zn2062	Zr3391
Units	ppm	ppm	ppm	ppm	ppm	ppm	ppm	ppm	ppm
Avg	**.00084**	**.00024**	**5.0036**	**.00224**	**-.00090**	**9.8864**	**-.00049**	**.00316**	**-.03203**
Stddev	.00035	.00011	.0384	.00019	.00071	.0507	.00006	.00008	.00141
%RSD	41.645	43.940	.76705	8.6307	78.829	.51237	12.917	2.5782	4.3890
#1	.00109	.00017	4.9765	.00237	-.00040	9.8506	-.00053	.00310	-.03103
#2	.00059	.00032	5.0307	.00210	-.00140	9.9222	-.00044	.00321	-.03302
Check ?	None	None	Chk Pass	None	None	Chk Pass	None	None	None
Value									
Range									

Int. Std.	Y_2243	Y_3600	Y_3774
Units	Cts/S	Cts/S	Cts/S
Avg	**6574.9**	**89399.**	**5779.2**
Stddev	1.3	460.	55.2
%RSD	.01908	.51409	.95462
#1	6575.8	89724.	5740.1
#2	6574.0	89074.	5818.2

Sample Name: CCV-2058325 Acquired: 5/21/2013 14:15:25 Type: QC
Method: 6500_026(v10) Mode: CONC Corr. Factor: 1.000000
User: bowenh Custom ID1: Custom ID2: Custom ID3:
Comment:

Elem	Ag3280	Al1670	As1890	B_2089	Ba4554	Be3130	Bi2230	Ca3179	Cd2288	Co2286	Cr2055	Cu3247	Fe2599
Units	ppm	ppm	ppm	ppm	ppm	ppm	ppm	ppm	ppm	ppm	ppm	ppm	ppm
Avg	**.51540**	**.49930**	**.98553**	**.48859**	**.50028**	**.47733**	**-.00253**	**5.0143**	**.50911**	**.51358**	**.49745**	**.49388**	**2.4874**
Stddev	.00010	.00049	.00131	.00010	.00315	.00322	.00020	.0121	.00011	.00048	.00052	.00044	.0048
%RSD	.01859	.09836	.13330	.02054	.63061	.67402	8.0050	.24144	.02102	.09417	.10360	.08857	.19179
#1	.51533	.49895	.98460	.48866	.49805	.47506	-.00238	5.0229	.50919	.51324	.49708	.49357	2.4841
#2	.51546	.49964	.98646	.48852	.50251	.47961	-.00267	5.0058	.50904	.51392	.49781	.49419	2.4908
Check ?	Chk Pass	Chk Pass	Chk Pass	Chk Pass	Chk Pass	Chk Pass	None	Chk Pass	Chk Pass	Chk Pass	Chk Pass	Chk Pass	Chk Pass
Value													
Range													

Elem	K_7664	Li6707	Mg2790	Mn2576	Mo2020	Na5895	Ni2316	P_1782	Pb2203	S_1820	Sb2068	Se1960	Si2881
Units	ppm	ppm	ppm	ppm	ppm	ppm	ppm	ppm	ppm	ppm	ppm	ppm	ppm
Avg	**49.661**	**.99616**	**19.827**	**.50383**	**.49611**	**4.9034**	**.50516**	**.96108**	**1.0266**	**.00056**	**1.0119**	**.97384**	**4.8970**
Stddev	.124	.00410	.058	.00146	.00088	.0220	.00020	.00040	.0008	.00118	.0018	.00444	.0221
%RSD	.25038	.41166	.29036	.28903	.17826	.44887	.04045	.04138	.08238	212.53	.17585	.45639	.45114
#1	49.573	.99326	19.868	.50486	.49673	4.8878	.50530	.96136	1.0272	.00140	1.0131	.97698	4.8813
#2	49.749	.99906	19.787	.50280	.49548	4.9190	.50501	.96080	1.0260	-.00028	1.0106	.97070	4.9126
Check ?	Chk Pass	Chk Pass	Chk Pass	Chk Pass	Chk Pass	Chk Pass	Chk Pass	Chk Pass	Chk Pass	None	Chk Pass	Chk Pass	Chk Pass
Value													
Range													

Elem	Sn1899	Sr4077	Th2837	Ti3349	Tl1908	U_3701	V_2924	Zn2062	Zr3391
Units	ppm	ppm	ppm	ppm	ppm	ppm	ppm	ppm	ppm
Avg	**.99793**	**.48196**	**.00251**	**.50812**	**1.0257**	**-.00435**	**.49009**	**.50058**	**.50217**
Stddev	.00120	.00166	.00001	.00115	.0023	.00228	.00101	.00395	.00015
%RSD	.12073	.34514	.56876	.22607	.21987	52.291	.20617	.78919	.03071
#1	.99878	.48078	.00252	.50894	1.0273	-.00596	.49080	.50337	.50228
#2	.99708	.48314	.00250	.50731	1.0242	-.00274	.48937	.49778	.50206
Check ?	Chk Pass	Chk Pass	None	Chk Pass	Chk Pass	None	Chk Pass	Chk Pass	Chk Pass
Value									
Range									

Int. Std.	Y_2243	Y_3600	Y_3774
Units	Cts/S	Cts/S	Cts/S
Avg	**6701.5**	**90303.**	**5738.8**
Stddev	6.1	752.	13.7
%RSD	.09035	.83268	.23874
#1	6705.8	89771.	5748.5
#2	6697.2	90835.	5729.1

Sample Name: CCB Acquired: 5/21/2013 14:17:38 Type: QC
Method: 6500_026(v10) Mode: CONC Corr. Factor: 1.000000
User: bowenh Custom ID1: Custom ID2: Custom ID3:
Comment:

Elem	Ag3280	Al1670	As1890	B_2089	Ba4554	Be3130	Bi2230	Ca3179	Cd2288	Co2286	Cr2055
Units	ppm	ppm	ppm	ppm	ppm	ppm	ppm	ppm	ppm	ppm	ppm
Avg	**.00072**	**-.00005**	**.00109**	W **.00192**	**.00005**	**.00001**	**-.00065**	**.00231**	**.00011**	**.00000**	**-.00012**
Stddev	.00060	.00005	.00162	.00017	.00019	.00001	.00238	.00114	.00001	.00015	.00019
%RSD	83.605	98.169	148.27	8.8496	374.59	53.759	366.77	49.286	11.014	9978.2	163.35
#1	.00029	-.00001	.00224	.00204	.00018	.00001	.00103	.00150	.00010	.00011	-.00025
#2	.00114	-.00008	-.00005	.00180	-.00008	.00002	-.00233	.00311	.00012	-.00011	.00002
Check ?	Chk Pass	Chk Pass	Chk Pass	Chk Warn	Chk Pass	Chk Pass	None	Chk Pass	Chk Pass	Chk Pass	Chk Pass
High Limit				.00156							
Low Limit				-.00156							

Elem	Cu3247	Fe2599	K_7664	Li6707	Mg2790	Mn2576	Mo2020	Na5895	Ni2316	P_1782	Pb2203
Units	ppm	ppm	ppm	ppm	ppm	ppm	ppm	ppm	ppm	ppm	ppm
Avg	**-.00073**	**.00217**	**.05116**	**-.00204**	**.00037**	**.00019**	**.00021**	**-.01741**	**-.00007**	**.00307**	**.00059**
Stddev	.00008	.00159	.02504	.00028	.00320	.00002	.00005	.01281	.00031	.00297	.00169
%RSD	10.969	73.067	48.950	13.543	855.94	11.141	23.511	73.593	415.30	96.680	288.01
#1	-.00067	.00329	.03345	-.00223	.00264	.00020	.00017	-.00835	-.00029	.00097	.00178
#2	-.00078	.00105	.06887	-.00184	-.00189	.00017	.00024	-.02646	.00014	.00516	-.00061
Check ?	Chk Pass	Chk Pass	Chk Pass	Chk Pass	Chk Pass	Chk Pass	Chk Pass	Chk Pass	Chk Pass	Chk Pass	Chk Pass
High Limit											
Low Limit											

Elem	S_1820	Sb2068	Se1960	Si2881	Sn1899	Sr4077	Th2837	Ti3349	Tl1908	U_3701	V_2924
Units	ppm	ppm	ppm	ppm	ppm	ppm	ppm	ppm	ppm	ppm	ppm
Avg	**.00102**	W **.00483**	**.00299**	**-.02167**	**.00048**	**.00007**	**.00000**	**.00015**	**.00070**	**.02498**	**-.00053**
Stddev	.00199	.00187	.00357	.00727	.00045	.00018	.00061	.00031	.00013	.03131	.00034
%RSD	195.47	38.617	119.20	33.529	94.597	236.39	26561.	209.80	19.357	125.32	63.063
#1	-.00039	.00351	.00047	-.02681	.00016	.00020	-.00043	.00037	.00060	.04712	-.00030
#2	.00243	.00615	.00551	-.01653	.00080	-.00005	.00043	-.00007	.00079	.00284	-.00077
Check ?	None	Chk Warn	Chk Pass	Chk Pass	Chk Pass	Chk Pass	Chk Pass	Chk Pass	Chk Pass	Chk Pass	Chk Pass
High Limit		.00314									
Low Limit		-.00314									

Elem	Zn2062	Zr3391
Units	ppm	ppm
Avg	**.00300**	**.00151**
Stddev	.00060	.00174
%RSD	20.004	115.11
#1	.00342	.00028
#2	.00257	.00274
Check ?	Chk Pass	Chk Pass
High Limit		
Low Limit		

Int. Std.	Y_2243	Y_3600	Y_3774
Units	Cts/S	Cts/S	Cts/S
Avg	**6679.0**	**90405.**	**5703.6**
Stddev	2.8	362.	39.5
%RSD	.04194	.40052	.69341
#1	6677.0	90149.	5675.7
#2	6681.0	90661.	5731.6

Sample Name: CCVL2062912 Acquired: 5/21/2013 14:20:08 Type: QC
Method: 6500_026(v10) Mode: CONC Corr. Factor: 1.000000
User: bowenh Custom ID1: Custom ID2: Custom ID3:
Comment:

Elem	Ag3280	Al1670	As1890	B_2089	Ba4554	Be3130	Bi2230	Ca3179	Cd2288	Co2286	Cr2055
Units	ppm	ppm	ppm	ppm	ppm	ppm	ppm	ppm	ppm	ppm	ppm
Avg	**.01090**	**.10387**	**.01499**	**.09768**	**.01061**	**.00084**	**.10850**	**.21976**	**.00540**	**.01086**	**.01036**
Stddev	.00064	.00027	.00044	.00021	.00011	.00010	.00162	.00100	.00005	.00025	.00014
%RSD	5.8689	.26266	2.9504	.21779	.99229	11.592	1.4975	.45302	1.0079	2.3086	1.3966
#1	.01135	.10406	.01531	.09784	.01054	.00091	.10965	.22046	.00536	.01069	.01025
#2	.01045	.10368	.01468	.09753	.01068	.00077	.10735	.21905	.00544	.01104	.01046
Check ?	Chk Pass	Chk Pass	Chk Pass	Chk Pass	Chk Pass	Chk Pass	Chk Pass	Chk Pass	Chk Pass	Chk Pass	Chk Pass
Value											
Range											

Elem	Cu3247	Fe2599	K_7664	Li6707	Mg2790	Mn2576	Mo2020	Na5895	Ni2316	P_1782	Pb2203
Units	ppm	ppm	ppm	ppm	ppm	ppm	ppm	ppm	ppm	ppm	ppm
Avg	**.01470**	**.11146**	**3.1683**	**.01066**	**.20960**	**.01068**	**.02059**	**1.0364**	**.04184**	**2.8770**	**.01017**
Stddev	.00005	.00162	.0317	.00193	.00371	.00010	.00003	.0154	.00002	.0032	.00169
%RSD	.34955	1.4497	.99925	18.062	1.7677	.94784	.14140	1.4836	.04467	.11262	16.574
#1	.01467	.11260	3.1907	.00930	.21222	.01075	.02057	1.0473	.04185	2.8747	.00898
#2	.01474	.11032	3.1459	.01202	.20698	.01061	.02061	1.0255	.04183	2.8793	.01137
Check ?	Chk Pass	Chk Pass	Chk Pass	Chk Pass	Chk Pass	Chk Pass	Chk Pass	Chk Pass	Chk Pass	Chk Pass	Chk Pass
Value											
Range											

Elem	S_1820	Sb2068	Se1960	Si2881	Sn1899	Sr4077	Th2837	Ti3349	Tl1908	U_3701	V_2924
Units	ppm	ppm	ppm	ppm	ppm	ppm	ppm	ppm	ppm	ppm	ppm
Avg	**.00095**	**.01156**	**.01533**	**.49853**	**.10370**	**.01010**	**.01691**	**.01045**	**.01622**	**.05618**	**.00929**
Stddev	.00240	.00015	.00041	.00557	.00084	.00008	.00094	.00026	.00030	.00113	.00023
%RSD	251.41	1.2685	2.6588	1.1182	.80682	.80534	5.5362	2.5144	1.8474	2.0041	2.5223
#1	.00265	.01146	.01504	.50247	.10430	.01016	.01757	.01064	.01643	.05538	.00946
#2	-.00074	.01167	.01562	.49459	.10311	.01005	.01625	.01027	.01600	.05698	.00913
Check ?	None	Chk Pass	Chk Pass	Chk Pass	Chk Pass	Chk Pass	Chk Pass	Chk Pass	Chk Pass	Chk Pass	Chk Pass
Value											
Range											

Elem	Zn2062	Zr3391
Units	ppm	ppm
Avg	W **.02448**	**.01589**
Stddev	.00019	.00110
%RSD	.78658	6.8982
#1	.02434	.01512
#2	.02461	.01667
Check ?	Chk Warn	Chk Pass
Value	.02000	
Range	20.000%	

Int. Std.	Y_2243	Y_3600	Y_3774
Units	Cts/S	Cts/S	Cts/S
Avg	**6679.0**	**90772.**	**5645.9**
Stddev	8.7	111.	23.3
%RSD	.13094	.12260	.41259
#1	6672.8	90693.	5629.5
#2	6685.2	90850.	5662.4

Sample Name: 280-42043-A-11-A Acquired: 5/21/2013 14:22:34 Type: Unk
Method: 6500_026(v10) Mode: CONC Corr. Factor: 1.000000
User: bowenh Custom ID1: q4 Custom ID2: Custom ID3:
Comment: 173665 6010c

Elem	Ag3280	Al3092	As1890	B_2089	Ba4554	Be3130	Bi2230	Ca3179	Cd2288
Line	328.068 {103}	309.271 {109}	189.042 {478}	208.959 {461}	455.403 { 74}	313.042 {108}	223.061 {451}	317.933 {106}	228.802 {447}
Units	ppm	ppm	ppm	ppm	ppm	ppm	ppm	ppm	ppm
Avg	**.00110**	**85.009**	**.03788**	**.01901**	**.29497**	**.00367**	**-.00127**	**10.964**	**.00152**
Stddev	.00019	.169	.00282	.00013	.00074	.00003	.00103	.043	.00010
%RSD	17.012	.19845	7.4461	.70757	.25034	.85584	81.350	.38903	6.5803
#1	.00123	85.128	.03988	.01891	.29549	.00365	-.00200	10.994	.00159
#2	.00097	84.889	.03589	.01910	.29445	.00369	-.00054	10.934	.00145
Check ?	Chk Pass	Chk Pass	Chk Pass	Chk Pass	Chk Pass	Chk Pass	Chk Pass	Chk Pass	Chk Pass
High Limit									
Low Limit									

Elem	Co2286	Cr2055	Cu3247	Fe2714	K_7664	Li6707	Mg2790	Mn2576	Mo2020
Line	228.616 {447}	205.552 {464}	324.754 {104}	271.441 {124}	766.490 { 44}	670.784 { 50}	279.079 {121}2	257.610 {131}	202.030 {467}
Units	ppm	ppm	ppm	ppm	ppm	ppm	ppm	ppm	ppm
Avg	**.06438**	**.11776**	**.47589**	**195.95**	**9.1028**	**.15481**	**33.759**	**9.6868**	**.00911**
Stddev	.00006	.00011	.00100	.68	.0074	.00003	.178	.0029	.00024
%RSD	.08961	.09653	.21088	.34695	.08102	.01791	.52858	.03047	2.5878
#1	.06434	.11768	.47518	196.43	9.1080	.15479	33.633	9.6889	.00894
#2	.06442	.11784	.47660	195.47	9.0975	.15483	33.886	9.6847	.00928
Check ?	Chk Pass	Chk Pass	Chk Pass	Chk Pass	Chk Pass	Chk Pass	Chk Pass	Chk Pass	Chk Pass
High Limit									
Low Limit									

Elem	Na5895	Ni2316	P_1782	Pb2203	S_1820	Sb2068	Se1960	Si2881	Sn1899
Line	589.592 { 57}	231.604 {446}	178.284 {489}	220.353 {453}	182.034 {485}	206.833 {463}	196.090 {472}	288.158 {117}	189.989 {477}
Units	ppm	ppm	ppm	ppm	ppm	ppm	ppm	ppm	ppm
Avg	**1.7907**	**.14259**	**4.0987**	**.04995**	**.26022**	**-.00315**	**.00299**	**2.0180**	**.00566**
Stddev	.0146	.00027	.0063	.00032	.00108	.00202	.00512	.0211	.00050
%RSD	.81427	.19191	.15433	.63650	.41597	64.003	171.42	1.0438	8.8306
#1	1.8010	.14240	4.0942	.05017	.25945	-.00458	.00661	2.0329	.00602
#2	1.7804	.14278	4.1032	.04972	.26099	-.00173	-.00063	2.0031	.00531
Check ?	Chk Pass	Chk Pass	Chk Pass	Chk Pass	None	Chk Pass	Chk Pass	Chk Pass	Chk Pass
High Limit									
Low Limit									

Elem	Sr4077	Th2837	Ti3349	Tl1908	U_3701	V_2924	Zn2062	Zr3391
Line	407.771 { 83}	283.730 {119}	334.904 {101}	190.856 {477}	370.152 { 91}	292.402 {115}	206.200 {163}	339.198 { 99}
Units	ppm	ppm	ppm	ppm	ppm	ppm	ppm	ppm
Avg	**.03300**	**.04695**	**.38194**	**-.00692**	W **-.05157**	**.13612**	**.48174**	**.05020**
Stddev	.00044	.00159	.00183	.00014	.00909	.00050	.00252	.00083
%RSD	1.3468	3.3884	.47934	1.9807	17.622	.36429	.52394	1.6507
#1	.03332	.04583	.38065	-.00701	-.05799	.13577	.47996	.04961
#2	.03269	.04808	.38324	-.00682	-.04514	.13647	.48353	.05078
Check ?	Chk Pass	Chk Pass	Chk Pass	Chk Pass	Chk Warn	Chk Pass	Chk Pass	Chk Pass
High Limit					45.000			
Low Limit					-.05000			

Int. Std.	Y_2243	Y_3600	Y_3774
Line	224.306 {450}	360.073 { 94}	377.433 { 89}
Units	Cts/S	Cts/S	Cts/S
Avg	**8175.7**	**110560.**	**7112.8**
Stddev	3.7	523.	33.4
%RSD	.04486	.47304	.47004
#1	8178.3	110930.	7089.2
#2	8173.1	110200.	7136.4

Sample Name: 280-42043-A-12-A Acquired: 5/21/2013 14:24:59 Type: Unk
Method: 6500_026(v10) Mode: CONC Corr. Factor: 1.000000
User: bowenh Custom ID1: q4 Custom ID2: Custom ID3:
Comment: 173665 6010c

Elem	Ag3280	Al3092	As1890	B_2089	Ba4554	Be3130	Bi2230	Ca3179	Cd2288
Line	328.068 {103}	309.271 {109}	189.042 {478}	208.959 {461}	455.403 { 74}	313.042 {108}	223.061 {451}	317.933 {106}	228.802 {447}
Units	ppm	ppm	ppm	ppm	ppm	ppm	ppm	ppm	ppm
Avg	**.00156**	**75.920**	**.04347**	**.02212**	**.28287**	**.00348**	**-.00015**	**35.156**	**.00158**
Stddev	.00036	.214	.00175	.00053	.00107	.00002	.00243	.111	.00003
%RSD	23.037	.28178	4.0281	2.4058	.37843	.54349	1596.6	.31705	1.8444
#1	.00130	76.071	.04471	.02250	.28363	.00349	.00157	35.235	.00156
#2	.00181	75.768	.04223	.02174	.28211	.00346	-.00187	35.077	.00161
Check ?	Chk Pass	Chk Pass	Chk Pass	Chk Pass	Chk Pass	Chk Pass	Chk Pass	Chk Pass	Chk Pass
High Limit									
Low Limit									

Elem	Co2286	Cr2055	Cu3247	Fe2714	K_7664	Li6707	Mg2790	Mn2576	Mo2020
Line	228.616 {447}	205.552 {464}	324.754 {104}	271.441 {124}	766.490 { 44}	670.784 { 50}	279.079 {121}2	257.610 {131}	202.030 {467}
Units	ppm	ppm	ppm	ppm	ppm	ppm	ppm	ppm	ppm
Avg	**.06104**	**.10016**	**.28492**	**200.79**	**9.2515**	**.14735**	**29.717**	**9.6277**	**.00441**
Stddev	.00016	.00024	.00020	1.16	.0041	.00074	.025	.0070	.00038
%RSD	.26157	.24186	.06873	.57732	.04390	.50101	.08380	.07285	8.5938
#1	.06092	.09999	.28506	201.61	9.2486	.14682	29.699	9.6327	.00468
#2	.06115	.10033	.28478	199.97	9.2544	.14787	29.735	9.6228	.00415
Check ?	Chk Pass	Chk Pass	Chk Pass	Chk Pass	Chk Pass	Chk Pass	Chk Pass	Chk Pass	Chk Pass
High Limit									
Low Limit									

Elem	Na5895	Ni2316	P_1782	Pb2203	S_1820	Sb2068	Se1960	Si2881	Sn1899
Line	589.592 { 57}	231.604 {446}	178.284 {489}	220.353 {453}	182.034 {485}	206.833 {463}	196.090 {472}	288.158 {117}	189.989 {477}
Units	ppm	ppm	ppm	ppm	ppm	ppm	ppm	ppm	ppm
Avg	**.87669**	**.14297**	**4.2115**	**.05409**	**.27113**	**-.00309**	**.00177**	**2.4243**	**.00502**
Stddev	.00401	.00037	.0003	.00016	.00235	.00012	.00394	.0168	.00093
%RSD	.45696	.25702	.00631	.29270	.86755	3.7954	222.10	.69156	18.541
#1	.87952	.14271	4.2114	.05398	.27279	-.00300	.00456	2.4362	.00436
#2	.87386	.14323	4.2117	.05420	.26946	-.00317	-.00101	2.4125	.00568
Check ?	Chk Pass	Chk Pass	Chk Pass	Chk Pass	None	Chk Pass	Chk Pass	Chk Pass	Chk Pass
High Limit									
Low Limit									

Elem	Sr4077	Th2837	Ti3349	Tl1908	U_3701	V_2924	Zn2062	Zr3391
Line	407.771 { 83}	283.730 {119}	334.904 {101}	190.856 {477}	370.152 { 91}	292.402 {115}	206.200 {163}	339.198 { 99}
Units	ppm	ppm	ppm	ppm	ppm	ppm	ppm	ppm
Avg	**.06901**	**.04549**	**.31488**	**-.00791**	**-.02658**	**.12741**	**.48889**	**.04940**
Stddev	.00023	.00244	.00059	.00014	.01894	.00022	.00072	.00023
%RSD	.33672	5.3543	.18731	1.7348	71.245	.17253	.14723	.46330
#1	.06917	.04376	.31529	-.00800	-.01319	.12757	.48940	.04923
#2	.06885	.04721	.31446	-.00781	-.03997	.12726	.48838	.04956
Check ?	Chk Pass	Chk Pass	Chk Pass	Chk Pass	Chk Pass	Chk Pass	Chk Pass	Chk Pass
High Limit								
Low Limit								

Int. Std.	Y_2243	Y_3600	Y_3774
Line	224.306 {450}	360.073 { 94}	377.433 { 89}
Units	Cts/S	Cts/S	Cts/S
Avg	**7475.4**	**100880.**	**6485.3**
Stddev	1.4	39.	27.6
%RSD	.01927	.03847	.42587
#1	7476.4	100850.	6465.7
#2	7474.4	100900.	6504.8

Sample Name: 280-42043-A-13-A Acquired: 5/21/2013 14:27:24 Type: Unk
Method: 6500_026(v10) Mode: CONC Corr. Factor: 1.000000
User: bowenh Custom ID1: q4 Custom ID2: Custom ID3:
Comment: 173665 6010c

Elem	Ag3280	Al3092	As1890	B_2089	Ba4554	Be3130	Bi2230	Ca3179	Cd2288
Line	328.068 {103}	309.271 {109}	189.042 {478}	208.959 {461}	455.403 { 74}	313.042 {108}	223.061 {451}	317.933 {106}	228.802 {447}
Units	ppm	ppm	ppm	ppm	ppm	ppm	ppm	ppm	ppm
Avg	**.00164**	**109.62**	**.05397**	**.01979**	**.50244**	**.00510**	**-.00231**	**112.53**	**.00520**
Stddev	.00008	.33	.00109	.00039	.00149	.00002	.00157	.43	.00000
%RSD	4.9131	.30430	2.0229	1.9592	.29566	.34926	67.886	.37833	.00312
#1	.00158	109.86	.05474	.02006	.50349	.00509	-.00120	112.83	.00520
#2	.00170	109.39	.05320	.01951	.50139	.00512	-.00342	112.23	.00520
Check ?	Chk Pass	Chk Pass	Chk Pass	Chk Pass	Chk Pass	Chk Pass	Chk Pass	Chk Pass	Chk Pass
High Limit									
Low Limit									

Elem	Co2286	Cr2055	Cu3247	Fe2714	K_7664	Li6707	Mg2790	Mn2576	Mo2020
Line	228.616 {447}	205.552 {464}	324.754 {104}	271.441 {124}	766.490 { 44}	670.784 { 50}	279.079 {121}2	257.610 {131}	202.030 {467}
Units	ppm	ppm	ppm	ppm	ppm	ppm	ppm	ppm	ppm
Avg	**.08139**	**.12844**	**.36871**	**236.51**	**9.4629**	**.17242**	**39.161**	W **11.317**	**.00170**
Stddev	.00008	.00129	.00057	1.05	.0232	.00133	.011	.056	.00010
%RSD	.10018	1.0027	.15382	.44368	.24504	.77040	.02840	.49531	5.9988
#1	.08145	.12935	.36831	237.25	9.4793	.17335	39.168	11.277	.00177
#2	.08133	.12753	.36911	235.77	9.4465	.17148	39.153	11.357	.00162
Check ?	Chk Pass	Chk Pass	Chk Pass	Chk Pass	Chk Pass	Chk Pass	Chk Pass	Chk Warn	Chk Pass
High Limit								10.000	
Low Limit								-.01000	

Elem	Na5895	Ni2316	P_1782	Pb2203	S_1820	Sb2068	Se1960	Si2881	Sn1899
Line	589.592 { 57}	231.604 {446}	178.284 {489}	220.353 {453}	182.034 {485}	206.833 {463}	196.090 {472}	288.158 {117}	189.989 {477}
Units	ppm	ppm	ppm	ppm	ppm	ppm	ppm	ppm	ppm
Avg	**1.7632**	**.17192**	**5.5185**	**.25881**	**.75921**	**-.00487**	**.00188**	**2.3255**	**.00696**
Stddev	.0050	.00022	.0016	.00175	.00196	.00077	.00437	.0184	.00037
%RSD	.28209	.12662	.02927	.67643	.25754	15.808	233.11	.79109	5.3230
#1	1.7597	.17177	5.5197	.25758	.75783	-.00433	.00497	2.3385	.00723
#2	1.7667	.17208	5.5174	.26005	.76060	-.00542	-.00122	2.3125	.00670
Check ?	Chk Pass	Chk Pass	Chk Pass	Chk Pass	None	Chk Pass	Chk Pass	Chk Pass	Chk Pass
High Limit									
Low Limit									

Elem	Sr4077	Th2837	Ti3349	Tl1908	U_3701	V_2924	Zn2062	Zr3391
Line	407.771 { 83}	283.730 {119}	334.904 {101}	190.856 {477}	370.152 { 91}	292.402 {115}	206.200 {163}	339.198 { 99}
Units	ppm	ppm	ppm	ppm	ppm	ppm	ppm	ppm
Avg	**.17133**	**.05792**	**.54784**	W **-.01029**	W **-.05961**	**.19557**	**.98052**	**.04246**
Stddev	.00115	.00022	.00558	.00087	.00517	.00043	.00095	.00038
%RSD	.67045	.38596	1.0191	8.4715	8.6739	.22148	.09736	.89933
#1	.17215	.05808	.55179	-.01091	-.06327	.19526	.98119	.04219
#2	.17052	.05776	.54389	-.00968	-.05596	.19588	.97984	.04273
Check ?	Chk Pass	Chk Pass	Chk Pass	Chk Warn	Chk Warn	Chk Pass	Chk Pass	Chk Pass
High Limit				5.0000	45.000			
Low Limit				-.01000	-.05000			

Int. Std.	Y_2243	Y_3600	Y_3774
Line	224.306 {450}	360.073 { 94}	377.433 { 89}
Units	Cts/S	Cts/S	Cts/S
Avg	**7398.4**	**99405.**	**6482.2**
Stddev	10.2	88.	42.6
%RSD	.13741	.08882	.65787
#1	7405.6	99467.	6452.0
#2	7391.2	99343.	6512.3

Sample Name: 280-42043-A-14-A Acquired: 5/21/2013 14:29:49 Type: Unk
Method: 6500_026(v10) Mode: CONC Corr. Factor: 1.000000
User: bowenh Custom ID1: q4 Custom ID2: Custom ID3:
Comment: 173665 6010c

Elem	Ag3280	Al3092	As1890	B_2089	Ba4554	Be3130	Bi2230	Ca3179	Cd2288
Line	328.068 {103}	309.271 {109}	189.042 {478}	208.959 {461}	455.403 { 74}	313.042 {108}	223.061 {451}	317.933 {106}	228.802 {447}
Units	ppm	ppm	ppm	ppm	ppm	ppm	ppm	ppm	ppm
Avg	**.00143**	**77.430**	**.03335**	**.01725**	**.31084**	**.00313**	**-.00146**	**27.865**	**.00225**
Stddev	.00031	.248	.00165	.00010	.00107	.00011	.00052	.090	.00006
%RSD	22.003	.31967	4.9381	.60032	.34572	3.6514	35.971	.32199	2.5764
#1	.00165	77.605	.03452	.01732	.31160	.00322	-.00183	27.929	.00229
#2	.00121	77.255	.03219	.01718	.31008	.00305	-.00109	27.802	.00221
Check ?	Chk Pass	Chk Pass	Chk Pass	Chk Pass	Chk Pass	Chk Pass	Chk Pass	Chk Pass	Chk Pass
High Limit									
Low Limit									

Elem	Co2286	Cr2055	Cu3247	Fe2714	K_7664	Li6707	Mg2790	Mn2576	Mo2020
Line	228.616 {447}	205.552 {464}	324.754 {104}	271.441 {124}	766.490 { 44}	670.784 { 50}	279.079 {121}2	257.610 {131}	202.030 {467}
Units	ppm	ppm	ppm	ppm	ppm	ppm	ppm	ppm	ppm
Avg	**.05072**	**.08632**	**.22873**	**158.32**	**7.5701**	**.11727**	**25.905**	**7.8434**	**.00408**
Stddev	.00018	.00038	.00215	.63	.0194	.00052	.199	.0757	.00029
%RSD	.36324	.43595	.94110	.39692	.25639	.44411	.76643	.96539	7.1905
#1	.05085	.08659	.23025	158.77	7.5563	.11690	26.046	7.8970	.00429
#2	.05059	.08606	.22720	157.88	7.5838	.11764	25.765	7.7899	.00387
Check ?	Chk Pass	Chk Pass	Chk Pass	Chk Pass	Chk Pass	Chk Pass	Chk Pass	Chk Pass	Chk Pass
High Limit									
Low Limit									

Elem	Na5895	Ni2316	P_1782	Pb2203	S_1820	Sb2068	Se1960	Si2881	Sn1899
Line	589.592 { 57}	231.604 {446}	178.284 {489}	220.353 {453}	182.034 {485}	206.833 {463}	196.090 {472}	288.158 {117}	189.989 {477}
Units	ppm	ppm	ppm	ppm	ppm	ppm	ppm	ppm	ppm
Avg	**2.4002**	**.10908**	**3.9114**	**.08696**	**.34663**	**-.00078**	**.00372**	**2.2796**	**.00604**
Stddev	.0050	.00042	.0153	.00116	.00397	.00182	.00401	.0202	.00022
%RSD	.20697	.38906	.39229	1.3342	1.1447	234.02	107.77	.88759	3.6711
#1	2.4037	.10938	3.9223	.08614	.34944	-.00206	.00088	2.2653	.00588
#2	2.3967	.10878	3.9006	.08778	.34383	.00051	.00655	2.2939	.00619
Check ?	Chk Pass	Chk Pass	Chk Pass	Chk Pass	None	Chk Pass	Chk Pass	Chk Pass	Chk Pass
High Limit									
Low Limit									

Elem	Sr4077	Th2837	Ti3349	Tl1908	U_3701	V_2924	Zn2062	Zr3391
Line	407.771 { 83}	283.730 {119}	334.904 {101}	190.856 {477}	370.152 { 91}	292.402 {115}	206.200 {163}	339.198 { 99}
Units	ppm	ppm	ppm	ppm	ppm	ppm	ppm	ppm
Avg	**.05679**	**.06107**	**.54523**	**-.00595**	W **-.07246**	**.12712**	**.48105**	**.03969**
Stddev	.00055	.00021	.00436	.00176	.00446	.00160	.00322	.00155
%RSD	.96853	.34667	.80021	29.532	6.1570	1.2612	.66841	3.8981
#1	.05718	.06122	.54831	-.00720	-.06931	.12825	.48332	.04078
#2	.05640	.06092	.54214	-.00471	-.07562	.12599	.47877	.03859
Check ?	Chk Pass	Chk Pass	Chk Pass	Chk Pass	Chk Warn	Chk Pass	Chk Pass	Chk Pass
High Limit					45.000			
Low Limit					-.05000			

Int. Std.	Y_2243	Y_3600	Y_3774
Line	224.306 {450}	360.073 { 94}	377.433 { 89}
Units	Cts/S	Cts/S	Cts/S
Avg	**7410.1**	**99555.**	**6356.4**
Stddev	5.4	77.	35.5
%RSD	.07332	.07734	.55842
#1	7406.3	99500.	6331.3
#2	7414.0	99609.	6381.5

Sample Name: 280-42043-A-15-A Acquired: 5/21/2013 14:32:14 Type: Unk
Method: 6500_026(v10) Mode: CONC Corr. Factor: 1.000000
User: bowenh Custom ID1: q4 Custom ID2: Custom ID3:
Comment: 173665 6010c

Elem	Ag3280	Al3092	As1890	B_2089	Ba4554	Be3130	Bi2230	Ca3179	Cd2288
Line	328.068 {103}	309.271 {109}	189.042 {478}	208.959 {461}	455.403 { 74}	313.042 {108}	223.061 {451}	317.933 {106}	228.802 {447}
Units	ppm	ppm	ppm	ppm	ppm	ppm	ppm	ppm	ppm
Avg	**.00112**	**62.733**	**.03942**	**.02050**	**.32841**	**.00373**	**.00029**	**33.604**	**.00138**
Stddev	.00024	.013	.00079	.00036	.00122	.00006	.00077	.055	.00001
%RSD	21.255	.02139	1.9957	1.7389	.37282	1.5363	269.19	.16449	.59134
#1	.00129	62.724	.03886	.02075	.32755	.00377	-.00026	33.565	.00137
#2	.00095	62.743	.03998	.02025	.32928	.00369	.00083	33.643	.00138
Check ?	Chk Pass	Chk Pass	Chk Pass	Chk Pass	Chk Pass	Chk Pass	Chk Pass	Chk Pass	Chk Pass
High Limit									
Low Limit									

Elem	Co2286	Cr2055	Cu3247	Fe2714	K_7664	Li6707	Mg2790	Mn2576	Mo2020
Line	228.616 {447}	205.552 {464}	324.754 {104}	271.441 {124}	766.490 { 44}	670.784 { 50}	279.079 {121}2	257.610 {131}	202.030 {467}
Units	ppm	ppm	ppm	ppm	ppm	ppm	ppm	ppm	ppm
Avg	**.05083**	**.08305**	**.22724**	**187.36**	**9.5970**	**.10821**	**25.568**	W **11.642**	**.00302**
Stddev	.00002	.00018	.00042	.37	.0249	.00021	.012	.040	.00008
%RSD	.03562	.21357	.18632	.19921	.25915	.19018	.04738	.34521	2.8024
#1	.05082	.08317	.22753	187.10	9.6146	.10835	25.576	11.614	.00308
#2	.05085	.08292	.22694	187.62	9.5794	.10806	25.559	11.671	.00296
Check ?	Chk Pass	Chk Pass	Chk Pass	Chk Pass	Chk Pass	Chk Pass	Chk Pass	Chk Warn	Chk Pass
High Limit								10.000	
Low Limit								-.01000	

Elem	Na5895	Ni2316	P_1782	Pb2203	S_1820	Sb2068	Se1960	Si2881	Sn1899
Line	589.592 { 57}	231.604 {446}	178.284 {489}	220.353 {453}	182.034 {485}	206.833 {463}	196.090 {472}	288.158 {117}	189.989 {477}
Units	ppm	ppm	ppm	ppm	ppm	ppm	ppm	ppm	ppm
Avg	**1.8033**	**.11798**	**5.1732**	**.04352**	**.16316**	**-.00207**	**-.00005**	**1.4515**	**.00523**
Stddev	.0015	.00010	.0103	.00075	.00416	.00133	.00051	.0149	.00023
%RSD	.08473	.08354	.19823	1.7118	2.5480	64.156	995.09	1.0282	4.4547
#1	1.8044	.11805	5.1804	.04405	.16610	-.00113	.00031	1.4410	.00540
#2	1.8022	.11791	5.1659	.04300	.16022	-.00301	-.00042	1.4621	.00507
Check ?	Chk Pass	Chk Pass	Chk Pass	Chk Pass	None	Chk Pass	Chk Pass	Chk Pass	Chk Pass
High Limit									
Low Limit									

Elem	Sr4077	Th2837	Ti3349	Tl1908	U_3701	V_2924	Zn2062	Zr3391
Line	407.771 { 83}	283.730 {119}	334.904 {101}	190.856 {477}	370.152 { 91}	292.402 {115}	206.200 {163}	339.198 { 99}
Units	ppm	ppm	ppm	ppm	ppm	ppm	ppm	ppm
Avg	**.05170**	**.04947**	**.60078**	**-.00969**	F **-.10431**	**.12257**	**1.0425**	**.05020**
Stddev	.00019	.00137	.00207	.00098	.00218	.00046	.0010	.00186
%RSD	.37696	2.7716	.34374	10.091	2.0860	.37439	.09547	3.7010
#1	.05156	.05044	.60224	-.00900	-.10277	.12290	1.0432	.05152
#2	.05184	.04850	.59932	-.01038	-.10585	.12225	1.0418	.04889
Check ?	Chk Pass	Chk Pass	Chk Pass	Chk Pass	Chk Fail	Chk Pass	Chk Pass	Chk Pass
High Limit					50.000			
Low Limit					-.10000			

Int. Std.	Y_2243	Y_3600	Y_3774
Line	224.306 {450}	360.073 { 94}	377.433 { 89}
Units	Cts/S	Cts/S	Cts/S
Avg	**8214.1**	**110860.**	**7108.9**
Stddev	12.4	119.	7.7
%RSD	.15133	.10758	.10900
#1	8222.9	110950.	7103.4
#2	8205.3	110780.	7114.4

Sample Name: 280-42043-A-16-A Acquired: 5/21/2013 14:34:39 Type: Unk
Method: 6500_026(v10) Mode: CONC Corr. Factor: 1.000000
User: bowenh Custom ID1: q4 Custom ID2: Custom ID3:
Comment: 173665 6010c

Elem	Ag3280	Al3092	As1890	B_2089	Ba4554	Be3130	Bi2230	Ca3179	Cd2288
Line	328.068 {103}	309.271 {109}	189.042 {478}	208.959 {461}	455.403 { 74}	313.042 {108}	223.061 {451}	317.933 {106}	228.802 {447}
Units	ppm	ppm	ppm	ppm	ppm	ppm	ppm	ppm	ppm
Avg	**.00048**	**87.366**	**.03172**	**.03020**	**.26778**	**.00342**	**-.00507**	W **791.87**	**.00230**
Stddev	.00085	.569	.00144	.00043	.00109	.00002	.00086	8.08	.00013
%RSD	175.75	.65117	4.5329	1.4224	.40633	.53773	16.895	1.0200	5.6428
#1	.00108	86.964	.03274	.02990	.26701	.00344	-.00446	786.16	.00239
#2	-.00012	87.768	.03071	.03050	.26855	.00341	-.00567	797.58	.00221
Check ?	Chk Pass	Chk Pass	Chk Pass	Chk Pass	Chk Pass	Chk Pass	Chk Pass	Chk Warn	Chk Pass
High Limit								500.00	
Low Limit								-.05000	

Elem	Co2286	Cr2055	Cu3247	Fe2714	K_7664	Li6707	Mg2790	Mn2576	Mo2020
Line	228.616 {447}	205.552 {464}	324.754 {104}	271.441 {124}	766.490 { 44}	670.784 { 50}	279.079 {121}2	257.610 {131}	202.030 {467}
Units	ppm	ppm	ppm	ppm	ppm	ppm	ppm	ppm	ppm
Avg	**.05040**	**.10937**	**.33820**	**142.10**	**9.0002**	**.14360**	**50.581**	**4.9179**	**.00292**
Stddev	.00040	.00015	.00013	.25	.0671	.00193	.123	.0118	.00033
%RSD	.79373	.13765	.03716	.17760	.74584	1.3424	.24325	.24062	11.326
#1	.05012	.10927	.33811	141.92	8.9527	.14497	50.494	4.9095	.00269
#2	.05069	.10948	.33829	142.28	9.0477	.14224	50.668	4.9263	.00316
Check ?	Chk Pass	Chk Pass	Chk Pass	Chk Pass	Chk Pass	Chk Pass	Chk Pass	Chk Pass	Chk Pass
High Limit									
Low Limit									

Elem	Na5895	Ni2316	P_1782	Pb2203	S_1820	Sb2068	Se1960	Si2881	Sn1899
Line	589.592 { 57}	231.604 {446}	178.284 {489}	220.353 {453}	182.034 {485}	206.833 {463}	196.090 {472}	288.158 {117}	189.989 {477}
Units	ppm	ppm	ppm	ppm	ppm	ppm	ppm	ppm	ppm
Avg	**2.4258**	**.14317**	**4.1590**	**.12359**	**1.9313**	**.01207**	**.00458**	**1.7289**	**.00638**
Stddev	.0146	.00023	.0021	.00014	.0085	.00141	.00081	.0071	.00077
%RSD	.60202	.15865	.04949	.11066	.43798	11.654	17.717	.40938	12.098
#1	2.4155	.14301	4.1605	.12349	1.9373	.01306	.00515	1.7339	.00584
#2	2.4361	.14333	4.1576	.12368	1.9253	.01107	.00401	1.7239	.00693
Check ?	Chk Pass	Chk Pass	Chk Pass	Chk Pass	None	Chk Pass	Chk Pass	Chk Pass	Chk Pass
High Limit									
Low Limit									

Elem	Sr4077	Th2837	Ti3349	Tl1908	U_3701	V_2924	Zn2062	Zr3391
Line	407.771 { 83}	283.730 {119}	334.904 {101}	190.856 {477}	370.152 { 91}	292.402 {115}	206.200 {163}	339.198 { 99}
Units	ppm	ppm	ppm	ppm	ppm	ppm	ppm	ppm
Avg	**.71184**	**.03816**	**.51173**	**-.00455**	W **-.05968**	**.15018**	**.50533**	**.02176**
Stddev	.00453	.00022	.00218	.00138	.01315	.00027	.00017	.00211
%RSD	.63607	.58377	.42632	30.383	22.034	.18183	.03381	9.6795
#1	.70864	.03831	.51327	-.00553	-.05038	.15037	.50521	.02027
#2	.71504	.03800	.51019	-.00357	-.06898	.14998	.50545	.02325
Check ?	Chk Pass	Chk Pass	Chk Pass	Chk Pass	Chk Warn	Chk Pass	Chk Pass	Chk Pass
High Limit					45.000			
Low Limit					-.05000			

Int. Std.	Y_2243	Y_3600	Y_3774
Line	224.306 {450}	360.073 { 94}	377.433 { 89}
Units	Cts/S	Cts/S	Cts/S
Avg	**6574.2**	**88167.**	**5962.0**
Stddev	6.5	255.	41.4
%RSD	.09816	.28977	.69487
#1	6569.6	88347.	5991.3
#2	6578.8	87986.	5932.7

Sample Name: 280-42043-A-17-A Acquired: 5/21/2013 14:37:42 Type: Unk
Method: 6500_026(v10) Mode: CONC Corr. Factor: 1.000000
User: bowenh Custom ID1: q4 Custom ID2: Custom ID3:
Comment: 173665 6010c

Elem	Ag3280	Al3092	As1890	B_2089	Ba4554	Be3130	Bi2230	Ca3179	Cd2288
Line	328.068 {103}	309.271 {109}	189.042 {478}	208.959 {461}	455.403 { 74}	313.042 {108}	223.061 {451}	317.933 {106}	228.802 {447}
Units	ppm	ppm	ppm	ppm	ppm	ppm	ppm	ppm	ppm
Avg	**.00131**	**99.586**	**.04277**	**.02249**	**.28257**	**.00429**	**.00288**	**10.729**	**.00136**
Stddev	.00028	.745	.00044	.00038	.00138	.00008	.00045	.082	.00008
%RSD	21.664	.74825	1.0330	1.6689	.48764	1.9297	15.611	.76740	5.8874
#1	.00151	99.059	.04308	.02223	.28160	.00424	.00320	10.670	.00142
#2	.00111	100.11	.04245	.02276	.28355	.00435	.00256	10.787	.00130
Check ?	Chk Pass	Chk Pass	Chk Pass	Chk Pass	Chk Pass	Chk Pass	Chk Pass	Chk Pass	Chk Pass
High Limit									
Low Limit									

Elem	Co2286	Cr2055	Cu3247	Fe2714	K_7664	Li6707	Mg2790	Mn2576	Mo2020
Line	228.616 {447}	205.552 {464}	324.754 {104}	271.441 {124}	766.490 { 44}	670.784 { 50}	279.079 {121}2	257.610 {131}	202.030 {467}
Units	ppm	ppm	ppm	ppm	ppm	ppm	ppm	ppm	ppm
Avg	**.06654**	**.12907**	**.43513**	**206.57**	**9.6190**	**.16331**	**37.163**	**9.3137**	**.00816**
Stddev	.00029	.00080	.00116	1.17	.0407	.00083	.008	.1071	.00001
%RSD	.43780	.62266	.26695	.56605	.42312	.50703	.02177	1.1497	.08349
#1	.06633	.12851	.43595	205.75	9.5902	.16273	37.169	9.2380	.00816
#2	.06674	.12964	.43431	207.40	9.6478	.16390	37.158	9.3894	.00817
Check ?	Chk Pass	Chk Pass	Chk Pass	Chk Pass	Chk Pass	Chk Pass	Chk Pass	Chk Pass	Chk Pass
High Limit									
Low Limit									

Elem	Na5895	Ni2316	P_1782	Pb2203	S_1820	Sb2068	Se1960	Si2881	Sn1899
Line	589.592 { 57}	231.604 {446}	178.284 {489}	220.353 {453}	182.034 {485}	206.833 {463}	196.090 {472}	288.158 {117}	189.989 {477}
Units	ppm	ppm	ppm	ppm	ppm	ppm	ppm	ppm	ppm
Avg	**2.8677**	**.15393**	**3.8388**	**.05453**	**.19982**	**-.00419**	**.00080**	**2.0093**	**.00616**
Stddev	.0014	.00069	.0275	.00014	.00307	.00104	.00179	.0202	.00100
%RSD	.04691	.45121	.71699	.25295	1.5385	24.917	224.27	1.0035	16.166
#1	2.8668	.15344	3.8193	.05443	.19765	-.00345	.00207	1.9950	.00686
#2	2.8687	.15442	3.8582	.05463	.20200	-.00493	-.00047	2.0236	.00545
Check ?	Chk Pass	Chk Pass	Chk Pass	Chk Pass	None	Chk Pass	Chk Pass	Chk Pass	Chk Pass
High Limit									
Low Limit									

Elem	Sr4077	Th2837	Ti3349	Tl1908	U_3701	V_2924	Zn2062	Zr3391
Line	407.771 { 83}	283.730 {119}	334.904 {101}	190.856 {477}	370.152 { 91}	292.402 {115}	206.200 {163}	339.198 { 99}
Units	ppm	ppm	ppm	ppm	ppm	ppm	ppm	ppm
Avg	**.02682**	**.05416**	**.42384**	**-.00672**	W **-.06019**	**.15258**	**.47919**	**.04823**
Stddev	.00011	.00204	.00293	.00101	.02080	.00010	.00097	.00093
%RSD	.40728	3.7644	.69087	15.024	34.559	.06247	.20140	1.9287
#1	.02689	.05560	.42177	-.00743	-.07490	.15265	.47850	.04758
#2	.02674	.05272	.42591	-.00601	-.04548	.15251	.47987	.04889
Check ?	Chk Pass	Chk Pass	Chk Pass	Chk Pass	Chk Warn	Chk Pass	Chk Pass	Chk Pass
High Limit					45.000			
Low Limit					-.05000			

Int. Std.	Y_2243	Y_3600	Y_3774
Line	224.306 {450}	360.073 { 94}	377.433 { 89}
Units	Cts/S	Cts/S	Cts/S
Avg	**8076.4**	**109610.**	**7129.2**
Stddev	23.9	203.	9.5
%RSD	.29623	.18542	.13372
#1	8093.4	109750.	7135.9
#2	8059.5	109460.	7122.5

Sample Name: 280-42043-A-18-A Acquired: 5/21/2013 14:40:09 Type: Unk
Method: 6500_026(v10) Mode: CONC Corr. Factor: 1.000000
User: bowenh Custom ID1: q4 Custom ID2: Custom ID3:
Comment: 173665 6010c

Elem	Ag3280	Al3092	As1890	B_2089	Ba4554	Be3130	Bi2230	Ca3179	Cd2288
Line	328.068 {103}	309.271 {109}	189.042 {478}	208.959 {461}	455.403 { 74}	313.042 {108}	223.061 {451}	317.933 {106}	228.802 {447}
Units	ppm	ppm	ppm	ppm	ppm	ppm	ppm	ppm	ppm
Avg	**.00172**	**82.803**	**.03914**	**.01920**	**.33560**	**.00378**	**.00026**	**20.838**	**.00153**
Stddev	.00050	.108	.00060	.00017	.00009	.00003	.00294	.036	.00000
%RSD	28.819	.13009	1.5350	.86079	.02735	.84504	1142.7	.17201	.30106
#1	.00207	82.880	.03956	.01909	.33554	.00375	.00233	20.863	.00152
#2	.00137	82.727	.03871	.01932	.33567	.00380	-.00182	20.813	.00153
Check ?	Chk Pass	Chk Pass	Chk Pass	Chk Pass	Chk Pass	Chk Pass	Chk Pass	Chk Pass	Chk Pass
High Limit									
Low Limit									

Elem	Co2286	Cr2055	Cu3247	Fe2714	K_7664	Li6707	Mg2790	Mn2576	Mo2020
Line	228.616 {447}	205.552 {464}	324.754 {104}	271.441 {124}	766.490 { 44}	670.784 { 50}	279.079 {121}2	257.610 {131}	202.030 {467}
Units	ppm	ppm	ppm	ppm	ppm	ppm	ppm	ppm	ppm
Avg	**.05992**	**.09433**	**.36704**	**210.61**	**8.7445**	**.15529**	**34.065**	W **13.504**	**.00288**
Stddev	.00031	.00061	.00118	.18	.0375	.00095	.059	.126	.00012
%RSD	.51325	.64823	.32043	.08384	.42901	.61475	.17312	.93135	4.1809
#1	.05970	.09390	.36787	210.73	8.7711	.15461	34.107	13.415	.00280
#2	.06014	.09476	.36621	210.48	8.7180	.15596	34.023	13.593	.00297
Check ?	Chk Pass	Chk Pass	Chk Pass	Chk Pass	Chk Pass	Chk Pass	Chk Pass	Chk Warn	Chk Pass
High Limit								10.000	
Low Limit								-.01000	

Elem	Na5895	Ni2316	P_1782	Pb2203	S_1820	Sb2068	Se1960	Si2881	Sn1899
Line	589.592 { 57}	231.604 {446}	178.284 {489}	220.353 {453}	182.034 {485}	206.833 {463}	196.090 {472}	288.158 {117}	189.989 {477}
Units	ppm	ppm	ppm	ppm	ppm	ppm	ppm	ppm	ppm
Avg	**2.0147**	**.14465**	**4.5931**	**.05068**	**.36809**	**-.00272**	**.00251**	**3.0352**	**.00618**
Stddev	.0014	.00017	.0200	.00018	.00418	.00048	.00153	.0336	.00067
%RSD	.07131	.11915	.43642	.35334	1.1348	17.716	61.212	1.1073	10.816
#1	2.0157	.14477	4.5789	.05055	.36513	-.00238	.00359	3.0589	.00571
#2	2.0137	.14453	4.6073	.05081	.37104	-.00306	.00142	3.0114	.00666
Check ?	Chk Pass	Chk Pass	Chk Pass	Chk Pass	None	Chk Pass	Chk Pass	Chk Pass	Chk Pass
High Limit									
Low Limit									

Elem	Sr4077	Th2837	Ti3349	Tl1908	U_3701	V_2924	Zn2062	Zr3391
Line	407.771 { 83}	283.730 {119}	334.904 {101}	190.856 {477}	370.152 { 91}	292.402 {115}	206.200 {163}	339.198 { 99}
Units	ppm	ppm	ppm	ppm	ppm	ppm	ppm	ppm
Avg	**.05231**	**.06377**	**.57586**	W **-.01136**	**-.04020**	**.13165**	**.61085**	**.04833**
Stddev	.00007	.00114	.00202	.00049	.02625	.00010	.00027	.00218
%RSD	.12747	1.7804	.35145	4.3420	65.278	.07222	.04418	4.5108
#1	.05227	.06457	.57443	-.01171	-.05876	.13171	.61104	.04679
#2	.05236	.06297	.57729	-.01101	-.02165	.13158	.61066	.04988
Check ?	Chk Pass	Chk Pass	Chk Pass	Chk Warn	Chk Pass	Chk Pass	Chk Pass	Chk Pass
High Limit				5.0000				
Low Limit				-.01000				

Int. Std.	Y_2243	Y_3600	Y_3774
Line	224.306 {450}	360.073 { 94}	377.433 { 89}
Units	Cts/S	Cts/S	Cts/S
Avg	**7588.8**	**101900.**	**6612.0**
Stddev	21.0	297.	26.8
%RSD	.27627	.29163	.40461
#1	7603.6	101690.	6593.1
#2	7573.9	102110.	6630.9

Sample Name: 280-42043-A-19-A Acquired: 5/21/2013 14:42:35 Type: Unk
Method: 6500_026(v10) Mode: CONC Corr. Factor: 1.000000
User: bowenh Custom ID1: q4 Custom ID2: Custom ID3:
Comment: 173665 6010c

Elem	Ag3280	Al3092	As1890	B_2089	Ba4554	Be3130	Bi2230	Ca3179	Cd2288
Line	328.068 {103}	309.271 {109}	189.042 {478}	208.959 {461}	455.403 { 74}	313.042 {108}	223.061 {451}	317.933 {106}	228.802 {447}
Units	ppm	ppm	ppm	ppm	ppm	ppm	ppm	ppm	ppm
Avg	**.00233**	**71.090**	**.04382**	**.01826**	**.31945**	**.00297**	**.00157**	**30.298**	**.00149**
Stddev	.00024	.092	.00080	.00008	.00062	.00007	.00089	.050	.00031
%RSD	10.116	.12891	1.8369	.43964	.19278	2.2787	56.822	.16584	20.898
#1	.00216	71.026	.04325	.01821	.31902	.00301	.00094	30.263	.00171
#2	.00249	71.155	.04439	.01832	.31989	.00292	.00221	30.334	.00127
Check ?	Chk Pass	Chk Pass	Chk Pass	Chk Pass	Chk Pass	Chk Pass	Chk Pass	Chk Pass	Chk Pass
High Limit									
Low Limit									

Elem	Co2286	Cr2055	Cu3247	Fe2714	K_7664	Li6707	Mg2790	Mn2576	Mo2020
Line	228.616 {447}	205.552 {464}	324.754 {104}	271.441 {124}	766.490 { 44}	670.784 { 50}	279.079 {121}2	257.610 {131}	202.030 {467}
Units	ppm	ppm	ppm	ppm	ppm	ppm	ppm	ppm	ppm
Avg	**.05388**	**.08950**	**.26741**	**200.65**	**8.0756**	**.13575**	**30.936**	W **12.702**	**.00444**
Stddev	.00052	.00041	.00005	.59	.0774	.00119	.023	.006	.00013
%RSD	.96344	.45546	.01731	.29162	.95850	.87557	.07587	.04847	2.9332
#1	.05351	.08921	.26737	200.23	8.0209	.13491	30.953	12.698	.00435
#2	.05425	.08979	.26744	201.06	8.1303	.13659	30.920	12.706	.00453
Check ?	Chk Pass	Chk Pass	Chk Pass	Chk Pass	Chk Pass	Chk Pass	Chk Pass	Chk Warn	Chk Pass
High Limit								10.000	
Low Limit								-.01000	

Elem	Na5895	Ni2316	P_1782	Pb2203	S_1820	Sb2068	Se1960	Si2881	Sn1899
Line	589.592 { 57}	231.604 {446}	178.284 {489}	220.353 {453}	182.034 {485}	206.833 {463}	196.090 {472}	288.158 {117}	189.989 {477}
Units	ppm	ppm	ppm	ppm	ppm	ppm	ppm	ppm	ppm
Avg	**.73773**	**.13104**	**4.3084**	**.04388**	**.20980**	**-.00275**	**.00332**	**3.6777**	**.00535**
Stddev	.00509	.00087	.0263	.00067	.00400	.00014	.00079	.0509	.00003
%RSD	.69016	.66379	.60982	1.5255	1.9070	5.2001	23.899	1.3833	.60490
#1	.73413	.13042	4.2898	.04436	.20697	-.00265	.00276	3.7137	.00533
#2	.74133	.13165	4.3270	.04341	.21263	-.00285	.00388	3.6417	.00538
Check ?	Chk Pass	Chk Pass	Chk Pass	Chk Pass	None	Chk Pass	Chk Pass	Chk Pass	Chk Pass
High Limit									
Low Limit									

Elem	Sr4077	Th2837	Ti3349	Tl1908	U_3701	V_2924	Zn2062	Zr3391
Line	407.771 { 83}	283.730 {119}	334.904 {101}	190.856 {477}	370.152 { 91}	292.402 {115}	206.200 {163}	339.198 { 99}
Units	ppm	ppm	ppm	ppm	ppm	ppm	ppm	ppm
Avg	**.06700**	**.04985**	**.35677**	**-.00961**	**-.03885**	**.12229**	**.46549**	**.05206**
Stddev	.00016	.00199	.00588	.00023	.00397	.00033	.00037	.00324
%RSD	.24239	3.9915	1.6482	2.3823	10.220	.27072	.07847	6.2159
#1	.06711	.05126	.36093	-.00978	-.04166	.12206	.46575	.04977
#2	.06688	.04844	.35261	-.00945	-.03605	.12252	.46524	.05435
Check ?	Chk Pass	Chk Pass	Chk Pass	Chk Pass	Chk Pass	Chk Pass	Chk Pass	Chk Pass
High Limit								
Low Limit								

Int. Std.	Y_2243	Y_3600	Y_3774
Line	224.306 {450}	360.073 { 94}	377.433 { 89}
Units	Cts/S	Cts/S	Cts/S
Avg	**7504.8**	**99784.**	**6464.3**
Stddev	23.5	1.	20.4
%RSD	.31333	.00102	.31483
#1	7521.4	99785.	6478.7
#2	7488.1	99784.	6449.9

Sample Name: CCVH-2058327 Acquired: 5/21/2013 14:45:00 Type: QC
Method: 6500_026(v10) Mode: CONC Corr. Factor: 1.000000
User: bowenh Custom ID1: Custom ID2: Custom ID3:
Comment:

Elem	Ag3280	Al3092	As1890	B_2089	Ba4554	Be3130	Bi2230	Ca3179	Cd2288	Co2286	Cr2055	Cu3247	Fe2714
Units	ppm	ppm	ppm	ppm	ppm	ppm	ppm	ppm	ppm	ppm	ppm	ppm	ppm
Avg	**.00197**	**50.441**	**-.00108**	**.00296**	**.00047**	**-.00005**	**1.0018**	**.00270**	**-.00062**	**.00197**	**-.00018**	**.00037**	**50.194**
Stddev	.00025	.056	.00247	.00005	.00054	.00003	.0027	.00336	.00019	.00009	.00009	.00017	.057
%RSD	12.794	.11143	229.18	1.7398	114.21	57.201	.26452	124.40	30.230	4.7769	47.996	44.624	.11410
#1	.00179	50.481	-.00283	.00299	.00085	-.00007	1.0037	.00032	-.00049	.00191	-.00024	.00026	50.153
#2	.00215	50.401	.00067	.00292	.00009	-.00003	.99993	.00507	-.00075	.00204	-.00012	.00049	50.234
Check ?	None	Chk Pass	None	None	None	None	Chk Pass	None	None	None	None	None	Chk Pass
Value													
Range													

Elem	K_7664	Li6707	Mg2790	Mn2576	Mo2020	Na8183	Ni2316	P_1782	Pb2203	S_1820	Sb2068	Se1960	Si2881
Units	ppm	ppm	ppm	ppm	ppm	ppm	ppm	ppm	ppm	ppm	ppm	ppm	ppm
Avg	**-.02185**	**-.00127**	**-.00204**	**.00006**	**-.00163**	**251.32**	**.00075**	**.00471**	**-.00043**	**4.9667**	**-.00072**	**.00259**	**-.00381**
Stddev	.01285	.00171	.00362	.00005	.00030	.61	.00001	.00196	.00169	.0067	.00129	.00137	.00374
%RSD	58.823	135.05	177.30	90.661	18.356	.24076	1.5220	41.730	394.07	.13539	180.19	52.967	97.935
#1	-.01276	-.00247	.00052	.00010	-.00184	251.75	.00074	.00332	-.00162	4.9715	.00020	.00355	-.00646
#2	-.03093	-.00006	-.00460	.00002	-.00141	250.89	.00076	.00610	.00077	4.9619	-.00163	.00162	-.00117
Check ?	None	None	None	None	None	Chk Pass	None	None	None	None	None	None	None
Value													
Range													

Elem	Sn1899	Sr4077	Th2837	Ti3349	Tl1908	U_3701	V_2924	Zn2062	Zr3391
Units	ppm	ppm	ppm	ppm	ppm	ppm	ppm	ppm	ppm
Avg	**.00085**	**.00021**	**5.1421**	**.00333**	**-.00111**	**10.074**	**-.00046**	**.00318**	**-.03649**
Stddev	.00094	.00004	.0019	.00064	.00158	.002	.00062	.00044	.00380
%RSD	111.11	16.902	.03690	19.239	142.37	.02009	135.86	13.875	10.420
#1	.00151	.00018	5.1434	.00378	.00001	10.073	-.00002	.00350	-.03380
#2	.00018	.00023	5.1407	.00288	-.00223	10.076	-.00090	.00287	-.03917
Check ?	None	None	Chk Pass	None	None	Chk Pass	None	None	None
Value									
Range									

Int. Std.	Y_2243	Y_3600	Y_3774
Units	Cts/S	Cts/S	Cts/S
Avg	**6578.2**	**87557.**	**5588.7**
Stddev	8.8	401.	13.6
%RSD	.13368	.45761	.24404
#1	6572.0	87273.	5579.0
#2	6584.4	87840.	5598.3

Sample Name: CCV-2058325 Acquired: 5/21/2013 14:47:23 Type: QC
Method: 6500_026(v10) Mode: CONC Corr. Factor: 1.000000
User: bowenh Custom ID1: Custom ID2: Custom ID3:
Comment:

Elem	Ag3280	Al1670	As1890	B_2089	Ba4554	Be3130	Bi2230	Ca3179	Cd2288	Co2286	Cr2055	Cu3247	Fe2599
Units	ppm	ppm	ppm	ppm	ppm	ppm	ppm	ppm	ppm	ppm	ppm	ppm	ppm
Avg	**.50656**	**.48915**	**.96012**	**.47650**	**.48500**	**.46071**	**.00275**	**4.8660**	**.49856**	**.50337**	**.48586**	**.48044**	**2.4085**
Stddev	.00326	.00009	.00094	.00145	.00251	.00251	.00176	.0022	.00028	.00060	.00097	.00231	.0118
%RSD	.64350	.01858	.09744	.30337	.51741	.54416	64.111	.04549	.05548	.11845	.19864	.48100	.49127
#1	.50425	.48909	.96079	.47548	.48323	.45894	.00399	4.8676	.49875	.50295	.48518	.47881	2.4169
#2	.50886	.48922	.95946	.47752	.48678	.46248	.00150	4.8644	.49836	.50379	.48654	.48208	2.4002
Check ?	Chk Pass	Chk Pass	Chk Pass	Chk Pass	Chk Pass	Chk Pass	None	Chk Pass	Chk Pass	Chk Pass	Chk Pass	Chk Pass	Chk Pass
Value													
Range													

Elem	K_7664	Li6707	Mg2790	Mn2576	Mo2020	Na5895	Ni2316	P_1782	Pb2203	S_1820	Sb2068	Se1960	Si2881
Units	ppm	ppm	ppm	ppm	ppm	ppm	ppm	ppm	ppm	ppm	ppm	ppm	ppm
Avg	**48.755**	**.97578**	**19.435**	**.49314**	**.48480**	**4.7688**	**.49435**	**.94041**	**1.0063**	**.00079**	**.99318**	**.95113**	**4.7415**
Stddev	.053	.00208	.057	.00148	.00105	.0226	.00165	.00004	.0016	.00337	.00211	.00290	.0346
%RSD	.10774	.21295	.29543	.30027	.21636	.47398	.33335	.00455	.15838	424.25	.21207	.30499	.73016
#1	48.718	.97431	19.394	.49209	.48406	4.7528	.49319	.94038	1.0074	.00318	.99169	.94908	4.7659
#2	48.792	.97725	19.475	.49419	.48555	4.7848	.49552	.94044	1.0052	-.00159	.99467	.95318	4.7170
Check ?	Chk Pass	Chk Pass	Chk Pass	Chk Pass	Chk Pass	Chk Pass	Chk Pass	Chk Pass	Chk Pass	None	Chk Pass	Chk Pass	Chk Pass
Value													
Range													

Elem	Sn1899	Sr4077	Th2837	Ti3349	Tl1908	U_3701	V_2924	Zn2062	Zr3391
Units	ppm	ppm	ppm	ppm	ppm	ppm	ppm	ppm	ppm
Avg	**.97508**	**.46636**	**-.00042**	**.49604**	**1.0069**	**.00015**	**.47865**	**.49293**	**.48597**
Stddev	.00067	.00101	.00144	.00233	.0009	.01557	.00068	.00169	.00097
%RSD	.06861	.21591	344.42	.46876	.09307	10247.	.14303	.34344	.20011
#1	.97555	.46564	.00060	.49439	1.0075	.01116	.47914	.49174	.48665
#2	.97461	.46707	-.00143	.49768	1.0062	-.01086	.47817	.49413	.48528
Check ?	Chk Pass	Chk Pass	None	Chk Pass	Chk Pass	None	Chk Pass	Chk Pass	Chk Pass
Value									
Range									

Int. Std.	Y_2243	Y_3600	Y_3774
Units	Cts/S	Cts/S	Cts/S
Avg	**6782.8**	**90607.**	**5793.9**
Stddev	2.0	158.	12.3
%RSD	.02989	.17423	.21246
#1	6784.2	90719.	5802.6
#2	6781.4	90495.	5785.2

Sample Name: CCB Acquired: 5/21/2013 14:49:38 Type: QC
Method: 6500_026(v10) Mode: CONC Corr. Factor: 1.000000
User: bowenh Custom ID1: Custom ID2: Custom ID3:
Comment:

Elem	Ag3280	Al1670	As1890	B_2089	Ba4554	Be3130	Bi2230	Ca3179	Cd2288	Co2286	Cr2055
Units	ppm	ppm	ppm	ppm	ppm	ppm	ppm	ppm	ppm	ppm	ppm
Avg	**.00044**	**.00046**	**.00130**	**.00153**	**.00043**	**-.00011**	**.00056**	**.00547**	**.00005**	**.00003**	**.00002**
Stddev	.00059	.00041	.00064	.00016	.00013	.00006	.00085	.00214	.00002	.00028	.00001
%RSD	135.41	90.628	48.982	10.259	31.079	55.537	151.05	39.181	29.626	834.10	51.343
#1	.00086	.00075	.00175	.00164	.00053	-.00006	.00117	.00698	.00007	.00023	.00003
#2	.00002	.00016	.00085	.00142	.00034	-.00015	-.00004	.00395	.00004	-.00016	.00001
Check ?	Chk Pass	Chk Pass	Chk Pass	Chk Pass	Chk Pass	Chk Pass	None	Chk Pass	Chk Pass	Chk Pass	Chk Pass
High Limit											
Low Limit											

Elem	Cu3247	Fe2599	K_7664	Li6707	Mg2790	Mn2576	Mo2020	Na5895	Ni2316	P_1782	Pb2203
Units	ppm	ppm	ppm	ppm	ppm	ppm	ppm	ppm	ppm	ppm	ppm
Avg	**-.00071**	**.00347**	**-.00697**	**-.00156**	**.00187**	**.00024**	**.00009**	**-.02747**	**-.00017**	**.00118**	**.00158**
Stddev	.00004	.00115	.01979	.00061	.00140	.00002	.00028	.01755	.00006	.00098	.00075
%RSD	4.9321	33.010	283.98	39.006	75.090	9.2467	315.05	63.872	38.205	83.049	47.486
#1	-.00069	.00266	.00703	-.00113	.00286	.00025	-.00011	-.03988	-.00012	.00049	.00211
#2	-.00074	.00428	-.02097	-.00199	.00088	.00022	.00029	-.01506	-.00021	.00187	.00105
Check ?	Chk Pass	Chk Pass	Chk Pass	Chk Pass	Chk Pass	Chk Pass	Chk Pass	Chk Pass	Chk Pass	Chk Pass	Chk Pass
High Limit											
Low Limit											

Elem	S_1820	Sb2068	Se1960	Si2881	Sn1899	Sr4077	Th2837	Ti3349	Tl1908	U_3701	V_2924
Units	ppm	ppm	ppm	ppm	ppm	ppm	ppm	ppm	ppm	ppm	ppm
Avg	**-.00004**	W **.00419**	**-.00040**	**.01210**	**.00011**	**.00003**	**-.00187**	**-.00007**	**.00082**	**-.00725**	**-.00030**
Stddev	.00222	.00231	.00088	.02185	.00015	.00011	.00217	.00024	.00035	.00899	.00006
%RSD	5574.3	55.189	221.08	180.58	131.01	333.39	115.99	324.64	42.680	124.03	21.135
#1	.00153	.00255	.00023	-.00335	.00022	-.00004	-.00034	-.00025	.00106	-.01361	-.00026
#2	-.00161	.00582	-.00102	.02755	.00001	.00011	-.00341	.00010	.00057	-.00089	-.00035
Check ?	None	Chk Warn	Chk Pass	Chk Pass	Chk Pass	Chk Pass	Chk Pass	Chk Pass	Chk Pass	Chk Pass	Chk Pass
High Limit		.00314									
Low Limit		-.00314									

Elem	Zn2062	Zr3391
Units	ppm	ppm
Avg	**.00259**	**.00134**
Stddev	.00057	.00013
%RSD	21.914	9.4490
#1	.00300	.00125
#2	.00219	.00143
Check ?	Chk Pass	Chk Pass
High Limit		
Low Limit		

Int. Std.	Y_2243	Y_3600	Y_3774
Units	Cts/S	Cts/S	Cts/S
Avg	**6689.9**	**90870.**	**5662.4**
Stddev	9.5	535.	8.3
%RSD	.14183	.58866	.14681
#1	6683.2	91249.	5668.3
#2	6696.6	90492.	5656.5

Sample Name: CCVL2062912 Acquired: 5/21/2013 14:52:07 Type: QC
Method: 6500_026(v10) Mode: CONC Corr. Factor: 1.000000
User: bowenh Custom ID1: Custom ID2: Custom ID3:
Comment:

Elem	Ag3280	Al1670	As1890	B_2089	Ba4554	Be3130	Bi2230	Ca3179	Cd2288	Co2286	Cr2055	Cu3247	Fe2599	K_7664
Units	ppm	ppm	ppm	ppm	ppm	ppm	ppm	ppm	ppm	ppm	ppm	ppm	ppm	ppm
Avg	**.01092**	**.10222**	**.01530**	**.09616**	**.01006**	**.00089**	**.10970**	**.20468**	**.00531**	**.01074**	**.01012**	**.01422**	**.10585**	**3.0881**
Stddev	.00011	.00027	.00054	.00001	.00054	.00002	.00251	.00118	.00012	.00019	.00019	.00011	.00146	.0234
%RSD	.99895	.26402	3.5096	.00683	5.3343	2.0065	2.2869	.57635	2.2708	1.7994	1.8696	.75363	1.3790	.75768
#1	.01100	.10203	.01568	.09617	.00968	.00090	.11148	.20551	.00523	.01087	.00999	.01415	.10689	3.1047
#2	.01085	.10241	.01492	.09616	.01044	.00087	.10793	.20384	.00540	.01060	.01026	.01430	.10482	3.0716
Check ?	Chk Pass	Chk Pass	Chk Pass	Chk Pass	Chk Pass	Chk Pass	Chk Pass	Chk Pass	Chk Pass	Chk Pass	Chk Pass	Chk Pass	Chk Pass	Chk Pass
Value														
Range														

Elem	Li6707	Mg2790	Mn2576	Mo2020	Na5895	Ni2316	P_1782	Pb2203	S_1820	Sb2068	Se1960	Si2881	Sn1899	Sr4077
Units	ppm	ppm	ppm	ppm	ppm	ppm	ppm	ppm	ppm	ppm	ppm	ppm	ppm	ppm
Avg	**.01090**	**.20604**	**.01053**	**.02019**	**.98817**	**.04147**	**2.8199**	**.01069**	**.00285**	**.01179**	**.01220**	**.48873**	**.10124**	**.00984**
Stddev	.00276	.00207	.00001	.00040	.00021	.00006	.0157	.00122	.00226	.00020	.00409	.00427	.00050	.00006
%RSD	25.376	1.0031	.07646	1.9891	.02100	.13532	.55716	11.446	79.358	1.6754	33.552	.87299	.49688	.60416
#1	.01285	.20458	.01053	.01991	.98832	.04143	2.8088	.00982	.00125	.01165	.01509	.48571	.10160	.00988
#2	.00894	.20750	.01054	.02048	.98803	.04151	2.8310	.01155	.00444	.01193	.00930	.49174	.10089	.00980
Check ?	Chk Pass	Chk Pass	Chk Pass	Chk Pass	Chk Pass	Chk Pass	Chk Pass	Chk Pass	None	Chk Pass	Chk Pass	Chk Pass	Chk Pass	Chk Pass
Value														
Range														

Elem	Th2837	Ti3349	Tl1908	U_3701	V_2924	Zn2062	Zr3391
Units	ppm	ppm	ppm	ppm	ppm	ppm	ppm
Avg	**.01531**	**.01060**	**.01609**	**.05286**	**.00962**	**.02312**	**.01487**
Stddev	.00262	.00029	.00037	.01603	.00017	.00034	.00125
%RSD	17.087	2.7153	2.3156	30.329	1.7735	1.4773	8.4229
#1	.01346	.01039	.01582	.06419	.00950	.02337	.01575
#2	.01715	.01080	.01635	.04152	.00974	.02288	.01398
Check ?	Chk Pass	Chk Pass	Chk Pass	Chk Pass	Chk Pass	Chk Pass	Chk Pass
Value							
Range							

Int. Std.	Y_2243	Y_3600	Y_3774
Units	Cts/S	Cts/S	Cts/S
Avg	**6701.9**	**90806.**	**5731.6**
Stddev	4.9	94.	16.9
%RSD	.07344	.10365	.29439
#1	6705.4	90873.	5743.5
#2	6698.4	90740.	5719.6

Sample Name: MB 280-174378/1-A Acquired: 5/21/2013 14:54:32 Type: Unk
Method: 6500_026(v10) Mode: CONC Corr. Factor: 1.000000
User: bowenh Custom ID1: q4 Custom ID2: Custom ID3:
Comment: 174378 6010c

Elem	Ag3280	Al1670	As1890	B_2089	Ba4554	Be3130	Bi2230	Ca3179	Cd2288
Line	328.068 {103}	167.079 {502}	189.042 {478}	208.959 {461}	455.403 { 74}	313.042 {108}	223.061 {451}	317.933 {106}	228.802 {447}
Units	ppm	ppm	ppm	ppm	ppm	ppm	ppm	ppm	ppm
Avg	**.00062**	**.00373**	**.00097**	**.00133**	**.00028**	**-.00002**	**.00075**	**.00977**	**.00024**
Stddev	.00027	.00035	.00057	.00034	.00005	.00000	.00133	.00055	.00008
%RSD	43.012	9.2652	59.012	25.811	18.248	3.1036	177.43	5.5863	33.928
#1	.00081	.00348	.00057	.00109	.00025	-.00002	-.00019	.00938	.00018
#2	.00043	.00397	.00138	.00157	.00032	-.00002	.00169	.01016	.00029
Check ?	Chk Pass	Chk Pass	Chk Pass	Chk Pass	Chk Pass	Chk Pass	Chk Pass	Chk Pass	Chk Pass
High Limit									
Low Limit									

Elem	Co2286	Cr2055	Cu3247	Fe2599	K_7664	Li6707	Mg2790	Mn2576	Mo2020
Line	228.616 {447}	205.552 {464}	324.754 {104}	259.940 {130}	766.490 { 44}	670.784 { 50}	279.079 {121}2	257.610 {131}	202.030 {467}
Units	ppm	ppm	ppm	ppm	ppm	ppm	ppm	ppm	ppm
Avg	**-.00018**	**.00013**	**-.00075**	**.06795**	**.05205**	**.00162**	**.00481**	**.00044**	**.00009**
Stddev	.00020	.00014	.00002	.00056	.01882	.00015	.00369	.00000	.00017
%RSD	112.55	108.71	2.8691	.82624	36.154	9.3332	76.747	.23744	193.02
#1	-.00033	.00023	-.00077	.06756	.06536	.00173	.00220	.00044	-.00003
#2	-.00004	.00003	-.00074	.06835	.03874	.00152	.00742	.00044	.00020
Check ?	Chk Pass	Chk Pass	Chk Pass	Chk Pass	Chk Pass	Chk Pass	Chk Pass	Chk Pass	Chk Pass
High Limit									
Low Limit									

Elem	Na5895	Ni2316	P_1782	Pb2203	S_1820	Sb2068	Se1960	Si2881	Sn1899
Line	589.592 { 57}	231.604 {446}	178.284 {489}	220.353 {453}	182.034 {485}	206.833 {463}	196.090 {472}	288.158 {117}	189.989 {477}
Units	ppm	ppm	ppm	ppm	ppm	ppm	ppm	ppm	ppm
Avg	**-.06549**	**-.00014**	**.16952**	**.00031**	**.00074**	**.00179**	**-.00011**	**.00683**	**.00043**
Stddev	.00734	.00024	.00091	.00049	.00041	.00135	.00141	.00551	.00014
%RSD	11.211	172.24	.53664	157.10	55.415	75.591	1265.7	80.658	31.812
#1	-.07069	.00003	.16888	.00066	.00045	.00083	.00088	.00293	.00053
#2	-.06030	-.00031	.17017	-.00003	.00103	.00275	-.00111	.01072	.00033
Check ?	Chk Pass	Chk Pass	Chk Pass	Chk Pass	None	Chk Pass	Chk Pass	Chk Pass	Chk Pass
High Limit									
Low Limit									

Elem	Sr4077	Th2837	Ti3349	Tl1908	U_3701	V_2924	Zn2062	Zr3391
Line	407.771 { 83}	283.730 {119}	334.904 {101}	190.856 {477}	370.152 { 91}	292.402 {115}	206.200 {163}	339.198 { 99}
Units	ppm	ppm	ppm	ppm	ppm	ppm	ppm	ppm
Avg	**-.00003**	**-.00013**	**.00016**	**.00014**	**-.01499**	**.00013**	**.00324**	**.00047**
Stddev	.00002	.00064	.00002	.00007	.00172	.00009	.00017	.00100
%RSD	72.122	477.31	12.803	50.825	11.509	75.530	5.1918	212.62
#1	-.00004	-.00058	.00018	.00009	-.01621	.00019	.00313	-.00024
#2	-.00001	.00032	.00015	.00020	-.01377	.00006	.00336	.00118
Check ?	Chk Pass	Chk Pass	Chk Pass	Chk Pass	Chk Pass	Chk Pass	Chk Pass	Chk Pass
High Limit								
Low Limit								

Int. Std.	Y_2243	Y_3600	Y_3774
Line	224.306 {450}	360.073 { 94}	377.433 { 89}
Units	Cts/S	Cts/S	Cts/S
Avg	**6667.0**	**90372.**	**5700.1**
Stddev	19.1	221.	12.7
%RSD	.28711	.24478	.22205
#1	6653.5	90529.	5709.1
#2	6680.5	90216.	5691.2

Sample Name: LCS 280-174378/2-A Acquired: 5/21/2013 14:57:01 Type: Unk
Method: 6500_026(v10) Mode: CONC Corr. Factor: 1.000000
User: bowenh Custom ID1: q4 Custom ID2: Custom ID3:
Comment: 174378 6010c

Elem	Ag3280	Al1670	As1890	B_2089	Ba4554	Be3130	Bi2230	Ca3179	Cd2288
Line	328.068 {103}	167.079 {502}	189.042 {478}	208.959 {461}	455.403 { 74}	313.042 {108}	223.061 {451}	317.933 {106}	228.802 {447}
Units	ppm	ppm	ppm	ppm	ppm	ppm	ppm	ppm	ppm
Avg	**.05521**	**1.8868**	**.96721**	**.97382**	**2.0557**	**.04872**	**2.0575**	**49.845**	**.10315**
Stddev	.00003	.0047	.00443	.00132	.0021	.00002	.0041	.019	.00052
%RSD	.05875	.24789	.45840	.13541	.10433	.05038	.19824	.03735	.50402
#1	.05523	1.8901	.96408	.97475	2.0572	.04874	2.0546	49.858	.10352
#2	.05518	1.8835	.97035	.97289	2.0542	.04870	2.0604	49.831	.10278
Check ?	Chk Pass	Chk Pass	Chk Pass	Chk Pass	Chk Pass	Chk Pass	Chk Pass	Chk Pass	Chk Pass
High Limit									
Low Limit									

Elem	Co2286	Cr2055	Cu3247	Fe2599	K_7664	Li6707	Mg2790	Mn2576	Mo2020
Line	228.616 {447}	205.552 {464}	324.754 {104}	259.940 {130}	766.490 { 44}	670.784 { 50}	279.079 {121}2	257.610 {131}	202.030 {467}
Units	ppm	ppm	ppm	ppm	ppm	ppm	ppm	ppm	ppm
Avg	**.49902**	**.19755**	**.25031**	**1.0507**	**50.770**	**1.0179**	**49.835**	**.50635**	**.98700**
Stddev	.00056	.00005	.00035	.0081	.094	.0014	.125	.00114	.00197
%RSD	.11282	.02556	.14150	.76928	.18565	.14211	.25167	.22610	.19960
#1	.49942	.19751	.25056	1.0564	50.837	1.0169	49.924	.50716	.98839
#2	.49862	.19759	.25006	1.0450	50.703	1.0189	49.746	.50554	.98561
Check ?	Chk Pass	Chk Pass	Chk Pass	Chk Pass	Chk Pass	Chk Pass	Chk Pass	Chk Pass	Chk Pass
High Limit									
Low Limit									

Elem	Na8183	Ni2316	P_1782	Pb2203	S_1820	Sb2068	Se1960	Si2881	Sn1899
Line	818.326 { 41}	231.604 {446}	178.284 {489}	220.353 {453}	182.034 {485}	206.833 {463}	196.090 {472}	288.158 {117}	189.989 {477}
Units	ppm	ppm	ppm	ppm	ppm	ppm	ppm	ppm	ppm
Avg	**52.027**	**.48805**	**9.7974**	**.50241**	**.00170**	**.51161**	**1.9379**	**10.124**	**1.9640**
Stddev	.147	.00051	.0187	.00066	.00110	.00005	.0059	.000	.0019
%RSD	.28279	.10439	.19101	.13215	64.615	.01023	.30625	.00360	.09559
#1	51.923	.48841	9.8106	.50194	.00248	.51164	1.9421	10.124	1.9653
#2	52.131	.48769	9.7841	.50288	.00092	.51157	1.9337	10.124	1.9627
Check ?	Chk Pass	Chk Pass	Chk Pass	Chk Pass	None	Chk Pass	Chk Pass	Chk Pass	Chk Pass
High Limit									
Low Limit									

Elem	Sr4077	Th2837	Ti3349	Tl1908	U_3701	V_2924	Zn2062	Zr3391
Line	407.771 { 83}	283.730 {119}	334.904 {101}	190.856 {477}	370.152 { 91}	292.402 {115}	206.200 {163}	339.198 { 99}
Units	ppm	ppm	ppm	ppm	ppm	ppm	ppm	ppm
Avg	**.97686**	**1.0548**	**1.0375**	**2.0011**	**2.1288**	**.50161**	**.50240**	**.50221**
Stddev	.00440	.0013	.0003	.0019	.0404	.00090	.00087	.00458
%RSD	.45066	.12113	.03165	.09661	1.8985	.17957	.17381	.91150
#1	.97997	1.0557	1.0377	2.0025	2.1003	.50225	.50302	.49897
#2	.97375	1.0539	1.0372	1.9998	2.1574	.50097	.50178	.50544
Check ?	Chk Pass	Chk Pass	Chk Pass	Chk Pass	Chk Pass	Chk Pass	Chk Pass	Chk Pass
High Limit								
Low Limit								

Int. Std.	Y_2243	Y_3600	Y_3774
Line	224.306 {450}	360.073 { 94}	377.433 { 89}
Units	Cts/S	Cts/S	Cts/S
Avg	**6550.9**	**86691.**	**5563.2**
Stddev	17.0	174.	2.6
%RSD	.25947	.20045	.04596
#1	6538.9	86568.	5565.0
#2	6562.9	86814.	5561.4

Sample Name: 280-42039-F-11-A Acquired: 5/21/2013 14:59:14 Type: Unk
Method: 6500_026(v10) Mode: CONC Corr. Factor: 1.000000
User: bowenh Custom ID1: q4 Custom ID2: Custom ID3:
Comment: 174378 6010c

Elem	Ag3280	Al1670	As1890	B_2089	Ba4554	Be3130	Bi2230	Ca3179	Cd2288
Line	328.068 {103}	167.079 {502}	189.042 {478}	208.959 {461}	455.403 { 74}	313.042 {108}	223.061 {451}	317.933 {106}	228.802 {447}
Units	ppm	ppm	ppm	ppm	ppm	ppm	ppm	ppm	ppm
Avg	**.00030**	**.00434**	**.00077**	**.00269**	**.00015**	**-.00002**	**-.00305**	**.02795**	**.00035**
Stddev	.00065	.00007	.00385	.00043	.00070	.00004	.00149	.00499	.00019
%RSD	215.96	1.6083	499.51	16.118	481.88	162.80	48.700	17.865	54.166
#1	.00076	.00429	-.00195	.00300	.00064	.00000	-.00200	.02442	.00048
#2	-.00016	.00439	.00349	.00239	-.00035	-.00005	-.00410	.03148	.00021
Check ?	Chk Pass	Chk Pass	Chk Pass	Chk Pass	Chk Pass	Chk Pass	Chk Pass	Chk Pass	Chk Pass
High Limit									
Low Limit									

Elem	Co2286	Cr2055	Cu3247	Fe2599	K_7664	Li6707	Mg2790	Mn2576	Mo2020
Line	228.616 {447}	205.552 {464}	324.754 {104}	259.940 {130}	766.490 { 44}	670.784 { 50}	279.079 {121}2	257.610 {131}	202.030 {467}
Units	ppm	ppm	ppm	ppm	ppm	ppm	ppm	ppm	ppm
Avg	**-.00015**	**-.00007**	**-.00080**	**.00778**	**.00860**	**-.00162**	**.00913**	**.00069**	**.00016**
Stddev	.00011	.00009	.00013	.00065	.03987	.00181	.00111	.00005	.00023
%RSD	73.559	140.39	16.479	8.3307	463.57	111.62	12.111	7.6775	144.85
#1	-.00023	-.00013	-.00090	.00824	.03679	-.00034	.00991	.00066	-.00000
#2	-.00007	-.00000	-.00071	.00732	-.01959	-.00290	.00834	.00073	.00032
Check ?	Chk Pass	Chk Pass	Chk Pass	Chk Pass	Chk Pass	Chk Pass	Chk Pass	Chk Pass	Chk Pass
High Limit									
Low Limit									

Elem	Na5895	Ni2316	P_1782	Pb2203	S_1820	Sb2068	Se1960	Si2881	Sn1899
Line	589.592 { 57}	231.604 {446}	178.284 {489}	220.353 {453}	182.034 {485}	206.833 {463}	196.090 {472}	288.158 {117}	189.989 {477}
Units	ppm	ppm	ppm	ppm	ppm	ppm	ppm	ppm	ppm
Avg	**-.02379**	**-.00015**	**.17326**	**.00129**	**.00841**	**.00104**	**.00186**	**.00691**	**.00077**
Stddev	.00704	.00051	.00432	.00087	.00006	.00191	.00053	.00684	.00005
%RSD	29.598	352.74	2.4913	67.302	.71060	182.99	28.726	98.856	5.9761
#1	-.02877	.00022	.17631	.00191	.00845	-.00031	.00148	.01175	.00074
#2	-.01881	-.00051	.17021	.00068	.00837	.00239	.00224	.00208	.00080
Check ?	Chk Pass	Chk Pass	Chk Pass	Chk Pass	None	Chk Pass	Chk Pass	Chk Pass	Chk Pass
High Limit									
Low Limit									

Elem	Sr4077	Th2837	Ti3349	Tl1908	U_3701	V_2924	Zn2062	Zr3391
Line	407.771 { 83}	283.730 {119}	334.904 {101}	190.856 {477}	370.152 { 91}	292.402 {115}	206.200 {163}	339.198 { 99}
Units	ppm	ppm	ppm	ppm	ppm	ppm	ppm	ppm
Avg	**.00015**	**.00232**	**.00010**	**.00080**	**-.01526**	**-.00028**	**.00397**	**.00050**
Stddev	.00004	.00110	.00026	.00015	.01669	.00032	.00030	.00136
%RSD	24.632	47.593	260.94	19.428	109.37	114.44	7.5909	270.05
#1	.00012	.00154	-.00008	.00090	-.02706	-.00051	.00419	.00146
#2	.00017	.00310	.00029	.00069	-.00346	-.00005	.00376	-.00046
Check ?	Chk Pass	Chk Pass	Chk Pass	Chk Pass	Chk Pass	Chk Pass	Chk Pass	Chk Pass
High Limit								
Low Limit								

Int. Std.	Y_2243	Y_3600	Y_3774
Line	224.306 {450}	360.073 { 94}	377.433 { 89}
Units	Cts/S	Cts/S	Cts/S
Avg	**6777.9**	**91632.**	**5718.6**
Stddev	.6	132.	16.7
%RSD	.00897	.14389	.29228
#1	6778.3	91726.	5706.8
#2	6777.4	91539.	5730.4

Sample Name: sd 42039-F-11-A@5 Acquired: 5/21/2013 15:01:43 Type: Unk
Method: 6500_026(v10) Mode: CONC Corr. Factor: 1.000000
User: bowenh Custom ID1: q4 Custom ID2: Custom ID3:
Comment: 174378 6010c

Elem	Ag3280	Al1670	As1890	B_2089	Ba4554	Be3130	Bi2230	Ca3179	Cd2288
Line	328.068 {103}	167.079 {502}	189.042 {478}	208.959 {461}	455.403 { 74}	313.042 {108}	223.061 {451}	317.933 {106}	228.802 {447}
Units	ppm	ppm	ppm	ppm	ppm	ppm	ppm	ppm	ppm
Avg	**.00044**	**.00157**	**.00193**	**.00155**	**-.00021**	**-.00009**	**-.00090**	**.00948**	**-.00000**
Stddev	.00038	.00000	.00078	.00009	.00046	.00010	.00024	.00156	.00010
%RSD	86.814	.03322	40.285	5.7194	220.56	112.54	26.323	16.435	9089.2
#1	.00071	.00156	.00248	.00149	.00012	-.00016	-.00107	.01058	.00007
#2	.00017	.00157	.00138	.00162	-.00054	-.00002	-.00073	.00838	-.00007
Check ?	Chk Pass	Chk Pass	Chk Pass	Chk Pass	Chk Pass	Chk Pass	Chk Pass	Chk Pass	Chk Pass
High Limit									
Low Limit									

Elem	Co2286	Cr2055	Cu3247	Fe2599	K_7664	Li6707	Mg2790	Mn2576	Mo2020
Line	228.616 {447}	205.552 {464}	324.754 {104}	259.940 {130}	766.490 { 44}	670.784 { 50}	279.079 {121}2	257.610 {131}	202.030 {467}
Units	ppm	ppm	ppm	ppm	ppm	ppm	ppm	ppm	ppm
Avg	**.00008**	**-.00005**	**-.00089**	**.01328**	**-.01130**	**-.00172**	**.00108**	**.00034**	**.00011**
Stddev	.00017	.00014	.00002	.00223	.00834	.00124	.00117	.00003	.00032
%RSD	218.93	286.79	2.1160	16.822	73.831	72.377	108.95	9.6198	292.66
#1	-.00004	-.00015	-.00087	.01486	-.01720	-.00259	.00191	.00031	.00033
#2	.00020	.00005	-.00090	.01170	-.00540	-.00084	.00025	.00036	-.00012
Check ?	Chk Pass	Chk Pass	Chk Pass	Chk Pass	Chk Pass	Chk Pass	Chk Pass	Chk Pass	Chk Pass
High Limit									
Low Limit									

Elem	Na5895	Ni2316	P_1782	Pb2203	S_1820	Sb2068	Se1960	Si2881	Sn1899
Line	589.592 { 57}	231.604 {446}	178.284 {489}	220.353 {453}	182.034 {485}	206.833 {463}	196.090 {472}	288.158 {117}	189.989 {477}
Units	ppm	ppm	ppm	ppm	ppm	ppm	ppm	ppm	ppm
Avg	**-.06876**	**-.00033**	**.03787**	**-.00015**	**.00068**	**.00121**	**.00173**	**.01520**	**-.00040**
Stddev	.00014	.00009	.00051	.00130	.00150	.00158	.00156	.01044	.00003
%RSD	.19766	28.908	1.3405	892.90	221.53	130.16	90.440	68.695	6.5465
#1	-.06867	-.00039	.03751	.00077	.00174	.00233	.00062	.02258	-.00038
#2	-.06886	-.00026	.03823	-.00107	-.00038	.00010	.00283	.00782	-.00042
Check ?	Chk Pass	Chk Pass	Chk Pass	Chk Pass	None	Chk Pass	Chk Pass	Chk Pass	Chk Pass
High Limit									
Low Limit									

Elem	Sr4077	Th2837	Ti3349	Tl1908	U_3701	V_2924	Zn2062	Zr3391
Line	407.771 { 83}	283.730 {119}	334.904 {101}	190.856 {477}	370.152 { 91}	292.402 {115}	206.200 {163}	339.198 { 99}
Units	ppm	ppm	ppm	ppm	ppm	ppm	ppm	ppm
Avg	**.00011**	**-.00127**	**.00012**	**.00143**	**.01308**	**-.00003**	**.00436**	**.00008**
Stddev	.00014	.00142	.00012	.00077	.00832	.00024	.00005	.00089
%RSD	129.30	112.10	98.555	54.025	63.594	853.33	1.2587	1106.9
#1	.00021	-.00228	.00004	.00089	.01896	.00014	.00432	-.00055
#2	.00001	-.00026	.00021	.00198	.00720	-.00020	.00440	.00071
Check ?	Chk Pass	Chk Pass	Chk Pass	Chk Pass	Chk Pass	Chk Pass	Chk Pass	Chk Pass
High Limit								
Low Limit								

Int. Std.	Y_2243	Y_3600	Y_3774
Line	224.306 {450}	360.073 { 94}	377.433 { 89}
Units	Cts/S	Cts/S	Cts/S
Avg	**6740.5**	**91197.**	**5623.8**
Stddev	2.5	166.	26.9
%RSD	.03653	.18153	.47897
#1	6742.2	91314.	5642.9
#2	6738.7	91080.	5604.8

Sample Name: 280-42039-F-11-B MS Acquired: 5/21/2013 15:04:12 Type: Unk
Method: 6500_026(v10) Mode: CONC Corr. Factor: 1.000000
User: bowenh Custom ID1: q4 Custom ID2: Custom ID3:
Comment: 174378 6010c

Elem	Ag3280	Al1670	As1890	B_2089	Ba4554	Be3130	Bi2230	Ca3179	Cd2288
Line	328.068 {103}	167.079 {502}	189.042 {478}	208.959 {461}	455.403 { 74}	313.042 {108}	223.061 {451}	317.933 {106}	228.802 {447}
Units	ppm	ppm	ppm	ppm	ppm	ppm	ppm	ppm	ppm
Avg	**.05428**	**1.8796**	**.96823**	**.97107**	**2.0153**	**.04762**	**2.0534**	**49.046**	**.10296**
Stddev	.00032	.0047	.00328	.00066	.0002	.00018	.0004	.007	.00002
%RSD	.58036	.24807	.33917	.06797	.01131	.38827	.02207	.01477	.02108
#1	.05406	1.8763	.96591	.97060	2.0154	.04775	2.0531	49.040	.10298
#2	.05451	1.8829	.97055	.97153	2.0151	.04749	2.0537	49.051	.10295
Check ?	Chk Pass	Chk Pass	Chk Pass	Chk Pass	Chk Pass	Chk Pass	Chk Pass	Chk Pass	Chk Pass
High Limit									
Low Limit									

Elem	Co2286	Cr2055	Cu3247	Fe2599	K_7664	Li6707	Mg2790	Mn2576	Mo2020
Line	228.616 {447}	205.552 {464}	324.754 {104}	259.940 {130}	766.490 { 44}	670.784 { 50}	279.079 {121}2	257.610 {131}	202.030 {467}
Units	ppm	ppm	ppm	ppm	ppm	ppm	ppm	ppm	ppm
Avg	**.49984**	**.19704**	**.24541**	**.98878**	**50.088**	**1.0010**	**48.776**	**.49683**	**.98550**
Stddev	.00029	.00040	.00020	.00018	.015	.0016	.081	.00030	.00120
%RSD	.05792	.20489	.07966	.01836	.03066	.15862	.16584	.06079	.12162
#1	.50005	.19675	.24527	.98865	50.077	.99987	48.834	.49705	.98466
#2	.49964	.19733	.24554	.98891	50.099	1.0021	48.719	.49662	.98635
Check ?	Chk Pass	Chk Pass	Chk Pass	Chk Pass	Chk Pass	Chk Pass	Chk Pass	Chk Pass	Chk Pass
High Limit									
Low Limit									

Elem	Na8183	Ni2316	P_1782	Pb2203	S_1820	Sb2068	Se1960	Si2881	Sn1899
Line	818.326 { 41}	231.604 {446}	178.284 {489}	220.353 {453}	182.034 {485}	206.833 {463}	196.090 {472}	288.158 {117}	189.989 {477}
Units	ppm	ppm	ppm	ppm	ppm	ppm	ppm	ppm	ppm
Avg	**50.922**	**.48783**	**9.7363**	**.50405**	**-.00103**	**.50949**	**1.9197**	**9.8926**	**1.9593**
Stddev	.304	.00072	.0066	.00097	.00384	.00300	.0060	.0284	.0037
%RSD	.59672	.14825	.06740	.19305	371.12	.58837	.30986	.28736	.19032
#1	50.707	.48732	9.7410	.50474	-.00375	.51161	1.9239	9.8725	1.9619
#2	51.137	.48834	9.7317	.50337	.00168	.50737	1.9155	9.9127	1.9567
Check ?	Chk Pass	Chk Pass	Chk Pass	Chk Pass	None	Chk Pass	Chk Pass	Chk Pass	Chk Pass
High Limit									
Low Limit									

Elem	Sr4077	Th2837	Ti3349	Tl1908	U_3701	V_2924	Zn2062	Zr3391
Line	407.771 { 83}	283.730 {119}	334.904 {101}	190.856 {477}	370.152 { 91}	292.402 {115}	206.200 {163}	339.198 { 99}
Units	ppm	ppm	ppm	ppm	ppm	ppm	ppm	ppm
Avg	**.95767**	**1.0301**	**1.0192**	**1.9903**	**2.0889**	**.49203**	**.49063**	**.49051**
Stddev	.00034	.0002	.0000	.0045	.0163	.00091	.00222	.00209
%RSD	.03544	.01705	.00127	.22821	.77951	.18500	.45149	.42595
#1	.95791	1.0299	1.0192	1.9935	2.1004	.49139	.48906	.48904
#2	.95743	1.0302	1.0192	1.9871	2.0774	.49267	.49220	.49199
Check ?	Chk Pass	Chk Pass	Chk Pass	Chk Pass	Chk Pass	Chk Pass	Chk Pass	Chk Pass
High Limit								
Low Limit								

Int. Std.	Y_2243	Y_3600	Y_3774
Line	224.306 {450}	360.073 { 94}	377.433 { 89}
Units	Cts/S	Cts/S	Cts/S
Avg	**6513.5**	**87602.**	**5639.4**
Stddev	11.0	221.	4.8
%RSD	.16943	.25182	.08443
#1	6521.3	87446.	5642.8
#2	6505.7	87758.	5636.0

Sample Name: 280-42039-F-11-C MSD Acquired: 5/21/2013 15:06:25 Type: Unk
Method: 6500_026(v10) Mode: CONC Corr. Factor: 1.000000
User: bowenh Custom ID1: q4 Custom ID2: Custom ID3:
Comment: 174378 6010c

Elem	Ag3280	Al1670	As1890	B_2089	Ba4554	Be3130	Bi2230	Ca3179	Cd2288
Line	328.068 {103}	167.079 {502}	189.042 {478}	208.959 {461}	455.403 { 74}	313.042 {108}	223.061 {451}	317.933 {106}	228.802 {447}
Units	ppm	ppm	ppm	ppm	ppm	ppm	ppm	ppm	ppm
Avg	**.05468**	**1.8794**	**.96819**	**.98295**	**2.0282**	**.04794**	**2.0643**	**49.519**	**.10332**
Stddev	.00011	.0030	.00111	.00260	.0002	.00008	.0073	.177	.00035
%RSD	.19611	.15739	.11448	.26465	.00942	.16157	.35409	.35831	.33456
#1	.05475	1.8773	.96740	.98111	2.0281	.04788	2.0591	49.645	.10308
#2	.05460	1.8815	.96897	.98479	2.0283	.04799	2.0695	49.394	.10357
Check ?	Chk Pass	Chk Pass	Chk Pass	Chk Pass	Chk Pass	Chk Pass	Chk Pass	Chk Pass	Chk Pass
High Limit									
Low Limit									

Elem	Co2286	Cr2055	Cu3247	Fe2599	K_7664	Li6707	Mg2790	Mn2576	Mo2020
Line	228.616 {447}	205.552 {464}	324.754 {104}	259.940 {130}	766.490 { 44}	670.784 { 50}	279.079 {121}2	257.610 {131}	202.030 {467}
Units	ppm	ppm	ppm	ppm	ppm	ppm	ppm	ppm	ppm
Avg	**.50174**	**.19755**	**.24507**	**.98766**	**50.458**	**1.0070**	**49.079**	**.49947**	**.99283**
Stddev	.00002	.00003	.00030	.00329	.167	.0011	.021	.00048	.00078
%RSD	.00409	.01514	.12051	.33287	.33121	.11216	.04314	.09682	.07823
#1	.50173	.19753	.24528	.98998	50.576	1.0078	49.094	.49982	.99228
#2	.50176	.19757	.24486	.98533	50.340	1.0062	49.064	.49913	.99338
Check ?	Chk Pass	Chk Pass	Chk Pass	Chk Pass	Chk Pass	Chk Pass	Chk Pass	Chk Pass	Chk Pass
High Limit									
Low Limit									

Elem	Na8183	Ni2316	P_1782	Pb2203	S_1820	Sb2068	Se1960	Si2881	Sn1899
Line	818.326 { 41}	231.604 {446}	178.284 {489}	220.353 {453}	182.034 {485}	206.833 {463}	196.090 {472}	288.158 {117}	189.989 {477}
Units	ppm	ppm	ppm	ppm	ppm	ppm	ppm	ppm	ppm
Avg	**50.650**	**.48875**	**9.7897**	**.50345**	**.00072**	**.51847**	**1.9376**	**9.9848**	**1.9744**
Stddev	.012	.00081	.0179	.00125	.00035	.00060	.0149	.0095	.0072
%RSD	.02404	.16561	.18319	.24914	48.685	.11593	.76638	.09510	.36386
#1	50.658	.48818	9.7770	.50257	.00047	.51890	1.9271	9.9916	1.9693
#2	50.641	.48932	9.8024	.50434	.00097	.51805	1.9481	9.9781	1.9794
Check ?	Chk Pass	Chk Pass	Chk Pass	Chk Pass	None	Chk Pass	Chk Pass	Chk Pass	Chk Pass
High Limit									
Low Limit									

Elem	Sr4077	Th2837	Ti3349	Tl1908	U_3701	V_2924	Zn2062	Zr3391
Line	407.771 { 83}	283.730 {119}	334.904 {101}	190.856 {477}	370.152 { 91}	292.402 {115}	206.200 {163}	339.198 { 99}
Units	ppm	ppm	ppm	ppm	ppm	ppm	ppm	ppm
Avg	**.96312**	**1.0428**	**1.0289**	**1.9992**	**2.0877**	**.49254**	**.49536**	**.49819**
Stddev	.00284	.0012	.0021	.0025	.0075	.00125	.00061	.00178
%RSD	.29513	.11399	.20772	.12494	.35739	.25416	.12390	.35770
#1	.96513	1.0419	1.0304	1.9974	2.0825	.49342	.49579	.49693
#2	.96111	1.0436	1.0274	2.0009	2.0930	.49165	.49492	.49945
Check ?	Chk Pass	Chk Pass	Chk Pass	Chk Pass	Chk Pass	Chk Pass	Chk Pass	Chk Pass
High Limit								
Low Limit								

Int. Std.	Y_2243	Y_3600	Y_3774
Line	224.306 {450}	360.073 { 94}	377.433 { 89}
Units	Cts/S	Cts/S	Cts/S
Avg	**6541.0**	**87117.**	**5578.6**
Stddev	8.3	67.	23.4
%RSD	.12733	.07707	.41939
#1	6535.1	87070.	5562.0
#2	6546.9	87165.	5595.1

Sample Name: pds 280-42039-F-11-A Acquired: 5/21/2013 15:08:37 Type: Unk
Method: 6500_026(v10) Mode: CONC Corr. Factor: 1.000000
User: bowenh Custom ID1: q4 Custom ID2: Custom ID3:
Comment: 174378 6010c

Elem	Ag3280	Al1670	As1890	B_2089	Ba4554	Be3130	Bi2230	Ca3179	Cd2288
Line	328.068 {103}	167.079 {502}	189.042 {478}	208.959 {461}	455.403 { 74}	313.042 {108}	223.061 {451}	317.933 {106}	228.802 {447}
Units	ppm	ppm	ppm	ppm	ppm	ppm	ppm	ppm	ppm
Avg	**.04960**	**1.0200**	**.19997**	**.10210**	**.10553**	**.04980**	**-.00370**	**20.547**	**.05379**
Stddev	.00075	.0025	.00002	.00061	.00036	.00007	.00116	.099	.00017
%RSD	1.5032	.24564	.00836	.59713	.34185	.13873	31.314	.48375	.30936
#1	.04907	1.0217	.19999	.10167	.10579	.04985	-.00452	20.477	.05367
#2	.05013	1.0182	.19996	.10253	.10527	.04975	-.00288	20.618	.05391
Check ?	Chk Pass	Chk Pass	Chk Pass	Chk Pass	Chk Pass	Chk Pass	Chk Pass	Chk Pass	Chk Pass
High Limit									
Low Limit									

Elem	Co2286	Cr2055	Cu3247	Fe2599	K_7664	Li6707	Mg2790	Mn2576	Mo2020
Line	228.616 {447}	205.552 {464}	324.754 {104}	259.940 {130}	766.490 { 44}	670.784 { 50}	279.079 {121}2	257.610 {131}	202.030 {467}
Units	ppm	ppm	ppm	ppm	ppm	ppm	ppm	ppm	ppm
Avg	**.05309**	**.05214**	**.05143**	**1.0501**	**20.900**	**.10754**	**20.326**	**.05341**	**.05108**
Stddev	.00014	.00013	.00006	.0023	.084	.00060	.010	.00014	.00002
%RSD	.25535	.25077	.12092	.21719	.40284	.55623	.05046	.25735	.03049
#1	.05299	.05204	.05138	1.0517	20.840	.10712	20.333	.05331	.05107
#2	.05318	.05223	.05147	1.0485	20.959	.10796	20.319	.05351	.05110
Check ?	Chk Pass	Chk Pass	Chk Pass	Chk Pass	Chk Pass	Chk Pass	Chk Pass	Chk Pass	Chk Pass
High Limit									
Low Limit									

Elem	Na8183	Ni2316	P_1782	Pb2203	S_1820	Sb2068	Se1960	Si2881	Sn1899
Line	818.326 { 41}	231.604 {446}	178.284 {489}	220.353 {453}	182.034 {485}	206.833 {463}	196.090 {472}	288.158 {117}	189.989 {477}
Units	ppm	ppm	ppm	ppm	ppm	ppm	ppm	ppm	ppm
Avg	**21.298**	**.05164**	**2.1774**	**.10692**	**.01159**	**.10609**	**.20094**	**5.0597**	**.10286**
Stddev	.198	.00046	.0113	.00011	.00024	.00362	.00330	.0349	.00075
%RSD	.93100	.88408	.51948	.10620	2.0888	3.4110	1.6403	.68929	.72825
#1	21.157	.05132	2.1694	.10684	.01142	.10354	.19861	5.0843	.10233
#2	21.438	.05196	2.1854	.10700	.01176	.10865	.20327	5.0350	.10339
Check ?	Chk Pass	Chk Pass	Chk Pass	Chk Pass	None	Chk Pass	Chk Pass	Chk Pass	Chk Pass
High Limit									
Low Limit									

Elem	Sr4077	Th2837	Ti3349	Tl1908	U_3701	V_2924	Zn2062	Zr3391
Line	407.771 { 83}	283.730 {119}	334.904 {101}	190.856 {477}	370.152 { 91}	292.402 {115}	206.200 {163}	339.198 { 99}
Units	ppm	ppm	ppm	ppm	ppm	ppm	ppm	ppm
Avg	**.05211**	**.21883**	**.05283**	**.21668**	**.54272**	**.05136**	**.21194**	**.05107**
Stddev	.00029	.00283	.00047	.00010	.01754	.00079	.00100	.00258
%RSD	.55646	1.2921	.88388	.04607	3.2313	1.5394	.46987	5.0582
#1	.05232	.21683	.05316	.21661	.55512	.05192	.21123	.05290
#2	.05191	.22083	.05250	.21675	.53032	.05080	.21264	.04925
Check ?	Chk Pass	Chk Pass	Chk Pass	Chk Pass	Chk Pass	Chk Pass	Chk Pass	Chk Pass
High Limit								
Low Limit								

Int. Std.	Y_2243	Y_3600	Y_3774
Line	224.306 {450}	360.073 { 94}	377.433 { 89}
Units	Cts/S	Cts/S	Cts/S
Avg	**6634.7**	**89628.**	**5707.2**
Stddev	5.6	142.	3.5
%RSD	.08464	.15825	.06151
#1	6630.7	89728.	5709.7
#2	6638.7	89528.	5704.7

Sample Name: 280-42158-E-47-A Acquired: 5/21/2013 15:10:57 Type: Unk
Method: 6500_026(v10) Mode: CONC Corr. Factor: 1.000000
User: bowenh Custom ID1: q4 Custom ID2: Custom ID3:
Comment: 174378 6010c

Elem	Ag3280	Al1670	As1890	B_2089	Ba4554	Be3130	Bi2230	Ca3179	Cd2288
Line	328.068 {103}	167.079 {502}	189.042 {478}	208.959 {461}	455.403 { 74}	313.042 {108}	223.061 {451}	317.933 {106}	228.802 {447}
Units	ppm	ppm	ppm	ppm	ppm	ppm	ppm	ppm	ppm
Avg	**.00010**	**.03127**	**-.00012**	**.01035**	**.02690**	**-.00006**	**-.00083**	**35.071**	**.00018**
Stddev	.00039	.00015	.00082	.00050	.00018	.00004	.00168	.065	.00010
%RSD	375.97	.46803	696.72	4.7928	.66542	71.947	203.09	.18459	57.131
#1	-.00017	.03137	-.00070	.01070	.02703	-.00009	-.00202	35.025	.00011
#2	.00038	.03117	.00046	.01000	.02677	-.00003	.00036	35.117	.00025
Check ?	Chk Pass	Chk Pass	Chk Pass	Chk Pass	Chk Pass	Chk Pass	Chk Pass	Chk Pass	Chk Pass
High Limit									
Low Limit									

Elem	Co2286	Cr2055	Cu3247	Fe2599	K_7664	Li6707	Mg2790	Mn2576	Mo2020
Line	228.616 {447}	205.552 {464}	324.754 {104}	259.940 {130}	766.490 { 44}	670.784 { 50}	279.079 {121}2	257.610 {131}	202.030 {467}
Units	ppm	ppm	ppm	ppm	ppm	ppm	ppm	ppm	ppm
Avg	**-.00011**	**.00004**	**.00160**	**.03442**	**1.7521**	**.00305**	**8.8172**	**.00169**	**.00043**
Stddev	.00039	.00007	.00028	.00214	.0370	.00219	.0015	.00005	.00007
%RSD	361.06	175.59	17.663	6.2290	2.1095	72.008	.01659	3.1124	16.167
#1	-.00038	-.00001	.00180	.03594	1.7782	.00460	8.8182	.00165	.00048
#2	.00017	.00009	.00140	.03290	1.7260	.00150	8.8162	.00173	.00038
Check ?	Chk Pass	Chk Pass	Chk Pass	Chk Pass	Chk Pass	Chk Pass	Chk Pass	Chk Pass	Chk Pass
High Limit									
Low Limit									

Elem	Na5895	Na8183	Ni2316	P_1782	Pb2203	S_1820	Sb2068	Se1960	Si2881
Line	589.592 { 57}	818.326 { 41}	231.604 {446}	178.284 {489}	220.353 {453}	182.034 {485}	206.833 {463}	196.090 {472}	288.158 {117}
Units	ppm	ppm	ppm	ppm	ppm	ppm	ppm	ppm	ppm
Avg	F **10.266**	**10.893**	**.00071**	**.15536**	**-.00040**	**8.3337**	**.00125**	**-.00015**	**.53698**
Stddev	.010	.146	.00026	.00034	.00112	.0210	.00031	.00147	.01012
%RSD	.09857	1.3437	36.752	.22038	277.26	.25211	25.009	974.43	1.8846
#1	10.259	10.996	.00052	.15512	.00039	8.3486	.00103	-.00119	.52982
#2	10.273	10.789	.00089	.15561	-.00119	8.3189	.00148	.00089	.54413
Check ?	Chk Fail	Chk Pass	Chk Pass	Chk Pass	Chk Pass	None	Chk Pass	Chk Pass	Chk Pass
High Limit	10.000								
Low Limit	-1.0000								

Elem	Sn1899	Sr4077	Th2837	Ti3349	Tl1908	U_3701	V_2924	Zn2062	Zr3391
Line	189.989 {477}	407.771 { 83}	283.730 {119}	334.904 {101}	190.856 {477}	370.152 { 91}	292.402 {115}	206.200 {163}	339.198 { 99}
Units	ppm	ppm	ppm	ppm	ppm	ppm	ppm	ppm	ppm
Avg	**.00025**	**.16877**	**.00068**	**.00079**	**-.00012**	**-.02753**	**-.00021**	**.00753**	**.00046**
Stddev	.00071	.00028	.00089	.00010	.00013	.00833	.00032	.00053	.00109
%RSD	277.71	.16581	131.32	12.888	114.55	30.261	147.43	6.9827	235.22
#1	-.00024	.16858	.00005	.00086	-.00021	-.03343	-.00044	.00790	.00123
#2	.00075	.16897	.00130	.00072	-.00002	-.02164	.00001	.00716	-.00031
Check ?	Chk Pass	Chk Pass	Chk Pass	Chk Pass	Chk Pass	Chk Pass	Chk Pass	Chk Pass	Chk Pass
High Limit									
Low Limit									

Int. Std.	Y_2243	Y_3600	Y_3774
Line	224.306 {450}	360.073 { 94}	377.433 { 89}
Units	Cts/S	Cts/S	Cts/S
Avg	**6644.1**	**90100.**	**5658.7**
Stddev	14.7	97.	4.3
%RSD	.22110	.10718	.07685
#1	6633.7	90032.	5661.8
#2	6654.5	90169.	5655.6

Sample Name: 280-42159-C-63-A Acquired: 5/21/2013 15:13:24 Type: Unk
Method: 6500_026(v10) Mode: CONC Corr. Factor: 1.000000
User: bowenh Custom ID1: q4 Custom ID2: Custom ID3:
Comment: 174378 6010c

Elem	Ag3280	Al1670	As1890	B_2089	Ba4554	Be3130	Bi2230	Ca3179	Cd2288
Line	328.068 {103}	167.079 {502}	189.042 {478}	208.959 {461}	455.403 { 74}	313.042 {108}	223.061 {451}	317.933 {106}	228.802 {447}
Units	ppm	ppm	ppm	ppm	ppm	ppm	ppm	ppm	ppm
Avg	**.00037**	**.00464**	**.00329**	**.00167**	**.00080**	**-.00008**	**.00028**	**.03045**	**.00013**
Stddev	.00049	.00014	.00172	.00016	.00048	.00004	.00182	.00004	.00003
%RSD	130.93	3.0819	52.198	9.8290	59.118	48.514	656.13	.11546	20.049
#1	.00003	.00474	.00208	.00155	.00114	-.00005	.00156	.03047	.00014
#2	.00072	.00454	.00451	.00178	.00047	-.00010	-.00101	.03042	.00011
Check ?	Chk Pass	Chk Pass	Chk Pass	Chk Pass	Chk Pass	Chk Pass	Chk Pass	Chk Pass	Chk Pass
High Limit									
Low Limit									

Elem	Co2286	Cr2055	Cu3247	Fe2599	K_7664	Li6707	Mg2790	Mn2576	Mo2020
Line	228.616 {447}	205.552 {464}	324.754 {104}	259.940 {130}	766.490 { 44}	670.784 { 50}	279.079 {121}2	257.610 {131}	202.030 {467}
Units	ppm	ppm	ppm	ppm	ppm	ppm	ppm	ppm	ppm
Avg	**-.00012**	**.00013**	**-.00095**	**.01450**	**.01249**	**-.00044**	**.00761**	**.00060**	**.00033**
Stddev	.00033	.00001	.00038	.00319	.04433	.00174	.00123	.00003	.00005
%RSD	281.02	9.4461	40.524	22.018	355.03	399.08	16.137	4.5414	14.651
#1	-.00035	.00013	-.00068	.01676	.04383	.00079	.00674	.00062	.00037
#2	.00012	.00012	-.00122	.01224	-.01886	-.00166	.00847	.00058	.00030
Check ?	Chk Pass	Chk Pass	Chk Pass	Chk Pass	Chk Pass	Chk Pass	Chk Pass	Chk Pass	Chk Pass
High Limit									
Low Limit									

Elem	Na5895	Ni2316	P_1782	Pb2203	S_1820	Sb2068	Se1960	Si2881	Sn1899
Line	589.592 { 57}	231.604 {446}	178.284 {489}	220.353 {453}	182.034 {485}	206.833 {463}	196.090 {472}	288.158 {117}	189.989 {477}
Units	ppm	ppm	ppm	ppm	ppm	ppm	ppm	ppm	ppm
Avg	**-.04054**	**-.00020**	**.17073**	**.00106**	**.01006**	**.00042**	**.00169**	**.02066**	**-.00052**
Stddev	.00031	.00008	.00039	.00052	.00399	.00128	.00149	.01186	.00002
%RSD	.77076	40.330	.22792	48.921	39.728	307.63	88.446	57.386	3.6207
#1	-.04076	-.00026	.17101	.00069	.01288	.00132	.00063	.01228	-.00050
#2	-.04032	-.00014	.17046	.00142	.00723	-.00049	.00274	.02904	-.00053
Check ?	Chk Pass	Chk Pass	Chk Pass	Chk Pass	None	Chk Pass	Chk Pass	Chk Pass	Chk Pass
High Limit									
Low Limit									

Elem	Sr4077	Th2837	Ti3349	Tl1908	U_3701	V_2924	Zn2062	Zr3391
Line	407.771 { 83}	283.730 {119}	334.904 {101}	190.856 {477}	370.152 { 91}	292.402 {115}	206.200 {163}	339.198 { 99}
Units	ppm	ppm	ppm	ppm	ppm	ppm	ppm	ppm
Avg	**.00004**	**-.00028**	**.00010**	**.00038**	**-.00788**	**-.00004**	**.00338**	**.00009**
Stddev	.00008	.00021	.00049	.00023	.02102	.00059	.00017	.00013
%RSD	237.61	75.406	486.67	61.508	266.91	1398.3	5.0637	139.00
#1	-.00002	-.00013	.00044	.00022	.00699	-.00046	.00350	.00019
#2	.00010	-.00042	-.00024	.00055	-.02274	.00037	.00326	.00000
Check ?	Chk Pass	Chk Pass	Chk Pass	Chk Pass	Chk Pass	Chk Pass	Chk Pass	Chk Pass
High Limit								
Low Limit								

Int. Std.	Y_2243	Y_3600	Y_3774
Line	224.306 {450}	360.073 { 94}	377.433 { 89}
Units	Cts/S	Cts/S	Cts/S
Avg	**6753.7**	**91349.**	**5740.9**
Stddev	14.0	18.	43.9
%RSD	.20755	.02019	.76412
#1	6743.8	91362.	5771.9
#2	6763.6	91336.	5709.8

Sample Name: 280-42159-C-64-A Acquired: 5/21/2013 15:15:54 Type: Unk
Method: 6500_026(v10) Mode: CONC Corr. Factor: 1.000000
User: bowenh Custom ID1: q4 Custom ID2: Custom ID3:
Comment: 174378 6010c

Elem	Ag3280	Al1670	As1890	B_2089	Ba4554	Be3130	Bi2230	Ca3179	Cd2288
Line	328.068 {103}	167.079 {502}	189.042 {478}	208.959 {461}	455.403 { 74}	313.042 {108}	223.061 {451}	317.933 {106}	228.802 {447}
Units	ppm	ppm	ppm	ppm	ppm	ppm	ppm	ppm	ppm
Avg	**.00057**	**.00467**	**-.00031**	**.00195**	**.00002**	**-.00008**	**-.00154**	**.01881**	**.00018**
Stddev	.00055	.00014	.00301	.00009	.00019	.00001	.00150	.00145	.00000
%RSD	97.464	3.0979	973.29	4.7181	930.67	13.862	97.491	7.7325	2.0709
#1	.00018	.00477	.00182	.00188	.00016	-.00008	-.00260	.01984	.00018
#2	.00096	.00457	-.00244	.00201	-.00012	-.00009	-.00048	.01778	.00018
Check ?	Chk Pass	Chk Pass	Chk Pass	Chk Pass	Chk Pass	Chk Pass	Chk Pass	Chk Pass	Chk Pass
High Limit									
Low Limit									

Elem	Co2286	Cr2055	Cu3247	Fe2599	K_7664	Li6707	Mg2790	Mn2576	Mo2020
Line	228.616 {447}	205.552 {464}	324.754 {104}	259.940 {130}	766.490 { 44}	670.784 { 50}	279.079 {121}2	257.610 {131}	202.030 {467}
Units	ppm	ppm	ppm	ppm	ppm	ppm	ppm	ppm	ppm
Avg	**-.00007**	**.00023**	**-.00093**	**.01061**	**.00495**	**-.00175**	**.00491**	**.00050**	**.00021**
Stddev	.00016	.00021	.00081	.00325	.05616	.00087	.00142	.00008	.00003
%RSD	240.26	91.896	87.504	30.631	1135.3	49.725	28.855	15.879	16.263
#1	-.00018	.00008	-.00150	.01291	-.03476	-.00114	.00391	.00044	.00023
#2	.00005	.00038	-.00035	.00831	.04466	-.00237	.00591	.00055	.00019
Check ?	Chk Pass	Chk Pass	Chk Pass	Chk Pass	Chk Pass	Chk Pass	Chk Pass	Chk Pass	Chk Pass
High Limit									
Low Limit									

Elem	Na5895	Ni2316	P_1782	Pb2203	S_1820	Sb2068	Se1960	Si2881	Sn1899
Line	589.592 { 57}	231.604 {446}	178.284 {489}	220.353 {453}	182.034 {485}	206.833 {463}	196.090 {472}	288.158 {117}	189.989 {477}
Units	ppm	ppm	ppm	ppm	ppm	ppm	ppm	ppm	ppm
Avg	**.02598**	**.00043**	**.15305**	**-.00027**	**.01080**	**.00179**	**.00323**	**.02369**	**.00006**
Stddev	.00662	.00001	.00160	.00063	.00043	.00196	.00314	.00486	.00062
%RSD	25.493	1.3423	1.0467	236.90	3.9651	109.30	97.103	20.525	1027.8
#1	.02129	.00043	.15418	.00018	.01111	.00317	.00101	.02025	-.00038
#2	.03066	.00044	.15191	-.00071	.01050	.00041	.00545	.02713	.00050
Check ?	Chk Pass	Chk Pass	Chk Pass	Chk Pass	None	Chk Pass	Chk Pass	Chk Pass	Chk Pass
High Limit									
Low Limit									

Elem	Sr4077	Th2837	Ti3349	Tl1908	U_3701	V_2924	Zn2062	Zr3391
Line	407.771 { 83}	283.730 {119}	334.904 {101}	190.856 {477}	370.152 { 91}	292.402 {115}	206.200 {163}	339.198 { 99}
Units	ppm	ppm	ppm	ppm	ppm	ppm	ppm	ppm
Avg	**.00016**	**-.00064**	**-.00010**	**.00021**	**-.02160**	**-.00033**	**.00286**	**.00101**
Stddev	.00003	.00027	.00002	.00083	.00093	.00031	.00013	.00278
%RSD	20.438	42.657	18.385	394.66	4.2847	95.525	4.4362	275.52
#1	.00018	-.00083	-.00009	.00080	-.02226	-.00011	.00295	-.00096
#2	.00014	-.00045	-.00012	-.00038	-.02095	-.00055	.00277	.00298
Check ?	Chk Pass	Chk Pass	Chk Pass	Chk Pass	Chk Pass	Chk Pass	Chk Pass	Chk Pass
High Limit								
Low Limit								

Int. Std.	Y_2243	Y_3600	Y_3774
Line	224.306 {450}	360.073 { 94}	377.433 { 89}
Units	Cts/S	Cts/S	Cts/S
Avg	**6769.0**	**91392.**	**5759.2**
Stddev	1.4	269.	11.1
%RSD	.02070	.29423	.19200
#1	6770.0	91582.	5751.3
#2	6768.0	91202.	5767.0

Sample Name: CCVH-2058327 Acquired: 5/21/2013 15:18:24 Type: QC
Method: 6500_026(v10) Mode: CONC Corr. Factor: 1.000000
User: bowenh Custom ID1: Custom ID2: Custom ID3:
Comment:

Elem	Ag3280	Al3092	As1890	B_2089	Ba4554	Be3130	Bi2230	Ca3179	Cd2288	Co2286	Cr2055	Cu3247	Fe2714
Units	ppm	ppm	ppm	ppm	ppm	ppm	ppm	ppm	ppm	ppm	ppm	ppm	ppm
Avg	**.00216**	**49.764**	**.00037**	**.00258**	**.00053**	**-.00002**	**1.0006**	**.00132**	**-.00066**	**.00202**	**-.00028**	**.00051**	**49.851**
Stddev	.00034	.326	.00265	.00055	.00008	.00007	.0003	.00011	.00008	.00023	.00003	.00026	.148
%RSD	15.986	.65527	709.54	21.244	15.984	329.72	.02647	8.6310	12.741	11.628	11.308	50.996	.29709
#1	.00191	49.995	-.00150	.00219	.00059	-.00007	1.0004	.00140	-.00060	.00185	-.00030	.00070	49.956
#2	.00240	49.534	.00225	.00297	.00047	.00003	1.0008	.00124	-.00072	.00219	-.00026	.00033	49.747
Check ?	None	Chk Pass	None	None	None	None	Chk Pass	None	None	None	None	None	Chk Pass
Value													
Range													

Elem	K_7664	Li6707	Mg2790	Mn2576	Mo2020	Na8183	Ni2316	P_1782	Pb2203	S_1820	Sb2068	Se1960	Si2881
Units	ppm	ppm	ppm	ppm	ppm	ppm	ppm	ppm	ppm	ppm	ppm	ppm	ppm
Avg	**.01325**	**-.00023**	**-.00319**	**-.00065**	**-.00202**	**247.29**	**.00082**	**.00558**	**.00112**	**4.9585**	**-.00005**	**.00270**	**.00660**
Stddev	.01807	.00094	.00076	.00005	.00039	1.44	.00008	.00205	.00282	.0066	.00251	.00403	.00908
%RSD	136.39	407.30	23.804	8.2163	19.152	.58216	9.7646	36.715	251.08	.13240	4677.6	149.45	137.51
#1	.00047	.00044	-.00373	-.00069	-.00229	248.30	.00087	.00413	.00312	4.9632	-.00183	.00554	.01302
#2	.02602	-.00090	-.00265	-.00062	-.00174	246.27	.00076	.00703	-.00087	4.9539	.00172	-.00015	.00018
Check ?	None	None	None	None	None	Chk Pass	None	None	None	None	None	None	None
Value													
Range													

Elem	Sn1899	Sr4077	Th2837	Ti3349	Tl1908	U_3701	V_2924	Zn2062	Zr3391
Units	ppm	ppm	ppm	ppm	ppm	ppm	ppm	ppm	ppm
Avg	**.00073**	**.00036**	**5.1387**	**.00316**	**-.00193**	**10.027**	**-.00018**	**.00310**	**-.04062**
Stddev	.00002	.00005	.0097	.00037	.00283	.000	.00003	.00045	.00446
%RSD	2.8778	13.923	.18958	11.745	146.11	.00252	18.129	14.450	10.979
#1	.00071	.00032	5.1318	.00290	.00006	10.027	-.00020	.00278	-.03746
#2	.00074	.00039	5.1456	.00343	-.00393	10.027	-.00015	.00342	-.04377
Check ?	None	None	Chk Pass	None	None	Chk Pass	None	None	None
Value									
Range									

Int. Std.	Y_2243	Y_3600	Y_3774
Units	Cts/S	Cts/S	Cts/S
Avg	**6529.1**	**87994.**	**5662.5**
Stddev	2.7	121.	6.6
%RSD	.04136	.13790	.11719
#1	6531.0	87908.	5667.2
#2	6527.1	88080.	5657.8

Sample Name: CCV-2058325 Acquired: 5/21/2013 15:20:47 Type: QC
Method: 6500_026(v10) Mode: CONC Corr. Factor: 1.000000
User: bowenh Custom ID1: Custom ID2: Custom ID3:
Comment:

Elem	Ag3280	Al1670	As1890	B_2089	Ba4554	Be3130	Bi2230	Ca3179	Cd2288	Co2286	Cr2055	Cu3247	Fe2599
Units	ppm	ppm	ppm	ppm	ppm	ppm	ppm	ppm	ppm	ppm	ppm	ppm	ppm
Avg	**.51806**	**.49453**	**.98281**	**.48556**	**.50214**	**.47811**	**.00100**	**5.0112**	**.50789**	**.51380**	**.49567**	**.49010**	**2.4716**
Stddev	.00055	.00060	.00194	.00114	.00014	.00022	.00226	.0007	.00006	.00026	.00003	.00030	.0021
%RSD	.10576	.12216	.19710	.23485	.02833	.04640	226.18	.01429	.01214	.05030	.00690	.06021	.08403
#1	.51844	.49496	.98418	.48475	.50203	.47796	.00260	5.0118	.50785	.51362	.49570	.48989	2.4702
#2	.51767	.49410	.98144	.48637	.50224	.47827	-.00060	5.0107	.50793	.51398	.49565	.49030	2.4731
Check ?	Chk Pass	Chk Pass	Chk Pass	Chk Pass	Chk Pass	Chk Pass	None	Chk Pass	Chk Pass	Chk Pass	Chk Pass	Chk Pass	Chk Pass
Value													
Range													

Elem	K_7664	Li6707	Mg2790	Mn2576	Mo2020	Na5895	Ni2316	P_1782	Pb2203	S_1820	Sb2068	Se1960	Si2881
Units	ppm	ppm	ppm	ppm	ppm	ppm	ppm	ppm	ppm	ppm	ppm	ppm	ppm
Avg	**50.170**	**1.0071**	**19.825**	**.50530**	**.49343**	**4.9355**	**.50263**	**.95576**	**1.0273**	**-.00096**	**1.0130**	**.96778**	**4.8816**
Stddev	.034	.0012	.035	.00088	.00112	.0170	.00052	.00336	.0037	.00216	.0078	.00771	.0355
%RSD	.06808	.11743	.17731	.17352	.22744	.34478	.10377	.35185	.35541	224.86	.77016	.79718	.72716
#1	50.194	1.0079	19.850	.50592	.49422	4.9475	.50300	.95814	1.0299	.00057	1.0185	.97323	4.9067
#2	50.146	1.0062	19.800	.50468	.49264	4.9235	.50226	.95338	1.0247	-.00249	1.0075	.96232	4.8565
Check ?	Chk Pass	Chk Pass	Chk Pass	Chk Pass	Chk Pass	Chk Pass	Chk Pass	Chk Pass	Chk Pass	None	Chk Pass	Chk Pass	Chk Pass
Value													
Range													

Elem	Sn1899	Sr4077	Th2837	Ti3349	Tl1908	U_3701	V_2924	Zn2062	Zr3391
Units	ppm	ppm	ppm	ppm	ppm	ppm	ppm	ppm	ppm
Avg	**.99382**	**.48260**	**.00033**	**.50934**	**1.0198**	**.03903**	**.48965**	**.50385**	**.50146**
Stddev	.00211	.00111	.00134	.00075	.0030	.02409	.00016	.00208	.00267
%RSD	.21261	.23028	408.89	.14785	.29804	61.739	.03332	.41259	.53158
#1	.99531	.48339	-.00062	.50987	1.0219	.05606	.48954	.50532	.49957
#2	.99232	.48182	.00128	.50880	1.0176	.02199	.48977	.50238	.50334
Check ?	Chk Pass	Chk Pass	None	Chk Pass	Chk Pass	None	Chk Pass	Chk Pass	Chk Pass
Value									
Range									

Int. Std.	Y_2243	Y_3600	Y_3774
Units	Cts/S	Cts/S	Cts/S
Avg	**6681.7**	**89732.**	**5595.2**
Stddev	6.2	390.	10.7
%RSD	.09315	.43465	.19065
#1	6677.3	89457.	5587.6
#2	6686.2	90008.	5602.7

Sample Name: CCB Acquired: 5/21/2013 15:23:01 Type: QC
Method: 6500_026(v10) Mode: CONC Corr. Factor: 1.000000
User: bowenh Custom ID1: Custom ID2: Custom ID3:
Comment:

Elem	Ag3280	Al1670	As1890	B_2089	Ba4554	Be3130	Bi2230	Ca3179	Cd2288	Co2286	Cr2055
Units	ppm	ppm	ppm	ppm	ppm	ppm	ppm	ppm	ppm	ppm	ppm
Avg	**.00029**	**-.00034**	**.00210**	W **.00165**	**.00026**	**.00004**	**.00082**	**-.00198**	**.00019**	**-.00005**	**.00001**
Stddev	.00016	.00038	.00115	.00101	.00009	.00007	.00067	.00132	.00006	.00011	.00001
%RSD	56.536	109.94	54.751	61.198	36.662	178.38	81.722	66.554	32.585	206.27	136.57
#1	.00017	-.00008	.00129	.00236	.00032	-.00001	.00035	-.00292	.00015	.00002	.00001
#2	.00040	-.00061	.00292	.00093	.00019	.00008	.00129	-.00105	.00023	-.00013	.00000
Check ?	Chk Pass	Chk Pass	Chk Pass	Chk Warn	Chk Pass	Chk Pass	None	Chk Pass	Chk Pass	Chk Pass	Chk Pass
High Limit				.00156							
Low Limit				-.00156							

Elem	Cu3247	Fe2599	K_7664	Li6707	Mg2790	Mn2576	Mo2020	Na5895	Ni2316	P_1782	Pb2203
Units	ppm	ppm	ppm	ppm	ppm	ppm	ppm	ppm	ppm	ppm	ppm
Avg	**-.00099**	**.00099**	**.00377**	**-.00212**	**.00223**	**.00011**	**.00018**	**-.01805**	**-.00002**	**.00217**	**-.00011**
Stddev	.00019	.00147	.00194	.00204	.00040	.00003	.00012	.00921	.00038	.00116	.00088
%RSD	19.577	148.78	51.501	96.353	17.712	24.631	67.168	51.020	1821.7	53.531	836.14
#1	-.00086	.00203	.00239	-.00068	.00195	.00009	.00027	-.02457	-.00029	.00300	-.00073
#2	-.00113	-.00005	.00514	-.00356	.00251	.00012	.00010	-.01154	.00025	.00135	.00052
Check ?	Chk Pass	Chk Pass	Chk Pass	Chk Pass	Chk Pass	Chk Pass	Chk Pass	Chk Pass	Chk Pass	Chk Pass	Chk Pass
High Limit											
Low Limit											

Elem	S_1820	Sb2068	Se1960	Si2881	Sn1899	Sr4077	Th2837	Ti3349	Tl1908	U_3701	V_2924
Units	ppm	ppm	ppm	ppm	ppm	ppm	ppm	ppm	ppm	ppm	ppm
Avg	**-.00035**	**.00264**	**-.00031**	**-.00248**	**.00066**	**-.00009**	**-.00034**	**-.00000**	**.00102**	**-.00145**	**-.00064**
Stddev	.00066	.00076	.00214	.00503	.00024	.00007	.00154	.00021	.00256	.05618	.00000
%RSD	186.79	28.727	684.09	202.93	36.526	81.373	449.71	11625.	250.96	3872.3	.53969
#1	.00011	.00317	.00120	-.00604	.00049	-.00014	-.00143	-.00015	.00283	.03827	-.00064
#2	-.00082	.00210	-.00182	.00108	.00083	-.00004	.00075	.00015	-.00079	-.04117	-.00064
Check ?	None	Chk Pass	Chk Pass	Chk Pass	Chk Pass	Chk Pass	Chk Pass	Chk Pass	Chk Pass	Chk Pass	Chk Pass
High Limit											
Low Limit											

Elem	Zn2062	Zr3391
Units	ppm	ppm
Avg	**.00252**	**-.00139**
Stddev	.00034	.00167
%RSD	13.525	120.52
#1	.00228	-.00257
#2	.00277	-.00020
Check ?	Chk Pass	Chk Pass
High Limit		
Low Limit		

Int. Std.	Y_2243	Y_3600	Y_3774
Units	Cts/S	Cts/S	Cts/S
Avg	**6681.1**	**90220.**	**5613.6**
Stddev	5.3	33.	25.8
%RSD	.07936	.03666	.46047
#1	6684.9	90196.	5595.3
#2	6677.4	90243.	5631.9

Sample Name: CCVL2062912 Acquired: 5/21/2013 15:25:31 Type: QC
Method: 6500_026(v10) Mode: CONC Corr. Factor: 1.000000
User: bowenh Custom ID1: Custom ID2: Custom ID3:
Comment:

Elem	Ag3280	Al1670	As1890	B_2089	Ba4554	Be3130	Bi2230	Ca3179	Cd2288	Co2286	Cr2055
Units	ppm	ppm	ppm	ppm	ppm	ppm	ppm	ppm	ppm	ppm	ppm
Avg	**.01044**	**.10104**	**.01656**	**.09546**	**.01037**	**.00091**	**.10775**	**.21062**	**.00540**	**.01067**	**.01010**
Stddev	.00014	.00067	.00033	.00053	.00048	.00005	.00255	.00357	.00011	.00016	.00014
%RSD	1.3052	.66272	2.0068	.55080	4.6495	5.1605	2.3651	1.6929	2.0426	1.4563	1.3608
#1	.01034	.10151	.01633	.09509	.01003	.00094	.10595	.21314	.00533	.01056	.01001
#2	.01053	.10057	.01680	.09583	.01072	.00087	.10955	.20810	.00548	.01078	.01020
Check ?	Chk Pass	Chk Pass	Chk Pass	Chk Pass	Chk Pass	Chk Pass	Chk Pass	Chk Pass	Chk Pass	Chk Pass	Chk Pass
Value											
Range											

Elem	Cu3247	Fe2599	K_7664	Li6707	Mg2790	Mn2576	Mo2020	Na5895	Ni2316	P_1782	Pb2203
Units	ppm	ppm	ppm	ppm	ppm	ppm	ppm	ppm	ppm	ppm	ppm
Avg	**.01429**	**.10356**	**3.0762**	**.01006**	**.20769**	**.01050**	**.01985**	**1.0019**	**.04119**	**2.8055**	**.00912**
Stddev	.00047	.00198	.0197	.00088	.00108	.00001	.00002	.0030	.00007	.0046	.00086
%RSD	3.2674	1.9154	.63963	8.7939	.52164	.12235	.11627	.30264	.16475	.16330	9.4206
#1	.01462	.10497	3.0902	.01069	.20845	.01051	.01987	1.0041	.04124	2.8022	.00972
#2	.01396	.10216	3.0623	.00944	.20692	.01049	.01983	.99977	.04114	2.8087	.00851
Check ?	Chk Pass	Chk Pass	Chk Pass	Chk Pass	Chk Pass	Chk Pass	Chk Pass	Chk Pass	Chk Pass	Chk Pass	Chk Pass
Value											
Range											

Elem	S_1820	Sb2068	Se1960	Si2881	Sn1899	Sr4077	Th2837	Ti3349	Tl1908	U_3701	V_2924
Units	ppm	ppm	ppm	ppm	ppm	ppm	ppm	ppm	ppm	ppm	ppm
Avg	**.00088**	W **.01228**	**.01381**	**.49858**	**.10001**	**.00990**	**.01606**	**.01016**	**.01707**	W **.07513**	**.00967**
Stddev	.00049	.00090	.00352	.00004	.00021	.00012	.00220	.00011	.00125	.02072	.00034
%RSD	56.069	7.3361	25.471	.00876	.20988	1.1750	13.719	1.0718	7.3233	27.581	3.4996
#1	.00053	.01292	.01629	.49855	.10016	.00998	.01762	.01024	.01619	.06048	.00943
#2	.00122	.01165	.01132	.49861	.09986	.00981	.01451	.01008	.01795	.08978	.00991
Check ?	None	Chk Warn	Chk Pass	Chk Pass	Chk Pass	Chk Pass	Chk Pass	Chk Pass	Chk Pass	Chk Warn	Chk Pass
Value		.01000								.06000	
Range		20.000%								20.000%	

Elem	Zn2062	Zr3391
Units	ppm	ppm
Avg	**.02326**	**.01353**
Stddev	.00046	.00113
%RSD	1.9570	8.3683
#1	.02358	.01433
#2	.02293	.01273
Check ?	Chk Pass	Chk Pass
Value		
Range		

Int. Std.	Y_2243	Y_3600	Y_3774
Units	Cts/S	Cts/S	Cts/S
Avg	**6656.1**	**90172.**	**5623.9**
Stddev	1.2	314.	6.4
%RSD	.01779	.34771	.11292
#1	6655.2	89950.	5619.4
#2	6656.9	90393.	5628.4

Sample Name: MB 280-173668/1-A Acquired: 5/21/2013 15:27:55 Type: Unk
Method: 6500_026(v10) Mode: CONC Corr. Factor: 1.000000
User: bowenh Custom ID1: q4 Custom ID2: Custom ID3:
Comment: 173668 6010c

Elem	Ag3280	Al1670	As1890	B_2089	Ba4554	Be3130	Bi2230	Ca3179	Cd2288
Line	328.068 {103}	167.079 {502}	189.042 {478}	208.959 {461}	455.403 { 74}	313.042 {108}	223.061 {451}	317.933 {106}	228.802 {447}
Units	ppm	ppm	ppm	ppm	ppm	ppm	ppm	ppm	ppm
Avg	**.00028**	**.02128**	**.00110**	F **.02237**	**.00049**	**.00004**	**-.00069**	**.04721**	**.00014**
Stddev	.00002	.00073	.00215	.00004	.00008	.00007	.00091	.00637	.00021
%RSD	8.9056	3.4479	194.68	.19298	15.723	168.72	132.28	13.494	146.62
#1	.00030	.02180	.00262	.02234	.00054	-.00001	-.00004	.05171	-.00001
#2	.00026	.02076	-.00042	.02240	.00043	.00009	-.00134	.04270	.00029
Check ?	Chk Pass	Chk Pass	Chk Pass	Chk Fail	Chk Pass	Chk Pass	Chk Pass	Chk Pass	Chk Pass
High Limit				.01000					
Low Limit				-.01000					

Elem	Co2286	Cr2055	Cu3247	Fe2599	K_7664	Li6707	Mg2790	Mn2576	Mo2020
Line	228.616 {447}	205.552 {464}	324.754 {104}	259.940 {130}	766.490 { 44}	670.784 { 50}	279.079 {121}2	257.610 {131}	202.030 {467}
Units	ppm	ppm	ppm	ppm	ppm	ppm	ppm	ppm	ppm
Avg	**-.00009**	**.00010**	**.00012**	W **.03489**	**.05926**	**-.00106**	**.01241**	**.00127**	**.00025**
Stddev	.00005	.00015	.00001	.00292	.01803	.00132	.00083	.00007	.00032
%RSD	56.524	149.64	12.045	8.3822	30.428	124.53	6.7102	5.2937	126.72
#1	-.00013	.00021	.00011	.03695	.04651	-.00199	.01299	.00122	.00003
#2	-.00006	-.00001	.00013	.03282	.07201	-.00013	.01182	.00132	.00048
Check ?	Chk Pass	Chk Pass	Chk Pass	Chk Warn	Chk Pass	Chk Pass	Chk Pass	Chk Pass	Chk Pass
High Limit				.03000					
Low Limit				-.05000					

Elem	Na5895	Ni2316	P_1782	Pb2203	S_1820	Sb2068	Se1960	Si2881	Sn1899
Line	589.592 { 57}	231.604 {446}	178.284 {489}	220.353 {453}	182.034 {485}	206.833 {463}	196.090 {472}	288.158 {117}	189.989 {477}
Units	ppm	ppm	ppm	ppm	ppm	ppm	ppm	ppm	ppm
Avg	**.22467**	**-.00020**	F **.09808**	**-.00024**	**.03307**	**.00095**	**-.00068**	**.04732**	**.01081**
Stddev	.01547	.00012	.00008	.00068	.00150	.00270	.00156	.00988	.00007
%RSD	6.8851	58.034	.08110	277.85	4.5447	285.26	229.29	20.883	.63384
#1	.23561	-.00029	.09814	-.00073	.03414	.00285	-.00179	.05431	.01085
#2	.21373	-.00012	.09803	.00024	.03201	-.00096	.00042	.04033	.01076
Check ?	Chk Pass	Chk Pass	Chk Fail	Chk Pass	None	Chk Pass	Chk Pass	Chk Pass	Chk Pass
High Limit			.01000						
Low Limit			-.01000						

Elem	Sr4077	Th2837	Ti3349	Tl1908	U_3701	V_2924	Zn2062	Zr3391
Line	407.771 { 83}	283.730 {119}	334.904 {101}	190.856 {477}	370.152 { 91}	292.402 {115}	206.200 {163}	339.198 { 99}
Units	ppm	ppm	ppm	ppm	ppm	ppm	ppm	ppm
Avg	**.00016**	**-.00035**	**.00036**	**.00003**	**-.00043**	**-.00010**	**.00366**	**-.00100**
Stddev	.00006	.00196	.00027	.00068	.02198	.00017	.00031	.00002
%RSD	34.251	568.45	74.061	2310.4	5126.4	173.91	8.5267	2.2193
#1	.00020	.00104	.00056	.00051	-.01597	-.00021	.00344	-.00098
#2	.00012	-.00173	.00017	-.00045	.01512	.00002	.00388	-.00102
Check ?	Chk Pass	Chk Pass	Chk Pass	Chk Pass	Chk Pass	Chk Pass	Chk Pass	Chk Pass
High Limit								
Low Limit								

Int. Std.	Y_2243	Y_3600	Y_3774
Line	224.306 {450}	360.073 { 94}	377.433 { 89}
Units	Cts/S	Cts/S	Cts/S
Avg	**6773.7**	**91820.**	**5784.5**
Stddev	1.1	195.	41.7
%RSD	.01680	.21183	.72054
#1	6774.5	91958.	5755.0
#2	6772.9	91683.	5813.9

Sample Name: LCS 280-173668/2-A Acquired: 5/21/2013 15:30:25 Type: Unk
Method: 6500_026(v10) Mode: CONC Corr. Factor: 1.000000
User: bowenh Custom ID1: q4 Custom ID2: Custom ID3:
Comment: 173668 6010c

Elem	Ag3280	Al1670	As1890	B_2089	Ba4554	Be3130	Bi2230	Ca3179	Cd2288
Line	328.068 {103}	167.079 {502}	189.042 {478}	208.959 {461}	455.403 { 74}	313.042 {108}	223.061 {451}	317.933 {106}	228.802 {447}
Units	ppm	ppm	ppm	ppm	ppm	ppm	ppm	ppm	ppm
Avg	**.05210**	**1.8803**	**.93567**	**1.0607**	**1.9738**	**.04683**	**1.9863**	**47.880**	**.09987**
Stddev	.00010	.0035	.00289	.0000	.0075	.00003	.0044	.181	.00002
%RSD	.18600	.18461	.30851	.00136	.37840	.07004	.22089	.37723	.01686
#1	.05216	1.8828	.93771	1.0607	1.9791	.04685	1.9832	48.007	.09988
#2	.05203	1.8778	.93363	1.0607	1.9685	.04681	1.9894	47.752	.09986
Check ?	Chk Pass	Chk Pass	Chk Pass	Chk Pass	Chk Pass	Chk Pass	Chk Pass	Chk Pass	Chk Pass
High Limit									
Low Limit									

Elem	Co2286	Cr2055	Cu3247	Fe2599	K_7664	Li6707	Mg2790	Mn2576	Mo2020
Line	228.616 {447}	205.552 {464}	324.754 {104}	259.940 {130}	766.490 { 44}	670.784 { 50}	279.079 {121}2	257.610 {131}	202.030 {467}
Units	ppm	ppm	ppm	ppm	ppm	ppm	ppm	ppm	ppm
Avg	**.48750**	**.19126**	**.23906**	**.99807**	**48.844**	**.97744**	**46.884**	**.48222**	**.94134**
Stddev	.00027	.00008	.00073	.00390	.352	.00248	.000	.00006	.00076
%RSD	.05472	.04402	.30667	.39074	.72051	.25409	.00065	.01192	.08022
#1	.48731	.19120	.23854	1.0008	49.093	.97920	46.885	.48226	.94187
#2	.48769	.19132	.23958	.99532	48.595	.97568	46.884	.48218	.94080
Check ?	Chk Pass	Chk Pass	Chk Pass	Chk Pass	Chk Pass	Chk Pass	Chk Pass	Chk Pass	Chk Pass
High Limit									
Low Limit									

Elem	Na8183	Ni2316	P_1782	Pb2203	S_1820	Sb2068	Se1960	Si2881	Sn1899
Line	818.326 { 41}	231.604 {446}	178.284 {489}	220.353 {453}	182.034 {485}	206.833 {463}	196.090 {472}	288.158 {117}	189.989 {477}
Units	ppm	ppm	ppm	ppm	ppm	ppm	ppm	ppm	ppm
Avg	**50.087**	**.47378**	**9.4177**	**.48630**	**.02780**	**.48748**	**1.8461**	**2.2882**	**1.8714**
Stddev	.374	.00048	.0011	.00121	.00247	.00066	.0024	.0064	.0054
%RSD	.74701	.10031	.01163	.24818	8.8693	.13588	.12825	.27925	.28994
#1	50.351	.47412	9.4185	.48715	.02955	.48795	1.8445	2.2837	1.8752
#2	49.822	.47345	9.4169	.48544	.02606	.48701	1.8478	2.2928	1.8675
Check ?	Chk Pass	Chk Pass	Chk Pass	Chk Pass	None	Chk Pass	Chk Pass	Chk Pass	Chk Pass
High Limit									
Low Limit									

Elem	Sr4077	Th2837	Ti3349	Tl1908	U_3701	V_2924	Zn2062	Zr3391
Line	407.771 { 83}	283.730 {119}	334.904 {101}	190.856 {477}	370.152 { 91}	292.402 {115}	206.200 {163}	339.198 { 99}
Units	ppm	ppm	ppm	ppm	ppm	ppm	ppm	ppm
Avg	**.93401**	**.99531**	**.97996**	**1.9274**	**1.9979**	**.47449**	**.47263**	**.47601**
Stddev	.00587	.00058	.00056	.0043	.0058	.00045	.00107	.00276
%RSD	.62879	.05819	.05686	.22294	.29159	.09506	.22629	.57951
#1	.93816	.99572	.98036	1.9304	1.9937	.47480	.47339	.47406
#2	.92986	.99490	.97957	1.9243	2.0020	.47417	.47187	.47796
Check ?	Chk Pass	Chk Pass	Chk Pass	Chk Pass	Chk Pass	Chk Pass	Chk Pass	Chk Pass
High Limit								
Low Limit								

Int. Std.	Y_2243	Y_3600	Y_3774
Line	224.306 {450}	360.073 { 94}	377.433 { 89}
Units	Cts/S	Cts/S	Cts/S
Avg	**6521.7**	**88219.**	**5625.9**
Stddev	5.6	69.	29.4
%RSD	.08519	.07797	.52343
#1	6517.8	88268.	5605.1
#2	6525.6	88170.	5646.8

Sample Name: 280-42046-A-1-A Acquired: 5/21/2013 15:32:39 Type: Unk
Method: 6500_026(v10) Mode: CONC Corr. Factor: 1.000000
User: bowenh Custom ID1: q4 Custom ID2: Custom ID3:
Comment: 173668 6010c

Elem	Ag3280	Al3092	As1890	B_2089	Ba4554	Be3130	Bi2230	Ca3179	Cd2288
Line	328.068 {103}	309.271 {109}	189.042 {478}	208.959 {461}	455.403 { 74}	313.042 {108}	223.061 {451}	317.933 {106}	228.802 {447}
Units	ppm	ppm	ppm	ppm	ppm	ppm	ppm	ppm	ppm
Avg	**.00137**	**120.79**	**.04376**	**.02466**	**.50627**	**.00481**	**.00047**	**14.103**	**.00297**
Stddev	.00012	1.09	.00190	.00051	.00623	.00000	.00063	.133	.00002
%RSD	8.3843	.90560	4.3509	2.0769	1.2312	.03357	135.45	.94585	.64071
#1	.00129	120.02	.04241	.02430	.50186	.00481	.00091	14.008	.00298
#2	.00145	121.57	.04510	.02502	.51067	.00481	.00002	14.197	.00296
Check ?	Chk Pass	Chk Pass	Chk Pass	Chk Pass	Chk Pass	Chk Pass	Chk Pass	Chk Pass	Chk Pass
High Limit									
Low Limit									

Elem	Co2286	Cr2055	Cu3247	Fe2714	K_7664	Li6707	Mg2790	Mn2576	Mo2020
Line	228.616 {447}	205.552 {464}	324.754 {104}	271.441 {124}	766.490 { 44}	670.784 { 50}	279.079 {121}2	257.610 {131}	202.030 {467}
Units	ppm	ppm	ppm	ppm	ppm	ppm	ppm	ppm	ppm
Avg	**.06392**	**.13044**	**.29596**	**209.07**	**8.7429**	**.16962**	**33.160**	W **11.229**	**.00358**
Stddev	.00017	.00009	.00090	2.24	.0467	.00200	.038	.143	.00037
%RSD	.27246	.06770	.30562	1.0708	.53425	1.1806	.11331	1.2693	10.290
#1	.06379	.13050	.29660	207.49	8.7099	.16820	33.186	11.128	.00332
#2	.06404	.13038	.29532	210.66	8.7759	.17103	33.133	11.330	.00385
Check ?	Chk Pass	Chk Pass	Chk Pass	Chk Pass	Chk Pass	Chk Pass	Chk Pass	Chk Warn	Chk Pass
High Limit								10.000	
Low Limit								-.01000	

Elem	Na5895	Ni2316	P_1782	Pb2203	S_1820	Sb2068	Se1960	Si2881	Sn1899
Line	589.592 { 57}	231.604 {446}	178.284 {489}	220.353 {453}	182.034 {485}	206.833 {463}	196.090 {472}	288.158 {117}	189.989 {477}
Units	ppm	ppm	ppm	ppm	ppm	ppm	ppm	ppm	ppm
Avg	**.39333**	**.15626**	**5.3271**	**.15533**	**.60769**	**-.00207**	**.00324**	**2.1888**	**.00906**
Stddev	.00982	.00008	.0131	.00151	.00357	.00123	.00277	.0212	.00076
%RSD	2.4975	.04841	.24581	.97096	.58693	59.683	85.733	.97021	8.4332
#1	.40028	.15631	5.3179	.15639	.60517	-.00119	.00520	2.2038	.00960
#2	.38639	.15621	5.3364	.15426	.61021	-.00294	.00127	2.1738	.00852
Check ?	Chk Pass	Chk Pass	Chk Pass	Chk Pass	None	Chk Pass	Chk Pass	Chk Pass	Chk Pass
High Limit									
Low Limit									

Elem	Sr4077	Th2837	Ti3349	Tl1908	U_3701	V_2924	Zn2062	Zr3391
Line	407.771 { 83}	283.730 {119}	334.904 {101}	190.856 {477}	370.152 { 91}	292.402 {115}	206.200 {163}	339.198 { 99}
Units	ppm	ppm	ppm	ppm	ppm	ppm	ppm	ppm
Avg	**.05905**	**.05329**	**.70403**	W **-.01015**	**-.04552**	**.18406**	**.75288**	**.02093**
Stddev	.00070	.00255	.00538	.00030	.01725	.00015	.00240	.00126
%RSD	1.1798	4.7842	.76423	2.9560	37.900	.08396	.31907	6.0229
#1	.05855	.05510	.70023	-.01036	-.03332	.18417	.75118	.02182
#2	.05954	.05149	.70784	-.00994	-.05772	.18395	.75458	.02004
Check ?	Chk Pass	Chk Pass	Chk Pass	Chk Warn	Chk Pass	Chk Pass	Chk Pass	Chk Pass
High Limit				5.0000				
Low Limit				-.01000				

Int. Std.	Y_2243	Y_3600	Y_3774
Line	224.306 {450}	360.073 { 94}	377.433 { 89}
Units	Cts/S	Cts/S	Cts/S
Avg	**7148.4**	**95181.**	**6134.9**
Stddev	3.6	422.	22.5
%RSD	.05052	.44351	.36727
#1	7145.9	95479.	6150.9
#2	7151.0	94882.	6119.0

Sample Name: sd 280-42046-A-1-A@5 Acquired: 5/21/2013 15:35:04 Type: Unk
Method: 6500_026(v10) Mode: CONC Corr. Factor: 1.000000
User: bowenh Custom ID1: q4 Custom ID2: Custom ID3:
Comment: 173668 6010c

Elem	Ag3280	Al3092	As1890	B_2089	Ba4554	Be3130	Bi2230	Ca3179	Cd2288
Line	328.068 {103}	309.271 {109}	189.042 {478}	208.959 {461}	455.403 { 74}	313.042 {108}	223.061 {451}	317.933 {106}	228.802 {447}
Units	ppm	ppm	ppm	ppm	ppm	ppm	ppm	ppm	ppm
Avg	k **.00065**	**25.630**	k **.01005**	**.00666**	**.10665**	k **.00086**	k **-.00060**	**3.0017**	k **.00078**
Stddev	.00017	.120	.00306	.00014	.00023	.00001	.00033	.0082	.00002
%RSD	26.657	.46960	30.486	2.1580	.21378	1.0571	55.443	.27399	2.4827
#1	k .00077	25.545	k .00789	.00656	.10681	k .00085	k -.00036	2.9958	k .00079
#2	k .00053	25.715	k .01222	.00676	.10649	k .00087	k -.00083	3.0075	k .00076
Check ?	Chk Pass	Chk Pass	Chk Pass	Chk Pass	Chk Pass	Chk Pass	Chk Pass	Chk Pass	Chk Pass
High Limit									
Low Limit									

Elem	Co2286	Cr2055	Cu3247	Fe2714	K_7664	Li6707	Mg2790	Mn2576	Mo2020
Line	228.616 {447}	205.552 {464}	324.754 {104}	271.441 {124}	766.490 { 44}	670.784 { 50}	279.079 {121}2	257.610 {131}	202.030 {467}
Units	ppm	ppm	ppm	ppm	ppm	ppm	ppm	ppm	ppm
Avg	k **.01399**	k **.02792**	k **.06066**	k **44.890**	**1.8101**	**.03508**	k **7.0625**	**2.4389**	**.00062**
Stddev	.00015	.00000	.00006	.127	.0582	.00046	.0024	.0001	.00001
%RSD	1.0433	.01586	.10611	.28387	3.2155	1.3005	.03462	.00441	1.1288
#1	k .01409	.02792	k .06071	k 44.800	1.8513	.03540	k 7.0642	2.4389	.00062
#2	k .01388	k .02793	k .06062	k 44.981	1.7690	.03476	7.0607	2.4390	.00061
Check ?	Chk Pass	Chk Pass	Chk Pass	Chk Pass	Chk Pass	Chk Pass	Chk Pass	Chk Pass	Chk Pass
High Limit									
Low Limit									

Elem	Na5895	Ni2316	P_1782	Pb2203	S_1820	Sb2068	Se1960	Si2881	Sn1899
Line	589.592 { 57}	231.604 {446}	178.284 {489}	220.353 {453}	182.034 {485}	206.833 {463}	196.090 {472}	288.158 {117}	189.989 {477}
Units	ppm	ppm	ppm	ppm	ppm	ppm	ppm	ppm	ppm
Avg	**.04054**	**.03389**	**1.1336**	k **.03402**	**.12685**	k **-.00198**	k **.00123**	**.47413**	k **.00191**
Stddev	.00190	.00021	.0050	.00012	.00188	.00275	.00112	.02195	.00001
%RSD	4.6818	.62910	.44124	.34235	1.4842	139.09	90.496	4.6300	.49369
#1	.04188	.03374	1.1371	k .03393	.12818	k -.00003	k .00044	.48965	k .00190
#2	.03919	.03404	1.1300	k .03410	.12552	k -.00392	k .00202	.45861	k .00192
Check ?	Chk Pass	Chk Pass	Chk Pass	Chk Pass	None	Chk Pass	Chk Pass	Chk Pass	Chk Pass
High Limit									
Low Limit									

Elem	Sr4077	Th2837	Ti3349	Tl1908	U_3701	V_2924	Zn2062	Zr3391
Line	407.771 { 83}	283.730 {119}	334.904 {101}	190.856 {477}	370.152 { 91}	292.402 {115}	206.200 {163}	339.198 { 99}
Units	ppm	ppm	ppm	ppm	ppm	ppm	ppm	ppm
Avg	**.01235**	k **.04480**	k **.14738**	k **-.00184**	kW **-.05150**	k **.03887**	k **.16377**	k **.00495**
Stddev	.00004	.00017	.00229	.00135	.03187	.00020	.00171	.00053
%RSD	.36270	.38547	1.5531	73.273	61.884	.50995	1.0424	10.798
#1	.01239	k .04492	k .14576	k -.00279	k -.02897	k .03901	.16498	k .00533
#2	.01232	k .04468	k .14900	k -.00089	k -.07404	k .03873	k .16256	k .00457
Check ?	Chk Pass	Chk Pass	Chk Pass	Chk Pass	Chk Warn	Chk Pass	Chk Pass	Chk Pass
High Limit					45.000			
Low Limit					-.05000			

Int. Std.	Y_2243	Y_3600	Y_3774
Line	224.306 {450}	360.073 { 94}	377.433 { 89}
Units	Cts/S	Cts/S	Cts/S
Avg	**6843.9**	**92450.**	**5800.1**
Stddev	3.1	113.	6.2
%RSD	.04472	.12190	.10769
#1	6846.0	92370.	5795.6
#2	6841.7	92530.	5804.5

Sample Name: 280-42046-A-1-B MS Acquired: 5/21/2013 15:37:25 Type: Unk
Method: 6500_026(v10) Mode: CONC Corr. Factor: 1.000000
User: bowenh Custom ID1: q4 Custom ID2: Custom ID3:
Comment: 173668 6010c

Elem	Ag3280	Al3092	As1890	B_2089	Ba4554	Be3130	Bi2230	Ca3179	Cd2288
Line	328.068 {103}	309.271 {109}	189.042 {478}	208.959 {461}	455.403 { 74}	313.042 {108}	223.061 {451}	317.933 {106}	228.802 {447}
Units	ppm	ppm	ppm	ppm	ppm	ppm	ppm	ppm	ppm
Avg	**.04927**	**170.76**	**.90215**	**.89595**	**2.4919**	**.04870**	**1.8375**	**61.072**	**.09545**
Stddev	.00139	.43	.00058	.00239	.0037	.00007	.0009	.071	.00007
%RSD	2.8216	.25314	.06426	.26632	.14684	.15019	.04789	.11546	.07036
#1	.05026	171.07	.90174	.89763	2.4945	.04864	1.8369	61.122	.09540
#2	.04829	170.46	.90256	.89426	2.4894	.04875	1.8381	61.022	.09550
Check ?	Chk Pass	Chk Pass	Chk Pass	Chk Pass	Chk Pass	Chk Pass	Chk Pass	Chk Pass	Chk Pass
High Limit									
Low Limit									

Elem	Co2286	Cr2055	Cu3247	Fe2714	K_7664	Li6707	Mg2790	Mn2576	Mo2020
Line	228.616 {447}	205.552 {464}	324.754 {104}	271.441 {124}	766.490 { 44}	670.784 { 50}	279.079 {121}2	257.610 {131}	202.030 {467}
Units	ppm	ppm	ppm	ppm	ppm	ppm	ppm	ppm	ppm
Avg	**.50758**	**.34225**	**.48753**	**218.66**	**71.619**	**1.0991**	**79.067**	W **10.376**	**.85022**
Stddev	.00001	.00044	.00364	.60	.161	.0021	.329	.062	.00123
%RSD	.00121	.12958	.74658	.27435	.22539	.19213	.41660	.59530	.14505
#1	.50757	.34256	.49011	219.08	71.733	1.1006	79.300	10.332	.85109
#2	.50758	.34194	.48496	218.23	71.505	1.0976	78.834	10.419	.84935
Check ?	Chk Pass	Chk Pass	Chk Pass	Chk Pass	Chk Pass	Chk Pass	Chk Pass	Chk Warn	Chk Pass
High Limit								10.000	
Low Limit								-.01000	

Elem	Na8183	Ni2316	P_1782	Pb2203	S_1820	Sb2068	Se1960	Si2881	Sn1899
Line	818.326 { 41}	231.604 {446}	178.284 {489}	220.353 {453}	182.034 {485}	206.833 {463}	196.090 {472}	288.158 {117}	189.989 {477}
Units	ppm	ppm	ppm	ppm	ppm	ppm	ppm	ppm	ppm
Avg	**47.781**	**.57625**	**13.930**	**.62148**	**.82734**	**.20957**	**1.6945**	**4.8552**	**1.5826**
Stddev	.442	.00056	.023	.00279	.00029	.00169	.0058	.0239	.0035
%RSD	.92581	.09765	.16828	.44970	.03502	.80516	.34493	.49220	.22233
#1	48.094	.57665	13.946	.62346	.82713	.21076	1.6986	4.8383	1.5850
#2	47.469	.57585	13.913	.61951	.82754	.20837	1.6903	4.8721	1.5801
Check ?	Chk Pass	Chk Pass	Chk Pass	Chk Pass	None	Chk Pass	Chk Pass	Chk Pass	Chk Pass
High Limit									
Low Limit									

Elem	Sr4077	Th2837	Ti3349	Tl1908	U_3701	V_2924	Zn2062	Zr3391
Line	407.771 { 83}	283.730 {119}	334.904 {101}	190.856 {477}	370.152 { 91}	292.402 {115}	206.200 {163}	339.198 { 99}
Units	ppm	ppm	ppm	ppm	ppm	ppm	ppm	ppm
Avg	**.94123**	**.83038**	**2.2959**	**1.6907**	**1.8820**	**.72539**	**1.1052**	**.24448**
Stddev	.00395	.00279	.0075	.0029	.0379	.00491	.0050	.00093
%RSD	.41966	.33599	.32793	.16970	2.0165	.67669	.45617	.38198
#1	.94403	.83236	2.3012	1.6927	1.9088	.72886	1.1088	.24514
#2	.93844	.82841	2.2906	1.6886	1.8551	.72192	1.1016	.24382
Check ?	Chk Pass	Chk Pass	Chk Pass	Chk Pass	Chk Pass	Chk Pass	Chk Pass	Chk Pass
High Limit								
Low Limit								

Int. Std.	Y_2243	Y_3600	Y_3774
Line	224.306 {450}	360.073 { 94}	377.433 { 89}
Units	Cts/S	Cts/S	Cts/S
Avg	**7002.0**	**93693.**	**6106.9**
Stddev	10.7	275.	10.7
%RSD	.15332	.29365	.17449
#1	6994.4	93498.	6099.4
#2	7009.6	93887.	6114.5

Sample Name: 280-42046-A-1-C MSD Acquired: 5/21/2013 15:39:43 Type: Unk
Method: 6500_026(v10) Mode: CONC Corr. Factor: 1.000000
User: bowenh Custom ID1: q4 Custom ID2: Custom ID3:
Comment: 173668 6010c

Elem	Ag3280	Al3092	As1890	B_2089	Ba4554	Be3130	Bi2230	Ca3179	Cd2288
Line	328.068 {103}	309.271 {109}	189.042 {478}	208.959 {461}	455.403 { 74}	313.042 {108}	223.061 {451}	317.933 {106}	228.802 {447}
Units	ppm	ppm	ppm	ppm	ppm	ppm	ppm	ppm	ppm
Avg	**.04890**	**171.25**	**.89877**	**.89458**	**2.4843**	**.04834**	**1.8274**	**62.643**	**.09530**
Stddev	.00043	.57	.00293	.00158	.0057	.00015	.0018	.115	.00001
%RSD	.88228	.33438	.32568	.17694	.22783	.31714	.10004	.18342	.01058
#1	.04859	170.84	.89670	.89570	2.4803	.04823	1.8261	62.562	.09529
#2	.04920	171.65	.90084	.89346	2.4883	.04844	1.8287	62.725	.09531
Check ?	Chk Pass	Chk Pass	Chk Pass	Chk Pass	Chk Pass	Chk Pass	Chk Pass	Chk Pass	Chk Pass
High Limit									
Low Limit									

Elem	Co2286	Cr2055	Cu3247	Fe2714	K_7664	Li6707	Mg2790	Mn2576	Mo2020
Line	228.616 {447}	205.552 {464}	324.754 {104}	271.441 {124}	766.490 { 44}	670.784 { 50}	279.079 {121}2	257.610 {131}	202.030 {467}
Units	ppm	ppm	ppm	ppm	ppm	ppm	ppm	ppm	ppm
Avg	**.50479**	**.35179**	**.49021**	**207.76**	**72.294**	**1.0905**	**78.862**	**9.7110**	**.84889**
Stddev	.00081	.00041	.00090	.20	.127	.0035	.003	.0580	.00113
%RSD	.16128	.11604	.18427	.09759	.17570	.32334	.00380	.59678	.13348
#1	.50536	.35150	.48957	207.61	72.204	1.0880	78.860	9.7520	.84969
#2	.50421	.35207	.49085	207.90	72.384	1.0930	78.864	9.6701	.84809
Check ?	Chk Pass	Chk Pass	Chk Pass	Chk Pass	Chk Pass	Chk Pass	Chk Pass	Chk Pass	Chk Pass
High Limit									
Low Limit									

Elem	Na8183	Ni2316	P_1782	Pb2203	S_1820	Sb2068	Se1960	Si2881	Sn1899
Line	818.326 { 41}	231.604 {446}	178.284 {489}	220.353 {453}	182.034 {485}	206.833 {463}	196.090 {472}	288.158 {117}	189.989 {477}
Units	ppm	ppm	ppm	ppm	ppm	ppm	ppm	ppm	ppm
Avg	**47.060**	**.57080**	**13.963**	**.64417**	**.87177**	**.20111**	**1.6839**	**4.7278**	**1.5746**
Stddev	.082	.00119	.015	.00111	.00156	.00203	.0046	.0477	.0041
%RSD	.17512	.20779	.10893	.17262	.17926	1.0105	.27483	1.0086	.25801
#1	47.118	.57164	13.974	.64338	.87067	.19967	1.6871	4.7615	1.5775
#2	47.001	.56996	13.953	.64495	.87288	.20255	1.6806	4.6941	1.5717
Check ?	Chk Pass	Chk Pass	Chk Pass	Chk Pass	None	Chk Pass	Chk Pass	Chk Pass	Chk Pass
High Limit									
Low Limit									

Elem	Sr4077	Th2837	Ti3349	Tl1908	U_3701	V_2924	Zn2062	Zr3391
Line	407.771 { 83}	283.730 {119}	334.904 {101}	190.856 {477}	370.152 { 91}	292.402 {115}	206.200 {163}	339.198 { 99}
Units	ppm	ppm	ppm	ppm	ppm	ppm	ppm	ppm
Avg	**.93998**	**.82784**	**2.1906**	**1.6856**	**1.8218**	**.72954**	**1.1229**	**.22804**
Stddev	.00044	.00074	.0081	.0048	.0297	.00029	.0029	.00240
%RSD	.04681	.08965	.37101	.28382	1.6328	.03988	.25711	1.0512
#1	.93967	.82732	2.1848	1.6890	1.8008	.72975	1.1250	.22634
#2	.94029	.82837	2.1963	1.6823	1.8429	.72934	1.1209	.22973
Check ?	Chk Pass	Chk Pass	Chk Pass	Chk Pass	Chk Pass	Chk Pass	Chk Pass	Chk Pass
High Limit								
Low Limit								

Int. Std.	Y_2243	Y_3600	Y_3774
Line	224.306 {450}	360.073 { 94}	377.433 { 89}
Units	Cts/S	Cts/S	Cts/S
Avg	**7111.9**	**94740.**	**6203.3**
Stddev	18.6	19.	16.1
%RSD	.26208	.01973	.25947
#1	7098.7	94727.	6214.7
#2	7125.1	94753.	6191.9

Sample Name: pds 280-42046-A-1-A Acquired: 5/21/2013 15:42:01 Type: Unk
Method: 6500_026(v10) Mode: CONC Corr. Factor: 1.000000
User: bowenh Custom ID1: q4 Custom ID2: Custom ID3:
Comment: 173668 6010c

Elem	Ag3280	Al3092	As1890	B_2089	Ba4554	Be3130	Bi2230	Ca3179	Cd2288
Line	328.068 {103}	309.271 {109}	189.042 {478}	208.959 {461}	455.403 { 74}	313.042 {108}	223.061 {451}	317.933 {106}	228.802 {447}
Units	ppm	ppm	ppm	ppm	ppm	ppm	ppm	ppm	ppm
Avg	**.04837**	**119.54**	**.22428**	**.11259**	**.59496**	**.05041**	**-.00397**	**32.857**	**.05224**
Stddev	.00001	.61	.00163	.00019	.00350	.00029	.00143	.137	.00011
%RSD	.01924	.50972	.72500	.17000	.58836	.57954	36.038	.41794	.20402
#1	.04836	119.11	.22313	.11246	.59248	.05020	-.00296	32.760	.05231
#2	.04837	119.97	.22543	.11273	.59743	.05061	-.00498	32.954	.05216
Check ?	Chk Pass	Chk Pass	Chk Pass	Chk Pass	Chk Pass	Chk Pass	Chk Pass	Chk Pass	Chk Pass
High Limit									
Low Limit									

Elem	Co2286	Cr2055	Cu3247	Fe2714	K_7664	Li6707	Mg2790	Mn2576	Mo2020
Line	228.616 {447}	205.552 {464}	324.754 {104}	271.441 {124}	766.490 { 44}	670.784 { 50}	279.079 {121}2	257.610 {131}	202.030 {467}
Units	ppm	ppm	ppm	ppm	ppm	ppm	ppm	ppm	ppm
Avg	**.11154**	**.17535**	**.33750**	**206.37**	**28.169**	**.26289**	**51.472**	W **11.046**	**.04924**
Stddev	.00003	.00002	.00075	1.12	.046	.00139	.102	.106	.00005
%RSD	.02761	.01413	.22352	.54324	.16262	.53051	.19860	.95953	.09703
#1	.11156	.17537	.33804	205.58	28.136	.26190	51.399	10.971	.04921
#2	.11152	.17533	.33697	207.17	28.201	.26387	51.544	11.121	.04927
Check ?	Chk Pass	Chk Pass	Chk Pass	Chk Pass	Chk Pass	Chk Pass	Chk Pass	Chk Warn	Chk Pass
High Limit								10.000	
Low Limit								-.01000	

Elem	Na8183	Ni2316	P_1782	Pb2203	S_1820	Sb2068	Se1960	Si2881	Sn1899
Line	818.326 { 41}	231.604 {446}	178.284 {489}	220.353 {453}	182.034 {485}	206.833 {463}	196.090 {472}	288.158 {117}	189.989 {477}
Units	ppm	ppm	ppm	ppm	ppm	ppm	ppm	ppm	ppm
Avg	**20.988**	**.20015**	**7.0208**	**.24996**	**.60579**	**.09114**	**.18605**	**6.7646**	**.09985**
Stddev	.258	.00003	.0039	.00111	.00439	.00014	.00226	.0007	.00034
%RSD	1.2278	.01344	.05558	.44566	.72491	.14936	1.2133	.01038	.34488
#1	20.806	.20017	7.0180	.25075	.60889	.09104	.18445	6.7641	.09961
#2	21.171	.20013	7.0235	.24917	.60268	.09123	.18765	6.7651	.10009
Check ?	Chk Pass	Chk Pass	Chk Pass	Chk Pass	None	Chk Pass	Chk Pass	Chk Pass	Chk Pass
High Limit									
Low Limit									

Elem	Sr4077	Th2837	Ti3349	Tl1908	U_3701	V_2924	Zn2062	Zr3391
Line	407.771 { 83}	283.730 {119}	334.904 {101}	190.856 {477}	370.152 { 91}	292.402 {115}	206.200 {163}	339.198 { 99}
Units	ppm	ppm	ppm	ppm	ppm	ppm	ppm	ppm
Avg	**.10526**	**.26000**	**.74356**	**.18054**	**.45314**	**.22855**	**.93094**	**.06559**
Stddev	.00031	.00154	.00429	.00144	.01945	.00066	.00397	.00064
%RSD	.29084	.59263	.57743	.79611	4.2923	.28943	.42637	.98209
#1	.10504	.26109	.74660	.17952	.43938	.22808	.92813	.06604
#2	.10547	.25891	.74053	.18155	.46689	.22902	.93375	.06513
Check ?	Chk Pass	Chk Pass	Chk Pass	Chk Pass	Chk Pass	Chk Pass	Chk Pass	Chk Pass
High Limit								
Low Limit								

Int. Std.	Y_2243	Y_3600	Y_3774
Line	224.306 {450}	360.073 { 94}	377.433 { 89}
Units	Cts/S	Cts/S	Cts/S
Avg	**7042.1**	**93911.**	**6105.3**
Stddev	.1	454.	2.4
%RSD	.00145	.48382	.03893
#1	7042.1	94232.	6103.6
#2	7042.2	93589.	6106.9

Sample Name: 280-42046-A-2-A Acquired: 5/21/2013 15:44:23 Type: Unk
Method: 6500_026(v10) Mode: CONC Corr. Factor: 1.000000
User: bowenh Custom ID1: q4 Custom ID2: Custom ID3:
Comment: 173668 6010c

Elem	Ag3280	Al3092	As1890	B_2089	Ba4554	Be3130	Bi2230	Ca3179	Cd2288
Line	328.068 {103}	309.271 {109}	189.042 {478}	208.959 {461}	455.403 { 74}	313.042 {108}	223.061 {451}	317.933 {106}	228.802 {447}
Units	ppm	ppm	ppm	ppm	ppm	ppm	ppm	ppm	ppm
Avg	**.00075**	**80.964**	**.05477**	**.01939**	**.33190**	**.00411**	**-.00001**	**11.223**	**.00135**
Stddev	.00004	.188	.00057	.00034	.00100	.00013	.00044	.029	.00019
%RSD	4.7407	.23218	1.0411	1.7643	.30130	3.1558	3332.9	.25894	13.899
#1	.00078	81.097	.05517	.01963	.33261	.00420	-.00032	11.244	.00122
#2	.00073	80.832	.05436	.01915	.33119	.00402	.00030	11.203	.00149
Check ?	Chk Pass	Chk Pass	Chk Pass	Chk Pass	Chk Pass	Chk Pass	Chk Pass	Chk Pass	Chk Pass
High Limit									
Low Limit									

Elem	Co2286	Cr2055	Cu3247	Fe2714	K_7664	Li6707	Mg2790	Mn2576	Mo2020
Line	228.616 {447}	205.552 {464}	324.754 {104}	271.441 {124}	766.490 { 44}	670.784 { 50}	279.079 {121}2	257.610 {131}	202.030 {467}
Units	ppm	ppm	ppm	ppm	ppm	ppm	ppm	ppm	ppm
Avg	**.05581**	**.08640**	**.24764**	**194.91**	**7.6770**	**.12852**	**24.249**	**9.7844**	**.00303**
Stddev	.00006	.00014	.00026	.71	.0307	.00381	.063	.0347	.00030
%RSD	.10064	.16314	.10345	.36493	.39935	2.9608	.26120	.35496	9.8922
#1	.05585	.08630	.24746	195.42	7.6553	.13121	24.204	9.7598	.00281
#2	.05577	.08650	.24782	194.41	7.6986	.12582	24.294	9.8090	.00324
Check ?	Chk Pass	Chk Pass	Chk Pass	Chk Pass	Chk Pass	Chk Pass	Chk Pass	Chk Pass	Chk Pass
High Limit									
Low Limit									

Elem	Na5895	Ni2316	P_1782	Pb2203	S_1820	Sb2068	Se1960	Si2881	Sn1899
Line	589.592 { 57}	231.604 {446}	178.284 {489}	220.353 {453}	182.034 {485}	206.833 {463}	196.090 {472}	288.158 {117}	189.989 {477}
Units	ppm	ppm	ppm	ppm	ppm	ppm	ppm	ppm	ppm
Avg	**.62341**	**.12068**	**4.3699**	**.05268**	**.20602**	**-.00356**	**.00009**	**2.0884**	**.00742**
Stddev	.00196	.00024	.0027	.00036	.00088	.00176	.00028	.0184	.00015
%RSD	.31430	.20079	.06062	.68512	.42731	49.483	326.93	.87885	2.0046
#1	.62480	.12051	4.3680	.05293	.20540	-.00231	.00029	2.0755	.00731
#2	.62203	.12085	4.3717	.05242	.20665	-.00480	-.00011	2.1014	.00752
Check ?	Chk Pass	Chk Pass	Chk Pass	Chk Pass	None	Chk Pass	Chk Pass	Chk Pass	Chk Pass
High Limit									
Low Limit									

Elem	Sr4077	Th2837	Ti3349	Tl1908	U_3701	V_2924	Zn2062	Zr3391
Line	407.771 { 83}	283.730 {119}	334.904 {101}	190.856 {477}	370.152 { 91}	292.402 {115}	206.200 {163}	339.198 { 99}
Units	ppm	ppm	ppm	ppm	ppm	ppm	ppm	ppm
Avg	**.02663**	**.08591**	**.81193**	**-.00925**	W **-.09482**	**.12611**	**.38996**	**.02945**
Stddev	.00005	.00350	.00259	.00125	.01665	.00081	.00043	.00005
%RSD	.19278	4.0760	.31897	13.464	17.563	.64463	.10936	.17221
#1	.02659	.08343	.81010	-.00837	-.10659	.12553	.38966	.02948
#2	.02666	.08838	.81377	-.01013	-.08304	.12668	.39027	.02941
Check ?	Chk Pass	Chk Pass	Chk Pass	Chk Pass	Chk Warn	Chk Pass	Chk Pass	Chk Pass
High Limit					45.000			
Low Limit					-.05000			

Int. Std.	Y_2243	Y_3600	Y_3774
Line	224.306 {450}	360.073 { 94}	377.433 { 89}
Units	Cts/S	Cts/S	Cts/S
Avg	**7984.7**	**107160.**	**6840.9**
Stddev	6.1	422.	52.8
%RSD	.07597	.39371	.77154
#1	7989.0	107460.	6803.6
#2	7980.4	106860.	6878.2

Sample Name: CCVH-2058327 Acquired: 5/21/2013 15:46:48 Type: QC
Method: 6500_026(v10) Mode: CONC Corr. Factor: 1.000000
User: bowenh Custom ID1: Custom ID2: Custom ID3:
Comment:

Elem	Ag3280	Al3092	As1890	B_2089	Ba4554	Be3130	Bi2230	Ca3179	Cd2288	Co2286	Cr2055	Cu3247	Fe2714
Units	ppm	ppm	ppm	ppm	ppm	ppm	ppm	ppm	ppm	ppm	ppm	ppm	ppm
Avg	**.00166**	**49.779**	**-.00084**	**.00332**	**.00089**	**-.00005**	**.98517**	**.00267**	**-.00073**	**.00176**	**-.00036**	**-.00016**	**49.286**
Stddev	.00132	.323	.00075	.00006	.00028	.00012	.00017	.00171	.00002	.00014	.00011	.00020	.256
%RSD	79.493	.64954	88.949	1.9290	31.054	239.04	.01724	63.877	2.6017	7.8923	30.635	124.21	.51925
#1	.00073	50.008	-.00137	.00336	.00069	-.00014	.98529	.00388	-.00074	.00166	-.00044	-.00002	49.467
#2	.00259	49.551	-.00031	.00327	.00108	.00004	.98505	.00146	-.00072	.00186	-.00028	-.00031	49.105
Check ?	None	Chk Pass	None	None	None	None	Chk Pass	None	None	None	None	None	Chk Pass
Value													
Range													

Elem	K_7664	Li6707	Mg2790	Mn2576	Mo2020	Na8183	Ni2316	P_1782	Pb2203	S_1820	Sb2068	Se1960	Si2881
Units	ppm	ppm	ppm	ppm	ppm	ppm	ppm	ppm	ppm	ppm	ppm	ppm	ppm
Avg	**.04205**	**-.00107**	**-.00281**	**-.00029**	**-.00184**	**247.36**	**.00106**	**.00369**	**.00055**	**4.8947**	**.00019**	**.00069**	**.00274**
Stddev	.03837	.00148	.00099	.00003	.00030	1.30	.00001	.00248	.00225	.0004	.00118	.00508	.02052
%RSD	91.257	139.00	35.034	9.8645	16.280	.52392	.56776	67.166	410.86	.00745	636.73	732.82	748.19
#1	.01491	-.00212	-.00212	-.00031	-.00205	248.28	.00106	.00194	-.00104	4.8944	-.00065	-.00290	.01725
#2	.06918	-.00002	-.00351	-.00027	-.00162	246.45	.00106	.00545	.00214	4.8949	.00102	.00429	-.01177
Check ?	None	None	None	None	None	Chk Pass	None	None	None	None	None	None	None
Value													
Range													

Elem	Sn1899	Sr4077	Th2837	Ti3349	Tl1908	U_3701	V_2924	Zn2062	Zr3391
Units	ppm	ppm	ppm	ppm	ppm	ppm	ppm	ppm	ppm
Avg	**.00101**	**.00021**	**5.1183**	**.00299**	**-.00075**	**9.9549**	**-.00070**	**.00337**	**-.03921**
Stddev	.00054	.00006	.0104	.00034	.00114	.0140	.00019	.00011	.00385
%RSD	53.980	29.126	.20362	11.224	151.88	.14058	26.826	3.1938	9.8104
#1	.00139	.00025	5.1109	.00275	.00006	9.9450	-.00057	.00329	-.03649
#2	.00062	.00017	5.1256	.00322	-.00156	9.9648	-.00083	.00344	-.04193
Check ?	None	None	Chk Pass	None	None	Chk Pass	None	None	None
Value									
Range									

Int. Std.	Y_2243	Y_3600	Y_3774
Units	Cts/S	Cts/S	Cts/S
Avg	**6568.6**	**87772.**	**5607.9**
Stddev	5.6	231.	57.3
%RSD	.08458	.26335	1.0214
#1	6564.7	87608.	5567.4
#2	6572.5	87935.	5648.4

Sample Name: CCV-2058325 Acquired: 5/21/2013 15:49:15 Type: QC
Method: 6500_026(v10) Mode: CONC Corr. Factor: 1.000000
User: bowenh Custom ID1: Custom ID2: Custom ID3:
Comment:

Elem	Ag3280	Al1670	As1890	B_2089	Ba4554	Be3130	Bi2230	Ca3179	Cd2288	Co2286	Cr2055	Cu3247	Fe2599
Units	ppm	ppm	ppm	ppm	ppm	ppm	ppm	ppm	ppm	ppm	ppm	ppm	ppm
Avg	**.52185**	**.49260**	**.97344**	**.48325**	**.50028**	**.47229**	**.00130**	**5.0220**	**.50705**	**.51343**	**.49362**	**.48939**	**2.4719**
Stddev	.00309	.00020	.00019	.00034	.00371	.00290	.00022	.0077	.00045	.00017	.00059	.00047	.0010
%RSD	.59180	.04133	.01929	.06940	.74132	.61379	17.127	.15349	.08941	.03402	.11891	.09656	.04231
#1	.52403	.49246	.97331	.48349	.49765	.47024	.00146	5.0165	.50737	.51355	.49320	.48972	2.4712
#2	.51966	.49275	.97357	.48302	.50290	.47434	.00114	5.0274	.50673	.51330	.49403	.48905	2.4726
Check ?	Chk Pass	Chk Pass	Chk Pass	Chk Pass	Chk Pass	Chk Pass	None	Chk Pass	Chk Pass	Chk Pass	Chk Pass	Chk Pass	Chk Pass
Value													
Range													

Elem	K_7664	Li6707	Mg2790	Mn2576	Mo2020	Na5895	Ni2316	P_1782	Pb2203	S_1820	Sb2068	Se1960	Si2881
Units	ppm	ppm	ppm	ppm	ppm	ppm	ppm	ppm	ppm	ppm	ppm	ppm	ppm
Avg	**50.140**	**1.0093**	**19.898**	**.50737**	**.49047**	**4.9179**	**.50302**	**.94661**	**1.0264**	**-.00195**	**1.0116**	**.96345**	**4.8971**
Stddev	.224	.0068	.050	.00141	.00196	.0229	.00234	.00190	.0024	.00262	.0011	.00092	.0268
%RSD	.44705	.66967	.25162	.27719	.40040	.46481	.46464	.20101	.23428	134.14	.11195	.09584	.54732
#1	49.982	1.0045	19.933	.50837	.48908	4.9018	.50137	.94527	1.0247	-.00010	1.0124	.96411	4.8781
#2	50.299	1.0141	19.863	.50638	.49186	4.9341	.50467	.94796	1.0281	-.00381	1.0108	.96280	4.9161
Check ?	Chk Pass	Chk Pass	Chk Pass	Chk Pass	Chk Pass	Chk Pass	Chk Pass	Chk Pass	Chk Pass	None	Chk Pass	Chk Pass	Chk Pass
Value													
Range													

Elem	Sn1899	Sr4077	Th2837	Ti3349	Tl1908	U_3701	V_2924	Zn2062	Zr3391
Units	ppm	ppm	ppm	ppm	ppm	ppm	ppm	ppm	ppm
Avg	**.98921**	**.47798**	**.00143**	**.51062**	**1.0164**	**-.02231**	**.48827**	**.50652**	**.50167**
Stddev	.00181	.00097	.00106	.00152	.0027	.00298	.00055	.00256	.00310
%RSD	.18275	.20373	73.654	.29757	.26075	13.361	.11185	.50628	.61750
#1	.98793	.47730	.00069	.51169	1.0145	-.02020	.48866	.50833	.49948
#2	.99049	.47867	.00218	.50955	1.0182	-.02441	.48788	.50470	.50386
Check ?	Chk Pass	Chk Pass	None	Chk Pass	Chk Pass	None	Chk Pass	Chk Pass	Chk Pass
Value									
Range									

Int. Std.	Y_2243	Y_3600	Y_3774
Units	Cts/S	Cts/S	Cts/S
Avg	**6717.1**	**88664.**	**5658.4**
Stddev	2.3	176.	.0
%RSD	.03446	.19878	.00075
#1	6718.7	88540.	5658.4
#2	6715.4	88789.	5658.3

Sample Name: CCB Acquired: 5/21/2013 15:51:30 Type: QC
Method: 6500_026(v10) Mode: CONC Corr. Factor: 1.000000
User: bowenh Custom ID1: Custom ID2: Custom ID3:
Comment:

Elem	Ag3280	Al1670	As1890	B_2089	Ba4554	Be3130	Bi2230	Ca3179	Cd2288	Co2286	Cr2055
Units	ppm	ppm	ppm	ppm	ppm	ppm	ppm	ppm	ppm	ppm	ppm
Avg	**.00078**	**.00065**	**.00268**	W **.00168**	**.00016**	**.00000**	**.00073**	**-.00364**	**.00011**	**.00006**	**-.00001**
Stddev	.00020	.00006	.00382	.00025	.00007	.00003	.00036	.00218	.00003	.00008	.00002
%RSD	26.391	8.9186	142.29	14.594	41.426	1302.2	48.980	59.829	25.578	143.97	225.44
#1	.00063	.00069	.00538	.00186	.00011	.00002	.00048	-.00210	.00009	-.00000	.00001
#2	.00092	.00061	-.00002	.00151	.00020	-.00002	.00098	-.00518	.00012	.00011	-.00003
Check ?	Chk Pass	Chk Pass	Chk Pass	Chk Warn	Chk Pass	Chk Pass	None	Chk Pass	Chk Pass	Chk Pass	Chk Pass
High Limit				.00156							
Low Limit				-.00156							

Elem	Cu3247	Fe2599	K_7664	Li6707	Mg2790	Mn2576	Mo2020	Na5895	Ni2316	P_1782	Pb2203
Units	ppm	ppm	ppm	ppm	ppm	ppm	ppm	ppm	ppm	ppm	ppm
Avg	**-.00094**	**.00016**	**.08263**	**-.00060**	**.00156**	**.00016**	**.00033**	**-.03325**	**-.00010**	**.00082**	**-.00115**
Stddev	.00028	.00131	.00190	.00003	.00043	.00003	.00005	.00872	.00027	.00157	.00150
%RSD	30.104	834.67	2.2945	5.5710	27.728	21.078	15.046	26.240	282.50	191.17	130.57
#1	-.00114	.00109	.08129	-.00063	.00125	.00018	.00030	-.03941	-.00029	.00193	-.00009
#2	-.00074	-.00077	.08397	-.00058	.00186	.00014	.00037	-.02708	.00010	-.00029	-.00221
Check ?	Chk Pass	Chk Pass	Chk Pass	Chk Pass	Chk Pass	Chk Pass	Chk Pass	Chk Pass	Chk Pass	Chk Pass	Chk Pass
High Limit											
Low Limit											

Elem	S_1820	Sb2068	Se1960	Si2881	Sn1899	Sr4077	Th2837	Ti3349	Tl1908	U_3701	V_2924
Units	ppm	ppm	ppm	ppm	ppm	ppm	ppm	ppm	ppm	ppm	ppm
Avg	**.00062**	W **.00517**	**.00138**	**.00447**	**-.00032**	**.00001**	**-.00160**	**-.00016**	**.00053**	**-.00151**	**-.00044**
Stddev	.00133	.00136	.00005	.02147	.00013	.00007	.00196	.00021	.00031	.03490	.00010
%RSD	213.74	26.394	3.3474	480.29	42.299	466.94	122.45	133.22	59.452	2308.6	23.716
#1	-.00032	.00420	.00134	.01965	-.00041	-.00003	-.00021	-.00031	.00031	-.02619	-.00037
#2	.00156	.00613	.00141	-.01071	-.00022	.00006	-.00298	-.00001	.00075	.02317	-.00052
Check ?	None	Chk Warn	Chk Pass	Chk Pass	Chk Pass	Chk Pass	Chk Pass	Chk Pass	Chk Pass	Chk Pass	Chk Pass
High Limit		.00314									
Low Limit		-.00314									

Elem	Zn2062	Zr3391
Units	ppm	ppm
Avg	**.00264**	**.00070**
Stddev	.00040	.00043
%RSD	15.245	61.756
#1	.00293	.00100
#2	.00236	.00039
Check ?	Chk Pass	Chk Pass
High Limit		
Low Limit		

Int. Std.	Y_2243	Y_3600	Y_3774
Units	Cts/S	Cts/S	Cts/S
Avg	**6698.9**	**90526.**	**5633.0**
Stddev	.3	343.	13.9
%RSD	.00375	.37891	.24619
#1	6698.7	90284.	5642.8
#2	6699.1	90769.	5623.2

Sample Name: CCVL2062912 Acquired: 5/21/2013 15:53:59 Type: QC
Method: 6500_026(v10) Mode: CONC Corr. Factor: 1.000000
User: bowenh Custom ID1: Custom ID2: Custom ID3:
Comment:

Elem	Ag3280	Al1670	As1890	B_2089	Ba4554	Be3130	Bi2230	Ca3179	Cd2288	Co2286	Cr2055
Units	ppm	ppm	ppm	ppm	ppm	ppm	ppm	ppm	ppm	ppm	ppm
Avg	**.01131**	**.10011**	**.01647**	**.09761**	**.01046**	**.00086**	**.10876**	**.20432**	**.00524**	**.01042**	**.00998**
Stddev	.00011	.00078	.00112	.00059	.00024	.00007	.00188	.00238	.00010	.00000	.00006
%RSD	1.0107	.78035	6.8068	.60558	2.2691	8.1813	1.7266	1.1663	1.8449	.04768	.58977
#1	.01139	.10067	.01568	.09803	.01029	.00081	.11009	.20601	.00531	.01041	.01002
#2	.01123	.09956	.01726	.09719	.01062	.00091	.10744	.20264	.00517	.01042	.00994
Check ?	Chk Pass	Chk Pass	Chk Pass	Chk Pass	Chk Pass	Chk Pass	Chk Pass	Chk Pass	Chk Pass	Chk Pass	Chk Pass
Value											
Range											

Elem	Cu3247	Fe2599	K_7664	Li6707	Mg2790	Mn2576	Mo2020	Na5895	Ni2316	P_1782	Pb2203
Units	ppm	ppm	ppm	ppm	ppm	ppm	ppm	ppm	ppm	ppm	ppm
Avg	**.01378**	**.10200**	**3.0777**	W **.01261**	**.20231**	**.01035**	**.02019**	**.98062**	**.04100**	**2.8354**	W **.01123**
Stddev	.00000	.00103	.0145	.00020	.00307	.00017	.00017	.00249	.00019	.0152	.00046
%RSD	.01427	1.0123	.47119	1.5877	1.5151	1.6844	.83301	.25385	.46731	.53429	4.1211
#1	.01379	.10273	3.0879	.01275	.20015	.01022	.02031	.98238	.04086	2.8461	.01090
#2	.01378	.10127	3.0674	.01247	.20448	.01047	.02007	.97886	.04113	2.8246	.01156
Check ?	Chk Pass	Chk Pass	Chk Pass	Chk Warn	Chk Pass	Chk Pass	Chk Pass	Chk Pass	Chk Pass	Chk Pass	Chk Warn
Value				.01000							.00900
Range				20.000%							20.000%

Elem	S_1820	Sb2068	Se1960	Si2881	Sn1899	Sr4077	Th2837	Ti3349	Tl1908	U_3701	V_2924
Units	ppm	ppm	ppm	ppm	ppm	ppm	ppm	ppm	ppm	ppm	ppm
Avg	**.00054**	W **.01223**	**.01359**	**.51421**	**.10205**	**.00985**	**.01505**	**.01031**	**.01566**	**.05173**	**.00930**
Stddev	.00203	.00004	.00122	.00717	.00183	.00008	.00077	.00010	.00066	.02171	.00009
%RSD	375.90	.33543	9.0114	1.3940	1.7932	.77573	5.1343	.99720	4.2452	41.967	.97648
#1	.00198	.01220	.01445	.51927	.10335	.00979	.01560	.01023	.01519	.03638	.00924
#2	-.00090	.01226	.01272	.50914	.10076	.00990	.01450	.01038	.01613	.06708	.00936
Check ?	None	Chk Warn	Chk Pass	Chk Pass	Chk Pass	Chk Pass	Chk Pass	Chk Pass	Chk Pass	Chk Pass	Chk Pass
Value		.01000									
Range		20.000%									

Elem	Zn2062	Zr3391
Units	ppm	ppm
Avg	**.02280**	**.01605**
Stddev	.00003	.00254
%RSD	.11938	15.831
#1	.02279	.01785
#2	.02282	.01426
Check ?	Chk Pass	Chk Pass
Value		
Range		

Int. Std.	Y_2243	Y_3600	Y_3774
Units	Cts/S	Cts/S	Cts/S
Avg	**6670.4**	**90801.**	**5676.4**
Stddev	11.7	416.	47.0
%RSD	.17552	.45816	.82869
#1	6662.1	91095.	5643.2
#2	6678.7	90507.	5709.7

Sample Name: 280-42046-A-3-A Acquired: 5/21/2013 15:56:26 Type: Unk
Method: 6500_026(v10) Mode: CONC Corr. Factor: 1.000000
User: bowenh Custom ID1: q4 Custom ID2: Custom ID3:
Comment: 173668 6010c

Elem	Ag3280	Al3092	As1890	B_2089	Ba4554	Be3130	Bi2230	Ca3179	Cd2288
Line	328.068 {103}	309.271 {109}	189.042 {478}	208.959 {461}	455.403 { 74}	313.042 {108}	223.061 {451}	317.933 {106}	228.802 {447}
Units	ppm	ppm	ppm	ppm	ppm	ppm	ppm	ppm	ppm
Avg	**.00157**	**76.965**	**.03679**	**.03005**	**.30298**	**.00353**	**-.00196**	**11.997**	**.00108**
Stddev	.00034	.178	.00359	.00046	.00115	.00004	.00008	.045	.00017
%RSD	21.427	.23117	9.7642	1.5302	.38045	1.1468	4.1088	.37118	15.822
#1	.00133	77.090	.03933	.03038	.30380	.00350	-.00190	12.028	.00096
#2	.00181	76.839	.03425	.02973	.30217	.00356	-.00202	11.965	.00120
Check ?	Chk Pass	Chk Pass	Chk Pass	Chk Pass	Chk Pass	Chk Pass	Chk Pass	Chk Pass	Chk Pass
High Limit									
Low Limit									

Elem	Co2286	Cr2055	Cu3247	Fe2714	K_7664	Li6707	Mg2790	Mn2576	Mo2020
Line	228.616 {447}	205.552 {464}	324.754 {104}	271.441 {124}	766.490 { 44}	670.784 { 50}	279.079 {121}2	257.610 {131}	202.030 {467}
Units	ppm	ppm	ppm	ppm	ppm	ppm	ppm	ppm	ppm
Avg	**.05499**	**.08914**	**.29562**	**172.82**	**11.775**	**.13504**	**30.169**	**7.7069**	**.00179**
Stddev	.00007	.00022	.00018	1.10	.065	.00168	.020	.0913	.00001
%RSD	.13139	.24249	.06107	.63839	.55588	1.2403	.06474	1.1848	.64691
#1	.05494	.08930	.29550	173.60	11.821	.13623	30.182	7.6423	.00180
#2	.05504	.08899	.29575	172.04	11.728	.13386	30.155	7.7715	.00178
Check ?	Chk Pass	Chk Pass	Chk Pass	Chk Pass	Chk Pass	Chk Pass	Chk Pass	Chk Pass	Chk Pass
High Limit									
Low Limit									

Elem	Na5895	Ni2316	P_1782	Pb2203	S_1820	Sb2068	Se1960	Si2881	Sn1899
Line	589.592 { 57}	231.604 {446}	178.284 {489}	220.353 {453}	182.034 {485}	206.833 {463}	196.090 {472}	288.158 {117}	189.989 {477}
Units	ppm	ppm	ppm	ppm	ppm	ppm	ppm	ppm	ppm
Avg	**.48813**	**.12464**	**3.9282**	**.04058**	**.11754**	**-.00281**	**.00006**	**2.1171**	**.00619**
Stddev	.01417	.00021	.0150	.00144	.00062	.00011	.00293	.0196	.00004
%RSD	2.9022	.17093	.38323	3.5471	.53091	3.8231	5034.2	.92358	.70253
#1	.49815	.12479	3.9389	.03956	.11798	-.00274	-.00201	2.1309	.00622
#2	.47812	.12449	3.9176	.04159	.11710	-.00289	.00213	2.1032	.00616
Check ?	Chk Pass	Chk Pass	Chk Pass	Chk Pass	None	Chk Pass	Chk Pass	Chk Pass	Chk Pass
High Limit									
Low Limit									

Elem	Sr4077	Th2837	Ti3349	Tl1908	U_3701	V_2924	Zn2062	Zr3391
Line	407.771 { 83}	283.730 {119}	334.904 {101}	190.856 {477}	370.152 { 91}	292.402 {115}	206.200 {163}	339.198 { 99}
Units	ppm	ppm	ppm	ppm	ppm	ppm	ppm	ppm
Avg	**.04330**	**.04694**	**.43613**	**-.00705**	**-.03657**	**.12871**	**.43352**	**.04946**
Stddev	.00016	.00038	.00009	.00002	.01249	.00045	.00135	.00387
%RSD	.37524	.80706	.02177	.24540	34.143	.34692	.31098	7.8242
#1	.04341	.04721	.43620	-.00706	-.04540	.12839	.43448	.04673
#2	.04318	.04667	.43606	-.00703	-.02774	.12903	.43257	.05220
Check ?	Chk Pass	Chk Pass	Chk Pass	Chk Pass	Chk Pass	Chk Pass	Chk Pass	Chk Pass
High Limit								
Low Limit								

Int. Std.	Y_2243	Y_3600	Y_3774
Line	224.306 {450}	360.073 { 94}	377.433 { 89}
Units	Cts/S	Cts/S	Cts/S
Avg	**7552.4**	**101370.**	**6473.9**
Stddev	18.6	204.	64.1
%RSD	.24685	.20158	.99003
#1	7539.2	101230.	6428.6
#2	7565.5	101520.	6519.2

Sample Name: 280-42046-A-4-A Acquired: 5/21/2013 15:58:52 Type: Unk
Method: 6500_026(v10) Mode: CONC Corr. Factor: 1.000000
User: bowenh Custom ID1: q4 Custom ID2: Custom ID3:
Comment: 173668 6010c

Elem	Ag3280	Al3092	As1890	B_2089	Ba4554	Be3130	Bi2230	Ca3179	Cd2288
Line	328.068 {103}	309.271 {109}	189.042 {478}	208.959 {461}	455.403 { 74}	313.042 {108}	223.061 {451}	317.933 {106}	228.802 {447}
Units	ppm	ppm	ppm	ppm	ppm	ppm	ppm	ppm	ppm
Avg	**.00208**	**104.28**	**.04556**	**.02881**	**.44486**	**.00453**	**-.00096**	**14.425**	**.00450**
Stddev	.00003	.30	.00245	.00023	.00186	.00002	.00093	.047	.00011
%RSD	1.5691	.29234	5.3726	.80738	.41816	.34091	97.521	.32873	2.5508
#1	.00210	104.49	.04729	.02864	.44618	.00454	-.00162	14.458	.00458
#2	.00205	104.06	.04383	.02897	.44355	.00452	-.00030	14.391	.00442
Check ?	Chk Pass	Chk Pass	Chk Pass	Chk Pass	Chk Pass	Chk Pass	Chk Pass	Chk Pass	Chk Pass
High Limit									
Low Limit									

Elem	Co2286	Cr2055	Cu3247	Fe2714	K_7664	Li6707	Mg2790	Mn2576	Mo2020
Line	228.616 {447}	205.552 {464}	324.754 {104}	271.441 {124}	766.490 { 44}	670.784 { 50}	279.079 {121}2	257.610 {131}	202.030 {467}
Units	ppm	ppm	ppm	ppm	ppm	ppm	ppm	ppm	ppm
Avg	**.06948**	**.14202**	**.23799**	**221.69**	**11.421**	**.17041**	**34.606**	W **10.807**	**.00530**
Stddev	.00020	.00050	.00019	.71	.106	.00109	.015	.182	.00035
%RSD	.29109	.35072	.07872	.32219	.92386	.64010	.04355	1.6874	6.6407
#1	.06934	.14167	.23812	222.20	11.496	.16964	34.617	10.678	.00505
#2	.06962	.14237	.23786	221.19	11.347	.17118	34.596	10.936	.00555
Check ?	Chk Pass	Chk Pass	Chk Pass	Chk Pass	Chk Pass	Chk Pass	Chk Pass	Chk Warn	Chk Pass
High Limit								10.000	
Low Limit								-.01000	

Elem	Na5895	Ni2316	P_1782	Pb2203	S_1820	Sb2068	Se1960	Si2881	Sn1899
Line	589.592 { 57}	231.604 {446}	178.284 {489}	220.353 {453}	182.034 {485}	206.833 {463}	196.090 {472}	288.158 {117}	189.989 {477}
Units	ppm	ppm	ppm	ppm	ppm	ppm	ppm	ppm	ppm
Avg	**.47549**	**.16280**	**4.8359**	**.21252**	**.76796**	**-.00208**	**.00479**	**2.3933**	**.00836**
Stddev	.00340	.00051	.0135	.00103	.00464	.00285	.00269	.0621	.00046
%RSD	.71472	.31387	.27859	.48467	.60438	137.06	56.197	2.5939	5.5061
#1	.47789	.16244	4.8264	.21179	.76468	-.00006	.00670	2.3494	.00804
#2	.47309	.16316	4.8454	.21325	.77125	-.00409	.00289	2.4372	.00869
Check ?	Chk Pass	Chk Pass	Chk Pass	Chk Pass	None	Chk Pass	Chk Pass	Chk Pass	Chk Pass
High Limit									
Low Limit									

Elem	Sr4077	Th2837	Ti3349	Tl1908	U_3701	V_2924	Zn2062	Zr3391
Line	407.771 { 83}	283.730 {119}	334.904 {101}	190.856 {477}	370.152 { 91}	292.402 {115}	206.200 {163}	339.198 { 99}
Units	ppm	ppm	ppm	ppm	ppm	ppm	ppm	ppm
Avg	**.06119**	**.05359**	**.57408**	**-.00815**	**-.04343**	**.18692**	**.80192**	**.02657**
Stddev	.00009	.00344	.00113	.00047	.02189	.00085	.00009	.00085
%RSD	.15107	6.4221	.19643	5.7076	50.410	.45496	.01117	3.1983
#1	.06125	.05116	.57329	-.00782	-.02795	.18752	.80186	.02717
#2	.06112	.05603	.57488	-.00848	-.05891	.18632	.80198	.02596
Check ?	Chk Pass	Chk Pass	Chk Pass	Chk Pass	Chk Pass	Chk Pass	Chk Pass	Chk Pass
High Limit								
Low Limit								

Int. Std.	Y_2243	Y_3600	Y_3774
Line	224.306 {450}	360.073 { 94}	377.433 { 89}
Units	Cts/S	Cts/S	Cts/S
Avg	**7488.9**	**100060.**	**6492.0**
Stddev	13.0	63.	33.9
%RSD	.17308	.06281	.52262
#1	7479.8	100010.	6468.0
#2	7498.1	100100.	6516.0

Sample Name: 280-42046-A-5-A Acquired: 5/21/2013 16:01:18 Type: Unk
Method: 6500_026(v10) Mode: CONC Corr. Factor: 1.000000
User: bowenh Custom ID1: q4 Custom ID2: Custom ID3:
Comment: 173668 6010c

Elem	Ag3280	Al3092	As1890	B_2089	Ba4554	Be3130	Bi2230	Ca3179	Cd2288
Line	328.068 {103}	309.271 {109}	189.042 {478}	208.959 {461}	455.403 { 74}	313.042 {108}	223.061 {451}	317.933 {106}	228.802 {447}
Units	ppm	ppm	ppm	ppm	ppm	ppm	ppm	ppm	ppm
Avg	**.00108**	**94.316**	**.03261**	**.02493**	**.21964**	**.00347**	**-.00156**	**10.253**	**.00135**
Stddev	.00031	.063	.00379	.00013	.00037	.00003	.00271	.024	.00022
%RSD	28.926	.06657	11.615	.50269	.16755	.72860	174.35	.23191	16.230
#1	.00130	94.361	.02993	.02502	.21990	.00346	-.00347	10.270	.00150
#2	.00086	94.272	.03529	.02485	.21938	.00349	.00036	10.236	.00119
Check ?	Chk Pass	Chk Pass	Chk Pass	Chk Pass	Chk Pass	Chk Pass	Chk Pass	Chk Pass	Chk Pass
High Limit									
Low Limit									

Elem	Co2286	Cr2055	Cu3247	Fe2714	K_7664	Li6707	Mg2790	Mn2576	Mo2020
Line	228.616 {447}	205.552 {464}	324.754 {104}	271.441 {124}	766.490 { 44}	670.784 { 50}	279.079 {121}2	257.610 {131}	202.030 {467}
Units	ppm	ppm	ppm	ppm	ppm	ppm	ppm	ppm	ppm
Avg	**.06138**	**.10860**	**.27000**	**167.79**	**9.3964**	**.14643**	**41.526**	**6.2501**	**.00410**
Stddev	.00041	.00014	.00133	.85	.0020	.00000	.044	.0382	.00016
%RSD	.67121	.12564	.49440	.50379	.02124	.00018	.10522	.61045	4.0032
#1	.06167	.10869	.27095	168.39	9.3950	.14643	41.557	6.2231	.00422
#2	.06109	.10850	.26906	167.19	9.3978	.14643	41.495	6.2771	.00399
Check ?	Chk Pass	Chk Pass	Chk Pass	Chk Pass	Chk Pass	Chk Pass	Chk Pass	Chk Pass	Chk Pass
High Limit									
Low Limit									

Elem	Na5895	Ni2316	P_1782	Pb2203	S_1820	Sb2068	Se1960	Si2881	Sn1899
Line	589.592 { 57}	231.604 {446}	178.284 {489}	220.353 {453}	182.034 {485}	206.833 {463}	196.090 {472}	288.158 {117}	189.989 {477}
Units	ppm	ppm	ppm	ppm	ppm	ppm	ppm	ppm	ppm
Avg	**.61928**	**.14253**	**3.3122**	**.04507**	**.16503**	**-.00138**	**-.00258**	**1.7482**	**.00835**
Stddev	.01051	.00027	.0140	.00190	.00063	.00264	.00159	.0245	.00020
%RSD	1.6967	.19285	.42312	4.2263	.38292	191.65	61.472	1.4029	2.3938
#1	.62671	.14272	3.3221	.04641	.16458	.00049	-.00370	1.7309	.00849
#2	.61185	.14233	3.3023	.04372	.16547	-.00324	-.00146	1.7655	.00820
Check ?	Chk Pass	Chk Pass	Chk Pass	Chk Pass	None	Chk Pass	Chk Pass	Chk Pass	Chk Pass
High Limit									
Low Limit									

Elem	Sr4077	Th2837	Ti3349	Tl1908	U_3701	V_2924	Zn2062	Zr3391
Line	407.771 { 83}	283.730 {119}	334.904 {101}	190.856 {477}	370.152 { 91}	292.402 {115}	206.200 {163}	339.198 { 99}
Units	ppm	ppm	ppm	ppm	ppm	ppm	ppm	ppm
Avg	**.02805**	**.04847**	**1.8737**	**-.00504**	W **-.06911**	**.13985**	**.45617**	**.04257**
Stddev	.00005	.00253	.0022	.00024	.00511	.00014	.00097	.00000
%RSD	.18054	5.2231	.12029	4.7201	7.3994	.10066	.21276	.00207
#1	.02802	.04668	1.8721	-.00520	-.07273	.13995	.45686	.04257
#2	.02809	.05027	1.8753	-.00487	-.06550	.13975	.45548	.04257
Check ?	Chk Pass	Chk Pass	Chk Pass	Chk Pass	Chk Warn	Chk Pass	Chk Pass	Chk Pass
High Limit					45.000			
Low Limit					-.05000			

Int. Std.	Y_2243	Y_3600	Y_3774
Line	224.306 {450}	360.073 { 94}	377.433 { 89}
Units	Cts/S	Cts/S	Cts/S
Avg	**7355.1**	**98600.**	**6310.6**
Stddev	3.2	75.	20.5
%RSD	.04319	.07594	.32565
#1	7357.3	98653.	6296.0
#2	7352.8	98548.	6325.1

Sample Name: 280-42046-A-6-A Acquired: 5/21/2013 16:03:44 Type: Unk
Method: 6500_026(v10) Mode: CONC Corr. Factor: 1.000000
User: bowenh Custom ID1: q4 Custom ID2: Custom ID3:
Comment: 173668 6010c

Elem	Ag3280	Al3092	As1890	B_2089	Ba4554	Be3130	Bi2230	Ca3179	Cd2288
Line	328.068 {103}	309.271 {109}	189.042 {478}	208.959 {461}	455.403 { 74}	313.042 {108}	223.061 {451}	317.933 {106}	228.802 {447}
Units	ppm	ppm	ppm	ppm	ppm	ppm	ppm	ppm	ppm
Avg	**.00140**	**71.167**	**.09382**	**.02324**	**.27591**	**.00283**	**.00018**	**11.888**	**.00091**
Stddev	.00018	.039	.00155	.00071	.00038	.00000	.00159	.009	.00006
%RSD	13.061	.05515	1.6505	3.0556	.13701	.16381	881.78	.07183	6.6729
#1	.00127	71.195	.09272	.02374	.27618	.00283	-.00094	11.894	.00095
#2	.00152	71.139	.09491	.02274	.27564	.00282	.00130	11.882	.00086
Check ?	Chk Pass	Chk Pass	Chk Pass	Chk Pass	Chk Pass	Chk Pass	Chk Pass	Chk Pass	Chk Pass
High Limit									
Low Limit									

Elem	Co2286	Cr2055	Cu3247	Fe2714	K_7664	Li6707	Mg2790	Mn2576	Mo2020
Line	228.616 {447}	205.552 {464}	324.754 {104}	271.441 {124}	766.490 { 44}	670.784 { 50}	279.079 {121}2	257.610 {131}	202.030 {467}
Units	ppm	ppm	ppm	ppm	ppm	ppm	ppm	ppm	ppm
Avg	**.06004**	**.10082**	**.26413**	**165.61**	**10.282**	**.12143**	**31.893**	**7.0347**	**.00504**
Stddev	.00031	.00023	.00104	.06	.038	.00040	.030	.0280	.00002
%RSD	.50987	.22400	.39268	.03594	.36621	.32671	.09402	.39817	.42361
#1	.06025	.10097	.26487	165.65	10.309	.12171	31.914	7.0546	.00505
#2	.05982	.10066	.26340	165.57	10.255	.12115	31.872	7.0149	.00502
Check ?	Chk Pass	Chk Pass	Chk Pass	Chk Pass	Chk Pass	Chk Pass	Chk Pass	Chk Pass	Chk Pass
High Limit									
Low Limit									

Elem	Na5895	Ni2316	P_1782	Pb2203	S_1820	Sb2068	Se1960	Si2881	Sn1899
Line	589.592 { 57}	231.604 {446}	178.284 {489}	220.353 {453}	182.034 {485}	206.833 {463}	196.090 {472}	288.158 {117}	189.989 {477}
Units	ppm	ppm	ppm	ppm	ppm	ppm	ppm	ppm	ppm
Avg	**.47126**	**.12628**	**3.5872**	**.08590**	**1.5192**	**-.00189**	**.00191**	**1.8723**	**.00837**
Stddev	.00960	.00117	.0176	.00029	.0053	.00030	.00049	.0056	.00101
%RSD	2.0366	.92679	.49035	.33517	.34702	16.111	25.397	.29696	12.062
#1	.47805	.12711	3.5997	.08570	1.5229	-.00167	.00157	1.8762	.00765
#2	.46447	.12545	3.5748	.08611	1.5155	-.00210	.00226	1.8683	.00908
Check ?	Chk Pass	Chk Pass	Chk Pass	Chk Pass	None	Chk Pass	Chk Pass	Chk Pass	Chk Pass
High Limit									
Low Limit									

Elem	Sr4077	Th2837	Ti3349	Tl1908	U_3701	V_2924	Zn2062	Zr3391
Line	407.771 { 83}	283.730 {119}	334.904 {101}	190.856 {477}	370.152 { 91}	292.402 {115}	206.200 {163}	339.198 { 99}
Units	ppm	ppm	ppm	ppm	ppm	ppm	ppm	ppm
Avg	**.04451**	**.05391**	**1.8675**	**-.00514**	**-.04772**	**.13122**	**.48357**	**.04393**
Stddev	.00016	.00201	.0015	.00052	.00535	.00060	.00116	.00192
%RSD	.35043	3.7372	.08308	10.151	11.212	.45487	.24012	4.3652
#1	.04462	.05533	1.8686	-.00551	-.05150	.13164	.48275	.04258
#2	.04440	.05248	1.8664	-.00477	-.04394	.13080	.48440	.04529
Check ?	Chk Pass	Chk Pass	Chk Pass	Chk Pass	Chk Pass	Chk Pass	Chk Pass	Chk Pass
High Limit								
Low Limit								

Int. Std.	Y_2243	Y_3600	Y_3774
Line	224.306 {450}	360.073 { 94}	377.433 { 89}
Units	Cts/S	Cts/S	Cts/S
Avg	**7371.7**	**98292.**	**6209.9**
Stddev	.5	25.	23.7
%RSD	.00700	.02500	.38156
#1	7372.0	98274.	6193.2
#2	7371.3	98309.	6226.7

Sample Name: 280-42046-A-7-A Acquired: 5/21/2013 16:06:09 Type: Unk
Method: 6500_026(v10) Mode: CONC Corr. Factor: 1.000000
User: bowenh Custom ID1: q4 Custom ID2: Custom ID3:
Comment: 173668 6010c

Elem	Ag3280	Al3092	As1890	B_2089	Ba4554	Be3130	Bi2230	Ca3179	Cd2288
Line	328.068 {103}	309.271 {109}	189.042 {478}	208.959 {461}	455.403 { 74}	313.042 {108}	223.061 {451}	317.933 {106}	228.802 {447}
Units	ppm	ppm	ppm	ppm	ppm	ppm	ppm	ppm	ppm
Avg	**.00104**	**66.844**	**.03175**	**.03184**	**.29822**	**.00257**	**-.00036**	**49.410**	**.00528**
Stddev	.00001	.467	.00141	.00000	.00159	.00006	.00007	.329	.00001
%RSD	1.4384	.69922	4.4522	.00550	.53319	2.2540	19.127	.66678	.21116
#1	.00103	67.175	.03275	.03184	.29934	.00261	-.00041	49.643	.00529
#2	.00105	66.514	.03075	.03184	.29709	.00252	-.00032	49.177	.00527
Check ?	Chk Pass	Chk Pass	Chk Pass	Chk Pass	Chk Pass	Chk Pass	Chk Pass	Chk Pass	Chk Pass
High Limit									
Low Limit									

Elem	Co2286	Cr2055	Cu3247	Fe2714	K_7664	Li6707	Mg2790	Mn2576	Mo2020
Line	228.616 {447}	205.552 {464}	324.754 {104}	271.441 {124}	766.490 { 44}	670.784 { 50}	279.079 {121}2	257.610 {131}	202.030 {467}
Units	ppm	ppm	ppm	ppm	ppm	ppm	ppm	ppm	ppm
Avg	**.04005**	**.09743**	**.17289**	**109.71**	**9.5390**	**.09221**	**18.759**	**3.7406**	**.00237**
Stddev	.00007	.00038	.00011	.67	.1038	.00003	.026	.0044	.00024
%RSD	.17454	.38563	.06566	.60786	1.0884	.03237	.13924	.11677	10.324
#1	.04000	.09717	.17281	110.18	9.6124	.09219	18.740	3.7437	.00220
#2	.04010	.09770	.17297	109.24	9.4655	.09223	18.777	3.7375	.00255
Check ?	Chk Pass	Chk Pass	Chk Pass	Chk Pass	Chk Pass	Chk Pass	Chk Pass	Chk Pass	Chk Pass
High Limit									
Low Limit									

Elem	Na5895	Ni2316	P_1782	Pb2203	S_1820	Sb2068	Se1960	Si2881	Sn1899
Line	589.592 { 57}	231.604 {446}	178.284 {489}	220.353 {453}	182.034 {485}	206.833 {463}	196.090 {472}	288.158 {117}	189.989 {477}
Units	ppm	ppm	ppm	ppm	ppm	ppm	ppm	ppm	ppm
Avg	**.43028**	**.09776**	**4.1846**	**.37056**	**1.6647**	**-.00119**	**.00012**	**2.1995**	**.00849**
Stddev	.00910	.00006	.0087	.00019	.0000	.00072	.00275	.0604	.00031
%RSD	2.1147	.06032	.20891	.05032	.00237	60.202	2320.7	2.7481	3.5930
#1	.42384	.09772	4.1784	.37070	1.6647	-.00170	.00207	2.2422	.00871
#2	.43671	.09780	4.1908	.37043	1.6647	-.00068	-.00183	2.1567	.00828
Check ?	Chk Pass	Chk Pass	Chk Pass	Chk Pass	None	Chk Pass	Chk Pass	Chk Pass	Chk Pass
High Limit									
Low Limit									

Elem	Sr4077	Th2837	Ti3349	Tl1908	U_3701	V_2924	Zn2062	Zr3391
Line	407.771 { 83}	283.730 {119}	334.904 {101}	190.856 {477}	370.152 { 91}	292.402 {115}	206.200 {163}	339.198 { 99}
Units	ppm	ppm	ppm	ppm	ppm	ppm	ppm	ppm
Avg	**.10133**	**.02973**	**.44786**	**-.00283**	W **-.05574**	**.12741**	**.52265**	**.01403**
Stddev	.00135	.00010	.00163	.00039	.03418	.00075	.00269	.00135
%RSD	1.3356	.32177	.36410	13.590	61.329	.58661	.51522	9.5889
#1	.10229	.02966	.44671	-.00256	-.03157	.12689	.52074	.01498
#2	.10037	.02979	.44902	-.00311	-.07991	.12794	.52455	.01308
Check ?	Chk Pass	Chk Pass	Chk Pass	Chk Pass	Chk Warn	Chk Pass	Chk Pass	Chk Pass
High Limit					45.000			
Low Limit					-.05000			

Int. Std.	Y_2243	Y_3600	Y_3774
Line	224.306 {450}	360.073 { 94}	377.433 { 89}
Units	Cts/S	Cts/S	Cts/S
Avg	**7059.2**	**93042.**	**6087.8**
Stddev	3.0	114.	24.5
%RSD	.04284	.12221	.40235
#1	7057.0	93122.	6070.4
#2	7061.3	92962.	6105.1

Sample Name: 280-42046-A-8-A Acquired: 5/21/2013 16:08:34 Type: Unk
Method: 6500_026(v10) Mode: CONC Corr. Factor: 1.000000
User: bowenh Custom ID1: q4 Custom ID2: Custom ID3:
Comment: 173668 6010c

Elem	Ag3280	Al3092	As1890	B_2089	Ba4554	Be3130	Bi2230	Ca3179	Cd2288
Line	328.068 {103}	309.271 {109}	189.042 {478}	208.959 {461}	455.403 { 74}	313.042 {108}	223.061 {451}	317.933 {106}	228.802 {447}
Units	ppm	ppm	ppm	ppm	ppm	ppm	ppm	ppm	ppm
Avg	**.00093**	**97.744**	**.04765**	**.02124**	**.37432**	**.00424**	**.00250**	**18.711**	**.00352**
Stddev	.00066	.561	.00112	.00037	.00219	.00001	.00197	.094	.00016
%RSD	71.253	.57363	2.3578	1.7364	.58562	.26222	78.700	.50133	4.4411
#1	.00140	97.348	.04686	.02098	.37277	.00423	.00390	18.645	.00363
#2	.00046	98.141	.04844	.02151	.37587	.00425	.00111	18.778	.00341
Check ?	Chk Pass	Chk Pass	Chk Pass	Chk Pass	Chk Pass	Chk Pass	Chk Pass	Chk Pass	Chk Pass
High Limit									
Low Limit									

Elem	Co2286	Cr2055	Cu3247	Fe2714	K_7664	Li6707	Mg2790	Mn2576	Mo2020
Line	228.616 {447}	205.552 {464}	324.754 {104}	271.441 {124}	766.490 { 44}	670.784 { 50}	279.079 {121}2	257.610 {131}	202.030 {467}
Units	ppm	ppm	ppm	ppm	ppm	ppm	ppm	ppm	ppm
Avg	**.07120**	**.15022**	**.35703**	**204.23**	**9.2682**	**.16498**	**34.125**	**9.2741**	**.00186**
Stddev	.00020	.00005	.00042	1.53	.0482	.00023	.091	.0003	.00003
%RSD	.28535	.03546	.11856	.74885	.52027	.13776	.26732	.00328	1.5219
#1	.07134	.15018	.35733	203.15	9.2341	.16482	34.190	9.2739	.00184
#2	.07106	.15026	.35673	205.31	9.3023	.16514	34.061	9.2743	.00188
Check ?	Chk Pass	Chk Pass	Chk Pass	Chk Pass	Chk Pass	Chk Pass	Chk Pass	Chk Pass	Chk Pass
High Limit									
Low Limit									

Elem	Na5895	Ni2316	P_1782	Pb2203	S_1820	Sb2068	Se1960	Si2881	Sn1899
Line	589.592 { 57}	231.604 {446}	178.284 {489}	220.353 {453}	182.034 {485}	206.833 {463}	196.090 {472}	288.158 {117}	189.989 {477}
Units	ppm	ppm	ppm	ppm	ppm	ppm	ppm	ppm	ppm
Avg	**.44425**	**.15532**	**4.3552**	**.36407**	**.52079**	**-.00147**	**.00349**	**2.6991**	**.00802**
Stddev	.00414	.00036	.0044	.00133	.00130	.00157	.00046	.0333	.00008
%RSD	.93079	.23092	.10015	.36522	.24984	106.29	13.210	1.2339	1.0102
#1	.44133	.15506	4.3582	.36313	.52171	-.00258	.00381	2.6756	.00797
#2	.44718	.15557	4.3521	.36501	.51987	-.00037	.00316	2.7227	.00808
Check ?	Chk Pass	Chk Pass	Chk Pass	Chk Pass	None	Chk Pass	Chk Pass	Chk Pass	Chk Pass
High Limit									
Low Limit									

Elem	Sr4077	Th2837	Ti3349	Tl1908	U_3701	V_2924	Zn2062	Zr3391
Line	407.771 { 83}	283.730 {119}	334.904 {101}	190.856 {477}	370.152 { 91}	292.402 {115}	206.200 {163}	339.198 { 99}
Units	ppm	ppm	ppm	ppm	ppm	ppm	ppm	ppm
Avg	**.04673**	**.05067**	**.47630**	**-.00691**	W **-.05626**	**.16549**	**.74223**	**.02560**
Stddev	.00000	.00350	.00040	.00095	.00801	.00033	.00127	.00022
%RSD	.00316	6.9165	.08439	13.821	14.245	.19816	.17063	.85089
#1	.04673	.05315	.47659	-.00623	-.06192	.16572	.74313	.02545
#2	.04673	.04819	.47602	-.00758	-.05059	.16526	.74134	.02575
Check ?	Chk Pass	Chk Pass	Chk Pass	Chk Pass	Chk Warn	Chk Pass	Chk Pass	Chk Pass
High Limit					45.000			
Low Limit					-.05000			

Int. Std.	Y_2243	Y_3600	Y_3774
Line	224.306 {450}	360.073 { 94}	377.433 { 89}
Units	Cts/S	Cts/S	Cts/S
Avg	**7764.9**	**102440.**	**6557.2**
Stddev	12.6	211.	64.6
%RSD	.16230	.20572	.98443
#1	7756.0	102290.	6602.8
#2	7773.8	102590.	6511.5

Sample Name: 280-42046-A-9-A Acquired: 5/21/2013 16:10:58 Type: Unk
Method: 6500_026(v10) Mode: CONC Corr. Factor: 1.000000
User: bowenh Custom ID1: q4 Custom ID2: Custom ID3:
Comment: 173668 6010c

Elem	Ag3280	Al3092	As1890	B_2089	Ba4554	Be3130	Bi2230	Ca3179	Cd2288
Line	328.068 {103}	309.271 {109}	189.042 {478}	208.959 {461}	455.403 { 74}	313.042 {108}	223.061 {451}	317.933 {106}	228.802 {447}
Units	ppm	ppm	ppm	ppm	ppm	ppm	ppm	ppm	ppm
Avg	**.00131**	**81.963**	**.03781**	**.02020**	**.31838**	**.00367**	**.00145**	**19.427**	**.00174**
Stddev	.00056	.307	.00176	.00003	.00057	.00005	.00210	.028	.00006
%RSD	42.711	.37425	4.6451	.17145	.17783	1.4302	144.74	.14228	3.3154
#1	.00170	81.746	.03657	.02018	.31798	.00364	-.00003	19.408	.00178
#2	.00091	82.179	.03905	.02023	.31878	.00371	.00294	19.447	.00170
Check ?	Chk Pass	Chk Pass	Chk Pass	Chk Pass	Chk Pass	Chk Pass	Chk Pass	Chk Pass	Chk Pass
High Limit									
Low Limit									

Elem	Co2286	Cr2055	Cu3247	Fe2714	K_7664	Li6707	Mg2790	Mn2576	Mo2020
Line	228.616 {447}	205.552 {464}	324.754 {104}	271.441 {124}	766.490 { 44}	670.784 { 50}	279.079 {121}2	257.610 {131}	202.030 {467}
Units	ppm	ppm	ppm	ppm	ppm	ppm	ppm	ppm	ppm
Avg	**.05976**	**.09757**	**.29817**	**197.12**	**9.0509**	**.15888**	**38.146**	W **11.459**	**.00264**
Stddev	.00010	.00018	.00049	.54	.0479	.00084	.134	.051	.00011
%RSD	.17448	.18109	.16400	.27263	.52946	.53080	.35059	.44630	4.0379
#1	.05983	.09770	.29852	196.74	9.0170	.15948	38.241	11.423	.00272
#2	.05968	.09745	.29782	197.50	9.0848	.15829	38.052	11.495	.00257
Check ?	Chk Pass	Chk Pass	Chk Pass	Chk Pass	Chk Pass	Chk Pass	Chk Pass	Chk Warn	Chk Pass
High Limit								10.000	
Low Limit								-.01000	

Elem	Na5895	Ni2316	P_1782	Pb2203	S_1820	Sb2068	Se1960	Si2881	Sn1899
Line	589.592 { 57}	231.604 {446}	178.284 {489}	220.353 {453}	182.034 {485}	206.833 {463}	196.090 {472}	288.158 {117}	189.989 {477}
Units	ppm	ppm	ppm	ppm	ppm	ppm	ppm	ppm	ppm
Avg	**.40033**	**.13968**	**5.8408**	**.05677**	**.12599**	**-.00322**	**.00099**	**1.9497**	**.00536**
Stddev	.01040	.00011	.0019	.00009	.00043	.00031	.00390	.0033	.00038
%RSD	2.5978	.07827	.03179	.15934	.34388	9.7394	393.51	.16780	7.0936
#1	.40769	.13961	5.8395	.05683	.12569	-.00300	.00375	1.9474	.00509
#2	.39298	.13976	5.8421	.05671	.12630	-.00345	-.00177	1.9520	.00563
Check ?	Chk Pass	Chk Pass	Chk Pass	Chk Pass	None	Chk Pass	Chk Pass	Chk Pass	Chk Pass
High Limit									
Low Limit									

Elem	Sr4077	Th2837	Ti3349	Tl1908	U_3701	V_2924	Zn2062	Zr3391
Line	407.771 { 83}	283.730 {119}	334.904 {101}	190.856 {477}	370.152 { 91}	292.402 {115}	206.200 {163}	339.198 { 99}
Units	ppm	ppm	ppm	ppm	ppm	ppm	ppm	ppm
Avg	**.05894**	**.05008**	**.34636**	**-.00796**	**-.04934**	**.12638**	**.51011**	**.04810**
Stddev	.00053	.00214	.00064	.00037	.01718	.00022	.00263	.00117
%RSD	.89975	4.2684	.18335	4.5903	34.817	.17291	.51576	2.4306
#1	.05932	.05159	.34592	-.00822	-.06148	.12654	.51197	.04893
#2	.05857	.04857	.34681	-.00770	-.03719	.12623	.50825	.04728
Check ?	Chk Pass	Chk Pass	Chk Pass	Chk Pass	Chk Pass	Chk Pass	Chk Pass	Chk Pass
High Limit								
Low Limit								

Int. Std.	Y_2243	Y_3600	Y_3774
Line	224.306 {450}	360.073 { 94}	377.433 { 89}
Units	Cts/S	Cts/S	Cts/S
Avg	**7671.1**	**102380.**	**6469.6**
Stddev	12.3	542.	24.7
%RSD	.15996	.52977	.38244
#1	7679.7	102000.	6487.1
#2	7662.4	102770.	6452.1

Sample Name: 280-42046-A-10-A Acquired: 5/21/2013 16:13:23 Type: Unk
Method: 6500_026(v10) Mode: CONC Corr. Factor: 1.000000
User: bowenh Custom ID1: q4 Custom ID2: Custom ID3:
Comment: 173668 6010c

Elem	Ag3280	Al3092	As1890	B_2089	Ba4554	Be3130	Bi2230	Ca3179	Cd2288
Line	328.068 {103}	309.271 {109}	189.042 {478}	208.959 {461}	455.403 { 74}	313.042 {108}	223.061 {451}	317.933 {106}	228.802 {447}
Units	ppm	ppm	ppm	ppm	ppm	ppm	ppm	ppm	ppm
Avg	**.00103**	**68.896**	**.04055**	**.02245**	**.28006**	**.00314**	**-.00027**	**13.447**	**.00140**
Stddev	.00023	.297	.00188	.00032	.00120	.00003	.00043	.033	.00002
%RSD	21.778	.43066	4.6484	1.4112	.42685	.99804	158.93	.24266	1.6798
#1	.00119	68.686	.03922	.02223	.27921	.00312	-.00058	13.424	.00142
#2	.00088	69.106	.04188	.02268	.28090	.00316	.00003	13.470	.00139
Check ?	Chk Pass	Chk Pass	Chk Pass	Chk Pass	Chk Pass	Chk Pass	Chk Pass	Chk Pass	Chk Pass
High Limit									
Low Limit									

Elem	Co2286	Cr2055	Cu3247	Fe2714	K_7664	Li6707	Mg2790	Mn2576	Mo2020
Line	228.616 {447}	205.552 {464}	324.754 {104}	271.441 {124}	766.490 { 44}	670.784 { 50}	279.079 {121}2	257.610 {131}	202.030 {467}
Units	ppm	ppm	ppm	ppm	ppm	ppm	ppm	ppm	ppm
Avg	**.05602**	**.10212**	**.27825**	**168.71**	**9.3912**	**.12208**	**28.500**	**8.6372**	**.00930**
Stddev	.00006	.00010	.00123	.68	.0143	.00064	.010	.0893	.00002
%RSD	.09858	.10023	.44282	.40081	.15225	.52390	.03549	1.0335	.24521
#1	.05598	.10204	.27912	168.23	9.4013	.12163	28.493	8.5741	.00928
#2	.05606	.10219	.27738	169.19	9.3811	.12253	28.507	8.7003	.00931
Check ?	Chk Pass	Chk Pass	Chk Pass	Chk Pass	Chk Pass	Chk Pass	Chk Pass	Chk Pass	Chk Pass
High Limit									
Low Limit									

Elem	Na5895	Ni2316	P_1782	Pb2203	S_1820	Sb2068	Se1960	Si2881	Sn1899
Line	589.592 { 57}	231.604 {446}	178.284 {489}	220.353 {453}	182.034 {485}	206.833 {463}	196.090 {472}	288.158 {117}	189.989 {477}
Units	ppm	ppm	ppm	ppm	ppm	ppm	ppm	ppm	ppm
Avg	**.50666**	**.12493**	**4.4081**	**.06807**	**.15132**	**-.00360**	**.00401**	**2.8028**	**.00639**
Stddev	.00410	.00019	.0080	.00197	.00221	.00173	.00069	.0081	.00076
%RSD	.80966	.15153	.18165	2.8908	1.4601	47.966	17.109	.28881	11.860
#1	.50956	.12480	4.4025	.06668	.14975	-.00483	.00450	2.8085	.00585
#2	.50376	.12507	4.4138	.06947	.15288	-.00238	.00353	2.7970	.00692
Check ?	Chk Pass	Chk Pass	Chk Pass	Chk Pass	None	Chk Pass	Chk Pass	Chk Pass	Chk Pass
High Limit									
Low Limit									

Elem	Sr4077	Th2837	Ti3349	Tl1908	U_3701	V_2924	Zn2062	Zr3391
Line	407.771 { 83}	283.730 {119}	334.904 {101}	190.856 {477}	370.152 { 91}	292.402 {115}	206.200 {163}	339.198 { 99}
Units	ppm	ppm	ppm	ppm	ppm	ppm	ppm	ppm
Avg	**.05023**	**.04794**	**.36648**	**-.00665**	W **-.06688**	**.11790**	**.42659**	**.04755**
Stddev	.00002	.00144	.00121	.00115	.02120	.00054	.00083	.00325
%RSD	.03944	2.9960	.33063	17.328	31.695	.45455	.19383	6.8240
#1	.05024	.04896	.36562	-.00746	-.08187	.11752	.42601	.04526
#2	.05022	.04693	.36733	-.00583	-.05189	.11828	.42718	.04985
Check ?	Chk Pass	Chk Pass	Chk Pass	Chk Pass	Chk Warn	Chk Pass	Chk Pass	Chk Pass
High Limit					45.000			
Low Limit					-.05000			

Int. Std.	Y_2243	Y_3600	Y_3774
Line	224.306 {450}	360.073 { 94}	377.433 { 89}
Units	Cts/S	Cts/S	Cts/S
Avg	**7478.8**	**99499.**	**6362.6**
Stddev	14.4	133.	19.4
%RSD	.19321	.13403	.30562
#1	7468.6	99405.	6376.3
#2	7489.1	99593.	6348.8

Sample Name: CCVH-2058327 Acquired: 5/21/2013 16:15:48 Type: QC
Method: 6500_026(v10) Mode: CONC Corr. Factor: 1.000000
User: bowenh Custom ID1: Custom ID2: Custom ID3:
Comment:

Elem	Ag3280	Al3092	As1890	B_2089	Ba4554	Be3130	Bi2230	Ca3179	Cd2288	Co2286	Cr2055	Cu3247	Fe2714
Units	ppm	ppm	ppm	ppm	ppm	ppm	ppm	ppm	ppm	ppm	ppm	ppm	ppm
Avg	**.00156**	**50.157**	**-.00067**	**.00227**	**.00044**	**-.00005**	**.99234**	**.00098**	**-.00065**	**.00172**	**-.00014**	**-.00063**	**49.903**
Stddev	.00009	.225	.00035	.00000	.00012	.00001	.00377	.00486	.00013	.00035	.00015	.00040	.043
%RSD	6.0561	.44861	51.499	.08790	27.708	11.127	.38028	493.72	20.027	20.597	104.85	63.341	.08654
#1	.00163	49.998	-.00043	.00227	.00035	-.00005	.99501	-.00245	-.00075	.00197	-.00004	-.00035	49.872
#2	.00149	50.316	-.00092	.00227	.00052	-.00004	.98968	.00442	-.00056	.00147	-.00025	-.00091	49.933
Check ?	None	Chk Pass	None	None	None	None	Chk Pass	None	None	None	None	None	Chk Pass
Value													
Range													

Elem	K_7664	Li6707	Mg2790	Mn2576	Mo2020	Na8183	Ni2316	P_1782	Pb2203	S_1820	Sb2068	Se1960	Si2881
Units	ppm	ppm	ppm	ppm	ppm	ppm	ppm	ppm	ppm	ppm	ppm	ppm	ppm
Avg	**-.02365**	**.00034**	**-.00467**	**-.00038**	**-.00196**	**250.02**	**.00082**	**.00496**	**.00065**	**4.9443**	**.00055**	**.00372**	**.00223**
Stddev	.00179	.00319	.00066	.00011	.00011	.43	.00001	.00074	.00075	.0055	.00075	.00133	.00787
%RSD	7.5624	934.02	14.045	29.959	5.8752	.17351	.64482	14.924	116.39	.11176	136.87	35.927	352.38
#1	-.02491	-.00191	-.00513	-.00030	-.00204	249.71	.00081	.00444	.00118	4.9404	.00002	.00466	-.00333
#2	-.02238	.00260	-.00420	-.00046	-.00187	250.33	.00082	.00548	.00011	4.9482	.00108	.00277	.00780
Check ?	None	None	None	None	None	Chk Pass	None	None	None	None	None	None	None
Value													
Range													

Elem	Sn1899	Sr4077	Th2837	Ti3349	Tl1908	U_3701	V_2924	Zn2062	Zr3391
Units	ppm	ppm	ppm	ppm	ppm	ppm	ppm	ppm	ppm
Avg	**.00142**	**.00020**	**5.1648**	**.00311**	**-.00266**	**10.014**	**-.00074**	**.00286**	**-.04169**
Stddev	.00057	.00006	.0079	.00003	.00206	.017	.00019	.00032	.00013
%RSD	39.753	29.677	.15330	.84831	77.516	.16521	25.249	11.262	.31964
#1	.00102	.00015	5.1704	.00313	-.00411	10.026	-.00061	.00263	-.04179
#2	.00182	.00024	5.1592	.00309	-.00120	10.002	-.00087	.00309	-.04160
Check ?	None	None	Chk Pass	None	None	Chk Pass	None	None	None
Value									
Range									

Int. Std.	Y_2243	Y_3600	Y_3774
Units	Cts/S	Cts/S	Cts/S
Avg	**6461.5**	**86470.**	**5490.5**
Stddev	2.6	675.	5.3
%RSD	.03993	.78086	.09670
#1	6459.7	85992.	5494.2
#2	6463.3	86947.	5486.7

Sample Name: CCV-2058325 Acquired: 5/21/2013 16:18:10 Type: QC
Method: 6500_026(v10) Mode: CONC Corr. Factor: 1.000000
User: bowenh Custom ID1: Custom ID2: Custom ID3:
Comment:

Elem	Ag3280	Al1670	As1890	B_2089	Ba4554	Be3130	Bi2230	Ca3179	Cd2288	Co2286	Cr2055	Cu3247	Fe2599
Units	ppm	ppm	ppm	ppm	ppm	ppm	ppm	ppm	ppm	ppm	ppm	ppm	ppm
Avg	**.52483**	**.49428**	**.97797**	**.48208**	**.50613**	**.47693**	**.00202**	**5.0485**	**.50995**	**.51732**	**.49509**	**.49029**	**2.4805**
Stddev	.00047	.00012	.00339	.00097	.00034	.00065	.00305	.0101	.00054	.00092	.00081	.00054	.0109
%RSD	.09047	.02392	.34661	.20106	.06654	.13665	151.00	.19947	.10503	.17864	.16334	.10982	.43819
#1	.52450	.49420	.98037	.48276	.50637	.47739	.00417	5.0556	.51033	.51797	.49566	.48991	2.4881
#2	.52517	.49436	.97557	.48139	.50589	.47647	-.00014	5.0413	.50957	.51666	.49452	.49067	2.4728
Check ?	Chk Pass	Chk Pass	Chk Pass	Chk Pass	Chk Pass	Chk Pass	None	Chk Pass	Chk Pass	Chk Pass	Chk Pass	Chk Pass	Chk Pass
Value													
Range													

Elem	K_7664	Li6707	Mg2790	Mn2576	Mo2020	Na5895	Ni2316	P_1782	Pb2203	S_1820	Sb2068	Se1960	Si2881
Units	ppm	ppm	ppm	ppm	ppm	ppm	ppm	ppm	ppm	ppm	ppm	ppm	ppm
Avg	**50.655**	**1.0178**	**19.964**	**.50988**	**.49018**	**4.9620**	**.50526**	**.94933**	**1.0346**	**.00015**	**1.0174**	**.96387**	**4.9173**
Stddev	.236	.0044	.004	.00067	.00055	.0055	.00274	.00352	.0032	.00319	.0032	.00119	.0063
%RSD	.46574	.43154	.01889	.13089	.11130	.11106	.54275	.37088	.30817	2070.0	.31376	.12338	.12782
#1	50.822	1.0209	19.961	.51035	.49056	4.9581	.50720	.95182	1.0368	-.00210	1.0196	.96471	4.9128
#2	50.489	1.0147	19.967	.50941	.48979	4.9659	.50332	.94684	1.0323	.00241	1.0151	.96303	4.9217
Check ?	Chk Pass	Chk Pass	Chk Pass	Chk Pass	Chk Pass	Chk Pass	Chk Pass	Chk Pass	Chk Pass	None	Chk Pass	Chk Pass	Chk Pass
Value													
Range													

Elem	Sn1899	Sr4077	Th2837	Ti3349	Tl1908	U_3701	V_2924	Zn2062	Zr3391
Units	ppm	ppm	ppm	ppm	ppm	ppm	ppm	ppm	ppm
Avg	**.98928**	**.48007**	**.00105**	**.51463**	**1.0173**	**-.00948**	**.49057**	**.51048**	**.50696**
Stddev	.00234	.00261	.00135	.00015	.0022	.00425	.00078	.00211	.00064
%RSD	.23642	.54406	128.59	.02977	.21397	44.781	.15809	.41307	.12681
#1	.99093	.48192	.00010	.51474	1.0158	-.00648	.49112	.51197	.50651
#2	.98762	.47823	.00200	.51452	1.0189	-.01249	.49002	.50899	.50742
Check ?	Chk Pass	Chk Pass	None	Chk Pass	Chk Pass	None	Chk Pass	Chk Pass	Chk Pass
Value									
Range									

Int. Std.	Y_2243	Y_3600	Y_3774
Units	Cts/S	Cts/S	Cts/S
Avg	**6581.0**	**87862.**	**5449.8**
Stddev	17.6	4.	4.1
%RSD	.26750	.00481	.07594
#1	6568.6	87859.	5452.7
#2	6593.5	87865.	5446.8

Sample Name: CCB Acquired: 5/21/2013 16:20:23 Type: QC
Method: 6500_026(v10) Mode: CONC Corr. Factor: 1.000000
User: bowenh Custom ID1: Custom ID2: Custom ID3:
Comment:

Elem	Ag3280	Al1670	As1890	B_2089	Ba4554	Be3130	Bi2230	Ca3179	Cd2288	Co2286	Cr2055
Units	ppm	ppm	ppm	ppm	ppm	ppm	ppm	ppm	ppm	ppm	ppm
Avg	**.00005**	**-.00006**	**.00012**	W **.00192**	**.00053**	**-.00002**	**-.00018**	**.00303**	**-.00008**	**-.00008**	**-.00005**
Stddev	.00007	.00047	.00103	.00065	.00013	.00008	.00033	.00213	.00018	.00028	.00009
%RSD	143.03	775.10	841.35	33.616	25.355	517.28	186.06	70.185	216.53	340.47	177.40
#1	-.00000	-.00040	-.00060	.00238	.00062	-.00007	.00006	.00453	.00004	.00012	-.00011
#2	.00010	.00027	.00085	.00146	.00043	.00004	-.00041	.00153	-.00021	-.00028	.00001
Check ?	Chk Pass	Chk Pass	Chk Pass	Chk Warn	Chk Pass	Chk Pass	None	Chk Pass	Chk Pass	Chk Pass	Chk Pass
High Limit				.00156							
Low Limit				-.00156							

Elem	Cu3247	Fe2599	K_7664	Li6707	Mg2790	Mn2576	Mo2020	Na5895	Ni2316	P_1782	Pb2203
Units	ppm	ppm	ppm	ppm	ppm	ppm	ppm	ppm	ppm	ppm	ppm
Avg	**-.00075**	**.00013**	**.03155**	**.00012**	**.00322**	**.00014**	**.00037**	**-.05481**	**-.00029**	**.00248**	**-.00026**
Stddev	.00023	.00118	.01935	.00066	.00016	.00000	.00032	.00133	.00028	.00107	.00042
%RSD	30.056	898.35	61.327	535.79	4.9244	3.3353	85.876	2.4328	95.330	43.034	158.05
#1	-.00091	.00097	.04523	.00059	.00311	.00013	.00015	-.05576	-.00049	.00173	-.00056
#2	-.00059	-.00070	.01787	-.00034	.00333	.00014	.00060	-.05387	-.00010	.00324	.00003
Check ?	Chk Pass	Chk Pass	Chk Pass	Chk Pass	Chk Pass	Chk Pass	Chk Pass	Chk Pass	Chk Pass	Chk Pass	Chk Pass
High Limit											
Low Limit											

Elem	S_1820	Sb2068	Se1960	Si2881	Sn1899	Sr4077	Th2837	Ti3349	Tl1908	U_3701	V_2924
Units	ppm	ppm	ppm	ppm	ppm	ppm	ppm	ppm	ppm	ppm	ppm
Avg	**.00014**	W **.00362**	**-.00023**	**.01443**	**.00001**	**-.00003**	**.00096**	**-.00013**	**.00037**	**-.00095**	**-.00006**
Stddev	.00336	.00070	.00277	.00273	.00015	.00004	.00094	.00027	.00022	.00131	.00001
%RSD	2324.8	19.259	1198.2	18.893	1087.6	114.21	98.329	206.24	58.658	138.12	8.0602
#1	.00252	.00313	-.00219	.01636	.00012	-.00006	.00029	-.00032	.00053	-.00002	-.00006
#2	-.00223	.00411	.00173	.01251	-.00009	-.00001	.00162	.00006	.00022	-.00187	-.00007
Check ?	None	Chk Warn	Chk Pass	Chk Pass	Chk Pass	Chk Pass	Chk Pass	Chk Pass	Chk Pass	Chk Pass	Chk Pass
High Limit		.00314									
Low Limit		-.00314									

Elem	Zn2062	Zr3391
Units	ppm	ppm
Avg	**.00302**	**-.00134**
Stddev	.00011	.00038
%RSD	3.6267	28.024
#1	.00309	-.00160
#2	.00294	-.00107
Check ?	Chk Pass	Chk Pass
High Limit		
Low Limit		

Int. Std.	Y_2243	Y_3600	Y_3774
Units	Cts/S	Cts/S	Cts/S
Avg	**6586.8**	**88389.**	**5456.2**
Stddev	15.8	869.	73.7
%RSD	.23959	.98307	1.3502
#1	6575.6	89004.	5404.1
#2	6597.9	87775.	5508.3

Sample Name: CCVL2062912 Acquired: 5/21/2013 16:22:52 Type: QC
Method: 6500_026(v10) Mode: CONC Corr. Factor: 1.000000
User: bowenh Custom ID1: Custom ID2: Custom ID3:
Comment:

Elem	Ag3280	Al1670	As1890	B_2089	Ba4554	Be3130	Bi2230	Ca3179	Cd2288	Co2286	Cr2055	Cu3247
Units	ppm	ppm	ppm	ppm	ppm	ppm	ppm	ppm	ppm	ppm	ppm	ppm
Avg	**.01109**	**.10059**	**.01600**	**.09566**	**.01066**	**.00090**	**.10629**	**.20824**	**.00518**	**.01072**	**.00998**	**.01435**
Stddev	.00009	.00001	.00218	.00007	.00016	.00005	.00169	.00067	.00000	.00017	.00016	.00050
%RSD	.82595	.00682	13.646	.06816	1.5108	5.9253	1.5867	.32043	.01623	1.5416	1.5872	3.5176
#1	.01115	.10059	.01445	.09571	.01078	.00093	.10510	.20777	.00518	.01061	.00987	.01471
#2	.01102	.10058	.01754	.09562	.01055	.00086	.10748	.20872	.00518	.01084	.01009	.01400
Check ?	Chk Pass	Chk Pass	Chk Pass	Chk Pass	Chk Pass	Chk Pass	Chk Pass	Chk Pass	Chk Pass	Chk Pass	Chk Pass	Chk Pass
Value												
Range												

Elem	Fe2599	K_7664	Li6707	Mg2790	Mn2576	Mo2020	Na5895	Ni2316	P_1782	Pb2203	S_1820	Sb2068
Units	ppm	ppm	ppm	ppm	ppm	ppm	ppm	ppm	ppm	ppm	ppm	ppm
Avg	**.10304**	**3.0949**	**.01036**	**.20564**	**.01051**	**.01999**	**.96511**	**.04115**	**2.7921**	**.00974**	**.00020**	**.01141**
Stddev	.00108	.0083	.00187	.00016	.00001	.00019	.02068	.00044	.0046	.00096	.00069	.00271
%RSD	1.0471	.26986	18.006	.07613	.12473	.94726	2.1428	1.0704	.16518	9.8199	346.27	23.729
#1	.10228	3.1008	.01168	.20553	.01050	.02013	.97973	.04084	2.7889	.00907	-.00029	.01332
#2	.10380	3.0890	.00904	.20575	.01052	.01986	.95048	.04146	2.7954	.01042	.00069	.00949
Check ?	Chk Pass	Chk Pass	Chk Pass	Chk Pass	Chk Pass	Chk Pass	Chk Pass	Chk Pass	Chk Pass	Chk Pass	None	Chk Pass
Value												
Range												

Elem	Se1960	Si2881	Sn1899	Sr4077	Th2837	Ti3349	Tl1908	U_3701	V_2924	Zn2062	Zr3391
Units	ppm	ppm	ppm	ppm	ppm	ppm	ppm	ppm	ppm	ppm	ppm
Avg	**.01775**	**.49602**	**.10097**	**.00972**	**.01427**	**.01015**	**.01600**	F **.04121**	**.00922**	**.02356**	**.01433**
Stddev	.00016	.01307	.00039	.00005	.00041	.00039	.00095	.01328	.00081	.00033	.00132
%RSD	.92671	2.6354	.38763	.48725	2.9073	3.8164	5.9555	32.231	8.7653	1.3910	9.2181
#1	.01787	.50527	.10124	.00975	.01456	.01043	.01667	.03182	.00979	.02379	.01526
#2	.01764	.48678	.10069	.00969	.01397	.00988	.01533	.05061	.00865	.02333	.01339
Check ?	Chk Pass	Chk Pass	Chk Pass	Chk Pass	Chk Pass	Chk Pass	Chk Pass	Chk Fail	Chk Pass	Chk Pass	Chk Pass
Value								.06000			
Range								-30.000%			

Int. Std.	Y_2243	Y_3600	Y_3774
Units	Cts/S	Cts/S	Cts/S
Avg	**6605.5**	**88926.**	**5516.4**
Stddev	10.9	23.	10.8
%RSD	.16432	.02599	.19524
#1	6597.8	88942.	5524.0
#2	6613.2	88909.	5508.8

Sample Name: MB 280-174447/1-A Acquired: 5/21/2013 16:25:18 Type: Unk
Method: 6500_026(v10) Mode: CONC Corr. Factor: 1.000000
User: bowenh Custom ID1: Custom ID2: Custom ID3:
Comment: 174447 6010b

Elem	Ag3280	Al1670	As1890	B_2089	Ba4554	Be3130	Bi2230	Ca3179	Cd2288
Line	328.068 {103}	167.079 {502}	189.042 {478}	208.959 {461}	455.403 { 74}	313.042 {108}	223.061 {451}	317.933 {106}	228.802 {447}
Units	ppm	ppm	ppm	ppm	ppm	ppm	ppm	ppm	ppm
Avg	**.00038**	**.00504**	**.00499**	**.00141**	**.00043**	**.00001**	**-.00108**	**.00485**	**.00004**
Stddev	.00032	.00032	.00100	.00067	.00018	.00010	.00060	.00055	.00003
%RSD	83.675	6.3636	20.064	47.256	42.227	1113.8	55.311	11.253	78.791
#1	.00060	.00481	.00429	.00094	.00030	.00008	-.00151	.00446	.00002
#2	.00015	.00527	.00570	.00188	.00056	-.00006	-.00066	.00523	.00006
Check ?	Chk Pass	Chk Pass	Chk Pass	Chk Pass	Chk Pass	Chk Pass	Chk Pass	Chk Pass	Chk Pass
High Limit									
Low Limit									

Elem	Co2286	Cr2055	Cu3247	Fe2599	K_7664	Li6707	Mg2790	Mn2576	Mo2020
Line	228.616 {447}	205.552 {464}	324.754 {104}	259.940 {130}	766.490 { 44}	670.784 { 50}	279.079 {121}2	257.610 {131}	202.030 {467}
Units	ppm	ppm	ppm	ppm	ppm	ppm	ppm	ppm	ppm
Avg	**.00008**	**-.00005**	**-.00097**	**.02142**	**.03616**	**-.00194**	**.00393**	**.00023**	**.00028**
Stddev	.00011	.00017	.00069	.00190	.02870	.00177	.00112	.00001	.00002
%RSD	143.59	329.09	71.228	8.8767	79.384	91.203	28.439	4.7913	5.3189
#1	.00016	-.00017	-.00146	.02008	.01586	-.00069	.00472	.00024	.00027
#2	-.00000	.00007	-.00048	.02277	.05646	-.00320	.00314	.00022	.00029
Check ?	Chk Pass	Chk Pass	Chk Pass	Chk Pass	Chk Pass	Chk Pass	Chk Pass	Chk Pass	Chk Pass
High Limit									
Low Limit									

Elem	Na5895	Ni2316	P_1782	Pb2203	S_1820	Sb2068	Se1960	Si2881	Sn1899
Line	589.592 { 57}	231.604 {446}	178.284 {489}	220.353 {453}	182.034 {485}	206.833 {463}	196.090 {472}	288.158 {117}	189.989 {477}
Units	ppm	ppm	ppm	ppm	ppm	ppm	ppm	ppm	ppm
Avg	**-.02042**	**-.00026**	F **.16766**	**.00033**	**.00516**	**.00152**	**.00209**	**.00497**	**.00037**
Stddev	.01286	.00004	.00114	.00045	.00082	.00119	.00040	.00227	.00044
%RSD	63.004	14.983	.68251	135.51	15.931	78.064	19.196	45.646	117.92
#1	-.01132	-.00023	.16847	.00065	.00574	.00236	.00181	.00657	.00006
#2	-.02951	-.00029	.16685	.00001	.00458	.00068	.00237	.00337	.00068
Check ?	Chk Pass	Chk Pass	Chk Fail	Chk Pass	None	Chk Pass	Chk Pass	Chk Pass	Chk Pass
High Limit			.01000						
Low Limit			-.01000						

Elem	Sr4077	Th2837	Ti3349	Tl1908	U_3701	V_2924	Zn2062	Zr3391
Line	407.771 { 83}	283.730 {119}	334.904 {101}	190.856 {477}	370.152 { 91}	292.402 {115}	206.200 {163}	339.198 { 99}
Units	ppm	ppm	ppm	ppm	ppm	ppm	ppm	ppm
Avg	**.00004**	**-.00269**	**-.00028**	**.00055**	**.02272**	**-.00043**	**.00247**	**-.00072**
Stddev	.00001	.00175	.00026	.00010	.02122	.00007	.00011	.00069
%RSD	21.073	65.222	93.179	17.456	93.421	15.764	4.3861	95.820
#1	.00003	-.00145	-.00010	.00049	.00771	-.00048	.00240	-.00023
#2	.00004	-.00393	-.00047	.00062	.03772	-.00038	.00255	-.00122
Check ?	Chk Pass	Chk Pass	Chk Pass	Chk Pass	Chk Pass	Chk Pass	Chk Pass	Chk Pass
High Limit								
Low Limit								

Int. Std.	Y_2243	Y_3600	Y_3774
Line	224.306 {450}	360.073 { 94}	377.433 { 89}
Units	Cts/S	Cts/S	Cts/S
Avg	**6670.1**	**89863.**	**5583.8**
Stddev	12.9	19.	23.9
%RSD	.19398	.02155	.42811
#1	6679.3	89849.	5566.9
#2	6661.0	89877.	5600.7

Sample Name: LCS 280-174447/2-A Acquired: 5/21/2013 16:27:47 Type: Unk
Method: 6500_026(v10) Mode: CONC Corr. Factor: 1.000000
User: bowenh Custom ID1: Custom ID2: Custom ID3:
Comment: 174447 6010b

Elem	Ag3280	Al1670	As1890	B_2089	Ba4554	Be3130	Bi2230	Ca3179	Cd2288
Line	328.068 {103}	167.079 {502}	189.042 {478}	208.959 {461}	455.403 { 74}	313.042 {108}	223.061 {451}	317.933 {106}	228.802 {447}
Units	ppm	ppm	ppm	ppm	ppm	ppm	ppm	ppm	ppm
Avg	**.05485**	**1.8876**	**.97549**	**.96330**	**2.0415**	**.04791**	**2.0551**	**49.535**	**.10390**
Stddev	.00071	.0007	.00179	.00076	.0019	.00002	.0009	.167	.00001
%RSD	1.2945	.03823	.18301	.07861	.09138	.03741	.04185	.33619	.00571
#1	.05435	1.8881	.97422	.96276	2.0428	.04792	2.0545	49.652	.10390
#2	.05535	1.8871	.97675	.96383	2.0402	.04789	2.0558	49.417	.10390
Check ?	Chk Pass	Chk Pass	Chk Pass	Chk Pass	Chk Pass	Chk Pass	Chk Pass	Chk Pass	Chk Pass
High Limit									
Low Limit									

Elem	Co2286	Cr2055	Cu3247	Fe2599	K_7664	Li6707	Mg2790	Mn2576	Mo2020
Line	228.616 {447}	205.552 {464}	324.754 {104}	259.940 {130}	766.490 { 44}	670.784 { 50}	279.079 {121}2	257.610 {131}	202.030 {467}
Units	ppm	ppm	ppm	ppm	ppm	ppm	ppm	ppm	ppm
Avg	**.50750**	**.19919**	**.24443**	**.98709**	**50.758**	**1.0139**	**49.243**	**.50224**	**.97772**
Stddev	.00015	.00026	.00017	.00621	.164	.0084	.116	.00038	.00024
%RSD	.02933	.13033	.06948	.62906	.32315	.83109	.23625	.07663	.02441
#1	.50740	.19938	.24431	.99148	50.874	1.0199	49.325	.50251	.97755
#2	.50761	.19901	.24455	.98270	50.642	1.0080	49.161	.50197	.97789
Check ?	Chk Pass	Chk Pass	Chk Pass	Chk Pass	Chk Pass	Chk Pass	Chk Pass	Chk Pass	Chk Pass
High Limit									
Low Limit									

Elem	Na8183	Ni2316	P_1782	Pb2203	S_1820	Sb2068	Se1960	Si2881	Sn1899
Line	818.326 { 41}	231.604 {446}	178.284 {489}	220.353 {453}	182.034 {485}	206.833 {463}	196.090 {472}	288.158 {117}	189.989 {477}
Units	ppm	ppm	ppm	ppm	ppm	ppm	ppm	ppm	ppm
Avg	**51.994**	**.49243**	**9.7946**	**.50827**	**-.00655**	**.51136**	**1.9307**	**9.8586**	**1.9428**
Stddev	.141	.00055	.0021	.00074	.00081	.00178	.0038	.0428	.0034
%RSD	.27094	.11238	.02137	.14537	12.391	.34897	.19835	.43363	.17361
#1	52.094	.49203	9.7960	.50879	-.00598	.51010	1.9334	9.8888	1.9405
#2	51.894	.49282	9.7931	.50775	-.00712	.51262	1.9280	9.8283	1.9452
Check ?	Chk Pass	Chk Pass	Chk Pass	Chk Pass	None	Chk Pass	Chk Pass	Chk Pass	Chk Pass
High Limit									
Low Limit									

Elem	Sr4077	Th2837	Ti3349	Tl1908	U_3701	V_2924	Zn2062	Zr3391
Line	407.771 { 83}	283.730 {119}	334.904 {101}	190.856 {477}	370.152 { 91}	292.402 {115}	206.200 {163}	339.198 { 99}
Units	ppm	ppm	ppm	ppm	ppm	ppm	ppm	ppm
Avg	**.96139**	**1.0412**	**1.0160**	**2.0015**	**2.0957**	**.49584**	**.49744**	**.49016**
Stddev	.00382	.0037	.0020	.0008	.0107	.00143	.00166	.00044
%RSD	.39727	.35109	.19934	.04029	.50809	.28777	.33355	.08902
#1	.96409	1.0438	1.0174	2.0021	2.1032	.49685	.49861	.49047
#2	.95869	1.0387	1.0146	2.0009	2.0882	.49483	.49627	.48985
Check ?	Chk Pass	Chk Pass	Chk Pass	Chk Pass	Chk Pass	Chk Pass	Chk Pass	Chk Pass
High Limit								
Low Limit								

Int. Std.	Y_2243	Y_3600	Y_3774
Line	224.306 {450}	360.073 { 94}	377.433 { 89}
Units	Cts/S	Cts/S	Cts/S
Avg	**6446.7**	**86259.**	**5494.5**
Stddev	1.2	376.	21.4
%RSD	.01803	.43617	.38975
#1	6445.9	85993.	5479.3
#2	6447.5	86525.	5509.6

Sample Name: 280-42223-I-1-B Acquired: 5/21/2013 16:30:01 Type: Unk
Method: 6500_026(v10) Mode: CONC Corr. Factor: 1.000000
User: bowenh Custom ID1: Custom ID2: Custom ID3:
Comment: 174447 6010b

Elem	Ag3280	Al1670	As1890	B_2089	Ba4554	Be3130	Bi2230	Ca3179	Cd2288
Line	328.068 {103}	167.079 {502}	189.042 {478}	208.959 {461}	455.403 { 74}	313.042 {108}	223.061 {451}	317.933 {106}	228.802 {447}
Units	ppm	ppm	ppm	ppm	ppm	ppm	ppm	ppm	ppm
Avg	**.00045**	**.01748**	**.00045**	**.03445**	**.14276**	**-.00014**	**-.00285**	**71.946**	**.00011**
Stddev	.00020	.00010	.00047	.00017	.00011	.00005	.00055	.096	.00005
%RSD	43.597	.56203	106.26	.49995	.07717	38.874	19.466	.13366	43.481
#1	.00031	.01755	.00078	.03432	.14284	-.00010	-.00324	72.014	.00008
#2	.00059	.01741	.00011	.03457	.14268	-.00018	-.00246	71.878	.00014
Check ?	Chk Pass	Chk Pass	Chk Pass	Chk Pass	Chk Pass	Chk Pass	Chk Pass	Chk Pass	Chk Pass
High Limit									
Low Limit									

Elem	Co2286	Cr2055	Cu3247	Fe2599	K_7664	Li6707	Mg2790	Mn2576	Mo2020
Line	228.616 {447}	205.552 {464}	324.754 {104}	259.940 {130}	766.490 { 44}	670.784 { 50}	279.079 {121}2	257.610 {131}	202.030 {467}
Units	ppm	ppm	ppm	ppm	ppm	ppm	ppm	ppm	ppm
Avg	**-.00020**	**.01247**	**-.00037**	**.06199**	**2.6611**	**.00346**	**21.887**	**.00101**	**.00145**
Stddev	.00009	.00013	.00030	.00091	.0230	.00083	.008	.00004	.00022
%RSD	44.227	1.0090	80.925	1.4625	.86370	23.883	.03577	3.6609	15.344
#1	-.00026	.01239	-.00059	.06263	2.6773	.00287	21.892	.00103	.00161
#2	-.00014	.01256	-.00016	.06135	2.6448	.00404	21.881	.00098	.00129
Check ?	Chk Pass	Chk Pass	Chk Pass	Chk Pass	Chk Pass	Chk Pass	Chk Pass	Chk Pass	Chk Pass
High Limit									
Low Limit									

Elem	Na8183	Ni2316	P_1782	Pb2203	S_1820	Sb2068	Se1960	Si2881	Sn1899
Line	818.326 { 41}	231.604 {446}	178.284 {489}	220.353 {453}	182.034 {485}	206.833 {463}	196.090 {472}	288.158 {117}	189.989 {477}
Units	ppm	ppm	ppm	ppm	ppm	ppm	ppm	ppm	ppm
Avg	**21.308**	**.00064**	**.19736**	**.00169**	**13.022**	**.00266**	**.00062**	**10.562**	**-.00083**
Stddev	.300	.00023	.00388	.00081	.077	.00267	.00165	.019	.00014
%RSD	1.4101	36.407	1.9678	47.658	.59056	100.45	264.65	.18438	16.251
#1	21.096	.00080	.19461	.00112	12.967	.00077	.00179	10.576	-.00074
#2	21.521	.00047	.20010	.00226	13.076	.00455	-.00054	10.548	-.00093
Check ?	Chk Pass	Chk Pass	Chk Pass	Chk Pass	None	Chk Pass	Chk Pass	Chk Pass	Chk Pass
High Limit									
Low Limit									

Elem	Sr4077	Th2837	Ti3349	Tl1908	U_3701	V_2924	Zn2062	Zr3391
Line	407.771 { 83}	283.730 {119}	334.904 {101}	190.856 {477}	370.152 { 91}	292.402 {115}	206.200 {163}	339.198 { 99}
Units	ppm	ppm	ppm	ppm	ppm	ppm	ppm	ppm
Avg	**.31729**	**-.00001**	**.00045**	**.00138**	**.00859**	**.00409**	**.00349**	**-.00125**
Stddev	.00127	.00200	.00024	.00003	.00022	.00050	.00019	.00048
%RSD	.39907	13880.	53.138	2.3281	2.5355	12.179	5.4010	38.246
#1	.31819	-.00143	.00062	.00135	.00843	.00445	.00336	-.00091
#2	.31640	.00140	.00028	.00140	.00874	.00374	.00363	-.00158
Check ?	Chk Pass	Chk Pass	Chk Pass	Chk Pass	Chk Pass	Chk Pass	Chk Pass	Chk Pass
High Limit								
Low Limit								

Int. Std.	Y_2243	Y_3600	Y_3774
Line	224.306 {450}	360.073 { 94}	377.433 { 89}
Units	Cts/S	Cts/S	Cts/S
Avg	**6517.8**	**87150.**	**5551.6**
Stddev	4.6	271.	24.0
%RSD	.07016	.31051	.43213
#1	6514.6	86959.	5534.7
#2	6521.0	87342.	5568.6

Sample Name: sd 280-42223-I-1-B@5 Acquired: 5/21/2013 16:32:27 Type: Unk
Method: 6500_026(v10) Mode: CONC Corr. Factor: 1.000000
User: bowenh Custom ID1: Custom ID2: Custom ID3:
Comment: 174447 6010b

Elem	Ag3280	Al1670	As1890	B_2089	Ba4554	Be3130	Bi2230	Ca3179	Cd2288
Line	328.068 {103}	167.079 {502}	189.042 {478}	208.959 {461}	455.403 { 74}	313.042 {108}	223.061 {451}	317.933 {106}	228.802 {447}
Units	ppm	ppm	ppm	ppm	ppm	ppm	ppm	ppm	ppm
Avg	**.00082**	**.00428**	**.00014**	**.00766**	**.02873**	**-.00004**	**-.00187**	**14.385**	**.00012**
Stddev	.00004	.00027	.00280	.00002	.00081	.00004	.00010	.044	.00019
%RSD	5.1358	6.3268	1970.7	.30391	2.8205	95.709	5.4549	.30463	166.76
#1	.00085	.00409	-.00184	.00768	.02931	-.00006	-.00194	14.416	.00025
#2	.00079	.00447	.00212	.00765	.02816	-.00001	-.00180	14.354	-.00002
Check ?	Chk Pass	Chk Pass	Chk Pass	Chk Pass	Chk Pass	Chk Pass	Chk Pass	Chk Pass	Chk Pass
High Limit									
Low Limit									

Elem	Co2286	Cr2055	Cu3247	Fe2599	K_7664	Li6707	Mg2790	Mn2576	Mo2020
Line	228.616 {447}	205.552 {464}	324.754 {104}	259.940 {130}	766.490 { 44}	670.784 { 50}	279.079 {121}2	257.610 {131}	202.030 {467}
Units	ppm	ppm	ppm	ppm	ppm	ppm	ppm	ppm	ppm
Avg	**.00002**	**.00250**	**-.00111**	**.03531**	**.55963**	**-.00002**	**4.4757**	**.00048**	**.00049**
Stddev	.00012	.00007	.00012	.00296	.08642	.00026	.0063	.00005	.00005
%RSD	517.76	2.6725	10.690	8.3834	15.442	1313.0	.14094	9.8965	10.725
#1	.00011	.00255	-.00119	.03741	.62073	.00016	4.4801	.00051	.00052
#2	-.00006	.00245	-.00102	.03322	.49852	-.00020	4.4712	.00044	.00045
Check ?	Chk Pass	Chk Pass	Chk Pass	Chk Pass	Chk Pass	Chk Pass	Chk Pass	Chk Pass	Chk Pass
High Limit									
Low Limit									

Elem	Na5895	Ni2316	P_1782	Pb2203	S_1820	Sb2068	Se1960	Si2881	Sn1899
Line	589.592 { 57}	231.604 {446}	178.284 {489}	220.353 {453}	182.034 {485}	206.833 {463}	196.090 {472}	288.158 {117}	189.989 {477}
Units	ppm	ppm	ppm	ppm	ppm	ppm	ppm	ppm	ppm
Avg	**3.9030**	**.00029**	**.04206**	**-.00038**	**2.5854**	**.00023**	**-.00368**	**2.0662**	**-.00003**
Stddev	.0288	.00024	.00051	.00072	.0092	.00021	.00082	.0188	.00066
%RSD	.73677	81.751	1.2119	189.65	.35580	93.465	22.151	.91224	2149.4
#1	3.9233	.00046	.04242	-.00089	2.5789	.00038	-.00426	2.0795	.00043
#2	3.8826	.00012	.04170	.00013	2.5919	.00008	-.00310	2.0528	-.00050
Check ?	Chk Pass	Chk Pass	Chk Pass	Chk Pass	None	Chk Pass	Chk Pass	Chk Pass	Chk Pass
High Limit									
Low Limit									

Elem	Sr4077	Th2837	Ti3349	Tl1908	U_3701	V_2924	Zn2062	Zr3391
Line	407.771 { 83}	283.730 {119}	334.904 {101}	190.856 {477}	370.152 { 91}	292.402 {115}	206.200 {163}	339.198 { 99}
Units	ppm	ppm	ppm	ppm	ppm	ppm	ppm	ppm
Avg	**.06383**	**.00041**	**.00001**	**.00141**	**-.00850**	**.00049**	**.00424**	**-.00196**
Stddev	.00066	.00050	.00053	.00036	.01468	.00083	.00028	.00023
%RSD	1.0305	122.66	8137.6	25.237	172.72	168.51	6.5709	11.862
#1	.06430	.00077	-.00037	.00166	-.01888	-.00009	.00405	-.00212
#2	.06337	.00005	.00038	.00116	.00188	.00108	.00444	-.00179
Check ?	Chk Pass	Chk Pass	Chk Pass	Chk Pass	Chk Pass	Chk Pass	Chk Pass	Chk Pass
High Limit								
Low Limit								

Int. Std.	Y_2243	Y_3600	Y_3774
Line	224.306 {450}	360.073 { 94}	377.433 { 89}
Units	Cts/S	Cts/S	Cts/S
Avg	**6591.1**	**87926.**	**5534.2**
Stddev	3.1	364.	24.3
%RSD	.04687	.41394	.43852
#1	6593.3	87668.	5517.0
#2	6588.9	88183.	5551.3

Sample Name: 280-42223-I-1-C MS Acquired: 5/21/2013 16:34:53 Type: Unk
Method: 6500_026(v10) Mode: CONC Corr. Factor: 1.000000
User: bowenh Custom ID1: Custom ID2: Custom ID3:
Comment: 174447 6010b

Elem	Ag3280	Al1670	As1890	B_2089	Ba4554	Be3130	Bi2230	Ca3179	Cd2288
Line	328.068 {103}	167.079 {502}	189.042 {478}	208.959 {461}	455.403 { 74}	313.042 {108}	223.061 {451}	317.933 {106}	228.802 {447}
Units	ppm	ppm	ppm	ppm	ppm	ppm	ppm	ppm	ppm
Avg	**.05435**	**1.8736**	**.97731**	**.99116**	**2.1680**	**.04779**	**2.0437**	**120.62**	**.10351**
Stddev	.00043	.0026	.00160	.00157	.0233	.00044	.0001	1.08	.00014
%RSD	.78744	.14079	.16342	.15803	1.0767	.91805	.00758	.89785	.13665
#1	.05404	1.8754	.97843	.99227	2.1515	.04748	2.0436	119.86	.10361
#2	.05465	1.8717	.97618	.99005	2.1845	.04810	2.0438	121.39	.10341
Check ?	Chk Pass	Chk Pass	Chk Pass	Chk Pass	Chk Pass	Chk Pass	Chk Pass	Chk Pass	Chk Pass
High Limit									
Low Limit									

Elem	Co2286	Cr2055	Cu3247	Fe2599	K_7664	Li6707	Mg2790	Mn2576	Mo2020
Line	228.616 {447}	205.552 {464}	324.754 {104}	259.940 {130}	766.490 { 44}	670.784 { 50}	279.079 {121}2	257.610 {131}	202.030 {467}
Units	ppm	ppm	ppm	ppm	ppm	ppm	ppm	ppm	ppm
Avg	**.50010**	**.20931**	**.24287**	**1.0116**	**53.051**	**1.0084**	**70.343**	**.49766**	**.97066**
Stddev	.00071	.00001	.00009	.0052	.175	.0105	.114	.00111	.00019
%RSD	.14222	.00257	.03622	.51140	.33007	1.0371	.16267	.22230	.01980
#1	.50061	.20931	.24293	1.0079	52.927	1.0010	70.262	.49688	.97053
#2	.49960	.20931	.24281	1.0152	53.175	1.0158	70.424	.49844	.97080
Check ?	Chk Pass	Chk Pass	Chk Pass	Chk Pass	Chk Pass	Chk Pass	Chk Pass	Chk Pass	Chk Pass
High Limit									
Low Limit									

Elem	Na8183	Ni2316	P_1782	Pb2203	S_1820	Sb2068	Se1960	Si2881	Sn1899
Line	818.326 { 41}	231.604 {446}	178.284 {489}	220.353 {453}	182.034 {485}	206.833 {463}	196.090 {472}	288.158 {117}	189.989 {477}
Units	ppm	ppm	ppm	ppm	ppm	ppm	ppm	ppm	ppm
Avg	**71.846**	**.48501**	**9.8380**	**.49947**	**13.307**	**.50896**	**1.9175**	**20.266**	**1.9194**
Stddev	.690	.00013	.0022	.00033	.019	.00151	.0073	.181	.0024
%RSD	.96052	.02769	.02219	.06658	.13919	.29667	.37854	.89436	.12487
#1	71.358	.48510	9.8396	.49970	13.294	.51003	1.9124	20.137	1.9177
#2	72.334	.48491	9.8365	.49923	13.320	.50789	1.9227	20.394	1.9211
Check ?	Chk Pass	Chk Pass	Chk Pass	Chk Pass	None	Chk Pass	Chk Pass	Chk Pass	Chk Pass
High Limit									
Low Limit									

Elem	Sr4077	Th2837	Ti3349	Tl1908	U_3701	V_2924	Zn2062	Zr3391
Line	407.771 { 83}	283.730 {119}	334.904 {101}	190.856 {477}	370.152 { 91}	292.402 {115}	206.200 {163}	339.198 { 99}
Units	ppm	ppm	ppm	ppm	ppm	ppm	ppm	ppm
Avg	**1.2673**	**1.0455**	**1.0130**	**1.9528**	**2.0838**	**.49820**	**.49338**	**.48627**
Stddev	.0076	.0031	.0035	.0008	.0195	.00219	.00108	.00538
%RSD	.59751	.29235	.34382	.04326	.93745	.44018	.21952	1.1067
#1	1.2619	1.0434	1.0105	1.9522	2.0976	.49665	.49262	.48247
#2	1.2726	1.0477	1.0155	1.9534	2.0700	.49975	.49415	.49008
Check ?	Chk Pass	Chk Pass	Chk Pass	Chk Pass	Chk Pass	Chk Pass	Chk Pass	Chk Pass
High Limit								
Low Limit								

Int. Std.	Y_2243	Y_3600	Y_3774
Line	224.306 {450}	360.073 { 94}	377.433 { 89}
Units	Cts/S	Cts/S	Cts/S
Avg	**6349.5**	**85074.**	**5467.6**
Stddev	18.4	122.	37.5
%RSD	.28950	.14398	.68602
#1	6336.5	85160.	5494.1
#2	6362.5	84987.	5441.1

Sample Name: 280-42223-I-1-D MSD Acquired: 5/21/2013 16:37:05 Type: Unk
Method: 6500_026(v10) Mode: CONC Corr. Factor: 1.000000
User: bowenh Custom ID1: Custom ID2: Custom ID3:
Comment: 174447 6010b

Elem	Ag3280	Al1670	As1890	B_2089	Ba4554	Be3130	Bi2230	Ca3179	Cd2288
Line	328.068 {103}	167.079 {502}	189.042 {478}	208.959 {461}	455.403 { 74}	313.042 {108}	223.061 {451}	317.933 {106}	228.802 {447}
Units	ppm	ppm	ppm	ppm	ppm	ppm	ppm	ppm	ppm
Avg	**.05473**	**1.8614**	**.97561**	**.99594**	**2.1585**	**.04744**	**2.0351**	**120.71**	**.10286**
Stddev	.00064	.0001	.00164	.00066	.0072	.00023	.0015	.50	.00003
%RSD	1.1604	.00457	.16797	.06671	.33240	.49433	.07481	.41039	.02990
#1	.05518	1.8615	.97677	.99547	2.1636	.04761	2.0362	121.06	.10288
#2	.05428	1.8614	.97445	.99641	2.1534	.04728	2.0341	120.36	.10283
Check ?	Chk Pass	Chk Pass	Chk Pass	Chk Pass	Chk Pass	Chk Pass	Chk Pass	Chk Pass	Chk Pass
High Limit									
Low Limit									

Elem	Co2286	Cr2055	Cu3247	Fe2599	K_7664	Li6707	Mg2790	Mn2576	Mo2020
Line	228.616 {447}	205.552 {464}	324.754 {104}	259.940 {130}	766.490 { 44}	670.784 { 50}	279.079 {121}2	257.610 {131}	202.030 {467}
Units	ppm	ppm	ppm	ppm	ppm	ppm	ppm	ppm	ppm
Avg	**.49683**	**.20759**	**.24368**	**1.0188**	**53.227**	**1.0095**	**70.276**	**.49756**	**.97433**
Stddev	.00013	.00003	.00018	.0045	.340	.0045	.047	.00071	.00174
%RSD	.02605	.01592	.07207	.44582	.63853	.44827	.06665	.14313	.17877
#1	.49692	.20761	.24356	1.0220	53.467	1.0127	70.309	.49706	.97556
#2	.49674	.20756	.24381	1.0156	52.987	1.0063	70.243	.49807	.97310
Check ?	Chk Pass	Chk Pass	Chk Pass	Chk Pass	Chk Pass	Chk Pass	Chk Pass	Chk Pass	Chk Pass
High Limit									
Low Limit									

Elem	Na8183	Ni2316	P_1782	Pb2203	S_1820	Sb2068	Se1960	Si2881	Sn1899
Line	818.326 { 41}	231.604 {446}	178.284 {489}	220.353 {453}	182.034 {485}	206.833 {463}	196.090 {472}	288.158 {117}	189.989 {477}
Units	ppm	ppm	ppm	ppm	ppm	ppm	ppm	ppm	ppm
Avg	**71.769**	**.48212**	**9.7909**	**.49942**	**13.284**	**.50937**	**1.9097**	**20.407**	**1.9305**
Stddev	.439	.00115	.0097	.00098	.021	.00213	.0013	.163	.0011
%RSD	.61165	.23792	.09880	.19547	.15564	.41757	.06848	.79710	.05847
#1	72.079	.48293	9.7978	.49873	13.269	.50787	1.9087	20.522	1.9297
#2	71.458	.48131	9.7841	.50011	13.298	.51087	1.9106	20.292	1.9313
Check ?	Chk Pass	Chk Pass	Chk Pass	Chk Pass	None	Chk Pass	Chk Pass	Chk Pass	Chk Pass
High Limit									
Low Limit									

Elem	Sr4077	Th2837	Ti3349	Tl1908	U_3701	V_2924	Zn2062	Zr3391
Line	407.771 { 83}	283.730 {119}	334.904 {101}	190.856 {477}	370.152 { 91}	292.402 {115}	206.200 {163}	339.198 { 99}
Units	ppm	ppm	ppm	ppm	ppm	ppm	ppm	ppm
Avg	**1.2658**	**1.0438**	**1.0229**	**1.9448**	**2.0972**	**.49743**	**.49037**	**.48871**
Stddev	.0105	.0001	.0001	.0019	.0047	.00006	.00016	.00278
%RSD	.83130	.01322	.00618	.10005	.22425	.01132	.03182	.56852
#1	1.2733	1.0437	1.0228	1.9434	2.1005	.49739	.49048	.49067
#2	1.2584	1.0439	1.0229	1.9462	2.0938	.49747	.49026	.48674
Check ?	Chk Pass	Chk Pass	Chk Pass	Chk Pass	Chk Pass	Chk Pass	Chk Pass	Chk Pass
High Limit								
Low Limit								

Int. Std.	Y_2243	Y_3600	Y_3774
Line	224.306 {450}	360.073 { 94}	377.433 { 89}
Units	Cts/S	Cts/S	Cts/S
Avg	**6419.2**	**85977.**	**5534.5**
Stddev	10.4	85.	38.3
%RSD	.16138	.09925	.69142
#1	6411.9	85917.	5507.4
#2	6426.5	86038.	5561.5

Sample Name: 280-42223-I-2-B Acquired: 5/21/2013 16:39:18 Type: Unk
Method: 6500_026(v10) Mode: CONC Corr. Factor: 1.000000
User: bowenh Custom ID1: Custom ID2: Custom ID3:
Comment: 174447 6010b

Elem	Ag3280	Al1670	As1890	B_2089	Ba4554	Be3130	Bi2230	Ca3179	Cd2288
Line	328.068 {103}	167.079 {502}	189.042 {478}	208.959 {461}	455.403 { 74}	313.042 {108}	223.061 {451}	317.933 {106}	228.802 {447}
Units	ppm	ppm	ppm	ppm	ppm	ppm	ppm	ppm	ppm
Avg	**.00061**	**.03467**	**.00275**	**.03149**	**.14592**	**-.00009**	**-.00461**	**68.862**	**.00014**
Stddev	.00096	.00064	.00030	.00051	.00024	.00005	.00063	.198	.00010
%RSD	158.09	1.8483	10.838	1.6077	.16328	63.234	13.588	.28770	71.647
#1	-.00007	.03421	.00296	.03185	.14608	-.00013	-.00417	68.722	.00021
#2	.00128	.03512	.00254	.03113	.14575	-.00005	-.00505	69.002	.00007
Check ?	Chk Pass	Chk Pass	Chk Pass	Chk Pass	Chk Pass	Chk Pass	Chk Pass	Chk Pass	Chk Pass
High Limit									
Low Limit									

Elem	Co2286	Cr2055	Cu3247	Fe2599	K_7664	Li6707	Mg2790	Mn2576	Mo2020
Line	228.616 {447}	205.552 {464}	324.754 {104}	259.940 {130}	766.490 { 44}	670.784 { 50}	279.079 {121}2	257.610 {131}	202.030 {467}
Units	ppm	ppm	ppm	ppm	ppm	ppm	ppm	ppm	ppm
Avg	**-.00001**	**.01822**	**-.00015**	**.06987**	**2.6733**	**.00253**	**21.193**	**.00118**	**.00183**
Stddev	.00021	.00031	.00031	.00015	.0945	.00026	.040	.00009	.00004
%RSD	1553.2	1.7169	209.93	.21838	3.5356	10.293	.18877	7.8651	2.1742
#1	.00014	.01844	.00007	.06976	2.6064	.00235	21.165	.00111	.00180
#2	-.00016	.01799	-.00036	.06997	2.7401	.00272	21.221	.00124	.00186
Check ?	Chk Pass	Chk Pass	Chk Pass	Chk Pass	Chk Pass	Chk Pass	Chk Pass	Chk Pass	Chk Pass
High Limit									
Low Limit									

Elem	Na8183	Ni2316	P_1782	Pb2203	S_1820	Sb2068	Se1960	Si2881	Sn1899
Line	818.326 { 41}	231.604 {446}	178.284 {489}	220.353 {453}	182.034 {485}	206.833 {463}	196.090 {472}	288.158 {117}	189.989 {477}
Units	ppm	ppm	ppm	ppm	ppm	ppm	ppm	ppm	ppm
Avg	**20.226**	**.00268**	**.19068**	**.00281**	**12.395**	**.00098**	**.00046**	**10.501**	**.00003**
Stddev	.501	.00001	.00082	.00292	.002	.00141	.00210	.022	.00041
%RSD	2.4758	.20018	.42749	103.80	.01434	143.16	453.92	.20716	1191.0
#1	20.580	.00267	.19125	.00488	12.397	-.00001	.00195	10.485	-.00026
#2	19.872	.00268	.19010	.00075	12.394	.00198	-.00102	10.516	.00033
Check ?	Chk Pass	Chk Pass	Chk Pass	Chk Pass	None	Chk Pass	Chk Pass	Chk Pass	Chk Pass
High Limit									
Low Limit									

Elem	Sr4077	Th2837	Ti3349	Tl1908	U_3701	V_2924	Zn2062	Zr3391
Line	407.771 { 83}	283.730 {119}	334.904 {101}	190.856 {477}	370.152 { 91}	292.402 {115}	206.200 {163}	339.198 { 99}
Units	ppm	ppm	ppm	ppm	ppm	ppm	ppm	ppm
Avg	**.30148**	**-.00101**	**.00059**	**.00109**	**-.00371**	**.00341**	**.00386**	**.00066**
Stddev	.00008	.00163	.00026	.00179	.02743	.00008	.00010	.00048
%RSD	.02550	162.17	44.358	163.67	740.17	2.2941	2.6109	73.873
#1	.30153	.00015	.00040	-.00017	-.02310	.00336	.00394	.00100
#2	.30142	-.00216	.00077	.00236	.01569	.00347	.00379	.00031
Check ?	Chk Pass	Chk Pass	Chk Pass	Chk Pass	Chk Pass	Chk Pass	Chk Pass	Chk Pass
High Limit								
Low Limit								

Int. Std.	Y_2243	Y_3600	Y_3774
Line	224.306 {450}	360.073 { 94}	377.433 { 89}
Units	Cts/S	Cts/S	Cts/S
Avg	**6556.1**	**88082.**	**5578.8**
Stddev	16.2	129.	29.4
%RSD	.24642	.14640	.52715
#1	6544.6	87991.	5599.6
#2	6567.5	88173.	5558.0

Sample Name: 280-42223-I-3-B Acquired: 5/21/2013 16:41:44 Type: Unk
Method: 6500_026(v10) Mode: CONC Corr. Factor: 1.000000
User: bowenh Custom ID1: Custom ID2: Custom ID3:
Comment: 174447 6010b

Elem	Ag3280	Al1670	As1890	B_2089	Ba4554	Be3130	Bi2230	Ca3179	Cd2288
Line	328.068 {103}	167.079 {502}	189.042 {478}	208.959 {461}	455.403 { 74}	313.042 {108}	223.061 {451}	317.933 {106}	228.802 {447}
Units	ppm	ppm	ppm	ppm	ppm	ppm	ppm	ppm	ppm
Avg	**.00062**	**.00349**	**.00364**	**.01449**	**.07669**	**.00002**	**-.00277**	**44.087**	**.00028**
Stddev	.00000	.00014	.00035	.00072	.00024	.00010	.00047	.044	.00006
%RSD	.08949	3.9627	9.7152	4.9735	.31607	600.16	16.824	.09901	23.044
#1	.00062	.00339	.00339	.01500	.07686	-.00005	-.00310	44.056	.00032
#2	.00062	.00359	.00389	.01398	.07652	.00009	-.00244	44.118	.00023
Check ?	Chk Pass	Chk Pass	Chk Pass	Chk Pass	Chk Pass	Chk Pass	Chk Pass	Chk Pass	Chk Pass
High Limit									
Low Limit									

Elem	Co2286	Cr2055	Cu3247	Fe2599	K_7664	Li6707	Mg2790	Mn2576	Mo2020
Line	228.616 {447}	205.552 {464}	324.754 {104}	259.940 {130}	766.490 { 44}	670.784 { 50}	279.079 {121}2	257.610 {131}	202.030 {467}
Units	ppm	ppm	ppm	ppm	ppm	ppm	ppm	ppm	ppm
Avg	**-.00014**	**.00778**	**-.00082**	**.02572**	**2.5759**	**.00129**	**15.331**	**.00053**	**.00262**
Stddev	.00010	.00017	.00021	.00110	.0436	.00015	.039	.00005	.00006
%RSD	73.455	2.2121	25.464	4.2750	1.6911	11.808	.25498	10.394	2.2034
#1	-.00021	.00765	-.00067	.02494	2.6067	.00139	15.304	.00057	.00266
#2	-.00007	.00790	-.00097	.02650	2.5451	.00118	15.359	.00049	.00258
Check ?	Chk Pass	Chk Pass	Chk Pass	Chk Pass	Chk Pass	Chk Pass	Chk Pass	Chk Pass	Chk Pass
High Limit									
Low Limit									

Elem	Na5895	Ni2316	P_1782	Pb2203	S_1820	Sb2068	Se1960	Si2881	Sn1899
Line	589.592 { 57}	231.604 {446}	178.284 {489}	220.353 {453}	182.034 {485}	206.833 {463}	196.090 {472}	288.158 {117}	189.989 {477}
Units	ppm	ppm	ppm	ppm	ppm	ppm	ppm	ppm	ppm
Avg	**7.0947**	**.00037**	**.20029**	**.00003**	**7.1555**	**.00019**	**-.00023**	**12.192**	**.00038**
Stddev	.0272	.00055	.00342	.00048	.0935	.00083	.00263	.033	.00006
%RSD	.38335	147.13	1.7087	1899.4	1.3068	437.56	1137.6	.27114	16.953
#1	7.0755	-.00002	.20271	.00037	7.2216	.00078	.00163	12.215	.00034
#2	7.1140	.00076	.19787	-.00032	7.0894	-.00040	-.00209	12.169	.00043
Check ?	Chk Pass	Chk Pass	Chk Pass	Chk Pass	None	Chk Pass	Chk Pass	Chk Pass	Chk Pass
High Limit									
Low Limit									

Elem	Sr4077	Th2837	Ti3349	Tl1908	U_3701	V_2924	Zn2062	Zr3391
Line	407.771 { 83}	283.730 {119}	334.904 {101}	190.856 {477}	370.152 { 91}	292.402 {115}	206.200 {163}	339.198 { 99}
Units	ppm	ppm	ppm	ppm	ppm	ppm	ppm	ppm
Avg	**.23301**	**.00050**	**.00044**	**.00214**	**-.02404**	**.00531**	**.00392**	**-.00062**
Stddev	.00005	.00003	.00031	.00124	.00704	.00016	.00036	.00130
%RSD	.02065	5.7552	70.989	58.003	29.297	2.9204	9.0579	211.37
#1	.23304	.00048	.00022	.00301	-.01906	.00520	.00417	.00030
#2	.23298	.00052	.00066	.00126	-.02902	.00542	.00367	-.00154
Check ?	Chk Pass	Chk Pass	Chk Pass	Chk Pass	Chk Pass	Chk Pass	Chk Pass	Chk Pass
High Limit								
Low Limit								

Int. Std.	Y_2243	Y_3600	Y_3774
Line	224.306 {450}	360.073 { 94}	377.433 { 89}
Units	Cts/S	Cts/S	Cts/S
Avg	**6612.6**	**88833.**	**5573.2**
Stddev	71.2	79.	9.6
%RSD	1.0765	.08866	.17242
#1	6562.3	88888.	5580.0
#2	6663.0	88777.	5566.5

Sample Name: 280-42223-I-4-B Acquired: 5/21/2013 16:44:10 Type: Unk
Method: 6500_026(v10) Mode: CONC Corr. Factor: 1.000000
User: bowenh Custom ID1: Custom ID2: Custom ID3:
Comment: 174447 6010b

Elem	Ag3280	Al1670	As1890	B_2089	Ba4554	Be3130	Bi2230	Ca3179	Cd2288
Line	328.068 {103}	167.079 {502}	189.042 {478}	208.959 {461}	455.403 { 74}	313.042 {108}	223.061 {451}	317.933 {106}	228.802 {447}
Units	ppm	ppm	ppm	ppm	ppm	ppm	ppm	ppm	ppm
Avg	**-.00028**	**.00669**	**.00045**	**.16469**	**.14351**	**-.00012**	**-.00498**	**149.99**	**.00034**
Stddev	.00047	.00060	.00058	.00031	.00074	.00005	.00208	.07	.00009
%RSD	170.83	9.0372	128.45	.18758	.51795	42.505	41.770	.04724	25.353
#1	-.00061	.00711	.00086	.16447	.14298	-.00016	-.00351	149.94	.00028
#2	.00006	.00626	.00004	.16491	.14403	-.00009	-.00646	150.04	.00040
Check ?	Chk Pass	Chk Pass	Chk Pass	Chk Pass	Chk Pass	Chk Pass	Chk Pass	Chk Pass	Chk Pass
High Limit									
Low Limit									

Elem	Co2286	Cr2055	Cu3247	Fe2599	K_7664	Li6707	Mg2790	Mn2576	Mo2020
Line	228.616 {447}	205.552 {464}	324.754 {104}	259.940 {130}	766.490 { 44}	670.784 { 50}	279.079 {121}2	257.610 {131}	202.030 {467}
Units	ppm	ppm	ppm	ppm	ppm	ppm	ppm	ppm	ppm
Avg	**-.00017**	**.03692**	**.00090**	**.01854**	**6.6565**	**.00976**	**37.992**	**.00028**	**.00271**
Stddev	.00019	.00011	.00001	.00103	.0086	.00153	.120	.00001	.00030
%RSD	109.23	.30147	1.5130	5.5370	.12855	15.675	.31595	2.8114	11.057
#1	-.00004	.03700	.00091	.01782	6.6625	.00868	38.076	.00028	.00250
#2	-.00030	.03684	.00089	.01927	6.6504	.01085	37.907	.00027	.00292
Check ?	Chk Pass	Chk Pass	Chk Pass	Chk Pass	Chk Pass	Chk Pass	Chk Pass	Chk Pass	Chk Pass
High Limit									
Low Limit									

Elem	Na8183	Ni2316	P_1782	Pb2203	S_1820	Sb2068	Se1960	Si2881	Sn1899
Line	818.326 { 41}	231.604 {446}	178.284 {489}	220.353 {453}	182.034 {485}	206.833 {463}	196.090 {472}	288.158 {117}	189.989 {477}
Units	ppm	ppm	ppm	ppm	ppm	ppm	ppm	ppm	ppm
Avg	**191.91**	**.00175**	**.26587**	**.00064**	**29.649**	**.00186**	**-.00009**	**10.976**	**-.00043**
Stddev	.77	.00008	.00451	.00032	.084	.00123	.00179	.057	.00032
%RSD	.40088	4.6240	1.6955	49.157	.28180	66.433	1918.8	.52110	76.154
#1	191.37	.00180	.26268	.00087	29.589	.00098	.00117	11.017	-.00020
#2	192.46	.00169	.26906	.00042	29.708	.00273	-.00136	10.936	-.00066
Check ?	Chk Pass	Chk Pass	Chk Pass	Chk Pass	None	Chk Pass	Chk Pass	Chk Pass	Chk Pass
High Limit									
Low Limit									

Elem	Sr4077	Th2837	Ti3349	Tl1908	U_3701	V_2924	Zn2062	Zr3391
Line	407.771 { 83}	283.730 {119}	334.904 {101}	190.856 {477}	370.152 { 91}	292.402 {115}	206.200 {163}	339.198 { 99}
Units	ppm	ppm	ppm	ppm	ppm	ppm	ppm	ppm
Avg	**.67709**	**-.00051**	**.00075**	**.00060**	**-.01330**	**.00433**	**.00435**	**-.00029**
Stddev	.00117	.00328	.00011	.00056	.00543	.00007	.00038	.00130
%RSD	.17280	640.64	14.241	93.017	40.855	1.7267	8.7088	446.30
#1	.67791	-.00283	.00083	.00020	-.00946	.00439	.00462	.00063
#2	.67626	.00181	.00068	.00099	-.01714	.00428	.00408	-.00121
Check ?	Chk Pass	Chk Pass	Chk Pass	Chk Pass	Chk Pass	Chk Pass	Chk Pass	Chk Pass
High Limit								
Low Limit								

Int. Std.	Y_2243	Y_3600	Y_3774
Line	224.306 {450}	360.073 { 94}	377.433 { 89}
Units	Cts/S	Cts/S	Cts/S
Avg	**6377.1**	**86516.**	**5533.8**
Stddev	1.7	508.	6.7
%RSD	.02714	.58679	.12129
#1	6378.3	86157.	5529.0
#2	6375.9	86875.	5538.5

Sample Name: 280-42225-L-3-A@10 Acquired: 5/21/2013 16:46:35 Type: Unk
Method: 6500_026(v10) Mode: CONC Corr. Factor: 1.000000
User: bowenh Custom ID1: Custom ID2: Custom ID3:
Comment: 174440 6010b

Elem	Ag3280	Al1670	As1890	B_2089	Ba4554	Be3130	Bi2230	Ca3179	Cd2288
Line	328.068 {103}	167.079 {502}	189.042 {478}	208.959 {461}	455.403 { 74}	313.042 {108}	223.061 {451}	317.933 {106}	228.802 {447}
Units	ppm	ppm	ppm	ppm	ppm	ppm	ppm	ppm	ppm
Avg	**.00148**	**.00379**	**-.00002**	**.01803**	**.00816**	**-.00016**	**.00204**	**257.92**	**.00075**
Stddev	.00029	.00054	.00093	.00054	.00036	.00006	.00308	2.81	.00006
%RSD	19.347	14.236	4950.3	2.9998	4.3910	34.199	150.80	1.0876	8.6632
#1	.00169	.00340	.00064	.01765	.00790	-.00012	-.00014	259.90	.00070
#2	.00128	.00417	-.00067	.01841	.00841	-.00020	.00422	255.93	.00079
Check ?	Chk Pass	Chk Pass	Chk Pass	Chk Pass	Chk Pass	Chk Pass	Chk Pass	Chk Pass	Chk Pass
High Limit									
Low Limit									

Elem	Co2286	Cr2055	Cu3247	Fe2599	K_7664	Li6707	Mg2790	Mn2576	Mo2020
Line	228.616 {447}	205.552 {464}	324.754 {104}	259.940 {130}	766.490 { 44}	670.784 { 50}	279.079 {121}2	257.610 {131}	202.030 {467}
Units	ppm	ppm	ppm	ppm	ppm	ppm	ppm	ppm	ppm
Avg	**.00825**	**.00015**	**-.00047**	**.04718**	**.93256**	**.01303**	**304.98**	**6.9379**	**-.00029**
Stddev	.00003	.00011	.00025	.00234	.08170	.00093	1.79	.1185	.00028
%RSD	.39717	75.222	52.595	4.9614	8.7606	7.1441	.58804	1.7079	97.907
#1	.00827	.00007	-.00064	.04553	.87479	.01369	303.71	6.8542	-.00009
#2	.00823	.00022	-.00029	.04884	.99033	.01237	306.24	7.0217	-.00048
Check ?	Chk Pass	Chk Pass	Chk Pass	Chk Pass	Chk Pass	Chk Pass	Chk Pass	Chk Pass	Chk Pass
High Limit									
Low Limit									

Elem	Na8183	Ni2316	P_1782	Pb2203	S_1820	Sb2068	Se1960	Si2881	Sn1899
Line	818.326 { 41}	231.604 {446}	178.284 {489}	220.353 {453}	182.034 {485}	206.833 {463}	196.090 {472}	288.158 {117}	189.989 {477}
Units	ppm	ppm	ppm	ppm	ppm	ppm	ppm	ppm	ppm
Avg	**422.07**	**.00671**	**.01492**	**-.00032**	**52.683**	**.00190**	**-.00233**	**1.1371**	**-.00043**
Stddev	1.13	.00006	.00006	.00047	.186	.00006	.00049	.0065	.00007
%RSD	.26757	.86877	.41575	148.79	.35332	3.1874	20.928	.57444	16.703
#1	422.87	.00667	.01496	.00002	52.815	.00194	-.00198	1.1324	-.00048
#2	421.27	.00675	.01487	-.00065	52.551	.00186	-.00267	1.1417	-.00038
Check ?	Chk Pass	Chk Pass	Chk Pass	Chk Pass	None	Chk Pass	Chk Pass	Chk Pass	Chk Pass
High Limit									
Low Limit									

Elem	Sr4077	Th2837	Ti3349	Tl1908	U_3701	V_2924	Zn2062	Zr3391
Line	407.771 { 83}	283.730 {119}	334.904 {101}	190.856 {477}	370.152 { 91}	292.402 {115}	206.200 {163}	339.198 { 99}
Units	ppm	ppm	ppm	ppm	ppm	ppm	ppm	ppm
Avg	**5.6604**	**.00039**	**-.00064**	**-.00380**	**-.01290**	**-.00014**	**.00431**	**.00127**
Stddev	.0047	.00166	.00011	.00006	.04600	.00047	.00028	.00013
%RSD	.08319	422.31	17.467	1.6425	356.58	325.09	6.5775	10.387
#1	5.6571	.00156	-.00056	-.00384	-.04543	-.00047	.00411	.00136
#2	5.6638	-.00078	-.00072	-.00376	.01963	.00019	.00451	.00117
Check ?	Chk Pass	Chk Pass	Chk Pass	Chk Pass	Chk Pass	Chk Pass	Chk Pass	Chk Pass
High Limit								
Low Limit								

Int. Std.	Y_2243	Y_3600	Y_3774
Line	224.306 {450}	360.073 { 94}	377.433 { 89}
Units	Cts/S	Cts/S	Cts/S
Avg	**6077.9**	**82242.**	**5384.2**
Stddev	22.4	697.	17.6
%RSD	.36920	.84800	.32622
#1	6093.8	81749.	5396.7
#2	6062.1	82735.	5371.8

Sample Name: CCVH-2058327 Acquired: 5/21/2013 16:49:25 Type: QC
Method: 6500_026(v10) Mode: CONC Corr. Factor: 1.000000
User: bowenh Custom ID1: Custom ID2: Custom ID3:
Comment:

Elem	Ag3280	Al3092	As1890	B_2089	Ba4554	Be3130	Bi2230	Ca3179	Cd2288	Co2286	Cr2055	Cu3247	Fe2714
Units	ppm	ppm	ppm	ppm	ppm	ppm	ppm	ppm	ppm	ppm	ppm	ppm	ppm
Avg	**.00197**	**50.191**	**-.00141**	**.00280**	**.00060**	**-.00012**	**.99358**	**.01047**	**-.00080**	**.00184**	**-.00035**	**.00032**	**49.812**
Stddev	.00050	.289	.00040	.00026	.00021	.00000	.00042	.00112	.00004	.00003	.00006	.00014	.158
%RSD	25.513	.57678	28.550	9.2980	34.547	3.3841	.04204	10.683	5.0150	1.7590	18.365	45.234	.31681
#1	.00233	49.986	-.00112	.00298	.00075	-.00012	.99328	.01127	-.00083	.00181	-.00031	.00022	49.924
#2	.00162	50.395	-.00169	.00261	.00045	-.00012	.99387	.00968	-.00077	.00186	-.00040	.00042	49.701
Check ?	None	Chk Pass	None	None	None	None	Chk Pass	None	None	None	None	None	Chk Pass
Value													
Range													

Elem	K_7664	Li6707	Mg2790	Mn2576	Mo2020	Na8183	Ni2316	P_1782	Pb2203	S_1820	Sb2068	Se1960	Si2881
Units	ppm	ppm	ppm	ppm	ppm	ppm	ppm	ppm	ppm	ppm	ppm	ppm	ppm
Avg	**.18301**	**.00054**	**.00631**	**-.00053**	**-.00169**	**251.31**	**.00108**	**.00490**	**-.00030**	**4.9749**	**-.00072**	**.00149**	**.01332**
Stddev	.02220	.00065	.00136	.00002	.00008	.05	.00025	.00138	.00111	.0113	.00084	.00417	.00192
%RSD	12.130	122.03	21.628	4.1198	4.8884	.01794	23.307	28.069	373.47	.22642	115.38	279.57	14.435
#1	.19870	.00100	.00534	-.00051	-.00175	251.28	.00126	.00393	.00049	4.9829	-.00132	-.00146	.01468
#2	.16731	.00007	.00727	-.00054	-.00163	251.34	.00090	.00588	-.00108	4.9670	-.00013	.00444	.01196
Check ?	None	None	None	None	None	Chk Pass	None	None	None	None	None	None	None
Value													
Range													

Elem	Sn1899	Sr4077	Th2837	Ti3349	Tl1908	U_3701	V_2924	Zn2062	Zr3391
Units	ppm	ppm	ppm	ppm	ppm	ppm	ppm	ppm	ppm
Avg	**.00090**	**.00043**	**5.1373**	**.00283**	**-.00216**	**9.9934**	**-.00043**	**.00361**	**-.03922**
Stddev	.00033	.00007	.0093	.00007	.00168	.0381	.00044	.00024	.00226
%RSD	37.235	17.106	.18039	2.6359	77.703	.38143	100.79	6.5584	5.7708
#1	.00066	.00048	5.1307	.00278	-.00335	9.9664	-.00074	.00345	-.03762
#2	.00114	.00038	5.1438	.00288	-.00097	10.020	-.00012	.00378	-.04082
Check ?	None	None	Chk Pass	None	None	Chk Pass	None	None	None
Value									
Range									

Int. Std.	Y_2243	Y_3600	Y_3774
Units	Cts/S	Cts/S	Cts/S
Avg	**6366.4**	**84761.**	**5409.2**
Stddev	5.5	238.	6.5
%RSD	.08637	.28024	.12036
#1	6370.3	84929.	5413.8
#2	6362.6	84593.	5404.6

Sample Name: CCV-2058325 Acquired: 5/21/2013 16:51:51 Type: QC
Method: 6500_026(v10) Mode: CONC Corr. Factor: 1.000000
User: bowenh Custom ID1: Custom ID2: Custom ID3:
Comment:

Elem	Ag3280	Al1670	As1890	B_2089	Ba4554	Be3130	Bi2230	Ca3179	Cd2288	Co2286	Cr2055	Cu3247	Fe2599	K_7664
Units	ppm	ppm	ppm	ppm	ppm	ppm	ppm	ppm	ppm	ppm	ppm	ppm	ppm	ppm
Avg	**.52022**	**.49925**	**.99168**	**.48990**	**.51019**	**.48135**	**.00007**	**5.0430**	**.51346**	**.51834**	**.49984**	**.49336**	**2.4749**	**50.958**
Stddev	.00111	.00053	.00038	.00088	.00048	.00064	.00097	.0159	.00045	.00020	.00066	.00124	.0088	.158
%RSD	.21303	.10605	.03863	.17954	.09358	.13326	1453.6	.31522	.08841	.03923	.13140	.25142	.35603	.30967
#1	.52100	.49887	.99195	.48928	.50985	.48180	.00075	5.0543	.51378	.51849	.50031	.49424	2.4811	51.070
#2	.51944	.49962	.99141	.49052	.51053	.48089	-.00062	5.0318	.51314	.51820	.49938	.49248	2.4686	50.847
Check ?	Chk Pass	Chk Pass	Chk Pass	Chk Pass	Chk Pass	Chk Pass	None	Chk Pass	Chk Pass	Chk Pass	Chk Pass	Chk Pass	Chk Pass	Chk Pass
Value														
Range														

Elem	Li6707	Mg2790	Mn2576	Mo2020	Na5895	Ni2316	P_1782	Pb2203	S_1820	Sb2068	Se1960	Si2881	Sn1899	Sr4077
Units	ppm	ppm	ppm	ppm	ppm	ppm	ppm	ppm	ppm	ppm	ppm	ppm	ppm	ppm
Avg	**1.0238**	**20.019**	**.50926**	**.49656**	**5.1910**	**.50950**	**.96303**	**1.0359**	**.00982**	**1.0203**	**.97507**	**4.9448**	**1.0013**	**.48684**
Stddev	.0064	.039	.00050	.00096	.0145	.00078	.00024	.0033	.00134	.0054	.00217	.0408	.0022	.00215
%RSD	.62424	.19510	.09788	.19325	.27977	.15260	.02487	.32167	13.622	.52872	.22228	.82620	.22140	.44087
#1	1.0283	20.046	.50961	.49724	5.1807	.51005	.96320	1.0383	.01076	1.0241	.97660	4.9737	1.0028	.48836
#2	1.0192	19.991	.50891	.49588	5.2012	.50895	.96286	1.0336	.00887	1.0165	.97354	4.9160	.99969	.48532
Check ?	Chk Pass	Chk Pass	Chk Pass	Chk Pass	Chk Pass	Chk Pass	Chk Pass	Chk Pass	None	Chk Pass	Chk Pass	Chk Pass	Chk Pass	Chk Pass
Value														
Range														

Elem	Th2837	Ti3349	Tl1908	U_3701	V_2924	Zn2062	Zr3391
Units	ppm	ppm	ppm	ppm	ppm	ppm	ppm
Avg	**.00084**	**.51342**	**1.0245**	**.01758**	**.49411**	**.51106**	**.50607**
Stddev	.00009	.00011	.0040	.00575	.00084	.00021	.00112
%RSD	10.452	.02216	.39405	32.680	.16906	.04171	.22192
#1	.00078	.51334	1.0274	.02165	.49352	.51121	.50527
#2	.00090	.51350	1.0217	.01352	.49470	.51091	.50686
Check ?	None	Chk Pass	Chk Pass	None	Chk Pass	Chk Pass	Chk Pass
Value							
Range							

Int. Std.	Y_2243	Y_3600	Y_3774
Units	Cts/S	Cts/S	Cts/S
Avg	**6492.5**	**86689.**	**5345.9**
Stddev	17.5	51.	12.2
%RSD	.26918	.05937	.22852
#1	6480.1	86653.	5337.3
#2	6504.9	86726.	5354.5

Sample Name: CCB Acquired: 5/21/2013 16:54:05 Type: QC
Method: 6500_026(v10) Mode: CONC Corr. Factor: 1.000000
User: bowenh Custom ID1: Custom ID2: Custom ID3:
Comment:

Elem	Ag3280	Al1670	As1890	B_2089	Ba4554	Be3130	Bi2230	Ca3179	Cd2288	Co2286	Cr2055
Units	ppm	ppm	ppm	ppm	ppm	ppm	ppm	ppm	ppm	ppm	ppm
Avg	**.00071**	**-.00027**	**.00040**	W **.00233**	**.00044**	**-.00003**	**-.00059**	**.00288**	**.00016**	**.00020**	**.00005**
Stddev	.00019	.00013	.00081	.00007	.00019	.00003	.00044	.00079	.00002	.00008	.00004
%RSD	26.726	48.364	204.85	2.9677	42.476	123.84	75.417	27.406	13.134	40.710	80.811
#1	.00058	-.00018	-.00018	.00228	.00031	-.00000	-.00027	.00232	.00015	.00014	.00002
#2	.00085	-.00037	.00097	.00238	.00057	-.00005	-.00090	.00343	.00018	.00026	.00008
Check ?	Chk Pass	Chk Pass	Chk Pass	Chk Warn	Chk Pass	Chk Pass	None	Chk Pass	Chk Pass	Chk Pass	Chk Pass
High Limit				.00156							
Low Limit				-.00156							

Elem	Cu3247	Fe2599	K_7664	Li6707	Mg2790	Mn2576	Mo2020	Na5895	Ni2316	P_1782	Pb2203
Units	ppm	ppm	ppm	ppm	ppm	ppm	ppm	ppm	ppm	ppm	ppm
Avg	**-.00085**	F **.04887**	**.10742**	**-.00065**	**.00311**	W **.00038**	**.00041**	W **.09372**	**.00006**	**.00190**	**.00082**
Stddev	.00026	.00139	.03382	.00004	.00074	.00000	.00008	.00383	.00021	.00121	.00130
%RSD	30.072	2.8504	31.482	6.6616	23.862	.83111	18.548	4.0907	389.85	63.560	158.22
#1	-.00067	.04789	.13134	-.00068	.00363	.00038	.00036	.09644	.00021	.00105	-.00010
#2	-.00104	.04986	.08351	-.00062	.00258	.00037	.00047	.09101	-.00010	.00276	.00174
Check ?	Chk Pass	Chk Fail	Chk Pass	Chk Pass	Chk Pass	Chk Warn	Chk Pass	Chk Warn	Chk Pass	Chk Pass	Chk Pass
High Limit		.04400				.00025		.09160			
Low Limit		-.04400				-.00025		-.09160			

Elem	S_1820	Sb2068	Se1960	Si2881	Sn1899	Sr4077	Th2837	Ti3349	Tl1908	U_3701	V_2924
Units	ppm	ppm	ppm	ppm	ppm	ppm	ppm	ppm	ppm	ppm	ppm
Avg	**.00676**	**.00262**	**.00241**	**-.00665**	**-.00011**	**.00011**	**.00068**	**.00005**	**-.00028**	**-.02105**	**-.00032**
Stddev	.00288	.00212	.00059	.01856	.00082	.00000	.00002	.00012	.00063	.00641	.00006
%RSD	42.614	81.078	24.375	278.91	731.76	1.0216	3.1378	217.65	222.03	30.441	18.281
#1	.00472	.00412	.00200	.00647	-.00069	.00011	.00070	.00014	-.00072	-.02558	-.00028
#2	.00880	.00112	.00283	-.01977	.00047	.00011	.00067	-.00003	.00016	-.01652	-.00036
Check ?	None	Chk Pass	Chk Pass	Chk Pass	Chk Pass	Chk Pass	Chk Pass	Chk Pass	Chk Pass	Chk Pass	Chk Pass
High Limit											
Low Limit											

Elem	Zn2062	Zr3391
Units	ppm	ppm
Avg	**.00238**	**.00033**
Stddev	.00016	.00152
%RSD	6.7415	464.88
#1	.00226	.00140
#2	.00249	-.00075
Check ?	Chk Pass	Chk Pass
High Limit		
Low Limit		

Int. Std.	Y_2243	Y_3600	Y_3774
Units	Cts/S	Cts/S	Cts/S
Avg	**6503.7**	**87263.**	**5405.1**
Stddev	7.6	87.	3.7
%RSD	.11713	.09941	.06803
#1	6498.3	87201.	5402.5
#2	6509.1	87324.	5407.7

Sample Name: CCVL2062912 Acquired: 5/21/2013 16:56:34 Type: QC
Method: 6500_026(v10) Mode: CONC Corr. Factor: 1.000000
User: bowenh Custom ID1: Custom ID2: Custom ID3:
Comment:

Elem	Ag3280	Al1670	As1890	B_2089	Ba4554	Be3130	Bi2230	Ca3179	Cd2288	Co2286	Cr2055
Units	ppm	ppm	ppm	ppm	ppm	ppm	ppm	ppm	ppm	ppm	ppm
Avg	**.01046**	**.10340**	**.01457**	**.09860**	**.01063**	**.00094**	**.10862**	**.21303**	**.00531**	**.01092**	**.01035**
Stddev	.00091	.00005	.00084	.00029	.00020	.00001	.00217	.00402	.00013	.00018	.00012
%RSD	8.6610	.04376	5.7898	.29780	1.9022	.72386	1.9940	1.8890	2.3744	1.6318	1.1419
#1	.00982	.10337	.01516	.09881	.01078	.00094	.10709	.21018	.00522	.01105	.01027
#2	.01110	.10343	.01397	.09839	.01049	.00093	.11015	.21587	.00540	.01079	.01044
Check ?	Chk Pass	Chk Pass	Chk Pass	Chk Pass	Chk Pass	Chk Pass	Chk Pass	Chk Pass	Chk Pass	Chk Pass	Chk Pass
Value											
Range											

Elem	Cu3247	Fe2599	K_7664	Li6707	Mg2790	Mn2576	Mo2020	Na5895	Ni2316	P_1782	Pb2203
Units	ppm	ppm	ppm	ppm	ppm	ppm	ppm	ppm	ppm	ppm	ppm
Avg	**.01462**	**.10258**	**3.1997**	**.01048**	**.21157**	**.01073**	**.02052**	**1.0954**	**.04233**	**2.8749**	W **.01087**
Stddev	.00004	.00073	.0257	.00123	.00318	.00001	.00000	.0064	.00016	.0149	.00026
%RSD	.26962	.71150	.80235	11.763	1.5017	.07546	.01750	.58758	.38082	.51904	2.3566
#1	.01465	.10206	3.1815	.00961	.20933	.01072	.02052	1.0999	.04244	2.8855	.01069
#2	.01459	.10309	3.2178	.01135	.21382	.01073	.02052	1.0908	.04222	2.8643	.01106
Check ?	Chk Pass	Chk Pass	Chk Pass	Chk Pass	Chk Pass	Chk Pass	Chk Pass	Chk Pass	Chk Pass	Chk Pass	Chk Warn
Value											.00900
Range											20.000%

Elem	S_1820	Sb2068	Se1960	Si2881	Sn1899	Sr4077	Th2837	Ti3349	Tl1908	U_3701	V_2924
Units	ppm	ppm	ppm	ppm	ppm	ppm	ppm	ppm	ppm	ppm	ppm
Avg	**.00523**	**.01160**	**.01511**	**.50966**	**.10299**	**.00996**	**.01667**	**.01047**	**.01728**	F **.08140**	**.00976**
Stddev	.00175	.00083	.00320	.00513	.00076	.00002	.00105	.00006	.00036	.03996	.00019
%RSD	33.487	7.1216	21.145	1.0057	.73626	.24881	6.2767	.53157	2.0958	49.095	1.9256
#1	.00399	.01102	.01737	.51328	.10353	.00995	.01593	.01051	.01754	.10966	.00990
#2	.00647	.01219	.01285	.50603	.10246	.00998	.01741	.01043	.01702	.05314	.00963
Check ?	None	Chk Pass	Chk Pass	Chk Pass	Chk Pass	Chk Pass	Chk Pass	Chk Pass	Chk Pass	Chk Fail	Chk Pass
Value										.06000	
Range										30.000%	

Elem	Zn2062	Zr3391
Units	ppm	ppm
Avg	**.02379**	**.01600**
Stddev	.00032	.00228
%RSD	1.3661	14.282
#1	.02402	.01761
#2	.02356	.01438
Check ?	Chk Pass	Chk Pass
Value		
Range		

Int. Std.	Y_2243	Y_3600	Y_3774
Units	Cts/S	Cts/S	Cts/S
Avg	**6467.2**	**87208.**	**5442.3**
Stddev	.1	9.	9.6
%RSD	.00157	.00978	.17638
#1	6467.3	87214.	5449.1
#2	6467.1	87202.	5435.5

Sample Name: 280-42172-N-1-B@10 Acquired: 5/21/2013 16:58:58 Type: Unk
Method: 6500_026(v10) Mode: CONC Corr. Factor: 1.000000
User: bowenh Custom ID1: Custom ID2: Custom ID3:
Comment: 174456 6010b

Elem	Ag3280	Al1670	As1890	B_2089	Ba4554	Be3130	Bi2230	Ca3179	Cd2288
Line	328.068 {103}	167.079 {502}	189.042 {478}	208.959 {461}	455.403 { 74}	313.042 {108}	223.061 {451}	317.933 {106}	228.802 {447}
Units	ppm	ppm	ppm	ppm	ppm	ppm	ppm	ppm	ppm
Avg	**.00035**	**.70739**	**.00983**	**1.3738**	**.09876**	**-.00007**	**.00027**	**22.382**	**.00023**
Stddev	.00040	.00066	.00225	.0045	.00046	.00004	.00208	.106	.00005
%RSD	114.03	.09305	22.898	.32973	.46303	56.104	776.29	.47334	20.384
#1	.00007	.70786	.00824	1.3706	.09908	-.00010	-.00120	22.457	.00020
#2	.00063	.70693	.01142	1.3770	.09844	-.00004	.00174	22.307	.00026
Check ?	Chk Pass	Chk Pass	Chk Pass	Chk Pass	Chk Pass	Chk Pass	Chk Pass	Chk Pass	Chk Pass
High Limit									
Low Limit									

Elem	Co2286	Cr2055	Cu3247	Fe2599	K_7664	Li6707	Mg2790	Mn2576	Mo2020
Line	228.616 {447}	205.552 {464}	324.754 {104}	259.940 {130}	766.490 { 44}	670.784 { 50}	279.079 {121}2	257.610 {131}	202.030 {467}
Units	ppm	ppm	ppm	ppm	ppm	ppm	ppm	ppm	ppm
Avg	**.00504**	**.01185**	**.00356**	**1.7074**	**58.187**	**.00873**	**41.717**	**.10281**	**.01302**
Stddev	.00013	.00011	.00069	.0001	.424	.00186	.050	.00002	.00005
%RSD	2.5600	.95749	19.347	.00281	.72941	21.326	.12056	.02188	.41880
#1	.00495	.01193	.00405	1.7074	58.487	.01005	41.753	.10282	.01299
#2	.00514	.01177	.00308	1.7074	57.886	.00741	41.682	.10279	.01306
Check ?	Chk Pass	Chk Pass	Chk Pass	Chk Pass	Chk Pass	Chk Pass	Chk Pass	Chk Pass	Chk Pass
High Limit									
Low Limit									

Elem	Na8183	Ni2316	P_1782	Pb2203	S_1820	Sb2068	Se1960	Si2881	Sn1899
Line	818.326 { 41}	231.604 {446}	178.284 {489}	220.353 {453}	182.034 {485}	206.833 {463}	196.090 {472}	288.158 {117}	189.989 {477}
Units	ppm	ppm	ppm	ppm	ppm	ppm	ppm	ppm	ppm
Avg	**333.68**	**.02213**	**1.5121**	**.00168**	**9.3179**	**.00181**	**.00127**	**2.7019**	**.00299**
Stddev	1.30	.00017	.0067	.00062	.0352	.00224	.00019	.0069	.00039
%RSD	.38916	.76043	.44025	36.944	.37768	123.58	14.585	.25735	13.089
#1	334.60	.02201	1.5074	.00124	9.2930	.00023	.00114	2.7069	.00327
#2	332.76	.02225	1.5168	.00211	9.3428	.00339	.00141	2.6970	.00272
Check ?	Chk Pass	Chk Pass	Chk Pass	Chk Pass	None	Chk Pass	Chk Pass	Chk Pass	Chk Pass
High Limit									
Low Limit									

Elem	Sr4077	Th2837	Ti3349	Tl1908	U_3701	V_2924	Zn2062	Zr3391
Line	407.771 { 83}	283.730 {119}	334.904 {101}	190.856 {477}	370.152 { 91}	292.402 {115}	206.200 {163}	339.198 { 99}
Units	ppm	ppm	ppm	ppm	ppm	ppm	ppm	ppm
Avg	**.20925**	**.00035**	**.01469**	**.00124**	**-.00667**	**.04831**	**.04251**	**.00266**
Stddev	.00156	.00096	.00026	.00045	.01602	.00121	.00031	.00142
%RSD	.74538	270.32	1.7853	36.273	240.40	2.4984	.72134	53.469
#1	.21035	.00103	.01450	.00092	-.01800	.04745	.04230	.00166
#2	.20815	-.00032	.01487	.00156	.00467	.04916	.04273	.00367
Check ?	Chk Pass	Chk Pass	Chk Pass	Chk Pass	Chk Pass	Chk Pass	Chk Pass	Chk Pass
High Limit								
Low Limit								

Int. Std.	Y_2243	Y_3600	Y_3774
Line	224.306 {450}	360.073 { 94}	377.433 { 89}
Units	Cts/S	Cts/S	Cts/S
Avg	**6399.0**	**85790.**	**5553.3**
Stddev	6.7	358.	40.8
%RSD	.10463	.41747	.73403
#1	6403.7	85537.	5524.5
#2	6394.2	86043.	5582.2

Sample Name: 280-42225-L-3-C@10 Acquired: 5/21/2013 17:01:26 Type: Unk
Method: 6500_026(v10) Mode: CONC Corr. Factor: 1.000000
User: bowenh Custom ID1: Custom ID2: Custom ID3:
Comment: 174456 6010b

Elem	Ag3280	Al1670	As1890	B_2089	Ba4554	Be3130	Bi2230	Ca3179	Cd2288
Line	328.068 {103}	167.079 {502}	189.042 {478}	208.959 {461}	455.403 { 74}	313.042 {108}	223.061 {451}	317.933 {106}	228.802 {447}
Units	ppm	ppm	ppm	ppm	ppm	ppm	ppm	ppm	ppm
Avg	**.00109**	**-.00037**	**-.00119**	**.02049**	**.00851**	**-.00021**	**-.00284**	**271.66**	**.00043**
Stddev	.00108	.00058	.00246	.00007	.00032	.00009	.00051	3.07	.00002
%RSD	98.747	155.72	206.18	.35592	3.7932	41.926	18.114	1.1296	3.5015
#1	.00185	.00004	.00055	.02044	.00874	-.00027	-.00248	273.83	.00044
#2	.00033	-.00078	-.00294	.02054	.00828	-.00014	-.00321	269.49	.00042
Check ?	Chk Pass	Chk Pass	Chk Pass	Chk Pass	Chk Pass	Chk Pass	Chk Pass	Chk Pass	Chk Pass
High Limit									
Low Limit									

Elem	Co2286	Cr2055	Cu3247	Fe2599	K_7664	Li6707	Mg2790	Mn2576	Mo2020
Line	228.616 {447}	205.552 {464}	324.754 {104}	259.940 {130}	766.490 { 44}	670.784 { 50}	279.079 {121}2	257.610 {131}	202.030 {467}
Units	ppm	ppm	ppm	ppm	ppm	ppm	ppm	ppm	ppm
Avg	**.00832**	**.00027**	**-.00064**	**.03422**	**1.1689**	**.01187**	**312.72**	**7.2107**	**-.00062**
Stddev	.00024	.00000	.00004	.00322	.0413	.00138	1.04	.1009	.00028
%RSD	2.8839	.91159	6.5199	9.4205	3.5362	11.620	.33143	1.3988	45.352
#1	.00849	.00027	-.00067	.03194	1.1397	.01090	313.45	7.1393	-.00082
#2	.00815	.00026	-.00061	.03650	1.1981	.01285	311.98	7.2820	-.00042
Check ?	Chk Pass	Chk Pass	Chk Pass	Chk Pass	Chk Pass	Chk Pass	Chk Pass	Chk Pass	Chk Pass
High Limit									
Low Limit									

Elem	Na8183	Ni2316	P_1782	Pb2203	S_1820	Sb2068	Se1960	Si2881	Sn1899
Line	818.326 { 41}	231.604 {446}	178.284 {489}	220.353 {453}	182.034 {485}	206.833 {463}	196.090 {472}	288.158 {117}	189.989 {477}
Units	ppm	ppm	ppm	ppm	ppm	ppm	ppm	ppm	ppm
Avg	**436.52**	**.00667**	**.01677**	**.00092**	**54.286**	**.00128**	**.00165**	**1.2070**	**-.00104**
Stddev	.53	.00004	.00080	.00051	.046	.00172	.00290	.0115	.00019
%RSD	.12077	.59549	4.7775	55.696	.08521	134.07	175.67	.95529	18.529
#1	436.15	.00670	.01733	.00128	54.253	.00249	-.00040	1.1988	-.00117
#2	436.89	.00664	.01620	.00056	54.319	.00007	.00370	1.2151	-.00090
Check ?	Chk Pass	Chk Pass	Chk Pass	Chk Pass	None	Chk Pass	Chk Pass	Chk Pass	Chk Pass
High Limit									
Low Limit									

Elem	Sr4077	Th2837	Ti3349	Tl1908	U_3701	V_2924	Zn2062	Zr3391
Line	407.771 { 83}	283.730 {119}	334.904 {101}	190.856 {477}	370.152 { 91}	292.402 {115}	206.200 {163}	339.198 { 99}
Units	ppm	ppm	ppm	ppm	ppm	ppm	ppm	ppm
Avg	**5.8467**	**.00052**	**-.00037**	**-.00393**	**-.01754**	**-.00033**	**.00414**	**-.00208**
Stddev	.0165	.00345	.00035	.00141	.04137	.00048	.00016	.00011
%RSD	.28304	665.63	94.740	35.800	235.87	144.29	3.8182	5.3237
#1	5.8584	.00296	-.00061	-.00294	-.04679	.00001	.00425	-.00216
#2	5.8350	-.00192	-.00012	-.00493	.01171	-.00068	.00403	-.00200
Check ?	Chk Pass	Chk Pass	Chk Pass	Chk Pass	Chk Pass	Chk Pass	Chk Pass	Chk Pass
High Limit								
Low Limit								

Int. Std.	Y_2243	Y_3600	Y_3774
Line	224.306 {450}	360.073 { 94}	377.433 { 89}
Units	Cts/S	Cts/S	Cts/S
Avg	**5914.8**	**79694.**	**5238.9**
Stddev	1.8	140.	26.3
%RSD	.02973	.17514	.50231
#1	5913.5	79793.	5257.5
#2	5916.0	79596.	5220.3

Sample Name: 280-42290-C-1-B Acquired: 5/21/2013 17:04:16 Type: Unk
Method: 6500_026(v10) Mode: CONC Corr. Factor: 1.000000
User: bowenh Custom ID1: Custom ID2: Custom ID3:
Comment: 174869 200.7

Elem	Ag3280	Al1670	As1890	B_2089	Ba4554	Be3130	Bi2230	Ca3179	Cd2288
Line	328.068 {103}	167.079 {502}	189.042 {478}	208.959 {461}	455.403 { 74}	313.042 {108}	223.061 {451}	317.933 {106}	228.802 {447}
Units	ppm	ppm	ppm	ppm	ppm	ppm	ppm	ppm	ppm
Avg	**-.00009**	**.01301**	**.00003**	**.11624**	**.08226**	**-.00003**	**.00037**	**1.5957**	**.00018**
Stddev	.00024	.00071	.00141	.00015	.00004	.00005	.00219	.0032	.00002
%RSD	273.52	5.4456	4949.0	.12920	.04587	172.19	595.65	.19758	9.6474
#1	.00008	.01351	.00102	.11635	.08229	-.00007	.00192	1.5980	.00019
#2	-.00026	.01250	-.00097	.11613	.08223	.00001	-.00118	1.5935	.00017
Check ?	Chk Pass	Chk Pass	Chk Pass	Chk Pass	Chk Pass	Chk Pass	Chk Pass	Chk Pass	Chk Pass
High Limit									
Low Limit									

Elem	Co2286	Cr2055	Cu3247	Fe2599	K_7664	Li6707	Mg2790	Mn2576	Mo2020
Line	228.616 {447}	205.552 {464}	324.754 {104}	259.940 {130}	766.490 { 44}	670.784 { 50}	279.079 {121}2	257.610 {131}	202.030 {467}
Units	ppm	ppm	ppm	ppm	ppm	ppm	ppm	ppm	ppm
Avg	**-.00014**	**.00033**	**-.00006**	**.26765**	**1.1449**	**.03212**	**.14743**	**.01426**	**.00011**
Stddev	.00025	.00014	.00015	.00152	.0222	.00066	.00179	.00001	.00020
%RSD	175.04	42.449	267.57	.56734	1.9387	2.0646	1.2110	.08046	184.55
#1	.00003	.00023	-.00017	.26658	1.1292	.03165	.14869	.01427	.00025
#2	-.00032	.00043	.00005	.26873	1.1606	.03259	.14616	.01425	-.00003
Check ?	Chk Pass	Chk Pass	Chk Pass	Chk Pass	Chk Pass	Chk Pass	Chk Pass	Chk Pass	Chk Pass
High Limit									
Low Limit									

Elem	Na8183	Ni2316	P_1782	Pb2203	S_1820	Sb2068	Se1960	Si2881	Sn1899
Line	818.326 { 41}	231.604 {446}	178.284 {489}	220.353 {453}	182.034 {485}	206.833 {463}	196.090 {472}	288.158 {117}	189.989 {477}
Units	ppm	ppm	ppm	ppm	ppm	ppm	ppm	ppm	ppm
Avg	**282.17**	**-.00008**	**.03026**	**.00017**	**.31903**	**.00175**	**-.00265**	**7.3432**	**.00062**
Stddev	2.74	.00014	.00003	.00064	.00404	.00047	.00481	.0062	.00111
%RSD	.96965	183.71	.08319	371.74	1.2679	27.036	181.40	.08457	177.07
#1	284.11	-.00018	.03028	-.00028	.32189	.00142	-.00605	7.3476	.00141
#2	280.24	.00002	.03024	.00062	.31617	.00209	.00075	7.3389	-.00016
Check ?	Chk Pass	Chk Pass	Chk Pass	Chk Pass	None	Chk Pass	Chk Pass	Chk Pass	Chk Pass
High Limit									
Low Limit									

Elem	Sr4077	Th2837	Ti3349	Tl1908	U_3701	V_2924	Zn2062	Zr3391
Line	407.771 { 83}	283.730 {119}	334.904 {101}	190.856 {477}	370.152 { 91}	292.402 {115}	206.200 {163}	339.198 { 99}
Units	ppm	ppm	ppm	ppm	ppm	ppm	ppm	ppm
Avg	**.23423**	**.00123**	**.00047**	**.00156**	**.02420**	**.00038**	**.00315**	**.00018**
Stddev	.00233	.00003	.00024	.00068	.01426	.00049	.00045	.00088
%RSD	.99534	2.6322	49.791	43.403	58.918	127.49	14.323	486.64
#1	.23588	.00126	.00031	.00204	.01412	.00073	.00347	.00080
#2	.23258	.00121	.00064	.00108	.03428	.00004	.00283	-.00044
Check ?	Chk Pass	Chk Pass	Chk Pass	Chk Pass	Chk Pass	Chk Pass	Chk Pass	Chk Pass
High Limit								
Low Limit								

Int. Std.	Y_2243	Y_3600	Y_3774
Line	224.306 {450}	360.073 { 94}	377.433 { 89}
Units	Cts/S	Cts/S	Cts/S
Avg	**6396.0**	**85001.**	**5435.5**
Stddev	22.6	340.	60.3
%RSD	.35319	.39982	1.1094
#1	6380.0	84760.	5392.9
#2	6411.9	85241.	5478.2

Sample Name: 280-42290-C-1-Bsd@5 Acquired: 5/21/2013 17:06:50 Type: Unk
Method: 6500_026(v10) Mode: CONC Corr. Factor: 1.000000
User: bowenh Custom ID1: Custom ID2: Custom ID3:
Comment: 174869 200.7

Elem	Ag3280	Al1670	As1890	B_2089	Ba4554	Be3130	Bi2230	Ca3179	Cd2288
Line	328.068 {103}	167.079 {502}	189.042 {478}	208.959 {461}	455.403 { 74}	313.042 {108}	223.061 {451}	317.933 {106}	228.802 {447}
Units	ppm	ppm	ppm	ppm	ppm	ppm	ppm	ppm	ppm
Avg	**.00052**	**.00333**	**.00092**	**.02694**	**.01797**	**-.00015**	**-.00062**	**.34686**	**-.00004**
Stddev	.00040	.00057	.00209	.00031	.00009	.00002	.00130	.00688	.00008
%RSD	76.345	17.107	227.20	1.1439	.52294	12.491	208.96	1.9846	178.80
#1	.00024	.00292	.00240	.02716	.01803	-.00017	.00030	.34199	.00001
#2	.00081	.00373	-.00056	.02672	.01790	-.00014	-.00154	.35173	-.00010
Check ?	Chk Pass	Chk Pass	Chk Pass	Chk Pass	Chk Pass	Chk Pass	Chk Pass	Chk Pass	Chk Pass
High Limit									
Low Limit									

Elem	Co2286	Cr2055	Cu3247	Fe2599	K_7664	Li6707	Mg2790	Mn2576	Mo2020
Line	228.616 {447}	205.552 {464}	324.754 {104}	259.940 {130}	766.490 { 44}	670.784 { 50}	279.079 {121}2	257.610 {131}	202.030 {467}
Units	ppm	ppm	ppm	ppm	ppm	ppm	ppm	ppm	ppm
Avg	**.00006**	**-.00002**	**-.00079**	**.06806**	**.31259**	**.00547**	**.03226**	**.00328**	**-.00004**
Stddev	.00018	.00017	.00014	.00145	.00733	.00052	.00167	.00004	.00014
%RSD	310.80	833.72	17.162	2.1352	2.3434	9.4795	5.1702	1.2612	310.02
#1	.00018	.00010	-.00089	.06909	.31777	.00510	.03108	.00331	.00005
#2	-.00007	-.00014	-.00069	.06703	.30741	.00584	.03344	.00325	-.00014
Check ?	Chk Pass	Chk Pass	Chk Pass	Chk Pass	Chk Pass	Chk Pass	Chk Pass	Chk Pass	Chk Pass
High Limit									
Low Limit									

Elem	Na8183	Ni2316	P_1782	Pb2203	S_1820	Sb2068	Se1960	Si2881	Sn1899
Line	818.326 { 41}	231.604 {446}	178.284 {489}	220.353 {453}	182.034 {485}	206.833 {463}	196.090 {472}	288.158 {117}	189.989 {477}
Units	ppm	ppm	ppm	ppm	ppm	ppm	ppm	ppm	ppm
Avg	**62.491**	**-.00024**	**.00882**	**-.00090**	**.06897**	**-.00068**	**-.00027**	**1.5622**	**.00027**
Stddev	.125	.00004	.00054	.00002	.00161	.00196	.00304	.0155	.00037
%RSD	.19934	16.346	6.1059	2.4954	2.3334	289.23	1127.0	.98900	139.71
#1	62.403	-.00026	.00844	-.00092	.06783	.00071	-.00242	1.5513	.00000
#2	62.579	-.00021	.00920	-.00088	.07011	-.00206	.00188	1.5731	.00053
Check ?	Chk Pass	Chk Pass	Chk Pass	Chk Pass	None	Chk Pass	Chk Pass	Chk Pass	Chk Pass
High Limit									
Low Limit									

Elem	Sr4077	Th2837	Ti3349	Tl1908	U_3701	V_2924	Zn2062	Zr3391
Line	407.771 { 83}	283.730 {119}	334.904 {101}	190.856 {477}	370.152 { 91}	292.402 {115}	206.200 {163}	339.198 { 99}
Units	ppm	ppm	ppm	ppm	ppm	ppm	ppm	ppm
Avg	**.05159**	**.00186**	**.00009**	**.00163**	**-.02583**	**-.00044**	**.00383**	**.00001**
Stddev	.00011	.00056	.00012	.00052	.00638	.00010	.00018	.00118
%RSD	.21774	29.972	137.53	31.652	24.698	21.861	4.6617	10087.
#1	.05167	.00225	.00017	.00127	-.03034	-.00037	.00396	.00085
#2	.05151	.00146	.00000	.00200	-.02132	-.00051	.00370	-.00082
Check ?	Chk Pass	Chk Pass	Chk Pass	Chk Pass	Chk Pass	Chk Pass	Chk Pass	Chk Pass
High Limit								
Low Limit								

Int. Std.	Y_2243	Y_3600	Y_3774
Line	224.306 {450}	360.073 { 94}	377.433 { 89}
Units	Cts/S	Cts/S	Cts/S
Avg	**6616.4**	**89090.**	**5588.6**
Stddev	24.0	61.	15.6
%RSD	.36219	.06853	.27920
#1	6599.4	89047.	5577.6
#2	6633.3	89134.	5599.6

Sample Name: 280-42290-C-1-C MS Acquired: 5/21/2013 17:09:20 Type: Unk
Method: 6500_026(v10) Mode: CONC Corr. Factor: 1.000000
User: bowenh Custom ID1: Custom ID2: Custom ID3:
Comment: 174869 200.7

Elem	Ag3280	Al1670	As1890	B_2089	Ba4554	Be3130	Bi2230	Ca3179	Cd2288
Line	328.068 {103}	167.079 {502}	189.042 {478}	208.959 {461}	455.403 { 74}	313.042 {108}	223.061 {451}	317.933 {106}	228.802 {447}
Units	ppm	ppm	ppm	ppm	ppm	ppm	ppm	ppm	ppm
Avg	**.05429**	**1.8451**	**.97192**	**1.0642**	**2.0897**	**.04704**	**2.0303**	**49.917**	**.10244**
Stddev	.00083	.0001	.00064	.0001	.0020	.00025	.0003	.068	.00018
%RSD	1.5282	.00435	.06617	.01137	.09711	.53992	.01354	.13612	.17332
#1	.05488	1.8451	.97147	1.0642	2.0911	.04722	2.0301	49.869	.10256
#2	.05370	1.8450	.97237	1.0641	2.0883	.04686	2.0305	49.965	.10231
Check ?	Chk Pass	Chk Pass	Chk Pass	Chk Pass	Chk Pass	Chk Pass	Chk Pass	Chk Pass	Chk Pass
High Limit									
Low Limit									

Elem	Co2286	Cr2055	Cu3247	Fe2599	K_7664	Li6707	Mg2790	Mn2576	Mo2020
Line	228.616 {447}	205.552 {464}	324.754 {104}	259.940 {130}	766.490 { 44}	670.784 { 50}	279.079 {121}2	257.610 {131}	202.030 {467}
Units	ppm	ppm	ppm	ppm	ppm	ppm	ppm	ppm	ppm
Avg	**.49358**	**.19454**	**.24288**	**1.2192**	**51.290**	**1.0257**	**47.335**	**.50011**	**.96534**
Stddev	.00023	.00026	.00167	.0010	.218	.0006	.266	.00225	.00106
%RSD	.04569	.13207	.68889	.08202	.42552	.06197	.56235	.44951	.10937
#1	.49342	.19436	.24407	1.2185	51.136	1.0252	47.523	.50170	.96460
#2	.49374	.19472	.24170	1.2199	51.445	1.0261	47.146	.49852	.96609
Check ?	Chk Pass	Chk Pass	Chk Pass	Chk Pass	Chk Pass	Chk Pass	Chk Pass	Chk Pass	Chk Pass
High Limit									
Low Limit									

Elem	Na8183	Ni2316	P_1782	Pb2203	S_1820	Sb2068	Se1960	Si2881	Sn1899
Line	818.326 { 41}	231.604 {446}	178.284 {489}	220.353 {453}	182.034 {485}	206.833 {463}	196.090 {472}	288.158 {117}	189.989 {477}
Units	ppm	ppm	ppm	ppm	ppm	ppm	ppm	ppm	ppm
Avg	**340.39**	**.48055**	**9.7240**	**.48687**	**.20363**	**.50244**	**1.8839**	**17.349**	**1.9074**
Stddev	.57	.00004	.0068	.00099	.00350	.00193	.0012	.064	.0027
%RSD	.16647	.00928	.06951	.20397	1.7194	.38421	.06218	.37136	.14091
#1	340.79	.48058	9.7287	.48757	.20116	.50108	1.8847	17.303	1.9093
#2	339.99	.48052	9.7192	.48617	.20611	.50381	1.8831	17.394	1.9055
Check ?	Chk Pass	Chk Pass	Chk Pass	Chk Pass	None	Chk Pass	Chk Pass	Chk Pass	Chk Pass
High Limit									
Low Limit									

Elem	Sr4077	Th2837	Ti3349	Tl1908	U_3701	V_2924	Zn2062	Zr3391
Line	407.771 { 83}	283.730 {119}	334.904 {101}	190.856 {477}	370.152 { 91}	292.402 {115}	206.200 {163}	339.198 { 99}
Units	ppm	ppm	ppm	ppm	ppm	ppm	ppm	ppm
Avg	**1.1954**	**1.0177**	**.99661**	**1.8973**	**2.0674**	**.48701**	**.49222**	**.48413**
Stddev	.0013	.0013	.00400	.0013	.0259	.00222	.00112	.00107
%RSD	.10918	.12497	.40174	.06868	1.2546	.45591	.22762	.22138
#1	1.1963	1.0186	.99944	1.8982	2.0491	.48858	.49301	.48489
#2	1.1945	1.0168	.99378	1.8964	2.0857	.48544	.49143	.48337
Check ?	Chk Pass	Chk Pass	Chk Pass	Chk Pass	Chk Pass	Chk Pass	Chk Pass	Chk Pass
High Limit								
Low Limit								

Int. Std.	Y_2243	Y_3600	Y_3774
Line	224.306 {450}	360.073 { 94}	377.433 { 89}
Units	Cts/S	Cts/S	Cts/S
Avg	**6291.0**	**84477.**	**5530.4**
Stddev	1.4	576.	10.8
%RSD	.02281	.68226	.19509
#1	6290.0	84070.	5538.0
#2	6292.1	84885.	5522.7

Sample Name: 280-42290-C-1-D MSD Acquired: 5/21/2013 17:11:39 Type: Unk
Method: 6500_026(v10) Mode: CONC Corr. Factor: 1.000000
User: bowenh Custom ID1: Custom ID2: Custom ID3:
Comment: 174869 200.7

Elem	Ag3280	Al1670	As1890	B_2089	Ba4554	Be3130	Bi2230	Ca3179	Cd2288
Line	328.068 {103}	167.079 {502}	189.042 {478}	208.959 {461}	455.403 { 74}	313.042 {108}	223.061 {451}	317.933 {106}	228.802 {447}
Units	ppm	ppm	ppm	ppm	ppm	ppm	ppm	ppm	ppm
Avg	**.05241**	**1.7580**	**.92626**	**1.0192**	**1.9877**	**.04480**	**1.9474**	**47.659**	**.09751**
Stddev	.00020	.0065	.00091	.0049	.0084	.00021	.0097	.081	.00041
%RSD	.38104	.37051	.09859	.48137	.42527	.47693	.49989	.16988	.42350
#1	.05227	1.7626	.92561	1.0226	1.9937	.04495	1.9543	47.716	.09780
#2	.05255	1.7534	.92691	1.0157	1.9817	.04465	1.9405	47.602	.09722
Check ?	Chk Pass	Chk Pass	Chk Pass	Chk Pass	Chk Pass	Chk Pass	Chk Pass	Chk Pass	Chk Pass
High Limit									
Low Limit									

Elem	Co2286	Cr2055	Cu3247	Fe2599	K_7664	Li6707	Mg2790	Mn2576	Mo2020
Line	228.616 {447}	205.552 {464}	324.754 {104}	259.940 {130}	766.490 { 44}	670.784 { 50}	279.079 {121}2	257.610 {131}	202.030 {467}
Units	ppm	ppm	ppm	ppm	ppm	ppm	ppm	ppm	ppm
Avg	**.46760**	**.18426**	**.23103**	**1.1935**	**49.046**	**.97874**	**45.283**	**.47819**	**.91837**
Stddev	.00174	.00071	.00042	.0026	.065	.00003	.021	.00024	.00428
%RSD	.37251	.38745	.17990	.21691	.13266	.00269	.04680	.05027	.46558
#1	.46884	.18477	.23074	1.1954	49.092	.97876	45.268	.47802	.92140
#2	.46637	.18376	.23133	1.1917	49.000	.97872	45.298	.47836	.91535
Check ?	Chk Pass	Chk Pass	Chk Pass	Chk Pass	Chk Pass	Chk Pass	Chk Pass	Chk Pass	Chk Pass
High Limit									
Low Limit									

Elem	Na8183	Ni2316	P_1782	Pb2203	S_1820	Sb2068	Se1960	Si2881	Sn1899
Line	818.326 { 41}	231.604 {446}	178.284 {489}	220.353 {453}	182.034 {485}	206.833 {463}	196.090 {472}	288.158 {117}	189.989 {477}
Units	ppm	ppm	ppm	ppm	ppm	ppm	ppm	ppm	ppm
Avg	**327.05**	**.45607**	**9.2572**	**.46583**	**.19560**	**.47641**	**1.7910**	**16.753**	**1.8194**
Stddev	1.78	.00250	.0416	.00027	.00369	.00094	.0086	.037	.0130
%RSD	.54342	.54902	.44900	.05718	1.8874	.19704	.48109	.22202	.71292
#1	328.30	.45784	9.2866	.46564	.19821	.47575	1.7971	16.780	1.8286
#2	325.79	.45430	9.2278	.46602	.19299	.47708	1.7849	16.727	1.8103
Check ?	Chk Pass	Chk Pass	Chk Pass	Chk Pass	None	Chk Pass	Chk Pass	Chk Pass	Chk Pass
High Limit									
Low Limit									

Elem	Sr4077	Th2837	Ti3349	Tl1908	U_3701	V_2924	Zn2062	Zr3391
Line	407.771 { 83}	283.730 {119}	334.904 {101}	190.856 {477}	370.152 { 91}	292.402 {115}	206.200 {163}	339.198 { 99}
Units	ppm	ppm	ppm	ppm	ppm	ppm	ppm	ppm
Avg	**1.1405**	**.97042**	**.95395**	**1.8184**	**1.9622**	**.46656**	**.47070**	**.46027**
Stddev	.0050	.00000	.00057	.0088	.0051	.00076	.00150	.00271
%RSD	.43498	.00047	.05931	.48614	.26085	.16311	.31851	.58895
#1	1.1440	.97043	.95355	1.8246	1.9586	.46710	.47176	.46218
#2	1.1370	.97042	.95435	1.8121	1.9658	.46602	.46964	.45835
Check ?	Chk Pass	Chk Pass	Chk Pass	Chk Pass	Chk Pass	Chk Pass	Chk Pass	Chk Pass
High Limit								
Low Limit								

Int. Std.	Y_2243	Y_3600	Y_3774
Line	224.306 {450}	360.073 { 94}	377.433 { 89}
Units	Cts/S	Cts/S	Cts/S
Avg	**6262.1**	**83531.**	**5438.8**
Stddev	25.3	469.	39.1
%RSD	.40428	.56087	.71910
#1	6244.2	83862.	5411.2
#2	6280.0	83199.	5466.5

Sample Name: 280-42260-D-2-B Acquired: 5/21/2013 17:13:58 Type: Unk
Method: 6500_026(v10) Mode: CONC Corr. Factor: 1.000000
User: bowenh Custom ID1: Custom ID2: Custom ID3:
Comment: 174875 200.7

Elem	Ag3280	Al1670	As1890	B_2089	Ba4554	Be3130	Bi2230	Ca3179	Cd2288
Line	328.068 {103}	167.079 {502}	189.042 {478}	208.959 {461}	455.403 { 74}	313.042 {108}	223.061 {451}	317.933 {106}	228.802 {447}
Units	ppm	ppm	ppm	ppm	ppm	ppm	ppm	ppm	ppm
Avg	**-.00012**	**.00626**	**-.00182**	**.02367**	**.10214**	**-.00008**	**-.00079**	**95.644**	**.00017**
Stddev	.00014	.00020	.00054	.00050	.00010	.00005	.00047	.157	.00024
%RSD	117.09	3.2596	29.672	2.1311	.10123	63.839	58.869	.16444	136.86
#1	-.00002	.00640	-.00144	.02402	.10206	-.00005	-.00046	95.533	.00034
#2	-.00022	.00611	-.00220	.02331	.10221	-.00012	-.00112	95.755	.00001
Check ?	Chk Pass	Chk Pass	Chk Pass	Chk Pass	Chk Pass	Chk Pass	Chk Pass	Chk Pass	Chk Pass
High Limit									
Low Limit									

Elem	Co2286	Cr2055	Cu3247	Fe2599	K_7664	Li6707	Mg2790	Mn2576	Mo2020
Line	228.616 {447}	205.552 {464}	324.754 {104}	259.940 {130}	766.490 { 44}	670.784 { 50}	279.079 {121}2	257.610 {131}	202.030 {467}
Units	ppm	ppm	ppm	ppm	ppm	ppm	ppm	ppm	ppm
Avg	**.00015**	**.00002**	**-.00002**	**.07098**	**2.3899**	**.00294**	**24.575**	**.03358**	**.00108**
Stddev	.00008	.00012	.00076	.00025	.0329	.00188	.055	.00001	.00021
%RSD	52.093	731.49	5039.7	.35306	1.3751	64.004	.22506	.04237	19.727
#1	.00021	-.00007	-.00055	.07116	2.4132	.00161	24.614	.03357	.00123
#2	.00010	.00010	.00052	.07080	2.3667	.00428	24.536	.03359	.00093
Check ?	Chk Pass	Chk Pass	Chk Pass	Chk Pass	Chk Pass	Chk Pass	Chk Pass	Chk Pass	Chk Pass
High Limit									
Low Limit									

Elem	Na8183	Ni2316	P_1782	Pb2203	S_1820	Sb2068	Se1960	Si2881	Sn1899
Line	818.326 { 41}	231.604 {446}	178.284 {489}	220.353 {453}	182.034 {485}	206.833 {463}	196.090 {472}	288.158 {117}	189.989 {477}
Units	ppm	ppm	ppm	ppm	ppm	ppm	ppm	ppm	ppm
Avg	**85.347**	**.00028**	**.23072**	**.00112**	**35.286**	**.00003**	**.00114**	**4.7914**	**-.00039**
Stddev	.862	.00001	.00092	.00205	.063	.00142	.00420	.0329	.00078
%RSD	1.0095	5.2137	.39785	182.08	.17714	4064.3	368.59	.68646	202.44
#1	84.738	.00029	.23007	-.00032	35.330	.00104	.00411	4.7681	-.00094
#2	85.956	.00027	.23137	.00257	35.242	-.00097	-.00183	4.8146	.00017
Check ?	Chk Pass	Chk Pass	Chk Pass	Chk Pass	None	Chk Pass	Chk Pass	Chk Pass	Chk Pass
High Limit									
Low Limit									

Elem	Sr4077	Th2837	Ti3349	Tl1908	U_3701	V_2924	Zn2062	Zr3391
Line	407.771 { 83}	283.730 {119}	334.904 {101}	190.856 {477}	370.152 { 91}	292.402 {115}	206.200 {163}	339.198 { 99}
Units	ppm	ppm	ppm	ppm	ppm	ppm	ppm	ppm
Avg	**1.2796**	**-.00002**	**.00074**	**.00183**	**-.02013**	**.00020**	**.01005**	**-.00024**
Stddev	.0032	.00135	.00037	.00036	.01452	.00033	.00030	.00039
%RSD	.25043	8407.7	49.143	19.696	72.112	161.36	3.0187	160.92
#1	1.2819	.00094	.00049	.00208	-.03040	.00044	.00983	.00003
#2	1.2773	-.00097	.00100	.00157	-.00987	-.00003	.01026	-.00051
Check ?	Chk Pass	Chk Pass	Chk Pass	Chk Pass	Chk Pass	Chk Pass	Chk Pass	Chk Pass
High Limit								
Low Limit								

Int. Std.	Y_2243	Y_3600	Y_3774
Line	224.306 {450}	360.073 { 94}	377.433 { 89}
Units	Cts/S	Cts/S	Cts/S
Avg	**6357.0**	**86220.**	**5449.7**
Stddev	35.1	96.	31.4
%RSD	.55232	.11119	.57614
#1	6381.9	86153.	5427.5
#2	6332.2	86288.	5471.9

Sample Name: 280-42260-D-2-Bsd@5 Acquired: 5/21/2013 17:16:23 Type: Unk
Method: 6500_026(v10) Mode: CONC Corr. Factor: 1.000000
User: bowenh Custom ID1: Custom ID2: Custom ID3:
Comment: 174875 200.7

Elem	Ag3280	Al1670	As1890	B_2089	Ba4554	Be3130	Bi2230	Ca3179	Cd2288
Line	328.068 {103}	167.079 {502}	189.042 {478}	208.959 {461}	455.403 { 74}	313.042 {108}	223.061 {451}	317.933 {106}	228.802 {447}
Units	ppm	ppm	ppm	ppm	ppm	ppm	ppm	ppm	ppm
Avg	**-.00006**	**.00251**	**.00183**	**.00685**	**.02414**	**-.00017**	**-.00149**	**22.319**	**.00002**
Stddev	.00039	.00052	.00322	.00011	.00021	.00001	.00035	.107	.00004
%RSD	652.57	20.703	176.06	1.6229	.86473	3.7881	23.158	.48003	169.56
#1	-.00034	.00214	.00410	.00693	.02400	-.00017	-.00125	22.243	.00005
#2	.00022	.00288	-.00045	.00678	.02429	-.00016	-.00174	22.395	-.00000
Check ?	Chk Pass	Chk Pass	Chk Pass	Chk Pass	Chk Pass	Chk Pass	Chk Pass	Chk Pass	Chk Pass
High Limit									
Low Limit									

Elem	Co2286	Cr2055	Cu3247	Fe2599	K_7664	Li6707	Mg2790	Mn2576	Mo2020
Line	228.616 {447}	205.552 {464}	324.754 {104}	259.940 {130}	766.490 { 44}	670.784 { 50}	279.079 {121}2	257.610 {131}	202.030 {467}
Units	ppm	ppm	ppm	ppm	ppm	ppm	ppm	ppm	ppm
Avg	**.00023**	**.00002**	**-.00087**	**.01796**	**.61675**	**.00043**	**5.8541**	**.00799**	**.00024**
Stddev	.00030	.00002	.00010	.00012	.01571	.00066	.0026	.00004	.00029
%RSD	131.26	106.73	11.564	.69111	2.5475	155.78	.04360	.56273	122.04
#1	.00045	.00000	-.00094	.01805	.60564	.00089	5.8559	.00803	.00003
#2	.00002	.00003	-.00080	.01787	.62786	-.00004	5.8523	.00796	.00045
Check ?	Chk Pass	Chk Pass	Chk Pass	Chk Pass	Chk Pass	Chk Pass	Chk Pass	Chk Pass	Chk Pass
High Limit									
Low Limit									

Elem	Na8183	Ni2316	P_1782	Pb2203	S_1820	Sb2068	Se1960	Si2881	Sn1899
Line	818.326 { 41}	231.604 {446}	178.284 {489}	220.353 {453}	182.034 {485}	206.833 {463}	196.090 {472}	288.158 {117}	189.989 {477}
Units	ppm	ppm	ppm	ppm	ppm	ppm	ppm	ppm	ppm
Avg	**20.197**	**-.00004**	**.05416**	**-.00077**	**7.8739**	**.00037**	**.00093**	**1.0829**	**-.00002**
Stddev	.299	.00001	.00017	.00084	.0340	.00074	.00123	.0038	.00050
%RSD	1.4789	28.992	.31000	109.15	.43175	198.52	131.52	.35025	3111.3
#1	20.409	-.00005	.05404	-.00017	7.8499	.00090	.00007	1.0856	-.00037
#2	19.986	-.00004	.05428	-.00136	7.8979	-.00015	.00180	1.0802	.00034
Check ?	Chk Pass	Chk Pass	Chk Pass	Chk Pass	None	Chk Pass	Chk Pass	Chk Pass	Chk Pass
High Limit									
Low Limit									

Elem	Sr4077	Th2837	Ti3349	Tl1908	U_3701	V_2924	Zn2062	Zr3391
Line	407.771 { 83}	283.730 {119}	334.904 {101}	190.856 {477}	370.152 { 91}	292.402 {115}	206.200 {163}	339.198 { 99}
Units	ppm	ppm	ppm	ppm	ppm	ppm	ppm	ppm
Avg	**.29760**	**.00098**	**.00030**	**.00210**	**-.02223**	**.00002**	**.00535**	**.00030**
Stddev	.00120	.00125	.00026	.00042	.04138	.00021	.00002	.00008
%RSD	.40296	127.66	86.674	20.079	186.16	1002.7	.42267	26.600
#1	.29675	.00009	.00012	.00240	-.05148	-.00013	.00533	.00036
#2	.29845	.00186	.00048	.00180	.00703	.00017	.00536	.00025
Check ?	Chk Pass	Chk Pass	Chk Pass	Chk Pass	Chk Pass	Chk Pass	Chk Pass	Chk Pass
High Limit								
Low Limit								

Int. Std.	Y_2243	Y_3600	Y_3774
Line	224.306 {450}	360.073 { 94}	377.433 { 89}
Units	Cts/S	Cts/S	Cts/S
Avg	**6588.8**	**88549.**	**5508.8**
Stddev	6.6	275.	5.6
%RSD	.09944	.31070	.10094
#1	6584.2	88355.	5504.9
#2	6593.5	88744.	5512.8

Sample Name: 280-42260-D-2-C MS Acquired: 5/21/2013 17:18:51 Type: Unk
Method: 6500_026(v10) Mode: CONC Corr. Factor: 1.000000
User: bowenh Custom ID1: Custom ID2: Custom ID3:
Comment: 174875 200.7

Elem	Ag3280	Al1670	As1890	B_2089	Ba4554	Be3130	Bi2230	Ca3179	Cd2288
Line	328.068 {103}	167.079 {502}	189.042 {478}	208.959 {461}	455.403 { 74}	313.042 {108}	223.061 {451}	317.933 {106}	228.802 {447}
Units	ppm	ppm	ppm	ppm	ppm	ppm	ppm	ppm	ppm
Avg	**.05277**	**1.7190**	**.92460**	**.94026**	**1.9578**	**.04383**	**1.9566**	**135.61**	**.09761**
Stddev	.00037	.0014	.00335	.00114	.0002	.00040	.0003	.30	.00013
%RSD	.70188	.08397	.36221	.12082	.01035	.91108	.01387	.21827	.13662
#1	.05251	1.7200	.92697	.93945	1.9580	.04411	1.9564	135.82	.09770
#2	.05303	1.7180	.92223	.94106	1.9577	.04355	1.9568	135.40	.09751
Check ?	Chk Pass	Chk Pass	Chk Pass	Chk Pass	Chk Pass	Chk Pass	Chk Pass	Chk Pass	Chk Pass
High Limit									
Low Limit									

Elem	Co2286	Cr2055	Cu3247	Fe2599	K_7664	Li6707	Mg2790	Mn2576	Mo2020
Line	228.616 {447}	205.552 {464}	324.754 {104}	259.940 {130}	766.490 { 44}	670.784 { 50}	279.079 {121}2	257.610 {131}	202.030 {467}
Units	ppm	ppm	ppm	ppm	ppm	ppm	ppm	ppm	ppm
Avg	**.45867**	**.18127**	**.22804**	**.92569**	**49.388**	**.94129**	**68.188**	**.48588**	**.91487**
Stddev	.00038	.00016	.00051	.00342	.169	.00405	.102	.00060	.00048
%RSD	.08308	.08874	.22536	.36998	.34264	.43054	.14911	.12254	.05205
#1	.45894	.18138	.22841	.92811	49.508	.94416	68.260	.48631	.91453
#2	.45840	.18115	.22768	.92327	49.268	.93842	68.116	.48546	.91520
Check ?	Chk Pass	Chk Pass	Chk Pass	Chk Pass	Chk Pass	Chk Pass	Chk Pass	Chk Pass	Chk Pass
High Limit									
Low Limit									

Elem	Na8183	Ni2316	P_1782	Pb2203	S_1820	Sb2068	Se1960	Si2881	Sn1899
Line	818.326 { 41}	231.604 {446}	178.284 {489}	220.353 {453}	182.034 {485}	206.833 {463}	196.090 {472}	288.158 {117}	189.989 {477}
Units	ppm	ppm	ppm	ppm	ppm	ppm	ppm	ppm	ppm
Avg	**127.55**	**.44623**	**9.4995**	**.46225**	**34.602**	**.48155**	**1.8398**	**13.820**	**1.8090**
Stddev	.01	.00035	.0136	.00013	.053	.00279	.0037	.002	.0022
%RSD	.01017	.07783	.14266	.02777	.15248	.57895	.19830	.01216	.11893
#1	127.55	.44648	9.5091	.46234	34.639	.48352	1.8424	13.819	1.8075
#2	127.56	.44599	9.4900	.46216	34.565	.47958	1.8372	13.821	1.8105
Check ?	Chk Pass	Chk Pass	Chk Pass	Chk Pass	None	Chk Pass	Chk Pass	Chk Pass	Chk Pass
High Limit									
Low Limit									

Elem	Sr4077	Th2837	Ti3349	Tl1908	U_3701	V_2924	Zn2062	Zr3391
Line	407.771 { 83}	283.730 {119}	334.904 {101}	190.856 {477}	370.152 { 91}	292.402 {115}	206.200 {163}	339.198 { 99}
Units	ppm	ppm	ppm	ppm	ppm	ppm	ppm	ppm
Avg	**2.1078**	**.94722**	**.93702**	**1.8458**	**1.9149**	**.45733**	**.45695**	**.45331**
Stddev	.0095	.00358	.00008	.0023	.0315	.00077	.00006	.00007
%RSD	.45240	.37792	.00870	.12701	1.6437	.16770	.01319	.01592
#1	2.1145	.94468	.93696	1.8475	1.9372	.45788	.45691	.45336
#2	2.1011	.94975	.93708	1.8442	1.8926	.45679	.45699	.45326
Check ?	Chk Pass	Chk Pass	Chk Pass	Chk Pass	Chk Pass	Chk Pass	Chk Pass	Chk Pass
High Limit								
Low Limit								

Int. Std.	Y_2243	Y_3600	Y_3774
Line	224.306 {450}	360.073 { 94}	377.433 { 89}
Units	Cts/S	Cts/S	Cts/S
Avg	**6330.8**	**85536.**	**5513.9**
Stddev	6.0	288.	8.1
%RSD	.09556	.33727	.14705
#1	6335.0	85332.	5508.2
#2	6326.5	85740.	5519.7

Sample Name: 280-42260-D-2-D MSD Acquired: 5/21/2013 17:21:04 Type: Unk
Method: 6500_026(v10) Mode: CONC Corr. Factor: 1.000000
User: bowenh Custom ID1: Custom ID2: Custom ID3:
Comment: 174875 200.7

Elem	Ag3280	Al1670	As1890	B_2089	Ba4554	Be3130	Bi2230	Ca3179	Cd2288
Line	328.068 {103}	167.079 {502}	189.042 {478}	208.959 {461}	455.403 { 74}	313.042 {108}	223.061 {451}	317.933 {106}	228.802 {447}
Units	ppm	ppm	ppm	ppm	ppm	ppm	ppm	ppm	ppm
Avg	**.05092**	**1.6873**	**.90445**	**.92728**	**1.9160**	**.04286**	**1.9113**	**130.95**	**.09545**
Stddev	.00040	.0075	.00165	.00003	.0012	.00031	.0015	.25	.00010
%RSD	.79349	.44324	.18276	.00302	.06456	.71897	.07866	.19472	.10650
#1	.05120	1.6926	.90562	.92726	1.9152	.04308	1.9102	130.77	.09537
#2	.05063	1.6820	.90328	.92730	1.9169	.04264	1.9124	131.13	.09552
Check ?	Chk Pass	Chk Pass	Chk Pass	Chk Pass	Chk Pass	Chk Pass	Chk Pass	Chk Pass	Chk Pass
High Limit									
Low Limit									

Elem	Co2286	Cr2055	Cu3247	Fe2599	K_7664	Li6707	Mg2790	Mn2576	Mo2020
Line	228.616 {447}	205.552 {464}	324.754 {104}	259.940 {130}	766.490 { 44}	670.784 { 50}	279.079 {121}2	257.610 {131}	202.030 {467}
Units	ppm	ppm	ppm	ppm	ppm	ppm	ppm	ppm	ppm
Avg	**.44926**	**.17762**	**.22235**	**.91554**	**48.093**	**.91781**	**66.171**	**.47421**	**.89756**
Stddev	.00002	.00036	.00023	.00428	.083	.00177	.112	.00017	.00032
%RSD	.00423	.20196	.10301	.46792	.17307	.19233	.16855	.03594	.03569
#1	.44925	.17787	.22219	.91857	48.034	.91657	66.250	.47433	.89778
#2	.44927	.17737	.22251	.91251	48.152	.91906	66.092	.47409	.89733
Check ?	Chk Pass	Chk Pass	Chk Pass	Chk Pass	Chk Pass	Chk Pass	Chk Pass	Chk Pass	Chk Pass
High Limit									
Low Limit									

Elem	Na8183	Ni2316	P_1782	Pb2203	S_1820	Sb2068	Se1960	Si2881	Sn1899
Line	818.326 { 41}	231.604 {446}	178.284 {489}	220.353 {453}	182.034 {485}	206.833 {463}	196.090 {472}	288.158 {117}	189.989 {477}
Units	ppm	ppm	ppm	ppm	ppm	ppm	ppm	ppm	ppm
Avg	**123.78**	**.43681**	**9.2806**	**.45487**	**33.302**	**.47368**	**1.8045**	**13.486**	**1.7761**
Stddev	.41	.00076	.0154	.00009	.026	.00025	.0083	.026	.0012
%RSD	.32939	.17486	.16592	.01929	.07947	.05307	.46083	.19270	.06917
#1	124.07	.43735	9.2915	.45481	33.321	.47351	1.7986	13.505	1.7769
#2	123.49	.43627	9.2697	.45494	33.283	.47386	1.8104	13.468	1.7752
Check ?	Chk Pass	Chk Pass	Chk Pass	Chk Pass	None	Chk Pass	Chk Pass	Chk Pass	Chk Pass
High Limit									
Low Limit									

Elem	Sr4077	Th2837	Ti3349	Tl1908	U_3701	V_2924	Zn2062	Zr3391
Line	407.771 { 83}	283.730 {119}	334.904 {101}	190.856 {477}	370.152 { 91}	292.402 {115}	206.200 {163}	339.198 { 99}
Units	ppm	ppm	ppm	ppm	ppm	ppm	ppm	ppm
Avg	**2.0378**	**.92882**	**.91970**	**1.8072**	**1.9034**	**.44470**	**.44605**	**.44265**
Stddev	.0057	.00064	.00170	.0003	.0092	.00122	.00016	.00310
%RSD	.27877	.06907	.18502	.01861	.48538	.27528	.03573	.69922
#1	2.0418	.92836	.92090	1.8074	1.9100	.44557	.44594	.44484
#2	2.0337	.92927	.91850	1.8070	1.8969	.44384	.44616	.44046
Check ?	Chk Pass	Chk Pass	Chk Pass	Chk Pass	Chk Pass	Chk Pass	Chk Pass	Chk Pass
High Limit								
Low Limit								

Int. Std.	Y_2243	Y_3600	Y_3774
Line	224.306 {450}	360.073 { 94}	377.433 { 89}
Units	Cts/S	Cts/S	Cts/S
Avg	**6310.8**	**85574.**	**5485.4**
Stddev	8.3	65.	12.5
%RSD	.13092	.07627	.22807
#1	6305.0	85620.	5476.5
#2	6316.6	85528.	5494.2

Sample Name: CCVH-2058327 Acquired: 5/21/2013 17:23:16 Type: QC
Method: 6500_026(v10) Mode: CONC Corr. Factor: 1.000000
User: bowenh Custom ID1: Custom ID2: Custom ID3:
Comment:

Elem	Ag3280	Al3092	As1890	B_2089	Ba4554	Be3130	Bi2230	Ca3179	Cd2288	Co2286	Cr2055	Cu3247	Fe2714
Units	ppm	ppm	ppm	ppm	ppm	ppm	ppm	ppm	ppm	ppm	ppm	ppm	ppm
Avg	**.00199**	**49.767**	**.00097**	**.00509**	**.00036**	**-.00010**	**.99649**	**.00867**	**-.00089**	**.00196**	**.00003**	**.00070**	**49.282**
Stddev	.00080	.400	.00165	.00046	.00032	.00011	.00218	.00474	.00005	.00024	.00015	.00019	.286
%RSD	40.430	.80335	170.79	9.0987	89.208	103.69	.21883	54.713	5.1661	12.264	533.33	26.672	.57979
#1	.00142	50.050	.00214	.00542	.00013	-.00003	.99803	.01202	-.00093	.00179	.00013	.00083	49.484
#2	.00256	49.484	-.00020	.00476	.00059	-.00018	.99495	.00531	-.00086	.00213	-.00008	.00056	49.080
Check ?	None	Chk Pass	None	None	None	None	Chk Pass	None	None	None	None	None	Chk Pass
Value													
Range													

Elem	K_7664	Li6707	Mg2790	Mn2576	Mo2020	Na8183	Ni2316	P_1782	Pb2203	S_1820	Sb2068	Se1960	Si2881
Units	ppm	ppm	ppm	ppm	ppm	ppm	ppm	ppm	ppm	ppm	ppm	ppm	ppm
Avg	**.11894**	**-.00136**	**.00036**	**-.00062**	**-.00175**	**250.57**	**.00107**	**.00945**	**.00141**	**4.9681**	**-.00047**	**.00254**	**.02834**
Stddev	.01456	.00032	.00119	.00004	.00003	2.39	.00023	.00022	.00156	.0161	.00212	.00126	.01240
%RSD	12.242	23.799	330.69	6.6656	1.5906	.95312	21.489	2.3203	110.46	.32493	455.26	49.762	43.758
#1	.10865	-.00159	-.00048	-.00065	-.00173	252.26	.00123	.00930	.00031	4.9795	.00103	.00344	.01957
#2	.12924	-.00113	.00120	-.00059	-.00177	248.88	.00091	.00961	.00251	4.9567	-.00197	.00165	.03711
Check ?	None	None	None	None	None	Chk Pass	None	None	None	None	None	None	None
Value													
Range													

Elem	Sn1899	Sr4077	Th2837	Ti3349	Tl1908	U_3701	V_2924	Zn2062	Zr3391
Units	ppm	ppm	ppm	ppm	ppm	ppm	ppm	ppm	ppm
Avg	**.00076**	**.00019**	**5.0978**	**.00297**	**-.00022**	**10.009**	**-.00064**	**.00303**	**-.03915**
Stddev	.00008	.00011	.0069	.00002	.00014	.013	.00003	.00052	.00384
%RSD	10.190	58.857	.13571	.52988	62.340	.12669	4.9578	17.292	9.7995
#1	.00082	.00027	5.1027	.00298	-.00012	10.018	-.00066	.00266	-.03644
#2	.00071	.00011	5.0929	.00296	-.00032	10.000	-.00061	.00340	-.04186
Check ?	None	None	Chk Pass	None	None	Chk Pass	None	None	None
Value									
Range									

Int. Std.	Y_2243	Y_3600	Y_3774
Units	Cts/S	Cts/S	Cts/S
Avg	**6399.3**	**86400.**	**5419.8**
Stddev	23.4	97.	55.0
%RSD	.36589	.11283	1.0155
#1	6415.9	86331.	5380.9
#2	6382.8	86469.	5458.7

Sample Name: CCV-2058325 Acquired: 5/21/2013 17:25:39 Type: QC
Method: 6500_026(v10) Mode: CONC Corr. Factor: 1.000000
User: bowenh Custom ID1: Custom ID2: Custom ID3:
Comment:

Elem	Ag3280	Al1670	As1890	B_2089	Ba4554	Be3130	Bi2230	Ca3179	Cd2288	Co2286	Cr2055	Cu3247	Fe2599	K_7664
Units	ppm	ppm	ppm	ppm	ppm	ppm	ppm	ppm	ppm	ppm	ppm	ppm	ppm	ppm
Avg	**.51620**	**.49696**	**.98392**	**.49015**	**.50229**	**.47250**	**.00290**	**4.9812**	**.51014**	**.51368**	**.49535**	**.48939**	**2.4469**	**50.427**
Stddev	.00032	.00211	.00420	.00094	.00273	.00348	.00216	.0160	.00037	.00049	.00041	.00088	.0075	.285
%RSD	.06288	.42404	.42642	.19193	.54301	.73617	74.246	.32224	.07164	.09532	.08345	.18001	.30445	.56561
#1	.51597	.49845	.98689	.48948	.50422	.47496	.00138	4.9925	.50989	.51334	.49506	.48877	2.4522	50.629
#2	.51643	.49547	.98096	.49081	.50036	.47004	.00443	4.9698	.51040	.51403	.49564	.49001	2.4417	50.226
Check ?	Chk Pass	Chk Pass	Chk Pass	Chk Pass	Chk Pass	Chk Pass	None	Chk Pass	Chk Pass	Chk Pass	Chk Pass	Chk Pass	Chk Pass	Chk Pass
Value														
Range														

Elem	Li6707	Mg2790	Mn2576	Mo2020	Na5895	Ni2316	P_1782	Pb2203	S_1820	Sb2068	Se1960	Si2881	Sn1899	Sr4077
Units	ppm	ppm	ppm	ppm	ppm	ppm	ppm	ppm	ppm	ppm	ppm	ppm	ppm	ppm
Avg	**1.0125**	**19.770**	**.50261**	**.49320**	**5.1546**	**.50430**	**.96094**	**1.0277**	**.00964**	**1.0147**	**.97379**	**4.8571**	**.99476**	**.48136**
Stddev	.0087	.022	.00084	.00033	.0533	.00174	.00355	.0040	.00207	.0026	.00360	.0266	.00283	.00337
%RSD	.85571	.11380	.16680	.06683	1.0347	.34423	.36936	.38804	21.489	.25095	.36962	.54785	.28464	.70085
#1	1.0187	19.754	.50202	.49343	5.1923	.50552	.96345	1.0305	.01111	1.0165	.97633	4.8759	.99677	.48374
#2	1.0064	19.786	.50320	.49297	5.1169	.50307	.95843	1.0249	.00818	1.0129	.97124	4.8383	.99276	.47897
Check ?	Chk Pass	Chk Pass	Chk Pass	Chk Pass	Chk Pass	Chk Pass	Chk Pass	Chk Pass	None	Chk Pass	Chk Pass	Chk Pass	Chk Pass	Chk Pass
Value														
Range														

Elem	Th2837	Ti3349	Tl1908	U_3701	V_2924	Zn2062	Zr3391
Units	ppm	ppm	ppm	ppm	ppm	ppm	ppm
Avg	**.00074**	**.50668**	**1.0225**	**.00958**	**.48685**	**.50106**	**.49775**
Stddev	.00130	.00134	.0017	.03339	.00078	.00132	.00127
%RSD	175.30	.26418	.16807	348.74	.15997	.26264	.25575
#1	-.00018	.50574	1.0237	-.01404	.48630	.50199	.49685
#2	.00166	.50763	1.0213	.03319	.48740	.50013	.49865
Check ?	None	Chk Pass	Chk Pass	None	Chk Pass	Chk Pass	Chk Pass
Value							
Range							

Int. Std.	Y_2243	Y_3600	Y_3774
Units	Cts/S	Cts/S	Cts/S
Avg	**6588.4**	**88302.**	**5490.9**
Stddev	3.6	42.	37.3
%RSD	.05480	.04724	.67865
#1	6585.9	88272.	5464.5
#2	6591.0	88331.	5517.2

Sample Name: CCB Acquired: 5/21/2013 17:27:53 Type: QC
Method: 6500_026(v10) Mode: CONC Corr. Factor: 1.000000
User: bowenh Custom ID1: Custom ID2: Custom ID3:
Comment:

Elem	Ag3280	Al1670	As1890	B_2089	Ba4554	Be3130	Bi2230	Ca3179	Cd2288	Co2286	Cr2055
Units	ppm	ppm	ppm	ppm	ppm	ppm	ppm	ppm	ppm	ppm	ppm
Avg	**.00061**	**-.00054**	**.00226**	W **.00280**	**.00009**	**-.00003**	**-.00059**	**.00065**	**.00001**	**-.00008**	**-.00008**
Stddev	.00011	.00035	.00211	.00011	.00015	.00012	.00162	.00007	.00001	.00006	.00018
%RSD	17.441	63.470	93.336	4.0260	169.65	406.39	274.17	11.000	63.534	78.161	231.36
#1	.00053	-.00079	.00375	.00272	.00019	.00005	-.00174	.00070	.00002	-.00012	.00005
#2	.00068	-.00030	.00077	.00288	-.00002	-.00011	.00056	.00060	.00001	-.00003	-.00021
Check ?	Chk Pass	Chk Pass	Chk Pass	Chk Warn	Chk Pass	Chk Pass	None	Chk Pass	Chk Pass	Chk Pass	Chk Pass
High Limit				.00156							
Low Limit				-.00156							

Elem	Cu3247	Fe2599	K_7664	Li6707	Mg2790	Mn2576	Mo2020	Na5895	Ni2316	P_1782	Pb2203
Units	ppm	ppm	ppm	ppm	ppm	ppm	ppm	ppm	ppm	ppm	ppm
Avg	**-.00088**	**.00117**	**.04670**	**-.00005**	**-.00032**	**.00016**	**.00020**	F **.12573**	**-.00025**	**.00233**	**.00065**
Stddev	.00023	.00092	.00150	.00134	.00175	.00003	.00041	.01014	.00020	.00183	.00087
%RSD	26.495	79.202	3.2213	2598.2	538.64	21.164	209.62	8.0628	80.169	78.509	133.61
#1	-.00071	.00182	.04564	.00089	-.00156	.00014	-.00009	.11856	-.00011	.00104	.00126
#2	-.00104	.00051	.04777	-.00100	.00091	.00019	.00049	.13290	-.00039	.00362	.00004
Check ?	Chk Pass	Chk Pass	Chk Pass	Chk Pass	Chk Pass	Chk Pass	Chk Pass	Chk Fail	Chk Pass	Chk Pass	Chk Pass
High Limit								.10000			
Low Limit								-.10000			

Elem	S_1820	Sb2068	Se1960	Si2881	Sn1899	Sr4077	Th2837	Ti3349	Tl1908	U_3701	V_2924
Units	ppm	ppm	ppm	ppm	ppm	ppm	ppm	ppm	ppm	ppm	ppm
Avg	**.00531**	W **.00427**	**-.00284**	**-.00813**	**.00011**	**-.00001**	**-.00010**	**.00003**	**.00064**	**-.01915**	**-.00069**
Stddev	.00107	.00118	.00136	.01392	.00012	.00007	.00060	.00004	.00010	.00696	.00040
%RSD	20.147	27.746	47.931	171.27	106.85	611.01	598.38	157.86	15.497	36.364	57.694
#1	.00606	.00343	-.00187	-.01797	.00019	-.00006	-.00053	-.00000	.00071	-.02408	-.00097
#2	.00455	.00510	-.00380	.00172	.00003	.00004	.00033	.00006	.00057	-.01423	-.00041
Check ?	None	Chk Warn	Chk Pass	Chk Pass	Chk Pass	Chk Pass	Chk Pass	Chk Pass	Chk Pass	Chk Pass	Chk Pass
High Limit		.00314									
Low Limit		-.00314									

Elem	Zn2062	Zr3391
Units	ppm	ppm
Avg	**.00284**	**-.00014**
Stddev	.00017	.00083
%RSD	5.9845	600.85
#1	.00272	.00045
#2	.00296	-.00072
Check ?	Chk Pass	Chk Pass
High Limit		
Low Limit		

Int. Std.	Y_2243	Y_3600	Y_3774
Units	Cts/S	Cts/S	Cts/S
Avg	**6583.6**	**89064.**	**5529.3**
Stddev	30.7	448.	18.1
%RSD	.46567	.50260	.32794
#1	6605.2	88748.	5516.5
#2	6561.9	89381.	5542.1

Sample Name: CCVL2062912 Acquired: 5/21/2013 17:30:23 Type: QC
Method: 6500_026(v10) Mode: CONC Corr. Factor: 1.000000
User: bowenh Custom ID1: Custom ID2: Custom ID3:
Comment:

Elem	Ag3280	Al1670	As1890	B_2089	Ba4554	Be3130	Bi2230	Ca3179	Cd2288	Co2286	Cr2055
Units	ppm	ppm	ppm	ppm	ppm	ppm	ppm	ppm	ppm	ppm	ppm
Avg	**.01089**	**.10188**	**.01725**	**.09852**	**.01045**	**.00082**	**.10734**	**.20205**	**.00536**	**.01052**	**.01010**
Stddev	.00000	.00031	.00200	.00000	.00019	.00013	.00036	.00116	.00015	.00002	.00011
%RSD	.01046	.30215	11.601	.00293	1.8474	15.672	.33073	.57397	2.7187	.17628	1.1068
#1	.01089	.10166	.01866	.09851	.01031	.00073	.10709	.20287	.00546	.01054	.01003
#2	.01089	.10209	.01583	.09852	.01059	.00091	.10759	.20123	.00526	.01051	.01018
Check ?	Chk Pass	Chk Pass	Chk Pass	Chk Pass	Chk Pass	Chk Pass	Chk Pass	Chk Pass	Chk Pass	Chk Pass	Chk Pass
Value											
Range											

Elem	Cu3247	Fe2599	K_7664	Li6707	Mg2790	Mn2576	Mo2020	Na5895	Ni2316	P_1782	Pb2203
Units	ppm	ppm	ppm	ppm	ppm	ppm	ppm	ppm	ppm	ppm	ppm
Avg	**.01451**	**.10325**	**3.1490**	**.01005**	**.20677**	**.01054**	**.02019**	**1.1390**	**.04106**	**2.8486**	**.00939**
Stddev	.00017	.00079	.0157	.00286	.00188	.00003	.00018	.0004	.00012	.0114	.00092
%RSD	1.1555	.76680	.49996	28.497	.91116	.25048	.90959	.03170	.29976	.39966	9.7896
#1	.01439	.10269	3.1379	.00802	.20543	.01053	.02006	1.1388	.04115	2.8405	.00874
#2	.01463	.10381	3.1602	.01207	.20810	.01056	.02032	1.1393	.04097	2.8566	.01004
Check ?	Chk Pass	Chk Pass	Chk Pass	Chk Pass	Chk Pass	Chk Pass	Chk Pass	Chk Pass	Chk Pass	Chk Pass	Chk Pass
Value											
Range											

Elem	S_1820	Sb2068	Se1960	Si2881	Sn1899	Sr4077	Th2837	Ti3349	Tl1908	U_3701	V_2924
Units	ppm	ppm	ppm	ppm	ppm	ppm	ppm	ppm	ppm	ppm	ppm
Avg	**.00891**	W **.01269**	**.01549**	**.49065**	**.10119**	**.00989**	**.01590**	**.01029**	**.01724**	**.06433**	**.00975**
Stddev	.00030	.00041	.00105	.00687	.00033	.00010	.00008	.00017	.00203	.03626	.00025
%RSD	3.4072	3.2558	6.8026	1.4002	.32983	1.0538	.52227	1.6734	11.796	56.363	2.5493
#1	.00912	.01239	.01623	.49550	.10142	.00996	.01584	.01041	.01581	.08997	.00993
#2	.00869	.01298	.01474	.48579	.10095	.00981	.01596	.01016	.01868	.03869	.00957
Check ?	None	Chk Warn	Chk Pass	Chk Pass	Chk Pass	Chk Pass	Chk Pass	Chk Pass	Chk Pass	Chk Pass	Chk Pass
Value		.01000									
Range		20.000%									

Elem	Zn2062	Zr3391
Units	ppm	ppm
Avg	**.02360**	**.01575**
Stddev	.00051	.00169
%RSD	2.1645	10.760
#1	.02323	.01695
#2	.02396	.01455
Check ?	Chk Pass	Chk Pass
Value		
Range		

Int. Std.	Y_2243	Y_3600	Y_3774
Units	Cts/S	Cts/S	Cts/S
Avg	**6603.4**	**89368.**	**5544.3**
Stddev	3.5	368.	10.0
%RSD	.05245	.41133	.18007
#1	6605.9	89109.	5551.4
#2	6601.0	89628.	5537.3

Sample Name: MB 280-173887/1-A Acquired: 5/21/2013 17:32:48 Type: Unk
Method: 6500_026(v10) Mode: CONC Corr. Factor: 1.000000
User: bowenh Custom ID1: Custom ID2: Custom ID3:
Comment: 173887 6010b

Elem	Ag3280	Al1670	As1890	B_2089	Ba4554	Be3130	Bi2230	Ca3179	Cd2288
Line	328.068 {103}	167.079 {502}	189.042 {478}	208.959 {461}	455.403 { 74}	313.042 {108}	223.061 {451}	317.933 {106}	228.802 {447}
Units	ppm	ppm	ppm	ppm	ppm	ppm	ppm	ppm	ppm
Avg	**.00063**	**.00733**	**.00054**	**.00218**	**.00039**	**-.00007**	**-.00050**	**.01645**	**.00007**
Stddev	.00024	.00022	.00230	.00083	.00025	.00002	.00210	.00336	.00019
%RSD	38.873	2.9350	427.37	38.132	65.210	34.330	420.03	20.399	286.23
#1	.00046	.00718	.00216	.00277	.00021	-.00005	.00098	.01882	.00020
#2	.00080	.00749	-.00109	.00159	.00057	-.00008	-.00198	.01408	-.00007
Check ?	Chk Pass	Chk Pass	Chk Pass	Chk Pass	Chk Pass	Chk Pass	Chk Pass	Chk Pass	Chk Pass
High Limit									
Low Limit									

Elem	Co2286	Cr2055	Cu3247	Fe2599	K_7664	Li6707	Mg2790	Mn2576	Mo2020
Line	228.616 {447}	205.552 {464}	324.754 {104}	259.940 {130}	766.490 { 44}	670.784 { 50}	279.079 {121}2	257.610 {131}	202.030 {467}
Units	ppm	ppm	ppm	ppm	ppm	ppm	ppm	ppm	ppm
Avg	**-.00007**	**-.00004**	**-.00042**	W **.04968**	**-.00843**	**-.00230**	**.00500**	**.00038**	**.00019**
Stddev	.00018	.00001	.00008	.00110	.02466	.00041	.00142	.00009	.00015
%RSD	260.85	16.578	18.829	2.2136	292.52	17.774	28.403	24.199	81.146
#1	.00006	-.00004	-.00037	.04891	.00901	-.00201	.00600	.00031	.00030
#2	-.00020	-.00005	-.00048	.05046	-.02586	-.00259	.00399	.00044	.00008
Check ?	Chk Pass	Chk Pass	Chk Pass	Chk Warn	Chk Pass	Chk Pass	Chk Pass	Chk Pass	Chk Pass
High Limit				.03000					
Low Limit				-.05000					

Elem	Na5895	Ni2316	P_1782	Pb2203	S_1820	Sb2068	Se1960	Si2881	Sn1899
Line	589.592 { 57}	231.604 {446}	178.284 {489}	220.353 {453}	182.034 {485}	206.833 {463}	196.090 {472}	288.158 {117}	189.989 {477}
Units	ppm	ppm	ppm	ppm	ppm	ppm	ppm	ppm	ppm
Avg	**.07394**	**-.00026**	F **.22456**	**.00055**	**.00775**	**.00077**	**.00081**	**.03800**	**-.00013**
Stddev	.01059	.00034	.00187	.00004	.00078	.00112	.00239	.00558	.00041
%RSD	14.325	127.17	.83316	7.1011	10.073	144.83	296.73	14.682	302.55
#1	.06645	-.00050	.22588	.00052	.00830	.00156	.00250	.03405	.00015
#2	.08143	-.00003	.22324	.00058	.00720	-.00002	-.00089	.04194	-.00042
Check ?	Chk Pass	Chk Pass	Chk Fail	Chk Pass	None	Chk Pass	Chk Pass	Chk Pass	Chk Pass
High Limit			.01000						
Low Limit			-.01000						

Elem	Sr4077	Th2837	Ti3349	Tl1908	U_3701	V_2924	Zn2062	Zr3391
Line	407.771 { 83}	283.730 {119}	334.904 {101}	190.856 {477}	370.152 { 91}	292.402 {115}	206.200 {163}	339.198 { 99}
Units	ppm	ppm	ppm	ppm	ppm	ppm	ppm	ppm
Avg	**.00002**	**.00017**	**.00037**	**.00056**	**.00806**	**-.00014**	W **.00705**	**.00097**
Stddev	.00007	.00026	.00028	.00021	.04050	.00022	.00041	.00070
%RSD	414.67	153.05	74.669	36.383	502.39	153.19	5.7915	72.010
#1	-.00003	.00036	.00057	.00071	.03670	-.00030	.00677	.00147
#2	.00006	-.00001	.00018	.00042	-.02057	.00001	.00734	.00048
Check ?	Chk Pass	Chk Pass	Chk Pass	Chk Pass	Chk Pass	Chk Pass	Chk Warn	Chk Pass
High Limit							.00500	
Low Limit							-.00500	

Int. Std.	Y_2243	Y_3600	Y_3774
Line	224.306 {450}	360.073 { 94}	377.433 { 89}
Units	Cts/S	Cts/S	Cts/S
Avg	**6671.9**	**90587.**	**5651.1**
Stddev	11.1	513.	21.3
%RSD	.16593	.56628	.37781
#1	6664.0	90225.	5666.2
#2	6679.7	90950.	5636.0

Sample Name: LCS 280-173887/2-A Acquired: 5/21/2013 17:35:17 Type: Unk
Method: 6500_026(v10) Mode: CONC Corr. Factor: 1.000000
User: bowenh Custom ID1: Custom ID2: Custom ID3:
Comment: 173887 6010b

Elem	Ag3280	Al1670	As1890	B_2089	Ba4554	Be3130	Bi2230	Ca3179	Cd2288
Line	328.068 {103}	167.079 {502}	189.042 {478}	208.959 {461}	455.403 { 74}	313.042 {108}	223.061 {451}	317.933 {106}	228.802 {447}
Units	ppm	ppm	ppm	ppm	ppm	ppm	ppm	ppm	ppm
Avg	**.05431**	**1.9123**	**.98671**	**1.0067**	**2.0652**	**.04836**	**2.0898**	**49.563**	**.10510**
Stddev	.00032	.0029	.00227	.0013	.0131	.00037	.0008	.427	.00011
%RSD	.59442	.15356	.23033	.12988	.63362	.76692	.03845	.86186	.10151
#1	.05408	1.9144	.98832	1.0076	2.0744	.04862	2.0892	49.865	.10502
#2	.05454	1.9103	.98510	1.0057	2.0559	.04810	2.0903	49.261	.10517
Check ?	Chk Pass	Chk Pass	Chk Pass	Chk Pass	Chk Pass	Chk Pass	Chk Pass	Chk Pass	Chk Pass
High Limit									
Low Limit									

Elem	Co2286	Cr2055	Cu3247	Fe2599	K_7664	Li6707	Mg2790	Mn2576	Mo2020
Line	228.616 {447}	205.552 {464}	324.754 {104}	259.940 {130}	766.490 { 44}	670.784 { 50}	279.079 {121}2	257.610 {131}	202.030 {467}
Units	ppm	ppm	ppm	ppm	ppm	ppm	ppm	ppm	ppm
Avg	**.50838**	**.20093**	**.24984**	**.99465**	**52.244**	**1.0252**	**49.641**	**.50508**	**1.0153**
Stddev	.00020	.00029	.00071	.00925	.514	.0063	.046	.00018	.0001
%RSD	.04016	.14640	.28526	.92976	.98359	.61171	.09239	.03624	.01028
#1	.50823	.20113	.24934	1.0012	52.607	1.0296	49.609	.50495	1.0154
#2	.50852	.20072	.25035	.98811	51.881	1.0208	49.674	.50521	1.0152
Check ?	Chk Pass	Chk Pass	Chk Pass	Chk Pass	Chk Pass	Chk Pass	Chk Pass	Chk Pass	Chk Pass
High Limit									
Low Limit									

Elem	Na8183	Ni2316	P_1782	Pb2203	S_1820	Sb2068	Se1960	Si2881	Sn1899
Line	818.326 { 41}	231.604 {446}	178.284 {489}	220.353 {453}	182.034 {485}	206.833 {463}	196.090 {472}	288.158 {117}	189.989 {477}
Units	ppm	ppm	ppm	ppm	ppm	ppm	ppm	ppm	ppm
Avg	**53.557**	**.49707**	**10.069**	**.50926**	**.00697**	**.52442**	**1.9744**	**10.050**	**2.0125**
Stddev	.785	.00028	.013	.00060	.00057	.00054	.0083	.044	.0005
%RSD	1.4655	.05591	.12863	.11798	8.1812	.10309	.41939	.44258	.02552
#1	54.112	.49727	10.060	.50969	.00737	.52404	1.9803	10.081	2.0128
#2	53.002	.49688	10.078	.50884	.00657	.52480	1.9686	10.018	2.0121
Check ?	Chk Pass	Chk Pass	Chk Pass	Chk Pass	None	Chk Pass	Chk Pass	Chk Pass	Chk Pass
High Limit									
Low Limit									

Elem	Sr4077	Th2837	Ti3349	Tl1908	U_3701	V_2924	Zn2062	Zr3391
Line	407.771 { 83}	283.730 {119}	334.904 {101}	190.856 {477}	370.152 { 91}	292.402 {115}	206.200 {163}	339.198 { 99}
Units	ppm	ppm	ppm	ppm	ppm	ppm	ppm	ppm
Avg	**.98129**	**1.0441**	**1.0457**	**2.0182**	**2.1385**	**.50141**	**.49797**	**.50449**
Stddev	.01190	.0019	.0010	.0010	.0231	.00111	.00006	.00024
%RSD	1.2128	.18443	.09363	.04807	1.0800	.22235	.01115	.04785
#1	.98970	1.0427	1.0450	2.0189	2.1221	.50062	.49800	.50466
#2	.97287	1.0455	1.0464	2.0175	2.1548	.50219	.49793	.50432
Check ?	Chk Pass	Chk Pass	Chk Pass	Chk Pass	Chk Pass	Chk Pass	Chk Pass	Chk Pass
High Limit								
Low Limit								

Int. Std.	Y_2243	Y_3600	Y_3774
Line	224.306 {450}	360.073 { 94}	377.433 { 89}
Units	Cts/S	Cts/S	Cts/S
Avg	**6429.8**	**87193.**	**5515.9**
Stddev	5.0	104.	62.6
%RSD	.07817	.11950	1.1342
#1	6426.2	87119.	5471.7
#2	6433.3	87266.	5560.1

Sample Name: 280-42075-D-1-C@25 Acquired: 5/21/2013 17:37:30 Type: Unk
Method: 6500_026(v10) Mode: CONC Corr. Factor: 1.000000
User: bowenh Custom ID1: Custom ID2: Custom ID3:
Comment: 173887 6010b

Elem	Ag3280	Al1670	As1890	B_2089	Ba4554	Be3130	Bi2230	Ca3179	Cd2288
Line	328.068 {103}	167.079 {502}	189.042 {478}	208.959 {461}	455.403 { 74}	313.042 {108}	223.061 {451}	317.933 {106}	228.802 {447}
Units	ppm	ppm	ppm	ppm	ppm	ppm	ppm	ppm	ppm
Avg	**-.00022**	**.21812**	**.00528**	**.59764**	**.03037**	**-.00011**	**.00211**	**10.984**	**.00014**
Stddev	.00019	.00098	.00053	.00166	.00029	.00002	.00060	.058	.00008
%RSD	87.104	.45140	9.9406	.27845	.95200	22.818	28.217	.52872	56.987
#1	-.00035	.21743	.00566	.59882	.03058	-.00012	.00253	11.025	.00019
#2	-.00008	.21882	.00491	.59646	.03017	-.00009	.00169	10.943	.00008
Check ?	Chk Pass	Chk Pass	Chk Pass	Chk Pass	Chk Pass	Chk Pass	Chk Pass	Chk Pass	Chk Pass
High Limit									
Low Limit									

Elem	Co2286	Cr2055	Cu3247	Fe2599	K_7664	Li6707	Mg2790	Mn2576	Mo2020
Line	228.616 {447}	205.552 {464}	324.754 {104}	259.940 {130}	766.490 { 44}	670.784 { 50}	279.079 {121}2	257.610 {131}	202.030 {467}
Units	ppm	ppm	ppm	ppm	ppm	ppm	ppm	ppm	ppm
Avg	**.00035**	**.00263**	**.03079**	**.54865**	F **545.38**	**.00849**	**18.724**	**.33658**	**.00021**
Stddev	.00022	.00001	.00013	.00217	6.28	.00219	.013	.00025	.00001
%RSD	63.886	.55725	.43246	.39603	1.1519	25.735	.06895	.07359	6.2180
#1	.00019	.00262	.03089	.55019	549.82	.00695	18.715	.33641	.00022
#2	.00051	.00264	.03070	.54712	540.94	.01004	18.733	.33676	.00020
Check ?	Chk Pass	Chk Pass	Chk Pass	Chk Pass	Chk Fail	Chk Pass	Chk Pass	Chk Pass	Chk Pass
High Limit					500.00				
Low Limit					-2.0000				

Elem	Na8183	Ni2316	P_1782	Pb2203	S_1820	Sb2068	Se1960	Si2881	Sn1899
Line	818.326 { 41}	231.604 {446}	178.284 {489}	220.353 {453}	182.034 {485}	206.833 {463}	196.090 {472}	288.158 {117}	189.989 {477}
Units	ppm	ppm	ppm	ppm	ppm	ppm	ppm	ppm	ppm
Avg	W **672.68**	**.00597**	**.44841**	**.00292**	**3.4738**	**.00130**	**-.00282**	**.62568**	**.00004**
Stddev	4.39	.00014	.00000	.00135	.0164	.00143	.00036	.01251	.00039
%RSD	.65245	2.3044	.00051	46.208	.47289	109.93	12.815	1.9988	1097.3
#1	675.78	.00607	.44841	.00197	3.4854	.00029	-.00257	.63452	.00031
#2	669.57	.00587	.44840	.00387	3.4622	.00231	-.00308	.61683	-.00024
Check ?	Chk Warn	Chk Pass	Chk Pass	Chk Pass	None	Chk Pass	Chk Pass	Chk Pass	Chk Pass
High Limit	500.00								
Low Limit	10.000								

Elem	Sr4077	Th2837	Ti3349	Tl1908	U_3701	V_2924	Zn2062	Zr3391
Line	407.771 { 83}	283.730 {119}	334.904 {101}	190.856 {477}	370.152 { 91}	292.402 {115}	206.200 {163}	339.198 { 99}
Units	ppm	ppm	ppm	ppm	ppm	ppm	ppm	ppm
Avg	**.07864**	**-.00026**	**.00098**	**.00099**	**.02323**	**.00129**	**.05553**	**.00113**
Stddev	.00041	.00070	.00012	.00015	.02060	.00006	.00005	.00066
%RSD	.52581	270.78	12.384	14.872	88.682	4.3466	.09358	58.729
#1	.07893	.00024	.00107	.00109	.03779	.00133	.05549	.00066
#2	.07835	-.00075	.00090	.00088	.00866	.00125	.05556	.00160
Check ?	Chk Pass	Chk Pass	Chk Pass	Chk Pass	Chk Pass	Chk Pass	Chk Pass	Chk Pass
High Limit								
Low Limit								

Int. Std.	Y_2243	Y_3600	Y_3774
Line	224.306 {450}	360.073 { 94}	377.433 { 89}
Units	Cts/S	Cts/S	Cts/S
Avg	**6019.7**	**82577.**	**5516.6**
Stddev	87.1	109.	130.0
%RSD	1.4472	.13241	2.3566
#1	6081.3	82499.	5424.6
#2	5958.1	82654.	5608.5

Sample Name: sd 42075-D-1-C@125 Acquired: 5/21/2013 17:40:34 Type: Unk
Method: 6500_026(v10) Mode: CONC Corr. Factor: 1.000000
User: bowenh Custom ID1: Custom ID2: Custom ID3:
Comment: 173887 6010b

Elem	Ag3280	Al1670	As1890	B_2089	Ba4554	Be3130	Bi2230	Ca3179	Cd2288
Line	328.068 {103}	167.079 {502}	189.042 {478}	208.959 {461}	455.403 { 74}	313.042 {108}	223.061 {451}	317.933 {106}	228.802 {447}
Units	ppm	ppm	ppm	ppm	ppm	ppm	ppm	ppm	ppm
Avg	**.00017**	**.05154**	**.00050**	**.12617**	**.00626**	**.00002**	**.00087**	**2.2736**	**.00015**
Stddev	.00060	.00024	.00185	.00100	.00008	.00023	.00246	.0148	.00004
%RSD	346.94	.46695	367.25	.78866	1.2196	1182.5	281.18	.65150	24.208
#1	.00060	.05137	.00181	.12547	.00631	.00018	.00261	2.2840	.00018
#2	-.00025	.05171	-.00080	.12688	.00620	-.00014	-.00086	2.2631	.00012
Check ?	Chk Pass	Chk Pass	Chk Pass	Chk Pass	Chk Pass	Chk Pass	Chk Pass	Chk Pass	Chk Pass
High Limit									
Low Limit									

Elem	Co2286	Cr2055	Cu3247	Fe2599	K_7664	Li6707	Mg2790	Mn2576	Mo2020
Line	228.616 {447}	205.552 {464}	324.754 {104}	259.940 {130}	766.490 { 44}	670.784 { 50}	279.079 {121}2	257.610 {131}	202.030 {467}
Units	ppm	ppm	ppm	ppm	ppm	ppm	ppm	ppm	ppm
Avg	**.00017**	**.00051**	**.00523**	**.12589**	W **113.01**	**.00168**	**3.8570**	**.06796**	**.00014**
Stddev	.00035	.00004	.00021	.00061	1.34	.00150	.0068	.00001	.00007
%RSD	201.16	7.0529	4.0518	.48605	1.1877	89.165	.17518	.00988	45.373
#1	.00042	.00049	.00538	.12632	113.96	.00274	3.8618	.06796	.00010
#2	-.00007	.00054	.00508	.12546	112.06	.00062	3.8523	.06796	.00019
Check ?	Chk Pass	Chk Pass	Chk Pass	Chk Pass	Chk Warn	Chk Pass	Chk Pass	Chk Pass	Chk Pass
High Limit					100.00				
Low Limit					-.50000				

Elem	Na8183	Ni2316	P_1782	Pb2203	S_1820	Sb2068	Se1960	Si2881	Sn1899
Line	818.326 { 41}	231.604 {446}	178.284 {489}	220.353 {453}	182.034 {485}	206.833 {463}	196.090 {472}	288.158 {117}	189.989 {477}
Units	ppm	ppm	ppm	ppm	ppm	ppm	ppm	ppm	ppm
Avg	**136.80**	**.00115**	**.09246**	**-.00009**	**.67389**	**.00215**	W **-.00506**	**.11452**	**.00038**
Stddev	1.32	.00035	.00021	.00064	.00730	.00107	.00112	.01374	.00005
%RSD	.96277	30.142	.23061	707.20	1.0833	49.858	22.174	12.001	13.578
#1	137.73	.00139	.09231	.00036	.66873	.00291	-.00427	.12424	.00041
#2	135.87	.00090	.09262	-.00054	.67905	.00139	-.00586	.10480	.00034
Check ?	Chk Pass	Chk Pass	Chk Pass	Chk Pass	None	Chk Pass	Chk Warn	Chk Pass	Chk Pass
High Limit							5.0000		
Low Limit							-.00500		

Elem	Sr4077	Th2837	Ti3349	Tl1908	U_3701	V_2924	Zn2062	Zr3391
Line	407.771 { 83}	283.730 {119}	334.904 {101}	190.856 {477}	370.152 { 91}	292.402 {115}	206.200 {163}	339.198 { 99}
Units	ppm	ppm	ppm	ppm	ppm	ppm	ppm	ppm
Avg	**.01584**	**-.00053**	**.00021**	**.00195**	**-.00088**	**.00018**	**.01422**	**-.00062**
Stddev	.00013	.00145	.00004	.00037	.01934	.00065	.00077	.00198
%RSD	.81866	270.63	17.165	19.123	2186.7	355.47	5.4265	318.05
#1	.01593	.00049	.00023	.00169	-.01456	-.00027	.01368	.00078
#2	.01575	-.00156	.00018	.00221	.01279	.00064	.01477	-.00203
Check ?	Chk Pass	Chk Pass	Chk Pass	Chk Pass	Chk Pass	Chk Pass	Chk Pass	Chk Pass
High Limit								
Low Limit								

Int. Std.	Y_2243	Y_3600	Y_3774
Line	224.306 {450}	360.073 { 94}	377.433 { 89}
Units	Cts/S	Cts/S	Cts/S
Avg	**6241.6**	**83986.**	**5215.5**
Stddev	11.2	333.	93.3
%RSD	.17963	.39597	1.7889
#1	6249.5	83751.	5149.5
#2	6233.7	84221.	5281.5

Sample Name: 42075-D-1-D MS@25 Acquired: 5/21/2013 17:43:02 Type: Unk
Method: 6500_026(v10) Mode: CONC Corr. Factor: 1.000000
User: bowenh Custom ID1: Custom ID2: Custom ID3:
Comment: 173887 6010b

Elem	Ag3280	Al1670	As1890	B_2089	Ba4554	Be3130	Bi2230	Ca3179	Cd2288
Line	328.068 {103}	167.079 {502}	189.042 {478}	208.959 {461}	455.403 { 74}	313.042 {108}	223.061 {451}	317.933 {106}	228.802 {447}
Units	ppm	ppm	ppm	ppm	ppm	ppm	ppm	ppm	ppm
Avg	**.00175**	**.32110**	**.04602**	**.67008**	**.11551**	**.00184**	**.08149**	**13.925**	**.00442**
Stddev	.00052	.00213	.00121	.00309	.00103	.00003	.00403	.149	.00000
%RSD	29.930	.66260	2.6337	.46052	.89396	1.7959	4.9440	1.0672	.02589
#1	.00212	.32261	.04516	.67227	.11624	.00182	.08433	14.030	.00441
#2	.00138	.31960	.04687	.66790	.11478	.00186	.07864	13.820	.00442
Check ?	Chk Pass	Chk Pass	Chk Pass	Chk Pass	Chk Pass	Chk Pass	Chk Pass	Chk Pass	Chk Pass
High Limit									
Low Limit									

Elem	Co2286	Cr2055	Cu3247	Fe2599	K_7664	Li6707	Mg2790	Mn2576	Mo2020
Line	228.616 {447}	205.552 {464}	324.754 {104}	259.940 {130}	766.490 { 44}	670.784 { 50}	279.079 {121}2	257.610 {131}	202.030 {467}
Units	ppm	ppm	ppm	ppm	ppm	ppm	ppm	ppm	ppm
Avg	**.02104**	**.01077**	**.04339**	**.64159**	F **577.90**	**.05207**	**22.321**	**.38541**	**.04132**
Stddev	.00005	.00015	.00001	.00162	8.20	.00267	.016	.00022	.00016
%RSD	.24464	1.3556	.01574	.25199	1.4183	5.1270	.07366	.05786	.38266
#1	.02108	.01087	.04338	.64273	583.70	.05396	22.332	.38525	.04143
#2	.02100	.01066	.04339	.64044	572.11	.05018	22.309	.38557	.04120
Check ?	Chk Pass	Chk Pass	Chk Pass	Chk Pass	Chk Fail	Chk Pass	Chk Pass	Chk Pass	Chk Pass
High Limit					500.00				
Low Limit					-2.0000				

Elem	Na8183	Ni2316	P_1782	Pb2203	S_1820	Sb2068	Se1960	Si2881	Sn1899
Line	818.326 { 41}	231.604 {446}	178.284 {489}	220.353 {453}	182.034 {485}	206.833 {463}	196.090 {472}	288.158 {117}	189.989 {477}
Units	ppm	ppm	ppm	ppm	ppm	ppm	ppm	ppm	ppm
Avg	W **727.46**	**.02666**	**.87921**	**.02372**	**3.8247**	**.02092**	**.06114**	**.64803**	**.07972**
Stddev	9.39	.00024	.00089	.00107	.0299	.00241	.00026	.00067	.00035
%RSD	1.2910	.91887	.10078	4.5307	.78286	11.513	.43284	.10400	.44019
#1	734.10	.02683	.87858	.02448	3.8458	.01922	.06133	.64755	.07997
#2	720.82	.02648	.87984	.02296	3.8035	.02262	.06095	.64850	.07947
Check ?	Chk Warn	Chk Pass	Chk Pass	Chk Pass	None	Chk Pass	Chk Pass	Chk Pass	Chk Pass
High Limit	500.00								
Low Limit	10.000								

Elem	Sr4077	Th2837	Ti3349	Tl1908	U_3701	V_2924	Zn2062	Zr3391
Line	407.771 { 83}	283.730 {119}	334.904 {101}	190.856 {477}	370.152 { 91}	292.402 {115}	206.200 {163}	339.198 { 99}
Units	ppm	ppm	ppm	ppm	ppm	ppm	ppm	ppm
Avg	**.12410**	**.03867**	**.04423**	**.07610**	**.06622**	**.02206**	**.08158**	**.02015**
Stddev	.00198	.00242	.00042	.00049	.01742	.00073	.00015	.00091
%RSD	1.5965	6.2528	.93835	.64426	26.303	3.3126	.18050	4.5344
#1	.12550	.04038	.04452	.07644	.05390	.02155	.08148	.02080
#2	.12270	.03696	.04394	.07575	.07853	.02258	.08169	.01951
Check ?	Chk Pass	Chk Pass	Chk Pass	Chk Pass	Chk Pass	Chk Pass	Chk Pass	Chk Pass
High Limit								
Low Limit								

Int. Std.	Y_2243	Y_3600	Y_3774
Line	224.306 {450}	360.073 { 94}	377.433 { 89}
Units	Cts/S	Cts/S	Cts/S
Avg	**6008.9**	**78745.**	**5170.8**
Stddev	35.2	258.	68.6
%RSD	.58656	.32723	1.3263
#1	6033.8	78562.	5122.3
#2	5984.0	78927.	5219.3

Sample Name: 42075-D-1-E MSD@25 Acquired: 5/21/2013 17:46:04 Type: Unk
Method: 6500_026(v10) Mode: CONC Corr. Factor: 1.000000
User: bowenh Custom ID1: Custom ID2: Custom ID3:
Comment: 173887 6010b

Elem	Ag3280	Al1670	As1890	B_2089	Ba4554	Be3130	Bi2230	Ca3179	Cd2288
Line	328.068 {103}	167.079 {502}	189.042 {478}	208.959 {461}	455.403 { 74}	313.042 {108}	223.061 {451}	317.933 {106}	228.802 {447}
Units	ppm	ppm	ppm	ppm	ppm	ppm	ppm	ppm	ppm
Avg	**.00191**	**.31027**	**.04190**	**.65335**	**.11135**	**.00179**	**.08199**	**13.122**	**.00435**
Stddev	.00024	.00110	.00079	.00237	.00013	.00006	.00125	.020	.00018
%RSD	12.693	.35373	1.8891	.36247	.12029	3.3646	1.5288	.15365	4.1949
#1	.00174	.31104	.04246	.65168	.11145	.00174	.08111	13.136	.00422
#2	.00208	.30949	.04134	.65503	.11126	.00183	.08288	13.108	.00448
Check ?	Chk Pass	Chk Pass	Chk Pass	Chk Pass	Chk Pass	Chk Pass	Chk Pass	Chk Pass	Chk Pass
High Limit									
Low Limit									

Elem	Co2286	Cr2055	Cu3247	Fe2599	K_7664	Li6707	Mg2790	Mn2576	Mo2020
Line	228.616 {447}	205.552 {464}	324.754 {104}	259.940 {130}	766.490 { 44}	670.784 { 50}	279.079 {121}2	257.610 {131}	202.030 {467}
Units	ppm	ppm	ppm	ppm	ppm	ppm	ppm	ppm	ppm
Avg	**.02060**	**.01073**	**.04173**	**.60378**	F **539.03**	**.05114**	**21.228**	**.36720**	**.04081**
Stddev	.00006	.00005	.00081	.00528	1.22	.00260	.084	.00168	.00006
%RSD	.27583	.43022	1.9314	.87517	.22668	5.0865	.39549	.45713	.14271
#1	.02064	.01070	.04116	.60004	539.89	.05298	21.169	.36601	.04085
#2	.02056	.01076	.04230	.60752	538.16	.04930	21.288	.36838	.04076
Check ?	Chk Pass	Chk Pass	Chk Pass	Chk Pass	Chk Fail	Chk Pass	Chk Pass	Chk Pass	Chk Pass
High Limit					500.00				
Low Limit					-2.0000				

Elem	Na8183	Ni2316	P_1782	Pb2203	S_1820	Sb2068	Se1960	Si2881	Sn1899
Line	818.326 { 41}	231.604 {446}	178.284 {489}	220.353 {453}	182.034 {485}	206.833 {463}	196.090 {472}	288.158 {117}	189.989 {477}
Units	ppm	ppm	ppm	ppm	ppm	ppm	ppm	ppm	ppm
Avg	W **688.25**	**.02622**	**.86768**	**.02291**	**3.7090**	**.01821**	**.06269**	**.59391**	**.07793**
Stddev	.31	.00020	.00510	.00171	.0166	.00074	.00123	.00299	.00059
%RSD	.04476	.78140	.58750	7.4622	.44848	4.0444	1.9579	.50349	.75662
#1	688.47	.02637	.86408	.02412	3.6972	.01873	.06356	.59180	.07835
#2	688.04	.02608	.87129	.02171	3.7207	.01769	.06183	.59603	.07751
Check ?	Chk Warn	Chk Pass	Chk Pass	Chk Pass	None	Chk Pass	Chk Pass	Chk Pass	Chk Pass
High Limit	500.00								
Low Limit	10.000								

Elem	Sr4077	Th2837	Ti3349	Tl1908	U_3701	V_2924	Zn2062	Zr3391
Line	407.771 { 83}	283.730 {119}	334.904 {101}	190.856 {477}	370.152 { 91}	292.402 {115}	206.200 {163}	339.198 { 99}
Units	ppm	ppm	ppm	ppm	ppm	ppm	ppm	ppm
Avg	**.11767**	**.03879**	**.04317**	**.07609**	**.09241**	**.02120**	**.11167**	**.01932**
Stddev	.00018	.00050	.00045	.00006	.03794	.00005	.00085	.00218
%RSD	.15572	1.2858	1.0488	.08007	41.058	.24698	.76205	11.294
#1	.11780	.03843	.04285	.07604	.06558	.02124	.11107	.02086
#2	.11755	.03914	.04349	.07613	.11924	.02116	.11227	.01777
Check ?	Chk Pass	Chk Pass	Chk Pass	Chk Pass	Chk Pass	Chk Pass	Chk Pass	Chk Pass
High Limit								
Low Limit								

Int. Std.	Y_2243	Y_3600	Y_3774
Line	224.306 {450}	360.073 { 94}	377.433 { 89}
Units	Cts/S	Cts/S	Cts/S
Avg	**5980.9**	**80004.**	**5332.8**
Stddev	18.1	416.	2.2
%RSD	.30268	.51940	.04183
#1	5968.1	80297.	5334.4
#2	5993.7	79710.	5331.2

Sample Name: CCVH-2058327 Acquired: 5/21/2013 17:49:06 Type: QC
Method: 6500_026(v10) Mode: CONC Corr. Factor: 1.000000
User: bowenh Custom ID1: Custom ID2: Custom ID3:
Comment:

Elem	Ag3280	Al3092	As1890	B_2089	Ba4554	Be3130	Bi2230	Ca3179	Cd2288	Co2286	Cr2055	Cu3247	Fe2714
Units	ppm	ppm	ppm	ppm	ppm	ppm	ppm	ppm	ppm	ppm	ppm	ppm	ppm
Avg	**.00182**	**49.625**	**-.00028**	**.00494**	**.00069**	**-.00011**	**1.0271**	**.00359**	**-.00079**	**.00212**	**-.00025**	**.00069**	**48.982**
Stddev	.00023	.020	.00204	.00035	.00017	.00001	.0084	.00042	.00012	.00006	.00010	.00031	.025
%RSD	12.606	.04006	727.02	7.1294	25.093	9.2357	.81416	11.802	14.812	3.0674	40.010	44.222	.05111
#1	.00166	49.639	-.00172	.00519	.00082	-.00010	1.0212	.00389	-.00071	.00207	-.00018	.00047	48.965
#2	.00198	49.611	.00116	.00469	.00057	-.00012	1.0330	.00329	-.00088	.00216	-.00033	.00091	49.000
Check ?	None	Chk Pass	None	None	None	None	Chk Pass	None	None	None	None	None	Chk Pass
Value													
Range													

Elem	K_7664	Li6707	Mg2790	Mn2576	Mo2020	Na8183	Ni2316	P_1782	Pb2203	S_1820	Sb2068	Se1960	Si2881
Units	ppm	ppm	ppm	ppm	ppm	ppm	ppm	ppm	ppm	ppm	ppm	ppm	ppm
Avg	**1.3868**	**.00174**	**-.00515**	**-.00063**	**-.00196**	**251.30**	**.00108**	**.01037**	**.00040**	**5.1406**	**-.00134**	**.00055**	**-.00799**
Stddev	.0374	.00018	.00090	.00001	.00002	.25	.00004	.00165	.00072	.0332	.00064	.00105	.01533
%RSD	2.6984	10.218	17.461	2.1035	.77244	.09756	3.7584	15.954	181.12	.64654	47.746	189.79	191.80
#1	1.4132	.00186	-.00451	-.00062	-.00197	251.47	.00105	.01154	.00091	5.1171	-.00089	.00130	-.01884
#2	1.3603	.00161	-.00578	-.00064	-.00195	251.12	.00111	.00920	-.00011	5.1641	-.00180	-.00019	.00285
Check ?	None	None	None	None	None	Chk Pass	None	None	None	None	None	None	None
Value													
Range													

Elem	Sn1899	Sr4077	Th2837	Ti3349	Tl1908	U_3701	V_2924	Zn2062	Zr3391
Units	ppm	ppm	ppm	ppm	ppm	ppm	ppm	ppm	ppm
Avg	**-.00006**	**.00015**	**5.1050**	**.00293**	**-.00141**	**10.023**	**-.00087**	**.00325**	**-.03837**
Stddev	.00058	.00007	.0080	.00039	.00050	.015	.00005	.00016	.00315
%RSD	926.42	43.931	.15569	13.399	35.810	.15126	5.5688	4.9786	8.2164
#1	-.00047	.00010	5.0994	.00265	-.00105	10.034	-.00083	.00336	-.03614
#2	.00035	.00020	5.1106	.00321	-.00176	10.012	-.00090	.00313	-.04060
Check ?	None	None	Chk Pass	None	None	Chk Pass	None	None	None
Value									
Range									

Int. Std.	Y_2243	Y_3600	Y_3774
Units	Cts/S	Cts/S	Cts/S
Avg	**6238.1**	**85950.**	**5425.6**
Stddev	51.4	105.	18.0
%RSD	.82434	.12272	.33230
#1	6274.5	85875.	5412.9
#2	6201.8	86024.	5438.4

Sample Name: CCV-2058325 Acquired: 5/21/2013 17:51:29 Type: QC
Method: 6500_026(v10) Mode: CONC Corr. Factor: 1.000000
User: bowenh Custom ID1: Custom ID2: Custom ID3:
Comment:

Elem	Ag3280	Al1670	As1890	B_2089	Ba4554	Be3130	Bi2230	Ca3179	Cd2288	Co2286	Cr2055	Cu3247
Units	ppm	ppm	ppm	ppm	ppm	ppm	ppm	ppm	ppm	ppm	ppm	ppm
Avg	**.53551**	**.51513**	**1.0139**	**.50277**	**.51858**	**.48650**	**.00207**	**5.1454**	**.52322**	**.52959**	**.51231**	**.50856**
Stddev	.00178	.00132	.0079	.00184	.00454	.00439	.00066	.0173	.00153	.00184	.00146	.00232
%RSD	.33179	.25649	.78135	.36622	.87512	.90271	32.004	.33693	.29153	.34798	.28439	.45648
#1	.53677	.51419	1.0083	.50147	.51538	.48339	.00160	5.1331	.52215	.52829	.51128	.51020
#2	.53426	.51606	1.0195	.50408	.52179	.48961	.00254	5.1576	.52430	.53090	.51334	.50692
Check ?	Chk Pass	Chk Pass	Chk Pass	Chk Pass	Chk Pass	Chk Pass	None	Chk Pass	Chk Pass	Chk Pass	Chk Pass	Chk Pass
Value												
Range												

Elem	Fe2599	K_7664	Li6707	Mg2790	Mn2576	Mo2020	Na5895	Ni2316	P_1782	Pb2203	S_1820	Sb2068
Units	ppm	ppm	ppm	ppm	ppm	ppm	ppm	ppm	ppm	ppm	ppm	ppm
Avg	**2.5198**	**52.249**	**1.0461**	**20.638**	**.52372**	**.50934**	F **5.5014**	**.52067**	**.99098**	**1.0558**	**.00048**	**1.0402**
Stddev	.0027	.344	.0128	.094	.00189	.00129	.0091	.00117	.00301	.0001	.00267	.0028
%RSD	.10898	.65778	1.2200	.45776	.36110	.25326	.16512	.22556	.30404	.00739	558.50	.27323
#1	2.5217	52.006	1.0371	20.705	.52506	.50843	5.4950	.51984	.98884	1.0558	-.00141	1.0382
#2	2.5179	52.492	1.0552	20.571	.52239	.51025	5.5078	.52150	.99311	1.0557	.00237	1.0422
Check ?	Chk Pass	Chk Pass	Chk Pass	Chk Pass	Chk Pass	Chk Pass	Chk Fail	Chk Pass	Chk Pass	Chk Pass	None	Chk Pass
Value							5.0000					
Range							10.000%					

Elem	Se1960	Si2881	Sn1899	Sr4077	Th2837	Ti3349	Tl1908	U_3701	V_2924	Zn2062	Zr3391
Units	ppm	ppm	ppm	ppm	ppm	ppm	ppm	ppm	ppm	ppm	ppm
Avg	**1.0000**	**5.0147**	**1.0244**	**.49744**	**.00180**	**.52723**	**1.0445**	**.01063**	**.50878**	**.52527**	**.51841**
Stddev	.0032	.0062	.0054	.00182	.00030	.00244	.0089	.01005	.00334	.00276	.00425
%RSD	.31530	.12337	.52694	.36521	16.673	.46264	.85332	94.484	.65716	.52566	.81888
#1	.99779	5.0190	1.0206	.49616	.00159	.52896	1.0382	.01774	.51114	.52722	.51540
#2	1.0022	5.0103	1.0282	.49873	.00201	.52551	1.0509	.00353	.50641	.52332	.52141
Check ?	Chk Pass	Chk Pass	Chk Pass	Chk Pass	None	Chk Pass	Chk Pass	None	Chk Pass	Chk Pass	Chk Pass
Value											
Range											

Int. Std.	Y_2243	Y_3600	Y_3774
Units	Cts/S	Cts/S	Cts/S
Avg	**6361.4**	**84669.**	**5306.3**
Stddev	21.7	295.	42.1
%RSD	.34129	.34833	.79287
#1	6376.8	84461.	5336.1
#2	6346.1	84878.	5276.6

Sample Name: CCB Acquired: 5/21/2013 17:53:44 Type: QC
Method: 6500_026(v10) Mode: CONC Corr. Factor: 1.000000
User: bowenh Custom ID1: Custom ID2: Custom ID3:
Comment:

Elem	Ag3280	Al1670	As1890	B_2089	Ba4554	Be3130	Bi2230	Ca3179	Cd2288	Co2286	Cr2055
Units	ppm	ppm	ppm	ppm	ppm	ppm	ppm	ppm	ppm	ppm	ppm
Avg	**.00028**	**-.00010**	**.00259**	W **.00272**	**.00043**	**.00004**	**-.00143**	**.00256**	**.00009**	**.00011**	**-.00009**
Stddev	.00058	.00002	.00027	.00051	.00004	.00002	.00015	.00333	.00015	.00002	.00008
%RSD	203.26	21.545	10.461	18.690	9.6548	46.661	10.693	130.34	169.82	21.726	91.713
#1	.00069	-.00008	.00240	.00236	.00040	.00005	-.00154	.00491	.00019	.00009	-.00015
#2	-.00012	-.00011	.00278	.00308	.00046	.00002	-.00133	.00020	-.00002	.00012	-.00003
Check ?	Chk Pass	Chk Pass	Chk Pass	Chk Warn	Chk Pass	Chk Pass	None	Chk Pass	Chk Pass	Chk Pass	Chk Pass
High Limit				.00156							
Low Limit				-.00156							

Elem	Cu3247	Fe2599	K_7664	Li6707	Mg2790	Mn2576	Mo2020	Na5895	Ni2316	P_1782	Pb2203
Units	ppm	ppm	ppm	ppm	ppm	ppm	ppm	ppm	ppm	ppm	ppm
Avg	**-.00088**	**.00193**	F **.46646**	**.00088**	**-.00075**	**.00011**	**.00035**	F **.27725**	**-.00007**	**.00359**	**.00085**
Stddev	.00006	.00287	.02249	.00147	.00007	.00001	.00016	.00681	.00004	.00164	.00174
%RSD	7.0470	148.56	4.8208	166.82	8.9308	8.3453	45.087	2.4566	63.513	45.654	204.99
#1	-.00092	.00396	.45056	-.00016	-.00079	.00012	.00046	.28206	-.00004	.00243	.00207
#2	-.00084	-.00010	.48236	.00192	-.00070	.00010	.00024	.27243	-.00010	.00475	-.00038
Check ?	Chk Pass	Chk Pass	Chk Fail	Chk Pass	Chk Pass	Chk Pass	Chk Pass	Chk Fail	Chk Pass	Chk Pass	Chk Pass
High Limit			.25000					.10000			
Low Limit			-.25000					-.10000			

Elem	S_1820	Sb2068	Se1960	Si2881	Sn1899	Sr4077	Th2837	Ti3349	Tl1908	U_3701	V_2924
Units	ppm	ppm	ppm	ppm	ppm	ppm	ppm	ppm	ppm	ppm	ppm
Avg	**.00060**	**.00258**	**-.00361**	**.00022**	**-.00042**	**-.00007**	**-.00174**	**.00019**	**.00055**	**-.01463**	**.00004**
Stddev	.00102	.00194	.00111	.02865	.00090	.00010	.00194	.00016	.00088	.00603	.00016
%RSD	169.71	75.153	30.711	13145.	215.14	139.63	111.55	84.445	158.40	41.185	377.59
#1	.00133	.00121	-.00439	.02048	-.00105	-.00000	-.00037	.00030	.00117	-.01889	-.00007
#2	-.00012	.00395	-.00282	-.02004	.00022	-.00014	-.00311	.00008	-.00007	-.01037	.00016
Check ?	None	Chk Pass	Chk Pass	Chk Pass	Chk Pass	Chk Pass	Chk Pass	Chk Pass	Chk Pass	Chk Pass	Chk Pass
High Limit											
Low Limit											

Elem	Zn2062	Zr3391
Units	ppm	ppm
Avg	**.00288**	W **-.00240**
Stddev	.00009	.00085
%RSD	2.9609	35.315
#1	.00282	-.00180
#2	.00294	-.00300
Check ?	Chk Pass	Chk Warn
High Limit		.00238
Low Limit		-.00238

Int. Std.	Y_2243	Y_3600	Y_3774
Units	Cts/S	Cts/S	Cts/S
Avg	**6364.7**	**85126.**	**5219.1**
Stddev	13.5	48.	50.7
%RSD	.21222	.05697	.97193
#1	6355.1	85092.	5183.3
#2	6374.2	85160.	5255.0

Sample Name: CCVL2062912 Acquired: 5/21/2013 17:56:13 Type: QC
Method: 6500_026(v10) Mode: CONC Corr. Factor: 1.000000
User: bowenh Custom ID1: Custom ID2: Custom ID3:
Comment:

Elem	Ag3280	Al1670	As1890	B_2089	Ba4554	Be3130	Bi2230	Ca3179	Cd2288	Co2286	Cr2055
Units	ppm	ppm	ppm	ppm	ppm	ppm	ppm	ppm	ppm	ppm	ppm
Avg	**.01100**	**.10143**	**.01442**	**.09723**	**.01046**	**.00092**	**.10591**	**.20398**	**.00519**	**.01067**	**.01076**
Stddev	.00041	.00030	.00075	.00026	.00005	.00009	.00170	.00014	.00008	.00023	.00007
%RSD	3.6988	.29702	5.2246	.26902	.49918	10.086	1.6055	.06678	1.5754	2.1836	.68558
#1	.01072	.10164	.01389	.09742	.01042	.00086	.10471	.20389	.00513	.01050	.01071
#2	.01129	.10122	.01495	.09705	.01050	.00099	.10711	.20408	.00524	.01083	.01081
Check ?	Chk Pass	Chk Pass	Chk Pass	Chk Pass	Chk Pass	Chk Pass	Chk Pass	Chk Pass	Chk Pass	Chk Pass	Chk Pass
Value											
Range											

Elem	Cu3247	Fe2599	K_7664	Li6707	Mg2790	Mn2576	Mo2020	Na5895	Ni2316	P_1782	Pb2203
Units	ppm	ppm	ppm	ppm	ppm	ppm	ppm	ppm	ppm	ppm	ppm
Avg	**.01448**	W **.12588**	**3.4537**	**.01104**	**.20723**	**.01096**	**.02011**	W **1.2493**	**.04153**	**2.8230**	**.00967**
Stddev	.00014	.00109	.0010	.00014	.00310	.00011	.00002	.0127	.00018	.0048	.00115
%RSD	.97880	.86332	.03033	1.2835	1.4939	.98143	.08838	1.0202	.42243	.16968	11.935
#1	.01438	.12665	3.4544	.01114	.20942	.01088	.02012	1.2403	.04140	2.8264	.00885
#2	.01458	.12511	3.4530	.01094	.20504	.01103	.02010	1.2583	.04165	2.8196	.01048
Check ?	Chk Pass	Chk Warn	Chk Pass	Chk Pass	Chk Pass	Chk Pass	Chk Pass	Chk Warn	Chk Pass	Chk Pass	Chk Pass
Value		.10000						1.0000			
Range		20.000%						20.000%			

Elem	S_1820	Sb2068	Se1960	Si2881	Sn1899	Sr4077	Th2837	Ti3349	Tl1908	U_3701	V_2924
Units	ppm	ppm	ppm	ppm	ppm	ppm	ppm	ppm	ppm	ppm	ppm
Avg	**.00311**	**.01075**	**.01403**	**.48809**	**.10088**	**.00993**	**.01530**	**.01019**	**.01696**	**.06344**	**.00993**
Stddev	.00068	.00139	.00049	.00260	.00032	.00013	.00082	.00017	.00101	.00502	.00011
%RSD	21.776	12.884	3.4763	.53243	.32023	1.3076	5.3321	1.6891	5.9635	7.9062	1.0981
#1	.00263	.00977	.01369	.48625	.10110	.00984	.01473	.01007	.01624	.06699	.00985
#2	.00359	.01173	.01438	.48993	.10065	.01002	.01588	.01031	.01767	.05990	.01001
Check ?	None	Chk Pass	Chk Pass	Chk Pass	Chk Pass	Chk Pass	Chk Pass	Chk Pass	Chk Pass	Chk Pass	Chk Pass
Value											
Range											

Elem	Zn2062	Zr3391
Units	ppm	ppm
Avg	**.02306**	**.01285**
Stddev	.00064	.00150
%RSD	2.7665	11.699
#1	.02261	.01179
#2	.02351	.01392
Check ?	Chk Pass	Chk Pass
Value		
Range		

Int. Std.	Y_2243	Y_3600	Y_3774
Units	Cts/S	Cts/S	Cts/S
Avg	**6399.3**	**86189.**	**5273.4**
Stddev	4.9	168.	70.0
%RSD	.07638	.19459	1.3274
#1	6395.9	86071.	5322.9
#2	6402.8	86308.	5223.9

Sample Name: MB 280-174876/1-A Acquired: 5/21/2013 17:58:38 Type: Unk
Method: 6500_026(v10) Mode: CONC Corr. Factor: 1.000000
User: bowenh Custom ID1: Custom ID2: Custom ID3:
Comment: 174876 200.7

Elem	Ag3280	Al1670	As1890	B_2089	Ba4554	Be3130	Bi2230	Ca3179	Cd2288
Line	328.068 {103}	167.079 {502}	189.042 {478}	208.959 {461}	455.403 { 74}	313.042 {108}	223.061 {451}	317.933 {106}	228.802 {447}
Units	ppm	ppm	ppm	ppm	ppm	ppm	ppm	ppm	ppm
Avg	**-.00016**	**.00206**	**.00040**	**.00187**	**.00026**	**-.00005**	**-.00161**	**.01238**	**.00019**
Stddev	.00018	.00008	.00259	.00014	.00025	.00009	.00026	.00514	.00001
%RSD	112.57	3.7196	643.11	7.2642	95.196	194.37	16.136	41.523	4.9791
#1	-.00028	.00212	.00223	.00178	.00043	-.00011	-.00179	.00875	.00020
#2	-.00003	.00201	-.00143	.00197	.00008	.00002	-.00142	.01602	.00018
Check ?	Chk Pass	Chk Pass	Chk Pass	Chk Pass	Chk Pass	Chk Pass	Chk Pass	Chk Pass	Chk Pass
High Limit									
Low Limit									

Elem	Co2286	Cr2055	Cu3247	Fe2599	K_7664	Li6707	Mg2790	Mn2576	Mo2020
Line	228.616 {447}	205.552 {464}	324.754 {104}	259.940 {130}	766.490 { 44}	670.784 { 50}	279.079 {121}2	257.610 {131}	202.030 {467}
Units	ppm	ppm	ppm	ppm	ppm	ppm	ppm	ppm	ppm
Avg	**-.00008**	**-.00000**	**-.00062**	**.02203**	**.24463**	**-.00005**	**.00214**	**.00017**	**.00011**
Stddev	.00017	.00020	.00018	.00693	.05515	.00220	.00167	.00003	.00022
%RSD	208.20	5155.2	28.732	31.442	22.542	4005.5	78.262	16.852	193.94
#1	-.00021	-.00015	-.00049	.02693	.28363	.00150	.00332	.00015	.00027
#2	.00004	.00014	-.00074	.01713	.20564	-.00161	.00096	.00019	-.00004
Check ?	Chk Pass	Chk Pass	Chk Pass	Chk Pass	Chk Pass	Chk Pass	Chk Pass	Chk Pass	Chk Pass
High Limit									
Low Limit									

Elem	Na5895	Ni2316	P_1782	Pb2203	S_1820	Sb2068	Se1960	Si2881	Sn1899
Line	589.592 { 57}	231.604 {446}	178.284 {489}	220.353 {453}	182.034 {485}	206.833 {463}	196.090 {472}	288.158 {117}	189.989 {477}
Units	ppm	ppm	ppm	ppm	ppm	ppm	ppm	ppm	ppm
Avg	**.16607**	**-.00025**	**.00225**	**.00102**	**.00240**	**-.00017**	**.00140**	**.00686**	**-.00006**
Stddev	.02134	.00007	.00046	.00028	.00202	.00058	.00514	.01588	.00068
%RSD	12.848	29.441	20.590	26.860	84.386	350.01	366.39	231.40	1143.7
#1	.18116	-.00020	.00192	.00083	.00383	.00025	-.00223	.01809	.00042
#2	.15099	-.00030	.00258	.00122	.00097	-.00058	.00503	-.00437	-.00054
Check ?	Chk Pass	Chk Pass	Chk Pass	Chk Pass	None	Chk Pass	Chk Pass	Chk Pass	Chk Pass
High Limit									
Low Limit									

Elem	Sr4077	Th2837	Ti3349	Tl1908	U_3701	V_2924	Zn2062	Zr3391
Line	407.771 { 83}	283.730 {119}	334.904 {101}	190.856 {477}	370.152 { 91}	292.402 {115}	206.200 {163}	339.198 { 99}
Units	ppm	ppm	ppm	ppm	ppm	ppm	ppm	ppm
Avg	**-.00017**	**-.00086**	**.00001**	**.00055**	**.00376**	**-.00000**	**.00326**	**.00166**
Stddev	.00007	.00146	.00004	.00069	.06814	.00012	.00015	.00026
%RSD	40.160	169.68	397.62	127.26	1809.9	9753.1	4.5049	15.415
#1	-.00022	-.00190	.00004	.00005	.05195	-.00008	.00315	.00148
#2	-.00012	.00017	-.00002	.00104	-.04442	.00008	.00336	.00185
Check ?	Chk Pass	Chk Pass	Chk Pass	Chk Pass	Chk Pass	Chk Pass	Chk Pass	Chk Pass
High Limit								
Low Limit								

Int. Std.	Y_2243	Y_3600	Y_3774
Line	224.306 {450}	360.073 { 94}	377.433 { 89}
Units	Cts/S	Cts/S	Cts/S
Avg	**6433.9**	**88234.**	**5380.2**
Stddev	1.3	113.	7.6
%RSD	.02075	.12750	.14096
#1	6433.0	88155.	5374.8
#2	6434.9	88314.	5385.5

Sample Name: LCS 280-174876/2-A Acquired: 5/21/2013 18:01:08 Type: Unk
Method: 6500_026(v10) Mode: CONC Corr. Factor: 1.000000
User: bowenh Custom ID1: Custom ID2: Custom ID3:
Comment: 174876 200.7

Elem	Ag3280	Al1670	As1890	B_2089	Ba4554	Be3130	Bi2230	Ca3179	Cd2288
Line	328.068 {103}	167.079 {502}	189.042 {478}	208.959 {461}	455.403 { 74}	313.042 {108}	223.061 {451}	317.933 {106}	228.802 {447}
Units	ppm	ppm	ppm	ppm	ppm	ppm	ppm	ppm	ppm
Avg	**.05522**	**1.9219**	**.98876**	**.99114**	**2.0555**	**.04817**	**2.0815**	**49.394**	**.10506**
Stddev	.00032	.0037	.00277	.00039	.0215	.00040	.0019	.499	.00011
%RSD	.58711	.19163	.27983	.03912	1.0461	.82047	.09281	1.0111	.10113
#1	.05499	1.9193	.99072	.99086	2.0707	.04845	2.0829	49.748	.10498
#2	.05545	1.9245	.98681	.99141	2.0403	.04789	2.0802	49.041	.10513
Check ?	Chk Pass	Chk Pass	Chk Pass	Chk Pass	Chk Pass	Chk Pass	Chk Pass	Chk Pass	Chk Pass
High Limit									
Low Limit									

Elem	Co2286	Cr2055	Cu3247	Fe2599	K_7664	Li6707	Mg2790	Mn2576	Mo2020
Line	228.616 {447}	205.552 {464}	324.754 {104}	259.940 {130}	766.490 { 44}	670.784 { 50}	279.079 {121}2	257.610 {131}	202.030 {467}
Units	ppm	ppm	ppm	ppm	ppm	ppm	ppm	ppm	ppm
Avg	**.50878**	**.20096**	**.24930**	**.98061**	**51.738**	**1.0293**	**50.032**	**.50580**	**.99704**
Stddev	.00062	.00047	.00064	.00622	.591	.0138	.136	.00180	.00004
%RSD	.12251	.23267	.25828	.63455	1.1414	1.3392	.27218	.35616	.00353
#1	.50922	.20129	.24885	.98501	52.155	1.0390	49.936	.50453	.99706
#2	.50834	.20063	.24976	.97621	51.320	1.0195	50.128	.50708	.99701
Check ?	Chk Pass	Chk Pass	Chk Pass	Chk Pass	Chk Pass	Chk Pass	Chk Pass	Chk Pass	Chk Pass
High Limit									
Low Limit									

Elem	Na8183	Ni2316	P_1782	Pb2203	S_1820	Sb2068	Se1960	Si2881	Sn1899
Line	818.326 { 41}	231.604 {446}	178.284 {489}	220.353 {453}	182.034 {485}	206.833 {463}	196.090 {472}	288.158 {117}	189.989 {477}
Units	ppm	ppm	ppm	ppm	ppm	ppm	ppm	ppm	ppm
Avg	**52.652**	**.49845**	**9.9115**	**.51179**	**-.00495**	**.51287**	**1.9749**	**9.9241**	**1.9773**
Stddev	.585	.00106	.0158	.00033	.00301	.00189	.0101	.0556	.0003
%RSD	1.1106	.21278	.15973	.06387	60.824	.36876	.51220	.56043	.01739
#1	53.065	.49920	9.9003	.51203	-.00282	.51421	1.9821	9.9634	1.9776
#2	52.238	.49770	9.9227	.51156	-.00707	.51153	1.9678	9.8848	1.9771
Check ?	Chk Pass	Chk Pass	Chk Pass	Chk Pass	None	Chk Pass	Chk Pass	Chk Pass	Chk Pass
High Limit									
Low Limit									

Elem	Sr4077	Th2837	Ti3349	Tl1908	U_3701	V_2924	Zn2062	Zr3391
Line	407.771 { 83}	283.730 {119}	334.904 {101}	190.856 {477}	370.152 { 91}	292.402 {115}	206.200 {163}	339.198 { 99}
Units	ppm	ppm	ppm	ppm	ppm	ppm	ppm	ppm
Avg	**.98023**	**1.0431**	**1.0271**	**2.0228**	**2.1516**	**.50253**	**.50308**	**.49140**
Stddev	.01277	.0040	.0017	.0008	.0248	.00181	.00318	.00140
%RSD	1.3025	.38059	.16178	.04113	1.1505	.35926	.63133	.28471
#1	.98926	1.0459	1.0260	2.0234	2.1341	.50125	.50083	.49239
#2	.97120	1.0403	1.0283	2.0223	2.1691	.50381	.50532	.49041
Check ?	Chk Pass	Chk Pass	Chk Pass	Chk Pass	Chk Pass	Chk Pass	Chk Pass	Chk Pass
High Limit								
Low Limit								

Int. Std.	Y_2243	Y_3600	Y_3774
Line	224.306 {450}	360.073 { 94}	377.433 { 89}
Units	Cts/S	Cts/S	Cts/S
Avg	**6277.6**	**84161.**	**5282.9**
Stddev	2.6	149.	81.1
%RSD	.04210	.17752	1.5345
#1	6279.5	84267.	5225.5
#2	6275.7	84055.	5340.2

Sample Name: 280-42327-D-3-A Acquired: 5/21/2013 18:03:21 Type: Unk
Method: 6500_026(v10) Mode: CONC Corr. Factor: 1.000000
User: bowenh Custom ID1: Custom ID2: Custom ID3:
Comment: 174876 200.7

Elem	Ag3280	Al1670	As1890	B_2089	Ba4554	Be3130	Bi2230	Ca3179	Cd2288
Line	328.068 {103}	167.079 {502}	189.042 {478}	208.959 {461}	455.403 { 74}	313.042 {108}	223.061 {451}	317.933 {106}	228.802 {447}
Units	ppm	ppm	ppm	ppm	ppm	ppm	ppm	ppm	ppm
Avg	**.00265**	**.86516**	**.08744**	**7.5014**	**.21152**	**-.00043**	**-.00613**	W **1415.2**	**.00611**
Stddev	.00094	.00262	.00096	.0206	.00024	.00001	.00440	3.5	.00016
%RSD	35.637	.30226	1.0930	.27466	.11129	2.8820	71.742	.24446	2.6175
#1	.00198	.86331	.08812	7.4868	.21169	-.00043	-.00302	1412.8	.00599
#2	.00331	.86701	.08677	7.5159	.21135	-.00044	-.00924	1417.7	.00622
Check ?	Chk Pass	Chk Pass	Chk Pass	Chk Pass	Chk Pass	Chk Pass	Chk Pass	Chk Warn	Chk Pass
High Limit								500.00	
Low Limit								-.05000	

Elem	Co2286	Cr2055	Cu3247	Fe2714	K_7664	Li6707	Mg2790	Mn2576	Mo2020
Line	228.616 {447}	205.552 {464}	324.754 {104}	271.441 {124}	766.490 { 44}	670.784 { 50}	279.079 {121}2	257.610 {131}	202.030 {467}
Units	ppm	ppm	ppm	ppm	ppm	ppm	ppm	ppm	ppm
Avg	**.16899**	**.18315**	**.06963**	**208.20**	W **381.06**	**.18969**	**116.52**	W **16.494**	**.01896**
Stddev	.00012	.00004	.00000	1.10	3.75	.00047	.19	.146	.00028
%RSD	.06897	.02156	.00567	.52672	.98392	.24576	.16134	.88439	1.4878
#1	.16907	.18318	.06963	208.97	383.71	.19002	116.39	16.391	.01876
#2	.16891	.18313	.06964	207.42	378.41	.18936	116.65	16.598	.01916
Check ?	Chk Pass	Chk Pass	Chk Pass	Chk Pass	Chk Warn	Chk Pass	Chk Pass	Chk Warn	Chk Pass
High Limit					100.00			10.000	
Low Limit					-.50000			-.01000	

Elem	Na8183	Ni2316	P_1782	Pb2203	S_1820	Sb2068	Se1960	Si2881	Sn1899
Line	818.326 { 41}	231.604 {446}	178.284 {489}	220.353 {453}	182.034 {485}	206.833 {463}	196.090 {472}	288.158 {117}	189.989 {477}
Units	ppm	ppm	ppm	ppm	ppm	ppm	ppm	ppm	ppm
Avg	W **831.88**	**.32888**	**18.421**	**.04630**	**335.33**	**.03502**	**.02733**	**23.647**	**.01355**
Stddev	4.56	.00067	.080	.00012	.62	.00180	.00122	.188	.00117
%RSD	.54833	.20403	.43604	.25024	.18532	5.1340	4.4707	.79426	8.6679
#1	835.11	.32935	18.364	.04622	334.89	.03375	.02646	23.779	.01272
#2	828.66	.32840	18.477	.04639	335.77	.03630	.02819	23.514	.01438
Check ?	Chk Warn	Chk Pass	Chk Pass	Chk Pass	None	Chk Pass	Chk Pass	Chk Pass	Chk Pass
High Limit	500.00								
Low Limit	10.000								

Elem	Sr4077	Th2837	Ti3349	Tl1908	U_3701	V_2924	Zn2062	Zr3391
Line	407.771 { 83}	283.730 {119}	334.904 {101}	190.856 {477}	370.152 { 91}	292.402 {115}	206.200 {163}	339.198 { 99}
Units	ppm	ppm	ppm	ppm	ppm	ppm	ppm	ppm
Avg	**5.2578**	**.02076**	**.08450**	W **-.01991**	W **-.05491**	**.01137**	W **18.555**	**-.00051**
Stddev	.0400	.00007	.00026	.00024	.00786	.00002	.031	.00187
%RSD	.76069	.33204	.30424	1.2102	14.312	.15002	.16736	365.77
#1	5.2861	.02081	.08468	-.02008	-.04935	.01136	18.533	-.00183
#2	5.2295	.02071	.08432	-.01974	-.06047	.01138	18.577	.00081
Check ?	Chk Pass	Chk Pass	Chk Pass	Chk Warn	Chk Warn	Chk Pass	Chk Warn	Chk Pass
High Limit				5.0000	45.000		10.000	
Low Limit				-.01000	-.05000		-.00500	

Int. Std.	Y_2243	Y_3600	Y_3774
Line	224.306 {450}	360.073 { 94}	377.433 { 89}
Units	Cts/S	Cts/S	Cts/S
Avg	**5721.8**	**77998.**	**5314.2**
Stddev	3.0	134.	61.2
%RSD	.05310	.17206	1.1515
#1	5719.6	78093.	5270.9
#2	5723.9	77903.	5357.5

Sample Name: 280-42321-A-2-A Acquired: 5/21/2013 18:06:32 Type: Unk
Method: 6500_026(v10) Mode: CONC Corr. Factor: 1.000000
User: bowenh Custom ID1: Custom ID2: Custom ID3:
Comment: 174876 200.7

Elem	Ag3280	Al1670	As1890	B_2089	Ba4554	Be3130	Bi2230	Ca3179	Cd2288
Line	328.068 {103}	167.079 {502}	189.042 {478}	208.959 {461}	455.403 { 74}	313.042 {108}	223.061 {451}	317.933 {106}	228.802 {447}
Units	ppm	ppm	ppm	ppm	ppm	ppm	ppm	ppm	ppm
Avg	**-.00007**	**.21783**	**.00140**	**.10526**	**.03888**	**-.00002**	**-.00056**	**67.886**	**.00017**
Stddev	.00021	.00115	.00086	.00122	.00014	.00002	.00197	.627	.00014
%RSD	281.04	.52985	61.149	1.1583	.34888	129.26	351.19	.92382	80.131
#1	.00007	.21865	.00200	.10612	.03879	-.00004	.00083	67.443	.00007
#2	-.00022	.21701	.00079	.10440	.03898	-.00000	-.00196	68.330	.00027
Check ?	Chk Pass	Chk Pass	Chk Pass	Chk Pass	Chk Pass	Chk Pass	Chk Pass	Chk Pass	Chk Pass
High Limit									
Low Limit									

Elem	Co2286	Cr2055	Cu3247	Fe2599	K_7664	Li6707	Mg2790	Mn2576	Mo2020
Line	228.616 {447}	205.552 {464}	324.754 {104}	259.940 {130}	766.490 { 44}	670.784 { 50}	279.079 {121}2	257.610 {131}	202.030 {467}
Units	ppm	ppm	ppm	ppm	ppm	ppm	ppm	ppm	ppm
Avg	**.00062**	**.00057**	**.00433**	**.29371**	**4.4690**	**.06968**	**21.783**	**.25290**	**.00245**
Stddev	.00002	.00010	.00015	.00260	.0338	.00106	.025	.00035	.00004
%RSD	2.5283	17.828	3.4877	.88416	.75551	1.5214	.11704	.14035	1.4284
#1	.00061	.00050	.00443	.29187	4.4928	.06893	21.765	.25265	.00248
#2	.00063	.00064	.00422	.29554	4.4451	.07043	21.801	.25315	.00243
Check ?	Chk Pass	Chk Pass	Chk Pass	Chk Pass	Chk Pass	Chk Pass	Chk Pass	Chk Pass	Chk Pass
High Limit									
Low Limit									

Elem	Na8183	Ni2316	P_1782	Pb2203	S_1820	Sb2068	Se1960	Si2881	Sn1899
Line	818.326 { 41}	231.604 {446}	178.284 {489}	220.353 {453}	182.034 {485}	206.833 {463}	196.090 {472}	288.158 {117}	189.989 {477}
Units	ppm	ppm	ppm	ppm	ppm	ppm	ppm	ppm	ppm
Avg	**131.30**	**.00139**	**.07998**	**.00036**	**64.023**	**.00040**	**.00032**	**1.3264**	**-.00018**
Stddev	.73	.00013	.00187	.00006	.124	.00081	.00181	.0201	.00023
%RSD	.55510	9.1275	2.3360	18.112	.19405	202.57	560.08	1.5171	125.52
#1	130.79	.00130	.07866	.00040	64.111	-.00017	.00160	1.3121	-.00034
#2	131.82	.00148	.08130	.00031	63.935	.00098	-.00096	1.3406	-.00002
Check ?	Chk Pass	Chk Pass	Chk Pass	Chk Pass	None	Chk Pass	Chk Pass	Chk Pass	Chk Pass
High Limit									
Low Limit									

Elem	Sr4077	Th2837	Ti3349	Tl1908	U_3701	V_2924	Zn2062	Zr3391
Line	407.771 { 83}	283.730 {119}	334.904 {101}	190.856 {477}	370.152 { 91}	292.402 {115}	206.200 {163}	339.198 { 99}
Units	ppm	ppm	ppm	ppm	ppm	ppm	ppm	ppm
Avg	**.87072**	**.00088**	**.00606**	**.00242**	**-.00651**	**.00178**	**.01635**	**-.00146**
Stddev	.00390	.00050	.00017	.00061	.00757	.00017	.00027	.00081
%RSD	.44845	56.241	2.8601	25.119	116.35	9.7514	1.6689	55.435
#1	.86796	.00123	.00594	.00199	-.00115	.00190	.01616	-.00203
#2	.87348	.00053	.00618	.00285	-.01186	.00166	.01654	-.00089
Check ?	Chk Pass	Chk Pass	Chk Pass	Chk Pass	Chk Pass	Chk Pass	Chk Pass	Chk Pass
High Limit								
Low Limit								

Int. Std.	Y_2243	Y_3600	Y_3774
Line	224.306 {450}	360.073 { 94}	377.433 { 89}
Units	Cts/S	Cts/S	Cts/S
Avg	**6360.1**	**85858.**	**5392.3**
Stddev	41.7	83.	31.4
%RSD	.65497	.09705	.58245
#1	6330.6	85917.	5414.5
#2	6389.6	85799.	5370.1

Sample Name: 280-42321-A-2-Asd@5 Acquired: 5/21/2013 18:08:57 Type: Unk
Method: 6500_026(v10) Mode: CONC Corr. Factor: 1.000000
User: bowenh Custom ID1: Custom ID2: Custom ID3:
Comment: 174876 200.7

Elem	Ag3280	Al1670	As1890	B_2089	Ba4554	Be3130	Bi2230	Ca3179	Cd2288
Line	328.068 {103}	167.079 {502}	189.042 {478}	208.959 {461}	455.403 { 74}	313.042 {108}	223.061 {451}	317.933 {106}	228.802 {447}
Units	ppm	ppm	ppm	ppm	ppm	ppm	ppm	ppm	ppm
Avg	**.00019**	**.05643**	**-.00003**	**.02744**	**.00841**	**-.00003**	**-.00195**	**14.609**	**.00012**
Stddev	.00101	.00085	.00051	.00053	.00006	.00011	.00090	.066	.00005
%RSD	525.24	1.5120	1621.9	1.9461	.75656	349.20	46.235	.45067	47.549
#1	.00091	.05582	-.00039	.02782	.00837	.00004	-.00131	14.656	.00008
#2	-.00052	.05703	.00033	.02706	.00846	-.00010	-.00258	14.562	.00015
Check ?	Chk Pass	Chk Pass	Chk Pass	Chk Pass	Chk Pass	Chk Pass	Chk Pass	Chk Pass	Chk Pass
High Limit									
Low Limit									

Elem	Co2286	Cr2055	Cu3247	Fe2599	K_7664	Li6707	Mg2790	Mn2576	Mo2020
Line	228.616 {447}	205.552 {464}	324.754 {104}	259.940 {130}	766.490 { 44}	670.784 { 50}	279.079 {121}2	257.610 {131}	202.030 {467}
Units	ppm	ppm	ppm	ppm	ppm	ppm	ppm	ppm	ppm
Avg	**.00027**	**.00006**	**.00066**	**.07744**	**1.2644**	**.01354**	**4.7966**	**.05556**	**.00064**
Stddev	.00006	.00011	.00029	.00221	.0618	.00045	.0000	.00001	.00025
%RSD	22.303	189.38	44.183	2.8595	4.8897	3.3516	.00024	.01173	39.007
#1	.00031	.00014	.00086	.07901	1.3082	.01322	4.7966	.05556	.00081
#2	.00023	-.00002	.00045	.07587	1.2207	.01386	4.7966	.05557	.00046
Check ?	Chk Pass	Chk Pass	Chk Pass	Chk Pass	Chk Pass	Chk Pass	Chk Pass	Chk Pass	Chk Pass
High Limit									
Low Limit									

Elem	Na8183	Ni2316	P_1782	Pb2203	S_1820	Sb2068	Se1960	Si2881	Sn1899
Line	818.326 { 41}	231.604 {446}	178.284 {489}	220.353 {453}	182.034 {485}	206.833 {463}	196.090 {472}	288.158 {117}	189.989 {477}
Units	ppm	ppm	ppm	ppm	ppm	ppm	ppm	ppm	ppm
Avg	**29.036**	**.00058**	**.01934**	**.00000**	**13.429**	**.00146**	**.00034**	**.30205**	**.00036**
Stddev	.425	.00015	.00040	.00091	.014	.00178	.00079	.01457	.00070
%RSD	1.4652	25.252	2.0705	23328.	.10334	121.72	233.63	4.8247	190.86
#1	28.735	.00048	.01906	-.00064	13.439	.00272	-.00022	.29174	-.00013
#2	29.337	.00068	.01963	.00065	13.420	.00020	.00090	.31235	.00086
Check ?	Chk Pass	Chk Pass	Chk Pass	Chk Pass	None	Chk Pass	Chk Pass	Chk Pass	Chk Pass
High Limit									
Low Limit									

Elem	Sr4077	Th2837	Ti3349	Tl1908	U_3701	V_2924	Zn2062	Zr3391
Line	407.771 { 83}	283.730 {119}	334.904 {101}	190.856 {477}	370.152 { 91}	292.402 {115}	206.200 {163}	339.198 { 99}
Units	ppm	ppm	ppm	ppm	ppm	ppm	ppm	ppm
Avg	**.18805**	**-.00110**	**.00196**	**.00052**	**.00945**	**.00013**	**.00714**	**-.00080**
Stddev	.00128	.00055	.00022	.00075	.01873	.00003	.00031	.00330
%RSD	.68118	50.055	11.362	144.92	198.21	21.708	4.3601	411.84
#1	.18895	-.00149	.00180	-.00001	-.00379	.00015	.00692	.00153
#2	.18714	-.00071	.00212	.00105	.02270	.00011	.00736	-.00313
Check ?	Chk Pass	Chk Pass	Chk Pass	Chk Pass	Chk Pass	Chk Pass	Chk Pass	Chk Pass
High Limit								
Low Limit								

Int. Std.	Y_2243	Y_3600	Y_3774
Line	224.306 {450}	360.073 { 94}	377.433 { 89}
Units	Cts/S	Cts/S	Cts/S
Avg	**6461.6**	**87151.**	**5330.3**
Stddev	4.6	503.	66.0
%RSD	.07127	.57716	1.2385
#1	6458.4	86796.	5283.6
#2	6464.9	87507.	5377.0

Sample Name: 280-42321-A-2-B MS Acquired: 5/21/2013 18:11:24 Type: Unk
Method: 6500_026(v10) Mode: CONC Corr. Factor: 1.000000
User: bowenh Custom ID1: Custom ID2: Custom ID3:
Comment: 174876 200.7

Elem	Ag3280	Al1670	As1890	B_2089	Ba4554	Be3130	Bi2230	Ca3179	Cd2288
Line	328.068 {103}	167.079 {502}	189.042 {478}	208.959 {461}	455.403 { 74}	313.042 {108}	223.061 {451}	317.933 {106}	228.802 {447}
Units	ppm	ppm	ppm	ppm	ppm	ppm	ppm	ppm	ppm
Avg	**.05133**	**1.9730**	**.90730**	**.98841**	**1.8717**	**.04271**	**1.9040**	**106.61**	**.09487**
Stddev	.00069	.0141	.00909	.00747	.0162	.00047	.0147	.97	.00067
%RSD	1.3492	.71729	1.0013	.75621	.86639	1.0896	.77462	.90694	.70233
#1	.05084	1.9830	.91372	.99370	1.8832	.04304	1.9145	107.29	.09534
#2	.05182	1.9629	.90087	.98313	1.8602	.04238	1.8936	105.92	.09440
Check ?	Chk Pass	Chk Pass	Chk Pass	Chk Pass	Chk Pass	Chk Pass	Chk Pass	Chk Pass	Chk Pass
High Limit									
Low Limit									

Elem	Co2286	Cr2055	Cu3247	Fe2599	K_7664	Li6707	Mg2790	Mn2576	Mo2020
Line	228.616 {447}	205.552 {464}	324.754 {104}	259.940 {130}	766.490 { 44}	670.784 { 50}	279.079 {121}2	257.610 {131}	202.030 {467}
Units	ppm	ppm	ppm	ppm	ppm	ppm	ppm	ppm	ppm
Avg	**.45057**	**.17784**	**.22836**	**1.1525**	**50.043**	**.98426**	**64.125**	**.68299**	**.89381**
Stddev	.00456	.00100	.00089	.0103	.414	.01125	.231	.00247	.00615
%RSD	1.0126	.56246	.39019	.89360	.82740	1.1432	.36090	.36159	.68824
#1	.45379	.17855	.22773	1.1598	50.336	.99221	63.962	.68124	.89816
#2	.44734	.17713	.22899	1.1452	49.750	.97630	64.289	.68473	.88946
Check ?	Chk Pass	Chk Pass	Chk Pass	Chk Pass	Chk Pass	Chk Pass	Chk Pass	Chk Pass	Chk Pass
High Limit									
Low Limit									

Elem	Na8183	Ni2316	P_1782	Pb2203	S_1820	Sb2068	Se1960	Si2881	Sn1899
Line	818.326 { 41}	231.604 {446}	178.284 {489}	220.353 {453}	182.034 {485}	206.833 {463}	196.090 {472}	288.158 {117}	189.989 {477}
Units	ppm	ppm	ppm	ppm	ppm	ppm	ppm	ppm	ppm
Avg	**168.16**	**.43809**	**9.1417**	**.45278**	**60.843**	**.46732**	**1.8015**	**10.654**	**1.7642**
Stddev	1.93	.00304	.0620	.00217	.442	.00264	.0114	.013	.0090
%RSD	1.1456	.69436	.67868	.47867	.72701	.56590	.63076	.12421	.51257
#1	169.52	.44024	9.1856	.45431	61.156	.46919	1.8096	10.663	1.7706
#2	166.79	.43594	9.0978	.45125	60.530	.46545	1.7935	10.645	1.7578
Check ?	Chk Pass	Chk Pass	Chk Pass	Chk Pass	None	Chk Pass	Chk Pass	Chk Pass	Chk Pass
High Limit									
Low Limit									

Elem	Sr4077	Th2837	Ti3349	Tl1908	U_3701	V_2924	Zn2062	Zr3391
Line	407.771 { 83}	283.730 {119}	334.904 {101}	190.856 {477}	370.152 { 91}	292.402 {115}	206.200 {163}	339.198 { 99}
Units	ppm	ppm	ppm	ppm	ppm	ppm	ppm	ppm
Avg	**1.6827**	**.93147**	**.92627**	**1.7973**	**1.8772**	**.45104**	**.45797**	**.44357**
Stddev	.0247	.00001	.00358	.0084	.0194	.00028	.00174	.00151
%RSD	1.4705	.00102	.38608	.46941	1.0343	.06159	.38074	.34032
#1	1.7002	.93148	.92374	1.8033	1.8635	.45124	.45673	.44463
#2	1.6652	.93147	.92879	1.7913	1.8910	.45084	.45920	.44250
Check ?	Chk Pass	Chk Pass	Chk Pass	Chk Pass	Chk Pass	Chk Pass	Chk Pass	Chk Pass
High Limit								
Low Limit								

Int. Std.	Y_2243	Y_3600	Y_3774
Line	224.306 {450}	360.073 { 94}	377.433 { 89}
Units	Cts/S	Cts/S	Cts/S
Avg	**6323.7**	**84538.**	**5415.4**
Stddev	32.1	42.	28.0
%RSD	.50804	.05017	.51654
#1	6301.0	84568.	5395.7
#2	6346.4	84508.	5435.2

Sample Name: 280-42321-A-2-C MSD Acquired: 5/21/2013 18:13:36 Type: Unk
Method: 6500_026(v10) Mode: CONC Corr. Factor: 1.000000
User: bowenh Custom ID1: Custom ID2: Custom ID3:
Comment: 174876 200.7

Elem	Ag3280	Al1670	As1890	B_2089	Ba4554	Be3130	Bi2230	Ca3179	Cd2288
Line	328.068 {103}	167.079 {502}	189.042 {478}	208.959 {461}	455.403 { 74}	313.042 {108}	223.061 {451}	317.933 {106}	228.802 {447}
Units	ppm	ppm	ppm	ppm	ppm	ppm	ppm	ppm	ppm
Avg	**.05076**	**1.9290**	**.88510**	**.96304**	**1.8456**	**.04245**	**1.8495**	**105.02**	**.09244**
Stddev	.00009	.0033	.00005	.00333	.0138	.00045	.0087	.88	.00036
%RSD	.16767	.17173	.00580	.34576	.74593	1.0530	.46959	.83861	.38624
#1	.05070	1.9313	.88513	.96539	1.8553	.04276	1.8557	105.65	.09269
#2	.05082	1.9267	.88506	.96068	1.8358	.04213	1.8434	104.40	.09219
Check ?	Chk Pass	Chk Pass	Chk Pass	Chk Pass	Chk Pass	Chk Pass	Chk Pass	Chk Pass	Chk Pass
High Limit									
Low Limit									

Elem	Co2286	Cr2055	Cu3247	Fe2599	K_7664	Li6707	Mg2790	Mn2576	Mo2020
Line	228.616 {447}	205.552 {464}	324.754 {104}	259.940 {130}	766.490 { 44}	670.784 { 50}	279.079 {121}2	257.610 {131}	202.030 {467}
Units	ppm	ppm	ppm	ppm	ppm	ppm	ppm	ppm	ppm
Avg	**.44019**	**.17350**	**.22596**	**1.1377**	**49.634**	**.97579**	**63.322**	**.67365**	**.87173**
Stddev	.00197	.00044	.00089	.0038	.355	.00790	.273	.00380	.00167
%RSD	.44823	.25584	.39244	.33783	.71569	.80992	.43038	.56415	.19136
#1	.44159	.17381	.22659	1.1404	49.885	.98138	63.515	.67634	.87291
#2	.43880	.17319	.22533	1.1350	49.383	.97020	63.130	.67096	.87055
Check ?	Chk Pass	Chk Pass	Chk Pass	Chk Pass	Chk Pass	Chk Pass	Chk Pass	Chk Pass	Chk Pass
High Limit									
Low Limit									

Elem	Na8183	Ni2316	P_1782	Pb2203	S_1820	Sb2068	Se1960	Si2881	Sn1899
Line	818.326 { 41}	231.604 {446}	178.284 {489}	220.353 {453}	182.034 {485}	206.833 {463}	196.090 {472}	288.158 {117}	189.989 {477}
Units	ppm	ppm	ppm	ppm	ppm	ppm	ppm	ppm	ppm
Avg	**165.74**	**.42881**	**8.9353**	**.44159**	**58.776**	**.45956**	**1.7595**	**10.519**	**1.7191**
Stddev	1.64	.00147	.0336	.00281	.234	.00372	.0081	.051	.0091
%RSD	.98997	.34311	.37586	.63653	.39873	.80897	.45884	.48897	.52864
#1	166.90	.42985	8.9591	.44357	58.942	.46219	1.7652	10.555	1.7256
#2	164.58	.42777	8.9116	.43960	58.610	.45693	1.7538	10.482	1.7127
Check ?	Chk Pass	Chk Pass	Chk Pass	Chk Pass	None	Chk Pass	Chk Pass	Chk Pass	Chk Pass
High Limit									
Low Limit									

Elem	Sr4077	Th2837	Ti3349	Tl1908	U_3701	V_2924	Zn2062	Zr3391
Line	407.771 { 83}	283.730 {119}	334.904 {101}	190.856 {477}	370.152 { 91}	292.402 {115}	206.200 {163}	339.198 { 99}
Units	ppm	ppm	ppm	ppm	ppm	ppm	ppm	ppm
Avg	**1.6554**	**.91930**	**.91284**	**1.7491**	**1.8559**	**.44594**	**.45205**	**.43613**
Stddev	.0153	.00599	.00484	.0095	.0179	.00314	.00442	.00563
%RSD	.92102	.65147	.52982	.54333	.96441	.70363	.97807	1.2898
#1	1.6662	.92354	.91626	1.7558	1.8686	.44816	.45518	.44011
#2	1.6446	.91507	.90942	1.7424	1.8432	.44372	.44893	.43215
Check ?	Chk Pass	Chk Pass	Chk Pass	Chk Pass	Chk Pass	Chk Pass	Chk Pass	Chk Pass
High Limit								
Low Limit								

Int. Std.	Y_2243	Y_3600	Y_3774
Line	224.306 {450}	360.073 { 94}	377.433 { 89}
Units	Cts/S	Cts/S	Cts/S
Avg	**6429.0**	**85462.**	**5445.6**
Stddev	23.1	723.	70.7
%RSD	.35958	.84599	1.2980
#1	6412.6	84951.	5395.7
#2	6445.3	85973.	5495.6

Sample Name: CCVH-2058327 Acquired: 5/21/2013 18:15:48 Type: QC
Method: 6500_026(v10) Mode: CONC Corr. Factor: 1.000000
User: bowenh Custom ID1: Custom ID2: Custom ID3:
Comment:

Elem	Ag3280	Al3092	As1890	B_2089	Ba4554	Be3130	Bi2230	Ca3179	Cd2288	Co2286	Cr2055	Cu3247	Fe2714
Units	ppm	ppm	ppm	ppm	ppm	ppm	ppm	ppm	ppm	ppm	ppm	ppm	ppm
Avg	**.00210**	**47.390**	**.00104**	**.00814**	**.00068**	**-.00014**	**.95580**	**.01400**	**-.00065**	**.00173**	**-.00022**	**.00078**	**46.886**
Stddev	.00039	.079	.00008	.00026	.00001	.00001	.01028	.00246	.00007	.00013	.00000	.00045	.181
%RSD	18.517	.16656	8.0542	3.1851	1.0078	9.4826	1.0755	17.572	11.034	7.6940	2.2774	57.877	.38608
#1	.00183	47.446	.00110	.00796	.00069	-.00013	.96307	.01574	-.00070	.00163	-.00021	.00046	46.758
#2	.00238	47.334	.00098	.00833	.00068	-.00014	.94853	.01226	-.00060	.00182	-.00022	.00110	47.014
Check ?	None	Chk Pass	None	None	None	None	Chk Pass	None	None	None	None	None	Chk Pass
Value													
Range													

Elem	K_7664	Li6707	Mg2790	Mn2576	Mo2020	Na8183	Ni2316	P_1782	Pb2203	S_1820	Sb2068	Se1960	Si2881
Units	ppm	ppm	ppm	ppm	ppm	ppm	ppm	ppm	ppm	ppm	ppm	ppm	ppm
Avg	**.39958**	**.00071**	**.00020**	**-.00052**	**-.00144**	**243.35**	**.00078**	**.00601**	**-.00144**	**4.7939**	**.00056**	**.00685**	**.00814**
Stddev	.09631	.00207	.00297	.00002	.00017	.99	.00004	.00097	.00137	.0514	.00071	.00020	.00953
%RSD	24.103	289.97	1492.0	4.7800	11.857	.40728	5.7334	16.215	95.590	1.0721	128.21	2.9709	117.05
#1	.46769	.00218	.00230	-.00050	-.00132	244.05	.00075	.00532	-.00047	4.8302	.00106	.00699	.00140
#2	.33148	-.00075	-.00190	-.00053	-.00156	242.65	.00082	.00670	-.00241	4.7576	.00005	.00671	.01488
Check ?	None	None	None	None	None	Chk Pass	None	None	None	None	None	None	None
Value													
Range													

Elem	Sn1899	Sr4077	Th2837	Ti3349	Tl1908	U_3701	V_2924	Zn2062	Zr3391
Units	ppm	ppm	ppm	ppm	ppm	ppm	ppm	ppm	ppm
Avg	**.00048**	**.00049**	**4.8640**	**.00238**	**-.00100**	**9.5473**	**-.00043**	**.00321**	**-.03583**
Stddev	.00037	.00005	.0044	.00045	.00024	.0198	.00063	.00000	.00069
%RSD	78.310	9.7968	.09049	18.832	23.813	.20774	148.43	.14989	1.9137
#1	.00074	.00045	4.8609	.00206	-.00083	9.5614	.00002	.00321	-.03632
#2	.00021	.00052	4.8671	.00270	-.00117	9.5333	-.00087	.00320	-.03535
Check ?	None	None	Chk Pass	None	None	Chk Pass	None	None	None
Value									
Range									

Int. Std.	Y_2243	Y_3600	Y_3774
Units	Cts/S	Cts/S	Cts/S
Avg	**6506.7**	**87161.**	**5502.8**
Stddev	23.4	3.	3.4
%RSD	.35898	.00333	.06105
#1	6490.2	87159.	5500.4
#2	6523.3	87163.	5505.2

Sample Name: CCV-2058325 Acquired: 5/21/2013 18:18:10 Type: QC
Method: 6500_026(v10) Mode: CONC Corr. Factor: 1.000000
User: bowenh Custom ID1: Custom ID2: Custom ID3:
Comment:

Elem	Ag3280	Al1670	As1890	B_2089	Ba4554	Be3130	Bi2230	Ca3179	Cd2288	Co2286	Cr2055	Cu3247	Fe2599
Units	ppm	ppm	ppm	ppm	ppm	ppm	ppm	ppm	ppm	ppm	ppm	ppm	ppm
Avg	**.49625**	**.47799**	**.94562**	**.47294**	**.48616**	**.45485**	**.00126**	**4.7979**	**.48734**	**.49367**	**.47765**	**.47386**	**2.3421**
Stddev	.00023	.00074	.00026	.00199	.00332	.00271	.00161	.0132	.00040	.00167	.00022	.00042	.0053
%RSD	.04698	.15585	.02776	.42065	.68192	.59489	127.59	.27534	.08128	.33816	.04570	.08967	.22458
#1	.49609	.47852	.94544	.47435	.48381	.45293	.00240	4.7886	.48762	.49485	.47780	.47356	2.3458
#2	.49642	.47747	.94581	.47153	.48850	.45676	.00012	4.8073	.48706	.49249	.47750	.47416	2.3383
Check ?	Chk Pass	Chk Pass	Chk Pass	Chk Pass	Chk Pass	Chk Pass	None	Chk Pass	Chk Pass	Chk Pass	Chk Pass	Chk Pass	Chk Pass
Value													
Range													

Elem	K_7664	Li6707	Mg2790	Mn2576	Mo2020	Na5895	Ni2316	P_1782	Pb2203	S_1820	Sb2068	Se1960	Si2881
Units	ppm	ppm	ppm	ppm	ppm	ppm	ppm	ppm	ppm	ppm	ppm	ppm	ppm
Avg	**49.329**	**.98359**	**19.201**	**.48793**	**.47584**	**5.0532**	**.48785**	**.92689**	**.98605**	**.02887**	**.96672**	**.93718**	**4.6807**
Stddev	.202	.00481	.017	.00064	.00159	.0242	.00136	.00365	.00293	.00280	.00411	.00286	.0329
%RSD	.40902	.48937	.08931	.13060	.33393	.47838	.27847	.39427	.29690	9.7072	.42471	.30498	.70324
#1	49.186	.98019	19.213	.48838	.47696	5.0361	.48881	.92947	.98812	.03086	.96962	.93920	4.7040
#2	49.472	.98700	19.189	.48748	.47471	5.0703	.48689	.92431	.98398	.02689	.96382	.93515	4.6575
Check ?	Chk Pass	Chk Pass	Chk Pass	Chk Pass	Chk Pass	Chk Pass	Chk Pass	Chk Pass	Chk Pass	None	Chk Pass	Chk Pass	Chk Pass
Value													
Range													

Elem	Sn1899	Sr4077	Th2837	Ti3349	Tl1908	U_3701	V_2924	Zn2062	Zr3391
Units	ppm	ppm	ppm	ppm	ppm	ppm	ppm	ppm	ppm
Avg	**.95537**	**.46670**	**-.00034**	**.49016**	**.97831**	**-.00442**	**.47370**	**.49087**	**.47999**
Stddev	.00079	.00153	.00153	.00064	.00146	.01483	.00033	.00097	.00413
%RSD	.08295	.32858	444.56	.13002	.14953	335.83	.07008	.19760	.86132
#1	.95593	.46562	.00074	.49061	.97934	-.01490	.47393	.49156	.47706
#2	.95481	.46779	-.00143	.48971	.97728	.00607	.47346	.49019	.48291
Check ?	Chk Pass	Chk Pass	None	Chk Pass	Chk Pass	None	Chk Pass	Chk Pass	Chk Pass
Value									
Range									

Int. Std.	Y_2243	Y_3600	Y_3774
Units	Cts/S	Cts/S	Cts/S
Avg	**6615.7**	**88278.**	**5457.5**
Stddev	13.1	362.	22.3
%RSD	.19876	.41027	.40846
#1	6606.4	88022.	5473.3
#2	6625.0	88535.	5441.8

Sample Name: CCB Acquired: 5/21/2013 18:20:25 Type: QC
Method: 6500_026(v10) Mode: CONC Corr. Factor: 1.000000
User: bowenh Custom ID1: Custom ID2: Custom ID3:
Comment:

Elem	Ag3280	Al1670	As1890	B_2089	Ba4554	Be3130	Bi2230	Ca3179	Cd2288	Co2286	Cr2055	Cu3247
Units	ppm	ppm	ppm	ppm	ppm	ppm	ppm	ppm	ppm	ppm	ppm	ppm
Avg	**.00014**	**.00326**	**.00137**	F **.00499**	**.00049**	**.00008**	**-.00180**	**.00146**	**.00011**	**.00006**	**.00026**	**-.00110**
Stddev	.00051	.00055	.00224	.00015	.00021	.00003	.00050	.00217	.00010	.00010	.00004	.00033
%RSD	376.10	16.837	163.69	2.9743	43.198	39.238	27.586	148.94	87.443	154.11	15.242	30.191
#1	.00050	.00287	-.00022	.00488	.00064	.00010	-.00215	.00300	.00018	-.00001	.00028	-.00133
#2	-.00023	.00365	.00295	.00509	.00034	.00006	-.00145	-.00008	.00004	.00013	.00023	-.00086
Check ?	Chk Pass	Chk Pass	Chk Pass	Chk Fail	Chk Pass	Chk Pass	None	Chk Pass	Chk Pass	Chk Pass	Chk Pass	Chk Pass
High Limit				.00312								
Low Limit				-.00312								

Elem	Fe2599	K_7664	Li6707	Mg2790	Mn2576	Mo2020	Na5895	Ni2316	P_1782	Pb2203	S_1820	Sb2068
Units	ppm	ppm	ppm	ppm	ppm	ppm	ppm	ppm	ppm	ppm	ppm	ppm
Avg	**.00287**	**.20008**	**.00052**	**.00384**	**.00014**	**.00016**	F **.16568**	**-.00002**	**.00139**	**.00048**	**.02711**	**.00241**
Stddev	.00113	.02494	.00010	.00084	.00002	.00011	.00659	.00016	.00042	.00006	.00018	.00059
%RSD	39.180	12.465	18.933	21.850	15.209	69.725	3.9756	891.47	30.318	12.617	.66886	24.492
#1	.00208	.18244	.00045	.00444	.00016	.00023	.17033	.00009	.00109	.00052	.02724	.00283
#2	.00367	.21771	.00059	.00325	.00013	.00008	.16102	-.00013	.00169	.00043	.02698	.00199
Check ?	Chk Pass	Chk Pass	Chk Pass	Chk Pass	Chk Pass	Chk Pass	Chk Fail	Chk Pass	Chk Pass	Chk Pass	None	Chk Pass
High Limit							.10000					
Low Limit							-.10000					

Elem	Se1960	Si2881	Sn1899	Sr4077	Th2837	Ti3349	Tl1908	U_3701	V_2924	Zn2062	Zr3391
Units	ppm	ppm	ppm	ppm	ppm	ppm	ppm	ppm	ppm	ppm	ppm
Avg	**.00186**	**.01928**	**-.00023**	**-.00002**	**-.00209**	**.00005**	**.00125**	**.00915**	**.00005**	**.00266**	**-.00076**
Stddev	.00203	.00712	.00086	.00005	.00097	.00002	.00057	.00034	.00027	.00005	.00333
%RSD	108.83	36.937	367.15	284.46	46.503	50.512	45.782	3.7562	592.37	1.9773	437.02
#1	.00043	.02432	-.00084	.00002	-.00140	.00003	.00165	.00939	-.00015	.00270	-.00312
#2	.00330	.01424	.00037	-.00006	-.00277	.00006	.00084	.00890	.00024	.00263	.00159
Check ?	Chk Pass	Chk Pass	Chk Pass	Chk Pass	Chk Pass	Chk Pass	Chk Pass	Chk Pass	Chk Pass	Chk Pass	Chk Pass
High Limit											
Low Limit											

Int. Std.	Y_2243	Y_3600	Y_3774
Units	Cts/S	Cts/S	Cts/S
Avg	**6573.2**	**88571.**	**5410.9**
Stddev	1.0	46.	58.1
%RSD	.01456	.05226	1.0739
#1	6572.5	88604.	5369.9
#2	6573.8	88538.	5452.0

Sample Name: CCVL2062912 Acquired: 5/21/2013 18:22:54 Type: QC
Method: 6500_026(v10) Mode: CONC Corr. Factor: 1.000000
User: bowenh Custom ID1: Custom ID2: Custom ID3:
Comment:

Elem	Ag3280	Al1670	As1890	B_2089	Ba4554	Be3130	Bi2230	Ca3179	Cd2288	Co2286	Cr2055
Units	ppm	ppm	ppm	ppm	ppm	ppm	ppm	ppm	ppm	ppm	ppm
Avg	**.01130**	**.10020**	**.01611**	**.09886**	**.01027**	**.00093**	**.10533**	**.20395**	**.00532**	**.01050**	**.01003**
Stddev	.00009	.00078	.00217	.00018	.00001	.00008	.00209	.00007	.00010	.00012	.00003
%RSD	.83209	.77676	13.482	.17828	.09281	8.9776	1.9886	.03378	1.8952	1.0980	.27497
#1	.01137	.09965	.01457	.09899	.01027	.00098	.10681	.20400	.00539	.01042	.01001
#2	.01123	.10075	.01764	.09874	.01026	.00087	.10385	.20390	.00525	.01058	.01005
Check ?	Chk Pass	Chk Pass	Chk Pass	Chk Pass	Chk Pass	Chk Pass	Chk Pass	Chk Pass	Chk Pass	Chk Pass	Chk Pass
Value											
Range											

Elem	Cu3247	Fe2599	K_7664	Li6707	Mg2790	Mn2576	Mo2020	Na5895	Ni2316	P_1782	Pb2203
Units	ppm	ppm	ppm	ppm	ppm	ppm	ppm	ppm	ppm	ppm	ppm
Avg	**.01382**	**.10018**	**3.2382**	**.00973**	**.20570**	**.01053**	**.02000**	**1.1816**	**.04115**	**2.8057**	**.00843**
Stddev	.00048	.00345	.0192	.00131	.00021	.00006	.00012	.0180	.00008	.0025	.00032
%RSD	3.4462	3.4432	.59313	13.456	.10160	.57924	.60349	1.5214	.19598	.08818	3.7750
#1	.01416	.09774	3.2518	.00880	.20555	.01049	.01992	1.1943	.04109	2.8074	.00820
#2	.01348	.10262	3.2246	.01065	.20584	.01057	.02009	1.1689	.04120	2.8039	.00865
Check ?	Chk Pass	Chk Pass	Chk Pass	Chk Pass	Chk Pass	Chk Pass	Chk Pass	Chk Pass	Chk Pass	Chk Pass	Chk Pass
Value											
Range											

Elem	S_1820	Sb2068	Se1960	Si2881	Sn1899	Sr4077	Th2837	Ti3349	Tl1908	U_3701	V_2924
Units	ppm	ppm	ppm	ppm	ppm	ppm	ppm	ppm	ppm	ppm	ppm
Avg	**.02113**	W **.01253**	**.01453**	**.47809**	**.10091**	**.00978**	**.01679**	**.01023**	**.01624**	F **.03981**	**.00966**
Stddev	.00068	.00111	.00185	.01707	.00113	.00020	.00103	.00027	.00197	.01466	.00007
%RSD	3.2004	8.8272	12.743	3.5698	1.1243	2.0542	6.1603	2.6246	12.130	36.827	.72843
#1	.02160	.01331	.01584	.49016	.10011	.00993	.01606	.01004	.01763	.02944	.00961
#2	.02065	.01175	.01322	.46602	.10171	.00964	.01753	.01042	.01485	.05017	.00971
Check ?	None	Chk Warn	Chk Pass	Chk Pass	Chk Pass	Chk Pass	Chk Pass	Chk Pass	Chk Pass	Chk Fail	Chk Pass
Value		.01000								.06000	
Range		20.000%								-30.000%	

Elem	Zn2062	Zr3391
Units	ppm	ppm
Avg	**.02366**	**.01462**
Stddev	.00033	.00339
%RSD	1.3807	23.206
#1	.02343	.01222
#2	.02389	.01702
Check ?	Chk Pass	Chk Pass
Value		
Range		

Int. Std.	Y_2243	Y_3600	Y_3774
Units	Cts/S	Cts/S	Cts/S
Avg	**6531.7**	**87235.**	**5342.3**
Stddev	3.2	316.	35.7
%RSD	.04949	.36191	.66900
#1	6529.4	87459.	5317.0
#2	6534.0	87012.	5367.6

Sample Name: MB 280-174871/1-A Acquired: 5/21/2013 18:25:19 Type: Unk
Method: 6500_026(v10) Mode: CONC Corr. Factor: 1.000000
User: bowenh Custom ID1: Custom ID2: Custom ID3:
Comment: 174871 6010b

Elem	Ag3280	Al1670	As1890	B_2089	Ba4554	Be3130	Bi2230	Ca3179	Cd2288
Line	328.068 {103}	167.079 {502}	189.042 {478}	208.959 {461}	455.403 { 74}	313.042 {108}	223.061 {451}	317.933 {106}	228.802 {447}
Units	ppm	ppm	ppm	ppm	ppm	ppm	ppm	ppm	ppm
Avg	**.00029**	**.00104**	**.00042**	**.00368**	**.00049**	**-.00016**	**-.00087**	**.00606**	**.00019**
Stddev	.00080	.00016	.00069	.00020	.00021	.00001	.00137	.00435	.00012
%RSD	279.28	15.666	165.60	5.5415	42.846	6.6059	158.49	71.811	62.815
#1	-.00028	.00116	.00091	.00383	.00064	-.00017	.00010	.00913	.00011
#2	.00085	.00093	-.00007	.00354	.00034	-.00015	-.00184	.00298	.00027
Check ?	Chk Pass	Chk Pass	Chk Pass	Chk Pass	Chk Pass	Chk Pass	Chk Pass	Chk Pass	Chk Pass
High Limit									
Low Limit									

Elem	Co2286	Cr2055	Cu3247	Fe2599	K_7664	Li6707	Mg2790	Mn2576	Mo2020
Line	228.616 {447}	205.552 {464}	324.754 {104}	259.940 {130}	766.490 { 44}	670.784 { 50}	279.079 {121}2	257.610 {131}	202.030 {467}
Units	ppm	ppm	ppm	ppm	ppm	ppm	ppm	ppm	ppm
Avg	**-.00009**	**-.00002**	**.00022**	**.00685**	**.14238**	**.00057**	**.00201**	**.00017**	**.00028**
Stddev	.00002	.00015	.00035	.00207	.03602	.00089	.00041	.00006	.00009
%RSD	25.038	683.72	160.21	30.175	25.295	158.09	20.398	33.346	33.565
#1	-.00010	.00008	-.00003	.00831	.16785	.00120	.00229	.00013	.00035
#2	-.00007	-.00013	.00046	.00539	.11691	-.00007	.00172	.00021	.00021
Check ?	Chk Pass	Chk Pass	Chk Pass	Chk Pass	Chk Pass	Chk Pass	Chk Pass	Chk Pass	Chk Pass
High Limit									
Low Limit									

Elem	Na5895	Ni2316	P_1782	Pb2203	S_1820	Sb2068	Se1960	Si2881	Sn1899
Line	589.592 { 57}	231.604 {446}	178.284 {489}	220.353 {453}	182.034 {485}	206.833 {463}	196.090 {472}	288.158 {117}	189.989 {477}
Units	ppm	ppm	ppm	ppm	ppm	ppm	ppm	ppm	ppm
Avg	**.12386**	**-.00040**	**.00097**	**.00074**	**.01845**	**.00196**	**-.00405**	**-.00587**	**.00029**
Stddev	.00464	.00035	.00171	.00049	.00051	.00145	.00089	.00499	.00084
%RSD	3.7424	87.181	176.15	65.724	2.7710	73.981	21.886	84.950	288.25
#1	.12059	-.00015	-.00024	.00108	.01881	.00094	-.00468	-.00235	.00089
#2	.12714	-.00064	.00219	.00040	.01808	.00299	-.00342	-.00940	-.00030
Check ?	Chk Pass	Chk Pass	Chk Pass	Chk Pass	None	Chk Pass	Chk Pass	Chk Pass	Chk Pass
High Limit									
Low Limit									

Elem	Sr4077	Th2837	Ti3349	Tl1908	U_3701	V_2924	Zn2062	Zr3391
Line	407.771 { 83}	283.730 {119}	334.904 {101}	190.856 {477}	370.152 { 91}	292.402 {115}	206.200 {163}	339.198 { 99}
Units	ppm	ppm	ppm	ppm	ppm	ppm	ppm	ppm
Avg	**.00001**	**-.00009**	**.00005**	**.00122**	**.02315**	**-.00027**	**.00340**	**-.00138**
Stddev	.00002	.00102	.00027	.00003	.03876	.00047	.00009	.00091
%RSD	247.22	1173.3	554.04	2.1927	167.43	170.94	2.7440	66.450
#1	-.00001	.00063	.00024	.00124	.05056	-.00061	.00333	-.00073
#2	.00002	-.00081	-.00014	.00120	-.00426	.00006	.00346	-.00202
Check ?	Chk Pass	Chk Pass	Chk Pass	Chk Pass	Chk Pass	Chk Pass	Chk Pass	Chk Pass
High Limit								
Low Limit								

Int. Std.	Y_2243	Y_3600	Y_3774
Line	224.306 {450}	360.073 { 94}	377.433 { 89}
Units	Cts/S	Cts/S	Cts/S
Avg	**6617.9**	**87821.**	**5460.5**
Stddev	2.7	332.	32.2
%RSD	.04134	.37768	.59058
#1	6619.8	88056.	5483.3
#2	6616.0	87586.	5437.7

Sample Name: LCS 280-174871/2-A Acquired: 5/21/2013 18:27:48 Type: Unk
Method: 6500_026(v10) Mode: CONC Corr. Factor: 1.000000
User: bowenh Custom ID1: Custom ID2: Custom ID3:
Comment: 174871 6010b

Elem	Ag3280	Al1670	As1890	B_2089	Ba4554	Be3130	Bi2230	Ca3179	Cd2288
Line	328.068 {103}	167.079 {502}	189.042 {478}	208.959 {461}	455.403 { 74}	313.042 {108}	223.061 {451}	317.933 {106}	228.802 {447}
Units	ppm	ppm	ppm	ppm	ppm	ppm	ppm	ppm	ppm
Avg	**.05512**	**1.8928**	**.97677**	**.97214**	**2.0366**	**.04770**	**2.0480**	**48.714**	**.10340**
Stddev	.00054	.0040	.00098	.00098	.0061	.00013	.0024	.010	.00012
%RSD	.98489	.21153	.10035	.10127	.29955	.26303	.11941	.02005	.11971
#1	.05474	1.8900	.97746	.97145	2.0322	.04762	2.0463	48.707	.10349
#2	.05551	1.8957	.97608	.97284	2.0409	.04779	2.0498	48.721	.10332
Check ?	Chk Pass	Chk Pass	Chk Pass	Chk Pass	Chk Pass	Chk Pass	Chk Pass	Chk Pass	Chk Pass
High Limit									
Low Limit									

Elem	Co2286	Cr2055	Cu3247	Fe2599	K_7664	Li6707	Mg2790	Mn2576	Mo2020
Line	228.616 {447}	205.552 {464}	324.754 {104}	259.940 {130}	766.490 { 44}	670.784 { 50}	279.079 {121}2	257.610 {131}	202.030 {467}
Units	ppm	ppm	ppm	ppm	ppm	ppm	ppm	ppm	ppm
Avg	**.50270**	**.19851**	**.24538**	**.96547**	**51.068**	**1.0184**	**49.262**	**.50048**	**.98479**
Stddev	.00033	.00011	.00045	.00337	.013	.0045	.118	.00046	.00017
%RSD	.06599	.05565	.18533	.34945	.02532	.44256	.23879	.09265	.01751
#1	.50246	.19843	.24570	.96308	51.077	1.0152	49.345	.50080	.98491
#2	.50293	.19859	.24506	.96785	51.059	1.0216	49.178	.50015	.98466
Check ?	Chk Pass	Chk Pass	Chk Pass	Chk Pass	Chk Pass	Chk Pass	Chk Pass	Chk Pass	Chk Pass
High Limit									
Low Limit									

Elem	Na8183	Ni2316	P_1782	Pb2203	S_1820	Sb2068	Se1960	Si2881	Sn1899
Line	818.326 { 41}	231.604 {446}	178.284 {489}	220.353 {453}	182.034 {485}	206.833 {463}	196.090 {472}	288.158 {117}	189.989 {477}
Units	ppm	ppm	ppm	ppm	ppm	ppm	ppm	ppm	ppm
Avg	**52.079**	**.49168**	**9.7434**	**.50478**	**.01022**	**.51054**	**1.9509**	**9.7197**	**1.9576**
Stddev	.164	.00044	.0044	.00211	.00010	.00008	.0085	.0107	.0050
%RSD	.31414	.08949	.04475	.41838	1.0258	.01486	.43536	.11059	.25483
#1	52.195	.49199	9.7403	.50627	.01029	.51048	1.9569	9.7121	1.9612
#2	51.963	.49137	9.7464	.50329	.01015	.51059	1.9449	9.7273	1.9541
Check ?	Chk Pass	Chk Pass	Chk Pass	Chk Pass	None	Chk Pass	Chk Pass	Chk Pass	Chk Pass
High Limit									
Low Limit									

Elem	Sr4077	Th2837	Ti3349	Tl1908	U_3701	V_2924	Zn2062	Zr3391
Line	407.771 { 83}	283.730 {119}	334.904 {101}	190.856 {477}	370.152 { 91}	292.402 {115}	206.200 {163}	339.198 { 99}
Units	ppm	ppm	ppm	ppm	ppm	ppm	ppm	ppm
Avg	**.96728**	**1.0339**	**1.0174**	**1.9897**	**2.0932**	**.49668**	**.49912**	**.48596**
Stddev	.00223	.0014	.0010	.0099	.0391	.00035	.00244	.00675
%RSD	.23093	.13210	.09878	.49538	1.8694	.07112	.48800	1.3881
#1	.96886	1.0349	1.0167	1.9967	2.0655	.49643	.50084	.48119
#2	.96570	1.0330	1.0181	1.9828	2.1209	.49693	.49739	.49073
Check ?	Chk Pass	Chk Pass	Chk Pass	Chk Pass	Chk Pass	Chk Pass	Chk Pass	Chk Pass
High Limit								
Low Limit								

Int. Std.	Y_2243	Y_3600	Y_3774
Line	224.306 {450}	360.073 { 94}	377.433 { 89}
Units	Cts/S	Cts/S	Cts/S
Avg	**6390.4**	**85675.**	**5414.6**
Stddev	4.2	324.	8.2
%RSD	.06591	.37836	.15139
#1	6387.4	85445.	5408.8
#2	6393.4	85904.	5420.4

Sample Name: 280-42322-K-1-A Acquired: 5/21/2013 18:30:02 Type: Unk
Method: 6500_026(v10) Mode: CONC Corr. Factor: 1.000000
User: bowenh Custom ID1: Custom ID2: Custom ID3:
Comment: 174871 6010b

Elem	Ag3280	Al1670	As1890	B_2089	Ba4554	Be3130	Bi2230	Ca3179	Cd2288
Line	328.068 {103}	167.079 {502}	189.042 {478}	208.959 {461}	455.403 { 74}	313.042 {108}	223.061 {451}	317.933 {106}	228.802 {447}
Units	ppm	ppm	ppm	ppm	ppm	ppm	ppm	ppm	ppm
Avg	**.00025**	**1.2465**	**.07484**	**3.5542**	**.03222**	**.00346**	**-.00496**	**356.07**	**.00333**
Stddev	.00119	.0060	.00235	.0117	.00038	.00004	.00173	6.59	.00016
%RSD	474.01	.48546	3.1388	.32989	1.1734	1.0662	34.873	1.8500	4.8871
#1	.00109	1.2422	.07318	3.5459	.03249	.00343	-.00618	360.73	.00345
#2	-.00059	1.2508	.07650	3.5625	.03195	.00349	-.00373	351.42	.00322
Check ?	Chk Pass	Chk Pass	Chk Pass	Chk Pass	Chk Pass	Chk Pass	Chk Pass	Chk Pass	Chk Pass
High Limit									
Low Limit									

Elem	Co2286	Cr2055	Cu3247	Fe2599	K_7664	Li6707	Mg2790	Mn2576	Mo2020
Line	228.616 {447}	205.552 {464}	324.754 {104}	259.940 {130}	766.490 { 44}	670.784 { 50}	279.079 {121}2	257.610 {131}	202.030 {467}
Units	ppm	ppm	ppm	ppm	ppm	ppm	ppm	ppm	ppm
Avg	**.03628**	**.00687**	**.05063**	**1.3351**	W **204.53**	**3.4078**	**120.76**	**6.0156**	F **40.892**
Stddev	.00008	.00009	.00025	.0028	.54	.0038	.58	.0785	.140
%RSD	.22787	1.2408	.49125	.21039	.26397	.11094	.48172	1.3053	.34239
#1	.03633	.00693	.05045	1.3331	204.91	3.4105	120.34	5.9601	40.793
#2	.03622	.00681	.05080	1.3371	204.15	3.4052	121.17	6.0711	40.991
Check ?	Chk Pass	Chk Pass	Chk Pass	Chk Pass	Chk Warn	Chk Pass	Chk Pass	Chk Pass	Chk Fail
High Limit					100.00				20.000
Low Limit					-.50000				-.02000

Elem	Na8183	Ni2316	P_1782	Pb2203	S_1820	Sb2068	Se1960	Si2881	Sn1899
Line	818.326 { 41}	231.604 {446}	178.284 {489}	220.353 {453}	182.034 {485}	206.833 {463}	196.090 {472}	288.158 {117}	189.989 {477}
Units	ppm	ppm	ppm	ppm	ppm	ppm	ppm	ppm	ppm
Avg	W **2725.7**	**.09244**	**20.728**	**.00428**	**1830.7**	**-.00761**	**.01149**	**21.778**	**-.00199**
Stddev	5.7	.00050	.095	.00187	29.2	.00121	.00019	.031	.00067
%RSD	.20976	.54593	.46020	43.705	1.5935	15.866	1.6504	.14232	33.706
#1	2729.7	.09208	20.660	.00560	1810.1	-.00675	.01162	21.800	-.00246
#2	2721.7	.09280	20.795	.00296	1851.3	-.00846	.01136	21.756	-.00151
Check ?	Chk Warn	Chk Pass	Chk Pass	Chk Pass	None	Chk Pass	Chk Pass	Chk Pass	Chk Pass
High Limit	500.00								
Low Limit	10.000								

Elem	Sr4077	Th2837	Ti3349	Tl1908	U_3701	V_2924	Zn2062	Zr3391
Line	407.771 { 83}	283.730 {119}	334.904 {101}	190.856 {477}	370.152 { 91}	292.402 {115}	206.200 {163}	339.198 { 99}
Units	ppm	ppm	ppm	ppm	ppm	ppm	ppm	ppm
Avg	**.74017**	**.00014**	**.04778**	**.00627**	**.06419**	**14.743**	**.01372**	**-.00828**
Stddev	.00168	.00225	.00043	.00108	.02626	.068	.00014	.00079
%RSD	.22677	1613.6	.89899	17.292	40.915	.46247	1.0284	9.5345
#1	.74136	.00173	.04748	.00550	.04562	14.695	.01382	-.00884
#2	.73898	-.00145	.04808	.00703	.08276	14.791	.01362	-.00772
Check ?	Chk Pass	Chk Pass	Chk Pass	Chk Pass	Chk Pass	Chk Pass	Chk Pass	Chk Pass
High Limit								
Low Limit								

Int. Std.	Y_2243	Y_3600	Y_3774
Line	224.306 {450}	360.073 { 94}	377.433 { 89}
Units	Cts/S	Cts/S	Cts/S
Avg	**5646.8**	**76280.**	**5174.8**
Stddev	4.0	610.	23.8
%RSD	.07138	.79921	.46029
#1	5643.9	76711.	5157.9
#2	5649.6	75849.	5191.6

Sample Name: 280-42322-K-1-A@10 Acquired: 5/21/2013 18:33:20 Type: Unk
Method: 6500_026(v10) Mode: CONC Corr. Factor: 1.000000
User: bowenh Custom ID1: Custom ID2: Custom ID3:
Comment: 174871 6010b

Elem	Ag3280	Al1670	As1890	B_2089	Ba4554	Be3130	Bi2230	Ca3179	Cd2288
Line	328.068 {103}	167.079 {502}	189.042 {478}	208.959 {461}	455.403 { 74}	313.042 {108}	223.061 {451}	317.933 {106}	228.802 {447}
Units	ppm	ppm	ppm	ppm	ppm	ppm	ppm	ppm	ppm
Avg	**-.00012**	**.13971**	**.00832**	**.38389**	**.00353**	**.00031**	**.00051**	**37.359**	**.00036**
Stddev	.00054	.00083	.00178	.00100	.00011	.00009	.00010	.024	.00013
%RSD	458.67	.59454	21.353	.25937	3.1368	28.932	19.957	.06512	37.252
#1	.00027	.13912	.00958	.38459	.00345	.00037	.00058	37.341	.00026
#2	-.00050	.14030	.00706	.38319	.00361	.00025	.00044	37.376	.00045
Check ?	Chk Pass	Chk Pass	Chk Pass	Chk Pass	Chk Pass	Chk Pass	Chk Pass	Chk Pass	Chk Pass
High Limit									
Low Limit									

Elem	Co2286	Cr2055	Cu3247	Fe2599	K_7664	Li6707	Mg2790	Mn2576	Mo2020
Line	228.616 {447}	205.552 {464}	324.754 {104}	259.940 {130}	766.490 { 44}	670.784 { 50}	279.079 {121}2	257.610 {131}	202.030 {467}
Units	ppm	ppm	ppm	ppm	ppm	ppm	ppm	ppm	ppm
Avg	**.00393**	**.00084**	**.00411**	**.15835**	**20.541**	**.34058**	**12.984**	**.63891**	W **4.3276**
Stddev	.00009	.00007	.00003	.00167	.028	.00100	.012	.00004	.0052
%RSD	2.2252	7.7253	.68907	1.0529	.13721	.29472	.09113	.00696	.11975
#1	.00399	.00080	.00409	.15717	20.561	.34129	12.992	.63888	4.3239
#2	.00387	.00089	.00413	.15952	20.521	.33987	12.975	.63894	4.3312
Check ?	Chk Pass	Chk Pass	Chk Pass	Chk Pass	Chk Pass	Chk Pass	Chk Pass	Chk Pass	Chk Warn
High Limit									2.0000
Low Limit									-.01000

Elem	Na8183	Ni2316	P_1782	Pb2203	S_1820	Sb2068	Se1960	Si2881	Sn1899
Line	818.326 { 41}	231.604 {446}	178.284 {489}	220.353 {453}	182.034 {485}	206.833 {463}	196.090 {472}	288.158 {117}	189.989 {477}
Units	ppm	ppm	ppm	ppm	ppm	ppm	ppm	ppm	ppm
Avg	**274.21**	**.00971**	**2.0235**	**.00023**	**207.80**	**-.00165**	**.00169**	**2.1813**	**-.00001**
Stddev	.12	.00028	.0060	.00068	.08	.00058	.00203	.0084	.00062
%RSD	.04231	2.9321	.29807	293.15	.03793	35.346	120.32	.38678	10291.
#1	274.13	.00951	2.0278	-.00025	207.86	-.00124	.00025	2.1754	-.00044
#2	274.30	.00992	2.0192	.00071	207.75	-.00207	.00313	2.1873	.00043
Check ?	Chk Pass	Chk Pass	Chk Pass	Chk Pass	None	Chk Pass	Chk Pass	Chk Pass	Chk Pass
High Limit									
Low Limit									

Elem	Sr4077	Th2837	Ti3349	Tl1908	U_3701	V_2924	Zn2062	Zr3391
Line	407.771 { 83}	283.730 {119}	334.904 {101}	190.856 {477}	370.152 { 91}	292.402 {115}	206.200 {163}	339.198 { 99}
Units	ppm	ppm	ppm	ppm	ppm	ppm	ppm	ppm
Avg	**.07626**	**-.00048**	**.00480**	**.00303**	**.00365**	**1.5025**	**.00543**	**-.00099**
Stddev	.00043	.00053	.00025	.00151	.01779	.0007	.00036	.00059
%RSD	.56089	110.12	5.2546	49.745	487.07	.04824	6.6407	59.448
#1	.07656	-.00011	.00463	.00409	.01623	1.5020	.00569	-.00141
#2	.07595	-.00086	.00498	.00196	-.00892	1.5030	.00518	-.00058
Check ?	Chk Pass	Chk Pass	Chk Pass	Chk Pass	Chk Pass	Chk Pass	Chk Pass	Chk Pass
High Limit								
Low Limit								

Int. Std.	Y_2243	Y_3600	Y_3774
Line	224.306 {450}	360.073 { 94}	377.433 { 89}
Units	Cts/S	Cts/S	Cts/S
Avg	**6205.0**	**83427.**	**5267.0**
Stddev	35.5	230.	27.0
%RSD	.57242	.27551	.51235
#1	6230.1	83264.	5286.1
#2	6179.9	83589.	5248.0

Sample Name: 280-42379-A-4-A Acquired: 5/21/2013 18:35:45 Type: Unk
Method: 6500_026(v10) Mode: CONC Corr. Factor: 1.000000
User: bowenh Custom ID1: Custom ID2: Custom ID3:
Comment: 174871 6010b

Elem	Ag3280	Al3092	As1890	B_2089	Ba4554	Be3130	Bi2230	Ca3179	Cd2288
Line	328.068 {103}	309.271 {109}	189.042 {478}	208.959 {461}	455.403 { 74}	313.042 {108}	223.061 {451}	317.933 {106}	228.802 {447}
Units	ppm	ppm	ppm	ppm	ppm	ppm	ppm	ppm	ppm
Avg	**-.00030**	**4.4660**	**.00949**	**.02362**	**.36290**	**.00020**	**-.00427**	**181.69**	**.00045**
Stddev	.00007	.0508	.00236	.00041	.00466	.00007	.00261	2.11	.00001
%RSD	22.657	1.1379	24.821	1.7260	1.2828	34.884	61.227	1.1638	2.7822
#1	-.00026	4.5019	.00783	.02391	.36619	.00025	-.00242	183.19	.00044
#2	-.00035	4.4301	.01116	.02334	.35961	.00015	-.00611	180.20	.00046
Check ?	Chk Pass	Chk Pass	Chk Pass	Chk Pass	Chk Pass	Chk Pass	Chk Pass	Chk Pass	Chk Pass
High Limit									
Low Limit									

Elem	Co2286	Cr2055	Cu3247	Fe2599	K_7664	Li6707	Mg2790	Mn2576	Mo2020
Line	228.616 {447}	205.552 {464}	324.754 {104}	259.940 {130}	766.490 { 44}	670.784 { 50}	279.079 {121}2	257.610 {131}	202.030 {467}
Units	ppm	ppm	ppm	ppm	ppm	ppm	ppm	ppm	ppm
Avg	**.00431**	**.01032**	**.02130**	**15.500**	**1.8975**	**.00680**	**84.869**	**.80206**	**.00277**
Stddev	.00009	.00013	.00062	.185	.0034	.00348	.142	.00128	.00013
%RSD	2.1211	1.2304	2.8961	1.1954	.17879	51.191	.16716	.16005	4.6268
#1	.00424	.01041	.02173	15.631	1.8999	.00434	84.969	.80297	.00286
#2	.00437	.01023	.02086	15.369	1.8951	.00927	84.768	.80115	.00268
Check ?	Chk Pass	Chk Pass	Chk Pass	Chk Pass	Chk Pass	Chk Pass	Chk Pass	Chk Pass	Chk Pass
High Limit									
Low Limit									

Elem	Na8183	Ni2316	P_1782	Pb2203	S_1820	Sb2068	Se1960	Si2881	Sn1899
Line	818.326 { 41}	231.604 {446}	178.284 {489}	220.353 {453}	182.034 {485}	206.833 {463}	196.090 {472}	288.158 {117}	189.989 {477}
Units	ppm	ppm	ppm	ppm	ppm	ppm	ppm	ppm	ppm
Avg	**33.019**	**.01124**	**.66944**	**.01364**	**14.668**	**.00189**	**-.00086**	**16.689**	**.00010**
Stddev	.358	.00009	.00203	.00157	.098	.00092	.00169	.076	.00015
%RSD	1.0857	.79732	.30272	11.504	.67020	48.611	196.19	.45246	146.77
#1	32.766	.01118	.67087	.01475	14.737	.00124	.00033	16.743	.00021
#2	33.273	.01130	.66801	.01253	14.598	.00254	-.00206	16.636	-.00000
Check ?	Chk Pass	Chk Pass	Chk Pass	Chk Pass	None	Chk Pass	Chk Pass	Chk Pass	Chk Pass
High Limit									
Low Limit									

Elem	Sr4077	Th2837	Ti3349	Tl1908	U_3701	V_2924	Zn2062	Zr3391
Line	407.771 { 83}	283.730 {119}	334.904 {101}	190.856 {477}	370.152 { 91}	292.402 {115}	206.200 {163}	339.198 { 99}
Units	ppm	ppm	ppm	ppm	ppm	ppm	ppm	ppm
Avg	**.20119**	**.00437**	**.11748**	**-.00072**	**-.00176**	**.01370**	**.04199**	**.00230**
Stddev	.00218	.00270	.00026	.00010	.01267	.00049	.00034	.00009
%RSD	1.0841	61.662	.22505	13.524	721.31	3.5712	.81805	4.1183
#1	.20273	.00628	.11767	-.00079	.00720	.01336	.04175	.00237
#2	.19965	.00247	.11730	-.00065	-.01072	.01405	.04224	.00223
Check ?	Chk Pass	Chk Pass	Chk Pass	Chk Pass	Chk Pass	Chk Pass	Chk Pass	Chk Pass
High Limit								
Low Limit								

Int. Std.	Y_2243	Y_3600	Y_3774
Line	224.306 {450}	360.073 { 94}	377.433 { 89}
Units	Cts/S	Cts/S	Cts/S
Avg	**6162.5**	**82462.**	**5262.5**
Stddev	1.9	569.	68.9
%RSD	.03031	.69022	1.3086
#1	6161.2	82060.	5213.8
#2	6163.8	82865.	5311.2

Sample Name: 280-42379-A-4-Asd@5 Acquired: 5/21/2013 18:38:07 Type: Unk
Method: 6500_026(v10) Mode: CONC Corr. Factor: 1.000000
User: bowenh Custom ID1: Custom ID2: Custom ID3:
Comment: 174871 6010b

Elem	Ag3280	Al1670	As1890	B_2089	Ba4554	Be3130	Bi2230	Ca3179	Cd2288
Line	328.068 {103}	167.079 {502}	189.042 {478}	208.959 {461}	455.403 { 74}	313.042 {108}	223.061 {451}	317.933 {106}	228.802 {447}
Units	ppm	ppm	ppm	ppm	ppm	ppm	ppm	ppm	ppm
Avg	**-.00007**	**.90332**	**.00343**	**.00809**	**.07433**	**-.00004**	**-.00076**	**37.063**	**.00021**
Stddev	.00009	.00067	.00219	.00037	.00015	.00003	.00320	.130	.00002
%RSD	128.49	.07404	63.638	4.5956	.20663	89.190	421.35	.35121	10.741
#1	-.00013	.90379	.00498	.00783	.07443	-.00001	.00150	37.155	.00019
#2	-.00001	.90285	.00189	.00835	.07422	-.00006	-.00302	36.971	.00022
Check ?	Chk Pass	Chk Pass	Chk Pass	Chk Pass	Chk Pass	Chk Pass	Chk Pass	Chk Pass	Chk Pass
High Limit									
Low Limit									

Elem	Co2286	Cr2055	Cu3247	Fe2599	K_7664	Li6707	Mg2790	Mn2576	Mo2020
Line	228.616 {447}	205.552 {464}	324.754 {104}	259.940 {130}	766.490 { 44}	670.784 { 50}	279.079 {121}2	257.610 {131}	202.030 {467}
Units	ppm	ppm	ppm	ppm	ppm	ppm	ppm	ppm	ppm
Avg	**.00058**	**.00216**	**.00364**	**3.2235**	**.55481**	**.00103**	**17.341**	**.16495**	**.00084**
Stddev	.00003	.00010	.00066	.0018	.04120	.00078	.015	.00011	.00005
%RSD	4.5744	4.8253	18.184	.05644	7.4256	75.573	.08821	.06783	5.5356
#1	.00056	.00223	.00411	3.2248	.52568	.00158	17.352	.16503	.00087
#2	.00060	.00209	.00317	3.2222	.58395	.00048	17.330	.16487	.00080
Check ?	Chk Pass	Chk Pass	Chk Pass	Chk Pass	Chk Pass	Chk Pass	Chk Pass	Chk Pass	Chk Pass
High Limit									
Low Limit									

Elem	Na5895	Ni2316	P_1782	Pb2203	S_1820	Sb2068	Se1960	Si2881	Sn1899
Line	589.592 { 57}	231.604 {446}	178.284 {489}	220.353 {453}	182.034 {485}	206.833 {463}	196.090 {472}	288.158 {117}	189.989 {477}
Units	ppm	ppm	ppm	ppm	ppm	ppm	ppm	ppm	ppm
Avg	**6.6731**	**.00225**	**.13525**	**.00101**	**2.9900**	**-.00008**	**-.00207**	**3.3440**	**-.00065**
Stddev	.0101	.00043	.00214	.00054	.0026	.00084	.00183	.0326	.00006
%RSD	.15150	19.372	1.5819	52.954	.08684	994.71	88.045	.97420	9.3437
#1	6.6802	.00255	.13676	.00139	2.9882	-.00068	-.00337	3.3670	-.00069
#2	6.6659	.00194	.13374	.00063	2.9919	.00051	-.00078	3.3210	-.00061
Check ?	Chk Pass	Chk Pass	Chk Pass	Chk Pass	None	Chk Pass	Chk Pass	Chk Pass	Chk Pass
High Limit									
Low Limit									

Elem	Sr4077	Th2837	Ti3349	Tl1908	U_3701	V_2924	Zn2062	Zr3391
Line	407.771 { 83}	283.730 {119}	334.904 {101}	190.856 {477}	370.152 { 91}	292.402 {115}	206.200 {163}	339.198 { 99}
Units	ppm	ppm	ppm	ppm	ppm	ppm	ppm	ppm
Avg	**.04123**	**-.00032**	**.02415**	**.00091**	**-.03585**	**.00328**	**.01257**	**-.00084**
Stddev	.00032	.00124	.00002	.00003	.00175	.00035	.00022	.00311
%RSD	.78494	392.81	.06824	3.8609	4.8811	10.793	1.7503	370.33
#1	.04146	-.00119	.02416	.00093	-.03461	.00303	.01241	-.00304
#2	.04100	.00056	.02414	.00088	-.03709	.00353	.01272	.00136
Check ?	Chk Pass	Chk Pass	Chk Pass	Chk Pass	Chk Pass	Chk Pass	Chk Pass	Chk Pass
High Limit								
Low Limit								

Int. Std.	Y_2243	Y_3600	Y_3774
Line	224.306 {450}	360.073 { 94}	377.433 { 89}
Units	Cts/S	Cts/S	Cts/S
Avg	**6366.5**	**85682.**	**5238.6**
Stddev	.3	101.	42.0
%RSD	.00402	.11745	.80222
#1	6366.7	85753.	5208.9
#2	6366.3	85611.	5268.3

Sample Name: 280-42379-A-4-B MS Acquired: 5/21/2013 18:40:32 Type: Unk
Method: 6500_026(v10) Mode: CONC Corr. Factor: 1.000000
User: bowenh Custom ID1: Custom ID2: Custom ID3:
Comment: 174871 6010b

Elem	Ag3280	Al3092	As1890	B_2089	Ba4554	Be3130	Bi2230	Ca3179	Cd2288
Line	328.068 {103}	309.271 {109}	189.042 {478}	208.959 {461}	455.403 { 74}	313.042 {108}	223.061 {451}	317.933 {106}	228.802 {447}
Units	ppm	ppm	ppm	ppm	ppm	ppm	ppm	ppm	ppm
Avg	**.05303**	**13.411**	**.91214**	**.92899**	**2.2290**	**.04360**	**1.9193**	**217.75**	**.09687**
Stddev	.00023	.120	.00032	.00202	.0179	.00044	.0074	1.97	.00037
%RSD	.43984	.89151	.03488	.21716	.80307	1.0109	.38375	.90479	.37694
#1	.05286	13.496	.91192	.93041	2.2417	.04391	1.9245	219.15	.09713
#2	.05319	13.327	.91237	.92756	2.2163	.04329	1.9140	216.36	.09662
Check ?	Chk Pass	Chk Pass	Chk Pass	Chk Pass	Chk Pass	Chk Pass	Chk Pass	Chk Pass	Chk Pass
High Limit									
Low Limit									

Elem	Co2286	Cr2055	Cu3247	Fe2599	K_7664	Li6707	Mg2790	Mn2576	Mo2020
Line	228.616 {447}	205.552 {464}	324.754 {104}	259.940 {130}	766.490 { 44}	670.784 { 50}	279.079 {121}2	257.610 {131}	202.030 {467}
Units	ppm	ppm	ppm	ppm	ppm	ppm	ppm	ppm	ppm
Avg	**.45376**	**.19545**	**.24791**	**17.139**	**49.837**	**.95832**	**126.45**	**1.2218**	**.89926**
Stddev	.00016	.00002	.00027	.124	.544	.00915	.15	.0014	.00201
%RSD	.03544	.01231	.10869	.72283	1.0915	.95503	.12071	.11645	.22364
#1	.45388	.19543	.24772	17.226	50.222	.96479	126.34	1.2208	.90068
#2	.45365	.19547	.24810	17.051	49.453	.95185	126.55	1.2228	.89784
Check ?	Chk Pass	Chk Pass	Chk Pass	Chk Pass	Chk Pass	Chk Pass	Chk Pass	Chk Pass	Chk Pass
High Limit									
Low Limit									

Elem	Na8183	Ni2316	P_1782	Pb2203	S_1820	Sb2068	Se1960	Si2881	Sn1899
Line	818.326 { 41}	231.604 {446}	178.284 {489}	220.353 {453}	182.034 {485}	206.833 {463}	196.090 {472}	288.158 {117}	189.989 {477}
Units	ppm	ppm	ppm	ppm	ppm	ppm	ppm	ppm	ppm
Avg	**79.446**	**.44918**	**9.7109**	**.46883**	**14.217**	**.46824**	**1.7940**	**37.139**	**1.7703**
Stddev	.459	.00001	.0236	.00300	.014	.00014	.0057	.362	.0014
%RSD	.57828	.00289	.24316	.64006	.09902	.02892	.31901	.97539	.07704
#1	79.770	.44917	9.7276	.47096	14.227	.46834	1.7900	37.395	1.7693
#2	79.121	.44919	9.6942	.46671	14.207	.46814	1.7981	36.883	1.7713
Check ?	Chk Pass	Chk Pass	Chk Pass	Chk Pass	None	Chk Pass	Chk Pass	Chk Pass	Chk Pass
High Limit									
Low Limit									

Elem	Sr4077	Th2837	Ti3349	Tl1908	U_3701	V_2924	Zn2062	Zr3391
Line	407.771 { 83}	283.730 {119}	334.904 {101}	190.856 {477}	370.152 { 91}	292.402 {115}	206.200 {163}	339.198 { 99}
Units	ppm	ppm	ppm	ppm	ppm	ppm	ppm	ppm
Avg	**1.0782**	**.94896**	**1.0975**	**1.7990**	**1.8788**	**.47654**	**.48414**	**.46292**
Stddev	.0102	.00070	.0006	.0006	.0298	.00061	.00031	.00647
%RSD	.94613	.07424	.05545	.03562	1.5881	.12698	.06380	1.3967
#1	1.0854	.94945	1.0979	1.7986	1.8577	.47612	.48436	.46749
#2	1.0709	.94846	1.0970	1.7995	1.8999	.47697	.48392	.45834
Check ?	Chk Pass	Chk Pass	Chk Pass	Chk Pass	Chk Pass	Chk Pass	Chk Pass	Chk Pass
High Limit								
Low Limit								

Int. Std.	Y_2243	Y_3600	Y_3774
Line	224.306 {450}	360.073 { 94}	377.433 { 89}
Units	Cts/S	Cts/S	Cts/S
Avg	**6042.3**	**81128.**	**5193.5**
Stddev	28.6	11.	52.6
%RSD	.47277	.01381	1.0122
#1	6022.1	81136.	5156.3
#2	6062.5	81120.	5230.6

Sample Name: 280-42379-A-4-C MSD Acquired: 5/21/2013 18:42:44 Type: Unk
Method: 6500_026(v10) Mode: CONC Corr. Factor: 1.000000
User: bowenh Custom ID1: Custom ID2: Custom ID3:
Comment: 174871 6010b

Elem	Ag3280	Al3092	As1890	B_2089	Ba4554	Be3130	Bi2230	Ca3179	Cd2288
Line	328.068 {103}	309.271 {109}	189.042 {478}	208.959 {461}	455.403 { 74}	313.042 {108}	223.061 {451}	317.933 {106}	228.802 {447}
Units	ppm	ppm	ppm	ppm	ppm	ppm	ppm	ppm	ppm
Avg	**.05273**	**13.147**	**.91578**	**.93034**	**2.2324**	**.04377**	**1.9287**	**217.45**	**.09728**
Stddev	.00090	.056	.00584	.00062	.0089	.00007	.0000	1.06	.00018
%RSD	1.6976	.42737	.63761	.06671	.39756	.15573	.00146	.48539	.18957
#1	.05337	13.107	.91165	.92990	2.2262	.04372	1.9287	216.70	.09741
#2	.05210	13.186	.91991	.93078	2.2387	.04382	1.9288	218.19	.09715
Check ?	Chk Pass	Chk Pass	Chk Pass	Chk Pass	Chk Pass	Chk Pass	Chk Pass	Chk Pass	Chk Pass
High Limit									
Low Limit									

Elem	Co2286	Cr2055	Cu3247	Fe2599	K_7664	Li6707	Mg2790	Mn2576	Mo2020
Line	228.616 {447}	205.552 {464}	324.754 {104}	259.940 {130}	766.490 { 44}	670.784 { 50}	279.079 {121}2	257.610 {131}	202.030 {467}
Units	ppm	ppm	ppm	ppm	ppm	ppm	ppm	ppm	ppm
Avg	**.45573**	**.19581**	**.24797**	**17.047**	**50.165**	**.96410**	**126.50**	**1.2237**	**.90265**
Stddev	.00032	.00026	.00057	.077	.211	.00263	.18	.0028	.00081
%RSD	.06916	.13412	.22792	.45182	.42149	.27259	.14261	.22781	.08927
#1	.45595	.19562	.24757	16.993	50.015	.96224	126.63	1.2257	.90322
#2	.45551	.19599	.24837	17.102	50.314	.96596	126.38	1.2218	.90208
Check ?	Chk Pass	Chk Pass	Chk Pass	Chk Pass	Chk Pass	Chk Pass	Chk Pass	Chk Pass	Chk Pass
High Limit									
Low Limit									

Elem	Na8183	Ni2316	P_1782	Pb2203	S_1820	Sb2068	Se1960	Si2881	Sn1899
Line	818.326 { 41}	231.604 {446}	178.284 {489}	220.353 {453}	182.034 {485}	206.833 {463}	196.090 {472}	288.158 {117}	189.989 {477}
Units	ppm	ppm	ppm	ppm	ppm	ppm	ppm	ppm	ppm
Avg	**79.560**	**.45180**	**9.7323**	**.47016**	**14.096**	**.46774**	**1.7999**	**36.810**	**1.7696**
Stddev	.160	.00013	.0018	.00203	.038	.00134	.0099	.130	.0049
%RSD	.20153	.02951	.01871	.43077	.27293	.28545	.54970	.35202	.27493
#1	79.674	.45189	9.7336	.46872	14.123	.46869	1.8069	36.718	1.7661
#2	79.447	.45171	9.7310	.47159	14.069	.46680	1.7929	36.901	1.7730
Check ?	Chk Pass	Chk Pass	Chk Pass	Chk Pass	None	Chk Pass	Chk Pass	Chk Pass	Chk Pass
High Limit									
Low Limit									

Elem	Sr4077	Th2837	Ti3349	Tl1908	U_3701	V_2924	Zn2062	Zr3391
Line	407.771 { 83}	283.730 {119}	334.904 {101}	190.856 {477}	370.152 { 91}	292.402 {115}	206.200 {163}	339.198 { 99}
Units	ppm	ppm	ppm	ppm	ppm	ppm	ppm	ppm
Avg	**1.0814**	**.95504**	**1.0960**	**1.8075**	**1.9080**	**.47956**	**.48803**	**.46147**
Stddev	.0010	.00124	.0014	.0014	.0061	.00093	.00082	.00434
%RSD	.08839	.12992	.12499	.07533	.31772	.19437	.16892	.94078
#1	1.0807	.95592	1.0970	1.8084	1.9123	.48022	.48862	.46454
#2	1.0821	.95416	1.0950	1.8065	1.9038	.47890	.48745	.45840
Check ?	Chk Pass	Chk Pass	Chk Pass	Chk Pass	Chk Pass	Chk Pass	Chk Pass	Chk Pass
High Limit								
Low Limit								

Int. Std.	Y_2243	Y_3600	Y_3774
Line	224.306 {450}	360.073 { 94}	377.433 { 89}
Units	Cts/S	Cts/S	Cts/S
Avg	**6045.6**	**81147.**	**5197.6**
Stddev	6.0	424.	61.1
%RSD	.09914	.52205	1.1760
#1	6049.8	80847.	5240.8
#2	6041.3	81446.	5154.4

Sample Name: CCVH-2058327 Acquired: 5/21/2013 18:44:55 Type: QC
Method: 6500_026(v10) Mode: CONC Corr. Factor: 1.000000
User: bowenh Custom ID1: Custom ID2: Custom ID3:
Comment:

Elem	Ag3280	Al3092	As1890	B_2089	Ba4554	Be3130	Bi2230	Ca3179	Cd2288	Co2286	Cr2055	Cu3247	Fe2714
Units	ppm	ppm	ppm	ppm	ppm	ppm	ppm	ppm	ppm	ppm	ppm	ppm	ppm
Avg	**.00174**	**49.855**	**-.00058**	**.00583**	**.00083**	**-.00009**	**1.0003**	**.00460**	**-.00074**	**.00199**	**-.00008**	**.00068**	**49.107**
Stddev	.00030	.323	.00062	.00031	.00007	.00001	.0013	.00060	.00003	.00036	.00003	.00069	.190
%RSD	16.918	.64710	105.59	5.2672	8.0389	9.3512	.13164	13.110	3.8410	18.004	34.724	101.40	.38601
#1	.00195	50.083	-.00015	.00604	.00088	-.00008	1.0013	.00503	-.00076	.00174	-.00010	.00117	49.241
#2	.00154	49.627	-.00102	.00561	.00078	-.00009	.99939	.00418	-.00072	.00224	-.00006	.00019	48.973
Check ?	None	Chk Pass	None	None	None	None	Chk Pass	None	None	None	None	None	Chk Pass
Value													
Range													

Elem	K_7664	Li6707	Mg2790	Mn2576	Mo2020	Na8183	Ni2316	P_1782	Pb2203	S_1820	Sb2068	Se1960	Si2881
Units	ppm	ppm	ppm	ppm	ppm	ppm	ppm	ppm	ppm	ppm	ppm	ppm	ppm
Avg	**.30625**	**-.00212**	**-.00358**	**-.00062**	**-.00139**	**255.79**	**.00048**	**.00469**	**.00160**	**5.0923**	**.00034**	**.00318**	**.01302**
Stddev	.05405	.00114	.00071	.00009	.00025	2.22	.00006	.00045	.00039	.0017	.00004	.00049	.00229
%RSD	17.648	53.873	19.697	14.283	17.671	.86634	12.502	9.5861	24.629	.03403	13.190	15.480	17.583
#1	.34447	-.00131	-.00308	-.00055	-.00122	257.36	.00053	.00501	.00132	5.0936	.00037	.00283	.01464
#2	.26804	-.00293	-.00408	-.00068	-.00157	254.22	.00044	.00437	.00187	5.0911	.00030	.00353	.01140
Check ?	None	None	None	None	None	Chk Pass	None	None	None	None	None	None	None
Value													
Range													

Elem	Sn1899	Sr4077	Th2837	Ti3349	Tl1908	U_3701	V_2924	Zn2062	Zr3391
Units	ppm	ppm	ppm	ppm	ppm	ppm	ppm	ppm	ppm
Avg	**.00062**	**.00021**	**5.1371**	**.00252**	**-.00094**	**10.054**	**-.00030**	**.00322**	**-.03695**
Stddev	.00031	.00010	.0122	.00048	.00134	.051	.00034	.00030	.00132
%RSD	50.476	48.990	.23696	18.880	142.03	.50248	115.52	9.4368	3.5685
#1	.00040	.00028	5.1285	.00218	-.00189	10.018	-.00005	.00344	-.03601
#2	.00084	.00014	5.1457	.00286	.00000	10.089	-.00054	.00301	-.03788
Check ?	None	None	Chk Pass	None	None	Chk Pass	None	None	None
Value									
Range									

Int. Std.	Y_2243	Y_3600	Y_3774
Units	Cts/S	Cts/S	Cts/S
Avg	**6247.3**	**83110.**	**5208.9**
Stddev	1.4	129.	50.2
%RSD	.02276	.15546	.96371
#1	6246.3	83019.	5173.4
#2	6248.3	83202.	5244.4

Sample Name: CCV-2058325 Acquired: 5/21/2013 18:47:18 Type: QC
Method: 6500_026(v10) Mode: CONC Corr. Factor: 1.000000
User: bowenh Custom ID1: Custom ID2: Custom ID3:
Comment:

Elem	Ag3280	Al1670	As1890	B_2089	Ba4554	Be3130	Bi2230	Ca3179	Cd2288	Co2286	Cr2055	Cu3247	Fe2599	K_7664
Units	ppm	ppm	ppm	ppm	ppm	ppm	ppm	ppm	ppm	ppm	ppm	ppm	ppm	ppm
Avg	**.52209**	**.49975**	**.99125**	**.49248**	**.51268**	**.47676**	**.00306**	**5.0200**	**.51137**	**.51877**	**.50054**	**.49557**	**2.4503**	**51.615**
Stddev	.00098	.00202	.00498	.00019	.00421	.00338	.00033	.0001	.00010	.00001	.00050	.00161	.0110	.312
%RSD	.18740	.40472	.50191	.03820	.82206	.70804	10.877	.00128	.01994	.00174	.10005	.32497	.44984	.60508
#1	.52279	.50118	.99477	.49235	.51566	.47915	.00330	5.0200	.51144	.51876	.50089	.49671	2.4581	51.836
#2	.52140	.49832	.98773	.49261	.50970	.47438	.00282	5.0201	.51130	.51877	.50018	.49443	2.4425	51.394
Check ?	Chk Pass	Chk Pass	Chk Pass	Chk Pass	Chk Pass	Chk Pass	None	Chk Pass	Chk Pass	Chk Pass	Chk Pass	Chk Pass	Chk Pass	Chk Pass
Value														
Range														

Elem	Li6707	Mg2790	Mn2576	Mo2020	Na5895	Ni2316	P_1782	Pb2203	S_1820	Sb2068	Se1960	Si2881	Sn1899	Sr4077
Units	ppm	ppm	ppm	ppm	ppm	ppm	ppm	ppm	ppm	ppm	ppm	ppm	ppm	ppm
Avg	**1.0329**	**20.160**	**.51298**	**.49574**	**5.3889**	**.51042**	**.96427**	**1.0304**	**.07821**	**1.0139**	**.97573**	**4.9109**	**1.0003**	**.48870**
Stddev	.0058	.052	.00231	.00007	.0243	.00074	.00575	.0010	.00321	.0022	.00110	.0170	.0035	.00403
%RSD	.55756	.26023	.45079	.01348	.44999	.14433	.59596	.10206	4.1071	.21562	.11253	.34609	.35352	.82384
#1	1.0370	20.197	.51461	.49578	5.4061	.51094	.96834	1.0312	.08048	1.0124	.97651	4.8988	1.0028	.49155
#2	1.0288	20.123	.51134	.49569	5.3718	.50990	.96021	1.0297	.07594	1.0155	.97496	4.9229	.99778	.48585
Check ?	Chk Pass	Chk Pass	Chk Pass	Chk Pass	Chk Pass	Chk Pass	Chk Pass	Chk Pass	None	Chk Pass	Chk Pass	Chk Pass	Chk Pass	Chk Pass
Value														
Range														

Elem	Th2837	Ti3349	Tl1908	U_3701	V_2924	Zn2062	Zr3391
Units	ppm	ppm	ppm	ppm	ppm	ppm	ppm
Avg	**.00263**	**.51629**	**1.0192**	**.00390**	**.49681**	**.51385**	**.50333**
Stddev	.00201	.00172	.0012	.01106	.00240	.00049	.00114
%RSD	76.514	.33327	.11814	283.27	.48330	.09504	.22615
#1	.00121	.51750	1.0184	.01172	.49851	.51351	.50413
#2	.00405	.51507	1.0201	-.00392	.49512	.51420	.50252
Check ?	None	Chk Pass	Chk Pass	None	Chk Pass	Chk Pass	Chk Pass
Value							
Range							

Int. Std.	Y_2243	Y_3600	Y_3774
Units	Cts/S	Cts/S	Cts/S
Avg	**6426.5**	**85835.**	**5269.0**
Stddev	28.6	121.	31.6
%RSD	.44560	.14131	.59995
#1	6406.3	85749.	5246.6
#2	6446.8	85920.	5291.3

Sample Name: CCB Acquired: 5/21/2013 18:49:32 Type: QC
Method: 6500_026(v10) Mode: CONC Corr. Factor: 1.000000
User: bowenh Custom ID1: Custom ID2: Custom ID3:
Comment:

Elem	Ag3280	Al1670	As1890	B_2089	Ba4554	Be3130	Bi2230	Ca3179	Cd2288	Co2286	Cr2055	Cu3247
Units	ppm	ppm	ppm	ppm	ppm	ppm	ppm	ppm	ppm	ppm	ppm	ppm
Avg	**.00014**	**-.00064**	**-.00037**	F **.00349**	**.00016**	**-.00005**	**-.00172**	**-.00094**	**.00008**	**-.00006**	**-.00014**	**-.00096**
Stddev	.00020	.00005	.00066	.00019	.00011	.00004	.00370	.00085	.00001	.00006	.00014	.00008
%RSD	144.03	8.3849	175.36	5.5546	67.378	86.351	214.52	91.311	6.6200	91.903	99.354	7.9485
#1	.00028	-.00060	.00009	.00363	.00024	-.00002	-.00434	-.00154	.00007	-.00002	-.00004	-.00101
#2	-.00000	-.00068	-.00084	.00335	.00008	-.00008	.00089	-.00033	.00008	-.00010	-.00024	-.00090
Check ?	Chk Pass	Chk Pass	Chk Pass	Chk Fail	Chk Pass	Chk Pass	None	Chk Pass	Chk Pass	Chk Pass	Chk Pass	Chk Pass
High Limit				.00312								
Low Limit				-.00312								

Elem	Fe2599	K_7664	Li6707	Mg2790	Mn2576	Mo2020	Na5895	Ni2316	P_1782	Pb2203	S_1820	Sb2068
Units	ppm	ppm	ppm	ppm	ppm	ppm	ppm	ppm	ppm	ppm	ppm	ppm
Avg	**-.00050**	**.14458**	**.00057**	**.00236**	**.00015**	**.00039**	F **.25779**	**-.00031**	**.00205**	**.00010**	**.07239**	**.00278**
Stddev	.00357	.00077	.00018	.00220	.00001	.00019	.01309	.00032	.00085	.00004	.00557	.00238
%RSD	711.09	.53141	31.111	93.433	6.3380	47.743	5.0794	103.03	41.296	39.288	7.6892	85.614
#1	.00202	.14513	.00069	.00080	.00015	.00053	.26705	-.00054	.00265	.00013	.07633	.00447
#2	-.00302	.14404	.00044	.00392	.00014	.00026	.24853	-.00008	.00145	.00008	.06846	.00110
Check ?	Chk Pass	Chk Pass	Chk Pass	Chk Pass	Chk Pass	Chk Pass	Chk Fail	Chk Pass	Chk Pass	Chk Pass	None	Chk Pass
High Limit							.10000					
Low Limit							-.10000					

Elem	Se1960	Si2881	Sn1899	Sr4077	Th2837	Ti3349	Tl1908	U_3701	V_2924	Zn2062	Zr3391
Units	ppm	ppm	ppm	ppm	ppm	ppm	ppm	ppm	ppm	ppm	ppm
Avg	**-.00070**	**-.00392**	**-.00055**	**-.00005**	**-.00004**	**.00018**	**.00119**	**.01029**	**-.00008**	**.00275**	**-.00151**
Stddev	.00021	.00427	.00014	.00002	.00045	.00016	.00049	.01854	.00027	.00015	.00204
%RSD	30.310	108.83	26.274	46.764	1018.6	89.336	40.918	180.27	346.77	5.3022	134.82
#1	-.00084	-.00090	-.00045	-.00003	-.00036	.00030	.00154	.02340	-.00027	.00285	-.00296
#2	-.00055	-.00694	-.00065	-.00006	.00028	.00007	.00085	-.00283	.00011	.00264	-.00007
Check ?	Chk Pass	Chk Pass	Chk Pass	Chk Pass	Chk Pass	Chk Pass	Chk Pass	Chk Pass	Chk Pass	Chk Pass	Chk Pass
High Limit											
Low Limit											

Int. Std.	Y_2243	Y_3600	Y_3774
Units	Cts/S	Cts/S	Cts/S
Avg	**6471.2**	**86900.**	**5295.2**
Stddev	.4	163.	13.9
%RSD	.00672	.18766	.26257
#1	6470.9	87015.	5305.0
#2	6471.5	86785.	5285.3

Sample Name: CCVL2062912 Acquired: 5/21/2013 18:52:01 Type: QC
Method: 6500_026(v10) Mode: CONC Corr. Factor: 1.000000
User: bowenh Custom ID1: Custom ID2: Custom ID3:
Comment:

Elem	Ag3280	Al1670	As1890	B_2089	Ba4554	Be3130	Bi2230	Ca3179	Cd2288	Co2286	Cr2055
Units	ppm	ppm	ppm	ppm	ppm	ppm	ppm	ppm	ppm	ppm	ppm
Avg	**.01036**	**.10266**	**.01563**	**.09899**	**.01063**	**.00086**	**.10744**	**.20285**	**.00550**	**.01054**	**.01019**
Stddev	.00056	.00055	.00094	.00005	.00006	.00003	.00163	.00025	.00003	.00018	.00015
%RSD	5.4494	.53559	6.0004	.05262	.59493	3.9551	1.5135	.12309	.55957	1.6944	1.5023
#1	.00996	.10305	.01496	.09896	.01067	.00088	.10859	.20303	.00548	.01067	.01008
#2	.01076	.10228	.01629	.09903	.01058	.00083	.10629	.20267	.00552	.01041	.01030
Check ?	Chk Pass	Chk Pass	Chk Pass	Chk Pass	Chk Pass	Chk Pass	Chk Pass	Chk Pass	Chk Pass	Chk Pass	Chk Pass
Value											
Range											

Elem	Cu3247	Fe2599	K_7664	Li6707	Mg2790	Mn2576	Mo2020	Na5895	Ni2316	P_1782	Pb2203
Units	ppm	ppm	ppm	ppm	ppm	ppm	ppm	ppm	ppm	ppm	ppm
Avg	**.01435**	**.09857**	**3.2813**	W **.01218**	**.20578**	**.01054**	**.02019**	W **1.2514**	**.04142**	**2.8455**	**.00971**
Stddev	.00002	.00332	.0875	.00030	.00544	.00012	.00018	.0276	.00000	.0117	.00102
%RSD	.14475	3.3703	2.6650	2.4372	2.6448	1.1005	.89003	2.2042	.00026	.41050	10.536
#1	.01434	.10092	3.3431	.01197	.20193	.01045	.02006	1.2709	.04142	2.8538	.00899
#2	.01437	.09622	3.2195	.01239	.20962	.01062	.02031	1.2319	.04142	2.8373	.01043
Check ?	Chk Pass	Chk Pass	Chk Pass	Chk Warn	Chk Pass	Chk Pass	Chk Pass	Chk Warn	Chk Pass	Chk Pass	Chk Pass
Value				.01000				1.0000			
Range				20.000%				20.000%			

Elem	S_1820	Sb2068	Se1960	Si2881	Sn1899	Sr4077	Th2837	Ti3349	Tl1908	U_3701	V_2924
Units	ppm	ppm	ppm	ppm	ppm	ppm	ppm	ppm	ppm	ppm	ppm
Avg	**.07695**	**.01126**	**.01363**	**.48853**	**.10082**	**.00982**	**.01581**	**.01010**	**.01611**	W **.07542**	**.00964**
Stddev	.00320	.00200	.00006	.02979	.00026	.00010	.00250	.00037	.00062	.03211	.00063
%RSD	4.1570	17.721	.41212	6.0985	.25897	1.0398	15.822	3.6574	3.8556	42.572	6.4997
#1	.07922	.00985	.01359	.50959	.10063	.00989	.01405	.00984	.01567	.09812	.00920
#2	.07469	.01267	.01367	.46746	.10100	.00975	.01758	.01037	.01655	.05272	.01009
Check ?	None	Chk Pass	Chk Pass	Chk Pass	Chk Pass	Chk Pass	Chk Pass	Chk Pass	Chk Pass	Chk Warn	Chk Pass
Value										.06000	
Range										20.000%	

Elem	Zn2062	Zr3391
Units	ppm	ppm
Avg	**.02370**	**.01492**
Stddev	.00001	.00318
%RSD	.05043	21.309
#1	.02369	.01717
#2	.02370	.01267
Check ?	Chk Pass	Chk Pass
Value		
Range		

Int. Std.	Y_2243	Y_3600	Y_3774
Units	Cts/S	Cts/S	Cts/S
Avg	**6413.8**	**86232.**	**5311.7**
Stddev	11.3	428.	17.9
%RSD	.17584	.49672	.33622
#1	6405.8	86535.	5324.3
#2	6421.8	85929.	5299.0

Sample Name: MB 280-174890/1-A Acquired: 5/21/2013 18:54:26 Type: Unk
Method: 6500_026(v10) Mode: CONC Corr. Factor: 1.000000
User: bowenh Custom ID1: Custom ID2: Custom ID3:
Comment: 174890 6010b

Elem	Ag3280	Al1670	As1890	B_2089	Ba4554	Be3130	Bi2230	Ca3179	Cd2288
Line	328.068 {103}	167.079 {502}	189.042 {478}	208.959 {461}	455.403 { 74}	313.042 {108}	223.061 {451}	317.933 {106}	228.802 {447}
Units	ppm	ppm	ppm	ppm	ppm	ppm	ppm	ppm	ppm
Avg	**-.00014**	**.00179**	**.00291**	**.00328**	**.00036**	**-.00018**	**.00016**	**.00101**	**.00024**
Stddev	.00021	.00004	.00193	.00031	.00038	.00006	.00022	.00099	.00009
%RSD	147.30	2.4544	66.307	9.4419	106.65	32.729	139.45	98.357	35.443
#1	.00001	.00182	.00428	.00306	.00009	-.00023	.00000	.00031	.00018
#2	-.00029	.00176	.00155	.00350	.00063	-.00014	.00031	.00171	.00030
Check ?	Chk Pass	Chk Pass	Chk Pass	Chk Pass	Chk Pass	Chk Pass	Chk Pass	Chk Pass	Chk Pass
High Limit									
Low Limit									

Elem	Co2286	Cr2055	Cu3247	Fe2599	K_7664	Li6707	Mg2790	Mn2576	Mo2020
Line	228.616 {447}	205.552 {464}	324.754 {104}	259.940 {130}	766.490 { 44}	670.784 { 50}	279.079 {121}2	257.610 {131}	202.030 {467}
Units	ppm	ppm	ppm	ppm	ppm	ppm	ppm	ppm	ppm
Avg	**-.00006**	**.00002**	**-.00060**	W **.03057**	**.10524**	**.00189**	**.00303**	**.00040**	**.00005**
Stddev	.00011	.00003	.00030	.00133	.05610	.00214	.00108	.00003	.00018
%RSD	171.18	209.14	50.257	4.3477	53.305	113.03	35.623	6.7622	343.95
#1	-.00014	-.00001	-.00039	.02963	.14490	.00038	.00380	.00038	-.00008
#2	.00001	.00004	-.00081	.03151	.06557	.00341	.00227	.00042	.00018
Check ?	Chk Pass	Chk Pass	Chk Pass	Chk Warn	Chk Pass	Chk Pass	Chk Pass	Chk Pass	Chk Pass
High Limit				.03000					
Low Limit				-.05000					

Elem	Na5895	Ni2316	P_1782	Pb2203	S_1820	Sb2068	Se1960	Si2881	Sn1899
Line	589.592 { 57}	231.604 {446}	178.284 {489}	220.353 {453}	182.034 {485}	206.833 {463}	196.090 {472}	288.158 {117}	189.989 {477}
Units	ppm	ppm	ppm	ppm	ppm	ppm	ppm	ppm	ppm
Avg	**.19568**	**-.00016**	F **.18199**	**-.00016**	**.06304**	**-.00040**	**.00111**	**.00814**	**.00041**
Stddev	.00814	.00014	.00190	.00138	.00033	.00048	.00053	.00444	.00044
%RSD	4.1573	88.975	1.0430	854.52	.52738	122.31	48.136	54.475	105.36
#1	.20144	-.00026	.18333	.00081	.06328	-.00005	.00148	.00501	.00072
#2	.18993	-.00006	.18065	-.00114	.06281	-.00074	.00073	.01128	.00011
Check ?	Chk Pass	Chk Pass	Chk Fail	Chk Pass	None	Chk Pass	Chk Pass	Chk Pass	Chk Pass
High Limit			.01000						
Low Limit			-.01000						

Elem	Sr4077	Th2837	Ti3349	Tl1908	U_3701	V_2924	Zn2062	Zr3391
Line	407.771 { 83}	283.730 {119}	334.904 {101}	190.856 {477}	370.152 { 91}	292.402 {115}	206.200 {163}	339.198 { 99}
Units	ppm	ppm	ppm	ppm	ppm	ppm	ppm	ppm
Avg	**-.00000**	**.00089**	**-.00001**	**.00020**	**-.01243**	**.00034**	**.00292**	**-.00100**
Stddev	.00008	.00235	.00025	.00002	.01159	.00023	.00025	.00249
%RSD	2145.9	263.99	1825.8	8.0270	93.258	67.027	8.4293	249.73
#1	-.00006	-.00077	.00016	.00019	-.00423	.00018	.00309	.00076
#2	.00005	.00255	-.00019	.00022	-.02063	.00050	.00274	-.00276
Check ?	Chk Pass	Chk Pass	Chk Pass	Chk Pass	Chk Pass	Chk Pass	Chk Pass	Chk Pass
High Limit								
Low Limit								

Int. Std.	Y_2243	Y_3600	Y_3774
Line	224.306 {450}	360.073 { 94}	377.433 { 89}
Units	Cts/S	Cts/S	Cts/S
Avg	**6348.0**	**85802.**	**5267.6**
Stddev	18.1	324.	17.0
%RSD	.28564	.37757	.32267
#1	6360.9	86031.	5279.6
#2	6335.2	85573.	5255.6

Sample Name: LCS 280-174890/2-A Acquired: 5/21/2013 18:56:54 Type: Unk
Method: 6500_026(v10) Mode: CONC Corr. Factor: 1.000000
User: bowenh Custom ID1: Custom ID2: Custom ID3:
Comment: 174890 6010b

Elem	Ag3280	Al1670	As1890	B_2089	Ba4554	Be3130	Bi2230	Ca3179	Cd2288
Line	328.068 {103}	167.079 {502}	189.042 {478}	208.959 {461}	455.403 { 74}	313.042 {108}	223.061 {451}	317.933 {106}	228.802 {447}
Units	ppm	ppm	ppm	ppm	ppm	ppm	ppm	ppm	ppm
Avg	F **.05811**	**2.0170**	**1.0454**	**1.0442**	**2.1709**	**.05065**	**2.1810**	**51.558**	F **.11048**
Stddev	.00022	.0035	.0037	.0008	.0008	.00006	.0015	.165	.00024
%RSD	.38524	.17264	.35842	.07845	.03543	.11609	.06786	.32057	.21859
#1	.05827	2.0195	1.0428	1.0437	2.1704	.05069	2.1799	51.675	.11065
#2	.05795	2.0146	1.0481	1.0448	2.1715	.05061	2.1820	51.441	.11030
Check ?	Chk Fail	Chk Pass	Chk Pass	Chk Pass	Chk Pass	Chk Pass	Chk Pass	Chk Pass	Chk Fail
High Limit	.05750								.11000
Low Limit	.04300								.08700

Elem	Co2286	Cr2055	Cu3247	Fe2599	K_7664	Li6707	Mg2790	Mn2576	Mo2020
Line	228.616 {447}	205.552 {464}	324.754 {104}	259.940 {130}	766.490 { 44}	670.784 { 50}	279.079 {121}2	257.610 {131}	202.030 {467}
Units	ppm	ppm	ppm	ppm	ppm	ppm	ppm	ppm	ppm
Avg	**.53416**	**.21112**	**.26066**	**1.0420**	**54.150**	**1.0815**	**52.595**	**.53273**	**1.0429**
Stddev	.00005	.00027	.00013	.0089	.230	.0032	.039	.00109	.0004
%RSD	.00891	.12767	.05030	.85734	.42528	.29933	.07454	.20430	.03990
#1	.53412	.21131	.26056	1.0484	54.313	1.0838	52.622	.53350	1.0432
#2	.53419	.21093	.26075	1.0357	53.987	1.0792	52.567	.53196	1.0426
Check ?	Chk Pass	Chk Pass	Chk Pass	Chk Pass	Chk Pass	Chk Pass	Chk Pass	Chk Pass	Chk Pass
High Limit									
Low Limit									

Elem	Na8183	Ni2316	P_1782	Pb2203	S_1820	Sb2068	Se1960	Si2881	Sn1899
Line	818.326 { 41}	231.604 {446}	178.284 {489}	220.353 {453}	182.034 {485}	206.833 {463}	196.090 {472}	288.158 {117}	189.989 {477}
Units	ppm	ppm	ppm	ppm	ppm	ppm	ppm	ppm	ppm
Avg	**55.825**	**.52181**	**10.611**	**.53504**	**.04632**	F **.54135**	**2.0858**	**10.385**	**2.0778**
Stddev	.655	.00071	.001	.00098	.00048	.00015	.0036	.006	.0062
%RSD	1.1734	.13589	.01036	.18288	1.0380	.02745	.17145	.06041	.30040
#1	56.288	.52231	10.610	.53573	.04598	.54146	2.0884	10.390	2.0822
#2	55.361	.52131	10.612	.53434	.04666	.54125	2.0833	10.381	2.0734
Check ?	Chk Pass	Chk Pass	Chk Pass	Chk Pass	None	Chk Fail	Chk Pass	Chk Pass	Chk Pass
High Limit						.54000			
Low Limit						.44000			

Elem	Sr4077	Th2837	Ti3349	Tl1908	U_3701	V_2924	Zn2062	Zr3391
Line	407.771 { 83}	283.730 {119}	334.904 {101}	190.856 {477}	370.152 { 91}	292.402 {115}	206.200 {163}	339.198 { 99}
Units	ppm	ppm	ppm	ppm	ppm	ppm	ppm	ppm
Avg	**1.0234**	**1.0965**	**1.0822**	**2.1119**	**2.2084**	**.52848**	**.53077**	**.51952**
Stddev	.0038	.0034	.0010	.0026	.0303	.00163	.00339	.00187
%RSD	.37492	.30984	.09019	.12136	1.3706	.30753	.63871	.35945
#1	1.0261	1.0989	1.0829	2.1137	2.1870	.52962	.53317	.52084
#2	1.0207	1.0941	1.0815	2.1101	2.2298	.52733	.52837	.51820
Check ?	Chk Pass	Chk Pass	Chk Pass	Chk Pass	Chk Pass	Chk Pass	Chk Pass	Chk Pass
High Limit								
Low Limit								

Int. Std.	Y_2243	Y_3600	Y_3774
Line	224.306 {450}	360.073 { 94}	377.433 { 89}
Units	Cts/S	Cts/S	Cts/S
Avg	**6140.5**	**82394.**	**5183.4**
Stddev	4.1	287.	45.5
%RSD	.06727	.34838	.87747
#1	6143.4	82191.	5151.2
#2	6137.6	82597.	5215.5

Sample Name: 280-42364-H-1-C Acquired: 5/21/2013 18:59:07 Type: Unk
Method: 6500_026(v10) Mode: CONC Corr. Factor: 1.000000
User: bowenh Custom ID1: Custom ID2: Custom ID3:
Comment: 174890 6010b

Elem	Ag3280	Al1670	As1890	B_2089	Ba4554	Be3130	Bi2230	Ca3179	Cd2288
Line	328.068 {103}	167.079 {502}	189.042 {478}	208.959 {461}	455.403 { 74}	313.042 {108}	223.061 {451}	317.933 {106}	228.802 {447}
Units	ppm	ppm	ppm	ppm	ppm	ppm	ppm	ppm	ppm
Avg	**.00040**	**.00269**	**.00100**	**.03345**	**.15305**	**-.00003**	**-.00326**	**66.407**	**.00029**
Stddev	.00042	.00045	.00321	.00016	.00039	.00000	.00074	.111	.00006
%RSD	105.71	16.668	321.39	.48411	.25466	6.1363	22.717	.16768	19.452
#1	.00010	.00301	.00327	.03334	.15278	-.00003	-.00379	66.328	.00033
#2	.00070	.00237	-.00127	.03357	.15333	-.00003	-.00274	66.485	.00025
Check ?	Chk Pass	Chk Pass	Chk Pass	Chk Pass	Chk Pass	Chk Pass	Chk Pass	Chk Pass	Chk Pass
High Limit									
Low Limit									

Elem	Co2286	Cr2055	Cu3247	Fe2599	K_7664	Li6707	Mg2790	Mn2576	Mo2020
Line	228.616 {447}	205.552 {464}	324.754 {104}	259.940 {130}	766.490 { 44}	670.784 { 50}	279.079 {121}2	257.610 {131}	202.030 {467}
Units	ppm	ppm	ppm	ppm	ppm	ppm	ppm	ppm	ppm
Avg	**-.00016**	**.00675**	**.00109**	**.05487**	**2.5256**	**.00247**	**21.236**	**.00061**	**.00128**
Stddev	.00003	.00017	.00086	.00201	.0223	.00001	.100	.00004	.00049
%RSD	21.640	2.4904	78.836	3.6569	.88242	.32812	.46975	7.2813	38.399
#1	-.00014	.00664	.00170	.05345	2.5414	.00247	21.166	.00058	.00093
#2	-.00018	.00687	.00048	.05629	2.5098	.00246	21.307	.00064	.00163
Check ?	Chk Pass	Chk Pass	Chk Pass	Chk Pass	Chk Pass	Chk Pass	Chk Pass	Chk Pass	Chk Pass
High Limit									
Low Limit									

Elem	Na8183	Ni2316	P_1782	Pb2203	S_1820	Sb2068	Se1960	Si2881	Sn1899
Line	818.326 { 41}	231.604 {446}	178.284 {489}	220.353 {453}	182.034 {485}	206.833 {463}	196.090 {472}	288.158 {117}	189.989 {477}
Units	ppm	ppm	ppm	ppm	ppm	ppm	ppm	ppm	ppm
Avg	**21.001**	**-.00016**	**.21479**	**.00189**	**11.130**	**.00099**	**.00255**	**10.072**	**-.00058**
Stddev	.535	.00006	.00136	.00064	.029	.00038	.00018	.030	.00024
%RSD	2.5485	35.962	.63478	33.831	.26322	38.052	7.2201	.29312	41.809
#1	21.379	-.00012	.21576	.00235	11.150	.00073	.00242	10.051	-.00041
#2	20.623	-.00020	.21383	.00144	11.109	.00126	.00268	10.093	-.00075
Check ?	Chk Pass	Chk Pass	Chk Pass	Chk Pass	None	Chk Pass	Chk Pass	Chk Pass	Chk Pass
High Limit									
Low Limit									

Elem	Sr4077	Th2837	Ti3349	Tl1908	U_3701	V_2924	Zn2062	Zr3391
Line	407.771 { 83}	283.730 {119}	334.904 {101}	190.856 {477}	370.152 { 91}	292.402 {115}	206.200 {163}	339.198 { 99}
Units	ppm	ppm	ppm	ppm	ppm	ppm	ppm	ppm
Avg	**.29524**	**-.00014**	**-.00005**	**.00184**	**-.00369**	**.00355**	**.06470**	**.00027**
Stddev	.00076	.00253	.00011	.00080	.03460	.00042	.00036	.00029
%RSD	.25642	1754.6	207.99	43.562	938.16	11.876	.55921	109.80
#1	.29577	.00164	.00002	.00240	.02078	.00384	.06445	.00006
#2	.29470	-.00193	-.00013	.00127	-.02815	.00325	.06496	.00048
Check ?	Chk Pass	Chk Pass	Chk Pass	Chk Pass	Chk Pass	Chk Pass	Chk Pass	Chk Pass
High Limit								
Low Limit								

Int. Std.	Y_2243	Y_3600	Y_3774
Line	224.306 {450}	360.073 { 94}	377.433 { 89}
Units	Cts/S	Cts/S	Cts/S
Avg	**6180.8**	**82883.**	**5194.3**
Stddev	8.7	220.	.9
%RSD	.14084	.26598	.01821
#1	6187.0	83039.	5195.0
#2	6174.7	82727.	5193.6

Sample Name: 280-42364-H-1-Csd@5 Acquired: 5/21/2013 19:01:32 Type: Unk
Method: 6500_026(v10) Mode: CONC Corr. Factor: 1.000000
User: bowenh Custom ID1: Custom ID2: Custom ID3:
Comment: 174890 6010b

Elem	Ag3280	Al1670	As1890	B_2089	Ba4554	Be3130	Bi2230	Ca3179	Cd2288
Line	328.068 {103}	167.079 {502}	189.042 {478}	208.959 {461}	455.403 { 74}	313.042 {108}	223.061 {451}	317.933 {106}	228.802 {447}
Units	ppm	ppm	ppm	ppm	ppm	ppm	ppm	ppm	ppm
Avg	**-.00034**	**.00453**	**-.00034**	**.00921**	**.03300**	**-.00007**	**.00033**	**14.365**	**.00013**
Stddev	.00078	.00025	.00499	.00063	.00015	.00005	.00269	.063	.00023
%RSD	232.81	5.5389	1474.7	6.8132	.46372	68.279	822.40	.44193	176.61
#1	-.00089	.00435	-.00386	.00876	.03311	-.00011	-.00158	14.410	.00029
#2	.00022	.00471	.00319	.00965	.03290	-.00004	.00223	14.321	-.00003
Check ?	Chk Pass	Chk Pass	Chk Pass	Chk Pass	Chk Pass	Chk Pass	Chk Pass	Chk Pass	Chk Pass
High Limit									
Low Limit									

Elem	Co2286	Cr2055	Cu3247	Fe2599	K_7664	Li6707	Mg2790	Mn2576	Mo2020
Line	228.616 {447}	205.552 {464}	324.754 {104}	259.940 {130}	766.490 { 44}	670.784 { 50}	279.079 {121}2	257.610 {131}	202.030 {467}
Units	ppm	ppm	ppm	ppm	ppm	ppm	ppm	ppm	ppm
Avg	**-.00001**	**.00130**	**-.00039**	**.01850**	**.55211**	**-.00149**	**4.6113**	**.00024**	**.00020**
Stddev	.00002	.00006	.00038	.00096	.00159	.00153	.0039	.00009	.00010
%RSD	204.76	4.8105	97.114	5.2137	.28829	102.82	.08379	38.611	49.992
#1	-.00002	.00126	-.00012	.01918	.55323	-.00257	4.6086	.00030	.00027
#2	.00000	.00135	-.00066	.01782	.55098	-.00041	4.6141	.00017	.00013
Check ?	Chk Pass	Chk Pass	Chk Pass	Chk Pass	Chk Pass	Chk Pass	Chk Pass	Chk Pass	Chk Pass
High Limit									
Low Limit									

Elem	Na5895	Ni2316	P_1782	Pb2203	S_1820	Sb2068	Se1960	Si2881	Sn1899
Line	589.592 { 57}	231.604 {446}	178.284 {489}	220.353 {453}	182.034 {485}	206.833 {463}	196.090 {472}	288.158 {117}	189.989 {477}
Units	ppm	ppm	ppm	ppm	ppm	ppm	ppm	ppm	ppm
Avg	**4.4524**	**-.00019**	**.04709**	**-.00008**	**2.3469**	**-.00058**	**.00140**	**2.1223**	**.00000**
Stddev	.0012	.00021	.00007	.00054	.0060	.00146	.00086	.0108	.00001
%RSD	.02728	107.46	.14219	644.25	.25364	252.48	61.074	.50960	221.37
#1	4.4516	-.00034	.04705	-.00047	2.3427	-.00161	.00080	2.1147	.00001
#2	4.4533	-.00005	.04714	.00030	2.3511	.00045	.00200	2.1300	-.00000
Check ?	Chk Pass	Chk Pass	Chk Pass	Chk Pass	None	Chk Pass	Chk Pass	Chk Pass	Chk Pass
High Limit									
Low Limit									

Elem	Sr4077	Th2837	Ti3349	Tl1908	U_3701	V_2924	Zn2062	Zr3391
Line	407.771 { 83}	283.730 {119}	334.904 {101}	190.856 {477}	370.152 { 91}	292.402 {115}	206.200 {163}	339.198 { 99}
Units	ppm	ppm	ppm	ppm	ppm	ppm	ppm	ppm
Avg	**.06432**	**.00104**	**-.00010**	**.00087**	**-.00240**	**.00092**	**.01688**	**-.00061**
Stddev	.00047	.00050	.00001	.00142	.03538	.00036	.00039	.00012
%RSD	.73467	47.663	6.4249	163.90	1473.8	39.613	2.2980	19.253
#1	.06466	.00069	-.00010	.00187	.02262	.00118	.01660	-.00052
#2	.06399	.00139	-.00011	-.00014	-.02742	.00066	.01715	-.00069
Check ?	Chk Pass	Chk Pass	Chk Pass	Chk Pass	Chk Pass	Chk Pass	Chk Pass	Chk Pass
High Limit								
Low Limit								

Int. Std.	Y_2243	Y_3600	Y_3774
Line	224.306 {450}	360.073 { 94}	377.433 { 89}
Units	Cts/S	Cts/S	Cts/S
Avg	**6302.1**	**84455.**	**5155.2**
Stddev	11.8	133.	30.6
%RSD	.18651	.15776	.59407
#1	6310.4	84361.	5133.5
#2	6293.8	84549.	5176.9

Sample Name: 280-42364-H-1-D MS Acquired: 5/21/2013 19:03:58 Type: Unk
Method: 6500_026(v10) Mode: CONC Corr. Factor: 1.000000
User: bowenh Custom ID1: Custom ID2: Custom ID3:
Comment: 174890 6010b

Elem	Ag3280	Al1670	As1890	B_2089	Ba4554	Be3130	Bi2230	Ca3179	Cd2288
Line	328.068 {103}	167.079 {502}	189.042 {478}	208.959 {461}	455.403 { 74}	313.042 {108}	223.061 {451}	317.933 {106}	228.802 {447}
Units	ppm	ppm	ppm	ppm	ppm	ppm	ppm	ppm	ppm
Avg	**.05417**	**1.8242**	**.96088**	**.99041**	**2.1253**	**.04607**	**2.0090**	**112.45**	**.10127**
Stddev	.00086	.0063	.00149	.00228	.0076	.00017	.0064	.59	.00008
%RSD	1.5888	.34609	.15466	.22977	.35844	.36199	.31832	.52380	.08296
#1	.05478	1.8198	.96193	.98880	2.1307	.04619	2.0045	112.87	.10133
#2	.05357	1.8287	.95983	.99202	2.1199	.04595	2.0136	112.04	.10121
Check ?	Chk Pass	Chk Pass	Chk Pass	Chk Pass	Chk Pass	Chk Pass	Chk Pass	Chk Pass	Chk Pass
High Limit									
Low Limit									

Elem	Co2286	Cr2055	Cu3247	Fe2599	K_7664	Li6707	Mg2790	Mn2576	Mo2020
Line	228.616 {447}	205.552 {464}	324.754 {104}	259.940 {130}	766.490 { 44}	670.784 { 50}	279.079 {121}2	257.610 {131}	202.030 {467}
Units	ppm	ppm	ppm	ppm	ppm	ppm	ppm	ppm	ppm
Avg	**.48038**	**.19718**	**.23940**	**.92590**	**52.349**	**.99856**	**68.413**	**.48124**	**.95341**
Stddev	.00005	.00059	.00095	.00294	.425	.00609	.115	.00081	.00199
%RSD	.01113	.29709	.39530	.31800	.81208	.60984	.16842	.16762	.20884
#1	.48034	.19677	.23874	.92798	52.650	1.0029	68.332	.48067	.95201
#2	.48042	.19760	.24007	.92382	52.049	.99425	68.495	.48181	.95482
Check ?	Chk Pass	Chk Pass	Chk Pass	Chk Pass	Chk Pass	Chk Pass	Chk Pass	Chk Pass	Chk Pass
High Limit									
Low Limit									

Elem	Na8183	Ni2316	P_1782	Pb2203	S_1820	Sb2068	Se1960	Si2881	Sn1899
Line	818.326 { 41}	231.604 {446}	178.284 {489}	220.353 {453}	182.034 {485}	206.833 {463}	196.090 {472}	288.158 {117}	189.989 {477}
Units	ppm	ppm	ppm	ppm	ppm	ppm	ppm	ppm	ppm
Avg	**71.045**	**.46908**	**9.8157**	**.48677**	**11.080**	**.49771**	**1.9114**	**19.432**	**1.8979**
Stddev	.367	.00082	.0355	.00164	.004	.00027	.0029	.126	.0031
%RSD	.51605	.17438	.36147	.33600	.03386	.05496	.15295	.64711	.16073
#1	71.304	.46850	9.7906	.48561	11.082	.49752	1.9093	19.521	1.8957
#2	70.785	.46965	9.8408	.48793	11.077	.49790	1.9135	19.343	1.9000
Check ?	Chk Pass	Chk Pass	Chk Pass	Chk Pass	None	Chk Pass	Chk Pass	Chk Pass	Chk Pass
High Limit									
Low Limit									

Elem	Sr4077	Th2837	Ti3349	Tl1908	U_3701	V_2924	Zn2062	Zr3391
Line	407.771 { 83}	283.730 {119}	334.904 {101}	190.856 {477}	370.152 { 91}	292.402 {115}	206.200 {163}	339.198 { 99}
Units	ppm	ppm	ppm	ppm	ppm	ppm	ppm	ppm
Avg	**1.2262**	**.99835**	**.98605**	**1.9191**	**2.0245**	**.48515**	**.53855**	**.47317**
Stddev	.0100	.00082	.00103	.0012	.0393	.00003	.00063	.00280
%RSD	.81600	.08221	.10446	.06398	1.9432	.00718	.11732	.59163
#1	1.2333	.99777	.98532	1.9182	1.9967	.48513	.53900	.47515
#2	1.2191	.99893	.98678	1.9199	2.0523	.48518	.53811	.47119
Check ?	Chk Pass	Chk Pass	Chk Pass	Chk Pass	Chk Pass	Chk Pass	Chk Pass	Chk Pass
High Limit								
Low Limit								

Int. Std.	Y_2243	Y_3600	Y_3774
Line	224.306 {450}	360.073 { 94}	377.433 { 89}
Units	Cts/S	Cts/S	Cts/S
Avg	**6066.4**	**81291.**	**5108.2**
Stddev	13.3	130.	23.0
%RSD	.21983	.16012	.44935
#1	6075.8	81383.	5092.0
#2	6057.0	81199.	5124.4

Sample Name: 280-42364-H-1-E MSD Acquired: 5/21/2013 19:06:10 Type: Unk
Method: 6500_026(v10) Mode: CONC Corr. Factor: 1.000000
User: bowenh Custom ID1: Custom ID2: Custom ID3:
Comment: 174890 6010b

Elem	Ag3280	Al1670	As1890	B_2089	Ba4554	Be3130	Bi2230	Ca3179	Cd2288
Line	328.068 {103}	167.079 {502}	189.042 {478}	208.959 {461}	455.403 { 74}	313.042 {108}	223.061 {451}	317.933 {106}	228.802 {447}
Units	ppm	ppm	ppm	ppm	ppm	ppm	ppm	ppm	ppm
Avg	**.05338**	**1.7908**	**.94464**	**.97594**	**2.0713**	**.04510**	**1.9856**	**109.03**	**.09963**
Stddev	.00052	.0045	.00160	.00174	.0032	.00049	.0019	.19	.00022
%RSD	.96566	.25280	.16949	.17847	.15534	1.0842	.09570	.17372	.21628
#1	.05374	1.7940	.94577	.97717	2.0736	.04544	1.9870	109.16	.09948
#2	.05301	1.7876	.94351	.97471	2.0691	.04475	1.9843	108.90	.09979
Check ?	Chk Pass	Chk Pass	Chk Pass	Chk Pass	Chk Pass	Chk Pass	Chk Pass	Chk Pass	Chk Pass
High Limit									
Low Limit									

Elem	Co2286	Cr2055	Cu3247	Fe2599	K_7664	Li6707	Mg2790	Mn2576	Mo2020
Line	228.616 {447}	205.552 {464}	324.754 {104}	259.940 {130}	766.490 { 44}	670.784 { 50}	279.079 {121}2	257.610 {131}	202.030 {467}
Units	ppm	ppm	ppm	ppm	ppm	ppm	ppm	ppm	ppm
Avg	**.47114**	**.19361**	**.23438**	**.90999**	**51.160**	**.97637**	**66.694**	**.47165**	**.93499**
Stddev	.00068	.00016	.00064	.00088	.032	.00345	.026	.00054	.00015
%RSD	.14334	.08500	.27297	.09665	.06318	.35289	.03893	.11471	.01636
#1	.47161	.19350	.23483	.90937	51.183	.97881	66.676	.47127	.93510
#2	.47066	.19373	.23392	.91062	51.137	.97393	66.712	.47203	.93488
Check ?	Chk Pass	Chk Pass	Chk Pass	Chk Pass	Chk Pass	Chk Pass	Chk Pass	Chk Pass	Chk Pass
High Limit									
Low Limit									

Elem	Na8183	Ni2316	P_1782	Pb2203	S_1820	Sb2068	Se1960	Si2881	Sn1899
Line	818.326 { 41}	231.604 {446}	178.284 {489}	220.353 {453}	182.034 {485}	206.833 {463}	196.090 {472}	288.158 {117}	189.989 {477}
Units	ppm	ppm	ppm	ppm	ppm	ppm	ppm	ppm	ppm
Avg	**69.457**	**.45996**	**9.6496**	**.47946**	**10.846**	**.49008**	**1.8795**	**19.150**	**1.8611**
Stddev	.188	.00104	.0154	.00058	.000	.00036	.0010	.038	.0028
%RSD	.27027	.22561	.16006	.12047	.00094	.07379	.05125	.20070	.15243
#1	69.590	.46069	9.6605	.47987	10.846	.49033	1.8802	19.123	1.8631
#2	69.325	.45923	9.6387	.47905	10.846	.48982	1.8788	19.178	1.8591
Check ?	Chk Pass	Chk Pass	Chk Pass	Chk Pass	None	Chk Pass	Chk Pass	Chk Pass	Chk Pass
High Limit									
Low Limit									

Elem	Sr4077	Th2837	Ti3349	Tl1908	U_3701	V_2924	Zn2062	Zr3391
Line	407.771 { 83}	283.730 {119}	334.904 {101}	190.856 {477}	370.152 { 91}	292.402 {115}	206.200 {163}	339.198 { 99}
Units	ppm	ppm	ppm	ppm	ppm	ppm	ppm	ppm
Avg	**1.1924**	**.97833**	**.96707**	**1.8959**	**1.9888**	**.47469**	**.52690**	**.46017**
Stddev	.0043	.00324	.00032	.0015	.0566	.00077	.00090	.00080
%RSD	.36081	.33112	.03322	.08152	2.8483	.16218	.17084	.17386
#1	1.1955	.97604	.96684	1.8970	2.0289	.47414	.52754	.45961
#2	1.1894	.98062	.96729	1.8948	1.9487	.47523	.52627	.46074
Check ?	Chk Pass	Chk Pass	Chk Pass	Chk Pass	Chk Pass	Chk Pass	Chk Pass	Chk Pass
High Limit								
Low Limit								

Int. Std.	Y_2243	Y_3600	Y_3774
Line	224.306 {450}	360.073 { 94}	377.433 { 89}
Units	Cts/S	Cts/S	Cts/S
Avg	**6077.0**	**81308.**	**5155.7**
Stddev	9.1	104.	17.2
%RSD	.14964	.12769	.33450
#1	6070.6	81381.	5143.5
#2	6083.4	81234.	5167.8

Sample Name: 280-42364-H-2-E Acquired: 5/21/2013 19:08:22 Type: Unk
Method: 6500_026(v10) Mode: CONC Corr. Factor: 1.000000
User: bowenh Custom ID1: Custom ID2: Custom ID3:
Comment: 174890 6010b

Elem	Ag3280	Al1670	As1890	B_2089	Ba4554	Be3130	Bi2230	Ca3179	Cd2288
Line	328.068 {103}	167.079 {502}	189.042 {478}	208.959 {461}	455.403 { 74}	313.042 {108}	223.061 {451}	317.933 {106}	228.802 {447}
Units	ppm	ppm	ppm	ppm	ppm	ppm	ppm	ppm	ppm
Avg	**-.00009**	**.00398**	**.00182**	**.03362**	**.15270**	**-.00003**	**-.00436**	**67.608**	**.00013**
Stddev	.00044	.00013	.00540	.00027	.00030	.00015	.00207	.166	.00005
%RSD	493.01	3.3700	296.36	.79374	.19933	429.96	47.376	.24566	39.072
#1	.00022	.00408	.00564	.03381	.15249	.00007	-.00290	67.725	.00017
#2	-.00040	.00389	-.00199	.03343	.15292	-.00014	-.00582	67.490	.00010
Check ?	Chk Pass	Chk Pass	Chk Pass	Chk Pass	Chk Pass	Chk Pass	Chk Pass	Chk Pass	Chk Pass
High Limit									
Low Limit									

Elem	Co2286	Cr2055	Cu3247	Fe2599	K_7664	Li6707	Mg2790	Mn2576	Mo2020
Line	228.616 {447}	205.552 {464}	324.754 {104}	259.940 {130}	766.490 { 44}	670.784 { 50}	279.079 {121}2	257.610 {131}	202.030 {467}
Units	ppm	ppm	ppm	ppm	ppm	ppm	ppm	ppm	ppm
Avg	**-.00022**	**.00693**	**.00164**	**.01323**	**2.5205**	**.00268**	**21.580**	**.00031**	**.00140**
Stddev	.00014	.00005	.00025	.00518	.0782	.00167	.000	.00002	.00008
%RSD	61.408	.78748	15.075	39.120	3.1038	62.252	.00075	5.4361	5.5230
#1	-.00012	.00697	.00147	.00957	2.5758	.00386	21.580	.00030	.00146
#2	-.00032	.00689	.00182	.01689	2.4652	.00150	21.580	.00032	.00135
Check ?	Chk Pass	Chk Pass	Chk Pass	Chk Pass	Chk Pass	Chk Pass	Chk Pass	Chk Pass	Chk Pass
High Limit									
Low Limit									

Elem	Na8183	Ni2316	P_1782	Pb2203	S_1820	Sb2068	Se1960	Si2881	Sn1899
Line	818.326 { 41}	231.604 {446}	178.284 {489}	220.353 {453}	182.034 {485}	206.833 {463}	196.090 {472}	288.158 {117}	189.989 {477}
Units	ppm	ppm	ppm	ppm	ppm	ppm	ppm	ppm	ppm
Avg	**21.021**	**.00028**	**.21127**	**.00079**	**11.218**	**.00159**	**.00172**	**10.383**	**-.00105**
Stddev	.058	.00004	.00002	.00045	.018	.00194	.00408	.012	.00026
%RSD	.27489	12.934	.01154	57.007	.16495	121.71	237.58	.11320	24.731
#1	21.062	.00025	.21125	.00047	11.205	.00296	.00460	10.392	-.00087
#2	20.980	.00031	.21128	.00110	11.231	.00022	-.00117	10.375	-.00124
Check ?	Chk Pass	Chk Pass	Chk Pass	Chk Pass	None	Chk Pass	Chk Pass	Chk Pass	Chk Pass
High Limit									
Low Limit									

Elem	Sr4077	Th2837	Ti3349	Tl1908	U_3701	V_2924	Zn2062	Zr3391
Line	407.771 { 83}	283.730 {119}	334.904 {101}	190.856 {477}	370.152 { 91}	292.402 {115}	206.200 {163}	339.198 { 99}
Units	ppm	ppm	ppm	ppm	ppm	ppm	ppm	ppm
Avg	**.29994**	**-.00087**	**.00032**	**.00188**	**-.01485**	**.00375**	**.05441**	**-.00144**
Stddev	.00137	.00009	.00007	.00030	.00857	.00020	.00075	.00046
%RSD	.45779	10.315	21.526	16.002	57.705	5.3903	1.3777	32.176
#1	.30091	-.00081	.00037	.00167	-.00879	.00389	.05494	-.00176
#2	.29897	-.00093	.00027	.00210	-.02091	.00361	.05388	-.00111
Check ?	Chk Pass	Chk Pass	Chk Pass	Chk Pass	Chk Pass	Chk Pass	Chk Pass	Chk Pass
High Limit								
Low Limit								

Int. Std.	Y_2243	Y_3600	Y_3774
Line	224.306 {450}	360.073 { 94}	377.433 { 89}
Units	Cts/S	Cts/S	Cts/S
Avg	**6198.2**	**83112.**	**5174.4**
Stddev	3.4	70.	1.8
%RSD	.05524	.08454	.03568
#1	6195.7	83161.	5173.1
#2	6200.6	83062.	5175.7

Sample Name: 280-42371-D-2-A Acquired: 5/21/2013 19:10:47 Type: Unk
Method: 6500_026(v10) Mode: CONC Corr. Factor: 1.000000
User: bowenh Custom ID1: Custom ID2: Custom ID3:
Comment: 174890 6010b

Elem	Ag3280	Al1670	As1890	B_2089	Ba4554	Be3130	Bi2230	Ca3179	Cd2288
Line	328.068 {103}	167.079 {502}	189.042 {478}	208.959 {461}	455.403 { 74}	313.042 {108}	223.061 {451}	317.933 {106}	228.802 {447}
Units	ppm	ppm	ppm	ppm	ppm	ppm	ppm	ppm	ppm
Avg	**-.00014**	**.00170**	**.00622**	**.08710**	**.02691**	**-.00014**	**-.00649**	**474.88**	**.00029**
Stddev	.00047	.00031	.00523	.00064	.00019	.00004	.00203	1.80	.00013
%RSD	334.95	18.298	84.142	.73480	.72228	29.817	31.243	.37845	45.735
#1	.00019	.00148	.00252	.08665	.02677	-.00017	-.00792	473.61	.00020
#2	-.00048	.00192	.00992	.08756	.02705	-.00011	-.00505	476.15	.00039
Check ?	Chk Pass	Chk Pass	Chk Pass	Chk Pass	Chk Pass	Chk Pass	Chk Pass	Chk Pass	Chk Pass
High Limit									
Low Limit									

Elem	Co2286	Cr2055	Cu3247	Fe2599	K_7664	Li6707	Mg2790	Mn2576	Mo2020
Line	228.616 {447}	205.552 {464}	324.754 {104}	259.940 {130}	766.490 { 44}	670.784 { 50}	279.079 {121}2	257.610 {131}	202.030 {467}
Units	ppm	ppm	ppm	ppm	ppm	ppm	ppm	ppm	ppm
Avg	**.00331**	**.00045**	**-.00012**	**2.5684**	**4.0009**	**.17191**	**69.256**	**.13549**	**.00024**
Stddev	.00005	.00024	.00015	.0080	.0603	.00042	.006	.00013	.00024
%RSD	1.4589	52.116	120.46	.31120	1.5083	.24261	.00935	.09678	102.14
#1	.00327	.00062	-.00002	2.5627	4.0436	.17161	69.261	.13559	.00007
#2	.00334	.00029	-.00023	2.5740	3.9582	.17220	69.251	.13540	.00041
Check ?	Chk Pass	Chk Pass	Chk Pass	Chk Pass	Chk Pass	Chk Pass	Chk Pass	Chk Pass	Chk Pass
High Limit									
Low Limit									

Elem	Na8183	Ni2316	P_1782	Pb2203	S_1820	Sb2068	Se1960	Si2881	Sn1899
Line	818.326 { 41}	231.604 {446}	178.284 {489}	220.353 {453}	182.034 {485}	206.833 {463}	196.090 {472}	288.158 {117}	189.989 {477}
Units	ppm	ppm	ppm	ppm	ppm	ppm	ppm	ppm	ppm
Avg	**275.50**	**.00280**	**.27890**	**.00147**	**192.65**	**.00019**	**-.00104**	**17.030**	**-.00086**
Stddev	.45	.00014	.00100	.00173	.58	.00158	.00151	.006	.00026
%RSD	.16444	4.8778	.36026	117.24	.30323	811.79	145.06	.03748	30.622
#1	275.17	.00290	.27962	.00270	192.24	-.00092	.00003	17.034	-.00067
#2	275.82	.00271	.27819	.00025	193.06	.00131	-.00211	17.025	-.00105
Check ?	Chk Pass	Chk Pass	Chk Pass	Chk Pass	None	Chk Pass	Chk Pass	Chk Pass	Chk Pass
High Limit									
Low Limit									

Elem	Sr4077	Th2837	Ti3349	Tl1908	U_3701	V_2924	Zn2062	Zr3391
Line	407.771 { 83}	283.730 {119}	334.904 {101}	190.856 {477}	370.152 { 91}	292.402 {115}	206.200 {163}	339.198 { 99}
Units	ppm	ppm	ppm	ppm	ppm	ppm	ppm	ppm
Avg	**1.2761**	**.00098**	**.00235**	**.00176**	**-.01648**	**.00132**	**.00503**	**-.00308**
Stddev	.0027	.00146	.00064	.00041	.03246	.00030	.00010	.00232
%RSD	.21529	149.18	27.334	23.253	196.96	22.736	1.9827	75.344
#1	1.2780	-.00005	.00190	.00205	-.03943	.00153	.00496	-.00144
#2	1.2741	.00201	.00281	.00147	.00647	.00110	.00510	-.00471
Check ?	Chk Pass	Chk Pass	Chk Pass	Chk Pass	Chk Pass	Chk Pass	Chk Pass	Chk Pass
High Limit								
Low Limit								

Int. Std.	Y_2243	Y_3600	Y_3774
Line	224.306 {450}	360.073 { 94}	377.433 { 89}
Units	Cts/S	Cts/S	Cts/S
Avg	**5751.3**	**78569.**	**5134.5**
Stddev	10.7	499.	33.2
%RSD	.18647	.63537	.64633
#1	5758.9	78922.	5158.0
#2	5743.7	78216.	5111.0

Sample Name: 280-42371-D-3-A Acquired: 5/21/2013 19:13:19 Type: Unk
Method: 6500_026(v10) Mode: CONC Corr. Factor: 1.000000
User: bowenh Custom ID1: Custom ID2: Custom ID3:
Comment: 174890 6010b

Elem	Ag3280	Al1670	As1890	B_2089	Ba4554	Be3130	Bi2230	Ca3179	Cd2288
Line	328.068 {103}	167.079 {502}	189.042 {478}	208.959 {461}	455.403 { 74}	313.042 {108}	223.061 {451}	317.933 {106}	228.802 {447}
Units	ppm	ppm	ppm	ppm	ppm	ppm	ppm	ppm	ppm
Avg	**-.00035**	**.00142**	**-.00404**	**.28561**	**.05447**	**-.00021**	**-.00167**	**426.91**	**.00029**
Stddev	.00066	.00006	.00053	.00090	.00003	.00013	.00174	8.48	.00021
%RSD	186.89	4.0922	13.137	.31495	.06095	62.723	104.13	1.9866	71.059
#1	-.00082	.00138	-.00367	.28498	.05449	-.00030	-.00044	432.90	.00015
#2	.00011	.00146	-.00442	.28625	.05445	-.00012	-.00290	420.91	.00044
Check ?	Chk Pass	Chk Pass	Chk Pass	Chk Pass	Chk Pass	Chk Pass	Chk Pass	Chk Pass	Chk Pass
High Limit									
Low Limit									

Elem	Co2286	Cr2055	Cu3247	Fe2599	K_7664	Li6707	Mg2790	Mn2576	Mo2020
Line	228.616 {447}	205.552 {464}	324.754 {104}	259.940 {130}	766.490 { 44}	670.784 { 50}	279.079 {121}2	257.610 {131}	202.030 {467}
Units	ppm	ppm	ppm	ppm	ppm	ppm	ppm	ppm	ppm
Avg	**.00362**	**.00055**	**.00021**	**.09158**	**3.2093**	**.11904**	**70.324**	**.61830**	**.00062**
Stddev	.00007	.00004	.00012	.00102	.0597	.00087	.052	.00101	.00009
%RSD	1.8773	6.8344	58.735	1.1135	1.8606	.73314	.07456	.16293	14.847
#1	.00357	.00053	.00012	.09086	3.1671	.11842	70.287	.61758	.00069
#2	.00367	.00058	.00029	.09230	3.2515	.11966	70.361	.61901	.00056
Check ?	Chk Pass	Chk Pass	Chk Pass	Chk Pass	Chk Pass	Chk Pass	Chk Pass	Chk Pass	Chk Pass
High Limit									
Low Limit									

Elem	Na8183	Ni2316	P_1782	Pb2203	S_1820	Sb2068	Se1960	Si2881	Sn1899
Line	818.326 { 41}	231.604 {446}	178.284 {489}	220.353 {453}	182.034 {485}	206.833 {463}	196.090 {472}	288.158 {117}	189.989 {477}
Units	ppm	ppm	ppm	ppm	ppm	ppm	ppm	ppm	ppm
Avg	**352.69**	**.02933**	**.61585**	**.00084**	**69.976**	**.00024**	**.00132**	**21.016**	**-.00095**
Stddev	.06	.00020	.01105	.00271	.188	.00048	.00490	.059	.00027
%RSD	.01572	.69064	1.7945	322.07	.26816	200.52	371.90	.28022	28.933
#1	352.73	.02947	.60804	.00276	69.843	-.00010	-.00215	20.974	-.00075
#2	352.65	.02918	.62366	-.00107	70.108	.00057	.00478	21.058	-.00114
Check ?	Chk Pass	Chk Pass	Chk Pass	Chk Pass	None	Chk Pass	Chk Pass	Chk Pass	Chk Pass
High Limit									
Low Limit									

Elem	Sr4077	Th2837	Ti3349	Tl1908	U_3701	V_2924	Zn2062	Zr3391
Line	407.771 { 83}	283.730 {119}	334.904 {101}	190.856 {477}	370.152 { 91}	292.402 {115}	206.200 {163}	339.198 { 99}
Units	ppm	ppm	ppm	ppm	ppm	ppm	ppm	ppm
Avg	**1.3972**	**-.00102**	**.00239**	**.00167**	**-.02200**	**.00030**	**.00459**	**-.00154**
Stddev	.0014	.00171	.00001	.00016	.02465	.00027	.00014	.00023
%RSD	.10011	168.31	.41274	9.3499	112.03	88.183	3.1341	15.126
#1	1.3982	.00019	.00240	.00156	-.03943	.00049	.00449	-.00138
#2	1.3962	-.00223	.00239	.00178	-.00457	.00011	.00470	-.00171
Check ?	Chk Pass	Chk Pass	Chk Pass	Chk Pass	Chk Pass	Chk Pass	Chk Pass	Chk Pass
High Limit								
Low Limit								

Int. Std.	Y_2243	Y_3600	Y_3774
Line	224.306 {450}	360.073 { 94}	377.433 { 89}
Units	Cts/S	Cts/S	Cts/S
Avg	**5738.8**	**77596.**	**4995.7**
Stddev	11.6	91.	32.0
%RSD	.20185	.11788	.64030
#1	5747.0	77532.	4973.1
#2	5730.6	77661.	5018.3

Sample Name: CCVH-2058327 Acquired: 5/21/2013 19:15:52 Type: QC
Method: 6500_026(v10) Mode: CONC Corr. Factor: 1.000000
User: bowenh Custom ID1: Custom ID2: Custom ID3:
Comment:

Elem	Ag3280	Al3092	As1890	B_2089	Ba4554	Be3130	Bi2230	Ca3179	Cd2288	Co2286	Cr2055	Cu3247	Fe2714
Units	ppm	ppm	ppm	ppm	ppm	ppm	ppm	ppm	ppm	ppm	ppm	ppm	ppm
Avg	**.00147**	**50.255**	**.00150**	**.00460**	**.00077**	**-.00002**	**1.0057**	**.01360**	**-.00076**	**.00191**	**-.00021**	**.00062**	**49.700**
Stddev	.00068	.217	.00199	.00012	.00008	.00006	.0051	.00207	.00012	.00014	.00007	.00026	.045
%RSD	46.663	.43192	132.10	2.5565	10.574	263.38	.50881	15.260	15.421	7.2828	35.453	41.873	.09071
#1	.00098	50.408	.00010	.00468	.00071	.00002	1.0021	.01506	-.00068	.00201	-.00016	.00044	49.669
#2	.00195	50.101	.00291	.00452	.00082	-.00007	1.0093	.01213	-.00084	.00181	-.00026	.00081	49.732
Check ?	None	Chk Pass	None	None	None	None	Chk Pass	None	None	None	None	None	Chk Pass
Value													
Range													

Elem	K_7664	Li6707	Mg2790	Mn2576	Mo2020	Na8183	Ni2316	P_1782	Pb2203	S_1820	Sb2068	Se1960	Si2881
Units	ppm	ppm	ppm	ppm	ppm	ppm	ppm	ppm	ppm	ppm	ppm	ppm	ppm
Avg	**.23080**	**-.00122**	**-.00239**	**-.00065**	**-.00176**	**258.38**	**.00071**	**.02761**	**.00052**	**5.0628**	**-.00080**	**.00167**	**.01751**
Stddev	.04974	.00356	.00413	.00002	.00029	1.57	.00000	.00299	.00036	.0077	.00083	.00037	.01336
%RSD	21.553	292.53	172.96	2.7186	16.441	.60752	.65166	10.846	68.268	.15206	104.62	22.225	76.289
#1	.26598	-.00374	-.00530	-.00063	-.00155	259.49	.00072	.02973	.00027	5.0574	-.00021	.00193	.02695
#2	.19563	.00130	.00053	-.00066	-.00196	257.27	.00071	.02549	.00077	5.0683	-.00139	.00141	.00806
Check ?	None	None	None	None	None	Chk Pass	None	None	None	None	None	None	None
Value													
Range													

Elem	Sn1899	Sr4077	Th2837	Ti3349	Tl1908	U_3701	V_2924	Zn2062	Zr3391
Units	ppm	ppm	ppm	ppm	ppm	ppm	ppm	ppm	ppm
Avg	**.00013**	**.00050**	**5.1968**	**.00310**	**-.00228**	**10.161**	**-.00047**	**.00333**	**-.03778**
Stddev	.00010	.00012	.0036	.00018	.00132	.004	.00025	.00022	.00239
%RSD	79.965	23.784	.06898	5.8438	57.791	.03616	54.446	6.4693	6.3188
#1	.00006	.00042	5.1943	.00323	-.00321	10.164	-.00029	.00318	-.03609
#2	.00020	.00059	5.1993	.00297	-.00135	10.159	-.00065	.00348	-.03947
Check ?	None	None	Chk Pass	None	None	Chk Pass	None	None	None
Value									
Range									

Int. Std.	Y_2243	Y_3600	Y_3774
Units	Cts/S	Cts/S	Cts/S
Avg	**6036.6**	**80387.**	**4983.1**
Stddev	7.4	255.	13.2
%RSD	.12338	.31664	.26574
#1	6031.4	80207.	4973.7
#2	6041.9	80567.	4992.4

Sample Name: CCV-2058325 Acquired: 5/21/2013 19:18:15 Type: QC
Method: 6500_026(v10) Mode: CONC Corr. Factor: 1.000000
User: bowenh Custom ID1: Custom ID2: Custom ID3:
Comment:

Elem	Ag3280	Al1670	As1890	B_2089	Ba4554	Be3130	Bi2230	Ca3179	Cd2288	Co2286	Cr2055	Cu3247	Fe2599	K_7664
Units	ppm	ppm	ppm	ppm	ppm	ppm	ppm	ppm	ppm	ppm	ppm	ppm	ppm	ppm
Avg	**.52684**	**.50859**	**1.0110**	**.49896**	**.51558**	**.47813**	**.00177**	**5.0339**	**.51941**	**.52650**	**.50808**	**.49923**	**2.4589**	**51.853**
Stddev	.00137	.00102	.0001	.00126	.00686	.00508	.00002	.0283	.00029	.00062	.00047	.00200	.0164	.341
%RSD	.25984	.20074	.00748	.25263	1.3311	1.0622	1.3342	.56189	.05572	.11694	.09209	.40079	.66543	.65793
#1	.52587	.50787	1.0109	.49807	.51073	.47454	.00179	5.0139	.51961	.52606	.50774	.49782	2.4474	51.612
#2	.52781	.50931	1.0110	.49985	.52044	.48172	.00175	5.0539	.51920	.52693	.50841	.50065	2.4705	52.095
Check ?	Chk Pass	Chk Pass	Chk Pass	Chk Pass	Chk Pass	Chk Pass	None	Chk Pass	Chk Pass	Chk Pass	Chk Pass	Chk Pass	Chk Pass	Chk Pass
Value														
Range														

Elem	Li6707	Mg2790	Mn2576	Mo2020	Na5895	Ni2316	P_1782	Pb2203	S_1820	Sb2068	Se1960	Si2881	Sn1899	Sr4077
Units	ppm	ppm	ppm	ppm	ppm	ppm	ppm	ppm	ppm	ppm	ppm	ppm	ppm	ppm
Avg	**1.0406**	**20.436**	**.51917**	**.50418**	**5.4154**	**.51654**	**.99521**	**1.0497**	**.04614**	**1.0280**	**.99255**	**4.9197**	**1.0194**	**.48961**
Stddev	.0061	.027	.00103	.00025	.0370	.00331	.00348	.0027	.00266	.0005	.00534	.0079	.0014	.00376
%RSD	.58517	.13286	.19869	.05005	.68313	.64037	.34953	.26109	5.7602	.04525	.53804	.16078	.13839	.76745
#1	1.0363	20.417	.51844	.50400	5.3893	.51887	.99275	1.0478	.04802	1.0283	.98877	4.9141	1.0184	.48695
#2	1.0449	20.455	.51990	.50436	5.4416	.51420	.99767	1.0517	.04426	1.0276	.99632	4.9253	1.0204	.49226
Check ?	Chk Pass	Chk Pass	Chk Pass	Chk Pass	Chk Pass	Chk Pass	Chk Pass	Chk Pass	None	Chk Pass	Chk Pass	Chk Pass	Chk Pass	Chk Pass
Value														
Range														

Elem	Th2837	Ti3349	Tl1908	U_3701	V_2924	Zn2062	Zr3391
Units	ppm	ppm	ppm	ppm	ppm	ppm	ppm
Avg	**.00160**	**.52210**	**1.0279**	**.00211**	**.50383**	**.52554**	**.50459**
Stddev	.00058	.00223	.0004	.02262	.00058	.00069	.00380
%RSD	36.076	.42708	.04281	1071.6	.11534	.13150	.75251
#1	.00119	.52053	1.0276	.01811	.50342	.52505	.50190
#2	.00201	.52368	1.0282	-.01389	.50424	.52602	.50727
Check ?	None	Chk Pass	Chk Pass	None	Chk Pass	Chk Pass	Chk Pass
Value							
Range							

Int. Std.	Y_2243	Y_3600	Y_3774
Units	Cts/S	Cts/S	Cts/S
Avg	**6174.9**	**82483.**	**5069.6**
Stddev	10.3	70.	44.0
%RSD	.16710	.08532	.86878
#1	6182.2	82532.	5100.8
#2	6167.6	82433.	5038.5

Sample Name: CCB Acquired: 5/21/2013 19:20:28 Type: QC
Method: 6500_026(v10) Mode: CONC Corr. Factor: 1.000000
User: bowenh Custom ID1: Custom ID2: Custom ID3:
Comment:

Elem	Ag3280	Al1670	As1890	B_2089	Ba4554	Be3130	Bi2230	Ca3179	Cd2288	Co2286	Cr2055
Units	ppm	ppm	ppm	ppm	ppm	ppm	ppm	ppm	ppm	ppm	ppm
Avg	**.00046**	**.00006**	**.00214**	F **.00347**	**.00047**	**-.00005**	**.00061**	**-.00014**	**.00013**	**.00003**	**.00009**
Stddev	.00041	.00026	.00105	.00013	.00015	.00002	.00061	.00117	.00011	.00005	.00007
%RSD	88.448	453.41	48.932	3.7279	31.352	35.774	100.51	862.70	82.603	181.70	77.062
#1	.00017	-.00012	.00140	.00338	.00036	-.00006	.00018	.00069	.00005	.00007	.00014
#2	.00075	.00024	.00288	.00356	.00057	-.00004	.00104	-.00097	.00020	-.00001	.00004
Check ?	Chk Pass	Chk Pass	Chk Pass	Chk Fail	Chk Pass	Chk Pass	None	Chk Pass	Chk Pass	Chk Pass	Chk Pass
High Limit				.00312							
Low Limit				-.00312							

Elem	Cu3247	Fe2599	K_7664	Li6707	Mg2790	Mn2576	Mo2020	Na5895	Ni2316	P_1782	Pb2203
Units	ppm	ppm	ppm	ppm	ppm	ppm	ppm	ppm	ppm	ppm	ppm
Avg	**-.00036**	**.01420**	**.06926**	W **-.00263**	**.00327**	W **.00028**	**.00028**	F **.21481**	**-.00034**	**.00464**	**.00085**
Stddev	.00007	.00361	.03044	.00111	.00043	.00010	.00008	.00979	.00040	.00081	.00238
%RSD	18.885	25.445	43.956	42.200	13.016	34.848	27.284	4.5585	117.36	17.508	280.67
#1	-.00031	.01675	.09079	-.00342	.00357	.00021	.00033	.20789	-.00063	.00522	.00253
#2	-.00040	.01164	.04773	-.00185	.00297	.00034	.00023	.22173	-.00006	.00407	-.00084
Check ?	Chk Pass	Chk Pass	Chk Pass	Chk Warn	Chk Pass	Chk Warn	Chk Pass	Chk Fail	Chk Pass	Chk Pass	Chk Pass
High Limit				.00261		.00025		.10000			
Low Limit				-.00261		-.00025		-.10000			

Elem	S_1820	Sb2068	Se1960	Si2881	Sn1899	Sr4077	Th2837	Ti3349	Tl1908	U_3701	V_2924
Units	ppm	ppm	ppm	ppm	ppm	ppm	ppm	ppm	ppm	ppm	ppm
Avg	**.04257**	**.00203**	**-.00201**	**.01024**	**.00033**	**-.00007**	**.00013**	**.00034**	**-.00047**	**.00672**	**.00039**
Stddev	.00029	.00069	.00021	.01518	.00073	.00022	.00036	.00014	.00073	.01201	.00012
%RSD	.67364	34.021	10.505	148.29	224.65	316.25	278.02	40.717	157.19	178.69	31.897
#1	.04236	.00154	-.00186	-.00050	.00085	-.00023	.00039	.00024	-.00098	-.00177	.00048
#2	.04277	.00252	-.00216	.02097	-.00019	.00009	-.00013	.00043	.00005	.01522	.00030
Check ?	None	Chk Pass	Chk Pass	Chk Pass	Chk Pass	Chk Pass	Chk Pass	Chk Pass	Chk Pass	Chk Pass	Chk Pass
High Limit											
Low Limit											

Elem	Zn2062	Zr3391
Units	ppm	ppm
Avg	**.00293**	**.00028**
Stddev	.00029	.00040
%RSD	9.7668	142.33
#1	.00313	.00057
#2	.00273	-.00000
Check ?	Chk Pass	Chk Pass
High Limit		
Low Limit		

Int. Std.	Y_2243	Y_3600	Y_3774
Units	Cts/S	Cts/S	Cts/S
Avg	**6161.9**	**82710.**	**5057.1**
Stddev	16.8	10.	2.3
%RSD	.27268	.01240	.04492
#1	6150.1	82703.	5055.5
#2	6173.8	82717.	5058.7

Sample Name: CCVL2062912 Acquired: 5/21/2013 19:22:56 Type: QC
Method: 6500_026(v10) Mode: CONC Corr. Factor: 1.000000
User: bowenh Custom ID1: Custom ID2: Custom ID3:
Comment:

Elem	Ag3280	Al1670	As1890	B_2089	Ba4554	Be3130	Bi2230	Ca3179	Cd2288	Co2286	Cr2055
Units	ppm	ppm	ppm	ppm	ppm	ppm	ppm	ppm	ppm	ppm	ppm
Avg	**.01106**	**.10627**	**.01621**	**.10188**	**.01117**	**.00094**	**.11121**	**.20619**	**.00560**	**.01126**	**.01037**
Stddev	.00041	.00010	.00111	.00049	.00075	.00001	.00148	.00293	.00015	.00008	.00011
%RSD	3.7273	.09474	6.8446	.47864	6.7461	.94612	1.3317	1.4234	2.7287	.72183	1.0898
#1	.01135	.10620	.01542	.10223	.01170	.00095	.11226	.20411	.00571	.01121	.01029
#2	.01077	.10634	.01699	.10154	.01063	.00094	.11016	.20826	.00549	.01132	.01045
Check ?	Chk Pass	Chk Pass	Chk Pass	Chk Pass	Chk Pass	Chk Pass	Chk Pass	Chk Pass	Chk Pass	Chk Pass	Chk Pass
Value											
Range											

Elem	Cu3247	Fe2599	K_7664	Li6707	Mg2790	Mn2576	Mo2020	Na5895	Ni2316	P_1782	Pb2203
Units	ppm	ppm	ppm	ppm	ppm	ppm	ppm	ppm	ppm	ppm	ppm
Avg	**.01510**	**.10616**	**3.3101**	**.01084**	**.21663**	**.01104**	**.02070**	W **1.2879**	**.04265**	**2.9429**	**.00950**
Stddev	.00010	.00117	.0464	.00005	.00190	.00017	.00016	.0156	.00003	.0031	.00038
%RSD	.65369	1.1050	1.4014	.43828	.87743	1.5661	.75981	1.2077	.08049	.10536	4.0330
#1	.01503	.10533	3.3429	.01088	.21797	.01091	.02059	1.2989	.04268	2.9407	.00977
#2	.01517	.10699	3.2773	.01081	.21529	.01116	.02081	1.2769	.04263	2.9451	.00923
Check ?	Chk Pass	Chk Pass	Chk Pass	Chk Pass	Chk Pass	Chk Pass	Chk Pass	Chk Warn	Chk Pass	Chk Pass	Chk Pass
Value								1.0000			
Range								20.000%			

Elem	S_1820	Sb2068	Se1960	Si2881	Sn1899	Sr4077	Th2837	Ti3349	Tl1908	U_3701	V_2924
Units	ppm	ppm	ppm	ppm	ppm	ppm	ppm	ppm	ppm	ppm	ppm
Avg	**.04196**	**.01111**	**.01667**	**.49653**	**.10522**	**.01030**	**.01660**	**.01069**	**.01679**	**.06742**	**.00986**
Stddev	.00164	.00165	.00164	.00402	.00012	.00002	.00288	.00041	.00128	.00191	.00035
%RSD	3.9017	14.893	9.8654	.81036	.11846	.19975	17.369	3.8490	7.6389	2.8362	3.5727
#1	.04312	.01227	.01783	.49368	.10531	.01031	.01456	.01099	.01769	.06607	.01011
#2	.04080	.00994	.01551	.49937	.10513	.01028	.01864	.01040	.01588	.06877	.00961
Check ?	None	Chk Pass	Chk Pass	Chk Pass	Chk Pass	Chk Pass	Chk Pass	Chk Pass	Chk Pass	Chk Pass	Chk Pass
Value											
Range											

Elem	Zn2062	Zr3391
Units	ppm	ppm
Avg	W **.02478**	**.01419**
Stddev	.00034	.00197
%RSD	1.3557	13.873
#1	.02501	.01279
#2	.02454	.01558
Check ?	Chk Warn	Chk Pass
Value	.02000	
Range	20.000%	

Int. Std.	Y_2243	Y_3600	Y_3774
Units	Cts/S	Cts/S	Cts/S
Avg	**6210.1**	**83518.**	**5072.9**
Stddev	1.2	511.	50.3
%RSD	.01977	.61227	.99131
#1	6209.2	83156.	5037.4
#2	6211.0	83880.	5108.5

Sample Name: 280-42368-L-1-B Acquired: 5/21/2013 19:25:20 Type: Unk
Method: 6500_026(v10) Mode: CONC Corr. Factor: 1.000000
User: bowenh Custom ID1: Custom ID2: Custom ID3:
Comment: 174890 6010b

Elem	Ag3280	Al1670	As1890	B_2089	Ba4554	Be3130	Bi2230	Ca3179	Cd2288
Line	328.068 {103}	167.079 {502}	189.042 {478}	208.959 {461}	455.403 { 74}	313.042 {108}	223.061 {451}	317.933 {106}	228.802 {447}
Units	ppm	ppm	ppm	ppm	ppm	ppm	ppm	ppm	ppm
Avg	**-.00025**	**.00442**	**.00576**	**2.5622**	**3.0937**	**-.00014**	**.00008**	**281.64**	**.00056**
Stddev	.00034	.00035	.00230	.0026	.0258	.00006	.00557	2.78	.00007
%RSD	134.89	7.8242	39.896	.10107	.83412	41.544	6932.8	.98602	12.679
#1	-.00001	.00418	.00738	2.5603	3.1119	-.00010	-.00385	283.61	.00062
#2	-.00049	.00467	.00413	2.5640	3.0754	-.00018	.00402	279.68	.00051
Check ?	Chk Pass	Chk Pass	Chk Pass	Chk Pass	Chk Pass	Chk Pass	Chk Pass	Chk Pass	Chk Pass
High Limit									
Low Limit									

Elem	Co2286	Cr2055	Cu3247	Fe2599	K_7664	Li6707	Mg2790	Mn2576	Mo2020
Line	228.616 {447}	205.552 {464}	324.754 {104}	259.940 {130}	766.490 { 44}	670.784 { 50}	279.079 {121}2	257.610 {131}	202.030 {467}
Units	ppm	ppm	ppm	ppm	ppm	ppm	ppm	ppm	ppm
Avg	**.00237**	**.00088**	**-.00099**	**4.1939**	W **237.96**	**.07740**	W **1339.3**	**1.6127**	**.00730**
Stddev	.00018	.00016	.00007	.0154	.18	.00108	10.4	.0002	.00016
%RSD	7.6381	18.182	7.2724	.36644	.07737	1.3897	.77466	.01198	2.1343
#1	.00224	.00076	-.00093	4.2048	237.83	.07816	1331.9	1.6128	.00741
#2	.00249	.00099	-.00104	4.1831	238.09	.07664	1346.6	1.6125	.00719
Check ?	Chk Pass	Chk Pass	Chk Pass	Chk Pass	Chk Warn	Chk Pass	Chk Warn	Chk Pass	Chk Pass
High Limit					100.00		500.00		
Low Limit					-.50000		-.10000		

Elem	Na8183	Ni2316	P_1782	Pb2203	S_1820	Sb2068	Se1960	Si2881	Sn1899
Line	818.326 { 41}	231.604 {446}	178.284 {489}	220.353 {453}	182.034 {485}	206.833 {463}	196.090 {472}	288.158 {117}	189.989 {477}
Units	ppm	ppm	ppm	ppm	ppm	ppm	ppm	ppm	ppm
Avg	W **9214.0**	**.00435**	**1.0762**	**.00087**	**2.1274**	**.00177**	**.00434**	**7.7526**	**-.00168**
Stddev	78.7	.00022	.0041	.00172	.0419	.00180	.00018	.0182	.00070
%RSD	.85455	5.1057	.37734	198.48	1.9705	101.28	4.1046	.23446	41.843
#1	9269.6	.00451	1.0733	.00208	2.1571	.00304	.00422	7.7654	-.00218
#2	9158.3	.00420	1.0791	-.00035	2.0978	.00050	.00447	7.7397	-.00119
Check ?	Chk Warn	Chk Pass	Chk Pass	Chk Pass	None	Chk Pass	Chk Pass	Chk Pass	Chk Pass
High Limit	500.00								
Low Limit	10.000								

Elem	Sr4077	Th2837	Ti3349	Tl1908	U_3701	V_2924	Zn2062	Zr3391
Line	407.771 { 83}	283.730 {119}	334.904 {101}	190.856 {477}	370.152 { 91}	292.402 {115}	206.200 {163}	339.198 { 99}
Units	ppm	ppm	ppm	ppm	ppm	ppm	ppm	ppm
Avg	F **20.494**	**.00058**	**-.00860**	**-.00005**	**.00206**	**.00281**	**.00590**	**.00261**
Stddev	.184	.00084	.00015	.00133	.00203	.00111	.00053	.00078
%RSD	.89543	145.88	1.7075	2498.3	98.688	39.725	8.9574	29.976
#1	20.624	-.00002	-.00849	.00089	.00062	.00202	.00553	.00206
#2	20.364	.00117	-.00870	-.00099	.00350	.00359	.00628	.00316
Check ?	Chk Fail	Chk Pass	Chk Pass	Chk Pass	Chk Pass	Chk Pass	Chk Pass	Chk Pass
High Limit	20.000							
Low Limit	-.02000							

Int. Std.	Y_2243	Y_3600	Y_3774
Line	224.306 {450}	360.073 { 94}	377.433 { 89}
Units	Cts/S	Cts/S	Cts/S
Avg	**4792.5**	**64839.**	**4646.9**
Stddev	5.3	394.	81.8
%RSD	.11055	.60776	1.7614
#1	4788.7	64560.	4589.0
#2	4796.2	65117.	4704.8

Sample Name: 280-42368-L-2-B Acquired: 5/21/2013 19:28:36 Type: Unk
Method: 6500_026(v10) Mode: CONC Corr. Factor: 1.000000
User: bowenh Custom ID1: Custom ID2: Custom ID3:
Comment: 174890 6010b

Elem	Ag3280	Al1670	As1890	B_2089	Ba4554	Be3130	Bi2230	Ca3179	Cd2288
Line	328.068 {103}	167.079 {502}	189.042 {478}	208.959 {461}	455.403 { 74}	313.042 {108}	223.061 {451}	317.933 {106}	228.802 {447}
Units	ppm	ppm	ppm	ppm	ppm	ppm	ppm	ppm	ppm
Avg	**.00017**	**.00372**	**.00313**	**2.5879**	**3.0012**	**-.00016**	**.00219**	**272.85**	**.00049**
Stddev	.00043	.00005	.00073	.0192	.0555	.00000	.00041	5.57	.00014
%RSD	249.39	1.3883	23.416	.74045	1.8497	1.0929	18.923	2.0431	29.328
#1	-.00013	.00369	.00261	2.6015	2.9620	-.00016	.00190	268.91	.00059
#2	.00048	.00376	.00364	2.5744	3.0405	-.00017	.00248	276.79	.00039
Check ?	Chk Pass	Chk Pass	Chk Pass	Chk Pass	Chk Pass	Chk Pass	Chk Pass	Chk Pass	Chk Pass
High Limit									
Low Limit									

Elem	Co2286	Cr2055	Cu3247	Fe2599	K_7664	Li6707	Mg2790	Mn2576	Mo2020
Line	228.616 {447}	205.552 {464}	324.754 {104}	259.940 {130}	766.490 { 44}	670.784 { 50}	279.079 {121}2	257.610 {131}	202.030 {467}
Units	ppm	ppm	ppm	ppm	ppm	ppm	ppm	ppm	ppm
Avg	**.00218**	**.00059**	**-.00147**	**2.7698**	W **235.51**	**.00106**	W **1306.9**	**1.5826**	**.00724**
Stddev	.00012	.00013	.00001	.0489	6.61	.00029	4.7	.0056	.00032
%RSD	5.6195	21.503	.84649	1.7660	2.8081	27.621	.35734	.35280	4.4520
#1	.00226	.00068	-.00147	2.7352	230.83	.00085	1310.3	1.5787	.00747
#2	.00209	.00050	-.00146	2.8044	240.18	.00127	1303.6	1.5866	.00701
Check ?	Chk Pass	Chk Pass	Chk Pass	Chk Pass	Chk Warn	Chk Pass	Chk Warn	Chk Pass	Chk Pass
High Limit					100.00		500.00		
Low Limit					-.50000		-.10000		

Elem	Na8183	Ni2316	P_1782	Pb2203	S_1820	Sb2068	Se1960	Si2881	Sn1899
Line	818.326 { 41}	231.604 {446}	178.284 {489}	220.353 {453}	182.034 {485}	206.833 {463}	196.090 {472}	288.158 {117}	189.989 {477}
Units	ppm	ppm	ppm	ppm	ppm	ppm	ppm	ppm	ppm
Avg	W **8991.4**	**.00338**	**.96709**	**.00134**	**1.8874**	**.00286**	**-.00332**	**7.4558**	**-.00031**
Stddev	133.3	.00061	.00185	.00063	.0374	.00123	.00032	.1675	.00034
%RSD	1.4822	17.936	.19159	47.235	1.9801	42.876	9.4852	2.2471	107.17
#1	8897.2	.00381	.96578	.00089	1.9138	.00373	-.00310	7.3374	-.00055
#2	9085.6	.00295	.96840	.00179	1.8609	.00199	-.00354	7.5743	-.00008
Check ?	Chk Warn	Chk Pass	Chk Pass	Chk Pass	None	Chk Pass	Chk Pass	Chk Pass	Chk Pass
High Limit	500.00								
Low Limit	10.000								

Elem	Sr4077	Th2837	Ti3349	Tl1908	U_3701	V_2924	Zn2062	Zr3391
Line	407.771 { 83}	283.730 {119}	334.904 {101}	190.856 {477}	370.152 { 91}	292.402 {115}	206.200 {163}	339.198 { 99}
Units	ppm	ppm	ppm	ppm	ppm	ppm	ppm	ppm
Avg	F **20.124**	**.00098**	**-.00832**	**.00022**	**.00991**	**.00201**	**.00446**	**.00126**
Stddev	.479	.00105	.00012	.00068	.03361	.00092	.00020	.00103
%RSD	2.3814	106.91	1.4652	311.41	339.20	45.574	4.4155	81.494
#1	19.785	.00024	-.00841	-.00026	-.01386	.00136	.00460	.00053
#2	20.463	.00172	-.00824	.00070	.03368	.00266	.00432	.00198
Check ?	Chk Fail	Chk Pass	Chk Pass	Chk Pass	Chk Pass	Chk Pass	Chk Pass	Chk Pass
High Limit	20.000							
Low Limit	-.02000							

Int. Std.	Y_2243	Y_3600	Y_3774
Line	224.306 {450}	360.073 { 94}	377.433 { 89}
Units	Cts/S	Cts/S	Cts/S
Avg	**4909.0**	**67019.**	**5005.2**
Stddev	16.9	4.	24.9
%RSD	.34398	.00638	.49711
#1	4897.0	67022.	5022.8
#2	4920.9	67016.	4987.6

Sample Name: 280-42368-L-3-B Acquired: 5/21/2013 19:31:58 Type: Unk
Method: 6500_026(v10) Mode: CONC Corr. Factor: 1.000000
User: bowenh Custom ID1: Custom ID2: Custom ID3:
Comment: 174890 6010b

Elem	Ag3280	Al1670	As1890	B_2089	Ba4554	Be3130	Bi2230	Ca3179	Cd2288
Line	328.068 {103}	167.079 {502}	189.042 {478}	208.959 {461}	455.403 { 74}	313.042 {108}	223.061 {451}	317.933 {106}	228.802 {447}
Units	ppm	ppm	ppm	ppm	ppm	ppm	ppm	ppm	ppm
Avg	**.00165**	**.00088**	**-.00236**	**.80182**	**.39661**	**-.00038**	**-.00340**	W **653.43**	**.00393**
Stddev	.00094	.00029	.00155	.00176	.00153	.00003	.00226	.12	.00004
%RSD	56.850	33.239	65.676	.21958	.38528	8.4177	66.368	.01878	1.0057
#1	.00099	.00067	-.00126	.80306	.39553	-.00036	-.00181	653.34	.00391
#2	.00232	.00108	-.00345	.80057	.39769	-.00041	-.00500	653.51	.00396
Check ?	Chk Pass	Chk Pass	Chk Pass	Chk Pass	Chk Pass	Chk Pass	Chk Pass	Chk Warn	Chk Pass
High Limit								500.00	
Low Limit								-.05000	

Elem	Co2286	Cr2055	Cu3247	Fe2599	K_7664	Li6707	Mg2790	Mn2576	Mo2020
Line	228.616 {447}	205.552 {464}	324.754 {104}	259.940 {130}	766.490 { 44}	670.784 { 50}	279.079 {121}2	257.610 {131}	202.030 {467}
Units	ppm	ppm	ppm	ppm	ppm	ppm	ppm	ppm	ppm
Avg	**.01597**	**.00072**	**-.00070**	**.02795**	**52.267**	**.14608**	W **1273.1**	**8.3539**	**.00140**
Stddev	.00010	.00024	.00053	.00087	1.541	.00123	6.0	.0434	.00002
%RSD	.62287	33.680	76.123	3.1113	2.9478	.84505	.47233	.51995	1.4025
#1	.01604	.00055	-.00108	.02734	51.178	.14520	1277.4	8.3846	.00138
#2	.01590	.00089	-.00032	.02857	53.356	.14695	1268.9	8.3232	.00141
Check ?	Chk Pass	Chk Pass	Chk Pass	Chk Pass	Chk Pass	Chk Pass	Chk Warn	Chk Pass	Chk Pass
High Limit							500.00		
Low Limit							-.10000		

Elem	Na8183	Ni2316	P_1782	Pb2203	S_1820	Sb2068	Se1960	Si2881	Sn1899
Line	818.326 { 41}	231.604 {446}	178.284 {489}	220.353 {453}	182.034 {485}	206.833 {463}	196.090 {472}	288.158 {117}	189.989 {477}
Units	ppm	ppm	ppm	ppm	ppm	ppm	ppm	ppm	ppm
Avg	W **8161.8**	**.07119**	**.71602**	**.00110**	**62.269**	**.00143**	**-.00292**	**13.918**	**-.00211**
Stddev	27.6	.00047	.00729	.00002	.158	.00134	.00395	.013	.00102
%RSD	.33785	.65608	1.0177	2.0178	.25320	93.577	135.24	.09522	48.441
#1	8142.3	.07152	.71087	.00112	62.381	.00237	-.00013	13.927	-.00283
#2	8181.3	.07086	.72117	.00109	62.158	.00048	-.00571	13.908	-.00138
Check ?	Chk Warn	Chk Pass	Chk Pass	Chk Pass	None	Chk Pass	Chk Pass	Chk Pass	Chk Pass
High Limit	500.00								
Low Limit	10.000								

Elem	Sr4077	Th2837	Ti3349	Tl1908	U_3701	V_2924	Zn2062	Zr3391
Line	407.771 { 83}	283.730 {119}	334.904 {101}	190.856 {477}	370.152 { 91}	292.402 {115}	206.200 {163}	339.198 { 99}
Units	ppm	ppm	ppm	ppm	ppm	ppm	ppm	ppm
Avg	**9.2815**	**.00426**	**-.00594**	**-.00518**	**-.02030**	**.00381**	**.00483**	**.00036**
Stddev	.0445	.00329	.00030	.00006	.05846	.00053	.00050	.00068
%RSD	.47947	77.278	4.9931	1.2462	288.03	13.817	10.252	189.53
#1	9.2500	.00193	-.00615	-.00514	.02104	.00418	.00518	.00084
#2	9.3129	.00658	-.00573	-.00523	-.06163	.00343	.00448	-.00012
Check ?	Chk Pass	Chk Pass	Chk Pass	Chk Pass	Chk Pass	Chk Pass	Chk Pass	Chk Pass
High Limit								
Low Limit								

Int. Std.	Y_2243	Y_3600	Y_3774
Line	224.306 {450}	360.073 { 94}	377.433 { 89}
Units	Cts/S	Cts/S	Cts/S
Avg	**4975.3**	**67731.**	**4863.2**
Stddev	.4	464.	33.5
%RSD	.00822	.68548	.68867
#1	4975.1	67403.	4886.9
#2	4975.6	68059.	4839.5

Sample Name: 280-42368-L-4-B Acquired: 5/21/2013 19:35:26 Type: Unk
Method: 6500_026(v10) Mode: CONC Corr. Factor: 1.000000
User: bowenh Custom ID1: Custom ID2: Custom ID3:
Comment: 174890 6010b

Elem	Ag3280	Al1670	As1890	B_2089	Ba4554	Be3130	Bi2230	Ca3179	Cd2288
Line	328.068 {103}	167.079 {502}	189.042 {478}	208.959 {461}	455.403 { 74}	313.042 {108}	223.061 {451}	317.933 {106}	228.802 {447}
Units	ppm	ppm	ppm	ppm	ppm	ppm	ppm	ppm	ppm
Avg	**-.00036**	**.00142**	**-.00039**	**.50618**	**.57653**	**-.00044**	**-.00429**	W **965.09**	**-.00012**
Stddev	.00000	.00086	.00523	.00514	.01311	.00006	.00255	47.64	.00019
%RSD	.15915	60.262	1342.3	1.0158	2.2734	13.843	59.478	4.9359	156.54
#1	-.00036	.00203	.00331	.50254	.58580	-.00040	-.00248	998.78	-.00026
#2	-.00036	.00082	-.00409	.50981	.56727	-.00048	-.00609	931.41	.00001
Check ?	Chk Pass	Chk Pass	Chk Pass	Chk Pass	Chk Pass	Chk Pass	Chk Pass	Chk Warn	Chk Pass
High Limit								500.00	
Low Limit								-.05000	

Elem	Co2286	Cr2055	Cu3247	Fe2599	K_7664	Li6707	Mg2790	Mn2576	Mo2020
Line	228.616 {447}	205.552 {464}	324.754 {104}	259.940 {130}	766.490 { 44}	670.784 { 50}	279.079 {121}2	257.610 {131}	202.030 {467}
Units	ppm	ppm	ppm	ppm	ppm	ppm	ppm	ppm	ppm
Avg	**.00108**	**.00116**	**.00025**	**.10916**	W **183.58**	**.03244**	**35.068**	**.02958**	**.00095**
Stddev	.00004	.00022	.00045	.00299	3.07	.00064	.151	.00012	.00016
%RSD	3.6599	19.132	180.17	2.7347	1.6704	1.9655	.43197	.39638	16.782
#1	.00105	.00100	.00057	.11127	185.75	.03199	34.961	.02950	.00106
#2	.00111	.00131	-.00007	.10705	181.41	.03289	35.175	.02967	.00084
Check ?	Chk Pass	Chk Pass	Chk Pass	Chk Pass	Chk Warn	Chk Pass	Chk Pass	Chk Pass	Chk Pass
High Limit					100.00				
Low Limit					-.50000				

Elem	Na8183	Ni2316	P_1782	Pb2203	S_1820	Sb2068	Se1960	Si2881	Sn1899
Line	818.326 { 41}	231.604 {446}	178.284 {489}	220.353 {453}	182.034 {485}	206.833 {463}	196.090 {472}	288.158 {117}	189.989 {477}
Units	ppm	ppm	ppm	ppm	ppm	ppm	ppm	ppm	ppm
Avg	W **5350.3**	**.00314**	**.92520**	**.00057**	**9.4788**	**.00242**	**-.00064**	**5.4644**	**-.00018**
Stddev	108.6	.00026	.01393	.00011	.1363	.00090	.00078	.1356	.00036
%RSD	2.0303	8.2876	1.5053	18.476	1.4374	37.063	122.57	2.4811	206.30
#1	5427.1	.00295	.91535	.00065	9.3825	.00179	-.00120	5.5603	-.00043
#2	5273.5	.00332	.93505	.00050	9.5752	.00306	-.00009	5.3685	.00008
Check ?	Chk Warn	Chk Pass	Chk Pass	Chk Pass	None	Chk Pass	Chk Pass	Chk Pass	Chk Pass
High Limit	500.00								
Low Limit	10.000								

Elem	Sr4077	Th2837	Ti3349	Tl1908	U_3701	V_2924	Zn2062	Zr3391
Line	407.771 { 83}	283.730 {119}	334.904 {101}	190.856 {477}	370.152 { 91}	292.402 {115}	206.200 {163}	339.198 { 99}
Units	ppm	ppm	ppm	ppm	ppm	ppm	ppm	ppm
Avg	F **20.853**	**.00125**	**.00589**	**.00084**	**-.03970**	**.00097**	**.00367**	**.00004**
Stddev	.379	.00344	.00033	.00135	.01936	.00018	.00039	.00092
%RSD	1.8194	275.05	5.6274	161.08	48.762	18.865	10.688	2091.4
#1	21.121	.00368	.00565	.00180	-.05339	.00084	.00340	-.00061
#2	20.585	-.00118	.00612	-.00012	-.02601	.00110	.00395	.00069
Check ?	Chk Fail	Chk Pass	Chk Pass	Chk Pass	Chk Pass	Chk Pass	Chk Pass	Chk Pass
High Limit	20.000							
Low Limit	-.02000							

Int. Std.	Y_2243	Y_3600	Y_3774
Line	224.306 {450}	360.073 { 94}	377.433 { 89}
Units	Cts/S	Cts/S	Cts/S
Avg	**5234.1**	**74461.**	**5098.3**
Stddev	73.0	66.	159.3
%RSD	1.3955	.08850	3.1236
#1	5285.8	74415.	4985.7
#2	5182.5	74508.	5210.9

Sample Name: 280-42368-L-1-B@10 Acquired: 5/21/2013 19:39:31 Type: Unk
Method: 6500_026(v10) Mode: CONC Corr. Factor: 1.000000
User: bowenh Custom ID1: Custom ID2: Custom ID3:
Comment: 174890 6010b

Elem	Ag3280	Al1670	As1890	B_2089	Ba4554	Be3130	Bi2230	Ca3179	Cd2288
Line	328.068 {103}	167.079 {502}	189.042 {478}	208.959 {461}	455.403 { 74}	313.042 {108}	223.061 {451}	317.933 {106}	228.802 {447}
Units	ppm	ppm	ppm	ppm	ppm	ppm	ppm	ppm	ppm
Avg	**-.00025**	**.00270**	**-.00039**	**.31149**	**.36316**	**-.00001**	**.00190**	**35.016**	**.00035**
Stddev	.00068	.00020	.00010	.00016	.00058	.00007	.00078	.107	.00003
%RSD	270.81	7.3379	26.211	.05117	.15866	779.97	41.090	.30558	9.7027
#1	-.00073	.00256	-.00046	.31160	.36357	-.00006	.00246	34.941	.00033
#2	.00023	.00283	-.00032	.31137	.36276	.00004	.00135	35.092	.00037
Check ?	Chk Pass	Chk Pass	Chk Pass	Chk Pass	Chk Pass	Chk Pass	Chk Pass	Chk Pass	Chk Pass
High Limit									
Low Limit									

Elem	Co2286	Cr2055	Cu3247	Fe2599	K_7664	Li6707	Mg2790	Mn2576	Mo2020
Line	228.616 {447}	205.552 {464}	324.754 {104}	259.940 {130}	766.490 { 44}	670.784 { 50}	279.079 {121}2	257.610 {131}	202.030 {467}
Units	ppm	ppm	ppm	ppm	ppm	ppm	ppm	ppm	ppm
Avg	**.00062**	**.00039**	**-.00040**	**.51763**	**26.779**	**-.00081**	**164.34**	**.19275**	**.00080**
Stddev	.00024	.00003	.00043	.00097	.202	.00039	1.02	.00065	.00014
%RSD	37.964	8.1746	108.44	.18725	.75561	47.790	.62162	.33921	17.136
#1	.00079	.00042	-.00070	.51832	26.636	-.00108	163.62	.19321	.00071
#2	.00045	.00037	-.00009	.51695	26.922	-.00053	165.06	.19229	.00090
Check ?	Chk Pass	Chk Pass	Chk Pass	Chk Pass	Chk Pass	Chk Pass	Chk Pass	Chk Pass	Chk Pass
High Limit									
Low Limit									

Elem	Na8183	Ni2316	P_1782	Pb2203	S_1820	Sb2068	Se1960	Si2881	Sn1899
Line	818.326 { 41}	231.604 {446}	178.284 {489}	220.353 {453}	182.034 {485}	206.833 {463}	196.090 {472}	288.158 {117}	189.989 {477}
Units	ppm	ppm	ppm	ppm	ppm	ppm	ppm	ppm	ppm
Avg	W **1069.0**	**.00026**	**.13984**	**.00083**	**.18407**	**.00023**	**-.00361**	**.87475**	**-.00019**
Stddev	.8	.00006	.00264	.00086	.00118	.00043	.00012	.00577	.00029
%RSD	.07489	22.484	1.8908	102.84	.63875	187.36	3.3244	.65910	154.25
#1	1068.5	.00022	.14171	.00023	.18324	-.00007	-.00369	.87883	-.00040
#2	1069.6	.00030	.13797	.00144	.18490	.00054	-.00352	.87068	.00002
Check ?	Chk Warn	Chk Pass	Chk Pass	Chk Pass	None	Chk Pass	Chk Pass	Chk Pass	Chk Pass
High Limit	500.00								
Low Limit	10.000								

Elem	Sr4077	Th2837	Ti3349	Tl1908	U_3701	V_2924	Zn2062	Zr3391
Line	407.771 { 83}	283.730 {119}	334.904 {101}	190.856 {477}	370.152 { 91}	292.402 {115}	206.200 {163}	339.198 { 99}
Units	ppm	ppm	ppm	ppm	ppm	ppm	ppm	ppm
Avg	**2.4825**	**-.00184**	**-.00070**	**.00219**	**.03885**	**.00106**	**.00452**	**-.00119**
Stddev	.0011	.00168	.00004	.00017	.01323	.00034	.00032	.00305
%RSD	.04317	91.059	6.1448	7.7214	34.057	32.022	6.9893	255.39
#1	2.4817	-.00303	-.00067	.00231	.02949	.00082	.00474	-.00335
#2	2.4833	-.00066	-.00073	.00207	.04820	.00130	.00429	.00096
Check ?	Chk Pass	Chk Pass	Chk Pass	Chk Pass	Chk Pass	Chk Pass	Chk Pass	Chk Pass
High Limit								
Low Limit								

Int. Std.	Y_2243	Y_3600	Y_3774
Line	224.306 {450}	360.073 { 94}	377.433 { 89}
Units	Cts/S	Cts/S	Cts/S
Avg	**6009.1**	**80061.**	**5163.3**
Stddev	.2	192.	3.7
%RSD	.00275	.24023	.07256
#1	6009.2	79925.	5160.6
#2	6009.0	80197.	5165.9

Sample Name: 280-42368-L-2-B@10 Acquired: 5/21/2013 19:42:42 Type: Unk
Method: 6500_026(v10) Mode: CONC Corr. Factor: 1.000000
User: bowenh Custom ID1: Custom ID2: Custom ID3:
Comment: 174890 6010b

Elem	Ag3280	Al1670	As1890	B_2089	Ba4554	Be3130	Bi2230	Ca3179	Cd2288
Line	328.068 {103}	167.079 {502}	189.042 {478}	208.959 {461}	455.403 { 74}	313.042 {108}	223.061 {451}	317.933 {106}	228.802 {447}
Units	ppm	ppm	ppm	ppm	ppm	ppm	ppm	ppm	ppm
Avg	**.00014**	**.00193**	**.00240**	**.30512**	**.35470**	**-.00007**	**.00137**	**34.561**	**.00043**
Stddev	.00010	.00032	.00242	.00184	.00152	.00002	.00169	.347	.00004
%RSD	72.153	16.666	100.93	.60289	.42853	24.897	123.36	1.0041	9.9691
#1	.00021	.00171	.00411	.30642	.35363	-.00006	.00257	34.316	.00046
#2	.00007	.00216	.00069	.30382	.35578	-.00009	.00018	34.807	.00040
Check ?	Chk Pass	Chk Pass	Chk Pass	Chk Pass	Chk Pass	Chk Pass	Chk Pass	Chk Pass	Chk Pass
High Limit									
Low Limit									

Elem	Co2286	Cr2055	Cu3247	Fe2599	K_7664	Li6707	Mg2790	Mn2576	Mo2020
Line	228.616 {447}	205.552 {464}	324.754 {104}	259.940 {130}	766.490 { 44}	670.784 { 50}	279.079 {121}2	257.610 {131}	202.030 {467}
Units	ppm	ppm	ppm	ppm	ppm	ppm	ppm	ppm	ppm
Avg	**.00039**	**.00012**	**-.00012**	**.34606**	**26.186**	**-.00122**	**164.20**	**.19178**	**.00097**
Stddev	.00007	.00009	.00010	.00747	.379	.00062	.09	.00020	.00004
%RSD	18.793	74.041	84.511	2.1594	1.4490	51.062	.05406	.10664	3.6517
#1	.00044	.00019	-.00005	.34077	25.918	-.00078	164.26	.19163	.00099
#2	.00033	.00006	-.00019	.35134	26.454	-.00166	164.14	.19192	.00094
Check ?	Chk Pass	Chk Pass	Chk Pass	Chk Pass	Chk Pass	Chk Pass	Chk Pass	Chk Pass	Chk Pass
High Limit									
Low Limit									

Elem	Na8183	Ni2316	P_1782	Pb2203	S_1820	Sb2068	Se1960	Si2881	Sn1899
Line	818.326 { 41}	231.604 {446}	178.284 {489}	220.353 {453}	182.034 {485}	206.833 {463}	196.090 {472}	288.158 {117}	189.989 {477}
Units	ppm	ppm	ppm	ppm	ppm	ppm	ppm	ppm	ppm
Avg	W **1058.8**	**.00041**	**.11565**	**.00114**	**.17867**	**-.00023**	**-.00337**	**.85262**	**.00023**
Stddev	6.6	.00027	.00101	.00004	.00024	.00066	.00521	.01435	.00022
%RSD	.62529	64.008	.87217	3.4803	.13355	285.75	154.47	1.6826	97.037
#1	1054.1	.00023	.11494	.00117	.17850	-.00070	.00031	.84248	.00007
#2	1063.5	.00060	.11637	.00111	.17884	.00024	-.00705	.86276	.00039
Check ?	Chk Warn	Chk Pass	Chk Pass	Chk Pass	None	Chk Pass	Chk Pass	Chk Pass	Chk Pass
High Limit	500.00								
Low Limit	10.000								

Elem	Sr4077	Th2837	Ti3349	Tl1908	U_3701	V_2924	Zn2062	Zr3391
Line	407.771 { 83}	283.730 {119}	334.904 {101}	190.856 {477}	370.152 { 91}	292.402 {115}	206.200 {163}	339.198 { 99}
Units	ppm	ppm	ppm	ppm	ppm	ppm	ppm	ppm
Avg	**2.4494**	**-.00125**	**-.00025**	**.00145**	**.01114**	**.00090**	**.00713**	**.00079**
Stddev	.0198	.00171	.00022	.00044	.02135	.00012	.00043	.00114
%RSD	.80648	136.76	86.335	29.948	191.62	12.911	6.0136	143.67
#1	2.4355	-.00004	-.00041	.00115	-.00396	.00082	.00683	-.00001
#2	2.4634	-.00246	-.00010	.00176	.02624	.00098	.00743	.00160
Check ?	Chk Pass	Chk Pass	Chk Pass	Chk Pass	Chk Pass	Chk Pass	Chk Pass	Chk Pass
High Limit								
Low Limit								

Int. Std.	Y_2243	Y_3600	Y_3774
Line	224.306 {450}	360.073 { 94}	377.433 { 89}
Units	Cts/S	Cts/S	Cts/S
Avg	**5882.1**	**77669.**	**4986.5**
Stddev	93.5	297.	88.8
%RSD	1.5890	.38180	1.7800
#1	5816.0	77460.	5049.2
#2	5948.2	77879.	4923.7

Sample Name: 280-42368-L-3-B@10 Acquired: 5/21/2013 19:45:48 Type: Unk
Method: 6500_026(v10) Mode: CONC Corr. Factor: 1.000000
User: bowenh Custom ID1: Custom ID2: Custom ID3:
Comment: 174890 6010b

Elem	Ag3280	Al1670	As1890	B_2089	Ba4554	Be3130	Bi2230	Ca3179	Cd2288
Line	328.068 {103}	167.079 {502}	189.042 {478}	208.959 {461}	455.403 { 74}	313.042 {108}	223.061 {451}	317.933 {106}	228.802 {447}
Units	ppm	ppm	ppm	ppm	ppm	ppm	ppm	ppm	ppm
Avg	**.00010**	**.00434**	**-.00132**	**.09482**	**.04378**	**-.00009**	**.00179**	**75.721**	**.00068**
Stddev	.00026	.00040	.00010	.00050	.00041	.00005	.00287	.964	.00000
%RSD	254.04	9.0992	7.5418	.52804	.92843	53.917	160.43	1.2733	.19495
#1	-.00008	.00406	-.00139	.09446	.04349	-.00006	.00382	75.039	.00068
#2	.00029	.00462	-.00125	.09517	.04407	-.00013	-.00024	76.402	.00068
Check ?	Chk Pass	Chk Pass	Chk Pass	Chk Pass	Chk Pass	Chk Pass	Chk Pass	Chk Pass	Chk Pass
High Limit									
Low Limit									

Elem	Co2286	Cr2055	Cu3247	Fe2599	K_7664	Li6707	Mg2790	Mn2576	Mo2020
Line	228.616 {447}	205.552 {464}	324.754 {104}	259.940 {130}	766.490 { 44}	670.784 { 50}	279.079 {121}2	257.610 {131}	202.030 {467}
Units	ppm	ppm	ppm	ppm	ppm	ppm	ppm	ppm	ppm
Avg	**.00203**	**.00022**	**-.00055**	**.01491**	**4.2044**	**.01211**	**151.25**	**.96662**	**.00019**
Stddev	.00009	.00007	.00010	.00261	.0627	.00212	.73	.00413	.00027
%RSD	4.4366	32.014	19.005	17.496	1.4908	17.512	.48462	.42758	138.52
#1	.00197	.00027	-.00048	.01675	4.1601	.01361	150.73	.96370	.00000
#2	.00210	.00017	-.00062	.01306	4.2487	.01061	151.77	.96954	.00038
Check ?	Chk Pass	Chk Pass	Chk Pass	Chk Pass	Chk Pass	Chk Pass	Chk Pass	Chk Pass	Chk Pass
High Limit									
Low Limit									

Elem	Na8183	Ni2316	P_1782	Pb2203	S_1820	Sb2068	Se1960	Si2881	Sn1899
Line	818.326 { 41}	231.604 {446}	178.284 {489}	220.353 {453}	182.034 {485}	206.833 {463}	196.090 {472}	288.158 {117}	189.989 {477}
Units	ppm	ppm	ppm	ppm	ppm	ppm	ppm	ppm	ppm
Avg	W **870.70**	**.00932**	**.08527**	**.00064**	**6.4487**	**.00144**	**-.00271**	**1.4785**	**-.00045**
Stddev	10.66	.00022	.00022	.00010	.0334	.00157	.00043	.0177	.00022
%RSD	1.2242	2.3983	.25812	15.397	.51814	109.37	15.912	1.1942	49.965
#1	863.16	.00916	.08542	.00057	6.4250	.00255	-.00240	1.4909	-.00029
#2	878.24	.00948	.08511	.00071	6.4723	.00033	-.00301	1.4660	-.00060
Check ?	Chk Warn	Chk Pass	Chk Pass	Chk Pass	None	Chk Pass	Chk Pass	Chk Pass	Chk Pass
High Limit	500.00								
Low Limit	10.000								

Elem	Sr4077	Th2837	Ti3349	Tl1908	U_3701	V_2924	Zn2062	Zr3391
Line	407.771 { 83}	283.730 {119}	334.904 {101}	190.856 {477}	370.152 { 91}	292.402 {115}	206.200 {163}	339.198 { 99}
Units	ppm	ppm	ppm	ppm	ppm	ppm	ppm	ppm
Avg	**1.0142**	**-.00110**	**-.00045**	**.00038**	**-.03221**	**.00096**	**.00440**	**-.00001**
Stddev	.0120	.00123	.00052	.00087	.02707	.00007	.00053	.00298
%RSD	1.1867	112.21	114.89	231.76	84.062	6.8679	12.068	32177.
#1	1.0057	-.00197	-.00082	-.00024	-.05135	.00091	.00402	.00210
#2	1.0227	-.00023	-.00008	.00099	-.01306	.00100	.00477	-.00212
Check ?	Chk Pass	Chk Pass	Chk Pass	Chk Pass	Chk Pass	Chk Pass	Chk Pass	Chk Pass
High Limit								
Low Limit								

Int. Std.	Y_2243	Y_3600	Y_3774
Line	224.306 {450}	360.073 { 94}	377.433 { 89}
Units	Cts/S	Cts/S	Cts/S
Avg	**5876.8**	**82177.**	**5150.8**
Stddev	38.6	614.	50.6
%RSD	.65653	.74718	.98294
#1	5904.1	82611.	5186.6
#2	5849.6	81743.	5115.0

Sample Name: 280-42368-L-4-B@10 Acquired: 5/21/2013 19:48:52 Type: Unk
Method: 6500_026(v10) Mode: CONC Corr. Factor: 1.000000
User: bowenh Custom ID1: Custom ID2: Custom ID3:
Comment: 174890 6010b

Elem	Ag3280	Al1670	As1890	B_2089	Ba4554	Be3130	Bi2230	Ca3179	Cd2288
Line	328.068 {103}	167.079 {502}	189.042 {478}	208.959 {461}	455.403 { 74}	313.042 {108}	223.061 {451}	317.933 {106}	228.802 {447}
Units	ppm	ppm	ppm	ppm	ppm	ppm	ppm	ppm	ppm
Avg	**-.00018**	**.00174**	**.00208**	**.05842**	**.06446**	**-.00004**	**.00013**	**115.83**	**.00015**
Stddev	.00039	.00119	.00100	.00027	.00006	.00007	.00007	1.16	.00007
%RSD	220.81	68.268	47.870	.45856	.09866	161.11	54.712	.99893	46.184
#1	-.00045	.00090	.00138	.05823	.06442	-.00009	.00018	115.01	.00020
#2	.00010	.00258	.00279	.05861	.06451	.00001	.00008	116.65	.00010
Check ?	Chk Pass	Chk Pass	Chk Pass	Chk Pass	Chk Pass	Chk Pass	Chk Pass	Chk Pass	Chk Pass
High Limit									
Low Limit									

Elem	Co2286	Cr2055	Cu3247	Fe2599	K_7664	Li6707	Mg2790	Mn2576	Mo2020
Line	228.616 {447}	205.552 {464}	324.754 {104}	259.940 {130}	766.490 { 44}	670.784 { 50}	279.079 {121}2	257.610 {131}	202.030 {467}
Units	ppm	ppm	ppm	ppm	ppm	ppm	ppm	ppm	ppm
Avg	**.00010**	**.00038**	**-.00063**	**.03067**	**19.272**	**.00141**	**4.3792**	**.00372**	**.00011**
Stddev	.00015	.00012	.00017	.00098	.218	.00012	.0256	.00004	.00012
%RSD	149.39	31.568	26.220	3.1811	1.1306	8.7266	.58456	1.0953	115.65
#1	.00021	.00046	-.00051	.03136	19.118	.00150	4.3973	.00369	.00019
#2	-.00001	.00029	-.00075	.02998	19.426	.00133	4.3611	.00375	.00002
Check ?	Chk Pass	Chk Pass	Chk Pass	Chk Pass	Chk Pass	Chk Pass	Chk Pass	Chk Pass	Chk Pass
High Limit									
Low Limit									

Elem	Na8183	Ni2316	P_1782	Pb2203	S_1820	Sb2068	Se1960	Si2881	Sn1899
Line	818.326 { 41}	231.604 {446}	178.284 {489}	220.353 {453}	182.034 {485}	206.833 {463}	196.090 {472}	288.158 {117}	189.989 {477}
Units	ppm	ppm	ppm	ppm	ppm	ppm	ppm	ppm	ppm
Avg	W **584.58**	**.00017**	**.10401**	**-.00053**	**.91897**	**-.00079**	**-.00147**	**.57440**	**.00012**
Stddev	2.62	.00020	.00125	.00063	.01045	.00110	.00393	.01761	.00017
%RSD	.44811	117.01	1.2044	120.10	1.1371	138.58	267.96	3.0661	141.05
#1	582.73	.00003	.10312	-.00098	.91158	-.00002	.00131	.58685	.00024
#2	586.43	.00031	.10490	-.00008	.92636	-.00157	-.00425	.56194	.00000
Check ?	Chk Warn	Chk Pass	Chk Pass	Chk Pass	None	Chk Pass	Chk Pass	Chk Pass	Chk Pass
High Limit	500.00								
Low Limit	10.000								

Elem	Sr4077	Th2837	Ti3349	Tl1908	U_3701	V_2924	Zn2062	Zr3391
Line	407.771 { 83}	283.730 {119}	334.904 {101}	190.856 {477}	370.152 { 91}	292.402 {115}	206.200 {163}	339.198 { 99}
Units	ppm	ppm	ppm	ppm	ppm	ppm	ppm	ppm
Avg	**2.4085**	**.00126**	**.00086**	**.00234**	**-.00628**	**.00029**	**.00451**	**.00137**
Stddev	.0185	.00033	.00041	.00083	.00814	.00026	.00035	.00057
%RSD	.76980	26.271	47.579	35.318	129.60	86.768	7.7505	41.122
#1	2.3954	.00102	.00057	.00176	-.01203	.00011	.00426	.00097
#2	2.4216	.00149	.00115	.00293	-.00052	.00047	.00475	.00177
Check ?	Chk Pass	Chk Pass	Chk Pass	Chk Pass	Chk Pass	Chk Pass	Chk Pass	Chk Pass
High Limit								
Low Limit								

Int. Std.	Y_2243	Y_3600	Y_3774
Line	224.306 {450}	360.073 { 94}	377.433 { 89}
Units	Cts/S	Cts/S	Cts/S
Avg	**6078.7**	**82032.**	**5183.2**
Stddev	25.5	364.	52.6
%RSD	.41890	.44423	1.0141
#1	6096.7	81774.	5220.3
#2	6060.7	82290.	5146.0

Sample Name: CCVH-2058327 Acquired: 5/21/2013 19:52:00 Type: QC
Method: 6500_026(v10) Mode: CONC Corr. Factor: 1.000000
User: bowenh Custom ID1: Custom ID2: Custom ID3:
Comment:

Elem	Ag3280	Al3092	As1890	B_2089	Ba4554	Be3130	Bi2230	Ca3179	Cd2288	Co2286	Cr2055	Cu3247	Fe2714
Units	ppm	ppm	ppm	ppm	ppm	ppm	ppm	ppm	ppm	ppm	ppm	ppm	ppm
Avg	**.00184**	**51.206**	**-.00112**	**.00412**	**.00117**	**-.00005**	**1.0138**	**.00534**	**-.00074**	**.00196**	**-.00027**	**.00049**	**49.929**
Stddev	.00032	.186	.00385	.00106	.00007	.00010	.0070	.00075	.00003	.00012	.00022	.00023	.304
%RSD	17.431	.36226	342.10	25.724	5.7107	210.30	.68661	14.007	4.3624	6.1298	82.912	47.288	.60836
#1	.00161	51.074	.00160	.00487	.00122	-.00012	1.0187	.00587	-.00076	.00204	-.00043	.00066	49.714
#2	.00207	51.337	-.00384	.00337	.00113	.00002	1.0089	.00481	-.00071	.00187	-.00011	.00033	50.144
Check ?	None	Chk Pass	None	None	None	None	Chk Pass	None	None	None	None	None	Chk Pass
Value													
Range													

Elem	K_7664	Li6707	Mg2790	Mn2576	Mo2020	Na8183	Ni2316	P_1782	Pb2203	S_1820	Sb2068	Se1960	Si2881
Units	ppm	ppm	ppm	ppm	ppm	ppm	ppm	ppm	ppm	ppm	ppm	ppm	ppm
Avg	**.39807**	**-.00264**	**-.00408**	**-.00063**	**-.00181**	**273.97**	**.00088**	**.01334**	**.00130**	**5.0475**	**.00064**	**-.00074**	**.00147**
Stddev	.06799	.00056	.00165	.00003	.00027	1.20	.00058	.00112	.00077	.0196	.00001	.00113	.01308
%RSD	17.079	21.027	40.386	4.6053	14.960	.43804	66.283	8.4051	59.317	.38759	1.3083	153.65	892.70
#1	.44615	-.00303	-.00291	-.00065	-.00162	273.12	.00047	.01413	.00075	5.0614	.00064	-.00154	.01072
#2	.35000	-.00225	-.00525	-.00061	-.00200	274.82	.00129	.01255	.00184	5.0337	.00063	.00006	-.00779
Check ?	None	None	None	None	None	Chk Pass	None	None	None	None	None	None	None
Value													
Range													

Elem	Sn1899	Sr4077	Th2837	Ti3349	Tl1908	U_3701	V_2924	Zn2062	Zr3391
Units	ppm	ppm	ppm	ppm	ppm	ppm	ppm	ppm	ppm
Avg	**.00021**	**.00035**	**5.3002**	**.00287**	**-.00088**	**10.358**	**-.00060**	**.00378**	**-.04127**
Stddev	.00007	.00014	.0100	.00066	.00007	.043	.00022	.00020	.00055
%RSD	31.534	38.668	.18885	22.966	7.4569	.41248	36.073	5.3434	1.3271
#1	.00017	.00026	5.3073	.00241	-.00084	10.388	-.00075	.00392	-.04166
#2	.00026	.00045	5.2932	.00334	-.00093	10.328	-.00044	.00363	-.04088
Check ?	None	None	Chk Pass	None	None	Chk Pass	None	None	None
Value									
Range									

Int. Std.	Y_2243	Y_3600	Y_3774
Units	Cts/S	Cts/S	Cts/S
Avg	**6245.0**	**82355.**	**4939.0**
Stddev	48.8	295.	9.4
%RSD	.78158	.35801	.18948
#1	6210.5	82147.	4945.6
#2	6279.5	82564.	4932.4

Sample Name: CCV-2058325 Acquired: 5/21/2013 19:54:24 Type: QC
Method: 6500_026(v10) Mode: CONC Corr. Factor: 1.000000
User: bowenh Custom ID1: Custom ID2: Custom ID3:
Comment:

Elem	Ag3280	Al1670	As1890	B_2089	Ba4554	Be3130	Bi2230	Ca3179	Cd2288	Co2286	Cr2055	Cu3247
Units	ppm	ppm	ppm	ppm	ppm	ppm	ppm	ppm	ppm	ppm	ppm	ppm
Avg	**.51550**	**.50151**	**.99520**	**.49237**	**.51023**	**.46203**	**.00180**	**4.8516**	**.51328**	**.51890**	**.50036**	**.48962**
Stddev	.00101	.00353	.00773	.00362	.00329	.00303	.00050	.0417	.00405	.00445	.00379	.00018
%RSD	.19565	.70439	.77673	.73539	.64415	.65611	27.851	.86020	.78896	.85676	.75769	.03774
#1	.51479	.49901	.98973	.48981	.50790	.45989	.00216	4.8221	.51042	.51576	.49768	.48949
#2	.51621	.50400	1.0007	.49493	.51255	.46418	.00145	4.8811	.51614	.52205	.50304	.48975
Check ?	Chk Pass	Chk Pass	Chk Pass	Chk Pass	Chk Pass	Chk Pass	None	Chk Pass	Chk Pass	Chk Pass	Chk Pass	Chk Pass
Value												
Range												

Elem	Fe2599	K_7664	Li6707	Mg2790	Mn2576	Mo2020	Na5895	Ni2316	P_1782	Pb2203	S_1820	Sb2068
Units	ppm	ppm	ppm	ppm	ppm	ppm	ppm	ppm	ppm	ppm	ppm	ppm
Avg	**2.3134**	**52.134**	**1.0441**	**19.871**	**.50548**	**.49763**	F **6.1776**	**.51155**	**.97997**	**1.0341**	**.01913**	**1.0175**
Stddev	.0199	.262	.0054	.029	.00072	.00144	.0042	.00280	.00471	.0037	.00205	.0048
%RSD	.86108	.50223	.51727	.14354	.14275	.28949	.06849	.54730	.48103	.35918	10.692	.47580
#1	2.2993	51.949	1.0403	19.851	.50497	.49661	6.1746	.50957	.97664	1.0315	.01769	1.0141
#2	2.3275	52.319	1.0479	19.891	.50599	.49865	6.1806	.51353	.98330	1.0367	.02058	1.0209
Check ?	Chk Pass	Chk Pass	Chk Pass	Chk Pass	Chk Pass	Chk Pass	Chk Fail	Chk Pass	Chk Pass	Chk Pass	None	Chk Pass
Value							5.0000					
Range							10.000%					

Elem	Se1960	Si2881	Sn1899	Sr4077	Th2837	Ti3349	Tl1908	U_3701	V_2924	Zn2062	Zr3391
Units	ppm	ppm	ppm	ppm	ppm	ppm	ppm	ppm	ppm	ppm	ppm
Avg	**.97337**	**4.6859**	**1.0030**	**.48134**	**.00027**	**.50881**	**1.0201**	**-.00573**	**.49048**	**.50586**	**.49080**
Stddev	.00169	.0363	.0015	.00247	.00016	.00072	.0027	.00365	.00148	.00148	.00625
%RSD	.17349	.77414	.14556	.51263	58.407	.14057	.26000	63.616	.30224	.29185	1.2736
#1	.97218	4.6603	1.0020	.47960	.00016	.50831	1.0182	-.00831	.49153	.50690	.48638
#2	.97456	4.7116	1.0041	.48309	.00038	.50932	1.0220	-.00315	.48944	.50481	.49522
Check ?	Chk Pass	Chk Pass	Chk Pass	Chk Pass	None	Chk Pass	Chk Pass	None	Chk Pass	Chk Pass	Chk Pass
Value											
Range											

Int. Std.	Y_2243	Y_3600	Y_3774
Units	Cts/S	Cts/S	Cts/S
Avg	**6311.8**	**85709.**	**5133.0**
Stddev	33.5	23.	21.1
%RSD	.53017	.02681	.41203
#1	6335.5	85726.	5147.9
#2	6288.1	85693.	5118.0

Sample Name: CCB Acquired: 5/21/2013 19:56:38 Type: QC
Method: 6500_026(v10) Mode: CONC Corr. Factor: 1.000000
User: bowenh Custom ID1: Custom ID2: Custom ID3:
Comment:

Elem	Ag3280	Al1670	As1890	B_2089	Ba4554	Be3130	Bi2230	Ca3179	Cd2288	Co2286	Cr2055
Units	ppm	ppm	ppm	ppm	ppm	ppm	ppm	ppm	ppm	ppm	ppm
Avg	**-.00024**	**.00364**	**.00284**	F **.00339**	W **.00058**	**.00001**	**.00278**	**.00210**	**.00000**	**.00021**	W **.00068**
Stddev	.00011	.00009	.00207	.00022	.00033	.00011	.00103	.00012	.00000	.00002	.00002
%RSD	43.975	2.5421	72.961	6.5752	56.425	1119.7	36.998	5.9270	15.538	9.9490	2.2093
#1	-.00017	.00358	.00431	.00354	.00081	.00009	.00350	.00201	.00000	.00019	.00069
#2	-.00032	.00371	.00138	.00323	.00035	-.00007	.00205	.00219	.00000	.00022	.00067
Check ?	Chk Pass	Chk Pass	Chk Pass	Chk Fail	Chk Warn	Chk Pass	None	Chk Pass	Chk Pass	Chk Pass	Chk Warn
High Limit				.00312	.00058						.00066
Low Limit				-.00312	-.00058						-.00066

Elem	Cu3247	Fe2599	K_7664	Li6707	Mg2790	Mn2576	Mo2020	Na5895	Ni2316	P_1782	Pb2203
Units	ppm	ppm	ppm	ppm	ppm	ppm	ppm	ppm	ppm	ppm	ppm
Avg	**-.00008**	F **1.7029**	**.23139**	**.00069**	**.00236**	F **.01174**	**.00031**	F **1.0566**	**.00017**	**.00945**	**.00007**
Stddev	.00025	.0115	.00877	.00211	.00029	.00004	.00011	.0237	.00002	.00111	.00179
%RSD	330.83	.67275	3.7905	305.04	12.185	.30419	34.516	2.2424	14.135	11.747	2516.8
#1	.00010	1.6948	.23759	-.00080	.00257	.01177	.00038	1.0733	.00019	.00867	-.00119
#2	-.00026	1.7110	.22519	.00218	.00216	.01172	.00023	1.0398	.00015	.01024	.00133
Check ?	Chk Pass	Chk Fail	Chk Pass	Chk Pass	Chk Pass	Chk Fail	Chk Pass	Chk Fail	Chk Pass	Chk Pass	Chk Pass
High Limit		.04400				.00051		.10000			
Low Limit		-.04400				-.00051		-.10000			

Elem	S_1820	Sb2068	Se1960	Si2881	Sn1899	Sr4077	Th2837	Ti3349	Tl1908	U_3701	V_2924
Units	ppm	ppm	ppm	ppm	ppm	ppm	ppm	ppm	ppm	ppm	ppm
Avg	**.02100**	W **.00336**	**.00001**	**.01895**	**-.00002**	**.00016**	**.00119**	**.00013**	**.00090**	**-.00249**	**-.00005**
Stddev	.00218	.00057	.00023	.00985	.00054	.00006	.00272	.00033	.00075	.01314	.00069
%RSD	10.389	17.034	3604.2	51.993	2388.9	37.872	229.52	259.75	83.001	528.19	1528.7
#1	.01946	.00377	.00017	.01198	-.00040	.00012	.00311	-.00011	.00037	-.01178	-.00054
#2	.02254	.00296	-.00015	.02591	.00036	.00020	-.00074	.00036	.00143	.00681	.00045
Check ?	None	Chk Warn	Chk Pass	Chk Pass	Chk Pass	Chk Pass	Chk Pass	Chk Pass	Chk Pass	Chk Pass	Chk Pass
High Limit		.00314									
Low Limit		-.00314									

Elem	Zn2062	Zr3391
Units	ppm	ppm
Avg	F **.03841**	**-.00204**
Stddev	.00019	.00224
%RSD	.50032	109.97
#1	.03855	-.00362
#2	.03828	-.00045
Check ?	Chk Fail	Chk Pass
High Limit	.00906	
Low Limit	-.00906	

Int. Std.	Y_2243	Y_3600	Y_3774
Units	Cts/S	Cts/S	Cts/S
Avg	**6375.0**	**85374.**	**5004.8**
Stddev	21.5	830.	6.7
%RSD	.33790	.97164	.13316
#1	6359.8	84787.	5000.0
#2	6390.3	85960.	5009.5

Sample Name: CCVL2062912 Acquired: 5/21/2013 19:59:06 Type: QC
Method: 6500_026(v10) Mode: CONC Corr. Factor: 1.000000
User: bowenh Custom ID1: Custom ID2: Custom ID3:
Comment:

Elem	Ag3280	Al1670	As1890	B_2089	Ba4554	Be3130	Bi2230	Ca3179	Cd2288	Co2286	Cr2055
Units	ppm	ppm	ppm	ppm	ppm	ppm	ppm	ppm	ppm	ppm	ppm
Avg	**.01038**	**.10239**	**.01697**	**.09694**	**.01088**	W **.00077**	**.10660**	**.20218**	**.00517**	**.01090**	**.00993**
Stddev	.00029	.00018	.00124	.00049	.00043	.00003	.00042	.00156	.00008	.00020	.00025
%RSD	2.7774	.17827	7.3183	.50921	3.9129	3.6075	.39415	.77252	1.5001	1.8447	2.5057
#1	.01059	.10226	.01785	.09729	.01118	.00075	.10689	.20108	.00523	.01076	.00976
#2	.01018	.10252	.01609	.09659	.01058	.00079	.10630	.20329	.00512	.01105	.01011
Check ?	Chk Pass	Chk Pass	Chk Pass	Chk Pass	Chk Pass	Chk Warn	Chk Pass	Chk Pass	Chk Pass	Chk Pass	Chk Pass
Value						.00100					
Range						-20.000%					

Elem	Cu3247	Fe2599	K_7664	Li6707	Mg2790	Mn2576	Mo2020	Na5895	Ni2316	P_1782	Pb2203
Units	ppm	ppm	ppm	ppm	ppm	ppm	ppm	ppm	ppm	ppm	ppm
Avg	**.01446**	**.09564**	**3.4367**	**.01069**	**.20701**	**.01054**	**.02002**	F **2.0127**	**.04106**	**2.8165**	**.00947**
Stddev	.00006	.00019	.0114	.00152	.00033	.00005	.00033	.0070	.00027	.0019	.00003
%RSD	.43512	.19477	.33246	14.188	.16179	.44771	1.6645	.35017	.65866	.06737	.31602
#1	.01451	.09550	3.4286	.00962	.20724	.01058	.01979	2.0177	.04125	2.8178	.00949
#2	.01442	.09577	3.4447	.01177	.20677	.01051	.02026	2.0077	.04087	2.8152	.00945
Check ?	Chk Pass	Chk Pass	Chk Pass	Chk Pass	Chk Pass	Chk Pass	Chk Pass	Chk Fail	Chk Pass	Chk Pass	Chk Pass
Value								1.0000			
Range								30.000%			

Elem	S_1820	Sb2068	Se1960	Si2881	Sn1899	Sr4077	Th2837	Ti3349	Tl1908	U_3701	V_2924
Units	ppm	ppm	ppm	ppm	ppm	ppm	ppm	ppm	ppm	ppm	ppm
Avg	**.01918**	W **.01231**	**.01572**	**.47742**	**.10005**	**.00990**	**.01542**	**.01023**	**.01631**	F **.03086**	**.00959**
Stddev	.00063	.00133	.00050	.00036	.00019	.00002	.00079	.00003	.00085	.00548	.00040
%RSD	3.2894	10.783	3.2067	.07538	.18995	.23435	5.1356	.27663	5.2030	17.749	4.1547
#1	.01874	.01137	.01536	.47767	.09992	.00988	.01486	.01021	.01571	.03474	.00987
#2	.01963	.01325	.01607	.47716	.10019	.00992	.01598	.01025	.01691	.02699	.00931
Check ?	None	Chk Warn	Chk Pass	Chk Pass	Chk Pass	Chk Pass	Chk Pass	Chk Pass	Chk Pass	Chk Fail	Chk Pass
Value		.01000								.06000	
Range		20.000%								-30.000%	

Elem	Zn2062	Zr3391
Units	ppm	ppm
Avg	**.02315**	**.01351**
Stddev	.00011	.00015
%RSD	.46413	1.1190
#1	.02307	.01362
#2	.02323	.01340
Check ?	Chk Pass	Chk Pass
Value		
Range		

Int. Std.	Y_2243	Y_3600	Y_3774
Units	Cts/S	Cts/S	Cts/S
Avg	**6380.5**	**85527.**	**5069.9**
Stddev	10.5	307.	33.3
%RSD	.16396	.35905	.65665
#1	6373.1	85309.	5046.4
#2	6387.9	85744.	5093.5

Sample Name: 280-42370-F-2-A Acquired: 5/21/2013 20:01:32 Type: Unk
Method: 6500_026(v10) Mode: CONC Corr. Factor: 1.000000
User: bowenh Custom ID1: Custom ID2: Custom ID3:
Comment: 174890 6010b

Elem	Ag3280	Al1670	As1890	B_2089	Ba4554	Be3130	Bi2230	Ca3179	Cd2288
Line	328.068 {103}	167.079 {502}	189.042 {478}	208.959 {461}	455.403 { 74}	313.042 {108}	223.061 {451}	317.933 {106}	228.802 {447}
Units	ppm	ppm	ppm	ppm	ppm	ppm	ppm	ppm	ppm
Avg	**.00094**	**.01224**	**.01752**	**33.568**	**1.5984**	**-.00025**	**-.00653**	**425.99**	**.00039**
Stddev	.00039	.00026	.00079	.131	.0113	.00000	.00428	.62	.00002
%RSD	41.546	2.1436	4.4850	.39074	.70484	.79898	65.469	.14648	4.4362
#1	.00066	.01242	.01808	33.661	1.5905	-.00025	-.00956	425.55	.00037
#2	.00122	.01205	.01696	33.476	1.6064	-.00025	-.00351	426.43	.00040
Check ?	Chk Pass	Chk Pass	Chk Pass	Chk Pass	Chk Pass	Chk Pass	Chk Pass	Chk Pass	Chk Pass
High Limit									
Low Limit									

Elem	Co2286	Cr2055	Cu3247	Fe2599	K_7664	Li6707	Mg2790	Mn2576	Mo2020
Line	228.616 {447}	205.552 {464}	324.754 {104}	259.940 {130}	766.490 { 44}	670.784 { 50}	279.079 {121}2	257.610 {131}	202.030 {467}
Units	ppm	ppm	ppm	ppm	ppm	ppm	ppm	ppm	ppm
Avg	**.01255**	**.03450**	**.00060**	**10.749**	W **118.59**	**.10158**	**209.36**	**6.2393**	**.00481**
Stddev	.00013	.00004	.00007	.065	1.39	.00359	.26	.1006	.00018
%RSD	1.0259	.11058	11.710	.60562	1.1681	3.5297	.12581	1.6130	3.8323
#1	.01264	.03447	.00065	10.703	117.61	.09905	209.55	6.3105	.00468
#2	.01246	.03453	.00055	10.795	119.57	.10412	209.18	6.1681	.00494
Check ?	Chk Pass	Chk Pass	Chk Pass	Chk Pass	Chk Warn	Chk Pass	Chk Pass	Chk Pass	Chk Pass
High Limit					100.00				
Low Limit					-.50000				

Elem	Na8183	Ni2316	P_1782	Pb2203	S_1820	Sb2068	Se1960	Si2881	Sn1899
Line	818.326 { 41}	231.604 {446}	178.284 {489}	220.353 {453}	182.034 {485}	206.833 {463}	196.090 {472}	288.158 {117}	189.989 {477}
Units	ppm	ppm	ppm	ppm	ppm	ppm	ppm	ppm	ppm
Avg	W **1342.0**	**.30294**	**3.4475**	**.00344**	**22.472**	**.00085**	**.00300**	**38.383**	**.00282**
Stddev	10.3	.00041	.0143	.00097	.108	.00052	.00156	.292	.00014
%RSD	.76534	.13560	.41343	28.225	.48067	60.980	51.932	.76002	5.0631
#1	1334.7	.30323	3.4375	.00412	22.548	.00048	.00411	38.176	.00292
#2	1349.2	.30265	3.4576	.00275	22.395	.00122	.00190	38.589	.00272
Check ?	Chk Warn	Chk Pass	Chk Pass	Chk Pass	None	Chk Pass	Chk Pass	Chk Pass	Chk Pass
High Limit	500.00								
Low Limit	10.000								

Elem	Sr4077	Th2837	Ti3349	Tl1908	U_3701	V_2924	Zn2062	Zr3391
Line	407.771 { 83}	283.730 {119}	334.904 {101}	190.856 {477}	370.152 { 91}	292.402 {115}	206.200 {163}	339.198 { 99}
Units	ppm	ppm	ppm	ppm	ppm	ppm	ppm	ppm
Avg	**3.6543**	**.00309**	**.02989**	**-.00502**	W **-.06420**	**.01631**	**.00924**	**.01348**
Stddev	.0353	.00066	.00046	.00152	.00439	.00010	.00007	.00304
%RSD	.96742	21.329	1.5556	30.310	6.8403	.63866	.70540	22.568
#1	3.6293	.00262	.02956	-.00395	-.06109	.01623	.00929	.01563
#2	3.6793	.00355	.03022	-.00610	-.06730	.01638	.00920	.01133
Check ?	Chk Pass	Chk Pass	Chk Pass	Chk Pass	Chk Warn	Chk Pass	Chk Pass	Chk Pass
High Limit					45.000			
Low Limit					-.05000			

Int. Std.	Y_2243	Y_3600	Y_3774
Line	224.306 {450}	360.073 { 94}	377.433 { 89}
Units	Cts/S	Cts/S	Cts/S
Avg	**5815.8**	**77975.**	**5088.3**
Stddev	14.2	319.	21.7
%RSD	.24388	.40950	.42650
#1	5805.8	77749.	5103.7
#2	5825.9	78201.	5073.0

Sample Name: 280-42370-F-4-A Acquired: 5/21/2013 20:05:34 Type: Unk
Method: 6500_026(v10) Mode: CONC Corr. Factor: 1.000000
User: bowenh Custom ID1: Custom ID2: Custom ID3:
Comment: 174890 6010b

Elem	Ag3280	Al1670	As1890	B_2089	Ba4554	Be3130	Bi2230	Ca3179	Cd2288
Line	328.068 {103}	167.079 {502}	189.042 {478}	208.959 {461}	455.403 { 74}	313.042 {108}	223.061 {451}	317.933 {106}	228.802 {447}
Units	ppm	ppm	ppm	ppm	ppm	ppm	ppm	ppm	ppm
Avg	**.00099**	**.01183**	**.00952**	**4.6556**	**.44472**	**-.00007**	**-.00715**	**280.07**	**.00054**
Stddev	.00064	.00033	.00169	.0012	.00287	.00009	.00131	6.43	.00031
%RSD	64.422	2.7604	17.758	.02567	.64524	117.20	18.305	2.2968	56.947
#1	.00054	.01160	.01071	4.6547	.44675	-.00001	-.00623	284.62	.00032
#2	.00144	.01206	.00832	4.6564	.44270	-.00013	-.00808	275.52	.00076
Check ?	Chk Pass	Chk Pass	Chk Pass	Chk Pass	Chk Pass	Chk Pass	Chk Pass	Chk Pass	Chk Pass
High Limit									
Low Limit									

Elem	Co2286	Cr2055	Cu3247	Fe2599	K_7664	Li6707	Mg2790	Mn2576	Mo2020
Line	228.616 {447}	205.552 {464}	324.754 {104}	259.940 {130}	766.490 { 44}	670.784 { 50}	279.079 {121}2	257.610 {131}	202.030 {467}
Units	ppm	ppm	ppm	ppm	ppm	ppm	ppm	ppm	ppm
Avg	**.00360**	**.00340**	**.00005**	**9.4104**	**30.875**	**.02182**	**151.69**	**5.9243**	**.00024**
Stddev	.00033	.00007	.00008	.0610	.108	.00207	.25	.0053	.00004
%RSD	9.0217	1.9906	147.93	.64829	.34954	9.4852	.16576	.09000	17.373
#1	.00383	.00345	.00011	9.4535	30.951	.02035	151.87	5.9205	.00021
#2	.00337	.00335	-.00000	9.3673	30.799	.02328	151.51	5.9280	.00027
Check ?	Chk Pass	Chk Pass	Chk Pass	Chk Pass	Chk Pass	Chk Pass	Chk Pass	Chk Pass	Chk Pass
High Limit									
Low Limit									

Elem	Na8183	Ni2316	P_1782	Pb2203	S_1820	Sb2068	Se1960	Si2881	Sn1899
Line	818.326 { 41}	231.604 {446}	178.284 {489}	220.353 {453}	182.034 {485}	206.833 {463}	196.090 {472}	288.158 {117}	189.989 {477}
Units	ppm	ppm	ppm	ppm	ppm	ppm	ppm	ppm	ppm
Avg	**246.25**	**.11070**	**1.1461**	**.00375**	**6.8491**	**-.00070**	**-.00144**	**42.425**	**.00104**
Stddev	1.67	.00031	.0031	.00023	.0385	.00007	.00040	.209	.00040
%RSD	.67941	.27855	.27170	6.1038	.56174	10.599	27.973	.49295	38.372
#1	247.43	.11048	1.1439	.00391	6.8219	-.00064	-.00116	42.573	.00132
#2	245.06	.11091	1.1483	.00359	6.8763	-.00075	-.00173	42.277	.00075
Check ?	Chk Pass	Chk Pass	Chk Pass	Chk Pass	None	Chk Pass	Chk Pass	Chk Pass	Chk Pass
High Limit									
Low Limit									

Elem	Sr4077	Th2837	Ti3349	Tl1908	U_3701	V_2924	Zn2062	Zr3391
Line	407.771 { 83}	283.730 {119}	334.904 {101}	190.856 {477}	370.152 { 91}	292.402 {115}	206.200 {163}	339.198 { 99}
Units	ppm	ppm	ppm	ppm	ppm	ppm	ppm	ppm
Avg	**1.6280**	**.00082**	**.00642**	**-.00327**	W **-.05282**	**.00239**	**.00499**	**.00045**
Stddev	.0113	.00065	.00024	.00059	.01504	.00092	.00003	.00092
%RSD	.69622	79.503	3.7697	18.024	28.468	38.733	.60335	203.00
#1	1.6360	.00036	.00659	-.00286	-.04219	.00173	.00497	.00110
#2	1.6200	.00128	.00625	-.00369	-.06345	.00304	.00501	-.00020
Check ?	Chk Pass	Chk Pass	Chk Pass	Chk Pass	Chk Warn	Chk Pass	Chk Pass	Chk Pass
High Limit					45.000			
Low Limit					-.05000			

Int. Std.	Y_2243	Y_3600	Y_3774
Line	224.306 {450}	360.073 { 94}	377.433 { 89}
Units	Cts/S	Cts/S	Cts/S
Avg	**6043.0**	**81661.**	**5048.0**
Stddev	18.4	415.	43.9
%RSD	.30499	.50773	.87047
#1	6029.9	81368.	5016.9
#2	6056.0	81954.	5079.1

Sample Name: 280-42370-F-4-A@10 Acquired: 5/21/2013 20:08:07 Type: Unk
Method: 6500_026(v10) Mode: CONC Corr. Factor: 1.000000
User: bowenh Custom ID1: Custom ID2: Custom ID3:
Comment: 174890 6010b

Elem	Ag3280	Al1670	As1890	B_2089	Ba4554	Be3130	Bi2230	Ca3179	Cd2288
Line	328.068 {103}	167.079 {502}	189.042 {478}	208.959 {461}	455.403 { 74}	313.042 {108}	223.061 {451}	317.933 {106}	228.802 {447}
Units	ppm	ppm	ppm	ppm	ppm	ppm	ppm	ppm	ppm
Avg	**.00016**	**.00144**	**.00235**	**.49825**	**.04698**	**-.00009**	**-.00076**	**30.311**	**.00012**
Stddev	.00100	.00013	.00061	.00255	.00077	.00002	.00240	.031	.00019
%RSD	623.03	9.0654	25.951	.51147	1.6477	17.574	313.80	.10338	168.34
#1	-.00055	.00154	.00279	.50005	.04753	-.00011	-.00246	30.289	.00025
#2	.00087	.00135	.00192	.49645	.04643	-.00008	.00093	30.333	-.00002
Check ?	Chk Pass	Chk Pass	Chk Pass	Chk Pass	Chk Pass	Chk Pass	Chk Pass	Chk Pass	Chk Pass
High Limit									
Low Limit									

Elem	Co2286	Cr2055	Cu3247	Fe2599	K_7664	Li6707	Mg2790	Mn2576	Mo2020
Line	228.616 {447}	205.552 {464}	324.754 {104}	259.940 {130}	766.490 { 44}	670.784 { 50}	279.079 {121}2	257.610 {131}	202.030 {467}
Units	ppm	ppm	ppm	ppm	ppm	ppm	ppm	ppm	ppm
Avg	**.00021**	**.00040**	**-.00050**	**1.0098**	**3.5003**	**.00041**	**16.000**	**.64082**	**.00013**
Stddev	.00013	.00001	.00015	.0018	.0168	.00228	.042	.00085	.00008
%RSD	60.983	2.9627	29.220	.18210	.47952	553.18	.26027	.13239	56.624
#1	.00030	.00040	-.00040	1.0085	3.4884	.00202	16.030	.64142	.00019
#2	.00012	.00039	-.00061	1.0111	3.5122	-.00120	15.971	.64022	.00008
Check ?	Chk Pass	Chk Pass	Chk Pass	Chk Pass	Chk Pass	Chk Pass	Chk Pass	Chk Pass	Chk Pass
High Limit									
Low Limit									

Elem	Na8183	Ni2316	P_1782	Pb2203	S_1820	Sb2068	Se1960	Si2881	Sn1899
Line	818.326 { 41}	231.604 {446}	178.284 {489}	220.353 {453}	182.034 {485}	206.833 {463}	196.090 {472}	288.158 {117}	189.989 {477}
Units	ppm	ppm	ppm	ppm	ppm	ppm	ppm	ppm	ppm
Avg	**25.848**	**.01181**	**.14189**	**.00012**	**.66457**	**.00131**	**-.00306**	**4.3375**	**-.00007**
Stddev	.247	.00008	.00312	.00099	.00183	.00036	.00023	.0068	.00021
%RSD	.95413	.68039	2.1961	846.11	.27592	27.803	7.5555	.15658	324.85
#1	25.674	.01187	.14409	.00081	.66327	.00105	-.00289	4.3327	-.00022
#2	26.022	.01175	.13969	-.00058	.66586	.00157	-.00322	4.3423	.00009
Check ?	Chk Pass	Chk Pass	Chk Pass	Chk Pass	None	Chk Pass	Chk Pass	Chk Pass	Chk Pass
High Limit									
Low Limit									

Elem	Sr4077	Th2837	Ti3349	Tl1908	U_3701	V_2924	Zn2062	Zr3391
Line	407.771 { 83}	283.730 {119}	334.904 {101}	190.856 {477}	370.152 { 91}	292.402 {115}	206.200 {163}	339.198 { 99}
Units	ppm	ppm	ppm	ppm	ppm	ppm	ppm	ppm
Avg	**.16927**	**-.00021**	**.00078**	**.00053**	**.02357**	**-.00000**	**.00455**	**.00213**
Stddev	.00006	.00205	.00012	.00080	.01098	.00022	.00024	.00106
%RSD	.03625	964.90	15.481	152.08	46.592	7569.2	5.2356	50.039
#1	.16923	.00124	.00086	.00109	.01580	-.00016	.00471	.00288
#2	.16931	-.00167	.00069	-.00004	.03133	.00015	.00438	.00137
Check ?	Chk Pass	Chk Pass	Chk Pass	Chk Pass	Chk Pass	Chk Pass	Chk Pass	Chk Pass
High Limit								
Low Limit								

Int. Std.	Y_2243	Y_3600	Y_3774
Line	224.306 {450}	360.073 { 94}	377.433 { 89}
Units	Cts/S	Cts/S	Cts/S
Avg	**6372.9**	**84533.**	**5041.7**
Stddev	3.2	94.	25.3
%RSD	.04986	.11098	.50271
#1	6375.2	84599.	5023.8
#2	6370.7	84467.	5059.6

Sample Name: 280-42373-E-2-A Acquired: 5/21/2013 20:10:32 Type: Unk
Method: 6500_026(v10) Mode: CONC Corr. Factor: 1.000000
User: bowenh Custom ID1: Custom ID2: Custom ID3:
Comment: 174890 6010b

Elem	Ag3280	Al1670	As1890	B_2089	Ba4554	Be3130	Bi2230	Ca3179	Cd2288
Line	328.068 {103}	167.079 {502}	189.042 {478}	208.959 {461}	455.403 { 74}	313.042 {108}	223.061 {451}	317.933 {106}	228.802 {447}
Units	ppm	ppm	ppm	ppm	ppm	ppm	ppm	ppm	ppm
Avg	**.00021**	**.43737**	**.00646**	**.05439**	**.05136**	**-.00008**	**-.00447**	**37.517**	**.00034**
Stddev	.00010	.00072	.00146	.00226	.00047	.00005	.00149	.201	.00015
%RSD	44.994	.16403	22.664	4.1589	.91730	55.549	33.340	.53607	43.713
#1	.00028	.43788	.00750	.05599	.05169	-.00005	-.00342	37.659	.00024
#2	.00014	.43686	.00543	.05279	.05103	-.00011	-.00553	37.375	.00045
Check ?	Chk Pass	Chk Pass	Chk Pass	Chk Pass	Chk Pass	Chk Pass	Chk Pass	Chk Pass	Chk Pass
High Limit									
Low Limit									

Elem	Co2286	Cr2055	Cu3247	Fe2599	K_7664	Li6707	Mg2790	Mn2576	Mo2020
Line	228.616 {447}	205.552 {464}	324.754 {104}	259.940 {130}	766.490 { 44}	670.784 { 50}	279.079 {121}2	257.610 {131}	202.030 {467}
Units	ppm	ppm	ppm	ppm	ppm	ppm	ppm	ppm	ppm
Avg	**.00013**	**.01054**	**.00133**	**.54569**	**1.5258**	**.00100**	**5.0535**	**.01587**	**.00094**
Stddev	.00011	.00008	.00003	.00666	.0631	.00384	.0223	.00004	.00027
%RSD	86.850	.78874	2.0242	1.2213	4.1346	384.79	.44145	.27542	28.368
#1	.00005	.01048	.00135	.55040	1.5704	.00371	5.0377	.01590	.00113
#2	.00020	.01060	.00132	.54098	1.4812	-.00172	5.0692	.01584	.00075
Check ?	Chk Pass	Chk Pass	Chk Pass	Chk Pass	Chk Pass	Chk Pass	Chk Pass	Chk Pass	Chk Pass
High Limit									
Low Limit									

Elem	Na8183	Ni2316	P_1782	Pb2203	S_1820	Sb2068	Se1960	Si2881	Sn1899
Line	818.326 { 41}	231.604 {446}	178.284 {489}	220.353 {453}	182.034 {485}	206.833 {463}	196.090 {472}	288.158 {117}	189.989 {477}
Units	ppm	ppm	ppm	ppm	ppm	ppm	ppm	ppm	ppm
Avg	**23.940**	**.00282**	**.28637**	**.00152**	**3.8691**	**.00034**	**-.00259**	**13.750**	**.00021**
Stddev	.593	.00028	.00098	.00164	.0220	.00147	.00014	.104	.00013
%RSD	2.4774	9.8070	.34138	108.04	.56852	431.56	5.2324	.75648	62.603
#1	23.521	.00262	.28567	.00036	3.8847	.00138	-.00268	13.824	.00012
#2	24.360	.00302	.28706	.00267	3.8536	-.00070	-.00249	13.676	.00030
Check ?	Chk Pass	Chk Pass	Chk Pass	Chk Pass	None	Chk Pass	Chk Pass	Chk Pass	Chk Pass
High Limit									
Low Limit									

Elem	Sr4077	Th2837	Ti3349	Tl1908	U_3701	V_2924	Zn2062	Zr3391
Line	407.771 { 83}	283.730 {119}	334.904 {101}	190.856 {477}	370.152 { 91}	292.402 {115}	206.200 {163}	339.198 { 99}
Units	ppm	ppm	ppm	ppm	ppm	ppm	ppm	ppm
Avg	**.53238**	**.00244**	**.03435**	**.00161**	**-.03377**	**.01984**	**.00818**	**-.00208**
Stddev	.00296	.00331	.00023	.00082	.01570	.00010	.00030	.00246
%RSD	.55577	135.43	.68333	51.153	46.504	.51577	3.6109	118.22
#1	.53447	.00010	.03418	.00103	-.04487	.01977	.00797	-.00034
#2	.53029	.00478	.03452	.00219	-.02266	.01991	.00839	-.00382
Check ?	Chk Pass	Chk Pass	Chk Pass	Chk Pass	Chk Pass	Chk Pass	Chk Pass	Chk Pass
High Limit								
Low Limit								

Int. Std.	Y_2243	Y_3600	Y_3774
Line	224.306 {450}	360.073 { 94}	377.433 { 89}
Units	Cts/S	Cts/S	Cts/S
Avg	**6365.6**	**84912.**	**5073.4**
Stddev	17.4	95.	47.4
%RSD	.27368	.11224	.93502
#1	6353.3	84979.	5039.9
#2	6377.9	84845.	5107.0

Sample Name: 280-42373-E-3-A Acquired: 5/21/2013 20:12:57 Type: Unk
Method: 6500_026(v10) Mode: CONC Corr. Factor: 1.000000
User: bowenh Custom ID1: Custom ID2: Custom ID3:
Comment: 174890 6010b

Elem	Ag3280	Al1670	As1890	B_2089	Ba4554	Be3130	Bi2230	Ca3179	Cd2288
Line	328.068 {103}	167.079 {502}	189.042 {478}	208.959 {461}	455.403 { 74}	313.042 {108}	223.061 {451}	317.933 {106}	228.802 {447}
Units	ppm	ppm	ppm	ppm	ppm	ppm	ppm	ppm	ppm
Avg	**-.00001**	**.00579**	**.00513**	**.04729**	**.04302**	**-.00002**	**-.00223**	**25.936**	**.00017**
Stddev	.00026	.00005	.00470	.00148	.00043	.00002	.00128	.268	.00003
%RSD	2171.7	.78398	91.650	3.1395	.99250	76.954	57.393	1.0330	17.576
#1	.00017	.00575	.00180	.04834	.04332	-.00001	-.00313	26.126	.00019
#2	-.00020	.00582	.00845	.04624	.04271	-.00003	-.00132	25.747	.00015
Check ?	Chk Pass	Chk Pass	Chk Pass	Chk Pass	Chk Pass	Chk Pass	Chk Pass	Chk Pass	Chk Pass
High Limit									
Low Limit									

Elem	Co2286	Cr2055	Cu3247	Fe2599	K_7664	Li6707	Mg2790	Mn2576	Mo2020
Line	228.616 {447}	205.552 {464}	324.754 {104}	259.940 {130}	766.490 { 44}	670.784 { 50}	279.079 {121}2	257.610 {131}	202.030 {467}
Units	ppm	ppm	ppm	ppm	ppm	ppm	ppm	ppm	ppm
Avg	**-.00011**	**.01294**	**.00035**	**.01228**	**1.3652**	**-.00170**	**3.1579**	**.00163**	**.00146**
Stddev	.00007	.00005	.00032	.00199	.0246	.00340	.0091	.00003	.00017
%RSD	59.859	.35416	93.551	16.199	1.8040	200.46	.28790	1.8080	11.836
#1	-.00016	.01297	.00012	.01087	1.3826	-.00410	3.1643	.00161	.00159
#2	-.00007	.01290	.00058	.01369	1.3478	.00071	3.1515	.00165	.00134
Check ?	Chk Pass	Chk Pass	Chk Pass	Chk Pass	Chk Pass	Chk Pass	Chk Pass	Chk Pass	Chk Pass
High Limit									
Low Limit									

Elem	Na8183	Ni2316	P_1782	Pb2203	S_1820	Sb2068	Se1960	Si2881	Sn1899
Line	818.326 { 41}	231.604 {446}	178.284 {489}	220.353 {453}	182.034 {485}	206.833 {463}	196.090 {472}	288.158 {117}	189.989 {477}
Units	ppm	ppm	ppm	ppm	ppm	ppm	ppm	ppm	ppm
Avg	**22.214**	**.00108**	**.23411**	**.00138**	**4.5379**	**.00040**	**-.00048**	**12.673**	**-.00056**
Stddev	.104	.00006	.00481	.00026	.0135	.00224	.00028	.050	.00009
%RSD	.46755	5.3207	2.0561	18.760	.29657	565.46	57.921	.39352	15.478
#1	22.140	.00104	.23752	.00156	4.5474	.00198	-.00028	12.708	-.00062
#2	22.287	.00112	.23071	.00120	4.5284	-.00119	-.00067	12.638	-.00050
Check ?	Chk Pass	Chk Pass	Chk Pass	Chk Pass	None	Chk Pass	Chk Pass	Chk Pass	Chk Pass
High Limit									
Low Limit									

Elem	Sr4077	Th2837	Ti3349	Tl1908	U_3701	V_2924	Zn2062	Zr3391
Line	407.771 { 83}	283.730 {119}	334.904 {101}	190.856 {477}	370.152 { 91}	292.402 {115}	206.200 {163}	339.198 { 99}
Units	ppm	ppm	ppm	ppm	ppm	ppm	ppm	ppm
Avg	**.34322**	**.00174**	**-.00025**	**.00115**	**-.02886**	**.02336**	**.00440**	**-.00193**
Stddev	.00426	.00088	.00030	.00121	.00684	.00015	.00003	.00264
%RSD	1.2420	50.915	121.58	104.67	23.709	.63535	.72988	136.65
#1	.34623	.00111	-.00046	.00201	-.02402	.02346	.00442	-.00007
#2	.34021	.00236	-.00004	.00030	-.03370	.02325	.00437	-.00380
Check ?	Chk Pass	Chk Pass	Chk Pass	Chk Pass	Chk Pass	Chk Pass	Chk Pass	Chk Pass
High Limit								
Low Limit								

Int. Std.	Y_2243	Y_3600	Y_3774
Line	224.306 {450}	360.073 { 94}	377.433 { 89}
Units	Cts/S	Cts/S	Cts/S
Avg	**6391.8**	**85849.**	**5048.5**
Stddev	1.3	522.	84.0
%RSD	.02039	.60839	1.6637
#1	6392.7	85480.	4989.1
#2	6390.9	86218.	5107.9

Sample Name: 280-42373-E-4-A Acquired: 5/21/2013 20:15:22 Type: Unk
Method: 6500_026(v10) Mode: CONC Corr. Factor: 1.000000
User: bowenh Custom ID1: Custom ID2: Custom ID3:
Comment: 174890 6010b

Elem	Ag3280	Al3092	As1890	B_2089	Ba4554	Be3130	Bi2230	Ca3179	Cd2288
Line	328.068 {103}	309.271 {109}	189.042 {478}	208.959 {461}	455.403 { 74}	313.042 {108}	223.061 {451}	317.933 {106}	228.802 {447}
Units	ppm	ppm	ppm	ppm	ppm	ppm	ppm	ppm	ppm
Avg	**.00009**	**16.908**	**.00764**	**.05624**	**.22800**	**.00030**	W **-.01206**	**42.667**	**.00040**
Stddev	.00052	.016	.00020	.00019	.00030	.00006	.00440	.058	.00006
%RSD	562.06	.09535	2.5764	.33478	.13312	21.448	36.485	.13534	14.513
#1	.00046	16.919	.00750	.05638	.22778	.00035	-.01517	42.626	.00036
#2	-.00027	16.896	.00778	.05611	.22821	.00025	-.00895	42.708	.00044
Check ?	Chk Pass	Chk Pass	Chk Pass	Chk Pass	Chk Pass	Chk Pass	Chk Warn	Chk Pass	Chk Pass
High Limit							3.0000		
Low Limit							-.01000		

Elem	Co2286	Cr2055	Cu3247	Fe2599	K_7664	Li6707	Mg2790	Mn2576	Mo2020
Line	228.616 {447}	205.552 {464}	324.754 {104}	259.940 {130}	766.490 { 44}	670.784 { 50}	279.079 {121}2	257.610 {131}	202.030 {467}
Units	ppm	ppm	ppm	ppm	ppm	ppm	ppm	ppm	ppm
Avg	**.01193**	**.02800**	**.03618**	**20.457**	**6.7365**	**.01811**	**13.356**	**.47189**	**.00136**
Stddev	.00011	.00002	.00026	.017	.0601	.00114	.000	.00057	.00008
%RSD	.91532	.05899	.72143	.08256	.89158	6.2726	.00287	.12155	6.1000
#1	.01201	.02799	.03599	20.469	6.6940	.01891	13.355	.47148	.00130
#2	.01186	.02802	.03636	20.445	6.7789	.01731	13.356	.47229	.00141
Check ?	Chk Pass	Chk Pass	Chk Pass	Chk Pass	Chk Pass	Chk Pass	Chk Pass	Chk Pass	Chk Pass
High Limit									
Low Limit									

Elem	Na8183	Ni2316	P_1782	Pb2203	S_1820	Sb2068	Se1960	Si2881	Sn1899
Line	818.326 { 41}	231.604 {446}	178.284 {489}	220.353 {453}	182.034 {485}	206.833 {463}	196.090 {472}	288.158 {117}	189.989 {477}
Units	ppm	ppm	ppm	ppm	ppm	ppm	ppm	ppm	ppm
Avg	**26.417**	**.01934**	**.75838**	**.00885**	**4.2748**	**.00135**	**.00206**	**44.254**	**.00075**
Stddev	.225	.00037	.00062	.00076	.0121	.00089	.00123	.055	.00051
%RSD	.85064	1.8915	.08151	8.6369	.28360	65.462	59.564	.12489	68.244
#1	26.258	.01908	.75882	.00831	4.2662	.00198	.00119	44.215	.00039
#2	26.576	.01960	.75794	.00939	4.2834	.00073	.00292	44.293	.00111
Check ?	Chk Pass	Chk Pass	Chk Pass	Chk Pass	None	Chk Pass	Chk Pass	Chk Pass	Chk Pass
High Limit									
Low Limit									

Elem	Sr4077	Th2837	Ti3349	Tl1908	U_3701	V_2924	Zn2062	Zr3391
Line	407.771 { 83}	283.730 {119}	334.904 {101}	190.856 {477}	370.152 { 91}	292.402 {115}	206.200 {163}	339.198 { 99}
Units	ppm	ppm	ppm	ppm	ppm	ppm	ppm	ppm
Avg	**.59355**	**.00879**	**1.3097**	**-.00046**	**-.03203**	**.07234**	**.08216**	**.00159**
Stddev	.00147	.00007	.0026	.00060	.01415	.00001	.00009	.00089
%RSD	.24792	.81128	.19878	130.40	44.188	.01702	.11053	55.956
#1	.59251	.00874	1.3078	-.00004	-.02202	.07233	.08222	.00222
#2	.59459	.00884	1.3115	-.00088	-.04204	.07234	.08210	.00096
Check ?	Chk Pass	Chk Pass	Chk Pass	Chk Pass	Chk Pass	Chk Pass	Chk Pass	Chk Pass
High Limit								
Low Limit								

Int. Std.	Y_2243	Y_3600	Y_3774
Line	224.306 {450}	360.073 { 94}	377.433 { 89}
Units	Cts/S	Cts/S	Cts/S
Avg	**6378.6**	**85337.**	**5124.0**
Stddev	7.1	437.	26.8
%RSD	.11056	.51177	.52215
#1	6383.6	85645.	5105.0
#2	6373.6	85028.	5142.9

Sample Name: CCVH-2058327 Acquired: 5/21/2013 20:17:45 Type: QC
Method: 6500_026(v10) Mode: CONC Corr. Factor: 1.000000
User: bowenh Custom ID1: Custom ID2: Custom ID3:
Comment:

Elem	Ag3280	Al3092	As1890	B_2089	Ba4554	Be3130	Bi2230	Ca3179	Cd2288	Co2286	Cr2055	Cu3247	Fe2714
Units	ppm	ppm	ppm	ppm	ppm	ppm	ppm	ppm	ppm	ppm	ppm	ppm	ppm
Avg	**.00213**	**48.973**	**.00087**	**.01553**	**.00115**	**-.00010**	**1.0045**	**.00969**	**-.00072**	**.00186**	**-.00022**	**.00064**	**47.351**
Stddev	.00007	.037	.00229	.00003	.00004	.00010	.0017	.00282	.00015	.00000	.00001	.00006	.040
%RSD	3.1269	.07589	264.44	.17997	3.4237	104.19	.17003	29.107	21.581	.19454	4.3191	9.1859	.08481
#1	.00208	49.000	.00249	.01555	.00118	-.00003	1.0033	.01169	-.00083	.00186	-.00023	.00068	47.379
#2	.00218	48.947	-.00075	.01551	.00112	-.00017	1.0057	.00770	-.00061	.00187	-.00021	.00059	47.322
Check ?	None	Chk Pass	None	None	None	None	Chk Pass	None	None	None	None	None	Chk Pass
Value													
Range													

Elem	K_7664	Li6707	Mg2790	Mn2576	Mo2020	Na8183	Ni2316	P_1782	Pb2203	S_1820	Sb2068	Se1960	Si2881
Units	ppm	ppm	ppm	ppm	ppm	ppm	ppm	ppm	ppm	ppm	ppm	ppm	ppm
Avg	**.18149**	**-.00158**	**-.00532**	**-.00057**	**-.00162**	**266.64**	**.00098**	**.01766**	**.00201**	**4.9987**	**-.00198**	**.00150**	**.01659**
Stddev	.04673	.00118	.00092	.00004	.00016	.17	.00006	.00014	.00142	.0018	.00151	.00248	.00966
%RSD	25.746	74.530	17.354	7.3066	10.084	.06275	5.8756	.78174	70.611	.03504	76.270	165.20	58.236
#1	.14845	-.00241	-.00466	-.00060	-.00150	266.52	.00094	.01756	.00301	5.0000	-.00305	.00326	.02343
#2	.21453	-.00075	-.00597	-.00054	-.00174	266.76	.00102	.01776	.00101	4.9975	-.00091	-.00025	.00976
Check ?	None	None	None	None	None	Chk Pass	None	None	None	None	None	None	None
Value													
Range													

Elem	Sn1899	Sr4077	Th2837	Ti3349	Tl1908	U_3701	V_2924	Zn2062	Zr3391
Units	ppm	ppm	ppm	ppm	ppm	ppm	ppm	ppm	ppm
Avg	**.00076**	**.00040**	**5.1565**	**.00317**	**-.00080**	**10.079**	**.00022**	**.00293**	**-.03994**
Stddev	.00108	.00015	.0095	.00021	.00133	.017	.00101	.00042	.00126
%RSD	141.58	37.354	.18333	6.5723	167.19	.17058	455.61	14.362	3.1667
#1	-.00000	.00029	5.1498	.00303	.00015	10.067	-.00049	.00322	-.03904
#2	.00152	.00051	5.1632	.00332	-.00174	10.092	.00093	.00263	-.04083
Check ?	None	None	Chk Pass	None	None	Chk Pass	None	None	None
Value									
Range									

Int. Std.	Y_2243	Y_3600	Y_3774
Units	Cts/S	Cts/S	Cts/S
Avg	**6256.3**	**83249.**	**5030.1**
Stddev	29.4	414.	7.1
%RSD	.46924	.49749	.14065
#1	6277.1	82957.	5035.1
#2	6235.6	83542.	5025.1

Sample Name: CCV-2058325 Acquired: 5/21/2013 20:20:07 Type: QC
Method: 6500_026(v10) Mode: CONC Corr. Factor: 1.000000
User: bowenh Custom ID1: Custom ID2: Custom ID3:
Comment:

Elem	Ag3280	Al1670	As1890	B_2089	Ba4554	Be3130	Bi2230	Ca3179	Cd2288	Co2286	Cr2055	Cu3247
Units	ppm	ppm	ppm	ppm	ppm	ppm	ppm	ppm	ppm	ppm	ppm	ppm
Avg	**.52949**	**.50735**	**1.0050**	**.50767**	**.52807**	**.47428**	**.00151**	**4.9626**	**.52125**	**.52672**	**.50665**	**.50378**
Stddev	.00108	.00095	.0035	.00054	.00309	.00492	.00021	.0045	.00043	.00080	.00027	.00103
%RSD	.20377	.18677	.34885	.10631	.58592	1.0371	14.099	.09029	.08285	.15271	.05284	.20491
#1	.52873	.50802	1.0075	.50805	.53026	.47776	.00166	4.9658	.52095	.52729	.50684	.50305
#2	.53025	.50668	1.0025	.50729	.52588	.47080	.00136	4.9594	.52156	.52615	.50646	.50451
Check ?	Chk Pass	Chk Pass	Chk Pass	Chk Pass	Chk Pass	Chk Pass	None	Chk Pass	Chk Pass	Chk Pass	Chk Pass	Chk Pass
Value												
Range												

Elem	Fe2599	K_7664	Li6707	Mg2790	Mn2576	Mo2020	Na5895	Ni2316	P_1782	Pb2203	S_1820	Sb2068
Units	ppm	ppm	ppm	ppm	ppm	ppm	ppm	ppm	ppm	ppm	ppm	ppm
Avg	**2.3465**	**53.802**	**1.0877**	**20.285**	**.51841**	**.50402**	F **5.9734**	**.51405**	**.99427**	**1.0497**	**.00590**	**1.0405**
Stddev	.0070	.283	.0052	.030	.00042	.00043	.0606	.00008	.00120	.0008	.00093	.0040
%RSD	.30018	.52560	.47618	.14859	.08168	.08615	1.0141	.01578	.12070	.08075	15.778	.38967
#1	2.3515	54.002	1.0914	20.264	.51811	.50371	6.0162	.51410	.99512	1.0503	.00656	1.0377
#2	2.3415	53.602	1.0840	20.306	.51871	.50432	5.9306	.51399	.99342	1.0491	.00524	1.0434
Check ?	Chk Pass	Chk Pass	Chk Pass	Chk Pass	Chk Pass	Chk Pass	Chk Fail	Chk Pass	Chk Pass	Chk Pass	None	Chk Pass
Value							5.0000					
Range							10.000%					

Elem	Se1960	Si2881	Sn1899	Sr4077	Th2837	Ti3349	Tl1908	U_3701	V_2924	Zn2062	Zr3391
Units	ppm	ppm	ppm	ppm	ppm	ppm	ppm	ppm	ppm	ppm	ppm
Avg	**.99289**	**4.7651**	**1.0136**	**.49494**	**.00209**	**.52195**	**1.0338**	**.01803**	**.50254**	**.51561**	**.50306**
Stddev	.00290	.0149	.0030	.00415	.00136	.00000	.0016	.01364	.00059	.00196	.00118
%RSD	.29167	.31168	.29693	.83910	64.984	.00025	.15380	75.639	.11786	.37997	.23544
#1	.99494	4.7756	1.0115	.49787	.00306	.52195	1.0327	.00839	.50296	.51700	.50390
#2	.99084	4.7546	1.0157	.49200	.00113	.52195	1.0350	.02767	.50212	.51422	.50222
Check ?	Chk Pass	Chk Pass	Chk Pass	Chk Pass	None	Chk Pass	Chk Pass	None	Chk Pass	Chk Pass	Chk Pass
Value											
Range											

Int. Std.	Y_2243	Y_3600	Y_3774
Units	Cts/S	Cts/S	Cts/S
Avg	**6442.3**	**86739.**	**5125.6**
Stddev	.9	266.	29.6
%RSD	.01347	.30674	.57659
#1	6443.0	86551.	5104.7
#2	6441.7	86927.	5146.5

Sample Name: CCB Acquired: 5/21/2013 20:22:22 Type: QC
Method: 6500_026(v10) Mode: CONC Corr. Factor: 1.000000
User: bowenh Custom ID1: Custom ID2: Custom ID3:
Comment:

Elem	Ag3280	Al1670	As1890	B_2089	Ba4554	Be3130	Bi2230	Ca3179	Cd2288	Co2286	Cr2055
Units	ppm	ppm	ppm	ppm	ppm	ppm	ppm	ppm	ppm	ppm	ppm
Avg	**.00061**	**.00018**	**-.00072**	F **.01103**	W **.00072**	**.00001**	**.00105**	**-.00053**	**.00016**	**-.00019**	**.00000**
Stddev	.00000	.00018	.00099	.00058	.00048	.00005	.00209	.00368	.00011	.00002	.00004
%RSD	.56662	102.15	138.27	5.2351	65.833	499.10	199.85	689.51	71.496	8.1246	1061.5
#1	.00061	.00031	-.00142	.01144	.00039	.00005	-.00043	.00207	.00024	-.00020	.00003
#2	.00060	.00005	-.00002	.01062	.00106	-.00003	.00252	-.00314	.00008	-.00018	-.00002
Check ?	Chk Pass	Chk Pass	Chk Pass	Chk Fail	Chk Warn	Chk Pass	None	Chk Pass	Chk Pass	Chk Pass	Chk Pass
High Limit				.00312	.00058						
Low Limit				-.00312	-.00058						

Elem	Cu3247	Fe2599	K_7664	Li6707	Mg2790	Mn2576	Mo2020	Na5895	Ni2316	P_1782	Pb2203
Units	ppm	ppm	ppm	ppm	ppm	ppm	ppm	ppm	ppm	ppm	ppm
Avg	**-.00089**	**-.00005**	**.12592**	**-.00105**	**.00059**	**.00011**	**.00017**	F **.66735**	**-.00020**	**.00942**	**-.00054**
Stddev	.00026	.00088	.04523	.00228	.00347	.00008	.00009	.01461	.00005	.00166	.00094
%RSD	28.877	1691.3	35.918	216.56	590.44	71.650	52.816	2.1897	23.324	17.643	172.95
#1	-.00071	-.00067	.15790	-.00266	.00304	.00017	.00011	.65701	-.00023	.01059	-.00121
#2	-.00108	.00057	.09394	.00056	-.00187	.00005	.00024	.67768	-.00016	.00824	.00012
Check ?	Chk Pass	Chk Pass	Chk Pass	Chk Pass	Chk Pass	Chk Pass	Chk Pass	Chk Fail	Chk Pass	Chk Pass	Chk Pass
High Limit								.10000			
Low Limit								-.10000			

Elem	S_1820	Sb2068	Se1960	Si2881	Sn1899	Sr4077	Th2837	Ti3349	Tl1908	U_3701	V_2924
Units	ppm	ppm	ppm	ppm	ppm	ppm	ppm	ppm	ppm	ppm	ppm
Avg	**.00537**	**.00224**	**-.00121**	**-.00655**	**-.00011**	**.00001**	**-.00091**	**-.00004**	**.00073**	**.02455**	**.00018**
Stddev	.00062	.00291	.00064	.01587	.00153	.00003	.00190	.00009	.00001	.02072	.00053
%RSD	11.514	129.93	52.778	242.36	1360.0	293.16	208.68	219.11	2.0098	84.405	297.27
#1	.00493	.00018	-.00167	-.01777	.00097	.00003	.00043	-.00010	.00074	.00990	.00055
#2	.00581	.00430	-.00076	.00467	-.00119	-.00001	-.00226	.00002	.00072	.03920	-.00020
Check ?	None	Chk Pass	Chk Pass	Chk Pass	Chk Pass	Chk Pass	Chk Pass	Chk Pass	Chk Pass	Chk Pass	Chk Pass
High Limit											
Low Limit											

Elem	Zn2062	Zr3391
Units	ppm	ppm
Avg	**.00257**	**-.00060**
Stddev	.00008	.00154
%RSD	3.1364	257.96
#1	.00262	.00049
#2	.00251	-.00169
Check ?	Chk Pass	Chk Pass
High Limit		
Low Limit		

Int. Std.	Y_2243	Y_3600	Y_3774
Units	Cts/S	Cts/S	Cts/S
Avg	**6291.8**	**85295.**	**4993.6**
Stddev	.5	147.	114.3
%RSD	.00734	.17195	2.2894
#1	6292.2	85192.	5074.4
#2	6291.5	85399.	4912.7

Sample Name: CCVL2062912 Acquired: 5/21/2013 20:24:50 Type: QC
Method: 6500_026(v10) Mode: CONC Corr. Factor: 1.000000
User: bowenh Custom ID1: Custom ID2: Custom ID3:
Comment:

Elem	Ag3280	Al1670	As1890	B_2089	Ba4554	Be3130	Bi2230	Ca3179	Cd2288	Co2286	Cr2055
Units	ppm	ppm	ppm	ppm	ppm	ppm	ppm	ppm	ppm	ppm	ppm
Avg	**.01125**	**.10461**	**.01676**	**.10904**	**.01138**	**.00090**	**.10961**	**.20694**	**.00551**	**.01118**	**.01029**
Stddev	.00006	.00034	.00050	.00005	.00011	.00002	.00393	.00097	.00016	.00009	.00004
%RSD	.54561	.32615	3.0130	.04129	.94164	2.0530	3.5849	.47083	2.9572	.79434	.34594
#1	.01129	.10437	.01711	.10908	.01145	.00092	.11239	.20625	.00540	.01124	.01031
#2	.01120	.10485	.01640	.10901	.01130	.00089	.10683	.20763	.00563	.01111	.01026
Check ?	Chk Pass	Chk Pass	Chk Pass	Chk Pass	Chk Pass	Chk Pass	Chk Pass	Chk Pass	Chk Pass	Chk Pass	Chk Pass
Value											
Range											

Elem	Cu3247	Fe2599	K_7664	Li6707	Mg2790	Mn2576	Mo2020	Na5895	Ni2316	P_1782	Pb2203
Units	ppm	ppm	ppm	ppm	ppm	ppm	ppm	ppm	ppm	ppm	ppm
Avg	**.01524**	**.10032**	**3.4782**	**.01058**	**.21360**	**.01093**	**.02062**	F **1.7598**	**.04279**	**2.9211**	W **.01088**
Stddev	.00019	.00175	.0106	.00191	.00164	.00003	.00014	.0068	.00007	.0127	.00078
%RSD	1.2533	1.7466	.30451	18.082	.76601	.30574	.70006	.38637	.17158	.43626	7.1966
#1	.01538	.10156	3.4707	.01194	.21476	.01091	.02052	1.7550	.04274	2.9121	.01032
#2	.01511	.09908	3.4857	.00923	.21244	.01096	.02072	1.7646	.04284	2.9301	.01143
Check ?	Chk Pass	Chk Pass	Chk Pass	Chk Pass	Chk Pass	Chk Pass	Chk Pass	Chk Fail	Chk Pass	Chk Pass	Chk Warn
Value								1.0000			.00900
Range								30.000%			20.000%

Elem	S_1820	Sb2068	Se1960	Si2881	Sn1899	Sr4077	Th2837	Ti3349	Tl1908	U_3701	V_2924
Units	ppm	ppm	ppm	ppm	ppm	ppm	ppm	ppm	ppm	ppm	ppm
Avg	**.00584**	**.01021**	**.01213**	**.49404**	**.10348**	**.01013**	**.01568**	**.01057**	**.01692**	W **.07300**	**.01025**
Stddev	.00038	.00166	.00188	.00993	.00055	.00007	.00110	.00036	.00047	.04674	.00066
%RSD	6.4902	16.301	15.461	2.0101	.52680	.69801	7.0265	3.3652	2.7535	64.028	6.4305
#1	.00611	.01139	.01346	.50106	.10310	.01018	.01490	.01083	.01725	.10605	.01071
#2	.00557	.00903	.01081	.48702	.10387	.01008	.01646	.01032	.01659	.03995	.00978
Check ?	None	Chk Pass	Chk Pass	Chk Pass	Chk Pass	Chk Pass	Chk Pass	Chk Pass	Chk Pass	Chk Warn	Chk Pass
Value										.06000	
Range										20.000%	

Elem	Zn2062	Zr3391
Units	ppm	ppm
Avg	W **.02444**	**.01423**
Stddev	.00010	.00201
%RSD	.40003	14.156
#1	.02437	.01566
#2	.02451	.01281
Check ?	Chk Warn	Chk Pass
Value	.02000	
Range	20.000%	

Int. Std.	Y_2243	Y_3600	Y_3774
Units	Cts/S	Cts/S	Cts/S
Avg	**6322.2**	**84969.**	**4993.3**
Stddev	1.7	199.	26.8
%RSD	.02756	.23478	.53662
#1	6321.0	84828.	5012.2
#2	6323.5	85110.	4974.3

Sample Name: MB 280-175116/1-A Acquired: 5/21/2013 20:27:16 Type: Unk
Method: 6500_026(v10) Mode: CONC Corr. Factor: 1.000000
User: bowenh Custom ID1: Custom ID2: Custom ID3:
Comment: 175116 6010b

Elem	Ag3280	Al1670	As1890	B_2089	Ba4554	Be3130	Bi2230	Ca3179	Cd2288
Line	328.068 {103}	167.079 {502}	189.042 {478}	208.959 {461}	455.403 { 74}	313.042 {108}	223.061 {451}	317.933 {106}	228.802 {447}
Units	ppm	ppm	ppm	ppm	ppm	ppm	ppm	ppm	ppm
Avg	**.00053**	**.00552**	**.00174**	W **.00936**	**.00053**	**-.00008**	**-.00159**	**.05618**	**-.00003**
Stddev	.00057	.00010	.00085	.00009	.00049	.00002	.00058	.00085	.00019
%RSD	107.44	1.8656	48.959	.95255	91.783	29.692	36.760	1.5174	564.46
#1	.00093	.00545	.00114	.00942	.00019	-.00006	-.00117	.05558	-.00017
#2	.00013	.00559	.00235	.00930	.00088	-.00010	-.00200	.05678	.00010
Check ?	Chk Pass	Chk Pass	Chk Pass	Chk Warn	Chk Pass	Chk Pass	Chk Pass	Chk Pass	Chk Pass
High Limit				.00500					
Low Limit				-.00500					

Elem	Co2286	Cr2055	Cu3247	Fe2599	K_7664	Li6707	Mg2790	Mn2576	Mo2020
Line	228.616 {447}	205.552 {464}	324.754 {104}	259.940 {130}	766.490 { 44}	670.784 { 50}	279.079 {121}2	257.610 {131}	202.030 {467}
Units	ppm	ppm	ppm	ppm	ppm	ppm	ppm	ppm	ppm
Avg	**.00007**	**.00005**	**.00021**	**.01525**	**.12906**	**-.00183**	**.01141**	**.00042**	**.00002**
Stddev	.00001	.00008	.00003	.00066	.03469	.00106	.00106	.00003	.00022
%RSD	12.130	165.97	12.100	4.2971	26.880	58.049	9.2562	5.9183	918.24
#1	.00006	-.00001	.00023	.01571	.10453	-.00108	.01066	.00044	.00018
#2	.00008	.00011	.00019	.01478	.15359	-.00258	.01216	.00041	-.00013
Check ?	Chk Pass	Chk Pass	Chk Pass	Chk Pass	Chk Pass	Chk Pass	Chk Pass	Chk Pass	Chk Pass
High Limit									
Low Limit									

Elem	Na5895	Ni2316	P_1782	Pb2203	S_1820	Sb2068	Se1960	Si2881	Sn1899
Line	589.592 { 57}	231.604 {446}	178.284 {489}	220.353 {453}	182.034 {485}	206.833 {463}	196.090 {472}	288.158 {117}	189.989 {477}
Units	ppm	ppm	ppm	ppm	ppm	ppm	ppm	ppm	ppm
Avg	W **.90890**	**-.00005**	F **.01341**	**-.00002**	**.04501**	**-.00017**	**-.00074**	**.01399**	**.00745**
Stddev	.00428	.00010	.00091	.00051	.00114	.00037	.00129	.01321	.00014
%RSD	.47142	211.56	6.7546	2184.8	2.5355	216.13	174.20	94.395	1.9338
#1	.90587	.00002	.01277	-.00039	.04420	.00009	-.00166	.00465	.00755
#2	.91193	-.00011	.01405	.00034	.04582	-.00043	.00017	.02333	.00734
Check ?	Chk Warn	Chk Pass	Chk Fail	Chk Pass	None	Chk Pass	Chk Pass	Chk Pass	Chk Pass
High Limit	.50000		.01000						
Low Limit	-.50000		-.01000						

Elem	Sr4077	Th2837	Ti3349	Tl1908	U_3701	V_2924	Zn2062	Zr3391
Line	407.771 { 83}	283.730 {119}	334.904 {101}	190.856 {477}	370.152 { 91}	292.402 {115}	206.200 {163}	339.198 { 99}
Units	ppm	ppm	ppm	ppm	ppm	ppm	ppm	ppm
Avg	**.00020**	**.00005**	**.00039**	**-.00090**	**.02945**	**-.00025**	**.00415**	**.00047**
Stddev	.00001	.00101	.00029	.00009	.00594	.00020	.00007	.00098
%RSD	6.3900	2201.7	75.087	9.7020	20.153	78.157	1.7111	209.67
#1	.00021	.00076	.00018	-.00084	.02525	-.00040	.00410	.00116
#2	.00019	-.00067	.00060	-.00096	.03365	-.00011	.00420	-.00023
Check ?	Chk Pass	Chk Pass	Chk Pass	Chk Pass	Chk Pass	Chk Pass	Chk Pass	Chk Pass
High Limit								
Low Limit								

Int. Std.	Y_2243	Y_3600	Y_3774
Line	224.306 {450}	360.073 { 94}	377.433 { 89}
Units	Cts/S	Cts/S	Cts/S
Avg	**6531.8**	**88011.**	**5191.3**
Stddev	6.6	1337.	8.9
%RSD	.10125	1.5194	.17180
#1	6536.5	87066.	5197.6
#2	6527.1	88957.	5185.0

Sample Name: LCS 280-175116/2-A Acquired: 5/21/2013 20:29:45 Type: Unk
Method: 6500_026(v10) Mode: CONC Corr. Factor: 1.000000
User: bowenh Custom ID1: Custom ID2: Custom ID3:
Comment: 175116 6010b

Elem	Ag3280	Al1670	As1890	B_2089	Ba4554	Be3130	Bi2230	Ca3179	Cd2288
Line	328.068 {103}	167.079 {502}	189.042 {478}	208.959 {461}	455.403 { 74}	313.042 {108}	223.061 {451}	317.933 {106}	228.802 {447}
Units	ppm	ppm	ppm	ppm	ppm	ppm	ppm	ppm	ppm
Avg	**.05612**	**1.9389**	**1.0031**	**.99187**	**2.1473**	**.04848**	**2.1019**	**49.086**	**.10624**
Stddev	.00006	.0022	.0041	.00135	.0158	.00031	.0021	.255	.00001
%RSD	.09873	.11511	.40512	.13647	.73717	.63564	.09954	.51915	.01227
#1	.05608	1.9405	1.0002	.99091	2.1361	.04826	2.1034	48.905	.10623
#2	.05616	1.9373	1.0060	.99283	2.1585	.04870	2.1004	49.266	.10625
Check ?	Chk Pass	Chk Pass	Chk Pass	Chk Pass	Chk Pass	Chk Pass	Chk Pass	Chk Pass	Chk Pass
High Limit									
Low Limit									

Elem	Co2286	Cr2055	Cu3247	Fe2599	K_7664	Li6707	Mg2790	Mn2576	Mo2020
Line	228.616 {447}	205.552 {464}	324.754 {104}	259.940 {130}	766.490 { 44}	670.784 { 50}	279.079 {121}2	257.610 {131}	202.030 {467}
Units	ppm	ppm	ppm	ppm	ppm	ppm	ppm	ppm	ppm
Avg	**.51837**	**.20299**	**.25494**	**.96327**	**54.712**	**1.0991**	**50.310**	**.51302**	**1.0071**
Stddev	.00063	.00014	.00004	.00689	.310	.0057	.021	.00082	.0009
%RSD	.12178	.07067	.01748	.71476	.56673	.52289	.04092	.16076	.08885
#1	.51793	.20289	.25497	.96814	54.493	1.0951	50.295	.51244	1.0065
#2	.51882	.20309	.25491	.95840	54.931	1.1032	50.324	.51361	1.0077
Check ?	Chk Pass	Chk Pass	Chk Pass	Chk Pass	Chk Pass	Chk Pass	Chk Pass	Chk Pass	Chk Pass
High Limit									
Low Limit									

Elem	Na8183	Ni2316	P_1782	Pb2203	S_1820	Sb2068	Se1960	Si2881	Sn1899
Line	818.326 { 41}	231.604 {446}	178.284 {489}	220.353 {453}	182.034 {485}	206.833 {463}	196.090 {472}	288.158 {117}	189.989 {477}
Units	ppm	ppm	ppm	ppm	ppm	ppm	ppm	ppm	ppm
Avg	F **56.465**	**.50472**	**10.023**	**.51702**	**.04126**	**.52238**	**1.9881**	F **.76360**	**2.0150**
Stddev	.628	.00057	.017	.00112	.00031	.00234	.0122	.01200	.0002
%RSD	1.1131	.11262	.17418	.21624	.74082	.44843	.61505	1.5709	.00778
#1	56.020	.50512	10.010	.51623	.04148	.52072	1.9795	.75512	2.0149
#2	56.909	.50431	10.035	.51781	.04105	.52403	1.9968	.77208	2.0151
Check ?	Chk Fail	Chk Pass	Chk Pass	Chk Pass	None	Chk Pass	Chk Pass	Chk Fail	Chk Pass
High Limit	56.000							7.0000	
Low Limit	45.000							1.0000	

Elem	Sr4077	Th2837	Ti3349	Tl1908	U_3701	V_2924	Zn2062	Zr3391
Line	407.771 { 83}	283.730 {119}	334.904 {101}	190.856 {477}	370.152 { 91}	292.402 {115}	206.200 {163}	339.198 { 99}
Units	ppm	ppm	ppm	ppm	ppm	ppm	ppm	ppm
Avg	**1.0003**	**1.0498**	**1.0538**	**2.0371**	**2.1376**	**.50744**	**.50668**	**.50442**
Stddev	.0061	.0012	.0013	.0028	.0164	.00117	.00003	.00356
%RSD	.60650	.11347	.12563	.13597	.76496	.23080	.00602	.70482
#1	.99605	1.0490	1.0528	2.0390	2.1491	.50661	.50666	.50190
#2	1.0046	1.0506	1.0547	2.0351	2.1260	.50827	.50670	.50693
Check ?	Chk Pass	Chk Pass	Chk Pass	Chk Pass	Chk Pass	Chk Pass	Chk Pass	Chk Pass
High Limit								
Low Limit								

Int. Std.	Y_2243	Y_3600	Y_3774
Line	224.306 {450}	360.073 { 94}	377.433 { 89}
Units	Cts/S	Cts/S	Cts/S
Avg	**6259.5**	**84572.**	**5030.2**
Stddev	5.0	153.	44.2
%RSD	.08044	.18086	.87889
#1	6255.9	84680.	5061.4
#2	6263.0	84464.	4998.9

Sample Name: 550-1883-A-1-G Acquired: 5/21/2013 20:31:59 Type: Unk
Method: 6500_026(v10) Mode: CONC Corr. Factor: 1.000000
User: bowenh Custom ID1: Custom ID2: Custom ID3:
Comment: 175116 6010b

Elem	Ag3280	Al3092	As1890	B_2089	Ba4554	Be3130	Bi2230	Ca3179	Cd2288
Line	328.068 {103}	309.271 {109}	189.042 {478}	208.959 {461}	455.403 { 74}	313.042 {108}	223.061 {451}	317.933 {106}	228.802 {447}
Units	ppm	ppm	ppm	ppm	ppm	ppm	ppm	ppm	ppm
Avg	**-.00060**	**84.953**	**.05961**	**.06047**	**.94611**	**.00377**	**-.00403**	**124.11**	**.00405**
Stddev	.00044	.807	.00115	.00067	.00819	.00002	.00217	1.14	.00001
%RSD	72.686	.95011	1.9275	1.1097	.86596	.46201	53.847	.92140	.32197
#1	-.00029	85.524	.06042	.06094	.95190	.00376	-.00250	124.92	.00406
#2	-.00091	84.382	.05879	.05999	.94032	.00379	-.00557	123.30	.00404
Check ?	Chk Pass	Chk Pass	Chk Pass	Chk Pass	Chk Pass	Chk Pass	Chk Pass	Chk Pass	Chk Pass
High Limit									
Low Limit									

Elem	Co2286	Cr2055	Cu3247	Fe2714	K_7664	Li6707	Mg2790	Mn2576	Mo2020
Line	228.616 {447}	205.552 {464}	324.754 {104}	271.441 {124}	766.490 { 44}	670.784 { 50}	279.079 {121}2	257.610 {131}	202.030 {467}
Units	ppm	ppm	ppm	ppm	ppm	ppm	ppm	ppm	ppm
Avg	**.05687**	**.16498**	**.18189**	**133.51**	**32.222**	**.14163**	**42.682**	**2.9335**	**.00531**
Stddev	.00024	.00038	.00076	.11	.293	.00029	.037	.0009	.00015
%RSD	.42018	.23115	.41523	.08447	.91057	.20808	.08622	.02929	2.7776
#1	.05703	.16471	.18242	133.43	32.429	.14142	42.708	2.9341	.00520
#2	.05670	.16525	.18135	133.59	32.014	.14184	42.656	2.9329	.00541
Check ?	Chk Pass	Chk Pass	Chk Pass	Chk Pass	Chk Pass	Chk Pass	Chk Pass	Chk Pass	Chk Pass
High Limit									
Low Limit									

Elem	Na5895	Ni2316	P_1782	Pb2203	S_1820	Sb2068	Se1960	Si2881	Sn1899
Line	589.592 { 57}	231.604 {446}	178.284 {489}	220.353 {453}	182.034 {485}	206.833 {463}	196.090 {472}	288.158 {117}	189.989 {477}
Units	ppm	ppm	ppm	ppm	ppm	ppm	ppm	ppm	ppm
Avg	**3.2737**	**.14320**	**8.2248**	**.17097**	**2.3844**	**.00246**	**-.00009**	**2.4966**	**.01281**
Stddev	.0393	.00011	.0150	.00072	.0016	.00336	.00132	.0198	.00028
%RSD	1.2018	.07880	.18297	.42149	.06630	136.37	1398.2	.79272	2.1800
#1	3.3016	.14312	8.2141	.17046	2.3832	.00009	.00084	2.5106	.01301
#2	3.2459	.14328	8.2354	.17148	2.3855	.00484	-.00103	2.4826	.01261
Check ?	Chk Pass	Chk Pass	Chk Pass	Chk Pass	None	Chk Pass	Chk Pass	Chk Pass	Chk Pass
High Limit									
Low Limit									

Elem	Sr4077	Th2837	Ti3349	Tl1908	U_3701	V_2924	Zn2062	Zr3391
Line	407.771 { 83}	283.730 {119}	334.904 {101}	190.856 {477}	370.152 { 91}	292.402 {115}	206.200 {163}	339.198 { 99}
Units	ppm	ppm	ppm	ppm	ppm	ppm	ppm	ppm
Avg	**.56788**	**.07336**	**3.9930**	**-.00403**	F **-.15014**	**.25804**	**.51584**	**.06029**
Stddev	.00580	.00004	.0004	.00118	.00401	.00012	.00009	.00164
%RSD	1.0222	.05688	.01093	29.259	2.6707	.04668	.01728	2.7189
#1	.57198	.07339	3.9927	-.00319	-.15298	.25796	.51578	.05913
#2	.56377	.07333	3.9933	-.00486	-.14731	.25813	.51591	.06145
Check ?	Chk Pass	Chk Pass	Chk Pass	Chk Pass	Chk Fail	Chk Pass	Chk Pass	Chk Pass
High Limit					50.000			
Low Limit					-.10000			

Int. Std.	Y_2243	Y_3600	Y_3774
Line	224.306 {450}	360.073 { 94}	377.433 { 89}
Units	Cts/S	Cts/S	Cts/S
Avg	**6952.9**	**92036.**	**5676.9**
Stddev	12.9	227.	71.4
%RSD	.18488	.24697	1.2569
#1	6962.0	92197.	5626.5
#2	6943.8	91875.	5727.4

Sample Name: sd 550-1883-A-1-G@5 Acquired: 5/21/2013 20:34:16 Type: Unk
Method: 6500_026(v10) Mode: CONC Corr. Factor: 1.000000
User: bowenh Custom ID1: Custom ID2: Custom ID3:
Comment: 175116 6010b

Elem	Ag3280	Al3092	As1890	B_2089	Ba4554	Be3130	Bi2230	Ca3179	Cd2288
Line	328.068 {103}	309.271 {109}	189.042 {478}	208.959 {461}	455.403 { 74}	313.042 {108}	223.061 {451}	317.933 {106}	228.802 {447}
Units	ppm	ppm	ppm	ppm	ppm	ppm	ppm	ppm	ppm
Avg	**-.00019**	**18.969**	**.01246**	**.01928**	**.21069**	**.00085**	**-.00043**	**27.592**	**.00086**
Stddev	.00044	.093	.00066	.00005	.00088	.00002	.00121	.121	.00008
%RSD	239.66	.49236	5.3189	.25115	.41638	1.8629	283.36	.43928	9.5170
#1	.00013	19.035	.01199	.01931	.21131	.00084	-.00128	27.677	.00081
#2	-.00050	18.903	.01292	.01925	.21007	.00086	.00043	27.506	.00092
Check ?	Chk Pass	Chk Pass	Chk Pass	Chk Pass	Chk Pass	Chk Pass	Chk Pass	Chk Pass	Chk Pass
High Limit									
Low Limit									

Elem	Co2286	Cr2055	Cu3247	Fe2599	K_7664	Li6707	Mg2790	Mn2576	Mo2020
Line	228.616 {447}	205.552 {464}	324.754 {104}	259.940 {130}	766.490 { 44}	670.784 { 50}	279.079 {121}2	257.610 {131}	202.030 {467}
Units	ppm	ppm	ppm	ppm	ppm	ppm	ppm	ppm	ppm
Avg	**.01278**	**.03623**	**.03832**	**28.315**	**7.1650**	**.03096**	**9.4258**	**.64616**	**.00113**
Stddev	.00023	.00010	.00020	.131	.0482	.00144	.0213	.00166	.00021
%RSD	1.7929	.27872	.51399	.46091	.67220	4.6610	.22629	.25650	18.464
#1	.01262	.03615	.03818	28.407	7.1309	.03198	9.4409	.64733	.00098
#2	.01295	.03630	.03846	28.223	7.1990	.02994	9.4107	.64499	.00128
Check ?	Chk Pass	Chk Pass	Chk Pass	Chk Pass	Chk Pass	Chk Pass	Chk Pass	Chk Pass	Chk Pass
High Limit									
Low Limit									

Elem	Na5895	Ni2316	P_1782	Pb2203	S_1820	Sb2068	Se1960	Si2881	Sn1899
Line	589.592 { 57}	231.604 {446}	178.284 {489}	220.353 {453}	182.034 {485}	206.833 {463}	196.090 {472}	288.158 {117}	189.989 {477}
Units	ppm	ppm	ppm	ppm	ppm	ppm	ppm	ppm	ppm
Avg	**1.1079**	**.03199**	**1.7890**	**.03824**	**.50583**	**.00142**	**-.00190**	**.53987**	**.00236**
Stddev	.0118	.00017	.0008	.00020	.00161	.00006	.00018	.02723	.00091
%RSD	1.0621	.53754	.04286	.51635	.31750	4.3631	9.4310	5.0436	38.465
#1	1.0996	.03187	1.7896	.03810	.50469	.00146	-.00203	.55913	.00301
#2	1.1163	.03211	1.7885	.03838	.50697	.00138	-.00177	.52062	.00172
Check ?	Chk Pass	Chk Pass	Chk Pass	Chk Pass	None	Chk Pass	Chk Pass	Chk Pass	Chk Pass
High Limit									
Low Limit									

Elem	Sr4077	Th2837	Ti3349	Tl1908	U_3701	V_2924	Zn2062	Zr3391
Line	407.771 { 83}	283.730 {119}	334.904 {101}	190.856 {477}	370.152 { 91}	292.402 {115}	206.200 {163}	339.198 { 99}
Units	ppm	ppm	ppm	ppm	ppm	ppm	ppm	ppm
Avg	**.12608**	**.01675**	**.85857**	**.00082**	**-.02742**	**.05525**	**.11808**	**.01383**
Stddev	.00064	.00203	.00158	.00126	.01400	.00011	.00127	.00151
%RSD	.51023	12.109	.18383	153.28	51.057	.19219	1.0756	10.949
#1	.12654	.01531	.85968	-.00007	-.01752	.05533	.11898	.01490
#2	.12563	.01818	.85745	.00172	-.03732	.05517	.11718	.01276
Check ?	Chk Pass	Chk Pass	Chk Pass	Chk Pass	Chk Pass	Chk Pass	Chk Pass	Chk Pass
High Limit								
Low Limit								

Int. Std.	Y_2243	Y_3600	Y_3774
Line	224.306 {450}	360.073 { 94}	377.433 { 89}
Units	Cts/S	Cts/S	Cts/S
Avg	**6628.3**	**88369.**	**5166.6**
Stddev	4.2	450.	1.4
%RSD	.06356	.50893	.02794
#1	6631.3	88051.	5165.6
#2	6625.4	88687.	5167.6

Sample Name: 550-1883-A-1-H MS Acquired: 5/21/2013 20:36:37 Type: Unk
Method: 6500_026(v10) Mode: CONC Corr. Factor: 1.000000
User: bowenh Custom ID1: Custom ID2: Custom ID3:
Comment: 175116 6010b

Elem	Ag3280	Al3092	As1890	B_2089	Ba4554	Be3130	Bi2230	Ca3179	Cd2288
Line	328.068 {103}	309.271 {109}	189.042 {478}	208.959 {461}	455.403 { 74}	313.042 {108}	223.061 {451}	317.933 {106}	228.802 {447}
Units	ppm	ppm	ppm	ppm	ppm	ppm	ppm	ppm	ppm
Avg	**.04850**	**139.75**	**.91124**	**.88902**	**2.9893**	**.04503**	**1.7933**	**193.84**	**.09405**
Stddev	.00064	.04	.00418	.00409	.0031	.00007	.0075	.14	.00044
%RSD	1.3214	.02533	.45864	.46052	.10460	.14744	.41989	.07066	.47181
#1	.04895	139.72	.91420	.89192	2.9871	.04498	1.7986	193.93	.09437
#2	.04804	139.77	.90829	.88613	2.9915	.04507	1.7880	193.74	.09374
Check ?	Chk Pass	Chk Pass	Chk Pass	Chk Pass	Chk Pass	Chk Pass	Chk Pass	Chk Pass	Chk Pass
High Limit									
Low Limit									

Elem	Co2286	Cr2055	Cu3247	Fe2714	K_7664	Li6707	Mg2790	Mn2576	Mo2020
Line	228.616 {447}	205.552 {464}	324.754 {104}	271.441 {124}	766.490 { 44}	670.784 { 50}	279.079 {121}2	257.610 {131}	202.030 {467}
Units	ppm	ppm	ppm	ppm	ppm	ppm	ppm	ppm	ppm
Avg	**.49212**	**.37758**	**.48780**	**178.95**	**91.375**	**1.1358**	**96.871**	**3.8502**	**.81274**
Stddev	.00351	.00209	.00073	.23	.294	.0047	.187	.0415	.00586
%RSD	.71233	.55472	.15065	.12579	.32227	.41425	.19326	1.0772	.72064
#1	.49460	.37906	.48832	178.79	91.583	1.1391	97.004	3.8208	.81689
#2	.48964	.37610	.48728	179.11	91.167	1.1324	96.739	3.8795	.80860
Check ?	Chk Pass	Chk Pass	Chk Pass	Chk Pass	Chk Pass	Chk Pass	Chk Pass	Chk Pass	Chk Pass
High Limit									
Low Limit									

Elem	Na8183	Ni2316	P_1782	Pb2203	S_1820	Sb2068	Se1960	Si2881	Sn1899
Line	818.326 { 41}	231.604 {446}	178.284 {489}	220.353 {453}	182.034 {485}	206.833 {463}	196.090 {472}	288.158 {117}	189.989 {477}
Units	ppm	ppm	ppm	ppm	ppm	ppm	ppm	ppm	ppm
Avg	**53.015**	**.59501**	**16.084**	**.61353**	**2.7961**	**.23012**	**1.6504**	**3.9398**	**1.6196**
Stddev	.159	.00382	.102	.00303	.0258	.00238	.0161	.0388	.0109
%RSD	.29899	.64217	.63131	.49347	.92251	1.0347	.97624	.98511	.67234
#1	52.902	.59771	16.155	.61567	2.8143	.23180	1.6618	3.9672	1.6273
#2	53.127	.59231	16.012	.61139	2.7779	.22843	1.6390	3.9124	1.6119
Check ?	Chk Pass	Chk Pass	Chk Pass	Chk Pass	None	Chk Pass	Chk Pass	Chk Pass	Chk Pass
High Limit									
Low Limit									

Elem	Sr4077	Th2837	Ti3349	Tl1908	U_3701	V_2924	Zn2062	Zr3391
Line	407.771 { 83}	283.730 {119}	334.904 {101}	190.856 {477}	370.152 { 91}	292.402 {115}	206.200 {163}	339.198 { 99}
Units	ppm	ppm	ppm	ppm	ppm	ppm	ppm	ppm
Avg	**1.5362**	**.98772**	**7.6064**	**1.6139**	**1.7055**	**.76099**	**1.0039**	**.48931**
Stddev	.0048	.00050	.0184	.0103	.0178	.00200	.0034	.00162
%RSD	.31521	.05045	.24242	.63859	1.0430	.26315	.33409	.33187
#1	1.5396	.98808	7.6194	1.6211	1.7181	.76241	1.0063	.49046
#2	1.5327	.98737	7.5933	1.6066	1.6929	.75958	1.0015	.48816
Check ?	Chk Pass	Chk Pass	Chk Pass	Chk Pass	Chk Pass	Chk Pass	Chk Pass	Chk Pass
High Limit								
Low Limit								

Int. Std.	Y_2243	Y_3600	Y_3774
Line	224.306 {450}	360.073 { 94}	377.433 { 89}
Units	Cts/S	Cts/S	Cts/S
Avg	**6984.6**	**92214.**	**5673.0**
Stddev	29.3	240.	11.8
%RSD	.42012	.25972	.20731
#1	6963.9	92045.	5664.7
#2	7005.4	92383.	5681.3

Sample Name: 550-1883-A-1-I MSD Acquired: 5/21/2013 20:38:54 Type: Unk
Method: 6500_026(v10) Mode: CONC Corr. Factor: 1.000000
User: bowenh Custom ID1: Custom ID2: Custom ID3:
Comment: 175116 6010b

Elem	Ag3280	Al3092	As1890	B_2089	Ba4554	Be3130	Bi2230	Ca3179	Cd2288
Line	328.068 {103}	309.271 {109}	189.042 {478}	208.959 {461}	455.403 { 74}	313.042 {108}	223.061 {451}	317.933 {106}	228.802 {447}
Units	ppm	ppm	ppm	ppm	ppm	ppm	ppm	ppm	ppm
Avg	**.04979**	**142.27**	**.93763**	**.89809**	**3.0916**	**.04586**	**1.8384**	**198.80**	**.09623**
Stddev	.00010	.10	.00366	.00075	.0022	.00003	.0008	.29	.00001
%RSD	.20954	.06835	.39058	.08317	.07024	.07339	.04241	.14770	.00783
#1	.04987	142.33	.94022	.89862	3.0931	.04588	1.8390	199.00	.09622
#2	.04972	142.20	.93504	.89757	3.0900	.04584	1.8379	198.59	.09623
Check ?	Chk Pass	Chk Pass	Chk Pass	Chk Pass	Chk Pass	Chk Pass	Chk Pass	Chk Pass	Chk Pass
High Limit									
Low Limit									

Elem	Co2286	Cr2055	Cu3247	Fe2714	K_7664	Li6707	Mg2790	Mn2576	Mo2020
Line	228.616 {447}	205.552 {464}	324.754 {104}	271.441 {124}	766.490 { 44}	670.784 { 50}	279.079 {121}2	257.610 {131}	202.030 {467}
Units	ppm	ppm	ppm	ppm	ppm	ppm	ppm	ppm	ppm
Avg	**.50154**	**.35922**	**.41360**	**154.30**	**91.934**	**1.1591**	**98.034**	**4.0818**	**.82390**
Stddev	.00115	.00101	.00149	.05	.252	.0035	.010	.0146	.00193
%RSD	.22833	.28140	.36003	.03324	.27395	.30078	.00987	.35723	.23401
#1	.50235	.35994	.41465	154.26	92.112	1.1616	98.027	4.0921	.82527
#2	.50073	.35851	.41254	154.33	91.756	1.1567	98.040	4.0715	.82254
Check ?	Chk Pass	Chk Pass	Chk Pass	Chk Pass	Chk Pass	Chk Pass	Chk Pass	Chk Pass	Chk Pass
High Limit									
Low Limit									

Elem	Na8183	Ni2316	P_1782	Pb2203	S_1820	Sb2068	Se1960	Si2881	Sn1899
Line	818.326 { 41}	231.604 {446}	178.284 {489}	220.353 {453}	182.034 {485}	206.833 {463}	196.090 {472}	288.158 {117}	189.989 {477}
Units	ppm	ppm	ppm	ppm	ppm	ppm	ppm	ppm	ppm
Avg	**53.022**	**.58429**	**16.853**	**.61831**	**2.5633**	**.23121**	**1.7001**	**4.1453**	**1.6493**
Stddev	.018	.00164	.008	.00032	.0008	.00148	.0023	.0035	.0029
%RSD	.03407	.28003	.04852	.05207	.03130	.63855	.13574	.08466	.17909
#1	53.009	.58544	16.859	.61854	2.5639	.23225	1.6985	4.1428	1.6514
#2	53.035	.58313	16.847	.61809	2.5628	.23016	1.7017	4.1478	1.6472
Check ?	Chk Pass	Chk Pass	Chk Pass	Chk Pass	None	Chk Pass	Chk Pass	Chk Pass	Chk Pass
High Limit									
Low Limit									

Elem	Sr4077	Th2837	Ti3349	Tl1908	U_3701	V_2924	Zn2062	Zr3391
Line	407.771 { 83}	283.730 {119}	334.904 {101}	190.856 {477}	370.152 { 91}	292.402 {115}	206.200 {163}	339.198 { 99}
Units	ppm	ppm	ppm	ppm	ppm	ppm	ppm	ppm
Avg	**1.5771**	**1.0247**	**7.5410**	**1.6564**	**1.7008**	**.77349**	**1.0373**	**.49161**
Stddev	.0039	.0083	.0057	.0001	.0124	.00028	.0002	.00406
%RSD	.24693	.81390	.07508	.00476	.72623	.03602	.01923	.82524
#1	1.5799	1.0188	7.5370	1.6564	1.6921	.77369	1.0371	.49448
#2	1.5743	1.0306	7.5450	1.6563	1.7095	.77329	1.0374	.48874
Check ?	Chk Pass	Chk Pass	Chk Pass	Chk Pass	Chk Pass	Chk Pass	Chk Pass	Chk Pass
High Limit								
Low Limit								

Int. Std.	Y_2243	Y_3600	Y_3774
Line	224.306 {450}	360.073 { 94}	377.433 { 89}
Units	Cts/S	Cts/S	Cts/S
Avg	**6988.1**	**92539.**	**5670.0**
Stddev	22.1	141.	1.9
%RSD	.31662	.15257	.03271
#1	6972.5	92439.	5671.3
#2	7003.8	92639.	5668.7

Sample Name: 550-1883-A-2-C Acquired: 5/21/2013 20:41:10 Type: Unk
Method: 6500_026(v10) Mode: CONC Corr. Factor: 1.000000
User: bowenh Custom ID1: Custom ID2: Custom ID3:
Comment: 175116 6010b

Elem	Ag3280	Al3092	As1890	B_2089	Ba4554	Be3130	Bi2230	Ca3179	Cd2288
Line	328.068 {103}	309.271 {109}	189.042 {478}	208.959 {461}	455.403 { 74}	313.042 {108}	223.061 {451}	317.933 {106}	228.802 {447}
Units	ppm	ppm	ppm	ppm	ppm	ppm	ppm	ppm	ppm
Avg	**-.00153**	**92.674**	**.07295**	**.02852**	**1.1609**	**.00489**	**-.00021**	**316.04**	**.00158**
Stddev	.00061	.532	.00102	.00010	.0024	.00003	.00074	1.81	.00003
%RSD	39.610	.57354	1.4001	.36127	.20221	.63780	351.42	.57259	1.6927
#1	-.00110	92.298	.07367	.02859	1.1593	.00487	.00031	314.76	.00159
#2	-.00196	93.050	.07223	.02844	1.1626	.00492	-.00074	317.32	.00156
Check ?	Chk Pass	Chk Pass	Chk Pass	Chk Pass	Chk Pass	Chk Pass	Chk Pass	Chk Pass	Chk Pass
High Limit									
Low Limit									

Elem	Co2286	Cr2055	Cu3247	Fe2714	K_7664	Li6707	Mg2790	Mn2576	Mo2020
Line	228.616 {447}	205.552 {464}	324.754 {104}	271.441 {124}	766.490 { 44}	670.784 { 50}	279.079 {121}2	257.610 {131}	202.030 {467}
Units	ppm	ppm	ppm	ppm	ppm	ppm	ppm	ppm	ppm
Avg	**.06169**	**.15800**	**.15610**	**143.15**	**21.734**	**.19039**	**42.585**	**5.1271**	**.00373**
Stddev	.00003	.00013	.00064	.40	.179	.00013	.046	.0424	.00024
%RSD	.04740	.07985	.41023	.27729	.82587	.06655	.10687	.82618	6.5007
#1	.06167	.15809	.15655	142.87	21.607	.19030	42.617	5.0972	.00356
#2	.06171	.15791	.15565	143.43	21.861	.19048	42.553	5.1571	.00391
Check ?	Chk Pass	Chk Pass	Chk Pass	Chk Pass	Chk Pass	Chk Pass	Chk Pass	Chk Pass	Chk Pass
High Limit									
Low Limit									

Elem	Na5895	Ni2316	P_1782	Pb2203	S_1820	Sb2068	Se1960	Si2881	Sn1899
Line	589.592 { 57}	231.604 {446}	178.284 {489}	220.353 {453}	182.034 {485}	206.833 {463}	196.090 {472}	288.158 {117}	189.989 {477}
Units	ppm	ppm	ppm	ppm	ppm	ppm	ppm	ppm	ppm
Avg	**2.9553**	**.09967**	**4.0548**	**.09440**	**.87718**	**-.00115**	**.00025**	**2.3239**	**.01425**
Stddev	.0188	.00017	.0106	.00083	.00020	.00202	.00007	.0027	.00022
%RSD	.63471	.17168	.26189	.87507	.02290	174.85	26.148	.11803	1.5420
#1	2.9420	.09955	4.0473	.09499	.87732	-.00258	.00020	2.3220	.01409
#2	2.9686	.09979	4.0623	.09382	.87704	.00027	.00030	2.3258	.01440
Check ?	Chk Pass	Chk Pass	Chk Pass	Chk Pass	None	Chk Pass	Chk Pass	Chk Pass	Chk Pass
High Limit									
Low Limit									

Elem	Sr4077	Th2837	Ti3349	Tl1908	U_3701	V_2924	Zn2062	Zr3391
Line	407.771 { 83}	283.730 {119}	334.904 {101}	190.856 {477}	370.152 { 91}	292.402 {115}	206.200 {163}	339.198 { 99}
Units	ppm	ppm	ppm	ppm	ppm	ppm	ppm	ppm
Avg	**.48830**	**.10259**	**3.0113**	**-.00495**	F **-.27147**	**.29453**	**.32813**	**.03713**
Stddev	.00198	.00156	.0021	.00078	.01695	.00085	.00039	.00162
%RSD	.40650	1.5185	.07006	15.819	6.2447	.28874	.11942	4.3597
#1	.48689	.10149	3.0098	-.00550	-.28346	.29513	.32841	.03827
#2	.48970	.10369	3.0128	-.00439	-.25949	.29393	.32786	.03598
Check ?	Chk Pass	Chk Pass	Chk Pass	Chk Pass	Chk Fail	Chk Pass	Chk Pass	Chk Pass
High Limit					50.000			
Low Limit					-.10000			

Int. Std.	Y_2243	Y_3600	Y_3774
Line	224.306 {450}	360.073 { 94}	377.433 { 89}
Units	Cts/S	Cts/S	Cts/S
Avg	**7315.8**	**97166.**	**5987.6**
Stddev	19.6	111.	18.2
%RSD	.26799	.11458	.30390
#1	7302.0	97245.	6000.5
#2	7329.7	97087.	5974.8

Sample Name: 550-1883-A-3-C Acquired: 5/21/2013 20:43:41 Type: Unk
Method: 6500_026(v10) Mode: CONC Corr. Factor: 1.000000
User: bowenh Custom ID1: Custom ID2: Custom ID3:
Comment: 175116 6010b

Elem	Ag3280	Al3092	As1890	B_2089	Ba4554	Be3130	Bi2230	Ca3179	Cd2288
Line	328.068 {103}	309.271 {109}	189.042 {478}	208.959 {461}	455.403 { 74}	313.042 {108}	223.061 {451}	317.933 {106}	228.802 {447}
Units	ppm	ppm	ppm	ppm	ppm	ppm	ppm	ppm	ppm
Avg	**-.00061**	**101.61**	**.08069**	**.05630**	**.98836**	**.00519**	**.00348**	**111.99**	**.00172**
Stddev	.00016	.42	.00142	.00030	.00476	.00015	.00024	.19	.00026
%RSD	25.954	.41040	1.7603	.54030	.48206	2.8062	6.9787	.17249	14.865
#1	-.00050	101.31	.08169	.05609	.98499	.00509	.00365	111.86	.00190
#2	-.00073	101.90	.07968	.05652	.99173	.00529	.00331	112.13	.00154
Check ?	Chk Pass	Chk Pass	Chk Pass	Chk Pass	Chk Pass	Chk Pass	Chk Pass	Chk Pass	Chk Pass
High Limit									
Low Limit									

Elem	Co2286	Cr2055	Cu3247	Fe2714	K_7664	Li6707	Mg2790	Mn2576	Mo2020
Line	228.616 {447}	205.552 {464}	324.754 {104}	271.441 {124}	766.490 { 44}	670.784 { 50}	279.079 {121}2	257.610 {131}	202.030 {467}
Units	ppm	ppm	ppm	ppm	ppm	ppm	ppm	ppm	ppm
Avg	**.06157**	**.15715**	**.15149**	**145.63**	**29.543**	**.16353**	**42.667**	**3.3303**	**.00217**
Stddev	.00017	.00033	.00042	.62	.144	.00218	.035	.0380	.00013
%RSD	.27964	.20903	.27979	.42792	.48608	1.3319	.08257	1.1421	5.8676
#1	.06145	.15692	.15119	146.07	29.442	.16507	42.642	3.3035	.00208
#2	.06169	.15738	.15179	145.19	29.645	.16199	42.692	3.3572	.00226
Check ?	Chk Pass	Chk Pass	Chk Pass	Chk Pass	Chk Pass	Chk Pass	Chk Pass	Chk Pass	Chk Pass
High Limit									
Low Limit									

Elem	Na5895	Ni2316	P_1782	Pb2203	S_1820	Sb2068	Se1960	Si2881	Sn1899
Line	589.592 { 57}	231.604 {446}	178.284 {489}	220.353 {453}	182.034 {485}	206.833 {463}	196.090 {472}	288.158 {117}	189.989 {477}
Units	ppm	ppm	ppm	ppm	ppm	ppm	ppm	ppm	ppm
Avg	**2.9013**	**.13999**	**6.8806**	**.16286**	**1.6305**	**.00086**	**-.00214**	**2.5587**	**.01355**
Stddev	.0001	.00037	.0132	.00039	.0008	.00011	.00287	.0182	.00028
%RSD	.00257	.26179	.19158	.24235	.05214	13.327	134.16	.71184	2.0539
#1	2.9012	.14025	6.8713	.16258	1.6299	.00094	-.00011	2.5715	.01336
#2	2.9013	.13973	6.8899	.16314	1.6311	.00077	-.00418	2.5458	.01375
Check ?	Chk Pass	Chk Pass	Chk Pass	Chk Pass	None	Chk Pass	Chk Pass	Chk Pass	Chk Pass
High Limit									
Low Limit									

Elem	Sr4077	Th2837	Ti3349	Tl1908	U_3701	V_2924	Zn2062	Zr3391
Line	407.771 { 83}	283.730 {119}	334.904 {101}	190.856 {477}	370.152 { 91}	292.402 {115}	206.200 {163}	339.198 { 99}
Units	ppm	ppm	ppm	ppm	ppm	ppm	ppm	ppm
Avg	**.54874**	**.09198**	**4.4150**	**-.00355**	F **-.15401**	**.28959**	**.51939**	**.06594**
Stddev	.00110	.00276	.0022	.00144	.00825	.00069	.00045	.00022
%RSD	.20089	2.9985	.05080	40.606	5.3579	.23684	.08607	.33712
#1	.54796	.09003	4.4134	-.00253	-.15984	.29007	.51907	.06609
#2	.54952	.09393	4.4166	-.00457	-.14817	.28910	.51971	.06578
Check ?	Chk Pass	Chk Pass	Chk Pass	Chk Pass	Chk Fail	Chk Pass	Chk Pass	Chk Pass
High Limit					50.000			
Low Limit					-.10000			

Int. Std.	Y_2243	Y_3600	Y_3774
Line	224.306 {450}	360.073 { 94}	377.433 { 89}
Units	Cts/S	Cts/S	Cts/S
Avg	**7444.0**	**98707.**	**6010.5**
Stddev	3.4	247.	1.3
%RSD	.04568	.25011	.02163
#1	7441.6	98882.	6011.4
#2	7446.4	98533.	6009.6

Sample Name: CCVH-2058327 Acquired: 5/21/2013 20:46:01 Type: QC
Method: 6500_026(v10) Mode: CONC Corr. Factor: 1.000000
User: bowenh Custom ID1: Custom ID2: Custom ID3:
Comment:

Elem	Ag3280	Al3092	As1890	B_2089	Ba4554	Be3130	Bi2230	Ca3179	Cd2288	Co2286	Cr2055	Cu3247	Fe2714
Units	ppm	ppm	ppm	ppm	ppm	ppm	ppm	ppm	ppm	ppm	ppm	ppm	ppm
Avg	**.00177**	**49.626**	**-.00053**	**.00748**	**.00102**	**-.00008**	**1.0271**	**.00472**	**-.00071**	**.00200**	**-.00013**	**.00073**	**47.975**
Stddev	.00036	.445	.00271	.00054	.00043	.00004	.0003	.00336	.00001	.00007	.00004	.00048	.002
%RSD	20.243	.89572	514.95	7.2100	42.421	47.901	.03328	71.146	1.9999	3.7326	32.791	65.689	.00376
#1	.00152	49.940	-.00244	.00786	.00133	-.00011	1.0274	.00710	-.00072	.00194	-.00010	.00107	47.974
#2	.00203	49.311	.00139	.00710	.00071	-.00006	1.0269	.00235	-.00070	.00205	-.00017	.00039	47.976
Check ?	None	Chk Pass	None	None	None	None	Chk Pass	None	None	None	None	None	Chk Pass
Value													
Range													

Elem	K_7664	Li6707	Mg2790	Mn2576	Mo2020	Na8183	Ni2316	P_1782	Pb2203	S_1820	Sb2068	Se1960	Si2881
Units	ppm	ppm	ppm	ppm	ppm	ppm	ppm	ppm	ppm	ppm	ppm	ppm	ppm
Avg	**.04614**	**.00062**	**-.00588**	**-.00047**	**-.00185**	**274.73**	**.00078**	**.00665**	**.00044**	**5.1373**	**-.00033**	**.00401**	**.00827**
Stddev	.00347	.00006	.00206	.00004	.00032	2.14	.00010	.00234	.00005	.0132	.00004	.00017	.00322
%RSD	7.5289	10.194	35.008	8.9222	17.352	.77859	12.872	35.132	12.368	.25639	13.641	4.1547	38.907
#1	.04860	.00067	-.00443	-.00044	-.00162	276.24	.00085	.00830	.00040	5.1280	-.00036	.00389	.00599
#2	.04369	.00058	-.00734	-.00050	-.00208	273.22	.00071	.00500	.00048	5.1466	-.00030	.00412	.01055
Check ?	None	None	None	None	None	Chk Pass	None	None	None	None	None	None	None
Value													
Range													

Elem	Sn1899	Sr4077	Th2837	Ti3349	Tl1908	U_3701	V_2924	Zn2062	Zr3391
Units	ppm	ppm	ppm	ppm	ppm	ppm	ppm	ppm	ppm
Avg	**.00118**	**.00029**	**5.2666**	**.00333**	**-.00252**	**10.278**	**-.00015**	**.00321**	**-.04267**
Stddev	.00020	.00010	.0159	.00047	.00066	.068	.00017	.00031	.00295
%RSD	16.657	35.135	.30287	14.015	25.973	.65861	112.33	9.7282	6.9167
#1	.00104	.00022	5.2554	.00300	-.00206	10.230	-.00027	.00299	-.04058
#2	.00132	.00036	5.2779	.00366	-.00299	10.325	-.00003	.00343	-.04476
Check ?	None	None	Chk Pass	None	None	Chk Pass	None	None	None
Value									
Range									

Int. Std.	Y_2243	Y_3600	Y_3774
Units	Cts/S	Cts/S	Cts/S
Avg	**6312.3**	**83613.**	**4973.4**
Stddev	13.7	69.	44.1
%RSD	.21707	.08287	.88766
#1	6302.6	83564.	4942.2
#2	6321.9	83662.	5004.6

Sample Name: CCV-2058325 Acquired: 5/21/2013 20:48:23 Type: QC
Method: 6500_026(v10) Mode: CONC Corr. Factor: 1.000000
User: bowenh Custom ID1: Custom ID2: Custom ID3:
Comment:

Elem	Ag3280	Al1670	As1890	B_2089	Ba4554	Be3130	Bi2230	Ca3179	Cd2288	Co2286	Cr2055	Cu3247
Units	ppm	ppm	ppm	ppm	ppm	ppm	ppm	ppm	ppm	ppm	ppm	ppm
Avg	**.52976**	**.50885**	**1.0032**	**.50165**	**.53074**	**.47470**	**.00017**	**4.9898**	**.51830**	**.52678**	**.50916**	**.50735**
Stddev	.00035	.00109	.0019	.00077	.00114	.00247	.00035	.0020	.00022	.00022	.00022	.00099
%RSD	.06644	.21375	.18867	.15411	.21424	.52102	204.33	.04002	.04244	.04256	.04370	.19516
#1	.52951	.50962	1.0045	.50219	.52993	.47295	.00042	4.9884	.51815	.52694	.50900	.50665
#2	.53001	.50808	1.0018	.50110	.53154	.47645	-.00008	4.9912	.51846	.52662	.50932	.50805
Check ?	Chk Pass	Chk Pass	Chk Pass	Chk Pass	Chk Pass	Chk Pass	None	Chk Pass	Chk Pass	Chk Pass	Chk Pass	Chk Pass
Value												
Range												

Elem	Fe2599	K_7664	Li6707	Mg2790	Mn2576	Mo2020	Na5895	Ni2316	P_1782	Pb2203	S_1820	Sb2068
Units	ppm	ppm	ppm	ppm	ppm	ppm	ppm	ppm	ppm	ppm	ppm	ppm
Avg	**2.3503**	**54.714**	F **1.1043**	**20.453**	**.52154**	**.50536**	F **5.6759**	**.51557**	**.98653**	**1.0481**	**.00368**	**1.0345**
Stddev	.0013	.144	.0076	.030	.00101	.00049	.0271	.00089	.00036	.0009	.00112	.0041
%RSD	.05513	.26254	.68911	.14811	.19285	.09734	.47765	.17220	.03681	.08965	30.401	.39798
#1	2.3494	54.612	1.0989	20.432	.52083	.50571	5.6568	.51619	.98627	1.0488	.00447	1.0374
#2	2.3512	54.815	1.1097	20.474	.52226	.50501	5.6951	.51494	.98678	1.0474	.00289	1.0315
Check ?	Chk Pass	Chk Pass	Chk Fail	Chk Pass	Chk Pass	Chk Pass	Chk Fail	Chk Pass	Chk Pass	Chk Pass	None	Chk Pass
Value			1.0000				5.0000					
Range			10.000%				10.000%					

Elem	Se1960	Si2881	Sn1899	Sr4077	Th2837	Ti3349	Tl1908	U_3701	V_2924	Zn2062	Zr3391
Units	ppm	ppm	ppm	ppm	ppm	ppm	ppm	ppm	ppm	ppm	ppm
Avg	**.98531**	**4.7299**	**1.0154**	**.49948**	**.00109**	**.52414**	**1.0302**	**.02164**	**.50630**	**.52082**	**.50693**
Stddev	.00226	.0181	.0004	.00254	.00075	.00042	.0013	.01303	.00017	.00048	.00129
%RSD	.22935	.38268	.03753	.50775	68.745	.07920	.12822	60.198	.03369	.09156	.25476
#1	.98690	4.7171	1.0157	.49769	.00162	.52385	1.0311	.03085	.50618	.52116	.50602
#2	.98371	4.7427	1.0152	.50127	.00056	.52444	1.0292	.01243	.50642	.52049	.50784
Check ?	Chk Pass	Chk Pass	Chk Pass	Chk Pass	None	Chk Pass	Chk Pass	None	Chk Pass	Chk Pass	Chk Pass
Value											
Range											

Int. Std.	Y_2243	Y_3600	Y_3774
Units	Cts/S	Cts/S	Cts/S
Avg	**6403.1**	**85316.**	**4979.8**
Stddev	15.1	64.	21.3
%RSD	.23563	.07554	.42778
#1	6392.4	85270.	4994.8
#2	6413.7	85362.	4964.7

Sample Name: CCB Acquired: 5/21/2013 20:50:36 Type: QC
Method: 6500_026(v10) Mode: CONC Corr. Factor: 1.000000
User: bowenh Custom ID1: Custom ID2: Custom ID3:
Comment:

Elem	Ag3280	Al1670	As1890	B_2089	Ba4554	Be3130	Bi2230	Ca3179	Cd2288	Co2286	Cr2055	Cu3247
Units	ppm	ppm	ppm	ppm	ppm	ppm	ppm	ppm	ppm	ppm	ppm	ppm
Avg	**.00006**	**.00012**	**.00267**	F **.00608**	**.00055**	**-.00005**	**-.00027**	**.00183**	**.00010**	**-.00022**	**.00001**	**-.00094**
Stddev	.00014	.00083	.00120	.00044	.00003	.00009	.00084	.00334	.00009	.00008	.00007	.00004
%RSD	241.17	682.04	44.857	7.3140	5.6453	193.00	308.84	182.94	94.030	35.735	517.35	4.4951
#1	-.00004	-.00046	.00182	.00640	.00057	.00002	.00032	.00419	.00003	-.00028	-.00003	-.00096
#2	.00016	.00071	.00352	.00577	.00053	-.00011	-.00086	-.00054	.00017	-.00017	.00006	-.00091
Check ?	Chk Pass	Chk Pass	Chk Pass	Chk Fail	Chk Pass	Chk Pass	None	Chk Pass	Chk Pass	Chk Pass	Chk Pass	Chk Pass
High Limit				.00312								
Low Limit				-.00312								

Elem	Fe2599	K_7664	Li6707	Mg2790	Mn2576	Mo2020	Na5895	Ni2316	P_1782	Pb2203	S_1820	Sb2068
Units	ppm	ppm	ppm	ppm	ppm	ppm	ppm	ppm	ppm	ppm	ppm	ppm
Avg	**.00033**	**.14749**	**-.00201**	**.00028**	**.00009**	**.00035**	F **.34579**	**-.00018**	**.00473**	**.00033**	**.00103**	**.00130**
Stddev	.00130	.02639	.00039	.00004	.00000	.00004	.01057	.00030	.00452	.00115	.00033	.00041
%RSD	400.22	17.891	19.491	12.706	5.3054	12.269	3.0556	163.29	95.433	349.04	32.189	31.290
#1	.00125	.12883	-.00174	.00030	.00009	.00038	.35326	.00003	.00793	.00114	.00079	.00159
#2	-.00060	.16615	-.00229	.00025	.00010	.00032	.33832	-.00040	.00154	-.00048	.00126	.00101
Check ?	Chk Pass	Chk Pass	Chk Pass	Chk Pass	Chk Pass	Chk Pass	Chk Fail	Chk Pass	Chk Pass	Chk Pass	None	Chk Pass
High Limit							.10000					
Low Limit							-.10000					

Elem	Se1960	Si2881	Sn1899	Sr4077	Th2837	Ti3349	Tl1908	U_3701	V_2924	Zn2062	Zr3391
Units	ppm	ppm	ppm	ppm	ppm	ppm	ppm	ppm	ppm	ppm	ppm
Avg	**.00207**	**-.00149**	**-.00011**	**.00003**	**-.00002**	**-.00000**	**.00121**	**-.01667**	**-.00034**	**.00266**	**-.00022**
Stddev	.00313	.01444	.00056	.00004	.00132	.00007	.00153	.02970	.00006	.00028	.00003
%RSD	151.33	967.55	508.60	133.28	8240.5	1976.5	126.40	178.19	16.712	10.480	13.946
#1	-.00014	-.01170	.00029	.00000	-.00095	-.00005	.00013	.00433	-.00038	.00286	-.00020
#2	.00428	.00872	-.00051	.00006	.00091	.00005	.00229	-.03767	-.00030	.00247	-.00024
Check ?	Chk Pass	Chk Pass	Chk Pass	Chk Pass	Chk Pass	Chk Pass	Chk Pass	Chk Pass	Chk Pass	Chk Pass	Chk Pass	
High Limit												
Low Limit												

Int. Std.	Y_2243	Y_3600	Y_3774
Units	Cts/S	Cts/S	Cts/S
Avg	**6420.2**	**86859.**	**4983.3**
Stddev	4.2	1203.	17.2
%RSD	.06581	1.3845	.34596
#1	6423.2	87709.	4971.2
#2	6417.3	86009.	4995.5

Sample Name: CCVL2062912 Acquired: 5/21/2013 20:53:06 Type: QC
Method: 6500_026(v10) Mode: CONC Corr. Factor: 1.000000
User: bowenh Custom ID1: Custom ID2: Custom ID3:
Comment:

Elem	Ag3280	Al1670	As1890	B_2089	Ba4554	Be3130	Bi2230	Ca3179	Cd2288	Co2286	Cr2055
Units	ppm	ppm	ppm	ppm	ppm	ppm	ppm	ppm	ppm	ppm	ppm
Avg	**.01124**	**.11520**	**.01732**	**.10500**	**.01171**	**.00091**	**.11359**	**.21207**	**.00567**	**.01155**	**.01089**
Stddev	.00004	.00010	.00009	.00057	.00069	.00002	.00090	.00076	.00017	.00018	.00023
%RSD	.31204	.09025	.51083	.54618	5.9251	2.2301	.79532	.35770	3.0356	1.5668	2.1070
#1	.01126	.11527	.01738	.10541	.01121	.00092	.11296	.21154	.00579	.01143	.01105
#2	.01121	.11513	.01726	.10459	.01220	.00090	.11423	.21261	.00554	.01168	.01073
Check ?	Chk Pass	Chk Pass	Chk Pass	Chk Pass	Chk Pass	Chk Pass	Chk Pass	Chk Pass	Chk Pass	Chk Pass	Chk Pass
Value											
Range											

Elem	Cu3247	Fe2599	K_7664	Li6707	Mg2790	Mn2576	Mo2020	Na5895	Ni2316	P_1782	Pb2203
Units	ppm	ppm	ppm	ppm	ppm	ppm	ppm	ppm	ppm	ppm	ppm
Avg	**.01566**	**.10326**	**3.5512**	**.01093**	**.22094**	**.01123**	**.02067**	F **1.4799**	**.04407**	**2.9546**	**.01041**
Stddev	.00017	.00225	.0362	.00095	.00171	.00002	.00011	.0058	.00009	.0065	.00115
%RSD	1.0660	2.1821	1.0204	8.7163	.77556	.15400	.51904	.39345	.19470	.21876	11.082
#1	.01578	.10486	3.5255	.01160	.21973	.01125	.02059	1.4758	.04401	2.9592	.00960
#2	.01554	.10167	3.5768	.01026	.22215	.01122	.02074	1.4840	.04414	2.9500	.01123
Check ?	Chk Pass	Chk Pass	Chk Pass	Chk Pass	Chk Pass	Chk Pass	Chk Pass	Chk Fail	Chk Pass	Chk Pass	Chk Pass
Value								1.0000			
Range								30.000%			

Elem	S_1820	Sb2068	Se1960	Si2881	Sn1899	Sr4077	Th2837	Ti3349	Tl1908	U_3701	V_2924
Units	ppm	ppm	ppm	ppm	ppm	ppm	ppm	ppm	ppm	ppm	ppm
Avg	**.00643**	W **.01204**	**.01612**	**.49202**	**.10402**	**.01059**	**.01563**	**.01087**	W **.01894**	F **.09325**	**.01002**
Stddev	.00343	.00037	.00437	.01133	.00086	.00007	.00055	.00015	.00082	.03175	.00053
%RSD	53.280	3.0806	27.133	2.3024	.82401	.61812	3.5036	1.3657	4.3462	34.046	5.3350
#1	.00886	.01230	.01303	.50003	.10341	.01064	.01524	.01077	.01952	.07080	.01039
#2	.00401	.01178	.01922	.48401	.10462	.01055	.01602	.01098	.01836	.11570	.00964
Check ?	None	Chk Warn	Chk Pass	Chk Pass	Chk Pass	Chk Pass	Chk Pass	Chk Pass	Chk Warn	Chk Fail	Chk Pass
Value		.01000							.01500	.06000	
Range		20.000%							20.000%	30.000%	

Elem	Zn2062	Zr3391
Units	ppm	ppm
Avg	W **.02481**	**.01395**
Stddev	.00055	.00184
%RSD	2.2084	13.180
#1	.02443	.01265
#2	.02520	.01525
Check ?	Chk Warn	Chk Pass
Value	.02000	
Range	20.000%	

Int. Std.	Y_2243	Y_3600	Y_3774
Units	Cts/S	Cts/S	Cts/S
Avg	**6490.2**	**87556.**	**5078.2**
Stddev	2.0	259.	32.8
%RSD	.03011	.29611	.64495
#1	6488.8	87373.	5055.1
#2	6491.6	87740.	5101.4

Sample Name: 550-1883-A-4-C Acquired: 5/21/2013 20:55:32 Type: Unk
Method: 6500_026(v10) Mode: CONC Corr. Factor: 1.000000
User: bowenh Custom ID1: Custom ID2: Custom ID3:
Comment: 175116 6010b

Elem	Ag3280	Al3092	As1890	B_2089	Ba4554	Be3130	Bi2230	Ca3179	Cd2288
Line	328.068 {103}	309.271 {109}	189.042 {478}	208.959 {461}	455.403 { 74}	313.042 {108}	223.061 {451}	317.933 {106}	228.802 {447}
Units	ppm	ppm	ppm	ppm	ppm	ppm	ppm	ppm	ppm
Avg	**-.00066**	**85.515**	**.09255**	**.03648**	**1.3279**	**.00386**	W **-.01042**	**183.91**	**.00184**
Stddev	.00003	.358	.00066	.00027	.0050	.00006	.00173	.99	.00001
%RSD	4.8691	.41836	.71080	.72935	.37339	1.6626	16.599	.53612	.75634
#1	-.00068	85.262	.09208	.03629	1.3244	.00391	-.01165	183.22	.00185
#2	-.00064	85.768	.09301	.03667	1.3314	.00382	-.00920	184.61	.00183
Check ?	Chk Pass	Chk Pass	Chk Pass	Chk Pass	Chk Pass	Chk Pass	Chk Warn	Chk Pass	Chk Pass
High Limit							3.0000		
Low Limit							-.01000		

Elem	Co2286	Cr2055	Cu3247	Fe2714	K_7664	Li6707	Mg2790	Mn2576	Mo2020
Line	228.616 {447}	205.552 {464}	324.754 {104}	271.441 {124}	766.490 { 44}	670.784 { 50}	279.079 {121}2	257.610 {131}	202.030 {467}
Units	ppm	ppm	ppm	ppm	ppm	ppm	ppm	ppm	ppm
Avg	**.07821**	**.19374**	**.17381**	**147.83**	**19.206**	**.14818**	**64.642**	**2.8429**	**.00159**
Stddev	.00044	.00090	.00051	.21	.092	.00195	.135	.0047	.00018
%RSD	.55900	.46462	.29108	.14393	.47800	1.3175	.20852	.16414	11.123
#1	.07790	.19310	.17417	147.98	19.141	.14956	64.737	2.8462	.00172
#2	.07852	.19438	.17345	147.68	19.271	.14680	64.546	2.8396	.00147
Check ?	Chk Pass	Chk Pass	Chk Pass	Chk Pass	Chk Pass	Chk Pass	Chk Pass	Chk Pass	Chk Pass
High Limit									
Low Limit									

Elem	Na5895	Ni2316	P_1782	Pb2203	S_1820	Sb2068	Se1960	Si2881	Sn1899
Line	589.592 { 57}	231.604 {446}	178.284 {489}	220.353 {453}	182.034 {485}	206.833 {463}	196.090 {472}	288.158 {117}	189.989 {477}
Units	ppm	ppm	ppm	ppm	ppm	ppm	ppm	ppm	ppm
Avg	**4.8809**	**.24897**	**6.7562**	**.05716**	**.71502**	**.00142**	**.00012**	**2.0877**	**.01258**
Stddev	.0126	.00104	.0450	.00104	.00109	.00148	.00567	.0158	.00092
%RSD	.25775	.41798	.66570	1.8126	.15307	104.78	4597.5	.75633	7.3486
#1	4.8720	.24824	6.7244	.05789	.71425	.00037	.00413	2.0766	.01323
#2	4.8898	.24971	6.7880	.05642	.71579	.00246	-.00388	2.0989	.01192
Check ?	Chk Pass	Chk Pass	Chk Pass	Chk Pass	None	Chk Pass	Chk Pass	Chk Pass	Chk Pass
High Limit									
Low Limit									

Elem	Sr4077	Th2837	Ti3349	Tl1908	U_3701	V_2924	Zn2062	Zr3391
Line	407.771 { 83}	283.730 {119}	334.904 {101}	190.856 {477}	370.152 { 91}	292.402 {115}	206.200 {163}	339.198 { 99}
Units	ppm	ppm	ppm	ppm	ppm	ppm	ppm	ppm
Avg	**.84761**	**.06865**	**6.2498**	**-.00447**	F **-.13166**	**.32532**	**.34324**	**.09518**
Stddev	.00320	.00107	.0081	.00067	.04206	.00128	.00186	.00280
%RSD	.37702	1.5607	.13034	15.084	31.944	.39406	.54135	2.9394
#1	.84535	.06789	6.2556	-.00399	-.10192	.32622	.34455	.09716
#2	.84987	.06941	6.2440	-.00495	-.16140	.32441	.34193	.09320
Check ?	Chk Pass	Chk Pass	Chk Pass	Chk Pass	Chk Fail	Chk Pass	Chk Pass	Chk Pass
High Limit					50.000			
Low Limit					-.10000			

Int. Std.	Y_2243	Y_3600	Y_3774
Line	224.306 {450}	360.073 { 94}	377.433 { 89}
Units	Cts/S	Cts/S	Cts/S
Avg	**6912.9**	**92424.**	**5597.9**
Stddev	13.3	374.	30.4
%RSD	.19215	.40501	.54312
#1	6922.3	92159.	5619.4
#2	6903.5	92689.	5576.5

Sample Name: 550-1883-A-5-D Acquired: 5/21/2013 20:57:51 Type: Unk
Method: 6500_026(v10) Mode: CONC Corr. Factor: 1.000000
User: bowenh Custom ID1: Custom ID2: Custom ID3:
Comment: 175116 6010b

Elem	Ag3280	Al3092	As1890	B_2089	Ba4554	Be3130	Bi2230	Ca3179	Cd2288
Line	328.068 {103}	309.271 {109}	189.042 {478}	208.959 {461}	455.403 { 74}	313.042 {108}	223.061 {451}	317.933 {106}	228.802 {447}
Units	ppm	ppm	ppm	ppm	ppm	ppm	ppm	ppm	ppm
Avg	**.00031**	**85.096**	**.05484**	**.04167**	**.91956**	**.00354**	**-.00806**	**87.118**	**.00221**
Stddev	.00060	.477	.00064	.00059	.00454	.00000	.00153	.533	.00003
%RSD	193.56	.56097	1.1668	1.4061	.49374	.13929	19.012	.61204	1.3696
#1	-.00011	85.433	.05439	.04126	.92277	.00353	-.00698	87.495	.00223
#2	.00073	84.758	.05529	.04209	.91635	.00354	-.00914	86.741	.00219
Check ?	Chk Pass	Chk Pass	Chk Pass	Chk Pass	Chk Pass	Chk Pass	Chk Pass	Chk Pass	Chk Pass
High Limit									
Low Limit									

Elem	Co2286	Cr2055	Cu3247	Fe2714	K_7664	Li6707	Mg2790	Mn2576	Mo2020
Line	228.616 {447}	205.552 {464}	324.754 {104}	271.441 {124}	766.490 { 44}	670.784 { 50}	279.079 {121}2	257.610 {131}	202.030 {467}
Units	ppm	ppm	ppm	ppm	ppm	ppm	ppm	ppm	ppm
Avg	**.05787**	**.17215**	**.17625**	**140.41**	**25.237**	**.11122**	**38.892**	**2.8823**	**.00209**
Stddev	.00018	.00061	.00067	.02	.286	.00148	.091	.0041	.00074
%RSD	.31741	.35217	.38190	.01679	1.1348	1.3334	.23404	.14164	35.388
#1	.05800	.17258	.17673	140.40	25.439	.11017	38.956	2.8852	.00262
#2	.05774	.17172	.17578	140.43	25.034	.11227	38.827	2.8794	.00157
Check ?	Chk Pass	Chk Pass	Chk Pass	Chk Pass	Chk Pass	Chk Pass	Chk Pass	Chk Pass	Chk Pass
High Limit									
Low Limit									

Elem	Na5895	Ni2316	P_1782	Pb2203	S_1820	Sb2068	Se1960	Si2881	Sn1899
Line	589.592 { 57}	231.604 {446}	178.284 {489}	220.353 {453}	182.034 {485}	206.833 {463}	196.090 {472}	288.158 {117}	189.989 {477}
Units	ppm	ppm	ppm	ppm	ppm	ppm	ppm	ppm	ppm
Avg	**2.5369**	**.12270**	**5.5285**	**.12100**	**1.7553**	**.00239**	**.00338**	**2.5932**	**.01166**
Stddev	.0081	.00050	.0257	.00083	.0048	.00104	.00054	.0084	.00088
%RSD	.31975	.40844	.46486	.68791	.27320	43.708	15.841	.32479	7.5694
#1	2.5426	.12305	5.5467	.12159	1.7587	.00165	.00376	2.5873	.01229
#2	2.5312	.12234	5.5103	.12041	1.7519	.00313	.00300	2.5992	.01104
Check ?	Chk Pass	Chk Pass	Chk Pass	Chk Pass	None	Chk Pass	Chk Pass	Chk Pass	Chk Pass
High Limit									
Low Limit									

Elem	Sr4077	Th2837	Ti3349	Tl1908	U_3701	V_2924	Zn2062	Zr3391
Line	407.771 { 83}	283.730 {119}	334.904 {101}	190.856 {477}	370.152 { 91}	292.402 {115}	206.200 {163}	339.198 { 99}
Units	ppm	ppm	ppm	ppm	ppm	ppm	ppm	ppm
Avg	**.49023**	**.08166**	**4.5348**	**-.00345**	F **-.10325**	**.26263**	**.44790**	**.05743**
Stddev	.00527	.00090	.0021	.00042	.00184	.00054	.00123	.00103
%RSD	1.0745	1.0993	.04536	12.125	1.7855	.20440	.27485	1.7968
#1	.49395	.08229	4.5362	-.00316	-.10195	.26301	.44877	.05816
#2	.48650	.08102	4.5333	-.00375	-.10455	.26225	.44703	.05670
Check ?	Chk Pass	Chk Pass	Chk Pass	Chk Pass	Chk Fail	Chk Pass	Chk Pass	Chk Pass
High Limit					50.000			
Low Limit					-.10000			

Int. Std.	Y_2243	Y_3600	Y_3774
Line	224.306 {450}	360.073 { 94}	377.433 { 89}
Units	Cts/S	Cts/S	Cts/S
Avg	**7036.3**	**93890.**	**5598.1**
Stddev	4.6	394.	61.7
%RSD	.06498	.41977	1.1028
#1	7039.6	93611.	5554.4
#2	7033.1	94169.	5641.7

Sample Name: 280-42255-A-1-D Acquired: 5/21/2013 21:00:09 Type: Unk
Method: 6500_026(v10) Mode: CONC Corr. Factor: 1.000000
User: bowenh Custom ID1: Custom ID2: Custom ID3:
Comment: 175116 6010b

Elem	Ag3280	Al3092	As1890	B_2089	Ba4554	Be3130	Bi2230	Ca3179	Cd2288
Line	328.068 {103}	309.271 {109}	189.042 {478}	208.959 {461}	455.403 { 74}	313.042 {108}	223.061 {451}	317.933 {106}	228.802 {447}
Units	ppm	ppm	ppm	ppm	ppm	ppm	ppm	ppm	ppm
Avg	**.00211**	**43.914**	**.02106**	**.12326**	**4.4440**	**.00271**	**-.00429**	**66.743**	**.00196**
Stddev	.00019	.059	.00106	.00072	.0055	.00001	.00056	.078	.00002
%RSD	8.8219	.13332	5.0351	.58369	.12256	.26834	12.946	.11694	.96636
#1	.00198	43.955	.02181	.12275	4.4478	.00272	-.00390	66.798	.00194
#2	.00224	43.872	.02031	.12377	4.4401	.00271	-.00468	66.688	.00197
Check ?	Chk Pass	Chk Pass	Chk Pass	Chk Pass	Chk Pass	Chk Pass	Chk Pass	Chk Pass	Chk Pass
High Limit									
Low Limit									

Elem	Co2286	Cr2055	Cu3247	Fe2714	K_7664	Li6707	Mg2790	Mn2576	Mo2020
Line	228.616 {447}	205.552 {464}	324.754 {104}	271.441 {124}	766.490 { 44}	670.784 { 50}	279.079 {121}2	257.610 {131}	202.030 {467}
Units	ppm	ppm	ppm	ppm	ppm	ppm	ppm	ppm	ppm
Avg	**.02275**	**.15778**	**.07045**	**64.166**	**12.363**	**.03940**	**26.061**	W **14.260**	**.02053**
Stddev	.00006	.00025	.00035	.213	.103	.00012	.064	.010	.00009
%RSD	.24272	.15987	.49771	.33229	.83004	.29397	.24452	.07073	.42987
#1	.02271	.15760	.07069	64.316	12.435	.03948	26.106	14.267	.02059
#2	.02279	.15795	.07020	64.015	12.290	.03932	26.016	14.253	.02047
Check ?	Chk Pass	Chk Pass	Chk Pass	Chk Pass	Chk Pass	Chk Pass	Chk Pass	Chk Warn	Chk Pass
High Limit								10.000	
Low Limit								-.01000	

Elem	Na5895	Ni2316	P_1782	Pb2203	S_1820	Sb2068	Se1960	Si2881	Sn1899
Line	589.592 { 57}	231.604 {446}	178.284 {489}	220.353 {453}	182.034 {485}	206.833 {463}	196.090 {472}	288.158 {117}	189.989 {477}
Units	ppm	ppm	ppm	ppm	ppm	ppm	ppm	ppm	ppm
Avg	**1.1184**	**.03619**	**2.5016**	**.70569**	**2.5193**	**.00151**	**-.00156**	**2.1250**	**.01027**
Stddev	.0309	.00010	.0160	.00101	.0009	.00020	.00105	.0189	.00098
%RSD	2.7617	.27988	.63805	.14330	.03612	13.300	67.129	.89070	9.5901
#1	1.1403	.03626	2.4903	.70497	2.5186	.00165	-.00082	2.1384	.01096
#2	1.0966	.03612	2.5129	.70640	2.5199	.00137	-.00230	2.1116	.00957
Check ?	Chk Pass	Chk Pass	Chk Pass	Chk Pass	None	Chk Pass	Chk Pass	Chk Pass	Chk Pass
High Limit									
Low Limit									

Elem	Sr4077	Th2837	Ti3349	Tl1908	U_3701	V_2924	Zn2062	Zr3391
Line	407.771 { 83}	283.730 {119}	334.904 {101}	190.856 {477}	370.152 { 91}	292.402 {115}	206.200 {163}	339.198 { 99}
Units	ppm	ppm	ppm	ppm	ppm	ppm	ppm	ppm
Avg	**.17277**	**.06023**	**2.0180**	W **-.01027**	F **-.10546**	**.18945**	**1.1542**	**.08303**
Stddev	.00110	.00215	.0004	.00112	.03853	.00037	.0008	.00139
%RSD	.63832	3.5760	.01796	10.919	36.535	.19663	.06817	1.6757
#1	.17355	.05871	2.0178	-.00948	-.07821	.18971	1.1537	.08401
#2	.17199	.06175	2.0183	-.01107	-.13270	.18919	1.1548	.08205
Check ?	Chk Pass	Chk Pass	Chk Pass	Chk Warn	Chk Fail	Chk Pass	Chk Pass	Chk Pass
High Limit				5.0000	50.000			
Low Limit				-.01000	-.10000			

Int. Std.	Y_2243	Y_3600	Y_3774
Line	224.306 {450}	360.073 { 94}	377.433 { 89}
Units	Cts/S	Cts/S	Cts/S
Avg	**7046.7**	**93950.**	**5622.5**
Stddev	12.4	260.	6.6
%RSD	.17661	.27671	.11717
#1	7055.5	93766.	5617.8
#2	7037.9	94133.	5627.1

Sample Name: 280-42380-A-1-E Acquired: 5/21/2013 21:02:34 Type: Unk
Method: 6500_026(v10) Mode: CONC Corr. Factor: 1.000000
User: bowenh Custom ID1: Custom ID2: Custom ID3:
Comment: 175116 6010b

Elem	Ag3280	Al3092	As1890	B_2089	Ba4554	Be3130	Bi2230	Ca3179	Cd2288
Line	328.068 {103}	309.271 {109}	189.042 {478}	208.959 {461}	455.403 { 74}	313.042 {108}	223.061 {451}	317.933 {106}	228.802 {447}
Units	ppm	ppm	ppm	ppm	ppm	ppm	ppm	ppm	ppm
Avg	**.06578**	**63.997**	**.06376**	**.14477**	**2.5434**	**.00230**	**.44587**	**400.78**	**.08557**
Stddev	.00071	.371	.00145	.00068	.0092	.00001	.00077	1.01	.00053
%RSD	1.0784	.57923	2.2716	.46714	.36018	.23987	.17319	.25232	.61496
#1	.06628	63.735	.06478	.14525	2.5369	.00229	.44532	401.50	.08594
#2	.06528	64.259	.06273	.14429	2.5499	.00230	.44641	400.07	.08520
Check ?	Chk Pass	Chk Pass	Chk Pass	Chk Pass	Chk Pass	Chk Pass	Chk Pass	Chk Pass	Chk Pass
High Limit									
Low Limit									

Elem	Co2286	Cr2055	Cu3247	Fe2714	K_7664	Li6707	Mg2790	Mn2576	Mo2020
Line	228.616 {447}	205.552 {464}	324.754 {104}	271.441 {124}	766.490 { 44}	670.784 { 50}	279.079 {121}2	257.610 {131}	202.030 {467}
Units	ppm	ppm	ppm	ppm	ppm	ppm	ppm	ppm	ppm
Avg	**.03966**	**.24780**	**5.1324**	**168.45**	**16.560**	**.04340**	**53.100**	**1.7046**	**.12329**
Stddev	.00001	.00094	.0018	.05	.125	.00108	.067	.0003	.00030
%RSD	.01803	.37949	.03420	.02793	.75231	2.4944	.12581	.01760	.24459
#1	.03966	.24847	5.1336	168.48	16.472	.04417	53.147	1.7048	.12350
#2	.03967	.24714	5.1311	168.42	16.648	.04264	53.053	1.7044	.12307
Check ?	Chk Pass	Chk Pass	Chk Pass	Chk Pass	Chk Pass	Chk Pass	Chk Pass	Chk Pass	Chk Pass
High Limit									
Low Limit									

Elem	Na8183	Ni2316	P_1782	Pb2203	S_1820	Sb2068	Se1960	Si2881	Sn1899
Line	818.326 { 41}	231.604 {446}	178.284 {489}	220.353 {453}	182.034 {485}	206.833 {463}	196.090 {472}	288.158 {117}	189.989 {477}
Units	ppm	ppm	ppm	ppm	ppm	ppm	ppm	ppm	ppm
Avg	**21.186**	**.23522**	F **149.65**	**.61641**	**156.37**	**.01435**	**.92585**	**2.2198**	**.39035**
Stddev	.057	.00111	.06	.00577	.31	.00188	.00008	.0046	.00117
%RSD	.27076	.47016	.03765	.93553	.19937	13.074	.00845	.20845	.29896
#1	21.227	.23600	149.61	.62049	156.15	.01302	.92591	2.2165	.39117
#2	21.145	.23444	149.69	.61233	156.59	.01568	.92580	2.2231	.38952
Check ?	Chk Pass	Chk Pass	Chk Fail	Chk Pass	None	Chk Pass	Chk Pass	Chk Pass	Chk Pass
High Limit			50.000						
Low Limit			-2.0000						

Elem	Sr4077	Th2837	Ti3349	Tl1908	U_3701	V_2924	Zn2062	Zr3391
Line	407.771 { 83}	283.730 {119}	334.904 {101}	190.856 {477}	370.152 { 91}	292.402 {115}	206.200 {163}	339.198 { 99}
Units	ppm	ppm	ppm	ppm	ppm	ppm	ppm	ppm
Avg	**2.8081**	**.04210**	**.43365**	**.00015**	F **-.32011**	**.13784**	**8.3772**	**.07027**
Stddev	.0184	.00037	.00058	.00059	.02656	.00043	.0154	.00177
%RSD	.65642	.87407	.13367	407.35	8.2981	.31486	.18427	2.5150
#1	2.7951	.04184	.43324	-.00027	-.33890	.13815	8.3881	.07152
#2	2.8212	.04236	.43406	.00056	-.30133	.13753	8.3663	.06902
Check ?	Chk Pass	Chk Pass	Chk Pass	Chk Pass	Chk Fail	Chk Pass	Chk Pass	Chk Pass
High Limit					50.000			
Low Limit					-.10000			

Int. Std.	Y_2243	Y_3600	Y_3774
Line	224.306 {450}	360.073 { 94}	377.433 { 89}
Units	Cts/S	Cts/S	Cts/S
Avg	**6689.9**	**87692.**	**5421.1**
Stddev	39.1	89.	29.6
%RSD	.58464	.10198	.54555
#1	6662.2	87629.	5442.1
#2	6717.5	87756.	5400.2

Sample Name: 280-42398-A-1-A Acquired: 5/21/2013 21:04:55 Type: Unk
Method: 6500_026(v10) Mode: CONC Corr. Factor: 1.000000
User: bowenh Custom ID1: Custom ID2: Custom ID3:
Comment: 175116 6010b

Elem	Ag3280	Al1670	As1890	B_2089	Ba4554	Be3130	Bi2230	Ca3179	Cd2288
Line	328.068 {103}	167.079 {502}	189.042 {478}	208.959 {461}	455.403 { 74}	313.042 {108}	223.061 {451}	317.933 {106}	228.802 {447}
Units	ppm	ppm	ppm	ppm	ppm	ppm	ppm	ppm	ppm
Avg	**-.00030**	**.42043**	**.00217**	**.08475**	**.04020**	**-.00000**	**-.00293**	**14.940**	**.00050**
Stddev	.00014	.00589	.00367	.00226	.00028	.00005	.00105	.165	.00027
%RSD	46.660	1.4013	168.66	2.6648	.70588	12635.	36.020	1.1039	54.211
#1	-.00020	.41627	-.00042	.08316	.04040	-.00004	-.00367	15.056	.00031
#2	-.00040	.42460	.00477	.08635	.04000	.00003	-.00218	14.823	.00069
Check ?	Chk Pass	Chk Pass	Chk Pass	Chk Pass	Chk Pass	Chk Pass	Chk Pass	Chk Pass	Chk Pass
High Limit									
Low Limit									

Elem	Co2286	Cr2055	Cu3247	Fe2599	K_7664	Li6707	Mg2790	Mn2576	Mo2020
Line	228.616 {447}	205.552 {464}	324.754 {104}	259.940 {130}	766.490 { 44}	670.784 { 50}	279.079 {121}2	257.610 {131}	202.030 {467}
Units	ppm	ppm	ppm	ppm	ppm	ppm	ppm	ppm	ppm
Avg	**.00038**	**.02651**	**.95106**	**1.0148**	**5.2746**	**.03615**	**3.2429**	**.01872**	**.01400**
Stddev	.00009	.00013	.00308	.0021	.7275	.00180	.0153	.00007	.00013
%RSD	24.160	.48294	.32435	.20507	13.792	4.9650	.47166	.39771	.90698
#1	.00031	.02660	.94887	1.0163	4.7603	.03488	3.2537	.01877	.01391
#2	.00044	.02642	.95324	1.0133	5.7890	.03742	3.2320	.01866	.01409
Check ?	Chk Pass	Chk Pass	Chk Pass	Chk Pass	Chk Pass	Chk Pass	Chk Pass	Chk Pass	Chk Pass
High Limit									
Low Limit									

Elem	Na8183	Ni2316	P_1782	Pb2203	S_1820	Sb2068	Se1960	Si2881	Sn1899
Line	818.326 { 41}	231.604 {446}	178.284 {489}	220.353 {453}	182.034 {485}	206.833 {463}	196.090 {472}	288.158 {117}	189.989 {477}
Units	ppm	ppm	ppm	ppm	ppm	ppm	ppm	ppm	ppm
Avg	W **5250.0**	**3.6678**	**11.747**	**.00533**	**106.62**	**.00605**	**.00193**	**43.273**	**.04233**
Stddev	67.2	.0195	.033	.00005	.04	.00083	.00220	.893	.00035
%RSD	1.2792	.53209	.27697	.94351	.03378	13.694	113.69	2.0635	.83713
#1	5297.5	3.6540	11.724	.00536	106.60	.00664	.00349	42.642	.04208
#2	5202.5	3.6816	11.770	.00529	106.65	.00547	.00038	43.904	.04258
Check ?	Chk Warn	Chk Pass	Chk Pass	Chk Pass	None	Chk Pass	Chk Pass	Chk Pass	Chk Pass
High Limit	500.00								
Low Limit	10.000								

Elem	Sr4077	Th2837	Ti3349	Tl1908	U_3701	V_2924	Zn2062	Zr3391
Line	407.771 { 83}	283.730 {119}	334.904 {101}	190.856 {477}	370.152 { 91}	292.402 {115}	206.200 {163}	339.198 { 99}
Units	ppm	ppm	ppm	ppm	ppm	ppm	ppm	ppm
Avg	**.10126**	**.00040**	**.04884**	**.00046**	**.06727**	**.00305**	**.11033**	**.00538**
Stddev	.00027	.00009	.00024	.00046	.01131	.00040	.00020	.00083
%RSD	.26929	21.844	.49943	101.16	16.811	13.276	.18547	15.503
#1	.10145	.00034	.04866	.00013	.07526	.00333	.11047	.00479
#2	.10107	.00046	.04901	.00079	.05927	.00276	.11018	.00597
Check ?	Chk Pass	Chk Pass	Chk Pass	Chk Pass	Chk Pass	Chk Pass	Chk Pass	Chk Pass
High Limit								
Low Limit								

Int. Std.	Y_2243	Y_3600	Y_3774
Line	224.306 {450}	360.073 { 94}	377.433 { 89}
Units	Cts/S	Cts/S	Cts/S
Avg	**5727.7**	**73434.**	**4826.6**
Stddev	64.8	1629.	38.2
%RSD	1.1317	2.2177	.79244
#1	5773.5	72282.	4799.5
#2	5681.8	74585.	4853.6

Sample Name: 280-42337-A-1-B Acquired: 5/21/2013 21:08:43 Type: Unk
Method: 6500_026(v10) Mode: CONC Corr. Factor: 1.000000
User: bowenh Custom ID1: Custom ID2: Custom ID3:
Comment: 175116 6010b

Elem	Ag3280	Al3092	As1890	B_2089	Ba4554	Be3130	Bi2230	Ca3179	Cd2288
Line	328.068 {103}	309.271 {109}	189.042 {478}	208.959 {461}	455.403 { 74}	313.042 {108}	223.061 {451}	317.933 {106}	228.802 {447}
Units	ppm	ppm	ppm	ppm	ppm	ppm	ppm	ppm	ppm
Avg	**-.00073**	**61.103**	**.22730**	**.56589**	**1.2166**	**.02725**	**-.00921**	W **695.60**	**.00146**
Stddev	.00014	.202	.00301	.00422	.0010	.00012	.00012	3.49	.00003
%RSD	19.557	.33074	1.3243	.74651	.07898	.44389	1.2842	.50222	2.0381
#1	-.00063	61.246	.22943	.56888	1.2173	.02717	-.00912	698.07	.00148
#2	-.00083	60.960	.22517	.56290	1.2160	.02734	-.00929	693.13	.00144
Check ?	Chk Pass	Chk Pass	Chk Pass	Chk Pass	Chk Pass	Chk Pass	Chk Pass	Chk Warn	Chk Pass
High Limit								500.00	
Low Limit								-.05000	

Elem	Co2286	Cr2055	Cu3247	Fe2599	K_7664	Li6707	Mg2790	Mn2576	Mo2020
Line	228.616 {447}	205.552 {464}	324.754 {104}	259.940 {130}	766.490 { 44}	670.784 { 50}	279.079 {121}2	257.610 {131}	202.030 {467}
Units	ppm	ppm	ppm	ppm	ppm	ppm	ppm	ppm	ppm
Avg	**.07010**	**.11864**	**.26441**	**33.010**	**21.078**	**.17201**	**16.920**	**.29799**	**.05784**
Stddev	.00021	.00024	.00105	.068	.051	.00102	.003	.00045	.00043
%RSD	.30166	.20305	.39824	.20537	.23971	.59396	.01863	.15210	.74965
#1	.07025	.11847	.26516	33.057	21.042	.17129	16.922	.29767	.05815
#2	.06995	.11881	.26367	32.962	21.114	.17273	16.918	.29831	.05753
Check ?	Chk Pass	Chk Pass	Chk Pass	Chk Pass	Chk Pass	Chk Pass	Chk Pass	Chk Pass	Chk Pass
High Limit									
Low Limit									

Elem	Na8183	Ni2316	P_1782	Pb2203	S_1820	Sb2068	Se1960	Si2881	Sn1899
Line	818.326 { 41}	231.604 {446}	178.284 {489}	220.353 {453}	182.034 {485}	206.833 {463}	196.090 {472}	288.158 {117}	189.989 {477}
Units	ppm	ppm	ppm	ppm	ppm	ppm	ppm	ppm	ppm
Avg	**130.95**	**.13406**	**.88367**	**.09604**	**335.41**	**.00926**	**.17614**	**8.4794**	**.01109**
Stddev	.64	.00022	.00093	.00067	.05	.00025	.00418	.7756	.00029
%RSD	.48623	.16698	.10505	.69248	.01406	2.6454	2.3740	9.1473	2.6544
#1	131.40	.13422	.88302	.09557	335.44	.00944	.17318	9.0279	.01130
#2	130.50	.13390	.88433	.09651	335.38	.00909	.17909	7.9310	.01088
Check ?	Chk Pass	Chk Pass	Chk Pass	Chk Pass	None	Chk Pass	Chk Pass	Chk Pass	Chk Pass
High Limit									
Low Limit									

Elem	Sr4077	Th2837	Ti3349	Tl1908	U_3701	V_2924	Zn2062	Zr3391
Line	407.771 { 83}	283.730 {119}	334.904 {101}	190.856 {477}	370.152 { 91}	292.402 {115}	206.200 {163}	339.198 { 99}
Units	ppm	ppm	ppm	ppm	ppm	ppm	ppm	ppm
Avg	**1.5484**	**.02908**	**2.4000**	**.00336**	W **-.08667**	**.36531**	**.18116**	**.06227**
Stddev	.0021	.00040	.0012	.00397	.02362	.00140	.00141	.00081
%RSD	.13258	1.3891	.04873	117.93	27.258	.38322	.77782	1.3052
#1	1.5499	.02879	2.4008	.00056	-.06996	.36630	.18216	.06284
#2	1.5470	.02936	2.3992	.00617	-.10337	.36432	.18017	.06169
Check ?	Chk Pass	Chk Pass	Chk Pass	Chk Pass	Chk Warn	Chk Pass	Chk Pass	Chk Pass
High Limit					45.000			
Low Limit					-.05000			

Int. Std.	Y_2243	Y_3600	Y_3774
Line	224.306 {450}	360.073 { 94}	377.433 { 89}
Units	Cts/S	Cts/S	Cts/S
Avg	**5836.9**	**77747.**	**4515.6**
Stddev	17.3	396.	39.1
%RSD	.29624	.50966	.86687
#1	5849.1	78027.	4487.9
#2	5824.6	77467.	4543.3

Sample Name: 280-41518-A-5-B Acquired: 5/21/2013 21:11:40 Type: Unk
Method: 6500_026(v10) Mode: CONC Corr. Factor: 1.000000
User: bowenh Custom ID1: Custom ID2: Custom ID3:
Comment: 175116 6010b

Elem	Ag3280	Al3092	As1890	B_2089	Ba4554	Be3130	Bi2230	Ca3179	Cd2288
Line	328.068 {103}	309.271 {109}	189.042 {478}	208.959 {461}	455.403 { 74}	313.042 {108}	223.061 {451}	317.933 {106}	228.802 {447}
Units	ppm	ppm	ppm	ppm	ppm	ppm	ppm	ppm	ppm
Avg	**-.00020**	**44.508**	**.04144**	**.04465**	**1.2869**	**.00373**	**-.00455**	**12.754**	**.00211**
Stddev	.00088	.079	.00014	.00101	.0032	.00001	.00251	.012	.00028
%RSD	449.45	.17681	.33559	2.2732	.25034	.28457	55.115	.09030	13.418
#1	-.00082	44.563	.04154	.04537	1.2892	.00372	-.00277	12.762	.00191
#2	.00043	44.452	.04134	.04393	1.2846	.00374	-.00632	12.746	.00231
Check ?	Chk Pass	Chk Pass	Chk Pass	Chk Pass	Chk Pass	Chk Pass	Chk Pass	Chk Pass	Chk Pass
High Limit									
Low Limit									

Elem	Co2286	Cr2055	Cu3247	Fe2714	K_7664	Li6707	Mg2790	Mn2576	Mo2020
Line	228.616 {447}	205.552 {464}	324.754 {104}	271.441 {124}	766.490 { 44}	670.784 { 50}	279.079 {121}2	257.610 {131}	202.030 {467}
Units	ppm	ppm	ppm	ppm	ppm	ppm	ppm	ppm	ppm
Avg	**.04739**	**.06090**	**.05188**	**46.225**	**7.1355**	**.02793**	**5.9336**	**7.9816**	**.00110**
Stddev	.00097	.00105	.00006	.171	.0815	.00099	.0140	.0180	.00033
%RSD	2.0492	1.7212	.11518	.36907	1.1416	3.5305	.23634	.22506	30.125
#1	.04670	.06016	.05183	46.346	7.1931	.02863	5.9237	7.9689	.00134
#2	.04808	.06164	.05192	46.104	7.0779	.02724	5.9435	7.9943	.00087
Check ?	Chk Pass	Chk Pass	Chk Pass	Chk Pass	Chk Pass	Chk Pass	Chk Pass	Chk Pass	Chk Pass
High Limit									
Low Limit									

Elem	Na5895	Ni2316	P_1782	Pb2203	S_1820	Sb2068	Se1960	Si2881	Sn1899
Line	589.592 { 57}	231.604 {446}	178.284 {489}	220.353 {453}	182.034 {485}	206.833 {463}	196.090 {472}	288.158 {117}	189.989 {477}
Units	ppm	ppm	ppm	ppm	ppm	ppm	ppm	ppm	ppm
Avg	**1.1501**	**.06053**	**3.0678**	**6.4778**	**1.8813**	**.00904**	**.00101**	**3.8224**	**.00454**
Stddev	.0220	.00111	.0577	.1184	.0323	.00027	.00348	.1389	.00114
%RSD	1.9120	1.8312	1.8803	1.8282	1.7169	2.9455	343.05	3.6345	25.125
#1	1.1657	.05974	3.0270	6.3940	1.8585	.00885	.00348	3.9206	.00373
#2	1.1346	.06131	3.1086	6.5615	1.9042	.00923	-.00145	3.7241	.00535
Check ?	Chk Pass	Chk Pass	Chk Pass	Chk Pass	None	Chk Pass	Chk Pass	Chk Pass	Chk Pass
High Limit									
Low Limit									

Elem	Sr4077	Th2837	Ti3349	Tl1908	U_3701	V_2924	Zn2062	Zr3391
Line	407.771 { 83}	283.730 {119}	334.904 {101}	190.856 {477}	370.152 { 91}	292.402 {115}	206.200 {163}	339.198 { 99}
Units	ppm	ppm	ppm	ppm	ppm	ppm	ppm	ppm
Avg	**.05847**	**.02798**	**.55822**	**-.00810**	W **-.08937**	**.09517**	**.17030**	**.00679**
Stddev	.00046	.00069	.00205	.00172	.04637	.00041	.00042	.00021
%RSD	.78255	2.4762	.36641	21.218	51.888	.43463	.24465	3.0341
#1	.05880	.02749	.55966	-.00931	-.12216	.09546	.17059	.00694
#2	.05815	.02847	.55677	-.00688	-.05658	.09488	.17000	.00665
Check ?	Chk Pass	Chk Pass	Chk Pass	Chk Pass	Chk Warn	Chk Pass	Chk Pass	Chk Pass
High Limit					45.000			
Low Limit					-.05000			

Int. Std.	Y_2243	Y_3600	Y_3774
Line	224.306 {450}	360.073 { 94}	377.433 { 89}
Units	Cts/S	Cts/S	Cts/S
Avg	**5922.2**	**79592.**	**4481.9**
Stddev	90.7	141.	.6
%RSD	1.5319	.17668	.01311
#1	5986.3	79691.	4482.3
#2	5858.0	79492.	4481.5

Sample Name: 280-41518-A-7-B Acquired: 5/21/2013 21:14:06 Type: Unk
Method: 6500_026(v10) Mode: CONC Corr. Factor: 1.000000
User: bowenh Custom ID1: Custom ID2: Custom ID3:
Comment: 175116 6010b

Elem	Ag3280	Al3092	As1890	B_2089	Ba4554	Be3130	Bi2230	Ca3179	Cd2288
Line	328.068 {103}	309.271 {109}	189.042 {478}	208.959 {461}	455.403 { 74}	313.042 {108}	223.061 {451}	317.933 {106}	228.802 {447}
Units	ppm	ppm	ppm	ppm	ppm	ppm	ppm	ppm	ppm
Avg	**.01632**	**16.711**	**2.8059**	**.03383**	**.61844**	**.00187**	**.08285**	**12.683**	**.00623**
Stddev	.00023	.019	.0024	.00109	.00074	.00007	.00213	.010	.00012
%RSD	1.4247	.11194	.08521	3.2182	.12012	3.8750	2.5726	.07762	1.9380
#1	.01616	16.698	2.8042	.03460	.61791	.00182	.08135	12.676	.00632
#2	.01649	16.725	2.8075	.03306	.61896	.00192	.08436	12.690	.00615
Check ?	Chk Pass	Chk Pass	Chk Pass	Chk Pass	Chk Pass	Chk Pass	Chk Pass	Chk Pass	Chk Pass
High Limit									
Low Limit									

Elem	Co2286	Cr2055	Cu3247	Fe2599	K_7664	Li6707	Mg2790	Mn2576	Mo2020
Line	228.616 {447}	205.552 {464}	324.754 {104}	259.940 {130}	766.490 { 44}	670.784 { 50}	279.079 {121}2	257.610 {131}	202.030 {467}
Units	ppm	ppm	ppm	ppm	ppm	ppm	ppm	ppm	ppm
Avg	**.02255**	**.06859**	**.20676**	**30.395**	**3.1006**	**.00782**	**3.5491**	**3.2224**	**.00101**
Stddev	.00048	.00010	.00486	.026	.0365	.00262	.0896	.0766	.00006
%RSD	2.1082	.15084	2.3486	.08667	1.1767	33.513	2.5233	2.3778	6.1526
#1	.02288	.06866	.21019	30.413	3.0748	.00967	3.6124	3.2766	.00106
#2	.02221	.06852	.20333	30.376	3.1264	.00597	3.4858	3.1682	.00097
Check ?	Chk Pass	Chk Pass	Chk Pass	Chk Pass	Chk Pass	Chk Pass	Chk Pass	Chk Pass	Chk Pass
High Limit									
Low Limit									

Elem	Na5895	Ni2316	P_1782	Pb2203	S_1820	Sb2068	Se1960	Si2881	Sn1899
Line	589.592 { 57}	231.604 {446}	178.284 {489}	220.353 {453}	182.034 {485}	206.833 {463}	196.090 {472}	288.158 {117}	189.989 {477}
Units	ppm	ppm	ppm	ppm	ppm	ppm	ppm	ppm	ppm
Avg	**1.1655**	**.02483**	**2.3803**	F **311.01**	**1.6040**	W **10.521**	**-.00049**	**2.6963**	**.00159**
Stddev	.0323	.00035	.0042	5.32	.0039	.007	.00356	.0142	.00044
%RSD	2.7700	1.4019	.17823	1.7094	.24340	.06368	719.56	.52644	27.675
#1	1.1883	.02507	2.3833	314.77	1.6067	10.516	.00202	2.6862	.00128
#2	1.1427	.02458	2.3773	307.25	1.6012	10.525	-.00301	2.7063	.00190
Check ?	Chk Pass	Chk Pass	Chk Pass	Chk Fail	None	Chk Warn	Chk Pass	Chk Pass	Chk Pass
High Limit				200.00		2.0000			
Low Limit				-.00900		-.01000			

Elem	Sr4077	Th2837	Ti3349	Tl1908	U_3701	V_2924	Zn2062	Zr3391
Line	407.771 { 83}	283.730 {119}	334.904 {101}	190.856 {477}	370.152 { 91}	292.402 {115}	206.200 {163}	339.198 { 99}
Units	ppm	ppm	ppm	ppm	ppm	ppm	ppm	ppm
Avg	**.03501**	**.01670**	**.33988**	**-.00379**	**.00103**	**.06707**	**.12709**	**.00066**
Stddev	.00005	.00126	.00736	.00072	.06691	.00193	.00246	.00235
%RSD	.13771	7.5731	2.1646	18.987	6499.3	2.8791	1.9378	357.86
#1	.03505	.01581	.34508	-.00328	.04834	.06844	.12883	.00232
#2	.03498	.01760	.33468	-.00430	-.04628	.06571	.12534	-.00100
Check ?	Chk Pass	Chk Pass	Chk Pass	Chk Pass	Chk Pass	Chk Pass	Chk Pass	Chk Pass
High Limit								
Low Limit								

Int. Std.	Y_2243	Y_3600	Y_3774
Line	224.306 {450}	360.073 { 94}	377.433 { 89}
Units	Cts/S	Cts/S	Cts/S
Avg	**5703.0**	**75731.**	**4184.0**
Stddev	21.0	1280.	21.2
%RSD	.36756	1.6897	.50641
#1	5688.2	74826.	4169.0
#2	5717.8	76636.	4199.0

Sample Name: CCVH-2058327 Acquired: 5/21/2013 21:16:30 Type: QC
Method: 6500_026(v10) Mode: CONC Corr. Factor: 1.000000
User: bowenh Custom ID1: Custom ID2: Custom ID3:
Comment:

Elem	Ag3280	Al3092	As1890	B_2089	Ba4554	Be3130	Bi2230	Ca3179	Cd2288	Co2286	Cr2055	Cu3247
Units	ppm	ppm	ppm	ppm	ppm	ppm	ppm	ppm	ppm	ppm	ppm	ppm
Avg	**.00156**	**49.241**	**-.00090**	**.01963**	**.00209**	**-.00009**	**.99055**	**.00528**	**-.00066**	**.00150**	**-.00017**	**.00220**
Stddev	.00016	.043	.00009	.00050	.00001	.00000	.00480	.00141	.00008	.00017	.00019	.00033
%RSD	10.471	.08803	10.265	2.5457	.37833	.69771	.48486	26.704	12.220	11.558	111.53	15.059
#1	.00168	49.271	-.00084	.01928	.00209	-.00008	.98716	.00428	-.00060	.00162	-.00004	.00197
#2	.00145	49.210	-.00097	.01999	.00210	-.00009	.99395	.00628	-.00072	.00138	-.00031	.00243
Check ?	None	Chk Pass	None	None	None	None	Chk Pass	None	None	None	None	None
Value												
Range												

Elem	Fe2714	K_7664	Li6707	Mg2790	Mn2576	Mo2020	Na8183	Ni2316	P_1782	Pb2203	S_1820	Sb2068
Units	ppm	ppm	ppm	ppm	ppm	ppm	ppm	ppm	ppm	ppm	ppm	ppm
Avg	**47.298**	**.10331**	**-.00258**	**-.00413**	**-.00034**	**-.00154**	F **276.18**	**.00042**	**.00851**	**.01168**	**4.8738**	**.02736**
Stddev	.139	.00140	.00186	.00113	.00009	.00005	.20	.00009	.00103	.00483	.0040	.00148
%RSD	.29388	1.3547	72.198	27.386	25.232	3.0932	.07297	21.141	12.143	41.343	.08185	5.4259
#1	47.397	.10430	-.00126	-.00333	-.00028	-.00150	276.32	.00036	.00778	.01509	4.8710	.02631
#2	47.200	.10232	-.00390	-.00493	-.00040	-.00157	276.03	.00049	.00924	.00826	4.8766	.02841
Check ?	Chk Pass	None	None	None	None	None	Chk Fail	None	None	None	None	None
Value							250.00					
Range							10.000%					

Elem	Se1960	Si2881	Sn1899	Sr4077	Th2837	Ti3349	Tl1908	U_3701	V_2924	Zn2062	Zr3391
Units	ppm	ppm	ppm	ppm	ppm	ppm	ppm	ppm	ppm	ppm	ppm
Avg	**.00389**	**.11054**	**-.00002**	**.00010**	**5.1063**	**.00154**	**-.00130**	**10.039**	**-.00050**	**.00425**	**-.03562**
Stddev	.00098	.01246	.00021	.00001	.0099	.00002	.00102	.001	.00046	.00014	.00369
%RSD	25.153	11.273	1112.2	9.5013	.19355	1.3964	78.425	.01429	93.733	3.3387	10.370
#1	.00459	.11935	-.00017	.00009	5.0993	.00153	-.00058	10.041	-.00017	.00415	-.03823
#2	.00320	.10173	.00013	.00010	5.1132	.00156	-.00202	10.038	-.00082	.00435	-.03301
Check ?	None	None	None	None	Chk Pass	None	None	Chk Pass	None	None	None
Value											
Range											

Int. Std.	Y_2243	Y_3600	Y_3774
Units	Cts/S	Cts/S	Cts/S
Avg	**5416.3**	**71615.**	**3978.3**
Stddev	10.1	25.	16.4
%RSD	.18687	.03496	.41151
#1	5409.1	71598.	3989.9
#2	5423.4	71633.	3966.7

Sample Name: CCV-2058325 Acquired: 5/21/2013 21:18:53 Type: QC
Method: 6500_026(v10) Mode: CONC Corr. Factor: 1.000000
User: bowenh Custom ID1: Custom ID2: Custom ID3:
Comment:

Elem	Ag3280	Al1670	As1890	B_2089	Ba4554	Be3130	Bi2230	Ca3179	Cd2288	Co2286	Cr2055	Cu3247
Units	ppm	ppm	ppm	ppm	ppm	ppm	ppm	ppm	ppm	ppm	ppm	ppm
Avg	**.51564**	**.50756**	**.98060**	**.50203**	**.52026**	**.46268**	**-.00108**	**4.8624**	**.50585**	**.51427**	**.50175**	**.49592**
Stddev	.00802	.00022	.00203	.00101	.00246	.00229	.00050	.0210	.00005	.00187	.00054	.00784
%RSD	1.5558	.04318	.20689	.20181	.47304	.49477	46.863	.43259	.00903	.36378	.10821	1.5808
#1	.52131	.50741	.97917	.50131	.52200	.46430	-.00072	4.8773	.50582	.51294	.50214	.50147
#2	.50997	.50772	.98203	.50274	.51852	.46107	-.00143	4.8475	.50589	.51559	.50137	.49038
Check ?	Chk Pass	Chk Pass	Chk Pass	Chk Pass	Chk Pass	Chk Pass	None	Chk Pass	Chk Pass	Chk Pass	Chk Pass	Chk Pass
Value												
Range												

Elem	Fe2599	K_7664	Li6707	Mg2790	Mn2576	Mo2020	Na5895	Ni2316	P_1782	Pb2203	S_1820	Sb2068
Units	ppm	ppm	ppm	ppm	ppm	ppm	ppm	ppm	ppm	ppm	ppm	ppm
Avg	**2.2911**	**54.611**	**1.0976**	**20.434**	**.51451**	**.50085**	F **5.7772**	**.51091**	**.97517**	**1.0237**	**.02470**	**.99864**
Stddev	.0206	.227	.0085	.337	.00873	.00212	.0636	.00170	.00468	.0002	.00134	.00097
%RSD	.89761	.41638	.77564	1.6491	1.6962	.42418	1.1010	.33351	.47990	.02242	5.4095	.09687
#1	2.3056	54.771	1.1036	20.673	.52068	.50235	5.8221	.51211	.97848	1.0235	.02564	.99796
#2	2.2765	54.450	1.0916	20.196	.50833	.49935	5.7322	.50970	.97186	1.0239	.02375	.99933
Check ?	Chk Pass	Chk Pass	Chk Pass	Chk Pass	Chk Pass	Chk Pass	Chk Fail	Chk Pass	Chk Pass	Chk Pass	None	Chk Pass
Value							5.0000					
Range							10.000%					

Elem	Se1960	Si2881	Sn1899	Sr4077	Th2837	Ti3349	Tl1908	U_3701	V_2924	Zn2062	Zr3391
Units	ppm	ppm	ppm	ppm	ppm	ppm	ppm	ppm	ppm	ppm	ppm
Avg	**.96059**	**4.8135**	**1.0060**	**.49396**	**.00175**	**.51424**	**1.0120**	**.02004**	**.50183**	**.52693**	**.48876**
Stddev	.00068	.0047	.0018	.00358	.00020	.00899	.0025	.03429	.00942	.00664	.00494
%RSD	.07112	.09747	.17397	.72392	11.610	1.7482	.25044	171.11	1.8764	1.2609	1.0106
#1	.96107	4.8168	1.0072	.49649	.00190	.52059	1.0138	-.00421	.50849	.53163	.49225
#2	.96010	4.8101	1.0047	.49143	.00161	.50788	1.0102	.04429	.49518	.52223	.48527
Check ?	Chk Pass	Chk Pass	Chk Pass	Chk Pass	None	Chk Pass	Chk Pass	None	Chk Pass	Chk Pass	Chk Pass
Value											
Range											

Int. Std.	Y_2243	Y_3600	Y_3774
Units	Cts/S	Cts/S	Cts/S
Avg	**5484.1**	**72076.**	**4037.9**
Stddev	4.0	811.	47.2
%RSD	.07221	1.1253	1.1693
#1	5486.9	71503.	4004.5
#2	5481.3	72650.	4071.3

Sample Name: CCB Acquired: 5/21/2013 21:21:08 Type: QC
Method: 6500_026(v10) Mode: CONC Corr. Factor: 1.000000
User: bowenh Custom ID1: Custom ID2: Custom ID3:
Comment:

Elem	Ag3280	Al1670	As1890	B_2089	Ba4554	Be3130	Bi2230	Ca3179	Cd2288	Co2286	Cr2055
Units	ppm	ppm	ppm	ppm	ppm	ppm	ppm	ppm	ppm	ppm	ppm
Avg	**-.00076**	**.00023**	**.00167**	F **.01475**	W **.00109**	**.00001**	**-.00005**	**.00004**	**.00020**	**-.00014**	**-.00011**
Stddev	.00007	.00017	.00069	.00070	.00030	.00005	.00092	.00042	.00004	.00005	.00012
%RSD	9.5195	75.099	41.165	4.7191	27.867	427.75	1785.4	936.00	20.753	37.248	103.56
#1	-.00082	.00011	.00215	.01524	.00131	-.00003	-.00070	.00034	.00023	-.00010	-.00003
#2	-.00071	.00035	.00118	.01426	.00088	.00005	.00060	-.00025	.00017	-.00018	-.00020
Check ?	Chk Pass	Chk Pass	Chk Pass	Chk Fail	Chk Warn	Chk Pass	None	Chk Pass	Chk Pass	Chk Pass	Chk Pass
High Limit				.00312	.00058						
Low Limit				-.00312	-.00058						

Elem	Cu3247	Fe2599	K_7664	Li6707	Mg2790	Mn2576	Mo2020	Na5895	Ni2316	P_1782	Pb2203
Units	ppm	ppm	ppm	ppm	ppm	ppm	ppm	ppm	ppm	ppm	ppm
Avg	**-.00070**	**.00282**	**.11408**	W **-.00266**	**.00313**	**.00013**	**.00037**	F **.37942**	**-.00039**	**.00321**	**.00172**
Stddev	.00033	.00192	.06469	.00508	.00212	.00002	.00004	.00423	.00007	.00123	.00105
%RSD	47.267	68.162	56.705	190.81	67.811	14.123	10.365	1.1153	17.033	38.203	60.815
#1	-.00047	.00146	.15982	-.00626	.00163	.00011	.00035	.37642	-.00043	.00408	.00098
#2	-.00094	.00417	.06834	.00093	.00463	.00014	.00040	.38241	-.00034	.00235	.00246
Check ?	Chk Pass	Chk Pass	Chk Pass	Chk Warn	Chk Pass	Chk Pass	Chk Pass	Chk Fail	Chk Pass	Chk Pass	Chk Pass
High Limit				.00261				.10000			
Low Limit				-.00261				-.10000			

Elem	S_1820	Sb2068	Se1960	Si2881	Sn1899	Sr4077	Th2837	Ti3349	Tl1908	U_3701	V_2924
Units	ppm	ppm	ppm	ppm	ppm	ppm	ppm	ppm	ppm	ppm	ppm
Avg	**.02362**	W **.00392**	**-.00300**	**.03905**	**-.00015**	**.00010**	**-.00072**	**-.00009**	**-.00035**	F **.05592**	**-.00004**
Stddev	.00046	.00127	.00447	.03404	.00031	.00025	.00316	.00056	.00124	.02931	.00050
%RSD	1.9553	32.355	148.81	87.186	215.03	240.36	437.77	654.08	351.69	52.418	1210.1
#1	.02330	.00302	-.00616	.01498	-.00037	.00028	.00151	-.00048	.00053	.03519	-.00040
#2	.02395	.00481	.00016	.06312	.00008	-.00007	-.00296	.00031	-.00123	.07664	.00032
Check ?	None	Chk Warn	Chk Pass	Chk Pass	Chk Pass	Chk Pass	Chk Pass	Chk Pass	Chk Pass	Chk Fail	Chk Pass
High Limit		.00314								.05000	
Low Limit		-.00314								-.05000	

Elem	Zn2062	Zr3391
Units	ppm	ppm
Avg	**.00314**	W **-.00473**
Stddev	.00003	.00229
%RSD	.99564	48.331
#1	.00312	-.00635
#2	.00316	-.00312
Check ?	Chk Pass	Chk Warn
High Limit		.00238
Low Limit		-.00238

Int. Std.	Y_2243	Y_3600	Y_3774
Units	Cts/S	Cts/S	Cts/S
Avg	**5440.6**	**73364.**	**4006.0**
Stddev	31.5	317.	21.4
%RSD	.57822	.43221	.53472
#1	5418.3	73139.	3990.8
#2	5462.8	73588.	4021.1

Sample Name: CCVL2062912 Acquired: 5/21/2013 21:23:35 Type: QC
Method: 6500_026(v10) Mode: CONC Corr. Factor: 1.000000
User: bowenh Custom ID1: Custom ID2: Custom ID3:
Comment:

Elem	Ag3280	Al1670	As1890	B_2089	Ba4554	Be3130	Bi2230	Ca3179	Cd2288	Co2286	Cr2055
Units	ppm	ppm	ppm	ppm	ppm	ppm	ppm	ppm	ppm	ppm	ppm
Avg	**.00990**	**.10573**	**.01608**	**.11192**	W **.01207**	**.00088**	**.10424**	**.20335**	**.00558**	**.01075**	**.01023**
Stddev	.00021	.00049	.00258	.00001	.00004	.00016	.00014	.00983	.00008	.00026	.00017
%RSD	2.0734	.46619	16.053	.01013	.35887	17.869	.13771	4.8347	1.4249	2.4100	1.6143
#1	.00976	.10538	.01426	.11193	.01204	.00077	.10434	.19640	.00552	.01057	.01034
#2	.01005	.10608	.01791	.11192	.01210	.00099	.10414	.21030	.00564	.01094	.01011
Check ?	Chk Pass	Chk Pass	Chk Pass	Chk Pass	Chk Warn	Chk Pass	Chk Pass	Chk Pass	Chk Pass	Chk Pass	Chk Pass
Value					.01000						
Range					20.000%						

Elem	Cu3247	Fe2599	K_7664	Li6707	Mg2790	Mn2576	Mo2020	Na5895	Ni2316	P_1782	Pb2203
Units	ppm	ppm	ppm	ppm	ppm	ppm	ppm	ppm	ppm	ppm	ppm
Avg	**.01518**	**.09320**	**3.5171**	**.00973**	**.21433**	**.01080**	**.02079**	F **1.4829**	**.04203**	**2.9624**	F **.01222**
Stddev	.00003	.00151	.1114	.00480	.00589	.00001	.00011	.0182	.00023	.0152	.00010
%RSD	.19260	1.6234	3.1671	49.381	2.7464	.06840	.53835	1.2307	.55665	.51179	.85086
#1	.01516	.09213	3.4383	.00633	.21849	.01080	.02071	1.4958	.04187	2.9517	.01215
#2	.01520	.09427	3.5958	.01312	.21016	.01079	.02087	1.4700	.04220	2.9732	.01230
Check ?	Chk Pass	Chk Pass	Chk Pass	Chk Pass	Chk Pass	Chk Pass	Chk Pass	Chk Fail	Chk Pass	Chk Pass	Chk Fail
Value								1.0000			.00900
Range								30.000%			30.000%

Elem	S_1820	Sb2068	Se1960	Si2881	Sn1899	Sr4077	Th2837	Ti3349	Tl1908	U_3701	V_2924
Units	ppm	ppm	ppm	ppm	ppm	ppm	ppm	ppm	ppm	ppm	ppm
Avg	**.01960**	W **.01292**	**.01372**	**.53177**	**.10499**	**.01024**	**.01390**	**.01013**	**.01573**	F **.11114**	**.00981**
Stddev	.00111	.00023	.00009	.00184	.00095	.00019	.00106	.00008	.00019	.00579	.00006
%RSD	5.6531	1.7615	.62239	.34642	.90788	1.8907	7.6407	.83229	1.1952	5.2125	.65293
#1	.01881	.01308	.01378	.53308	.10432	.01037	.01314	.01019	.01559	.11523	.00986
#2	.02038	.01276	.01366	.53047	.10566	.01010	.01465	.01007	.01586	.10704	.00977
Check ?	None	Chk Warn	Chk Pass	Chk Pass	Chk Pass	Chk Pass	Chk Pass	Chk Pass	Chk Pass	Chk Fail	Chk Pass
Value		.01000								.06000	
Range		20.000%								30.000%	

Elem	Zn2062	Zr3391
Units	ppm	ppm
Avg	W **.02505**	**.01391**
Stddev	.00013	.00002
%RSD	.53057	.16157
#1	.02515	.01392
#2	.02496	.01389
Check ?	Chk Warn	Chk Pass
Value	.02000	
Range	20.000%	

Int. Std.	Y_2243	Y_3600	Y_3774
Units	Cts/S	Cts/S	Cts/S
Avg	**5444.7**	**72462.**	**4047.0**
Stddev	16.5	275.	34.5
%RSD	.30215	.37900	.85222
#1	5456.3	72657.	4022.6
#2	5433.1	72268.	4071.4

Sample Name: MB 280-175095/1-A Acquired: 5/21/2013 21:25:59 Type: Unk
Method: 6500_026(v10) Mode: CONC Corr. Factor: 1.000000
User: bowenh Custom ID1: Custom ID2: Custom ID3:
Comment: 175095 200.7

Elem	Ag3280	Al1670	As1890	B_2089	Ba4554	Be3130	Bi2230	Ca3179	Cd2288
Line	328.068 {103}	167.079 {502}	189.042 {478}	208.959 {461}	455.403 { 74}	313.042 {108}	223.061 {451}	317.933 {106}	228.802 {447}
Units	ppm	ppm	ppm	ppm	ppm	ppm	ppm	ppm	ppm
Avg	**-.00054**	**.00393**	**-.00329**	F **.01195**	F **.00175**	**-.00001**	**-.00327**	**.01595**	**.00020**
Stddev	.00015	.00018	.00045	.00041	.00048	.00011	.00263	.00057	.00007
%RSD	28.482	4.5448	13.774	3.4612	27.468	1117.9	80.574	3.5657	37.391
#1	-.00043	.00380	-.00361	.01225	.00141	-.00008	-.00141	.01555	.00025
#2	-.00065	.00406	-.00297	.01166	.00209	.00007	-.00513	.01635	.00015
Check ?	Chk Pass	Chk Pass	Chk Pass	Chk Fail	Chk Fail	Chk Pass	Chk Pass	Chk Pass	Chk Pass
High Limit				.00343	.00127				
Low Limit				-.00343	-.00127				

Elem	Co2286	Cr2055	Cu3247	Fe2599	K_7664	Li6707	Mg2790	Mn2576	Mo2020
Line	228.616 {447}	205.552 {464}	324.754 {104}	259.940 {130}	766.490 { 44}	670.784 { 50}	279.079 {121}2	257.610 {131}	202.030 {467}
Units	ppm	ppm	ppm	ppm	ppm	ppm	ppm	ppm	ppm
Avg	**-.00027**	**-.00035**	**-.00013**	**.00556**	**.10125**	**-.00152**	**.00111**	**.00004**	**.00014**
Stddev	.00009	.00016	.00021	.00281	.00887	.00070	.00148	.00005	.00008
%RSD	32.065	46.990	153.49	50.436	8.7617	46.106	133.68	133.92	55.810
#1	-.00021	-.00047	-.00028	.00755	.09497	-.00202	.00006	.00007	.00020
#2	-.00033	-.00023	.00001	.00358	.10752	-.00102	.00215	.00000	.00009
Check ?	Chk Pass	Chk Pass	Chk Pass	Chk Pass	Chk Pass	Chk Pass	Chk Pass	Chk Pass	Chk Pass
High Limit									
Low Limit									

Elem	Na5895	Ni2316	P_1782	Pb2203	S_1820	Sb2068	Se1960	Si2881	Sn1899
Line	589.592 { 57}	231.604 {446}	178.284 {489}	220.353 {453}	182.034 {485}	206.833 {463}	196.090 {472}	288.158 {117}	189.989 {477}
Units	ppm	ppm	ppm	ppm	ppm	ppm	ppm	ppm	ppm
Avg	F **.35066**	**-.00050**	**.00472**	W **.00267**	**.01475**	**.00274**	**.00088**	W **.04255**	**-.00000**
Stddev	.02115	.00013	.00048	.00083	.00094	.00140	.00242	.00684	.00075
%RSD	6.0326	26.278	10.160	31.131	6.3598	50.909	273.86	16.068	23943.
#1	.36562	-.00041	.00506	.00208	.01408	.00176	.00259	.03771	-.00053
#2	.33570	-.00060	.00438	.00325	.01541	.00373	-.00083	.04738	.00053
Check ?	Chk Fail	Chk Pass	Chk Pass	Chk Warn	None	Chk Pass	Chk Pass	Chk Warn	Chk Pass
High Limit	.20152			.00261				.03470	
Low Limit	-.20152			-.00261				-.03470	

Elem	Sr4077	Th2837	Ti3349	Tl1908	U_3701	V_2924	Zn2062	Zr3391
Line	407.771 { 83}	283.730 {119}	334.904 {101}	190.856 {477}	370.152 { 91}	292.402 {115}	206.200 {163}	339.198 { 99}
Units	ppm	ppm	ppm	ppm	ppm	ppm	ppm	ppm
Avg	**.00008**	**-.00144**	**-.00007**	**.00034**	**-.00074**	**.00035**	W **.00459**	**-.00232**
Stddev	.00007	.00027	.00006	.00032	.02318	.00030	.00012	.00001
%RSD	82.943	18.594	84.110	94.685	3138.4	85.526	2.6015	.55540
#1	.00013	-.00163	-.00003	.00057	.01565	.00056	.00450	-.00231
#2	.00003	-.00125	-.00011	.00011	-.01713	.00014	.00467	-.00233
Check ?	Chk Pass	Chk Pass	Chk Pass	Chk Pass	Chk Pass	Chk Pass	Chk Warn	Chk Pass
High Limit							.00453	
Low Limit							-.00453	

Int. Std.	Y_2243	Y_3600	Y_3774
Line	224.306 {450}	360.073 { 94}	377.433 { 89}
Units	Cts/S	Cts/S	Cts/S
Avg	**5528.7**	**73654.**	**4025.8**
Stddev	27.8	66.	12.9
%RSD	.50291	.09012	.32044
#1	5509.1	73701.	4016.6
#2	5548.4	73607.	4034.9

Sample Name: LCS 280-175095/2-A Acquired: 5/21/2013 21:28:27 Type: Unk
Method: 6500_026(v10) Mode: CONC Corr. Factor: 1.000000
User: bowenh Custom ID1: Custom ID2: Custom ID3:
Comment: 175095 200.7

Elem	Ag3280	Al1670	As1890	B_2089	Ba4554	Be3130	Bi2230	Ca3179	Cd2288
Line	328.068 {103}	167.079 {502}	189.042 {478}	208.959 {461}	455.403 { 74}	313.042 {108}	223.061 {451}	317.933 {106}	228.802 {447}
Units	ppm	ppm	ppm	ppm	ppm	ppm	ppm	ppm	ppm
Avg	**.05511**	**1.9923**	**.99398**	**.99992**	**2.1412**	**.04805**	**2.0645**	**48.595**	**.10565**
Stddev	.00142	.0003	.00000	.00007	.0080	.00018	.0066	.238	.00021
%RSD	2.5781	.01368	.00029	.00651	.37473	.37747	.31773	.48906	.19796
#1	.05611	1.9921	.99398	.99988	2.1469	.04792	2.0599	48.763	.10551
#2	.05410	1.9924	.99398	.99997	2.1355	.04818	2.0691	48.427	.10580
Check ?	Chk Pass	Chk Pass	Chk Pass	Chk Pass	Chk Pass	Chk Pass	Chk Pass	Chk Pass	Chk Pass
High Limit									
Low Limit									

Elem	Co2286	Cr2055	Cu3247	Fe2599	K_7664	Li6707	Mg2790	Mn2576	Mo2020
Line	228.616 {447}	205.552 {464}	324.754 {104}	259.940 {130}	766.490 { 44}	670.784 { 50}	279.079 {121}2	257.610 {131}	202.030 {467}
Units	ppm	ppm	ppm	ppm	ppm	ppm	ppm	ppm	ppm
Avg	**.51283**	**.20493**	**.25357**	**.93261**	**55.771**	**1.1110**	**51.271**	**.51611**	**1.0235**
Stddev	.00001	.00048	.00057	.00237	.252	.0035	.045	.00050	.0004
%RSD	.00212	.23185	.22417	.25363	.45105	.31602	.08795	.09593	.03944
#1	.51284	.20459	.25317	.93094	55.949	1.1135	51.239	.51576	1.0238
#2	.51282	.20526	.25397	.93429	55.593	1.1086	51.303	.51646	1.0233
Check ?	Chk Pass	Chk Pass	Chk Pass	Chk Pass	Chk Pass	Chk Pass	Chk Pass	Chk Pass	Chk Pass
High Limit									
Low Limit									

Elem	Na8183	Ni2316	P_1782	Pb2203	S_1820	Sb2068	Se1960	Si2881	Sn1899
Line	818.326 { 41}	231.604 {446}	178.284 {489}	220.353 {453}	182.034 {485}	206.833 {463}	196.090 {472}	288.158 {117}	189.989 {477}
Units	ppm	ppm	ppm	ppm	ppm	ppm	ppm	ppm	ppm
Avg	F **57.374**	**.50488**	**10.039**	**.51417**	**.00904**	**.50623**	**1.9624**	**9.8293**	**2.0278**
Stddev	.164	.00053	.000	.00180	.00210	.00426	.0029	.0285	.0078
%RSD	.28559	.10571	.00272	.34991	23.211	.84205	.14756	.29029	.38551
#1	57.258	.50526	10.039	.51290	.01052	.50322	1.9604	9.8091	2.0223
#2	57.490	.50450	10.039	.51544	.00755	.50925	1.9645	9.8494	2.0333
Check ?	Chk Fail	Chk Pass	Chk Pass	Chk Pass	None	Chk Pass	Chk Pass	Chk Pass	Chk Pass
High Limit	56.000								
Low Limit	45.500								

Elem	Sr4077	Th2837	Ti3349	Tl1908	U_3701	V_2924	Zn2062	Zr3391
Line	407.771 { 83}	283.730 {119}	334.904 {101}	190.856 {477}	370.152 { 91}	292.402 {115}	206.200 {163}	339.198 { 99}
Units	ppm	ppm	ppm	ppm	ppm	ppm	ppm	ppm
Avg	**1.0105**	**1.0357**	**1.0428**	**2.0283**	**2.1547**	**.51867**	**.52484**	**.49328**
Stddev	.0080	.0023	.0025	.0133	.0094	.00026	.00067	.00342
%RSD	.79037	.22452	.23608	.65782	.43505	.05070	.12772	.69287
#1	1.0162	1.0341	1.0411	2.0189	2.1480	.51886	.52437	.49570
#2	1.0049	1.0374	1.0445	2.0378	2.1613	.51848	.52532	.49086
Check ?	Chk Pass	Chk Pass	Chk Pass	Chk Pass	Chk Pass	Chk Pass	Chk Pass	Chk Pass
High Limit								
Low Limit								

Int. Std.	Y_2243	Y_3600	Y_3774
Line	224.306 {450}	360.073 { 94}	377.433 { 89}
Units	Cts/S	Cts/S	Cts/S
Avg	**5395.2**	**71473.**	**4052.5**
Stddev	12.6	42.	31.8
%RSD	.23275	.05870	.78404
#1	5386.3	71502.	4030.1
#2	5404.1	71443.	4075.0

Sample Name: 280-42405-A-1-A Acquired: 5/21/2013 21:30:41 Type: Unk
Method: 6500_026(v10) Mode: CONC Corr. Factor: 1.000000
User: bowenh Custom ID1: Custom ID2: Custom ID3:
Comment: 175095 200.7

Elem	Ag3280	Al1670	As1890	B_2089	Ba4554	Be3130	Bi2230	Ca3179	Cd2288
Line	328.068 {103}	167.079 {502}	189.042 {478}	208.959 {461}	455.403 { 74}	313.042 {108}	223.061 {451}	317.933 {106}	228.802 {447}
Units	ppm	ppm	ppm	ppm	ppm	ppm	ppm	ppm	ppm
Avg	**.01607**	**1.5758**	**.00050**	**.09697**	**.07150**	**-.00004**	**.00143**	**26.117**	**.00031**
Stddev	.00012	.0007	.00066	.00109	.00008	.00004	.00026	.124	.00035
%RSD	.75791	.04210	131.48	1.1245	.11514	95.145	18.065	.47460	112.58
#1	.01615	1.5754	.00096	.09774	.07156	-.00001	.00125	26.204	.00006
#2	.01598	1.5763	.00004	.09620	.07145	-.00007	.00162	26.029	.00057
Check ?	Chk Pass	Chk Pass	Chk Pass	Chk Pass	Chk Pass	Chk Pass	Chk Pass	Chk Pass	Chk Pass
High Limit									
Low Limit									

Elem	Co2286	Cr2055	Cu3247	Fe2599	K_7664	Li6707	Mg2790	Mn2576	Mo2020
Line	228.616 {447}	205.552 {464}	324.754 {104}	259.940 {130}	766.490 { 44}	670.784 { 50}	279.079 {121}2	257.610 {131}	202.030 {467}
Units	ppm	ppm	ppm	ppm	ppm	ppm	ppm	ppm	ppm
Avg	**.03665**	**.27594**	**6.0243**	**1.3173**	**1.2548**	**.00700**	**8.6750**	**.01853**	**.01985**
Stddev	.00030	.00015	.0266	.0034	.0146	.00387	.0366	.00018	.00002
%RSD	.80641	.05287	.44204	.25524	1.1657	55.238	.42225	.96596	.12263
#1	.03686	.27584	6.0054	1.3197	1.2651	.00426	8.6491	.01841	.01983
#2	.03644	.27605	6.0431	1.3149	1.2444	.00973	8.7009	.01866	.01987
Check ?	Chk Pass	Chk Pass	Chk Pass	Chk Pass	Chk Pass	Chk Pass	Chk Pass	Chk Pass	Chk Pass
High Limit									
Low Limit									

Elem	Na8183	Ni2316	P_1782	Pb2203	S_1820	Sb2068	Se1960	Si2881	Sn1899
Line	818.326 { 41}	231.604 {446}	178.284 {489}	220.353 {453}	182.034 {485}	206.833 {463}	196.090 {472}	288.158 {117}	189.989 {477}
Units	ppm	ppm	ppm	ppm	ppm	ppm	ppm	ppm	ppm
Avg	**11.769**	**.51543**	**.06573**	**1.6771**	**18.148**	**.00046**	**-.00189**	**2.3988**	**.46113**
Stddev	.057	.00022	.00141	.0026	.009	.00146	.00338	.0219	.00329
%RSD	.48079	.04246	2.1393	.15472	.05023	319.78	178.80	.91446	.71242
#1	11.729	.51528	.06673	1.6753	18.155	-.00058	.00050	2.4143	.46346
#2	11.809	.51559	.06474	1.6790	18.142	.00149	-.00428	2.3833	.45881
Check ?	Chk Pass	Chk Pass	Chk Pass	Chk Pass	None	Chk Pass	Chk Pass	Chk Pass	Chk Pass
High Limit									
Low Limit									

Elem	Sr4077	Th2837	Ti3349	Tl1908	U_3701	V_2924	Zn2062	Zr3391
Line	407.771 { 83}	283.730 {119}	334.904 {101}	190.856 {477}	370.152 { 91}	292.402 {115}	206.200 {163}	339.198 { 99}
Units	ppm	ppm	ppm	ppm	ppm	ppm	ppm	ppm
Avg	**.24087**	**.00074**	**.12377**	**.00071**	**.01899**	**.01745**	**.03379**	**-.00227**
Stddev	.00217	.00042	.00099	.00002	.01265	.00026	.00075	.00070
%RSD	.89909	56.861	.79888	2.8718	66.617	1.4796	2.2336	30.778
#1	.24240	.00104	.12307	.00070	.02794	.01763	.03326	-.00178
#2	.23934	.00044	.12447	.00073	.01005	.01726	.03432	-.00277
Check ?	Chk Pass	Chk Pass	Chk Pass	Chk Pass	Chk Pass	Chk Pass	Chk Pass	Chk Pass
High Limit								
Low Limit								

Int. Std.	Y_2243	Y_3600	Y_3774
Line	224.306 {450}	360.073 { 94}	377.433 { 89}
Units	Cts/S	Cts/S	Cts/S
Avg	**5547.1**	**74289.**	**4104.0**
Stddev	2.3	270.	21.4
%RSD	.04068	.36297	.52100
#1	5545.5	74479.	4088.8
#2	5548.7	74098.	4119.1

Sample Name: sd 280-42405-A-1-A@5 Acquired: 5/21/2013 21:33:02 Type: Unk
Method: 6500_026(v10) Mode: CONC Corr. Factor: 1.000000
User: bowenh Custom ID1: Custom ID2: Custom ID3:
Comment: 175095 200.7

Elem	Ag3280	Al1670	As1890	B_2089	Ba4554	Be3130	Bi2230	Ca3179	Cd2288
Line	328.068 {103}	167.079 {502}	189.042 {478}	208.959 {461}	455.403 { 74}	313.042 {108}	223.061 {451}	317.933 {106}	228.802 {447}
Units	ppm	ppm	ppm	ppm	ppm	ppm	ppm	ppm	ppm
Avg	**.00281**	**.33523**	**.00131**	**.02646**	**.01582**	**-.00009**	**-.00161**	**5.4340**	**.00007**
Stddev	.00082	.00057	.00007	.00013	.00069	.00010	.00477	.0033	.00007
%RSD	29.128	.16904	5.5732	.50586	4.3508	114.60	296.87	.06092	94.195
#1	.00223	.33563	.00136	.02655	.01533	-.00002	-.00498	5.4363	.00002
#2	.00339	.33483	.00126	.02637	.01630	-.00016	.00177	5.4316	.00012
Check ?	Chk Pass	Chk Pass	Chk Pass	Chk Pass	Chk Pass	Chk Pass	Chk Pass	Chk Pass	Chk Pass
High Limit									
Low Limit									

Elem	Co2286	Cr2055	Cu3247	Fe2599	K_7664	Li6707	Mg2790	Mn2576	Mo2020
Line	228.616 {447}	205.552 {464}	324.754 {104}	259.940 {130}	766.490 { 44}	670.784 { 50}	279.079 {121}2	257.610 {131}	202.030 {467}
Units	ppm	ppm	ppm	ppm	ppm	ppm	ppm	ppm	ppm
Avg	**.00736**	**.05642**	**1.2071**	**.28597**	**.33526**	**-.00232**	**1.8091**	**.00407**	**.00398**
Stddev	.00009	.00006	.0033	.00089	.09428	.00040	.0035	.00005	.00003
%RSD	1.1674	.11037	.27143	.31077	28.122	17.433	.19175	1.2319	.69492
#1	.00730	.05638	1.2048	.28534	.40192	-.00260	1.8115	.00403	.00396
#2	.00742	.05647	1.2094	.28660	.26859	-.00203	1.8066	.00410	.00400
Check ?	Chk Pass	Chk Pass	Chk Pass	Chk Pass	Chk Pass	Chk Pass	Chk Pass	Chk Pass	Chk Pass
High Limit									
Low Limit									

Elem	Na5895	Ni2316	P_1782	Pb2203	S_1820	Sb2068	Se1960	Si2881	Sn1899
Line	589.592 { 57}	231.604 {446}	178.284 {489}	220.353 {453}	182.034 {485}	206.833 {463}	196.090 {472}	288.158 {117}	189.989 {477}
Units	ppm	ppm	ppm	ppm	ppm	ppm	ppm	ppm	ppm
Avg	**2.5940**	**.10590**	**.01566**	**.34929**	**3.7423**	**-.00056**	**-.00144**	**.49462**	**.09418**
Stddev	.0041	.00021	.00452	.00249	.0209	.00316	.00053	.00002	.00008
%RSD	.15829	.20268	28.893	.71377	.55831	570.07	36.734	.00468	.08666
#1	2.5911	.10575	.01886	.35106	3.7275	-.00279	-.00106	.49460	.09423
#2	2.5969	.10605	.01246	.34753	3.7570	.00168	-.00181	.49463	.09412
Check ?	Chk Pass	Chk Pass	Chk Pass	Chk Pass	None	Chk Pass	Chk Pass	Chk Pass	Chk Pass
High Limit									
Low Limit									

Elem	Sr4077	Th2837	Ti3349	Tl1908	U_3701	V_2924	Zn2062	Zr3391
Line	407.771 { 83}	283.730 {119}	334.904 {101}	190.856 {477}	370.152 { 91}	292.402 {115}	206.200 {163}	339.198 { 99}
Units	ppm	ppm	ppm	ppm	ppm	ppm	ppm	ppm
Avg	**.04967**	**.00146**	**.02515**	**-.00073**	**.02505**	**.00388**	**.01280**	**-.00111**
Stddev	.00048	.00010	.00037	.00062	.00793	.00010	.00007	.00257
%RSD	.97168	7.1248	1.4577	84.444	31.666	2.4967	.54263	230.59
#1	.05001	.00153	.02541	-.00030	.03066	.00395	.01275	-.00293
#2	.04932	.00138	.02489	-.00117	.01944	.00381	.01285	.00070
Check ?	Chk Pass	Chk Pass	Chk Pass	Chk Pass	Chk Pass	Chk Pass	Chk Pass	Chk Pass
High Limit								
Low Limit								

Int. Std.	Y_2243	Y_3600	Y_3774
Line	224.306 {450}	360.073 { 94}	377.433 { 89}
Units	Cts/S	Cts/S	Cts/S
Avg	**5617.9**	**75193.**	**4106.9**
Stddev	10.0	330.	41.9
%RSD	.17727	.43905	1.0210
#1	5625.0	74959.	4077.3
#2	5610.9	75426.	4136.6

Sample Name: 280-42405-A-1-B MS Acquired: 5/21/2013 21:35:26 Type: Unk
Method: 6500_026(v10) Mode: CONC Corr. Factor: 1.000000
User: bowenh Custom ID1: Custom ID2: Custom ID3:
Comment: 175095 200.7

Elem	Ag3280	Al3092	As1890	B_2089	Ba4554	Be3130	Bi2230	Ca3179	Cd2288
Line	328.068 {103}	309.271 {109}	189.042 {478}	208.959 {461}	455.403 { 74}	313.042 {108}	223.061 {451}	317.933 {106}	228.802 {447}
Units	ppm	ppm	ppm	ppm	ppm	ppm	ppm	ppm	ppm
Avg	**.07127**	W **3.6183**	**.97250**	**1.0830**	**2.2097**	**.04773**	**2.0581**	**74.166**	**.10534**
Stddev	.00081	.0079	.00467	.0031	.0030	.00011	.0065	.041	.00012
%RSD	1.1327	.21755	.48049	.28287	.13487	.22503	.31323	.05588	.10942
#1	.07184	3.6127	.96920	1.0808	2.2076	.04766	2.0535	74.195	.10526
#2	.07070	3.6239	.97581	1.0851	2.2118	.04781	2.0627	74.136	.10542
Check ?	Chk Pass	Chk Warn	Chk Pass	Chk Pass	Chk Pass	Chk Pass	Chk Pass	Chk Pass	Chk Pass
High Limit		500.00							
Low Limit		4.0000							

Elem	Co2286	Cr2055	Cu3247	Fe2599	K_7664	Li6707	Mg2790	Mn2576	Mo2020
Line	228.616 {447}	205.552 {464}	324.754 {104}	259.940 {130}	766.490 { 44}	670.784 { 50}	279.079 {121}2	257.610 {131}	202.030 {467}
Units	ppm	ppm	ppm	ppm	ppm	ppm	ppm	ppm	ppm
Avg	**.54568**	**.59084**	**6.0914**	**2.6791**	**56.823**	**1.1216**	**59.484**	**.53817**	**1.0173**
Stddev	.00057	.00001	.0016	.0005	.234	.0009	.011	.00090	.0020
%RSD	.10411	.00191	.02618	.01760	.41182	.08052	.01792	.16668	.19233
#1	.54608	.59085	6.0925	2.6794	56.989	1.1209	59.492	.53754	1.0186
#2	.54528	.59083	6.0903	2.6788	56.658	1.1222	59.477	.53881	1.0159
Check ?	Chk Pass	Chk Pass	Chk Pass	Chk Pass	Chk Pass	Chk Pass	Chk Pass	Chk Pass	Chk Pass
High Limit									
Low Limit									

Elem	Na8183	Ni2316	P_1782	Pb2203	S_1820	Sb2068	Se1960	Si2881	Sn1899
Line	818.326 { 41}	231.604 {446}	178.284 {489}	220.353 {453}	182.034 {485}	206.833 {463}	196.090 {472}	288.158 {117}	189.989 {477}
Units	ppm	ppm	ppm	ppm	ppm	ppm	ppm	ppm	ppm
Avg	**68.604**	**1.1843**	**10.141**	**2.1101**	**18.410**	**.47991**	**1.9088**	**12.417**	**2.5799**
Stddev	.040	.0003	.017	.0024	.013	.00338	.0163	.038	.0043
%RSD	.05773	.02441	.16427	.11459	.07179	.70495	.85142	.30447	.16592
#1	68.576	1.1845	10.153	2.1118	18.401	.48230	1.9203	12.444	2.5829
#2	68.632	1.1841	10.129	2.1084	18.420	.47751	1.8973	12.390	2.5769
Check ?	Chk Pass	Chk Pass	Chk Pass	Chk Pass	None	Chk Pass	Chk Pass	Chk Pass	Chk Pass
High Limit									
Low Limit									

Elem	Sr4077	Th2837	Ti3349	Tl1908	U_3701	V_2924	Zn2062	Zr3391
Line	407.771 { 83}	283.730 {119}	334.904 {101}	190.856 {477}	370.152 { 91}	292.402 {115}	206.200 {163}	339.198 { 99}
Units	ppm	ppm	ppm	ppm	ppm	ppm	ppm	ppm
Avg	**1.2513**	**1.0280**	**1.4607**	**1.8364**	**2.1566**	**.54624**	**.54565**	**.49234**
Stddev	.0036	.0009	.0040	.0027	.0618	.00068	.00163	.00140
%RSD	.28723	.08591	.27194	.14618	2.8645	.12375	.29802	.28517
#1	1.2538	1.0286	1.4579	1.8383	2.1129	.54672	.54680	.49135
#2	1.2487	1.0274	1.4635	1.8345	2.2003	.54576	.54450	.49334
Check ?	Chk Pass	Chk Pass	Chk Pass	Chk Pass	Chk Pass	Chk Pass	Chk Pass	Chk Pass
High Limit								
Low Limit								

Int. Std.	Y_2243	Y_3600	Y_3774
Line	224.306 {450}	360.073 { 94}	377.433 { 89}
Units	Cts/S	Cts/S	Cts/S
Avg	**5415.8**	**72427.**	**4099.3**
Stddev	1.5	123.	6.5
%RSD	.02710	.17031	.15932
#1	5414.8	72514.	4094.7
#2	5416.9	72340.	4103.9

Sample Name: 280-42405-A-1-C MSD Acquired: 5/21/2013 21:37:39 Type: Unk
Method: 6500_026(v10) Mode: CONC Corr. Factor: 1.000000
User: bowenh Custom ID1: Custom ID2: Custom ID3:
Comment: 175095 200.7

Elem	Ag3280	Al3092	As1890	B_2089	Ba4554	Be3130	Bi2230	Ca3179	Cd2288
Line	328.068 {103}	309.271 {109}	189.042 {478}	208.959 {461}	455.403 { 74}	313.042 {108}	223.061 {451}	317.933 {106}	228.802 {447}
Units	ppm	ppm	ppm	ppm	ppm	ppm	ppm	ppm	ppm
Avg	**.05941**	W **3.3870**	**.99184**	**1.0759**	**2.1940**	**.04735**	**2.0743**	**73.867**	**.10622**
Stddev	.00152	.0007	.00089	.0006	.0059	.00024	.0059	.209	.00031
%RSD	2.5666	.02126	.08992	.05627	.27090	.50917	.28626	.28321	.29404
#1	.05833	3.3875	.99247	1.0763	2.1982	.04752	2.0785	74.015	.10644
#2	.06049	3.3865	.99121	1.0754	2.1898	.04718	2.0701	73.719	.10600
Check ?	Chk Pass	Chk Warn	Chk Pass	Chk Pass	Chk Pass	Chk Pass	Chk Pass	Chk Pass	Chk Pass
High Limit		500.00							
Low Limit		4.0000							

Elem	Co2286	Cr2055	Cu3247	Fe2599	K_7664	Li6707	Mg2790	Mn2576	Mo2020
Line	228.616 {447}	205.552 {464}	324.754 {104}	259.940 {130}	766.490 { 44}	670.784 { 50}	279.079 {121}2	257.610 {131}	202.030 {467}
Units	ppm	ppm	ppm	ppm	ppm	ppm	ppm	ppm	ppm
Avg	**.54634**	**.32625**	**4.7819**	**1.7255**	**57.015**	**1.1199**	**59.612**	**.52539**	**1.0203**
Stddev	.00001	.00033	.0061	.0008	.183	.0001	.046	.00067	.0012
%RSD	.00169	.09967	.12724	.04811	.32076	.00772	.07711	.12705	.11847
#1	.54635	.32602	4.7776	1.7249	57.144	1.1200	59.579	.52491	1.0212
#2	.54633	.32648	4.7862	1.7260	56.886	1.1199	59.644	.52586	1.0195
Check ?	Chk Pass	Chk Pass	Chk Pass	Chk Pass	Chk Pass	Chk Pass	Chk Pass	Chk Pass	Chk Pass
High Limit									
Low Limit									

Elem	Na8183	Ni2316	P_1782	Pb2203	S_1820	Sb2068	Se1960	Si2881	Sn1899
Line	818.326 { 41}	231.604 {446}	178.284 {489}	220.353 {453}	182.034 {485}	206.833 {463}	196.090 {472}	288.158 {117}	189.989 {477}
Units	ppm	ppm	ppm	ppm	ppm	ppm	ppm	ppm	ppm
Avg	**68.184**	**.74766**	**10.194**	**2.1175**	**18.395**	**.49011**	**1.9429**	**11.928**	**2.3749**
Stddev	.687	.00061	.011	.0053	.032	.00041	.0037	.005	.0003
%RSD	1.0077	.08144	.11104	.25277	.17508	.08403	.19229	.04599	.01053
#1	68.669	.74810	10.202	2.1138	18.418	.48982	1.9456	11.931	2.3747
#2	67.698	.74723	10.186	2.1213	18.372	.49040	1.9403	11.924	2.3751
Check ?	Chk Pass	Chk Pass	Chk Pass	Chk Pass	None	Chk Pass	Chk Pass	Chk Pass	Chk Pass
High Limit									
Low Limit									

Elem	Sr4077	Th2837	Ti3349	Tl1908	U_3701	V_2924	Zn2062	Zr3391
Line	407.771 { 83}	283.730 {119}	334.904 {101}	190.856 {477}	370.152 { 91}	292.402 {115}	206.200 {163}	339.198 { 99}
Units	ppm	ppm	ppm	ppm	ppm	ppm	ppm	ppm
Avg	**1.2457**	**1.0364**	**1.1586**	**1.9322**	**2.1302**	**.52974**	**.54456**	**.49266**
Stddev	.0060	.0006	.0014	.0003	.0365	.00072	.00006	.00343
%RSD	.47734	.05629	.12334	.01578	1.7120	.13526	.01095	.69672
#1	1.2499	1.0368	1.1576	1.9320	2.1044	.52923	.54452	.49509
#2	1.2415	1.0360	1.1596	1.9324	2.1560	.53024	.54460	.49023
Check ?	Chk Pass	Chk Pass	Chk Pass	Chk Pass	Chk Pass	Chk Pass	Chk Pass	Chk Pass
High Limit								
Low Limit								

Int. Std.	Y_2243	Y_3600	Y_3774
Line	224.306 {450}	360.073 { 94}	377.433 { 89}
Units	Cts/S	Cts/S	Cts/S
Avg	**5410.8**	**71989.**	**4090.4**
Stddev	6.4	15.	28.7
%RSD	.11853	.02084	.70278
#1	5415.4	72000.	4070.0
#2	5406.3	71979.	4110.7

Sample Name: 280-42405-A-2-A Acquired: 5/21/2013 21:39:50 Type: Unk
Method: 6500_026(v10) Mode: CONC Corr. Factor: 1.000000
User: bowenh Custom ID1: Custom ID2: Custom ID3:
Comment: 175095 200.7

Elem	Ag3280	Al1670	As1890	B_2089	Ba4554	Be3130	Bi2230	Ca3179	Cd2288
Line	328.068 {103}	167.079 {502}	189.042 {478}	208.959 {461}	455.403 { 74}	313.042 {108}	223.061 {451}	317.933 {106}	228.802 {447}
Units	ppm	ppm	ppm	ppm	ppm	ppm	ppm	ppm	ppm
Avg	**.00072**	**.24835**	**.00037**	**.05106**	**.05076**	**.00005**	**-.00219**	**24.382**	**.00023**
Stddev	.00021	.00240	.00140	.00064	.00018	.00010	.00508	.126	.00005
%RSD	28.550	.96770	383.47	1.2445	.34795	201.59	231.87	.51660	20.044
#1	.00057	.24665	.00136	.05061	.05064	-.00002	-.00579	24.293	.00026
#2	.00086	.25005	-.00063	.05151	.05089	.00012	.00140	24.471	.00019
Check ?	Chk Pass	Chk Pass	Chk Pass	Chk Pass	Chk Pass	Chk Pass	Chk Pass	Chk Pass	Chk Pass
High Limit									
Low Limit									

Elem	Co2286	Cr2055	Cu3247	Fe2599	K_7664	Li6707	Mg2790	Mn2576	Mo2020
Line	228.616 {447}	205.552 {464}	324.754 {104}	259.940 {130}	766.490 { 44}	670.784 { 50}	279.079 {121}2	257.610 {131}	202.030 {467}
Units	ppm	ppm	ppm	ppm	ppm	ppm	ppm	ppm	ppm
Avg	**.00071**	**.00129**	**.89655**	**.05753**	**1.2803**	**.00399**	**8.3035**	**.00258**	**.00101**
Stddev	.00002	.00004	.00053	.00380	.0203	.00001	.0055	.00001	.00006
%RSD	2.2544	3.1754	.05961	6.6010	1.5850	.16106	.06660	.25900	6.0366
#1	.00070	.00132	.89617	.05485	1.2947	.00399	8.3074	.00258	.00097
#2	.00072	.00126	.89693	.06022	1.2660	.00400	8.2996	.00257	.00105
Check ?	Chk Pass	Chk Pass	Chk Pass	Chk Pass	Chk Pass	Chk Pass	Chk Pass	Chk Pass	Chk Pass
High Limit									
Low Limit									

Elem	Na8183	Ni2316	P_1782	Pb2203	S_1820	Sb2068	Se1960	Si2881	Sn1899
Line	818.326 { 41}	231.604 {446}	178.284 {489}	220.353 {453}	182.034 {485}	206.833 {463}	196.090 {472}	288.158 {117}	189.989 {477}
Units	ppm	ppm	ppm	ppm	ppm	ppm	ppm	ppm	ppm
Avg	**16.257**	**.00556**	**.56640**	**.02406**	**17.503**	**.00137**	**-.00335**	**14.534**	**.01573**
Stddev	.087	.00029	.00800	.00104	.203	.00126	.00023	.122	.00113
%RSD	.53397	5.2537	1.4116	4.3430	1.1578	91.800	6.9231	.84097	7.2128
#1	16.319	.00577	.56075	.02332	17.360	.00048	-.00351	14.448	.01493
#2	16.196	.00536	.57206	.02480	17.646	.00226	-.00319	14.621	.01653
Check ?	Chk Pass	Chk Pass	Chk Pass	Chk Pass	None	Chk Pass	Chk Pass	Chk Pass	Chk Pass
High Limit									
Low Limit									

Elem	Sr4077	Th2837	Ti3349	Tl1908	U_3701	V_2924	Zn2062	Zr3391
Line	407.771 { 83}	283.730 {119}	334.904 {101}	190.856 {477}	370.152 { 91}	292.402 {115}	206.200 {163}	339.198 { 99}
Units	ppm	ppm	ppm	ppm	ppm	ppm	ppm	ppm
Avg	**.22283**	**.00079**	**.01163**	**.00052**	**.02381**	**.00113**	**.08112**	**.01240**
Stddev	.00121	.00035	.00030	.00012	.03802	.00042	.00044	.00352
%RSD	.54207	43.939	2.6140	22.550	159.70	37.450	.53775	28.358
#1	.22197	.00054	.01184	.00060	-.00308	.00083	.08143	.01488
#2	.22368	.00103	.01141	.00043	.05069	.00143	.08081	.00991
Check ?	Chk Pass	Chk Pass	Chk Pass	Chk Pass	Chk Pass	Chk Pass	Chk Pass	Chk Pass
High Limit								
Low Limit								

Int. Std.	Y_2243	Y_3600	Y_3774
Line	224.306 {450}	360.073 { 94}	377.433 { 89}
Units	Cts/S	Cts/S	Cts/S
Avg	**5536.2**	**73455.**	**4090.2**
Stddev	34.4	494.	53.7
%RSD	.62099	.67281	1.3132
#1	5560.5	73106.	4128.2
#2	5511.9	73805.	4052.2

Sample Name: 280-42405-A-3-A Acquired: 5/21/2013 21:42:15 Type: Unk
Method: 6500_026(v10) Mode: CONC Corr. Factor: 1.000000
User: bowenh Custom ID1: Custom ID2: Custom ID3:
Comment: 175095 200.7

Elem	Ag3280	Al3092	As1890	B_2089	Ba4554	Be3130	Bi2230	Ca3179	Cd2288
Line	328.068 {103}	309.271 {109}	189.042 {478}	208.959 {461}	455.403 { 74}	313.042 {108}	223.061 {451}	317.933 {106}	228.802 {447}
Units	ppm	ppm	ppm	ppm	ppm	ppm	ppm	ppm	ppm
Avg	kW **-.01729**	k **65.367**	k **1.1279**	**.74656**	**1.4397**	k **.00150**	kF **-.11502**	**29.601**	k **.00390**
Stddev	.00076	.076	.0007	.00075	.0006	.00005	.00315	.013	.00002
%RSD	4.3751	.11606	.05930	.09998	.04471	3.3172	2.7361	.04383	.53082
#1	k -.01783	k 65.313	k 1.1274	.74709	1.4402	k .00154	k -.11279	29.592	k .00388
#2	k -.01676	k 65.420	k 1.1283	.74603	1.4393	k .00147	k -.11724	29.610	k .00391
Check ?	Chk Warn	Chk Pass	Chk Pass	Chk Pass	Chk Pass	Chk Pass	Chk Fail	Chk Pass	Chk Pass
High Limit	.10000						100.00		
Low Limit	-.01000						-.02000		

Elem	Co2286	Cr2055	Cu3247	Fe2599	K_7664	Li6707	Mg2790	Mn2576	Mo2020
Line	228.616 {447}	205.552 {464}	324.754 {104}	259.940 {130}	766.490 { 44}	670.784 { 50}	279.079 {121}2	257.610 {131}	202.030 {467}
Units	ppm	ppm	ppm	ppm	ppm	ppm	ppm	ppm	ppm
Avg	k **.00243**	k **.04402**	**7.0614**	**.37445**	**1.1553**	k **.01394**	k **8.7783**	**.01043**	**.00674**
Stddev	.00026	.00040	.0035	.00005	.0475	.00014	.0068	.00008	.00032
%RSD	10.597	.90601	.05015	.01356	4.1138	1.0104	.07798	.73695	4.7382
#1	k .00261	k .04430	7.0589	.37449	1.1890	k .01404	k 8.7832	.01048	.00651
#2	k .00225	k .04373	7.0639	.37442	1.1217	k .01384	k 8.7735	.01037	.00696
Check ?	Chk Pass	Chk Pass	Chk Pass	Chk Pass	Chk Pass	Chk Pass	Chk Pass	Chk Pass	Chk Pass
High Limit									
Low Limit									

Elem	Na8183	Ni2316	P_1782	Pb2203	S_1820	Sb2068	Se1960	Si2881	Sn1899
Line	818.326 { 41}	231.604 {446}	178.284 {489}	220.353 {453}	182.034 {485}	206.833 {463}	196.090 {472}	288.158 {117}	189.989 {477}
Units	ppm	ppm	ppm	ppm	ppm	ppm	ppm	ppm	ppm
Avg	**11.678**	**.08947**	**.50630**	k **.50959**	**18.369**	kF **-.05334**	k **.00223**	k **9.0658**	k **.77275**
Stddev	.145	.00033	.00205	.00032	.029	.00211	.00231	.0308	.00343
%RSD	1.2436	.37363	.40518	.06377	.15892	3.9475	103.38	.33976	.44419
#1	11.576	.08971	.50775	k .50982	18.348	k -.05185	k .00060	k 9.0876	k .77517
#2	11.781	.08923	.50485	k .50936	18.389	k -.05483	k .00386	k 9.0441	k .77032
Check ?	Chk Pass	Chk Pass	Chk Pass	Chk Pass	None	Chk Fail	Chk Pass	Chk Pass	Chk Pass
High Limit						50.000			
Low Limit						-.02000			

Elem	Sr4077	Th2837	Ti3349	Tl1908	U_3701	V_2924	Zn2062	Zr3391
Line	407.771 { 83}	283.730 {119}	334.904 {101}	190.856 {477}	370.152 { 91}	292.402 {115}	206.200 {163}	339.198 { 99}
Units	ppm	ppm	ppm	ppm	ppm	ppm	ppm	ppm
Avg	**.33592**	k **.04319**	k **.26040**	kF **-.12259**	^ *****	k **.00690**	k **.72559**	k **-.00100**
Stddev	.00018	.00417	.00011	.00205	-----	.00015	.00158	.00064
%RSD	.05361	9.6506	.04134	1.6719	-----	2.1944	.21730	64.599
#1	.33605	k .04613	k .26048	k -.12114	^ -----	k .00701	k .72671	k -.00054
#2	.33580	k .04024	k .26032	k -.12404	^ -----	k .00680	k .72448	k -.00145
Check ?	Chk Pass	Chk Pass	Chk Pass	Chk Fail	Chk Pass	Chk Pass	Chk Pass	Chk Pass
High Limit				20.000				
Low Limit				-.02000				

Int. Std.	Y_2243	Y_3600	Y_3774
Line	224.306 {450}	360.073 { 94}	377.433 { 89}
Units	Cts/S	Cts/S	Cts/S
Avg	**5783.3**	**76294.**	**4311.0**
Stddev	2.3	501.	3.9
%RSD	.04006	.65703	.09146
#1	5785.0	75940.	4313.8
#2	5781.7	76649.	4308.2

Sample Name: 280-42408-A-1-A Acquired: 5/21/2013 21:44:34 Type: Unk
Method: 6500_026(v10) Mode: CONC Corr. Factor: 1.000000
User: bowenh Custom ID1: Custom ID2: Custom ID3:
Comment: 175095 200.7

Elem	Ag3280	Al1670	As1890	B_2089	Ba4554	Be3130	Bi2230	Ca3179	Cd2288
Line	328.068 {103}	167.079 {502}	189.042 {478}	208.959 {461}	455.403 { 74}	313.042 {108}	223.061 {451}	317.933 {106}	228.802 {447}
Units	ppm	ppm	ppm	ppm	ppm	ppm	ppm	ppm	ppm
Avg	**.00784**	**.01779**	**.00249**	**1.8166**	**.00210**	**.00004**	**.00043**	**.90044**	**.00020**
Stddev	.00103	.00032	.00044	.0045	.00028	.00005	.00010	.00693	.00017
%RSD	13.138	1.8002	17.527	.24555	13.506	118.48	23.616	.76999	81.986
#1	.00711	.01802	.00280	1.8135	.00230	.00008	.00036	.90534	.00032
#2	.00857	.01756	.00218	1.8198	.00190	.00001	.00050	.89553	.00009
Check ?	Chk Pass	Chk Pass	Chk Pass	Chk Pass	Chk Pass	Chk Pass	Chk Pass	Chk Pass	Chk Pass
High Limit									
Low Limit									

Elem	Co2286	Cr2055	Cu3247	Fe2599	K_7664	Li6707	Mg2790	Mn2576	Mo2020
Line	228.616 {447}	205.552 {464}	324.754 {104}	259.940 {130}	766.490 { 44}	670.784 { 50}	279.079 {121}2	257.610 {131}	202.030 {467}
Units	ppm	ppm	ppm	ppm	ppm	ppm	ppm	ppm	ppm
Avg	**.00044**	**.00685**	**.02799**	**.01185**	**51.021**	**.02403**	**2.2332**	**.00034**	**.01448**
Stddev	.00040	.00019	.00021	.00030	.460	.00152	.0031	.00003	.00055
%RSD	91.207	2.7521	.75598	2.5232	.90073	6.3124	.13856	7.6226	3.7880
#1	.00015	.00698	.02784	.01206	50.696	.02295	2.2354	.00033	.01487
#2	.00072	.00672	.02814	.01164	51.346	.02510	2.2310	.00036	.01409
Check ?	Chk Pass	Chk Pass	Chk Pass	Chk Pass	Chk Pass	Chk Pass	Chk Pass	Chk Pass	Chk Pass
High Limit									
Low Limit									

Elem	Na8183	Ni2316	P_1782	Pb2203	S_1820	Sb2068	Se1960	Si2881	Sn1899
Line	818.326 { 41}	231.604 {446}	178.284 {489}	220.353 {453}	182.034 {485}	206.833 {463}	196.090 {472}	288.158 {117}	189.989 {477}
Units	ppm	ppm	ppm	ppm	ppm	ppm	ppm	ppm	ppm
Avg	W **5140.0**	**.13917**	F **373.94**	**.00110**	**1059.8**	**.00820**	**-.00246**	**3.7816**	**.00473**
Stddev	9.7	.00015	1.64	.00141	2.2	.00141	.00394	.0373	.00125
%RSD	.18945	.10774	.43945	128.59	.21222	17.165	160.06	.98641	26.356
#1	5146.9	.13906	375.10	.00210	1058.2	.00920	-.00525	3.8080	.00384
#2	5133.2	.13927	372.78	.00010	1061.4	.00721	.00032	3.7552	.00561
Check ?	Chk Warn	Chk Pass	Chk Fail	Chk Pass	None	Chk Pass	Chk Pass	Chk Pass	Chk Pass
High Limit	500.00		50.000						
Low Limit	10.000		-2.0000						

Elem	Sr4077	Th2837	Ti3349	Tl1908	U_3701	V_2924	Zn2062	Zr3391
Line	407.771 { 83}	283.730 {119}	334.904 {101}	190.856 {477}	370.152 { 91}	292.402 {115}	206.200 {163}	339.198 { 99}
Units	ppm	ppm	ppm	ppm	ppm	ppm	ppm	ppm
Avg	**.00555**	**-.00131**	**.00056**	**-.00047**	**.05216**	**.00131**	**.01316**	**.00205**
Stddev	.00009	.00402	.00038	.00018	.01500	.00025	.00012	.00239
%RSD	1.6673	306.44	67.495	38.849	28.762	19.220	.93299	116.86
#1	.00561	-.00415	.00082	-.00060	.06277	.00113	.01325	.00374
#2	.00548	.00153	.00029	-.00034	.04155	.00149	.01307	.00036
Check ?	Chk Pass	Chk Pass	Chk Pass	Chk Pass	Chk Pass	Chk Pass	Chk Pass	Chk Pass
High Limit								
Low Limit								

Int. Std.	Y_2243	Y_3600	Y_3774
Line	224.306 {450}	360.073 { 94}	377.433 { 89}
Units	Cts/S	Cts/S	Cts/S
Avg	**5471.6**	**73272.**	**4614.9**
Stddev	116.2	545.	154.2
%RSD	2.1231	.74345	3.3416
#1	5389.5	72887.	4505.9
#2	5553.8	73657.	4724.0

Sample Name: CCVH-2058327 Acquired: 5/21/2013 21:48:24 Type: QC
Method: 6500_026(v10) Mode: CONC Corr. Factor: 1.000000
User: bowenh Custom ID1: Custom ID2: Custom ID3:
Comment:

Elem	Ag3280	Al3092	As1890	B_2089	Ba4554	Be3130	Bi2230	Ca3179	Cd2288	Co2286	Cr2055	Cu3247	Fe2714
Units	ppm	ppm	ppm	ppm	ppm	ppm	ppm	ppm	ppm	ppm	ppm	ppm	ppm
Avg	**.00180**	**47.950**	**.00073**	**.01053**	**.00092**	**-.00014**	**1.0108**	**.00463**	**-.00064**	**.00191**	**-.00008**	**.00321**	**46.041**
Stddev	.00077	.451	.00066	.00000	.00004	.00007	.0022	.00250	.00022	.00007	.00007	.00015	.051
%RSD	42.568	.94043	90.755	.00149	4.5327	47.842	.21259	54.120	34.857	3.7610	95.172	4.7922	.11163
#1	.00126	47.631	.00026	.01053	.00095	-.00019	1.0123	.00286	-.00048	.00186	-.00013	.00310	46.005
#2	.00234	48.269	.00119	.01053	.00089	-.00009	1.0092	.00640	-.00079	.00196	-.00003	.00332	46.077
Check ?	None	Chk Pass	None	None	None	None	Chk Pass	None	None	None	None	None	Chk Pass
Value													
Range													

Elem	K_7664	Li6707	Mg2790	Mn2576	Mo2020	Na8183	Ni2316	P_1782	Pb2203	S_1820	Sb2068	Se1960	Si2881
Units	ppm	ppm	ppm	ppm	ppm	ppm	ppm	ppm	ppm	ppm	ppm	ppm	ppm
Avg	**.49749**	**-.00140**	**-.00279**	**-.00065**	**-.00164**	**274.49**	**.00099**	**.02799**	**.00097**	**5.1273**	**-.00056**	**.00350**	**-.00389**
Stddev	.02595	.00116	.00097	.00002	.00045	2.65	.00055	.00628	.00058	.0669	.00279	.00454	.01856
%RSD	5.2162	82.524	34.883	3.0831	27.386	.96433	54.908	22.424	59.954	1.3058	499.77	129.67	477.76
#1	.47914	-.00059	-.00210	-.00066	-.00132	272.62	.00138	.03242	.00139	5.1746	.00141	.00671	.00924
#2	.51584	-.00222	-.00348	-.00064	-.00196	276.36	.00061	.02355	.00056	5.0799	-.00253	.00029	-.01701
Check ?	None	None	None	None	None	Chk Pass	None	None	None	None	None	None	None
Value													
Range													

Elem	Sn1899	Sr4077	Th2837	Ti3349	Tl1908	U_3701	V_2924	Zn2062	Zr3391
Units	ppm	ppm	ppm	ppm	ppm	ppm	ppm	ppm	ppm
Avg	**.00072**	**.00024**	**5.0462**	**.00139**	**-.00128**	**10.101**	**.00000**	**.00339**	**-.03026**
Stddev	.00047	.00013	.0108	.00046	.00101	.007	.00008	.00004	.00194
%RSD	65.739	52.519	.21323	33.516	78.783	.07088	2500.1	1.3085	6.4086
#1	.00038	.00033	5.0538	.00172	-.00200	10.106	-.00005	.00336	-.02888
#2	.00105	.00015	5.0386	.00106	-.00057	10.096	.00006	.00342	-.03163
Check ?	None	None	Chk Pass	None	None	Chk Pass	None	None	None
Value									
Range									

Int. Std.	Y_2243	Y_3600	Y_3774
Units	Cts/S	Cts/S	Cts/S
Avg	**5726.9**	**80792.**	**4754.0**
Stddev	101.3	37.	54.0
%RSD	1.7696	.04573	1.1354
#1	5798.6	80766.	4792.2
#2	5655.2	80818.	4715.9

Sample Name: CCV-2058325 Acquired: 5/21/2013 21:50:46 Type: QC
Method: 6500_026(v10) Mode: CONC Corr. Factor: 1.000000
User: bowenh Custom ID1: Custom ID2: Custom ID3:
Comment:

Elem	Ag3280	Al1670	As1890	B_2089	Ba4554	Be3130	Bi2230	Ca3179	Cd2288	Co2286	Cr2055	Cu3247
Units	ppm	ppm	ppm	ppm	ppm	ppm	ppm	ppm	ppm	ppm	ppm	ppm
Avg	**.50646**	**.51943**	**.98573**	**.50115**	**.52131**	**.46489**	**.00014**	**4.8288**	**.50804**	**.51565**	**.50548**	**.49682**
Stddev	.00026	.00443	.00824	.00344	.00303	.00109	.00131	.0117	.00496	.00311	.00514	.00039
%RSD	.05148	.85203	.83563	.68661	.58175	.23346	907.63	.24198	.97653	.60278	1.0168	.07939
#1	.50628	.51630	.97990	.49871	.51917	.46412	.00107	4.8206	.50453	.51345	.50184	.49654
#2	.50664	.52256	.99155	.50358	.52346	.46566	-.00078	4.8371	.51155	.51785	.50911	.49710
Check ?	Chk Pass	Chk Pass	Chk Pass	Chk Pass	Chk Pass	Chk Pass	None	Chk Pass	Chk Pass	Chk Pass	Chk Pass	Chk Pass
Value												
Range												

Elem	Fe2599	K_7664	Li6707	Mg2790	Mn2576	Mo2020	Na5895	Ni2316	P_1782	Pb2203	S_1820	Sb2068
Units	ppm	ppm	ppm	ppm	ppm	ppm	ppm	ppm	ppm	ppm	ppm	ppm
Avg	**2.2760**	**54.980**	F **1.1056**	**20.224**	**.50635**	**.50668**	F **6.4196**	**.51303**	**1.0000**	**1.0279**	**.10489**	**.99380**
Stddev	.0042	.089	.0057	.037	.00054	.00418	.0203	.00527	.0091	.0133	.00901	.00847
%RSD	.18511	.16196	.51654	.18357	.10644	.82448	.31670	1.0281	.91291	1.2934	8.5934	.85192
#1	2.2730	54.917	1.1016	20.250	.50673	.50372	6.4340	.50930	.99359	1.0185	.11126	.98781
#2	2.2789	55.043	1.1097	20.197	.50597	.50963	6.4052	.51676	1.0065	1.0373	.09852	.99978
Check ?	Chk Pass	Chk Pass	Chk Fail	Chk Pass	Chk Pass	Chk Pass	Chk Fail	Chk Pass	Chk Pass	Chk Pass	None	Chk Pass
Value			1.0000				5.0000					
Range			10.000%				10.000%					

Elem	Se1960	Si2881	Sn1899	Sr4077	Th2837	Ti3349	Tl1908	U_3701	V_2924	Zn2062	Zr3391
Units	ppm	ppm	ppm	ppm	ppm	ppm	ppm	ppm	ppm	ppm	ppm
Avg	**.98306**	**4.7379**	**1.0149**	**.50034**	**.00279**	**.50513**	**1.0170**	**.01105**	**.49939**	**.51617**	**.48421**
Stddev	.01097	.0097	.0114	.00027	.00066	.00161	.0085	.00696	.00227	.00012	.00004
%RSD	1.1158	.20435	1.1201	.05314	23.514	.31963	.83215	62.929	.45472	.02259	.00793
#1	.97531	4.7311	1.0069	.50053	.00232	.50628	1.0110	.00614	.50100	.51609	.48419
#2	.99082	4.7448	1.0230	.50015	.00325	.50399	1.0229	.01597	.49778	.51626	.48424
Check ?	Chk Pass	Chk Pass	Chk Pass	Chk Pass	None	Chk Pass	Chk Pass	None	Chk Pass	Chk Pass	Chk Pass
Value											
Range											

Int. Std.	Y_2243	Y_3600	Y_3774
Units	Cts/S	Cts/S	Cts/S
Avg	**5506.8**	**74381.**	**4088.7**
Stddev	63.8	307.	9.1
%RSD	1.1581	.41319	.22271
#1	5551.9	74163.	4095.2
#2	5461.7	74598.	4082.3

Sample Name: CCB Acquired: 5/21/2013 21:53:01 Type: QC
Method: 6500_026(v10) Mode: CONC Corr. Factor: 1.000000
User: bowenh Custom ID1: Custom ID2: Custom ID3:
Comment:

Elem	Ag3280	Al1670	As1890	B_2089	Ba4554	Be3130	Bi2230	Ca3179	Cd2288	Co2286	Cr2055
Units	ppm	ppm	ppm	ppm	ppm	ppm	ppm	ppm	ppm	ppm	ppm
Avg	W **-.00107**	**.00122**	**-.00095**	F **.00824**	W **.00106**	**-.00007**	**-.00049**	**-.00145**	**.00015**	**-.00013**	**-.00014**
Stddev	.00028	.00029	.00111	.00009	.00021	.00011	.00167	.00121	.00013	.00003	.00023
%RSD	25.733	23.452	117.03	1.1141	19.567	150.88	341.70	83.418	88.668	23.469	158.93
#1	-.00088	.00102	-.00016	.00818	.00121	-.00015	-.00167	-.00059	.00005	-.00015	-.00031
#2	-.00127	.00143	-.00173	.00831	.00091	.00000	.00069	-.00230	.00024	-.00011	.00002
Check ?	Chk Warn	Chk Pass	Chk Pass	Chk Fail	Chk Warn	Chk Pass	None	Chk Pass	Chk Pass	Chk Pass	Chk Pass
High Limit	.00093			.00312	.00058						
Low Limit	-.00093			-.00312	-.00058						

Elem	Cu3247	Fe2599	K_7664	Li6707	Mg2790	Mn2576	Mo2020	Na5895	Ni2316	P_1782	Pb2203
Units	ppm	ppm	ppm	ppm	ppm	ppm	ppm	ppm	ppm	ppm	ppm
Avg	**.00023**	**-.00077**	W **.24174**	**-.00042**	**.00372**	**.00010**	**.00040**	F **.85091**	**-.00038**	**.00761**	**-.00002**
Stddev	.00030	.00394	.03579	.00190	.00447	.00000	.00018	.01834	.00016	.00141	.00021
%RSD	132.40	509.45	14.805	456.09	120.10	.86092	44.576	2.1548	42.436	18.463	1309.2
#1	.00001	-.00356	.26704	.00093	.00689	.00010	.00052	.86388	-.00049	.00861	.00013
#2	.00045	.00201	.21643	-.00176	.00056	.00009	.00027	.83795	-.00027	.00662	-.00016
Check ?	Chk Pass	Chk Pass	Chk Warn	Chk Pass	Chk Pass	Chk Pass	Chk Pass	Chk Fail	Chk Pass	Chk Pass	Chk Pass
High Limit			.23700					.10000			
Low Limit			-.23700					-.10000			

Elem	S_1820	Sb2068	Se1960	Si2881	Sn1899	Sr4077	Th2837	Ti3349	Tl1908	U_3701	V_2924
Units	ppm	ppm	ppm	ppm	ppm	ppm	ppm	ppm	ppm	ppm	ppm
Avg	**.07072**	**.00149**	**-.00266**	**.00680**	**.00033**	**-.00008**	**.00110**	**-.00011**	**-.00075**	**.00621**	**.00072**
Stddev	.00203	.00133	.00461	.04522	.00024	.00011	.00028	.00025	.00111	.01583	.00020
%RSD	2.8641	89.267	173.63	664.90	72.275	138.64	25.823	234.28	148.01	254.68	27.433
#1	.07215	.00242	.00060	-.02517	.00016	-.00000	.00130	-.00028	-.00154	.01741	.00058
#2	.06929	.00055	-.00592	.03878	.00050	-.00015	.00090	.00007	.00004	-.00498	.00086
Check ?	None	Chk Pass	Chk Pass	Chk Pass	Chk Pass	Chk Pass	Chk Pass	Chk Pass	Chk Pass	Chk Pass	Chk Pass
High Limit											
Low Limit											

Elem	Zn2062	Zr3391
Units	ppm	ppm
Avg	**.00314**	F **-.00593**
Stddev	.00015	.00100
%RSD	4.6128	16.813
#1	.00325	-.00663
#2	.00304	-.00522
Check ?	Chk Pass	Chk Fail
High Limit		.00476
Low Limit		-.00476

Int. Std.	Y_2243	Y_3600	Y_3774
Units	Cts/S	Cts/S	Cts/S
Avg	**5566.9**	**74065.**	**4021.6**
Stddev	6.6	115.	16.4
%RSD	.11895	.15519	.40704
#1	5562.2	73984.	4010.1
#2	5571.6	74146.	4033.2

Sample Name: CCVL2062912 Acquired: 5/21/2013 21:55:29 Type: QC
Method: 6500_026(v10) Mode: CONC Corr. Factor: 1.000000
User: bowenh Custom ID1: Custom ID2: Custom ID3:
Comment:

Elem	Ag3280	Al1670	As1890	B_2089	Ba4554	Be3130	Bi2230	Ca3179	Cd2288	Co2286	Cr2055
Units	ppm	ppm	ppm	ppm	ppm	ppm	ppm	ppm	ppm	ppm	ppm
Avg	**.00990**	**.10837**	**.01546**	**.10494**	W **.01214**	**.00098**	**.10937**	**.21001**	**.00544**	**.01132**	**.01043**
Stddev	.00092	.00019	.00088	.00004	.00005	.00000	.00197	.00407	.00022	.00025	.00007
%RSD	9.2463	.17660	5.7173	.04277	.40476	.04545	1.8007	1.9395	4.0265	2.1738	.69207
#1	.00926	.10823	.01609	.10491	.01210	.00098	.10798	.21289	.00559	.01149	.01048
#2	.01055	.10851	.01484	.10498	.01217	.00098	.11077	.20713	.00528	.01115	.01038
Check ?	Chk Pass	Chk Pass	Chk Pass	Chk Pass	Chk Warn	Chk Pass	Chk Pass	Chk Pass	Chk Pass	Chk Pass	Chk Pass
Value					.01000						
Range					20.000%						

Elem	Cu3247	Fe2599	K_7664	Li6707	Mg2790	Mn2576	Mo2020	Na5895	Ni2316	P_1782	Pb2203
Units	ppm	ppm	ppm	ppm	ppm	ppm	ppm	ppm	ppm	ppm	ppm
Avg	**.01547**	**.09494**	W **3.7425**	**.00817**	**.21803**	**.01091**	**.02054**	F **1.8307**	**.04291**	**2.9455**	**.00951**
Stddev	.00017	.00072	.0415	.00080	.00027	.00004	.00022	.0025	.00005	.0072	.00282
%RSD	1.0984	.76263	1.1081	9.7803	.12538	.36728	1.0833	.13749	.12699	.24573	29.644
#1	.01535	.09443	3.7132	.00874	.21784	.01093	.02070	1.8325	.04295	2.9507	.00752
#2	.01559	.09545	3.7718	.00761	.21823	.01088	.02039	1.8289	.04287	2.9404	.01151
Check ?	Chk Pass	Chk Pass	Chk Warn	Chk Pass	Chk Pass	Chk Pass	Chk Pass	Chk Fail	Chk Pass	Chk Pass	Chk Pass
Value			3.0000					1.0000			
Range			20.000%					30.000%			

Elem	S_1820	Sb2068	Se1960	Si2881	Sn1899	Sr4077	Th2837	Ti3349	Tl1908	U_3701	V_2924
Units	ppm	ppm	ppm	ppm	ppm	ppm	ppm	ppm	ppm	ppm	ppm
Avg	**.05401**	**.01019**	**.01239**	**.47346**	**.10355**	**.01063**	**.01700**	**.01030**	**.01580**	F **.09406**	**.01093**
Stddev	.00607	.00302	.00067	.00499	.00041	.00001	.00081	.00011	.00050	.00613	.00021
%RSD	11.245	29.682	5.3904	1.0540	.39661	.05850	4.7415	1.1068	3.1897	6.5154	1.8929
#1	.05831	.01232	.01286	.47698	.10326	.01063	.01757	.01038	.01616	.09839	.01108
#2	.04972	.00805	.01192	.46993	.10384	.01062	.01643	.01022	.01545	.08972	.01079
Check ?	None	Chk Pass	Chk Pass	Chk Pass	Chk Pass	Chk Pass	Chk Pass	Chk Pass	Chk Pass	Chk Fail	Chk Pass
Value										.06000	
Range										30.000%	

Elem	Zn2062	Zr3391
Units	ppm	ppm
Avg	W **.02455**	**.01258**
Stddev	.00033	.00319
%RSD	1.3379	25.327
#1	.02432	.01483
#2	.02478	.01032
Check ?	Chk Warn	Chk Pass
Value	.02000	
Range	20.000%	

Int. Std.	Y_2243	Y_3600	Y_3774
Units	Cts/S	Cts/S	Cts/S
Avg	**5565.8**	**74296.**	**4124.7**
Stddev	8.8	34.	37.1
%RSD	.15775	.04514	.90003
#1	5559.6	74319.	4098.4
#2	5572.1	74272.	4150.9

Sample Name: LB 280-174707/1-C Acquired: 5/21/2013 21:57:54 Type: Unk
Method: 6500_026(v10) Mode: CONC Corr. Factor: 1.000000
User: bowenh Custom ID1: Custom ID2: Custom ID3:
Comment: 175097 6010b

Elem	Ag3280	Al1670	As1890	B_2089	Ba4554	Be3130	Bi2230	Ca3179	Cd2288
Line	328.068 {103}	167.079 {502}	189.042 {478}	208.959 {461}	455.403 { 74}	313.042 {108}	223.061 {451}	317.933 {106}	228.802 {447}
Units	ppm	ppm	ppm	ppm	ppm	ppm	ppm	ppm	ppm
Avg	**-.00031**	**.00221**	**.00053**	F **.02584**	**.00265**	**.00004**	**-.00018**	F **.30144**	**.00018**
Stddev	.00004	.00020	.00081	.00018	.00020	.00002	.00016	.00781	.00003
%RSD	13.864	8.8340	153.88	.67898	7.5412	53.037	89.882	2.5914	16.320
#1	-.00034	.00235	-.00005	.02572	.00279	.00005	-.00007	.29592	.00016
#2	-.00028	.00207	.00111	.02597	.00250	.00002	-.00030	.30697	.00020
Check ?	Chk Pass	Chk Pass	Chk Pass	Chk Fail	Chk Pass	Chk Pass	Chk Pass	Chk Fail	Chk Pass
High Limit				.01000				.20000	
Low Limit				-.01000				-.20000	

Elem	Co2286	Cr2055	Cu3247	Fe2599	K_7664	Li6707	Mg2790	Mn2576	Mo2020
Line	228.616 {447}	205.552 {464}	324.754 {104}	259.940 {130}	766.490 { 44}	670.784 { 50}	279.079 {121}2	257.610 {131}	202.030 {467}
Units	ppm	ppm	ppm	ppm	ppm	ppm	ppm	ppm	ppm
Avg	**.00002**	**.00011**	**.00187**	**.01056**	**.28903**	**-.00347**	W **.05345**	**.00058**	**.00003**
Stddev	.00023	.00017	.00057	.00064	.07392	.00193	.00381	.00002	.00002
%RSD	1297.2	163.02	30.554	6.0296	25.575	55.468	7.1313	4.1433	68.695
#1	-.00015	.00023	.00146	.01101	.34130	-.00484	.05076	.00060	.00005
#2	.00018	-.00002	.00227	.01011	.23676	-.00211	.05615	.00056	.00002
Check ?	Chk Pass	Chk Pass	Chk Pass	Chk Pass	Chk Pass	Chk Pass	Chk Warn	Chk Pass	Chk Pass
High Limit							.05000		
Low Limit							-.05000		

Elem	Na8183	Ni2316	P_1782	Pb2203	S_1820	Sb2068	Se1960	Si2881	Sn1899
Line	818.326 { 41}	231.604 {446}	178.284 {489}	220.353 {453}	182.034 {485}	206.833 {463}	196.090 {472}	288.158 {117}	189.989 {477}
Units	ppm	ppm	ppm	ppm	ppm	ppm	ppm	ppm	ppm
Avg	**306.44**	**-.00022**	**.00211**	**.00034**	**.04639**	**.00098**	**.00119**	**.03102**	**.00012**
Stddev	.16	.00010	.00091	.00012	.00125	.00098	.00340	.03501	.00066
%RSD	.05170	44.161	42.969	34.668	2.7013	99.911	285.51	112.86	529.76
#1	306.33	-.00028	.00275	.00042	.04728	.00029	.00360	.00627	.00059
#2	306.55	-.00015	.00147	.00026	.04551	.00167	-.00121	.05578	-.00034
Check ?	None	Chk Pass	Chk Pass	Chk Pass	None	Chk Pass	Chk Pass	Chk Pass	Chk Pass
High Limit									
Low Limit									

Elem	Sr4077	Th2837	Ti3349	Tl1908	U_3701	V_2924	Zn2062	Zr3391
Line	407.771 { 83}	283.730 {119}	334.904 {101}	190.856 {477}	370.152 { 91}	292.402 {115}	206.200 {163}	339.198 { 99}
Units	ppm	ppm	ppm	ppm	ppm	ppm	ppm	ppm
Avg	**.00044**	**-.00099**	**-.00030**	**-.00004**	**.03729**	**.00052**	F **.01865**	**-.00261**
Stddev	.00014	.00092	.00016	.00292	.02778	.00009	.00050	.00166
%RSD	31.934	93.103	53.613	7650.5	74.502	16.658	2.6799	63.595
#1	.00034	-.00034	-.00018	-.00210	.05693	.00059	.01900	-.00143
#2	.00054	-.00165	-.00041	.00203	.01764	.00046	.01830	-.00378
Check ?	Chk Pass	Chk Pass	Chk Pass	Chk Pass	Chk Pass	Chk Pass	Chk Fail	Chk Pass
High Limit							.01000	
Low Limit							-.01000	

Int. Std.	Y_2243	Y_3600	Y_3774
Line	224.306 {450}	360.073 { 94}	377.433 { 89}
Units	Cts/S	Cts/S	Cts/S
Avg	**5602.5**	**74891.**	**4102.2**
Stddev	60.7	1638.	27.5
%RSD	1.0843	2.1878	.67104
#1	5559.5	73733.	4082.7
#2	5645.4	76050.	4121.6

Sample Name: LCS 280-174707/2-C Acquired: 5/21/2013 22:00:22 Type: Unk
Method: 6500_026(v10) Mode: CONC Corr. Factor: 1.000000
User: bowenh Custom ID1: Custom ID2: Custom ID3:
Comment: 175097 6010b

Elem	Ag3280	Al1670	As1890	B_2089	Ba4554	Be3130	Bi2230	Ca3179	Cd2288
Line	328.068 {103}	167.079 {502}	189.042 {478}	208.959 {461}	455.403 { 74}	313.042 {108}	223.061 {451}	317.933 {106}	228.802 {447}
Units	ppm	ppm	ppm	ppm	ppm	ppm	ppm	ppm	ppm
Avg	**.21647**	**.40289**	**.80597**	**.22115**	**2.5474**	**.00944**	**.41329**	**10.031**	**.23028**
Stddev	.00044	.00125	.00106	.00087	.0134	.00011	.00009	.070	.00058
%RSD	.20363	.30915	.13150	.39468	.52528	1.1868	.02205	.69600	.24991
#1	.21616	.40200	.80672	.22054	2.5380	.00936	.41335	9.9819	.22987
#2	.21678	.40377	.80522	.22177	2.5569	.00951	.41322	10.081	.23069
Check ?	Chk Pass	Chk Pass	Chk Pass	Chk Pass	Chk Pass	Chk Pass	Chk Pass	Chk Pass	Chk Pass
High Limit									
Low Limit									

Elem	Co2286	Cr2055	Cu3247	Fe2599	K_7664	Li6707	Mg2790	Mn2576	Mo2020
Line	228.616 {447}	205.552 {464}	324.754 {104}	259.940 {130}	766.490 { 44}	670.784 { 50}	279.079 {121}2	257.610 {131}	202.030 {467}
Units	ppm	ppm	ppm	ppm	ppm	ppm	ppm	ppm	ppm
Avg	**.10279**	**1.0549**	**.45856**	**.20625**	**11.616**	**.22301**	**9.9152**	**.10163**	**.20599**
Stddev	.00050	.0020	.00221	.00045	.153	.00135	.0549	.00082	.00055
%RSD	.49125	.18741	.48092	.22055	1.3154	.60653	.55405	.80906	.26792
#1	.10244	1.0535	.45700	.20593	11.508	.22396	9.8763	.10105	.20560
#2	.10315	1.0563	.46012	.20657	11.724	.22205	9.9540	.10221	.20638
Check ?	Chk Pass	Chk Pass	Chk Pass	Chk Pass	Chk Pass	Chk Pass	Chk Pass	Chk Pass	Chk Pass
High Limit									
Low Limit									

Elem	Na8183	Ni2316	P_1782	Pb2203	S_1820	Sb2068	Se1960	Si2881	Sn1899
Line	818.326 { 41}	231.604 {446}	178.284 {489}	220.353 {453}	182.034 {485}	206.833 {463}	196.090 {472}	288.158 {117}	189.989 {477}
Units	ppm	ppm	ppm	ppm	ppm	ppm	ppm	ppm	ppm
Avg	F **324.52**	**.10113**	**2.0500**	**1.1234**	**.03622**	**.10146**	**.60013**	F **1.9584**	**.40456**
Stddev	1.84	.00083	.0129	.0019	.00367	.00038	.00559	.0290	.00010
%RSD	.56762	.81954	.62957	.16825	10.120	.37440	.93223	1.4824	.02471
#1	323.22	.10055	2.0409	1.1220	.03881	.10173	.59617	1.9789	.40463
#2	325.83	.10172	2.0591	1.1247	.03362	.10120	.60408	1.9379	.40449
Check ?	Chk Fail	Chk Pass	Chk Pass	Chk Pass	None	Chk Pass	Chk Pass	Chk Fail	Chk Pass
High Limit	12.000							.48000	
Low Limit	8.0000							.32000	

Elem	Sr4077	Th2837	Ti3349	Tl1908	U_3701	V_2924	Zn2062	Zr3391
Line	407.771 { 83}	283.730 {119}	334.904 {101}	190.856 {477}	370.152 { 91}	292.402 {115}	206.200 {163}	339.198 { 99}
Units	ppm	ppm	ppm	ppm	ppm	ppm	ppm	ppm
Avg	**.20344**	**.20156**	**.20631**	**.39455**	**.45342**	**.10336**	**.54421**	**.09514**
Stddev	.00165	.00312	.00001	.00191	.00641	.00002	.00519	.00229
%RSD	.81097	1.5464	.00546	.48390	1.4147	.01765	.95310	2.4066
#1	.20227	.19936	.20630	.39320	.45796	.10337	.54054	.09676
#2	.20461	.20377	.20632	.39590	.44889	.10335	.54788	.09352
Check ?	Chk Pass	Chk Pass	Chk Pass	Chk Pass	Chk Pass	Chk Pass	Chk Pass	Chk Pass
High Limit								
Low Limit								

Int. Std.	Y_2243	Y_3600	Y_3774
Line	224.306 {450}	360.073 { 94}	377.433 { 89}
Units	Cts/S	Cts/S	Cts/S
Avg	**5491.9**	**73355.**	**4089.9**
Stddev	35.9	96.	23.0
%RSD	.65395	.13137	.56142
#1	5517.3	73423.	4073.7
#2	5466.5	73287.	4106.1

Sample Name: LCSD 280-174707/3-C Acquired: 5/21/2013 22:02:41 Type: Unk
Method: 6500_026(v10) Mode: CONC Corr. Factor: 1.000000
User: bowenh Custom ID1: Custom ID2: Custom ID3:
Comment: 175097 6010b

Elem	Ag3280	Al1670	As1890	B_2089	Ba4554	Be3130	Bi2230	Ca3179	Cd2288
Line	328.068 {103}	167.079 {502}	189.042 {478}	208.959 {461}	455.403 { 74}	313.042 {108}	223.061 {451}	317.933 {106}	228.802 {447}
Units	ppm	ppm	ppm	ppm	ppm	ppm	ppm	ppm	ppm
Avg	**.22872**	**.42526**	**.84607**	**.23335**	**2.6794**	**.00979**	**.43403**	**10.574**	**.24254**
Stddev	.00008	.00147	.00529	.00004	.0057	.00007	.00177	.021	.00041
%RSD	.03341	.34499	.62490	.01900	.21424	.72623	.40857	.19830	.16952
#1	.22867	.42423	.84981	.23332	2.6754	.00974	.43278	10.559	.24225
#2	.22877	.42630	.84233	.23338	2.6835	.00984	.43529	10.589	.24283
Check ?	Chk Pass	Chk Pass	Chk Pass	Chk Pass	Chk Pass	Chk Pass	Chk Pass	Chk Pass	Chk Pass
High Limit									
Low Limit									

Elem	Co2286	Cr2055	Cu3247	Fe2599	K_7664	Li6707	Mg2790	Mn2576	Mo2020
Line	228.616 {447}	205.552 {464}	324.754 {104}	259.940 {130}	766.490 { 44}	670.784 { 50}	279.079 {121}2	257.610 {131}	202.030 {467}
Units	ppm	ppm	ppm	ppm	ppm	ppm	ppm	ppm	ppm
Avg	**.10848**	**1.1139**	**.48457**	**.19615**	F **12.296**	**.23443**	**10.449**	**.10735**	**.21745**
Stddev	.00031	.0011	.00080	.00264	.056	.00064	.001	.00022	.00091
%RSD	.28605	.09751	.16444	1.3444	.45531	.27177	.00710	.20150	.42012
#1	.10826	1.1131	.48400	.19428	12.256	.23488	10.448	.10720	.21680
#2	.10870	1.1146	.48513	.19801	12.335	.23398	10.449	.10750	.21809
Check ?	Chk Pass	Chk Pass	Chk Pass	Chk Pass	Chk Fail	Chk Pass	Chk Pass	Chk Pass	Chk Pass
High Limit					12.000				
Low Limit					8.0000				

Elem	Na8183	Ni2316	P_1782	Pb2203	S_1820	Sb2068	Se1960	Si2881	Sn1899
Line	818.326 { 41}	231.604 {446}	178.284 {489}	220.353 {453}	182.034 {485}	206.833 {463}	196.090 {472}	288.158 {117}	189.989 {477}
Units	ppm	ppm	ppm	ppm	ppm	ppm	ppm	ppm	ppm
Avg	F **340.89**	**.10657**	**2.1727**	**1.1820**	**.03142**	**.10902**	**.64035**	F **2.0523**	**.42702**
Stddev	1.19	.00028	.0042	.0014	.00059	.00070	.00029	.0307	.00088
%RSD	.35019	.26722	.19079	.11874	1.8757	.64109	.04567	1.4964	.20561
#1	340.04	.10678	2.1698	1.1830	.03183	.10853	.64055	2.0306	.42640
#2	341.73	.10637	2.1756	1.1810	.03100	.10952	.64014	2.0740	.42764
Check ?	Chk Fail	Chk Pass	Chk Pass	Chk Pass	None	Chk Pass	Chk Pass	Chk Fail	Chk Pass
High Limit	12.000							.48000	
Low Limit	8.0000							.32000	

Elem	Sr4077	Th2837	Ti3349	Tl1908	U_3701	V_2924	Zn2062	Zr3391
Line	407.771 { 83}	283.730 {119}	334.904 {101}	190.856 {477}	370.152 { 91}	292.402 {115}	206.200 {163}	339.198 { 99}
Units	ppm	ppm	ppm	ppm	ppm	ppm	ppm	ppm
Avg	**.21459**	**.21424**	**.21793**	**.41640**	**.45263**	**.10949**	**.57703**	**.10111**
Stddev	.00052	.00086	.00009	.00036	.03062	.00049	.00046	.00023
%RSD	.24376	.40037	.04293	.08595	6.7652	.44648	.08009	.22993
#1	.21496	.21485	.21787	.41615	.43097	.10914	.57670	.10128
#2	.21422	.21363	.21800	.41666	.47428	.10983	.57736	.10095
Check ?	Chk Pass	Chk Pass	Chk Pass	Chk Pass	Chk Pass	Chk Pass	Chk Pass	Chk Pass
High Limit								
Low Limit								

Int. Std.	Y_2243	Y_3600	Y_3774
Line	224.306 {450}	360.073 { 94}	377.433 { 89}
Units	Cts/S	Cts/S	Cts/S
Avg	**5447.3**	**72721.**	**4122.4**
Stddev	4.6	422.	18.1
%RSD	.08359	.58068	.43784
#1	5444.1	72422.	4135.2
#2	5450.5	73019.	4109.6

Sample Name: Ca 1000 Acquired: 5/21/2013 22:05:00 Type: Unk
Method: 6500_026(v10) Mode: CONC Corr. Factor: 1.000000
User: bowenh Custom ID1: Custom ID2: Custom ID3:
Comment:

Elem	Ag3280	Al1670	As1890	B_2089	Ba4554	Be3130	Bi2230	Ca3179	Cd2288
Line	328.068 {103}	167.079 {502}	189.042 {478}	208.959 {461}	455.403 { 74}	313.042 {108}	223.061 {451}	317.933 {106}	228.802 {447}
Units	ppm	ppm	ppm	ppm	ppm	ppm	ppm	ppm	ppm
Avg	**-.00147**	**.00441**	**-.00599**	**.00778**	**.00198**	**-.00041**	**-.00536**	W **956.94**	**-.00054**
Stddev	.00022	.00066	.00065	.00001	.00041	.00008	.00115	11.43	.00015
%RSD	14.988	14.995	10.825	.09561	20.537	18.863	21.432	1.1947	28.379
#1	-.00163	.00394	-.00645	.00777	.00226	-.00036	-.00455	948.86	-.00043
#2	-.00132	.00488	-.00553	.00778	.00169	-.00047	-.00618	965.02	-.00065
Check ?	Chk Pass	Chk Pass	Chk Pass	Chk Pass	Chk Pass	Chk Pass	Chk Pass	Chk Warn	Chk Pass
High Limit								500.00	
Low Limit								-.05000	

Elem	Co2286	Cr2055	Cu3247	Fe2599	K_7664	Li6707	Mg2790	Mn2576	Mo2020
Line	228.616 {447}	205.552 {464}	324.754 {104}	259.940 {130}	766.490 { 44}	670.784 { 50}	279.079 {121}2	257.610 {131}	202.030 {467}
Units	ppm	ppm	ppm	ppm	ppm	ppm	ppm	ppm	ppm
Avg	**.00043**	**.00082**	**.00055**	**.01234**	**.40945**	**.00206**	**.02893**	**.00020**	**-.00003**
Stddev	.00024	.00002	.00052	.00048	.01986	.00197	.00010	.00006	.00003
%RSD	56.214	2.3751	93.213	3.8762	4.8507	95.897	.35996	28.617	87.577
#1	.00060	.00081	.00019	.01268	.39541	.00345	.02885	.00024	-.00005
#2	.00026	.00083	.00092	.01201	.42350	.00066	.02900	.00016	-.00001
Check ?	Chk Pass	Chk Pass	Chk Pass	Chk Pass	Chk Pass	Chk Pass	Chk Pass	Chk Pass	Chk Pass
High Limit									
Low Limit									

Elem	Na5895	Ni2316	P_1782	Pb2203	S_1820	Sb2068	Se1960	Si2881	Sn1899
Line	589.592 { 57}	231.604 {446}	178.284 {489}	220.353 {453}	182.034 {485}	206.833 {463}	196.090 {472}	288.158 {117}	189.989 {477}
Units	ppm	ppm	ppm	ppm	ppm	ppm	ppm	ppm	ppm
Avg	**1.0178**	**-.00011**	**-.00062**	**.00135**	**.04008**	**-.00047**	**.00162**	**-.00481**	**-.00096**
Stddev	.0205	.00012	.00053	.00007	.00003	.00101	.00227	.00666	.00060
%RSD	2.0170	107.47	86.402	5.1045	.06737	216.06	139.89	138.55	62.994
#1	1.0324	-.00019	-.00024	.00131	.04006	-.00118	.00322	-.00010	-.00138
#2	1.0033	-.00003	-.00100	.00140	.04010	.00025	.00002	-.00951	-.00053
Check ?	Chk Pass	Chk Pass	Chk Pass	Chk Pass	None	Chk Pass	Chk Pass	Chk Pass	Chk Pass
High Limit									
Low Limit									

Elem	Sr4077	Th2837	Ti3349	Tl1908	U_3701	V_2924	Zn2062	Zr3391
Line	407.771 { 83}	283.730 {119}	334.904 {101}	190.856 {477}	370.152 { 91}	292.402 {115}	206.200 {163}	339.198 { 99}
Units	ppm	ppm	ppm	ppm	ppm	ppm	ppm	ppm
Avg	**.05848**	**.00168**	**.00560**	**.00050**	W **-.05101**	**.00032**	**.00333**	**-.00346**
Stddev	.00016	.00094	.00013	.00137	.00374	.00020	.00034	.00125
%RSD	.27456	56.264	2.2778	274.27	7.3236	62.341	10.170	36.133
#1	.05836	.00234	.00551	-.00047	-.04837	.00018	.00357	-.00257
#2	.05859	.00101	.00569	.00147	-.05365	.00046	.00309	-.00434
Check ?	Chk Pass	Chk Pass	Chk Pass	Chk Pass	Chk Warn	Chk Pass	Chk Pass	Chk Pass
High Limit					45.000			
Low Limit					-.05000			

Int. Std.	Y_2243	Y_3600	Y_3774
Line	224.306 {450}	360.073 { 94}	377.433 { 89}
Units	Cts/S	Cts/S	Cts/S
Avg	**5232.4**	**70616.**	**3977.1**
Stddev	1.4	108.	23.2
%RSD	.02750	.15344	.58350
#1	5233.5	70539.	3993.5
#2	5231.4	70693.	3960.7

Sample Name: Mn 20 Acquired: 5/21/2013 22:08:06 Type: Unk
Method: 6500_026(v10) Mode: CONC Corr. Factor: 1.000000
User: bowenh Custom ID1: Custom ID2: Custom ID3:
Comment:

Elem	Ag3280	Al1670	As1890	B_2089	Ba4554	Be3130	Bi2230	Ca3179	Cd2288
Line	328.068 {103}	167.079 {502}	189.042 {478}	208.959 {461}	455.403 { 74}	313.042 {108}	223.061 {451}	317.933 {106}	228.802 {447}
Units	ppm	ppm	ppm	ppm	ppm	ppm	ppm	ppm	ppm
Avg	**.00226**	**.00488**	**.00121**	**.00670**	**.00142**	**-.00011**	**.00265**	**.01008**	**.00013**
Stddev	.00035	.00033	.00036	.00030	.00046	.00009	.00091	.00013	.00012
%RSD	15.364	6.7426	29.957	4.5231	32.361	85.969	34.289	1.2443	89.919
#1	.00251	.00511	.00146	.00691	.00174	-.00004	.00201	.01017	.00022
#2	.00202	.00465	.00095	.00648	.00109	-.00018	.00329	.00999	.00005
Check ?	Chk Pass	Chk Pass	Chk Pass	Chk Pass	Chk Pass	Chk Pass	Chk Pass	Chk Pass	Chk Pass
High Limit									
Low Limit									

Elem	Co2286	Cr2055	Cu3247	Fe2599	K_7664	Li6707	Mg2790	Mn2576	Mo2020
Line	228.616 {447}	205.552 {464}	324.754 {104}	259.940 {130}	766.490 { 44}	670.784 { 50}	279.079 {121}2	257.610 {131}	202.030 {467}
Units	ppm	ppm	ppm	ppm	ppm	ppm	ppm	ppm	ppm
Avg	**-.00008**	**.00005**	**-.00022**	**-.00256**	**.20421**	**-.00322**	**-.02999**	W **19.443**	**-.00116**
Stddev	.00031	.00010	.00038	.00211	.03680	.00110	.00155	.025	.00023
%RSD	376.36	199.37	178.44	82.364	18.019	34.217	5.1632	.12947	19.748
#1	.00014	.00013	-.00049	-.00405	.17819	-.00400	-.02889	19.426	-.00100
#2	-.00030	-.00002	.00006	-.00107	.23023	-.00244	-.03108	19.461	-.00132
Check ?	Chk Pass	Chk Pass	Chk Pass	Chk Pass	Chk Pass	Chk Pass	Chk Pass	Chk Warn	Chk Pass
High Limit								10.000	
Low Limit								-.01000	

Elem	Na5895	Ni2316	P_1782	Pb2203	S_1820	Sb2068	Se1960	Si2881	Sn1899
Line	589.592 { 57}	231.604 {446}	178.284 {489}	220.353 {453}	182.034 {485}	206.833 {463}	196.090 {472}	288.158 {117}	189.989 {477}
Units	ppm	ppm	ppm	ppm	ppm	ppm	ppm	ppm	ppm
Avg	**.59846**	**-.00021**	**.00020**	**.00310**	**-.00589**	**.02476**	**.00037**	**.03578**	**-.00029**
Stddev	.00335	.00000	.00040	.00009	.00517	.00246	.00514	.00527	.00082
%RSD	.55992	.69931	205.68	3.0282	87.686	9.9314	1402.9	14.733	281.00
#1	.59609	-.00021	-.00009	.00316	-.00954	.02650	-.00327	.03205	-.00087
#2	.60083	-.00021	.00048	.00303	-.00224	.02302	.00400	.03951	.00029
Check ?	Chk Pass	Chk Pass	Chk Pass	Chk Pass	None	Chk Pass	Chk Pass	Chk Pass	Chk Pass
High Limit									
Low Limit									

Elem	Sr4077	Th2837	Ti3349	Tl1908	U_3701	V_2924	Zn2062	Zr3391
Line	407.771 { 83}	283.730 {119}	334.904 {101}	190.856 {477}	370.152 { 91}	292.402 {115}	206.200 {163}	339.198 { 99}
Units	ppm	ppm	ppm	ppm	ppm	ppm	ppm	ppm
Avg	**-.00014**	**-.00192**	**-.00016**	W **-.01693**	**.01354**	**-.00505**	**.00284**	**-.00420**
Stddev	.00005	.00155	.00018	.00063	.03139	.00047	.00008	.00027
%RSD	35.236	81.122	108.79	3.7174	231.73	9.3456	2.9369	6.5072
#1	-.00010	-.00301	-.00004	-.01648	.03574	-.00538	.00278	-.00400
#2	-.00017	-.00082	-.00029	-.01737	-.00865	-.00472	.00289	-.00439
Check ?	Chk Pass	Chk Pass	Chk Pass	Chk Warn	Chk Pass	Chk Pass	Chk Pass	Chk Pass
High Limit				5.0000				
Low Limit				-.01000				

Int. Std.	Y_2243	Y_3600	Y_3774
Line	224.306 {450}	360.073 { 94}	377.433 { 89}
Units	Cts/S	Cts/S	Cts/S
Avg	**5654.6**	**75355.**	**4146.5**
Stddev	15.8	13.	20.0
%RSD	.28023	.01742	.48228
#1	5643.4	75346.	4160.7
#2	5665.9	75365.	4132.4

Sample Name: 280-42205-A-1-C Acquired: 5/21/2013 22:10:40 Type: Unk
Method: 6500_026(v10) Mode: CONC Corr. Factor: 1.000000
User: bowenh Custom ID1: Custom ID2: Custom ID3:
Comment: 175097 6010b

Elem	Ag3280	Al1670	As1890	B_2089	Ba4554	Be3130	Bi2230	Ca3179	Cd2288
Line	328.068 {103}	167.079 {502}	189.042 {478}	208.959 {461}	455.403 { 74}	313.042 {108}	223.061 {451}	317.933 {106}	228.802 {447}
Units	ppm	ppm	ppm	ppm	ppm	ppm	ppm	ppm	ppm
Avg	**-.00035**	**.71603**	**.01449**	**1.5872**	**.02965**	**-.00014**	**.00419**	**8.1896**	**.18259**
Stddev	.00087	.00082	.00206	.0060	.00023	.00015	.00312	.0771	.00104
%RSD	252.90	.11517	14.207	.37659	.77690	106.93	74.584	.94095	.56704
#1	-.00096	.71661	.01594	1.5914	.02948	-.00024	.00639	8.2441	.18333
#2	.00027	.71544	.01303	1.5830	.02981	-.00003	.00198	8.1351	.18186
Check ?	Chk Pass	Chk Pass	Chk Pass	Chk Pass	Chk Pass	Chk Pass	Chk Pass	Chk Pass	Chk Pass
High Limit									
Low Limit									

Elem	Co2286	Cr2055	Cu3247	Fe2599	K_7664	Li6707	Mg2790	Mn2576	Mo2020
Line	228.616 {447}	205.552 {464}	324.754 {104}	259.940 {130}	766.490 { 44}	670.784 { 50}	279.079 {121}2	257.610 {131}	202.030 {467}
Units	ppm	ppm	ppm	ppm	ppm	ppm	ppm	ppm	ppm
Avg	**.02802**	**.03880**	**1.5341**	**21.015**	F **651.67**	**1.0115**	**1.9085**	**.46632**	**.95747**
Stddev	.00003	.00044	.0066	.223	8.14	.0082	.0066	.00107	.00334
%RSD	.11552	1.1465	.43275	1.0589	1.2498	.80806	.34410	.22854	.34886
#1	.02799	.03912	1.5294	21.172	657.43	1.0173	1.9039	.46556	.95984
#2	.02804	.03849	1.5388	20.857	645.92	1.0057	1.9132	.46707	.95511
Check ?	Chk Pass	Chk Pass	Chk Pass	Chk Pass	Chk Fail	Chk Pass	Chk Pass	Chk Pass	Chk Pass
High Limit					500.00				
Low Limit					-2.0000				

Elem	Na8183	Ni2316	P_1782	Pb2203	S_1820	Sb2068	Se1960	Si2881	Sn1899
Line	818.326 { 41}	231.604 {446}	178.284 {489}	220.353 {453}	182.034 {485}	206.833 {463}	196.090 {472}	288.158 {117}	189.989 {477}
Units	ppm	ppm	ppm	ppm	ppm	ppm	ppm	ppm	ppm
Avg	W **511.69**	**.25120**	F **177.36**	**2.1398**	**17.359**	**.14823**	**.00983**	**3.2333**	**.03137**
Stddev	6.32	.00126	.60	.0221	.115	.00086	.00211	.0101	.00077
%RSD	1.2343	.50177	.33918	1.0306	.66470	.57762	21.467	.31257	2.4454
#1	516.16	.25209	177.78	2.1553	17.440	.14884	.01132	3.2405	.03191
#2	507.22	.25031	176.93	2.1242	17.277	.14763	.00834	3.2262	.03082
Check ?	Chk Warn	Chk Pass	Chk Fail	Chk Pass	None	Chk Pass	Chk Pass	Chk Pass	Chk Pass
High Limit	500.00		50.000						
Low Limit	10.000		-2.0000						

Elem	Sr4077	Th2837	Ti3349	Tl1908	U_3701	V_2924	Zn2062	Zr3391
Line	407.771 { 83}	283.730 {119}	334.904 {101}	190.856 {477}	370.152 { 91}	292.402 {115}	206.200 {163}	339.198 { 99}
Units	ppm	ppm	ppm	ppm	ppm	ppm	ppm	ppm
Avg	**.02476**	**.00181**	**.01733**	**-.00187**	**.03958**	**.01596**	W **16.883**	**.00804**
Stddev	.00003	.00123	.00028	.00087	.02363	.00028	.037	.00235
%RSD	.11201	67.900	1.6184	46.438	59.704	1.7501	.21779	29.243
#1	.02474	.00268	.01713	-.00126	.02287	.01576	16.857	.00970
#2	.02478	.00094	.01753	-.00249	.05629	.01616	16.909	.00638
Check ?	Chk Pass	Chk Pass	Chk Pass	Chk Pass	Chk Pass	Chk Pass	Chk Warn	Chk Pass
High Limit							10.000	
Low Limit							-.00500	

Int. Std.	Y_2243	Y_3600	Y_3774
Line	224.306 {450}	360.073 { 94}	377.433 { 89}
Units	Cts/S	Cts/S	Cts/S
Avg	**5406.7**	**70965.**	**4051.2**
Stddev	40.0	231.	62.3
%RSD	.74006	.32592	1.5367
#1	5378.4	70801.	4007.2
#2	5435.0	71128.	4095.2

Sample Name: sd 280-42205-A-1-C@5 Acquired: 5/21/2013 22:13:38 Type: Unk
Method: 6500_026(v10) Mode: CONC Corr. Factor: 1.000000
User: bowenh Custom ID1: Custom ID2: Custom ID3:
Comment: 175097 6010b

Elem	Ag3280	Al1670	As1890	B_2089	Ba4554	Be3130	Bi2230	Ca3179	Cd2288
Line	328.068 {103}	167.079 {502}	189.042 {478}	208.959 {461}	455.403 { 74}	313.042 {108}	223.061 {451}	317.933 {106}	228.802 {447}
Units	ppm	ppm	ppm	ppm	ppm	ppm	ppm	ppm	ppm
Avg	**-.00116**	**.14957**	**.00348**	**.34012**	**.00660**	**-.00005**	**.00247**	**1.6468**	**.03740**
Stddev	.00043	.00101	.00197	.00115	.00040	.00003	.00321	.0127	.00054
%RSD	36.979	.67575	56.477	.33781	6.0009	50.611	129.78	.76860	1.4467
#1	-.00146	.15028	.00487	.34093	.00688	-.00003	.00474	1.6558	.03778
#2	-.00085	.14885	.00209	.33931	.00632	-.00007	.00020	1.6379	.03701
Check ?	Chk Pass	Chk Pass	Chk Pass	Chk Pass	Chk Pass	Chk Pass	Chk Pass	Chk Pass	Chk Pass
High Limit									
Low Limit									

Elem	Co2286	Cr2055	Cu3247	Fe2599	K_7664	Li6707	Mg2790	Mn2576	Mo2020
Line	228.616 {447}	205.552 {464}	324.754 {104}	259.940 {130}	766.490 { 44}	670.784 { 50}	279.079 {121}2	257.610 {131}	202.030 {467}
Units	ppm	ppm	ppm	ppm	ppm	ppm	ppm	ppm	ppm
Avg	**.00567**	**.00767**	**.31765**	**4.2453**	W **130.44**	**.20314**	**.39864**	**.09335**	**.19170**
Stddev	.00000	.00007	.00009	.0366	.23	.00202	.00011	.00022	.00052
%RSD	.02646	.92837	.02702	.86121	.17994	.99388	.02820	.23487	.26972
#1	.00567	.00762	.31759	4.2711	130.60	.20457	.39856	.09319	.19207
#2	.00567	.00772	.31771	4.2194	130.27	.20171	.39872	.09350	.19134
Check ?	Chk Pass	Chk Pass	Chk Pass	Chk Pass	Chk Warn	Chk Pass	Chk Pass	Chk Pass	Chk Pass
High Limit					100.00				
Low Limit					-.50000				

Elem	Na8183	Ni2316	P_1782	Pb2203	S_1820	Sb2068	Se1960	Si2881	Sn1899
Line	818.326 { 41}	231.604 {446}	178.284 {489}	220.353 {453}	182.034 {485}	206.833 {463}	196.090 {472}	288.158 {117}	189.989 {477}
Units	ppm	ppm	ppm	ppm	ppm	ppm	ppm	ppm	ppm
Avg	**102.94**	**.05051**	**37.325**	**.44089**	**3.4640**	**.03136**	**.00218**	**.63604**	**.00658**
Stddev	.44	.00040	.183	.00086	.0186	.00139	.00107	.01457	.00008
%RSD	.42500	.78319	.49074	.19497	.53635	4.4356	49.110	2.2912	1.1513
#1	103.25	.05079	37.454	.44150	3.4771	.03037	.00294	.64634	.00664
#2	102.63	.05023	37.195	.44028	3.4509	.03234	.00142	.62573	.00653
Check ?	Chk Pass	Chk Pass	Chk Pass	Chk Pass	None	Chk Pass	Chk Pass	Chk Pass	Chk Pass
High Limit									
Low Limit									

Elem	Sr4077	Th2837	Ti3349	Tl1908	U_3701	V_2924	Zn2062	Zr3391
Line	407.771 { 83}	283.730 {119}	334.904 {101}	190.856 {477}	370.152 { 91}	292.402 {115}	206.200 {163}	339.198 { 99}
Units	ppm	ppm	ppm	ppm	ppm	ppm	ppm	ppm
Avg	**.00502**	**.00082**	**.00307**	**-.00027**	**.01841**	**.00305**	**3.3633**	**-.00082**
Stddev	.00001	.00054	.00013	.00030	.02445	.00016	.0044	.00307
%RSD	.18411	66.441	4.2469	113.19	132.82	5.3123	.13120	374.76
#1	.00501	.00043	.00298	-.00048	.03570	.00316	3.3664	-.00299
#2	.00503	.00120	.00317	-.00005	.00112	.00293	3.3601	.00135
Check ?	Chk Pass	Chk Pass	Chk Pass	Chk Pass	Chk Pass	Chk Pass	Chk Pass	Chk Pass
High Limit								
Low Limit								

Int. Std.	Y_2243	Y_3600	Y_3774
Line	224.306 {450}	360.073 { 94}	377.433 { 89}
Units	Cts/S	Cts/S	Cts/S
Avg	**5777.2**	**77165.**	**4340.7**
Stddev	17.3	218.	.6
%RSD	.29947	.28234	.01453
#1	5789.4	77011.	4340.2
#2	5764.9	77319.	4341.1

Sample Name: 280-42205-A-1-D MS Acquired: 5/21/2013 22:16:00 Type: Unk
Method: 6500_026(v10) Mode: CONC Corr. Factor: 1.000000
User: bowenh Custom ID1: Custom ID2: Custom ID3:
Comment: 175097 6010b

Elem	Ag3280	Al1670	As1890	B_2089	Ba4554	Be3130	Bi2230	Ca3179	Cd2288
Line	328.068 {103}	167.079 {502}	189.042 {478}	208.959 {461}	455.403 { 74}	313.042 {108}	223.061 {451}	317.933 {106}	228.802 {447}
Units	ppm	ppm	ppm	ppm	ppm	ppm	ppm	ppm	ppm
Avg	W **.19927**	**1.0324**	**.77731**	**1.6524**	**2.4233**	**.00864**	**.38105**	**16.667**	**.37824**
Stddev	.00096	.0014	.00208	.0050	.0063	.00007	.00126	.001	.00105
%RSD	.48016	.13257	.26766	.30492	.26099	.82482	.33056	.00738	.27890
#1	.19859	1.0334	.77583	1.6489	2.4278	.00870	.38015	16.668	.37749
#2	.19994	1.0314	.77878	1.6560	2.4189	.00859	.38194	16.666	.37898
Check ?	Chk Warn	Chk Pass	Chk Pass	Chk Pass	Chk Pass	Chk Pass	Chk Pass	Chk Pass	Chk Pass
High Limit	.10000								
Low Limit	-.01000								

Elem	Co2286	Cr2055	Cu3247	Fe2599	K_7664	Li6707	Mg2790	Mn2576	Mo2020
Line	228.616 {447}	205.552 {464}	324.754 {104}	259.940 {130}	766.490 { 44}	670.784 { 50}	279.079 {121}2	257.610 {131}	202.030 {467}
Units	ppm	ppm	ppm	ppm	ppm	ppm	ppm	ppm	ppm
Avg	**.12174**	**1.0179**	**1.8279**	**19.728**	F **615.40**	**1.1593**	**10.662**	**.51622**	**1.0675**
Stddev	.00039	.0021	.0073	.004	.95	.0029	.046	.00260	.0023
%RSD	.31678	.20700	.40169	.02008	.15392	.24695	.43057	.50419	.21555
#1	.12147	1.0164	1.8227	19.731	616.07	1.1573	10.630	.51438	1.0659
#2	.12201	1.0194	1.8331	19.725	614.73	1.1614	10.695	.51806	1.0691
Check ?	Chk Pass	Chk Pass	Chk Pass	Chk Pass	Chk Fail	Chk Pass	Chk Pass	Chk Pass	Chk Pass
High Limit					500.00				
Low Limit					-2.0000				

Elem	Na8183	Ni2316	P_1782	Pb2203	S_1820	Sb2068	Se1960	Si2881	Sn1899
Line	818.326 { 41}	231.604 {446}	178.284 {489}	220.353 {453}	182.034 {485}	206.833 {463}	196.090 {472}	288.158 {117}	189.989 {477}
Units	ppm	ppm	ppm	ppm	ppm	ppm	ppm	ppm	ppm
Avg	**487.73**	**.32633**	F **166.17**	**2.9631**	**15.841**	**.22796**	**.57454**	**4.8207**	**.40156**
Stddev	1.36	.00069	.31	.0090	.047	.00311	.00179	.0158	.00098
%RSD	.27828	.21114	.18796	.30489	.29825	1.3645	.31078	.32796	.24448
#1	488.69	.32585	165.95	2.9567	15.808	.23016	.57328	4.8095	.40086
#2	486.77	.32682	166.39	2.9695	15.874	.22576	.57580	4.8319	.40225
Check ?	Chk Pass	Chk Pass	Chk Fail	Chk Pass	None	Chk Pass	Chk Pass	Chk Pass	Chk Pass
High Limit			50.000						
Low Limit			-2.0000						

Elem	Sr4077	Th2837	Ti3349	Tl1908	U_3701	V_2924	Zn2062	Zr3391
Line	407.771 { 83}	283.730 {119}	334.904 {101}	190.856 {477}	370.152 { 91}	292.402 {115}	206.200 {163}	339.198 { 99}
Units	ppm	ppm	ppm	ppm	ppm	ppm	ppm	ppm
Avg	**.21421**	**.18310**	**.20847**	**.27878**	**.40495**	**.11050**	W **15.769**	**.09313**
Stddev	.00055	.00197	.00214	.00205	.04916	.00106	.068	.00187
%RSD	.25509	1.0762	1.0248	.73365	12.139	.96148	.42805	2.0131
#1	.21460	.18450	.20696	.27733	.37019	.10975	15.721	.09180
#2	.21382	.18171	.20998	.28023	.43971	.11125	15.817	.09445
Check ?	Chk Pass	Chk Pass	Chk Pass	Chk Pass	Chk Pass	Chk Pass	Chk Warn	Chk Pass
High Limit							10.000	
Low Limit							-.00500	

Int. Std.	Y_2243	Y_3600	Y_3774
Line	224.306 {450}	360.073 { 94}	377.433 { 89}
Units	Cts/S	Cts/S	Cts/S
Avg	**5445.0**	**71270.**	**3963.0**
Stddev	17.9	275.	4.5
%RSD	.32786	.38613	.11344
#1	5432.4	71075.	3959.9
#2	5457.7	71465.	3966.2

Sample Name: 280-42205-A-1-E MSD Acquired: 5/21/2013 22:18:57 Type: Unk
Method: 6500_026(v10) Mode: CONC Corr. Factor: 1.000000
User: bowenh Custom ID1: Custom ID2: Custom ID3:
Comment: 175097 6010b

Elem	Ag3280	Al1670	As1890	B_2089	Ba4554	Be3130	Bi2230	Ca3179	Cd2288
Line	328.068 {103}	167.079 {502}	189.042 {478}	208.959 {461}	455.403 { 74}	313.042 {108}	223.061 {451}	317.933 {106}	228.802 {447}
Units	ppm	ppm	ppm	ppm	ppm	ppm	ppm	ppm	ppm
Avg	W **.19558**	**1.0052**	**.75663**	**1.6165**	**2.3251**	**.00850**	**.37085**	**15.951**	**.37070**
Stddev	.00018	.0012	.00540	.0013	.0271	.00014	.00201	.270	.00085
%RSD	.09406	.12200	.71408	.08273	1.1639	1.6001	.54157	1.6908	.22926
#1	.19545	1.0060	.75281	1.6156	2.3059	.00841	.37227	15.761	.37010
#2	.19571	1.0043	.76045	1.6175	2.3442	.00860	.36943	16.142	.37130
Check ?	Chk Warn	Chk Pass	Chk Pass	Chk Pass	Chk Pass	Chk Pass	Chk Pass	Chk Pass	Chk Pass
High Limit	.10000								
Low Limit	-.01000								

Elem	Co2286	Cr2055	Cu3247	Fe2599	K_7664	Li6707	Mg2790	Mn2576	Mo2020
Line	228.616 {447}	205.552 {464}	324.754 {104}	259.940 {130}	766.490 { 44}	670.784 { 50}	279.079 {121}2	257.610 {131}	202.030 {467}
Units	ppm	ppm	ppm	ppm	ppm	ppm	ppm	ppm	ppm
Avg	**.11832**	**.99552**	**1.8053**	**18.782**	F **581.36**	**1.1048**	**10.457**	**.50721**	**1.0430**
Stddev	.00003	.00132	.0014	.305	8.88	.0177	.012	.00006	.0011
%RSD	.02415	.13292	.08022	1.6233	1.5273	1.6018	.11257	.01194	.10246
#1	.11834	.99458	1.8042	18.567	575.08	1.0923	10.465	.50725	1.0423
#2	.11830	.99645	1.8063	18.998	587.64	1.1173	10.448	.50717	1.0438
Check ?	Chk Pass	Chk Pass	Chk Pass	Chk Pass	Chk Fail	Chk Pass	Chk Pass	Chk Pass	Chk Pass
High Limit					500.00				
Low Limit					-2.0000				

Elem	Na8183	Ni2316	P_1782	Pb2203	S_1820	Sb2068	Se1960	Si2881	Sn1899
Line	818.326 { 41}	231.604 {446}	178.284 {489}	220.353 {453}	182.034 {485}	206.833 {463}	196.090 {472}	288.158 {117}	189.989 {477}
Units	ppm	ppm	ppm	ppm	ppm	ppm	ppm	ppm	ppm
Avg	**467.50**	**.31639**	F **162.35**	**2.8985**	**15.400**	**.22496**	**.55782**	**4.5773**	**.38917**
Stddev	6.45	.00051	.07	.0069	.035	.00031	.00477	.0695	.00061
%RSD	1.3798	.15998	.04380	.23933	.22416	.13837	.85459	1.5190	.15779
#1	462.94	.31603	162.30	2.8936	15.376	.22474	.55445	4.5282	.38961
#2	472.06	.31675	162.40	2.9035	15.424	.22518	.56119	4.6265	.38874
Check ?	Chk Pass	Chk Pass	Chk Fail	Chk Pass	None	Chk Pass	Chk Pass	Chk Pass	Chk Pass
High Limit			50.000						
Low Limit			-2.0000						

Elem	Sr4077	Th2837	Ti3349	Tl1908	U_3701	V_2924	Zn2062	Zr3391
Line	407.771 { 83}	283.730 {119}	334.904 {101}	190.856 {477}	370.152 { 91}	292.402 {115}	206.200 {163}	339.198 { 99}
Units	ppm	ppm	ppm	ppm	ppm	ppm	ppm	ppm
Avg	**.20496**	**.18194**	**.20513**	**.26442**	**.37865**	**.10841**	W **15.370**	**.09095**
Stddev	.00312	.00002	.00042	.00032	.03391	.00069	.027	.00068
%RSD	1.5240	.01069	.20666	.12160	8.9556	.63938	.17294	.74744
#1	.20275	.18192	.20483	.26419	.35467	.10792	15.389	.09047
#2	.20717	.18195	.20543	.26465	.40262	.10890	15.352	.09143
Check ?	Chk Pass	Chk Pass	Chk Pass	Chk Pass	Chk Pass	Chk Pass	Chk Warn	Chk Pass
High Limit							10.000	
Low Limit							-.00500	

Int. Std.	Y_2243	Y_3600	Y_3774
Line	224.306 {450}	360.073 { 94}	377.433 { 89}
Units	Cts/S	Cts/S	Cts/S
Avg	**5462.9**	**75323.**	**4261.3**
Stddev	11.5	191.	21.1
%RSD	.20982	.25357	.49517
#1	5454.8	75188.	4276.2
#2	5471.0	75458.	4246.4

Sample Name: CCVH-2058327 Acquired: 5/21/2013 22:21:54 Type: QC
Method: 6500_026(v10) Mode: CONC Corr. Factor: 1.000000
User: bowenh Custom ID1: Custom ID2: Custom ID3:
Comment:

Elem	Ag3280	Al3092	As1890	B_2089	Ba4554	Be3130	Bi2230	Ca3179	Cd2288	Co2286	Cr2055	Cu3247
Units	ppm	ppm	ppm	ppm	ppm	ppm	ppm	ppm	ppm	ppm	ppm	ppm
Avg	**.00168**	**48.357**	**-.00087**	**.01105**	**.00131**	**.00006**	**1.0020**	**.00633**	**-.00086**	**.00189**	**-.00039**	**.00217**
Stddev	.00053	.387	.00101	.00026	.00041	.00016	.0028	.00420	.00002	.00004	.00022	.00027
%RSD	31.468	.80069	116.03	2.3642	31.616	284.01	.27814	66.257	1.8247	1.9662	55.493	12.628
#1	.00206	48.631	-.00158	.01124	.00102	-.00006	1.0000	.00930	-.00085	.00187	-.00024	.00198
#2	.00131	48.083	-.00016	.01087	.00160	.00017	1.0039	.00337	-.00087	.00192	-.00054	.00237
Check ?	None	Chk Pass	None	None	None	None	Chk Pass	None	None	None	None	None
Value												
Range												

Elem	Fe2714	K_7664	Li6707	Mg2790	Mn2576	Mo2020	Na8183	Ni2316	P_1782	Pb2203	S_1820	Sb2068
Units	ppm	ppm	ppm	ppm	ppm	ppm	ppm	ppm	ppm	ppm	ppm	ppm
Avg	**46.034**	**1.4762**	**-.00060**	**-.00421**	**-.00061**	**-.00150**	F **277.88**	**.00050**	**.00984**	**.00137**	**4.8949**	**.00014**
Stddev	.190	.0024	.00022	.00048	.00001	.00014	3.44	.00003	.00155	.00032	.0189	.00205
%RSD	.41177	.15889	36.725	11.346	1.8763	9.5091	1.2364	6.2900	15.778	23.610	.38601	1430.1
#1	46.168	1.4746	-.00045	-.00455	-.00060	-.00160	280.31	.00052	.01093	.00160	4.8815	-.00131
#2	45.900	1.4779	-.00076	-.00387	-.00062	-.00140	275.45	.00047	.00874	.00114	4.9083	.00159
Check ?	Chk Pass	None	None	None	None	None	Chk Fail	None	None	None	None	None
Value							250.00					
Range							10.000%					

Elem	Se1960	Si2881	Sn1899	Sr4077	Th2837	Ti3349	Tl1908	U_3701	V_2924	Zn2062	Zr3391
Units	ppm	ppm	ppm	ppm	ppm	ppm	ppm	ppm	ppm	ppm	ppm
Avg	**-.00224**	**.01152**	**.00079**	**.00006**	**4.9019**	**.00134**	**-.00162**	**9.7709**	**.00082**	**.00426**	**-.02444**
Stddev	.00480	.00619	.00049	.00004	.0640	.00016	.00033	.1105	.00084	.00050	.00449
%RSD	214.22	53.734	62.132	61.146	1.3064	12.013	20.283	1.1307	102.34	11.784	18.367
#1	-.00564	.00715	.00114	.00003	4.9472	.00122	-.00186	9.8490	.00023	.00461	-.02761
#2	.00115	.01590	.00044	.00008	4.8566	.00145	-.00139	9.6927	.00141	.00390	-.02126
Check ?	None	None	None	None	Chk Pass	None	None	Chk Pass	None	None	None
Value											
Range											

Int. Std.	Y_2243	Y_3600	Y_3774
Units	Cts/S	Cts/S	Cts/S
Avg	**5588.6**	**75642.**	**4112.8**
Stddev	80.2	275.	37.3
%RSD	1.4359	.36327	.90812
#1	5531.9	75448.	4086.4
#2	5645.4	75837.	4139.2

Sample Name: CCV-2058325 Acquired: 5/21/2013 22:24:17 Type: QC
Method: 6500_026(v10) Mode: CONC Corr. Factor: 1.000000
User: bowenh Custom ID1: Custom ID2: Custom ID3:
Comment:

Elem	Ag3280	Al1670	As1890	B_2089	Ba4554	Be3130	Bi2230	Ca3179	Cd2288	Co2286	Cr2055	Cu3247
Units	ppm	ppm	ppm	ppm	ppm	ppm	ppm	ppm	ppm	ppm	ppm	ppm
Avg	**.51651**	**.50980**	**.99392**	**.50305**	**.52580**	**.46804**	**-.00162**	**4.8838**	**.50839**	**.51550**	**.50779**	**.50091**
Stddev	.00085	.00099	.00542	.00157	.00408	.00467	.00004	.0084	.00288	.00096	.00183	.00252
%RSD	.16470	.19352	.54529	.31213	.77614	.99781	2.1743	.17213	.56587	.18716	.36056	.50343
#1	.51591	.50911	.99009	.50194	.52869	.47135	-.00165	4.8897	.51042	.51482	.50650	.49913
#2	.51711	.51050	.99775	.50416	.52292	.46474	-.00160	4.8779	.50636	.51618	.50909	.50269
Check ?	Chk Pass	Chk Pass	Chk Pass	Chk Pass	Chk Pass	Chk Pass	None	Chk Pass	Chk Pass	Chk Pass	Chk Pass	Chk Pass
Value												
Range												

Elem	Fe2599	K_7664	Li6707	Mg2790	Mn2576	Mo2020	Na5895	Ni2316	P_1782	Pb2203	S_1820	Sb2068
Units	ppm	ppm	ppm	ppm	ppm	ppm	ppm	ppm	ppm	ppm	ppm	ppm
Avg	**2.2923**	F **55.932**	F **1.1232**	**20.366**	**.51215**	**.50838**	F **6.1141**	**.51406**	**.99064**	**1.0248**	**.01232**	**.99679**
Stddev	.0115	.400	.0058	.075	.00073	.00495	.0698	.00416	.00422	.0023	.00001	.00233
%RSD	.49933	.71425	.51563	.36971	.14342	.97358	1.1412	.80869	.42566	.22722	.10628	.23373
#1	2.3004	56.215	1.1273	20.313	.51163	.50488	6.1634	.51112	.98766	1.0231	.01231	.99844
#2	2.2842	55.650	1.1191	20.420	.51267	.51188	6.0647	.51700	.99362	1.0264	.01232	.99514
Check ?	Chk Pass	Chk Fail	Chk Fail	Chk Pass	Chk Pass	Chk Pass	Chk Fail	Chk Pass	Chk Pass	Chk Pass	None	Chk Pass
Value		50.000	1.0000				5.0000					
Range		10.000%	10.000%				10.000%					

Elem	Se1960	Si2881	Sn1899	Sr4077	Th2837	Ti3349	Tl1908	U_3701	V_2924	Zn2062	Zr3391
Units	ppm	ppm	ppm	ppm	ppm	ppm	ppm	ppm	ppm	ppm	ppm
Avg	**.98025**	**4.7748**	**1.0159**	**.50371**	**.00024**	**.51247**	**1.0123**	**.06705**	**.50466**	**.52240**	**.49279**
Stddev	.00481	.0067	.0040	.00508	.00203	.00076	.0005	.02694	.00009	.00009	.00472
%RSD	.49078	.14039	.39790	1.0090	849.72	.14852	.04714	40.172	.01804	.01658	.95837
#1	.97685	4.7795	1.0130	.50731	-.00120	.51193	1.0119	.08610	.50473	.52234	.49613
#2	.98365	4.7700	1.0187	.50012	.00167	.51300	1.0126	.04801	.50460	.52246	.48945
Check ?	Chk Pass	Chk Pass	Chk Pass	Chk Pass	None	Chk Pass	Chk Pass	None	Chk Pass	Chk Pass	Chk Pass
Value											
Range											

Int. Std.	Y_2243	Y_3600	Y_3774
Units	Cts/S	Cts/S	Cts/S
Avg	**5638.7**	**74601.**	**4209.9**
Stddev	45.8	410.	17.5
%RSD	.81162	.54931	.41541
#1	5671.0	74311.	4197.5
#2	5606.3	74890.	4222.2

Sample Name: CCB Acquired: 5/21/2013 22:26:31 Type: QC
Method: 6500_026(v10) Mode: CONC Corr. Factor: 1.000000
User: bowenh Custom ID1: Custom ID2: Custom ID3:
Comment:

Elem	Ag3280	Al1670	As1890	B_2089	Ba4554	Be3130	Bi2230	Ca3179	Cd2288	Co2286	Cr2055
Units	ppm	ppm	ppm	ppm	ppm	ppm	ppm	ppm	ppm	ppm	ppm
Avg	**-.00068**	**.00031**	**-.00185**	F **.00866**	F **.00121**	**-.00004**	**-.00116**	**.00364**	**.00025**	**-.00018**	**-.00016**
Stddev	.00028	.00010	.00207	.00035	.00078	.00014	.00294	.00402	.00019	.00006	.00003
%RSD	41.185	31.315	112.16	4.0262	65.071	360.91	253.35	110.45	74.372	29.747	21.746
#1	-.00088	.00024	-.00331	.00841	.00176	.00006	-.00324	.00080	.00038	-.00022	-.00013
#2	-.00048	.00038	-.00038	.00891	.00065	-.00014	.00092	.00648	.00012	-.00015	-.00018
Check ?	Chk Pass	Chk Pass	Chk Pass	Chk Fail	Chk Fail	Chk Pass	None	Chk Pass	Chk Pass	Chk Pass	Chk Pass
High Limit				.00312	.00115						
Low Limit				-.00312	-.00115						

Elem	Cu3247	Fe2599	K_7664	Li6707	Mg2790	Mn2576	Mo2020	Na5895	Ni2316	P_1782	Pb2203
Units	ppm	ppm	ppm	ppm	ppm	ppm	ppm	ppm	ppm	ppm	ppm
Avg	**-.00034**	**.00550**	F **.74232**	**-.00221**	**.00170**	**.00011**	**.00038**	F **.60901**	**-.00050**	**.00104**	**.00061**
Stddev	.00048	.00274	.04356	.00006	.00058	.00005	.00026	.00664	.00005	.00370	.00062
%RSD	141.48	49.787	5.8675	2.6125	34.204	42.222	68.905	1.0901	9.4051	356.83	101.57
#1	.00000	.00744	.77311	-.00225	.00129	.00014	.00056	.60431	-.00046	.00365	.00104
#2	-.00067	.00357	.71152	-.00217	.00211	.00008	.00019	.61370	-.00053	-.00158	.00017
Check ?	Chk Pass	Chk Pass	Chk Fail	Chk Pass	Chk Pass	Chk Pass	Chk Pass	Chk Fail	Chk Pass	Chk Pass	Chk Pass
High Limit			.25000					.10000			
Low Limit			-.25000					-.10000			

Elem	S_1820	Sb2068	Se1960	Si2881	Sn1899	Sr4077	Th2837	Ti3349	Tl1908	U_3701	V_2924
Units	ppm	ppm	ppm	ppm	ppm	ppm	ppm	ppm	ppm	ppm	ppm
Avg	**.01304**	**.00012**	**.00126**	**-.02041**	**.00014**	**.00006**	**-.00072**	W **-.00062**	**-.00015**	**-.00379**	**.00021**
Stddev	.00306	.00094	.00125	.00491	.00009	.00002	.00166	.00039	.00113	.00884	.00054
%RSD	23.439	773.76	99.324	24.071	61.655	32.422	231.19	62.570	776.02	233.34	257.89
#1	.01521	.00079	.00215	-.01694	.00020	.00007	-.00189	-.00090	.00065	-.01004	-.00017
#2	.01088	-.00054	.00038	-.02388	.00008	.00005	.00045	-.00035	-.00094	.00246	.00060
Check ?	None	Chk Pass	Chk Pass	Chk Pass	Chk Pass	Chk Pass	Chk Pass	Chk Warn	Chk Pass	Chk Pass	Chk Pass
High Limit								.00060			
Low Limit								-.00060			

Elem	Zn2062	Zr3391
Units	ppm	ppm
Avg	**.00291**	**.00082**
Stddev	.00037	.00098
%RSD	12.837	120.08
#1	.00265	.00151
#2	.00318	.00012
Check ?	Chk Pass	Chk Pass
High Limit		
Low Limit		

Int. Std.	Y_2243	Y_3600	Y_3774
Units	Cts/S	Cts/S	Cts/S
Avg	**5634.0**	**75505.**	**4110.7**
Stddev	11.1	661.	53.9
%RSD	.19673	.87585	1.3121
#1	5641.8	75038.	4072.5
#2	5626.1	75973.	4148.8

Sample Name: CCVL2062912 Acquired: 5/21/2013 22:29:00 Type: QC
Method: 6500_026(v10) Mode: CONC Corr. Factor: 1.000000
User: bowenh Custom ID1: Custom ID2: Custom ID3:
Comment:

Elem	Ag3280	Al1670	As1890	B_2089	Ba4554	Be3130	Bi2230	Ca3179	Cd2288	Co2286	Cr2055
Units	ppm	ppm	ppm	ppm	ppm	ppm	ppm	ppm	ppm	ppm	ppm
Avg	**.00990**	**.10824**	**.01313**	**.10599**	W **.01238**	**.00087**	**.11138**	**.20920**	**.00557**	**.01127**	**.01041**
Stddev	.00073	.00045	.00271	.00010	.00022	.00020	.00154	.00394	.00021	.00025	.00030
%RSD	7.3556	.41930	20.657	.09015	1.8078	22.772	1.3851	1.8848	3.7754	2.1975	2.8655
#1	.01042	.10792	.01504	.10592	.01254	.00073	.11247	.20641	.00542	.01110	.01020
#2	.00939	.10856	.01121	.10606	.01222	.00101	.11029	.21199	.00572	.01145	.01062
Check ?	Chk Pass	Chk Pass	Chk Pass	Chk Pass	Chk Warn	Chk Pass	Chk Pass	Chk Pass	Chk Pass	Chk Pass	Chk Pass
Value					.01000						
Range					20.000%						

Elem	Cu3247	Fe2599	K_7664	Li6707	Mg2790	Mn2576	Mo2020	Na5895	Ni2316	P_1782	Pb2203
Units	ppm	ppm	ppm	ppm	ppm	ppm	ppm	ppm	ppm	ppm	ppm
Avg	**.01543**	**.09501**	F **4.1727**	F **.01369**	**.22016**	**.01100**	**.02078**	F **1.7067**	**.04335**	**2.9415**	W **.01114**
Stddev	.00006	.00053	.0225	.00165	.00166	.00005	.00007	.0057	.00028	.0090	.00238
%RSD	.40408	.56049	.53822	12.021	.75323	.46224	.34144	.33537	.64978	.30687	21.327
#1	.01539	.09463	4.1568	.01485	.22133	.01103	.02073	1.7107	.04355	2.9351	.01282
#2	.01548	.09539	4.1886	.01252	.21898	.01096	.02083	1.7026	.04315	2.9479	.00946
Check ?	Chk Pass	Chk Pass	Chk Fail	Chk Fail	Chk Pass	Chk Pass	Chk Pass	Chk Fail	Chk Pass	Chk Pass	Chk Warn
Value			3.0000	.01000				1.0000			.00900
Range			30.000%	30.000%				30.000%			20.000%

Elem	S_1820	Sb2068	Se1960	Si2881	Sn1899	Sr4077	Th2837	Ti3349	Tl1908	U_3701	V_2924
Units	ppm	ppm	ppm	ppm	ppm	ppm	ppm	ppm	ppm	ppm	ppm
Avg	**.01136**	**.01157**	**.01667**	**.48402**	**.10348**	**.01056**	**.01544**	**.01019**	**.01566**	F **.09386**	**.01081**
Stddev	.00243	.00009	.00453	.01384	.00001	.00021	.00446	.00031	.00083	.01126	.00019
%RSD	21.368	.77703	27.196	2.8593	.00844	1.9797	28.906	2.9955	5.2826	12.001	1.7348
#1	.00965	.01151	.01347	.49381	.10347	.01071	.01860	.00998	.01508	.10183	.01095
#2	.01308	.01163	.01988	.47424	.10349	.01041	.01229	.01041	.01625	.08590	.01068
Check ?	None	Chk Pass	Chk Pass	Chk Pass	Chk Pass	Chk Pass	Chk Pass	Chk Pass	Chk Pass	Chk Fail	Chk Pass
Value										.06000	
Range										30.000%	

Elem	Zn2062	Zr3391
Units	ppm	ppm
Avg	W **.02545**	W **.01175**
Stddev	.00058	.00009
%RSD	2.2793	.72614
#1	.02586	.01169
#2	.02504	.01181
Check ?	Chk Warn	Chk Warn
Value	.02000	.01500
Range	20.000%	-20.000%

Int. Std.	Y_2243	Y_3600	Y_3774
Units	Cts/S	Cts/S	Cts/S
Avg	**5682.8**	**75555.**	**4124.1**
Stddev	22.7	57.	59.8
%RSD	.39971	.07530	1.4495
#1	5666.7	75515.	4081.8
#2	5698.8	75595.	4166.3

Sample Name: LB2 280-174656/1-C Acquired: 5/21/2013 22:31:25 Type: Unk
Method: 6500_026(v10) Mode: CONC Corr. Factor: 1.000000
User: bowenh Custom ID1: Custom ID2: Custom ID3:
Comment: 175103 6010b

Elem	Ag3280	Al1670	As1890	B_2089	Ba4554	Be3130	Bi2230	Ca3179	Cd2288
Line	328.068 {103}	167.079 {502}	189.042 {478}	208.959 {461}	455.403 { 74}	313.042 {108}	223.061 {451}	317.933 {106}	228.802 {447}
Units	ppm	ppm	ppm	ppm	ppm	ppm	ppm	ppm	ppm
Avg	**-.00133**	**.00899**	**.00132**	F **.05647**	**.00356**	**-.00007**	**-.00222**	F **.68429**	**.00028**
Stddev	.00108	.00011	.00002	.00003	.00035	.00011	.00232	.00094	.00001
%RSD	81.413	1.2489	1.4387	.05575	9.7979	158.19	104.32	.13787	2.5031
#1	-.00209	.00892	.00134	.05649	.00380	-.00015	-.00386	.68496	.00028
#2	-.00056	.00907	.00131	.05644	.00331	.00001	-.00058	.68363	.00029
Check ?	Chk Pass	Chk Pass	Chk Pass	Chk Fail	Chk Pass	Chk Pass	Chk Pass	Chk Fail	Chk Pass
High Limit				.01000				.20000	
Low Limit				-.01000				-.20000	

Elem	Co2286	Cr2055	Cu3247	Fe2599	K_7664	Li6707	Mg2790	Mn2576	Mo2020
Line	228.616 {447}	205.552 {464}	324.754 {104}	259.940 {130}	766.490 { 44}	670.784 { 50}	279.079 {121}2	257.610 {131}	202.030 {467}
Units	ppm	ppm	ppm	ppm	ppm	ppm	ppm	ppm	ppm
Avg	**-.00024**	**-.00011**	**.00286**	**.01025**	**.70265**	**-.00310**	W **.09317**	**.00043**	**.00017**
Stddev	.00021	.00007	.00062	.00034	.05490	.00125	.00289	.00001	.00007
%RSD	89.816	67.033	21.543	3.2836	7.8133	40.353	3.1016	2.3271	41.966
#1	-.00039	-.00016	.00242	.01002	.74147	-.00398	.09113	.00042	.00012
#2	-.00009	-.00006	.00329	.01049	.66383	-.00221	.09521	.00044	.00023
Check ?	Chk Pass	Chk Pass	Chk Pass	Chk Pass	Chk Pass	Chk Pass	Chk Warn	Chk Pass	Chk Pass
High Limit							.05000		
Low Limit							-.05000		

Elem	Na5895	Ni2316	P_1782	Pb2203	S_1820	Sb2068	Se1960	Si2881	Sn1899
Line	589.592 { 57}	231.604 {446}	178.284 {489}	220.353 {453}	182.034 {485}	206.833 {463}	196.090 {472}	288.158 {117}	189.989 {477}
Units	ppm	ppm	ppm	ppm	ppm	ppm	ppm	ppm	ppm
Avg	F **4.0199**	**-.00062**	**.00340**	**.00207**	**.03651**	**.00126**	W **.00881**	**.01718**	**.00199**
Stddev	.0172	.00032	.00138	.00032	.00007	.00075	.00145	.00537	.00061
%RSD	.42863	50.821	40.673	15.504	.18674	59.585	16.503	31.252	30.787
#1	4.0320	-.00040	.00242	.00184	.03656	.00180	.00984	.02098	.00242
#2	4.0077	-.00084	.00437	.00229	.03646	.00073	.00778	.01339	.00156
Check ?	Chk Fail	Chk Pass	Chk Pass	Chk Pass	None	Chk Pass	Chk Warn	Chk Pass	Chk Pass
High Limit	1.0000						.00500		
Low Limit	-1.0000						-.00500		

Elem	Sr4077	Th2837	Ti3349	Tl1908	U_3701	V_2924	Zn2062	Zr3391
Line	407.771 { 83}	283.730 {119}	334.904 {101}	190.856 {477}	370.152 { 91}	292.402 {115}	206.200 {163}	339.198 { 99}
Units	ppm	ppm	ppm	ppm	ppm	ppm	ppm	ppm
Avg	**.00041**	**.00033**	**.00019**	**-.00343**	**.00118**	**.00051**	F **.01504**	**-.00275**
Stddev	.00007	.00211	.00004	.00097	.02128	.00001	.00021	.00180
%RSD	17.461	633.03	18.074	28.360	1809.3	2.5555	1.3772	65.510
#1	.00046	-.00116	.00022	-.00274	.01622	.00050	.01519	-.00402
#2	.00036	.00183	.00017	-.00412	-.01387	.00052	.01489	-.00148
Check ?	Chk Pass	Chk Pass	Chk Pass	Chk Pass	Chk Pass	Chk Pass	Chk Fail	Chk Pass
High Limit							.01000	
Low Limit							-.01000	

Int. Std.	Y_2243	Y_3600	Y_3774
Line	224.306 {450}	360.073 { 94}	377.433 { 89}
Units	Cts/S	Cts/S	Cts/S
Avg	**5802.4**	**76021.**	**4078.7**
Stddev	13.7	37.	50.4
%RSD	.23642	.04820	1.2365
#1	5792.7	75995.	4043.0
#2	5812.1	76047.	4114.4

Sample Name: LCS 280-174656/2-C Acquired: 5/21/2013 22:33:53 Type: Unk
Method: 6500_026(v10) Mode: CONC Corr. Factor: 1.000000
User: bowenh Custom ID1: Custom ID2: Custom ID3:
Comment: 175103 6010b

Elem	Ag3280	Al1670	As1890	B_2089	Ba4554	Be3130	Bi2230	Ca3179	Cd2288
Line	328.068 {103}	167.079 {502}	189.042 {478}	208.959 {461}	455.403 { 74}	313.042 {108}	223.061 {451}	317.933 {106}	228.802 {447}
Units	ppm	ppm	ppm	ppm	ppm	ppm	ppm	ppm	ppm
Avg	**.22212**	**.42197**	**.81000**	F **.25605**	**2.6222**	**.00931**	**.42659**	**10.514**	**.23396**
Stddev	.00051	.00025	.00731	.00089	.0004	.00031	.00031	.026	.00018
%RSD	.23152	.06009	.90239	.34922	.01318	3.2995	.07160	.24491	.07754
#1	.22175	.42179	.81517	.25668	2.6224	.00953	.42681	10.532	.23409
#2	.22248	.42215	.80483	.25542	2.6219	.00909	.42638	10.495	.23383
Check ?	Chk Pass	Chk Pass	Chk Pass	Chk Fail	Chk Pass	Chk Pass	Chk Pass	Chk Pass	Chk Pass
High Limit				.24000					
Low Limit				.16000					

Elem	Co2286	Cr2055	Cu3247	Fe2599	K_7664	Li6707	Mg2790	Mn2576	Mo2020
Line	228.616 {447}	205.552 {464}	324.754 {104}	259.940 {130}	766.490 { 44}	670.784 { 50}	279.079 {121}2	257.610 {131}	202.030 {467}
Units	ppm	ppm	ppm	ppm	ppm	ppm	ppm	ppm	ppm
Avg	**.10519**	**1.0833**	**.47059**	**.20191**	F **12.024**	**.22880**	**10.349**	**.10430**	**.20760**
Stddev	.00019	.0001	.00022	.00354	.062	.00108	.005	.00019	.00012
%RSD	.18412	.01228	.04609	1.7517	.51837	.46989	.04529	.18395	.05960
#1	.10505	1.0832	.47044	.19941	12.068	.22956	10.346	.10416	.20769
#2	.10533	1.0834	.47075	.20441	11.980	.22804	10.352	.10443	.20751
Check ?	Chk Pass	Chk Pass	Chk Pass	Chk Pass	Chk Fail	Chk Pass	Chk Pass	Chk Pass	Chk Pass
High Limit					12.000				
Low Limit					8.0000				

Elem	Na8183	Ni2316	P_1782	Pb2203	S_1820	Sb2068	Se1960	Si2881	Sn1899
Line	818.326 { 41}	231.604 {446}	178.284 {489}	220.353 {453}	182.034 {485}	206.833 {463}	196.090 {472}	288.158 {117}	189.989 {477}
Units	ppm	ppm	ppm	ppm	ppm	ppm	ppm	ppm	ppm
Avg	F **15.335**	**.10337**	**2.0191**	**1.1705**	**.03071**	**.10675**	**.62405**	F **1.9337**	**.41349**
Stddev	.224	.00032	.0019	.0014	.00263	.00023	.00132	.0058	.00197
%RSD	1.4609	.30687	.09568	.12250	8.5502	.21483	.21150	.29971	.47670
#1	15.176	.10314	2.0204	1.1716	.02885	.10691	.62312	1.9378	.41489
#2	15.493	.10359	2.0177	1.1695	.03257	.10659	.62499	1.9296	.41210
Check ?	Chk Fail	Chk Pass	Chk Pass	Chk Pass	None	Chk Pass	Chk Pass	Chk Fail	Chk Pass
High Limit	12.000							.48000	
Low Limit	8.0000							.32000	

Elem	Sr4077	Th2837	Ti3349	Tl1908	U_3701	V_2924	Zn2062	Zr3391
Line	407.771 { 83}	283.730 {119}	334.904 {101}	190.856 {477}	370.152 { 91}	292.402 {115}	206.200 {163}	339.198 { 99}
Units	ppm	ppm	ppm	ppm	ppm	ppm	ppm	ppm
Avg	**.20725**	**.20488**	**.20760**	**.41492**	**.43990**	**.10382**	**.53800**	**.09783**
Stddev	.00126	.00048	.00014	.00118	.01986	.00026	.00096	.00142
%RSD	.60994	.23314	.06784	.28364	4.5147	.25033	.17834	1.4564
#1	.20815	.20454	.20750	.41575	.42586	.10400	.53868	.09682
#2	.20636	.20521	.20770	.41408	.45395	.10363	.53732	.09884
Check ?	Chk Pass	Chk Pass	Chk Pass	Chk Pass	Chk Pass	Chk Pass	Chk Pass	Chk Pass
High Limit								
Low Limit								

Int. Std.	Y_2243	Y_3600	Y_3774
Line	224.306 {450}	360.073 { 94}	377.433 { 89}
Units	Cts/S	Cts/S	Cts/S
Avg	**5809.2**	**77587.**	**4172.9**
Stddev	7.3	500.	11.2
%RSD	.12522	.64455	.26786
#1	5804.0	77233.	4165.0
#2	5814.3	77941.	4180.8

Sample Name: 280-42134-A-2-E Acquired: 5/21/2013 22:36:11 Type: Unk
Method: 6500_026(v10) Mode: CONC Corr. Factor: 1.000000
User: bowenh Custom ID1: Custom ID2: Custom ID3:
Comment: 175103 6010b

Elem	Ag3280	Al3092	As1890	B_2089	Ba4554	Be3130	Bi2230	Ca3179	Cd2288
Line	328.068 {103}	309.271 {109}	189.042 {478}	208.959 {461}	455.403 { 74}	313.042 {108}	223.061 {451}	317.933 {106}	228.802 {447}
Units	ppm	ppm	ppm	ppm	ppm	ppm	ppm	ppm	ppm
Avg	**-.00073**	**13.403**	**-.00443**	**.43882**	**.24561**	**.00057**	W **-.01277**	W **1294.9**	**.00185**
Stddev	.00022	.024	.00048	.00087	.00029	.00016	.00145	16.4	.00006
%RSD	30.576	.17732	10.939	.19714	.11716	28.074	11.344	1.2646	3.4180
#1	-.00057	13.386	-.00409	.43943	.24541	.00046	-.01379	1306.5	.00190
#2	-.00088	13.420	-.00477	.43821	.24582	.00069	-.01174	1283.3	.00181
Check ?	Chk Pass	Chk Pass	Chk Pass	Chk Pass	Chk Pass	Chk Pass	Chk Warn	Chk Warn	Chk Pass
High Limit							3.0000	500.00	
Low Limit							-.01000	-.05000	

Elem	Co2286	Cr2055	Cu3247	Fe2714	K_7664	Li6707	Mg2790	Mn2576	Mo2020
Line	228.616 {447}	205.552 {464}	324.754 {104}	271.441 {124}	766.490 { 44}	670.784 { 50}	279.079 {121}2	257.610 {131}	202.030 {467}
Units	ppm	ppm	ppm	ppm	ppm	ppm	ppm	ppm	ppm
Avg	**.01881**	**.11307**	**.00893**	**139.49**	**26.776**	**.02644**	**30.832**	**2.0191**	**.00166**
Stddev	.00056	.00072	.00031	.41	.048	.00013	.079	.0018	.00014
%RSD	3.0012	.63529	3.4615	.29131	.18009	.50348	.25710	.08716	8.4245
#1	.01921	.11358	.00914	139.21	26.742	.02654	30.888	2.0203	.00156
#2	.01841	.11256	.00871	139.78	26.810	.02635	30.776	2.0178	.00175
Check ?	Chk Pass	Chk Pass	Chk Pass	Chk Pass	Chk Pass	Chk Pass	Chk Pass	Chk Pass	Chk Pass
High Limit									
Low Limit									

Elem	Na8183	Ni2316	P_1782	Pb2203	S_1820	Sb2068	Se1960	Si2881	Sn1899
Line	818.326 { 41}	231.604 {446}	178.284 {489}	220.353 {453}	182.034 {485}	206.833 {463}	196.090 {472}	288.158 {117}	189.989 {477}
Units	ppm	ppm	ppm	ppm	ppm	ppm	ppm	ppm	ppm
Avg	**20.705**	**.14247**	**.33767**	**.01366**	**273.81**	**.00392**	**.01741**	**34.534**	**.00280**
Stddev	.125	.00034	.00374	.00147	.01	.00140	.00022	.146	.00068
%RSD	.60218	.23597	1.1082	10.758	.00375	35.770	1.2726	.42284	24.328
#1	20.793	.14271	.34031	.01262	273.82	.00491	.01725	34.431	.00232
#2	20.616	.14223	.33502	.01470	273.80	.00293	.01756	34.637	.00328
Check ?	Chk Pass	Chk Pass	Chk Pass	Chk Pass	None	Chk Pass	Chk Pass	Chk Pass	Chk Pass
High Limit									
Low Limit									

Elem	Sr4077	Th2837	Ti3349	Tl1908	U_3701	V_2924	Zn2062	Zr3391
Line	407.771 { 83}	283.730 {119}	334.904 {101}	190.856 {477}	370.152 { 91}	292.402 {115}	206.200 {163}	339.198 { 99}
Units	ppm	ppm	ppm	ppm	ppm	ppm	ppm	ppm
Avg	**.94785**	**.02651**	**.37029**	**-.00566**	**-.04152**	**.01747**	**8.7973**	**.00745**
Stddev	.00092	.00020	.00013	.00190	.00411	.00003	.0402	.00127
%RSD	.09666	.74202	.03398	33.652	9.8955	.18590	.45728	17.098
#1	.94850	.02665	.37038	-.00431	-.04443	.01750	8.8258	.00835
#2	.94720	.02637	.37020	-.00701	-.03862	.01745	8.7689	.00655
Check ?	Chk Pass	Chk Pass	Chk Pass	Chk Pass	Chk Pass	Chk Pass	Chk Pass	Chk Pass
High Limit								
Low Limit								

Int. Std.	Y_2243	Y_3600	Y_3774
Line	224.306 {450}	360.073 { 94}	377.433 { 89}
Units	Cts/S	Cts/S	Cts/S
Avg	**5354.4**	**72731.**	**4239.4**
Stddev	46.5	434.	15.7
%RSD	.86779	.59642	.36975
#1	5321.5	72425.	4228.4
#2	5387.2	73038.	4250.5

Sample Name: 280-42134-A-4-E Acquired: 5/21/2013 22:39:09 Type: Unk
Method: 6500_026(v10) Mode: CONC Corr. Factor: 1.000000
User: bowenh Custom ID1: Custom ID2: Custom ID3:
Comment: 175103 6010b

Elem	Ag3280	Al1670	As1890	B_2089	Ba4554	Be3130	Bi2230	Ca3179	Cd2288
Line	328.068 {103}	167.079 {502}	189.042 {478}	208.959 {461}	455.403 { 74}	313.042 {108}	223.061 {451}	317.933 {106}	228.802 {447}
Units	ppm	ppm	ppm	ppm	ppm	ppm	ppm	ppm	ppm
Avg	**-.00057**	**.00187**	**-.00597**	**.04445**	**.08160**	**-.00027**	**-.00639**	W **543.35**	**.00063**
Stddev	.00053	.00004	.00033	.00035	.00026	.00006	.00193	4.31	.00006
%RSD	93.632	1.9653	5.5792	.78590	.32250	20.511	30.232	.79262	10.245
#1	-.00019	.00185	-.00621	.04470	.08142	-.00023	-.00503	546.40	.00058
#2	-.00094	.00190	-.00574	.04420	.08179	-.00031	-.00776	540.31	.00067
Check ?	Chk Pass	Chk Pass	Chk Pass	Chk Pass	Chk Pass	Chk Pass	Chk Pass	Chk Warn	Chk Pass
High Limit								500.00	
Low Limit								-.05000	

Elem	Co2286	Cr2055	Cu3247	Fe2599	K_7664	Li6707	Mg2790	Mn2576	Mo2020
Line	228.616 {447}	205.552 {464}	324.754 {104}	259.940 {130}	766.490 { 44}	670.784 { 50}	279.079 {121}2	257.610 {131}	202.030 {467}
Units	ppm	ppm	ppm	ppm	ppm	ppm	ppm	ppm	ppm
Avg	**.00103**	**.00496**	**.00106**	**.02781**	**18.599**	**.05353**	W **618.23**	**.00057**	**.00501**
Stddev	.00004	.00025	.00002	.00037	.059	.00005	6.23	.00013	.00030
%RSD	3.9745	5.1222	1.5846	1.3382	.31935	.09037	1.0081	23.462	5.9776
#1	.00100	.00478	.00104	.02755	18.557	.05350	613.82	.00067	.00480
#2	.00106	.00514	.00107	.02807	18.641	.05357	622.63	.00048	.00522
Check ?	Chk Pass	Chk Pass	Chk Pass	Chk Pass	Chk Pass	Chk Pass	Chk Warn	Chk Pass	Chk Pass
High Limit							500.00		
Low Limit							-.10000		

Elem	Na8183	Ni2316	P_1782	Pb2203	S_1820	Sb2068	Se1960	Si2881	Sn1899
Line	818.326 { 41}	231.604 {446}	178.284 {489}	220.353 {453}	182.034 {485}	206.833 {463}	196.090 {472}	288.158 {117}	189.989 {477}
Units	ppm	ppm	ppm	ppm	ppm	ppm	ppm	ppm	ppm
Avg	**341.51**	**.00011**	**.18902**	**.00351**	**28.838**	**.00280**	**.00603**	**.33123**	**.00052**
Stddev	.69	.00003	.00369	.00117	.072	.00211	.00739	.00262	.00117
%RSD	.20257	30.417	1.9510	33.245	.24826	75.238	122.65	.79145	225.78
#1	342.00	.00008	.19163	.00433	28.888	.00131	.00080	.33308	.00135
#2	341.03	.00013	.18642	.00268	28.787	.00429	.01125	.32937	-.00031
Check ?	Chk Pass	Chk Pass	Chk Pass	Chk Pass	None	Chk Pass	Chk Pass	Chk Pass	Chk Pass
High Limit									
Low Limit									

Elem	Sr4077	Th2837	Ti3349	Tl1908	U_3701	V_2924	Zn2062	Zr3391
Line	407.771 { 83}	283.730 {119}	334.904 {101}	190.856 {477}	370.152 { 91}	292.402 {115}	206.200 {163}	339.198 { 99}
Units	ppm	ppm	ppm	ppm	ppm	ppm	ppm	ppm
Avg	**.57215**	**.00126**	**-.00116**	**-.00309**	W **-.06254**	**.00253**	**.00720**	**-.00272**
Stddev	.00336	.00123	.00012	.00203	.02232	.00036	.00021	.00080
%RSD	.58657	97.743	10.320	65.794	35.693	14.259	2.8741	29.530
#1	.57452	.00039	-.00108	-.00165	-.04676	.00227	.00734	-.00329
#2	.56977	.00213	-.00125	-.00452	-.07833	.00278	.00705	-.00215
Check ?	Chk Pass	Chk Pass	Chk Pass	Chk Pass	Chk Warn	Chk Pass	Chk Pass	Chk Pass
High Limit					45.000			
Low Limit					-.05000			

Int. Std.	Y_2243	Y_3600	Y_3774
Line	224.306 {450}	360.073 { 94}	377.433 { 89}
Units	Cts/S	Cts/S	Cts/S
Avg	**5008.0**	**68438.**	**3932.3**
Stddev	18.8	203.	26.2
%RSD	.37447	.29730	.66741
#1	5021.2	68582.	3950.9
#2	4994.7	68294.	3913.8

Sample Name: 280-42134-A-5-E Acquired: 5/21/2013 22:42:18 Type: Unk
Method: 6500_026(v10) Mode: CONC Corr. Factor: 1.000000
User: bowenh Custom ID1: Custom ID2: Custom ID3:
Comment: 175103 6010b

Elem	Ag3280	Al3092	As1890	B_2089	Ba4554	Be3130	Bi2230	Ca3179	Cd2288
Line	328.068 {103}	309.271 {109}	189.042 {478}	208.959 {461}	455.403 { 74}	313.042 {108}	223.061 {451}	317.933 {106}	228.802 {447}
Units	ppm	ppm	ppm	ppm	ppm	ppm	ppm	ppm	ppm
Avg	**-.00096**	**18.176**	**.00112**	**.38762**	**.24645**	**.00073**	W **-.01901**	W **1175.4**	**.00036**
Stddev	.00007	.024	.00151	.00210	.00124	.00010	.00253	14.7	.00009
%RSD	7.1167	.13195	135.62	.54114	.50253	13.459	13.329	1.2487	24.890
#1	-.00091	18.159	.00005	.38910	.24557	.00066	-.02080	1185.8	.00030
#2	-.00100	18.193	.00219	.38614	.24732	.00079	-.01722	1165.1	.00043
Check ?	Chk Pass	Chk Pass	Chk Pass	Chk Pass	Chk Pass	Chk Pass	Chk Warn	Chk Warn	Chk Pass
High Limit							3.0000	500.00	
Low Limit							-.01000	-.05000	

Elem	Co2286	Cr2055	Cu3247	Fe2714	K_7664	Li6707	Mg2790	Mn2576	Mo2020
Line	228.616 {447}	205.552 {464}	324.754 {104}	271.441 {124}	766.490 { 44}	670.784 { 50}	279.079 {121}2	257.610 {131}	202.030 {467}
Units	ppm	ppm	ppm	ppm	ppm	ppm	ppm	ppm	ppm
Avg	**.02094**	**.16537**	**.00421**	**181.53**	**28.689**	**.02714**	**28.431**	**2.1198**	**.00342**
Stddev	.00031	.00117	.00064	1.39	.055	.00134	.116	.0134	.00061
%RSD	1.4986	.70586	15.148	.76840	.19096	4.9503	.40818	.63375	17.899
#1	.02116	.16620	.00376	180.54	28.650	.02619	28.349	2.1103	.00299
#2	.02072	.16455	.00467	182.51	28.728	.02809	28.513	2.1293	.00385
Check ?	Chk Pass	Chk Pass	Chk Pass	Chk Pass	Chk Pass	Chk Pass	Chk Pass	Chk Pass	Chk Pass
High Limit									
Low Limit									

Elem	Na8183	Ni2316	P_1782	Pb2203	S_1820	Sb2068	Se1960	Si2881	Sn1899
Line	818.326 { 41}	231.604 {446}	178.284 {489}	220.353 {453}	182.034 {485}	206.833 {463}	196.090 {472}	288.158 {117}	189.989 {477}
Units	ppm	ppm	ppm	ppm	ppm	ppm	ppm	ppm	ppm
Avg	**12.403**	**.16282**	**.66081**	**.01779**	**351.81**	**.00625**	**.00931**	**46.389**	**.00372**
Stddev	.491	.00172	.00270	.00161	.77	.00086	.00221	.017	.00038
%RSD	3.9615	1.0552	.40891	9.0728	.22021	13.749	23.750	.03709	10.132
#1	12.055	.16403	.66272	.01893	352.35	.00565	.01087	46.401	.00398
#2	12.750	.16160	.65890	.01664	351.26	.00686	.00775	46.376	.00345
Check ?	Chk Pass	Chk Pass	Chk Pass	Chk Pass	None	Chk Pass	Chk Pass	Chk Pass	Chk Pass
High Limit									
Low Limit									

Elem	Sr4077	Th2837	Ti3349	Tl1908	U_3701	V_2924	Zn2062	Zr3391
Line	407.771 { 83}	283.730 {119}	334.904 {101}	190.856 {477}	370.152 { 91}	292.402 {115}	206.200 {163}	339.198 { 99}
Units	ppm	ppm	ppm	ppm	ppm	ppm	ppm	ppm
Avg	**.87555**	**.03694**	**.64691**	**-.00580**	**-.03534**	**.03023**	W **17.159**	**.01691**
Stddev	.00001	.00107	.00376	.00028	.02639	.00028	.077	.00150
%RSD	.00083	2.8841	.58099	4.8798	74.677	.92995	.44957	8.8525
#1	.87554	.03769	.64425	-.00560	-.05400	.03043	17.105	.01797
#2	.87555	.03618	.64957	-.00600	-.01668	.03004	17.214	.01585
Check ?	Chk Pass	Chk Pass	Chk Pass	Chk Pass	Chk Pass	Chk Pass	Chk Warn	Chk Pass
High Limit							10.000	
Low Limit							-.00500	

Int. Std.	Y_2243	Y_3600	Y_3774
Line	224.306 {450}	360.073 { 94}	377.433 { 89}
Units	Cts/S	Cts/S	Cts/S
Avg	**5222.2**	**70961.**	**4085.9**
Stddev	55.2	57.	26.9
%RSD	1.0574	.08100	.65954
#1	5183.2	70921.	4066.9
#2	5261.2	71002.	4105.0

Sample Name: 280-42134-A-8-E Acquired: 5/21/2013 22:45:16 Type: Unk
Method: 6500_026(v10) Mode: CONC Corr. Factor: 1.000000
User: bowenh Custom ID1: Custom ID2: Custom ID3:
Comment: 175103 6010b

Elem	Ag3280	Al1670	As1890	B_2089	Ba4554	Be3130	Bi2230	Ca3179	Cd2288
Line	328.068 {103}	167.079 {502}	189.042 {478}	208.959 {461}	455.403 { 74}	313.042 {108}	223.061 {451}	317.933 {106}	228.802 {447}
Units	ppm	ppm	ppm	ppm	ppm	ppm	ppm	ppm	ppm
Avg	**-.00205**	**.07091**	W **-.01126**	**1.1720**	**.16738**	**-.00067**	W **-.01178**	W **1617.3**	**-.00007**
Stddev	.00060	.00097	.00124	.0057	.00233	.00010	.00098	28.7	.00009
%RSD	29.461	1.3710	11.052	.48539	1.3899	15.685	8.3150	1.7728	124.47
#1	-.00248	.07159	-.01214	1.1760	.16903	-.00059	-.01109	1637.5	-.00001
#2	-.00163	.07022	-.01038	1.1680	.16574	-.00074	-.01248	1597.0	-.00014
Check ?	Chk Pass	Chk Pass	Chk Warn	Chk Pass	Chk Pass	Chk Pass	Chk Warn	Chk Warn	Chk Pass
High Limit			45.000				3.0000	500.00	
Low Limit			-.01000				-.01000	-.05000	

Elem	Co2286	Cr2055	Cu3247	Fe2599	K_7664	Li6707	Mg2790	Mn2576	Mo2020
Line	228.616 {447}	205.552 {464}	324.754 {104}	259.940 {130}	766.490 { 44}	670.784 { 50}	279.079 {121}2	257.610 {131}	202.030 {467}
Units	ppm	ppm	ppm	ppm	ppm	ppm	ppm	ppm	ppm
Avg	**.00553**	**.07203**	**.00580**	**.02554**	**5.2471**	**.03119**	**32.981**	**.12773**	**.01080**
Stddev	.00039	.00013	.00026	.00122	.0647	.00215	.024	.00011	.00015
%RSD	7.1029	.17990	4.5310	4.7897	1.2326	6.8997	.07213	.08577	1.4058
#1	.00581	.07193	.00561	.02640	5.2928	.02966	32.964	.12781	.01069
#2	.00525	.07212	.00598	.02467	5.2014	.03271	32.997	.12765	.01091
Check ?	Chk Pass	Chk Pass	Chk Pass	Chk Pass	Chk Pass	Chk Pass	Chk Pass	Chk Pass	Chk Pass
High Limit									
Low Limit									

Elem	Na8183	Ni2316	P_1782	Pb2203	S_1820	Sb2068	Se1960	Si2881	Sn1899
Line	818.326 { 41}	231.604 {446}	178.284 {489}	220.353 {453}	182.034 {485}	206.833 {463}	196.090 {472}	288.158 {117}	189.989 {477}
Units	ppm	ppm	ppm	ppm	ppm	ppm	ppm	ppm	ppm
Avg	**51.225**	**.03778**	**-.00314**	**.00096**	**82.779**	**.02689**	**.01382**	**12.465**	**-.00046**
Stddev	.581	.00036	.00206	.00171	.136	.00006	.00216	.157	.00007
%RSD	1.1342	.94344	65.570	178.58	.16445	.21356	15.616	1.2614	14.460
#1	51.635	.03753	-.00459	-.00025	82.875	.02693	.01230	12.577	-.00050
#2	50.814	.03804	-.00168	.00217	82.682	.02685	.01535	12.354	-.00041
Check ?	Chk Pass	Chk Pass	Chk Pass	Chk Pass	None	Chk Pass	Chk Pass	Chk Pass	Chk Pass
High Limit									
Low Limit									

Elem	Sr4077	Th2837	Ti3349	Tl1908	U_3701	V_2924	Zn2062	Zr3391
Line	407.771 { 83}	283.730 {119}	334.904 {101}	190.856 {477}	370.152 { 91}	292.402 {115}	206.200 {163}	339.198 { 99}
Units	ppm	ppm	ppm	ppm	ppm	ppm	ppm	ppm
Avg	**1.3367**	**.00180**	**.01098**	**.00018**	W **-.05236**	**.02021**	**.00925**	**-.00041**
Stddev	.0273	.00105	.00028	.00005	.00729	.00049	.00010	.00189
%RSD	2.0426	58.341	2.5500	28.469	13.924	2.4476	1.0886	460.95
#1	1.3561	.00254	.01078	.00022	-.05752	.02056	.00932	.00092
#2	1.3174	.00106	.01118	.00014	-.04721	.01986	.00918	-.00174
Check ?	Chk Pass	Chk Pass	Chk Pass	Chk Pass	Chk Warn	Chk Pass	Chk Pass	Chk Pass
High Limit					45.000			
Low Limit					-.05000			

Int. Std.	Y_2243	Y_3600	Y_3774
Line	224.306 {450}	360.073 { 94}	377.433 { 89}
Units	Cts/S	Cts/S	Cts/S
Avg	**4928.0**	**66523.**	**3775.8**
Stddev	17.9	75.	49.2
%RSD	.36264	.11248	1.3024
#1	4915.3	66576.	3741.0
#2	4940.6	66471.	3810.5

Sample Name: 280-42134-A-9-E Acquired: 5/21/2013 22:48:18 Type: Unk
Method: 6500_026(v10) Mode: CONC Corr. Factor: 1.000000
User: bowenh Custom ID1: Custom ID2: Custom ID3:
Comment: 175103 6010b

Elem	Ag3280	Al1670	As1890	B_2089	Ba4554	Be3130	Bi2230	Ca3179	Cd2288
Line	328.068 {103}	167.079 {502}	189.042 {478}	208.959 {461}	455.403 { 74}	313.042 {108}	223.061 {451}	317.933 {106}	228.802 {447}
Units	ppm	ppm	ppm	ppm	ppm	ppm	ppm	ppm	ppm
Avg	**-.00146**	**.00252**	**-.00089**	**.07668**	**.20712**	**-.00025**	**-.00236**	**278.25**	**.00242**
Stddev	.00052	.00037	.00170	.00018	.00101	.00006	.00100	.77	.00014
%RSD	35.438	14.554	190.82	.23707	.48857	22.607	42.415	.27517	5.6640
#1	-.00110	.00226	-.00209	.07655	.20784	-.00021	-.00165	278.79	.00252
#2	-.00183	.00278	.00031	.07681	.20640	-.00030	-.00306	277.70	.00233
Check ?	Chk Pass	Chk Pass	Chk Pass	Chk Pass	Chk Pass	Chk Pass	Chk Pass	Chk Pass	Chk Pass
High Limit									
Low Limit									

Elem	Co2286	Cr2055	Cu3247	Fe2599	K_7664	Li6707	Mg2790	Mn2576	Mo2020
Line	228.616 {447}	205.552 {464}	324.754 {104}	259.940 {130}	766.490 { 44}	670.784 { 50}	279.079 {121}2	257.610 {131}	202.030 {467}
Units	ppm	ppm	ppm	ppm	ppm	ppm	ppm	ppm	ppm
Avg	**.00022**	**.00178**	**.00024**	**.01893**	**22.867**	**.04828**	W **919.58**	**.00201**	**.02963**
Stddev	.00011	.00005	.00011	.00310	.104	.00049	17.16	.00001	.00014
%RSD	47.879	2.7561	45.206	16.396	.45351	1.0221	1.8655	.30001	.47004
#1	.00030	.00182	.00031	.02112	22.941	.04863	907.45	.00200	.02973
#2	.00015	.00175	.00016	.01673	22.794	.04793	931.72	.00201	.02953
Check ?	Chk Pass	Chk Pass	Chk Pass	Chk Pass	Chk Pass	Chk Pass	Chk Warn	Chk Pass	Chk Pass
High Limit							500.00		
Low Limit							-.10000		

Elem	Na8183	Ni2316	P_1782	Pb2203	S_1820	Sb2068	Se1960	Si2881	Sn1899
Line	818.326 { 41}	231.604 {446}	178.284 {489}	220.353 {453}	182.034 {485}	206.833 {463}	196.090 {472}	288.158 {117}	189.989 {477}
Units	ppm	ppm	ppm	ppm	ppm	ppm	ppm	ppm	ppm
Avg	**38.505**	**-.00060**	**-.00376**	**.09202**	**64.240**	**.01913**	**.02008**	**.16924**	**.00005**
Stddev	.016	.00024	.00459	.00278	.057	.00041	.00574	.01093	.00009
%RSD	.04089	40.404	122.10	3.0252	.08836	2.1442	28.572	6.4592	202.36
#1	38.516	-.00043	-.00701	.09005	64.280	.01884	.01602	.17697	.00011
#2	38.494	-.00077	-.00051	.09399	64.200	.01942	.02413	.16151	-.00002
Check ?	Chk Pass	Chk Pass	Chk Pass	Chk Pass	None	Chk Pass	Chk Pass	Chk Pass	Chk Pass
High Limit									
Low Limit									

Elem	Sr4077	Th2837	Ti3349	Tl1908	U_3701	V_2924	Zn2062	Zr3391
Line	407.771 { 83}	283.730 {119}	334.904 {101}	190.856 {477}	370.152 { 91}	292.402 {115}	206.200 {163}	339.198 { 99}
Units	ppm	ppm	ppm	ppm	ppm	ppm	ppm	ppm
Avg	**.35287**	**.00343**	**-.00526**	**.00429**	**-.03562**	**.00198**	**.01977**	**-.00222**
Stddev	.00258	.00015	.00029	.00023	.00238	.00016	.00041	.00269
%RSD	.73198	4.3136	5.5112	5.4442	6.6799	7.9066	2.0710	120.83
#1	.35469	.00332	-.00506	.00413	-.03731	.00187	.01948	-.00032
#2	.35104	.00353	-.00547	.00446	-.03394	.00209	.02006	-.00413
Check ?	Chk Pass	Chk Pass	Chk Pass	Chk Pass	Chk Pass	Chk Pass	Chk Pass	Chk Pass
High Limit								
Low Limit								

Int. Std.	Y_2243	Y_3600	Y_3774
Line	224.306 {450}	360.073 { 94}	377.433 { 89}
Units	Cts/S	Cts/S	Cts/S
Avg	**5115.7**	**69053.**	**3876.4**
Stddev	15.0	596.	10.9
%RSD	.29332	.86318	.28075
#1	5105.1	69474.	3868.7
#2	5126.4	68631.	3884.1

Sample Name: 280-42134-A-10-E Acquired: 5/21/2013 22:51:22 Type: Unk
Method: 6500_026(v10) Mode: CONC Corr. Factor: 1.000000
User: bowenh Custom ID1: Custom ID2: Custom ID3:
Comment: 175103 6010b

Elem	Ag3280	Al1670	As1890	B_2089	Ba4554	Be3130	Bi2230	Ca3179	Cd2288
Line	328.068 {103}	167.079 {502}	189.042 {478}	208.959 {461}	455.403 { 74}	313.042 {108}	223.061 {451}	317.933 {106}	228.802 {447}
Units	ppm	ppm	ppm	ppm	ppm	ppm	ppm	ppm	ppm
Avg	**-.00042**	**2.3696**	**-.00925**	**.59310**	**.18551**	**-.00024**	**-.00943**	W **1439.4**	**.00631**
Stddev	.00021	.0003	.00030	.00032	.00123	.00004	.00184	8.1	.00008
%RSD	50.640	.01046	3.2856	.05408	.66102	18.112	19.487	.56164	1.3387
#1	-.00057	2.3694	-.00904	.59288	.18464	-.00027	-.01073	1433.7	.00625
#2	-.00027	2.3698	-.00947	.59333	.18638	-.00021	-.00813	1445.1	.00637
Check ?	Chk Pass	Chk Pass	Chk Pass	Chk Pass	Chk Pass	Chk Pass	Chk Pass	Chk Warn	Chk Pass
High Limit								500.00	
Low Limit								-.05000	

Elem	Co2286	Cr2055	Cu3247	Fe2599	K_7664	Li6707	Mg2790	Mn2576	Mo2020
Line	228.616 {447}	205.552 {464}	324.754 {104}	259.940 {130}	766.490 { 44}	670.784 { 50}	279.079 {121}2	257.610 {131}	202.030 {467}
Units	ppm	ppm	ppm	ppm	ppm	ppm	ppm	ppm	ppm
Avg	**.02653**	**.02830**	**.00737**	**30.011**	**13.411**	**.02741**	**31.841**	**3.3838**	**.00031**
Stddev	.00016	.00015	.00036	.212	.071	.00003	.062	.0068	.00003
%RSD	.58786	.53251	4.8838	.70661	.52950	.12180	.19614	.20186	10.892
#1	.02664	.02841	.00762	29.861	13.360	.02744	31.885	3.3886	.00029
#2	.02642	.02820	.00711	30.161	13.461	.02739	31.796	3.3790	.00034
Check ?	Chk Pass	Chk Pass	Chk Pass	Chk Pass	Chk Pass	Chk Pass	Chk Pass	Chk Pass	Chk Pass
High Limit									
Low Limit									

Elem	Na8183	Ni2316	P_1782	Pb2203	S_1820	Sb2068	Se1960	Si2881	Sn1899
Line	818.326 { 41}	231.604 {446}	178.284 {489}	220.353 {453}	182.034 {485}	206.833 {463}	196.090 {472}	288.158 {117}	189.989 {477}
Units	ppm	ppm	ppm	ppm	ppm	ppm	ppm	ppm	ppm
Avg	**35.665**	**.20246**	**.07482**	**.00694**	**68.526**	**.00913**	**.01165**	**14.787**	**.00063**
Stddev	.275	.00037	.00350	.00195	.109	.00208	.00561	.014	.00063
%RSD	.77169	.18178	4.6806	28.077	.15860	22.761	48.111	.09508	100.15
#1	35.471	.20220	.07730	.00832	68.449	.00766	.00769	14.777	.00107
#2	35.860	.20272	.07235	.00556	68.603	.01059	.01562	14.797	.00018
Check ?	Chk Pass	Chk Pass	Chk Pass	Chk Pass	None	Chk Pass	Chk Pass	Chk Pass	Chk Pass
High Limit									
Low Limit									

Elem	Sr4077	Th2837	Ti3349	Tl1908	U_3701	V_2924	Zn2062	Zr3391
Line	407.771 { 83}	283.730 {119}	334.904 {101}	190.856 {477}	370.152 { 91}	292.402 {115}	206.200 {163}	339.198 { 99}
Units	ppm	ppm	ppm	ppm	ppm	ppm	ppm	ppm
Avg	**.90581**	**.00569**	**.07224**	**-.00271**	W **-.06006**	**.00373**	F **107.75**	**.00100**
Stddev	.00148	.00231	.00075	.00008	.00666	.00035	1.10	.00081
%RSD	.16312	40.576	1.0374	2.9338	11.085	9.2521	1.0221	80.936
#1	.90476	.00406	.07171	-.00265	-.06477	.00397	108.53	.00157
#2	.90685	.00733	.07277	-.00276	-.05536	.00349	106.97	.00043
Check ?	Chk Pass	Chk Pass	Chk Pass	Chk Pass	Chk Warn	Chk Pass	Chk Fail	Chk Pass
High Limit					45.000		50.000	
Low Limit					-.05000		-.02000	

Int. Std.	Y_2243	Y_3600	Y_3774
Line	224.306 {450}	360.073 { 94}	377.433 { 89}
Units	Cts/S	Cts/S	Cts/S
Avg	**5091.4**	**69074.**	**3912.0**
Stddev	8.8	218.	7.5
%RSD	.17297	.31503	.19179
#1	5085.1	68920.	3917.3
#2	5097.6	69228.	3906.7

Sample Name: 280-42134-A-11-E Acquired: 5/21/2013 22:54:28 Type: Unk
Method: 6500_026(v10) Mode: CONC Corr. Factor: 1.000000
User: bowenh Custom ID1: Custom ID2: Custom ID3:
Comment: 175103 6010b

Elem	Ag3280	Al1670	As1890	B_2089	Ba4554	Be3130	Bi2230	Ca3179	Cd2288
Line	328.068 {103}	167.079 {502}	189.042 {478}	208.959 {461}	455.403 { 74}	313.042 {108}	223.061 {451}	317.933 {106}	228.802 {447}
Units	ppm	ppm	ppm	ppm	ppm	ppm	ppm	ppm	ppm
Avg	**-.00102**	**.91824**	**-.00847**	**.60981**	**.17772**	**-.00052**	**-.00989**	W **1481.6**	**-.00011**
Stddev	.00053	.00154	.00222	.00262	.00180	.00003	.00030	20.0	.00001
%RSD	52.163	.16794	26.256	.43017	1.0128	5.6781	3.0679	1.3477	9.8882
#1	-.00064	.91933	-.00690	.61167	.17644	-.00054	-.00967	1467.4	-.00010
#2	-.00140	.91715	-.01004	.60796	.17899	-.00050	-.01010	1495.7	-.00012
Check ?	Chk Pass	Chk Pass	Chk Pass	Chk Pass	Chk Pass	Chk Pass	Chk Pass	Chk Warn	Chk Pass
High Limit								500.00	
Low Limit								-.05000	

Elem	Co2286	Cr2055	Cu3247	Fe2599	K_7664	Li6707	Mg2790	Mn2576	Mo2020
Line	228.616 {447}	205.552 {464}	324.754 {104}	259.940 {130}	766.490 { 44}	670.784 { 50}	279.079 {121}2	257.610 {131}	202.030 {467}
Units	ppm	ppm	ppm	ppm	ppm	ppm	ppm	ppm	ppm
Avg	**.02998**	**.00890**	**.00445**	**32.978**	**14.825**	**.03033**	**35.662**	**3.9729**	**-.00018**
Stddev	.00023	.00028	.00033	.442	.211	.00389	.402	.0474	.00037
%RSD	.76555	3.1583	7.3031	1.3411	1.4226	12.813	1.1279	1.1924	205.23
#1	.02981	.00909	.00468	32.665	14.676	.02759	35.378	3.9394	-.00044
#2	.03014	.00870	.00422	33.291	14.974	.03308	35.947	4.0064	.00008
Check ?	Chk Pass	Chk Pass	Chk Pass	Chk Pass	Chk Pass	Chk Pass	Chk Pass	Chk Pass	Chk Pass
High Limit									
Low Limit									

Elem	Na8183	Ni2316	P_1782	Pb2203	S_1820	Sb2068	Se1960	Si2881	Sn1899
Line	818.326 { 41}	231.604 {446}	178.284 {489}	220.353 {453}	182.034 {485}	206.833 {463}	196.090 {472}	288.158 {117}	189.989 {477}
Units	ppm	ppm	ppm	ppm	ppm	ppm	ppm	ppm	ppm
Avg	**47.393**	**.23560**	**.00678**	**.00360**	**69.630**	**.00807**	**.01799**	**9.4136**	**.00058**
Stddev	.890	.00103	.00099	.00153	.172	.00061	.00516	.1264	.00069
%RSD	1.8785	.43876	14.599	42.406	.24630	7.5338	28.667	1.3430	120.28
#1	46.764	.23633	.00608	.00252	69.751	.00850	.02164	9.3242	.00009
#2	48.023	.23487	.00748	.00468	69.508	.00764	.01434	9.5030	.00107
Check ?	Chk Pass	Chk Pass	Chk Pass	Chk Pass	None	Chk Pass	Chk Pass	Chk Pass	Chk Pass
High Limit									
Low Limit									

Elem	Sr4077	Th2837	Ti3349	Tl1908	U_3701	V_2924	Zn2062	Zr3391
Line	407.771 { 83}	283.730 {119}	334.904 {101}	190.856 {477}	370.152 { 91}	292.402 {115}	206.200 {163}	339.198 { 99}
Units	ppm	ppm	ppm	ppm	ppm	ppm	ppm	ppm
Avg	**.93003**	**.00592**	**.02232**	**-.00499**	**-.02554**	**.00072**	F **115.61**	**-.00179**
Stddev	.01047	.00038	.00019	.00155	.00808	.00052	1.47	.00035
%RSD	1.1260	6.3529	.85479	31.101	31.645	72.388	1.2693	19.766
#1	.92263	.00565	.02219	-.00389	-.01982	.00035	114.57	-.00204
#2	.93744	.00618	.02246	-.00608	-.03125	.00109	116.65	-.00154
Check ?	Chk Pass	Chk Pass	Chk Pass	Chk Pass	Chk Pass	Chk Pass	Chk Fail	Chk Pass
High Limit							50.000	
Low Limit							-.02000	

Int. Std.	Y_2243	Y_3600	Y_3774
Line	224.306 {450}	360.073 { 94}	377.433 { 89}
Units	Cts/S	Cts/S	Cts/S
Avg	**5021.1**	**67057.**	**3851.8**
Stddev	8.2	628.	6.0
%RSD	.16398	.93701	.15472
#1	5015.3	67501.	3856.1
#2	5026.9	66613.	3847.6

Sample Name: CCVH-2058327 Acquired: 5/21/2013 22:57:33 Type: QC
Method: 6500_026(v10) Mode: CONC Corr. Factor: 1.000000
User: bowenh Custom ID1: Custom ID2: Custom ID3:
Comment:

Elem	Ag3280	Al3092	As1890	B_2089	Ba4554	Be3130	Bi2230	Ca3179	Cd2288	Co2286	Cr2055	Cu3247
Units	ppm	ppm	ppm	ppm	ppm	ppm	ppm	ppm	ppm	ppm	ppm	ppm
Avg	**.00171**	**48.636**	**-.00021**	**.00809**	**.00162**	**-.00012**	**.99301**	**.05515**	**-.00089**	**.00184**	**-.00036**	**.00246**
Stddev	.00092	.356	.00100	.00100	.00041	.00005	.00197	.00395	.00007	.00016	.00001	.00023
%RSD	53.736	.73260	487.50	12.398	25.402	42.253	.19880	7.1604	7.4729	8.4392	3.8724	9.2815
#1	.00106	48.888	.00050	.00880	.00133	-.00008	.99162	.05235	-.00093	.00195	-.00037	.00262
#2	.00236	48.384	-.00091	.00738	.00191	-.00015	.99441	.05794	-.00084	.00173	-.00035	.00230
Check ?	None	Chk Pass	None	None	None	None	Chk Pass	None	None	None	None	None
Value												
Range												

Elem	Fe2714	K_7664	Li6707	Mg2790	Mn2576	Mo2020	Na8183	Ni2316	P_1782	Pb2203	S_1820	Sb2068
Units	ppm	ppm	ppm	ppm	ppm	ppm	ppm	ppm	ppm	ppm	ppm	ppm
Avg	**46.472**	**.25714**	**-.00204**	**-.00284**	**-.00060**	**-.00188**	F **280.32**	**.00036**	**.00362**	**-.00010**	**4.8635**	**-.00134**
Stddev	.105	.08102	.00296	.00003	.00000	.00054	1.63	.00000	.00197	.00254	.0056	.00123
%RSD	.22603	31.508	145.24	1.0183	.08597	28.696	.58093	.63526	54.410	2673.2	.11599	91.999
#1	46.547	.19985	.00006	-.00286	-.00060	-.00226	281.48	.00036	.00223	-.00189	4.8595	-.00047
#2	46.398	.31443	-.00414	-.00282	-.00060	-.00150	279.17	.00037	.00502	.00170	4.8675	-.00221
Check ?	Chk Pass	None	None	None	None	None	Chk Fail	None	None	None	None	None
Value							250.00					
Range							10.000%					

Elem	Se1960	Si2881	Sn1899	Sr4077	Th2837	Ti3349	Tl1908	U_3701	V_2924	Zn2062	Zr3391
Units	ppm	ppm	ppm	ppm	ppm	ppm	ppm	ppm	ppm	ppm	ppm
Avg	**-.00115**	**-.01468**	**.00031**	**.00011**	**5.0586**	**.00187**	**-.00300**	**10.055**	**-.00028**	**.00794**	**-.03171**
Stddev	.00253	.01877	.00030	.00005	.0129	.00013	.00196	.006	.00013	.00102	.00320
%RSD	219.69	127.88	94.917	50.522	.25579	6.7583	65.409	.06454	47.282	12.827	10.099
#1	-.00294	-.02795	.00010	.00015	5.0494	.00196	-.00161	10.060	-.00037	.00866	-.02945
#2	.00064	-.00141	.00052	.00007	5.0677	.00178	-.00438	10.050	-.00019	.00722	-.03398
Check ?	None	None	None	None	Chk Pass	None	None	Chk Pass	None	None	None
Value											
Range											

Int. Std.	Y_2243	Y_3600	Y_3774
Units	Cts/S	Cts/S	Cts/S
Avg	**5373.6**	**70893.**	**3855.9**
Stddev	14.2	318.	38.0
%RSD	.26387	.44834	.98570
#1	5363.6	70668.	3829.1
#2	5383.6	71118.	3882.8

Sample Name: CCV-2058325 Acquired: 5/21/2013 22:59:56 Type: QC
Method: 6500_026(v10) Mode: CONC Corr. Factor: 1.000000
User: bowenh Custom ID1: Custom ID2: Custom ID3:
Comment:

Elem	Ag3280	Al1670	As1890	B_2089	Ba4554	Be3130	Bi2230	Ca3179	Cd2288	Co2286	Cr2055	Cu3247
Units	ppm	ppm	ppm	ppm	ppm	ppm	ppm	ppm	ppm	ppm	ppm	ppm
Avg	**.51335**	**.51769**	**.99714**	**.49998**	**.53462**	**.47143**	**-.00216**	**4.9309**	**.51410**	**.52243**	**.51031**	**.49906**
Stddev	.00096	.00038	.00194	.00259	.00038	.00084	.00131	.0205	.00152	.00200	.00292	.00014
%RSD	.18661	.07310	.19433	.51711	.07133	.17837	60.585	.41574	.29562	.38355	.57186	.02762
#1	.51402	.51742	.99577	.49815	.53489	.47202	-.00124	4.9164	.51302	.52101	.50825	.49896
#2	.51267	.51796	.99851	.50181	.53435	.47083	-.00309	4.9454	.51517	.52385	.51238	.49915
Check ?	Chk Pass	Chk Pass	Chk Pass	Chk Pass	Chk Pass	Chk Pass	None	Chk Pass	Chk Pass	Chk Pass	Chk Pass	Chk Pass
Value												
Range												

Elem	Fe2599	K_7664	Li6707	Mg2790	Mn2576	Mo2020	Na5895	Ni2316	P_1782	Pb2203	S_1820	Sb2068
Units	ppm	ppm	ppm	ppm	ppm	ppm	ppm	ppm	ppm	ppm	ppm	ppm
Avg	**2.3237**	F **56.805**	F **1.1420**	**20.343**	**.51336**	**.50947**	F **6.0240**	**.51658**	**.98978**	**1.0367**	**.02544**	**1.0019**
Stddev	.0056	.031	.0020	.069	.00053	.00153	.0359	.00032	.00150	.0044	.00034	.0013
%RSD	.24184	.05528	.17802	.33979	.10295	.29994	.59537	.06193	.15108	.42587	1.3525	.13226
#1	2.3197	56.828	1.1406	20.392	.51373	.50839	6.0493	.51635	.98872	1.0336	.02568	1.0009
#2	2.3277	56.783	1.1435	20.294	.51298	.51055	5.9986	.51681	.99084	1.0398	.02519	1.0028
Check ?	Chk Pass	Chk Fail	Chk Fail	Chk Pass	Chk Pass	Chk Pass	Chk Fail	Chk Pass	Chk Pass	Chk Pass	None	Chk Pass
Value		50.000	1.0000				5.0000					
Range		10.000%	10.000%				10.000%					

Elem	Se1960	Si2881	Sn1899	Sr4077	Th2837	Ti3349	Tl1908	U_3701	V_2924	Zn2062	Zr3391
Units	ppm	ppm	ppm	ppm	ppm	ppm	ppm	ppm	ppm	ppm	ppm
Avg	**.98153**	**4.8422**	**1.0197**	**.50743**	**-.00022**	**.51289**	**1.0210**	**.02611**	**.50349**	**.52186**	**.50036**
Stddev	.00111	.0251	.0003	.00230	.00005	.00098	.0005	.01708	.00139	.00139	.00225
%RSD	.11299	.51862	.03358	.45382	21.241	.19105	.04767	65.410	.27511	.26567	.44871
#1	.98231	4.8599	1.0199	.50906	-.00019	.51358	1.0206	.01403	.50447	.52284	.49877
#2	.98074	4.8244	1.0195	.50580	-.00026	.51219	1.0213	.03819	.50251	.52088	.50195
Check ?	Chk Pass	Chk Pass	Chk Pass	Chk Pass	None	Chk Pass	Chk Pass	None	Chk Pass	Chk Pass	Chk Pass
Value											
Range											

Int. Std.	Y_2243	Y_3600	Y_3774
Units	Cts/S	Cts/S	Cts/S
Avg	**5388.3**	**72078.**	**3848.4**
Stddev	23.3	320.	16.6
%RSD	.43309	.44456	.43216
#1	5404.8	71851.	3860.2
#2	5371.8	72304.	3836.7

Sample Name: CCB Acquired: 5/21/2013 23:02:12 Type: QC
Method: 6500_026(v10) Mode: CONC Corr. Factor: 1.000000
User: bowenh Custom ID1: Custom ID2: Custom ID3:
Comment:

Elem	Ag3280	Al1670	As1890	B_2089	Ba4554	Be3130	Bi2230	Ca3179	Cd2288	Co2286	Cr2055
Units	ppm	ppm	ppm	ppm	ppm	ppm	ppm	ppm	ppm	ppm	ppm
Avg	W **-.00101**	**.00014**	**-.00055**	F **.00618**	F **.00210**	**.00006**	**-.00046**	**.00748**	**.00009**	**.00008**	**-.00032**
Stddev	.00053	.00027	.00107	.00003	.00035	.00008	.00205	.00545	.00005	.00010	.00009
%RSD	51.980	196.94	193.82	.42546	16.719	148.43	440.53	72.822	52.943	128.78	26.813
#1	-.00138	-.00005	.00020	.00620	.00235	-.00000	-.00191	.01133	.00006	.00001	-.00026
#2	-.00064	.00033	-.00131	.00617	.00185	.00011	.00098	.00363	.00013	.00014	-.00038
Check ?	Chk Warn	Chk Pass	Chk Pass	Chk Fail	Chk Fail	Chk Pass	None	Chk Pass	Chk Pass	Chk Pass	Chk Pass
High Limit	.00093			.00312	.00115						
Low Limit	-.00093			-.00312	-.00115						

Elem	Cu3247	Fe2599	K_7664	Li6707	Mg2790	Mn2576	Mo2020	Na5895	Ni2316	P_1782	Pb2203
Units	ppm	ppm	ppm	ppm	ppm	ppm	ppm	ppm	ppm	ppm	ppm
Avg	**-.00048**	**.00699**	**.17734**	W **-.00426**	**.00172**	**.00009**	**.00043**	F **.44252**	**-.00062**	**.00171**	**.00217**
Stddev	.00100	.00146	.08405	.00050	.00194	.00002	.00009	.00135	.00018	.00050	.00052
%RSD	208.87	20.870	47.391	11.626	112.83	26.602	21.675	.30501	29.259	28.993	24.150
#1	.00023	.00596	.23677	-.00391	.00309	.00007	.00037	.44156	-.00050	.00206	.00180
#2	-.00119	.00802	.11792	-.00461	.00035	.00011	.00050	.44347	-.00075	.00136	.00254
Check ?	Chk Pass	Chk Pass	Chk Pass	Chk Warn	Chk Pass	Chk Pass	Chk Pass	Chk Fail	Chk Pass	Chk Pass	Chk Pass
High Limit				.00261				.10000			
Low Limit				-.00261				-.10000			

Elem	S_1820	Sb2068	Se1960	Si2881	Sn1899	Sr4077	Th2837	Ti3349	Tl1908	U_3701	V_2924
Units	ppm	ppm	ppm	ppm	ppm	ppm	ppm	ppm	ppm	ppm	ppm
Avg	**.02434**	**-.00083**	**-.00245**	**.01508**	**.00017**	**.00009**	**.00110**	**-.00002**	**.00039**	**-.01101**	**.00041**
Stddev	.00123	.00116	.00019	.03832	.00070	.00006	.00057	.00025	.00021	.02422	.00021
%RSD	5.0468	139.59	7.8245	254.13	419.04	66.569	52.010	1226.0	53.142	219.90	50.527
#1	.02347	-.00001	-.00232	.04217	.00066	.00014	.00070	.00016	.00024	.00611	.00056
#2	.02521	-.00165	-.00259	-.01202	-.00033	.00005	.00151	-.00020	.00054	-.02814	.00027
Check ?	None	Chk Pass	Chk Pass	Chk Pass	Chk Pass	Chk Pass	Chk Pass	Chk Pass	Chk Pass	Chk Pass	Chk Pass
High Limit											
Low Limit											

Elem	Zn2062	Zr3391
Units	ppm	ppm
Avg	**.00361**	**-.00143**
Stddev	.00002	.00079
%RSD	.56358	55.425
#1	.00363	-.00199
#2	.00360	-.00087
Check ?	Chk Pass	Chk Pass
High Limit		
Low Limit		

Int. Std.	Y_2243	Y_3600	Y_3774
Units	Cts/S	Cts/S	Cts/S
Avg	**5419.5**	**72448.**	**3848.1**
Stddev	7.9	130.	41.4
%RSD	.14550	.17893	1.0770
#1	5425.1	72356.	3818.8
#2	5413.9	72539.	3877.4

Sample Name: CCVL2062912 Acquired: 5/21/2013 23:04:41 Type: QC
Method: 6500_026(v10) Mode: CONC Corr. Factor: 1.000000
User: bowenh Custom ID1: Custom ID2: Custom ID3:
Comment:

Elem	Ag3280	Al1670	As1890	B_2089	Ba4554	Be3130	Bi2230	Ca3179	Cd2288	Co2286	Cr2055
Units	ppm	ppm	ppm	ppm	ppm	ppm	ppm	ppm	ppm	ppm	ppm
Avg	**.01051**	**.11647**	**.01519**	**.10463**	F **.01300**	**.00104**	**.11423**	F **.26494**	**.00594**	**.01145**	**.01102**
Stddev	.00040	.00096	.00446	.00047	.00010	.00005	.00072	.00262	.00016	.00002	.00050
%RSD	3.7628	.82669	29.350	.45179	.78493	5.1465	.62975	.98905	2.6356	.13766	4.5217
#1	.01023	.11715	.01835	.10496	.01307	.00100	.11474	.26680	.00582	.01144	.01138
#2	.01079	.11579	.01204	.10429	.01293	.00108	.11372	.26309	.00605	.01146	.01067
Check ?	Chk Pass	Chk Pass	Chk Pass	Chk Pass	Chk Fail	Chk Pass	Chk Pass	Chk Fail	Chk Pass	Chk Pass	Chk Pass
Value					.01000			.20000			
Range					30.000%			30.000%			

Elem	Cu3247	Fe2599	K_7664	Li6707	Mg2790	Mn2576	Mo2020	Na5895	Ni2316	P_1782	Pb2203
Units	ppm	ppm	ppm	ppm	ppm	ppm	ppm	ppm	ppm	ppm	ppm
Avg	**.01706**	**.11222**	F **4.0124**	F **.01345**	**.23228**	**.01184**	**.02127**	F **1.7688**	**.04473**	**3.0289**	W **.01097**
Stddev	.00013	.00313	.0098	.00100	.00029	.00037	.00005	.0010	.00059	.0251	.00022
%RSD	.74833	2.7884	.24487	7.4571	.12460	3.1640	.24145	.05394	1.3285	.82986	2.0141
#1	.01697	.11444	4.0055	.01416	.23248	.01158	.02131	1.7682	.04515	3.0467	.01113
#2	.01715	.11001	4.0194	.01274	.23207	.01211	.02123	1.7695	.04431	3.0111	.01082
Check ?	Chk Pass	Chk Pass	Chk Fail	Chk Fail	Chk Pass	Chk Pass	Chk Pass	Chk Fail	Chk Pass	Chk Pass	Chk Warn
Value			3.0000	.01000				1.0000			.00900
Range			30.000%	30.000%				30.000%			20.000%

Elem	S_1820	Sb2068	Se1960	Si2881	Sn1899	Sr4077	Th2837	Ti3349	Tl1908	U_3701	V_2924
Units	ppm	ppm	ppm	ppm	ppm	ppm	ppm	ppm	ppm	ppm	ppm
Avg	**.03076**	**.00874**	**.01522**	**.49668**	F **.14235**	**.01077**	**.01515**	**.01096**	**.01704**	**.07083**	**.01128**
Stddev	.00288	.00148	.00351	.00276	.00182	.00022	.00226	.00001	.00011	.01200	.00001
%RSD	9.3580	16.910	23.068	.55504	1.2796	2.0500	14.919	.07691	.63239	16.943	.04710
#1	.03280	.00979	.01274	.49863	.14364	.01092	.01355	.01096	.01697	.06234	.01128
#2	.02873	.00770	.01770	.49473	.14106	.01061	.01674	.01097	.01712	.07931	.01128
Check ?	None	Chk Pass	Chk Pass	Chk Pass	Chk Fail	Chk Pass	Chk Pass	Chk Pass	Chk Pass	Chk Pass	Chk Pass
Value					.10000						
Range					30.000%						

Elem	Zn2062	Zr3391
Units	ppm	ppm
Avg	F **.02972**	**.01299**
Stddev	.00085	.00390
%RSD	2.8635	29.999
#1	.02912	.01575
#2	.03032	.01024
Check ?	Chk Fail	Chk Pass
Value	.02000	
Range	30.000%	

Int. Std.	Y_2243	Y_3600	Y_3774
Units	Cts/S	Cts/S	Cts/S
Avg	**5471.0**	**71904.**	**3898.2**
Stddev	23.9	406.	21.8
%RSD	.43678	.56468	.55812
#1	5454.1	72191.	3913.6
#2	5487.9	71617.	3882.8

Sample Name: 280-42134-A-12-E Acquired: 5/21/2013 23:07:07 Type: Unk
Method: 6500_026(v10) Mode: CONC Corr. Factor: 1.000000
User: bowenh Custom ID1: Custom ID2: Custom ID3:
Comment: 175103 6010b

Elem	Ag3280	Al1670	As1890	B_2089	Ba4554	Be3130	Bi2230	Ca3179	Cd2288
Line	328.068 {103}	167.079 {502}	189.042 {478}	208.959 {461}	455.403 { 74}	313.042 {108}	223.061 {451}	317.933 {106}	228.802 {447}
Units	ppm	ppm	ppm	ppm	ppm	ppm	ppm	ppm	ppm
Avg	**-.00140**	**.08540**	**-.00791**	**.47974**	**.13905**	**-.00039**	**-.00628**	W **1064.2**	**.00024**
Stddev	.00109	.00115	.00032	.00183	.00074	.00004	.00037	9.8	.00024
%RSD	78.000	1.3518	4.0347	.38218	.53135	9.8218	5.8604	.92071	99.539
#1	-.00063	.08622	-.00768	.48104	.13958	-.00037	-.00602	1057.3	.00007
#2	-.00217	.08459	-.00814	.47845	.13853	-.00042	-.00654	1071.2	.00040
Check ?	Chk Pass	Chk Pass	Chk Pass	Chk Pass	Chk Pass	Chk Pass	Chk Pass	Chk Warn	Chk Pass
High Limit								500.00	
Low Limit								-.05000	

Elem	Co2286	Cr2055	Cu3247	Fe2599	K_7664	Li6707	Mg2790	Mn2576	Mo2020
Line	228.616 {447}	205.552 {464}	324.754 {104}	259.940 {130}	766.490 { 44}	670.784 { 50}	279.079 {121}2	257.610 {131}	202.030 {467}
Units	ppm	ppm	ppm	ppm	ppm	ppm	ppm	ppm	ppm
Avg	**.02656**	**.00066**	**.00214**	**22.365**	**9.9893**	**.02067**	**27.181**	**3.6779**	**-.00033**
Stddev	.00035	.00007	.00001	.040	.0330	.00408	.427	.0567	.00007
%RSD	1.3277	10.543	.69453	.17794	.33063	19.726	1.5713	1.5414	20.050
#1	.02681	.00070	.00215	22.336	9.9660	.01779	26.879	3.6378	-.00038
#2	.02631	.00061	.00213	22.393	10.013	.02356	27.483	3.7180	-.00028
Check ?	Chk Pass	Chk Pass	Chk Pass	Chk Pass	Chk Pass	Chk Pass	Chk Pass	Chk Pass	Chk Pass
High Limit									
Low Limit									

Elem	Na8183	Ni2316	P_1782	Pb2203	S_1820	Sb2068	Se1960	Si2881	Sn1899
Line	818.326 { 41}	231.604 {446}	178.284 {489}	220.353 {453}	182.034 {485}	206.833 {463}	196.090 {472}	288.158 {117}	189.989 {477}
Units	ppm	ppm	ppm	ppm	ppm	ppm	ppm	ppm	ppm
Avg	**27.567**	**.20344**	**-.00157**	**.00344**	**63.798**	**.00174**	**.00284**	**6.7502**	**.00054**
Stddev	.355	.00145	.00421	.00125	.432	.00147	.00253	.0413	.00025
%RSD	1.2874	.71219	267.60	36.240	.67734	84.396	89.083	.61213	45.784
#1	27.316	.20446	-.00455	.00432	64.104	.00278	.00463	6.7794	.00072
#2	27.818	.20241	.00140	.00256	63.493	.00070	.00105	6.7210	.00037
Check ?	Chk Pass	Chk Pass	Chk Pass	Chk Pass	None	Chk Pass	Chk Pass	Chk Pass	Chk Pass
High Limit									
Low Limit									

Elem	Sr4077	Th2837	Ti3349	Tl1908	U_3701	V_2924	Zn2062	Zr3391
Line	407.771 { 83}	283.730 {119}	334.904 {101}	190.856 {477}	370.152 { 91}	292.402 {115}	206.200 {163}	339.198 { 99}
Units	ppm	ppm	ppm	ppm	ppm	ppm	ppm	ppm
Avg	**.69944**	**.00594**	**.00635**	**-.00225**	**-.03771**	**.00035**	F **112.76**	**-.00288**
Stddev	.00155	.00035	.00004	.00058	.02438	.00042	1.45	.00208
%RSD	.22223	5.8421	.67041	25.782	64.648	121.97	1.2900	72.259
#1	.70054	.00570	.00632	-.00266	-.05494	.00005	111.73	-.00141
#2	.69834	.00619	.00638	-.00184	-.02047	.00065	113.79	-.00435
Check ?	Chk Pass	Chk Pass	Chk Pass	Chk Pass	Chk Pass	Chk Pass	Chk Fail	Chk Pass
High Limit							50.000	
Low Limit							-.02000	

Int. Std.	Y_2243	Y_3600	Y_3774
Line	224.306 {450}	360.073 { 94}	377.433 { 89}
Units	Cts/S	Cts/S	Cts/S
Avg	**5176.9**	**69578.**	**3897.0**
Stddev	24.9	776.	6.9
%RSD	.48029	1.1155	.17726
#1	5159.3	70127.	3901.9
#2	5194.5	69030.	3892.1

Sample Name: 280-42134-A-13-E Acquired: 5/21/2013 23:10:15 Type: Unk
Method: 6500_026(v10) Mode: CONC Corr. Factor: 1.000000
User: bowenh Custom ID1: Custom ID2: Custom ID3:
Comment: 175103 6010b

Elem	Ag3280	Al1670	As1890	B_2089	Ba4554	Be3130	Bi2230	Ca3179	Cd2288
Line	328.068 {103}	167.079 {502}	189.042 {478}	208.959 {461}	455.403 { 74}	313.042 {108}	223.061 {451}	317.933 {106}	228.802 {447}
Units	ppm	ppm	ppm	ppm	ppm	ppm	ppm	ppm	ppm
Avg	**-.00172**	**.00111**	**-.00635**	**.03096**	**.18412**	**-.00035**	**-.00838**	W **634.13**	**.00046**
Stddev	.00054	.00011	.00028	.00028	.00027	.00005	.00083	3.35	.00004
%RSD	31.181	9.5730	4.3370	.90563	.14734	13.769	9.9546	.52848	9.1605
#1	-.00210	.00118	-.00654	.03116	.18431	-.00032	-.00779	636.50	.00043
#2	-.00134	.00103	-.00616	.03076	.18393	-.00038	-.00897	631.76	.00049
Check ?	Chk Pass	Chk Pass	Chk Pass	Chk Pass	Chk Pass	Chk Pass	Chk Pass	Chk Warn	Chk Pass
High Limit								500.00	
Low Limit								-.05000	

Elem	Co2286	Cr2055	Cu3247	Fe2599	K_7664	Li6707	Mg2790	Mn2576	Mo2020
Line	228.616 {447}	205.552 {464}	324.754 {104}	259.940 {130}	766.490 { 44}	670.784 { 50}	279.079 {121}2	257.610 {131}	202.030 {467}
Units	ppm	ppm	ppm	ppm	ppm	ppm	ppm	ppm	ppm
Avg	**.00067**	**.00216**	**.04382**	**.01230**	**5.1939**	**.01375**	**332.41**	**.00028**	**.00033**
Stddev	.00039	.00013	.00119	.00072	.0316	.00181	.32	.00001	.00055
%RSD	58.868	6.1784	2.7261	5.8841	.60826	13.156	.09644	3.0619	168.92
#1	.00095	.00226	.04466	.01282	5.2162	.01503	332.64	.00027	-.00006
#2	.00039	.00207	.04297	.01179	5.1715	.01247	332.18	.00029	.00072
Check ?	Chk Pass	Chk Pass	Chk Pass	Chk Pass	Chk Pass	Chk Pass	Chk Pass	Chk Pass	Chk Pass
High Limit									
Low Limit									

Elem	Na8183	Ni2316	P_1782	Pb2203	S_1820	Sb2068	Se1960	Si2881	Sn1899
Line	818.326 { 41}	231.604 {446}	178.284 {489}	220.353 {453}	182.034 {485}	206.833 {463}	196.090 {472}	288.158 {117}	189.989 {477}
Units	ppm	ppm	ppm	ppm	ppm	ppm	ppm	ppm	ppm
Avg	**49.972**	**.03798**	**.05465**	**.00492**	**83.700**	**.00284**	**.00783**	**.12087**	**.00016**
Stddev	.356	.00030	.00121	.00116	.174	.00114	.00073	.00934	.00004
%RSD	.71235	.78448	2.2217	23.643	.20747	40.150	9.2977	7.7277	26.732
#1	50.224	.03819	.05380	.00410	83.577	.00204	.00834	.12748	.00013
#2	49.721	.03777	.05551	.00574	83.822	.00365	.00731	.11427	.00019
Check ?	Chk Pass	Chk Pass	Chk Pass	Chk Pass	None	Chk Pass	Chk Pass	Chk Pass	Chk Pass
High Limit									
Low Limit									

Elem	Sr4077	Th2837	Ti3349	Tl1908	U_3701	V_2924	Zn2062	Zr3391
Line	407.771 { 83}	283.730 {119}	334.904 {101}	190.856 {477}	370.152 { 91}	292.402 {115}	206.200 {163}	339.198 { 99}
Units	ppm	ppm	ppm	ppm	ppm	ppm	ppm	ppm
Avg	**.48095**	**.00106**	**.00171**	**.00031**	**.01302**	**.00230**	**.00727**	**-.00034**
Stddev	.00234	.00083	.00012	.00196	.00090	.00067	.00043	.00179
%RSD	.48754	78.383	6.9490	643.02	6.8905	28.991	5.9203	524.97
#1	.48261	.00047	.00180	.00169	.01239	.00278	.00757	-.00160
#2	.47929	.00165	.00163	-.00108	.01365	.00183	.00696	.00092
Check ?	Chk Pass	Chk Pass	Chk Pass	Chk Pass	Chk Pass	Chk Pass	Chk Pass	Chk Pass
High Limit								
Low Limit								

Int. Std.	Y_2243	Y_3600	Y_3774
Line	224.306 {450}	360.073 { 94}	377.433 { 89}
Units	Cts/S	Cts/S	Cts/S
Avg	**4943.9**	**67372.**	**3821.8**
Stddev	.6	169.	36.4
%RSD	.01182	.25012	.95122
#1	4944.3	67253.	3796.1
#2	4943.4	67491.	3847.5

Sample Name: 280-42134-A-14-E Acquired: 5/21/2013 23:13:26 Type: Unk
Method: 6500_026(v10) Mode: CONC Corr. Factor: 1.000000
User: bowenh Custom ID1: Custom ID2: Custom ID3:
Comment: 175103 6010b

Elem	Ag3280	Al1670	As1890	B_2089	Ba4554	Be3130	Bi2230	Ca3179	Cd2288
Line	328.068 {103}	167.079 {502}	189.042 {478}	208.959 {461}	455.403 { 74}	313.042 {108}	223.061 {451}	317.933 {106}	228.802 {447}
Units	ppm	ppm	ppm	ppm	ppm	ppm	ppm	ppm	ppm
Avg	**-.00150**	**.02561**	**-.00271**	**.41732**	**.23537**	**-.00038**	**-.00757**	W **1260.9**	**-.00049**
Stddev	.00051	.00069	.00441	.00028	.00017	.00017	.00225	.2	.00033
%RSD	34.063	2.6947	162.82	.06828	.07228	43.917	29.678	.01762	66.301
#1	-.00114	.02610	-.00583	.41752	.23549	-.00050	-.00916	1260.7	-.00026
#2	-.00186	.02512	.00041	.41712	.23525	-.00026	-.00598	1261.1	-.00073
Check ?	Chk Pass	Chk Pass	Chk Pass	Chk Pass	Chk Pass	Chk Pass	Chk Pass	Chk Warn	Chk Pass
High Limit								500.00	
Low Limit								-.05000	

Elem	Co2286	Cr2055	Cu3247	Fe2599	K_7664	Li6707	Mg2790	Mn2576	Mo2020
Line	228.616 {447}	205.552 {464}	324.754 {104}	259.940 {130}	766.490 { 44}	670.784 { 50}	279.079 {121}2	257.610 {131}	202.030 {467}
Units	ppm	ppm	ppm	ppm	ppm	ppm	ppm	ppm	ppm
Avg	**.00054**	**.00451**	**.00212**	**.01620**	**36.663**	**.03572**	**.08394**	**.00038**	**.01453**
Stddev	.00017	.00008	.00068	.00223	.124	.00014	.00024	.00003	.00028
%RSD	31.658	1.8272	32.245	13.751	.33799	.39701	.28399	8.2370	1.8932
#1	.00042	.00457	.00164	.01777	36.575	.03562	.08410	.00036	.01434
#2	.00066	.00445	.00260	.01462	36.750	.03582	.08377	.00041	.01473
Check ?	Chk Pass	Chk Pass	Chk Pass	Chk Pass	Chk Pass	Chk Pass	Chk Pass	Chk Pass	Chk Pass
High Limit									
Low Limit									

Elem	Na8183	Ni2316	P_1782	Pb2203	S_1820	Sb2068	Se1960	Si2881	Sn1899
Line	818.326 { 41}	231.604 {446}	178.284 {489}	220.353 {453}	182.034 {485}	206.833 {463}	196.090 {472}	288.158 {117}	189.989 {477}
Units	ppm	ppm	ppm	ppm	ppm	ppm	ppm	ppm	ppm
Avg	**80.994**	**.01747**	**.03528**	**-.00068**	**74.271**	**.00401**	**.01248**	**.64629**	**.00034**
Stddev	.301	.00005	.00626	.00078	.158	.00223	.00053	.02598	.00024
%RSD	.37221	.31171	17.754	115.56	.21234	55.611	4.2784	4.0202	69.323
#1	81.207	.01744	.03085	-.00123	74.383	.00243	.01210	.66467	.00051
#2	80.781	.01751	.03971	-.00012	74.160	.00559	.01285	.62792	.00017
Check ?	Chk Pass	Chk Pass	Chk Pass	Chk Pass	None	Chk Pass	Chk Pass	Chk Pass	Chk Pass
High Limit									
Low Limit									

Elem	Sr4077	Th2837	Ti3349	Tl1908	U_3701	V_2924	Zn2062	Zr3391
Line	407.771 { 83}	283.730 {119}	334.904 {101}	190.856 {477}	370.152 { 91}	292.402 {115}	206.200 {163}	339.198 { 99}
Units	ppm	ppm	ppm	ppm	ppm	ppm	ppm	ppm
Avg	**.86670**	**.00103**	**.00694**	**-.00119**	**-.01297**	**.00263**	**.00622**	**-.00279**
Stddev	.00048	.00232	.00036	.00218	.00336	.00001	.00010	.00204
%RSD	.05507	224.49	5.2266	182.42	25.927	.35056	1.6642	72.978
#1	.86636	-.00061	.00668	.00035	-.01534	.00264	.00629	-.00135
#2	.86704	.00267	.00720	-.00273	-.01059	.00262	.00614	-.00423
Check ?	Chk Pass	Chk Pass	Chk Pass	Chk Pass	Chk Pass	Chk Pass	Chk Pass	Chk Pass
High Limit								
Low Limit								

Int. Std.	Y_2243	Y_3600	Y_3774
Line	224.306 {450}	360.073 { 94}	377.433 { 89}
Units	Cts/S	Cts/S	Cts/S
Avg	**4882.9**	**66121.**	**3671.0**
Stddev	3.1	15.	2.6
%RSD	.06347	.02314	.07153
#1	4880.7	66132.	3669.1
#2	4885.1	66111.	3672.9

Sample Name: 280-42134-A-15-E Acquired: 5/21/2013 23:16:30 Type: Unk
Method: 6500_026(v10) Mode: CONC Corr. Factor: 1.000000
User: bowenh Custom ID1: Custom ID2: Custom ID3:
Comment: 175103 6010b

Elem	Ag3280	Al1670	As1890	B_2089	Ba4554	Be3130	Bi2230	Ca3179	Cd2288
Line	328.068 {103}	167.079 {502}	189.042 {478}	208.959 {461}	455.403 { 74}	313.042 {108}	223.061 {451}	317.933 {106}	228.802 {447}
Units	ppm	ppm	ppm	ppm	ppm	ppm	ppm	ppm	ppm
Avg	**-.00006**	**.00130**	**-.00133**	**.04019**	**.10676**	**-.00018**	**-.00113**	**149.71**	**.00066**
Stddev	.00016	.00025	.00122	.00046	.00215	.00008	.00260	2.34	.00003
%RSD	243.20	19.132	91.823	1.1531	2.0134	46.320	231.13	1.5615	4.3793
#1	-.00018	.00113	-.00047	.04052	.10524	-.00024	.00071	148.05	.00068
#2	.00005	.00148	-.00219	.03986	.10828	-.00012	-.00297	151.36	.00064
Check ?	Chk Pass	Chk Pass	Chk Pass	Chk Pass	Chk Pass	Chk Pass	Chk Pass	Chk Pass	Chk Pass
High Limit									
Low Limit									

Elem	Co2286	Cr2055	Cu3247	Fe2599	K_7664	Li6707	Mg2790	Mn2576	Mo2020
Line	228.616 {447}	205.552 {464}	324.754 {104}	259.940 {130}	766.490 { 44}	670.784 { 50}	279.079 {121}2	257.610 {131}	202.030 {467}
Units	ppm	ppm	ppm	ppm	ppm	ppm	ppm	ppm	ppm
Avg	**.00004**	**.00167**	**.00011**	**.00422**	**3.5083**	**.00383**	W **700.21**	**.00014**	**-.00019**
Stddev	.00027	.00028	.00033	.00187	.0116	.00289	12.04	.00001	.00037
%RSD	728.40	16.928	291.25	44.398	.33119	75.476	1.7198	8.1598	195.78
#1	-.00016	.00147	.00035	.00289	3.5165	.00587	691.70	.00014	-.00045
#2	.00023	.00187	-.00012	.00554	3.5001	.00178	708.73	.00015	.00007
Check ?	Chk Pass	Chk Pass	Chk Pass	Chk Pass	Chk Pass	Chk Pass	Chk Warn	Chk Pass	Chk Pass
High Limit							500.00		
Low Limit							-.10000		

Elem	Na8183	Ni2316	P_1782	Pb2203	S_1820	Sb2068	Se1960	Si2881	Sn1899
Line	818.326 { 41}	231.604 {446}	178.284 {489}	220.353 {453}	182.034 {485}	206.833 {463}	196.090 {472}	288.158 {117}	189.989 {477}
Units	ppm	ppm	ppm	ppm	ppm	ppm	ppm	ppm	ppm
Avg	**20.219**	**-.00034**	**-.00170**	**.00292**	**11.654**	**.00297**	**.00524**	**.00694**	**-.00061**
Stddev	.508	.00010	.00129	.00026	.046	.00046	.00100	.00262	.00020
%RSD	2.5113	28.734	75.880	8.9805	.39807	15.529	19.052	37.708	33.528
#1	19.860	-.00041	-.00079	.00311	11.687	.00330	.00594	.00509	-.00075
#2	20.578	-.00027	-.00262	.00274	11.622	.00265	.00453	.00879	-.00046
Check ?	Chk Pass	Chk Pass	Chk Pass	Chk Pass	None	Chk Pass	Chk Pass	Chk Pass	Chk Pass
High Limit									
Low Limit									

Elem	Sr4077	Th2837	Ti3349	Tl1908	U_3701	V_2924	Zn2062	Zr3391
Line	407.771 { 83}	283.730 {119}	334.904 {101}	190.856 {477}	370.152 { 91}	292.402 {115}	206.200 {163}	339.198 { 99}
Units	ppm	ppm	ppm	ppm	ppm	ppm	ppm	ppm
Avg	**.25741**	**.00100**	**-.00465**	**-.00068**	**.01384**	**.00220**	**.00318**	**-.00248**
Stddev	.00384	.00209	.00009	.00062	.03449	.00029	.00143	.00016
%RSD	1.4911	210.01	2.0295	90.326	249.14	13.335	45.056	6.5844
#1	.25469	-.00048	-.00459	-.00112	-.01055	.00199	.00420	-.00259
#2	.26012	.00248	-.00472	-.00025	.03823	.00241	.00217	-.00236
Check ?	Chk Pass	Chk Pass	Chk Pass	Chk Pass	Chk Pass	Chk Pass	Chk Pass	Chk Pass
High Limit								
Low Limit								

Int. Std.	Y_2243	Y_3600	Y_3774
Line	224.306 {450}	360.073 { 94}	377.433 { 89}
Units	Cts/S	Cts/S	Cts/S
Avg	**5126.9**	**72704.**	**3732.0**
Stddev	114.9	1948.	2.8
%RSD	2.2408	2.6786	.07568
#1	5208.2	71327.	3734.0
#2	5045.7	74081.	3730.0

Sample Name: 280-42134-A-19-E Acquired: 5/21/2013 23:19:34 Type: Unk
Method: 6500_026(v10) Mode: CONC Corr. Factor: 1.000000
User: bowenh Custom ID1: Custom ID2: Custom ID3:
Comment: 175103 6010b

Elem	Ag3280	Al1670	As1890	B_2089	Ba4554	Be3130	Bi2230	Ca3179	Cd2288
Line	328.068 {103}	167.079 {502}	189.042 {478}	208.959 {461}	455.403 { 74}	313.042 {108}	223.061 {451}	317.933 {106}	228.802 {447}
Units	ppm	ppm	ppm	ppm	ppm	ppm	ppm	ppm	ppm
Avg	**-.00080**	**.00156**	**-.00595**	**.02435**	**.13193**	**-.00030**	**-.00772**	W **612.12**	**.00034**
Stddev	.00066	.00018	.00092	.00042	.00054	.00021	.00075	3.59	.00009
%RSD	82.639	11.696	15.522	1.7426	.40689	68.287	9.6827	.58630	27.583
#1	-.00127	.00143	-.00660	.02465	.13231	-.00016	-.00825	609.58	.00041
#2	-.00033	.00169	-.00530	.02405	.13155	-.00045	-.00719	614.66	.00028
Check ?	Chk Pass	Chk Pass	Chk Pass	Chk Pass	Chk Pass	Chk Pass	Chk Pass	Chk Warn	Chk Pass
High Limit								500.00	
Low Limit								-.05000	

Elem	Co2286	Cr2055	Cu3247	Fe2599	K_7664	Li6707	Mg2790	Mn2576	Mo2020
Line	228.616 {447}	205.552 {464}	324.754 {104}	259.940 {130}	766.490 { 44}	670.784 { 50}	279.079 {121}2	257.610 {131}	202.030 {467}
Units	ppm	ppm	ppm	ppm	ppm	ppm	ppm	ppm	ppm
Avg	**.00006**	**.00310**	**.00017**	**.00494**	**5.9688**	**.02027**	**369.78**	**.00009**	**-.00025**
Stddev	.00017	.00022	.00004	.00034	.0409	.00122	.09	.00010	.00007
%RSD	303.07	7.0057	24.798	6.7897	.68551	6.0251	.02566	110.41	27.111
#1	.00017	.00294	.00020	.00518	5.9398	.01941	369.71	.00016	-.00020
#2	-.00006	.00325	.00014	.00471	5.9977	.02113	369.84	.00002	-.00030
Check ?	Chk Pass	Chk Pass	Chk Pass	Chk Pass	Chk Pass	Chk Pass	Chk Pass	Chk Pass	Chk Pass
High Limit									
Low Limit									

Elem	Na8183	Ni2316	P_1782	Pb2203	S_1820	Sb2068	Se1960	Si2881	Sn1899
Line	818.326 { 41}	231.604 {446}	178.284 {489}	220.353 {453}	182.034 {485}	206.833 {463}	196.090 {472}	288.158 {117}	189.989 {477}
Units	ppm	ppm	ppm	ppm	ppm	ppm	ppm	ppm	ppm
Avg	**382.45**	**-.00051**	**.15684**	**.00230**	**70.135**	**.00924**	**.00602**	**.02591**	**.00064**
Stddev	1.44	.00010	.00929	.00026	.017	.00313	.00203	.01554	.00043
%RSD	.37766	19.273	5.9237	11.252	.02392	33.846	33.701	59.982	67.288
#1	381.43	-.00057	.15027	.00212	70.146	.01145	.00459	.01492	.00095
#2	383.47	-.00044	.16341	.00249	70.123	.00703	.00746	.03691	.00034
Check ?	Chk Pass	Chk Pass	Chk Pass	Chk Pass	None	Chk Pass	Chk Pass	Chk Pass	Chk Pass
High Limit									
Low Limit									

Elem	Sr4077	Th2837	Ti3349	Tl1908	U_3701	V_2924	Zn2062	Zr3391
Line	407.771 { 83}	283.730 {119}	334.904 {101}	190.856 {477}	370.152 { 91}	292.402 {115}	206.200 {163}	339.198 { 99}
Units	ppm	ppm	ppm	ppm	ppm	ppm	ppm	ppm
Avg	**.47520**	**-.00196**	**.00108**	**-.00215**	**.02429**	**.00177**	**.00376**	**-.00438**
Stddev	.00224	.00232	.00057	.00084	.01787	.00002	.00004	.00170
%RSD	.47127	117.87	52.582	38.889	73.571	1.3898	1.0928	38.743
#1	.47362	-.00360	.00068	-.00156	.03692	.00175	.00379	-.00558
#2	.47678	-.00033	.00148	-.00274	.01165	.00179	.00373	-.00318
Check ?	Chk Pass	Chk Pass	Chk Pass	Chk Pass	Chk Pass	Chk Pass	Chk Pass	Chk Pass
High Limit								
Low Limit								

Int. Std.	Y_2243	Y_3600	Y_3774
Line	224.306 {450}	360.073 { 94}	377.433 { 89}
Units	Cts/S	Cts/S	Cts/S
Avg	**4873.6**	**65756.**	**3707.5**
Stddev	17.2	374.	16.3
%RSD	.35345	.56835	.44055
#1	4861.4	65492.	3719.0
#2	4885.7	66021.	3695.9

Sample Name: 280-42134-A-20-G Acquired: 5/21/2013 23:22:45 Type: Unk
Method: 6500_026(v10) Mode: CONC Corr. Factor: 1.000000
User: bowenh Custom ID1: Custom ID2: Custom ID3:
Comment: 175103 6010b

Elem	Ag3280	Al1670	As1890	B_2089	Ba4554	Be3130	Bi2230	Ca3179	Cd2288
Line	328.068 {103}	167.079 {502}	189.042 {478}	208.959 {461}	455.403 { 74}	313.042 {108}	223.061 {451}	317.933 {106}	228.802 {447}
Units	ppm	ppm	ppm	ppm	ppm	ppm	ppm	ppm	ppm
Avg	**-.00115**	**.00476**	**-.00939**	**.22942**	**.22641**	**-.00050**	**-.00759**	W **1293.3**	**-.00035**
Stddev	.00003	.00042	.00083	.00021	.00070	.00020	.00105	4.5	.00009
%RSD	2.6935	8.8197	8.7920	.09117	.30957	40.746	13.856	.34852	25.883
#1	-.00117	.00505	-.00881	.22957	.22591	-.00035	-.00833	1290.2	-.00029
#2	-.00112	.00446	-.00998	.22927	.22691	-.00064	-.00685	1296.5	-.00042
Check ?	Chk Pass	Chk Pass	Chk Pass	Chk Pass	Chk Pass	Chk Pass	Chk Pass	Chk Warn	Chk Pass
High Limit								500.00	
Low Limit								-.05000	

Elem	Co2286	Cr2055	Cu3247	Fe2599	K_7664	Li6707	Mg2790	Mn2576	Mo2020
Line	228.616 {447}	205.552 {464}	324.754 {104}	259.940 {130}	766.490 { 44}	670.784 { 50}	279.079 {121}2	257.610 {131}	202.030 {467}
Units	ppm	ppm	ppm	ppm	ppm	ppm	ppm	ppm	ppm
Avg	**.00140**	**.00297**	**.00111**	**.00769**	**8.1524**	**.03443**	**.03950**	**.00016**	**.01170**
Stddev	.00009	.00022	.00057	.00011	.0233	.00343	.00232	.00002	.00008
%RSD	6.1429	7.2603	51.435	1.4317	.28593	9.9619	5.8657	9.6681	.68611
#1	.00134	.00282	.00151	.00777	8.1689	.03201	.04114	.00018	.01164
#2	.00146	.00312	.00070	.00762	8.1359	.03686	.03787	.00015	.01175
Check ?	Chk Pass	Chk Pass	Chk Pass	Chk Pass	Chk Pass	Chk Pass	Chk Pass	Chk Pass	Chk Pass
High Limit									
Low Limit									

Elem	Na8183	Ni2316	P_1782	Pb2203	S_1820	Sb2068	Se1960	Si2881	Sn1899
Line	818.326 { 41}	231.604 {446}	178.284 {489}	220.353 {453}	182.034 {485}	206.833 {463}	196.090 {472}	288.158 {117}	189.989 {477}
Units	ppm	ppm	ppm	ppm	ppm	ppm	ppm	ppm	ppm
Avg	**82.739**	**-.00065**	**.01978**	**.00126**	**77.038**	**.00565**	**.01163**	**.22518**	**-.00038**
Stddev	.061	.00015	.00736	.00045	.040	.00199	.00373	.03051	.00048
%RSD	.07336	22.470	37.192	35.861	.05145	35.216	32.088	13.548	125.97
#1	82.696	-.00076	.02498	.00158	77.066	.00425	.01427	.24675	-.00073
#2	82.782	-.00055	.01458	.00094	77.010	.00706	.00899	.20361	-.00004
Check ?	Chk Pass	Chk Pass	Chk Pass	Chk Pass	None	Chk Pass	Chk Pass	Chk Pass	Chk Pass
High Limit									
Low Limit									

Elem	Sr4077	Th2837	Ti3349	Tl1908	U_3701	V_2924	Zn2062	Zr3391
Line	407.771 { 83}	283.730 {119}	334.904 {101}	190.856 {477}	370.152 { 91}	292.402 {115}	206.200 {163}	339.198 { 99}
Units	ppm	ppm	ppm	ppm	ppm	ppm	ppm	ppm
Avg	**1.3549**	**-.00052**	**.00704**	**-.00237**	**-.04068**	**.00126**	**.00359**	**-.00350**
Stddev	.0024	.00386	.00048	.00141	.00588	.00009	.00011	.00152
%RSD	.17869	746.37	6.8490	59.431	14.458	7.5295	3.1379	43.454
#1	1.3532	.00221	.00738	-.00138	-.04484	.00119	.00351	-.00457
#2	1.3566	-.00325	.00670	-.00337	-.03652	.00132	.00367	-.00242
Check ?	Chk Pass	Chk Pass	Chk Pass	Chk Pass	Chk Pass	Chk Pass	Chk Pass	Chk Pass
High Limit								
Low Limit								

Int. Std.	Y_2243	Y_3600	Y_3774
Line	224.306 {450}	360.073 { 94}	377.433 { 89}
Units	Cts/S	Cts/S	Cts/S
Avg	**4982.2**	**67600.**	**3855.7**
Stddev	11.1	167.	11.2
%RSD	.22348	.24661	.28968
#1	4990.0	67482.	3863.6
#2	4974.3	67717.	3847.8

Sample Name: sd 42134-A-20-G@5 Acquired: 5/21/2013 23:25:49 Type: Unk
Method: 6500_026(v10) Mode: CONC Corr. Factor: 1.000000
User: bowenh Custom ID1: Custom ID2: Custom ID3:
Comment: 175103 6010b

Elem	Ag3280	Al1670	As1890	B_2089	Ba4554	Be3130	Bi2230	Ca3179	Cd2288
Line	328.068 {103}	167.079 {502}	189.042 {478}	208.959 {461}	455.403 { 74}	313.042 {108}	223.061 {451}	317.933 {106}	228.802 {447}
Units	ppm	ppm	ppm	ppm	ppm	ppm	ppm	ppm	ppm
Avg	**-.00203**	**.00268**	**-.00164**	**.05084**	**.04709**	**-.00013**	**-.00011**	**272.85**	**-.00001**
Stddev	.00029	.00087	.00062	.00040	.00042	.00013	.00316	1.93	.00011
%RSD	14.143	32.302	37.599	.79372	.88371	100.66	2931.3	.70892	1035.2
#1	-.00223	.00207	-.00208	.05113	.04679	-.00022	.00213	271.48	-.00009
#2	-.00182	.00330	-.00121	.05056	.04738	-.00004	-.00234	274.22	.00007
Check ?	Chk Pass	Chk Pass	Chk Pass	Chk Pass	Chk Pass	Chk Pass	Chk Pass	Chk Pass	Chk Pass
High Limit									
Low Limit									

Elem	Co2286	Cr2055	Cu3247	Fe2599	K_7664	Li6707	Mg2790	Mn2576	Mo2020
Line	228.616 {447}	205.552 {464}	324.754 {104}	259.940 {130}	766.490 { 44}	670.784 { 50}	279.079 {121}2	257.610 {131}	202.030 {467}
Units	ppm	ppm	ppm	ppm	ppm	ppm	ppm	ppm	ppm
Avg	**-.00001**	**.00079**	**-.00040**	**.01052**	**1.7371**	**.00272**	**.00953**	**.00015**	**.00218**
Stddev	.00004	.00017	.00015	.00183	.0327	.00163	.00157	.00004	.00006
%RSD	376.58	21.225	36.063	17.374	1.8817	60.040	16.429	27.088	2.7640
#1	-.00004	.00067	-.00030	.01181	1.7602	.00157	.00842	.00018	.00222
#2	.00002	.00091	-.00051	.00922	1.7140	.00387	.01063	.00012	.00214
Check ?	Chk Pass	Chk Pass	Chk Pass	Chk Pass	Chk Pass	Chk Pass	Chk Pass	Chk Pass	Chk Pass
High Limit									
Low Limit									

Elem	Na8183	Ni2316	P_1782	Pb2203	S_1820	Sb2068	Se1960	Si2881	Sn1899
Line	818.326 { 41}	231.604 {446}	178.284 {489}	220.353 {453}	182.034 {485}	206.833 {463}	196.090 {472}	288.158 {117}	189.989 {477}
Units	ppm	ppm	ppm	ppm	ppm	ppm	ppm	ppm	ppm
Avg	**16.199**	**-.00063**	**.00779**	**.00285**	**15.165**	**.00004**	**-.00045**	**.05100**	**-.00030**
Stddev	1.258	.00036	.00313	.00337	.067	.00113	.00441	.00399	.00080
%RSD	7.7662	57.998	40.126	118.01	.44205	3177.8	977.52	7.8245	261.78
#1	15.309	-.00037	.01000	.00523	15.212	.00083	-.00357	.04818	.00026
#2	17.089	-.00088	.00558	.00047	15.118	-.00076	.00267	.05382	-.00087
Check ?	Chk Pass	Chk Pass	Chk Pass	Chk Pass	None	Chk Pass	Chk Pass	Chk Pass	Chk Pass
High Limit									
Low Limit									

Elem	Sr4077	Th2837	Ti3349	Tl1908	U_3701	V_2924	Zn2062	Zr3391
Line	407.771 { 83}	283.730 {119}	334.904 {101}	190.856 {477}	370.152 { 91}	292.402 {115}	206.200 {163}	339.198 { 99}
Units	ppm	ppm	ppm	ppm	ppm	ppm	ppm	ppm
Avg	**.27369**	**.00176**	**.00126**	**.00082**	**-.00311**	**.00031**	**.00396**	**-.00372**
Stddev	.00130	.00122	.00010	.00037	.04201	.00021	.00005	.00074
%RSD	.47472	69.431	7.6653	45.439	1351.6	67.939	1.1475	20.006
#1	.27277	.00090	.00133	.00108	.02660	.00016	.00399	-.00425
#2	.27461	.00262	.00120	.00056	-.03282	.00046	.00392	-.00319
Check ?	Chk Pass	Chk Pass	Chk Pass	Chk Pass	Chk Pass	Chk Pass	Chk Pass	Chk Pass
High Limit								
Low Limit								

Int. Std.	Y_2243	Y_3600	Y_3774
Line	224.306 {450}	360.073 { 94}	377.433 { 89}
Units	Cts/S	Cts/S	Cts/S
Avg	**5174.4**	**69991.**	**3762.6**
Stddev	19.9	170.	17.8
%RSD	.38466	.24246	.47341
#1	5188.5	70111.	3775.2
#2	5160.3	69871.	3750.0

Sample Name: 280-42134-A-20-H MS Acquired: 5/21/2013 23:28:15 Type: Unk
Method: 6500_026(v10) Mode: CONC Corr. Factor: 1.000000
User: bowenh Custom ID1: Custom ID2: Custom ID3:
Comment: 175103 6010b

Elem	Ag3280	Al1670	As1890	B_2089	Ba4554	Be3130	Bi2230	Ca3179	Cd2288
Line	328.068 {103}	167.079 {502}	189.042 {478}	208.959 {461}	455.403 { 74}	313.042 {108}	223.061 {451}	317.933 {106}	228.802 {447}
Units	ppm	ppm	ppm	ppm	ppm	ppm	ppm	ppm	ppm
Avg	W **.20697**	**.37884**	**.80197**	**.40497**	**2.7210**	**.00819**	**.37135**	W **1219.4**	**.21635**
Stddev	.00085	.00104	.00244	.00204	.0030	.00002	.00524	34.9	.00127
%RSD	.41109	.27462	.30437	.50287	.11145	.24094	1.4120	2.8605	.58566
#1	.20757	.37811	.80025	.40353	2.7189	.00820	.36764	1244.0	.21545
#2	.20637	.37958	.80370	.40641	2.7232	.00818	.37505	1194.7	.21724
Check ?	Chk Warn	Chk Pass	Chk Pass	Chk Pass	Chk Pass	Chk Pass	Chk Pass	Chk Warn	Chk Pass
High Limit	.10000							500.00	
Low Limit	-.01000							-.05000	

Elem	Co2286	Cr2055	Cu3247	Fe2599	K_7664	Li6707	Mg2790	Mn2576	Mo2020
Line	228.616 {447}	205.552 {464}	324.754 {104}	259.940 {130}	766.490 { 44}	670.784 { 50}	279.079 {121}2	257.610 {131}	202.030 {467}
Units	ppm	ppm	ppm	ppm	ppm	ppm	ppm	ppm	ppm
Avg	**.09276**	**1.0130**	**.41913**	**.17150**	**18.952**	**.26121**	**9.1550**	**.09785**	**.20739**
Stddev	.00015	.0001	.00117	.00301	.055	.00407	.0287	.00043	.00084
%RSD	.16406	.00445	.27807	1.7548	.28798	1.5576	.31359	.44005	.40520
#1	.09265	1.0131	.41831	.17363	18.913	.26408	9.1347	.09755	.20680
#2	.09287	1.0130	.41995	.16938	18.991	.25833	9.1753	.09815	.20799
Check ?	Chk Pass	Chk Pass	Chk Pass	Chk Pass	Chk Pass	Chk Pass	Chk Pass	Chk Pass	Chk Pass
High Limit									
Low Limit									

Elem	Na8183	Ni2316	P_1782	Pb2203	S_1820	Sb2068	Se1960	Si2881	Sn1899
Line	818.326 { 41}	231.604 {446}	178.284 {489}	220.353 {453}	182.034 {485}	206.833 {463}	196.090 {472}	288.158 {117}	189.989 {477}
Units	ppm	ppm	ppm	ppm	ppm	ppm	ppm	ppm	ppm
Avg	**87.829**	**.08865**	**2.0043**	**.97983**	**76.121**	**.10496**	**.59020**	**2.0927**	**.37920**
Stddev	.623	.00027	.0123	.00239	.115	.00385	.00515	.0008	.00231
%RSD	.70887	.30264	.61458	.24381	.15123	3.6644	.87255	.03748	.60866
#1	88.269	.08847	1.9956	.97814	76.039	.10768	.58656	2.0922	.37757
#2	87.388	.08884	2.0130	.98152	76.202	.10224	.59384	2.0933	.38084
Check ?	Chk Pass	Chk Pass	Chk Pass	Chk Pass	None	Chk Pass	Chk Pass	Chk Pass	Chk Pass
High Limit									
Low Limit									

Elem	Sr4077	Th2837	Ti3349	Tl1908	U_3701	V_2924	Zn2062	Zr3391
Line	407.771 { 83}	283.730 {119}	334.904 {101}	190.856 {477}	370.152 { 91}	292.402 {115}	206.200 {163}	339.198 { 99}
Units	ppm	ppm	ppm	ppm	ppm	ppm	ppm	ppm
Avg	**1.4540**	**.20075**	**.20816**	**.35908**	**.37629**	**.09850**	**.47319**	**.09442**
Stddev	.0013	.00572	.00076	.00015	.02895	.00112	.00118	.00003
%RSD	.09041	2.8470	.36393	.04083	7.6939	1.1350	.24938	.02734
#1	1.4550	.19671	.20763	.35898	.39677	.09771	.47235	.09444
#2	1.4531	.20479	.20870	.35918	.35582	.09929	.47402	.09440
Check ?	Chk Pass	Chk Pass	Chk Pass	Chk Pass	Chk Pass	Chk Pass	Chk Pass	Chk Pass
High Limit								
Low Limit								

Int. Std.	Y_2243	Y_3600	Y_3774
Line	224.306 {450}	360.073 { 94}	377.433 { 89}
Units	Cts/S	Cts/S	Cts/S
Avg	**4942.2**	**66297.**	**3727.6**
Stddev	12.8	337.	24.9
%RSD	.25817	.50808	.66772
#1	4933.2	66535.	3710.0
#2	4951.2	66059.	3745.2

Sample Name: 280-42134-A-20-I MSD Acquired: 5/21/2013 23:31:13 Type: Unk
Method: 6500_026(v10) Mode: CONC Corr. Factor: 1.000000
User: bowenh Custom ID1: Custom ID2: Custom ID3:
Comment: 175103 6010b

Elem	Ag3280	Al1670	As1890	B_2089	Ba4554	Be3130	Bi2230	Ca3179	Cd2288
Line	328.068 {103}	167.079 {502}	189.042 {478}	208.959 {461}	455.403 { 74}	313.042 {108}	223.061 {451}	317.933 {106}	228.802 {447}
Units	ppm	ppm	ppm	ppm	ppm	ppm	ppm	ppm	ppm
Avg	W **.19755**	**.37153**	**.78388**	**.39568**	**2.6357**	**.00798**	**.36175**	W **1199.0**	**.20926**
Stddev	.00017	.00951	.01234	.00620	.0030	.00004	.00529	4.0	.00249
%RSD	.08476	2.5590	1.5741	1.5658	.11313	.45918	1.4621	.33547	1.1893
#1	.19767	.36481	.77515	.39130	2.6378	.00801	.35801	1201.8	.20750
#2	.19743	.37826	.79260	.40006	2.6336	.00795	.36549	1196.1	.21102
Check ?	Chk Warn	Chk Pass	Chk Pass	Chk Pass	Chk Pass	Chk Pass	Chk Pass	Chk Warn	Chk Pass
High Limit	.10000							500.00	
Low Limit	-.01000							-.05000	

Elem	Co2286	Cr2055	Cu3247	Fe2599	K_7664	Li6707	Mg2790	Mn2576	Mo2020
Line	228.616 {447}	205.552 {464}	324.754 {104}	259.940 {130}	766.490 { 44}	670.784 { 50}	279.079 {121}2	257.610 {131}	202.030 {467}
Units	ppm	ppm	ppm	ppm	ppm	ppm	ppm	ppm	ppm
Avg	**.08948**	**.99329**	**.39935**	**.16542**	**18.366**	**.25191**	**8.8557**	**.09462**	**.20351**
Stddev	.00150	.02071	.00022	.00287	.015	.00108	.0036	.00019	.00216
%RSD	1.6734	2.0846	.05467	1.7335	.08080	.42818	.04038	.19715	1.0634
#1	.08842	.97865	.39951	.16339	18.377	.25267	8.8582	.09449	.20198
#2	.09054	1.0079	.39920	.16745	18.356	.25114	8.8531	.09475	.20504
Check ?	Chk Pass	Chk Pass	Chk Pass	Chk Pass	Chk Pass	Chk Pass	Chk Pass	Chk Pass	Chk Pass
High Limit									
Low Limit									

Elem	Na8183	Ni2316	P_1782	Pb2203	S_1820	Sb2068	Se1960	Si2881	Sn1899
Line	818.326 { 41}	231.604 {446}	178.284 {489}	220.353 {453}	182.034 {485}	206.833 {463}	196.090 {472}	288.158 {117}	189.989 {477}
Units	ppm	ppm	ppm	ppm	ppm	ppm	ppm	ppm	ppm
Avg	**84.926**	**.08631**	**1.9595**	**.95969**	**74.211**	**.10379**	**.57138**	**2.0233**	**.37245**
Stddev	.286	.00123	.0333	.01975	1.500	.00325	.00322	.0259	.00748
%RSD	.33685	1.4301	1.6981	2.0577	2.0214	3.1268	.56280	1.2801	2.0091
#1	85.128	.08544	1.9359	.94573	73.150	.10150	.56911	2.0050	.36716
#2	84.723	.08718	1.9830	.97366	75.272	.10609	.57366	2.0417	.37775
Check ?	Chk Pass	Chk Pass	Chk Pass	Chk Pass	None	Chk Pass	Chk Pass	Chk Pass	Chk Pass
High Limit									
Low Limit									

Elem	Sr4077	Th2837	Ti3349	Tl1908	U_3701	V_2924	Zn2062	Zr3391
Line	407.771 { 83}	283.730 {119}	334.904 {101}	190.856 {477}	370.152 { 91}	292.402 {115}	206.200 {163}	339.198 { 99}
Units	ppm	ppm	ppm	ppm	ppm	ppm	ppm	ppm
Avg	**1.4080**	**.19129**	**.20100**	**.35194**	**.36510**	**.09508**	**.45473**	**.08878**
Stddev	.0033	.00201	.00011	.00562	.00504	.00040	.00124	.00059
%RSD	.23536	1.0519	.05280	1.5969	1.3792	.42571	.27202	.66542
#1	1.4103	.18987	.20092	.34797	.36154	.09479	.45561	.08836
#2	1.4056	.19271	.20107	.35591	.36866	.09536	.45386	.08920
Check ?	Chk Pass	Chk Pass	Chk Pass	Chk Pass	Chk Pass	Chk Pass	Chk Pass	Chk Pass
High Limit								
Low Limit								

Int. Std.	Y_2243	Y_3600	Y_3774
Line	224.306 {450}	360.073 { 94}	377.433 { 89}
Units	Cts/S	Cts/S	Cts/S
Avg	**4920.9**	**67027.**	**3767.9**
Stddev	77.6	107.	2.7
%RSD	1.5778	.15895	.07049
#1	4975.8	67102.	3766.0
#2	4866.0	66952.	3769.7

Sample Name: CCVH-2058327 Acquired: 5/21/2013 23:34:12 Type: QC
Method: 6500_026(v10) Mode: CONC Corr. Factor: 1.000000
User: bowenh Custom ID1: Custom ID2: Custom ID3:
Comment:

Elem	Ag3280	Al3092	As1890	B_2089	Ba4554	Be3130	Bi2230	Ca3179	Cd2288	Co2286	Cr2055	Cu3247
Units	ppm	ppm	ppm	ppm	ppm	ppm	ppm	ppm	ppm	ppm	ppm	ppm
Avg	**.00193**	**48.836**	**-.00057**	**.00702**	**.00201**	**-.00019**	**.99378**	**.04986**	**-.00079**	**.00165**	**-.00016**	**.00223**
Stddev	.00018	.110	.00212	.00054	.00033	.00030	.00456	.00642	.00012	.00015	.00029	.00025
%RSD	9.5507	.22561	369.93	7.6570	16.449	153.73	.45894	12.871	14.928	8.9797	178.98	11.000
#1	.00180	48.914	.00093	.00664	.00178	-.00041	.99055	.04532	-.00071	.00176	.00004	.00240
#2	.00206	48.758	-.00208	.00740	.00224	.00002	.99700	.05440	-.00087	.00155	-.00037	.00206
Check ?	None	Chk Pass	None	None	None	None	Chk Pass	None	None	None	None	None
Value												
Range												

Elem	Fe2714	K_7664	Li6707	Mg2790	Mn2576	Mo2020	Na8183	Ni2316	P_1782	Pb2203	S_1820	Sb2068
Units	ppm	ppm	ppm	ppm	ppm	ppm	ppm	ppm	ppm	ppm	ppm	ppm
Avg	**46.514**	**.17414**	**-.00235**	**-.00675**	**-.00064**	**-.00174**	F **282.93**	**.00092**	**.00419**	**.00087**	**4.8803**	**-.00144**
Stddev	.255	.03089	.00275	.00052	.00003	.00018	1.76	.00014	.00015	.00175	.0196	.00191
%RSD	.54916	17.740	116.83	7.7574	5.1543	10.269	.62171	14.749	3.5037	200.78	.40190	132.81
#1	46.694	.15230	-.00041	-.00638	-.00067	-.00186	284.17	.00102	.00409	.00211	4.8665	-.00009
#2	46.333	.19598	-.00430	-.00712	-.00062	-.00161	281.69	.00083	.00430	-.00037	4.8942	-.00279
Check ?	Chk Pass	None	None	None	None	None	Chk Fail	None	None	None	None	None
Value							250.00					
Range							10.000%					

Elem	Se1960	Si2881	Sn1899	Sr4077	Th2837	Ti3349	Tl1908	U_3701	V_2924	Zn2062	Zr3391
Units	ppm	ppm	ppm	ppm	ppm	ppm	ppm	ppm	ppm	ppm	ppm
Avg	**.00136**	**.01250**	**.00106**	**.00017**	**5.0944**	**.00212**	**-.00136**	**10.066**	**.00061**	**.00303**	**-.03976**
Stddev	.00115	.00334	.00054	.00000	.0126	.00001	.00113	.060	.00024	.00079	.00058
%RSD	84.732	26.752	50.865	2.8469	.24663	.32416	83.640	.60097	39.114	25.965	1.4569
#1	.00055	.01013	.00144	.00017	5.0855	.00212	-.00216	10.023	.00044	.00248	-.03935
#2	.00218	.01486	.00068	.00016	5.1033	.00213	-.00055	10.108	.00077	.00359	-.04017
Check ?	None	None	None	None	Chk Pass	None	None	Chk Pass	None	None	None
Value											
Range											

Int. Std.	Y_2243	Y_3600	Y_3774
Units	Cts/S	Cts/S	Cts/S
Avg	**5377.0**	**70484.**	**3804.1**
Stddev	5.6	160.	.1
%RSD	.10472	.22672	.00307
#1	5373.0	70371.	3804.0
#2	5381.0	70597.	3804.2

Sample Name: CCV-2058325 Acquired: 5/21/2013 23:36:35 Type: QC
Method: 6500_026(v10) Mode: CONC Corr. Factor: 1.000000
User: bowenh Custom ID1: Custom ID2: Custom ID3:
Comment:

Elem	Ag3280	Al1670	As1890	B_2089	Ba4554	Be3130	Bi2230	Ca3179	Cd2288	Co2286	Cr2055	Cu3247
Units	ppm	ppm	ppm	ppm	ppm	ppm	ppm	ppm	ppm	ppm	ppm	ppm
Avg	**.51693**	**.50720**	**.99012**	**.49653**	**.52924**	**.46443**	**-.00128**	**4.8518**	**.51041**	**.51522**	**.50409**	**.50098**
Stddev	.00051	.00085	.00411	.00486	.00169	.00338	.00206	.0434	.00156	.00025	.00199	.00116
%RSD	.09863	.16784	.41470	.97868	.32015	.72692	160.82	.89398	.30611	.04871	.39460	.23175
#1	.51729	.50780	.99302	.49996	.53043	.46681	-.00274	4.8825	.51151	.51540	.50550	.50180
#2	.51657	.50659	.98722	.49309	.52804	.46204	.00018	4.8212	.50930	.51505	.50268	.50016
Check ?	Chk Pass	Chk Pass	Chk Pass	Chk Pass	Chk Pass	Chk Pass	None	Chk Pass	Chk Pass	Chk Pass	Chk Pass	Chk Pass
Value												
Range												

Elem	Fe2599	K_7664	Li6707	Mg2790	Mn2576	Mo2020	Na5895	Ni2316	P_1782	Pb2203	S_1820	Sb2068
Units	ppm	ppm	ppm	ppm	ppm	ppm	ppm	ppm	ppm	ppm	ppm	ppm
Avg	**2.2770**	F **56.076**	F **1.1367**	**20.476**	**.51676**	**.50284**	F **5.9442**	**.51216**	**.98182**	**1.0273**	**.01739**	**.99618**
Stddev	.0224	.193	.0102	.010	.00003	.00511	.0552	.00394	.00267	.0121	.00095	.00394
%RSD	.98519	.34382	.89549	.05002	.00589	1.0172	.92816	.76963	.27243	1.1743	5.4726	.39536
#1	2.2929	56.212	1.1439	20.483	.51674	.50646	5.9832	.51495	.98372	1.0359	.01672	.99896
#2	2.2612	55.939	1.1295	20.469	.51678	.49923	5.9052	.50938	.97993	1.0188	.01806	.99339
Check ?	Chk Pass	Chk Fail	Chk Fail	Chk Pass	Chk Pass	Chk Pass	Chk Fail	Chk Pass	Chk Pass	Chk Pass	None	Chk Pass
Value		50.000	1.0000				5.0000					
Range		10.000%	10.000%				10.000%					

Elem	Se1960	Si2881	Sn1899	Sr4077	Th2837	Ti3349	Tl1908	U_3701	V_2924	Zn2062	Zr3391
Units	ppm	ppm	ppm	ppm	ppm	ppm	ppm	ppm	ppm	ppm	ppm
Avg	**.97641**	**4.7148**	**1.0105**	**.49779**	**-.00088**	**.51570**	**1.0159**	**.02515**	**.50698**	**.52509**	**.49464**
Stddev	.00749	.0757	.0063	.00305	.00227	.00128	.0081	.01950	.00021	.00101	.01210
%RSD	.76755	1.6053	.62146	.61273	256.46	.24865	.79501	77.526	.04114	.19199	2.4456
#1	.98171	4.7683	1.0150	.49994	.00072	.51479	1.0216	.01136	.50683	.52438	.50319
#2	.97111	4.6613	1.0061	.49563	-.00249	.51660	1.0102	.03894	.50713	.52580	.48609
Check ?	Chk Pass	Chk Pass	Chk Pass	Chk Pass	None	Chk Pass	Chk Pass	None	Chk Pass	Chk Pass	Chk Pass
Value											
Range											

Int. Std.	Y_2243	Y_3600	Y_3774
Units	Cts/S	Cts/S	Cts/S
Avg	**5422.2**	**71430.**	**3859.4**
Stddev	24.4	20.	22.1
%RSD	.45060	.02864	.57354
#1	5405.0	71444.	3843.7
#2	5439.5	71415.	3875.0

Sample Name: CCB Acquired: 5/21/2013 23:38:51 Type: QC
Method: 6500_026(v10) Mode: CONC Corr. Factor: 1.000000
User: bowenh Custom ID1: Custom ID2: Custom ID3:
Comment:

Elem	Ag3280	Al1670	As1890	B_2089	Ba4554	Be3130	Bi2230	Ca3179	Cd2288	Co2286	Cr2055
Units	ppm	ppm	ppm	ppm	ppm	ppm	ppm	ppm	ppm	ppm	ppm
Avg	W **-.00098**	**-.00027**	**.00144**	F **.00530**	F **.00162**	**.00017**	**-.00219**	**.00532**	**.00021**	**-.00011**	**-.00015**
Stddev	.00038	.00013	.00054	.00003	.00052	.00003	.00055	.00084	.00017	.00017	.00002
%RSD	38.331	49.176	37.334	.52741	31.792	19.572	25.072	15.757	82.768	158.06	13.799
#1	-.00072	-.00036	.00106	.00528	.00126	.00015	-.00180	.00592	.00033	-.00023	-.00014
#2	-.00125	-.00017	.00182	.00532	.00198	.00020	-.00257	.00473	.00009	.00001	-.00017
Check ?	Chk Warn	Chk Pass	Chk Pass	Chk Fail	Chk Fail	Chk Pass	None	Chk Pass	Chk Pass	Chk Pass	Chk Pass
High Limit	.00093			.00312	.00115						
Low Limit	-.00093			-.00312	-.00115						

Elem	Cu3247	Fe2599	K_7664	Li6707	Mg2790	Mn2576	Mo2020	Na5895	Ni2316	P_1782	Pb2203
Units	ppm	ppm	ppm	ppm	ppm	ppm	ppm	ppm	ppm	ppm	ppm
Avg	**-.00055**	**.00298**	**.13102**	**-.00242**	**.00256**	**.00006**	**.00030**	F **.38835**	**-.00020**	**.00066**	W **.00311**
Stddev	.00066	.00078	.02298	.00006	.00129	.00005	.00009	.02150	.00013	.00067	.00143
%RSD	121.02	26.245	17.542	2.4732	50.464	89.222	29.631	5.5349	64.680	101.77	45.893
#1	-.00008	.00354	.14727	-.00238	.00347	.00009	.00036	.40355	-.00011	.00114	.00210
#2	-.00101	.00243	.11477	-.00247	.00164	.00002	.00024	.37315	-.00029	.00019	.00411
Check ?	Chk Pass	Chk Pass	Chk Pass	Chk Pass	Chk Pass	Chk Pass	Chk Pass	Chk Fail	Chk Pass	Chk Pass	Chk Warn
High Limit								.10000			.00261
Low Limit								-.10000			-.00261

Elem	S_1820	Sb2068	Se1960	Si2881	Sn1899	Sr4077	Th2837	Ti3349	Tl1908	U_3701	V_2924
Units	ppm	ppm	ppm	ppm	ppm	ppm	ppm	ppm	ppm	ppm	ppm
Avg	**.01596**	**.00120**	**-.00149**	**-.00602**	**.00018**	**.00010**	**-.00218**	**.00005**	**-.00057**	**.04232**	**.00017**
Stddev	.00151	.00016	.00212	.00222	.00062	.00020	.00230	.00038	.00113	.03843	.00002
%RSD	9.4567	13.611	142.53	36.923	339.12	195.69	105.18	721.41	196.99	90.794	12.325
#1	.01490	.00132	-.00298	-.00759	.00062	-.00004	-.00056	.00032	-.00137	.01515	.00018
#2	.01703	.00109	.00001	-.00444	-.00026	.00025	-.00381	-.00022	.00022	.06949	.00015
Check ?	None	Chk Pass	Chk Pass	Chk Pass	Chk Pass	Chk Pass	Chk Pass	Chk Pass	Chk Pass	Chk Pass	Chk Pass
High Limit											
Low Limit											

Elem	Zn2062	Zr3391
Units	ppm	ppm
Avg	**.00232**	W **-.00362**
Stddev	.00025	.00248
%RSD	10.815	68.545
#1	.00214	-.00538
#2	.00249	-.00187
Check ?	Chk Pass	Chk Warn
High Limit		.00238
Low Limit		-.00238

Int. Std.	Y_2243	Y_3600	Y_3774
Units	Cts/S	Cts/S	Cts/S
Avg	**5468.6**	**72731.**	**3878.2**
Stddev	.9	27.	1.8
%RSD	.01721	.03749	.04752
#1	5469.3	72712.	3879.5
#2	5467.9	72750.	3876.9

Sample Name: CCVL2062912 Acquired: 5/21/2013 23:41:20 Type: QC
Method: 6500_026(v10) Mode: CONC Corr. Factor: 1.000000
User: bowenh Custom ID1: Custom ID2: Custom ID3:
Comment:

Elem	Ag3280	Al1670	As1890	B_2089	Ba4554	Be3130	Bi2230	Ca3179	Cd2288	Co2286	Cr2055
Units	ppm	ppm	ppm	ppm	ppm	ppm	ppm	ppm	ppm	ppm	ppm
Avg	**.00986**	**.11117**	**.01625**	**.10418**	F **.01325**	**.00087**	**.11339**	**.21082**	**.00577**	**.01143**	**.01085**
Stddev	.00116	.00084	.00017	.00056	.00021	.00016	.00506	.00464	.00000	.00029	.00000
%RSD	11.790	.75445	1.0747	.54061	1.5763	17.947	4.4592	2.2005	.00036	2.5366	.00591
#1	.00904	.11057	.01612	.10378	.01339	.00076	.10982	.20754	.00577	.01122	.01085
#2	.01068	.11176	.01637	.10458	.01310	.00098	.11697	.21410	.00577	.01163	.01085
Check ?	Chk Pass	Chk Pass	Chk Pass	Chk Pass	Chk Fail	Chk Pass	Chk Pass	Chk Pass	Chk Pass	Chk Pass	Chk Pass
Value					.01000						
Range					30.000%						

Elem	Cu3247	Fe2599	K_7664	Li6707	Mg2790	Mn2576	Mo2020	Na5895	Ni2316	P_1782	Pb2203
Units	ppm	ppm	ppm	ppm	ppm	ppm	ppm	ppm	ppm	ppm	ppm
Avg	**.01565**	**.10162**	W **3.7954**	F **.00628**	**.22223**	**.01130**	**.02094**	F **1.6207**	**.04439**	**2.9917**	F **.01182**
Stddev	.00028	.00011	.0441	.00511	.00228	.00002	.00006	.0050	.00020	.0113	.00095
%RSD	1.8072	.11275	1.1621	81.348	1.0243	.16083	.26606	.31107	.44699	.37624	8.0201
#1	.01585	.10170	3.8266	.00267	.22384	.01129	.02090	1.6243	.04425	2.9837	.01249
#2	.01545	.10154	3.7642	.00989	.22062	.01131	.02098	1.6172	.04453	2.9996	.01115
Check ?	Chk Pass	Chk Pass	Chk Warn	Chk Fail	Chk Pass	Chk Pass	Chk Pass	Chk Fail	Chk Pass	Chk Pass	Chk Fail
Value			3.0000	.01000				1.0000			.00900
Range			20.000%	-30.000%				30.000%			30.000%

Elem	S_1820	Sb2068	Se1960	Si2881	Sn1899	Sr4077	Th2837	Ti3349	Tl1908	U_3701	V_2924
Units	ppm	ppm	ppm	ppm	ppm	ppm	ppm	ppm	ppm	ppm	ppm
Avg	**.01951**	**.00974**	**.01368**	**.49053**	**.10680**	**.01083**	**.01333**	**.01063**	**.01677**	F **.08107**	**.01117**
Stddev	.00285	.00137	.00117	.01903	.00093	.00009	.00090	.00006	.00007	.02497	.00009
%RSD	14.616	14.024	8.5479	3.8796	.86991	.83066	6.7315	.55613	.40095	30.805	.77853
#1	.02152	.00877	.01286	.50398	.10614	.01090	.01269	.01067	.01682	.06341	.01123
#2	.01749	.01070	.01451	.47707	.10746	.01077	.01396	.01059	.01672	.09873	.01111
Check ?	None	Chk Pass	Chk Pass	Chk Pass	Chk Pass	Chk Pass	Chk Pass	Chk Pass	Chk Pass	Chk Fail	Chk Pass
Value										.06000	
Range										30.000%	

Elem	Zn2062	Zr3391
Units	ppm	ppm
Avg	W **.02542**	**.01239**
Stddev	.00053	.00067
%RSD	2.0860	5.3734
#1	.02579	.01192
#2	.02504	.01286
Check ?	Chk Warn	Chk Pass
Value	.02000	
Range	20.000%	

Int. Std.	Y_2243	Y_3600	Y_3774
Units	Cts/S	Cts/S	Cts/S
Avg	**5473.3**	**73100.**	**3927.7**
Stddev	1.9	235.	5.5
%RSD	.03480	.32098	.14054
#1	5474.7	72934.	3931.6
#2	5472.0	73265.	3923.8

Sample Name: MB 280-174916/1-B Acquired: 5/21/2013 23:43:46 Type: Unk
Method: 6500_026(v10) Mode: CONC Corr. Factor: 1.000000
User: bowenh Custom ID1: Custom ID2: Custom ID3:
Comment: 175102 200.7

Elem	Ag3280	Al1670	As1890	B_2089	Ba4554	Be3130	Bi2230	Ca3179	Cd2288
Line	328.068 {103}	167.079 {502}	189.042 {478}	208.959 {461}	455.403 { 74}	313.042 {108}	223.061 {451}	317.933 {106}	228.802 {447}
Units	ppm	ppm	ppm	ppm	ppm	ppm	ppm	ppm	ppm
Avg	**-.00059**	**.00173**	**.00103**	**.00499**	**.00126**	**-.00009**	**.00092**	**.00584**	**-.00003**
Stddev	.00065	.00035	.00054	.00017	.00047	.00008	.00123	.00688	.00029
%RSD	109.69	19.980	52.572	3.4082	37.338	91.160	133.99	117.76	881.35
#1	-.00104	.00197	.00065	.00511	.00093	-.00003	.00179	.00098	-.00024
#2	-.00013	.00149	.00141	.00487	.00159	-.00015	.00005	.01070	.00017
Check ?	Chk Pass	Chk Pass	Chk Pass	Chk Pass	Chk Pass	Chk Pass	Chk Pass	Chk Pass	Chk Pass
High Limit									
Low Limit									

Elem	Co2286	Cr2055	Cu3247	Fe2599	K_7664	Li6707	Mg2790	Mn2576	Mo2020
Line	228.616 {447}	205.552 {464}	324.754 {104}	259.940 {130}	766.490 { 44}	670.784 { 50}	279.079 {121}2	257.610 {131}	202.030 {467}
Units	ppm	ppm	ppm	ppm	ppm	ppm	ppm	ppm	ppm
Avg	**-.00007**	**-.00012**	**-.00024**	**.01303**	**.11575**	**-.00103**	**.00365**	**.00022**	**.00019**
Stddev	.00008	.00000	.00000	.00134	.08056	.00118	.00093	.00003	.00020
%RSD	114.04	1.9348	.91010	10.269	69.596	114.14	25.372	12.058	106.48
#1	-.00013	-.00011	-.00024	.01208	.05879	-.00020	.00300	.00020	.00033
#2	-.00001	-.00012	-.00024	.01397	.17271	-.00186	.00431	.00024	.00005
Check ?	Chk Pass	Chk Pass	Chk Pass	Chk Pass	Chk Pass	Chk Pass	Chk Pass	Chk Pass	Chk Pass
High Limit									
Low Limit									

Elem	Na5895	Ni2316	P_1782	Pb2203	S_1820	Sb2068	Se1960	Si2881	Sn1899
Line	589.592 { 57}	231.604 {446}	178.284 {489}	220.353 {453}	182.034 {485}	206.833 {463}	196.090 {472}	288.158 {117}	189.989 {477}
Units	ppm	ppm	ppm	ppm	ppm	ppm	ppm	ppm	ppm
Avg	**.38178**	**-.00080**	**.00124**	**.00104**	**.01465**	**.00136**	**-.00201**	**.00360**	**.00011**
Stddev	.00597	.00010	.00203	.00067	.00067	.00134	.00150	.01933	.00003
%RSD	1.5625	12.368	163.12	64.453	4.5915	98.767	74.566	537.18	26.440
#1	.38600	-.00073	.00268	.00152	.01513	.00231	-.00308	-.01007	.00009
#2	.37757	-.00087	-.00019	.00057	.01418	.00041	-.00095	.01727	.00013
Check ?	Chk Pass	Chk Pass	Chk Pass	Chk Pass	None	Chk Pass	Chk Pass	Chk Pass	Chk Pass
High Limit									
Low Limit									

Elem	Sr4077	Th2837	Ti3349	Tl1908	U_3701	V_2924	Zn2062	Zr3391
Line	407.771 { 83}	283.730 {119}	334.904 {101}	190.856 {477}	370.152 { 91}	292.402 {115}	206.200 {163}	339.198 { 99}
Units	ppm	ppm	ppm	ppm	ppm	ppm	ppm	ppm
Avg	**-.00008**	**-.00205**	**-.00036**	**.00052**	**.03954**	**-.00006**	**.00254**	**.00018**
Stddev	.00009	.00287	.00038	.00071	.01981	.00001	.00000	.00083
%RSD	115.06	140.08	105.39	136.00	50.105	9.1062	.08805	452.42
#1	-.00001	-.00002	-.00009	.00102	.05354	-.00006	.00254	-.00040
#2	-.00014	-.00408	-.00064	.00002	.02553	-.00006	.00254	.00077
Check ?	Chk Pass	Chk Pass	Chk Pass	Chk Pass	Chk Pass	Chk Pass	Chk Pass	Chk Pass
High Limit								
Low Limit								

Int. Std.	Y_2243	Y_3600	Y_3774
Line	224.306 {450}	360.073 { 94}	377.433 { 89}
Units	Cts/S	Cts/S	Cts/S
Avg	**5584.9**	**74443.**	**3974.2**
Stddev	34.4	147.	37.6
%RSD	.61625	.19740	.94535
#1	5560.6	74547.	4000.7
#2	5609.3	74339.	3947.6

Sample Name: LCS 280-174916/2-B Acquired: 5/21/2013 23:46:16 Type: Unk
Method: 6500_026(v10) Mode: CONC Corr. Factor: 1.000000
User: bowenh Custom ID1: Custom ID2: Custom ID3:
Comment: 175102 200.7

Elem	Ag3280	Al1670	As1890	B_2089	Ba4554	Be3130	Bi2230	Ca3179	Cd2288
Line	328.068 {103}	167.079 {502}	189.042 {478}	208.959 {461}	455.403 { 74}	313.042 {108}	223.061 {451}	317.933 {106}	228.802 {447}
Units	ppm	ppm	ppm	ppm	ppm	ppm	ppm	ppm	ppm
Avg	**.05496**	**1.9790**	**.99557**	**1.0012**	**2.1528**	**.04728**	**2.0743**	**48.046**	**.10647**
Stddev	.00011	.0010	.00057	.0005	.0189	.00011	.0049	.393	.00001
%RSD	.19110	.05205	.05742	.05142	.87880	.24314	.23636	.81779	.00556
#1	.05489	1.9783	.99597	1.0008	2.1394	.04720	2.0778	47.769	.10647
#2	.05504	1.9797	.99517	1.0016	2.1662	.04736	2.0708	48.324	.10646
Check ?	Chk Pass	Chk Pass	Chk Pass	Chk Pass	Chk Pass	Chk Pass	Chk Pass	Chk Pass	Chk Pass
High Limit									
Low Limit									

Elem	Co2286	Cr2055	Cu3247	Fe2599	K_7664	Li6707	Mg2790	Mn2576	Mo2020
Line	228.616 {447}	205.552 {464}	324.754 {104}	259.940 {130}	766.490 { 44}	670.784 { 50}	279.079 {121}2	257.610 {131}	202.030 {467}
Units	ppm	ppm	ppm	ppm	ppm	ppm	ppm	ppm	ppm
Avg	**.51206**	**.20387**	**.25294**	**.92786**	F **57.198**	**1.1374**	**51.125**	**.51331**	**1.0044**
Stddev	.00079	.00052	.00064	.00174	.610	.0075	.031	.00006	.0001
%RSD	.15524	.25487	.25423	.18752	1.0656	.66213	.05993	.01075	.01523
#1	.51262	.20424	.25339	.92909	56.767	1.1321	51.103	.51327	1.0043
#2	.51149	.20351	.25249	.92663	57.629	1.1428	51.146	.51335	1.0045
Check ?	Chk Pass	Chk Pass	Chk Pass	Chk Pass	Chk Fail	Chk Pass	Chk Pass	Chk Pass	Chk Pass
High Limit					57.000				
Low Limit					44.500				

Elem	Na8183	Ni2316	P_1782	Pb2203	S_1820	Sb2068	Se1960	Si2881	Sn1899
Line	818.326 { 41}	231.604 {446}	178.284 {489}	220.353 {453}	182.034 {485}	206.833 {463}	196.090 {472}	288.158 {117}	189.989 {477}
Units	ppm	ppm	ppm	ppm	ppm	ppm	ppm	ppm	ppm
Avg	F **59.112**	**.50216**	**10.118**	**.51208**	**.00599**	**.50810**	**2.0051**	**9.5765**	**2.0042**
Stddev	.687	.00021	.005	.00145	.00344	.00436	.0114	.1020	.0057
%RSD	1.1627	.04102	.05023	.28377	57.439	.85757	.56748	1.0649	.28328
#1	58.626	.50231	10.122	.51311	.00842	.51118	2.0131	9.5044	2.0082
#2	59.598	.50202	10.114	.51105	.00356	.50502	1.9970	9.6486	2.0002
Check ?	Chk Fail	Chk Pass	Chk Pass	Chk Pass	None	Chk Pass	Chk Pass	Chk Pass	Chk Pass
High Limit	56.000								
Low Limit	45.500								

Elem	Sr4077	Th2837	Ti3349	Tl1908	U_3701	V_2924	Zn2062	Zr3391
Line	407.771 { 83}	283.730 {119}	334.904 {101}	190.856 {477}	370.152 { 91}	292.402 {115}	206.200 {163}	339.198 { 99}
Units	ppm	ppm	ppm	ppm	ppm	ppm	ppm	ppm
Avg	**1.0081**	**1.0268**	**1.0258**	**2.0381**	**2.1324**	**.51203**	**.52264**	**.48515**
Stddev	.0055	.0050	.0013	.0092	.0227	.00064	.00168	.00531
%RSD	.54913	.48526	.12612	.45341	1.0628	.12485	.32198	1.0952
#1	1.0042	1.0303	1.0249	2.0446	2.1163	.51248	.52383	.48139
#2	1.0120	1.0232	1.0268	2.0315	2.1484	.51158	.52145	.48891
Check ?	Chk Pass	Chk Pass	Chk Pass	Chk Pass	Chk Pass	Chk Pass	Chk Pass	Chk Pass
High Limit								
Low Limit								

Int. Std.	Y_2243	Y_3600	Y_3774
Line	224.306 {450}	360.073 { 94}	377.433 { 89}
Units	Cts/S	Cts/S	Cts/S
Avg	**5419.9**	**72111.**	**3964.3**
Stddev	4.6	31.	15.0
%RSD	.08573	.04282	.37818
#1	5416.6	72132.	3974.9
#2	5423.2	72089.	3953.7

Sample Name: 280-42311-E-1-B Acquired: 5/21/2013 23:48:30 Type: Unk
Method: 6500_026(v10) Mode: CONC Corr. Factor: 1.000000
User: bowenh Custom ID1: Custom ID2: Custom ID3:
Comment: 175102 200.7

Elem	Ag3280	Al1670	As1890	B_2089	Ba4554	Be3130	Bi2230	Ca3179	Cd2288
Line	328.068 {103}	167.079 {502}	189.042 {478}	208.959 {461}	455.403 { 74}	313.042 {108}	223.061 {451}	317.933 {106}	228.802 {447}
Units	ppm	ppm	ppm	ppm	ppm	ppm	ppm	ppm	ppm
Avg	**-.00073**	**.00354**	**.00030**	**.01914**	**.03843**	**.00001**	**-.00229**	**26.059**	**.00001**
Stddev	.00027	.00030	.00114	.00015	.00047	.00016	.00315	.178	.00009
%RSD	36.964	8.4050	383.60	.79319	1.2311	1543.7	137.34	.68293	661.15
#1	-.00092	.00375	-.00051	.01903	.03876	.00013	-.00007	25.934	.00008
#2	-.00054	.00333	.00110	.01924	.03809	-.00011	-.00452	26.185	-.00005
Check ?	Chk Pass	Chk Pass	Chk Pass	Chk Pass	Chk Pass	Chk Pass	Chk Pass	Chk Pass	Chk Pass
High Limit									
Low Limit									

Elem	Co2286	Cr2055	Cu3247	Fe2599	K_7664	Li6707	Mg2790	Mn2576	Mo2020
Line	228.616 {447}	205.552 {464}	324.754 {104}	259.940 {130}	766.490 { 44}	670.784 { 50}	279.079 {121}2	257.610 {131}	202.030 {467}
Units	ppm	ppm	ppm	ppm	ppm	ppm	ppm	ppm	ppm
Avg	**-.00010**	**-.00026**	**.00081**	**.03129**	**3.2354**	**.00273**	**7.5367**	**.04599**	**.00632**
Stddev	.00011	.00029	.00055	.00192	.0277	.00154	.0344	.00020	.00011
%RSD	116.36	112.00	68.834	6.1303	.85583	56.272	.45635	.43786	1.7969
#1	-.00018	-.00046	.00041	.02993	3.2550	.00165	7.5124	.04585	.00624
#2	-.00002	-.00005	.00120	.03264	3.2159	.00382	7.5610	.04614	.00640
Check ?	Chk Pass	Chk Pass	Chk Pass	Chk Pass	Chk Pass	Chk Pass	Chk Pass	Chk Pass	Chk Pass
High Limit									
Low Limit									

Elem	Na8183	Ni2316	P_1782	Pb2203	S_1820	Sb2068	Se1960	Si2881	Sn1899
Line	818.326 { 41}	231.604 {446}	178.284 {489}	220.353 {453}	182.034 {485}	206.833 {463}	196.090 {472}	288.158 {117}	189.989 {477}
Units	ppm	ppm	ppm	ppm	ppm	ppm	ppm	ppm	ppm
Avg	**20.208**	**-.00022**	**.02379**	**.00054**	**15.954**	**.00152**	**.00040**	**1.5553**	**.00034**
Stddev	.070	.00014	.00248	.00049	.025	.00145	.00080	.0102	.00020
%RSD	.34775	61.602	10.413	90.412	.15414	95.479	199.80	.65408	58.676
#1	20.258	-.00013	.02554	.00089	15.936	.00049	.00097	1.5481	.00048
#2	20.158	-.00032	.02204	.00020	15.971	.00255	-.00017	1.5625	.00020
Check ?	Chk Pass	Chk Pass	Chk Pass	Chk Pass	None	Chk Pass	Chk Pass	Chk Pass	Chk Pass
High Limit									
Low Limit									

Elem	Sr4077	Th2837	Ti3349	Tl1908	U_3701	V_2924	Zn2062	Zr3391
Line	407.771 { 83}	283.730 {119}	334.904 {101}	190.856 {477}	370.152 { 91}	292.402 {115}	206.200 {163}	339.198 { 99}
Units	ppm	ppm	ppm	ppm	ppm	ppm	ppm	ppm
Avg	**.21788**	**.00080**	**.00016**	**.00075**	**.02547**	**.00054**	**.00308**	**-.00253**
Stddev	.00056	.00060	.00010	.00048	.00311	.00045	.00010	.00234
%RSD	.25487	75.839	60.491	63.626	12.220	84.140	3.1554	92.362
#1	.21749	.00037	.00009	.00109	.02767	.00022	.00301	-.00088
#2	.21828	.00122	.00023	.00041	.02327	.00086	.00315	-.00418
Check ?	Chk Pass	Chk Pass	Chk Pass	Chk Pass	Chk Pass	Chk Pass	Chk Pass	Chk Pass
High Limit								
Low Limit								

Int. Std.	Y_2243	Y_3600	Y_3774
Line	224.306 {450}	360.073 { 94}	377.433 { 89}
Units	Cts/S	Cts/S	Cts/S
Avg	**5538.5**	**74304.**	**3953.4**
Stddev	1.8	63.	7.4
%RSD	.03212	.08538	.18791
#1	5539.8	74259.	3958.6
#2	5537.3	74349.	3948.1

Sample Name: 280-42311-E-2-B Acquired: 5/21/2013 23:50:56 Type: Unk
Method: 6500_026(v10) Mode: CONC Corr. Factor: 1.000000
User: bowenh Custom ID1: Custom ID2: Custom ID3:
Comment: 175102 200.7

Elem	Ag3280	Al1670	As1890	B_2089	Ba4554	Be3130	Bi2230	Ca3179	Cd2288
Line	328.068 {103}	167.079 {502}	189.042 {478}	208.959 {461}	455.403 { 74}	313.042 {108}	223.061 {451}	317.933 {106}	228.802 {447}
Units	ppm	ppm	ppm	ppm	ppm	ppm	ppm	ppm	ppm
Avg	**-.00118**	**.00598**	**.00087**	**.01809**	**.04063**	**-.00010**	**-.00174**	**30.431**	**.00020**
Stddev	.00007	.00046	.00014	.00107	.00018	.00002	.00146	.005	.00009
%RSD	6.0352	7.6721	15.709	5.9329	.43442	22.520	84.055	.01758	43.832
#1	-.00113	.00630	.00077	.01885	.04051	-.00012	-.00071	30.435	.00014
#2	-.00124	.00565	.00096	.01733	.04075	-.00009	-.00277	30.427	.00026
Check ?	Chk Pass	Chk Pass	Chk Pass	Chk Pass	Chk Pass	Chk Pass	Chk Pass	Chk Pass	Chk Pass
High Limit									
Low Limit									

Elem	Co2286	Cr2055	Cu3247	Fe2599	K_7664	Li6707	Mg2790	Mn2576	Mo2020
Line	228.616 {447}	205.552 {464}	324.754 {104}	259.940 {130}	766.490 { 44}	670.784 { 50}	279.079 {121}2	257.610 {131}	202.030 {467}
Units	ppm	ppm	ppm	ppm	ppm	ppm	ppm	ppm	ppm
Avg	**-.00008**	**-.00014**	**.00086**	**.02036**	**2.3890**	**.00753**	**7.4398**	**.04248**	**.00876**
Stddev	.00013	.00009	.00023	.00031	.0660	.00039	.0027	.00001	.00002
%RSD	157.56	64.587	26.887	1.5102	2.7641	5.1196	.03690	.02336	.26180
#1	-.00017	-.00008	.00070	.02058	2.4357	.00726	7.4417	.04247	.00875
#2	.00001	-.00020	.00103	.02014	2.3423	.00781	7.4378	.04249	.00878
Check ?	Chk Pass	Chk Pass	Chk Pass	Chk Pass	Chk Pass	Chk Pass	Chk Pass	Chk Pass	Chk Pass
High Limit									
Low Limit									

Elem	Na8183	Ni2316	P_1782	Pb2203	S_1820	Sb2068	Se1960	Si2881	Sn1899
Line	818.326 { 41}	231.604 {446}	178.284 {489}	220.353 {453}	182.034 {485}	206.833 {463}	196.090 {472}	288.158 {117}	189.989 {477}
Units	ppm	ppm	ppm	ppm	ppm	ppm	ppm	ppm	ppm
Avg	**22.187**	**.00030**	**.21635**	**.00198**	**16.898**	**.00015**	**-.00177**	**1.9554**	**.00018**
Stddev	.480	.00009	.00340	.00001	.037	.00025	.00124	.0023	.00098
%RSD	2.1638	29.036	1.5738	.31608	.21901	158.76	70.184	.11938	541.25
#1	21.847	.00024	.21875	.00198	16.872	.00033	-.00089	1.9537	-.00051
#2	22.526	.00036	.21394	.00199	16.924	-.00002	-.00264	1.9570	.00087
Check ?	Chk Pass	Chk Pass	Chk Pass	Chk Pass	None	Chk Pass	Chk Pass	Chk Pass	Chk Pass
High Limit									
Low Limit									

Elem	Sr4077	Th2837	Ti3349	Tl1908	U_3701	V_2924	Zn2062	Zr3391
Line	407.771 { 83}	283.730 {119}	334.904 {101}	190.856 {477}	370.152 { 91}	292.402 {115}	206.200 {163}	339.198 { 99}
Units	ppm	ppm	ppm	ppm	ppm	ppm	ppm	ppm
Avg	**.23011**	**-.00001**	**.00012**	**.00087**	**.01574**	**.00031**	**.00483**	**-.00248**
Stddev	.00036	.00103	.00005	.00073	.00568	.00038	.00024	.00113
%RSD	.15685	14861.	36.834	84.040	36.062	123.18	4.9495	45.506
#1	.23037	.00072	.00016	.00138	.01976	.00058	.00466	-.00327
#2	.22986	-.00074	.00009	.00035	.01173	.00004	.00500	-.00168
Check ?	Chk Pass	Chk Pass	Chk Pass	Chk Pass	Chk Pass	Chk Pass	Chk Pass	Chk Pass
High Limit								
Low Limit								

Int. Std.	Y_2243	Y_3600	Y_3774
Line	224.306 {450}	360.073 { 94}	377.433 { 89}
Units	Cts/S	Cts/S	Cts/S
Avg	**5544.6**	**74004.**	**3996.0**
Stddev	26.0	143.	20.6
%RSD	.46857	.19340	.51447
#1	5526.3	73903.	3981.5
#2	5563.0	74106.	4010.5

Sample Name: 280-42311-E-2-Bsd@5 Acquired: 5/21/2013 23:53:22 Type: Unk
Method: 6500_026(v10) Mode: CONC Corr. Factor: 1.000000
User: bowenh Custom ID1: Custom ID2: Custom ID3:
Comment: 175102 200.7

Elem	Ag3280	Al1670	As1890	B_2089	Ba4554	Be3130	Bi2230	Ca3179	Cd2288
Line	328.068 {103}	167.079 {502}	189.042 {478}	208.959 {461}	455.403 { 74}	313.042 {108}	223.061 {451}	317.933 {106}	228.802 {447}
Units	ppm	ppm	ppm	ppm	ppm	ppm	ppm	ppm	ppm
Avg	**-.00057**	**.00239**	**-.00022**	**.00698**	**.01011**	**-.00022**	**-.00107**	**6.5012**	**.00006**
Stddev	.00042	.00008	.00025	.00029	.00001	.00000	.00187	.0280	.00016
%RSD	73.811	3.2846	113.78	4.1469	.12419	2.0729	174.36	.43020	256.41
#1	-.00087	.00233	-.00039	.00719	.01010	-.00022	-.00240	6.4814	-.00005
#2	-.00027	.00244	-.00004	.00678	.01012	-.00023	.00025	6.5210	.00018
Check ?	Chk Pass	Chk Pass	Chk Pass	Chk Pass	Chk Pass	Chk Pass	Chk Pass	Chk Pass	Chk Pass
High Limit									
Low Limit									

Elem	Co2286	Cr2055	Cu3247	Fe2599	K_7664	Li6707	Mg2790	Mn2576	Mo2020
Line	228.616 {447}	205.552 {464}	324.754 {104}	259.940 {130}	766.490 { 44}	670.784 { 50}	279.079 {121}2	257.610 {131}	202.030 {467}
Units	ppm	ppm	ppm	ppm	ppm	ppm	ppm	ppm	ppm
Avg	**-.00029**	**.00002**	**-.00016**	**.02008**	**.60952**	**-.00189**	**1.5885**	**.00934**	**.00174**
Stddev	.00000	.00006	.00022	.00175	.02879	.00172	.0003	.00004	.00001
%RSD	.73232	353.55	141.43	8.7400	4.7235	90.959	.02047	.45231	.67343
#1	-.00029	.00006	-.00031	.01884	.58916	-.00311	1.5888	.00931	.00174
#2	-.00029	-.00003	.00000	.02132	.62987	-.00068	1.5883	.00937	.00175
Check ?	Chk Pass	Chk Pass	Chk Pass	Chk Pass	Chk Pass	Chk Pass	Chk Pass	Chk Pass	Chk Pass
High Limit									
Low Limit									

Elem	Na5895	Ni2316	P_1782	Pb2203	S_1820	Sb2068	Se1960	Si2881	Sn1899
Line	589.592 { 57}	231.604 {446}	178.284 {489}	220.353 {453}	182.034 {485}	206.833 {463}	196.090 {472}	288.158 {117}	189.989 {477}
Units	ppm	ppm	ppm	ppm	ppm	ppm	ppm	ppm	ppm
Avg	**4.6796**	**-.00039**	**.04577**	**.00120**	**3.5201**	**.00039**	**-.00193**	**.41248**	**.00021**
Stddev	.0223	.00033	.00134	.00147	.0014	.00069	.00047	.00729	.00029
%RSD	.47744	85.116	2.9330	123.21	.03859	179.55	24.299	1.7662	135.31
#1	4.6638	-.00063	.04482	.00015	3.5192	-.00010	-.00226	.41763	.00001
#2	4.6954	-.00016	.04672	.00224	3.5211	.00088	-.00160	.40733	.00042
Check ?	Chk Pass	Chk Pass	Chk Pass	Chk Pass	None	Chk Pass	Chk Pass	Chk Pass	Chk Pass
High Limit									
Low Limit									

Elem	Sr4077	Th2837	Ti3349	Tl1908	U_3701	V_2924	Zn2062	Zr3391
Line	407.771 { 83}	283.730 {119}	334.904 {101}	190.856 {477}	370.152 { 91}	292.402 {115}	206.200 {163}	339.198 { 99}
Units	ppm	ppm	ppm	ppm	ppm	ppm	ppm	ppm
Avg	**.04876**	**-.00077**	**-.00014**	**.00060**	**.02371**	**.00022**	**.00614**	**-.00324**
Stddev	.00012	.00017	.00014	.00141	.01403	.00024	.00029	.00051
%RSD	.24904	22.675	102.69	234.30	59.167	110.92	4.7439	15.661
#1	.04868	-.00065	-.00004	-.00040	.03362	.00039	.00635	-.00359
#2	.04885	-.00089	-.00024	.00160	.01379	.00005	.00594	-.00288
Check ?	Chk Pass	Chk Pass	Chk Pass	Chk Pass	Chk Pass	Chk Pass	Chk Pass	Chk Pass
High Limit								
Low Limit								

Int. Std.	Y_2243	Y_3600	Y_3774
Line	224.306 {450}	360.073 { 94}	377.433 { 89}
Units	Cts/S	Cts/S	Cts/S
Avg	**5613.1**	**74845.**	**3944.6**
Stddev	5.7	136.	22.5
%RSD	.10140	.18226	.57032
#1	5617.1	74748.	3960.5
#2	5609.1	74941.	3928.7

Sample Name: 280-42311-E-2-C MS Acquired: 5/21/2013 23:55:48 Type: Unk
Method: 6500_026(v10) Mode: CONC Corr. Factor: 1.000000
User: bowenh Custom ID1: Custom ID2: Custom ID3:
Comment: 175102 200.7

Elem	Ag3280	Al1670	As1890	B_2089	Ba4554	Be3130	Bi2230	Ca3179	Cd2288
Line	328.068 {103}	167.079 {502}	189.042 {478}	208.959 {461}	455.403 { 74}	313.042 {108}	223.061 {451}	317.933 {106}	228.802 {447}
Units	ppm	ppm	ppm	ppm	ppm	ppm	ppm	ppm	ppm
Avg	**.05314**	**1.9366**	**.99107**	**1.0047**	**2.1388**	**.04650**	**2.0318**	**76.754**	**.10422**
Stddev	.00010	.0024	.00054	.0017	.0084	.00011	.0065	.221	.00025
%RSD	.19621	.12141	.05434	.17334	.39468	.22808	.32039	.28841	.24242
#1	.05306	1.9350	.99069	1.0035	2.1448	.04643	2.0272	76.910	.10404
#2	.05321	1.9383	.99145	1.0059	2.1329	.04658	2.0364	76.597	.10440
Check ?	Chk Pass	Chk Pass	Chk Pass	Chk Pass	Chk Pass	Chk Pass	Chk Pass	Chk Pass	Chk Pass
High Limit									
Low Limit									

Elem	Co2286	Cr2055	Cu3247	Fe2599	K_7664	Li6707	Mg2790	Mn2576	Mo2020
Line	228.616 {447}	205.552 {464}	324.754 {104}	259.940 {130}	766.490 { 44}	670.784 { 50}	279.079 {121}2	257.610 {131}	202.030 {467}
Units	ppm	ppm	ppm	ppm	ppm	ppm	ppm	ppm	ppm
Avg	**.49760**	**.19917**	**.24907**	**.90690**	**58.259**	**1.1236**	**57.084**	**.54144**	**1.0013**
Stddev	.00090	.00000	.00006	.00364	.113	.0029	.106	.00115	.0004
%RSD	.18104	.00250	.02460	.40114	.19321	.26193	.18645	.21151	.04251
#1	.49696	.19917	.24903	.90433	58.338	1.1257	57.159	.54225	1.0010
#2	.49824	.19916	.24911	.90947	58.179	1.1215	57.008	.54063	1.0016
Check ?	Chk Pass	Chk Pass	Chk Pass	Chk Pass	Chk Pass	Chk Pass	Chk Pass	Chk Pass	Chk Pass
High Limit									
Low Limit									

Elem	Na8183	Ni2316	P_1782	Pb2203	S_1820	Sb2068	Se1960	Si2881	Sn1899
Line	818.326 { 41}	231.604 {446}	178.284 {489}	220.353 {453}	182.034 {485}	206.833 {463}	196.090 {472}	288.158 {117}	189.989 {477}
Units	ppm	ppm	ppm	ppm	ppm	ppm	ppm	ppm	ppm
Avg	**78.638**	**.49012**	**10.003**	**.49999**	**17.087**	**.50033**	**1.9631**	**11.377**	**1.9833**
Stddev	.318	.00109	.008	.00079	.019	.00332	.0053	.018	.0011
%RSD	.40480	.22287	.07609	.15785	.11255	.66376	.26864	.15484	.05468
#1	78.863	.48935	9.9973	.49943	17.074	.49798	1.9594	11.364	1.9826
#2	78.413	.49090	10.008	.50055	17.101	.50268	1.9668	11.389	1.9841
Check ?	Chk Pass	Chk Pass	Chk Pass	Chk Pass	None	Chk Pass	Chk Pass	Chk Pass	Chk Pass
High Limit									
Low Limit									

Elem	Sr4077	Th2837	Ti3349	Tl1908	U_3701	V_2924	Zn2062	Zr3391
Line	407.771 { 83}	283.730 {119}	334.904 {101}	190.856 {477}	370.152 { 91}	292.402 {115}	206.200 {163}	339.198 { 99}
Units	ppm	ppm	ppm	ppm	ppm	ppm	ppm	ppm
Avg	**1.2115**	**1.0025**	**1.0144**	**1.9723**	**2.0758**	**.50262**	**.50722**	**.47695**
Stddev	.0075	.0032	.0011	.0013	.0189	.00137	.00254	.00136
%RSD	.61685	.31409	.10625	.06506	.90922	.27206	.50174	.28426
#1	1.2167	1.0048	1.0152	1.9714	2.0624	.50359	.50902	.47791
#2	1.2062	1.0003	1.0137	1.9732	2.0891	.50166	.50542	.47599
Check ?	Chk Pass	Chk Pass	Chk Pass	Chk Pass	Chk Pass	Chk Pass	Chk Pass	Chk Pass
High Limit								
Low Limit								

Int. Std.	Y_2243	Y_3600	Y_3774
Line	224.306 {450}	360.073 { 94}	377.433 { 89}
Units	Cts/S	Cts/S	Cts/S
Avg	**5426.1**	**72203.**	**3931.5**
Stddev	24.9	216.	28.9
%RSD	.45954	.29918	.73467
#1	5408.5	72050.	3911.0
#2	5443.8	72356.	3951.9

Sample Name: 280-42311-E-2-D MSD Acquired: 5/21/2013 23:58:00 Type: Unk
Method: 6500_026(v10) Mode: CONC Corr. Factor: 1.000000
User: bowenh Custom ID1: Custom ID2: Custom ID3:
Comment: 175102 200.7

Elem	Ag3280	Al1670	As1890	B_2089	Ba4554	Be3130	Bi2230	Ca3179	Cd2288
Line	328.068 {103}	167.079 {502}	189.042 {478}	208.959 {461}	455.403 { 74}	313.042 {108}	223.061 {451}	317.933 {106}	228.802 {447}
Units	ppm	ppm	ppm	ppm	ppm	ppm	ppm	ppm	ppm
Avg	**.05363**	**1.9359**	**.98967**	**1.0005**	**2.1593**	**.04677**	**2.0267**	**76.984**	**.10408**
Stddev	.00008	.0044	.00507	.0006	.0012	.00016	.0010	.029	.00005
%RSD	.15659	.22625	.51221	.05493	.05676	.34720	.05186	.03789	.04417
#1	.05357	1.9390	.98608	1.0009	2.1584	.04688	2.0274	76.963	.10412
#2	.05368	1.9328	.99325	1.0001	2.1601	.04665	2.0259	77.004	.10405
Check ?	Chk Pass	Chk Pass	Chk Pass	Chk Pass	Chk Pass	Chk Pass	Chk Pass	Chk Pass	Chk Pass
High Limit									
Low Limit									

Elem	Co2286	Cr2055	Cu3247	Fe2599	K_7664	Li6707	Mg2790	Mn2576	Mo2020
Line	228.616 {447}	205.552 {464}	324.754 {104}	259.940 {130}	766.490 { 44}	670.784 { 50}	279.079 {121}2	257.610 {131}	202.030 {467}
Units	ppm	ppm	ppm	ppm	ppm	ppm	ppm	ppm	ppm
Avg	**.49846**	**.19933**	**.24846**	**.90272**	**58.372**	**1.1270**	**57.144**	**.54312**	**1.0007**
Stddev	.00002	.00022	.00074	.00264	.038	.0041	.078	.00002	.0013
%RSD	.00350	.10952	.29893	.29220	.06431	.36707	.13625	.00419	.13178
#1	.49845	.19918	.24899	.90459	58.399	1.1299	57.199	.54313	.99976
#2	.49847	.19949	.24794	.90085	58.346	1.1240	57.089	.54310	1.0016
Check ?	Chk Pass	Chk Pass	Chk Pass	Chk Pass	Chk Pass	Chk Pass	Chk Pass	Chk Pass	Chk Pass
High Limit									
Low Limit									

Elem	Na8183	Ni2316	P_1782	Pb2203	S_1820	Sb2068	Se1960	Si2881	Sn1899
Line	818.326 { 41}	231.604 {446}	178.284 {489}	220.353 {453}	182.034 {485}	206.833 {463}	196.090 {472}	288.158 {117}	189.989 {477}
Units	ppm	ppm	ppm	ppm	ppm	ppm	ppm	ppm	ppm
Avg	**78.645**	**.49028**	**10.002**	**.50056**	**17.006**	**.50017**	**1.9586**	**11.372**	**1.9782**
Stddev	.008	.00046	.011	.00099	.026	.00251	.0060	.004	.0003
%RSD	.00954	.09454	.11169	.19719	.15546	.50175	.30730	.03588	.01644
#1	78.640	.49061	9.9937	.50126	16.988	.50195	1.9544	11.369	1.9780
#2	78.651	.48995	10.009	.49986	17.025	.49840	1.9629	11.375	1.9784
Check ?	Chk Pass	Chk Pass	Chk Pass	Chk Pass	None	Chk Pass	Chk Pass	Chk Pass	Chk Pass
High Limit									
Low Limit									

Elem	Sr4077	Th2837	Ti3349	Tl1908	U_3701	V_2924	Zn2062	Zr3391
Line	407.771 { 83}	283.730 {119}	334.904 {101}	190.856 {477}	370.152 { 91}	292.402 {115}	206.200 {163}	339.198 { 99}
Units	ppm	ppm	ppm	ppm	ppm	ppm	ppm	ppm
Avg	**1.2200**	**1.0123**	**1.0140**	**1.9731**	**2.0814**	**.50331**	**.50778**	**.47989**
Stddev	.0042	.0014	.0009	.0001	.0372	.00062	.00045	.00013
%RSD	.34148	.14226	.08617	.00675	1.7878	.12335	.08930	.02638
#1	1.2229	1.0112	1.0134	1.9732	2.1077	.50375	.50810	.47980
#2	1.2170	1.0133	1.0146	1.9730	2.0550	.50287	.50746	.47998
Check ?	Chk Pass	Chk Pass	Chk Pass	Chk Pass	Chk Pass	Chk Pass	Chk Pass	Chk Pass
High Limit								
Low Limit								

Int. Std.	Y_2243	Y_3600	Y_3774
Line	224.306 {450}	360.073 { 94}	377.433 { 89}
Units	Cts/S	Cts/S	Cts/S
Avg	**5387.0**	**72231.**	**3924.0**
Stddev	10.9	162.	15.9
%RSD	.20301	.22428	.40602
#1	5379.3	72117.	3912.8
#2	5394.8	72346.	3935.3

Sample Name: CCVH-2058327 Acquired: 5/22/2013 0:00:12 Type: QC
Method: 6500_026(v10) Mode: CONC Corr. Factor: 1.000000
User: bowenh Custom ID1: Custom ID2: Custom ID3:
Comment:

Elem	Ag3280	Al3092	As1890	B_2089	Ba4554	Be3130	Bi2230	Ca3179	Cd2288	Co2286	Cr2055	Cu3247
Units	ppm	ppm	ppm	ppm	ppm	ppm	ppm	ppm	ppm	ppm	ppm	ppm
Avg	**.00131**	**48.214**	**.00012**	**.00801**	**.00251**	**-.00011**	**.97677**	**-.00086**	**-.00061**	**.00169**	**-.00033**	**.00300**
Stddev	.00034	.218	.00264	.00000	.00016	.00024	.00224	.00604	.00011	.00002	.00003	.00005
%RSD	25.814	.45261	2228.9	.01342	6.3329	228.08	.22938	703.08	18.562	1.2859	8.4352	1.7528
#1	.00107	48.060	.00198	.00801	.00240	-.00028	.97519	-.00513	-.00069	.00171	-.00031	.00304
#2	.00155	48.369	-.00175	.00801	.00262	.00006	.97836	.00341	-.00053	.00168	-.00035	.00296
Check ?	None	Chk Pass	None	None	None	None	Chk Pass	None	None	None	None	None
Value												
Range												

Elem	Fe2714	K_7664	Li6707	Mg2790	Mn2576	Mo2020	Na8183	Ni2316	P_1782	Pb2203	S_1820	Sb2068
Units	ppm	ppm	ppm	ppm	ppm	ppm	ppm	ppm	ppm	ppm	ppm	ppm
Avg	**45.867**	**.18003**	**-.00314**	**-.00885**	**-.00060**	**-.00138**	F **281.62**	**.00107**	**.00302**	**.00202**	**4.7542**	**-.00117**
Stddev	.092	.15101	.00056	.00023	.00003	.00008	.75	.00045	.00086	.00069	.0230	.00216
%RSD	.20135	83.883	17.916	2.6193	4.8162	6.1376	.26746	42.348	28.414	34.060	.48304	184.97
#1	45.932	.07325	-.00354	-.00868	-.00062	-.00132	281.08	.00075	.00362	.00153	4.7379	.00036
#2	45.801	.28681	-.00275	-.00901	-.00058	-.00144	282.15	.00139	.00241	.00250	4.7704	-.00270
Check ?	Chk Pass	None	None	None	None	None	Chk Fail	None	None	None	None	None
Value							250.00					
Range							10.000%					

Elem	Se1960	Si2881	Sn1899	Sr4077	Th2837	Ti3349	Tl1908	U_3701	V_2924	Zn2062	Zr3391
Units	ppm	ppm	ppm	ppm	ppm	ppm	ppm	ppm	ppm	ppm	ppm
Avg	**.00377**	**-.00097**	**-.00018**	**.00009**	**4.9877**	**.00170**	**-.00122**	**9.8710**	**-.00089**	**.00324**	**-.03394**
Stddev	.00270	.00658	.00012	.00003	.0082	.00003	.00028	.0440	.00094	.00043	.00286
%RSD	71.545	678.52	64.329	38.855	.16465	1.9557	22.865	.44530	105.53	13.338	8.4215
#1	.00568	.00368	-.00026	.00011	4.9819	.00172	-.00141	9.8399	-.00156	.00355	-.03192
#2	.00186	-.00562	-.00010	.00006	4.9935	.00167	-.00102	9.9020	-.00023	.00294	-.03596
Check ?	None	None	None	None	Chk Pass	None	None	Chk Pass	None	None	None
Value											
Range											

Int. Std.	Y_2243	Y_3600	Y_3774
Units	Cts/S	Cts/S	Cts/S
Avg	**5338.7**	**70738.**	**3734.7**
Stddev	28.8	433.	13.6
%RSD	.54004	.61216	.36310
#1	5318.4	70431.	3725.1
#2	5359.1	71044.	3744.3

Sample Name: CCV-2058325 Acquired: 5/22/2013 0:02:35 Type: QC
Method: 6500_026(v10) Mode: CONC Corr. Factor: 1.000000
User: bowenh Custom ID1: Custom ID2: Custom ID3:
Comment:

Elem	Ag3280	Al1670	As1890	B_2089	Ba4554	Be3130	Bi2230	Ca3179	Cd2288	Co2286	Cr2055	Cu3247
Units	ppm	ppm	ppm	ppm	ppm	ppm	ppm	ppm	ppm	ppm	ppm	ppm
Avg	**.50989**	**.50113**	**.98040**	**.49301**	**.52661**	**.46089**	**-.00170**	**4.7773**	**.50428**	**.51194**	**.49959**	**.49778**
Stddev	.00059	.00100	.00767	.00297	.00037	.00118	.00222	.0214	.00021	.00214	.00135	.00260
%RSD	.11524	.19864	.78204	.60166	.07108	.25632	130.63	.44801	.04095	.41742	.27041	.52242
#1	.51030	.50042	.97497	.49091	.52635	.46005	-.00327	4.7925	.50414	.51043	.49864	.49962
#2	.50947	.50183	.98582	.49511	.52688	.46172	-.00013	4.7622	.50443	.51345	.50055	.49595
Check ?	Chk Pass	Chk Pass	Chk Pass	Chk Pass	Chk Pass	Chk Pass	None	Chk Pass	Chk Pass	Chk Pass	Chk Pass	Chk Pass
Value												
Range												

Elem	Fe2599	K_7664	Li6707	Mg2790	Mn2576	Mo2020	Na5895	Ni2316	P_1782	Pb2203	S_1820	Sb2068
Units	ppm	ppm	ppm	ppm	ppm	ppm	ppm	ppm	ppm	ppm	ppm	ppm
Avg	**2.2511**	F **55.624**	F **1.1169**	**20.186**	**.50972**	**.49788**	F **5.7660**	**.50596**	**.96922**	**1.0169**	**.00597**	**.98332**
Stddev	.0079	.054	.0009	.112	.00019	.00223	.0080	.00286	.01063	.0040	.00101	.00473
%RSD	.35289	.09765	.08407	.55441	.03800	.44696	.13846	.56471	1.0968	.39850	16.917	.48140
#1	2.2455	55.663	1.1175	20.265	.50986	.49631	5.7603	.50393	.96171	1.0141	.00668	.97997
#2	2.2568	55.586	1.1162	20.107	.50959	.49946	5.7716	.50798	.97674	1.0198	.00526	.98666
Check ?	Chk Pass	Chk Fail	Chk Fail	Chk Pass	Chk Pass	Chk Pass	Chk Fail	Chk Pass	Chk Pass	Chk Pass	None	Chk Pass
Value		50.000	1.0000				5.0000					
Range		10.000%	10.000%				10.000%					

Elem	Se1960	Si2881	Sn1899	Sr4077	Th2837	Ti3349	Tl1908	U_3701	V_2924	Zn2062	Zr3391
Units	ppm	ppm	ppm	ppm	ppm	ppm	ppm	ppm	ppm	ppm	ppm
Avg	**.95798**	**4.6681**	**1.0006**	**.49501**	**.00146**	**.50881**	**1.0053**	**.01738**	**.49999**	**.51683**	**.48574**
Stddev	.00591	.0195	.0041	.00044	.00035	.00010	.0028	.01163	.00313	.00229	.00431
%RSD	.61732	.41849	.40858	.08878	23.803	.01942	.27780	66.907	.62527	.44335	.88645
#1	.95379	4.6820	.99771	.49532	.00121	.50874	1.0033	.02560	.50220	.51845	.48878
#2	.96216	4.6543	1.0035	.49470	.00171	.50888	1.0073	.00916	.49778	.51521	.48269
Check ?	Chk Pass	Chk Pass	Chk Pass	Chk Pass	None	Chk Pass	Chk Pass	None	Chk Pass	Chk Pass	Chk Pass
Value											
Range											

Int. Std.	Y_2243	Y_3600	Y_3774
Units	Cts/S	Cts/S	Cts/S
Avg	**5491.1**	**73192.**	**3875.9**
Stddev	10.9	161.	.8
%RSD	.19913	.21941	.02119
#1	5498.9	73079.	3875.3
#2	5483.4	73306.	3876.4

Sample Name: CCB Acquired: 5/22/2013 0:04:50 Type: QC
Method: 6500_026(v10) Mode: CONC Corr. Factor: 1.000000
User: bowenh Custom ID1: Custom ID2: Custom ID3:
Comment:

Elem	Ag3280	Al1670	As1890	B_2089	Ba4554	Be3130	Bi2230	Ca3179	Cd2288	Co2286	Cr2055
Units	ppm	ppm	ppm	ppm	ppm	ppm	ppm	ppm	ppm	ppm	ppm
Avg	**-.00054**	**-.00045**	**.00109**	F **.00481**	F **.00157**	**-.00012**	**-.00085**	**.00032**	**.00007**	**-.00019**	**-.00012**
Stddev	.00002	.00003	.00063	.00065	.00017	.00009	.00277	.00456	.00002	.00001	.00024
%RSD	3.7618	6.8248	57.899	13.531	10.833	68.834	326.65	1403.8	23.350	7.7434	205.98
#1	-.00053	-.00047	.00064	.00527	.00169	-.00018	.00111	.00355	.00008	-.00020	.00005
#2	-.00056	-.00042	.00153	.00435	.00145	-.00006	-.00280	-.00290	.00006	-.00018	-.00029
Check ?	Chk Pass	Chk Pass	Chk Pass	Chk Fail	Chk Fail	Chk Pass	None	Chk Pass	Chk Pass	Chk Pass	Chk Pass
High Limit				.00312	.00115						
Low Limit				-.00312	-.00115						

Elem	Cu3247	Fe2599	K_7664	Li6707	Mg2790	Mn2576	Mo2020	Na5895	Ni2316	P_1782	Pb2203
Units	ppm	ppm	ppm	ppm	ppm	ppm	ppm	ppm	ppm	ppm	ppm
Avg	**-.00055**	**-.00334**	**.09383**	W **-.00339**	**.00121**	**-.00006**	**.00021**	F **.26696**	**-.00040**	**.00258**	**.00149**
Stddev	.00050	.00141	.02407	.00076	.00370	.00001	.00016	.01404	.00026	.00068	.00147
%RSD	91.700	42.071	25.651	22.441	306.03	13.921	76.603	5.2583	64.863	26.246	98.919
#1	-.00019	-.00235	.11085	-.00392	-.00141	-.00005	.00009	.27688	-.00022	.00210	.00252
#2	-.00090	-.00434	.07681	-.00285	.00383	-.00006	.00032	.25703	-.00058	.00306	.00045
Check ?	Chk Pass	Chk Pass	Chk Pass	Chk Warn	Chk Pass	Chk Pass	Chk Pass	Chk Fail	Chk Pass	Chk Pass	Chk Pass
High Limit				.00261				.10000			
Low Limit				-.00261				-.10000			

Elem	S_1820	Sb2068	Se1960	Si2881	Sn1899	Sr4077	Th2837	Ti3349	Tl1908	U_3701	V_2924
Units	ppm	ppm	ppm	ppm	ppm	ppm	ppm	ppm	ppm	ppm	ppm
Avg	**.00700**	**.00038**	**.00231**	**-.01272**	**-.00027**	**-.00007**	**-.00032**	**-.00021**	**-.00020**	**-.00628**	**.00050**
Stddev	.00126	.00034	.00099	.01246	.00014	.00007	.00058	.00034	.00039	.00479	.00008
%RSD	18.028	88.978	43.112	97.930	53.412	99.491	185.20	167.24	200.96	76.175	15.656
#1	.00789	.00014	.00301	-.00391	-.00037	-.00012	.00010	.00004	-.00047	-.00967	.00045
#2	.00611	.00062	.00160	-.02153	-.00017	-.00002	-.00073	-.00045	.00008	-.00290	.00056
Check ?	None	Chk Pass	Chk Pass	Chk Pass	Chk Pass	Chk Pass	Chk Pass	Chk Pass	Chk Pass	Chk Pass	Chk Pass
High Limit											
Low Limit											

Elem	Zn2062	Zr3391
Units	ppm	ppm
Avg	**.00236**	W **-.00288**
Stddev	.00059	.00061
%RSD	24.863	21.167
#1	.00195	-.00245
#2	.00278	-.00331
Check ?	Chk Pass	Chk Warn
High Limit		.00238
Low Limit		-.00238

Int. Std.	Y_2243	Y_3600	Y_3774
Units	Cts/S	Cts/S	Cts/S
Avg	**5619.5**	**74485.**	**3906.5**
Stddev	10.8	385.	41.5
%RSD	.19170	.51741	1.0626
#1	5611.9	74212.	3877.2
#2	5627.1	74757.	3935.9

Sample Name: CCVL2062912 Acquired: 5/22/2013 0:07:20 Type: QC
Method: 6500_026(v10) Mode: CONC Corr. Factor: 1.000000
User: bowenh Custom ID1: Custom ID2: Custom ID3:
Comment:

Elem	Ag3280	Al1670	As1890	B_2089	Ba4554	Be3130	Bi2230	Ca3179	Cd2288	Co2286	Cr2055
Units	ppm	ppm	ppm	ppm	ppm	ppm	ppm	ppm	ppm	ppm	ppm
Avg	**.01015**	**.10340**	**.01497**	**.10220**	W **.01242**	W **.00080**	**.10683**	**.19757**	**.00543**	**.01052**	**.01007**
Stddev	.00029	.00135	.00235	.00099	.00077	.00010	.00147	.00749	.00007	.00060	.00007
%RSD	2.8394	1.3008	15.705	.97350	6.2076	12.262	1.3753	3.7902	1.3288	5.7046	.64697
#1	.01036	.10435	.01663	.10291	.01188	.00073	.10579	.19227	.00548	.01095	.01002
#2	.00995	.10245	.01331	.10150	.01297	.00087	.10787	.20286	.00538	.01010	.01011
Check ?	Chk Pass	Chk Pass	Chk Pass	Chk Pass	Chk Warn	Chk Warn	Chk Pass	Chk Pass	Chk Pass	Chk Pass	Chk Pass
Value					.01000	.00100					
Range					20.000%	-20.000%					

Elem	Cu3247	Fe2599	K_7664	Li6707	Mg2790	Mn2576	Mo2020	Na5895	Ni2316	P_1782	Pb2203
Units	ppm	ppm	ppm	ppm	ppm	ppm	ppm	ppm	ppm	ppm	ppm
Avg	**.01489**	**.09212**	**3.5447**	**.00885**	**.21043**	**.01056**	**.02053**	F **1.4087**	**.04135**	**2.9183**	W **.01083**
Stddev	.00011	.00253	.0557	.00064	.00238	.00005	.00020	.0070	.00048	.0209	.00090
%RSD	.76275	2.7506	1.5705	7.2608	1.1328	.47700	.99744	.49446	1.1590	.71527	8.3254
#1	.01481	.09391	3.5841	.00931	.21211	.01059	.02067	1.4037	.04169	2.9331	.01147
#2	.01497	.09033	3.5053	.00840	.20874	.01052	.02038	1.4136	.04101	2.9035	.01019
Check ?	Chk Pass	Chk Pass	Chk Pass	Chk Pass	Chk Pass	Chk Pass	Chk Pass	Chk Fail	Chk Pass	Chk Pass	Chk Warn
Value								1.0000			.00900
Range								30.000%			20.000%

Elem	S_1820	Sb2068	Se1960	Si2881	Sn1899	Sr4077	Th2837	Ti3349	Tl1908	U_3701	V_2924
Units	ppm	ppm	ppm	ppm	ppm	ppm	ppm	ppm	ppm	ppm	ppm
Avg	**.01054**	**.01020**	W **.01189**	**.48423**	**.10285**	**.01005**	**.01447**	**.01027**	**.01485**	W **.07714**	**.01027**
Stddev	.00168	.00038	.00172	.00800	.00028	.00014	.00045	.00003	.00006	.01378	.00033
%RSD	15.950	3.7178	14.461	1.6521	.26993	1.3499	3.0845	.27544	.39997	17.862	3.1927
#1	.00935	.00994	.01067	.48988	.10305	.00996	.01415	.01025	.01489	.06740	.01004
#2	.01173	.01047	.01311	.47857	.10266	.01015	.01478	.01029	.01481	.08688	.01050
Check ?	None	Chk Pass	Chk Warn	Chk Pass	Chk Pass	Chk Pass	Chk Pass	Chk Pass	Chk Pass	Chk Warn	Chk Pass
Value			.01500							.06000	
Range			-20.000%							20.000%	

Elem	Zn2062	Zr3391
Units	ppm	ppm
Avg	**.02379**	**.01294**
Stddev	.00035	.00158
%RSD	1.4634	12.221
#1	.02404	.01406
#2	.02354	.01182
Check ?	Chk Pass	Chk Pass
Value		
Range		

Int. Std.	Y_2243	Y_3600	Y_3774
Units	Cts/S	Cts/S	Cts/S
Avg	**5718.2**	**76093.**	**4005.1**
Stddev	33.3	32.	14.6
%RSD	.58297	.04255	.36558
#1	5694.7	76116.	4015.4
#2	5741.8	76070.	3994.7

Sample Name: MB 280-175168/1-A Acquired: 5/22/2013 0:09:43 Type: Unk
Method: 6500_026(v10) Mode: CONC Corr. Factor: 1.000000
User: bowenh Custom ID1: Custom ID2: Custom ID3:
Comment: 175168 6010c q4

Elem	Ag3280	Al1670	As1890	B_2089	Ba4554	Be3130	Bi2230	Ca3179	Cd2288
Line	328.068 {103}	167.079 {502}	189.042 {478}	208.959 {461}	455.403 { 74}	313.042 {108}	223.061 {451}	317.933 {106}	228.802 {447}
Units	ppm	ppm	ppm	ppm	ppm	ppm	ppm	ppm	ppm
Avg	**-.00040**	**.00151**	**.00099**	**.00432**	**.00105**	**.00004**	**-.00156**	**.00713**	**.00009**
Stddev	.00038	.00001	.00242	.00045	.00006	.00013	.00313	.00134	.00008
%RSD	96.476	.67466	245.30	10.367	5.7552	353.21	200.81	18.798	89.465
#1	-.00067	.00151	.00270	.00464	.00101	-.00006	.00066	.00618	.00003
#2	-.00013	.00150	-.00072	.00401	.00109	.00013	-.00378	.00808	.00015
Check ?	Chk Pass	Chk Pass	Chk Pass	Chk Pass	Chk Pass	Chk Pass	Chk Pass	Chk Pass	Chk Pass
High Limit									
Low Limit									

Elem	Co2286	Cr2055	Cu3247	Fe2599	K_7664	Li6707	Mg2790	Mn2576	Mo2020
Line	228.616 {447}	205.552 {464}	324.754 {104}	259.940 {130}	766.490 { 44}	670.784 { 50}	279.079 {121}2	257.610 {131}	202.030 {467}
Units	ppm	ppm	ppm	ppm	ppm	ppm	ppm	ppm	ppm
Avg	**-.00023**	**-.00021**	**-.00021**	**.00298**	**.08463**	**-.00321**	**.00427**	**.00009**	**.00008**
Stddev	.00010	.00006	.00027	.00120	.00882	.00288	.00110	.00003	.00001
%RSD	43.255	26.069	126.58	40.354	10.419	89.981	25.868	34.745	8.6422
#1	-.00030	-.00025	-.00002	.00213	.09086	-.00117	.00505	.00011	.00007
#2	-.00016	-.00017	-.00041	.00383	.07839	-.00525	.00349	.00006	.00008
Check ?	Chk Pass	Chk Pass	Chk Pass	Chk Pass	Chk Pass	Chk Pass	Chk Pass	Chk Pass	Chk Pass
High Limit									
Low Limit									

Elem	Na5895	Ni2316	P_1782	Pb2203	S_1820	Sb2068	Se1960	Si2881	Sn1899
Line	589.592 { 57}	231.604 {446}	178.284 {489}	220.353 {453}	182.034 {485}	206.833 {463}	196.090 {472}	288.158 {117}	189.989 {477}
Units	ppm	ppm	ppm	ppm	ppm	ppm	ppm	ppm	ppm
Avg	**.25746**	**-.00035**	**.00471**	**.00027**	**.01101**	**-.00071**	**-.00086**	**.01360**	**-.00024**
Stddev	.01408	.00046	.00065	.00079	.00195	.00053	.00023	.00793	.00033
%RSD	5.4708	132.23	13.757	289.70	17.681	74.337	26.888	58.331	140.43
#1	.24750	-.00002	.00425	-.00029	.01238	-.00034	-.00070	.01921	-.00047
#2	.26741	-.00067	.00517	.00083	.00963	-.00109	-.00102	.00799	-.00000
Check ?	Chk Pass	Chk Pass	Chk Pass	Chk Pass	None	Chk Pass	Chk Pass	Chk Pass	Chk Pass
High Limit									
Low Limit									

Elem	Sr4077	Th2837	Ti3349	Tl1908	U_3701	V_2924	Zn2062	Zr3391
Line	407.771 { 83}	283.730 {119}	334.904 {101}	190.856 {477}	370.152 { 91}	292.402 {115}	206.200 {163}	339.198 { 99}
Units	ppm	ppm	ppm	ppm	ppm	ppm	ppm	ppm
Avg	**-.00001**	**-.00170**	**.00002**	**.00153**	**.03636**	**.00022**	**.00308**	**-.00384**
Stddev	.00010	.00391	.00007	.00120	.00152	.00040	.00017	.00002
%RSD	1904.4	229.31	344.95	78.112	4.1824	185.44	5.5141	.49487
#1	.00007	.00106	.00007	.00238	.03744	-.00007	.00320	-.00383
#2	-.00008	-.00447	-.00003	.00069	.03529	.00050	.00296	-.00385
Check ?	Chk Pass	Chk Pass	Chk Pass	Chk Pass	Chk Pass	Chk Pass	Chk Pass	Chk Pass
High Limit								
Low Limit								

Int. Std.	Y_2243	Y_3600	Y_3774
Line	224.306 {450}	360.073 { 94}	377.433 { 89}
Units	Cts/S	Cts/S	Cts/S
Avg	**5723.8**	**77207.**	**4128.1**
Stddev	1.4	280.	19.2
%RSD	.02419	.36305	.46505
#1	5724.8	77405.	4114.5
#2	5722.8	77008.	4141.7

Sample Name: LCS 280-175168/2-A Acquired: 5/22/2013 0:12:13 Type: Unk
Method: 6500_026(v10) Mode: CONC Corr. Factor: 1.000000
User: bowenh Custom ID1: Custom ID2: Custom ID3:
Comment: 175168 6010c q4

Elem	Ag3280	Al1670	As1890	B_2089	Ba4554	Be3130	Bi2230	Ca3179	Cd2288
Line	328.068 {103}	167.079 {502}	189.042 {478}	208.959 {461}	455.403 { 74}	313.042 {108}	223.061 {451}	317.933 {106}	228.802 {447}
Units	ppm	ppm	ppm	ppm	ppm	ppm	ppm	ppm	ppm
Avg	**.05453**	**1.9472**	**.98440**	**.99926**	**2.1390**	**.04698**	**2.0541**	**47.598**	**.10497**
Stddev	.00041	.0038	.00220	.00175	.0075	.00001	.0019	.154	.00008
%RSD	.75600	.19451	.22339	.17525	.34920	.01765	.09474	.32386	.07651
#1	.05483	1.9498	.98284	.99803	2.1337	.04697	2.0527	47.489	.10492
#2	.05424	1.9445	.98595	1.0005	2.1443	.04698	2.0555	47.707	.10503
Check ?	Chk Pass	Chk Pass	Chk Pass	Chk Pass	Chk Pass	Chk Pass	Chk Pass	Chk Pass	Chk Pass
High Limit									
Low Limit									

Elem	Co2286	Cr2055	Cu3247	Fe2599	K_7664	Li6707	Mg2790	Mn2576	Mo2020
Line	228.616 {447}	205.552 {464}	324.754 {104}	259.940 {130}	766.490 { 44}	670.784 { 50}	279.079 {121}2	257.610 {131}	202.030 {467}
Units	ppm	ppm	ppm	ppm	ppm	ppm	ppm	ppm	ppm
Avg	**.50525**	**.20077**	**.25001**	**.92132**	**56.685**	**1.1316**	**50.259**	**.50585**	**1.0017**
Stddev	.00029	.00020	.00005	.00060	.082	.0058	.123	.00113	.0004
%RSD	.05773	.09924	.01822	.06563	.14530	.51198	.24458	.22292	.03556
#1	.50505	.20063	.24998	.92175	56.626	1.1276	50.172	.50505	1.0019
#2	.50546	.20091	.25004	.92089	56.743	1.1357	50.346	.50665	1.0014
Check ?	Chk Pass	Chk Pass	Chk Pass	Chk Pass	Chk Pass	Chk Pass	Chk Pass	Chk Pass	Chk Pass
High Limit									
Low Limit									

Elem	Na8183	Ni2316	P_1782	Pb2203	S_1820	Sb2068	Se1960	Si2881	Sn1899
Line	818.326 { 41}	231.604 {446}	178.284 {489}	220.353 {453}	182.034 {485}	206.833 {463}	196.090 {472}	288.158 {117}	189.989 {477}
Units	ppm	ppm	ppm	ppm	ppm	ppm	ppm	ppm	ppm
Avg	F **58.510**	**.49641**	**9.9601**	**.50596**	**-.00177**	**.50826**	**1.9707**	**9.5849**	**1.9999**
Stddev	1.028	.00094	.0158	.00090	.00207	.00297	.0111	.0447	.0101
%RSD	1.7563	.18857	.15853	.17707	116.62	.58439	.56364	.46652	.50620
#1	59.236	.49707	9.9489	.50533	-.00031	.50616	1.9629	9.6165	1.9928
#2	57.783	.49575	9.9712	.50659	-.00323	.51036	1.9786	9.5533	2.0071
Check ?	Chk Fail	Chk Pass	Chk Pass	Chk Pass	None	Chk Pass	Chk Pass	Chk Pass	Chk Pass
High Limit	56.000								
Low Limit	45.500								

Elem	Sr4077	Th2837	Ti3349	Tl1908	U_3701	V_2924	Zn2062	Zr3391
Line	407.771 { 83}	283.730 {119}	334.904 {101}	190.856 {477}	370.152 { 91}	292.402 {115}	206.200 {163}	339.198 { 99}
Units	ppm	ppm	ppm	ppm	ppm	ppm	ppm	ppm
Avg	**.99892**	**1.0179**	**1.0234**	**2.0066**	**2.1110**	**.50577**	**.51160**	**.48834**
Stddev	.00165	.0019	.0023	.0068	.0169	.00028	.00154	.00179
%RSD	.16522	.18650	.22248	.33906	.79975	.05619	.30135	.36610
#1	1.0001	1.0166	1.0218	2.0018	2.1229	.50557	.51269	.48707
#2	.99775	1.0193	1.0251	2.0114	2.0991	.50597	.51051	.48960
Check ?	Chk Pass	Chk Pass	Chk Pass	Chk Pass	Chk Pass	Chk Pass	Chk Pass	Chk Pass
High Limit								
Low Limit								

Int. Std.	Y_2243	Y_3600	Y_3774
Line	224.306 {450}	360.073 { 94}	377.433 { 89}
Units	Cts/S	Cts/S	Cts/S
Avg	**5576.6**	**74408.**	**4040.2**
Stddev	4.5	413.	15.4
%RSD	.08017	.55490	.38136
#1	5573.4	74700.	4051.0
#2	5579.8	74116.	4029.3

Sample Name: 280-42284-E-1-B Acquired: 5/22/2013 0:14:27 Type: Unk
Method: 6500_026(v10) Mode: CONC Corr. Factor: 1.000000
User: bowenh Custom ID1: Custom ID2: Custom ID3:
Comment: 175168 6010c q4

Elem	Ag3280	Al1670	As1890	B_2089	Ba4554	Be3130	Bi2230	Ca3179	Cd2288
Line	328.068 {103}	167.079 {502}	189.042 {478}	208.959 {461}	455.403 { 74}	313.042 {108}	223.061 {451}	317.933 {106}	228.802 {447}
Units	ppm	ppm	ppm	ppm	ppm	ppm	ppm	ppm	ppm
Avg	**-.00052**	**.00288**	**-.00071**	**.01411**	**.03640**	**-.00019**	**.00024**	**67.516**	**.00043**
Stddev	.00105	.00017	.00063	.00040	.00043	.00004	.00085	.366	.00030
%RSD	201.29	5.7834	88.484	2.8312	1.1931	20.970	350.48	.54262	68.670
#1	-.00126	.00299	-.00116	.01439	.03671	-.00022	-.00036	67.257	.00022
#2	.00022	.00276	-.00027	.01383	.03610	-.00016	.00084	67.775	.00064
Check ?	Chk Pass	Chk Pass	Chk Pass	Chk Pass	Chk Pass	Chk Pass	Chk Pass	Chk Pass	Chk Pass
High Limit									
Low Limit									

Elem	Co2286	Cr2055	Cu3247	Fe2599	K_7664	Li6707	Mg2790	Mn2576	Mo2020
Line	228.616 {447}	205.552 {464}	324.754 {104}	259.940 {130}	766.490 { 44}	670.784 { 50}	279.079 {121}2	257.610 {131}	202.030 {467}
Units	ppm	ppm	ppm	ppm	ppm	ppm	ppm	ppm	ppm
Avg	**.00068**	**.00201**	**-.00031**	**.01007**	**2.1340**	**.00081**	**38.402**	**.00192**	**.00432**
Stddev	.00004	.00027	.00033	.00122	.0032	.00069	.069	.00006	.00008
%RSD	6.2278	13.485	104.59	12.101	.15183	84.820	.18032	2.9059	1.7376
#1	.00071	.00182	-.00054	.01093	2.1363	.00130	38.451	.00188	.00438
#2	.00065	.00221	-.00008	.00921	2.1317	.00032	38.353	.00196	.00427
Check ?	Chk Pass	Chk Pass	Chk Pass	Chk Pass	Chk Pass	Chk Pass	Chk Pass	Chk Pass	Chk Pass
High Limit									
Low Limit									

Elem	Na5895	Na8183	Ni2316	P_1782	Pb2203	S_1820	Sb2068	Se1960	Si2881
Line	589.592 { 57}	818.326 { 41}	231.604 {446}	178.284 {489}	220.353 {453}	182.034 {485}	206.833 {463}	196.090 {472}	288.158 {117}
Units	ppm	ppm	ppm	ppm	ppm	ppm	ppm	ppm	ppm
Avg	**8.8356**	W **9.5651**	**.00018**	**.02970**	**.00081**	**1.2701**	**-.00210**	**.00019**	**6.7760**
Stddev	.0638	.3446	.00006	.00085	.00140	.0056	.00118	.00601	.0311
%RSD	.72250	3.6022	31.271	2.8779	173.73	.44431	56.122	3241.1	.45913
#1	8.7905	9.3215	.00014	.03030	-.00018	1.2661	-.00294	-.00406	6.7540
#2	8.8808	9.8087	.00022	.02909	.00179	1.2741	-.00127	.00443	6.7980
Check ?	Chk Pass	Chk Warn	Chk Pass	Chk Pass	Chk Pass	None	Chk Pass	Chk Pass	Chk Pass
High Limit		500.00							
Low Limit		10.000							

Elem	Sn1899	Sr4077	Th2837	Ti3349	Tl1908	U_3701	V_2924	Zn2062	Zr3391
Line	189.989 {477}	407.771 { 83}	283.730 {119}	334.904 {101}	190.856 {477}	370.152 { 91}	292.402 {115}	206.200 {163}	339.198 { 99}
Units	ppm	ppm	ppm	ppm	ppm	ppm	ppm	ppm	ppm
Avg	**-.00048**	**.05061**	**-.00065**	**.00001**	**.00179**	**.01266**	**.00158**	**.06645**	**-.00088**
Stddev	.00054	.00010	.00114	.00003	.00153	.00421	.00028	.00049	.00023
%RSD	111.45	.20478	175.15	357.24	85.893	33.269	17.889	.74441	26.771
#1	-.00010	.05068	-.00145	.00003	.00287	.00968	.00138	.06680	-.00071
#2	-.00086	.05053	.00015	-.00001	.00070	.01563	.00178	.06610	-.00104
Check ?	Chk Pass	Chk Pass	Chk Pass	Chk Pass	Chk Pass	Chk Pass	Chk Pass	Chk Pass	Chk Pass
High Limit									
Low Limit									

Int. Std.	Y_2243	Y_3600	Y_3774
Line	224.306 {450}	360.073 { 94}	377.433 { 89}
Units	Cts/S	Cts/S	Cts/S
Avg	**5652.9**	**75300.**	**4067.5**
Stddev	19.8	254.	27.9
%RSD	.35016	.33789	.68612
#1	5638.9	75120.	4087.2
#2	5666.9	75480.	4047.8

Sample Name: 280-42284-E-1-Bsd@5 Acquired: 5/22/2013 0:16:52 Type: Unk
Method: 6500_026(v10) Mode: CONC Corr. Factor: 1.000000
User: bowenh Custom ID1: Custom ID2: Custom ID3:
Comment: 175168 6010c q4

Elem	Ag3280	Al1670	As1890	B_2089	Ba4554	Be3130	Bi2230	Ca3179	Cd2288
Line	328.068 {103}	167.079 {502}	189.042 {478}	208.959 {461}	455.403 { 74}	313.042 {108}	223.061 {451}	317.933 {106}	228.802 {447}
Units	ppm	ppm	ppm	ppm	ppm	ppm	ppm	ppm	ppm
Avg	**-.00050**	**.00334**	**.00089**	**.00611**	**.00945**	**-.00012**	**.00084**	**15.817**	**.00010**
Stddev	.00031	.00027	.00500	.00004	.00037	.00015	.00172	.047	.00004
%RSD	60.940	7.9841	559.96	.68169	3.8714	124.33	204.90	.29484	43.463
#1	-.00072	.00353	.00443	.00614	.00971	-.00001	.00206	15.850	.00007
#2	-.00029	.00316	-.00264	.00608	.00919	-.00023	-.00038	15.784	.00013
Check ?	Chk Pass	Chk Pass	Chk Pass	Chk Pass	Chk Pass	Chk Pass	Chk Pass	Chk Pass	Chk Pass
High Limit									
Low Limit									

Elem	Co2286	Cr2055	Cu3247	Fe2599	K_7664	Li6707	Mg2790	Mn2576	Mo2020
Line	228.616 {447}	205.552 {464}	324.754 {104}	259.940 {130}	766.490 { 44}	670.784 { 50}	279.079 {121}2	257.610 {131}	202.030 {467}
Units	ppm	ppm	ppm	ppm	ppm	ppm	ppm	ppm	ppm
Avg	**.00026**	**.00035**	**-.00040**	**.00646**	**.58714**	**-.00328**	**8.9837**	**.00057**	**.00124**
Stddev	.00027	.00002	.00033	.00070	.00092	.00155	.0172	.00005	.00005
%RSD	105.05	5.7541	80.321	10.852	.15709	47.305	.19131	9.0243	4.4403
#1	.00007	.00033	-.00063	.00596	.58780	-.00438	8.9958	.00053	.00128
#2	.00044	.00036	-.00017	.00695	.58649	-.00218	8.9715	.00061	.00120
Check ?	Chk Pass	Chk Pass	Chk Pass	Chk Pass	Chk Pass	Chk Pass	Chk Pass	Chk Pass	Chk Pass
High Limit									
Low Limit									

Elem	Na5895	Ni2316	P_1782	Pb2203	S_1820	Sb2068	Se1960	Si2881	Sn1899
Line	589.592 { 57}	231.604 {446}	178.284 {489}	220.353 {453}	182.034 {485}	206.833 {463}	196.090 {472}	288.158 {117}	189.989 {477}
Units	ppm	ppm	ppm	ppm	ppm	ppm	ppm	ppm	ppm
Avg	**2.2660**	**-.00021**	**.00643**	**.00129**	**.29422**	**-.00141**	**.00005**	**1.5658**	**.00021**
Stddev	.0275	.00006	.00004	.00071	.00250	.00089	.00165	.0045	.00074
%RSD	1.2123	27.373	.69035	54.933	.84961	63.004	3378.7	.28937	350.36
#1	2.2854	-.00025	.00646	.00079	.29599	-.00078	.00122	1.5691	-.00031
#2	2.2466	-.00017	.00640	.00179	.29246	-.00204	-.00112	1.5626	.00073
Check ?	Chk Pass	Chk Pass	Chk Pass	Chk Pass	None	Chk Pass	Chk Pass	Chk Pass	Chk Pass
High Limit									
Low Limit									

Elem	Sr4077	Th2837	Ti3349	Tl1908	U_3701	V_2924	Zn2062	Zr3391
Line	407.771 { 83}	283.730 {119}	334.904 {101}	190.856 {477}	370.152 { 91}	292.402 {115}	206.200 {163}	339.198 { 99}
Units	ppm	ppm	ppm	ppm	ppm	ppm	ppm	ppm
Avg	**.01190**	**.00020**	**-.00015**	**-.00016**	**.01494**	**.00082**	**.01931**	**-.00019**
Stddev	.00022	.00131	.00034	.00018	.02291	.00025	.00017	.00002
%RSD	1.8463	640.76	225.83	114.04	153.31	30.661	.88285	10.606
#1	.01205	-.00072	-.00039	-.00003	.03114	.00064	.01919	-.00020
#2	.01174	.00113	.00009	-.00029	-.00126	.00100	.01943	-.00017
Check ?	Chk Pass	Chk Pass	Chk Pass	Chk Pass	Chk Pass	Chk Pass	Chk Pass	Chk Pass
High Limit								
Low Limit								

Int. Std.	Y_2243	Y_3600	Y_3774
Line	224.306 {450}	360.073 { 94}	377.433 { 89}
Units	Cts/S	Cts/S	Cts/S
Avg	**5779.3**	**77115.**	**4106.5**
Stddev	6.2	222.	17.3
%RSD	.10644	.28771	.42106
#1	5783.7	77272.	4094.3
#2	5775.0	76958.	4118.7

Sample Name: 280-42284-E-1-C MS Acquired: 5/22/2013 0:19:19 Type: Unk
Method: 6500_026(v10) Mode: CONC Corr. Factor: 1.000000
User: bowenh Custom ID1: Custom ID2: Custom ID3:
Comment: 175168 6010c q4

Elem	Ag3280	Al1670	As1890	B_2089	Ba4554	Be3130	Bi2230	Ca3179	Cd2288
Line	328.068 {103}	167.079 {502}	189.042 {478}	208.959 {461}	455.403 { 74}	313.042 {108}	223.061 {451}	317.933 {106}	228.802 {447}
Units	ppm	ppm	ppm	ppm	ppm	ppm	ppm	ppm	ppm
Avg	**.04674**	**1.6792**	**.85659**	**.88035**	**1.8728**	**.04046**	**1.7811**	**108.36**	**.09178**
Stddev	.00047	.0002	.00177	.00127	.0062	.00003	.0055	.36	.00016
%RSD	1.0000	.01442	.20689	.14467	.32888	.06201	.30752	.32851	.17669
#1	.04641	1.6790	.85785	.87945	1.8772	.04044	1.7773	108.61	.09167
#2	.04707	1.6794	.85534	.88125	1.8685	.04048	1.7850	108.11	.09190
Check ?	Chk Pass	Chk Pass	Chk Pass	Chk Pass	Chk Pass	Chk Pass	Chk Pass	Chk Pass	Chk Pass
High Limit									
Low Limit									

Elem	Co2286	Cr2055	Cu3247	Fe2599	K_7664	Li6707	Mg2790	Mn2576	Mo2020
Line	228.616 {447}	205.552 {464}	324.754 {104}	259.940 {130}	766.490 { 44}	670.784 { 50}	279.079 {121}2	257.610 {131}	202.030 {467}
Units	ppm	ppm	ppm	ppm	ppm	ppm	ppm	ppm	ppm
Avg	**.43509**	**.17518**	**.21644**	**.79013**	**51.180**	**.98173**	**81.336**	**.43435**	**.86735**
Stddev	.00089	.00060	.00080	.00143	.252	.00152	.198	.00134	.00123
%RSD	.20461	.34327	.36767	.18143	.49232	.15469	.24341	.30906	.14128
#1	.43446	.17475	.21588	.78912	51.358	.98281	81.196	.43340	.86821
#2	.43572	.17560	.21701	.79114	51.002	.98066	81.476	.43530	.86648
Check ?	Chk Pass	Chk Pass	Chk Pass	Chk Pass	Chk Pass	Chk Pass	Chk Pass	Chk Pass	Chk Pass
High Limit									
Low Limit									

Elem	Na8183	Ni2316	P_1782	Pb2203	S_1820	Sb2068	Se1960	Si2881	Sn1899
Line	818.326 { 41}	231.604 {446}	178.284 {489}	220.353 {453}	182.034 {485}	206.833 {463}	196.090 {472}	288.158 {117}	189.989 {477}
Units	ppm	ppm	ppm	ppm	ppm	ppm	ppm	ppm	ppm
Avg	**59.287**	**.42526**	**8.7279**	**.43776**	**1.2834**	**.44115**	**1.7175**	**15.013**	**1.7193**
Stddev	.659	.00082	.0230	.00443	.0069	.00139	.0005	.035	.0008
%RSD	1.1120	.19391	.26387	1.0110	.53834	.31511	.02810	.23091	.04345
#1	59.753	.42468	8.7442	.43463	1.2785	.44017	1.7172	15.038	1.7188
#2	58.821	.42585	8.7116	.44089	1.2883	.44213	1.7179	14.989	1.7199
Check ?	Chk Pass	Chk Pass	Chk Pass	Chk Pass	None	Chk Pass	Chk Pass	Chk Pass	Chk Pass
High Limit									
Low Limit									

Elem	Sr4077	Th2837	Ti3349	Tl1908	U_3701	V_2924	Zn2062	Zr3391
Line	407.771 { 83}	283.730 {119}	334.904 {101}	190.856 {477}	370.152 { 91}	292.402 {115}	206.200 {163}	339.198 { 99}
Units	ppm	ppm	ppm	ppm	ppm	ppm	ppm	ppm
Avg	**.90826**	**.88075**	**.88397**	**1.7135**	**1.8373**	**.43635**	**.49790**	**.41684**
Stddev	.00521	.00153	.00250	.0043	.0490	.00057	.00132	.00179
%RSD	.57377	.17424	.28300	.25260	2.6672	.13034	.26458	.42838
#1	.91194	.87967	.88220	1.7105	1.8026	.43595	.49697	.41811
#2	.90457	.88184	.88573	1.7166	1.8719	.43676	.49883	.41558
Check ?	Chk Pass	Chk Pass	Chk Pass	Chk Pass	Chk Pass	Chk Pass	Chk Pass	Chk Pass
High Limit								
Low Limit								

Int. Std.	Y_2243	Y_3600	Y_3774
Line	224.306 {450}	360.073 { 94}	377.433 { 89}
Units	Cts/S	Cts/S	Cts/S
Avg	**5557.2**	**74466.**	**4078.4**
Stddev	10.0	311.	27.1
%RSD	.18022	.41771	.66568
#1	5550.1	74686.	4059.2
#2	5564.3	74246.	4097.6

Sample Name: 280-42284-E-1-D MSD Acquired: 5/22/2013 0:21:34 Type: Unk
Method: 6500_026(v10) Mode: CONC Corr. Factor: 1.000000
User: bowenh Custom ID1: Custom ID2: Custom ID3:
Comment: 175168 6010c q4

Elem	Ag3280	Al1670	As1890	B_2089	Ba4554	Be3130	Bi2230	Ca3179	Cd2288
Line	328.068 {103}	167.079 {502}	189.042 {478}	208.959 {461}	455.403 { 74}	313.042 {108}	223.061 {451}	317.933 {106}	228.802 {447}
Units	ppm	ppm	ppm	ppm	ppm	ppm	ppm	ppm	ppm
Avg	**.04785**	**1.6813**	**.86232**	**.88084**	**1.8729**	**.04051**	**1.7954**	**107.86**	**.09196**
Stddev	.00008	.0030	.00208	.00493	.0083	.00003	.0002	.11	.00034
%RSD	.16007	.18057	.24123	.55968	.44219	.07813	.00889	.10411	.36587
#1	.04780	1.6834	.86085	.87736	1.8671	.04049	1.7955	107.78	.09172
#2	.04791	1.6791	.86379	.88433	1.8788	.04054	1.7953	107.93	.09220
Check ?	Chk Pass	Chk Pass	Chk Pass	Chk Pass	Chk Pass	Chk Pass	Chk Pass	Chk Pass	Chk Pass
High Limit									
Low Limit									

Elem	Co2286	Cr2055	Cu3247	Fe2599	K_7664	Li6707	Mg2790	Mn2576	Mo2020
Line	228.616 {447}	205.552 {464}	324.754 {104}	259.940 {130}	766.490 { 44}	670.784 { 50}	279.079 {121}2	257.610 {131}	202.030 {467}
Units	ppm	ppm	ppm	ppm	ppm	ppm	ppm	ppm	ppm
Avg	**.43687**	**.17615**	**.21669**	**.79318**	**51.195**	**.97824**	**81.821**	**.43866**	**.87074**
Stddev	.00129	.00007	.00054	.00089	.020	.00059	.034	.00032	.00012
%RSD	.29589	.04053	.24852	.11175	.03919	.06048	.04131	.07368	.01336
#1	.43595	.17610	.21631	.79255	51.209	.97866	81.845	.43844	.87066
#2	.43778	.17620	.21707	.79380	51.181	.97782	81.797	.43889	.87082
Check ?	Chk Pass	Chk Pass	Chk Pass	Chk Pass	Chk Pass	Chk Pass	Chk Pass	Chk Pass	Chk Pass
High Limit									
Low Limit									

Elem	Na8183	Ni2316	P_1782	Pb2203	S_1820	Sb2068	Se1960	Si2881	Sn1899
Line	818.326 { 41}	231.604 {446}	178.284 {489}	220.353 {453}	182.034 {485}	206.833 {463}	196.090 {472}	288.158 {117}	189.989 {477}
Units	ppm	ppm	ppm	ppm	ppm	ppm	ppm	ppm	ppm
Avg	**59.286**	**.42726**	**8.7654**	**.44063**	**1.2816**	**.44402**	**1.7309**	**15.032**	**1.7241**
Stddev	.007	.00088	.0171	.00127	.0012	.00184	.0081	.095	.0047
%RSD	.01196	.20657	.19478	.28815	.08968	.41541	.47086	.63289	.27519
#1	59.281	.42664	8.7775	.43973	1.2808	.44533	1.7366	15.100	1.7274
#2	59.291	.42789	8.7534	.44153	1.2825	.44272	1.7251	14.965	1.7207
Check ?	Chk Pass	Chk Pass	Chk Pass	Chk Pass	None	Chk Pass	Chk Pass	Chk Pass	Chk Pass
High Limit									
Low Limit									

Elem	Sr4077	Th2837	Ti3349	Tl1908	U_3701	V_2924	Zn2062	Zr3391
Line	407.771 { 83}	283.730 {119}	334.904 {101}	190.856 {477}	370.152 { 91}	292.402 {115}	206.200 {163}	339.198 { 99}
Units	ppm	ppm	ppm	ppm	ppm	ppm	ppm	ppm
Avg	**.90665**	**.88539**	**.88943**	**1.7327**	**1.8310**	**.44016**	**.50495**	**.41729**
Stddev	.00069	.00293	.00166	.0051	.0173	.00066	.00048	.00015
%RSD	.07580	.33084	.18668	.29410	.94215	.15007	.09411	.03596
#1	.90714	.88746	.89061	1.7363	1.8432	.44063	.50529	.41718
#2	.90616	.88331	.88826	1.7291	1.8188	.43970	.50462	.41739
Check ?	Chk Pass	Chk Pass	Chk Pass	Chk Pass	Chk Pass	Chk Pass	Chk Pass	Chk Pass
High Limit								
Low Limit								

Int. Std.	Y_2243	Y_3600	Y_3774
Line	224.306 {450}	360.073 { 94}	377.433 { 89}
Units	Cts/S	Cts/S	Cts/S
Avg	**5551.5**	**73812.**	**4095.8**
Stddev	6.0	68.	19.6
%RSD	.10890	.09164	.47972
#1	5547.2	73860.	4109.7
#2	5555.8	73764.	4081.9

Sample Name: 280-42284-E-1-Bpds Acquired: 5/22/2013 0:23:48 Type: Unk
Method: 6500_026(v10) Mode: CONC Corr. Factor: 1.000000
User: bowenh Custom ID1: Custom ID2: Custom ID3:
Comment: 175168 6010c q4

Elem	Ag3280	Al1670	As1890	B_2089	Ba4554	Be3130	Bi2230	Ca3179	Cd2288
Line	328.068 {103}	167.079 {502}	189.042 {478}	208.959 {461}	455.403 { 74}	313.042 {108}	223.061 {451}	317.933 {106}	228.802 {447}
Units	ppm	ppm	ppm	ppm	ppm	ppm	ppm	ppm	ppm
Avg	**.05051**	**.98870**	**.19051**	**.11690**	**.14874**	**.04671**	**-.00526**	**95.725**	**.05260**
Stddev	.00115	.00093	.00022	.00039	.00064	.00043	.00129	1.164	.00002
%RSD	2.2675	.09383	.11410	.33287	.43112	.91774	24.435	1.2161	.03867
#1	.05132	.98804	.19036	.11717	.14920	.04701	-.00435	96.548	.05258
#2	.04970	.98935	.19067	.11662	.14829	.04641	-.00617	94.901	.05261
Check ?	Chk Pass	Chk Pass	Chk Pass	Chk Pass	Chk Pass	Chk Pass	Chk Pass	Chk Pass	Chk Pass
High Limit									
Low Limit									

Elem	Co2286	Cr2055	Cu3247	Fe2599	K_7664	Li6707	Mg2790	Mn2576	Mo2020
Line	228.616 {447}	205.552 {464}	324.754 {104}	259.940 {130}	766.490 { 44}	670.784 { 50}	279.079 {121}2	257.610 {131}	202.030 {467}
Units	ppm	ppm	ppm	ppm	ppm	ppm	ppm	ppm	ppm
Avg	**.05136**	**.05268**	**.05158**	**.91189**	**24.996**	**.11547**	**63.452**	**.05291**	**.05481**
Stddev	.00000	.00033	.00036	.00095	.273	.00038	.171	.00010	.00017
%RSD	.00765	.62602	.70669	.10424	1.0904	.33123	.26884	.18641	.30202
#1	.05136	.05245	.05184	.91256	25.188	.11574	63.572	.05298	.05493
#2	.05136	.05292	.05133	.91121	24.803	.11520	63.331	.05284	.05469
Check ?	Chk Pass	Chk Pass	Chk Pass	Chk Pass	Chk Pass	Chk Pass	Chk Pass	Chk Pass	Chk Pass
High Limit									
Low Limit									

Elem	Na8183	Ni2316	P_1782	Pb2203	S_1820	Sb2068	Se1960	Si2881	Sn1899
Line	818.326 { 41}	231.604 {446}	178.284 {489}	220.353 {453}	182.034 {485}	206.833 {463}	196.090 {472}	288.158 {117}	189.989 {477}
Units	ppm	ppm	ppm	ppm	ppm	ppm	ppm	ppm	ppm
Avg	**33.110**	**.04953**	**2.0296**	**.10376**	**1.4652**	**.10328**	**.19372**	**12.492**	**.10012**
Stddev	.605	.00006	.0004	.00093	.0059	.00139	.00280	.084	.00056
%RSD	1.8260	.11231	.01814	.89462	.39919	1.3424	1.4438	.66917	.56109
#1	33.537	.04949	2.0298	.10311	1.4693	.10426	.19174	12.551	.09973
#2	32.682	.04956	2.0293	.10442	1.4610	.10230	.19569	12.433	.10052
Check ?	Chk Pass	Chk Pass	Chk Pass	Chk Pass	None	Chk Pass	Chk Pass	Chk Pass	Chk Pass
High Limit									
Low Limit									

Elem	Sr4077	Th2837	Ti3349	Tl1908	U_3701	V_2924	Zn2062	Zr3391
Line	407.771 { 83}	283.730 {119}	334.904 {101}	190.856 {477}	370.152 { 91}	292.402 {115}	206.200 {163}	339.198 { 99}
Units	ppm	ppm	ppm	ppm	ppm	ppm	ppm	ppm
Avg	**.10858**	**.20625**	**.05273**	**.20331**	**.51449**	**.05228**	**.27902**	**.04866**
Stddev	.00064	.00271	.00043	.00021	.00333	.00033	.00055	.00165
%RSD	.58902	1.3125	.80982	.10245	.64822	.63209	.19626	3.3974
#1	.10904	.20817	.05303	.20316	.51684	.05251	.27941	.04983
#2	.10813	.20434	.05242	.20346	.51213	.05205	.27863	.04749
Check ?	Chk Pass	Chk Pass	Chk Pass	Chk Pass	Chk Pass	Chk Pass	Chk Pass	Chk Pass
High Limit								
Low Limit								

Int. Std.	Y_2243	Y_3600	Y_3774
Line	224.306 {450}	360.073 { 94}	377.433 { 89}
Units	Cts/S	Cts/S	Cts/S
Avg	**5566.7**	**74552.**	**4094.0**
Stddev	22.8	385.	77.5
%RSD	.40947	.51586	1.8929
#1	5582.8	74280.	4039.2
#2	5550.6	74824.	4148.8

Sample Name: 280-42284-E-2-B Acquired: 5/22/2013 0:26:08 Type: Unk
Method: 6500_026(v10) Mode: CONC Corr. Factor: 1.000000
User: bowenh Custom ID1: Custom ID2: Custom ID3:
Comment: 175168 6010c q4

Elem	Ag3280	Al1670	As1890	B_2089	Ba4554	Be3130	Bi2230	Ca3179	Cd2288
Line	328.068 {103}	167.079 {502}	189.042 {478}	208.959 {461}	455.403 { 74}	313.042 {108}	223.061 {451}	317.933 {106}	228.802 {447}
Units	ppm	ppm	ppm	ppm	ppm	ppm	ppm	ppm	ppm
Avg	**-.00118**	**.00471**	**-.00096**	**.01081**	**.01873**	**-.00006**	**-.00263**	**36.452**	**.00015**
Stddev	.00108	.00008	.00044	.00023	.00034	.00002	.00010	.120	.00012
%RSD	91.809	1.6658	45.181	2.0918	1.8016	34.607	3.9599	.32868	80.127
#1	-.00195	.00465	-.00127	.01065	.01849	-.00007	-.00255	36.537	.00024
#2	-.00041	.00476	-.00066	.01097	.01897	-.00004	-.00270	36.367	.00007
Check ?	Chk Pass	Chk Pass	Chk Pass	Chk Pass	Chk Pass	Chk Pass	Chk Pass	Chk Pass	Chk Pass
High Limit									
Low Limit									

Elem	Co2286	Cr2055	Cu3247	Fe2599	K_7664	Li6707	Mg2790	Mn2576	Mo2020
Line	228.616 {447}	205.552 {464}	324.754 {104}	259.940 {130}	766.490 { 44}	670.784 { 50}	279.079 {121}2	257.610 {131}	202.030 {467}
Units	ppm	ppm	ppm	ppm	ppm	ppm	ppm	ppm	ppm
Avg	**.00180**	**.00083**	**-.00003**	**.02295**	**1.7027**	**-.00043**	**18.700**	**.04492**	**.00557**
Stddev	.00005	.00007	.00002	.00262	.0588	.00170	.042	.00006	.00041
%RSD	2.7739	7.7895	51.166	11.413	3.4556	398.92	.22487	.13947	7.3854
#1	.00177	.00079	-.00002	.02110	1.6611	.00078	18.730	.04497	.00528
#2	.00184	.00088	-.00005	.02480	1.7443	-.00163	18.670	.04488	.00587
Check ?	Chk Pass	Chk Pass	Chk Pass	Chk Pass	Chk Pass	Chk Pass	Chk Pass	Chk Pass	Chk Pass
High Limit									
Low Limit									

Elem	Na5895	Ni2316	P_1782	Pb2203	S_1820	Sb2068	Se1960	Si2881	Sn1899
Line	589.592 { 57}	231.604 {446}	178.284 {489}	220.353 {453}	182.034 {485}	206.833 {463}	196.090 {472}	288.158 {117}	189.989 {477}
Units	ppm	ppm	ppm	ppm	ppm	ppm	ppm	ppm	ppm
Avg	**3.8300**	**.00028**	**.02934**	**.00092**	**2.4734**	**.00007**	**-.00339**	**6.2491**	**-.00060**
Stddev	.0273	.00002	.00258	.00152	.0015	.00064	.00032	.0361	.00035
%RSD	.71352	6.6935	8.7967	164.59	.06096	981.74	9.5221	.57816	58.832
#1	3.8494	.00027	.02751	.00199	2.4723	-.00039	-.00316	6.2747	-.00085
#2	3.8107	.00029	.03116	-.00015	2.4745	.00052	-.00362	6.2236	-.00035
Check ?	Chk Pass	Chk Pass	Chk Pass	Chk Pass	None	Chk Pass	Chk Pass	Chk Pass	Chk Pass
High Limit									
Low Limit									

Elem	Sr4077	Th2837	Ti3349	Tl1908	U_3701	V_2924	Zn2062	Zr3391
Line	407.771 { 83}	283.730 {119}	334.904 {101}	190.856 {477}	370.152 { 91}	292.402 {115}	206.200 {163}	339.198 { 99}
Units	ppm	ppm	ppm	ppm	ppm	ppm	ppm	ppm
Avg	**.03544**	**-.00082**	**-.00013**	**.00102**	**-.01525**	**.00211**	**.02070**	**-.00436**
Stddev	.00006	.00059	.00001	.00040	.00843	.00015	.00004	.00151
%RSD	.18261	72.871	5.8335	39.193	55.243	6.9617	.18426	34.714
#1	.03548	-.00124	-.00013	.00074	-.00930	.00201	.02073	-.00329
#2	.03539	-.00040	-.00014	.00130	-.02121	.00222	.02067	-.00543
Check ?	Chk Pass	Chk Pass	Chk Pass	Chk Pass	Chk Pass	Chk Pass	Chk Pass	Chk Pass
High Limit								
Low Limit								

Int. Std.	Y_2243	Y_3600	Y_3774
Line	224.306 {450}	360.073 { 94}	377.433 { 89}
Units	Cts/S	Cts/S	Cts/S
Avg	**5676.9**	**76159.**	**4128.3**
Stddev	33.8	164.	28.8
%RSD	.59465	.21559	.69646
#1	5700.8	76043.	4107.9
#2	5653.1	76275.	4148.6

Sample Name: 280-42362-E-1-B Acquired: 5/22/2013 0:28:33 Type: Unk
Method: 6500_026(v10) Mode: CONC Corr. Factor: 1.000000
User: bowenh Custom ID1: Custom ID2: Custom ID3:
Comment: 175168 6010c q4

Elem	Ag3280	Al1670	As1890	B_2089	Ba4554	Be3130	Bi2230	Ca3179	Cd2288
Line	328.068 {103}	167.079 {502}	189.042 {478}	208.959 {461}	455.403 { 74}	313.042 {108}	223.061 {451}	317.933 {106}	228.802 {447}
Units	ppm	ppm	ppm	ppm	ppm	ppm	ppm	ppm	ppm
Avg	**-.00091**	**.00789**	**.00102**	**.01409**	**.04284**	**-.00011**	**-.00068**	**73.412**	**.00037**
Stddev	.00032	.00017	.00104	.00030	.00024	.00002	.00001	.178	.00006
%RSD	35.442	2.1762	102.18	2.1636	.56263	22.935	2.1502	.24193	16.014
#1	-.00068	.00777	.00175	.01387	.04302	-.00009	-.00067	73.537	.00041
#2	-.00113	.00801	.00028	.01430	.04267	-.00012	-.00069	73.286	.00033
Check ?	Chk Pass	Chk Pass	Chk Pass	Chk Pass	Chk Pass	Chk Pass	Chk Pass	Chk Pass	Chk Pass
High Limit									
Low Limit									

Elem	Co2286	Cr2055	Cu3247	Fe2599	K_7664	Li6707	Mg2790	Mn2576	Mo2020
Line	228.616 {447}	205.552 {464}	324.754 {104}	259.940 {130}	766.490 { 44}	670.784 { 50}	279.079 {121}2	257.610 {131}	202.030 {467}
Units	ppm	ppm	ppm	ppm	ppm	ppm	ppm	ppm	ppm
Avg	**.00744**	**.00027**	**.00060**	**.02911**	**2.5692**	**.00093**	**41.597**	**.23511**	**.00818**
Stddev	.00012	.00004	.00039	.00431	.0724	.00615	.008	.00033	.00029
%RSD	1.5755	13.916	63.776	14.821	2.8189	660.94	.01966	.13824	3.5482
#1	.00752	.00025	.00088	.02606	2.5180	.00528	41.591	.23488	.00798
#2	.00735	.00030	.00033	.03216	2.6204	-.00342	41.603	.23534	.00839
Check ?	Chk Pass	Chk Pass	Chk Pass	Chk Pass	Chk Pass	Chk Pass	Chk Pass	Chk Pass	Chk Pass
High Limit									
Low Limit									

Elem	Na5895	Ni2316	P_1782	Pb2203	S_1820	Sb2068	Se1960	Si2881	Sn1899
Line	589.592 { 57}	231.604 {446}	178.284 {489}	220.353 {453}	182.034 {485}	206.833 {463}	196.090 {472}	288.158 {117}	189.989 {477}
Units	ppm	ppm	ppm	ppm	ppm	ppm	ppm	ppm	ppm
Avg	**4.2209**	**.00030**	**.05638**	**.00289**	**6.3676**	**.00111**	**-.00147**	**7.1855**	**-.00021**
Stddev	.0107	.00018	.00068	.00143	.0065	.00240	.00183	.0247	.00049
%RSD	.25350	59.193	1.1984	49.608	.10209	216.13	124.74	.34432	234.66
#1	4.2284	.00043	.05590	.00188	6.3722	-.00059	-.00276	7.2030	-.00055
#2	4.2133	.00018	.05686	.00391	6.3630	.00280	-.00017	7.1680	.00014
Check ?	Chk Pass	Chk Pass	Chk Pass	Chk Pass	None	Chk Pass	Chk Pass	Chk Pass	Chk Pass
High Limit									
Low Limit									

Elem	Sr4077	Th2837	Ti3349	Tl1908	U_3701	V_2924	Zn2062	Zr3391
Line	407.771 { 83}	283.730 {119}	334.904 {101}	190.856 {477}	370.152 { 91}	292.402 {115}	206.200 {163}	339.198 { 99}
Units	ppm	ppm	ppm	ppm	ppm	ppm	ppm	ppm
Avg	**.06442**	**.00017**	**.00061**	**.00204**	**.00386**	**.00769**	**.02340**	**-.00333**
Stddev	.00035	.00213	.00013	.00056	.01133	.00029	.00021	.00131
%RSD	.54327	1254.6	22.057	27.445	293.40	3.7252	.90698	39.346
#1	.06467	.00168	.00052	.00164	-.00415	.00749	.02355	-.00426
#2	.06417	-.00134	.00071	.00244	.01187	.00789	.02325	-.00241
Check ?	Chk Pass	Chk Pass	Chk Pass	Chk Pass	Chk Pass	Chk Pass	Chk Pass	Chk Pass
High Limit								
Low Limit								

Int. Std.	Y_2243	Y_3600	Y_3774
Line	224.306 {450}	360.073 { 94}	377.433 { 89}
Units	Cts/S	Cts/S	Cts/S
Avg	**5654.8**	**76001.**	**4139.3**
Stddev	9.6	9.	28.6
%RSD	.16946	.01147	.69034
#1	5661.6	76007.	4119.1
#2	5648.0	75995.	4159.5

Sample Name: CCVH-2058327 Acquired: 5/22/2013 0:30:58 Type: QC
Method: 6500_026(v10) Mode: CONC Corr. Factor: 1.000000
User: bowenh Custom ID1: Custom ID2: Custom ID3:
Comment:

Elem	Ag3280	Al3092	As1890	B_2089	Ba4554	Be3130	Bi2230	Ca3179	Cd2288	Co2286	Cr2055	Cu3247
Units	ppm	ppm	ppm	ppm	ppm	ppm	ppm	ppm	ppm	ppm	ppm	ppm
Avg	**.00090**	**47.635**	**.00001**	**.00451**	**.00196**	**-.00013**	**.97599**	**.00410**	**-.00083**	**.00170**	**-.00016**	**.00165**
Stddev	.00084	.033	.00139	.00006	.00001	.00009	.00089	.00384	.00001	.00001	.00006	.00017
%RSD	92.616	.06845	11181.	1.2383	.50659	69.832	.09091	93.743	1.6404	.63414	40.060	10.508
#1	.00149	47.612	-.00097	.00455	.00197	-.00019	.97662	.00138	-.00082	.00169	-.00011	.00152
#2	.00031	47.658	.00100	.00447	.00196	-.00006	.97537	.00682	-.00084	.00171	-.00020	.00177
Check ?	None	Chk Pass	None	None	None	None	Chk Pass	None	None	None	None	None
Value												
Range												

Elem	Fe2714	K_7664	Li6707	Mg2790	Mn2576	Mo2020	Na8183	Ni2316	P_1782	Pb2203	S_1820	Sb2068
Units	ppm	ppm	ppm	ppm	ppm	ppm	ppm	ppm	ppm	ppm	ppm	ppm
Avg	**45.518**	**.06098**	**-.00257**	**-.00494**	**-.00064**	**-.00163**	F **278.93**	**.00054**	**.00609**	**.00309**	**4.7486**	**-.00211**
Stddev	.032	.02837	.00382	.00299	.00006	.00013	.20	.00008	.00104	.00033	.0217	.00347
%RSD	.06973	46.529	148.39	60.577	9.1534	8.1097	.07213	14.203	17.108	10.768	.45648	164.28
#1	45.541	.08104	-.00527	-.00283	-.00069	-.00173	278.79	.00060	.00683	.00285	4.7333	-.00457
#2	45.496	.04092	.00013	-.00706	-.00060	-.00154	279.07	.00049	.00536	.00332	4.7640	.00034
Check ?	Chk Pass	None	None	None	None	None	Chk Fail	None	None	None	None	None
Value							250.00					
Range							10.000%					

Elem	Se1960	Si2881	Sn1899	Sr4077	Th2837	Ti3349	Tl1908	U_3701	V_2924	Zn2062	Zr3391
Units	ppm	ppm	ppm	ppm	ppm	ppm	ppm	ppm	ppm	ppm	ppm
Avg	**.00364**	**-.00309**	**.00076**	**.00020**	**4.9895**	**.00198**	**-.00161**	**9.8316**	**-.00019**	**.00303**	**-.03825**
Stddev	.00231	.00575	.00004	.00001	.0167	.00026	.00089	.0492	.00008	.00008	.00190
%RSD	63.533	186.13	4.9207	3.0059	.33433	13.268	55.128	.50010	42.510	2.5488	4.9618
#1	.00527	-.00716	.00073	.00020	5.0013	.00217	-.00223	9.8663	-.00013	.00297	-.03959
#2	.00200	.00098	.00078	.00020	4.9777	.00180	-.00098	9.7968	-.00025	.00308	-.03691
Check ?	None	None	None	None	Chk Pass	None	None	Chk Pass	None	None	None
Value											
Range											

Int. Std.	Y_2243	Y_3600	Y_3774
Units	Cts/S	Cts/S	Cts/S
Avg	**5532.5**	**74258.**	**3993.7**
Stddev	9.1	383.	21.4
%RSD	.16485	.51622	.53646
#1	5526.1	73987.	3978.5
#2	5539.0	74529.	4008.8

Sample Name: CCV-2058325 Acquired: 5/22/2013 0:33:21 Type: QC
Method: 6500_026(v10) Mode: CONC Corr. Factor: 1.000000
User: bowenh Custom ID1: Custom ID2: Custom ID3:
Comment:

Elem	Ag3280	Al1670	As1890	B_2089	Ba4554	Be3130	Bi2230	Ca3179	Cd2288	Co2286	Cr2055	Cu3247
Units	ppm	ppm	ppm	ppm	ppm	ppm	ppm	ppm	ppm	ppm	ppm	ppm
Avg	**.50779**	**.49594**	**.96892**	**.48409**	**.52175**	**.45454**	**.00035**	**4.7423**	**.50163**	**.50674**	**.49411**	**.49043**
Stddev	.00043	.00040	.00053	.00014	.00289	.00201	.00364	.0142	.00107	.00025	.00042	.00055
%RSD	.08392	.07965	.05419	.02902	.55305	.44129	1054.5	.29982	.21264	.04939	.08402	.11216
#1	.50809	.49622	.96855	.48419	.52379	.45596	-.00223	4.7323	.50088	.50656	.49381	.49082
#2	.50749	.49566	.96929	.48399	.51971	.45313	.00292	4.7524	.50239	.50691	.49440	.49004
Check ?	Chk Pass	Chk Pass	Chk Pass	Chk Pass	Chk Pass	Chk Pass	None	Chk Pass	Chk Pass	Chk Pass	Chk Pass	Chk Pass
Value												
Range												

Elem	Fe2599	K_7664	Li6707	Mg2790	Mn2576	Mo2020	Na5895	Ni2316	P_1782	Pb2203	S_1820	Sb2068
Units	ppm	ppm	ppm	ppm	ppm	ppm	ppm	ppm	ppm	ppm	ppm	ppm
Avg	F **2.2315**	F **55.186**	F **1.1124**	**19.861**	**.50453**	**.49141**	F **5.6424**	**.50127**	**.95482**	**1.0085**	**.00433**	**.98094**
Stddev	.0080	.158	.0090	.045	.00153	.00235	.0409	.00112	.00706	.0046	.00206	.00193
%RSD	.35616	.28575	.80702	.22872	.30227	.47793	.72490	.22316	.73979	.45077	47.627	.19711
#1	2.2259	55.297	1.1187	19.894	.50561	.48975	5.6714	.50048	.94983	1.0053	.00579	.97957
#2	2.2371	55.074	1.1060	19.829	.50346	.49307	5.6135	.50206	.95982	1.0117	.00287	.98231
Check ?	Chk Fail	Chk Fail	Chk Fail	Chk Pass	Chk Pass	Chk Pass	Chk Fail	Chk Pass	Chk Pass	Chk Pass	None	Chk Pass
Value	2.5000	50.000	1.0000				5.0000					
Range	-10.000%	10.000%	10.000%				10.000%					

Elem	Se1960	Si2881	Sn1899	Sr4077	Th2837	Ti3349	Tl1908	U_3701	V_2924	Zn2062	Zr3391
Units	ppm	ppm	ppm	ppm	ppm	ppm	ppm	ppm	ppm	ppm	ppm
Avg	**.94778**	**4.6258**	**.98813**	**.48614**	**.00408**	**.50566**	**.99713**	**-.00749**	**.49291**	**.50906**	**.48419**
Stddev	.00131	.0437	.00487	.00401	.00093	.00028	.00627	.00862	.00091	.00077	.00314
%RSD	.13810	.94523	.49323	.82582	22.744	.05474	.62841	115.15	.18433	.15129	.64791
#1	.94685	4.5949	.98468	.48898	.00473	.50586	.99270	-.00139	.49355	.50961	.48197
#2	.94870	4.6567	.99158	.48331	.00342	.50546	1.0016	-.01358	.49226	.50852	.48641
Check ?	Chk Pass	Chk Pass	Chk Pass	Chk Pass	None	Chk Pass	Chk Pass	None	Chk Pass	Chk Pass	Chk Pass
Value											
Range											

Int. Std.	Y_2243	Y_3600	Y_3774
Units	Cts/S	Cts/S	Cts/S
Avg	**5659.1**	**75171.**	**4029.4**
Stddev	2.3	534.	20.1
%RSD	.04083	.71057	.49973
#1	5657.4	74793.	4015.2
#2	5660.7	75549.	4043.7

Sample Name: CCB Acquired: 5/22/2013 0:35:36 Type: QC
Method: 6500_026(v10) Mode: CONC Corr. Factor: 1.000000
User: bowenh Custom ID1: Custom ID2: Custom ID3:
Comment:

Elem	Ag3280	Al1670	As1890	B_2089	Ba4554	Be3130	Bi2230	Ca3179	Cd2288	Co2286	Cr2055
Units	ppm	ppm	ppm	ppm	ppm	ppm	ppm	ppm	ppm	ppm	ppm
Avg	**-.00046**	**-.00035**	**.00281**	F **.00411**	F **.00182**	**-.00010**	**.00087**	**.00092**	**.00016**	**-.00003**	**-.00017**
Stddev	.00070	.00044	.00007	.00032	.00010	.00000	.00209	.00254	.00004	.00003	.00033
%RSD	150.74	126.88	2.4052	7.6799	5.3888	4.8826	240.13	276.72	27.115	116.49	197.65
#1	.00003	-.00004	.00277	.00433	.00175	-.00010	.00234	-.00088	.00020	-.00000	-.00040
#2	-.00096	-.00066	.00286	.00389	.00189	-.00010	-.00061	.00271	.00013	-.00005	.00007
Check ?	Chk Pass	Chk Pass	Chk Pass	Chk Fail	Chk Fail	Chk Pass	None	Chk Pass	Chk Pass	Chk Pass	Chk Pass
High Limit				.00312	.00115						
Low Limit				-.00312	-.00115						

Elem	Cu3247	Fe2599	K_7664	Li6707	Mg2790	Mn2576	Mo2020	Na5895	Ni2316	P_1782	Pb2203
Units	ppm	ppm	ppm	ppm	ppm	ppm	ppm	ppm	ppm	ppm	ppm
Avg	**-.00105**	**-.00170**	**.08240**	W **-.00283**	**-.00096**	**.00001**	**.00026**	F **.19178**	**-.00049**	**.00033**	**.00080**
Stddev	.00020	.00243	.08713	.00103	.00046	.00004	.00008	.01631	.00027	.00230	.00101
%RSD	18.931	142.59	105.74	36.248	47.663	343.67	29.370	8.5033	55.765	699.60	126.02
#1	-.00119	.00001	.14401	-.00211	-.00064	-.00002	.00032	.20331	-.00030	.00196	.00151
#2	-.00091	-.00342	.02079	-.00356	-.00129	.00004	.00021	.18025	-.00068	-.00130	.00009
Check ?	Chk Pass	Chk Pass	Chk Pass	Chk Warn	Chk Pass	Chk Pass	Chk Pass	Chk Fail	Chk Pass	Chk Pass	Chk Pass
High Limit				.00261				.10000			
Low Limit				-.00261				-.10000			

Elem	S_1820	Sb2068	Se1960	Si2881	Sn1899	Sr4077	Th2837	Ti3349	Tl1908	U_3701	V_2924
Units	ppm	ppm	ppm	ppm	ppm	ppm	ppm	ppm	ppm	ppm	ppm
Avg	**.00611**	**.00156**	**-.00085**	**-.02692**	**-.00037**	**-.00008**	**.00095**	**-.00003**	**-.00041**	**.01500**	**-.00037**
Stddev	.00014	.00260	.00189	.01489	.00024	.00008	.00212	.00005	.00106	.02373	.00045
%RSD	2.2596	166.68	221.84	55.311	63.611	101.01	223.47	152.92	259.62	158.26	121.48
#1	.00602	-.00028	.00048	-.03745	-.00054	-.00002	.00245	.00000	.00034	.03178	-.00069
#2	.00621	.00339	-.00219	-.01639	-.00020	-.00013	-.00055	-.00006	-.00115	-.00179	-.00005
Check ?	None	Chk Pass	Chk Pass	Chk Pass	Chk Pass	Chk Pass	Chk Pass	Chk Pass	Chk Pass	Chk Pass	Chk Pass
High Limit											
Low Limit											

Elem	Zn2062	Zr3391
Units	ppm	ppm
Avg	**.00209**	W **-.00257**
Stddev	.00012	.00096
%RSD	5.8105	37.220
#1	.00200	-.00325
#2	.00217	-.00189
Check ?	Chk Pass	Chk Warn
High Limit		.00238
Low Limit		-.00238

Int. Std.	Y_2243	Y_3600	Y_3774
Units	Cts/S	Cts/S	Cts/S
Avg	**5736.1**	**76722.**	**4027.2**
Stddev	1.6	98.	27.4
%RSD	.02796	.12818	.68083
#1	5737.2	76652.	4007.8
#2	5735.0	76791.	4046.6

Sample Name: CCVL2062912 Acquired: 5/22/2013 0:38:04 Type: QC
Method: 6500_026(v10) Mode: CONC Corr. Factor: 1.000000
User: bowenh Custom ID1: Custom ID2: Custom ID3:
Comment:

Elem	Ag3280	Al1670	As1890	B_2089	Ba4554	Be3130	Bi2230	Ca3179	Cd2288	Co2286	Cr2055
Units	ppm	ppm	ppm	ppm	ppm	ppm	ppm	ppm	ppm	ppm	ppm
Avg	**.01028**	**.10296**	**.01397**	**.10109**	W **.01217**	**.00086**	**.10827**	**.19700**	**.00529**	**.01059**	**.01003**
Stddev	.00029	.00022	.00096	.00056	.00028	.00003	.00101	.00425	.00011	.00029	.00004
%RSD	2.8089	.21275	6.8644	.55380	2.3290	4.0063	.92995	2.1570	2.1111	2.7048	.42550
#1	.01008	.10312	.01465	.10069	.01237	.00084	.10899	.20000	.00521	.01039	.01006
#2	.01048	.10281	.01329	.10148	.01197	.00089	.10756	.19399	.00537	.01079	.01000
Check ?	Chk Pass	Chk Pass	Chk Pass	Chk Pass	Chk Warn	Chk Pass	Chk Pass	Chk Pass	Chk Pass	Chk Pass	Chk Pass
Value					.01000						
Range					20.000%						

Elem	Cu3247	Fe2599	K_7664	Li6707	Mg2790	Mn2576	Mo2020	Na5895	Ni2316	P_1782	Pb2203
Units	ppm	ppm	ppm	ppm	ppm	ppm	ppm	ppm	ppm	ppm	ppm
Avg	**.01488**	**.08933**	**3.4281**	**.00829**	**.20944**	**.01048**	**.02017**	F **1.3522**	**.04109**	**2.9103**	W **.01117**
Stddev	.00002	.00212	.0031	.00444	.00408	.00000	.00005	.0210	.00002	.0102	.00131
%RSD	.10232	2.3764	.09166	53.585	1.9496	.02112	.23495	1.5500	.04016	.35137	11.750
#1	.01489	.08783	3.4303	.00515	.21232	.01048	.02014	1.3671	.04108	2.9031	.01024
#2	.01487	.09083	3.4259	.01143	.20655	.01049	.02020	1.3374	.04110	2.9176	.01210
Check ?	Chk Pass	Chk Pass	Chk Pass	Chk Pass	Chk Pass	Chk Pass	Chk Pass	Chk Fail	Chk Pass	Chk Pass	Chk Warn
Value								1.0000			.00900
Range								30.000%			20.000%

Elem	S_1820	Sb2068	Se1960	Si2881	Sn1899	Sr4077	Th2837	Ti3349	Tl1908	U_3701	V_2924
Units	ppm	ppm	ppm	ppm	ppm	ppm	ppm	ppm	ppm	ppm	ppm
Avg	**.00341**	**.01092**	**.01201**	**.45987**	**.10307**	**.01015**	**.01342**	**.01009**	**.01517**	F **.11006**	**.01009**
Stddev	.00355	.00183	.00247	.01531	.00021	.00003	.00434	.00009	.00108	.04693	.00064
%RSD	104.20	16.804	20.573	3.3300	.20462	.25901	32.367	.87698	7.1074	42.640	6.3174
#1	.00591	.01222	.01375	.47070	.10293	.01013	.01035	.01015	.01441	.14325	.00964
#2	.00090	.00962	.01026	.44904	.10322	.01017	.01649	.01002	.01593	.07688	.01054
Check ?	None	Chk Pass	Chk Pass	Chk Pass	Chk Pass	Chk Pass	Chk Pass	Chk Pass	Chk Pass	Chk Fail	Chk Pass
Value										.06000	
Range										30.000%	

Elem	Zn2062	Zr3391
Units	ppm	ppm
Avg	**.02379**	**.01275**
Stddev	.00002	.00009
%RSD	.10148	.72064
#1	.02377	.01282
#2	.02380	.01269
Check ?	Chk Pass	Chk Pass
Value		
Range		

Int. Std.	Y_2243	Y_3600	Y_3774
Units	Cts/S	Cts/S	Cts/S
Avg	**5722.4**	**76749.**	**4061.5**
Stddev	6.5	37.	37.0
%RSD	.11304	.04856	.90990
#1	5717.8	76723.	4035.3
#2	5727.0	76775.	4087.6

Sample Name: mb 280-175121/1-a Acquired: 5/22/2013 0:40:28 Type: Unk
Method: 6500_026(v10) Mode: CONC Corr. Factor: 1.000000
User: bowenh Custom ID1: Q4 Custom ID2: Custom ID3:
Comment: 175121 6010c soil

Elem	Ag3280	Al1670	As1890	B_2089	Ba4554	Be3130	Bi2230	Ca3179	Cd2288
Line	328.068 {103}	167.079 {502}	189.042 {478}	208.959 {461}	455.403 { 74}	313.042 {108}	223.061 {451}	317.933 {106}	228.802 {447}
Units	ppm	ppm	ppm	ppm	ppm	ppm	ppm	ppm	ppm
Avg	**-.00046**	**.01235**	**-.00171**	F **.03352**	**.00241**	**-.00006**	**-.00283**	**.06876**	**.00031**
Stddev	.00036	.00019	.00007	.00010	.00014	.00008	.00088	.00301	.00001
%RSD	76.607	1.5389	4.2007	.28629	5.8617	142.02	31.076	4.3822	2.4581
#1	-.00071	.01221	-.00166	.03346	.00251	-.00011	-.00221	.07089	.00032
#2	-.00021	.01248	-.00176	.03359	.00231	.00000	-.00345	.06663	.00031
Check ?	Chk Pass	Chk Pass	Chk Pass	Chk Fail	Chk Pass	Chk Pass	Chk Pass	Chk Pass	Chk Pass
High Limit				.01000					
Low Limit				-.01000					

Elem	Co2286	Cr2055	Cu3247	Fe2599	K_7664	Li6707	Mg2790	Mn2576	Mo2020
Line	228.616 {447}	205.552 {464}	324.754 {104}	259.940 {130}	766.490 { 44}	670.784 { 50}	279.079 {121}2	257.610 {131}	202.030 {467}
Units	ppm	ppm	ppm	ppm	ppm	ppm	ppm	ppm	ppm
Avg	**.00001**	**-.00016**	**.00126**	**.01878**	**.17682**	**-.00339**	**.02027**	**.00046**	**.00043**
Stddev	.00003	.00015	.00012	.00044	.02191	.00180	.00016	.00001	.00001
%RSD	257.11	89.064	9.3434	2.3483	12.389	53.133	.77198	3.2165	1.6381
#1	.00004	-.00027	.00118	.01909	.19231	-.00467	.02016	.00047	.00042
#2	-.00001	-.00006	.00134	.01847	.16133	-.00212	.02038	.00045	.00043
Check ?	Chk Pass	Chk Pass	Chk Pass	Chk Pass	Chk Pass	Chk Pass	Chk Pass	Chk Pass	Chk Pass
High Limit									
Low Limit									

Elem	Na5895	Ni2316	P_1782	Pb2203	S_1820	Sb2068	Se1960	Si2881	Sn1899
Line	589.592 { 57}	231.604 {446}	178.284 {489}	220.353 {453}	182.034 {485}	206.833 {463}	196.090 {472}	288.158 {117}	189.989 {477}
Units	ppm	ppm	ppm	ppm	ppm	ppm	ppm	ppm	ppm
Avg	**.46284**	**-.00019**	W **.00768**	**.00166**	**.03498**	**.00085**	**.00007**	W **.06074**	**.00609**
Stddev	.00205	.00001	.00028	.00086	.00167	.00067	.00056	.02204	.00013
%RSD	.44301	3.3528	3.6672	52.071	4.7716	78.737	823.46	36.281	2.0748
#1	.46429	-.00018	.00788	.00227	.03616	.00132	.00047	.04516	.00618
#2	.46139	-.00019	.00748	.00105	.03380	.00038	-.00033	.07632	.00600
Check ?	Chk Pass	Chk Pass	Chk Warn	Chk Pass	None	Chk Pass	Chk Pass	Chk Warn	Chk Pass
High Limit			.00500					.05000	
Low Limit			-.00500					-.05000	

Elem	Sr4077	Th2837	Ti3349	Tl1908	U_3701	V_2924	Zn2062	Zr3391
Line	407.771 { 83}	283.730 {119}	334.904 {101}	190.856 {477}	370.152 { 91}	292.402 {115}	206.200 {163}	339.198 { 99}
Units	ppm	ppm	ppm	ppm	ppm	ppm	ppm	ppm
Avg	**.00012**	**.00046**	**.00032**	**-.00032**	**.00769**	**.00043**	**.00472**	**.00008**
Stddev	.00008	.00179	.00053	.00082	.00201	.00010	.00008	.00277
%RSD	64.842	389.41	162.57	257.06	26.187	23.185	1.7023	3527.5
#1	.00018	.00173	.00070	-.00090	.00627	.00050	.00467	-.00188
#2	.00007	-.00081	-.00005	.00026	.00912	.00036	.00478	.00204
Check ?	Chk Pass	Chk Pass	Chk Pass	Chk Pass	Chk Pass	Chk Pass	Chk Pass	Chk Pass
High Limit								
Low Limit								

Int. Std.	Y_2243	Y_3600	Y_3774
Line	224.306 {450}	360.073 { 94}	377.433 { 89}
Units	Cts/S	Cts/S	Cts/S
Avg	**5802.7**	**78006.**	**4147.0**
Stddev	6.5	396.	40.2
%RSD	.11275	.50783	.96968
#1	5798.1	78286.	4118.5
#2	5807.3	77725.	4175.4

Sample Name: lcs 280-175121/2-a Acquired: 5/22/2013 0:42:57 Type: Unk
Method: 6500_026(v10) Mode: CONC Corr. Factor: 1.000000
User: bowenh Custom ID1: Q4 Custom ID2: Custom ID3:
Comment: 175121 6010c soil

Elem	Ag3280	Al1670	As1890	B_2089	Ba4554	Be3130	Bi2230	Ca3179	Cd2288
Line	328.068 {103}	167.079 {502}	189.042 {478}	208.959 {461}	455.403 { 74}	313.042 {108}	223.061 {451}	317.933 {106}	228.802 {447}
Units	ppm	ppm	ppm	ppm	ppm	ppm	ppm	ppm	ppm
Avg	**.05278**	**1.9281**	**.94695**	**1.0993**	**2.0682**	**.04530**	**1.9938**	**45.861**	**.10215**
Stddev	.00051	.0052	.00967	.0044	.0036	.00001	.0093	.097	.00036
%RSD	.96752	.26697	1.0215	.40303	.17623	.01371	.46808	.21058	.35265
#1	.05314	1.9245	.94011	1.0962	2.0656	.04529	1.9872	45.793	.10190
#2	.05242	1.9318	.95379	1.1025	2.0707	.04530	2.0004	45.930	.10240
Check ?	Chk Pass	Chk Pass	Chk Pass	Chk Pass	Chk Pass	Chk Pass	Chk Pass	Chk Pass	Chk Pass
High Limit									
Low Limit									

Elem	Co2286	Cr2055	Cu3247	Fe2599	K_7664	Li6707	Mg2790	Mn2576	Mo2020
Line	228.616 {447}	205.552 {464}	324.754 {104}	259.940 {130}	766.490 { 44}	670.784 { 50}	279.079 {121}2	257.610 {131}	202.030 {467}
Units	ppm	ppm	ppm	ppm	ppm	ppm	ppm	ppm	ppm
Avg	**.49226**	**.19501**	**.24578**	**.89136**	**54.718**	**1.0976**	**48.453**	**.49177**	**.97103**
Stddev	.00184	.00059	.00034	.00895	.028	.0063	.106	.00014	.00188
%RSD	.37424	.30061	.14020	1.0046	.05087	.57635	.21930	.02942	.19331
#1	.49096	.19460	.24554	.89769	54.699	1.0931	48.528	.49188	.96970
#2	.49356	.19543	.24603	.88503	54.738	1.1020	48.378	.49167	.97235
Check ?	Chk Pass	Chk Pass	Chk Pass	Chk Pass	Chk Pass	Chk Pass	Chk Pass	Chk Pass	Chk Pass
High Limit									
Low Limit									

Elem	Na8183	Ni2316	P_1782	Pb2203	S_1820	Sb2068	Se1960	Si2881	Sn1899
Line	818.326 { 41}	231.604 {446}	178.284 {489}	220.353 {453}	182.034 {485}	206.833 {463}	196.090 {472}	288.158 {117}	189.989 {477}
Units	ppm	ppm	ppm	ppm	ppm	ppm	ppm	ppm	ppm
Avg	F **56.983**	**.48236**	**9.5788**	**.49499**	**.03286**	**.48326**	**1.8735**	**2.5922**	**1.9344**
Stddev	.191	.00050	.0221	.00115	.00684	.00004	.0043	.0050	.0014
%RSD	.33452	.10311	.23075	.23184	20.816	.00741	.22907	.19264	.07133
#1	56.848	.48201	9.5631	.49418	.03770	.48328	1.8705	2.5887	1.9354
#2	57.118	.48271	9.5944	.49580	.02803	.48323	1.8765	2.5957	1.9334
Check ?	Chk Fail	Chk Pass	Chk Pass	Chk Pass	None	Chk Pass	Chk Pass	Chk Pass	Chk Pass
High Limit	56.000								
Low Limit	45.000								

Elem	Sr4077	Th2837	Ti3349	Tl1908	U_3701	V_2924	Zn2062	Zr3391
Line	407.771 { 83}	283.730 {119}	334.904 {101}	190.856 {477}	370.152 { 91}	292.402 {115}	206.200 {163}	339.198 { 99}
Units	ppm	ppm	ppm	ppm	ppm	ppm	ppm	ppm
Avg	**.96133**	**.99201**	**1.0030**	**1.9512**	**2.0704**	**.49055**	**.49121**	**.46928**
Stddev	.00043	.00063	.0000	.0055	.0285	.00046	.00145	.00214
%RSD	.04443	.06339	.00298	.28230	1.3747	.09356	.29587	.45610
#1	.96103	.99156	1.0030	1.9551	2.0906	.49087	.49224	.47079
#2	.96163	.99245	1.0030	1.9473	2.0503	.49023	.49018	.46777
Check ?	Chk Pass	Chk Pass	Chk Pass	Chk Pass	Chk Pass	Chk Pass	Chk Pass	Chk Pass
High Limit								
Low Limit								

Int. Std.	Y_2243	Y_3600	Y_3774
Line	224.306 {450}	360.073 { 94}	377.433 { 89}
Units	Cts/S	Cts/S	Cts/S
Avg	**5586.3**	**74816.**	**4051.7**
Stddev	21.1	276.	7.0
%RSD	.37830	.36907	.17228
#1	5571.4	74621.	4056.6
#2	5601.3	75012.	4046.8

Sample Name: 280-42412-a-19-a Acquired: 5/22/2013 0:45:12 Type: Unk
Method: 6500_026(v10) Mode: CONC Corr. Factor: 1.000000
User: bowenh Custom ID1: Q4 Custom ID2: Custom ID3:
Comment: 175121 6010c soil

Elem	Ag3280	Al3092	As1890	B_2089	Ba4554	Be3130	Bi2230	Ca3179	Cd2288
Line	328.068 {103}	309.271 {109}	189.042 {478}	208.959 {461}	455.403 { 74}	313.042 {108}	223.061 {451}	317.933 {106}	228.802 {447}
Units	ppm	ppm	ppm	ppm	ppm	ppm	ppm	ppm	ppm
Avg	**-.00214**	**25.772**	**.02429**	**.01254**	**.32013**	**.00289**	**-.00488**	**5.4986**	**.00185**
Stddev	.00030	.173	.00159	.00045	.00283	.00005	.00059	.0148	.00020
%RSD	13.908	.66989	6.5549	3.6246	.88336	1.7471	12.067	.26881	11.058
#1	-.00193	25.650	.02317	.01222	.31813	.00292	-.00529	5.4882	.00199
#2	-.00235	25.894	.02542	.01286	.32213	.00285	-.00446	5.5091	.00170
Check ?	Chk Pass	Chk Pass	Chk Pass	Chk Pass	Chk Pass	Chk Pass	Chk Pass	Chk Pass	Chk Pass
High Limit									
Low Limit									

Elem	Co2286	Cr2055	Cu3247	Fe2599	K_7664	Li6707	Mg2790	Mn2576	Mo2020
Line	228.616 {447}	205.552 {464}	324.754 {104}	259.940 {130}	766.490 { 44}	670.784 { 50}	279.079 {121}2	257.610 {131}	202.030 {467}
Units	ppm	ppm	ppm	ppm	ppm	ppm	ppm	ppm	ppm
Avg	**.01065**	**.01685**	**.02374**	**27.902**	**6.5690**	**.02662**	**3.5487**	**1.2732**	**.00306**
Stddev	.00013	.00003	.00018	.275	.0116	.00011	.0022	.0011	.00012
%RSD	1.2254	.19547	.75313	.98417	.17724	.42876	.06280	.08619	3.8455
#1	.01056	.01683	.02387	27.708	6.5607	.02654	3.5503	1.2724	.00315
#2	.01075	.01687	.02361	28.097	6.5772	.02670	3.5471	1.2739	.00298
Check ?	Chk Pass	Chk Pass	Chk Pass	Chk Pass	Chk Pass	Chk Pass	Chk Pass	Chk Pass	Chk Pass
High Limit									
Low Limit									

Elem	Na5895	Ni2316	P_1782	Pb2203	S_1820	Sb2068	Se1960	Si2881	Sn1899
Line	589.592 { 57}	231.604 {446}	178.284 {489}	220.353 {453}	182.034 {485}	206.833 {463}	196.090 {472}	288.158 {117}	189.989 {477}
Units	ppm	ppm	ppm	ppm	ppm	ppm	ppm	ppm	ppm
Avg	**.33229**	**.01161**	**1.1253**	**.61988**	**.68099**	**.00202**	**.00138**	**1.8580**	**.00623**
Stddev	.00192	.00030	.0040	.00095	.00070	.00001	.00135	.0060	.00104
%RSD	.57843	2.5953	.35217	.15256	.10264	.57320	97.588	.32432	16.730
#1	.33093	.01139	1.1281	.62055	.68049	.00203	.00233	1.8623	.00696
#2	.33365	.01182	1.1225	.61921	.68148	.00201	.00043	1.8538	.00549
Check ?	Chk Pass	Chk Pass	Chk Pass	Chk Pass	None	Chk Pass	Chk Pass	Chk Pass	Chk Pass
High Limit									
Low Limit									

Elem	Sr4077	Th2837	Ti3349	Tl1908	U_3701	V_2924	Zn2062	Zr3391
Line	407.771 { 83}	283.730 {119}	334.904 {101}	190.856 {477}	370.152 { 91}	292.402 {115}	206.200 {163}	339.198 { 99}
Units	ppm	ppm	ppm	ppm	ppm	ppm	ppm	ppm
Avg	**.04743**	**.06512**	**.70316**	**-.00503**	F **-.17496**	**.04666**	**.18384**	**.03419**
Stddev	.00003	.00066	.00253	.00005	.01533	.00013	.00121	.00271
%RSD	.06648	1.0126	.35991	.94900	8.7618	.27771	.65783	7.9260
#1	.04745	.06558	.70137	-.00507	-.18580	.04657	.18298	.03610
#2	.04741	.06465	.70495	-.00500	-.16412	.04675	.18469	.03227
Check ?	Chk Pass	Chk Pass	Chk Pass	Chk Pass	Chk Fail	Chk Pass	Chk Pass	Chk Pass
High Limit					50.000			
Low Limit					-.10000			

Int. Std.	Y_2243	Y_3600	Y_3774
Line	224.306 {450}	360.073 { 94}	377.433 { 89}
Units	Cts/S	Cts/S	Cts/S
Avg	**6938.9**	**91952.**	**5004.9**
Stddev	8.5	13.	50.7
%RSD	.12318	.01372	1.0132
#1	6944.9	91943.	5040.7
#2	6932.9	91961.	4969.0

Sample Name: 280-42412-a-20-a Acquired: 5/22/2013 0:47:33 Type: Unk
Method: 6500_026(v10) Mode: CONC Corr. Factor: 1.000000
User: bowenh Custom ID1: Q4 Custom ID2: Custom ID3:
Comment: 175121 6010c soil

Elem	Ag3280	Al3092	As1890	B_2089	Ba4554	Be3130	Bi2230	Ca3179	Cd2288
Line	328.068 {103}	309.271 {109}	189.042 {478}	208.959 {461}	455.403 { 74}	313.042 {108}	223.061 {451}	317.933 {106}	228.802 {447}
Units	ppm	ppm	ppm	ppm	ppm	ppm	ppm	ppm	ppm
Avg	**-.00136**	**7.7347**	**.01181**	**.00732**	**.15630**	**.00132**	**-.00067**	**2.5622**	**.00083**
Stddev	.00046	.0621	.00121	.00080	.00096	.00003	.00138	.0015	.00013
%RSD	33.976	.80265	10.278	10.980	.61712	2.6081	207.74	.06002	15.277
#1	-.00168	7.6908	.01095	.00789	.15561	.00135	-.00164	2.5611	.00092
#2	-.00103	7.7786	.01267	.00675	.15698	.00130	.00031	2.5633	.00074
Check ?	Chk Pass	Chk Pass	Chk Pass	Chk Pass	Chk Pass	Chk Pass	Chk Pass	Chk Pass	Chk Pass
High Limit									
Low Limit									

Elem	Co2286	Cr2055	Cu3247	Fe2599	K_7664	Li6707	Mg2790	Mn2576	Mo2020
Line	228.616 {447}	205.552 {464}	324.754 {104}	259.940 {130}	766.490 { 44}	670.784 { 50}	279.079 {121}2	257.610 {131}	202.030 {467}
Units	ppm	ppm	ppm	ppm	ppm	ppm	ppm	ppm	ppm
Avg	**.00523**	**.00631**	**.00950**	**12.655**	**2.4197**	**.00534**	**1.1890**	**1.4282**	**.00253**
Stddev	.00026	.00014	.00019	.088	.0290	.00191	.0074	.0045	.00022
%RSD	4.9702	2.1970	2.0097	.69601	1.1986	35.881	.61976	.31207	8.7876
#1	.00542	.00641	.00963	12.593	2.3992	.00669	1.1942	1.4314	.00237
#2	.00505	.00621	.00936	12.718	2.4402	.00398	1.1838	1.4251	.00268
Check ?	Chk Pass	Chk Pass	Chk Pass	Chk Pass	Chk Pass	Chk Pass	Chk Pass	Chk Pass	Chk Pass
High Limit									
Low Limit									

Elem	Na5895	Ni2316	P_1782	Pb2203	S_1820	Sb2068	Se1960	Si2881	Sn1899
Line	589.592 { 57}	231.604 {446}	178.284 {489}	220.353 {453}	182.034 {485}	206.833 {463}	196.090 {472}	288.158 {117}	189.989 {477}
Units	ppm	ppm	ppm	ppm	ppm	ppm	ppm	ppm	ppm
Avg	**.28529**	**.00421**	**.43644**	**.07542**	**.30379**	**-.00082**	**-.00162**	**1.2938**	**.00496**
Stddev	.00336	.00001	.00249	.00125	.00514	.00004	.00055	.0045	.00053
%RSD	1.1783	.25302	.57006	1.6580	1.6922	5.2828	34.186	.34727	10.694
#1	.28767	.00422	.43820	.07454	.30743	-.00079	-.00123	1.2906	.00533
#2	.28292	.00421	.43468	.07631	.30016	-.00085	-.00201	1.2969	.00458
Check ?	Chk Pass	Chk Pass	Chk Pass	Chk Pass	None	Chk Pass	Chk Pass	Chk Pass	Chk Pass
High Limit									
Low Limit									

Elem	Sr4077	Th2837	Ti3349	Tl1908	U_3701	V_2924	Zn2062	Zr3391
Line	407.771 { 83}	283.730 {119}	334.904 {101}	190.856 {477}	370.152 { 91}	292.402 {115}	206.200 {163}	339.198 { 99}
Units	ppm	ppm	ppm	ppm	ppm	ppm	ppm	ppm
Avg	**.01898**	**.05356**	**.33755**	**-.00340**	F **-.10227**	**.01673**	**.08690**	**.02493**
Stddev	.00009	.00138	.00119	.00026	.00357	.00016	.00035	.00106
%RSD	.48691	2.5855	.35272	7.5334	3.4917	.97846	.40046	4.2690
#1	.01905	.05258	.33839	-.00358	-.09974	.01662	.08714	.02569
#2	.01892	.05454	.33671	-.00322	-.10479	.01685	.08665	.02418
Check ?	Chk Pass	Chk Pass	Chk Pass	Chk Pass	Chk Fail	Chk Pass	Chk Pass	Chk Pass
High Limit					50.000			
Low Limit					-.10000			

Int. Std.	Y_2243	Y_3600	Y_3774
Line	224.306 {450}	360.073 { 94}	377.433 { 89}
Units	Cts/S	Cts/S	Cts/S
Avg	**6344.5**	**84571.**	**4513.0**
Stddev	16.4	467.	30.9
%RSD	.25876	.55273	.68560
#1	6332.9	84241.	4534.8
#2	6356.1	84902.	4491.1

Sample Name: 280-42412-a-21-a Acquired: 5/22/2013 0:49:58 Type: Unk
Method: 6500_026(v10) Mode: CONC Corr. Factor: 1.000000
User: bowenh Custom ID1: Q4 Custom ID2: Custom ID3:
Comment: 175121 6010c soil

Elem	Ag3280	Al3092	As1890	B_2089	Ba4554	Be3130	Bi2230	Ca3179	Cd2288
Line	328.068 {103}	309.271 {109}	189.042 {478}	208.959 {461}	455.403 { 74}	313.042 {108}	223.061 {451}	317.933 {106}	228.802 {447}
Units	ppm	ppm	ppm	ppm	ppm	ppm	ppm	ppm	ppm
Avg	**-.00108**	**16.291**	**.01481**	**.00874**	**.20376**	**.00184**	**-.00370**	**2.9613**	**.00067**
Stddev	.00056	.007	.00066	.00035	.00034	.00002	.00051	.0060	.00004
%RSD	52.246	.04330	4.4338	3.9561	.16494	1.2560	13.831	.20280	6.2020
#1	-.00148	16.286	.01527	.00898	.20352	.00186	-.00334	2.9655	.00064
#2	-.00068	16.296	.01434	.00849	.20400	.00182	-.00406	2.9570	.00070
Check ?	Chk Pass	Chk Pass	Chk Pass	Chk Pass	Chk Pass	Chk Pass	Chk Pass	Chk Pass	Chk Pass
High Limit									
Low Limit									

Elem	Co2286	Cr2055	Cu3247	Fe2599	K_7664	Li6707	Mg2790	Mn2576	Mo2020
Line	228.616 {447}	205.552 {464}	324.754 {104}	259.940 {130}	766.490 { 44}	670.784 { 50}	279.079 {121}2	257.610 {131}	202.030 {467}
Units	ppm	ppm	ppm	ppm	ppm	ppm	ppm	ppm	ppm
Avg	**.00725**	**.01067**	**.01411**	**18.193**	**4.2986**	**.01740**	**2.1055**	**.56744**	**.00172**
Stddev	.00015	.00017	.00041	.009	.0095	.00214	.0023	.00005	.00008
%RSD	2.1089	1.6120	2.8839	.05066	.22058	12.295	.10930	.00962	4.5143
#1	.00715	.01055	.01382	18.187	4.3053	.01892	2.1071	.56748	.00166
#2	.00736	.01079	.01440	18.200	4.2919	.01589	2.1039	.56740	.00177
Check ?	Chk Pass	Chk Pass	Chk Pass	Chk Pass	Chk Pass	Chk Pass	Chk Pass	Chk Pass	Chk Pass
High Limit									
Low Limit									

Elem	Na5895	Ni2316	P_1782	Pb2203	S_1820	Sb2068	Se1960	Si2881	Sn1899
Line	589.592 { 57}	231.604 {446}	178.284 {489}	220.353 {453}	182.034 {485}	206.833 {463}	196.090 {472}	288.158 {117}	189.989 {477}
Units	ppm	ppm	ppm	ppm	ppm	ppm	ppm	ppm	ppm
Avg	**.28762**	**.00668**	**.69466**	**.23755**	**.40817**	**-.00066**	**-.00160**	**2.0082**	**.00550**
Stddev	.01692	.00019	.00303	.00071	.00028	.00007	.00195	.0109	.00085
%RSD	5.8845	2.8781	.43556	.29956	.06956	10.462	121.72	.54418	15.462
#1	.29958	.00681	.69252	.23705	.40837	-.00061	-.00298	2.0005	.00490
#2	.27565	.00654	.69680	.23806	.40797	-.00070	-.00022	2.0159	.00610
Check ?	Chk Pass	Chk Pass	Chk Pass	Chk Pass	None	Chk Pass	Chk Pass	Chk Pass	Chk Pass
High Limit									
Low Limit									

Elem	Sr4077	Th2837	Ti3349	Tl1908	U_3701	V_2924	Zn2062	Zr3391
Line	407.771 { 83}	283.730 {119}	334.904 {101}	190.856 {477}	370.152 { 91}	292.402 {115}	206.200 {163}	339.198 { 99}
Units	ppm	ppm	ppm	ppm	ppm	ppm	ppm	ppm
Avg	**.02415**	**.05776**	**.55355**	**-.00205**	W **-.09294**	**.03229**	**.12375**	**.03441**
Stddev	.00014	.00010	.00077	.00053	.02002	.00012	.00073	.00061
%RSD	.56223	.16488	.13823	25.711	21.538	.38027	.59328	1.7680
#1	.02424	.05769	.55301	-.00242	-.10709	.03220	.12427	.03484
#2	.02405	.05782	.55409	-.00167	-.07878	.03237	.12323	.03398
Check ?	Chk Pass	Chk Pass	Chk Pass	Chk Pass	Chk Warn	Chk Pass	Chk Pass	Chk Pass
High Limit					45.000			
Low Limit					-.05000			

Int. Std.	Y_2243	Y_3600	Y_3774
Line	224.306 {450}	360.073 { 94}	377.433 { 89}
Units	Cts/S	Cts/S	Cts/S
Avg	**6701.2**	**88376.**	**4805.5**
Stddev	10.4	76.	18.0
%RSD	.15501	.08592	.37372
#1	6708.5	88322.	4818.2
#2	6693.8	88430.	4792.8

Sample Name: 280-42412-a-22-a Acquired: 5/22/2013 0:52:21 Type: Unk
Method: 6500_026(v10) Mode: CONC Corr. Factor: 1.000000
User: bowenh Custom ID1: Q4 Custom ID2: Custom ID3:
Comment: 175121 6010c soil

Elem	Ag3280	Al3092	As1890	B_2089	Ba4554	Be3130	Bi2230	Ca3179	Cd2288
Line	328.068 {103}	309.271 {109}	189.042 {478}	208.959 {461}	455.403 { 74}	313.042 {108}	223.061 {451}	317.933 {106}	228.802 {447}
Units	ppm	ppm	ppm	ppm	ppm	ppm	ppm	ppm	ppm
Avg	**-.00216**	**8.1487**	**.01161**	**.00643**	**.11829**	**.00135**	**-.00220**	**1.9187**	**.00041**
Stddev	.00025	.0272	.00046	.00026	.00052	.00021	.00069	.0050	.00020
%RSD	11.438	.33415	3.9937	4.0065	.43644	15.409	31.153	.26239	49.236
#1	-.00234	8.1680	.01194	.00661	.11792	.00120	-.00269	1.9223	.00027
#2	-.00199	8.1295	.01128	.00624	.11865	.00150	-.00172	1.9152	.00055
Check ?	Chk Pass	Chk Pass	Chk Pass	Chk Pass	Chk Pass	Chk Pass	Chk Pass	Chk Pass	Chk Pass
High Limit									
Low Limit									

Elem	Co2286	Cr2055	Cu3247	Fe2599	K_7664	Li6707	Mg2790	Mn2576	Mo2020
Line	228.616 {447}	205.552 {464}	324.754 {104}	259.940 {130}	766.490 { 44}	670.784 { 50}	279.079 {121}2	257.610 {131}	202.030 {467}
Units	ppm	ppm	ppm	ppm	ppm	ppm	ppm	ppm	ppm
Avg	**.00804**	**.00362**	**.00509**	**11.779**	**2.5756**	**.00563**	**.96604**	**.45562**	**.00145**
Stddev	.00018	.00001	.00004	.023	.0618	.00123	.00214	.00178	.00020
%RSD	2.1857	.33950	.69135	.19639	2.3984	21.774	.22151	.39044	13.511
#1	.00816	.00363	.00507	11.795	2.6193	.00476	.96453	.45436	.00158
#2	.00791	.00361	.00512	11.763	2.5320	.00650	.96756	.45688	.00131
Check ?	Chk Pass	Chk Pass	Chk Pass	Chk Pass	Chk Pass	Chk Pass	Chk Pass	Chk Pass	Chk Pass
High Limit									
Low Limit									

Elem	Na5895	Ni2316	P_1782	Pb2203	S_1820	Sb2068	Se1960	Si2881	Sn1899
Line	589.592 { 57}	231.604 {446}	178.284 {489}	220.353 {453}	182.034 {485}	206.833 {463}	196.090 {472}	288.158 {117}	189.989 {477}
Units	ppm	ppm	ppm	ppm	ppm	ppm	ppm	ppm	ppm
Avg	**.29639**	**.00528**	**.28876**	**.05886**	**.14129**	**-.00343**	**-.00300**	**1.6853**	**.00426**
Stddev	.00784	.00015	.00069	.00007	.00335	.00122	.00099	.0134	.00021
%RSD	2.6460	2.8029	.23925	.12658	2.3696	35.636	32.969	.79342	5.0075
#1	.29084	.00538	.28924	.05881	.14366	-.00256	-.00230	1.6947	.00441
#2	.30193	.00518	.28827	.05892	.13893	-.00429	-.00370	1.6758	.00411
Check ?	Chk Pass	Chk Pass	Chk Pass	Chk Pass	None	Chk Pass	Chk Pass	Chk Pass	Chk Pass
High Limit									
Low Limit									

Elem	Sr4077	Th2837	Ti3349	Tl1908	U_3701	V_2924	Zn2062	Zr3391
Line	407.771 { 83}	283.730 {119}	334.904 {101}	190.856 {477}	370.152 { 91}	292.402 {115}	206.200 {163}	339.198 { 99}
Units	ppm	ppm	ppm	ppm	ppm	ppm	ppm	ppm
Avg	**.01101**	**.05124**	**.35393**	**-.00396**	F **-.11279**	**.01829**	**.07389**	**.03387**
Stddev	.00002	.00078	.00316	.00023	.01528	.00002	.00010	.00130
%RSD	.19370	1.5182	.89286	5.7723	13.548	.11085	.13118	3.8508
#1	.01102	.05179	.35169	-.00412	-.10198	.01827	.07396	.03479
#2	.01099	.05069	.35616	-.00380	-.12359	.01830	.07382	.03295
Check ?	Chk Pass	Chk Pass	Chk Pass	Chk Pass	Chk Fail	Chk Pass	Chk Pass	Chk Pass
High Limit					50.000			
Low Limit					-.10000			

Int. Std.	Y_2243	Y_3600	Y_3774
Line	224.306 {450}	360.073 { 94}	377.433 { 89}
Units	Cts/S	Cts/S	Cts/S
Avg	**6505.8**	**86473.**	**4578.8**
Stddev	15.0	38.	18.5
%RSD	.23099	.04365	.40446
#1	6495.2	86500.	4565.7
#2	6516.4	86446.	4591.9

Sample Name: 280-42412-a-23-a Acquired: 5/22/2013 0:54:47 Type: Unk
Method: 6500_026(v10) Mode: CONC Corr. Factor: 1.000000
User: bowenh Custom ID1: Q4 Custom ID2: Custom ID3:
Comment: 175121 6010c soil

Elem	Ag3280	Al3092	As1890	B_2089	Ba4554	Be3130	Bi2230	Ca3179	Cd2288
Line	328.068 {103}	309.271 {109}	189.042 {478}	208.959 {461}	455.403 { 74}	313.042 {108}	223.061 {451}	317.933 {106}	228.802 {447}
Units	ppm	ppm	ppm	ppm	ppm	ppm	ppm	ppm	ppm
Avg	**-.00137**	**17.365**	**.01803**	**.00984**	**.25504**	**.00197**	**-.00447**	**5.4120**	**.00121**
Stddev	.00006	.122	.00001	.00012	.00007	.00009	.00271	.0348	.00017
%RSD	4.1914	.70239	.04748	1.2393	.02837	4.6421	60.674	.64270	13.895
#1	-.00133	17.278	.01803	.00976	.25499	.00203	-.00638	5.4366	.00109
#2	-.00142	17.451	.01804	.00993	.25509	.00190	-.00255	5.3874	.00133
Check ?	Chk Pass	Chk Pass	Chk Pass	Chk Pass	Chk Pass	Chk Pass	Chk Pass	Chk Pass	Chk Pass
High Limit									
Low Limit									

Elem	Co2286	Cr2055	Cu3247	Fe2599	K_7664	Li6707	Mg2790	Mn2576	Mo2020
Line	228.616 {447}	205.552 {464}	324.754 {104}	259.940 {130}	766.490 { 44}	670.784 { 50}	279.079 {121}2	257.610 {131}	202.030 {467}
Units	ppm	ppm	ppm	ppm	ppm	ppm	ppm	ppm	ppm
Avg	**.00813**	**.01212**	**.01826**	**20.391**	**4.5634**	**.01669**	**2.5392**	**.99063**	**.00189**
Stddev	.00005	.00000	.00025	.023	.0967	.00111	.0001	.00016	.00007
%RSD	.64081	.00461	1.3858	.11340	2.1188	6.6469	.00593	.01630	3.5810
#1	.00809	.01213	.01844	20.407	4.6318	.01591	2.5391	.99051	.00184
#2	.00816	.01212	.01808	20.375	4.4950	.01747	2.5393	.99074	.00194
Check ?	Chk Pass	Chk Pass	Chk Pass	Chk Pass	Chk Pass	Chk Pass	Chk Pass	Chk Pass	Chk Pass
High Limit									
Low Limit									

Elem	Na5895	Ni2316	P_1782	Pb2203	S_1820	Sb2068	Se1960	Si2881	Sn1899
Line	589.592 { 57}	231.604 {446}	178.284 {489}	220.353 {453}	182.034 {485}	206.833 {463}	196.090 {472}	288.158 {117}	189.989 {477}
Units	ppm	ppm	ppm	ppm	ppm	ppm	ppm	ppm	ppm
Avg	**.30542**	**.00802**	**.78383**	**.19566**	**.63011**	**-.00196**	**.00078**	**1.6887**	**.00633**
Stddev	.01894	.00032	.00133	.00043	.00210	.00107	.00349	.0228	.00018
%RSD	6.2027	3.9757	.16953	.21861	.33291	54.709	447.13	1.3526	2.8013
#1	.31881	.00824	.78477	.19536	.63159	-.00272	.00324	1.7049	.00646
#2	.29202	.00779	.78289	.19596	.62862	-.00120	-.00169	1.6726	.00621
Check ?	Chk Pass	Chk Pass	Chk Pass	Chk Pass	None	Chk Pass	Chk Pass	Chk Pass	Chk Pass
High Limit									
Low Limit									

Elem	Sr4077	Th2837	Ti3349	Tl1908	U_3701	V_2924	Zn2062	Zr3391
Line	407.771 { 83}	283.730 {119}	334.904 {101}	190.856 {477}	370.152 { 91}	292.402 {115}	206.200 {163}	339.198 { 99}
Units	ppm	ppm	ppm	ppm	ppm	ppm	ppm	ppm
Avg	**.03835**	**.05784**	**.57638**	**-.00298**	F **-.12049**	**.03224**	**.14974**	**.03206**
Stddev	.00044	.00138	.00162	.00021	.00537	.00041	.00015	.00329
%RSD	1.1407	2.3791	.28028	7.0178	4.4550	1.2652	.09877	10.257
#1	.03866	.05686	.57524	-.00313	-.11670	.03252	.14963	.02973
#2	.03804	.05881	.57752	-.00284	-.12429	.03195	.14984	.03438
Check ?	Chk Pass	Chk Pass	Chk Pass	Chk Pass	Chk Fail	Chk Pass	Chk Pass	Chk Pass
High Limit					50.000			
Low Limit					-.10000			

Int. Std.	Y_2243	Y_3600	Y_3774
Line	224.306 {450}	360.073 { 94}	377.433 { 89}
Units	Cts/S	Cts/S	Cts/S
Avg	**6476.3**	**86134.**	**4609.3**
Stddev	8.7	101.	2.9
%RSD	.13495	.11749	.06384
#1	6470.1	86062.	4607.3
#2	6482.4	86205.	4611.4

Sample Name: CCVH-2058327 Acquired: 5/22/2013 0:57:11 Type: QC
Method: 6500_026(v10) Mode: CONC Corr. Factor: 1.000000
User: bowenh Custom ID1: Custom ID2: Custom ID3:
Comment:

Elem	Ag3280	Al3092	As1890	B_2089	Ba4554	Be3130	Bi2230	Ca3179	Cd2288	Co2286	Cr2055	Cu3247
Units	ppm	ppm	ppm	ppm	ppm	ppm	ppm	ppm	ppm	ppm	ppm	ppm
Avg	**.00155**	**47.333**	**-.00186**	**.00397**	**.00201**	**-.00010**	**.96316**	**.00353**	**-.00065**	**.00175**	**-.00031**	**.00130**
Stddev	.00056	.191	.00007	.00025	.00020	.00005	.00078	.00233	.00009	.00001	.00009	.00002
%RSD	36.137	.40399	3.7876	6.2042	9.8184	46.548	.08106	65.877	14.331	.70546	27.892	1.4209
#1	.00195	47.198	-.00181	.00380	.00187	-.00007	.96261	.00189	-.00058	.00174	-.00025	.00132
#2	.00115	47.469	-.00191	.00415	.00215	-.00014	.96372	.00518	-.00071	.00176	-.00037	.00129
Check ?	None	Chk Pass	None	None	None	None	Chk Pass	None	None	None	None	None
Value												
Range												

Elem	Fe2714	K_7664	Li6707	Mg2790	Mn2576	Mo2020	Na8183	Ni2316	P_1782	Pb2203	S_1820	Sb2068
Units	ppm	ppm	ppm	ppm	ppm	ppm	ppm	ppm	ppm	ppm	ppm	ppm
Avg	**45.543**	**.07040**	**-.00391**	**-.00517**	**-.00069**	**-.00130**	F **276.54**	**.00093**	**.00188**	**.00039**	**4.6889**	**-.00100**
Stddev	.022	.04238	.00073	.00242	.00001	.00010	.19	.00035	.00040	.00070	.0143	.00074
%RSD	.04754	60.206	18.654	46.696	.95190	7.7026	.06916	37.163	21.517	176.56	.30462	73.913
#1	45.558	.10037	-.00443	-.00688	-.00068	-.00123	276.68	.00069	.00159	.00089	4.6788	-.00152
#2	45.528	.04043	-.00340	-.00347	-.00069	-.00137	276.41	.00118	.00216	-.00010	4.6990	-.00048
Check ?	Chk Pass	None	None	None	None	None	Chk Fail	None	None	None	None	None
Value							250.00					
Range							10.000%					

Elem	Se1960	Si2881	Sn1899	Sr4077	Th2837	Ti3349	Tl1908	U_3701	V_2924	Zn2062	Zr3391
Units	ppm	ppm	ppm	ppm	ppm	ppm	ppm	ppm	ppm	ppm	ppm
Avg	**-.00369**	**.00598**	**-.00015**	**.00015**	**5.0211**	**.00244**	**-.00139**	**9.7915**	**-.00002**	**.00317**	**-.04280**
Stddev	.00052	.01261	.00066	.00010	.0060	.00018	.00015	.0165	.00051	.00026	.00165
%RSD	14.197	210.91	425.25	65.310	.11886	7.3760	10.516	.16833	2410.9	8.0758	3.8503
#1	-.00332	-.00294	-.00062	.00008	5.0169	.00257	-.00128	9.7798	-.00038	.00335	-.04396
#2	-.00406	.01490	.00031	.00023	5.0253	.00232	-.00149	9.8031	.00034	.00299	-.04163
Check ?	None	None	None	None	Chk Pass	None	None	Chk Pass	None	None	None
Value											
Range											

Int. Std.	Y_2243	Y_3600	Y_3774
Units	Cts/S	Cts/S	Cts/S
Avg	**5690.0**	**74996.**	**4051.7**
Stddev	5.4	195.	27.0
%RSD	.09428	.25977	.66643
#1	5693.8	74858.	4070.7
#2	5686.2	75133.	4032.6

Sample Name: CCV-2058325 Acquired: 5/22/2013 0:59:35 Type: QC
Method: 6500_026(v10) Mode: CONC Corr. Factor: 1.000000
User: bowenh Custom ID1: Custom ID2: Custom ID3:
Comment:

Elem	Ag3280	Al1670	As1890	B_2089	Ba4554	Be3130	Bi2230	Ca3179	Cd2288	Co2286	Cr2055	Cu3247
Units	ppm	ppm	ppm	ppm	ppm	ppm	ppm	ppm	ppm	ppm	ppm	ppm
Avg	**.50796**	**.48793**	**.95865**	**.47678**	**.52181**	**.45267**	**.00033**	**4.7656**	**.49941**	**.50438**	**.48948**	**.48481**
Stddev	.00020	.00135	.00152	.00051	.00060	.00030	.00019	.0136	.00029	.00045	.00017	.00013
%RSD	.03844	.27650	.15872	.10672	.11430	.06583	56.590	.28429	.05881	.08850	.03409	.02589
#1	.50810	.48888	.95973	.47642	.52139	.45289	.00046	4.7560	.49920	.50406	.48959	.48472
#2	.50782	.48697	.95758	.47714	.52223	.45246	.00020	4.7752	.49961	.50469	.48936	.48490
Check ?	Chk Pass	Chk Pass	Chk Pass	Chk Pass	Chk Pass	Chk Pass	None	Chk Pass	Chk Pass	Chk Pass	Chk Pass	Chk Pass
Value												
Range												

Elem	Fe2599	K_7664	Li6707	Mg2790	Mn2576	Mo2020	Na5895	Ni2316	P_1782	Pb2203	S_1820	Sb2068
Units	ppm	ppm	ppm	ppm	ppm	ppm	ppm	ppm	ppm	ppm	ppm	ppm
Avg	F **2.2378**	F **55.623**	F **1.1212**	**19.708**	**.50088**	**.48475**	F **5.5481**	**.49532**	**.93809**	**1.0047**	**.00001**	**.97900**
Stddev	.0024	.068	.0076	.020	.00004	.00010	.0195	.00004	.00131	.0013	.00009	.00407
%RSD	.10856	.12307	.67446	.10015	.00832	.02166	.35100	.00719	.13964	.12894	620.16	.41568
#1	2.2396	55.575	1.1158	19.722	.50085	.48482	5.5619	.49530	.93717	1.0057	-.00005	.97612
#2	2.2361	55.672	1.1265	19.695	.50091	.48467	5.5343	.49535	.93902	1.0038	.00008	.98188
Check ?	Chk Fail	Chk Fail	Chk Fail	Chk Pass	Chk Pass	Chk Pass	Chk Fail	Chk Pass	Chk Pass	Chk Pass	None	Chk Pass
Value	2.5000	50.000	1.0000				5.0000					
Range	-10.000%	10.000%	10.000%				10.000%					

Elem	Se1960	Si2881	Sn1899	Sr4077	Th2837	Ti3349	Tl1908	U_3701	V_2924	Zn2062	Zr3391
Units	ppm	ppm	ppm	ppm	ppm	ppm	ppm	ppm	ppm	ppm	ppm
Avg	**.93267**	**4.6088**	**.97431**	**.48620**	**.00051**	**.50171**	**.99140**	**.01575**	**.48697**	**.50519**	**.48288**
Stddev	.00237	.0277	.00085	.00014	.00122	.00049	.00146	.00366	.00184	.00046	.00197
%RSD	.25364	.60044	.08712	.02965	236.60	.09760	.14678	23.236	.37822	.09059	.40724
#1	.93434	4.5892	.97371	.48631	.00137	.50206	.99037	.01316	.48827	.50552	.48148
#2	.93100	4.6283	.97491	.48610	-.00035	.50137	.99243	.01834	.48567	.50487	.48427
Check ?	Chk Pass	Chk Pass	Chk Pass	Chk Pass	None	Chk Pass	Chk Pass	None	Chk Pass	Chk Pass	Chk Pass
Value											
Range											

Int. Std.	Y_2243	Y_3600	Y_3774
Units	Cts/S	Cts/S	Cts/S
Avg	**5724.3**	**75799.**	**3997.1**
Stddev	3.3	230.	28.0
%RSD	.05811	.30407	.69978
#1	5721.9	75636.	3977.4
#2	5726.6	75962.	4016.9

Sample Name: CCB Acquired: 5/22/2013 1:01:49 Type: QC
Method: 6500_026(v10) Mode: CONC Corr. Factor: 1.000000
User: bowenh Custom ID1: Custom ID2: Custom ID3:
Comment:

Elem	Ag3280	Al1670	As1890	B_2089	Ba4554	Be3130	Bi2230	Ca3179	Cd2288	Co2286	Cr2055	Cu3247
Units	ppm	ppm	ppm	ppm	ppm	ppm	ppm	ppm	ppm	ppm	ppm	ppm
Avg	**-.00090**	**-.00060**	**.00084**	F **.00342**	F **.00151**	**.00004**	**-.00039**	**.00003**	**.00010**	**-.00009**	**-.00014**	**-.00068**
Stddev	.00056	.00016	.00081	.00011	.00024	.00014	.00237	.00246	.00007	.00024	.00022	.00037
%RSD	61.861	26.754	95.468	3.1336	16.121	318.15	605.29	7144.7	72.006	260.26	158.14	54.452
#1	-.00130	-.00071	.00141	.00334	.00134	-.00005	.00128	-.00170	.00015	.00008	.00002	-.00042
#2	-.00051	-.00048	.00027	.00349	.00168	.00014	-.00207	.00177	.00005	-.00027	-.00030	-.00094
Check ?	Chk Pass	Chk Pass	Chk Pass	Chk Fail	Chk Fail	Chk Pass	None	Chk Pass	Chk Pass	Chk Pass	Chk Pass	Chk Pass
High Limit				.00312	.00115							
Low Limit				-.00312	-.00115							

Elem	Fe2599	K_7664	Li6707	Mg2790	Mn2576	Mo2020	Na5895	Ni2316	P_1782	Pb2203	S_1820	Sb2068
Units	ppm	ppm	ppm	ppm	ppm	ppm	ppm	ppm	ppm	ppm	ppm	ppm
Avg	**.00097**	**.07504**	**-.00209**	**.00251**	**.00010**	**.00037**	F **.12615**	**-.00055**	**.00125**	**.00156**	**.00043**	**.00096**
Stddev	.00195	.00908	.00152	.00287	.00006	.00018	.01670	.00001	.00006	.00143	.00034	.00040
%RSD	201.67	12.096	72.999	114.29	62.587	48.444	13.241	1.7282	4.8187	92.199	78.648	42.117
#1	.00234	.06863	-.00317	.00454	.00014	.00024	.11434	-.00054	.00130	.00054	.00019	.00067
#2	-.00041	.08146	-.00101	.00048	.00005	.00050	.13796	-.00056	.00121	.00257	.00067	.00125
Check ?	Chk Pass	Chk Pass	Chk Pass	Chk Pass	Chk Pass	Chk Pass	Chk Fail	Chk Pass	Chk Pass	Chk Pass	None	Chk Pass
High Limit							.10000					
Low Limit							-.10000					

Elem	Se1960	Si2881	Sn1899	Sr4077	Th2837	Ti3349	Tl1908	U_3701	V_2924	Zn2062	Zr3391
Units	ppm	ppm	ppm	ppm	ppm	ppm	ppm	ppm	ppm	ppm	ppm
Avg	**-.00175**	**.01064**	**-.00014**	**-.00011**	**-.00167**	**-.00019**	**.00083**	**.00896**	**.00020**	**.00251**	**-.00172**
Stddev	.00218	.01889	.00002	.00026	.00040	.00026	.00026	.03354	.00072	.00050	.00274
%RSD	124.44	177.51	17.317	236.13	23.966	139.03	31.331	374.12	363.15	19.939	159.74
#1	-.00021	-.00272	-.00012	-.00030	-.00195	-.00000	.00101	.03268	-.00031	.00287	-.00365
#2	-.00330	.02399	-.00016	.00007	-.00139	-.00037	.00064	-.01475	.00071	.00216	.00022
Check ?	Chk Pass	Chk Pass	Chk Pass	Chk Pass	Chk Pass	Chk Pass	Chk Pass	Chk Pass	Chk Pass	Chk Pass	Chk Pass
High Limit											
Low Limit											

Int. Std.	Y_2243	Y_3600	Y_3774
Units	Cts/S	Cts/S	Cts/S
Avg	**5726.1**	**76548.**	**3998.5**
Stddev	10.6	78.	3.4
%RSD	.18435	.10159	.08588
#1	5718.6	76493.	4001.0
#2	5733.6	76603.	3996.1

Sample Name: CCVL2062912 Acquired: 5/22/2013 1:04:18 Type: QC
Method: 6500_026(v10) Mode: CONC Corr. Factor: 1.000000
User: bowenh Custom ID1: Custom ID2: Custom ID3:
Comment:

Elem	Ag3280	Al1670	As1890	B_2089	Ba4554	Be3130	Bi2230	Ca3179	Cd2288	Co2286	Cr2055
Units	ppm	ppm	ppm	ppm	ppm	ppm	ppm	ppm	ppm	ppm	ppm
Avg	**.01015**	**.10073**	**.01418**	**.09858**	W **.01208**	W **.00079**	**.10680**	**.18979**	**.00539**	**.01058**	**.00996**
Stddev	.00036	.00021	.00062	.00027	.00037	.00006	.00113	.00056	.00018	.00010	.00016
%RSD	3.5486	.21146	4.3584	.26979	3.1021	7.6431	1.0533	.29533	3.2828	.98521	1.6257
#1	.00990	.10058	.01375	.09877	.01182	.00075	.10760	.19018	.00527	.01051	.01007
#2	.01041	.10088	.01462	.09839	.01235	.00084	.10601	.18939	.00552	.01066	.00984
Check ?	Chk Pass	Chk Pass	Chk Pass	Chk Pass	Chk Warn	Chk Warn	Chk Pass	Chk Pass	Chk Pass	Chk Pass	Chk Pass
Value					.01000	.00100					
Range					20.000%	-20.000%					

Elem	Cu3247	Fe2599	K_7664	Li6707	Mg2790	Mn2576	Mo2020	Na5895	Ni2316	P_1782	Pb2203
Units	ppm	ppm	ppm	ppm	ppm	ppm	ppm	ppm	ppm	ppm	ppm
Avg	**.01456**	**.09044**	**3.4677**	**.00959**	**.20926**	**.01051**	**.02009**	W **1.2782**	**.04111**	**2.8526**	**.01058**
Stddev	.00011	.00171	.0483	.00002	.00115	.00002	.00023	.0105	.00029	.0238	.00040
%RSD	.74005	1.8864	1.3944	.16085	.54861	.17204	1.1395	.82369	.69380	.83497	3.8244
#1	.01463	.08923	3.4335	.00960	.20845	.01052	.01993	1.2856	.04091	2.8358	.01030
#2	.01448	.09164	3.5019	.00958	.21007	.01050	.02025	1.2707	.04132	2.8695	.01087
Check ?	Chk Pass	Chk Pass	Chk Pass	Chk Pass	Chk Pass	Chk Pass	Chk Pass	Chk Warn	Chk Pass	Chk Pass	Chk Pass
Value								1.0000			
Range								20.000%			

Elem	S_1820	Sb2068	Se1960	Si2881	Sn1899	Sr4077	Th2837	Ti3349	Tl1908	U_3701	V_2924
Units	ppm	ppm	ppm	ppm	ppm	ppm	ppm	ppm	ppm	ppm	ppm
Avg	**.00198**	**.00864**	**.01305**	**.47018**	**.10149**	**.00997**	**.01465**	**.01030**	**.01625**	F **.08134**	**.00993**
Stddev	.00072	.00047	.00308	.02707	.00116	.00023	.00056	.00014	.00106	.00254	.00044
%RSD	36.163	5.3972	23.625	5.7580	1.1410	2.2777	3.8041	1.3631	6.5079	3.1246	4.4061
#1	.00148	.00831	.01087	.48933	.10067	.00981	.01426	.01020	.01700	.07955	.01024
#2	.00249	.00897	.01523	.45104	.10231	.01014	.01505	.01040	.01550	.08314	.00962
Check ?	None	Chk Pass	Chk Pass	Chk Pass	Chk Pass	Chk Pass	Chk Pass	Chk Pass	Chk Pass	Chk Fail	Chk Pass
Value										.06000	
Range										30.000%	

Elem	Zn2062	Zr3391
Units	ppm	ppm
Avg	W **.02403**	**.01241**
Stddev	.00016	.00161
%RSD	.65251	12.956
#1	.02392	.01354
#2	.02414	.01127
Check ?	Chk Warn	Chk Pass
Value	.02000	
Range	20.000%	

Int. Std.	Y_2243	Y_3600	Y_3774
Units	Cts/S	Cts/S	Cts/S
Avg	**5782.0**	**77566.**	**4072.8**
Stddev	12.4	76.	2.4
%RSD	.21359	.09845	.05968
#1	5773.2	77620.	4074.5
#2	5790.7	77512.	4071.1

Sample Name: 280-42412-a-24-a Acquired: 5/22/2013 1:06:42 Type: Unk
Method: 6500_026(v10) Mode: CONC Corr. Factor: 1.000000
User: bowenh Custom ID1: Q4 Custom ID2: Custom ID3:
Comment: 175121 6010c soil

Elem	Ag3280	Al3092	As1890	B_2089	Ba4554	Be3130	Bi2230	Ca3179	Cd2288
Line	328.068 {103}	309.271 {109}	189.042 {478}	208.959 {461}	455.403 { 74}	313.042 {108}	223.061 {451}	317.933 {106}	228.802 {447}
Units	ppm	ppm	ppm	ppm	ppm	ppm	ppm	ppm	ppm
Avg	**-.00143**	**9.4879**	**.01013**	**.00651**	**.56650**	**.00150**	**-.00171**	**2.8201**	**.00087**
Stddev	.00009	.0897	.00274	.00010	.00768	.00012	.00161	.0158	.00010
%RSD	6.3238	.94565	27.002	1.5669	1.3565	7.9319	93.673	.55883	11.224
#1	-.00137	9.5514	.01207	.00658	.57193	.00142	-.00285	2.8312	.00080
#2	-.00150	9.4245	.00820	.00644	.56106	.00159	-.00058	2.8090	.00093
Check ?	Chk Pass	Chk Pass	Chk Pass	Chk Pass	Chk Pass	Chk Pass	Chk Pass	Chk Pass	Chk Pass
High Limit									
Low Limit									

Elem	Co2286	Cr2055	Cu3247	Fe2599	K_7664	Li6707	Mg2790	Mn2576	Mo2020
Line	228.616 {447}	205.552 {464}	324.754 {104}	259.940 {130}	766.490 { 44}	670.784 { 50}	279.079 {121}2	257.610 {131}	202.030 {467}
Units	ppm	ppm	ppm	ppm	ppm	ppm	ppm	ppm	ppm
Avg	**.02080**	**.00637**	**.01156**	**13.766**	**2.8140**	**.00882**	**1.3519**	**2.6026**	**.00473**
Stddev	.00025	.00010	.00015	.174	.0718	.00197	.0034	.0004	.00008
%RSD	1.2169	1.5375	1.2810	1.2630	2.5521	22.317	.25213	.01494	1.6886
#1	.02062	.00644	.01146	13.889	2.8648	.00743	1.3544	2.6023	.00478
#2	.02098	.00630	.01167	13.643	2.7632	.01021	1.3495	2.6028	.00467
Check ?	Chk Pass	Chk Pass	Chk Pass	Chk Pass	Chk Pass	Chk Pass	Chk Pass	Chk Pass	Chk Pass
High Limit									
Low Limit									

Elem	Na5895	Ni2316	P_1782	Pb2203	S_1820	Sb2068	Se1960	Si2881	Sn1899
Line	589.592 { 57}	231.604 {446}	178.284 {489}	220.353 {453}	182.034 {485}	206.833 {463}	196.090 {472}	288.158 {117}	189.989 {477}
Units	ppm	ppm	ppm	ppm	ppm	ppm	ppm	ppm	ppm
Avg	**.25779**	**.00520**	**.34688**	**.33493**	**.26004**	**-.00003**	**.00033**	**1.3269**	**.00429**
Stddev	.00169	.00030	.00366	.00025	.00021	.00063	.00423	.0087	.00071
%RSD	.65369	5.8582	1.0552	.07422	.08034	1850.7	1264.6	.65827	16.542
#1	.25898	.00499	.34429	.33475	.25989	.00041	.00332	1.3331	.00480
#2	.25660	.00542	.34947	.33510	.26019	-.00048	-.00266	1.3207	.00379
Check ?	Chk Pass	Chk Pass	Chk Pass	Chk Pass	None	Chk Pass	Chk Pass	Chk Pass	Chk Pass
High Limit									
Low Limit									

Elem	Sr4077	Th2837	Ti3349	Tl1908	U_3701	V_2924	Zn2062	Zr3391
Line	407.771 { 83}	283.730 {119}	334.904 {101}	190.856 {477}	370.152 { 91}	292.402 {115}	206.200 {163}	339.198 { 99}
Units	ppm	ppm	ppm	ppm	ppm	ppm	ppm	ppm
Avg	**.02388**	**.05146**	**.36386**	**-.00379**	F **-.10781**	**.02269**	**.10164**	**.03539**
Stddev	.00010	.00001	.00024	.00034	.02685	.00028	.00004	.00048
%RSD	.41536	.02009	.06498	8.8863	24.903	1.2360	.04343	1.3429
#1	.02395	.05145	.36369	-.00356	-.12680	.02289	.10167	.03572
#2	.02381	.05146	.36402	-.00403	-.08883	.02249	.10161	.03505
Check ?	Chk Pass	Chk Pass	Chk Pass	Chk Pass	Chk Fail	Chk Pass	Chk Pass	Chk Pass
High Limit					50.000			
Low Limit					-.10000			

Int. Std.	Y_2243	Y_3600	Y_3774
Line	224.306 {450}	360.073 { 94}	377.433 { 89}
Units	Cts/S	Cts/S	Cts/S
Avg	**6340.8**	**84944.**	**4542.3**
Stddev	10.8	257.	58.0
%RSD	.17002	.30255	1.2758
#1	6348.4	84762.	4501.3
#2	6333.1	85125.	4583.3

Sample Name: 280-42412-a-25-a Acquired: 5/22/2013 1:09:06 Type: Unk
Method: 6500_026(v10) Mode: CONC Corr. Factor: 1.000000
User: bowenh Custom ID1: Q4 Custom ID2: Custom ID3:
Comment: 175121 6010c soil

Elem	Ag3280	Al3092	As1890	B_2089	Ba4554	Be3130	Bi2230	Ca3179	Cd2288
Line	328.068 {103}	309.271 {109}	189.042 {478}	208.959 {461}	455.403 { 74}	313.042 {108}	223.061 {451}	317.933 {106}	228.802 {447}
Units	ppm	ppm	ppm	ppm	ppm	ppm	ppm	ppm	ppm
Avg	**-.00118**	**23.540**	**.01719**	**.01113**	**.38563**	**.00201**	**-.00057**	**7.0015**	**.00190**
Stddev	.00016	.010	.00295	.00049	.00042	.00012	.00081	.0135	.00001
%RSD	13.899	.04261	17.140	4.4067	.10823	5.9218	140.76	.19207	.59436
#1	-.00129	23.533	.01511	.01148	.38533	.00192	-.00000	7.0110	.00191
#2	-.00106	23.547	.01928	.01078	.38592	.00209	-.00115	6.9920	.00189
Check ?	Chk Pass	Chk Pass	Chk Pass	Chk Pass	Chk Pass	Chk Pass	Chk Pass	Chk Pass	Chk Pass
High Limit									
Low Limit									

Elem	Co2286	Cr2055	Cu3247	Fe2599	K_7664	Li6707	Mg2790	Mn2576	Mo2020
Line	228.616 {447}	205.552 {464}	324.754 {104}	259.940 {130}	766.490 { 44}	670.784 { 50}	279.079 {121}2	257.610 {131}	202.030 {467}
Units	ppm	ppm	ppm	ppm	ppm	ppm	ppm	ppm	ppm
Avg	**.01105**	**.01826**	**.02551**	**25.353**	**6.0870**	**.02148**	**3.6870**	**1.3774**	**.00190**
Stddev	.00005	.00002	.00043	.035	.0001	.00189	.0041	.0010	.00020
%RSD	.44522	.11906	1.6849	.13838	.00153	8.8037	.11152	.07145	10.713
#1	.01101	.01824	.02581	25.378	6.0870	.02014	3.6899	1.3767	.00205
#2	.01108	.01828	.02521	25.328	6.0869	.02282	3.6841	1.3781	.00176
Check ?	Chk Pass	Chk Pass	Chk Pass	Chk Pass	Chk Pass	Chk Pass	Chk Pass	Chk Pass	Chk Pass
High Limit									
Low Limit									

Elem	Na5895	Ni2316	P_1782	Pb2203	S_1820	Sb2068	Se1960	Si2881	Sn1899
Line	589.592 { 57}	231.604 {446}	178.284 {489}	220.353 {453}	182.034 {485}	206.833 {463}	196.090 {472}	288.158 {117}	189.989 {477}
Units	ppm	ppm	ppm	ppm	ppm	ppm	ppm	ppm	ppm
Avg	**.33307**	**.01429**	**1.0165**	**.27137**	**.88546**	**.00068**	**-.00110**	**1.5838**	**.00628**
Stddev	.01843	.00011	.0057	.00130	.00312	.00030	.00059	.0054	.00021
%RSD	5.5341	.80476	.56268	.47812	.35249	44.316	53.955	.34150	3.3572
#1	.32004	.01437	1.0205	.27228	.88325	.00089	-.00151	1.5800	.00643
#2	.34610	.01420	1.0125	.27045	.88767	.00047	-.00068	1.5876	.00613
Check ?	Chk Pass	Chk Pass	Chk Pass	Chk Pass	None	Chk Pass	Chk Pass	Chk Pass	Chk Pass
High Limit									
Low Limit									

Elem	Sr4077	Th2837	Ti3349	Tl1908	U_3701	V_2924	Zn2062	Zr3391
Line	407.771 { 83}	283.730 {119}	334.904 {101}	190.856 {477}	370.152 { 91}	292.402 {115}	206.200 {163}	339.198 { 99}
Units	ppm	ppm	ppm	ppm	ppm	ppm	ppm	ppm
Avg	**.05425**	**.04549**	**.70091**	**-.00152**	W **-.06824**	**.04125**	**.16946**	**.02814**
Stddev	.00061	.00316	.00249	.00023	.01400	.00003	.00136	.00076
%RSD	1.1305	6.9531	.35511	14.965	20.515	.06756	.80042	2.6876
#1	.05382	.04772	.69915	-.00168	-.07814	.04123	.16850	.02760
#2	.05469	.04325	.70267	-.00136	-.05834	.04127	.17042	.02867
Check ?	Chk Pass	Chk Pass	Chk Pass	Chk Pass	Chk Warn	Chk Pass	Chk Pass	Chk Pass
High Limit					45.000			
Low Limit					-.05000			

Int. Std.	Y_2243	Y_3600	Y_3774
Line	224.306 {450}	360.073 { 94}	377.433 { 89}
Units	Cts/S	Cts/S	Cts/S
Avg	**6418.4**	**85249.**	**4557.9**
Stddev	6.2	475.	30.6
%RSD	.09671	.55684	.67213
#1	6422.8	85584.	4536.2
#2	6414.0	84913.	4579.6

Sample Name: 280-42412-a-26-a Acquired: 5/22/2013 1:11:28 Type: Unk
Method: 6500_026(v10) Mode: CONC Corr. Factor: 1.000000
User: bowenh Custom ID1: Q4 Custom ID2: Custom ID3:
Comment: 175121 6010c soil

Elem	Ag3280	Al3092	As1890	B_2089	Ba4554	Be3130	Bi2230	Ca3179	Cd2288
Line	328.068 {103}	309.271 {109}	189.042 {478}	208.959 {461}	455.403 { 74}	313.042 {108}	223.061 {451}	317.933 {106}	228.802 {447}
Units	ppm	ppm	ppm	ppm	ppm	ppm	ppm	ppm	ppm
Avg	**-.00110**	**9.0377**	**.01191**	**.00517**	**.11781**	**.00132**	**-.00255**	**1.2749**	**.00020**
Stddev	.00022	.0417	.00170	.00005	.00104	.00005	.00176	.0019	.00003
%RSD	20.367	.46148	14.315	1.0255	.87918	3.6560	69.191	.14886	17.548
#1	-.00094	9.0082	.01070	.00520	.11708	.00136	-.00130	1.2762	.00022
#2	-.00126	9.0672	.01311	.00513	.11854	.00129	-.00379	1.2735	.00017
Check ?	Chk Pass	Chk Pass	Chk Pass	Chk Pass	Chk Pass	Chk Pass	Chk Pass	Chk Pass	Chk Pass
High Limit									
Low Limit									

Elem	Co2286	Cr2055	Cu3247	Fe2599	K_7664	Li6707	Mg2790	Mn2576	Mo2020
Line	228.616 {447}	205.552 {464}	324.754 {104}	259.940 {130}	766.490 { 44}	670.784 { 50}	279.079 {121}2	257.610 {131}	202.030 {467}
Units	ppm	ppm	ppm	ppm	ppm	ppm	ppm	ppm	ppm
Avg	**.00543**	**.00547**	**.00474**	**12.937**	**2.5470**	**.00988**	**1.1183**	**.24888**	**.00113**
Stddev	.00029	.00008	.00063	.066	.0121	.00196	.0050	.00046	.00014
%RSD	5.4195	1.4275	13.352	.50853	.47517	19.869	.45109	.18596	12.095
#1	.00564	.00541	.00518	12.891	2.5555	.00849	1.1148	.24855	.00123
#2	.00522	.00552	.00429	12.984	2.5384	.01127	1.1219	.24920	.00104
Check ?	Chk Pass	Chk Pass	Chk Pass	Chk Pass	Chk Pass	Chk Pass	Chk Pass	Chk Pass	Chk Pass
High Limit									
Low Limit									

Elem	Na5895	Ni2316	P_1782	Pb2203	S_1820	Sb2068	Se1960	Si2881	Sn1899
Line	589.592 { 57}	231.604 {446}	178.284 {489}	220.353 {453}	182.034 {485}	206.833 {463}	196.090 {472}	288.158 {117}	189.989 {477}
Units	ppm	ppm	ppm	ppm	ppm	ppm	ppm	ppm	ppm
Avg	**.25461**	**.00414**	**.32421**	**.04512**	**.13627**	**-.00123**	**.00254**	**1.3200**	**.00454**
Stddev	.00179	.00016	.00317	.00034	.00144	.00182	.00174	.0096	.00085
%RSD	.70467	3.7660	.97686	.75439	1.0585	148.20	68.398	.72757	18.742
#1	.25334	.00403	.32197	.04537	.13525	.00006	.00377	1.3132	.00393
#2	.25588	.00425	.32645	.04488	.13729	-.00252	.00131	1.3268	.00514
Check ?	Chk Pass	Chk Pass	Chk Pass	Chk Pass	None	Chk Pass	Chk Pass	Chk Pass	Chk Pass
High Limit									
Low Limit									

Elem	Sr4077	Th2837	Ti3349	Tl1908	U_3701	V_2924	Zn2062	Zr3391
Line	407.771 { 83}	283.730 {119}	334.904 {101}	190.856 {477}	370.152 { 91}	292.402 {115}	206.200 {163}	339.198 { 99}
Units	ppm	ppm	ppm	ppm	ppm	ppm	ppm	ppm
Avg	**.01104**	**.05275**	**.42808**	**-.00284**	F **-.11701**	**.01978**	**.06162**	**.03527**
Stddev	.00007	.00061	.00067	.00038	.00826	.00044	.00014	.00144
%RSD	.60909	1.1487	.15629	13.477	7.0617	2.2377	.22707	4.0941
#1	.01100	.05317	.42760	-.00257	-.11116	.01946	.06152	.03629
#2	.01109	.05232	.42855	-.00311	-.12285	.02009	.06172	.03425
Check ?	Chk Pass	Chk Pass	Chk Pass	Chk Pass	Chk Fail	Chk Pass	Chk Pass	Chk Pass
High Limit					50.000			
Low Limit					-.10000			

Int. Std.	Y_2243	Y_3600	Y_3774
Line	224.306 {450}	360.073 { 94}	377.433 { 89}
Units	Cts/S	Cts/S	Cts/S
Avg	**6426.7**	**86092.**	**4560.8**
Stddev	5.0	233.	23.5
%RSD	.07705	.27112	.51474
#1	6430.2	86257.	4577.4
#2	6423.2	85927.	4544.2

Sample Name: 280-42412-a-27-a Acquired: 5/22/2013 1:13:53 Type: Unk
Method: 6500_026(v10) Mode: CONC Corr. Factor: 1.000000
User: bowenh Custom ID1: Q4 Custom ID2: Custom ID3:
Comment: 175121 6010c soil

Elem	Ag3280	Al3092	As1890	B_2089	Ba4554	Be3130	Bi2230	Ca3179	Cd2288
Line	328.068 {103}	309.271 {109}	189.042 {478}	208.959 {461}	455.403 { 74}	313.042 {108}	223.061 {451}	317.933 {106}	228.802 {447}
Units	ppm	ppm	ppm	ppm	ppm	ppm	ppm	ppm	ppm
Avg	**-.00151**	**9.7772**	**.01334**	**.00621**	**.27666**	**.00143**	**-.00247**	**1.7729**	**.00060**
Stddev	.00016	.0101	.00155	.00030	.00059	.00008	.00107	.0096	.00006
%RSD	10.832	.10360	11.586	4.8581	.21498	5.2370	43.135	.54323	10.629
#1	-.00163	9.7701	.01224	.00599	.27708	.00149	-.00323	1.7797	.00065
#2	-.00140	9.7844	.01443	.00642	.27624	.00138	-.00172	1.7661	.00056
Check ?	Chk Pass	Chk Pass	Chk Pass	Chk Pass	Chk Pass	Chk Pass	Chk Pass	Chk Pass	Chk Pass
High Limit									
Low Limit									

Elem	Co2286	Cr2055	Cu3247	Fe2599	K_7664	Li6707	Mg2790	Mn2576	Mo2020
Line	228.616 {447}	205.552 {464}	324.754 {104}	259.940 {130}	766.490 { 44}	670.784 { 50}	279.079 {121}2	257.610 {131}	202.030 {467}
Units	ppm	ppm	ppm	ppm	ppm	ppm	ppm	ppm	ppm
Avg	**.00877**	**.00556**	**.01070**	**13.753**	**2.7570**	**.00942**	**1.2757**	**1.1843**	**.00274**
Stddev	.00012	.00011	.00028	.045	.0287	.00097	.0024	.0024	.00013
%RSD	1.4113	2.0413	2.6613	.33075	1.0404	10.297	.18856	.20663	4.6362
#1	.00869	.00564	.01090	13.785	2.7772	.01011	1.2774	1.1860	.00283
#2	.00886	.00548	.01050	13.721	2.7367	.00873	1.2740	1.1825	.00265
Check ?	Chk Pass	Chk Pass	Chk Pass	Chk Pass	Chk Pass	Chk Pass	Chk Pass	Chk Pass	Chk Pass
High Limit									
Low Limit									

Elem	Na5895	Ni2316	P_1782	Pb2203	S_1820	Sb2068	Se1960	Si2881	Sn1899
Line	589.592 { 57}	231.604 {446}	178.284 {489}	220.353 {453}	182.034 {485}	206.833 {463}	196.090 {472}	288.158 {117}	189.989 {477}
Units	ppm	ppm	ppm	ppm	ppm	ppm	ppm	ppm	ppm
Avg	**.25873**	**.00438**	**.34696**	**.13414**	**.18914**	**-.00228**	**-.00410**	**1.5718**	**.00497**
Stddev	.01928	.00033	.00035	.00088	.00071	.00038	.00203	.0259	.00034
%RSD	7.4515	7.4830	.10183	.65785	.37638	16.682	49.456	1.6465	6.8291
#1	.27236	.00415	.34671	.13476	.18864	-.00201	-.00267	1.5901	.00473
#2	.24510	.00461	.34721	.13351	.18964	-.00255	-.00553	1.5535	.00521
Check ?	Chk Pass	Chk Pass	Chk Pass	Chk Pass	None	Chk Pass	Chk Pass	Chk Pass	Chk Pass
High Limit									
Low Limit									

Elem	Sr4077	Th2837	Ti3349	Tl1908	U_3701	V_2924	Zn2062	Zr3391
Line	407.771 { 83}	283.730 {119}	334.904 {101}	190.856 {477}	370.152 { 91}	292.402 {115}	206.200 {163}	339.198 { 99}
Units	ppm	ppm	ppm	ppm	ppm	ppm	ppm	ppm
Avg	**.02143**	**.06189**	**.47901**	**-.00519**	F **-.15108**	**.02139**	**.08742**	**.03448**
Stddev	.00026	.00065	.00118	.00007	.02767	.00033	.00031	.00197
%RSD	1.2161	1.0513	.24626	1.4081	18.312	1.5198	.35109	5.7116
#1	.02162	.06143	.47985	-.00525	-.13151	.02162	.08764	.03309
#2	.02125	.06235	.47818	-.00514	-.17064	.02116	.08721	.03587
Check ?	Chk Pass	Chk Pass	Chk Pass	Chk Pass	Chk Fail	Chk Pass	Chk Pass	Chk Pass
High Limit					50.000			
Low Limit					-.10000			

Int. Std.	Y_2243	Y_3600	Y_3774
Line	224.306 {450}	360.073 { 94}	377.433 { 89}
Units	Cts/S	Cts/S	Cts/S
Avg	**6442.5**	**86097.**	**4548.9**
Stddev	3.0	249.	10.8
%RSD	.04672	.28920	.23827
#1	6440.4	85921.	4556.5
#2	6444.6	86273.	4541.2

Sample Name: 280-42412-a-28-a Acquired: 5/22/2013 1:16:17 Type: Unk
Method: 6500_026(v10) Mode: CONC Corr. Factor: 1.000000
User: bowenh Custom ID1: Q4 Custom ID2: Custom ID3:
Comment: 175121 6010c soil

Elem	Ag3280	Al3092	As1890	B_2089	Ba4554	Be3130	Bi2230	Ca3179	Cd2288
Line	328.068 {103}	309.271 {109}	189.042 {478}	208.959 {461}	455.403 { 74}	313.042 {108}	223.061 {451}	317.933 {106}	228.802 {447}
Units	ppm	ppm	ppm	ppm	ppm	ppm	ppm	ppm	ppm
Avg	**-.00112**	**15.833**	**.01337**	**.00791**	**.23454**	**.00186**	**-.00064**	**3.4043**	**.00082**
Stddev	.00040	.048	.00029	.00035	.00140	.00007	.00044	.0065	.00006
%RSD	35.484	.30338	2.1766	4.3982	.59770	3.9227	69.374	.19225	7.1252
#1	-.00084	15.867	.01317	.00816	.23553	.00191	-.00033	3.4089	.00086
#2	-.00140	15.799	.01358	.00767	.23355	.00181	-.00095	3.3997	.00078
Check ?	Chk Pass	Chk Pass	Chk Pass	Chk Pass	Chk Pass	Chk Pass	Chk Pass	Chk Pass	Chk Pass
High Limit									
Low Limit									

Elem	Co2286	Cr2055	Cu3247	Fe2599	K_7664	Li6707	Mg2790	Mn2576	Mo2020
Line	228.616 {447}	205.552 {464}	324.754 {104}	259.940 {130}	766.490 { 44}	670.784 { 50}	279.079 {121}2	257.610 {131}	202.030 {467}
Units	ppm	ppm	ppm	ppm	ppm	ppm	ppm	ppm	ppm
Avg	**.00790**	**.01233**	**.01430**	**20.908**	**4.5147**	**.01574**	**2.3271**	**.84164**	**.00173**
Stddev	.00011	.00003	.00058	.087	.0067	.00084	.0023	.00101	.00025
%RSD	1.3986	.24427	4.0835	.41849	.14827	5.3510	.09956	.12036	14.305
#1	.00782	.01235	.01389	20.969	4.5194	.01514	2.3255	.84093	.00156
#2	.00798	.01231	.01471	20.846	4.5100	.01633	2.3287	.84236	.00191
Check ?	Chk Pass	Chk Pass	Chk Pass	Chk Pass	Chk Pass	Chk Pass	Chk Pass	Chk Pass	Chk Pass
High Limit									
Low Limit									

Elem	Na5895	Ni2316	P_1782	Pb2203	S_1820	Sb2068	Se1960	Si2881	Sn1899
Line	589.592 { 57}	231.604 {446}	178.284 {489}	220.353 {453}	182.034 {485}	206.833 {463}	196.090 {472}	288.158 {117}	189.989 {477}
Units	ppm	ppm	ppm	ppm	ppm	ppm	ppm	ppm	ppm
Avg	**.28609**	**.00875**	**.68016**	**.22206**	**.39044**	**.00042**	**-.00007**	**1.6438**	**.00546**
Stddev	.00920	.00008	.00273	.00045	.00270	.00078	.00502	.0247	.00022
%RSD	3.2169	.96861	.40209	.20480	.69036	185.60	6851.3	1.5053	4.0760
#1	.27958	.00869	.67822	.22238	.38853	.00097	-.00362	1.6613	.00562
#2	.29259	.00881	.68209	.22174	.39234	-.00013	.00348	1.6263	.00530
Check ?	Chk Pass	Chk Pass	Chk Pass	Chk Pass	None	Chk Pass	Chk Pass	Chk Pass	Chk Pass
High Limit									
Low Limit									

Elem	Sr4077	Th2837	Ti3349	Tl1908	U_3701	V_2924	Zn2062	Zr3391
Line	407.771 { 83}	283.730 {119}	334.904 {101}	190.856 {477}	370.152 { 91}	292.402 {115}	206.200 {163}	339.198 { 99}
Units	ppm	ppm	ppm	ppm	ppm	ppm	ppm	ppm
Avg	**.02835**	**.05615**	**.55383**	**-.00273**	F **-.10279**	**.03115**	**.10532**	**.02725**
Stddev	.00016	.00257	.00043	.00087	.03898	.00046	.00004	.00040
%RSD	.54736	4.5764	.07698	31.643	37.926	1.4716	.03821	1.4574
#1	.02846	.05433	.55353	-.00335	-.07522	.03083	.10535	.02753
#2	.02824	.05797	.55413	-.00212	-.13035	.03148	.10529	.02697
Check ?	Chk Pass	Chk Pass	Chk Pass	Chk Pass	Chk Fail	Chk Pass	Chk Pass	Chk Pass
High Limit					50.000			
Low Limit					-.10000			

Int. Std.	Y_2243	Y_3600	Y_3774
Line	224.306 {450}	360.073 { 94}	377.433 { 89}
Units	Cts/S	Cts/S	Cts/S
Avg	**6381.4**	**84738.**	**4528.6**
Stddev	.4	150.	7.4
%RSD	.00678	.17649	.16362
#1	6381.7	84632.	4523.3
#2	6381.1	84844.	4533.8

Sample Name: 280-42412-a-29 Acquired: 5/22/2013 1:18:40 Type: Unk
Method: 6500_026(v10) Mode: CONC Corr. Factor: 1.000000
User: bowenh Custom ID1: Q4 Custom ID2: Custom ID3:
Comment: 175121 6010c soil

Elem	Ag3280	Al3092	As1890	B_2089	Ba4554	Be3130	Bi2230	Ca3179	Cd2288
Line	328.068 {103}	309.271 {109}	189.042 {478}	208.959 {461}	455.403 { 74}	313.042 {108}	223.061 {451}	317.933 {106}	228.802 {447}
Units	ppm	ppm	ppm	ppm	ppm	ppm	ppm	ppm	ppm
Avg	k **-.00178**	**36.676**	k **.02961**	**.01681**	**.58728**	k **.00490**	kF **-.03853**	**11.579**	k **.00232**
Stddev	.00042	.103	.00152	.00026	.00173	.00006	.00199	.030	.00009
%RSD	23.423	.28171	5.1435	1.5604	.29501	1.1795	5.1525	.25569	3.9513
#1	k -.00148	36.750	k .02853	.01663	.58851	k .00494	k -.03994	11.600	k .00226
#2	-.00207	36.603	k .03068	.01700	.58606	k .00486	k -.03713	11.558	k .00239
Check ?	Chk Pass	Chk Pass	Chk Pass	Chk Pass	Chk Pass	Chk Pass	Chk Fail	Chk Pass	Chk Pass
High Limit							100.00		
Low Limit							-.02000		

Elem	Co2286	Cr2055	Cu3247	Fe2714	K_7664	Li6707	Mg2790	Mn2576	Mo2020
Line	228.616 {447}	205.552 {464}	324.754 {104}	271.441 {124}	766.490 { 44}	670.784 { 50}	279.079 {121}2	257.610 {131}	202.030 {467}
Units	ppm	ppm	ppm	ppm	ppm	ppm	ppm	ppm	ppm
Avg	k **.01597**	k **.02339**	k **.05831**	k **44.169**	**11.151**	**.03811**	k **5.4698**	**2.0149**	**.00299**
Stddev	.00007	.00019	.00030	.093	.105	.00451	.0116	.0027	.00017
%RSD	.41952	.81677	.50946	.21124	.93815	11.832	.21251	.13171	5.8195
#1	k .01602	k .02353	k .05810	k 44.103	11.225	.03492	k 5.4616	2.0130	.00286
#2	k .01593	k .02326	k .05852	k 44.235	11.077	.04130	k 5.4781	2.0167	.00311
Check ?	Chk Pass	Chk Pass	Chk Pass	Chk Pass	Chk Pass	Chk Pass	Chk Pass	Chk Pass	Chk Pass
High Limit									
Low Limit									

Elem	Na5895	Ni2316	P_1782	Pb2203	S_1820	Sb2068	Se1960	Si2881	Sn1899
Line	589.592 { 57}	231.604 {446}	178.284 {489}	220.353 {453}	182.034 {485}	206.833 {463}	196.090 {472}	288.158 {117}	189.989 {477}
Units	ppm	ppm	ppm	ppm	ppm	ppm	ppm	ppm	ppm
Avg	**.33308**	**.01642**	**1.4411**	k **1.8072**	**1.1034**	k **-.00176**	k **-.00039**	**2.0378**	k **.00949**
Stddev	.00347	.00005	.0016	.0031	.0026	.00077	.00096	.0202	.00040
%RSD	1.0426	.31551	.10887	.16929	.23262	43.520	248.82	.99191	4.2057
#1	.33062	.01639	1.4400	k 1.8093	1.1016	k -.00122	k -.00107	2.0521	k .00921
#2	.33553	.01646	1.4422	k 1.8050	1.1052	k -.00231	k .00029	2.0235	k .00977
Check ?	Chk Pass	Chk Pass	Chk Pass	Chk Pass	None	Chk Pass	Chk Pass	Chk Pass	Chk Pass
High Limit									
Low Limit									

Elem	Sr4077	Th2837	Ti3349	Tl1908	U_3701	V_2924	Zn2062	Zr3391
Line	407.771 { 83}	283.730 {119}	334.904 {101}	190.856 {477}	370.152 { 91}	292.402 {115}	206.200 {163}	339.198 { 99}
Units	ppm	ppm	ppm	ppm	ppm	ppm	ppm	ppm
Avg	**.08534**	k **.13127**	k **1.0468**	k **-.00569**	kF **-.22045**	k **.05720**	**.28287**	k **.06884**
Stddev	.00023	.00013	.0037	.00053	.03658	.00044	.00060	.00168
%RSD	.26860	.10190	.35648	9.2647	16.593	.77727	.21114	2.4371
#1	.08550	k .13136	k 1.0441	k -.00606	k -.24631	k .05689	.28245	k .07003
#2	.08517	k .13118	k 1.0494	k -.00532	k -.19458	k .05752	.28330	k .06765
Check ?	Chk Pass	Chk Pass	Chk Pass	Chk Pass	Chk Fail	Chk Pass	Chk Pass	Chk Pass
High Limit					50.000			
Low Limit					-.10000			

Int. Std.	Y_2243	Y_3600	Y_3774
Line	224.306 {450}	360.073 { 94}	377.433 { 89}
Units	Cts/S	Cts/S	Cts/S
Avg	**7224.2**	**95640.**	**5142.2**
Stddev	11.0	138.	19.0
%RSD	.15206	.14406	.36959
#1	7232.0	95542.	5128.7
#2	7216.5	95737.	5155.6

Sample Name: 280-42412-a-30-a Acquired: 5/22/2013 1:20:59 Type: Unk
Method: 6500_026(v10) Mode: CONC Corr. Factor: 1.000000
User: bowenh Custom ID1: Q4 Custom ID2: Custom ID3:
Comment: 175121 6010c soil

Elem	Ag3280	Al3092	As1890	B_2089	Ba4554	Be3130	Bi2230	Ca3179	Cd2288
Line	328.068 {103}	309.271 {109}	189.042 {478}	208.959 {461}	455.403 { 74}	313.042 {108}	223.061 {451}	317.933 {106}	228.802 {447}
Units	ppm	ppm	ppm	ppm	ppm	ppm	ppm	ppm	ppm
Avg	**-.00217**	**14.651**	**.02043**	**.00586**	**.11589**	**.00305**	**-.00351**	**2.4835**	**.00021**
Stddev	.00012	.025	.00203	.00022	.00041	.00013	.00003	.0008	.00010
%RSD	5.7503	.17358	9.9608	3.6727	.35150	4.3091	.92451	.03245	47.171
#1	-.00225	14.669	.02187	.00571	.11618	.00314	-.00348	2.4841	.00014
#2	-.00208	14.633	.01899	.00601	.11560	.00296	-.00353	2.4829	.00028
Check ?	Chk Pass	Chk Pass	Chk Pass	Chk Pass	Chk Pass	Chk Pass	Chk Pass	Chk Pass	Chk Pass
High Limit									
Low Limit									

Elem	Co2286	Cr2055	Cu3247	Fe2599	K_7664	Li6707	Mg2790	Mn2576	Mo2020
Line	228.616 {447}	205.552 {464}	324.754 {104}	259.940 {130}	766.490 { 44}	670.784 { 50}	279.079 {121}2	257.610 {131}	202.030 {467}
Units	ppm	ppm	ppm	ppm	ppm	ppm	ppm	ppm	ppm
Avg	**.00446**	**.00767**	**.01233**	**15.814**	**5.3782**	**.01173**	**1.7274**	**.24640**	**.00120**
Stddev	.00009	.00004	.00041	.062	.0134	.00028	.0064	.00043	.00019
%RSD	2.1065	.56252	3.3623	.39099	.24871	2.3689	.37018	.17590	16.192
#1	.00453	.00770	.01203	15.858	5.3687	.01153	1.7320	.24671	.00133
#2	.00440	.00764	.01262	15.770	5.3877	.01192	1.7229	.24610	.00106
Check ?	Chk Pass	Chk Pass	Chk Pass	Chk Pass	Chk Pass	Chk Pass	Chk Pass	Chk Pass	Chk Pass
High Limit									
Low Limit									

Elem	Na5895	Ni2316	P_1782	Pb2203	S_1820	Sb2068	Se1960	Si2881	Sn1899
Line	589.592 { 57}	231.604 {446}	178.284 {489}	220.353 {453}	182.034 {485}	206.833 {463}	196.090 {472}	288.158 {117}	189.989 {477}
Units	ppm	ppm	ppm	ppm	ppm	ppm	ppm	ppm	ppm
Avg	**.24325**	**.00403**	**.52324**	**.05883**	**.12596**	**-.00184**	**-.00463**	**1.6699**	**.01075**
Stddev	.00722	.00010	.00543	.00060	.00437	.00042	.00020	.0206	.00032
%RSD	2.9684	2.4249	1.0383	1.0262	3.4674	23.008	4.3015	1.2358	3.0140
#1	.23814	.00409	.51940	.05841	.12287	-.00154	-.00449	1.6553	.01052
#2	.24835	.00396	.52708	.05926	.12905	-.00214	-.00477	1.6845	.01098
Check ?	Chk Pass	Chk Pass	Chk Pass	Chk Pass	None	Chk Pass	Chk Pass	Chk Pass	Chk Pass
High Limit									
Low Limit									

Elem	Sr4077	Th2837	Ti3349	Tl1908	U_3701	V_2924	Zn2062	Zr3391
Line	407.771 { 83}	283.730 {119}	334.904 {101}	190.856 {477}	370.152 { 91}	292.402 {115}	206.200 {163}	339.198 { 99}
Units	ppm	ppm	ppm	ppm	ppm	ppm	ppm	ppm
Avg	**.02667**	**.11683**	**.50255**	**-.00482**	F **-.21479**	**.01910**	**.10309**	**.05015**
Stddev	.00019	.00021	.00194	.00050	.00512	.00041	.00097	.00097
%RSD	.69806	.18147	.38545	10.420	2.3834	2.1292	.94439	1.9409
#1	.02680	.11698	.50392	-.00446	-.21117	.01881	.10378	.05084
#2	.02654	.11668	.50118	-.00517	-.21841	.01939	.10241	.04946
Check ?	Chk Pass	Chk Pass	Chk Pass	Chk Pass	Chk Fail	Chk Pass	Chk Pass	Chk Pass
High Limit					50.000			
Low Limit					-.10000			

Int. Std.	Y_2243	Y_3600	Y_3774
Line	224.306 {450}	360.073 { 94}	377.433 { 89}
Units	Cts/S	Cts/S	Cts/S
Avg	**7182.2**	**95270.**	**5076.4**
Stddev	3.0	663.	1.9
%RSD	.04226	.69561	.03746
#1	7184.3	94801.	5077.7
#2	7180.0	95739.	5075.1

Sample Name: CCVH-2058327 Acquired: 5/22/2013 1:23:24 Type: QC
Method: 6500_026(v10) Mode: CONC Corr. Factor: 1.000000
User: bowenh Custom ID1: Custom ID2: Custom ID3:
Comment:

Elem	Ag3280	Al3092	As1890	B_2089	Ba4554	Be3130	Bi2230	Ca3179	Cd2288	Co2286	Cr2055	Cu3247
Units	ppm	ppm	ppm	ppm	ppm	ppm	ppm	ppm	ppm	ppm	ppm	ppm
Avg	**.00117**	**47.300**	**.00161**	**.00313**	**.00180**	**-.00008**	**.95760**	**-.00517**	**-.00065**	**.00149**	**-.00005**	**.00066**
Stddev	.00007	.408	.00157	.00075	.00018	.00001	.00105	.00116	.00012	.00001	.00021	.00057
%RSD	5.8990	.86231	97.626	24.048	10.247	6.1875	.10913	22.459	18.532	.72381	400.02	87.049
#1	.00122	47.012	.00272	.00259	.00167	-.00009	.95834	-.00599	-.00074	.00150	-.00020	.00107
#2	.00112	47.589	.00050	.00366	.00193	-.00008	.95686	-.00435	-.00057	.00148	.00009	.00025
Check ?	None	Chk Pass	None	None	None	None	Chk Pass	None	None	None	None	None
Value												
Range												

Elem	Fe2714	K_7664	Li6707	Mg2790	Mn2576	Mo2020	Na8183	Ni2316	P_1782	Pb2203	S_1820	Sb2068
Units	ppm	ppm	ppm	ppm	ppm	ppm	ppm	ppm	ppm	ppm	ppm	ppm
Avg	**45.384**	**.00404**	**-.00157**	**-.00660**	**-.00064**	**-.00165**	F **276.94**	**.00060**	**.00699**	**.00112**	**4.6720**	**-.00076**
Stddev	.029	.02444	.00065	.00038	.00005	.00034	2.56	.00000	.00360	.00053	.0058	.00091
%RSD	.06321	604.93	41.667	5.8287	8.5543	20.443	.92393	.67210	51.433	47.773	.12341	119.44
#1	45.405	-.01324	-.00203	-.00687	-.00068	-.00189	275.13	.00060	.00445	.00150	4.6761	-.00140
#2	45.364	.02132	-.00110	-.00633	-.00060	-.00141	278.75	.00060	.00954	.00074	4.6679	-.00012
Check ?	Chk Pass	None	None	None	None	None	Chk Fail	None	None	None	None	None
Value							250.00					
Range							10.000%					

Elem	Se1960	Si2881	Sn1899	Sr4077	Th2837	Ti3349	Tl1908	U_3701	V_2924	Zn2062	Zr3391
Units	ppm	ppm	ppm	ppm	ppm	ppm	ppm	ppm	ppm	ppm	ppm
Avg	**.00303**	**-.00697**	**.00065**	**.00025**	**5.0262**	**.00255**	**-.00104**	**9.7522**	**-.00058**	**.00274**	**-.04182**
Stddev	.00325	.01483	.00052	.00001	.0112	.00037	.00062	.0319	.00004	.00021	.00434
%RSD	107.18	212.72	80.397	4.2416	.22202	14.535	59.376	.32721	6.3912	7.5533	10.382
#1	.00073	.00351	.00101	.00024	5.0341	.00228	-.00148	9.7748	-.00056	.00288	-.04489
#2	.00533	-.01746	.00028	.00026	5.0183	.00281	-.00060	9.7297	-.00061	.00259	-.03875
Check ?	None	None	None	None	Chk Pass	None	None	Chk Pass	None	None	None
Value											
Range											

Int. Std.	Y_2243	Y_3600	Y_3774
Units	Cts/S	Cts/S	Cts/S
Avg	**5656.1**	**74662.**	**4023.2**
Stddev	1.4	316.	55.1
%RSD	.02552	.42264	1.3688
#1	5655.1	74439.	4062.1
#2	5657.1	74885.	3984.2

ICP Data Review Checklist

TALS BATCH NUMBER: 175407, 175409, , 175410		**Earliest due date:** 5/22/13
Run Date: 5/21/13	**Analyst:** HBB	**Instrument:** 26
QC programs/Methods Run: 200.7, 6010B, 6010C, DODV4.1		

Review Items	Yes	No	N/A	2nd Level
A. Preparation/Matrix QC				
1. LCS done per prep batch and within QC limits?	✓			✓
2. Method blank done per prep batch and < 1/2 RL or CRDL (CLP) or < 2.2x MDL 200.7 ?	✓			✓
3. MS run at required frequency and within limits?	✓			✓
4. MSD or DU run at required frequency and RPD within SOP limits?	✓			✓
5. Serial dilution done per prep batch (or per SDG for CLP)?	✓			✓
6. Post digest spike analyzed if required (CLP, DOD & AFCEE only)? NCM Whether needed for DODV3, AFCEE 4.0, 6010c?	✓			✓
B. Calibration/Instrument Run QC				
1. ICV/CCV analyzed at appropriate frequency and within control limits ? (**6010B**: CLP = 90 - 110%; **200.7:** ICV = 95 - 105%, CCV 90-110%) If not in control, was the ICV or CCV reanalyzed twice to show return to control as per NELAP?	✓			✓
2. ICB/CCB analyzed at appropriate frequency and <1/2RL or < 2X MDL (DOD V3,AFCEE 4.0)? Was it less than the MDLV (6010C)	✓			✓
3. High Standard (HIGH) reanalyzed before samples and recovered within QC limits? (+-5%)	✓			✓
4. RL STD run and recovered within QC limits ? (± 50% for non-CLP, ± 20% for DoD V3 / AFCEE 4.0 / USACE)	✓			✓
5. Was the LLICV/LLCCV analyzed at appropriate frequency for 6010C and within control (+-30 % or +-20%)	✓			✓
6. ICSA/ICSAB run at required frequency and within SOP limits? (ICSA < 2X MDL AFCEE 4.0, DOD V3 or <RL std work or <MDLV 6010C))	✓			✓
C. Sample Results				
1. For 6010B, were samples with concentrations > the linear range for any parameter diluted and reanalyzed? For 200.7, were samples with concentrations within 90% of the linear range diluted and reanalyzed?	✓			✓
2. Are all reported results bracketed by in control QC?	✓			✓
D. Other				
1. Are all nonconformances documented appropriately?	✓			✓
2. Calculations checked for errors?	✓			✓
3. Transcriptions checked for errors? (Example: Are dilution factors that are entered into the sequence log correct?)	✓			✓
4. All client/project specific requirements met?	✓			✓
5. Date/time of analysis verified as correct?	✓			✓
6. PDF attached, verified uncorrupted?	✓			✓

Analyst: Heidi Bowen **Date:** 5/22/13

Comments: @@ 1000ppm, Mn@220ppm

2nd Level Reviewer: Jamie Cobb **Date:** 5/22/13

Comments:

METALS BATCH WORKSHEET

Lab Name: TestAmerica Denver Job No.: 280-42043-1

SDG No.:

Batch Number: 173665 Batch Start Date: 05/10/13 13:00 Batch Analyst: Rhoades, Chris

Batch Method: 3050B Batch End Date: 05/10/13 18:00

Lab Sample ID	Client Sample ID	Method Chain	Basis	CalcMsg	InitialAmount	FinalAmount	ICP SPK 2A 00059	ICP SPK 3A 00061	
MB 280-173665/1		3050B, 6010C		CALC NOT SET TO RUN	1.17 g	100 mL			
LCS 280-173665/2		3050B, 6010C		CALC NOT SET TO RUN	1.15 g	100 mL	1 mL	1 mL	
280-42043-A-1	B219SCS0104AA	3050B, 6010C	T	CALC NOT SET TO RUN	1.12 g	100 mL			
280-42043-A-2	B219SCS0108AA	3050B, 6010C	T	CALC NOT SET TO RUN	1.17 g	100 mL			
280-42043-A-3	B219SCS0112AA	3050B, 6010C	T	CALC NOT SET TO RUN	1.09 g	100 mL			
280-42043-A-4	B219SCS0204AA	3050B, 6010C	T	CALC NOT SET TO RUN	1.06 g	100 mL			
280-42043-A-5	B219SCS0208AA	3050B, 6010C	T	CALC NOT SET TO RUN	1.00 g	100 mL			
280-42043-A-6	B219SCS0212AA	3050B, 6010C	T	CALC NOT SET TO RUN	1.11 g	100 mL			
280-42043-A-7	B219SCS0304AA	3050B, 6010C	T	CALC NOT SET TO RUN	1.01 g	100 mL			
280-42043-A-7 MS	B219SCS0304AA	3050B, 6010C	T	CALC NOT SET TO RUN	1.00 g	100 mL	1 mL	1 mL	
280-42043-A-7 MSD	B219SCS0304AA	3050B, 6010C	T	CALC NOT SET TO RUN	1.20 g	100 mL	1 mL	1 mL	
280-42043-A-8	B219SCS0308AA	3050B, 6010C	T	CALC NOT SET TO RUN	1.18 g	100 mL			
280-42043-A-9	B219SCS0312AA	3050B, 6010C	T	CALC NOT SET TO RUN	1.04 g	100 mL			
280-42043-A-10	B219SCS0404AA	3050B, 6010C	T	CALC NOT SET TO RUN	1.04 g	100 mL			
280-42043-A-11	B219SCS0408AA	3050B, 6010C	T	CALC NOT SET TO RUN	1.20 g	100 mL			
280-42043-A-12	B219SCS0412AA	3050B, 6010C	T	CALC NOT SET TO RUN	1.19 g	100 mL			
280-42043-A-13	B219SCS0504AA	3050B, 6010C	T	CALC NOT SET TO RUN	1.07 g	100 mL			
280-42043-A-14	B219SCS0508AA	3050B, 6010C	T	CALC NOT SET TO RUN	1.07 g	100 mL			
280-42043-A-15	B219SCS0512AA	3050B, 6010C	T	CALC NOT SET TO RUN	1.02 g	100 mL			
280-42043-A-16	B219SCS0604AA	3050B, 6010C	T	CALC NOT SET TO RUN	1.08 g	100 mL			
280-42043-A-17	B219SCS0608AA	3050B, 6010C	T	CALC NOT SET TO RUN	1.18 g	100 mL			

The pound sign (#) in the amount added field denotes that the reagent was used undiluted. All calculations are performed using the stated concentration for this reagent.

METALS BATCH WORKSHEET

Lab Name: TestAmerica Denver Job No.: 280-42043-1

SDG No.:

Batch Number: 173665 Batch Start Date: 05/10/13 13:00 Batch Analyst: Rhoades, Chris

Batch Method: 3050B Batch End Date: 05/10/13 18:00

Lab Sample ID	Client Sample ID	Method Chain	Basis	CalcMsg	InitialAmount	FinalAmount	ICP SPK 2A 00059	ICP SPK 3A 00061	
280-42043-A-18	B219SCS0612AA	3050B, 6010C	T	CALC NOT SET TO RUN	1.05 g	100 mL			
280-42043-A-19	B219SCS0412AC	3050B, 6010C	T	CALC NOT SET TO RUN	1.05 g	100 mL			

Batch Notes	
Acid used for pH adjustment	0000031542-5/02
Balance ID	24750836
Filter Paper Lot Number	400028
Hydrogen peroxide lot number	1096705
Lot # of hydrochloric acid	0000035187-5/01
Lot # of Nitric Acid	0000031542-5/02
Hood ID or number	09
Hot Block ID number	02 F2
Oven, Bath or Block Temperature 1	95 Degrees C
Oven, Bath or Block Temperature 2	96 Degrees C
Pipette ID	MET-007
Temperature	95 Degrees C
ID number of the thermometer	MP2
Digestion Tube/Cup Lot #	MH21KK06
Uncorrected Temperature	95 Celsius
Uncorrected Temperature 2	96 Degrees C

Basis	Basis Description
T	Total/NA

The pound sign (#) in the amount added field denotes that the reagent was used undiluted. All calculations are performed using the stated concentration for this reagent.

GENERAL CHEMISTRY

COVER PAGE
GENERAL CHEMISTRY

Lab Name: TestAmerica Denver Job Number: 280-42043-1

SDG No.:

Project: Griffiss AFB DP015 Bldg 219

Client Sample ID	Lab Sample ID
B219SCS0104AA	280-42043-1
B219SCS0108AA	280-42043-2
B219SCS0112AA	280-42043-3
B219SCS0204AA	280-42043-4
B219SCS0208AA	280-42043-5
B219SCS0212AA	280-42043-6
B219SCS0304AA	280-42043-7
B219SCS0308AA	280-42043-8
B219SCS0312AA	280-42043-9
B219SCS0404AA	280-42043-10
B219SCS0408AA	280-42043-11
B219SCS0412AA	280-42043-12
B219SCS0504AA	280-42043-13
B219SCS0508AA	280-42043-14
B219SCS0512AA	280-42043-15
B219SCS0604AA	280-42043-16
B219SCS0608AA	280-42043-17
B219SCS0612AA	280-42043-18
B219SCS0412AC	280-42043-19

Comments:

9-IN
DETECTION LIMITS
GENERAL CHEMISTRY

Lab Name: TestAmerica Denver Job Number: 280-42043-1

SDG Number:

Matrix: Solid Instrument ID: NOEQUIP

Method: Moisture LOQ Date: 11/01/2009 00:00

Analyte	Wavelength/ Mass	LOQ (%)	
Percent Moisture		0.1	
Percent Solids		0.1	

13-IN
ANALYSIS RUN LOG
GENERAL CHEMISTRY

Lab Name: TestAmerica Denver Job No.: 280-42043-1

SDG No.:

Instrument ID: NOEQUIP Method: Moisture

Start Date: 05/28/2013 12:02 End Date: 05/28/2013 12:02

Lab Sample ID	D / F	Type	Time	Analytes																			
				% Sol	Moist																		
280-42043-1	1	T	12:02	X	X																		
280-42043-2	1	T	12:02	X	X																		
280-42043-3	1	T	12:02	X	X																		
280-42043-4	1	T	12:02	X	X																		
280-42043-5	1	T	12:02	X	X																		
280-42043-6	1	T	12:02	X	X																		
280-42043-7	1	T	12:02	X	X																		
280-42043-8	1	T	12:02	X	X																		
280-42043-9	1	T	12:02	X	X																		
280-42043-10	1	T	12:02	X	X																		
280-42043-11	1	T	12:02	X	X																		
280-42043-12	1	T	12:02	X	X																		
280-42043-13	1	T	12:02	X	X																		
280-42043-14	1	T	12:02	X	X																		
280-42043-15	1	T	12:02	X	X																		
280-42043-16	1	T	12:02	X	X																		
280-42043-17	1	T	12:02	X	X																		
280-42043-18	1	T	12:02	X	X																		
280-42043-19	1	T	12:02	X	X																		
280-42043-19 DU	1	T	12:02	X	X																		
ZZZZZZ			12:02																				
ZZZZZZ			12:02																				
ZZZZZZ			12:02																				
ZZZZZZ			12:02																				
ZZZZZZ			12:02																				
ZZZZZZ			12:02																				
ZZZZZZ			12:02																				
ZZZZZZ			12:02																				
ZZZZZZ			12:02																				
ZZZZZZ			12:02																				
ZZZZZZ			12:02																				
ZZZZZZ			12:02																				
ZZZZZZ			12:02																				
ZZZZZZ			12:02																				
ZZZZZZ			12:02																				
ZZZZZZ			12:02																				
ZZZZZZ			12:02																				
ZZZZZZ			12:02																				
ZZZZZZ			12:02																				
ZZZZZZ			12:02																				
ZZZZZZ			12:02																				
ZZZZZZ			12:02																				
ZZZZZZ			12:02																				
ZZZZZZ			12:02																				
ZZZZZZ			12:02																				

13-IN
ANALYSIS RUN LOG
GENERAL CHEMISTRY

Lab Name: TestAmerica Denver Job No.: 280-42043-1

SDG No.:

Instrument ID: NOEQUIP Method: Moisture

Start Date: 05/28/2013 12:02 End Date: 05/28/2013 12:02

Lab Sample ID	D / F	Type	Time	Analytes																			
				% Sol	Moist																		
ZZZZZZ			12:02																				
ZZZZZZ			12:02																				
ZZZZZZ			12:02																				
ZZZZZZ			12:02																				
ZZZZZZ			12:02																				
ZZZZZZ			12:02																				
ZZZZZZ			12:02																				
ZZZZZZ			12:02																				

Prep Types

T = Total/NA

TestAmerica Denver

TestAmerica
THE LEADER IN ENVIRONMENTAL TESTING

Wet Chemistry Data Review Checklist For Gravimetric Methods

Test Name/Method #: % Moisture Analysis Date: 5/29/13

SOP #: Analyst: Sullivan, J Instrument:

Lot/ Sample Numbers	Matrix	Prep Batch	Batch	Method	Special Inst
42043, 42046, 42159, 42675, 42497	Solid	-	176170	%M	TX TRRP, Q4
42597	Solid	-	176168	%M	Don't Batch w/other jobs
42395, 42680	Solid	-	176197	%M	AKQAS 60 Day Disp

	Yes	No	N/A	2nd Level
A. Balance, Oven, and DI Water QC Checks				
1. Was the balance calibration verified before and after processing samples and noted in the "Balance Calibration Log" for the date(s) the samples were processed?	✓			—
2. Was the oven temperature within method requirements and recorded in the "Oven Temperature" logbook for the date(s) the samples were processed?	✓			—
3. Was the daily conductivity check of the deionized water recorded in the "Conductivity Logbook"?			✓	—
B. Method Requirements				
1. If sample is visibly oily, was this noted on the benchsheet?	✓			—
2. Was final residue weight within minimum/maximum requirements?	✓			—
3. Were the initial and final drying dates and times recorded on the benchsheet and were all samples dried for at least one hour?	✓			—
C. Sample Results				
1. TDS/Conductivity ratio or historical data checked?			✓	—
2. For % Moisture, was the Final Dried Weight < the Initial Pan Weight or is the result greater than 100%?	✓			—
3. Were sample analyses done within holding time?			✓	—
4. Were special client requirements met?	✓			—
5. Were data that were manually transcribed from instrument printouts into TALS verified 100% including significant figures and units?	✓			—
6. Do the prep and analysis dates in TALS reflect the actual dates?	✓			—
7. Lots/Dates report checked?			✓	—
8. STD/True Value information is updated and included?	—			—
D. Are raw data copies prepared, scanned, and uploaded?				
1. Preparation/Matrix QC				
2. Method blank < RL or all reported samples > 10 X RL?			—	—
3. Method blank < ½ RL or NCM provided?			—	—
4. LCS/LCSD run for batch and within QC limits?			—	—
	✓			—

Analyst: Date: 5/29/13

Comments:

2nd Level Reviewer : Date: 5/29/13

Comments:

GENERAL CHEMISTRY BATCH WORKSHEET

Lab Name: TestAmerica Denver Job No.: 280-42043-1

SDG No.:

Batch Number: 176170 Batch Start Date: 05/28/13 12:02 Batch Analyst: Sullivan, Josh

Batch Method: Moisture Batch End Date:

Lab Sample ID	Client Sample ID	Method Chain	Basis	DISH#	DishWeight	SampleMassWet	SampleMassDry		
280-42043-A-1	B219SCS0104AA	Moisture	T	1	1.30 g	17.01 g	16.42 g		
280-42043-A-2	B219SCS0108AA	Moisture	T	2	1.30 g	16.95 g	15.77 g		
280-42043-A-3	B219SCS0112AA	Moisture	T	3	1.32 g	17.60 g	16.15 g		
280-42043-A-4	B219SCS0204AA	Moisture	T	4	1.30 g	16.46 g	15.46 g		
280-42043-A-5	B219SCS0208AA	Moisture	T	5	1.31 g	17.17 g	15.98 g		
280-42043-A-6	B219SCS0212AA	Moisture	T	6	1.32 g	17.08 g	15.78 g		
280-42043-C-7	B219SCS0304AA	Moisture	T	7	1.31 g	16.60 g	15.33 g		
280-42043-A-8	B219SCS0308AA	Moisture	T	8	1.32 g	17.06 g	16.02 g		
280-42043-A-9	B219SCS0312AA	Moisture	T	9	1.30 g	16.89 g	15.62 g		
280-42043-A-10	B219SCS0404AA	Moisture	T	10	1.31 g	16.96 g	15.51 g		
280-42043-A-11	B219SCS0408AA	Moisture	T	11	1.31 g	17.04 g	15.62 g		
280-42043-A-12	B219SCS0412AA	Moisture	T	12	1.30 g	17.80 g	16.16 g		
280-42043-A-13	B219SCS0504AA	Moisture	T	13	1.30 g	16.77 g	15.53 g		
280-42043-A-14	B219SCS0508AA	Moisture	T	14	1.32 g	18.32 g	16.69 g		
280-42043-A-15	B219SCS0512AA	Moisture	T	15	1.33 g	17.04 g	15.19 g		
280-42043-A-16	B219SCS0604AA	Moisture	T	16	1.32 g	17.42 g	15.61 g		
280-42043-A-17	B219SCS0608AA	Moisture	T	17	1.30 g	17.81 g	16.27 g		
280-42043-A-18	B219SCS0612AA	Moisture	T	18	1.30 g	17.31 g	16.00 g		
280-42043-A-19	B219SCS0412AC	Moisture	T	19	1.31 g	17.74 g	16.21 g		
280-42043-A-19 DU	B219SCS0412AC	Moisture	T	20	1.30 g	16.88 g	15.48 g		

The pound sign (#) in the amount added field denotes that the reagent was used undiluted. All calculations are performed using the stated concentration for this reagent.

GENERAL CHEMISTRY BATCH WORKSHEET

Lab Name: TestAmerica Denver Job No.: 280-42043-1

SDG No.:

Batch Number: 176170 Batch Start Date: 05/28/13 12:02 Batch Analyst: Sullivan, Josh

Batch Method: Moisture Batch End Date:

Batch Notes	
Balance ID	H31422 No Unit
Date samples were placed in the oven	5/28/13
Oven Temp when samples are put in oven	105 Degrees C
Time samples were place in the oven	1321
Date samples were removed from oven	5/29/13
Oven Temp when samples removed from oven	104 Degrees C
Time Samples were removed from oven	0715
Oven ID	Moisture
ID number of the thermometer	F
Uncorrected In Temperature	105 Celsius
Uncorrected Out Temperature	104 Celsius

Basis	Basis Description
T	Total/NA

The pound sign (#) in the amount added field denotes that the reagent was used undiluted. All calculations are performed using the stated concentration for this reagent.

Shipping and Receiving Documents

280-42043 Chain of Custody

CHAIN OF CUSTODY RECORD

COC#: _2_ SDG#: 112 (Open/Closed) Cooler ID#: _A_

Ship to: Elaine Walker Test America Laboratories, Inc. 4955 Yarrow Street Arvada, Colorado Tel: 303-736-0156	Project Name: Griffiss AFB DP015 Building 219 Sampler Name: Justin Damann	Send Results to: Daniel Baldyga FPM Remediations, Inc 584 Phoenix Drive Rome, NY 13441 Phone: (315) 336-7721 Ext. 207
Carrier: Test America courier.	Sampler Signature:	

Analyses requested

Field Sample ID	LocID	Date 2013	Time	MATRIX	SMCODE	SACODE	SBD/SED	# of Containers	Metals: note 4 4 oz glass jar	Comments
B219SCS0104AA	B219SCS-1	5/6	1153	SO	G	N	0/0	1	1	
B219SCS0108AA	B219SCS-1	5/6	1156	SO	G	N	0/0	1	1	
B219SCS0112AA	B219SCS-1	5/6	1200	SO	G	N	0/0	1	1	
B219SCS0204AA	B219SCS-2	5/6	1208	SO	G	N	0/0	1	1	
B219SCS0208AA	B219SCS-2	5/6	1211	SO	G	N	0/0	1	1	
B219SCS0212AA	B219SCS-2	5/6	1215	SO	G	N	0/0	1	1	
B219SCS0304AA	B219SCS-3	5/6	1217	SO	G	N	0/0	1	1	
B219SCS0308AA	B219SCS-3	5/6	1221	SO	G	N	0/0	1	1	
B219SCS0312AA	B219SCS-3	5/6	1225	SO	G	N	0/0	1	1	
B219SCS0404AA	B219SCS-4	5/6	1140	SO	G	N	0/0	1	1	
B219SCS0408AA	B219SCS-4	5/6	1143	SO	G	N	0/0	1	1	
B219SCS0412AA	B219SCS-4	5/6	1145	SO	G	N	0/0	1	1	
B219SCS0504AA	B219SCS-5	5/6	1129	SO	G	N	0/0	1	1	
B219SCS0508AA	B219SCS-5	5/6	1133	SO	G	N	0/0	1	1	
B219SCS0512AA	B219SCS-5	5/6	1137	SO	G	N	0/0	1	1	

B219SCS0604AA	B219SCS-6	5/6	1119	SO	G	N	0/0	1	1	
B219SCS0608AA	B219SCS-6	5/6	1124	SO	G	N	0/0	1	1	
B219SCS0612AA	B219SCS-6	5/6	1127	SO	G	N	0/0	1	1	
B219SCS0412AC	B219SCS-4	5/6	1146	SO	G	FD	0/0	1	1	
B219SCS0304AS	B219SCS-3	5/6	1217	SO	G	MS	0/0	1	1	
B219SCS0304AD	B219SCS-3	5/6	1217	SO	G	SD	0/0	1	1	

Sample Condition Upon Receipt at Laboratory: Cooler Temperature:
Special Instructions/Comments: Analyses to be conducted in compliance with AFCEE QAPP 4.0
Note 1: Total SVOCs: method SW8270D
Note 2: Total Pesticides: SW8081B
Note 3: Total VOCs: SW8260B
Note 4: Total Metals: SW6010C

#1 Released by: (Sig)	Date:	#2 Released by: (Sig)	Date: 1630	#3 Released by: (Sig) RE	Date: 5-7-13
Company Name:	Time:	Company Name: FPM	Time: 5-7-13	Company Name: SY.	Time: 1800
#1 Received by: (Sig) Daniel Baldyga	Date:	#2 Received by: (Sig) RENGLISH	Date: 05-07-13	#3 Received by: (Sig)	Date: 5/8/13
Company Name: FPM	Time:	Company Name: TA SYR	Time: 16:30	Company Name: TAD	Time: 0915

MATRIX
WG = Ground water
WQ = Water Quality Control Matrix
SO = Soil

SMCODE
B = Bailer
G = Grab.
NA = Not Applicable (only for AB/TB)
PP = Peristaltic Pump
BP = Bladder Pump
SP = Submersible Pump
SS = Split Spoon

SACODE
N = Normal Sample
AB = Ambient Blank
TB = Trip Blank
EB = Equipment Blank
FD = Field Duplicate
MS = Matrix Spike
SD = Matrix Spike Duplicate

Login Sample Receipt Checklist

Client: FPM Remediations Inc

Job Number: 280-42043-1

Login Number: 42043

List Source: TestAmerica Denver

List Number: 1

Creator: Broander, Laura

Question	Answer	Comment
Radioactivity wasn't checked or is </= background as measured by a survey meter.	True	
The cooler's custody seal, if present, is intact.	True	
Sample custody seals, if present, are intact.	True	
The cooler or samples do not appear to have been compromised or tampered with.	True	
Samples were received on ice.	True	
Cooler Temperature is acceptable.	True	
Cooler Temperature is recorded.	True	
COC is present.	True	
COC is filled out in ink and legible.	True	
COC is filled out with all pertinent information.	True	
Is the Field Sampler's name present on COC?	True	
There are no discrepancies between the containers received and the COC.	True	
Samples are received within Holding Time.	True	
Sample containers have legible labels.	True	
Containers are not broken or leaking.	True	
Sample collection date/times are provided.	True	
Appropriate sample containers are used.	True	
Sample bottles are completely filled.	True	
Sample Preservation Verified.	True	
There is sufficient vol. for all requested analyses, incl. any requested MS/MSDs	True	
Containers requiring zero headspace have no headspace or bubble is <6mm (1/4").	N/A	
Multiphasic samples are not present.	True	
Samples do not require splitting or compositing.	True	
Residual Chlorine Checked.	N/A	

Appendix F
Validated Laboratory Results

FPM Remediations, Inc.
Data Verification and Usability Report
Former Griffiss AFB
Building DP015 219
Contract No. FA8903-10-D-8595/0014, Delivery Order No. 0014

FPM Project No. 1015-11-01

TestAmerica Job # 280-42043-1

Laboratory:	TestAmerica Laboratories, Inc.
Sample Matrix:	Soil
Number of Samples:	19
Analytical Protocol:	DOD QSM version 4.2, as per project-specific UFP QAPP
Data Reviewer:	Connie van Hoesel
Sample Date:	May 6, 2013

LIST OF DATA VERIFICATION SAMPLES

This verification report pertains to the following environmental samples and corresponding QC samples:

Sample ID	Date	QC Samples	Date
B219SCS0104AA	5/6/13		
B219SCS0108AA	5/6/13		
B219SCS0112AA	5/6/13		
B219SCS0204AA	5/6/13		
B219SCS0208AA	5/6/13		
B219SCS0212AA	5/6/13		
B219SCS0304AA	5/6/13		
B219SCS0308AA	5/6/13		
B219SCS0312AA	5/6/13		
B219SCS0404AA	5/6/13		
B219SCS0408AA	5/6/13		
B219SCS0412AA	5/6/13	B219SCS0412AC	5/6/13
B219SCS0504AA	5/6/13		
B219SCS0508AA	5/6/13		
B219SCS0512AA	5/6/13		
B219SCS0604AA	5/6/13		
B219SCS0608AA	5/6/13		
B219SCS0612AA	5/6/13		

Notes:

Refer to attached chain-of-custody for detailed sampling information and sample specific analyses requested.
AA – Primary environmental samples
AC – Field duplicate sample

DELIVERABLES

The data deliverable report was per requirements of the DOD QSM, version 4.2, as specified in the project-specific QAPP. The report consisted of the following major sections: lab attachment letter, case narrative, chain-of-custody, lab qualifier definitions, analytical results (sheet 2) based on analytical batch, calibration summaries, method blank summaries, laboratory control sample summaries, matrix spike/matrix spike duplicate summaries, holding time forms, performance checks, surrogate and internal standard recoveries, as applicable.

ANALYTICAL METHODS

The analytical test methods and QA/QC requirements used for the sample analyses were per methods as specified in the DOD QSM, version 4.2, with project-specific modifications as listed in the project-specific QAPP. The analytical methods employed included SW-846 6010C, Metals.

VERIFICATION GUIDANCE

The analytical work was performed by TestAmerica Denver in accordance with the DOD QSM, version 4.2, and QC requirements of the respective analytical methods and of the project-specific QAPP. The data usability analysis was based on the reviewer's professional judgment and on an assessment of how this data would fare with respect to the DOD QSM, and the criteria as listed in the project-specific QAPP.

QA/QC CRITERIA

The following QA/QC criteria were reviewed for the metals analyses, as applicable:

- Method detection limits and limits of quantitation (DL, LOQ)
- Holding times
- Initial and Continuing calibration summaries
- Method blanks
- Field duplicate results
- Serial dilution results
- Matrix spike/matrix spike duplicate (MS/MSD) analysis
- Laboratory control samples (LCS)
- Results reported between DL and LOQ (J-flag)
- Sample storage and preservation
- Data system printouts
- Qualitative and quantitative compound identification
- Chain-of-custody (COC)
- Case narrative and deliverables compliance

The items listed above were in compliance with DOD QSM, version 4.2, and project-specific QAPP criteria and protocols with exceptions discussed in the text below. The data have been verified according to the procedures outlined above and qualified accordingly.

GENERAL NOTES:

SAMPLE LABELING/CHAIN-OF-CUSTODY

No errors in the chain-of-custody were noted. There were no discrepancies noted between the sample labels and the chain-of-custody, or the cooler contents and the chain-of-custody.

METALS

- According to the case narrative, the solution used as the interference check standard showed the result for copper at a level greater than the LOD for the analytical batch associated with the field samples. The solution is believed to contain trace impurities of these elements, consistent with those found by the manufacturer of the solution. Using professional judgment, the "Q" qualifiers assigned by the laboratory were removed since the sample results are not due to matrix interference; (the levels in the soil samples were also well above those levels observed in the ICS solution).

Metal	**Level in the ISCA solution 174938/14 (µg/L)**	**LOD (µg/L)**
Chromium	1.91	1.5
Copper	4.11	3.5
Vanadium	5.31	2.5
Metal	**Level in the ISCA solution 175407/14 (µg/L)**	**LOD (µg/L)**
Manganese	3.82	0.5

- An Inductively Coupled Plasma (ICP) Serial Dilution Test (1:5 dilution) is required to be run for each sample matrix that is analyzed for metals, and is applicable only for those analytes with concentrations greater than 50 times the limit of quantitation (LOQ). The dilution test was performed on sample B219SCS0304AA and indicated the percent difference (%D) between the original result and the five-times (5x) serial dilution result was greater than the QAPP limit of ±10%:

Analyte	**Initial Sample Result (mg/kg)**	**Serial Dilution Result (mg/kg)**	**% Difference**	**LOQ (mg/kg)**	**50 x LOQ**	**Post-Digestion Spike %Rec**
Nickel	9.8	10.9 J	***11***	4.3	215	85
Zinc	33	37.7 J	***15***	8.6	430	89

The QAPP also requires that a post-digestion spike addition be performed when at least one sample within the batch had a concentration of analyte less than 50x the LOD, and the recovery must be within 75-125% of the expected result. The QAPP requires that for all sample results for the specific analytes for all samples associated with the post-digestion spike addition that do not meet the acceptance criteria (i.e., 75-125%), that a "J" be applied to the results, and that they be considered estimated.

Corrective Action: Applying the data qualification approach for the serial dilution result exceedances per the QAPP, the dilution test results are only applicable if the analytes in the original, undiluted sample are reported greater than 50 times the LOQ. Hence, the dilution test results were not applicable.

- The following table summarizes QC exceedances of the matrix spike/matrix spike duplicate (MS/MSD) percent recoveries and/or RPDs for parent sample B219SCS0304AA. The spike analytes, MS recoveries, MSD recoveries, spike recovery QC limits, and RPDs and their QC limit between the MS and MSD are listed.

Parent Sample: B219SCS0304AA

Spike Compounds	MS %Rec	MSD %Rec	QC Limits	RPD % (QC limit 20%)	Flag Applied	Rationale
Antimony	***64***	***61***	80-120	***23***	J	%Rec and RPD outside QC limits
Aluminum	***1096***	***1116***	80-120	4	None	Parent concentration > 4x spike
Calcium	***664***	***425***	80-120	***33***	None	Parent concentration > 4x spike
Iron	***-1,328***	***-2,144***	80-120	4	None	Parent concentration > 4x spike
Manganese	***-132***	***468***	80-120	***32***	None	Parent concentration > 4x spike
Nickel	81	***79***	80-120	16	J	%Rec outside QC limits
Zinc	***79***	***78***	80-120	10	J	%Rec outside QC limits

Data for matrix spike/matrix spike duplicates (MS/MSD) are generated to determine long-term precision and accuracy of the analytical method on various matrices. Generally, these data alone cannot be used to evaluate the precision and accuracy of individual samples. A matrix spike and matrix spike duplicate analysis is an aliquot of sample spiked with known concentrations of all the analytes in the method. According to the QAPP, the MS/MSD result is used to assess whether the sample matrix may bias the results. The QAPP-recommended frequency of analysis is one MS/MSD per 20 samples. Exceedances of either percent recovery (%Rec) control limits of spike concentrations or relative percent difference (RPD) control limits between the MS and MSD results, according to the QAPP require a "J" (estimated) qualifier for the specific analyte in all samples collected from the same site matrix as the parent. However, due to the varied nature of environmental samples, such as locations, depths, physical characteristics (dissolved and suspended solids, turbidity, pH, organic content, etc.), it is difficult to assign one set of MS/MSD sample analysis as truly representative of an entire site matrix. Therefore, based on the definition of this type of QA/QC sample, using professional judgment it is deemed inappropriate to qualify more than the actual parent sample due to a percent recovery or RPD exceedance. This approach is in accordance with the EPA National Functional guidelines, which states that the MS/MSD results are not used alone to qualify the entire data package, however, can be used in conjunction with other QC criteria to determine the need for some qualification of the data. Using professional judgment, no corrective action and/or flagging is deemed required for minimal exceedances (i.e., within 1% of the control limits).

Corrective Action: As discussed above, "J" flags were applied to the associated results in parent samples B219SCS0304AA only. Note that no flags were applied to aluminum, calcium, iron, and manganese, since the parent sample concentrations were greater than 4x the spike concentrations.

- Field duplicate samples, which are collected at the same location and at the same time using identical collection, handling, and analytical procedures, are used to assess precision of the sample collection process. The UFP QAPP requires qualification of data for field duplicates

criterion if the duplicate samples contain detected compounds with concentrations above 5x the reporting limits (RL's) and the relative percent differences (RPD's) between the duplicate sample results exceed RPD control limits (20% for water samples, 30% for soil samples). If either the parent or the duplicate sample is less than 5x the RL, then the difference between the parent and duplicate sample must be less than 2x the RL. "J" flags for detects and "UJ" flags for non-detects are required per the QAPP for any exceedances. For these purposes the RL is considered equal to the LOQ.

The following table summarizes the relative percent differences (RPD's) of field duplicate sample set B219SCS0412AA/AC.

Sample ID, Normal	Sample ID, Field Duplicate	Analyte	Normal Result (mg/kg)	Field Dup Result (mg/kg)	LOQ (mg/kg)	RPD/ Total Difference	Flag Applied	Rationale
B219SCS0412AA	B219SCS0412AC	Aluminum	7,100	7,500	47, 53	5.5	None	RPD < 30%
B219SCS0412AA	B219SCS0412AC	Arsenic	3.8	4.4	2.3, 2.6	0.6	None	Total difference < 2xRL
B219SCS0412AA	B219SCS0412AC	Barium	26	33	1.9, 2.1	24	None	RPD < 30%
B219SCS0412AA	B219SCS0412AC	Beryllium	0.32 J	0.31 J	0.47, 0.53	0.010	None	Total difference < 2xRL
B219SCS0412AA	B219SCS0412AC	Boron	2.1 J	1.8 J	9.3, 11	0.30	None	Total difference < 2xRL
B219SCS0412AA	B219SCS0412AC	Cadmium	0.12 J	0.11 J	0.47, 0.53	0.010	None	Total difference < 2xRL
B219SCS0412AA	B219SCS0412AC	Calcium	3,300	3,200	93, 110	3.1	None	RPD < 30%
B219SCS0412AA	B219SCS0412AC	Chromium	8.8	8.8	3.3, 3.7	0	None	Total difference < 2xRL
B219SCS0412AA	B219SCS0412AC	Cobalt	5.6	5.5	0.93, 1.1	1.8	None	RPD < 30%
B219SCS0412AA	B219SCS0412AC	Copper	25	26	4.7, 5.3	1	None	Total difference < 2xRL
B219SCS0412AA	B219SCS0412AC	Iron	19,000	21,000	75, 84	10	None	RPD < 30%
B219SCS0412AA	B219SCS0412AC	Lead	5.0	4.3	0.84, 0.95	0.7	None	Total difference < 2xRL
B219SCS0412AA	B219SCS0412AC	Magnesium	2,800	3,200	28, 32	13	None	RPD < 30%
B219SCS0412AA	B219SCS0412AC	Manganese	900	1,300	4.2, 4.7	***36***	J	RPD > 30%
B219SCS0412AA	B219SCS0412AC	Molybdenum	0.40 J	0.46 J	2.3, 2.6	0.060	None	Total difference < 2xRL
B219SCS0412AA	B219SCS0412AC	Nickel	13	13	3.7, 4.2	0	None	RPD < 30%
B219SCS0412AA	B219SCS0412AC	Potassium	860	850	280, 320	10	None	Total difference < 2xRL
B219SCS0412AA	B219SCS0412AC	Silver	0.19 J	0.25 J	1.4, 1.6	0.60	None	Total difference < 2xRL
B219SCS0412AA	B219SCS0412AC	Sodium	82 J	77 J	470, 530	5	None	Total difference < 2xRL
B219SCS0412AA	B219SCS0412AC	Vanadium	11	12	1.9, 2.1	8.7	None	RPD < 30%
B219SCS0412AA	B219SCS0412AC	Zinc	45	47	7.5, 8.4	4.3	None	RPD < 30%

Corrective Action: "J" qualifiers were applied to the manganese results, since the RPD's and/or total differences among the sample duplicate set B219SCS0412AA/AC were outside QAPP limits. All other RPD's and/or total differences were within QC limits.

DATA USABILITY RESULTS

METALS

Based on the evaluation of all information in the analytical data groups, the results for metals are usable with the data qualifiers as noted. Using the verification approach as presented above, the results for all above samples are 100% usable.

DATA USABILITY SUMMARY

All data in Job # 280-42043-1 are valid and usable with qualifications as noted in the data review.

Signed: Concordia van Hoesel Date: 7/5/13

ATTACHMENTS

- Chain-of-custody
- Laboratory case narrative
- Qualified final data verification results on annotated Lab Sheet 2s

SAMPLE SUMMARY

Client: FPM Remediations Inc

Job Number: 280-42043-1

Lab Sample ID	Client Sample ID	Client Matrix	Date/Time Sampled	Date/Time Received
280-42043-1	B219SCS0104AA	Solid	05/06/2013 1153	05/08/2013 0915
280-42043-2	B219SCS0108AA	Solid	05/06/2013 1156	05/08/2013 0915
280-42043-3	B219SCS0112AA	Solid	05/06/2013 1200	05/08/2013 0915
280-42043-4	B219SCS0204AA	Solid	05/06/2013 1208	05/08/2013 0915
280-42043-5	B219SCS0208AA	Solid	05/06/2013 1211	05/08/2013 0915
280-42043-6	B219SCS0212AA	Solid	05/06/2013 1215	05/08/2013 0915
280-42043-7	B219SCS0304AA	Solid	05/06/2013 1217	05/08/2013 0915
280-42043-7MS	B219SCS0304AA	Solid	05/06/2013 1217	05/08/2013 0915
280-42043-7MSD	B219SCS0304AA	Solid	05/06/2013 1217	05/08/2013 0915
280-42043-8	B219SCS0308AA	Solid	05/06/2013 1221	05/08/2013 0915
280-42043-9	B219SCS0312AA	Solid	05/06/2013 1225	05/08/2013 0915
280-42043-10	B219SCS0404AA	Solid	05/06/2013 1140	05/08/2013 0915
280-42043-11	B219SCS0408AA	Solid	05/06/2013 1143	05/08/2013 0915
280-42043-12	B219SCS0412AA	Solid	05/06/2013 1145	05/08/2013 0915
280-42043-13	B219SCS0504AA	Solid	05/06/2013 1129	05/08/2013 0915
280-42043-14	B219SCS0508AA	Solid	05/06/2013 1133	05/08/2013 0915
280-42043-15	B219SCS0512AA	Solid	05/06/2013 1137	05/08/2013 0915
280-42043-16	B219SCS0604AA	Solid	05/06/2013 1119	05/08/2013 0915
280-42043-17	B219SCS0608AA	Solid	05/06/2013 1124	05/08/2013 0915
280-42043-18	B219SCS0612AA	Solid	05/06/2013 1127	05/08/2013 0915
280-42043-19FD	B219SCS0412AC	Solid	05/06/2013 1146	05/08/2013 0915

All quality control parameters were within the acceptance limits.

CASE NARRATIVE
Client: FPM Remediations Inc
Project: Griffiss AFB DP015 Bldg 219
Report Number: 280-42043-1

With the exceptions noted as flags or footnotes, standard analytical protocols were followed in the analysis of the samples and no problems were encountered or anomalies observed. In addition all laboratory quality control samples were within established control limits, with any exceptions noted below. Each sample was analyzed to achieve the lowest possible reporting limit within the constraints of the method. In some cases, due to interference or analytes present at high concentrations, samples were diluted. For diluted samples, the reporting limits are adjusted relative to the dilution required.

Calculations are performed before rounding to avoid round-off errors in calculated results.

All holding times were met and proper preservation noted for the methods performed on these samples, unless otherwise detailed in the individual sections below.

RECEIPT

Nineteen samples were received on 05/08/2013; the samples arrived in good condition, properly preserved and on ice. The temperatures of the coolers at receipt were 0.1°C and 0.4°C.

MS/MSD analyses were requested and performed on sample B219SCS0304AA (280-42043-7).

TOTAL METALS (ICP)

Samples B219SCS0104AA (280-42043-1), B219SCS0108AA (280-42043-2), B219SCS0112AA (280-42043-3), B219SCS0204AA (280-42043-4), B219SCS0208AA (280-42043-5), B219SCS0212AA (280-42043-6), B219SCS0304AA (280-42043-7), B219SCS0308AA (280-42043-8), B219SCS0312AA (280-42043-9), B219SCS0404AA (280-42043-10), B219SCS0408AA (280-42043-11), B219SCS0412AA (280-42043-12), B219SCS0504AA (280-42043-13), B219SCS0508AA (280-42043-14), B219SCS0512AA (280-42043-15), B219SCS0604AA (280-42043-16), B219SCS0608AA (280-42043-17), B219SCS0612AA (280-42043-18), and B219SCS0412AC (280-42043-19) were analyzed for Total Metals (ICP) in accordance with EPA SW-846 Method 6010C. The samples were prepared on 05/10/2013 and analyzed on 05/17/2013 and 05/21/2013.

Boron, Aluminum, Iron, and Manganese were detected in method blank MB 280-173665/1-A at levels that were above the method detection limits but below the reporting limits. The values should be considered estimates, and have been flagged "J". However, because the result concentrations were less than ½ the respective reporting limits, no corrective action was necessary.

Antimony, Iron, Manganese, and Zinc failed the recovery criteria low for the matrix spike (MS) of sample B219SCS0304AA (280-42043-7) in batch 280-175407. Aluminum and Calcium failed the recovery criteria high. For the matrix spike duplicate (MSD), Antimony, Iron, Nickel, and Zinc failed the recovery criteria low. Aluminum, Calcium, and Manganese failed the recovery criteria high. Also, Calcium and Manganese exceeded the RPD limit. The presence of the '4' qualifier in the report indicates where the analyte concentration in the unspiked sample exceeded four times the spiking amount. The associated laboratory control sample (LCS) recoveries met acceptance criteria, and the sample results have been flagged accordingly.

The interference check standard solution (ICSA) associated with batch 280-174938 showed results for one or more elements at a level greater than the limit of detection (LOD). The initial ICSA results were greater than the LOD for Chromium, Copper, and Vanadium. It is believed that the solution contains trace impurities of these elements and that the results are not due to matrix interference. These results are consistent with those found by the manufacturer of the ICSA solution. The associated sample results have been flagged "Q" for these elements.

The interference check standard solution (ICSA) associated with batch 280-175407 showed results for one or more elements at a level greater than the limit of detection (LOD). The initial ICSA result was greater than the LOD for Manganese. It is believed that the solution contains trace impurities of this element and that the results are not due to matrix interference. These results are consistent with those found by the manufacturer of the ICSA solution. The associated sample results have been flagged "Q" for Manganese.

No other difficulties were encountered during the metals analyses.

All other quality control parameters were within the acceptance limits.

PERCENT SOLIDS

Samples B219SCS0104AA (280-42043-1), B219SCS0108AA (280-42043-2), B219SCS0112AA (280-42043-3), B219SCS0204AA (280-42043-4), B219SCS0208AA (280-42043-5), B219SCS0212AA (280-42043-6), B219SCS0304AA (280-42043-7), B219SCS0308AA (280-42043-8), B219SCS0312AA (280-42043-9), B219SCS0404AA (280-42043-10), B219SCS0408AA (280-42043-11), B219SCS0412AA (280-42043-12), B219SCS0504AA (280-42043-13), B219SCS0508AA (280-42043-14), B219SCS0512AA (280-42043-15), B219SCS0604AA (280-42043-16), B219SCS0608AA (280-42043-17), B219SCS0612AA (280-42043-18), and B219SCS0412AC (280-42043-19) were analyzed for percent solids in accordance with EPA SW846 3550C. The samples were analyzed on 05/28/2013.

No difficulties were encountered during the % solids analyses.

Client: FPM Remediations Inc

Job Number: 280-42043-1

Client Sample ID: **B219SCS0104AA**

Lab Sample ID: 280-42043-1
Client Matrix: Solid
% Moisture: 3.8

Date Sampled: 05/06/2013 1153
Date Received: 05/08/2013 0915

6010C Metals (ICP)

Analysis Method:	6010C	Analysis Batch:	280-174938	Instrument ID:	MT_026
Prep Method:	3050B	Prep Batch:	280-173665	Lab File ID:	26b051713.asc
Dilution:	1.0			Initial Weight/Volume:	1.12 g
Analysis Date:	05/17/2013 1712			Final Weight/Volume:	100 mL
Prep Date:	05/10/2013 1300				

Analyte	DryWt Corrected: Y	Result (mg/Kg)	Qualifier	DL	LOQ
Antimony		0.56	U	0.35	1.9
Arsenic		3.6		0.61	2.3
Barium		30		0.071	1.9
Boron		3.3	J	0.91	9.3
Cadmium		0.35	J	0.038	0.46
Chromium		10	Q	0.054	3.2
Cobalt		4.9		0.093	0.93
Copper		39	Q	0.20	4.6
Lead		15		0.25	0.83
Molybdenum		0.32	J	0.24	2.3
Nickel		13		0.11	3.7
Silver		0.19	U	0.15	1.4
Thallium		1.1	U	0.60	2.8
Vanadium		21	Q	0.087	1.9

Analysis Method:	6010C	Analysis Batch:	280-175407	Instrument ID:	MT_026
Prep Method:	3050B	Prep Batch:	280-173665	Lab File ID:	26A052113.asc
Dilution:	1.0			Initial Weight/Volume:	1.12 g
Analysis Date:	05/21/2013 1328			Final Weight/Volume:	100 mL
Prep Date:	05/10/2013 1300				

Analyte	DryWt Corrected: Y	Result (mg/Kg)	Qualifier	DL	LOQ
Aluminum		6100		1.4	46
Beryllium		0.26	J	0.031	0.46
Calcium		76000		13	93
Iron		13000		3.5	74
Magnesium		3900		3.4	28
Manganese		570	Q	0.093	4.2
Potassium		760		38	280
Selenium		1.1	U	0.80	2.8
Sodium		86	J	55	460
Zinc		54		0.37	7.4

METHOD / ANALYST SUMMARY

Client: FPM Remediations Inc

Job Number: 280-42043-1

Method	Analyst	Analyst ID
SW846 6010C	Bowen, Heidi E	HEB
EPA Moisture	Sullivan, Josh	JS

Client: FPM Remediations Inc

Job Number: 280-42043-1

Client Sample ID: B219SCS0108AA

Lab Sample ID: 280-42043-2
Client Matrix: Solid

% Moisture: 7.5

Date Sampled: 05/06/2013 1156
Date Received: 05/08/2013 0915

6010C Metals (ICP)

Analysis Method:	6010C	Analysis Batch:	280-174938	Instrument ID:	MT_026
Prep Method:	3050B	Prep Batch:	280-173665	Lab File ID:	26b051713.asc
Dilution:	1.0			Initial Weight/Volume:	1.17 g
Analysis Date:	05/17/2013 1715			Final Weight/Volume:	100 mL
Prep Date:	05/10/2013 1300				

Analyte	DryWt Corrected: Y	Result (mg/Kg)	Qualifier	DL	LOQ
Antimony		0.55	U	0.35	1.8
Arsenic		3.5		0.61	2.3
Barium		37		0.070	1.8
Boron		2.5	J	0.91	9.2
Cadmium		0.18	J	0.038	0.46
Chromium		10		0.054	3.2
Cobalt		6.0		0.092	0.92
Copper		22		0.20	4.6
Lead		6.4		0.25	0.83
Molybdenum		0.36	J	0.24	2.3
Nickel		13		0.11	3.7
Silver		0.23	J	0.15	1.4
Thallium		1.1	U	0.60	2.8
Vanadium		16		0.087	1.8

Analysis Method:	6010C	Analysis Batch:	280-175407	Instrument ID:	MT_026
Prep Method:	3050B	Prep Batch:	280-173665	Lab File ID:	26A052113.asc
Dilution:	1.0			Initial Weight/Volume:	1.17 g
Analysis Date:	05/21/2013 1331			Final Weight/Volume:	100 mL
Prep Date:	05/10/2013 1300				

Analyte	DryWt Corrected: Y	Result (mg/Kg)	Qualifier	DL	LOQ
Aluminum		8400		1.4	46
Beryllium		0.35	J	0.031	0.46
Calcium		19000		13	92
Iron		18000		3.5	74
Magnesium		3800		3.4	28
Manganese		1000		0.092	4.2
Potassium		820		38	280
Selenium		1.1	U	0.79	2.8
Sodium		83	J	55	460
Zinc		44		0.37	7.4

CM
7/5/13

Client: FPM Remediations Inc

Job Number: 280-42043-1

Client Sample ID: **B219SCS0112AA**

Lab Sample ID: 280-42043-3
Client Matrix: Solid

% Moisture: 8.9

Date Sampled: 05/06/2013 1200
Date Received: 05/08/2013 0915

6010C Metals (ICP)

Analysis Method:	6010C	Analysis Batch:	280-174938	Instrument ID:	MT_026
Prep Method:	3050B	Prep Batch:	280-173665	Lab File ID:	26b051713.asc
Dilution:	1.0			Initial Weight/Volume:	1.09 g
Analysis Date:	05/17/2013 1717			Final Weight/Volume:	100 mL
Prep Date:	05/10/2013 1300				

Analyte	DryWt Corrected: Y	Result (mg/Kg)	Qualifier	DL	LOQ
Antimony		0.60	U	0.38	2.0
Arsenic		3.5		0.66	2.5
Barium		31		0.077	2.0
Boron		2.2	J	0.99	10
Cadmium		0.13	J	0.041	0.50
Chromium		9.4		0.058	3.5
Cobalt		5.6		0.10	1.0
Copper		31		0.22	5.0
Lead		5.0		0.27	0.91
Molybdenum		0.31	J	0.26	2.5
Nickel		13		0.12	4.0
Silver		0.26	J	0.16	1.5
Thallium		1.2	U	0.65	3.0
Vanadium		13		0.095	2.0

Analysis Method:	6010C	Analysis Batch:	280-175407	Instrument ID:	MT_026
Prep Method:	3050B	Prep Batch:	280-173665	Lab File ID:	26A052113.asc
Dilution:	1.0			Initial Weight/Volume:	1.09 g
Analysis Date:	05/21/2013 1333			Final Weight/Volume:	100 mL
Prep Date:	05/10/2013 1300				

Analyte	DryWt Corrected: Y	Result (mg/Kg)	Qualifier	DL	LOQ
Aluminum		7700		1.6	50
Beryllium		0.33	J	0.033	0.50
Calcium		3900		14	100
Iron		19000		3.8	81
Magnesium		3300		3.7	30
Manganese		1100		0.10	4.5
Potassium		860		41	300
Selenium		1.2	U	0.87	3.0
Sodium		62	J	59	500
Zinc		47		0.40	8.1

ark
7/5/13

Client: FPM Remediations Inc

Job Number: 280-42043-1

Client Sample ID: **B219SCS0204AA**

Lab Sample ID: 280-42043-4
Client Matrix: Solid

% Moisture: 6.6

Date Sampled: 05/06/2013 1208
Date Received: 05/08/2013 0915

6010C Metals (ICP)

Analysis Method:	6010C	Analysis Batch:	280-174938	Instrument ID:	MT_026
Prep Method:	3050B	Prep Batch:	280-173665	Lab File ID:	26b051713.asc
Dilution:	1.0			Initial Weight/Volume:	1.06 g
Analysis Date:	05/17/2013 1720			Final Weight/Volume:	100 mL
Prep Date:	05/10/2013 1300				

Analyte	DryWt Corrected: Y	Result (mg/Kg)	Qualifier	DL	LOQ
Antimony		0.61	U	0.38	2.0
Arsenic		4.0		0.67	2.5
Barium		38		0.077	2.0
Boron		2.3	J	0.99	10
Cadmium		0.42	J	0.041	0.51
Chromium		8.8		0.059	3.5
Cobalt		5.0		0.10	1.0
Copper		26		0.22	5.1
Lead		16		0.27	0.91
Molybdenum		0.45	J	0.26	2.5
Nickel		11		0.12	4.0
Silver		0.23	J	0.16	1.5
Thallium		1.2	U	0.66	3.0
Vanadium		13		0.095	2.0

Analysis Method:	6010C	Analysis Batch:	280-175407	Instrument ID:	MT_026
Prep Method:	3050B	Prep Batch:	280-173665	Lab File ID:	26A052113.asc
Dilution:	1.0			Initial Weight/Volume:	1.06 g
Analysis Date:	05/21/2013 1336			Final Weight/Volume:	100 mL
Prep Date:	05/10/2013 1300				

Analyte	DryWt Corrected: Y	Result (mg/Kg)	Qualifier	DL	LOQ
Aluminum		7300		1.6	51
Beryllium		0.28	J	0.033	0.51
Calcium		31000		14	100
Iron		15000		3.8	81
Magnesium		3200		3.7	30
Manganese		840		0.10	4.5
Potassium		740		41	300
Selenium		1.2	U	0.87	3.0
Sodium		71	J	60	510
Zinc		59		0.40	8.1

CMT 7/5/13

Client: FPM Remediations Inc

Job Number: 280-42043-1

Client Sample ID: **B219SCS0208AA**

Lab Sample ID: 280-42043-5
Client Matrix: Solid

% Moisture: 7.5

Date Sampled: 05/06/2013 1211
Date Received: 05/08/2013 0915

6010C Metals (ICP)

Analysis Method:	6010C	Analysis Batch:	280-174938	Instrument ID:	MT_026
Prep Method:	3050B	Prep Batch:	280-173665	Lab File ID:	26b051713.asc
Dilution:	1.0			Initial Weight/Volume:	1.00 g
Analysis Date:	05/17/2013 1722			Final Weight/Volume:	100 mL
Prep Date:	05/10/2013 1300				

Analyte	DryWt Corrected: Y	Result (mg/Kg)	Qualifier	DL	LOQ
Antimony		0.65	U	0.41	2.2
Arsenic		4.3		0.71	2.7
Barium		41		0.082	2.2
Boron		3.2	J	1.1	11
Cadmium		0.35	J	0.044	0.54
Chromium		11	~~Q~~	0.063	3.8
Cobalt		5.6		0.11	1.1
Copper		28	~~Q~~	0.23	5.4
Lead		22		0.29	0.97
Molybdenum		0.55	J	0.28	2.7
Nickel		13		0.13	4.3
Silver		0.17	J	0.17	1.6
Thallium		1.3	U	0.70	3.2
Vanadium		16	~~Q~~	0.10	2.2

Analysis Method:	6010C	Analysis Batch:	280-175407	Instrument ID:	MT_026
Prep Method:	3050B	Prep Batch:	280-173665	Lab File ID:	26A052113.asc
Dilution:	1.0			Initial Weight/Volume:	1.00 g
Analysis Date:	05/21/2013 1338			Final Weight/Volume:	100 mL
Prep Date:	05/10/2013 1300				

Analyte	DryWt Corrected: Y	Result (mg/Kg)	Qualifier	DL	LOQ
Aluminum		8200		1.7	54
Beryllium		0.35	J	0.036	0.54
Calcium		40000		15	110
Iron		18000		4.1	86
Magnesium		3800		4.0	32
Manganese		1000	~~Q~~	0.11	4.9
Potassium		910		44	320
Selenium		1.3	U	0.93	3.2
Sodium		94	J	64	540
Zinc		68		0.43	8.6

CWA
7/5/13

Client: FPM Remediations Inc

Job Number: 280-42043-1

Client Sample ID: **B219SCS0212AA**

Lab Sample ID: 280-42043-6
Client Matrix: Solid

% Moisture: 8.2

Date Sampled: 05/06/2013 1215
Date Received: 05/08/2013 0915

6010C Metals (ICP)

Analysis Method:	6010C	Analysis Batch:	280-174938	Instrument ID:	MT_026
Prep Method:	3050B	Prep Batch:	280-173665	Lab File ID:	26b051713.asc
Dilution:	1.0			Initial Weight/Volume:	1.11 g
Analysis Date:	05/17/2013 1724			Final Weight/Volume:	100 mL
Prep Date:	05/10/2013 1300				

Analyte	DryWt Corrected: Y	Result (mg/Kg)	Qualifier	DL	LOQ
Antimony		0.59	U	0.37	2.0
Arsenic		4.6		0.65	2.5
Barium		37		0.075	2.0
Boron		2.2	J	0.96	9.8
Cadmium		0.45	J	0.040	0.49
Chromium		12		0.057	3.4
Cobalt		5.8		0.098	0.98
Copper		36		0.21	4.9
Lead		18		0.27	0.88
Molybdenum		0.77	J	0.26	2.5
Nickel		14		0.12	3.9
Silver		0.27	J	0.16	1.5
Thallium		1.2	U	0.64	2.9
Vanadium		15		0.092	2.0

Analysis Method:	6010C	Analysis Batch:	280-175407	Instrument ID:	MT_026
Prep Method:	3050B	Prep Batch:	280-173665	Lab File ID:	26A052113.asc
Dilution:	1.0			Initial Weight/Volume:	1.11 g
Analysis Date:	05/21/2013 1341			Final Weight/Volume:	100 mL
Prep Date:	05/10/2013 1300				

Analyte	DryWt Corrected: Y	Result (mg/Kg)	Qualifier	DL	LOQ
Aluminum		8600		1.5	49
Beryllium		0.35	J	0.032	0.49
Calcium		16000		14	98
Iron		30000		3.7	79
Magnesium		3400		3.6	29
Manganese		1400		0.098	4.4
Potassium		880		40	290
Selenium		1.2	U	0.84	2.9
Sodium		68	J	58	490
Zinc		200		0.39	7.9

CLK
7/5/13

Client: FPM Remediations Inc | Job Number: 280-42043-1

Client Sample ID: B219SCS0304AA

Lab Sample ID: 280-42043-7 | Date Sampled: 05/06/2013 1217
Client Matrix: Solid | % Moisture: 8.3 | Date Received: 05/08/2013 0915

6010C Metals (ICP)

Analysis Method:	6010C	Analysis Batch:	280-174938	Instrument ID:	MT_026
Prep Method:	3050B	Prep Batch:	280-173665	Lab File ID:	26b051713.asc
Dilution:	1.0			Initial Weight/Volume:	1.01 g
Analysis Date:	05/17/2013 1736			Final Weight/Volume:	100 mL
Prep Date:	05/10/2013 1300				

Analyte	DryWt Corrected: Y	Result (mg/Kg)	Qualifier	DL	LOQ
Antimony		0.65	U J	0.41	2.2
Arsenic		6.2		0.71	2.7
Barium		26		0.082	2.2
Boron		2.1	J	1.1	11
Cadmium		0.14	J	0.044	0.54
Chromium		7.4	~~J~~	0.063	3.8
Cobalt		4.7		0.11	1.1
Copper		18	~~J~~	0.23	5.4
Lead		5.7		0.29	0.97
Molybdenum		0.54	U	0.28	2.7
Nickel		9.8	J	0.13	4.3
Selenium		1.3	U	0.93	3.2
Silver		0.22	U	0.17	1.6
Thallium		1.3	U	0.70	3.2
Vanadium		12	~~J~~	0.10	2.2
Zinc		33	J	0.43	8.6

Analysis Method:	6010C	Analysis Batch:	280-175407	Instrument ID:	MT_026
Prep Method:	3050B	Prep Batch:	280-173665	Lab File ID:	26A052113.asc
Dilution:	1.0			Initial Weight/Volume:	1.01 g
Analysis Date:	05/21/2013 1353			Final Weight/Volume:	100 mL
Prep Date:	05/10/2013 1300				

Analyte	DryWt Corrected: Y	Result (mg/Kg)	Qualifier	DL	LOQ
Aluminum		6300	~~J~~	1.7	54
Beryllium		0.21	J	0.036	0.54
Calcium		23000	~~J~~	15	110
Iron		14000	~~J~~	4.1	86
Magnesium		2700		4.0	32
Manganese		810	~~J~~	0.11	4.9
Potassium		670		44	320
Sodium		69	J	64	540

AH 7/5/13

Client: FPM Remediations Inc

Job Number: 280-42043-1

Client Sample ID: **B219SCS0308AA**

Lab Sample ID: 280-42043-8
Client Matrix: Solid

% Moisture: 6.6

Date Sampled: 05/06/2013 1221
Date Received: 05/08/2013 0915

6010C Metals (ICP)

Analysis Method:	6010C	Analysis Batch:	280-174938	Instrument ID:	MT_026
Prep Method:	3050B	Prep Batch:	280-173665	Lab File ID:	26b051713.asc
Dilution:	1.0			Initial Weight/Volume:	1.18 g
Analysis Date:	05/17/2013 1749			Final Weight/Volume:	100 mL
Prep Date:	05/10/2013 1300				

Analyte	DryWt Corrected: Y	Result (mg/Kg)	Qualifier	DL	LOQ
Antimony		0.54	U	0.34	1.8
Arsenic		9.8		0.60	2.3
Barium		27		0.069	1.8
Boron		1.8	J	0.89	9.1
Cadmium		0.17	J	0.037	0.45
Chromium		8.0		0.053	3.2
Cobalt		4.1		0.091	0.91
Copper		18		0.20	4.5
Lead		6.5		0.25	0.82
Molybdenum		0.53	J	0.24	2.3
Nickel		8.8		0.11	3.6
Selenium		1.1	U	0.78	2.7
Silver		0.18	U	0.15	1.4
Thallium		1.1	U	0.59	2.7
Vanadium		11		0.085	1.8
Zinc		36		0.36	7.3

Analysis Method:	6010C	Analysis Batch:	280-175407	Instrument ID:	MT_026
Prep Method:	3050B	Prep Batch:	280-173665	Lab File ID:	26A052113.asc
Dilution:	1.0			Initial Weight/Volume:	1.18 g
Analysis Date:	05/21/2013 1405			Final Weight/Volume:	100 mL
Prep Date:	05/10/2013 1300				

Analyte	DryWt Corrected: Y	Result (mg/Kg)	Qualifier	DL	LOQ
Aluminum		6300		1.4	45
Beryllium		0.25	J	0.030	0.45
Calcium		14000		13	91
Iron		14000		3.4	73
Magnesium		2500		3.4	27
Manganese		680		0.091	4.1
Potassium		650		37	270
Sodium		70	J	54	450

CMA
7/5/13

Client: FPM Remediations Inc

Job Number: 280-42043-1

Client Sample ID: **B219SCS0312AA**

Lab Sample ID: 280-42043-9
Client Matrix: Solid

% Moisture: 8.1

Date Sampled: 05/06/2013 1225
Date Received: 05/08/2013 0915

6010C Metals (ICP)

Analysis Method:	6010C	Analysis Batch:	280-174938	Instrument ID:	MT_026
Prep Method:	3050B	Prep Batch:	280-173665	Lab File ID:	26b051713.asc
Dilution:	1.0			Initial Weight/Volume:	1.04 g
Analysis Date:	05/17/2013 1751			Final Weight/Volume:	100 mL
Prep Date:	05/10/2013 1300				

Analyte	DryWt Corrected: Y	Result (mg/Kg)	Qualifier	DL	LOQ
Antimony		0.63	U	0.40	2.1
Arsenic		4.2		0.69	2.6
Barium		29		0.080	2.1
Boron		1.9	J	1.0	10
Cadmium		0.12	J	0.043	0.52
Chromium		9.4		0.061	3.7
Cobalt		5.1		0.10	1.0
Copper		28		0.23	5.2
Lead		3.9		0.28	0.94
Molybdenum		0.53	J	0.27	2.6
Nickel		13		0.13	4.2
Selenium		1.3	U	0.90	3.1
Silver		0.21	U	0.17	1.6
Thallium		1.3	U	0.68	3.1
Vanadium		13		0.098	2.1
Zinc		50		0.42	8.4

Analysis Method:	6010C	Analysis Batch:	280-175407	Instrument ID:	MT_026
Prep Method:	3050B	Prep Batch:	280-173665	Lab File ID:	26A052113.asc
Dilution:	1.0			Initial Weight/Volume:	1.04 g
Analysis Date:	05/21/2013 1408			Final Weight/Volume:	100 mL
Prep Date:	05/10/2013 1300				

Analyte	DryWt Corrected: Y	Result (mg/Kg)	Qualifier	DL	LOQ
Aluminum		7600		1.6	52
Beryllium		0.33	J	0.035	0.52
Calcium		1900		15	100
Iron		21000		4.0	84
Magnesium		3100		3.9	31
Manganese		900		0.10	4.7
Potassium		880		43	310
Sodium		100	U	62	520

CAA
7/5/13

Client: FPM Remediations Inc | Job Number: 280-42043-1

Client Sample ID: B219SCS0404AA

Lab Sample ID: 280-42043-10 | Date Sampled: 05/06/2013 1140
Client Matrix: Solid | % Moisture: 9.3 | Date Received: 05/08/2013 0915

6010C Metals (ICP)

Analysis Method:	6010C	Analysis Batch:	280-174938	Instrument ID:	MT_026
Prep Method:	3050B	Prep Batch:	280-173665	Lab File ID:	26b051713.asc
Dilution:	1.0			Initial Weight/Volume:	1.04 g
Analysis Date:	05/17/2013 1754			Final Weight/Volume:	100 mL
Prep Date:	05/10/2013 1300				

Analyte	DryWt Corrected: Y	Result (mg/Kg)	Qualifier	DL	LOQ
Antimony		0.64	U	0.40	2.1
Arsenic		3.9		0.70	2.6
Barium		32		0.081	2.1
Boron		2.3	J	1.0	11
Cadmium		0.29	J	0.043	0.53
Chromium		14	~~Q~~	0.061	3.7
Cobalt		6.6		0.11	1.1
Copper		38	~~Q~~	0.23	5.3
Lead		6.6		0.29	0.95
Molybdenum		1.5	J	0.28	2.6
Nickel		15		0.13	4.2
Selenium		1.3	U	0.91	3.2
Silver		0.21	U	0.17	1.6
Thallium		1.3	U	0.69	3.2
Vanadium		16	~~Q~~	0.10	2.1
Zinc		51		0.42	8.5

Analysis Method:	6010C	Analysis Batch:	280-175407	Instrument ID:	MT_026
Prep Method:	3050B	Prep Batch:	280-173665	Lab File ID:	26A052113.asc
Dilution:	1.0			Initial Weight/Volume:	1.04 g
Analysis Date:	05/21/2013 1410			Final Weight/Volume:	100 mL
Prep Date:	05/10/2013 1300				

Analyte	DryWt Corrected: Y	Result (mg/Kg)	Qualifier	DL	LOQ
Aluminum		10000		1.6	53
Beryllium		0.46	J	0.035	0.53
Calcium		7900		15	110
Iron		21000		4.0	85
Magnesium		3500		3.9	32
Manganese		870	~~Q~~	0.11	4.8
Potassium		910		43	320
Sodium		310	J	63	530

CLH
7/5/13

Client: FPM Remediations Inc

Job Number: 280-42043-1

Client Sample ID: **B219SCS0408AA**

Lab Sample ID: 280-42043-11
Client Matrix: Solid

% Moisture: 9.0

Date Sampled: 05/06/2013 1143
Date Received: 05/08/2013 0915

6010C Metals (ICP)

Analysis Method:	6010C	Analysis Batch:	280-174938	Instrument ID:	MT_026
Prep Method:	3050B	Prep Batch:	280-173665	Lab File ID:	26b051713.asc
Dilution:	1.0			Initial Weight/Volume:	1.20 g
Analysis Date:	05/17/2013 1756			Final Weight/Volume:	100 mL
Prep Date:	05/10/2013 1300				

Analyte	DryWt Corrected: Y	Result (mg/Kg)	Qualifier	DL	LOQ
Antimony		0.55	U	0.35	1.8
Arsenic		3.2		0.60	2.3
Barium		27		0.070	1.8
Boron		1.7	J	0.90	9.2
Cadmium		0.093	J	0.038	0.46
Chromium		10	~~Q~~	0.053	3.2
Cobalt		5.8		0.092	0.92
Copper		41	~~Q~~	0.20	4.6
Lead		4.5		0.25	0.82
Molybdenum		0.80	J	0.24	2.3
Nickel		13		0.11	3.7
Selenium		1.1	U	0.79	2.7
Silver		0.19	J	0.15	1.4
Thallium		1.1	U	0.60	2.7
Vanadium		12	~~Q~~	0.086	1.8
Zinc		44		0.36	7.3

Analysis Method:	6010C	Analysis Batch:	280-175407	Instrument ID:	MT_026
Prep Method:	3050B	Prep Batch:	280-173665	Lab File ID:	26A052113.asc
Dilution:	1.0			Initial Weight/Volume:	1.20 g
Analysis Date:	05/21/2013 1422			Final Weight/Volume:	100 mL
Prep Date:	05/10/2013 1300				

Analyte	DryWt Corrected: Y	Result (mg/Kg)	Qualifier	DL	LOQ
Aluminum		7800		1.4	46
Beryllium		0.34	J	0.030	0.46
Calcium		1000		13	92
Iron		18000		3.5	73
Magnesium		3100		3.4	27
Manganese		890	~~Q~~	0.092	4.1
Potassium		830		38	270
Sodium		160	~~J~~	54	460

CMT
7/5/13

Client: FPM Remediations Inc

Job Number: 280-42043-1

Client Sample ID: B219SCS0412AA

Lab Sample ID: 280-42043-12
Client Matrix: Solid

% Moisture: 9.9

Date Sampled: 05/06/2013 1145
Date Received: 05/08/2013 0915

6010C Metals (ICP)

Analysis Method:	6010C	Analysis Batch:	280-174938	Instrument ID:	MT_026
Prep Method:	3050B	Prep Batch:	280-173665	Lab File ID:	26b051713.asc
Dilution:	1.0			Initial Weight/Volume:	1.19 g
Analysis Date:	05/17/2013 1808			Final Weight/Volume:	100 mL
Prep Date:	05/10/2013 1300				

Analyte	DryWt Corrected: Y	Result (mg/Kg)	Qualifier	DL	LOQ
Antimony		0.56	U	0.35	1.9
Arsenic		3.8		0.62	2.3
Barium		26		0.071	1.9
Boron		2.1	J	0.91	9.3
Cadmium		0.12	J	0.038	0.47
Chromium		8.8	~~Q~~	0.054	3.3
Cobalt		5.6		0.093	0.93
Copper		25	~~Q~~	0.20	4.7
Lead		5.0		0.25	0.84
Molybdenum		0.40	J	0.24	2.3
Nickel		13		0.11	3.7
Selenium		1.1	U	0.80	2.8
Silver		0.19	J	0.15	1.4
Thallium		1.1	U	0.61	2.8
Vanadium		11	~~Q~~	0.088	1.9
Zinc		45		0.37	7.5

Analysis Method:	6010C	Analysis Batch:	280-175407	Instrument ID:	MT_026
Prep Method:	3050B	Prep Batch:	280-173665	Lab File ID:	26A052113.asc
Dilution:	1.0			Initial Weight/Volume:	1.19 g
Analysis Date:	05/21/2013 1424			Final Weight/Volume:	100 mL
Prep Date:	05/10/2013 1300				

Analyte	DryWt Corrected: Y	Result (mg/Kg)	Qualifier	DL	LOQ
Aluminum		7100		1.4	47
Beryllium		0.32	J	0.031	0.47
Calcium		3300		13	93
Iron		19000		3.5	75
Magnesium		2800		3.5	28
Manganese		900	~~Q~~ J	0.093	4.2
Potassium		860		38	280
Sodium		82	J	55	470

CAH
7/5/13

Client: FPM Remediations Inc

Job Number: 280-42043-1

Client Sample ID: **B219SCS0504AA**

Lab Sample ID: 280-42043-13
Client Matrix: Solid

% Moisture: 8.0

Date Sampled: 05/06/2013 1129
Date Received: 05/08/2013 0915

6010C Metals (ICP)

Analysis Method:	6010C	Analysis Batch:	280-174938	Instrument ID:	MT_026
Prep Method:	3050B	Prep Batch:	280-173665	Lab File ID:	26b051713.asc
Dilution:	1.0			Initial Weight/Volume:	1.07 g
Analysis Date:	05/17/2013 1811			Final Weight/Volume:	100 mL
Prep Date:	05/10/2013 1300				

Analyte	DryWt Corrected: Y	Result (mg/Kg)	Qualifier	DL	LOQ
Antimony		0.61	U	0.39	2.0
Arsenic		5.0		0.67	2.5
Barium		50		0.077	2.0
Boron		2.1	J	1.0	10
Cadmium		0.49	J	0.042	0.51
Chromium		12		0.059	3.6
Cobalt		8.0		0.10	1.0
Copper		35		0.22	5.1
Lead		25		0.27	0.91
Molybdenum		0.51	U	0.26	2.5
Nickel		17		0.12	4.1
Selenium		1.2	U	0.87	3.0
Silver		0.25	J	0.16	1.5
Thallium		1.2	U	0.66	3.0
Vanadium		19		0.096	2.0
Zinc		97		0.40	8.1

Analysis Method:	6010C	Analysis Batch:	280-175407	Instrument ID:	MT_026
Prep Method:	3050B	Prep Batch:	280-173665	Lab File ID:	26A052113.asc
Dilution:	1.0			Initial Weight/Volume:	1.07 g
Analysis Date:	05/21/2013 1427			Final Weight/Volume:	100 mL
Prep Date:	05/10/2013 1300				

Analyte	DryWt Corrected: Y	Result (mg/Kg)	Qualifier	DL	LOQ
Aluminum		11000		1.6	51
Beryllium		0.52		0.034	0.51
Calcium		11000		14	100
Iron		24000		3.9	81
Magnesium		4000		3.8	30
Manganese		1100		0.10	4.6
Potassium		960		42	300
Sodium		180	J	60	510

cdt
7/5/13

Client: FPM Remediations Inc | Job Number: 280-42043-1

Client Sample ID: B219SCS0508AA

Lab Sample ID: 280-42043-14 | Date Sampled: 05/06/2013 1133
Client Matrix: Solid | % Moisture: 9.6 | Date Received: 05/08/2013 0915

6010C Metals (ICP)

Analysis Method:	6010C	Analysis Batch:	280-174938	Instrument ID:	MT_026
Prep Method:	3050B	Prep Batch:	280-173665	Lab File ID:	26b051713.asc
Dilution:	1.0			Initial Weight/Volume:	1.07 g
Analysis Date:	05/17/2013 1813			Final Weight/Volume:	100 mL
Prep Date:	05/10/2013 1300				

Analyte	DryWt Corrected: Y	Result (mg/Kg)	Qualifier	DL	LOQ
Antimony		0.62	U	0.39	2.1
Arsenic		3.3		0.68	2.6
Barium		32		0.079	2.1
Boron		1.9	J	1.0	10
Cadmium		0.21	J	0.042	0.52
Chromium		8.5		0.060	3.6
Cobalt		5.1		0.10	1.0
Copper		22		0.22	5.2
Lead		8.6		0.28	0.93
Molybdenum		0.38	J	0.27	2.6
Nickel		11		0.13	4.1
Selenium		1.2	U	0.89	3.1
Silver		0.19	J	0.17	1.6
Thallium		1.2	U	0.67	3.1
Vanadium		13		0.097	2.1
Zinc		49		0.41	8.3

Analysis Method:	6010C	Analysis Batch:	280-175407	Instrument ID:	MT_026
Prep Method:	3050B	Prep Batch:	280-173665	Lab File ID:	26A052113.asc
Dilution:	1.0			Initial Weight/Volume:	1.07 g
Analysis Date:	05/21/2013 1429			Final Weight/Volume:	100 mL
Prep Date:	05/10/2013 1300				

Analyte	DryWt Corrected: Y	Result (mg/Kg)	Qualifier	DL	LOQ
Aluminum		8000		1.6	52
Beryllium		0.32	J	0.034	0.52
Calcium		2900		15	100
Iron		16000		3.9	83
Magnesium		2700		3.8	31
Manganese		810		0.10	4.7
Potassium		780		42	310
Sodium		250	J	61	520

Client: FPM Remediations Inc

Job Number: 280-42043-1

Client Sample ID: B219SCS0512AA

Lab Sample ID: 280-42043-15
Client Matrix: Solid

% Moisture: 11.8

Date Sampled: 05/06/2013 1137
Date Received: 05/08/2013 0915

6010C Metals (ICP)

Analysis Method:	6010C	Analysis Batch:	280-174938	Instrument ID:	MT_026
Prep Method:	3050B	Prep Batch:	280-173665	Lab File ID:	26b051713.asc
Dilution:	1.0			Initial Weight/Volume:	1.02 g
Analysis Date:	05/17/2013 1815			Final Weight/Volume:	100 mL
Prep Date:	05/10/2013 1300				

Analyte	DryWt Corrected: Y	Result (mg/Kg)	Qualifier	DL	LOQ
Antimony		0.67	U	0.42	2.2
Arsenic		4.0		0.73	2.8
Barium		36		0.084	2.2
Boron		2.3	J	1.1	11
Cadmium		0.14	J	0.046	0.56
Chromium		8.7	~~Q~~	0.064	3.9
Cobalt		5.5		0.11	1.1
Copper		24	~~Q~~	0.24	5.6
Lead		4.7		0.30	1.0
Molybdenum		0.32	J	0.29	2.8
Nickel		13		0.14	4.4
Selenium		1.3	U	0.96	3.3
Silver		0.22	J	0.18	1.7
Thallium		1.3	U	0.72	3.3
Vanadium		13	~~Q~~	0.10	2.2
Zinc		110		0.44	8.9

Analysis Method:	6010C	Analysis Batch:	280-175407	Instrument ID:	MT_026
Prep Method:	3050B	Prep Batch:	280-173665	Lab File ID:	26A052113.asc
Dilution:	1.0			Initial Weight/Volume:	1.02 g
Analysis Date:	05/21/2013 1432			Final Weight/Volume:	100 mL
Prep Date:	05/10/2013 1300				

Analyte	DryWt Corrected: Y	Result (mg/Kg)	Qualifier	DL	LOQ
Aluminum		7000		1.7	56
Beryllium		0.41	J	0.037	0.56
Calcium		3700		16	110
Iron		21000		4.2	89
Magnesium		2800		4.1	33
Manganese		1300	~~Q~~	0.11	5.0
Potassium		1100		46	330
Sodium		200	J	66	560

MA
7/5/13

Client: FPM Remediations Inc

Job Number: 280-42043-1

Client Sample ID: **B219SCS0604AA**

Lab Sample ID: 280-42043-16
Client Matrix: Solid

% Moisture: 11.2

Date Sampled: 05/06/2013 1119
Date Received: 05/08/2013 0915

6010C Metals (ICP)

Analysis Method:	6010C	Analysis Batch:	280-174938	Instrument ID:	MT_026
Prep Method:	3050B	Prep Batch:	280-173665	Lab File ID:	26b051713.asc
Dilution:	1.0			Initial Weight/Volume:	1.08 g
Analysis Date:	05/17/2013 1818			Final Weight/Volume:	100 mL
Prep Date:	05/10/2013 1300				

Analyte	DryWt Corrected: Y	Result (mg/Kg)	Qualifier	DL	LOQ
Antimony		1.1	J	0.40	2.1
Arsenic		3.1		0.69	2.6
Barium		28		0.079	2.1
Boron		3.4	J	1.0	10
Cadmium		0.20	J	0.043	0.52
Chromium		11	~~Q~~	0.061	3.7
Cobalt		5.2		0.10	1.0
Copper		34	~~Q~~	0.23	5.2
Lead		13		0.28	0.94
Molybdenum		0.29	J	0.27	2.6
Nickel		15		0.13	4.2
Selenium		1.3	U	0.90	3.1
Silver		0.21	U	0.17	1.6
Thallium		1.3	U	0.68	3.1
Vanadium		15	~~Q~~	0.098	2.1
Zinc		52		0.42	8.3

Analysis Method:	6010C	Analysis Batch:	280-175407	Instrument ID:	MT_026
Prep Method:	3050B	Prep Batch:	280-173665	Lab File ID:	26A052113.asc
Dilution:	1.0			Initial Weight/Volume:	1.08 g
Analysis Date:	05/21/2013 1434			Final Weight/Volume:	100 mL
Prep Date:	05/10/2013 1300				

Analyte	DryWt Corrected: Y	Result (mg/Kg)	Qualifier	DL	LOQ
Aluminum		9100		1.6	52
Beryllium		0.36	J	0.034	0.52
Calcium		83000		15	100
Iron		15000		4.0	83
Magnesium		5300		3.9	31
Manganese		510	~~Q~~	0.10	4.7
Potassium		940		43	310
Sodium		250	J	62	520

WA
7/5/13

Client: FPM Remediations Inc

Job Number: 280-42043-1

Client Sample ID: **B219SCS0608AA**

Lab Sample ID: 280-42043-17
Client Matrix: Solid

% Moisture: 9.3

Date Sampled: 05/06/2013 1124
Date Received: 05/08/2013 0915

6010C Metals (ICP)

Analysis Method:	6010C	Analysis Batch:	280-174938	Instrument ID:	MT_026
Prep Method:	3050B	Prep Batch:	280-173665	Lab File ID:	26b051713.asc
Dilution:	1.0			Initial Weight/Volume:	1.18 g
Analysis Date:	05/17/2013 1821			Final Weight/Volume:	100 mL
Prep Date:	05/10/2013 1300				

Analyte	DryWt Corrected: Y	Result (mg/Kg)	Qualifier	DL	LOQ
Antimony		0.56	U	0.36	1.9
Arsenic		3.3		0.62	2.3
Barium		26		0.071	1.9
Boron		2.1	J	0.92	9.3
Cadmium		0.12	J	0.038	0.47
Chromium		11	~~Q~~	0.054	3.3
Cobalt		6.1		0.093	0.93
Copper		39	~~Q~~	0.20	4.7
Lead		5.0		0.25	0.84
Molybdenum		0.72	J	0.24	2.3
Nickel		14		0.11	3.7
Selenium		1.1	U	0.80	2.8
Silver		0.19	J	0.15	1.4
Thallium		1.1	U	0.61	2.8
Vanadium		14	~~Q~~	0.088	1.9
Zinc		44		0.37	7.5

Analysis Method:	6010C	Analysis Batch:	280-175407	Instrument ID:	MT_026
Prep Method:	3050B	Prep Batch:	280-173665	Lab File ID:	26A052113.asc
Dilution:	1.0			Initial Weight/Volume:	1.18 g
Analysis Date:	05/21/2013 1437			Final Weight/Volume:	100 mL
Prep Date:	05/10/2013 1300				

Analyte	DryWt Corrected: Y	Result (mg/Kg)	Qualifier	DL	LOQ
Aluminum		9300		1.4	47
Beryllium		0.40	J	0.031	0.47
Calcium		1000		13	93
Iron		19000		3.6	75
Magnesium		3500		3.5	28
Manganese		870	~~Q~~	0.093	4.2
Potassium		900		38	280
Sodium		270	J	55	470

CM
7/5/13

Client: FPM Remediations Inc | Job Number: 280-42043-1

Client Sample ID: **B219SCS0612AA**

Lab Sample ID: 280-42043-18 | Date Sampled: 05/06/2013 1127
Client Matrix: Solid | % Moisture: 8.2 | Date Received: 05/08/2013 0915

6010C Metals (ICP)

Analysis Method:	6010C	Analysis Batch:	280-174938	Instrument ID:	MT_026
Prep Method:	3050B	Prep Batch:	280-173665	Lab File ID:	26b051713.asc
Dilution:	1.0			Initial Weight/Volume:	1.05 g
Analysis Date:	05/17/2013 1823			Final Weight/Volume:	100 mL
Prep Date:	05/10/2013 1300				

Analyte	DryWt Corrected: Y	Result (mg/Kg)	Qualifier	DL	LOQ
Antimony		0.62	U	0.39	2.1
Arsenic		3.9		0.68	2.6
Barium		35		0.079	2.1
Boron		2.0	J	1.0	10
Cadmium		0.14	J	0.043	0.52
Chromium		9.4	~~Q~~	0.060	3.6
Cobalt		6.2		0.10	1.0
Copper		36	~~Q~~	0.23	5.2
Lead		5.2		0.28	0.93
Molybdenum		0.28	J	0.27	2.6
Nickel		15		0.13	4.1
Selenium		1.2	U	0.89	3.1
Silver		0.21	U	0.17	1.6
Thallium		1.2	U	0.67	3.1
Vanadium		13	~~Q~~	0.098	2.1
Zinc		63		0.41	8.3

Analysis Method:	6010C	Analysis Batch:	280-175407	Instrument ID:	MT_026
Prep Method:	3050B	Prep Batch:	280-173665	Lab File ID:	26A052113.asc
Dilution:	1.0			Initial Weight/Volume:	1.05 g
Analysis Date:	05/21/2013 1440			Final Weight/Volume:	100 mL
Prep Date:	05/10/2013 1300				

Analyte	DryWt Corrected: Y	Result (mg/Kg)	Qualifier	DL	LOQ
Aluminum		8600		1.6	52
Beryllium		0.39	J	0.034	0.52
Calcium		2200		15	100
Iron		22000		3.9	83
Magnesium		3500		3.8	31
Manganese		1400	~~Q~~	0.10	4.7
Potassium		910		43	310
Sodium		210	J	61	520

7/5/13

Client: FPM Remediations Inc

Job Number: 280-42043-1

Client Sample ID: B219SCS0412AC

Lab Sample ID: 280-42043-19FD
Client Matrix: Solid

% Moisture: 9.3

Date Sampled: 05/06/2013 1146
Date Received: 05/08/2013 0915

6010C Metals (ICP)

Analysis Method:	6010C	Analysis Batch:	280-174938	Instrument ID:	MT_026
Prep Method:	3050B	Prep Batch:	280-173665	Lab File ID:	26b051713.asc
Dilution:	1.0			Initial Weight/Volume:	1.05 g
Analysis Date:	05/17/2013 1826			Final Weight/Volume:	100 mL
Prep Date:	05/10/2013 1300				

Analyte	DryWt Corrected: Y	Result (mg/Kg)	Qualifier	DL	LOQ
Antimony		0.63	U	0.40	2.1
Arsenic		4.4		0.69	2.6
Barium		33		0.080	2.1
Boron		1.8	J	1.0	11
Cadmium		0.11	J	0.043	0.53
Chromium		8.8	~~J~~	0.061	3.7
Cobalt		5.5		0.11	1.1
Copper		26	~~J~~	0.23	5.3
Lead		4.3		0.28	0.95
Molybdenum		0.46	J	0.27	2.6
Nickel		13		0.13	4.2
Selenium		1.3	U	0.90	3.2
Silver		0.25	J	0.17	1.6
Thallium		1.3	U	0.68	3.2
Vanadium		12	~~J~~	0.099	2.1
Zinc		47		0.42	8.4

Analysis Method:	6010C	Analysis Batch:	280-175407	Instrument ID:	MT_026
Prep Method:	3050B	Prep Batch:	280-173665	Lab File ID:	26A052113.asc
Dilution:	1.0			Initial Weight/Volume:	1.05 g
Analysis Date:	05/21/2013 1442			Final Weight/Volume:	100 mL
Prep Date:	05/10/2013 1300				

Analyte	DryWt Corrected: Y	Result (mg/Kg)	Qualifier	DL	LOQ
Aluminum		7500		1.6	53
Beryllium		0.31	J	0.035	0.53
Calcium		3200		15	110
Iron		21000		4.0	84
Magnesium		3200		3.9	32
Manganese		1300	~~J~~ J	0.11	4.7
Potassium		850		43	320
Sodium		77	J	62	530

CCK
7/5/13