DEPARTMENT OF THE AIR FORCE
AIR FORCE CIVIL ENGINEER CENTER

September 23, 2024

MEMORANDUM FOR: New York State Department of Environmental Conservation
Attn: Mr. Richard Furlong
Division of Environmental Remediation, Region 6
207 Genesee Street, Room 1404
Utica, New York 13501-2748

FROM: AFCEC/CIBE – Plattsburgh
8 Colorado Street, Suite 121
Plattsburgh NY 12903

SUBJECT: Final 2023 Annual Monitoring Report for Petroleum Spill Site SS067 (Building 789), NYSDEC Spill No. 9810713, Former Griffiss Air Force Base, Rome, New York. September 2024

Accompanying this letter, please find the following document for the former Griffiss Air Force Base for your review and comment.

- Final 2023 Annual Monitoring Report for Petroleum Spill Site SS067 (Building 789), Former Griffiss Air Force Base, Rome, New York

Should you have any questions or concerns please contact me at 518-563-2871 or david.farnsworth@us.af.mil.



DAVID S. FARNSWORTH, DAF
Program Manager/BRAC Environmental Coordinator
BRAC Program Management Division

cc: See Attachment 2 Distribution List

Attachments:
1. Final 2023 Annual Monitoring Report for Petroleum Spill Site SS067 (Building 789), NYSDEC Spill No. 9810713
2. Distribution List

Distribution Requirements
Final 2023 Annual Monitoring Report for Petroleum Spill Site SS067 (Building 789),
NYSDEC Spill No. 9810713
Former Griffiss Air Force Base, Rome, New York. September 2024
September 23, 2024

This report is being provided electronically only. The electronic delivery instructions will be provided via email. Hard copies and CDs will be provided, as needed.

NYSDEC – Upload files to NYSDEC Spills Group FTP site (https://fts.dec.state.ny.us/fts/index.php) and ensure email notification of upload is provided.

NYSDEC
Mr. Richard Furlong
Division of Environmental Remediation, Region 6
207 Genesee Street
Utica, NY 13501-2748
(315) 793-2554
richard.furlong@dec.ny.gov

NYSDEC
Ms. Heather Bishop
Bureau of Eastern Remedial Action
625 Broadway, 12th Floor
Albany, NY 12233-7015
(518) 402-9692
Heather.bishop@dec.ny.gov

AFCEC/CIBE Plattsburgh
Mr. David Farnsworth
8 Colorado Street, Suite 121
Plattsburgh, NY 12903
(518) 563-2871
David.farnsworth@us.af.mil

AFCEC/CIBE
Joe Tellez, CNSP
40 NE Loop 410, Suite 200
San Antonio, TX 78216
210-323-4149
joe.tellez@cherokee-federal.com

Mr. Allen Tevyaw
CNSB
allen.tevyaw@cherokee-federal.com

Mr. John Carr
CNSB
john.carr@cherokee-federal.com

Mr. Victor Volskay
CNSB
victor.volskay@cherokee-federal.com

BRAC AR
Attn: Justin Prochnow
AFCEC/CIBP
3515 S. Gen McMullen Drive
San Antonio, TX 78226-1710
afcec.brac.ar@us.af.mil
chance.pircher.ctr@us.af.mi

Final
2023 Annual Monitoring Report for Petroleum Site SS067 (Building 789), NYSDEC Spill No. 9810713 Former Griffiss Air Force Base Rome, New York

September 2024

Prepared For:

Air Force Civil Engineer Center
Building 171
2261 Hughes Avenue, Suite 155
JBSA Lackland, TX 78236-9853

Contract No: FA8903-20-D-0001 Document Control No.: NEBECOS-0387-GRI

Prepared By:

1608 13th Avenue South, Suite 300
Birmingham, Alabama 35205
1-800-806-4001 • www.bhate.com

This page intentionally left blank.

TABLE OF CONTENTS

Acronyms and Abbreviations iii

1 Introduction 1

1.1 Griffiss AFB Operational History 1
1.2 Regulatory Background 2
1.3 Purpose 2
1.4 Procedures and Report Organization 2

2 SS067 (Building 789) NYSDEC Spill No. 9810713 5

2.1 Site Description and History 5
2.2 Previous Investigations and Remedial Actions 6
2.3 Remedial Optimization Efforts in 2023 7

3 Quarterly Monitoring Results 9

3.1 Groundwater 9
3.1.1 Quarterly Event No. 1 (March 2023) 9
3.1.2 Quarterly Event No. 2 (June 2023) 10
3.1.3 Quarterly Event No. 3 (September 2023) 11
3.1.4 Quarterly Event No. 4 (October 2023) 12
3.2 Surface Water 13
3.2.1 Quarterly Event No. 2 (June 2023) 14
3.2.2 Quarterly Event No. 3 (September 2023) 14
3.2.3 Quarterly Event No. 4 (October 2023) 14

4 Conclusions 15

5 Recommendations 17

6 References 19

LIST OF FIGURES

Figure 1 Former Griffiss Air Force Base Site Location Map
Figure 2 SS067 (Building 789) Site Layout Map
Figure 3 Fuel Distribution System at Apron 2
Figure 4 SS067 (Building 789) Free Product Thicknesses
Figure 5 SS067 (Building 789) Free Product Recovered
Figure 6 SS067 (Building 789) Potentiometric Surface Map (March 2023)
Figure 7 SS067 (Building 789) Groundwater Sample Exceedances (March 2023)
Figure 8 SS067 (Building 789) Potentiometric Surface Map (June 2023)
Figure 9 SS067 (Building 789) Groundwater Sample Exceedances (June 2023)
Figure 10 SS067 (Building 789) Potentiometric Surface Map (September 2023)
Figure 11 SS067 (Building 789) Groundwater Sample Exceedances (September 2023)
Figure 12 SS067 (Building 789) Potentiometric Surface Map (October 2023)
Figure 13 SS067 (Building 789) Groundwater Sample Exceedances (October 2023)
Figure 14 SS067 (Building 789) Surface Water Sample Benzene Detections (June 2023 – October 2023)

LIST OF TABLES

Table 1 SS067 (Building 789) Free Product Gauging and Bailing (2023)
Table 2 SS067 (Building 789) Monitoring Plan (2023)
Table 3 SS067 (Building 789) Groundwater Elevations and Field Parameters (2023)
Table 4 SS067 (Building 789) Groundwater Analytical Summary Table – Detected Results (2023)
Table 5 SS067 (Building 789) Surface Water Analytical Summary Table – Detected Results (2023)
Table 6 SS067 (Building 789) Monitoring Plan (2024)

LIST OF APPENDICES

Appendix A 2023 Sampling Results
Appendix B Historical Reference Documentation
Appendix C Historical Analytical Summary Tables and Free Product Gauging and Bailing Tables Field Forms
Appendix D Field Forms
Appendix E Data Validation Reports
Appendix F Laboratory Data Packages

ACRONYMS AND ABBREVIATIONS

AECOM	AECOM Technical Services, Inc.
AFB	Air Force Base
AFRPA	Air Force Real Property Agency
AOC	area of concern
AWQ S/GV	Ambient Water Quality Standards and Guidance Values
Bhate	Bhate Environmental Associates, Inc.
CAPE	CAPE Environmental
CSM	conceptual site model
DGI	Data Gap Investigation
DO	dissolved oxygen
FPM	FPM Remediations, Inc.
GEEIA	Ground Electronics Engineering Installations Agency
HRSC	high-resolution site characterization
LCP	lateral control pit
µg/L	microgram per liter
mg/L	milligram per liter
mV	millivolt
No.	number
NYSDEC	New York State Department of Environmental Conservation
ORP	oxidation reduction potential
PFAS	per- and polyfluoroalkyl substances
pH	potential of hydrogen
PID	photoionization detector
POL	petroleum, oil, and lubricants
SU	standard unit
SVOC	semi-volatile organic compound
TIC	tentatively identified compound
TMB	trimethylbenzene
TOGS	Technical and Operational Guidance Series

TPH	total petroleum hydrocarbons
UST	underground storage tank
VOC	volatile organic compound

1 INTRODUCTION

Environmental Chemical Corporation and team member Bhate Environmental Associates, Inc. (Bhate) have been retained by the Air Force Civil Engineer Center, under Contract Number FA8903-20-D-0001, to conduct environmental remediation activities at the former Griffiss Air Force Base (AFB) located in Rome, New York (**Figure 1**). This Annual Monitoring Report has been prepared to document the 2023 quarterly groundwater sampling/monitoring activities conducted at petroleum spill Site SS067 Building 789 (New York State Department of Environmental Conservation [NYSDEC] Spill Number [No.] 9810713) at former Griffiss AFB (**Figure 2**).

1.1 Griffiss AFB Operational History

The mission of the former Griffiss AFB varied over the years. The following information was taken from the *Final 2005 Basewide 5-Year Review* (FPM Remediations, Inc. [FPM], June 2005) and the *Preliminary Draft Historic Building Inventory and Evaluation* (Woodward-Clyde, February 1998). The base was activated on February 1, 1942, as Rome Air Depot, with the mission of storage, maintenance, and shipment of material for the United States Army Air Corps. After creation of the Air Force in 1947, Rome Air Depot was renamed Griffiss AFB on September 20, 1948 (Woodward-Clyde, February 1998). The base became an electronics center in 1950, with the transfer of Watson Laboratory Complex (later Rome Air Development Center [1951], Air Force Research Laboratory/Rome Research Site), and then the Information Directorate at Rome Research Site was established with the mission of applied research, development, and testing of electronic air-ground systems. The headquarters of the Ground Electronics Engineering Installations Agency (GEEIA) was established in June 1958 to engineer and install ground communication equipment throughout the world.

In August 1958, shortly after GEEIA took over as host unit at Griffiss AFB, the 4039th Strategic Wing was assigned as a tenant. The 4039th was equipped with aircraft including the B-52G "Stratofortress" and KC-135A "Stratotanker." Base facilities had to be modified or constructed to accommodate the Strategic Wing mission. This included the construction of new runways, taxiways, runway aprons, dormitories, storage facilities, hangars, and various other support buildings (Woodward-Clyde, February 1998). Construction of the aprons and support facilities at the southeastern end of the flight line required Six Mile Creek to be diverted into an underground culvert, and the old channel was filled in (Air Force Real Property Agency [AFRPA], April 2009). In January 1960, the first of 15 B-52G bombers, named "Mohawk Valley," arrived at the base. In January 1961, the base also received the first of many Hound Dog Missiles (GAM 77). In 1963, the 4039th was inactivated and replaced with the 416th Bombardment Wing. The 416th Bombardment Wing assumed host responsibilities at Griffiss AFB in 1970, after the Headquarters of GEEIA was inactivated. In May 1979, the 416th Bombardment Wing was the first wing to receive the air-launched cruise missiles. Griffiss AFB began receiving the air-launched cruise missiles in January 1981; they were primarily used for environmental testing and maintenance training (Woodward-Clyde, February 1998).

The 49th Fighter Interceptor Squadron served at Griffiss AFB from 1959 until its inactivation in 1987. Griffiss AFB was designated for realignment under the Base Realignment and Closure Act in 1993 and 1995, resulting in deactivation of the 416th Bombardment Wing in September 1995.

As a result of the various national defense missions carried out at the former Griffiss AFB since 1942, hazardous and toxic substances were used, and hazardous wastes were generated, stored, or disposed of at various sites on the installation. The defense missions involved were, among others: the procurement, storage, maintenance, and shipment of war material; research and development; and aircraft operations and maintenance (FPM, June 2005).

1.2 Regulatory Background

Petroleum Spill Site SS067 falls under the Spills Program managed by the NYSDEC. Under this program, spill close-out decisions can be considered even when a cleanup has not achieved the established cleanup level and there are indications that the chosen remedial strategy will not achieve the established cleanup level even if the operation is continued for a long period of time. The goal of the NYSDEC Spills Program is to return a site to pre-spill conditions and ensure adequate protection of human health and the environment. A spill is considered "closed" by the NYSDEC when records and data submitted for review demonstrate that the necessary cleanup and removal actions have been completed and no further remedial activities are required. The Spills Program uses professional judgment and enforcement discretion to allow cleanup to a lesser degree if pre-spill conditions are not achievable (NYSDEC, April 2019).

1.3 Purpose

This Annual Monitoring Report documents the 2023 free product gauging and groundwater/surface water sampling results at former Griffiss AFB Petroleum Spill Site SS067. Site-specific activities and results presented include an overview of site conditions, monitoring results, conclusions, and recommendations for future remedial actions and monitoring. The goal of this Annual Monitoring Report is to present monitoring data that will ultimately support closure of NYSDEC Spill No. 9810713.

1.4 Procedures and Report Organization

Monitoring and sampling activities were conducted in accordance with the 2022 *Final Basewide Uniform Federal Policy – Quality Assurance Project Plan, Long Term Monitoring* (Bhate, April 2022); any sampling plan modifications made following regulatory approval of the annual reporting recommendations; and *the Final Uniform Federal Policy-Quality Assurance Project Plan Corrective Action Plan for Investigation of Petroleum Spill Sites: CSS681 Apron 1 (NYSDEC Spill #1501553), CSS682 Building 785 Pipeline (NYSDEC Spill #1408594), and SS067 Building 789 (NYSDEC Spill #9810713)* (Bhate, August 2017).

For evaluation purposes, where established, all analytical data was screened against the NYSDEC, Division of Water *Technical and Operational Guidance Series (TOGS) (1.1.1), Table 1 New York*

State Ambient Water Quality Standards and Guidance Values (NYSDEC, June 1998), and *Addendum to June 1998 Division of Water and Technical and Operational Guidance Series (TOGS) No. 1.1.1* (NYSDEC, April 2000) (NYSDEC AWQ S/GV).

Laboratory analyses were performed by SGS North America Inc., Orlando, Florida and included volatile organic compounds (VOCs) by United States Environmental Protection Agency Method 8260D. All data validation was performed by Environmental Synectics, Inc. Analytical summary results from the 2023 sampling event are provided in **Appendix A**.

A description of data qualifiers used by the laboratory is provided below.

- U – The analyte was analyzed for, but not detected and reported to limit of detection.
- J – The analyte was positively identified; the result was detected above the method detection limit, but the concentration was below the reporting limit as an estimated value.
- UJ – The analyte was not detected; however, the result is estimated due to discrepancies in meeting certain analyte-specific quality control criteria

This page intentionally left blank.

2 SS067 (BUILDING 789) NYSDEC SPILL NO. 9810713

2.1 Site Description and History

The information presented in this section is taken from the *Final Optimization Plan Petroleum Spill Sites Remediation, Former Griffiss Air Force Base Site, Rome, New York* (AECOM Technical Services, Inc. [AECOM], November 2011), the *Preliminary Draft Historic Building Inventory and Evaluation, Griffiss Air Force Base, Rome, New York* (Woodward-Clyde, February 1998), and the *Final Record of Decision for the On-base Groundwater AOC* [area of concern] *(SD-52) at the Former Griffiss Air Force Base, Rome, New York* (AFRPA, April 2009). Site SS067 (Building 789) is in the southeastern portion of the former Griffiss AFB (**Figure 1**). In August 1958, the 4039th Strategic Wing was assigned as a tenant. Base facilities had to be modified or constructed to accommodate the Strategic Wing mission.

According to the Final Record of Decision for the On-Base Groundwater AOC, prior to construction of the Strategic Wing facilities at the southeastern end of the flightline, Six Mile Creek flowed through the site in an open channel in the area of the Apron 2/Building 789 area, but during construction, it was diverted into an underground culvert and the old channel was filled in (AFRPA, April 2009). Based on the historic building inventory, Building 789 was one of the support buildings constructed to support the Strategic Wing mission. In January 1961, the base received the first air-to-surface nuclear attack "Hound Dog Missiles," which were carried by B-52H and B-52G bombers. The Hound Dog Missile Complex at Griffiss AFB was situated at the southeastern end of the flightline and included Building 789, the Missile Assembly Shop; Buildings 790 and 791, the Missile Run-Up Shops; and Building 5910, the Power Check Pad. These missiles were removed from service at the base in 1973 (Woodward-Clyde, February 1998).

An 8,000-gallon underground storage tank (UST) (789-1) was located on the northeast side of Building 789 from 1961 until its removal in 1991 and was used to store fuel oil for boiler heating. Coinciding with the removal of UST 789-1 was the installation of UST 789-2, approximately 25 feet to the east of UST 789-1. UST 789-2 had a capacity of 5,000 gallons and was also used to store No. 1 fuel oil for boiler heating until its removal by PEER Consultants Professional Corporation in November 1998. Continuous soil screening was conducted during the excavation of UST 789-2. Observed contamination at depth was determined to be associated with the fuel pipeline system, and NYSDEC Spill No. 9810713 was assigned to the site in November 1998 (AECOM, November 2011). The site features, including monitoring wells, are shown on **Figure 2.**

As shown in **Figure 3**, located along the northwestern side of Building 789 is a section of the former Type II Jet Fuel pipeline that once distributed Jet Propulsion Fuel No. 4 to the southern section of Apron 2. As further described in Section 2 of this report, former Site SS054 includes the Pumphouse No. 1 site (former Building 781). Fuel was distributed from Pumphouse No. 1 to pipeline system petroleum, oil, and lubricants (POL) 781-2, located between Building 789 and Apron 2. POL 781-2 consisted of four lateral control pits (LCPs) adjacent to the northeast side of Apron 2 and a refueling hydrant outlet connected to each pit, formerly located in the Apron 2

pavement. The LCPs were connected by 10-inch diameter fueling and 8-inch diameter defueling pipelines. The individual refueling hydrant outlets were connected to the hydrant LCPs by 6-inch diameter lateral fueling pipelines. POL 781-2 pipelines were reportedly flushed, capped with hydraulic cement, and abandoned in place in 1996 (AECOM, November 2011).

2.2 Previous Investigations and Remedial Actions

The following section outlines the significant remedial and investigation activities at SS067 and is taken from the Final Letter Work Plan, Site SS067 Free Product Assessment and Data Gap Investigation (Bhate, May 2022), based on the Final 2020 Annual Monitoring Report for Petroleum Spill Sites, Former Griffiss Air Force Base, Rome, New York (Bhate, February 2022).

In 2001, 52,000 cubic yards of contaminated soils (with approximately 13,000 gallons of entrained free product), 25,462 gallons of free product, and 525,000 gallons of contaminated water were removed from the site. Fuel seeps were observed at multiple locations entering the excavation pit. Oil Spill Eater enzymes and Oxygen Release Compound® were applied to the excavation prior to it being backfilled (AECOM, November 2011). Building 789 was also demolished during this time (CAPE Environmental [CAPE], May 2002). The extent of excavation completed during the 2001 remedial actions is shown on **Figure 2**. From 2003 to 2010, vacuum enhanced recovery was performed (FPM, December 2008, November 2009, March 2010, August 2010, and July 2011). From 2006 to 2010, a vacuum enhanced skimming system was operational at eight recovery wells and one monitoring well, recovering approximately 6,317 gallons of free product. By the fall of 2010, light non-aqueous phase liquid recovery rates had declined to approximately 1.5 gallons per day (FPM, July 2011). From 2006 to 2019, a horizontal biosparging system was operated to prevent the downgradient migration of the free product and dissolved phase petroleum plumes. The horizontal biosparging system and free product skimming system lines and wells are shown on **Figure 2**. From 2011 to 2018, the free product recovery system was in operation. Free product recovery rates were limited to less than 1 gallon per day even following a 2017 skimmer refurbishment. Significant free product thicknesses continued to be observed in several site wells (Bhate, August 2018).

In 2018, a Data Gap Investigation (DGI) was completed which involved: 28 soil borings, photoionization detector screening, sheen testing, free product mobility analysis, setting and sampling of 12 temporary grab wells, installation of three fully-screened permanent monitoring wells, and “fingerprint” analysis of two free product samples (Bhate, October 2019). No source(s) of free product were identified. The recommendations table as well as a figure depicting locations and results from the 2018 investigation is included in **Appendix B**. In March 2019, to evaluate the distribution of the remaining free product present in the subsurface, seven wells were rehabilitated using a surfactant (Ivey-sol® 103), surging, and purging (Bhate, September 2020). Free product thickness measurements are included in **Appendix C**. In October 2019, the remaining skimmers were removed and monthly free product thickness gauging and free product bailing commenced. In September 2020, an inverted funnel device was installed at 789RW-219 to evaluate the possibility that free product was migrating along preferential pathways below the water table. Data indicated that free product was entering the well from a preferential pathway

located below the water table (Bhate, February 2022). Following the 2018 DGI and the subsequent shutdown of the air sparge and free product recovery systems, continued accumulation of free product during the monthly gauging and bailing events was observed. It was determined that further investigation was needed to identify the origin(s) of the free product and the associated migration pathways.

From June through October 2022, field activities in support of a free product assessment and data gap investigation, as outlined in the *Work Plan SS067 Free Product Assessment and Data Gap Investigation* (Bhate, May 2022), were performed to delineate the source and migration pathways of observed free product accumulations and to update the current conceptual site model (CSM). Field activities included a high-resolution site characterization (HRSC); utilization of the HRSC results to select locations and target depths for soil boring advancement and soil sampling to assess the soil profile for the presence of free product and laboratory analysis for VOCs, semi-volatile organic compounds (SVOCs), total petroleum hydrocarbons (TPH), and per- and polyfluoroalkyl substances (PFAS); the completion of the soil borings as temporary monitoring wells for groundwater sampling and analysis of VOCs, SVOCs, TPH, and PFAS with subsequent abandonment; and the installation and sampling of five permanent monitoring wells for VOCs, SVOCs, TPH, and PFAS.

The HRSC investigation bounded the free product areas except to the west which is limited by Apron 2. The collected data is being compiled for presentation in a supplemental CSM update report. Results identified the greatest free product response and thicknesses near monitoring wells 789MW-96, 789MW-19, and 798MW-252, and near the west side of the investigation near the apron. Free product was observed to be distributed at a depth of approximately 15 feet to 23 feet below ground surface and between two high permeability zones.

2.3 Remedial Optimization Efforts in 2023

During 2023 Quarter 1, as continuation of the 2022 Data Gap Investigation, free product was gauged and bailed in February and March at 789MW-96, 789MW-102, 789RW-200, 789RW-202, 789RW-205, 789RW-211, 789RW-219, 789RW-220, 789RW-221, and 789MW-252. During 2023 Quarters 2 through Quarter 4, gauging only without free product bailing was performed in conjunction with quarterly sampling activities at the same locations as Quarter 1 with the addition gauging only at 789MW-253 and 789MW-254. A supplemental gauging and bailing event was conducted in 2023 Quarter 3 (November 2023). The maximum free product thickness measured was 4.32 feet at 789MW-254 in September 2023; this location demonstrated the greatest free product thickness during each event. In addition to 789RW-254, locations 789MW-102 (one event), 789RW-200 (four events) 789RW-202 (three events), and 789RW-219 (three events) contained greater than 1 foot of free product. Free product bailing and gauging measurements from 2019 to 2023 are provided in **Table 1** and measured product thicknesses are shown on **Figure 4**. The free product thickness trends are generally stable with the exception of 789RW-202 and 789RW-219 which showed increased thicknesses in the second half of 2023.

Following gauging in 2023 Quarter 1 and Quarter 4, the wells containing free product, with the exception of 789MW-254 in Quarter 4, were bailed to remove free product to the maximum extent practicable and then generally regauged for product thickness. The approximate volume recovered per event was 1.31 gallons (February 2023), 1.25 gallons (March 2023), and 12 gallons (November 2023) with approximately 14.5 gallons recovered during 2023. Free product recovered by event is shown on **Figure 5**. Based on the new 2023 contract with the Air Force, wells were to only be gauged and not bailed to remove free product starting with the 2nd quarter 2023.

3 QUARTERLY MONITORING RESULTS

3.1 Groundwater

The following subsections provide a summary of results for the quarterly groundwater monitoring events conducted in March, June, September, and October 2023. The 2023 monitoring plan as executed is shown in **Table 2**. Groundwater elevations and field parameter measurements are provided in **Table 3**, and quarterly detected groundwater analytical results are provided in **Table 4**. Monitoring wells are discussed from the upgradient/head of plume to downgradient near Six Mile Creek in a general west to east orientation.

Acetone data has been tracked since the beginning of 2019 Quarter 1 based on the elevated concentrations (maximum 549 micrograms per liter [µg/L] in October 2022) consistently observed in upgradient monitoring wells 789MW-98, 789MW-99, and 789MW-251. Tabulated acetone data through 2023 Quarter 4 is included in **Appendix C**. As acetone is a non-petroleum VOC, further discussion is not included in this report but will be discussed in the supplemental CSM. Field documentation, including groundwater sample collection logs and free product gauging and bailing field forms, are provided in **Appendix D**. Laboratory data validation reports are provided in **Appendix E** and laboratory analytical data packages are provided in **Appendix F**.

3.1.1 Quarterly Event No. 1 (March 2023)

3.1.1.1 Free Product/Depth to Water Measurements

Depth to free product/water was measured in 12 wells and calculated elevations used to create a potentiometric surface map of the unconfined surficial aquifer. Measurable amounts of free product were recorded in seven wells with approximately 1.25 total gallons of free product bailed. Measured free product thicknesses and bailing volumes are summarized on **Table 1**. Groundwater elevations, corrected for the presence of free product as applicable, are summarized on **Table 3**. Consistent with prior events, a groundwater depression is observed within the former excavation area with general flow to the east/southeast towards Six Mile Creek within the unconfined surficial aquifer (**Figure 6**).

3.1.1.2 Groundwater Results

Six monitoring wells (789MW-98, 789MW-99, 789MW-251, 789MW-216, 789MW-83, and 789MW-222) were sampled in March 2023. Field parameters are presented in **Table 3** and analytical detections are summarized in **Table 4** with NYSDEC AWQ S/GV exceedances summarized below and shown on **Figure 7**.

Exceedances of criteria were observed only in the following source area wells:

- Monitoring well 789MW-98: 1,2,4-trimethylbenzene (TMB) (9.3 µg/L); 1,3,5-TMB (18.5 µg/L); benzene (9.1 µg/L); m,p-xylene (8 µg/L); were detected above their respective NYSDEC AWQ S/GV.
- Monitoring well 789MW-99: benzene (1.2 µg/L) was detected above the NYSDEC AWQ S/GV.

3.1.1.3 Water Quality Parameters

Groundwater dissolved oxygen (DO) concentrations less than 0.5 mg/L are indicative of anaerobic groundwater environments, while DO concentrations greater than 1.0 indicate aerobic conditions. Within the southwestern portion of the source area/excavation boundary, DO was measured at 0.35 mg/L in 789MW-98 and 1.71 mg/L in 789MW-99, both within the excavation boundary and at the upgradient extent of dissolved contamination. Within and near the northeastern extent of the excavation at 789MW-251, DO was measured at 5.55 mg/L. Downgradient of the source area/excavation DO was measured at 0.54 mg/L in 789MW-216, 0.34 mg/L in 789MW-83, and 1.82 mg/L in 789MW-222.

Groundwater oxidation reduction potential (ORP) is an indicator of its tendency to accept or transfer electrons. In oxidative regions of the aquifer, ORP will be positive; in reducing regions, ORP will be negative. Within the source area ORP was measured at -44.7 mV in 789MW-98, -67.1 mV in 789MW-99, and 66.6 mV in 789MW-251. Downgradient ORP was measured at -71.6 mV in 789MW-216, -77.2 mV in 789MW-83, and 29.5 mV in 789MW-222. The potential of hydrogen (pH) was in the near-neutral range, measured from 6.73 to 7.32 standard units (SU).

3.1.2 Quarterly Event No. 2 (June 2023)

3.1.2.1 Free Product/Depth to Water Measurements

Depth to free product/water was measured in 16 wells. Measurable amounts of free product were recorded in 789MW254 (1.51 feet), 789MW-253 (0.5 feet), 789RW-200 (2.86 feet), 789MW-96 (0.25 feet), 789MW-252 (0.43 feet), 789RW-202 (0.52 feet), and 789MW-102 (0.83 feet). No free product was bailed during this event. Measured free product thicknesses are summarized on **Table 1**. Groundwater elevations, corrected for the presence of free product as applicable, are summarized on **Table 3**. Consistent with prior events, a groundwater depression is observed within the former excavation area with general flow to the east/southeast towards Six Mile Creek within the unconfined surficial aquifer (**Figure 8**).

3.1.2.2 Groundwater Results

Ten monitoring wells (789MW -98, 789MW -99, 789MW -95, 789MW-251, 789MW-46R, 789MW-216, 789MW -83, 789MW-222, 789MW -135, and 789MW-102) were sampled in June 2023. Field parameters are presented in **Table 3** and analytical detections are summarized in **Table 4** with NYSDEC AWQ S/GV exceedances summarized below and shown on **Figure 9.**

Exceedances of criteria were observed in the following source area wells:

- Monitoring well 789MW-98: 1,2,4-TMB (265 µg/L); 1,3,5-TMB (81.8 µg/L); acetone (190 µg/L); benzene (14.7 µg/L); ethylbenzene (23.4 µg/L); isopropylbenzene (11.6 µg/L); m,p-xylene (121 µg/L); naphthalene (30.5 µg/L); n-butylbenzene (14.7 µg/L); n-propylbenzene (30.6 µg/L); o-xylene (6.1 µg/L); p-isopropyltoluene (9.9 µg/L); and sec-butylbenzene (11.3 µg/L) were detected above their respective NYSDEC AWQ S/GV.
- Monitoring well 789MW-99: benzene (1.4 µg/L) was detected above the NYSDEC AWQ S/GV.

Exceedances of criteria were observed in the following downgradient well (free product bailed prior to sampling):

- Monitoring well 789MW-102: 1,2,4-TMB (2,100 µg/L); 1,3,5-TMB (383 µg/L); benzene (71 µg/L); ethylbenzene (377 µg/L); isopropylbenzene (64.1 µg/L); m,p-xylene (1,170 µg/L); naphthalene (398 µg/L); n-butylbenzene (70 µg/L); n-propylbenzene (154 µg/L); o-xylene (36.2 µg/L); p-isopropyltoluene (53.3 µg/L); sec-butylbenzene (52.2 µg/L); and toluene (18.3 µg/L) were detected above their respective NYSDEC AWQ S/GV.

3.1.2.3 Water Quality Parameters

Within the source area, DO was measured at 0.22 mg/L in 789MW-98 and 0.92 mg/L in 789MW-99. Within and near the northeastern extent of the excavation, DO was measured at 0.83 mg/L in 789MW-95 and at 1.15 mg/L in 789MW-251. Downgradient of the source/excavation area DO was measured at 0.24 mg/L in 789MW-46R, 0.49 mg/L in 789MW-216, 0.41 mg/L in 789MW-83, 0.46 mg/L in 789MW-222, and 3.64 mg/L in 789MW-135. Downgradient at 789MW-102 near Six Mile Creek, DO was measured at 0.31 mg/L.

ORP within the source area was measured at -154.8 mV in 789MW-98, -70 mV in 789MW-99, 101 mV in 789MW-95, and 135 in 789MW-251. Downgradient ORP was measured at -46.2 mV in 789MW-46R, -86.3 mV in 789MW-216, 26.3 in 789MW-83, 69.1 mV in 789MW-222, 158.4 mV in 789MW-135, and -134.6 mV in 789MW-102. The pH was in the near-neutral range, measured from 6.55 to 7.5 SU.

3.1.3 Quarterly Event No. 3 (September 2023)

3.1.3.1 Free Product/Depth to Water Measurements

Depth to free product/water was measured in 18 wells. Measurable amounts of free product were recorded in 789MW-254 (4.32 feet), 789MW-253 (1.0 feet), 789RW-200 (2.74 feet), 789MW-252 (0.93 feet), 789RW-202 (1.55 feet), and 789MW-102 (0.64 feet). No free product was bailed during this event. Measured free product thicknesses are summarized on **Table 1**. Groundwater elevations, corrected for the presence of free product as applicable, are summarized on **Table 3**. Consistent with prior events, a groundwater depression is observed

within the former excavation area with general flow to the east/southeast towards Six Mile Creek within the unconfined surficial aquifer (**Figure 10**).

3.1.3.2 Groundwater Results

Seven monitoring wells (789MW-99, 789MW-251, 789MW-46R, 789MW-216, 789MW-83, 789MW-222, and 789MW-135) were sampled in September 2023. Field parameters are presented in **Table 3** and analytical detections are summarized in **Table 4** with NYSDEC AWQ S/GV exceedances summarized below and shown on **Figure 11**.

Exceedances of criteria were observed only in the following source well:

- Monitoring well 789MW-99: benzene (1.1 µg/L) was detected above the NYSDEC AWQ S/GV.

3.1.3.3 Water Quality Parameters

Within the source area, DO was measured at 2.05 mg/L in 789MW-99 and at 8.28 mg/L in 789MW-251 at the northeastern extent of the excavation boundary. Downgradient of the source/excavation area DO was measured at 1.32 mg/L in 789MW-46R, 2.22 mg/L in 789MW-216, 2.49 mg/L in 789MW-83, 2.15 mg/L in 789MW-222, and 5.66 mg/L in 789MW-135.

ORP within the source area was measured at -90 mV in 789MW-99 and -35.1 mV in 789MW-251. Downgradient ORP was measured at -52 mV in 789MW-46R, -55.5 mV in 789MW-216, -36.5 in 789MW-83, -55.5 mV in 789MW-222, and -11.4 mV in 789MW-135. The pH was in the near-neutral range, measured from 6.65 to 7.66 SU.

3.1.4 Quarterly Event No. 4 (October 2023)

3.1.4.1 Free Product/Depth to Water Measurements

Depth to free product/water was measured in 18 wells. Measurable amounts of free product were recorded in 789MW-254 (1.92 feet), 789MW-253 (0.8 feet), 789RW-200 (2.72 feet), 789RW-202 (2.61 feet), and 789MW-102 (1.24 feet). No free product was bailed during this October 2023 event. Measured free product thicknesses are summarized on **Table 1**. Note that a supplemental gauging and bailing event was conducted in November 2023 and is included in **Table 1**. Groundwater elevations, corrected for the presence of free product as applicable, are summarized on **Table 3**. Consistent with prior events, a groundwater depression is observed within the former excavation area with general flow to the east/southeast towards Six Mile Creek within the unconfined surficial aquifer (**Figure 12**).

3.1.4.2 Groundwater Results

Nine monitoring wells (789MW-98, 789MW-99, 789MW-95, 789MW-251, 789MW-46R, 789MW-216, 789MW -83, 789MW-222, and 789MW-135) were sampled in October 2023. Field

parameters are presented in **Table 3** and analytical detections are summarized in **Table 4** and shown on **Figure 13**.

Exceedances of criteria were observed only in the following source area wells:

- Monitoring well 789MW-98: 1,2,4-TMB (20.5 µg/L); 1,3,5-TMB (14.6 µg/L); benzene (139 µg/L); ethylbenzene (9.5 µg/L); m,p-xylene (48 µg/L); and o-xylene (7.8 µg/L) were detected above their respective NYSDEC AWQ S/GV.
- Monitoring well 789MW-99: benzene (1.4 µg/L) was detected above the NYSDEC AWQ S/GV.
- Monitoring well 789MW-251: benzene (1.7 µg/L) was detected above the NYSDEC AWQ S/GV.

3.1.4.3 Water Quality Parameters

Within the source area, DO was measured at 0.15 mg/L in 789MW-98 and 1.14 mg/L in 789MW-99. Within and near the northeastern extent of the excavation, DO was measured at 0.73 mg/L in 789MW-95 and at 1.02 mg/L in 789MW-251. Downgradient of the source area/excavation DO was measured at 0.17mg/L in 789MW-46R, 0.13 mg/L in 789MW-216, 0.25 mg/L in 789MW-83, 0.20 mg/L in 789MW-222, and 3.89 mg/L in 789MW-135.

ORP within the source area was measured at -18.7 mV in 789MW-98, -41.8 mV in 789MW-99, 83.9 mV in 789MW-95, and 26.2 mV in 789MW-251. Downgradient ORP was measured at-17.8 mV in 789MW-46R, -52 mV in 789MW-216, 49.9 in 789MW-83, 150.8 mV in 789MW-222, and 161.2 mV in 789MW-135. The pH was in the near-neutral range, measured from 6.54 to 7.22 SU.

3.2 Surface Water

Based on elevated concentrations of petroleum VOCs historically observed and the continued presence of free product measured in downgradient monitoring well 789MW-102 into 2023 Quarter 1, the collection of surface water samples from Six Mile Creek were added to the quarterly sampling program beginning in 2023 Quarter 2. Field parameters are presented in **Table 3**. Analytical detections for Quarters 2 through 4 are summarized in **Table 5** and **Figure 14**.

Initially in Quarter 2, surface water locations 789SW-01 (approximately 150 feet upstream of 789MW-102), 789SW-02 (adjacent to 789MW-102), and 789SW-03 (approximately 150 feet downstream of 789MW-102) were established and sampled. Based on the presence of benzene above NYSDEC AWQ S/GV at 789SW-03, as described below, location 789SW-04 (approximately 500 feet downstream of 789MW-102) was added beginning in 2023 Quarter 3.

3.2.1 Quarterly Event No. 2 (June 2023)

Three surface water locations (789SW-01, 789SW-02, and 789SW-03) were sampled in June 2023. Benzene (1.5 µg/L) was detected above the NYSDEC AWQ S/GV at 789SW-03.

3.2.2 Quarterly Event No. 3 (September 2023)

Two surface water locations (789SW-03 and 789SW-04) were sampled in September 2023. Benzene (2.4 µg/L) was detected above the NYSDEC AWQ S/GV at 789SW-03; an estimated concentration of benzene (0.74 J µg/L) was reported at 789SW-04.

3.2.3 Quarterly Event No. 4 (October 2023)

Three surface water locations (789SW-02, 789SW-03, and 789SW-04) were sampled in October 2023. Benzene (2.3 µg/L) was detected above the NYSDEC AWQ S/GV at 789SW-03 and at criteria (1 µg/L) at 789SW-04.

4 CONCLUSIONS

A source of free product has not been defined to the west and the excavation by CAPE (May 2002) did not remove all sources. Free product continues to be present in several site wells, with thicknesses up to 4.32 feet observed and a total of approximately 14.5 gallons recovered during 2023. The HRSC investigation bounded the free product areas except to the west which is limited by Apron 2. Free product is present in three areas: the main product accumulation area of the unconsolidated soils and fill of the shallow unconfined surficial aquifer representing the source area/excavation area; adjacent to Six Mile Creek as observed in 789MW-102; and adjacent to Apron 2 in 789MW-254.

During 2023, VOCs were detected above NYSDEC AWQ S/GV in upgradient monitoring wells 789MW-98, 789MW-99, and 789MW-251 which are within the footprint of the former excavation area; and in downgradient well 789MW-102 (sampled after free product removal) adjacent to Six Mile Creek. Benzene was detected above NYSDEC AWQ S/GV in surface water samples collected at 789SW-03 from Six Mile Creek during all three quarterly events. Dissolved phase contamination was not observed at concentrations above NYSDEC AWQ S/GV at any other monitoring well or surface water locations sampled in 2023.

A groundwater depression is observed within the former excavation area with general flow to the east/southeast towards Six Mile Creek within the unconfined surficial aquifer. The effect of the potentiometric surface (**Figures 6**, **8**, **10**, and **12**) in relation to groundwater flow suggest an undefined up-gradient source of the free product and dissolved phase COCs.

This page intentionally left blank.

5 RECOMMENDATIONS

Based on the 2022 Data Gap Investigation findings and 2023 groundwater/surface water sampling, quarterly sampling should continue as described in **Table 6** during 2024. Monthly free product gauging and bailing should be conducted from select wells based on the continued presence of free product observed in 789MW-254 located adjacent to Apron 2. The supplemental CSM will present an interpretation of subsurface conditions in support of further assessment of potential sources in the Apron 2 area.

Based on elevated concentrations of petroleum VOCs and free product detected in downgradient monitoring well 789MW-102 and the presence of benzene in surface water samples from Six Mile Creek during 2023, surface water sampling should continue quarterly in 2024. Additionally, damaged well 789MW-103, adjacent to Six Mile Creek approximately 220 feet downstream from 789MW-102, should be replaced to confirm free product and dissolved VOCs are not present.

This page intentionally left blank.

6 REFERENCES

AECOM. November 2011. Final Optimization Plan Petroleum Spill Sites Remediation, Former Griffiss Air Force Base Site, Rome, New York.

AFRPA. April 2009. Final Record of Decision for the On-base Groundwater AOC (SD-52) at the Former Griffiss Air Force Base, Rome, New York.

Bhate. August 2017. Final Uniform Federal Policy-Quality Assurance Project Plan Corrective Action Plan for Investigation of Petroleum Spill Sites: CSS681 Apron 1 (NYSDEC Spill #1501553), CSS682 Building 785 Pipeline (NYSDEC Spill #1408594), and SS067 Building 789 (NYSDEC Spill #9810713), Former Griffiss Air Force Base, Rome, New York.

Bhate. August 2018. Final Optimization Plan for SS067 Building 789 (NYSDEC Spill Site 9810713), Former Griffiss Air Force Base, Rome, New York.

Bhate. October 2019. Final Supplemental Investigation and Groundwater Monitoring Report at Sites SS054 and SS067, Former Griffiss Air Force Base, Rome, New York.

Bhate. September 2020. *Final 2019 Annual Monitoring Report for Petroleum Spill Sites, Former Griffiss Air Force Base, Rome, New York.*

Bhate. February 2022. *Final 2020 Annual Monitoring Report for Petroleum Spill Sites, Former Griffiss Air Force Base, Rome, New York*

Bhate. April 2022. Final Basewide Uniform Federal Policy-Quality Assurance Project Plan, Long Term Monitoring, Former Griffiss Air Force Base, Rome, New York.

Bhate. May 2022. Final Letter Work Plan, Site SS067 Free Product Assessment and Data Gap Investigation, Former Griffiss Air Force Base, Rome, New York.

CAPE. May 2002. Final Closure Report – Volume I Building 789 Soil Remediation, Former Griffiss Air Force Base, Rome, New York.

FPM. June 2005. Final Basewide 5-Year Review, Former Griffiss Air Force Base, Rome, New York, Revision 2.2.

FPM. December 2008. Draft Long-Term Monitoring Report for Petroleum Spill Sites, Revision 1.0.

FPM. November 2009. Draft Long-Term Monitoring Report for Petroleum Spill Sites, Revision 0.0.

FPM. March 2010. Draft Long-Term Monitoring Report for Petroleum Spill Sites, Revision 0.0.

FPM. August 2010. Remediation Report (Spring 2010) Petroleum Spill Sites, Apron 1 (NYSDEC Spill #9413416 and #9707954), Apron 2 (NYSDEC Spill #9713631), Bulk Fuel Storage Area (NYSDEC Spill #9507364, #9810949 and #0009824), and Building 789 (NYSDEC Spill #9810713), Former Griffiss Air Force Base, Rome New York. Rev 1.0.

FPM. July 2011. Remediation Report (Fall 2010) Petroleum Spill Sites, Apron 1 (NYSDEC Spill #9413416 and #9707954), Apron 2 (NYSDEC Spill #9713631), Bulk Fuel Storage Area

(NYSDEC Spill #9507364, #9810949 and #0009824), and Building 789 (NYSDEC Spill #9810713), Former Griffiss Air Force Base, Rome New York. Rev 1.0.

NYSDEC. June 1998. Division of Water Technical and Operational Guidance Series (1.1.1), Ambient Water Quality Standards and Guidance Values and Groundwater Effluent Limitations.

NYSDEC. April 2000. Addendum to June 1998 Division of Water Technical and Operational Guidance Series (TOGS) No. 1.1.1.

NYSDEC. April 2019. Technical Field Guidance Closing-Out a Spill. http://www.dec.ny.gov/docs/remediation_hudson_pdf/1x7.pdf

Woodward-Clyde. February 1998. Preliminary Draft Historic Building Inventory and Evaluation, Griffiss Air Force Base, Rome, New York.

FIGURES

This page intentionally left blank.

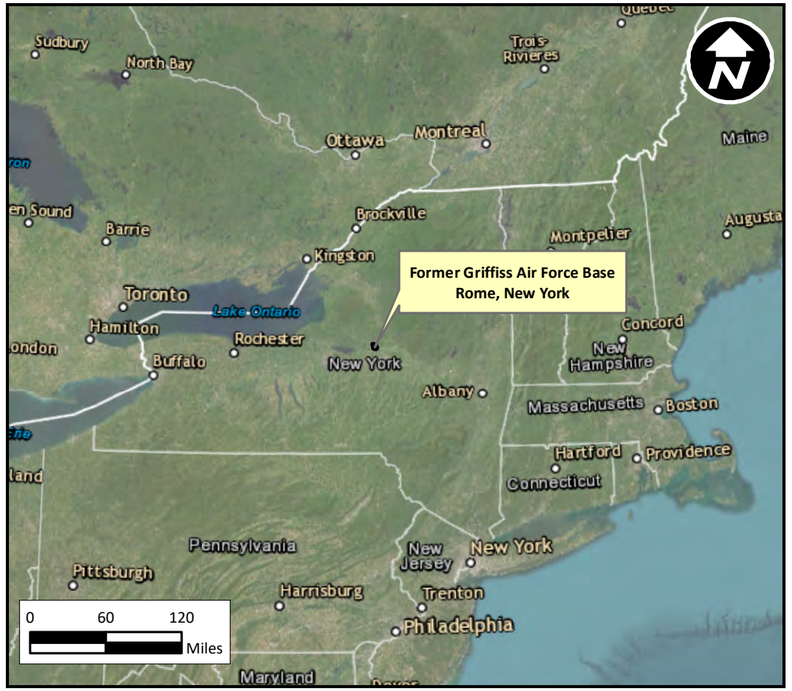

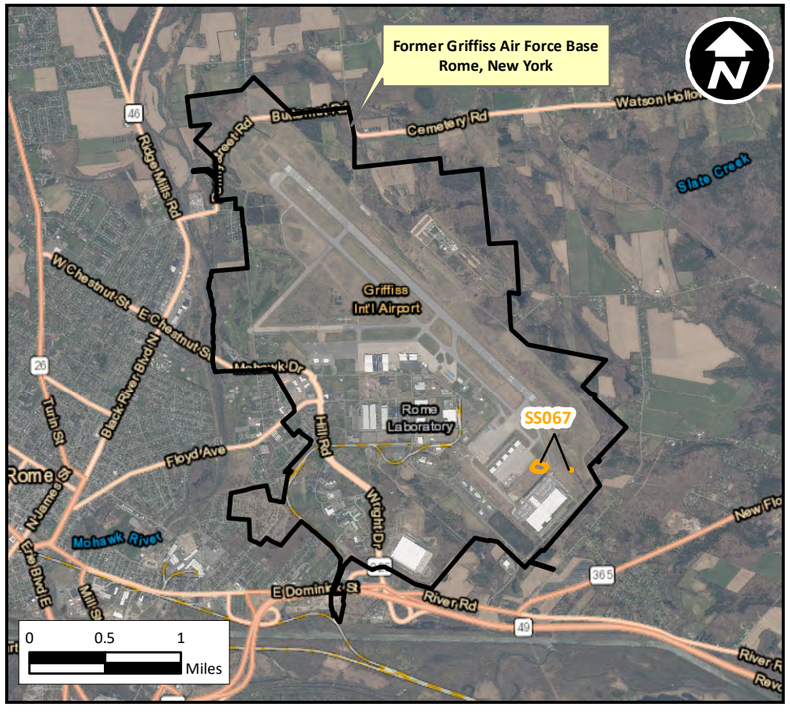

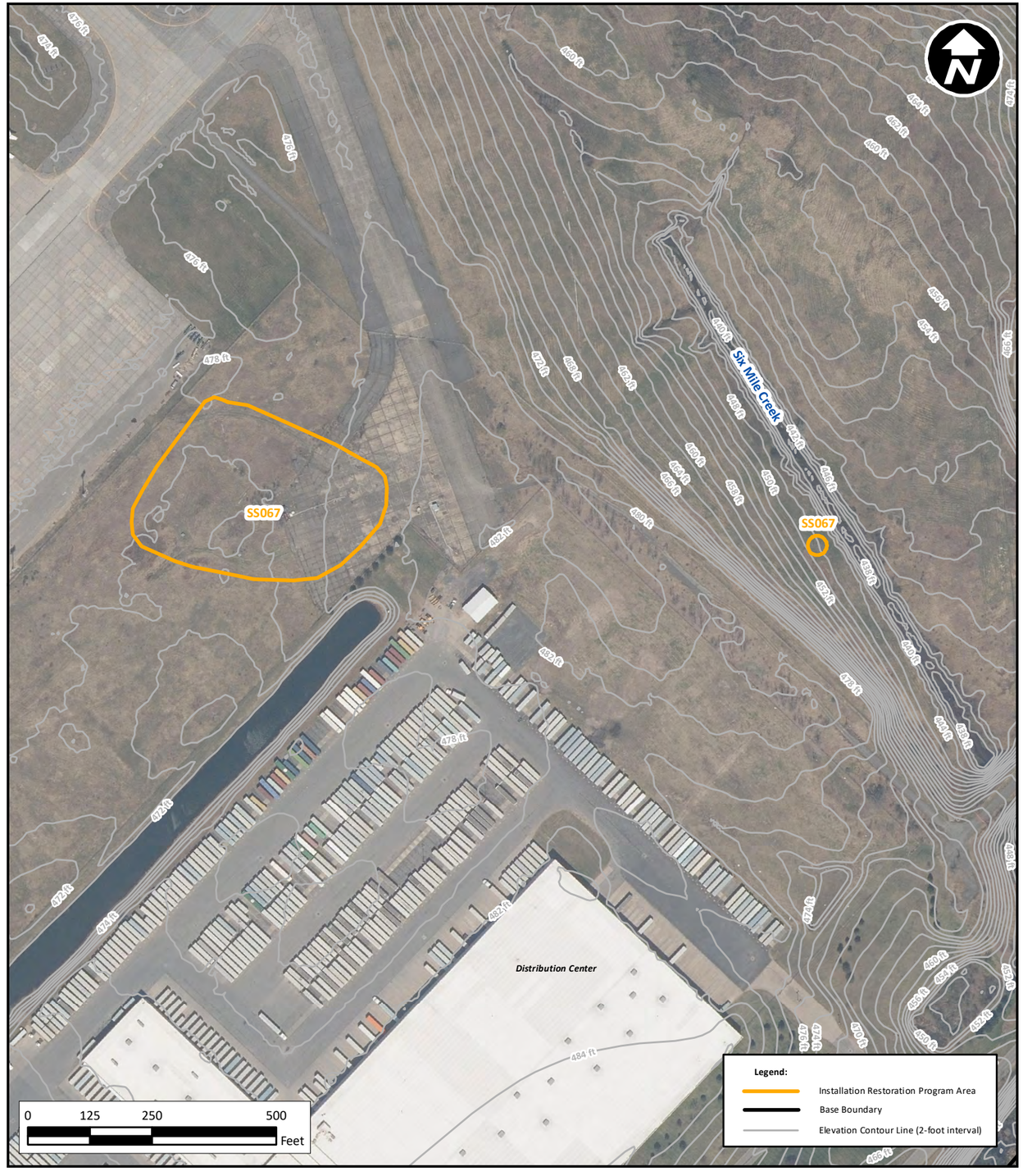

Service Layer Credits: Esri, HERE, Garmin, (c) OpenStreetMap contributors
Esri, HERE, Garmin, (c) OpenStreetMap contributors, and the GIS user community
Source: Esri, Maxar, Earthstar Geographics, and the GIS User Community
NYS ITS Geospatial Services, Westchester County GIS

Former Griffiss Air Force Base
Site Location Map

Figure 1

2023 Annual Monitoring Report For Petroleum Spill Sites
Former Griffiss Air Force Base, Rome, New York

DRAWN BY: MRM/CM

DATE: 4/30/2024

SCALE: As Shown

PROJECT NO: MSC2021.0012. 3008.0003

bhate

www.bhate.com

This page intentionally left blank.

Figures

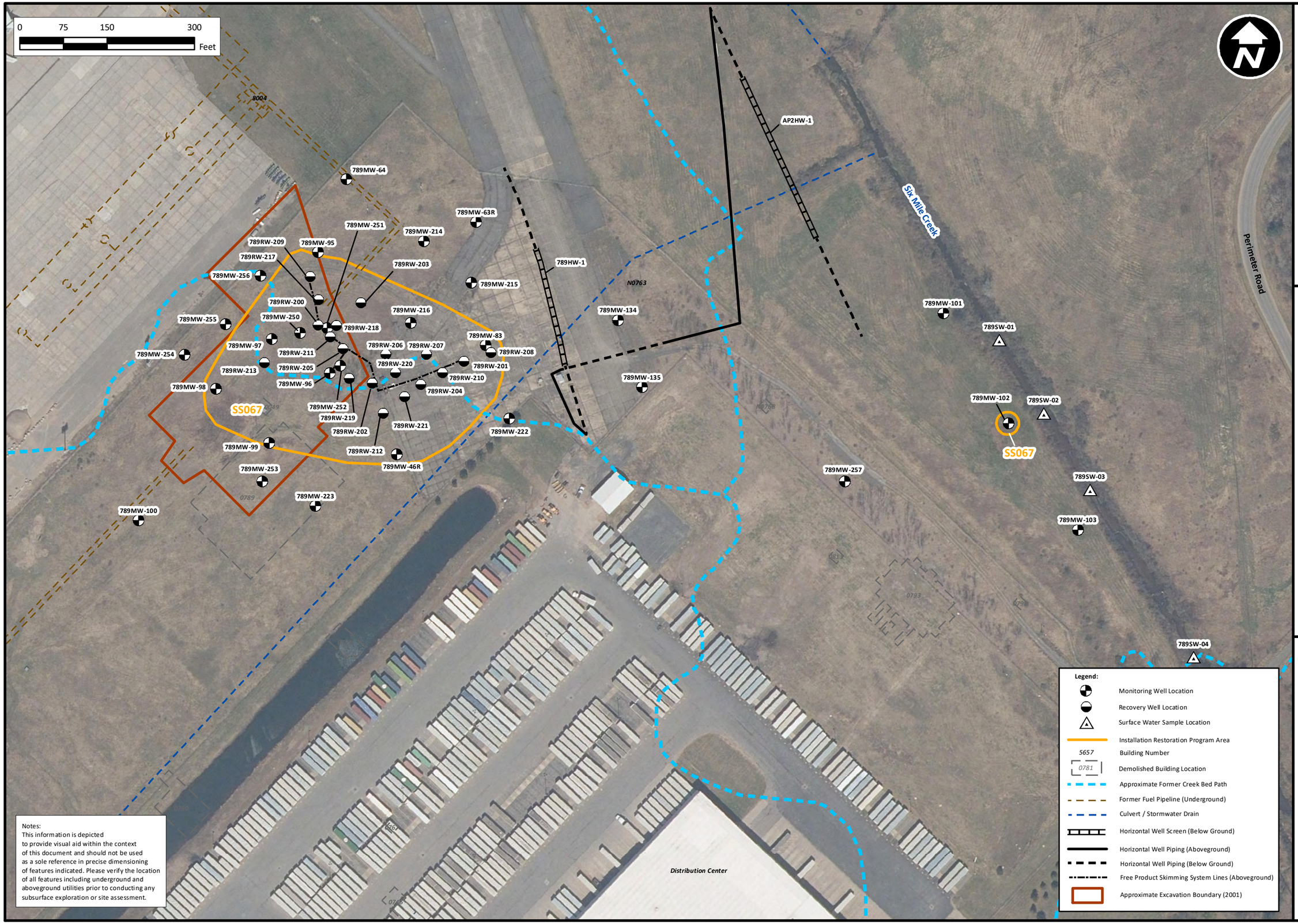

Service Layer Credits: NYS ITS Geospatial Services, Westchester County GIS

SS067 (Building 789)
Site Layout Map

Figure 2

2023 Annual Monitoring Report For Petroleum Spill Sites
Former Griffiss Air Force Base, Rome, New York

DRAWN BY: MRM/CM

DATE: 4/30/2024

SCALE: As Shown

PROJECT NO: MSC2021.0012.3008.0003

bhate

www.bhate.com

This page intentionally left blank.

Figures

Figure 3

Fuel Distribution System at Apron 2

2023 Annual Monitoring Report For Petroleum Spill Sites
Former Griffiss Air Force Base, Rome, New York

DRAWN BY: MRM/CM
DATE: 4/30/2024
SCALE: As Shown
PROJECT NO: MSC2021.0012.3008.0003

bhate
www.bhate.com

0 125 250 500 Feet

Former Drain Pit No. 5
LPD4B
LCPC1
(Was removed by others on previous contract)
Former Hydrant Lateral Control Pit (Typ.)
LCPC2
Former Hydrant C-1
Former Drain Pit LFD3B
Former Hydrant C-2
LCPB1
LCPB2
LCPB3
Former Hydrant B-1
Former Hydrant B-1A
Parking Apron 2
Former Fuel Transfer Line Termination Point Cleaned, Cut, and Capped
Former LCPC3
Former Elbow Joint C2A
Former Hydrant B-2
Former Elbow Joint C3A
Former Hydrant B-2A
Former Hydrant C-3
Former Hydrant B-3
Former Drain Pit LPD3A
Former Hydrant C-4
SS067
Former LCPC5
Former Hydrant B-4
Former Elbow Joint C4A
Former Elbow Joint C5A
Former Hydrant B-5
Former Hydrant C-5
Former Hydrant B-6A
Valve Pit
Former Hydrant B7A
Former Hydrant B-6
Former Pumphouse No. 4
LCPB5
LCPB4
Former Hydrant B-7
LCPB6
LCPB7
Former Pumphouse No. 3
Valve Pit
Former Low Point Drain 2
Former Low Point Drain 1
Former Pumphouse No. 2
Former Pumphouse No. 1
Six Mile Creek
Distribution Center

Notes:
This information is depicted to provide visual aid within the context of this document and should not be used as a sole reference in precise dimensioning of features indicated. Please verify the location of all features including underground and aboveground utilities prior to conducting any subsurface exploration or site assessment.

Legend:
- Installation Restoration Program Area
- 5657 Building Number
- 0781 Demolished Building Location
- Approximate Former Creek Bed Path
- Former Fuel Pipeline (Underground)
- Culvert / Stormwater Drain
- Horizontal Well Screen (Below Ground)
- Horizontal Well Piping (Aboveground)
- Horizontal Well Piping (Below Ground)
- Free Product Skimming System Lines (Aboveground)
- Approximate Excavation Boundary (2001)

Service Layer Credits: NYS ITS Geospatial Services, Westchester County GIS

This page intentionally left blank.

Figures

Figure 4 SS067 (Building 789) Free Product Recovered
2023 Annual Monitoring Report for Petroleum Spill Sites
Former Griffiss Air Force Base, Rome, New York

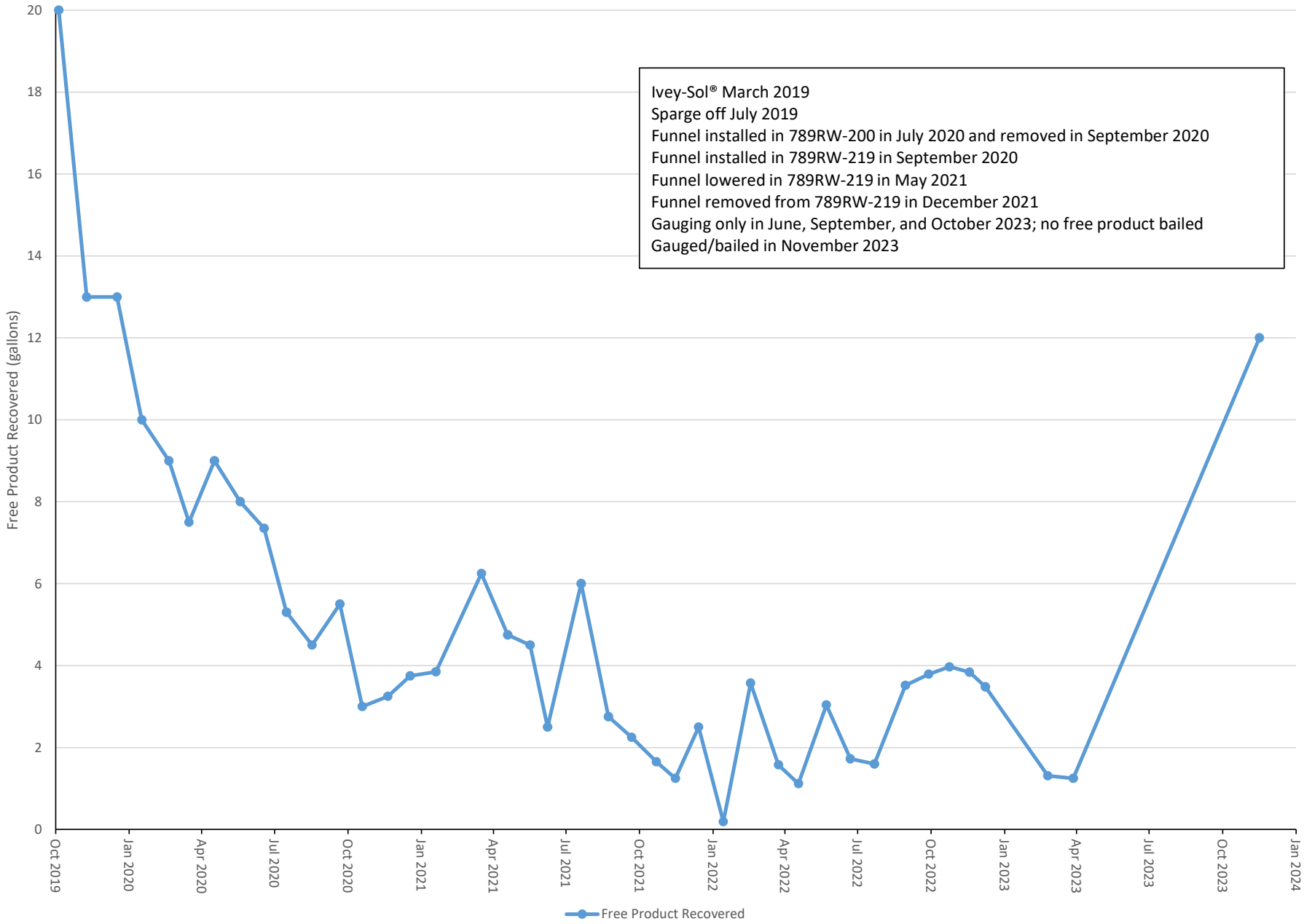

This page intentionally left blank.

Figure 5 SS067 (Building 789) Free Product Thicknesses
2023 Annual Monitoring Report for Petroleum Spill Sites
Former Griffiss Air Force Base, Rome, New York

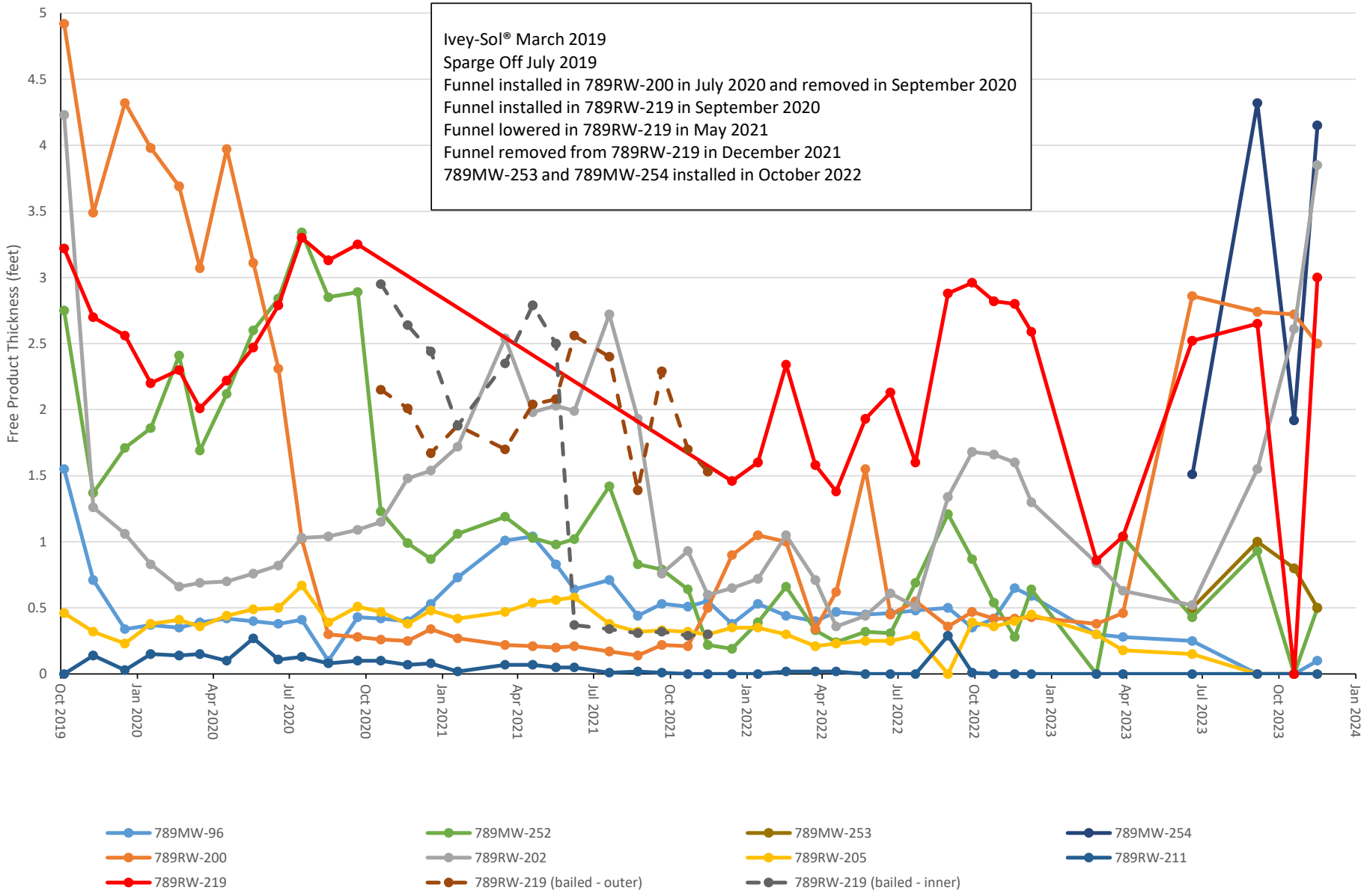

This page intentionally left blank.

0 75 150 300 Feet

N

789MW-95 (469.35)
789MW-251 (461.49)
789RW-200
789MW-254
789MW-98 (460.67)
789MW-96 (456.76)
789MW-99 (458.50)
789MW-253
789MW-216 (459.11)
789MW-83 (457.60)
789RW-205
789MW-252 (457.17)
789RW-202
789RW-219
789MW-222 (458.54)
789MW-46R (460.29)
789MW-135 (454.77)
789MW-102 (442.32)
SS067

469.00 468.00 467.00 466.00 465.00 464.00 463.00 462.00 461.00 460.00 459.00 458.00 457.00 456.00 455.00 454.00 453.00 452.00 451.00 450.00 449.00 448.00 447.00 446.00 445.00 444.00 443.00

Six Mile Creek
Perimeter Road
8004
N0763
0789
0793
Distribution Center

Well	Free Product Thickness Observed (feet)
	Mar-23
789MW-252	1.04
789MW-96	0.3
789MW-102	0.54
789RW-200	0.46
789RW-205	0.18
789RW-219	1.04
789RW-202	0.63
789MW-254	NM
789MW-253	NM

Note: NM - Not Measured

Legend:

- Monitoring Well Location
- Recovery Well Location
- Monitoring Well Location (Non-Aqueous Phase Liquid Present)
- Gray Locations Not Measured
- (442.32) Potentiometric Surface Elevation (North American Vertical Datum of 1988)
- Potentiometric Surface Contour within the Unconfined Surficial Aquifer
- Direction of Groundwater Flow
- Approximate Former Creek Bed Path
- Installation Restoration Program Area
- 5657 Building Number
- 0781 Demolished Building Location
- Horizontal Well Screen (Below Ground)
- Horizontal Well Piping (Aboveground)
- Horizontal Well Piping (Below Ground)
- Approximate Excavation Boundary (2001)

Service Layer Credits: NYS ITS Geospatial Services, Westchester County GIS

SS067 (Building 789)
Potentiometric Surface Map
(March 2023)

Figure 6

2023 Annual Monitoring Report
Former Griffiss Air Force Base, Rome, New York

DRAWN BY: MRM/CM
DATE: 5/2/2024
SCALE: As Shown
PROJECT NO: MSC2021.0012.3008.0003

bhate
www.bhate.com

This page intentionally left blank.

Figures

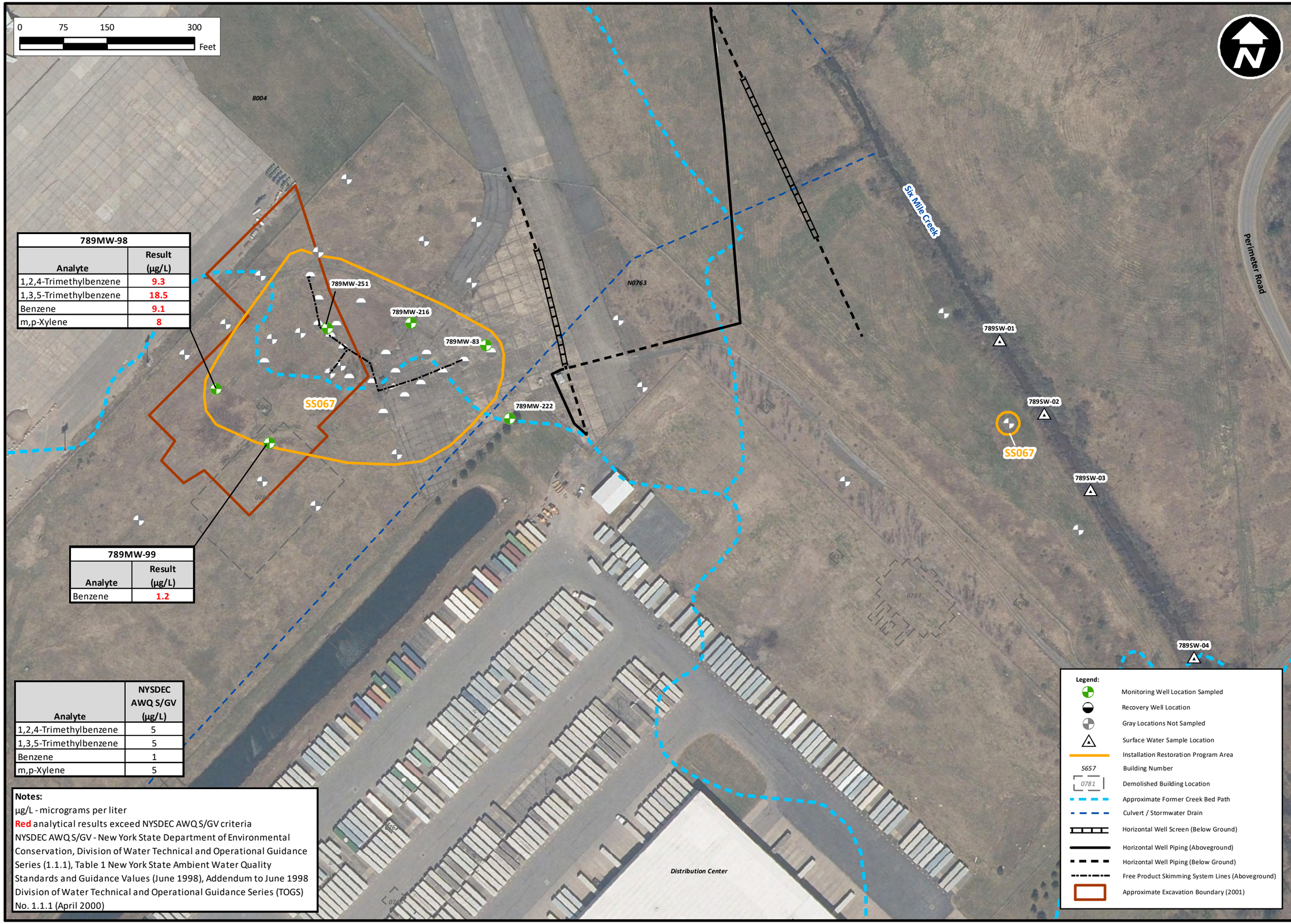

SS067 (Building 789) Groundwater Sample Exceedances (March 2023)

Figure 7

2023 Annual Monitoring Report For Petroleum Spill Sites
Former Griffiss Air Force Base, Rome, New York

DRAWN BY: MRM/CM

DATE: 4/30/2024

SCALE: As Shown

PROJECT NO: MSC2021.0012.3008.0003

bhate

www.bhate.com

Service Layer Credits: NYS ITS Geospatial Services, Westchester County GIS

This page intentionally left blank.

Figures

SS067 (Building 789) Potentiometric Surface Map (June 2023)

Figure 8

0 75 150 300 Feet

8004 N0763 Six Mile Creek Perimeter Road

789MW-251 (457.08) 789MW-95 (466.14) 789RW-200 (454.45) 789MW-254 (460.40) 789MW-98 (461.09) 789MW-96 (456.59) 789MW-99 (458.73) 789MW-253 (460.47) 789RW-205 789RW-219 789MW-216 (458.38) 789MW-252 (456.65) 789MW-83 (457.90) 789RW-202 (453.99) 789MW-222 (458.27) 789MW-46R (459.27) 789MW-135 (455.46) 789MW-102 (441.54) SS067

465.00 464.00 463.00 462.00 461.00 460.00 459.00 458.00 457.00 456.00 455.00 454.00 453.00 452.00 451.00 450.00 449.00 448.00 447.00 446.00 445.00 444.00 443.00 442.00

Distribution Center

Well	Free Product Thickness Observed (feet)
	Jun-23
789MW-252	0.43
789MW-96	0.28
789MW-102	0.83
789RW-200	2.86
789RW-205	0.15
789RW-219	2.52
789RW-202	0.52
789MW-254	1.51
789MW-253	0.5

Legend:

- Monitoring Well Location
- Recovery Well Location
- Monitoring Well Location (Non-Aqueous Phase Liquid Present)
- Gray Locations Not Measured
- (441.54) Potentiometric Surface Elevation (North American Vertical Datum of 1988)
- Potentiometric Surface Contour within the Unconfined Surficial Aquifer
- Direction of Groundwater Flow
- Approximate Former Creek Bed Path
- Installation Restoration Program Area
- 5657 Building Number
- 0781 Demolished Building Location
- Horizontal Well Screen (Below Ground)
- Horizontal Well Piping (Aboveground)
- Horizontal Well Piping (Below Ground)
- Approximate Excavation Boundary (2001)

2023 Annual Monitoring Report For Petroleum Spill Sites
Former Griffiss Air Force Base, Rome, New York

DRAWN BY: MRM/CM

DATE: 5/2/2024

SCALE: As Shown

PROJECT NO: MSC2021.0012. 3008.0003

bhate www.bhate.com

Service Layer Credits: NYS ITS Geospatial Services, Westchester County GIS

This page intentionally left blank.

Figures

SS067 (Building 789) Groundwater Sample Exceedances (June 2023)

Figure 9

2023 Annual Monitoring Report For Petroleum Spill Sites
Former Griffiss Air Force Base, Rome, New York

DRAWN BY: MRM/CM

DATE: 4/30/2024

SCALE: As Shown

PROJECT NO: MSC2021.0012.3008.0003

bhate

www.bhate.com

0 75 150 300 Feet

789MW-98	
Analyte	Result (µg/L)
1,2,4-Trimethylbenzene	265
1,3,5-Trimethylbenzene	81.8
Acetone	190
Benzene	14.7
Ethylbenzene	23.4
Isopropylbenzene	11.6
m,p-Xylene	121
n-Butylbenzene	14.7
n-Propylbenzene	30.6
Naphthalene	30.5
o-xylene	6.1
p-Isopropyltoluene	9.9
sec-Butylbenzene	11.3

Analyte	NYSDEC AWQ S/GV (µg/L)
1,2,4-Trimethylbenzene	5
1,3,5-Trimethylbenzene	5
Acetone	50
Benzene	1
Ethylbenzene	5
Isopropylbenzene	5
m,p-Xylene	5
n-Butylbenzene	5
n-Propylbenzene	5
Naphthalene	10
o-xylene	5
p-Isopropyltoluene	5
sec-Butylbenzene	5
Toluene	5

789MW-99	
Analyte	Result (µg/L)
Benzene	1.4

789MW-102 *	
Analyte	Result (µg/L)
1,2,4-Trimethylbenzene	2,100
1,3,5-Trimethylbenzene	383
Benzene	71
Ethylbenzene	377
Isopropylbenzene	64.1
m,p-Xylene	1,170
n-Butylbenzene	70
n-Propylbenzene	154
Naphthalene	398
o-xylene	36.2
p-Isopropyltoluene	53.3
sec-Butylbenzene	52.2
Toulene	18.3

Notes:
* Sampled following bailing of free product
µg/L - micrograms per liter
J - estimated value
Red analytical results exceed NYSDEC AWQ S/GV criteria
NYSDEC AWQ S/GV - New York State Department of Environmental Conservation, Division of Water Technical and Operational Guidance Series (1.1.1), Table 1 New York State Ambient Water Quality Standards and Guidance Values (June 1998), Addendum to June 1998 Division of Water Technical and Operational Guidance Series (TOGS) No. 1.1.1 (April 2000)

Legend:
- Monitoring Well Location Sampled
- Recovery Well Location
- Gray Locations Not Sampled
- Surface Water Sample Location
- Installation Restoration Program Area
- 5657 Building Number
- 0781 Demolished Building Location
- Approximate Former Creek Bed Path
- Culvert / Stormwater Drain
- Horizontal Well Screen (Below Ground)
- Horizontal Well Piping (Aboveground)
- Horizontal Well Piping (Below Ground)
- Free Product Skimming System Lines (Aboveground)
- Approximate Excavation Boundary (2001)

789MW-95, 789MW-251, 789MW-216, 789MW-83, 789MW-135, 789MW-222, 789MW-46R, 789MW-99, 789SW-01, 789SW-02, 789SW-03, 789SW-04, SS067, Six Mile Creek, Perimeter Road, Distribution Center, 8004, N0763, N0768

Service Layer Credits: NYS ITS Geospatial Services, Westchester County GIS

This page intentionally left blank.

Figures

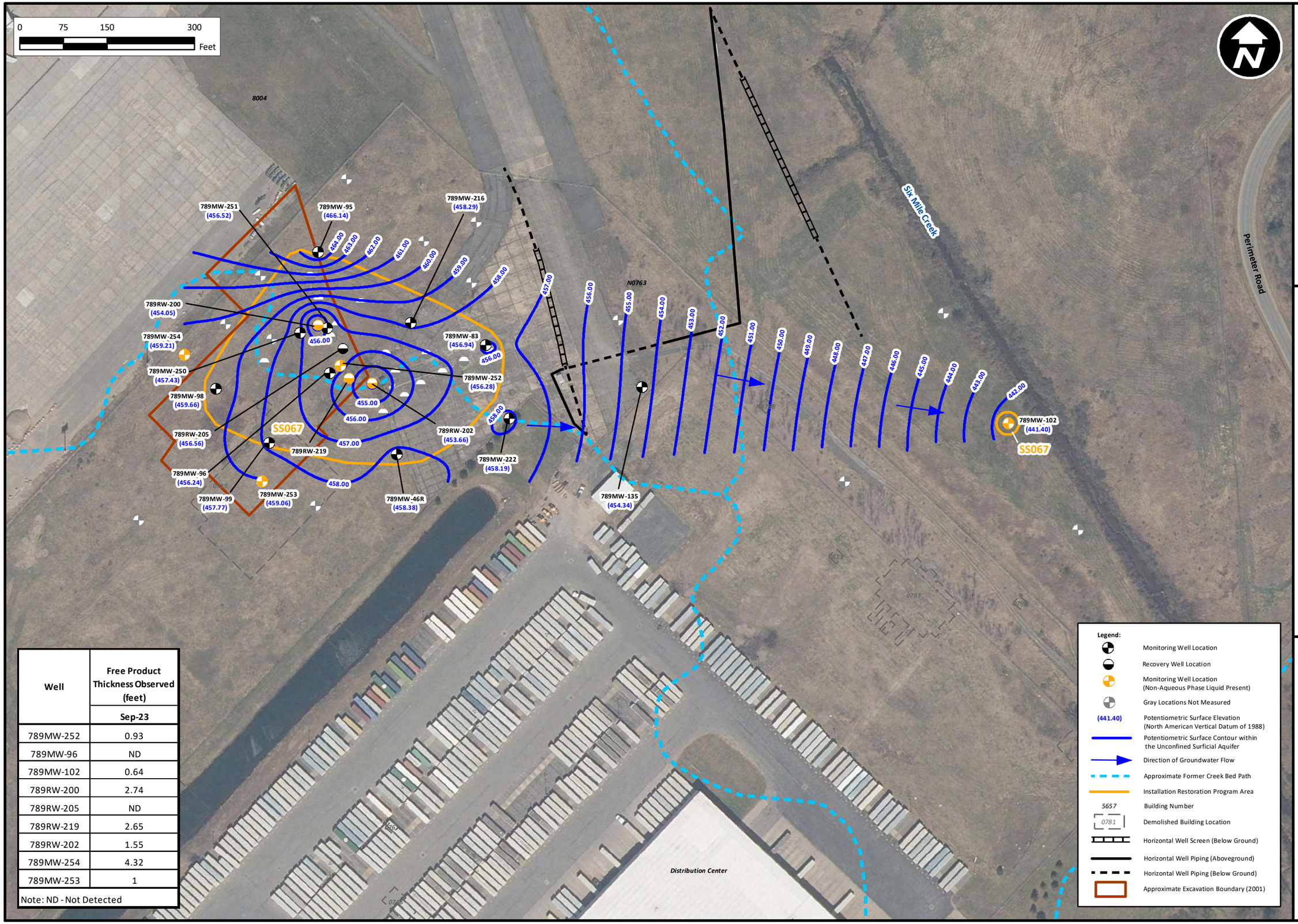

Well	Free Product Thickness Observed (feet)
	Sep-23
789MW-252	0.93
789MW-96	ND
789MW-102	0.64
789RW-200	2.74
789RW-205	ND
789RW-219	2.65
789RW-202	1.55
789MW-254	4.32
789MW-253	1

Note: ND - Not Detected

Service Layer Credits: NYS ITS Geospatial Services, Westchester County GIS

SS067 (Building 789)
Potentiometric Surface Map
(September 2023)

Figure 10

2023 Annual Monitoring Report For Petroleum Spill Sites
Former Griffiss Air Force Base, Rome, New York

DRAWN BY: MRM/CM
DATE: 5/2/2024
SCALE: As Shown
PROJECT NO: MSC2021.0012.3008.0003

bhate
www.bhate.com

This page intentionally left blank.

Figures

SS067 (Building 789) Groundwater Sample Exceedances (September 2023)

Figure 11

2023 Annual Monitoring Report For Petroleum Spill Sites
Former Griffiss Air Force Base, Rome, New York

DRAWN BY: MRM/CM

DATE: 4/30/2024

SCALE: As Shown

PROJECT NO: MSC2021.0012.3008.0003

0 75 150 300 Feet

789MW-251
789MW-216
789MW-83
789MW-135
789MW-222
789MW-46R
789MW-99
789SW-01
789SW-02
789SW-03
789SW-04
SS067

Six Mile Creek
Perimeter Road
Distribution Center

789MW-99	
Analyte	Result (µg/L)
Benzene	1.1

Analyte	NYSDEC AWQ S/GV (µg/L)
Benzene	1

Notes:
µg/L - micrograms per liter
Red analytical results exceed NYSDEC AWQ S/GV criteria
NYSDEC AWQ S/GV - New York State Department of Environmental Conservation, Division of Water Technical and Operational Guidance Series (1.1.1), Table 1 New York State Ambient Water Quality Standards and Guidance Values (June 1998), Addendum to June 1998 Division of Water Technical and Operational Guidance Series (TOGS) No. 1.1.1 (April 2000)

Legend:
- Monitoring Well Location Sampled
- Recovery Well Location
- Gray Locations Not Sampled
- Surface Water Sample Location
- Installation Restoration Program Area
- 5657 Building Number
- 0781 Demolished Building Location
- Approximate Former Creek Bed Path
- Culvert / Stormwater Drain
- Horizontal Well Screen (Below Ground)
- Horizontal Well Piping (Aboveground)
- Horizontal Well Piping (Below Ground)
- Free Product Skimming System Lines (Aboveground)
- Approximate Excavation Boundary (2001)

bhate
www.bhate.com

Service Layer Credits: NYS ITS Geospatial Services, Westchester County GIS

This page intentionally left blank.

Figures

SS067 (Building 789) Potentiometric Surface Map (October 2023)

Figure 12

0 75 150 300 Feet

789MW-251 (455.50)
789MW-95 (463.07)
789MW-216 (457.33)
789RW-200 (453.67)
789MW-254 (459.16)
789MW-250 (456.90)
789MW-98 (459.07)
789MW-83 (456.38)
789MW-252 (456.04)
789RW-205 (456.11)
789MW-96 (455.65)
789MW-99 (457.13)
789MW-253 (458.26)
789RW-219
789MW-222 (457.92)
789RW-202 (453.26)
789MW-46R (457.28)
789MW-135 (453.87)
789MW-102 (441.17)
SS067

462.00 461.00 460.00 459.00 458.00 457.00 456.00 455.00 454.00 453.00 452.00 451.00 450.00 449.00 448.00 447.00 446.00 445.00 444.00 443.00 442.00

Six Mile Creek
Perimeter Road
8004
N0763
Distribution Center

Well	Free Product Thickness Observed (feet)
	Oct-23
789MW-252	0.5
789MW-96	0.1
789MW-102	1.24
789RW-200	2.72
789RW-205	ND
789RW-219	NM
789RW-202	2.61
789MW-254	0.92
789MW-253	0.8

Note: NM - Not Measured;
ND - Not Detected

Legend:

- Monitoring Well Location
- Recovery Well Location
- Monitoring Well Location (Non-Aqueous Phase Liquid Present)
- Gray Locations Not Measured
- (441.17) Potentiometric Surface Elevation (North American Vertical Datum of 1988)
- Potentiometric Surface Contour within the Unconfined Surficial Aquifer
- Direction of Groundwater Flow
- Approximate Former Creek Bed Path
- Installation Restoration Program Area
- 5657 Building Number
- 0781 Demolished Building Location
- Horizontal Well Screen (Below Ground)
- Horizontal Well Piping (Aboveground)
- Horizontal Well Piping (Below Ground)
- Approximate Excavation Boundary (2001)

2023 Annual Monitoring Report For Petroleum Spill Sites
Former Griffiss Air Force Base, Rome, New York

DRAWN BY: MRM/CM
DATE: 5/2/2024
SCALE: As Shown
PROJECT NO: MSC2021.0012.3008.0003

bhate
www.bhate.com

Service Layer Credits: NYS ITS Geospatial Services, Westchester County GIS

This page intentionally left blank.

Figures

0 75 150 300 Feet

789MW-98	
Analyte	Result (µg/L)
1.2.4-Trimethylbenzene	20.5
1,3,5-Trimethylbenzene	14.6
Benzene	139
Ethylbenzene	9.5
m,p-xylene	48
o-xylene	7.8

789MW-251	
Analyte	Result (µg/L)
Benzene	1.7

789MW-99	
Analyte	Result (µg/L)
Benzene	1.4

Analyte	NYSDEC AWQ S/GV (µg/L)
1.2.4-Trimethylbenzene	5
1,3,5-Trimethylbenzene	5
Benzene	1
Ethylbenzene	5
m,p-xylene	5
o-xylene	5

Notes:
µg/L - micrograms per liter
Red analytical results exceed NYSDEC AWQ S/GV criteria
NYSDEC AWQ S/GV - New York State Department of Environmental Conservation, Division of Water Technical and Operational Guidance Series (1.1.1), Table 1 New York State Ambient Water Quality Standards and Guidance Values (June 1998), Addendum to June 1998 Division of Water Technical and Operational Guidance Series (TOGS) No. 1.1.1 (April 2000)

789MW-95, 789MW-216, 789MW-83, 789MW-135, 789MW-222, 789MW-46R, 789MW-99, 789SW-01, 789SW-02, 789SW-03, 789SW-04, SS067

8004, N0763, 0781, 0793, 5657, Distribution Center, Six Mile Creek, Perimeter Road

Legend:
- Monitoring Well Location Sampled
- Recovery Well Location
- Gray Locations Not Sampled
- Surface Water Sample Location
- Installation Restoration Program Area
- 5657 Building Number
- 0781 Demolished Building Location
- Approximate Former Creek Bed Path
- Culvert / Stormwater Drain
- Horizontal Well Screen (Below Ground)
- Horizontal Well Piping (Aboveground)
- Horizontal Well Piping (Below Ground)
- Free Product Skimming System Lines (Aboveground)
- Approximate Excavation Boundary (2001)

Service Layer Credits: NYS ITS Geospatial Services, Westchester County GIS

SS067 (Building 789)
Groundwater Sample Exceedances
(October 2023)

Figure 13

2023 Annual Monitoring Report For Petroleum Spill Sites
Former Griffiss Air Force Base, Rome, New York

PROJECT NO: MSC2021.0012.3008.0003
SCALE: As Shown
DATE: 4/30/2024
DRAWN BY: MRM/CM

bhate
www.bhate.com

This page intentionally left blank.

Figures

SS067 (Building 789)
Surface Water Sample Benzene Detections
(June 2023 - October 2023)

Figure 14

789SW-03	Date		
Analyte (µg/L)	*6/20/2023*	*9/5/2023*	*10/18/2023*
Benzene	**1.5**	**2.4**	**2.3**

789SW-04	Date	
Analyte (µg/L)	*9/5/2023*	*10/18/2023*
Benzene	**0.74 J**	**1**

Analyte	NYSDEC AWQ S/GV (µg/L)
Benzene	1

Notes:
µg/L - micrograms per liter
J - estimated value
Bold analytical results indicate detection
Red analytical results exceed NYSDEC AWQ S/GV criteria
NYSDEC AWQ S/GV - New York State Department of Environmental Conservation, Division of Water Technical and Operational Guidance Series (1.1.1), Table 1 New York State Ambient Water Quality Standards and Guidance Values (June 1998), Addendum to June 1998 Division of Water Technical and Operational Guidance Series (TOGS) No. 1.1.1 (April 2000)

Legend:
- Monitoring Well Location
- Recovery Well Location
- Surface Water Sample Location
- Installation Restoration Program Area
- 5657 Building Number
- 0781 Demolished Building Location
- Approximate Former Creek Bed Path
- Former Fuel Pipeline (Underground)
- Culvert / Stormwater Drain
- Horizontal Well Screen (Below Ground)
- Horizontal Well Piping (Aboveground)
- Horizontal Well Piping (Below Ground)
- Free Product Skimming System Lines (Aboveground)
- Approximate Excavation Boundary (2001)

2023 Annual Monitoring Report For Petroleum Spill Sites
Former Griffiss Air Force Base, Rome, New York

DRAWN BY: MRM/CM
DATE: 4/30/2024
SCALE: As Shown
PROJECT NO: MSC2021.0012.3008.0003

bhate
www.bhate.com

Service Layer Credits: NYS ITS Geospatial Services, Westchester County GIS

This page intentionally left blank.

Figures

TABLES

This page intentionally left blank.

Table 1 SS067 (Building 789)
Free Product Gauging and Bailing (2023)
2022 Annual Monitoring Report for Petroleum Spill Sites
Former Griffiss Air Force Base, Rome, New York

Location Identification and Free Product Gauging/Recovery Details	Casing Diameter (inches)	2/24/2023		3/28/2023		6/19/2023	9/5/2023	10/19/2023	11/16/2023	
		Free Product Thickness (feet)	Free Product Thickness (feet)	Free Product Thickness (feet)	Free Product Thickness (feet)	Free Product Thickness (feet)	Free Product Thickness (feet)	Free Product Thickness (feet)	Free Product Thickness (feet)	Free Product Thickness (feet)
789MW-96	4	0.3	Not measured	0.28	Not measured	0.25	Not detected	Not detected	0.1	Not measured
789MW-102	2	Not measured	Not measured	0.54	Not measured	0.83	0.64	1.24	Not measured	Not measured
789RW-200		0.38	Not measured	0.46	Not measured	2.86	2.74	2.72	2.5	Not measured
789RW-202	6	0.84	0.25	0.63	0.30	0.52	1.55	2.61	3.85	Not measured
789RW-205	6	0.3	Not measured	0.18	Not measured	0.15	Not detected	Not detected	Not detected	Not measured
789RW-211	6	Not detected	Not measured	Not detected	Not measured	Not measured	Not measured	Not measured	Not measured	Not measured
789RW-219	4	0.86	0.18	1.04	0.09	2.52	2.65	0.00	3.00	Not measured
789RW-220	4	Not detected	Not measured	Not detected	Not measured	Not measured	Not measured	Not measured	Not measured	Not measured
789RW-221	4	Not detected	Not measured	Not detected	Not measured	Not measured	Not measured	Not measured	Not detected	Not measured
789MW-252	2	Not measured	Not measured	1.04	0.12	0.43	0.93	Not detected	0.5	Not measured
789MW-253	2	Not measured	Not measured	Not measured	Not measured	0.5	1	0.8	0.5	Not measured
789MW-254	2	Not measured	Not measured	Not measured	Not measured	1.51	4.32	0.92	4.15	Not measured
Field personnel		B. Pollard	B. Pollard	B. Pollard	B. Pollard	B. Pollard			B. Pollard	B. Pollard
Treatment / action	---	Gauged, Bailed	Gauged	Gauged, Bailed	Gauged	Gauged	Gauged	Gauged	Gauged, Bailed	--
Free product volume recovered (gallons)	---	1.31		1.25		--	--	--	12	
Bailed after gauging	---	yes	no	yes	no	no	no	no	yes	no
Approximate cumulative free product volume recovered (gallons) through 2023	206									

Notes:
Ivey-sol® Treated wells

This page intentionally left blank.

Tables

Table 2 SS067 (Building 789)
Monitoring Plan (2023)
2023 Annual Monitoring Report for Petroleum Spill Sites
Former Griffiss Air Force Base, Rome, New York

Site	Location Identification	Sample Identification	Date	Analytical	Notes
2023 Quarter 1	789MW-83	789MW-83_0323	3/28/2023	Volatile organic compounds	
	789MW-98	789MW-98_0323	3/28/2023		
	789MW-99	789MW-99_0323/789MW-99_0323-A	3/28/2023		Field duplicate
	789MW-216	789MW-216_0323	3/28/2023		
	789MW-222	789MW-222_0323	3/28/2023		
	789MW-251	789MW-251_0323	3/28/2023		
2023 Quarter 2	789MW-46R	789MW-46R_0623	6/19/2023		
	789MW-83	789MW-83_0623	6/19/2023		
	789MW-95	789MW-95_0623	6/19/2023		
	789MW-98	789MW-98_0623	6/19/2023		
	789MW-99	789MW-99_0623	6/19/2023		
	789MW-102	789MW-102_0623	6/20/2023		
	789MW-135	789MW-135_0623	6/19/2023		
	789MW-216	789MW-216-0622/789MW-216_0623-A	6/19/2023		Field duplicate
	789MW-222	789MW-222_0623	6/19/2023		
	789MW-251	789MW-251_0623	6/19/2023		
	789SW-01 *	789SW-01_0623	6/20/2023		
	789SW-02 *	789SW-02_0623	6/20/2023		
	789SW-03 *	789SW-03_0623	6/20/2023		
2023 Quarter 3	789MW-46R	789MW-46R-0923	9/5/2023		
	789MW-83	789MW-83-0923	9/5/2023		
	789MW-99	789MW-99-0923	9/5/2023		
	789MW-135	789MW-135-0923	9/5/2023		
	789MW-216	789MW-216-0923/789MW-216-0923-A	9/5/2023		Field duplicate
	789MW-222	789MW-222-0923	9/5/2023		
	789MW-251	789MW-251-0923	9/5/2023		
	789SW-03 *	789SW-02_0923	9/5/2023		
	789SW-04 *	789SW-03_0923	9/5/2023		
2023 Quarter 4	789MW-46R	789MW-46R-1023	10/19/2023		
	789MW-83	789MW-83-1023	10/19/2023		
	789MW-95	789MW-95-1023	10/19/2023		
	789MW-98	789MW-98-1023	10/19/2023		
	789MW-99	789MW-99-1023/789MW-99-1023-A	10/19/2023		Field duplicate
	789MW-135	789MW-135-1023	10/19/2023		
	789MW-216	789MW-216-1023	10/19/2023		
	789MW-222	789MW-222-1023	10/19/2023		
	789MW-251	789MW-251-1023	10/19/2023		
	789SW-02 *	789SW-02_1023	10/18/2023		
	789SW-03 *	789SW-03_1023	10/18/2023		
	789SW-04 *	789SW-04_1023	10/18/2023		

Notes:
* Surface water sample locations from Six Mile Creek added in 2023 Quarter 2.

This page intentionally left blank.

Table 3 SS067 (Building 789)
Groundwater Elevations and Field Parameters (2023)
2023 Annual Monitoring Report for Petroleum Spill Sites
Former Griffiss Air Force Base, Rome, New York

Event	Well Identification	Date	Top of Casing (feet NAVD88)	Depth to Free Product (feet btoc)	Initial Depth to Water (feet btoc)	Free Product Thickness (feet)	Groundwater Elevation (feet NAVD88)	Groundwater Elevation Corrected* (feet NAVD88)	pH	Conductivity (mS/cm)	Temperature (°C)	Dissolved Oxygen (mg/L)	Oxidation Reduction Potential (mV)	Turbidity (NTU)
2023 Quarter 1	789MW-98	3/28/2023	476.32	-	15.65	-	460.67	460.67	6.73	0.810	8.94	0.35	-44.7	113
	789MW-99	3/28/2023	475.80	-	17.30	-	458.50	458.50	6.83	1.077	9.44	1.71	-67.1	106
	789MW-95	3/28/2023	479.39	-	10.04	-	469.35	469.35	Not sampled, gauge only - No Free Product					
	789MW-251	3/28/2023	478.50	-	17.01	-	461.49	461.49	6.83	0.657	10.04	5.55	188.5	66.6
	789MW-96 *	3/28/2023	476.69	19.87	20.15	0.28	456.54	456.76	Not sampled, gauge only - Free Product					
	789MW-252 *	3/28/2023	478.04	20.66	21.70	1.04	456.34	457.17	Not sampled, gauge only - Free Product					
	789MW-46R	3/28/2023	479.09	-	18.80	-	460.29	460.29	Not sampled, gauge only - No Free Product					
	789MW-216	3/28/2023	477.98	-	18.87	-	459.11	459.11	6.96	0.551	9.53	0.54	-71.6	292
	789MW-83	3/28/2023	478.79	-	21.19	-	457.60	457.60	6.73	0.740	13.48	0.34	-77.2	84.2
	789MW-222	3/28/2023	481.39	-	22.85	-	458.54	458.54	7.32	1.851	11.43	1.82	29.5	17
	789MW-135	3/28/2023	481.54	-	26.77	-	454.77	454.77	Not sampled, gauge only - No Free Product					
	789MW-102 *	3/28/2023	451.03	8.60	9.15	0.55	441.88	442.32	Not sampled, gauge only - Free Product					
2023 Quarter 2	789MW-254 *	6/19/2023	479.82	19.12	20.63	1.51	459.19	460.40	Not sampled, gauge only - Free Product					
	789MW-98	6/19/2023	476.32	-	15.23	-	461.09	461.09	6.55	1.857	12.5	0.22	-154.8	355.51
	789MW-253 *	6/19/2023	477.92	17.35	17.85	0.50	460.07	460.47	Not sampled, gauge only - Free Product					
	789MW-99	6/19/2023	475.80	-	17.07	-	458.73	458.73	6.95	1.069	9.5	0.92	-70	44.83
	789MW-95	6/19/2023	479.39	-	13.25	-	466.14	466.14	6.72	0.823	11.1	0.83	101	2.51
	789RW-200 *	6/19/2023	475.34	20.32	23.18	2.86	452.16	454.45	Not sampled, gauge only - Free Product					
	789MW-251	6/19/2023	478.50	-	21.42	-	457.08	457.08	6.77	0.694	10.1	1.15	135	59.75
	789MW-96 *	6/19/2023	476.69	20.15	20.40	0.25	456.29	456.49	Not sampled, gauge only - Free Product					
	789MW-252 *	6/19/2023	478.04	21.30	21.73	0.43	456.31	456.65	Not sampled, gauge only - Free Product					
	789RW-202 *	6/19/2023	475.37	21.28	21.80	0.52	453.57	453.99	Not sampled, gauge only - Free Product					
	789MW-46R	6/19/2023	479.09	-	19.82	-	459.27	459.27	6.99	0.649	9.2	0.24	-46.2	291.81
	789MW-216	6/19/2023	477.98	-	19.60	-	458.38	458.38	7.02	0.507	12.7	0.49	-86.3	155.55
	789MW-83	6/19/2023	478.79	-	20.89	-	457.90	457.90	6.68	0.851	13.8	0.41	26.3	2.72
	789MW-222	6/19/2023	481.39	-	23.12	-	458.27	458.27	7.50	0.921	11.4	0.46	69.1	40.93
	789MW-135	6/19/2023	481.54	-	26.08	-	455.46	455.46	7.06	0.536	12.0	3.64	158.4	251.68
	789MW-102 *	6/20/2023	451.03	9.32	10.15	0.83	440.88	441.54	6.07	0.693	10.5	0.31	-134.6	28.92
	789SW-01	6/20/2023							7.55	0.520	17.4	7.89	75.5	8.74
	789SW-02	6/20/2023	Six Mile Creek stream flow not measured						7.49	0.532	17.1	7.45	29.2	24.8
	789SW-03	6/20/2023							7.53	0.538	17.1	7.70	20.8	7.39
2023 Quarter 3	789MW-254 *	9/5/2023	479.82	19.75	24.07	4.32	455.75	459.21	Not sampled, gauge only - Free Product					
	789MW-98	9/5/2023	476.32	-	16.66	-	459.66	459.66	Not sampled, gauge only - No Free Product					
	789MW-253 *	9/5/2023	477.92	18.66	19.66	1.00	458.26	459.06	Not sampled, gauge only - Free Product					
	789MW-99	9/5/2023	475.80	-	18.03	-	457.77	457.77	7.17	1.028	21.80	2.05	-90	47.2
	789MW-250	9/5/2023	478.46	-	21.03	-	457.43	457.43	Not sampled, gauge only - No Free Product					
	789MW-95	9/5/2023	479.39	-	14.39	-	465.00	465.00	Not sampled, gauge only - No Free Product					
	789RW-200 *	9/5/2023	475.34	20.74	23.48	2.74	451.86	454.05	Not sampled, gauge only - Free Product					
	789MW-251	9/5/2023	478.50	-	21.98	-	456.52	456.52	7.08	0.787	16.05	8.28	-35.1	41.90
	789MW-96	9/5/2023	476.69	-	20.45	-	456.24	456.24	Not sampled, gauge only - Free Product					
	789MW-252 *	9/5/2023	478.04	21.57	22.50	0.93	455.54	456.28	Not sampled, gauge only - Free Product					
	789RW-205	9/5/2023	475.06	-	18.50	-	456.56	456.56	Not sampled, gauge only - Free Product					
	789RW-202 *	9/5/2023	475.37	21.40	22.95	1.55	452.42	453.66	Not sampled, gauge only - Free Product					
	789MW-46R	9/5/2023	479.09	-	20.71	-	458.38	458.38	7.22	0.606	21.53	1.32	-52	602
	789MW-216	9/5/2023	477.98	-	19.69	-	458.29	458.29	7.03	0.506	22.74	2.22	-55.5	41.5
	789MW-83	9/5/2023	478.79	-	21.85	-	456.94	456.94	7.01	0.739	22.17	2.49	-36.5	28.8
	789MW-222	9/5/2023	481.39	-	23.20	-	458.19	458.19	7.66	1.206	22.47	2.15	-55.5	12.9
	789MW-135	9/5/2023	481.54	-	27.20	-	454.34	454.34	7.48	0.520	20.54	5.66	-11.4	468.2
	789MW-102 *	9/5/2023	451.03	9.50	10.14	0.64	440.89	441.40	Not sampled, gauge only - Free Product					
	789SW-03	9/5/2023	Six Mile Creek stream flow 2.14 feet per second at 789SW-03						6.95	0.532	18.3	8.35	6.6	13.9
	789SW-04	9/5/2023							6.65	0.548	17.8	8.60	93.5	8.3
2023 Quarter 4	789MW-254 *	10/19/2023	479.82	20.28	22.20	1.92	457.62	459.16	Not sampled, gauge only - Free Product					
	789MW-98	10/19/2023	476.32	-	17.25	-	459.07	459.07	6.59	0.870	11.80	0.15	-18.7	252
	789MW-253 *	10/19/2023	477.92	19.5	20.30	0.80	457.62	458.26	Not sampled, gauge only - Free Product					
	789MW-99	10/18/2023	475.80	-	18.67	-	457.13	457.13	6.91	1.038	11.71	1.14	-41.8	25.50
	789MW-250	10/19/2023	478.46	-	21.56	-	456.90	456.90	Not sampled, gauge only - No Free Product					
	789MW-95	10/19/2023	479.39	-	16.32	-	463.07	463.07	6.69	0.69	12.70	0.73	83.9	7.93
	789RW-200 *	10/19/2023	475.34	21.13	23.85	2.72	451.49	453.67	Not sampled, gauge only - Free Product					
	789MW-251	10/19/2023	478.50	-	23.00	-	455.50	455.50	6.54	0.957	11.50	1.02	26.2	70.60
	789MW-96	10/19/2023	476.69	-	21.04	-	455.65	455.65	Not sampled, gauge only - No Free Product					
	789MW-252 *	10/19/2023	478.04	-	22.00	-	456.04	456.04	Not sampled, gauge only - Free Product					
	789RW-205	10/19/2023	475.06	-	18.95	-	456.11	456.11	Not sampled, gauge only - No Free Product					
	789RW-202 *	10/19/2023	475.37	21.59	24.20	2.61	451.17	453.26	Not sampled, gauge only - Free Product					
	789MW-46R	10/19/2023	479.09	-	21.81	-	457.28	457.28	6.81	0.636	12.25	0.17	-17.8	1000+
	789MW-216	10/19/2023	477.98	-	20.65	-	457.33	457.33	6.82	0.616	15.02	0.13	-52.0	98.60
	789MW-83	10/19/2023	478.79	-	22.41	-	456.38	456.38	6.78	0.727	15.39	0.25	49.9	6.86
	789MW-222	10/19/2023	481.39	-	23.47	-	457.92	457.92	7.22	1.486	14.10	0.20	150.8	1.83
	789MW-135	10/19/2023	481.54	-	27.67	-	453.87	453.87	7.11	0.520	14.95	3.89	161.2	781.0
	789MW-102 *	10/18/2023	451.03	9.61	10.85	1.24	440.18	441.17	Not sampled, gauge only - Free Product					
	789SW-02	10/18/2023							7.57	0.533	13.8	5.47	162	7.04
	789SW-03	10/18/2023	Six Mile Creek stream flow 0.5 feet per second at 789SW-02						7.59	0.552	13.8	6.64	148	6.25
	789SW-04	10/18/2023							7.66	0.565	13.9	7.11	146	6.75

Notes:
* Indicates the presence of measured free product, groundwater elevation adjusted accordingly
Stream flow measured by surface float test (object movement distance over travel time)
NAVD88 - North American Vertical Datum of 1988
btoc - below top of casing
°C - degrees Celsius
mg/L - milligrams per liter
mS/cm - millisiemen per centimeter
mV - millivolt
NTU - nephelometric turbidity unit
pH - potential of hydrogen

This page intentionally left blank.

Tables

Table 4 SS067 (Building 789)
Groundwater Analytical Summary Table - Detected Results (2023)
2023 Annual Monitoring Report for Petroleum Spill Sites
Griffiss Air Force Base, New York

Location ID:		**789MW-83**	**789MW-98**	**789MW-99**		**789MW-216**	**789MW-222**	**789MW-251**
Field Sample ID:		**789MW-83_0323**	**789MW-98_0323**	**789MW-99_0323**	**789MW-99_0323-A**	**789MW-216_0323**	**789MW-222_0323**	**789MW-251_0323**
Sample Date:		**3/28/2023**	**3/28/2023**	**3/28/2023**	**3/28/2023**	**3/28/2023**	**3/28/2023**	**3/28/2023**
Sample Type:		**Normal**	**Normal**	**Normal**	**Field Duplicate**	**Normal**	**Normal**	**Normal**
Analyte	**NYSDEC AWQ S/GV**	**2023 Quarter 1 (µg/L)**						
1,2,4-Trimethylbenzene	5	**0.460 J**	**9.3**	0.500 U	0.500 U	0.500 U	0.500 U	0.500 U
1,3,5-Trimethylbenzene	5	0.500 U	**18.5**	0.500 U	0.500 U	0.500 U	0.500 U	0.500 U
2-Butanone	50	3.50 U	3.50 U	3.50 U	3.50 U	3.50 U	3.50 U	3.50 U
Acetone	50	20.0 U	**49.3**	20.0 U	20.0 U	20.0 U	20.0 U	20.0 U
Benzene	1	0.500 U	**9.1**	**1.2**	**1**	0.500 U	0.500 U	0.500 U
Isopropylbenzene	5	0.500 U	**0.300 J**	**0.820 J**	**0.750 J**	0.500 U	0.500 U	0.500 U
Ethylbenzene	5	0.500 U	**1.5**	**1.8**	**1.6**	0.500 U	0.500 U	0.500 U
m,p-Xylene	5	1.00 U	**8**	1.00 U	1.00 U	1.00 U	1.00 U	1.00 U
Methyl tert-butyl ether	NC	0.500 U	0.500 U	0.500 U	0.500 U	0.500 U	0.500 U	0.500 U
Naphthalene	10	2.00 U	**1.90 J**	**3.00 J**	**2.70 J**	2.00 U	2.00 U	2.00 U
n-Butylbenzene	5	0.500 U	0.500 U	0.500 U	0.500 U	0.500 U	0.500 U	0.500 U
n-Propylbenzene	5	0.500 U	0.580 J	1	0.740 J	0.500 U	0.500 U	0.500 U
o-Xylene	5	0.500 U	**3**	0.500 U	0.500 U	0.500 U	0.500 U	0.500 U
p-Isopropyltoluene	5	0.500 U	**1.4**	**0.210 J**	0.500 U	0.500 U	0.500 U	0.500 U
sec-Butylbenzene	5	0.500 U	**0.500 J**	**0.830 J**	**0.760 J**	0.500 U	0.500 U	0.500 U
tert-Butylbenzene	5	0.500 U	**0.590 J**	0.500 U	0.500 U	0.500 U	0.500 U	0.500 U
Toluene	5	0.500 U	**0.430 J**	**0.410 J**	**0.380 J**	0.500 U	0.500 U	0.500 U

Notes:

NC = no criteria
J = estimated value
U = not detected; reported to limit of detection
UJ = The analyte was not detected; however, the result is estimated due to discrepancies in meeting certain analyte-specific
µg/L = micrograms per liter
Bold analytical results indicate detection
Red analytical results exceed NYSDEC AWQ
NYSDEC AWQ S/GV = New York State Department of Environmental Conservation, Division of Water Technical and Operational Guidance Series (TOGS) (1.1.1), Table 1 New York State Ambient Water Quality Standards and Guidance Values (June 1998);

Table 4 SS067 (Building 789)
Groundwater Analytical Summary Table - Detected Results (2023)
2023 Annual Monitoring Report for Petroleum Spill Sites
Griffiss Air Force Base, New York

Location ID:		789MW-46R	789MW-83	789MW-95	789MW-98	789MW-99	789MW-102 *	789MW-135	789MW-216		789MW-222	789MW-251
Field Sample ID:		789MW-46R_0623	789MW-83_0623	789MW-95_0623	789MW-98_0623	789MW-99_0623	789MW-102_0623	789MW-135_0623	789MW-216-0622	789MW-216_0623-A	789MW-222_0623	789MW-251_0623
Sample Date:		6/19/2023	6/19/2023	6/19/2023	6/19/2023	6/19/2023	6/20/2023	6/19/2023	6/19/2023	6/19/2023	6/19/2023	6/19/2023
Sample Type:		Normal	Normal	Normal	Normal	Normal	Normal	Normal	Normal	Field Duplicate	Normal	Normal
Analyte	NYSDEC AWQ S/GV	2023 Quarter 2 (µg/L)										
1,2,4-Trimethylbenzene	5	0.500 U	0.500 U	0.500 U	**265**	0.500 U	**2,100**	0.500 U	0.500 U	**0.530 J**	0.500 U	0.500 U
1,3,5-Trimethylbenzene	5	0.500 U	0.500 U	0.500 U	**81.8**	0.500 U	**383**	0.500 U	0.500 U	0.500 U	0.500 U	0.500 U
2-Butanone	50	3.50 U	3.50 U	3.50 U	18.0 U	3.50 U	35.0 U	3.50 U	3.50 U	3.50 U	3.50 U	3.50 U
Acetone	50	20.0 U	20.0 U	20.0 U	**190**	20.0 U	200 U	20.0 U	20.0 U	20.0 U	20.0 U	20.0 U
Benzene	1	0.500 U	0.500 U	0.500 U	**14.7**	**1.4**	**71**	0.500 U	0.500 U	0.500 U	0.500 U	0.500 U
Isopropylbenzene	5	0.500 U	0.500 U	0.500 U	**11.6**	**1.1**	**64.1**	0.500 U	0.500 U	0.500 U	0.500 U	0.500 U
Ethylbenzene	5	0.500 U	0.500 U	0.500 U	**23.4**	**1.9**	**377**	0.500 U	0.500 U	0.500 U	0.500 U	0.500 U
m,p-Xylene	5	1.00 U	1.00 U	1.00 U	**121**	1.00 U	**1,170**	1.00 U	1.00 U	1.00 U	1.00 U	1.00 U
Methyl tert-butyl ether	NC	0.500 U	0.500 U	0.500 U	2.50 U	0.500 U	5.00 U	0.500 U	0.500 U	0.500 U	0.500 U	0.500 U
Naphthalene	10	2.00 U	2.00 U	2.00 U	**30.5**	**3.00 J**	**398**	2.00 U	**1.20 J**	**1.30 J**	2.00 U	2.00 U
n-Butylbenzene	5	0.500 U	0.500 U	0.500 U	**14.7**	0.500 U	**70**	0.500 U	0.500 U	0.500 U	0.500 U	0.500 U
n-Propylbenzene	5	0.500 U	0.500 U	0.500 U	**30.6**	0.500 U	**154**	0.500 U	0.500 U	0.500 U	0.500 U	0.500 U
o-Xylene	5	0.500 U	0.500 U	0.500 U	**6.1**	0.500 U	**36.2**	0.500 U	0.500 U	0.500 U	0.500 U	0.500 U
p-Isopropyltoluene	5	0.500 U	0.500 U	0.500 U	**9.9**	**0.310 J**	**53.3**	0.500 U	0.500 U	0.500 U	0.500 U	0.500 U
sec-Butylbenzene	5	0.500 U	0.500 U	0.500 U	**11.3**	**1.3**	**52.2**	0.500 U	0.500 U	**0.420 J**	0.500 U	0.500 U
tert-Butylbenzene	5	0.500 U	0.500 U	0.500 U	2.50 U	0.500 U	**4.40 J**	0.500 U	0.500 U	0.500 U	0.500 U	0.500 U
Toluene	5	0.500 U	0.500 U	0.500 U	2.50 U	**1.2**	**18.3**	0.500 U	0.500 U	0.500 U	0.500 U	0.500 U

Notes:
* Sampled following bailing of free product
NC = no criteria
J = estimated value
U = not detected; reported to limit of detection
UJ = The analyte was not detected; however, the result is estimated due to discrepancies in meeting certain analyte-specific quality control criteria
µg/L = micrograms per liter
Bold analytical results indicate detection
Red analytical results exceed NYSDEC AWQ
NYSDEC AWQ S/GV = New York State Department of Environmental Conservation, Division of Water Technical and Operational Guidance Series (TOGS) (1.1.1), Table 1 New York State Ambient Water Quality Standards and Guidance Values (June 1998); Addendum to June 1998 Division of

Table 4 SS067 (Building 789)
Groundwater Analytical Summary Table - Detected Results (2023)
2023 Annual Monitoring Report for Petroleum Spill Sites
Griffiss Air Force Base, New York

Location ID:		789MW-46R	789MW-83	789MW-99	789MW-135	789MW-216		789MW-222	789MW-251
Field Sample ID:		789MW-46R-0923	789MW-83-0923	789MW-99-0923	789MW-135-0923	789MW-216-0923	789MW-216-0923-A	789MW-222-0923	789MW-251-0923
Sample Date:		9/5/2023	9/5/2023	9/5/2023	9/5/2023	9/5/2023	9/5/2023	9/5/2023	9/5/2023
Sample Type:		Normal	Normal	Normal	Normal	Normal	Field Duplicate	Normal	Normal
Analyte	NYSDEC AWQ S/GV	2023 Quarter 3 (µg/L)							
1,2,4-Trimethylbenzene	5	0.500 U	0.500 UJ	0.500 UJ	0.500 U	0.500 U	0.500 U	0.500 U	0.500 U
1,3,5-Trimethylbenzene	5	0.500 U	0.500 UJ	0.500 UJ	0.500 U	0.500 U	0.500 U	0.500 U	0.500 U
2-Butanone	50	3.50 U	3.50 UJ	3.50 UJ	3.50 U	3.50 U	3.50 U	3.50 U	3.50 U
Acetone	50	25.8 U	25.0 UJ	25.0 UJ	20.0 U	25.0 U	25.0 U	25.0 U	25.0 U
Benzene	1	0.500 U	0.500 UJ	**1.10 J**	0.500 U	0.500 U	0.500 U	0.500 U	**0.490 J**
Isopropylbenzene	5	0.500 U	0.500 UJ	**0.480 J**	0.500 U	0.500 U	0.500 U	0.500 U	0.500 U
Ethylbenzene	5	0.500 U	0.500 UJ	**0.520 J**	0.500 U	0.500 U	0.500 U	0.500 U	0.500 U
m,p-Xylene	5	1.00 U	1.00 UJ	1.00 UJ	1.00 U	1.00 U	1.00 U	1.00 U	1.00 U
Methyl tert-butyl ether	NC	0.500 U	0.500 UJ	0.500 UJ	0.500 U	0.500 U	0.500 U	0.500 U	0.500 U
Naphthalene	10	2.00 U	2.00 UJ	2.00 UJ	2.00 U	2.00 U	2.00 U	2.00 U	2.00 U
n-Butylbenzene	5	0.500 U	0.500 UJ	0.500 UJ	0.500 U	0.500 U	0.500 U	0.500 U	0.500 U
n-Propylbenzene	5	0.500 U	0.500 UJ	**0.680 J**	0.500 U	0.500 U	0.500 U	0.500 U	0.500 U
o-Xylene	5	0.500 U	0.500 UJ	0.500 UJ	0.500 U	0.500 U	0.500 U	0.500 U	0.500 U
p-Isopropyltoluene	5	0.500 U	0.500 UJ	0.500 UJ	0.500 U	0.500 U	0.500 U	0.500 U	0.500 U
sec-Butylbenzene	5	0.500 U	0.500 UJ	**0.630 J**	0.500 U	**0.260 J**	**0.240 J**	0.500 U	0.500 U
tert-Butylbenzene	5	0.500 U	0.500 UJ	0.500 UJ	0.500 U	0.500 U	0.500 U	0.500 U	0.500 U
Toluene	5	0.500 U	0.500 UJ	1.00 UJ	0.500 U	0.500 U	0.500 U	0.500 U	0.500 U

Notes:

NC = no criteria
J = estimated value
U = not detected; reported to limit of detection
UJ = The analyte was not detected; however, the result is estimated due to discrepancies in meeting
µg/L = micrograms per liter
Bold analytical results indicate detection
Red analytical results exceed NYSDEC AWQ
NYSDEC AWQ S/GV = New York State Department of Environmental Conservation, Division of Water Technical and Operational Guidance Series (TOGS) (1.1.1), Table 1 New York State Ambient Water

Table 4 SS067 (Building 789)
Groundwater Analytical Summary Table - Detected Results (2023)
2023 Annual Monitoring Report for Petroleum Spill Sites
Griffiss Air Force Base, New York

Location ID:		789MW-46R	789MW-83	789MW-95	789MW-98	789MW-99		789MW-135	789MW-216	789MW-222	789MW-251
Field Sample ID:		789MW-46R-1023	789MW-83-1023	789MW-95-1023	789MW-98-1023	789MW-99-1023	789MW-99-1023-A	789MW-135-1023	789MW-216-1023	789MW-222-1023	789MW-251-1023
Sample Date:		10/19/2023	10/19/2023	10/19/2023	10/19/2023	10/19/2023	10/19/2023	10/19/2023	10/19/2023	10/19/2023	10/19/2023
Sample Type:		Normal	Normal	Normal	Normal	Normal	Field Duplicate	Normal	Normal	Normal	Normal
Analyte	NYSDEC AWQ S/GV	2023 Quarter 4 (µg/L)									
1,2,4-Trimethylbenzene	5	0.500 U	0.500 U	0.500 U	**20.5**	0.500 U	0.500 U	0.500 U	0.500 U	0.500 U	**0.440 J**
1,3,5-Trimethylbenzene	5	0.500 U	0.500 U	0.500 U	**14.6**	0.500 U	0.500 U	0.500 U	0.500 U	0.500 U	0.500 U
2-Butanone	50	3.50 U	3.50 U	3.50 U	**6.10 J**	3.50 U	3.50 U	3.50 U	3.50 U	3.50 U	3.50 U
Acetone	50	20.0 U	20.0 U	20.0 U	40.0 U	20.0 U	20.0 U	20.0 U	20.0 U	20.0 U	20.0 U
Benzene	1	**0.370 J**	0.500 U	0.500 U	**139**	**1.4**	**1.4**	0.500 U	0.500 U	0.500 U	**1.7**
Isopropylbenzene	5	**0.240 J**	0.500 U	0.500 U	**0.710 J**	**0.89 J**	**0.890 J**	0.500 U	0.500 U	0.500 U	0.500 U
Ethylbenzene	5	**0.490 J**	0.500 U	0.500 U	**9.5**	**1.2**	**1.2**	0.500 U	0.500 U	0.500 U	**0.580 J**
m,p-Xylene	5	1.00 U	1.00 U	1.00 U	**48**	1.00 U	1.00 U	1.00 U	1.00 U	1.00 U	**1.90 J**
Methyl tert-butyl ether	NC	0.500 U	0.500 U	0.500 U	1.00 U	0.500 U	0.500 U	0.500 U	0.500 U	0.500 U	0.500 U
Naphthalene	10	2.00 U	2.00 U	2.00 U	**4.30 J**	**2.20 J**	**2.40 J**	2.00 U	2.00 U	2.00 U	2.00 U
n-Butylbenzene	5	0.500 U	0.500 U	0.500 U	**1.70 J**	**0.510 J**	**0.560 J**	0.500 U	0.500 U	0.500 U	0.500 U
n-Propylbenzene	5	0.500 U	0.500 U	0.500 U	**1.30 J**	**1.6**	**1.6**	0.500 U	0.500 U	0.500 U	0.500 U
o-Xylene	5	0.500 U	0.500 U	0.500 U	**7.8**	**0.300 J**	0.500 U	0.500 U	0.500 U	0.500 U	**1.1**
p-Isopropyltoluene	5	0.500 U	0.500 U	0.500 U	**1.20 J**	0.500 U	0.500 U	0.500 U	0.500 U	0.500 U	0.500 U
sec-Butylbenzene	5	0.500 U	0.500 U	0.500 U	**0.730 J**	**1**	**1**	0.500 U	0.500 U	0.500 U	0.500 U
tert-Butylbenzene	5	0.500 U	0.500 U	0.500 U	1.00 U	0.500 U	0.500 U	0.500 U	0.500 U	0.500 U	0.500 U
Toluene	5	0.500 U	0.500 U	0.500 U	**4.2**	**0.720 J**	**0.680 J**	0.500 U	0.500 U	0.500 U	0.500 U

Notes:

NC = no criteria
J = estimated value
U = not detected; reported to limit of detection
UJ = The analyte was not detected; however, the result is estimated due to discrepancies in meeting certain analyte-specific quality control
µg/L = micrograms per liter
Bold analytical results indicate detection
Red analytical results exceed NYSDEC AWQ
NYSDEC AWQ S/GV = New York State Department of Environmental Conservation, Division of Water Technical and Operational Guidance Series (TOGS) (1.1.1), Table 1 New York State Ambient Water Quality Standards and Guidance Values (June 1998); Addendum to June 1998 Division of

Table 5 SS067 (Building 789)
Surface Water Analytical Summary Table - Detected Results (2023) -Surface Water
2023 Annual Monitoring Report for Petroleum Spill Sites
Griffiss Air Force Base, New York

Location ID:		**789SW-01**	**789SW-02**	**789SW-03**	**789SW-03**	**789SW-04**	**789SW-02**	**789SW-03**	**789SW-04**
Field Sample ID:		**789SW-01_0623**	**789SW-02_0623**	**789SW-03_0623**	**789SW-03_0923**	**789SW-04_0923**	**789SW-02_1023**	**789SW-03_1023**	**789SW-04_1023**
Sample Date:		**6/20/2023**	**6/20/2023**	**6/20/2023**	**9/5/2023**	**9/5/2023**	**10/18/2023**	**10/18/2023**	**10/18/2023**
Sample Type:		**Normal**	**Normal**	**Normal**	**Normal**	**Normal**	**Normal**	**Normal**	**Normal**
Analyte	**NYSDEC AWQ S/GV**	**2023 Quarter 2 (µg/L)**			**2023 Quarter 3 (µg/L)**		**2023 Quarter 4 (µg/L)**		
1,2,4-Trimethylbenzene	5	0.500 U	0.500 U	0.500 U	**0.360 J**	0.500 U	0.500 U	0.500 U	0.500 U
1,3,5-Trimethylbenzene	5	0.500 U	0.500 U	0.500 U	0.500 U	0.500 U	0.500 U	0.500 U	0.500 U
2-Butanone	50	3.50 U	3.50 U	3.50 U	3.50 U	3.50 U	3.50 U	3.50 U	3.50 U
Acetone	50	20.0 U	20.0 U	20.0 U	20.0 U	30.4 U	20.0 U	20.0 U	20.0 U
Benzene	1	0.500 U	0.500 U	**1.5**	**2.4**	**0.740 J**	0.500 U	**2.3**	**1**
Isopropylbenzene	5	0.500 U	0.500 U	0.500 U	0.500 U	0.500 U	0.500 U	0.500 U	0.500 U
Ethylbenzene	5	0.500 U	0.500 U	0.500 U	0.500 U	0.500 U	0.500 U	0.500 U	0.500 U
m,p-Xylene	5	1.00 U	1.00 U	1.00 U	1.00 U	1.00 U	1.00 U	1.00 U	1.00 U
Methyl tert-butyl ether	NC	0.500 U	0.500 U	0.500 U	0.500 U	0.500 U	0.500 U	0.500 U	0.500 U
Naphthalene	10	2.00 U	2.00 U	2.00 U	2.00 U	2.00 U	2.00 U	2.00 U	2.00 U
n-Butylbenzene	5	0.500 U	0.500 U	0.500 U	0.500 U	0.500 U	0.500 U	0.500 U	0.500 U
n-Propylbenzene	5	0.500 U	0.500 U	0.500 U	0.500 U	0.500 U	0.500 U	0.500 U	0.500 U
o-Xylene	5	0.500 U	0.500 U	0.500 U	0.500 U	0.500 U	0.500 U	0.500 U	0.500 U
p-Isopropyltoluene	5	0.500 U	0.500 U	0.500 U	0.500 U	0.500 U	0.500 U	0.500 U	0.500 U
sec-Butylbenzene	5	0.500 U	0.500 U	0.500 U	0.500 U	0.500 U	0.500 U	0.500 U	0.500 U
tert-Butylbenzene	5	0.500 U	0.500 U	0.500 U	0.500 U	0.500 U	0.500 U	0.500 U	0.500 U
Toluene	5	0.500 U	0.500 U	0.500 U	0.500 U	0.500 U	0.500 U	0.500 U	0.500 U

Notes:
NC = no criteria
J = estimated value
U = not detected; reported to limit of detection
UJ = The analyte was not detected; however, the result is estimated due to discrepancies in meeting
µg/L = micrograms per liter
Bold analytical results indicate detection
Red analytical results exceed NYSDEC AWQ
NYSDEC AWQ S/GV = New York State Department of Environmental Conservation, Division of Water Technical and Operational Guidance Series (TOGS) (1.1.1), Table 1 New York State Ambient Water

This page intentionally left blank.

Tables

Table 6 SS067 (Building 789)
Monitoring Plan (2024)
2023 Annual Monitoring Report for Petroleum Spill Sites
Former Griffiss Air Force Base, Rome, New York

Site	Location Identification	Analytical
2024 Quarter 1	789MW-83	Volatile organic compounds
	789MW-98	
	789MW-99	
	789MW-102	
	789MW-216	
	789MW-222	
	789MW-251	
	789SW-02 *	
	789SW-03	
	789SW-04	
2024 Quarter 2	789MW-83	
	789MW-98	
	789MW-99	
	789MW-216	
	789MW-222	
	789MW-251	
	789MW-46R	
	789MW-95	
	789MW-102	
	789MW-135	
	789SW-02 *	
	789SW-03	
	789SW-04	
2024 Quarter 3	789MW-46R	
	789MW-83	
	789MW-99	
	789MW-102	
	789MW-135	
	789MW-216	
	789MW-222	
	789MW-251	
	789SW-02 *	
	789SW-03	
	789SW-04	
2024 Quarter 4	789MW-83	
	789MW-98	
	789MW-99	
	789MW-216	
	789MW-222	
	789MW-251	
	789MW-46R	
	789MW-95	
	789MW-102	
	789MW-135	
	789SW-02 *	
	789SW-03	
	789SW-04	

Notes:

* Stream flow measurement location

All wells will be gauged for free product prior to sampling. Wells determined to have a measureable thickness of free product will not be sampled.

This page intentionally left blank.

APPENDICES

This page intentionally left blank

APPENDIX A
2023 SAMPLING RESULTS

This page intentionally left blank.

Appendix A-1
2023 Groundwater Sampling Results

This page intentionally left blank.

Appendix A-1 SS067 (Building 789) - 789MW-98
Analytical Summary Table - Results (2023)
2023 Annual Monitoring Report for Petroleum Spill Sites
Griffiss Air Force Base, New York

Location ID:		WL-789MW-98		
Field Sample ID:		789MW-98_0323	789MW-98_0623	789MW-98_1023
Sample Date:		3/28/2023	6/19/2023	10/19/2023
Sample Type:		Normal	Normal	Normal
Analyte	NYSDEC AWQ S/GV	2023 Quarter 1 (µg/L)	2023 Quarter 2 (µg/L)	2023 Quarter 4 (µg/L)
1,1,1,2-Tetrachloroethane	5	0.500 U	2.50 U	1.00 U
1,1,1-Trichloroethane	5	0.500 U	2.50 U	1.00 U
1,1,2,2-Tetrachloroethane	5	0.500 U	2.50 U	1.00 U
1,1,2-Trichloroethane	1	0.500 U	2.50 U	1.00 U
1,1-Dichloroethane	5	0.500 U	2.50 U	1.00 U
1,1-Dichloroethene	5	0.500 U	2.50 U	1.00 U
1,1-Dichloropropene	5	0.500 U	2.50 U	1.00 U
1,2,3-Trichlorobenzene	5	1.00 U	5.00 U	2.00 U
1,2,3-Trichloropropane	0.04	1.00 U	5.00 U	2.00 U
1,2,4-Trichlorobenzene	5	1.00 U	5.00 U	2.00 U
1,2,4-Trimethylbenzene	5	**9.3**	**265**	**20.5**
1,2-Dibromo-3-chloropropane	0.04	2.00 U	10.0 U	4.00 U
1,2-Dibromoethane	0.0006	1.00 U	5.00 U	2.00 U
1,2-Dichlorobenzene	3	0.500 U	2.50 U	1.00 U
1,2-Dichloroethane	0.6	0.500 U	2.50 U	1.00 U
1,2-Dichloroethene	NC	1.00 U	5.00 U	2.00 U
1,2-Dichloropropane	1	0.500 U	2.50 U	1.00 U
1,3,5-Trimethylbenzene	5	**18.5**	**81.8**	**14.6**
1,3-Dichlorobenzene	3	0.500 U	2.50 U	1.00 U
1,3-Dichloropropane	5	0.500 U	2.50 U	1.00 U
1,4-Dichlorobenzene	3	0.500 U	2.50 U	1.00 U
2,2-Dichloropropane	5	0.500 U	2.50 U	1.00 U
2-Butanone	50	3.50 U	18.0 U	**6.10 J**
2-Chlorotoluene	5	0.500 U	2.50 U	1.00 U
2-Hexanone	50	5.00 U	25.0 U	10.0 U
4-Chlorotoluene	5	0.500 U	2.50 U	1.00 U
4-Methyl-2-pentanone	NC	**4.80 J**	10.0 U	**18.9**
Acetone	50	**49.3**	**190**	40.0 U
Benzene	1	**9.1**	**14.7**	**139**
Bromobenzene	5	0.500 U	2.50 U	1.00 U
Bromochloromethane	5	0.500 U	2.50 U	1.00 U
Bromodichloromethane	50	0.500 U	2.50 U	1.00 U
Bromoform	50	0.500 U	2.50 U	1.00 U
Bromomethane	5	4.00 U	20.0 U	8.00 U
Carbon disulfide	60	1.00 U	5.00 U	2.00 U
Carbon Tetrachloride	5	0.500 U	2.50 U	1.00 U
Chlorobenzene	5	0.500 U	2.50 U	1.00 U
Chloroethane	5	1.00 U	5.00 U	2.00 U
Chloroform	7	0.500 U	2.50 U	1.00 U
Chloromethane	5	1.00 U	5.00 U	2.00 U
cis-1,2-Dichloroethene	5	0.500 U	2.50 U	1.00 U
cis-1,3-Dichloropropene	0.4	0.500 U	2.50 U	1.00 U
Isopropylbenzene	5	**0.300 J**	**11.6**	**0.710 J**
Dibromochloromethane	50	0.500 U	2.50 U	1.00 U
Dibromomethane	5	0.500 U	2.50 U	1.00 U
Dichlorodifluoromethane	5	1.00 U	5.00 U	2.00 U
Ethylbenzene	5	**1.5**	**23.4**	**9.5**
Hexachlorobutadiene	0.5	1.00 U	5.00 U	2.00 U
m,p-Xylene	5	**8**	**121**	**48**
Methyl tert-butyl ether	10	0.500 U	2.50 U	1.00 U
Methylene chloride	5	4.00 U	**13.7 J**	**20.4 J**
Naphthalene	10	**1.90 J**	**30.5**	**4.30 J**
n-Butylbenzene	5	0.500 U	**14.7**	**1.70 J**
n-Propylbenzene	5	**0.580 J**	**30.6**	**1.30 J**
o-Xylene	5	**3**	**6.1**	**7.8**
p-Isopropyltoluene	5	**1.4**	**9.9**	**1.20 J**
sec-Butylbenzene	5	**0.500 J**	**11.3**	**0.730 J**
Styrene	5	0.500 U	2.50 U	1.00 U
tert-Butylbenzene	5	**0.590 J**	2.50 U	1.00 U
Tetrachloroethene	5	0.500 U	2.50 U	1.00 U
Toluene	5	**0.430 J**	2.50 U	**4.2**
trans-1,2-Dichloroethene	5	0.500 U	2.50 U	1.00 U
trans-1,3-Dichloropropene	0.4	0.500 U	2.50 U	1.00 U
Trichloroethene	5	0.500 U	2.50 U	1.00 U
Trichlorofluoromethane	5	1.00 U	5.00 U	2.00 U
Vinyl acetate	NC	5.00 U	25.0 U	10.0 U
Vinyl chloride	2	0.500 U	2.50 U	1.00 U
Xylenes, Total	NC	**11**	**127**	**55.8**

Notes:
NC = no criteria
J = estimated value
U = not detected; reported to limit of detection
UJ = The analyte was not detected; however, the result is estimated due to discrepancies in meeting certain analyte-specific quality control criteria
µg/L = micrograms per liter
Bold analytical results indicate detection
Red analytical results exceed NYSDEC AWQ S/GV
NYSDEC AWQ S/GV = New York State Department of Environmental Conservation, Division of Water Technical and Operational Guidance Series (TOGS) (1.1.1), Table 1 New York State Ambient Water Quality Standards and Guidance Values (June 1998); Addendum to June 1998 Division of Water Technical and Operational Guidance Series (TOGS) No. 1.1.1 (April 2000)

Appendix A-1 SS067 (Building 789) - 789MW-98
Analytical Summary Table - Results (2023)
2023 Annual Monitoring Report for Petroleum Spill Sites
Griffiss Air Force Base, New York

Location ID:		WL-789MW-99					
Field Sample ID:		789MW-99_0323	789MW-99_0323-A	789MW-99_0623	789MW-99_0923	789MW-99_1023	789MW-99_1023-A
Sample Date:		3/28/2023	3/28/2023	6/19/2023	9/5/2023	10/19/2023	10/19/2023
Sample Type:		Normal	Field Duplicate	Normal	Normal	Normal	Field Duplicate
Analyte	NYSDEC AWQ S/GV	2023 Quarter 1 (µg/L)		2023 Quarter 2 (µg/L)	2023 Quarter 3 (µg/L)	2023 Quarter 4 (µg/L)	2023 Quarter 4 (µg/L)
1,1,1,2-Tetrachloroethane	5	0.500 U	0.500 U	0.500 U	0.500 UJ	0.500 U	0.500 U
1,1,1-Trichloroethane	5	0.500 U	0.500 U	0.500 U	0.500 UJ	0.500 U	0.500 U
1,1,2,2-Tetrachloroethane	5	0.500 U	0.500 U	0.500 U	0.500 UJ	0.500 U	0.500 U
1,1,2-Trichloroethane	1	0.500 U	0.500 U	0.500 U	0.500 UJ	0.500 U	0.500 U
1,1-Dichloroethane	5	0.500 U	0.500 U	0.500 U	0.500 UJ	0.500 U	0.500 U
1,1-Dichloroethene	5	0.500 U	0.500 U	0.500 U	0.500 UJ	0.500 U	0.500 U
1,1-Dichloropropene	5	0.500 U	0.500 U	0.500 U	0.500 UJ	0.500 U	0.500 U
1,2,3-Trichlorobenzene	5	1.00 U	1.00 U	1.00 U	1.00 UJ	1.00 U	1.00 U
1,2,3-Trichloropropane	0.04	1.00 U	1.00 U	1.00 U	1.00 UJ	1.00 U	1.00 U
1,2,4-Trichlorobenzene	5	1.00 U	1.00 U	1.00 U	1.00 UJ	1.00 U	1.00 U
1,2,4-Trimethylbenzene	5	0.500 U	0.500 U	0.500 U	0.500 UJ	0.500 U	0.500 U
1,2-Dibromo-3-chloropropane	0.04	2.00 U	2.00 U	2.00 U	2.00 UJ	2.00 U	2.00 U
1,2-Dibromoethane	0.0006	1.00 U	1.00 U	1.00 U	1.00 UJ	1.00 U	1.00 U
1,2-Dichlorobenzene	3	0.500 U	0.500 U	0.500 U	0.500 UJ	0.500 U	0.500 U
1,2-Dichloroethane	0.6	0.500 U	0.500 U	0.500 U	0.500 UJ	0.500 U	0.500 U
1,2-Dichloroethene	NC	1.00 U	1.00 U	1.00 U	1.00 UJ	1.00 U	1.00 U
1,2-Dichloropropane	1	0.500 U	0.500 U	0.500 U	0.500 UJ	0.500 U	0.500 U
1,3,5-Trimethylbenzene	5	0.500 U	0.500 U	0.500 U	0.500 UJ	0.500 U	0.500 U
1,3-Dichlorobenzene	3	0.500 U	0.500 U	0.500 U	0.500 UJ	0.500 U	0.500 U
1,3-Dichloropropane	5	0.500 U	0.500 U	0.500 U	0.500 UJ	0.500 U	0.500 U
1,4-Dichlorobenzene	3	0.500 U	0.500 U	0.500 U	0.500 UJ	0.500 U	0.500 U
2,2-Dichloropropane	5	0.500 U	0.500 U	0.500 U	0.500 UJ	0.500 U	0.500 U
2-Butanone	50	3.50 U	3.50 U	3.50 U	3.50 UJ	3.50 U	3.50 U
2-Chlorotoluene	5	0.500 U	0.500 U	0.500 U	0.500 UJ	0.500 U	0.500 U
2-Hexanone	50	5.00 U	5.00 U	5.00 U	5.00 UJ	5.00 U	5.00 U
4-Chlorotoluene	5	0.500 U	0.500 U	0.500 U	0.500 UJ	0.500 U	0.500 U
4-Methyl-2-pentanone	NC	2.00 U	2.00 U	2.00 U	2.00 UJ	2.00 U	2.00 U
Acetone	50	20.0 U	20.0 U	20.0 U	25.0 UJ	20.0 U	20.0 U
Benzene	1	**1.2**	**1**	**1.4**	**1.10 J**	**1.4**	**1.4**
Bromobenzene	5	0.500 U	0.500 U	0.500 U	0.500 UJ	0.500 U	0.500 U
Bromochloromethane	5	0.500 U	0.500 U	0.500 U	0.500 UJ	0.500 U	0.500 U
Bromodichloromethane	50	0.500 U	0.500 U	0.500 U	0.500 UJ	0.500 U	0.500 U
Bromoform	50	0.500 U	0.500 U	0.500 U	0.500 UJ	0.500 U	0.500 U
Bromomethane	5	4.00 U	4.00 U	4.00 U	4.00 UJ	4.00 U	4.00 U
Carbon disulfide	60	1.00 U	1.00 U	1.00 U	1.00 UJ	1.00 U	1.00 U
Carbon tetrachloride	5	0.500 U	0.500 U	0.500 U	0.500 UJ	0.500 U	0.500 U
Chlorobenzene	5	0.500 U	0.500 U	0.500 U	0.500 UJ	0.500 U	0.500 U
Chloroethane	5	1.00 U	1.00 U	1.00 U	1.00 UJ	1.00 U	1.00 U
Chloroform	7	0.500 U	0.500 U	0.500 U	0.500 UJ	0.500 U	0.500 U
Chloromethane	5	1.00 U	1.00 U	1.00 U	1.00 UJ	1.00 U	1.00 U
cis-1,2-Dichloroethene	5	0.500 U	0.500 U	0.500 U	0.500 UJ	0.500 U	0.500 U
cis-1,3-Dichloropropene	0.4	0.500 U	0.500 U	0.500 U	0.500 UJ	0.500 U	0.500 U
Isopropylbenzene	5	**0.820 J**	**0.750 J**	**1.1**	**0.480 J**	**0.89 J**	**0.890 J**
Dibromochloromethane	50	0.500 U	0.500 U	0.500 U	0.500 UJ	0.500 U	0.500 U
Dibromomethane	5	0.500 U	0.500 U	0.500 U	0.500 UJ	0.500 U	0.500 U
Dichlorodifluoromethane	5	1.00 U	1.00 U	1.00 U	1.00 UJ	1.00 U	1.00 U
Ethylbenzene	5	**1.8**	**1.6**	**1.9**	**0.520 J**	**1.2**	**1.2**
Hexachlorobutadiene	0.5	1.00 U	1.00 U	1.00 U	1.00 UJ	1.00 U	1.00 U
m,p-Xylene	5	1.00 U	1.00 U	1.00 U	1.00 UJ	1.00 U	1.00 U
Methyl tert-butyl ether	10	0.500 U	0.500 U	0.500 U	0.500 UJ	0.500 U	0.500 U
Methylene chloride	5	4.00 U	4.00 U	4.00 U	4.00 UJ	4.00 U	4.00 U
Naphthalene	10	**3.00 J**	**2.70 J**	**3.00 J**	2.00 UJ	**2.20 J**	**2.40 J**
n-Butylbenzene	5	0.500 U	0.500 U	0.500 U	0.500 UJ	**0.510 J**	**0.560 J**
n-Propylbenzene	5	**1**	**0.740 J**	0.500 U	**0.680 J**	**1.6**	**1.6**
o-Xylene	5	0.500 U	0.500 U	0.500 U	0.500 UJ	**0.300 J**	0.500 U
p-Isopropyltoluene	5	**0.210 J**	0.500 U	**0.310 J**	0.500 UJ	0.500 U	0.500 U
sec-Butylbenzene	5	**0.830 J**	**0.760 J**	**1.3**	**0.630 J**	**1**	**1**
Styrene	5	0.500 U	0.500 U	0.500 U	0.500 UJ	0.500 U	0.500 U
tert-Butylbenzene	5	0.500 U	0.500 U	0.500 U	0.500 UJ	0.500 U	0.500 U
Tetrachloroethene	5	0.500 U	0.500 U	0.500 U	0.500 UJ	0.500 U	0.500 U
Toluene	5	**0.410 J**	**0.380 J**	**1.2**	1.00 UJ	**0.720 J**	**0.680 J**
trans-1,2-Dichloroethene	5	0.500 U	0.500 U	0.500 U	0.500 UJ	0.500 U	0.500 U
trans-1,3-Dichloropropene	0.4	0.500 U	0.500 U	0.500 U	0.500 UJ	0.500 U	0.500 U
Trichloroethene	5	0.500 U	0.500 U	0.500 U	0.500 UJ	0.500 U	0.500 U
Trichlorofluoromethane	5	1.00 U	1.00 U	1.00 U	1.00 UJ	1.00 U	1.00 U
Vinyl acetate	NC	5.00 U	5.00 U	5.00 U	5.00 UJ	5.00 U	5.00 U
Vinyl chloride	2	0.500 U	0.500 U	0.500 U	0.500 UJ	0.500 U	0.500 U
Xylenes, Total	NC	1.50 U	1.50 U	1.50 U	1.50 UJ	1.50 U	1.50 U

Notes:

NC = no criteria

J = estimated value
U = not detected; reported to limit of detection
UJ = The analyte was not detected; however, the result is estimated due to discrepancies in meeting certain analyte-specific quality control criteria
µg/L = micrograms per liter
Bold analytical results indicate detection
Red analytical results exceed NYSDEC AWQ S/GV
NYSDEC AWQ S/GV = New York State Department of Environmental Conservation, Division of Water Technical and Operational Guidance Series (TOGS) (1.1.1), Table 1 New York State Ambient Water Quality Standards and Guidance Values (June 1998); Addendum to June 1998 Division of Water Technical and Operational Guidance Series (TOGS) No. 1.1.1 (April 2000)

Appendix A-1 SS067 (Building 789) - 789MW-98
Analytical Summary Table - Results (2023)
2023 Annual Monitoring Report for Petroleum Spill Sites
Griffiss Air Force Base, New York

Location ID:		**WL-789MW-95**	
Field Sample ID:		**789MW-95_0623**	**789MW-95_1023**
Sample Date:		**6/19/2023**	**10/19/2023**
Sample Type:		**Normal**	**Normal**
Analyte	**NYSDEC AWQ S/GV**	**2023 Quarter 2 (µg/L)**	**2023 Quarter 4 (µg/L)**
1,1,1,2-Tetrachloroethane	5	0.500 U	0.500 U
1,1,1-Trichloroethane	5	0.500 U	0.500 U
1,1,2,2-Tetrachloroethane	5	0.500 U	0.500 U
1,1,2-Trichloroethane	1	0.500 U	0.500 U
1,1-Dichloroethane	5	0.500 U	0.500 U
1,1-Dichloroethene	5	0.500 U	0.500 U
1,1-Dichloropropene	5	0.500 U	0.500 U
1,2,3-Trichlorobenzene	5	1.00 U	1.00 U
1,2,3-Trichloropropane	0.04	1.00 U	1.00 U
1,2,4-Trichlorobenzene	5	1.00 U	1.00 U
1,2,4-Trimethylbenzene	5	0.500 U	0.500 U
1,2-Dibromo-3-chloropropane	0.04	2.00 U	2.00 U
1,2-Dibromoethane	0.0006	1.00 U	1.00 U
1,2-Dichlorobenzene	3	0.500 U	0.500 U
1,2-Dichloroethane	0.6	0.500 U	0.500 U
1,2-Dichloroethene	NC	1.00 U	1.00 U
1,2-Dichloropropane	1	0.500 U	0.500 U
1,3,5-Trimethylbenzene	5	0.500 U	0.500 U
1,3-Dichlorobenzene	3	0.500 U	0.500 U
1,3-Dichloropropane	5	0.500 U	0.500 U
1,4-Dichlorobenzene	3	0.500 U	0.500 U
2,2-Dichloropropane	5	0.500 U	0.500 U
2-Butanone	50	3.50 U	3.50 U
2-Chlorotoluene	5	0.500 U	0.500 U
2-Hexanone	50	5.00 U	5.00 U
4-Chlorotoluene	5	0.500 U	0.500 U
4-Methyl-2-pentanone	NC	2.00 U	2.00 U
Acetone	50	20.0 U	20.0 U
Benzene	1	0.500 U	0.500 U
Bromobenzene	5	0.500 U	0.500 U
Bromochloromethane	5	0.500 U	0.500 U
Bromodichloromethane	50	0.500 U	0.500 U
Bromoform	50	0.500 U	0.500 U
Bromomethane	5	4.00 U	4.00 U
Carbon disulfide	60	1.00 U	1.00 U
Carbon tetrachloride	5	0.500 U	0.500 U
Chlorobenzene	5	0.500 U	0.500 U
Chloroethane	5	1.00 U	1.00 U
Chloroform	7	0.500 U	0.500 U
Chloromethane	5	1.00 U	1.00 U
cis-1,2-Dichloroethene	5	0.500 U	0.500 U
cis-1,3-Dichloropropene	0.4	0.500 U	0.500 U
Isopropylbenzene	5	0.500 U	0.500 U
Dibromochloromethane	50	0.500 U	0.500 U
Dibromomethane	5	0.500 U	0.500 U
Dichlorodifluoromethane	5	1.00 U	1.00 U
Ethylbenzene	5	0.500 U	0.500 U
Hexachlorobutadiene	0.5	1.00 U	1.00 U
m,p-Xylene	5	1.00 U	1.00 U
Methyl tert-butyl ether	10	0.500 U	0.500 U
Methylene chloride	5	4.00 U	4.00 U
Naphthalene	10	2.00 U	2.00 U
n-Butylbenzene	5	0.500 U	0.500 U
n-Propylbenzene	5	0.500 U	0.500 U
o-Xylene	5	0.500 U	0.500 U
p-Isopropyltoluene	5	0.500 U	0.500 U
sec-Butylbenzene	5	0.500 U	0.500 U
Styrene	5	0.500 U	0.500 U
tert-Butylbenzene	5	0.500 U	0.500 U
Tetrachloroethene	5	0.500 U	0.500 U
Toluene	5	0.500 U	0.500 U
trans-1,2-Dichloroethene	5	0.500 U	0.500 U
trans-1,3-Dichloropropene	0.4	0.500 U	0.500 U
Trichloroethene	5	0.500 U	0.500 U
Trichlorofluoromethane	5	1.00 U	1.00 U
Vinyl acetate	NC	5.00 U	5.00 U
Vinyl chloride	2	0.500 U	0.500 U
Xylenes, Total	NC	1.50 U	1.50 U

Notes:
NC = no criteria
J = estimated value
U = not detected; reported to limit of detection
UJ = The analyte was not detected; however, the result is estimated due to discrepancies in meeting certain analyte-specific quality control criteria
µg/L = micrograms per liter
Bold analytical results indicate detection
Red analytical results exceed NYSDEC AWQ S/GV
NYSDEC AWQ S/GV = New York State Department of Environmental Conservation, Division of Water Technical and Operational Guidance Series (TOGS) (1.1.1), Table 1 New York State Ambient Water Quality Standards and Guidance Values (June 1998); Addendum to June 1998 Division of Water Technical and Operational Guidance Series (TOGS) No. 1.1.1 (April 2000)

Appendix A-1 SS067 (Building 789) - 789MW-98
Analytical Summary Table - Results (2023)
2023 Annual Monitoring Report for Petroleum Spill Sites
Griffiss Air Force Base, New York

Location ID:		WL-789MW-251			
Field Sample ID:		789MW-251_0323	789MW-251_0623	789MW-251_0923	789MW-251_1023
Sample Date:		3/28/2023	6/19/2023	9/5/2023	10/19/2023
Sample Type:		Normal	Normal	Normal	Normal
Analyte	NYSDEC AWQ S/GV	2023 Quarter 1 (µg/L)	2023 Quarter 2 (µg/L)	2023 Quarter 3 (µg/L)	2023 Quarter 4 (µg/L)
1,1,1,2-Tetrachloroethane	5	0.500 U	0.500 U	0.500 U	0.500 U
1,1,1-Trichloroethane	5	0.500 U	0.500 U	0.500 U	0.500 U
1,1,2,2-Tetrachloroethane	5	0.500 U	0.500 U	0.500 U	0.500 U
1,1,2-Trichloroethane	1	0.500 U	0.500 U	0.500 U	0.500 U
1,1-Dichloroethane	5	0.500 U	0.500 U	0.500 U	0.500 U
1,1-Dichloroethene	5	0.500 U	0.500 U	0.500 U	0.500 U
1,1-Dichloropropene	5	0.500 U	0.500 U	0.500 U	0.500 U
1,2,3-Trichlorobenzene	5	1.00 U	1.00 U	1.00 U	1.00 U
1,2,3-Trichloropropane	0.04	1.00 U	1.00 U	1.00 U	1.00 U
1,2,4-Trichlorobenzene	5	1.00 U	1.00 U	1.00 U	1.00 U
1,2,4-Trimethylbenzene	5	0.500 U	0.500 U	0.500 U	**0.440 J**
1,2-Dibromo-3-chloropropane	0.04	2.00 U	2.00 U	2.00 U	2.00 U
1,2-Dibromoethane	0.0006	1.00 U	1.00 U	1.00 U	1.00 U
1,2-Dichlorobenzene	3	0.500 U	0.500 U	0.500 U	0.500 U
1,2-Dichloroethane	0.6	0.500 U	0.500 U	0.500 U	0.500 U
1,2-Dichloroethene	NC	1.00 U	1.00 U	1.00 U	1.00 U
1,2-Dichloropropane	1	0.500 U	0.500 U	0.500 U	0.500 U
1,3,5-Trimethylbenzene	5	0.500 U	0.500 U	0.500 U	0.500 U
1,3-Dichlorobenzene	3	0.500 U	0.500 U	0.500 U	0.500 U
1,3-Dichloropropane	5	0.500 U	0.500 U	0.500 U	0.500 U
1,4-Dichlorobenzene	3	0.500 U	0.500 U	0.500 U	0.500 U
2,2-Dichloropropane	5	0.500 U	0.500 U	0.500 U	0.500 U
2-Butanone	50	3.50 U	3.50 U	3.50 U	3.50 U
2-Chlorotoluene	5	0.500 U	0.500 U	0.500 U	0.500 U
2-Hexanone	50	5.00 U	5.00 U	5.00 U	5.00 U
4-Chlorotoluene	5	0.500 U	0.500 U	0.500 U	0.500 U
4-Methyl-2-pentanone	NC	2.00 U	2.00 U	2.00 U	2.00 U
Acetone	50	20.0 U	20.0 U	25.0 U	20.0 U
Benzene	1	0.500 U	0.500 U	**0.490 J**	**1.7**
Bromobenzene	5	0.500 U	0.500 U	0.500 U	0.500 U
Bromochloromethane	5	0.500 U	0.500 U	0.500 U	0.500 U
Bromodichloromethane	50	0.500 U	0.500 U	0.500 U	0.500 U
Bromoform	50	0.500 U	0.500 U	0.500 U	0.500 U
Bromomethane	5	4.00 U	4.00 U	4.00 U	4.00 U
Carbon disulfide	60	1.00 U	1.00 U	1.00 U	1.00 U
Carbon tetrachloride	5	0.500 U	0.500 U	0.500 U	0.500 U
Chlorobenzene	5	0.500 U	0.500 U	0.500 U	0.500 U
Chloroethane	5	1.00 U	1.00 U	1.00 U	1.00 U
Chloroform	7	0.500 U	0.500 U	0.500 U	0.500 U
Chloromethane	5	1.00 U	1.00 U	1.00 U	1.00 U
cis-1,2-Dichloroethene	5	0.500 U	0.500 U	0.500 U	0.500 U
cis-1,3-Dichloropropene	0.4	0.500 U	0.500 U	0.500 U	0.500 U
Isopropylbenzene	5	0.500 U	0.500 U	0.500 U	0.500 U
Dibromochloromethane	50	0.500 U	0.500 U	0.500 U	0.500 U
Dibromomethane	5	0.500 U	0.500 U	0.500 U	0.500 U
Dichlorodifluoromethane	5	1.00 U	1.00 U	1.00 U	1.00 U
Ethylbenzene	5	0.500 U	0.500 U	0.500 U	**0.580 J**
Hexachlorobutadiene	0.5	1.00 U	1.00 U	1.00 U	1.00 U
m,p-Xylene	5	1.00 U	1.00 U	1.00 U	**1.90 J**
Methyl tert-butyl ether	10	0.500 U	0.500 U	0.500 U	0.500 U
Methylene chloride	5	4.00 U	4.00 U	4.00 U	4.00 U
Naphthalene	10	2.00 U	2.00 U	2.00 U	2.00 U
n-Butylbenzene	5	0.500 U	0.500 U	0.500 U	0.500 U
n-Propylbenzene	5	0.500 U	0.500 U	0.500 U	0.500 U
o-Xylene	5	0.500 U	0.500 U	0.500 U	**1.1**
p-Isopropyltoluene	5	0.500 U	0.500 U	0.500 U	0.500 U
sec-Butylbenzene	5	0.500 U	0.500 U	0.500 U	0.500 U
Styrene	5	0.500 U	0.500 U	0.500 U	0.500 U
tert-Butylbenzene	5	0.500 U	0.500 U	0.500 U	0.500 U
Tetrachloroethene	5	0.500 U	0.500 U	0.500 U	0.500 U
Toluene	5	0.500 U	0.500 U	0.500 U	0.500 U
trans-1,2-Dichloroethene	5	0.500 U	0.500 U	0.500 U	0.500 U
trans-1,3-Dichloropropene	0.4	0.500 U	0.500 U	0.500 U	0.500 U
Trichloroethene	5	0.500 U	0.500 U	0.500 U	0.500 U
Trichlorofluoromethane	5	1.00 U	1.00 U	1.00 U	1.00 U
Vinyl acetate	NC	5.00 U	5.00 U	5.00 U	5.00 U
Vinyl chloride	2	0.500 U	0.500 U	0.500 U	0.500 U
Xylenes, Total	NC	1.50 U	1.50 U	1.50 U	**3**

Notes:
NC = no criteria
J = estimated value
U = not detected; reported to limit of detection
UJ = The analyte was not detected; however, the result is estimated due to discrepancies in meeting certain analyte-specific quality control criteria
µg/L = micrograms per liter
Bold analytical results indicate detection
Red analytical results exceed NYSDEC AWQ S/GV
NYSDEC AWQ S/GV = New York State Department of Environmental Conservation, Division of Water Technical and Operational Guidance Series (TOGS) (1.1.1), Table 1 New York State Ambient Water Quality Standards and Guidance Values (June 1998); Addendum to June 1998 Division of Water Technical and Operational Guidance Series (TOGS) No. 1.1.1 (April 2000)

Appendix A-1 SS067 (Building 789) - 789MW-98
Analytical Summary Table - Results (2023)
2023 Annual Monitoring Report for Petroleum Spill Sites
Griffiss Air Force Base, New York

Location ID:		WL-789MW-46R		
Field Sample ID:		789MW-46R_0623	789MW-46R_0923	789MW-46R_1023
Sample Date:		6/19/2023	9/5/2023	10/19/2023
Sample Type:		Normal	Normal	Normal
Analyte	NYSDEC AWQ S/GV	2023 Quarter 2 (µg/L)	2023 Quarter 3 (µg/L)	2023 Quarter 4 (µg/L)
1,1,1,2-Tetrachloroethane	5	0.500 U	0.500 U	0.500 U
1,1,1-Trichloroethane	5	0.500 U	0.500 U	0.500 U
1,1,2,2-Tetrachloroethane	5	0.500 U	0.500 U	0.500 U
1,1,2-Trichloroethane	1	0.500 U	0.500 U	0.500 U
1,1-Dichloroethane	5	0.500 U	0.500 U	0.500 U
1,1-Dichloroethene	5	0.500 U	0.500 U	0.500 U
1,1-Dichloropropene	5	0.500 U	0.500 U	0.500 U
1,2,3-Trichlorobenzene	5	1.00 U	1.00 U	1.00 U
1,2,3-Trichloropropane	0.04	1.00 U	1.00 U	1.00 U
1,2,4-Trichlorobenzene	5	1.00 U	1.00 U	1.00 U
1,2,4-Trimethylbenzene	5	0.500 U	0.500 U	0.500 U
1,2-Dibromo-3-chloropropane	0.04	2.00 U	2.00 U	2.00 U
1,2-Dibromoethane	0.0006	1.00 U	1.00 U	1.00 U
1,2-Dichlorobenzene	3	0.500 U	0.500 U	0.500 U
1,2-Dichloroethane	0.6	0.500 U	0.500 U	0.500 U
1,2-Dichloroethene	NC	1.00 U	1.00 U	1.00 U
1,2-Dichloropropane	1	0.500 U	0.500 U	0.500 U
1,3,5-Trimethylbenzene	5	0.500 U	0.500 U	0.500 U
1,3-Dichlorobenzene	3	0.500 U	0.500 U	0.500 U
1,3-Dichloropropane	5	0.500 U	0.500 U	0.500 U
1,4-Dichlorobenzene	3	0.500 U	0.500 U	0.500 U
2,2-Dichloropropane	5	0.500 U	0.500 U	0.500 U
2-Butanone	50	3.50 U	3.50 U	3.50 U
2-Chlorotoluene	5	0.500 U	0.500 U	0.500 U
2-Hexanone	50	5.00 U	5.00 U	5.00 U
4-Chlorotoluene	5	0.500 U	0.500 U	0.500 U
4-Methyl-2-pentanone	NC	2.00 U	2.00 U	2.00 U
Acetone	50	20.0 U	25.8 U	20.0 U
Benzene	1	0.500 U	0.500 U	**0.370 J**
Bromobenzene	5	0.500 U	0.500 U	0.500 U
Bromochloromethane	5	0.500 U	0.500 U	0.500 U
Bromodichloromethane	50	0.500 U	0.500 U	0.500 U
Bromoform	50	0.500 U	0.500 U	0.500 U
Bromomethane	5	4.00 U	4.00 U	4.00 U
Carbon disulfide	60	1.00 U	1.00 U	1.00 U
Carbon tetrachloride	5	0.500 U	0.500 U	0.500 U
Chlorobenzene	5	0.500 U	0.500 U	0.500 U
Chloroethane	5	1.00 U	1.00 U	1.00 U
Chloroform	7	0.500 U	0.500 U	0.500 U
Chloromethane	5	1.00 U	1.00 U	1.00 U
cis-1,2-Dichloroethene	5	0.500 U	0.500 U	0.500 U
cis-1,3-Dichloropropene	0.4	0.500 U	0.500 U	0.500 U
Isopropylbenzene	5	0.500 U	0.500 U	**0.240 J**
Dibromochloromethane	50	0.500 U	0.500 U	0.500 U
Dibromomethane	5	0.500 U	0.500 U	0.500 U
Dichlorodifluoromethane	5	1.00 U	1.00 U	1.00 U
Ethylbenzene	5	0.500 U	0.500 U	**0.490 J**
Hexachlorobutadiene	0.5	1.00 U	1.00 U	1.00 U
m,p-Xylene	5	1.00 U	1.00 U	1.00 U
Methyl tert-butyl ether	10	0.500 U	0.500 U	0.500 U
Methylene chloride	5	4.00 U	4.00 U	4.00 U
Naphthalene	10	2.00 U	2.00 U	2.00 U
n-Butylbenzene	5	0.500 U	0.500 U	0.500 U
n-Propylbenzene	5	0.500 U	0.500 U	0.500 U
o-Xylene	5	0.500 U	0.500 U	0.500 U
p-Isopropyltoluene	5	0.500 U	0.500 U	0.500 U
sec-Butylbenzene	5	0.500 U	0.500 U	0.500 U
Styrene	5	0.500 U	0.500 U	0.500 U
tert-Butylbenzene	5	0.500 U	0.500 U	0.500 U
Tetrachloroethene	5	0.500 U	0.500 U	0.500 U
Toluene	5	0.500 U	0.500 U	0.500 U
trans-1,2-Dichloroethene	5	0.500 U	0.500 U	0.500 U
trans-1,3-Dichloropropene	0.4	0.500 U	0.500 U	0.500 U
Trichloroethene	5	0.500 U	0.500 U	0.500 U
Trichlorofluoromethane	5	1.00 U	1.00 U	1.00 U
Vinyl acetate	NC	5.00 U	5.00 U	5.00 U
Vinyl chloride	2	0.500 U	0.500 U	0.500 U
Xylenes, Total	NC	1.50 U	1.50 U	1.50 U

Notes:
NC = no criteria
J = estimated value
U = not detected; reported to limit of detection
UJ = The analyte was not detected; however, the result is estimated due to discrepancies in meeting certain analyte-specific quality control criteria
µg/L = micrograms per liter
Bold analytical results indicate detection
Red analytical results exceed NYSDEC AWQ S/GV
NYSDEC AWQ S/GV = New York State Department of Environmental Conservation, Division of Water Technical and Operational Guidance Series (TOGS) (1.1.1), Table 1 New York State Ambient Water Quality Standards and Guidance Values (June 1998); Addendum to June 1998 Division of Water Technical and Operational Guidance Series (TOGS) No. 1.1.1 (April 2000)

Appendix A-1 SS067 (Building 789) - 789MW-98
Analytical Summary Table - Results (2023)
2023 Annual Monitoring Report for Petroleum Spill Sites
Griffiss Air Force Base, New York

Location ID:		WL-789MW-216					
Field Sample ID:		789MW-216_0323	789MW-216_0623	789MW-216_0623-A	789MW-216_0923	789MW-216_0923-A	789MW-216_1023
Sample Date:		3/28/2023	6/19/2023	6/19/2023	9/5/2023	9/5/2023	10/19/2023
Sample Type:		Normal	Normal	Field Duplicate	Normal	Field Duplicate	Normal
Analyte	NYSDEC AWQ S/GV	2023 Quarter 1 (µg/L)	2023 Quarter 2 (µg/L)		2023 Quarter 3 (µg/L)		2023 Quarter 4 (µg/L)
1,1,1,2-Tetrachloroethane	5	0.500 U	0.500 U	0.500 U	0.500 U	0.500 U	0.500 U
1,1,1-Trichloroethane	5	0.500 U	0.500 U	0.500 U	0.500 U	0.500 U	0.500 U
1,1,2,2-Tetrachloroethane	5	0.500 U	0.500 U	0.500 U	0.500 U	0.500 U	0.500 U
1,1,2-Trichloroethane	1	0.500 U	0.500 U	0.500 U	0.500 U	0.500 U	0.500 U
1,1-Dichloroethane	5	0.500 U	0.500 U	0.500 U	0.500 U	0.500 U	0.500 U
1,1-Dichloroethene	5	0.500 U	0.500 U	0.500 U	0.500 U	0.500 U	0.500 U
1,1-Dichloropropene	5	0.500 U	0.500 U	0.500 U	0.500 U	0.500 U	0.500 U
1,2,3-Trichlorobenzene	5	1.00 U	1.00 U	1.00 U	1.00 U	1.00 U	1.00 U
1,2,3-Trichloropropane	0.04	1.00 U	1.00 U	1.00 U	1.00 U	1.00 U	1.00 U
1,2,4-Trichlorobenzene	5	1.00 U	1.00 U	1.00 U	1.00 U	1.00 U	1.00 U
1,2,4-Trimethylbenzene	5	0.500 U	0.500 U	**0.530 J**	0.500 U	0.500 U	0.500 U
1,2-Dibromo-3-chloropropane	0.04	2.00 U	2.00 U	2.00 U	2.00 U	2.00 U	2.00 U
1,2-Dibromoethane	0.0006	1.00 U	1.00 U	1.00 U	1.00 U	1.00 U	1.00 U
1,2-Dichlorobenzene	3	0.500 U	0.500 U	0.500 U	0.500 U	0.500 U	0.500 U
1,2-Dichloroethane	0.6	0.500 U	0.500 U	0.500 U	0.500 U	0.500 U	0.500 U
1,2-Dichloroethene	NC	1.00 U	1.00 U	1.00 U	1.00 U	1.00 U	1.00 U
1,2-Dichloropropane	1	0.500 U	0.500 U	0.500 U	0.500 U	0.500 U	0.500 U
1,3,5-Trimethylbenzene	5	0.500 U	0.500 U	0.500 U	0.500 U	0.500 U	0.500 U
1,3-Dichlorobenzene	3	0.500 U	0.500 U	0.500 U	0.500 U	0.500 U	0.500 U
1,3-Dichloropropane	5	0.500 U	0.500 U	0.500 U	0.500 U	0.500 U	0.500 U
1,4-Dichlorobenzene	3	0.500 U	0.500 U	0.500 U	0.500 U	0.500 U	0.500 U
2,2-Dichloropropane	5	0.500 U	0.500 U	0.500 U	0.500 U	0.500 U	0.500 U
2-Butanone	50	3.50 U	3.50 U	3.50 U	3.50 U	3.50 U	3.50 U
2-Chlorotoluene	5	0.500 U	0.500 U	0.500 U	0.500 U	0.500 U	0.500 U
2-Hexanone	50	5.00 U	5.00 U	5.00 U	5.00 U	5.00 U	5.00 U
4-Chlorotoluene	5	0.500 U	0.500 U	0.500 U	0.500 U	0.500 U	0.500 U
4-Methyl-2-pentanone	NC	2.00 U	2.00 U	2.00 U	2.00 U	**1.30 J**	2.00 U
Acetone	50	20.0 U	20.0 U	20.0 U	25.0 U	25.0 U	20.0 U
Benzene	1	0.500 U	0.500 U	0.500 U	0.500 U	0.500 U	0.500 U
Bromobenzene	5	0.500 U	0.500 U	0.500 U	0.500 U	0.500 U	0.500 U
Bromochloromethane	5	0.500 U	0.500 U	0.500 U	0.500 U	0.500 U	0.500 U
Bromodichloromethane	50	0.500 U	0.500 U	0.500 U	0.500 U	0.500 U	0.500 U
Bromoform	50	0.500 U	0.500 U	0.500 U	0.500 U	0.500 U	0.500 U
Bromomethane	5	4.00 U	4.00 U	4.00 U	4.00 U	4.00 U	4.00 U
Carbon disulfide	60	1.00 U	1.00 U	1.00 U	1.00 U	1.00 U	1.00 U
Carbon tetrachloride	5	0.500 U	0.500 U	0.500 U	0.500 U	0.500 U	0.500 U
Chlorobenzene	5	0.500 U	0.500 U	0.500 U	0.500 U	0.500 U	0.500 U
Chloroethane	5	1.00 U	1.00 U	1.00 U	1.00 U	1.00 U	1.00 U
Chloroform	7	0.500 U	0.500 U	0.500 U	0.500 U	0.500 U	0.500 U
Chloromethane	5	1.00 U	1.00 U	1.00 U	1.00 U	1.00 U	1.00 U
cis-1,2-Dichloroethene	5	0.500 U	0.500 U	0.500 U	0.500 U	0.500 U	0.500 U
cis-1,3-Dichloropropene	0.4	0.500 U	0.500 U	0.500 U	0.500 U	0.500 U	0.500 U
Isopropylbenzene	5	0.500 U	0.500 U	0.500 U	0.500 U	0.500 U	0.500 U
Dibromochloromethane	50	0.500 U	0.500 U	0.500 U	0.500 U	0.500 U	0.500 U
Dibromomethane	5	0.500 U	0.500 U	0.500 U	0.500 U	0.500 U	0.500 U
Dichlorodifluoromethane	5	1.00 U	1.00 U	1.00 U	1.00 U	1.00 U	1.00 U
Ethylbenzene	5	0.500 U	0.500 U	0.500 U	0.500 U	0.500 U	0.500 U
Hexachlorobutadiene	0.5	1.00 U	1.00 U	1.00 U	1.00 U	1.00 U	1.00 U
m,p-Xylene	5	1.00 U	1.00 U	1.00 U	1.00 U	1.00 U	1.00 U
Methyl tert-butyl ether	10	0.500 U	0.500 U	0.500 U	0.500 U	0.500 U	0.500 U
Methylene chloride	5	4.00 U	4.00 U	4.00 U	4.00 U	4.00 U	4.00 U
Naphthalene	10	2.00 U	**1.20 J**	**1.30 J**	2.00 U	2.00 U	2.00 U
n-Butylbenzene	5	0.500 U	0.500 U	0.500 U	0.500 U	0.500 U	0.500 U
n-Propylbenzene	5	0.500 U	0.500 U	0.500 U	0.500 U	0.500 U	0.500 U
o-Xylene	5	0.500 U	0.500 U	0.500 U	0.500 U	0.500 U	0.500 U
p-Isopropyltoluene	5	0.500 U	0.500 U	0.500 U	0.500 U	0.500 U	0.500 U
sec-Butylbenzene	5	0.500 U	0.500 U	**0.420 J**	**0.260 J**	**0.240 J**	0.500 U
Styrene	5	0.500 U	0.500 U	0.500 U	0.500 U	0.500 U	0.500 U
tert-Butylbenzene	5	0.500 U	0.500 U	0.500 U	0.500 U	0.500 U	0.500 U
Tetrachloroethene	5	0.500 U	0.500 U	0.500 U	0.500 U	0.500 U	0.500 U
Toluene	5	0.500 U	0.500 U	0.500 U	0.500 U	0.500 U	0.500 U
trans-1,2-Dichloroethene	5	0.500 U	0.500 U	0.500 U	0.500 U	0.500 U	0.500 U
trans-1,3-Dichloropropene	0.4	0.500 U	0.500 U	0.500 U	0.500 U	0.500 U	0.500 U
Trichloroethene	5	0.500 U	0.500 U	0.500 U	0.500 U	0.500 U	0.500 U
Trichlorofluoromethane	5	1.00 U	1.00 U	1.00 U	1.00 U	1.00 U	1.00 U
Vinyl acetate	NC	5.00 U	5.00 U	5.00 U	5.00 U	5.00 U	5.00 U
Vinyl chloride	2	0.500 U	0.500 U	0.500 U	0.500 U	0.500 U	0.500 U
Xylenes, Total	NC	1.50 U	1.50 U	1.50 U	1.50 U	1.50 U	1.50 U

Notes:
NC = no criteria
J = estimated value
U = not detected; reported to limit of detection
UJ = The analyte was not detected; however, the result is estimated due to discrepancies in meeting certain analyte-specific quality control criteria
µg/L = micrograms per liter
Bold analytical results indicate detection
Red analytical results exceed NYSDEC AWQ S/GV
NYSDEC AWQ S/GV = New York State Department of Environmental Conservation, Division of Water Technical and Operational Guidance Series (TOGS) (1.1.1), Table 1 New York State Ambient Water Quality Standards and Guidance Values (June 1998); Addendum to June 1998 Division of Water Technical and Operational Guidance Series (TOGS) No. 1.1.1 (April 2000)

Appendix A-1 SS067 (Building 789) - 789MW-98
Analytical Summary Table - Results (2023)
2023 Annual Monitoring Report for Petroleum Spill Sites
Griffiss Air Force Base, New York

Location ID:		WL-789MW-83			
Field Sample ID:		789MW-83_0323	789MW-83_0623	789MW-83_0923	789MW-83_1023
Sample Date:		3/28/2023	6/19/2023	9/5/2023	10/19/2023
Sample Type:		Normal	Normal	Normal	Normal
Analyte	NYSDEC AWQ S/GV	2023 Quarter 1 (µg/L)	2023 Quarter 2 (µg/L)	2023 Quarter 3 (µg/L)	2023 Quarter 4 (µg/L)
1,1,1,2-Tetrachloroethane	5	0.500 U	0.500 U	0.500 UJ	0.500 U
1,1,1-Trichloroethane	5	0.500 U	0.500 U	0.500 UJ	0.500 U
1,1,2,2-Tetrachloroethane	5	0.500 U	0.500 U	0.500 UJ	0.500 U
1,1,2-Trichloroethane	1	0.500 U	0.500 U	0.500 UJ	0.500 U
1,1-Dichloroethane	5	0.500 U	0.500 U	0.500 UJ	0.500 U
1,1-Dichloroethene	5	0.500 U	0.500 U	0.500 UJ	0.500 U
1,1-Dichloropropene	5	0.500 U	0.500 U	0.500 UJ	0.500 U
1,2,3-Trichlorobenzene	5	1.00 U	1.00 U	1.00 UJ	1.00 U
1,2,3-Trichloropropane	0.04	1.00 U	1.00 U	1.00 UJ	1.00 U
1,2,4-Trichlorobenzene	5	1.00 U	1.00 U	1.00 UJ	1.00 U
1,2,4-Trimethylbenzene	5	**0.460 J**	0.500 U	0.500 UJ	0.500 U
1,2-Dibromo-3-chloropropane	0.04	2.00 U	2.00 U	2.00 UJ	2.00 U
1,2-Dibromoethane	0.0006	1.00 U	1.00 U	1.00 UJ	1.00 U
1,2-Dichlorobenzene	3	0.500 U	0.500 U	0.500 UJ	0.500 U
1,2-Dichloroethane	0.6	0.500 U	0.500 U	0.500 UJ	0.500 U
1,2-Dichloroethene	NC	1.00 U	1.00 U	1.00 UJ	1.00 U
1,2-Dichloropropane	1	0.500 U	0.500 U	0.500 UJ	0.500 U
1,3,5-Trimethylbenzene	5	0.500 U	0.500 U	0.500 UJ	0.500 U
1,3-Dichlorobenzene	3	0.500 U	0.500 U	0.500 UJ	0.500 U
1,3-Dichloropropane	5	0.500 U	0.500 U	0.500 UJ	0.500 U
1,4-Dichlorobenzene	3	0.500 U	0.500 U	0.500 UJ	0.500 U
2,2-Dichloropropane	5	0.500 U	0.500 U	0.500 UJ	0.500 U
2-Butanone	50	3.50 U	3.50 U	3.50 UJ	3.50 U
2-Chlorotoluene	5	0.500 U	0.500 U	0.500 UJ	0.500 U
2-Hexanone	50	5.00 U	5.00 U	5.00 UJ	5.00 U
4-Chlorotoluene	5	0.500 U	0.500 U	0.500 UJ	0.500 U
4-Methyl-2-pentanone	NC	2.00 U	2.00 U	2.00 UJ	2.00 U
Acetone	50	20.0 U	20.0 U	25.0 UJ	20.0 U
Benzene	1	0.500 U	0.500 U	0.500 UJ	0.500 U
Bromobenzene	5	0.500 U	0.500 U	0.500 UJ	0.500 U
Bromochloromethane	5	0.500 U	0.500 U	0.500 UJ	0.500 U
Bromodichloromethane	50	0.500 U	0.500 U	0.500 UJ	0.500 U
Bromoform	50	0.500 U	0.500 U	0.500 UJ	0.500 U
Bromomethane	5	4.00 U	4.00 U	4.00 UJ	4.00 U
Carbon disulfide	60	1.00 U	1.00 U	1.00 UJ	1.00 U
Carbon tetrachloride	5	0.500 U	0.500 U	0.500 UJ	0.500 U
Chlorobenzene	5	0.500 U	0.500 U	0.500 UJ	0.500 U
Chloroethane	5	1.00 U	1.00 U	1.00 UJ	1.00 U
Chloroform	7	0.500 U	0.500 U	0.500 UJ	0.500 U
Chloromethane	5	1.00 U	1.00 U	1.00 UJ	1.00 U
cis-1,2-Dichloroethene	5	0.500 U	0.500 U	0.500 UJ	0.500 U
cis-1,3-Dichloropropene	0.4	0.500 U	0.500 U	0.500 UJ	0.500 U
Isopropylbenzene	5	0.500 U	0.500 U	0.500 UJ	0.500 U
Dibromochloromethane	50	0.500 U	0.500 U	0.500 UJ	0.500 U
Dibromomethane	5	0.500 U	0.500 U	0.500 UJ	0.500 U
Dichlorodifluoromethane	5	1.00 U	1.00 U	1.00 UJ	1.00 U
Ethylbenzene	5	0.500 U	0.500 U	0.500 UJ	0.500 U
Hexachlorobutadiene	0.5	1.00 U	1.00 U	1.00 UJ	1.00 U
m,p-Xylene	5	1.00 U	1.00 U	1.00 UJ	1.00 U
Methyl tert-butyl ether	10	0.500 U	0.500 U	0.500 UJ	0.500 U
Methylene chloride	5	4.00 U	4.00 U	4.00 UJ	4.00 U
Naphthalene	10	2.00 U	2.00 U	2.00 UJ	2.00 U
n-Butylbenzene	5	0.500 U	0.500 U	0.500 UJ	0.500 U
n-Propylbenzene	5	0.500 U	0.500 U	0.500 UJ	0.500 U
o-Xylene	5	0.500 U	0.500 U	0.500 UJ	0.500 U
p-Isopropyltoluene	5	0.500 U	0.500 U	0.500 UJ	0.500 U
sec-Butylbenzene	5	0.500 U	0.500 U	0.500 UJ	0.500 U
Styrene	5	0.500 U	0.500 U	0.500 UJ	0.500 U
tert-Butylbenzene	5	0.500 U	0.500 U	0.500 UJ	0.500 U
Tetrachloroethene	5	0.500 U	0.500 U	0.500 UJ	0.500 U
Toluene	5	0.500 U	0.500 U	0.500 UJ	0.500 U
trans-1,2-Dichloroethene	5	0.500 U	0.500 U	0.500 UJ	0.500 U
trans-1,3-Dichloropropene	0.4	0.500 U	0.500 U	0.500 UJ	0.500 U
Trichloroethene	5	0.500 U	0.500 U	0.500 UJ	0.500 U
Trichlorofluoromethane	5	1.00 U	1.00 U	1.00 UJ	1.00 U
Vinyl acetate	NC	5.00 U	5.00 U	5.00 UJ	5.00 U
Vinyl chloride	2	0.500 U	0.500 U	0.500 UJ	0.500 U
Xylenes, Total	NC	1.50 U	1.50 U	1.50 UJ	1.50 U

Notes:
NC = no criteria
J = estimated value
U = not detected; reported to limit of detection
UJ = The analyte was not detected; however, the result is estimated due to discrepancies in meeting certain analyte-specific quality control criteria
µg/L = micrograms per liter
Bold analytical results indicate detection
Red analytical results exceed NYSDEC AWQ S/GV
NYSDEC AWQ S/GV = New York State Department of Environmental Conservation, Division of Water Technical and Operational Guidance Series (TOGS) (1.1.1), Table 1 New York State Ambient Water Quality Standards and Guidance Values (June 1998); Addendum to June 1998 Division of Water Technical and Operational Guidance Series (TOGS) No. 1.1.1 (April 2000)

Appendix A-1 SS067 (Building 789) - 789MW-98
Analytical Summary Table - Results (2023)
2023 Annual Monitoring Report for Petroleum Spill Sites
Griffiss Air Force Base, New York

Location ID:		WL-789MW-222			
Field Sample ID:		789MW-222_0323	789MW-222_0623	789MW-222_0923	789MW-222_1023
Sample Date:		3/28/2023	6/19/2023	9/5/2023	10/19/2023
Sample Type:		Normal	Normal	Normal	Normal
Analyte	NYSDEC AWQ S/GV	2023 Quarter 1 (µg/L)	2023 Quarter 2 (µg/L)	2023 Quarter 3 (µg/L)	2023 Quarter 4 (µg/L)
1,1,1,2-Tetrachloroethane	5	0.500 U	0.500 U	0.500 U	0.500 U
1,1,1-Trichloroethane	5	0.500 U	0.500 U	0.500 U	0.500 U
1,1,2,2-Tetrachloroethane	5	0.500 U	0.500 U	0.500 U	0.500 U
1,1,2-Trichloroethane	1	0.500 U	0.500 U	0.500 U	0.500 U
1,1-Dichloroethane	5	0.500 U	0.500 U	0.500 U	0.500 U
1,1-Dichloroethene	5	0.500 U	0.500 U	0.500 U	0.500 U
1,1-Dichloropropene	5	0.500 U	0.500 U	0.500 U	0.500 U
1,2,3-Trichlorobenzene	5	1.00 U	1.00 U	1.00 U	1.00 U
1,2,3-Trichloropropane	0.04	1.00 U	1.00 U	1.00 U	1.00 U
1,2,4-Trichlorobenzene	5	1.00 U	1.00 U	1.00 U	1.00 U
1,2,4-Trimethylbenzene	5	0.500 U	0.500 U	0.500 U	0.500 U
1,2-Dibromo-3-chloropropane	0.04	2.00 U	2.00 U	2.00 U	2.00 U
1,2-Dibromoethane	0.0006	1.00 U	1.00 U	1.00 U	1.00 U
1,2-Dichlorobenzene	3	0.500 U	0.500 U	0.500 U	0.500 U
1,2-Dichloroethane	0.6	0.500 U	0.500 U	0.500 U	0.500 U
1,2-Dichloroethene	NC	1.00 U	1.00 U	1.00 U	1.00 U
1,2-Dichloropropane	1	0.500 U	0.500 U	0.500 U	0.500 U
1,3,5-Trimethylbenzene	5	0.500 U	0.500 U	0.500 U	0.500 U
1,3-Dichlorobenzene	3	0.500 U	0.500 U	0.500 U	0.500 U
1,3-Dichloropropane	5	0.500 U	0.500 U	0.500 U	0.500 U
1,4-Dichlorobenzene	3	0.500 U	0.500 U	0.500 U	0.500 U
2,2-Dichloropropane	5	0.500 U	0.500 U	0.500 U	0.500 U
2-Butanone	50	3.50 U	3.50 U	3.50 U	3.50 U
2-Chlorotoluene	5	0.500 U	0.500 U	0.500 U	0.500 U
2-Hexanone	50	5.00 U	5.00 U	5.00 U	5.00 U
4-Chlorotoluene	5	0.500 U	0.500 U	0.500 U	0.500 U
4-Methyl-2-pentanone	NC	2.00 U	2.00 U	2.00 U	2.00 U
Acetone	50	20.0 U	20.0 U	25.0 U	20.0 U
Benzene	1	0.500 U	0.500 U	0.500 U	0.500 U
Bromobenzene	5	0.500 U	0.500 U	0.500 U	0.500 U
Bromochloromethane	5	0.500 U	0.500 U	0.500 U	0.500 U
Bromodichloromethane	50	0.500 U	0.500 U	0.500 U	0.500 U
Bromoform	50	0.500 U	0.500 U	0.500 U	0.500 U
Bromomethane	5	4.00 U	4.00 UJ	4.00 U	4.00 U
Carbon disulfide	60	1.00 U	1.00 U	1.00 U	1.00 U
Carbon tetrachloride	5	0.500 U	0.500 U	0.500 U	0.500 U
Chlorobenzene	5	0.500 U	0.500 U	0.500 U	0.500 U
Chloroethane	5	1.00 U	1.00 U	1.00 U	1.00 U
Chloroform	7	0.500 U	0.500 U	0.500 U	0.500 U
Chloromethane	5	1.00 U	1.00 U	1.00 U	1.00 U
cis-1,2-Dichloroethene	5	0.500 U	0.500 U	0.500 U	0.500 U
cis-1,3-Dichloropropene	0.4	0.500 U	0.500 U	0.500 U	0.500 U
Isopropylbenzene	5	0.500 U	0.500 U	0.500 U	0.500 U
Dibromochloromethane	50	0.500 U	0.500 U	0.500 U	0.500 U
Dibromomethane	5	0.500 U	0.500 U	0.500 U	0.500 U
Dichlorodifluoromethane	5	1.00 U	1.00 U	1.00 U	1.00 U
Ethylbenzene	5	0.500 U	0.500 U	0.500 U	0.500 U
Hexachlorobutadiene	0.5	1.00 U	1.00 U	1.00 U	1.00 U
m,p-Xylene	5	1.00 U	1.00 U	1.00 U	1.00 U
Methyl tert-butyl ether	10	0.500 U	0.500 U	0.500 U	0.500 U
Methylene chloride	5	4.00 U	4.00 U	4.00 U	4.00 U
Naphthalene	10	2.00 U	2.00 U	2.00 U	2.00 U
n-Butylbenzene	5	0.500 U	0.500 U	0.500 U	0.500 U
n-Propylbenzene	5	0.500 U	0.500 U	0.500 U	0.500 U
o-Xylene	5	0.500 U	0.500 U	0.500 U	0.500 U
p-Isopropyltoluene	5	0.500 U	0.500 U	0.500 U	0.500 U
sec-Butylbenzene	5	0.500 U	0.500 U	0.500 U	0.500 U
Styrene	5	0.500 U	0.500 U	0.500 U	0.500 U
tert-Butylbenzene	5	0.500 U	0.500 U	0.500 U	0.500 U
Tetrachloroethene	5	0.500 U	0.500 U	0.500 U	0.500 U
Toluene	5	0.500 U	0.500 U	0.500 U	0.500 U
trans-1,2-Dichloroethene	5	0.500 U	0.500 U	0.500 U	0.500 U
trans-1,3-Dichloropropene	0.4	0.500 U	0.500 U	0.500 U	0.500 U
Trichloroethene	5	0.500 U	0.500 U	0.500 U	0.500 U
Trichlorofluoromethane	5	1.00 U	1.00 U	1.00 U	1.00 U
Vinyl acetate	NC	5.00 U	5.00 U	5.00 U	5.00 U
Vinyl chloride	2	0.500 U	0.500 U	0.500 U	0.500 U
Xylenes, Total	NC	1.50 U	1.50 U	1.50 U	1.50 U

Notes:
NC = no criteria
J = estimated value
U = not detected; reported to limit of detection
UJ = The analyte was not detected; however, the result is estimated due to discrepancies in meeting certain analyte-specific quality control criteria
µg/L = micrograms per liter
Bold analytical results indicate detection
Red analytical results exceed NYSDEC AWQ S/GV
NYSDEC AWQ S/GV = New York State Department of Environmental Conservation, Division of Water Technical and Operational Guidance Series (TOGS) (1.1.1), Table 1 New York State Ambient Water Quality Standards and Guidance Values (June 1998); Addendum to June 1998 Division of Water Technical and Operational Guidance Series (TOGS) No. 1.1.1 (April 2000)

Appendix A-1 SS067 (Building 789) - 789MW-98
Analytical Summary Table - Results (2023)
2023 Annual Monitoring Report for Petroleum Spill Sites
Griffiss Air Force Base, New York

Location ID:		WL-789MW-135		
Field Sample ID:		789MW-135_0623	789MW-135_0923	789MW-135_1023
Sample Date:		6/19/2023	9/5/2023	10/19/2023
Sample Type:		Normal	Normal	Normal
Analyte	NYSDEC AWQ S/GV	2023 Quarter 2 (µg/L)	2023 Quarter 3 (µg/L)	2023 Quarter 4 (µg/L)
1,1,1,2-Tetrachloroethane	5	0.500 U	0.500 U	0.500 U
1,1,1-Trichloroethane	5	0.500 U	0.500 U	0.500 U
1,1,2,2-Tetrachloroethane	5	0.500 U	0.500 U	0.500 U
1,1,2-Trichloroethane	1	0.500 U	0.500 U	0.500 U
1,1-Dichloroethane	5	0.500 U	0.500 U	0.500 U
1,1-Dichloroethene	5	0.500 U	0.500 U	0.500 U
1,1-Dichloropropene	5	0.500 U	0.500 U	0.500 U
1,2,3-Trichlorobenzene	5	1.00 U	1.00 U	1.00 U
1,2,3-Trichloropropane	0.04	1.00 U	1.00 U	1.00 U
1,2,4-Trichlorobenzene	5	1.00 U	1.00 U	1.00 U
1,2,4-Trimethylbenzene	5	0.500 U	0.500 U	0.500 U
1,2-Dibromo-3-chloropropane	0.04	2.00 U	2.00 U	2.00 U
1,2-Dibromoethane	0.0006	1.00 U	1.00 U	1.00 U
1,2-Dichlorobenzene	3	0.500 U	0.500 U	0.500 U
1,2-Dichloroethane	0.6	0.500 U	0.500 U	0.500 U
1,2-Dichloroethene	NC	1.00 U	1.00 U	1.00 U
1,2-Dichloropropane	1	0.500 U	0.500 U	0.500 U
1,3,5-Trimethylbenzene	5	0.500 U	0.500 U	0.500 U
1,3-Dichlorobenzene	3	0.500 U	0.500 U	0.500 U
1,3-Dichloropropane	5	0.500 U	0.500 U	0.500 U
1,4-Dichlorobenzene	3	0.500 U	0.500 U	0.500 U
2,2-Dichloropropane	5	0.500 U	0.500 U	0.500 U
2-Butanone	50	3.50 U	3.50 U	3.50 U
2-Chlorotoluene	5	0.500 U	0.500 U	0.500 U
2-Hexanone	50	5.00 U	5.00 U	5.00 U
4-Chlorotoluene	5	0.500 U	0.500 U	0.500 U
4-Methyl-2-pentanone	NC	2.00 U	2.00 U	2.00 U
Acetone	50	20.0 U	20.0 U	20.0 U
Benzene	1	0.500 U	0.500 U	0.500 U
Bromobenzene	5	0.500 U	0.500 U	0.500 U
Bromochloromethane	5	0.500 U	0.500 U	0.500 U
Bromodichloromethane	50	0.500 U	0.500 U	0.500 U
Bromoform	50	0.500 U	0.500 U	0.500 U
Bromomethane	5	4.00 U	4.00 U	4.00 U
Carbon disulfide	60	1.00 U	1.00 U	1.00 U
Carbon tetrachloride	5	0.500 U	0.500 U	0.500 U
Chlorobenzene	5	0.500 U	0.500 U	0.500 U
Chloroethane	5	1.00 U	1.00 U	1.00 U
Chloroform	7	0.500 U	0.500 U	0.500 U
Chloromethane	5	1.00 U	1.00 U	1.00 U
cis-1,2-Dichloroethene	5	0.500 U	0.500 U	0.500 U
cis-1,3-Dichloropropene	0.4	0.500 U	0.500 U	0.500 U
Isopropylbenzene	5	0.500 U	0.500 U	0.500 U
Dibromochloromethane	50	0.500 U	0.500 U	0.500 U
Dibromomethane	5	0.500 U	0.500 U	0.500 U
Dichlorodifluoromethane	5	1.00 U	1.00 U	1.00 U
Ethylbenzene	5	0.500 U	0.500 U	0.500 U
Hexachlorobutadiene	0.5	1.00 U	1.00 U	1.00 U
m,p-Xylene	5	1.00 U	1.00 U	1.00 U
Methyl tert-butyl ether	10	0.500 U	0.500 U	0.500 U
Methylene chloride	5	4.00 U	4.00 U	4.00 U
Naphthalene	10	2.00 U	2.00 U	2.00 U
n-Butylbenzene	5	0.500 U	0.500 U	0.500 U
n-Propylbenzene	5	0.500 U	0.500 U	0.500 U
o-Xylene	5	0.500 U	0.500 U	0.500 U
p-Isopropyltoluene	5	0.500 U	0.500 U	0.500 U
sec-Butylbenzene	5	0.500 U	0.500 U	0.500 U
Styrene	5	0.500 U	0.500 U	0.500 U
tert-Butylbenzene	5	0.500 U	0.500 U	0.500 U
Tetrachloroethene	5	0.500 U	0.500 U	0.500 U
Toluene	5	0.500 U	0.500 U	0.500 U
trans-1,2-Dichloroethene	5	0.500 U	0.500 U	0.500 U
trans-1,3-Dichloropropene	0.4	0.500 UJ	0.500 U	0.500 U
Trichloroethene	5	0.500 U	0.500 U	0.500 U
Trichlorofluoromethane	5	1.00 U	1.00 U	1.00 U
Vinyl acetate	NC	5.00 U	5.00 U	5.00 U
Vinyl chloride	2	0.500 U	0.500 U	0.500 U
Xylenes, Total	NC	1.50 U	1.50 U	1.50 U

Notes:
NC = no criteria
J = estimated value
U = not detected; reported to limit of detection
UJ = The analyte was not detected; however, the result is estimated due to discrepancies in meeting certain analyte-specific quality control criteria
µg/L = micrograms per liter
Bold analytical results indicate detection
Red analytical results exceed NYSDEC AWQ S/GV
NYSDEC AWQ S/GV = New York State Department of Environmental Conservation, Division of Water Technical and Operational Guidance Series (TOGS) (1.1.1), Table 1 New York State Ambient Water Quality Standards and Guidance Values (June 1998); Addendum to June 1998 Division of Water Technical and Operational Guidance Series (TOGS) No. 1.1.1 (April 2000)

Appendix A-1 SS067 (Building 789) - 789MW-98
Analytical Summary Table - Results (2023)
2023 Annual Monitoring Report for Petroleum Spill Sites
Griffiss Air Force Base, New York

Location ID:		**WL-789MW-102**
Field Sample ID:		**789MW-102_0623**
Sample Date:		**6/20/2023**
Sample Type:		**Normal**
Analyte	**NYSDEC AWQ S/GV**	**2023 Quarter 2 (µg/L)**
1,1,1,2-Tetrachloroethane	5	5.00 U
1,1,1-Trichloroethane	5	5.00 U
1,1,2,2-Tetrachloroethane	5	5.00 U
1,1,2-Trichloroethane	1	5.00 U
1,1-Dichloroethane	5	5.00 U
1,1-Dichloroethene	5	5.00 U
1,1-Dichloropropene	5	5.00 U
1,2,3-Trichlorobenzene	5	10.0 U
1,2,3-Trichloropropane	0.04	10.0 U
1,2,4-Trichlorobenzene	5	10.0 U
1,2,4-Trimethylbenzene	5	**2,100**
1,2-Dibromo-3-chloropropane	0.04	20.0 U
1,2-Dibromoethane	0.0006	10.0 U
1,2-Dichlorobenzene	3	5.00 U
1,2-Dichloroethane	0.6	5.00 U
1,2-Dichloroethene	NC	10.0 U
1,2-Dichloropropane	1	5.00 U
1,3,5-Trimethylbenzene	5	**383**
1,3-Dichlorobenzene	3	5.00 U
1,3-Dichloropropane	5	5.00 U
1,4-Dichlorobenzene	3	5.00 U
2,2-Dichloropropane	5	5.00 U
2-Butanone	50	35.0 U
2-Chlorotoluene	5	5.00 U
2-Hexanone	50	50.0 U
4-Chlorotoluene	5	5.00 U
4-Methyl-2-pentanone	NC	20.0 U
Acetone	50	200 U
Benzene	1	**71**
Bromobenzene	5	5.00 U
Bromochloromethane	5	5.00 U
Bromodichloromethane	50	5.00 U
Bromoform	50	5.00 U
Bromomethane	5	40.0 U
Carbon disulfide	60	10.0 U
Carbon tetrachloride	5	5.00 U
Chlorobenzene	5	5.00 U
Chloroethane	5	10.0 U
Chloroform	7	5.00 U
Chloromethane	5	10.0 u
cis-1,2-Dichloroethene	5	5.00 U
cis-1,3-Dichloropropene	0.4	5.00 U
Isopropylbenzene	5	**64.1**
Dibromochloromethane	50	5.00 U
Dibromomethane	5	5.00 U
Dichlorodifluoromethane	5	10.0 U
Ethylbenzene	5	**377**
Hexachlorobutadiene	0.5	10.0 U
m,p-Xylene	5	**1,170**
Methyl tert-butyl ether	10	5.00 U
Methylene chloride	5	**28.8 J**
Naphthalene	10	**398**
n-Butylbenzene	5	**70**
n-Propylbenzene	5	**154**
o-Xylene	5	**36.2**
p-Isopropyltoluene	5	**53.3**
sec-Butylbenzene	5	**52.2**
Styrene	5	5.00 U
tert-Butylbenzene	5	**4.40 J**
Tetrachloroethene	5	5.00 U
Toluene	5	**18.3**
trans-1,2-Dichloroethene	5	5.00 U
trans-1,3-Dichloropropene	0.4	5.00 U
Trichloroethene	5	5.00 U
Trichlorofluoromethane	5	10.0 U
Vinyl acetate	NC	50.0 U
Vinyl chloride	2	5.00 U
Xylenes, Total	NC	**1,210**

Notes:
NC = no criteria
J = estimated value
U = not detected; reported to limit of detection
UJ = The analyte was not detected; however, the result is estimated due to discrepancies in meeting certain analyte-specific quality control criteria
µg/L = micrograms per liter
Bold analytical results indicate detection
Red analytical results exceed NYSDEC AWQ S/GV

NYSDEC AWQ S/GV = New York State Department of Environmental Conservation, Division of Water Technical and Operational Guidance Series (TOGS) (1.1.1), Table 1 New York State Ambient Water Quality Standards and Guidance Values (June 1998); Addendum to June 1998 Division of Water Technical and Operational Guidance Series (TOGS) No. 1.1.1 (April 2000)

Appendix A-2
2023 Surface Water Sampling Results

This page intentionally left blank.

Appendix A-2 SS067 (Building 789)
Surface Water Analytical Summary Table - Results (2023)
2023 Annual Monitoring Report for Petroleum Spill Sites
Griffiss Air Force Base, New York

Location ID:		789SW-01	789SW-02		789SW-03			789SW-04	
Field Sample ID:		789SW-01_0623	789SW-02_0623	789SW-02_1023	789SW-03_0623	789SW-03_0923	789SW-03_1023	789SW-04_0923	789SW-04_1023
Sample Date:		6/20/2023	6/20/2023	10/18/2023	6/20/2023	9/5/2023	10/18/2023	9/5/2023	10/18/2023
Sample Type:		Normal	Normal	Normal	Normal	Normal	Normal	Normal	Normal
Analyte	NYSDEC AWQ S/GV	2023 Quarter 2 (µg/L)	2023 Quarter 2 (µg/L)	2023 Quarter 4 (µg/L)	2023 Quarter 2 (µg/L)	2023 Quarter 3 (µg/L)	2023 Quarter 4 (µg/L)	2023 Quarter 3 (µg/L)	2023 Quarter 4 (µg/L)
1,1,1,2-Tetrachloroethane	5	0.500 U	0.500 U	0.500 U	0.500 U	0.500 U	0.500 U	0.500 U	0.500 U
1,1,1-Trichloroethane	5	0.500 U	0.500 U	0.500 U	0.500 U	0.500 U	0.500 U	0.500 U	0.500 U
1,1,2,2-Tetrachloroethane	5	0.500 U	0.500 U	0.500 U	0.500 U	0.500 U	0.500 U	0.500 U	0.500 U
1,1,2-Trichloroethane	1	0.500 U	0.500 U	0.500 U	0.500 U	0.500 U	0.500 U	0.500 U	0.500 U
1,1-Dichloroethane	5	0.500 U	0.500 U	0.500 U	0.500 U	0.500 U	0.500 U	0.500 U	0.500 U
1,1-Dichloroethene	5	0.500 U	0.500 U	0.500 U	0.500 U	0.500 U	0.500 U	0.500 U	0.500 U
1,1-Dichloropropene	5	0.500 U	0.500 U	0.500 U	0.500 U	0.500 U	0.500 U	0.500 U	0.500 U
1,2,3-Trichlorobenzene	5	1.00 U	1.00 U	1.00 U	1.00 U	1.00 U	1.00 U	1.00 U	1.00 U
1,2,3-Trichloropropane	0.04	1.00 U	1.00 U	1.00 U	1.00 U	1.00 U	1.00 U	1.00 U	1.00 U
1,2,4-Trichlorobenzene	5	1.00 U	1.00 U	1.00 U	1.00 U	1.00 U	1.00 U	1.00 U	1.00 U
1,2,4-Trimethylbenzene	5	0.500 U	0.500 U	0.500 U	0.500 U	**0.360 J**	0.500 U	0.500 U	0.500 U
1,2-Dibromo-3-chloropropane	0.04	2.00 U	2.00 U	2.00 U	2.00 U	2.00 U	2.00 U	2.00 U	2.00 U
1,2-Dibromoethane (EDB)	0.0006	1.00 U	1.00 U	1.00 U	1.00 U	1.00 U	1.00 U	1.00 U	1.00 U
1,2-Dichlorobenzene	3	0.500 U	0.500 U	0.500 U	0.500 U	0.500 U	0.500 U	0.500 U	0.500 U
1,2-Dichloroethane	0.6	0.500 U	0.500 U	0.500 U	0.500 U	0.500 U	0.500 U	0.500 U	0.500 U
1,2-Dichloroethene	NC	1.00 U	1.00 U	1.00 U	1.00 U	1.00 U	1.00 U	1.00 U	1.00 U
1,2-Dichloropropane	1	0.500 U	0.500 U	0.500 U	0.500 U	0.500 U	0.500 U	0.500 U	0.500 U
1,3,5-Trimethylbenzene	5	0.500 U	0.500 U	0.500 U	0.500 U	0.500 U	0.500 U	0.500 U	0.500 U
1,3-Dichlorobenzene	3	0.500 U	0.500 U	0.500 U	0.500 U	0.500 U	0.500 U	0.500 U	0.500 U
1,3-Dichloropropane	5	0.500 U	0.500 U	0.500 U	0.500 U	0.500 U	0.500 U	0.500 U	0.500 U
1,4-Dichlorobenzene	3	0.500 U	0.500 U	0.500 U	0.500 U	0.500 U	0.500 U	0.500 U	0.500 U
2,2-Dichloropropane	5	0.500 U	0.500 U	0.500 U	0.500 U	0.500 U	0.500 U	0.500 U	0.500 U
2-Butanone	50	3.50 U	3.50 U	3.50 U	3.50 U	3.50 U	3.50 U	3.50 U	3.50 U
2-Chlorotoluene	5	0.500 U	0.500 U	0.500 U	0.500 U	0.500 U	0.500 U	0.500 U	0.500 U
2-Hexanone	50	5.00 U	5.00 U	5.00 U	5.00 U	5.00 U	5.00 U	5.00 U	5.00 U
4-Chlorotoluene	5	0.500 U	0.500 U	0.500 U	0.500 U	0.500 U	0.500 U	0.500 U	0.500 U
4-Methyl-2-pentanone	NC	2.00 U	2.00 U	2.00 U	2.00 U	2.00 U	2.00 U	2.00 U	2.00 U
Acetone	50	20.0 U	20.0 U	20.0 U	20.0 U	20.0 U	20.0 U	30.4 U	20.0 U
Benzene	1	0.500 U	0.500 U	0.500 U	**1.5**	**2.4**	**2.3**	**0.740 J**	**1**
Bromobenzene	5	0.500 U	0.500 U	0.500 U	0.500 U	0.500 U	0.500 U	0.500 U	0.500 U
Bromochloromethane	5	0.500 U	0.500 U	0.500 U	0.500 U	0.500 U	0.500 U	0.500 U	0.500 U
Bromodichloromethane	50	0.500 U	0.500 U	0.500 U	0.500 U	0.500 U	0.500 U	0.500 U	0.500 U
Bromoform	50	0.500 U	0.500 U	0.500 U	0.500 U	0.500 U	0.500 U	0.500 U	0.500 U
Bromomethane	5	4.00 U	4.00 U	4.00 U	4.00 U	4.00 U	4.00 U	4.00 U	4.00 U
Carbon disulfide	60	1.00 U	1.00 U	1.00 U	1.00 U	1.00 U	1.00 U	1.00 U	1.00 U
Carbon tetrachloride	5	0.500 U	0.500 U	0.500 U	0.500 U	0.500 U	0.500 U	0.500 U	0.500 U
Chlorobenzene	5	0.500 U	0.500 U	0.500 U	0.500 U	0.500 U	0.500 U	0.500 U	0.500 U
Chloroethane	5	1.00 U	1.00 U	1.00 U	1.00 U	1.00 U	1.00 U	1.00 U	1.00 U
Chloroform	7	**0.340 J**	0.500 U	**0.310 J**	0.500 U	**0.370 J**	0.500 U	0.500 U	0.500 U
Chloromethane	5	1.00 U	1.00 U	1.00 U	1.00 U	1.00 U	1.00 U	1.00 U	1.00 U
cis-1,2-Dichloroethene	5	0.500 U	0.500 U	0.500 U	0.500 U	0.500 U	0.500 U	0.500 U	0.500 U
cis-1,3-Dichloropropene	0.4	0.500 U	0.500 U	0.500 U	0.500 U	0.500 U	0.500 U	0.500 U	0.500 U
Isopropylbenzene	5	0.500 U	0.500 U	0.500 U	0.500 U	0.500 U	0.500 U	0.500 U	0.500 U
Dibromochloromethane	50	0.500 U	0.500 U	0.500 U	0.500 U	0.500 U	0.500 U	0.500 U	0.500 U
Dibromomethane	5	0.500 U	0.500 U	0.500 U	0.500 U	0.500 U	0.500 U	0.500 U	0.500 U
Dichlorodifluoromethane	5	1.00 U	1.00 U	1.00 U	1.00 U	1.00 U	1.00 U	1.00 U	1.00 U
Ethylbenzene	5	0.500 U	0.500 U	0.500 U	0.500 U	0.500 U	0.500 U	0.500 U	0.500 U
Hexachlorobutadiene	0.5	1.00 U	1.00 U	1.00 U	1.00 U	1.00 U	1.00 U	1.00 U	1.00 U
m,p-Xylene	5	1.00 U	1.00 U	1.00 U	1.00 U	1.00 U	1.00 U	1.00 U	1.00 U
Methyl tert-butyl ether	10	0.500 U	0.500 U	0.500 U	0.500 U	0.500 U	0.500 U	0.500 U	0.500 U
Methylene chloride	5	4.00 U	4.00 U	4.00 U	4.00 U	4.00 U	4.00 U	4.00 U	4.00 U
Naphthalene	10	2.00 U	2.00 U	2.00 U	2.00 U	2.00 U	2.00 U	2.00 U	2.00 U
n-Butylbenzene	5	0.500 U	0.500 U	0.500 U	0.500 U	0.500 U	0.500 U	0.500 U	0.500 U
n-Propylbenzene	5	0.500 U	0.500 U	0.500 U	0.500 U	0.500 U	0.500 U	0.500 U	0.500 U
o-Xylene	5	0.500 U	0.500 U	0.500 U	0.500 U	0.500 U	0.500 U	0.500 U	0.500 U
p-Isopropyltoluene	5	0.500 U	0.500 U	0.500 U	0.500 U	0.500 U	0.500 U	0.500 U	0.500 U
sec-Butylbenzene	5	0.500 U	0.500 U	0.500 U	0.500 U	0.500 U	0.500 U	0.500 U	0.500 U
Styrene	5	0.500 U	0.500 U	0.500 U	0.500 U	0.500 U	0.500 U	0.500 U	0.500 U
tert-Butylbenzene	5	0.500 U	0.500 U	0.500 U	0.500 U	0.500 U	0.500 U	0.500 U	0.500 U
Tetrachloroethene	5	0.500 U	0.500 U	0.500 U	0.500 U	0.500 U	0.500 U	0.500 U	0.500 U
Toluene	5	0.500 U	0.500 U	0.500 U	0.500 U	0.500 U	0.500 U	0.500 U	0.500 U
trans-1,2-Dichloroethene	5	0.500 U	0.500 U	0.500 U	0.500 U	0.500 U	0.500 U	0.500 U	0.500 U
trans-1,3-Dichloropropene	0.4	0.500 U	0.500 U	0.500 U	0.500 U	0.500 U	0.500 U	0.500 U	0.500 U
Trichloroethene	5	0.500 U	0.500 U	0.500 U	0.500 U	0.500 U	0.500 U	0.500 U	0.500 U
Trichlorofluoromethane	5	1.00 U	1.00 U	1.00 U	1.00 U	1.00 U	1.00 U	1.00 U	1.00 U
Vinyl acetate	NC	5.00 U	5.00 U	5.00 U	5.00 U	5.00 U	5.00 U	5.00 U	5.00 U
Vinyl chloride	2	0.500 U	0.500 U	0.500 U	0.500 U	0.500 U	0.500 U	0.500 U	0.500 U
Xylenes, Total	NC	1.50 U	1.50 U	1.50 U	1.50 U	1.50 U	1.50 U	1.50 U	1.50 U

Notes:
NC = no criteria
J = estimated value
U = not detected; reported to limit of detection
UJ = The analyte was not detected; however, the result is estimated due to discrepancies in meeting certain analyte-specific quality control criteria
µg/L = micrograms per liter
Bold analytical results indicate detection
Red analytical results exceed NYSDEC AWQ S/GV
NYSDEC AWQ S/GV = New York State Department of Environmental Conservation, Division of Water Technical and Operational Guidance Series (TOGS) (1.1.1), Table 1 New York State Ambient Water Quality Standards and Guidance Values (June 1998); Addendum to June 1998 Division of Water Technical and Operational Guidance Series (TOGS) No. 1.1.1 (April 2000)

This page intentionally left blank.

APPENDIX B
HISTORICAL REFERENCE DOCUMENTATION

This page intentionally left blank.

Appendix B-1
Table from Final Optimization Plan for SS067 Building 789 (NYSDEC Spill Site 9810713), Former Griffiss Air Force Base, Rome, New York (Bhate, August 2018)

This page intentionally left blank.

Table 1. Summary of Data Gaps and Proposed Investigation Activities

Area to Be Investigated	Background	Data Gap	Proposed Work to Address Data Gap
Free Product & Residual Soil Contamination Area (current free product recovery area)	Periods of low precipitation can exaggerate the amount of free product present on the water table, likewise, periods of heavy precipitation can press or trap free product within the residual overburden. This will impede accurate free product measurements if monitoring well screen intervals do not cover the full range of this movement. Both of these conditions have been observed in this area.	The actual thickness of free product within the area is suspect due to the screened interval of the monitoring wells and fluctuations in site-wide water levels since their installation.	• Install 2-inch diameter groundwater monitoring wells to an estimated depth of 30 ft bgs within areas of the site historically containing the thickest free product measurements. • These wells will be constructed with "full length" screen intervals, such that the entire depth of the boring can be used to capture any variations in free product thickness driven by water level fluctuations at the site. • A minimum of two wells will be required to assess the accuracy of previous free product data from nearby wells. • The proposed location of these wells is shown on **Figure 3**.
	Optimization, including any expansion or modifications of the free product recovery system will require an accurate measurement of the percentage of the total volume (when determined) that can actually be recovered.	The potentially recoverable fraction of the total mass of remaining free product is unknown.	• Six Direct Push Technology (DPT) soil borings will be advanced to approximately 26 ft bgs or refusal. • There may be up to six step-out soil borings based on field observations made during the investigation (pink locations on **Figure 3**). • From each boring, undisturbed soil samples will be collected from intervals that exhibit residual contamination (smear zone), as well as intervals that contain free product. • Samples will be submitted to the laboratory for centrifuge analysis using D-425-01 *Standard Test Method for Centrifuge Moisture Equivalent of Soils* (ASTM International [ASTM], 1996), to determine the fraction of free product that is recoverable from the soil matrix.

Area to Be Investigated	Background	Data Gap	Proposed Work to Address Data Gap
Former Excavation Area	Concrete rubble from demolished Building 789 is present in the backfill material of the former excavation. Approximate locations are presented on **Figure 3**. Free product may be present within or below the rubble, which could be acting as a sump or a conduit for the subsurface migration of free product.	The condition and extent of this rubble is unknown. This data could prompt a revision of the conceptual site model (CSM) and the subsequent implementation of system optimization.	• Advance up to 13 DPT soil borings (blue locations on **Figure 3**) within the former excavation to the depth of the former excavation, approx. 26 ft bgs, or until refusal is met. • Additional step-out borings may be required if refusal is encountered across the backfilled excavation area before reaching 26 ft bgs. • Samples for laboratory analysis may be collected from borings that extend to or beneath the depth of the former excavation, approx. 26 ft bgs, in order to determine if the rubble has become contaminated. • Install one 2-inch monitoring well, in the area of the rubble, to a depth of 30 ft bgs to monitor for the accumulation of product.
Dissolved Phase Plume Area	Dissolved phase plume exceedances have been detected in groundwater monitoring well 789MW-102, located crossgradient to the existing air-sparge remedial system. Groundwater monitoring wells located downgradient of the air-sparge system have not exhibited detections, indicating that the system is effective in treating the northern portion of the plume.	A portion of the dissolved phase plume may be by-passing the existing air-sparge system to the south, but no groundwater data exists between the free product area and 789MW-102. The dissolved plume may not reach horizontal sparge well AP2HW-1, but there is no groundwater data adjacent to and upgradient of the well to determine the dissolved concentrations entering the area of sparge influence.	• Advance up to 12 DPT groundwater grab sample borings (red locations on **Figure 3**) in various locations including: upgradient of the former excavation and free product area; immediately downgradient of the free product area; and at the southern end of the plume, upgradient of 789MW-102 and upgradient of AP2HW-1 • A step out process may be used to determine the southern extent of the plume and whether it is bypassing the existing air-sparge system. • Install up to two vertical air-sparge wells (to be tied into existing air-sparge system) if dissolved phase contamination is determined to be bypassing the southern end of the existing system. • Install new compliance well downgradient of new vertical air-sparge wells to assess performance.

Appendix B-2

Figure from Final Supplemental Investigation and Groundwater Monitoring Report at Sites SS054 and SS067, Former Griffiss Air Force Base, Rome, New York. (Bhate, October 2019)

This page intentionally left blank.

789WG-1_1018		
Parameter	Result (µg/L)	NYSDEC AWQ S/GV (µg/L)
1,2,4-Trimethylbenzene	50	5
1,3,5-Trimethylbenzene	18	5
Ethylbenzene	6.5	5
n-Butylbenzene	8	5
n-Propylbenzene	9.4	5
m,p-Xylene	25	5
Naphthalene	16	10
o-Xylene	11	5
sec-Butylbenzene	7.8	5
Toluene	11	5

789WG-12_1018		
Parameter	Result (µg/L)	NYSDEC AWQ S/GV (µg/L)
1,3,5-Trimethylbenzene	6.6	5
Benzene	36	1
Ethylbenzene	53	5
Isopropylbenzene	7.4	5
n-Propylbenzene	7.4	5
m,p-Xylene	140 D	5
o-Xylene	11 D	5
Toluene	13	5

789WG-2_1018		
Parameter	Result (µg/L)	NYSDEC AWQ S/GV (µg/L)
1,2,4-Trimethylbenzene	14	5
1,3,5-Trimethylbenzene	6.8	5
Benzene	160 D	1
Ethylbenzene	31	5
n-Propylbenzene	6.6	5
m,p-Xylene	46	5
o-Xylene	11	5
Toluene	8.8	5

789WG-3_1018		
Parameter	Result (µg/L)	NYSDEC AWQ S/GV (µg/L)
1,2,4-Trimethylbenzene	710 J D	5
1,3,5-Trimethylbenzene	150 D	5
Benzene	43 D	1
Ethylbenzene	460 J D	5
Isopropylbenzene	44 D	5
n-Butylbenzene	26 D	5
n-Propylbenzene	88 D	5
m,p-Xylene	1,300 J D	5
Naphthalene	480 J D	10
o-Xylene	680 J D	5
p-Isopropyltoluene	14 D	5
sec-Butylbenzene	23 D	5
Toluene	88 D	5

789WG-4_1018		
Parameter	Result (µg/L)	NYSDEC AWQ S/GV (µg/L)
1,2,4-Trimethylbenzene	490 J D	5
1,3,5-Trimethylbenzene	110 J D	5
Benzene	8.0 J D	1
Ethylbenzene	230 J D	5
Isopropylbenzene	37 J D	5
n-Butylbenzene	25 J D	5
n-Propylbenzene	79 J D	5
m,p-Xylene	890 J D	5
Naphthalene	370 J D	10
o-Xylene	480 J D	5
p-Isopropyltoluene	15 J D	5
sec-Butylbenzene	26 J D	5
Toluene	440 J D	5

Notes:
Existing wells are not shown.

This information is depicted to provide visual aid within the context of this document and should not be used as a sole reference in precise dimensioning of features indicated. Please verify the location of all features including underground and aboveground utilities prior to conducting any subsurface exploration or site assessment.

Notes:
Top of Slope - A point or line of slope in an excavation or cut where the higher surface changes to horizontal or meets the exiting ground slope.

Toe of Slope - A point or line of slope in an excavation or cut where the lower surface changes to horizontal or meets the exiting ground slope.

Notes:
NYSDEC - New York State Department of Environmental Conservation

AWQ - Ambient Water Quality

S/GV - Standard and Guidance Value

µg/L - Micrograms per liter

D - Dilution

J - Estimated value

Red analytical results exceed NYSDEC AWQ S/GV criteria

Groundwater Grab Samples without call out boxes were below NYSEC AWQ S/GV criteria.

Legend:
- New OES Monitoring Well Locations
- Monitoring Well Location
- Recovery Well Location
- Groundwater Grab Sample Locations
- Soil Boring Locations
- Test Boring Locations
- Test Pit Location (12/6/2017)
- Installation Restoration Program (IRP) Area
- 5657 Building Number
- 0781 Demolished Building Location
- Culvert / Stormwater Drain
- Former Fuel Pipeline (Underground)
- Horizontal Well Screen (Below Ground)
- Horizontal Well Piping (Aboveground)
- Horizontal Well Piping (Below Ground)

Approximate Excavation Boundary (7/2/2001 to 11/29/2001)
Excavation Pit Slope
Top of Slope
Toe of Slope
SS067
Former Location of Building 789
Free Product Skimming System Lines (Aboveground)
Fenced Off Area (Dollar General)
Six Mile Creek
0 60 120 240 Feet
Source: Esri, DigitalGlobe, GeoEye, Earthstar Geographics, CNES/Airbus DS, USDA, USGS, AeroGRID, IGN, and the GIS User Community

Figure 16
2017 and 2018 Optimization Efforts at SS067 (Building 789 Type II Fuel System)

2018 Annual Monitoring Report for Petroleum Spill Sites
Former Griffiss Air Force Base, Rome, New York

DRAWN BY: MRM
DATE: 4/9/2019
SCALE: As Shown
PROJECT NO: AFCGSA3 0012.00AC

bhate

This page intentionally left blank.

Appendix B-3
Figures from 2022 Free Product Assessment and Data Gap Investigation Data Transmittal (Bhate, April 2023)

This page intentionally left blank.

N

OIP Response > 40%

OIP Response > 10%

789HRSC-OIP05

789HRSC-OIP06

789HRSC-OIP09

789HRSC-OIP04A

789HRSC-OIP10

789HRSC-OIP01A

789HRSC-OIP01

OIP Response > 20%

789HRSC-OIP07

789HRSC-OIP03A

789HRSC-OIP02

OIP Response > 5%

Fluorescence (%)

61
50
20
10
5.0
2.0
1.0
0.50

789HRSC-OIP08

OiHpt Stations

OIP Response (>5%) Plan View

Figure 6

Griffiss AFB – SS067
Rome, New York

June 2022

High-Resolution Site Characterization

COLUMBIA TECHNOLOGIES

OIP Response (>5%) – Oblique View

Figure 7

Griffiss AFB – SS067
Rome, New York

June 2022

High-Resolution Site Characterization

COLUMBIA TECHNOLOGIES

N

789HRSC-OIP09

A

789HRSC-OIP04A

789HRSC-OIP10

B

789HRSC-OIP05

789HRSC-OIP06

789HRSC-OIP01A

789HRSC-OIP01

789HRSC-OIP07

789HRSC-OIP03A

789HRSC-OIP02

A’

B’

789HRSC-OIP08

OiHpt Stations

Transect Map

Figure 8

Griffiss AFB – SS067
Rome, New York

June 2022

High-Resolution Site Characterization

COLUMBIA TECHNOLOGIES

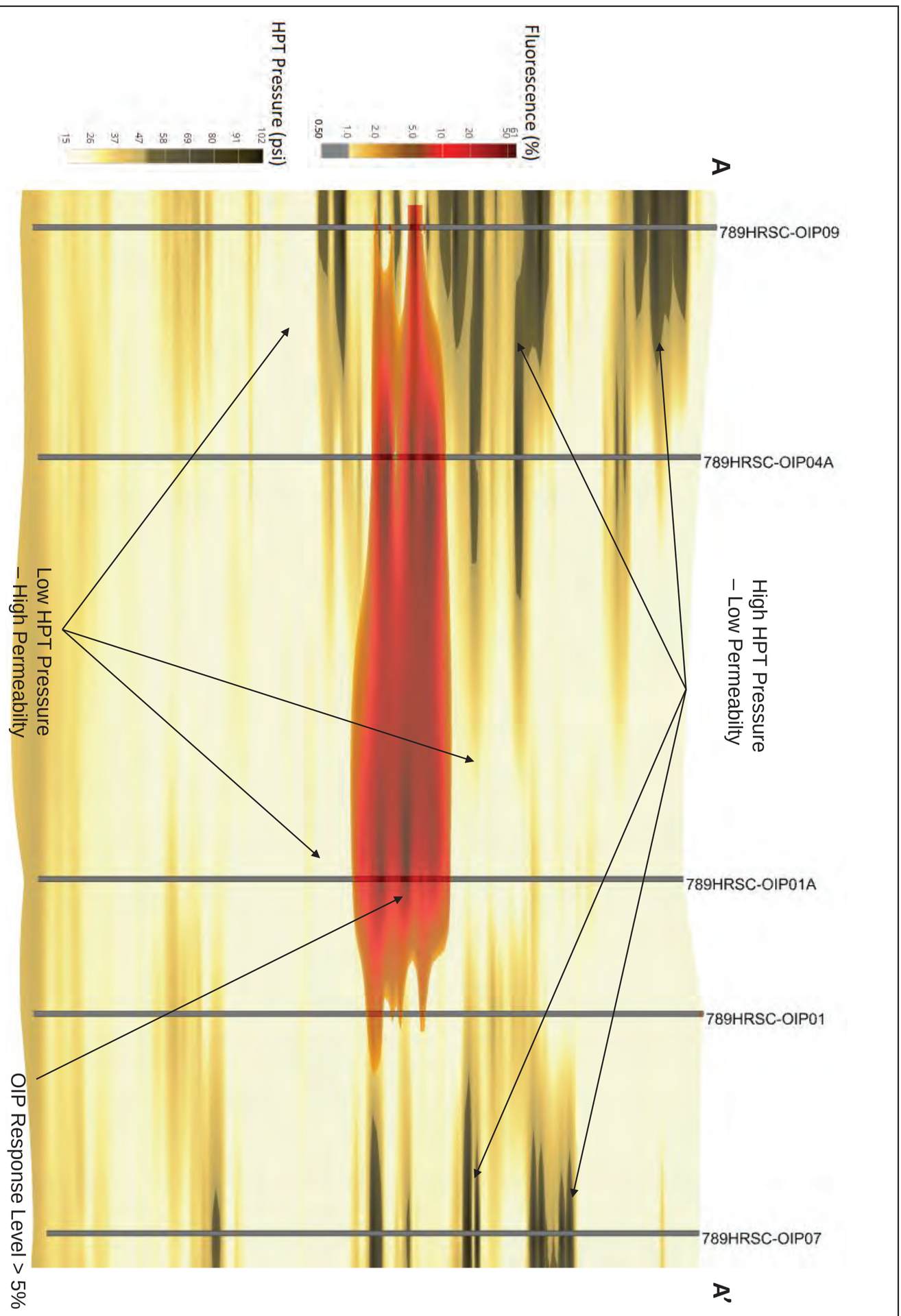

COLUMBIA TECHNOLOGIES	**Griffiss AFB – SS067** **Rome, New York**	**A-A' HPT Pressure Cross section with OIP Response**
	High-Resolution Site Characterization **June 2022**	**Figure 9**

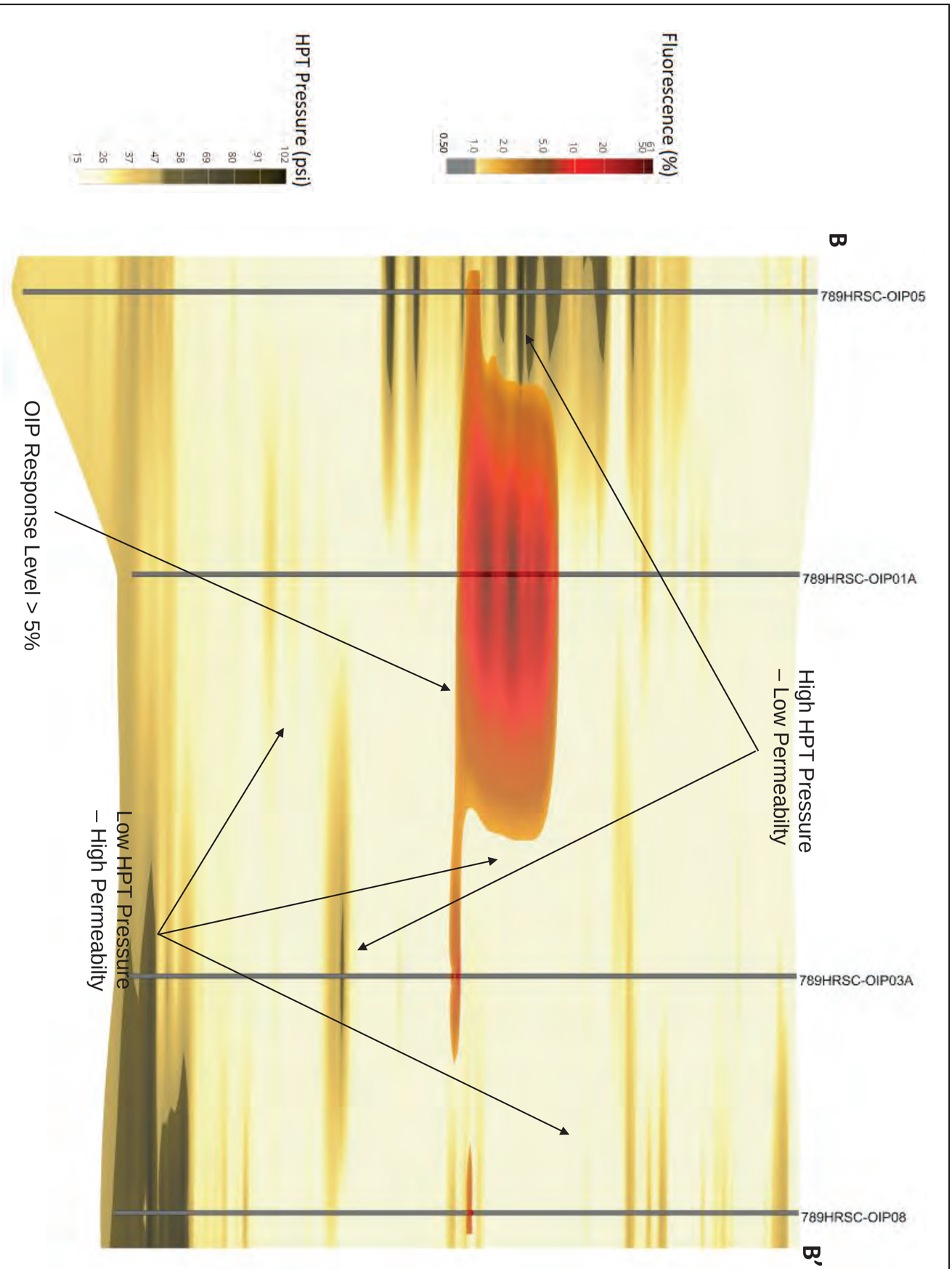

COLUMBIA TECHNOLOGIES	**Griffiss AFB – SS067** **Rome, New York**		**B – B' HPT Pressure Cross section with OIP Response**
	High-Resolution Site Characterization	**June 2022**	**Figure 10**

Transects with Excavated Area

Figure 11

Griffiss AFB – SS067
Rome, New York

June 2022

High-Resolution Site Characterization

COLUMBIA TECHNOLOGIES

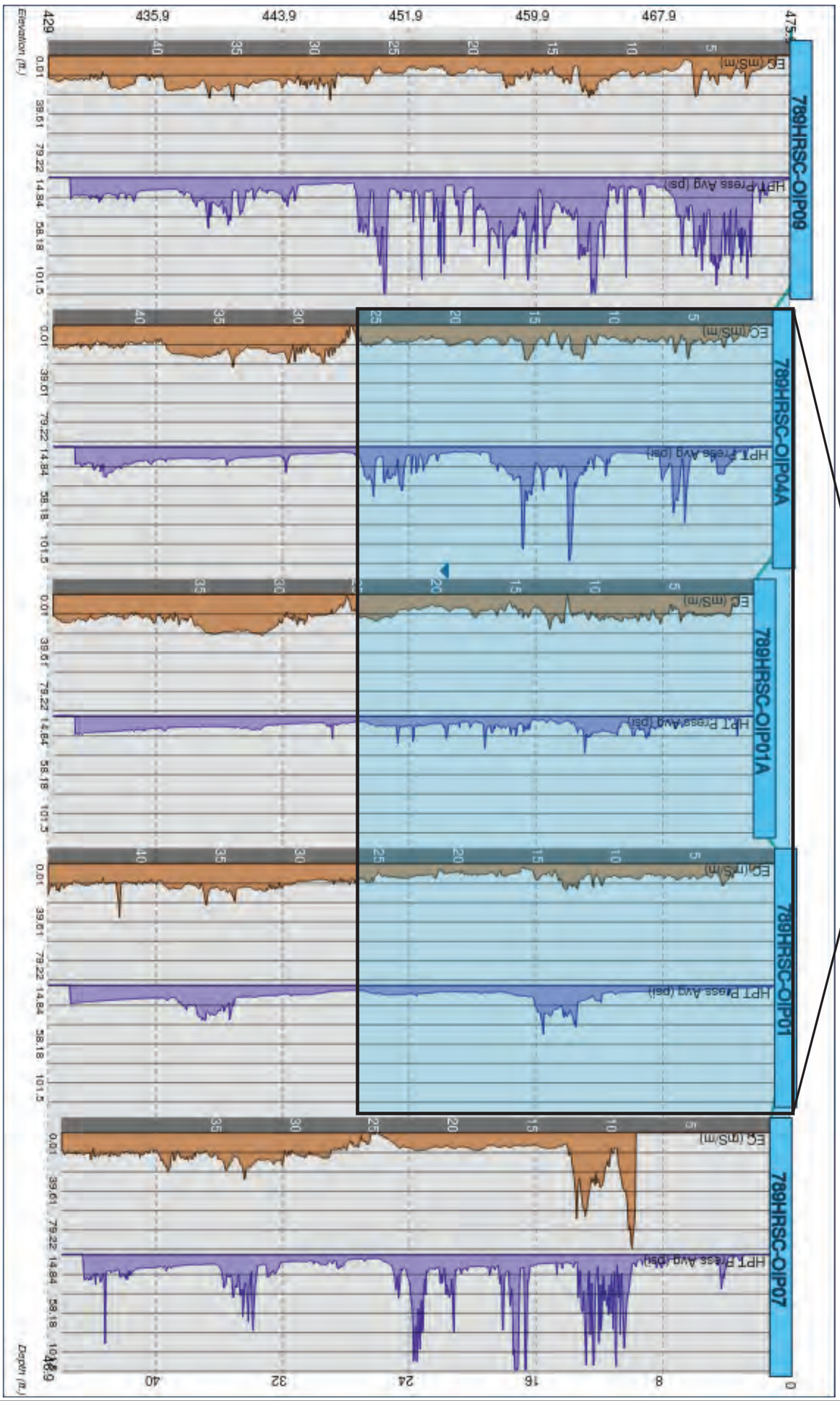

COLUMBIA TECHNOLOGIES	**Griffiss AFB – SS067** **Rome, New York**	**HPT Pressure/EC Logs** **Transect A-A'**
	High-Resolution Site Characterization	**June 2022**
		Figure 12

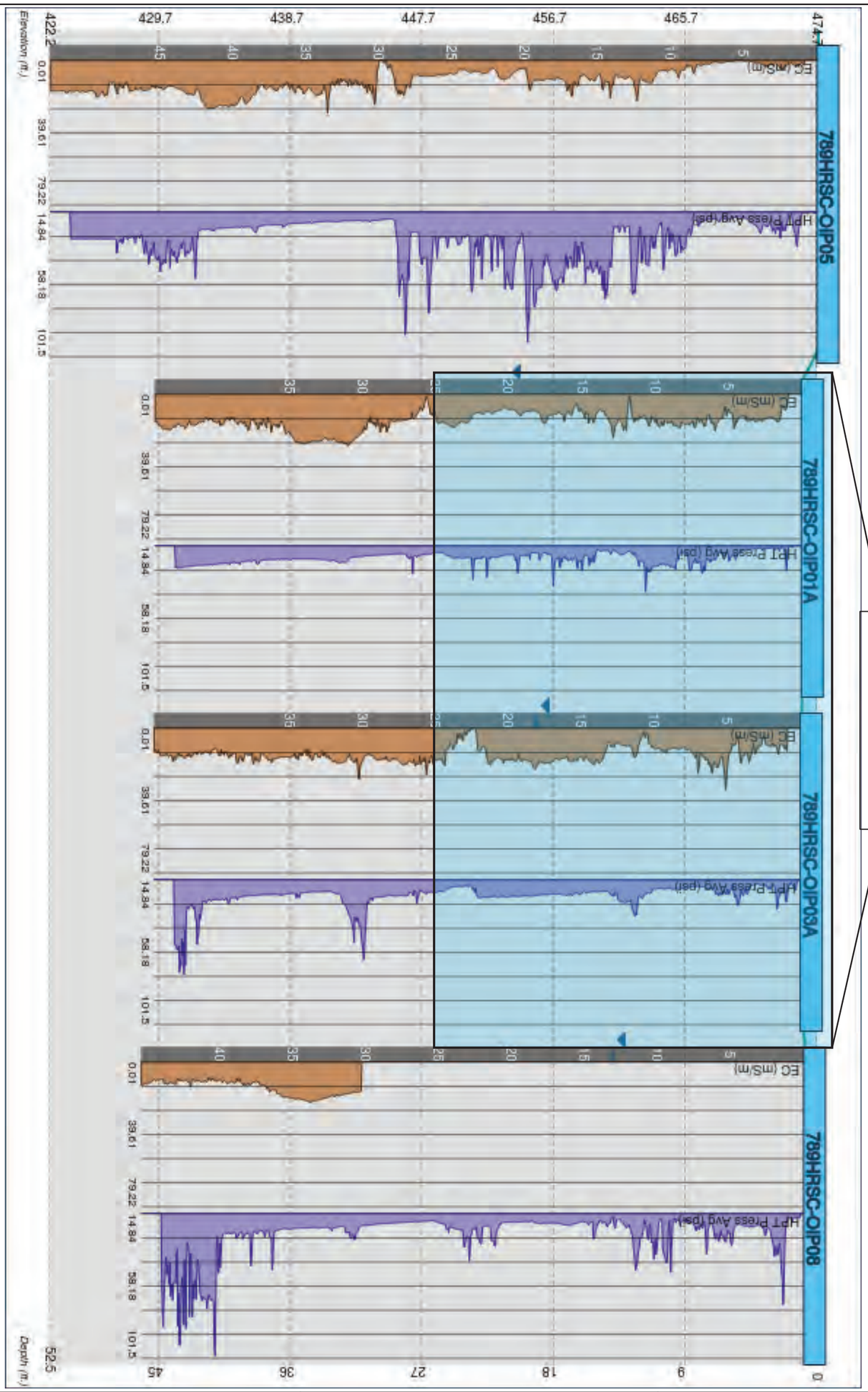

COLUMBIA TECHNOLOGIES	**Griffiss AFB – SS067** **Rome, New York**	**HPT Pressure/EC Logs** **Transect B-B'**
	High-Resolution Site Characterization	**June 2022**	**Figure 13**

N

789RW-209

789MW-217

789RW-203

789RW-200

789RW-205

789MW-252

789MW-96

789RW-219

789RW-202

789RW-201

OIP Response > 40%

OIP Response > 10%

OIP Response > 20%

OIP Response > 5%

Fluorescence (%)

61
50
20
10
5.0
2.0
1.0
0.50

Monitoring Well locations with LNAPL thickness (June 2022)

OIP Response Plan View vs. Monitoring Wells

Figure 14

Griffiss AFB – SS067
Rome, New York

June 2022

High-Resolution Site Characterization

COLUMBIA TECHNOLOGIES

N

789HRSC-OIP01A
789HRSC-OIP01
789HRSC-OIP07
789HRSC-OIP10
789HRSC-OIP09
789HRSC-OIP04A
789HRSC-OIP005
789HRSC-OIP06
789HRSC-OIP08
789HRSC-OIP03A
789HRSC-OIP02

LNAPL thickness in well
(on top of water)

Fluorescence (%)
61
50
20
10
5.0
2.0
1.0
0.50

OIP Response Level > 5%

789RW-96
789RW-219
789RW-252
789RW-202
789RW-200
789RW-217
789RW-209
789RW-203
789RW-201

OIP Response vs. Monitoring Wells with LNAPL

Figure 15

Griffiss AFB – SS067
Rome, New York

June 2022

High-Resolution Site Characterization

COLUMBIA TECHNOLOGIES

Site SS067 Supplemental Investigation
Soil VOC Results

Figure 1

Parameter	6 NYCRR Subpart 375-6.8 (µg/kg)
1,2,4-TMB	3,600
1,3,5-TMB	8,400
2-Butanone	120
Acetone	50
Benzene	60
Ethylbenzene	1,000
Methylene chloride	50
n-Butylbenzene	12,000
n-Propylbenzene	3,900
sec-Butylbenzene	11,000
Toluene	700
Xylenes, Total	260

789SB-26
789SB-26-2729_0722

Parameter	Result (µg/kg)
1,2,4-TMB	10,700 J
2-Butanone	18,600 J
Acetone	15,000 X
Benzene	200 X
Ethylbenzene	2,120 J
Methylene chloride	3,700 J
Xylenes, Total	8,000 J

789SB-26-4850_0722

Parameter	Result (µg/kg)
1,2,4-TMB	131 J
2-Butanone	753 J
Acetone	2,080 J
Benzene	314 J
Ethylbenzene	46.5 J
Methylene chloride	11.0 X
Xylenes, Total	144 J

789SB-30
789SB-30-2628_0722

Parameter	Result (µg/kg)
2-Butanone	348 J
Acetone	86.5 J

789SB-30-4850_0722

Parameter	Result (µg/kg)
2-Butanone	11.0 X
Acetone	110 X

789SB-24
789SB-24-1820_0722

Parameter	Result (µg/kg)
2-Butanone	1,510 J

789SB-24-3032_0722

Parameter	Result (µg/kg)
2-Butanone	35.0 J

789SB-21
789SB-21-2224_0722

Parameter	Result (µg/kg)
1,2,4-TMB	83,800 J
1,3,5-TMB	25,100 J
Ethylbenzene	22,400 J
n-Propylbenzene	18,700 J
Xylenes, Total	112,000 J

789SB-22
789SB-22-1416_0722

Parameter	Result (µg/kg)
2-Butanone	151 J

789SB-22-2022_0722

Parameter	Result (µg/kg)
2-Butanone	52.6 J

WL-789MW-254
789SB-254-0810_1022

Parameter	Result (µg/kg)
1,2,4-TMB	1.40 U
1,3,5-TMB	1.40 U
2-Butanone	10.0 U
Benzene	1.40 U
Ethylbenzene	1.40 U
n-Butylbenzene	1.40 U
n-Propylbenzene	1.40 U
sec-Butylbenzene	1.40 U
Toluene	10.0 U
Xylenes, Total	4.20 U

789SB-254-1618_1022

Parameter	Result (µg/kg)
1,2,4-TMB	134,000 J
1,3,5-TMB	36,600 J
2-Butanone	178,000 J
Benzene	8,110
Ethylbenzene	30,700 J
n-Butylbenzene	14,800 J
n-Propylbenzene	21,300 J
sec-Butylbenzene	11,100 J
Toluene	86,600 J
Xylenes, Total	162,000 J

WL-789MW-256
789SB-256-0608_1022

Parameter	Result (µg/kg)
1,2,4-TMB	1.60 X
2-Butanone	12.0 X
Xylenes, Total	4.70 X

789SB-256-2224_1022

Parameter	Result (µg/kg)
1,2,4-TMB	24,700 J
2-Butanone	43,600 J
Xylenes, Total	425 J

789SB-25
789SB-25-2022_0722

Parameter	Result (µg/kg)
1,2,4-TMB	153,000 J
1,3,5-TMB	34,700 J
2-Butanone	166,000 J
Benzene	390 X
Ethylbenzene	12,400 J
n-Butylbenzene	18,400 J
n-Propylbenzene	17,800 J
sec-Butylbenzene	12,500 J
Xylenes, Total	51,700 J

789SB-25-4850_0722

Parameter	Result (µg/kg)
1,2,4-TMB	754 J
1,3,5-TMB	168 J
2-Butanone	1,250 J
Benzene	220 J
Ethylbenzene	123 J
n-Butylbenzene	65.4 J
n-Propylbenzene	148 J
sec-Butylbenzene	55.4 J
Xylenes, Total	3,070 J

WL-789MW-257
789SB-257-3436_1022

Parameter	Result (µg/kg)
Acetone	150 X

789SB-257-4042_1022

Parameter	Result (µg/kg)
Acetone	90.8 J

Note:
Only common detected analytes are shown.
All monitoring well locations are not shown.

Notes:

µg/kg - micrograms per kilogram

NYCRR - New York Codes, Rules and Regulations

TMB - Trimethylbenzene

J - Estimated value

U - not detected

X - result may require rejection; applied due to initial calibration and holding time exceedances

Bold analtyical results indicate detection

Red analytical results exceed NYCRR Table 375-6.8(a): Unresticted Soil Cleanup Objectives

Legend:
- Monitoring Well Location
- Temporary Well Location 789WG-16 was replaced with Permanant Monitoring Well 789MW-257.
- Soil Boring Location
- Temporary Monitroing Well Location
- Approximate Excavation Boundary (7/2/2001 to 11/29/2001)
- Approximate Former Creek Bed Path
- Approximate Storm Drain Location
- Installation Restoration Program (IRP) Area
- 5657 Building Number
- 0781 Demolished Building Location
- Horizontal Well Screen (Below Ground)
- Horizontal Well Piping (Aboveground)
- Horizontal Well Piping (Below Ground)

0 75 150 300 Feet

Source: Esri, Maxar, Earthstar Geographics, IGN, and the GIS User Community

Free Product Assessment and Data Gap Investigation
Site SS067
Former Griffiss Air Force Base, Rome, New York

DRAWN BY: MRM
DATE: 4/12/2023
SCALE: As Shown
PROJECT NO: MSC2021.0012.0003.0004

bhate
www.bhate.com

Site SS067 Supplemental Investigation
Groundwater VOC Results

Figure 2

Parameter	NYSDEC TOGS (1.1.1) (µg/L)
1,2,4-TMB	5
1,3,5-TMB	5
2-Butanone	50
Acetone	50
Benzene	1
Cumene	5
Ethylbenzene	5
m,p-Xylene	5
Naphthalene	10
n-Butylbenzene	5
n-Propylbenzene	5
o-Xylene	5
p-Cymene	5
sec-Butylbenzene	5
Toluene	5

WL-789MW-256	
789MW256_1022	
Parameter	**Result (µg/L)**
1,2,4-TMB	89.4
1,3,5-TMB	46.8
2-Butanone	125
Acetone	20.0 U
Benzene	0.500 U
Cumene	6.3
Ethylbenzene	**4.1**
m,p-Xylene	6.9
Naphthalene	16.9
n-Butylbenzene	11
n-Propylbenzene	13.4
o-Xylene	**0.600 J**
p-Cymene	11.8
sec-Butylbenzene	13.3
Toluene	0.500 U
789MW256_1022-A	
Parameter	**Result (µg/L)**
1,2,4-TMB	27.5
1,3,5-TMB	23.3
2-Butanone	93.1
Acetone	20.0 U
Benzene	0.500 U
Cumene	**2.3**
Ethylbenzene	**1.4**
m,p-Xylene	**2.5**
Naphthalene	**4.50 J**
n-Butylbenzene	**4.5**
n-Propylbenzene	**4.8**
o-Xylene	**0.290 J**
p-Cymene	5.7
sec-Butylbenzene	6.5
Toluene	0.500 U

WL-789MW-253	
789MW253_1022	
Parameter	**Result (µg/L)**
1,2,4-TMB	627
1,3,5-TMB	143
2-Butanone	70.0 U
Acetone	400 U
Benzene	10.0 U
Cumene	44.6
Ethylbenzene	363
m,p-Xylene	1,140
Naphthalene	447
n-Butylbenzene	27.5
n-Propylbenzene	95.6
o-Xylene	690
p-Cymene	20.7
sec-Butylbenzene	29.9
Toluene	445

WL-789MW-255	
789MW255_1022	
Parameter	**Result (µg/L)**
1,2,4-TMB	16.4
1,3,5-TMB	6.2
2-Butanone	**33.7**
Acetone	20.0 U
Benzene	0.500 U
Cumene	**1**
Ethylbenzene	0.500 U
m,p-Xylene	**1.20 J**
Naphthalene	2.00 U
n-Butylbenzene	**4.2**
n-Propylbenzene	**3.9**
o-Xylene	0.500 U
p-Cymene	**2.3**
sec-Butylbenzene	**3.2**
Toluene	**0.390 J**

789SB-18	
789WG-18_0722	
Parameter	**Result (µg/L)**
1,2,4-TMB	8
1,3,5-TMB	**0.740 J**
2-Butanone	3.50 X
Acetone	20.0 UJ
Benzene	11.6
Cumene	**3.2**
Ethylbenzene	0.500 U
m,p-Xylene	13.9
Naphthalene	2.00 UJ
n-Butylbenzene	0.500 UJ
n-Propylbenzene	**0.670 J**
o-Xylene	**0.420 J**
p-Cymene	0.500 U
sec-Butylbenzene	**0.450 J**
Toluene	**0.320 J**
789WG-18_0722-A	
Parameter	**Result (µg/L)**
1,2,4-TMB	**6.60 J**
1,3,5-TMB	**0.690 J**
2-Butanone	**10.8 J**
Acetone	20.0 UJ
Benzene	**11.5 J**
Cumene	**3.10 J**
Ethylbenzene	0.500 UJ
m,p-Xylene	**13.3 J**
Naphthalene	2.00 UJ
n-Butylbenzene	0.500 UJ
n-Propylbenzene	**0.610 J**
o-Xylene	**0.380 J**
p-Cymene	0.500 UJ
sec-Butylbenzene	**0.440 J**
Toluene	**0.490 J**

WL-789MW-257	
789MW257_1022	
Parameter	**Result (µg/L)**
1,2,4-TMB	0.500 U
1,3,5-TMB	0.500 UJ
2-Butanone	**16.1 J**
Acetone	**134 J**
Benzene	0.500 U
Cumene	0.500 U
Ethylbenzene	0.500 U
m,p-Xylene	1.00 U
Naphthalene	2.00 UJ
n-Butylbenzene	0.500 U
n-Propylbenzene	0.500 UJ
o-Xylene	0.500 U
p-Cymene	0.500 U
sec-Butylbenzene	0.500 UJ
Toluene	0.500 U

Note:
Only common detected analytes are shown.
All monitoring well locations are not shown.

Notes:

µg/L - micrograms per liter

NYSDEC - New York State Department of Environmental Conservation

TOGS - Technical and Operational Guidance Series

J - Estimated value

U - not detected

X - result may require rejection; applied due to initial calibration and holding time exceedances

Bold analtyical results indicate detection

Red analytical results exceed NYSDEC, Division of Water Technical and Operational Guidance Series (1.1.1), Table 1 New York State Ambient Water Quality Standards and Guidance Values

0 75 150 300 Feet

Legend:

- Monitoring Well Location
- Temporary Well Location 789WG-16 was replaced with Permanant Monitoring Well 789MW-257.
- Soil Boring Location
- Temporary Monitroing Well Location
- Approximate Excavation Boundary (7/2/2001 to 11/29/2001)
- Approximate Former Creek Bed Path
- Approximate Storm Drain Location
- Installation Restoration Program (IRP) Area
- 5657 Building Number
- 0781 Demolished Building Location
- Horizontal Well Screen (Below Ground)
- Horizontal Well Piping (Aboveground)
- Horizontal Well Piping (Below Ground)

Source: Esri, Maxar, Earthstar Geographics, IGN, and the GIS User Community

Free Product Assessment and Data Gap Investigation
Site SS067
Former Griffiss Air Force Base, Rome, New York

DRAWN BY: MRM
DATE: 4/12/2023
SCALE: As Shown
PROJECT NO: MSC2021.0012.0003.0004

bhate
www.bhate.com

APPENDIX C
HISTORICAL ANALYTICAL SUMMARY TABLES AND FREE PRODUCT GAUGING AND BAILING TABLES FIELD FORMS

This page intentionally left blank.

Appendix C-1
SS067 (Building 789) Free Product Gauging and Bailing Table (2019-2023)

This page intentionally left blank.

Appendix C-1 SS067 (Building 789)
Free Product Gauging and Bailing (2019-2023)
2023 Annual Monitoring Report for Petroleum Spill Sites
Former Griffiss Air Force Base, Rome, New York

Location Identification and Free Product Gauging/Recovery Details	Casing Diameter (inches)	3/20/2019	3/21/2019	3/24/2019	3/26/2019		4/5/2019	10/5/2019	11/9/2019	12/17/2019	
		Free Product Thickness (feet)	Free Product Thickness (feet)	Free Product Thickness (feet)	Free Product Thickness (feet)	Free Product Thickness (feet)	Free Product Thickness (feet)	Free Product Thickness (feet)	Free Product Thickness (feet)	Free Product Thickness (feet)	Free Product Thickness (feet)
789MW-96	4	Not detected - bubbling	Not measured	Not measured	Not detected	Not detected	0.46	1.55	0.71	0.34	Not measured
789MW-102	2										
789RW-200		4.68	0.17	0.18	Not measured	Not measured	0.26	4.92	3.49	4.32	0.75
789RW-202	6	7.42	1	0.75	1.20	0.55	2.46	4.23	1.26	1.06	0.43
789RW-205	6	0.54	0.54	0.18	Not measured	Not measured	0.09	0.46	0.32	0.23	Not measured
789RW-211	6	---	---	---	---	---	---	Not detected	0.14	0.03	Not measured
789RW-219	4	5.12	2.33	1.28	2.37	0.52	2.61	3.22	2.70	2.56	0.55
789RW-220	4	---	---	---	---	---	---	Not detected	Not detected	Not detected	Not measured
789RW-221	4	---	---	---	---	---	---	0.01	0.01	Not detected	Not measured
789MW-252	2	Not measured	Not measured	Not measured	1.83	0.18	0.21	2.75	1.37	1.71	0.58
789MW-253	2	---	---	---	---	---	---	---	---	---	---
789MW-254	2	---	---	---	---	---	---	---	---	---	---
Treatment / action	---	Gauged, Bailed, Treated with Ivey-sol®	Gauged, Bailed, Treated with Ivey-sol®	Gauged (post Ivey-sol®)	Gauged, Bailed	Gauged	Gauged	Gauged, Removed skimmers, Bailed	Gauged, Bailed	Gauged, Bailed	Gauged
Free product volume recovered (gallons)	---	Not measured	Not measured	Not applicable	Not measured	Not applicable	Not applicable	20	13	13	
Bailed after gauging	---	yes	yes	no	yes	no	no	yes	yes	yes	no
Approximate cumulative free product volume recovered (gallons) through 2023	206										

Notes:
Ivey-sol® Treated wells

Appendix C-1 SS067 (Building 789)
Free Product Gauging and Bailing (2019-2023)
2023 Annual Monitoring Report for Petroleum Spill Sites
Former Griffiss Air Force Base, Rome, New York

Location Identification and Free Product Gauging/Recovery Details	Casing Diameter (inches)	1/17/2020		2/20/2020		3/16/2020		4/17/2020		5/19/2020		6/18/2020	
		Free Product Thickness (feet)	Free Product Thickness (feet)	Free Product Thickness (feet)	Free Product Thickness (feet)	Free Product Thickness (feet)	Free Product Thickness (feet)	Free Product Thickness (feet)	Free Product Thickness (feet)	Free Product Thickness (feet)	Free Product Thickness (feet)	Free Product Thickness (feet)	Free Product Thickness (feet)
789MW-96	4	0.37	Not measured	0.35	Not measured	0.39	Not measured	0.42	Not measured	0.4	Not measured	0.38	Not measured
789MW-102	2												
789RW-200		3.98	0.29	3.69	0.56	3.07	0.42	3.97	0.51	3.11	0.24	2.31	0.47
789RW-202	6	0.83	0.15	0.66	0.37	0.69	0.31	0.70	0.33	0.76	0.41	0.82	0.48
789RW-205	6	0.38	Not measured	0.41	Not measured	0.36	Not measured	0.44	Not measured	0.49	Not measured	0.5	Not measured
789RW-211	6	0.15	Not measured	0.14	Not measured	0.15	Not measured	0.10	Not measured	0.27	Not measured	0.11	Not measured
789RW-219	4	2.20	0.17	2.30	0.32	2.01	0.45	2.22	0.37	2.47	0.45	2.79	0.35
789RW-220	4	Not detected	Not measured	Not detected	Not measured	Not measured	Not measured	Not measured	Not measured	Not measured	Not measured	Not measured	Not measured
789RW-221	4	Not detected	Not measured	0.10	Not measured	0.12	Not measured	0.10	Not measured	0.11	Not measured	Not measured	Not measured
789MW-252	2	1.86	0.22	2.41	0.32	1.69	0.45	2.12	0.52	2.60	0.43	2.84	0.41
789MW-253	2	---	---	---	---	---	---	---	---	---	---	---	---
789MW-254	2	---	---	---	---	---	---	---	---	---	---	---	---
Treatment / action	---	Gauged, Bailed	Gauged	Gauged, Bailed	Gauged	Gauged, Bailed	Gauged	Gauged, Bailed	Gauged	Gauged, Bailed	Gauged	Gauged, Bailed	Gauged
Free product volume recovered (gallons)	---	9.9		8.3		7.5		9		8		7.35	
Bailed after gauging	---	yes	no	yes	no	yes	no	yes	no	yes	no	yes	no
Approximate cumulative free product volume recovered (gallons) through 2023	206												

Notes:
Ivey-sol® Treated wells

Appendix C-1 SS067 (Building 789)
Free Product Gauging and Bailing (2019-2023)
2023 Annual Monitoring Report for Petroleum Spill Sites
Former Griffiss Air Force Base, Rome, New York

Location Identification and Free Product Gauging/Recovery Details	Casing Diameter (inches)	7/16/2020		8/17/2020		9/21/2020		10/19/2020		11/20/2020		12/18/2020	
		Free Product Thickness (feet)	Free Product Thickness (feet)	Free Product Thickness (feet)	Free Product Thickness (feet)	Free Product Thickness (feet)	Free Product Thickness (feet)	Free Product Thickness (feet)	Free Product Thickness (feet)	Free Product Thickness (feet)	Free Product Thickness (feet)	Free Product Thickness (feet)	Free Product Thickness (feet)
789MW-96	4	0.41	Not measured	0.10	Not measured	0.43	Not measured	0.42	Not measured	0.40	Not measured	0.53	Not measured
789MW-102	2												
789RW-200		1.02	0.18	0.06 inner casing/ 0.24 outer casing	0.03 inner casing/ Not measured outer casing	0.04 inner casing/ 0.28 outer casing	Not measured	0.26	Not measured	0.25	Not measured	0.34	Not measured
789RW-202	6	1.03	0.45	1.04	0.28	1.09	0.34	1.15	0.43	1.48	0.36	1.54	0.45
789RW-205	6	0.67	0.39	0.39	Not measured	0.51	Not measured	0.47	Not measured	0.38	Not measured	0.48	Not measured
789RW-211	6	0.13	Not measured	0.08	Not measured	0.10	Not measured	0.10	Not measured	0.07	Not measured	0.08	Not measured
789RW-219	4	3.30	0.31	3.13	0.25	3.25	0.39	2.95 inner casing/ 2.15 outer casing	0.43 inner casing/ 1.55 outer casing	2.64 inner casing/ 2.01 outer casing	0.36 inner casing/ 0.66 outer casing	2.44 inner casing/ 1.67 outer casing	0.28 inner casing/ 1.38 outer casing
789RW-220	4	Not measured	Not measured	Not detected	Not measured	Not detected	Not measured	Not detected	Not measured	Not detected	Not measured	Not detected	Not measured
789RW-221	4	Not measured	Not measured	0.09	Not measured	0.01	Not measured	0.08	Not measured	Not detected	Not measured	0.04	Not measured
789MW-252	2	3.34	0.98	2.85	0.59	2.89	0.55	1.23	0.61	0.99	0.65	0.87	0.52
789MW-253	2	---	---	---	---	---	---	---	---	---	---	---	---
789MW-254	2	---	---	---	---	---	---	---	---	---	---	---	---
Treatment / action	---	Gauged, Bailed	Gauged	Gauged, Bailed	Gauged	Gauged, Bailed	Gauged	Gauged, Bailed	Gauged	Gauged, Bailed	Gauged	Gauged, Bailed	Gauged
Free product volume recovered (gallons)	---	5.3		4.5		5.5		3		3.25		3.75	
Bailed after gauging	---	yes	no	yes	no	yes	no	yes	no	yes	no	yes	no
Approximate cumulative free product volume recovered (gallons) through 2023	206												

Notes:
Ivey-sol® Treated wells

Appendix C-1 SS067 (Building 789)
Free Product Gauging and Bailing (2019-2023)
2023 Annual Monitoring Report for Petroleum Spill Sites
Former Griffiss Air Force Base, Rome, New York

Location Identification and Free Product Gauging/Recovery Details	Casing Diameter (inches)	1/19/2021		3/17/2021		4/19/2021		5/17/2021		6/8/2021		7/7/2021	
		Free Product Thickness (feet)	Free Product Thickness (feet)	Free Product Thickness (feet)	Free Product Thickness (feet)	Free Product Thickness (feet)	Free Product Thickness (feet)	Free Product Thickness (feet)	Free Product Thickness (feet)	Free Product Thickness (feet)	Free Product Thickness (feet)	Free Product Thickness (feet)	Free Product Thickness (feet)
789MW-96	4	0.73	0.39	1.01	0.46	1.04	0.34	0.83	0.30	0.64	0.30	0.71	0.25
789MW-102	2												
789RW-200		0.27	Not measured	0.22	Not measured	0.21	Not measured	0.20	Not measured	0.21	Not measured	0.17	Not measured
789RW-202	6	1.72	0.47	2.54	0.41	1.98	0.46	2.03	0.49	1.99	0.43	2.72	0.46
789RW-205	6	0.42	Not measured	0.47	Not measured	0.54	Not measured	0.56	Not measured	0.58	0.41	0.38	Not measured
789RW-211	6	0.02	Not measured	0.07	Not measured	0.07	Not measured	0.05	Not measured	0.05	Not measured	0.01	Not measured
789RW-219	4	1.88 inner casing/ 1.88 outer casing	0.28 inner casing/ 1.10 outer casing	2.35 inner casing/ 1.70 outer casing	0.54 inner casing/ 1.06 outer casing	2.79 inner casing/ 2.04 outer casing	0.39 inner casing/ 0.96 outer casing	2.50 inner casing/ >2.08 outer casing	0.30 inner casing/ 1.16 outer casing	0.37 inner casing/ 2.56 outer casing	0.32 inner casing/ 0.83 outer casing	0.34 inner casing/ 2.40 outer casing	0.33 inner casing/ 0.81 outer casing
789RW-220	4	Not detected	Not measured	Not detected	Not measured	Not detected	Not measured	Not detected	Not measured	Not detected	Not measured	Not detected	Not measured
789RW-221	4	0.10	Not measured	0.10	Not measured	0.10	Not measured	0.10	Not measured	Not detected	Not measured	0.10	Not measured
789MW-252	2	1.06	0.45	1.19	0.48	1.03	0.23	0.98	0.23	1.02	0.32	1.42	0.56
789MW-253	2	---	---	---	---	---	---	---	---	---	---	---	---
789MW-254	2	---	---	---	---	---	---	---	---	---	---	---	---
Treatment / action	---	Gauged, Bailed	Gauged	Gauged, Bailed	Gauged	Gauged, Bailed	Gauged	Gauged, Bailed	Gauged	Gauged, Bailed	Gauged	Gauged, Bailed	Gauged
Free product volume recovered (gallons)	---	3.85		6.25		4.75		4.5		2.5		6	
Bailed after gauging	---	yes	no	yes	no	yes	no	yes	no	yes	no	yes	no
Approximate cumulative free product volume recovered (gallons) through 2023	206												

Notes:
Ivey-sol® Treated wells

Appendix C-1 SS067 (Building 789)
Free Product Gauging and Bailing (2019-2023)
2023 Annual Monitoring Report for Petroleum Spill Sites
Former Griffiss Air Force Base, Rome, New York

Location Identification and Free Product Gauging/Recovery Details	Casing Diameter (inches)	8/23/2021		9/21/2021		10/22/2021		11/15/2021		12/14/2021	
		Free Product Thickness (feet)	Free Product Thickness (feet)	Free Product Thickness (feet)	Free Product Thickness (feet)	Free Product Thickness (feet)	Free Product Thickness (feet)	Free Product Thickness (feet)	Free Product Thickness (feet)	Free Product Thickness (feet)	Free Product Thickness (feet)
789MW-96	4	0.44	Not measured	0.53	Not measured	0.51	Not measured	0.55	Not measured	0.38	Not measured
789MW-102	2										
789RW-200		0.14	Not measured	0.22	Not measured	0.21	Not measured	0.50	Not measured	0.90	0.48
789RW-202	6	1.93	0.48	0.76	0.53	0.93	0.44	0.60	0.40	0.65	0.32
789RW-205	6	0.32	Not measured	0.33	Not measured	0.32	Not measured	0.30	Not measured	0.35	Not measured
789RW-211	6	0.02	Not measured	0.01	Not measured	Not detected	Not measured	Not detected	Not measured	Not detected	Not measured
789RW-219	4	0.31 inner casing/ 1.39 outer casing	Not measured inner casing/ 1.15 outer casing	0.32 inner casing/ 2.29 outer casing	Not measured inner casing/ 0.60 outer casing	0.29 inner casing/ 1.70 outer casing	Not measured inner casing/ 0.72 outer casing	0.30 inner casing/ 1.53 outer casing	Not measured inner casing/ 0.75 outer casing	1.46	Not measured inner casing/ 0.44 outer casing
789RW-220	4	Not detected	Not measured	Not detected	Not measured	Not detected	Not measured	Not detected	Not measured	Not detected	Not measured
789RW-221	4	0.02	Not measured	0.08	Not measured	0.10	Not measured	Not detected	Not measured	0.04	Not measured
789MW-252	2	0.83	0.40	0.79	0.29	0.64	0.12	0.22	Not measured	0.19	Not measured
789MW-253	2	---	---	---	---	---	---	---	---	---	---
789MW-254	2	---	---	---	---	---	---	---	---	---	---
Treatment / action	---	Gauged, Bailed	Gauged	Gauged, Bailed	Gauged	Gauged, Bailed	Gauged	Gauged, Bailed	Gauged	Gauged, Bailed	Gauged
Free product volume recovered (gallons)	---	2.75		2.25		1.65		1.25		2.5	
Bailed after gauging	---	yes	no	yes	no	yes	no	yes	no	yes	no
Approximate cumulative free product volume recovered (gallons) through 2023	206										

Notes:
Ivey-sol® Treated wells

Appendix C-1 SS067 (Building 789)
Free Product Gauging and Bailing (2019-2023)
2023 Annual Monitoring Report for Petroleum Spill Sites
Former Griffiss Air Force Base, Rome, New York

Location Identification and Free Product Gauging/Recovery Details	Casing Diameter (inches)	1/14/2022		2/17/2022		3/24/2022		4/18/2022		5/23/2022		6/22/2022	
		Free Product Thickness (feet)	Free Product Thickness (feet)	Free Product Thickness (feet)	Free Product Thickness (feet)	Free Product Thickness (feet)	Free Product Thickness (feet)	Free Product Thickness (feet)	Free Product Thickness (feet)	Free Product Thickness (feet)	Free Product Thickness (feet)	Free Product Thickness (feet)	Free Product Thickness (feet)
789MW-96	4	0.53	Not measured	0.44	Not measured	0.4	Not measured	0.47	Not measured	0.45	Not measured	0.46	Not measured
789MW-102	2											0.02	Not measured
789RW-200		1.05	Not measured	1	0.31	0.34	Not measured	0.62	0.36	1.55	0.27	0.45	Not measured
789RW-202	6	0.72	Not measured	1.05	0.3	0.71	0.27	0.36	Not measured	0.44	Not measured	0.61	0.29
789RW-205	6	0.35	Not measured	0.3	Not measured	0.21	Not measured	0.23	Not measured	0.25	Not measured	0.25	Not measured
789RW-211	6	Not detected	Not measured	0.02	Not measured	0.02	Not measured	0.02	Not measured	Not detected	Not measured	Not detected	Not measured
789RW-219	4	1.60	0.29	2.34	0.25	1.58	0.15	1.38	0.24	1.93	0.15	2.13	0.21
789RW-220	4	Not detected	Not measured	Not detected	Not measured	Not detected	Not measured	Not detected	Not measured	Not detected	Not measured	Not detected	Not measured
789RW-221	4	Not detected	Not measured	Not detected	Not measured	Not detected	Not measured	Not detected	Not measured	Not detected	Not measured	Not detected	Not measured
789MW-252	2	0.39	Not measured	0.66	0.06	0.33	Not measured	0.24	Not measured	0.32	Not measured	0.31	Not measured
789MW-253	2	---	---	---	---	---	---	---	---	---	---	---	---
789MW-254	2	---	---	---	---	---	---	---	---	---	---	---	---
Treatment / action	---	Gauged, Bailed	Gauged	Gauged, Bailed	Gauged	Gauged, Bailed	Gauged	Gauged, Bailed	Gauged	Gauged, Bailed	Gauged	Gauged, Bailed	Gauged
Free product volume recovered (gallons)	---	0.19		3.57		1.58		1.12		3.04		1.72	
Bailed after gauging	---	yes	no	yes	no	yes	no	yes	no	yes	no	yes	no
Approximate cumulative free product volume recovered (gallons) through 2023	206												

Notes:
Ivey-sol® Treated wells

Appendix C-1 SS067 (Building 789)
Free Product Gauging and Bailing (2019-2023)
2023 Annual Monitoring Report for Petroleum Spill Sites
Former Griffiss Air Force Base, Rome, New York

Location Identification and Free Product Gauging/Recovery Details	Casing Diameter (inches)	7/22/2022		8/30/2022		9/28/2022		10/24/2022		11/18/2022		12/8/2022	
		Free Product Thickness (feet)	Free Product Thickness (feet)	Free Product Thickness (feet)	Free Product Thickness (feet)	Free Product Thickness (feet)	Free Product Thickness (feet)	Free Product Thickness (feet)	Free Product Thickness (feet)	Free Product Thickness (feet)	Free Product Thickness (feet)	Free Product Thickness (feet)	Free Product Thickness (feet)
789MW-96	4	0.48	Not measured	0.5	0.25	0.35	Not measured	0.42	Not measured	0.65	0.25	0.59	0.2
789MW-102	2	0.21	Not measured	0.2	Not measured	Not detected	Not measured	0.57	0	Not detected	Not measured	0.32	Not measured
789RW-200		0.55	0.34	0.36	Not measured	0.47	Not measured	0.42	Not measured	0.42	Not measured	0.43	Not measured
789RW-202	6	0.51	0.32	1.34	0.33	1.68	0.39	1.66	0.39	1.6	0.36	1.3	0.29
789RW-205	6	0.29	Not measured	Not measured	Not measured	0.39	Not measured	0.36	Not measured	0.4	Not measured	0.45	Not measured
789RW-211	6	Not detected	Not measured	0.01	Not measured	0.01	Not measured	Not detected	Not measured	Not detected	Not measured	Not detected	Not measured
789RW-219	4	1.60	0.2	2.88	0.25	2.96	0.25	2.82	0.27	2.80	0.1	2.59	0.03
789RW-220	4	Not detected	Not measured	Not detected	Not measured	Not detected	Not measured	Not detected	Not measured	Not detected	Not measured	Not detected	Not measured
789RW-221	4	Not detected	Not measured	Not detected	Not measured	Not detected	Not measured	Not detected	Not measured	Not detected	Not measured	Not detected	Not measured
789MW-252	2	0.69	0.09	1.21	0.2	0.87	0.09	0.54	0.09	0.28	Not measured	0.64	0.16
789MW-253	2	---	---	---	---	---	---	Not measured	Not measured	Not measured	Not measured	Not measured	Not measured
789MW-254	2	---	---	---	---	---	---	Not measured	Not measured	Not measured	Not measured	Not measured	Not measured
Treatment / action	---	Gauged, Bailed	Gauged	Gauged, Bailed	Gauged	Gauged, Bailed	Gauged	Gauged, Bailed	Gauged	Gauged, Bailed	Gauged	Gauged, Bailed	Gauged
Free product volume recovered (gallons)	---	1.6		3.52		3.79		3.97		3.84		3.48	
Bailed after gauging	---	yes	no	yes	no	yes	no	yes	no	yes	no	yes	no
Approximate cumulative free product volume recovered (gallons) through 2023	206												

Notes:
Ivey-sol® Treated wells

Appendix C-1 SS067 (Building 789)
Free Product Gauging and Bailing (2019-2023)
2023 Annual Monitoring Report for Petroleum Spill Sites
Former Griffiss Air Force Base, Rome, New York

Location Identification and Free Product Gauging/Recovery Details	Casing Diameter (inches)	2/24/2023		3/28/2023		6/19/2023	9/5/2023	10/19/2023	11/16/2023	
		Free Product Thickness (feet)	Free Product Thickness (feet)	Free Product Thickness (feet)	Free Product Thickness (feet)	Free Product Thickness (feet)	Free Product Thickness (feet)	Free Product Thickness (feet)	Free Product Thickness (feet)	Free Product Thickness (feet)
789MW-96	4	0.3	Not measured	0.28	Not measured	0.25	0	0	0.1	Not measured
789MW-102	2	Not measured	Not measured	0.54	Not measured	0.83	0.64	1.24	Not measured	Not measured
789RW-200		0.38	Not measured	0.46	Not measured	2.86	2.74	2.72	2.5	Not measured
789RW-202	6	0.84	0.25	0.63	0.30	0.52	1.55	2.61	3.85	Not measured
789RW-205	6	0.3	Not measured	0.18	Not measured	0.15	0	0	Not detected	Not measured
789RW-211	6	Not detected	Not measured	Not detected	Not measured	Not measured	Not measured	Not measured	Not measured	Not measured
789RW-219	4	0.86	0.18	1.04	0.09	2.52	2.65	0.00	3.00	Not measured
789RW-220	4	Not detected	Not measured	Not detected	Not measured	Not measured	Not measured	Not measured	Not measured	Not measured
789RW-221	4	Not detected	Not measured	Not detected	Not measured	Not measured	Not measured	Not measured	Not detected	Not measured
789MW-252	2	Not measured	Not measured	1.04	0.12	0.43	0.93	0	0.5	Not measured
789MW-253	2	Not measured	Not measured	Not measured	Not measured	0.5	1	0.8	0.5	Not measured
789MW-254	2	Not measured	Not measured	Not measured	Not measured	1.51	4.32	0.92	4.15	Not measured
Treatment / action	---	Gauged, Bailed	Gauged	Gauged, Bailed	Gauged	Gauged	Gauged	Gauged	Gauged, Bailed	--
Free product volume recovered (gallons)	---	1.31		1.25		--	--	--	12	
Bailed after gauging	---	yes	no	yes	no	no	no	no	yes	no
Approximate cumulative free product volume recovered (gallons) through 2023	206									

Notes:
Ivey-sol® Treated wells

Appendix C-2
Analytical Summary Tables, Site SS067 Select Historical Groundwater Sampling Results (2022)

This page intentionally left blank.

Appendix C-2 SS067 (Building 789) - 789MW-251
Analytical Summary Table - Results (2022)
Griffiss Air Force Base, New York

Location ID:		**789MW-46R**	
Field Sample ID:		**WL-789MW-46R-0822**	**WL-789MW-46R-1022**
Sample Date:		**8/31/2022**	**10/25/2022**
Sample Type:		**Normal**	**Normal**
Analyte	**NYSDEC AWQ S/GV**	**2022 Quarter 3 (µg/L)**	**2022 Quarter 4 (µg/L)**
1,1,1,2-Tetrachloroethane	5	0.500 U	0.500 U
1,1,1-Trichloroethane	5	0.500 U	0.500 U
1,1,2,2-Tetrachloroethane	5	0.500 U	0.500 U
1,1,2-Trichloroethane	1	0.500 U	0.500 U
1,1-Dichloroethane	5	0.500 U	0.500 U
1,1-Dichloroethene	5	0.500 U	0.500 U
1,1-Dichloropropene	5	0.500 U	0.500 U
1,2,3-Trichlorobenzene	5	1.00 U	1.00 U
1,2,3-Trichloropropane	0.04	1.00 U	1.00 U
1,2,4-Trichlorobenzene	5	1.00 U	1.00 U
1,2,4-Trimethylbenzene	5	0.500 U	0.500 U
1,2-Dibromo-3-chloropropane	0.04	2.00 U	2.00 U
1,2-Dibromoethane	0.0006	1.00 U	1.00 U
1,2-Dichlorobenzene	3	0.500 U	0.500 U
1,2-Dichloroethane	0.6	0.500 U	0.500 U
1,2-Dichloroethene	NC	1.00 U	1.00 U
1,2-Dichloropropane	1	0.500 U	0.500 U
1,3,5-Trimethylbenzene	5	0.500 U	0.500 U
1,3-Dichlorobenzene	3	0.500 U	0.500 U
1,3-Dichloropropane	5	0.500 U	0.500 U
1,4-Dichlorobenzene	3	0.500 U	0.500 U
2,2-Dichloropropane	5	0.500 U	0.500 U
2-Butanone	50	3.50 U	3.50 U
2-Chlorotoluene	5	0.500 U	0.500 U
2-Hexanone	50	5.00 U	5.00 U
4-Chlorotoluene	5	0.500 U	0.500 U
4-Methyl-2-pentanone	NC	2.00 U	2.00 U
Acetone	50	**32.4**	**21.0 J**
Benzene	1	**0.470 J**	0.500 U
Bromobenzene	5	0.500 U	0.500 U
Bromochloromethane	5	0.500 U	0.500 U
Bromodichloromethane	50	0.500 U	0.500 U
Bromoform	50	0.500 U	0.500 U
Bromomethane	5	4.00 U	4.00 U
Carbon disulfide	60	1.00 U	1.00 U
Carbon Tetrachloride	5	0.500 U	0.500 U
Chlorobenzene	5	0.500 U	0.500 U
Chloroethane	5	1.00 U	1.00 U
Chloroform	7	0.500 U	0.500 U
Chloromethane	5	1.00 U	1.00 U
cis-1,2-Dichloroethene	5	0.500 U	0.500 U
cis-1,3-Dichloropropene	0.4	0.500 U	0.500 U
Isopropylbenzene	5	0.500 U	0.500 U
Dibromochloromethane	50	0.500 U	0.500 U
Dibromomethane	5	0.500 U	0.500 U
Dichlorodifluoromethane	5	1.00 U	1.00 U
Ethylbenzene	5	**0.370 J**	**0.370 J**
Hexachlorobutadiene	0.5	1.00 U	1.00 U
m,p-Xylene	5	1.00 U	1.00 U
Methyl tert-butyl ether	NC	0.500 U	0.500 U
Methylene chloride	5	4.00 U	4.00 U
Naphthalene	10	2.00 U	2.00 U
n-Butylbenzene	5	0.500 U	0.500 U
n-Propylbenzene	5	0.500 U	0.500 U
o-Xylene	5	0.500 U	0.500 U
p-Isopropyltoluene	5	0.500 U	0.500 U
sec-Butylbenzene	5	0.500 U	0.500 U
Styrene	5	0.500 U	0.500 U
tert-Butylbenzene	5	0.500 U	0.500 U
Tetrachloroethene	5	0.500 U	0.500 U
Toluene	5	0.500 U	0.500 U
trans-1,2-Dichloroethene	5	0.500 U	0.500 U
trans-1,3-Dichloropropene	0.4	0.500 U	0.500 U
Trichloroethene	5	0.500 U	0.500 U
Trichlorofluoromethane	5	1.00 U	1.00 U
Vinyl acetate	NC	5.00 U	5.00 U
Vinyl chloride	2	0.500 U	0.500 U
Xylenes, Total	NC	1.50 U	1.50 U

Notes:
NC = no criteria
J = estimated value
U = not detected; reported to limit of detection
UJ = The analyte was not detected; however, the result is estimated due to discrepancies in meeting certain analyte-specific quality control criteria
µg/L = micrograms per liter
Bold analytical results indicate detection
Red analytical results exceed NYSDEC AWQ S/GV
NYSDEC AWQ S/GV = New York State Department of Environmental Conservation, Division of Water Technical and Operational Guidance Series (TOGS) (1.1.1), Table 1 New York State Ambient Water Quality Standards and Guidance Values (June 1998); Addendum to June 1998 Division of Water Technical and Operational Guidance Series (TOGS) No. 1.1.1 (April 2000)

Appendix C-2 SS067 (Building 789) - 789MW-251
Analytical Summary Table - Results (2022)
Griffiss Air Force Base, New York

Location ID:		789MW-83				
Field Sample ID:		789MW-83_0322	WL-789MW-83-0622	WL-789MW-83-0822	WL-789MW-83-1022	WL-789MW-83-1022-A
Sample Date:		3/24/2022	6/22/2022	8/31/2022	10/25/2022	10/25/2022
Sample Type:		Normal	Normal	Normal	Normal	Field Duplicate
Analyte	NYSDEC AWQ S/GV	2022 Quarter 1 (µg/L)	2022 Quarter 2 (µg/L)	2022 Quarter 3 (µg/L)	2022 Quarter 4 (µg/L)	
1,1,1,2-Tetrachloroethane	5	0.500 U	0.500 UJ	0.500 U	0.500 U	0.500 U
1,1,1-Trichloroethane	5	0.500 U	0.500 UJ	0.500 U	0.500 U	0.500 U
1,1,2,2-Tetrachloroethane	5	0.500 U	0.500 UJ	0.500 U	0.500 U	0.500 U
1,1,2-Trichloroethane	1	0.500 U	0.500 UJ	0.500 U	0.500 U	0.500 U
1,1-Dichloroethane	5	0.500 U	0.500 UJ	0.500 U	0.500 U	0.500 U
1,1-Dichloroethene	5	0.500 U	0.500 UJ	0.500 U	0.500 U	0.500 U
1,1-Dichloropropene	5	0.500 U	0.500 UJ	0.500 U	0.500 U	0.500 U
1,2,3-Trichlorobenzene	5	1.00 U	1.00 UJ	1.00 U	1.00 U	1.00 U
1,2,3-Trichloropropane	0.04	1.00 U	1.00 UJ	1.00 U	1.00 U	1.00 U
1,2,4-Trichlorobenzene	5	1.00 U	1.00 UJ	1.00 U	1.00 U	1.00 U
1,2,4-Trimethylbenzene	5	0.500 U	0.500 UJ	0.500 U	0.500 U	0.500 U
1,2-Dibromo-3-chloropropane	0.04	2.00 U	2.00 UJ	2.00 U	2.00 U	2.00 U
1,2-Dibromoethane	0.0006	1.00 U	1.00 UJ	1.00 U	1.00 U	1.00 U
1,2-Dichlorobenzene	3	0.500 U	0.500 UJ	0.500 U	0.500 U	0.500 U
1,2-Dichloroethane	0.6	0.500 U	0.500 UJ	0.500 U	0.500 U	0.500 U
1,2-Dichloroethene	NC	1.00 U	1.00 UJ	1.00 U	1.00 U	1.00 U
1,2-Dichloropropane	1	0.500 U	0.500 UJ	0.500 U	0.500 U	0.500 U
1,3,5-Trimethylbenzene	5	0.500 U	0.500 UJ	0.500 U	0.500 U	0.500 U
1,3-Dichlorobenzene	3	0.500 U	0.500 UJ	0.500 U	0.500 U	0.500 U
1,3-Dichloropropane	5	0.500 U	0.500 UJ	0.500 U	0.500 U	0.500 U
1,4-Dichlorobenzene	3	0.500 U	0.500 UJ	0.500 U	0.500 U	0.500 U
2,2-Dichloropropane	5	0.500 U	0.500 UJ	0.500 U	0.500 U	0.500 U
2-Butanone	50	3.50 U	3.50 UJ	3.50 U	3.50 U	3.50 U
2-Chlorotoluene	5	0.500 U	0.500 UJ	0.500 U	0.500 U	0.500 U
2-Hexanone	50	5.00 U	5.00 UJ	5.00 U	5.00 U	5.00 U
4-Chlorotoluene	5	0.500 U	0.500 UJ	0.500 U	0.500 U	0.500 U
4-Methyl-2-pentanone	NC	2.00 U	2.00 UJ	2.00 U	2.00 U	2.00 U
Acetone	50	20.0 U	20.0 UJ	20.0 U	20.0 U	20.0 U
Benzene	1	0.500 U	0.500 UJ	0.500 U	0.500 U	0.500 U
Bromobenzene	5	0.500 U	0.500 UJ	0.500 U	0.500 U	0.500 U
Bromochloromethane	5	0.500 U	0.500 UJ	0.500 U	0.500 U	0.500 U
Bromodichloromethane	50	0.500 U	0.500 UJ	0.500 U	0.500 U	0.500 U
Bromoform	50	0.500 U	0.500 UJ	0.500 U	0.500 U	0.500 U
Bromomethane	5	4.00 U	4.00 UJ	4.00 U	4.00 U	4.00 U
Carbon disulfide	60	1.00 U	1.00 UJ	1.00 U	1.00 U	1.00 U
Carbon Tetrachloride	5	0.500 U	0.500 UJ	0.500 U	0.500 U	0.500 U
Chlorobenzene	5	0.500 U	0.500 UJ	0.500 U	0.500 U	0.500 U
Chloroethane	5	1.00 U	1.00 UJ	1.00 U	1.00 U	1.00 U
Chloroform	7	0.500 U	0.500 UJ	0.500 U	0.500 U	0.500 U
Chloromethane	5	1.00 U	1.00 UJ	1.00 U	1.00 U	1.00 U
cis-1,2-Dichloroethene	5	0.500 U	0.500 UJ	0.500 U	0.500 U	0.500 U
cis-1,3-Dichloropropene	0.4	0.500 U	0.500 UJ	0.500 U	0.500 U	0.500 U
Isopropylbenzene	5	0.500 U	0.500 UJ	0.500 U	0.500 U	0.500 U
Dibromochloromethane	50	0.500 U	0.500 UJ	0.500 U	0.500 U	0.500 U
Dibromomethane	5	0.500 U	0.500 UJ	0.500 U	0.500 U	0.500 U
Dichlorodifluoromethane	5	1.00 U	1.00 UJ	1.00 U	1.00 U	1.00 U
Ethylbenzene	5	0.500 U	0.500 UJ	0.500 U	0.500 U	0.500 U
Hexachlorobutadiene	0.5	1.00 U	1.00 UJ	1.00 U	1.00 U	1.00 U
m,p-Xylene	5	1.00 U	1.00 UJ	1.00 U	1.00 U	1.00 U
Methyl tert-butyl ether	NC	0.500 U	0.500 UJ	0.500 U	0.500 U	0.500 U
Methylene chloride	5	4.00 U	4.00 UJ	4.00 U	4.00 U	4.00 U
Naphthalene	10	2.00 U	2.00 UJ	2.00 U	2.00 U	2.00 U
n-Butylbenzene	5	0.500 U	0.500 UJ	0.500 U	0.500 U	0.500 U
n-Propylbenzene	5	0.500 U	0.500 UJ	0.500 U	0.500 U	0.500 U
o-Xylene	5	0.500 U	0.500 UJ	0.500 U	0.500 U	0.500 U
p-Isopropyltoluene	5	0.500 U	0.500 UJ	0.500 U	0.500 U	0.500 U
sec-Butylbenzene	5	0.500 U	0.500 UJ	0.500 U	0.500 U	0.500 U
Styrene	5	0.500 U	0.500 UJ	0.500 U	0.500 U	0.500 U
tert-Butylbenzene	5	0.500 U	0.500 UJ	0.500 U	0.500 U	0.500 U
Tetrachloroethene	5	0.500 U	0.500 UJ	0.500 U	0.500 U	0.500 U
Toluene	5	0.500 U	0.500 UJ	0.500 U	0.500 U	0.500 U
trans-1,2-Dichloroethene	5	0.500 U	0.500 UJ	0.500 U	0.500 U	0.500 U
trans-1,3-Dichloropropene	0.4	0.500 U	0.500 UJ	0.500 U	0.500 U	0.500 U
Trichloroethene	5	0.500 U	0.500 UJ	0.500 U	0.500 U	0.500 U
Trichlorofluoromethane	5	1.00 U	1.00 UJ	1.00 U	1.00 U	1.00 U
Vinyl acetate	NC	5.00 U	5.00 UJ	5.00 U	5.00 U	5.00 U
Vinyl chloride	2	0.500 U	0.500 UJ	0.500 U	0.500 U	0.500 U
Xylenes, Total	NC	1.50 U	1.50 UJ	1.50 U	1.50 U	1.50 U

Notes:
NC = no criteria
J = estimated value
U = not detected; reported to limit of detection
UJ = The analyte was not detected; however, the result is estimated due to discrepancies in meeting certain analyte-specific quality control criteria
µg/L = micrograms per liter
Bold analytical results indicate detection
Red analytical results exceed NYSDEC AWQ S/GV
NYSDEC AWQ S/GV = New York State Department of Environmental Conservation, Division of Water Technical and Operational Guidance Series (TOGS) (1.1.1), Table 1 New York State Ambient Water Quality Standards and Guidance Values (June 1998); Addendum to June 1998 Division of Water Technical and Operational Guidance Series (TOGS) No. 1.1.1 (April 2000)

Appendix C-2 SS067 (Building 789) - 789MW-251
Analytical Summary Table - Results (2022)
Griffiss Air Force Base, New York

Location ID:		**789MW-95**	
Field Sample ID:		**WL-789MW-95-0822**	**WL-789MW-95-1022**
Sample Date:		**8/31/2022**	**10/25/2022**
Sample Type:		**Normal**	**Normal**
Analyte	**NYSDEC AWQ S/GV**	**2022 Quarter 3 (µg/L)**	**2022 Quarter 4 (µg/L)**
1,1,1,2-Tetrachloroethane	5	0.500 U	0.500 U
1,1,1-Trichloroethane	5	0.500 U	0.500 U
1,1,2,2-Tetrachloroethane	5	0.500 U	0.500 U
1,1,2-Trichloroethane	1	0.500 U	0.500 U
1,1-Dichloroethane	5	0.500 U	0.500 U
1,1-Dichloroethene	5	0.500 U	0.500 U
1,1-Dichloropropene	5	0.500 U	0.500 U
1,2,3-Trichlorobenzene	5	1.00 U	1.00 U
1,2,3-Trichloropropane	0.04	1.00 U	1.00 U
1,2,4-Trichlorobenzene	5	1.00 U	1.00 U
1,2,4-Trimethylbenzene	5	0.500 U	0.500 U
1,2-Dibromo-3-chloropropane	0.04	2.00 U	2.00 U
1,2-Dibromoethane	0.0006	1.00 U	1.00 U
1,2-Dichlorobenzene	3	0.500 U	0.500 U
1,2-Dichloroethane	0.6	0.500 U	0.500 U
1,2-Dichloroethene	NC	1.00 U	1.00 U
1,2-Dichloropropane	1	0.500 U	0.500 U
1,3,5-Trimethylbenzene	5	0.500 U	0.500 U
1,3-Dichlorobenzene	3	0.500 U	0.500 U
1,3-Dichloropropane	5	0.500 U	0.500 U
1,4-Dichlorobenzene	3	0.500 U	0.500 U
2,2-Dichloropropane	5	0.500 U	0.500 U
2-Butanone	50	3.50 U	3.50 U
2-Chlorotoluene	5	0.500 U	0.500 U
2-Hexanone	50	5.00 U	5.00 U
4-Chlorotoluene	5	0.500 U	0.500 U
4-Methyl-2-pentanone	NC	2.00 U	2.00 U
Acetone	50	20.0 U	20.0 U
Benzene	1	0.500 U	0.500 U
Bromobenzene	5	0.500 U	0.500 U
Bromochloromethane	5	0.500 U	0.500 U
Bromodichloromethane	50	0.500 U	0.500 U
Bromoform	50	0.500 U	0.500 U
Bromomethane	5	4.00 U	4.00 U
Carbon disulfide	60	1.00 U	1.00 U
Carbon Tetrachloride	5	0.500 U	0.500 U
Chlorobenzene	5	0.500 U	0.500 U
Chloroethane	5	1.00 U	1.00 U
Chloroform	7	0.500 U	0.500 U
Chloromethane	5	1.00 U	1.00 U
cis-1,2-Dichloroethene	5	0.500 U	0.500 U
cis-1,3-Dichloropropene	0.4	0.500 U	0.500 U
Isopropylbenzene	5	0.500 U	0.500 U
Dibromochloromethane	50	0.500 U	0.500 U
Dibromomethane	5	0.500 U	0.500 U
Dichlorodifluoromethane	5	1.00 U	1.00 U
Ethylbenzene	5	0.500 U	0.500 U
Hexachlorobutadiene	0.5	1.00 U	1.00 U
m,p-Xylene	5	1.00 U	1.00 U
Methyl tert-butyl ether	NC	0.500 U	0.500 U
Methylene chloride	5	4.00 U	4.00 U
Naphthalene	10	2.00 U	2.00 U
n-Butylbenzene	5	0.500 U	0.500 U
n-Propylbenzene	5	0.500 U	0.500 U
o-Xylene	5	0.500 U	0.500 U
p-Isopropyltoluene	5	0.500 U	0.500 U
sec-Butylbenzene	5	0.500 U	0.500 U
Styrene	5	0.500 U	0.500 U
tert-Butylbenzene	5	0.500 U	0.500 U
Tetrachloroethene	5	0.500 U	0.500 U
Toluene	5	0.500 U	0.500 U
trans-1,2-Dichloroethene	5	0.500 U	0.500 U
trans-1,3-Dichloropropene	0.4	0.500 U	0.500 U
Trichloroethene	5	0.500 U	0.500 U
Trichlorofluoromethane	5	1.00 U	1.00 U
Vinyl acetate	NC	5.00 U	5.00 U
Vinyl chloride	2	0.500 U	0.500 U
Xylenes, Total	NC	1.50 U	1.50 U

Notes:
NC = no criteria
J = estimated value
U = not detected; reported to limit of detection
UJ = The analyte was not detected; however, the result is estimated due to discrepancies in meeting certain analyte-specific quality control criteria
µg/L = micrograms per liter
Bold analytical results indicate detection
Red analytical results exceed NYSDEC AWQ S/GV
NYSDEC AWQ S/GV = New York State Department of Environmental Conservation, Division of Water Technical and Operational Guidance Series (TOGS) (1.1.1), Table 1 New York State Ambient Water Quality Standards and Guidance Values (June 1998); Addendum to June 1998 Division of Water Technical and Operational Guidance Series (TOGS) No. 1.1.1 (April 2000)

Appendix C-2 SS067 (Building 789) - 789MW-251
Analytical Summary Table - Results (2022)
Griffiss Air Force Base, New York

Location ID:		789MW-98			
Field Sample ID:		789MW-98_0322	WL-789MW-98-0622	WL-789MW-98-0822	WL-789MW-98-1022
Sample Date:		3/24/2022	6/22/2022	8/30/2022	10/24/2022
Sample Type:		Normal	Normal	Normal	Normal
Analyte	NYSDEC AWQ S/GV	2022 Quarter 1 (µg/L)	2022 Quarter 2 (µg/L)	2022 Quarter 3 (µg/L)	2022 Quarter 4 (µg/L)
1,1,1,2-Tetrachloroethane	5	0.500 U	0.500 U	0.500 U	5.00 U
1,1,1-Trichloroethane	5	0.500 U	0.500 U	0.500 U	5.00 U
1,1,2,2-Tetrachloroethane	5	0.500 U	0.500 U	0.500 U	5.00 U
1,1,2-Trichloroethane	1	0.500 U	0.500 U	0.500 U	5.00 U
1,1-Dichloroethane	5	0.500 U	0.500 U	0.500 U	5.00 U
1,1-Dichloroethene	5	0.500 U	0.500 U	0.500 U	5.00 U
1,1-Dichloropropene	5	0.500 U	0.500 U	0.500 U	5.00 U
1,2,3-Trichlorobenzene	5	1.00 U	1.00 U	1.00 U	10.0 U
1,2,3-Trichloropropane	0.04	1.00 U	1.00 U	1.00 U	10.0 U
1,2,4-Trichlorobenzene	5	1.00 U	1.00 U	1.00 U	10.0 U
1,2,4-Trimethylbenzene	5	**220 J**	**91.4**	**88.9**	**316**
1,2-Dibromo-3-chloropropane	0.04	2.00 U	2.00 U	2.00 U	20.0 U
1,2-Dibromoethane	0.0006	1.00 U	1.00 U	1.00 U	10.0 U
1,2-Dichlorobenzene	3	0.500 U	0.500 U	0.500 U	5.00 U
1,2-Dichloroethane	0.6	0.500 U	0.500 U	0.500 U	5.00 U
1,2-Dichloroethene	NC	1.00 U	1.00 U	1.00 U	10.0 U
1,2-Dichloropropane	1	0.500 U	0.500 U	0.500 U	5.00 U
1,3,5-Trimethylbenzene	5	**89.3**	**33.3**	**31.9**	**91**
1,3-Dichlorobenzene	3	0.500 U	0.500 U	0.500 U	5.00 U
1,3-Dichloropropane	5	0.500 U	0.500 U	0.500 U	5.00 U
1,4-Dichlorobenzene	3	0.500 U	0.500 U	0.500 U	5.00 U
2,2-Dichloropropane	5	0.500 U	0.500 U	0.500 U	5.00 U
2-Butanone	50	3.50 U	**115**	**2.10 J**	**182**
2-Chlorotoluene	5	0.500 U	0.500 U	0.500 U	5.00 U
2-Hexanone	50	**2.30 J**	5.00 U	5.00 U	50.0 U
4-Chlorotoluene	5	0.500 U	0.500 U	0.500 U	5.00 U
4-Methyl-2-pentanone	NC	**4.10 J**	2.00 U	**5**	20.0 U
Acetone	50	**244**	20.0 U	**112**	**549**
Benzene	1	**33**	**22.8**	**48.1**	**79.1**
Bromobenzene	5	0.500 U	0.500 U	0.500 U	5.00 U
Bromochloromethane	5	0.500 U	0.500 U	0.500 U	5.00 U
Bromodichloromethane	50	0.500 U	0.500 U	0.500 U	5.00 U
Bromoform	50	0.500 U	0.500 U	0.500 U	5.00 U
Bromomethane	5	4.00 U	4.00 U	4.00 U	40.0 U
Carbon disulfide	60	1.00 U	**0.570 J**	**0.710 J**	10.0 U
Carbon Tetrachloride	5	0.500 U	0.500 U	0.500 U	5.00 U
Chlorobenzene	5	0.500 U	0.500 U	0.500 U	5.00 U
Chloroethane	5	1.00 U	1.00 U	1.00 U	10.0 U
Chloroform	7	0.500 U	0.500 U	0.500 U	5.00 U
Chloromethane	5	1.00 U	1.00 U	1.00 U	10.0 U
cis-1,2-Dichloroethene	5	0.500 U	0.500 U	0.500 U	5.00 U
cis-1,3-Dichloropropene	0.4	0.500 U	0.500 U	0.500 U	5.00 U
Isopropylbenzene	5	**14.7**	**3.1**	**4.6**	**16.7**
Dibromochloromethane	50	0.500 U	0.500 U	0.500 U	5.00 U
Dibromomethane	5	0.500 U	0.500 U	0.500 U	5.00 U
Dichlorodifluoromethane	5	1.00 U	1.00 U	1.00 U	10.0 U
Ethylbenzene	5	**56**	**9.1**	**16.5**	**63.6**
Hexachlorobutadiene	0.5	1.00 U	1.00 U	1.00 U	10.0 U
m,p-Xylene	5	**251 J**	**53.9**	**84.6**	**282**
Methyl tert-butyl ether	NC	0.500 U	0.500 U	0.500 U	5.00 U
Methylene chloride	5	4.00 U	4.00 U	4.00 U	40.0 U
Naphthalene	10	**54.1**	**10.4**	**18.1**	**59.6**
n-Butylbenzene	5	**19**	**6**	**6.4**	**12.3**
n-Propylbenzene	5	**34.3**	**7.7**	**10.1**	**37.4**
o-Xylene	5	**10.2 J**	**8.3**	**7.9**	**9.90 J**
p-Isopropyltoluene	5	**10.9**	**5.7**	**4.7**	**9.70 J**
sec-Butylbenzene	5	**11**	0.500 U	**3.8**	**12.8**
Styrene	5	0.500 U	0.500 U	0.500 U	5.00 U
tert-Butylbenzene	5	**2**	0.500 U	**0.820 J**	5.00 U
Tetrachloroethene	5	0.500 U	0.500 U	0.500 U	5.00 U
Toluene	5	1.30 U	1.30 U	2.20 U	**3.20 J**
trans-1,2-Dichloroethene	5	0.500 U	0.500 U	0.500 U	5.00 U
trans-1,3-Dichloropropene	0.4	0.500 U	0.500 U	0.500 U	5.00 U
Trichloroethene	5	0.500 U	0.500 U	0.500 U	5.00 U
Trichlorofluoromethane	5	1.00 U	1.00 U	1.00 U	10.0 U
Vinyl acetate	NC	5.00 U	**3.00 J**	5.00 U	250 U
Vinyl chloride	2	0.500 U	0.500 U	0.500 U	5.00 U
Xylenes, Total	NC	**261 J**	**62.2**	**92.5**	**292**

Notes:
NC = no criteria
J = estimated value
U = not detected; reported to limit of detection
UJ = The analyte was not detected; however, the result is estimated due to discrepancies in meeting certain analyte-specific quality control criteria
µg/L = micrograms per liter
Bold analytical results indicate detection
Red analytical results exceed NYSDEC AWQ S/GV
NYSDEC AWQ S/GV = New York State Department of Environmental Conservation, Division of Water Technical and Operational Guidance Series (TOGS) (1.1.1), Table 1 New York State Ambient Water Quality Standards and Guidance Values (June 1998); Addendum to June 1998 Division of Water Technical and Operational Guidance Series (TOGS) No. 1.1.1 (April 2000)

Appendix C-2 SS067 (Building 789) - 789MW-251
Analytical Summary Table - Results (2022)
Griffiss Air Force Base, New York

Location ID:		WL-789MW-99					
Field Sample ID:		789MW-99_0322	789MW-99_0322-A	WL-789MW-99-0622	WL-789MW-99-0622-A	WL-789MW-99-0822	WL-789MW-99-1022
Sample Date:		3/25/2022	3/25/2022	6/22/2022	6/22/2022	8/30/2022	10/25/2022
Sample Type:		Normal	Field Duplicate	Normal	Field Duplicate	Normal	Normal
Analyte	NYSDEC AWQ S/GV	2022 Quarter 1 (µg/L)		2022 Quarter 2 (µg/L)		2022 Quarter 3 (µg/L)	2022 Quarter 4 (µg/L)
1,1,1,2-Tetrachloroethane	5	0.500 U	0.500 U	0.500 U	0.500 U	0.500 U	0.500 U
1,1,1-Trichloroethane	5	0.500 U	0.500 U	0.500 U	0.500 U	0.500 U	0.500 U
1,1,2,2-Tetrachloroethane	5	0.500 U	0.500 U	0.500 U	0.500 U	0.500 U	0.500 U
1,1,2-Trichloroethane	1	0.500 U	0.500 U	0.500 U	0.500 U	0.500 U	0.500 U
1,1-Dichloroethane	5	0.500 U	0.500 U	0.500 U	0.500 U	0.500 U	0.500 U
1,1-Dichloroethene	5	0.500 U	0.500 U	0.500 U	0.500 U	0.500 U	0.500 U
1,1-Dichloropropene	5	0.500 U	0.500 U	0.500 U	0.500 U	0.500 U	0.500 U
1,2,3-Trichlorobenzene	5	1.00 U	1.00 U	1.00 U	1.00 U	1.00 U	1.00 U
1,2,3-Trichloropropane	0.04	1.00 U	1.00 U	1.00 U	1.00 U	1.00 U	1.00 U
1,2,4-Trichlorobenzene	5	1.00 U	1.00 U	1.00 U	1.00 U	1.00 U	1.00 U
1,2,4-Trimethylbenzene	5	**0.450 J**	0.500 U	**0.450 J**	0.500 U	0.500 U	0.500 U
1,2-Dibromo-3-chloropropane	0.04	2.00 U	2.00 U	2.00 U	2.00 U	2.00 U	2.00 U
1,2-Dibromoethane	0.0006	1.00 U	1.00 U	1.00 U	1.00 U	1.00 U	1.00 U
1,2-Dichlorobenzene	3	0.500 U	0.500 U	0.500 U	0.500 U	0.500 U	0.500 U
1,2-Dichloroethane	0.6	0.500 U	0.500 U	0.500 U	0.500 U	0.500 U	0.500 U
1,2-Dichloroethene	NC	1.00 U	1.00 U	1.00 U	1.00 U	1.00 U	1.00 U
1,2-Dichloropropane	1	0.500 U	0.500 U	0.500 U	0.500 U	0.500 U	0.500 U
1,3,5-Trimethylbenzene	5	**0.280 J**	0.500 U	0.500 U	0.500 U	0.500 U	0.500 U
1,3-Dichlorobenzene	3	0.500 U	0.500 U	0.500 U	0.500 U	0.500 U	0.500 U
1,3-Dichloropropane	5	0.500 U	0.500 U	0.500 U	0.500 U	0.500 U	0.500 U
1,4-Dichlorobenzene	3	0.500 U	0.500 U	0.500 U	0.500 U	0.500 U	0.500 U
2,2-Dichloropropane	5	0.500 U	0.500 U	0.500 U	0.500 U	0.500 U	0.500 U
2-Butanone	50	3.50 U	3.50 U	**26.3 J**	3.50 U	**2.10 J**	3.50 U
2-Chlorotoluene	5	0.500 U	0.500 U	0.500 U	0.500 U	0.500 U	0.500 U
2-Hexanone	50	5.00 U	5.00 U	5.00 U	5.00 U	5.00 U	5.00 U
4-Chlorotoluene	5	0.500 U	0.500 U	0.500 U	0.500 U	0.500 U	0.500 U
4-Methyl-2-pentanone	NC	2.00 U	2.00 U	2.00 U	2.00 U	2.00 U	2.00 U
Acetone	50	**67.5**	**66.1**	20.0 U	20.0 U	**44.2**	**56**
Benzene	1	**2.3**	**2.3**	**1.8**	**1.7**	**1.6**	0.500 U
Bromobenzene	5	0.500 U	0.500 U	0.500 U	0.500 U	0.500 U	0.500 U
Bromochloromethane	5	0.500 U	0.500 U	0.500 U	0.500 U	0.500 U	0.500 U
Bromodichloromethane	50	0.500 U	0.500 U	0.500 U	0.500 U	0.500 U	0.500 U
Bromoform	50	0.500 U	0.500 U	0.500 U	0.500 U	0.500 U	0.500 U
Bromomethane	5	4.00 U	4.00 U	4.00 U	4.00 U	4.00 U	4.00 U
Carbon disulfide	60	1.00 U	1.00 U	1.00 U	1.00 U	1.00 U	1.00 U
Carbon Tetrachloride	5	0.500 U	0.500 U	0.500 U	0.500 U	0.500 U	0.500 U
Chlorobenzene	5	0.500 U	0.500 U	0.500 U	0.500 U	0.500 U	0.500 U
Chloroethane	5	1.00 U	1.00 U	1.00 U	1.00 U	1.00 U	1.00 U
Chloroform	7	0.500 U	0.500 U	0.500 U	0.500 U	0.500 U	0.500 U
Chloromethane	5	1.00 U	1.00 U	1.00 U	1.00 U	1.00 U	1.00 U
cis-1,2-Dichloroethene	5	0.500 U	0.500 U	0.500 U	0.500 U	0.500 U	0.500 U
cis-1,3-Dichloropropene	0.4	0.500 U	0.500 U	0.500 U	0.500 U	0.500 U	0.500 U
Isopropylbenzene	5	**0.680 J**	**0.620 J**	**1.1**	**0.950 J**	**1.1**	**0.790 J**
Dibromochloromethane	50	0.500 U	0.500 U	0.500 U	0.500 U	0.500 U	0.500 U
Dibromomethane	5	0.500 U	0.500 U	0.500 U	0.500 U	0.500 U	0.500 U
Dichlorodifluoromethane	5	1.00 U	1.00 U	1.00 U	1.00 U	1.00 U	1.00 U
Ethylbenzene	5	**3.9**	**3.8**	**5**	**4.7**	**2.8**	**1.4**
Hexachlorobutadiene	0.5	1.00 U	1.00 U	1.00 U	1.00 U	1.00 U	1.00 U
m,p-Xylene	5	1.00 U	1.00 U	**0.610 J**	1.00 U	1.00 U	1.00 U
Methyl tert-butyl ether	NC	0.500 U	0.500 U	0.500 U	0.500 U	0.500 U	0.500 U
Methylene chloride	5	4.00 U	4.00 U	4.00 U	4.00 U	4.00 U	4.00 U
Naphthalene	10	**2.50 J**	**2.30 J**	**3.60 J**	**3.70 J**	**4.20 J**	**2.40 J**
n-Butylbenzene	5	**0.390 J**	**0.360 J**	0.500 U	0.500 U	**0.480 J**	0.500 U
n-Propylbenzene	5	**0.720 J**	**0.680 J**	**1**	**0.930 J**	**1.1**	**0.830 J**
o-Xylene	5	**0.300 J**	**0.330 J**	**0.380 J**	**0.310 J**	0.500 U	0.500 U
p-Isopropyltoluene	5	0.500 U	0.500 U	0.500 U	0.500 U	**0.210 J**	0.500 U
sec-Butylbenzene	5	**0.910 J**	**0.840 J**	**1.1**	**0.990 J**	**1**	**0.750 J**
Styrene	5	0.500 U	0.500 U	0.500 U	0.500 U	0.500 U	0.500 U
tert-Butylbenzene	5	0.500 U	0.500 U	0.500 U	0.500 U	0.500 U	0.500 U
Tetrachloroethene	5	0.500 U	0.500 U	0.500 U	0.500 U	0.500 U	0.500 U
Toluene	5	1.00 U	1.00 U	1.00 U	1.00 U	1.00 U	**0.350 J**
trans-1,2-Dichloroethene	5	0.500 U	0.500 U	0.500 U	0.500 U	0.500 U	0.500 U
trans-1,3-Dichloropropene	0.4	0.500 U	0.500 U	0.500 U	0.500 U	0.500 U	0.500 U
Trichloroethene	5	0.500 U	0.500 U	0.500 U	0.500 U	0.500 U	0.500 U
Trichlorofluoromethane	5	1.00 U	1.00 U	1.00 U	1.00 U	1.00 U	1.00 U
Vinyl acetate	NC	5.00 U	5.00 U	5.00 U	5.00 U	5.00 U	5.00 U
Vinyl chloride	2	0.500 U	0.500 U	0.500 U	0.500 U	0.500 U	0.500 U
Xylenes, Total	NC	1.50 U	1.50 U	**0.990 J**	**0.770 J**	1.50 U	1.50 U

Notes:
NC = no criteria
J = estimated value
U = not detected; reported to limit of detection
UJ = The analyte was not detected; however, the result is estimated due to discrepancies in meeting certain analyte-specific quality control criteria
µg/L = micrograms per liter
Bold analytical results indicate detection
Red analytical results exceed NYSDEC AWQ S/GV
NYSDEC AWQ S/GV = New York State Department of Environmental Conservation, Division of Water Technical and Operational Guidance Series (TOGS) (1.1.1), Table 1 New York State Ambient Water Quality Standards and Guidance Values (June 1998); Addendum to June 1998 Division of Water Technical and Operational Guidance Series (TOGS) No. 1.1.1 (April 2000)

Appendix C-2 SS067 (Building 789) - 789MW-251
Analytical Summary Table - Results (2022)
Griffiss Air Force Base, New York

Location ID:		**WL-789MW-102**	
Field Sample ID:		**WL-789MW-102-0822**	**WL-789MW-102-1022**
Sample Date:		**8/30/2022**	**10/24/2022**
Sample Type:		**Normal**	**Normal**
Analyte	**NYSDEC AWQ S/GV**	**2022 Quarter 3 (µg/L)**	**2022 Quarter 4 (µg/L)**
1,1,1,2-Tetrachloroethane	5	2.50 U	10.0 U
1,1,1-Trichloroethane	5	2.50 U	10.0 U
1,1,2,2-Tetrachloroethane	5	2.50 U	10.0 U
1,1,2-Trichloroethane	1	2.50 U	10.0 U
1,1-Dichloroethane	5	2.50 U	10.0 U
1,1-Dichloroethene	5	2.50 U	10.0 U
1,1-Dichloropropene	5	2.50 U	10.0 U
1,2,3-Trichlorobenzene	5	5.00 U	20.0 U
1,2,3-Trichloropropane	0.04	5.00 U	20.0 U
1,2,4-Trichlorobenzene	5	5.00 U	20.0 U
1,2,4-Trimethylbenzene	5	**337**	**566**
1,2-Dibromo-3-chloropropane	0.04	10.0 U	40.0 U
1,2-Dibromoethane	0.0006	5.00 U	20.0 U
1,2-Dichlorobenzene	3	2.50 U	10.0 U
1,2-Dichloroethane	0.6	2.50 U	10.0 U
1,2-Dichloroethene	NC	5.00 U	20.0 U
1,2-Dichloropropane	1	2.50 U	10.0 U
1,3,5-Trimethylbenzene	5	**85.3**	**157**
1,3-Dichlorobenzene	3	2.50 U	10.0 U
1,3-Dichloropropane	5	2.50 U	10.0 U
1,4-Dichlorobenzene	3	2.50 U	10.0 U
2,2-Dichloropropane	5	2.50 U	10.0 U
2-Butanone	50	18.0 U	70.0 U
2-Chlorotoluene	5	2.50 U	10.0 U
2-Hexanone	50	25.0 U	100 U
4-Chlorotoluene	5	2.50 U	10.0 UJ
4-Methyl-2-pentanone	NC	10.0 U	40.0 U
Acetone	50	**178**	400 U
Benzene	1	**79.7**	**135**
Bromobenzene	5	2.50 U	10.0 U
Bromochloromethane	5	2.50 U	10.0 U
Bromodichloromethane	50	2.50 U	10.0 U
Bromoform	50	2.50 U	10.0 U
Bromomethane	5	20.0 U	80.0 U
Carbon disulfide	60	5.00 U	20.0 U
Carbon Tetrachloride	5	2.50 U	10.0 U
Chlorobenzene	5	2.50 U	10.0 U
Chloroethane	5	5.00 U	10.0 UJ
Chloroform	7	2.50 U	10.0 U
Chloromethane	5	**5.00 J**	20.0 U
cis-1,2-Dichloroethene	5	2.50 U	10.0 U
cis-1,3-Dichloropropene	0.4	2.50 U	10.0 U
Isopropylbenzene	5	**21.9**	**28.7**
Dibromochloromethane	50	2.50 U	10.0 U
Dibromomethane	5	2.50 U	10.0 U
Dichlorodifluoromethane	5	5.00 U	20.0 U
Ethylbenzene	5	**142**	**219**
Hexachlorobutadiene	0.5	5.00 U	20.0 U
m,p-Xylene	5	**539**	**594**
Methyl tert-butyl ether	NC	2.50 U	10.0 U
Methylene chloride	5	**10.9 J**	80.0 U
Naphthalene	10	**142**	**208**
n-Butylbenzene	5	**13.3**	**17.2 J**
n-Propylbenzene	5	**42.4**	**64.1**
o-Xylene	5	**10.2**	**21.2**
p-Isopropyltoluene	5	**8.1**	**16.3 J**
sec-Butylbenzene	5	**9.4**	**19.1 J**
Styrene	5	2.50 U	10.0 U
tert-Butylbenzene	5	2.50 U	10.0 UJ
Tetrachloroethene	5	2.50 U	10.0 U
Toluene	5	15.9 U	**20.1**
trans-1,2-Dichloroethene	5	2.50 U	10.0 U
trans-1,3-Dichloropropene	0.4	2.50 U	10.0 U
Trichloroethene	5	2.50 U	10.0 U
Trichlorofluoromethane	5	5.00 U	20.0 U
Vinyl acetate	NC	25.0 U	50.0 UJ
Vinyl chloride	2	2.50 U	10.0 U
Xylenes, Total	NC	**550**	**615**

Notes:
NC = no criteria
J = estimated value
U = not detected; reported to limit of detection
UJ = The analyte was not detected; however, the result is estimated due to discrepancies in meeting certain analyte-specific quality control criteria
µg/L = micrograms per liter
Bold analytical results indicate detection
Red analytical results exceed NYSDEC AWQ S/GV
NYSDEC AWQ S/GV = New York State Department of Environmental Conservation, Division of Water Technical and Operational Guidance Series (TOGS) (1.1.1), Table 1 New York State Ambient Water Quality Standards and Guidance Values (June 1998); Addendum to June 1998 Division of Water Technical and Operational Guidance Series (TOGS) No. 1.1.1 (April 2000)

Appendix C-2 SS067 (Building 789) - 789MW-251
Analytical Summary Table - Results (2022)
Griffiss Air Force Base, New York

Location ID:		**WL-789MW-135**	
Field Sample ID:		**WL-789MW-135-0822**	**WL-789MW-135-1022**
Sample Date:		**8/31/2022**	**10/25/2022**
Sample Type:		**Normal**	**Normal**
Analyte	**NYSDEC AWQ S/GV**	**2022 Quarter 3 (µg/L)**	**2022 Quarter 4 (µg/L)**
1,1,1,2-Tetrachloroethane	5	0.500 U	0.500 U
1,1,1-Trichloroethane	5	0.500 U	0.500 U
1,1,2,2-Tetrachloroethane	5	0.500 U	0.500 U
1,1,2-Trichloroethane	1	0.500 U	0.500 U
1,1-Dichloroethane	5	0.500 U	0.500 U
1,1-Dichloroethene	5	0.500 U	0.500 U
1,1-Dichloropropene	5	0.500 U	0.500 U
1,2,3-Trichlorobenzene	5	1.00 U	1.00 U
1,2,3-Trichloropropane	0.04	1.00 U	1.00 U
1,2,4-Trichlorobenzene	5	1.00 U	1.00 U
1,2,4-Trimethylbenzene	5	0.500 U	0.500 U
1,2-Dibromo-3-chloropropane	0.04	2.00 U	2.00 U
1,2-Dibromoethane	0.0006	1.00 U	1.00 U
1,2-Dichlorobenzene	3	0.500 U	0.500 U
1,2-Dichloroethane	0.6	0.500 U	0.500 U
1,2-Dichloroethene	NC	1.00 U	1.00 U
1,2-Dichloropropane	1	0.500 U	0.500 U
1,3,5-Trimethylbenzene	5	0.500 U	0.500 U
1,3-Dichlorobenzene	3	0.500 U	0.500 U
1,3-Dichloropropane	5	0.500 U	0.500 U
1,4-Dichlorobenzene	3	0.500 U	0.500 U
2,2-Dichloropropane	5	0.500 U	0.500 U
2-Butanone	50	3.50 U	3.50 U
2-Chlorotoluene	5	0.500 U	0.500 U
2-Hexanone	50	5.00 U	5.00 U
4-Chlorotoluene	5	0.500 U	0.500 U
4-Methyl-2-pentanone	NC	2.00 U	2.00 U
Acetone	50	20.0 U	20.0 U
Benzene	1	0.500 U	0.500 U
Bromobenzene	5	0.500 U	0.500 U
Bromochloromethane	5	0.500 U	0.500 U
Bromodichloromethane	50	0.500 U	0.500 U
Bromoform	50	0.500 U	0.500 U
Bromomethane	5	4.00 U	4.00 U
Carbon disulfide	60	1.00 U	1.00 U
Carbon Tetrachloride	5	0.500 U	0.500 U
Chlorobenzene	5	0.500 U	0.500 U
Chloroethane	5	1.00 U	1.00 U
Chloroform	7	0.500 U	0.500 U
Chloromethane	5	1.00 U	1.00 U
cis-1,2-Dichloroethene	5	0.500 U	0.500 U
cis-1,3-Dichloropropene	0.4	0.500 U	0.500 U
Isopropylbenzene	5	0.500 U	0.500 U
Dibromochloromethane	50	0.500 U	0.500 U
Dibromomethane	5	0.500 U	0.500 U
Dichlorodifluoromethane	5	1.00 U	1.00 U
Ethylbenzene	5	0.500 U	0.500 U
Hexachlorobutadiene	0.5	1.00 U	1.00 U
m,p-Xylene	5	1.00 U	1.00 U
Methyl tert-butyl ether	NC	0.500 U	0.500 U
Methylene chloride	5	4.00 U	4.00 U
Naphthalene	10	2.00 U	2.00 U
n-Butylbenzene	5	0.500 U	0.500 U
n-Propylbenzene	5	0.500 U	0.500 U
o-Xylene	5	0.500 U	0.500 U
p-Isopropyltoluene	5	0.500 U	0.500 U
sec-Butylbenzene	5	0.500 U	0.500 U
Styrene	5	0.500 U	0.500 U
tert-Butylbenzene	5	0.500 U	0.500 U
Tetrachloroethene	5	0.500 U	0.500 U
Toluene	5	0.500 U	0.500 U
trans-1,2-Dichloroethene	5	0.500 U	0.500 U
trans-1,3-Dichloropropene	0.4	0.500 U	0.500 U
Trichloroethene	5	0.500 U	0.500 U
Trichlorofluoromethane	5	1.00 U	1.00 U
Vinyl acetate	NC	5.00 U	5.00 U
Vinyl chloride	2	0.500 U	0.500 U
Xylenes, Total	NC	1.50 U	1.50 U

Notes:
NC = no criteria
J = estimated value
U = not detected; reported to limit of detection
UJ = The analyte was not detected; however, the result is estimated due to discrepancies in meeting certain analyte-specific quality control criteria
µg/L = micrograms per liter
Bold analytical results indicate detection
Red analytical results exceed NYSDEC AWQ S/GV
NYSDEC AWQ S/GV = New York State Department of Environmental Conservation, Division of Water Technical and Operational Guidance Series (TOGS) (1.1.1), Table 1 New York State Ambient Water Quality Standards and Guidance Values (June 1998); Addendum to June 1998 Division of Water Technical and Operational Guidance Series (TOGS) No. 1.1.1 (April 2000)

Appendix C-2 SS067 (Building 789) - 789MW-251
Analytical Summary Table - Results (2022)
Griffiss Air Force Base, New York

Location ID:		WL-789MW-216				
Field Sample ID:		789MW-216_0322	WL-789MW-216-0622	WL-789MW-216-0822	WL-789MW-216-0822-A	WL-789MW-216-1022
Sample Date:		3/24/2022	6/22/2022	8/31/2022	8/31/2022	10/25/2022
Sample Type:		Normal	Normal	Normal	Field Duplicate	Normal
Analyte	NYSDEC AWQ S/GV	2022 Quarter 1 (µg/L)	2022 Quarter 2 (µg/L)	2022 Quarter 3 (µg/L)	2022 Quarter 4 (µg/L)	
1,1,1,2-Tetrachloroethane	5	0.500 U	0.500 U	0.500 U	0.500 U	0.500 UJ
1,1,1-Trichloroethane	5	0.500 U	0.500 U	0.500 U	0.500 U	0.500 UJ
1,1,2,2-Tetrachloroethane	5	0.500 U	0.500 U	0.500 U	0.500 U	0.500 UJ
1,1,2-Trichloroethane	1	0.500 U	0.500 U	0.500 U	0.500 U	0.500 UJ
1,1-Dichloroethane	5	0.500 U	0.500 U	0.500 U	0.500 U	0.500 UJ
1,1-Dichloroethene	5	0.500 U	0.500 U	0.500 U	0.500 U	0.500 UJ
1,1-Dichloropropene	5	0.500 U	0.500 U	0.500 U	0.500 U	0.500 UJ
1,2,3-Trichlorobenzene	5	1.00 U	1.00 U	1.00 U	1.00 U	1.00 UJ
1,2,3-Trichloropropane	0.04	1.00 U	1.00 U	1.00 U	1.00 U	1.00 UJ
1,2,4-Trichlorobenzene	5	1.00 U	1.00 U	1.00 U	1.00 U	1.00 UJ
1,2,4-Trimethylbenzene	5	0.500 U	0.500 U	0.500 U	0.500 U	**0.600 J**
1,2-Dibromo-3-chloropropane	0.04	2.00 U	2.00 U	2.00 U	2.00 U	2.00 UJ
1,2-Dibromoethane	0.0006	1.00 U	1.00 U	1.00 U	1.00 U	1.00 UJ
1,2-Dichlorobenzene	3	0.500 U	0.500 U	0.500 U	0.500 U	0.500 UJ
1,2-Dichloroethane	0.6	0.500 U	0.500 U	0.500 U	0.500 U	0.500 UJ
1,2-Dichloroethene	NC	1.00 U	1.00 U	1.00 U	1.00 U	1.00 UJ
1,2-Dichloropropane	1	0.500 U	0.500 U	0.500 U	0.500 U	0.500 UJ
1,3,5-Trimethylbenzene	5	0.500 U	0.500 U	0.500 U	0.500 U	0.500 UJ
1,3-Dichlorobenzene	3	0.500 U	0.500 U	0.500 U	0.500 U	0.500 UJ
1,3-Dichloropropane	5	0.500 U	0.500 U	0.500 U	0.500 U	0.500 UJ
1,4-Dichlorobenzene	3	0.500 U	0.500 U	0.500 U	0.500 U	0.500 UJ
2,2-Dichloropropane	5	0.500 U	0.500 U	0.500 U	0.500 U	0.500 UJ
2-Butanone	50	3.50 U	3.50 U	3.50 U	3.50 U	3.50 UJ
2-Chlorotoluene	5	0.500 U	0.500 U	0.500 U	0.500 U	0.500 UJ
2-Hexanone	50	5.00 U	5.00 U	5.00 U	5.00 U	5.00 UJ
4-Chlorotoluene	5	0.500 U	0.500 U	0.500 U	0.500 U	0.500 UJ
4-Methyl-2-pentanone	NC	2.00 U	2.00 U	2.00 U	2.00 U	2.00 UJ
Acetone	50	20.0 U	20.0 U	20.0 U	20.0 U	20.0 UJ
Benzene	1	0.500 U	0.500 U	0.500 U	0.500 U	0.500 UJ
Bromobenzene	5	0.500 U	0.500 U	0.500 U	0.500 U	0.500 UJ
Bromochloromethane	5	0.500 U	0.500 U	0.500 U	0.500 U	0.500 UJ
Bromodichloromethane	50	0.500 U	0.500 U	0.500 U	0.500 U	0.500 UJ
Bromoform	50	0.500 U	0.500 U	0.500 U	0.500 U	0.500 UJ
Bromomethane	5	4.00 U	4.00 U	4.00 U	4.00 U	4.00 UJ
Carbon disulfide	60	1.00 U	**1.20 J**	1.00 U	1.00 U	1.00 UJ
Carbon Tetrachloride	5	0.500 U	0.500 U	0.500 U	0.500 U	0.500 UJ
Chlorobenzene	5	0.500 U	0.500 U	0.500 U	0.500 U	0.500 UJ
Chloroethane	5	1.00 U	1.00 U	1.00 U	1.00 U	1.00 UJ
Chloroform	7	0.500 U	0.500 U	0.500 U	0.500 U	0.500 UJ
Chloromethane	5	1.00 U	1.00 U	1.00 U	1.00 U	1.00 UJ
cis-1,2-Dichloroethene	5	0.500 U	0.500 U	0.500 U	0.500 U	0.500 UJ
cis-1,3-Dichloropropene	0.4	0.500 U	0.500 U	0.500 U	0.500 U	0.500 UJ
Isopropylbenzene	5	0.500 U	0.500 U	0.500 U	0.500 U	0.500 UJ
Dibromochloromethane	50	0.500 U	0.500 U	0.500 U	0.500 U	0.500 UJ
Dibromomethane	5	0.500 U	0.500 U	0.500 U	0.500 U	0.500 UJ
Dichlorodifluoromethane	5	1.00 U	1.00 U	1.00 U	1.00 U	1.00 UJ
Ethylbenzene	5	0.500 U	0.500 U	0.500 U	0.500 U	0.500 UJ
Hexachlorobutadiene	0.5	1.00 U	1.00 U	1.00 U	1.00 U	1.00 UJ
m,p-Xylene	5	1.00 U	1.00 U	1.00 U	1.00 U	1.00 UJ
Methyl tert-butyl ether	NC	0.500 U	0.500 U	0.500 U	0.500 U	0.500 UJ
Methylene chloride	5	4.00 U	4.00 U	4.00 U	4.00 U	4.00 UJ
Naphthalene	10	**2.60 J**	**1.10 J**	**1.90 J**	**1.80 J**	2.00 UJ
n-Butylbenzene	5	0.500 U	0.500 U	0.500 U	0.500 U	0.500 UJ
n-Propylbenzene	5	**0.310 J**	0.500 U	0.500 U	0.500 U	0.500 UJ
o-Xylene	5	0.500 U	0.500 U	0.500 U	0.500 U	0.500 UJ
p-Isopropyltoluene	5	0.500 U	0.500 U	0.500 U	0.500 U	0.500 UJ
sec-Butylbenzene	5	**0.360 J**	0.500 U	**0.400 J**	**0.350 J**	0.500 UJ
Styrene	5	0.500 U	0.500 U	0.500 U	0.500 U	0.500 UJ
tert-Butylbenzene	5	0.500 U	0.500 U	0.500 U	0.500 U	0.500 UJ
Tetrachloroethene	5	0.500 U	0.500 U	0.500 U	0.500 U	0.500 UJ
Toluene	5	0.500 U	0.500 U	0.500 U	0.500 U	0.500 UJ
trans-1,2-Dichloroethene	5	0.500 U	0.500 U	0.500 U	0.500 U	0.500 UJ
trans-1,3-Dichloropropene	0.4	0.500 U	0.500 U	0.500 U	0.500 U	0.500 UJ
Trichloroethene	5	0.500 U	0.500 U	0.500 U	0.500 U	0.500 UJ
Trichlorofluoromethane	5	1.00 U	1.00 U	1.00 U	1.00 U	1.00 UJ
Vinyl acetate	NC	5.00 U	5.00 U	5.00 U	5.00 U	5.00 UJ
Vinyl chloride	2	0.500 U	0.500 U	0.500 U	0.500 U	0.500 UJ
Xylenes, Total	NC	1.50 U	1.50 U	1.50 U	1.50 U	1.50 UJ

Notes:
NC = no criteria
J = estimated value
U = not detected; reported to limit of detection
UJ = The analyte was not detected; however, the result is estimated due to discrepancies in meeting certain analyte-specific quality control criteria
µg/L = micrograms per liter
Bold analytical results indicate detection
Red analytical results exceed NYSDEC AWQ S/GV
NYSDEC AWQ S/GV = New York State Department of Environmental Conservation, Division of Water Technical and Operational Guidance Series (TOGS) (1.1.1), Table 1 New York State Ambient Water Quality Standards and Guidance Values (June 1998); Addendum to June 1998 Division of Water Technical and Operational Guidance Series (TOGS) No. 1.1.1 (April 2000)

Appendix C-2 SS067 (Building 789) - 789MW-251
Analytical Summary Table - Results (2022)
Griffiss Air Force Base, New York

Location ID:		WL-789MW-222			
Field Sample ID:		789MW-222_0322	WL-789MW-222-0622	WL-789MW-222-0822	WL-789MW-222-1022
Sample Date:		3/24/2022	6/22/2022	8/31/2022	10/25/2022
Sample Type:		Normal	Normal	Normal	Normal
Analyte	NYSDEC AWQ S/GV	2022 Quarter 1 (µg/L)	2022 Quarter 2 (µg/L)	2022 Quarter 3 (µg/L)	2022 Quarter 4 (µg/L)
1,1,1,2-Tetrachloroethane	5	0.500 U	0.500 U	0.500 U	0.500 U
1,1,1-Trichloroethane	5	0.500 U	0.500 U	0.500 U	0.500 U
1,1,2,2-Tetrachloroethane	5	0.500 U	0.500 U	0.500 U	0.500 U
1,1,2-Trichloroethane	1	0.500 U	0.500 U	0.500 U	0.500 U
1,1-Dichloroethane	5	0.500 U	0.500 U	0.500 U	0.500 U
1,1-Dichloroethene	5	0.500 U	0.500 U	0.500 U	0.500 U
1,1-Dichloropropene	5	0.500 U	0.500 U	0.500 U	0.500 U
1,2,3-Trichlorobenzene	5	1.00 U	1.00 U	1.00 U	1.00 U
1,2,3-Trichloropropane	0.04	1.00 U	1.00 U	1.00 U	1.00 U
1,2,4-Trichlorobenzene	5	1.00 U	1.00 U	1.00 U	1.00 U
1,2,4-Trimethylbenzene	5	0.500 U	0.500 U	0.500 U	0.500 U
1,2-Dibromo-3-chloropropane	0.04	2.00 U	2.00 U	2.00 U	2.00 U
1,2-Dibromoethane	0.0006	1.00 U	1.00 U	1.00 U	1.00 U
1,2-Dichlorobenzene	3	0.500 U	0.500 U	0.500 U	0.500 U
1,2-Dichloroethane	0.6	0.500 U	0.500 U	0.500 U	0.500 U
1,2-Dichloroethene	NC	1.00 U	1.00 U	1.00 U	1.00 U
1,2-Dichloropropane	1	0.500 U	0.500 U	0.500 U	0.500 U
1,3,5-Trimethylbenzene	5	0.500 U	0.500 U	0.500 U	0.500 U
1,3-Dichlorobenzene	3	0.500 U	0.500 U	0.500 U	0.500 U
1,3-Dichloropropane	5	0.500 U	0.500 U	0.500 U	0.500 U
1,4-Dichlorobenzene	3	0.500 U	0.500 U	0.500 U	0.500 U
2,2-Dichloropropane	5	0.500 U	0.500 U	0.500 U	0.500 U
2-Butanone	50	3.50 U	3.50 U	3.50 U	3.50 U
2-Chlorotoluene	5	0.500 U	0.500 U	0.500 U	0.500 U
2-Hexanone	50	5.00 U	5.00 U	5.00 U	5.00 U
4-Chlorotoluene	5	0.500 U	0.500 U	0.500 U	0.500 U
4-Methyl-2-pentanone	NC	2.00 U	2.00 U	2.00 U	2.00 U
Acetone	50	20.0 U	20.0 U	20.0 U	20.0 U
Benzene	1	0.500 U	0.500 U	0.500 U	0.500 U
Bromobenzene	5	0.500 U	0.500 U	0.500 U	0.500 U
Bromochloromethane	5	0.500 U	0.500 U	0.500 U	0.500 U
Bromodichloromethane	50	0.500 U	0.500 U	0.500 U	0.500 U
Bromoform	50	0.500 U	0.500 U	0.500 U	0.500 U
Bromomethane	5	4.00 U	4.00 U	4.00 U	4.00 U
Carbon disulfide	60	1.00 U	1.00 U	1.00 U	1.00 U
Carbon Tetrachloride	5	0.500 U	0.500 U	0.500 U	0.500 U
Chlorobenzene	5	0.500 U	0.500 U	0.500 U	0.500 U
Chloroethane	5	1.00 U	1.00 U	1.00 U	1.00 U
Chloroform	7	0.500 U	0.500 U	0.500 U	0.500 U
Chloromethane	5	1.00 U	1.00 U	**0.520 J**	1.00 U
cis-1,2-Dichloroethene	5	0.500 U	0.500 U	0.500 U	0.500 U
cis-1,3-Dichloropropene	0.4	0.500 U	0.500 U	0.500 U	0.500 U
Isopropylbenzene	5	0.500 U	0.500 U	0.500 U	0.500 U
Dibromochloromethane	50	0.500 U	0.500 U	0.500 U	0.500 U
Dibromomethane	5	0.500 U	0.500 U	0.500 U	0.500 U
Dichlorodifluoromethane	5	1.00 U	1.00 U	1.00 U	1.00 U
Ethylbenzene	5	0.500 U	0.500 U	0.500 U	0.500 U
Hexachlorobutadiene	0.5	1.00 U	1.00 U	1.00 U	1.00 U
m,p-Xylene	5	1.00 U	1.00 U	1.00 U	1.00 U
Methyl tert-butyl ether	NC	0.500 U	0.500 U	0.500 U	0.500 U
Methylene chloride	5	4.00 U	4.00 U	4.00 U	4.00 U
Naphthalene	10	2.00 U	2.00 U	2.00 U	2.00 U
n-Butylbenzene	5	0.500 U	0.500 U	0.500 U	0.500 U
n-Propylbenzene	5	0.500 U	0.500 U	0.500 U	0.500 U
o-Xylene	5	0.500 U	0.500 U	0.500 U	0.500 U
p-Isopropyltoluene	5	0.500 U	0.500 U	0.500 U	0.500 U
sec-Butylbenzene	5	0.500 U	0.500 U	0.500 U	0.500 U
Styrene	5	0.500 U	0.500 U	0.500 U	0.500 U
tert-Butylbenzene	5	0.500 U	0.500 U	0.500 U	0.500 U
Tetrachloroethene	5	0.500 U	0.500 U	0.500 U	0.500 U
Toluene	5	0.500 U	0.500 U	0.500 U	0.500 U
trans-1,2-Dichloroethene	5	0.500 U	0.500 U	0.500 U	0.500 U
trans-1,3-Dichloropropene	0.4	0.500 U	0.500 U	0.500 U	0.500 U
Trichloroethene	5	0.500 U	0.500 U	0.500 U	0.500 U
Trichlorofluoromethane	5	1.00 U	1.00 U	1.00 U	1.00 U
Vinyl acetate	NC	5.00 U	5.00 U	5.00 U	5.00 U
Vinyl chloride	2	0.500 U	0.500 U	0.500 U	0.500 U
Xylenes, Total	NC	1.50 U	1.50 U	1.50 U	1.50 U

Notes:
NC = no criteria
J = estimated value
U = not detected; reported to limit of detection
UJ = The analyte was not detected; however, the result is estimated due to discrepancies in meeting certain analyte-specific quality control criteria
µg/L = micrograms per liter
Bold analytical results indicate detection
Red analytical results exceed NYSDEC AWQ S/GV
NYSDEC AWQ S/GV = New York State Department of Environmental Conservation, Division of Water Technical and Operational Guidance Series (TOGS) (1.1.1), Table 1 New York State Ambient Water Quality Standards and Guidance Values (June 1998); Addendum to June 1998 Division of Water Technical and Operational Guidance Series (TOGS) No. 1.1.1 (April 2000)

Appendix C-2 SS067 (Building 789) - 789MW-251
Analytical Summary Table - Results (2022)
Griffiss Air Force Base, New York

Location ID:		**WL-789MW-251**			
Field Sample ID:		**789MW-251_0322**	**WL-789MW-251-0622**	**WL-789MW-251-0822**	**WL-789MW-251-1022**
Sample Date:		**3/24/2022**	**6/22/2022**	**8/31/2022**	**10/24/2022**
Sample Type:		**Normal**	**Normal**	**Normal**	**Normal**
Analyte	**NYSDEC AWQ S/GV**	**2022 Quarter 1 (µg/L)**	**2022 Quarter 2 (µg/L)**	**2022 Quarter 3 (µg/L)**	**2022 Quarter 4 (µg/L)**
1,1,1,2-Tetrachloroethane	5	0.500 U	0.500 U	0.500 U	0.500 U
1,1,1-Trichloroethane	5	0.500 U	0.500 U	0.500 U	0.500 U
1,1,2,2-Tetrachloroethane	5	0.500 U	0.500 U	0.500 U	0.500 U
1,1,2-Trichloroethane	1	0.500 U	0.500 U	0.500 U	0.500 U
1,1-Dichloroethane	5	0.500 U	0.500 U	0.500 U	0.500 U
1,1-Dichloroethene	5	0.500 U	0.500 U	0.500 U	0.500 U
1,1-Dichloropropene	5	0.500 U	0.500 U	0.500 U	0.500 U
1,2,3-Trichlorobenzene	5	1.00 U	1.00 U	1.00 U	1.00 U
1,2,3-Trichloropropane	0.04	1.00 U	1.00 U	1.00 U	1.00 U
1,2,4-Trichlorobenzene	5	1.00 U	1.00 U	1.00 U	1.00 U
1,2,4-Trimethylbenzene	5	0.500 U	**1.6**	0.500 U	**1.2**
1,2-Dibromo-3-chloropropane	0.04	2.00 U	2.00 U	2.00 U	2.00 U
1,2-Dibromoethane	0.0006	1.00 U	1.00 U	1.00 U	1.00 U
1,2-Dichlorobenzene	3	0.500 U	0.500 U	0.500 U	0.500 U
1,2-Dichloroethane	0.6	0.500 U	0.500 U	0.500 U	0.500 U
1,2-Dichloroethene	NC	1.00 U	1.00 U	1.00 U	1.00 U
1,2-Dichloropropane	1	0.500 U	0.500 U	0.500 U	0.500 U
1,3,5-Trimethylbenzene	5	0.500 U	**0.600 J**	0.500 U	0.500 U
1,3-Dichlorobenzene	3	0.500 U	0.500 U	0.500 U	0.500 U
1,3-Dichloropropane	5	0.500 U	0.500 U	0.500 U	0.500 U
1,4-Dichlorobenzene	3	0.500 U	0.500 U	0.500 U	0.500 U
2,2-Dichloropropane	5	0.500 U	0.500 U	0.500 U	0.500 U
2-Butanone	50	3.50 U	**13.1**	**8.6**	3.50 U
2-Chlorotoluene	5	0.500 U	0.500 U	0.500 U	0.500 U
2-Hexanone	50	5.00 U	**4.30 J**	5.00 U	5.00 U
4-Chlorotoluene	5	0.500 U	0.500 U	0.500 U	0.500 U
4-Methyl-2-pentanone	NC	2.00 U	**2.00 J**	2.00 U	2.00 U
Acetone	50	20.0 U	**18.5 J**	**88.2**	20.0 U
Benzene	1	0.500 U	**0.700 J**	**0.860 J**	0.500 U
Bromobenzene	5	0.500 U	0.500 U	0.500 U	0.500 U
Bromochloromethane	5	0.500 U	0.500 U	0.500 U	0.500 U
Bromodichloromethane	50	0.500 U	0.500 U	0.500 U	0.500 U
Bromoform	50	0.500 U	0.500 U	0.500 U	0.500 U
Bromomethane	5	4.00 U	4.00 U	4.00 U	4.00 U
Carbon disulfide	60	1.00 U	1.00 U	1.00 U	1.00 U
Carbon Tetrachloride	5	0.500 U	0.500 U	0.500 U	0.500 U
Chlorobenzene	5	0.500 U	0.500 U	0.500 U	0.500 U
Chloroethane	5	1.00 U	1.00 U	1.00 U	1.00 UJ
Chloroform	7	0.500 U	0.500 U	0.500 U	0.500 U
Chloromethane	5	1.00 U	1.00 U	1.00 U	1.00 U
cis-1,2-Dichloroethene	5	0.500 U	0.500 U	0.500 U	0.500 U
cis-1,3-Dichloropropene	0.4	0.500 U	0.500 U	0.500 U	0.500 U
Isopropylbenzene	5	0.500 U	0.500 U	0.500 U	0.500 U
Dibromochloromethane	50	0.500 U	0.500 U	0.500 U	0.500 U
Dibromomethane	5	0.500 U	0.500 U	0.500 U	0.500 U
Dichlorodifluoromethane	5	1.00 U	1.00 U	1.00 U	1.00 U
Ethylbenzene	5	0.500 U	0.500 U	**0.440 J**	0.500 U
Hexachlorobutadiene	0.5	1.00 U	1.00 U	1.00 U	1.00 U
m,p-Xylene	5	1.00 U	**0.740 J**	**0.920 J**	**2.7**
Methyl tert-butyl ether	NC	0.500 U	0.500 U	0.500 U	0.500 U
Methylene chloride	5	4.00 U	4.00 U	4.00 U	4.00 U
Naphthalene	10	2.00 U	2.00 U	2.00 U	2.00 U
n-Butylbenzene	5	0.500 U	0.500 U	0.500 U	0.500 U
n-Propylbenzene	5	0.500 U	0.500 U	0.500 U	0.500 U
o-Xylene	5	0.500 U	**0.440 J**	**0.820 J**	**2.2**
p-Isopropyltoluene	5	0.500 U	0.500 U	0.500 U	0.500 U
sec-Butylbenzene	5	0.500 U	0.500 U	0.500 U	0.500 U
Styrene	5	0.500 U	0.500 U	0.500 U	0.500 U
tert-Butylbenzene	5	0.500 U	0.500 U	0.500 U	0.500 U
Tetrachloroethene	5	0.500 U	0.500 U	0.500 U	0.500 U
Toluene	5	1.00 U	0.500 U	0.500 U	0.500 U
trans-1,2-Dichloroethene	5	0.500 U	0.500 U	0.500 U	0.500 U
trans-1,3-Dichloropropene	0.4	0.500 U	0.500 U	0.500 U	0.500 U
Trichloroethene	5	0.500 U	0.500 U	0.500 U	0.500 U
Trichlorofluoromethane	5	1.00 U	1.00 U	1.00 U	1.00 U
Vinyl acetate	NC	5.00 U	5.00 U	5.00 U	5.00 UJ
Vinyl chloride	2	0.500 U	0.500 U	0.500 U	0.500 U
Xylenes, Total	NC	1.50 U	**1.20 J**	**1.70 J**	**4.9**

Notes:
NC = no criteria
J = estimated value
U = not detected; reported to limit of detection
UJ = The analyte was not detected; however, the result is estimated due to discrepancies in meeting certain analyte-specific quality control criteria
µg/L = micrograms per liter
Bold analytical results indicate detection
Red analytical results exceed NYSDEC AWQ S/GV
NYSDEC AWQ S/GV = New York State Department of Environmental Conservation, Division of Water Technical and Operational Guidance Series (TOGS) (1.1.1), Table 1 New York State Ambient Water Quality Standards and Guidance Values (June 1998); Addendum to June 1998 Division of Water Technical and Operational Guidance Series (TOGS) No. 1.1.1 (April 2000)

Appendix C-3
Table 3-4 Site SS067 Select Historical Groundwater Sampling Results (2002 - 2021)

This page intentionally left blank.

Note: Data presented as in Final 2021 Annual Monitoring Report for Petroleum Spill Sites, Former Griffiss Air Force Base (Bhate, June 2023)

Table 3-4
Site SS067 Select Historical Groundwater Sampling Results (2002 - 2021)
Petroleum Spill Sites
Former Griffiss Air Force Base, Rome, New York

Sample Location	NYS AWQ S/GV (µg/L)	789MW-46R												
Date of Collection		7/10/02	10/3/02	12/11/02	4/8/03	7/2/03	9/23/03	12/22/03	4/8/04	7/7/04	9/24/04	1/3/05	4/7/05	6/23/05
VOCs														
1,2,4-Trimethylbenzene	5*	240	Free Product 0.26 ft	Free Product 2.39 ft	Free Product	Free Product 1.25 ft	Free Product	Free Product 2.13 ft	Free Product 2.14 ft	Free Product 1.76 ft	Free Product 1.65 ft	Free Product 1.33 ft	Free Product 1.21 ft	Free Product 1.15 ft
1,3,5-Trimethylbenzene	5*	100												
Benzene	1	65												
Ethylbenzene	5*	81												
Isopropylbenzene	5*	22												
tert-Butyl Methyl Ether	10	U												
n-Butylbenzene	5*	U												
n-Propylbenzene	5*	52												
m,p-Xylene (Sum of Isomers)	5*	220												
Naphthalene	10	55												
o-Xylene	5*	66												
p-Isopropyltoluene	5*	13												
sec-Butylbenzene	5*	17												
tert-Butylbenzene	5*	2.2												
Toluene	5*	49												
Total VOCs		982.2												

Sample Location	NYS AWQ S/GV (µg/L)	789MW-46R												
Date of Collection		7/10/02	9/27/05	1/3/06	3/22/06	6/21/06	9/20/06	12/19/06	4/11/07	6/18/07	9/18/07	12/5/07	3/24/08	6/10/08
VOCs														
1,2,4-Trimethylbenzene	5*	240	Free Product 1.45 ft	Free Product 1.19 ft	Free Product 1.15 ft	68	130	143	549	10.1	36.2	1.87	44.4	17.9
1,3,5-Trimethylbenzene	5*	100				23	33.7	34.5	159	9.4	6.73	1.2	11.9	3.5 F
Benzene	1	65				4.9	15.7	16.8	13.3	2.56	4.23	U	12.1	2.7 F
Ethylbenzene	5*	81				12	101	105	161	4.06	24.4	U	25.3	13
Isopropylbenzene	5*	22				1.3	6.90 F	9.15	32.8	U	2.62	U	3.25 F	U
tert-Butyl Methyl Ether	10	U				U	U	U	U	0.49 F	U	U	U	U
n-Butylbenzene	5*	U				1.9	8.10 F	3.75 F	51.8	U	2.55	5.91	7.05	U
n-Propylbenzene	5*	52				2.2	15.4	18	82.6	1.03	4.75	0.13 F	7.05	3.1 F
m,p-Xylene (Sum of Isomers)	5*	220				34	318	302	499	9.06	68.5	U	65.4	35.7
Naphthalene	10	55				7.6	67.2	5	136	3.04 F	13.2	U	12.1	6 F
o-Xylene	5*	66				1.6	4.30 F	3.85 F	108	0.7 F	4.53	U	9.4	10.7
p-Isopropyltoluene	5*	13				6.4	8.10 F	3.15 F	17.2	2	1.43 F	2.69	4.35 F	U
sec-Butylbenzene	5*	17				2.1	5 F	3.65 F	19.7	1.15	1.20 F	1.35	3.5 F	U
tert-Butylbenzene	5*	2.2				0.67	U	U	U	U	U	0.25 F	U	U
Toluene	5*	49				1.8	11.1	7.7	20.6	0.45 F	2.5	U	4.25 F	U
Total VOCs		982.2				167.47	724.5	655.55	1,850.0	44.04	172.84	13.4	210.05	92.6

Sample Location	NYS AWQ S/GV (µg/L)	789MW-46R												
Date of Collection		9/9/08	12/16/08	3/23/09	6/23/09	9/8/09	12/3/09	4/6/10	6/15/10	9/22/10	12/7/10	4/26/11	7/25/11	11/7/11
VOCs														
1,2,4-Trimethylbenzene	5*	0.23 F	0.33 F	18.6	297	202	22.2 ♦	71.8	0.85 F	40.3	71.2 M	Free Product 0.24 ft	Free Product 0.06 ft	Free Product 0.03 ft
1,3,5-Trimethylbenzene	5*	U	0.16 F	3.44	74.8	57.8	5.58 ♦	23.2	0.35 F	10.4	27.1 M			
Benzene	1	0.35 F	3.24	3.44	243	194	7.67 M	4.59	U	5.1	169 M			
Ethylbenzene	5*	0.2 F	1.39	4.72	264	158	11.0 ♦	37	U	21.1	156 M			
Isopropylbenzene	5*	U	0.12 F	1.53	25.4	18.2 F	2.15 ♦	7.22	U	3.6	16.3 M			
tert-Butyl Methyl Ether	10	U	U	U	U	U	U	U	U	U	U			
n-Butylbenzene	5*	0.66 F	0.58 F	0.74 F	8.8	6.4 F	0.82 ♦	2.14	0.55 F	1.03 F	3.1			
n-Propylbenzene	5*	U	0.18 F	2.58	46.8	37.8	3.82 ♦	13.2	U	7.55	27.3 M			
m,p-Xylene (Sum of Isomers)	5*	0.33 F	3.05	21	923	485	21.5 ♦	61.8	U	28.7	477 M			
Naphthalene	10	U	U	6.78	21.6	11.4 F	5.29 ♦	19.7	U	8.58	11			
o-Xylene	5*	U	0.29 F	2.89	107	53	2.28 ♦	4.2	U	1.38 F	77.8 M			
p-Isopropyltoluene	5*	0.37 F	0.24 F	0.31 F	6.5	4.2 F	0.59 F♦	1.91	U	0.875 F	2.3 F			
sec-Butylbenzene	5*	0.26 F	U	0.66 F	6.55	6 F	0.88 F♦	2.36	U	1.28 F	3.63			
tert-Butylbenzene	5*	U	U	0.17 F	2 F	U	0.15 F♦	0.410 F	U	U	0.55 F			
Toluene	5*	0.11 F	0.81 F	0.78 F	41	19.4 F	0.81 F	1.04	U	0.4 F	22.8 M			
Total VOCs		2.51	10.39	67.64	2,067.45	1,253.20	84.74	250.57	1.75	130.30	1,065.08			

Sample Location	NYS AWQ S/GV (µg/L)	789MW-46R												
Date of Collection		1/10/12	4/19/12	7/11/12	10/11/12	1/16/13	4/24/13	7/18/13	10/17/13	1/30/14	4/22/14	7/24/14	10/14/14	3/19/15
VOCs														
1,2,4-Trimethylbenzene	5*	Free Product 0.04 ft	Free Product 0.03 ft	Free Product 0.03 ft	Free Product 0.02 ft	Free Product 0.01 ft	34	7.7	58	50 J	110 J	48	73	110
1,3,5-Trimethylbenzene	5*						11	2.5	24	17	35	16	26	47
Benzene	1						3.0	U	3.4	12 J	5	2.0	1.7	2.1
Ethylbenzene	5*						17	2.2	22	31 J	41	19	28	43
Isopropylbenzene	5*						3.4	U	7.0	5.2 J	9.3	4.4	7.8	11
tert-Butyl Methyl Ether	10						U	U	U	U	U	U	U	U
n-Butylbenzene	5*						1.9	U	3.9	3.2 J	4.8	2.4	3.9	5.5
n-Propylbenzene	5*						6.7	1.8	14	UJ	18	9.2	15	21
m,p-Xylene (Sum of Isomers)	5*						36	5.0	47	72	110 J	46	55	91
Naphthalene	10						9.5	3.1	19	15	24	10	17	21
o-Xylene	5*						1.2	U	1.6	2.0 J	3.4	1.5	2	3.5 J
p-Isopropyltoluene	5*						1.2	U	2.5	1.5 J	2.8	1.5	2.6	3
sec-Butylbenzene	5*						U	U	U	2.4	U	2.3	4	U
tert-Butylbenzene	5*						U	U	U	U	U	U	U	U
Toluene	5*						0.67 J	U	2.4	2.4 J	2.3	0.78 J	0.90 J	1.1
Total VOCs							125.57	22.3	204.8	213.7	365.6	163.08	236.9	359.2

Table 3-4
Site SS067 Select Historical Groundwater Sampling Results (2002 - 2021)
Petroleum Spill Sites
Former Griffiss Air Force Base, Rome, New York

Sample Location	NYS AWQ	789MW-46R											
Date of Collection	S/GV	7/6/15	8/25/15	12/2/15	1/27/16	6/29/16	11/3/2016	3/29/17	6/29/17	3/28/18	7/24/18	9/19/18	4/04/19	8/27/19
VOCs	(µg/L)													
1,2,4-Trimethylbenzene	5*	110	63	110	75	190	150	0.95 J	0.21 J	U	0.18 J	U	0.35 J	U
1,3,5-Trimethylbenzene	5*	45	20	53	46	75	76	U	0.34 J	U	U	U	U	U
Benzene	1	1.6	1.6	3.1	19	6	0.45 J	U	U	0.16 J	U	U	U	U
Ethylbenzene	5*	33	28	33	40	78	54	0.17 J	U	U	U	U	U	U
Isopropylbenzene	5*	11	6.7	8	7.4	15	11	U	U	U	U	U	U	U
tert-Butyl Methyl Ether	10	U	U	U	U	U	U	U	U	U	U	U	U	U
n-Butylbenzene	5*	5.6	U	U	3.2	U	7	U	U	U	U	U	0.37 J	U
n-Propylbenzene	5*	21	13	14	14	26	21	0.2 J	U	U	U	U	U	U
m,p-Xylene (Sum of Isomers)	5*	70	53	75	57	280	120	0.46 J	U	U	U	U	0.31 J	U
Naphthalene	10	16	14	20	15	6.7	2.4	U	0.48 J	U	U	U	U	U
o-Xylene	5*	1.8 J	1.4 J	2.1 J	1.3 J	6.5 J	2.9 J	U	U	U	U	U	U	U
p-Isopropyltoluene	5*	6.3	1.7	1.9	1.8	14	5.8	0.25 J	U	U	U	U	U	U
sec-Butylbenzene	5*	5.4	2.9	2.9	3.1	7.0	U	U	0.19 J	U	U	U	0.32 J	U
tert-Butylbenzene	5*	U	U	U	U	U	U	U	U	U	U	U	U	U
Toluene	5*	0.64 J	0.60 J	0.73 J	1.3	1.6 J	0.48 J	U	U	U	U	U	U	U
Total VOCs		327.34	205.9	323.73	284.1	705.8	451.03	2.03	1.22	0.16	0.18	0	1.35	0

Sample Location	NYS AWQ	789MW-46R		
Date of Collection	S/GV	9/29/20	6/29/21	12/01/21
VOCs	(µg/L)			
1,2,4-Trimethylbenzene	5*	U	0.40 U	1.5 U
1,3,5-Trimethylbenzene	5*	U	0.40 U	1.5 U
Benzene	1	0.58 J	**0.43 J**	0.45 U
Ethylbenzene	5*	U	0.40 U	0.75 U
Isopropylbenzene	5*	U	0.40 U	0.75 U
tert-Butyl Methyl Ether	10	U	0.80 U	0.75 U
n-Butylbenzene	5*	U	0.80 U	1.0 U
n-Propylbenzene	5*	U	0.40 U	1.0 U
m,p-Xylene (Sum of Isomers)	5*	0.19 J	0.80 U	0.80 U
Naphthalene	10	U	0.80 U	3.0 U
o-Xylene	5*	U	0.40 U	0.75 U
p-Isopropyltoluene	5*	U	0.40 U	1.5 U
sec-Butylbenzene	5*	U	0.40 U	1.5 U
tert-Butylbenzene	5*	U	0.40 U	1.0 U
Toluene	5*	U	0.40 U	0.75 U
Total VOCs		0.77	0.80 U	0.75 U

Sample Location	NYS AWQ	789MW-83											
Date of Collection	S/GV	10/3/02	4/8/03	7/2/03	9/23/03	12/22/03	4/8/04	7/7/04	9/24/04	1/3/05	4/7/05	6/23/05	9/27/05	1/3/06
VOCs	(µg/L)													
1,2,4-Trimethylbenzene	5*													
1,3,5-Trimethylbenzene	5*													
Benzene	1													
Ethylbenzene	5*													
Isopropylbenzene	5*													
tert-Butyl Methyl Ether	10													
n-Butylbenzene	5*	Free Product	Free Product	Free Product	Free Product	Free Product	Free Product	Free Product	Free Product	Free Product	Free Product	Free Product	Free Product	Free Product
n-Propylbenzene	5*	5.39 ft	6.57 ft	5.71 ft	5.25 ft		4.85 ft	2.91 ft	Recovery Ongoing	Recovery Ongoing	Recovery Ongoing	0.03 ft	0.14 ft	0.01 ft
m,p-Xylene (Sum of Isomers)	5*													
Naphthalene	10													
o-Xylene	5*													
p-Isopropyltoluene	5*													
sec-Butylbenzene	5*													
tert-Butylbenzene	5*													
Toluene	5*													
Total VOCs														

Sample Location	NYS AWQ	789MW-83											
Date of Collection	S/GV	3/22/06	6/21/06	9/20/06	12/19/06	4/11/07	6/18/07	9/18/07	12/5/07	3/24/08	6/10/08	9/9/08	12/16/08	3/23/09
VOCs	(µg/L)													
1,2,4-Trimethylbenzene	5*					382								
1,3,5-Trimethylbenzene	5*					89.8								
Benzene	1					U								
Ethylbenzene	5*					111								
Isopropylbenzene	5*					37.4								
tert-Butyl Methyl Ether	10					U								
n-Butylbenzene	5*	Free Product	Free Product	Free Product	Free Product	38.2	Free Product	Free Product	Free Product	Free Product	Free Product	Free Product	Free Product	Free Product
n-Propylbenzene	5*	0.03 ft	0.25 ft	0.10 ft	0.06 ft	67.4	0.04 ft	0.10 ft	0.02 ft	0.06 ft	0.01 ft	0.5 ft	0.32 ft	0.06 ft
m,p-Xylene (Sum of Isomers)	5*					331								
Naphthalene	10					109								
o-Xylene	5*					76.6								
p-Isopropyltoluene	5*					20.2								
sec-Butylbenzene	5*					23.7								
tert-Butylbenzene	5*					U								
Toluene	5*					4.6								
Total VOCs						1,290.9								

Table 3-4
Site SS067 Select Historical Groundwater Sampling Results (2002 - 2021)
Petroleum Spill Sites
Former Griffiss Air Force Base, Rome, New York

Sample Location	NYS AWQ S/GV (µg/L)	789MW-83												
Date of Collection		6/23/09	9/9/09	12/1/09	4/7/10	6/15/10	9/22/10	12/7/10	4/26/11	7/26/11	11/7/11	1/10/12	4/23/12	7/11/12
VOCs														
1,2,4-Trimethylbenzene	5*	Free Product 0.01 ft	Free Product 0.03 ft	Free Product 0.23 ft	Free Product 0.9 ft	Free Product 0.55 ft	Free Product 0.37 ft	Free Product 0.01 ft	Free Product 0.04 ft	Free Product 0.05 ft	Free Product 0.02 ft	190	140	100
1,3,5-Trimethylbenzene	5*											130	97	50
Benzene	1											U	U	U
Ethylbenzene	5*											5.7	8.1	4.8
Isopropylbenzene	5*											10	8.3	5.9
tert-Butyl Methyl Ether	10											U	U	U
n-Butylbenzene	5*											21	U	5.0
n-Propylbenzene	5*											19	15	15
m,p-Xylene (Sum of Isomers)	5*											41	42	22
Naphthalene	10											24	U	U
o-Xylene	5*											4.2	2.9 J	1.0
p-Isopropyltoluene	5*											50	16	9.5
sec-Butylbenzene	5*											7.4	U	6.0
tert-Butylbenzene	5*											U	U	U
Toluene	5*											0.33 J	U	U
Total VOCs												502.63	329.3	219.2

Sample Location	NYS AWQ S/GV (µg/L)	789MW-83										
Date of Collection		10/11/12	1/16/13	4/24/13	7/18/13	10/17/13	1/30/14	4/23/14	4/06/21	6/29/21	9/28/21	12/01/21
VOCs												
1,2,4-Trimethylbenzene	5*	Free Product 0.06 ft	Free Product 0.09 ft	62 JD	Free Product 0.20 ft	36	57 Q	76	**1.0**	0.40 U	1.5 U	1.5 U
1,3,5-Trimethylbenzene	5*			36 JD		17	20 Q	25	**0.24 J**	0.40 U	1.5 U	1.5 U
Benzene	1			UD		U	U	U	0.40 U	0.40 U	0.45 U	0.45 U
Ethylbenzene	5*			UD		3.1	8.5 Q	8.1	0.40 U	0.40 U	0.75 U	0.75 U
Isopropylbenzene	5*			UD		3.1	5.3 Q	7.9	0.40 U	0.40 U	0.75 U	0.75 U
tert-Butyl Methyl Ether	10			UD		U	U	U	0.80 U	0.80 U	0.75 U	0.75 U
n-Butylbenzene	5*			UD		4.4	5.1 Q	4.1	0.80 U	0.80 U	1.0 U	1.0 U
n-Propylbenzene	5*			UD		7.7	7.0 Q	15	0.40 U	0.40 U	1.0 U	1.0 U
m,p-Xylene (Sum of Isomers)	5*			UD		4.5	10 Q	13	**0.32 J**	0.80 U	0.80 U	0.80 U
Naphthalene	10			UD		6.1	9.0 Q	8.4	**0.55 J**	0.80 U	3.0 U	3.0 U
o-Xylene	5*			UD		0.67 J	1.1 JQ	1.1	0.40 U	0.40 U	0.75 U	0.75 U
p-Isopropyltoluene	5*			UD		5.4	6.0 Q	11	0.40 U	0.40 U	1.5 U	1.5 U
sec-Butylbenzene	5*			UD		5.3	4.4 Q	3.7	0.40 U	0.40 U	1.5 U	1.5 U
tert-Butylbenzene	5*			UD		U	UQ	U	0.40 U	0.40 U	1.0 U	1.0 U
Toluene	5*			UD		0.42 J	U	U	0.40 U	0.40 U	0.75 U	0.75 U
Total VOCs				98		93.69	133.4	173.3	**0.32 J**	0.80 U	0.75 U	0.75 U

Sample Location	NYS AWQ S/GV (µg/L)	789MW-96												
Date of Collection		7/10/02	10/3/02	12/11/02	4/8/03	7/2/03	9/23/03	12/22/03	4/8/04	7/7/04	9/24/04	1/3/05	4/7/05	6/23/05
VOCs														
1,2,4-Trimethylbenzene	5*	Free Product 4.16 ft	Free Product 5.25 ft	Free Product 5.34 ft	Free Product 5.25 ft	Free Product 5.14 ft	Free Product 5.10 ft	Free Product 5.82 ft	Free Product 4.82 ft	Free Product 4.55 ft	Free Product 4.42 ft	Free Product 3.85 ft	Free Product 3.74 ft	Free Product 3.58 ft
1,3,5-Trimethylbenzene	5*													
Benzene	1													
Ethylbenzene	5*													
Isopropylbenzene	5*													
tert-Butyl Methyl Ether	10													
n-Butylbenzene	5*													
n-Propylbenzene	5*													
m,p-Xylene (Sum of Isomers)	5*													
Naphthalene	10													
o-Xylene	5*													
p-Isopropyltoluene	5*													
sec-Butylbenzene	5*													
tert-Butylbenzene	5*													
Toluene	5*													
Total VOCs														

Sample Location	NYS AWQ S/GV (µg/L)	789MW-96												
Date of Collection		9/27/05	1/3/06	3/22/06	6/21/06	9/20/06	12/19/06	4/11/07	6/18/07	9/18/07	12/5/07	3/24/08	6/10/08	9/9/08
VOCs														
1,2,4-Trimethylbenzene	5*	Free Product 3.85 ft	Free Product 4.01 ft	Free Product 3.25 ft	Free Product 3.69 ft	Free Product 3.85 ft	Free Product 3.67 ft	Free Product 3.35 ft	Free Product 4.37 ft	Free Product 1.55 ft	Free Product 2.30 ft	Free Product 1.96 ft	Free Product 2.92 ft	Free Product 2.65 ft
1,3,5-Trimethylbenzene	5*													
Benzene	1													
Ethylbenzene	5*													
Isopropylbenzene	5*													
tert-Butyl Methyl Ether	10													
n-Butylbenzene	5*													
n-Propylbenzene	5*													
m,p-Xylene (Sum of Isomers)	5*													
Naphthalene	10													
o-Xylene	5*													
p-Isopropyltoluene	5*													
sec-Butylbenzene	5*													
tert-Butylbenzene	5*													
Toluene	5*													
Total VOCs														

Table 3-4
Site SS067 Select Historical Groundwater Sampling Results (2002 - 2021)
Petroleum Spill Sites
Former Griffiss Air Force Base, Rome, New York

Sample Location	NYS AWQS/GV (µg/L)	789MW-96											
Date of Collection		12/16/08	3/23/09	6/23/09	9/8/09	12/1/09	4/7/10	6/15/10	9/22/10	12/7/10	4/26/11	7/26/11	11/7/11	1/10/12
VOCs														
1,2,4-Trimethylbenzene	5*	Free Product 4.37 ft	Free Product 3.64 ft	Free Product 0.44 ft	Free Product 3.33 ft	Free Product 3.25 ft	Free Product 3.25 ft	Free Product 3.25 ft	Free Product 3.65 ft	Free Product 0.65 ft	Free Product 2.63 ft	Free Product 4.05 ft	Free Product 3.27 ft	Free Product 3.32 ft
1,3,5-Trimethylbenzene	5*													
Benzene	1													
Ethylbenzene	5*													
Isopropylbenzene	5*													
tert-Butyl Methyl Ether	10													
n-Butylbenzene	5*													
n-Propylbenzene	5*													
m,p-Xylene (Sum of Isomers)	5*													
Naphthalene	10													
o-Xylene	5*													
p-Isopropyltoluene	5*													
sec-Butylbenzene	5*													
tert-Butylbenzene	5*													
Toluene	5*													
Total VOCs														

Sample Location	NYS AWQS/GV (µg/L)	789MW-96											
Date of Collection		4/23/12	7/11/12	10/11/12	1/16/13	4/24/13	7/18/13	10/17/13	1/30/14	4/9/14	7/24/14	10/14/14	7/6/15	8/24/15
VOCs														
1,2,4-Trimethylbenzene	5*	Free Product 4.10 ft	Free Product (Indeter- minable Amount)	Free Product 0.55 ft	Free Product 2.70 ft	Free Product 0.10 ft	Free Product 0.33 ft	Free Product 1.85 ft	Free Product 1.54 ft	Free Product 1.34 ft	Free Product 1.96 ft	Free Product 0.25 ft	Free Product 0.22 ft	Free Product 0.32 ft
1,3,5-Trimethylbenzene	5*													
Benzene	1													
Ethylbenzene	5*													
Isopropylbenzene	5*													
tert-Butyl Methyl Ether	10													
n-Butylbenzene	5*													
n-Propylbenzene	5*													
m,p-Xylene (Sum of Isomers)	5*													
Naphthalene	10													
o-Xylene	5*													
p-Isopropyltoluene	5*													
sec-Butylbenzene	5*													
tert-Butylbenzene	5*													
Toluene	5*													
Total VOCs														

Sample Location	NYS AWQS/GV (µg/L)	789MW-96			789MW-97		
Date of Collection		12/2/15	6/27/16	11/03/16	12/02/18	4/04/19	6/20/19
VOCs							
1,2,4-Trimethylbenzene	5*	Free Product 0.14 ft	Free Product 1.15 ft	Free Product 0.58 ft	200 D	520 D	310 D
1,3,5-Trimethylbenzene	5*				66 D	140 D	120 D
Benzene	1				98 D	96 D	110 D
Ethylbenzene	5*				150 D	360 D	320 D
Isopropylbenzene	5*				13 D	27 D	24 D
tert-Butyl Methyl Ether	10				U	U	U
n-Butylbenzene	5*				7.0 D	U	15 D
n-Propylbenzene	5*				19 D	42 D	39 D
m,p-Xylene (Sum of Isomers)	5*				400 D	1,100 D	630 D J
Naphthalene	10				94 D	180 D	170 D
o-Xylene	5*				10 D J	14 D	8.0 D J
p-Isopropyltoluene	5*				7.3 D	13 D	11 D
sec-Butylbenzene	5*				7.8 D	12 D	12 D
tert-Butylbenzene	5*				U	2.2 J D	2.3 D
Toluene	5*				10 D	16 D	17 D
Total VOCs					1082.1	2522.2	1788.3

Sample Location	NYS AWQS/GV (µg/L)	789MW-98											
Date of Collection		7/10/02	10/3/02	12/11/02	4/8/03	7/2/03	9/23/03	12/22/03	4/8/04	7/7/04	9/24/04	1/3/05	4/7/05	6/23/05
VOCs														
1,2,4-Trimethylbenzene	5*	Free Product 1.79 ft	Free Product 1.67 ft	Free Product 0.12 ft	Free Product 1.27 ft	Free Product 2.19 ft	Free Product 2.18 ft	Free Product 2.37 ft	Free Product 2.12 ft	Free Product 2.55 ft	Free Product 2.69 ft	Free Product 2.14 ft	Free Product 1.76 ft	Free Product 1.72 ft
1,3,5-Trimethylbenzene	5*													
Benzene	1													
Ethylbenzene	5*													
Isopropylbenzene	5*													
tert-Butyl Methyl Ether	10													
n-Butylbenzene	5*													
n-Propylbenzene	5*													
m,p-Xylene (Sum of Isomers)	5*													
Naphthalene	10													
o-Xylene	5*													
p-Isopropyltoluene	5*													
sec-Butylbenzene	5*													
tert-Butylbenzene	5*													
Toluene	5*													
Total VOCs														

Table 3-4
Site SS067 Select Historical Groundwater Sampling Results (2002 - 2021)
Petroleum Spill Sites
Former Griffiss Air Force Base, Rome, New York

Sample Location	NYS AWQS/GV (µg/L)	789MW-98											
Date of Collection		9/27/05	1/3/06	3/22/06	6/21/06	9/20/06	12/19/06	4/12/07	6/18/07	9/18/07	12/5/07	3/24/08	6/10/08	9/9/08
VOCs														
1,2,4-Trimethylbenzene	5*	Free Product 1.35 ft	Free Product 1.43 ft	Free Product 1.95 ft	Free Product 2.15 ft	Free Product 2.50 ft	Free Product 1.96 ft	Free Product 0.40 ft	Free Product 0.42 ft	Free Product 0.46 ft	Free Product 0.88 ft	Free Product 0.35 ft	Free Product 0.48 ft	Free Product 0.06 ft
1,3,5-Trimethylbenzene	5*													
Benzene	1													
Ethylbenzene	5*													
Isopropylbenzene	5*													
tert-Butyl Methyl Ether	10													
n-Butylbenzene	5*													
n-Propylbenzene	5*													
m,p-Xylene (Sum of Isomers)	5*													
Naphthalene	10													
o-Xylene	5*													
p-Isopropyltoluene	5*													
sec-Butylbenzene	5*													
tert-Butylbenzene	5*													
Toluene	5*													
Total VOCs														

Sample Location	NYS AWQS/GV (µg/L)	789MW-98											
Date of Collection		12/16/08	3/23/09	6/23/09	9/8/09	12/1/09	4/7/10	6/15/10	9/22/10	12/7/10	4/26/11	7/26/11	11/7/11	1/10/12
VOCs														
1,2,4-Trimethylbenzene	5*	Free Product 0.04 ft	Free Product 0.17 ft	Free Product 0.05 ft	Free Product 0.24 ft	Free Product 0.29 ft	Free Product 1.25 ft	Free Product 0.90 ft	Free Product 1.70 ft	Free Product 1.80 ft	Free Product 5.38 ft	Free Product 1.91 ft	Free Product 1.28 ft	Free Product 1.21 ft
1,3,5-Trimethylbenzene	5*													
Benzene	1													
Ethylbenzene	5*													
Isopropylbenzene	5*													
tert-Butyl Methyl Ether	10													
n-Butylbenzene	5*													
n-Propylbenzene	5*													
m,p-Xylene (Sum of Isomers)	5*													
Naphthalene	10													
o-Xylene	5*													
p-Isopropyltoluene	5*													
sec-Butylbenzene	5*													
tert-Butylbenzene	5*													
Toluene	5*													
Total VOCs														

Sample Location	NYS AWQS/GV (µg/L)	789MW-98											
Date of Collection		4/23/12	7/11/12	10/11/12	1/16/13	4/24/13	7/18/13	10/17/13	1/30/14	4/23/14	7/24/14	10/13/14	3/19/15	7/6/15
VOCs														
1,2,4-Trimethylbenzene	5*	Free Product 1.17 ft	Free Product 1.07 ft	Free Product 1.28 ft	Free Product 2.02 ft	Free Product 1.52 ft	Free Product 0.95 ft	Free Product 0.38 ft	Free Product 0.30 ft	Free Product 0.54 ft	520 D	600	Free Product 0.82 ft	590
1,3,5-Trimethylbenzene	5*										220 D	240		U
Benzene	1										48 D	66		270
Ethylbenzene	5*										130 D	83		120
Isopropylbenzene	5*										23 D	17 Q		24 Q
tert-Butyl Methyl Ether	10										U	U		U
n-Butylbenzene	5*										38 D	44 Q		87 Q
n-Propylbenzene	5*										46 D	23 Q		45 Q
m,p-Xylene (Sum of Isomers)	5*										640 D	640		660
Naphthalene	10										170 D	120 Q		160 Q
o-Xylene	5*										340 D	330		370
p-Isopropyltoluene	5*										27 D	59 Q		100 Q
sec-Butylbenzene	5*										31 D	19 Q		43 Q
tert-Butylbenzene	5*										U	UQ		U
Toluene	5*										240 D	160		590
Total VOCs											2,473	2,401		3,059

Sample Location	NYS AWQS/GV (µg/L)	789MW-98												
Date of Collection		8/25/15	12/2/15	1/27/16	6/29/16	11/03/16	03/28/18	07/24/18	09/19/18	12/02/18	08/27/19	11/19/19	6/23/20	9/29/20
VOCs														
1,2,4-Trimethylbenzene	5*	430	Free Product 0.02 ft	Free Product 2.03 ft	900	Free Product 0.31 ft	1,500 D J	140 D	320 D J	260 D	520 D	610 D	200 D	550 D
1,3,5-Trimethylbenzene	5*	490 M			380		550 D J	64 D	150 D J	100 D	170 D	190 D	91	190 D
Benzene	1	52			48		140 D J	16 J	130 D J	150 D	100 D	28 D	31	170 D
Ethylbenzene	5*	90 MQ			110		770 D J	3.8 J	34 D J	31 D	130 D	90 D	19	49 D
Isopropylbenzene	5*	18 Q			19 J		120 D J	2.7 J	7.2 D J	4.6 D	32 D	29 D	10	23 D
tert-Butyl Methyl Ether	10	U			U		U	U	U	U	U	U	U	U
n-Butylbenzene	5*	62 Q			U		150 D J	9.2 J	25 D J	5.4 D	U	U	23	40 D
n-Propylbenzene	5*	36 Q			28		260 D J	5.7 J	12 D J	6.2 D	72 D	73 D	28	62 D
m,p-Xylene (Sum of Isomers)	5*	550			1,000		2,400 D J	120 D	320 D J	330 D	550 D	460 D	150	320 D
Naphthalene	10	48 Q			210		470 D J	6.0 J	60 D J	70 D	96 D	99 D	33	66 D J
o-Xylene	5*	270			560		740 D J	47 D	93 D J	140 D	130 D	74 D	61	66 D
p-Isopropyltoluene	5*	41 Q			81		72 D J	13 J	29 D J	11 D	18 D	29 D	14	22 D
sec-Butylbenzene	5*	46 Q			31		U	U	U	5.9 D	25 D	40 D	19	32 D
tert-Butylbenzene	5*	1.6 UQ			U		U	U	U	U	3.7 J D	4.7 J D	2.5	4.0 J D
Toluene	5*	160			470		41 D J	3.8 J	37 D J	30 D	14 D	4.6 J D	6.3	37 D
Total VOCs		2,295			3,837		7213	431.2	1217.2	1144.1	1860.7	1731.3	687.8	1631

Table 3-4
Site SS067 Select Historical Groundwater Sampling Results (2002 - 2021)
Petroleum Spill Sites
Former Griffiss Air Force Base, Rome, New York

Sample Location	NYS AWQ S/GV (µg/L)	789MW-98				
Date of Collection		12/01/20	04/06/21	06/29/21	09/28/21	12/01/21
VOCs						
1,2,4-Trimethylbenzene	5*	510 D	440 D	770 D	717	236 D
1,3,5-Trimethylbenzene	5*	170 D	160 D	240 D	187	87.6
Benzene	1	190 D	380 D	68 D	66.4	86.4
Ethylbenzene	5*	64 D	100	190 D	130	27.7
Isopropylbenzene	5*	21 D	16	41 D	33.9	6.6
tert-Butyl Methyl Ether	10	U	U	16 U	1.5 U	0.75 U
n-Butylbenzene	5*	30 D	U	33 D	22.3	11.2
n-Propylbenzene	5*	51 D	35	90 D	68.3	16.4
m,p-Xylene (Sum of Isomers)	5*	400 D	580 D	900 D	724	188
Naphthalene	10	69 D	91	170 D	119	31.2
o-Xylene	5*	62 D	180 D	78 D	40.4	35.4
p-Isopropyltoluene	5*	22 D	32	21 D	15.9	10.7
sec-Butylbenzene	5*	30 D	31	29 D	15.8	7.1
tert-Butylbenzene	5*	U	U	8.0 U	2.6	2.1
Toluene	5*	24 D	65	7.0 J D	5.5	3.9
Total VOCs		1643	2100	980 D	764	223

Sample Location	NYS AWQ S/GV (µg/L)	789MW-99												
Date of Collection		7/10/02	10/3/02	12/11/02	4/8/03	7/2/03	9/23/03	12/22/03	4/8/04	7/7/04	9/24/04	1/3/05	4/7/05	6/23/05
VOCs														
1,2,4-Trimethylbenzene	5*	110	7.8	110	210	930	430	U	650	620	340	720	520	52 J
1,3,5-Trimethylbenzene	5*	73	17	62	82	300	140	120 J	200	190	100	200	140	32
Benzene	1	180	72	80	240	300	230	120 J	180	140	46	73	69	26
Ethylbenzene	5*	74	21	61	110	390	200	110 J	240	260	100	270	130	24
Isopropylbenzene	5*	24	5.6	21	20	61	31	40 J	50	49	24	49	33	9.7
tert-Butyl Methyl Ether	10	U	U	5.4	U	U	U	U	U	U	U	U	U	U
n-Butylbenzene	5*	U	U	U	42	U	32	21	35	25	22	48	U	U
n-Propylbenzene	5*	43	9.7	40	40	140	67	71 J	110	100	53	110	73	22
m,p-Xylene (Sum of Isomers)	5*	160	6.2	92	220	1,100	470	330 J	650	760	290	930	470	51
Naphthalene	10	86	16	67	60	350 B	130	200 J	160	200	140	170	170	52
o-Xylene	5*	55	1.8	18	30	150	100	130 J	170	170	68	130	55	7.4
p-Isopropyltoluene	5*	15	4.2	11	16	40	19	17	25	20	17	29	18	9.8
sec-Butylbenzene	5*	19	6	17	18	40	20	19	30	23	20	36	22	12
tert-Butylbenzene	5*	1.8	U	1.6	U	U	U	2.1	U	2.5	U	U	U	1.2
Toluene	5*	7.1	4.1 B	40	12	37	51	25	18	16	6	9.8 F	U	0.96 F
Total VOCs		847.9	171.4	626	1,100	3,838	1,920	1,205.1	2,518	2,575.5	1,226	2,774.8	1,700	300.06

Sample Location	NYS AWQ S/GV (µg/L)	789MW-99												
Date of Collection		9/27/05	1/3/06	3/22/06	6/21/06	9/20/06	12/19/06	4/11/07	6/18/07	9/18/07	12/5/07	3/25/08	6/10/08	9/9/08
VOCs														
1,2,4-Trimethylbenzene	5*	250 J	22	140	130	139 ♦	115	144	83	47.1	68.7	27.5	37.7	42.2
1,3,5-Trimethylbenzene	5*	40 J♦	4	40 J	35	35.2 ♦	27.6	37.4	82.4	10.2	17.4	7.18	8.76	10.2
Benzene	1	40 J	11	78	98	45.6 ♦	30.2	49.1	31.2	6.65	8.15	16.5	19.4	5.4
Ethylbenzene	5*	64	11	56	84	61.2 ♦	49.6	59.3	35.8	16.8	17	6.86	15.5	9.44
Isopropylbenzene	5*	17 J♦	3.5	14	23	10.5 ♦	9.4 ♦	13.6	7.95	4.7 F	7.85	2.3	4.42	3.78
tert-Butyl Methyl Ether	10	U	U	U	U	U	U	U	U	U	U	U	U	U
n-Butylbenzene	5*	26 J♦	5.2	12 J	18	9.15 ♦	7.4	20.4	U	5.85	8.6	1.7 F	6.74	3.36
n-Propylbenzene	5*	34 J♦	6.4	27	27	20.2 ♦	18.2 ♦	25.7	14.4	7.6	13.6	4	7.86	7.26
m,p-Xylene (Sum of Isomers)	5*	180	16	120	200	188 ♦	139	136	83	31.8	30.4	10.4	26.6	14.8
Naphthalene	10	75 J	9.4	48 J	45	53.8 ♦	35.2	51.8	26.7	15.8	11.3	7.86	10.7	9.52
o-Xylene	5*	18 ♦	2.2	9.1	13	3.35 F♦	1.8 F	1.55 F	0.85 F	U	U	U	U	0.36 F
p-Isopropyltoluene	5*	11 J♦	1.6	8.4 J	13	7.30 ♦	4.85 F	8.3	2.75 F	2.35 F	4.05 F	1.78 F	3.1	2.66
sec-Butylbenzene	5*	14 ♦	4.8	13	18	8.70 ♦	8.25	11.3	6.55	4.45 F	7.45	2.66	5.14	5.28
tert-Butylbenzene	5*	1.4 J♦	0.44 F	U	1.8	2.65 F♦	0.85 F	U	U	U	0.95 F	0.36 F	U	0.56 F
Toluene	5*	1.9 ♦	0.37 F	2 F	2.5	1.10 F♦	0.85 F	1.7 F	1.75 F	U	0.6 F	0.58 F	1.5	0.56 F
Total VOCs		772.3	97.91	567.5	708.3	585.75	448.2	560.15	376.35	153.30	196.05	89.68	147.42	115.38

Sample Location	NYS AWQ S/GV (µg/L)	789MW-99												
Date of Collection		12/16/08	3/23/09	6/23/09	9/8/09	12/3/09	4/6/10	6/15/10	9/22/10	12/7/10	4/26/11	7/25/11	11/9/11	1/10/12
VOCs														
1,2,4-Trimethylbenzene	5*	31.3		33.2	25.7	21.7	28.5	21.4	21.5	31.7	34	31	22	18
1,3,5-Trimethylbenzene	5*	7.76		7.76	5.4	4.62	6.28	4.76	4.19	6.78	8.2	7.6	10	3.9
Benzene	1	7.72		18.6	6.08	5.4	35.9	27.9	21.2	40.6	38	15	5	4.8
Ethylbenzene	5*	7.18		22.7	14.1	10.7	21.2	17.5	18.4	35.1	U	28	16	10
Isopropylbenzene	5*	3.38		4.62	3.52	3.08	5.05	2.54	2.57	4.55	7	4.6	3.4	3.2
tert-Butyl Methyl Ether	10	U		U	U	U	U	U	U	U	4.3	U	U	U
n-Butylbenzene	5*	7.41		3.7	2.48	2.36	2.54	1.5	1.9	1.81	U	1.7	U	1.2
n-Propylbenzene	5*	7.18	Free Product	7.94	5.96	4.78	7.43	3.69	3.61	6.33	36	5.3	3.8	3.7
m,p-Xylene (Sum of Isomers)	5*	9.64	0.01 ft	38.8	20.2	13.1	18.4	16.4	16.5	34.5	7	26	15	9.6
Naphthalene	10	5.57		13.3	10.9	9.92	11.5	11	8.62	12.2	1.6	15	11	6.6
o-Xylene	5*	U		0.84 F	U	U	0.290 F	0.26 F	0.25 F	0.68 F	5.7	0.61 J	0.46 J	0.39 J
p-Isopropyltoluene	5*	2.84		2.78	1.76 F	1.44 F	2.15	1.28	1.08	1.6	31	1.2	U	0.67 J
sec-Butylbenzene	5*	6.47		5.48	4.88	4.5	6.89	3.88	2.97	5.13	0.61 J	4.4	5.5	3.7
tert-Butylbenzene	5*	0.48 F		0.9 F	0.46 F	0.42 F	0.620 F	0.41 F	0.34 F	0.57 F	19	U	U	U
Toluene	5*	0.44 F		1.74 F	0.9 F	0.66 F	2.42	1.87	1.74	3.89	U	4.4	1.3	0.92 J
Total VOCs		97.37		162.36	102.34	82.68	149.17	114.39	104.87	185.44	192.41	144.81	93.46	66.68

Table 3-4
Site SS067 Select Historical Groundwater Sampling Results (2002 - 2021)
Petroleum Spill Sites
Former Griffiss Air Force Base, Rome, New York

Sample Location	NYS AWQ S/GV (µg/L)	789MW-99												
Date of Collection		4/19/12	7/11/12	4/24/13	7/18/13	10/17/13	1/30/14	4/9/14	7/24/14	10/13/14	3/19/15	7/7/15	8/25/15	12/2/15
VOCs														
1,2,4-Trimethylbenzene	5*	18	15	13	9.8	13 J	8.7	14	23	22	21	14	14	14
1,3,5-Trimethylbenzene	5*	U	3.4	2.8	2.1	2.9	1.9	3	4.8	6	3.9	U	6.7	3.0 M
Benzene	1	6.8	4.2	15	6.9	6.4	1.8	2.9	4.8	2.9	3.2	5.0	3.7	2.9
Ethylbenzene	5*	12	7.7	13	8.9	14 J	5.1	6.2	11	8.1	8.3	8.4	6.8	6.7
Isopropylbenzene	5*	3	2.5	2.3	1.5	2.1	1.4	2	3.5 Q	3.3	2.4	1.9	1.8	1.8
tert-Butyl Methyl Ether	10	U	U	U	U	U	U	U	U	U	U	U	U	U
n-Butylbenzene	5*	1.0	1.1	0.96 J	0.49 J	U	0.88 J	1.1	1.6	1	U	0.72 J	1.3	U
n-Propylbenzene	5*	4.7	3.6	3.2	2.0	2.7	1.9	2.5	4.4	4.4	3.4	2.6	2.4	2.3
m,p-Xylene (Sum of Isomers)	5*	7.2	6.7	11	7.9	14.0	6.9	8.6	14	12	12	10	11	11
Naphthalene	10	5.9	7.0	5.9	5.1	7.4	4.0	7.5	12	5.6	8.3	5.8	5.9	5.2
o-Xylene	5*	0.36 J	0.34 J	0.37 J	0.22 J	0.44 J	U	0.21 J	0.40 J	0.30 J	0.24 J	0.28 J	0.30 J	0.24 J
p-Isopropyltoluene	5*	U	0.64 J	0.52 J	0.33 J	0.48 J	0.32 J	0.45 J	0.81 J	1	0.68 J	0.67 J	0.51 J	0.49 J
sec-Butylbenzene	5*	4.9	3.8	3.8	2.0	U	1.9	2.3	4.7	4.7	U	2.6	2.5	2.7
tert-Butylbenzene	5*	U	U	0.33 J	0.2 J	U	U	U	3.0	U	U	U	U	U
Toluene	5*	0.91 J	0.70 J	1.8	1.9	2.5	0.54 J	0.70 J	1.5	1	0.97 J	1.7	1.4	1.2
Total VOCs		64.77	56.68	73.98	49.34	65.92	35.34	51.46	86.51	72.3	64.39	53.67	58.31	51.53

Sample Location	NYS AWQ S/GV (µg/L)	789MW-99												
Date of Collection		1/27/16	6/29/16	11/03/16	03/29/17	06/29/17	08/10/17	11/08/17	03/28/18	07/24/18	09/19/18	12/02/18	4/04/19	6/20/19
VOCs														
1,2,4-Trimethylbenzene	5*	170	16	87 J♦	0.4 U	21 ♦	17 ♦	5.1	7.3 D J ♦	4.8 J ♦	22 D ♦	160 D	17	8.4 ♦
1,3,5-Trimethylbenzene	5*	110	12	34 ♦	30	8.2♦	5.8 ♦	2.4	2.8 D J ♦	2.4 J ♦	9.4 D J ♦	48 ♦	12	5.2
Benzene	1	12	2.9	3.1 ♦	7.6	4.3♦	3.3 ♦	1.4	1.7 D J	1.7 J	2.9 D J ♦	12 ♦	40	12 ♦
Ethylbenzene	5*	82	6.0	23 ♦	18	9♦	♦	1.2	3.4 D J ♦	3.5 J ♦	8.3 D J ♦	33 ♦	24 ♦	10
Isopropylbenzene	5*	18	1.8	8.8 ♦	7	2.7♦	2.3 ♦	0.57 J	1.4 D J ♦	1.3 J ♦	2.6 D J ♦	14	4	3.2
tert-Butyl Methyl Ether	10	U	U	U	0.8 U	U	U	U	U	U	U	U	U	0.27 J ♦
n-Butylbenzene	5*	7.8	2.0	4.6 ♦	5.3	2.4♦	3 ♦	0.67 J	1.7 D J ♦	1.3 J ♦	U	8.8 ♦	U	4.4 ♦
n-Propylbenzene	5*	26	2.2	13 ♦	12	3.9♦	3.9 ♦	0.88 J	2.8 D J	2.2 J ♦	3.2 D J ♦	25 ♦	5.3	4.3 ♦
m,p-Xylene (Sum of Isomers)	5*	200	9.0	49 ♦	22	10♦	6.8 ♦	1.6 J	2.9 D J ♦	2.8 J ♦	11 D J ♦	49 ♦	29	8.1 ♦
Naphthalene	10	14	4.3	9 ♦	6.8	3.9♦	4.2 ♦	1.3	3.9 D J	3.9 J	3.7 D J ♦	12 ♦	6.5	5.8
o-Xylene	5*	2.3 J	0.30 J	1.1 ♦	1.2	0.51 J♦	0.35 J ♦	U	U	0.21 J	U	1.7	2.2	0.99 J ♦
p-Isopropyltoluene	5*	4.8	3.7	2.7 ♦	4.7	1.4♦	1.7 ♦	0.70 J	1.1 D J ♦	0.79 J ♦	0.90 D J	7.2 ♦	3.1	2.3
sec-Butylbenzene	5*	13	2.0	6.2 ♦	7.8	3.7♦	4.1 ♦	1.3	3.8 D J ♦	2.6 J ♦	2.1 D J ♦	12	6 ♦	5.8 ♦
tert-Butylbenzene	5*	U	U	12 ♦	0.4 U	U	U	U	U	0.78 J ♦	U ♦	U	0.62 J	0.69 J ♦
Toluene	5*	3.2	0.93 J	1.3 ♦	4.8	1.3♦	0.68 J ♦	0.20 J	0.91 D J ♦	0.59 J	0.68 D J	1.3 ♦	3.8 ♦	1.4
Total VOCs		663.1	63.13	254.8	127.2	72.31	59.03	17.32	33.71	28.87	66.78	384.00	153.52	72.85

Sample Location	NYS AWQ S/GV (µg/L)	789MW-99								
Date of Collection		8/27/19	11/19/19	6/23/20	9/29/20	12/01/20	4/06/21	6/29/21	9/28/21	12/01/21
VOCs										
1,2,4-Trimethylbenzene	5*	8	2.0 J	3.9 J	360 D J ♦	0.79 J ♦	2.5 J	0.26 J	1.5 UJ	1.5 U
1,3,5-Trimethylbenzene	5*	4.7	1.6 J	1.5	98 D J ♦	0.35 J ♦	1.0 J	0.29 J	1.5 UJ	1.5 U
Benzene	1	10	6.2 J	2.5	170 D J ♦	4.8 ♦	2.7	3.3	3.3 J	3.2
Ethylbenzene	5*	6.6	3.8 J ♦	0.83 J	150 D J ♦	0.33 J	0.40 J	0.40 U	0.95 J	3.1
Isopropylbenzene	5*	2.9	1.7 J ♦	0.98 J	30 D J ♦	0.78 J	0.58 J	0.29 J	0.75 UJ	0.75 U
tert-Butyl Methyl Ether	10	U	U	U	U	U	U	0.80 U	0.75 UJ	0.75 U
n-Butylbenzene	5*	3.1 ♦	U	2.1	7.4 D J ♦	1.1	1.1	0.37 J	1.0 UJ	0.57 J
n-Propylbenzene	5*	4.6 J	2.4 J ♦	1.8	54 D J ♦	1.2	1.0	0.43 J	1.0 UJ	0.92 J
m,p-Xylene (Sum of Isomers)	5*	5.2	3.0 J ♦	0.95 J	680 D J ♦	0.48 J ♦	1.6 J	0.80 U	0.80 UJ	0.80 U
Naphthalene	10	4	2.7 J	1.9	87 D J ♦	1.3	2.6 J	0.86 J	3.0 UJ	3.0 U
o-Xylene	5*	1.0 J	0.41 J	0.21 J	5.1 D ♦	U	0.50 J	0.40 U	0.75 UJ	0.75 U
p-Isopropyltoluene	5*	1.9	0.87 J	1.1 J	7.8 D J ♦	0.45 J ♦	0.39 J	0.40 U	1.5 UJ	1.5 U
sec-Butylbenzene	5*	6.7 J	3.1 J ♦	3.3	12 D J ♦	2.5 ♦	1.6	0.90 J	0.73 J	1.1 J
tert-Butylbenzene	5*	0.52 J	U	U	U	U	U	0.40 U	1.0 UJ	1.0 U
Toluene	5*	0.94 J	0.44 J ♦	0.20 J	18 D ♦	0.17 J	0.23 J	0.36 J	0.72 J	1.3
Total VOCs		60.16	28.22	21.27	1679.3	14.25	16.2	0.80 U	0.75 UJ	0.75 U

Sample Location	NYS AWQ S/GV (µg/L)	789MW-102												
Date of Collection		7/10/02	10/3/02	12/11/02	4/8/03	7/2/03	9/23/03	12/22/03	4/8/04	7/7/04	9/24/04	1/3/05	4/8/05	6/23/05
VOCs														
1,2,4-Trimethylbenzene	5*	U	U	U	0.25 F	U	U	U	U	U	U	U	U	U
1,3,5-Trimethylbenzene	5*	U	U	U	0.17 F	U	U	U	U	U	U	U	U	U
Benzene	1	86	200	37	18	12	15	0.44 F	4.1	23	11	18	1.6	16
Ethylbenzene	5*	U	U	U	0.19 F	U	U	U	U	U	U	U	U	U
Isopropylbenzene	5*	U	U	U	0.16 F	U	U	U	U	U	U	U	U	U
tert-Butyl Methyl Ether	10	U	U	0.96 F	0.48 F	U	U	U	U	U	U	U	U	U
n-Butylbenzene	5*	U	U	U	0.27 F	U	U	U	U	U	U	U	U	U
n-Propylbenzene	5*	U	U	U	0.15 F	U	U	U	U	U	U	U	U	U
m,p-Xylene (Sum of Isomers)	5*	U	U	U	0.44 F	U	U	U	U	0.5	U	0.43 F	U	0.58
Naphthalene	10	U	U	U	0.41 F	U	U	U	U	U	U	0.41 F	U	U
o-Xylene	5*	U	U	U	0.14 F	U	U	U	U	U	U	U	U	U
p-Isopropyltoluene	5*	U	U	U	0.24 F	U	U	U	U	U	U	U	U	U
sec-Butylbenzene	5*	U	U	U	0.24 F	U	U	U	U	U	U	U	U	U
tert-Butylbenzene	5*	U	U	U	0.19 F	U	U	U	U	U	U	U	U	U
Toluene	5*	U	U	U	0.14 F	U	0.35 F	U	U	0.46 F	U	0.28 F	U	0.37 F
Total VOCs		86	200	38	21.47	12	15.4	0.44	4.1	23.96	11	19.12	1.6	16.95

Table 3-4
Site SS067 Select Historical Groundwater Sampling Results (2002 - 2021)
Petroleum Spill Sites
Former Griffiss Air Force Base, Rome, New York

Sample Location	NYS AWQ S/GV (µg/L)	789MW-102												
Date of Collection		9/27/05	1/3/06	3/22/06	6/21/06	9/20/06	12/19/06	4/10/07	6/19/07	9/17/07	12/5/07	3/24/08	6/11/08	9/10/08
VOCs														
1,2,4-Trimethylbenzene	5*	U	U	U	0.3 F	U	U	U	0.61	1.02	2.68 ♦	0.64 F	U	21.1
1,3,5-Trimethylbenzene	5*	U	U	U	U	U	U	U	0.11	0.22 F	1.62 ♦	U	1.15	5.35
Benzene	1	44	6.5	5.2	33	27.2	4.14	2.26	29.8	39.9	13.1	1.34	9.61	22.1
Ethylbenzene	5*	U	U	U	U	0.13 F	U	U	U	0.7 F	0.23 F	U	0.65 F	5.87
Isopropylbenzene	5*	U	U	U	U	0.14 F	U	U	0.62 F	0.82 F	0.81 F	U	0.78 F	2.76
tert-Butyl Methyl Ether	10	U	U	U	0.94 F	0.58 F	U	U	U	U	U	U	U	U
n-Butylbenzene	5*	U	U	U	U	U	U	U	U	U	U	U	U	U
n-Propylbenzene	5*	U	U	U	U	U	U	U	U	U	0.18 F	U	U	2.07
m,p-Xylene (Sum of Isomers)	5*	9.2	U	1.8	8.2	13	1.98 F	U	23.3	29.7	6.78	1.63 F	9.65	47.4
Naphthalene	10	U	U	U	0.37 F	U	U	U	0.22 F	0.55 F	0.48 F	U	1.38	5.37
o-Xylene	5*	1.4	U	U	0.75	0.63 F	U	U	0.8 F	1.21	0.64 F	U	U	0.84 F
p-Isopropyltoluene	5*	U	U	U	U	U	U	U	U	U	U	U	U	U
sec-Butylbenzene	5*	U	U	U	U	U	U	U	U	U	U	U	U	U
tert-Butylbenzene	5*	U	U	U	U	U	U	U	U	U	U	U	U	U
Toluene	5*	1.9	U	U	0.65	0.7 F	U	U	0.87 F	1.37	0.34 F	U	0.69 F	1.23
Total VOCs		56.5	6.5	7	44.21	42.38	6.12	2.26	56.33	75.49	26.86	3.61	23.91	114.09

Sample Location	NYS AWQ S/GV (µg/L)	789MW-102												
Date of Collection		12/16/08	3/24/09	6/24/09	9/9/09	12/3/09	4/7/10	6/15/10	9/22/10	12/7/10	7/26/11	11/9/11	1/11/12	4/18/12
VOCs														
1,2,4-Trimethylbenzene	5*	0.45 F	0.65 F	3.65	10.1	15.1	4.58 J♦	2.61 ♦	7.02	0.67 F	1.1	0.37 J	0.44 J	U
1,3,5-Trimethylbenzene	5*	0.15 F	0.19 F	1.05	2.53	3.99	1.24 ♦	0.89 F♦	1.99	0.32 F	0.44 J	U	0.23 J	U
Benzene	1	6.17	6.21 J	10.5	28.4	14	14.4 ♦	13.1 ♦	27.4	5.22	7.8	6	2	U
Ethylbenzene	5*	0.38 F	0.29 F	0.59 F	1.38	1.68	0.320 F♦	0.230 F♦	0.53 F	U	U	U	U	U
Isopropylbenzene	5*	0.24 F	0.32 F	0.82 F	2.48	2.54	1.27 ♦	0.75 F♦	3.25	0.53 F	0.69 J	U	0.38 J	U
tert-Butyl Methyl Ether	10	U	U	U	0.23 F	U	U	U	U	U	U	U	U	U
n-Butylbenzene	5*	U	U	U	U	U	U	U	U	U	U	U	U	U
n-Propylbenzene	5*	U	U	0.26 F	0.73 F	1.3	0.340 F♦	U	0.46 F	U	U	U	U	U
m,p-Xylene (Sum of Isomers)	5*	1.39 F	3.08	12.7	28.3	33.3	15.2 J♦	14.1 ♦	26.1	8.38	4.3	3.5 JQ	1.7 J	U
Naphthalene	10	0.12 F	U	1.17	2.26	3.33	0.860 F♦	0.480 F♦	1.66	U	0.93 J	U	U	U
o-Xylene	5*	0.23 F	0.21 F	0.58 F	1.07	0.84 F	0.590 F♦	0.760 F♦	1.52	0.33 F	0.26 J	U	U	U
p-Isopropyltoluene	5*	U	U	U	U	U	U	U	U	U	U	U	U	U
sec-Butylbenzene	5*	U	U	U	U	U	U	U	U	U	U	U	U	U
tert-Butylbenzene	5*	U	U	U	U	U	U	U	U	U	U	U	U	U
Toluene	5*	0.53 F	0.25 F	0.47 F	1.52	1.17	0.650 F♦	0.98	2.17	0.52 F	0.34 J	0.62 J	0.28 J	U
Total VOCs		9.66	11.2	31.79	79	77.25	39.45	33.9	72.1	15.97	15.86	10.49	5.03	0

Sample Location	NYS AWQ S/GV (µg/L)	789MW-102												
Date of Collection		7/11/12	4/23/13	4/22/14	11/3/15	12/1/15	1/26/16	6/28/16	11/2/16	6/28/17	8/10/17	11/8/17	12/2/18	8/27/19
VOCs														
1,2,4-Trimethylbenzene	5*	0.95 J	0.34 J	14	45	11	5.0	14	41	140 D	120 D	68 D	30	200 D
1,3,5-Trimethylbenzene	5*	0.37 J	U	3	23	4.6	2.3	6.4	18	49 J	41	33	17	59 D
Benzene	1	8.0	1.0	6.8	29	10	4.2	6.0	24	26 J	22	21	68 D	92 D
Ethylbenzene	5*	0.60 J	U	0.34 J	16	5.3	2.7	2.2	12	34 J	32	27	49	130 D
Isopropylbenzene	5*	0.39 J	U	2.2	12	3.2	1.9	3.6	8.2	14 J	13	8.8	7.5	17 D
tert-Butyl Methyl Ether	10	U	U	U	U	U	U	U	U	U	U	U	U	U
n-Butylbenzene	5*	U	U	U	U	U	U	U	1.6	4.8 J	5.1	3.6	1.2	2.9 J D
n-Propylbenzene	5*	0.17 J	U	0.90 J	5.1	1.5	1.1	5.2	7.7	28 J	23	13	7.3	29 D
m,p-Xylene (Sum of Isomers)	5*	5.0	5.5	11	130	84	48	25	130	210 D	200 D	120 D	170 D	410 D
Naphthalene	10	U	U	2.4	0.96 J	0.65 J	U	0.70 J	5.2	34 J	30	14	7.2	67 D
o-Xylene	5*	0.42 J	0.19 J	0.23 J	3.0 J	1.9 J	1.4	1.6	2.7 J	5 D	3.7 JD	2.7 J D	5.5 J D	7.5 D
p-Isopropyltoluene	5*	U	U	U	U	0.24 J	U	0.20 J	0.61 J	4.4 J	3.5	5.9	1.2	3.4 J D
sec-Butylbenzene	5*	U	U	U	0.69 J	0.34 J	0.34 J	2.0	2.3	8.6 J	5.2	4.5	2.1	5.7 J
tert-Butylbenzene	5*	U	U	U	U	U	U	U	U	U	U	U	U	0.69 J D
Toluene	5*	1.0	U	0.20 J	3.7	1.7	1.0	1.1	2.9	4.3 J	3.9	3.2	10	16 D
Total VOCs		16.9	7.03	41.07	268.45	124.43	67.94	68	256.21	562.1	502.4	324.7	376.0	1040.19

Sample Location	NYS AWQ S/GV (µg/L)	789MW-102		
Date of Collection		9/29/20	6/29/21	12/01/21
VOCs				
1,2,4-Trimethylbenzene	5*	2.9	380 D	308 D
1,3,5-Trimethylbenzene	5*	1	110 D	133
Benzene	1	4.1	110 D	172
Ethylbenzene	5*	0.27 J	280 D	381 D
Isopropylbenzene	5*	0.79 J	33 D	39.7
tert-Butyl Methyl Ether	10	U	3.2 U	0.75 U
n-Butylbenzene	5*	1.8	11 D	9.3
n-Propylbenzene	5*	1.5	63 D	78.4
m,p-Xylene (Sum of Isomers)	5*	0.66 J	670 D	584 D
Naphthalene	10	1.8 J	120 D	112
o-Xylene	5*	U	12 D	23.1
p-Isopropyltoluene	5*	0.66 J	8.7 D	9.7
sec-Butylbenzene	5*	3.1	13 D	10.9
tert-Butylbenzene	5*	U	1.4 J D	1.6 J
Toluene	5*	U	21 D	27.7
Total VOCs		18.58	680 D	607 D

Table 3-4
Site SS067 Select Historical Groundwater Sampling Results (2002 - 2021)
Petroleum Spill Sites
Former Griffiss Air Force Base, Rome, New York

Sample Location	NYS AWQ S/GV (µg/L)	789MW-103												
Date of Collection		10/10/12	1/15/13	4/23/13	7/18/13	10/17/13	1/29/14	4/22/14	7/24/14	10/13/14	7/7/15	8/24/15	12/1/15	1/26/16
VOCs														
1,2,4-Trimethylbenzene	5*	U	U	U	U	U	U	U	U	U	U	U	U	U
1,3,5-Trimethylbenzene	5*	U	U	U	U	U	U	U	U	U	U	U	U	U
Benzene	1	U	U	U	U	U	U	U	U	U	U	U	U	U
Ethylbenzene	5*	U	U	U	U	0.35 J	U	U	U	U	U	U	U	U
Isopropylbenzene	5*	U	U	U	U	U	U	U	U	U	U	U	U	U
tert-Butyl Methyl Ether	10	U	U	U	U	U	U	U	U	U	U	U	U	U
n-Butylbenzene	5*	U	U	U	U	U	U	U	U	U	U	U	U	U
n-Propylbenzene	5*	U	U	U	U	U	U	U	U	U	U	U	U	U
m,p-Xylene (Sum of Isomers)	5*	U	U	U	U	U	U	U	U	U	U	U	U	U
Naphthalene	10	U	U	U	0.22	0.41 J	U	U	U	U	U	U	U	U
o-Xylene	5*	U	U	U	U	U	U	U	U	U	U	U	U	U
p-Isopropyltoluene	5*	U	U	U	U	U	U	U	U	U	U	U	U	U
sec-Butylbenzene	5*	U	U	U	U	U	U	U	U	U	U	U	U	U
tert-Butylbenzene	5*	U	U	U	U	U	U	U	U	U	U	U	U	U
Toluene	5*	U	U	U	U	0.43 J	U	U	U	U	U	U	U	U
Total VOCs		0	0	0	0.22	1.19	0	0	0	0	0	0	0	0

Sample Location	NYS AWQ S/GV (µg/L)	789MW-103						
Date of Collection		6/28/16	12/07/16	3/21/17	3/29/18	07/23/18	09/19/18	12/02/18
VOCs								
1,2,4-Trimethylbenzene	5*	U	U	U	U	U	U	U
1,3,5-Trimethylbenzene	5*	U	U	U	U	U	U	U
Benzene	1	U	U	U	U	U	U	U
Ethylbenzene	5*	U	U	U	U	U	U	U
Isopropylbenzene	5*	U	U	U	U	U	U	U
tert-Butyl Methyl Ether	10	U	U	U	U	U	U	U
n-Butylbenzene	5*	U	U	U	U	U	U	U
n-Propylbenzene	5*	U	U	U	U	U	U	U
m,p-Xylene (Sum of Isomers)	5*	U	U	U	U	U	U	U
Naphthalene	10	U	U	U	U	U	U	U
o-Xylene	5*	U	U	U	U	U	U	U
p-Isopropyltoluene	5*	U	U	U	U	U	U	U
sec-Butylbenzene	5*	U	U	U	U	U	U	U
tert-Butylbenzene	5*	U	U	U	U	U	U	U
Toluene	5*	U	U	U	U	U	U	U
Total VOCs		0	0	0	0	0	0	0

Sample Location	NYS AWQ S/GV (µg/L)	789MW-134												
Date of Collection		7/2/03	9/23/03	12/22/03	4/8/04	7/7/04	9/24/04	4/7/05	9/26/05	3/22/06	9/20/06	12/19/06	4/12/07	6/18/07
VOCs														
1,2,4-Trimethylbenzene	5*	U	U	U	U	U	U	U	U	U	U	U	U	U
1,3,5-Trimethylbenzene	5*	U	U	U	U	U	U	U	U	U	U	U	U	U
Benzene	1	U	U	U	U	U	U	U	U	U	U	U	U	U
Ethylbenzene	5*	U	U	U	U	U	U	U	U	U	U	U	U	U
Isopropylbenzene	5*	U	U	U	U	U	U	U	U	U	U	U	U	U
tert-Butyl Methyl Ether	10	U	U	U	U	U	27	U	U	U	U	U	U	U
n-Butylbenzene	5*	U	U	U	U	U	U	U	U	U	U	U	U	U
n-Propylbenzene	5*	U	U	U	U	U	U	U	U	U	U	U	U	U
m,p-Xylene (Sum of Isomers)	5*	U	U	U	U	U	U	U	U	U	U	U	U	U
Naphthalene	10	U	U	U	U	U	U	U	U	U	U	U	U	U
o-Xylene	5*	U	U	U	U	U	U	U	U	U	U	U	U	U
p-Isopropyltoluene	5*	U	U	U	U	U	U	U	U	U	U	U	U	U
sec-Butylbenzene	5*	U	U	U	U	U	U	U	U	U	U	U	U	U
tert-Butylbenzene	5*	U	U	U	U	U	U	U	U	U	U	U	U	U
Toluene	5*	U	U	U	U	U	U	U	U	U	U	U	U	U
Total VOCs		0	0	0	0	0	27	0	0	0	0	0	0	0

Sample Location	NYS AWQ S/GV (µg/L)	789MW-134												
Date of Collection		9/18/07	3/24/08	9/9/08	3/23/09	1/24/09	4/7/10	4/26/11	4/17/12	10/10/12	1/16/13	4/24/13	7/18/13	10/17/13
VOCs														
1,2,4-Trimethylbenzene	5*	U	U	U	U	U	U	U	U	U	U	U	U	U
1,3,5-Trimethylbenzene	5*	U	U	U	U	U	U	U	U	U	U	U	U	U
Benzene	1	U	U	U	U	U	U	U	U	U	U	U	U	U
Ethylbenzene	5*	U	U	U	U	U	U	U	U	U	U	U	U	U
Isopropylbenzene	5*	U	U	U	U	U	U	U	U	U	U	U	U	U
tert-Butyl Methyl Ether	10	U	U	U	U	U	U	U	U	U	U	U	U	U
n-Butylbenzene	5*	U	U	U	U	U	U	U	U	U	U	U	U	U
n-Propylbenzene	5*	U	U	U	U	U	U	U	U	U	U	U	U	U
m,p-Xylene (Sum of Isomers)	5*	U	U	U	U	U	U	U	U	U	U	U	U	U
Naphthalene	10	U	U	U	U	U	U	U	U	0.51 J	U	U	U	U
o-Xylene	5*	U	U	U	U	U	U	U	U	U	U	U	U	U
p-Isopropyltoluene	5*	U	U	U	U	U	U	U	U	U	U	U	U	U
sec-Butylbenzene	5*	U	U	U	U	U	U	U	U	U	U	U	U	U
tert-Butylbenzene	5*	U	U	U	U	U	U	U	U	U	U	U	U	U
Toluene	5*	U	U	U	U	U	U	U	U	U	U	U	U	U
Total VOCs		0	0	0	0	0	0	0	0	0.51	0	0	0	0

Table 3-4
Site SS067 Select Historical Groundwater Sampling Results (2002 - 2021)
Petroleum Spill Sites
Former Griffiss Air Force Base, Rome, New York

Sample Location	NYS AWQ S/GV (µg/L)	789MW-134												
Date of Collection		1/30/14	4/9/14	7/24/14	10/14/14	2/19/15	7/7/15	8/24/15	12/2/15	1/27/16	6/28/16	11/02/16	3/29/17	6/28/17
VOCs														
1,2,4-Trimethylbenzene	5*	U	U	U	U	U	U	U	U	U	U	U	U	U
1,3,5-Trimethylbenzene	5*	U	U	U	U	U	U	U	U	U	U	U	U	U
Benzene	1	U	U	U	U	U	U	U	U	U	U	U	U	U
Ethylbenzene	5*	U	U	U	U	U	U	U	U	U	U	U	U	U
Isopropylbenzene	5*	U	U	U	U	U	U	U	U	U	U	U	U	U
tert-Butyl Methyl Ether	10	U	U	U	U	U	U	U	U	U	U	U	U	U
n-Butylbenzene	5*	U	U	U	U	U	U	U	U	U	U	U	U	U
n-Propylbenzene	5*	U	U	U	U	U	U	U	U	U	U	U	U	U
m,p-Xylene (Sum of Isomers)	5*	U	U	U	U	U	U	U	U	U	U	U	U	U
Naphthalene	10	U	U	U	U	U	U	0.44 J	1.1	U	U	U	U	U
o-Xylene	5*	U	U	U	U	U	U	U	U	U	U	U	U	U
p-Isopropyltoluene	5*	U	U	U	U	U	U	U	U	U	U	U	U	U
sec-Butylbenzene	5*	U	U	U	U	U	U	U	U	U	U	U	U	U
tert-Butylbenzene	5*	U	U	U	U	U	U	U	U	U	U	U	U	U
Toluene	5*	U	U	U	U	U	U	U	U	U	U	U	U	U
Total VOCs		0	0	0	0	0	0	0.44	1.1	0	0	0	0	0

Sample Location	NYS AWQ S/GV (µg/L)	789MW-134				
Date of Collection		3/29/18	07/23/18	09/19/18	12/02/18	11/19/19
VOCs						
1,2,4-Trimethylbenzene	5*	U	U	U	U	0.31 J
1,3,5-Trimethylbenzene	5*	U	U	U	U	U
Benzene	1	U	U	U	U	U
Ethylbenzene	5*	U	U	U	U	U
Isopropylbenzene	5*	U	U	U	U	U
tert-Butyl Methyl Ether	10	U	U	U	U	U
n-Butylbenzene	5*	U	U	U	U	U
n-Propylbenzene	5*	U	U	U	U	U
m,p-Xylene (Sum of Isomers)	5*	U	U	U	U	0.30 J
Naphthalene	10	U	U	U	U	U
o-Xylene	5*	U	U	U	U	U
p-Isopropyltoluene	5*	U	U	U	U	U
sec-Butylbenzene	5*	U	U	U	U	U
tert-Butylbenzene	5*	U	U	U	U	U
Toluene	5*	U	U	U	U	U
Total VOCs		0	0	0	0	0.61

Sample Location	NYS AWQ S/GV (µg/L)	789MW-135												
Date of Collection		10/10/12	1/16/13	4/24/13	7/18/13	10/17/13	1/30/14	4/9/14	7/24/14	10/14/14	2/19/15	7/6/15	8/24/15	12/2/15
VOCs														
1,2,4-Trimethylbenzene	5*	U	U	U	U	U	U	U	U	U	U	U	U	U
1,3,5-Trimethylbenzene	5*	U	U	U	U	U	U	U	U	U	U	U	U	U
Benzene	1	U	U	U	U	U	U	U	U	U	U	U	U	U
Ethylbenzene	5*	U	U	U	U	U	U	U	U	U	U	U	U	U
Isopropylbenzene	5*	U	U	U	U	U	U	U	U	U	U	U	U	U
tert-Butyl Methyl Ether	10	U	U	U	U	U	U	U	U	U	U	U	U	U
n-Butylbenzene	5*	U	U	U	U	U	U	U	U	U	U	U	U	U
n-Propylbenzene	5*	U	U	U	U	U	U	U	U	U	U	U	U	U
m,p-Xylene (Sum of Isomers)	5*	U	U	U	U	U	U	U	U	U	U	U	U	U
Naphthalene	10	U	U	U	0.37 J	U	U	U	U	U	U	U	1.8	0.22 J
o-Xylene	5*	U	U	U	U	U	U	U	U	U	U	U	U	U
p-Isopropyltoluene	5*	U	U	U	U	U	U	U	U	U	U	U	U	U
sec-Butylbenzene	5*	U	U	U	U	U	U	U	U	U	U	U	U	U
tert-Butylbenzene	5*	U	U	U	U	U	U	U	U	U	U	U	U	U
Toluene	5*	U	U	U	U	U	U	U	U	U	U	U	U	U
Total VOCs		0	0	0	0.37	0	0	0	0	0	0	0	1.8	0.22

Sample Location	NYS AWQ S/GV (µg/L)	789MW-135										
Date of Collection		1/27/16	6/27/16	11/02/16	3/29/17	6/28/17	8/09/17	11/08/17	3/29/18	07/23/18	09/19/18	12/02/18
VOCs												
1,2,4-Trimethylbenzene	5*	U	U	U	U	U	U	U	U	U	U	U
1,3,5-Trimethylbenzene	5*	U	U	U	U	U	U	U	U	U	U	U
Benzene	1	U	U	U	U	U	U	U	U	U	U	U
Ethylbenzene	5*	U	U	U	U	U	U	U	U	U	U	U
Isopropylbenzene	5*	U	U	U	U	U	U	U	U	U	U	U
tert-Butyl Methyl Ether	10	U	U	U	U	U	U	U	U	U	U	U
n-Butylbenzene	5*	U	U	U	U	U	U	U	U	U	U	U
n-Propylbenzene	5*	U	U	U	U	U	U	U	U	U	U	U
m,p-Xylene (Sum of Isomers)	5*	U	U	U	U	U	U	U	U	U	U	U
Naphthalene	10	U	U	U	U	U	U	U	U	U	U	U
o-Xylene	5*	U	U	U	U	U	U	U	U	U	U	U
p-Isopropyltoluene	5*	U	U	U	U	U	U	U	U	U	U	U
sec-Butylbenzene	5*	U	U	U	U	U	U	U	U	U	U	U
tert-Butylbenzene	5*	U	U	U	U	U	U	U	U	U	U	U
Toluene	5*	U	U	U	U	U	U	U	U	U	U	U
Total VOCs		0	0	0	0	0	0	0	0	0	0	0

Table 3-4
Site SS067 Select Historical Groundwater Sampling Results (2002 - 2021)
Petroleum Spill Sites
Former Griffiss Air Force Base, Rome, New York

Sample Location	NYS AWQ S/GV (µg/L)	789MW-214												
Date of Collection		4/17/12	10/11/12	1/16/13	4/24/13	7/18/13	10/17/13	1/30/14	4/9/14	7/24/14	10/14/14	2/19/15	7/7/15	8/24/15
VOCs														
1,2,4-Trimethylbenzene	5*	U	U	U	U	U	U	U	U	U	U	U	U	U
1,3,5-Trimethylbenzene	5*	U	U	U	U	U	U	U	U	U	U	U	U	U
Benzene	1	U	U	U	U	U	U	U	U	U	U	U	UQ	U
Ethylbenzene	5*	U	U	U	U	U	U	U	U	U	U	U	U	U
Isopropylbenzene	5*	U	U	U	U	U	U	U	U	U	U	U	U	U
tert-Butyl Methyl Ether	10	U	U	U	U	U	U	U	U	U	U	U	U	U
n-Butylbenzene	5*	U	U	U	U	U	U	U	U	U	U	U	U	U
n-Propylbenzene	5*	U	U	U	U	U	U	U	U	U	U	U	U	U
m,p-Xylene (Sum of Isomers)	5*	U	U	U	U	U	U	U	U	U	U	U	U	U
Naphthalene	10	U	U	U	U	U	U	U	U	U	U	U	U	U
o-Xylene	5*	U	U	U	U	U	U	U	U	U	U	U	U	U
p-Isopropyltoluene	5*	U	U	U	U	U	U	U	U	U	U	U	U	U
sec-Butylbenzene	5*	U	U	U	U	U	U	U	U	U	U	U	U	U
tert-Butylbenzene	5*	U	U	U	U	U	U	U	U	U	U	U	U	U
Toluene	5*	U	U	U	U	U	U	U	U	U	U	U	UQ	U
Total VOCs		0	0	0	0	0	0	0	0	0	0	0	0	0

Sample Location	NYS AWQ S/GV (µg/L)	789MW-214									
Date of Collection		12/2/15	1/27/16	6/27/16	11/02/16	03/29/17	06/28/17	3/29/18	07/23/18	09/19/18	12/02/18
VOCs											
1,2,4-Trimethylbenzene	5*	U	U	U	U	U	0.47 J	0.46 J	U	U	U
1,3,5-Trimethylbenzene	5*	U	U	U	U	U	U	0.21 J	U	U	U
Benzene	1	U	U	U	U	U	U	U	U	U	U
Ethylbenzene	5*	U	U	U	U	U	U	U	U	U	U
Isopropylbenzene	5*	U	U	U	U	U	U	U	U	U	U
tert-Butyl Methyl Ether	10	U	U	U	U	U	U	U	U	U	U
n-Butylbenzene	5*	U	U	U	U	U	U	U	U	U	U
n-Propylbenzene	5*	U	U	U	U	U	U	U	U	U	U
m,p-Xylene (Sum of Isomers)	5*	U	U	U	U	U	U	U	U	U	U
Naphthalene	10	U	U	U	U	0.52 J	1.3 J	U	U	U	U
o-Xylene	5*	U	U	U	U	U	U	U	U	U	U
p-Isopropyltoluene	5*	U	U	U	U	U	U	U	U	U	U
sec-Butylbenzene	5*	U	U	U	U	U	U	U	U	U	U
tert-Butylbenzene	5*	U	U	U	U	U	U	U	U	U	U
Toluene	5*	U	U	U	U	U	U	U	U	U	U
Total VOCs		0	0	0	0	0.52	1.77	0.7	0	0	0

Sample Location	NYS AWQ S/GV (µg/L)	789MW-215												
Date of Collection		4/23/12	10/10/12	1/16/13	4/24/13	7/18/13	10/17/13	1/30/14	4/9/14	7/24/14	10/14/14	2/19/15	7/6/15	8/24/15
VOCs														
1,2,4-Trimethylbenzene	5*	U	U	U	U	U	U	U	U	U	U	U	U	U
1,3,5-Trimethylbenzene	5*	U	U	U	U	U	U	U	U	U	U	U	U	U
Benzene	1	U	U	U	U	U	U	U	U	U	UJ	U	U	U
Ethylbenzene	5*	U	U	U	U	U	U	U	U	U	U	U	U	U
Isopropylbenzene	5*	U	U	U	U	U	U	U	U	U	U	U	U	U
tert-Butyl Methyl Ether	10	U	U	U	U	U	U	U	U	U	U	U	U	U
n-Butylbenzene	5*	U	U	U	U	U	U	U	U	U	U	U	U	U
n-Propylbenzene	5*	U	U	U	U	U	U	U	U	U	U	U	U	U
m,p-Xylene (Sum of Isomers)	5*	U	U	U	U	U	U	U	U	U	U	U	U	U
Naphthalene	10	U	U	0.72 J	U	U	U	U	U	U	U	U	U	U
o-Xylene	5*	U	U	U	U	U	U	U	U	U	U	U	U	U
p-Isopropyltoluene	5*	U	U	U	U	U	U	U	U	U	U	U	U	U
sec-Butylbenzene	5*	U	U	U	U	U	U	U	U	U	U	U	U	U
tert-Butylbenzene	5*	U	U	U	U	U	U	U	U	U	U	U	U	U
Toluene	5*	U	U	U	U	U	U	U	U	U	U	U	U	U
Total VOCs		0	0	0.72	0	0	0	0	0	0	0	0	0	0

Sample Location	NYS AWQ S/GV (µg/L)	789MW-215									
Date of Collection		12/2/15	1/27/16	6/27/16	11/02/16	03/21/17	06/28/17	3/29/18	07/24/18	09/19/18	12/02/18
VOCs											
1,2,4-Trimethylbenzene	5*	0.16 J	U	U	U	U	U	U	U	U	U
1,3,5-Trimethylbenzene	5*	U	U	U	U	U	U	U	U	U	U
Benzene	1	U	U	U	U	U	U	U	U	U	U
Ethylbenzene	5*	U	U	U	U	U	U	U	U	U	U
Isopropylbenzene	5*	U	U	U	U	U	U	U	U	U	U
tert-Butyl Methyl Ether	10	U	U	U	U	U	U	U	U	U	U
n-Butylbenzene	5*	U	U	U	U	U	U	U	U	U	U
n-Propylbenzene	5*	U	U	U	U	U	U	U	U	U	U
m,p-Xylene (Sum of Isomers)	5*	U	U	U	U	U	U	U	U	U	U
Naphthalene	10	U	U	U	U	U	U	U	U	U	U
o-Xylene	5*	U	U	U	U	U	U	U	U	U	U
p-Isopropyltoluene	5*	U	U	U	U	U	U	U	U	U	U
sec-Butylbenzene	5*	U	U	U	U	U	U	U	U	U	U
tert-Butylbenzene	5*	U	U	U	U	U	U	U	U	U	U
Toluene	5*	U	U	U	U	U	U	U	U	U	U
Total VOCs		0.16	0	0	0	0	0	0	0	0	0

Table 3-4
Site SS067 Select Historical Groundwater Sampling Results (2002 - 2021)
Petroleum Spill Sites
Former Griffiss Air Force Base, Rome, New York

Sample Location	NYS AWQ S/GV (µg/L)	789MW-216												
Date of Collection		4/23/12	7/11/12	10/11/12	1/16/13	4/24/13	7/18/13	10/17/13	1/30/14	4/9/14	7/24/14	10/14/14	3/20/15	7/6/15
VOCs														
1,2,4-Trimethylbenzene	5*	54	32 J	2.6	16	14	15	2.6	0.34 J	U	0.25 J	U	U	0.23 J
1,3,5-Trimethylbenzene	5*	U	U	U	U	U	U	U	U	U	U	U	U	U
Benzene	1	U	U	U	U	U	U	0.16 J	U	U	U	U	U	U
Ethylbenzene	5*	8.6	7.8 J	1.0	5.6	3.4	3.9	2.8	0.25 J	U	0.86 J	0.48 J	U	0.21 J
Isopropylbenzene	5*	2.9	2.6 J	0.49 J	2.9	1.5	2.0	2.3	0.78 J	0.50 J	1.2	1.4	U	0.51 J
tert-Butyl Methyl Ether	10	U	U	U	U	U	U	U	U	U	U	U	U	U
n-Butylbenzene	5*	U	2.6	0.32 J	2.1	0.63 J	1.0	U	U	U	1.1	U	U	0.83 J
n-Propylbenzene	5*	6.2	4.9 J	0.68 J	4.4	2.8	4.1	2.8	U	0.39 J	1.8	1.2	U	0.41 J
m,p-Xylene (Sum of Isomers)	5*	U	U	U	U	U	U	U	U	U	U	U	U	U
Naphthalene	10	47	34 J	11	27	14	28	50	11	8.6	23	25	6.3	16
o-Xylene	5*	U	U	U	U	U	U	U	U	U	U	U	U	U
p-Isopropyltoluene	5*	2.5	2.2	0.18 J	0.70 J	0.83 J	1.6	0.63 J	U	U	U	U	U	U
sec-Butylbenzene	5*	2.8	2.9 J	0.86 J	2.4	1.9	3.0	U	1.3	1.0	1.8	2.3	0.18 J	0.95 J
tert-Butylbenzene	5*	U	U	U	2.4	0.19 J	0.22 J	0.22 J	0.17 J	U	0.17 J	0.21 J	U	U
Toluene	5*	U	U	U	U	U	U	0.29 J	U	U	U	U	U	U
Total VOCs		124	89	17.13	63.50	39.25	58.82	61.8	13.8	10.49	30.2	30.95	6.48	19.14

Sample Location	NYS AWQ S/GV (µg/L)	789MW-216												
Date of Collection		8/24/15	12/2/15	1/27/16	6/29/16	11/02/16	3/29/17	6/29/17	11/07/17	3/28/18	7/24/18	9/19/18	4/04/19	6/20/19
VOCs														
1,2,4-Trimethylbenzene	5*	0.41 J	0.62 J	0.66 J	24	0.28 J	42	31	5.7	0.57 J	5.1 J	1.0	25	10
1,3,5-Trimethylbenzene	5*	U	U	U	U	U	U	0.21 J	U	U	U	U	U	U
Benzene	1	0.17 J	U	U	0.41 J	U	U	U	U	U	U	U	U	U
Ethylbenzene	5*	0.49 J	U	U	2.0	U	2.3	1.9	0.37 J	0.57 J	1.3 J	0.22 J	1.2	1.1
Isopropylbenzene	5*	1.0	U	0.19 J	1.6	U	1.6	1.7	0.69 J	0.89 J	1.6 J	0.24 J	1.5	1.2
tert-Butyl Methyl Ether	10	U	U	U	U	U	U	U	U	U	U	U	U	U
n-Butylbenzene	5*	U	U	0.59 J	U	U	U	U	U	U	2.1 J	U	0.76 J	0.93 J
n-Propylbenzene	5*	0.64 J	U	U	1.7	U	0.99 J	2.7	1.2	1.6 J	3.1 J	0.51 J	2.6	1.2
m,p-Xylene (Sum of Isomers)	5*	U	U	U	U	U	0.83 J	U	U	U	U	U	U	U
Naphthalene	10	28 J	2.5	4.8	54	1.3	32	44	18	9.6 J	25 J	4.1	15	11
o-Xylene	5*	U	U	U	U	U	0.49 J	U	U	U	U	U	U	0.24 J
p-Isopropyltoluene	5*	U	U	U	U	U	U	0.32 J	U	U	U	U	U	U
sec-Butylbenzene	5*	2.1	U	0.45 J	3.0	U	3.1	3.9	1.8	1.9 J	3.1 J	0.53 J	2.9	1.9
tert-Butylbenzene	5*	0.32 J	U	U	2.8	U	U	4.4	U	0.22 J	0.86 J	U	0.29 J	0.46 J
Toluene	5*	U	U	U	U	U	U	U	U	U	U	U	U	U
Total VOCs		33.13	3.12	6.69	89.51	1.58	83.31	90.13	27.76	15.35	42.2	6.6	49.25	28.03

Sample Location	NYS AWQ S/GV (µg/L)	789MW-216								
Date of Collection		8/27/19	11/19/19	6/23/20	9/29/20	12/01/20	4/06/21	6/29/21	9/28/21	12/01/21
VOCs										
1,2,4-Trimethylbenzene	5*	2.6	2.4	0.24 J	0.45 J	1.0	16	0.40 U	1.5 U	1.5 U
1,3,5-Trimethylbenzene	5*	U	0.65 J	U	U	0.38 J	5.2	0.40 U	1.5 U	1.5 U
Benzene	1	U	U	U	U	U	U	0.40 U	0.45 U	0.45 U
Ethylbenzene	5*	0.36 J	0.18 J	U	U	U	0.42 J	0.40 U	0.75 U	0.75 U
Isopropylbenzene	5*	0.40 J	U	0.23 J	0.32 J	U	0.29 J	0.40 U	0.75 U	0.75 U
tert-Butyl Methyl Ether	10	U	U	U	U	U	U	0.80 U	0.75 U	0.75 U
n-Butylbenzene	5*	0.32 J	U	U	U	U	1.3	0.80 U	1.0 U	1.0 U
n-Propylbenzene	5*	0.56 J	U	U	U	U	0.48 J	0.40 U	1.0 U	1.0 U
m,p-Xylene (Sum of Isomers)	5*	U	0.84 J	U	U	0.29 J	5.3	0.80 U	0.80 U	0.80 U
Naphthalene	10	9.9	3.0	3.4	3.3 J	U	5.1	1.4	3.0 U	3.0 U
o-Xylene	5*	U	U	U	U	U	3.1	0.40 U	0.75 U	0.75 U
p-Isopropyltoluene	5*	U	U	U	U	U	1.0	0.40 U	1.5 U	1.5 U
sec-Butylbenzene	5*	1.6	0.61 J	1.1	0.82 J	U	1.3	0.60 J	1.5 U	1.5 U
tert-Butylbenzene	5*	0.25 J	U	U	U	U	U	0.40 U	1.0 U	1.0 U
Toluene	5*	U	U	U	U	U	0.18 J	0.40 U	0.75 U	0.75 U
Total VOCs		15.99	7.68	4.97	4.89	1.67	39.67	0.80 U	0.75 U	0.75 U

Sample Location	NYS AWQ S/GV (µg/L)	789MW-222												
Date of Collection		4/23/12	7/11/12	10/11/12	1/16/13	4/24/13	7/18/13	10/16/13	1/30/14	4/9/14	7/24/14	10/14/14	2/19/15	7/6/15
VOCs														
1,2,4-Trimethylbenzene	5*	81	42	14	U	85	U	95	13	0.31 J	24	110	100	38
1,3,5-Trimethylbenzene	5*	67	33	12	U	58	U	45	12	0.64 J	22	51	51	U
Benzene	1	86	80	29	1.3	62	2.7	32	9.9	3.3	14	19	25	11
Ethylbenzene	5*	32	30	14	U	48	U	35	13	2.3	24	50	58	29
Isopropylbenzene	5*	3.4	2.9	U	U	4.6	U	3.6	1.8	0.36 J	2.7	6.7	5.9	4.2
tert-Butyl Methyl Ether	10	U	U	U	U	U	U	U	U	U	U	U	U	U
n-Butylbenzene	5*	U	0.62 J	U	U	U	U	U	0.40 J	U	U	3.5	2.7	2.1
n-Propylbenzene	5*	4.5	4.4	2.6 J	U	6.6	U	5.5	13	0.34 J	U	10	9.2	6.2
m,p-Xylene (Sum of Isomers)	5*	130	87	49	U	240	U	210	50	6.8	78	190	210	87
Naphthalene	10	3.1	U	U	0.51 J	U	U	0.45 J	U	U	U	0.37 J	0.57 J	U
o-Xylene	5*	100	53	14	U	78	U	50	8.7	0.45 J	11	33	31	11
p-Isopropyltoluene	5*	1.9 J	1.3	2.5 J	U	11	U	4.0	1.1	U	1.6	4.7	4.1	6.9
sec-Butylbenzene	5*	1.1 J	1.2	U	U	3.1	U	2.9	1.2	0.19 J	U	3.9	U	2.4
tert-Butylbenzene	5*	U	U	U	U	0.81 J	U	U	1.8	U	U	U	U	U
Toluene	5*	3.6	3.5	U	U	2.8 Q	U	2.5	0.63 J	U	0.84 J	1.5	1.4	0.63 J
Total VOCs		513.6	338.92	137.1	1.8	599.91	2.7	485.95	126.53	14.69	178.14	483.67	498.87	198.43

Table 3-4
Site SS067 Select Historical Groundwater Sampling Results (2002 - 2021)
Petroleum Spill Sites
Former Griffiss Air Force Base, Rome, New York

Sample Location	NYS AWQ	789MW-222												
Date of Collection	S/GV	8/25/15	12/2/15	6/27/16	11/03/16	3/29/17	6/29/17	8/09/17	11/08/17	3/28/18	7/24/18	9/19/18	12/02/18	4/04/19
VOCs	(µg/L)													
1,2,4-Trimethylbenzene	5*	37	94	Free Product 0.20 ft	U	U	U	U	U	U	U	U	U	U
1,3,5-Trimethylbenzene	5*	26	55 M		U	U	U	U	U	U	U	U	U	U
Benzene	1	12	17		0.66 J	1.6 J	1.2	1.1	2	2	0.25 J	U	U	U
Ethylbenzene	5*	36 M	55 M		U	U	U	U	U	U	U	U	U	U
Isopropylbenzene	5*	4.7	7.1		U	U	U	U	U	U	U	U	U	U
tert-Butyl Methyl Ether	10	U	U		U	U	U	U	U	U	U	U	U	U
n-Butylbenzene	5*	1.3	3.5		U	U	U	U	U	U	U	U	U	U
n-Propylbenzene	5*	7.0	13		U	U	U	U	U	U	U	U	U	U
m,p-Xylene (Sum of Isomers)	5*	130	190		U	U	U	U	U	U	U	U	U	U
Naphthalene	10	0.28 J	0.28 J		U	U	U	U	U	U	0.54 J	U	U	U
o-Xylene	5*	12	19		U	U	U	U	U	U	U	U	U	U
p-Isopropyltoluene	5*	2.1	4.5		U	U	U	U	U	U	U	U	U	U
sec-Butylbenzene	5*	2.6	U		U	U	U	U	U	U	U	U	U	U
tert-Butylbenzene	5*	5.0	U		U	U	U	U	U	U	U	U	U	U
Toluene	5*	0.68 J	1.0		U	U	U	U	U	U	U	U	U	U
Total VOCs		276.66	459.38		0.66	1.6	1.2	1.1	2	2	0.8	0	0	0

Sample Location	NYS AWQ	789MW-222								
Date of Collection	S/GV	6/20/19	8/27/19	11/19/19	6/23/20	9/29/20	12/01/20	4/06/21	6/29/21	9/28/21	12/01/21
VOCs	(µg/L)										
1,2,4-Trimethylbenzene	5*	0.32 J	U	U	U	0.38 J	0.53 J	0.26 J	0.40 U	1.5 U	1.5 U
1,3,5-Trimethylbenzene	5*	U	U	U	U	U	0.24 J	U	0.40 U	1.5 U	1.5 U
Benzene	1	3.2	3.7	6.3	1.3	4.1	5.8	1.4	1.5	0.47	0.73
Ethylbenzene	5*	0.50 J	U	U	U	U	U	U	0.40 U	0.75 U	0.75 U
Isopropylbenzene	5*	0.48 J	U	U	U	U	U	U	0.40 U	0.75 U	0.75 U
tert-Butyl Methyl Ether	10	U	U	U	U	U	U	U	0.80 U	0.75 U	0.75 U
n-Butylbenzene	5*	U	U	U	U	U	U	U	0.80 U	1.0 U	1.0 U
n-Propylbenzene	5*	U	U	U	U	U	U	U	0.40 U	1.0 U	1.0 U
m,p-Xylene (Sum of Isomers)	5*	U	0.15 J	0.39 J	U	0.45 J	0.36 J	0.28 J	0.80 U	0.80 U	0.80 U
Naphthalene	10	U	0.24 J	U	U	U	U	U	0.80 U	3.0 U	3.0 U
o-Xylene	5*	0.27 J	U	U	U	U	U	U	0.40 U	0.75 U	0.75 U
p-Isopropyltoluene	5*	U	U	U	U	U	U	U	0.40 U	1.5 U	1.5 U
sec-Butylbenzene	5*	U	U	U	U	U	U	U	0.40 U	1.5 U	1.5 U
tert-Butylbenzene	5*	U	U	U	U	U	U	U	0.40 U	1.0 U	1.0 U
Toluene	5*	U	U	U	U	U	U	U	0.40 U	0.75 U	0.75 U
Total VOCs		4.77	4.09	6.69	1.3	4.93	6.93	1.94	0.80 U	0.75 U	0.75 U

Sample Location	NYS AWQ	789MW-251												
Date of Collection	S/GV	4/04/19	6/20/19	11/02/19	6/23/20	9/29/20	12/01/20	6/23/20	9/29/20	12/01/20	4/06/21	6/29/21	9/28/21	12/01/21
VOCs	(µg/L)													
1,2,4-Trimethylbenzene	5*	110	0.56 J	0.30 J	9.5	16	16	9.5	16	16	0.24 J	0.40 U	1.5 U	1.5 U
1,3,5-Trimethylbenzene	5*	53	0.74 J	U	2.9	4.6	4.6	2.9	4.6	4.6	U	0.40 U	1.5 U	1.5 U
Benzene	1	38	0.20 J	2.4	0.96 J	1.1	0.80 J	0.96 J	1.1	0.80 J	1.9	0.40 U	0.45 U	0.45 U
Ethylbenzene	5*	20	0.56 J	U	0.23 J	0.88 J	1.0	0.23 J	0.88 J	1.0	U	0.40 U	0.75 U	0.75 U
Isopropylbenzene	5*	9.5	U	U	U	0.24 J	0.24 J	U	0.24 J	0.24 J	U	0.40 U	0.75 U	0.75 U
tert-Butyl Methyl Ether	10	U	U	U	U	U	U	U	U	U	U	0.80 U	0.75 U	0.75 U
n-Butylbenzene	5*	U	U	U	U	0.55 J	0.67 J	U	0.55 J	0.67 J	U	0.80 U	1.0 U	1.0 U
n-Propylbenzene	5*	18	U	U	U	U	U	U	U	U	U	0.40 U	1.0 U	1.0 U
m,p-Xylene (Sum of Isomers)	5*	38	U	0.24 J	6.4	11	10	6.4	11	10	0.22 J	0.80 U	0.80 U	0.80 U
Naphthalene	10	69	U	U	2.6	3.8 J	4.9	2.6	3.8 J	4.9	U	0.80 U	3.0 U	3.0 U
o-Xylene	5*	23	0.87 J	0.40 J	3.1	5.6	7.2	3.1	5.6	7.2	U	0.40 U	0.75 U	0.75 U
p-Isopropyltoluene	5*	8.9	0.67 J	U	0.37 J	0.52 J	0.75 J	0.37 J	0.52 J	0.75 J	U	0.40 U	1.5 U	1.5 U
sec-Butylbenzene	5*	10	U	U	U	0.34 J	U	U	0.34 J	U	U	0.40 U	1.5 U	1.5 U
tert-Butylbenzene	5*	1.2	U	U	U	U	U	U	U	U	U	0.40 U	1.0 U	1.0 U
Toluene	5*	4.2	U	0.17 J	0.78 J	1.7	1.4	0.78 J	1.7	1.4	U	0.40 U	0.75 U	0.75 U
Total VOCs		402.8	3.6	3.51	26.84	46.33	47.56	26.84	46.33	47.56	2.36	0.80 U	0.75 U	0.75 U

Notes
Results are compared to the New York State (NYS) Department of Environmental Conservation Division of Water Technical and Operational Guidance Series (1.1.1) Ambient Water Quality (AWQ) Standards and Guidance Values (S/GV).
* - The principal organic contaminant standard for groundwater of 5 micrograms per liter (µg/L) applies to this substance.
Shaded values are above the NYS AWQ S/GV.
B - The analyte was also detected in a blank.
U - The analyte was analyzed for, but not detected. The associated numerical value is at or below the method detection limit (MDL).
M - The differences between the two recoveries are outside of the relative percent difference limit.
D - Dilution required due to high concentration of target analyte(s).
Q - One or more quality control criteria failed.
F - Analyte was positively identified above the MDL, however the concentration is below the reporting limit (RL).
J - The analyte was positively identified, the quantitation is an approximation.

♦ - Denotes higher nominal value of duplicate sample result.
Results presented in micrograms per liter (µg/L).

This page intentionally left blank.

Tables

Appendix C-4
SS067 (Building 789) Acetone Results (April 2019 – October 2023)

This page intentionally left blank.

Appendix C-4 SS067 (Building 789)
Acetone Results (April 2019 - October 2023)
Former Griffiss AFB, Rome, New York

Sample Date:	April 2019	June 2019	August 2019	November 2019	December 2020	April 2021	June 2021	September 2021	December 2021
Sample Event:	2019 Quarter 1	2019 Quarter 2	2019 Quarter 3	2019 Quarter 4	2020 Quarter 4	2021 Quarter 1	2021 Quarter 2	2021 Quarter 3	2021 Quarter 4
Location ID:	Acetone (µg/L)								
789MW-46R	**2.2 J**	NS	**17**	NS	NS	NS	6.4 UM	7.5 U	NS
789MW-83	6.4 U	**7.2 J**	**9 J**	6.4 U	6.4 U	6.4 U	6.4 U	7.5 U	7.5 U
789MW-95	**2.6 J**	NS	**6.9 J**	NS	NS	NS	6.4 U	NS	7.5 U
789MW-98	NS	NS	**470 D**	64 UM	64 UM	**300**	130 UM	**56.5 J**	7.5 U
789MW-99	6.4 UM / 6.4 UM*	6.4 UM / 6.4 UM*	**120** / 6.4 UMQ*	6.4 UM / 6.4 UM*	6.4 UM / 6.4 UM*	**54 / 54***	6.4 UM / 6.4 UM*	**54.4 J / 23.2 J***	7.5 U / 7.5 U*
789MW-102	NS	NS	26 UMQ	NS	NS	NS	26 UM	NS	7.5 U
789MW-135	NS	NS	NS	NS	NS	NS	NS	NS	NS
789MW-216	6.4 U	**5.1 J**	6.4 UQ	**2.2 J**	6.4 U	6.4 U	6.4 U	7.5 U	7.5 U
789MW-222	6.4 U	6.4 UM	6.4 UQ	**14**	6.4 UM	6.4 U	6.4 UM	7.5 U	7.5 U
789MW-251	**170**	**48**	6.4 UMQ	6.4 UM	6.4 UM	**260**	**39**	**34.4 J**	7.5 U

Sample Date:	March 2022	June 2022	August 2022	October 2022	March 2023	June 2023	September 2023	October 2023
Sample Event:	2022 Quarter 1	2022 Quarter 2	2022 Quarter 3	2022 Quarter 4	2023 Quarter 1	2023 Quarter 2	2023 Quarter 3	2023 Quarter 4
Location ID:	Acetone (µg/L)							
789MW-46R	NS	NS	**32.4**	**21 J**	NS	20 U	25.8 U	10 U
789MW-83	20 U	20 UJ	20 U	20 U / 20 U*	20 U	20 U	25 U	10 U
789MW-95	NS	NS	20 U	20 U	NS	20 U	NS	10 U
789MW-98	**244**	20 U	**112**	**549**	**49.3**	**190**	NS	20 U
789MW-99	**67.5 / 66.1***	20 U / 20 U*	**44.2**	**56**	20 U / 20 U*	20 U	25 UJ	10 U
789MW-102	NS	NS	**178**	400 U	NS	200 U	NS	NS
789MW-135	NS	NS	20 U	20 U	NS	20 U	20 U	10 U
789MW-216	20 U	20 U	20 U / 20 U*	20 UJ	20 U	20 U / 20 U*	25 U / 25 U*	10 U
789MW-222	20 U	20 U	20 U	20 U	20 U	20 U	25 U	10 U
789MW-251	20 U	**18.5 J**	**88.2**	20 U	20 U	20 U	25 U	10 U

NS = not sampled

New York State Department of Environmental Conservation (NYSDEC) Division of Water Technical and Operational Guidance Series (1.1.1) Ambient Water Quality (AWQ) Standards and Guidance Value (S/GV) for acetone = 50 µg/L

µg/L = micrograms per liter
D = the reported value is from a dilution
J = estimated value
M = manual integrated compound
Q = one or more quality control criteria failed
U = non-detect at Limit of Detection
* = Field Duplicate
Bold = detected above laboratory Limit of Detection
Red = detected above NYSDEC AWQ S/GV

This page intentionally left blank.

APPENDIX D
FIELD FORMS

This page intentionally left blank.

Appendix D-1
2023 Quarter 1 Field Forms

This page intentionally left blank.

bhate

GROUNDWATER SAMPLE COLLECTION FORM

LOCATION	Site: SS067	Location ID: 789MW-83	Date: 3/28/23
	Project Name: NE BECOS Griffiss	Project No./Phase: -	Recorded By: B. Pollard
EQUIPMENT	Pump Type/ID#: Bailer	Water Quality Meter/ID#: YSI EXO1 w 100' reel	PID Type/ID#: -
	Water Level Indicator Type/ID#: Solinst IFP	Other Equipment/ID#:	Decon Method: Water, Simple Green
	Tubing Type/Diameter (in):	Other Equipment/ID#:	PPE: Level D
WELL INFO	Casing Type / ID (in): 2" PVC FM	Unit Casing Volume (gal/lin ft) (A): 0.160	Initial Depth to Water (ft) (B): 21.19
	Total Well Depth (ft) (C): 29.95	Water Column Thickness (ft) (C-B): 8.76	Well Volume (gal) (A*(C-B)): 1.43
	Ambient PID (ppm): -	Well Mouth PID (ppm): -	System Volume (gal): [3 well vol]: 4.29
	Weather: Mostly Cloudy, 44 F	Well Condition: Good	Comments: No FP

CASING INFO											
Casing ID (in)	0.5	0.75	1.0	1.5	2.0	3.0	4.0	5.0	6.0	8.0
Unit Casing Volume (gal/lin ft)	0.016	0.020	0.043	0.103	0.160	0.378	0.652	1.03	1.48	2.57

DATE	TIME (24 Hr)	Water Level (BTOC)	Volume Removed (Gals)	Pumping Rate (ml/min)	Temp (C)	pH	Cond (mS/cm)	DO (mg/l)	Turb (NTU)	ORP (mV)	Remarks (odor, clarity, etc.)
3/28/23	1630	21.19	4.29	-	13.484	6.73	0.740	0.34	84.15	-77.2	Clear

Colorimeter Results					**No. Containers/Volume/Type**			**Preserv.**	**Filter (Y/N)**	**Method**	**Parameter(s)**
Time	**Analyte**	**Dilution**	**Result**	**Units**	3	40 mL	Glass Vial	HCl	N	8260D	VOCs

Conversions	**Stabilization Criteria**										
1 L = 0.26 gals	Temp	+/- 10%	DO	+/- 10%							
1 gal = 3.79 L	pH	+/- 0.1	Turb	+/- 10%							
	Cond	+/- 10%	ORP	+/- 10	Sample ID: 789MW-83_0323				Sample Time: 1630		

bhate

GROUNDWATER SAMPLE COLLECTION FORM

LOCATION	Site: SS067	Location ID: 789MW-98	Date: 3/28/23
	Project Name: NE BECOS Griffiss	Project No./Phase: -	Recorded By: B. Pollard
EQUIPMENT	Pump Type/ID#: Bailer	Water Quality Meter/ID#: YSI EXO1 w 100' reel	PID Type/ID#: -
	Water Level Indicator Type/ID#: Solinst IFP	Other Equipment/ID#:	Decon Method: Water, Simple Green
	Tubing Type/Diameter (in):	Other Equipment/ID#:	PPE: Level D
WELL INFO	Casing Type / ID (in): 4" PVC FM	Unit Casing Volume (gal/lin ft) (A): 0.652	Initial Depth to Water (ft) (B): 15.65
	Total Well Depth (ft) (C): 19.72	Water Column Thickness (ft) (C-B): 4.07	Well Volume (gal) (A*(C-B)): 2.66
	Ambient PID (ppm): -	Well Mouth PID (ppm): -	System Volume (gal): [3 well vol]: 7.97
	Weather: Mostly Cloudy, 44 F	Well Condition: Good	Comments: No FP

CASING INFO											
Casing ID (in)	0.5	0.75	1.0	1.5	2.0	3.0	4.0	5.0	6.0	8.0
Unit Casing Volume (gal/lin ft)	0.016	0.020	0.043	0.103	0.160	0.378	0.652	1.03	1.48	2.57

DATE	TIME (24 Hr)	Water Level (BTOC)	Volume Removed (Gals)	Pumping Rate (ml/min)	Temp (C)	pH	Cond (mS/cm)	DO (mg/l)	Turb (NTU)	ORP (mV)	Remarks (odor, clarity, etc.)
3/28/23	1400	15.65	3	-	8.937	6.73	0.810	0.35	113.08	-44.7	Black sediment
											Petroleum scent

Colorimeter Results					**No. Containers/Volume/Type**			**Preserv.**	**Filter (Y/N)**	**Method**	**Parameter(s)**
Time	**Analyte**	**Dilution**	**Result**	**Units**	3	40 mL	Glass Vial	HCl	N	8260D	VOC

Conversions	**Stabilization Criteria**										
1 L = 0.26 gals	Temp	+/- 10%	DO	+/- 10%							
1 gal = 3.79 L	pH	+/- 0.1	Turb	+/- 10%							
	Cond	+/- 10%	ORP	+/- 10	Sample ID: 789MW-98_0323				Sample Time: 1400		

Note: Well went dry after bailing ~3 gallons, waited a couple hours for recharge before sampling.

bhate

GROUNDWATER SAMPLE COLLECTION FORM

LOCATION	Site: SS067	Location ID: 789MW-99	Date: 3/28/23
	Project Name: NE BECOS Griffiss	Project No./Phase: -	Recorded By: B. Pollard
EQUIPMENT	Pump Type/ID#: Bailer	Water Quality Meter/ID#: YSI EXO1 w 100' reel	PID Type/ID#: -
	Water Level Indicator Type/ID#: Solinst IFP	Other Equipment/ID#:	Decon Method: Water, Simple Green
	Tubing Type/Diameter (in):	Other Equipment/ID#:	PPE: Level D
WELL INFO	Casing Type / ID (in): 4" PVC FM	Unit Casing Volume (gal/lin ft) (A): 0.652	Initial Depth to Water (ft) (B): 17.30
	Total Well Depth (ft) (C): 27.50	Water Column Thickness (ft) (C-B): 10.20	Well Volume (gal) (A*(C-B)): 6.66
	Ambient PID (ppm): -	Well Mouth PID (ppm): -	System Volume (gal): [3 well vol]: 19.97
	Weather: Mostly Cloudy, 44 F	Well Condition: Good	Comments: No FP, field duplicate

CASING INFO											
Casing ID (in)	0.5	0.75	1.0	1.5	2.0	3.0	4.0	5.0	6.0	8.0
Unit Casing Volume (gal/lin ft)	0.016	0.020	0.043	0.103	0.160	0.378	0.652	1.03	1.48	2.57

DATE	TIME (24 Hr)	Water Level (BTOC)	Volume Removed (Gals)	Pumping Rate (ml/min)	Temp (C)	pH	Cond (mS/cm)	DO (mg/l)	Turb (NTU)	ORP (mV)	Remarks (odor, clarity, etc.)
3/28/23	1430	17.30	19.97	-	9.443	6.83	1.077	1.71	106.17	-67.1	None

Colorimeter Results					**No. Containers/Volume/Type**			**Preserv.**	**Filter (Y/N)**	**Method**	**Parameter(s)**
Time	**Analyte**	**Dilution**	**Result**	**Units**	6	40 mL	Glass Vial	HCl	N	8260D	VOCs

Conversions	**Stabilization Criteria**										
1 L = 0.26 gals	Temp	+/- 10%	DO	+/- 10%							
1 gal = 3.79 L	pH	+/- 0.1	Turb	+/- 10%							
	Cond	+/- 10%	ORP	+/- 10	Sample ID: 789MW-99 & 789MW-99-A_0323				Sample Time: 1430		

bhate

GROUNDWATER SAMPLE COLLECTION FORM

LOCATION	Site: SS067	Location ID: 789MW-216	Date: 3/28/23
	Project Name: NE BECOS Griffiss	Project No./Phase: -	Recorded By: B. Pollard
EQUIPMENT	Pump Type/ID#: Bailer	Water Quality Meter/ID#: YSI EXO1 w 100' reel	PID Type/ID#: -
	Water Level Indicator Type/ID#: Solinst IFP	Other Equipment/ID#:	Decon Method: Water, Simple Green
	Tubing Type/Diameter (in):	Other Equipment/ID#:	PPE: Level D
WELL INFO	Casing Type / ID (in): 2" PVC SU	Unit Casing Volume (gal/lin ft) (A): 0.160	Initial Depth to Water (ft) (B): 18.87
	Total Well Depth (ft) (C): 28.10	Water Column Thickness (ft) (C-B): 9.23	Well Volume (gal) (A*(C-B)): 1.51
	Ambient PID (ppm): -	Well Mouth PID (ppm): -	System Volume (gal): [3 well vol]: 4.52
	Weather: Mostly Cloudy, 44 F	Well Condition: Good	Comments: No FP

CASING INFO											
Casing ID (in)	0.5	0.75	1.0	1.5	2.0	3.0	4.0	5.0	6.0	8.0
Unit Casing Volume (gal/lin ft)	0.016	0.020	0.043	0.103	0.160	0.378	0.652	1.03	1.48	2.57

DATE	TIME (24 Hr)	Water Level (BTOC)	Volume Removed (Gals)	Pumping Rate (ml/min)	Temp (C)	pH	Cond (mS/cm)	DO (mg/l)	Turb (NTU)	ORP (mV)	Remarks (odor, clarity, etc.)
3/28/23	1600	18.87	4.52	-	9.528	6.96	0.551	0.54	292.34	-71.6	Orange

Colorimeter Results					**No. Containers/Volume/Type**			**Preserv.**	**Filter (Y/N)**	**Method**	**Parameter(s)**
Time	**Analyte**	**Dilution**	**Result**	**Units**	3	40 mL	Glass Vial	HCl	N	8260D	VOC

Conversions	**Stabilization Criteria**										
1 L = 0.26 gals	Temp	+/- 10%	DO	+/- 10%							
1 gal = 3.79 L	pH	+/- 0.1	Turb	+/- 10%							
	Cond	+/- 10%	ORP	+/- 10	Sample ID: 789MW-216_0323				Sample Time: 1600		

bhate

GROUNDWATER SAMPLE COLLECTION FORM

LOCATION	Site: SS067	Location ID: 789MW-222	Date: 3/28/23
	Project Name: NE BECOS Griffiss	Project No./Phase: -	Recorded By: B. Pollard
EQUIPMENT	Pump Type/ID#: Bailer	Water Quality Meter/ID#: YSI EXO1 w 100' reel	PID Type/ID#: -
	Water Level Indicator Type/ID#: Solinst IFP	Other Equipment/ID#:	Decon Method: Water, Simple Green
	Tubing Type/Diameter (in):	Other Equipment/ID#:	PPE: Level D
WELL INFO	Casing Type / ID (in): 2" PVC SU	Unit Casing Volume (gal/lin ft) (A): 0.160	Initial Depth to Water (ft) (B): 22.85
	Total Well Depth (ft) (C): 30.30	Water Column Thickness (ft) (C-B): 7.45	Well Volume (gal) (A*(C-B)): 1.22
	Ambient PID (ppm): -	Well Mouth PID (ppm): -	System Volume (gal): [3 well vol]: 3.65
	Weather: Mostly Cloudy, 44 F	Well Condition: Good	Comments: No FP, MS/MSD

CASING INFO											
Casing ID (in)	0.5	0.75	1.0	1.5	2.0	3.0	4.0	5.0	6.0	8.0
Unit Casing Volume (gal/lin ft)	0.016	0.020	0.043	0.103	0.160	0.378	0.652	1.03	1.48	2.57

DATE	TIME (24 Hr)	Water Level (BTOC)	Volume Removed (Gals)	Pumping Rate (ml/min)	Temp (C)	pH	Cond (mS/cm)	DO (mg/l)	Turb (NTU)	ORP (mV)	Remarks (odor, clarity, etc.)
3/28/23	1700	22.85	3.65	-	11.429	7.32	1.851	1.82	17.00	29.5	Clear

Colorimeter Results					**No. Containers/Volume/Type**			**Preserv.**	**Filter (Y/N)**	**Method**	**Parameter(s)**
Time	**Analyte**	**Dilution**	**Result**	**Units**	9	40 mL	Glass Vial	HCl	N	8260D	VOC

Conversions	**Stabilization Criteria**										
1 L = 0.26 gals	Temp	+/- 10%	DO	+/- 10%							
1 gal = 3.79 L	pH	+/- 0.1	Turb	+/- 10%							
	Cond	+/- 10%	ORP	+/- 10	Sample ID: 789MW-222_0323 + MS/MSD				Sample Time: 1700		

bhate

GROUNDWATER SAMPLE COLLECTION FORM

LOCATION	Site: SS067	Location ID: 789MW-251	Date: 3/28/23
	Project Name: NE BECOS Griffiss	Project No./Phase: -	Recorded By: B. Pollard
EQUIPMENT	Pump Type/ID#: Bailer	Water Quality Meter/ID#: YSI EXO1 w 100' reel	PID Type/ID#: -
	Water Level Indicator Type/ID#: Solinst IFP	Other Equipment/ID#:	Decon Method: Water, Simple Green
	Tubing Type/Diameter (in):	Other Equipment/ID#:	PPE: Level D
WELL INFO	Casing Type / ID (in): 2" PVC SU	Unit Casing Volume (gal/lin ft) (A): 0.160	Initial Depth to Water (ft) (B): 17.01
	Total Well Depth (ft) (C): 31.07	Water Column Thickness (ft) (C-B): 14.06	Well Volume (gal) (A*(C-B)): 2.29
	Ambient PID (ppm): -	Well Mouth PID (ppm): -	System Volume (gal): [3 well vol]: 6.88
	Weather: Mostly Cloudy, 44 F	Well Condition: Good	Comments: No FP

CASING INFO											
Casing ID (in)	0.5	0.75	1.0	1.5	2.0	3.0	4.0	5.0	6.0	8.0
Unit Casing Volume (gal/lin ft)	0.016	0.020	0.043	0.103	0.160	0.378	0.652	1.03	1.48	2.57

DATE	TIME (24 Hr)	Water Level (BTOC)	Volume Removed (Gals)	Pumping Rate (ml/min)	Temp (C)	pH	Cond (mS/cm)	DO (mg/l)	Turb (NTU)	ORP (mV)	Remarks (odor, clarity, etc.)
3/28/23	1230	17.01	3	-	10.038	6.83	0.657	5.55	66.63	188.5	Orange specs

Colorimeter Results					**No. Containers/Volume/Type**			**Preserv.**	**Filter (Y/N)**	**Method**	**Parameter(s)**
Time	**Analyte**	**Dilution**	**Result**	**Units**	3	40 mL	Glass Vial	HCl	N	8260D	VOC

Conversions	**Stabilization Criteria**										
1 L = 0.26 gals	Temp	+/- 10%	DO	+/- 10%							
1 gal = 3.79 L	pH	+/- 0.1	Turb	+/- 10%							
	Cond	+/- 10%	ORP	+/- 10	Sample ID: 789MW-251_0323				Sample Time: 1230		

Note: Well went dry after bailing ~3 gallons, waited a couple hours for recharge before sampling.

SS067 Free Product Gauging and Bailing Field Form

Date: 3/28/2023

Personnel: B Pollard

Weather: 44 degrees fahrenheit, partly cloudy

	Before Bailing			FP Volume Recovered (gal)	After Bailing		
	Depth to FP (ft)	Depth to Water (ft)	FP Thickness (ft)		Depth to FP (ft)	Depth to Water (ft)	FP Thickness (ft)
789MW-96	19.87	20.15	0.28	-	-	-	-
789MW-102	8.60	9.14	0.54	-	-	-	-
789RW-200	20.34	20.80	0.46	-	-	-	-
789RW-202	20.82	21.45	0.63	0.48	21.75	22.05	0.30
789RW-205**	17.80	17.98	0.18	-	-	-	-
789RW-211	-	20.49	0.00	-	-	-	-
789RW-219 Inner*	-	-	-	-	-	-	-
789RW-219 Outer	18.45	19.49	1.04	0.62	20.26	20.35	0.09
789RW-220	-	10.52	0.00	-	-	-	-
789RW-221	-	17.89	0.00	-	-	-	-
789MW-252	20.66	21.70	1.04	0.15	22.02	22.14	0.12

*Inner casing removed by S. Haskins on 12/1/21

** Found damaged in August 2022. Measurements made below normal measuring point.

Will bail 789MW-102 next month. Math mistake in field.

This page intentionally left blank.

Appendix D-2
2023 Quarter 2 Field Forms

This page intentionally left blank.

bhate

GROUNDWATER SAMPLE COLLECTION FORM

LOCATION	Site: SS067	Location ID: 789MW-46R	Date: 6/19/23
	Project Name: Griffiss	Project No./Phase: -	Recorded By: B. Pollard
EQUIPMENT	Pump Type/ID#: Bailer	Water Quality Meter/ID#: YSI Pro DSS 30m cable	PID Type/ID#: -
	Water Level Indicator Type/ID#: Solinst IFP	Other Equipment/ID#:	Decon Method: Water, Simple Green
	Tubing Type/Diameter (in):	Other Equipment/ID#:	PPE: Level D
WELL INFO	Casing Type / ID (in): 4" PVC SU	Unit Casing Volume (gal/lin ft) (A): 0.652	Initial Depth to Water (ft) (B): 19.82
	Total Well Depth (ft) (C): 29.40	Water Column Thickness (ft) (C-B): 9.58	Well Volume (gal) (A*(C-B)): 6.25
	Ambient PID (ppm): -	Well Mouth PID (ppm): -	System Volume (gal): [3 well vol]: 18.76
	Weather: Sunny, 80 F	Well Condition: Good	Comments: No FP

CASING INFO											
Casing ID (in)	0.5	0.75	1.0	1.5	2.0	3.0	4.0	5.0	6.0	8.0
Unit Casing Volume (gal/lin ft)	0.016	0.020	0.043	0.103	0.160	0.378	0.652	1.03	1.48	2.57

DATE	TIME (24 Hr)	Water Level (BTOC)	Volume Removed (Gals)	Pumping Rate (ml/min)	Temp (C)	pH	Cond (mS/cm)	DO (mg/l)	Turb (NTU)	ORP (mV)	Remarks (odor, clarity, etc.)
6/19/23	1230	-	18.76	-	9.2	6.99	0.649	0.24	291.81	-46.2	deep orange color

Colorimeter Results					**No. Containers/Volume/Type**			**Preserv.**	**Filter (Y/N)**	**Method**	**Parameter(s)**
Time	**Analyte**	**Dilution**	**Result**	**Units**	3	40 mL	Glass Vial	HCl	N	8260D	VOC

Conversions	**Stabilization Criteria**										
1 L = 0.26 gals	Temp	+/- 10%	DO	+/- 10%							
1 gal = 3.79 L	pH	+/- 0.1	Turb	+/- 10%							
	Cond	+/- 10%	ORP	+/- 10	Sample ID: 789MW-46R_0623				Sample Time: 1230		

bhate

GROUNDWATER SAMPLE COLLECTION FORM

LOCATION	Site: SS067	Location ID: 789MW-83	Date: 6/19/23
	Project Name: Griffiss	Project No./Phase: -	Recorded By: B. Pollard
EQUIPMENT	Pump Type/ID#: Bailer	Water Quality Meter/ID#: YSI Pro DSS 30m cable	PID Type/ID#: -
	Water Level Indicator Type/ID#: Solinst IFP	Other Equipment/ID#:	Decon Method: Water, Simple Green
	Tubing Type/Diameter (in):	Other Equipment/ID#:	PPE: Level D
WELL INFO	Casing Type / ID (in): 2" PVC FM	Unit Casing Volume (gal/lin ft) (A): 0.160	Initial Depth to Water (ft) (B): 20.89
	Total Well Depth (ft) (C): 29.95	Water Column Thickness (ft) (C-B): 9.06	Well Volume (gal) (A*(C-B)): 1.48
	Ambient PID (ppm): -	Well Mouth PID (ppm): -	System Volume (gal): [3 well vol]: 4.44
	Weather: Sunny, 80 F	Well Condition: Good	Comments: no FP

CASING INFO											
Casing ID (in)	0.5	0.75	1.0	1.5	2.0	3.0	4.0	5.0	6.0	8.0
Unit Casing Volume (gal/lin ft)	0.016	0.020	0.043	0.103	0.160	0.378	0.652	1.03	1.48	2.57

DATE	TIME (24 Hr)	Water Level (BTOC)	Volume Removed (Gals)	Pumping Rate (ml/min)	Temp (C)	pH	Cond (mS/cm)	DO (mg/l)	Turb (NTU)	ORP (mV)	Remarks (odor, clarity, etc.)
6/19/23	1600	-	4.44	-	13.8	6.68	0.851	0.41	2.72	26.3	None (clear, no color)

Colorimeter Results					**No. Containers/Volume/Type**			**Preserv.**	**Filter (Y/N)**	**Method**	**Parameter(s)**
Time	**Analyte**	**Dilution**	**Result**	**Units**	3	40 mL	Glass Vial	HCl	N	8260D	VOCs

Conversions	**Stabilization Criteria**										
1 L = 0.26 gals	Temp	+/- 10%	DO	+/- 10%							
1 gal = 3.79 L	pH	+/- 0.1	Turb	+/- 10%							
	Cond	+/- 10%	ORP	+/- 10	Sample ID: 789MW-83_0623				Sample Time: 1600		

bhate

GROUNDWATER SAMPLE COLLECTION FORM

LOCATION	Site: SS067	Location ID: 789MW-95	Date: 6/19/23
	Project Name: Griffiss	Project No./Phase: -	Recorded By: B. Pollard
EQUIPMENT	Pump Type/ID#: Bailer	Water Quality Meter/ID#: YSI Pro DSS 30m cable	PID Type/ID#: -
	Water Level Indicator Type/ID#: Solinst	Other Equipment/ID#:	Decon Method: Water, Simple Green
	Tubing Type/Diameter (in):	Other Equipment/ID#:	PPE: Level D
WELL INFO	Casing Type / ID (in): 2" PVC SU	Unit Casing Volume (gal/lin ft) (A): 0.160	Initial Depth to Water (ft) (B): 13.25
	Total Well Depth (ft) (C): 22.07	Water Column Thickness (ft) (C-B): 8.82	Well Volume (gal) (A*(C-B)): 1.44
	Ambient PID (ppm): -	Well Mouth PID (ppm): -	System Volume (gal): [3 well vol]: 4.32
	Weather: Sunny, 80 F	Well Condition: Good	Comments: No FP

CASING INFO											
Casing ID (in)	0.5	0.75	1.0	1.5	2.0	3.0	4.0	5.0	6.0	8.0
Unit Casing Volume (gal/lin ft)	0.016	0.020	0.043	0.103	0.160	0.378	0.652	1.03	1.48	2.57

DATE	TIME (24 Hr)	Water Level (BTOC)	Volume Removed (Gals)	Pumping Rate (ml/min)	Temp (C)	pH	Cond (mS/cm)	DO (mg/l)	Turb (NTU)	ORP (mV)	Remarks (odor, clarity, etc.)
6/19/23	1700	-	2.0*	-	11.1	6.72	0.823	0.83	2.51	101.0	None (clear, no color)

Colorimeter Results					**No. Containers/Volume/Type**			**Preserv.**	**Filter (Y/N)**	**Method**	**Parameter(s)**
Time	**Analyte**	**Dilution**	**Result**	**Units**	3	40 mL	Glass Vial	HCl	N	8260D	VOC

Conversions	**Stabilization Criteria**										
1 L = 0.26 gals	Temp	+/- 10%	DO	+/- 10%							
1 gal = 3.79 L	pH	+/- 0.1	Turb	+/- 10%							
	Cond	+/- 10%	ORP	+/- 10	Sample ID: 789MW-95_0623				Sample Time: 1700		

*Well went dry after bailing around 2 gallons at 0950. Waited for well to recharge and sampled at 1700.

bhate

GROUNDWATER SAMPLE COLLECTION FORM

LOCATION	Site: SS067	Location ID: 789MW-98	Date: 6/19/23
	Project Name: Griffiss	Project No./Phase: -	Recorded By: B. Pollard
EQUIPMENT	Pump Type/ID#: Bailer	Water Quality Meter/ID#: YSI Pro DSS 30m cable	PID Type/ID#: -
	Water Level Indicator Type/ID#: Solinst IFP	Other Equipment/ID#:	Decon Method: Water, Simple Green
	Tubing Type/Diameter (in):	Other Equipment/ID#:	PPE: Level D
WELL INFO	Casing Type / ID (in): 4" FM	Unit Casing Volume (gal/lin ft) (A): 0.652	Initial Depth to Water (ft) (B): 15.23
	Total Well Depth (ft) (C): 19.50	Water Column Thickness (ft) (C-B): 4.27	Well Volume (gal) (A*(C-B)): 2.79
	Ambient PID (ppm): -	Well Mouth PID (ppm): -	System Volume (gal): [3 well vol]: 8.36
	Weather: Sunny, 80 F	Well Condition: Good	Comments: No FP

CASING INFO											
Casing ID (in)	0.5	0.75	1.0	1.5	2.0	3.0	4.0	5.0	6.0	8.0
Unit Casing Volume (gal/lin ft)	0.016	0.020	0.043	0.103	0.160	0.378	0.652	1.03	1.48	2.57

DATE	TIME (24 Hr)	Water Level (BTOC)	Volume Removed (Gals)	Pumping Rate (ml/min)	Temp (C)	pH	Cond (mS/cm)	DO (mg/l)	Turb (NTU)	ORP (mV)	Remarks (odor, clarity, etc.)
6/19/23	1800	-	4.0*	-	12.5	6.55	1.857	0.22	355.51	-154.8	brown/black with sediment

Colorimeter Results					**No. Containers/Volume/Type**			**Preserv.**	**Filter (Y/N)**	**Method**	**Parameter(s)**
Time	**Analyte**	**Dilution**	**Result**	**Units**	3	40 mL	Glass Vial	HCl	N	8260D	VOCs

Conversions	**Stabilization Criteria**										
1 L = 0.26 gals	Temp	+/- 10%	DO	+/- 10%							
1 gal = 3.79 L	pH	+/- 0.1	Turb	+/- 10%							
	Cond	+/- 10%	ORP	+/- 10	Sample ID: 789MW-98_0623				Sample Time: 1800		

*Well went dry after bailing around 4 gallons at 1030. Waited for well to recharge and sampled at 1800.

bhate

GROUNDWATER SAMPLE COLLECTION FORM

LOCATION	Site: SS067	Location ID: 789MW-99	Date: 6/19/23
	Project Name: Griffiss	Project No./Phase: -	Recorded By: B. Pollard
EQUIPMENT	Pump Type/ID#: Bailer	Water Quality Meter/ID#: YSI Pro DSS 30m cable	PID Type/ID#: -
	Water Level Indicator Type/ID#: Solinst IFP	Other Equipment/ID#:	Decon Method: Water, Simple Green
	Tubing Type/Diameter (in):	Other Equipment/ID#:	PPE: Level D
WELL INFO	Casing Type / ID (in): 4" PVC SU	Unit Casing Volume (gal/lin ft) (A): 0.652	Initial Depth to Water (ft) (B): 17.07
	Total Well Depth (ft) (C): 27.02	Water Column Thickness (ft) (C-B): 9.95	Well Volume (gal) (A*(C-B)): 6.49
	Ambient PID (ppm): -	Well Mouth PID (ppm): -	System Volume (gal): [3 well vol]: 19.48
	Weather: Sunny, 80 F	Well Condition: Good	Comments: No FP

CASING INFO											
Casing ID (in)	0.5	0.75	1.0	1.5	2.0	3.0	4.0	5.0	6.0	8.0
Unit Casing Volume (gal/lin ft)	0.016	0.020	0.043	0.103	0.160	0.378	0.652	1.03	1.48	2.57

DATE	TIME (24 Hr)	Water Level (BTOC)	Volume Removed (Gals)	Pumping Rate (ml/min)	Temp (C)	pH	Cond (mS/cm)	DO (mg/l)	Turb (NTU)	ORP (mV)	Remarks (odor, clarity, etc.)
6/19/23	1100	-	19.48	-	9.5	6.95	1.069	0.92	44.83	-70.0	none (clear, no color)

Colorimeter Results					**No. Containers/Volume/Type**			**Preserv.**	**Filter (Y/N)**	**Method**	**Parameter(s)**
Time	**Analyte**	**Dilution**	**Result**	**Units**	3	40 mL	Glass Vial	HCl	N	8260D	VOC

Conversions	**Stabilization Criteria**										
1 L = 0.26 gals	Temp	+/- 10%	DO	+/- 10%							
1 gal = 3.79 L	pH	+/- 0.1	Turb	+/- 10%							
	Cond	+/- 10%	ORP	+/- 10	Sample ID: 789MW-99_0623				Sample Time: 1100		

bhate

GROUNDWATER SAMPLE COLLECTION FORM

LOCATION	Site: SS067	Location ID: 789MW-102	Date: 6/20/23
	Project Name: Griffiss	Project No./Phase: -	Recorded By: B. Pollard
EQUIPMENT	Pump Type/ID#: Bailer	Water Quality Meter/ID#: YSI Pro DSS 30m cable	PID Type/ID#: -
	Water Level Indicator Type/ID#: Solinst IFP	Other Equipment/ID#:	Decon Method: Water, Simple Green
	Tubing Type/Diameter (in):	Other Equipment/ID#:	PPE: Level D
WELL INFO	Casing Type / ID (in): 2" PVC SU	Unit Casing Volume (gal/lin ft) (A): 0.160	Initial Depth to Water (ft) (B): 10.15
	Total Well Depth (ft) (C): 17.79	Water Column Thickness (ft) (C-B): 7.64	Well Volume (gal) (A*(C-B)): 1.25
	Ambient PID (ppm): -	Well Mouth PID (ppm): -	System Volume (gal): [3 well vol]: 3.74
	Weather: Sunny, 80 F	Well Condition: Good	Comments: FP @ 9.32'

CASING INFO											
Casing ID (in)	0.5	0.75	1.0	1.5	2.0	3.0	4.0	5.0	6.0	8.0
Unit Casing Volume (gal/lin ft)	0.016	0.020	0.043	0.103	0.160	0.378	0.652	1.03	1.48	2.57

DATE	TIME (24 Hr)	Water Level (BTOC)	Volume Removed (Gals)	Pumping Rate (ml/min)	Temp (C)	pH	Cond (mS/cm)	DO (mg/l)	Turb (NTU)	ORP (mV)	Remarks (odor, clarity, etc.)
6/20/23	0930	-	3.74	-	10.5	6.07	0.693	0.31	28.92	-134.6	petro scent, film on top of
											purge water and samples

Colorimeter Results					**No. Containers/Volume/Type**			**Preserv.**	**Filter (Y/N)**	**Method**	**Parameter(s)**
Time	**Analyte**	**Dilution**	**Result**	**Units**	3	40 mL	Glass Vial	HCl	N	8260D	VOCs

Conversions	**Stabilization Criteria**										
1 L = 0.26 gals	Temp	+/- 10%	DO	+/- 10%							
1 gal = 3.79 L	pH	+/- 0.1	Turb	+/- 10%							
	Cond	+/- 10%	ORP	+/- 10	Sample ID: 789MW-102_0623				Sample Time: 0930		

bhate

GROUNDWATER SAMPLE COLLECTION FORM

LOCATION	Site: SS067	Location ID: 789MW-135	Date: 6/19/23
	Project Name: Griffiss	Project No./Phase: -	Recorded By: B. Pollard
EQUIPMENT	Pump Type/ID#: Bailer	Water Quality Meter/ID#: YSI Pro DSS 30m cable	PID Type/ID#: -
	Water Level Indicator Type/ID#: Solinst IFP	Other Equipment/ID#:	Decon Method: Water, Simple Green
	Tubing Type/Diameter (in):	Other Equipment/ID#:	PPE: Level D
WELL INFO	Casing Type / ID (in): 2" PVC FM	Unit Casing Volume (gal/lin ft) (A): 0.160	Initial Depth to Water (ft) (B): 26.08
	Total Well Depth (ft) (C): 33.07	Water Column Thickness (ft) (C-B): 6.99	Well Volume (gal) (A*(C-B)): 1.14
	Ambient PID (ppm): -	Well Mouth PID (ppm): -	System Volume (gal): [3 well vol]: 3.42
	Weather: Sunny, 80 F	Well Condition: Good	Comments: No FP

CASING INFO											
Casing ID (in)	0.5	0.75	1.0	1.5	2.0	3.0	4.0	5.0	6.0	8.0
Unit Casing Volume (gal/lin ft)	0.016	0.020	0.043	0.103	0.160	0.378	0.652	1.03	1.48	2.57

DATE	TIME (24 Hr)	Water Level (BTOC)	Volume Removed (Gals)	Pumping Rate (ml/min)	Temp (C)	pH	Cond (mS/cm)	DO (mg/l)	Turb (NTU)	ORP (mV)	Remarks (odor, clarity, etc.)
6/19/23	1530	-	3.42	-	12.0	7.06	0.536	3.64	251.68	158.4	None (clear, no color)

Colorimeter Results					**No. Containers/Volume/Type**			**Preserv.**	**Filter (Y/N)**	**Method**	**Parameter(s)**
Time	**Analyte**	**Dilution**	**Result**	**Units**	3	40 mL	Glass Vial	HCl	N	8260D	VOCs

Conversions	**Stabilization Criteria**										
1 L = 0.26 gals	Temp	+/- 10%	DO	+/- 10%							
1 gal = 3.79 L	pH	+/- 0.1	Turb	+/- 10%							
	Cond	+/- 10%	ORP	+/- 10	Sample ID: 789MW-135_0623				Sample Time: 1530		

bhate

GROUNDWATER SAMPLE COLLECTION FORM

LOCATION	Site: SS067	Location ID: 789MW-216	Date: 6/19/23
	Project Name: Griffiss	Project No./Phase: -	Recorded By: B. Pollard
EQUIPMENT	Pump Type/ID#: Bailer	Water Quality Meter/ID#: YSI Pro DSS 30m cable	PID Type/ID#: -
	Water Level Indicator Type/ID#: Solinst IFP	Other Equipment/ID#:	Decon Method: Water, Simple Green
	Tubing Type/Diameter (in):	Other Equipment/ID#:	PPE: Level D
WELL INFO	Casing Type / ID (in): 2" PVC SU	Unit Casing Volume (gal/lin ft) (A): 0.160	Initial Depth to Water (ft) (B): 19.60
	Total Well Depth (ft) (C): 28.41	Water Column Thickness (ft) (C-B): 8.81	Well Volume (gal) (A*(C-B)): 1.44
	Ambient PID (ppm): -	Well Mouth PID (ppm): -	System Volume (gal): [3 well vol]: 4.31
	Weather: Sunny, 80 F	Well Condition: Good	Comments: Field Dup, No FP

CASING INFO											
Casing ID (in)	0.5	0.75	1.0	1.5	2.0	3.0	4.0	5.0	6.0	8.0
Unit Casing Volume (gal/lin ft)	0.016	0.020	0.043	0.103	0.160	0.378	0.652	1.03	1.48	2.57

DATE	TIME (24 Hr)	Water Level (BTOC)	Volume Removed (Gals)	Pumping Rate (ml/min)	Temp (C)	pH	Cond (mS/cm)	DO (mg/l)	Turb (NTU)	ORP (mV)	Remarks (odor, clarity, etc.)
6/19/23	1630	-	4.31	-	12.7	7.02	0.507	0.49	155.55	-86.3	light orange and transparent

Colorimeter Results					**No. Containers/Volume/Type**			**Preserv.**	**Filter (Y/N)**	**Method**	**Parameter(s)**
Time	**Analyte**	**Dilution**	**Result**	**Units**	6	40 mL	Glass Vial	HCl	N	8260D	VOCs

Conversions	**Stabilization Criteria**										
1 L = 0.26 gals	Temp	+/- 10%	DO	+/- 10%							
1 gal = 3.79 L	pH	+/- 0.1	Turb	+/- 10%							
	Cond	+/- 10%	ORP	+/- 10	Sample ID: 789MW-216_0623 / " "-A				Sample Time: 1630		

bhate

GROUNDWATER SAMPLE COLLECTION FORM

LOCATION	Site: SS067	Location ID: 789MW-222	Date: 6/19/23
	Project Name: Griffiss	Project No./Phase: -	Recorded By: B. Pollard
EQUIPMENT	Pump Type/ID#: Bailer	Water Quality Meter/ID#: YSI Pro DSS 30m cable	PID Type/ID#: -
	Water Level Indicator Type/ID#: Solinst IFP	Other Equipment/ID#:	Decon Method: Water, Simple Green
	Tubing Type/Diameter (in):	Other Equipment/ID#:	PPE: Level D
WELL INFO	Casing Type / ID (in): 2" PVC SU	Unit Casing Volume (gal/lin ft) (A): 0.160	Initial Depth to Water (ft) (B): 23.12
	Total Well Depth (ft) (C): 30.30	Water Column Thickness (ft) (C-B): 7.18	Well Volume (gal) (A*(C-B)): 1.17
	Ambient PID (ppm): -	Well Mouth PID (ppm): -	System Volume (gal): [3 well vol]: 3.51
	Weather: Sunny, 80 F	Well Condition: Good	Comments: MS/MSD; No FP

CASING INFO											
Casing ID (in)	0.5	0.75	1.0	1.5	2.0	3.0	4.0	5.0	6.0	8.0
Unit Casing Volume (gal/lin ft)	0.016	0.020	0.043	0.103	0.160	0.378	0.652	1.03	1.48	2.57

DATE	TIME (24 Hr)	Water Level (BTOC)	Volume Removed (Gals)	Pumping Rate (ml/min)	Temp (C)	pH	Cond (mS/cm)	DO (mg/l)	Turb (NTU)	ORP (mV)	Remarks (odor, clarity, etc.)
6/19/23	1430	-	3.51	-	11.4	7.50	0.921	0.46	40.93	69.1	None (clear, no color)

Colorimeter Results					**No. Containers/Volume/Type**			**Preserv.**	**Filter (Y/N)**	**Method**	**Parameter(s)**
Time	**Analyte**	**Dilution**	**Result**	**Units**	9	40 mL	Glass Vial	HCl	N	8260D	VOC

Conversions	**Stabilization Criteria**										
1 L = 0.26 gals	Temp	+/- 10%	DO	+/- 10%							
1 gal = 3.79 L	pH	+/- 0.1	Turb	+/- 10%							
	Cond	+/- 10%	ORP	+/- 10	Sample ID: 789MW-222_0623 / " "-MS / " "-SD				Sample Time: 1430		

bhate

GROUNDWATER SAMPLE COLLECTION FORM

LOCATION	Site: SS067	Location ID: 789MW-251	Date: 6/19/23
	Project Name: Griffiss	Project No./Phase: -	Recorded By: B. Pollard
EQUIPMENT	Pump Type/ID#: Bailer	Water Quality Meter/ID#: YSI Pro DSS 30m cable	PID Type/ID#: -
	Water Level Indicator Type/ID#: Solinst IFP	Other Equipment/ID#:	Decon Method: Water, Simple Green
	Tubing Type/Diameter (in):	Other Equipment/ID#:	PPE: Level D
WELL INFO	Casing Type / ID (in): 2" PVC SU	Unit Casing Volume (gal/lin ft) (A): 0.160	Initial Depth to Water (ft) (B): 21.42
	Total Well Depth (ft) (C): 31.09	Water Column Thickness (ft) (C-B): 9.67	Well Volume (gal) (A*(C-B)): 1.58
	Ambient PID (ppm): -	Well Mouth PID (ppm): -	System Volume (gal): [3 well vol]: 4.73
	Weather: Sunny, 80 F	Well Condition: Good	Comments: No FP

CASING INFO											
Casing ID (in)	0.5	0.75	1.0	1.5	2.0	3.0	4.0	5.0	6.0	8.0
Unit Casing Volume (gal/lin ft)	0.016	0.020	0.043	0.103	0.160	0.378	0.652	1.03	1.48	2.57

DATE	TIME (24 Hr)	Water Level (BTOC)	Volume Removed (Gals)	Pumping Rate (ml/min)	Temp (C)	pH	Cond (mS/cm)	DO (mg/l)	Turb (NTU)	ORP (mV)	Remarks (odor, clarity, etc.)
6/19/23	1730	-	2.0*	-	10.1	6.77	0.694	1.15	59.75	135	orange speckles

Colorimeter Results					**No. Containers/Volume/Type**			**Preserv.**	**Filter (Y/N)**	**Method**	**Parameter(s)**
Time	**Analyte**	**Dilution**	**Result**	**Units**	3	40 mL	Glass Vial	HCl	N	8260D	VOCs

Conversions	**Stabilization Criteria**										
1 L = 0.26 gals	Temp	+/- 10%	DO	+/- 10%							
1 gal = 3.79 L	pH	+/- 0.1	Turb	+/- 10%							
	Cond	+/- 10%	ORP	+/- 10	Sample ID: 789MW-251_0623				Sample Time: 1730		

*Well went dry after bailing around 2 gallons at 0850. Waited for well to recharge and sampled at 1730.

bhate

GROUNDWATER SAMPLE COLLECTION FORM

LOCATION	Site: SS067	Location ID: 789SW-01	Date: 6/20/23
	Project Name: Former Griffiss AFB	Project No./Phase: -	Recorded By: B Pollard
EQUIPMENT	Pump Type/ID#: --	Water Quality Meter/ID#: YSI Pro DSS 30m cable	PID Type/ID#: -
	Water Level Indicator Type/ID#: --	Other Equipment/ID#: -	Decon Method: Water, Simple Green
	Tubing Type/Diameter (in): -	Other Equipment/ID#: -	PPE: Level D
WELL INFO	Casing Type / ID (in): --	Unit Casing Volume (gal/lin ft) (A): -	Initial Depth to Water (ft) (B): --
	Total Well Depth (ft) (C): --	Water Column Thickness (ft) (C-B): --	Well Volume (gal) (A*(C-B)): -
	Ambient PID (ppm): -	Well Mouth PID (ppm): -	System Volume (gal): -
	Weather: 80 F, Sunny	Well Condition: --	Comments: Surface Water

CASING INFO											
Casing ID (in)	0.5	0.75	1.0	1.5	2.0	3.0	4.0	5.0	6.0	8.0
Unit Casing Volume (gal/lin ft)	0.016	0.020	0.043	0.103	0.160	0.378	0.652	1.03	1.48	2.57

DATE	TIME (24 Hr)	Water Level (BTOC)	Volume Removed (Gals)	Pumping Rate (ml/min)	Temp (C)	pH	Cond (mS/cm)	DO (mg/l)	Turb (NTU)	ORP (mV)	Remarks (odor, clarity, etc.)
6/20/23	0800	--	--	--	17.4	7.55	0.520	7.89	8.74	75.5	None (clear, no color)

Colorimeter Results					**No. Containers/Volume/Type**			**Preserv.**	**Filter (Y/N)**	**Method**	**Parameter(s)**
Time	**Analyte**	**Dilution**	**Result**	**Units**	3	40 mL	clear glass vial	HCl	N	8260D	VOCs

Conversions	**Stabilization Criteria**										
1 L = 0.26 gals	Temp	+/- 10%	DO	+/- 10%							
1 gal = 3.79 L	pH	+/- 0.1	Turb	+/- 10%							
	Cond	+/- 10%	ORP	+/- 10	Sample ID: 789SW-01_0623				Sample Time: 0800		

1174143.968 N,1139277.056 E (NAD 1983 State Plane New York Central 3102)

bhate

GROUNDWATER SAMPLE COLLECTION FORM

LOCATION	Site: SS067	Location ID: 789SW-02	Date: 6/20/23
	Project Name: Former Griffiss AFB	Project No./Phase: -	Recorded By: B Pollard
EQUIPMENT	Pump Type/ID#: --	Water Quality Meter/ID#: YSI Pro DSS 30m cable	PID Type/ID#: -
	Water Level Indicator Type/ID#: --	Other Equipment/ID#: -	Decon Method: Water, Simple Green
	Tubing Type/Diameter (in): -	Other Equipment/ID#: -	PPE: Level D
WELL INFO	Casing Type / ID (in): --	Unit Casing Volume (gal/lin ft) (A): -	Initial Depth to Water (ft) (B): --
	Total Well Depth (ft) (C): --	Water Column Thickness (ft) (C-B): --	Well Volume (gal) (A*(C-B)): -
	Ambient PID (ppm): -	Well Mouth PID (ppm): -	System Volume (gal): -
	Weather: 80 F, Sunny	Well Condition: --	Comments: Surface Water

CASING INFO											
Casing ID (in)	0.5	0.75	1.0	1.5	2.0	3.0	4.0	5.0	6.0	8.0
Unit Casing Volume (gal/lin ft)	0.016	0.020	0.043	0.103	0.160	0.378	0.652	1.03	1.48	2.57

DATE	TIME (24 Hr)	Water Level (BTOC)	Volume Removed (Gals)	Pumping Rate (ml/min)	Temp (C)	pH	Cond (mS/cm)	DO (mg/l)	Turb (NTU)	ORP (mV)	Remarks (odor, clarity, etc.)
6/20/23	0830	--	--	--	17.1	7.49	0.532	7.45	24.84	29.2	None (clear, no color)

Colorimeter Results					**No. Containers/Volume/Type**			**Preserv.**	**Filter (Y/N)**	**Method**	**Parameter(s)**
Time	**Analyte**	**Dilution**	**Result**	**Units**	3	40 mL	clear glass vial	HCl	N	8260D	VOCs

Conversions	**Stabilization Criteria**										
1 L = 0.26 gals	Temp	+/- 10%	DO	+/- 10%							
1 gal = 3.79 L	pH	+/- 0.1	Turb	+/- 10%							
	Cond	+/- 10%	ORP	+/- 10	Sample ID: 789SW-02_0623				Sample Time: 0830		

1174018.086N, 1139353.069E (NAD 1983 State Plane New York Central 3102)

bhate

GROUNDWATER SAMPLE COLLECTION FORM

LOCATION	Site: SS067	Location ID: 789SW-03	Date: 6/20/23
	Project Name: Former Griffiss AFB	Project No./Phase: -	Recorded By: B Pollard
EQUIPMENT	Pump Type/ID#: --	Water Quality Meter/ID#: YSI Pro DSS 30m cable	PID Type/ID#: -
	Water Level Indicator Type/ID#: --	Other Equipment/ID#: -	Decon Method: Water, Simple Green
	Tubing Type/Diameter (in): -	Other Equipment/ID#: -	PPE: Level D
WELL INFO	Casing Type / ID (in): --	Unit Casing Volume (gal/lin ft) (A): -	Initial Depth to Water (ft) (B): --
	Total Well Depth (ft) (C): --	Water Column Thickness (ft) (C-B): --	Well Volume (gal) (A*(C-B)): -
	Ambient PID (ppm): -	Well Mouth PID (ppm): -	System Volume (gal): -
	Weather: 80 F, Sunny	Well Condition: --	Comments: Surface Water

CASING INFO											
Casing ID (in)	0.5	0.75	1.0	1.5	2.0	3.0	4.0	5.0	6.0	8.0
Unit Casing Volume (gal/lin ft)	0.016	0.020	0.043	0.103	0.160	0.378	0.652	1.03	1.48	2.57

DATE	TIME (24 Hr)	Water Level (BTOC)	Volume Removed (Gals)	Pumping Rate (ml/min)	Temp (C)	pH	Cond (mS/cm)	DO (mg/l)	Turb (NTU)	ORP (mV)	Remarks (odor, clarity, etc.)
6/20/23	0900	--	--	--	17.1	7.53	0.538	7.70	7.39	20.8	None (clear, no color)

Colorimeter Results

Time	Analyte	Dilution	Result	Units

Conversions	**Stabilization Criteria**			
1 L = 0.26 gals	Temp	+/- 10%	DO	+/- 10%
1 gal = 3.79 L	pH	+/- 0.1	Turb	+/- 10%
	Cond	+/- 10%	ORP	+/- 10

No. Containers/Volume/Type			**Preserv.**	**Filter (Y/N)**	**Method**	**Parameter(s)**
3	40 mL	clear glass vial	HCl	N	8260D	VOCs

Sample ID: 789SW-03_0623 Sample Time: 0900

1173886.224N, 1139432.415E (NAD 1983 State Plane New York Central 3102)

SS067 Free Product Gauging Field Form

Date: 6-19-23

Personnel: B Pollard

Weather: 80 degrees fahrenheit, sunny

	Depth to FP (ft)	Depth to Water (ft)	FP Thickness (ft)
789MW-96	20.15	20.40	0.25
789MW-102	9.32	10.15	0.83
789RW-200	20.32	23.18	2.86
789RW-202	21.28	21.80	0.52
789RW-205**	18.35	18.50	0.15
789RW-219 Inner*	-	-	-
789RW-219 Outer	18.41	20.93	2.52
789MW-252	21.30	21.73	0.43
789MW-253	17.35	17.85	0.50
789MW-254	19.12	20.63	1.51

*Inner casing removed by S. Haskins on 12/1/21

** Found damaged in August 2022. Measurements made below normal measuring point.

Appendix D-3
2023 Quarter 3 Field Forms

This page intentionally left blank.

bhate

GROUNDWATER SAMPLE COLLECTION FORM

LOCATION	Site: SS067	Location ID: 789MW-46R	Date: 9/5/23
	Project Name: Griffiss	Project No./Phase: -	Recorded By: B. Pollard
EQUIPMENT	Pump Type/ID#: Bailer	Water Quality Meter/ID#: YSI 650 MDS	PID Type/ID#: -
	Water Level Indicator Type/ID#: Solinst IFP	Other Equipment/ID#:	Decon Method: Water, Simple Green
	Tubing Type/Diameter (in):	Other Equipment/ID#:	PPE: Level D
WELL INFO	Casing Type / ID (in): 4" PVC SU	Unit Casing Volume (gal/lin ft) (A): 0.652	Initial Depth to Water (ft) (B): 20.71
	Total Well Depth (ft) (C): 29.87	Water Column Thickness (ft) (C-B): 9.16	Well Volume (gal) (A*(C-B)): 5.98
	Ambient PID (ppm): -	Well Mouth PID (ppm): -	System Volume (gal): [3 well vol]: 17.9
	Weather: Sunny, 90 F	Well Condition: Good	Comments: No FP

CASING INFO											
Casing ID (in)	0.5	0.75	1.0	1.5	2.0	3.0	4.0	5.0	6.0	8.0
Unit Casing Volume (gal/lin ft)	0.016	0.020	0.043	0.103	0.160	0.378	0.652	1.03	1.48	2.57

DATE	TIME (24 Hr)	Water Level (BTOC)	Volume Removed (Gals)	Pumping Rate (ml/min)	Temp (C)	pH	Cond (mS/cm)	DO (mg/l)	Turb (NTU)	ORP (mV)	Remarks (odor, clarity, etc.)
9/5/23	1430	-	17.9	-	21.53	7.22	0.606	1.32	602	-52.0	deep orange color

Colorimeter Results					**No. Containers/Volume/Type**			**Preserv.**	**Filter (Y/N)**	**Method**	**Parameter(s)**
Time	**Analyte**	**Dilution**	**Result**	**Units**	3	40 mL	Glass Vial	HCl	N	8260D	VOC

Conversions	**Stabilization Criteria**										
1 L = 0.26 gals	Temp	+/- 10%	DO	+/- 10%							
1 gal = 3.79 L	pH	+/- 0.1	Turb	+/- 10%							
	Cond	+/- 10%	ORP	+/- 10	Sample ID: 789MW-46R_0923				Sample Time: 1430		

YSI that was used was too large to fit down monitoring wells. YSI meter was used on groundwater bailed up from well .

bhate

GROUNDWATER SAMPLE COLLECTION FORM

LOCATION	Site: SS067	Location ID: 789MW-83	Date: 9/5/23
	Project Name: Griffiss	Project No./Phase: -	Recorded By: B. Pollard
EQUIPMENT	Pump Type/ID#: Bailer	Water Quality Meter/ID#: YSI 650 MDS	PID Type/ID#: -
	Water Level Indicator Type/ID#: Solinst IFP	Other Equipment/ID#:	Decon Method: Water, Simple Green
	Tubing Type/Diameter (in):	Other Equipment/ID#:	PPE: Level D
WELL INFO	Casing Type / ID (in): 2" PVC FM	Unit Casing Volume (gal/lin ft) (A): 0.160	Initial Depth to Water (ft) (B): 21.85
	Total Well Depth (ft) (C): 29.99	Water Column Thickness (ft) (C-B): 8.14	Well Volume (gal) (A*(C-B)): 1.33
	Ambient PID (ppm): -	Well Mouth PID (ppm): -	System Volume (gal): [3 well vol]: 3.98
	Weather: Sunny, 90 F	Well Condition: Good	Comments: no FP, MS/MSD

CASING INFO											
Casing ID (in)	0.5	0.75	1.0	1.5	2.0	3.0	4.0	5.0	6.0	8.0
Unit Casing Volume (gal/lin ft)	0.016	0.020	0.043	0.103	0.160	0.378	0.652	1.03	1.48	2.57

DATE	TIME (24 Hr)	Water Level (BTOC)	Volume Removed (Gals)	Pumping Rate (ml/min)	Temp (C)	pH	Cond (mS/cm)	DO (mg/l)	Turb (NTU)	ORP (mV)	Remarks (odor, clarity, etc.)
9/5/23	1645	-	3.98	-	22.17	7.01	0.739	2.49	28.8	-36.5	None/ Clear sample

Colorimeter Results					**No. Containers/Volume/Type**			**Preserv.**	**Filter (Y/N)**	**Method**	**Parameter(s)**
Time	**Analyte**	**Dilution**	**Result**	**Units**	9	40 mL	Glass Vial	HCl	N	8260D	VOCs
Conversions	**Stabilization Criteria**										
1 L = 0.26 gals	Temp	+/- 10%	DO	+/- 10%							
1 gal = 3.79 L	pH	+/- 0.1	Turb	+/- 10%							
	Cond	+/- 10%	ORP	+/- 10	Sample ID: 789MW-83_0923 & MS/MSD				Sample Time: 1645		

YSI that was used was too large to fit down monitoring wells. YSI meter was used on groundwater bailed up from well .

bhate

GROUNDWATER SAMPLE COLLECTION FORM

LOCATION	Site: SS067	Location ID: 789MW-99	Date: 9/5/23
	Project Name: Griffiss	Project No./Phase: -	Recorded By: B. Pollard
EQUIPMENT	Pump Type/ID#: Bailer	Water Quality Meter/ID#: YSI 650 MDS	PID Type/ID#: -
	Water Level Indicator Type/ID#: Solinst IFP	Other Equipment/ID#:	Decon Method: Water, Simple Green
	Tubing Type/Diameter (in):	Other Equipment/ID#:	PPE: Level D
WELL INFO	Casing Type / ID (in): 4" PVC SU	Unit Casing Volume (gal/lin ft) (A): 0.652	Initial Depth to Water (ft) (B): 18.03
	Total Well Depth (ft) (C): 27.05	Water Column Thickness (ft) (C-B): 9.02	Well Volume (gal) (A*(C-B)): 5.89
	Ambient PID (ppm): -	Well Mouth PID (ppm): -	System Volume (gal): [3 well vol]: 17.7
	Weather: Sunny, 90 F	Well Condition: Good	Comments: No FP

CASING INFO											
Casing ID (in)	0.5	0.75	1.0	1.5	2.0	3.0	4.0	5.0	6.0	8.0
Unit Casing Volume (gal/lin ft)	0.016	0.020	0.043	0.103	0.160	0.378	0.652	1.03	1.48	2.57

DATE	TIME (24 Hr)	Water Level (BTOC)	Volume Removed (Gals)	Pumping Rate (ml/min)	Temp (C)	pH	Cond (mS/cm)	DO (mg/l)	Turb (NTU)	ORP (mV)	Remarks (odor, clarity, etc.)
9/5/23	1300	-	17.7	-	21.80	7.17	1.028	2.05	47.5	-90.0	None/ Clear Sample

Colorimeter Results					**No. Containers/Volume/Type**			**Preserv.**	**Filter (Y/N)**	**Method**	**Parameter(s)**
Time	**Analyte**	**Dilution**	**Result**	**Units**	3	40 mL	Glass Vial	HCl	N	8260D	VOC

Conversions	**Stabilization Criteria**										
1 L = 0.26 gals	Temp	+/- 10%	DO	+/- 10%							
1 gal = 3.79 L	pH	+/- 0.1	Turb	+/- 10%							
	Cond	+/- 10%	ORP	+/- 10	Sample ID: 789MW-99_0923				Sample Time: 1300		

YSI that was used was too large to fit down monitoring wells. YSI meter was used on groundwater bailed up from well .

bhate

GROUNDWATER SAMPLE COLLECTION FORM

LOCATION	Site: SS067	Location ID: 789MW-135	Date: 9/5/23
	Project Name: Griffiss	Project No./Phase: -	Recorded By: B. Pollard
EQUIPMENT	Pump Type/ID#: Bailer	Water Quality Meter/ID#: YSI 650 MDS	PID Type/ID#: -
	Water Level Indicator Type/ID#: Solinst IFP	Other Equipment/ID#:	Decon Method: Water, Simple Green
	Tubing Type/Diameter (in):	Other Equipment/ID#:	PPE: Level D
WELL INFO	Casing Type / ID (in): 2" PVC FM	Unit Casing Volume (gal/lin ft) (A): 0.160	Initial Depth to Water (ft) (B): 27.2
	Total Well Depth (ft) (C): 33.1	Water Column Thickness (ft) (C-B): 5.9	Well Volume (gal) (A*(C-B)): 0.963
	Ambient PID (ppm): -	Well Mouth PID (ppm): -	System Volume (gal): [3 well vol]: 2.89
	Weather: Sunny, 90 F	Well Condition: Good	Comments: No FP

CASING INFO											
Casing ID (in)	0.5	0.75	1.0	1.5	2.0	3.0	4.0	5.0	6.0	8.0
Unit Casing Volume (gal/lin ft)	0.016	0.020	0.043	0.103	0.160	0.378	0.652	1.03	1.48	2.57

DATE	TIME (24 Hr)	Water Level (BTOC)	Volume Removed (Gals)	Pumping Rate (ml/min)	Temp (C)	pH	Cond (mS/cm)	DO (mg/l)	Turb (NTU)	ORP (mV)	Remarks (odor, clarity, etc.)
9/5/23	1600	-	2.89	-	20.54	7.48	0.520	5.66	468.2	-11.4	dark brown sediment in
											sample

Colorimeter Results					**No. Containers/Volume/Type**			**Preserv.**	**Filter (Y/N)**	**Method**	**Parameter(s)**
Time	**Analyte**	**Dilution**	**Result**	**Units**	3	40 mL	Glass Vial	HCl	N	8260D	VOCs

Conversions	**Stabilization Criteria**										
1 L = 0.26 gals	Temp	+/- 10%	DO	+/- 10%							
1 gal = 3.79 L	pH	+/- 0.1	Turb	+/- 10%							
	Cond	+/- 10%	ORP	+/- 10	Sample ID: 789MW-135_0923				Sample Time: 1600		

YSI that was used was too large to fit down monitoring wells. YSI meter was used on groundwater bailed up from well .

bhate

GROUNDWATER SAMPLE COLLECTION FORM

LOCATION	Site: SS067	Location ID: 789MW-216	Date: 9/5/23
	Project Name: Griffiss	Project No./Phase: -	Recorded By: B. Pollard
EQUIPMENT	Pump Type/ID#: Bailer	Water Quality Meter/ID#: YSI 650 MDS	PID Type/ID#: -
	Water Level Indicator Type/ID#: Solinst IFP	Other Equipment/ID#:	Decon Method: Water, Simple Green
	Tubing Type/Diameter (in):	Other Equipment/ID#:	PPE: Level D
WELL INFO	Casing Type / ID (in): 2" PVC SU	Unit Casing Volume (gal/lin ft) (A): 0.160	Initial Depth to Water (ft) (B): 19.69
	Total Well Depth (ft) (C): 28.48	Water Column Thickness (ft) (C-B): 8.79	Well Volume (gal) (A*(C-B)): 1.43
	Ambient PID (ppm): -	Well Mouth PID (ppm): -	System Volume (gal): [3 well vol]: 4.30
	Weather: Sunny, 90 F	Well Condition: Good	Comments: Field Dup, No FP

CASING INFO											
Casing ID (in)	0.5	0.75	1.0	1.5	2.0	3.0	4.0	5.0	6.0	8.0
Unit Casing Volume (gal/lin ft)	0.016	0.020	0.043	0.103	0.160	0.378	0.652	1.03	1.48	2.57

DATE	TIME (24 Hr)	Water Level (BTOC)	Volume Removed (Gals)	Pumping Rate (ml/min)	Temp (C)	pH	Cond (mS/cm)	DO (mg/l)	Turb (NTU)	ORP (mV)	Remarks (odor, clarity, etc.)
9/5/23	1730	-	4.3	-	22.74	7.03	0.506	2.22	41.5	-55.5	Many dead ants brought up
											by bailer with groundwater.

Colorimeter Results					**No. Containers/Volume/Type**			**Preserv.**	**Filter (Y/N)**	**Method**	**Parameter(s)**
Time	**Analyte**	**Dilution**	**Result**	**Units**	6	40 mL	Glass Vial	HCl	N	8260D	VOCs
Conversions	**Stabilization Criteria**										
1 L = 0.26 gals	Temp	+/- 10%	DO	+/- 10%							
1 gal = 3.79 L	pH	+/- 0.1	Turb	+/- 10%							
	Cond	+/- 10%	ORP	+/- 10	Sample ID: 789MW-216_0923 & field Dup				Sample Time: 1730		

YSI that was used was too large to fit down monitoring wells. YSI meter was used on groundwater bailed up from well .

bhate

GROUNDWATER SAMPLE COLLECTION FORM

LOCATION	Site: SS067	Location ID: 789MW-222	Date: 9/5/23
	Project Name: Griffiss	Project No./Phase: -	Recorded By: B. Pollard
EQUIPMENT	Pump Type/ID#: Bailer	Water Quality Meter/ID#: YSI 650 MDS	PID Type/ID#: -
	Water Level Indicator Type/ID#: Solinst IFP	Other Equipment/ID#:	Decon Method: Water, Simple Green
	Tubing Type/Diameter (in):	Other Equipment/ID#:	PPE: Level D
WELL INFO	Casing Type / ID (in): 2" PVC SU	Unit Casing Volume (gal/lin ft) (A): 0.160	Initial Depth to Water (ft) (B): 23.20
	Total Well Depth (ft) (C): 30.31	Water Column Thickness (ft) (C-B): 7.11	Well Volume (gal) (A*(C-B)): 1.16
	Ambient PID (ppm): -	Well Mouth PID (ppm): -	System Volume (gal): [3 well vol]: 3.48
	Weather: Sunny, 90 F	Well Condition: Good	Comments: No FP

CASING INFO											
Casing ID (in)	0.5	0.75	1.0	1.5	2.0	3.0	4.0	5.0	6.0	8.0
Unit Casing Volume (gal/lin ft)	0.016	0.020	0.043	0.103	0.160	0.378	0.652	1.03	1.48	2.57

DATE	TIME (24 Hr)	Water Level (BTOC)	Volume Removed (Gals)	Pumping Rate (ml/min)	Temp (C)	pH	Cond (mS/cm)	DO (mg/l)	Turb (NTU)	ORP (mV)	Remarks (odor, clarity, etc.)
9/5/23	1530	-	3.48	-	22.47	7.66	1.206	2.15	12.9	-55.5	None/ clear sample

Colorimeter Results					**No. Containers/Volume/Type**			**Preserv.**	**Filter (Y/N)**	**Method**	**Parameter(s)**
Time	**Analyte**	**Dilution**	**Result**	**Units**	3	40 mL	Glass Vial	HCl	N	8260D	VOC

Conversions	**Stabilization Criteria**										
1 L = 0.26 gals	Temp	+/- 10%	DO	+/- 10%							
1 gal = 3.79 L	pH	+/- 0.1	Turb	+/- 10%							
	Cond	+/- 10%	ORP	+/- 10	Sample ID: 789MW-222_0923				Sample Time: 1530		

YSI that was used was too large to fit down monitoring wells. YSI meter was used on groundwater bailed up from well .

bhate

GROUNDWATER SAMPLE COLLECTION FORM

LOCATION	Site: SS067	Location ID: 789MW-251	Date: 9/5/23
	Project Name: Griffiss	Project No./Phase: -	Recorded By: B. Pollard
EQUIPMENT	Pump Type/ID#: Bailer	Water Quality Meter/ID#: YSI 650 MDS	PID Type/ID#: -
	Water Level Indicator Type/ID#: Solinst IFP	Other Equipment/ID#:	Decon Method: Water, Simple Green
	Tubing Type/Diameter (in):	Other Equipment/ID#:	PPE: Level D
WELL INFO	Casing Type / ID (in): 2" PVC SU	Unit Casing Volume (gal/lin ft) (A): 0.160	Initial Depth to Water (ft) (B): 21.98
	Total Well Depth (ft) (C): 31.06	Water Column Thickness (ft) (C-B): 9.08	Well Volume (gal) (A*(C-B)): 1.48
	Ambient PID (ppm): -	Well Mouth PID (ppm): -	System Volume (gal): [3 well vol]: 4.45
	Weather: Sunny, 90 F	Well Condition: Good	Comments: No FP

CASING INFO											
Casing ID (in)	0.5	0.75	1.0	1.5	2.0	3.0	4.0	5.0	6.0	8.0
Unit Casing Volume (gal/lin ft)	0.016	0.020	0.043	0.103	0.160	0.378	0.652	1.03	1.48	2.57

DATE	TIME (24 Hr)	Water Level (BTOC)	Volume Removed (Gals)	Pumping Rate (ml/min)	Temp (C)	pH	Cond (mS/cm)	DO (mg/l)	Turb (NTU)	ORP (mV)	Remarks (odor, clarity, etc.)
9/5/23	1030	-	2*	-	16.05	7.08	0.787	8.28	41.9	-35.1	orange speckles

Colorimeter Results					**No. Containers/Volume/Type**			**Preserv.**	**Filter (Y/N)**	**Method**	**Parameter(s)**
Time	**Analyte**	**Dilution**	**Result**	**Units**	3	40 mL	Glass Vial	HCl	N	8260D	VOCs

Conversions	**Stabilization Criteria**										
1 L = 0.26 gals	Temp	+/- 10%	DO	+/- 10%							
1 gal = 3.79 L	pH	+/- 0.1	Turb	+/- 10%							
	Cond	+/- 10%	ORP	+/- 10	Sample ID: 789MW-251_0923				Sample Time: 1030		

YSI that was used was too large to fit down monitoring wells. YSI meter was used on groundwater bailed up from well .

*Well went dry after bailing around 2 gallons. Waited for well to recharge and sampled later

bhate

GROUNDWATER SAMPLE COLLECTION FORM

LOCATION	Site: SS067	Location ID: 789SW-03	Date: 9/5/2023
	Project Name: Former Griffiss AFB	Project No./Phase: -	Recorded By: B Pollard
EQUIPMENT	Pump Type/ID#: --	Water Quality Meter/ID#: YSI 650 MDS	PID Type/ID#: -
	Water Level Indicator Type/ID#: --	Other Equipment/ID#: -	Decon Method: Water, Simple Green
	Tubing Type/Diameter (in): -	Other Equipment/ID#: -	PPE: Level D
WELL INFO	Casing Type / ID (in): --	Unit Casing Volume (gal/lin ft) (A): -	Initial Depth to Water (ft) (B): --
	Total Well Depth (ft) (C): --	Water Column Thickness (ft) (C-B): --	Well Volume (gal) (A*(C-B)): -
	Ambient PID (ppm): -	Well Mouth PID (ppm): -	System Volume (gal): -
	Weather: 90 F, Sunny	Well Condition: --	Comments: Surface Water

CASING INFO											
Casing ID (in)	0.5	0.75	1.0	1.5	2.0	3.0	4.0	5.0	6.0	8.0
Unit Casing Volume (gal/lin ft)	0.016	0.020	0.043	0.103	0.160	0.378	0.652	1.03	1.48	2.57

DATE	TIME (24 Hr)	Water Level (BTOC)	Volume Removed (Gals)	Pumping Rate (ml/min)	Temp (C)	pH	Cond (mS/cm)	DO (mg/l)	Turb (NTU)	ORP (mV)	Remarks (odor, clarity, etc.)
9/5/2023	0930	--	--	--	18.28	6.95	0.532	8.35	13.9	6.6	None (clear, no color)

Colorimeter Results					**No. Containers/Volume/Type**			**Preserv.**	**Filter (Y/N)**	**Method**	**Parameter(s)**
Time	**Analyte**	**Dilution**	**Result**	**Units**	3	40 mL	clear glass vial	HCl	N	8260D	VOCs

Conversions	**Stabilization Criteria**										
1 L = 0.26 gals	Temp	+/- 10%	DO	+/- 10%							
1 gal = 3.79 L	pH	+/- 0.1	Turb	+/- 10%							
	Cond	+/- 10%	ORP	+/- 10	Sample ID: 789SW-03_0923				Sample Time: 0930		

bhate

GROUNDWATER SAMPLE COLLECTION FORM

LOCATION	Site: SS067	Location ID: 789SW-04	Date: 9/5/2023
	Project Name: Former Griffiss AFB	Project No./Phase: -	Recorded By: B Pollard
EQUIPMENT	Pump Type/ID#: --	Water Quality Meter/ID#: YSI 650 MDS	PID Type/ID#: -
	Water Level Indicator Type/ID#: --	Other Equipment/ID#: -	Decon Method: Water, Simple Green
	Tubing Type/Diameter (in): -	Other Equipment/ID#: -	PPE: Level D
WELL INFO	Casing Type / ID (in): --	Unit Casing Volume (gal/lin ft) (A): -	Initial Depth to Water (ft) (B): --
	Total Well Depth (ft) (C): --	Water Column Thickness (ft) (C-B): --	Well Volume (gal) (A*(C-B)): -
	Ambient PID (ppm): -	Well Mouth PID (ppm): -	System Volume (gal): -
	Weather: 90 F, Sunny	Well Condition: --	Comments: Surface Water

CASING INFO											
Casing ID (in)	0.5	0.75	1.0	1.5	2.0	3.0	4.0	5.0	6.0	8.0
Unit Casing Volume (gal/lin ft)	0.016	0.020	0.043	0.103	0.160	0.378	0.652	1.03	1.48	2.57

DATE	TIME (24 Hr)	Water Level (BTOC)	Volume Removed (Gals)	Pumping Rate (ml/min)	Temp (C)	pH	Cond (mS/cm)	DO (mg/l)	Turb (NTU)	ORP (mV)	Remarks (odor, clarity, etc.)
9/5/2023	0900	--	--	--	17.81	6.65	0.548	8.60	8.3	93.5	None (clear, no color)

Colorimeter Results					**No. Containers/Volume/Type**			**Preserv.**	**Filter (Y/N)**	**Method**	**Parameter(s)**
Time	**Analyte**	**Dilution**	**Result**	**Units**	3	40 mL	clear glass vial	HCl	N	8260D	VOCs

Conversions	**Stabilization Criteria**										
1 L = 0.26 gals	Temp	+/- 10%	DO	+/- 10%							
1 gal = 3.79 L	pH	+/- 0.1	Turb	+/- 10%							
	Cond	+/- 10%	ORP	+/- 10	Sample ID: 789SW-04_0923				Sample Time: 0900		

SS067 Free Product Gauging Field Form

Date: 9-5-23

Personnel: B Pollard

Weather: sunny 90 F

	Depth to FP (ft)	Depth to Water (ft)	FP Thickness (ft)
789MW-96	-	20.45	0.00
789MW-102	9.50	10.14	0.64
789RW-200	20.74	23.48	2.74
789RW-202	21.40	22.95	1.55
789RW-205**	-	18.50	0.00
789RW-219 Outer	18.75	21.40	2.65
789MW-252	21.57	22.50	0.93
789MW-253	18.66	19.66	1.00
789MW-254	19.75	24.07	4.32

** Found damaged in August 2022. Measurements made below normal measuring point.

Appendix D-4
2023 Quarter 4 Field Forms

This page intentionally left blank

bhate

GROUNDWATER SAMPLE COLLECTION FORM

LOCATION	Site: SS067	Location ID: 789MW-46R	Date: 10/19/23
	Project Name: Former Griffiss AFB	Project No./Phase: NA	Recorded By: B. Pollard
EQUIPMENT	Pump Type/ID#: Bailer 2" weighted	Water Quality Meter/ID#: YSI 600XL (01F0657AC)	PID Type/ID#: NA
	Water Level Indicator Type/ID#: Solinst IFP	Other Equipment/ID#: Hach2100Q(19080C078833)	Decon Method: Water, Simple Green
	Tubing Type/Diameter (in): NA	Other Equipment/ID#: Hach needed for turbidity	PPE: Level D
WELL INFO	Casing Type / ID (in): 4" SU PVC	Unit Casing Volume (gal/lin ft) (A): 0.652	Initial Depth to Water (ft) (B): 21.81
	Total Well Depth (ft) (C): 28.90	Water Column Thickness (ft) (C-B): 7.09	Well Volume (gal) (A*(C-B)): 4.63
	Ambient PID (ppm): NA	Well Mouth PID (ppm): NA	System Volume (gal): [3 well vol]: 13.9
	Weather: partly Sunny, 60 F	Well Condition: Good	Comments: No FP

CASING INFO											
Casing ID (in)	0.5	0.75	1.0	1.5	2.0	3.0	4.0	5.0	6.0	8.0
Unit Casing Volume (gal/lin ft)	0.016	0.020	0.043	0.103	0.160	0.378	0.652	1.03	1.48	2.57

DATE	TIME (24 Hr)	Water Level (BTOC)	Volume Removed (Gals)	Pumping Rate (ml/min)	Temp (C)	pH	Cond (mS/cm)	DO (mg/l)	Turb (NTU)	ORP (mV)	Remarks (odor, clarity, etc.)
10/19/23	1130	NA	13.9	NA	12.25	6.81	0.636	0.17	1,000+	-17.8	deep orange color + sludge

Colorimeter Results					**No. Containers/Volume/Type**			**Preserv.**	**Filter (Y/N)**	**Method**	**Parameter(s)**
Time	**Analyte**	**Dilution**	**Result**	**Units**	3	40 mL	Glass Vial	HCl	N	8260D	VOC

Conversions	**Stabilization Criteria**										
1 L = 0.26 gals	Temp	+/- 10%	DO	+/- 10%							
1 gal = 3.79 L	pH	+/- 0.1	Turb	+/- 10%							
	Cond	+/- 10%	ORP	+/- 10	Sample ID: 789MW-46R_1023				Sample Time: 1130		

NA: not applicable

bhate

GROUNDWATER SAMPLE COLLECTION FORM

LOCATION	Site: SS067	Location ID: 789MW-83	Date: 10/19/23
	Project Name: Former Griffiss AFB	Project No./Phase: NA	Recorded By: B. Pollard
EQUIPMENT	Pump Type/ID#: Bailer 2" weighted	Water Quality Meter/ID#: YSI 600XL (01F0657AC)	PID Type/ID#: NA
	Water Level Indicator Type/ID#: Solinst IFP	Other Equipment/ID#: Hach2100Q(19080C078833)	Decon Method: Water, Simple Green
	Tubing Type/Diameter (in): NA	Other Equipment/ID#: Hach needed for turbidity	PPE: Level D
WELL INFO	Casing Type / ID (in): 2" FM PVC	Unit Casing Volume (gal/lin ft) (A): 0.160	Initial Depth to Water (ft) (B): 22.41
	Total Well Depth (ft) (C): 30.05	Water Column Thickness (ft) (C-B): 7.64	Well Volume (gal) (A*(C-B)): 1.5
	Ambient PID (ppm): NA	Well Mouth PID (ppm): NA	System Volume (gal): [3 well vol]: 3.74
	Weather: partly Sunny, 60 F	Well Condition: good	Comments: no FP detected

CASING INFO											
Casing ID (in)	0.5	0.75	1.0	1.5	2.0	3.0	4.0	5.0	6.0	8.0
Unit Casing Volume (gal/lin ft)	0.016	0.020	0.043	0.103	0.160	0.378	0.652	1.03	1.48	2.57

DATE	TIME (24 Hr)	Water Level (BTOC)	Volume Removed (Gals)	Pumping Rate (ml/min)	Temp (C)	pH	Cond (mS/cm)	DO (mg/l)	Turb (NTU)	ORP (mV)	Remarks (odor, clarity, etc.)
10/19/23	1500	NA	3.74	NA	15.39	6.78	0.727	0.25	6.86	49.9	none

Colorimeter Results					**No. Containers/Volume/Type**			**Preserv.**	**Filter (Y/N)**	**Method**	**Parameter(s)**
Time	**Analyte**	**Dilution**	**Result**	**Units**	3	40 mL	Glass Vial	HCl	N	8260D	VOC

Conversions	**Stabilization Criteria**										
1 L = 0.26 gals	Temp	+/- 10%	DO	+/- 10%							
1 gal = 3.79 L	pH	+/- 0.1	Turb	+/- 10%							
	Cond	+/- 10%	ORP	+/- 10	Sample ID: 789MW-83_1023				Sample Time: 1500		

NA: not applicable

bhate

GROUNDWATER SAMPLE COLLECTION FORM

LOCATION	Site: SS067	Location ID: 789MW-95	Date: 10/19/23
	Project Name: Former Griffiss AFB	Project No./Phase: NA	Recorded By: B. Pollard
EQUIPMENT	Pump Type/ID#: Bailer 2" weighted	Water Quality Meter/ID#: YSI 600XL (01F0657AC)	PID Type/ID#: NA
	Water Level Indicator Type/ID#: Solinst IFP	Other Equipment/ID#: Hach2100Q(19080C078833)	Decon Method: Water, Simple Green
	Tubing Type/Diameter (in): NA	Other Equipment/ID#: Hach needed for turbidity	PPE: Level D
WELL INFO	Casing Type / ID (in): 2" SU PVC	Unit Casing Volume (gal/lin ft) (A): 0.160	Initial Depth to Water (ft) (B): 16.32
	Total Well Depth (ft) (C): 22.07	Water Column Thickness (ft) (C-B): 5.75	Well Volume (gal) (A*(C-B)): 0.94
	Ambient PID (ppm): NA	Well Mouth PID (ppm): NA	System Volume (gal): [3 well vol]: 2.81
	Weather: partly Sunny, 60 F	Well Condition: Good	Comments: No FP detected

CASING INFO											
Casing ID (in)	0.5	0.75	1.0	1.5	2.0	3.0	4.0	5.0	6.0	8.0
Unit Casing Volume (gal/lin ft)	0.016	0.020	0.043	0.103	0.160	0.378	0.652	1.03	1.48	2.57

DATE	TIME (24 Hr)	Water Level (BTOC)	Volume Removed (Gals)	Pumping Rate (ml/min)	Temp (C)	pH	Cond (mS/cm)	DO (mg/l)	Turb (NTU)	ORP (mV)	Remarks (odor, clarity, etc.)
10/19/23	0945	NA	~1	NA	12.67	6.69	0.690	0.73	7.93	83.9	Well went dry after ~1 gal
											bailed on 10/18/23, sampled
											once recharged the
											following day

Colorimeter Results					**No. Containers/Volume/Type**			**Preserv.**	**Filter (Y/N)**	**Method**	**Parameter(s)**
Time	**Analyte**	**Dilution**	**Result**	**Units**	3	40 mL	Glass Vial	HCl	N	8260D	VOC

Conversions	**Stabilization Criteria**										
1 L = 0.26 gals	Temp	+/- 10%	DO	+/- 10%							
1 gal = 3.79 L	pH	+/- 0.1	Turb	+/- 10%							
	Cond	+/- 10%	ORP	+/- 10	Sample ID: 789MW-95_1023				Sample Time: 0945		

NA: not applicable

bhate

GROUNDWATER SAMPLE COLLECTION FORM

LOCATION	Site: SS067	Location ID: 789MW-98	Date: 10/19/23
	Project Name: Former Griffiss AFB	Project No./Phase: NA	Recorded By: B. Pollard
EQUIPMENT	Pump Type/ID#: Bailer 2" weighted	Water Quality Meter/ID#: YSI 600XL (01F0657AC)	PID Type/ID#: NA
	Water Level Indicator Type/ID#: Solinst IFP	Other Equipment/ID#: Hach2100Q(19080C078833)	Decon Method: Water, Simple Green
	Tubing Type/Diameter (in): NA	Other Equipment/ID#: Hach needed for turbidity	PPE: Level D
WELL INFO	Casing Type / ID (in): 4" FM PVC	Unit Casing Volume (gal/lin ft) (A): 0.652	Initial Depth to Water (ft) (B): 17.25
	Total Well Depth (ft) (C): 19.75	Water Column Thickness (ft) (C-B): 2.5	Well Volume (gal) (A*(C-B)): 1.63
	Ambient PID (ppm): NA	Well Mouth PID (ppm): NA	System Volume (gal): [3 well vol]: 4.90
	Weather: partly Sunny, 60 F	Well Condition: Good	Comments: No FP detected

CASING INFO											
Casing ID (in)	0.5	0.75	1.0	1.5	2.0	3.0	4.0	5.0	6.0	8.0
Unit Casing Volume (gal/lin ft)	0.016	0.020	0.043	0.103	0.160	0.378	0.652	1.03	1.48	2.57

DATE	TIME (24 Hr)	Water Level (BTOC)	Volume Removed (Gals)	Pumping Rate (ml/min)	Temp (C)	pH	Cond (mS/cm)	DO (mg/l)	Turb (NTU)	ORP (mV)	Remarks (odor, clarity, etc.)
10/19/23	1000	NA	~2	NA	11.75	6.59	0.870	0.15	252	-18.7	Black/brown thick purge wtr
											Well went dry after ~2 gal
											bailed on 10/18/23, sampled
											once recharged the
											following day

Colorimeter Results					**No. Containers/Volume/Type**			**Preserv.**	**Filter (Y/N)**	**Method**	**Parameter(s)**
Time	**Analyte**	**Dilution**	**Result**	**Units**	3	40 mL	Glass Vial	HCl	N	8260D	VOC

Conversions	**Stabilization Criteria**										
1 L = 0.26 gals	Temp	+/- 10%	DO	+/- 10%							
1 gal = 3.79 L	pH	+/- 0.1	Turb	+/- 10%							
	Cond	+/- 10%	ORP	+/- 10	Sample ID: 789MW-98_1023				Sample Time: 1000		

NA: not applicable

bhate

GROUNDWATER SAMPLE COLLECTION FORM

LOCATION	Site: SS067	Location ID: 789MW-99	Date: 10/18/23
	Project Name: Former Griffiss AFB	Project No./Phase: NA	Recorded By: B. Pollard
EQUIPMENT	Pump Type/ID#: Bailer 2" weighted	Water Quality Meter/ID#: YSI 600XL (01F0657AC)	PID Type/ID#: NA
	Water Level Indicator Type/ID#: Solinst IFP	Other Equipment/ID#: Hach2100Q(19080C078833)	Decon Method: Water, Simple Green
	Tubing Type/Diameter (in): NA	Other Equipment/ID#: Hach needed for turbidity	PPE: Level D
WELL INFO	Casing Type / ID (in): 4" SU PVC	Unit Casing Volume (gal/lin ft) (A): 0.652	Initial Depth to Water (ft) (B): 18.67
	Total Well Depth (ft) (C): 27.07	Water Column Thickness (ft) (C-B): 8.4	Well Volume (gal) (A*(C-B)): 5.48
	Ambient PID (ppm): NA	Well Mouth PID (ppm): NA	System Volume (gal): [3 well vol]: 16.45
	Weather: partly Sunny, 60 F	Well Condition: good	Comments: No FP, Field Duplicate

CASING INFO											
Casing ID (in)	0.5	0.75	1.0	1.5	2.0	3.0	4.0	5.0	6.0	8.0
Unit Casing Volume (gal/lin ft)	0.016	0.020	0.043	0.103	0.160	0.378	0.652	1.03	1.48	2.57

DATE	TIME (24 Hr)	Water Level (BTOC)	Volume Removed (Gals)	Pumping Rate (ml/min)	Temp (C)	pH	Cond (mS/cm)	DO (mg/l)	Turb (NTU)	ORP (mV)	Remarks (odor, clarity, etc.)
10/18/23	1700	NA	16.45	NA	11.71	6.91	1.038	1.14	25.5	-41.8	None

Colorimeter Results					**No. Containers/Volume/Type**			**Preserv.**	**Filter (Y/N)**	**Method**	**Parameter(s)**
Time	**Analyte**	**Dilution**	**Result**	**Units**	6	40 mL	Glass Vial	HCl	N	8260D	VOC

Conversions	**Stabilization Criteria**										
1 L = 0.26 gals	Temp	+/- 10%	DO	+/- 10%							
1 gal = 3.79 L	pH	+/- 0.1	Turb	+/- 10%							
	Cond	+/- 10%	ORP	+/- 10	Sample ID: 789MW-99_1023 and "-A"				Sample Time: 1700		

NA: not applicable

bhate

GROUNDWATER SAMPLE COLLECTION FORM

LOCATION	Site: SS067	Location ID: 789MW-135	Date: 10/19/23
	Project Name: Former Griffiss AFB	Project No./Phase: NA	Recorded By: B. Pollard
EQUIPMENT	Pump Type/ID#: Bailer 2" weighted	Water Quality Meter/ID#: YSI 600XL (01F0657AC)	PID Type/ID#: NA
	Water Level Indicator Type/ID#: Solinst IFP	Other Equipment/ID#: Hach2100Q(19080C078833)	Decon Method: Water, Simple Green
	Tubing Type/Diameter (in): NA	Other Equipment/ID#: Hach needed for turbidity	PPE: Level D
WELL INFO	Casing Type / ID (in): 2" FM PVC	Unit Casing Volume (gal/lin ft) (A): 0.160	Initial Depth to Water (ft) (B): 27.67
	Total Well Depth (ft) (C): 33.04	Water Column Thickness (ft) (C-B): 5.37	Well Volume (gal) (A*(C-B)): 0.876
	Ambient PID (ppm): NA	Well Mouth PID (ppm): NA	System Volume (gal): [3 well vol]: 2.63
	Weather: partly Sunny, 60 F	Well Condition: good	Comments: No FP detected

CASING INFO											
Casing ID (in)	0.5	0.75	1.0	1.5	2.0	3.0	4.0	5.0	6.0	8.0
Unit Casing Volume (gal/lin ft)	0.016	0.020	0.043	0.103	0.160	0.378	0.652	1.03	1.48	2.57

DATE	TIME (24 Hr)	Water Level (BTOC)	Volume Removed (Gals)	Pumping Rate (ml/min)	Temp (C)	pH	Cond (mS/cm)	DO (mg/l)	Turb (NTU)	ORP (mV)	Remarks (odor, clarity, etc.)
10/19/23	1400	NA	2.63	NA	14.95	7.11	0.520	3.89	781	161.2	None

Colorimeter Results					**No. Containers/Volume/Type**			**Preserv.**	**Filter (Y/N)**	**Method**	**Parameter(s)**
Time	**Analyte**	**Dilution**	**Result**	**Units**	3	40 mL	Glass Vial	HCl	N	8260D	VOC

Conversions	**Stabilization Criteria**										
1 L = 0.26 gals	Temp	+/- 10%	DO	+/- 10%							
1 gal = 3.79 L	pH	+/- 0.1	Turb	+/- 10%							
	Cond	+/- 10%	ORP	+/- 10	Sample ID: 789MW-135_1023				Sample Time: 1400		

NA: not applicable

bhate

GROUNDWATER SAMPLE COLLECTION FORM

LOCATION	Site: SS067	Location ID: 789MW-216	Date: 10/19/23
	Project Name: Former Griffiss AFB	Project No./Phase: NA	Recorded By: B. Pollard
EQUIPMENT	Pump Type/ID#: Bailer 2" weighted	Water Quality Meter/ID#: YSI 600XL (01F0657AC)	PID Type/ID#: NA
	Water Level Indicator Type/ID#: Solinst IFP	Other Equipment/ID#: Hach2100Q(19080C078833)	Decon Method: Water, Simple Green
	Tubing Type/Diameter (in): NA	Other Equipment/ID#: Hach needed for turbidity	PPE: Level D
WELL INFO	Casing Type / ID (in): 2" SU PVC	Unit Casing Volume (gal/lin ft) (A): 0.160	Initial Depth to Water (ft) (B): 20.65
	Total Well Depth (ft) (C): 28.74	Water Column Thickness (ft) (C-B): 8.09	Well Volume (gal) (A*(C-B)): 1.32
	Ambient PID (ppm): NA	Well Mouth PID (ppm): NA	System Volume (gal): [3 well vol]: 3.96
	Weather: partly Sunny, 60 F	Well Condition: good	Comments: No FP detected

CASING INFO											
Casing ID (in)	0.5	0.75	1.0	1.5	2.0	3.0	4.0	5.0	6.0	8.0
Unit Casing Volume (gal/lin ft)	0.016	0.020	0.043	0.103	0.160	0.378	0.652	1.03	1.48	2.57

DATE	TIME (24 Hr)	Water Level (BTOC)	Volume Removed (Gals)	Pumping Rate (ml/min)	Temp (C)	pH	Cond (mS/cm)	DO (mg/l)	Turb (NTU)	ORP (mV)	Remarks (odor, clarity, etc.)
10/19/23	1530	NA	3.96	NA	15.02	6.82	0.616	0.13	98.6	-52.0	None

Colorimeter Results					**No. Containers/Volume/Type**			**Preserv.**	**Filter (Y/N)**	**Method**	**Parameter(s)**
Time	**Analyte**	**Dilution**	**Result**	**Units**	3	40 mL	Glass Vial	HCl	N	8260D	VOC

Conversions	**Stabilization Criteria**										
1 L = 0.26 gals	Temp	+/- 10%	DO	+/- 10%							
1 gal = 3.79 L	pH	+/- 0.1	Turb	+/- 10%							
	Cond	+/- 10%	ORP	+/- 10	Sample ID: 789MW-216_1023				Sample Time: 1530		

NA: not applicable

bhate

GROUNDWATER SAMPLE COLLECTION FORM

LOCATION	Site: SS067	Location ID: 789MW-222	Date: 10/19/23
	Project Name: Former Griffiss AFB	Project No./Phase: NA	Recorded By: B. Pollard
EQUIPMENT	Pump Type/ID#: Bailer 2" weighted	Water Quality Meter/ID#: YSI 600XL (01F0657AC)	PID Type/ID#: NA
	Water Level Indicator Type/ID#: Solinst IFP	Other Equipment/ID#: Hach2100Q(19080C078833)	Decon Method: Water, Simple Green
	Tubing Type/Diameter (in): NA	Other Equipment/ID#: Hach needed for turbidity	PPE: Level D
WELL INFO	Casing Type / ID (in): 2" SU PVC	Unit Casing Volume (gal/lin ft) (A): 0.160	Initial Depth to Water (ft) (B): 23.47
	Total Well Depth (ft) (C): 30.30	Water Column Thickness (ft) (C-B): 6.83	Well Volume (gal) (A*(C-B)): 1.11
	Ambient PID (ppm): NA	Well Mouth PID (ppm): NA	System Volume (gal): [3 well vol]: 3.34
	Weather: partly Sunny, 60 F	Well Condition: good	Comments: MS/MSD and no FP detected

CASING INFO											
Casing ID (in)	0.5	0.75	1.0	1.5	2.0	3.0	4.0	5.0	6.0	8.0
Unit Casing Volume (gal/lin ft)	0.016	0.020	0.043	0.103	0.160	0.378	0.652	1.03	1.48	2.57

DATE	TIME (24 Hr)	Water Level (BTOC)	Volume Removed (Gals)	Pumping Rate (ml/min)	Temp (C)	pH	Cond (mS/cm)	DO (mg/l)	Turb (NTU)	ORP (mV)	Remarks (odor, clarity, etc.)
10/19/23	1300	NA	3.34	NA	14.10	7.22	1.486	0.20	1.83	150.8	None

Colorimeter Results					**No. Containers/Volume/Type**			**Preserv.**	**Filter (Y/N)**	**Method**	**Parameter(s)**
Time	**Analyte**	**Dilution**	**Result**	**Units**	9	40 mL	Glass Vial	HCl	N	8260D	VOC

Conversions	**Stabilization Criteria**										
1 L = 0.26 gals	Temp	+/- 10%	DO	+/- 10%							
1 gal = 3.79 L	pH	+/- 0.1	Turb	+/- 10%							
	Cond	+/- 10%	ORP	+/- 10	Sample ID: 789MW-222_1023 and "-MS" "-SD"				Sample Time: 1300		

NA: not applicable

bhate

GROUNDWATER SAMPLE COLLECTION FORM

LOCATION	Site: SS067	Location ID: 789MW-251	Date: 10/19/23
	Project Name: Former Griffiss AFB	Project No./Phase: NA	Recorded By: B. Pollard
EQUIPMENT	Pump Type/ID#: Bailer 2" weighted	Water Quality Meter/ID#: YSI 600XL (01F0657AC)	PID Type/ID#: NA
	Water Level Indicator Type/ID#: Solinst IFP	Other Equipment/ID#: Hach2100Q(19080C078833)	Decon Method: Water, Simple Green
	Tubing Type/Diameter (in): NA	Other Equipment/ID#: Hach needed for turbidity	PPE: Level D
WELL INFO	Casing Type / ID (in): 2" PVC SU	Unit Casing Volume (gal/lin ft) (A): 0.160	Initial Depth to Water (ft) (B): 23.0
	Total Well Depth (ft) (C): 31.07	Water Column Thickness (ft) (C-B): 8.07	Well Volume (gal) (A*(C-B)): 1.32
	Ambient PID (ppm): NA	Well Mouth PID (ppm): NA	System Volume (gal): [3 well vol]: 3.95
	Weather: partly Sunny, 60 F	Well Condition: Good	Comments: No FP detected

CASING INFO											
Casing ID (in)	0.5	0.75	1.0	1.5	2.0	3.0	4.0	5.0	6.0	8.0
Unit Casing Volume (gal/lin ft)	0.016	0.020	0.043	0.103	0.160	0.378	0.652	1.03	1.48	2.57

DATE	TIME (24 Hr)	Water Level (BTOC)	Volume Removed (Gals)	Pumping Rate (ml/min)	Temp (C)	pH	Cond (mS/cm)	DO (mg/l)	Turb (NTU)	ORP (mV)	Remarks (odor, clarity, etc.)
10/19/23	0930	NA	~2	NA	11.50	6.54	0.957	1.02	70.6	26.2	Well went dry after ~2 gal
											bailed on 10/18/23, sampled
											once recharged the
											following day

Colorimeter Results					**No. Containers/Volume/Type**			**Preserv.**	**Filter (Y/N)**	**Method**	**Parameter(s)**
Time	**Analyte**	**Dilution**	**Result**	**Units**	3	40 mL	Glass Vial	HCl	N	8260D	VOC

Conversions	**Stabilization Criteria**										
1 L = 0.26 gals	Temp	+/- 10%	DO	+/- 10%							
1 gal = 3.79 L	pH	+/- 0.1	Turb	+/- 10%							
	Cond	+/- 10%	ORP	+/- 10	Sample ID: 789MW-251_1023				Sample Time: 0930		

NA: not applicable

bhate

GROUNDWATER SAMPLE COLLECTION FORM

LOCATION	Site: SS067	Location ID: 789SW-02	Date: 10/18/23
	Project Name: Former Griffiss AFB	Project No./Phase: NA	Recorded By: B. Pollard
EQUIPMENT	Pump Type/ID#: sample bucket and string	Water Quality Meter/ID#: YSI 600XL (01F0657AC)	PID Type/ID#: NA
	Water Level Indicator Type/ID#: NA	Other Equipment/ID#: Hach2100Q(19080C078833)	Decon Method: Water, Simple Green
	Tubing Type/Diameter (in): NA	Other Equipment/ID#: Hach needed for turbidity	PPE: Level D
WELL INFO	Casing Type / ID (in): NA	Unit Casing Volume (gal/lin ft) (A): NA	Initial Depth to Water (ft) (B): NA
	Total Well Depth (ft) (C): NA	Water Column Thickness (ft) (C-B): NA	Well Volume (gal) (A*(C-B)): NA
	Ambient PID (ppm): NA	Well Mouth PID (ppm): NA	System Volume (gal): NA
	Weather: cloudy, 55 F	Well Condition: NA	Comments: surface water

CASING INFO											
Casing ID (in)	0.5	0.75	1.0	1.5	2.0	3.0	4.0	5.0	6.0	8.0
Unit Casing Volume (gal/lin ft)	0.016	0.020	0.043	0.103	0.160	0.378	0.652	1.03	1.48	2.57

DATE	TIME (24 Hr)	Water Level (BTOC)	Volume Removed (Gals)	Pumping Rate (ml/min)	Temp (C)	pH	Cond (mS/cm)	DO (mg/l)	Turb (NTU)	ORP (mV)	Remarks (odor, clarity, etc.)
10/18/23	1530	NA	NA	NA	13.76	7.57	0.533	5.47	7.04	162.1	obvious sheen on stream
											surface water near banks

Colorimeter Results					**No. Containers/Volume/Type**			**Preserv.**	**Filter (Y/N)**	**Method**	**Parameter(s)**
Time	**Analyte**	**Dilution**	**Result**	**Units**	3	40 mL	Glass Vial	HCl	N	8260D	VOC

Conversions	**Stabilization Criteria**										
1 L = 0.26 gals	Temp	+/- 10%	DO	+/- 10%							
1 gal = 3.79 L	pH	+/- 0.1	Turb	+/- 10%							
	Cond	+/- 10%	ORP	+/- 10	Sample ID: 789SW-02_1023				Sample Time: 1530		

NA: not applicable
Surface water flow rate approximately 0.5 feet/second

bhate

GROUNDWATER SAMPLE COLLECTION FORM

LOCATION	Site: SS067	Location ID: 789SW-03	Date: 10/18/23
	Project Name: Former Griffiss AFB	Project No./Phase: NA	Recorded By: B. Pollard
EQUIPMENT	Pump Type/ID#: sample bucket and string	Water Quality Meter/ID#: YSI 600XL (01F0657AC)	PID Type/ID#: NA
	Water Level Indicator Type/ID#: NA	Other Equipment/ID#: Hach2100Q(19080C078833)	Decon Method: Water, Simple Green
	Tubing Type/Diameter (in): NA	Other Equipment/ID#: Hach needed for turbidity	PPE: Level D
WELL INFO	Casing Type / ID (in): NA	Unit Casing Volume (gal/lin ft) (A): NA	Initial Depth to Water (ft) (B): NA
	Total Well Depth (ft) (C): NA	Water Column Thickness (ft) (C-B): NA	Well Volume (gal) (A*(C-B)): NA
	Ambient PID (ppm): NA	Well Mouth PID (ppm): NA	System Volume (gal): NA
	Weather: cloudy, 55 F	Well Condition: NA	Comments: surface water

CASING INFO											
Casing ID (in)	0.5	0.75	1.0	1.5	2.0	3.0	4.0	5.0	6.0	8.0
Unit Casing Volume (gal/lin ft)	0.016	0.020	0.043	0.103	0.160	0.378	0.652	1.03	1.48	2.57

DATE	TIME (24 Hr)	Water Level (BTOC)	Volume Removed (Gals)	Pumping Rate (ml/min)	Temp (C)	pH	Cond (mS/cm)	DO (mg/l)	Turb (NTU)	ORP (mV)	Remarks (odor, clarity, etc.)
10/18/23	1515	NA	NA	NA	13.76	7.59	0.552	6.64	6.25	148.4	None

Colorimeter Results					**No. Containers/Volume/Type**			**Preserv.**	**Filter (Y/N)**	**Method**	**Parameter(s)**
Time	**Analyte**	**Dilution**	**Result**	**Units**	3	40 mL	Glass Vial	HCl	N	8260D	VOC
Conversions	**Stabilization Criteria**										
1 L = 0.26 gals	Temp	+/- 10%	DO	+/- 10%							
1 gal = 3.79 L	pH	+/- 0.1	Turb	+/- 10%							
	Cond	+/- 10%	ORP	+/- 10	Sample ID: 789SW-03_1023				Sample Time: 1515		

NA: not applicable

bhate

GROUNDWATER SAMPLE COLLECTION FORM

LOCATION	Site: SS067	Location ID: 789SW-04	Date: 10/18/23
	Project Name: Former Griffiss AFB	Project No./Phase: NA	Recorded By: B. Pollard
EQUIPMENT	Pump Type/ID#: sample bucket and string	Water Quality Meter/ID#: YSI 600XL (01F0657AC)	PID Type/ID#: NA
	Water Level Indicator Type/ID#: NA	Other Equipment/ID#: Hach2100Q(19080C078833)	Decon Method: Water, Simple Green
	Tubing Type/Diameter (in): NA	Other Equipment/ID#: Hach needed for turbidity	PPE: Level D
WELL INFO	Casing Type / ID (in): NA	Unit Casing Volume (gal/lin ft) (A): NA	Initial Depth to Water (ft) (B): NA
	Total Well Depth (ft) (C): NA	Water Column Thickness (ft) (C-B): NA	Well Volume (gal) (A*(C-B)): NA
	Ambient PID (ppm): NA	Well Mouth PID (ppm): NA	System Volume (gal): NA
	Weather: cloudy, 55 F	Well Condition: NA	Comments: surface water

CASING INFO											
Casing ID (in)	0.5	0.75	1.0	1.5	2.0	3.0	4.0	5.0	6.0	8.0
Unit Casing Volume (gal/lin ft)	0.016	0.020	0.043	0.103	0.160	0.378	0.652	1.03	1.48	2.57

DATE	TIME (24 Hr)	Water Level (BTOC)	Volume Removed (Gals)	Pumping Rate (ml/min)	Temp (C)	pH	Cond (mS/cm)	DO (mg/l)	Turb (NTU)	ORP (mV)	Remarks (odor, clarity, etc.)
10/18/23	1500	NA	NA	NA	13.92	7.66	0.565	7.11	6.75	145.5	None

Colorimeter Results					**No. Containers/Volume/Type**			**Preserv.**	**Filter (Y/N)**	**Method**	**Parameter(s)**
Time	**Analyte**	**Dilution**	**Result**	**Units**	3	40 mL	Glass Vial	HCl	N	8260D	VOC
Conversions	**Stabilization Criteria**										
1 L = 0.26 gals	Temp	+/- 10%	DO	+/- 10%							
1 gal = 3.79 L	pH	+/- 0.1	Turb	+/- 10%							
	Cond	+/- 10%	ORP	+/- 10	Sample ID: 789SW-04_1023				Sample Time: 1500		

NA: not applicable

SS067 Free Product Gauging Field Form

Date: 10-19-23

Personnel: B Pollard

Weather: sunny 60 degrees Fahrenheit

	Depth to FP (ft)	Depth to Water (ft)	FP Thickness (ft)
789MW-96	-	21.04	0.00
789MW-102	9.61	10.85	1.24
789RW-200	21.13	23.85	2.72
789RW-202	21.59	24.20	2.61
789RW-205**	-	18.95	0.00
789RW-219 Outer	-	19.02	0.00
789MW-252	-	22.00	0.00
789MW-253	19.50	20.30	0.80
789MW-254	20.28	22.20	1.92

** Found damaged in August 2022. Measurements made below normal measuring point.

SS067 Free Product Gauging Field Form

Date: 11-16-23
Personnel: J. Dawud
Weather: clear

	Before Bailling			Free Product Recovered	After Bailing		
	Depth to FP (ft)	Depth to Water (ft)	FP Thickness (ft)		Depth to FP (ft)	Depth to Water (ft)	FP Thickness (ft)
789MW-96	21.19	21.20	0.10	NA			
789MW-102							
789RW-200	18.80	21.30	2.50	4.00	20.80	21.20	0.40
789RW-202	19.00	22.85	3.85	5.00	22.50	22.80	0.30
789RW-205**	Dead animal blocking						
789RW-219 Outer	19.30	22.30	3.00	2.00	22.65	23.00	0.35
789MW-252	22.20	22.70	0.50	1.00	22.90	23.00	0.10
789MW-253	19.62	20.70	0.50	NA			
789MW-254	20.82	24.97	4.15	NA			

** Found damaged in August 2022. Dead animal blocking in Nov 2023.

APPENDIX E
DATA VALIDATION REPORTS

This page intentionally left blank.

Appendix E-1
2023 Quarter 1 Data Validation Report

This page intentionally left blank.

Facility:	Griffiss Air Force Base, BECOS
Event:	2023 Q1 SS067 Event
SDG:	FC3855
Guidance Document:	Final Basewide Uniform Federal Policy Quality Assurance Project Plan, Long Term Monitoring, Former Griffiss Air Force Base, Rome, New York, April 2022
Prime Contractor:	Bhate Environmental Associates, Inc.
Project Manager:	Frank Gardner
Contract Laboratory(ies):	SGS North America, Inc., Orlando, FL
Data Review Contractor:	Synectics, Sacramento, CA
Data Review Level:	S2BVEM
Primary Data Reviewer:	Dale Gimble, Data Review Chemist
Second Reviewer:	Calvin Tanaka, Senior Scientist
Date Submitted:	April 24, 2023

Field Sample ID	Lab Sample ID	Matrix	Type/Type Code	SW8260D
789MW-216_0323	FC3855-5	Water	Field Sample/N	X
789MW-222_0323	FC3855-6	Water	Field Sample/N	X
789MW-251_0323	FC3855-7	Water	Field Sample/N	X
789MW-83_0323	FC3855-1	Water	Field Sample/N	X
789MW-98_0323	FC3855-2	Water	Field Sample/N	X
789MW-99_0323	FC3855-3	Water	Field Sample/N	X
789MW-99_0323-A	FC3855-4	Water	Field Duplicate/FD	X
SS067-TB01_032823	FC3855-8	Water	Trip Blank/TB	X

This report assesses the analytical data quality associated with the analyses listed on the preceding cover page at S2BVEM data validation level. This assessment has been made through a combination of automated data review (ADR) and supplemental manual review, the details of which are described below. The approach taken in the review of this data set is consistent with the requirements contained in the Final Basewide Uniform Federal Policy Quality Assurance Project Plan, Long Term Monitoring, Former Griffiss Air Force Base, Rome, New York, April 2022 and the additional guidance documents incorporated by reference to the extent possible. Where definitive guidance is not provided, results have been evaluated in a conservative manner using professional judgment.

Sample collection was managed and directed by Bhate Environmental Associates, Inc.; analyses were performed by SGS North America, Inc., Orlando, FL and were reported under sample delivery group (SDG) FC3855. Data have been evaluated electronically based on electronic data deliverables (EDDs) provided by the laboratory, and hard copy data summary forms have also been reviewed during this effort and compared to the automated review output by the reviewers whose signatures appear on the following page. Findings based on the automated data submission and manual data verification processes are detailed in the ADR narrative and throughout this report.

All quality control (QC) elements associated with this SDG have been reviewed by a project chemist in accordance with the requirements defined for the project. This review is documented in the attached Data Review Checklists. The QC elements listed below were supported by the electronic deliverable and were evaluated using ADR processes.

- Field Duplicate RPD
- Lab Blank
- LCS Recovery
- MS Recovery
- MS RPD
- Prep Hold Time
- Surrogate
- Test Hold Time
- Trip Blank

Results of the ADR process were subsequently reviewed and updated as applicable by the data review chemists identified on the signature page. Quality control elements that were not included in the electronic deliverable were reviewed manually and findings are documented within this report. Summaries of findings and associated qualified results are documented throughout this report.

A total of 0 results (0.00%) out of the 544 results (sample and field QC samples) reported are qualified based on review and 0 results (0.00%) have been rejected or deemed a serious deficiency (X qualifier). Trace values, defined as results that are qualified as estimated because they fall between the detection limit and the reporting limit/limit of quantitation, are not counted as qualified results in the above count. The qualified results are detailed throughout this report and discussed in the narrative below, where appropriate.

Narrative Comments

Analytical Method	Data Reviewer Comment
SW8260D	MS was noted to be out of control.



April 19, 2023

Reviewed by Dale Gimble, Data Review Chemist, Synectics, Sacramento, CA

As the First Reviewer, I certify that I have performed a data review process in accordance with the requirements of the project guidance document, and have compared the electronic data to the laboratory's hard copy report and have verified the consistency of the reported sample results and method quality control data between the two deliverables.



Reviewed by Calvin Tanaka, Senior Scientist, Synectics, Sacramento, CA

April 24, 2023

As the Second Reviewer, I certify that I have performed a quality assurance review of the report generated by the First Reviewer.

Quality Control Outliers for test method SW8260D, MS Recovery

Data for matrix spikes/matrix spike duplicates (MS/MSD) are generated to determine long-term precision and accuracy of the analytical method on various matrices and to demonstrate acceptable compound recovery by the laboratory at the time of sample analysis. These data alone cannot be used to evaluate the precision and accuracy of individual samples. However, when exercising professional judgment, MS/MSD data can be used in conjunction with other available QC information. Reported results were evaluated to determine compliance with the required acceptance criteria, and summary forms were evaluated and compared to electronic data deliverables. Findings of this review, and any associated qualified results, are listed below.

Sample ID/ Lab Sample ID	Analyte	Result	Warning Limits	Control Limits	Units	Qualifier	Reason Code	Comment
789MW-222_0323SD (SD)	1,1-Dichloroethene	141	78 - 137	78 - 137	percent	J/None	M	

Where two qualifiers are listed, such as 'J/UJ', the first applies to positive results, and the second to non-detect results.
Upper and Lower Warning and Control Limits are abbreviated UWL, LWL, UCL, and LCL in the Comment field.

No results associated with this QC element required qualification.

Qualified Results

No results associated with this sample delivery group required qualification.

Reason Code Definitions

Code	Definition
M	MS Recovery
TR	Trace Level Detect

Flag Code and Definitions

Flag	Definition
J	Estimated Value
N	The analysis indicates the presence of an analyte for which there was presumptive evidence to make a tentative identification.
NJ	The analyte has been tentatively identified or presumptively as present and the associated numerical value was the estimated concentration in the sample.
R	The data are rejected due to deficiencies in meeting QC criteria and may not be used for decision making.
U	Undetected: The analyte was analyzed for, but not detected.
UJ	The analyte was not detected; however, the result is estimated due to discrepancies in meeting certain analyte-specific quality control criteria.
X	Result may require rejection; PDT attention required

Bias

-	The result may be biased low
+	The result may be biased high

Note - The bias field is a separate field; however, it is an integral part of the final flag (qualifier) on the sample result

Review Questions

Method: SW8260D (Volatile Organic Compounds by GC/MS)				
Review Questions	Yes	No	NA	Comment
Were there discrepancies between the COC and the samples received?		•		
Were there discrepancies between the COC and the sample labels?		•		
Were samples relinquished properly on the COC?	•			
Were all samples properly preserved?	•			
Were sampling dates/times, date and time of laboratory receipt of samples, and sample conditions upon receipt at the laboratory (including preservation, pH, and temperature) documented?	•			
Were sample results reported with percent moisture correction if required?			•	
Were analytical methods performed and analysis dates present?	•			
Were all requested target analytes reported?	•			
Were QAPP specified Project Quantitation Limit Goals achieved? (The laboratory LOQ is compared to the QAPP Project Quantitation Goal)		•		Various compounds are reported with detections and non-detects at levels (LOQs) greater than the project PQGs. Additionally, it was noted that LOQs were greater than some of the project PALs.
Were holding times met?	•			
Were trip blanks analyzed at the proper frequency and in control?	•			
Were field blanks analyzed at the proper frequency and in control?			•	
Were equipment blanks analyzed at the proper frequency and in control?			•	
Was a method blank prepared and analyzed with each batch?	•			
Were target analytes in the method blank less than DL?	•			
Was an LCS/LCSD pair prepared and analyzed with each batch?		•		LCS only.
Were LCS/LCSD recoveries within project acceptance limits?	•			
Was the LCS/LCSD RPD within project acceptance limits?			•	
Was a MS/MSD pair prepared with each batch?	•			
Were MS/MSD recoveries within project acceptance limits?		•		See QC outliers.
Was the MS/MSD RPD within project acceptance limits?	•			
If ISM ws used for sample collection, were laboratory triplicates analyzed and within project acceptance limits?			•	
Were surrogate recoveries within project acceptance limits?	•			
Were field replicates (duplicates, triplicates, etc.) analyzed at the proper frequency and in control?	•			
Were reported sample concentrations within calibration range?	•			
Was the GC/MS system properly tuned based on method criteria?	•			
Was instrument tuning completed every 12 hours during sample analysis?	•			
Was the Calibration within project acceptance criteria?	•			

Review Questions

Method: SW8260D (Volatile Organic Compounds by GC/MS)

Review Questions	Yes	No	NA	Comment
Was a ICV performed after each ICAL prior to sample analysis and within project acceptance criteria?	•			
Were CCVs run at the required frequency and within project acceptance criteria?	•			
Were internal standard retention times and area criteria within project acceptance criteria?	•			
Were internal standards spiked for every sample, standard, and QC sample?	•			
Were instrument run logs present and filled out appropriately?	•			
Were sample preparation sheets present and filled out appropriately?			•	
Have all Laboratory Case Narrative comments/findings been addressed in the data review process?	•			
Were DoD QSM corrective actions followed if deviations were noted?	•			
Were any data recommended for exclusion in the data validation process?		•		

This page intentionally left blank.

Appendix E-2
2023 Quarter 2 Data Validation Report

This page intentionally left blank.

Facility:	Griffiss Air Force Base, BECOS
Event:	2023 Griffiss Petro Q2
SDG:	FC7171
Guidance Document:	Final Basewide Uniform Federal Policy Quality Assurance Project Plan, Long Term Monitoring, Former Griffiss Air Force Base, Rome, New York, April 2022
Prime Contractor:	Bhate Environmental Associates, Inc.
Project Manager:	Frank Gardner
Contract Laboratory(ies):	SGS North America, Inc., Orlando, FL
Data Review Contractor:	Synectics, Sacramento, CA
Data Review Level:	S2BVEM
Primary Data Reviewer:	Jillian Trimble, Environmental Chemistry Intern
Second Reviewer:	Calvin Tanaka, Senior Scientist
Date Submitted:	July 13, 2023

Field Sample ID	Lab Sample ID	Matrix	Type/Type Code	SW8260D
789-AB01_0623-D	FC7171-1	Water	Ambient Blank/AB	X
789MW-102_0623	FC7171-3	Water	Field Sample/N	X
789MW-135_0623	FC7171-4	Water	Field Sample/N	X
789MW-216_0623	FC7171-5	Water	Field Sample/N	X
789MW-216_0623-A	FC7171-6	Water	Field Duplicate/FD	X
789MW-222_0623	FC7171-7	Water	Field Sample/N	X
789MW-251_0623	FC7171-8	Water	Field Sample/N	X
789MW-46R_0623	FC7171-9	Water	Field Sample/N	X
789MW-83_0623	FC7171-10	Water	Field Sample/N	X
789MW-95_0623	FC7171-11	Water	Field Sample/N	X
789MW-98_0623	FC7171-12	Water	Field Sample/N	X
789MW-99_0623	FC7171-13	Water	Field Sample/N	X
789SW-01_0623	FC7171-14	Water	Field Sample/N	X
789SW-02_0623	FC7171-15	Water	Field Sample/N	X
789SW-03_0623	FC7171-16	Water	Field Sample/N	X
789-TB01_0623-C	FC7171-2	Water	Trip Blank/TB	X

This report assesses the analytical data quality associated with the analyses listed on the preceding cover page at S2BVEM data validation level. This assessment has been made through a combination of automated data review (ADR) and supplemental manual review, the details of which are described below. The approach taken in the review of this data set is consistent with the requirements contained in the Final Basewide Uniform Federal Policy Quality Assurance Project Plan, Long Term Monitoring, Former Griffiss Air Force Base, Rome, New York, April 2022 and the additional guidance documents incorporated by reference to the extent possible. Where definitive guidance is not provided, results have been evaluated in a conservative manner using professional judgment.

Sample collection was managed and directed by Bhate Environmental Associates, Inc.; analyses were performed by SGS North America, Inc., Orlando, FL and were reported under sample delivery group (SDG) FC7171. Data have been evaluated electronically based on electronic data deliverables (EDDs) provided by the laboratory, and hard copy data summary forms have also been reviewed during this effort and compared to the automated review output by the reviewers whose signatures appear on the following page. Findings based on the automated data submission and manual data verification processes are detailed in the ADR narrative and throughout this report.

All quality control (QC) elements associated with this SDG have been reviewed by a project chemist in accordance with the requirements defined for the project. This review is documented in the attached Data Review Checklists. The QC elements listed below were supported by the electronic deliverable and were evaluated using ADR processes.

- Ambient Blank
- Field Duplicate RPD
- Lab Blank
- LCS Recovery
- MS Recovery
- MS RPD
- Prep Hold Time
- Surrogate
- Test Hold Time
- Trip Blank

Results of the ADR process were subsequently reviewed and updated as applicable by the data review chemists identified on the signature page. Quality control elements that were not included in the electronic deliverable were reviewed manually and findings are documented within this report. Summaries of findings and associated qualified results are documented throughout this report.

A total of 2 results (0.18%) out of the 1088 results (sample and field QC samples) reported are qualified based on review and 0 results (0.00%) have been rejected or deemed a serious deficiency (X qualifier). Trace values, defined as results that are qualified as estimated because they fall between the detection limit and the reporting limit/limit of quantitation, are not counted as qualified results in the above count. The qualified results are detailed throughout this report and discussed in the narrative below, where appropriate.

Narrative Comments

The laboratory noted that 1 bottle of sample 789-TB01_0623-C was broken upon receiving.

Analytical Method	Data Reviewer Comment
SW8260D	The laboratory noted the following: Blank Spike recovery for trans-1,3-Dichloropropene is outside control limits. The MS/MSD Recoveries for Ethylbenzene, trans-1,3-Dichloropropene are outside control limits. Probable cause is due to matrix interference. *Reviewer noted this was a non-SDG project MS/MSD sample. Matrix Spike Recovery and RPD for Methyl Bromide are outside control limits. Probable cause is due to matrix interference. It was noted that samples FC7171-03 and -4 were associated with CCVs out of criteria, however, sample FC7171-3 was re-analyzed with an acceptable CCV. Sample FC7171-4 was re-analyzed with Chloroethane out of criteria in the associated CCV with a high bias and the sample result was ND.



July 13, 2023

Reviewed by Jillian Trimble, Environmental Chemistry Intern, Synectics, Sacramento, CA

As the First Reviewer, I certify that I have performed a data review process in accordance with the requirements of the project guidance document, and have compared the electronic data to the laboratory's hard copy report and have verified the consistency of the reported sample results and method quality control data between the two deliverables.



Reviewed by Calvin Tanaka, Senior Scientist, Synectics, Sacramento, CA

July 17, 2023

As the Second Reviewer, I certify that I have performed a quality assurance review of the report generated by the First Reviewer.

Quality Control Outliers for test method SW8260D, Lab Blank

The purpose of laboratory blanks is to determine the existence and magnitude of cross-contamination problems resulting from laboratory activities. Reported results were evaluated to determine compliance with the required acceptance criteria. Summary forms were evaluated and compared to electronic data deliverables. Findings of this review, and contaminants found in laboratory blanks are listed below along with any associated qualified results.

Sample ID/ Lab Sample ID	Analyte	Result	Warning Limits	Control Limits	Units	Qualifier	Reason Code	Comment
V5E1812-MB (LB)	Acetone	11.3	< 10	< 25	ug/l	U/None*	L	

Where two qualifiers are listed, such as 'J/UJ', the first applies to positive results, and the second to non-detect results.
Upper and Lower Warning and Control Limits are abbreviated UWL, LWL, UCL, and LCL in the Comment field.

*Blank flags displayed in the above table identify qualification of the sample result when it is less than or equal to the LOQ/RL. Sample results above the LOD or LOQ will be qualified based on the validation guidance assigned in the project setup.

No results associated with this QC element required qualification.

Quality Control Outliers for test method SW8260D, LCS Recovery

The laboratory control sample/laboratory control sample duplicate (LCS/LCSD) serves as a monitor of the overall performance of each step during the analysis, including the sample preparation. Reported results were evaluated to determine compliance with the required acceptance criteria, and summary forms were evaluated and compared to electronic data deliverables. Findings of this review, and any associated qualified results, are listed below.

Sample ID/ Lab Sample ID	Analyte	Result	Warning Limits	Control Limits	Units	Qualifier	Reason Code	Comment
V5E1812-BS (BS)	trans-1,3-Dichloropropene	76.0	80 - 120	80 - 120	percent	J/UJ	C	

Where two qualifiers are listed, such as 'J/UJ', the first applies to positive results, and the second to non-detect results.
Upper and Lower Warning and Control Limits are abbreviated UWL, LWL, UCL, and LCL in the Comment field.

Qualified Results associated with the LCS Recovery for SW8260D

FieldSample ID	Type	Analyte	LOQ	Lab Result	Qualified Result	Bias	Units	Reason
789MW-135_0623 FC7171-4	N	trans-1,3-Dichloropropene	1.00	0.500 U	0.500 UJ		ug/l	C

Analytes not found in project samples are reported as not detected at the limit of detection (LOD) unless blank contamination occurs and then the sample may be reported as not detected at the (LOD) or (LOQ) based on the sample concentration and the validation guidance. In instances where no LOD is provided, results are reported down to the LOQ.

Quality Control Outliers for test method SW8260D, MS Recovery

Data for matrix spikes/matrix spike duplicates (MS/MSD) are generated to determine long-term precision and accuracy of the analytical method on various matrices and to demonstrate acceptable compound recovery by the laboratory at the time of sample analysis. These data alone cannot be used to evaluate the precision and accuracy of individual samples. However, when exercising professional judgment, MS/MSD data can be used in conjunction with other available QC information. Reported results were evaluated to determine compliance with the required acceptance criteria, and summary forms were evaluated and compared to electronic data deliverables. Findings of this review, and any associated qualified results, are listed below.

Sample ID/ Lab Sample ID	Analyte	Result	Warning Limits	Control Limits	Units	Qualifier	Reason Code	Comment
789MW-222_0623 (MS)	Bromomethane	52.0	59 - 143	59 - 143	percent	J/UJ	M	

Where two qualifiers are listed, such as 'J/UJ', the first applies to positive results, and the second to non-detect results.
Upper and Lower Warning and Control Limits are abbreviated UWL, LWL, UCL, and LCL in the Comment field.

Qualified Results associated with the MS Recovery for SW8260D

FieldSample ID	Type	Analyte	LOQ	Lab Result	Qualified Result	Bias	Units	Reason
789MW-222_0623 FC7171-7	N	Bromomethane	5.00	4.00 U	4.00 UJ		ug/l	M

Analytes not found in project samples are reported as not detected at the limit of detection (LOD) unless blank contamination occurs and then the sample may be reported as not detected at the (LOD) or (LOQ) based on the sample concentration and the validation guidance. In instances where no LOD is provided, results are reported down to the LOQ.

Quality Control Outliers for test method SW8260D, MS RPD

The objective of matrix spikes/matrix spike duplicates (MS/MSD) RPD analysis is to demonstrate acceptable method precision by the laboratory at the time of analysis. MS/MSD analyses are also performed to generate data that determines the long-term precision of the analytical method on various matrices. Non-homogenous samples can impact the apparent method precision. Summary forms were evaluated and compared to electronic data deliverables. Matrix spikes/matrix spike duplicates results that were outside of the acceptance criteria are listed below.

Sample ID/ Lab Sample ID	Analyte	Result	Warning Limits	Control Limits	Units	Qualifier	Reason Code	Comment
789MW-222_0623 (SD)	Bromomethane	57.2	< 19	< 19	rpd	J/None	D	

Where two qualifiers are listed, such as 'J/UJ', the first applies to positive results, and the second to non-detect results.
Upper and Lower Warning and Control Limits are abbreviated UWL, LWL, UCL, and LCL in the Comment field.

No results associated with this QC element required qualification.

Table of All Qualified Results

Test Method: SW8260D		**Extraction Method: SW5030B**						
FieldSample ID / LabSample ID	Type	Analyte	LOQ	Lab Result	Qualified Result	Bias	Units	Reason
789MW-135_0623 FC7171-4	N	trans-1,3-Dichloropropene	1.00	0.500 U	0.500 UJ		ug/l	C
789MW-222_0623 FC7171-7	N	Bromomethane	5.00	4.00 U	4.00 UJ		ug/l	M

Analytes not found in project samples are reported as not detected at the limit of detection (LOD) unless blank contamination occurs and then the sample may be reported as not detected at the (LOQ) based on the sample concentration.
In instances where no LOD is provided, results are reported down to the LOQ.
Trace values are not included in the qualified results table unless additional reason codes are associated.

Reason Code Definitions

Code	Definition
C	LCS Recovery
D	MS RPD
L	Lab Blank
M	MS Recovery
TR	Trace Level Detect

Flag Code and Definitions

Flag	Definition
J	Estimated Value
N	The analysis indicates the presence of an analyte for which there was presumptive evidence to make a tentative identification.
NJ	The analyte has been tentatively identified or presumptively as present and the associated numerical value was the estimated concentration in the sample.
R	The data are rejected due to deficiencies in meeting QC criteria and may not be used for decision making.
U	Undetected: The analyte was analyzed for, but not detected.
UJ	The analyte was not detected; however, the result is estimated due to discrepancies in meeting certain analyte-specific quality control criteria.
X	Result may require rejection; PDT attention required

Bias

-	The result may be biased low
+	The result may be biased high

Note - The bias field is a separate field; however, it is an integral part of the final flag (qualifier) on the sample result

Review Questions

Method: SW8260D (Volatile Organic Compounds by GC/MS)				
Review Questions	Yes	No	NA	Comment
Were there discrepancies between the COC and the samples received?		•		
Were there discrepancies between the COC and the sample labels?		•		
Were samples relinquished properly on the COC?	•			
Were all samples properly preserved?	•			
Were sampling dates/times, date and time of laboratory receipt of samples, and sample conditions upon receipt at the laboratory (including preservation, pH, and temperature) documented?	•			
Were sample results reported with percent moisture correction if required?	•			
Were analytical methods performed and analysis dates present?	•			
Were all requested target analytes reported?	•			
Were QAPP specified Project Quantitation Limit Goals achieved? (The laboratory LOQ is compared to the QAPP Project Quantitation Goal)		•		Various compounds are reported with detections and non-detects at levels (LOQs) greater than the project PQGs. Additionally, it was noted that LOQs were greater than project PALs.
Were holding times met?	•			
Were trip blanks analyzed at the proper frequency and in control?	•			
Were field blanks analyzed at the proper frequency and in control?	•			
Were equipment blanks analyzed at the proper frequency and in control?			•	
Was a method blank prepared and analyzed with each batch?	•			
Were target analytes in the method blank less than DL?		•		See QC outliers.
Was an LCS/LCSD pair prepared and analyzed with each batch?		•		LCS only.
Were LCS/LCSD recoveries within project acceptance limits?		•		See QC outliers.
Was the LCS/LCSD RPD within project acceptance limits?			•	
Was a MS/MSD pair prepared with each batch?		•		1 of 3 batches prepared with a SDG project MS/MSD sample.
Were MS/MSD recoveries within project acceptance limits?		•		See QC outliers.
Was the MS/MSD RPD within project acceptance limits?		•		See QC outliers.
If ISM ws used for sample collection, were laboratory triplicates analyzed and within project acceptance limits?			•	
Were surrogate recoveries within project acceptance limits?	•			
Were field replicates (duplicates, triplicates, etc.) analyzed at the proper frequency and in control?	•			
Were reported sample concentrations within calibration range?	•			
Was the GC/MS system properly tuned based on method criteria?	•			
Was instrument tuning completed every 12 hours during sample analysis?	•			
Was the Calibration within project acceptance criteria?	•			

Review Questions

Method: SW8260D (Volatile Organic Compounds by GC/MS)				
Review Questions	Yes	No	NA	Comment
Was a ICV performed after each ICAL prior to sample analysis and within project acceptance criteria?	•			
Were CCVs run at the required frequency and within project acceptance criteria?	•			See method comments. No action was required on this basis.
Were internal standard retention times and area criteria within project acceptance criteria?	•			
Were internal standards spiked for every sample, standard, and QC sample?	•			
Were instrument run logs present and filled out appropriately?	•			
Were sample preparation sheets present and filled out appropriately?			•	
Have all Laboratory Case Narrative comments/findings been addressed in the data review process?	•			
Were DoD QSM corrective actions followed if deviations were noted?	•			
Were any data recommended for exclusion in the data validation process?		•		

This page intentionally left blank.

Appendix E-3
2023 Quarter 3 Data Validation Report

This page intentionally left blank.

Facility:	Griffiss Air Force Base, BECOS
Event:	2023 Griffiss Petro Q3
SDG:	FC9357
Guidance Document:	Final Basewide Uniform Federal Policy Quality Assurance Project Plan, Long Term Monitoring, Former Griffiss Air Force Base, Rome, New York, April 2022
Prime Contractor:	Bhate Environmental Associates, Inc., Birmingham, AL
Project Manager:	Frank Gardner
Contract Laboratory(ies):	SGS North America, Inc., Orlando, FL
Data Review Contractor:	Synectics, Sacramento, CA
Data Review Level:	S2BVEM
Primary Data Reviewer:	Leslie Tanaka, Data Review Chemist
Second Reviewer:	Calvin Tanaka, Senior Scientist
Date Submitted:	October 17, 2023

Field Sample ID	Lab Sample ID	Matrix	Type/Type Code	SW8260D
789-AB01_0923-D	FC9357-10	Water	Ambient Blank/AB	X
789MW-135_0923	FC9357-4	Water	Field Sample/N	X
789MW-216_0923	FC9357-6	Water	Field Sample/N	X
789MW-216_0923-A	FC9357-5	Water	Field Duplicate/FD	X
789MW-222_0923	FC9357-7	Water	Field Sample/N	X
789MW-251_0923	FC9357-8	Water	Field Sample/N	X
789MW-46R_0923	FC9357-2	Water	Field Sample/N	X
789MW-83_0923	FC9357-1	Water	Field Sample/N	X
789MW-99_0923	FC9357-3	Water	Field Sample/N	X
789SW-03_0923	FC9357-11	Water	Field Sample/N	X
789SW-04_0923	FC9357-12	Water	Field Sample/N	X
789-TB01_0923-C	FC9357-9	Water	Trip Blank/TB	X

This report assesses the analytical data quality associated with the analyses listed on the preceding cover page at S2BVEM data validation level. This assessment has been made through a combination of automated data review (ADR) and supplemental manual review, the details of which are described below. The approach taken in the review of this data set is consistent with the requirements contained in the Final Basewide Uniform Federal Policy Quality Assurance Project Plan, Long Term Monitoring, Former Griffiss Air Force Base, Rome, New York, April 2022 and the additional guidance documents incorporated by reference to the extent possible. Where definitive guidance is not provided, results have been evaluated in a conservative manner using professional judgment.

Sample collection was managed and directed by Bhate Environmental Associates, Inc., Birmingham, AL; analyses were performed by SGS North America, Inc., Orlando, FL and were reported under sample delivery group (SDG) FC9357. Data have been evaluated electronically based on electronic data deliverables (EDDs) provided by the laboratory, and hard copy data summary forms have also been reviewed during this effort and compared to the automated review output by the reviewers whose signatures appear on the following page. Findings based on the automated data submission and manual data verification processes are detailed in the ADR narrative and throughout this report.

All quality control (QC) elements associated with this SDG have been reviewed by a project chemist in accordance with the requirements defined for the project. This review is documented in the attached Data Review Checklists. The QC elements listed below were supported by the electronic deliverable and were evaluated using ADR processes.

- Ambient Blank
- Field Duplicate RPD
- Lab Blank
- LCS Recovery
- MS Recovery
- MS RPD
- Prep Hold Time
- Surrogate
- Test Hold Time
- Trip Blank

Results of the ADR process were subsequently reviewed and updated as applicable by the data review chemists identified on the signature page. Quality control elements that were not included in the electronic deliverable were reviewed manually and findings are documented within this report. Summaries of findings and associated qualified results are documented throughout this report.

A total of 278 results (34.07%) out of the 816 results (sample and field QC samples) reported are qualified based on review and 0 results (0.00%) have been rejected or deemed a serious deficiency (X qualifier). Trace values, defined as results that are qualified as estimated because they fall between the detection limit and the reporting limit/limit of quantitation, are not counted as qualified results in the above count. The qualified results are detailed throughout this report and discussed in the narrative below, where appropriate.

Narrative Comments

It was noted that COC corrections were not dated.

Analytical Method	Data Reviewer Comment
SW8260D	The laboratory noted MS/MSD/ICV/CCV out of control. Additionally, it was noted that various sample vials contained bubbles greater than 6mm and multiple samples were treated with an anti-foaming agent.

Leslie Tanaka

October 06, 2023

Reviewed by Leslie Tanaka, Data Review Chemist, Synectics, Sacramento, CA

As the First Reviewer, I certify that I have performed a data review process in accordance with the requirements of the project guidance document, and have compared the electronic data to the laboratory's hard copy report and have verified the consistency of the reported sample results and method quality control data between the two deliverables.

Calvin K Tanaka

Reviewed by Calvin Tanaka, Senior Scientist, Synectics, Sacramento, CA

October 17, 2023

As the Second Reviewer, I certify that I have performed a quality assurance review of the report generated by the First Reviewer.

Quality Control Outliers for test method SW8260D, Ambient Blank

Ambient blanks are a sample of analyte-free water or air, which is transferred from one vessel to another or exposed to the sampling environment at the sampling site. They measure incidental or accidental sample contamination during the whole process (sampling, transport, sample preparation, and analysis). Summary forms were evaluated and compared to electronic data deliverables. Findings of this review, and contaminants found in ambient blanks are listed below along with any associated qualified results.

Sample ID/ Lab Sample ID	Analyte	Result	Warning Limits	Control Limits	Units	Qualifier	Reason Code	Comment
789-AB01_0923-D (AB)	Acetone	31.4	< 10	< 25	ug/l	U/None*	A1	
789-AB01_0923-D (AB)	Methylene chloride	2.90	< 2	< 5	ug/l	U/None*	A1	
789-AB01_0923-D (AB)	Toluene	1.50	< 0.3	< 1	ug/l	U/None*	A1	

Where two qualifiers are listed, such as 'J/UJ', the first applies to positive results, and the second to non-detect results.
Upper and Lower Warning and Control Limits are abbreviated UWL, LWL, UCL, and LCL in the Comment field.

*Blank flags displayed in the above table identify qualification of the sample result when it is less than or equal to the LOQ/RL. Sample results above the LOD or LOQ will be qualified based on the validation guidance assigned in the project setup.

Qualified Results associated with the Ambient Blank for SW8260D

FieldSample ID	Type	Analyte	LOQ	Lab Result	Qualified Result	Bias	Units	Reason
789MW-216_0923 FC9357-6	N	Acetone	25.0	12.4 J	25.0 U		ug/l	A1/T
789MW-216_0923-A FC9357-5	FD	Acetone	25.0	15.5 J	25.0 U		ug/l	A1/T
789MW-222_0923 FC9357-7	N	Acetone	25.0	11.9 J	25.0 U		ug/l	A1/T
789MW-251_0923 FC9357-8	N	Acetone	25.0	22.9 J	25.0 U		ug/l	A1/T
789MW-46R_0923 FC9357-2	N	Acetone	25.8	25.8	25.8 U		ug/l	A1/T
789MW-83_0923 FC9357-1	N	Acetone	25.0	15.9 J	25.0 UJ		ug/l	A1/T/P
789MW-99_0923 FC9357-3	N	Acetone	25.0	20.3 J	25.0 UJ		ug/l	A1/T/P
789MW-99_0923 FC9357-3	N	Toluene	1.00	0.660 J	1.00 UJ		ug/l	A1/P
789SW-04_0923 FC9357-12	N	Acetone	30.4	30.4	30.4 U		ug/l	A1/T

Analytes not found in project samples are reported as not detected at the limit of detection (LOD) unless blank contamination occurs and then the sample may be reported as not detected at the (LOD) or (LOQ) based on the sample concentration and the validation guidance. In instances where no LOD is provided, results are reported down to the LOQ.

Quality Control Outliers for test method SW8260D, Trip Blank

The purpose of trip blanks is to determine the existence and magnitude of cross-contamination problems resulting from the shipping of samples. Reported results were evaluated to determine compliance with the required acceptance criteria. Summary forms were evaluated and compared to electronic data deliverables. Findings of this review, and contaminants found in trip blanks are listed below along with any associated qualified results.

Sample ID/ Lab Sample ID	Analyte	Result	Warning Limits	Control Limits	Units	Qualifier	Reason Code	Comment
789-TB01_0923-C (TB)	Acetone	46.2	< 10	< 25	ug/l	U/None*	T	

Where two qualifiers are listed, such as 'J/UJ', the first applies to positive results, and the second to non-detect results.
Upper and Lower Warning and Control Limits are abbreviated UWL, LWL, UCL, and LCL in the Comment field.

*Blank flags displayed in the above table identify qualification of the sample result when it is less than or equal to the LOQ/RL. Sample results above the LOD or LOQ will be qualified based on the validation guidance assigned in the project setup.

Qualified Results associated with the Trip Blank for SW8260D

FieldSample ID	Type	Analyte	LOQ	Lab Result	Qualified Result	Bias	Units	Reason
789MW-216_0923 FC9357-6	N	Acetone	25.0	12.4 J	25.0 U		ug/l	A1/T
789MW-216_0923-A FC9357-5	FD	Acetone	25.0	15.5 J	25.0 U		ug/l	A1/T
789MW-222_0923 FC9357-7	N	Acetone	25.0	11.9 J	25.0 U		ug/l	A1/T
789MW-251_0923 FC9357-8	N	Acetone	25.0	22.9 J	25.0 U		ug/l	A1/T
789MW-46R_0923 FC9357-2	N	Acetone	25.8	25.8	25.8 U		ug/l	A1/T
789MW-83_0923 FC9357-1	N	Acetone	25.0	15.9 J	25.0 UJ		ug/l	A1/T/P
789MW-99_0923 FC9357-3	N	Acetone	25.0	20.3 J	25.0 UJ		ug/l	A1/T/P
789SW-04_0923 FC9357-12	N	Acetone	30.4	30.4	30.4 U		ug/l	A1/T

Analytes not found in project samples are reported as not detected at the limit of detection (LOD) unless blank contamination occurs and then the sample may be reported as not detected at the (LOD) or (LOQ) based on the sample concentration and the validation guidance. In instances where no LOD is provided, results are reported down to the LOQ.

Table of All Qualified Results

Test Method: SW8260D		Extraction Method: SW5030B						
FieldSample ID / LabSample ID	Type	Analyte	LOQ	Lab Result	Qualified Result	Bias	Units	Reason
789-AB01_0923-D FC9357-10	AB	1,1,1,2-Tetrachloroethane	1.00	0.500 U	0.500 UJ		ug/l	P
789-AB01_0923-D FC9357-10	AB	1,1,1-Trichloroethane	1.00	0.500 U	0.500 UJ		ug/l	P
789-AB01_0923-D FC9357-10	AB	1,1,2,2-Tetrachloroethane	1.00	0.500 U	0.500 UJ		ug/l	P
789-AB01_0923-D FC9357-10	AB	1,1,2-Trichloroethane	1.00	0.500 U	0.500 UJ		ug/l	P
789-AB01_0923-D FC9357-10	AB	1,1-Dichloroethane	1.00	0.500 U	0.500 UJ		ug/l	P
789-AB01_0923-D FC9357-10	AB	1,1-Dichloroethene	1.00	0.500 U	0.500 UJ		ug/l	P
789-AB01_0923-D FC9357-10	AB	1,1-Dichloropropene	1.00	0.500 U	0.500 UJ		ug/l	P
789-AB01_0923-D FC9357-10	AB	1,2,3-Trichlorobenzene	2.00	1.00 U	1.00 UJ		ug/l	P
789-AB01_0923-D FC9357-10	AB	1,2,3-Trichloropropane	2.00	1.00 U	1.00 UJ		ug/l	P
789-AB01_0923-D FC9357-10	AB	1,2,4-Trichlorobenzene	2.00	1.00 U	1.00 UJ		ug/l	P
789-AB01_0923-D FC9357-10	AB	1,2,4-Trimethylbenzene	1.00	0.500 U	0.500 UJ		ug/l	P
789-AB01_0923-D FC9357-10	AB	1,2-Dibromo-3-chloropropane	5.00	2.00 U	2.00 UJ		ug/l	P
789-AB01_0923-D FC9357-10	AB	1,2-Dibromoethane (EDB)	2.00	1.00 U	1.00 UJ		ug/l	P
789-AB01_0923-D FC9357-10	AB	1,2-Dichlorobenzene	1.00	0.500 U	0.500 UJ		ug/l	P
789-AB01_0923-D FC9357-10	AB	1,2-Dichloroethane	1.00	0.500 U	0.500 UJ		ug/l	P
789-AB01_0923-D FC9357-10	AB	1,2-Dichloroethene	2.00	1.00 U	1.00 UJ		ug/l	P
789-AB01_0923-D FC9357-10	AB	1,2-Dichloropropane	1.00	0.500 U	0.500 UJ		ug/l	P
789-AB01_0923-D FC9357-10	AB	1,3,5-Trimethylbenzene	1.00	0.500 U	0.500 UJ		ug/l	P
789-AB01_0923-D FC9357-10	AB	1,3-Dichlorobenzene	1.00	0.500 U	0.500 UJ		ug/l	P
789-AB01_0923-D FC9357-10	AB	1,3-Dichloropropane	1.00	0.500 U	0.500 UJ		ug/l	P
789-AB01_0923-D FC9357-10	AB	1,4-Dichlorobenzene	1.00	0.500 U	0.500 UJ		ug/l	P
789-AB01_0923-D FC9357-10	AB	2,2-Dichloropropane	1.00	0.500 U	0.500 UJ		ug/l	P
789-AB01_0923-D FC9357-10	AB	2-Butanone (MEK)	5.00	3.50 U	3.50 UJ		ug/l	P
789-AB01_0923-D FC9357-10	AB	2-Chlorotoluene	1.00	0.500 U	0.500 UJ		ug/l	P
789-AB01_0923-D FC9357-10	AB	2-Hexanone	10.0	5.00 U	5.00 UJ		ug/l	P
789-AB01_0923-D FC9357-10	AB	4-Chlorotoluene	1.00	0.500 U	0.500 UJ		ug/l	P

Table of All Qualified Results

Test Method: SW8260D		Extraction Method: SW5030B						
FieldSample ID / LabSample ID	Type	Analyte	LOQ	Lab Result	Qualified Result	Bias	Units	Reason
789-AB01_0923-D FC9357-10	AB	4-Methyl-2-pentanone (MIBK)	5.00	2.00 U	2.00 UJ		ug/l	P
789-AB01_0923-D FC9357-10	AB	Acetone	25.0	31.4	31.4 J		ug/l	P
789-AB01_0923-D FC9357-10	AB	Benzene	1.00	0.500 U	0.500 UJ		ug/l	P
789-AB01_0923-D FC9357-10	AB	Bromobenzene	1.00	0.500 U	0.500 UJ		ug/l	P
789-AB01_0923-D FC9357-10	AB	Bromochloromethane	1.00	0.500 U	0.500 UJ		ug/l	P
789-AB01_0923-D FC9357-10	AB	Bromodichloromethane	1.00	0.500 U	0.500 UJ		ug/l	P
789-AB01_0923-D FC9357-10	AB	Bromoform	1.00	0.500 U	0.500 UJ		ug/l	P
789-AB01_0923-D FC9357-10	AB	Bromomethane	5.00	4.00 U	4.00 UJ		ug/l	P
789-AB01_0923-D FC9357-10	AB	Carbon disulfide	2.00	1.00 U	1.00 UJ		ug/l	P
789-AB01_0923-D FC9357-10	AB	Carbon Tetrachloride	1.00	0.500 U	0.500 UJ		ug/l	P
789-AB01_0923-D FC9357-10	AB	Chlorobenzene	1.00	0.500 U	0.500 UJ		ug/l	P
789-AB01_0923-D FC9357-10	AB	Chloroethane	2.00	1.00 U	1.00 UJ		ug/l	P
789-AB01_0923-D FC9357-10	AB	Chloroform	1.00	0.500 U	0.500 UJ		ug/l	P
789-AB01_0923-D FC9357-10	AB	Chloromethane	2.00	1.00 U	1.00 UJ		ug/l	P
789-AB01_0923-D FC9357-10	AB	cis-1,2-Dichloroethene	1.00	0.500 U	0.500 UJ		ug/l	P
789-AB01_0923-D FC9357-10	AB	cis-1,3-Dichloropropene	1.00	0.500 U	0.500 UJ		ug/l	P
789-AB01_0923-D FC9357-10	AB	Cumene	1.00	0.500 U	0.500 UJ		ug/l	P
789-AB01_0923-D FC9357-10	AB	Dibromochloromethane	1.00	0.500 U	0.500 UJ		ug/l	P
789-AB01_0923-D FC9357-10	AB	Dibromomethane	2.00	0.500 U	0.500 UJ		ug/l	P
789-AB01_0923-D FC9357-10	AB	Dichlorodifluoromethane	2.00	1.00 U	1.00 UJ		ug/l	P
789-AB01_0923-D FC9357-10	AB	Ethylbenzene	1.00	0.500 U	0.500 UJ		ug/l	P
789-AB01_0923-D FC9357-10	AB	Hexachlorobutadiene	2.00	1.00 U	1.00 UJ		ug/l	P
789-AB01_0923-D FC9357-10	AB	m,p-Xylene	2.00	1.00 U	1.00 UJ		ug/l	P
789-AB01_0923-D FC9357-10	AB	Methyl tert-butyl ether (MTBE)	1.00	0.500 U	0.500 UJ		ug/l	P
789-AB01_0923-D FC9357-10	AB	Methylene chloride	5.00	2.90 J	2.90 J		ug/l	TR/P
789-AB01_0923-D FC9357-10	AB	Naphthalene	5.00	2.00 U	2.00 UJ		ug/l	P
789-AB01_0923-D FC9357-10	AB	n-Butylbenzene	1.00	0.500 U	0.500 UJ		ug/l	P

Table of All Qualified Results

Test Method: SW8260D		Extraction Method: SW5030B						
FieldSample ID / LabSample ID	Type	Analyte	LOQ	Lab Result	Qualified Result	Bias	Units	Reason
789-AB01_0923-D FC9357-10	AB	n-Propylbenzene	1.00	0.500 U	0.500 UJ		ug/l	P
789-AB01_0923-D FC9357-10	AB	o-Xylene	1.00	0.500 U	0.500 UJ		ug/l	P
789-AB01_0923-D FC9357-10	AB	p-Cymene (p-Isopropyltoluene)	1.00	0.500 U	0.500 UJ		ug/l	P
789-AB01_0923-D FC9357-10	AB	sec-Butylbenzene	1.00	0.500 U	0.500 UJ		ug/l	P
789-AB01_0923-D FC9357-10	AB	Styrene	1.00	0.500 U	0.500 UJ		ug/l	P
789-AB01_0923-D FC9357-10	AB	tert-Butylbenzene	1.00	0.500 U	0.500 UJ		ug/l	P
789-AB01_0923-D FC9357-10	AB	Tetrachloroethene (PCE)	1.00	0.500 U	0.500 UJ		ug/l	P
789-AB01_0923-D FC9357-10	AB	Toluene	1.00	1.50	1.50 J		ug/l	P
789-AB01_0923-D FC9357-10	AB	trans-1,2-Dichloroethene	1.00	0.500 U	0.500 UJ		ug/l	P
789-AB01_0923-D FC9357-10	AB	trans-1,3-Dichloropropene	1.00	0.500 U	0.500 UJ		ug/l	P
789-AB01_0923-D FC9357-10	AB	Trichloroethene (TCE)	1.00	0.500 U	0.500 UJ		ug/l	P
789-AB01_0923-D FC9357-10	AB	Trichlorofluoromethane	2.00	1.00 U	1.00 UJ		ug/l	P
789-AB01_0923-D FC9357-10	AB	Vinyl acetate	10.0	5.00 U	5.00 UJ		ug/l	P
789-AB01_0923-D FC9357-10	AB	Vinyl chloride	1.00	0.500 U	0.500 UJ		ug/l	P
789-AB01_0923-D FC9357-10	AB	Xylenes, Total	3.00	1.50 U	1.50 UJ		ug/l	P
789MW-216_0923 FC9357-6	N	Acetone	25.0	12.4 J	25.0 U		ug/l	A1/T
789MW-216_0923-A FC9357-5	FD	Acetone	25.0	15.5 J	25.0 U		ug/l	A1/T
789MW-222_0923 FC9357-7	N	Acetone	25.0	11.9 J	25.0 U		ug/l	A1/T
789MW-251_0923 FC9357-8	N	Acetone	25.0	22.9 J	25.0 U		ug/l	A1/T
789MW-46R_0923 FC9357-2	N	Acetone	25.8	25.8	25.8 U		ug/l	A1/T
789MW-83_0923 FC9357-1	N	1,1,1,2-Tetrachloroethane	1.00	0.500 U	0.500 UJ		ug/l	P
789MW-83_0923 FC9357-1	N	1,1,1-Trichloroethane	1.00	0.500 U	0.500 UJ		ug/l	P
789MW-83_0923 FC9357-1	N	1,1,2,2-Tetrachloroethane	1.00	0.500 U	0.500 UJ		ug/l	P
789MW-83_0923 FC9357-1	N	1,1,2-Trichloroethane	1.00	0.500 U	0.500 UJ		ug/l	P
789MW-83_0923 FC9357-1	N	1,1-Dichloroethane	1.00	0.500 U	0.500 UJ		ug/l	P
789MW-83_0923 FC9357-1	N	1,1-Dichloroethene	1.00	0.500 U	0.500 UJ		ug/l	P
789MW-83_0923 FC9357-1	N	1,1-Dichloropropene	1.00	0.500 U	0.500 UJ		ug/l	P

Table of All Qualified Results

Test Method: SW8260D		Extraction Method: SW5030B						
FieldSample ID / LabSample ID	Type	Analyte	LOQ	Lab Result	Qualified Result	Bias	Units	Reason
789MW-83_0923 FC9357-1	N	1,2,3-Trichlorobenzene	2.00	1.00 U	1.00 UJ		ug/l	P
789MW-83_0923 FC9357-1	N	1,2,3-Trichloropropane	2.00	1.00 U	1.00 UJ		ug/l	P
789MW-83_0923 FC9357-1	N	1,2,4-Trichlorobenzene	2.00	1.00 U	1.00 UJ		ug/l	P
789MW-83_0923 FC9357-1	N	1,2,4-Trimethylbenzene	1.00	0.500 U	0.500 UJ		ug/l	P
789MW-83_0923 FC9357-1	N	1,2-Dibromo-3-chloropropane	5.00	2.00 U	2.00 UJ		ug/l	P
789MW-83_0923 FC9357-1	N	1,2-Dibromoethane (EDB)	2.00	1.00 U	1.00 UJ		ug/l	P
789MW-83_0923 FC9357-1	N	1,2-Dichlorobenzene	1.00	0.500 U	0.500 UJ		ug/l	P
789MW-83_0923 FC9357-1	N	1,2-Dichloroethane	1.00	0.500 U	0.500 UJ		ug/l	P
789MW-83_0923 FC9357-1	N	1,2-Dichloroethene	2.00	1.00 U	1.00 UJ		ug/l	P
789MW-83_0923 FC9357-1	N	1,2-Dichloropropane	1.00	0.500 U	0.500 UJ		ug/l	P
789MW-83_0923 FC9357-1	N	1,3,5-Trimethylbenzene	1.00	0.500 U	0.500 UJ		ug/l	P
789MW-83_0923 FC9357-1	N	1,3-Dichlorobenzene	1.00	0.500 U	0.500 UJ		ug/l	P
789MW-83_0923 FC9357-1	N	1,3-Dichloropropane	1.00	0.500 U	0.500 UJ		ug/l	P
789MW-83_0923 FC9357-1	N	1,4-Dichlorobenzene	1.00	0.500 U	0.500 UJ		ug/l	P
789MW-83_0923 FC9357-1	N	2,2-Dichloropropane	1.00	0.500 U	0.500 UJ		ug/l	P
789MW-83_0923 FC9357-1	N	2-Butanone (MEK)	5.00	3.50 U	3.50 UJ		ug/l	P
789MW-83_0923 FC9357-1	N	2-Chlorotoluene	1.00	0.500 U	0.500 UJ		ug/l	P
789MW-83_0923 FC9357-1	N	2-Hexanone	10.0	5.00 U	5.00 UJ		ug/l	P
789MW-83_0923 FC9357-1	N	4-Chlorotoluene	1.00	0.500 U	0.500 UJ		ug/l	P
789MW-83_0923 FC9357-1	N	4-Methyl-2-pentanone (MIBK)	5.00	2.00 U	2.00 UJ		ug/l	P
789MW-83_0923 FC9357-1	N	Acetone	25.0	15.9 J	25.0 UJ		ug/l	A1/T/P
789MW-83_0923 FC9357-1	N	Benzene	1.00	0.500 U	0.500 UJ		ug/l	P
789MW-83_0923 FC9357-1	N	Bromobenzene	1.00	0.500 U	0.500 UJ		ug/l	P
789MW-83_0923 FC9357-1	N	Bromochloromethane	1.00	0.500 U	0.500 UJ		ug/l	P
789MW-83_0923 FC9357-1	N	Bromodichloromethane	1.00	0.500 U	0.500 UJ		ug/l	P
789MW-83_0923 FC9357-1	N	Bromoform	1.00	0.500 U	0.500 UJ		ug/l	P
789MW-83_0923 FC9357-1	N	Bromomethane	5.00	4.00 U	4.00 UJ		ug/l	P

Table of All Qualified Results

Test Method: SW8260D		Extraction Method: SW5030B						
FieldSample ID / LabSample ID	Type	Analyte	LOQ	Lab Result	Qualified Result	Bias	Units	Reason
789MW-83_0923 FC9357-1	N	Carbon disulfide	2.00	1.00 U	1.00 UJ		ug/l	P
789MW-83_0923 FC9357-1	N	Carbon Tetrachloride	1.00	0.500 U	0.500 UJ		ug/l	P
789MW-83_0923 FC9357-1	N	Chlorobenzene	1.00	0.500 U	0.500 UJ		ug/l	P
789MW-83_0923 FC9357-1	N	Chloroethane	2.00	1.00 U	1.00 UJ		ug/l	P
789MW-83_0923 FC9357-1	N	Chloroform	1.00	0.500 U	0.500 UJ		ug/l	P
789MW-83_0923 FC9357-1	N	Chloromethane	2.00	1.00 U	1.00 UJ		ug/l	P
789MW-83_0923 FC9357-1	N	cis-1,2-Dichloroethene	1.00	0.500 U	0.500 UJ		ug/l	P
789MW-83_0923 FC9357-1	N	cis-1,3-Dichloropropene	1.00	0.500 U	0.500 UJ		ug/l	P
789MW-83_0923 FC9357-1	N	Cumene	1.00	0.500 U	0.500 UJ		ug/l	P
789MW-83_0923 FC9357-1	N	Dibromochloromethane	1.00	0.500 U	0.500 UJ		ug/l	P
789MW-83_0923 FC9357-1	N	Dibromomethane	2.00	0.500 U	0.500 UJ		ug/l	P
789MW-83_0923 FC9357-1	N	Dichlorodifluoromethane	2.00	1.00 U	1.00 UJ		ug/l	P
789MW-83_0923 FC9357-1	N	Ethylbenzene	1.00	0.500 U	0.500 UJ		ug/l	P
789MW-83_0923 FC9357-1	N	Hexachlorobutadiene	2.00	1.00 U	1.00 UJ		ug/l	P
789MW-83_0923 FC9357-1	N	m,p-Xylene	2.00	1.00 U	1.00 UJ		ug/l	P
789MW-83_0923 FC9357-1	N	Methyl tert-butyl ether (MTBE)	1.00	0.500 U	0.500 UJ		ug/l	P
789MW-83_0923 FC9357-1	N	Methylene chloride	5.00	4.00 U	4.00 UJ		ug/l	P
789MW-83_0923 FC9357-1	N	Naphthalene	5.00	2.00 U	2.00 UJ		ug/l	P
789MW-83_0923 FC9357-1	N	n-Butylbenzene	1.00	0.500 U	0.500 UJ		ug/l	P
789MW-83_0923 FC9357-1	N	n-Propylbenzene	1.00	0.500 U	0.500 UJ		ug/l	P
789MW-83_0923 FC9357-1	N	o-Xylene	1.00	0.500 U	0.500 UJ		ug/l	P
789MW-83_0923 FC9357-1	N	p-Cymene (p-Isopropyltoluene)	1.00	0.500 U	0.500 UJ		ug/l	P
789MW-83_0923 FC9357-1	N	sec-Butylbenzene	1.00	0.500 U	0.500 UJ		ug/l	P
789MW-83_0923 FC9357-1	N	Styrene	1.00	0.500 U	0.500 UJ		ug/l	P
789MW-83_0923 FC9357-1	N	tert-Butylbenzene	1.00	0.500 U	0.500 UJ		ug/l	P
789MW-83_0923 FC9357-1	N	Tetrachloroethene (PCE)	1.00	0.500 U	0.500 UJ		ug/l	P
789MW-83_0923 FC9357-1	N	Toluene	1.00	0.500 U	0.500 UJ		ug/l	P

Table of All Qualified Results

Test Method: SW8260D		Extraction Method: SW5030B						
FieldSample ID / LabSample ID	Type	Analyte	LOQ	Lab Result	Qualified Result	Bias	Units	Reason
789MW-83_0923 FC9357-1	N	trans-1,2-Dichloroethene	1.00	0.500 U	0.500 UJ		ug/l	P
789MW-83_0923 FC9357-1	N	trans-1,3-Dichloropropene	1.00	0.500 U	0.500 UJ		ug/l	P
789MW-83_0923 FC9357-1	N	Trichloroethene (TCE)	1.00	0.500 U	0.500 UJ		ug/l	P
789MW-83_0923 FC9357-1	N	Trichlorofluoromethane	2.00	1.00 U	1.00 UJ		ug/l	P
789MW-83_0923 FC9357-1	N	Vinyl acetate	10.0	5.00 U	5.00 UJ		ug/l	P
789MW-83_0923 FC9357-1	N	Vinyl chloride	1.00	0.500 U	0.500 UJ		ug/l	P
789MW-83_0923 FC9357-1	N	Xylenes, Total	3.00	1.50 U	1.50 UJ		ug/l	P
789MW-99_0923 FC9357-3	N	1,1,1,2-Tetrachloroethane	1.00	0.500 U	0.500 UJ		ug/l	P
789MW-99_0923 FC9357-3	N	1,1,1-Trichloroethane	1.00	0.500 U	0.500 UJ		ug/l	P
789MW-99_0923 FC9357-3	N	1,1,2,2-Tetrachloroethane	1.00	0.500 U	0.500 UJ		ug/l	P
789MW-99_0923 FC9357-3	N	1,1,2-Trichloroethane	1.00	0.500 U	0.500 UJ		ug/l	P
789MW-99_0923 FC9357-3	N	1,1-Dichloroethane	1.00	0.500 U	0.500 UJ		ug/l	P
789MW-99_0923 FC9357-3	N	1,1-Dichloroethene	1.00	0.500 U	0.500 UJ		ug/l	P
789MW-99_0923 FC9357-3	N	1,1-Dichloropropene	1.00	0.500 U	0.500 UJ		ug/l	P
789MW-99_0923 FC9357-3	N	1,2,3-Trichlorobenzene	2.00	1.00 U	1.00 UJ		ug/l	P
789MW-99_0923 FC9357-3	N	1,2,3-Trichloropropane	2.00	1.00 U	1.00 UJ		ug/l	P
789MW-99_0923 FC9357-3	N	1,2,4-Trichlorobenzene	2.00	1.00 U	1.00 UJ		ug/l	P
789MW-99_0923 FC9357-3	N	1,2,4-Trimethylbenzene	1.00	0.500 U	0.500 UJ		ug/l	P
789MW-99_0923 FC9357-3	N	1,2-Dibromo-3-chloropropane	5.00	2.00 U	2.00 UJ		ug/l	P
789MW-99_0923 FC9357-3	N	1,2-Dibromoethane (EDB)	2.00	1.00 U	1.00 UJ		ug/l	P
789MW-99_0923 FC9357-3	N	1,2-Dichlorobenzene	1.00	0.500 U	0.500 UJ		ug/l	P
789MW-99_0923 FC9357-3	N	1,2-Dichloroethane	1.00	0.500 U	0.500 UJ		ug/l	P
789MW-99_0923 FC9357-3	N	1,2-Dichloroethene	2.00	1.00 U	1.00 UJ		ug/l	P
789MW-99_0923 FC9357-3	N	1,2-Dichloropropane	1.00	0.500 U	0.500 UJ		ug/l	P
789MW-99_0923 FC9357-3	N	1,3,5-Trimethylbenzene	1.00	0.500 U	0.500 UJ		ug/l	P
789MW-99_0923 FC9357-3	N	1,3-Dichlorobenzene	1.00	0.500 U	0.500 UJ		ug/l	P
789MW-99_0923 FC9357-3	N	1,3-Dichloropropane	1.00	0.500 U	0.500 UJ		ug/l	P

Table of All Qualified Results

Test Method: SW8260D		Extraction Method: SW5030B						
FieldSample ID / LabSample ID	Type	Analyte	LOQ	Lab Result	Qualified Result	Bias	Units	Reason
789MW-99_0923 FC9357-3	N	1,4-Dichlorobenzene	1.00	0.500 U	0.500 UJ		ug/l	P
789MW-99_0923 FC9357-3	N	2,2-Dichloropropane	1.00	0.500 U	0.500 UJ		ug/l	P
789MW-99_0923 FC9357-3	N	2-Butanone (MEK)	5.00	3.50 U	3.50 UJ		ug/l	P
789MW-99_0923 FC9357-3	N	2-Chlorotoluene	1.00	0.500 U	0.500 UJ		ug/l	P
789MW-99_0923 FC9357-3	N	2-Hexanone	10.0	5.00 U	5.00 UJ		ug/l	P
789MW-99_0923 FC9357-3	N	4-Chlorotoluene	1.00	0.500 U	0.500 UJ		ug/l	P
789MW-99_0923 FC9357-3	N	4-Methyl-2-pentanone (MIBK)	5.00	2.00 U	2.00 UJ		ug/l	P
789MW-99_0923 FC9357-3	N	Acetone	25.0	20.3 J	25.0 UJ		ug/l	A1/T/P
789MW-99_0923 FC9357-3	N	Benzene	1.00	1.10	1.10 J		ug/l	P
789MW-99_0923 FC9357-3	N	Bromobenzene	1.00	0.500 U	0.500 UJ		ug/l	P
789MW-99_0923 FC9357-3	N	Bromochloromethane	1.00	0.500 U	0.500 UJ		ug/l	P
789MW-99_0923 FC9357-3	N	Bromodichloromethane	1.00	0.500 U	0.500 UJ		ug/l	P
789MW-99_0923 FC9357-3	N	Bromoform	1.00	0.500 U	0.500 UJ		ug/l	P
789MW-99_0923 FC9357-3	N	Bromomethane	5.00	4.00 U	4.00 UJ		ug/l	P
789MW-99_0923 FC9357-3	N	Carbon disulfide	2.00	1.00 U	1.00 UJ		ug/l	P
789MW-99_0923 FC9357-3	N	Carbon Tetrachloride	1.00	0.500 U	0.500 UJ		ug/l	P
789MW-99_0923 FC9357-3	N	Chlorobenzene	1.00	0.500 U	0.500 UJ		ug/l	P
789MW-99_0923 FC9357-3	N	Chloroethane	2.00	1.00 U	1.00 UJ		ug/l	P
789MW-99_0923 FC9357-3	N	Chloroform	1.00	0.500 U	0.500 UJ		ug/l	P
789MW-99_0923 FC9357-3	N	Chloromethane	2.00	1.00 U	1.00 UJ		ug/l	P
789MW-99_0923 FC9357-3	N	cis-1,2-Dichloroethene	1.00	0.500 U	0.500 UJ		ug/l	P
789MW-99_0923 FC9357-3	N	cis-1,3-Dichloropropene	1.00	0.500 U	0.500 UJ		ug/l	P
789MW-99_0923 FC9357-3	N	Cumene	1.00	0.480 J	0.480 J		ug/l	TR/P
789MW-99_0923 FC9357-3	N	Dibromochloromethane	1.00	0.500 U	0.500 UJ		ug/l	P
789MW-99_0923 FC9357-3	N	Dibromomethane	2.00	0.500 U	0.500 UJ		ug/l	P
789MW-99_0923 FC9357-3	N	Dichlorodifluoromethane	2.00	1.00 U	1.00 UJ		ug/l	P
789MW-99_0923 FC9357-3	N	Ethylbenzene	1.00	0.520 J	0.520 J		ug/l	TR/P

Table of All Qualified Results

Test Method: SW8260D		Extraction Method: SW5030B						
FieldSample ID / LabSample ID	Type	Analyte	LOQ	Lab Result	Qualified Result	Bias	Units	Reason
789MW-99_0923 FC9357-3	N	Hexachlorobutadiene	2.00	1.00 U	1.00 UJ		ug/l	P
789MW-99_0923 FC9357-3	N	m,p-Xylene	2.00	1.00 U	1.00 UJ		ug/l	P
789MW-99_0923 FC9357-3	N	Methyl tert-butyl ether (MTBE)	1.00	0.500 U	0.500 UJ		ug/l	P
789MW-99_0923 FC9357-3	N	Methylene chloride	5.00	4.00 U	4.00 UJ		ug/l	P
789MW-99_0923 FC9357-3	N	Naphthalene	5.00	2.00 U	2.00 UJ		ug/l	P
789MW-99_0923 FC9357-3	N	n-Butylbenzene	1.00	0.500 U	0.500 UJ		ug/l	P
789MW-99_0923 FC9357-3	N	n-Propylbenzene	1.00	0.680 J	0.680 J		ug/l	TR/P
789MW-99_0923 FC9357-3	N	o-Xylene	1.00	0.500 U	0.500 UJ		ug/l	P
789MW-99_0923 FC9357-3	N	p-Cymene (p-Isopropyltoluene)	1.00	0.500 U	0.500 UJ		ug/l	P
789MW-99_0923 FC9357-3	N	sec-Butylbenzene	1.00	0.630 J	0.630 J		ug/l	TR/P
789MW-99_0923 FC9357-3	N	Styrene	1.00	0.500 U	0.500 UJ		ug/l	P
789MW-99_0923 FC9357-3	N	tert-Butylbenzene	1.00	0.500 U	0.500 UJ		ug/l	P
789MW-99_0923 FC9357-3	N	Tetrachloroethene (PCE)	1.00	0.500 U	0.500 UJ		ug/l	P
789MW-99_0923 FC9357-3	N	Toluene	1.00	0.660 J	1.00 UJ		ug/l	A1/P
789MW-99_0923 FC9357-3	N	trans-1,2-Dichloroethene	1.00	0.500 U	0.500 UJ		ug/l	P
789MW-99_0923 FC9357-3	N	trans-1,3-Dichloropropene	1.00	0.500 U	0.500 UJ		ug/l	P
789MW-99_0923 FC9357-3	N	Trichloroethene (TCE)	1.00	0.500 U	0.500 UJ		ug/l	P
789MW-99_0923 FC9357-3	N	Trichlorofluoromethane	2.00	1.00 U	1.00 UJ		ug/l	P
789MW-99_0923 FC9357-3	N	Vinyl acetate	10.0	5.00 U	5.00 UJ		ug/l	P
789MW-99_0923 FC9357-3	N	Vinyl chloride	1.00	0.500 U	0.500 UJ		ug/l	P
789MW-99_0923 FC9357-3	N	Xylenes, Total	3.00	1.50 U	1.50 UJ		ug/l	P
789SW-04_0923 FC9357-12	N	Acetone	30.4	30.4	30.4 U		ug/l	A1/T
789-TB01_0923-C FC9357-9	TB	1,1,1,2-Tetrachloroethane	1.00	0.500 U	0.500 UJ		ug/l	P
789-TB01_0923-C FC9357-9	TB	1,1,1-Trichloroethane	1.00	0.500 U	0.500 UJ		ug/l	P
789-TB01_0923-C FC9357-9	TB	1,1,2,2-Tetrachloroethane	1.00	0.500 U	0.500 UJ		ug/l	P
789-TB01_0923-C FC9357-9	TB	1,1,2-Trichloroethane	1.00	0.500 U	0.500 UJ		ug/l	P
789-TB01_0923-C FC9357-9	TB	1,1-Dichloroethane	1.00	0.500 U	0.500 UJ		ug/l	P

Table of All Qualified Results

Test Method: SW8260D		Extraction Method: SW5030B						
FieldSample ID / LabSample ID	Type	Analyte	LOQ	Lab Result	Qualified Result	Bias	Units	Reason
789-TB01_0923-C FC9357-9	TB	1,1-Dichloroethene	1.00	0.500 U	0.500 UJ		ug/l	P
789-TB01_0923-C FC9357-9	TB	1,1-Dichloropropene	1.00	0.500 U	0.500 UJ		ug/l	P
789-TB01_0923-C FC9357-9	TB	1,2,3-Trichlorobenzene	2.00	1.00 U	1.00 UJ		ug/l	P
789-TB01_0923-C FC9357-9	TB	1,2,3-Trichloropropane	2.00	1.00 U	1.00 UJ		ug/l	P
789-TB01_0923-C FC9357-9	TB	1,2,4-Trichlorobenzene	2.00	1.00 U	1.00 UJ		ug/l	P
789-TB01_0923-C FC9357-9	TB	1,2,4-Trimethylbenzene	1.00	0.500 U	0.500 UJ		ug/l	P
789-TB01_0923-C FC9357-9	TB	1,2-Dibromo-3-chloropropane	5.00	2.00 U	2.00 UJ		ug/l	P
789-TB01_0923-C FC9357-9	TB	1,2-Dibromoethane (EDB)	2.00	1.00 U	1.00 UJ		ug/l	P
789-TB01_0923-C FC9357-9	TB	1,2-Dichlorobenzene	1.00	0.500 U	0.500 UJ		ug/l	P
789-TB01_0923-C FC9357-9	TB	1,2-Dichloroethane	1.00	0.500 U	0.500 UJ		ug/l	P
789-TB01_0923-C FC9357-9	TB	1,2-Dichloroethene	2.00	1.00 U	1.00 UJ		ug/l	P
789-TB01_0923-C FC9357-9	TB	1,2-Dichloropropane	1.00	0.500 U	0.500 UJ		ug/l	P
789-TB01_0923-C FC9357-9	TB	1,3,5-Trimethylbenzene	1.00	0.500 U	0.500 UJ		ug/l	P
789-TB01_0923-C FC9357-9	TB	1,3-Dichlorobenzene	1.00	0.500 U	0.500 UJ		ug/l	P
789-TB01_0923-C FC9357-9	TB	1,3-Dichloropropane	1.00	0.500 U	0.500 UJ		ug/l	P
789-TB01_0923-C FC9357-9	TB	1,4-Dichlorobenzene	1.00	0.500 U	0.500 UJ		ug/l	P
789-TB01_0923-C FC9357-9	TB	2,2-Dichloropropane	1.00	0.500 U	0.500 UJ		ug/l	P
789-TB01_0923-C FC9357-9	TB	2-Butanone (MEK)	5.00	3.50 U	3.50 UJ		ug/l	P
789-TB01_0923-C FC9357-9	TB	2-Chlorotoluene	1.00	0.500 U	0.500 UJ		ug/l	P
789-TB01_0923-C FC9357-9	TB	2-Hexanone	10.0	5.00 U	5.00 UJ		ug/l	P
789-TB01_0923-C FC9357-9	TB	4-Chlorotoluene	1.00	0.500 U	0.500 UJ		ug/l	P
789-TB01_0923-C FC9357-9	TB	4-Methyl-2-pentanone (MIBK)	5.00	2.00 U	2.00 UJ		ug/l	P
789-TB01_0923-C FC9357-9	TB	Acetone	25.0	46.2	46.2 J		ug/l	P
789-TB01_0923-C FC9357-9	TB	Benzene	1.00	0.500 U	0.500 UJ		ug/l	P
789-TB01_0923-C FC9357-9	TB	Bromobenzene	1.00	0.500 U	0.500 UJ		ug/l	P
789-TB01_0923-C FC9357-9	TB	Bromochloromethane	1.00	0.500 U	0.500 UJ		ug/l	P
789-TB01_0923-C FC9357-9	TB	Bromodichloromethane	1.00	0.500 U	0.500 UJ		ug/l	P

Table of All Qualified Results

Test Method: SW8260D		Extraction Method: SW5030B						
FieldSample ID / LabSample ID	Type	Analyte	LOQ	Lab Result	Qualified Result	Bias	Units	Reason
789-TB01_0923-C FC9357-9	TB	Bromoform	1.00	0.500 U	0.500 UJ		ug/l	P
789-TB01_0923-C FC9357-9	TB	Bromomethane	5.00	4.00 U	4.00 UJ		ug/l	P
789-TB01_0923-C FC9357-9	TB	Carbon disulfide	2.00	1.00 U	1.00 UJ		ug/l	P
789-TB01_0923-C FC9357-9	TB	Carbon Tetrachloride	1.00	0.500 U	0.500 UJ		ug/l	P
789-TB01_0923-C FC9357-9	TB	Chlorobenzene	1.00	0.500 U	0.500 UJ		ug/l	P
789-TB01_0923-C FC9357-9	TB	Chloroethane	2.00	1.00 U	1.00 UJ		ug/l	P
789-TB01_0923-C FC9357-9	TB	Chloroform	1.00	0.500 U	0.500 UJ		ug/l	P
789-TB01_0923-C FC9357-9	TB	Chloromethane	2.00	1.00 U	1.00 UJ		ug/l	P
789-TB01_0923-C FC9357-9	TB	cis-1,2-Dichloroethene	1.00	0.500 U	0.500 UJ		ug/l	P
789-TB01_0923-C FC9357-9	TB	cis-1,3-Dichloropropene	1.00	0.500 U	0.500 UJ		ug/l	P
789-TB01_0923-C FC9357-9	TB	Cumene	1.00	0.500 U	0.500 UJ		ug/l	P
789-TB01_0923-C FC9357-9	TB	Dibromochloromethane	1.00	0.500 U	0.500 UJ		ug/l	P
789-TB01_0923-C FC9357-9	TB	Dibromomethane	2.00	0.500 U	0.500 UJ		ug/l	P
789-TB01_0923-C FC9357-9	TB	Dichlorodifluoromethane	2.00	1.00 U	1.00 UJ		ug/l	P
789-TB01_0923-C FC9357-9	TB	Ethylbenzene	1.00	0.500 U	0.500 UJ		ug/l	P
789-TB01_0923-C FC9357-9	TB	Hexachlorobutadiene	2.00	1.00 U	1.00 UJ		ug/l	P
789-TB01_0923-C FC9357-9	TB	m,p-Xylene	2.00	1.00 U	1.00 UJ		ug/l	P
789-TB01_0923-C FC9357-9	TB	Methyl tert-butyl ether (MTBE)	1.00	0.500 U	0.500 UJ		ug/l	P
789-TB01_0923-C FC9357-9	TB	Methylene chloride	5.00	4.00 U	4.00 UJ		ug/l	P
789-TB01_0923-C FC9357-9	TB	Naphthalene	5.00	2.00 U	2.00 UJ		ug/l	P
789-TB01_0923-C FC9357-9	TB	n-Butylbenzene	1.00	0.500 U	0.500 UJ		ug/l	P
789-TB01_0923-C FC9357-9	TB	n-Propylbenzene	1.00	0.500 U	0.500 UJ		ug/l	P
789-TB01_0923-C FC9357-9	TB	o-Xylene	1.00	0.500 U	0.500 UJ		ug/l	P
789-TB01_0923-C FC9357-9	TB	p-Cymene (p-Isopropyltoluene)	1.00	0.500 U	0.500 UJ		ug/l	P
789-TB01_0923-C FC9357-9	TB	sec-Butylbenzene	1.00	0.500 U	0.500 UJ		ug/l	P
789-TB01_0923-C FC9357-9	TB	Styrene	1.00	0.500 U	0.500 UJ		ug/l	P
789-TB01_0923-C FC9357-9	TB	tert-Butylbenzene	1.00	0.500 U	0.500 UJ		ug/l	P

Table of All Qualified Results

Test Method: SW8260D		Extraction Method: SW5030B						
FieldSample ID / LabSample ID	Type	Analyte	LOQ	Lab Result	Qualified Result	Bias	Units	Reason
789-TB01_0923-C FC9357-9	TB	Tetrachloroethene (PCE)	1.00	0.500 U	0.500 UJ		ug/l	P
789-TB01_0923-C FC9357-9	TB	Toluene	1.00	0.500 U	0.500 UJ		ug/l	P
789-TB01_0923-C FC9357-9	TB	trans-1,2-Dichloroethene	1.00	0.500 U	0.500 UJ		ug/l	P
789-TB01_0923-C FC9357-9	TB	trans-1,3-Dichloropropene	1.00	0.500 U	0.500 UJ		ug/l	P
789-TB01_0923-C FC9357-9	TB	Trichloroethene (TCE)	1.00	0.500 U	0.500 UJ		ug/l	P
789-TB01_0923-C FC9357-9	TB	Trichlorofluoromethane	2.00	1.00 U	1.00 UJ		ug/l	P
789-TB01_0923-C FC9357-9	TB	Vinyl acetate	10.0	5.00 U	5.00 UJ		ug/l	P
789-TB01_0923-C FC9357-9	TB	Vinyl chloride	1.00	0.500 U	0.500 UJ		ug/l	P
789-TB01_0923-C FC9357-9	TB	Xylenes, Total	3.00	1.50 U	1.50 UJ		ug/l	P

Analytes not found in project samples are reported as not detected at the limit of detection (LOD) unless blank contamination occurs and then the sample may be reported as not detected at the (LOQ) based on the sample concentration.
In instances where no LOD is provided, results are reported down to the LOQ.
Trace values are not included in the qualified results table unless additional reason codes are associated.

Reason Code Definitions

Code	Definition
A1	Ambient Blank
P	Sample preservation/collection requirement not met.
T	Trip Blank
TR	Trace Level Detect

Flag Code and Definitions

Flag	Definition
J	Estimated Value
N	The analysis indicates the presence of an analyte for which there was presumptive evidence to make a tentative identification.
NJ	The analyte has been tentatively identified or presumptively as present and the associated numerical value was the estimated concentration in the sample.
R	The data are rejected due to deficiencies in meeting QC criteria and may not be used for decision making.
U	Undetected: The analyte was analyzed for, but not detected.
UJ	The analyte was not detected; however, the result is estimated due to discrepancies in meeting certain analyte-specific quality control criteria.
X	Result may require rejection; PDT attention required

Bias

-	The result may be biased low
+	The result may be biased high

Note - The bias field is a separate field; however, it is an integral part of the final flag (qualifier) on the sample result

Review Questions

Method: SW8260D (Volatile Organic Compounds by GC/MS)				
Review Questions	Yes	No	NA	Comment
Were there discrepancies between the COC and the samples received?		•		
Were there discrepancies between the COC and the sample labels?		•		
Were samples relinquished properly on the COC?	•			
Were all samples properly preserved?		•		The laboratory noted the sample vial(s) for samples FC9537-1, -3, -9 and -10 contained bubbles greater than 6mm. The sample results were qualified J/UJ with a P reason code. See All Qualified Results Table.
Were sampling dates/times, date and time of laboratory receipt of samples, and sample conditions upon receipt at the laboratory (including preservation, pH, and temperature) documented?	•			It was noted that a Sample Receipt Summary form was not included in the report; however, the Case Narrative noted the samples were intact, chemically preserved, and received at a maximum corrected temperature of 3.8 C.
Were sample results reported with percent moisture correction if required?			•	
Were analytical methods performed and analysis dates present?	•			
Were all requested target analytes reported?	•			
Were QAPP specified Project Quantitation Limit Goals achieved? (The laboratory LOQ is compared to the QAPP Project Quantitation Goal)		•		Various compounds are reported with detections and non-detects at levels (LOQs) greater than the project PQGs and not all project PALs were met.
Were holding times met?	•			
Were trip blanks analyzed at the proper frequency and in control?		•		See QC outliers.
Were field blanks analyzed at the proper frequency and in control?		•		Ambient blank. See QC outliers.
Were equipment blanks analyzed at the proper frequency and in control?			•	
Was a method blank prepared and analyzed with each batch?	•			
Were target analytes in the method blank less than DL?	•			
Was an LCS/LCSD pair prepared and analyzed with each batch?		•		LCS only.
Were LCS/LCSD recoveries within project acceptance limits?	•			
Was the LCS/LCSD RPD within project acceptance limits?			•	
Was a MS/MSD pair prepared with each batch?	•			It was noted that one of three batches have an SDG specific MS/MSD.
Were MS/MSD recoveries within project acceptance limits?	•			The laboratory noted a non-SDG MS sample out of control. No action was taken on this basis.
Was the MS/MSD RPD within project acceptance limits?	•			The laboratory noted the RPD for a non-SDG MS/MSD sample out of control. No action was taken on this basis.
If ISM ws used for sample collection, were laboratory triplicates analyzed and within project acceptance limits?			•	
Were surrogate recoveries within project acceptance limits?	•			
Were field replicates (duplicates, triplicates, etc.) analyzed at the proper frequency and in control?	•			
Were reported sample concentrations within calibration range?	•			

Review Questions

Method: SW8260D (Volatile Organic Compounds by GC/MS)				
Review Questions	Yes	No	NA	Comment
Was the GC/MS system properly tuned based on method criteria?	•			
Was instrument tuning completed every 12 hours during sample analysis?		•		It was noted that CCV V2P3838-ECC3836 was analyzed 18 minutes past the 12-hour window. No action was taken on this basis.
Was the Calibration within project acceptance criteria?	•			
Was a ICV performed after each ICAL prior to sample analysis and within project acceptance criteria?	•			The laboratory noted Trichlorofluoromethane out of control for V2P3836-ICV3836; however, it was found to be within QAPP acceptance criteria of +/- 30%. No action was taken on this basis.
Were CCVs run at the required frequency and within project acceptance criteria?		•		The laboratory noted Trichlorofluoromethane out of control with a high bias in V2P3838-CC3836 and the associated samples were non-detect. No action was taken on this basis.
Were internal standard retention times and area criteria within project acceptance criteria?	•			
Were internal standards spiked for every sample, standard, and QC sample?	•			
Were instrument run logs present and filled out appropriately?	•			It was noted that part of the Analysis Log was cut off for Run IDs V2P3836 and V2P3838.
Were sample preparation sheets present and filled out appropriately?			•	
Have all Laboratory Case Narrative comments/findings been addressed in the data review process?	•			
Were DoD QSM corrective actions followed if deviations were noted?		•		It was noted that a CCV was out of control and the associated samples were not re-analyzed.
Were any data recommended for exclusion in the data validation process?		•		

This page intentionally left blank.

Appendix E-4
2023 Quarter 4 Data Validation Report

This page intentionally left blank

Facility:	Griffiss Air Force Base, BECOS
Event:	2023 Griffiss Petro Q4
SDG:	FC10637
Guidance Document:	Final Basewide Uniform Federal Policy Quality Assurance Project Plan, Long Term Monitoring, Former Griffiss Air Force Base, Rome, New York, April 2022
Prime Contractor:	Bhate Environmental Associates, Inc., Birmingham, AL
Project Manager:	Frank Gardner
Contract Laboratory(ies):	SGS North America, Inc., Orlando, FL
Data Review Contractor:	Synectics, Sacramento, CA
Data Review Level:	S2BVEM
Primary Data Reviewer:	Leslie Tanaka, Data Review Chemist
Second Reviewer:	Calvin Tanaka, Senior Scientist
Date Submitted:	November 29, 2023

Field Sample ID	Lab Sample ID	Matrix	Type/Type Code	SW8260D
789-AB01_1023-D	FC10637-16	Water	Ambient Blank/AB	X
789MW-135_1023	FC10637-1	Water	Field Sample/N	X
789MW-216_1023	FC10637-8	Water	Field Sample/N	X
789MW-222_1023	FC10637-9	Water	Field Sample/N	X
789MW-251_1023	FC10637-12	Water	Field Sample/N	X
789MW-46R_1023	FC10637-2	Water	Field Sample/N	X
789MW-83_1023	FC10637-3	Water	Field Sample/N	X
789MW-95_1023	FC10637-4	Water	Field Sample/N	X
789MW-98_1023	FC10637-5	Water	Field Sample/N	X
789MW-99_1023	FC10637-6	Water	Field Sample/N	X
789MW-99_1023-A	FC10637-7	Water	Field Duplicate/FD	X
789SW-02_1023	FC10637-13	Water	Field Sample/N	X
789SW-03_1023	FC10637-14	Water	Field Sample/N	X
789SW-04_1023	FC10637-15	Water	Field Sample/N	X
789-TB01_1023-C	FC10637-17	Water	Trip Blank/TB	X

This report assesses the analytical data quality associated with the analyses listed on the preceding cover page at S2BVEM data validation level. This assessment has been made through a combination of automated data review (ADR) and supplemental manual review, the details of which are described below. The approach taken in the review of this data set is consistent with the requirements contained in the Final Basewide Uniform Federal Policy Quality Assurance Project Plan, Long Term Monitoring, Former Griffiss Air Force Base, Rome, New York, April 2022 and the additional guidance documents incorporated by reference to the extent possible. Where definitive guidance is not provided, results have been evaluated in a conservative manner using professional judgment.

Sample collection was managed and directed by Bhate Environmental Associates, Inc., Birmingham, AL; analyses were performed by SGS North America, Inc., Orlando, FL and were reported under sample delivery group (SDG) FC10637. Data have been evaluated electronically based on electronic data deliverables (EDDs) provided by the laboratory, and hard copy data summary forms have also been reviewed during this effort and compared to the automated review output by the reviewers whose signatures appear on the following page. Findings based on the automated data submission and manual data verification processes are detailed in the ADR narrative and throughout this report.

All quality control (QC) elements associated with this SDG have been reviewed by a project chemist in accordance with the requirements defined for the project. This review is documented in the attached Data Review Checklists. The QC elements listed below were supported by the electronic deliverable and were evaluated using ADR processes.

- Ambient Blank
- Field Duplicate RPD
- Lab Blank
- LCS Recovery
- MS Recovery
- MS RPD
- Prep Hold Time
- Surrogate
- Test Hold Time
- Trip Blank

Results of the ADR process were subsequently reviewed and updated as applicable by the data review chemists identified on the signature page. Quality control elements that were not included in the electronic deliverable were reviewed manually and findings are documented within this report. Summaries of findings and associated qualified results are documented throughout this report.

A total of 2 results (0.20%) out of the 1020 results (sample and field QC samples) reported are qualified based on review and 0 results (0.00%) have been rejected or deemed a serious deficiency (X qualifier). Trace values, defined as results that are qualified as estimated because they fall between the detection limit and the reporting limit/limit of quantitation, are not counted as qualified results in the above count. The qualified results are detailed throughout this report and discussed in the narrative below, where appropriate.

Narrative Comments

It was noted that on page 2 of the COC, the Relinquished By section was filled out with "SAME as pg 1". Additionally, it was noted COC corrections were not dated.

It was noted that the COC sample date for 789MW-99_1023 and 789MW-99_1023-A did not match the laboratory or EDD dates. Additionally, it was noted that the laboratory did not fill out question 6 on the SGS Sample Receipt Summary.

Analytical Method	Data Reviewer Comment
SW8260D	The laboratory noted MS/MSD/CCV/LCS out of control. Additionally, it was noted that an ending CCV was not available for a confirmation run. The laboratory noted Methylene Chloride for sample FC10637-5 was a suspected laboratory contaminant.

Leslie Tanaka

November 28, 2023

Reviewed by Leslie Tanaka, Data Review Chemist, Synectics, Sacramento, CA

As the First Reviewer, I certify that I have performed a data review process in accordance with the requirements of the project guidance document, and have compared the electronic data to the laboratory's hard copy report and have verified the consistency of the reported sample results and method quality control data between the two deliverables.

Calvin K Tanaka

Reviewed by Calvin Tanaka, Senior Scientist, Synectics, Sacramento, CA

November 29, 2023

As the Second Reviewer, I certify that I have performed a quality assurance review of the report generated by the First Reviewer.

Quality Control Outliers for test method SW8260D, Ambient Blank

Ambient blanks are a sample of analyte-free water or air, which is transferred from one vessel to another or exposed to the sampling environment at the sampling site. They measure incidental or accidental sample contamination during the whole process (sampling, transport, sample preparation, and analysis). Summary forms were evaluated and compared to electronic data deliverables. Findings of this review, and contaminants found in ambient blanks are listed below along with any associated qualified results.

Sample ID/ Lab Sample ID	Analyte	Result	Warning Limits	Control Limits	Units	Qualifier	Reason Code	Comment
789-AB01_1023-D (AB)	Methylene chloride	3.60	< 2	< 5	ug/l	U/None*	A1	

Where two qualifiers are listed, such as 'J/UJ', the first applies to positive results, and the second to non-detect results.
Upper and Lower Warning and Control Limits are abbreviated UWL, LWL, UCL, and LCL in the Comment field.

*Blank flags displayed in the above table identify qualification of the sample result when it is less than or equal to the LOQ/RL. Sample results above the LOD or LOQ will be qualified based on the validation guidance assigned in the project setup.

Qualified Results associated with the Ambient Blank for SW8260D

FieldSample ID	Type	Analyte	LOQ	Lab Result	Qualified Result	Bias	Units	Reason
789MW-98_1023 FC10637-5	N	Methylene chloride	10.0	20.4	20.4 J	+	ug/l	A1/L/V2

Analytes not found in project samples are reported as not detected at the limit of detection (LOD) unless blank contamination occurs and then the sample may be reported as not detected at the (LOD) or (LOQ) based on the sample concentration and the validation guidance. In instances where no LOD is provided, results are reported down to the LOQ.

Quality Control Outliers for test method SW8260D, Continuing Calibration Verification

Compliance requirements for satisfactory continuing calibration are established to ensure that the instrument is capable of producing acceptable qualitative and quantitative data. Continuing calibration is performed to verify and evaluate instrument performance during sample analysis. Summary forms were evaluated against project acceptance criteria, and any associated qualified results, are listed below.

Sample ID/ Lab Sample ID	Analyte	Result	Warning Limits	Control Limits	Units	Qualifier	Reason Code	Comment
1A50264.D (CV)	Methylene chloride	126	80 - 120	50 - 150	percent	J/None	V2	
1A50321.D (CV)	Methylene chloride	132	80 - 120	50 - 150	percent	J/None	V2	

Where two qualifiers are listed, such as 'J/UJ', the first applies to positive results, and the second to non-detect results.
Upper and Lower Warning and Control Limits are abbreviated UWL, LWL, UCL, and LCL in the Comment field.

Qualified Results associated with the Continuing Calibration Verification for SW8260D

FieldSample ID	Type	Analyte	LOQ	Lab Result	Qualified Result	Bias	Units	Reason
789-AB01_1023-D FC10637-16	AB	Methylene chloride	5.00	3.60 J	3.60 J	+	ug/l	C/TR/V2
789MW-98_1023 FC10637-5	N	Methylene chloride	10.0	20.4	20.4 J	+	ug/l	A1/L/V2

Analytes not found in project samples are reported as not detected at the limit of detection (LOD) unless blank contamination occurs and then the sample may be reported as not detected at the (LOD) or (LOQ) based on the sample concentration and the validation guidance. In instances where no LOD is provided, results are reported down to the LOQ.

Quality Control Outliers for test method SW8260D, Lab Blank

The purpose of laboratory blanks is to determine the existence and magnitude of cross-contamination problems resulting from laboratory activities. Reported results were evaluated to determine compliance with the required acceptance criteria. Summary forms were evaluated and compared to electronic data deliverables. Findings of this review, and contaminants found in laboratory blanks are listed below along with any associated qualified results.

Sample ID/ Lab Sample ID	Analyte	Result	Warning Limits	Control Limits	Units	Qualifier	Reason Code	Comment
V1A1968-MB (LB)	Methylene chloride	2.80	< 2	< 5	ug/l	U/None*	L	

Where two qualifiers are listed, such as 'J/UJ', the first applies to positive results, and the second to non-detect results.
Upper and Lower Warning and Control Limits are abbreviated UWL, LWL, UCL, and LCL in the Comment field.

*Blank flags displayed in the above table identify qualification of the sample result when it is less than or equal to the LOQ/RL. Sample results above the LOD or LOQ will be qualified based on the validation guidance assigned in the project setup.

Qualified Results associated with the Lab Blank for SW8260D

FieldSample ID	Type	Analyte	LOQ	Lab Result	Qualified Result	Bias	Units	Reason
789MW-98_1023 FC10637-5	N	Methylene chloride	10.0	20.4	20.4 J	+	ug/l	A1/L/V2

Analytes not found in project samples are reported as not detected at the limit of detection (LOD) unless blank contamination occurs and then the sample may be reported as not detected at the (LOD) or (LOQ) based on the sample concentration and the validation guidance. In instances where no LOD is provided, results are reported down to the LOQ.

Quality Control Outliers for test method SW8260D, LCS Recovery

The laboratory control sample/laboratory control sample duplicate (LCS/LCSD) serves as a monitor of the overall performance of each step during the analysis, including the sample preparation. Reported results were evaluated to determine compliance with the required acceptance criteria, and summary forms were evaluated and compared to electronic data deliverables. Findings of this review, and any associated qualified results, are listed below.

Sample ID/ Lab Sample ID	Analyte	Result	Warning Limits	Control Limits	Units	Qualifier	Reason Code	Comment
V1A1966-BS (BS)	Methylene chloride	153	69 - 135	69 - 135	percent	J/None	C	
V1A1968-BS (BS)	Methylene chloride	152	69 - 135	69 - 135	percent	J/None	C	

Where two qualifiers are listed, such as 'J/UJ', the first applies to positive results, and the second to non-detect results.
Upper and Lower Warning and Control Limits are abbreviated UWL, LWL, UCL, and LCL in the Comment field.

Qualified Results associated with the LCS Recovery for SW8260D

FieldSample ID	Type	Analyte	LOQ	Lab Result	Qualified Result	Bias	Units	Reason
789-AB01_1023-D FC10637-16	AB	Methylene chloride	5.00	3.60 J	3.60 J	+	ug/l	C/TR/V2

Analytes not found in project samples are reported as not detected at the limit of detection (LOD) unless blank contamination occurs and then the sample may be reported as not detected at the (LOD) or (LOQ) based on the sample concentration and the validation guidance. In instances where no LOD is provided, results are reported down to the LOQ.

Quality Control Outliers for test method SW8260D, MS Recovery

Data for matrix spikes/matrix spike duplicates (MS/MSD) are generated to determine long-term precision and accuracy of the analytical method on various matrices and to demonstrate acceptable compound recovery by the laboratory at the time of sample analysis. These data alone cannot be used to evaluate the precision and accuracy of individual samples. However, when exercising professional judgment, MS/MSD data can be used in conjunction with other available QC information. Reported results were evaluated to determine compliance with the required acceptance criteria, and summary forms were evaluated and compared to electronic data deliverables. Findings of this review, and any associated qualified results, are listed below.

Sample ID/ Lab Sample ID	Analyte	Result	Warning Limits	Control Limits	Units	Qualifier	Reason Code	Comment
789MW-222_1023-MS (MS)	1,1,1,2-Tetrachloroethane	135	77 - 122	77 - 122	percent	J/None	M	
789MW-222_1023-MS (MS)	1,1,1-Trichloroethane	146	75 - 130	75 - 130	percent	J/None	M	
789MW-222_1023-MS (MS)	1,1,2,2-Tetrachloroethane	122	72 - 120	72 - 120	percent	J/None	M	
789MW-222_1023-MS (MS)	1,1,2-Trichloroethane	127	76 - 119	76 - 119	percent	J/None	M	
789MW-222_1023-MS (MS)	1,1-Dichloroethane	136	81 - 122	81 - 122	percent	J/None	M	
789MW-222_1023-MS (MS)	1,1-Dichloroethene	146	78 - 137	78 - 137	percent	J/None	M	
789MW-222_1023-MS (MS)	1,1-Dichloropropene	145	79 - 131	79 - 131	percent	J/None	M	
789MW-222_1023-MS (MS)	1,2,3-Trichloropropane	133	77 - 120	77 - 120	percent	J/None	M	
789MW-222_1023-MS (MS)	1,2,4-Trimethylbenzene	133	79 - 120	79 - 120	percent	J/None	M	
789MW-222_1023-MS (MS)	1,2-Dibromoethane (EDB)	128	75 - 120	75 - 120	percent	J/None	M	
789MW-222_1023-MS (MS)	1,2-Dichloroethane	142	75 - 125	75 - 125	percent	J/None	M	
789MW-222_1023-MS (MS)	1,2-Dichloroethene	135	77 - 122	77 - 122	percent	J/None	M	
789MW-222_1023-MS (MS)	1,2-Dichloropropane	134	76 - 124	76 - 124	percent	J/None	M	
789MW-222_1023-MS (MS)	1,3,5-Trimethylbenzene	133	79 - 120	79 - 120	percent	J/None	M	
789MW-222_1023-MS (MS)	1,3-Dichloropropane	134	80 - 118	80 - 118	percent	J/None	M	
789MW-222_1023-MS (MS)	1,4-Dichlorobenzene	122	78 - 120	78 - 120	percent	J/None	M	
789MW-222_1023-MS (MS)	2,2-Dichloropropane	142	74 - 139	74 - 139	percent	J/None	M	
789MW-222_1023-MS (MS)	2-Hexanone	138	61 - 129	61 - 129	percent	J/None	M	
789MW-222_1023-MS (MS)	4-Methyl-2-pentanone (MIBK)	136	66 - 122	66 - 122	percent	J/None	M	
789MW-222_1023-MS (MS)	Benzene	139	81 - 122	81 - 122	percent	J/None	M	
789MW-222_1023-MS (MS)	Bromobenzene	130	80 - 121	80 - 121	percent	J/None	M	
789MW-222_1023-MS (MS)	Bromochloromethane	131	76 - 123	76 - 123	percent	J/None	M	
789MW-222_1023-MS (MS)	Bromodichloromethane	130	79 - 123	79 - 123	percent	J/None	M	
789MW-222_1023-MS (MS)	Bromoform	127	66 - 123	66 - 123	percent	J/None	M	
789MW-222_1023-MS (MS)	Carbon disulfide	153	66 - 148	66 - 148	percent	J/None	M	
789MW-222_1023-MS (MS)	Carbon Tetrachloride	147	76 - 136	76 - 136	percent	J/None	M	
789MW-222_1023-MS (MS)	Chlorobenzene	128	82 - 124	82 - 124	percent	J/None	M	

Quality Control Outliers for test method SW8260D, MS Recovery

Data for matrix spikes/matrix spike duplicates (MS/MSD) are generated to determine long-term precision and accuracy of the analytical method on various matrices and to demonstrate acceptable compound recovery by the laboratory at the time of sample analysis. These data alone cannot be used to evaluate the precision and accuracy of individual samples. However, when exercising professional judgment, MS/MSD data can be used in conjunction with other available QC information. Reported results were evaluated to determine compliance with the required acceptance criteria, and summary forms were evaluated and compared to electronic data deliverables. Findings of this review, and any associated qualified results, are listed below.

Sample ID/ Lab Sample ID	Analyte	Result	Warning Limits	Control Limits	Units	Qualifier	Reason Code	Comment
789MW-222_1023-MS (MS)	Chloroethane	149	62 - 144	62 - 144	percent	J/None	M	
789MW-222_1023-MS (MS)	Chloroform	139	80 - 124	80 - 124	percent	J/None	M	
789MW-222_1023-MS (MS)	cis-1,2-Dichloroethene	128	78 - 120	78 - 120	percent	J/None	M	
789MW-222_1023-MS (MS)	cis-1,3-Dichloropropene	124	75 - 118	75 - 118	percent	J/None	M	
789MW-222_1023-MS (MS)	Dibromochloromethane	135	78 - 122	78 - 122	percent	J/None	M	
789MW-222_1023-MS (MS)	Dibromomethane	132	78 - 119	78 - 119	percent	J/None	M	
789MW-222_1023-MS (MS)	Ethylbenzene	130	81 - 121	81 - 121	percent	J/None	M	
789MW-222_1023-MS (MS)	m,p-Xylene	135	79 - 126	79 - 126	percent	J/None	M	
789MW-222_1023-MS (MS)	Methyl tert-butyl ether (MTBE)	135	72 - 117	72 - 117	percent	J/None	M	
789MW-222_1023-MS (MS)	Methylene chloride	146	69 - 135	69 - 135	percent	J/None	M	
789MW-222_1023-MS (MS)	n-Butylbenzene	128	79 - 126	79 - 126	percent	J/None	M	
789MW-222_1023-MS (MS)	o-Xylene	130	80 - 127	80 - 127	percent	J/None	M	
789MW-222_1023-MS (MS)	Styrene	136	78 - 119	78 - 119	percent	J/None	M	
789MW-222_1023-MS (MS)	Toluene	131	80 - 120	80 - 120	percent	J/None	M	
789MW-222_1023-MS (MS)	trans-1,2-Dichloroethene	141	76 - 127	76 - 127	percent	J/None	M	
789MW-222_1023-MS (MS)	trans-1,3-Dichloropropene	122	80 - 120	80 - 120	percent	J/None	M	
789MW-222_1023-MS (MS)	Trichloroethene (TCE)	132	81 - 126	81 - 126	percent	J/None	M	
789MW-222_1023-MS (MS)	Xylenes, Total	133	75 - 130	75 - 130	percent	J/None	M	
789MW-222_1023-SD (SD)	1,1,1,2-Tetrachloroethane	142	77 - 122	77 - 122	percent	J/None	M	
789MW-222_1023-SD (SD)	1,1,1-Trichloroethane	154	75 - 130	75 - 130	percent	J/None	M	
789MW-222_1023-SD (SD)	1,1,2,2-Tetrachloroethane	130	72 - 120	72 - 120	percent	J/None	M	
789MW-222_1023-SD (SD)	1,1,2-Trichloroethane	132	76 - 119	76 - 119	percent	J/None	M	
789MW-222_1023-SD (SD)	1,1-Dichloroethane	146	81 - 122	81 - 122	percent	J/None	M	
789MW-222_1023-SD (SD)	1,1-Dichloroethene	156	78 - 137	78 - 137	percent	J/None	M	
789MW-222_1023-SD (SD)	1,1-Dichloropropene	152	79 - 131	79 - 131	percent	J/None	M	
789MW-222_1023-SD (SD)	1,2,3-Trichloropropane	143	77 - 120	77 - 120	percent	J/None	M	
789MW-222_1023-SD (SD)	1,2,4-Trimethylbenzene	144	79 - 120	79 - 120	percent	J/None	M	
789MW-222_1023-SD (SD)	1,2-Dibromo-3-chloropropane	140	64 - 123	64 - 123	percent	J/None	M	

Quality Control Outliers for test method SW8260D, MS Recovery

Data for matrix spikes/matrix spike duplicates (MS/MSD) are generated to determine long-term precision and accuracy of the analytical method on various matrices and to demonstrate acceptable compound recovery by the laboratory at the time of sample analysis. These data alone cannot be used to evaluate the precision and accuracy of individual samples. However, when exercising professional judgment, MS/MSD data can be used in conjunction with other available QC information. Reported results were evaluated to determine compliance with the required acceptance criteria, and summary forms were evaluated and compared to electronic data deliverables. Findings of this review, and any associated qualified results, are listed below.

Sample ID/ Lab Sample ID	Analyte	Result	Warning Limits	Control Limits	Units	Qualifier	Reason Code	Comment
789MW-222_1023-SD (SD)	1,2-Dibromoethane (EDB)	137	75 - 120	75 - 120	percent	J/None	M	
789MW-222_1023-SD (SD)	1,2-Dichlorobenzene	134	82 - 124	82 - 124	percent	J/None	M	
789MW-222_1023-SD (SD)	1,2-Dichloroethane	151	75 - 125	75 - 125	percent	J/None	M	
789MW-222_1023-SD (SD)	1,2-Dichloroethene	145	77 - 122	77 - 122	percent	J/None	M	
789MW-222_1023-SD (SD)	1,2-Dichloropropane	142	76 - 124	76 - 124	percent	J/None	M	
789MW-222_1023-SD (SD)	1,3,5-Trimethylbenzene	141	79 - 120	79 - 120	percent	J/None	M	
789MW-222_1023-SD (SD)	1,3-Dichlorobenzene	135	84 - 125	84 - 125	percent	J/None	M	
789MW-222_1023-SD (SD)	1,3-Dichloropropane	143	80 - 118	80 - 118	percent	J/None	M	
789MW-222_1023-SD (SD)	1,4-Dichlorobenzene	131	78 - 120	78 - 120	percent	J/None	M	
789MW-222_1023-SD (SD)	2,2-Dichloropropane	152	74 - 139	74 - 139	percent	J/None	M	
789MW-222_1023-SD (SD)	2-Chlorotoluene	135	81 - 127	81 - 127	percent	J/None	M	
789MW-222_1023-SD (SD)	4-Chlorotoluene	133	83 - 130	83 - 130	percent	J/None	M	
789MW-222_1023-SD (SD)	Benzene	146	81 - 122	81 - 122	percent	J/None	M	
789MW-222_1023-SD (SD)	Bromobenzene	141	80 - 121	80 - 121	percent	J/None	M	
789MW-222_1023-SD (SD)	Bromochloromethane	139	76 - 123	76 - 123	percent	J/None	M	
789MW-222_1023-SD (SD)	Bromodichloromethane	140	79 - 123	79 - 123	percent	J/None	M	
789MW-222_1023-SD (SD)	Bromoform	133	66 - 123	66 - 123	percent	J/None	M	
789MW-222_1023-SD (SD)	Bromomethane	144	59 - 143	59 - 143	percent	J/None	M	
789MW-222_1023-SD (SD)	Carbon disulfide	165	66 - 148	66 - 148	percent	J/None	M	
789MW-222_1023-SD (SD)	Carbon Tetrachloride	155	76 - 136	76 - 136	percent	J/None	M	
789MW-222_1023-SD (SD)	Chlorobenzene	135	82 - 124	82 - 124	percent	J/None	M	
789MW-222_1023-SD (SD)	Chloroethane	162	62 - 144	62 - 144	percent	J/None	M	
789MW-222_1023-SD (SD)	Chloroform	148	80 - 124	80 - 124	percent	J/None	M	
789MW-222_1023-SD (SD)	cis-1,2-Dichloroethene	141	78 - 120	78 - 120	percent	J/None	M	
789MW-222_1023-SD (SD)	cis-1,3-Dichloropropene	134	75 - 118	75 - 118	percent	J/None	M	
789MW-222_1023-SD (SD)	Cumene	142	83 - 132	83 - 132	percent	J/None	M	
789MW-222_1023-SD (SD)	Dibromochloromethane	144	78 - 122	78 - 122	percent	J/None	M	
789MW-222_1023-SD (SD)	Dibromomethane	145	78 - 119	78 - 119	percent	J/None	M	

Quality Control Outliers for test method SW8260D, MS Recovery

Data for matrix spikes/matrix spike duplicates (MS/MSD) are generated to determine long-term precision and accuracy of the analytical method on various matrices and to demonstrate acceptable compound recovery by the laboratory at the time of sample analysis. These data alone cannot be used to evaluate the precision and accuracy of individual samples. However, when exercising professional judgment, MS/MSD data can be used in conjunction with other available QC information. Reported results were evaluated to determine compliance with the required acceptance criteria, and summary forms were evaluated and compared to electronic data deliverables. Findings of this review, and any associated qualified results, are listed below.

Sample ID/ Lab Sample ID	Analyte	Result	Warning Limits	Control Limits	Units	Qualifier	Reason Code	Comment
789MW-222_1023-SD (SD)	Dichlorodifluoromethane	168	42 - 167	42 - 167	percent	J/None	M	
789MW-222_1023-SD (SD)	Ethylbenzene	139	81 - 121	81 - 121	percent	J/None	M	
789MW-222_1023-SD (SD)	m,p-Xylene	140	79 - 126	79 - 126	percent	J/None	M	
789MW-222_1023-SD (SD)	Methyl tert-butyl ether (MTBE)	151	72 - 117	72 - 117	percent	J/None	M	
789MW-222_1023-SD (SD)	Methylene chloride	157	69 - 135	69 - 135	percent	J/None	M	
789MW-222_1023-SD (SD)	n-Butylbenzene	136	79 - 126	79 - 126	percent	J/None	M	
789MW-222_1023-SD (SD)	n-Propylbenzene	135	82 - 133	82 - 133	percent	J/None	M	
789MW-222_1023-SD (SD)	o-Xylene	138	80 - 127	80 - 127	percent	J/None	M	
789MW-222_1023-SD (SD)	p-Cymene (p-Isopropyltoluene)	134	79 - 130	79 - 130	percent	J/None	M	
789MW-222_1023-SD (SD)	Styrene	146	78 - 119	78 - 119	percent	J/None	M	
789MW-222_1023-SD (SD)	tert-Butylbenzene	139	80 - 133	80 - 133	percent	J/None	M	
789MW-222_1023-SD (SD)	Toluene	139	80 - 120	80 - 120	percent	J/None	M	
789MW-222_1023-SD (SD)	trans-1,2-Dichloroethene	150	76 - 127	76 - 127	percent	J/None	M	
789MW-222_1023-SD (SD)	trans-1,3-Dichloropropene	127	80 - 120	80 - 120	percent	J/None	M	
789MW-222_1023-SD (SD)	Trichloroethene (TCE)	143	81 - 126	81 - 126	percent	J/None	M	
789MW-222_1023-SD (SD)	Trichlorofluoromethane	167	71 - 156	71 - 156	percent	J/None	M	
789MW-222_1023-SD (SD)	Xylenes, Total	140	75 - 130	75 - 130	percent	J/None	M	

Where two qualifiers are listed, such as 'J/UJ', the first applies to positive results, and the second to non-detect results.
Upper and Lower Warning and Control Limits are abbreviated UWL, LWL, UCL, and LCL in the Comment field.

No results associated with this QC element required qualification.

Quality Control Outliers for test method SW8260D, MS RPD

The objective of matrix spikes/matrix spike duplicates (MS/MSD) RPD analysis is to demonstrate acceptable method precision by the laboratory at the time of analysis. MS/MSD analyses are also performed to generate data that determines the long-term precision of the analytical method on various matrices. Non-homogenous samples can impact the apparent method precision. Summary forms were evaluated and compared to electronic data deliverables. Matrix spikes/matrix spike duplicates results that were outside of the acceptance criteria are listed below.

Sample ID/ Lab Sample ID	Analyte	Result	Warning Limits	Control Limits	Units	Qualifier	Reason Code	Comment
789MW-222_1023-SD (SD)	Bromomethane	24.9	< 19	< 19	rpd	J/None	D	

Where two qualifiers are listed, such as 'J/UJ', the first applies to positive results, and the second to non-detect results.
Upper and Lower Warning and Control Limits are abbreviated UWL, LWL, UCL, and LCL in the Comment field.

No results associated with this QC element required qualification.

Table of All Qualified Results

Test Method: SW8260D		Extraction Method: SW5030B						
FieldSample ID / LabSample ID	Type	Analyte	LOQ	Lab Result	Qualified Result	Bias	Units	Reason
789-AB01_1023-D FC10637-16	AB	Methylene chloride	5.00	3.60 J	3.60 J	+	ug/l	C/TR/V2
789MW-98_1023 FC10637-5	N	Methylene chloride	10.0	20.4	20.4 J	+	ug/l	A1/L/V2

Analytes not found in project samples are reported as not detected at the limit of detection (LOD) unless blank contamination occurs and then the sample may be reported as not detected at the (LOQ) based on the sample concentration.
In instances where no LOD is provided, results are reported down to the LOQ.
Trace values are not included in the qualified results table unless additional reason codes are associated.

Reason Code Definitions

Code	Definition
A1	Ambient Blank
C	LCS Recovery
D	MS RPD
L	Lab Blank
M	MS Recovery
TR	Trace Level Detect
V2	CCV

Flag Code and Definitions

Flag	Definition
J	Estimated Value
N	The analysis indicates the presence of an analyte for which there was presumptive evidence to make a tentative identification.
NJ	The analyte has been tentatively identified or presumptively as present and the associated numerical value was the estimated concentration in the sample.
R	The data are rejected due to deficiencies in meeting QC criteria and may not be used for decision making.
U	Undetected: The analyte was analyzed for, but not detected.
UJ	The analyte was not detected; however, the result is estimated due to discrepancies in meeting certain analyte-specific quality control criteria.
X	Result may require rejection; PDT attention required

Bias

-	The result may be biased low
+	The result may be biased high

Note - The bias field is a separate field; however, it is an integral part of the final flag (qualifier) on the sample result

Review Questions

Method: SW8260D (Volatile Organic Compounds by GC/MS)				
Review Questions	Yes	No	NA	Comment
Were there discrepancies between the COC and the samples received?		•		
Were there discrepancies between the COC and the sample labels?		•		See Narrative Comments.
Were samples relinquished properly on the COC?		•		See Narrative Comments.
Were all samples properly preserved?	•			
Were sampling dates/times, date and time of laboratory receipt of samples, and sample conditions upon receipt at the laboratory (including preservation, pH, and temperature) documented?	•			
Were sample results reported with percent moisture correction if required?			•	
Were analytical methods performed and analysis dates present?	•			
Were all requested target analytes reported?	•			
Were QAPP specified Project Quantitation Limit Goals achieved? (The laboratory LOQ is compared to the QAPP Project Quantitation Goal)		•		Various compounds are reported with detections and non-detects at levels (LOQs) greater than the project PQGs and project PALs were not met.
Were holding times met?	•			
Were trip blanks analyzed at the proper frequency and in control?	•			
Were field blanks analyzed at the proper frequency and in control?		•		Ambient blank. See QC outliers.
Were equipment blanks analyzed at the proper frequency and in control?			•	
Was a method blank prepared and analyzed with each batch?	•			
Were target analytes in the method blank less than DL?		•		See QC outliers.
Was an LCS/LCSD pair prepared and analyzed with each batch?		•		LCS only.
Were LCS/LCSD recoveries within project acceptance limits?		•		See QC outliers.
Was the LCS/LCSD RPD within project acceptance limits?			•	
Was a MS/MSD pair prepared with each batch?	•			It was noted that one of three batches have an SDG specific MS/MSD.
Were MS/MSD recoveries within project acceptance limits?		•		See QC outliers.
Was the MS/MSD RPD within project acceptance limits?		•		See QC outliers.
If ISM ws used for sample collection, were laboratory triplicates analyzed and within project acceptance limits?			•	
Were surrogate recoveries within project acceptance limits?	•			
Were field replicates (duplicates, triplicates, etc.) analyzed at the proper frequency and in control?	•			
Were reported sample concentrations within calibration range?	•			
Was the GC/MS system properly tuned based on method criteria?	•			

Review Questions

Method: SW8260D (Volatile Organic Compounds by GC/MS)				
Review Questions	Yes	No	NA	Comment
Was instrument tuning completed every 12 hours during sample analysis?		•		The laboratory noted an ending CCV was not available for batch V5E1945; however, the associated sample was not reported from this run. No action was taken on this basis. Additionally, it was noted that V5E1920-ECC1919 was analyzed three minutes past the 12-hour requirement; however, no reported sample results were associated with this run. No action was taken on this basis.
Was the Calibration within project acceptance criteria?	•			
Was a ICV performed after each ICAL prior to sample analysis and within project acceptance criteria?	•			
Were CCVs run at the required frequency and within project acceptance criteria?		•		See QC outliers. The laboratory noted 2,2-Dichloropropane recovered above control limits and the associated sample was non-detect. No action was taken on this basis.
Were internal standard retention times and area criteria within project acceptance criteria?	•			
Were internal standards spiked for every sample, standard, and QC sample?	•			
Were instrument run logs present and filled out appropriately?	•			
Were sample preparation sheets present and filled out appropriately?			•	
Have all Laboratory Case Narrative comments/findings been addressed in the data review process?	•			The laboratory noted that V1A1964-MB, V1A1966-MB, V1A1968-MB, and samples FC10637-2 and -5 were treated with an anti-foaming agent.
Were DoD QSM corrective actions followed if deviations were noted?		•		LCS/CCVs were out of control and the associated samples were not re-prepared. Additionally, it was noted that method blank V1A1968-MB contained Methylene Chloride contamination and the associated sample was not re-prepared and re-analyzed.
Were any data recommended for exclusion in the data validation process?		•		

APPENDIX F
LABORATORY DATA PACKAGES

This page intentionally left blank.

Appendix F-1
2023 Quarter 1 Laboratory Data Package

This page intentionally left blank.

The results set forth herein are provided by SGS North America Inc.

e-Hardcopy 2.0
Automated Report

Technical Report for

Bhate Environmental

Griffiss AFB; Rome, NY

GRFIS-BECOS

SGS Job Number: FC3855

Sampling Date: 03/28/23



Report to:

Bhate Environmental
1608 13th Ave S Suite 300
Birmingham, AL 35205
dbadio@bhate.com

ATTN: David Badio

Total number of pages in report: **187**

Test results contained within this data package meet the requirements of the National Environmental Laboratory Accreditation Program and/or state specific certification programs as applicable.

Norm Farmer
Technical Director

Client Service contact: Ariel Hartney 407-425-6700

Certifications: FL(E83510), LA(03051), KS(E-10327), NC(573), NJ(FL002), NY(12022), SC(96038001) DoD ELAP(ANAB L2229), AZ(AZ0806), CA(2937), TX(T104704404), PA(68-03573), VA(460177), AL, AK, AR, CT, IA, KY, MA, MI. MS, ND, NH, NV, OK, OR, IL, UT, VT, WA, WI, WV

This report shall not be reproduced, except in its entirety, without the written approval of SGS.
Test results relate only to samples analyzed.

SGS is the sole authority for authorizing edits or modifications to this document.
Unauthorized modification of this report is strictly prohibited.
Review standard terms at: http://www.sgs.com/en/terms-and-conditions

Please share your ideas about how we can serve you better at:
EHS.US.CustomerCare@sgs.com

Sections: 1 2 3 4 5 6 7

Table of Contents

Section 1: Sample Summary **3**
Section 2: Case Narrative/Conformance Summary **4**
Section 3: Summary of Hits **5**
Section 4: Sample Results **7**
4.1: FC3855-1: 789MW-83_0323 8
4.2: FC3855-2: 789MW-98_0323 11
4.3: FC3855-3: 789MW-99_0323 14
4.4: FC3855-4: 789MW-99_0323-A 17
4.5: FC3855-5: 789MW-216_0323 20
4.6: FC3855-6: 789MW-222_0323 23
4.7: FC3855-7: 789MW-251_0323 26
4.8: FC3855-8: SS067-TB01_032823 29
Section 5: Misc. Forms **32**
5.1: Chain of Custody 33
5.2: QC Evaluation: DOD QSM5.x Limits 36
Section 6: MS Volatiles - QC Data Summaries **44**
6.1: Method Blank Summary 45
6.2: Blank Spike Summary 48
6.3: Matrix Spike/Matrix Spike Duplicate Summary 51
6.4: Instrument Performance Checks (BFB) 54
6.5: Internal Standard Area Summaries 58
6.6: Surrogate Recovery Summaries 60
6.7: Initial and Continuing Calibration Summaries 61
6.8: Run Sequence Reports 79
Section 7: MS Volatiles - Raw Data **81**
7.1: Samples 82
7.2: Method Blanks 130
7.3: Blank Spikes 132
7.4: Matrix Spike/Matrix Spike Duplicates 136
7.5: Instrument Performance Checks (BFB) 144
7.6: Initial and Continuing Calibrations 146
7.7: Instrument Run Logs 186

SGS North America Inc.

Sample Summary

Bhate Environmental

Job No: FC3855

Griffiss AFB; Rome, NY
Project No: GRFIS-BECOS

Sample Number	Collected Date	Time	By	Received	Matrix Code	Type	Client Sample ID
FC3855-1	03/28/23	16:30	BP	03/31/23	AQ	Ground Water	789MW-83_0323
FC3855-2	03/28/23	14:00	BP	03/31/23	AQ	Ground Water	789MW-98_0323
FC3855-3	03/28/23	14:30	BP	03/31/23	AQ	Ground Water	789MW-99_0323
FC3855-4	03/28/23	14:30	BP	03/31/23	AQ	Ground Water	789MW-99_0323-A
FC3855-5	03/28/23	16:00	BP	03/31/23	AQ	Ground Water	789MW-216_0323
FC3855-6	03/28/23	17:00	BP	03/31/23	AQ	Ground Water	789MW-222_0323
FC3855-6D	03/28/23	17:00	BP	03/31/23	AQ	Water Dup/MSD	789MW-222_0323
FC3855-6S	03/28/23	17:00	BP	03/31/23	AQ	Water Matrix Spike	789MW-222_0323
FC3855-7	03/28/23	12:30	BP	03/31/23	AQ	Ground Water	789MW-251_0323
FC3855-8	03/28/23	07:30	BP	03/31/23	AQ	Trip Blank Water	SS067-TB01_032823

SAMPLE DELIVERY GROUP CASE NARRATIVE

Client: Bhate Environmental **Job No:** FC3855

Site: Griffiss AFB; Rome, NY **Report Date:** 4/6/2023 3:28:20 PM

On 03/31/2023, 7 Sample(s), 1 Trip Blank(s) and 0 Field Blank(s) were received at SGS North America Inc - Orlando. at a maximum corrected temperature of 1.7 C. Samples were intact and chemically preserved, unless noted below. A SGS North America Inc. - Orlando Job Number of FC3855 was assigned to the project.

Laboratory sample ID, client sample ID and dates of sample collection are detailed in the report's Results Summary Section. Specified quality control criteria were achieved for this job except as noted below. For more information, please refer to the analytical results and QC summary pages.

MS Volatiles By Method SW846 8260D

Matrix: AQ **Batch ID:** VI2871

Sample(s) FC3855-6MS, FC3855-6MSD were used as the QC samples indicated.

Matrix Spike Duplicate Recovery(s) for 1,1-Dichloroethylene are outside control limits. Probable cause is due to matrix interference.

FC3855-2: Sample was treated with an anti-foaming agent.

FC3855-5: Sample was treated with an anti-foaming agent.

VI2871-MB: Sample was treated with an anti-foaming agent.

SGS North America Inc. - Orlando certifies that data reported for samples received, listed on the associated custody chain or analytical task order, were produced to specifications meeting the Quality System precision, accuracy and completeness objectives except as noted. Estimated non-standard method measurement uncertainty data is available on request, based on quality control bias and implicit for standard methods. Acceptable uncertainty requires tested parameter quality control data to meet method criteria. SGS North America Inc.- Orlando is not responsible for data quality assumptions if partial reports are used and recommends that this report be used in its entirety.

Narrative prepared by:

_____

Kim Benham, Client Services *(Signature on File)*

Summary of Hits

Job Number: FC3855
Account: Bhate Environmental
Project: Griffiss AFB; Rome, NY
Collected: 03/28/23

Lab Sample ID / Analyte	Client Sample ID	Result/ Qual	LOQ	LOD	Units	Method
FC3855-1	**789MW-83_0323**					
1,2,4-Trimethylbenzene		0.46 J	1.0	0.50	ug/l	SW846 8260D
FC3855-2	**789MW-98_0323**					
Acetone [a]		49.3	25	20	ug/l	SW846 8260D
Benzene [a]		9.1	1.0	0.50	ug/l	SW846 8260D
sec-Butylbenzene [a]		0.50 J	1.0	0.50	ug/l	SW846 8260D
tert-Butylbenzene [a]		0.59 J	1.0	0.50	ug/l	SW846 8260D
Ethylbenzene [a]		1.5	1.0	0.50	ug/l	SW846 8260D
Isopropylbenzene [a]		0.30 J	1.0	0.50	ug/l	SW846 8260D
p-Isopropyltoluene [a]		1.4	1.0	0.50	ug/l	SW846 8260D
4-Methyl-2-pentanone (MIBK) [a]		4.8 J	5.0	2.0	ug/l	SW846 8260D
Naphthalene [a]		1.9 J	5.0	2.0	ug/l	SW846 8260D
n-Propylbenzene [a]		0.58 J	1.0	0.50	ug/l	SW846 8260D
Toluene [a]		0.43 J	1.0	0.50	ug/l	SW846 8260D
1,2,4-Trimethylbenzene [a]		9.3	1.0	0.50	ug/l	SW846 8260D
1,3,5-Trimethylbenzene [a]		18.5	1.0	0.50	ug/l	SW846 8260D
m,p-Xylene [a]		8.0	2.0	1.0	ug/l	SW846 8260D
o-Xylene [a]		3.0	1.0	0.50	ug/l	SW846 8260D
Xylene (total) [a]		11.0	3.0	1.5	ug/l	SW846 8260D
FC3855-3	**789MW-99_0323**					
Benzene		1.2	1.0	0.50	ug/l	SW846 8260D
sec-Butylbenzene		0.83 J	1.0	0.50	ug/l	SW846 8260D
Ethylbenzene		1.8	1.0	0.50	ug/l	SW846 8260D
Isopropylbenzene		0.82 J	1.0	0.50	ug/l	SW846 8260D
p-Isopropyltoluene		0.21 J	1.0	0.50	ug/l	SW846 8260D
Naphthalene		3.0 J	5.0	2.0	ug/l	SW846 8260D
n-Propylbenzene		1.0	1.0	0.50	ug/l	SW846 8260D
Toluene		0.41 J	1.0	0.50	ug/l	SW846 8260D
FC3855-4	**789MW-99_0323-A**					
Benzene		1.0	1.0	0.50	ug/l	SW846 8260D
sec-Butylbenzene		0.76 J	1.0	0.50	ug/l	SW846 8260D
Ethylbenzene		1.6	1.0	0.50	ug/l	SW846 8260D
Isopropylbenzene		0.75 J	1.0	0.50	ug/l	SW846 8260D
Naphthalene		2.7 J	5.0	2.0	ug/l	SW846 8260D
n-Propylbenzene		0.74 J	1.0	0.50	ug/l	SW846 8260D
Toluene		0.38 J	1.0	0.50	ug/l	SW846 8260D

Summary of Hits

Job Number: FC3855
Account: Bhate Environmental
Project: Griffiss AFB; Rome, NY
Collected: 03/28/23

Lab Sample ID Analyte	Client Sample ID	Result/ Qual	LOQ	LOD	Units	Method
FC3855-5	**789MW-216_0323**					
No hits reported in this sample.						
FC3855-6	**789MW-222_0323**					
No hits reported in this sample.						
FC3855-7	**789MW-251_0323**					
No hits reported in this sample.						
FC3855-8	**SS067-TB01_032823**					
No hits reported in this sample.						

(a) Sample was treated with an anti-foaming agent.

Sample Results

Report of Analysis

SGS North America Inc.

Report of Analysis

Client Sample ID:	789MW-83_0323		
Lab Sample ID:	FC3855-1	**Date Sampled:**	03/28/23
Matrix:	AQ - Ground Water	**Date Received:**	03/31/23
Method:	SW846 8260D	**Percent Solids:**	n/a
Project:	Griffiss AFB; Rome, NY		

	File ID	DF	Analyzed	By	Prep Date	Prep Batch	Analytical Batch
Run #1	I755516.D	1	04/05/23 10:07	JW	n/a	n/a	VI2871
Run #2							

	Purge Volume
Run #1	5.0 ml
Run #2	

VOA 8260 List

CAS No.	Compound	Result	LOQ	LOD	DL	Units	Q
67-64-1	Acetone	20 U	25	20	10	ug/l	
71-43-2	Benzene	0.50 U	1.0	0.50	0.31	ug/l	
108-86-1	Bromobenzene	0.50 U	1.0	0.50	0.37	ug/l	
74-97-5	Bromochloromethane	0.50 U	1.0	0.50	0.45	ug/l	
75-27-4	Bromodichloromethane	0.50 U	1.0	0.50	0.24	ug/l	
75-25-2	Bromoform	0.50 U	1.0	0.50	0.41	ug/l	
78-93-3	2-Butanone (MEK)	3.5 U	5.0	3.5	2.0	ug/l	
104-51-8	n-Butylbenzene	0.50 U	1.0	0.50	0.23	ug/l	
135-98-8	sec-Butylbenzene	0.50 U	1.0	0.50	0.24	ug/l	
98-06-6	tert-Butylbenzene	0.50 U	1.0	0.50	0.31	ug/l	
75-15-0	Carbon Disulfide	1.0 U	2.0	1.0	0.53	ug/l	
56-23-5	Carbon Tetrachloride	0.50 U	1.0	0.50	0.36	ug/l	
108-90-7	Chlorobenzene	0.50 U	1.0	0.50	0.20	ug/l	
75-00-3	Chloroethane	1.0 U	2.0	1.0	0.67	ug/l	
67-66-3	Chloroform	0.50 U	1.0	0.50	0.30	ug/l	
95-49-8	o-Chlorotoluene	0.50 U	1.0	0.50	0.22	ug/l	
106-43-4	p-Chlorotoluene	0.50 U	1.0	0.50	0.31	ug/l	
124-48-1	Dibromochloromethane	0.50 U	1.0	0.50	0.28	ug/l	
96-12-8	1,2-Dibromo-3-chloropropane	2.0 U	5.0	2.0	1.0	ug/l	
106-93-4	1,2-Dibromoethane	1.0 U	2.0	1.0	0.28	ug/l	
75-71-8	Dichlorodifluoromethane	1.0 U	2.0	1.0	0.50	ug/l	
95-50-1	1,2-Dichlorobenzene	0.50 U	1.0	0.50	0.32	ug/l	
541-73-1	1,3-Dichlorobenzene	0.50 U	1.0	0.50	0.22	ug/l	
106-46-7	1,4-Dichlorobenzene	0.50 U	1.0	0.50	0.26	ug/l	
75-34-3	1,1-Dichloroethane	0.50 U	1.0	0.50	0.34	ug/l	
107-06-2	1,2-Dichloroethane	0.50 U	1.0	0.50	0.31	ug/l	
75-35-4	1,1-Dichloroethylene	0.50 U	1.0	0.50	0.32	ug/l	
156-59-2	cis-1,2-Dichloroethylene	0.50 U	1.0	0.50	0.28	ug/l	
156-60-5	trans-1,2-Dichloroethylene	0.50 U	1.0	0.50	0.22	ug/l	
540-59-0	1,2-Dichloroethene (total)	1.0 U	2.0	1.0	0.50	ug/l	
78-87-5	1,2-Dichloropropane	0.50 U	1.0	0.50	0.43	ug/l	
142-28-9	1,3-Dichloropropane	0.50 U	1.0	0.50	0.31	ug/l	

U = Not detected LOD = Limit of Detection J = Indicates an estimated value
LOQ = Limit of Quantitation DL = Detection Limit B = Indicates analyte found in associated method blank
E = Indicates value exceeds calibration range N = Indicates presumptive evidence of a compound

Report of Analysis

Client Sample ID:	789MW-83_0323		
Lab Sample ID:	FC3855-1	**Date Sampled:**	03/28/23
Matrix:	AQ - Ground Water	**Date Received:**	03/31/23
Method:	SW846 8260D	**Percent Solids:**	n/a
Project:	Griffiss AFB; Rome, NY		

VOA 8260 List

CAS No.	Compound	Result	LOQ	LOD	DL	Units	Q
594-20-7	2,2-Dichloropropane	0.50 U	1.0	0.50	0.24	ug/l	
563-58-6	1,1-Dichloropropene	0.50 U	1.0	0.50	0.34	ug/l	
10061-01-5	cis-1,3-Dichloropropene	0.50 U	1.0	0.50	0.29	ug/l	
10061-02-6	trans-1,3-Dichloropropene	0.50 U	1.0	0.50	0.21	ug/l	
100-41-4	Ethylbenzene	0.50 U	1.0	0.50	0.36	ug/l	
87-68-3	Hexachlorobutadiene	1.0 U	2.0	1.0	0.30	ug/l	
591-78-6	2-Hexanone	5.0 U	10	5.0	2.0	ug/l	
98-82-8	Isopropylbenzene	0.50 U	1.0	0.50	0.22	ug/l	
99-87-6	p-Isopropyltoluene	0.50 U	1.0	0.50	0.21	ug/l	
74-83-9	Methyl Bromide	4.0 U	5.0	4.0	2.0	ug/l	
74-87-3	Methyl Chloride	1.0 U	2.0	1.0	0.50	ug/l	
74-95-3	Methylene Bromide	0.50 U	2.0	0.50	0.37	ug/l	
75-09-2	Methylene Chloride	4.0 U	5.0	4.0	2.0	ug/l	
108-10-1	4-Methyl-2-pentanone (MIBK)	2.0 U	5.0	2.0	1.0	ug/l	
1634-04-4	Methyl Tert Butyl Ether	0.50 U	1.0	0.50	0.23	ug/l	
91-20-3	Naphthalene	2.0 U	5.0	2.0	1.0	ug/l	
103-65-1	n-Propylbenzene	0.50 U	1.0	0.50	0.29	ug/l	
100-42-5	Styrene	0.50 U	1.0	0.50	0.22	ug/l	
630-20-6	1,1,1,2-Tetrachloroethane	0.50 U	1.0	0.50	0.28	ug/l	
79-34-5	1,1,2,2-Tetrachloroethane	0.50 U	1.0	0.50	0.30	ug/l	
127-18-4	Tetrachloroethylene	0.50 U	1.0	0.50	0.22	ug/l	
108-88-3	Toluene	0.50 U	1.0	0.50	0.30	ug/l	
87-61-6	1,2,3-Trichlorobenzene	1.0 U	2.0	1.0	0.61	ug/l	
120-82-1	1,2,4-Trichlorobenzene	1.0 U	2.0	1.0	0.50	ug/l	
71-55-6	1,1,1-Trichloroethane	0.50 U	1.0	0.50	0.25	ug/l	
79-00-5	1,1,2-Trichloroethane	0.50 U	1.0	0.50	0.47	ug/l	
79-01-6	Trichloroethylene	0.50 U	1.0	0.50	0.35	ug/l	
75-69-4	Trichlorofluoromethane	1.0 U	2.0	1.0	0.50	ug/l	
96-18-4	1,2,3-Trichloropropane	1.0 U	2.0	1.0	0.63	ug/l	
95-63-6	1,2,4-Trimethylbenzene	0.46	1.0	0.50	0.32	ug/l	J
108-67-8	1,3,5-Trimethylbenzene	0.50 U	1.0	0.50	0.27	ug/l	
108-05-4	Vinyl Acetate	5.0 U	10	5.0	2.0	ug/l	
75-01-4	Vinyl Chloride	0.50 U	1.0	0.50	0.41	ug/l	
	m,p-Xylene	1.0 U	2.0	1.0	0.47	ug/l	
95-47-6	o-Xylene	0.50 U	1.0	0.50	0.26	ug/l	
1330-20-7	Xylene (total)	1.5 U	3.0	1.5	0.72	ug/l	

CAS No.	Surrogate Recoveries	Run# 1	Run# 2	Limits
1868-53-7	Dibromofluoromethane	102%		83-118%

U = Not detected LOD = Limit of Detection J = Indicates an estimated value
LOQ = Limit of Quantitation DL = Detection Limit B = Indicates analyte found in associated method blank
E = Indicates value exceeds calibration range N = Indicates presumptive evidence of a compound

Report of Analysis

Client Sample ID:	789MW-83_0323		
Lab Sample ID:	FC3855-1	**Date Sampled:**	03/28/23
Matrix:	AQ - Ground Water	**Date Received:**	03/31/23
Method:	SW846 8260D	**Percent Solids:**	n/a
Project:	Griffiss AFB; Rome, NY		

VOA 8260 List

CAS No.	Surrogate Recoveries	Run# 1	Run# 2	Limits
17060-07-0	1,2-Dichloroethane-D4	98%		79-125%
2037-26-5	Toluene-D8	94%		85-112%
460-00-4	4-Bromofluorobenzene	99%		83-118%

U = Not detected LOD = Limit of Detection J = Indicates an estimated value
LOQ = Limit of Quantitation DL = Detection Limit B = Indicates analyte found in associated method blank
E = Indicates value exceeds calibration range N = Indicates presumptive evidence of a compound

SGS North America Inc.

Report of Analysis

Client Sample ID: 789MW-98_0323
Lab Sample ID: FC3855-2
Matrix: AQ - Ground Water
Method: SW846 8260D
Project: Griffiss AFB; Rome, NY

Date Sampled: 03/28/23
Date Received: 03/31/23
Percent Solids: n/a

	File ID	DF	Analyzed	By	Prep Date	Prep Batch	Analytical Batch
Run #1 [a]	I755517.D	1	04/05/23 10:31	JW	n/a	n/a	VI2871
Run #2							

	Purge Volume
Run #1	5.0 ml
Run #2	

VOA 8260 List

CAS No.	Compound	Result	LOQ	LOD	DL	Units	Q
67-64-1	Acetone	49.3	25	20	10	ug/l	
71-43-2	Benzene	9.1	1.0	0.50	0.31	ug/l	
108-86-1	Bromobenzene	0.50 U	1.0	0.50	0.37	ug/l	
74-97-5	Bromochloromethane	0.50 U	1.0	0.50	0.45	ug/l	
75-27-4	Bromodichloromethane	0.50 U	1.0	0.50	0.24	ug/l	
75-25-2	Bromoform	0.50 U	1.0	0.50	0.41	ug/l	
78-93-3	2-Butanone (MEK)	3.5 U	5.0	3.5	2.0	ug/l	
104-51-8	n-Butylbenzene	0.50 U	1.0	0.50	0.23	ug/l	
135-98-8	sec-Butylbenzene	0.50	1.0	0.50	0.24	ug/l	J
98-06-6	tert-Butylbenzene	0.59	1.0	0.50	0.31	ug/l	J
75-15-0	Carbon Disulfide	1.0 U	2.0	1.0	0.53	ug/l	
56-23-5	Carbon Tetrachloride	0.50 U	1.0	0.50	0.36	ug/l	
108-90-7	Chlorobenzene	0.50 U	1.0	0.50	0.20	ug/l	
75-00-3	Chloroethane	1.0 U	2.0	1.0	0.67	ug/l	
67-66-3	Chloroform	0.50 U	1.0	0.50	0.30	ug/l	
95-49-8	o-Chlorotoluene	0.50 U	1.0	0.50	0.22	ug/l	
106-43-4	p-Chlorotoluene	0.50 U	1.0	0.50	0.31	ug/l	
124-48-1	Dibromochloromethane	0.50 U	1.0	0.50	0.28	ug/l	
96-12-8	1,2-Dibromo-3-chloropropane	2.0 U	5.0	2.0	1.0	ug/l	
106-93-4	1,2-Dibromoethane	1.0 U	2.0	1.0	0.28	ug/l	
75-71-8	Dichlorodifluoromethane	1.0 U	2.0	1.0	0.50	ug/l	
95-50-1	1,2-Dichlorobenzene	0.50 U	1.0	0.50	0.32	ug/l	
541-73-1	1,3-Dichlorobenzene	0.50 U	1.0	0.50	0.22	ug/l	
106-46-7	1,4-Dichlorobenzene	0.50 U	1.0	0.50	0.26	ug/l	
75-34-3	1,1-Dichloroethane	0.50 U	1.0	0.50	0.34	ug/l	
107-06-2	1,2-Dichloroethane	0.50 U	1.0	0.50	0.31	ug/l	
75-35-4	1,1-Dichloroethylene	0.50 U	1.0	0.50	0.32	ug/l	
156-59-2	cis-1,2-Dichloroethylene	0.50 U	1.0	0.50	0.28	ug/l	
156-60-5	trans-1,2-Dichloroethylene	0.50 U	1.0	0.50	0.22	ug/l	
540-59-0	1,2-Dichloroethene (total)	1.0 U	2.0	1.0	0.50	ug/l	
78-87-5	1,2-Dichloropropane	0.50 U	1.0	0.50	0.43	ug/l	
142-28-9	1,3-Dichloropropane	0.50 U	1.0	0.50	0.31	ug/l	

U = Not detected LOD = Limit of Detection
LOQ = Limit of Quantitation DL = Detection Limit
E = Indicates value exceeds calibration range

J = Indicates an estimated value
B = Indicates analyte found in associated method blank
N = Indicates presumptive evidence of a compound

Report of Analysis

Client Sample ID:	789MW-98_0323		
Lab Sample ID:	FC3855-2	**Date Sampled:**	03/28/23
Matrix:	AQ - Ground Water	**Date Received:**	03/31/23
Method:	SW846 8260D	**Percent Solids:**	n/a
Project:	Griffiss AFB; Rome, NY		

VOA 8260 List

CAS No.	Compound	Result	LOQ	LOD	DL	Units	Q
594-20-7	2,2-Dichloropropane	0.50 U	1.0	0.50	0.24	ug/l	
563-58-6	1,1-Dichloropropene	0.50 U	1.0	0.50	0.34	ug/l	
10061-01-5	cis-1,3-Dichloropropene	0.50 U	1.0	0.50	0.29	ug/l	
10061-02-6	trans-1,3-Dichloropropene	0.50 U	1.0	0.50	0.21	ug/l	
100-41-4	Ethylbenzene	1.5	1.0	0.50	0.36	ug/l	
87-68-3	Hexachlorobutadiene	1.0 U	2.0	1.0	0.30	ug/l	
591-78-6	2-Hexanone	5.0 U	10	5.0	2.0	ug/l	
98-82-8	Isopropylbenzene	0.30	1.0	0.50	0.22	ug/l	J
99-87-6	p-Isopropyltoluene	1.4	1.0	0.50	0.21	ug/l	
74-83-9	Methyl Bromide	4.0 U	5.0	4.0	2.0	ug/l	
74-87-3	Methyl Chloride	1.0 U	2.0	1.0	0.50	ug/l	
74-95-3	Methylene Bromide	0.50 U	2.0	0.50	0.37	ug/l	
75-09-2	Methylene Chloride	4.0 U	5.0	4.0	2.0	ug/l	
108-10-1	4-Methyl-2-pentanone (MIBK)	4.8	5.0	2.0	1.0	ug/l	J
1634-04-4	Methyl Tert Butyl Ether	0.50 U	1.0	0.50	0.23	ug/l	
91-20-3	Naphthalene	1.9	5.0	2.0	1.0	ug/l	J
103-65-1	n-Propylbenzene	0.58	1.0	0.50	0.29	ug/l	J
100-42-5	Styrene	0.50 U	1.0	0.50	0.22	ug/l	
630-20-6	1,1,1,2-Tetrachloroethane	0.50 U	1.0	0.50	0.28	ug/l	
79-34-5	1,1,2,2-Tetrachloroethane	0.50 U	1.0	0.50	0.30	ug/l	
127-18-4	Tetrachloroethylene	0.50 U	1.0	0.50	0.22	ug/l	
108-88-3	Toluene	0.43	1.0	0.50	0.30	ug/l	J
87-61-6	1,2,3-Trichlorobenzene	1.0 U	2.0	1.0	0.61	ug/l	
120-82-1	1,2,4-Trichlorobenzene	1.0 U	2.0	1.0	0.50	ug/l	
71-55-6	1,1,1-Trichloroethane	0.50 U	1.0	0.50	0.25	ug/l	
79-00-5	1,1,2-Trichloroethane	0.50 U	1.0	0.50	0.47	ug/l	
79-01-6	Trichloroethylene	0.50 U	1.0	0.50	0.35	ug/l	
75-69-4	Trichlorofluoromethane	1.0 U	2.0	1.0	0.50	ug/l	
96-18-4	1,2,3-Trichloropropane	1.0 U	2.0	1.0	0.63	ug/l	
95-63-6	1,2,4-Trimethylbenzene	9.3	1.0	0.50	0.32	ug/l	
108-67-8	1,3,5-Trimethylbenzene	18.5	1.0	0.50	0.27	ug/l	
108-05-4	Vinyl Acetate	5.0 U	10	5.0	2.0	ug/l	
75-01-4	Vinyl Chloride	0.50 U	1.0	0.50	0.41	ug/l	
	m,p-Xylene	8.0	2.0	1.0	0.47	ug/l	
95-47-6	o-Xylene	3.0	1.0	0.50	0.26	ug/l	
1330-20-7	Xylene (total)	11.0	3.0	1.5	0.72	ug/l	

CAS No.	Surrogate Recoveries	Run# 1	Run# 2	Limits
1868-53-7	Dibromofluoromethane	101%		83-118%

U = Not detected LOD = Limit of Detection J = Indicates an estimated value
LOQ = Limit of Quantitation DL = Detection Limit B = Indicates analyte found in associated method blank
E = Indicates value exceeds calibration range N = Indicates presumptive evidence of a compound

Report of Analysis

Client Sample ID:	789MW-98_0323		
Lab Sample ID:	FC3855-2	**Date Sampled:**	03/28/23
Matrix:	AQ - Ground Water	**Date Received:**	03/31/23
Method:	SW846 8260D	**Percent Solids:**	n/a
Project:	Griffiss AFB; Rome, NY		

VOA 8260 List

CAS No.	Surrogate Recoveries	Run# 1	Run# 2	Limits
17060-07-0	1,2-Dichloroethane-D4	95%		79-125%
2037-26-5	Toluene-D8	95%		85-112%
460-00-4	4-Bromofluorobenzene	99%		83-118%

(a) Sample was treated with an anti-foaming agent.

U = Not detected LOD = Limit of Detection J = Indicates an estimated value
LOQ = Limit of Quantitation DL = Detection Limit B = Indicates analyte found in associated method blank
E = Indicates value exceeds calibration range N = Indicates presumptive evidence of a compound

SGS North America Inc.

Report of Analysis

Client Sample ID:	789MW-99_0323		
Lab Sample ID:	FC3855-3	**Date Sampled:**	03/28/23
Matrix:	AQ - Ground Water	**Date Received:**	03/31/23
Method:	SW846 8260D	**Percent Solids:**	n/a
Project:	Griffiss AFB; Rome, NY		

	File ID	DF	Analyzed	By	Prep Date	Prep Batch	Analytical Batch
Run #1	I755518.D	1	04/05/23 10:54	JW	n/a	n/a	VI2871
Run #2							

	Purge Volume
Run #1	5.0 ml
Run #2	

VOA 8260 List

CAS No.	Compound	Result	LOQ	LOD	DL	Units	Q
67-64-1	Acetone	20 U	25	20	10	ug/l	
71-43-2	Benzene	1.2	1.0	0.50	0.31	ug/l	
108-86-1	Bromobenzene	0.50 U	1.0	0.50	0.37	ug/l	
74-97-5	Bromochloromethane	0.50 U	1.0	0.50	0.45	ug/l	
75-27-4	Bromodichloromethane	0.50 U	1.0	0.50	0.24	ug/l	
75-25-2	Bromoform	0.50 U	1.0	0.50	0.41	ug/l	
78-93-3	2-Butanone (MEK)	3.5 U	5.0	3.5	2.0	ug/l	
104-51-8	n-Butylbenzene	0.50 U	1.0	0.50	0.23	ug/l	
135-98-8	sec-Butylbenzene	0.83	1.0	0.50	0.24	ug/l	J
98-06-6	tert-Butylbenzene	0.50 U	1.0	0.50	0.31	ug/l	
75-15-0	Carbon Disulfide	1.0 U	2.0	1.0	0.53	ug/l	
56-23-5	Carbon Tetrachloride	0.50 U	1.0	0.50	0.36	ug/l	
108-90-7	Chlorobenzene	0.50 U	1.0	0.50	0.20	ug/l	
75-00-3	Chloroethane	1.0 U	2.0	1.0	0.67	ug/l	
67-66-3	Chloroform	0.50 U	1.0	0.50	0.30	ug/l	
95-49-8	o-Chlorotoluene	0.50 U	1.0	0.50	0.22	ug/l	
106-43-4	p-Chlorotoluene	0.50 U	1.0	0.50	0.31	ug/l	
124-48-1	Dibromochloromethane	0.50 U	1.0	0.50	0.28	ug/l	
96-12-8	1,2-Dibromo-3-chloropropane	2.0 U	5.0	2.0	1.0	ug/l	
106-93-4	1,2-Dibromoethane	1.0 U	2.0	1.0	0.28	ug/l	
75-71-8	Dichlorodifluoromethane	1.0 U	2.0	1.0	0.50	ug/l	
95-50-1	1,2-Dichlorobenzene	0.50 U	1.0	0.50	0.32	ug/l	
541-73-1	1,3-Dichlorobenzene	0.50 U	1.0	0.50	0.22	ug/l	
106-46-7	1,4-Dichlorobenzene	0.50 U	1.0	0.50	0.26	ug/l	
75-34-3	1,1-Dichloroethane	0.50 U	1.0	0.50	0.34	ug/l	
107-06-2	1,2-Dichloroethane	0.50 U	1.0	0.50	0.31	ug/l	
75-35-4	1,1-Dichloroethylene	0.50 U	1.0	0.50	0.32	ug/l	
156-59-2	cis-1,2-Dichloroethylene	0.50 U	1.0	0.50	0.28	ug/l	
156-60-5	trans-1,2-Dichloroethylene	0.50 U	1.0	0.50	0.22	ug/l	
540-59-0	1,2-Dichloroethene (total)	1.0 U	2.0	1.0	0.50	ug/l	
78-87-5	1,2-Dichloropropane	0.50 U	1.0	0.50	0.43	ug/l	
142-28-9	1,3-Dichloropropane	0.50 U	1.0	0.50	0.31	ug/l	

U = Not detected LOD = Limit of Detection J = Indicates an estimated value
LOQ = Limit of Quantitation DL = Detection Limit B = Indicates analyte found in associated method blank
E = Indicates value exceeds calibration range N = Indicates presumptive evidence of a compound

Report of Analysis

Client Sample ID: 789MW-99_0323
Lab Sample ID: FC3855-3
Matrix: AQ - Ground Water
Method: SW846 8260D
Project: Griffiss AFB; Rome, NY

Date Sampled: 03/28/23
Date Received: 03/31/23
Percent Solids: n/a

VOA 8260 List

CAS No.	Compound	Result	LOQ	LOD	DL	Units	Q
594-20-7	2,2-Dichloropropane	0.50 U	1.0	0.50	0.24	ug/l	
563-58-6	1,1-Dichloropropene	0.50 U	1.0	0.50	0.34	ug/l	
10061-01-5	cis-1,3-Dichloropropene	0.50 U	1.0	0.50	0.29	ug/l	
10061-02-6	trans-1,3-Dichloropropene	0.50 U	1.0	0.50	0.21	ug/l	
100-41-4	Ethylbenzene	1.8	1.0	0.50	0.36	ug/l	
87-68-3	Hexachlorobutadiene	1.0 U	2.0	1.0	0.30	ug/l	
591-78-6	2-Hexanone	5.0 U	10	5.0	2.0	ug/l	
98-82-8	Isopropylbenzene	0.82	1.0	0.50	0.22	ug/l	J
99-87-6	p-Isopropyltoluene	0.21	1.0	0.50	0.21	ug/l	J
74-83-9	Methyl Bromide	4.0 U	5.0	4.0	2.0	ug/l	
74-87-3	Methyl Chloride	1.0 U	2.0	1.0	0.50	ug/l	
74-95-3	Methylene Bromide	0.50 U	2.0	0.50	0.37	ug/l	
75-09-2	Methylene Chloride	4.0 U	5.0	4.0	2.0	ug/l	
108-10-1	4-Methyl-2-pentanone (MIBK)	2.0 U	5.0	2.0	1.0	ug/l	
1634-04-4	Methyl Tert Butyl Ether	0.50 U	1.0	0.50	0.23	ug/l	
91-20-3	Naphthalene	3.0	5.0	2.0	1.0	ug/l	J
103-65-1	n-Propylbenzene	1.0	1.0	0.50	0.29	ug/l	
100-42-5	Styrene	0.50 U	1.0	0.50	0.22	ug/l	
630-20-6	1,1,1,2-Tetrachloroethane	0.50 U	1.0	0.50	0.28	ug/l	
79-34-5	1,1,2,2-Tetrachloroethane	0.50 U	1.0	0.50	0.30	ug/l	
127-18-4	Tetrachloroethylene	0.50 U	1.0	0.50	0.22	ug/l	
108-88-3	Toluene	0.41	1.0	0.50	0.30	ug/l	J
87-61-6	1,2,3-Trichlorobenzene	1.0 U	2.0	1.0	0.61	ug/l	
120-82-1	1,2,4-Trichlorobenzene	1.0 U	2.0	1.0	0.50	ug/l	
71-55-6	1,1,1-Trichloroethane	0.50 U	1.0	0.50	0.25	ug/l	
79-00-5	1,1,2-Trichloroethane	0.50 U	1.0	0.50	0.47	ug/l	
79-01-6	Trichloroethylene	0.50 U	1.0	0.50	0.35	ug/l	
75-69-4	Trichlorofluoromethane	1.0 U	2.0	1.0	0.50	ug/l	
96-18-4	1,2,3-Trichloropropane	1.0 U	2.0	1.0	0.63	ug/l	
95-63-6	1,2,4-Trimethylbenzene	0.50 U	1.0	0.50	0.32	ug/l	
108-67-8	1,3,5-Trimethylbenzene	0.50 U	1.0	0.50	0.27	ug/l	
108-05-4	Vinyl Acetate	5.0 U	10	5.0	2.0	ug/l	
75-01-4	Vinyl Chloride	0.50 U	1.0	0.50	0.41	ug/l	
	m,p-Xylene	1.0 U	2.0	1.0	0.47	ug/l	
95-47-6	o-Xylene	0.50 U	1.0	0.50	0.26	ug/l	
1330-20-7	Xylene (total)	1.5 U	3.0	1.5	0.72	ug/l	

CAS No.	Surrogate Recoveries	Run# 1	Run# 2	Limits
1868-53-7	Dibromofluoromethane	99%		83-118%

U = Not detected LOD = Limit of Detection J = Indicates an estimated value
LOQ = Limit of Quantitation DL = Detection Limit B = Indicates analyte found in associated method blank
E = Indicates value exceeds calibration range N = Indicates presumptive evidence of a compound

Report of Analysis

Client Sample ID:	789MW-99_0323		
Lab Sample ID:	FC3855-3	**Date Sampled:**	03/28/23
Matrix:	AQ - Ground Water	**Date Received:**	03/31/23
Method:	SW846 8260D	**Percent Solids:**	n/a
Project:	Griffiss AFB; Rome, NY		

VOA 8260 List

CAS No.	Surrogate Recoveries	Run# 1	Run# 2	Limits
17060-07-0	1,2-Dichloroethane-D4	98%		79-125%
2037-26-5	Toluene-D8	94%		85-112%
460-00-4	4-Bromofluorobenzene	101%		83-118%

U = Not detected LOD = Limit of Detection J = Indicates an estimated value
LOQ = Limit of Quantitation DL = Detection Limit B = Indicates analyte found in associated method blank
E = Indicates value exceeds calibration range N = Indicates presumptive evidence of a compound

SGS North America Inc.

Report of Analysis

Client Sample ID:	789MW-99_0323-A		
Lab Sample ID:	FC3855-4	**Date Sampled:**	03/28/23
Matrix:	AQ - Ground Water	**Date Received:**	03/31/23
Method:	SW846 8260D	**Percent Solids:**	n/a
Project:	Griffiss AFB; Rome, NY		

	File ID	DF	Analyzed	By	Prep Date	Prep Batch	Analytical Batch
Run #1	I755519.D	1	04/05/23 11:18	JW	n/a	n/a	VI2871
Run #2							

	Purge Volume
Run #1	5.0 ml
Run #2	

VOA 8260 List

CAS No.	Compound	Result	LOQ	LOD	DL	Units	Q
67-64-1	Acetone	20 U	25	20	10	ug/l	
71-43-2	Benzene	1.0	1.0	0.50	0.31	ug/l	
108-86-1	Bromobenzene	0.50 U	1.0	0.50	0.37	ug/l	
74-97-5	Bromochloromethane	0.50 U	1.0	0.50	0.45	ug/l	
75-27-4	Bromodichloromethane	0.50 U	1.0	0.50	0.24	ug/l	
75-25-2	Bromoform	0.50 U	1.0	0.50	0.41	ug/l	
78-93-3	2-Butanone (MEK)	3.5 U	5.0	3.5	2.0	ug/l	
104-51-8	n-Butylbenzene	0.50 U	1.0	0.50	0.23	ug/l	
135-98-8	sec-Butylbenzene	0.76	1.0	0.50	0.24	ug/l	J
98-06-6	tert-Butylbenzene	0.50 U	1.0	0.50	0.31	ug/l	
75-15-0	Carbon Disulfide	1.0 U	2.0	1.0	0.53	ug/l	
56-23-5	Carbon Tetrachloride	0.50 U	1.0	0.50	0.36	ug/l	
108-90-7	Chlorobenzene	0.50 U	1.0	0.50	0.20	ug/l	
75-00-3	Chloroethane	1.0 U	2.0	1.0	0.67	ug/l	
67-66-3	Chloroform	0.50 U	1.0	0.50	0.30	ug/l	
95-49-8	o-Chlorotoluene	0.50 U	1.0	0.50	0.22	ug/l	
106-43-4	p-Chlorotoluene	0.50 U	1.0	0.50	0.31	ug/l	
124-48-1	Dibromochloromethane	0.50 U	1.0	0.50	0.28	ug/l	
96-12-8	1,2-Dibromo-3-chloropropane	2.0 U	5.0	2.0	1.0	ug/l	
106-93-4	1,2-Dibromoethane	1.0 U	2.0	1.0	0.28	ug/l	
75-71-8	Dichlorodifluoromethane	1.0 U	2.0	1.0	0.50	ug/l	
95-50-1	1,2-Dichlorobenzene	0.50 U	1.0	0.50	0.32	ug/l	
541-73-1	1,3-Dichlorobenzene	0.50 U	1.0	0.50	0.22	ug/l	
106-46-7	1,4-Dichlorobenzene	0.50 U	1.0	0.50	0.26	ug/l	
75-34-3	1,1-Dichloroethane	0.50 U	1.0	0.50	0.34	ug/l	
107-06-2	1,2-Dichloroethane	0.50 U	1.0	0.50	0.31	ug/l	
75-35-4	1,1-Dichloroethylene	0.50 U	1.0	0.50	0.32	ug/l	
156-59-2	cis-1,2-Dichloroethylene	0.50 U	1.0	0.50	0.28	ug/l	
156-60-5	trans-1,2-Dichloroethylene	0.50 U	1.0	0.50	0.22	ug/l	
540-59-0	1,2-Dichloroethene (total)	1.0 U	2.0	1.0	0.50	ug/l	
78-87-5	1,2-Dichloropropane	0.50 U	1.0	0.50	0.43	ug/l	
142-28-9	1,3-Dichloropropane	0.50 U	1.0	0.50	0.31	ug/l	

U = Not detected LOD = Limit of Detection J = Indicates an estimated value
LOQ = Limit of Quantitation DL = Detection Limit B = Indicates analyte found in associated method blank
E = Indicates value exceeds calibration range N = Indicates presumptive evidence of a compound

Report of Analysis

Client Sample ID:	789MW-99_0323-A		
Lab Sample ID:	FC3855-4	**Date Sampled:**	03/28/23
Matrix:	AQ - Ground Water	**Date Received:**	03/31/23
Method:	SW846 8260D	**Percent Solids:**	n/a
Project:	Griffiss AFB; Rome, NY		

VOA 8260 List

CAS No.	Compound	Result	LOQ	LOD	DL	Units	Q
594-20-7	2,2-Dichloropropane	0.50 U	1.0	0.50	0.24	ug/l	
563-58-6	1,1-Dichloropropene	0.50 U	1.0	0.50	0.34	ug/l	
10061-01-5	cis-1,3-Dichloropropene	0.50 U	1.0	0.50	0.29	ug/l	
10061-02-6	trans-1,3-Dichloropropene	0.50 U	1.0	0.50	0.21	ug/l	
100-41-4	Ethylbenzene	1.6	1.0	0.50	0.36	ug/l	
87-68-3	Hexachlorobutadiene	1.0 U	2.0	1.0	0.30	ug/l	
591-78-6	2-Hexanone	5.0 U	10	5.0	2.0	ug/l	
98-82-8	Isopropylbenzene	0.75	1.0	0.50	0.22	ug/l	J
99-87-6	p-Isopropyltoluene	0.50 U	1.0	0.50	0.21	ug/l	
74-83-9	Methyl Bromide	4.0 U	5.0	4.0	2.0	ug/l	
74-87-3	Methyl Chloride	1.0 U	2.0	1.0	0.50	ug/l	
74-95-3	Methylene Bromide	0.50 U	2.0	0.50	0.37	ug/l	
75-09-2	Methylene Chloride	4.0 U	5.0	4.0	2.0	ug/l	
108-10-1	4-Methyl-2-pentanone (MIBK)	2.0 U	5.0	2.0	1.0	ug/l	
1634-04-4	Methyl Tert Butyl Ether	0.50 U	1.0	0.50	0.23	ug/l	
91-20-3	Naphthalene	2.7	5.0	2.0	1.0	ug/l	J
103-65-1	n-Propylbenzene	0.74	1.0	0.50	0.29	ug/l	J
100-42-5	Styrene	0.50 U	1.0	0.50	0.22	ug/l	
630-20-6	1,1,1,2-Tetrachloroethane	0.50 U	1.0	0.50	0.28	ug/l	
79-34-5	1,1,2,2-Tetrachloroethane	0.50 U	1.0	0.50	0.30	ug/l	
127-18-4	Tetrachloroethylene	0.50 U	1.0	0.50	0.22	ug/l	
108-88-3	Toluene	0.38	1.0	0.50	0.30	ug/l	J
87-61-6	1,2,3-Trichlorobenzene	1.0 U	2.0	1.0	0.61	ug/l	
120-82-1	1,2,4-Trichlorobenzene	1.0 U	2.0	1.0	0.50	ug/l	
71-55-6	1,1,1-Trichloroethane	0.50 U	1.0	0.50	0.25	ug/l	
79-00-5	1,1,2-Trichloroethane	0.50 U	1.0	0.50	0.47	ug/l	
79-01-6	Trichloroethylene	0.50 U	1.0	0.50	0.35	ug/l	
75-69-4	Trichlorofluoromethane	1.0 U	2.0	1.0	0.50	ug/l	
96-18-4	1,2,3-Trichloropropane	1.0 U	2.0	1.0	0.63	ug/l	
95-63-6	1,2,4-Trimethylbenzene	0.50 U	1.0	0.50	0.32	ug/l	
108-67-8	1,3,5-Trimethylbenzene	0.50 U	1.0	0.50	0.27	ug/l	
108-05-4	Vinyl Acetate	5.0 U	10	5.0	2.0	ug/l	
75-01-4	Vinyl Chloride	0.50 U	1.0	0.50	0.41	ug/l	
	m,p-Xylene	1.0 U	2.0	1.0	0.47	ug/l	
95-47-6	o-Xylene	0.50 U	1.0	0.50	0.26	ug/l	
1330-20-7	Xylene (total)	1.5 U	3.0	1.5	0.72	ug/l	

CAS No.	Surrogate Recoveries	Run# 1	Run# 2	Limits
1868-53-7	Dibromofluoromethane	102%		83-118%

U = Not detected LOD = Limit of Detection J = Indicates an estimated value
LOQ = Limit of Quantitation DL = Detection Limit B = Indicates analyte found in associated method blank
E = Indicates value exceeds calibration range N = Indicates presumptive evidence of a compound

Report of Analysis

Client Sample ID:	789MW-99_0323-A		
Lab Sample ID:	FC3855-4	**Date Sampled:**	03/28/23
Matrix:	AQ - Ground Water	**Date Received:**	03/31/23
Method:	SW846 8260D	**Percent Solids:**	n/a
Project:	Griffiss AFB; Rome, NY		

VOA 8260 List

CAS No.	Surrogate Recoveries	Run# 1	Run# 2	Limits
17060-07-0	1,2-Dichloroethane-D4	98%		79-125%
2037-26-5	Toluene-D8	94%		85-112%
460-00-4	4-Bromofluorobenzene	102%		83-118%

U = Not detected LOD = Limit of Detection J = Indicates an estimated value
LOQ = Limit of Quantitation DL = Detection Limit B = Indicates analyte found in associated method blank
E = Indicates value exceeds calibration range N = Indicates presumptive evidence of a compound

SGS North America Inc.

Report of Analysis

Client Sample ID:	789MW-216_0323		
Lab Sample ID:	FC3855-5	**Date Sampled:**	03/28/23
Matrix:	AQ - Ground Water	**Date Received:**	03/31/23
Method:	SW846 8260D	**Percent Solids:**	n/a
Project:	Griffiss AFB; Rome, NY		

	File ID	DF	Analyzed	By	Prep Date	Prep Batch	Analytical Batch
Run #1 [a]	I755520.D	1	04/05/23 11:42	JW	n/a	n/a	VI2871
Run #2							

	Purge Volume
Run #1	5.0 ml
Run #2	

VOA 8260 List

CAS No.	Compound	Result	LOQ	LOD	DL	Units	Q
67-64-1	Acetone	20 U	25	20	10	ug/l	
71-43-2	Benzene	0.50 U	1.0	0.50	0.31	ug/l	
108-86-1	Bromobenzene	0.50 U	1.0	0.50	0.37	ug/l	
74-97-5	Bromochloromethane	0.50 U	1.0	0.50	0.45	ug/l	
75-27-4	Bromodichloromethane	0.50 U	1.0	0.50	0.24	ug/l	
75-25-2	Bromoform	0.50 U	1.0	0.50	0.41	ug/l	
78-93-3	2-Butanone (MEK)	3.5 U	5.0	3.5	2.0	ug/l	
104-51-8	n-Butylbenzene	0.50 U	1.0	0.50	0.23	ug/l	
135-98-8	sec-Butylbenzene	0.50 U	1.0	0.50	0.24	ug/l	
98-06-6	tert-Butylbenzene	0.50 U	1.0	0.50	0.31	ug/l	
75-15-0	Carbon Disulfide	1.0 U	2.0	1.0	0.53	ug/l	
56-23-5	Carbon Tetrachloride	0.50 U	1.0	0.50	0.36	ug/l	
108-90-7	Chlorobenzene	0.50 U	1.0	0.50	0.20	ug/l	
75-00-3	Chloroethane	1.0 U	2.0	1.0	0.67	ug/l	
67-66-3	Chloroform	0.50 U	1.0	0.50	0.30	ug/l	
95-49-8	o-Chlorotoluene	0.50 U	1.0	0.50	0.22	ug/l	
106-43-4	p-Chlorotoluene	0.50 U	1.0	0.50	0.31	ug/l	
124-48-1	Dibromochloromethane	0.50 U	1.0	0.50	0.28	ug/l	
96-12-8	1,2-Dibromo-3-chloropropane	2.0 U	5.0	2.0	1.0	ug/l	
106-93-4	1,2-Dibromoethane	1.0 U	2.0	1.0	0.28	ug/l	
75-71-8	Dichlorodifluoromethane	1.0 U	2.0	1.0	0.50	ug/l	
95-50-1	1,2-Dichlorobenzene	0.50 U	1.0	0.50	0.32	ug/l	
541-73-1	1,3-Dichlorobenzene	0.50 U	1.0	0.50	0.22	ug/l	
106-46-7	1,4-Dichlorobenzene	0.50 U	1.0	0.50	0.26	ug/l	
75-34-3	1,1-Dichloroethane	0.50 U	1.0	0.50	0.34	ug/l	
107-06-2	1,2-Dichloroethane	0.50 U	1.0	0.50	0.31	ug/l	
75-35-4	1,1-Dichloroethylene	0.50 U	1.0	0.50	0.32	ug/l	
156-59-2	cis-1,2-Dichloroethylene	0.50 U	1.0	0.50	0.28	ug/l	
156-60-5	trans-1,2-Dichloroethylene	0.50 U	1.0	0.50	0.22	ug/l	
540-59-0	1,2-Dichloroethene (total)	1.0 U	2.0	1.0	0.50	ug/l	
78-87-5	1,2-Dichloropropane	0.50 U	1.0	0.50	0.43	ug/l	
142-28-9	1,3-Dichloropropane	0.50 U	1.0	0.50	0.31	ug/l	

U = Not detected LOD = Limit of Detection J = Indicates an estimated value
LOQ = Limit of Quantitation DL = Detection Limit B = Indicates analyte found in associated method blank
E = Indicates value exceeds calibration range N = Indicates presumptive evidence of a compound

Report of Analysis

Client Sample ID:	789MW-216_0323		
Lab Sample ID:	FC3855-5	**Date Sampled:**	03/28/23
Matrix:	AQ - Ground Water	**Date Received:**	03/31/23
Method:	SW846 8260D	**Percent Solids:**	n/a
Project:	Griffiss AFB; Rome, NY		

VOA 8260 List

CAS No.	Compound	Result	LOQ	LOD	DL	Units	Q
594-20-7	2,2-Dichloropropane	0.50 U	1.0	0.50	0.24	ug/l	
563-58-6	1,1-Dichloropropene	0.50 U	1.0	0.50	0.34	ug/l	
10061-01-5	cis-1,3-Dichloropropene	0.50 U	1.0	0.50	0.29	ug/l	
10061-02-6	trans-1,3-Dichloropropene	0.50 U	1.0	0.50	0.21	ug/l	
100-41-4	Ethylbenzene	0.50 U	1.0	0.50	0.36	ug/l	
87-68-3	Hexachlorobutadiene	1.0 U	2.0	1.0	0.30	ug/l	
591-78-6	2-Hexanone	5.0 U	10	5.0	2.0	ug/l	
98-82-8	Isopropylbenzene	0.50 U	1.0	0.50	0.22	ug/l	
99-87-6	p-Isopropyltoluene	0.50 U	1.0	0.50	0.21	ug/l	
74-83-9	Methyl Bromide	4.0 U	5.0	4.0	2.0	ug/l	
74-87-3	Methyl Chloride	1.0 U	2.0	1.0	0.50	ug/l	
74-95-3	Methylene Bromide	0.50 U	2.0	0.50	0.37	ug/l	
75-09-2	Methylene Chloride	4.0 U	5.0	4.0	2.0	ug/l	
108-10-1	4-Methyl-2-pentanone (MIBK)	2.0 U	5.0	2.0	1.0	ug/l	
1634-04-4	Methyl Tert Butyl Ether	0.50 U	1.0	0.50	0.23	ug/l	
91-20-3	Naphthalene	2.0 U	5.0	2.0	1.0	ug/l	
103-65-1	n-Propylbenzene	0.50 U	1.0	0.50	0.29	ug/l	
100-42-5	Styrene	0.50 U	1.0	0.50	0.22	ug/l	
630-20-6	1,1,1,2-Tetrachloroethane	0.50 U	1.0	0.50	0.28	ug/l	
79-34-5	1,1,2,2-Tetrachloroethane	0.50 U	1.0	0.50	0.30	ug/l	
127-18-4	Tetrachloroethylene	0.50 U	1.0	0.50	0.22	ug/l	
108-88-3	Toluene	0.50 U	1.0	0.50	0.30	ug/l	
87-61-6	1,2,3-Trichlorobenzene	1.0 U	2.0	1.0	0.61	ug/l	
120-82-1	1,2,4-Trichlorobenzene	1.0 U	2.0	1.0	0.50	ug/l	
71-55-6	1,1,1-Trichloroethane	0.50 U	1.0	0.50	0.25	ug/l	
79-00-5	1,1,2-Trichloroethane	0.50 U	1.0	0.50	0.47	ug/l	
79-01-6	Trichloroethylene	0.50 U	1.0	0.50	0.35	ug/l	
75-69-4	Trichlorofluoromethane	1.0 U	2.0	1.0	0.50	ug/l	
96-18-4	1,2,3-Trichloropropane	1.0 U	2.0	1.0	0.63	ug/l	
95-63-6	1,2,4-Trimethylbenzene	0.50 U	1.0	0.50	0.32	ug/l	
108-67-8	1,3,5-Trimethylbenzene	0.50 U	1.0	0.50	0.27	ug/l	
108-05-4	Vinyl Acetate	5.0 U	10	5.0	2.0	ug/l	
75-01-4	Vinyl Chloride	0.50 U	1.0	0.50	0.41	ug/l	
	m,p-Xylene	1.0 U	2.0	1.0	0.47	ug/l	
95-47-6	o-Xylene	0.50 U	1.0	0.50	0.26	ug/l	
1330-20-7	Xylene (total)	1.5 U	3.0	1.5	0.72	ug/l	

CAS No.	Surrogate Recoveries	Run# 1	Run# 2	Limits
1868-53-7	Dibromofluoromethane	99%		83-118%

U = Not detected LOD = Limit of Detection J = Indicates an estimated value
LOQ = Limit of Quantitation DL = Detection Limit B = Indicates analyte found in associated method blank
E = Indicates value exceeds calibration range N = Indicates presumptive evidence of a compound

Report of Analysis

Client Sample ID:	789MW-216_0323		
Lab Sample ID:	FC3855-5	**Date Sampled:**	03/28/23
Matrix:	AQ - Ground Water	**Date Received:**	03/31/23
Method:	SW846 8260D	**Percent Solids:**	n/a
Project:	Griffiss AFB; Rome, NY		

VOA 8260 List

CAS No.	Surrogate Recoveries	Run# 1	Run# 2	Limits
17060-07-0	1,2-Dichloroethane-D4	96%		79-125%
2037-26-5	Toluene-D8	94%		85-112%
460-00-4	4-Bromofluorobenzene	104%		83-118%

(a) Sample was treated with an anti-foaming agent.

U = Not detected LOD = Limit of Detection J = Indicates an estimated value
LOQ = Limit of Quantitation DL = Detection Limit B = Indicates analyte found in associated method blank
E = Indicates value exceeds calibration range N = Indicates presumptive evidence of a compound

SGS North America Inc.

Report of Analysis

Client Sample ID:	789MW-222_0323		
Lab Sample ID:	FC3855-6	**Date Sampled:**	03/28/23
Matrix:	AQ - Ground Water	**Date Received:**	03/31/23
Method:	SW846 8260D	**Percent Solids:**	n/a
Project:	Griffiss AFB; Rome, NY		

	File ID	DF	Analyzed	By	Prep Date	Prep Batch	Analytical Batch
Run #1	I755515.D	1	04/05/23 09:43	JW	n/a	n/a	VI2871
Run #2							

	Purge Volume
Run #1	5.0 ml
Run #2	

VOA 8260 List

CAS No.	Compound	Result	LOQ	LOD	DL	Units	Q
67-64-1	Acetone	20 U	25	20	10	ug/l	
71-43-2	Benzene	0.50 U	1.0	0.50	0.31	ug/l	
108-86-1	Bromobenzene	0.50 U	1.0	0.50	0.37	ug/l	
74-97-5	Bromochloromethane	0.50 U	1.0	0.50	0.45	ug/l	
75-27-4	Bromodichloromethane	0.50 U	1.0	0.50	0.24	ug/l	
75-25-2	Bromoform	0.50 U	1.0	0.50	0.41	ug/l	
78-93-3	2-Butanone (MEK)	3.5 U	5.0	3.5	2.0	ug/l	
104-51-8	n-Butylbenzene	0.50 U	1.0	0.50	0.23	ug/l	
135-98-8	sec-Butylbenzene	0.50 U	1.0	0.50	0.24	ug/l	
98-06-6	tert-Butylbenzene	0.50 U	1.0	0.50	0.31	ug/l	
75-15-0	Carbon Disulfide	1.0 U	2.0	1.0	0.53	ug/l	
56-23-5	Carbon Tetrachloride	0.50 U	1.0	0.50	0.36	ug/l	
108-90-7	Chlorobenzene	0.50 U	1.0	0.50	0.20	ug/l	
75-00-3	Chloroethane	1.0 U	2.0	1.0	0.67	ug/l	
67-66-3	Chloroform	0.50 U	1.0	0.50	0.30	ug/l	
95-49-8	o-Chlorotoluene	0.50 U	1.0	0.50	0.22	ug/l	
106-43-4	p-Chlorotoluene	0.50 U	1.0	0.50	0.31	ug/l	
124-48-1	Dibromochloromethane	0.50 U	1.0	0.50	0.28	ug/l	
96-12-8	1,2-Dibromo-3-chloropropane	2.0 U	5.0	2.0	1.0	ug/l	
106-93-4	1,2-Dibromoethane	1.0 U	2.0	1.0	0.28	ug/l	
75-71-8	Dichlorodifluoromethane	1.0 U	2.0	1.0	0.50	ug/l	
95-50-1	1,2-Dichlorobenzene	0.50 U	1.0	0.50	0.32	ug/l	
541-73-1	1,3-Dichlorobenzene	0.50 U	1.0	0.50	0.22	ug/l	
106-46-7	1,4-Dichlorobenzene	0.50 U	1.0	0.50	0.26	ug/l	
75-34-3	1,1-Dichloroethane	0.50 U	1.0	0.50	0.34	ug/l	
107-06-2	1,2-Dichloroethane	0.50 U	1.0	0.50	0.31	ug/l	
75-35-4	1,1-Dichloroethylene	0.50 U	1.0	0.50	0.32	ug/l	
156-59-2	cis-1,2-Dichloroethylene	0.50 U	1.0	0.50	0.28	ug/l	
156-60-5	trans-1,2-Dichloroethylene	0.50 U	1.0	0.50	0.22	ug/l	
540-59-0	1,2-Dichloroethene (total)	1.0 U	2.0	1.0	0.50	ug/l	
78-87-5	1,2-Dichloropropane	0.50 U	1.0	0.50	0.43	ug/l	
142-28-9	1,3-Dichloropropane	0.50 U	1.0	0.50	0.31	ug/l	

U = Not detected LOD = Limit of Detection J = Indicates an estimated value
LOQ = Limit of Quantitation DL = Detection Limit B = Indicates analyte found in associated method blank
E = Indicates value exceeds calibration range N = Indicates presumptive evidence of a compound

Report of Analysis

Client Sample ID:	789MW-222_0323		
Lab Sample ID:	FC3855-6	**Date Sampled:**	03/28/23
Matrix:	AQ - Ground Water	**Date Received:**	03/31/23
Method:	SW846 8260D	**Percent Solids:**	n/a
Project:	Griffiss AFB; Rome, NY		

VOA 8260 List

CAS No.	Compound	Result	LOQ	LOD	DL	Units	Q
594-20-7	2,2-Dichloropropane	0.50 U	1.0	0.50	0.24	ug/l	
563-58-6	1,1-Dichloropropene	0.50 U	1.0	0.50	0.34	ug/l	
10061-01-5	cis-1,3-Dichloropropene	0.50 U	1.0	0.50	0.29	ug/l	
10061-02-6	trans-1,3-Dichloropropene	0.50 U	1.0	0.50	0.21	ug/l	
100-41-4	Ethylbenzene	0.50 U	1.0	0.50	0.36	ug/l	
87-68-3	Hexachlorobutadiene	1.0 U	2.0	1.0	0.30	ug/l	
591-78-6	2-Hexanone	5.0 U	10	5.0	2.0	ug/l	
98-82-8	Isopropylbenzene	0.50 U	1.0	0.50	0.22	ug/l	
99-87-6	p-Isopropyltoluene	0.50 U	1.0	0.50	0.21	ug/l	
74-83-9	Methyl Bromide	4.0 U	5.0	4.0	2.0	ug/l	
74-87-3	Methyl Chloride	1.0 U	2.0	1.0	0.50	ug/l	
74-95-3	Methylene Bromide	0.50 U	2.0	0.50	0.37	ug/l	
75-09-2	Methylene Chloride	4.0 U	5.0	4.0	2.0	ug/l	
108-10-1	4-Methyl-2-pentanone (MIBK)	2.0 U	5.0	2.0	1.0	ug/l	
1634-04-4	Methyl Tert Butyl Ether	0.50 U	1.0	0.50	0.23	ug/l	
91-20-3	Naphthalene	2.0 U	5.0	2.0	1.0	ug/l	
103-65-1	n-Propylbenzene	0.50 U	1.0	0.50	0.29	ug/l	
100-42-5	Styrene	0.50 U	1.0	0.50	0.22	ug/l	
630-20-6	1,1,1,2-Tetrachloroethane	0.50 U	1.0	0.50	0.28	ug/l	
79-34-5	1,1,2,2-Tetrachloroethane	0.50 U	1.0	0.50	0.30	ug/l	
127-18-4	Tetrachloroethylene	0.50 U	1.0	0.50	0.22	ug/l	
108-88-3	Toluene	0.50 U	1.0	0.50	0.30	ug/l	
87-61-6	1,2,3-Trichlorobenzene	1.0 U	2.0	1.0	0.61	ug/l	
120-82-1	1,2,4-Trichlorobenzene	1.0 U	2.0	1.0	0.50	ug/l	
71-55-6	1,1,1-Trichloroethane	0.50 U	1.0	0.50	0.25	ug/l	
79-00-5	1,1,2-Trichloroethane	0.50 U	1.0	0.50	0.47	ug/l	
79-01-6	Trichloroethylene	0.50 U	1.0	0.50	0.35	ug/l	
75-69-4	Trichlorofluoromethane	1.0 U	2.0	1.0	0.50	ug/l	
96-18-4	1,2,3-Trichloropropane	1.0 U	2.0	1.0	0.63	ug/l	
95-63-6	1,2,4-Trimethylbenzene	0.50 U	1.0	0.50	0.32	ug/l	
108-67-8	1,3,5-Trimethylbenzene	0.50 U	1.0	0.50	0.27	ug/l	
108-05-4	Vinyl Acetate	5.0 U	10	5.0	2.0	ug/l	
75-01-4	Vinyl Chloride	0.50 U	1.0	0.50	0.41	ug/l	
	m,p-Xylene	1.0 U	2.0	1.0	0.47	ug/l	
95-47-6	o-Xylene	0.50 U	1.0	0.50	0.26	ug/l	
1330-20-7	Xylene (total)	1.5 U	3.0	1.5	0.72	ug/l	

CAS No.	Surrogate Recoveries	Run# 1	Run# 2	Limits
1868-53-7	Dibromofluoromethane	101%		83-118%

U = Not detected LOD = Limit of Detection J = Indicates an estimated value
LOQ = Limit of Quantitation DL = Detection Limit B = Indicates analyte found in associated method blank
E = Indicates value exceeds calibration range N = Indicates presumptive evidence of a compound

Report of Analysis

Client Sample ID:	789MW-222_0323		
Lab Sample ID:	FC3855-6	**Date Sampled:**	03/28/23
Matrix:	AQ - Ground Water	**Date Received:**	03/31/23
Method:	SW846 8260D	**Percent Solids:**	n/a
Project:	Griffiss AFB; Rome, NY		

VOA 8260 List

CAS No.	Surrogate Recoveries	Run# 1	Run# 2	Limits
17060-07-0	1,2-Dichloroethane-D4	97%		79-125%
2037-26-5	Toluene-D8	96%		85-112%
460-00-4	4-Bromofluorobenzene	99%		83-118%

U = Not detected LOD = Limit of Detection J = Indicates an estimated value
LOQ = Limit of Quantitation DL = Detection Limit B = Indicates analyte found in associated method blank
E = Indicates value exceeds calibration range N = Indicates presumptive evidence of a compound

SGS North America Inc.

Report of Analysis

Client Sample ID:	789MW-251_0323		
Lab Sample ID:	FC3855-7	**Date Sampled:**	03/28/23
Matrix:	AQ - Ground Water	**Date Received:**	03/31/23
Method:	SW846 8260D	**Percent Solids:**	n/a
Project:	Griffiss AFB; Rome, NY		

	File ID	DF	Analyzed	By	Prep Date	Prep Batch	Analytical Batch
Run #1	I755521.D	1	04/05/23 12:05	JW	n/a	n/a	VI2871
Run #2							

	Purge Volume
Run #1	5.0 ml
Run #2	

VOA 8260 List

CAS No.	Compound	Result	LOQ	LOD	DL	Units	Q
67-64-1	Acetone	20 U	25	20	10	ug/l	
71-43-2	Benzene	0.50 U	1.0	0.50	0.31	ug/l	
108-86-1	Bromobenzene	0.50 U	1.0	0.50	0.37	ug/l	
74-97-5	Bromochloromethane	0.50 U	1.0	0.50	0.45	ug/l	
75-27-4	Bromodichloromethane	0.50 U	1.0	0.50	0.24	ug/l	
75-25-2	Bromoform	0.50 U	1.0	0.50	0.41	ug/l	
78-93-3	2-Butanone (MEK)	3.5 U	5.0	3.5	2.0	ug/l	
104-51-8	n-Butylbenzene	0.50 U	1.0	0.50	0.23	ug/l	
135-98-8	sec-Butylbenzene	0.50 U	1.0	0.50	0.24	ug/l	
98-06-6	tert-Butylbenzene	0.50 U	1.0	0.50	0.31	ug/l	
75-15-0	Carbon Disulfide	1.0 U	2.0	1.0	0.53	ug/l	
56-23-5	Carbon Tetrachloride	0.50 U	1.0	0.50	0.36	ug/l	
108-90-7	Chlorobenzene	0.50 U	1.0	0.50	0.20	ug/l	
75-00-3	Chloroethane	1.0 U	2.0	1.0	0.67	ug/l	
67-66-3	Chloroform	0.50 U	1.0	0.50	0.30	ug/l	
95-49-8	o-Chlorotoluene	0.50 U	1.0	0.50	0.22	ug/l	
106-43-4	p-Chlorotoluene	0.50 U	1.0	0.50	0.31	ug/l	
124-48-1	Dibromochloromethane	0.50 U	1.0	0.50	0.28	ug/l	
96-12-8	1,2-Dibromo-3-chloropropane	2.0 U	5.0	2.0	1.0	ug/l	
106-93-4	1,2-Dibromoethane	1.0 U	2.0	1.0	0.28	ug/l	
75-71-8	Dichlorodifluoromethane	1.0 U	2.0	1.0	0.50	ug/l	
95-50-1	1,2-Dichlorobenzene	0.50 U	1.0	0.50	0.32	ug/l	
541-73-1	1,3-Dichlorobenzene	0.50 U	1.0	0.50	0.22	ug/l	
106-46-7	1,4-Dichlorobenzene	0.50 U	1.0	0.50	0.26	ug/l	
75-34-3	1,1-Dichloroethane	0.50 U	1.0	0.50	0.34	ug/l	
107-06-2	1,2-Dichloroethane	0.50 U	1.0	0.50	0.31	ug/l	
75-35-4	1,1-Dichloroethylene	0.50 U	1.0	0.50	0.32	ug/l	
156-59-2	cis-1,2-Dichloroethylene	0.50 U	1.0	0.50	0.28	ug/l	
156-60-5	trans-1,2-Dichloroethylene	0.50 U	1.0	0.50	0.22	ug/l	
540-59-0	1,2-Dichloroethene (total)	1.0 U	2.0	1.0	0.50	ug/l	
78-87-5	1,2-Dichloropropane	0.50 U	1.0	0.50	0.43	ug/l	
142-28-9	1,3-Dichloropropane	0.50 U	1.0	0.50	0.31	ug/l	

U = Not detected LOD = Limit of Detection J = Indicates an estimated value
LOQ = Limit of Quantitation DL = Detection Limit B = Indicates analyte found in associated method blank
E = Indicates value exceeds calibration range N = Indicates presumptive evidence of a compound

Report of Analysis

Client Sample ID:	789MW-251_0323		
Lab Sample ID:	FC3855-7	**Date Sampled:**	03/28/23
Matrix:	AQ - Ground Water	**Date Received:**	03/31/23
Method:	SW846 8260D	**Percent Solids:**	n/a
Project:	Griffiss AFB; Rome, NY		

VOA 8260 List

CAS No.	Compound	Result	LOQ	LOD	DL	Units	Q
594-20-7	2,2-Dichloropropane	0.50 U	1.0	0.50	0.24	ug/l	
563-58-6	1,1-Dichloropropene	0.50 U	1.0	0.50	0.34	ug/l	
10061-01-5	cis-1,3-Dichloropropene	0.50 U	1.0	0.50	0.29	ug/l	
10061-02-6	trans-1,3-Dichloropropene	0.50 U	1.0	0.50	0.21	ug/l	
100-41-4	Ethylbenzene	0.50 U	1.0	0.50	0.36	ug/l	
87-68-3	Hexachlorobutadiene	1.0 U	2.0	1.0	0.30	ug/l	
591-78-6	2-Hexanone	5.0 U	10	5.0	2.0	ug/l	
98-82-8	Isopropylbenzene	0.50 U	1.0	0.50	0.22	ug/l	
99-87-6	p-Isopropyltoluene	0.50 U	1.0	0.50	0.21	ug/l	
74-83-9	Methyl Bromide	4.0 U	5.0	4.0	2.0	ug/l	
74-87-3	Methyl Chloride	1.0 U	2.0	1.0	0.50	ug/l	
74-95-3	Methylene Bromide	0.50 U	2.0	0.50	0.37	ug/l	
75-09-2	Methylene Chloride	4.0 U	5.0	4.0	2.0	ug/l	
108-10-1	4-Methyl-2-pentanone (MIBK)	2.0 U	5.0	2.0	1.0	ug/l	
1634-04-4	Methyl Tert Butyl Ether	0.50 U	1.0	0.50	0.23	ug/l	
91-20-3	Naphthalene	2.0 U	5.0	2.0	1.0	ug/l	
103-65-1	n-Propylbenzene	0.50 U	1.0	0.50	0.29	ug/l	
100-42-5	Styrene	0.50 U	1.0	0.50	0.22	ug/l	
630-20-6	1,1,1,2-Tetrachloroethane	0.50 U	1.0	0.50	0.28	ug/l	
79-34-5	1,1,2,2-Tetrachloroethane	0.50 U	1.0	0.50	0.30	ug/l	
127-18-4	Tetrachloroethylene	0.50 U	1.0	0.50	0.22	ug/l	
108-88-3	Toluene	0.50 U	1.0	0.50	0.30	ug/l	
87-61-6	1,2,3-Trichlorobenzene	1.0 U	2.0	1.0	0.61	ug/l	
120-82-1	1,2,4-Trichlorobenzene	1.0 U	2.0	1.0	0.50	ug/l	
71-55-6	1,1,1-Trichloroethane	0.50 U	1.0	0.50	0.25	ug/l	
79-00-5	1,1,2-Trichloroethane	0.50 U	1.0	0.50	0.47	ug/l	
79-01-6	Trichloroethylene	0.50 U	1.0	0.50	0.35	ug/l	
75-69-4	Trichlorofluoromethane	1.0 U	2.0	1.0	0.50	ug/l	
96-18-4	1,2,3-Trichloropropane	1.0 U	2.0	1.0	0.63	ug/l	
95-63-6	1,2,4-Trimethylbenzene	0.50 U	1.0	0.50	0.32	ug/l	
108-67-8	1,3,5-Trimethylbenzene	0.50 U	1.0	0.50	0.27	ug/l	
108-05-4	Vinyl Acetate	5.0 U	10	5.0	2.0	ug/l	
75-01-4	Vinyl Chloride	0.50 U	1.0	0.50	0.41	ug/l	
	m,p-Xylene	1.0 U	2.0	1.0	0.47	ug/l	
95-47-6	o-Xylene	0.50 U	1.0	0.50	0.26	ug/l	
1330-20-7	Xylene (total)	1.5 U	3.0	1.5	0.72	ug/l	

CAS No.	Surrogate Recoveries	Run# 1	Run# 2	Limits
1868-53-7	Dibromofluoromethane	100%		83-118%

U = Not detected LOD = Limit of Detection J = Indicates an estimated value
LOQ = Limit of Quantitation DL = Detection Limit B = Indicates analyte found in associated method blank
E = Indicates value exceeds calibration range N = Indicates presumptive evidence of a compound

Report of Analysis

Client Sample ID:	789MW-251_0323		
Lab Sample ID:	FC3855-7	**Date Sampled:**	03/28/23
Matrix:	AQ - Ground Water	**Date Received:**	03/31/23
Method:	SW846 8260D	**Percent Solids:**	n/a
Project:	Griffiss AFB; Rome, NY		

VOA 8260 List

CAS No.	Surrogate Recoveries	Run# 1	Run# 2	Limits
17060-07-0	1,2-Dichloroethane-D4	98%		79-125%
2037-26-5	Toluene-D8	93%		85-112%
460-00-4	4-Bromofluorobenzene	102%		83-118%

U = Not detected LOD = Limit of Detection J = Indicates an estimated value
LOQ = Limit of Quantitation DL = Detection Limit B = Indicates analyte found in associated method blank
E = Indicates value exceeds calibration range N = Indicates presumptive evidence of a compound

SGS North America Inc.

Report of Analysis

Client Sample ID:	SS067-TB01_032823		
Lab Sample ID:	FC3855-8	**Date Sampled:**	03/28/23
Matrix:	AQ - Trip Blank Water	**Date Received:**	03/31/23
Method:	SW846 8260D	**Percent Solids:**	n/a
Project:	Griffiss AFB; Rome, NY		

	File ID	DF	Analyzed	By	Prep Date	Prep Batch	Analytical Batch
Run #1	I755514.D	1	04/05/23 09:19	JW	n/a	n/a	VI2871
Run #2							

	Purge Volume
Run #1	5.0 ml
Run #2	

VOA 8260 List

CAS No.	Compound	Result	LOQ	LOD	DL	Units	Q
67-64-1	Acetone	20 U	25	20	10	ug/l	
71-43-2	Benzene	0.50 U	1.0	0.50	0.31	ug/l	
108-86-1	Bromobenzene	0.50 U	1.0	0.50	0.37	ug/l	
74-97-5	Bromochloromethane	0.50 U	1.0	0.50	0.45	ug/l	
75-27-4	Bromodichloromethane	0.50 U	1.0	0.50	0.24	ug/l	
75-25-2	Bromoform	0.50 U	1.0	0.50	0.41	ug/l	
78-93-3	2-Butanone (MEK)	3.5 U	5.0	3.5	2.0	ug/l	
104-51-8	n-Butylbenzene	0.50 U	1.0	0.50	0.23	ug/l	
135-98-8	sec-Butylbenzene	0.50 U	1.0	0.50	0.24	ug/l	
98-06-6	tert-Butylbenzene	0.50 U	1.0	0.50	0.31	ug/l	
75-15-0	Carbon Disulfide	1.0 U	2.0	1.0	0.53	ug/l	
56-23-5	Carbon Tetrachloride	0.50 U	1.0	0.50	0.36	ug/l	
108-90-7	Chlorobenzene	0.50 U	1.0	0.50	0.20	ug/l	
75-00-3	Chloroethane	1.0 U	2.0	1.0	0.67	ug/l	
67-66-3	Chloroform	0.50 U	1.0	0.50	0.30	ug/l	
95-49-8	o-Chlorotoluene	0.50 U	1.0	0.50	0.22	ug/l	
106-43-4	p-Chlorotoluene	0.50 U	1.0	0.50	0.31	ug/l	
124-48-1	Dibromochloromethane	0.50 U	1.0	0.50	0.28	ug/l	
96-12-8	1,2-Dibromo-3-chloropropane	2.0 U	5.0	2.0	1.0	ug/l	
106-93-4	1,2-Dibromoethane	1.0 U	2.0	1.0	0.28	ug/l	
75-71-8	Dichlorodifluoromethane	1.0 U	2.0	1.0	0.50	ug/l	
95-50-1	1,2-Dichlorobenzene	0.50 U	1.0	0.50	0.32	ug/l	
541-73-1	1,3-Dichlorobenzene	0.50 U	1.0	0.50	0.22	ug/l	
106-46-7	1,4-Dichlorobenzene	0.50 U	1.0	0.50	0.26	ug/l	
75-34-3	1,1-Dichloroethane	0.50 U	1.0	0.50	0.34	ug/l	
107-06-2	1,2-Dichloroethane	0.50 U	1.0	0.50	0.31	ug/l	
75-35-4	1,1-Dichloroethylene	0.50 U	1.0	0.50	0.32	ug/l	
156-59-2	cis-1,2-Dichloroethylene	0.50 U	1.0	0.50	0.28	ug/l	
156-60-5	trans-1,2-Dichloroethylene	0.50 U	1.0	0.50	0.22	ug/l	
540-59-0	1,2-Dichloroethene (total)	1.0 U	2.0	1.0	0.50	ug/l	
78-87-5	1,2-Dichloropropane	0.50 U	1.0	0.50	0.43	ug/l	
142-28-9	1,3-Dichloropropane	0.50 U	1.0	0.50	0.31	ug/l	

U = Not detected LOD = Limit of Detection J = Indicates an estimated value
LOQ = Limit of Quantitation DL = Detection Limit B = Indicates analyte found in associated method blank
E = Indicates value exceeds calibration range N = Indicates presumptive evidence of a compound

Report of Analysis

Client Sample ID:	SS067-TB01_032823		
Lab Sample ID:	FC3855-8	**Date Sampled:**	03/28/23
Matrix:	AQ - Trip Blank Water	**Date Received:**	03/31/23
Method:	SW846 8260D	**Percent Solids:**	n/a
Project:	Griffiss AFB; Rome, NY		

VOA 8260 List

CAS No.	Compound	Result	LOQ	LOD	DL	Units	Q
594-20-7	2,2-Dichloropropane	0.50 U	1.0	0.50	0.24	ug/l	
563-58-6	1,1-Dichloropropene	0.50 U	1.0	0.50	0.34	ug/l	
10061-01-5	cis-1,3-Dichloropropene	0.50 U	1.0	0.50	0.29	ug/l	
10061-02-6	trans-1,3-Dichloropropene	0.50 U	1.0	0.50	0.21	ug/l	
100-41-4	Ethylbenzene	0.50 U	1.0	0.50	0.36	ug/l	
87-68-3	Hexachlorobutadiene	1.0 U	2.0	1.0	0.30	ug/l	
591-78-6	2-Hexanone	5.0 U	10	5.0	2.0	ug/l	
98-82-8	Isopropylbenzene	0.50 U	1.0	0.50	0.22	ug/l	
99-87-6	p-Isopropyltoluene	0.50 U	1.0	0.50	0.21	ug/l	
74-83-9	Methyl Bromide	4.0 U	5.0	4.0	2.0	ug/l	
74-87-3	Methyl Chloride	1.0 U	2.0	1.0	0.50	ug/l	
74-95-3	Methylene Bromide	0.50 U	2.0	0.50	0.37	ug/l	
75-09-2	Methylene Chloride	4.0 U	5.0	4.0	2.0	ug/l	
108-10-1	4-Methyl-2-pentanone (MIBK)	2.0 U	5.0	2.0	1.0	ug/l	
1634-04-4	Methyl Tert Butyl Ether	0.50 U	1.0	0.50	0.23	ug/l	
91-20-3	Naphthalene	2.0 U	5.0	2.0	1.0	ug/l	
103-65-1	n-Propylbenzene	0.50 U	1.0	0.50	0.29	ug/l	
100-42-5	Styrene	0.50 U	1.0	0.50	0.22	ug/l	
630-20-6	1,1,1,2-Tetrachloroethane	0.50 U	1.0	0.50	0.28	ug/l	
79-34-5	1,1,2,2-Tetrachloroethane	0.50 U	1.0	0.50	0.30	ug/l	
127-18-4	Tetrachloroethylene	0.50 U	1.0	0.50	0.22	ug/l	
108-88-3	Toluene	0.50 U	1.0	0.50	0.30	ug/l	
87-61-6	1,2,3-Trichlorobenzene	1.0 U	2.0	1.0	0.61	ug/l	
120-82-1	1,2,4-Trichlorobenzene	1.0 U	2.0	1.0	0.50	ug/l	
71-55-6	1,1,1-Trichloroethane	0.50 U	1.0	0.50	0.25	ug/l	
79-00-5	1,1,2-Trichloroethane	0.50 U	1.0	0.50	0.47	ug/l	
79-01-6	Trichloroethylene	0.50 U	1.0	0.50	0.35	ug/l	
75-69-4	Trichlorofluoromethane	1.0 U	2.0	1.0	0.50	ug/l	
96-18-4	1,2,3-Trichloropropane	1.0 U	2.0	1.0	0.63	ug/l	
95-63-6	1,2,4-Trimethylbenzene	0.50 U	1.0	0.50	0.32	ug/l	
108-67-8	1,3,5-Trimethylbenzene	0.50 U	1.0	0.50	0.27	ug/l	
108-05-4	Vinyl Acetate	5.0 U	10	5.0	2.0	ug/l	
75-01-4	Vinyl Chloride	0.50 U	1.0	0.50	0.41	ug/l	
	m,p-Xylene	1.0 U	2.0	1.0	0.47	ug/l	
95-47-6	o-Xylene	0.50 U	1.0	0.50	0.26	ug/l	
1330-20-7	Xylene (total)	1.5 U	3.0	1.5	0.72	ug/l	

CAS No.	Surrogate Recoveries	Run# 1	Run# 2	Limits
1868-53-7	Dibromofluoromethane	101%		83-118%

U = Not detected LOD = Limit of Detection J = Indicates an estimated value
LOQ = Limit of Quantitation DL = Detection Limit B = Indicates analyte found in associated method blank
E = Indicates value exceeds calibration range N = Indicates presumptive evidence of a compound

Report of Analysis

Client Sample ID:	SS067-TB01_032823		
Lab Sample ID:	FC3855-8	**Date Sampled:**	03/28/23
Matrix:	AQ - Trip Blank Water	**Date Received:**	03/31/23
Method:	SW846 8260D	**Percent Solids:**	n/a
Project:	Griffiss AFB; Rome, NY		

VOA 8260 List

CAS No.	Surrogate Recoveries	Run# 1	Run# 2	Limits
17060-07-0	1,2-Dichloroethane-D4	98%		79-125%
2037-26-5	Toluene-D8	93%		85-112%
460-00-4	4-Bromofluorobenzene	100%		83-118%

U = Not detected LOD = Limit of Detection J = Indicates an estimated value
LOQ = Limit of Quantitation DL = Detection Limit B = Indicates analyte found in associated method blank
E = Indicates value exceeds calibration range N = Indicates presumptive evidence of a compound

Misc. Forms

Custody Documents and Other Forms

Includes the following where applicable:

- Chain of Custody
- QC Evaluation: DOD QSM5.x Limits

CHAIN-OF-CUSTODY RECORD

Bhate Environmental Associates, Inc.
Frank Gardener
445 Union Boulevard, Suite 129 Lakewood, CO 80228
Please add area code, 720.463.3903, , add e-mail

COC # _____ FC 3855

custody seal #: 1594

Project Name: Griffiss Air Force Base, BECOS	Laboratory: SGS North America, Inc., Orlando, FL	Event: 2023 Q1 SS067 ~~Event~~
Project Number: GRFIS-BECOS	POC: Please insert point of contact, insert laboratory phone number, insert email	
WBS Code:	Ship to:	

Comments:
SW8260D (A) = VOCs SGS
No lab provided water in cooler; could not collect ambient blanks. - BP

Equipment:
YSI EXO 1 w/ 100ft reel

Code	Matrix
WG	Ground Water
WQ	Water Quality Control Matrix

Code	Container/Preservative
31	3x 40 mL glass volatile vials, HCl to pH < 2; Cool to 0-6 °C; no headspace

INITIAL ASSESSMENT PB

LABEL VERIFICATION

1.8° IR#1

	Sample ID	Matrix	Date	Time	Samp Init.	Analytical Test Method: SW8260D (A)	31	Location ID	Sample Type	Depth (ft bgs) Top	Depth (ft bgs) Bottom	Cooler	Commer
	Event: 2023 Q1 SS067 Event						31						
1	789MW-83_0323	WG	3/28/2023	1630	BP	x		WL-789MW-83	N1	21.00	31.00	1	
2	789MW-98_0323	WG	3/28/2023	1400	BP	x		WL-789MW-98	N1	10.00	20.00	1	
3	789MW-99_0323	WG	3/28/2023	1430	BP	x		WL-789MW-99	N1	14.50	24.50	1	
4	789MW-99_0323-A	WG	3/28/2023	1430	BP	x		WL-789MW-99	FD1	14.50	24.50	1	
5	789MW-216_0323	WG	3/28/2023	1600	BP	x		WL-789MW-216	N1	19.00	29.00	1	
6	789MW-222_0323	WG	3/28/2023	1700	BP	x		WL-789MW-222	N1	18.00	28.00	1	
7	789MW-251_0323	WG	3/28/2023	1230	BP	x		WL-789MW-251	N1	4.80	29.80	1	

Relinquished by: (Signature)	Date	Time	Received by: (Signature)	Date	Time
BPollard (BPollard/ECC)	3/29/23	1200	FedEx		
			0925 31MAR23	31MAR23	0925

Shipping Date / Carrier / Airbill Number
Shipping Date:

Received by Laboratory: (Signature, Date, Time) & condition

ENV.COC_Field
March 09, 2023

Page 1 of 3

CHAIN-OF-CUSTODY RECORD

Bhate Environmental Associates, Inc.
Frank Gardener
445 Union Boulevard, Suite 129 Lakewood, CO 80228
Please add area code, 720.463.3903, , add e-mail

COC # FC 3855

8	~~SS067-TB01_MMDDYY~~ BP SS067-TB01_032823	WQ	3/28/23	0730	BP	X									FIELDQC	TB1	0.00	0.00	1	
BP	~~9~~ ~~SS067-AB01_MMDDYY~~	~~WQ~~				~~X~~									~~FIELDQC~~	~~AB1~~	~~0.00~~	~~0.00~~	~~1~~	BP
6	10 789MW-222_0323MS	WG	3/28/23	1700	BP	X									WL-789MW-222	MS1	0.00	0.00	1	
6	11 789MW-222_0323SD	WG	3/28/23	1700	BP	X									WL-789MW-222	SD1	0.00	0.00	1	
Turnaround Time: NA																					

Relinquished by: (Signature)	Date	Time	Received by: (Signature)	Date	Time	Shipping Date / Carrier / Airbill Number
B Pollard (B Pollard ECC)	3/29/23	1200	FedEx			Shipping Date:
				31MAR23	0925	Received by Laboratory: (Signature, Date, Time) & condition

ENV.COC_Field
March 09, 2023

Page 2 of 2

SGS Sample Receipt Summary

Job Number: FC3855 **Client:** BHATE **Project:** GRIFFIS AIR FORCE BASE, BECOS

Date / Time Received: 3/31/2023 9:25:00 AM **Delivery Method:** FED EX **Airbill #'s:** 6134 6606 6060

Therm ID: IR 1; **Therm CF:** -0.1; **# of Coolers:** 1

Cooler Temps (Raw Measured) °C: Cooler 1: (1.8);

Cooler Temps (Corrected) °C: Cooler 1: (1.7);

Cooler Information	Y	or	N
1. Custody Seals Present	☑		☐
2. Custody Seals Intact	☑		☐
3. Temp criteria achieved	☑		☐
4. Cooler temp verification	IR Gun		
5. Cooler media	Ice (Bag)		

Trip Blank Information	Y	or	N	N/A
1. Trip Blank present / cooler	☑		☐	☐
2. Trip Blank listed on COC	☑		☐	☐

	W	or	S	N/A
3. Type Of TB Received	☑		☐	☐

Sample Information	Y	or	N	N/A
1. Sample labels present on bottles	☑		☐	
2. Samples preserved properly	☑		☐	
3. Sufficient volume/containers recvd for analysis:	☑		☐	
4. Condition of sample	Intact			
5. Sample recvd within HT	☑		☐	
6. Dates/Times/IDs on COC match Sample Label	☑		☐	
7. VOCs have headspace	☐		☑	☐
8. Bottles received for unspecified tests	☐		☑	
9. Compositing instructions clear	☐		☐	☑
10. Voa Soil Kits/Jars received past 48hrs?	☐		☐	☑
11. % Solids Jar received?	☐		☐	☑
12. Residual Chlorine Present?	☐		☐	☑

Misc. Information

Number of Encores: 25-Gram _____ 5-Gram _____ Number of 5035 Field Kits: _____ Number of Lab Filtered Metals: _____

Test Strip Lot #s: pH 0-3 230320 pH 10-12 25BDH07 Other: (Specify) pH 1.0 - 12.0 222221

Residual Chlorine Test Strip Lot #: _____

Comments

SM001
Rev. Date 05/24/17

Technician: TORYW Date: 3/31/2023 9:25:00 AM Reviewer: _____ Date: _____

FC3855: Chain of Custody
Page 3 of 3

QC Evaluation: DOD QSM5.x Limits

Job Number: FC3855
Account: Bhate Environmental
Project: Griffiss AFB; Rome, NY
Collected: 03/28/23

QC Sample ID	CAS#	Analyte	Sample Type	Result Type	Result	Units	Limits
VI2871	SW846 8260D						
VI2871-BS	67-64-1	Acetone	BSP	REC	109	%	39-160
VI2871-BS	71-43-2	Benzene	BSP	REC	107	%	79-120
VI2871-BS	108-86-1	Bromobenzene	BSP	REC	101	%	80-120
VI2871-BS	74-97-5	Bromochloromethane	BSP	REC	117	%	78-123
VI2871-BS	75-27-4	Bromodichloromethane	BSP	REC	108	%	79-125
VI2871-BS	75-25-2	Bromoform	BSP	REC	95	%	66-130
VI2871-BS	78-93-3	2-Butanone (MEK)	BSP	REC	110	%	56-143
VI2871-BS	104-51-8	n-Butylbenzene	BSP	REC	99	%	75-128
VI2871-BS	135-98-8	sec-Butylbenzene	BSP	REC	93	%	77-126
VI2871-BS	98-06-6	tert-Butylbenzene	BSP	REC	98	%	78-124
VI2871-BS	75-15-0	Carbon Disulfide	BSP	REC	126	%	64-133
VI2871-BS	56-23-5	Carbon Tetrachloride	BSP	REC	110	%	72-136
VI2871-BS	108-90-7	Chlorobenzene	BSP	REC	102	%	82-118
VI2871-BS	75-00-3	Chloroethane	BSP	REC	117	%	60-138
VI2871-BS	67-66-3	Chloroform	BSP	REC	119	%	79-124
VI2871-BS	95-49-8	o-Chlorotoluene	BSP	REC	101	%	79-122
VI2871-BS	106-43-4	p-Chlorotoluene	BSP	REC	99	%	78-122
VI2871-BS	124-48-1	Dibromochloromethane	BSP	REC	103	%	74-126
VI2871-BS	96-12-8	1,2-Dibromo-3-chloropropane	BSP	REC	97	%	62-128
VI2871-BS	106-93-4	1,2-Dibromoethane	BSP	REC	102	%	77-121
VI2871-BS	75-71-8	Dichlorodifluoromethane	BSP	REC	127	%	32-152
VI2871-BS	95-50-1	1,2-Dichlorobenzene	BSP	REC	98	%	80-119
VI2871-BS	541-73-1	1,3-Dichlorobenzene	BSP	REC	98	%	80-119
VI2871-BS	106-46-7	1,4-Dichlorobenzene	BSP	REC	99	%	79-118
VI2871-BS	75-34-3	1,1-Dichloroethane	BSP	REC	105	%	77-125
VI2871-BS	107-06-2	1,2-Dichloroethane	BSP	REC	111	%	73-128
VI2871-BS	75-35-4	1,1-Dichloroethylene	BSP	REC	109	%	71-131
VI2871-BS	156-59-2	cis-1,2-Dichloroethylene	BSP	REC	101	%	78-123
VI2871-BS	156-60-5	trans-1,2-Dichloroethylene	BSP	REC	110	%	75-124
VI2871-BS	540-59-0	1,2-Dichloroethene (total)	BSP	REC	105	%	79-121
VI2871-BS	78-87-5	1,2-Dichloropropane	BSP	REC	116	%	78-122
VI2871-BS	142-28-9	1,3-Dichloropropane	BSP	REC	106	%	80-119
VI2871-BS	594-20-7	2,2-Dichloropropane	BSP	REC	116	%	60-139
VI2871-BS	563-58-6	1,1-Dichloropropene	BSP	REC	110	%	79-125
VI2871-BS	10061-01-5	cis-1,3-Dichloropropene	BSP	REC	112	%	75-124
VI2871-BS	10061-02-6	trans-1,3-Dichloropropene	BSP	REC	95	%	73-127
VI2871-BS	100-41-4	Ethylbenzene	BSP	REC	101	%	79-121
VI2871-BS	87-68-3	Hexachlorobutadiene	BSP	REC	103	%	66-134
VI2871-BS	591-78-6	2-Hexanone	BSP	REC	102	%	57-139
VI2871-BS	98-82-8	Isopropylbenzene	BSP	REC	97	%	72-131
VI2871-BS	99-87-6	p-Isopropyltoluene	BSP	REC	92	%	77-127
VI2871-BS	74-83-9	Methyl Bromide	BSP	REC	120	%	53-141

* Sample used for QC is not from job FC3855

QC Evaluation: DOD QSM5.x Limits

Job Number: FC3855
Account: Bhate Environmental
Project: Griffiss AFB; Rome, NY
Collected: 03/28/23

QC Sample ID	CAS#	Analyte	Sample Type	Result Type	Result	Units	Limits
VI2871-BS	74-87-3	Methyl Chloride	BSP	REC	121	%	50-139
VI2871-BS	74-95-3	Methylene Bromide	BSP	REC	112	%	79-123
VI2871-BS	75-09-2	Methylene Chloride	BSP	REC	118	%	74-124
VI2871-BS	108-10-1	4-Methyl-2-pentanone (MIBK)	BSP	REC	106	%	67-130
VI2871-BS	1634-04-4	Methyl Tert Butyl Ether	BSP	REC	113	%	71-124
VI2871-BS	91-20-3	Naphthalene	BSP	REC	92	%	61-128
VI2871-BS	103-65-1	n-Propylbenzene	BSP	REC	97	%	76-126
VI2871-BS	100-42-5	Styrene	BSP	REC	97	%	78-123
VI2871-BS	630-20-6	1,1,1,2-Tetrachloroethane	BSP	REC	103	%	78-124
VI2871-BS	79-34-5	1,1,2,2-Tetrachloroethane	BSP	REC	99	%	71-121
VI2871-BS	127-18-4	Tetrachloroethylene	BSP	REC	98	%	74-129
VI2871-BS	108-88-3	Toluene	BSP	REC	103	%	80-121
VI2871-BS	87-61-6	1,2,3-Trichlorobenzene	BSP	REC	97	%	69-129
VI2871-BS	120-82-1	1,2,4-Trichlorobenzene	BSP	REC	94	%	69-130
VI2871-BS	71-55-6	1,1,1-Trichloroethane	BSP	REC	111	%	74-131
VI2871-BS	79-00-5	1,1,2-Trichloroethane	BSP	REC	100	%	80-119
VI2871-BS	79-01-6	Trichloroethylene	BSP	REC	109	%	79-123
VI2871-BS	75-69-4	Trichlorofluoromethane	BSP	REC	98	%	65-141
VI2871-BS	96-18-4	1,2,3-Trichloropropane	BSP	REC	99	%	73-122
VI2871-BS	95-63-6	1,2,4-Trimethylbenzene	BSP	REC	97	%	76-124
VI2871-BS	108-67-8	1,3,5-Trimethylbenzene	BSP	REC	99	%	75-124
VI2871-BS	108-05-4	Vinyl Acetate	BSP	REC	112	%	54-146
VI2871-BS	75-01-4	Vinyl Chloride	BSP	REC	118	%	58-137
VI2871-BS		m,p-Xylene	BSP	REC	100	%	80-121
VI2871-BS	95-47-6	o-Xylene	BSP	REC	98	%	78-122
VI2871-BS	1330-20-7	Xylene (total)	BSP	REC	99	%	79-121
VI2871-BS	1868-53-7	Dibromofluoromethane	BSP	SURR	101	%	80-119
VI2871-BS	17060-07-0	1,2-Dichloroethane-D4	BSP	SURR	101	%	81-118
VI2871-BS	2037-26-5	Toluene-D8	BSP	SURR	97	%	89-112
VI2871-BS	460-00-4	4-Bromofluorobenzene	BSP	SURR	99	%	85-114
FC3855-6MS	67-64-1	Acetone	MS	REC	107	%	39-160
FC3855-6MS	71-43-2	Benzene	MS	REC	115	%	79-120
FC3855-6MS	108-86-1	Bromobenzene	MS	REC	104	%	80-120
FC3855-6MS	74-97-5	Bromochloromethane	MS	REC	121	%	78-123
FC3855-6MS	75-27-4	Bromodichloromethane	MS	REC	113	%	79-125
FC3855-6MS	75-25-2	Bromoform	MS	REC	95	%	66-130
FC3855-6MS	78-93-3	2-Butanone (MEK)	MS	REC	114	%	56-143
FC3855-6MS	104-51-8	n-Butylbenzene	MS	REC	92	%	75-128
FC3855-6MS	135-98-8	sec-Butylbenzene	MS	REC	100	%	77-126
FC3855-6MS	98-06-6	tert-Butylbenzene	MS	REC	102	%	78-124
FC3855-6MS	75-15-0	Carbon Disulfide	MS	REC	142	%	64-133
FC3855-6MS	56-23-5	Carbon Tetrachloride	MS	REC	126	%	72-136
FC3855-6MS	108-90-7	Chlorobenzene	MS	REC	107	%	82-118
FC3855-6MS	75-00-3	Chloroethane	MS	REC	120	%	60-138
FC3855-6MS	67-66-3	Chloroform	MS	REC	124	%	79-124

* Sample used for QC is not from job FC3855

QC Evaluation: DOD QSM5.x Limits

Job Number: FC3855
Account: Bhate Environmental
Project: Griffiss AFB; Rome, NY
Collected: 03/28/23

QC Sample ID	CAS#	Analyte	Sample Type	Result Type	Result	Units	Limits
FC3855-6MS	95-49-8	o-Chlorotoluene	MS	REC	104	%	79-122
FC3855-6MS	106-43-4	p-Chlorotoluene	MS	REC	100	%	78-122
FC3855-6MS	124-48-1	Dibromochloromethane	MS	REC	105	%	74-126
FC3855-6MS	96-12-8	1,2-Dibromo-3-chloropropane	MS	REC	97	%	62-128
FC3855-6MS	106-93-4	1,2-Dibromoethane	MS	REC	104	%	77-121
FC3855-6MS	75-71-8	Dichlorodifluoromethane	MS	REC	134	%	32-152
FC3855-6MS	95-50-1	1,2-Dichlorobenzene	MS	REC	100	%	80-119
FC3855-6MS	541-73-1	1,3-Dichlorobenzene	MS	REC	100	%	80-119
FC3855-6MS	106-46-7	1,4-Dichlorobenzene	MS	REC	102	%	79-118
FC3855-6MS	75-34-3	1,1-Dichloroethane	MS	REC	112	%	77-125
FC3855-6MS	107-06-2	1,2-Dichloroethane	MS	REC	112	%	73-128
FC3855-6MS	75-35-4	1,1-Dichloroethylene	MS	REC	125	%	71-131
FC3855-6MS	156-59-2	cis-1,2-Dichloroethylene	MS	REC	108	%	78-123
FC3855-6MS	156-60-5	trans-1,2-Dichloroethylene	MS	REC	117	%	75-124
FC3855-6MS	540-59-0	1,2-Dichloroethene (total)	MS	REC	112	%	79-121
FC3855-6MS	78-87-5	1,2-Dichloropropane	MS	REC	118	%	78-122
FC3855-6MS	142-28-9	1,3-Dichloropropane	MS	REC	109	%	80-119
FC3855-6MS	594-20-7	2,2-Dichloropropane	MS	REC	86	%	60-139
FC3855-6MS	563-58-6	1,1-Dichloropropene	MS	REC	122	%	79-125
FC3855-6MS	10061-01-5	cis-1,3-Dichloropropene	MS	REC	101	%	75-124
FC3855-6MS	10061-02-6	trans-1,3-Dichloropropene	MS	REC	85	%	73-127
FC3855-6MS	100-41-4	Ethylbenzene	MS	REC	107	%	79-121
FC3855-6MS	87-68-3	Hexachlorobutadiene	MS	REC	101	%	66-134
FC3855-6MS	591-78-6	2-Hexanone	MS	REC	109	%	57-139
FC3855-6MS	98-82-8	Isopropylbenzene	MS	REC	104	%	72-131
FC3855-6MS	99-87-6	p-Isopropyltoluene	MS	REC	97	%	77-127
FC3855-6MS	74-83-9	Methyl Bromide	MS	REC	118	%	53-141
FC3855-6MS	74-87-3	Methyl Chloride	MS	REC	121	%	50-139
FC3855-6MS	74-95-3	Methylene Bromide	MS	REC	116	%	79-123
FC3855-6MS	75-09-2	Methylene Chloride	MS	REC	120	%	74-124
FC3855-6MS	108-10-1	4-Methyl-2-pentanone (MIBK)	MS	REC	111	%	67-130
FC3855-6MS	1634-04-4	Methyl Tert Butyl Ether	MS	REC	115	%	71-124
FC3855-6MS	91-20-3	Naphthalene	MS	REC	91	%	61-128
FC3855-6MS	103-65-1	n-Propylbenzene	MS	REC	102	%	76-126
FC3855-6MS	100-42-5	Styrene	MS	REC	96	%	78-123
FC3855-6MS	630-20-6	1,1,1,2-Tetrachloroethane	MS	REC	104	%	78-124
FC3855-6MS	79-34-5	1,1,2,2-Tetrachloroethane	MS	REC	106	%	71-121
FC3855-6MS	127-18-4	Tetrachloroethylene	MS	REC	99	%	74-129
FC3855-6MS	108-88-3	Toluene	MS	REC	109	%	80-121
FC3855-6MS	87-61-6	1,2,3-Trichlorobenzene	MS	REC	96	%	69-129
FC3855-6MS	120-82-1	1,2,4-Trichlorobenzene	MS	REC	95	%	69-130
FC3855-6MS	71-55-6	1,1,1-Trichloroethane	MS	REC	124	%	74-131
FC3855-6MS	79-00-5	1,1,2-Trichloroethane	MS	REC	105	%	80-119
FC3855-6MS	79-01-6	Trichloroethylene	MS	REC	118	%	79-123
FC3855-6MS	75-69-4	Trichlorofluoromethane	MS	REC	101	%	65-141

* Sample used for QC is not from job FC3855

QC Evaluation: DOD QSM5.x Limits

Job Number: FC3855
Account: Bhate Environmental
Project: Griffiss AFB; Rome, NY
Collected: 03/28/23

QC Sample ID	CAS#	Analyte	Sample Type	Result Type	Result	Units	Limits
FC3855-6MS	96-18-4	1,2,3-Trichloropropane	MS	REC	102	%	73-122
FC3855-6MS	95-63-6	1,2,4-Trimethylbenzene	MS	REC	98	%	76-124
FC3855-6MS	108-67-8	1,3,5-Trimethylbenzene	MS	REC	103	%	75-124
FC3855-6MS	108-05-4	Vinyl Acetate	MS	REC	86	%	54-146
FC3855-6MS	75-01-4	Vinyl Chloride	MS	REC	122	%	58-137
FC3855-6MS		m,p-Xylene	MS	REC	105	%	80-121
FC3855-6MS	95-47-6	o-Xylene	MS	REC	102	%	78-122
FC3855-6MS	1330-20-7	Xylene (total)	MS	REC	104	%	79-121
FC3855-6MS	1868-53-7	Dibromofluoromethane	MS	SURR	104	%	80-119
FC3855-6MS	17060-07-0	1,2-Dichloroethane-D4	MS	SURR	101	%	81-118
FC3855-6MS	2037-26-5	Toluene-D8	MS	SURR	97	%	89-112
FC3855-6MS	460-00-4	4-Bromofluorobenzene	MS	SURR	101	%	85-114
FC3855-6MSD	67-64-1	Acetone	MSD	REC	110	%	39-160
FC3855-6MSD	67-64-1	Acetone	MSD	RPD	3	%	20
FC3855-6MSD	71-43-2	Benzene	MSD	REC	114	%	79-120
FC3855-6MSD	71-43-2	Benzene	MSD	RPD	0	%	20
FC3855-6MSD	108-86-1	Bromobenzene	MSD	REC	105	%	80-120
FC3855-6MSD	108-86-1	Bromobenzene	MSD	RPD	1	%	20
FC3855-6MSD	74-97-5	Bromochloromethane	MSD	REC	117	%	78-123
FC3855-6MSD	74-97-5	Bromochloromethane	MSD	RPD	3	%	20
FC3855-6MSD	75-27-4	Bromodichloromethane	MSD	REC	113	%	79-125
FC3855-6MSD	75-27-4	Bromodichloromethane	MSD	RPD	0	%	20
FC3855-6MSD	75-25-2	Bromoform	MSD	REC	91	%	66-130
FC3855-6MSD	75-25-2	Bromoform	MSD	RPD	4	%	20
FC3855-6MSD	78-93-3	2-Butanone (MEK)	MSD	REC	118	%	56-143
FC3855-6MSD	78-93-3	2-Butanone (MEK)	MSD	RPD	3	%	20
FC3855-6MSD	104-51-8	n-Butylbenzene	MSD	REC	92	%	75-128
FC3855-6MSD	104-51-8	n-Butylbenzene	MSD	RPD	0	%	20
FC3855-6MSD	135-98-8	sec-Butylbenzene	MSD	REC	100	%	77-126
FC3855-6MSD	135-98-8	sec-Butylbenzene	MSD	RPD	0	%	20
FC3855-6MSD	98-06-6	tert-Butylbenzene	MSD	REC	104	%	78-124
FC3855-6MSD	98-06-6	tert-Butylbenzene	MSD	RPD	2	%	20
FC3855-6MSD	75-15-0	Carbon Disulfide	MSD	REC	140	%	64-133
FC3855-6MSD	75-15-0	Carbon Disulfide	MSD	RPD	1	%	20
FC3855-6MSD	56-23-5	Carbon Tetrachloride	MSD	REC	123	%	72-136
FC3855-6MSD	56-23-5	Carbon Tetrachloride	MSD	RPD	2	%	20
FC3855-6MSD	108-90-7	Chlorobenzene	MSD	REC	105	%	82-118
FC3855-6MSD	108-90-7	Chlorobenzene	MSD	RPD	2	%	20
FC3855-6MSD	75-00-3	Chloroethane	MSD	REC	128	%	60-138
FC3855-6MSD	75-00-3	Chloroethane	MSD	RPD	6	%	20
FC3855-6MSD	67-66-3	Chloroform	MSD	REC	117	%	79-124
FC3855-6MSD	67-66-3	Chloroform	MSD	RPD	6	%	20
FC3855-6MSD	95-49-8	o-Chlorotoluene	MSD	REC	104	%	79-122
FC3855-6MSD	95-49-8	o-Chlorotoluene	MSD	RPD	1	%	20
FC3855-6MSD	106-43-4	p-Chlorotoluene	MSD	REC	102	%	78-122

* Sample used for QC is not from job FC3855

QC Evaluation: DOD QSM5.x Limits

Job Number: FC3855
Account: Bhate Environmental
Project: Griffiss AFB; Rome, NY
Collected: 03/28/23

QC Sample ID	CAS#	Analyte	Sample Type	Result Type	Result	Units	Limits
FC3855-6MSD	106-43-4	p-Chlorotoluene	MSD	RPD	3	%	20
FC3855-6MSD	124-48-1	Dibromochloromethane	MSD	REC	102	%	74-126
FC3855-6MSD	124-48-1	Dibromochloromethane	MSD	RPD	3	%	20
FC3855-6MSD	96-12-8	1,2-Dibromo-3-chloropropane	MSD	REC	101	%	62-128
FC3855-6MSD	96-12-8	1,2-Dibromo-3-chloropropane	MSD	RPD	4	%	20
FC3855-6MSD	106-93-4	1,2-Dibromoethane	MSD	REC	100	%	77-121
FC3855-6MSD	106-93-4	1,2-Dibromoethane	MSD	RPD	4	%	20
FC3855-6MSD	75-71-8	Dichlorodifluoromethane	MSD	REC	143	%	32-152
FC3855-6MSD	75-71-8	Dichlorodifluoromethane	MSD	RPD	7	%	20
FC3855-6MSD	95-50-1	1,2-Dichlorobenzene	MSD	REC	100	%	80-119
FC3855-6MSD	95-50-1	1,2-Dichlorobenzene	MSD	RPD	1	%	20
FC3855-6MSD	541-73-1	1,3-Dichlorobenzene	MSD	REC	100	%	80-119
FC3855-6MSD	541-73-1	1,3-Dichlorobenzene	MSD	RPD	0	%	20
FC3855-6MSD	106-46-7	1,4-Dichlorobenzene	MSD	REC	100	%	79-118
FC3855-6MSD	106-46-7	1,4-Dichlorobenzene	MSD	RPD	2	%	20
FC3855-6MSD	75-34-3	1,1-Dichloroethane	MSD	REC	113	%	77-125
FC3855-6MSD	75-34-3	1,1-Dichloroethane	MSD	RPD	0	%	20
FC3855-6MSD	107-06-2	1,2-Dichloroethane	MSD	REC	113	%	73-128
FC3855-6MSD	107-06-2	1,2-Dichloroethane	MSD	RPD	1	%	20
FC3855-6MSD	75-35-4	1,1-Dichloroethylene	MSD	REC	141	%	71-131
FC3855-6MSD	75-35-4	1,1-Dichloroethylene	MSD	RPD	12	%	20
FC3855-6MSD	156-59-2	cis-1,2-Dichloroethylene	MSD	REC	110	%	78-123
FC3855-6MSD	156-59-2	cis-1,2-Dichloroethylene	MSD	RPD	3	%	20
FC3855-6MSD	156-60-5	trans-1,2-Dichloroethylene	MSD	REC	118	%	75-124
FC3855-6MSD	156-60-5	trans-1,2-Dichloroethylene	MSD	RPD	1	%	20
FC3855-6MSD	540-59-0	1,2-Dichloroethene (total)	MSD	REC	114	%	79-121
FC3855-6MSD	540-59-0	1,2-Dichloroethene (total)	MSD	RPD	2	%	20
FC3855-6MSD	78-87-5	1,2-Dichloropropane	MSD	REC	117	%	78-122
FC3855-6MSD	78-87-5	1,2-Dichloropropane	MSD	RPD	0	%	20
FC3855-6MSD	142-28-9	1,3-Dichloropropane	MSD	REC	107	%	80-119
FC3855-6MSD	142-28-9	1,3-Dichloropropane	MSD	RPD	2	%	20
FC3855-6MSD	594-20-7	2,2-Dichloropropane	MSD	REC	84	%	60-139
FC3855-6MSD	594-20-7	2,2-Dichloropropane	MSD	RPD	2	%	20
FC3855-6MSD	563-58-6	1,1-Dichloropropene	MSD	REC	122	%	79-125
FC3855-6MSD	563-58-6	1,1-Dichloropropene	MSD	RPD	0	%	20
FC3855-6MSD	10061-01-5	cis-1,3-Dichloropropene	MSD	REC	98	%	75-124
FC3855-6MSD	10061-01-5	cis-1,3-Dichloropropene	MSD	RPD	2	%	20
FC3855-6MSD	10061-02-6	trans-1,3-Dichloropropene	MSD	REC	85	%	73-127
FC3855-6MSD	10061-02-6	trans-1,3-Dichloropropene	MSD	RPD	0	%	20
FC3855-6MSD	100-41-4	Ethylbenzene	MSD	REC	105	%	79-121
FC3855-6MSD	100-41-4	Ethylbenzene	MSD	RPD	2	%	20
FC3855-6MSD	87-68-3	Hexachlorobutadiene	MSD	REC	99	%	66-134
FC3855-6MSD	87-68-3	Hexachlorobutadiene	MSD	RPD	2	%	20
FC3855-6MSD	591-78-6	2-Hexanone	MSD	REC	106	%	57-139
FC3855-6MSD	591-78-6	2-Hexanone	MSD	RPD	3	%	20

* Sample used for QC is not from job FC3855

QC Evaluation: DOD QSM5.x Limits

Job Number: FC3855
Account: Bhate Environmental
Project: Griffiss AFB; Rome, NY
Collected: 03/28/23

QC Sample ID	CAS#	Analyte	Sample Type	Result Type	Result	Units	Limits
FC3855-6MSD	98-82-8	Isopropylbenzene	MSD	REC	103	%	72-131
FC3855-6MSD	98-82-8	Isopropylbenzene	MSD	RPD	2	%	20
FC3855-6MSD	99-87-6	p-Isopropyltoluene	MSD	REC	99	%	77-127
FC3855-6MSD	99-87-6	p-Isopropyltoluene	MSD	RPD	2	%	20
FC3855-6MSD	74-83-9	Methyl Bromide	MSD	REC	126	%	53-141
FC3855-6MSD	74-83-9	Methyl Bromide	MSD	RPD	7	%	20
FC3855-6MSD	74-87-3	Methyl Chloride	MSD	REC	131	%	50-139
FC3855-6MSD	74-87-3	Methyl Chloride	MSD	RPD	8	%	20
FC3855-6MSD	74-95-3	Methylene Bromide	MSD	REC	113	%	79-123
FC3855-6MSD	74-95-3	Methylene Bromide	MSD	RPD	3	%	20
FC3855-6MSD	75-09-2	Methylene Chloride	MSD	REC	122	%	74-124
FC3855-6MSD	75-09-2	Methylene Chloride	MSD	RPD	1	%	20
FC3855-6MSD	108-10-1	4-Methyl-2-pentanone (MIBK)	MSD	REC	110	%	67-130
FC3855-6MSD	108-10-1	4-Methyl-2-pentanone (MIBK)	MSD	RPD	1	%	20
FC3855-6MSD	1634-04-4	Methyl Tert Butyl Ether	MSD	REC	114	%	71-124
FC3855-6MSD	1634-04-4	Methyl Tert Butyl Ether	MSD	RPD	1	%	20
FC3855-6MSD	91-20-3	Naphthalene	MSD	REC	92	%	61-128
FC3855-6MSD	91-20-3	Naphthalene	MSD	RPD	0	%	20
FC3855-6MSD	103-65-1	n-Propylbenzene	MSD	REC	105	%	76-126
FC3855-6MSD	103-65-1	n-Propylbenzene	MSD	RPD	3	%	20
FC3855-6MSD	100-42-5	Styrene	MSD	REC	94	%	78-123
FC3855-6MSD	100-42-5	Styrene	MSD	RPD	2	%	20
FC3855-6MSD	630-20-6	1,1,1,2-Tetrachloroethane	MSD	REC	105	%	78-124
FC3855-6MSD	630-20-6	1,1,1,2-Tetrachloroethane	MSD	RPD	1	%	20
FC3855-6MSD	79-34-5	1,1,2,2-Tetrachloroethane	MSD	REC	103	%	71-121
FC3855-6MSD	79-34-5	1,1,2,2-Tetrachloroethane	MSD	RPD	3	%	20
FC3855-6MSD	127-18-4	Tetrachloroethylene	MSD	REC	99	%	74-129
FC3855-6MSD	127-18-4	Tetrachloroethylene	MSD	RPD	0	%	20
FC3855-6MSD	108-88-3	Toluene	MSD	REC	107	%	80-121
FC3855-6MSD	108-88-3	Toluene	MSD	RPD	2	%	20
FC3855-6MSD	87-61-6	1,2,3-Trichlorobenzene	MSD	REC	98	%	69-129
FC3855-6MSD	87-61-6	1,2,3-Trichlorobenzene	MSD	RPD	3	%	20
FC3855-6MSD	120-82-1	1,2,4-Trichlorobenzene	MSD	REC	95	%	69-130
FC3855-6MSD	120-82-1	1,2,4-Trichlorobenzene	MSD	RPD	0	%	20
FC3855-6MSD	71-55-6	1,1,1-Trichloroethane	MSD	REC	123	%	74-131
FC3855-6MSD	71-55-6	1,1,1-Trichloroethane	MSD	RPD	1	%	20
FC3855-6MSD	79-00-5	1,1,2-Trichloroethane	MSD	REC	100	%	80-119
FC3855-6MSD	79-00-5	1,1,2-Trichloroethane	MSD	RPD	5	%	20
FC3855-6MSD	79-01-6	Trichloroethylene	MSD	REC	118	%	79-123
FC3855-6MSD	79-01-6	Trichloroethylene	MSD	RPD	0	%	20
FC3855-6MSD	75-69-4	Trichlorofluoromethane	MSD	REC	110	%	65-141
FC3855-6MSD	75-69-4	Trichlorofluoromethane	MSD	RPD	8	%	20
FC3855-6MSD	96-18-4	1,2,3-Trichloropropane	MSD	REC	103	%	73-122
FC3855-6MSD	96-18-4	1,2,3-Trichloropropane	MSD	RPD	1	%	20
FC3855-6MSD	95-63-6	1,2,4-Trimethylbenzene	MSD	REC	100	%	76-124

* Sample used for QC is not from job FC3855

QC Evaluation: DOD QSM5.x Limits

Job Number: FC3855
Account: Bhate Environmental
Project: Griffiss AFB; Rome, NY
Collected: 03/28/23

QC Sample ID	CAS#	Analyte	Sample Type	Result Type	Result	Units	Limits
FC3855-6MSD	95-63-6	1,2,4-Trimethylbenzene	MSD	RPD	2	%	20
FC3855-6MSD	108-67-8	1,3,5-Trimethylbenzene	MSD	REC	103	%	75-124
FC3855-6MSD	108-67-8	1,3,5-Trimethylbenzene	MSD	RPD	0	%	20
FC3855-6MSD	108-05-4	Vinyl Acetate	MSD	REC	87	%	54-146
FC3855-6MSD	108-05-4	Vinyl Acetate	MSD	RPD	1	%	20
FC3855-6MSD	75-01-4	Vinyl Chloride	MSD	REC	130	%	58-137
FC3855-6MSD	75-01-4	Vinyl Chloride	MSD	RPD	6	%	20
FC3855-6MSD		m,p-Xylene	MSD	REC	104	%	80-121
FC3855-6MSD		m,p-Xylene	MSD	RPD	1	%	20
FC3855-6MSD	95-47-6	o-Xylene	MSD	REC	99	%	78-122
FC3855-6MSD	95-47-6	o-Xylene	MSD	RPD	3	%	20
FC3855-6MSD	1330-20-7	Xylene (total)	MSD	REC	102	%	79-121
FC3855-6MSD	1330-20-7	Xylene (total)	MSD	RPD	1	%	20
FC3855-6MSD	1868-53-7	Dibromofluoromethane	MSD	SURR	103	%	80-119
FC3855-6MSD	17060-07-0	1,2-Dichloroethane-D4	MSD	SURR	101	%	81-118
FC3855-6MSD	2037-26-5	Toluene-D8	MSD	SURR	96	%	89-112
FC3855-6MSD	460-00-4	4-Bromofluorobenzene	MSD	SURR	100	%	85-114
VI2871-MB	1868-53-7	Dibromofluoromethane	MB	SURR	100	%	80-119
VI2871-MB	17060-07-0	1,2-Dichloroethane-D4	MB	SURR	96	%	81-118
VI2871-MB	2037-26-5	Toluene-D8	MB	SURR	94	%	89-112
VI2871-MB	460-00-4	4-Bromofluorobenzene	MB	SURR	101	%	85-114
FC3855-1	1868-53-7	Dibromofluoromethane	SAMP	SURR	102	%	80-119
FC3855-1	17060-07-0	1,2-Dichloroethane-D4	SAMP	SURR	98	%	81-118
FC3855-1	2037-26-5	Toluene-D8	SAMP	SURR	94	%	89-112
FC3855-1	460-00-4	4-Bromofluorobenzene	SAMP	SURR	99	%	85-114
FC3855-2	1868-53-7	Dibromofluoromethane	SAMP	SURR	101	%	80-119
FC3855-2	17060-07-0	1,2-Dichloroethane-D4	SAMP	SURR	95	%	81-118
FC3855-2	2037-26-5	Toluene-D8	SAMP	SURR	95	%	89-112
FC3855-2	460-00-4	4-Bromofluorobenzene	SAMP	SURR	99	%	85-114
FC3855-3	1868-53-7	Dibromofluoromethane	SAMP	SURR	99	%	80-119
FC3855-3	17060-07-0	1,2-Dichloroethane-D4	SAMP	SURR	98	%	81-118
FC3855-3	2037-26-5	Toluene-D8	SAMP	SURR	94	%	89-112
FC3855-3	460-00-4	4-Bromofluorobenzene	SAMP	SURR	101	%	85-114
FC3855-4	1868-53-7	Dibromofluoromethane	SAMP	SURR	102	%	80-119
FC3855-4	17060-07-0	1,2-Dichloroethane-D4	SAMP	SURR	98	%	81-118
FC3855-4	2037-26-5	Toluene-D8	SAMP	SURR	94	%	89-112
FC3855-4	460-00-4	4-Bromofluorobenzene	SAMP	SURR	102	%	85-114
FC3855-5	1868-53-7	Dibromofluoromethane	SAMP	SURR	99	%	80-119
FC3855-5	17060-07-0	1,2-Dichloroethane-D4	SAMP	SURR	96	%	81-118
FC3855-5	2037-26-5	Toluene-D8	SAMP	SURR	94	%	89-112
FC3855-5	460-00-4	4-Bromofluorobenzene	SAMP	SURR	104	%	85-114
FC3855-6	1868-53-7	Dibromofluoromethane	SAMP	SURR	101	%	80-119
FC3855-6	17060-07-0	1,2-Dichloroethane-D4	SAMP	SURR	97	%	81-118
FC3855-6	2037-26-5	Toluene-D8	SAMP	SURR	96	%	89-112
FC3855-6	460-00-4	4-Bromofluorobenzene	SAMP	SURR	99	%	85-114

* Sample used for QC is not from job FC3855

QC Evaluation: DOD QSM5.x Limits

Job Number: FC3855
Account: Bhate Environmental
Project: Griffiss AFB; Rome, NY
Collected: 03/28/23

QC Sample ID	CAS#	Analyte	Sample Type	Result Type	Result	Units	Limits
FC3855-7	1868-53-7	Dibromofluoromethane	SAMP	SURR	100	%	80-119
FC3855-7	17060-07-0	1,2-Dichloroethane-D4	SAMP	SURR	98	%	81-118
FC3855-7	2037-26-5	Toluene-D8	SAMP	SURR	93	%	89-112
FC3855-7	460-00-4	4-Bromofluorobenzene	SAMP	SURR	102	%	85-114
FC3855-8	1868-53-7	Dibromofluoromethane	SAMP	SURR	101	%	80-119
FC3855-8	17060-07-0	1,2-Dichloroethane-D4	SAMP	SURR	98	%	81-118
FC3855-8	2037-26-5	Toluene-D8	SAMP	SURR	93	%	89-112
FC3855-8	460-00-4	4-Bromofluorobenzene	SAMP	SURR	100	%	85-114

* Sample used for QC is not from job FC3855

MS Volatiles

6

QC Data Summaries

Includes the following where applicable:

- Method Blank Summaries
- Blank Spike Summaries
- Matrix Spike and Duplicate Summaries
- Instrument Performance Checks (BFB)
- Internal Standard Area Summaries
- Surrogate Recovery Summaries
- Initial and Continuing Calibration Summaries
- Run Sequence Reports

Method Blank Summary

Job Number: FC3855
Account: BHATALB Bhate Environmental
Project: Griffiss AFB; Rome, NY

Sample	File ID	DF	Analyzed	By	Prep Date	Prep Batch	Analytical Batch
VI2871-MB [a]	I755512.D	1	04/05/23	JW	n/a	n/a	VI2871

The QC reported here applies to the following samples: **Method:** SW846 8260D

FC3855-1, FC3855-2, FC3855-3, FC3855-4, FC3855-5, FC3855-6, FC3855-7, FC3855-8

CAS No.	Compound	Result	RL	MDL	Units	Q
67-64-1	Acetone	ND	25	10	ug/l	
71-43-2	Benzene	ND	1.0	0.31	ug/l	
108-86-1	Bromobenzene	ND	1.0	0.37	ug/l	
74-97-5	Bromochloromethane	ND	1.0	0.45	ug/l	
75-27-4	Bromodichloromethane	ND	1.0	0.24	ug/l	
75-25-2	Bromoform	ND	1.0	0.41	ug/l	
78-93-3	2-Butanone (MEK)	ND	5.0	2.0	ug/l	
104-51-8	n-Butylbenzene	ND	1.0	0.23	ug/l	
135-98-8	sec-Butylbenzene	ND	1.0	0.24	ug/l	
98-06-6	tert-Butylbenzene	ND	1.0	0.31	ug/l	
75-15-0	Carbon Disulfide	ND	2.0	0.53	ug/l	
56-23-5	Carbon Tetrachloride	ND	1.0	0.36	ug/l	
108-90-7	Chlorobenzene	ND	1.0	0.20	ug/l	
75-00-3	Chloroethane	ND	2.0	0.67	ug/l	
67-66-3	Chloroform	ND	1.0	0.30	ug/l	
95-49-8	o-Chlorotoluene	ND	1.0	0.22	ug/l	
106-43-4	p-Chlorotoluene	ND	1.0	0.31	ug/l	
124-48-1	Dibromochloromethane	ND	1.0	0.28	ug/l	
96-12-8	1,2-Dibromo-3-chloropropane	ND	5.0	1.0	ug/l	
106-93-4	1,2-Dibromoethane	ND	2.0	0.28	ug/l	
75-71-8	Dichlorodifluoromethane	ND	2.0	0.50	ug/l	
95-50-1	1,2-Dichlorobenzene	ND	1.0	0.32	ug/l	
541-73-1	1,3-Dichlorobenzene	ND	1.0	0.22	ug/l	
106-46-7	1,4-Dichlorobenzene	ND	1.0	0.26	ug/l	
75-34-3	1,1-Dichloroethane	ND	1.0	0.34	ug/l	
107-06-2	1,2-Dichloroethane	ND	1.0	0.31	ug/l	
75-35-4	1,1-Dichloroethylene	ND	1.0	0.32	ug/l	
156-59-2	cis-1,2-Dichloroethylene	ND	1.0	0.28	ug/l	
156-60-5	trans-1,2-Dichloroethylene	ND	1.0	0.22	ug/l	
540-59-0	1,2-Dichloroethene (total)	ND	2.0	0.50	ug/l	
78-87-5	1,2-Dichloropropane	ND	1.0	0.43	ug/l	
142-28-9	1,3-Dichloropropane	ND	1.0	0.31	ug/l	
594-20-7	2,2-Dichloropropane	ND	1.0	0.24	ug/l	
563-58-6	1,1-Dichloropropene	ND	1.0	0.34	ug/l	
10061-01-5	cis-1,3-Dichloropropene	ND	1.0	0.29	ug/l	
10061-02-6	trans-1,3-Dichloropropene	ND	1.0	0.21	ug/l	

Method Blank Summary

Job Number: FC3855
Account: BHATALB Bhate Environmental
Project: Griffiss AFB; Rome, NY

Sample	File ID	DF	Analyzed	By	Prep Date	Prep Batch	Analytical Batch
VI2871-MB [a]	I755512.D	1	04/05/23	JW	n/a	n/a	VI2871

The QC reported here applies to the following samples: **Method:** SW846 8260D

FC3855-1, FC3855-2, FC3855-3, FC3855-4, FC3855-5, FC3855-6, FC3855-7, FC3855-8

CAS No.	Compound	Result	RL	MDL	Units	Q
100-41-4	Ethylbenzene	ND	1.0	0.36	ug/l	
87-68-3	Hexachlorobutadiene	ND	2.0	0.30	ug/l	
591-78-6	2-Hexanone	ND	10	2.0	ug/l	
98-82-8	Isopropylbenzene	ND	1.0	0.22	ug/l	
99-87-6	p-Isopropyltoluene	ND	1.0	0.21	ug/l	
74-83-9	Methyl Bromide	ND	5.0	2.0	ug/l	
74-87-3	Methyl Chloride	ND	2.0	0.50	ug/l	
74-95-3	Methylene Bromide	ND	2.0	0.37	ug/l	
75-09-2	Methylene Chloride	ND	5.0	2.0	ug/l	
108-10-1	4-Methyl-2-pentanone (MIBK)	ND	5.0	1.0	ug/l	
1634-04-4	Methyl Tert Butyl Ether	ND	1.0	0.23	ug/l	
91-20-3	Naphthalene	ND	5.0	1.0	ug/l	
103-65-1	n-Propylbenzene	ND	1.0	0.29	ug/l	
100-42-5	Styrene	ND	1.0	0.22	ug/l	
630-20-6	1,1,1,2-Tetrachloroethane	ND	1.0	0.28	ug/l	
79-34-5	1,1,2,2-Tetrachloroethane	ND	1.0	0.30	ug/l	
127-18-4	Tetrachloroethylene	ND	1.0	0.22	ug/l	
108-88-3	Toluene	ND	1.0	0.30	ug/l	
87-61-6	1,2,3-Trichlorobenzene	ND	2.0	0.61	ug/l	
120-82-1	1,2,4-Trichlorobenzene	ND	2.0	0.50	ug/l	
71-55-6	1,1,1-Trichloroethane	ND	1.0	0.25	ug/l	
79-00-5	1,1,2-Trichloroethane	ND	1.0	0.47	ug/l	
79-01-6	Trichloroethylene	ND	1.0	0.35	ug/l	
75-69-4	Trichlorofluoromethane	ND	2.0	0.50	ug/l	
96-18-4	1,2,3-Trichloropropane	ND	2.0	0.63	ug/l	
95-63-6	1,2,4-Trimethylbenzene	ND	1.0	0.32	ug/l	
108-67-8	1,3,5-Trimethylbenzene	ND	1.0	0.27	ug/l	
108-05-4	Vinyl Acetate	ND	10	2.0	ug/l	
75-01-4	Vinyl Chloride	ND	1.0	0.41	ug/l	
	m,p-Xylene	ND	2.0	0.47	ug/l	
95-47-6	o-Xylene	ND	1.0	0.26	ug/l	
1330-20-7	Xylene (total)	ND	3.0	0.72	ug/l	

Method Blank Summary

Job Number: FC3855
Account: BHATALB Bhate Environmental
Project: Griffiss AFB; Rome, NY

Sample	File ID	DF	Analyzed	By	Prep Date	Prep Batch	Analytical Batch
VI2871-MB [a]	I755512.D	1	04/05/23	JW	n/a	n/a	VI2871

The QC reported here applies to the following samples: **Method:** SW846 8260D

FC3855-1, FC3855-2, FC3855-3, FC3855-4, FC3855-5, FC3855-6, FC3855-7, FC3855-8

CAS No.	Surrogate Recoveries		Limits
1868-53-7	Dibromofluoromethane	100%	83-118%
17060-07-0	1,2-Dichloroethane-D4	96%	79-125%
2037-26-5	Toluene-D8	94%	85-112%
460-00-4	4-Bromofluorobenzene	101%	83-118%

(a) Sample was treated with an anti-foaming agent.

Blank Spike Summary

Job Number: FC3855
Account: BHATALB Bhate Environmental
Project: Griffiss AFB; Rome, NY

Sample	File ID	DF	Analyzed	By	Prep Date	Prep Batch	Analytical Batch
VI2871-BS	I755509.D	1	04/05/23	JW	n/a	n/a	VI2871

The QC reported here applies to the following samples: **Method:** SW846 8260D

FC3855-1, FC3855-2, FC3855-3, FC3855-4, FC3855-5, FC3855-6, FC3855-7, FC3855-8

CAS No.	Compound	Spike ug/l	BSP ug/l	BSP %	Limits
67-64-1	Acetone	125	136	109	50-147
71-43-2	Benzene	25	26.8	107	81-122
108-86-1	Bromobenzene	25	25.2	101	80-121
74-97-5	Bromochloromethane	25	29.2	117	76-123
75-27-4	Bromodichloromethane	25	27.1	108	79-123
75-25-2	Bromoform	25	23.8	95	66-123
78-93-3	2-Butanone (MEK)	125	138	110	56-143
104-51-8	n-Butylbenzene	25	24.7	99	79-126
135-98-8	sec-Butylbenzene	25	23.2	93	83-133
98-06-6	tert-Butylbenzene	25	24.4	98	80-133
75-15-0	Carbon Disulfide	25	31.6	126	66-148
56-23-5	Carbon Tetrachloride	25	27.6	110	76-136
108-90-7	Chlorobenzene	25	25.4	102	82-124
75-00-3	Chloroethane	25	29.2	117	62-144
67-66-3	Chloroform	25	29.7	119	80-124
95-49-8	o-Chlorotoluene	25	25.2	101	81-127
106-43-4	p-Chlorotoluene	25	24.7	99	83-130
124-48-1	Dibromochloromethane	25	25.8	103	78-122
96-12-8	1,2-Dibromo-3-chloropropane	25	24.3	97	64-123
106-93-4	1,2-Dibromoethane	25	25.4	102	75-120
75-71-8	Dichlorodifluoromethane	25	31.8	127	42-167
95-50-1	1,2-Dichlorobenzene	25	24.6	98	82-124
541-73-1	1,3-Dichlorobenzene	25	24.4	98	84-125
106-46-7	1,4-Dichlorobenzene	25	24.7	99	78-120
75-34-3	1,1-Dichloroethane	25	26.3	105	81-122
107-06-2	1,2-Dichloroethane	25	27.7	111	75-125
75-35-4	1,1-Dichloroethylene	25	27.2	109	78-137
156-59-2	cis-1,2-Dichloroethylene	25	25.3	101	78-120
156-60-5	trans-1,2-Dichloroethylene	25	27.4	110	76-127
540-59-0	1,2-Dichloroethene (total)	50	52.7	105	77-122
78-87-5	1,2-Dichloropropane	25	28.9	116	76-124
142-28-9	1,3-Dichloropropane	25	26.6	106	80-118
594-20-7	2,2-Dichloropropane	25	28.9	116	74-139
563-58-6	1,1-Dichloropropene	25	27.5	110	79-131
10061-01-5	cis-1,3-Dichloropropene	25	28.0	112	75-118
10061-02-6	trans-1,3-Dichloropropene	25	23.7	95	80-120

* = Outside of Control Limits.

Blank Spike Summary

Job Number: FC3855
Account: BHATALB Bhate Environmental
Project: Griffiss AFB; Rome, NY

Sample	File ID	DF	Analyzed	By	Prep Date	Prep Batch	Analytical Batch
VI2871-BS	I755509.D	1	04/05/23	JW	n/a	n/a	VI2871

The QC reported here applies to the following samples: **Method:** SW846 8260D

FC3855-1, FC3855-2, FC3855-3, FC3855-4, FC3855-5, FC3855-6, FC3855-7, FC3855-8

CAS No.	Compound	Spike ug/l	BSP ug/l	BSP %	Limits
100-41-4	Ethylbenzene	25	25.2	101	81-121
87-68-3	Hexachlorobutadiene	25	25.8	103	75-142
591-78-6	2-Hexanone	125	128	102	61-129
98-82-8	Isopropylbenzene	25	24.2	97	83-132
99-87-6	p-Isopropyltoluene	25	23.1	92	79-130
74-83-9	Methyl Bromide	25	30.0	120	59-143
74-87-3	Methyl Chloride	25	30.3	121	50-159
74-95-3	Methylene Bromide	25	27.9	112	78-119
75-09-2	Methylene Chloride	25	29.5	118	69-135
108-10-1	4-Methyl-2-pentanone (MIBK)	125	132	106	66-122
1634-04-4	Methyl Tert Butyl Ether	25	28.2	113	72-117
91-20-3	Naphthalene	25	23.0	92	63-132
103-65-1	n-Propylbenzene	25	24.2	97	82-133
100-42-5	Styrene	25	24.2	97	78-119
630-20-6	1,1,1,2-Tetrachloroethane	25	25.7	103	77-122
79-34-5	1,1,2,2-Tetrachloroethane	25	24.8	99	72-120
127-18-4	Tetrachloroethylene	25	24.5	98	76-135
108-88-3	Toluene	25	25.8	103	80-120
87-61-6	1,2,3-Trichlorobenzene	25	24.2	97	68-131
120-82-1	1,2,4-Trichlorobenzene	25	23.4	94	73-129
71-55-6	1,1,1-Trichloroethane	25	27.7	111	75-130
79-00-5	1,1,2-Trichloroethane	25	25.1	100	76-119
79-01-6	Trichloroethylene	25	27.3	109	81-126
75-69-4	Trichlorofluoromethane	25	24.6	98	71-156
96-18-4	1,2,3-Trichloropropane	25	24.8	99	77-120
95-63-6	1,2,4-Trimethylbenzene	25	24.2	97	79-120
108-67-8	1,3,5-Trimethylbenzene	25	24.7	99	79-120
108-05-4	Vinyl Acetate	125	140	112	43-154
75-01-4	Vinyl Chloride	25	29.4	118	69-159
	m,p-Xylene	50	49.8	100	79-126
95-47-6	o-Xylene	25	24.4	98	80-127
1330-20-7	Xylene (total)	75	74.2	99	80-126

* = Outside of Control Limits.

Blank Spike Summary

Job Number: FC3855
Account: BHATALB Bhate Environmental
Project: Griffiss AFB; Rome, NY

Sample	File ID	DF	Analyzed	By	Prep Date	Prep Batch	Analytical Batch
VI2871-BS	I755509.D	1	04/05/23	JW	n/a	n/a	VI2871

The QC reported here applies to the following samples: **Method:** SW846 8260D

FC3855-1, FC3855-2, FC3855-3, FC3855-4, FC3855-5, FC3855-6, FC3855-7, FC3855-8

CAS No.	Surrogate Recoveries	BSP	Limits
1868-53-7	Dibromofluoromethane	101%	83-118%
17060-07-0	1,2-Dichloroethane-D4	101%	79-125%
2037-26-5	Toluene-D8	97%	85-112%
460-00-4	4-Bromofluorobenzene	99%	83-118%

* = Outside of Control Limits.

Matrix Spike/Matrix Spike Duplicate Summary

Job Number: FC3855
Account: BHATALB Bhate Environmental
Project: Griffiss AFB; Rome, NY

Sample	File ID	DF	Analyzed	By	Prep Date	Prep Batch	Analytical Batch
FC3855-6MS	I755510.D	1	04/05/23	JW	n/a	n/a	VI2871
FC3855-6MSD	I755511.D	1	04/05/23	JW	n/a	n/a	VI2871
FC3855-6	I755515.D	1	04/05/23	JW	n/a	n/a	VI2871

The QC reported here applies to the following samples: **Method:** SW846 8260D

FC3855-1, FC3855-2, FC3855-3, FC3855-4, FC3855-5, FC3855-6, FC3855-7, FC3855-8

CAS No.	Compound	FC3855-6 ug/l	Q	Spike ug/l	MS ug/l	MS %	Spike ug/l	MSD ug/l	MSD %	RPD	Limits Rec/RPD
67-64-1	Acetone	25 U		125	134	107	125	138	110	3	50-147/21
71-43-2	Benzene	1.0 U		25	28.7	115	25	28.6	114	0	81-122/14
108-86-1	Bromobenzene	1.0 U		25	26.0	104	25	26.2	105	1	80-121/14
74-97-5	Bromochloromethane	1.0 U		25	30.2	121	25	29.3	117	3	76-123/14
75-27-4	Bromodichloromethane	1.0 U		25	28.2	113	25	28.3	113	0	79-123/19
75-25-2	Bromoform	1.0 U		25	23.8	95	25	22.8	91	4	66-123/21
78-93-3	2-Butanone (MEK)	5.0 U		125	142	114	125	147	118	3	56-143/18
104-51-8	n-Butylbenzene	1.0 U		25	23.1	92	25	23.1	92	0	79-126/16
135-98-8	sec-Butylbenzene	1.0 U		25	25.0	100	25	25.1	100	0	83-133/16
98-06-6	tert-Butylbenzene	1.0 U		25	25.5	102	25	26.1	104	2	80-133/16
75-15-0	Carbon Disulfide	2.0 U		25	35.4	142	25	35.0	140	1	66-148/23
56-23-5	Carbon Tetrachloride	1.0 U		25	31.5	126	25	30.8	123	2	76-136/23
108-90-7	Chlorobenzene	1.0 U		25	26.8	107	25	26.2	105	2	82-124/14
75-00-3	Chloroethane	2.0 U		25	30.0	120	25	31.9	128	6	62-144/20
67-66-3	Chloroform	1.0 U		25	31.0	124	25	29.2	117	6	80-124/15
95-49-8	o-Chlorotoluene	1.0 U		25	26.1	104	25	25.9	104	1	81-127/15
106-43-4	p-Chlorotoluene	1.0 U		25	24.9	100	25	25.6	102	3	83-130/15
124-48-1	Dibromochloromethane	1.0 U		25	26.3	105	25	25.6	102	3	78-122/19
96-12-8	1,2-Dibromo-3-chloropropane	5.0 U		25	24.2	97	25	25.2	101	4	64-123/18
106-93-4	1,2-Dibromoethane	2.0 U		25	26.0	104	25	24.9	100	4	75-120/13
75-71-8	Dichlorodifluoromethane	2.0 U		25	33.4	134	25	35.8	143	7	42-167/19
95-50-1	1,2-Dichlorobenzene	1.0 U		25	25.1	100	25	24.9	100	1	82-124/14
541-73-1	1,3-Dichlorobenzene	1.0 U		25	24.9	100	25	25.0	100	0	84-125/14
106-46-7	1,4-Dichlorobenzene	1.0 U		25	25.5	102	25	25.1	100	2	78-120/15
75-34-3	1,1-Dichloroethane	1.0 U		25	28.1	112	25	28.2	113	0	81-122/15
107-06-2	1,2-Dichloroethane	1.0 U		25	28.1	112	25	28.3	113	1	75-125/14
75-35-4	1,1-Dichloroethylene	1.0 U		25	31.3	125	25	35.2	141*	12	78-137/18
156-59-2	cis-1,2-Dichloroethylene	1.0 U		25	26.9	108	25	27.6	110	3	78-120/15
156-60-5	trans-1,2-Dichloroethylene	1.0 U		25	29.3	117	25	29.5	118	1	76-127/17
540-59-0	1,2-Dichloroethene (total)	2.0 U		50	56.2	112	50	57.1	114	2	77-122/15
78-87-5	1,2-Dichloropropane	1.0 U		25	29.4	118	25	29.3	117	0	76-124/14
142-28-9	1,3-Dichloropropane	1.0 U		25	27.3	109	25	26.8	107	2	80-118/13
594-20-7	2,2-Dichloropropane	1.0 U		25	21.5	86	25	21.1	84	2	74-139/17
563-58-6	1,1-Dichloropropene	1.0 U		25	30.5	122	25	30.6	122	0	79-131/16
10061-01-5	cis-1,3-Dichloropropene	1.0 U		25	25.2	101	25	24.6	98	2	75-118/23
10061-02-6	trans-1,3-Dichloropropene	1.0 U		25	21.2	85	25	21.2	85	0	80-120/22

* = Outside of Control Limits.

Matrix Spike/Matrix Spike Duplicate Summary

Job Number: FC3855
Account: BHATALB Bhate Environmental
Project: Griffiss AFB; Rome, NY

Sample	File ID	DF	Analyzed	By	Prep Date	Prep Batch	Analytical Batch
FC3855-6MS	I755510.D	1	04/05/23	JW	n/a	n/a	VI2871
FC3855-6MSD	I755511.D	1	04/05/23	JW	n/a	n/a	VI2871
FC3855-6	I755515.D	1	04/05/23	JW	n/a	n/a	VI2871

The QC reported here applies to the following samples: **Method:** SW846 8260D

FC3855-1, FC3855-2, FC3855-3, FC3855-4, FC3855-5, FC3855-6, FC3855-7, FC3855-8

CAS No.	Compound	FC3855-6 ug/l	Q	Spike ug/l	MS ug/l	MS %	Spike ug/l	MSD ug/l	MSD %	RPD	Limits Rec/RPD
100-41-4	Ethylbenzene	1.0 U		25	26.7	107	25	26.3	105	2	81-121/14
87-68-3	Hexachlorobutadiene	2.0 U		25	25.2	101	25	24.7	99	2	75-142/19
591-78-6	2-Hexanone	10 U		125	136	109	125	132	106	3	61-129/18
98-82-8	Isopropylbenzene	1.0 U		25	26.1	104	25	25.7	103	2	83-132/15
99-87-6	p-Isopropyltoluene	1.0 U		25	24.3	97	25	24.7	99	2	79-130/16
74-83-9	Methyl Bromide	5.0 U		25	29.4	118	25	31.5	126	7	59-143/19
74-87-3	Methyl Chloride	2.0 U		25	30.3	121	25	32.7	131	8	50-159/19
74-95-3	Methylene Bromide	2.0 U		25	29.0	116	25	28.2	113	3	78-119/14
75-09-2	Methylene Chloride	5.0 U		25	30.1	120	25	30.5	122	1	69-135/16
108-10-1	4-Methyl-2-pentanone (MIBK)	5.0 U		125	139	111	125	137	110	1	66-122/16
1634-04-4	Methyl Tert Butyl Ether	1.0 U		25	28.8	115	25	28.5	114	1	72-117/14
91-20-3	Naphthalene	5.0 U		25	22.8	91	25	22.9	92	0	63-132/25
103-65-1	n-Propylbenzene	1.0 U		25	25.5	102	25	26.2	105	3	82-133/15
100-42-5	Styrene	1.0 U		25	24.0	96	25	23.5	94	2	78-119/23
630-20-6	1,1,1,2-Tetrachloroethane	1.0 U		25	25.9	104	25	26.2	105	1	77-122/19
79-34-5	1,1,2,2-Tetrachloroethane	1.0 U		25	26.5	106	25	25.8	103	3	72-120/14
127-18-4	Tetrachloroethylene	1.0 U		25	24.8	99	25	24.8	99	0	76-135/16
108-88-3	Toluene	1.0 U		25	27.2	109	25	26.7	107	2	80-120/14
87-61-6	1,2,3-Trichlorobenzene	2.0 U		25	23.9	96	25	24.6	98	3	68-131/25
120-82-1	1,2,4-Trichlorobenzene	2.0 U		25	23.7	95	25	23.8	95	0	73-129/20
71-55-6	1,1,1-Trichloroethane	1.0 U		25	31.1	124	25	30.8	123	1	75-130/16
79-00-5	1,1,2-Trichloroethane	1.0 U		25	26.2	105	25	25.0	100	5	76-119/14
79-01-6	Trichloroethylene	1.0 U		25	29.6	118	25	29.6	118	0	81-126/15
75-69-4	Trichlorofluoromethane	2.0 U		25	25.3	101	25	27.5	110	8	71-156/21
96-18-4	1,2,3-Trichloropropane	2.0 U		25	25.5	102	25	25.8	103	1	77-120/16
95-63-6	1,2,4-Trimethylbenzene	1.0 U		25	24.5	98	25	25.1	100	2	79-120/18
108-67-8	1,3,5-Trimethylbenzene	1.0 U		25	25.8	103	25	25.7	103	0	79-120/19
108-05-4	Vinyl Acetate	10 U		125	108	86	125	109	87	1	43-154/14
75-01-4	Vinyl Chloride	1.0 U		25	30.5	122	25	32.4	130	6	69-159/18
	m,p-Xylene	2.0 U		50	52.5	105	50	52.0	104	1	79-126/15
95-47-6	o-Xylene	1.0 U		25	25.4	102	25	24.7	99	3	80-127/14
1330-20-7	Xylene (total)	3.0 U		75	77.8	104	75	76.7	102	1	80-126/15

* = Outside of Control Limits.

Matrix Spike/Matrix Spike Duplicate Summary

Job Number: FC3855
Account: BHATALB Bhate Environmental
Project: Griffiss AFB; Rome, NY

Sample	File ID	DF	Analyzed	By	Prep Date	Prep Batch	Analytical Batch
FC3855-6MS	I755510.D	1	04/05/23	JW	n/a	n/a	VI2871
FC3855-6MSD	I755511.D	1	04/05/23	JW	n/a	n/a	VI2871
FC3855-6	I755515.D	1	04/05/23	JW	n/a	n/a	VI2871

The QC reported here applies to the following samples: **Method:** SW846 8260D

FC3855-1, FC3855-2, FC3855-3, FC3855-4, FC3855-5, FC3855-6, FC3855-7, FC3855-8

CAS No.	Surrogate Recoveries	MS	MSD	FC3855-6	Limits
1868-53-7	Dibromofluoromethane	104%	103%	101%	83-118%
17060-07-0	1,2-Dichloroethane-D4	101%	101%	97%	79-125%
2037-26-5	Toluene-D8	97%	96%	96%	85-112%
460-00-4	4-Bromofluorobenzene	101%	100%	99%	83-118%

* = Outside of Control Limits.

Instrument Performance Check (BFB)

Job Number: FC3855
Account: BHATALB Bhate Environmental
Project: Griffiss AFB; Rome, NY

Sample: VI2865-BFB
Lab File ID: I755357.D
Instrument ID: GCMSI
Injection Date: 03/30/23
Injection Time: 07:49

m/e	Ion Abundance Criteria	Raw Abundance	% Relative Abundance		Pass/Fail
50	15.0 - 40.0% of mass 95	16942	19.7		Pass
75	30.0 - 60.0% of mass 95	42603	49.6		Pass
95	Base peak, 100% relative abundance	85955	100.0		Pass
96	5.0 - 9.0% of mass 95	5735	6.67		Pass
173	Less than 2.0% of mass 174	738	0.86	(0.91) [a]	Pass
174	50.0 - 100.0% of mass 95	80667	93.8		Pass
175	5.0 - 9.0% of mass 174	6131	7.13	(7.60) [a]	Pass
176	95.0 - 101.0% of mass 174	77704	90.4	(96.3) [a]	Pass
177	5.0 - 9.0% of mass 176	5282	6.15	(6.80) [b]	Pass

(a) Value is % of mass 174
(b) Value is % of mass 176

This check applies to the following Samples, MS, MSD, Blanks, and Standards:

Lab Sample ID	Lab File ID	Date Analyzed	Time Analyzed	Hours Lapsed	Client Sample ID
VI2865-IC2865	I755359.D	03/30/23	08:52	01:03	Initial cal 2
VI2865-IC2865	I755360.D	03/30/23	09:16	01:27	Initial cal 3
VI2865-IC2865	I755361.D	03/30/23	09:57	02:08	Initial cal 4
VI2865-ICC2865	I755362.D	03/30/23	10:21	02:32	Initial cal 5
VI2865-IC2865	I755363.D	03/30/23	10:55	03:06	Initial cal 6
VI2865-IC2865	I755364.D	03/30/23	11:18	03:29	Initial cal 7
VI2865-IC2865	I755366.D	03/30/23	12:07	04:18	Initial cal 1
VI2865-ICV2865	I755367.D	03/30/23	12:55	05:06	Initial cal verification 5
VI2865-CC2865	I755367A.D	03/30/23	12:55	05:06	Continuing cal 5
VI2865-BS	I755368.D	03/30/23	13:33	05:44	Blank Spike
VI2865-MB	I755369.D	03/30/23	14:10	06:21	Method Blank
ZZZZZZ	I755370.D	03/30/23	14:34	06:45	(unrelated sample)
ZZZZZZ	I755371.D	03/30/23	14:57	07:08	(unrelated sample)
ZZZZZZ	I755372.D	03/30/23	15:21	07:32	(unrelated sample)
FC3704-2	I755373.D	03/30/23	15:45	07:56	(used for QC only; not part of job FC3855)
ZZZZZZ	I755374.D	03/30/23	16:09	08:20	(unrelated sample)
ZZZZZZ	I755375.D	03/30/23	16:33	08:44	(unrelated sample)
ZZZZZZ	I755376.D	03/30/23	16:57	09:08	(unrelated sample)
ZZZZZZ	I755377.D	03/30/23	17:21	09:32	(unrelated sample)
ZZZZZZ	I755378.D	03/30/23	17:45	09:56	(unrelated sample)
ZZZZZZ	I755379.D	03/30/23	18:09	10:20	(unrelated sample)
ZZZZZZ	I755380.D	03/30/23	18:33	10:44	(unrelated sample)
ZZZZZZ	I755381.D	03/30/23	18:57	11:08	(unrelated sample)
ZZZZZZ	I755382.D	03/30/23	19:20	11:31	(unrelated sample)

Instrument Performance Check (BFB)

Job Number: FC3855
Account: BHATALB Bhate Environmental
Project: Griffiss AFB; Rome, NY

Sample:	VI2865-BFB	**Injection Date:**	03/30/23
Lab File ID:	I755357.D	**Injection Time:**	07:49
Instrument ID:	GCMSI		

Lab Sample ID	Lab File ID	Date Analyzed	Time Analyzed	Hours Lapsed	Client Sample ID
FC3704-2MS	I755383.D	03/30/23	19:44	11:55	Matrix Spike
FC3704-2MSD	I755384.D	03/30/23	20:08	12:19	Matrix Spike Duplicate
VI2865-ECC2865	I755385.D	03/30/23	20:32	12:43	Ending cal 5

Instrument Performance Check (BFB)

Job Number: FC3855
Account: BHATALB Bhate Environmental
Project: Griffiss AFB; Rome, NY

Sample: VI2871-BFB
Lab File ID: I755507.D
Instrument ID: GCMSI
Injection Date: 04/05/23
Injection Time: 06:06

m/e	Ion Abundance Criteria	Raw Abundance	% Relative Abundance		Pass/Fail
50	15.0 - 40.0% of mass 95	17642	21.1		Pass
75	30.0 - 60.0% of mass 95	42792	51.1		Pass
95	Base peak, 100% relative abundance	83675	100.0		Pass
96	5.0 - 9.0% of mass 95	5412	6.47		Pass
173	Less than 2.0% of mass 174	795	0.95	(1.12) [a]	Pass
174	50.0 - 100.0% of mass 95	71277	85.2		Pass
175	5.0 - 9.0% of mass 174	5773	6.90	(8.10) [a]	Pass
176	95.0 - 101.0% of mass 174	69152	82.6	(97.0) [a]	Pass
177	5.0 - 9.0% of mass 176	4671	5.58	(6.75) [b]	Pass

(a) Value is % of mass 174
(b) Value is % of mass 176

This check applies to the following Samples, MS, MSD, Blanks, and Standards:

Lab Sample ID	Lab File ID	Date Analyzed	Time Analyzed	Hours Lapsed	Client Sample ID
VI2871-CC2865	I755508.D	04/05/23	06:35	00:29	Continuing cal 5
VI2871-BS	I755509.D	04/05/23	07:09	01:03	Blank Spike
FC3855-6MS	I755510.D	04/05/23	07:44	01:38	Matrix Spike
FC3855-6MSD	I755511.D	04/05/23	08:08	02:02	Matrix Spike Duplicate
VI2871-MB	I755512.D	04/05/23	08:32	02:26	Method Blank
ZZZZZZ	I755513.D	04/05/23	08:55	02:49	(unrelated sample)
FC3855-8	I755514.D	04/05/23	09:19	03:13	SS067-TB01_032823
FC3855-6	I755515.D	04/05/23	09:43	03:37	789MW-222_0323
FC3855-1	I755516.D	04/05/23	10:07	04:01	789MW-83_0323
FC3855-2	I755517.D	04/05/23	10:31	04:25	789MW-98_0323
FC3855-3	I755518.D	04/05/23	10:54	04:48	789MW-99_0323
FC3855-4	I755519.D	04/05/23	11:18	05:12	789MW-99_0323-A
FC3855-5	I755520.D	04/05/23	11:42	05:36	789MW-216_0323
FC3855-7	I755521.D	04/05/23	12:05	05:59	789MW-251_0323
ZZZZZZ	I755522.D	04/05/23	12:29	06:23	(unrelated sample)
ZZZZZZ	I755523.D	04/05/23	12:53	06:47	(unrelated sample)
ZZZZZZ	I755524.D	04/05/23	13:17	07:11	(unrelated sample)
ZZZZZZ	I755525.D	04/05/23	13:41	07:35	(unrelated sample)
ZZZZZZ	I755526.D	04/05/23	16:00	09:54	(unrelated sample)
ZZZZZZ	I755527.D	04/05/23	16:23	10:17	(unrelated sample)
ZZZZZZ	I755528.D	04/05/23	16:47	10:41	(unrelated sample)
ZZZZZZ	I755529.D	04/05/23	17:11	11:05	(unrelated sample)
ZZZZZZ	I755530.D	04/05/23	17:34	11:28	(unrelated sample)
ZZZZZZ	I755531.D	04/05/23	17:58	11:52	(unrelated sample)

Instrument Performance Check (BFB)

Job Number: FC3855
Account: BHATALB Bhate Environmental
Project: Griffiss AFB; Rome, NY

Sample:	VI2871-BFB	**Injection Date:**	04/05/23
Lab File ID:	I755507.D	**Injection Time:**	06:06
Instrument ID:	GCMSI		

Lab Sample ID	Lab File ID	Date Analyzed	Time Analyzed	Hours Lapsed	Client Sample ID
ZZZZZZ	I755532.D	04/05/23	18:22	12:16	(unrelated sample)
VI2871-ECC2865	I755533.D	04/05/23	18:46	12:40	Ending cal 5

Internal Standard Area Summary

Job Number: FC3855
Account: BHATALB Bhate Environmental
Project: Griffiss AFB; Rome, NY

Check Std:	VI2871-CC2865	**Injection Date:**	04/05/23
Lab File ID:	I755508.D	**Injection Time:**	06:35
Instrument ID:	GCMSI	**Method:**	SW846 8260D

	IS 1 AREA	RT	IS 2 AREA	RT	IS 3 AREA	RT
Initial Cal [a]	464938	8.34	357563	11.51	198578	13.87
Check Std [b]	428583	8.33	360525	11.51	207782	13.87
Upper Limit [c]	857166	8.50	721050	11.68	415564	14.04
Lower Limit [d]	214292	8.16	180263	11.34	103891	13.70

Lab Sample ID	IS 1 AREA	RT	IS 2 AREA	RT	IS 3 AREA	RT
VI2871-BS	431306	8.33	358733	11.51	205589	13.87
FC3855-6MS	425289	8.33	352490	11.51	201301	13.87
FC3855-6MSD	431162	8.34	363348	11.51	202835	13.87
VI2871-MB [e]	414594	8.34	357550	11.51	193109	13.87
ZZZZZZ	405572	8.34	351536	11.51	194901	13.87
FC3855-8	401243	8.34	348309	11.51	188001	13.87
FC3855-6	396049	8.34	339783	11.51	185209	13.87
FC3855-1	399785	8.34	345458	11.51	191670	13.88
FC3855-2 [e]	391516	8.34	335068	11.51	183315	13.87
FC3855-3	396985	8.34	340020	11.51	186034	13.88
FC3855-4	397983	8.34	341229	11.51	186858	13.87
FC3855-5 [e]	387411	8.34	337445	11.51	179218	13.88
FC3855-7	398399	8.34	345733	11.51	188872	13.88
ZZZZZZ	388980	8.34	340501	11.51	185383	13.88
ZZZZZZ	404825	8.34	344425	11.51	184731	13.88
ZZZZZZ	398038	8.34	348817	11.51	192861	13.88
ZZZZZZ	386608	8.34	343978	11.51	189656	13.87
ZZZZZZ	382514	8.33	336306	11.51	180127	13.87
ZZZZZZ	367503	8.34	322549	11.51	171654	13.88
ZZZZZZ	377389	8.34	334772	11.51	182486	13.88
ZZZZZZ	372012	8.34	327157	11.51	178093	13.88
ZZZZZZ	364091	8.34	321412	11.51	171512	13.88
ZZZZZZ	370455	8.34	331764	11.51	181171	13.88
ZZZZZZ	374247	8.34	328948	11.51	180371	13.88
VI2871-ECC2865	421740	8.34	367839	11.51	214156	13.87

IS 1 = Fluorobenzene
IS 2 = Chlorobenzene-D5
IS 3 = 1,4-Dichlorobenzene-d4

(a) Initial Cal is: VI2865-ICC2865 I755362.D 03/30/23 10:21
(b) Check Std Limit = -50 to + 100% of initial cal area.
(c) Upper Limit = + 100% of check standard area; Retention time + 0.167 minutes.

Internal Standard Area Summary

Job Number: FC3855
Account: BHATALB Bhate Environmental
Project: Griffiss AFB; Rome, NY

Check Std:	VI2871-CC2865	**Injection Date:**	04/05/23
Lab File ID:	I755508.D	**Injection Time:**	06:35
Instrument ID:	GCMSI	**Method:**	SW846 8260D

Lab Sample ID	IS 1 AREA	IS 1 RT	IS 2 AREA	IS 2 RT	IS 3 AREA	IS 3 RT

(d) Lower Limit = -50% of check standard area; Retention time -0.167 minutes.
(e) Sample was treated with an anti-foaming agent.

Surrogate Recovery Summary

Job Number: FC3855
Account: BHATALB Bhate Environmental
Project: Griffiss AFB; Rome, NY

Method: SW846 8260D **Matrix:** AQ

Samples and QC shown here apply to the above method

Lab Sample ID	Lab File ID	S1	S2	S3	S4
FC3855-1	I755516.D	102	98	94	99
FC3855-2	I755517.D	101	95	95	99
FC3855-3	I755518.D	99	98	94	101
FC3855-4	I755519.D	102	98	94	102
FC3855-5	I755520.D	99	96	94	104
FC3855-6	I755515.D	101	97	96	99
FC3855-7	I755521.D	100	98	93	102
FC3855-8	I755514.D	101	98	93	100
FC3855-6MS	I755510.D	104	101	97	101
FC3855-6MSD	I755511.D	103	101	96	100
VI2871-BS	I755509.D	101	101	97	99
VI2871-MB	I755512.D	100	96	94	101

Surrogate Compounds	Recovery Limits
S1 = Dibromofluoromethane	83-118%
S2 = 1,2-Dichloroethane-D4	79-125%
S3 = Toluene-D8	85-112%
S4 = 4-Bromofluorobenzene	83-118%

Initial Calibration Summary

Job Number: FC3855
Account: BHATALB Bhate Environmental
Project: Griffiss AFB; Rome, NY

Sample: VI2865-ICC2865
Lab FileID: I755362.D

Response Factor Report MSVOA16

Method : C:\msdchem\1\methods\2023-03-30.m (RTE Integrator)
Title : SW-846 Method 5035A/8260B
Last Update : Thu Mar 30 12:51:22 2023
Response via : Initial Calibration

Calibration Files
1 =I755366.D 2 =I755359.D 3 =I755360.D 4 =I755361.D
5 =I755362.D 6 =I755363.D 7 =I755364.D

Compound	1	2	3	4	5	6	7	Avg	%RSD
1) I Fluorobenzene	ISTD								
2) Dichlorodifluorom	0.296	0.157	0.197	0.203	0.226	0.204	0.197	0.211	20.14
3)P Chloromethane	0.339	0.182	0.211	0.208	0.214	0.200	0.200	0.222	23.71
4)C Vinyl Chloride	0.334	0.200	0.216	0.217	0.237	0.217	0.214	0.233	19.48
5) 1,3-Butadiene	0.325	0.199	0.179	0.175	0.173	0.175	0.183	0.201	27.31
6) Bromomethane	0.498	0.147	0.132	0.125	0.143	0.142	0.144	0.190	71.57
7) Chloroethane	0.323	0.204	0.202	0.211	0.216	0.193	0.186	0.219	21.35
8) Trichlorofluorome	0.597	0.378	0.375	0.390	0.435	0.479	0.450	0.444	17.68
9) Ethyl Ether	0.220	0.174	0.161	0.157	0.172	0.171	0.177	0.176	11.72
10) 1,2-Dichlorotrifl	0.355	0.234	0.226	0.215	0.233	0.221	0.235	0.246	19.88
11)C 1,1-Dichloroethen	0.446	0.292	0.275	0.279	0.303	0.286	0.308	0.313	19.23
12) Ethanol	0.009	0.008	0.007	0.007	0.007	0.007	0.007	0.008	8.67
13) Freon 113	0.256	0.192	0.174	0.171	0.195	0.183	0.196	0.195	14.54

---- Linear regr., Force(0,0) ---- Coefficient = 0.9954
Response Ratio = 0.00000 + 0.20379 *A

---- Linear regr., Force(0,0) ---- Coefficient = 0.9983
Response Ratio = 0.00000 + 0.20348 *A

---- Linear regr., Force(0,0) ---- Coefficient = 0.9978
Response Ratio = 0.00000 + 0.21884 *A

---- Linear regr., Force(0,0) ---- Coefficient = 0.9988
Response Ratio = 0.00000 + 0.17930 *A

---- Linear regr., Force(0,0) ---- Coefficient = 0.9979
Response Ratio = 0.00000 + 0.14276 *A

---- Linear regr., Force(0,0) ---- Coefficient = 0.9965
Response Ratio = 0.00000 + 0.19683 *A

---- Linear regr., Force(0,0) ---- Coefficient = 0.9940
Response Ratio = 0.00000 + 0.44596 *A

---- Quadratic regr., Force(0,0) ---- Coefficient = 0.9994
Response Ratio = 0.00000 + 0.16199 *A + 0.00743 *A^2

---- Linear regr., Force(0,0) ---- Coefficient = 0.9984
Response Ratio = 0.00000 + 0.22890 *A

---- Linear regr., Force(0,0) ---- Coefficient = 0.9974
Response Ratio = 0.00000 + 0.29694 *A

---- Linear regr., Force(0,0) ---- Coefficient = 0.9972
Response Ratio = 0.00000 + 0.18903 *A

Initial Calibration Summary

Job Number: FC3855 **Sample:** VI2865-ICC2865
Account: BHATALB Bhate Environmental **Lab FileID:** I755362.D
Project: Griffiss AFB; Rome, NY

```
14)  Carbon Disulfide  0.804 0.490 0.443 0.451 0.490 0.470 0.501 0.521  24.26
            ---- Linear regr., Force(0,0) ----  Coefficient =  0.9973
              Response Ratio = 0.00000 + 0.48432 *A

15)  Iodomethane       0.408 0.156 0.151 0.162 0.189 0.182 0.171 0.203  45.05
            ---- Linear regr., Force(0,0) ----  Coefficient =  0.9923
              Response Ratio = 0.00000 + 0.17605 *A

16)  Acrolein          0.070 0.057 0.055 0.050 0.059 0.059 0.062 0.059  10.34
            ---- Quadratic regr., Force(0,0) ----  Coefficient =  0.9988
              Response Ratio = 0.00000 + 0.05294 *A + 0.00088 *A^2

17)  Allyl chloride    0.289 0.201 0.190 0.203 0.199 0.206 0.209 0.214  15.78
            ---- Linear regr., Force(0,0) ----  Coefficient =  0.9990
              Response Ratio = 0.00000 + 0.20537 *A

18)  Methylene Chlorid 0.637 0.325 0.273 0.254 0.265 0.252 0.255 0.323  43.58
            ---- Linear regr., Force(0,0) ----  Coefficient =  0.9995
              Response Ratio = 0.00000 + 0.25925 *A

19)  Acetone           0.178 0.134 0.122 0.122 0.126 0.129 0.133 0.135  14.55
            ---- Linear regr., Force(0,0) ----  Coefficient =  0.9986
              Response Ratio = 0.00000 + 0.12954 *A

20)  Methyl acetate    0.014 0.205 0.209 0.225 0.258 0.257 0.272 0.206  43.03
            ---- Linear regr., Force(0,0) ----  Coefficient =  0.9974
              Response Ratio = 0.00000 + 0.25623 *A

21)  trans-1,2-Dichlor 0.366 0.257 0.250 0.249 0.280 0.269 0.286 0.280  14.57
22)  Hexane            0.180 0.133 0.122 0.125 0.137 0.128 0.136 0.137  14.36
            ---- Quadratic regr., Force(0,0) ----  Coefficient =  0.9987
              Response Ratio = 0.00000 + 0.12733 *A + 0.00376 *A^2

23)  Methyl Tert Butyl 0.753 0.552 0.517 0.517 0.566 0.550 0.565 0.574  14.16
24)  Tert butyl alcoho 0.121 0.084 0.082 0.074 0.086 0.085 0.087 0.088  16.74
            ---- Linear regr., Force(0,0) ----  Coefficient =  0.9972
              Response Ratio = 0.00000 + 0.08510 *A

25)  Acetonitrile      0.060 0.044 0.042 0.043 0.044 0.045 0.047 0.046  13.34
26)  Di-isopropyl ethe 0.729 0.528 0.508 0.504 0.563 0.547 0.573 0.564  13.66
27)  Chloroprene       0.344 0.245 0.237 0.248 0.260 0.271 0.290 0.271  13.63
28)P 1,1-Dichloroethan 0.490 0.360 0.343 0.344 0.373 0.360 0.377 0.378  13.47
29)  Acrylonitrile     0.118 0.092 0.105 0.117 0.128 0.134 0.135 0.119  13.36
            ---- Quadratic regr., Force(0,0) ----  Coefficient =  0.9984
              Response Ratio = 0.00000 + 0.11227 *A + 0.00258 *A^2

30)  ETBE              0.798 0.542 0.511 0.525 0.578 0.573 0.615 0.592  16.46
            ---- Quadratic regr., Force(0,0) ----  Coefficient =  0.9991
              Response Ratio = 0.00000 + 0.52329 *A + 0.04379 *A^2

31)  Vinyl acetate     0.020 0.269 0.323 0.382 0.416 0.452 0.473 0.334  46.62
            ---- Quadratic regr., Force(0,0) ----  Coefficient =  0.9988
              Response Ratio = 0.00000 + 0.33688 *A + 0.01459 *A^2

32)  cis-1,2-Dichloroe 0.273 0.215 0.204 0.194 0.216 0.211 0.216 0.218  11.62
33)  2,2-Dichloropropa 0.399 0.283 0.264 0.268 0.299 0.291 0.305 0.301  15.12
            ---- Linear regr., Force(0,0) ----  Coefficient =  0.9974
              Response Ratio = 0.00000 + 0.29457 *A

34)  Bromochloromethan 0.116 0.102 0.101 0.099 0.100 0.096 0.101 0.102   6.27
```

Initial Calibration Summary

Job Number: FC3855 **Sample:** VI2865-ICC2865
Account: BHATALB Bhate Environmental **Lab FileID:** I755362.D
Project: Griffiss AFB; Rome, NY

```
            ---- Quadratic regr., Force(0,0) ----  Coefficient =  0.9995
              Response Ratio = 0.00000 + 0.09845 *A + 0.00059 *A^2

35)  Cyclohexane       0.413 0.280 0.258 0.262 0.291 0.276 0.300 0.297  17.87
            ---- Linear regr., Force(0,0) ----  Coefficient =  0.9965
              Response Ratio = 0.00000 + 0.28650 *A

36)C Chloroform        0.529 0.385 0.349 0.342 0.370 0.373 0.366 0.388  16.53
            ---- Linear regr., Force(0,0) ----  Coefficient =  0.9989
              Response Ratio = 0.00000 + 0.36661 *A

37)  Ethyl acetate     0.341 0.298 0.312 0.317 0.343 0.359 0.363 0.333   7.42
            ---- Quadratic regr., Force(0,0) ----  Coefficient =  0.9995
              Response Ratio = 0.00000 + 0.31464 *A + 0.00525 *A^2

38)  Tetrahydrofuran   0.267 0.177 0.140 0.141 0.153 0.145 0.147 0.167  27.37
            ---- Quadratic regr., Force(0,0) ----  Coefficient =  0.9981
              Response Ratio = 0.00000 + 0.15147 *A + -0.00297 *A^2

39)S Dibromofluorometh 0.283 0.290 0.291 0.297 0.291 0.292 0.290 0.291   1.41
40)  Carbon Tetrachlor 0.451 0.314 0.285 0.284 0.318 0.300 0.317 0.324  17.84
            ---- Linear regr., Force(0,0) ----  Coefficient =  0.9977
              Response Ratio = 0.00000 + 0.30851 *A

41)  1,1,1-Trichloroet 0.480 0.343 0.324 0.311 0.355 0.331 0.346 0.356  15.90
            ---- Linear regr., Force(0,0) ----  Coefficient =  0.9979
              Response Ratio = 0.00000 + 0.33959 *A

42)  2-Butanone        0.170 0.148 0.173 0.180 0.195 0.208 0.214 0.184  12.63
            ---- Quadratic regr., Force(0,0) ----  Coefficient =  0.9993
              Response Ratio = 0.00000 + 0.17182 *A + 0.00449 *A^2

43)  1,1-Dichloroprope 0.338 0.262 0.248 0.244 0.271 0.257 0.277 0.271  11.76
44)  tert-Butyl Format 0.202 0.123 0.136 0.157 0.162 0.167 0.172 0.160  15.98
            ---- Quadratic regr., Force(0,0) ----  Coefficient =  0.9985
              Response Ratio = 0.00000 + 0.14719 *A + 0.00265 *A^2

45)  Propionitrile     0.078 0.063 0.059 0.061 0.063 0.068 0.074 0.066  10.87
46)  Methacrylonitrile 0.238 0.184 0.173 0.172 0.175 0.197 0.220 0.194  13.32
            ---- Quadratic regr., Force(0,0) ----  Coefficient =  0.9999
              Response Ratio = 0.00000 + 0.14967 *A + 0.00347 *A^2

47)  Benzene           1.051 0.781 0.719 0.714 0.787 0.769 0.820 0.806  14.22
48)  TAME              0.717 0.515 0.505 0.498 0.541 0.537 0.561 0.553  13.62
49)S 1,2-Dichloroethan 0.283 0.294 0.292 0.300 0.291 0.298 0.296 0.293   1.94
50)  Isobutyl alcohol  0.022 0.017 0.016 0.016 0.017 0.019 0.021 0.018  13.44
            ---- Quadratic regr., Force(0,0) ----  Coefficient =  0.9998
              Response Ratio = 0.00000 + 0.01525 *A + 0.00014 *A^2

51)  1,2-Dichloroethan 0.415 0.299 0.275 0.278 0.305 0.296 0.312 0.311  15.34
            ---- Linear regr., Force(0,0) ----  Coefficient =  0.9978
              Response Ratio = 0.00000 + 0.30178 *A

52)  Tert Amyl Alcohol 0.094 0.070 0.068 0.063 0.074 0.075 0.080 0.075  13.45
53)  Trichloroethene   0.311 0.223 0.208 0.197 0.220 0.209 0.225 0.228  16.71
            ---- Linear regr., Force(0,0) ----  Coefficient =  0.9974
              Response Ratio = 0.00000 + 0.21684 *A

54)  Methylcyclohexane 0.361 0.252 0.243 0.248 0.280 0.259 0.288 0.276  14.87
55)  Dibromomethane    0.174 0.140 0.129 0.130 0.142 0.138 0.142 0.142  10.51
```

Initial Calibration Summary

Job Number: FC3855
Account: BHATALB Bhate Environmental
Project: Griffiss AFB; Rome, NY

Sample: VI2865-ICC2865
Lab FileID: I755362.D

```
56)C 1,2-Dichloropropa 0.257 0.181 0.177 0.174 0.190 0.190 0.194 0.195  14.68
57)  Bromodichlorometh 0.391 0.280 0.270 0.261 0.286 0.276 0.287 0.293  15.03
            ---- Linear regr., Force(0,0) ----  Coefficient =  0.9986
              Response Ratio = 0.00000 + 0.28071 *A

58)  Methyl methacryla 0.079 0.140 0.164 0.188 0.194 0.215 0.226 0.172  29.40
            ---- Quadratic regr., Force(0,0) ----  Coefficient =  0.9994
              Response Ratio = 0.00000 + 0.16588 *A + 0.03176 *A^2

59)  1,4-Dioxane       0.007 0.006 0.006 0.006 0.007 0.007 0.007 0.007   6.26
60)  2-Chloroethyl vin 0.134 0.099 0.122 0.147 0.154 0.157 0.163 0.139  16.30
            ---- Linear regr., Force(0,0) ----  Coefficient =  0.9952
              Response Ratio = 0.00000 + 0.15539 *A

61)  cis-1,3-Dichlorop 0.355 0.284 0.271 0.276 0.309 0.303 0.316 0.302   9.57
            ---- Linear regr., Force(0,0) ----  Coefficient =  0.9976
              Response Ratio = 0.00000 + 0.30473 *A


62) I   Chlorobenzene-d5      ----------------ISTD--------------------
63)S Toluene-d8        1.311 1.295 1.359 1.342 1.349 1.331 1.323 1.330   1.69
64)C Toluene           1.604 1.006 1.014 0.992 1.076 1.018 1.065 1.111  19.77
            ---- Linear regr., Force(0,0) ----  Coefficient =  0.9988
              Response Ratio = 0.00000 + 1.04994 *A

65)  2-Nitropropane    0.146 0.116 0.119 0.127 0.147 0.144 0.158 0.137  11.71
            ---- Linear regr., Force(0,0) ----  Coefficient =  0.9937
              Response Ratio = 0.00000 + 0.14674 *A

66)  4-Methyl-2-pentan 0.669 0.429 0.447 0.446 0.472 0.492 0.532 0.498  16.68
            ---- Quadratic regr., Force(0,0) ----  Coefficient =  0.9996
              Response Ratio = 0.00000 + 0.43035 *A + 0.00980 *A^2

67)  trans-1,3-Dichlor 0.281 0.304 0.313 0.344 0.384 0.376 0.405 0.344  13.47
            ---- Linear regr., Force(0,0) ----  Coefficient =  0.9962
              Response Ratio = 0.00000 + 0.38118 *A

68)  Tetrachloroethene 0.418 0.295 0.305 0.293 0.325 0.294 0.320 0.321  13.81
69)  Ethyl methacrylat 0.231 0.245 0.269 0.305 0.305 0.329 0.357 0.292  15.57
            ---- Quadratic regr., Force(0,0) ----  Coefficient =  0.9997
              Response Ratio = 0.00000 + 0.26903 *A + 0.04398 *A^2

70)  1,1,2-Trichloroet 0.278 0.209 0.201 0.200 0.216 0.204 0.216 0.218  12.54
71)  Dibromochlorometh 0.371 0.279 0.289 0.290 0.318 0.302 0.315 0.309   9.91
72)  1,3-Dichloropropa 0.471 0.372 0.350 0.357 0.394 0.373 0.391 0.387  10.45
73)  1,2-Dibromoethane 0.341 0.263 0.264 0.270 0.291 0.276 0.290 0.285   9.51
74)  3,3-dimethyl-1-bu 0.140 0.088 0.085 0.103 0.116 0.125 0.143 0.114  20.42
            ---- Quadratic regr., Force(0,0) ----  Coefficient =  0.9990
              Response Ratio = 0.00000 + 0.09004 *A + 0.00053 *A^2

75)  2-hexanone        0.425 0.334 0.366 0.377 0.404 0.441       0.391  10.17
76)  1-Chlorohexane    0.384 0.291 0.279 0.281 0.326 0.304 0.334 0.314  11.90
77)C Ethylbenzene      1.882 1.111 1.111 1.086 1.205 1.148 1.249 1.256  22.46
            ---- Linear regr., Force(0,0) ----  Coefficient =  0.9962
              Response Ratio = 0.00000 + 1.19209 *A

78)P Chlorobenzene     1.093 0.707 0.703 0.670 0.728 0.691 0.734 0.761  19.45
            ---- Linear regr., Force(0,0) ----  Coefficient =  0.9983
              Response Ratio = 0.00000 + 0.71445 *A
```

Initial Calibration Summary

Job Number: FC3855
Account: BHATALB Bhate Environmental
Project: Griffiss AFB; Rome, NY

Sample: VI2865-ICC2865
Lab FileID: I755362.D

```
 79)  1,1,1,2-Tetrachlo 0.399 0.268 0.264 0.266 0.283 0.262 0.279 0.289  17.14
             ---- Linear regr., Force(0,0) ----  Coefficient =  0.9984
               Response Ratio = 0.00000 + 0.27316 *A

 80)  m,p-Xylene        1.258 0.787 0.827 0.828 0.917 0.885 0.961 0.923  17.25
             ---- Linear regr., Force(0,0) ----  Coefficient =  0.9959
               Response Ratio = 0.00000 + 0.91203 *A

 81)  o-Xylene          1.214 0.815 0.844 0.834 0.930 0.894 0.948 0.926  14.74
 82)  Styrene           0.717 0.565 0.601 0.609 0.697 0.665 0.726 0.655   9.65
             ---- Linear regr., Force(0,0) ----  Coefficient =  0.9956
               Response Ratio = 0.00000 + 0.68475 *A

 83)P Bromoform         0.286 0.215 0.218 0.221 0.245 0.239 0.251 0.239  10.41
 84)  Isopropylbenzene  1.449 1.013 0.995 1.012 1.134 1.074 1.156 1.119  14.17

 85) I   1,4-Dichlorobenzene-d ----------------ISTD--------------------
 86)S 4-Bromofluorobenz 0.782 0.786 0.778 0.778 0.786 0.768 0.770 0.778   0.93
 87)  cis-1,4-Dichloro- 0.205 0.224 0.179 0.198 0.206 0.218 0.236 0.210   8.86
 88)  n-Propylbenzene   3.319 2.295 2.107 2.064 2.364 2.143 2.372 2.381  18.14
             ---- Linear regr., Force(0,0) ----  Coefficient =  0.9960
               Response Ratio = 0.00000 + 2.26804 *A

 89)  Bromobenzene      0.687 0.531 0.508 0.499 0.546 0.507 0.525 0.543  12.03
 90)P 1,1,2,2-Tetrachlo 1.102 0.837 0.743 0.719 0.787 0.738 0.777 0.815  16.26
             ---- Linear regr., Force(0,0) ----  Coefficient =  0.9986
               Response Ratio = 0.00000 + 0.76311 *A

 91)  1,3,5-Trimethylbe 2.198 1.527 1.470 1.455 1.666 1.541 1.685 1.649  15.63
             ---- Linear regr., Force(0,0) ----  Coefficient =  0.9962
               Response Ratio = 0.00000 + 1.60921 *A

 92)  2-Chlorotoluene   2.438 1.616 1.462 1.426 1.550 1.448 1.584 1.646  21.66
             ---- Linear regr., Force(0,0) ----  Coefficient =  0.9973
               Response Ratio = 0.00000 + 1.52398 *A

 93)  trans-1,4-Dichlor 0.191 0.207 0.208 0.197 0.245 0.240 0.259 0.221  11.94
             ---- Linear regr., Force(0,0) ----  Coefficient =  0.9959
               Response Ratio = 0.00000 + 0.24957 *A

 94)  1,2,3-Trichloropr 0.304 0.268 0.240 0.228 0.251 0.236 0.250 0.254  10.05
 95)  Cyclohexanone     0.070 0.052 0.053 0.053 0.059 0.058 0.060 0.058  10.62
 96)  4-Chlorotoluene   2.092 1.333 1.248 1.243 1.413 1.306 1.412 1.435  20.74
             ---- Linear regr., Force(0,0) ----  Coefficient =  0.9965
               Response Ratio = 0.00000 + 1.36010 *A

 97)  tert-Butylbenzene 1.345 0.880 0.785 0.786 0.895 0.820 0.894 0.915  21.36
             ---- Linear regr., Force(0,0) ----  Coefficient =  0.9963
               Response Ratio = 0.00000 + 0.86011 *A

 98)  1,2,4-Trimethylbe 2.095 1.487 1.428 1.434 1.626 1.511 1.625 1.601  14.53
 99)  Pentachloroethane 0.373 0.275 0.256 0.280 0.287 0.292 0.293 0.294  12.62
100)  sec-Butylbenzene  2.768 1.899 1.740 1.699 1.963 1.771 1.925 1.966  18.69
             ---- Linear regr., Force(0,0) ----  Coefficient =  0.9965
               Response Ratio = 0.00000 + 1.86086 *A

101)  4-Isopropyltoluen 2.132 1.518 1.450 1.474 1.690 1.558 1.690 1.644  14.30
102)  1,3-Dichlorobenze 1.407 0.949 0.893 0.862 0.977 0.914 0.954 0.994  18.76
             ---- Linear regr., Force(0,0) ----  Coefficient =  0.9980
               Response Ratio = 0.00000 + 0.93653 *A
```

Initial Calibration Summary

Job Number: FC3855
Account: BHATALB Bhate Environmental
Project: Griffiss AFB; Rome, NY

Sample: VI2865-ICC2865
Lab FileID: I755362.D

```
103)  1,2,3-Trimethylbe 2.274 1.626 1.478 1.478 1.682 1.559 1.671 1.681  16.32
             ---- Linear regr., Force(0,0) ----  Coefficient =  0.9971
               Response Ratio = 0.00000 + 1.61631 *A

104)  1,4-Dichlorobenze 1.629 1.128 0.999 0.915 1.030 0.946 1.004 1.093  22.49
             ---- Linear regr., Force(0,0) ----  Coefficient =  0.9980
               Response Ratio = 0.00000 + 0.98818 *A

105)  n-Butylbenzene    1.049 0.773 0.719 0.739 0.860 0.797 0.894 0.833  13.67
             ---- Linear regr., Force(0,0) ----  Coefficient =  0.9941
               Response Ratio = 0.00000 + 0.83741 *A

106)  Benzyl Chloride   0.240 0.200 0.213 0.247 0.287 0.290 0.315 0.256  16.64
             ---- Linear regr., Force(0,0) ----  Coefficient =  0.9915
               Response Ratio = 0.00000 + 0.29002 *A

107)  1,2-Dichlorobenze 1.320 0.966 0.888 0.851 0.952 0.871 0.921 0.967  16.69
             ---- Linear regr., Force(0,0) ----  Coefficient =  0.9982
               Response Ratio = 0.00000 + 0.90600 *A

108)  1,2-Dibromo-3-Chl 0.265 0.202 0.191 0.183 0.219 0.207 0.219 0.212  12.69
109)  Hexachlorobutadie 0.372 0.248 0.224 0.221 0.258 0.229 0.260 0.259  20.15
             ---- Linear regr., Force(0,0) ----  Coefficient =  0.9942
               Response Ratio = 0.00000 + 0.24610 *A

110)  1,2,4-Trichlorobe 0.836 0.544 0.542 0.542 0.624 0.584 0.609 0.612  17.09
             ---- Linear regr., Force(0,0) ----  Coefficient =  0.9971
               Response Ratio = 0.00000 + 0.59487 *A

111)  Naphthalene       2.942 2.031 1.942 1.946 2.272 2.168 2.267 2.224  15.54
             ---- Linear regr., Force(0,0) ----  Coefficient =  0.9965
               Response Ratio = 0.00000 + 2.19296 *A

112)  1,2,3-Trichlorobe 0.828 0.580 0.563 0.544 0.614 0.574 0.605 0.615  15.72
             ---- Linear regr., Force(0,0) ----  Coefficient =  0.9979
               Response Ratio = 0.00000 + 0.59018 *A

 ----------------------------------------------------------------------------
 (#) = Out of Range

           2023-03-30.m        Fri Mar 31 08:19:20 2023
```

Initial Calibration Verification

Job Number: FC3855
Account: BHATALB Bhate Environmental
Project: Griffiss AFB; Rome, NY

Sample: VI2865-ICV2865
Lab FileID: I755367.D

Evaluate Continuing Calibration Report

Data File : C:\msdchem\1\data\2023-03-30\I755367.D Vial: 11
Acq On : 30 Mar 2023 12:55 pm Operator: jeniferw
Sample : ICv2865-5 Inst : MSVOA16
Misc : MS53660,VI2865,,,,, Multiplr: 1.00
MS Integration Params: tiny.p

Method : C:\msdchem\1\methods\2023-03-30.m (RTE Integrator)
Title : SW-846 Method 5035A/8260B
Last Update : Thu Mar 30 12:51:22 2023
Response via : Multiple Level Calibration

Min. RRF : 0.000 Min. Rel. Area : 50% Max. R.T. Dev 0.50min
Max. RRF Dev : 20% Max. Rel. Area : 200%

		Compound	AvgRF	CCRF	%Dev	Area%	Dev(min)	R.T.
1	I	Fluorobenzene	1.000	1.000	0.0	103	0.00	8.33
			Amount	Calc.	%Drift			
2		Dichlorodifluoromethane	40.000	45.929	-14.8	107	0.00	2.39
3	P	Chloromethane	40.000	43.456	-8.6	107	0.00	2.71
4	C	Vinyl Chloride	40.000	42.618	-6.5	102	0.00	2.85
5		1,3-Butadiene	40.000	35.560	11.1	95	0.00	2.89
6		Bromomethane	40.000	44.396	-11.0	115	0.00	3.39
7		Chloroethane	40.000	43.674	-9.2	103	0.00	3.58
8		Trichlorofluoromethane	40.000	36.824	7.9	98	0.00	3.80
9		Ethyl Ether	40.000	38.945	2.6	98	-0.01	4.29
10		1,2-Dichlorotrifluoroetha	40.000	42.818	-7.0	109	0.00	4.55
11	C	1,1-Dichloroethene	40.000	40.399	-1.0	102	0.00	4.56
			AvgRF	CCRF	%Dev			
12		Ethanol	0.008	0.007	12.5	108	-0.02	4.53
			Amount	Calc.	%Drift			
13		Freon 113	40.000	46.369	-15.9	116	0.00	4.62
14		Carbon Disulfide	40.000	45.435	-13.6	116	0.00	4.60
15		Iodomethane	40.000	45.206	-13.0	109	0.00	4.75
16		Acrolein	200.000	232.079	-16.0	117	0.00	5.00
17		Allyl chloride	40.000	47.537	-18.8	127	0.00	5.19
18		Methylene Chloride	40.000	45.305	-13.3	115	0.00	5.33
19		Acetone	200.000	206.057	-3.0	110	-0.01	5.38
20		Methyl acetate	200.000	192.892	3.6	99	0.00	5.54
			AvgRF	CCRF	%Dev			
21		trans-1,2-Dichloroethene	0.280	0.285	-1.8	105	0.00	5.55
			Amount	Calc.	%Drift			
22		Hexane	40.000	43.264	-8.2	107	0.00	5.65
			AvgRF	CCRF	%Dev			
23		Methyl Tert Butyl Ether	0.574	0.597	-4.0	109	0.00	5.68
			Amount	Calc.	%Drift			
24		Tert butyl alcohol	400.000	401.566	-0.4	103	-0.01	5.79
			AvgRF	CCRF	%Dev			
25		Acetonitrile	0.046	0.048	-4.3	111	0.00	5.95
26		Di-isopropyl ether	0.564	0.574	-1.8	106	0.00	6.14

Initial Calibration Verification

Job Number: FC3855
Account: BHATALB Bhate Environmental
Project: Griffiss AFB; Rome, NY

Sample: VI2865-ICV2865
Lab FileID: I755367.D

27		Chloroprene	0.271	0.256	5.5	102	0.00	6.27
28	P	1,1-Dichloroethane	0.378	0.371	1.9	103	0.00	6.29
			Amount	Calc.	%Drift			
29		Acrylonitrile	200.000	213.859	-6.9	107	0.00	6.33
30		ETBE	40.000	43.611	-9.0	110	0.00	6.57
31		Vinyl acetate	200.000	200.733	-0.4	99	0.00	6.57
			AvgRF	CCRF	%Dev			
32		cis-1,2-Dichloroethene	0.218	0.218	0.0	104	0.00	6.94
			Amount	Calc.	%Drift			
33		2,2-Dichloropropane	40.000	43.849	-9.6	112	0.00	7.06
34		Bromochloromethane	40.000	43.202	-8.0	111	0.00	7.17
35		Cyclohexane	40.000	40.937	-2.3	104	0.00	7.20
36	C	Chloroform	40.000	41.722	-4.3	107	0.00	7.24
37		Ethyl acetate	200.000	200.718	-0.4	102	0.00	7.35
38		Tetrahydrofuran	40.000	37.301	6.7	94	0.00	7.43
			AvgRF	CCRF	%Dev			
39	S	Dibromofluoromethane	0.291	0.297	-2.1	105	0.00	7.45
			Amount	Calc.	%Drift			
40		Carbon Tetrachloride	40.000	41.890	-4.7	105	0.00	7.42
41		1,1,1-Trichloroethane	40.000	42.067	-5.2	104	0.00	7.49
42		2-Butanone	200.000	214.916	-7.5	109	0.00	7.56
			AvgRF	CCRF	%Dev			
43		1,1-Dichloropropene	0.271	0.284	-4.8	108	-0.01	7.62
			Amount	Calc.	%Drift			
44		tert-Butyl Formate	200.000	232.202	-16.1	118	0.00	7.72
			AvgRF	CCRF	%Dev			
45		Propionitrile	0.066	0.069	-4.5	114	-0.01	7.87
			Amount	Calc.	%Drift			
46		Methacrylonitrile	400.000	435.557	-8.9	116	0.00	7.90
			AvgRF	CCRF	%Dev			
47		Benzene	0.806	0.818	-1.5	108	0.00	7.90
48		TAME	0.553	0.563	-1.8	108	0.00	7.99
49	S	1,2-Dichloroethane-d4	0.293	0.290	1.0	103	0.00	8.02
			Amount	Calc.	%Drift			
50		Isobutyl alcohol	800.000	878.591	-9.8	117	-0.01	8.07
51		1,2-Dichloroethane	40.000	40.542	-1.4	104	0.00	8.10
			AvgRF	CCRF	%Dev			
52		Tert Amyl Alcohol	0.075	0.073	2.7	102	0.00	8.18
			Amount	Calc.	%Drift			
53		Trichloroethene	40.000	42.340	-5.9	108	0.00	8.52
			AvgRF	CCRF	%Dev			
54		Methylcyclohexane	0.276	0.274	0.7	101	0.00	8.52
55		Dibromomethane	0.142	0.146	-2.8	107	0.00	8.96
56	C	1,2-Dichloropropane	0.195	0.204	-4.6	111	0.00	9.05
			Amount	Calc.	%Drift			

Initial Calibration Verification

Job Number: FC3855
Account: BHATALB Bhate Environmental
Project: Griffiss AFB; Rome, NY

Sample: VI2865-ICV2865
Lab FileID: I755367.D

57		Bromodichloromethane	40.000	40.471	-1.2	103	0.00	9.12
58		Methyl methacrylate	40.000	43.885	-9.7	113	0.00	9.24
			AvgRF	CCRF	%Dev			
59		1,4-Dioxane	0.007	0.006	14.3	94	0.00	9.30
			Amount	Calc.	%Drift			
60		2-Chloroethyl vinyl ether	200.000	205.196	-2.6	107	0.00	9.65
61		cis-1,3-Dichloropropene	40.000	41.226	-3.1	105	0.00	9.74
			AvgRF	CCRF	%Dev			
62	I	Chlorobenzene-d5	1.000	1.000	0.0	106	0.00	11.51
63	S	Toluene-d8	1.330	1.340	-0.8	105	0.00	9.94
			Amount	Calc.	%Drift			
64	C	Toluene	40.000	41.534	-3.8	107	0.00	9.99
65		2-Nitropropane	200.000	187.358	6.3	99	0.00	10.19
66		4-Methyl-2-pentanone	200.000	208.274	-4.1	110	0.00	10.33
67		trans-1,3-Dichloropropene	40.000	37.063	7.3	97	0.00	10.40
			AvgRF	CCRF	%Dev			
68		Tetrachloroethene	0.321	0.331	-3.1	108	0.00	10.40
			Amount	Calc.	%Drift			
69		Ethyl methacrylate	40.000	47.646	-19.1	128	0.00	10.51
			AvgRF	CCRF	%Dev			
70		1,1,2-Trichloroethane	0.218	0.217	0.5	106	0.00	10.55
71		Dibromochloromethane	0.309	0.324	-4.9	108	0.00	10.76
72		1,3-Dichloropropane	0.387	0.417	-7.8	112	0.00	10.84
73		1,2-Dibromoethane	0.285	0.285	0.0	103	0.00	11.01
			Amount	Calc.	%Drift			
74		3,3-dimethyl-1-butanol	2000.000	2071.947	-3.6	106	0.00	11.12
			AvgRF	CCRF	%Dev			
75		2-hexanone	0.391	0.421	-7.7	110	0.00	11.16
76		1-Chlorohexane	0.314	0.318	-1.3	103	0.00	11.46
			Amount	Calc.	%Drift			
77	C	Ethylbenzene	40.000	40.852	-2.1	107	0.00	11.52
78	P	Chlorobenzene	40.000	40.710	-1.8	105	0.00	11.52
79		1,1,1,2-Tetrachloroethane	40.000	41.185	-3.0	105	0.00	11.57
80		m,p-Xylene	80.000	82.341	-2.9	108	0.00	11.66
			AvgRF	CCRF	%Dev			
81		o-Xylene	0.926	0.931	-0.5	106	0.00	12.10
			Amount	Calc.	%Drift			
82		Styrene	40.000	40.885	-2.2	106	0.00	12.16
			AvgRF	CCRF	%Dev			
83	P	Bromoform	0.239	0.240	-0.4	104	0.00	12.21
84		Isopropylbenzene	1.119	1.128	-0.8	105	0.00	12.41
85	I	1,4-Dichlorobenzene-d4	1.000	1.000	0.0	107	0.00	13.87
86	S	4-Bromofluorobenzene	0.778	0.777	0.1	106	0.00	12.72
87		cis-1,4-Dichloro-2-butene	0.210	0.254	-21.0#	132	0.00	12.76

Initial Calibration Verification

Job Number: FC3855
Account: BHATALB Bhate Environmental
Project: Griffiss AFB; Rome, NY

Sample: VI2865-ICV2865
Lab FileID: I755367.D

			Amount	Calc.	%Drift			
88		n-Propylbenzene	40.000	40.452	-1.1	104	0.00	12.83
			AvgRF	CCRF	%Dev			
89		Bromobenzene	0.543	0.563	-3.7	111	0.00	12.85
			Amount	Calc.	%Drift			
90	P	1,1,2,2-Tetrachloroethane	40.000	40.330	-0.8	105	0.00	12.89
91		1,3,5-Trimethylbenzene	40.000	41.464	-3.7	107	0.00	13.02
92		2-Chlorotoluene	40.000	40.424	-1.1	107	0.00	13.02
93		trans-1,4-Dichloro-2-Bute	40.000	38.237	4.4	105	0.00	13.07
			AvgRF	CCRF	%Dev			
94		1,2,3-Trichloropropane	0.254	0.259	-2.0	111	0.00	13.05
95		Cyclohexanone	0.058	0.145	-150.0#	263#	0.00	13.10
			Amount	Calc.	%Drift			
96		4-Chlorotoluene	40.000	40.834	-2.1	105	0.00	13.18
97		tert-Butylbenzene	40.000	41.357	-3.4	107	0.00	13.35
			AvgRF	CCRF	%Dev			
98		1,2,4-Trimethylbenzene	1.601	1.640	-2.4	108	0.00	13.43
99		Pentachloroethane	0.294	0.311	-5.8	116	0.00	13.40
			Amount	Calc.	%Drift			
100		sec-Butylbenzene	40.000	39.539	1.2	101	0.00	13.54
			AvgRF	CCRF	%Dev			
101		4-Isopropyltoluene	1.644	1.630	0.9	103	0.00	13.67
			Amount	Calc.	%Drift			
102		1,3-Dichlorobenzene	40.000	40.058	-0.1	103	0.00	13.80
103		1,2,3-Trimethylbenzene	40.000	40.577	-1.4	105	0.00	13.88
104		1,4-Dichlorobenzene	40.000	40.433	-1.1	104	0.00	13.89
105		n-Butylbenzene	40.000	41.322	-3.3	108	0.00	14.11
106		Benzyl Chloride	40.000	37.625	5.9	102	0.00	14.13
107		1,2-Dichlorobenzene	40.000	40.903	-2.3	104	0.00	14.33
			AvgRF	CCRF	%Dev			
108		1,2-Dibromo-3-Chloropropa	0.212	0.209	1.4	102	0.00	15.08
			Amount	Calc.	%Drift			
109		Hexachlorobutadiene	40.000	41.914	-4.8	107	0.00	15.65
110		1,2,4-Trichlorobenzene	40.000	40.797	-2.0	104	0.00	15.69
111		Naphthalene	40.000	39.246	1.9	102	0.00	15.96
112		1,2,3-Trichlorobenzene	40.000	40.360	-0.9	104	0.00	16.13

(#) = Out of Range SPCC's out = 0 CCC's out = 0
I755362.D 2023-03-30.m Thu Mar 30 13:53:27 2023

Continuing Calibration Summary

Job Number: FC3855
Account: BHATALB Bhate Environmental
Project: Griffiss AFB; Rome, NY

Sample: VI2871-CC2865
Lab FileID: I755508.D

Evaluate Continuing Calibration Report

Data File : C:\msdchem\1\data\2023-04-05\I755508.D Vial: 2
Acq On : 5 Apr 2023 6:35 am Operator: jeniferw
Sample : CC2865-5 Inst : MSVOA16
Misc : MS53698,VI2871,,,,, Multiplr: 1.00
MS Integration Params: tiny.p

Method : C:\msdchem\1\methods\2023-03-30.m (RTE Integrator)
Title : SW-846 Method 5035A/8260B
Last Update : Thu Mar 30 12:51:22 2023
Response via : Multiple Level Calibration

Min. RRF : 0.000 Min. Rel. Area : 50% Max. R.T. Dev 0.50min
Max. RRF Dev : 20% Max. Rel. Area : 200%

		Compound	AvgRF	CCRF	%Dev	Area%	Dev(min)	R.T.
1	I	Fluorobenzene	1.000	1.000	0.0	92	0.00	8.33
			Amount	Calc.	%Drift			
2		Dichlorodifluoromethane	40.000	43.955	-9.9	91	0.00	2.39
3	P	Chloromethane	40.000	45.924	-14.8	101	0.00	2.71
4	C	Vinyl Chloride	40.000	43.535	-8.8	93	0.00	2.86
5		1,3-Butadiene	40.000	39.905	0.2	95	0.00	2.90
6		Bromomethane	40.000	36.262	9.3	83	0.00	3.39
7		Chloroethane	40.000	45.754	-14.4	96	0.00	3.58
8		Trichlorofluoromethane	40.000	39.868	0.3	94	0.00	3.80
9		Ethyl Ether	40.000	42.961	-7.4	97	0.00	4.30
10		1,2-Dichlorotrifluoroetha	40.000	44.412	-11.0	100	0.00	4.55
11	C	1,1-Dichloroethene	40.000	42.699	-6.7	96	0.00	4.56
			AvgRF	CCRF	%Dev			
12		Ethanol	0.008	0.008	0.0	105	-0.02	4.53
			Amount	Calc.	%Drift			
13		Freon 113	40.000	41.512	-3.8	93	0.00	4.62
14		Carbon Disulfide	40.000	41.366	-3.4	94	0.00	4.60
15		Iodomethane	40.000	47.075	-17.7	101	0.00	4.75
16		Acrolein	200.000	238.374	-19.2	107	0.00	5.01
17		Allyl chloride	40.000	44.746	-11.9	106	0.00	5.20
18		Methylene Chloride	40.000	44.130	-10.3	99	0.00	5.33
19		Acetone	200.000	229.137	-14.6	109	0.00	5.38
20		Methyl acetate	200.000	221.034	-10.5	101	0.00	5.54
			AvgRF	CCRF	%Dev			
21		trans-1,2-Dichloroethene	0.280	0.296	-5.7	97	0.00	5.55
			Amount	Calc.	%Drift			
22		Hexane	40.000	42.340	-5.9	93	0.00	5.65
			AvgRF	CCRF	%Dev			
23		Methyl Tert Butyl Ether	0.574	0.599	-4.4	98	0.00	5.68
			Amount	Calc.	%Drift			
24		Tert butyl alcohol	400.000	423.454	-5.9	96	0.00	5.81
			AvgRF	CCRF	%Dev			
25		Acetonitrile	0.046	0.051	-10.9	105	0.00	5.95
26		Di-isopropyl ether	0.564	0.600	-6.4	98	0.00	6.14

Continuing Calibration Summary

Job Number: FC3855
Account: BHATALB Bhate Environmental
Project: Griffiss AFB; Rome, NY

Sample: VI2871-CC2865
Lab FileID: I755508.D

27		Chloroprene	0.271	0.283	-4.4	100	0.00	6.27
28	P	1,1-Dichloroethane	0.378	0.408	-7.9	101	0.00	6.29
			Amount	Calc.	%Drift			
29		Acrylonitrile	200.000	242.508	-21.3#	109	0.00	6.34
30		ETBE	40.000	44.042	-10.1	99	0.00	6.57
31		Vinyl acetate	200.000	239.426	-19.7	108	0.00	6.57
			AvgRF	CCRF	%Dev			
32		cis-1,2-Dichloroethene	0.218	0.225	-3.2	96	0.00	6.94
			Amount	Calc.	%Drift			
33		2,2-Dichloropropane	40.000	42.612	-6.5	97	0.00	7.06
34		Bromochloromethane	40.000	43.926	-9.8	101	0.00	7.17
35		Cyclohexane	40.000	41.826	-4.6	95	0.00	7.20
36	C	Chloroform	40.000	45.274	-13.2	103	0.00	7.24
37		Ethyl acetate	200.000	238.452	-19.2	109	0.00	7.35
38		Tetrahydrofuran	40.000	44.419	-11.0	100	0.00	7.43
			AvgRF	CCRF	%Dev			
39	S	Dibromofluoromethane	0.291	0.299	-2.7	95	0.00	7.45
			Amount	Calc.	%Drift			
40		Carbon Tetrachloride	40.000	43.116	-7.8	97	0.00	7.43
41		1,1,1-Trichloroethane	40.000	43.797	-9.5	96	0.00	7.49
42		2-Butanone	200.000	237.785	-18.9	109	0.00	7.56
			AvgRF	CCRF	%Dev			
43		1,1-Dichloropropene	0.271	0.288	-6.3	98	0.00	7.63
			Amount	Calc.	%Drift			
44		tert-Butyl Formate	200.000	230.792	-15.4	105	0.00	7.72
			AvgRF	CCRF	%Dev			
45		Propionitrile	0.066	0.073	-10.6	107	0.00	7.88
			Amount	Calc.	%Drift			
46		Methacrylonitrile	400.000	463.743	-15.9	111	0.00	7.91
			AvgRF	CCRF	%Dev			
47		Benzene	0.806	0.847	-5.1	99	0.00	7.90
48		TAME	0.553	0.579	-4.7	99	0.00	8.00
49	S	1,2-Dichloroethane-d4	0.293	0.290	1.0	92	0.00	8.03
			Amount	Calc.	%Drift			
50		Isobutyl alcohol	800.000	911.943	-14.0	109	0.00	8.08
51		1,2-Dichloroethane	40.000	43.183	-8.0	98	0.00	8.10
			AvgRF	CCRF	%Dev			
52		Tert Amyl Alcohol	0.075	0.079	-5.3	98	0.00	8.19
			Amount	Calc.	%Drift			
53		Trichloroethene	40.000	43.468	-8.7	99	0.00	8.52
			AvgRF	CCRF	%Dev			
54		Methylcyclohexane	0.276	0.285	-3.3	94	0.00	8.53
55		Dibromomethane	0.142	0.151	-6.3	98	0.00	8.97
56	C	1,2-Dichloropropane	0.195	0.206	-5.6	100	0.00	9.05
			Amount	Calc.	%Drift			

Continuing Calibration Summary

Job Number: FC3855
Account: BHATALB Bhate Environmental
Project: Griffiss AFB; Rome, NY

Sample: VI2871-CC2865
Lab FileID: I755508.D

57		Bromodichloromethane	40.000	43.815	-9.5	99	0.00	9.12
58		Methyl methacrylate	40.000	45.317	-13.3	105	0.00	9.24
			AvgRF	CCRF	%Dev			
59		1,4-Dioxane	0.007	0.006	14.3	85	0.00	9.31
			Amount	Calc.	%Drift			
60		2-Chloroethyl vinyl ether	200.000	199.796	0.1	93	0.00	9.65
61		cis-1,3-Dichloropropene	40.000	43.515	-8.8	99	0.00	9.75
			AvgRF	CCRF	%Dev			
62	I	Chlorobenzene-d5	1.000	1.000	0.0	101	0.00	11.51
63	S	Toluene-d8	1.330	1.285	3.4	96	0.00	9.94
			Amount	Calc.	%Drift			
64	C	Toluene	40.000	39.923	0.2	98	0.00	9.99
65		2-Nitropropane	200.000	199.956	0.0	101	0.00	10.19
66		4-Methyl-2-pentanone	200.000	214.323	-7.2	108	0.00	10.33
67		trans-1,3-Dichloropropene	40.000	40.127	-0.3	100	0.00	10.40
			AvgRF	CCRF	%Dev			
68		Tetrachloroethene	0.321	0.308	4.0	96	0.00	10.41
			Amount	Calc.	%Drift			
69		Ethyl methacrylate	40.000	43.113	-7.8	109	0.00	10.52
			AvgRF	CCRF	%Dev			
70		1,1,2-Trichloroethane	0.218	0.219	-0.5	102	0.00	10.55
71		Dibromochloromethane	0.309	0.304	1.6	96	0.00	10.76
72		1,3-Dichloropropane	0.387	0.385	0.5	98	0.00	10.84
73		1,2-Dibromoethane	0.285	0.282	1.1	98	0.00	11.01
			Amount	Calc.	%Drift			
74		3,3-dimethyl-1-butanol	2000.000	1986.355	0.7	96	0.00	11.12
			AvgRF	CCRF	%Dev			
75		2-hexanone	0.391	0.440	-12.5	110	0.00	11.16
76		1-Chlorohexane	0.314	0.309	1.6	96	0.00	11.46
			Amount	Calc.	%Drift			
77	C	Ethylbenzene	40.000	39.845	0.4	99	0.00	11.53
78	P	Chlorobenzene	40.000	39.885	0.3	99	0.00	11.52
79		1,1,1,2-Tetrachloroethane	40.000	39.734	0.7	97	0.00	11.57
80		m,p-Xylene	80.000	79.109	1.1	99	0.00	11.66
			AvgRF	CCRF	%Dev			
81		o-Xylene	0.926	0.908	1.9	98	0.00	12.10
			Amount	Calc.	%Drift			
82		Styrene	40.000	39.247	1.9	97	0.00	12.16
			AvgRF	CCRF	%Dev			
83	P	Bromoform	0.239	0.235	1.7	97	0.00	12.21
84		Isopropylbenzene	1.119	1.095	2.1	97	0.00	12.41
85	I	1,4-Dichlorobenzene-d4	1.000	1.000	0.0	105	0.00	13.87
86	S	4-Bromofluorobenzene	0.778	0.771	0.9	103	0.00	12.72
87		cis-1,4-Dichloro-2-butene	0.210	0.212	-1.0	108	0.00	12.76

Continuing Calibration Summary

Job Number: FC3855
Account: BHATALB Bhate Environmental
Project: Griffiss AFB; Rome, NY

Sample: VI2871-CC2865
Lab FileID: I755508.D

			Amount	Calc.	%Drift			
88		n-Propylbenzene	40.000	39.153	2.1	98	0.00	12.83
			AvgRF	CCRF	%Dev			
89		Bromobenzene	0.543	0.519	4.4	99	0.00	12.85
			Amount	Calc.	%Drift			
90	P	1,1,2,2-Tetrachloroethane	40.000	39.636	0.9	101	0.00	12.89
91		1,3,5-Trimethylbenzene	40.000	38.753	3.1	98	0.00	13.02
92		2-Chlorotoluene	40.000	38.193	4.5	98	0.00	13.02
93		trans-1,4-Dichloro-2-Bute	40.000	37.013	7.5	99	0.00	13.07
			AvgRF	CCRF	%Dev			
94		1,2,3-Trichloropropane	0.254	0.240	5.5	100	0.00	13.05
95		Cyclohexanone	0.058	0.050	13.8	89	0.00	13.11
			Amount	Calc.	%Drift			
96		4-Chlorotoluene	40.000	39.216	2.0	99	0.00	13.18
97		tert-Butylbenzene	40.000	38.688	3.3	97	0.00	13.35
			AvgRF	CCRF	%Dev			
98		1,2,4-Trimethylbenzene	1.601	1.537	4.0	99	0.00	13.43
99		Pentachloroethane	0.294	0.283	3.7	103	0.00	13.40
			Amount	Calc.	%Drift			
100		sec-Butylbenzene	40.000	39.105	2.2	97	0.00	13.54
			AvgRF	CCRF	%Dev			
101		4-Isopropyltoluene	1.644	1.572	4.4	97	0.00	13.67
			Amount	Calc.	%Drift			
102		1,3-Dichlorobenzene	40.000	39.753	0.6	100	0.00	13.80
103		1,2,3-Trimethylbenzene	40.000	38.823	2.9	98	0.00	13.88
104		1,4-Dichlorobenzene	40.000	38.725	3.2	97	0.00	13.89
105		n-Butylbenzene	40.000	38.481	3.8	98	0.00	14.11
106		Benzyl Chloride	40.000	38.044	4.9	101	0.00	14.13
107		1,2-Dichlorobenzene	40.000	39.519	1.2	98	0.00	14.33
			AvgRF	CCRF	%Dev			
108		1,2-Dibromo-3-Chloropropa	0.212	0.204	3.8	98	0.00	15.08
			Amount	Calc.	%Drift			
109		Hexachlorobutadiene	40.000	39.768	0.6	99	0.00	15.65
110		1,2,4-Trichlorobenzene	40.000	37.622	5.9	94	0.00	15.69
111		Naphthalene	40.000	38.011	5.0	96	0.00	15.96
112		1,2,3-Trichlorobenzene	40.000	38.379	4.1	97	0.00	16.13

(#) = Out of Range SPCC's out = 0 CCC's out = 0
I755362.D 2023-03-30.m Wed Apr 05 07:27:49 2023

Continuing Calibration Summary

Job Number: FC3855
Account: BHATALB Bhate Environmental
Project: Griffiss AFB; Rome, NY

Sample: VI2871-ECC2865
Lab FileID: I755533.D

Evaluate Continuing Calibration Report

Data File : C:\msdchem\1\data\ce...2023\VI2871\I755533.d Vial: 27
Acq On : 5 Apr 2023 6:46 pm Operator: jeniferw
Sample : ECC2865-5 Inst : MSVOA16
Misc : MS53705,VI2871,,,,, Multiplr: 1.00
MS Integration Params: tiny.p

Method : C:\msdchem\1\methods\2023-03-30.m (RTE Integrator)
Title : SW-846 Method 5035A/8260B
Last Update : Thu Mar 30 12:51:22 2023
Response via : Multiple Level Calibration

Min. RRF : 0.000 Min. Rel. Area : 50% Max. R.T. Dev 0.50min
Max. RRF Dev : 50% Max. Rel. Area : 200%

		Compound	AvgRF	CCRF	%Dev	Area%	Dev(min)	R.T.
1	I	Fluorobenzene	1.000	1.000	0.0	91	0.00	8.34
			True	Calc.	% Drift			
2		Dichlorodifluoromethane	40.000	41.617	-4.0	85	0.00	2.39
3	P	Chloromethane	40.000	43.547	-8.9	94	0.00	2.72
4	C	Vinyl Chloride	40.000	43.659	-9.1	91	0.00	2.86
5		1,3-Butadiene	40.000	49.719	-24.3	117	0.00	2.90
6		Bromomethane	40.000	26.304	34.2	60	0.00	3.39
7		Chloroethane	40.000	45.519	-13.8	94	0.00	3.59
8		Trichlorofluoromethane	40.000	39.495	1.3	92	0.00	3.80
9		Ethyl Ether	40.000	37.337	6.7	82	0.00	4.31
10		1,2-Dichlorotrifluoroetha	40.000	42.924	-7.3	95	0.00	4.56
11	C	1,1-Dichloroethene	40.000	40.448	-1.1	90	0.00	4.56
			AvgRF	CCRF	% Dev			
12		Ethanol	0.008	0.009	-12.5	111	0.00	4.56
			True	Calc.	% Drift			
13		Freon 113	40.000	40.024	-0.1	88	0.00	4.62
14		Carbon Disulfide	40.000	38.680	3.3	87	0.00	4.60
15		Iodomethane	40.000	46.742	-16.9	99	0.00	4.75
16		Acrolein	200.000	231.270	-15.6	102	0.00	5.01
17		Allyl chloride	40.000	43.869	-9.7	103	0.00	5.20
18		Methylene Chloride	40.000	43.421	-8.6	96	0.00	5.33
19		Acetone	200.000	237.381	-18.7	111	0.00	5.40
20		Methyl acetate	200.000	205.857	-2.9	93	0.00	5.55
			AvgRF	CCRF	% Dev			
21		trans-1,2-Dichloroethene	0.280	0.288	-2.9	93	0.00	5.56
			True	Calc.	% Drift			
22		Hexane	40.000	40.557	-1.4	88	0.00	5.65
			AvgRF	CCRF	% Dev			
23		Methyl Tert Butyl Ether	0.574	0.600	-4.5	96	0.00	5.69
			True	Calc.	% Drift			
24		Tert butyl alcohol	400.000	597.174	-49.3	134	0.00	5.81
			AvgRF	CCRF	% Dev			
25		Acetonitrile	0.046	0.052	-13.0	106	0.00	5.96
26		Di-isopropyl ether	0.564	0.616	-9.2	99	0.00	6.15

Continuing Calibration Summary

Job Number: FC3855
Account: BHATALB Bhate Environmental
Project: Griffiss AFB; Rome, NY

Sample: VI2871-ECC2865
Lab FileID: I755533.D

27		Chloroprene	0.271	0.291	-7.4	101	0.00	6.27
28	P	1,1-Dichloroethane	0.378	0.397	-5.0	96	0.00	6.30
			True	Calc.	% Drift			
29		Acrylonitrile	200.000	242.904	-21.5	107	0.00	6.34
30		ETBE	40.000	45.244	-13.1	100	0.00	6.58
31		Vinyl acetate	200.000	225.583	-12.8	99	0.00	6.58
			AvgRF	CCRF	% Dev			
32		cis-1,2-Dichloroethene	0.218	0.226	-3.7	95	0.00	6.95
			True	Calc.	% Drift			
33		2,2-Dichloropropane	40.000	36.794	8.0	82	0.00	7.06
34		Bromochloromethane	40.000	43.262	-8.2	98	0.00	7.18
35		Cyclohexane	40.000	41.494	-3.7	93	0.00	7.20
36	C	Chloroform	40.000	43.710	-9.3	98	0.00	7.25
37		Ethyl acetate	200.000	222.565	-11.3	100	0.00	7.35
38		Tetrahydrofuran	40.000	44.502	-11.3	98	0.00	7.44
			AvgRF	CCRF	% Dev			
39	S	Dibromofluoromethane	0.291	0.300	-3.1	93	0.00	7.45
			True	Calc.	% Drift			
40		Carbon Tetrachloride	40.000	41.609	-4.0	92	0.00	7.43
41		1,1,1-Trichloroethane	40.000	42.343	-5.9	92	0.00	7.49
42		2-Butanone	200.000	248.275	-24.1	112	0.00	7.57
			AvgRF	CCRF	% Dev			
43		1,1-Dichloropropene	0.271	0.282	-4.1	95	0.00	7.63
			True	Calc.	% Drift			
44		tert-Butyl Formate	200.000	1.274	99.4#	1	0.01	7.74
			AvgRF	CCRF	% Dev			
45		Propionitrile	0.066	0.075	-13.6	109	0.00	7.88
			True	Calc.	% Drift			
46		Methacrylonitrile	400.000	469.154	-17.3	111	0.00	7.91
			AvgRF	CCRF	% Dev			
47		Benzene	0.806	0.837	-3.8	96	0.00	7.90
48		TAME	0.553	0.568	-2.7	95	0.00	8.01
49	S	1,2-Dichloroethane-d4	0.293	0.295	-0.7	92	0.00	8.04
			True	Calc.	% Drift			
50		Isobutyl alcohol	800.000	979.786	-22.5	116	0.00	8.09
51		1,2-Dichloroethane	40.000	43.690	-9.2	98	0.00	8.11
			AvgRF	CCRF	% Dev			
52		Tert Amyl Alcohol	0.075	0.084	-12.0	103	0.00	8.19
			True	Calc.	% Drift			
53		Trichloroethene	40.000	42.048	-5.1	94	0.00	8.52
			AvgRF	CCRF	% Dev			
54		Methylcyclohexane	0.276	0.278	-0.7	90	0.00	8.53
55		Dibromomethane	0.142	0.156	-9.9	100	0.00	8.97
56	C	1,2-Dichloropropane	0.195	0.209	-7.2	100	0.00	9.05
			True	Calc.	% Drift			

Continuing Calibration Summary

Job Number: FC3855
Account: BHATALB Bhate Environmental
Project: Griffiss AFB; Rome, NY

Sample: VI2871-ECC2865
Lab FileID: I755533.D

57		Bromodichloromethane	40.000	43.619	-9.0	97	0.00	9.12
58		Methyl methacrylate	40.000	46.114	-15.3	105	0.00	9.24
			AvgRF	CCRF	% Dev			
59		1,4-Dioxane	0.007	0.007	0.0	97	0.00	9.31
			True	Calc.	% Drift			
60		2-Chloroethyl vinyl ether	200.000	0.380	99.8#	0	0.10	9.76
61		cis-1,3-Dichloropropene	40.000	39.596	1.0	89	0.00	9.76
			AvgRF	CCRF	% Dev			
62	I	Chlorobenzene-d5	1.000	1.000	0.0	103	0.00	11.51
63	S	Toluene-d8	1.330	1.244	6.5	95	0.00	9.94
			True	Calc.	% Drift			
64	C	Toluene	40.000	38.332	4.2	96	0.00	10.00
65		2-Nitropropane	200.000	191.961	4.0	99	0.00	10.20
66		4-Methyl-2-pentanone	200.000	212.397	-6.2	109	0.00	10.33
67		trans-1,3-Dichloropropene	40.000	36.599	8.5	93	0.00	10.40
			AvgRF	CCRF	% Dev			
68		Tetrachloroethene	0.321	0.278	13.4	88	0.00	10.41
			True	Calc.	% Drift			
69		Ethyl methacrylate	40.000	41.793	-4.5	108	0.00	10.52
			AvgRF	CCRF	% Dev			
70		1,1,2-Trichloroethane	0.218	0.211	3.2	101	0.00	10.56
71		Dibromochloromethane	0.309	0.281	9.1	91	0.00	10.76
72		1,3-Dichloropropane	0.387	0.374	3.4	97	0.00	10.84
73		1,2-Dibromoethane	0.285	0.274	3.9	97	0.00	11.02
			True	Calc.	% Drift			
74		3,3-dimethyl-1-butanol	2000.000	2071.143	-3.6	103	0.00	11.12
			AvgRF	CCRF	% Dev			
75		2-hexanone	0.391	0.436	-11.5	111	0.00	11.16
76		1-Chlorohexane	0.314	0.302	3.8	95	0.00	11.47
			True	Calc.	% Drift			
77	C	Ethylbenzene	40.000	38.057	4.9	97	0.00	11.53
78	P	Chlorobenzene	40.000	39.147	2.1	99	0.00	11.52
79		1,1,1,2-Tetrachloroethane	40.000	39.191	2.0	97	0.00	11.58
80		m,p-Xylene	80.000	76.009	5.0	97	0.00	11.67
			AvgRF	CCRF	% Dev			
81		o-Xylene	0.926	0.884	4.5	98	0.00	12.11
			True	Calc.	% Drift			
82		Styrene	40.000	37.382	6.5	94	0.00	12.16
			AvgRF	CCRF	% Dev			
83	P	Bromoform	0.239	0.213	10.9	89	0.00	12.21
84		Isopropylbenzene	1.119	1.060	5.3	96	0.00	12.41
85	I	1,4-Dichlorobenzene-d4	1.000	1.000	0.0	108	0.00	13.87
86	S	4-Bromofluorobenzene	0.778	0.772	0.8	106	0.00	12.72
87		cis-1,4-Dichloro-2-butene	0.210	0.153	27.1	80	0.00	12.76

Continuing Calibration Summary

Job Number: FC3855
Account: BHATALB Bhate Environmental
Project: Griffiss AFB; Rome, NY

Sample: VI2871-ECC2865
Lab FileID: I755533.D

			True	Calc.	% Drift			
88		n-Propylbenzene	40.000	36.963	7.6	96	0.00	12.83
			AvgRF	CCRF	% Dev			
89		Bromobenzene	0.543	0.485	10.7	96	0.00	12.85
			True	Calc.	% Drift			
90	P	1,1,2,2-Tetrachloroethane	40.000	38.748	3.1	101	0.00	12.89
91		1,3,5-Trimethylbenzene	40.000	36.781	8.0	96	0.00	13.02
92		2-Chlorotoluene	40.000	38.155	4.6	101	0.00	13.02
93		trans-1,4-Dichloro-2-Bute	40.000	26.713	33.2	73	0.00	13.07
			AvgRF	CCRF	% Dev			
94		1,2,3-Trichloropropane	0.254	0.231	9.1	99	0.00	13.05
95		Cyclohexanone	0.058	0.055	5.2	100	0.00	13.11
			True	Calc.	% Drift			
96		4-Chlorotoluene	40.000	37.373	6.6	97	0.00	13.19
97		tert-Butylbenzene	40.000	36.889	7.8	96	0.00	13.35
			AvgRF	CCRF	% Dev			
98		1,2,4-Trimethylbenzene	1.601	1.465	8.5	97	0.00	13.43
99		Pentachloroethane	0.294	0.283	3.7	106	0.00	13.40
			True	Calc.	% Drift			
100		sec-Butylbenzene	40.000	36.540	8.7	93	0.00	13.54
			AvgRF	CCRF	% Dev			
101		4-Isopropyltoluene	1.644	1.463	11.0	93	0.00	13.68
			True	Calc.	% Drift			
102		1,3-Dichlorobenzene	40.000	37.140	7.1	96	0.00	13.80
103		1,2,3-Trimethylbenzene	40.000	36.728	8.2	95	0.00	13.88
104		1,4-Dichlorobenzene	40.000	37.035	7.4	96	0.00	13.89
105		n-Butylbenzene	40.000	34.755	13.1	91	0.00	14.11
106		Benzyl Chloride	40.000	28.410	29.0	77	0.00	14.13
107		1,2-Dichlorobenzene	40.000	37.351	6.6	96	0.00	14.33
			AvgRF	CCRF	% Dev			
108		1,2-Dibromo-3-Chloropropa	0.212	0.196	7.5	96	0.00	15.08
			True	Calc.	% Drift			
109		Hexachlorobutadiene	40.000	35.351	11.6	91	0.00	15.65
110		1,2,4-Trichlorobenzene	40.000	35.573	11.1	91	0.00	15.69
111		Naphthalene	40.000	36.377	9.1	95	0.00	15.96
112		1,2,3-Trichlorobenzene	40.000	36.288	9.3	94	0.00	16.13

(#) = Out of Range SPCC's out = 0 CCC's out = 0
I755362.D 2023-03-30.m Thu Apr 06 03:34:59 2023

Run Sequence Report

Job Number: FC3855
Account: BHATALB Bhate Environmental
Project: Griffiss AFB; Rome, NY

Run ID: VI2865 **Method:** SW846 8260D **Instrument ID:** GCMSI

Lab Sample ID	Lab File ID	Date/Time Analyzed	Prep QC Batch	Client Sample ID
VI2865-BFB	I755357.D	03/30/23 07:49	n/a	BFB Tune
VI2865-IC2865	I755359.D	03/30/23 08:52	n/a	Initial cal 2
VI2865-IC2865	I755360.D	03/30/23 09:16	n/a	Initial cal 3
VI2865-IC2865	I755361.D	03/30/23 09:57	n/a	Initial cal 4
VI2865-ICC2865	I755362.D	03/30/23 10:21	n/a	Initial cal 5
VI2865-IC2865	I755363.D	03/30/23 10:55	n/a	Initial cal 6
VI2865-IC2865	I755364.D	03/30/23 11:18	n/a	Initial cal 7
VI2865-IC2865	I755366.D	03/30/23 12:07	n/a	Initial cal 1
VI2865-ICV2865	I755367.D	03/30/23 12:55	n/a	Initial cal verification 5
VI2865-CC2865	I755367A.D	03/30/23 12:55	n/a	Continuing cal 5
VI2865-BS	I755368.D	03/30/23 13:33	n/a	Blank Spike
VI2865-MB	I755369.D	03/30/23 14:10	n/a	Method Blank
ZZZZZZ	I755370.D	03/30/23 14:34	n/a	(unrelated sample)
ZZZZZZ	I755371.D	03/30/23 14:57	n/a	(unrelated sample)
ZZZZZZ	I755372.D	03/30/23 15:21	n/a	(unrelated sample)
FC3704-2	I755373.D	03/30/23 15:45	n/a	(used for QC only; not part of job FC3855)
ZZZZZZ	I755374.D	03/30/23 16:09	n/a	(unrelated sample)
ZZZZZZ	I755375.D	03/30/23 16:33	n/a	(unrelated sample)
ZZZZZZ	I755376.D	03/30/23 16:57	n/a	(unrelated sample)
ZZZZZZ	I755377.D	03/30/23 17:21	n/a	(unrelated sample)
ZZZZZZ	I755378.D	03/30/23 17:45	n/a	(unrelated sample)
ZZZZZZ	I755379.D	03/30/23 18:09	n/a	(unrelated sample)
ZZZZZZ	I755380.D	03/30/23 18:33	n/a	(unrelated sample)
ZZZZZZ	I755381.D	03/30/23 18:57	n/a	(unrelated sample)
ZZZZZZ	I755382.D	03/30/23 19:20	n/a	(unrelated sample)
FC3704-2MS	I755383.D	03/30/23 19:44	n/a	Matrix Spike
FC3704-2MSD	I755384.D	03/30/23 20:08	n/a	Matrix Spike Duplicate
VI2865-ECC2865	I755385.D	03/30/23 20:32	n/a	Ending cal 5

Run Sequence Report

Job Number: FC3855
Account: BHATALB Bhate Environmental
Project: Griffiss AFB; Rome, NY

Run ID: VI2871 **Method:** SW846 8260D **Instrument ID:** GCMSI

Lab Sample ID	Lab File ID	Date/Time Analyzed	Prep QC Batch	Client Sample ID
VI2871-BFB	I755507.D	04/05/23 06:06	n/a	BFB Tune
VI2871-CC2865	I755508.D	04/05/23 06:35	n/a	Continuing cal 5
VI2871-BS	I755509.D	04/05/23 07:09	n/a	Blank Spike
FC3855-6MS	I755510.D	04/05/23 07:44	n/a	Matrix Spike
FC3855-6MSD	I755511.D	04/05/23 08:08	n/a	Matrix Spike Duplicate
VI2871-MB	I755512.D	04/05/23 08:32	n/a	Method Blank
ZZZZZZ	I755513.D	04/05/23 08:55	n/a	(unrelated sample)
FC3855-8	I755514.D	04/05/23 09:19	n/a	SS067-TB01_032823
FC3855-6	I755515.D	04/05/23 09:43	n/a	789MW-222_0323
FC3855-1	I755516.D	04/05/23 10:07	n/a	789MW-83_0323
FC3855-2	I755517.D	04/05/23 10:31	n/a	789MW-98_0323
FC3855-3	I755518.D	04/05/23 10:54	n/a	789MW-99_0323
FC3855-4	I755519.D	04/05/23 11:18	n/a	789MW-99_0323-A
FC3855-5	I755520.D	04/05/23 11:42	n/a	789MW-216_0323
FC3855-7	I755521.D	04/05/23 12:05	n/a	789MW-251_0323
ZZZZZZ	I755522.D	04/05/23 12:29	n/a	(unrelated sample)
ZZZZZZ	I755523.D	04/05/23 12:53	n/a	(unrelated sample)
ZZZZZZ	I755524.D	04/05/23 13:17	n/a	(unrelated sample)
ZZZZZZ	I755525.D	04/05/23 13:41	n/a	(unrelated sample)
ZZZZZZ	I755526.D	04/05/23 16:00	n/a	(unrelated sample)
ZZZZZZ	I755527.D	04/05/23 16:23	n/a	(unrelated sample)
ZZZZZZ	I755528.D	04/05/23 16:47	n/a	(unrelated sample)
ZZZZZZ	I755529.D	04/05/23 17:11	n/a	(unrelated sample)
ZZZZZZ	I755530.D	04/05/23 17:34	n/a	(unrelated sample)
ZZZZZZ	I755531.D	04/05/23 17:58	n/a	(unrelated sample)
ZZZZZZ	I755532.D	04/05/23 18:22	n/a	(unrelated sample)
VI2871-ECC2865	I755533.D	04/05/23 18:46	n/a	Ending cal 5

MS Volatiles

Raw Data

Quantitation Report (QT Reviewed)

Data Path : C:\msdchem\1\data\celinec\2023\April 2023\04-06-2023\VI2871\
Data File : I755516.d
Acq On : 5 Apr 2023 10:07 am
Operator : jeniferw
Sample : FC3855-1
Misc : MS53705,VI2871,,,,,
ALS Vial : 10 Sample Multiplier: 1

Quant Time: Apr 06 03:05:53 2023
Quant Method : C:\msdchem\1\methods\2023-03-30.m
Quant Title : SW-846 Method 5035A/8260B
QLast Update : Thu Mar 30 12:51:22 2023
Response via : Initial Calibration

Compound		R.T.	QIon	Response	Conc	Units	Dev(Min)
Internal Standards							
1) Fluorobenzene		8.335	96	399785	50.00	ug/L	0.00
62) Chlorobenzene-d5		11.512	117	345458	50.00	ug/L	0.00
85) 1,4-Dichlorobenzene-d4		13.877	152	191670	50.00	ug/L	0.00
System Monitoring Compounds							
39) Dibromofluoromethane		7.451	113	117978	50.77	ug/L	0.00
Spiked Amount	50.000	Range 83 - 118		Recovery =	101.54%		
49) 1,2-Dichloroethane-d4		8.037	65	114514	48.80	ug/L	0.00
Spiked Amount	50.000	Range 79 - 125		Recovery =	97.60%		
63) Toluene-d8		9.945	98	433522	47.17	ug/L	0.00
Spiked Amount	50.000	Range 85 - 112		Recovery =	94.34%		
86) 4-Bromofluorobenzene		12.725	174	148414	49.74	ug/L	0.00
Spiked Amount	50.000	Range 83 - 118		Recovery =	99.48%		
Target Compounds							Qvalue
6) Bromomethane		3.391	94	596	0.52	ug/L	84
18) Methylene Chloride		5.336	49	490	0.24	ug/L	84
98) 1,2,4-Trimethylbenzene		13.450	105	2832	0.46	ug/L	83

(#) = qualifier out of range (m) = manual integration (+) = signals summed

Quantitation Report (QT Reviewed)

Data Path : C:\msdchem\1\data\celinec\2023\April 2023\04-06-2023\VI2871\
Data File : I755516.d
Acq On : 5 Apr 2023 10:07 am
Operator : jeniferw
Sample : FC3855-1
Misc : MS53705,VI2871,,,,,
ALS Vial : 10 Sample Multiplier: 1

Quant Time: Apr 06 03:05:53 2023
Quant Method : C:\msdchem\1\methods\2023-03-30.m
Quant Title : SW-846 Method 5035A/8260B
QLast Update : Thu Mar 30 12:51:22 2023
Response via : Initial Calibration

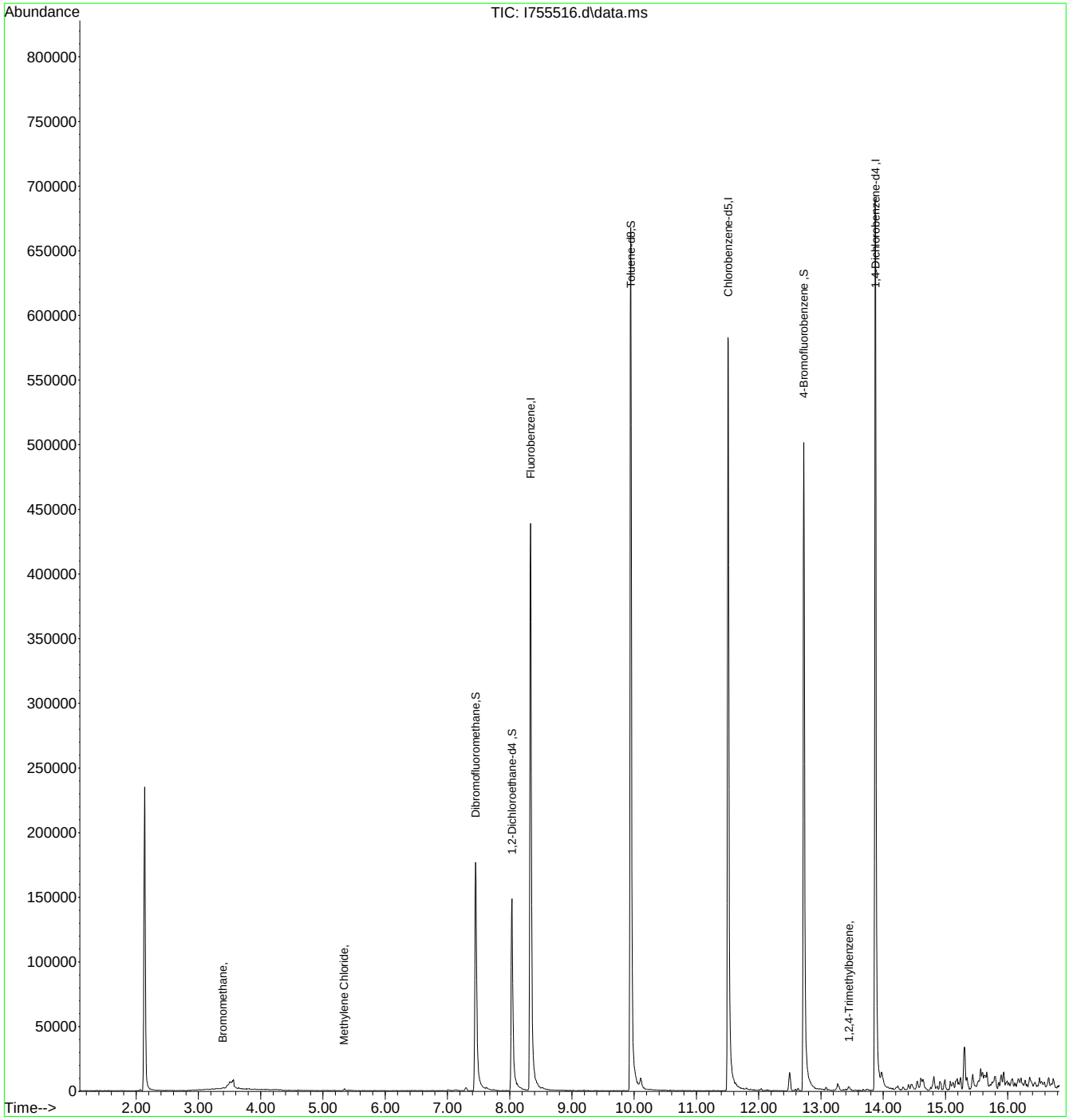

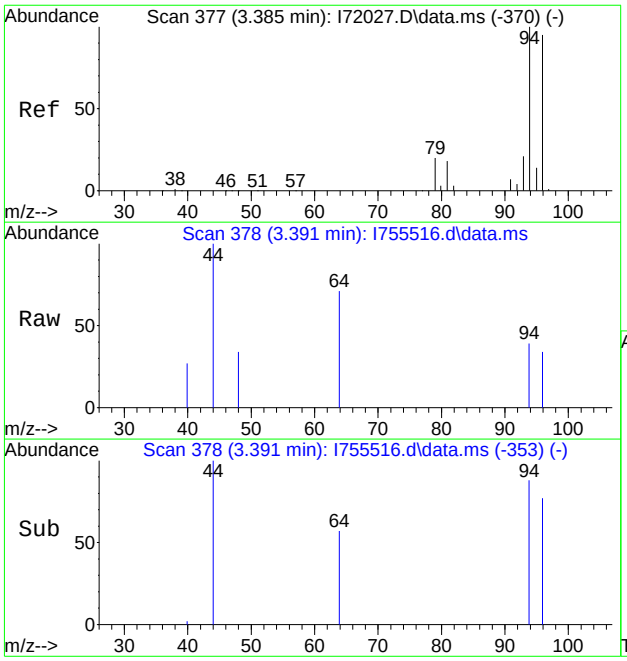

#6
Bromomethane
Concen: 0.52 ug/L
RT: 3.391 min Scan# 378
Delta R.T. 0.000 min
Lab File: I755516.d
Acq: 5 Apr 2023 10:07 am

Tgt Ion: 94 Resp: 596

Ion	Ratio	Lower	Upper
94	100		
96	87.9	67.9	127.9
93	0.0	0.0	50.6

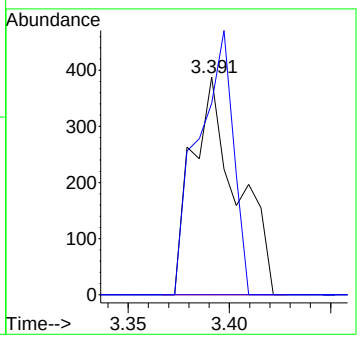

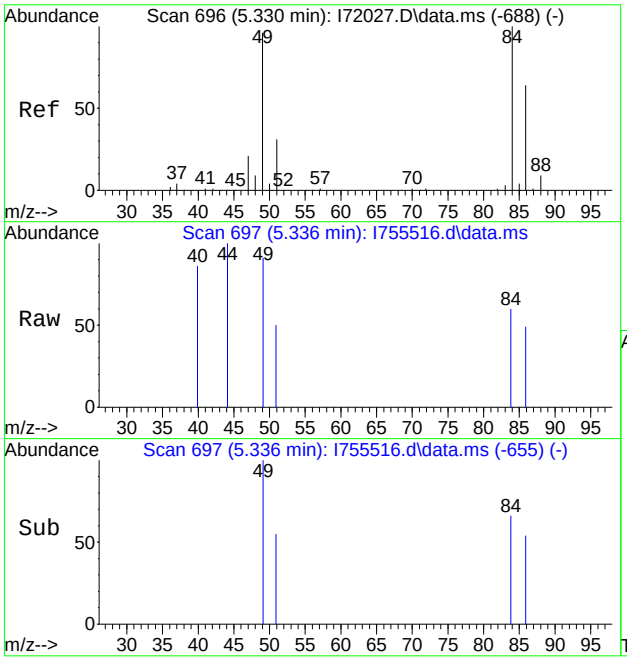

#18
Methylene Chloride
Concen: 0.24 ug/L
RT: 5.336 min Scan# 697
Delta R.T. 0.006 min
Lab File: I755516.d
Acq: 5 Apr 2023 10:07 am

Tgt Ion: 49 Resp: 490

Ion	Ratio	Lower	Upper
49	100		
84	66.0	46.9	106.9
86	54.0	20.7	80.7
51	55.0	1.5	61.5

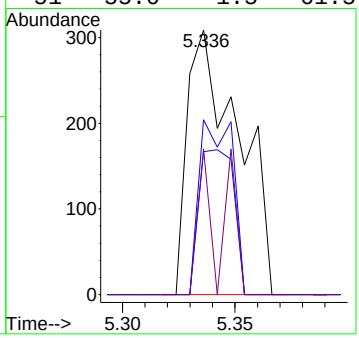

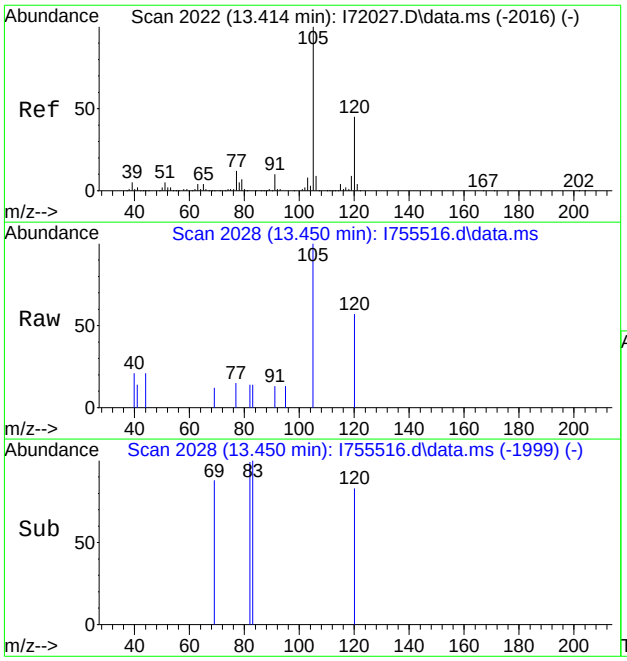

#98
1,2,4-Trimethylbenzene
Concen: 0.46 ug/L
RT: 13.450 min Scan# 2028
Delta R.T. 0.024 min
Lab File: I755516.d
Acq: 5 Apr 2023 10:07 am

Tgt Ion:105 Resp: 2832

Ion	Ratio	Lower	Upper
105	100		
120	56.7	18.4	78.4
119	0.0	0.0	43.4

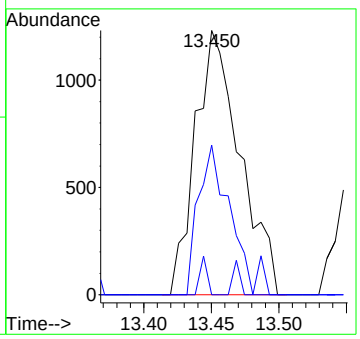

Quantitation Report (QT Reviewed)

Data Path : C:\msdchem\1\data\celinec\2023\April 2023\04-06-2023\VI2871\
Data File : I755517.d
Acq On : 5 Apr 2023 10:31 am
Operator : jeniferw
Sample : FC3855-2
Misc : MS53705,VI2871,,,,,
ALS Vial : 11 Sample Multiplier: 1

Quant Time: Apr 06 03:10:15 2023
Quant Method : C:\msdchem\1\methods\2023-03-30.m
Quant Title : SW-846 Method 5035A/8260B
QLast Update : Thu Mar 30 12:51:22 2023
Response via : Initial Calibration

Compound	R.T.	QIon	Response	Conc	Units		Dev(Min)
Internal Standards							
1) Fluorobenzene	8.335	96	391516	50.00	ug/L		0.00
62) Chlorobenzene-d5	11.506	117	335068	50.00	ug/L		0.00
85) 1,4-Dichlorobenzene-d4	13.871	152	183315	50.00	ug/L		0.00
System Monitoring Compounds							
39) Dibromofluoromethane	7.451	113	114724	50.41	ug/L		0.00
Spiked Amount 50.000	Range 83 - 118		Recovery = 100.82%				
49) 1,2-Dichloroethane-d4	8.037	65	109671	47.73	ug/L		0.00
Spiked Amount 50.000	Range 79 - 125		Recovery = 95.46%				
63) Toluene-d8	9.945	98	423216	47.48	ug/L		0.00
Spiked Amount 50.000	Range 85 - 112		Recovery = 94.96%				
86) 4-Bromofluorobenzene	12.725	174	140886	49.37	ug/L		0.00
Spiked Amount 50.000	Range 83 - 118		Recovery = 98.74%				
Target Compounds							Qvalue
6) Bromomethane	3.391	94	472	0.42	ug/L		81
14) Carbon Disulfide	4.604	76	1700	0.45	ug/L		65
19) Acetone	5.391	43	49982	49.28	ug/L		95
22) Hexane	5.659	56	25141	24.85	ug/L	#	69
35) Cyclohexane	7.195	56	108513	48.37	ug/L		97
47) Benzene	7.909	78	57260	9.07	ug/L		70
52) Tert Amyl Alcohol	8.201	59	7048	12.02	ug/L		97
54) Methylcyclohexane	8.530	83	53476	24.75	ug/L		94
64) Toluene	10.018	91	3009	0.43	ug/L		64
66) 4-Methyl-2-pentanone	10.347	43	13999	4.84	ug/L		95
77) Ethylbenzene	11.542	91	11923	1.49	ug/L		93
80) m,p-Xylene	11.676	91	49033	8.02	ug/L		98
81) o-Xylene	12.115	91	18467	2.98	ug/L		98
84) Isopropylbenzene	12.426	105	2243	0.30	ug/L		92
88) n-Propylbenzene	12.853	91	4804	0.58	ug/L		91
91) 1,3,5-Trimethylbenzene	13.017	105	109368	18.54	ug/L		98
97) tert-Butylbenzene	13.359	91	1845	0.59	ug/L		79
98) 1,2,4-Trimethylbenzene	13.432	105	54814	9.34	ug/L		97
100) sec-Butylbenzene	13.542	105	3401	0.50	ug/L		78
101) 4-Isopropyltoluene	13.676	119	8400	1.39	ug/L		94
103) 1,2,3-Trimethylbenzene	13.889	105	148943	25.13	ug/L		98
111) Naphthalene	15.968	128	14879	1.85	ug/L		84

(#) = qualifier out of range (m) = manual integration (+) = signals summed

Quantitation Report (QT Reviewed)

Data Path : C:\msdchem\1\data\celinec\2023\April 2023\04-06-2023\VI2871\
Data File : I755517.d
Acq On : 5 Apr 2023 10:31 am
Operator : jeniferw
Sample : FC3855-2
Misc : MS53705,VI2871,,,,,
ALS Vial : 11 Sample Multiplier: 1

Quant Time: Apr 06 03:10:15 2023
Quant Method : C:\msdchem\1\methods\2023-03-30.m
Quant Title : SW-846 Method 5035A/8260B
QLast Update : Thu Mar 30 12:51:22 2023
Response via : Initial Calibration

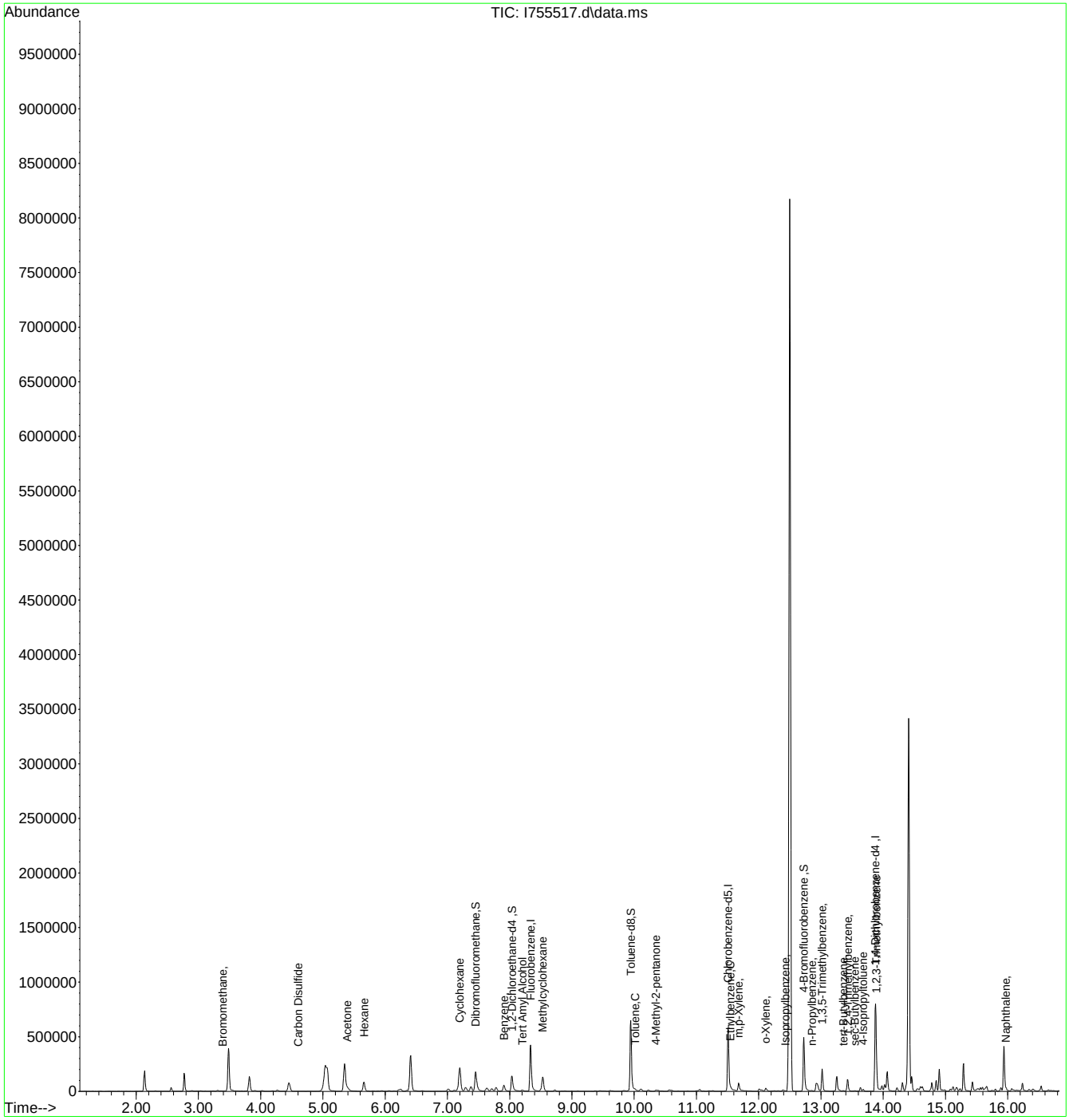

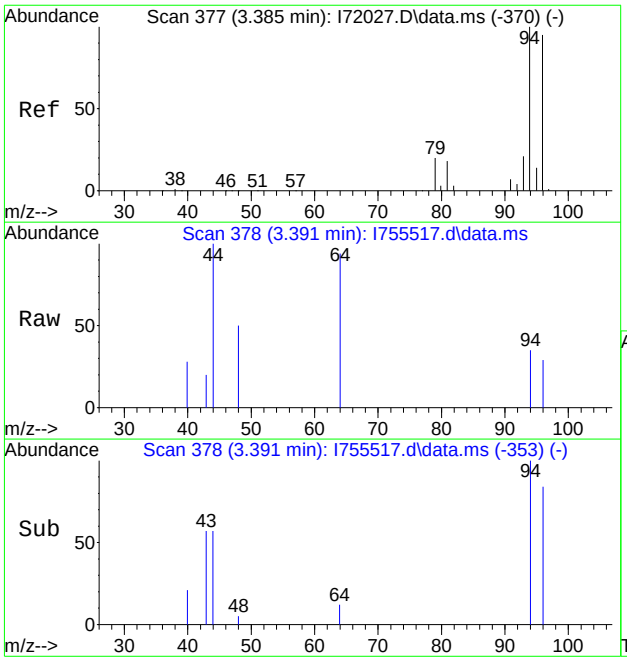

#6
Bromomethane
Concen: 0.42 ug/L
RT: 3.391 min Scan# 378
Delta R.T. 0.000 min
Lab File: I755517.d
Acq: 5 Apr 2023 10:31 am

Tgt Ion: 94 Resp: 472

Ion	Ratio	Lower	Upper
94	100		
96	84.4	67.9	127.9
93	0.0	0.0	50.6

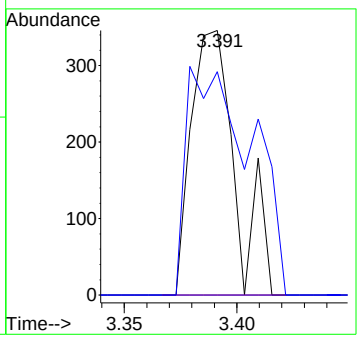

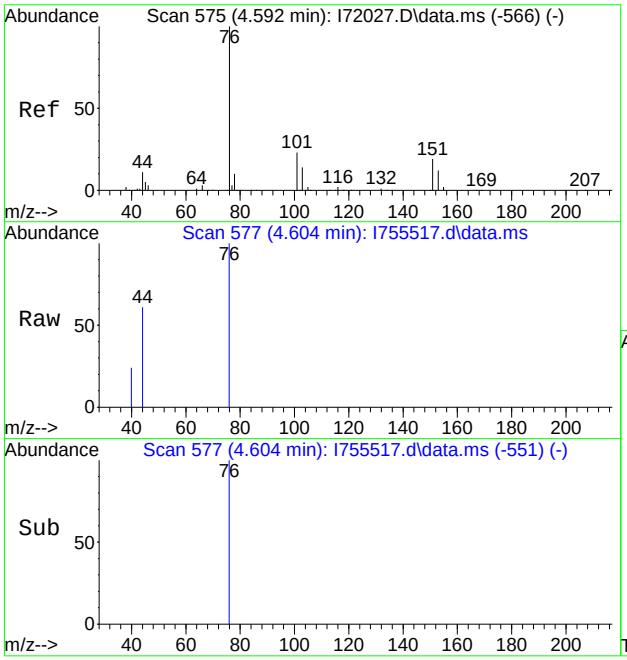

#14
Carbon Disulfide
Concen: 0.45 ug/L
RT: 4.604 min Scan# 577
Delta R.T. 0.006 min
Lab File: I755517.d
Acq: 5 Apr 2023 10:31 am

Tgt Ion: 76 Resp: 1700

Ion	Ratio	Lower	Upper
76	100		
44	30.9	0.0	46.1

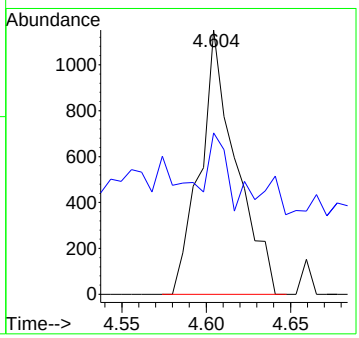

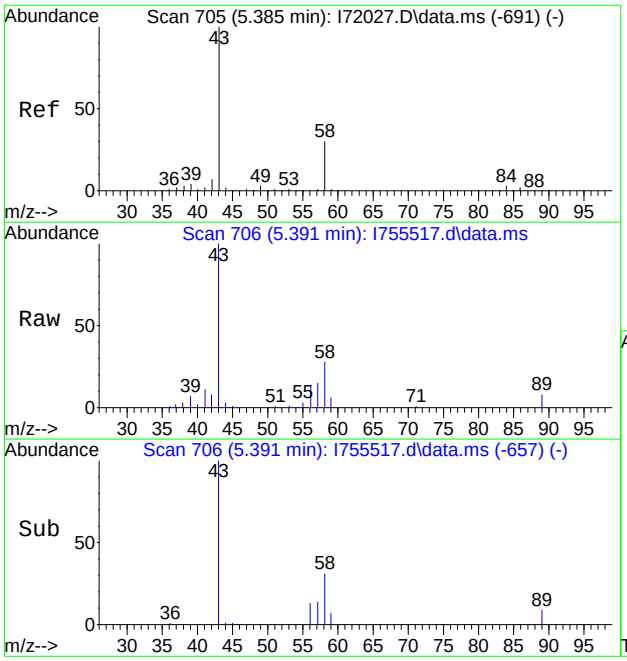

#19
Acetone
Concen: 49.28 ug/L
RT: 5.391 min Scan# 706
Delta R.T. -0.000 min
Lab File: I755517.d
Acq: 5 Apr 2023 10:31 am

Tgt Ion: 43 Resp: 49982

Ion	Ratio	Lower	Upper
43	100		
58	28.0	1.0	61.0

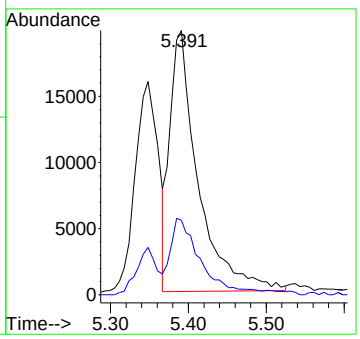

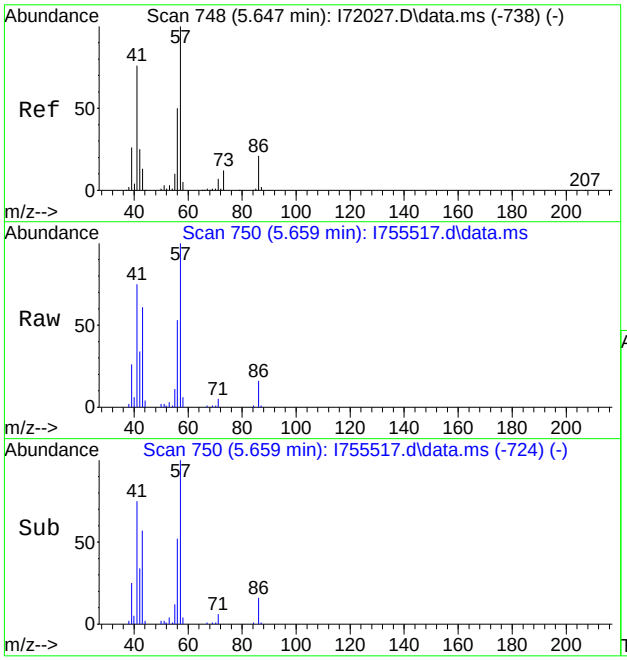

#22
Hexane
Concen: 24.85 ug/L
RT: 5.659 min Scan# 750
Delta R.T. 0.006 min
Lab File: I755517.d
Acq: 5 Apr 2023 10:31 am

Tgt Ion: 56 Resp: 25141

Ion	Ratio	Lower	Upper
56	100		
57	189.9	206.8	266.8#
43	111.7	134.9	194.9#
41	141.7	149.1	209.1#

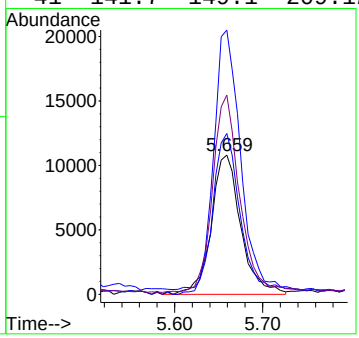

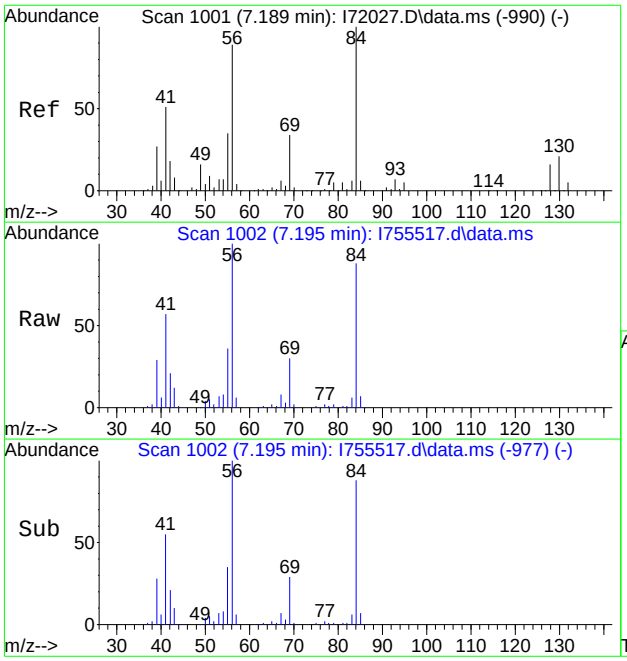

#35
Cyclohexane
Concen: 48.37 ug/L
RT: 7.195 min Scan# 1002
Delta R.T. 0.000 min
Lab File: I755517.d
Acq: 5 Apr 2023 10:31 am

Tgt Ion: 56 Resp: 108513

Ion	Ratio	Lower	Upper
56	100		
84	87.7	54.4	114.4
41	56.5	25.3	85.3
55	35.9	7.1	67.1

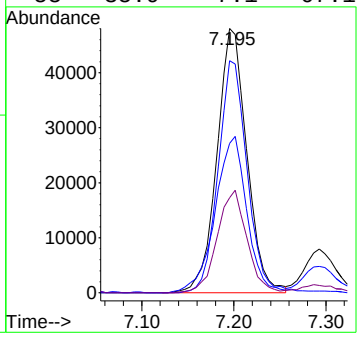

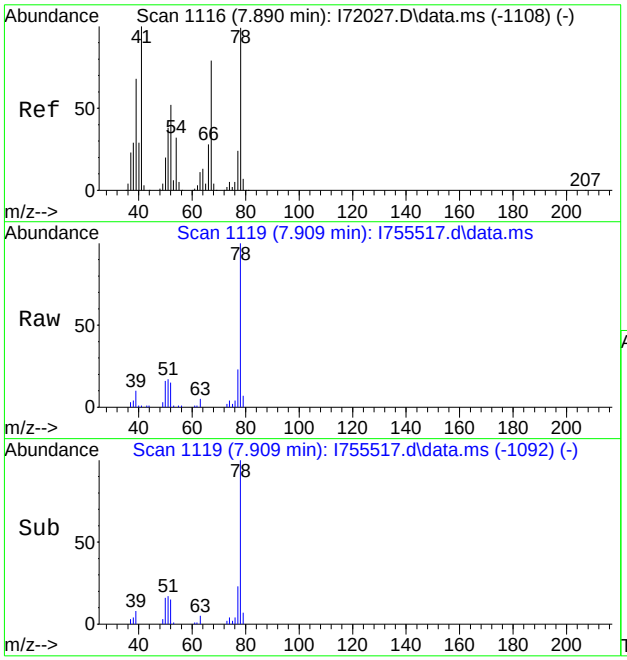

#47
Benzene
Concen: 9.07 ug/L
RT: 7.909 min Scan# 1119
Delta R.T. 0.013 min
Lab File: I755517.d
Acq: 5 Apr 2023 10:31 am

Tgt Ion: 78 Resp: 57260

Ion	Ratio	Lower	Upper
78	100		
51	16.6	3.1	63.1
77	22.9	0.0	53.9
52	14.8	13.9	73.9

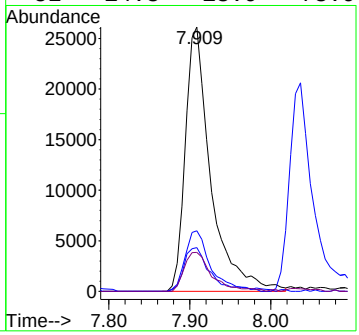

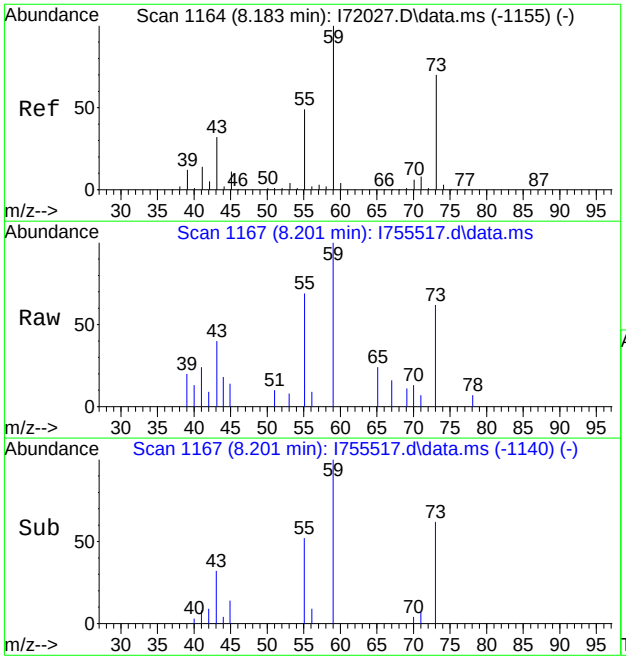

#52
Tert Amyl Alcohol
Concen: 12.02 ug/L
RT: 8.201 min Scan# 1167
Delta R.T. 0.012 min
Lab File: I755517.d
Acq: 5 Apr 2023 10:31 am

Tgt Ion: 59 Resp: 7048

Ion	Ratio	Lower	Upper
59	100		
55	58.2	24.6	84.6
73	62.3	31.5	91.5

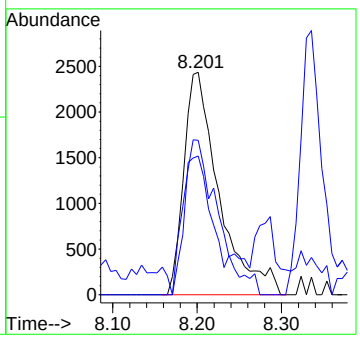

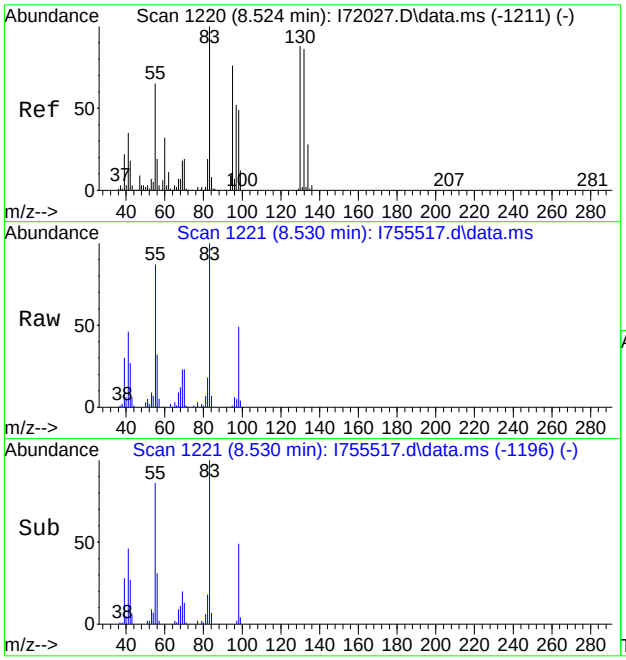

#54
Methylcyclohexane
Concen: 24.75 ug/L
RT: 8.530 min Scan# 1221
Delta R.T. -0.001 min
Lab File: I755517.d
Acq: 5 Apr 2023 10:31 am

Tgt Ion: 83 Resp: 53476

Ion	Ratio	Lower	Upper
83	100		
55	86.0	47.0	107.0
98	48.7	19.2	79.2
42	26.7	0.0	55.9

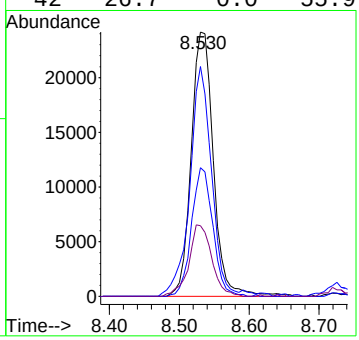

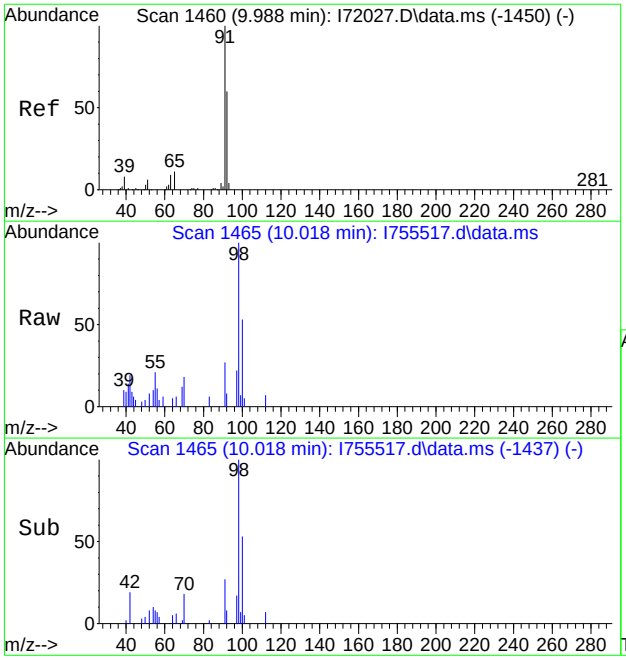

#64
Toluene
Concen: 0.43 ug/L
RT: 10.018 min Scan# 1465
Delta R.T. 0.018 min
Lab File: I755517.d
Acq: 5 Apr 2023 10:31 am

Tgt Ion: 91 Resp: 3009

Ion	Ratio	Lower	Upper
91	100		
92	30.6	27.6	87.6

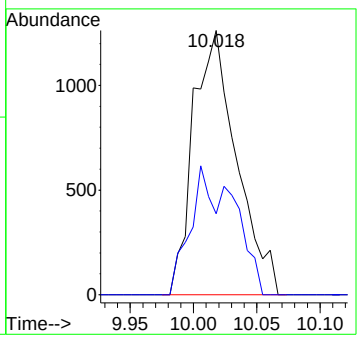

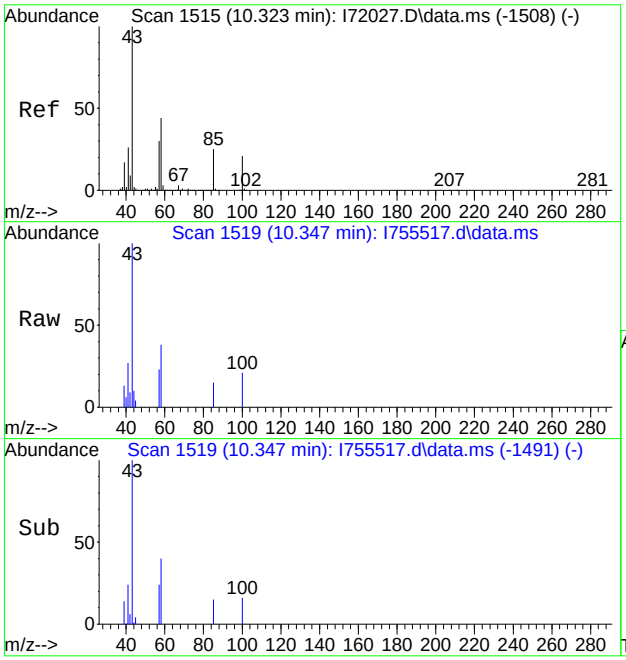

#66
4-Methyl-2-pentanone
Concen: 4.84 ug/L
RT: 10.347 min Scan# 1519
Delta R.T. 0.018 min
Lab File: I755517.d
Acq: 5 Apr 2023 10:31 am

Tgt Ion: 43 Resp: 13999

Ion	Ratio	Lower	Upper
43	100		
58	38.3	11.1	71.1
57	23.0	0.0	55.9
41	26.5	0.0	54.0

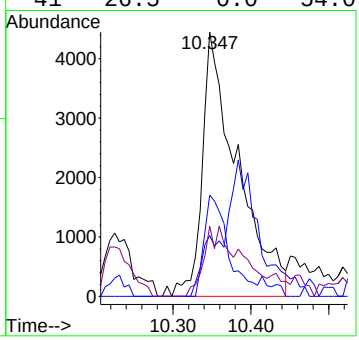

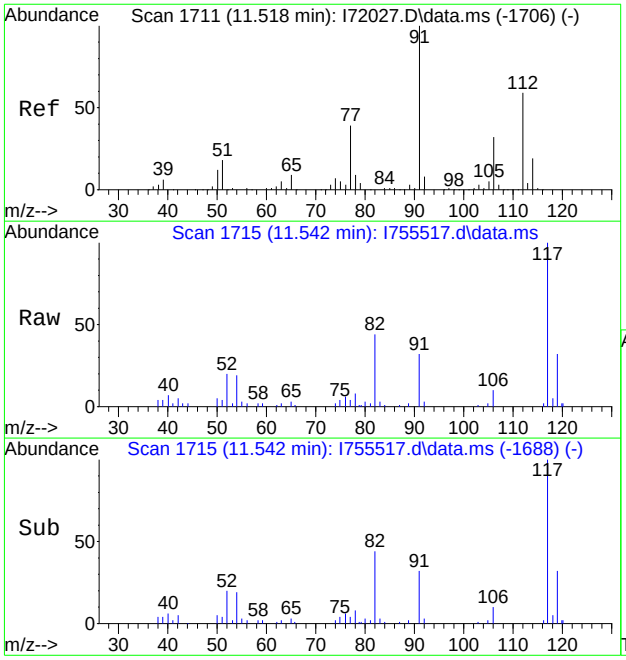

#77
Ethylbenzene
Concen: 1.49 ug/L
RT: 11.542 min Scan# 1715
Delta R.T. 0.012 min
Lab File: I755517.d
Acq: 5 Apr 2023 10:31 am

Tgt Ion: 91 Resp: 11923

Ion	Ratio	Lower	Upper
91	100		
106	32.7	2.3	62.3
65	8.5	0.0	38.7
51	11.2	0.0	50.1

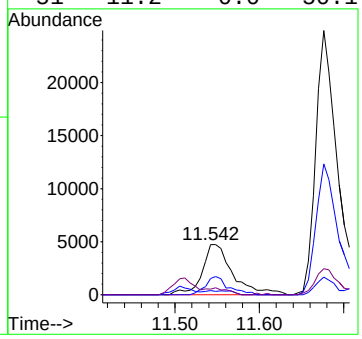

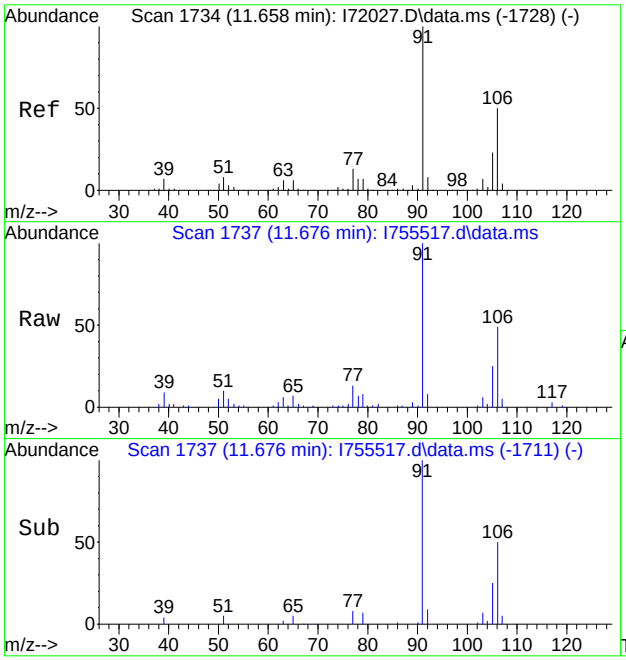

#80
m,p-Xylene
Concen: 8.02 ug/L
RT: 11.676 min Scan# 1737
Delta R.T. 0.006 min
Lab File: I755517.d
Acq: 5 Apr 2023 10:31 am

Tgt Ion: 91 Resp: 49033

Ion	Ratio	Lower	Upper
91	100		
106	49.5	19.3	79.3
105	25.0	0.0	52.8

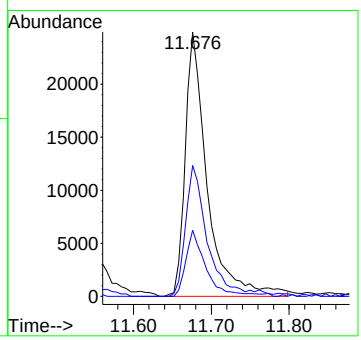

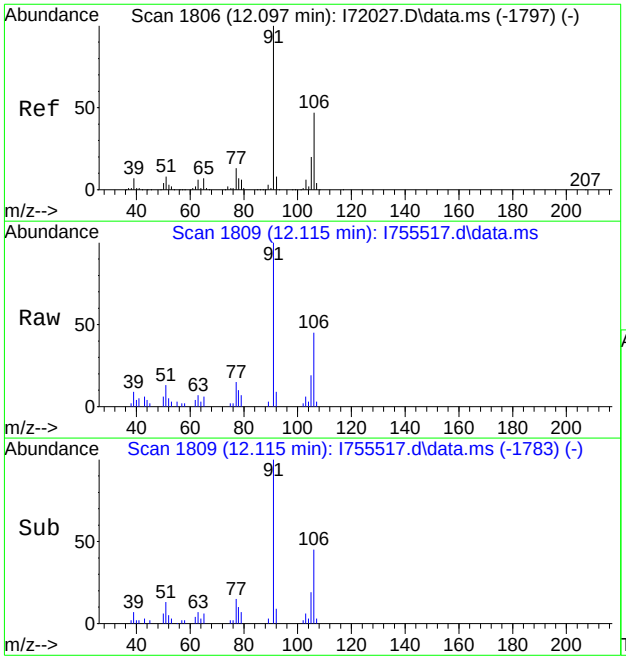

#81
o-Xylene
Concen: 2.98 ug/L
RT: 12.115 min Scan# 1809
Delta R.T. 0.006 min
Lab File: I755517.d
Acq: 5 Apr 2023 10:31 am

Tgt Ion: 91 Resp: 18467

Ion	Ratio	Lower	Upper
91	100		
106	45.4	17.7	77.7
105	18.8	0.0	48.8

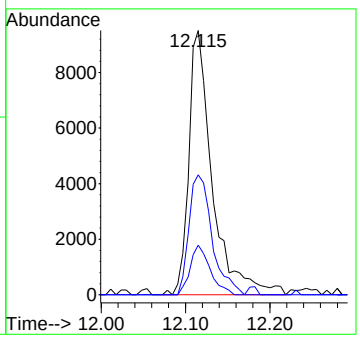

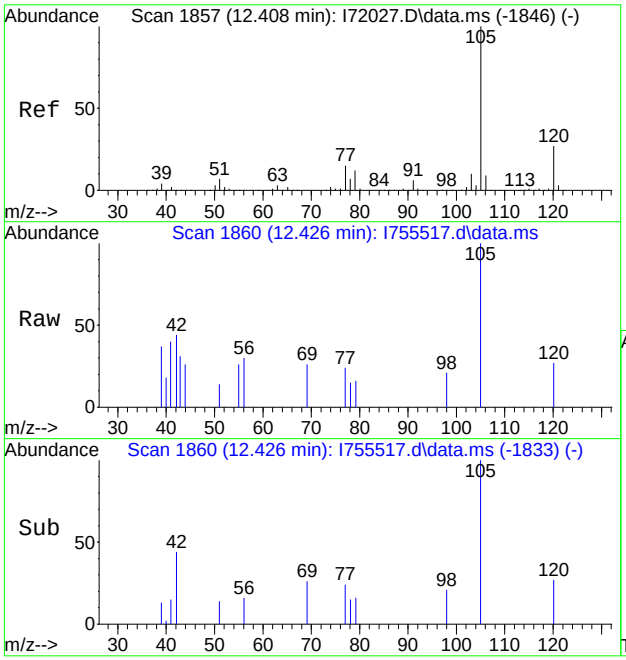

#84
Isopropylbenzene
Concen: 0.30 ug/L
RT: 12.426 min Scan# 1860
Delta R.T. 0.012 min
Lab File: I755517.d
Acq: 5 Apr 2023 10:31 am

Tgt Ion:105 Resp: 2243

Ion	Ratio	Lower	Upper
105	100		
120	26.9	0.0	57.1
79	15.6	0.0	42.2
77	24.4	0.0	45.5

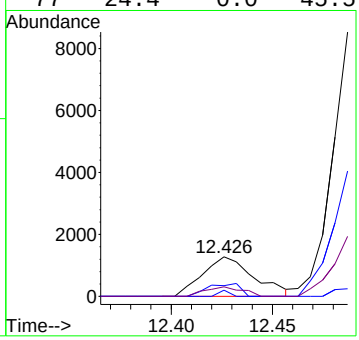

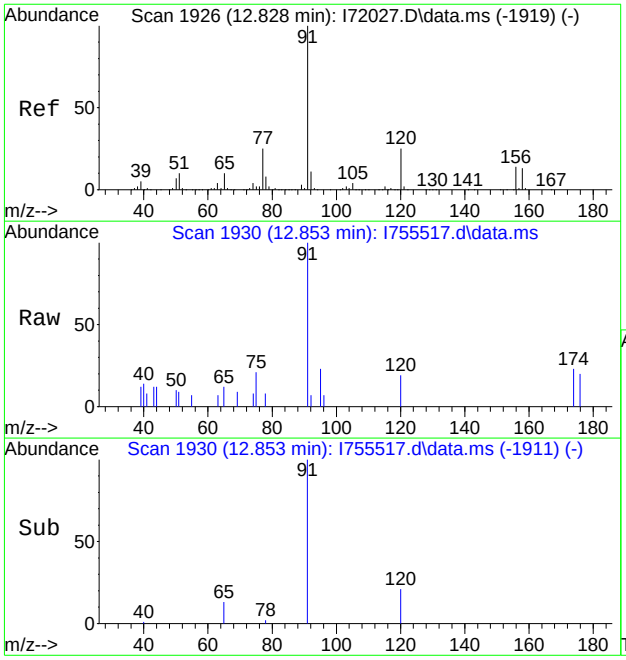

#88
n-Propylbenzene
Concen: 0.58 ug/L
RT: 12.853 min Scan# 1930
Delta R.T. 0.018 min
Lab File: I755517.d
Acq: 5 Apr 2023 10:31 am

Tgt Ion: 91 Resp: 4804

Ion	Ratio	Lower	Upper
91	100		
120	18.5	0.0	53.1

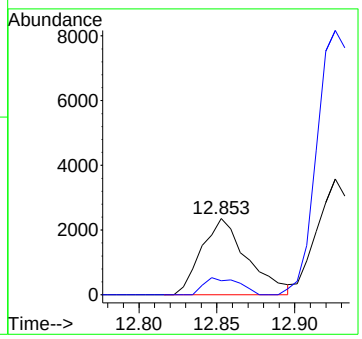

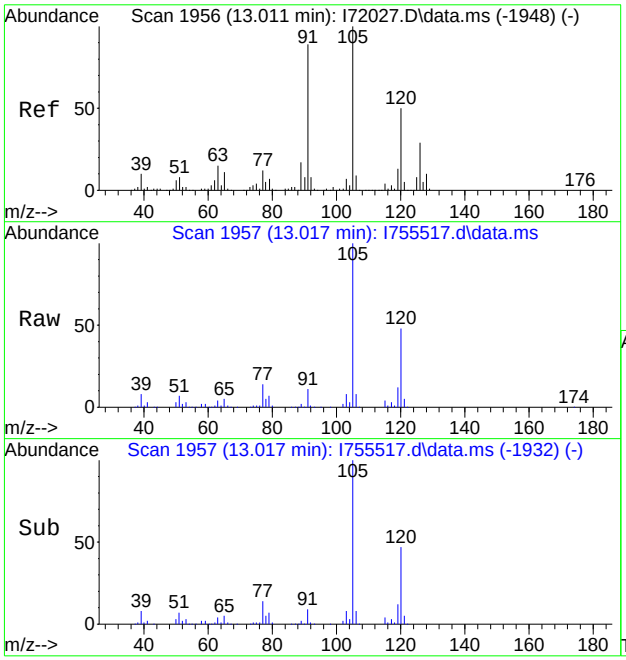

#91
1,3,5-Trimethylbenzene
Concen: 18.54 ug/L
RT: 13.017 min Scan# 1957
Delta R.T. 0.000 min
Lab File: I755517.d
Acq: 5 Apr 2023 10:31 am

Tgt Ion:105 Resp: 109368

Ion	Ratio	Lower	Upper
105	100		
120	47.9	19.2	79.2
77	13.8	0.0	43.3

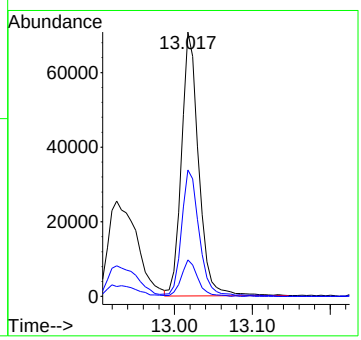

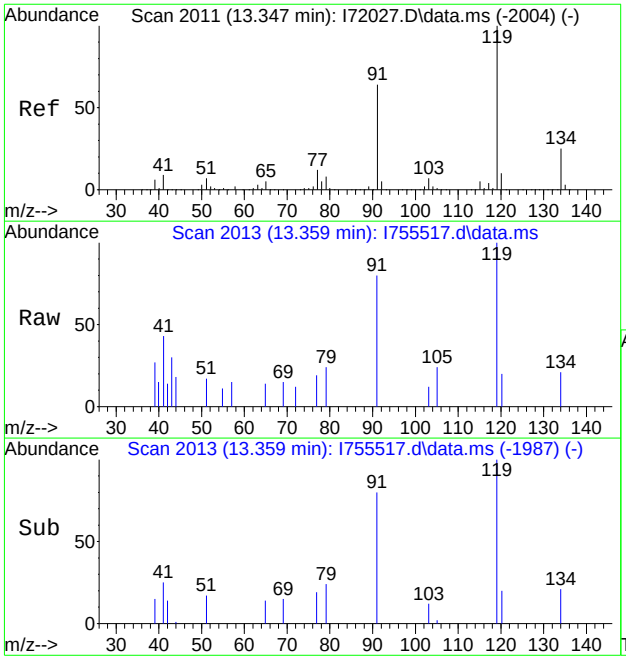

#97
tert-Butylbenzene
Concen: 0.59 ug/L
RT: 13.359 min Scan# 2013
Delta R.T. 0.006 min
Lab File: I755517.d
Acq: 5 Apr 2023 10:31 am

Tgt Ion: 91 Resp: 1845

Ion	Ratio	Lower	Upper
91	100		
41	34.4	0.0	50.0
134	26.4	5.7	65.7

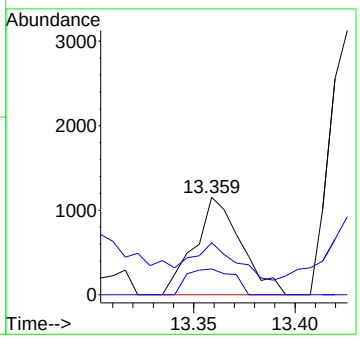

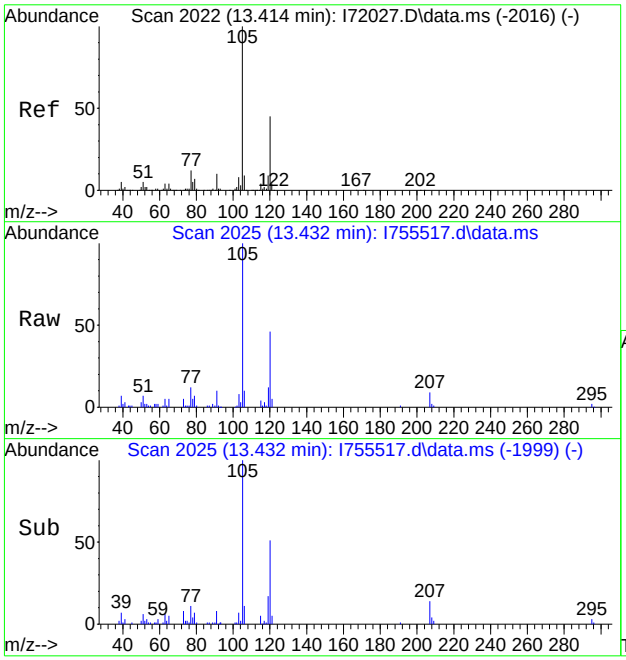

#98
1,2,4-Trimethylbenzene
Concen: 9.34 ug/L
RT: 13.432 min Scan# 2025
Delta R.T. 0.006 min
Lab File: I755517.d
Acq: 5 Apr 2023 10:31 am

Tgt Ion:105 Resp: 54814

Ion	Ratio	Lower	Upper
105	100		
120	46.6	18.4	78.4
119	12.3	0.0	43.4

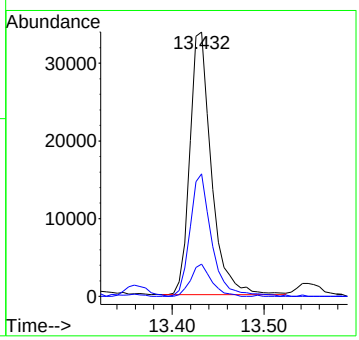

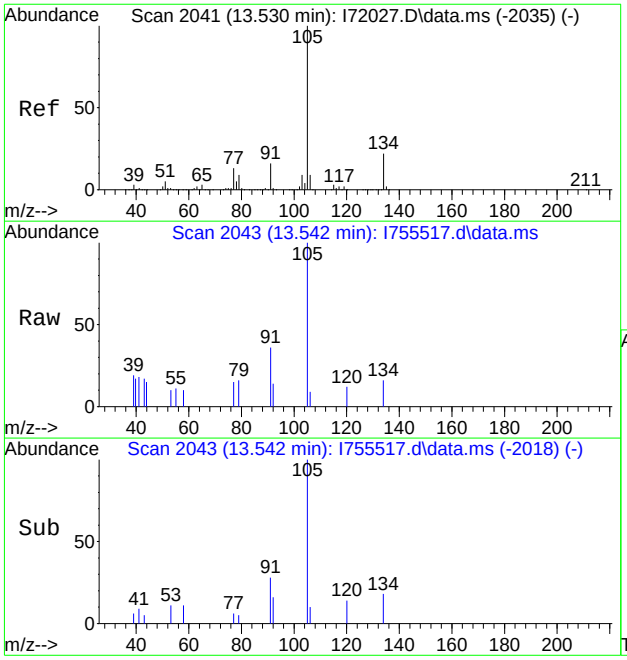

#100
sec-Butylbenzene
Concen: 0.50 ug/L
RT: 13.542 min Scan# 2043
Delta R.T. -0.000 min
Lab File: I755517.d
Acq: 5 Apr 2023 10:31 am

Tgt Ion:105 Resp: 3401

Ion	Ratio	Lower	Upper
105	100		
134	15.5	0.0	50.3
91	36.2	0.0	45.1
77	14.6	0.0	42.2

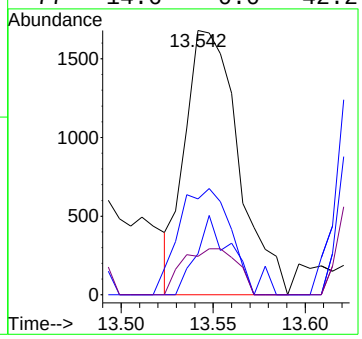

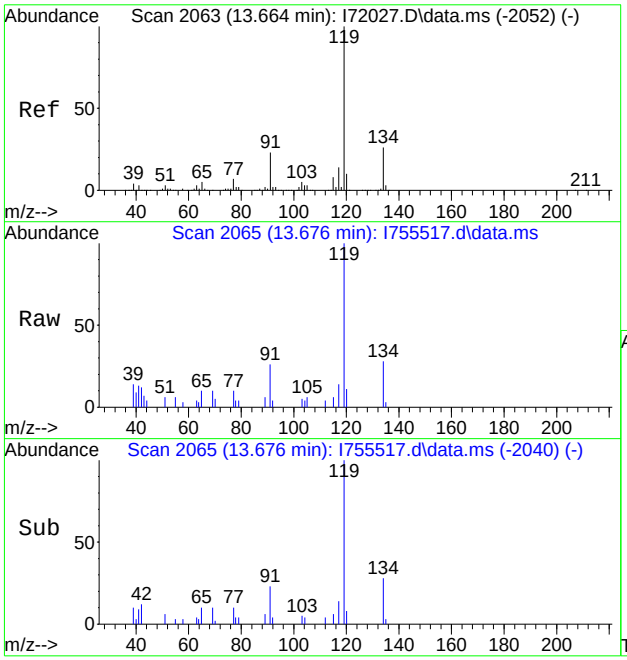

#101
4-Isopropyltoluene
Concen: 1.39 ug/L
RT: 13.676 min Scan# 2065
Delta R.T. -0.000 min
Lab File: I755517.d
Acq: 5 Apr 2023 10:31 am

Tgt Ion:119 Resp: 8400

Ion	Ratio	Lower	Upper
119	100		
134	28.4	0.0	56.5
91	26.4	0.0	52.5

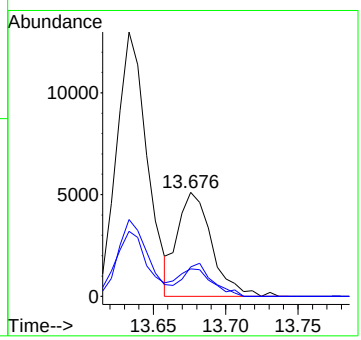

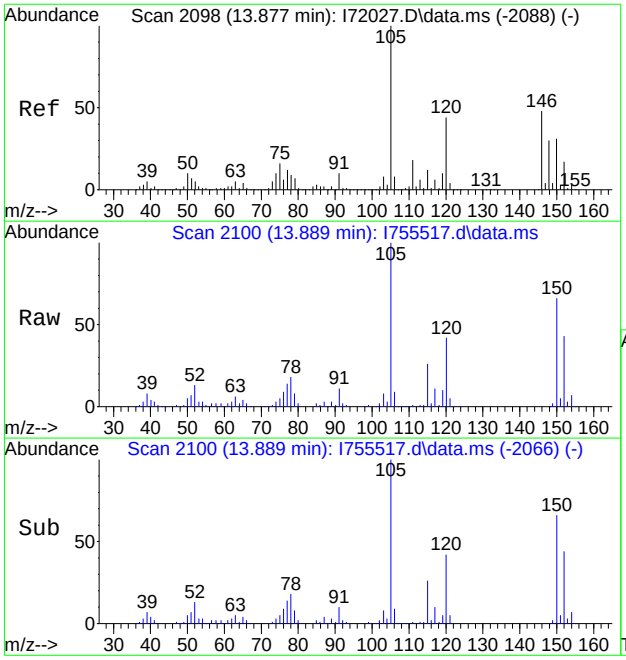

#103
1,2,3-Trimethylbenzene
Concen: 25.13 ug/L
RT: 13.889 min Scan# 2100
Delta R.T. 0.006 min
Lab File: I755517.d
Acq: 5 Apr 2023 10:31 am

Tgt Ion:105 Resp: 148943

Ion	Ratio	Lower	Upper
105	100		
120	42.4	13.9	73.9
77	13.9	0.0	43.0

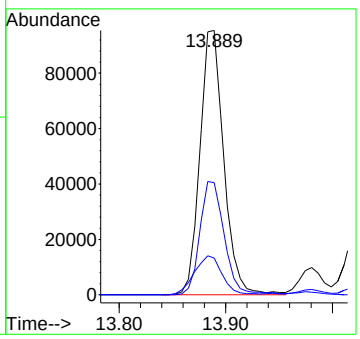

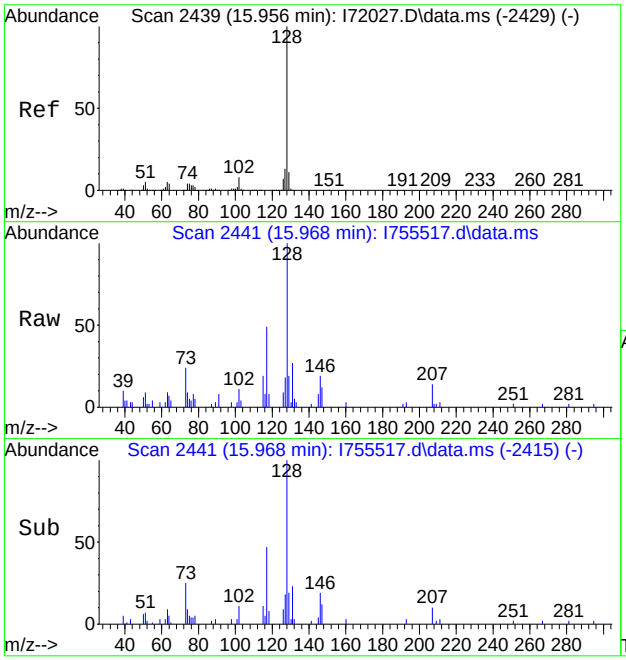

#111
Naphthalene
Concen: 1.85 ug/L
RT: 15.968 min Scan# 2441
Delta R.T. 0.006 min
Lab File: I755517.d
Acq: 5 Apr 2023 10:31 am

Tgt Ion:128 Resp: 14879

Ion	Ratio	Lower	Upper
128	100		
127	18.5	0.0	42.4

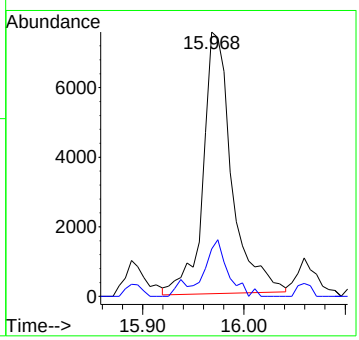

Quantitation Report (QT Reviewed)

Data Path : C:\msdchem\1\data\celinec\2023\April 2023\04-06-2023\VI2871\
Data File : I755518.d
Acq On : 5 Apr 2023 10:54 am
Operator : jeniferw
Sample : FC3855-3
Misc : MS53705,VI2871,,,,,
ALS Vial : 12 Sample Multiplier: 1

Quant Time: Apr 06 03:14:48 2023
Quant Method : C:\msdchem\1\methods\2023-03-30.m
Quant Title : SW-846 Method 5035A/8260B
QLast Update : Thu Mar 30 12:51:22 2023
Response via : Initial Calibration

Compound		R.T.	QIon	Response	Conc	Units	Dev(Min)
Internal Standards							
1) Fluorobenzene		8.335	96	396985	50.00	ug/L	0.00
62) Chlorobenzene-d5		11.512	117	340020	50.00	ug/L	0.00
85) 1,4-Dichlorobenzene-d4		13.877	152	186034	50.00	ug/L	0.00
System Monitoring Compounds							
39) Dibromofluoromethane		7.451	113	114217	49.50	ug/L	0.00
Spiked Amount	50.000	Range 83 - 118		Recovery =	99.00%		
49) 1,2-Dichloroethane-d4		8.037	65	113619	48.76	ug/L	0.00
Spiked Amount	50.000	Range 79 - 125		Recovery =	97.52%		
63) Toluene-d8		9.945	98	426436	47.14	ug/L	0.00
Spiked Amount	50.000	Range 85 - 112		Recovery =	94.28%		
86) 4-Bromofluorobenzene		12.725	174	146228	50.50	ug/L	0.00
Spiked Amount	50.000	Range 83 - 118		Recovery =	101.00%		
Target Compounds							Qvalue
6) Bromomethane		3.397	94	401	0.35	ug/L	83
12) Ethanol		4.519	45	1312	21.85	ug/L	71
19) Acetone		5.409	43	8556	8.32	ug/L	66
22) Hexane		5.659	56	34817	33.77	ug/L #	67
35) Cyclohexane		7.201	56	47188	20.74	ug/L	95
47) Benzene		7.921	78	7484	1.17	ug/L #	68
54) Methylcyclohexane		8.536	83	23839	10.88	ug/L	98
64) Toluene		10.024	91	2936	0.41	ug/L	74
77) Ethylbenzene		11.548	91	14275	1.76	ug/L	87
84) Isopropylbenzene		12.426	105	6239	0.82	ug/L	94
88) n-Propylbenzene		12.853	91	8712	1.03	ug/L	97
100) sec-Butylbenzene		13.548	105	5725	0.83	ug/L	79
101) 4-Isopropyltoluene		13.682	119	1310	0.21	ug/L	90
103) 1,2,3-Trimethylbenzene		13.889	105	33273	5.53	ug/L	95
111) Naphthalene		15.974	128	24600	3.01	ug/L	94

(#) = qualifier out of range (m) = manual integration (+) = signals summed

Quantitation Report (QT Reviewed)

Data Path : C:\msdchem\1\data\celinec\2023\April 2023\04-06-2023\VI2871\
Data File : I755518.d
Acq On : 5 Apr 2023 10:54 am
Operator : jeniferw
Sample : FC3855-3
Misc : MS53705,VI2871,,,,,
ALS Vial : 12 Sample Multiplier: 1

Quant Time: Apr 06 03:14:48 2023
Quant Method : C:\msdchem\1\methods\2023-03-30.m
Quant Title : SW-846 Method 5035A/8260B
QLast Update : Thu Mar 30 12:51:22 2023
Response via : Initial Calibration

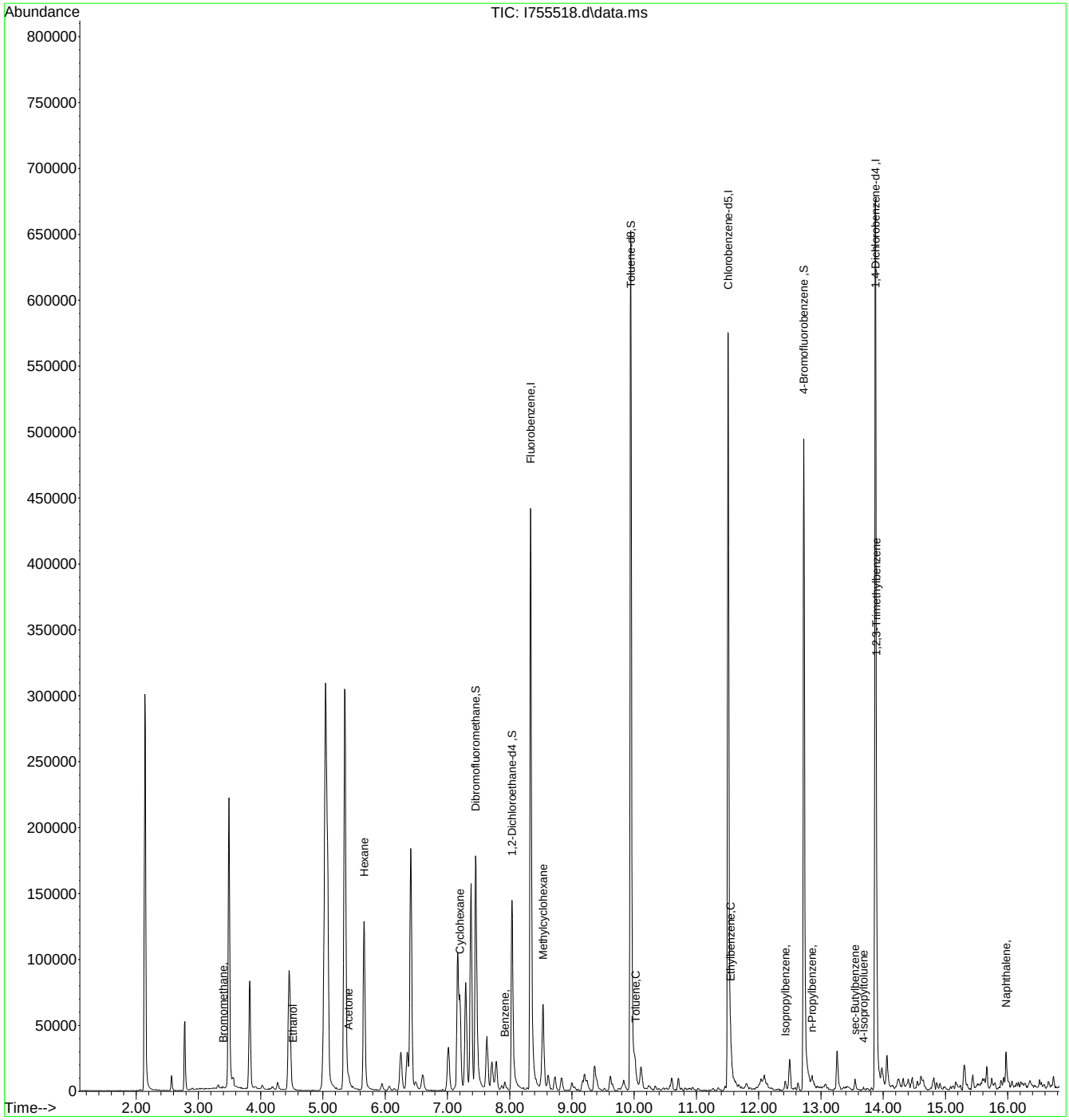

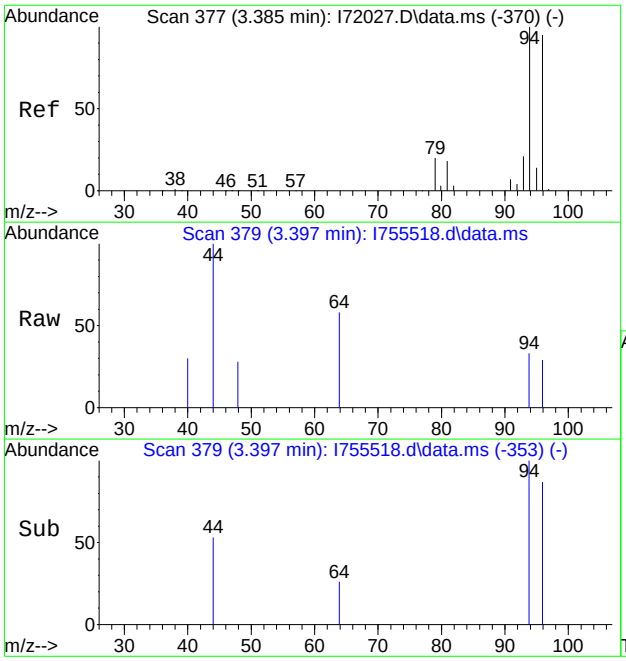

#6
Bromomethane
Concen: 0.35 ug/L
RT: 3.397 min Scan# 379
Delta R.T. 0.006 min
Lab File: I755518.d
Acq: 5 Apr 2023 10:54 am

Tgt Ion: 94 Resp: 401

Ion	Ratio	Lower	Upper
94	100		
96	87.1	67.9	127.9
93	0.0	0.0	50.6

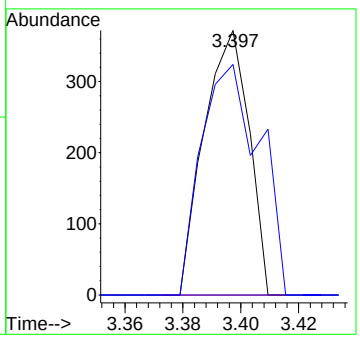

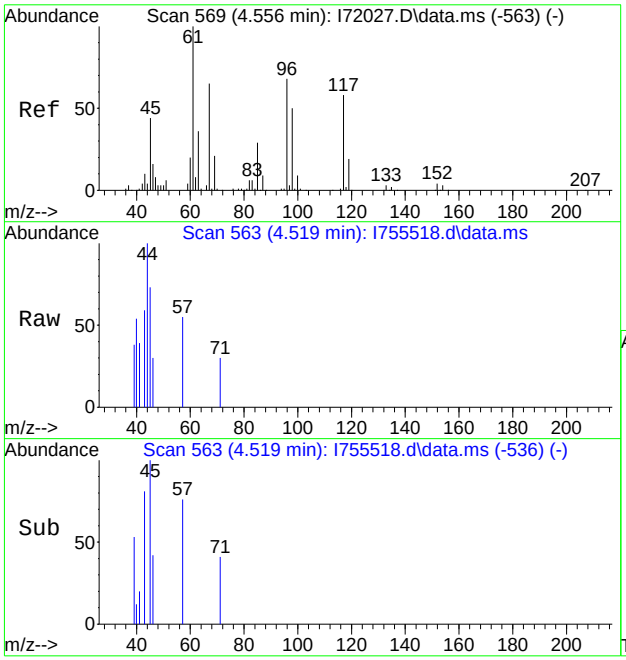

#12
Ethanol
Concen: 21.85 ug/L
RT: 4.519 min Scan# 563
Delta R.T. -0.037 min
Lab File: I755518.d
Acq: 5 Apr 2023 10:54 am

Tgt Ion: 45 Resp: 1312

Ion	Ratio	Lower	Upper
45	100		
46	41.9	0.0	56.9

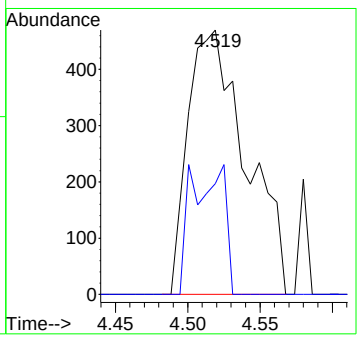

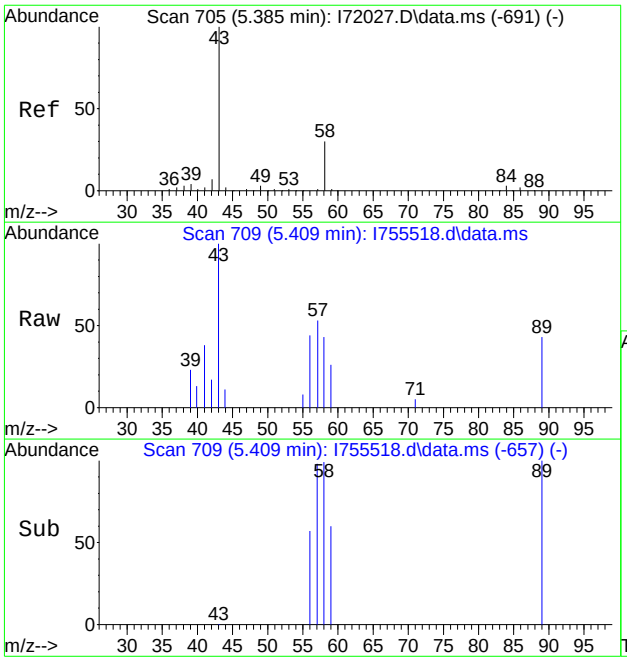

#19
Acetone
Concen: 8.32 ug/L
RT: 5.409 min Scan# 709
Delta R.T. 0.018 min
Lab File: I755518.d
Acq: 5 Apr 2023 10:54 am

Tgt Ion: 43 Resp: 8556

Ion	Ratio	Lower	Upper
43	100		
58	49.8	1.0	61.0

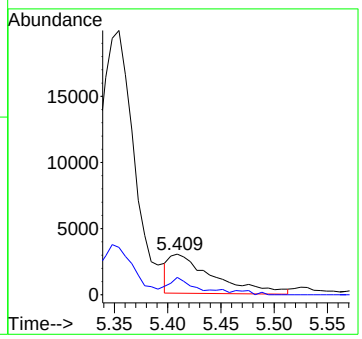

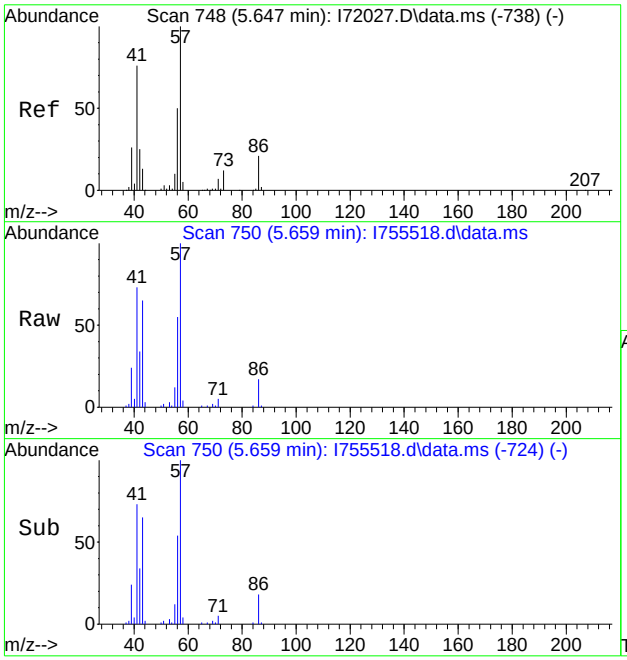

#22
Hexane
Concen: 33.77 ug/L
RT: 5.659 min Scan# 750
Delta R.T. 0.006 min
Lab File: I755518.d
Acq: 5 Apr 2023 10:54 am

Tgt Ion: 56 Resp: 34817

Ion	Ratio	Lower	Upper
56	100		
57	182.0	206.8	266.8#
43	117.7	134.9	194.9#
41	133.2	149.1	209.1#

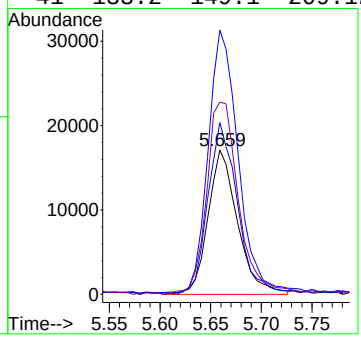

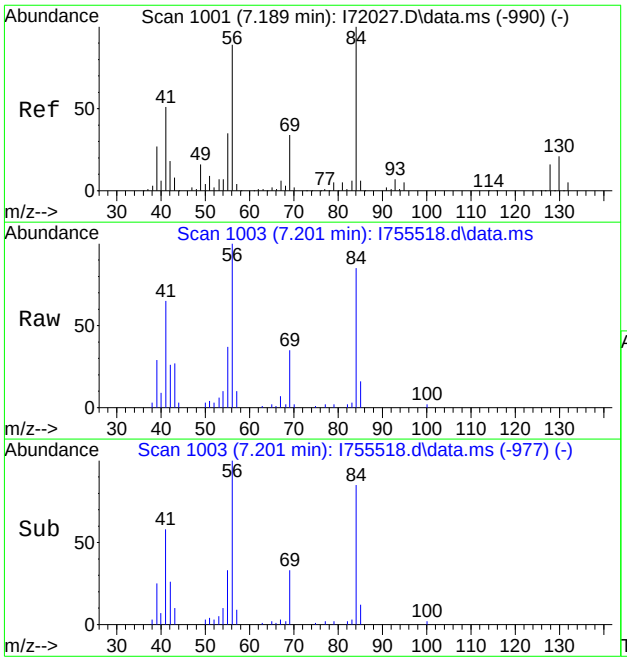

#35
Cyclohexane
Concen: 20.74 ug/L
RT: 7.201 min Scan# 1003
Delta R.T. 0.006 min
Lab File: I755518.d
Acq: 5 Apr 2023 10:54 am

Tgt Ion: 56 Resp: 47188

Ion	Ratio	Lower	Upper
56	100		
84	85.2	54.4	114.4
41	64.8	25.3	85.3
55	37.4	7.1	67.1

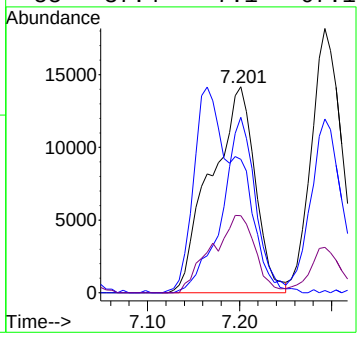

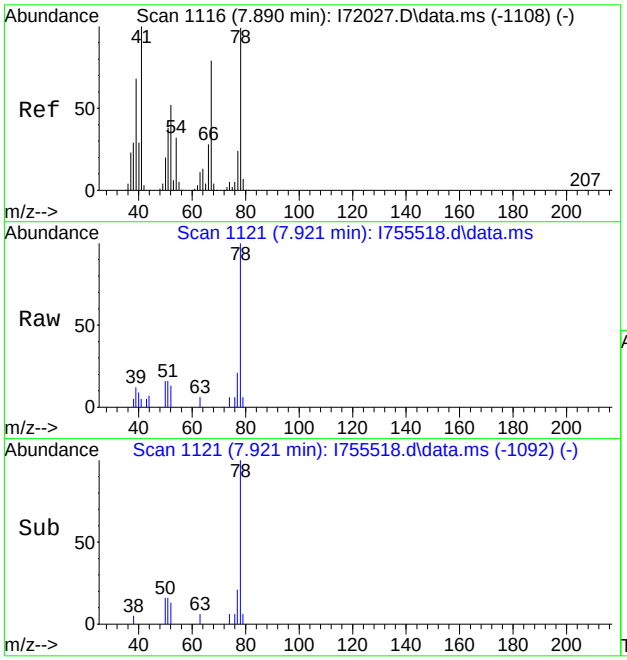

#47
Benzene
Concen: 1.17 ug/L
RT: 7.921 min Scan# 1121
Delta R.T. 0.025 min
Lab File: I755518.d
Acq: 5 Apr 2023 10:54 am

Tgt Ion: 78 Resp: 7484

Ion	Ratio	Lower	Upper
78	100		
51	16.1	3.1	63.1
77	21.5	0.0	53.9
52	12.9	13.9	73.9#

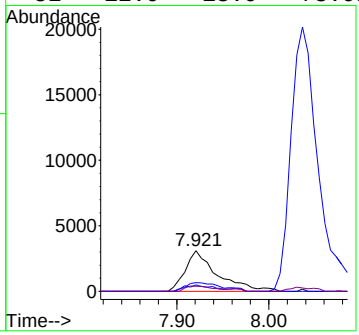

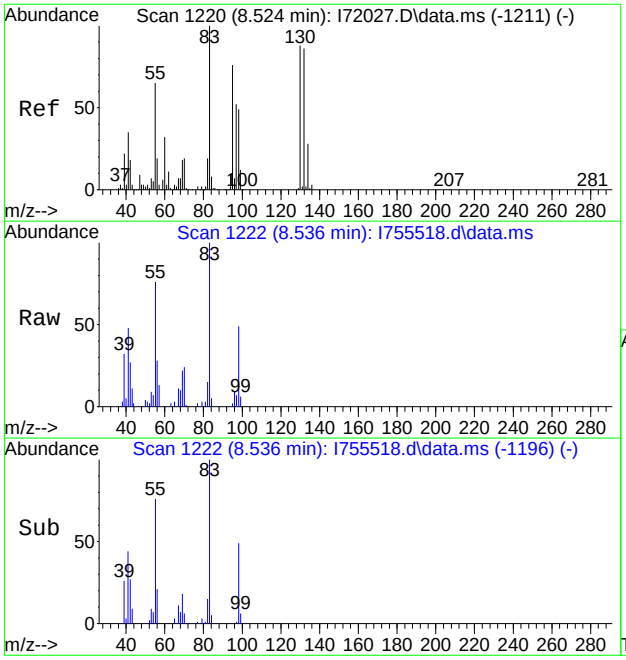

#54
Methylcyclohexane
Concen: 10.88 ug/L
RT: 8.536 min Scan# 1222
Delta R.T. 0.005 min
Lab File: I755518.d
Acq: 5 Apr 2023 10:54 am

Tgt Ion: 83 Resp: 23839

Ion	Ratio	Lower	Upper
83	100		
55	74.1	47.0	107.0
98	49.2	19.2	79.2
42	27.4	0.0	55.9

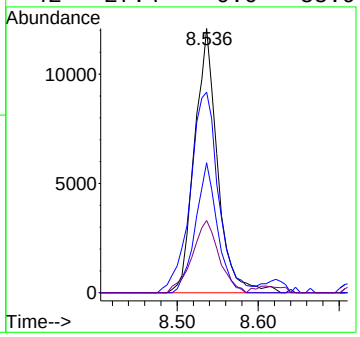

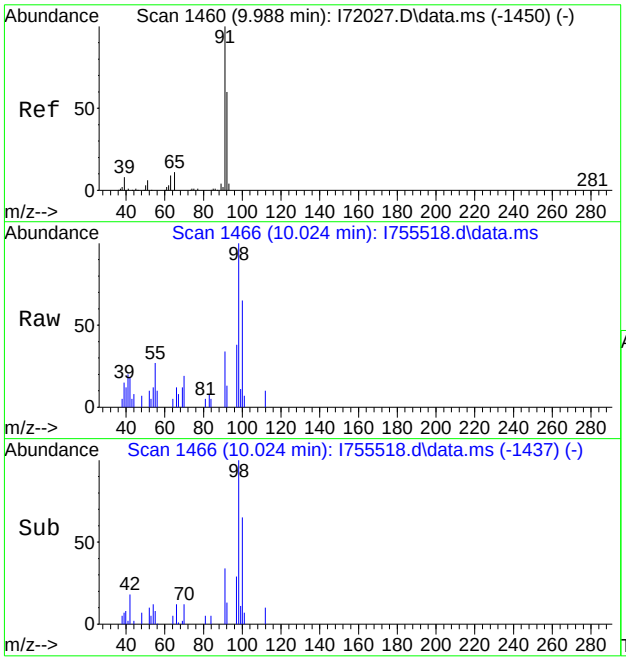

#64
Toluene
Concen: 0.41 ug/L
RT: 10.024 min Scan# 1466
Delta R.T. 0.024 min
Lab File: I755518.d
Acq: 5 Apr 2023 10:54 am

Tgt Ion: 91 Resp: 2936

Ion	Ratio	Lower	Upper
91	100		
92	38.7	27.6	87.6

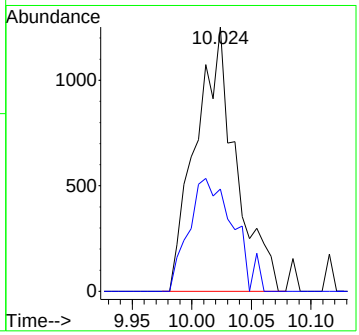

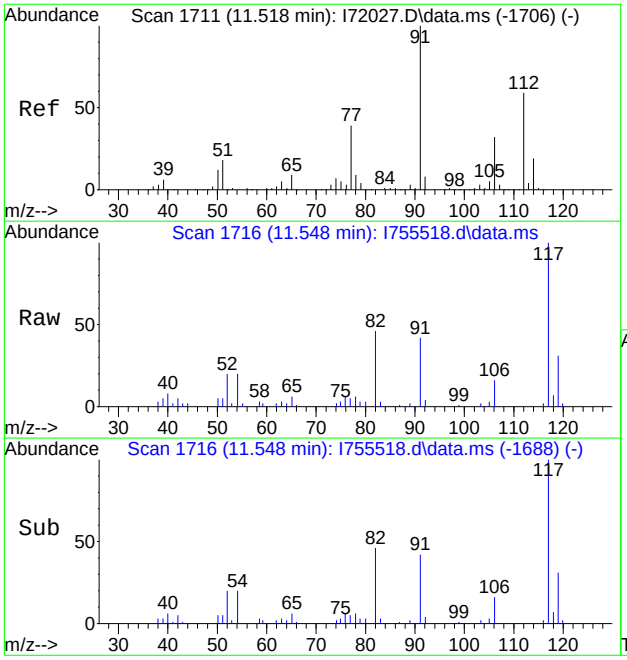

#77
Ethylbenzene
Concen: 1.76 ug/L
RT: 11.548 min Scan# 1716
Delta R.T. 0.018 min
Lab File: I755518.d
Acq: 5 Apr 2023 10:54 am

Tgt Ion: 91 Resp: 14275

Ion	Ratio	Lower	Upper
91	100		
106	37.8	2.3	62.3
65	13.4	0.0	38.7
51	12.3	0.0	50.1

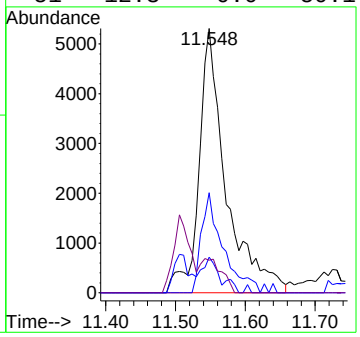

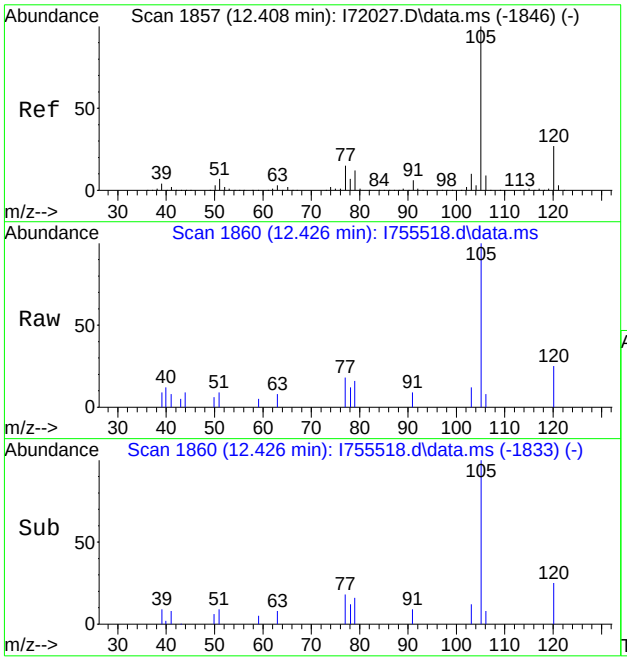

#84
Isopropylbenzene
Concen: 0.82 ug/L
RT: 12.426 min Scan# 1860
Delta R.T. 0.012 min
Lab File: I755518.d
Acq: 5 Apr 2023 10:54 am

Tgt Ion:105 Resp: 6239

Ion	Ratio	Lower	Upper
105	100		
120	25.1	0.0	57.1
79	15.9	0.0	42.2
77	17.9	0.0	45.5

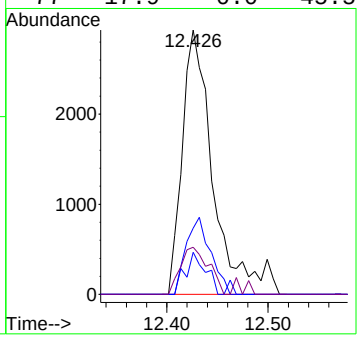

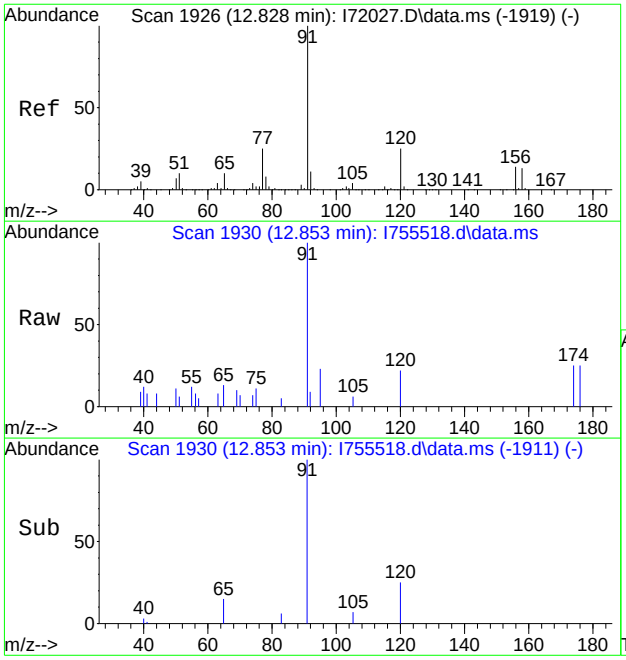

#88
n-Propylbenzene
Concen: 1.03 ug/L
RT: 12.853 min Scan# 1930
Delta R.T. 0.018 min
Lab File: I755518.d
Acq: 5 Apr 2023 10:54 am

Tgt Ion: 91 Resp: 8712

Ion	Ratio	Lower	Upper
91	100		
120	21.9	0.0	53.1

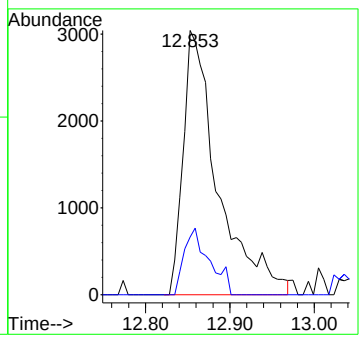

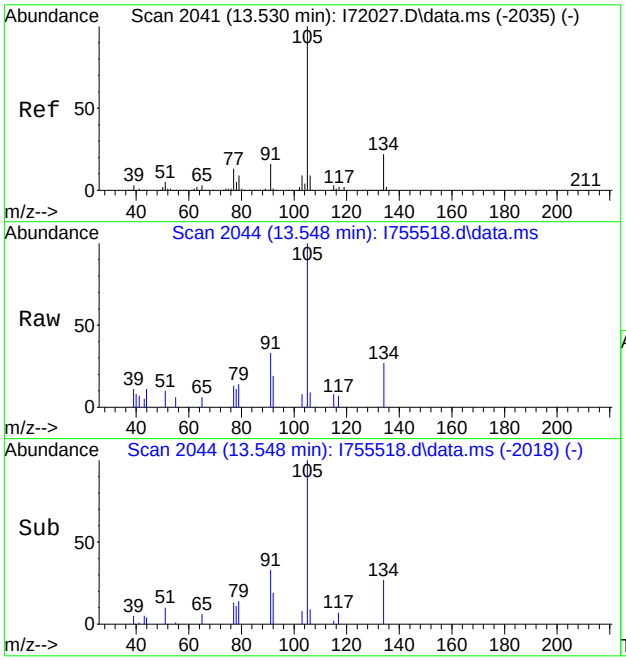

#100
sec-Butylbenzene
Concen: 0.83 ug/L
RT: 13.548 min Scan# 2044
Delta R.T. 0.006 min
Lab File: I755518.d
Acq: 5 Apr 2023 10:54 am

Tgt Ion:105 Resp: 5725

Ion	Ratio	Lower	Upper
105	100		
134	27.4	0.0	50.3
91	32.9	0.0	45.1
77	13.2	0.0	42.2

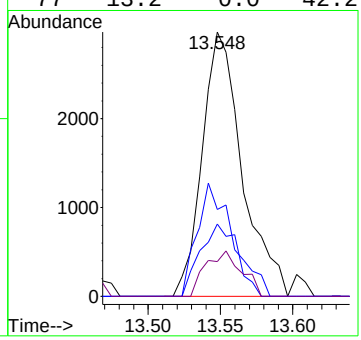

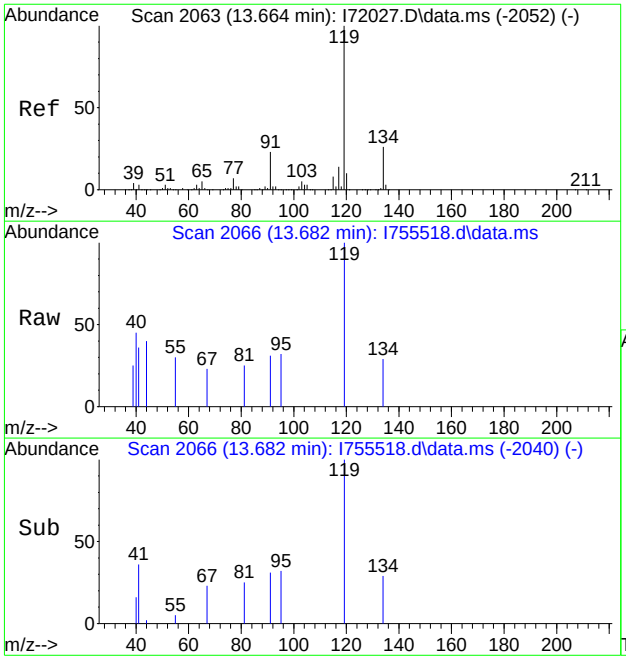

#101
4-Isopropyltoluene
Concen: 0.21 ug/L
RT: 13.682 min Scan# 2066
Delta R.T. 0.006 min
Lab File: I755518.d
Acq: 5 Apr 2023 10:54 am

Tgt Ion:119 Resp: 1310

Ion	Ratio	Lower	Upper
119	100		
134	28.9	0.0	56.5
91	30.8	0.0	52.5

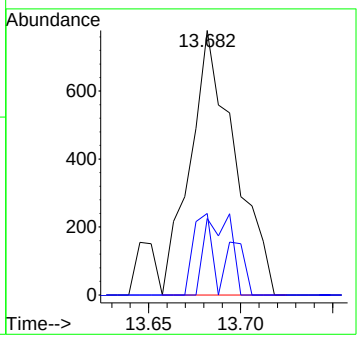

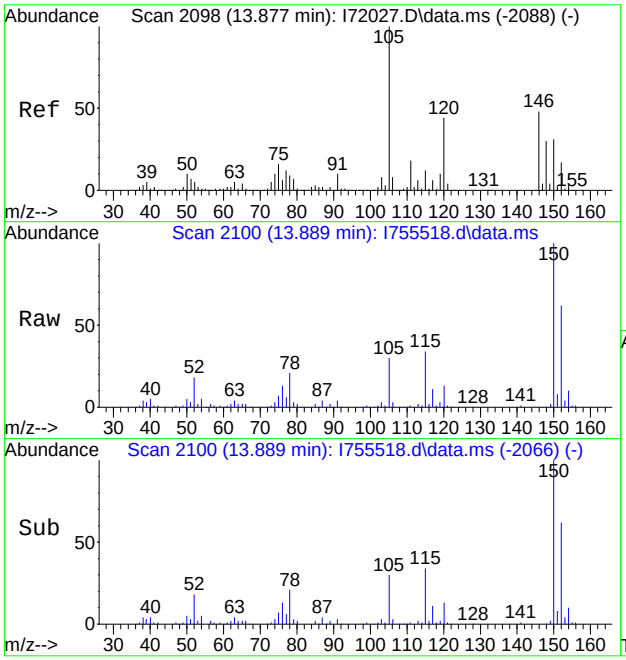

#103
1,2,3-Trimethylbenzene
Concen: 5.53 ug/L
RT: 13.889 min Scan# 2100
Delta R.T. 0.006 min
Lab File: I755518.d
Acq: 5 Apr 2023 10:54 am

Tgt Ion:105 Resp: 33273

Ion	Ratio	Lower	Upper
105	100		
120	42.9	13.9	73.9
77	19.2	0.0	43.0

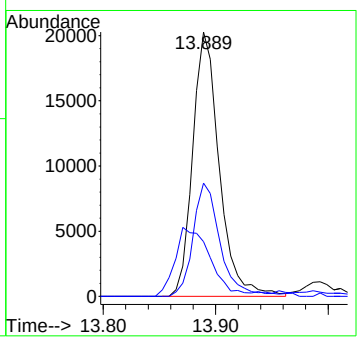

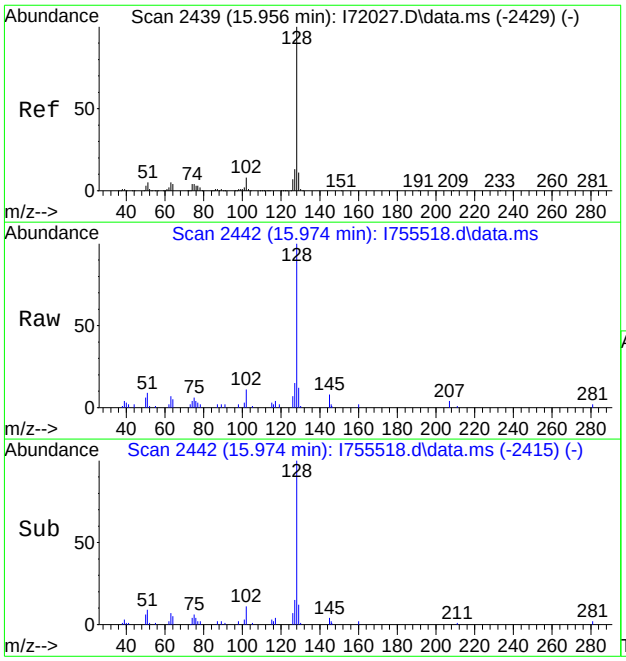

#111
Naphthalene
Concen: 3.01 ug/L
RT: 15.974 min Scan# 2442
Delta R.T. 0.012 min
Lab File: I755518.d
Acq: 5 Apr 2023 10:54 am

Tgt Ion:128 Resp: 24600

Ion	Ratio	Lower	Upper
128	100		
127	14.7	0.0	42.4

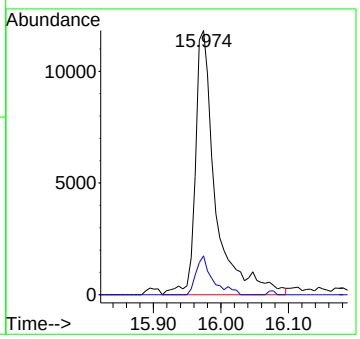

Quantitation Report (QT Reviewed)

Data Path : C:\msdchem\1\data\celinec\2023\April 2023\04-06-2023\VI2871\
Data File : I755519.d
Acq On : 5 Apr 2023 11:18 am
Operator : jeniferw
Sample : FC3855-4
Misc : MS53705,VI2871,,,,,
ALS Vial : 13 Sample Multiplier: 1

Quant Time: Apr 06 03:18:03 2023
Quant Method : C:\msdchem\1\methods\2023-03-30.m
Quant Title : SW-846 Method 5035A/8260B
QLast Update : Thu Mar 30 12:51:22 2023
Response via : Initial Calibration

Compound		R.T.	QIon	Response	Conc	Units	Dev(Min)
Internal Standards							
1) Fluorobenzene		8.335	96	397983	50.00	ug/L	0.00
62) Chlorobenzene-d5		11.512	117	341229	50.00	ug/L	0.00
85) 1,4-Dichlorobenzene-d4		13.871	152	186858	50.00	ug/L	0.00
System Monitoring Compounds							
39) Dibromofluoromethane		7.451	113	118293	51.14	ug/L	0.00
Spiked Amount	50.000	Range 83 - 118		Recovery =	102.28%		
49) 1,2-Dichloroethane-d4		8.037	65	114377	48.96	ug/L	0.00
Spiked Amount	50.000	Range 79 - 125		Recovery =	97.92%		
63) Toluene-d8		9.945	98	428693	47.23	ug/L	0.00
Spiked Amount	50.000	Range 85 - 112		Recovery =	94.46%		
86) 4-Bromofluorobenzene		12.725	174	147739	50.79	ug/L	0.00
Spiked Amount	50.000	Range 83 - 118		Recovery =	101.58%		
Target Compounds							Qvalue
6) Bromomethane		3.391	94	484	0.43	ug/L #	57
22) Hexane		5.665	56	30849	29.91	ug/L #	61
35) Cyclohexane		7.195	56	40120	17.59	ug/L	91
47) Benzene		7.921	78	6466	1.01	ug/L #	72
54) Methylcyclohexane		8.536	83	19605	8.93	ug/L	98
64) Toluene		10.012	91	2697	0.38	ug/L	86
77) Ethylbenzene		11.548	91	13120	1.61	ug/L	92
84) Isopropylbenzene		12.426	105	5692	0.75	ug/L	95
88) n-Propylbenzene		12.865	91	6301	0.74	ug/L	100
100) sec-Butylbenzene		13.548	105	5259	0.76	ug/L	76
103) 1,2,3-Trimethylbenzene		13.889	105	29289	4.85	ug/L	93
111) Naphthalene		15.974	128	22239	2.71	ug/L	99

(#) = qualifier out of range (m) = manual integration (+) = signals summed

Quantitation Report (QT Reviewed)

Data Path : C:\msdchem\1\data\celinec\2023\April 2023\04-06-2023\VI2871\
Data File : I755519.d
Acq On : 5 Apr 2023 11:18 am
Operator : jeniferw
Sample : FC3855-4
Misc : MS53705,VI2871,,,,,
ALS Vial : 13 Sample Multiplier: 1

Quant Time: Apr 06 03:18:03 2023
Quant Method : C:\msdchem\1\methods\2023-03-30.m
Quant Title : SW-846 Method 5035A/8260B
QLast Update : Thu Mar 30 12:51:22 2023
Response via : Initial Calibration

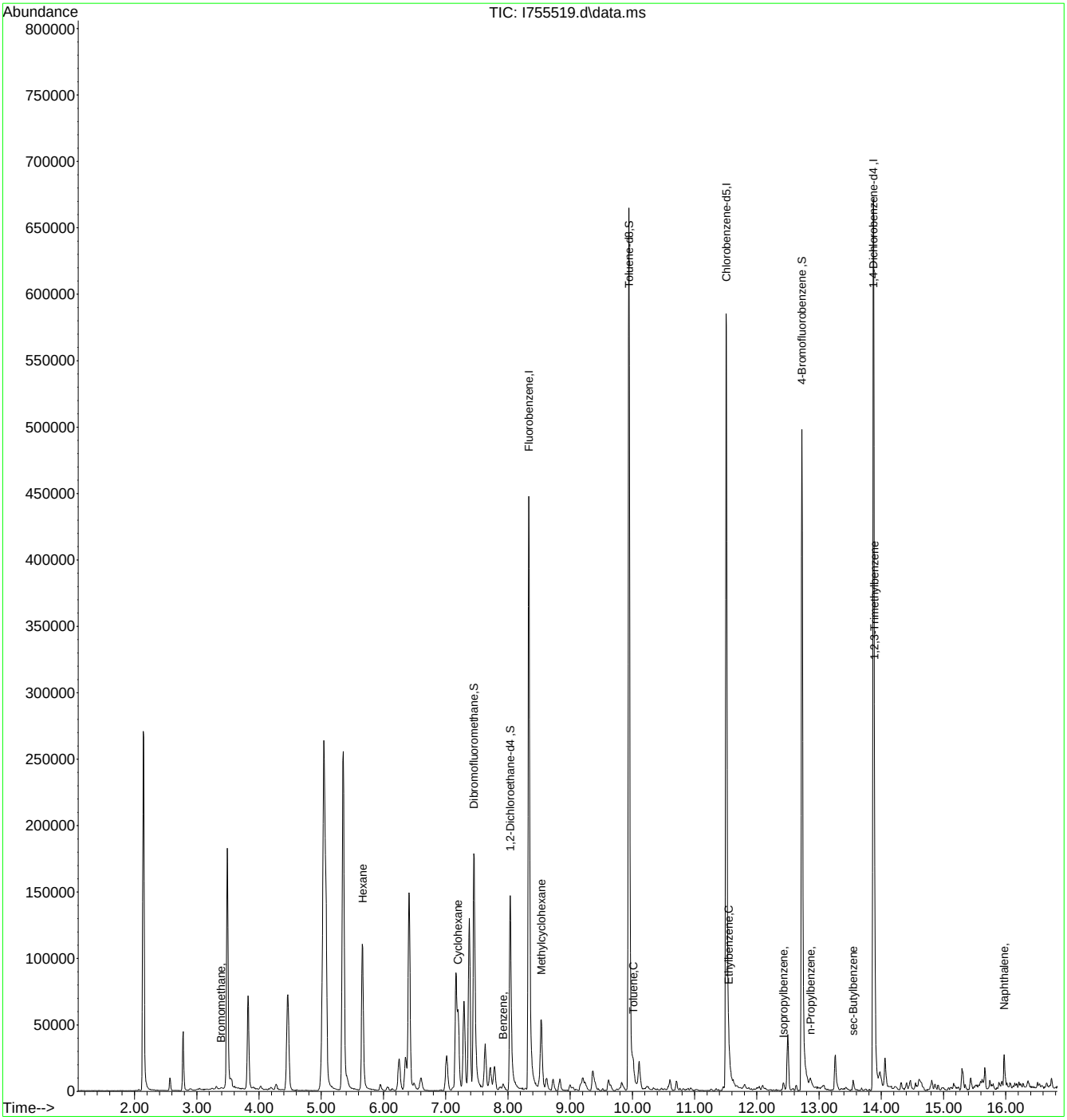

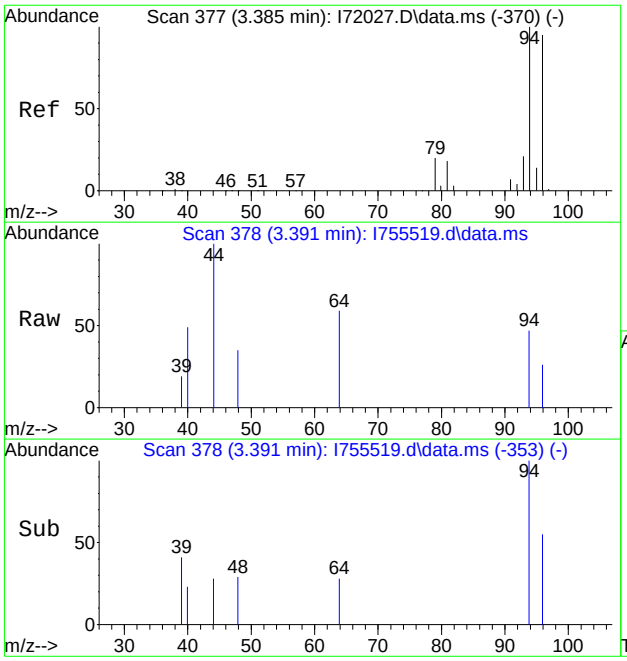

#6
Bromomethane
Concen: 0.43 ug/L
RT: 3.391 min Scan# 378
Delta R.T. 0.000 min
Lab File: I755519.d
Acq: 5 Apr 2023 11:18 am

Tgt Ion: 94 Resp: 484

Ion	Ratio	Lower	Upper
94	100		
96	55.5	67.9	127.9#
93	0.0	0.0	50.6

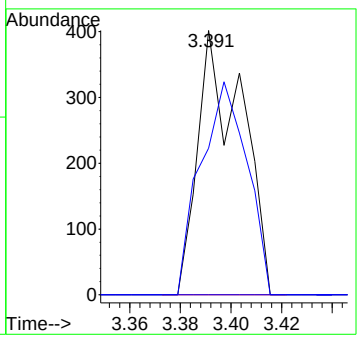

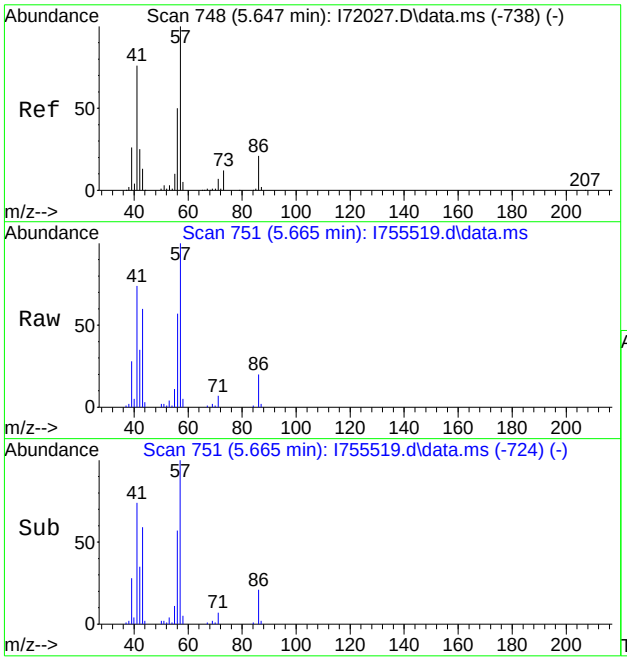

#22
Hexane
Concen: 29.91 ug/L
RT: 5.665 min Scan# 751
Delta R.T. 0.012 min
Lab File: I755519.d
Acq: 5 Apr 2023 11:18 am

Tgt Ion: 56 Resp: 30849

Ion	Ratio	Lower	Upper
56	100		
57	174.9	206.8	266.8#
43	102.9	134.9	194.9#
41	129.8	149.1	209.1#

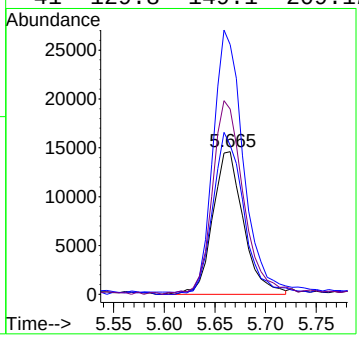

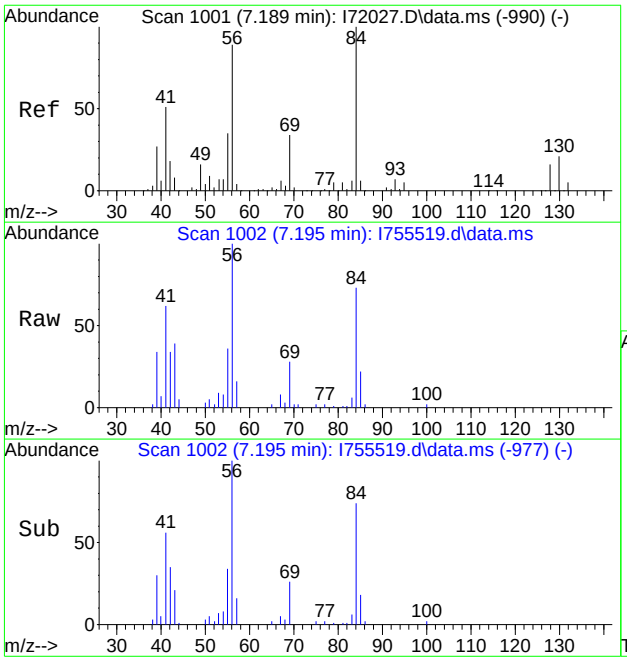

#35
Cyclohexane
Concen: 17.59 ug/L
RT: 7.195 min Scan# 1002
Delta R.T. 0.000 min
Lab File: I755519.d
Acq: 5 Apr 2023 11:18 am

Tgt Ion: 56 Resp: 40120

Ion	Ratio	Lower	Upper
56	100		
84	72.8	54.4	114.4
41	62.1	25.3	85.3
55	36.3	7.1	67.1

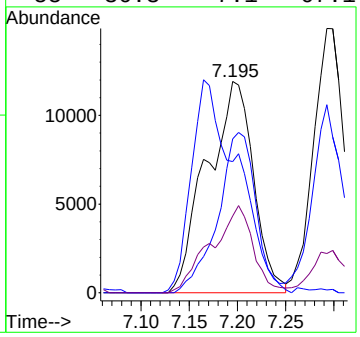

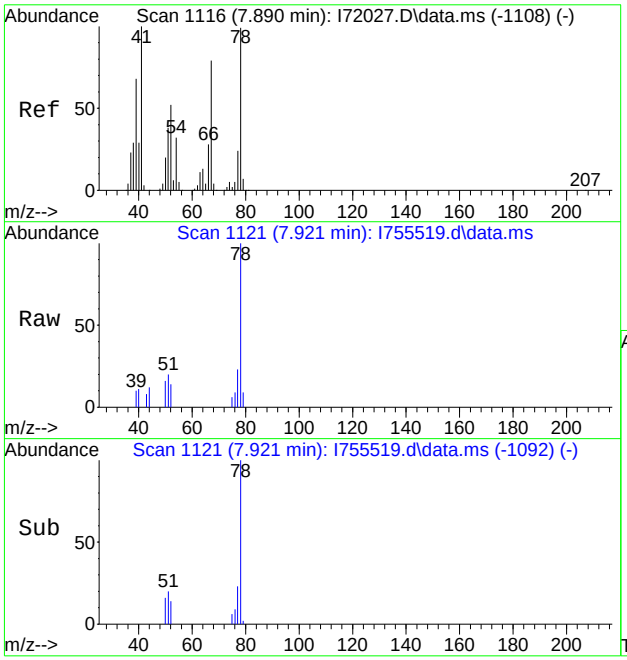

#47
Benzene
Concen: 1.01 ug/L
RT: 7.921 min Scan# 1121
Delta R.T. 0.025 min
Lab File: I755519.d
Acq: 5 Apr 2023 11:18 am

Tgt Ion: 78 Resp: 6466

Ion	Ratio	Lower	Upper
78	100		
51	19.7	3.1	63.1
77	23.3	0.0	53.9
52	13.8	13.9	73.9#

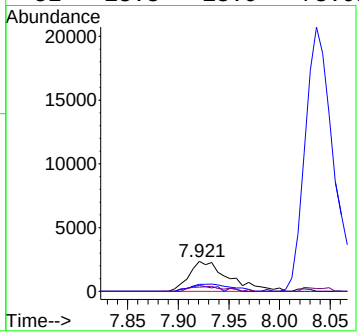

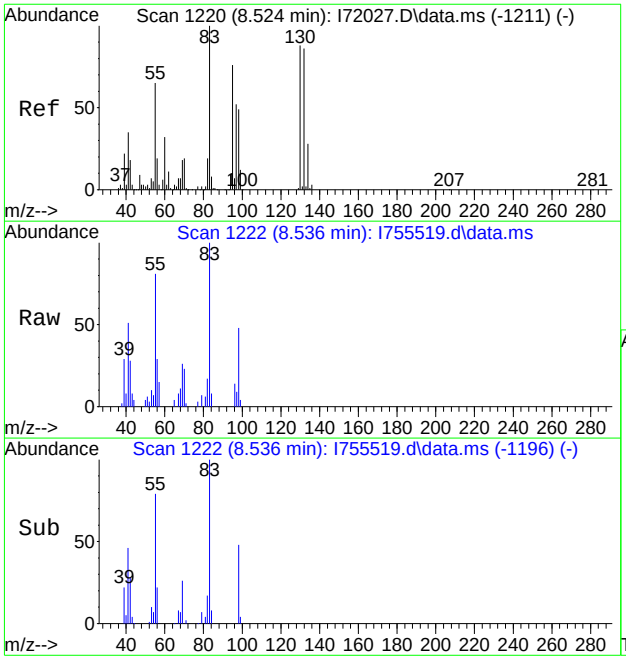

#54
Methylcyclohexane
Concen: 8.93 ug/L
RT: 8.536 min Scan# 1222
Delta R.T. 0.005 min
Lab File: I755519.d
Acq: 5 Apr 2023 11:18 am

Tgt Ion: 83 Resp: 19605

Ion	Ratio	Lower	Upper
83	100		
55	78.2	47.0	107.0
98	48.1	19.2	79.2
42	28.4	0.0	55.9

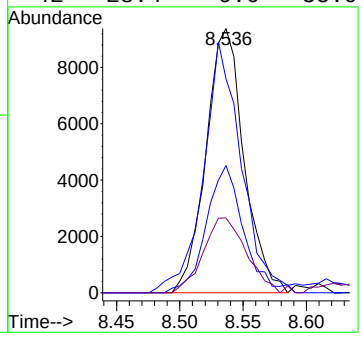

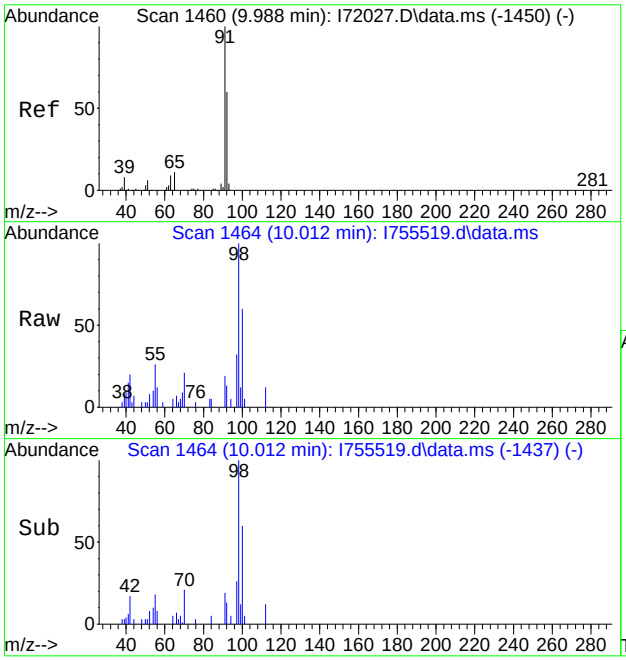

#64
Toluene
Concen: 0.38 ug/L
RT: 10.012 min Scan# 1464
Delta R.T. 0.012 min
Lab File: I755519.d
Acq: 5 Apr 2023 11:18 am

Tgt Ion: 91 Resp: 2697

Ion	Ratio	Lower	Upper
91	100		
92	68.3	27.6	87.6

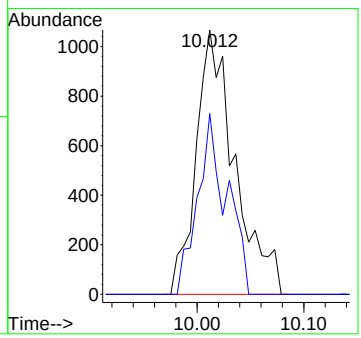

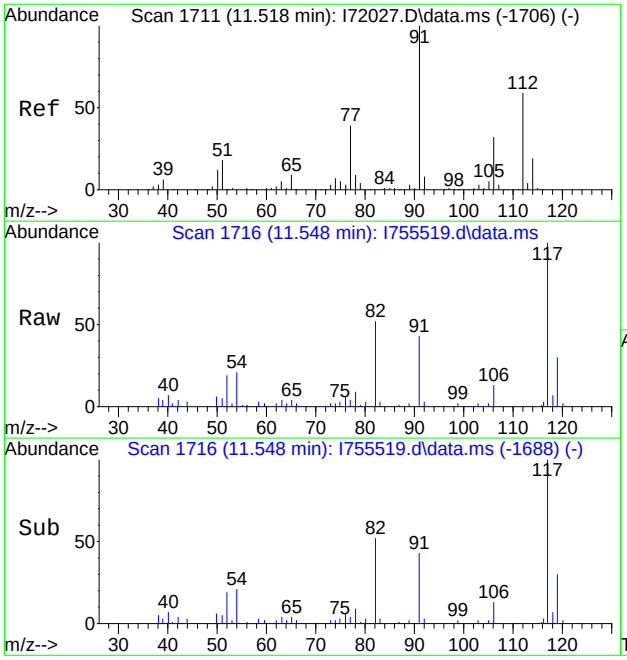

#77
Ethylbenzene
Concen: 1.61 ug/L
RT: 11.548 min Scan# 1716
Delta R.T. 0.018 min
Lab File: I755519.d
Acq: 5 Apr 2023 11:18 am

Tgt Ion: 91 Resp: 13120

Ion	Ratio	Lower	Upper
91	100		
106	29.2	2.3	62.3
65	8.6	0.0	38.7
51	12.7	0.0	50.1

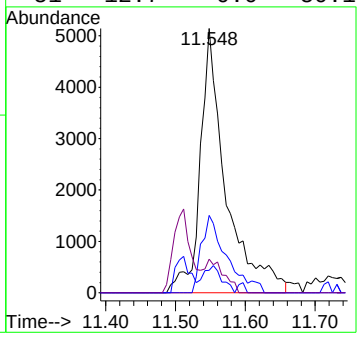

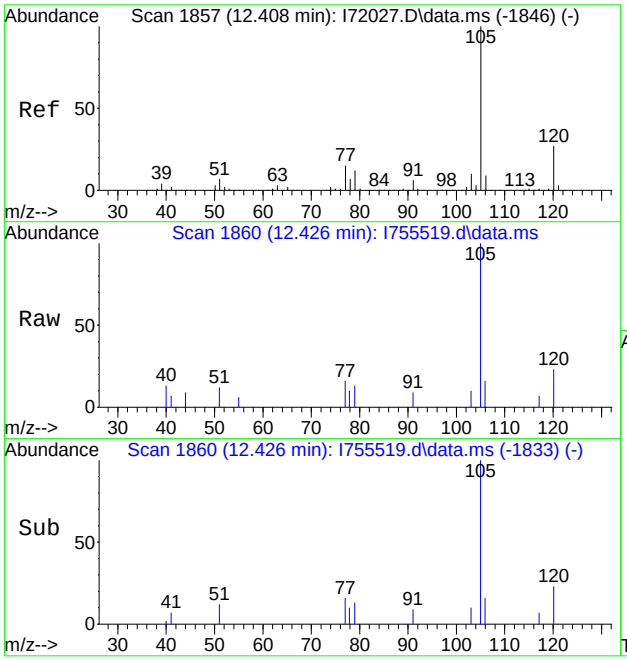

#84
Isopropylbenzene
Concen: 0.75 ug/L
RT: 12.426 min Scan# 1860
Delta R.T. 0.012 min
Lab File: I755519.d
Acq: 5 Apr 2023 11:18 am

Tgt Ion:105 Resp: 5692

Ion	Ratio	Lower	Upper
105	100		
120	22.7	0.0	57.1
79	13.2	0.0	42.2
77	15.9	0.0	45.5

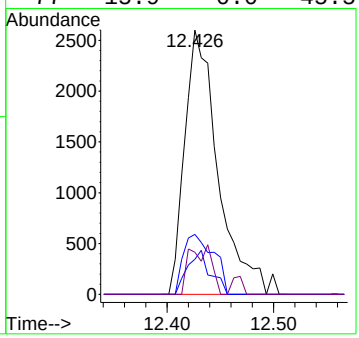

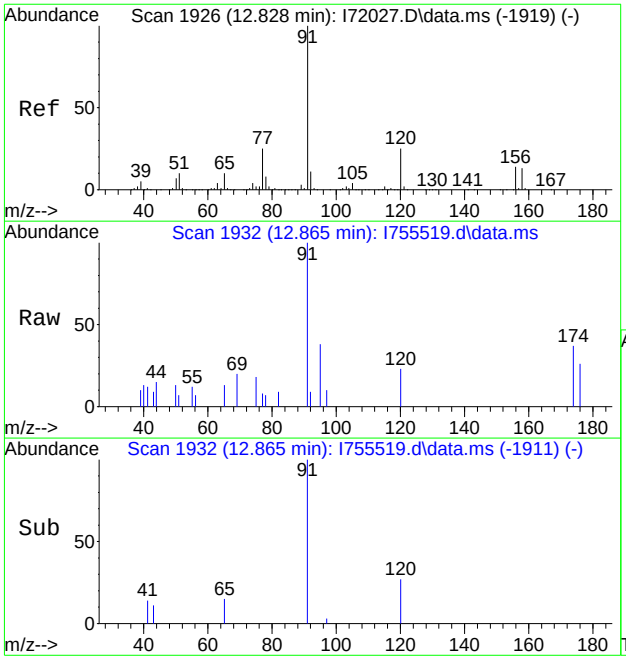

#88
n-Propylbenzene
Concen: 0.74 ug/L
RT: 12.865 min Scan# 1932
Delta R.T. 0.030 min
Lab File: I755519.d
Acq: 5 Apr 2023 11:18 am

Tgt Ion: 91 Resp: 6301

Ion	Ratio	Lower	Upper
91	100		
120	22.9	0.0	53.1

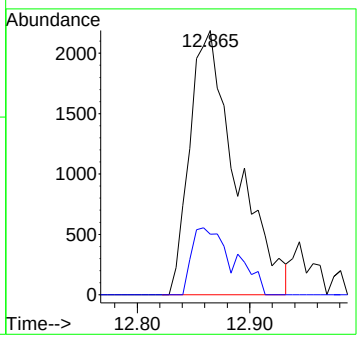

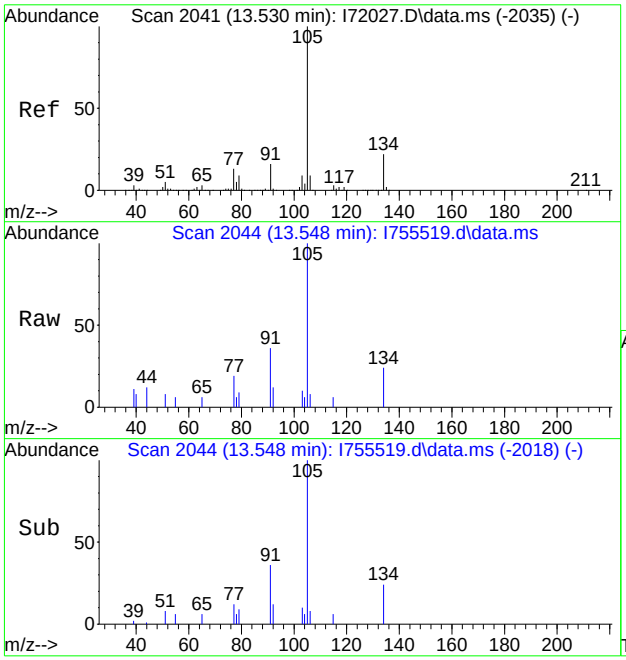

#100
sec-Butylbenzene
Concen: 0.76 ug/L
RT: 13.548 min Scan# 2044
Delta R.T. 0.006 min
Lab File: I755519.d
Acq: 5 Apr 2023 11:18 am

Tgt Ion:105 Resp: 5259

Ion	Ratio	Lower	Upper
105	100		
134	23.9	0.0	50.3
91	36.4	0.0	45.1
77	19.0	0.0	42.2

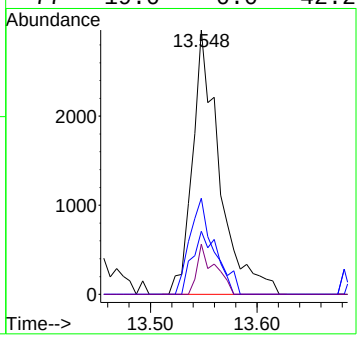

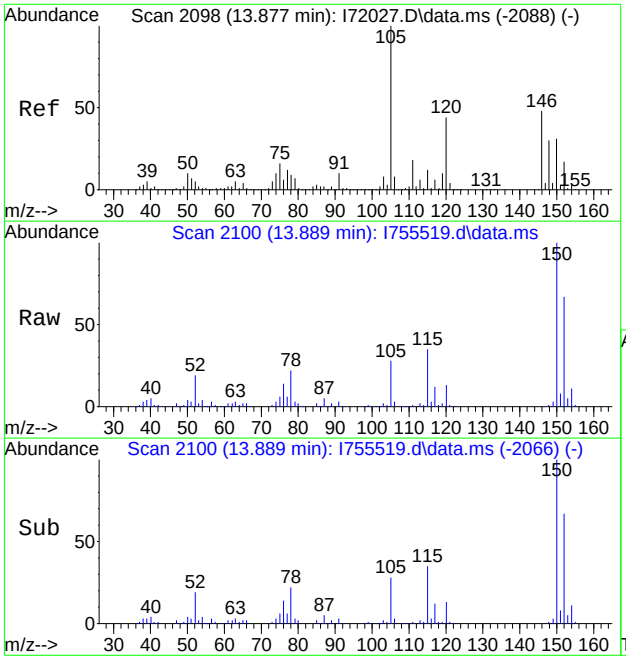

#103
1,2,3-Trimethylbenzene
Concen: 4.85 ug/L
RT: 13.889 min Scan# 2100
Delta R.T. 0.006 min
Lab File: I755519.d
Acq: 5 Apr 2023 11:18 am

Tgt Ion:105 Resp: 29289

Ion	Ratio	Lower	Upper
105	100		
120	46.8	13.9	73.9
77	19.4	0.0	43.0

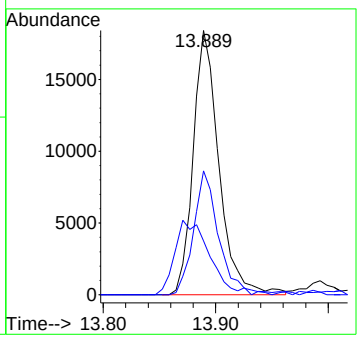

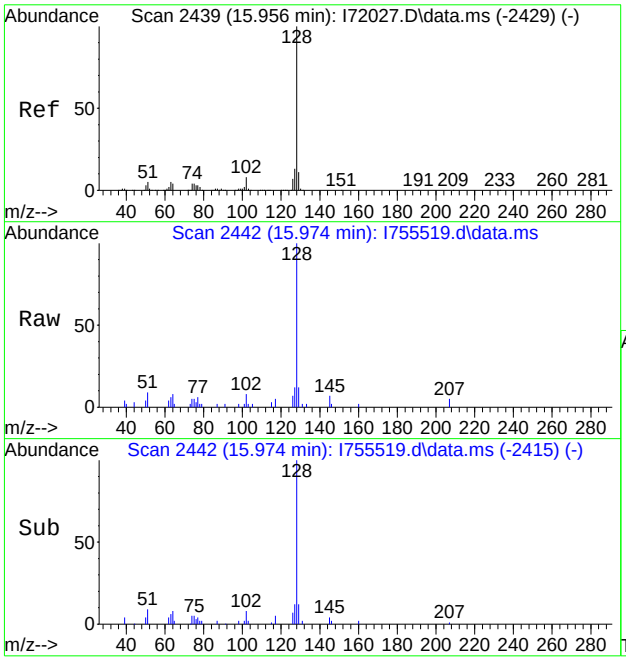

#111
Naphthalene
Concen: 2.71 ug/L
RT: 15.974 min Scan# 2442
Delta R.T. 0.012 min
Lab File: I755519.d
Acq: 5 Apr 2023 11:18 am

Tgt Ion:128 Resp: 22239

Ion	Ratio	Lower	Upper
128	100		
127	12.1	0.0	42.4

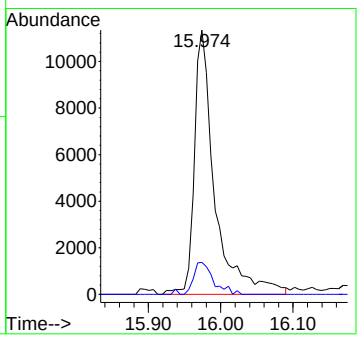

Quantitation Report (QT Reviewed)

Data Path : C:\msdchem\1\data\celinec\2023\April 2023\04-06-2023\VI2871\
Data File : I755520.d
Acq On : 5 Apr 2023 11:42 am
Operator : jeniferw
Sample : FC3855-5
Misc : MS53705,VI2871,,,,,
ALS Vial : 14 Sample Multiplier: 1

Quant Time: Apr 06 03:19:03 2023
Quant Method : C:\msdchem\1\methods\2023-03-30.m
Quant Title : SW-846 Method 5035A/8260B
QLast Update : Thu Mar 30 12:51:22 2023
Response via : Initial Calibration

Compound		R.T.	QIon	Response	Conc	Units	Dev(Min)
Internal Standards							
1) Fluorobenzene		8.336	96	387411	50.00	ug/L	0.00
62) Chlorobenzene-d5		11.512	117	337445	50.00	ug/L	0.00
85) 1,4-Dichlorobenzene-d4		13.877	152	179218	50.00	ug/L	0.00
System Monitoring Compounds							
39) Dibromofluoromethane		7.452	113	111899	49.69	ug/L	0.00
Spiked Amount	50.000	Range 83 - 118		Recovery =	99.38%		
49) 1,2-Dichloroethane-d4		8.037	65	109250	48.05	ug/L	0.00
Spiked Amount	50.000	Range 79 - 125		Recovery =	96.10%		
63) Toluene-d8		9.945	98	423958	47.23	ug/L	0.00
Spiked Amount	50.000	Range 85 - 112		Recovery =	94.46%		
86) 4-Bromofluorobenzene		12.725	174	144467	51.79	ug/L	0.00
Spiked Amount	50.000	Range 83 - 118		Recovery =	103.58%		
Target Compounds							Qvalue
6) Bromomethane		3.385	94	488	0.44	ug/L	91
18) Methylene Chloride		5.342	49	771	0.38	ug/L	91

(#) = qualifier out of range (m) = manual integration (+) = signals summed

Quantitation Report (QT Reviewed)

Data Path : C:\msdchem\1\data\celinec\2023\April 2023\04-06-2023\VI2871\
Data File : I755520.d
Acq On : 5 Apr 2023 11:42 am
Operator : jeniferw
Sample : FC3855-5
Misc : MS53705,VI2871,,,,,
ALS Vial : 14 Sample Multiplier: 1

Quant Time: Apr 06 03:19:03 2023
Quant Method : C:\msdchem\1\methods\2023-03-30.m
Quant Title : SW-846 Method 5035A/8260B
QLast Update : Thu Mar 30 12:51:22 2023
Response via : Initial Calibration

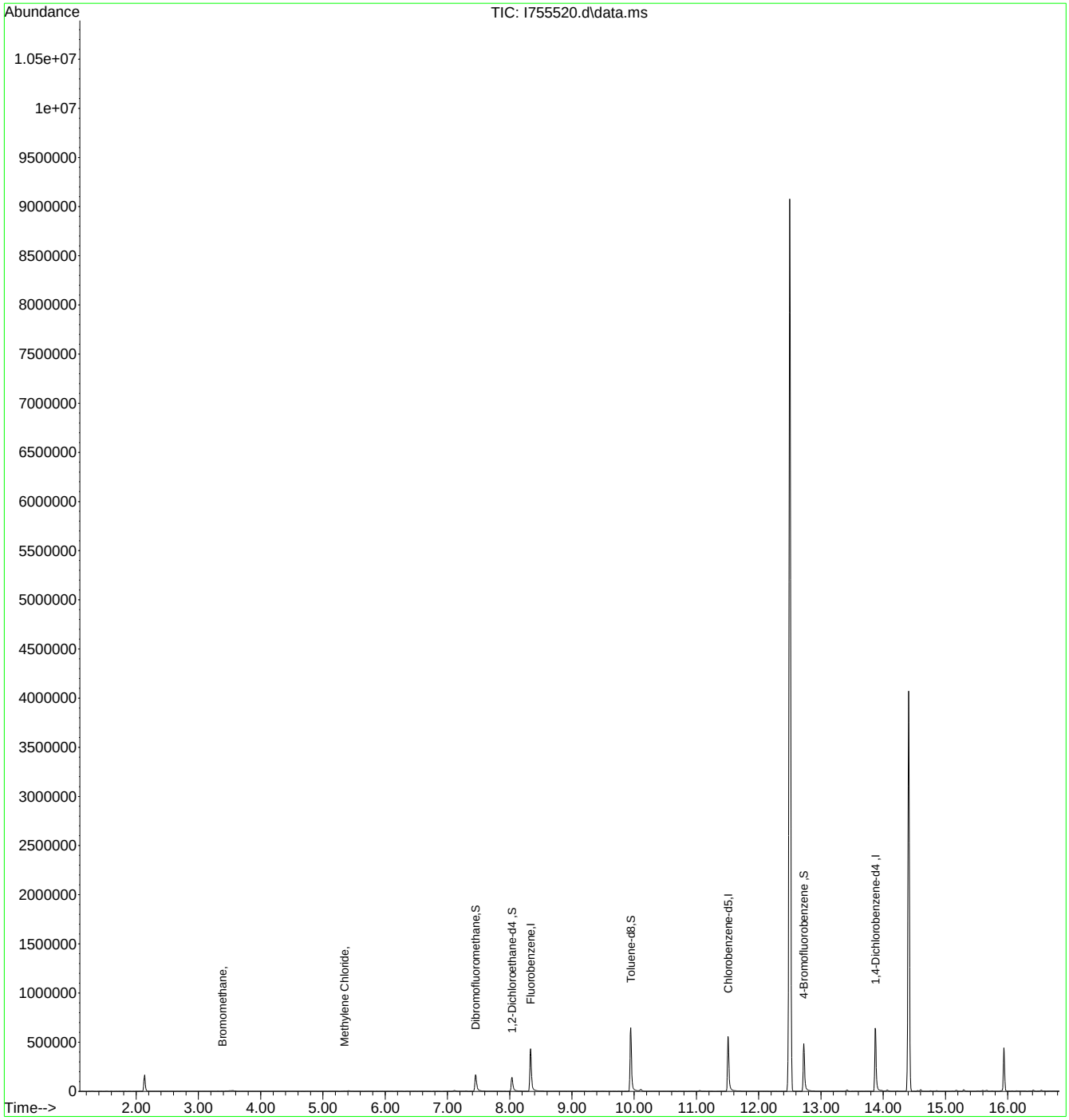

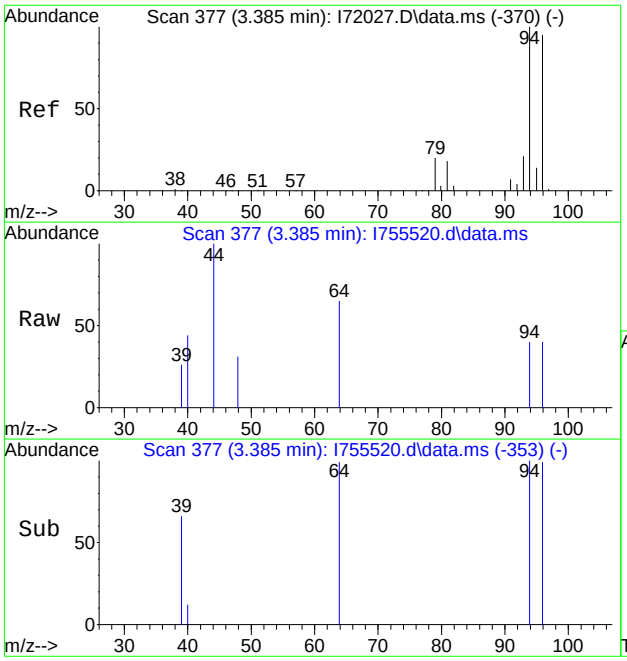

#6
Bromomethane
Concen: 0.44 ug/L
RT: 3.385 min Scan# 377
Delta R.T. -0.006 min
Lab File: I755520.d
Acq: 5 Apr 2023 11:42 am

Tgt Ion: 94 Resp: 488

Ion	Ratio	Lower	Upper
94	100		
96	99.3	67.9	127.9
93	0.0	0.0	50.6

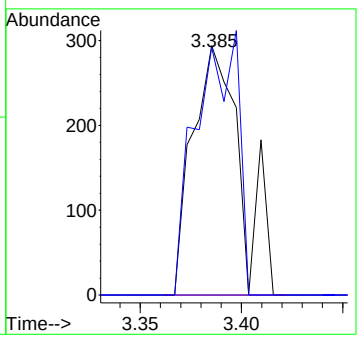

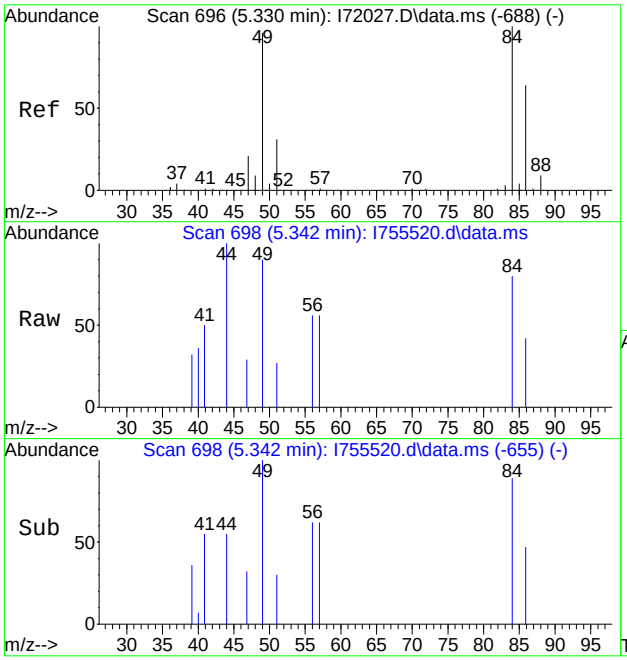

#18
Methylene Chloride
Concen: 0.38 ug/L
RT: 5.342 min Scan# 698
Delta R.T. 0.012 min
Lab File: I755520.d
Acq: 5 Apr 2023 11:42 am

Tgt Ion: 49 Resp: 771

Ion	Ratio	Lower	Upper
49	100		
84	88.8	46.9	106.9
86	47.0	20.7	80.7
51	30.5	1.5	61.5

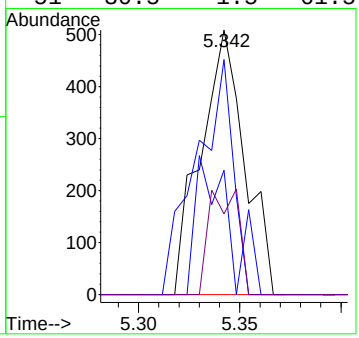

Quantitation Report (QT Reviewed)

Data Path : C:\msdchem\1\data\celinec\2023\April 2023\04-06-2023\VI2871\
Data File : I755515.d
Acq On : 5 Apr 2023 9:43 am
Operator : jeniferw
Sample : FC3855-6
Misc : MS53705,VI2871,,,,,
ALS Vial : 9 Sample Multiplier: 1

Quant Time: Apr 06 03:04:58 2023
Quant Method : C:\msdchem\1\methods\2023-03-30.m
Quant Title : SW-846 Method 5035A/8260B
QLast Update : Thu Mar 30 12:51:22 2023
Response via : Initial Calibration

Compound	R.T.	QIon	Response	Conc	Units	Dev(Min)
Internal Standards						
1) Fluorobenzene	8.335	96	396049	50.00	ug/L	0.00
62) Chlorobenzene-d5	11.506	117	339783	50.00	ug/L	0.00
85) 1,4-Dichlorobenzene-d4	13.871	152	185209	50.00	ug/L	0.00
System Monitoring Compounds						
39) Dibromofluoromethane	7.451	113	116026	50.40	ug/L	0.00
Spiked Amount 50.000	Range 83 - 118		Recovery = 100.80%			
49) 1,2-Dichloroethane-d4	8.037	65	113017	48.62	ug/L	0.00
Spiked Amount 50.000	Range 79 - 125		Recovery = 97.24%			
63) Toluene-d8	9.945	98	431658	47.76	ug/L	0.00
Spiked Amount 50.000	Range 85 - 112		Recovery = 95.52%			
86) 4-Bromofluorobenzene	12.725	174	143266	49.69	ug/L	0.00
Spiked Amount 50.000	Range 83 - 118		Recovery = 99.38%			
Target Compounds						Qvalue
6) Bromomethane	3.385	94	1300	1.15	ug/L	92

(#) = qualifier out of range (m) = manual integration (+) = signals summed

Quantitation Report (QT Reviewed)

Data Path : C:\msdchem\1\data\celinec\2023\April 2023\04-06-2023\VI2871\
Data File : I755515.d
Acq On : 5 Apr 2023 9:43 am
Operator : jeniferw
Sample : FC3855-6
Misc : MS53705,VI2871,,,,,
ALS Vial : 9 Sample Multiplier: 1

Quant Time: Apr 06 03:04:58 2023
Quant Method : C:\msdchem\1\methods\2023-03-30.m
Quant Title : SW-846 Method 5035A/8260B
QLast Update : Thu Mar 30 12:51:22 2023
Response via : Initial Calibration

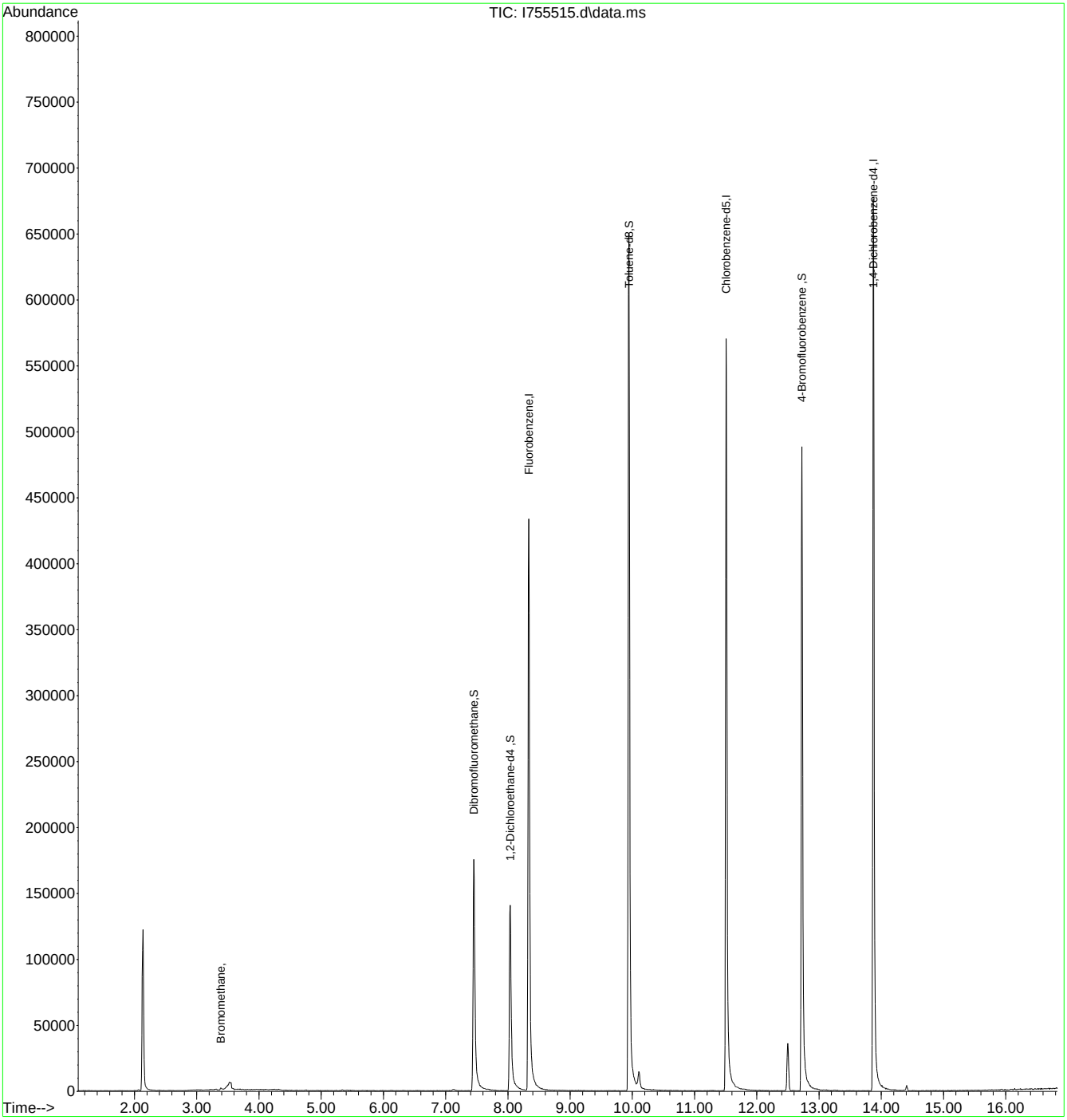

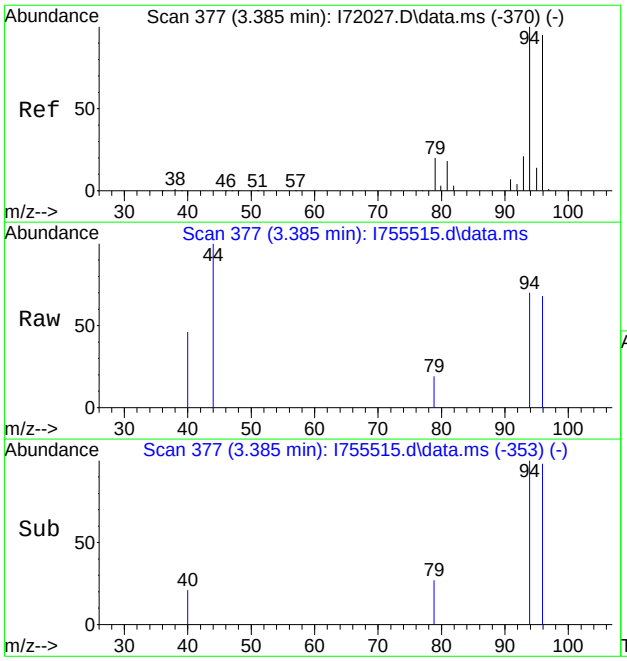

#6
Bromomethane
Concen: 1.15 ug/L
RT: 3.385 min Scan# 377
Delta R.T. -0.006 min
Lab File: I755515.d
Acq: 5 Apr 2023 9:43 am

Tgt Ion: 94 Resp: 1300

Ion	Ratio	Lower	Upper
94	100		
96	98.2	67.9	127.9
93	0.0	0.0	50.6

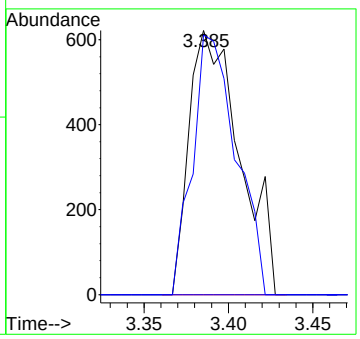

Quantitation Report (QT Reviewed)

Data Path : C:\msdchem\1\data\celinec\2023\April 2023\04-06-2023\VI2871\
Data File : I755521.d
Acq On : 5 Apr 2023 12:05 pm
Operator : jeniferw
Sample : FC3855-7
Misc : MS53705,VI2871,,,,,
ALS Vial : 15 Sample Multiplier: 1

Quant Time: Apr 06 03:20:57 2023
Quant Method : C:\msdchem\1\methods\2023-03-30.m
Quant Title : SW-846 Method 5035A/8260B
QLast Update : Thu Mar 30 12:51:22 2023
Response via : Initial Calibration

Compound		R.T.	QIon	Response	Conc	Units	Dev(Min)
Internal Standards							
1) Fluorobenzene		8.336	96	398399	50.00	ug/L	0.00
62) Chlorobenzene-d5		11.512	117	345733	50.00	ug/L	0.00
85) 1,4-Dichlorobenzene-d4		13.877	152	188872	50.00	ug/L	0.00
System Monitoring Compounds							
39) Dibromofluoromethane		7.452	113	116249	50.20	ug/L	0.00
Spiked Amount	50.000	Range 83 - 118		Recovery = 100.40%			
49) 1,2-Dichloroethane-d4		8.037	65	114446	48.94	ug/L	0.00
Spiked Amount	50.000	Range 79 - 125		Recovery = 97.88%			
63) Toluene-d8		9.945	98	428790	46.62	ug/L	0.00
Spiked Amount	50.000	Range 85 - 112		Recovery = 93.24%			
86) 4-Bromofluorobenzene		12.725	174	149390	50.81	ug/L	0.00
Spiked Amount	50.000	Range 83 - 118		Recovery = 101.62%			
Target Compounds							Qvalue
19) Acetone		5.428	43	3528	3.42	ug/L	87
35) Cyclohexane		7.196	56	3168	1.39	ug/L	88
54) Methylcyclohexane		8.543	83	1905	0.87	ug/L	85

(#) = qualifier out of range (m) = manual integration (+) = signals summed

Quantitation Report (QT Reviewed)

Data Path : C:\msdchem\1\data\celinec\2023\April 2023\04-06-2023\VI2871\
Data File : I755521.d
Acq On : 5 Apr 2023 12:05 pm
Operator : jeniferw
Sample : FC3855-7
Misc : MS53705,VI2871,,,,,
ALS Vial : 15 Sample Multiplier: 1

Quant Time: Apr 06 03:20:57 2023
Quant Method : C:\msdchem\1\methods\2023-03-30.m
Quant Title : SW-846 Method 5035A/8260B
QLast Update : Thu Mar 30 12:51:22 2023
Response via : Initial Calibration

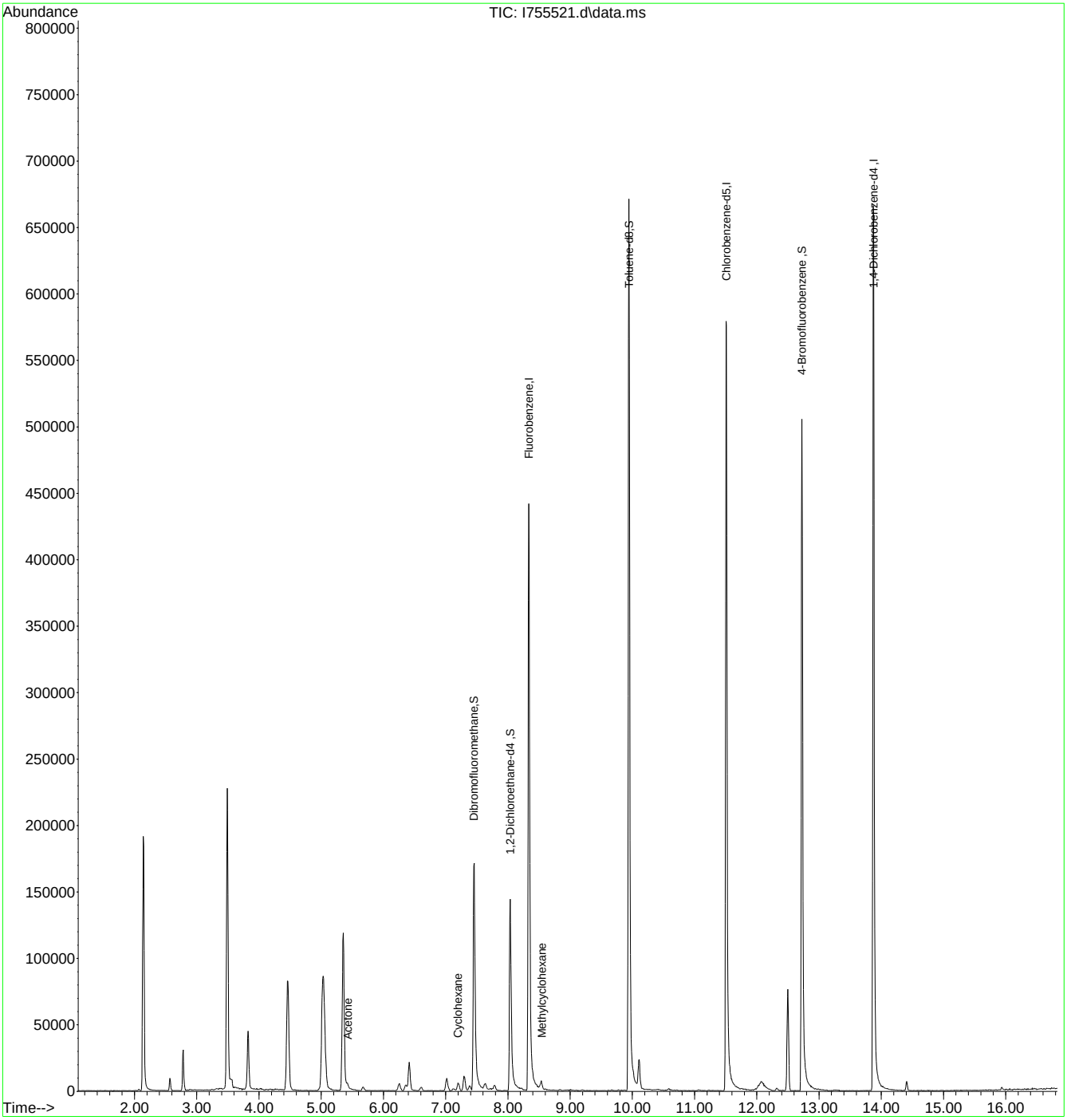

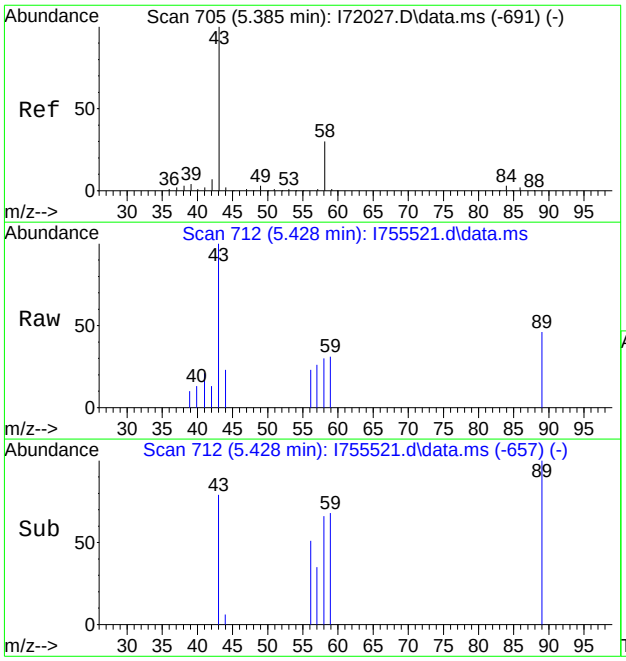

#19
Acetone
Concen: 3.42 ug/L
RT: 5.428 min Scan# 712
Delta R.T. 0.037 min
Lab File: I755521.d
Acq: 5 Apr 2023 12:05 pm

Tgt Ion: 43 Resp: 3528

Ion	Ratio	Lower	Upper
43	100		
58	38.0	1.0	61.0

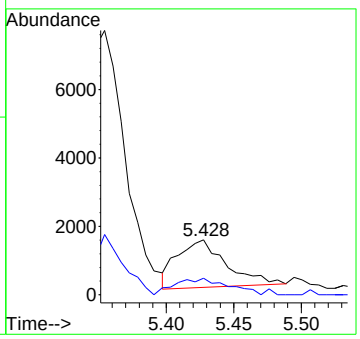

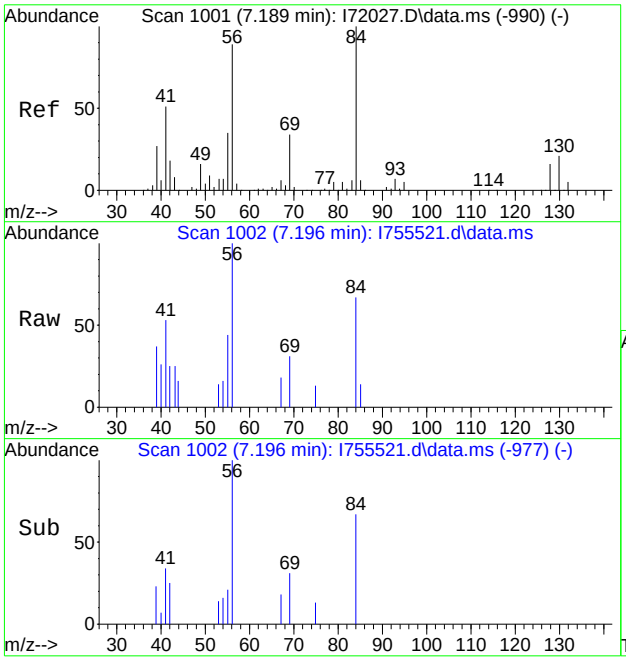

#35
Cyclohexane
Concen: 1.39 ug/L
RT: 7.196 min Scan# 1002
Delta R.T. 0.000 min
Lab File: I755521.d
Acq: 5 Apr 2023 12:05 pm

Tgt Ion: 56 Resp: 3168

Ion	Ratio	Lower	Upper
56	100		
84	67.3	54.4	114.4
41	53.2	25.3	85.3
55	44.3	7.1	67.1

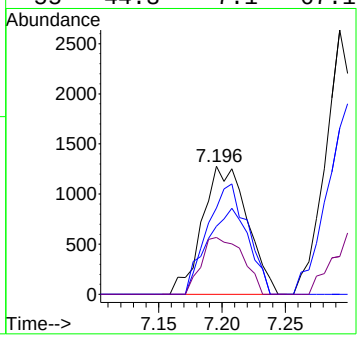

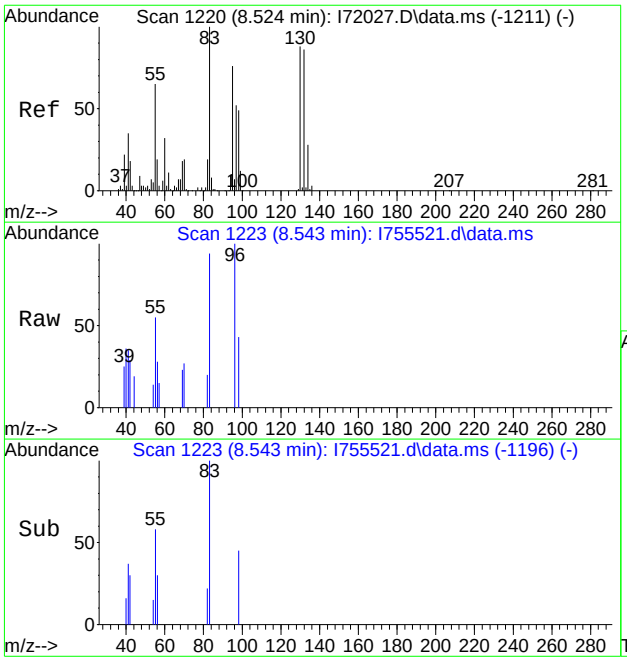

#54
Methylcyclohexane
Concen: 0.87 ug/L
RT: 8.543 min Scan# 1223
Delta R.T. 0.012 min
Lab File: I755521.d
Acq: 5 Apr 2023 12:05 pm

Tgt Ion: 83 Resp: 1905

Ion	Ratio	Lower	Upper
83	100		
55	57.9	47.0	107.0
98	45.1	19.2	79.2
42	30.2	0.0	55.9

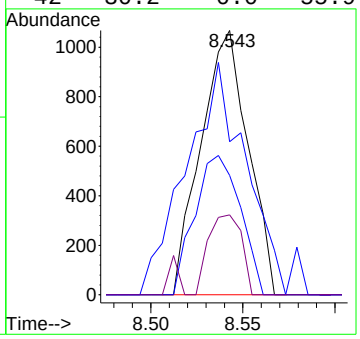

Quantitation Report (QT Reviewed)

Data Path : C:\msdchem\1\data\celinec\2023\April 2023\04-06-2023\VI2871\
Data File : I755514.d
Acq On : 5 Apr 2023 9:19 am
Operator : jeniferw
Sample : FC3855-8
Misc : MS53705,VI2871,,,,,
ALS Vial : 8 Sample Multiplier: 1

Quant Time: Apr 06 03:04:31 2023
Quant Method : C:\msdchem\1\methods\2023-03-30.m
Quant Title : SW-846 Method 5035A/8260B
QLast Update : Thu Mar 30 12:51:22 2023
Response via : Initial Calibration

Compound	R.T.	QIon	Response	Conc	Units	Dev(Min)
Internal Standards						
1) Fluorobenzene	8.335	96	401243	50.00	ug/L	0.00
62) Chlorobenzene-d5	11.512	117	348309	50.00	ug/L	0.00
85) 1,4-Dichlorobenzene-d4	13.871	152	188001	50.00	ug/L	0.00
System Monitoring Compounds						
39) Dibromofluoromethane	7.451	113	118237	50.70	ug/L	0.00
Spiked Amount 50.000	Range 83 - 118		Recovery = 101.40%			
49) 1,2-Dichloroethane-d4	8.037	65	115253	48.94	ug/L	0.00
Spiked Amount 50.000	Range 79 - 125		Recovery = 97.88%			
63) Toluene-d8	9.945	98	432752	46.70	ug/L	0.00
Spiked Amount 50.000	Range 85 - 112		Recovery = 93.40%			
86) 4-Bromofluorobenzene	12.725	174	147048	50.25	ug/L	0.00
Spiked Amount 50.000	Range 83 - 118		Recovery = 100.50%			
Target Compounds						Qvalue
6) Bromomethane	3.385	94	1387	1.21	ug/L	79
15) Iodomethane	4.757	142	444	0.31	ug/L	90

(#) = qualifier out of range (m) = manual integration (+) = signals summed

Quantitation Report (QT Reviewed)

Data Path : C:\msdchem\1\data\celinec\2023\April 2023\04-06-2023\VI2871\
Data File : I755514.d
Acq On : 5 Apr 2023 9:19 am
Operator : jeniferw
Sample : FC3855-8
Misc : MS53705,VI2871,,,,,
ALS Vial : 8 Sample Multiplier: 1

Quant Time: Apr 06 03:04:31 2023
Quant Method : C:\msdchem\1\methods\2023-03-30.m
Quant Title : SW-846 Method 5035A/8260B
QLast Update : Thu Mar 30 12:51:22 2023
Response via : Initial Calibration

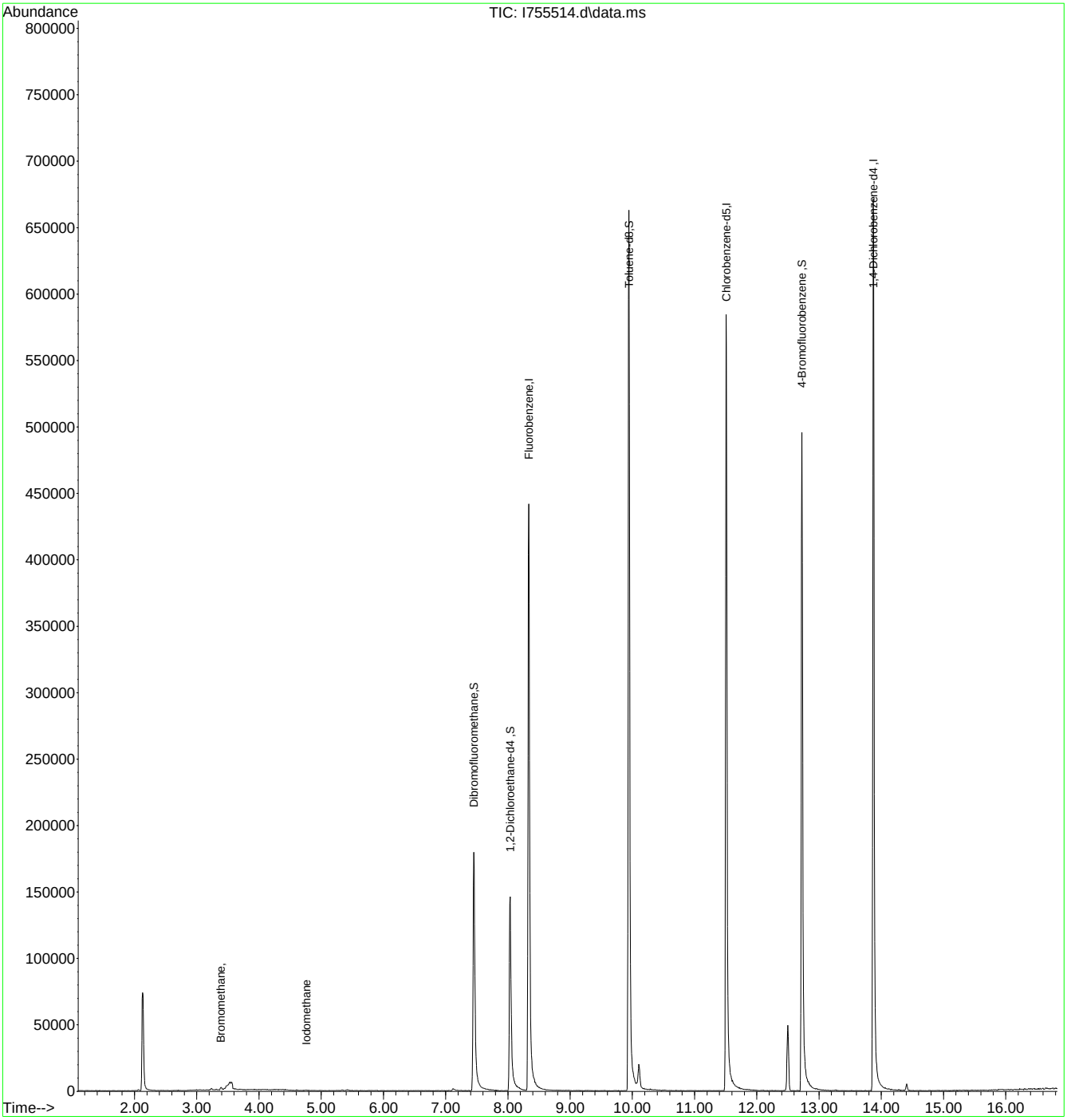

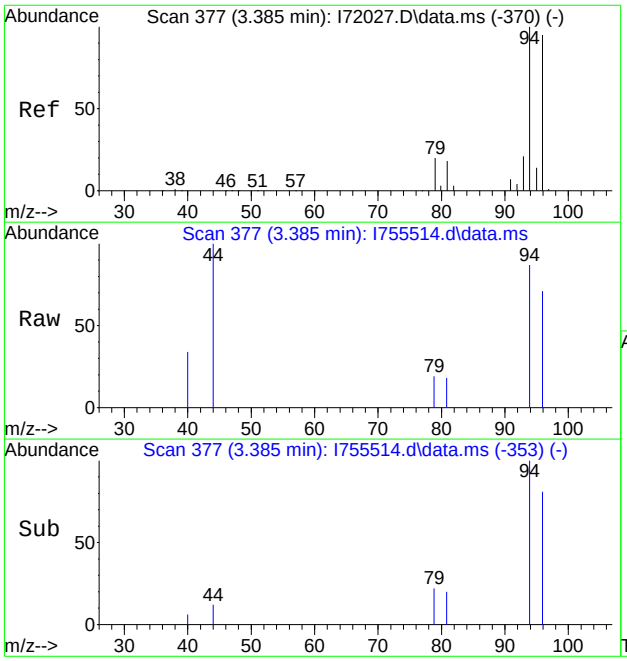

#6
Bromomethane
Concen: 1.21 ug/L
RT: 3.385 min Scan# 377
Delta R.T. -0.006 min
Lab File: I755514.d
Acq: 5 Apr 2023 9:19 am

Tgt Ion: 94 Resp: 1387

Ion	Ratio	Lower	Upper
94	100		
96	81.4	67.9	127.9
93	0.0	0.0	50.6

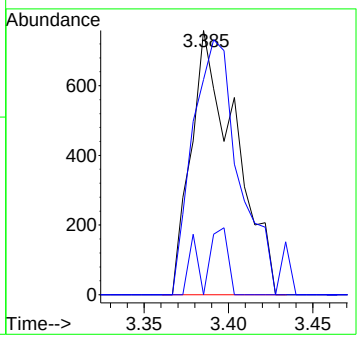

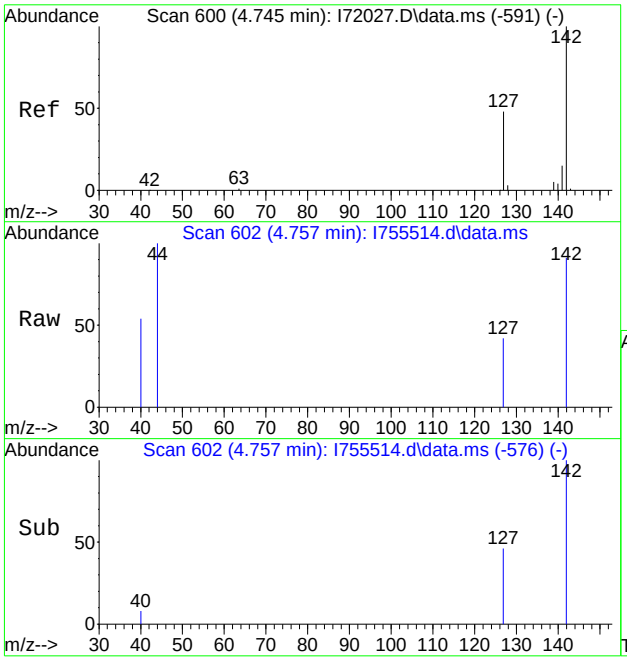

#15
Iodomethane
Concen: 0.31 ug/L
RT: 4.757 min Scan# 602
Delta R.T. 0.006 min
Lab File: I755514.d
Acq: 5 Apr 2023 9:19 am

Tgt Ion:142 Resp: 444

Ion	Ratio	Lower	Upper
142	100		
127	46.4	17.5	77.5
141	0.0	0.0	44.6

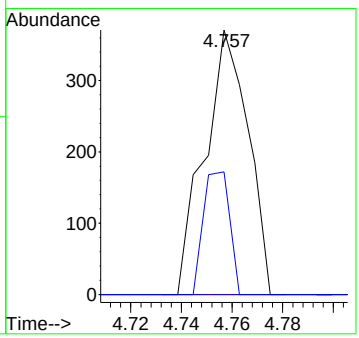

Quantitation Report (QT Reviewed)

Data Path : C:\msdchem\1\data\2023-04-05\
Data File : I755512.D
Acq On : 5 Apr 2023 8:32 am
Operator : jeniferw
Sample : MB
Misc : MS53705,VI2871,,,,,
ALS Vial : 6 Sample Multiplier: 1

Quant Time: Apr 05 09:31:16 2023
Quant Method : C:\msdchem\1\methods\2023-03-30.m
Quant Title : SW-846 Method 5035A/8260B
QLast Update : Thu Mar 30 12:51:22 2023
Response via : Initial Calibration

Compound	R.T.	QIon	Response	Conc	Units	Dev(Min)
Internal Standards						
1) Fluorobenzene	8.335	96	414594	50.00	ug/L	0.00
62) Chlorobenzene-d5	11.512	117	357550	50.00	ug/L	0.00
85) 1,4-Dichlorobenzene-d4	13.871	152	193109	50.00	ug/L	0.00
System Monitoring Compounds						
39) Dibromofluoromethane	7.452	113	121092	50.25	ug/L	0.00
Spiked Amount 50.000	Range 83 - 118		Recovery = 100.50%			
49) 1,2-Dichloroethane-d4	8.037	65	116823	48.01	ug/L	0.00
Spiked Amount 50.000	Range 79 - 125		Recovery = 96.02%			
63) Toluene-d8	9.945	98	447569	47.06	ug/L	0.00
Spiked Amount 50.000	Range 85 - 112		Recovery = 94.12%			
86) 4-Bromofluorobenzene	12.725	174	151487	50.40	ug/L	0.00
Spiked Amount 50.000	Range 83 - 118		Recovery = 100.80%			

Target Compounds Qvalue

(#) = qualifier out of range (m) = manual integration (+) = signals summed

Quantitation Report (QT Reviewed)

Data Path : C:\msdchem\1\data\2023-04-05\
Data File : I755512.D
Acq On : 5 Apr 2023 8:32 am
Operator : jeniferw
Sample : MB
Misc : MS53705,VI2871,,,,,
ALS Vial : 6 Sample Multiplier: 1

Quant Time: Apr 05 09:31:16 2023
Quant Method : C:\msdchem\1\methods\2023-03-30.m
Quant Title : SW-846 Method 5035A/8260B
QLast Update : Thu Mar 30 12:51:22 2023
Response via : Initial Calibration

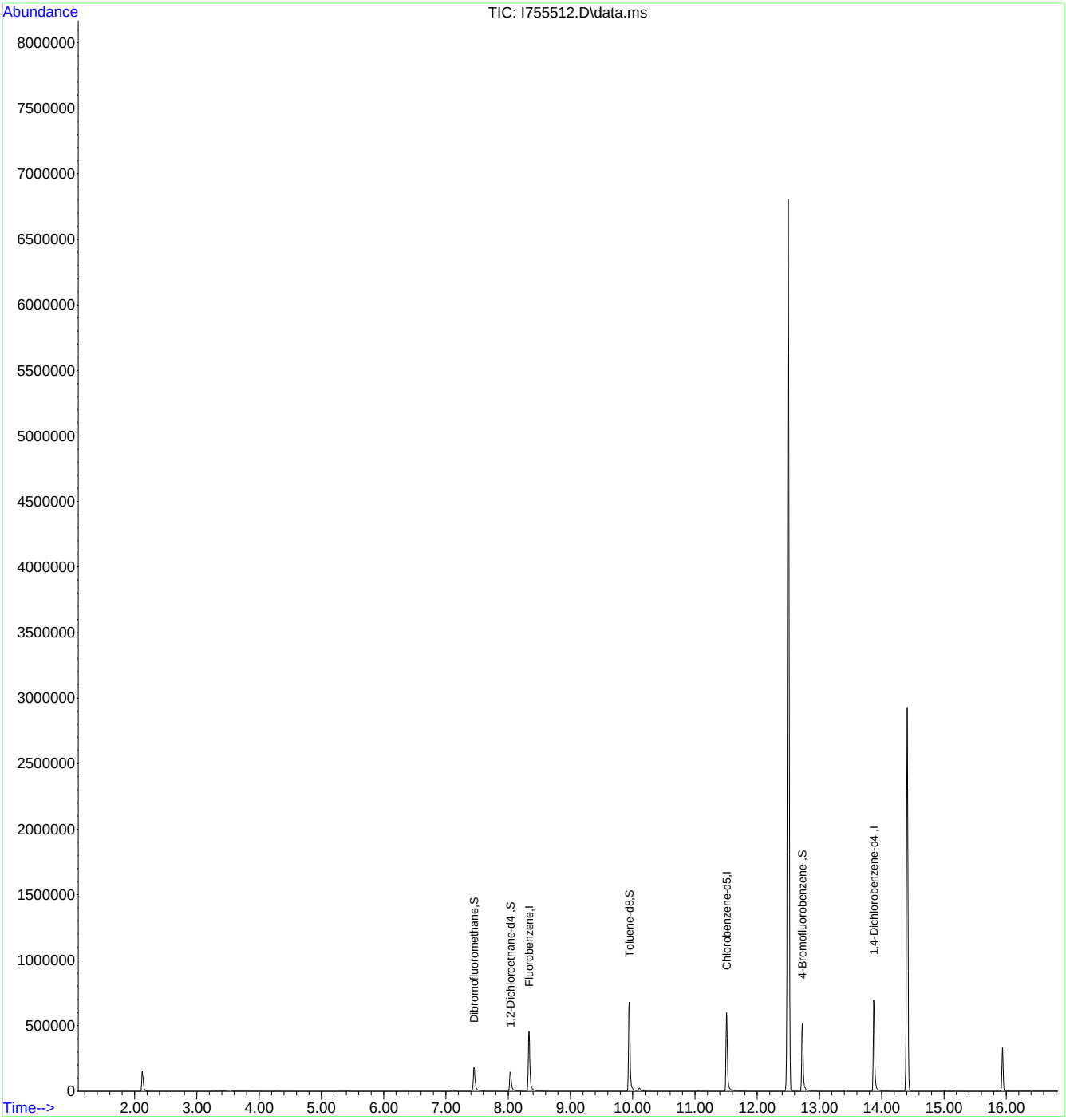

Quantitation Report (QT Reviewed)

Data Path : C:\msdchem\1\data\2023-04-05\
Data File : I755509.D
Acq On : 5 Apr 2023 7:09 am
Operator : jeniferw
Sample : BS
Misc : MS53705,VI2871,,,,,
ALS Vial : 3 Sample Multiplier: 1

Quant Time: Apr 05 07:28:05 2023
Quant Method : C:\msdchem\1\methods\2023-03-30.m
Quant Title : SW-846 Method 5035A/8260B
QLast Update : Thu Mar 30 12:51:22 2023
Response via : Initial Calibration

Compound	R.T.	QIon	Response	Conc	Units		Dev(Min)
Internal Standards							
1) Fluorobenzene	8.329	96	431306	50.00	ug/L		0.00
62) Chlorobenzene-d5	11.505	117	358733	50.00	ug/L		0.00
85) 1,4-Dichlorobenzene-d4	13.871	152	205589	50.00	ug/L		0.00
System Monitoring Compounds							
39) Dibromofluoromethane	7.445	113	126619	50.51	ug/L		0.00
Spiked Amount 50.000	Range 83 - 118		Recovery = 101.02%				
49) 1,2-Dichloroethane-d4	8.031	65	127677	50.44	ug/L		0.00
Spiked Amount 50.000	Range 79 - 125		Recovery = 100.88%				
63) Toluene-d8	9.939	98	463678	48.59	ug/L		0.00
Spiked Amount 50.000	Range 85 - 112		Recovery = 97.18%				
86) 4-Bromofluorobenzene	12.725	174	158003	49.37	ug/L		0.00
Spiked Amount 50.000	Range 83 - 118		Recovery = 98.74%				
Target Compounds							Qvalue
2) Dichlorodifluoromethane	2.391	85	55876	31.79	ug/L		95
3) Chloromethane	2.714	50	53236	30.33	ug/L		100
4) Vinyl Chloride	2.861	62	55499	29.40	ug/L		99
5) 1,3-Butadiene	2.897	39	37931	24.52	ug/L		98
6) Bromomethane	3.391	94	36925	29.99	ug/L		96
7) Chloroethane	3.580	64	49599	29.21	ug/L		94
8) Trichlorofluoromethane	3.806	101	94670	24.61	ug/L		98
9) Ethyl Ether	4.293	59	46288	32.18	ug/L		94
10) 1,2-Dichlorotrifluoroe...	4.550	67	56918	28.83	ug/L		94
11) 1,1-Dichloroethene	4.556	61	69608	27.18	ug/L		94
12) Ethanol	4.531	45	34114	522.87	ug/L		75
13) Freon 113	4.623	101	51657	31.68	ug/L		94
14) Carbon Disulfide	4.604	76	131842	31.56	ug/L		99
15) Iodomethane	4.751	142	55634	36.63	ug/L		98
16) Acrolein	5.007	56	81025	168.09	ug/L		100
17) Allyl chloride	5.196	41	57576	32.50	ug/L		97
18) Methylene Chloride	5.330	49	66067	29.54	ug/L		99
19) Acetone	5.385	43	152184	136.19	ug/L		96
20) Methyl acetate	5.549	43	288481	130.52	ug/L		99
21) trans-1,2-Dichloroethene	5.549	61	66153	27.41	ug/L		93
22) Hexane	5.659	56	34815	31.12	ug/L	#	79
23) Methyl Tert Butyl Ether	5.683	73	139916	28.25	ug/L		80
24) Tert butyl alcohol	5.793	59	193505	263.59	ug/L		92
25) Acetonitrile	5.952	41	115370	287.83	ug/L		95
26) Di-isopropyl ether	6.141	45	134673	27.66	ug/L		98
27) Chloroprene	6.275	53	57293	24.53	ug/L		95
28) 1,1-Dichloroethane	6.293	63	85956	26.35	ug/L		98
29) Acrylonitrile	6.336	53	155542	150.25	ug/L		97
30) ETBE	6.574	59	140370	29.63	ug/L		96
31) Vinyl acetate	6.574	43	455863	139.91	ug/L		99
32) cis-1,2-Dichloroethene	6.945	96	47725	25.34	ug/L		97
33) 2,2-Dichloropropane	7.061	77	73417	28.89	ug/L		97
34) Bromochloromethane	7.177	128	24893	29.21	ug/L		94
35) Cyclohexane	7.195	56	70683	28.60	ug/L		99
36) Chloroform	7.244	83	93998	29.72	ug/L		97
37) Ethyl acetate	7.354	43	391749	137.99	ug/L		97
38) Tetrahydrofuran	7.433	42	33721	26.08	ug/L		99
40) Carbon Tetrachloride	7.427	117	73434	27.59	ug/L		96
41) 1,1,1-Trichloroethane	7.488	97	81211	27.72	ug/L		94
42) 2-Butanone	7.567	43	219124	137.91	ug/L		98
43) 1,1-Dichloropropene	7.628	75	64333	27.53	ug/L		98
44) tert-Butyl Formate	7.720	59	206678	154.20	ug/L		96

Quantitation Report (QT Reviewed)

Data Path : C:\msdchem\1\data\2023-04-05\
Data File : I755509.D
Acq On : 5 Apr 2023 7:09 am
Operator : jeniferw
Sample : BS
Misc : MS53705,VI2871,,,,,
ALS Vial : 3 Sample Multiplier: 1

Quant Time: Apr 05 07:28:05 2023
Quant Method : C:\msdchem\1\methods\2023-03-30.m
Quant Title : SW-846 Method 5035A/8260B
QLast Update : Thu Mar 30 12:51:22 2023
Response via : Initial Calibration

Compound	R.T.	QIon	Response	Conc	Units		Dev(Min)
45) Propionitrile	7.878	54	154897	270.44	ug/L		91
46) Methacrylonitrile	7.902	41	454375	307.93	ug/L		98
47) Benzene	7.896	78	186487	26.83	ug/L		73
48) TAME	8.000	73	133823	28.03	ug/L		99
50) Isobutyl alcohol	8.073	42	84686	582.60	ug/L		91
51) 1,2-Dichloroethane	8.110	62	72163	27.72	ug/L		97
52) Tert Amyl Alcohol	8.183	59	162477	251.58	ug/L		95
53) Trichloroethene	8.524	95	51067	27.30	ug/L		95
54) Methylcyclohexane	8.530	83	63338	26.61	ug/L		99
55) Dibromomethane	8.969	93	34242	27.92	ug/L		96
56) 1,2-Dichloropropane	9.055	63	48608	28.95	ug/L		98
57) Bromodichloromethane	9.116	83	65632	27.10	ug/L		99
58) Methyl methacrylate	9.244	41	45843	28.85	ug/L		98
59) 1,4-Dioxane	9.311	88	27267	479.09	ug/L		85
60) 2-Chloroethyl vinyl ether	9.658	63	153350	114.40	ug/L		97
61) cis-1,3-Dichloropropene	9.750	75	73708	28.04	ug/L		98
64) Toluene	10.000	91	194019	25.76	ug/L		97
65) 2-Nitropropane	10.195	41	124210	117.98	ug/L		98
66) 4-Methyl-2-pentanone	10.329	43	432940	132.25	ug/L		98
67) trans-1,3-Dichloropropene	10.396	75	64685	23.65	ug/L		98
68) Tetrachloroethene	10.408	166	56494	24.50	ug/L		93
69) Ethyl methacrylate	10.518	69	63368	29.91	ug/L		95
70) 1,1,2-Trichloroethane	10.561	83	39316	25.14	ug/L		98
71) Dibromochloromethane	10.756	129	57300	25.85	ug/L		97
72) 1,3-Dichloropropane	10.841	76	73822	26.60	ug/L		99
73) 1,2-Dibromoethane	11.018	107	51871	25.38	ug/L		99
74) 3,3-dimethyl-1-butanol	11.115	57	968950	1301.62	ug/L		99
75) 2-hexanone	11.158	43	358538	127.74	ug/L		97
76) 1-Chlorohexane	11.469	91	55604	24.67	ug/L		93
77) Ethylbenzene	11.530	91	215770	25.23	ug/L		97
78) Chlorobenzene	11.524	112	130094	25.38	ug/L		97
79) 1,1,1,2-Tetrachloroethane	11.573	131	50429	25.73	ug/L		95
80) m,p-Xylene	11.670	91	325717	49.78	ug/L		97
81) o-Xylene	12.109	91	162188	24.42	ug/L		98
82) Styrene	12.158	104	118934	24.21	ug/L		97
83) Bromoform	12.213	173	40917	23.82	ug/L		99
84) Isopropylbenzene	12.414	105	194100	24.18	ug/L		98
87) cis-1,4-Dichloro-2-butene	12.761	53	25020	29.04	ug/L		93
88) n-Propylbenzene	12.834	91	226059	24.24	ug/L		96
89) Bromobenzene	12.853	156	56356	25.23	ug/L		87
90) 1,1,2,2-Tetrachloroethane	12.889	83	77803	24.80	ug/L		99
91) 1,3,5-Trimethylbenzene	13.017	105	163615	24.73	ug/L		97
92) 2-Chlorotoluene	13.017	91	157925	25.20	ug/L		99
93) trans-1,4-Dichloro-2-B...	13.072	53	21911	21.35	ug/L		95
94) 1,2,3-Trichloropropane	13.048	110	25849	24.77	ug/L		97
95) Cyclohexanone	13.109	55	27832	116.92	ug/L		90
96) 4-Chlorotoluene	13.188	91	138119	24.70	ug/L		100
97) tert-Butylbenzene	13.353	91	86224	24.38	ug/L		98
98) 1,2,4-Trimethylbenzene	13.426	105	159557	24.24	ug/L		96
99) Pentachloroethane	13.401	167	30850	25.54	ug/L		97
100) sec-Butylbenzene	13.542	105	177732	23.23	ug/L		99
101) 4-Isopropyltoluene	13.676	119	156323	23.12	ug/L		98
102) 1,3-Dichlorobenzene	13.804	146	94021	24.42	ug/L		98
103) 1,2,3-Trimethylbenzene	13.883	105	163917	24.66	ug/L		98
104) 1,4-Dichlorobenzene	13.889	146	100170	24.65	ug/L		99
105) n-Butylbenzene	14.115	92	84879	24.65	ug/L	#	84
106) Benzyl Chloride	14.127	126	26697	22.39	ug/L	#	62
107) 1,2-Dichlorobenzene	14.328	146	91646	24.60	ug/L		99

Quantitation Report (QT Reviewed)

Data Path : C:\msdchem\1\data\2023-04-05\
Data File : I755509.D
Acq On : 5 Apr 2023 7:09 am
Operator : jeniferw
Sample : BS
Misc : MS53705,VI2871,,,,,
ALS Vial : 3 Sample Multiplier: 1

Quant Time: Apr 05 07:28:05 2023
Quant Method : C:\msdchem\1\methods\2023-03-30.m
Quant Title : SW-846 Method 5035A/8260B
QLast Update : Thu Mar 30 12:51:22 2023
Response via : Initial Calibration

Compound	R.T.	QIon	Response	Conc	Units	Dev(Min)
108) 1,2-Dibromo-3-Chloropr...	15.084	75	21166	24.26	ug/L	97
109) Hexachlorobutadiene	15.645	225	26109	25.80	ug/L	96
110) 1,2,4-Trichlorobenzene	15.694	180	57161	23.37	ug/L	97
111) Naphthalene	15.962	128	206949	22.95	ug/L	99
112) 1,2,3-Trichlorobenzene	16.127	180	58787	24.23	ug/L	99

(#) = qualifier out of range (m) = manual integration (+) = signals summed

Quantitation Report (QT Reviewed)

Data Path : C:\msdchem\1\data\2023-04-05\
Data File : I755509.D
Acq On : 5 Apr 2023 7:09 am
Operator : jeniferw
Sample : BS
Misc : MS53705,VI2871,,,,,
ALS Vial : 3 Sample Multiplier: 1

Quant Time: Apr 05 07:28:05 2023
Quant Method : C:\msdchem\1\methods\2023-03-30.m
Quant Title : SW-846 Method 5035A/8260B
QLast Update : Thu Mar 30 12:51:22 2023
Response via : Initial Calibration

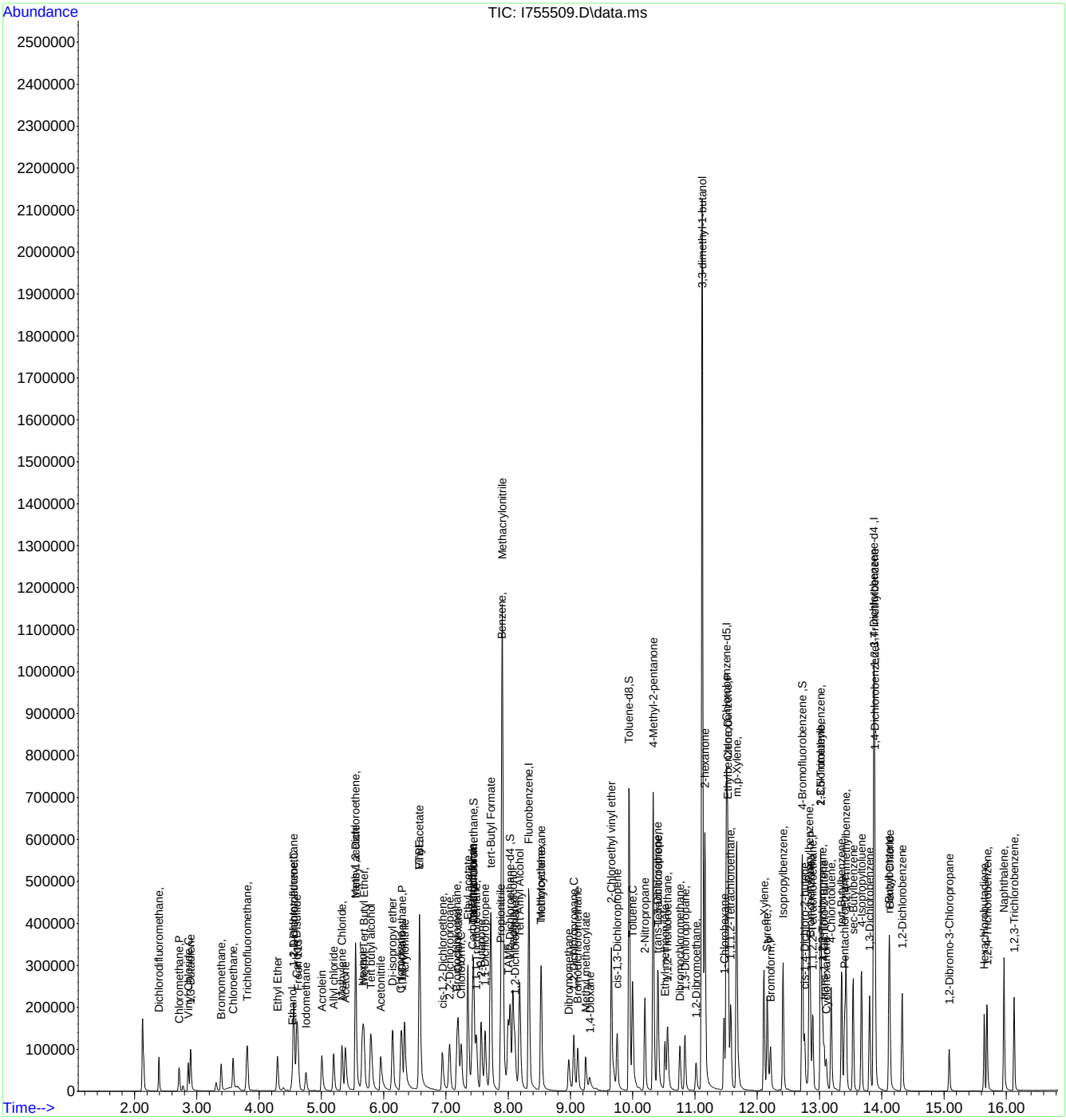

Quantitation Report (QT Reviewed)

Data Path : C:\msdchem\1\data\2023-04-05\
Data File : I755510.D
Acq On : 5 Apr 2023 7:44 am
Operator : jeniferw
Sample : FC3855-6MS
Misc : MS53705,VI2871,,,,,
ALS Vial : 4 Sample Multiplier: 1

Quant Time: Apr 05 10:49:33 2023
Quant Method : C:\msdchem\1\methods\2023-03-30.m
Quant Title : SW-846 Method 5035A/8260B
QLast Update : Thu Mar 30 12:51:22 2023
Response via : Initial Calibration

Compound	R.T.	QIon	Response	Conc	Units	Dev(Min)
Internal Standards						
1) Fluorobenzene	8.329	96	425289	50.00	ug/L	0.00
62) Chlorobenzene-d5	11.506	117	352490	50.00	ug/L	0.00
85) 1,4-Dichlorobenzene-d4	13.871	152	201301	50.00	ug/L	0.00
System Monitoring Compounds						
39) Dibromofluoromethane	7.445	113	128188	51.86	ug/L	0.00
Spiked Amount 50.000	Range 83 - 118		Recovery = 103.72%			
49) 1,2-Dichloroethane-d4	8.031	65	126583	50.71	ug/L	0.00
Spiked Amount 50.000	Range 79 - 125		Recovery = 101.42%			
63) Toluene-d8	9.939	98	456150	48.65	ug/L	0.00
Spiked Amount 50.000	Range 85 - 112		Recovery = 97.30%			
86) 4-Bromofluorobenzene	12.725	174	158646	50.63	ug/L	0.00
Spiked Amount 50.000	Range 83 - 118		Recovery = 101.26%			
Target Compounds						Qvalue
2) Dichlorodifluoromethane	2.391	85	57882	33.39	ug/L	98
3) Chloromethane	2.715	50	52365	30.26	ug/L	99
4) Vinyl Chloride	2.861	62	56795	30.51	ug/L	96
5) 1,3-Butadiene	2.904	39	44239	29.01	ug/L	97
6) Bromomethane	3.391	94	35698	29.40	ug/L	100
7) Chloroethane	3.586	64	50275	30.03	ug/L	95
8) Trichlorofluoromethane	3.812	101	96000	25.31	ug/L	95
9) Ethyl Ether	4.294	59	45630	32.17	ug/L	97
10) 1,2-Dichlorotrifluoroe...	4.550	67	65694	33.74	ug/L	95
11) 1,1-Dichloroethene	4.556	61	79052	31.30	ug/L	99
12) Ethanol	4.519	45	35580	553.05	ug/L	78
13) Freon 113	4.617	101	55990	34.82	ug/L	90
14) Carbon Disulfide	4.604	76	145827	35.40	ug/L	100
15) Iodomethane	4.751	142	58344	38.96	ug/L	99
16) Acrolein	5.007	56	72186	152.61	ug/L	98
17) Allyl chloride	5.196	41	57126	32.70	ug/L	94
18) Methylene Chloride	5.330	49	66460	30.14	ug/L	98
19) Acetone	5.385	43	147467	133.84	ug/L	100
20) Methyl acetate	5.549	43	229542	105.32	ug/L	100
21) trans-1,2-Dichloroethene	5.549	61	69853	29.35	ug/L	93
22) Hexane	5.659	56	33712	30.57	ug/L	88
23) Methyl Tert Butyl Ether	5.684	73	140721	28.81	ug/L	81
24) Tert butyl alcohol	5.793	59	255331	352.73	ug/L	94
25) Acetonitrile	5.952	41	113493	287.16	ug/L	97
26) Di-isopropyl ether	6.147	45	137671	28.67	ug/L	99
27) Chloroprene	6.275	53	61567	26.73	ug/L	96
28) 1,1-Dichloroethane	6.293	63	90533	28.14	ug/L	98
29) Acrylonitrile	6.336	53	148906	146.13	ug/L	95
30) ETBE	6.574	59	144889	30.95	ug/L	98
31) Vinyl acetate	6.580	43	339318	108.26	ug/L	99
32) cis-1,2-Dichloroethene	6.945	96	49943	26.89	ug/L	97
33) 2,2-Dichloropropane	7.055	77	53965	21.54	ug/L	95
34) Bromochloromethane	7.177	128	25415	30.24	ug/L	92
35) Cyclohexane	7.202	56	78411	32.18	ug/L	98
36) Chloroform	7.244	83	96570	30.97	ug/L	97
37) Ethyl acetate	7.354	43	307726	110.88	ug/L	99
38) Tetrahydrofuran	7.433	42	35167	27.59	ug/L	91
40) Carbon Tetrachloride	7.427	117	82675	31.51	ug/L	98
41) 1,1,1-Trichloroethane	7.488	97	89938	31.14	ug/L	97
42) 2-Butanone	7.567	43	223739	142.49	ug/L	97
43) 1,1-Dichloropropene	7.628	75	70338	30.53	ug/L	96
45) Propionitrile	7.878	54	154705	273.93	ug/L	90

Quantitation Report (QT Reviewed)

Data Path : C:\msdchem\1\data\2023-04-05\
Data File : I755510.D
Acq On : 5 Apr 2023 7:44 am
Operator : jeniferw
Sample : FC3855-6MS
Misc : MS53705,VI2871,,,,,
ALS Vial : 4 Sample Multiplier: 1

Quant Time: Apr 05 10:49:33 2023
Quant Method : C:\msdchem\1\methods\2023-03-30.m
Quant Title : SW-846 Method 5035A/8260B
QLast Update : Thu Mar 30 12:51:22 2023
Response via : Initial Calibration

Compound	R.T.	QIon	Response	Conc	Units		Dev(Min)
46) Methacrylonitrile	7.909	41	453702	311.39	ug/L		95
47) Benzene	7.896	78	196637	28.69	ug/L		77
48) TAME	8.000	73	126747	26.92	ug/L		97
50) Isobutyl alcohol	8.073	42	80505	563.43	ug/L		93
51) 1,2-Dichloroethane	8.110	62	72018	28.06	ug/L		96
52) Tert Amyl Alcohol	8.183	59	157666	247.59	ug/L		94
53) Trichloroethene	8.531	95	54514	29.56	ug/L		96
54) Methylcyclohexane	8.531	83	69547	29.64	ug/L		96
55) Dibromomethane	8.969	93	35119	29.04	ug/L		97
56) 1,2-Dichloropropane	9.055	63	48607	29.35	ug/L		98
57) Bromodichloromethane	9.116	83	67256	28.17	ug/L		99
58) Methyl methacrylate	9.244	41	45032	28.75	ug/L		96
59) 1,4-Dioxane	9.311	88	25087	447.03	ug/L		87
61) cis-1,3-Dichloropropene	9.756	75	65265	25.18	ug/L		97
64) Toluene	10.000	91	201390	27.21	ug/L		100
65) 2-Nitropropane	10.195	41	125863	121.66	ug/L		98
66) 4-Methyl-2-pentanone	10.329	43	447155	138.63	ug/L		99
67) trans-1,3-Dichloropropene	10.402	75	57085	21.24	ug/L		92
68) Tetrachloroethene	10.408	166	56217	24.82	ug/L		96
69) Ethyl methacrylate	10.518	69	62914	30.19	ug/L		96
70) 1,1,2-Trichloroethane	10.561	83	40254	26.20	ug/L		95
71) Dibromochloromethane	10.756	129	57287	26.30	ug/L		94
72) 1,3-Dichloropropane	10.841	76	74569	27.35	ug/L		97
73) 1,2-Dibromoethane	11.018	107	52182	25.98	ug/L		99
74) 3,3-dimethyl-1-butanol	11.115	57	972678	1326.43	ug/L		100
75) 2-hexanone	11.158	43	375961	136.32	ug/L		98
76) 1-Chlorohexane	11.463	91	60151	27.16	ug/L		94
77) Ethylbenzene	11.530	91	224398	26.70	ug/L		99
78) Chlorobenzene	11.524	112	134891	26.78	ug/L		96
79) 1,1,1,2-Tetrachloroethane	11.573	131	49797	25.86	ug/L		96
80) m,p-Xylene	11.664	91	337236	52.45	ug/L		98
81) o-Xylene	12.109	91	165457	25.36	ug/L		99
82) Styrene	12.158	104	115869	24.00	ug/L		100
83) Bromoform	12.213	173	40124	23.77	ug/L		99
84) Isopropylbenzene	12.414	105	205913	26.11	ug/L		100
87) cis-1,4-Dichloro-2-butene	12.761	53	19823	23.50	ug/L		98
88) n-Propylbenzene	12.835	91	232585	25.47	ug/L		99
89) Bromobenzene	12.847	156	56933	26.03	ug/L		96
90) 1,1,2,2-Tetrachloroethane	12.889	83	81446	26.51	ug/L		99
91) 1,3,5-Trimethylbenzene	13.017	105	166855	25.75	ug/L		98
92) 2-Chlorotoluene	13.017	91	160237	26.12	ug/L		99
93) trans-1,4-Dichloro-2-B...	13.072	53	17357	17.27	ug/L		86
94) 1,2,3-Trichloropropane	13.048	110	26031	25.47	ug/L		94
95) Cyclohexanone	13.109	55	24970	107.13	ug/L		89
96) 4-Chlorotoluene	13.188	91	136204	24.87	ug/L		98
97) tert-Butylbenzene	13.353	91	88374	25.52	ug/L		99
98) 1,2,4-Trimethylbenzene	13.426	105	157630	24.46	ug/L		97
99) Pentachloroethane	13.402	167	32940	27.85	ug/L		93
100) sec-Butylbenzene	13.542	105	187296	25.00	ug/L		98
101) 4-Isopropyltoluene	13.676	119	161003	24.32	ug/L		99
102) 1,3-Dichlorobenzene	13.804	146	93814	24.88	ug/L		98
103) 1,2,3-Trimethylbenzene	13.883	105	163467	25.12	ug/L		97
104) 1,4-Dichlorobenzene	13.889	146	101436	25.50	ug/L		99
105) n-Butylbenzene	14.115	92	77819	23.08	ug/L		98
106) Benzyl Chloride	14.127	126	13647	11.69	ug/L	#	58
107) 1,2-Dichlorobenzene	14.328	146	91426	25.06	ug/L		99
108) 1,2-Dibromo-3-Chloropr...	15.078	75	20700	24.23	ug/L		93
109) Hexachlorobutadiene	15.645	225	24994	25.23	ug/L		96

Quantitation Report (QT Reviewed)

Data Path : C:\msdchem\1\data\2023-04-05\
Data File : I755510.D
Acq On : 5 Apr 2023 7:44 am
Operator : jeniferw
Sample : FC3855-6MS
Misc : MS53705,VI2871,,,,,
ALS Vial : 4 Sample Multiplier: 1

Quant Time: Apr 05 10:49:33 2023
Quant Method : C:\msdchem\1\methods\2023-03-30.m
Quant Title : SW-846 Method 5035A/8260B
QLast Update : Thu Mar 30 12:51:22 2023
Response via : Initial Calibration

Compound	R.T.	QIon	Response	Conc	Units	Dev(Min)
110) 1,2,4-Trichlorobenzene	15.694	180	56822	23.73	ug/L	99
111) Naphthalene	15.962	128	201232	22.79	ug/L	99
112) 1,2,3-Trichlorobenzene	16.127	180	56761	23.89	ug/L	99

(#) = qualifier out of range (m) = manual integration (+) = signals summed

Quantitation Report (QT Reviewed)

Data Path : C:\msdchem\1\data\2023-04-05\
Data File : I755510.D
Acq On : 5 Apr 2023 7:44 am
Operator : jeniferw
Sample : FC3855-6MS
Misc : MS53705,VI2871,,,,,
ALS Vial : 4 Sample Multiplier: 1

Quant Time: Apr 05 10:49:33 2023
Quant Method : C:\msdchem\1\methods\2023-03-30.m
Quant Title : SW-846 Method 5035A/8260B
QLast Update : Thu Mar 30 12:51:22 2023
Response via : Initial Calibration

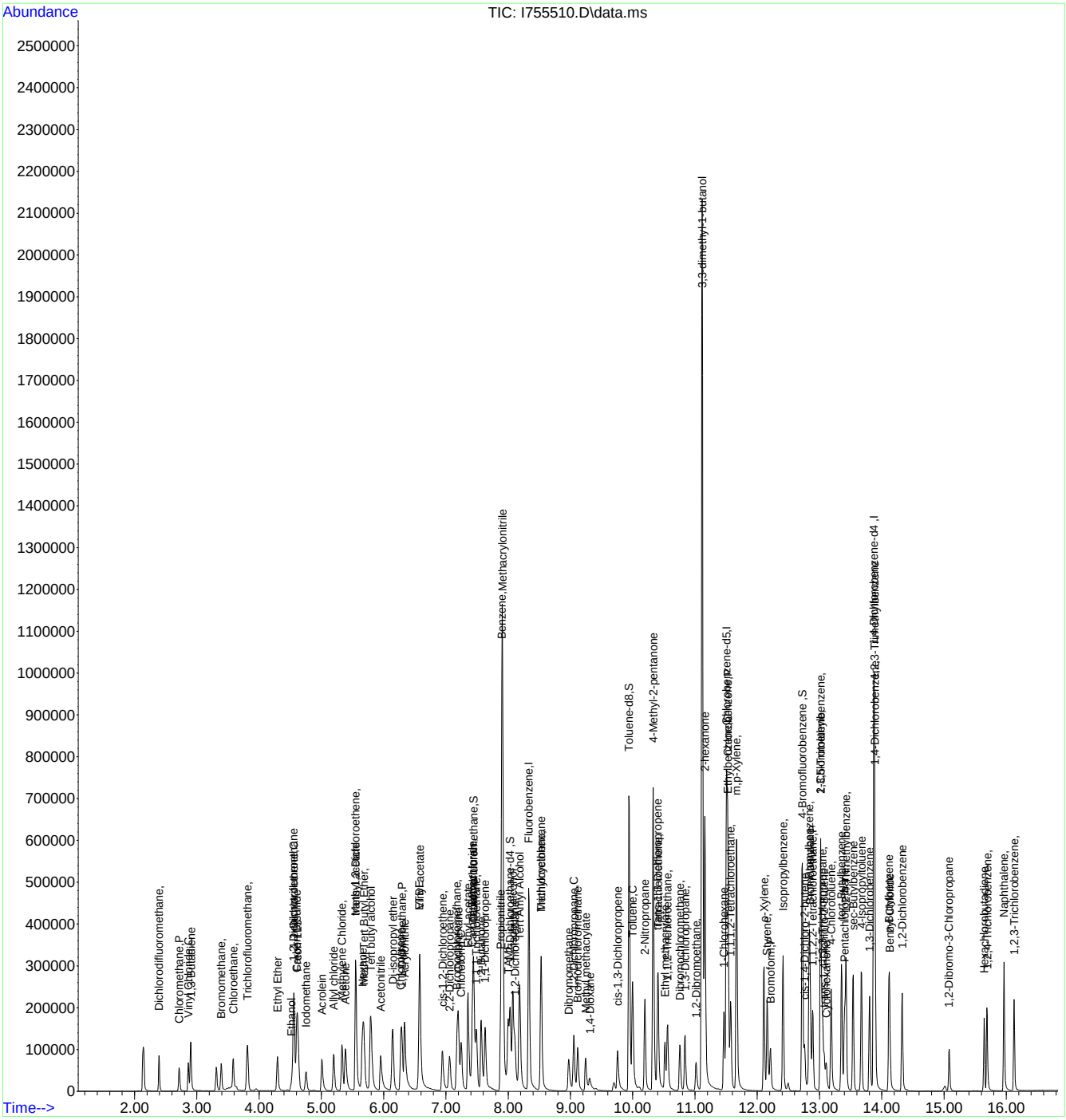

Quantitation Report (QT Reviewed)

Data Path : C:\msdchem\1\data\2023-04-05\
Data File : I755511.D
Acq On : 5 Apr 2023 8:08 am
Operator : jeniferw
Sample : FC3855-6MSD
Misc : MS53705,VI2871,,,,,
ALS Vial : 5 Sample Multiplier: 1

Quant Time: Apr 05 10:49:42 2023
Quant Method : C:\msdchem\1\methods\2023-03-30.m
Quant Title : SW-846 Method 5035A/8260B
QLast Update : Thu Mar 30 12:51:22 2023
Response via : Initial Calibration

Compound	R.T.	QIon	Response	Conc	Units	Dev(Min)
Internal Standards						
1) Fluorobenzene	8.335	96	431162	50.00	ug/L	0.00
62) Chlorobenzene-d5	11.506	117	363348	50.00	ug/L	0.00
85) 1,4-Dichlorobenzene-d4	13.871	152	202835	50.00	ug/L	0.00
System Monitoring Compounds						
39) Dibromofluoromethane	7.452	113	128605	51.32	ug/L	0.00
Spiked Amount 50.000	Range 83 - 118		Recovery = 102.64%			
49) 1,2-Dichloroethane-d4	8.037	65	127283	50.30	ug/L	0.00
Spiked Amount 50.000	Range 79 - 125		Recovery = 100.60%			
63) Toluene-d8	9.945	98	465614	48.17	ug/L	0.00
Spiked Amount 50.000	Range 85 - 112		Recovery = 96.34%			
86) 4-Bromofluorobenzene	12.725	174	158438	50.18	ug/L	0.00
Spiked Amount 50.000	Range 83 - 118		Recovery = 100.36%			
Target Compounds						Qvalue
2) Dichlorodifluoromethane	2.392	85	62840	35.76	ug/L	95
3) Chloromethane	2.715	50	57369	32.70	ug/L	96
4) Vinyl Chloride	2.861	62	61096	32.38	ug/L	96
5) 1,3-Butadiene	2.904	39	48351	31.27	ug/L	99
6) Bromomethane	3.391	94	38804	31.52	ug/L	92
7) Chloroethane	3.586	64	54203	31.93	ug/L	96
8) Trichlorofluoromethane	3.812	101	105843	27.52	ug/L	96
9) Ethyl Ether	4.300	59	46770	32.51	ug/L	98
10) 1,2-Dichlorotrifluoroe...	4.556	67	74042	37.51	ug/L	94
11) 1,1-Dichloroethene	4.562	61	90242	35.24	ug/L	98
12) Ethanol	4.525	45	42301	648.57	ug/L	71
13) Freon 113	4.623	101	58161	35.68	ug/L	94
14) Carbon Disulfide	4.604	76	146142	34.99	ug/L	100
15) Iodomethane	4.757	142	56865	37.46	ug/L	98
16) Acrolein	5.007	56	74879	155.98	ug/L	98
17) Allyl chloride	5.196	41	57797	32.64	ug/L	97
18) Methylene Chloride	5.330	49	68075	30.45	ug/L	96
19) Acetone	5.391	43	154140	137.99	ug/L	97
20) Methyl acetate	5.549	43	237821	107.64	ug/L	99
21) trans-1,2-Dichloroethene	5.556	61	71168	29.49	ug/L	97
22) Hexane	5.665	56	34144	30.54	ug/L #	81
23) Methyl Tert Butyl Ether	5.684	73	141359	28.55	ug/L	85
24) Tert butyl alcohol	5.799	59	270595	368.72	ug/L	93
25) Acetonitrile	5.958	41	118265	295.16	ug/L	95
26) Di-isopropyl ether	6.147	45	140980	28.96	ug/L	99
27) Chloroprene	6.281	53	63337	27.12	ug/L	99
28) 1,1-Dichloroethane	6.293	63	91913	28.18	ug/L	97
29) Acrylonitrile	6.336	53	154167	149.04	ug/L	97
30) ETBE	6.580	59	145995	30.77	ug/L	97
31) Vinyl acetate	6.580	43	344990	108.55	ug/L	99
32) cis-1,2-Dichloroethene	6.946	96	51961	27.60	ug/L	94
33) 2,2-Dichloropropane	7.061	77	53514	21.07	ug/L	97
34) Bromochloromethane	7.177	128	24960	29.30	ug/L	98
35) Cyclohexane	7.202	56	80721	32.67	ug/L	99
36) Chloroform	7.250	83	92307	29.20	ug/L	99
37) Ethyl acetate	7.354	43	311253	110.64	ug/L	98
38) Tetrahydrofuran	7.439	42	34683	26.84	ug/L	97
40) Carbon Tetrachloride	7.427	117	82045	30.84	ug/L	96
41) 1,1,1-Trichloroethane	7.494	97	90219	30.81	ug/L	99
42) 2-Butanone	7.567	43	234437	146.95	ug/L	96
43) 1,1-Dichloropropene	7.634	75	71421	30.58	ug/L	95
45) Propionitrile	7.884	54	156513	273.35	ug/L	98

Quantitation Report (QT Reviewed)

Data Path : C:\msdchem\1\data\2023-04-05\
Data File : I755511.D
Acq On : 5 Apr 2023 8:08 am
Operator : jeniferw
Sample : FC3855-6MSD
Misc : MS53705,VI2871,,,,,
ALS Vial : 5 Sample Multiplier: 1

Quant Time: Apr 05 10:49:42 2023
Quant Method : C:\msdchem\1\methods\2023-03-30.m
Quant Title : SW-846 Method 5035A/8260B
QLast Update : Thu Mar 30 12:51:22 2023
Response via : Initial Calibration

Compound	R.T.	QIon	Response	Conc	Units		Dev(Min)
46) Methacrylonitrile	7.909	41	455695	308.82	ug/L		95
47) Benzene	7.903	78	198768	28.60	ug/L	#	68
48) TAME	8.006	73	127635	26.74	ug/L		96
50) Isobutyl alcohol	8.079	42	86878	596.52	ug/L		90
51) 1,2-Dichloroethane	8.110	62	73596	28.28	ug/L		96
52) Tert Amyl Alcohol	8.189	59	168336	260.74	ug/L		94
53) Trichloroethene	8.531	95	55285	29.57	ug/L		95
54) Methylcyclohexane	8.531	83	70811	29.76	ug/L		96
55) Dibromomethane	8.970	93	34621	28.23	ug/L		95
56) 1,2-Dichloropropane	9.055	63	49117	29.26	ug/L		97
57) Bromodichloromethane	9.116	83	68465	28.28	ug/L		96
58) Methyl methacrylate	9.244	41	45235	28.51	ug/L		97
59) 1,4-Dioxane	9.311	88	26866	472.21	ug/L		79
61) cis-1,3-Dichloropropene	9.756	75	64670	24.61	ug/L		99
64) Toluene	10.000	91	203849	26.72	ug/L		98
65) 2-Nitropropane	10.195	41	125895	118.06	ug/L		96
66) 4-Methyl-2-pentanone	10.329	43	456825	137.46	ug/L		97
67) trans-1,3-Dichloropropene	10.402	75	58638	21.17	ug/L		93
68) Tetrachloroethene	10.408	166	58015	24.84	ug/L		96
69) Ethyl methacrylate	10.518	69	61414	28.72	ug/L		95
70) 1,1,2-Trichloroethane	10.561	83	39521	24.95	ug/L		99
71) Dibromochloromethane	10.762	129	57437	25.58	ug/L		97
72) 1,3-Dichloropropane	10.841	76	75186	26.75	ug/L		97
73) 1,2-Dibromoethane	11.018	107	51496	24.87	ug/L		93
74) 3,3-dimethyl-1-butanol	11.115	57	1040741	1370.69	ug/L		99
75) 2-hexanone	11.158	43	376490	132.44	ug/L		98
76) 1-Chlorohexane	11.469	91	60542	26.52	ug/L		97
77) Ethylbenzene	11.530	91	227503	26.26	ug/L		98
78) Chlorobenzene	11.524	112	135962	26.19	ug/L		98
79) 1,1,1,2-Tetrachloroethane	11.579	131	52046	26.22	ug/L		98
80) m,p-Xylene	11.670	91	344669	52.00	ug/L		100
81) o-Xylene	12.109	91	166087	24.69	ug/L		100
82) Styrene	12.158	104	116868	23.49	ug/L		98
83) Bromoform	12.213	173	39603	22.76	ug/L		96
84) Isopropylbenzene	12.414	105	208940	25.70	ug/L		99
87) cis-1,4-Dichloro-2-butene	12.761	53	18945	22.29	ug/L		89
88) n-Propylbenzene	12.835	91	241313	26.23	ug/L		99
89) Bromobenzene	12.853	156	57835	26.25	ug/L		92
90) 1,1,2,2-Tetrachloroethane	12.889	83	79829	25.79	ug/L		99
91) 1,3,5-Trimethylbenzene	13.018	105	167613	25.68	ug/L		99
92) 2-Chlorotoluene	13.018	91	160366	25.94	ug/L		99
93) trans-1,4-Dichloro-2-B...	13.078	53	16654	16.45	ug/L		85
94) 1,2,3-Trichloropropane	13.048	110	26600	25.83	ug/L		98
95) Cyclohexanone	13.109	55	27402	116.68	ug/L		89
96) 4-Chlorotoluene	13.188	91	141251	25.60	ug/L		99
97) tert-Butylbenzene	13.359	91	90900	26.05	ug/L		97
98) 1,2,4-Trimethylbenzene	13.426	105	163055	25.11	ug/L		96
99) Pentachloroethane	13.402	167	34278	28.77	ug/L		95
100) sec-Butylbenzene	13.542	105	189783	25.14	ug/L		99
101) 4-Isopropyltoluene	13.676	119	164868	24.71	ug/L		100
102) 1,3-Dichlorobenzene	13.804	146	94986	25.00	ug/L		99
103) 1,2,3-Trimethylbenzene	13.883	105	167861	25.60	ug/L		98
104) 1,4-Dichlorobenzene	13.889	146	100532	25.08	ug/L		97
105) n-Butylbenzene	14.115	92	78623	23.14	ug/L		98
106) Benzyl Chloride	14.127	126	13498	11.47	ug/L	#	59
107) 1,2-Dichlorobenzene	14.328	146	91672	24.94	ug/L		97
108) 1,2-Dibromo-3-Chloropr...	15.084	75	21664	25.17	ug/L		96
109) Hexachlorobutadiene	15.645	225	24684	24.72	ug/L		98

Quantitation Report (QT Reviewed)

Data Path : C:\msdchem\1\data\2023-04-05\
Data File : I755511.D
Acq On : 5 Apr 2023 8:08 am
Operator : jeniferw
Sample : FC3855-6MSD
Misc : MS53705,VI2871,,,,,
ALS Vial : 5 Sample Multiplier: 1

Quant Time: Apr 05 10:49:42 2023
Quant Method : C:\msdchem\1\methods\2023-03-30.m
Quant Title : SW-846 Method 5035A/8260B
QLast Update : Thu Mar 30 12:51:22 2023
Response via : Initial Calibration

Compound	R.T.	QIon	Response	Conc	Units	Dev(Min)
110) 1,2,4-Trichlorobenzene	15.694	180	57494	23.82	ug/L	99
111) Naphthalene	15.962	128	203280	22.85	ug/L	98
112) 1,2,3-Trichlorobenzene	16.127	180	58891	24.60	ug/L	97

(#) = qualifier out of range (m) = manual integration (+) = signals summed

Quantitation Report (QT Reviewed)

Data Path : C:\msdchem\1\data\2023-04-05\
Data File : I755511.D
Acq On : 5 Apr 2023 8:08 am
Operator : jeniferw
Sample : FC3855-6MSD
Misc : MS53705,VI2871,,,,,
ALS Vial : 5 Sample Multiplier: 1

Quant Time: Apr 05 10:49:42 2023
Quant Method : C:\msdchem\1\methods\2023-03-30.m
Quant Title : SW-846 Method 5035A/8260B
QLast Update : Thu Mar 30 12:51:22 2023
Response via : Initial Calibration

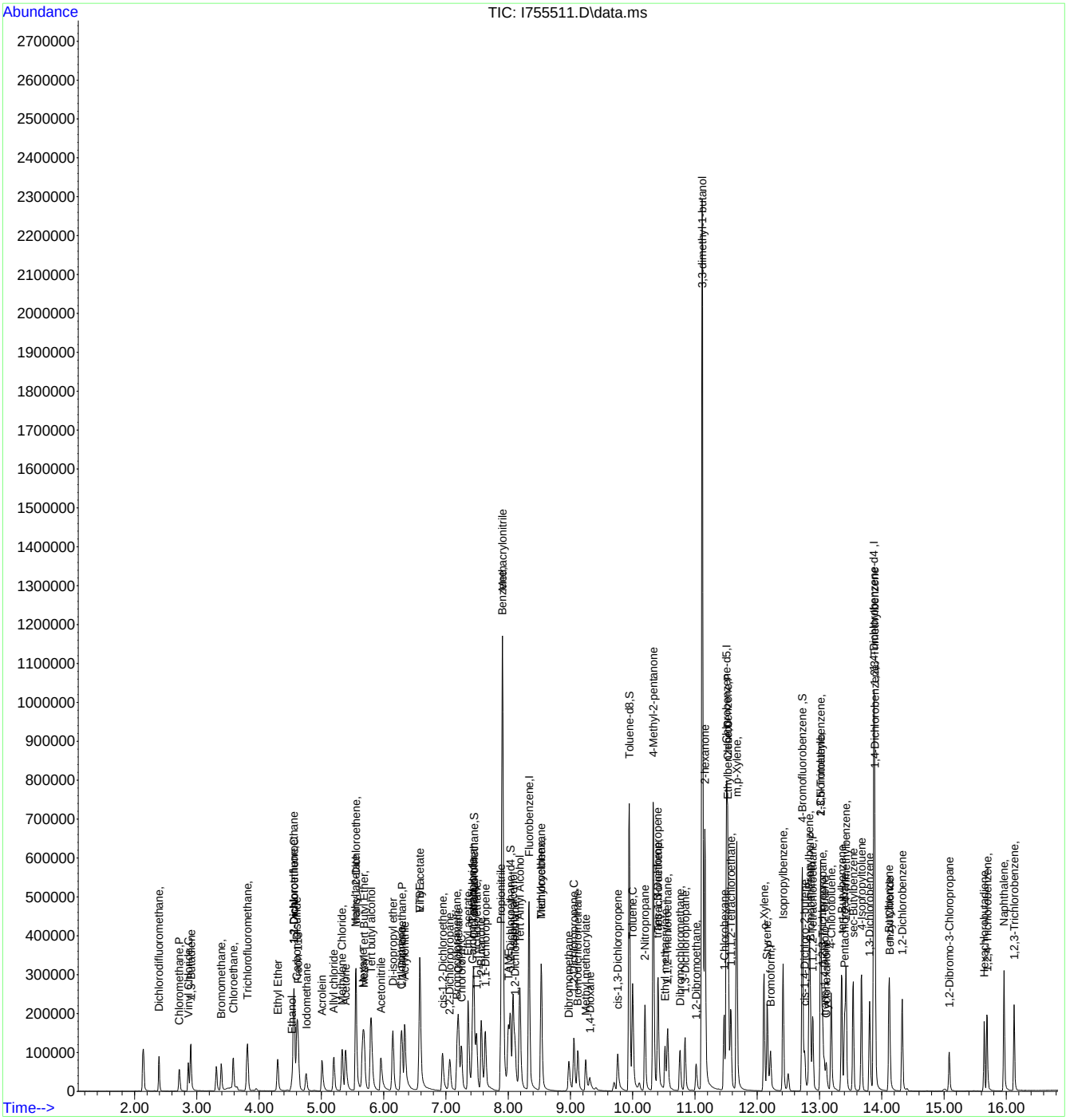

Methods: SW-846 8260B

Data File : C:\msdchem\1\data\2023-03-30\I755357.D Vial: 1
Acq On : 30 Mar 2023 7:49 am Operator: jeniferw
Sample : BFB Inst : MSVOA16
Misc : MS53660,VI2865,,,,, Multiplr: 1.00
MS Integration Params: tiny.p

Method : C:\msdchem\1\methods\2023-03-16.m (RTE Integrator)
Title : SW-846 Method 5035A/8260B

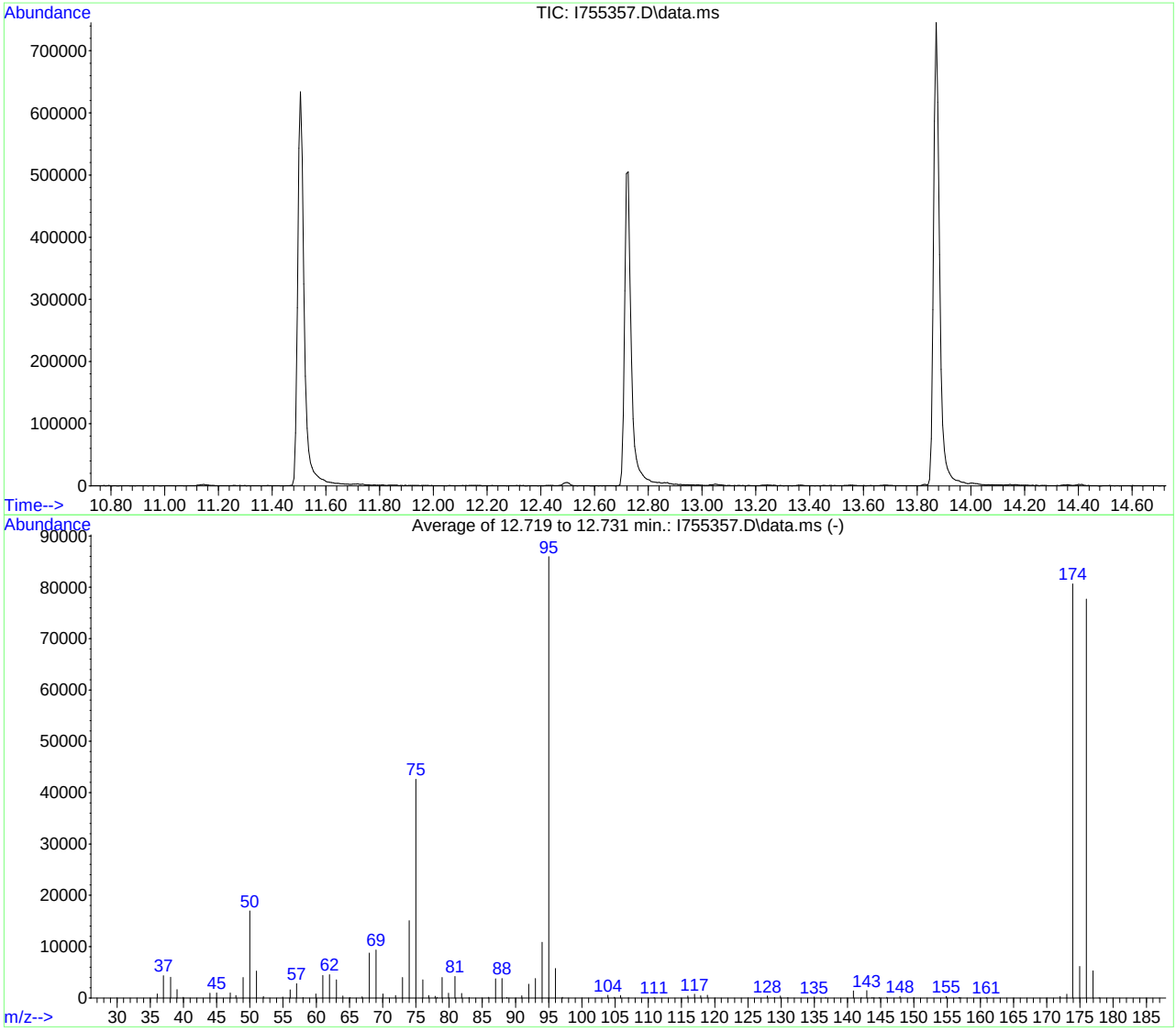

AutoFind: Scans 1908, 1909, 1910; Background Corrected with Scan 1901

Target Mass	Rel. to Mass	Lower Limit%	Upper Limit%	Rel. Abn%	Raw Abn	Result Pass/Fail
50	95	15	40	19.7	16942	PASS
75	95	30	60	49.6	42603	PASS
95	95	100	100	100.0	85955	PASS
96	95	5	9	6.7	5735	PASS
173	174	0.00	2	0.9	738	PASS
174	95	50	100	93.8	80667	PASS
175	174	5	9	7.6	6131	PASS
176	174	95	101	96.3	77704	PASS
177	176	5	9	6.8	5282	PASS

I755357.D 2023-03-16.m Thu Mar 30 11:11:53 2023

Methods: SW-846 8260B

Data File : C:\msdchem\1\data\2023-04-05\I755507.D Vial: 1
Acq On : 5 Apr 2023 6:06 am Operator: jeniferw
Sample : BFB Inst : MSVOA16
Misc : MS53698,VI2871,,,,, Multiplr: 1.00
MS Integration Params: tiny.p

Method : C:\msdchem\1\methods\2023-03-30.m (RTE Integrator)
Title : SW-846 Method 5035A/8260B

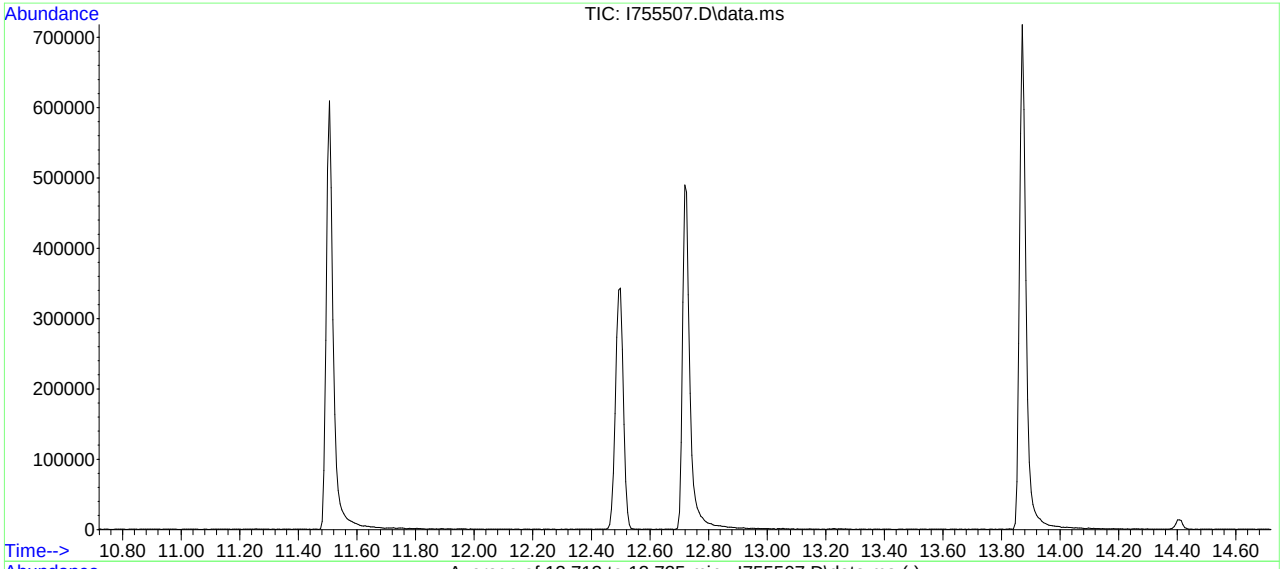

AutoFind: Scans 1907, 1908, 1909; Background Corrected with Scan 1901

Target Mass	Rel. to Mass	Lower Limit%	Upper Limit%	Rel. Abn%	Raw Abn	Result Pass/Fail
50	95	15	40	21.1	17642	PASS
75	95	30	60	51.1	42792	PASS
95	95	100	100	100.0	83675	PASS
96	95	5	9	6.5	5412	PASS
173	174	0.00	2	1.1	795	PASS
174	95	50	100	85.2	71277	PASS
175	174	5	9	8.1	5773	PASS
176	174	95	101	97.0	69152	PASS
177	176	5	9	6.8	4671	PASS

I755507.D 2023-03-30.m Wed Apr 05 07:27:20 2023

Quantitation Report (QT Reviewed)

Data Path : C:\msdchem\1\data\2023-03-30\
Data File : I755359.D
Acq On : 30 Mar 2023 8:52 am
Operator : jeniferw
Sample : IC2865-2
Misc : MS53660,VI2865,,,,,
ALS Vial : 3 Sample Multiplier: 1

Quant Time: Mar 30 11:22:41 2023
Quant Method : C:\msdchem\1\methods\2023-03-16.m
Quant Title : SW-846 Method 5035A/8260B
QLast Update : Fri Mar 17 08:28:15 2023
Response via : Initial Calibration

Compound	R.T.	QIon	Response	Conc	Units	Dev(Min)
Internal Standards						
1) Fluorobenzene	8.329	96	449007	50.00	ug/L	0.00
62) Chlorobenzene-d5	11.506	117	359784	50.00	ug/L	0.00
85) 1,4-Dichlorobenzene-d4	13.871	152	187617	50.00	ug/L	0.00
System Monitoring Compounds						
39) Dibromofluoromethane	7.445	113	130147	48.01	ug/L	0.00
Spiked Amount 50.000	Range 83 - 118		Recovery =	96.02%		
49) 1,2-Dichloroethane-d4	8.031	65	132183	44.93	ug/L	0.00
Spiked Amount 50.000	Range 79 - 125		Recovery =	89.86%		
63) Toluene-d8	9.945	98	466067	48.41	ug/L	0.00
Spiked Amount 50.000	Range 85 - 112		Recovery =	96.82%		
86) 4-Bromofluorobenzene	12.725	174	147416	51.27	ug/L	0.00
Spiked Amount 50.000	Range 83 - 118		Recovery =	102.54%		
Target Compounds						Qvalue
2) Dichlorodifluoromethane	2.385	85	7040	5.42	ug/L	93
3) Chloromethane	2.709	50	8180	5.17	ug/L	87
4) Vinyl Chloride	2.855	62	8985	5.57	ug/L	92
5) 1,3-Butadiene	2.898	39	8952	5.53	ug/L	88
6) Bromomethane	3.385	94	6579	6.24	ug/L	84
7) Chloroethane	3.580	64	9182	7.49	ug/L	88
8) Trichlorofluoromethane	3.812	101	16993	5.89	ug/L	93
9) Ethyl Ether	4.294	59	7798	6.75	ug/L	99
10) 1,2-Dichlorotrifluoroe...	4.550	67	10489	5.98	ug/L	90
11) 1,1-Dichloroethene	4.556	61	13089	6.28	ug/L	95
12) Ethanol	4.525	45	6909	1533.61	ug/L	91
13) Freon 113	4.623	101	8636	5.94	ug/L	92
14) Carbon Disulfide	4.611	76	22006	5.55	ug/L	90
15) Iodomethane	4.751	142	6987	2.90	ug/L	93
16) Acrolein	5.013	56	12847	70.29	ug/L	92
17) Allyl chloride	5.202	41	9016	5.02	ug/L	96
18) Methylene Chloride	5.330	49	14602	6.44	ug/L	96
19) Acetone	5.391	43	30079	86.84	ug/L	97
20) Methyl acetate	5.556	43	45940	65.85	ug/L	99
21) trans-1,2-Dichloroethene	5.556	61	11532	5.90	ug/L	87
22) Hexane	5.671	56	5968	5.77	ug/L	90
23) Methyl Tert Butyl Ether	5.684	73	24792	6.01	ug/L	83
24) Tert butyl alcohol	5.793	59	37588	305.87	ug/L	93
25) Acetonitrile	5.970	41	19618	229.09	ug/L	91
26) Di-isopropyl ether	6.147	45	23691	5.36	ug/L	96
27) Chloroprene	6.287	53	11018	5.28	ug/L	94
28) 1,1-Dichloroethane	6.299	63	16154	5.78	ug/L	93
29) Acrylonitrile	6.366	53	20666	51.33	ug/L	94
30) ETBE	6.574	59	24340	5.44	ug/L	97
31) Vinyl acetate	6.598	43	60285	25.87	ug/L	100
32) cis-1,2-Dichloroethene	6.958	96	9676	5.91	ug/L	89
33) 2,2-Dichloropropane	7.061	77	12715	6.24	ug/L	89
34) Bromochloromethane	7.196	128	4566	5.02	ug/L	93
35) Cyclohexane	7.196	56	12569	5.65	ug/L	92
36) Chloroform	7.250	83	17281	5.82	ug/L	96
37) Ethyl acetate	7.366	43	66908	57.42	ug/L	97
38) Tetrahydrofuran	7.445	42	7925	18.00	ug/L	93
40) Carbon Tetrachloride	7.427	117	14119	6.13	ug/L	96
41) 1,1,1-Trichloroethane	7.494	97	15417	5.99	ug/L	98
42) 2-Butanone	7.586	43	33147	69.45	ug/L	93
43) 1,1-Dichloropropene	7.641	75	11747	6.08	ug/L	95
44) tert-Butyl Formate	7.726	59	27574	24.14	ug/L	93

Quantitation Report (QT Reviewed)

Data Path : C:\msdchem\1\data\2023-03-30\
Data File : I755359.D
Acq On : 30 Mar 2023 8:52 am
Operator : jeniferw
Sample : IC2865-2
Misc : MS53660,VI2865,,,,,
ALS Vial : 3 Sample Multiplier: 1

Quant Time: Mar 30 11:22:41 2023
Quant Method : C:\msdchem\1\methods\2023-03-16.m
Quant Title : SW-846 Method 5035A/8260B
QLast Update : Fri Mar 17 08:28:15 2023
Response via : Initial Calibration

Compound	R.T.	QIon	Response	Conc	Units		Dev(Min)
45) Propionitrile	7.891	54	28265	161.56	ug/L		97
46) Methacrylonitrile	7.909	41	82788	89.03	ug/L		99
47) Benzene	7.903	78	35048	5.88	ug/L		80
48) TAME	8.006	73	23130	5.44	ug/L		99
50) Isobutyl alcohol	8.079	42	14956	853.13	ug/L		82
51) 1,2-Dichloroethane	8.116	62	13403	5.75	ug/L		90
52) Tert Amyl Alcohol	8.189	59	31397	477.33	ug/L		97
53) Trichloroethene	8.537	95	10019	5.94	ug/L		93
54) Methylcyclohexane	8.531	83	11317	5.09	ug/L		96
55) Dibromomethane	8.988	93	6298	5.88	ug/L		94
56) 1,2-Dichloropropane	9.061	63	8130	5.49	ug/L		92
57) Bromodichloromethane	9.128	83	12587	5.62	ug/L		97
58) Methyl methacrylate	9.268	41	6269	6.62	ug/L		95
59) 1,4-Dioxane	9.317	88	5695	749.20	ug/L		94
60) 2-Chloroethyl vinyl ether	9.671	63	22254	18.75	ug/L		92
61) cis-1,3-Dichloropropene	9.762	75	12733	5.31	ug/L		97
64) Toluene	10.006	91	36207	5.41	ug/L		100
65) 2-Nitropropane	10.201	41	20824	62.84	ug/L		93
66) 4-Methyl-2-pentanone	10.335	43	77127	55.17	ug/L		99
67) trans-1,3-Dichloropropene	10.414	75	10930	4.84	ug/L		89
68) Tetrachloroethene	10.414	166	10623	5.38	ug/L		95
69) Ethyl methacrylate	10.536	69	8823	5.29	ug/L		96
70) 1,1,2-Trichloroethane	10.573	83	7533	5.79	ug/L		94
71) Dibromochloromethane	10.762	129	10020	5.16	ug/L		97
72) 1,3-Dichloropropane	10.847	76	13374	5.56	ug/L		95
73) 1,2-Dibromoethane	11.036	107	9451	5.82	ug/L		99
74) 3,3-dimethyl-1-butanol	11.115	57	158507	1842.22	ug/L		99
75) 2-hexanone	11.170	43	60090	70.75	ug/L		97
76) 1-Chlorohexane	11.475	91	10473	5.29	ug/L		93
77) Ethylbenzene	11.536	91	39962	5.27	ug/L		98
78) Chlorobenzene	11.530	112	25448	5.49	ug/L		94
79) 1,1,1,2-Tetrachloroethane	11.579	131	9625	5.45	ug/L		91
80) m,p-Xylene	11.676	91	56605	10.04	ug/L		98
81) o-Xylene	12.115	91	29327	5.10	ug/L		99
82) Styrene	12.176	104	20332	4.83	ug/L		95
83) Bromoform	12.219	173	7738	6.11	ug/L		94
84) Isopropylbenzene	12.420	105	36430	5.26	ug/L		98
87) cis-1,4-Dichloro-2-butene	12.774	53	4203	8.68	ug/L		87
88) n-Propylbenzene	12.847	91	43055	5.54	ug/L		98
89) Bromobenzene	12.865	156	9958	5.60	ug/L	#	76
90) 1,1,2,2-Tetrachloroethane	12.896	83	15710	8.11	ug/L		98
91) 1,3,5-Trimethylbenzene	13.024	105	28652	5.31	ug/L		98
92) 2-Chlorotoluene	13.024	91	30314	5.82	ug/L		99
93) trans-1,4-Dichloro-2-B...	13.091	53	3890	8.46	ug/L		91
94) 1,2,3-Trichloropropane	13.048	110	5033	9.37	ug/L		87
95) Cyclohexanone	13.115	55	4894	176.23	ug/L		90
96) 4-Chlorotoluene	13.194	91	25010	5.53	ug/L		98
97) tert-Butylbenzene	13.359	91	16501	5.59	ug/L		97
98) 1,2,4-Trimethylbenzene	13.432	105	27892	5.38	ug/L		96
99) Pentachloroethane	13.408	167	5163	5.07	ug/L		89
100) sec-Butylbenzene	13.542	105	35631	5.51	ug/L		98
101) 4-Isopropyltoluene	13.676	119	28477	5.19	ug/L		94
102) 1,3-Dichlorobenzene	13.816	146	17801	5.58	ug/L		98
103) 1,2,3-Trimethylbenzene	13.889	105	30510	5.35	ug/L		96
104) 1,4-Dichlorobenzene	13.889	146	21170	6.04	ug/L		91
105) n-Butylbenzene	14.127	92	14494	5.66	ug/L		85
106) Benzyl Chloride	14.133	126	3753	7.16	ug/L	#	76
107) 1,2-Dichlorobenzene	14.334	146	18116	5.82	ug/L		98

Quantitation Report (QT Reviewed)

Data Path : C:\msdchem\1\data\2023-03-30\
Data File : I755359.D
Acq On : 30 Mar 2023 8:52 am
Operator : jeniferw
Sample : IC2865-2
Misc : MS53660,VI2865,,,,,
ALS Vial : 3 Sample Multiplier: 1

Quant Time: Mar 30 11:22:41 2023
Quant Method : C:\msdchem\1\methods\2023-03-16.m
Quant Title : SW-846 Method 5035A/8260B
QLast Update : Fri Mar 17 08:28:15 2023
Response via : Initial Calibration

Compound	R.T.	QIon	Response	Conc	Units	Dev(Min)
108) 1,2-Dibromo-3-Chloropr...	15.090	75	3781	13.18	ug/L	84
109) Hexachlorobutadiene	15.645	225	4651	6.14	ug/L	90
110) 1,2,4-Trichlorobenzene	15.700	180	10206	5.37	ug/L	92
111) Naphthalene	15.968	128	38099	8.13	ug/L	99
112) 1,2,3-Trichlorobenzene	16.133	180	10875	6.01	ug/L	97

(#) = qualifier out of range (m) = manual integration (+) = signals summed

Quantitation Report (QT Reviewed)

Data Path : C:\msdchem\1\data\2023-03-30\
Data File : I755359.D
Acq On : 30 Mar 2023 8:52 am
Operator : jeniferw
Sample : IC2865-2
Misc : MS53660,VI2865,,,,,
ALS Vial : 3 Sample Multiplier: 1

Quant Time: Mar 30 11:22:41 2023
Quant Method : C:\msdchem\1\methods\2023-03-16.m
Quant Title : SW-846 Method 5035A/8260B
QLast Update : Fri Mar 17 08:28:15 2023
Response via : Initial Calibration

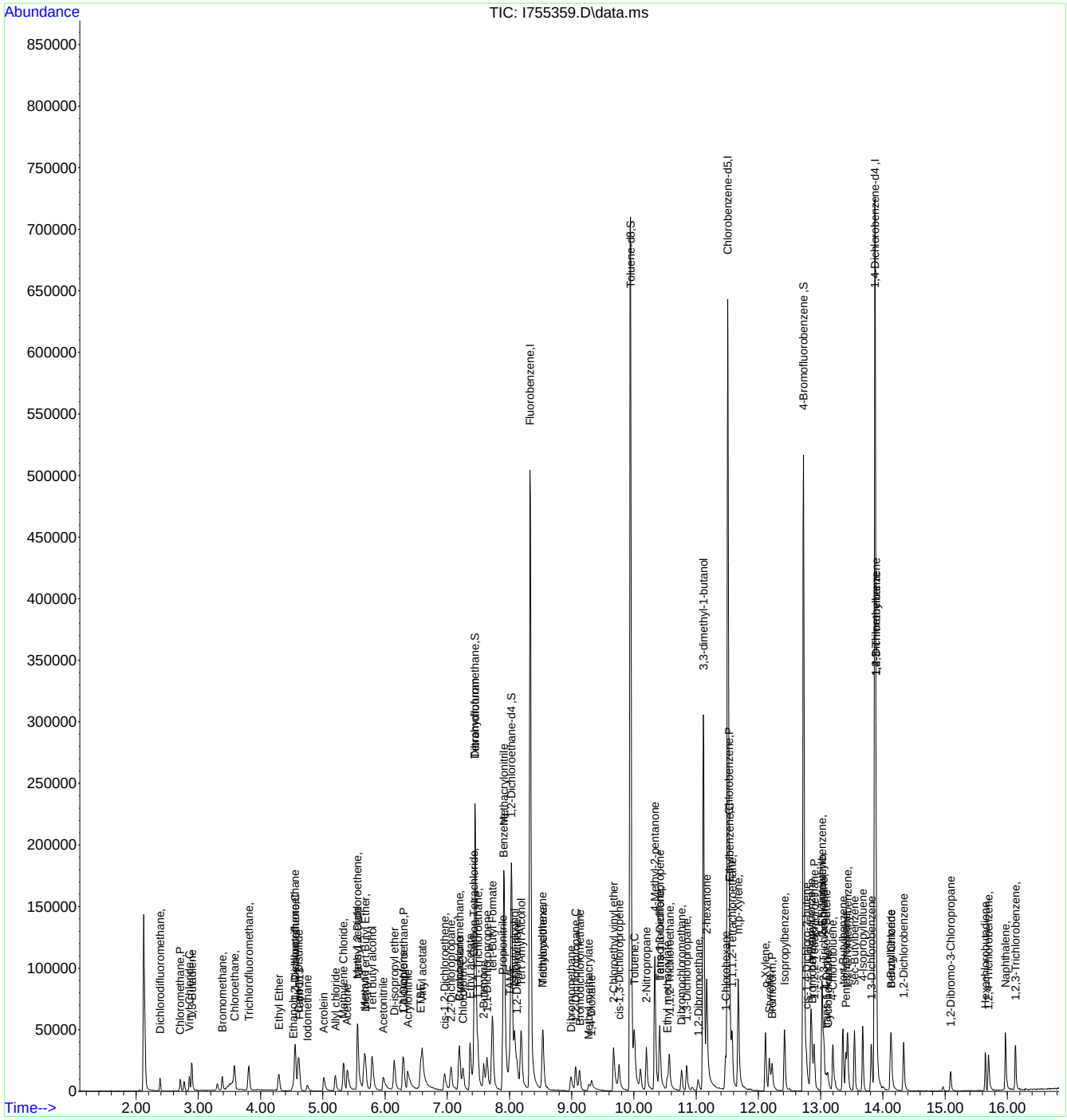

Quantitation Report (QT Reviewed)

Data Path : C:\msdchem\1\data\2023-03-30\
Data File : I755360.D
Acq On : 30 Mar 2023 9:16 am
Operator : jeniferw
Sample : IC2865-3
Misc : MS53660,VI2865,,,,,
ALS Vial : 4 Sample Multiplier: 1

Quant Time: Mar 30 11:22:43 2023
Quant Method : C:\msdchem\1\methods\2023-03-16.m
Quant Title : SW-846 Method 5035A/8260B
QLast Update : Fri Mar 17 08:28:15 2023
Response via : Initial Calibration

Compound	R.T.	QIon	Response	Conc	Units	Dev(Min)
Internal Standards						
1) Fluorobenzene	8.335	96	451267	50.00	ug/L	0.00
62) Chlorobenzene-d5	11.506	117	344629	50.00	ug/L	0.00
85) 1,4-Dichlorobenzene-d4	13.871	152	192427	50.00	ug/L	0.00
System Monitoring Compounds						
39) Dibromofluoromethane	7.445	113	131305	48.19	ug/L	0.00
Spiked Amount 50.000	Range 83 - 118		Recovery = 96.38%			
49) 1,2-Dichloroethane-d4	8.031	65	131705	44.55	ug/L	0.00
Spiked Amount 50.000	Range 79 - 125		Recovery = 89.10%			
63) Toluene-d8	9.945	98	468478	50.80	ug/L	0.00
Spiked Amount 50.000	Range 85 - 112		Recovery = 101.60%			
86) 4-Bromofluorobenzene	12.725	174	149776	50.79	ug/L	0.00
Spiked Amount 50.000	Range 83 - 118		Recovery = 101.58%			
Target Compounds						Qvalue
2) Dichlorodifluoromethane	2.385	85	17757	13.66	ug/L	97
3) Chloromethane	2.708	50	19037	11.98	ug/L	91
4) Vinyl Chloride	2.855	62	19495	12.04	ug/L	100
5) 1,3-Butadiene	2.891	39	16168	9.93	ug/L	90
6) Bromomethane	3.385	94	11876	11.12	ug/L	97
7) Chloroethane	3.580	64	18246	14.80	ug/L	93
8) Trichlorofluoromethane	3.806	101	33837	11.68	ug/L	98
9) Ethyl Ether	4.293	59	14533	12.45	ug/L	97
10) 1,2-Dichlorotrifluoroe...	4.550	67	20409	11.58	ug/L	95
11) 1,1-Dichloroethene	4.556	61	24844	11.85	ug/L	96
12) Ethanol	4.519	45	13150	2904.32	ug/L	91
13) Freon 113	4.617	101	15697	10.75	ug/L	96
14) Carbon Disulfide	4.604	76	39967	10.03	ug/L	98
15) Iodomethane	4.751	142	13660	5.62	ug/L	98
16) Acrolein	5.013	56	24988	130.81	ug/L	96
17) Allyl chloride	5.196	41	17144	9.49	ug/L	96
18) Methylene Chloride	5.330	49	24623	10.85	ug/L	98
19) Acetone	5.391	43	55272	160.51	ug/L	98
20) Methyl acetate	5.549	43	94391	128.33	ug/L	99
21) trans-1,2-Dichloroethene	5.555	61	22600	11.50	ug/L	97
22) Hexane	5.665	56	11045	10.60	ug/L #	85
23) Methyl Tert Butyl Ether	5.683	73	46661	11.25	ug/L	77
24) Tert butyl alcohol	5.793	59	73630	596.16	ug/L	95
25) Acetonitrile	5.964	41	38035	441.94	ug/L	97
26) Di-isopropyl ether	6.147	45	45853	10.32	ug/L	96
27) Chloroprene	6.281	53	21417	10.21	ug/L	94
28) 1,1-Dichloroethane	6.299	63	30978	11.03	ug/L	99
29) Acrylonitrile	6.348	53	47439	113.06	ug/L	94
30) ETBE	6.574	59	46104	10.18	ug/L	99
31) Vinyl acetate	6.586	43	145950	60.52	ug/L	97
32) cis-1,2-Dichloroethene	6.952	96	18428	11.21	ug/L	97
33) 2,2-Dichloropropane	7.061	77	23829	11.64	ug/L	96
34) Bromochloromethane	7.189	128	9098	9.94	ug/L	92
35) Cyclohexane	7.195	56	23283	10.41	ug/L	97
36) Chloroform	7.250	83	31462	10.54	ug/L	97
37) Ethyl acetate	7.360	43	140742	117.46	ug/L	99
38) Tetrahydrofuran	7.439	42	12639	29.10	ug/L	93
40) Carbon Tetrachloride	7.427	117	25740	11.11	ug/L	99
41) 1,1,1-Trichloroethane	7.488	97	29210	11.29	ug/L	92
42) 2-Butanone	7.573	43	77989	162.59	ug/L	96
43) 1,1-Dichloropropene	7.634	75	22345	11.52	ug/L	95
44) tert-Butyl Formate	7.726	59	61476	53.04	ug/L	95

Quantitation Report (QT Reviewed)

Data Path : C:\msdchem\1\data\2023-03-30\
Data File : I755360.D
Acq On : 30 Mar 2023 9:16 am
Operator : jeniferw
Sample : IC2865-3
Misc : MS53660,VI2865,,,,,
ALS Vial : 4 Sample Multiplier: 1

Quant Time: Mar 30 11:22:43 2023
Quant Method : C:\msdchem\1\methods\2023-03-16.m
Quant Title : SW-846 Method 5035A/8260B
QLast Update : Fri Mar 17 08:28:15 2023
Response via : Initial Calibration

	Compound	R.T.	QIon	Response	Conc	Units		Dev(Min)
45)	Propionitrile	7.884	54	53046	301.69	ug/L		95
46)	Methacrylonitrile	7.909	41	155706	166.61	ug/L		97
47)	Benzene	7.903	78	64926	10.83	ug/L		73
48)	TAME	8.006	73	45541	10.65	ug/L		95
50)	Isobutyl alcohol	8.079	42	29293	1552.24	ug/L		98
51)	1,2-Dichloroethane	8.116	62	24798	10.59	ug/L		98
52)	Tert Amyl Alcohol	8.183	59	61057	923.60	ug/L		97
53)	Trichloroethene	8.537	95	18788	11.08	ug/L		97
54)	Methylcyclohexane	8.537	83	21964	9.83	ug/L		97
55)	Dibromomethane	8.982	93	11675	10.84	ug/L		91
56)	1,2-Dichloropropane	9.061	63	15936	10.70	ug/L		96
57)	Bromodichloromethane	9.122	83	24412	10.85	ug/L		96
58)	Methyl methacrylate	9.262	41	14800	15.13	ug/L		86
59)	1,4-Dioxane	9.311	88	10976	1436.71	ug/L		80
60)	2-Chloroethyl vinyl ether	9.664	63	55012	45.89	ug/L		99
61)	cis-1,3-Dichloropropene	9.756	75	24435	10.08	ug/L		96
64)	Toluene	10.006	91	69896	10.90	ug/L		98
65)	2-Nitropropane	10.201	41	40846	123.84	ug/L		96
66)	4-Methyl-2-pentanone	10.335	43	154054	113.75	ug/L		98
67)	trans-1,3-Dichloropropene	10.408	75	21546	9.87	ug/L		88
68)	Tetrachloroethene	10.408	166	21017	11.11	ug/L		95
69)	Ethyl methacrylate	10.524	69	18572	11.46	ug/L		95
70)	1,1,2-Trichloroethane	10.561	83	13864	11.12	ug/L		95
71)	Dibromochloromethane	10.762	129	19929	10.70	ug/L		94
72)	1,3-Dichloropropane	10.841	76	24097	10.42	ug/L		98
73)	1,2-Dibromoethane	11.030	107	18185	11.70	ug/L		100
74)	3,3-dimethyl-1-butanol	11.115	57	294481	3573.06	ug/L		99
75)	2-hexanone	11.164	43	126089	149.75	ug/L		98
76)	1-Chlorohexane	11.469	91	19246	10.14	ug/L		98
77)	Ethylbenzene	11.530	91	76543	10.53	ug/L		97
78)	Chlorobenzene	11.530	112	48483	10.92	ug/L		96
79)	1,1,1,2-Tetrachloroethane	11.579	131	18185	10.75	ug/L		94
80)	m,p-Xylene	11.670	91	113979	21.10	ug/L		99
81)	o-Xylene	12.109	91	58185	10.57	ug/L		97
82)	Styrene	12.170	104	41422	10.19	ug/L		99
83)	Bromoform	12.219	173	15040	12.30	ug/L		99
84)	Isopropylbenzene	12.420	105	68584	10.34	ug/L		98
87)	cis-1,4-Dichloro-2-butene	12.767	53	6897	13.88	ug/L		90
88)	n-Propylbenzene	12.841	91	81104	10.17	ug/L		99
89)	Bromobenzene	12.853	156	19565	10.72	ug/L		99
90)	1,1,2,2-Tetrachloroethane	12.895	83	28598	14.39	ug/L		97
91)	1,3,5-Trimethylbenzene	13.024	105	56571	10.21	ug/L		99
92)	2-Chlorotoluene	13.024	91	56251	10.53	ug/L		97
93)	trans-1,4-Dichloro-2-B...	13.078	53	7995	16.95	ug/L	#	69
94)	1,2,3-Trichloropropane	13.048	110	9232	16.68	ug/L		95
95)	Cyclohexanone	13.109	55	10293	361.39	ug/L		94
96)	4-Chlorotoluene	13.194	91	48042	10.36	ug/L		96
97)	tert-Butylbenzene	13.359	91	30203	9.98	ug/L		93
98)	1,2,4-Trimethylbenzene	13.432	105	54960	10.34	ug/L		98
99)	Pentachloroethane	13.408	167	9857	9.44	ug/L		86
100)	sec-Butylbenzene	13.542	105	66963	10.09	ug/L		98
101)	4-Isopropyltoluene	13.676	119	55793	9.91	ug/L		99
102)	1,3-Dichlorobenzene	13.810	146	34377	10.51	ug/L		98
103)	1,2,3-Trimethylbenzene	13.889	105	56893	9.73	ug/L		97
104)	1,4-Dichlorobenzene	13.889	146	38444	10.69	ug/L		98
105)	n-Butylbenzene	14.121	92	27655	10.45	ug/L		92
106)	Benzyl Chloride	14.133	126	8191	14.81	ug/L	#	58
107)	1,2-Dichlorobenzene	14.334	146	34178	10.70	ug/L		99

Quantitation Report (QT Reviewed)

Data Path : C:\msdchem\1\data\2023-03-30\
Data File : I755360.D
Acq On : 30 Mar 2023 9:16 am
Operator : jeniferw
Sample : IC2865-3
Misc : MS53660,VI2865,,,,,
ALS Vial : 4 Sample Multiplier: 1

Quant Time: Mar 30 11:22:43 2023
Quant Method : C:\msdchem\1\methods\2023-03-16.m
Quant Title : SW-846 Method 5035A/8260B
QLast Update : Fri Mar 17 08:28:15 2023
Response via : Initial Calibration

Compound	R.T.	QIon	Response	Conc	Units	Dev(Min)
108) 1,2-Dibromo-3-Chloropr...	15.084	75	7353	24.99	ug/L	92
109) Hexachlorobutadiene	15.645	225	8623	11.11	ug/L	92
110) 1,2,4-Trichlorobenzene	15.694	180	20856	10.61	ug/L	94
111) Naphthalene	15.968	128	74752	15.56	ug/L	94
112) 1,2,3-Trichlorobenzene	16.133	180	21669	11.67	ug/L	94

(#) = qualifier out of range (m) = manual integration (+) = signals summed

Quantitation Report (QT Reviewed)

Data Path : C:\msdchem\1\data\2023-03-30\
Data File : I755360.D
Acq On : 30 Mar 2023 9:16 am
Operator : jeniferw
Sample : IC2865-3
Misc : MS53660,VI2865,,,,,
ALS Vial : 4 Sample Multiplier: 1

Quant Time: Mar 30 11:22:43 2023
Quant Method : C:\msdchem\1\methods\2023-03-16.m
Quant Title : SW-846 Method 5035A/8260B
QLast Update : Fri Mar 17 08:28:15 2023
Response via : Initial Calibration

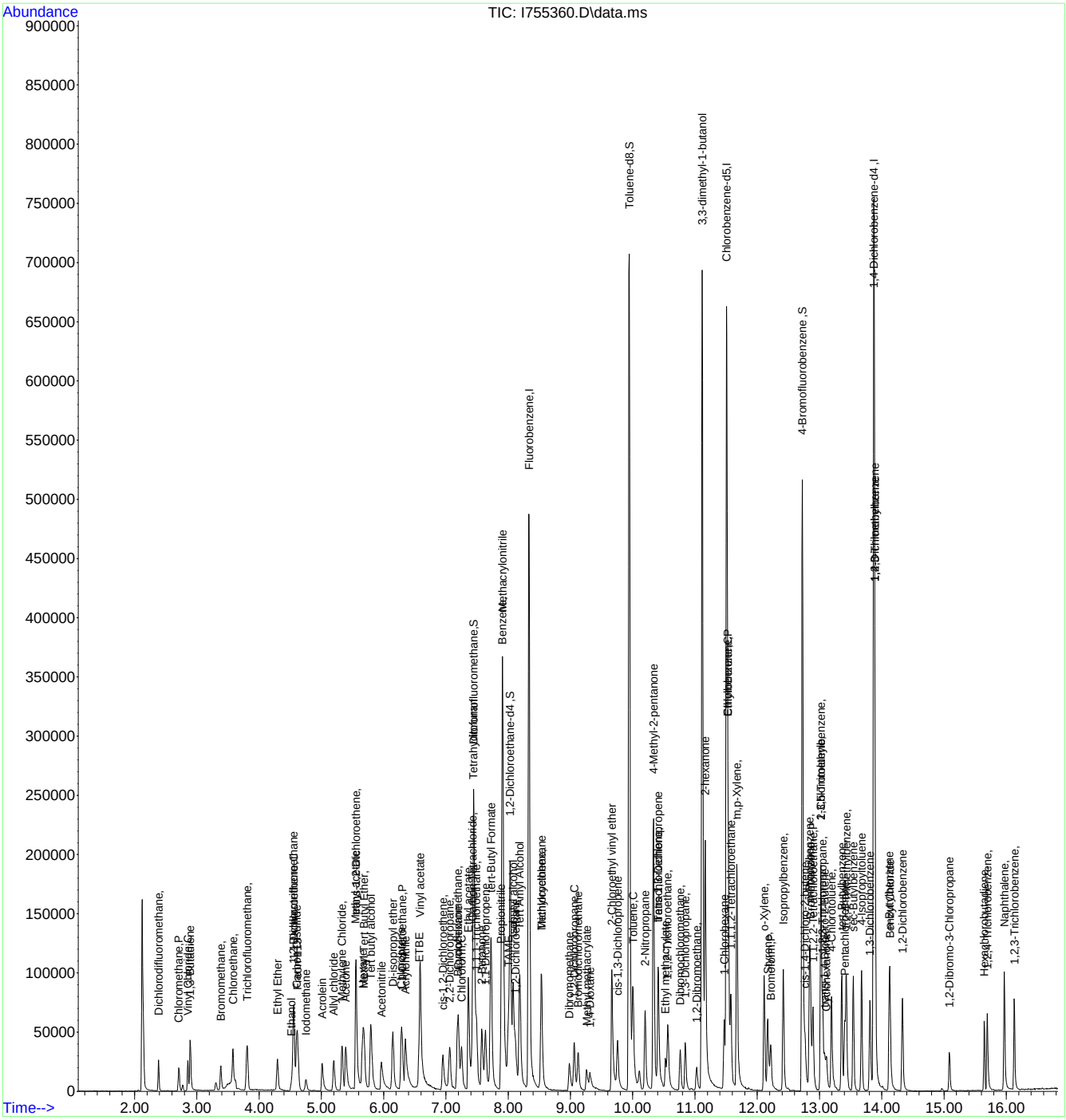

Quantitation Report (QT Reviewed)

Data Path : C:\msdchem\1\data\2023-03-30\
Data File : I755361.D
Acq On : 30 Mar 2023 9:57 am
Operator : jeniferw
Sample : IC2865-4
Misc : MS53660,VI2865,,,,,
ALS Vial : 5 Sample Multiplier: 1

Quant Time: Mar 30 11:22:45 2023
Quant Method : C:\msdchem\1\methods\2023-03-16.m
Quant Title : SW-846 Method 5035A/8260B
QLast Update : Fri Mar 17 08:28:15 2023
Response via : Initial Calibration

Compound	R.T.	QIon	Response	Conc	Units	Dev(Min)
Internal Standards						
1) Fluorobenzene	8.329	96	462489	50.00	ug/L	0.00
62) Chlorobenzene-d5	11.506	117	355800	50.00	ug/L	0.00
85) 1,4-Dichlorobenzene-d4	13.871	152	202016	50.00	ug/L	0.00
System Monitoring Compounds						
39) Dibromofluoromethane	7.445	113	137428	49.21	ug/L	0.00
Spiked Amount 50.000	Range 83 - 118		Recovery = 98.42%			
49) 1,2-Dichloroethane-d4	8.031	65	138937	45.85	ug/L	0.00
Spiked Amount 50.000	Range 79 - 125		Recovery = 91.70%			
63) Toluene-d8	9.939	98	477651	50.16	ug/L	0.00
Spiked Amount 50.000	Range 85 - 112		Recovery = 100.32%			
86) 4-Bromofluorobenzene	12.725	174	157227	50.78	ug/L	0.00
Spiked Amount 50.000	Range 83 - 118		Recovery = 101.56%			
Target Compounds						Qvalue
2) Dichlorodifluoromethane	2.392	85	46861	35.58	ug/L	95
3) Chloromethane	2.709	50	48057	29.50	ug/L	97
4) Vinyl Chloride	2.861	62	50201	30.24	ug/L	98
5) 1,3-Butadiene	2.898	39	40555	24.31	ug/L	95
6) Bromomethane	3.385	94	29016	25.91	ug/L	99
7) Chloroethane	3.580	64	48783	38.61	ug/L	96
8) Trichlorofluoromethane	3.806	101	90137	30.35	ug/L	100
9) Ethyl Ether	4.294	59	36282	29.90	ug/L	94
10) 1,2-Dichlorotrifluoroe...	4.550	67	49752	27.55	ug/L	95
11) 1,1-Dichloroethene	4.556	61	64447	30.00	ug/L	96
12) Ethanol	4.525	45	33892	7303.80	ug/L	66
13) Freon 113	4.617	101	39621	26.56	ug/L	93
14) Carbon Disulfide	4.598	76	104213	25.52	ug/L	99
15) Iodomethane	4.751	142	37515	14.91	ug/L	98
16) Acrolein	5.007	56	58178	272.69	ug/L	96
17) Allyl chloride	5.196	41	46893	25.33	ug/L	96
18) Methylene Chloride	5.330	49	58675	25.63	ug/L	98
19) Acetone	5.385	43	140595	413.95	ug/L	97
20) Methyl acetate	5.543	43	260410	305.10	ug/L	99
21) trans-1,2-Dichloroethene	5.549	61	57659	28.62	ug/L	98
22) Hexane	5.653	56	28905	26.86	ug/L #	75
23) Methyl Tert Butyl Ether	5.684	73	119566	28.14	ug/L	78
24) Tert butyl alcohol	5.799	59	172239	1360.72	ug/L	94
25) Acetonitrile	5.952	41	100173	1135.70	ug/L	97
26) Di-isopropyl ether	6.141	45	116479	25.58	ug/L	99
27) Chloroprene	6.275	53	57358	26.67	ug/L	95
28) 1,1-Dichloroethane	6.293	63	79513	27.64	ug/L	98
29) Acrylonitrile	6.336	53	135574	286.52	ug/L	98
30) ETBE	6.574	59	121454	25.54	ug/L	98
31) Vinyl acetate	6.574	43	441131	164.25	ug/L	100
32) cis-1,2-Dichloroethene	6.939	96	44768	26.57	ug/L	97
33) 2,2-Dichloropropane	7.055	77	61975	29.54	ug/L	97
34) Bromochloromethane	7.177	128	22842	24.22	ug/L	95
35) Cyclohexane	7.195	56	60595	26.43	ug/L	98
36) Chloroform	7.244	83	79028	25.84	ug/L	98
37) Ethyl acetate	7.348	43	366511	281.08	ug/L	98
38) Tetrahydrofuran	7.433	42	32512	80.02	ug/L	95
40) Carbon Tetrachloride	7.427	117	65670	27.66	ug/L	96
41) 1,1,1-Trichloroethane	7.488	97	72011	27.15	ug/L	93
42) 2-Butanone	7.567	43	207982	423.07	ug/L	97
43) 1,1-Dichloropropene	7.628	75	56530	28.43	ug/L	98
44) tert-Butyl Formate	7.720	59	181701	148.33	ug/L	97

Quantitation Report (QT Reviewed)

Data Path : C:\msdchem\1\data\2023-03-30\
Data File : I755361.D
Acq On : 30 Mar 2023 9:57 am
Operator : jeniferw
Sample : IC2865-4
Misc : MS53660,VI2865,,,,,
ALS Vial : 5 Sample Multiplier: 1

Quant Time: Mar 30 11:22:45 2023
Quant Method : C:\msdchem\1\methods\2023-03-16.m
Quant Title : SW-846 Method 5035A/8260B
QLast Update : Fri Mar 17 08:28:15 2023
Response via : Initial Calibration

	Compound	R.T.	QIon	Response	Conc	Units		Dev(Min)
45)	Propionitrile	7.878	54	140708	780.84	ug/L		91
46)	Methacrylonitrile	7.903	41	397268	414.78	ug/L		98
47)	Benzene	7.897	78	165057	26.87	ug/L		71
48)	TAME	8.000	73	115238	26.29	ug/L		98
50)	Isobutyl alcohol	8.079	42	74130	3290.01	ug/L		95
51)	1,2-Dichloroethane	8.110	62	64351	26.81	ug/L		100
52)	Tert Amyl Alcohol	8.183	59	146007	2155.02	ug/L		96
53)	Trichloroethene	8.524	95	45545	26.21	ug/L		95
54)	Methylcyclohexane	8.531	83	57332	25.04	ug/L		97
55)	Dibromomethane	8.969	93	30129	27.29	ug/L		95
56)	1,2-Dichloropropane	9.055	63	40203	26.34	ug/L		96
57)	Bromodichloromethane	9.116	83	60407	26.20	ug/L		97
58)	Methyl methacrylate	9.244	41	43587	40.26	ug/L		98
59)	1,4-Dioxane	9.311	88	28262	3609.60	ug/L		84
60)	2-Chloroethyl vinyl ether	9.652	63	169536	135.76	ug/L		96
61)	cis-1,3-Dichloropropene	9.750	75	63902	25.34	ug/L		99
64)	Toluene	10.000	91	176390	26.63	ug/L		100
65)	2-Nitropropane	10.195	41	113400	300.39	ug/L		97
66)	4-Methyl-2-pentanone	10.329	43	396535	275.07	ug/L		98
67)	trans-1,3-Dichloropropene	10.396	75	61145	26.29	ug/L		93
68)	Tetrachloroethene	10.408	166	52095	26.68	ug/L		97
69)	Ethyl methacrylate	10.518	69	54251	31.03	ug/L		96
70)	1,1,2-Trichloroethane	10.561	83	35638	27.70	ug/L		98
71)	Dibromochloromethane	10.756	129	51650	26.87	ug/L		96
72)	1,3-Dichloropropane	10.841	76	63498	26.36	ug/L		95
73)	1,2-Dibromoethane	11.018	107	47980	29.90	ug/L		97
74)	3,3-dimethyl-1-butanol	11.115	57	916275	10768.50	ug/L		100
75)	2-hexanone	11.158	43	335367	354.76	ug/L		97
76)	1-Chlorohexane	11.469	91	50028	25.53	ug/L		98
77)	Ethylbenzene	11.530	91	193218	25.75	ug/L		99
78)	Chlorobenzene	11.524	112	119227	26.01	ug/L		98
79)	1,1,1,2-Tetrachloroethane	11.573	131	47238	27.05	ug/L		95
80)	m,p-Xylene	11.670	91	294529	52.81	ug/L		97
81)	o-Xylene	12.109	91	148316	26.09	ug/L		96
82)	Styrene	12.158	104	108423	25.22	ug/L		99
83)	Bromoform	12.213	173	39366	30.52	ug/L		96
84)	Isopropylbenzene	12.414	105	179978	26.29	ug/L		99
87)	cis-1,4-Dichloro-2-butene	12.761	53	20014	38.37	ug/L		97
88)	n-Propylbenzene	12.835	91	208495	24.90	ug/L		98
89)	Bromobenzene	12.847	156	50398	26.30	ug/L		93
90)	1,1,2,2-Tetrachloroethane	12.889	83	72618	34.80	ug/L		98
91)	1,3,5-Trimethylbenzene	13.017	105	147016	25.28	ug/L		98
92)	2-Chlorotoluene	13.017	91	144084	25.69	ug/L		98
93)	trans-1,4-Dichloro-2-B...	13.072	53	19900	40.19	ug/L		96
94)	1,2,3-Trichloropropane	13.048	110	23021	39.07	ug/L		98
95)	Cyclohexanone	13.109	55	26569	888.57	ug/L		90
96)	4-Chlorotoluene	13.188	91	125521	25.78	ug/L		97
97)	tert-Butylbenzene	13.359	91	79429	25.00	ug/L		96
98)	1,2,4-Trimethylbenzene	13.426	105	144807	25.96	ug/L		98
99)	Pentachloroethane	13.402	167	28306	25.79	ug/L		97
100)	sec-Butylbenzene	13.542	105	171589	24.63	ug/L		99
101)	4-Isopropyltoluene	13.676	119	148885	25.19	ug/L		98
102)	1,3-Dichlorobenzene	13.804	146	87046	25.35	ug/L		99
103)	1,2,3-Trimethylbenzene	13.883	105	149288	24.31	ug/L		98
104)	1,4-Dichlorobenzene	13.889	146	92388	24.47	ug/L		96
105)	n-Butylbenzene	14.115	92	74683	26.23	ug/L		87
106)	Benzyl Chloride	14.127	126	24919	39.36	ug/L	#	59
107)	1,2-Dichlorobenzene	14.328	146	85941	25.63	ug/L		98

Quantitation Report (QT Reviewed)

Data Path : C:\msdchem\1\data\2023-03-30\
Data File : I755361.D
Acq On : 30 Mar 2023 9:57 am
Operator : jeniferw
Sample : IC2865-4
Misc : MS53660,VI2865,,,,,
ALS Vial : 5 Sample Multiplier: 1

Quant Time: Mar 30 11:22:45 2023
Quant Method : C:\msdchem\1\methods\2023-03-16.m
Quant Title : SW-846 Method 5035A/8260B
QLast Update : Fri Mar 17 08:28:15 2023
Response via : Initial Calibration

Compound	R.T.	QIon	Response	Conc	Units	Dev(Min)
108) 1,2-Dibromo-3-Chloropr...	15.084	75	18452	59.74	ug/L	98
109) Hexachlorobutadiene	15.645	225	22336	27.40	ug/L	97
110) 1,2,4-Trichlorobenzene	15.694	180	54710	25.86	ug/L	99
111) Naphthalene	15.962	128	196601	38.98	ug/L	97
112) 1,2,3-Trichlorobenzene	16.127	180	54970	28.21	ug/L	99

(#) = qualifier out of range (m) = manual integration (+) = signals summed

Quantitation Report (QT Reviewed)

Data Path : C:\msdchem\1\data\2023-03-30\
Data File : I755361.D
Acq On : 30 Mar 2023 9:57 am
Operator : jeniferw
Sample : IC2865-4
Misc : MS53660,VI2865,,,,,
ALS Vial : 5 Sample Multiplier: 1

Quant Time: Mar 30 11:22:45 2023
Quant Method : C:\msdchem\1\methods\2023-03-16.m
Quant Title : SW-846 Method 5035A/8260B
QLast Update : Fri Mar 17 08:28:15 2023
Response via : Initial Calibration

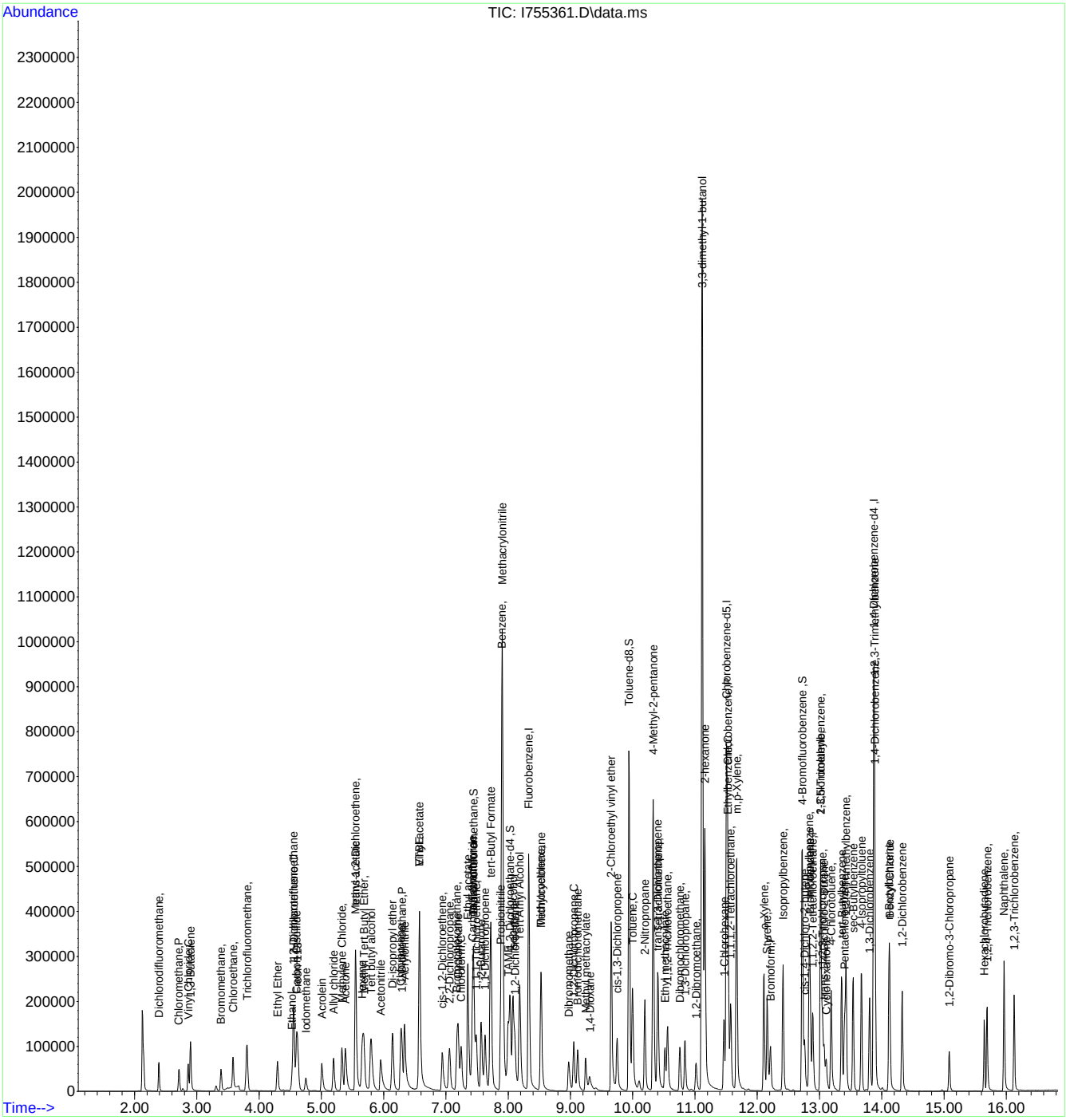

Quantitation Report (QT Reviewed)

Data Path : C:\msdchem\1\data\2023-03-30\
Data File : I755362.D
Acq On : 30 Mar 2023 10:21 am
Operator : jeniferw
Sample : ICC2865-5
Misc : MS53660,VI2865,,,,,
ALS Vial : 6 Sample Multiplier: 1

Quant Time: Mar 30 11:22:47 2023
Quant Method : C:\msdchem\1\methods\2023-03-16.m
Quant Title : SW-846 Method 5035A/8260B
QLast Update : Fri Mar 17 08:28:15 2023
Response via : Initial Calibration

Compound	R.T.	QIon	Response	Conc	Units	Dev(Min)
Internal Standards						
1) Fluorobenzene	8.335	96	464938	50.00	ug/L	0.00
62) Chlorobenzene-d5	11.506	117	357563	50.00	ug/L	0.00
85) 1,4-Dichlorobenzene-d4	13.871	152	198578	50.00	ug/L	0.00
System Monitoring Compounds						
39) Dibromofluoromethane	7.445	113	135463	48.26	ug/L	0.00
Spiked Amount 50.000	Range 83 - 118		Recovery = 96.52%			
49) 1,2-Dichloroethane-d4	8.031	65	135167	44.37	ug/L	0.00
Spiked Amount 50.000	Range 79 - 125		Recovery = 88.74%			
63) Toluene-d8	9.945	98	482472	50.42	ug/L	0.00
Spiked Amount 50.000	Range 85 - 112		Recovery = 100.84%			
86) 4-Bromofluorobenzene	12.725	174	156112	51.29	ug/L	0.00
Spiked Amount 50.000	Range 83 - 118		Recovery = 102.58%			
Target Compounds						Qvalue
2) Dichlorodifluoromethane	2.391	85	83937	64.34	ug/L	100
3) Chloromethane	2.715	50	79586	48.60	ug/L	99
4) Vinyl Chloride	2.861	62	88081	52.78	ug/L	99
5) 1,3-Butadiene	2.897	39	64500	38.46	ug/L	98
6) Bromomethane	3.391	94	53227	45.89	ug/L	99
7) Chloroethane	3.580	64	80333	63.25	ug/L	96
8) Trichlorofluoromethane	3.800	101	161914	54.22	ug/L	99
9) Ethyl Ether	4.300	59	64014	51.55	ug/L	98
10) 1,2-Dichlorotrifluoroe...	4.556	67	86827	47.83	ug/L	98
11) 1,1-Dichloroethene	4.556	61	112698	52.18	ug/L	99
12) Ethanol	4.556	45	51849	11114.71	ug/L	91
13) Freon 113	4.617	101	72657	48.69	ug/L	91
14) Carbon Disulfide	4.598	76	182210	44.38	ug/L	99
15) Iodomethane	4.751	142	70375	27.44	ug/L	97
16) Acrolein	5.007	56	109003	458.67	ug/L	100
17) Allyl chloride	5.196	41	74099	39.81	ug/L	95
18) Methylene Chloride	5.330	49	98568	43.66	ug/L	97
19) Acetone	5.391	43	233951	719.02	ug/L	97
20) Methyl acetate	5.549	43	480214	496.76	ug/L	98
21) trans-1,2-Dichloroethene	5.549	61	104322	51.51	ug/L	98
22) Hexane	5.653	56	50779	46.52	ug/L #	72
23) Methyl Tert Butyl Ether	5.684	73	210380	49.25	ug/L	76
24) Tert butyl alcohol	5.805	59	320475	2518.48	ug/L	93
25) Acetonitrile	5.958	41	164578	1856.05	ug/L	93
26) Di-isopropyl ether	6.147	45	209283	45.72	ug/L	96
27) Chloroprene	6.275	53	96858	44.81	ug/L	98
28) 1,1-Dichloroethane	6.293	63	138834	48.00	ug/L	97
29) Acrylonitrile	6.336	53	237975	458.76	ug/L	98
30) ETBE	6.574	59	215090	43.72	ug/L	98
31) Vinyl acetate	6.574	43	773964	265.87	ug/L	99
32) cis-1,2-Dichloroethene	6.939	96	80337	47.43	ug/L	99
33) 2,2-Dichloropropane	7.061	77	111276	52.76	ug/L	98
34) Bromochloromethane	7.171	128	37037	38.88	ug/L	92
35) Cyclohexane	7.195	56	108363	47.01	ug/L	97
36) Chloroform	7.244	83	137650	44.77	ug/L	98
37) Ethyl acetate	7.354	43	637340	457.48	ug/L	99
38) Tetrahydrofuran	7.433	42	56886	166.11	ug/L	97
40) Carbon Tetrachloride	7.427	117	118099	49.48	ug/L	97
41) 1,1,1-Trichloroethane	7.488	97	132174	49.58	ug/L	98
42) 2-Butanone	7.567	43	362343	733.18	ug/L	99
43) 1,1-Dichloropropene	7.634	75	100664	50.35	ug/L	95
44) tert-Butyl Formate	7.726	59	301509	238.04	ug/L	94

Quantitation Report (QT Reviewed)

Data Path : C:\msdchem\1\data\2023-03-30\
Data File : I755362.D
Acq On : 30 Mar 2023 10:21 am
Operator : jeniferw
Sample : ICC2865-5
Misc : MS53660,VI2865,,,,,
ALS Vial : 6 Sample Multiplier: 1

Quant Time: Mar 30 11:22:47 2023
Quant Method : C:\msdchem\1\methods\2023-03-16.m
Quant Title : SW-846 Method 5035A/8260B
QLast Update : Fri Mar 17 08:28:15 2023
Response via : Initial Calibration

Compound	R.T.	QIon	Response	Conc	Units		Dev(Min)
45) Propionitrile	7.884	54	232720	1284.65	ug/L		94
46) Methacrylonitrile	7.909	41	651742	676.89	ug/L		96
47) Benzene	7.896	78	292715	47.41	ug/L		82
48) TAME	8.000	73	201286	45.69	ug/L		99
50) Isobutyl alcohol	8.085	42	127834	4965.55	ug/L		92
51) 1,2-Dichloroethane	8.110	62	113422	47.00	ug/L		97
52) Tert Amyl Alcohol	8.189	59	275613	4046.55	ug/L		94
53) Trichloroethene	8.524	95	81837	46.85	ug/L		96
54) Methylcyclohexane	8.531	83	104306	45.31	ug/L		97
55) Dibromomethane	8.969	93	52774	47.56	ug/L		96
56) 1,2-Dichloropropane	9.055	63	70602	46.01	ug/L		96
57) Bromodichloromethane	9.116	83	106197	45.81	ug/L		99
58) Methyl methacrylate	9.244	41	72220	62.33	ug/L		96
59) 1,4-Dioxane	9.311	88	51066	6487.75	ug/L		89
60) 2-Chloroethyl vinyl ether	9.658	63	285649	223.97	ug/L		99
61) cis-1,3-Dichloropropene	9.750	75	114809	44.44	ug/L		97
64) Toluene	10.000	91	307778	46.24	ug/L		97
65) 2-Nitropropane	10.195	41	209726	498.12	ug/L		98
66) 4-Methyl-2-pentanone	10.329	43	674774	450.98	ug/L		98
67) trans-1,3-Dichloropropene	10.396	75	109846	45.37	ug/L		93
68) Tetrachloroethene	10.408	166	92859	47.32	ug/L		97
69) Ethyl methacrylate	10.518	69	87175	47.85	ug/L		96
70) 1,1,2-Trichloroethane	10.561	83	61781	47.78	ug/L		97
71) Dibromochloromethane	10.762	129	90887	47.05	ug/L		98
72) 1,3-Dichloropropane	10.841	76	112821	46.08	ug/L		97
73) 1,2-Dibromoethane	11.018	107	83341	51.68	ug/L		98
74) 3,3-dimethyl-1-butanol	11.121	57	1657401	19382.52	ug/L		99
75) 2-hexanone	11.158	43	578175	562.69	ug/L		97
76) 1-Chlorohexane	11.469	91	93128	47.30	ug/L		97
77) Ethylbenzene	11.530	91	344795	45.72	ug/L		99
78) Chlorobenzene	11.530	112	208192	45.20	ug/L		96
79) 1,1,1,2-Tetrachloroethane	11.579	131	80887	46.09	ug/L		96
80) m,p-Xylene	11.670	91	524856	93.64	ug/L		97
81) o-Xylene	12.109	91	266083	46.58	ug/L		100
82) Styrene	12.158	104	199300	44.75	ug/L		99
83) Bromoform	12.213	173	69946	52.58	ug/L		97
84) Isopropylbenzene	12.414	105	324454	47.17	ug/L		99
87) cis-1,4-Dichloro-2-butene	12.761	53	32759	63.89	ug/L		94
88) n-Propylbenzene	12.835	91	375620	45.64	ug/L		100
89) Bromobenzene	12.847	156	86718	46.04	ug/L		98
90) 1,1,2,2-Tetrachloroethane	12.889	83	125048	60.96	ug/L		99
91) 1,3,5-Trimethylbenzene	13.017	105	264625	46.30	ug/L		100
92) 2-Chlorotoluene	13.017	91	246216	44.65	ug/L		98
93) trans-1,4-Dichloro-2-B...	13.072	53	38862	79.84	ug/L		90
94) 1,2,3-Trichloropropane	13.048	110	39951	67.80	ug/L		98
95) Cyclohexanone	13.109	55	46998	1599.00	ug/L		85
96) 4-Chlorotoluene	13.188	91	224401	46.89	ug/L		99
97) tert-Butylbenzene	13.353	91	142239	45.54	ug/L		99
98) 1,2,4-Trimethylbenzene	13.426	105	258277	47.11	ug/L		98
99) Pentachloroethane	13.402	167	45542	42.17	ug/L		95
100) sec-Butylbenzene	13.542	105	311829	45.54	ug/L		99
101) 4-Isopropyltoluene	13.676	119	268475	46.21	ug/L		98
102) 1,3-Dichlorobenzene	13.804	146	155221	45.98	ug/L		98
103) 1,2,3-Trimethylbenzene	13.883	105	267214	44.26	ug/L		96
104) 1,4-Dichlorobenzene	13.889	146	163678	44.11	ug/L		99
105) n-Butylbenzene	14.115	92	136643	47.27	ug/L	#	80
106) Benzyl Chloride	14.127	126	45591	67.01	ug/L	#	50
107) 1,2-Dichlorobenzene	14.328	146	151169	45.86	ug/L		98

Quantitation Report (QT Reviewed)

Data Path : C:\msdchem\1\data\2023-03-30\
Data File : I755362.D
Acq On : 30 Mar 2023 10:21 am
Operator : jeniferw
Sample : ICC2865-5
Misc : MS53660,VI2865,,,,,
ALS Vial : 6 Sample Multiplier: 1

Quant Time: Mar 30 11:22:47 2023
Quant Method : C:\msdchem\1\methods\2023-03-16.m
Quant Title : SW-846 Method 5035A/8260B
QLast Update : Fri Mar 17 08:28:15 2023
Response via : Initial Calibration

Compound	R.T.	QIon	Response	Conc	Units	Dev(Min)
108) 1,2-Dibromo-3-Chloropr...	15.084	75	34815	114.66	ug/L	92
109) Hexachlorobutadiene	15.645	225	41048	51.23	ug/L	97
110) 1,2,4-Trichlorobenzene	15.694	180	99167	46.14	ug/L	96
111) Naphthalene	15.962	128	360908	72.80	ug/L	100
112) 1,2,3-Trichlorobenzene	16.127	180	97501	50.90	ug/L	98

(#) = qualifier out of range (m) = manual integration (+) = signals summed

7.6.4

7

Quantitation Report (QT Reviewed)

Data Path : C:\msdchem\1\data\2023-03-30\
Data File : I755362.D
Acq On : 30 Mar 2023 10:21 am
Operator : jeniferw
Sample : ICC2865-5
Misc : MS53660,VI2865,,,,,
ALS Vial : 6 Sample Multiplier: 1

Quant Time: Mar 30 11:22:47 2023
Quant Method : C:\msdchem\1\methods\2023-03-16.m
Quant Title : SW-846 Method 5035A/8260B
QLast Update : Fri Mar 17 08:28:15 2023
Response via : Initial Calibration

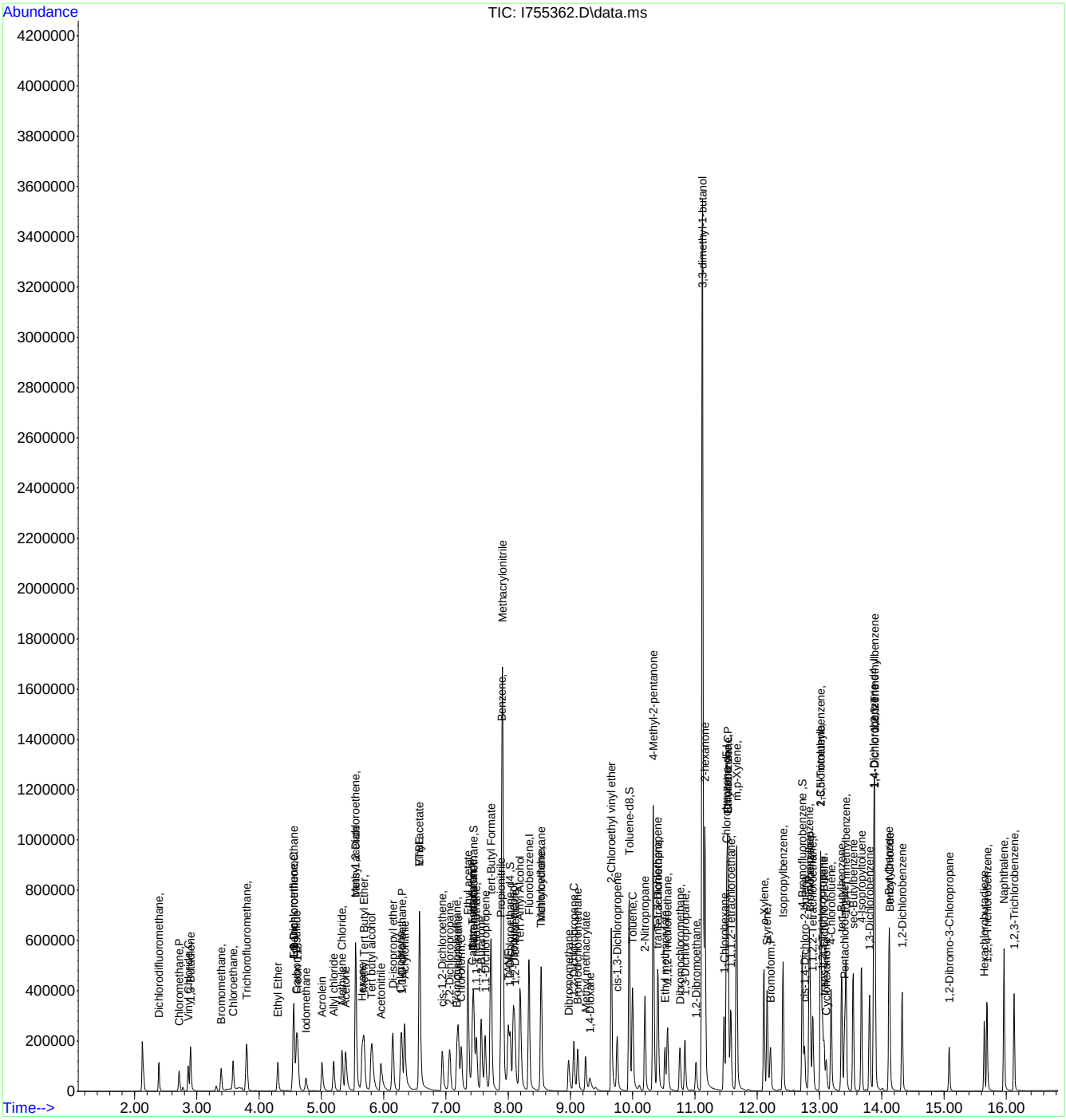

Quantitation Report (QT Reviewed)

Data Path : C:\msdchem\1\data\2023-03-30\
Data File : I755363.D
Acq On : 30 Mar 2023 10:55 am
Operator : jeniferw
Sample : IC2865-6
Misc : MS53660,VI2865,,,,,
ALS Vial : 7 Sample Multiplier: 1

Quant Time: Mar 30 11:22:49 2023
Quant Method : C:\msdchem\1\methods\2023-03-16.m
Quant Title : SW-846 Method 5035A/8260B
QLast Update : Fri Mar 17 08:28:15 2023
Response via : Initial Calibration

Compound	R.T.	QIon	Response	Conc	Units	Dev(Min)
Internal Standards						
1) Fluorobenzene	8.329	96	479052	50.00	ug/L	0.00
62) Chlorobenzene-d5	11.506	117	375840	50.00	ug/L	0.00
85) 1,4-Dichlorobenzene-d4	13.871	152	215927	50.00	ug/L	0.00
System Monitoring Compounds						
39) Dibromofluoromethane	7.445	113	139834	48.34	ug/L	0.00
Spiked Amount 50.000	Range 83 - 118		Recovery =	96.68%		
49) 1,2-Dichloroethane-d4	8.031	65	142748	45.48	ug/L	0.00
Spiked Amount 50.000	Range 79 - 125		Recovery =	90.96%		
63) Toluene-d8	9.939	98	500165	49.73	ug/L	0.00
Spiked Amount 50.000	Range 85 - 112		Recovery =	99.46%		
86) 4-Bromofluorobenzene	12.725	174	165761	50.09	ug/L	0.00
Spiked Amount 50.000	Range 83 - 118		Recovery =	100.18%		
Target Compounds						Qvalue
2) Dichlorodifluoromethane	2.385	85	136748	103.86	ug/L	99
3) Chloromethane	2.708	50	134154	79.52	ug/L	100
4) Vinyl Chloride	2.855	62	145225	84.46	ug/L	98
5) 1,3-Butadiene	2.891	39	117131	67.79	ug/L	98
6) Bromomethane	3.385	94	94913	76.04	ug/L	96
7) Chloroethane	3.574	64	129709	99.12	ug/L	96
8) Trichlorofluoromethane	3.788	101	321556	104.51	ug/L	100
9) Ethyl Ether	4.306	59	114918	87.28	ug/L	95
10) 1,2-Dichlorotrifluoroe...	4.550	67	148382	79.34	ug/L	96
11) 1,1-Dichloroethene	4.543	61	191490	86.05	ug/L	99
12) Ethanol	4.574	45	100382	20884.60	ug/L	78
13) Freon 113	4.611	101	122986	80.57	ug/L	93
14) Carbon Disulfide	4.586	76	315360	74.55	ug/L	97
15) Iodomethane	4.745	142	122234	45.38	ug/L	99
16) Acrolein	5.007	56	196296	708.74	ug/L	98
17) Allyl chloride	5.190	41	138380	72.16	ug/L	99
18) Methylene Chloride	5.324	49	169008	75.21	ug/L	98
19) Acetone	5.391	43	434180	1475.96	ug/L	100
20) Methyl acetate	5.549	43	862748	753.01	ug/L	99
21) trans-1,2-Dichloroethene	5.543	61	180718	86.60	ug/L	95
22) Hexane	5.647	56	85896	75.39	ug/L #	73
23) Methyl Tert Butyl Ether	5.684	73	368850	83.80	ug/L	70
24) Tert butyl alcohol	5.830	59	569846	4346.24	ug/L	92
25) Acetonitrile	5.958	41	301871	3304.10	ug/L	97
26) Di-isopropyl ether	6.141	45	366993	77.81	ug/L	100
27) Chloroprene	6.269	53	181418	81.45	ug/L	97
28) 1,1-Dichloroethane	6.287	63	241663	81.09	ug/L	99
29) Acrylonitrile	6.330	53	450128	741.27	ug/L	98
30) ETBE	6.574	59	384008	72.53	ug/L	99
31) Vinyl acetate	6.567	43	1515510	447.35	ug/L	98
32) cis-1,2-Dichloroethene	6.933	96	141243	80.93	ug/L	97
33) 2,2-Dichloropropane	7.055	77	194847	89.66	ug/L	99
34) Bromochloromethane	7.171	128	64397	65.03	ug/L	94
35) Cyclohexane	7.189	56	185000	77.89	ug/L	98
36) Chloroform	7.238	83	250001	78.92	ug/L	97
37) Ethyl acetate	7.348	43	1205370	762.02	ug/L	98
38) Tetrahydrofuran	7.433	42	97101	Below Cal		97
40) Carbon Tetrachloride	7.421	117	201429	81.91	ug/L	97
41) 1,1,1-Trichloroethane	7.488	97	222004	80.82	ug/L	97
42) 2-Butanone	7.561	43	696982	1368.76	ug/L	96
43) 1,1-Dichloropropene	7.622	75	172254	83.62	ug/L	99
44) tert-Butyl Formate	7.720	59	559877	407.63	ug/L	94

Quantitation Report (QT Reviewed)

Data Path : C:\msdchem\1\data\2023-03-30\
Data File : I755363.D
Acq On : 30 Mar 2023 10:55 am
Operator : jeniferw
Sample : IC2865-6
Misc : MS53660,VI2865,,,,,
ALS Vial : 7 Sample Multiplier: 1

Quant Time: Mar 30 11:22:49 2023
Quant Method : C:\msdchem\1\methods\2023-03-16.m
Quant Title : SW-846 Method 5035A/8260B
QLast Update : Fri Mar 17 08:28:15 2023
Response via : Initial Calibration

	Compound	R.T.	QIon	Response	Conc	Units		Dev(Min)
45)	Propionitrile	7.884	54	453919	2431.87	ug/L		80
46)	Methacrylonitrile	7.909	41	1319099	1329.64	ug/L		94
47)	Benzene	7.896	78	515439	81.02	ug/L		71
48)	TAME	8.000	73	360460	79.40	ug/L		98
50)	Isobutyl alcohol	8.098	42	257027	7971.52	ug/L		91
51)	1,2-Dichloroethane	8.104	62	198748	79.93	ug/L		99
52)	Tert Amyl Alcohol	8.201	59	502837	7165.14	ug/L		93
53)	Trichloroethene	8.524	95	140427	78.02	ug/L		96
54)	Methylcyclohexane	8.524	83	173547	73.17	ug/L		96
55)	Dibromomethane	8.963	93	92297	80.72	ug/L		99
56)	1,2-Dichloropropane	9.049	63	127411	80.58	ug/L		95
57)	Bromodichloromethane	9.110	83	184800	77.38	ug/L		99
58)	Methyl methacrylate	9.238	41	144453	107.59	ug/L		98
59)	1,4-Dioxane	9.317	88	90409	11147.72	ug/L		81
60)	2-Chloroethyl vinyl ether	9.652	63	526993	389.60	ug/L		97
61)	cis-1,3-Dichloropropene	9.744	75	203107	74.14	ug/L		98
64)	Toluene	9.994	91	535735	76.58	ug/L		98
65)	2-Nitropropane	10.195	41	380037	759.43	ug/L		96
66)	4-Methyl-2-pentanone	10.329	43	1294005	777.01	ug/L		99
67)	trans-1,3-Dichloropropene	10.390	75	197686	73.86	ug/L		90
68)	Tetrachloroethene	10.408	166	154767	75.03	ug/L		96
69)	Ethyl methacrylate	10.512	69	173302	84.07	ug/L		94
70)	1,1,2-Trichloroethane	10.555	83	107431	79.04	ug/L		97
71)	Dibromochloromethane	10.756	129	158944	78.29	ug/L		96
72)	1,3-Dichloropropane	10.835	76	196420	75.10	ug/L		98
73)	1,2-Dibromoethane	11.012	107	145340	85.75	ug/L		98
74)	3,3-dimethyl-1-butanol	11.121	57	3277275	36462.38	ug/L		100
75)	2-hexanone	11.158	43	1160880	944.17	ug/L		98
76)	1-Chlorohexane	11.463	91	159777	77.20	ug/L		97
77)	Ethylbenzene	11.524	91	604206	76.23	ug/L		97
78)	Chlorobenzene	11.524	112	363842	75.15	ug/L		98
79)	1,1,1,2-Tetrachloroethane	11.573	131	137815	74.70	ug/L		99
80)	m,p-Xylene	11.664	91	931353	158.09	ug/L		99
81)	o-Xylene	12.103	91	470489	78.35	ug/L		98
82)	Styrene	12.158	104	350113	71.80	ug/L		99
83)	Bromoform	12.213	173	125823	86.58	ug/L		96
84)	Isopropylbenzene	12.414	105	564917	78.13	ug/L		99
87)	cis-1,4-Dichloro-2-butene	12.755	53	65909	118.21	ug/L		90
88)	n-Propylbenzene	12.835	91	647792	72.39	ug/L		99
89)	Bromobenzene	12.847	156	153181	74.78	ug/L		95
90)	1,1,2,2-Tetrachloroethane	12.889	83	223196	100.07	ug/L		98
91)	1,3,5-Trimethylbenzene	13.017	105	465913	74.96	ug/L		100
92)	2-Chlorotoluene	13.017	91	437717	73.01	ug/L		98
93)	trans-1,4-Dichloro-2-B...	13.072	53	72442	136.86	ug/L		85
94)	1,2,3-Trichloropropane	13.048	110	71360	108.71	ug/L		97
95)	Cyclohexanone	13.109	55	88185	2759.23	ug/L		88
96)	4-Chlorotoluene	13.182	91	394720	75.85	ug/L		99
97)	tert-Butylbenzene	13.353	91	247991	73.02	ug/L		99
98)	1,2,4-Trimethylbenzene	13.426	105	456646	76.59	ug/L		97
99)	Pentachloroethane	13.402	167	88275	75.04	ug/L		99
100)	sec-Butylbenzene	13.536	105	535320	71.90	ug/L		99
101)	4-Isopropyltoluene	13.670	119	470970	74.56	ug/L		98
102)	1,3-Dichlorobenzene	13.804	146	276176	75.24	ug/L		100
103)	1,2,3-Trimethylbenzene	13.883	105	471330	71.80	ug/L		98
104)	1,4-Dichlorobenzene	13.889	146	286123	70.91	ug/L		99
105)	n-Butylbenzene	14.115	92	240889	73.72	ug/L	#	70
106)	Benzyl Chloride	14.127	126	87769	105.92	ug/L	#	40
107)	1,2-Dichlorobenzene	14.328	146	263169	73.43	ug/L		97

Quantitation Report (QT Reviewed)

Data Path : C:\msdchem\1\data\2023-03-30\
Data File : I755363.D
Acq On : 30 Mar 2023 10:55 am
Operator : jeniferw
Sample : IC2865-6
Misc : MS53660,VI2865,,,,,
ALS Vial : 7 Sample Multiplier: 1

Quant Time: Mar 30 11:22:49 2023
Quant Method : C:\msdchem\1\methods\2023-03-16.m
Quant Title : SW-846 Method 5035A/8260B
QLast Update : Fri Mar 17 08:28:15 2023
Response via : Initial Calibration

Compound	R.T.	QIon	Response	Conc	Units	Dev(Min)
108) 1,2-Dibromo-3-Chloropr...	15.084	75	62469	189.21	ug/L	90
109) Hexachlorobutadiene	15.645	225	69335	79.58	ug/L	95
110) 1,2,4-Trichlorobenzene	15.688	180	176637	72.55	ug/L	97
111) Naphthalene	15.962	128	655231	121.54	ug/L	100
112) 1,2,3-Trichlorobenzene	16.127	180	173470	83.28	ug/L	98

(#) = qualifier out of range (m) = manual integration (+) = signals summed

Quantitation Report (QT Reviewed)

Data Path : C:\msdchem\1\data\2023-03-30\
Data File : I755363.D
Acq On : 30 Mar 2023 10:55 am
Operator : jeniferw
Sample : IC2865-6
Misc : MS53660,VI2865,,,,,
ALS Vial : 7 Sample Multiplier: 1

Quant Time: Mar 30 11:22:49 2023
Quant Method : C:\msdchem\1\methods\2023-03-16.m
Quant Title : SW-846 Method 5035A/8260B
QLast Update : Fri Mar 17 08:28:15 2023
Response via : Initial Calibration

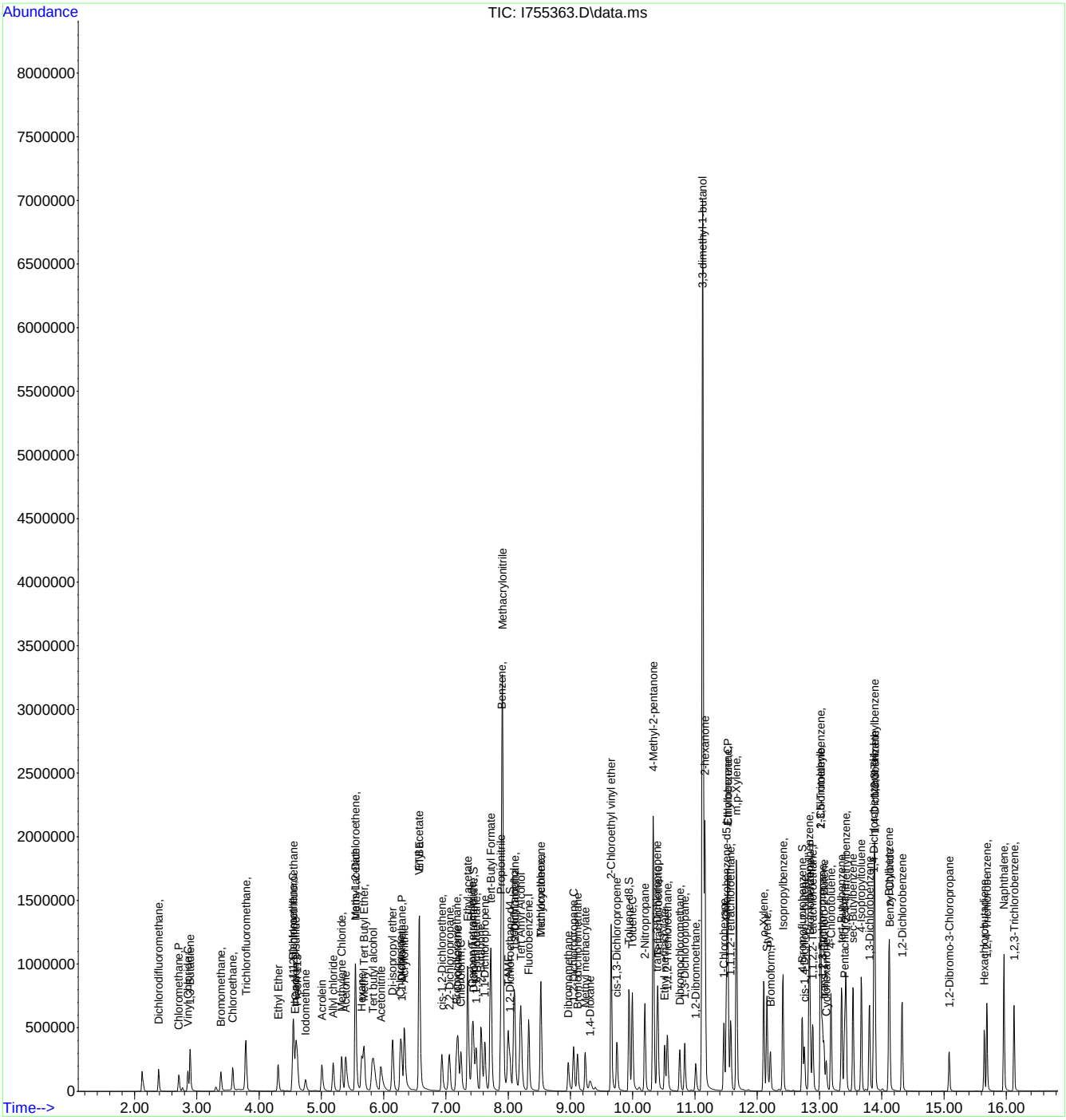

Quantitation Report (QT Reviewed)

Data Path : C:\msdchem\1\data\2023-03-30\
Data File : I755364.D
Acq On : 30 Mar 2023 11:18 am
Operator : jeniferw
Sample : IC2865-7
Misc : MS53660,VI2865,,,,,
ALS Vial : 8 Sample Multiplier: 1

Quant Time: Mar 30 11:38:41 2023
Quant Method : C:\msdchem\1\methods\2023-03-16.m
Quant Title : SW-846 Method 5035A/8260B
QLast Update : Fri Mar 17 08:28:15 2023
Response via : Initial Calibration

Compound	R.T.	QIon	Response	Conc	Units	Dev(Min)
Internal Standards						
1) Fluorobenzene	8.329	96	509267	50.00	ug/L	0.00
62) Chlorobenzene-d5	11.506	117	397503	50.00	ug/L	0.00
85) 1,4-Dichlorobenzene-d4	13.871	152	227803	50.00	ug/L	0.00
System Monitoring Compounds						
39) Dibromofluoromethane	7.445	113	147655	48.02	ug/L	0.00
Spiked Amount 50.000	Range 83 - 118		Recovery =	96.04%		
49) 1,2-Dichloroethane-d4	8.031	65	150683	45.16	ug/L	0.00
Spiked Amount 50.000	Range 79 - 125		Recovery =	90.32%		
63) Toluene-d8	9.945	98	525845	49.43	ug/L	0.00
Spiked Amount 50.000	Range 85 - 112		Recovery =	98.86%		
86) 4-Bromofluorobenzene	12.725	174	175364	50.23	ug/L	0.00
Spiked Amount 50.000	Range 83 - 118		Recovery =	100.46%		
Target Compounds						Qvalue
2) Dichlorodifluoromethane	2.385	85	201031	147.00	ug/L	96
3) Chloromethane	2.708	50	203276	113.34	ug/L	99
4) Vinyl Chloride	2.855	62	217727	119.11	ug/L	98
5) 1,3-Butadiene	2.891	39	186857	101.72	ug/L	100
6) Bromomethane	3.385	94	147134	106.33	ug/L	96
7) Chloroethane	3.580	64	189300	136.07	ug/L	97
8) Trichlorofluoromethane	3.788	101	458132	140.07	ug/L	99
9) Ethyl Ether	4.318	59	180527	125.21	ug/L	99
10) 1,2-Dichlorotrifluoroe...	4.556	67	239014	120.21	ug/L	98
11) 1,1-Dichloroethene	4.543	61	313730	132.61	ug/L	99
12) Ethanol	4.629	45	147137	28795.81	ug/L	78
13) Freon 113	4.604	101	199179	123.95	ug/L	92
14) Carbon Disulfide	4.586	76	510340	113.49	ug/L	100
15) Iodomethane	4.745	142	174242	59.92	ug/L	98
16) Acrolein	5.013	56	315139	959.06	ug/L	97
17) Allyl chloride	5.190	41	212600	104.28	ug/L	99
18) Methylene Chloride	5.330	49	259691	113.56	ug/L	99
19) Acetone	5.397	43	677635	3068.64	ug/L	100
20) Methyl acetate	5.555	43	1385986	1007.32	ug/L	100
21) trans-1,2-Dichloroethene	5.543	61	291028	131.19	ug/L	95
22) Hexane	5.647	56	138912	112.80	ug/L #	74
23) Methyl Tert Butyl Ether	5.690	73	575347	122.96	ug/L	75
24) Tert butyl alcohol	5.854	59	891208	6394.00	ug/L	92
25) Acetonitrile	5.964	41	475644	4897.23	ug/L	97
26) Di-isopropyl ether	6.153	45	583750	116.43	ug/L	99
27) Chloroprene	6.269	53	294954	124.57	ug/L	98
28) 1,1-Dichloroethane	6.293	63	384140	121.25	ug/L	99
29) Acrylonitrile	6.336	53	690001	973.17	ug/L	98
30) ETBE	6.580	59	626365	106.04	ug/L	99
31) Vinyl acetate	6.574	43	2409323	607.51	ug/L	98
32) cis-1,2-Dichloroethene	6.933	96	219637	118.37	ug/L	98
33) 2,2-Dichloropropane	7.055	77	310437	134.37	ug/L	98
34) Bromochloromethane	7.171	128	102971	96.79	ug/L	93
35) Cyclohexane	7.195	56	305620	121.04	ug/L	98
36) Chloroform	7.244	83	373193	110.81	ug/L	98
37) Ethyl acetate	7.354	43	1847631	1019.13	ug/L	98
38) Tetrahydrofuran	7.439	42	149485	Below Cal		99
40) Carbon Tetrachloride	7.427	117	323259	123.65	ug/L	97
41) 1,1,1-Trichloroethane	7.488	97	352747	120.79	ug/L	98
42) 2-Butanone	7.567	43	1089444	2012.55	ug/L	95
43) 1,1-Dichloropropene	7.628	75	281774	128.67	ug/L	98
44) tert-Butyl Formate	7.726	59	878234	573.52	ug/L	90

Quantitation Report (QT Reviewed)

Data Path : C:\msdchem\1\data\2023-03-30\
Data File : I755364.D
Acq On : 30 Mar 2023 11:18 am
Operator : jeniferw
Sample : IC2865-7
Misc : MS53660,VI2865,,,,,
ALS Vial : 8 Sample Multiplier: 1

Quant Time: Mar 30 11:38:41 2023
Quant Method : C:\msdchem\1\methods\2023-03-16.m
Quant Title : SW-846 Method 5035A/8260B
QLast Update : Fri Mar 17 08:28:15 2023
Response via : Initial Calibration

Compound	R.T.	QIon	Response	Conc Units	Dev(Min)
45) Propionitrile	7.890	54	749137	3775.38 ug/L	70
46) Methacrylonitrile	7.915	41	2237875	2121.92 ug/L	93
47) Benzene	7.896	78	835504	123.54 ug/L	86
48) TAME	8.006	73	571150	118.35 ug/L	97
50) Isobutyl alcohol	8.110	42	423459	10661.94 ug/L	92
51) 1,2-Dichloroethane	8.104	62	317700	120.18 ug/L	98
52) Tert Amyl Alcohol	8.213	59	818334	10968.95 ug/L	93
53) Trichloroethene	8.524	95	229548	119.96 ug/L	98
54) Methylcyclohexane	8.531	83	293043	116.22 ug/L	99
55) Dibromomethane	8.963	93	144668	119.02 ug/L	96
56) 1,2-Dichloropropane	9.049	63	197870	117.71 ug/L	98
57) Bromodichloromethane	9.116	83	292544	115.22 ug/L	99
58) Methyl methacrylate	9.238	41	230408	147.17 ug/L	98
59) 1,4-Dioxane	9.323	88	143439	16637.15 ug/L	82
60) 2-Chloroethyl vinyl ether	9.658	63	832326	562.12 ug/L	98
61) cis-1,3-Dichloropropene	9.750	75	321386	107.00 ug/L	97
64) Toluene	9.994	91	847010	114.47 ug/L	98
65) 2-Nitropropane	10.201	41	626392	1049.06 ug/L	96
66) 4-Methyl-2-pentanone	10.335	43	2114823	1132.11 ug/L	99
67) trans-1,3-Dichloropropene	10.396	75	321967	107.51 ug/L #	77
68) Tetrachloroethene	10.408	166	254242	116.53 ug/L	97
69) Ethyl methacrylate	10.512	69	283662	121.26 ug/L	93
70) 1,1,2-Trichloroethane	10.561	83	172117	119.73 ug/L	97
71) Dibromochloromethane	10.756	129	250174	116.50 ug/L	94
72) 1,3-Dichloropropane	10.835	76	310494	110.12 ug/L	97
73) 1,2-Dibromoethane	11.012	107	230403	128.52 ug/L	99
74) 3,3-dimethyl-1-butanol	11.134	57	5694010	59898.09 ug/L	99
75) 2-hexanone	11.158	43	2995753	1806.91 ug/L	94
76) 1-Chlorohexane	11.469	91	265487	121.29 ug/L	98
77) Ethylbenzene	11.530	91	993160	118.47 ug/L	99
78) Chlorobenzene	11.524	112	583473	113.95 ug/L	98
79) 1,1,1,2-Tetrachloroethane	11.579	131	221851	113.70 ug/L	96
80) m,p-Xylene	11.664	91	1528278	245.27 ug/L	100
81) o-Xylene	12.103	91	753646	118.67 ug/L	98
82) Styrene	12.158	104	577464	106.52 ug/L	99
83) Bromoform	12.213	173	199837	124.72 ug/L	95
84) Isopropylbenzene	12.414	105	919034	120.18 ug/L	100
87) cis-1,4-Dichloro-2-butene	12.755	53	107553	182.84 ug/L	91
88) n-Propylbenzene	12.835	91	1080824	114.48 ug/L	99
89) Bromobenzene	12.847	156	239144	110.67 ug/L	99
90) 1,1,2,2-Tetrachloroethane	12.889	83	353915	150.41 ug/L	99
91) 1,3,5-Trimethylbenzene	13.017	105	767577	117.06 ug/L	100
92) 2-Chlorotoluene	13.017	91	721551	114.07 ug/L	99
93) trans-1,4-Dichloro-2-B...	13.072	53	118020	211.35 ug/L	87
94) 1,2,3-Trichloropropane	13.048	110	113696	159.46 ug/L	99
95) Cyclohexanone	13.109	55	135924	4031.22 ug/L	89
96) 4-Chlorotoluene	13.182	91	643195	117.15 ug/L	97
97) tert-Butylbenzene	13.353	91	407309	113.68 ug/L	98
98) 1,2,4-Trimethylbenzene	13.426	105	740436	117.72 ug/L	97
99) Pentachloroethane	13.408	167	133524	107.39 ug/L	97
100) sec-Butylbenzene	13.542	105	876904	111.64 ug/L	99
101) 4-Isopropyltoluene	13.670	119	770050	115.55 ug/L	97
102) 1,3-Dichlorobenzene	13.804	146	434680	112.25 ug/L	99
103) 1,2,3-Trimethylbenzene	13.883	105	761465	109.95 ug/L	97
104) 1,4-Dichlorobenzene	13.889	146	457609	107.49 ug/L	99
105) n-Butylbenzene	14.115	92	407412	111.99 ug/L #	69
106) Benzyl Chloride	14.127	126	143313	147.19 ug/L #	39
107) 1,2-Dichlorobenzene	14.328	146	419629	110.98 ug/L	99

Quantitation Report (QT Reviewed)

Data Path : C:\msdchem\1\data\2023-03-30\
Data File : I755364.D
Acq On : 30 Mar 2023 11:18 am
Operator : jeniferw
Sample : IC2865-7
Misc : MS53660,VI2865,,,,,
ALS Vial : 8 Sample Multiplier: 1

Quant Time: Mar 30 11:38:41 2023
Quant Method : C:\msdchem\1\methods\2023-03-16.m
Quant Title : SW-846 Method 5035A/8260B
QLast Update : Fri Mar 17 08:28:15 2023
Response via : Initial Calibration

Compound	R.T.	QIon	Response	Conc	Units	Dev(Min)
108) 1,2-Dibromo-3-Chloropr...	15.078	75	99879	286.75	ug/L	95
109) Hexachlorobutadiene	15.651	225	118462	128.88	ug/L	89
110) 1,2,4-Trichlorobenzene	15.688	180	277576	103.24	ug/L	97
111) Naphthalene	15.962	128	1032658	181.57	ug/L	99
112) 1,2,3-Trichlorobenzene	16.127	180	275431	125.34	ug/L	99

(#) = qualifier out of range (m) = manual integration (+) = signals summed

Quantitation Report (QT Reviewed)

Data Path : C:\msdchem\1\data\2023-03-30\
Data File : I755364.D
Acq On : 30 Mar 2023 11:18 am
Operator : jeniferw
Sample : IC2865-7
Misc : MS53660,VI2865,,,,,
ALS Vial : 8 Sample Multiplier: 1

Quant Time: Mar 30 11:38:41 2023
Quant Method : C:\msdchem\1\methods\2023-03-16.m
Quant Title : SW-846 Method 5035A/8260B
QLast Update : Fri Mar 17 08:28:15 2023
Response via : Initial Calibration

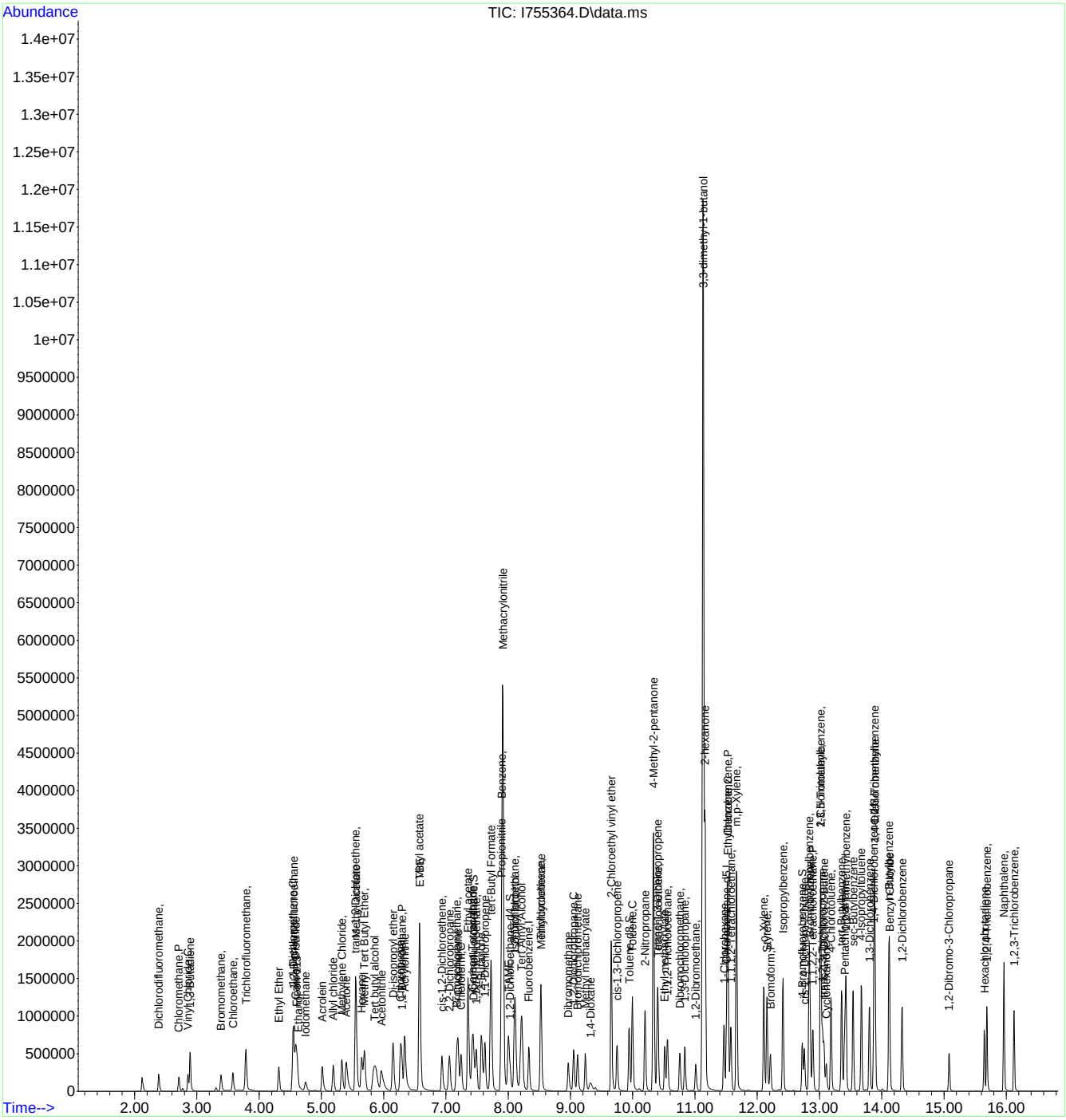

2023-03-30.m Fri Mar 31 07:49:04 2023 Page: 4

Quantitation Report (QT Reviewed)

Data Path : C:\msdchem\1\data\2023-03-30\
Data File : I755366.D
Acq On : 30 Mar 2023 12:07 pm
Operator : jeniferw
Sample : IC2865-1
Misc : MS53660,VI2865,,,,,
ALS Vial : 10 Sample Multiplier: 1

Quant Time: Mar 30 12:25:01 2023
Quant Method : C:\msdchem\1\methods\2023-03-30.m
Quant Title : SW-846 Method 5035A/8260B
QLast Update : Thu Mar 30 11:43:06 2023
Response via : Initial Calibration

Compound	R.T.	QIon	Response	Conc	Units	Dev(Min)
Internal Standards						
1) Fluorobenzene	8.335	96	481783	50.00	ug/L	0.00
62) Chlorobenzene-d5	11.506	117	376310	50.00	ug/L	0.00
85) 1,4-Dichlorobenzene-d4	13.871	152	201313	50.00	ug/L	0.00
System Monitoring Compounds						
39) Dibromofluoromethane	7.452	113	136464	48.72	ug/L	0.00
Spiked Amount 50.000	Range 83 - 118		Recovery =	97.44%		
49) 1,2-Dichloroethane-d4	8.037	65	136357	48.22	ug/L	0.00
Spiked Amount 50.000	Range 79 - 125		Recovery =	96.44%		
63) Toluene-d8	9.945	98	493159	49.23	ug/L	0.00
Spiked Amount 50.000	Range 85 - 112		Recovery =	98.46%		
86) 4-Bromofluorobenzene	12.725	174	157452	50.32	ug/L	0.00
Spiked Amount 50.000	Range 83 - 118		Recovery =	100.64%		
Target Compounds						Qvalue
2) Dichlorodifluoromethane	2.392	85	2851	1.45	ug/L	100
3) Chloromethane	2.715	50	3265	1.67	ug/L	89
4) Vinyl Chloride	2.861	62	3215	1.52	ug/L	91
5) 1,3-Butadiene	2.904	39	3127	1.81	ug/L	89
6) Bromomethane	3.391	94	4801	2.66	ug/L	87
7) Chloroethane	3.580	64	3114	1.50	ug/L	62
8) Trichlorofluoromethane	3.812	101	5756	1.36	ug/L	95
9) Ethyl Ether	4.294	59	2118	1.35	ug/L	85
10) 1,2-Dichlorotrifluoroe...	4.562	67	3422	1.44	ug/L	80
11) 1,1-Dichloroethene	4.568	61	4299	1.44	ug/L	91
12) Ethanol	4.531	45	1727	23.05	ug/L	95
13) Freon 113	4.635	101	2465	1.43	ug/L	94
14) Carbon Disulfide	4.611	76	7745	1.53	ug/L	98
15) Iodomethane	4.757	142	3927	2.30	ug/L	92
16) Acrolein	5.031	56	3375	6.61	ug/L	93
17) Allyl chloride	5.208	41	2786	1.38	ug/L	93
18) Methylene Chloride	5.336	49	6136	2.26	ug/L	95
19) Acetone	5.421	43	8579	7.17	ug/L	91
20) Methyl acetate	5.531	43	666	0.31	ug/L	58
21) trans-1,2-Dichloroethene	5.568	61	3531	1.32	ug/L	92
22) Hexane	5.671	56	1738	1.41	ug/L #	67
23) Methyl Tert Butyl Ether	5.684	73	7254	1.29	ug/L	82
24) Tert butyl alcohol	5.799	59	11617	13.80	ug/L	92
25) Acetonitrile	6.001	41	5796	13.19	ug/L	88
26) Di-isopropyl ether	6.159	45	7024	1.28	ug/L	88
27) Chloroprene	6.299	53	3319	1.32	ug/L	95
28) 1,1-Dichloroethane	6.305	63	4721	1.28	ug/L	93
29) Acrylonitrile	6.440	53	5679	5.31	ug/L	92
30) ETBE	6.586	59	7685	1.52	ug/L	94
31) Vinyl acetate	6.586	43	977	0.30	ug/L	72
32) cis-1,2-Dichloroethene	6.976	96	2629	1.19	ug/L	85
33) 2,2-Dichloropropane	7.067	77	3842	1.31	ug/L	95
34) Bromochloromethane	7.202	128	1116	1.17	ug/L	90
35) Cyclohexane	7.195	56	3977	1.38	ug/L	88
36) Chloroform	7.256	83	5098	1.35	ug/L	93
37) Ethyl acetate	7.391	43	16426	5.42	ug/L	97
38) Tetrahydrofuran	7.452	42	2568	1.76	ug/L	84
40) Carbon Tetrachloride	7.427	117	4350	1.39	ug/L	93
41) 1,1,1-Trichloroethane	7.500	97	4622	1.32	ug/L	91
42) 2-Butanone	7.628	43	8195	4.69	ug/L	98
43) 1,1-Dichloropropene	7.659	75	3259	1.23	ug/L	92
44) tert-Butyl Formate	7.726	59	9729	6.88	ug/L	95

Quantitation Report (QT Reviewed)

Data Path : C:\msdchem\1\data\2023-03-30\
Data File : I755366.D
Acq On : 30 Mar 2023 12:07 pm
Operator : jeniferw
Sample : IC2865-1
Misc : MS53660,VI2865,,,,,
ALS Vial : 10 Sample Multiplier: 1

Quant Time: Mar 30 12:25:01 2023
Quant Method : C:\msdchem\1\methods\2023-03-30.m
Quant Title : SW-846 Method 5035A/8260B
QLast Update : Thu Mar 30 11:43:06 2023
Response via : Initial Calibration

Compound	R.T.	QIon	Response	Conc	Units		Dev(Min)
45) Propionitrile	7.909	54	7556	12.14	ug/L		72
46) Methacrylonitrile	7.927	41	22941	12.47	ug/L		90
47) Benzene	7.915	78	10129	1.30	ug/L		92
48) TAME	8.012	73	6908	1.28	ug/L		88
50) Isobutyl alcohol	8.104	42	4300	29.86	ug/L		81
51) 1,2-Dichloroethane	8.128	62	4003	1.32	ug/L		95
52) Tert Amyl Alcohol	8.195	59	9052	12.71	ug/L		94
53) Trichloroethene	8.555	95	2997	1.31	ug/L	#	79
54) Methylcyclohexane	8.537	83	3478	1.29	ug/L		89
55) Dibromomethane	8.994	93	1676	1.21	ug/L		82
56) 1,2-Dichloropropane	9.073	63	2478	1.34	ug/L		92
57) Bromodichloromethane	9.128	83	3766	1.33	ug/L		97
58) Methyl methacrylate	9.335	41	758	0.47	ug/L	#	54
59) 1,4-Dioxane	9.341	88	1350	20.31	ug/L	#	75
60) 2-Chloroethyl vinyl ether	9.701	63	6478	5.05	ug/L		91
61) cis-1,3-Dichloropropene	9.774	75	3420	1.26	ug/L		97
64) Toluene	10.012	91	12069	1.45	ug/L		97
65) 2-Nitropropane	10.201	41	5498	5.89	ug/L		81
66) 4-Methyl-2-pentanone	10.347	43	25192	7.80	ug/L		93
67) trans-1,3-Dichloropropene	10.451	75	2117	0.85	ug/L		69
68) Tetrachloroethene	10.420	166	3144	1.26	ug/L		94
69) Ethyl methacrylate	10.567	69	1737	0.86	ug/L	#	27
70) 1,1,2-Trichloroethane	10.579	83	2093	1.25	ug/L		91
71) Dibromochloromethane	10.774	129	2789	1.16	ug/L		86
72) 1,3-Dichloropropane	10.859	76	3543	1.29	ug/L		91
73) 1,2-Dibromoethane	11.042	107	2563	1.15	ug/L		82
74) 3,3-dimethyl-1-butanol	11.122	57	52831	63.84	ug/L		96
75) 2-hexanone	11.182	43	15984	9.72	ug/L		85
76) 1-Chlorohexane	11.481	91	2892	1.20	ug/L		85
77) Ethylbenzene	11.542	91	14165	1.54	ug/L		95
78) Chlorobenzene	11.530	112	8228	1.45	ug/L		93
79) 1,1,1,2-Tetrachloroethane	11.579	131	3005	1.39	ug/L	#	44
80) m,p-Xylene	11.688	91	18940	2.76	ug/L		94
81) o-Xylene	12.121	91	9134	1.30	ug/L		91
82) Styrene	12.207	104	5400	1.19	ug/L		86
83) Bromoform	12.225	173	2154	1.28	ug/L		81
84) Isopropylbenzene	12.426	105	10905	1.29	ug/L		96
87) cis-1,4-Dichloro-2-butene	12.786	53	825	0.99	ug/L		90
88) n-Propylbenzene	12.853	91	13363	1.39	ug/L		99
89) Bromobenzene	12.865	156	2765	1.23	ug/L		86
90) 1,1,2,2-Tetrachloroethane	12.896	83	4436	1.33	ug/L		87
91) 1,3,5-Trimethylbenzene	13.024	105	8849	1.33	ug/L		94
92) 2-Chlorotoluene	13.036	91	9816	1.50	ug/L		97
93) trans-1,4-Dichloro-2-B...	13.121	53	770	0.86	ug/L	#	22
94) 1,2,3-Trichloropropane	13.060	110	1223	1.26	ug/L		83
95) Cyclohexanone	13.127	55	1405	6.02	ug/L		72
96) 4-Chlorotoluene	13.213	91	8423	1.47	ug/L		88
97) tert-Butylbenzene	13.359	91	5414	1.47	ug/L		93
98) 1,2,4-Trimethylbenzene	13.438	105	8435	1.31	ug/L		96
99) Pentachloroethane	13.408	167	1501	1.35	ug/L	#	62
100) sec-Butylbenzene	13.548	105	11145	1.41	ug/L		94
101) 4-Isopropyltoluene	13.682	119	8582	1.29	ug/L		94
102) 1,3-Dichlorobenzene	13.822	146	5664	1.44	ug/L		92
103) 1,2,3-Trimethylbenzene	13.895	105	9156	1.34	ug/L		83
104) 1,4-Dichlorobenzene	13.889	146	6559	1.48	ug/L		88
105) n-Butylbenzene	14.139	92	4222	1.41	ug/L	#	74
106) Benzyl Chloride	14.164	126	968	1.04	ug/L	#	1
107) 1,2-Dichlorobenzene	14.340	146	5316	1.37	ug/L		93

Quantitation Report (QT Reviewed)

Data Path : C:\msdchem\1\data\2023-03-30\
Data File : I755366.D
Acq On : 30 Mar 2023 12:07 pm
Operator : jeniferw
Sample : IC2865-1
Misc : MS53660,VI2865,,,,,
ALS Vial : 10 Sample Multiplier: 1

Quant Time: Mar 30 12:25:01 2023
Quant Method : C:\msdchem\1\methods\2023-03-30.m
Quant Title : SW-846 Method 5035A/8260B
QLast Update : Thu Mar 30 11:43:06 2023
Response via : Initial Calibration

Compound	R.T.	QIon	Response	Conc	Units	Dev(Min)
108) 1,2-Dibromo-3-Chloropr...	15.102	75	1067	1.27	ug/L	75
109) Hexachlorobutadiene	15.651	225	1496	1.40	ug/L	91
110) 1,2,4-Trichlorobenzene	15.712	180	3366	1.48	ug/L	81
111) Naphthalene	15.980	128	11844	1.34	ug/L	98
112) 1,2,3-Trichlorobenzene	16.139	180	3334	1.36	ug/L	97

(#) = qualifier out of range (m) = manual integration (+) = signals summed

Quantitation Report (QT Reviewed)

Data Path : C:\msdchem\1\data\2023-03-30\
Data File : I755366.D
Acq On : 30 Mar 2023 12:07 pm
Operator : jeniferw
Sample : IC2865-1
Misc : MS53660,VI2865,,,,,
ALS Vial : 10 Sample Multiplier: 1

Quant Time: Mar 30 12:25:01 2023
Quant Method : C:\msdchem\1\methods\2023-03-30.m
Quant Title : SW-846 Method 5035A/8260B
QLast Update : Thu Mar 30 11:43:06 2023
Response via : Initial Calibration

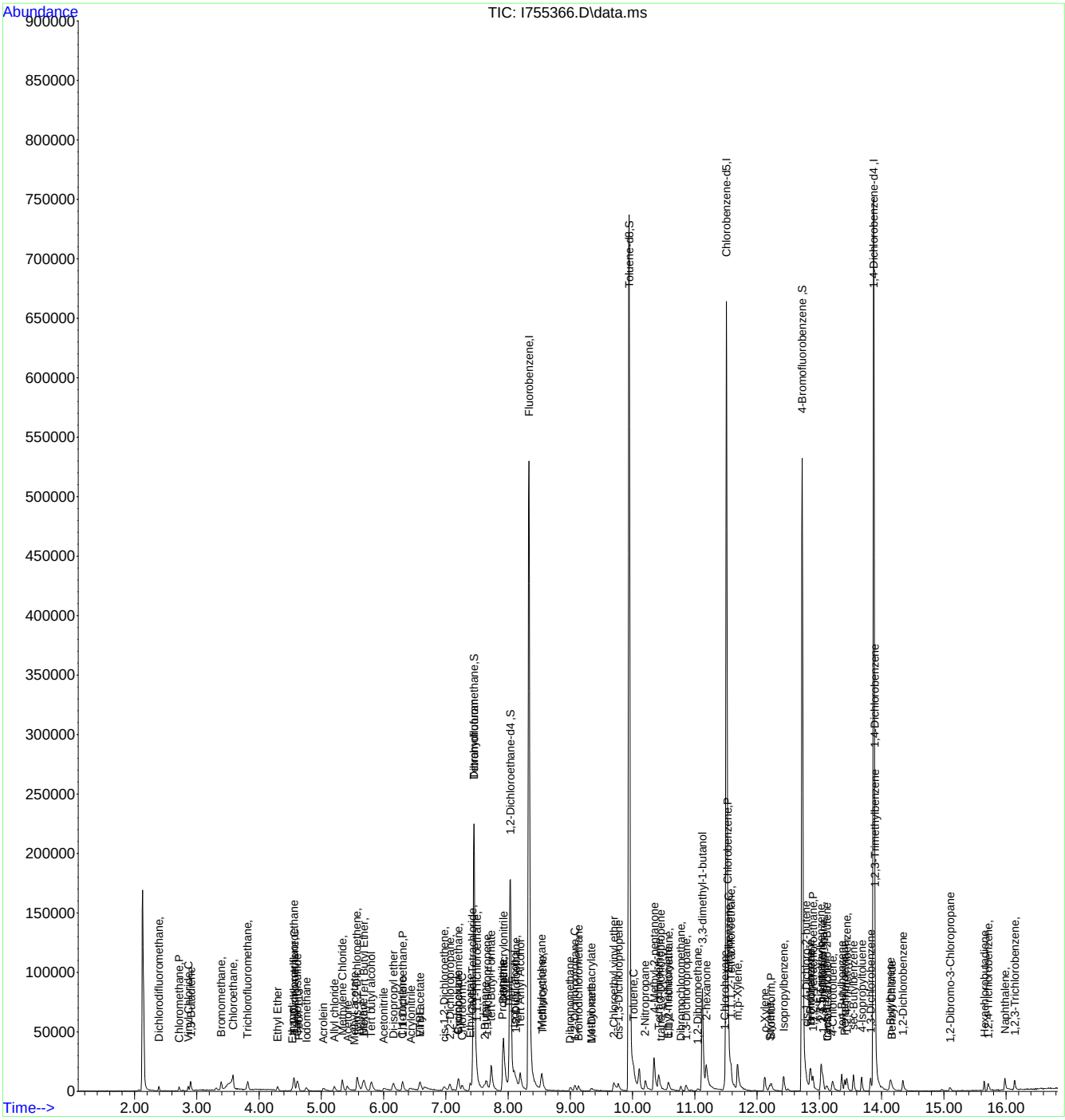

Quantitation Report (QT Reviewed)

Data Path : C:\msdchem\1\data\2023-03-30\
Data File : I755367.D
Acq On : 30 Mar 2023 12:55 pm
Operator : jeniferw
Sample : ICv2865-5
Misc : MS53660,VI2865,,,,,
ALS Vial : 11 Sample Multiplier: 1

Quant Time: Mar 30 13:13:09 2023
Quant Method : C:\msdchem\1\methods\2023-03-30.m
Quant Title : SW-846 Method 5035A/8260B
QLast Update : Thu Mar 30 12:51:22 2023
Response via : Initial Calibration

Compound	R.T.	QIon	Response	Conc	Units	Dev(Min)
Internal Standards						
1) Fluorobenzene	8.329	96	481079	50.00	ug/L	0.00
62) Chlorobenzene-d5	11.506	117	377504	50.00	ug/L	0.00
85) 1,4-Dichlorobenzene-d4	13.871	152	213049	50.00	ug/L	0.00
System Monitoring Compounds						
39) Dibromofluoromethane	7.445	113	142805	51.07	ug/L	0.00
Spiked Amount 50.000	Range 83 - 118		Recovery = 102.14%			
49) 1,2-Dichloroethane-d4	8.025	65	139711	49.48	ug/L	0.00
Spiked Amount 50.000	Range 79 - 125		Recovery = 98.96%			
63) Toluene-d8	9.939	98	505891	50.38	ug/L	0.00
Spiked Amount 50.000	Range 85 - 112		Recovery = 100.76%			
86) 4-Bromofluorobenzene	12.725	174	165590	49.93	ug/L	0.00
Spiked Amount 50.000	Range 83 - 118		Recovery = 99.86%			
Target Compounds						Qvalue
2) Dichlorodifluoromethane	2.385	85	90054	45.93	ug/L	97
3) Chloromethane	2.709	50	85077	43.46	ug/L	98
4) Vinyl Chloride	2.855	62	89735	42.62	ug/L	96
5) 1,3-Butadiene	2.891	39	61347	35.56	ug/L	100
6) Bromomethane	3.385	94	60981	44.40	ug/L	96
7) Chloroethane	3.580	64	82710	43.67	ug/L	98
8) Trichlorofluoromethane	3.800	101	158008	36.82	ug/L	95
9) Ethyl Ether	4.288	59	62869	38.95	ug/L	92
10) 1,2-Dichlorotrifluoroe...	4.550	67	94303	42.82	ug/L	99
11) 1,1-Dichloroethene	4.556	61	115420	40.40	ug/L	96
12) Ethanol	4.531	45	56205	772.33	ug/L	76
13) Freon 113	4.617	101	84332	46.37	ug/L	95
14) Carbon Disulfide	4.598	76	211723	45.43	ug/L	100
15) Iodomethane	4.751	142	76572	45.21	ug/L	99
16) Acrolein	5.001	56	127283	232.08	ug/L	95
17) Allyl chloride	5.190	41	93932	47.54	ug/L	96
18) Methylene Chloride	5.330	49	113008	45.31	ug/L	99
19) Acetone	5.379	43	256821	206.06	ug/L	99
20) Methyl acetate	5.543	43	475535	192.89	ug/L	99
21) trans-1,2-Dichloroethene	5.549	61	109654	40.73	ug/L	98
22) Hexane	5.653	56	54360	43.26	ug/L #	81
23) Methyl Tert Butyl Ether	5.677	73	229890	41.61	ug/L	83
24) Tert butyl alcohol	5.793	59	328815	401.57	ug/L	93
25) Acetonitrile	5.952	41	182850	408.99	ug/L	96
26) Di-isopropyl ether	6.141	45	220877	40.67	ug/L	99
27) Chloroprene	6.269	53	98415	37.77	ug/L	97
28) 1,1-Dichloroethane	6.287	63	142631	39.19	ug/L	98
29) Acrylonitrile	6.330	53	253690	213.86	ug/L	98
30) ETBE	6.568	59	235601	43.61	ug/L	98
31) Vinyl acetate	6.568	43	763774	200.73	ug/L	99
32) cis-1,2-Dichloroethene	6.939	96	83872	39.93	ug/L	97
33) 2,2-Dichloropropane	7.055	77	124279	43.85	ug/L	96
34) Bromochloromethane	7.171	128	41137	43.20	ug/L	93
35) Cyclohexane	7.195	56	112845	40.94	ug/L	97
36) Chloroform	7.238	83	147171	41.72	ug/L	97
37) Ethyl acetate	7.348	43	648311	200.72	ug/L	98
38) Tetrahydrofuran	7.433	42	53566	37.30	ug/L	96
40) Carbon Tetrachloride	7.421	117	124346	41.89	ug/L	99
41) 1,1,1-Trichloroethane	7.488	97	137448	42.07	ug/L	99
42) 2-Butanone	7.561	43	395186	214.92	ug/L	97
43) 1,1-Dichloropropene	7.622	75	109156	41.89	ug/L	98
44) tert-Butyl Formate	7.720	59	356392	232.20	ug/L	93

Quantitation Report (QT Reviewed)

Data Path : C:\msdchem\1\data\2023-03-30\
Data File : I755367.D
Acq On : 30 Mar 2023 12:55 pm
Operator : jeniferw
Sample : ICv2865-5
Misc : MS53660,VI2865,,,,,
ALS Vial : 11 Sample Multiplier: 1

Quant Time: Mar 30 13:13:09 2023
Quant Method : C:\msdchem\1\methods\2023-03-30.m
Quant Title : SW-846 Method 5035A/8260B
QLast Update : Thu Mar 30 12:51:22 2023
Response via : Initial Calibration

	Compound	R.T.	QIon	Response	Conc	Units		Dev(Min)
45)	Propionitrile	7.872	54	264941	414.71	ug/L		87
46)	Methacrylonitrile	7.903	41	753998	435.56	ug/L		97
47)	Benzene	7.897	78	314954	40.62	ug/L	#	62
48)	TAME	7.994	73	216859	40.72	ug/L		97
50)	Isobutyl alcohol	8.073	42	149327	878.59	ug/L		92
51)	1,2-Dichloroethane	8.104	62	117716	40.54	ug/L		99
52)	Tert Amyl Alcohol	8.183	59	280988	390.07	ug/L		94
53)	Trichloroethene	8.524	95	88337	42.34	ug/L		98
54)	Methylcyclohexane	8.524	83	105535	39.76	ug/L		97
55)	Dibromomethane	8.963	93	56310	41.16	ug/L		98
56)	1,2-Dichloropropane	9.049	63	78656	41.99	ug/L		98
57)	Bromodichloromethane	9.116	83	109307	40.47	ug/L		99
58)	Methyl methacrylate	9.238	41	81812	43.88	ug/L		97
59)	1,4-Dioxane	9.305	88	47785	752.74	ug/L		86
60)	2-Chloroethyl vinyl ether	9.652	63	306789	205.20	ug/L		100
61)	cis-1,3-Dichloropropene	9.744	75	120876	41.23	ug/L		97
64)	Toluene	9.994	91	329243	41.53	ug/L		99
65)	2-Nitropropane	10.195	41	207578	187.36	ug/L		98
66)	4-Methyl-2-pentanone	10.329	43	740943	208.27	ug/L		99
67)	trans-1,3-Dichloropropene	10.396	75	106666	37.06	ug/L		96
68)	Tetrachloroethene	10.402	166	99865	41.16	ug/L		97
69)	Ethyl methacrylate	10.512	69	111854	47.65	ug/L		97
70)	1,1,2-Trichloroethane	10.555	83	65487	39.80	ug/L		95
71)	Dibromochloromethane	10.756	129	97941	41.98	ug/L		94
72)	1,3-Dichloropropane	10.835	76	125830	43.09	ug/L		97
73)	1,2-Dibromoethane	11.012	107	86001	39.98	ug/L		99
74)	3,3-dimethyl-1-butanol	11.115	57	1750106	2071.95	ug/L		100
75)	2-hexanone	11.158	43	635646	215.21	ug/L		98
76)	1-Chlorohexane	11.463	91	96152	40.54	ug/L		97
77)	Ethylbenzene	11.524	91	367680	40.85	ug/L		97
78)	Chlorobenzene	11.524	112	219594	40.71	ug/L		99
79)	1,1,1,2-Tetrachloroethane	11.573	131	84941	41.19	ug/L		96
80)	m,p-Xylene	11.664	91	566993	82.34	ug/L		99
81)	o-Xylene	12.103	91	281168	40.24	ug/L		98
82)	Styrene	12.158	104	211371	40.88	ug/L		98
83)	Bromoform	12.213	173	72617	40.18	ug/L		97
84)	Isopropylbenzene	12.414	105	340758	40.34	ug/L		100
87)	cis-1,4-Dichloro-2-butene	12.755	53	43285	48.49	ug/L		92
88)	n-Propylbenzene	12.835	91	390935	40.45	ug/L		98
89)	Bromobenzene	12.847	156	95909	41.44	ug/L		99
90)	1,1,2,2-Tetrachloroethane	12.890	83	131137	40.33	ug/L		97
91)	1,3,5-Trimethylbenzene	13.018	105	284311	41.46	ug/L		98
92)	2-Chlorotoluene	13.018	91	262500	40.42	ug/L		98
93)	trans-1,4-Dichloro-2-B...	13.072	53	40662	38.24	ug/L		93
94)	1,2,3-Trichloropropane	13.048	110	44159	40.83	ug/L		97
95)	Cyclohexanone	13.103	55	123482	500.59	ug/L		90
96)	4-Chlorotoluene	13.182	91	236646	40.83	ug/L		99
97)	tert-Butylbenzene	13.353	91	151571	41.36	ug/L		98
98)	1,2,4-Trimethylbenzene	13.426	105	279552	40.99	ug/L		98
99)	Pentachloroethane	13.402	167	52984	42.33	ug/L		99
100)	sec-Butylbenzene	13.536	105	313512	39.54	ug/L		98
101)	4-Isopropyltoluene	13.670	119	277857	39.65	ug/L		98
102)	1,3-Dichlorobenzene	13.804	146	159852	40.06	ug/L		98
103)	1,2,3-Trimethylbenzene	13.883	105	279459	40.58	ug/L		98
104)	1,4-Dichlorobenzene	13.889	146	170250	40.43	ug/L		98
105)	n-Butylbenzene	14.115	92	147443	41.32	ug/L	#	77
106)	Benzyl Chloride	14.127	126	46496	37.63	ug/L	#	39
107)	1,2-Dichlorobenzene	14.328	146	157902	40.90	ug/L		100

Quantitation Report (QT Reviewed)

Data Path : C:\msdchem\1\data\2023-03-30\
Data File : I755367.D
Acq On : 30 Mar 2023 12:55 pm
Operator : jeniferw
Sample : ICv2865-5
Misc : MS53660,VI2865,,,,,
ALS Vial : 11 Sample Multiplier: 1

Quant Time: Mar 30 13:13:09 2023
Quant Method : C:\msdchem\1\methods\2023-03-30.m
Quant Title : SW-846 Method 5035A/8260B
QLast Update : Thu Mar 30 12:51:22 2023
Response via : Initial Calibration

Compound	R.T.	QIon	Response	Conc	Units	Dev(Min)
108) 1,2-Dibromo-3-Chloropr...	15.084	75	35544	39.31	ug/L	92
109) Hexachlorobutadiene	15.645	225	43952	41.91	ug/L	96
110) 1,2,4-Trichlorobenzene	15.688	180	103410	40.80	ug/L	99
111) Naphthalene	15.962	128	366724	39.25	ug/L	100
112) 1,2,3-Trichlorobenzene	16.127	180	101494	40.36	ug/L	98

(#) = qualifier out of range (m) = manual integration (+) = signals summed

Quantitation Report (QT Reviewed)

Data Path : C:\msdchem\1\data\2023-03-30\
Data File : I755367.D
Acq On : 30 Mar 2023 12:55 pm
Operator : jeniferw
Sample : ICv2865-5
Misc : MS53660,VI2865,,,,,
ALS Vial : 11 Sample Multiplier: 1

Quant Time: Mar 30 13:13:09 2023
Quant Method : C:\msdchem\1\methods\2023-03-30.m
Quant Title : SW-846 Method 5035A/8260B
QLast Update : Thu Mar 30 12:51:22 2023
Response via : Initial Calibration

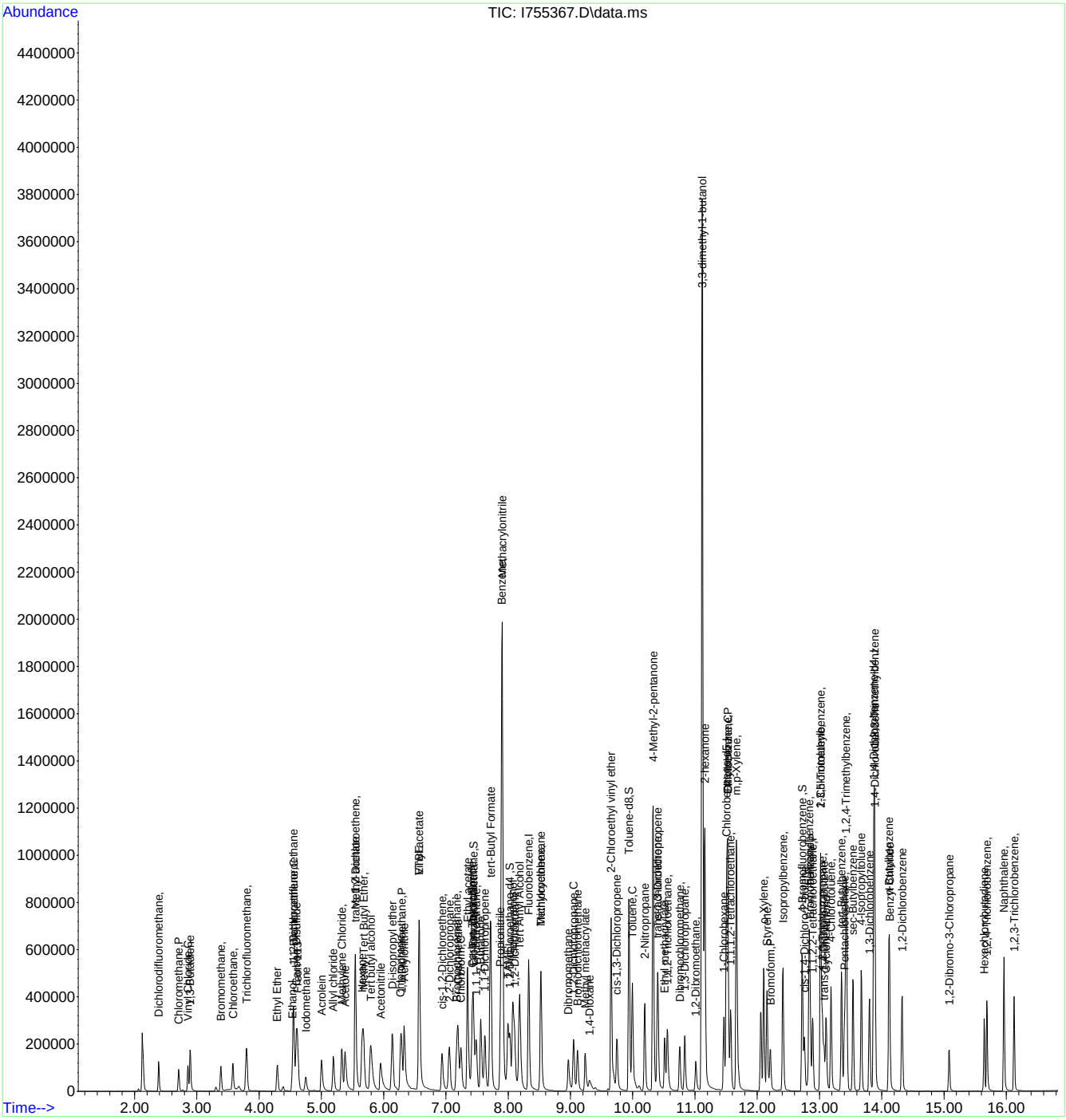

Quantitation Report (QT Reviewed)

Data Path : C:\msdchem\1\data\2023-04-05\
Data File : I755508.D
Acq On : 5 Apr 2023 6:35 am
Operator : jeniferw
Sample : CC2865-5
Misc : MS53698,VI2871,,,,,
ALS Vial : 2 Sample Multiplier: 1

Quant Time: Apr 05 06:52:26 2023
Quant Method : C:\msdchem\1\methods\2023-03-30.m
Quant Title : SW-846 Method 5035A/8260B
QLast Update : Thu Mar 30 12:51:22 2023
Response via : Initial Calibration

Compound	R.T.	QIon	Response	Conc	Units		Dev(Min)
Internal Standards							
1) Fluorobenzene	8.329	96	428583	50.00	ug/L		0.00
62) Chlorobenzene-d5	11.506	117	360525	50.00	ug/L		0.00
85) 1,4-Dichlorobenzene-d4	13.871	152	207782	50.00	ug/L		0.00
System Monitoring Compounds							
39) Dibromofluoromethane	7.445	113	128277	51.49	ug/L		0.00
Spiked Amount 50.000	Range 83 - 118		Recovery = 102.98%				
49) 1,2-Dichloroethane-d4	8.031	65	124224	49.38	ug/L		0.00
Spiked Amount 50.000	Range 79 - 125		Recovery = 98.76%				
63) Toluene-d8	9.939	98	463287	48.31	ug/L		0.00
Spiked Amount 50.000	Range 85 - 112		Recovery = 96.62%				
86) 4-Bromofluorobenzene	12.725	174	160146	49.51	ug/L		0.00
Spiked Amount 50.000	Range 83 - 118		Recovery = 99.02%				
Target Compounds							Qvalue
2) Dichlorodifluoromethane	2.392	85	76780	43.96	ug/L		98
3) Chloromethane	2.715	50	80098	45.92	ug/L		99
4) Vinyl Chloride	2.861	62	81662	43.53	ug/L		100
5) 1,3-Butadiene	2.898	39	61330	39.90	ug/L		99
6) Bromomethane	3.391	94	44373	36.26	ug/L		94
7) Chloroethane	3.580	64	77193	45.75	ug/L		97
8) Trichlorofluoromethane	3.800	101	152401	39.87	ug/L		99
9) Ethyl Ether	4.300	59	62003	42.96	ug/L		94
10) 1,2-Dichlorotrifluoroe...	4.550	67	87140	44.41	ug/L		97
11) 1,1-Dichloroethene	4.556	61	108680	42.70	ug/L		98
12) Ethanol	4.531	45	54556	841.49	ug/L		82
13) Freon 113	4.617	101	67260	41.51	ug/L		97
14) Carbon Disulfide	4.598	76	171727	41.37	ug/L		99
15) Iodomethane	4.751	142	71038	47.08	ug/L		98
16) Acrolein	5.007	56	116695	238.37	ug/L		99
17) Allyl chloride	5.196	41	78769	44.75	ug/L		97
18) Methylene Chloride	5.330	49	98065	44.13	ug/L		96
19) Acetone	5.385	43	254424	229.14	ug/L		98
20) Methyl acetate	5.543	43	485452	221.03	ug/L		97
21) trans-1,2-Dichloroethene	5.549	61	101564	42.35	ug/L		97
22) Hexane	5.653	56	47368	42.34	ug/L	#	74
23) Methyl Tert Butyl Ether	5.684	73	205261	41.70	ug/L		79
24) Tert butyl alcohol	5.806	59	308901	423.45	ug/L		94
25) Acetonitrile	5.952	41	173182	434.81	ug/L		93
26) Di-isopropyl ether	6.141	45	205637	42.50	ug/L		98
27) Chloroprene	6.275	53	96913	41.75	ug/L		97
28) 1,1-Dichloroethane	6.293	63	139721	43.10	ug/L		95
29) Acrylonitrile	6.336	53	259352	242.51	ug/L		99
30) ETBE	6.574	59	212109	44.04	ug/L		99
31) Vinyl acetate	6.574	43	834759	239.43	ug/L		98
32) cis-1,2-Dichloroethene	6.939	96	77149	41.22	ug/L		98
33) 2,2-Dichloropropane	7.055	77	107593	42.61	ug/L		96
34) Bromochloromethane	7.171	128	37265	43.93	ug/L		93
35) Cyclohexane	7.195	56	102716	41.83	ug/L		94
36) Chloroform	7.244	83	142273	45.27	ug/L		99
37) Ethyl acetate	7.348	43	694239	238.45	ug/L		98
38) Tetrahydrofuran	7.433	42	56666	44.42	ug/L		97
40) Carbon Tetrachloride	7.427	117	114019	43.12	ug/L		99
41) 1,1,1-Trichloroethane	7.488	97	127485	43.80	ug/L		97
42) 2-Butanone	7.561	43	393708	237.79	ug/L		97
43) 1,1-Dichloropropene	7.628	75	98703	42.51	ug/L		97
44) tert-Butyl Formate	7.720	59	315425	230.79	ug/L		95

Quantitation Report (QT Reviewed)

Data Path : C:\msdchem\1\data\2023-04-05\
Data File : I755508.D
Acq On : 5 Apr 2023 6:35 am
Operator : jeniferw
Sample : CC2865-5
Misc : MS53698,VI2871,,,,,
ALS Vial : 2 Sample Multiplier: 1

Quant Time: Apr 05 06:52:26 2023
Quant Method : C:\msdchem\1\methods\2023-03-30.m
Quant Title : SW-846 Method 5035A/8260B
QLast Update : Thu Mar 30 12:51:22 2023
Response via : Initial Calibration

Compound	R.T.	QIon	Response	Conc	Units		Dev(Min)
45) Propionitrile	7.878	54	248639	436.86	ug/L		90
46) Methacrylonitrile	7.909	41	722970	463.74	ug/L		95
47) Benzene	7.897	78	290393	42.04	ug/L		70
48) TAME	8.000	73	198481	41.84	ug/L		98
50) Isobutyl alcohol	8.079	42	138799	911.94	ug/L		90
51) 1,2-Dichloroethane	8.104	62	111703	43.18	ug/L		97
52) Tert Amyl Alcohol	8.189	59	269418	419.82	ug/L		94
53) Trichloroethene	8.524	95	80793	43.47	ug/L		96
54) Methylcyclohexane	8.531	83	97594	41.27	ug/L		98
55) Dibromomethane	8.970	93	51801	42.50	ug/L		94
56) 1,2-Dichloropropane	9.055	63	70614	42.32	ug/L		96
57) Bromodichloromethane	9.116	83	105425	43.81	ug/L		98
58) Methyl methacrylate	9.238	41	75616	45.32	ug/L		97
59) 1,4-Dioxane	9.311	88	43557	770.18	ug/L		81
60) 2-Chloroethyl vinyl ether	9.652	63	266119	199.80	ug/L		97
61) cis-1,3-Dichloropropene	9.750	75	113664	43.51	ug/L		99
64) Toluene	9.994	91	302243	39.92	ug/L		100
65) 2-Nitropropane	10.195	41	211572	199.96	ug/L		97
66) 4-Methyl-2-pentanone	10.329	43	730000	214.32	ug/L		98
67) trans-1,3-Dichloropropene	10.396	75	110290	40.13	ug/L		96
68) Tetrachloroethene	10.408	166	88886	38.36	ug/L		96
69) Ethyl methacrylate	10.518	69	95422	43.11	ug/L		97
70) 1,1,2-Trichloroethane	10.555	83	63088	40.15	ug/L		93
71) Dibromochloromethane	10.756	129	87685	39.35	ug/L		94
72) 1,3-Dichloropropane	10.841	76	110914	39.77	ug/L		98
73) 1,2-Dibromoethane	11.012	107	81441	39.65	ug/L		100
74) 3,3-dimethyl-1-butanol	11.115	57	1589427	1986.36	ug/L		100
75) 2-hexanone	11.158	43	635190	225.19	ug/L		98
76) 1-Chlorohexane	11.463	91	89076	39.33	ug/L		92
77) Ethylbenzene	11.530	91	342490	39.85	ug/L		99
78) Chlorobenzene	11.524	112	205469	39.88	ug/L		98
79) 1,1,1,2-Tetrachloroethane	11.573	131	78263	39.73	ug/L		97
80) m,p-Xylene	11.664	91	520238	79.11	ug/L		99
81) o-Xylene	12.103	91	261764	39.22	ug/L		97
82) Styrene	12.158	104	193776	39.25	ug/L		98
83) Bromoform	12.213	173	67735	39.24	ug/L		96
84) Isopropylbenzene	12.414	105	315775	39.14	ug/L		99
87) cis-1,4-Dichloro-2-butene	12.755	53	35283	40.52	ug/L		93
88) n-Propylbenzene	12.835	91	369026	39.15	ug/L		99
89) Bromobenzene	12.847	156	86216	38.19	ug/L		96
90) 1,1,2,2-Tetrachloroethane	12.889	83	125695	39.64	ug/L		97
91) 1,3,5-Trimethylbenzene	13.018	105	259153	38.75	ug/L		99
92) 2-Chlorotoluene	13.018	91	241878	38.19	ug/L		98
93) trans-1,4-Dichloro-2-B...	13.072	53	38387	37.01	ug/L		87
94) 1,2,3-Trichloropropane	13.048	110	39855	37.78	ug/L		99
95) Cyclohexanone	13.109	55	41747	173.53	ug/L		86
96) 4-Chlorotoluene	13.182	91	221652	39.22	ug/L		99
97) tert-Butylbenzene	13.353	91	138284	38.69	ug/L		100
98) 1,2,4-Trimethylbenzene	13.426	105	255509	38.41	ug/L		96
99) Pentachloroethane	13.402	167	46998	38.50	ug/L		96
100) sec-Butylbenzene	13.536	105	302401	39.10	ug/L		99
101) 4-Isopropyltoluene	13.670	119	261343	38.24	ug/L		99
102) 1,3-Dichlorobenzene	13.804	146	154714	39.75	ug/L		99
103) 1,2,3-Trimethylbenzene	13.883	105	260766	38.82	ug/L		98
104) 1,4-Dichlorobenzene	13.889	146	159024	38.72	ug/L		97
105) n-Butylbenzene	14.115	92	133911	38.48	ug/L	#	78
106) Benzyl Chloride	14.127	126	45851	38.04	ug/L	#	48
107) 1,2-Dichlorobenzene	14.328	146	148790	39.52	ug/L		99

Quantitation Report (QT Reviewed)

Data Path : C:\msdchem\1\data\2023-04-05\
Data File : I755508.D
Acq On : 5 Apr 2023 6:35 am
Operator : jeniferw
Sample : CC2865-5
Misc : MS53698,VI2871,,,,,
ALS Vial : 2 Sample Multiplier: 1

Quant Time: Apr 05 06:52:26 2023
Quant Method : C:\msdchem\1\methods\2023-03-30.m
Quant Title : SW-846 Method 5035A/8260B
QLast Update : Thu Mar 30 12:51:22 2023
Response via : Initial Calibration

Compound	R.T.	QIon	Response	Conc	Units	Dev(Min)
108) 1,2-Dibromo-3-Chloropr...	15.078	75	33977	38.53	ug/L	97
109) Hexachlorobutadiene	15.645	225	40671	39.77	ug/L	92
110) 1,2,4-Trichlorobenzene	15.688	180	93005	37.62	ug/L	96
111) Naphthalene	15.962	128	346400	38.01	ug/L	99
112) 1,2,3-Trichlorobenzene	16.127	180	94126	38.38	ug/L	99

(#) = qualifier out of range (m) = manual integration (+) = signals summed

Quantitation Report (QT Reviewed)

Data Path : C:\msdchem\1\data\2023-04-05\
Data File : I755508.D
Acq On : 5 Apr 2023 6:35 am
Operator : jeniferw
Sample : CC2865-5
Misc : MS53698,VI2871,,,,,
ALS Vial : 2 Sample Multiplier: 1

Quant Time: Apr 05 06:52:26 2023
Quant Method : C:\msdchem\1\methods\2023-03-30.m
Quant Title : SW-846 Method 5035A/8260B
QLast Update : Thu Mar 30 12:51:22 2023
Response via : Initial Calibration

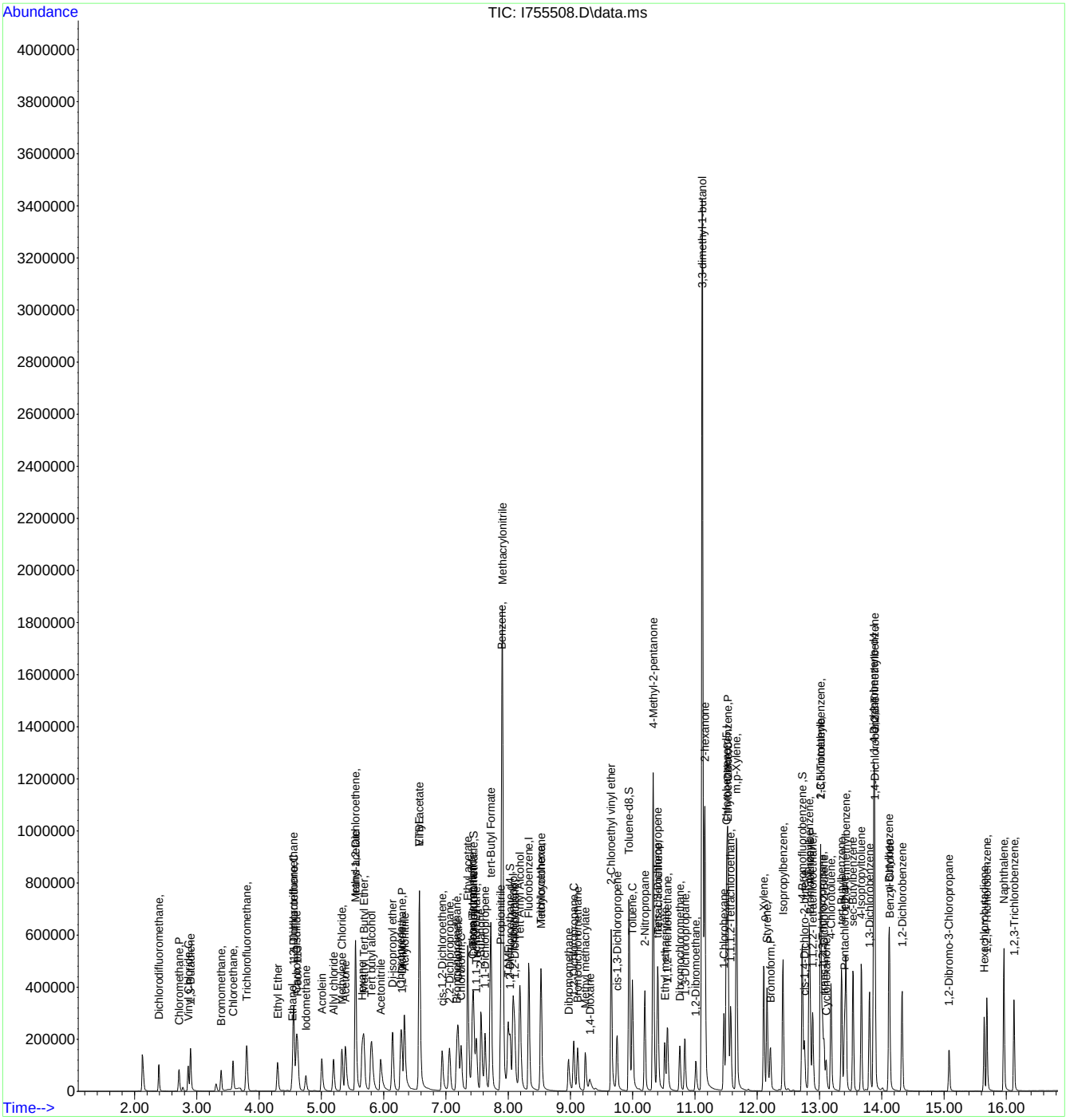

Quantitation Report (QT Reviewed)

Data Path : C:\msdchem\1\data\celinec\2023\April 2023\04-06-2023\VI2871\
Data File : I755533.d
Acq On : 5 Apr 2023 6:46 pm
Operator : jeniferw
Sample : ECC2865-5
Misc : MS53705,VI2871,,,,,
ALS Vial : 27 Sample Multiplier: 1

Quant Time: Apr 06 03:00:06 2023
Quant Method : C:\msdchem\1\methods\2023-03-30.m
Quant Title : SW-846 Method 5035A/8260B
QLast Update : Thu Mar 30 12:51:22 2023
Response via : Initial Calibration

Compound	R.T.	QIon	Response	Conc	Units		Dev(Min)
Internal Standards							
1) Fluorobenzene	8.336	96	421740	50.00	ug/L		0.00
62) Chlorobenzene-d5	11.506	117	367839	50.00	ug/L		0.00
85) 1,4-Dichlorobenzene-d4	13.871	152	214156	50.00	ug/L		0.00
System Monitoring Compounds							
39) Dibromofluoromethane	7.445	113	126624	51.65	ug/L		0.00
Spiked Amount 50.000	Range 83 - 118		Recovery = 103.30%				
49) 1,2-Dichloroethane-d4	8.037	65	124509	50.30	ug/L		0.00
Spiked Amount 50.000	Range 79 - 125		Recovery = 100.60%				
63) Toluene-d8	9.945	98	457542	46.76	ug/L		0.00
Spiked Amount 50.000	Range 85 - 112		Recovery = 93.52%				
86) 4-Bromofluorobenzene	12.725	174	165349	49.60	ug/L		0.00
Spiked Amount 50.000	Range 83 - 118		Recovery = 99.20%				
Target Compounds							Qvalue
2) Dichlorodifluoromethane	2.392	85	71535	41.62	ug/L		100
3) Chloromethane	2.721	50	74740	43.55	ug/L		98
4) Vinyl Chloride	2.861	62	80587	43.66	ug/L		99
5) 1,3-Butadiene	2.898	39	75194	49.72	ug/L		99
6) Bromomethane	3.391	94	31673	26.30	ug/L		90
7) Chloroethane	3.586	64	75571	45.52	ug/L		96
8) Trichlorofluoromethane	3.800	101	148564	39.49	ug/L		95
9) Ethyl Ether	4.306	59	52763	37.34	ug/L		98
10) 1,2-Dichlorotrifluoroe...	4.556	67	82875	42.92	ug/L		97
11) 1,1-Dichloroethene	4.556	61	101308	40.45	ug/L		98
12) Ethanol	4.556	45	57655	903.72	ug/L		75
13) Freon 113	4.623	101	63814	40.02	ug/L		93
14) Carbon Disulfide	4.605	76	158015	38.68	ug/L		100
15) Iodomethane	4.751	142	69409	46.74	ug/L		100
16) Acrolein	5.013	56	111167	231.27	ug/L		98
17) Allyl chloride	5.196	41	75992	43.87	ug/L		97
18) Methylene Chloride	5.330	49	94948	43.42	ug/L		92
19) Acetone	5.397	43	259369	237.38	ug/L		100
20) Methyl acetate	5.549	43	444900	205.86	ug/L		98
21) trans-1,2-Dichloroethene	5.556	61	97109	41.14	ug/L		97
22) Hexane	5.653	56	44603	40.56	ug/L	#	64
23) Methyl Tert Butyl Ether	5.690	73	202546	41.82	ug/L		74
24) Tert butyl alcohol	5.812	59	428671	597.17	ug/L		92
25) Acetonitrile	5.958	41	173885	443.66	ug/L		97
26) Di-isopropyl ether	6.153	45	207735	43.63	ug/L		99
27) Chloroprene	6.275	53	98093	42.94	ug/L		98
28) 1,1-Dichloroethane	6.299	63	133804	41.94	ug/L		99
29) Acrylonitrile	6.342	53	255669	242.90	ug/L		97
30) ETBE	6.580	59	214824	45.24	ug/L		98
31) Vinyl acetate	6.580	43	766255	225.58	ug/L		98
32) cis-1,2-Dichloroethene	6.946	96	76140	41.34	ug/L		97
33) 2,2-Dichloropropane	7.061	77	91420	36.79	ug/L		97
34) Bromochloromethane	7.177	128	36113	43.26	ug/L		90
35) Cyclohexane	7.202	56	100273	41.49	ug/L		100
36) Chloroform	7.250	83	135166	43.71	ug/L		99
37) Ethyl acetate	7.354	43	634507	222.56	ug/L		99
38) Tetrahydrofuran	7.439	42	55863	44.50	ug/L		100
40) Carbon Tetrachloride	7.427	117	108277	41.61	ug/L		97
41) 1,1,1-Trichloroethane	7.488	97	121286	42.34	ug/L		96
42) 2-Butanone	7.567	43	406485	248.28	ug/L		95
43) 1,1-Dichloropropene	7.634	75	95282	41.71	ug/L		98
44) tert-Butyl Formate	7.738	59	1583	1.27	ug/L		81

Quantitation Report (QT Reviewed)

Data Path : C:\msdchem\1\data\celinec\2023\April 2023\04-06-2023\VI2871\
Data File : I755533.d
Acq On : 5 Apr 2023 6:46 pm
Operator : jeniferw
Sample : ECC2865-5
Misc : MS53705,VI2871,,,,,
ALS Vial : 27 Sample Multiplier: 1

Quant Time: Apr 06 03:00:06 2023
Quant Method : C:\msdchem\1\methods\2023-03-30.m
Quant Title : SW-846 Method 5035A/8260B
QLast Update : Thu Mar 30 12:51:22 2023
Response via : Initial Calibration

	Compound	R.T.	QIon	Response	Conc	Units		Dev(Min)
45)	Propionitrile	7.884	54	254017	453.56	ug/L		99
46)	Methacrylonitrile	7.909	41	721214	469.15	ug/L		95
47)	Benzene	7.897	78	282439	41.55	ug/L		80
48)	TAME	8.006	73	191604	41.04	ug/L		100
50)	Isobutyl alcohol	8.086	42	148285	979.79	ug/L		89
51)	1,2-Dichloroethane	8.110	62	111209	43.69	ug/L		99
52)	Tert Amyl Alcohol	8.189	59	284465	450.46	ug/L		92
53)	Trichloroethene	8.525	95	76906	42.05	ug/L		90
54)	Methylcyclohexane	8.531	83	93663	40.25	ug/L		97
55)	Dibromomethane	8.970	93	52549	43.81	ug/L		96
56)	1,2-Dichloropropane	9.055	63	70563	42.97	ug/L		98
57)	Bromodichloromethane	9.116	83	103278	43.62	ug/L		96
58)	Methyl methacrylate	9.244	41	75914	46.11	ug/L		97
59)	1,4-Dioxane	9.311	88	49631	891.82	ug/L		86
60)	2-Chloroethyl vinyl ether	9.756	63	498	0.38	ug/L	#	36
61)	cis-1,3-Dichloropropene	9.756	75	101775	39.60	ug/L		95
64)	Toluene	10.000	91	296084	38.33	ug/L		97
65)	2-Nitropropane	10.201	41	207233	191.96	ug/L		97
66)	4-Methyl-2-pentanone	10.329	43	737528	212.40	ug/L		98
67)	trans-1,3-Dichloropropene	10.396	75	102634	36.60	ug/L		98
68)	Tetrachloroethene	10.408	166	81719	34.57	ug/L		97
69)	Ethyl methacrylate	10.518	69	94020	41.79	ug/L		98
70)	1,1,2-Trichloroethane	10.561	83	62129	38.75	ug/L		97
71)	Dibromochloromethane	10.762	129	82692	36.38	ug/L		96
72)	1,3-Dichloropropane	10.841	76	109981	38.65	ug/L		97
73)	1,2-Dibromoethane	11.018	107	80570	38.44	ug/L		97
74)	3,3-dimethyl-1-butanol	11.122	57	1704509	2071.14	ug/L		99
75)	2-hexanone	11.158	43	641738	222.98	ug/L		97
76)	1-Chlorohexane	11.469	91	88733	38.40	ug/L		97
77)	Ethylbenzene	11.530	91	333754	38.06	ug/L		98
78)	Chlorobenzene	11.524	112	205761	39.15	ug/L		98
79)	1,1,1,2-Tetrachloroethane	11.579	131	78758	39.19	ug/L		98
80)	m,p-Xylene	11.670	91	509989	76.01	ug/L		98
81)	o-Xylene	12.109	91	260281	38.22	ug/L		99
82)	Styrene	12.158	104	188313	37.38	ug/L		96
83)	Bromoform	12.213	173	62543	35.51	ug/L		96
84)	Isopropylbenzene	12.414	105	312051	37.91	ug/L		98
87)	cis-1,4-Dichloro-2-butene	12.761	53	26179	29.17	ug/L		96
88)	n-Propylbenzene	12.835	91	359069	36.96	ug/L		100
89)	Bromobenzene	12.853	156	83007	35.68	ug/L		89
90)	1,1,2,2-Tetrachloroethane	12.890	83	126648	38.75	ug/L		97
91)	1,3,5-Trimethylbenzene	13.018	105	253511	36.78	ug/L		100
92)	2-Chlorotoluene	13.024	91	249052	38.15	ug/L		98
93)	trans-1,4-Dichloro-2-B...	13.072	53	28554	26.71	ug/L		95
94)	1,2,3-Trichloropropane	13.048	110	39574	36.40	ug/L		97
95)	Cyclohexanone	13.109	55	47017	189.62	ug/L		89
96)	4-Chlorotoluene	13.188	91	217712	37.37	ug/L		99
97)	tert-Butylbenzene	13.353	91	135898	36.89	ug/L		99
98)	1,2,4-Trimethylbenzene	13.426	105	251067	36.62	ug/L		97
99)	Pentachloroethane	13.402	167	48406	38.48	ug/L		98
100)	sec-Butylbenzene	13.542	105	291236	36.54	ug/L		99
101)	4-Isopropyltoluene	13.676	119	250568	35.57	ug/L		99
102)	1,3-Dichlorobenzene	13.804	146	148978	37.14	ug/L		98
103)	1,2,3-Trimethylbenzene	13.883	105	254263	36.73	ug/L		96
104)	1,4-Dichlorobenzene	13.889	146	156752	37.04	ug/L		97
105)	n-Butylbenzene	14.115	92	124655	34.75	ug/L		93
106)	Benzyl Chloride	14.127	126	35291	28.41	ug/L	#	79
107)	1,2-Dichlorobenzene	14.328	146	144942	37.35	ug/L		98

Quantitation Report (QT Reviewed)

Data Path : C:\msdchem\1\data\celinec\2023\April 2023\04-06-2023\VI2871\
Data File : I755533.d
Acq On : 5 Apr 2023 6:46 pm
Operator : jeniferw
Sample : ECC2865-5
Misc : MS53705,VI2871,,,,,
ALS Vial : 27 Sample Multiplier: 1

Quant Time: Apr 06 03:00:06 2023
Quant Method : C:\msdchem\1\methods\2023-03-30.m
Quant Title : SW-846 Method 5035A/8260B
QLast Update : Thu Mar 30 12:51:22 2023
Response via : Initial Calibration

Compound	R.T.	QIon	Response	Conc	Units	Dev(Min)
108) 1,2-Dibromo-3-Chloropr...	15.084	75	33515	36.88	ug/L	93
109) Hexachlorobutadiene	15.645	225	37263	35.35	ug/L	97
110) 1,2,4-Trichlorobenzene	15.694	180	90635	35.57	ug/L	98
111) Naphthalene	15.962	128	341678	36.38	ug/L	100
112) 1,2,3-Trichlorobenzene	16.127	180	91728	36.29	ug/L	97

(#) = qualifier out of range (m) = manual integration (+) = signals summed

Quantitation Report (QT Reviewed)

Data Path : C:\msdchem\1\data\celinec\2023\April 2023\04-06-2023\VI2871\
Data File : I755533.d
Acq On : 5 Apr 2023 6:46 pm
Operator : jeniferw
Sample : ECC2865-5
Misc : MS53705,VI2871,,,,,
ALS Vial : 27 Sample Multiplier: 1

Quant Time: Apr 06 03:00:06 2023
Quant Method : C:\msdchem\1\methods\2023-03-30.m
Quant Title : SW-846 Method 5035A/8260B
QLast Update : Thu Mar 30 12:51:22 2023
Response via : Initial Calibration

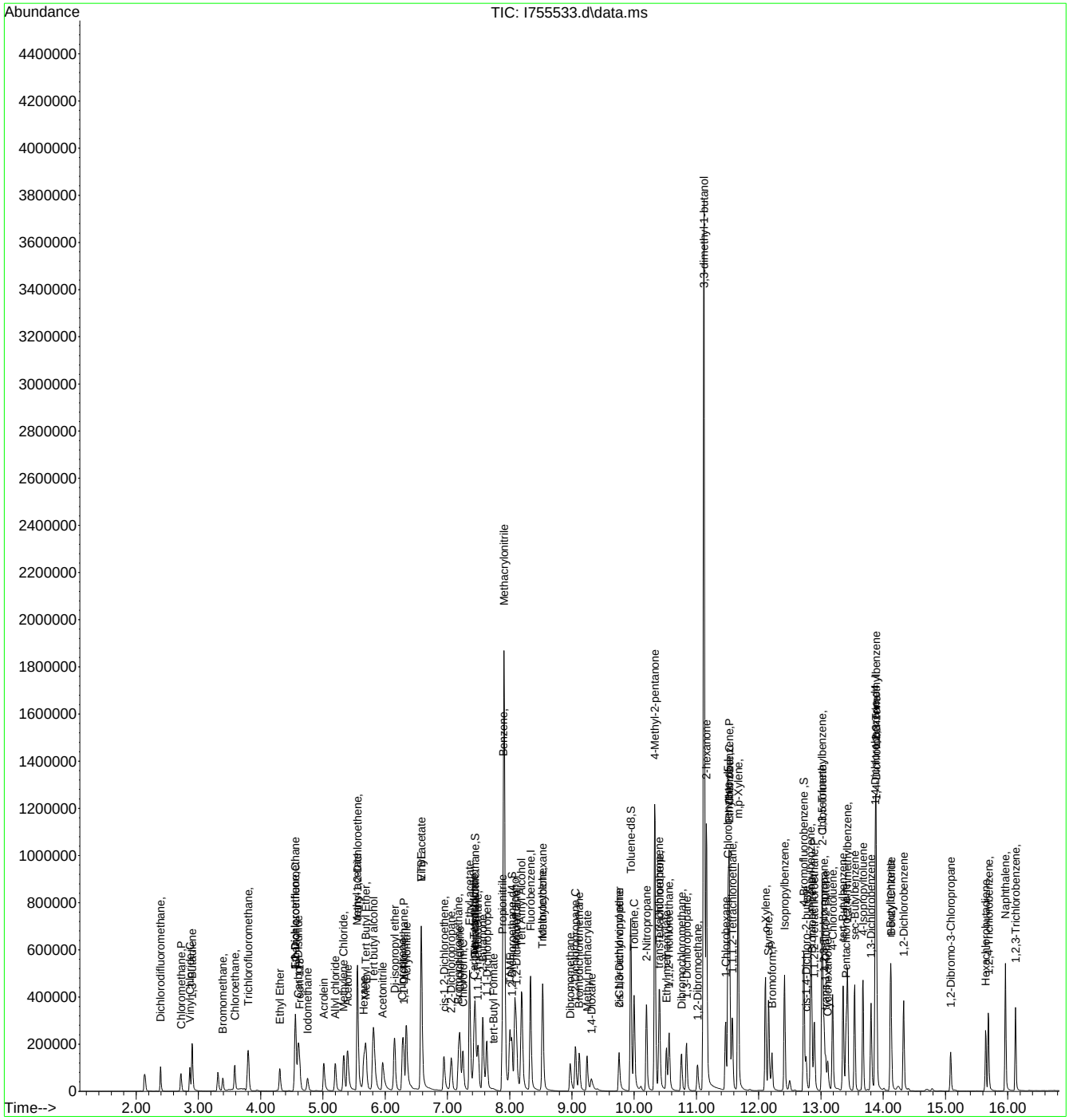

SGS -ORLANDO

MSVOA16-I-ANALYSIS LOG

DATE: 03/30/2023	**METHODS:*** 8260	**BFB:** VS2926	**pH LOT#:** (1-12 pH paper): 206722
COLUMN TYPE: RTX-VMS	**METHOD FILE:** 2023-3-16.m	**ICAL/CC:** VS2973, VS2974, VS3014,	(0-3 pH paper): 220320
DETECTOR: 5975C MSD	**CALIB. DATE:** 03/16/2023	VS3011, VS3010, VS3005, VS3021	**Ki PAPER LOT#:** 14-860 8/10/2021
INSTRUMENT: MSVOA16-i	**EM VOLTAGE:** 1271V	**ISTD/SUR:** VS2926	**AFA:** VS2942C
PURGE PRESSURE: 1.3 psi	**BFB RESPONSE:** 900095	**ICV/QC:** VS3009, VS2968, VS2997,	**SAMPLE ID VERIFIED BY:** JMW
		VS2998, VS3001, VS3022	
ANALYST: Jenifer W	**RUN ID:** VI2865	**DATA PROCESSED BY:** Jenifer W	**DATE VERIFIED:** 03/30/2023

Data File	Sample ID	Dil.	Vial #	Matrix	ALS Pos.	Sample Method	Manually Integrated Peaks Rationale, Peak#	pH	CI ?	RR	Comments
I755357	BFB	-	-	W	1	8260		-	-	-	Pass Autofind ✓
I755358	IC2865-1	-	-	W	2	8260		-	-	-	1uL→100mL ✓
I755359	IC2865-2	-	-	W	3	8260		-	-	-	5uL→100mL ✓
I755360	IC2865-3	-	-	W	4	8260		-	-	-	5uL→50mL ✓
I755361	IC2865-4	-	-	W	5	8260		-	-	-	12.5uL→50mL ✓
I755362	ICC2865-5	-	-	W	6	8260		-	-	-	20uL→50mL ✓
I755363	IC2865-6	-	-	W	7	8260		-	-	-	35uL→50mL ✓
I755364	IC2865-7	-	-	W	8	8260		-	-	-	50uL→50mL ✓
I755365	RINSE	-	-	W	9	8260		-	-	-	
I755366	IC2865-1	-	-	W	10	8260		-	-	-	1uL→100mL ✓
I755367	ICV2865-5	-	-	W	11	8260		-	-	-	20uL→50mL ✓
I755367A	CCV2865-5	-	-	W	11	8260		-	-	-	20uL→50mL ✓
I755368	BS	-	-	W	12	8260		-	-	-	12.5uL→50mL ✓
I755369	MB (AFA)	-	-	W	13	8260		-	-	-	ND ✓
I755370	FC3704-1	1X	1	W	14	8260		1	N	-	✓
I755371	FC3704-4	1X	1	W	15	8260		1	N	-	✓
I755372	FC3745-2	1X	1	W	16	8260		1	N	-	✓
I755373	FC3704-2	1X	7	W	17	8260		1	N	-	✓
I755374	FC3704-3	1X	5	W	18	8260		1	N	-	✓
I755375	FC3704-5	1X	7	W	19	8260		1	N	-	✓
I755376	FC3704-6	1X	7	W	20	8260		1	N	-	AFA ✓
I755377	FC3704-7	1X	7	W	21	8260		1	N	-	✓
I755378	FC3745-1	1X	1	W	22	8260		1	N	-	✓
I755379	FC3795-6	1X	1	W	23	8260		1	N	-	✓
I755380	FC3795-7	1X	2	W	24	8260		1	N	-	✓
I755381	FC3795-8	1X	6	W	25	8260		1	N	-	BUBBLE > 6mm
I755382	FC3795-9	1X	1	W	26	8260		1	N	-	✓
I755383	FC3704-2MS	5X	7	W	27	8260		1	N	-	20mL→100mL, spike 12.5uL→50mL ✓
I755384	FC3704-2MSD	5X	7	W	28	8260		1	N	-	20mL→100mL, spike 12.5uL→50mL ✓
I755385	ECC2865-5	-	-	W	29	8260		-	-	-	20uL→50mL ✓

Analyst's Signature: Jenifer Wilt

SGS -ORLANDO

MSVOA16-I-ANALYSIS LOG

DATE: 04/05/2023	**METHODS:*** 8260	**BFB:** VS2926	**pH LOT#:** (1-12 pH paper): 206722
COLUMN TYPE: RTX-VMS	**METHOD FILE:** 2023-3-30.m	**ICAL/CC:** VS3027, VS3028, VS3033	(0-3 pH paper): 220320
DETECTOR: 5975C MSD	**CALIB. DATE:** 03/30/2023	VS3011, VS3010, VS3005, VS3031	**KI PAPER LOT#:** 14-860 5/09/2022
INSTRUMENT: MSVOA16-I	**EM VOLTAGE:** 1271V	**ISTD/SUR:** VS2926	**AFA:** VS2942D
PURGE PRESSURE: 1.3 psi	**BFB RESPONSE:** 881392	**ICV/QC:** VS3009, VS3030, VS2997,	**SAMPLE ID VERIFIED BY:** JMW
		VS3036, VS3029, VS3032	
ANALYST: Jenifer W	**RUN ID:** VI2871	**DATA PROCESSED BY:** Jenifer W/Celine C.	**DATE VERIFIED:** 04/05/2023

Data File	Sample ID	Dil.	Vial #	Matrix	ALS Pos.	Sample Method	Manually Integrated Peaks Rationale, Peak#	pH	CI ?	RR	Comments
I755507	BFB	-	-	W	1	8260		-	-	-	Pass Autofind ✓
I755508	CC2865-5	-	-	W	2	8260		-	-	-	20uL→50mL ✓
I755509	BS	-	-	W	3	8260		-	-	-	12.5uL→50mL ✓
I755510	FC3855-6MS	1x	2	W	4	8260		1	N	-	10.5uL→40mL ✓
I755511	FC3855-6MSD	1x	3	W	5	8260		1	N	-	10.5uL→40mL ✓
I755512	MB	-	-	W	6	8260		-	-	-	AFA, ND ✓
I755513	FC3859-7	1x	1	W	7	8260		1	N	-	ND ✓
I755514	FC3855-8	1x	2	W	8	8260		1	N	-	ND ✓
I755515	FC3855-6	1x	4	W	9	8260		1	N	-	ND ✓
I755516	FC3855-1	1x	2	W	10	8260		1	N	-	✓
I755517	FC3855-2	1x	2	W	11	8260		1	N	-	AFA; Filtered. ✓
I755518	FC3855-3	1x	2	W	12	8260		1	N	-	✓
I755519	FC3855-4	1x	2	W	13	8260		1	N	-	✓
I755520	FC3855-5	1x	2	W	14	8260		1	N	-	AFA, ND ✓
I755521	FC3855-7	1x	2	W	15	8260		1	N	-	ND ✓
I755522	FC3795-10	1x	5	W	16	8260		1	N	-	✓
I755523	FC3795-11	1x	3	W	17	8260		1	N	-	✓
I755524	FC3795-12	1x	4	W	18	8260		1	N	-	✓
I755525	FC3795-13	1x	3	W	19	8260		1	N	-	✓
I755526	FC3795-14	1x	3	W	20	8260		1	N	-	AFA ✓
I755527	FC3795-15	1x	3	W	21	8260		1	N	-	AFA ✓
I755528	FC3795-17	1x	3	W	22	8260		1	N	-	ND ✓
I755529	FC3859-6	1x	1	W	23	8260		1	N	-	ND ✓
I755530	FC3859-1	1x	2	W	24	8260		1	N	-	AFA, ND ✓
I755531	FC3859-2	1x	2	W	25	8260		1	N	-	AFA, ND ✓
I755532	FC3859-5	1x	2	W	26	8260		1	N	-	AFA, ND ✓
I755533	ECC2865-5	-	-	W	27	8260		-	-	-	20uL→50mL ✓

Run Sequence: VI2871

Analyst's Signature: Jenifer Wells

This page intentionally left blank.

Appendix F-2
2023 Quarter 2 Laboratory Data Package

This page intentionally left blank.

The results set forth herein are provided by SGS North America Inc.

e-Hardcopy 2.0
Automated Report

Technical Report for

Bhate Environmental

Griffiss AFB; Rome, NY

GRFIS-BECOS

SGS Job Number: FC7171

Sampling Dates: 06/19/23 - 06/20/23



Report to:

Bhate Environmental
1608 13th Ave S Suite 300
Birmingham, AL 35205
dbadio@bhate.com

ATTN: David Badio

Total number of pages in report: **798**

Test results contained within this data package meet the requirements of the National Environmental Laboratory Accreditation Program and/or state specific certification programs as applicable unless noted in the narrative, comments or footnotes.

Norm Farmer
Technical Director

Client Service contact: Jean Dent-Smith 407-425-6700

Certifications: FL(E83510), LA(03051), KS(E-10327), NC(573), NJ(FL002), NY(12022), SC(96038001) DoD ELAP(ANAB L2229), AZ(AZ0806), CA(2937), TX(T104704404), PA(68-03573), VA(460177), AL, AK, AR, CT, IA, KY, MA, MI. MS, ND, NH, NV, OK, OR, IL, UT, VT, WA, WI, WV

This report shall not be reproduced, except in its entirety, without the written approval of SGS.
Test results relate only to samples analyzed.

SGS is the sole authority for authorizing edits or modifications to this document.
Unauthorized modification of this report is strictly prohibited.
Review standard terms at: http://www.sgs.com/en/terms-and-conditions

Please share your ideas about how we can serve you better at:
EHS.US.CustomerCare@sgs.com

Sections: 1 2 3 4 5 6 7

Table of Contents

Section 1: Sample Summary **3**
Section 2: Case Narrative/Conformance Summary **5**
Section 3: Summary of Hits **6**
Section 4: Sample Results **9**
4.1: FC7171-1: 789-AB01_0623-D 10
4.2: FC7171-2: 789-TB01_0623-C 13
4.3: FC7171-3: 789MW-102_0623 16
4.4: FC7171-4: 789MW-135_0623 19
4.5: FC7171-5: 789MW-216_0623 22
4.6: FC7171-6: 789MW-216_0623-A 25
4.7: FC7171-7: 789MW-222_0623 28
4.8: FC7171-8: 789MW-251_0623 31
4.9: FC7171-9: 789MW-46R_0623 34
4.10: FC7171-10: 789MW-83_0623 37
4.11: FC7171-11: 789MW-95_0623 40
4.12: FC7171-12: 789MW-98_0623 43
4.13: FC7171-13: 789MW-99_0623 46
4.14: FC7171-14: 789SW-01_0623 49
4.15: FC7171-15: 789SW-02_0623 52
4.16: FC7171-16: 789SW-03_0623 55
Section 5: Misc. Forms **58**
5.1: Chain of Custody 59
5.2: QC Evaluation: DOD QSM5.x Limits 62
Section 6: MS Volatiles - QC Data Summaries **78**
6.1: Method Blank Summary 79
6.2: Blank Spike Summary 86
6.3: Matrix Spike/Matrix Spike Duplicate Summary 93
6.4: Instrument Performance Checks (BFB) 100
6.5: Internal Standard Area Summaries 109
6.6: Surrogate Recovery Summaries 114
6.7: Initial and Continuing Calibration Summaries 115
6.8: Run Sequence Reports 171
Section 7: MS Volatiles - Raw Data **177**
7.1: Samples 178
7.2: Method Blanks 274
7.3: Blank Spikes 283
7.4: Matrix Spike/Matrix Spike Duplicates 302
7.5: Instrument Performance Checks (BFB) 344
7.6: Initial and Continuing Calibrations 350
7.7: Instrument Run Logs 793

SGS North America Inc.

Sample Summary

Bhate Environmental

Job No: FC7171

Griffiss AFB; Rome, NY
Project No: GRFIS-BECOS

Sample Number	Collected Date	Time	By	Received	Matrix Code	Type	Client Sample ID
FC7171-1	06/20/23	10:00	BP	06/21/23	AQ	Water	789-AB01_0623-D
FC7171-2	06/19/23	07:30	BP	06/21/23	AQ	Trip Blank Water	789-TB01_0623-C
FC7171-3	06/20/23	09:30	BP	06/21/23	AQ	Ground Water	789MW-102_0623
FC7171-4	06/19/23	15:30	BP	06/21/23	AQ	Ground Water	789MW-135_0623
FC7171-5	06/19/23	16:30	BP	06/21/23	AQ	Ground Water	789MW-216_0623
FC7171-6	06/19/23	16:30	BP	06/21/23	AQ	Ground Water	789MW-216_0623-A
FC7171-7	06/19/23	14:30	BP	06/21/23	AQ	Ground Water	789MW-222_0623
FC7171-7D	06/19/23	14:30	BP	06/21/23	AQ	Water Dup/MSD	789MW-222_0623
FC7171-7S	06/19/23	14:30	BP	06/21/23	AQ	Water Matrix Spike	789MW-222_0623
FC7171-8	06/19/23	17:30	BP	06/21/23	AQ	Ground Water	789MW-251_0623
FC7171-9	06/19/23	12:30	BP	06/21/23	AQ	Ground Water	789MW-46R_0623
FC7171-10	06/19/23	16:00	BP	06/21/23	AQ	Ground Water	789MW-83_0623
FC7171-11	06/19/23	17:00	BP	06/21/23	AQ	Ground Water	789MW-95_0623

Sample Summary
(continued)

Bhate Environmental

Job No: FC7171

Griffiss AFB; Rome, NY
Project No: GRFIS-BECOS

Sample Number	Collected Date	Time	By	Received	Matrix Code	Matrix Type	Client Sample ID
FC7171-12	06/19/23	18:00	BP	06/21/23	AQ	Ground Water	789MW-98_0623
FC7171-13	06/19/23	11:00	BP	06/21/23	AQ	Ground Water	789MW-99_0623
FC7171-14	06/20/23	08:00	BP	06/21/23	AQ	Surface Water	789SW-01_0623
FC7171-15	06/20/23	08:30	BP	06/21/23	AQ	Surface Water	789SW-02_0623
FC7171-16	06/20/23	09:00	BP	06/21/23	AQ	Surface Water	789SW-03_0623

SAMPLE DELIVERY GROUP CASE NARRATIVE

Client: Bhate Environmental **Job No:** FC7171

Site: Griffiss AFB; Rome, NY **Report Date:** 6/30/2023 11:19:17 AM

On 06/21/2023, 15 Sample(s), 1 Trip Blank(s) and 0 Field Blank(s) were received at SGS North America Inc - Orlando. at a maximum corrected temperature of 3.8 C. Samples were intact and chemically preserved, unless noted below. A SGS North America Inc. - Orlando Job Number of FC7171 was assigned to the project.

Laboratory sample ID, client sample ID and dates of sample collection are detailed in the report's Results Summary Section. Specified quality control criteria were achieved for this job except as noted below. For more information, please refer to the analytical results and QC summary pages.

MS Volatiles By Method SW846 8260D

Matrix: AQ **Batch ID:** V1A1848

Sample(s) FC7070-1MS, FC7070-1MSD were used as the QC samples indicated.

V1A1848-MB: Sample was treated with an anti-foaming agent.

Matrix: AQ **Batch ID:** V5E1812

Sample(s) FC7241-2MS, FC7241-2MSD were used as the QC samples indicated.

Blank Spike Recovery(s) for trans-1,3-Dichloropropene are outside control limits.

Matrix Spike Recovery(s) for Ethylbenzene, trans-1,3-Dichloropropene are outside control limits. Probable cause is due to matrix interference.

Matrix Spike Duplicate Recovery(s) for Ethylbenzene, trans-1,3-Dichloropropene are outside control limits. Probable cause is due to matrix interference.

V5E1812-MB: Sample was treated with an anti-foaming agent.

FC7171-4 for Chloroethane: Associated CCV outside of DOD QSM control limits high, sample is ND.

Matrix: AQ **Batch ID:** VI2955

Sample(s) FC7171-7MS, FC7171-7MSD were used as the QC samples indicated.

Matrix Spike Recovery(s) for Methyl Bromide are outside control limits. Probable cause is due to matrix interference.

RPD(s) for MSD for Methyl Bromide are outside control limits for sample FC7171-7MSD. Probable cause is due to sample non-homogeneity.

FC7171-4: Confirmation run.

SGS North America Inc. - Orlando certifies that data reported for samples received, listed on the associated custody chain or analytical task order, were produced to specifications meeting the Quality System precision, accuracy and completeness objectives except as noted. Estimated non-standard method measurement uncertainty data is available on request, based on quality control bias and implicit for standard methods. Acceptable uncertainty requires tested parameter quality control data to meet method criteria. SGS North America Inc.- Orlando is not responsible for data quality assumptions if partial reports are used and recommends that this report be used in its entirety.

Narrative prepared by:

_____

Kim Benham, Client Services *(Signature on File)*

Summary of Hits

Job Number: FC7171
Account: Bhate Environmental
Project: Griffiss AFB; Rome, NY
Collected: 06/19/23 thru 06/20/23

Lab Sample ID / Analyte	Client Sample ID	Result/ Qual	LOQ	LOD	Units	Method
FC7171-1	**789-AB01_0623-D**					
No hits reported in this sample.						
FC7171-2	**789-TB01_0623-C**					
No hits reported in this sample.						
FC7171-3	**789MW-102_0623**					
Benzene		71.0	10	5.0	ug/l	SW846 8260D
n-Butylbenzene		70.0	10	5.0	ug/l	SW846 8260D
sec-Butylbenzene		52.2	10	5.0	ug/l	SW846 8260D
tert-Butylbenzene		4.4 J	10	5.0	ug/l	SW846 8260D
Ethylbenzene		377	10	5.0	ug/l	SW846 8260D
Isopropylbenzene		64.1	10	5.0	ug/l	SW846 8260D
p-Isopropyltoluene		53.3	10	5.0	ug/l	SW846 8260D
Methylene Chloride		28.8 J	50	40	ug/l	SW846 8260D
Naphthalene		398	50	20	ug/l	SW846 8260D
n-Propylbenzene		154	10	5.0	ug/l	SW846 8260D
Toluene		18.3	10	5.0	ug/l	SW846 8260D
1,2,4-Trimethylbenzene		2100	50	25	ug/l	SW846 8260D
1,3,5-Trimethylbenzene		383	10	5.0	ug/l	SW846 8260D
m,p-Xylene		1170	20	10	ug/l	SW846 8260D
o-Xylene		36.2	10	5.0	ug/l	SW846 8260D
Xylene (total)		1210	30	15	ug/l	SW846 8260D
FC7171-4	**789MW-135_0623**					
No hits reported in this sample.						
FC7171-5	**789MW-216_0623**					
Naphthalene		1.2 J	5.0	2.0	ug/l	SW846 8260D
FC7171-6	**789MW-216_0623-A**					
sec-Butylbenzene		0.42 J	1.0	0.50	ug/l	SW846 8260D
Naphthalene		1.3 J	5.0	2.0	ug/l	SW846 8260D
1,2,4-Trimethylbenzene		0.53 J	1.0	0.50	ug/l	SW846 8260D
FC7171-7	**789MW-222_0623**					
No hits reported in this sample.						

Summary of Hits

Job Number: FC7171
Account: Bhate Environmental
Project: Griffiss AFB; Rome, NY
Collected: 06/19/23 thru 06/20/23

Lab Sample ID / Analyte	Client Sample ID	Result/ Qual	LOQ	LOD	Units	Method
FC7171-8	**789MW-251_0623**					
No hits reported in this sample.						
FC7171-9	**789MW-46R_0623**					
No hits reported in this sample.						
FC7171-10	**789MW-83_0623**					
No hits reported in this sample.						
FC7171-11	**789MW-95_0623**					
No hits reported in this sample.						
FC7171-12	**789MW-98_0623**					
Acetone		190	130	100	ug/l	SW846 8260D
Benzene		14.7	5.0	2.5	ug/l	SW846 8260D
n-Butylbenzene		14.7	5.0	2.5	ug/l	SW846 8260D
sec-Butylbenzene		11.3	5.0	2.5	ug/l	SW846 8260D
Ethylbenzene		23.4	5.0	2.5	ug/l	SW846 8260D
Isopropylbenzene		11.6	5.0	2.5	ug/l	SW846 8260D
p-Isopropyltoluene		9.9	5.0	2.5	ug/l	SW846 8260D
Methylene Chloride		13.7 J	25	20	ug/l	SW846 8260D
Naphthalene		30.5	25	10	ug/l	SW846 8260D
n-Propylbenzene		30.6	5.0	2.5	ug/l	SW846 8260D
1,2,4-Trimethylbenzene		265	5.0	2.5	ug/l	SW846 8260D
1,3,5-Trimethylbenzene		81.8	5.0	2.5	ug/l	SW846 8260D
m,p-Xylene		121	10	5.0	ug/l	SW846 8260D
o-Xylene		6.1	5.0	2.5	ug/l	SW846 8260D
Xylene (total)		127	15	7.5	ug/l	SW846 8260D
FC7171-13	**789MW-99_0623**					
Benzene		1.4	1.0	0.50	ug/l	SW846 8260D
sec-Butylbenzene		1.3	1.0	0.50	ug/l	SW846 8260D
Ethylbenzene		1.9	1.0	0.50	ug/l	SW846 8260D
Isopropylbenzene		1.1	1.0	0.50	ug/l	SW846 8260D
p-Isopropyltoluene		0.31 J	1.0	0.50	ug/l	SW846 8260D
Naphthalene		3.0 J	5.0	2.0	ug/l	SW846 8260D
Toluene		1.2	1.0	0.50	ug/l	SW846 8260D

Summary of Hits

Job Number: FC7171
Account: Bhate Environmental
Project: Griffiss AFB; Rome, NY
Collected: 06/19/23 thru 06/20/23

Lab Sample ID / Analyte	Client Sample ID	Result/ Qual	LOQ	LOD	Units	Method
FC7171-14	**789SW-01_0623**					
Chloroform		0.34 J	1.0	0.50	ug/l	SW846 8260D
FC7171-15	**789SW-02_0623**					
No hits reported in this sample.						
FC7171-16	**789SW-03_0623**					
Benzene		1.5	1.0	0.50	ug/l	SW846 8260D

Sample Results

Report of Analysis

SGS North America Inc.

Report of Analysis

Client Sample ID: 789-AB01_0623-D
Lab Sample ID: FC7171-1
Matrix: AQ - Water
Method: SW846 8260D
Project: Griffiss AFB; Rome, NY

Date Sampled: 06/20/23
Date Received: 06/21/23
Percent Solids: n/a

	File ID	DF	Analyzed	By	Prep Date	Prep Batch	Analytical Batch
Run #1	I757485.D	1	06/26/23 14:23	JL	n/a	n/a	VI2955
Run #2							

	Purge Volume
Run #1	5.0 ml
Run #2	

VOA 8260 List

CAS No.	Compound	Result	LOQ	LOD	DL	Units	Q
67-64-1	Acetone	20 U	25	20	10	ug/l	
71-43-2	Benzene	0.50 U	1.0	0.50	0.31	ug/l	
108-86-1	Bromobenzene	0.50 U	1.0	0.50	0.37	ug/l	
74-97-5	Bromochloromethane	0.50 U	1.0	0.50	0.45	ug/l	
75-27-4	Bromodichloromethane	0.50 U	1.0	0.50	0.24	ug/l	
75-25-2	Bromoform	0.50 U	1.0	0.50	0.41	ug/l	
78-93-3	2-Butanone (MEK)	3.5 U	5.0	3.5	2.0	ug/l	
104-51-8	n-Butylbenzene	0.50 U	1.0	0.50	0.23	ug/l	
135-98-8	sec-Butylbenzene	0.50 U	1.0	0.50	0.24	ug/l	
98-06-6	tert-Butylbenzene	0.50 U	1.0	0.50	0.31	ug/l	
75-15-0	Carbon Disulfide	1.0 U	2.0	1.0	0.53	ug/l	
56-23-5	Carbon Tetrachloride	0.50 U	1.0	0.50	0.36	ug/l	
108-90-7	Chlorobenzene	0.50 U	1.0	0.50	0.20	ug/l	
75-00-3	Chloroethane	1.0 U	2.0	1.0	0.67	ug/l	
67-66-3	Chloroform	0.50 U	1.0	0.50	0.30	ug/l	
95-49-8	o-Chlorotoluene	0.50 U	1.0	0.50	0.22	ug/l	
106-43-4	p-Chlorotoluene	0.50 U	1.0	0.50	0.31	ug/l	
124-48-1	Dibromochloromethane	0.50 U	1.0	0.50	0.28	ug/l	
96-12-8	1,2-Dibromo-3-chloropropane	2.0 U	5.0	2.0	1.0	ug/l	
106-93-4	1,2-Dibromoethane	1.0 U	2.0	1.0	0.28	ug/l	
75-71-8	Dichlorodifluoromethane	1.0 U	2.0	1.0	0.50	ug/l	
95-50-1	1,2-Dichlorobenzene	0.50 U	1.0	0.50	0.32	ug/l	
541-73-1	1,3-Dichlorobenzene	0.50 U	1.0	0.50	0.22	ug/l	
106-46-7	1,4-Dichlorobenzene	0.50 U	1.0	0.50	0.26	ug/l	
75-34-3	1,1-Dichloroethane	0.50 U	1.0	0.50	0.34	ug/l	
107-06-2	1,2-Dichloroethane	0.50 U	1.0	0.50	0.31	ug/l	
75-35-4	1,1-Dichloroethylene	0.50 U	1.0	0.50	0.32	ug/l	
156-59-2	cis-1,2-Dichloroethylene	0.50 U	1.0	0.50	0.28	ug/l	
156-60-5	trans-1,2-Dichloroethylene	0.50 U	1.0	0.50	0.22	ug/l	
540-59-0	1,2-Dichloroethene (total)	1.0 U	2.0	1.0	0.50	ug/l	
78-87-5	1,2-Dichloropropane	0.50 U	1.0	0.50	0.43	ug/l	
142-28-9	1,3-Dichloropropane	0.50 U	1.0	0.50	0.31	ug/l	

U = Not detected LOD = Limit of Detection
LOQ = Limit of Quantitation DL = Detection Limit
E = Indicates value exceeds calibration range

J = Indicates an estimated value
B = Indicates analyte found in associated method blank
N = Indicates presumptive evidence of a compound

Report of Analysis

Client Sample ID: 789-AB01_0623-D
Lab Sample ID: FC7171-1
Matrix: AQ - Water
Method: SW846 8260D
Project: Griffiss AFB; Rome, NY

Date Sampled: 06/20/23
Date Received: 06/21/23
Percent Solids: n/a

VOA 8260 List

CAS No.	Compound	Result	LOQ	LOD	DL	Units	Q
594-20-7	2,2-Dichloropropane	0.50 U	1.0	0.50	0.24	ug/l	
563-58-6	1,1-Dichloropropene	0.50 U	1.0	0.50	0.34	ug/l	
10061-01-5	cis-1,3-Dichloropropene	0.50 U	1.0	0.50	0.29	ug/l	
10061-02-6	trans-1,3-Dichloropropene	0.50 U	1.0	0.50	0.21	ug/l	
100-41-4	Ethylbenzene	0.50 U	1.0	0.50	0.36	ug/l	
87-68-3	Hexachlorobutadiene	1.0 U	2.0	1.0	0.30	ug/l	
591-78-6	2-Hexanone	5.0 U	10	5.0	2.0	ug/l	
98-82-8	Isopropylbenzene	0.50 U	1.0	0.50	0.22	ug/l	
99-87-6	p-Isopropyltoluene	0.50 U	1.0	0.50	0.21	ug/l	
74-83-9	Methyl Bromide	4.0 U	5.0	4.0	2.0	ug/l	
74-87-3	Methyl Chloride	1.0 U	2.0	1.0	0.50	ug/l	
74-95-3	Methylene Bromide	0.50 U	2.0	0.50	0.37	ug/l	
75-09-2	Methylene Chloride	4.0 U	5.0	4.0	2.0	ug/l	
108-10-1	4-Methyl-2-pentanone (MIBK)	2.0 U	5.0	2.0	1.0	ug/l	
1634-04-4	Methyl Tert Butyl Ether	0.50 U	1.0	0.50	0.23	ug/l	
91-20-3	Naphthalene	2.0 U	5.0	2.0	1.0	ug/l	
103-65-1	n-Propylbenzene	0.50 U	1.0	0.50	0.29	ug/l	
100-42-5	Styrene	0.50 U	1.0	0.50	0.22	ug/l	
630-20-6	1,1,1,2-Tetrachloroethane	0.50 U	1.0	0.50	0.28	ug/l	
79-34-5	1,1,2,2-Tetrachloroethane	0.50 U	1.0	0.50	0.30	ug/l	
127-18-4	Tetrachloroethylene	0.50 U	1.0	0.50	0.22	ug/l	
108-88-3	Toluene	0.50 U	1.0	0.50	0.30	ug/l	
87-61-6	1,2,3-Trichlorobenzene	1.0 U	2.0	1.0	0.61	ug/l	
120-82-1	1,2,4-Trichlorobenzene	1.0 U	2.0	1.0	0.50	ug/l	
71-55-6	1,1,1-Trichloroethane	0.50 U	1.0	0.50	0.25	ug/l	
79-00-5	1,1,2-Trichloroethane	0.50 U	1.0	0.50	0.47	ug/l	
79-01-6	Trichloroethylene	0.50 U	1.0	0.50	0.35	ug/l	
75-69-4	Trichlorofluoromethane	1.0 U	2.0	1.0	0.50	ug/l	
96-18-4	1,2,3-Trichloropropane	1.0 U	2.0	1.0	0.63	ug/l	
95-63-6	1,2,4-Trimethylbenzene	0.50 U	1.0	0.50	0.32	ug/l	
108-67-8	1,3,5-Trimethylbenzene	0.50 U	1.0	0.50	0.27	ug/l	
108-05-4	Vinyl Acetate	5.0 U	10	5.0	2.0	ug/l	
75-01-4	Vinyl Chloride	0.50 U	1.0	0.50	0.41	ug/l	
	m,p-Xylene	1.0 U	2.0	1.0	0.47	ug/l	
95-47-6	o-Xylene	0.50 U	1.0	0.50	0.26	ug/l	
1330-20-7	Xylene (total)	1.5 U	3.0	1.5	0.72	ug/l	

CAS No.	Surrogate Recoveries	Run# 1	Run# 2	Limits
1868-53-7	Dibromofluoromethane	98%		83-118%

U = Not detected LOD = Limit of Detection
LOQ = Limit of Quantitation DL = Detection Limit
E = Indicates value exceeds calibration range

J = Indicates an estimated value
B = Indicates analyte found in associated method blank
N = Indicates presumptive evidence of a compound

Report of Analysis

Client Sample ID:	789-AB01_0623-D		
Lab Sample ID:	FC7171-1	**Date Sampled:**	06/20/23
Matrix:	AQ - Water	**Date Received:**	06/21/23
Method:	SW846 8260D	**Percent Solids:**	n/a
Project:	Griffiss AFB; Rome, NY		

VOA 8260 List

CAS No.	Surrogate Recoveries	Run# 1	Run# 2	Limits
17060-07-0	1,2-Dichloroethane-D4	102%		79-125%
2037-26-5	Toluene-D8	99%		85-112%
460-00-4	4-Bromofluorobenzene	101%		83-118%

U = Not detected LOD = Limit of Detection J = Indicates an estimated value
LOQ = Limit of Quantitation DL = Detection Limit B = Indicates analyte found in associated method blank
E = Indicates value exceeds calibration range N = Indicates presumptive evidence of a compound

SGS North America Inc.

Report of Analysis

Client Sample ID: 789-TB01_0623-C
Lab Sample ID: FC7171-2
Matrix: AQ - Trip Blank Water
Method: SW846 8260D
Project: Griffiss AFB; Rome, NY

Date Sampled: 06/19/23
Date Received: 06/21/23
Percent Solids: n/a

	File ID	DF	Analyzed	By	Prep Date	Prep Batch	Analytical Batch
Run #1	I757483.D	1	06/26/23 13:34	JL	n/a	n/a	VI2955
Run #2							

	Purge Volume
Run #1	5.0 ml
Run #2	

VOA 8260 List

CAS No.	Compound	Result	LOQ	LOD	DL	Units	Q
67-64-1	Acetone	20 U	25	20	10	ug/l	
71-43-2	Benzene	0.50 U	1.0	0.50	0.31	ug/l	
108-86-1	Bromobenzene	0.50 U	1.0	0.50	0.37	ug/l	
74-97-5	Bromochloromethane	0.50 U	1.0	0.50	0.45	ug/l	
75-27-4	Bromodichloromethane	0.50 U	1.0	0.50	0.24	ug/l	
75-25-2	Bromoform	0.50 U	1.0	0.50	0.41	ug/l	
78-93-3	2-Butanone (MEK)	3.5 U	5.0	3.5	2.0	ug/l	
104-51-8	n-Butylbenzene	0.50 U	1.0	0.50	0.23	ug/l	
135-98-8	sec-Butylbenzene	0.50 U	1.0	0.50	0.24	ug/l	
98-06-6	tert-Butylbenzene	0.50 U	1.0	0.50	0.31	ug/l	
75-15-0	Carbon Disulfide	1.0 U	2.0	1.0	0.53	ug/l	
56-23-5	Carbon Tetrachloride	0.50 U	1.0	0.50	0.36	ug/l	
108-90-7	Chlorobenzene	0.50 U	1.0	0.50	0.20	ug/l	
75-00-3	Chloroethane	1.0 U	2.0	1.0	0.67	ug/l	
67-66-3	Chloroform	0.50 U	1.0	0.50	0.30	ug/l	
95-49-8	o-Chlorotoluene	0.50 U	1.0	0.50	0.22	ug/l	
106-43-4	p-Chlorotoluene	0.50 U	1.0	0.50	0.31	ug/l	
124-48-1	Dibromochloromethane	0.50 U	1.0	0.50	0.28	ug/l	
96-12-8	1,2-Dibromo-3-chloropropane	2.0 U	5.0	2.0	1.0	ug/l	
106-93-4	1,2-Dibromoethane	1.0 U	2.0	1.0	0.28	ug/l	
75-71-8	Dichlorodifluoromethane	1.0 U	2.0	1.0	0.50	ug/l	
95-50-1	1,2-Dichlorobenzene	0.50 U	1.0	0.50	0.32	ug/l	
541-73-1	1,3-Dichlorobenzene	0.50 U	1.0	0.50	0.22	ug/l	
106-46-7	1,4-Dichlorobenzene	0.50 U	1.0	0.50	0.26	ug/l	
75-34-3	1,1-Dichloroethane	0.50 U	1.0	0.50	0.34	ug/l	
107-06-2	1,2-Dichloroethane	0.50 U	1.0	0.50	0.31	ug/l	
75-35-4	1,1-Dichloroethylene	0.50 U	1.0	0.50	0.32	ug/l	
156-59-2	cis-1,2-Dichloroethylene	0.50 U	1.0	0.50	0.28	ug/l	
156-60-5	trans-1,2-Dichloroethylene	0.50 U	1.0	0.50	0.22	ug/l	
540-59-0	1,2-Dichloroethene (total)	1.0 U	2.0	1.0	0.50	ug/l	
78-87-5	1,2-Dichloropropane	0.50 U	1.0	0.50	0.43	ug/l	
142-28-9	1,3-Dichloropropane	0.50 U	1.0	0.50	0.31	ug/l	

U = Not detected LOD = Limit of Detection
LOQ = Limit of Quantitation DL = Detection Limit
E = Indicates value exceeds calibration range

J = Indicates an estimated value
B = Indicates analyte found in associated method blank
N = Indicates presumptive evidence of a compound

Report of Analysis

Client Sample ID: 789-TB01_0623-C
Lab Sample ID: FC7171-2
Matrix: AQ - Trip Blank Water
Method: SW846 8260D
Project: Griffiss AFB; Rome, NY

Date Sampled: 06/19/23
Date Received: 06/21/23
Percent Solids: n/a

VOA 8260 List

CAS No.	Compound	Result	LOQ	LOD	DL	Units	Q
594-20-7	2,2-Dichloropropane	0.50 U	1.0	0.50	0.24	ug/l	
563-58-6	1,1-Dichloropropene	0.50 U	1.0	0.50	0.34	ug/l	
10061-01-5	cis-1,3-Dichloropropene	0.50 U	1.0	0.50	0.29	ug/l	
10061-02-6	trans-1,3-Dichloropropene	0.50 U	1.0	0.50	0.21	ug/l	
100-41-4	Ethylbenzene	0.50 U	1.0	0.50	0.36	ug/l	
87-68-3	Hexachlorobutadiene	1.0 U	2.0	1.0	0.30	ug/l	
591-78-6	2-Hexanone	5.0 U	10	5.0	2.0	ug/l	
98-82-8	Isopropylbenzene	0.50 U	1.0	0.50	0.22	ug/l	
99-87-6	p-Isopropyltoluene	0.50 U	1.0	0.50	0.21	ug/l	
74-83-9	Methyl Bromide	4.0 U	5.0	4.0	2.0	ug/l	
74-87-3	Methyl Chloride	1.0 U	2.0	1.0	0.50	ug/l	
74-95-3	Methylene Bromide	0.50 U	2.0	0.50	0.37	ug/l	
75-09-2	Methylene Chloride	4.0 U	5.0	4.0	2.0	ug/l	
108-10-1	4-Methyl-2-pentanone (MIBK)	2.0 U	5.0	2.0	1.0	ug/l	
1634-04-4	Methyl Tert Butyl Ether	0.50 U	1.0	0.50	0.23	ug/l	
91-20-3	Naphthalene	2.0 U	5.0	2.0	1.0	ug/l	
103-65-1	n-Propylbenzene	0.50 U	1.0	0.50	0.29	ug/l	
100-42-5	Styrene	0.50 U	1.0	0.50	0.22	ug/l	
630-20-6	1,1,1,2-Tetrachloroethane	0.50 U	1.0	0.50	0.28	ug/l	
79-34-5	1,1,2,2-Tetrachloroethane	0.50 U	1.0	0.50	0.30	ug/l	
127-18-4	Tetrachloroethylene	0.50 U	1.0	0.50	0.22	ug/l	
108-88-3	Toluene	0.50 U	1.0	0.50	0.30	ug/l	
87-61-6	1,2,3-Trichlorobenzene	1.0 U	2.0	1.0	0.61	ug/l	
120-82-1	1,2,4-Trichlorobenzene	1.0 U	2.0	1.0	0.50	ug/l	
71-55-6	1,1,1-Trichloroethane	0.50 U	1.0	0.50	0.25	ug/l	
79-00-5	1,1,2-Trichloroethane	0.50 U	1.0	0.50	0.47	ug/l	
79-01-6	Trichloroethylene	0.50 U	1.0	0.50	0.35	ug/l	
75-69-4	Trichlorofluoromethane	1.0 U	2.0	1.0	0.50	ug/l	
96-18-4	1,2,3-Trichloropropane	1.0 U	2.0	1.0	0.63	ug/l	
95-63-6	1,2,4-Trimethylbenzene	0.50 U	1.0	0.50	0.32	ug/l	
108-67-8	1,3,5-Trimethylbenzene	0.50 U	1.0	0.50	0.27	ug/l	
108-05-4	Vinyl Acetate	5.0 U	10	5.0	2.0	ug/l	
75-01-4	Vinyl Chloride	0.50 U	1.0	0.50	0.41	ug/l	
	m,p-Xylene	1.0 U	2.0	1.0	0.47	ug/l	
95-47-6	o-Xylene	0.50 U	1.0	0.50	0.26	ug/l	
1330-20-7	Xylene (total)	1.5 U	3.0	1.5	0.72	ug/l	

CAS No.	Surrogate Recoveries	Run# 1	Run# 2	Limits
1868-53-7	Dibromofluoromethane	99%		83-118%

U = Not detected LOD = Limit of Detection
LOQ = Limit of Quantitation DL = Detection Limit
E = Indicates value exceeds calibration range

J = Indicates an estimated value
B = Indicates analyte found in associated method blank
N = Indicates presumptive evidence of a compound

Report of Analysis

Client Sample ID:	789-TB01_0623-C		
Lab Sample ID:	FC7171-2	**Date Sampled:**	06/19/23
Matrix:	AQ - Trip Blank Water	**Date Received:**	06/21/23
Method:	SW846 8260D	**Percent Solids:**	n/a
Project:	Griffiss AFB; Rome, NY		

VOA 8260 List

CAS No.	Surrogate Recoveries	Run# 1	Run# 2	Limits
17060-07-0	1,2-Dichloroethane-D4	103%		79-125%
2037-26-5	Toluene-D8	99%		85-112%
460-00-4	4-Bromofluorobenzene	100%		83-118%

U = Not detected LOD = Limit of Detection J = Indicates an estimated value
LOQ = Limit of Quantitation DL = Detection Limit B = Indicates analyte found in associated method blank
E = Indicates value exceeds calibration range N = Indicates presumptive evidence of a compound

SGS North America Inc.

Report of Analysis

Client Sample ID:	789MW-102_0623		
Lab Sample ID:	FC7171-3	**Date Sampled:**	06/20/23
Matrix:	AQ - Ground Water	**Date Received:**	06/21/23
Method:	SW846 8260D	**Percent Solids:**	n/a
Project:	Griffiss AFB; Rome, NY		

	File ID	DF	Analyzed	By	Prep Date	Prep Batch	Analytical Batch
Run #1	I757500.D	10	06/26/23 20:26	JL	n/a	n/a	VI2955
Run #2	1A47384.D	50	06/28/23 08:59	JW	n/a	n/a	V1A1848

	Purge Volume
Run #1	5.0 ml
Run #2	5.0 ml

VOA 8260 List

CAS No.	Compound	Result	LOQ	LOD	DL	Units	Q
67-64-1	Acetone	200 U	250	200	100	ug/l	
71-43-2	Benzene	71.0	10	5.0	3.1	ug/l	
108-86-1	Bromobenzene	5.0 U	10	5.0	3.7	ug/l	
74-97-5	Bromochloromethane	5.0 U	10	5.0	4.5	ug/l	
75-27-4	Bromodichloromethane	5.0 U	10	5.0	2.4	ug/l	
75-25-2	Bromoform	5.0 U	10	5.0	4.1	ug/l	
78-93-3	2-Butanone (MEK)	35 U	50	35	20	ug/l	
104-51-8	n-Butylbenzene	70.0	10	5.0	2.3	ug/l	
135-98-8	sec-Butylbenzene	52.2	10	5.0	2.4	ug/l	
98-06-6	tert-Butylbenzene	4.4	10	5.0	3.1	ug/l	J
75-15-0	Carbon Disulfide	10 U	20	10	5.3	ug/l	
56-23-5	Carbon Tetrachloride	5.0 U	10	5.0	3.6	ug/l	
108-90-7	Chlorobenzene	5.0 U	10	5.0	2.0	ug/l	
75-00-3	Chloroethane	10 U	20	10	6.7	ug/l	
67-66-3	Chloroform	5.0 U	10	5.0	3.0	ug/l	
95-49-8	o-Chlorotoluene	5.0 U	10	5.0	2.2	ug/l	
106-43-4	p-Chlorotoluene	5.0 U	10	5.0	3.1	ug/l	
124-48-1	Dibromochloromethane	5.0 U	10	5.0	2.8	ug/l	
96-12-8	1,2-Dibromo-3-chloropropane	20 U	50	20	10	ug/l	
106-93-4	1,2-Dibromoethane	10 U	20	10	2.8	ug/l	
75-71-8	Dichlorodifluoromethane	10 U	20	10	5.0	ug/l	
95-50-1	1,2-Dichlorobenzene	5.0 U	10	5.0	3.2	ug/l	
541-73-1	1,3-Dichlorobenzene	5.0 U	10	5.0	2.2	ug/l	
106-46-7	1,4-Dichlorobenzene	5.0 U	10	5.0	2.6	ug/l	
75-34-3	1,1-Dichloroethane	5.0 U	10	5.0	3.4	ug/l	
107-06-2	1,2-Dichloroethane	5.0 U	10	5.0	3.1	ug/l	
75-35-4	1,1-Dichloroethylene	5.0 U	10	5.0	3.2	ug/l	
156-59-2	cis-1,2-Dichloroethylene	5.0 U	10	5.0	2.8	ug/l	
156-60-5	trans-1,2-Dichloroethylene	5.0 U	10	5.0	2.2	ug/l	
540-59-0	1,2-Dichloroethene (total)	10 U	20	10	5.0	ug/l	
78-87-5	1,2-Dichloropropane	5.0 U	10	5.0	4.3	ug/l	
142-28-9	1,3-Dichloropropane	5.0 U	10	5.0	3.1	ug/l	

U = Not detected LOD = Limit of Detection J = Indicates an estimated value
LOQ = Limit of Quantitation DL = Detection Limit B = Indicates analyte found in associated method blank
E = Indicates value exceeds calibration range N = Indicates presumptive evidence of a compound

Report of Analysis

Client Sample ID: 789MW-102_0623
Lab Sample ID: FC7171-3
Matrix: AQ - Ground Water
Method: SW846 8260D
Project: Griffiss AFB; Rome, NY

Date Sampled: 06/20/23
Date Received: 06/21/23
Percent Solids: n/a

VOA 8260 List

CAS No.	Compound	Result	LOQ	LOD	DL	Units	Q
594-20-7	2,2-Dichloropropane	5.0 U	10	5.0	2.4	ug/l	
563-58-6	1,1-Dichloropropene	5.0 U	10	5.0	3.4	ug/l	
10061-01-5	cis-1,3-Dichloropropene	5.0 U	10	5.0	2.9	ug/l	
10061-02-6	trans-1,3-Dichloropropene	5.0 U	10	5.0	2.1	ug/l	
100-41-4	Ethylbenzene	377	10	5.0	3.6	ug/l	
87-68-3	Hexachlorobutadiene	10 U	20	10	3.0	ug/l	
591-78-6	2-Hexanone	50 U	100	50	20	ug/l	
98-82-8	Isopropylbenzene	64.1	10	5.0	2.2	ug/l	
99-87-6	p-Isopropyltoluene	53.3	10	5.0	2.1	ug/l	
74-83-9	Methyl Bromide	40 U	50	40	20	ug/l	
74-87-3	Methyl Chloride	10 U	20	10	5.0	ug/l	
74-95-3	Methylene Bromide	5.0 U	20	5.0	3.7	ug/l	
75-09-2	Methylene Chloride	28.8	50	40	20	ug/l	J
108-10-1	4-Methyl-2-pentanone (MIBK)	20 U	50	20	10	ug/l	
1634-04-4	Methyl Tert Butyl Ether	5.0 U	10	5.0	2.3	ug/l	
91-20-3	Naphthalene	398	50	20	10	ug/l	
103-65-1	n-Propylbenzene	154	10	5.0	2.9	ug/l	
100-42-5	Styrene	5.0 U	10	5.0	2.2	ug/l	
630-20-6	1,1,1,2-Tetrachloroethane	5.0 U	10	5.0	2.8	ug/l	
79-34-5	1,1,2,2-Tetrachloroethane	5.0 U	10	5.0	3.0	ug/l	
127-18-4	Tetrachloroethylene	5.0 U	10	5.0	2.2	ug/l	
108-88-3	Toluene	18.3	10	5.0	3.0	ug/l	
87-61-6	1,2,3-Trichlorobenzene	10 U	20	10	6.1	ug/l	
120-82-1	1,2,4-Trichlorobenzene	10 U	20	10	5.0	ug/l	
71-55-6	1,1,1-Trichloroethane	5.0 U	10	5.0	2.5	ug/l	
79-00-5	1,1,2-Trichloroethane	5.0 U	10	5.0	4.7	ug/l	
79-01-6	Trichloroethylene	5.0 U	10	5.0	3.5	ug/l	
75-69-4	Trichlorofluoromethane	10 U	20	10	5.0	ug/l	
96-18-4	1,2,3-Trichloropropane	10 U	20	10	6.3	ug/l	
95-63-6	1,2,4-Trimethylbenzene	2100 [a]	50	25	16	ug/l	
108-67-8	1,3,5-Trimethylbenzene	383	10	5.0	2.7	ug/l	
108-05-4	Vinyl Acetate	50 U	100	50	20	ug/l	
75-01-4	Vinyl Chloride	5.0 U	10	5.0	4.1	ug/l	
	m,p-Xylene	1170	20	10	4.7	ug/l	
95-47-6	o-Xylene	36.2	10	5.0	2.6	ug/l	
1330-20-7	Xylene (total)	1210	30	15	7.2	ug/l	

CAS No.	Surrogate Recoveries	Run# 1	Run# 2	Limits
1868-53-7	Dibromofluoromethane	96%	97%	83-118%

U = Not detected LOD = Limit of Detection J = Indicates an estimated value
LOQ = Limit of Quantitation DL = Detection Limit B = Indicates analyte found in associated method blank
E = Indicates value exceeds calibration range N = Indicates presumptive evidence of a compound

Report of Analysis

Client Sample ID:	789MW-102_0623		
Lab Sample ID:	FC7171-3	**Date Sampled:**	06/20/23
Matrix:	AQ - Ground Water	**Date Received:**	06/21/23
Method:	SW846 8260D	**Percent Solids:**	n/a
Project:	Griffiss AFB; Rome, NY		

VOA 8260 List

CAS No.	Surrogate Recoveries	Run# 1	Run# 2	Limits
17060-07-0	1,2-Dichloroethane-D4	101%	89%	79-125%
2037-26-5	Toluene-D8	100%	98%	85-112%
460-00-4	4-Bromofluorobenzene	100%	99%	83-118%

(a) Result is from Run# 2

U = Not detected LOD = Limit of Detection J = Indicates an estimated value
LOQ = Limit of Quantitation DL = Detection Limit B = Indicates analyte found in associated method blank
E = Indicates value exceeds calibration range N = Indicates presumptive evidence of a compound

SGS North America Inc.

Report of Analysis

Client Sample ID:	789MW-135_0623		
Lab Sample ID:	FC7171-4	**Date Sampled:**	06/19/23
Matrix:	AQ - Ground Water	**Date Received:**	06/21/23
Method:	SW846 8260D	**Percent Solids:**	n/a
Project:	Griffiss AFB; Rome, NY		

	File ID	DF	Analyzed	By	Prep Date	Prep Batch	Analytical Batch
Run #1	5E40569.D	1	06/28/23 15:27	JL	n/a	n/a	V5E1812
Run #2 [a]	I757501.D	2	06/26/23 20:50	JL	n/a	n/a	VI2955

	Purge Volume
Run #1	5.0 ml
Run #2	5.0 ml

VOA 8260 List

CAS No.	Compound	Result	LOQ	LOD	DL	Units	Q
67-64-1	Acetone	20 U	25	20	10	ug/l	
71-43-2	Benzene	0.50 U	1.0	0.50	0.31	ug/l	
108-86-1	Bromobenzene	0.50 U	1.0	0.50	0.37	ug/l	
74-97-5	Bromochloromethane	0.50 U	1.0	0.50	0.45	ug/l	
75-27-4	Bromodichloromethane	0.50 U	1.0	0.50	0.24	ug/l	
75-25-2	Bromoform	0.50 U	1.0	0.50	0.41	ug/l	
78-93-3	2-Butanone (MEK)	3.5 U	5.0	3.5	2.0	ug/l	
104-51-8	n-Butylbenzene	0.50 U	1.0	0.50	0.23	ug/l	
135-98-8	sec-Butylbenzene	0.50 U	1.0	0.50	0.24	ug/l	
98-06-6	tert-Butylbenzene	0.50 U	1.0	0.50	0.31	ug/l	
75-15-0	Carbon Disulfide	1.0 U	2.0	1.0	0.53	ug/l	
56-23-5	Carbon Tetrachloride	0.50 U	1.0	0.50	0.36	ug/l	
108-90-7	Chlorobenzene	0.50 U	1.0	0.50	0.20	ug/l	
75-00-3	Chloroethane [b]	1.0 U	2.0	1.0	0.67	ug/l	
67-66-3	Chloroform	0.50 U	1.0	0.50	0.30	ug/l	
95-49-8	o-Chlorotoluene	0.50 U	1.0	0.50	0.22	ug/l	
106-43-4	p-Chlorotoluene	0.50 U	1.0	0.50	0.31	ug/l	
124-48-1	Dibromochloromethane	0.50 U	1.0	0.50	0.28	ug/l	
96-12-8	1,2-Dibromo-3-chloropropane	2.0 U	5.0	2.0	1.0	ug/l	
106-93-4	1,2-Dibromoethane	1.0 U	2.0	1.0	0.28	ug/l	
75-71-8	Dichlorodifluoromethane	1.0 U	2.0	1.0	0.50	ug/l	
95-50-1	1,2-Dichlorobenzene	0.50 U	1.0	0.50	0.32	ug/l	
541-73-1	1,3-Dichlorobenzene	0.50 U	1.0	0.50	0.22	ug/l	
106-46-7	1,4-Dichlorobenzene	0.50 U	1.0	0.50	0.26	ug/l	
75-34-3	1,1-Dichloroethane	0.50 U	1.0	0.50	0.34	ug/l	
107-06-2	1,2-Dichloroethane	0.50 U	1.0	0.50	0.31	ug/l	
75-35-4	1,1-Dichloroethylene	0.50 U	1.0	0.50	0.32	ug/l	
156-59-2	cis-1,2-Dichloroethylene	0.50 U	1.0	0.50	0.28	ug/l	
156-60-5	trans-1,2-Dichloroethylene	0.50 U	1.0	0.50	0.22	ug/l	
540-59-0	1,2-Dichloroethene (total)	1.0 U	2.0	1.0	0.50	ug/l	
78-87-5	1,2-Dichloropropane	0.50 U	1.0	0.50	0.43	ug/l	
142-28-9	1,3-Dichloropropane	0.50 U	1.0	0.50	0.31	ug/l	

U = Not detected LOD = Limit of Detection J = Indicates an estimated value
LOQ = Limit of Quantitation DL = Detection Limit B = Indicates analyte found in associated method blank
E = Indicates value exceeds calibration range N = Indicates presumptive evidence of a compound

Report of Analysis

Client Sample ID:	789MW-135_0623		
Lab Sample ID:	FC7171-4	**Date Sampled:**	06/19/23
Matrix:	AQ - Ground Water	**Date Received:**	06/21/23
Method:	SW846 8260D	**Percent Solids:**	n/a
Project:	Griffiss AFB; Rome, NY		

VOA 8260 List

CAS No.	Compound	Result	LOQ	LOD	DL	Units	Q
594-20-7	2,2-Dichloropropane	0.50 U	1.0	0.50	0.24	ug/l	
563-58-6	1,1-Dichloropropene	0.50 U	1.0	0.50	0.34	ug/l	
10061-01-5	cis-1,3-Dichloropropene	0.50 U	1.0	0.50	0.29	ug/l	
10061-02-6	trans-1,3-Dichloropropene	0.50 U	1.0	0.50	0.21	ug/l	
100-41-4	Ethylbenzene	0.50 U	1.0	0.50	0.36	ug/l	
87-68-3	Hexachlorobutadiene	1.0 U	2.0	1.0	0.30	ug/l	
591-78-6	2-Hexanone	5.0 U	10	5.0	2.0	ug/l	
98-82-8	Isopropylbenzene	0.50 U	1.0	0.50	0.22	ug/l	
99-87-6	p-Isopropyltoluene	0.50 U	1.0	0.50	0.21	ug/l	
74-83-9	Methyl Bromide	4.0 U	5.0	4.0	2.0	ug/l	
74-87-3	Methyl Chloride	1.0 U	2.0	1.0	0.50	ug/l	
74-95-3	Methylene Bromide	0.50 U	2.0	0.50	0.37	ug/l	
75-09-2	Methylene Chloride	4.0 U	5.0	4.0	2.0	ug/l	
108-10-1	4-Methyl-2-pentanone (MIBK)	2.0 U	5.0	2.0	1.0	ug/l	
1634-04-4	Methyl Tert Butyl Ether	0.50 U	1.0	0.50	0.23	ug/l	
91-20-3	Naphthalene	2.0 U	5.0	2.0	1.0	ug/l	
103-65-1	n-Propylbenzene	0.50 U	1.0	0.50	0.29	ug/l	
100-42-5	Styrene	0.50 U	1.0	0.50	0.22	ug/l	
630-20-6	1,1,1,2-Tetrachloroethane	0.50 U	1.0	0.50	0.28	ug/l	
79-34-5	1,1,2,2-Tetrachloroethane	0.50 U	1.0	0.50	0.30	ug/l	
127-18-4	Tetrachloroethylene	0.50 U	1.0	0.50	0.22	ug/l	
108-88-3	Toluene	0.50 U	1.0	0.50	0.30	ug/l	
87-61-6	1,2,3-Trichlorobenzene	1.0 U	2.0	1.0	0.61	ug/l	
120-82-1	1,2,4-Trichlorobenzene	1.0 U	2.0	1.0	0.50	ug/l	
71-55-6	1,1,1-Trichloroethane	0.50 U	1.0	0.50	0.25	ug/l	
79-00-5	1,1,2-Trichloroethane	0.50 U	1.0	0.50	0.47	ug/l	
79-01-6	Trichloroethylene	0.50 U	1.0	0.50	0.35	ug/l	
75-69-4	Trichlorofluoromethane	1.0 U	2.0	1.0	0.50	ug/l	
96-18-4	1,2,3-Trichloropropane	1.0 U	2.0	1.0	0.63	ug/l	
95-63-6	1,2,4-Trimethylbenzene	0.50 U	1.0	0.50	0.32	ug/l	
108-67-8	1,3,5-Trimethylbenzene	0.50 U	1.0	0.50	0.27	ug/l	
108-05-4	Vinyl Acetate	5.0 U	10	5.0	2.0	ug/l	
75-01-4	Vinyl Chloride	0.50 U	1.0	0.50	0.41	ug/l	
	m,p-Xylene	1.0 U	2.0	1.0	0.47	ug/l	
95-47-6	o-Xylene	0.50 U	1.0	0.50	0.26	ug/l	
1330-20-7	Xylene (total)	1.5 U	3.0	1.5	0.72	ug/l	

CAS No.	Surrogate Recoveries	Run# 1	Run# 2	Limits
1868-53-7	Dibromofluoromethane	98%	97%	83-118%

U = Not detected LOD = Limit of Detection J = Indicates an estimated value
LOQ = Limit of Quantitation DL = Detection Limit B = Indicates analyte found in associated method blank
E = Indicates value exceeds calibration range N = Indicates presumptive evidence of a compound

Report of Analysis

Client Sample ID:	789MW-135_0623		
Lab Sample ID:	FC7171-4	**Date Sampled:**	06/19/23
Matrix:	AQ - Ground Water	**Date Received:**	06/21/23
Method:	SW846 8260D	**Percent Solids:**	n/a
Project:	Griffiss AFB; Rome, NY		

VOA 8260 List

CAS No.	Surrogate Recoveries	Run# 1	Run# 2	Limits
17060-07-0	1,2-Dichloroethane-D4	96%	103%	79-125%
2037-26-5	Toluene-D8	99%	100%	85-112%
460-00-4	4-Bromofluorobenzene	104%	98%	83-118%

(a) Confirmation run.
(b) Associated CCV outside of DOD QSM control limits high, sample is ND.

U = Not detected LOD = Limit of Detection J = Indicates an estimated value
LOQ = Limit of Quantitation DL = Detection Limit B = Indicates analyte found in associated method blank
E = Indicates value exceeds calibration range N = Indicates presumptive evidence of a compound

SGS North America Inc.

Report of Analysis

Client Sample ID:	789MW-216_0623		
Lab Sample ID:	FC7171-5	**Date Sampled:**	06/19/23
Matrix:	AQ - Ground Water	**Date Received:**	06/21/23
Method:	SW846 8260D	**Percent Solids:**	n/a
Project:	Griffiss AFB; Rome, NY		

	File ID	DF	Analyzed	By	Prep Date	Prep Batch	Analytical Batch
Run #1	I757486.D	1	06/26/23 14:47	JL	n/a	n/a	VI2955
Run #2							

	Purge Volume
Run #1	5.0 ml
Run #2	

VOA 8260 List

CAS No.	Compound	Result	LOQ	LOD	DL	Units	Q
67-64-1	Acetone	20 U	25	20	10	ug/l	
71-43-2	Benzene	0.50 U	1.0	0.50	0.31	ug/l	
108-86-1	Bromobenzene	0.50 U	1.0	0.50	0.37	ug/l	
74-97-5	Bromochloromethane	0.50 U	1.0	0.50	0.45	ug/l	
75-27-4	Bromodichloromethane	0.50 U	1.0	0.50	0.24	ug/l	
75-25-2	Bromoform	0.50 U	1.0	0.50	0.41	ug/l	
78-93-3	2-Butanone (MEK)	3.5 U	5.0	3.5	2.0	ug/l	
104-51-8	n-Butylbenzene	0.50 U	1.0	0.50	0.23	ug/l	
135-98-8	sec-Butylbenzene	0.50 U	1.0	0.50	0.24	ug/l	
98-06-6	tert-Butylbenzene	0.50 U	1.0	0.50	0.31	ug/l	
75-15-0	Carbon Disulfide	1.0 U	2.0	1.0	0.53	ug/l	
56-23-5	Carbon Tetrachloride	0.50 U	1.0	0.50	0.36	ug/l	
108-90-7	Chlorobenzene	0.50 U	1.0	0.50	0.20	ug/l	
75-00-3	Chloroethane	1.0 U	2.0	1.0	0.67	ug/l	
67-66-3	Chloroform	0.50 U	1.0	0.50	0.30	ug/l	
95-49-8	o-Chlorotoluene	0.50 U	1.0	0.50	0.22	ug/l	
106-43-4	p-Chlorotoluene	0.50 U	1.0	0.50	0.31	ug/l	
124-48-1	Dibromochloromethane	0.50 U	1.0	0.50	0.28	ug/l	
96-12-8	1,2-Dibromo-3-chloropropane	2.0 U	5.0	2.0	1.0	ug/l	
106-93-4	1,2-Dibromoethane	1.0 U	2.0	1.0	0.28	ug/l	
75-71-8	Dichlorodifluoromethane	1.0 U	2.0	1.0	0.50	ug/l	
95-50-1	1,2-Dichlorobenzene	0.50 U	1.0	0.50	0.32	ug/l	
541-73-1	1,3-Dichlorobenzene	0.50 U	1.0	0.50	0.22	ug/l	
106-46-7	1,4-Dichlorobenzene	0.50 U	1.0	0.50	0.26	ug/l	
75-34-3	1,1-Dichloroethane	0.50 U	1.0	0.50	0.34	ug/l	
107-06-2	1,2-Dichloroethane	0.50 U	1.0	0.50	0.31	ug/l	
75-35-4	1,1-Dichloroethylene	0.50 U	1.0	0.50	0.32	ug/l	
156-59-2	cis-1,2-Dichloroethylene	0.50 U	1.0	0.50	0.28	ug/l	
156-60-5	trans-1,2-Dichloroethylene	0.50 U	1.0	0.50	0.22	ug/l	
540-59-0	1,2-Dichloroethene (total)	1.0 U	2.0	1.0	0.50	ug/l	
78-87-5	1,2-Dichloropropane	0.50 U	1.0	0.50	0.43	ug/l	
142-28-9	1,3-Dichloropropane	0.50 U	1.0	0.50	0.31	ug/l	

U = Not detected LOD = Limit of Detection J = Indicates an estimated value
LOQ = Limit of Quantitation DL = Detection Limit B = Indicates analyte found in associated method blank
E = Indicates value exceeds calibration range N = Indicates presumptive evidence of a compound

Report of Analysis

Client Sample ID: 789MW-216_0623
Lab Sample ID: FC7171-5
Matrix: AQ - Ground Water
Method: SW846 8260D
Project: Griffiss AFB; Rome, NY

Date Sampled: 06/19/23
Date Received: 06/21/23
Percent Solids: n/a

VOA 8260 List

CAS No.	Compound	Result	LOQ	LOD	DL	Units	Q
594-20-7	2,2-Dichloropropane	0.50 U	1.0	0.50	0.24	ug/l	
563-58-6	1,1-Dichloropropene	0.50 U	1.0	0.50	0.34	ug/l	
10061-01-5	cis-1,3-Dichloropropene	0.50 U	1.0	0.50	0.29	ug/l	
10061-02-6	trans-1,3-Dichloropropene	0.50 U	1.0	0.50	0.21	ug/l	
100-41-4	Ethylbenzene	0.50 U	1.0	0.50	0.36	ug/l	
87-68-3	Hexachlorobutadiene	1.0 U	2.0	1.0	0.30	ug/l	
591-78-6	2-Hexanone	5.0 U	10	5.0	2.0	ug/l	
98-82-8	Isopropylbenzene	0.50 U	1.0	0.50	0.22	ug/l	
99-87-6	p-Isopropyltoluene	0.50 U	1.0	0.50	0.21	ug/l	
74-83-9	Methyl Bromide	4.0 U	5.0	4.0	2.0	ug/l	
74-87-3	Methyl Chloride	1.0 U	2.0	1.0	0.50	ug/l	
74-95-3	Methylene Bromide	0.50 U	2.0	0.50	0.37	ug/l	
75-09-2	Methylene Chloride	4.0 U	5.0	4.0	2.0	ug/l	
108-10-1	4-Methyl-2-pentanone (MIBK)	2.0 U	5.0	2.0	1.0	ug/l	
1634-04-4	Methyl Tert Butyl Ether	0.50 U	1.0	0.50	0.23	ug/l	
91-20-3	Naphthalene	1.2	5.0	2.0	1.0	ug/l	J
103-65-1	n-Propylbenzene	0.50 U	1.0	0.50	0.29	ug/l	
100-42-5	Styrene	0.50 U	1.0	0.50	0.22	ug/l	
630-20-6	1,1,1,2-Tetrachloroethane	0.50 U	1.0	0.50	0.28	ug/l	
79-34-5	1,1,2,2-Tetrachloroethane	0.50 U	1.0	0.50	0.30	ug/l	
127-18-4	Tetrachloroethylene	0.50 U	1.0	0.50	0.22	ug/l	
108-88-3	Toluene	0.50 U	1.0	0.50	0.30	ug/l	
87-61-6	1,2,3-Trichlorobenzene	1.0 U	2.0	1.0	0.61	ug/l	
120-82-1	1,2,4-Trichlorobenzene	1.0 U	2.0	1.0	0.50	ug/l	
71-55-6	1,1,1-Trichloroethane	0.50 U	1.0	0.50	0.25	ug/l	
79-00-5	1,1,2-Trichloroethane	0.50 U	1.0	0.50	0.47	ug/l	
79-01-6	Trichloroethylene	0.50 U	1.0	0.50	0.35	ug/l	
75-69-4	Trichlorofluoromethane	1.0 U	2.0	1.0	0.50	ug/l	
96-18-4	1,2,3-Trichloropropane	1.0 U	2.0	1.0	0.63	ug/l	
95-63-6	1,2,4-Trimethylbenzene	0.50 U	1.0	0.50	0.32	ug/l	
108-67-8	1,3,5-Trimethylbenzene	0.50 U	1.0	0.50	0.27	ug/l	
108-05-4	Vinyl Acetate	5.0 U	10	5.0	2.0	ug/l	
75-01-4	Vinyl Chloride	0.50 U	1.0	0.50	0.41	ug/l	
	m,p-Xylene	1.0 U	2.0	1.0	0.47	ug/l	
95-47-6	o-Xylene	0.50 U	1.0	0.50	0.26	ug/l	
1330-20-7	Xylene (total)	1.5 U	3.0	1.5	0.72	ug/l	

CAS No.	Surrogate Recoveries	Run# 1	Run# 2	Limits
1868-53-7	Dibromofluoromethane	98%		83-118%

U = Not detected LOD = Limit of Detection
LOQ = Limit of Quantitation DL = Detection Limit
E = Indicates value exceeds calibration range

J = Indicates an estimated value
B = Indicates analyte found in associated method blank
N = Indicates presumptive evidence of a compound

Report of Analysis

Client Sample ID:	789MW-216_0623		
Lab Sample ID:	FC7171-5	**Date Sampled:**	06/19/23
Matrix:	AQ - Ground Water	**Date Received:**	06/21/23
Method:	SW846 8260D	**Percent Solids:**	n/a
Project:	Griffiss AFB; Rome, NY		

VOA 8260 List

CAS No.	Surrogate Recoveries	Run# 1	Run# 2	Limits
17060-07-0	1,2-Dichloroethane-D4	103%		79-125%
2037-26-5	Toluene-D8	100%		85-112%
460-00-4	4-Bromofluorobenzene	99%		83-118%

U = Not detected LOD = Limit of Detection J = Indicates an estimated value
LOQ = Limit of Quantitation DL = Detection Limit B = Indicates analyte found in associated method blank
E = Indicates value exceeds calibration range N = Indicates presumptive evidence of a compound

SGS North America Inc.

Report of Analysis

Client Sample ID:	789MW-216_0623-A		
Lab Sample ID:	FC7171-6	**Date Sampled:**	06/19/23
Matrix:	AQ - Ground Water	**Date Received:**	06/21/23
Method:	SW846 8260D	**Percent Solids:**	n/a
Project:	Griffiss AFB; Rome, NY		

	File ID	DF	Analyzed	By	Prep Date	Prep Batch	Analytical Batch
Run #1	I757487.D	1	06/26/23 15:11	JL	n/a	n/a	VI2955
Run #2							

	Purge Volume
Run #1	5.0 ml
Run #2	

VOA 8260 List

CAS No.	Compound	Result	LOQ	LOD	DL	Units	Q
67-64-1	Acetone	20 U	25	20	10	ug/l	
71-43-2	Benzene	0.50 U	1.0	0.50	0.31	ug/l	
108-86-1	Bromobenzene	0.50 U	1.0	0.50	0.37	ug/l	
74-97-5	Bromochloromethane	0.50 U	1.0	0.50	0.45	ug/l	
75-27-4	Bromodichloromethane	0.50 U	1.0	0.50	0.24	ug/l	
75-25-2	Bromoform	0.50 U	1.0	0.50	0.41	ug/l	
78-93-3	2-Butanone (MEK)	3.5 U	5.0	3.5	2.0	ug/l	
104-51-8	n-Butylbenzene	0.50 U	1.0	0.50	0.23	ug/l	
135-98-8	sec-Butylbenzene	0.42	1.0	0.50	0.24	ug/l	J
98-06-6	tert-Butylbenzene	0.50 U	1.0	0.50	0.31	ug/l	
75-15-0	Carbon Disulfide	1.0 U	2.0	1.0	0.53	ug/l	
56-23-5	Carbon Tetrachloride	0.50 U	1.0	0.50	0.36	ug/l	
108-90-7	Chlorobenzene	0.50 U	1.0	0.50	0.20	ug/l	
75-00-3	Chloroethane	1.0 U	2.0	1.0	0.67	ug/l	
67-66-3	Chloroform	0.50 U	1.0	0.50	0.30	ug/l	
95-49-8	o-Chlorotoluene	0.50 U	1.0	0.50	0.22	ug/l	
106-43-4	p-Chlorotoluene	0.50 U	1.0	0.50	0.31	ug/l	
124-48-1	Dibromochloromethane	0.50 U	1.0	0.50	0.28	ug/l	
96-12-8	1,2-Dibromo-3-chloropropane	2.0 U	5.0	2.0	1.0	ug/l	
106-93-4	1,2-Dibromoethane	1.0 U	2.0	1.0	0.28	ug/l	
75-71-8	Dichlorodifluoromethane	1.0 U	2.0	1.0	0.50	ug/l	
95-50-1	1,2-Dichlorobenzene	0.50 U	1.0	0.50	0.32	ug/l	
541-73-1	1,3-Dichlorobenzene	0.50 U	1.0	0.50	0.22	ug/l	
106-46-7	1,4-Dichlorobenzene	0.50 U	1.0	0.50	0.26	ug/l	
75-34-3	1,1-Dichloroethane	0.50 U	1.0	0.50	0.34	ug/l	
107-06-2	1,2-Dichloroethane	0.50 U	1.0	0.50	0.31	ug/l	
75-35-4	1,1-Dichloroethylene	0.50 U	1.0	0.50	0.32	ug/l	
156-59-2	cis-1,2-Dichloroethylene	0.50 U	1.0	0.50	0.28	ug/l	
156-60-5	trans-1,2-Dichloroethylene	0.50 U	1.0	0.50	0.22	ug/l	
540-59-0	1,2-Dichloroethene (total)	1.0 U	2.0	1.0	0.50	ug/l	
78-87-5	1,2-Dichloropropane	0.50 U	1.0	0.50	0.43	ug/l	
142-28-9	1,3-Dichloropropane	0.50 U	1.0	0.50	0.31	ug/l	

U = Not detected LOD = Limit of Detection J = Indicates an estimated value
LOQ = Limit of Quantitation DL = Detection Limit B = Indicates analyte found in associated method blank
E = Indicates value exceeds calibration range N = Indicates presumptive evidence of a compound

Report of Analysis

Client Sample ID:	789MW-216_0623-A		
Lab Sample ID:	FC7171-6	**Date Sampled:**	06/19/23
Matrix:	AQ - Ground Water	**Date Received:**	06/21/23
Method:	SW846 8260D	**Percent Solids:**	n/a
Project:	Griffiss AFB; Rome, NY		

VOA 8260 List

CAS No.	Compound	Result	LOQ	LOD	DL	Units	Q
594-20-7	2,2-Dichloropropane	0.50 U	1.0	0.50	0.24	ug/l	
563-58-6	1,1-Dichloropropene	0.50 U	1.0	0.50	0.34	ug/l	
10061-01-5	cis-1,3-Dichloropropene	0.50 U	1.0	0.50	0.29	ug/l	
10061-02-6	trans-1,3-Dichloropropene	0.50 U	1.0	0.50	0.21	ug/l	
100-41-4	Ethylbenzene	0.50 U	1.0	0.50	0.36	ug/l	
87-68-3	Hexachlorobutadiene	1.0 U	2.0	1.0	0.30	ug/l	
591-78-6	2-Hexanone	5.0 U	10	5.0	2.0	ug/l	
98-82-8	Isopropylbenzene	0.50 U	1.0	0.50	0.22	ug/l	
99-87-6	p-Isopropyltoluene	0.50 U	1.0	0.50	0.21	ug/l	
74-83-9	Methyl Bromide	4.0 U	5.0	4.0	2.0	ug/l	
74-87-3	Methyl Chloride	1.0 U	2.0	1.0	0.50	ug/l	
74-95-3	Methylene Bromide	0.50 U	2.0	0.50	0.37	ug/l	
75-09-2	Methylene Chloride	4.0 U	5.0	4.0	2.0	ug/l	
108-10-1	4-Methyl-2-pentanone (MIBK)	2.0 U	5.0	2.0	1.0	ug/l	
1634-04-4	Methyl Tert Butyl Ether	0.50 U	1.0	0.50	0.23	ug/l	
91-20-3	Naphthalene	1.3	5.0	2.0	1.0	ug/l	J
103-65-1	n-Propylbenzene	0.50 U	1.0	0.50	0.29	ug/l	
100-42-5	Styrene	0.50 U	1.0	0.50	0.22	ug/l	
630-20-6	1,1,1,2-Tetrachloroethane	0.50 U	1.0	0.50	0.28	ug/l	
79-34-5	1,1,2,2-Tetrachloroethane	0.50 U	1.0	0.50	0.30	ug/l	
127-18-4	Tetrachloroethylene	0.50 U	1.0	0.50	0.22	ug/l	
108-88-3	Toluene	0.50 U	1.0	0.50	0.30	ug/l	
87-61-6	1,2,3-Trichlorobenzene	1.0 U	2.0	1.0	0.61	ug/l	
120-82-1	1,2,4-Trichlorobenzene	1.0 U	2.0	1.0	0.50	ug/l	
71-55-6	1,1,1-Trichloroethane	0.50 U	1.0	0.50	0.25	ug/l	
79-00-5	1,1,2-Trichloroethane	0.50 U	1.0	0.50	0.47	ug/l	
79-01-6	Trichloroethylene	0.50 U	1.0	0.50	0.35	ug/l	
75-69-4	Trichlorofluoromethane	1.0 U	2.0	1.0	0.50	ug/l	
96-18-4	1,2,3-Trichloropropane	1.0 U	2.0	1.0	0.63	ug/l	
95-63-6	1,2,4-Trimethylbenzene	0.53	1.0	0.50	0.32	ug/l	J
108-67-8	1,3,5-Trimethylbenzene	0.50 U	1.0	0.50	0.27	ug/l	
108-05-4	Vinyl Acetate	5.0 U	10	5.0	2.0	ug/l	
75-01-4	Vinyl Chloride	0.50 U	1.0	0.50	0.41	ug/l	
	m,p-Xylene	1.0 U	2.0	1.0	0.47	ug/l	
95-47-6	o-Xylene	0.50 U	1.0	0.50	0.26	ug/l	
1330-20-7	Xylene (total)	1.5 U	3.0	1.5	0.72	ug/l	

CAS No.	Surrogate Recoveries	Run# 1	Run# 2	Limits
1868-53-7	Dibromofluoromethane	99%		83-118%

U = Not detected LOD = Limit of Detection J = Indicates an estimated value
LOQ = Limit of Quantitation DL = Detection Limit B = Indicates analyte found in associated method blank
E = Indicates value exceeds calibration range N = Indicates presumptive evidence of a compound

Report of Analysis

Client Sample ID:	789MW-216_0623-A		
Lab Sample ID:	FC7171-6	**Date Sampled:**	06/19/23
Matrix:	AQ - Ground Water	**Date Received:**	06/21/23
Method:	SW846 8260D	**Percent Solids:**	n/a
Project:	Griffiss AFB; Rome, NY		

VOA 8260 List

CAS No.	Surrogate Recoveries	Run# 1	Run# 2	Limits
17060-07-0	1,2-Dichloroethane-D4	103%		79-125%
2037-26-5	Toluene-D8	99%		85-112%
460-00-4	4-Bromofluorobenzene	99%		83-118%

U = Not detected LOD = Limit of Detection J = Indicates an estimated value
LOQ = Limit of Quantitation DL = Detection Limit B = Indicates analyte found in associated method blank
E = Indicates value exceeds calibration range N = Indicates presumptive evidence of a compound

SGS North America Inc.

Report of Analysis

Client Sample ID:	789MW-222_0623		
Lab Sample ID:	FC7171-7	**Date Sampled:**	06/19/23
Matrix:	AQ - Ground Water	**Date Received:**	06/21/23
Method:	SW846 8260D	**Percent Solids:**	n/a
Project:	Griffiss AFB; Rome, NY		

	File ID	DF	Analyzed	By	Prep Date	Prep Batch	Analytical Batch
Run #1	I757484.D	1	06/26/23 13:58	JL	n/a	n/a	VI2955
Run #2							

	Purge Volume
Run #1	5.0 ml
Run #2	

VOA 8260 List

CAS No.	Compound	Result	LOQ	LOD	DL	Units	Q
67-64-1	Acetone	20 U	25	20	10	ug/l	
71-43-2	Benzene	0.50 U	1.0	0.50	0.31	ug/l	
108-86-1	Bromobenzene	0.50 U	1.0	0.50	0.37	ug/l	
74-97-5	Bromochloromethane	0.50 U	1.0	0.50	0.45	ug/l	
75-27-4	Bromodichloromethane	0.50 U	1.0	0.50	0.24	ug/l	
75-25-2	Bromoform	0.50 U	1.0	0.50	0.41	ug/l	
78-93-3	2-Butanone (MEK)	3.5 U	5.0	3.5	2.0	ug/l	
104-51-8	n-Butylbenzene	0.50 U	1.0	0.50	0.23	ug/l	
135-98-8	sec-Butylbenzene	0.50 U	1.0	0.50	0.24	ug/l	
98-06-6	tert-Butylbenzene	0.50 U	1.0	0.50	0.31	ug/l	
75-15-0	Carbon Disulfide	1.0 U	2.0	1.0	0.53	ug/l	
56-23-5	Carbon Tetrachloride	0.50 U	1.0	0.50	0.36	ug/l	
108-90-7	Chlorobenzene	0.50 U	1.0	0.50	0.20	ug/l	
75-00-3	Chloroethane	1.0 U	2.0	1.0	0.67	ug/l	
67-66-3	Chloroform	0.50 U	1.0	0.50	0.30	ug/l	
95-49-8	o-Chlorotoluene	0.50 U	1.0	0.50	0.22	ug/l	
106-43-4	p-Chlorotoluene	0.50 U	1.0	0.50	0.31	ug/l	
124-48-1	Dibromochloromethane	0.50 U	1.0	0.50	0.28	ug/l	
96-12-8	1,2-Dibromo-3-chloropropane	2.0 U	5.0	2.0	1.0	ug/l	
106-93-4	1,2-Dibromoethane	1.0 U	2.0	1.0	0.28	ug/l	
75-71-8	Dichlorodifluoromethane	1.0 U	2.0	1.0	0.50	ug/l	
95-50-1	1,2-Dichlorobenzene	0.50 U	1.0	0.50	0.32	ug/l	
541-73-1	1,3-Dichlorobenzene	0.50 U	1.0	0.50	0.22	ug/l	
106-46-7	1,4-Dichlorobenzene	0.50 U	1.0	0.50	0.26	ug/l	
75-34-3	1,1-Dichloroethane	0.50 U	1.0	0.50	0.34	ug/l	
107-06-2	1,2-Dichloroethane	0.50 U	1.0	0.50	0.31	ug/l	
75-35-4	1,1-Dichloroethylene	0.50 U	1.0	0.50	0.32	ug/l	
156-59-2	cis-1,2-Dichloroethylene	0.50 U	1.0	0.50	0.28	ug/l	
156-60-5	trans-1,2-Dichloroethylene	0.50 U	1.0	0.50	0.22	ug/l	
540-59-0	1,2-Dichloroethene (total)	1.0 U	2.0	1.0	0.50	ug/l	
78-87-5	1,2-Dichloropropane	0.50 U	1.0	0.50	0.43	ug/l	
142-28-9	1,3-Dichloropropane	0.50 U	1.0	0.50	0.31	ug/l	

U = Not detected LOD = Limit of Detection J = Indicates an estimated value
LOQ = Limit of Quantitation DL = Detection Limit B = Indicates analyte found in associated method blank
E = Indicates value exceeds calibration range N = Indicates presumptive evidence of a compound

Report of Analysis

Client Sample ID:	789MW-222_0623		
Lab Sample ID:	FC7171-7	**Date Sampled:**	06/19/23
Matrix:	AQ - Ground Water	**Date Received:**	06/21/23
Method:	SW846 8260D	**Percent Solids:**	n/a
Project:	Griffiss AFB; Rome, NY		

VOA 8260 List

CAS No.	Compound	Result	LOQ	LOD	DL	Units	Q
594-20-7	2,2-Dichloropropane	0.50 U	1.0	0.50	0.24	ug/l	
563-58-6	1,1-Dichloropropene	0.50 U	1.0	0.50	0.34	ug/l	
10061-01-5	cis-1,3-Dichloropropene	0.50 U	1.0	0.50	0.29	ug/l	
10061-02-6	trans-1,3-Dichloropropene	0.50 U	1.0	0.50	0.21	ug/l	
100-41-4	Ethylbenzene	0.50 U	1.0	0.50	0.36	ug/l	
87-68-3	Hexachlorobutadiene	1.0 U	2.0	1.0	0.30	ug/l	
591-78-6	2-Hexanone	5.0 U	10	5.0	2.0	ug/l	
98-82-8	Isopropylbenzene	0.50 U	1.0	0.50	0.22	ug/l	
99-87-6	p-Isopropyltoluene	0.50 U	1.0	0.50	0.21	ug/l	
74-83-9	Methyl Bromide	4.0 U	5.0	4.0	2.0	ug/l	
74-87-3	Methyl Chloride	1.0 U	2.0	1.0	0.50	ug/l	
74-95-3	Methylene Bromide	0.50 U	2.0	0.50	0.37	ug/l	
75-09-2	Methylene Chloride	4.0 U	5.0	4.0	2.0	ug/l	
108-10-1	4-Methyl-2-pentanone (MIBK)	2.0 U	5.0	2.0	1.0	ug/l	
1634-04-4	Methyl Tert Butyl Ether	0.50 U	1.0	0.50	0.23	ug/l	
91-20-3	Naphthalene	2.0 U	5.0	2.0	1.0	ug/l	
103-65-1	n-Propylbenzene	0.50 U	1.0	0.50	0.29	ug/l	
100-42-5	Styrene	0.50 U	1.0	0.50	0.22	ug/l	
630-20-6	1,1,1,2-Tetrachloroethane	0.50 U	1.0	0.50	0.28	ug/l	
79-34-5	1,1,2,2-Tetrachloroethane	0.50 U	1.0	0.50	0.30	ug/l	
127-18-4	Tetrachloroethylene	0.50 U	1.0	0.50	0.22	ug/l	
108-88-3	Toluene	0.50 U	1.0	0.50	0.30	ug/l	
87-61-6	1,2,3-Trichlorobenzene	1.0 U	2.0	1.0	0.61	ug/l	
120-82-1	1,2,4-Trichlorobenzene	1.0 U	2.0	1.0	0.50	ug/l	
71-55-6	1,1,1-Trichloroethane	0.50 U	1.0	0.50	0.25	ug/l	
79-00-5	1,1,2-Trichloroethane	0.50 U	1.0	0.50	0.47	ug/l	
79-01-6	Trichloroethylene	0.50 U	1.0	0.50	0.35	ug/l	
75-69-4	Trichlorofluoromethane	1.0 U	2.0	1.0	0.50	ug/l	
96-18-4	1,2,3-Trichloropropane	1.0 U	2.0	1.0	0.63	ug/l	
95-63-6	1,2,4-Trimethylbenzene	0.50 U	1.0	0.50	0.32	ug/l	
108-67-8	1,3,5-Trimethylbenzene	0.50 U	1.0	0.50	0.27	ug/l	
108-05-4	Vinyl Acetate	5.0 U	10	5.0	2.0	ug/l	
75-01-4	Vinyl Chloride	0.50 U	1.0	0.50	0.41	ug/l	
	m,p-Xylene	1.0 U	2.0	1.0	0.47	ug/l	
95-47-6	o-Xylene	0.50 U	1.0	0.50	0.26	ug/l	
1330-20-7	Xylene (total)	1.5 U	3.0	1.5	0.72	ug/l	

CAS No.	Surrogate Recoveries	Run# 1	Run# 2	Limits
1868-53-7	Dibromofluoromethane	97%		83-118%

U = Not detected LOD = Limit of Detection J = Indicates an estimated value
LOQ = Limit of Quantitation DL = Detection Limit B = Indicates analyte found in associated method blank
E = Indicates value exceeds calibration range N = Indicates presumptive evidence of a compound

Report of Analysis

Client Sample ID:	789MW-222_0623		
Lab Sample ID:	FC7171-7	**Date Sampled:**	06/19/23
Matrix:	AQ - Ground Water	**Date Received:**	06/21/23
Method:	SW846 8260D	**Percent Solids:**	n/a
Project:	Griffiss AFB; Rome, NY		

VOA 8260 List

CAS No.	Surrogate Recoveries	Run# 1	Run# 2	Limits
17060-07-0	1,2-Dichloroethane-D4	102%		79-125%
2037-26-5	Toluene-D8	99%		85-112%
460-00-4	4-Bromofluorobenzene	100%		83-118%

U = Not detected LOD = Limit of Detection J = Indicates an estimated value
LOQ = Limit of Quantitation DL = Detection Limit B = Indicates analyte found in associated method blank
E = Indicates value exceeds calibration range N = Indicates presumptive evidence of a compound

SGS North America Inc.

Report of Analysis

Client Sample ID:	789MW-251_0623		
Lab Sample ID:	FC7171-8	**Date Sampled:**	06/19/23
Matrix:	AQ - Ground Water	**Date Received:**	06/21/23
Method:	SW846 8260D	**Percent Solids:**	n/a
Project:	Griffiss AFB; Rome, NY		

	File ID	DF	Analyzed	By	Prep Date	Prep Batch	Analytical Batch
Run #1	I757488.D	1	06/26/23 15:36	JL	n/a	n/a	VI2955
Run #2							

	Purge Volume
Run #1	5.0 ml
Run #2	

VOA 8260 List

CAS No.	Compound	Result	LOQ	LOD	DL	Units	Q
67-64-1	Acetone	20 U	25	20	10	ug/l	
71-43-2	Benzene	0.50 U	1.0	0.50	0.31	ug/l	
108-86-1	Bromobenzene	0.50 U	1.0	0.50	0.37	ug/l	
74-97-5	Bromochloromethane	0.50 U	1.0	0.50	0.45	ug/l	
75-27-4	Bromodichloromethane	0.50 U	1.0	0.50	0.24	ug/l	
75-25-2	Bromoform	0.50 U	1.0	0.50	0.41	ug/l	
78-93-3	2-Butanone (MEK)	3.5 U	5.0	3.5	2.0	ug/l	
104-51-8	n-Butylbenzene	0.50 U	1.0	0.50	0.23	ug/l	
135-98-8	sec-Butylbenzene	0.50 U	1.0	0.50	0.24	ug/l	
98-06-6	tert-Butylbenzene	0.50 U	1.0	0.50	0.31	ug/l	
75-15-0	Carbon Disulfide	1.0 U	2.0	1.0	0.53	ug/l	
56-23-5	Carbon Tetrachloride	0.50 U	1.0	0.50	0.36	ug/l	
108-90-7	Chlorobenzene	0.50 U	1.0	0.50	0.20	ug/l	
75-00-3	Chloroethane	1.0 U	2.0	1.0	0.67	ug/l	
67-66-3	Chloroform	0.50 U	1.0	0.50	0.30	ug/l	
95-49-8	o-Chlorotoluene	0.50 U	1.0	0.50	0.22	ug/l	
106-43-4	p-Chlorotoluene	0.50 U	1.0	0.50	0.31	ug/l	
124-48-1	Dibromochloromethane	0.50 U	1.0	0.50	0.28	ug/l	
96-12-8	1,2-Dibromo-3-chloropropane	2.0 U	5.0	2.0	1.0	ug/l	
106-93-4	1,2-Dibromoethane	1.0 U	2.0	1.0	0.28	ug/l	
75-71-8	Dichlorodifluoromethane	1.0 U	2.0	1.0	0.50	ug/l	
95-50-1	1,2-Dichlorobenzene	0.50 U	1.0	0.50	0.32	ug/l	
541-73-1	1,3-Dichlorobenzene	0.50 U	1.0	0.50	0.22	ug/l	
106-46-7	1,4-Dichlorobenzene	0.50 U	1.0	0.50	0.26	ug/l	
75-34-3	1,1-Dichloroethane	0.50 U	1.0	0.50	0.34	ug/l	
107-06-2	1,2-Dichloroethane	0.50 U	1.0	0.50	0.31	ug/l	
75-35-4	1,1-Dichloroethylene	0.50 U	1.0	0.50	0.32	ug/l	
156-59-2	cis-1,2-Dichloroethylene	0.50 U	1.0	0.50	0.28	ug/l	
156-60-5	trans-1,2-Dichloroethylene	0.50 U	1.0	0.50	0.22	ug/l	
540-59-0	1,2-Dichloroethene (total)	1.0 U	2.0	1.0	0.50	ug/l	
78-87-5	1,2-Dichloropropane	0.50 U	1.0	0.50	0.43	ug/l	
142-28-9	1,3-Dichloropropane	0.50 U	1.0	0.50	0.31	ug/l	

U = Not detected LOD = Limit of Detection J = Indicates an estimated value
LOQ = Limit of Quantitation DL = Detection Limit B = Indicates analyte found in associated method blank
E = Indicates value exceeds calibration range N = Indicates presumptive evidence of a compound

Report of Analysis

Client Sample ID:	789MW-251_0623		
Lab Sample ID:	FC7171-8	**Date Sampled:**	06/19/23
Matrix:	AQ - Ground Water	**Date Received:**	06/21/23
Method:	SW846 8260D	**Percent Solids:**	n/a
Project:	Griffiss AFB; Rome, NY		

VOA 8260 List

CAS No.	Compound	Result	LOQ	LOD	DL	Units	Q
594-20-7	2,2-Dichloropropane	0.50 U	1.0	0.50	0.24	ug/l	
563-58-6	1,1-Dichloropropene	0.50 U	1.0	0.50	0.34	ug/l	
10061-01-5	cis-1,3-Dichloropropene	0.50 U	1.0	0.50	0.29	ug/l	
10061-02-6	trans-1,3-Dichloropropene	0.50 U	1.0	0.50	0.21	ug/l	
100-41-4	Ethylbenzene	0.50 U	1.0	0.50	0.36	ug/l	
87-68-3	Hexachlorobutadiene	1.0 U	2.0	1.0	0.30	ug/l	
591-78-6	2-Hexanone	5.0 U	10	5.0	2.0	ug/l	
98-82-8	Isopropylbenzene	0.50 U	1.0	0.50	0.22	ug/l	
99-87-6	p-Isopropyltoluene	0.50 U	1.0	0.50	0.21	ug/l	
74-83-9	Methyl Bromide	4.0 U	5.0	4.0	2.0	ug/l	
74-87-3	Methyl Chloride	1.0 U	2.0	1.0	0.50	ug/l	
74-95-3	Methylene Bromide	0.50 U	2.0	0.50	0.37	ug/l	
75-09-2	Methylene Chloride	4.0 U	5.0	4.0	2.0	ug/l	
108-10-1	4-Methyl-2-pentanone (MIBK)	2.0 U	5.0	2.0	1.0	ug/l	
1634-04-4	Methyl Tert Butyl Ether	0.50 U	1.0	0.50	0.23	ug/l	
91-20-3	Naphthalene	2.0 U	5.0	2.0	1.0	ug/l	
103-65-1	n-Propylbenzene	0.50 U	1.0	0.50	0.29	ug/l	
100-42-5	Styrene	0.50 U	1.0	0.50	0.22	ug/l	
630-20-6	1,1,1,2-Tetrachloroethane	0.50 U	1.0	0.50	0.28	ug/l	
79-34-5	1,1,2,2-Tetrachloroethane	0.50 U	1.0	0.50	0.30	ug/l	
127-18-4	Tetrachloroethylene	0.50 U	1.0	0.50	0.22	ug/l	
108-88-3	Toluene	0.50 U	1.0	0.50	0.30	ug/l	
87-61-6	1,2,3-Trichlorobenzene	1.0 U	2.0	1.0	0.61	ug/l	
120-82-1	1,2,4-Trichlorobenzene	1.0 U	2.0	1.0	0.50	ug/l	
71-55-6	1,1,1-Trichloroethane	0.50 U	1.0	0.50	0.25	ug/l	
79-00-5	1,1,2-Trichloroethane	0.50 U	1.0	0.50	0.47	ug/l	
79-01-6	Trichloroethylene	0.50 U	1.0	0.50	0.35	ug/l	
75-69-4	Trichlorofluoromethane	1.0 U	2.0	1.0	0.50	ug/l	
96-18-4	1,2,3-Trichloropropane	1.0 U	2.0	1.0	0.63	ug/l	
95-63-6	1,2,4-Trimethylbenzene	0.50 U	1.0	0.50	0.32	ug/l	
108-67-8	1,3,5-Trimethylbenzene	0.50 U	1.0	0.50	0.27	ug/l	
108-05-4	Vinyl Acetate	5.0 U	10	5.0	2.0	ug/l	
75-01-4	Vinyl Chloride	0.50 U	1.0	0.50	0.41	ug/l	
	m,p-Xylene	1.0 U	2.0	1.0	0.47	ug/l	
95-47-6	o-Xylene	0.50 U	1.0	0.50	0.26	ug/l	
1330-20-7	Xylene (total)	1.5 U	3.0	1.5	0.72	ug/l	

CAS No.	Surrogate Recoveries	Run# 1	Run# 2	Limits
1868-53-7	Dibromofluoromethane	97%		83-118%

U = Not detected LOD = Limit of Detection J = Indicates an estimated value
LOQ = Limit of Quantitation DL = Detection Limit B = Indicates analyte found in associated method blank
E = Indicates value exceeds calibration range N = Indicates presumptive evidence of a compound

Report of Analysis

Client Sample ID:	789MW-251_0623		
Lab Sample ID:	FC7171-8	**Date Sampled:**	06/19/23
Matrix:	AQ - Ground Water	**Date Received:**	06/21/23
Method:	SW846 8260D	**Percent Solids:**	n/a
Project:	Griffiss AFB; Rome, NY		

VOA 8260 List

CAS No.	Surrogate Recoveries	Run# 1	Run# 2	Limits
17060-07-0	1,2-Dichloroethane-D4	102%		79-125%
2037-26-5	Toluene-D8	99%		85-112%
460-00-4	4-Bromofluorobenzene	100%		83-118%

U = Not detected LOD = Limit of Detection J = Indicates an estimated value
LOQ = Limit of Quantitation DL = Detection Limit B = Indicates analyte found in associated method blank
E = Indicates value exceeds calibration range N = Indicates presumptive evidence of a compound

SGS North America Inc.

Report of Analysis

Client Sample ID:	789MW-46R_0623		
Lab Sample ID:	FC7171-9	**Date Sampled:**	06/19/23
Matrix:	AQ - Ground Water	**Date Received:**	06/21/23
Method:	SW846 8260D	**Percent Solids:**	n/a
Project:	Griffiss AFB; Rome, NY		

	File ID	DF	Analyzed	By	Prep Date	Prep Batch	Analytical Batch
Run #1	I757489.D	1	06/26/23 16:00	JL	n/a	n/a	VI2955
Run #2							

	Purge Volume
Run #1	5.0 ml
Run #2	

VOA 8260 List

CAS No.	Compound	Result	LOQ	LOD	DL	Units	Q
67-64-1	Acetone	20 U	25	20	10	ug/l	
71-43-2	Benzene	0.50 U	1.0	0.50	0.31	ug/l	
108-86-1	Bromobenzene	0.50 U	1.0	0.50	0.37	ug/l	
74-97-5	Bromochloromethane	0.50 U	1.0	0.50	0.45	ug/l	
75-27-4	Bromodichloromethane	0.50 U	1.0	0.50	0.24	ug/l	
75-25-2	Bromoform	0.50 U	1.0	0.50	0.41	ug/l	
78-93-3	2-Butanone (MEK)	3.5 U	5.0	3.5	2.0	ug/l	
104-51-8	n-Butylbenzene	0.50 U	1.0	0.50	0.23	ug/l	
135-98-8	sec-Butylbenzene	0.50 U	1.0	0.50	0.24	ug/l	
98-06-6	tert-Butylbenzene	0.50 U	1.0	0.50	0.31	ug/l	
75-15-0	Carbon Disulfide	1.0 U	2.0	1.0	0.53	ug/l	
56-23-5	Carbon Tetrachloride	0.50 U	1.0	0.50	0.36	ug/l	
108-90-7	Chlorobenzene	0.50 U	1.0	0.50	0.20	ug/l	
75-00-3	Chloroethane	1.0 U	2.0	1.0	0.67	ug/l	
67-66-3	Chloroform	0.50 U	1.0	0.50	0.30	ug/l	
95-49-8	o-Chlorotoluene	0.50 U	1.0	0.50	0.22	ug/l	
106-43-4	p-Chlorotoluene	0.50 U	1.0	0.50	0.31	ug/l	
124-48-1	Dibromochloromethane	0.50 U	1.0	0.50	0.28	ug/l	
96-12-8	1,2-Dibromo-3-chloropropane	2.0 U	5.0	2.0	1.0	ug/l	
106-93-4	1,2-Dibromoethane	1.0 U	2.0	1.0	0.28	ug/l	
75-71-8	Dichlorodifluoromethane	1.0 U	2.0	1.0	0.50	ug/l	
95-50-1	1,2-Dichlorobenzene	0.50 U	1.0	0.50	0.32	ug/l	
541-73-1	1,3-Dichlorobenzene	0.50 U	1.0	0.50	0.22	ug/l	
106-46-7	1,4-Dichlorobenzene	0.50 U	1.0	0.50	0.26	ug/l	
75-34-3	1,1-Dichloroethane	0.50 U	1.0	0.50	0.34	ug/l	
107-06-2	1,2-Dichloroethane	0.50 U	1.0	0.50	0.31	ug/l	
75-35-4	1,1-Dichloroethylene	0.50 U	1.0	0.50	0.32	ug/l	
156-59-2	cis-1,2-Dichloroethylene	0.50 U	1.0	0.50	0.28	ug/l	
156-60-5	trans-1,2-Dichloroethylene	0.50 U	1.0	0.50	0.22	ug/l	
540-59-0	1,2-Dichloroethene (total)	1.0 U	2.0	1.0	0.50	ug/l	
78-87-5	1,2-Dichloropropane	0.50 U	1.0	0.50	0.43	ug/l	
142-28-9	1,3-Dichloropropane	0.50 U	1.0	0.50	0.31	ug/l	

U = Not detected LOD = Limit of Detection J = Indicates an estimated value
LOQ = Limit of Quantitation DL = Detection Limit B = Indicates analyte found in associated method blank
E = Indicates value exceeds calibration range N = Indicates presumptive evidence of a compound

Report of Analysis

Client Sample ID:	789MW-46R_0623		
Lab Sample ID:	FC7171-9	**Date Sampled:**	06/19/23
Matrix:	AQ - Ground Water	**Date Received:**	06/21/23
Method:	SW846 8260D	**Percent Solids:**	n/a
Project:	Griffiss AFB; Rome, NY		

VOA 8260 List

CAS No.	Compound	Result	LOQ	LOD	DL	Units	Q
594-20-7	2,2-Dichloropropane	0.50 U	1.0	0.50	0.24	ug/l	
563-58-6	1,1-Dichloropropene	0.50 U	1.0	0.50	0.34	ug/l	
10061-01-5	cis-1,3-Dichloropropene	0.50 U	1.0	0.50	0.29	ug/l	
10061-02-6	trans-1,3-Dichloropropene	0.50 U	1.0	0.50	0.21	ug/l	
100-41-4	Ethylbenzene	0.50 U	1.0	0.50	0.36	ug/l	
87-68-3	Hexachlorobutadiene	1.0 U	2.0	1.0	0.30	ug/l	
591-78-6	2-Hexanone	5.0 U	10	5.0	2.0	ug/l	
98-82-8	Isopropylbenzene	0.50 U	1.0	0.50	0.22	ug/l	
99-87-6	p-Isopropyltoluene	0.50 U	1.0	0.50	0.21	ug/l	
74-83-9	Methyl Bromide	4.0 U	5.0	4.0	2.0	ug/l	
74-87-3	Methyl Chloride	1.0 U	2.0	1.0	0.50	ug/l	
74-95-3	Methylene Bromide	0.50 U	2.0	0.50	0.37	ug/l	
75-09-2	Methylene Chloride	4.0 U	5.0	4.0	2.0	ug/l	
108-10-1	4-Methyl-2-pentanone (MIBK)	2.0 U	5.0	2.0	1.0	ug/l	
1634-04-4	Methyl Tert Butyl Ether	0.50 U	1.0	0.50	0.23	ug/l	
91-20-3	Naphthalene	2.0 U	5.0	2.0	1.0	ug/l	
103-65-1	n-Propylbenzene	0.50 U	1.0	0.50	0.29	ug/l	
100-42-5	Styrene	0.50 U	1.0	0.50	0.22	ug/l	
630-20-6	1,1,1,2-Tetrachloroethane	0.50 U	1.0	0.50	0.28	ug/l	
79-34-5	1,1,2,2-Tetrachloroethane	0.50 U	1.0	0.50	0.30	ug/l	
127-18-4	Tetrachloroethylene	0.50 U	1.0	0.50	0.22	ug/l	
108-88-3	Toluene	0.50 U	1.0	0.50	0.30	ug/l	
87-61-6	1,2,3-Trichlorobenzene	1.0 U	2.0	1.0	0.61	ug/l	
120-82-1	1,2,4-Trichlorobenzene	1.0 U	2.0	1.0	0.50	ug/l	
71-55-6	1,1,1-Trichloroethane	0.50 U	1.0	0.50	0.25	ug/l	
79-00-5	1,1,2-Trichloroethane	0.50 U	1.0	0.50	0.47	ug/l	
79-01-6	Trichloroethylene	0.50 U	1.0	0.50	0.35	ug/l	
75-69-4	Trichlorofluoromethane	1.0 U	2.0	1.0	0.50	ug/l	
96-18-4	1,2,3-Trichloropropane	1.0 U	2.0	1.0	0.63	ug/l	
95-63-6	1,2,4-Trimethylbenzene	0.50 U	1.0	0.50	0.32	ug/l	
108-67-8	1,3,5-Trimethylbenzene	0.50 U	1.0	0.50	0.27	ug/l	
108-05-4	Vinyl Acetate	5.0 U	10	5.0	2.0	ug/l	
75-01-4	Vinyl Chloride	0.50 U	1.0	0.50	0.41	ug/l	
	m,p-Xylene	1.0 U	2.0	1.0	0.47	ug/l	
95-47-6	o-Xylene	0.50 U	1.0	0.50	0.26	ug/l	
1330-20-7	Xylene (total)	1.5 U	3.0	1.5	0.72	ug/l	

CAS No.	Surrogate Recoveries	Run# 1	Run# 2	Limits
1868-53-7	Dibromofluoromethane	98%		83-118%

U = Not detected LOD = Limit of Detection J = Indicates an estimated value
LOQ = Limit of Quantitation DL = Detection Limit B = Indicates analyte found in associated method blank
E = Indicates value exceeds calibration range N = Indicates presumptive evidence of a compound

Report of Analysis

Client Sample ID:	789MW-46R_0623		
Lab Sample ID:	FC7171-9	**Date Sampled:**	06/19/23
Matrix:	AQ - Ground Water	**Date Received:**	06/21/23
Method:	SW846 8260D	**Percent Solids:**	n/a
Project:	Griffiss AFB; Rome, NY		

VOA 8260 List

CAS No.	Surrogate Recoveries	Run# 1	Run# 2	Limits
17060-07-0	1,2-Dichloroethane-D4	102%		79-125%
2037-26-5	Toluene-D8	101%		85-112%
460-00-4	4-Bromofluorobenzene	102%		83-118%

U = Not detected LOD = Limit of Detection J = Indicates an estimated value
LOQ = Limit of Quantitation DL = Detection Limit B = Indicates analyte found in associated method blank
E = Indicates value exceeds calibration range N = Indicates presumptive evidence of a compound

SGS North America Inc.

Report of Analysis

Client Sample ID:	789MW-83_0623		
Lab Sample ID:	FC7171-10	**Date Sampled:**	06/19/23
Matrix:	AQ - Ground Water	**Date Received:**	06/21/23
Method:	SW846 8260D	**Percent Solids:**	n/a
Project:	Griffiss AFB; Rome, NY		

	File ID	DF	Analyzed	By	Prep Date	Prep Batch	Analytical Batch
Run #1	I757490.D	1	06/26/23 16:24	JL	n/a	n/a	VI2955
Run #2							

	Purge Volume
Run #1	5.0 ml
Run #2	

VOA 8260 List

CAS No.	Compound	Result	LOQ	LOD	DL	Units	Q
67-64-1	Acetone	20 U	25	20	10	ug/l	
71-43-2	Benzene	0.50 U	1.0	0.50	0.31	ug/l	
108-86-1	Bromobenzene	0.50 U	1.0	0.50	0.37	ug/l	
74-97-5	Bromochloromethane	0.50 U	1.0	0.50	0.45	ug/l	
75-27-4	Bromodichloromethane	0.50 U	1.0	0.50	0.24	ug/l	
75-25-2	Bromoform	0.50 U	1.0	0.50	0.41	ug/l	
78-93-3	2-Butanone (MEK)	3.5 U	5.0	3.5	2.0	ug/l	
104-51-8	n-Butylbenzene	0.50 U	1.0	0.50	0.23	ug/l	
135-98-8	sec-Butylbenzene	0.50 U	1.0	0.50	0.24	ug/l	
98-06-6	tert-Butylbenzene	0.50 U	1.0	0.50	0.31	ug/l	
75-15-0	Carbon Disulfide	1.0 U	2.0	1.0	0.53	ug/l	
56-23-5	Carbon Tetrachloride	0.50 U	1.0	0.50	0.36	ug/l	
108-90-7	Chlorobenzene	0.50 U	1.0	0.50	0.20	ug/l	
75-00-3	Chloroethane	1.0 U	2.0	1.0	0.67	ug/l	
67-66-3	Chloroform	0.50 U	1.0	0.50	0.30	ug/l	
95-49-8	o-Chlorotoluene	0.50 U	1.0	0.50	0.22	ug/l	
106-43-4	p-Chlorotoluene	0.50 U	1.0	0.50	0.31	ug/l	
124-48-1	Dibromochloromethane	0.50 U	1.0	0.50	0.28	ug/l	
96-12-8	1,2-Dibromo-3-chloropropane	2.0 U	5.0	2.0	1.0	ug/l	
106-93-4	1,2-Dibromoethane	1.0 U	2.0	1.0	0.28	ug/l	
75-71-8	Dichlorodifluoromethane	1.0 U	2.0	1.0	0.50	ug/l	
95-50-1	1,2-Dichlorobenzene	0.50 U	1.0	0.50	0.32	ug/l	
541-73-1	1,3-Dichlorobenzene	0.50 U	1.0	0.50	0.22	ug/l	
106-46-7	1,4-Dichlorobenzene	0.50 U	1.0	0.50	0.26	ug/l	
75-34-3	1,1-Dichloroethane	0.50 U	1.0	0.50	0.34	ug/l	
107-06-2	1,2-Dichloroethane	0.50 U	1.0	0.50	0.31	ug/l	
75-35-4	1,1-Dichloroethylene	0.50 U	1.0	0.50	0.32	ug/l	
156-59-2	cis-1,2-Dichloroethylene	0.50 U	1.0	0.50	0.28	ug/l	
156-60-5	trans-1,2-Dichloroethylene	0.50 U	1.0	0.50	0.22	ug/l	
540-59-0	1,2-Dichloroethene (total)	1.0 U	2.0	1.0	0.50	ug/l	
78-87-5	1,2-Dichloropropane	0.50 U	1.0	0.50	0.43	ug/l	
142-28-9	1,3-Dichloropropane	0.50 U	1.0	0.50	0.31	ug/l	

U = Not detected LOD = Limit of Detection J = Indicates an estimated value
LOQ = Limit of Quantitation DL = Detection Limit B = Indicates analyte found in associated method blank
E = Indicates value exceeds calibration range N = Indicates presumptive evidence of a compound

Report of Analysis

Client Sample ID:	789MW-83_0623		
Lab Sample ID:	FC7171-10	**Date Sampled:**	06/19/23
Matrix:	AQ - Ground Water	**Date Received:**	06/21/23
Method:	SW846 8260D	**Percent Solids:**	n/a
Project:	Griffiss AFB; Rome, NY		

VOA 8260 List

CAS No.	Compound	Result	LOQ	LOD	DL	Units	Q
594-20-7	2,2-Dichloropropane	0.50 U	1.0	0.50	0.24	ug/l	
563-58-6	1,1-Dichloropropene	0.50 U	1.0	0.50	0.34	ug/l	
10061-01-5	cis-1,3-Dichloropropene	0.50 U	1.0	0.50	0.29	ug/l	
10061-02-6	trans-1,3-Dichloropropene	0.50 U	1.0	0.50	0.21	ug/l	
100-41-4	Ethylbenzene	0.50 U	1.0	0.50	0.36	ug/l	
87-68-3	Hexachlorobutadiene	1.0 U	2.0	1.0	0.30	ug/l	
591-78-6	2-Hexanone	5.0 U	10	5.0	2.0	ug/l	
98-82-8	Isopropylbenzene	0.50 U	1.0	0.50	0.22	ug/l	
99-87-6	p-Isopropyltoluene	0.50 U	1.0	0.50	0.21	ug/l	
74-83-9	Methyl Bromide	4.0 U	5.0	4.0	2.0	ug/l	
74-87-3	Methyl Chloride	1.0 U	2.0	1.0	0.50	ug/l	
74-95-3	Methylene Bromide	0.50 U	2.0	0.50	0.37	ug/l	
75-09-2	Methylene Chloride	4.0 U	5.0	4.0	2.0	ug/l	
108-10-1	4-Methyl-2-pentanone (MIBK)	2.0 U	5.0	2.0	1.0	ug/l	
1634-04-4	Methyl Tert Butyl Ether	0.50 U	1.0	0.50	0.23	ug/l	
91-20-3	Naphthalene	2.0 U	5.0	2.0	1.0	ug/l	
103-65-1	n-Propylbenzene	0.50 U	1.0	0.50	0.29	ug/l	
100-42-5	Styrene	0.50 U	1.0	0.50	0.22	ug/l	
630-20-6	1,1,1,2-Tetrachloroethane	0.50 U	1.0	0.50	0.28	ug/l	
79-34-5	1,1,2,2-Tetrachloroethane	0.50 U	1.0	0.50	0.30	ug/l	
127-18-4	Tetrachloroethylene	0.50 U	1.0	0.50	0.22	ug/l	
108-88-3	Toluene	0.50 U	1.0	0.50	0.30	ug/l	
87-61-6	1,2,3-Trichlorobenzene	1.0 U	2.0	1.0	0.61	ug/l	
120-82-1	1,2,4-Trichlorobenzene	1.0 U	2.0	1.0	0.50	ug/l	
71-55-6	1,1,1-Trichloroethane	0.50 U	1.0	0.50	0.25	ug/l	
79-00-5	1,1,2-Trichloroethane	0.50 U	1.0	0.50	0.47	ug/l	
79-01-6	Trichloroethylene	0.50 U	1.0	0.50	0.35	ug/l	
75-69-4	Trichlorofluoromethane	1.0 U	2.0	1.0	0.50	ug/l	
96-18-4	1,2,3-Trichloropropane	1.0 U	2.0	1.0	0.63	ug/l	
95-63-6	1,2,4-Trimethylbenzene	0.50 U	1.0	0.50	0.32	ug/l	
108-67-8	1,3,5-Trimethylbenzene	0.50 U	1.0	0.50	0.27	ug/l	
108-05-4	Vinyl Acetate	5.0 U	10	5.0	2.0	ug/l	
75-01-4	Vinyl Chloride	0.50 U	1.0	0.50	0.41	ug/l	
	m,p-Xylene	1.0 U	2.0	1.0	0.47	ug/l	
95-47-6	o-Xylene	0.50 U	1.0	0.50	0.26	ug/l	
1330-20-7	Xylene (total)	1.5 U	3.0	1.5	0.72	ug/l	

CAS No.	Surrogate Recoveries	Run# 1	Run# 2	Limits
1868-53-7	Dibromofluoromethane	97%		83-118%

U = Not detected LOD = Limit of Detection J = Indicates an estimated value
LOQ = Limit of Quantitation DL = Detection Limit B = Indicates analyte found in associated method blank
E = Indicates value exceeds calibration range N = Indicates presumptive evidence of a compound

Report of Analysis

Client Sample ID:	789MW-83_0623		
Lab Sample ID:	FC7171-10	**Date Sampled:**	06/19/23
Matrix:	AQ - Ground Water	**Date Received:**	06/21/23
Method:	SW846 8260D	**Percent Solids:**	n/a
Project:	Griffiss AFB; Rome, NY		

VOA 8260 List

CAS No.	Surrogate Recoveries	Run# 1	Run# 2	Limits
17060-07-0	1,2-Dichloroethane-D4	100%		79-125%
2037-26-5	Toluene-D8	100%		85-112%
460-00-4	4-Bromofluorobenzene	101%		83-118%

U = Not detected LOD = Limit of Detection J = Indicates an estimated value
LOQ = Limit of Quantitation DL = Detection Limit B = Indicates analyte found in associated method blank
E = Indicates value exceeds calibration range N = Indicates presumptive evidence of a compound

SGS North America Inc.

Report of Analysis

Client Sample ID: 789MW-95_0623
Lab Sample ID: FC7171-11
Matrix: AQ - Ground Water
Method: SW846 8260D
Project: Griffiss AFB; Rome, NY

Date Sampled: 06/19/23
Date Received: 06/21/23
Percent Solids: n/a

	File ID	DF	Analyzed	By	Prep Date	Prep Batch	Analytical Batch
Run #1	I757491.D	1	06/26/23 16:48	JL	n/a	n/a	VI2955
Run #2							

	Purge Volume
Run #1	5.0 ml
Run #2	

VOA 8260 List

CAS No.	Compound	Result	LOQ	LOD	DL	Units	Q
67-64-1	Acetone	20 U	25	20	10	ug/l	
71-43-2	Benzene	0.50 U	1.0	0.50	0.31	ug/l	
108-86-1	Bromobenzene	0.50 U	1.0	0.50	0.37	ug/l	
74-97-5	Bromochloromethane	0.50 U	1.0	0.50	0.45	ug/l	
75-27-4	Bromodichloromethane	0.50 U	1.0	0.50	0.24	ug/l	
75-25-2	Bromoform	0.50 U	1.0	0.50	0.41	ug/l	
78-93-3	2-Butanone (MEK)	3.5 U	5.0	3.5	2.0	ug/l	
104-51-8	n-Butylbenzene	0.50 U	1.0	0.50	0.23	ug/l	
135-98-8	sec-Butylbenzene	0.50 U	1.0	0.50	0.24	ug/l	
98-06-6	tert-Butylbenzene	0.50 U	1.0	0.50	0.31	ug/l	
75-15-0	Carbon Disulfide	1.0 U	2.0	1.0	0.53	ug/l	
56-23-5	Carbon Tetrachloride	0.50 U	1.0	0.50	0.36	ug/l	
108-90-7	Chlorobenzene	0.50 U	1.0	0.50	0.20	ug/l	
75-00-3	Chloroethane	1.0 U	2.0	1.0	0.67	ug/l	
67-66-3	Chloroform	0.50 U	1.0	0.50	0.30	ug/l	
95-49-8	o-Chlorotoluene	0.50 U	1.0	0.50	0.22	ug/l	
106-43-4	p-Chlorotoluene	0.50 U	1.0	0.50	0.31	ug/l	
124-48-1	Dibromochloromethane	0.50 U	1.0	0.50	0.28	ug/l	
96-12-8	1,2-Dibromo-3-chloropropane	2.0 U	5.0	2.0	1.0	ug/l	
106-93-4	1,2-Dibromoethane	1.0 U	2.0	1.0	0.28	ug/l	
75-71-8	Dichlorodifluoromethane	1.0 U	2.0	1.0	0.50	ug/l	
95-50-1	1,2-Dichlorobenzene	0.50 U	1.0	0.50	0.32	ug/l	
541-73-1	1,3-Dichlorobenzene	0.50 U	1.0	0.50	0.22	ug/l	
106-46-7	1,4-Dichlorobenzene	0.50 U	1.0	0.50	0.26	ug/l	
75-34-3	1,1-Dichloroethane	0.50 U	1.0	0.50	0.34	ug/l	
107-06-2	1,2-Dichloroethane	0.50 U	1.0	0.50	0.31	ug/l	
75-35-4	1,1-Dichloroethylene	0.50 U	1.0	0.50	0.32	ug/l	
156-59-2	cis-1,2-Dichloroethylene	0.50 U	1.0	0.50	0.28	ug/l	
156-60-5	trans-1,2-Dichloroethylene	0.50 U	1.0	0.50	0.22	ug/l	
540-59-0	1,2-Dichloroethene (total)	1.0 U	2.0	1.0	0.50	ug/l	
78-87-5	1,2-Dichloropropane	0.50 U	1.0	0.50	0.43	ug/l	
142-28-9	1,3-Dichloropropane	0.50 U	1.0	0.50	0.31	ug/l	

U = Not detected LOD = Limit of Detection
LOQ = Limit of Quantitation DL = Detection Limit
E = Indicates value exceeds calibration range

J = Indicates an estimated value
B = Indicates analyte found in associated method blank
N = Indicates presumptive evidence of a compound

Report of Analysis

Client Sample ID:	789MW-95_0623		
Lab Sample ID:	FC7171-11	**Date Sampled:**	06/19/23
Matrix:	AQ - Ground Water	**Date Received:**	06/21/23
Method:	SW846 8260D	**Percent Solids:**	n/a
Project:	Griffiss AFB; Rome, NY		

VOA 8260 List

CAS No.	Compound	Result	LOQ	LOD	DL	Units	Q
594-20-7	2,2-Dichloropropane	0.50 U	1.0	0.50	0.24	ug/l	
563-58-6	1,1-Dichloropropene	0.50 U	1.0	0.50	0.34	ug/l	
10061-01-5	cis-1,3-Dichloropropene	0.50 U	1.0	0.50	0.29	ug/l	
10061-02-6	trans-1,3-Dichloropropene	0.50 U	1.0	0.50	0.21	ug/l	
100-41-4	Ethylbenzene	0.50 U	1.0	0.50	0.36	ug/l	
87-68-3	Hexachlorobutadiene	1.0 U	2.0	1.0	0.30	ug/l	
591-78-6	2-Hexanone	5.0 U	10	5.0	2.0	ug/l	
98-82-8	Isopropylbenzene	0.50 U	1.0	0.50	0.22	ug/l	
99-87-6	p-Isopropyltoluene	0.50 U	1.0	0.50	0.21	ug/l	
74-83-9	Methyl Bromide	4.0 U	5.0	4.0	2.0	ug/l	
74-87-3	Methyl Chloride	1.0 U	2.0	1.0	0.50	ug/l	
74-95-3	Methylene Bromide	0.50 U	2.0	0.50	0.37	ug/l	
75-09-2	Methylene Chloride	4.0 U	5.0	4.0	2.0	ug/l	
108-10-1	4-Methyl-2-pentanone (MIBK)	2.0 U	5.0	2.0	1.0	ug/l	
1634-04-4	Methyl Tert Butyl Ether	0.50 U	1.0	0.50	0.23	ug/l	
91-20-3	Naphthalene	2.0 U	5.0	2.0	1.0	ug/l	
103-65-1	n-Propylbenzene	0.50 U	1.0	0.50	0.29	ug/l	
100-42-5	Styrene	0.50 U	1.0	0.50	0.22	ug/l	
630-20-6	1,1,1,2-Tetrachloroethane	0.50 U	1.0	0.50	0.28	ug/l	
79-34-5	1,1,2,2-Tetrachloroethane	0.50 U	1.0	0.50	0.30	ug/l	
127-18-4	Tetrachloroethylene	0.50 U	1.0	0.50	0.22	ug/l	
108-88-3	Toluene	0.50 U	1.0	0.50	0.30	ug/l	
87-61-6	1,2,3-Trichlorobenzene	1.0 U	2.0	1.0	0.61	ug/l	
120-82-1	1,2,4-Trichlorobenzene	1.0 U	2.0	1.0	0.50	ug/l	
71-55-6	1,1,1-Trichloroethane	0.50 U	1.0	0.50	0.25	ug/l	
79-00-5	1,1,2-Trichloroethane	0.50 U	1.0	0.50	0.47	ug/l	
79-01-6	Trichloroethylene	0.50 U	1.0	0.50	0.35	ug/l	
75-69-4	Trichlorofluoromethane	1.0 U	2.0	1.0	0.50	ug/l	
96-18-4	1,2,3-Trichloropropane	1.0 U	2.0	1.0	0.63	ug/l	
95-63-6	1,2,4-Trimethylbenzene	0.50 U	1.0	0.50	0.32	ug/l	
108-67-8	1,3,5-Trimethylbenzene	0.50 U	1.0	0.50	0.27	ug/l	
108-05-4	Vinyl Acetate	5.0 U	10	5.0	2.0	ug/l	
75-01-4	Vinyl Chloride	0.50 U	1.0	0.50	0.41	ug/l	
	m,p-Xylene	1.0 U	2.0	1.0	0.47	ug/l	
95-47-6	o-Xylene	0.50 U	1.0	0.50	0.26	ug/l	
1330-20-7	Xylene (total)	1.5 U	3.0	1.5	0.72	ug/l	

CAS No.	Surrogate Recoveries	Run# 1	Run# 2	Limits
1868-53-7	Dibromofluoromethane	97%		83-118%

U = Not detected LOD = Limit of Detection J = Indicates an estimated value
LOQ = Limit of Quantitation DL = Detection Limit B = Indicates analyte found in associated method blank
E = Indicates value exceeds calibration range N = Indicates presumptive evidence of a compound

Report of Analysis

Client Sample ID:	789MW-95_0623		
Lab Sample ID:	FC7171-11	**Date Sampled:**	06/19/23
Matrix:	AQ - Ground Water	**Date Received:**	06/21/23
Method:	SW846 8260D	**Percent Solids:**	n/a
Project:	Griffiss AFB; Rome, NY		

VOA 8260 List

CAS No.	Surrogate Recoveries	Run# 1	Run# 2	Limits
17060-07-0	1,2-Dichloroethane-D4	100%		79-125%
2037-26-5	Toluene-D8	100%		85-112%
460-00-4	4-Bromofluorobenzene	103%		83-118%

U = Not detected LOD = Limit of Detection J = Indicates an estimated value
LOQ = Limit of Quantitation DL = Detection Limit B = Indicates analyte found in associated method blank
E = Indicates value exceeds calibration range N = Indicates presumptive evidence of a compound

SGS North America Inc.

Report of Analysis

Client Sample ID:	789MW-98_0623		
Lab Sample ID:	FC7171-12	**Date Sampled:**	06/19/23
Matrix:	AQ - Ground Water	**Date Received:**	06/21/23
Method:	SW846 8260D	**Percent Solids:**	n/a
Project:	Griffiss AFB; Rome, NY		

	File ID	DF	Analyzed	By	Prep Date	Prep Batch	Analytical Batch
Run #1	I757499.D	5	06/26/23 20:02	JL	n/a	n/a	VI2955
Run #2							

	Purge Volume
Run #1	5.0 ml
Run #2	

VOA 8260 List

CAS No.	Compound	Result	LOQ	LOD	DL	Units	Q
67-64-1	Acetone	190	130	100	50	ug/l	
71-43-2	Benzene	14.7	5.0	2.5	1.6	ug/l	
108-86-1	Bromobenzene	2.5 U	5.0	2.5	1.8	ug/l	
74-97-5	Bromochloromethane	2.5 U	5.0	2.5	2.3	ug/l	
75-27-4	Bromodichloromethane	2.5 U	5.0	2.5	1.2	ug/l	
75-25-2	Bromoform	2.5 U	5.0	2.5	2.0	ug/l	
78-93-3	2-Butanone (MEK)	18 U	25	18	10	ug/l	
104-51-8	n-Butylbenzene	14.7	5.0	2.5	1.2	ug/l	
135-98-8	sec-Butylbenzene	11.3	5.0	2.5	1.2	ug/l	
98-06-6	tert-Butylbenzene	2.5 U	5.0	2.5	1.6	ug/l	
75-15-0	Carbon Disulfide	5.0 U	10	5.0	2.7	ug/l	
56-23-5	Carbon Tetrachloride	2.5 U	5.0	2.5	1.8	ug/l	
108-90-7	Chlorobenzene	2.5 U	5.0	2.5	1.0	ug/l	
75-00-3	Chloroethane	5.0 U	10	5.0	3.3	ug/l	
67-66-3	Chloroform	2.5 U	5.0	2.5	1.5	ug/l	
95-49-8	o-Chlorotoluene	2.5 U	5.0	2.5	1.1	ug/l	
106-43-4	p-Chlorotoluene	2.5 U	5.0	2.5	1.5	ug/l	
124-48-1	Dibromochloromethane	2.5 U	5.0	2.5	1.4	ug/l	
96-12-8	1,2-Dibromo-3-chloropropane	10 U	25	10	5.2	ug/l	
106-93-4	1,2-Dibromoethane	5.0 U	10	5.0	1.4	ug/l	
75-71-8	Dichlorodifluoromethane	5.0 U	10	5.0	2.5	ug/l	
95-50-1	1,2-Dichlorobenzene	2.5 U	5.0	2.5	1.6	ug/l	
541-73-1	1,3-Dichlorobenzene	2.5 U	5.0	2.5	1.1	ug/l	
106-46-7	1,4-Dichlorobenzene	2.5 U	5.0	2.5	1.3	ug/l	
75-34-3	1,1-Dichloroethane	2.5 U	5.0	2.5	1.7	ug/l	
107-06-2	1,2-Dichloroethane	2.5 U	5.0	2.5	1.6	ug/l	
75-35-4	1,1-Dichloroethylene	2.5 U	5.0	2.5	1.6	ug/l	
156-59-2	cis-1,2-Dichloroethylene	2.5 U	5.0	2.5	1.4	ug/l	
156-60-5	trans-1,2-Dichloroethylene	2.5 U	5.0	2.5	1.1	ug/l	
540-59-0	1,2-Dichloroethene (total)	5.0 U	10	5.0	2.5	ug/l	
78-87-5	1,2-Dichloropropane	2.5 U	5.0	2.5	2.1	ug/l	
142-28-9	1,3-Dichloropropane	2.5 U	5.0	2.5	1.5	ug/l	

U = Not detected LOD = Limit of Detection J = Indicates an estimated value
LOQ = Limit of Quantitation DL = Detection Limit B = Indicates analyte found in associated method blank
E = Indicates value exceeds calibration range N = Indicates presumptive evidence of a compound

Report of Analysis

Client Sample ID:	789MW-98_0623		
Lab Sample ID:	FC7171-12	**Date Sampled:**	06/19/23
Matrix:	AQ - Ground Water	**Date Received:**	06/21/23
Method:	SW846 8260D	**Percent Solids:**	n/a
Project:	Griffiss AFB; Rome, NY		

VOA 8260 List

CAS No.	Compound	Result	LOQ	LOD	DL	Units	Q
594-20-7	2,2-Dichloropropane	2.5 U	5.0	2.5	1.2	ug/l	
563-58-6	1,1-Dichloropropene	2.5 U	5.0	2.5	1.7	ug/l	
10061-01-5	cis-1,3-Dichloropropene	2.5 U	5.0	2.5	1.5	ug/l	
10061-02-6	trans-1,3-Dichloropropene	2.5 U	5.0	2.5	1.1	ug/l	
100-41-4	Ethylbenzene	23.4	5.0	2.5	1.8	ug/l	
87-68-3	Hexachlorobutadiene	5.0 U	10	5.0	1.5	ug/l	
591-78-6	2-Hexanone	25 U	50	25	10	ug/l	
98-82-8	Isopropylbenzene	11.6	5.0	2.5	1.1	ug/l	
99-87-6	p-Isopropyltoluene	9.9	5.0	2.5	1.1	ug/l	
74-83-9	Methyl Bromide	20 U	25	20	10	ug/l	
74-87-3	Methyl Chloride	5.0 U	10	5.0	2.5	ug/l	
74-95-3	Methylene Bromide	2.5 U	10	2.5	1.8	ug/l	
75-09-2	Methylene Chloride	13.7	25	20	10	ug/l	J
108-10-1	4-Methyl-2-pentanone (MIBK)	10 U	25	10	5.0	ug/l	
1634-04-4	Methyl Tert Butyl Ether	2.5 U	5.0	2.5	1.1	ug/l	
91-20-3	Naphthalene	30.5	25	10	5.0	ug/l	
103-65-1	n-Propylbenzene	30.6	5.0	2.5	1.4	ug/l	
100-42-5	Styrene	2.5 U	5.0	2.5	1.1	ug/l	
630-20-6	1,1,1,2-Tetrachloroethane	2.5 U	5.0	2.5	1.4	ug/l	
79-34-5	1,1,2,2-Tetrachloroethane	2.5 U	5.0	2.5	1.5	ug/l	
127-18-4	Tetrachloroethylene	2.5 U	5.0	2.5	1.1	ug/l	
108-88-3	Toluene	2.5 U	5.0	2.5	1.5	ug/l	
87-61-6	1,2,3-Trichlorobenzene	5.0 U	10	5.0	3.1	ug/l	
120-82-1	1,2,4-Trichlorobenzene	5.0 U	10	5.0	2.5	ug/l	
71-55-6	1,1,1-Trichloroethane	2.5 U	5.0	2.5	1.2	ug/l	
79-00-5	1,1,2-Trichloroethane	2.5 U	5.0	2.5	2.3	ug/l	
79-01-6	Trichloroethylene	2.5 U	5.0	2.5	1.7	ug/l	
75-69-4	Trichlorofluoromethane	5.0 U	10	5.0	2.5	ug/l	
96-18-4	1,2,3-Trichloropropane	5.0 U	10	5.0	3.2	ug/l	
95-63-6	1,2,4-Trimethylbenzene	265	5.0	2.5	1.6	ug/l	
108-67-8	1,3,5-Trimethylbenzene	81.8	5.0	2.5	1.4	ug/l	
108-05-4	Vinyl Acetate	25 U	50	25	10	ug/l	
75-01-4	Vinyl Chloride	2.5 U	5.0	2.5	2.0	ug/l	
	m,p-Xylene	121	10	5.0	2.3	ug/l	
95-47-6	o-Xylene	6.1	5.0	2.5	1.3	ug/l	
1330-20-7	Xylene (total)	127	15	7.5	3.6	ug/l	

CAS No.	Surrogate Recoveries	Run# 1	Run# 2	Limits
1868-53-7	Dibromofluoromethane	97%		83-118%

U = Not detected LOD = Limit of Detection J = Indicates an estimated value
LOQ = Limit of Quantitation DL = Detection Limit B = Indicates analyte found in associated method blank
E = Indicates value exceeds calibration range N = Indicates presumptive evidence of a compound

Report of Analysis

Client Sample ID:	789MW-98_0623		
Lab Sample ID:	FC7171-12	**Date Sampled:**	06/19/23
Matrix:	AQ - Ground Water	**Date Received:**	06/21/23
Method:	SW846 8260D	**Percent Solids:**	n/a
Project:	Griffiss AFB; Rome, NY		

VOA 8260 List

CAS No.	Surrogate Recoveries	Run# 1	Run# 2	Limits
17060-07-0	1,2-Dichloroethane-D4	103%		79-125%
2037-26-5	Toluene-D8	98%		85-112%
460-00-4	4-Bromofluorobenzene	100%		83-118%

U = Not detected LOD = Limit of Detection J = Indicates an estimated value
LOQ = Limit of Quantitation DL = Detection Limit B = Indicates analyte found in associated method blank
E = Indicates value exceeds calibration range N = Indicates presumptive evidence of a compound

SGS North America Inc.

Report of Analysis

Client Sample ID:	789MW-99_0623		
Lab Sample ID:	FC7171-13	**Date Sampled:**	06/19/23
Matrix:	AQ - Ground Water	**Date Received:**	06/21/23
Method:	SW846 8260D	**Percent Solids:**	n/a
Project:	Griffiss AFB; Rome, NY		

	File ID	DF	Analyzed	By	Prep Date	Prep Batch	Analytical Batch
Run #1	I757492.D	1	06/26/23 17:12	JL	n/a	n/a	VI2955
Run #2							

	Purge Volume
Run #1	5.0 ml
Run #2	

VOA 8260 List

CAS No.	Compound	Result	LOQ	LOD	DL	Units	Q
67-64-1	Acetone	20 U	25	20	10	ug/l	
71-43-2	Benzene	1.4	1.0	0.50	0.31	ug/l	
108-86-1	Bromobenzene	0.50 U	1.0	0.50	0.37	ug/l	
74-97-5	Bromochloromethane	0.50 U	1.0	0.50	0.45	ug/l	
75-27-4	Bromodichloromethane	0.50 U	1.0	0.50	0.24	ug/l	
75-25-2	Bromoform	0.50 U	1.0	0.50	0.41	ug/l	
78-93-3	2-Butanone (MEK)	3.5 U	5.0	3.5	2.0	ug/l	
104-51-8	n-Butylbenzene	0.50 U	1.0	0.50	0.23	ug/l	
135-98-8	sec-Butylbenzene	1.3	1.0	0.50	0.24	ug/l	
98-06-6	tert-Butylbenzene	0.50 U	1.0	0.50	0.31	ug/l	
75-15-0	Carbon Disulfide	1.0 U	2.0	1.0	0.53	ug/l	
56-23-5	Carbon Tetrachloride	0.50 U	1.0	0.50	0.36	ug/l	
108-90-7	Chlorobenzene	0.50 U	1.0	0.50	0.20	ug/l	
75-00-3	Chloroethane	1.0 U	2.0	1.0	0.67	ug/l	
67-66-3	Chloroform	0.50 U	1.0	0.50	0.30	ug/l	
95-49-8	o-Chlorotoluene	0.50 U	1.0	0.50	0.22	ug/l	
106-43-4	p-Chlorotoluene	0.50 U	1.0	0.50	0.31	ug/l	
124-48-1	Dibromochloromethane	0.50 U	1.0	0.50	0.28	ug/l	
96-12-8	1,2-Dibromo-3-chloropropane	2.0 U	5.0	2.0	1.0	ug/l	
106-93-4	1,2-Dibromoethane	1.0 U	2.0	1.0	0.28	ug/l	
75-71-8	Dichlorodifluoromethane	1.0 U	2.0	1.0	0.50	ug/l	
95-50-1	1,2-Dichlorobenzene	0.50 U	1.0	0.50	0.32	ug/l	
541-73-1	1,3-Dichlorobenzene	0.50 U	1.0	0.50	0.22	ug/l	
106-46-7	1,4-Dichlorobenzene	0.50 U	1.0	0.50	0.26	ug/l	
75-34-3	1,1-Dichloroethane	0.50 U	1.0	0.50	0.34	ug/l	
107-06-2	1,2-Dichloroethane	0.50 U	1.0	0.50	0.31	ug/l	
75-35-4	1,1-Dichloroethylene	0.50 U	1.0	0.50	0.32	ug/l	
156-59-2	cis-1,2-Dichloroethylene	0.50 U	1.0	0.50	0.28	ug/l	
156-60-5	trans-1,2-Dichloroethylene	0.50 U	1.0	0.50	0.22	ug/l	
540-59-0	1,2-Dichloroethene (total)	1.0 U	2.0	1.0	0.50	ug/l	
78-87-5	1,2-Dichloropropane	0.50 U	1.0	0.50	0.43	ug/l	
142-28-9	1,3-Dichloropropane	0.50 U	1.0	0.50	0.31	ug/l	

U = Not detected LOD = Limit of Detection J = Indicates an estimated value
LOQ = Limit of Quantitation DL = Detection Limit B = Indicates analyte found in associated method blank
E = Indicates value exceeds calibration range N = Indicates presumptive evidence of a compound

Report of Analysis

Client Sample ID: 789MW-99_0623
Lab Sample ID: FC7171-13
Matrix: AQ - Ground Water
Method: SW846 8260D
Project: Griffiss AFB; Rome, NY

Date Sampled: 06/19/23
Date Received: 06/21/23
Percent Solids: n/a

VOA 8260 List

CAS No.	Compound	Result	LOQ	LOD	DL	Units	Q
594-20-7	2,2-Dichloropropane	0.50 U	1.0	0.50	0.24	ug/l	
563-58-6	1,1-Dichloropropene	0.50 U	1.0	0.50	0.34	ug/l	
10061-01-5	cis-1,3-Dichloropropene	0.50 U	1.0	0.50	0.29	ug/l	
10061-02-6	trans-1,3-Dichloropropene	0.50 U	1.0	0.50	0.21	ug/l	
100-41-4	Ethylbenzene	1.9	1.0	0.50	0.36	ug/l	
87-68-3	Hexachlorobutadiene	1.0 U	2.0	1.0	0.30	ug/l	
591-78-6	2-Hexanone	5.0 U	10	5.0	2.0	ug/l	
98-82-8	Isopropylbenzene	1.1	1.0	0.50	0.22	ug/l	
99-87-6	p-Isopropyltoluene	0.31	1.0	0.50	0.21	ug/l	J
74-83-9	Methyl Bromide	4.0 U	5.0	4.0	2.0	ug/l	
74-87-3	Methyl Chloride	1.0 U	2.0	1.0	0.50	ug/l	
74-95-3	Methylene Bromide	0.50 U	2.0	0.50	0.37	ug/l	
75-09-2	Methylene Chloride	4.0 U	5.0	4.0	2.0	ug/l	
108-10-1	4-Methyl-2-pentanone (MIBK)	2.0 U	5.0	2.0	1.0	ug/l	
1634-04-4	Methyl Tert Butyl Ether	0.50 U	1.0	0.50	0.23	ug/l	
91-20-3	Naphthalene	3.0	5.0	2.0	1.0	ug/l	J
103-65-1	n-Propylbenzene	0.50 U	1.0	0.50	0.29	ug/l	
100-42-5	Styrene	0.50 U	1.0	0.50	0.22	ug/l	
630-20-6	1,1,1,2-Tetrachloroethane	0.50 U	1.0	0.50	0.28	ug/l	
79-34-5	1,1,2,2-Tetrachloroethane	0.50 U	1.0	0.50	0.30	ug/l	
127-18-4	Tetrachloroethylene	0.50 U	1.0	0.50	0.22	ug/l	
108-88-3	Toluene	1.2	1.0	0.50	0.30	ug/l	
87-61-6	1,2,3-Trichlorobenzene	1.0 U	2.0	1.0	0.61	ug/l	
120-82-1	1,2,4-Trichlorobenzene	1.0 U	2.0	1.0	0.50	ug/l	
71-55-6	1,1,1-Trichloroethane	0.50 U	1.0	0.50	0.25	ug/l	
79-00-5	1,1,2-Trichloroethane	0.50 U	1.0	0.50	0.47	ug/l	
79-01-6	Trichloroethylene	0.50 U	1.0	0.50	0.35	ug/l	
75-69-4	Trichlorofluoromethane	1.0 U	2.0	1.0	0.50	ug/l	
96-18-4	1,2,3-Trichloropropane	1.0 U	2.0	1.0	0.63	ug/l	
95-63-6	1,2,4-Trimethylbenzene	0.50 U	1.0	0.50	0.32	ug/l	
108-67-8	1,3,5-Trimethylbenzene	0.50 U	1.0	0.50	0.27	ug/l	
108-05-4	Vinyl Acetate	5.0 U	10	5.0	2.0	ug/l	
75-01-4	Vinyl Chloride	0.50 U	1.0	0.50	0.41	ug/l	
	m,p-Xylene	1.0 U	2.0	1.0	0.47	ug/l	
95-47-6	o-Xylene	0.50 U	1.0	0.50	0.26	ug/l	
1330-20-7	Xylene (total)	1.5 U	3.0	1.5	0.72	ug/l	

CAS No.	Surrogate Recoveries	Run# 1	Run# 2	Limits
1868-53-7	Dibromofluoromethane	98%		83-118%

U = Not detected LOD = Limit of Detection
LOQ = Limit of Quantitation DL = Detection Limit
E = Indicates value exceeds calibration range

J = Indicates an estimated value
B = Indicates analyte found in associated method blank
N = Indicates presumptive evidence of a compound

Report of Analysis

Client Sample ID:	789MW-99_0623		
Lab Sample ID:	FC7171-13	**Date Sampled:**	06/19/23
Matrix:	AQ - Ground Water	**Date Received:**	06/21/23
Method:	SW846 8260D	**Percent Solids:**	n/a
Project:	Griffiss AFB; Rome, NY		

VOA 8260 List

CAS No.	Surrogate Recoveries	Run# 1	Run# 2	Limits
17060-07-0	1,2-Dichloroethane-D4	103%		79-125%
2037-26-5	Toluene-D8	100%		85-112%
460-00-4	4-Bromofluorobenzene	101%		83-118%

U = Not detected LOD = Limit of Detection J = Indicates an estimated value
LOQ = Limit of Quantitation DL = Detection Limit B = Indicates analyte found in associated method blank
E = Indicates value exceeds calibration range N = Indicates presumptive evidence of a compound

SGS North America Inc.

Report of Analysis

Client Sample ID:	789SW-01_0623		
Lab Sample ID:	FC7171-14	**Date Sampled:**	06/20/23
Matrix:	AQ - Surface Water	**Date Received:**	06/21/23
Method:	SW846 8260D	**Percent Solids:**	n/a
Project:	Griffiss AFB; Rome, NY		

	File ID	DF	Analyzed	By	Prep Date	Prep Batch	Analytical Batch
Run #1	I757493.D	1	06/26/23 17:36	JL	n/a	n/a	VI2955
Run #2							

	Purge Volume
Run #1	5.0 ml
Run #2	

VOA 8260 List

CAS No.	Compound	Result	LOQ	LOD	DL	Units	Q
67-64-1	Acetone	20 U	25	20	10	ug/l	
71-43-2	Benzene	0.50 U	1.0	0.50	0.31	ug/l	
108-86-1	Bromobenzene	0.50 U	1.0	0.50	0.37	ug/l	
74-97-5	Bromochloromethane	0.50 U	1.0	0.50	0.45	ug/l	
75-27-4	Bromodichloromethane	0.50 U	1.0	0.50	0.24	ug/l	
75-25-2	Bromoform	0.50 U	1.0	0.50	0.41	ug/l	
78-93-3	2-Butanone (MEK)	3.5 U	5.0	3.5	2.0	ug/l	
104-51-8	n-Butylbenzene	0.50 U	1.0	0.50	0.23	ug/l	
135-98-8	sec-Butylbenzene	0.50 U	1.0	0.50	0.24	ug/l	
98-06-6	tert-Butylbenzene	0.50 U	1.0	0.50	0.31	ug/l	
75-15-0	Carbon Disulfide	1.0 U	2.0	1.0	0.53	ug/l	
56-23-5	Carbon Tetrachloride	0.50 U	1.0	0.50	0.36	ug/l	
108-90-7	Chlorobenzene	0.50 U	1.0	0.50	0.20	ug/l	
75-00-3	Chloroethane	1.0 U	2.0	1.0	0.67	ug/l	
67-66-3	Chloroform	0.34	1.0	0.50	0.30	ug/l	J
95-49-8	o-Chlorotoluene	0.50 U	1.0	0.50	0.22	ug/l	
106-43-4	p-Chlorotoluene	0.50 U	1.0	0.50	0.31	ug/l	
124-48-1	Dibromochloromethane	0.50 U	1.0	0.50	0.28	ug/l	
96-12-8	1,2-Dibromo-3-chloropropane	2.0 U	5.0	2.0	1.0	ug/l	
106-93-4	1,2-Dibromoethane	1.0 U	2.0	1.0	0.28	ug/l	
75-71-8	Dichlorodifluoromethane	1.0 U	2.0	1.0	0.50	ug/l	
95-50-1	1,2-Dichlorobenzene	0.50 U	1.0	0.50	0.32	ug/l	
541-73-1	1,3-Dichlorobenzene	0.50 U	1.0	0.50	0.22	ug/l	
106-46-7	1,4-Dichlorobenzene	0.50 U	1.0	0.50	0.26	ug/l	
75-34-3	1,1-Dichloroethane	0.50 U	1.0	0.50	0.34	ug/l	
107-06-2	1,2-Dichloroethane	0.50 U	1.0	0.50	0.31	ug/l	
75-35-4	1,1-Dichloroethylene	0.50 U	1.0	0.50	0.32	ug/l	
156-59-2	cis-1,2-Dichloroethylene	0.50 U	1.0	0.50	0.28	ug/l	
156-60-5	trans-1,2-Dichloroethylene	0.50 U	1.0	0.50	0.22	ug/l	
540-59-0	1,2-Dichloroethene (total)	1.0 U	2.0	1.0	0.50	ug/l	
78-87-5	1,2-Dichloropropane	0.50 U	1.0	0.50	0.43	ug/l	
142-28-9	1,3-Dichloropropane	0.50 U	1.0	0.50	0.31	ug/l	

U = Not detected LOD = Limit of Detection J = Indicates an estimated value
LOQ = Limit of Quantitation DL = Detection Limit B = Indicates analyte found in associated method blank
E = Indicates value exceeds calibration range N = Indicates presumptive evidence of a compound

Report of Analysis

Client Sample ID: 789SW-01_0623
Lab Sample ID: FC7171-14
Matrix: AQ - Surface Water
Method: SW846 8260D
Project: Griffiss AFB; Rome, NY

Date Sampled: 06/20/23
Date Received: 06/21/23
Percent Solids: n/a

VOA 8260 List

CAS No.	Compound	Result	LOQ	LOD	DL	Units	Q
594-20-7	2,2-Dichloropropane	0.50 U	1.0	0.50	0.24	ug/l	
563-58-6	1,1-Dichloropropene	0.50 U	1.0	0.50	0.34	ug/l	
10061-01-5	cis-1,3-Dichloropropene	0.50 U	1.0	0.50	0.29	ug/l	
10061-02-6	trans-1,3-Dichloropropene	0.50 U	1.0	0.50	0.21	ug/l	
100-41-4	Ethylbenzene	0.50 U	1.0	0.50	0.36	ug/l	
87-68-3	Hexachlorobutadiene	1.0 U	2.0	1.0	0.30	ug/l	
591-78-6	2-Hexanone	5.0 U	10	5.0	2.0	ug/l	
98-82-8	Isopropylbenzene	0.50 U	1.0	0.50	0.22	ug/l	
99-87-6	p-Isopropyltoluene	0.50 U	1.0	0.50	0.21	ug/l	
74-83-9	Methyl Bromide	4.0 U	5.0	4.0	2.0	ug/l	
74-87-3	Methyl Chloride	1.0 U	2.0	1.0	0.50	ug/l	
74-95-3	Methylene Bromide	0.50 U	2.0	0.50	0.37	ug/l	
75-09-2	Methylene Chloride	4.0 U	5.0	4.0	2.0	ug/l	
108-10-1	4-Methyl-2-pentanone (MIBK)	2.0 U	5.0	2.0	1.0	ug/l	
1634-04-4	Methyl Tert Butyl Ether	0.50 U	1.0	0.50	0.23	ug/l	
91-20-3	Naphthalene	2.0 U	5.0	2.0	1.0	ug/l	
103-65-1	n-Propylbenzene	0.50 U	1.0	0.50	0.29	ug/l	
100-42-5	Styrene	0.50 U	1.0	0.50	0.22	ug/l	
630-20-6	1,1,1,2-Tetrachloroethane	0.50 U	1.0	0.50	0.28	ug/l	
79-34-5	1,1,2,2-Tetrachloroethane	0.50 U	1.0	0.50	0.30	ug/l	
127-18-4	Tetrachloroethylene	0.50 U	1.0	0.50	0.22	ug/l	
108-88-3	Toluene	0.50 U	1.0	0.50	0.30	ug/l	
87-61-6	1,2,3-Trichlorobenzene	1.0 U	2.0	1.0	0.61	ug/l	
120-82-1	1,2,4-Trichlorobenzene	1.0 U	2.0	1.0	0.50	ug/l	
71-55-6	1,1,1-Trichloroethane	0.50 U	1.0	0.50	0.25	ug/l	
79-00-5	1,1,2-Trichloroethane	0.50 U	1.0	0.50	0.47	ug/l	
79-01-6	Trichloroethylene	0.50 U	1.0	0.50	0.35	ug/l	
75-69-4	Trichlorofluoromethane	1.0 U	2.0	1.0	0.50	ug/l	
96-18-4	1,2,3-Trichloropropane	1.0 U	2.0	1.0	0.63	ug/l	
95-63-6	1,2,4-Trimethylbenzene	0.50 U	1.0	0.50	0.32	ug/l	
108-67-8	1,3,5-Trimethylbenzene	0.50 U	1.0	0.50	0.27	ug/l	
108-05-4	Vinyl Acetate	5.0 U	10	5.0	2.0	ug/l	
75-01-4	Vinyl Chloride	0.50 U	1.0	0.50	0.41	ug/l	
	m,p-Xylene	1.0 U	2.0	1.0	0.47	ug/l	
95-47-6	o-Xylene	0.50 U	1.0	0.50	0.26	ug/l	
1330-20-7	Xylene (total)	1.5 U	3.0	1.5	0.72	ug/l	

CAS No.	Surrogate Recoveries	Run# 1	Run# 2	Limits
1868-53-7	Dibromofluoromethane	99%		83-118%

U = Not detected LOD = Limit of Detection
LOQ = Limit of Quantitation DL = Detection Limit
E = Indicates value exceeds calibration range

J = Indicates an estimated value
B = Indicates analyte found in associated method blank
N = Indicates presumptive evidence of a compound

Report of Analysis

Client Sample ID:	789SW-01_0623		
Lab Sample ID:	FC7171-14	**Date Sampled:**	06/20/23
Matrix:	AQ - Surface Water	**Date Received:**	06/21/23
Method:	SW846 8260D	**Percent Solids:**	n/a
Project:	Griffiss AFB; Rome, NY		

VOA 8260 List

CAS No.	Surrogate Recoveries	Run# 1	Run# 2	Limits
17060-07-0	1,2-Dichloroethane-D4	103%		79-125%
2037-26-5	Toluene-D8	99%		85-112%
460-00-4	4-Bromofluorobenzene	99%		83-118%

U = Not detected LOD = Limit of Detection J = Indicates an estimated value
LOQ = Limit of Quantitation DL = Detection Limit B = Indicates analyte found in associated method blank
E = Indicates value exceeds calibration range N = Indicates presumptive evidence of a compound

SGS North America Inc.

Report of Analysis

Client Sample ID: 789SW-02_0623
Lab Sample ID: FC7171-15
Matrix: AQ - Surface Water
Method: SW846 8260D
Project: Griffiss AFB; Rome, NY

Date Sampled: 06/20/23
Date Received: 06/21/23
Percent Solids: n/a

	File ID	DF	Analyzed	By	Prep Date	Prep Batch	Analytical Batch
Run #1	I757494.D	1	06/26/23 18:01	JL	n/a	n/a	VI2955
Run #2							

	Purge Volume
Run #1	5.0 ml
Run #2	

VOA 8260 List

CAS No.	Compound	Result	LOQ	LOD	DL	Units	Q
67-64-1	Acetone	20 U	25	20	10	ug/l	
71-43-2	Benzene	0.50 U	1.0	0.50	0.31	ug/l	
108-86-1	Bromobenzene	0.50 U	1.0	0.50	0.37	ug/l	
74-97-5	Bromochloromethane	0.50 U	1.0	0.50	0.45	ug/l	
75-27-4	Bromodichloromethane	0.50 U	1.0	0.50	0.24	ug/l	
75-25-2	Bromoform	0.50 U	1.0	0.50	0.41	ug/l	
78-93-3	2-Butanone (MEK)	3.5 U	5.0	3.5	2.0	ug/l	
104-51-8	n-Butylbenzene	0.50 U	1.0	0.50	0.23	ug/l	
135-98-8	sec-Butylbenzene	0.50 U	1.0	0.50	0.24	ug/l	
98-06-6	tert-Butylbenzene	0.50 U	1.0	0.50	0.31	ug/l	
75-15-0	Carbon Disulfide	1.0 U	2.0	1.0	0.53	ug/l	
56-23-5	Carbon Tetrachloride	0.50 U	1.0	0.50	0.36	ug/l	
108-90-7	Chlorobenzene	0.50 U	1.0	0.50	0.20	ug/l	
75-00-3	Chloroethane	1.0 U	2.0	1.0	0.67	ug/l	
67-66-3	Chloroform	0.50 U	1.0	0.50	0.30	ug/l	
95-49-8	o-Chlorotoluene	0.50 U	1.0	0.50	0.22	ug/l	
106-43-4	p-Chlorotoluene	0.50 U	1.0	0.50	0.31	ug/l	
124-48-1	Dibromochloromethane	0.50 U	1.0	0.50	0.28	ug/l	
96-12-8	1,2-Dibromo-3-chloropropane	2.0 U	5.0	2.0	1.0	ug/l	
106-93-4	1,2-Dibromoethane	1.0 U	2.0	1.0	0.28	ug/l	
75-71-8	Dichlorodifluoromethane	1.0 U	2.0	1.0	0.50	ug/l	
95-50-1	1,2-Dichlorobenzene	0.50 U	1.0	0.50	0.32	ug/l	
541-73-1	1,3-Dichlorobenzene	0.50 U	1.0	0.50	0.22	ug/l	
106-46-7	1,4-Dichlorobenzene	0.50 U	1.0	0.50	0.26	ug/l	
75-34-3	1,1-Dichloroethane	0.50 U	1.0	0.50	0.34	ug/l	
107-06-2	1,2-Dichloroethane	0.50 U	1.0	0.50	0.31	ug/l	
75-35-4	1,1-Dichloroethylene	0.50 U	1.0	0.50	0.32	ug/l	
156-59-2	cis-1,2-Dichloroethylene	0.50 U	1.0	0.50	0.28	ug/l	
156-60-5	trans-1,2-Dichloroethylene	0.50 U	1.0	0.50	0.22	ug/l	
540-59-0	1,2-Dichloroethene (total)	1.0 U	2.0	1.0	0.50	ug/l	
78-87-5	1,2-Dichloropropane	0.50 U	1.0	0.50	0.43	ug/l	
142-28-9	1,3-Dichloropropane	0.50 U	1.0	0.50	0.31	ug/l	

U = Not detected LOD = Limit of Detection
LOQ = Limit of Quantitation DL = Detection Limit
E = Indicates value exceeds calibration range

J = Indicates an estimated value
B = Indicates analyte found in associated method blank
N = Indicates presumptive evidence of a compound

Report of Analysis

Client Sample ID:	789SW-02_0623		
Lab Sample ID:	FC7171-15	**Date Sampled:**	06/20/23
Matrix:	AQ - Surface Water	**Date Received:**	06/21/23
Method:	SW846 8260D	**Percent Solids:**	n/a
Project:	Griffiss AFB; Rome, NY		

VOA 8260 List

CAS No.	Compound	Result	LOQ	LOD	DL	Units	Q
594-20-7	2,2-Dichloropropane	0.50 U	1.0	0.50	0.24	ug/l	
563-58-6	1,1-Dichloropropene	0.50 U	1.0	0.50	0.34	ug/l	
10061-01-5	cis-1,3-Dichloropropene	0.50 U	1.0	0.50	0.29	ug/l	
10061-02-6	trans-1,3-Dichloropropene	0.50 U	1.0	0.50	0.21	ug/l	
100-41-4	Ethylbenzene	0.50 U	1.0	0.50	0.36	ug/l	
87-68-3	Hexachlorobutadiene	1.0 U	2.0	1.0	0.30	ug/l	
591-78-6	2-Hexanone	5.0 U	10	5.0	2.0	ug/l	
98-82-8	Isopropylbenzene	0.50 U	1.0	0.50	0.22	ug/l	
99-87-6	p-Isopropyltoluene	0.50 U	1.0	0.50	0.21	ug/l	
74-83-9	Methyl Bromide	4.0 U	5.0	4.0	2.0	ug/l	
74-87-3	Methyl Chloride	1.0 U	2.0	1.0	0.50	ug/l	
74-95-3	Methylene Bromide	0.50 U	2.0	0.50	0.37	ug/l	
75-09-2	Methylene Chloride	4.0 U	5.0	4.0	2.0	ug/l	
108-10-1	4-Methyl-2-pentanone (MIBK)	2.0 U	5.0	2.0	1.0	ug/l	
1634-04-4	Methyl Tert Butyl Ether	0.50 U	1.0	0.50	0.23	ug/l	
91-20-3	Naphthalene	2.0 U	5.0	2.0	1.0	ug/l	
103-65-1	n-Propylbenzene	0.50 U	1.0	0.50	0.29	ug/l	
100-42-5	Styrene	0.50 U	1.0	0.50	0.22	ug/l	
630-20-6	1,1,1,2-Tetrachloroethane	0.50 U	1.0	0.50	0.28	ug/l	
79-34-5	1,1,2,2-Tetrachloroethane	0.50 U	1.0	0.50	0.30	ug/l	
127-18-4	Tetrachloroethylene	0.50 U	1.0	0.50	0.22	ug/l	
108-88-3	Toluene	0.50 U	1.0	0.50	0.30	ug/l	
87-61-6	1,2,3-Trichlorobenzene	1.0 U	2.0	1.0	0.61	ug/l	
120-82-1	1,2,4-Trichlorobenzene	1.0 U	2.0	1.0	0.50	ug/l	
71-55-6	1,1,1-Trichloroethane	0.50 U	1.0	0.50	0.25	ug/l	
79-00-5	1,1,2-Trichloroethane	0.50 U	1.0	0.50	0.47	ug/l	
79-01-6	Trichloroethylene	0.50 U	1.0	0.50	0.35	ug/l	
75-69-4	Trichlorofluoromethane	1.0 U	2.0	1.0	0.50	ug/l	
96-18-4	1,2,3-Trichloropropane	1.0 U	2.0	1.0	0.63	ug/l	
95-63-6	1,2,4-Trimethylbenzene	0.50 U	1.0	0.50	0.32	ug/l	
108-67-8	1,3,5-Trimethylbenzene	0.50 U	1.0	0.50	0.27	ug/l	
108-05-4	Vinyl Acetate	5.0 U	10	5.0	2.0	ug/l	
75-01-4	Vinyl Chloride	0.50 U	1.0	0.50	0.41	ug/l	
	m,p-Xylene	1.0 U	2.0	1.0	0.47	ug/l	
95-47-6	o-Xylene	0.50 U	1.0	0.50	0.26	ug/l	
1330-20-7	Xylene (total)	1.5 U	3.0	1.5	0.72	ug/l	

CAS No.	Surrogate Recoveries	Run# 1	Run# 2	Limits
1868-53-7	Dibromofluoromethane	99%		83-118%

U = Not detected LOD = Limit of Detection J = Indicates an estimated value
LOQ = Limit of Quantitation DL = Detection Limit B = Indicates analyte found in associated method blank
E = Indicates value exceeds calibration range N = Indicates presumptive evidence of a compound

Report of Analysis

Client Sample ID:	789SW-02_0623		
Lab Sample ID:	FC7171-15	**Date Sampled:**	06/20/23
Matrix:	AQ - Surface Water	**Date Received:**	06/21/23
Method:	SW846 8260D	**Percent Solids:**	n/a
Project:	Griffiss AFB; Rome, NY		

VOA 8260 List

CAS No.	Surrogate Recoveries	Run# 1	Run# 2	Limits
17060-07-0	1,2-Dichloroethane-D4	104%		79-125%
2037-26-5	Toluene-D8	100%		85-112%
460-00-4	4-Bromofluorobenzene	99%		83-118%

U = Not detected LOD = Limit of Detection J = Indicates an estimated value
LOQ = Limit of Quantitation DL = Detection Limit B = Indicates analyte found in associated method blank
E = Indicates value exceeds calibration range N = Indicates presumptive evidence of a compound

SGS North America Inc.

Report of Analysis

Client Sample ID:	789SW-03_0623		
Lab Sample ID:	FC7171-16	**Date Sampled:**	06/20/23
Matrix:	AQ - Surface Water	**Date Received:**	06/21/23
Method:	SW846 8260D	**Percent Solids:**	n/a
Project:	Griffiss AFB; Rome, NY		

	File ID	DF	Analyzed	By	Prep Date	Prep Batch	Analytical Batch
Run #1	I757495.D	1	06/26/23 18:25	JL	n/a	n/a	VI2955
Run #2							

	Purge Volume
Run #1	5.0 ml
Run #2	

VOA 8260 List

CAS No.	Compound	Result	LOQ	LOD	DL	Units	Q
67-64-1	Acetone	20 U	25	20	10	ug/l	
71-43-2	Benzene	1.5	1.0	0.50	0.31	ug/l	
108-86-1	Bromobenzene	0.50 U	1.0	0.50	0.37	ug/l	
74-97-5	Bromochloromethane	0.50 U	1.0	0.50	0.45	ug/l	
75-27-4	Bromodichloromethane	0.50 U	1.0	0.50	0.24	ug/l	
75-25-2	Bromoform	0.50 U	1.0	0.50	0.41	ug/l	
78-93-3	2-Butanone (MEK)	3.5 U	5.0	3.5	2.0	ug/l	
104-51-8	n-Butylbenzene	0.50 U	1.0	0.50	0.23	ug/l	
135-98-8	sec-Butylbenzene	0.50 U	1.0	0.50	0.24	ug/l	
98-06-6	tert-Butylbenzene	0.50 U	1.0	0.50	0.31	ug/l	
75-15-0	Carbon Disulfide	1.0 U	2.0	1.0	0.53	ug/l	
56-23-5	Carbon Tetrachloride	0.50 U	1.0	0.50	0.36	ug/l	
108-90-7	Chlorobenzene	0.50 U	1.0	0.50	0.20	ug/l	
75-00-3	Chloroethane	1.0 U	2.0	1.0	0.67	ug/l	
67-66-3	Chloroform	0.50 U	1.0	0.50	0.30	ug/l	
95-49-8	o-Chlorotoluene	0.50 U	1.0	0.50	0.22	ug/l	
106-43-4	p-Chlorotoluene	0.50 U	1.0	0.50	0.31	ug/l	
124-48-1	Dibromochloromethane	0.50 U	1.0	0.50	0.28	ug/l	
96-12-8	1,2-Dibromo-3-chloropropane	2.0 U	5.0	2.0	1.0	ug/l	
106-93-4	1,2-Dibromoethane	1.0 U	2.0	1.0	0.28	ug/l	
75-71-8	Dichlorodifluoromethane	1.0 U	2.0	1.0	0.50	ug/l	
95-50-1	1,2-Dichlorobenzene	0.50 U	1.0	0.50	0.32	ug/l	
541-73-1	1,3-Dichlorobenzene	0.50 U	1.0	0.50	0.22	ug/l	
106-46-7	1,4-Dichlorobenzene	0.50 U	1.0	0.50	0.26	ug/l	
75-34-3	1,1-Dichloroethane	0.50 U	1.0	0.50	0.34	ug/l	
107-06-2	1,2-Dichloroethane	0.50 U	1.0	0.50	0.31	ug/l	
75-35-4	1,1-Dichloroethylene	0.50 U	1.0	0.50	0.32	ug/l	
156-59-2	cis-1,2-Dichloroethylene	0.50 U	1.0	0.50	0.28	ug/l	
156-60-5	trans-1,2-Dichloroethylene	0.50 U	1.0	0.50	0.22	ug/l	
540-59-0	1,2-Dichloroethene (total)	1.0 U	2.0	1.0	0.50	ug/l	
78-87-5	1,2-Dichloropropane	0.50 U	1.0	0.50	0.43	ug/l	
142-28-9	1,3-Dichloropropane	0.50 U	1.0	0.50	0.31	ug/l	

U = Not detected LOD = Limit of Detection J = Indicates an estimated value
LOQ = Limit of Quantitation DL = Detection Limit B = Indicates analyte found in associated method blank
E = Indicates value exceeds calibration range N = Indicates presumptive evidence of a compound

Report of Analysis

Client Sample ID: 789SW-03_0623
Lab Sample ID: FC7171-16
Matrix: AQ - Surface Water
Method: SW846 8260D
Project: Griffiss AFB; Rome, NY

Date Sampled: 06/20/23
Date Received: 06/21/23
Percent Solids: n/a

VOA 8260 List

CAS No.	Compound	Result	LOQ	LOD	DL	Units	Q
594-20-7	2,2-Dichloropropane	0.50 U	1.0	0.50	0.24	ug/l	
563-58-6	1,1-Dichloropropene	0.50 U	1.0	0.50	0.34	ug/l	
10061-01-5	cis-1,3-Dichloropropene	0.50 U	1.0	0.50	0.29	ug/l	
10061-02-6	trans-1,3-Dichloropropene	0.50 U	1.0	0.50	0.21	ug/l	
100-41-4	Ethylbenzene	0.50 U	1.0	0.50	0.36	ug/l	
87-68-3	Hexachlorobutadiene	1.0 U	2.0	1.0	0.30	ug/l	
591-78-6	2-Hexanone	5.0 U	10	5.0	2.0	ug/l	
98-82-8	Isopropylbenzene	0.50 U	1.0	0.50	0.22	ug/l	
99-87-6	p-Isopropyltoluene	0.50 U	1.0	0.50	0.21	ug/l	
74-83-9	Methyl Bromide	4.0 U	5.0	4.0	2.0	ug/l	
74-87-3	Methyl Chloride	1.0 U	2.0	1.0	0.50	ug/l	
74-95-3	Methylene Bromide	0.50 U	2.0	0.50	0.37	ug/l	
75-09-2	Methylene Chloride	4.0 U	5.0	4.0	2.0	ug/l	
108-10-1	4-Methyl-2-pentanone (MIBK)	2.0 U	5.0	2.0	1.0	ug/l	
1634-04-4	Methyl Tert Butyl Ether	0.50 U	1.0	0.50	0.23	ug/l	
91-20-3	Naphthalene	2.0 U	5.0	2.0	1.0	ug/l	
103-65-1	n-Propylbenzene	0.50 U	1.0	0.50	0.29	ug/l	
100-42-5	Styrene	0.50 U	1.0	0.50	0.22	ug/l	
630-20-6	1,1,1,2-Tetrachloroethane	0.50 U	1.0	0.50	0.28	ug/l	
79-34-5	1,1,2,2-Tetrachloroethane	0.50 U	1.0	0.50	0.30	ug/l	
127-18-4	Tetrachloroethylene	0.50 U	1.0	0.50	0.22	ug/l	
108-88-3	Toluene	0.50 U	1.0	0.50	0.30	ug/l	
87-61-6	1,2,3-Trichlorobenzene	1.0 U	2.0	1.0	0.61	ug/l	
120-82-1	1,2,4-Trichlorobenzene	1.0 U	2.0	1.0	0.50	ug/l	
71-55-6	1,1,1-Trichloroethane	0.50 U	1.0	0.50	0.25	ug/l	
79-00-5	1,1,2-Trichloroethane	0.50 U	1.0	0.50	0.47	ug/l	
79-01-6	Trichloroethylene	0.50 U	1.0	0.50	0.35	ug/l	
75-69-4	Trichlorofluoromethane	1.0 U	2.0	1.0	0.50	ug/l	
96-18-4	1,2,3-Trichloropropane	1.0 U	2.0	1.0	0.63	ug/l	
95-63-6	1,2,4-Trimethylbenzene	0.50 U	1.0	0.50	0.32	ug/l	
108-67-8	1,3,5-Trimethylbenzene	0.50 U	1.0	0.50	0.27	ug/l	
108-05-4	Vinyl Acetate	5.0 U	10	5.0	2.0	ug/l	
75-01-4	Vinyl Chloride	0.50 U	1.0	0.50	0.41	ug/l	
	m,p-Xylene	1.0 U	2.0	1.0	0.47	ug/l	
95-47-6	o-Xylene	0.50 U	1.0	0.50	0.26	ug/l	
1330-20-7	Xylene (total)	1.5 U	3.0	1.5	0.72	ug/l	

CAS No.	Surrogate Recoveries	Run# 1	Run# 2	Limits
1868-53-7	Dibromofluoromethane	99%		83-118%

U = Not detected LOD = Limit of Detection
LOQ = Limit of Quantitation DL = Detection Limit
E = Indicates value exceeds calibration range

J = Indicates an estimated value
B = Indicates analyte found in associated method blank
N = Indicates presumptive evidence of a compound

Report of Analysis

Client Sample ID:	789SW-03_0623		
Lab Sample ID:	FC7171-16	**Date Sampled:**	06/20/23
Matrix:	AQ - Surface Water	**Date Received:**	06/21/23
Method:	SW846 8260D	**Percent Solids:**	n/a
Project:	Griffiss AFB; Rome, NY		

VOA 8260 List

CAS No.	Surrogate Recoveries	Run# 1	Run# 2	Limits
17060-07-0	1,2-Dichloroethane-D4	105%		79-125%
2037-26-5	Toluene-D8	99%		85-112%
460-00-4	4-Bromofluorobenzene	100%		83-118%

U = Not detected LOD = Limit of Detection J = Indicates an estimated value
LOQ = Limit of Quantitation DL = Detection Limit B = Indicates analyte found in associated method blank
E = Indicates value exceeds calibration range N = Indicates presumptive evidence of a compound

Misc. Forms

Custody Documents and Other Forms

Includes the following where applicable:

- Chain of Custody
- QC Evaluation: DOD QSM5.x Limits

CHAIN-OF-CUSTODY RECORD

Bhate Environmental Associates, Inc.
Todd Calhoun
445 Union Boulevard, Suite 129 Lakewood, CO 80228
Please add area code, 720.463.3906, , add e-mail

COC # SS067GWQ2

FC7171

Project Name: Griffiss Air Force Base, BECOS	Laboratory: SGS North America, Inc., Orlando, FL	Event: 2023 Griffiss Petro Q2
Project Number: GRFIS-BECOS	POC: Please insert point of contact, insert laboratory phone number, insert email	
WBS Code: 40BS.009	Ship to:	

Comments:
SW8260D (A) = VOCs SGS

Equipment:
Bailers
YSI ProDSS 30m

Code	Matrix
WG	Ground Water
WQ	Water Quality Control Matrix
WS	Surface Water

Code	Container/Preservative
31	3x 40 mL glass volatile vials, HCl to pH < 2; Cool to 0-6 °C; no headspace

INITIAL ASSESSMENT ZB

LABEL VERIFICATION SP

Event: 2023 Griffiss Petro Q2

	Sample ID		Matrix	Date	Time	Samp Init.	Analytical Test Method: SW8260D (A)									Location ID	Sample Type	Depth (ft bgs) Top	Depth (ft bgs) Bottom	Cooler	Comments
							31														
1	789-AB01_0623-D	1	WQ	6/20/23	1000	BP	X									FIELDQC	AB1	0.00	0.00	1	
2	789-TB01_0623-C	2	WQ	6/19/23	0730	BP	X									FIELDQC	TB1	0.00	0.00	1	1 TB bottle broken upon receipt
3	789MW-102_0623	3	WG	6/20/23	0930	BP	X									WL-789MW-102	N1	5.00	15.00	1	
4	789MW-135_0623	4	WG	6/19/23	1530	BP	X									WL-789MW-135	N1	23.00	33.00	1	
5	789MW-216_0623	5	WG	6/19/23	1630	BP	X									WL-789MW-216	N1	19.00	29.00	1	
6	789MW-216_0623-A	6	WG	6/19/23	1630	BP	X									WL-789MW-216	FD1	19.00	29.00	1	
7	789MW-222_0623	7	WG	6/19/23	1430	BP	X									WL-789MW-222	N1	18.00	28.00	1	
8	789MW-222_0623-MS	7	WG	6/19/23	1430	BP	X									WL-789MW-222	MS1	18.00	28.00	1	
9	789MW-222_0623-SD	7	WG	6/19/23	1430	BP	X									WL-789MW-222	SD1	18.00	28.00	1	
10	789MW-251_0623	8	WG	6/19/23	1730	BP	X									WL-789MW-251	N1	4.80	29.80	1	
11	789MW-46R_0623	9	WG	6/19/23	1230	BP	X									WL-789MW-46R	N1	14.00	29.00	1	

Relinquished by: *(Signature)*	Date	Time	Received by: *(Signature)*	Date	Time
B—R Pell	6/20/23	1600	FedEx	6/20/23	1600
Fed Ex					

Shipping Date / Carrier / Airbill Number
Shipping Date: 6/20/23

Received by Laboratory: *(Signature, Date, Time)* **& condition**
06/21/23 0930

3.8 IR#1

ENV.COC_Field
June 16, 2023

FC7171: Chain of Custody
Page 1 of 3

CHAIN-OF-CUSTODY RECORD

Bhate Environmental Associates, Inc.
Todd Calhoun
445 Union Boulevard, Suite 129 Lakewood, CO 80228
Please add area code, 720.463.3906, , add e-mail

COC # SS067GWQ2

FC7171

Project Name: Griffiss Air Force Base, BECOS	Laboratory: SGS North America, Inc., Orlando, FL	Event: 2023 Griffiss Petro Q2
Project Number: GRFIS-BECOS	POC: Please insert point of contact, insert laboratory phone number, insert email	
WBS Code: 4055.009	Ship to:	

Comments:
SW8260D (A) = VOCs SGS

Equipment:
bailers
YSI ProDSS 30m

Code	Matrix
WG	Ground Water
WQ	Water Quality Control Matrix
WS	Surface Water

Code	Container/Preservative
31	3x 40 mL glass volatile vials, HCl to pH < 2; Cool to 0-6 °C; no headspace

	Sample ID	Matrix	Date	Time	Samp Init.	Analytical Test Method: SW8260D (A)	Location ID	Sample Type	Depth (ft bgs) Top	Depth (ft bgs) Bottom	Cooler	Comments
	Event: 2023 Griffiss Petro Q2					31						
12	789MW-83_0623 10	WG	6/19/23	1600	BP	X	WL-789MW-83	N1	21.00	31.00	1	
13	789MW-95_0623 11	WG	6/19/23	1700	BP	X	WL-789MW-95	N1	10.50	20.50	1	
14	789MW-98_0623 12	WG	6/19/23	1800	BP	X	WL-789MW-98	N1	10.00	20.00	1	
15	789MW-99_0623 13	WG	6/19/23	1100	BP	X	WL-789MW-99	N1	14.50	24.50	1	
16	789SW-01_0623 14	WS	6/20/23	0800	BP	X	789SW-01	N1	0.00	0.50	1	
17	789SW-02_0623 15	WS	6/20/23	0830	BP	X	789SW-02	N1	0.00	0.50	1	
18	789SW-03_0623 16	WS	6/20/23	0900	BP	X	789SW-03	N1	0.00	0.50	1	

Turnaround Time: NA

Relinquished by: *(Signature)*	Date	Time	Received by: *(Signature)*	Date	Time
B—R Fed Ex	6/20/23	1600	FedEx	6/20/23	1600

Shipping Date / Carrier / Airbill Number
Shipping Date: 6/20/23

Received by Laboratory: *(Signature, Date, Time)* **& condition**
06/21/23 0930

ENV.COC_Field
June 18, 2023

Page 2 of 2

FC7171: Chain of Custody
Page 2 of 3

SGS Sample Receipt Summary

Job Number: FC7171 **Client:** BHATE ENVIRONMENTAL **Project:** GRIFFISS AIR FORCE BASE

Date / Time Received: 6/21/2023 9:30:00 AM **Delivery Method:** FED EX **Airbill #'s:** 6455 9821 4794

Therm ID: IR 1; **Therm CF:** -0.1; **# of Coolers:** 1

Cooler Temps (Raw Measured) °C: Cooler 1: (3.9);

Cooler Temps (Corrected) °C: Cooler 1: (3.8);

Cooler Information	Y	or	N
1. Custody Seals Present	☑		☐
2. Custody Seals Intact	☑		☐
3. Temp criteria achieved	☑		☐
4. Cooler temp verification	IR Gun		
5. Cooler media	Ice (Bag)		

Trip Blank Information	Y	or	N	N/A
1. Trip Blank present / cooler	☑		☐	☐
2. Trip Blank listed on COC	☑		☐	☐

	W	or	S	N/A
3. Type Of TB Received	☑		☐	☐

Sample Information	Y	or	N	N/A
1. Sample labels present on bottles	☑		☐	
2. Samples preserved properly	☑		☐	
3. Sufficient volume/containers recvd for analysis:	☑		☐	
4. Condition of sample	Intact			
5. Sample recvd within HT	☑		☐	
6. Dates/Times/IDs on COC match Sample Label	☑		☐	
7. VOCs have headspace	☐		☑	☐
8. Bottles received for unspecified tests	☐		☑	
9. Compositing instructions clear	☐		☐	☑
10. Voa Soil Kits/Jars received past 48hrs?	☐		☐	☑
11. % Solids Jar received?	☐		☐	☑
12. Residual Chlorine Present?	☐		☐	☑

Misc. Information

Number of Encores: 25-Gram _____ 5-Gram _____ Number of 5035 Field Kits: _____ Number of Lab Filtered Metals: _____

Test Strip Lot #s: pH 0-3 230320 pH 10-12 _____ Other: (Specify) pH 1.0 - 12.0 222221

Residual Chlorine Test Strip Lot #: _____

Comments

SM001
Rev. Date 05/24/17

Technician: SHAYLAP Date: 6/21/2023 9:30:00 AM Reviewer: _____ Date: _____

QC Evaluation: DOD QSM5.x Limits

Job Number: FC7171
Account: Bhate Environmental
Project: Griffiss AFB; Rome, NY
Collected: 06/19/23 thru 06/20/23

QC Sample ID	CAS#	Analyte	Sample Type	Result Type	Result	Units	Limits
V1A1848	SW846 8260D						
V1A1848-BS	95-63-6	1,2,4-Trimethylbenzene	BSP	REC	104	%	76-124
V1A1848-BS	1868-53-7	Dibromofluoromethane	BSP	SURR	96	%	80-119
V1A1848-BS	17060-07-0	1,2-Dichloroethane-D4	BSP	SURR	89	%	81-118
V1A1848-BS	2037-26-5	Toluene-D8	BSP	SURR	98	%	89-112
V1A1848-BS	460-00-4	4-Bromofluorobenzene	BSP	SURR	100	%	85-114
FC7070-1MS*	95-63-6	1,2,4-Trimethylbenzene	MS	REC	101	%	76-124
FC7070-1MS*	1868-53-7	Dibromofluoromethane	MS	SURR	95	%	80-119
FC7070-1MS*	17060-07-0	1,2-Dichloroethane-D4	MS	SURR	91	%	81-118
FC7070-1MS*	2037-26-5	Toluene-D8	MS	SURR	98	%	89-112
FC7070-1MS*	460-00-4	4-Bromofluorobenzene	MS	SURR	100	%	85-114
FC7070-1MSD*	95-63-6	1,2,4-Trimethylbenzene	MSD	REC	103	%	76-124
FC7070-1MSD*	95-63-6	1,2,4-Trimethylbenzene	MSD	RPD	2	%	20
FC7070-1MSD*	1868-53-7	Dibromofluoromethane	MSD	SURR	97	%	80-119
FC7070-1MSD*	17060-07-0	1,2-Dichloroethane-D4	MSD	SURR	90	%	81-118
FC7070-1MSD*	2037-26-5	Toluene-D8	MSD	SURR	97	%	89-112
FC7070-1MSD*	460-00-4	4-Bromofluorobenzene	MSD	SURR	98	%	85-114
V1A1848-MB	1868-53-7	Dibromofluoromethane	MB	SURR	97	%	80-119
V1A1848-MB	17060-07-0	1,2-Dichloroethane-D4	MB	SURR	90	%	81-118
V1A1848-MB	2037-26-5	Toluene-D8	MB	SURR	96	%	89-112
V1A1848-MB	460-00-4	4-Bromofluorobenzene	MB	SURR	98	%	85-114
FC7171-3	1868-53-7	Dibromofluoromethane	SAMP	SURR	97	%	80-119
FC7171-3	17060-07-0	1,2-Dichloroethane-D4	SAMP	SURR	89	%	81-118
FC7171-3	2037-26-5	Toluene-D8	SAMP	SURR	98	%	89-112
FC7171-3	460-00-4	4-Bromofluorobenzene	SAMP	SURR	99	%	85-114
V5E1812	SW846 8260D						
V5E1812-BS	67-64-1	Acetone	BSP	REC	94	%	39-160
V5E1812-BS	71-43-2	Benzene	BSP	REC	107	%	79-120
V5E1812-BS	108-86-1	Bromobenzene	BSP	REC	108	%	80-120
V5E1812-BS	74-97-5	Bromochloromethane	BSP	REC	95	%	78-123
V5E1812-BS	75-27-4	Bromodichloromethane	BSP	REC	102	%	79-125
V5E1812-BS	75-25-2	Bromoform	BSP	REC	86	%	66-130
V5E1812-BS	78-93-3	2-Butanone (MEK)	BSP	REC	95	%	56-143
V5E1812-BS	104-51-8	n-Butylbenzene	BSP	REC	102	%	75-128
V5E1812-BS	135-98-8	sec-Butylbenzene	BSP	REC	97	%	77-126
V5E1812-BS	98-06-6	tert-Butylbenzene	BSP	REC	96	%	78-124
V5E1812-BS	75-15-0	Carbon Disulfide	BSP	REC	98	%	64-133
V5E1812-BS	56-23-5	Carbon Tetrachloride	BSP	REC	83	%	72-136
V5E1812-BS	108-90-7	Chlorobenzene	BSP	REC	98	%	82-118
V5E1812-BS	75-00-3	Chloroethane	BSP	REC	120	%	60-138
V5E1812-BS	67-66-3	Chloroform	BSP	REC	99	%	79-124

* Sample used for QC is not from job FC7171

QC Evaluation: DOD QSM5.x Limits

Job Number: FC7171
Account: Bhate Environmental
Project: Griffiss AFB; Rome, NY
Collected: 06/19/23 thru 06/20/23

QC Sample ID	CAS#	Analyte	Sample Type	Result Type	Result	Units	Limits
V5E1812-BS	95-49-8	o-Chlorotoluene	BSP	REC	102	%	79-122
V5E1812-BS	106-43-4	p-Chlorotoluene	BSP	REC	102	%	78-122
V5E1812-BS	124-48-1	Dibromochloromethane	BSP	REC	100	%	74-126
V5E1812-BS	96-12-8	1,2-Dibromo-3-chloropropane	BSP	REC	88	%	62-128
V5E1812-BS	106-93-4	1,2-Dibromoethane	BSP	REC	100	%	77-121
V5E1812-BS	75-71-8	Dichlorodifluoromethane	BSP	REC	95	%	32-152
V5E1812-BS	95-50-1	1,2-Dichlorobenzene	BSP	REC	102	%	80-119
V5E1812-BS	541-73-1	1,3-Dichlorobenzene	BSP	REC	100	%	80-119
V5E1812-BS	106-46-7	1,4-Dichlorobenzene	BSP	REC	99	%	79-118
V5E1812-BS	75-34-3	1,1-Dichloroethane	BSP	REC	104	%	77-125
V5E1812-BS	107-06-2	1,2-Dichloroethane	BSP	REC	96	%	73-128
V5E1812-BS	75-35-4	1,1-Dichloroethylene	BSP	REC	88	%	71-131
V5E1812-BS	156-59-2	cis-1,2-Dichloroethylene	BSP	REC	99	%	78-123
V5E1812-BS	156-60-5	trans-1,2-Dichloroethylene	BSP	REC	96	%	75-124
V5E1812-BS	540-59-0	1,2-Dichloroethene (total)	BSP	REC	98	%	79-121
V5E1812-BS	78-87-5	1,2-Dichloropropane	BSP	REC	116	%	78-122
V5E1812-BS	142-28-9	1,3-Dichloropropane	BSP	REC	109	%	80-119
V5E1812-BS	594-20-7	2,2-Dichloropropane	BSP	REC	92	%	60-139
V5E1812-BS	563-58-6	1,1-Dichloropropene	BSP	REC	96	%	79-125
V5E1812-BS	10061-01-5	cis-1,3-Dichloropropene	BSP	REC	93	%	75-124
V5E1812-BS	10061-02-6	trans-1,3-Dichloropropene	BSP	REC	76	%	73-127
V5E1812-BS	100-41-4	Ethylbenzene	BSP	REC	96	%	79-121
V5E1812-BS	87-68-3	Hexachlorobutadiene	BSP	REC	94	%	66-134
V5E1812-BS	591-78-6	2-Hexanone	BSP	REC	97	%	57-139
V5E1812-BS	98-82-8	Isopropylbenzene	BSP	REC	98	%	72-131
V5E1812-BS	99-87-6	p-Isopropyltoluene	BSP	REC	98	%	77-127
V5E1812-BS	74-83-9	Methyl Bromide	BSP	REC	105	%	53-141
V5E1812-BS	74-87-3	Methyl Chloride	BSP	REC	117	%	50-139
V5E1812-BS	74-95-3	Methylene Bromide	BSP	REC	108	%	79-123
V5E1812-BS	75-09-2	Methylene Chloride	BSP	REC	88	%	74-124
V5E1812-BS	108-10-1	4-Methyl-2-pentanone (MIBK)	BSP	REC	95	%	67-130
V5E1812-BS	1634-04-4	Methyl Tert Butyl Ether	BSP	REC	104	%	71-124
V5E1812-BS	91-20-3	Naphthalene	BSP	REC	90	%	61-128
V5E1812-BS	103-65-1	n-Propylbenzene	BSP	REC	102	%	76-126
V5E1812-BS	100-42-5	Styrene	BSP	REC	94	%	78-123
V5E1812-BS	630-20-6	1,1,1,2-Tetrachloroethane	BSP	REC	97	%	78-124
V5E1812-BS	79-34-5	1,1,2,2-Tetrachloroethane	BSP	REC	102	%	71-121
V5E1812-BS	127-18-4	Tetrachloroethylene	BSP	REC	88	%	74-129
V5E1812-BS	108-88-3	Toluene	BSP	REC	102	%	80-121
V5E1812-BS	87-61-6	1,2,3-Trichlorobenzene	BSP	REC	96	%	69-129
V5E1812-BS	120-82-1	1,2,4-Trichlorobenzene	BSP	REC	100	%	69-130
V5E1812-BS	71-55-6	1,1,1-Trichloroethane	BSP	REC	88	%	74-131
V5E1812-BS	79-00-5	1,1,2-Trichloroethane	BSP	REC	103	%	80-119
V5E1812-BS	79-01-6	Trichloroethylene	BSP	REC	103	%	79-123
V5E1812-BS	75-69-4	Trichlorofluoromethane	BSP	REC	89	%	65-141

* Sample used for QC is not from job FC7171

QC Evaluation: DOD QSM5.x Limits

Job Number: FC7171
Account: Bhate Environmental
Project: Griffiss AFB; Rome, NY
Collected: 06/19/23 thru 06/20/23

QC Sample ID	CAS#	Analyte	Sample Type	Result Type	Result	Units	Limits
V5E1812-BS	96-18-4	1,2,3-Trichloropropane	BSP	REC	96	%	73-122
V5E1812-BS	95-63-6	1,2,4-Trimethylbenzene	BSP	REC	104	%	76-124
V5E1812-BS	108-67-8	1,3,5-Trimethylbenzene	BSP	REC	103	%	75-124
V5E1812-BS	108-05-4	Vinyl Acetate	BSP	REC	106	%	54-146
V5E1812-BS	75-01-4	Vinyl Chloride	BSP	REC	103	%	58-137
V5E1812-BS		m,p-Xylene	BSP	REC	98	%	80-121
V5E1812-BS	95-47-6	o-Xylene	BSP	REC	100	%	78-122
V5E1812-BS	1330-20-7	Xylene (total)	BSP	REC	98	%	79-121
V5E1812-BS	1868-53-7	Dibromofluoromethane	BSP	SURR	101	%	80-119
V5E1812-BS	17060-07-0	1,2-Dichloroethane-D4	BSP	SURR	97	%	81-118
V5E1812-BS	2037-26-5	Toluene-D8	BSP	SURR	100	%	89-112
V5E1812-BS	460-00-4	4-Bromofluorobenzene	BSP	SURR	104	%	85-114
FC7241-2MS*	67-64-1	Acetone	MS	REC	102	%	39-160
FC7241-2MS*	71-43-2	Benzene	MS	REC	106	%	79-120
FC7241-2MS*	108-86-1	Bromobenzene	MS	REC	108	%	80-120
FC7241-2MS*	74-97-5	Bromochloromethane	MS	REC	95	%	78-123
FC7241-2MS*	75-27-4	Bromodichloromethane	MS	REC	98	%	79-125
FC7241-2MS*	75-25-2	Bromoform	MS	REC	78	%	66-130
FC7241-2MS*	78-93-3	2-Butanone (MEK)	MS	REC	110	%	56-143
FC7241-2MS*	104-51-8	n-Butylbenzene	MS	REC	103	%	75-128
FC7241-2MS*	135-98-8	sec-Butylbenzene	MS	REC	98	%	77-126
FC7241-2MS*	98-06-6	tert-Butylbenzene	MS	REC	98	%	78-124
FC7241-2MS*	75-15-0	Carbon Disulfide	MS	REC	102	%	64-133
FC7241-2MS*	56-23-5	Carbon Tetrachloride	MS	REC	92	%	72-136
FC7241-2MS*	108-90-7	Chlorobenzene	MS	REC	106	%	82-118
FC7241-2MS*	75-00-3	Chloroethane	MS	REC	119	%	60-138
FC7241-2MS*	67-66-3	Chloroform	MS	REC	98	%	79-124
FC7241-2MS*	95-49-8	o-Chlorotoluene	MS	REC	102	%	79-122
FC7241-2MS*	106-43-4	p-Chlorotoluene	MS	REC	100	%	78-122
FC7241-2MS*	124-48-1	Dibromochloromethane	MS	REC	98	%	74-126
FC7241-2MS*	96-12-8	1,2-Dibromo-3-chloropropane	MS	REC	95	%	62-128
FC7241-2MS*	106-93-4	1,2-Dibromoethane	MS	REC	102	%	77-121
FC7241-2MS*	75-71-8	Dichlorodifluoromethane	MS	REC	111	%	32-152
FC7241-2MS*	95-50-1	1,2-Dichlorobenzene	MS	REC	100	%	80-119
FC7241-2MS*	541-73-1	1,3-Dichlorobenzene	MS	REC	100	%	80-119
FC7241-2MS*	106-46-7	1,4-Dichlorobenzene	MS	REC	100	%	79-118
FC7241-2MS*	75-34-3	1,1-Dichloroethane	MS	REC	103	%	77-125
FC7241-2MS*	107-06-2	1,2-Dichloroethane	MS	REC	95	%	73-128
FC7241-2MS*	75-35-4	1,1-Dichloroethylene	MS	REC	96	%	71-131
FC7241-2MS*	156-59-2	cis-1,2-Dichloroethylene	MS	REC	97	%	78-123
FC7241-2MS*	156-60-5	trans-1,2-Dichloroethylene	MS	REC	100	%	75-124
FC7241-2MS*	540-59-0	1,2-Dichloroethene (total)	MS	REC	99	%	79-121
FC7241-2MS*	78-87-5	1,2-Dichloropropane	MS	REC	114	%	78-122
FC7241-2MS*	142-28-9	1,3-Dichloropropane	MS	REC	110	%	80-119
FC7241-2MS*	594-20-7	2,2-Dichloropropane	MS	REC	89	%	60-139

* Sample used for QC is not from job FC7171

QC Evaluation: DOD QSM5.x Limits

Job Number: FC7171
Account: Bhate Environmental
Project: Griffiss AFB; Rome, NY
Collected: 06/19/23 thru 06/20/23

QC Sample ID	CAS#	Analyte	Sample Type	Result Type	Result	Units	Limits
FC7241-2MS*	563-58-6	1,1-Dichloropropene	MS	REC	102	%	79-125
FC7241-2MS*	10061-01-5	cis-1,3-Dichloropropene	MS	REC	91	%	75-124
FC7241-2MS*	10061-02-6	trans-1,3-Dichloropropene	MS	REC	79	%	73-127
FC7241-2MS*	100-41-4	Ethylbenzene	MS	REC	150	%	79-121
FC7241-2MS*	87-68-3	Hexachlorobutadiene	MS	REC	95	%	66-134
FC7241-2MS*	591-78-6	2-Hexanone	MS	REC	112	%	57-139
FC7241-2MS*	98-82-8	Isopropylbenzene	MS	REC	101	%	72-131
FC7241-2MS*	99-87-6	p-Isopropyltoluene	MS	REC	99	%	77-127
FC7241-2MS*	74-83-9	Methyl Bromide	MS	REC	87	%	53-141
FC7241-2MS*	74-87-3	Methyl Chloride	MS	REC	112	%	50-139
FC7241-2MS*	74-95-3	Methylene Bromide	MS	REC	106	%	79-123
FC7241-2MS*	75-09-2	Methylene Chloride	MS	REC	87	%	74-124
FC7241-2MS*	108-10-1	4-Methyl-2-pentanone (MIBK)	MS	REC	106	%	67-130
FC7241-2MS*	1634-04-4	Methyl Tert Butyl Ether	MS	REC	102	%	71-124
FC7241-2MS*	91-20-3	Naphthalene	MS	REC	95	%	61-128
FC7241-2MS*	103-65-1	n-Propylbenzene	MS	REC	102	%	76-126
FC7241-2MS*	100-42-5	Styrene	MS	REC	95	%	78-123
FC7241-2MS*	630-20-6	1,1,1,2-Tetrachloroethane	MS	REC	94	%	78-124
FC7241-2MS*	79-34-5	1,1,2,2-Tetrachloroethane	MS	REC	106	%	71-121
FC7241-2MS*	127-18-4	Tetrachloroethylene	MS	REC	89	%	74-129
FC7241-2MS*	108-88-3	Toluene	MS	REC	102	%	80-121
FC7241-2MS*	87-61-6	1,2,3-Trichlorobenzene	MS	REC	96	%	69-129
FC7241-2MS*	120-82-1	1,2,4-Trichlorobenzene	MS	REC	100	%	69-130
FC7241-2MS*	71-55-6	1,1,1-Trichloroethane	MS	REC	94	%	74-131
FC7241-2MS*	79-00-5	1,1,2-Trichloroethane	MS	REC	106	%	80-119
FC7241-2MS*	79-01-6	Trichloroethylene	MS	REC	104	%	79-123
FC7241-2MS*	75-69-4	Trichlorofluoromethane	MS	REC	99	%	65-141
FC7241-2MS*	96-18-4	1,2,3-Trichloropropane	MS	REC	106	%	73-122
FC7241-2MS*	95-63-6	1,2,4-Trimethylbenzene	MS	REC	103	%	76-124
FC7241-2MS*	108-67-8	1,3,5-Trimethylbenzene	MS	REC	104	%	75-124
FC7241-2MS*	108-05-4	Vinyl Acetate	MS	REC	118	%	54-146
FC7241-2MS*	75-01-4	Vinyl Chloride	MS	REC	115	%	58-137
FC7241-2MS*		m,p-Xylene	MS	REC	100	%	80-121
FC7241-2MS*	95-47-6	o-Xylene	MS	REC	98	%	78-122
FC7241-2MS*	1330-20-7	Xylene (total)	MS	REC	99	%	79-121
FC7241-2MS*	1868-53-7	Dibromofluoromethane	MS	SURR	100	%	80-119
FC7241-2MS*	17060-07-0	1,2-Dichloroethane-D4	MS	SURR	97	%	81-118
FC7241-2MS*	2037-26-5	Toluene-D8	MS	SURR	99	%	89-112
FC7241-2MS*	460-00-4	4-Bromofluorobenzene	MS	SURR	104	%	85-114
FC7241-2MSD*	67-64-1	Acetone	MSD	REC	96	%	39-160
FC7241-2MSD*	67-64-1	Acetone	MSD	RPD	6	%	20
FC7241-2MSD*	71-43-2	Benzene	MSD	REC	103	%	79-120
FC7241-2MSD*	71-43-2	Benzene	MSD	RPD	2	%	20
FC7241-2MSD*	108-86-1	Bromobenzene	MSD	REC	102	%	80-120
FC7241-2MSD*	108-86-1	Bromobenzene	MSD	RPD	6	%	20

* Sample used for QC is not from job FC7171

QC Evaluation: DOD QSM5.x Limits

Job Number: FC7171
Account: Bhate Environmental
Project: Griffiss AFB; Rome, NY
Collected: 06/19/23 thru 06/20/23

QC Sample ID	CAS#	Analyte	Sample Type	Result Type	Result	Units	Limits
FC7241-2MSD*	74-97-5	Bromochloromethane	MSD	REC	90	%	78-123
FC7241-2MSD*	74-97-5	Bromochloromethane	MSD	RPD	5	%	20
FC7241-2MSD*	75-27-4	Bromodichloromethane	MSD	REC	94	%	79-125
FC7241-2MSD*	75-27-4	Bromodichloromethane	MSD	RPD	4	%	20
FC7241-2MSD*	75-25-2	Bromoform	MSD	REC	76	%	66-130
FC7241-2MSD*	75-25-2	Bromoform	MSD	RPD	3	%	20
FC7241-2MSD*	78-93-3	2-Butanone (MEK)	MSD	REC	104	%	56-143
FC7241-2MSD*	78-93-3	2-Butanone (MEK)	MSD	RPD	6	%	20
FC7241-2MSD*	104-51-8	n-Butylbenzene	MSD	REC	99	%	75-128
FC7241-2MSD*	104-51-8	n-Butylbenzene	MSD	RPD	4	%	20
FC7241-2MSD*	135-98-8	sec-Butylbenzene	MSD	REC	95	%	77-126
FC7241-2MSD*	135-98-8	sec-Butylbenzene	MSD	RPD	2	%	20
FC7241-2MSD*	98-06-6	tert-Butylbenzene	MSD	REC	95	%	78-124
FC7241-2MSD*	98-06-6	tert-Butylbenzene	MSD	RPD	4	%	20
FC7241-2MSD*	75-15-0	Carbon Disulfide	MSD	REC	98	%	64-133
FC7241-2MSD*	75-15-0	Carbon Disulfide	MSD	RPD	4	%	20
FC7241-2MSD*	56-23-5	Carbon Tetrachloride	MSD	REC	88	%	72-136
FC7241-2MSD*	56-23-5	Carbon Tetrachloride	MSD	RPD	5	%	20
FC7241-2MSD*	108-90-7	Chlorobenzene	MSD	REC	107	%	82-118
FC7241-2MSD*	108-90-7	Chlorobenzene	MSD	RPD	0	%	20
FC7241-2MSD*	75-00-3	Chloroethane	MSD	REC	117	%	60-138
FC7241-2MSD*	75-00-3	Chloroethane	MSD	RPD	2	%	20
FC7241-2MSD*	67-66-3	Chloroform	MSD	REC	95	%	79-124
FC7241-2MSD*	67-66-3	Chloroform	MSD	RPD	4	%	20
FC7241-2MSD*	95-49-8	o-Chlorotoluene	MSD	REC	96	%	79-122
FC7241-2MSD*	95-49-8	o-Chlorotoluene	MSD	RPD	6	%	20
FC7241-2MSD*	106-43-4	p-Chlorotoluene	MSD	REC	97	%	78-122
FC7241-2MSD*	106-43-4	p-Chlorotoluene	MSD	RPD	3	%	20
FC7241-2MSD*	124-48-1	Dibromochloromethane	MSD	REC	94	%	74-126
FC7241-2MSD*	124-48-1	Dibromochloromethane	MSD	RPD	5	%	20
FC7241-2MSD*	96-12-8	1,2-Dibromo-3-chloropropane	MSD	REC	91	%	62-128
FC7241-2MSD*	96-12-8	1,2-Dibromo-3-chloropropane	MSD	RPD	4	%	20
FC7241-2MSD*	106-93-4	1,2-Dibromoethane	MSD	REC	99	%	77-121
FC7241-2MSD*	106-93-4	1,2-Dibromoethane	MSD	RPD	3	%	20
FC7241-2MSD*	75-71-8	Dichlorodifluoromethane	MSD	REC	105	%	32-152
FC7241-2MSD*	75-71-8	Dichlorodifluoromethane	MSD	RPD	6	%	20
FC7241-2MSD*	95-50-1	1,2-Dichlorobenzene	MSD	REC	97	%	80-119
FC7241-2MSD*	95-50-1	1,2-Dichlorobenzene	MSD	RPD	3	%	20
FC7241-2MSD*	541-73-1	1,3-Dichlorobenzene	MSD	REC	94	%	80-119
FC7241-2MSD*	541-73-1	1,3-Dichlorobenzene	MSD	RPD	6	%	20
FC7241-2MSD*	106-46-7	1,4-Dichlorobenzene	MSD	REC	97	%	79-118
FC7241-2MSD*	106-46-7	1,4-Dichlorobenzene	MSD	RPD	3	%	20
FC7241-2MSD*	75-34-3	1,1-Dichloroethane	MSD	REC	100	%	77-125
FC7241-2MSD*	75-34-3	1,1-Dichloroethane	MSD	RPD	2	%	20
FC7241-2MSD*	107-06-2	1,2-Dichloroethane	MSD	REC	93	%	73-128

* Sample used for QC is not from job FC7171

QC Evaluation: DOD QSM5.x Limits

Job Number: FC7171
Account: Bhate Environmental
Project: Griffiss AFB; Rome, NY
Collected: 06/19/23 thru 06/20/23

QC Sample ID	CAS#	Analyte	Sample Type	Result Type	Result	Units	Limits
FC7241-2MSD*	107-06-2	1,2-Dichloroethane	MSD	RPD	2	%	20
FC7241-2MSD*	75-35-4	1,1-Dichloroethylene	MSD	REC	94	%	71-131
FC7241-2MSD*	75-35-4	1,1-Dichloroethylene	MSD	RPD	3	%	20
FC7241-2MSD*	156-59-2	cis-1,2-Dichloroethylene	MSD	REC	94	%	78-123
FC7241-2MSD*	156-59-2	cis-1,2-Dichloroethylene	MSD	RPD	3	%	20
FC7241-2MSD*	156-60-5	trans-1,2-Dichloroethylene	MSD	REC	94	%	75-124
FC7241-2MSD*	156-60-5	trans-1,2-Dichloroethylene	MSD	RPD	7	%	20
FC7241-2MSD*	540-59-0	1,2-Dichloroethene (total)	MSD	REC	94	%	79-121
FC7241-2MSD*	540-59-0	1,2-Dichloroethene (total)	MSD	RPD	5	%	20
FC7241-2MSD*	78-87-5	1,2-Dichloropropane	MSD	REC	112	%	78-122
FC7241-2MSD*	78-87-5	1,2-Dichloropropane	MSD	RPD	1	%	20
FC7241-2MSD*	142-28-9	1,3-Dichloropropane	MSD	REC	106	%	80-119
FC7241-2MSD*	142-28-9	1,3-Dichloropropane	MSD	RPD	4	%	20
FC7241-2MSD*	594-20-7	2,2-Dichloropropane	MSD	REC	86	%	60-139
FC7241-2MSD*	594-20-7	2,2-Dichloropropane	MSD	RPD	3	%	20
FC7241-2MSD*	563-58-6	1,1-Dichloropropene	MSD	REC	100	%	79-125
FC7241-2MSD*	563-58-6	1,1-Dichloropropene	MSD	RPD	2	%	20
FC7241-2MSD*	10061-01-5	cis-1,3-Dichloropropene	MSD	REC	88	%	75-124
FC7241-2MSD*	10061-01-5	cis-1,3-Dichloropropene	MSD	RPD	3	%	20
FC7241-2MSD*	10061-02-6	trans-1,3-Dichloropropene	MSD	REC	76	%	73-127
FC7241-2MSD*	10061-02-6	trans-1,3-Dichloropropene	MSD	RPD	5	%	20
FC7241-2MSD*	100-41-4	Ethylbenzene	MSD	REC	143	%	79-121
FC7241-2MSD*	100-41-4	Ethylbenzene	MSD	RPD	5	%	20
FC7241-2MSD*	87-68-3	Hexachlorobutadiene	MSD	REC	90	%	66-134
FC7241-2MSD*	87-68-3	Hexachlorobutadiene	MSD	RPD	6	%	20
FC7241-2MSD*	591-78-6	2-Hexanone	MSD	REC	105	%	57-139
FC7241-2MSD*	591-78-6	2-Hexanone	MSD	RPD	7	%	20
FC7241-2MSD*	98-82-8	Isopropylbenzene	MSD	REC	98	%	72-131
FC7241-2MSD*	98-82-8	Isopropylbenzene	MSD	RPD	2	%	20
FC7241-2MSD*	99-87-6	p-Isopropyltoluene	MSD	REC	94	%	77-127
FC7241-2MSD*	99-87-6	p-Isopropyltoluene	MSD	RPD	5	%	20
FC7241-2MSD*	74-83-9	Methyl Bromide	MSD	REC	91	%	53-141
FC7241-2MSD*	74-83-9	Methyl Bromide	MSD	RPD	4	%	20
FC7241-2MSD*	74-87-3	Methyl Chloride	MSD	REC	108	%	50-139
FC7241-2MSD*	74-87-3	Methyl Chloride	MSD	RPD	3	%	20
FC7241-2MSD*	74-95-3	Methylene Bromide	MSD	REC	105	%	79-123
FC7241-2MSD*	74-95-3	Methylene Bromide	MSD	RPD	1	%	20
FC7241-2MSD*	75-09-2	Methylene Chloride	MSD	REC	86	%	74-124
FC7241-2MSD*	75-09-2	Methylene Chloride	MSD	RPD	1	%	20
FC7241-2MSD*	108-10-1	4-Methyl-2-pentanone (MIBK)	MSD	REC	102	%	67-130
FC7241-2MSD*	108-10-1	4-Methyl-2-pentanone (MIBK)	MSD	RPD	4	%	20
FC7241-2MSD*	1634-04-4	Methyl Tert Butyl Ether	MSD	REC	99	%	71-124
FC7241-2MSD*	1634-04-4	Methyl Tert Butyl Ether	MSD	RPD	3	%	20
FC7241-2MSD*	91-20-3	Naphthalene	MSD	REC	89	%	61-128
FC7241-2MSD*	91-20-3	Naphthalene	MSD	RPD	7	%	20

* Sample used for QC is not from job FC7171

QC Evaluation: DOD QSM5.x Limits

Job Number: FC7171
Account: Bhate Environmental
Project: Griffiss AFB; Rome, NY
Collected: 06/19/23 thru 06/20/23

QC Sample ID	CAS#	Analyte	Sample Type	Result Type	Result	Units	Limits
FC7241-2MSD*	103-65-1	n-Propylbenzene	MSD	REC	98	%	76-126
FC7241-2MSD*	103-65-1	n-Propylbenzene	MSD	RPD	4	%	20
FC7241-2MSD*	100-42-5	Styrene	MSD	REC	92	%	78-123
FC7241-2MSD*	100-42-5	Styrene	MSD	RPD	4	%	20
FC7241-2MSD*	630-20-6	1,1,1,2-Tetrachloroethane	MSD	REC	91	%	78-124
FC7241-2MSD*	630-20-6	1,1,1,2-Tetrachloroethane	MSD	RPD	3	%	20
FC7241-2MSD*	79-34-5	1,1,2,2-Tetrachloroethane	MSD	REC	101	%	71-121
FC7241-2MSD*	79-34-5	1,1,2,2-Tetrachloroethane	MSD	RPD	4	%	20
FC7241-2MSD*	127-18-4	Tetrachloroethylene	MSD	REC	84	%	74-129
FC7241-2MSD*	127-18-4	Tetrachloroethylene	MSD	RPD	6	%	20
FC7241-2MSD*	108-88-3	Toluene	MSD	REC	98	%	80-121
FC7241-2MSD*	108-88-3	Toluene	MSD	RPD	4	%	20
FC7241-2MSD*	87-61-6	1,2,3-Trichlorobenzene	MSD	REC	89	%	69-129
FC7241-2MSD*	87-61-6	1,2,3-Trichlorobenzene	MSD	RPD	7	%	20
FC7241-2MSD*	120-82-1	1,2,4-Trichlorobenzene	MSD	REC	93	%	69-130
FC7241-2MSD*	120-82-1	1,2,4-Trichlorobenzene	MSD	RPD	7	%	20
FC7241-2MSD*	71-55-6	1,1,1-Trichloroethane	MSD	REC	91	%	74-131
FC7241-2MSD*	71-55-6	1,1,1-Trichloroethane	MSD	RPD	3	%	20
FC7241-2MSD*	79-00-5	1,1,2-Trichloroethane	MSD	REC	101	%	80-119
FC7241-2MSD*	79-00-5	1,1,2-Trichloroethane	MSD	RPD	5	%	20
FC7241-2MSD*	79-01-6	Trichloroethylene	MSD	REC	101	%	79-123
FC7241-2MSD*	79-01-6	Trichloroethylene	MSD	RPD	3	%	20
FC7241-2MSD*	75-69-4	Trichlorofluoromethane	MSD	REC	97	%	65-141
FC7241-2MSD*	75-69-4	Trichlorofluoromethane	MSD	RPD	2	%	20
FC7241-2MSD*	96-18-4	1,2,3-Trichloropropane	MSD	REC	101	%	73-122
FC7241-2MSD*	96-18-4	1,2,3-Trichloropropane	MSD	RPD	5	%	20
FC7241-2MSD*	95-63-6	1,2,4-Trimethylbenzene	MSD	REC	98	%	76-124
FC7241-2MSD*	95-63-6	1,2,4-Trimethylbenzene	MSD	RPD	4	%	20
FC7241-2MSD*	108-67-8	1,3,5-Trimethylbenzene	MSD	REC	100	%	75-124
FC7241-2MSD*	108-67-8	1,3,5-Trimethylbenzene	MSD	RPD	4	%	20
FC7241-2MSD*	108-05-4	Vinyl Acetate	MSD	REC	113	%	54-146
FC7241-2MSD*	108-05-4	Vinyl Acetate	MSD	RPD	4	%	20
FC7241-2MSD*	75-01-4	Vinyl Chloride	MSD	REC	110	%	58-137
FC7241-2MSD*	75-01-4	Vinyl Chloride	MSD	RPD	4	%	20
FC7241-2MSD*		m,p-Xylene	MSD	REC	95	%	80-121
FC7241-2MSD*		m,p-Xylene	MSD	RPD	5	%	20
FC7241-2MSD*	95-47-6	o-Xylene	MSD	REC	94	%	78-122
FC7241-2MSD*	95-47-6	o-Xylene	MSD	RPD	4	%	20
FC7241-2MSD*	1330-20-7	Xylene (total)	MSD	REC	95	%	79-121
FC7241-2MSD*	1330-20-7	Xylene (total)	MSD	RPD	5	%	20
FC7241-2MSD*	1868-53-7	Dibromofluoromethane	MSD	SURR	101	%	80-119
FC7241-2MSD*	17060-07-0	1,2-Dichloroethane-D4	MSD	SURR	97	%	81-118
FC7241-2MSD*	2037-26-5	Toluene-D8	MSD	SURR	98	%	89-112
FC7241-2MSD*	460-00-4	4-Bromofluorobenzene	MSD	SURR	102	%	85-114
V5E1812-MB	1868-53-7	Dibromofluoromethane	MB	SURR	97	%	80-119

* Sample used for QC is not from job FC7171

QC Evaluation: DOD QSM5.x Limits

Job Number: FC7171
Account: Bhate Environmental
Project: Griffiss AFB; Rome, NY
Collected: 06/19/23 thru 06/20/23

QC Sample ID	CAS#	Analyte	Sample Type	Result Type	Result	Units	Limits
V5E1812-MB	17060-07-0	1,2-Dichloroethane-D4	MB	SURR	93	%	81-118
V5E1812-MB	2037-26-5	Toluene-D8	MB	SURR	98	%	89-112
V5E1812-MB	460-00-4	4-Bromofluorobenzene	MB	SURR	103	%	85-114
FC7171-4	1868-53-7	Dibromofluoromethane	SAMP	SURR	98	%	80-119
FC7171-4	17060-07-0	1,2-Dichloroethane-D4	SAMP	SURR	96	%	81-118
FC7171-4	2037-26-5	Toluene-D8	SAMP	SURR	99	%	89-112
FC7171-4	460-00-4	4-Bromofluorobenzene	SAMP	SURR	104	%	85-114
VI2955	SW846 8260D						
VI2955-BS	67-64-1	Acetone	BSP	REC	90	%	39-160
VI2955-BS	71-43-2	Benzene	BSP	REC	94	%	79-120
VI2955-BS	108-86-1	Bromobenzene	BSP	REC	108	%	80-120
VI2955-BS	74-97-5	Bromochloromethane	BSP	REC	92	%	78-123
VI2955-BS	75-27-4	Bromodichloromethane	BSP	REC	92	%	79-125
VI2955-BS	75-25-2	Bromoform	BSP	REC	104	%	66-130
VI2955-BS	78-93-3	2-Butanone (MEK)	BSP	REC	93	%	56-143
VI2955-BS	104-51-8	n-Butylbenzene	BSP	REC	105	%	75-128
VI2955-BS	135-98-8	sec-Butylbenzene	BSP	REC	95	%	77-126
VI2955-BS	98-06-6	tert-Butylbenzene	BSP	REC	97	%	78-124
VI2955-BS	75-15-0	Carbon Disulfide	BSP	REC	83	%	64-133
VI2955-BS	56-23-5	Carbon Tetrachloride	BSP	REC	91	%	72-136
VI2955-BS	108-90-7	Chlorobenzene	BSP	REC	101	%	82-118
VI2955-BS	75-00-3	Chloroethane	BSP	REC	108	%	60-138
VI2955-BS	67-66-3	Chloroform	BSP	REC	95	%	79-124
VI2955-BS	95-49-8	o-Chlorotoluene	BSP	REC	102	%	79-122
VI2955-BS	106-43-4	p-Chlorotoluene	BSP	REC	99	%	78-122
VI2955-BS	124-48-1	Dibromochloromethane	BSP	REC	106	%	74-126
VI2955-BS	96-12-8	1,2-Dibromo-3-chloropropane	BSP	REC	108	%	62-128
VI2955-BS	106-93-4	1,2-Dibromoethane	BSP	REC	102	%	77-121
VI2955-BS	75-71-8	Dichlorodifluoromethane	BSP	REC	90	%	32-152
VI2955-BS	95-50-1	1,2-Dichlorobenzene	BSP	REC	104	%	80-119
VI2955-BS	541-73-1	1,3-Dichlorobenzene	BSP	REC	101	%	80-119
VI2955-BS	106-46-7	1,4-Dichlorobenzene	BSP	REC	103	%	79-118
VI2955-BS	75-34-3	1,1-Dichloroethane	BSP	REC	90	%	77-125
VI2955-BS	107-06-2	1,2-Dichloroethane	BSP	REC	94	%	73-128
VI2955-BS	75-35-4	1,1-Dichloroethylene	BSP	REC	87	%	71-131
VI2955-BS	156-59-2	cis-1,2-Dichloroethylene	BSP	REC	91	%	78-123
VI2955-BS	156-60-5	trans-1,2-Dichloroethylene	BSP	REC	94	%	75-124
VI2955-BS	540-59-0	1,2-Dichloroethene (total)	BSP	REC	92	%	79-121
VI2955-BS	78-87-5	1,2-Dichloropropane	BSP	REC	95	%	78-122
VI2955-BS	142-28-9	1,3-Dichloropropane	BSP	REC	109	%	80-119
VI2955-BS	594-20-7	2,2-Dichloropropane	BSP	REC	91	%	60-139
VI2955-BS	563-58-6	1,1-Dichloropropene	BSP	REC	92	%	79-125
VI2955-BS	10061-01-5	cis-1,3-Dichloropropene	BSP	REC	92	%	75-124

* Sample used for QC is not from job FC7171

QC Evaluation: DOD QSM5.x Limits

Job Number: FC7171
Account: Bhate Environmental
Project: Griffiss AFB; Rome, NY
Collected: 06/19/23 thru 06/20/23

QC Sample ID	CAS#	Analyte	Sample Type	Result Type	Result	Units	Limits
VI2955-BS	10061-02-6	trans-1,3-Dichloropropene	BSP	REC	92	%	73-127
VI2955-BS	100-41-4	Ethylbenzene	BSP	REC	98	%	79-121
VI2955-BS	87-68-3	Hexachlorobutadiene	BSP	REC	110	%	66-134
VI2955-BS	591-78-6	2-Hexanone	BSP	REC	98	%	57-139
VI2955-BS	98-82-8	Isopropylbenzene	BSP	REC	96	%	72-131
VI2955-BS	99-87-6	p-Isopropyltoluene	BSP	REC	98	%	77-127
VI2955-BS	74-83-9	Methyl Bromide	BSP	REC	120	%	53-141
VI2955-BS	74-87-3	Methyl Chloride	BSP	REC	92	%	50-139
VI2955-BS	74-95-3	Methylene Bromide	BSP	REC	94	%	79-123
VI2955-BS	75-09-2	Methylene Chloride	BSP	REC	98	%	74-124
VI2955-BS	108-10-1	4-Methyl-2-pentanone (MIBK)	BSP	REC	98	%	67-130
VI2955-BS	1634-04-4	Methyl Tert Butyl Ether	BSP	REC	94	%	71-124
VI2955-BS	91-20-3	Naphthalene	BSP	REC	100	%	61-128
VI2955-BS	103-65-1	n-Propylbenzene	BSP	REC	96	%	76-126
VI2955-BS	100-42-5	Styrene	BSP	REC	102	%	78-123
VI2955-BS	630-20-6	1,1,1,2-Tetrachloroethane	BSP	REC	102	%	78-124
VI2955-BS	79-34-5	1,1,2,2-Tetrachloroethane	BSP	REC	100	%	71-121
VI2955-BS	127-18-4	Tetrachloroethylene	BSP	REC	101	%	74-129
VI2955-BS	108-88-3	Toluene	BSP	REC	99	%	80-121
VI2955-BS	87-61-6	1,2,3-Trichlorobenzene	BSP	REC	103	%	69-129
VI2955-BS	120-82-1	1,2,4-Trichlorobenzene	BSP	REC	102	%	69-130
VI2955-BS	71-55-6	1,1,1-Trichloroethane	BSP	REC	92	%	74-131
VI2955-BS	79-00-5	1,1,2-Trichloroethane	BSP	REC	99	%	80-119
VI2955-BS	79-01-6	Trichloroethylene	BSP	REC	90	%	79-123
VI2955-BS	75-69-4	Trichlorofluoromethane	BSP	REC	89	%	65-141
VI2955-BS	96-18-4	1,2,3-Trichloropropane	BSP	REC	110	%	73-122
VI2955-BS	95-63-6	1,2,4-Trimethylbenzene	BSP	REC	101	%	76-124
VI2955-BS	108-67-8	1,3,5-Trimethylbenzene	BSP	REC	102	%	75-124
VI2955-BS	108-05-4	Vinyl Acetate	BSP	REC	98	%	54-146
VI2955-BS	75-01-4	Vinyl Chloride	BSP	REC	87	%	58-137
VI2955-BS		m,p-Xylene	BSP	REC	101	%	80-121
VI2955-BS	95-47-6	o-Xylene	BSP	REC	96	%	78-122
VI2955-BS	1330-20-7	Xylene (total)	BSP	REC	99	%	79-121
VI2955-BS	1868-53-7	Dibromofluoromethane	BSP	SURR	103	%	80-119
VI2955-BS	17060-07-0	1,2-Dichloroethane-D4	BSP	SURR	103	%	81-118
VI2955-BS	2037-26-5	Toluene-D8	BSP	SURR	105	%	89-112
VI2955-BS	460-00-4	4-Bromofluorobenzene	BSP	SURR	102	%	85-114
FC7171-7MS	67-64-1	Acetone	MS	REC	90	%	39-160
FC7171-7MS	71-43-2	Benzene	MS	REC	105	%	79-120
FC7171-7MS	108-86-1	Bromobenzene	MS	REC	114	%	80-120
FC7171-7MS	74-97-5	Bromochloromethane	MS	REC	99	%	78-123
FC7171-7MS	75-27-4	Bromodichloromethane	MS	REC	97	%	79-125
FC7171-7MS	75-25-2	Bromoform	MS	REC	105	%	66-130
FC7171-7MS	78-93-3	2-Butanone (MEK)	MS	REC	94	%	56-143
FC7171-7MS	104-51-8	n-Butylbenzene	MS	REC	116	%	75-128

* Sample used for QC is not from job FC7171

QC Evaluation: DOD QSM5.x Limits

Job Number: FC7171
Account: Bhate Environmental
Project: Griffiss AFB; Rome, NY
Collected: 06/19/23 thru 06/20/23

QC Sample ID	CAS#	Analyte	Sample Type	Result Type	Result	Units	Limits
FC7171-7MS	135-98-8	sec-Butylbenzene	MS	REC	112	%	77-126
FC7171-7MS	98-06-6	tert-Butylbenzene	MS	REC	111	%	78-124
FC7171-7MS	75-15-0	Carbon Disulfide	MS	REC	102	%	64-133
FC7171-7MS	56-23-5	Carbon Tetrachloride	MS	REC	118	%	72-136
FC7171-7MS	108-90-7	Chlorobenzene	MS	REC	110	%	82-118
FC7171-7MS	75-00-3	Chloroethane	MS	REC	100	%	60-138
FC7171-7MS	67-66-3	Chloroform	MS	REC	105	%	79-124
FC7171-7MS	95-49-8	o-Chlorotoluene	MS	REC	111	%	79-122
FC7171-7MS	106-43-4	p-Chlorotoluene	MS	REC	109	%	78-122
FC7171-7MS	124-48-1	Dibromochloromethane	MS	REC	112	%	74-126
FC7171-7MS	96-12-8	1,2-Dibromo-3-chloropropane	MS	REC	110	%	62-128
FC7171-7MS	106-93-4	1,2-Dibromoethane	MS	REC	108	%	77-121
FC7171-7MS	75-71-8	Dichlorodifluoromethane	MS	REC	115	%	32-152
FC7171-7MS	95-50-1	1,2-Dichlorobenzene	MS	REC	110	%	80-119
FC7171-7MS	541-73-1	1,3-Dichlorobenzene	MS	REC	109	%	80-119
FC7171-7MS	106-46-7	1,4-Dichlorobenzene	MS	REC	107	%	79-118
FC7171-7MS	75-34-3	1,1-Dichloroethane	MS	REC	101	%	77-125
FC7171-7MS	107-06-2	1,2-Dichloroethane	MS	REC	101	%	73-128
FC7171-7MS	75-35-4	1,1-Dichloroethylene	MS	REC	113	%	71-131
FC7171-7MS	156-59-2	cis-1,2-Dichloroethylene	MS	REC	102	%	78-123
FC7171-7MS	156-60-5	trans-1,2-Dichloroethylene	MS	REC	107	%	75-124
FC7171-7MS	540-59-0	1,2-Dichloroethene (total)	MS	REC	105	%	79-121
FC7171-7MS	78-87-5	1,2-Dichloropropane	MS	REC	104	%	78-122
FC7171-7MS	142-28-9	1,3-Dichloropropane	MS	REC	117	%	80-119
FC7171-7MS	594-20-7	2,2-Dichloropropane	MS	REC	100	%	60-139
FC7171-7MS	563-58-6	1,1-Dichloropropene	MS	REC	115	%	79-125
FC7171-7MS	10061-01-5	cis-1,3-Dichloropropene	MS	REC	92	%	75-124
FC7171-7MS	10061-02-6	trans-1,3-Dichloropropene	MS	REC	96	%	73-127
FC7171-7MS	100-41-4	Ethylbenzene	MS	REC	112	%	79-121
FC7171-7MS	87-68-3	Hexachlorobutadiene	MS	REC	120	%	66-134
FC7171-7MS	591-78-6	2-Hexanone	MS	REC	102	%	57-139
FC7171-7MS	98-82-8	Isopropylbenzene	MS	REC	114	%	72-131
FC7171-7MS	99-87-6	p-Isopropyltoluene	MS	REC	111	%	77-127
FC7171-7MS	74-83-9	Methyl Bromide	MS	REC	52	%	53-141
FC7171-7MS	74-87-3	Methyl Chloride	MS	REC	94	%	50-139
FC7171-7MS	74-95-3	Methylene Bromide	MS	REC	101	%	79-123
FC7171-7MS	75-09-2	Methylene Chloride	MS	REC	102	%	74-124
FC7171-7MS	108-10-1	4-Methyl-2-pentanone (MIBK)	MS	REC	101	%	67-130
FC7171-7MS	1634-04-4	Methyl Tert Butyl Ether	MS	REC	100	%	71-124
FC7171-7MS	91-20-3	Naphthalene	MS	REC	103	%	61-128
FC7171-7MS	103-65-1	n-Propylbenzene	MS	REC	112	%	76-126
FC7171-7MS	100-42-5	Styrene	MS	REC	111	%	78-123
FC7171-7MS	630-20-6	1,1,1,2-Tetrachloroethane	MS	REC	109	%	78-124
FC7171-7MS	79-34-5	1,1,2,2-Tetrachloroethane	MS	REC	109	%	71-121
FC7171-7MS	127-18-4	Tetrachloroethylene	MS	REC	118	%	74-129

* Sample used for QC is not from job FC7171

QC Evaluation: DOD QSM5.x Limits

Job Number: FC7171
Account: Bhate Environmental
Project: Griffiss AFB; Rome, NY
Collected: 06/19/23 thru 06/20/23

QC Sample ID	CAS#	Analyte	Sample Type	Result Type	Result	Units	Limits
FC7171-7MS	108-88-3	Toluene	MS	REC	112	%	80-121
FC7171-7MS	87-61-6	1,2,3-Trichlorobenzene	MS	REC	104	%	69-129
FC7171-7MS	120-82-1	1,2,4-Trichlorobenzene	MS	REC	105	%	69-130
FC7171-7MS	71-55-6	1,1,1-Trichloroethane	MS	REC	114	%	74-131
FC7171-7MS	79-00-5	1,1,2-Trichloroethane	MS	REC	108	%	80-119
FC7171-7MS	79-01-6	Trichloroethylene	MS	REC	102	%	79-123
FC7171-7MS	75-69-4	Trichlorofluoromethane	MS	REC	109	%	65-141
FC7171-7MS	96-18-4	1,2,3-Trichloropropane	MS	REC	114	%	73-122
FC7171-7MS	95-63-6	1,2,4-Trimethylbenzene	MS	REC	110	%	76-124
FC7171-7MS	108-67-8	1,3,5-Trimethylbenzene	MS	REC	112	%	75-124
FC7171-7MS	108-05-4	Vinyl Acetate	MS	REC	102	%	54-146
FC7171-7MS	75-01-4	Vinyl Chloride	MS	REC	102	%	58-137
FC7171-7MS		m,p-Xylene	MS	REC	114	%	80-121
FC7171-7MS	95-47-6	o-Xylene	MS	REC	106	%	78-122
FC7171-7MS	1330-20-7	Xylene (total)	MS	REC	112	%	79-121
FC7171-7MS	1868-53-7	Dibromofluoromethane	MS	SURR	102	%	80-119
FC7171-7MS	17060-07-0	1,2-Dichloroethane-D4	MS	SURR	106	%	81-118
FC7171-7MS	2037-26-5	Toluene-D8	MS	SURR	104	%	89-112
FC7171-7MS	460-00-4	4-Bromofluorobenzene	MS	SURR	101	%	85-114
FC7171-7MSD	67-64-1	Acetone	MSD	REC	86	%	39-160
FC7171-7MSD	67-64-1	Acetone	MSD	RPD	5	%	20
FC7171-7MSD	71-43-2	Benzene	MSD	REC	101	%	79-120
FC7171-7MSD	71-43-2	Benzene	MSD	RPD	4	%	20
FC7171-7MSD	108-86-1	Bromobenzene	MSD	REC	108	%	80-120
FC7171-7MSD	108-86-1	Bromobenzene	MSD	RPD	5	%	20
FC7171-7MSD	74-97-5	Bromochloromethane	MSD	REC	94	%	78-123
FC7171-7MSD	74-97-5	Bromochloromethane	MSD	RPD	5	%	20
FC7171-7MSD	75-27-4	Bromodichloromethane	MSD	REC	95	%	79-125
FC7171-7MSD	75-27-4	Bromodichloromethane	MSD	RPD	3	%	20
FC7171-7MSD	75-25-2	Bromoform	MSD	REC	100	%	66-130
FC7171-7MSD	75-25-2	Bromoform	MSD	RPD	5	%	20
FC7171-7MSD	78-93-3	2-Butanone (MEK)	MSD	REC	92	%	56-143
FC7171-7MSD	78-93-3	2-Butanone (MEK)	MSD	RPD	2	%	20
FC7171-7MSD	104-51-8	n-Butylbenzene	MSD	REC	112	%	75-128
FC7171-7MSD	104-51-8	n-Butylbenzene	MSD	RPD	4	%	20
FC7171-7MSD	135-98-8	sec-Butylbenzene	MSD	REC	107	%	77-126
FC7171-7MSD	135-98-8	sec-Butylbenzene	MSD	RPD	4	%	20
FC7171-7MSD	98-06-6	tert-Butylbenzene	MSD	REC	108	%	78-124
FC7171-7MSD	98-06-6	tert-Butylbenzene	MSD	RPD	3	%	20
FC7171-7MSD	75-15-0	Carbon Disulfide	MSD	REC	97	%	64-133
FC7171-7MSD	75-15-0	Carbon Disulfide	MSD	RPD	4	%	20
FC7171-7MSD	56-23-5	Carbon Tetrachloride	MSD	REC	114	%	72-136
FC7171-7MSD	56-23-5	Carbon Tetrachloride	MSD	RPD	4	%	20
FC7171-7MSD	108-90-7	Chlorobenzene	MSD	REC	106	%	82-118
FC7171-7MSD	108-90-7	Chlorobenzene	MSD	RPD	3	%	20

* Sample used for QC is not from job FC7171

QC Evaluation: DOD QSM5.x Limits

Job Number: FC7171
Account: Bhate Environmental
Project: Griffiss AFB; Rome, NY
Collected: 06/19/23 thru 06/20/23

QC Sample ID	CAS#	Analyte	Sample Type	Result Type	Result	Units	Limits
FC7171-7MSD	75-00-3	Chloroethane	MSD	REC	116	%	60-138
FC7171-7MSD	75-00-3	Chloroethane	MSD	RPD	15	%	20
FC7171-7MSD	67-66-3	Chloroform	MSD	REC	101	%	79-124
FC7171-7MSD	67-66-3	Chloroform	MSD	RPD	4	%	20
FC7171-7MSD	95-49-8	o-Chlorotoluene	MSD	REC	106	%	79-122
FC7171-7MSD	95-49-8	o-Chlorotoluene	MSD	RPD	4	%	20
FC7171-7MSD	106-43-4	p-Chlorotoluene	MSD	REC	102	%	78-122
FC7171-7MSD	106-43-4	p-Chlorotoluene	MSD	RPD	6	%	20
FC7171-7MSD	124-48-1	Dibromochloromethane	MSD	REC	108	%	74-126
FC7171-7MSD	124-48-1	Dibromochloromethane	MSD	RPD	3	%	20
FC7171-7MSD	96-12-8	1,2-Dibromo-3-chloropropane	MSD	REC	102	%	62-128
FC7171-7MSD	96-12-8	1,2-Dibromo-3-chloropropane	MSD	RPD	8	%	20
FC7171-7MSD	106-93-4	1,2-Dibromoethane	MSD	REC	104	%	77-121
FC7171-7MSD	106-93-4	1,2-Dibromoethane	MSD	RPD	4	%	20
FC7171-7MSD	75-71-8	Dichlorodifluoromethane	MSD	REC	127	%	32-152
FC7171-7MSD	75-71-8	Dichlorodifluoromethane	MSD	RPD	10	%	20
FC7171-7MSD	95-50-1	1,2-Dichlorobenzene	MSD	REC	104	%	80-119
FC7171-7MSD	95-50-1	1,2-Dichlorobenzene	MSD	RPD	6	%	20
FC7171-7MSD	541-73-1	1,3-Dichlorobenzene	MSD	REC	104	%	80-119
FC7171-7MSD	541-73-1	1,3-Dichlorobenzene	MSD	RPD	4	%	20
FC7171-7MSD	106-46-7	1,4-Dichlorobenzene	MSD	REC	103	%	79-118
FC7171-7MSD	106-46-7	1,4-Dichlorobenzene	MSD	RPD	3	%	20
FC7171-7MSD	75-34-3	1,1-Dichloroethane	MSD	REC	98	%	77-125
FC7171-7MSD	75-34-3	1,1-Dichloroethane	MSD	RPD	4	%	20
FC7171-7MSD	107-06-2	1,2-Dichloroethane	MSD	REC	96	%	73-128
FC7171-7MSD	107-06-2	1,2-Dichloroethane	MSD	RPD	4	%	20
FC7171-7MSD	75-35-4	1,1-Dichloroethylene	MSD	REC	109	%	71-131
FC7171-7MSD	75-35-4	1,1-Dichloroethylene	MSD	RPD	4	%	20
FC7171-7MSD	156-59-2	cis-1,2-Dichloroethylene	MSD	REC	97	%	78-123
FC7171-7MSD	156-59-2	cis-1,2-Dichloroethylene	MSD	RPD	4	%	20
FC7171-7MSD	156-60-5	trans-1,2-Dichloroethylene	MSD	REC	102	%	75-124
FC7171-7MSD	156-60-5	trans-1,2-Dichloroethylene	MSD	RPD	5	%	20
FC7171-7MSD	540-59-0	1,2-Dichloroethene (total)	MSD	REC	100	%	79-121
FC7171-7MSD	540-59-0	1,2-Dichloroethene (total)	MSD	RPD	5	%	20
FC7171-7MSD	78-87-5	1,2-Dichloropropane	MSD	REC	99	%	78-122
FC7171-7MSD	78-87-5	1,2-Dichloropropane	MSD	RPD	4	%	20
FC7171-7MSD	142-28-9	1,3-Dichloropropane	MSD	REC	110	%	80-119
FC7171-7MSD	142-28-9	1,3-Dichloropropane	MSD	RPD	6	%	20
FC7171-7MSD	594-20-7	2,2-Dichloropropane	MSD	REC	95	%	60-139
FC7171-7MSD	594-20-7	2,2-Dichloropropane	MSD	RPD	5	%	20
FC7171-7MSD	563-58-6	1,1-Dichloropropene	MSD	REC	112	%	79-125
FC7171-7MSD	563-58-6	1,1-Dichloropropene	MSD	RPD	2	%	20
FC7171-7MSD	10061-01-5	cis-1,3-Dichloropropene	MSD	REC	88	%	75-124
FC7171-7MSD	10061-01-5	cis-1,3-Dichloropropene	MSD	RPD	4	%	20
FC7171-7MSD	10061-02-6	trans-1,3-Dichloropropene	MSD	REC	90	%	73-127

* Sample used for QC is not from job FC7171

QC Evaluation: DOD QSM5.x Limits

Job Number: FC7171
Account: Bhate Environmental
Project: Griffiss AFB; Rome, NY
Collected: 06/19/23 thru 06/20/23

QC Sample ID	CAS#	Analyte	Sample Type	Result Type	Result	Units	Limits
FC7171-7MSD	10061-02-6	trans-1,3-Dichloropropene	MSD	RPD	6	%	20
FC7171-7MSD	100-41-4	Ethylbenzene	MSD	REC	107	%	79-121
FC7171-7MSD	100-41-4	Ethylbenzene	MSD	RPD	5	%	20
FC7171-7MSD	87-68-3	Hexachlorobutadiene	MSD	REC	115	%	66-134
FC7171-7MSD	87-68-3	Hexachlorobutadiene	MSD	RPD	4	%	20
FC7171-7MSD	591-78-6	2-Hexanone	MSD	REC	99	%	57-139
FC7171-7MSD	591-78-6	2-Hexanone	MSD	RPD	2	%	20
FC7171-7MSD	98-82-8	Isopropylbenzene	MSD	REC	107	%	72-131
FC7171-7MSD	98-82-8	Isopropylbenzene	MSD	RPD	6	%	20
FC7171-7MSD	99-87-6	p-Isopropyltoluene	MSD	REC	106	%	77-127
FC7171-7MSD	99-87-6	p-Isopropyltoluene	MSD	RPD	5	%	20
FC7171-7MSD	74-83-9	Methyl Bromide	MSD	REC	94	%	53-141
FC7171-7MSD	74-83-9	Methyl Bromide	MSD	RPD	57	%	20
FC7171-7MSD	74-87-3	Methyl Chloride	MSD	REC	106	%	50-139
FC7171-7MSD	74-87-3	Methyl Chloride	MSD	RPD	12	%	20
FC7171-7MSD	74-95-3	Methylene Bromide	MSD	REC	98	%	79-123
FC7171-7MSD	74-95-3	Methylene Bromide	MSD	RPD	2	%	20
FC7171-7MSD	75-09-2	Methylene Chloride	MSD	REC	96	%	74-124
FC7171-7MSD	75-09-2	Methylene Chloride	MSD	RPD	5	%	20
FC7171-7MSD	108-10-1	4-Methyl-2-pentanone (MIBK)	MSD	REC	97	%	67-130
FC7171-7MSD	108-10-1	4-Methyl-2-pentanone (MIBK)	MSD	RPD	4	%	20
FC7171-7MSD	1634-04-4	Methyl Tert Butyl Ether	MSD	REC	96	%	71-124
FC7171-7MSD	1634-04-4	Methyl Tert Butyl Ether	MSD	RPD	4	%	20
FC7171-7MSD	91-20-3	Naphthalene	MSD	REC	98	%	61-128
FC7171-7MSD	91-20-3	Naphthalene	MSD	RPD	5	%	20
FC7171-7MSD	103-65-1	n-Propylbenzene	MSD	REC	106	%	76-126
FC7171-7MSD	103-65-1	n-Propylbenzene	MSD	RPD	5	%	20
FC7171-7MSD	100-42-5	Styrene	MSD	REC	106	%	78-123
FC7171-7MSD	100-42-5	Styrene	MSD	RPD	5	%	20
FC7171-7MSD	630-20-6	1,1,1,2-Tetrachloroethane	MSD	REC	106	%	78-124
FC7171-7MSD	630-20-6	1,1,1,2-Tetrachloroethane	MSD	RPD	3	%	20
FC7171-7MSD	79-34-5	1,1,2,2-Tetrachloroethane	MSD	REC	102	%	71-121
FC7171-7MSD	79-34-5	1,1,2,2-Tetrachloroethane	MSD	RPD	6	%	20
FC7171-7MSD	127-18-4	Tetrachloroethylene	MSD	REC	114	%	74-129
FC7171-7MSD	127-18-4	Tetrachloroethylene	MSD	RPD	3	%	20
FC7171-7MSD	108-88-3	Toluene	MSD	REC	106	%	80-121
FC7171-7MSD	108-88-3	Toluene	MSD	RPD	6	%	20
FC7171-7MSD	87-61-6	1,2,3-Trichlorobenzene	MSD	REC	99	%	69-129
FC7171-7MSD	87-61-6	1,2,3-Trichlorobenzene	MSD	RPD	6	%	20
FC7171-7MSD	120-82-1	1,2,4-Trichlorobenzene	MSD	REC	99	%	69-130
FC7171-7MSD	120-82-1	1,2,4-Trichlorobenzene	MSD	RPD	6	%	20
FC7171-7MSD	71-55-6	1,1,1-Trichloroethane	MSD	REC	109	%	74-131
FC7171-7MSD	71-55-6	1,1,1-Trichloroethane	MSD	RPD	4	%	20
FC7171-7MSD	79-00-5	1,1,2-Trichloroethane	MSD	REC	101	%	80-119
FC7171-7MSD	79-00-5	1,1,2-Trichloroethane	MSD	RPD	6	%	20

* Sample used for QC is not from job FC7171

QC Evaluation: DOD QSM5.x Limits

Job Number: FC7171
Account: Bhate Environmental
Project: Griffiss AFB; Rome, NY
Collected: 06/19/23 thru 06/20/23

QC Sample ID	CAS#	Analyte	Sample Type	Result Type	Result	Units	Limits
FC7171-7MSD	79-01-6	Trichloroethylene	MSD	REC	96	%	79-123
FC7171-7MSD	79-01-6	Trichloroethylene	MSD	RPD	6	%	20
FC7171-7MSD	75-69-4	Trichlorofluoromethane	MSD	REC	123	%	65-141
FC7171-7MSD	75-69-4	Trichlorofluoromethane	MSD	RPD	12	%	20
FC7171-7MSD	96-18-4	1,2,3-Trichloropropane	MSD	REC	111	%	73-122
FC7171-7MSD	96-18-4	1,2,3-Trichloropropane	MSD	RPD	3	%	20
FC7171-7MSD	95-63-6	1,2,4-Trimethylbenzene	MSD	REC	106	%	76-124
FC7171-7MSD	95-63-6	1,2,4-Trimethylbenzene	MSD	RPD	4	%	20
FC7171-7MSD	108-67-8	1,3,5-Trimethylbenzene	MSD	REC	108	%	75-124
FC7171-7MSD	108-67-8	1,3,5-Trimethylbenzene	MSD	RPD	4	%	20
FC7171-7MSD	108-05-4	Vinyl Acetate	MSD	REC	98	%	54-146
FC7171-7MSD	108-05-4	Vinyl Acetate	MSD	RPD	3	%	20
FC7171-7MSD	75-01-4	Vinyl Chloride	MSD	REC	112	%	58-137
FC7171-7MSD	75-01-4	Vinyl Chloride	MSD	RPD	10	%	20
FC7171-7MSD		m,p-Xylene	MSD	REC	108	%	80-121
FC7171-7MSD		m,p-Xylene	MSD	RPD	6	%	20
FC7171-7MSD	95-47-6	o-Xylene	MSD	REC	101	%	78-122
FC7171-7MSD	95-47-6	o-Xylene	MSD	RPD	5	%	20
FC7171-7MSD	1330-20-7	Xylene (total)	MSD	REC	106	%	79-121
FC7171-7MSD	1330-20-7	Xylene (total)	MSD	RPD	6	%	20
FC7171-7MSD	1868-53-7	Dibromofluoromethane	MSD	SURR	102	%	80-119
FC7171-7MSD	17060-07-0	1,2-Dichloroethane-D4	MSD	SURR	110	%	81-118
FC7171-7MSD	2037-26-5	Toluene-D8	MSD	SURR	104	%	89-112
FC7171-7MSD	460-00-4	4-Bromofluorobenzene	MSD	SURR	101	%	85-114
VI2955-MB	1868-53-7	Dibromofluoromethane	MB	SURR	96	%	80-119
VI2955-MB	17060-07-0	1,2-Dichloroethane-D4	MB	SURR	100	%	81-118
VI2955-MB	2037-26-5	Toluene-D8	MB	SURR	100	%	89-112
VI2955-MB	460-00-4	4-Bromofluorobenzene	MB	SURR	100	%	85-114
FC7171-1	1868-53-7	Dibromofluoromethane	SAMP	SURR	98	%	80-119
FC7171-1	17060-07-0	1,2-Dichloroethane-D4	SAMP	SURR	102	%	81-118
FC7171-1	2037-26-5	Toluene-D8	SAMP	SURR	99	%	89-112
FC7171-1	460-00-4	4-Bromofluorobenzene	SAMP	SURR	101	%	85-114
FC7171-2	1868-53-7	Dibromofluoromethane	SAMP	SURR	99	%	80-119
FC7171-2	17060-07-0	1,2-Dichloroethane-D4	SAMP	SURR	103	%	81-118
FC7171-2	2037-26-5	Toluene-D8	SAMP	SURR	99	%	89-112
FC7171-2	460-00-4	4-Bromofluorobenzene	SAMP	SURR	100	%	85-114
FC7171-3	1868-53-7	Dibromofluoromethane	SAMP	SURR	96	%	80-119
FC7171-3	17060-07-0	1,2-Dichloroethane-D4	SAMP	SURR	101	%	81-118
FC7171-3	2037-26-5	Toluene-D8	SAMP	SURR	100	%	89-112
FC7171-3	460-00-4	4-Bromofluorobenzene	SAMP	SURR	100	%	85-114
FC7171-4	1868-53-7	Dibromofluoromethane	SAMP	SURR	97	%	80-119
FC7171-4	17060-07-0	1,2-Dichloroethane-D4	SAMP	SURR	103	%	81-118
FC7171-4	2037-26-5	Toluene-D8	SAMP	SURR	100	%	89-112
FC7171-4	460-00-4	4-Bromofluorobenzene	SAMP	SURR	98	%	85-114
FC7171-5	1868-53-7	Dibromofluoromethane	SAMP	SURR	98	%	80-119

* Sample used for QC is not from job FC7171

QC Evaluation: DOD QSM5.x Limits

Job Number: FC7171
Account: Bhate Environmental
Project: Griffiss AFB; Rome, NY
Collected: 06/19/23 thru 06/20/23

QC Sample ID	CAS#	Analyte	Sample Type	Result Type	Result	Units	Limits
FC7171-5	17060-07-0	1,2-Dichloroethane-D4	SAMP	SURR	103	%	81-118
FC7171-5	2037-26-5	Toluene-D8	SAMP	SURR	100	%	89-112
FC7171-5	460-00-4	4-Bromofluorobenzene	SAMP	SURR	99	%	85-114
FC7171-6	1868-53-7	Dibromofluoromethane	SAMP	SURR	99	%	80-119
FC7171-6	17060-07-0	1,2-Dichloroethane-D4	SAMP	SURR	103	%	81-118
FC7171-6	2037-26-5	Toluene-D8	SAMP	SURR	99	%	89-112
FC7171-6	460-00-4	4-Bromofluorobenzene	SAMP	SURR	99	%	85-114
FC7171-7	1868-53-7	Dibromofluoromethane	SAMP	SURR	97	%	80-119
FC7171-7	17060-07-0	1,2-Dichloroethane-D4	SAMP	SURR	102	%	81-118
FC7171-7	2037-26-5	Toluene-D8	SAMP	SURR	99	%	89-112
FC7171-7	460-00-4	4-Bromofluorobenzene	SAMP	SURR	100	%	85-114
FC7171-8	1868-53-7	Dibromofluoromethane	SAMP	SURR	97	%	80-119
FC7171-8	17060-07-0	1,2-Dichloroethane-D4	SAMP	SURR	102	%	81-118
FC7171-8	2037-26-5	Toluene-D8	SAMP	SURR	99	%	89-112
FC7171-8	460-00-4	4-Bromofluorobenzene	SAMP	SURR	100	%	85-114
FC7171-9	1868-53-7	Dibromofluoromethane	SAMP	SURR	98	%	80-119
FC7171-9	17060-07-0	1,2-Dichloroethane-D4	SAMP	SURR	102	%	81-118
FC7171-9	2037-26-5	Toluene-D8	SAMP	SURR	101	%	89-112
FC7171-9	460-00-4	4-Bromofluorobenzene	SAMP	SURR	102	%	85-114
FC7171-10	1868-53-7	Dibromofluoromethane	SAMP	SURR	97	%	80-119
FC7171-10	17060-07-0	1,2-Dichloroethane-D4	SAMP	SURR	100	%	81-118
FC7171-10	2037-26-5	Toluene-D8	SAMP	SURR	100	%	89-112
FC7171-10	460-00-4	4-Bromofluorobenzene	SAMP	SURR	101	%	85-114
FC7171-11	1868-53-7	Dibromofluoromethane	SAMP	SURR	97	%	80-119
FC7171-11	17060-07-0	1,2-Dichloroethane-D4	SAMP	SURR	100	%	81-118
FC7171-11	2037-26-5	Toluene-D8	SAMP	SURR	100	%	89-112
FC7171-11	460-00-4	4-Bromofluorobenzene	SAMP	SURR	103	%	85-114
FC7171-12	1868-53-7	Dibromofluoromethane	SAMP	SURR	97	%	80-119
FC7171-12	17060-07-0	1,2-Dichloroethane-D4	SAMP	SURR	103	%	81-118
FC7171-12	2037-26-5	Toluene-D8	SAMP	SURR	98	%	89-112
FC7171-12	460-00-4	4-Bromofluorobenzene	SAMP	SURR	100	%	85-114
FC7171-13	1868-53-7	Dibromofluoromethane	SAMP	SURR	98	%	80-119
FC7171-13	17060-07-0	1,2-Dichloroethane-D4	SAMP	SURR	103	%	81-118
FC7171-13	2037-26-5	Toluene-D8	SAMP	SURR	100	%	89-112
FC7171-13	460-00-4	4-Bromofluorobenzene	SAMP	SURR	101	%	85-114
FC7171-14	1868-53-7	Dibromofluoromethane	SAMP	SURR	99	%	80-119
FC7171-14	17060-07-0	1,2-Dichloroethane-D4	SAMP	SURR	103	%	81-118
FC7171-14	2037-26-5	Toluene-D8	SAMP	SURR	99	%	89-112
FC7171-14	460-00-4	4-Bromofluorobenzene	SAMP	SURR	99	%	85-114
FC7171-15	1868-53-7	Dibromofluoromethane	SAMP	SURR	99	%	80-119
FC7171-15	17060-07-0	1,2-Dichloroethane-D4	SAMP	SURR	104	%	81-118
FC7171-15	2037-26-5	Toluene-D8	SAMP	SURR	100	%	89-112
FC7171-15	460-00-4	4-Bromofluorobenzene	SAMP	SURR	99	%	85-114
FC7171-16	1868-53-7	Dibromofluoromethane	SAMP	SURR	99	%	80-119
FC7171-16	17060-07-0	1,2-Dichloroethane-D4	SAMP	SURR	105	%	81-118

* Sample used for QC is not from job FC7171

QC Evaluation: DOD QSM5.x Limits

Job Number: FC7171
Account: Bhate Environmental
Project: Griffiss AFB; Rome, NY
Collected: 06/19/23 thru 06/20/23

QC Sample ID	CAS#	Analyte	Sample Type	Result Type	Result	Units	Limits
FC7171-16	2037-26-5	Toluene-D8	SAMP	SURR	99	%	89-112
FC7171-16	460-00-4	4-Bromofluorobenzene	SAMP	SURR	100	%	85-114

* Sample used for QC is not from job FC7171

MS Volatiles

QC Data Summaries

Includes the following where applicable:

- Method Blank Summaries
- Blank Spike Summaries
- Matrix Spike and Duplicate Summaries
- Instrument Performance Checks (BFB)
- Internal Standard Area Summaries
- Surrogate Recovery Summaries
- Initial and Continuing Calibration Summaries
- Run Sequence Reports

Method Blank Summary

Job Number: FC7171
Account: BHATALB Bhate Environmental
Project: Griffiss AFB; Rome, NY

Sample	File ID	DF	Analyzed	By	Prep Date	Prep Batch	Analytical Batch
VI2955-MB	I757482.D	1	06/26/23	JL	n/a	n/a	VI2955

The QC reported here applies to the following samples: **Method:** SW846 8260D

FC7171-1, FC7171-2, FC7171-3, FC7171-5, FC7171-6, FC7171-7, FC7171-8, FC7171-9, FC7171-10, FC7171-11, FC7171-12, FC7171-13, FC7171-14, FC7171-15, FC7171-16

CAS No.	Compound	Result	RL	MDL	Units	Q
67-64-1	Acetone	ND	25	10	ug/l	
71-43-2	Benzene	ND	1.0	0.31	ug/l	
108-86-1	Bromobenzene	ND	1.0	0.37	ug/l	
74-97-5	Bromochloromethane	ND	1.0	0.45	ug/l	
75-27-4	Bromodichloromethane	ND	1.0	0.24	ug/l	
75-25-2	Bromoform	ND	1.0	0.41	ug/l	
78-93-3	2-Butanone (MEK)	ND	5.0	2.0	ug/l	
104-51-8	n-Butylbenzene	ND	1.0	0.23	ug/l	
135-98-8	sec-Butylbenzene	ND	1.0	0.24	ug/l	
98-06-6	tert-Butylbenzene	ND	1.0	0.31	ug/l	
75-15-0	Carbon Disulfide	ND	2.0	0.53	ug/l	
56-23-5	Carbon Tetrachloride	ND	1.0	0.36	ug/l	
108-90-7	Chlorobenzene	ND	1.0	0.20	ug/l	
75-00-3	Chloroethane	ND	2.0	0.67	ug/l	
67-66-3	Chloroform	ND	1.0	0.30	ug/l	
95-49-8	o-Chlorotoluene	ND	1.0	0.22	ug/l	
106-43-4	p-Chlorotoluene	ND	1.0	0.31	ug/l	
124-48-1	Dibromochloromethane	ND	1.0	0.28	ug/l	
96-12-8	1,2-Dibromo-3-chloropropane	ND	5.0	1.0	ug/l	
106-93-4	1,2-Dibromoethane	ND	2.0	0.28	ug/l	
75-71-8	Dichlorodifluoromethane	ND	2.0	0.50	ug/l	
95-50-1	1,2-Dichlorobenzene	ND	1.0	0.32	ug/l	
541-73-1	1,3-Dichlorobenzene	ND	1.0	0.22	ug/l	
106-46-7	1,4-Dichlorobenzene	ND	1.0	0.26	ug/l	
75-34-3	1,1-Dichloroethane	ND	1.0	0.34	ug/l	
107-06-2	1,2-Dichloroethane	ND	1.0	0.31	ug/l	
75-35-4	1,1-Dichloroethylene	ND	1.0	0.32	ug/l	
156-59-2	cis-1,2-Dichloroethylene	ND	1.0	0.28	ug/l	
156-60-5	trans-1,2-Dichloroethylene	ND	1.0	0.22	ug/l	
540-59-0	1,2-Dichloroethene (total)	ND	2.0	0.50	ug/l	
78-87-5	1,2-Dichloropropane	ND	1.0	0.43	ug/l	
142-28-9	1,3-Dichloropropane	ND	1.0	0.31	ug/l	
594-20-7	2,2-Dichloropropane	ND	1.0	0.24	ug/l	
563-58-6	1,1-Dichloropropene	ND	1.0	0.34	ug/l	
10061-01-5	cis-1,3-Dichloropropene	ND	1.0	0.29	ug/l	
10061-02-6	trans-1,3-Dichloropropene	ND	1.0	0.21	ug/l	

Method Blank Summary

Job Number: FC7171
Account: BHATALB Bhate Environmental
Project: Griffiss AFB; Rome, NY

Sample	File ID	DF	Analyzed	By	Prep Date	Prep Batch	Analytical Batch
VI2955-MB	I757482.D	1	06/26/23	JL	n/a	n/a	VI2955

The QC reported here applies to the following samples: **Method:** SW846 8260D

FC7171-1, FC7171-2, FC7171-3, FC7171-5, FC7171-6, FC7171-7, FC7171-8, FC7171-9, FC7171-10, FC7171-11, FC7171-12, FC7171-13, FC7171-14, FC7171-15, FC7171-16

CAS No.	Compound	Result	RL	MDL	Units	Q
100-41-4	Ethylbenzene	ND	1.0	0.36	ug/l	
87-68-3	Hexachlorobutadiene	ND	2.0	0.30	ug/l	
591-78-6	2-Hexanone	ND	10	2.0	ug/l	
98-82-8	Isopropylbenzene	ND	1.0	0.22	ug/l	
99-87-6	p-Isopropyltoluene	ND	1.0	0.21	ug/l	
74-83-9	Methyl Bromide	ND	5.0	2.0	ug/l	
74-87-3	Methyl Chloride	ND	2.0	0.50	ug/l	
74-95-3	Methylene Bromide	ND	2.0	0.37	ug/l	
75-09-2	Methylene Chloride	ND	5.0	2.0	ug/l	
108-10-1	4-Methyl-2-pentanone (MIBK)	ND	5.0	1.0	ug/l	
1634-04-4	Methyl Tert Butyl Ether	ND	1.0	0.23	ug/l	
91-20-3	Naphthalene	ND	5.0	1.0	ug/l	
103-65-1	n-Propylbenzene	ND	1.0	0.29	ug/l	
100-42-5	Styrene	ND	1.0	0.22	ug/l	
630-20-6	1,1,1,2-Tetrachloroethane	ND	1.0	0.28	ug/l	
79-34-5	1,1,2,2-Tetrachloroethane	ND	1.0	0.30	ug/l	
127-18-4	Tetrachloroethylene	ND	1.0	0.22	ug/l	
108-88-3	Toluene	ND	1.0	0.30	ug/l	
87-61-6	1,2,3-Trichlorobenzene	ND	2.0	0.61	ug/l	
120-82-1	1,2,4-Trichlorobenzene	ND	2.0	0.50	ug/l	
71-55-6	1,1,1-Trichloroethane	ND	1.0	0.25	ug/l	
79-00-5	1,1,2-Trichloroethane	ND	1.0	0.47	ug/l	
79-01-6	Trichloroethylene	ND	1.0	0.35	ug/l	
75-69-4	Trichlorofluoromethane	ND	2.0	0.50	ug/l	
96-18-4	1,2,3-Trichloropropane	ND	2.0	0.63	ug/l	
95-63-6	1,2,4-Trimethylbenzene	ND	1.0	0.32	ug/l	
108-67-8	1,3,5-Trimethylbenzene	ND	1.0	0.27	ug/l	
108-05-4	Vinyl Acetate	ND	10	2.0	ug/l	
75-01-4	Vinyl Chloride	ND	1.0	0.41	ug/l	
	m,p-Xylene	ND	2.0	0.47	ug/l	
95-47-6	o-Xylene	ND	1.0	0.26	ug/l	
1330-20-7	Xylene (total)	ND	3.0	0.72	ug/l	

Method Blank Summary

Job Number: FC7171
Account: BHATALB Bhate Environmental
Project: Griffiss AFB; Rome, NY

Sample	File ID	DF	Analyzed	By	Prep Date	Prep Batch	Analytical Batch
VI2955-MB	I757482.D	1	06/26/23	JL	n/a	n/a	VI2955

The QC reported here applies to the following samples: **Method:** SW846 8260D

FC7171-1, FC7171-2, FC7171-3, FC7171-5, FC7171-6, FC7171-7, FC7171-8, FC7171-9, FC7171-10, FC7171-11, FC7171-12, FC7171-13, FC7171-14, FC7171-15, FC7171-16

CAS No.	Surrogate Recoveries		Limits
1868-53-7	Dibromofluoromethane	96%	83-118%
17060-07-0	1,2-Dichloroethane-D4	100%	79-125%
2037-26-5	Toluene-D8	100%	85-112%
460-00-4	4-Bromofluorobenzene	100%	83-118%

Method Blank Summary

Job Number: FC7171
Account: BHATALB Bhate Environmental
Project: Griffiss AFB; Rome, NY

Sample	File ID	DF	Analyzed	By	Prep Date	Prep Batch	Analytical Batch
V1A1848-MB [a]	1A47378.D	1	06/28/23	JW	n/a	n/a	V1A1848

The QC reported here applies to the following samples: **Method:** SW846 8260D

FC7171-3

CAS No.	Compound	Result	RL	MDL	Units	Q
95-63-6	1,2,4-Trimethylbenzene	ND	1.0	0.32	ug/l	

CAS No.	Surrogate Recoveries		Limits
1868-53-7	Dibromofluoromethane	97%	83-118%
17060-07-0	1,2-Dichloroethane-D4	90%	79-125%
2037-26-5	Toluene-D8	96%	85-112%
460-00-4	4-Bromofluorobenzene	98%	83-118%

(a) Sample was treated with an anti-foaming agent.

Method Blank Summary

Job Number: FC7171
Account: BHATALB Bhate Environmental
Project: Griffiss AFB; Rome, NY

Sample	File ID	DF	Analyzed	By	Prep Date	Prep Batch	Analytical Batch
V5E1812-MB [a]	5E40559.D	1	06/28/23	JL	n/a	n/a	V5E1812

The QC reported here applies to the following samples: **Method:** SW846 8260D

FC7171-4

CAS No.	Compound	Result	RL	MDL	Units	Q
67-64-1	Acetone	11.3	25	10	ug/l	J
71-43-2	Benzene	ND	1.0	0.31	ug/l	
108-86-1	Bromobenzene	ND	1.0	0.37	ug/l	
74-97-5	Bromochloromethane	ND	1.0	0.45	ug/l	
75-27-4	Bromodichloromethane	ND	1.0	0.24	ug/l	
75-25-2	Bromoform	ND	1.0	0.41	ug/l	
78-93-3	2-Butanone (MEK)	ND	5.0	2.0	ug/l	
104-51-8	n-Butylbenzene	ND	1.0	0.23	ug/l	
135-98-8	sec-Butylbenzene	ND	1.0	0.24	ug/l	
98-06-6	tert-Butylbenzene	ND	1.0	0.31	ug/l	
75-15-0	Carbon Disulfide	ND	2.0	0.53	ug/l	
56-23-5	Carbon Tetrachloride	ND	1.0	0.36	ug/l	
108-90-7	Chlorobenzene	ND	1.0	0.20	ug/l	
75-00-3	Chloroethane	ND	2.0	0.67	ug/l	
67-66-3	Chloroform	ND	1.0	0.30	ug/l	
95-49-8	o-Chlorotoluene	ND	1.0	0.22	ug/l	
106-43-4	p-Chlorotoluene	ND	1.0	0.31	ug/l	
124-48-1	Dibromochloromethane	ND	1.0	0.28	ug/l	
96-12-8	1,2-Dibromo-3-chloropropane	ND	5.0	1.0	ug/l	
106-93-4	1,2-Dibromoethane	ND	2.0	0.28	ug/l	
75-71-8	Dichlorodifluoromethane	ND	2.0	0.50	ug/l	
95-50-1	1,2-Dichlorobenzene	ND	1.0	0.32	ug/l	
541-73-1	1,3-Dichlorobenzene	ND	1.0	0.22	ug/l	
106-46-7	1,4-Dichlorobenzene	ND	1.0	0.26	ug/l	
75-34-3	1,1-Dichloroethane	ND	1.0	0.34	ug/l	
107-06-2	1,2-Dichloroethane	ND	1.0	0.31	ug/l	
75-35-4	1,1-Dichloroethylene	ND	1.0	0.32	ug/l	
156-59-2	cis-1,2-Dichloroethylene	ND	1.0	0.28	ug/l	
156-60-5	trans-1,2-Dichloroethylene	ND	1.0	0.22	ug/l	
540-59-0	1,2-Dichloroethene (total)	ND	2.0	0.50	ug/l	
78-87-5	1,2-Dichloropropane	ND	1.0	0.43	ug/l	
142-28-9	1,3-Dichloropropane	ND	1.0	0.31	ug/l	
594-20-7	2,2-Dichloropropane	ND	1.0	0.24	ug/l	
563-58-6	1,1-Dichloropropene	ND	1.0	0.34	ug/l	
10061-01-5	cis-1,3-Dichloropropene	ND	1.0	0.29	ug/l	
10061-02-6	trans-1,3-Dichloropropene	ND	1.0	0.21	ug/l	

Method Blank Summary

Job Number: FC7171
Account: BHATALB Bhate Environmental
Project: Griffiss AFB; Rome, NY

Sample	File ID	DF	Analyzed	By	Prep Date	Prep Batch	Analytical Batch
V5E1812-MB [a]	5E40559.D	1	06/28/23	JL	n/a	n/a	V5E1812

The QC reported here applies to the following samples: **Method:** SW846 8260D

FC7171-4

CAS No.	Compound	Result	RL	MDL	Units	Q
100-41-4	Ethylbenzene	ND	1.0	0.36	ug/l	
87-68-3	Hexachlorobutadiene	ND	2.0	0.30	ug/l	
591-78-6	2-Hexanone	ND	10	2.0	ug/l	
98-82-8	Isopropylbenzene	ND	1.0	0.22	ug/l	
99-87-6	p-Isopropyltoluene	ND	1.0	0.21	ug/l	
74-83-9	Methyl Bromide	ND	5.0	2.0	ug/l	
74-87-3	Methyl Chloride	ND	2.0	0.50	ug/l	
74-95-3	Methylene Bromide	ND	2.0	0.37	ug/l	
75-09-2	Methylene Chloride	ND	5.0	2.0	ug/l	
108-10-1	4-Methyl-2-pentanone (MIBK)	ND	5.0	1.0	ug/l	
1634-04-4	Methyl Tert Butyl Ether	ND	1.0	0.23	ug/l	
91-20-3	Naphthalene	ND	5.0	1.0	ug/l	
103-65-1	n-Propylbenzene	ND	1.0	0.29	ug/l	
100-42-5	Styrene	ND	1.0	0.22	ug/l	
630-20-6	1,1,1,2-Tetrachloroethane	ND	1.0	0.28	ug/l	
79-34-5	1,1,2,2-Tetrachloroethane	ND	1.0	0.30	ug/l	
127-18-4	Tetrachloroethylene	ND	1.0	0.22	ug/l	
108-88-3	Toluene	ND	1.0	0.30	ug/l	
87-61-6	1,2,3-Trichlorobenzene	ND	2.0	0.61	ug/l	
120-82-1	1,2,4-Trichlorobenzene	ND	2.0	0.50	ug/l	
71-55-6	1,1,1-Trichloroethane	ND	1.0	0.25	ug/l	
79-00-5	1,1,2-Trichloroethane	ND	1.0	0.47	ug/l	
79-01-6	Trichloroethylene	ND	1.0	0.35	ug/l	
75-69-4	Trichlorofluoromethane	ND	2.0	0.50	ug/l	
96-18-4	1,2,3-Trichloropropane	ND	2.0	0.63	ug/l	
95-63-6	1,2,4-Trimethylbenzene	ND	1.0	0.32	ug/l	
108-67-8	1,3,5-Trimethylbenzene	ND	1.0	0.27	ug/l	
108-05-4	Vinyl Acetate	ND	10	2.0	ug/l	
75-01-4	Vinyl Chloride	ND	1.0	0.41	ug/l	
	m,p-Xylene	ND	2.0	0.47	ug/l	
95-47-6	o-Xylene	ND	1.0	0.26	ug/l	
1330-20-7	Xylene (total)	ND	3.0	0.72	ug/l	

Method Blank Summary

Job Number: FC7171
Account: BHATALB Bhate Environmental
Project: Griffiss AFB; Rome, NY

Sample	File ID	DF	Analyzed	By	Prep Date	Prep Batch	Analytical Batch
V5E1812-MB [a]	5E40559.D	1	06/28/23	JL	n/a	n/a	V5E1812

The QC reported here applies to the following samples: **Method:** SW846 8260D

FC7171-4

CAS No.	Surrogate Recoveries		Limits
1868-53-7	Dibromofluoromethane	97%	83-118%
17060-07-0	1,2-Dichloroethane-D4	93%	79-125%
2037-26-5	Toluene-D8	98%	85-112%
460-00-4	4-Bromofluorobenzene	103%	83-118%

CAS No.	Tentatively Identified Compounds	R.T.	Est. Conc.	Units	Q
	Total TIC, Volatile		0	ug/l	

(a) Sample was treated with an anti-foaming agent.

Blank Spike Summary

Job Number: FC7171
Account: BHATALB Bhate Environmental
Project: Griffiss AFB; Rome, NY

Sample	File ID	DF	Analyzed	By	Prep Date	Prep Batch	Analytical Batch
VI2955-BS	I757480.D	1	06/26/23	JL	n/a	n/a	VI2955

The QC reported here applies to the following samples: **Method:** SW846 8260D

FC7171-1, FC7171-2, FC7171-3, FC7171-5, FC7171-6, FC7171-7, FC7171-8, FC7171-9, FC7171-10, FC7171-11, FC7171-12, FC7171-13, FC7171-14, FC7171-15, FC7171-16

CAS No.	Compound	Spike ug/l	BSP ug/l	BSP %	Limits
67-64-1	Acetone	125	113	90	50-147
71-43-2	Benzene	25	23.5	94	81-122
108-86-1	Bromobenzene	25	27.0	108	80-121
74-97-5	Bromochloromethane	25	22.9	92	76-123
75-27-4	Bromodichloromethane	25	23.1	92	79-123
75-25-2	Bromoform	25	25.9	104	66-123
78-93-3	2-Butanone (MEK)	125	116	93	56-143
104-51-8	n-Butylbenzene	25	26.3	105	79-126
135-98-8	sec-Butylbenzene	25	23.8	95	83-133
98-06-6	tert-Butylbenzene	25	24.2	97	80-133
75-15-0	Carbon Disulfide	25	20.7	83	66-148
56-23-5	Carbon Tetrachloride	25	22.7	91	76-136
108-90-7	Chlorobenzene	25	25.2	101	82-124
75-00-3	Chloroethane	25	27.0	108	62-144
67-66-3	Chloroform	25	23.7	95	80-124
95-49-8	o-Chlorotoluene	25	25.5	102	81-127
106-43-4	p-Chlorotoluene	25	24.8	99	83-130
124-48-1	Dibromochloromethane	25	26.5	106	78-122
96-12-8	1,2-Dibromo-3-chloropropane	25	27.1	108	64-123
106-93-4	1,2-Dibromoethane	25	25.4	102	75-120
75-71-8	Dichlorodifluoromethane	25	22.5	90	42-167
95-50-1	1,2-Dichlorobenzene	25	26.1	104	82-124
541-73-1	1,3-Dichlorobenzene	25	25.3	101	84-125
106-46-7	1,4-Dichlorobenzene	25	25.7	103	78-120
75-34-3	1,1-Dichloroethane	25	22.6	90	81-122
107-06-2	1,2-Dichloroethane	25	23.4	94	75-125
75-35-4	1,1-Dichloroethylene	25	21.7	87	78-137
156-59-2	cis-1,2-Dichloroethylene	25	22.8	91	78-120
156-60-5	trans-1,2-Dichloroethylene	25	23.5	94	76-127
540-59-0	1,2-Dichloroethene (total)	50	46.2	92	77-122
78-87-5	1,2-Dichloropropane	25	23.8	95	76-124
142-28-9	1,3-Dichloropropane	25	27.2	109	80-118
594-20-7	2,2-Dichloropropane	25	22.7	91	74-139
563-58-6	1,1-Dichloropropene	25	22.9	92	79-131
10061-01-5	cis-1,3-Dichloropropene	25	23.0	92	75-118
10061-02-6	trans-1,3-Dichloropropene	25	23.0	92	80-120

* = Outside of Control Limits.

Blank Spike Summary

Job Number: FC7171
Account: BHATALB Bhate Environmental
Project: Griffiss AFB; Rome, NY

Sample	File ID	DF	Analyzed	By	Prep Date	Prep Batch	Analytical Batch
VI2955-BS	I757480.D	1	06/26/23	JL	n/a	n/a	VI2955

The QC reported here applies to the following samples: **Method:** SW846 8260D

FC7171-1, FC7171-2, FC7171-3, FC7171-5, FC7171-6, FC7171-7, FC7171-8, FC7171-9, FC7171-10, FC7171-11, FC7171-12, FC7171-13, FC7171-14, FC7171-15, FC7171-16

CAS No.	Compound	Spike ug/l	BSP ug/l	BSP %	Limits
100-41-4	Ethylbenzene	25	24.6	98	81-121
87-68-3	Hexachlorobutadiene	25	27.4	110	75-142
591-78-6	2-Hexanone	125	123	98	61-129
98-82-8	Isopropylbenzene	25	24.1	96	83-132
99-87-6	p-Isopropyltoluene	25	24.4	98	79-130
74-83-9	Methyl Bromide	25	30.0	120	59-143
74-87-3	Methyl Chloride	25	23.1	92	50-159
74-95-3	Methylene Bromide	25	23.5	94	78-119
75-09-2	Methylene Chloride	25	24.5	98	69-135
108-10-1	4-Methyl-2-pentanone (MIBK)	125	122	98	66-122
1634-04-4	Methyl Tert Butyl Ether	25	23.5	94	72-117
91-20-3	Naphthalene	25	25.1	100	63-132
103-65-1	n-Propylbenzene	25	24.1	96	82-133
100-42-5	Styrene	25	25.6	102	78-119
630-20-6	1,1,1,2-Tetrachloroethane	25	25.5	102	77-122
79-34-5	1,1,2,2-Tetrachloroethane	25	25.1	100	72-120
127-18-4	Tetrachloroethylene	25	25.3	101	76-135
108-88-3	Toluene	25	24.8	99	80-120
87-61-6	1,2,3-Trichlorobenzene	25	25.7	103	68-131
120-82-1	1,2,4-Trichlorobenzene	25	25.4	102	73-129
71-55-6	1,1,1-Trichloroethane	25	22.9	92	75-130
79-00-5	1,1,2-Trichloroethane	25	24.7	99	76-119
79-01-6	Trichloroethylene	25	22.5	90	81-126
75-69-4	Trichlorofluoromethane	25	22.3	89	71-156
96-18-4	1,2,3-Trichloropropane	25	27.4	110	77-120
95-63-6	1,2,4-Trimethylbenzene	25	25.2	101	79-120
108-67-8	1,3,5-Trimethylbenzene	25	25.5	102	79-120
108-05-4	Vinyl Acetate	125	123	98	43-154
75-01-4	Vinyl Chloride	25	21.7	87	69-159
	m,p-Xylene	50	50.6	101	79-126
95-47-6	o-Xylene	25	23.9	96	80-127
1330-20-7	Xylene (total)	75	74.5	99	80-126

* = Outside of Control Limits.

Blank Spike Summary

Job Number: FC7171
Account: BHATALB Bhate Environmental
Project: Griffiss AFB; Rome, NY

Sample	File ID	DF	Analyzed	By	Prep Date	Prep Batch	Analytical Batch
VI2955-BS	I757480.D	1	06/26/23	JL	n/a	n/a	VI2955

The QC reported here applies to the following samples: **Method:** SW846 8260D

FC7171-1, FC7171-2, FC7171-3, FC7171-5, FC7171-6, FC7171-7, FC7171-8, FC7171-9, FC7171-10, FC7171-11, FC7171-12, FC7171-13, FC7171-14, FC7171-15, FC7171-16

CAS No.	Surrogate Recoveries	BSP	Limits
1868-53-7	Dibromofluoromethane	103%	83-118%
17060-07-0	1,2-Dichloroethane-D4	103%	79-125%
2037-26-5	Toluene-D8	105%	85-112%
460-00-4	4-Bromofluorobenzene	102%	83-118%

* = Outside of Control Limits.

Blank Spike Summary

Job Number: FC7171
Account: BHATALB Bhate Environmental
Project: Griffiss AFB; Rome, NY

Sample	File ID	DF	Analyzed	By	Prep Date	Prep Batch	Analytical Batch
V1A1848-BS	1A47376.D	1	06/28/23	JW	n/a	n/a	V1A1848

The QC reported here applies to the following samples: **Method:** SW846 8260D

FC7171-3

CAS No.	Compound	Spike ug/l	BSP ug/l	BSP %	Limits
95-63-6	1,2,4-Trimethylbenzene	25	26.0	104	79-120

CAS No.	Surrogate Recoveries	BSP	Limits
1868-53-7	Dibromofluoromethane	96%	83-118%
17060-07-0	1,2-Dichloroethane-D4	89%	79-125%
2037-26-5	Toluene-D8	98%	85-112%
460-00-4	4-Bromofluorobenzene	100%	83-118%

* = Outside of Control Limits.

Blank Spike Summary

Job Number: FC7171
Account: BHATALB Bhate Environmental
Project: Griffiss AFB; Rome, NY

Sample	File ID	DF	Analyzed	By	Prep Date	Prep Batch	Analytical Batch
V5E1812-BS	5E40556.D	1	06/28/23	JL	n/a	n/a	V5E1812

The QC reported here applies to the following samples: **Method:** SW846 8260D

FC7171-4

CAS No.	Compound	Spike ug/l	BSP ug/l	BSP %	Limits
67-64-1	Acetone	125	118	94	50-147
71-43-2	Benzene	25	26.7	107	81-122
108-86-1	Bromobenzene	25	26.9	108	80-121
74-97-5	Bromochloromethane	25	23.8	95	76-123
75-27-4	Bromodichloromethane	25	25.5	102	79-123
75-25-2	Bromoform	25	21.5	86	66-123
78-93-3	2-Butanone (MEK)	125	119	95	56-143
104-51-8	n-Butylbenzene	25	25.5	102	79-126
135-98-8	sec-Butylbenzene	25	24.3	97	83-133
98-06-6	tert-Butylbenzene	25	24.1	96	80-133
75-15-0	Carbon Disulfide	25	24.5	98	66-148
56-23-5	Carbon Tetrachloride	25	20.8	83	76-136
108-90-7	Chlorobenzene	25	24.6	98	82-124
75-00-3	Chloroethane	25	30.0	120	62-144
67-66-3	Chloroform	25	24.7	99	80-124
95-49-8	o-Chlorotoluene	25	25.4	102	81-127
106-43-4	p-Chlorotoluene	25	25.4	102	83-130
124-48-1	Dibromochloromethane	25	25.1	100	78-122
96-12-8	1,2-Dibromo-3-chloropropane	25	22.0	88	64-123
106-93-4	1,2-Dibromoethane	25	25.1	100	75-120
75-71-8	Dichlorodifluoromethane	25	23.8	95	42-167
95-50-1	1,2-Dichlorobenzene	25	25.6	102	82-124
541-73-1	1,3-Dichlorobenzene	25	24.9	100	84-125
106-46-7	1,4-Dichlorobenzene	25	24.7	99	78-120
75-34-3	1,1-Dichloroethane	25	26.0	104	81-122
107-06-2	1,2-Dichloroethane	25	24.1	96	75-125
75-35-4	1,1-Dichloroethylene	25	22.1	88	78-137
156-59-2	cis-1,2-Dichloroethylene	25	24.8	99	78-120
156-60-5	trans-1,2-Dichloroethylene	25	24.0	96	76-127
540-59-0	1,2-Dichloroethene (total)	50	48.8	98	77-122
78-87-5	1,2-Dichloropropane	25	28.9	116	76-124
142-28-9	1,3-Dichloropropane	25	27.2	109	80-118
594-20-7	2,2-Dichloropropane	25	23.0	92	74-139
563-58-6	1,1-Dichloropropene	25	24.1	96	79-131
10061-01-5	cis-1,3-Dichloropropene	25	23.2	93	75-118
10061-02-6	trans-1,3-Dichloropropene	25	19.0	76*	80-120

* = Outside of Control Limits.

Blank Spike Summary

Job Number: FC7171
Account: BHATALB Bhate Environmental
Project: Griffiss AFB; Rome, NY

Sample	File ID	DF	Analyzed	By	Prep Date	Prep Batch	Analytical Batch
V5E1812-BS	5E40556.D	1	06/28/23	JL	n/a	n/a	V5E1812

The QC reported here applies to the following samples: **Method:** SW846 8260D

FC7171-4

CAS No.	Compound	Spike ug/l	BSP ug/l	BSP %	Limits
100-41-4	Ethylbenzene	25	24.0	96	81-121
87-68-3	Hexachlorobutadiene	25	23.6	94	75-142
591-78-6	2-Hexanone	125	121	97	61-129
98-82-8	Isopropylbenzene	25	24.4	98	83-132
99-87-6	p-Isopropyltoluene	25	24.6	98	79-130
74-83-9	Methyl Bromide	25	26.3	105	59-143
74-87-3	Methyl Chloride	25	29.3	117	50-159
74-95-3	Methylene Bromide	25	27.0	108	78-119
75-09-2	Methylene Chloride	25	22.1	88	69-135
108-10-1	4-Methyl-2-pentanone (MIBK)	125	119	95	66-122
1634-04-4	Methyl Tert Butyl Ether	25	26.0	104	72-117
91-20-3	Naphthalene	25	22.4	90	63-132
103-65-1	n-Propylbenzene	25	25.5	102	82-133
100-42-5	Styrene	25	23.6	94	78-119
630-20-6	1,1,1,2-Tetrachloroethane	25	24.3	97	77-122
79-34-5	1,1,2,2-Tetrachloroethane	25	25.6	102	72-120
127-18-4	Tetrachloroethylene	25	22.0	88	76-135
108-88-3	Toluene	25	25.4	102	80-120
87-61-6	1,2,3-Trichlorobenzene	25	24.1	96	68-131
120-82-1	1,2,4-Trichlorobenzene	25	25.0	100	73-129
71-55-6	1,1,1-Trichloroethane	25	22.0	88	75-130
79-00-5	1,1,2-Trichloroethane	25	25.8	103	76-119
79-01-6	Trichloroethylene	25	25.8	103	81-126
75-69-4	Trichlorofluoromethane	25	22.2	89	71-156
96-18-4	1,2,3-Trichloropropane	25	24.0	96	77-120
95-63-6	1,2,4-Trimethylbenzene	25	25.9	104	79-120
108-67-8	1,3,5-Trimethylbenzene	25	25.8	103	79-120
108-05-4	Vinyl Acetate	125	132	106	43-154
75-01-4	Vinyl Chloride	25	25.8	103	69-159
	m,p-Xylene	50	48.9	98	79-126
95-47-6	o-Xylene	25	24.9	100	80-127
1330-20-7	Xylene (total)	75	73.8	98	80-126

* = Outside of Control Limits.

Blank Spike Summary

Job Number: FC7171
Account: BHATALB Bhate Environmental
Project: Griffiss AFB; Rome, NY

Sample	File ID	DF	Analyzed	By	Prep Date	Prep Batch	Analytical Batch
V5E1812-BS	5E40556.D	1	06/28/23	JL	n/a	n/a	V5E1812

The QC reported here applies to the following samples: **Method:** SW846 8260D

FC7171-4

CAS No.	Surrogate Recoveries	BSP	Limits
1868-53-7	Dibromofluoromethane	101%	83-118%
17060-07-0	1,2-Dichloroethane-D4	97%	79-125%
2037-26-5	Toluene-D8	100%	85-112%
460-00-4	4-Bromofluorobenzene	104%	83-118%

* = Outside of Control Limits.

Matrix Spike/Matrix Spike Duplicate Summary

Job Number: FC7171
Account: BHATALB Bhate Environmental
Project: Griffiss AFB; Rome, NY

Sample	File ID	DF	Analyzed	By	Prep Date	Prep Batch	Analytical Batch
FC7171-7MS	I757502.D	1	06/26/23	JL	n/a	n/a	VI2955
FC7171-7MSD	I757503.D	1	06/26/23	JL	n/a	n/a	VI2955
FC7171-7	I757484.D	1	06/26/23	JL	n/a	n/a	VI2955

The QC reported here applies to the following samples: **Method:** SW846 8260D

FC7171-1, FC7171-2, FC7171-3, FC7171-5, FC7171-6, FC7171-7, FC7171-8, FC7171-9, FC7171-10, FC7171-11, FC7171-12, FC7171-13, FC7171-14, FC7171-15, FC7171-16

CAS No.	Compound	FC7171-7 ug/l	Q	Spike ug/l	MS ug/l	MS %	Spike ug/l	MSD ug/l	MSD %	RPD	Limits Rec/RPD
67-64-1	Acetone	25 U		125	113	90	125	108	86	5	50-147/21
71-43-2	Benzene	1.0 U		25	26.3	105	25	25.2	101	4	81-122/14
108-86-1	Bromobenzene	1.0 U		25	28.5	114	25	27.1	108	5	80-121/14
74-97-5	Bromochloromethane	1.0 U		25	24.8	99	25	23.6	94	5	76-123/14
75-27-4	Bromodichloromethane	1.0 U		25	24.3	97	25	23.7	95	3	79-123/19
75-25-2	Bromoform	1.0 U		25	26.2	105	25	24.9	100	5	66-123/21
78-93-3	2-Butanone (MEK)	5.0 U		125	117	94	125	115	92	2	56-143/18
104-51-8	n-Butylbenzene	1.0 U		25	29.1	116	25	27.9	112	4	79-126/16
135-98-8	sec-Butylbenzene	1.0 U		25	27.9	112	25	26.7	107	4	83-133/16
98-06-6	tert-Butylbenzene	1.0 U		25	27.8	111	25	27.1	108	3	80-133/16
75-15-0	Carbon Disulfide	2.0 U		25	25.4	102	25	24.3	97	4	66-148/23
56-23-5	Carbon Tetrachloride	1.0 U		25	29.5	118	25	28.4	114	4	76-136/23
108-90-7	Chlorobenzene	1.0 U		25	27.5	110	25	26.6	106	3	82-124/14
75-00-3	Chloroethane	2.0 U		25	25.0	100	25	29.0	116	15	62-144/20
67-66-3	Chloroform	1.0 U		25	26.2	105	25	25.2	101	4	80-124/15
95-49-8	o-Chlorotoluene	1.0 U		25	27.7	111	25	26.5	106	4	81-127/15
106-43-4	p-Chlorotoluene	1.0 U		25	27.2	109	25	25.5	102	6	83-130/15
124-48-1	Dibromochloromethane	1.0 U		25	27.9	112	25	27.1	108	3	78-122/19
96-12-8	1,2-Dibromo-3-chloropropane	5.0 U		25	27.6	110	25	25.6	102	8	64-123/18
106-93-4	1,2-Dibromoethane	2.0 U		25	27.1	108	25	26.0	104	4	75-120/13
75-71-8	Dichlorodifluoromethane	2.0 U		25	28.8	115	25	31.7	127	10	42-167/19
95-50-1	1,2-Dichlorobenzene	1.0 U		25	27.6	110	25	26.1	104	6	82-124/14
541-73-1	1,3-Dichlorobenzene	1.0 U		25	27.2	109	25	26.1	104	4	84-125/14
106-46-7	1,4-Dichlorobenzene	1.0 U		25	26.7	107	25	25.8	103	3	78-120/15
75-34-3	1,1-Dichloroethane	1.0 U		25	25.3	101	25	24.4	98	4	81-122/15
107-06-2	1,2-Dichloroethane	1.0 U		25	25.2	101	25	24.1	96	4	75-125/14
75-35-4	1,1-Dichloroethylene	1.0 U		25	28.2	113	25	27.2	109	4	78-137/18
156-59-2	cis-1,2-Dichloroethylene	1.0 U		25	25.4	102	25	24.3	97	4	78-120/15
156-60-5	trans-1,2-Dichloroethylene	1.0 U		25	26.8	107	25	25.6	102	5	76-127/17
540-59-0	1,2-Dichloroethene (total)	2.0 U		50	52.3	105	50	49.9	100	5	77-122/15
78-87-5	1,2-Dichloropropane	1.0 U		25	25.9	104	25	24.8	99	4	76-124/14
142-28-9	1,3-Dichloropropane	1.0 U		25	29.2	117	25	27.6	110	6	80-118/13
594-20-7	2,2-Dichloropropane	1.0 U		25	25.0	100	25	23.8	95	5	74-139/17
563-58-6	1,1-Dichloropropene	1.0 U		25	28.7	115	25	28.1	112	2	79-131/16
10061-01-5	cis-1,3-Dichloropropene	1.0 U		25	23.0	92	25	22.1	88	4	75-118/23
10061-02-6	trans-1,3-Dichloropropene	1.0 U		25	24.0	96	25	22.6	90	6	80-120/22

* = Outside of Control Limits.

Matrix Spike/Matrix Spike Duplicate Summary

Job Number: FC7171
Account: BHATALB Bhate Environmental
Project: Griffiss AFB; Rome, NY

Sample	File ID	DF	Analyzed	By	Prep Date	Prep Batch	Analytical Batch
FC7171-7MS	I757502.D	1	06/26/23	JL	n/a	n/a	VI2955
FC7171-7MSD	I757503.D	1	06/26/23	JL	n/a	n/a	VI2955
FC7171-7	I757484.D	1	06/26/23	JL	n/a	n/a	VI2955

The QC reported here applies to the following samples: **Method:** SW846 8260D

FC7171-1, FC7171-2, FC7171-3, FC7171-5, FC7171-6, FC7171-7, FC7171-8, FC7171-9, FC7171-10, FC7171-11, FC7171-12, FC7171-13, FC7171-14, FC7171-15, FC7171-16

CAS No.	Compound	FC7171-7 ug/l	Q	Spike ug/l	MS ug/l	MS %	Spike ug/l	MSD ug/l	MSD %	RPD	Limits Rec/RPD
100-41-4	Ethylbenzene	1.0 U		25	28.1	112	25	26.8	107	5	81-121/14
87-68-3	Hexachlorobutadiene	2.0 U		25	29.9	120	25	28.7	115	4	75-142/19
591-78-6	2-Hexanone	10 U		125	127	102	125	124	99	2	61-129/18
98-82-8	Isopropylbenzene	1.0 U		25	28.4	114	25	26.8	107	6	83-132/15
99-87-6	p-Isopropyltoluene	1.0 U		25	27.8	111	25	26.4	106	5	79-130/16
74-83-9	Methyl Bromide	5.0 U		25	13.1	52*	25	23.6	94	57*	59-143/19
74-87-3	Methyl Chloride	2.0 U		25	23.6	94	25	26.6	106	12	50-159/19
74-95-3	Methylene Bromide	2.0 U		25	25.2	101	25	24.6	98	2	78-119/14
75-09-2	Methylene Chloride	5.0 U		25	25.4	102	25	24.1	96	5	69-135/16
108-10-1	4-Methyl-2-pentanone (MIBK)	5.0 U		125	126	101	125	121	97	4	66-122/16
1634-04-4	Methyl Tert Butyl Ether	1.0 U		25	25.0	100	25	24.1	96	4	72-117/14
91-20-3	Naphthalene	5.0 U		25	25.8	103	25	24.5	98	5	63-132/25
103-65-1	n-Propylbenzene	1.0 U		25	28.1	112	25	26.6	106	5	82-133/15
100-42-5	Styrene	1.0 U		25	27.7	111	25	26.4	106	5	78-119/23
630-20-6	1,1,1,2-Tetrachloroethane	1.0 U		25	27.3	109	25	26.4	106	3	77-122/19
79-34-5	1,1,2,2-Tetrachloroethane	1.0 U		25	27.2	109	25	25.5	102	6	72-120/14
127-18-4	Tetrachloroethylene	1.0 U		25	29.6	118	25	28.6	114	3	76-135/16
108-88-3	Toluene	1.0 U		25	28.1	112	25	26.5	106	6	80-120/14
87-61-6	1,2,3-Trichlorobenzene	2.0 U		25	26.1	104	25	24.7	99	6	68-131/25
120-82-1	1,2,4-Trichlorobenzene	2.0 U		25	26.3	105	25	24.7	99	6	73-129/20
71-55-6	1,1,1-Trichloroethane	1.0 U		25	28.5	114	25	27.3	109	4	75-130/16
79-00-5	1,1,2-Trichloroethane	1.0 U		25	26.9	108	25	25.3	101	6	76-119/14
79-01-6	Trichloroethylene	1.0 U		25	25.5	102	25	24.1	96	6	81-126/15
75-69-4	Trichlorofluoromethane	2.0 U		25	27.3	109	25	30.8	123	12	71-156/21
96-18-4	1,2,3-Trichloropropane	2.0 U		25	28.6	114	25	27.8	111	3	77-120/16
95-63-6	1,2,4-Trimethylbenzene	1.0 U		25	27.6	110	25	26.4	106	4	79-120/18
108-67-8	1,3,5-Trimethylbenzene	1.0 U		25	28.1	112	25	27.1	108	4	79-120/19
108-05-4	Vinyl Acetate	10 U		125	127	102	125	123	98	3	43-154/14
75-01-4	Vinyl Chloride	1.0 U		25	25.5	102	25	28.1	112	10	69-159/18
	m,p-Xylene	2.0 U		50	57.2	114	50	54.0	108	6	79-126/15
95-47-6	o-Xylene	1.0 U		25	26.6	106	25	25.2	101	5	80-127/14
1330-20-7	Xylene (total)	3.0 U		75	83.8	112	75	79.2	106	6	80-126/15

* = Outside of Control Limits.

Matrix Spike/Matrix Spike Duplicate Summary

Job Number: FC7171
Account: BHATALB Bhate Environmental
Project: Griffiss AFB; Rome, NY

Sample	File ID	DF	Analyzed	By	Prep Date	Prep Batch	Analytical Batch
FC7171-7MS	I757502.D	1	06/26/23	JL	n/a	n/a	VI2955
FC7171-7MSD	I757503.D	1	06/26/23	JL	n/a	n/a	VI2955
FC7171-7	I757484.D	1	06/26/23	JL	n/a	n/a	VI2955

The QC reported here applies to the following samples: **Method:** SW846 8260D

FC7171-1, FC7171-2, FC7171-3, FC7171-5, FC7171-6, FC7171-7, FC7171-8, FC7171-9, FC7171-10, FC7171-11, FC7171-12, FC7171-13, FC7171-14, FC7171-15, FC7171-16

CAS No.	Surrogate Recoveries	MS	MSD	FC7171-7	Limits
1868-53-7	Dibromofluoromethane	102%	102%	97%	83-118%
17060-07-0	1,2-Dichloroethane-D4	106%	110%	102%	79-125%
2037-26-5	Toluene-D8	104%	104%	99%	85-112%
460-00-4	4-Bromofluorobenzene	101%	101%	100%	83-118%

* = Outside of Control Limits.

Matrix Spike/Matrix Spike Duplicate Summary

Job Number: FC7171
Account: BHATALB Bhate Environmental
Project: Griffiss AFB; Rome, NY

Sample	File ID	DF	Analyzed	By	Prep Date	Prep Batch	Analytical Batch
FC7070-1MS	1A47399.D	10	06/28/23	JW	n/a	n/a	V1A1848
FC7070-1MSD	1A47400.D	10	06/28/23	JW	n/a	n/a	V1A1848
FC7070-1 [a]	1A47383.D	1	06/28/23	JW	n/a	n/a	V1A1848

The QC reported here applies to the following samples: **Method:** SW846 8260D

FC7171-3

CAS No.	Compound	FC7070-1 ug/l	Q	Spike ug/l	MS ug/l	MS %	Spike ug/l	MSD ug/l	MSD %	RPD	Limits Rec/RPD
95-63-6	1,2,4-Trimethylbenzene	1.0	U	250	252	101	250	258	103	2	79-120/18

CAS No.	Surrogate Recoveries	MS	MSD	FC7070-1	Limits
1868-53-7	Dibromofluoromethane	95%	97%	98%	83-118%
17060-07-0	1,2-Dichloroethane-D4	91%	90%	91%	79-125%
2037-26-5	Toluene-D8	98%	97%	97%	85-112%
460-00-4	4-Bromofluorobenzene	100%	98%	98%	83-118%

(a) Sample was treated with an anti-foaming agent.

* = Outside of Control Limits.

Matrix Spike/Matrix Spike Duplicate Summary

Job Number: FC7171
Account: BHATALB Bhate Environmental
Project: Griffiss AFB; Rome, NY

Sample	File ID	DF	Analyzed	By	Prep Date	Prep Batch	Analytical Batch
FC7241-2MS	5E40582.D	10	06/28/23	JL	n/a	n/a	V5E1812
FC7241-2MSD	5E40583.D	10	06/28/23	JL	n/a	n/a	V5E1812
FC7241-2	5E40567.D	10	06/28/23	JL	n/a	n/a	V5E1812
FC7241-2	5E40561.D	50	06/28/23	JL	n/a	n/a	V5E1812

The QC reported here applies to the following samples: **Method:** SW846 8260D

FC7171-4

CAS No.	Compound	FC7241-2 ug/l	Q	Spike ug/l	MS ug/l	MS %	Spike ug/l	MSD ug/l	MSD %	RPD	Limits Rec/RPD
67-64-1	Acetone	ND		1250	1280	102	1250	1200	96	6	50-147/21
71-43-2	Benzene	107		250	373	106	250	364	103	2	81-122/14
108-86-1	Bromobenzene	ND		250	269	108	250	254	102	6	80-121/14
74-97-5	Bromochloromethane	ND		250	237	95	250	226	90	5	76-123/14
75-27-4	Bromodichloromethane	ND		250	245	98	250	235	94	4	79-123/19
75-25-2	Bromoform	ND		250	195	78	250	190	76	3	66-123/21
78-93-3	2-Butanone (MEK)	ND		1250	1380	110	1250	1300	104	6	56-143/18
104-51-8	n-Butylbenzene	ND		250	257	103	250	248	99	4	79-126/16
135-98-8	sec-Butylbenzene	ND		250	244	98	250	238	95	2	83-133/16
98-06-6	tert-Butylbenzene	ND		250	246	98	250	237	95	4	80-133/16
75-15-0	Carbon Disulfide	ND		250	255	102	250	245	98	4	66-148/23
56-23-5	Carbon Tetrachloride	ND		250	230	92	250	219	88	5	76-136/23
108-90-7	Chlorobenzene	705		250	971	106	250	972	107	0	82-124/14
75-00-3	Chloroethane	ND		250	298	119	250	293	117	2	62-144/20
67-66-3	Chloroform	ND		250	246	98	250	237	95	4	80-124/15
95-49-8	o-Chlorotoluene	ND		250	255	102	250	240	96	6	81-127/15
106-43-4	p-Chlorotoluene	ND		250	251	100	250	243	97	3	83-130/15
124-48-1	Dibromochloromethane	ND		250	245	98	250	234	94	5	78-122/19
96-12-8	1,2-Dibromo-3-chloropropane	ND		250	237	95	250	228	91	4	64-123/18
106-93-4	1,2-Dibromoethane	ND		250	254	102	250	247	99	3	75-120/13
75-71-8	Dichlorodifluoromethane	ND		250	278	111	250	262	105	6	42-167/19
95-50-1	1,2-Dichlorobenzene	ND		250	251	100	250	243	97	3	82-124/14
541-73-1	1,3-Dichlorobenzene	5.8	J	250	256	100	250	240	94	6	84-125/14
106-46-7	1,4-Dichlorobenzene	ND		250	249	100	250	242	97	3	78-120/15
75-34-3	1,1-Dichloroethane	ND		250	257	103	250	251	100	2	81-122/15
107-06-2	1,2-Dichloroethane	ND		250	238	95	250	233	93	2	75-125/14
75-35-4	1,1-Dichloroethylene	ND		250	241	96	250	234	94	3	78-137/18
156-59-2	cis-1,2-Dichloroethylene	ND		250	243	97	250	236	94	3	78-120/15
156-60-5	trans-1,2-Dichloroethylene	ND		250	250	100	250	234	94	7	76-127/17
540-59-0	1,2-Dichloroethene (total)	ND		500	493	99	500	470	94	5	77-122/15
78-87-5	1,2-Dichloropropane	ND		250	284	114	250	281	112	1	76-124/14
142-28-9	1,3-Dichloropropane	ND		250	276	110	250	266	106	4	80-118/13
594-20-7	2,2-Dichloropropane	ND		250	223	89	250	216	86	3	74-139/17
563-58-6	1,1-Dichloropropene	ND		250	256	102	250	250	100	2	79-131/16
10061-01-5	cis-1,3-Dichloropropene	ND		250	228	91	250	221	88	3	75-118/23
10061-02-6	trans-1,3-Dichloropropene	ND		250	198	79*	250	189	76*	5	80-120/22

* = Outside of Control Limits.

Matrix Spike/Matrix Spike Duplicate Summary

Job Number: FC7171
Account: BHATALB Bhate Environmental
Project: Griffiss AFB; Rome, NY

Sample	File ID	DF	Analyzed	By	Prep Date	Prep Batch	Analytical Batch
FC7241-2MS	5E40582.D	10	06/28/23	JL	n/a	n/a	V5E1812
FC7241-2MSD	5E40583.D	10	06/28/23	JL	n/a	n/a	V5E1812
FC7241-2	5E40567.D	10	06/28/23	JL	n/a	n/a	V5E1812
FC7241-2	5E40561.D	50	06/28/23	JL	n/a	n/a	V5E1812

The QC reported here applies to the following samples: **Method:** SW846 8260D

FC7171-4

CAS No.	Compound	FC7241-2 ug/l	Q	Spike ug/l	MS ug/l	MS %	Spike ug/l	MSD ug/l	MSD %	RPD	Limits Rec/RPD
100-41-4	Ethylbenzene	ND		250	375	150*	250	358	143*	5	81-121/14
87-68-3	Hexachlorobutadiene	ND		250	237	95	250	224	90	6	75-142/19
591-78-6	2-Hexanone	ND		1250	1400	112	1250	1310	105	7	61-129/18
98-82-8	Isopropylbenzene	3.1	J	250	255	101	250	249	98	2	83-132/15
99-87-6	p-Isopropyltoluene	ND		250	247	99	250	236	94	5	79-130/16
74-83-9	Methyl Bromide	ND		250	218	87	250	227	91	4	59-143/19
74-87-3	Methyl Chloride	ND		250	279	112	250	270	108	3	50-159/19
74-95-3	Methylene Bromide	ND		250	264	106	250	262	105	1	78-119/14
75-09-2	Methylene Chloride	ND		250	217	87	250	214	86	1	69-135/16
108-10-1	4-Methyl-2-pentanone (MIBK)	ND		1250	1320	106	1250	1270	102	4	66-122/16
1634-04-4	Methyl Tert Butyl Ether	ND		250	255	102	250	248	99	3	72-117/14
91-20-3	Naphthalene	ND		250	237	95	250	222	89	7	63-132/25
103-65-1	n-Propylbenzene	ND		250	256	102	250	245	98	4	82-133/15
100-42-5	Styrene	ND		250	238	95	250	229	92	4	78-119/23
630-20-6	1,1,1,2-Tetrachloroethane	ND		250	236	94	250	228	91	3	77-122/19
79-34-5	1,1,2,2-Tetrachloroethane	ND		250	264	106	250	253	101	4	72-120/14
127-18-4	Tetrachloroethylene	ND		250	222	89	250	209	84	6	76-135/16
108-88-3	Toluene	ND		250	254	102	250	245	98	4	80-120/14
87-61-6	1,2,3-Trichlorobenzene	ND		250	239	96	250	223	89	7	68-131/25
120-82-1	1,2,4-Trichlorobenzene	ND		250	251	100	250	233	93	7	73-129/20
71-55-6	1,1,1-Trichloroethane	ND		250	236	94	250	228	91	3	75-130/16
79-00-5	1,1,2-Trichloroethane	ND		250	264	106	250	252	101	5	76-119/14
79-01-6	Trichloroethylene	ND		250	259	104	250	252	101	3	81-126/15
75-69-4	Trichlorofluoromethane	ND		250	247	99	250	242	97	2	71-156/21
96-18-4	1,2,3-Trichloropropane	ND		250	264	106	250	252	101	5	77-120/16
95-63-6	1,2,4-Trimethylbenzene	ND		250	257	103	250	246	98	4	79-120/18
108-67-8	1,3,5-Trimethylbenzene	ND		250	260	104	250	250	100	4	79-120/19
108-05-4	Vinyl Acetate	ND		1250	1470	118	1250	1410	113	4	43-154/14
75-01-4	Vinyl Chloride	ND		250	287	115	250	275	110	4	69-159/18
	m,p-Xylene	ND		500	499	100	500	474	95	5	79-126/15
95-47-6	o-Xylene	ND		250	246	98	250	236	94	4	80-127/14
1330-20-7	Xylene (total)	ND		750	745	99	750	710	95	5	80-126/15

* = Outside of Control Limits.

Matrix Spike/Matrix Spike Duplicate Summary

Job Number: FC7171
Account: BHATALB Bhate Environmental
Project: Griffiss AFB; Rome, NY

Sample	File ID	DF	Analyzed	By	Prep Date	Prep Batch	Analytical Batch
FC7241-2MS	5E40582.D	10	06/28/23	JL	n/a	n/a	V5E1812
FC7241-2MSD	5E40583.D	10	06/28/23	JL	n/a	n/a	V5E1812
FC7241-2	5E40567.D	10	06/28/23	JL	n/a	n/a	V5E1812
FC7241-2	5E40561.D	50	06/28/23	JL	n/a	n/a	V5E1812

The QC reported here applies to the following samples: **Method:** SW846 8260D

FC7171-4

CAS No.	Surrogate Recoveries	MS	MSD	FC7241-2	FC7241-2	Limits
1868-53-7	Dibromofluoromethane	100%	101%	97%	98%	83-118%
17060-07-0	1,2-Dichloroethane-D4	97%	97%	95%	95%	79-125%
2037-26-5	Toluene-D8	99%	98%	98%	99%	85-112%
460-00-4	4-Bromofluorobenzene	104%	102%	105%	104%	83-118%

* = Outside of Control Limits.

Instrument Performance Check (BFB)

Job Number: FC7171
Account: BHATALB Bhate Environmental
Project: Griffiss AFB; Rome, NY

Sample: V1A1829-BFB
Lab File ID: 1A46336.D
Instrument ID: GCMS1A
Injection Date: 05/23/23
Injection Time: 09:57

m/e	Ion Abundance Criteria	Raw Abundance	% Relative Abundance		Pass/Fail
50	15.0 - 40.0% of mass 95	3178	20.7		Pass
75	30.0 - 60.0% of mass 95	7698	50.0		Pass
95	Base peak, 100% relative abundance	15382	100.0		Pass
96	5.0 - 9.0% of mass 95	1044	6.79		Pass
173	Less than 2.0% of mass 174	89	0.58	(0.59) [a]	Pass
174	50.0 - 100.0% of mass 95	15189	98.7		Pass
175	5.0 - 9.0% of mass 174	1098	7.14	(7.23) [a]	Pass
176	95.0 - 101.0% of mass 174	15051	97.8	(99.1) [a]	Pass
177	5.0 - 9.0% of mass 176	976	6.35	(6.48) [b]	Pass

(a) Value is % of mass 174
(b) Value is % of mass 176

This check applies to the following Samples, MS, MSD, Blanks, and Standards:

Lab Sample ID	Lab File ID	Date Analyzed	Time Analyzed	Hours Lapsed	Client Sample ID
V1A1829-IC1829	1A46338.D	05/23/23	10:34	00:37	Initial cal 1
V1A1829-IC1829	1A46340.D	05/23/23	11:06	01:09	Initial cal 2
V1A1829-IC1829	1A46342.D	05/23/23	11:37	01:40	Initial cal 3
V1A1829-IC1829	1A46344.D	05/23/23	12:09	02:12	Initial cal 4
V1A1829-ICC1829	1A46346.D	05/23/23	12:41	02:44	Initial cal 5
V1A1829-IC1829	1A46348.D	05/23/23	13:13	03:16	Initial cal 6
V1A1829-IC1829	1A46350.D	05/23/23	13:45	03:48	Initial cal 7
V1A1829-ICV1829	1A46354.D	05/23/23	15:17	05:20	Initial cal verification 5
V1A1829-ICV1829	1A46356.D	05/23/23	15:48	05:51	Initial cal verification 4

Instrument Performance Check (BFB)

Job Number: FC7171
Account: BHATALB Bhate Environmental
Project: Griffiss AFB; Rome, NY

Sample: V1A1848-BFB
Lab File ID: 1A47374.D
Instrument ID: GCMS1A
Injection Date: 06/28/23
Injection Time: 04:57

m/e	Ion Abundance Criteria	Raw Abundance	% Relative Abundance		Pass/Fail
50	15.0 - 40.0% of mass 95	2241	18.2		Pass
75	30.0 - 60.0% of mass 95	5698	46.2		Pass
95	Base peak, 100% relative abundance	12332	100.0		Pass
96	5.0 - 9.0% of mass 95	802	6.50		Pass
173	Less than 2.0% of mass 174	84	0.68	(0.70) [a]	Pass
174	50.0 - 100.0% of mass 95	11978	97.1		Pass
175	5.0 - 9.0% of mass 174	877	7.11	(7.32) [a]	Pass
176	95.0 - 101.0% of mass 174	11769	95.4	(98.3) [a]	Pass
177	5.0 - 9.0% of mass 176	778	6.31	(6.61) [b]	Pass

(a) Value is % of mass 174
(b) Value is % of mass 176

This check applies to the following Samples, MS, MSD, Blanks, and Standards:

Lab Sample ID	Lab File ID	Date Analyzed	Time Analyzed	Hours Lapsed	Client Sample ID
V1A1848-CC1829	1A47375.D	06/28/23	05:21	00:24	Continuing cal 5
V1A1848-BS	1A47376.D	06/28/23	05:45	00:48	Blank Spike
V1A1849-BS	1A47376.D	06/28/23	05:45	00:48	Blank Spike
V1A1848-MB	1A47378.D	06/28/23	06:33	01:36	Method Blank
V1A1849-MB	1A47378.D	06/28/23	06:33	01:36	Method Blank
ZZZZZZ	1A47379.D	06/28/23	06:58	02:01	(unrelated sample)
ZZZZZZ	1A47380.D	06/28/23	07:22	02:25	(unrelated sample)
ZZZZZZ	1A47381.D	06/28/23	07:46	02:49	(unrelated sample)
ZZZZZZ	1A47382.D	06/28/23	08:11	03:14	(unrelated sample)
FC7070-1	1A47383.D	06/28/23	08:35	03:38	(used for QC only; not part of job FC7171)
FC7171-3	1A47384.D	06/28/23	08:59	04:02	789MW-102_0623
ZZZZZZ	1A47385.D	06/28/23	09:23	04:26	(unrelated sample)
ZZZZZZ	1A47386.D	06/28/23	09:48	04:51	(unrelated sample)
ZZZZZZ	1A47387.D	06/28/23	10:12	05:15	(unrelated sample)
ZZZZZZ	1A47388.D	06/28/23	10:36	05:39	(unrelated sample)
ZZZZZZ	1A47389.D	06/28/23	11:00	06:03	(unrelated sample)
ZZZZZZ	1A47390.D	06/28/23	11:25	06:28	(unrelated sample)
ZZZZZZ	1A47391.D	06/28/23	11:49	06:52	(unrelated sample)
ZZZZZZ	1A47392.D	06/28/23	12:13	07:16	(unrelated sample)
ZZZZZZ	1A47393.D	06/28/23	12:37	07:40	(unrelated sample)
ZZZZZZ	1A47394.D	06/28/23	13:02	08:05	(unrelated sample)
ZZZZZZ	1A47395.D	06/28/23	13:26	08:29	(unrelated sample)
ZZZZZZ	1A47396.D	06/28/23	13:50	08:53	(unrelated sample)
FC6970-1MS	1A47397.D	06/28/23	14:14	09:17	Matrix Spike

Instrument Performance Check (BFB)

Job Number: FC7171
Account: BHATALB Bhate Environmental
Project: Griffiss AFB; Rome, NY

Sample:	V1A1848-BFB	**Injection Date:**	06/28/23
Lab File ID:	1A47374.D	**Injection Time:**	04:57
Instrument ID:	GCMS1A		

Lab Sample ID	Lab File ID	Date Analyzed	Time Analyzed	Hours Lapsed	Client Sample ID
FC6970-1MSD	1A47398.D	06/28/23	14:39	09:42	Matrix Spike Duplicate
FC7070-1MS	1A47399.D	06/28/23	15:03	10:06	Matrix Spike
FC7070-1MSD	1A47400.D	06/28/23	15:27	10:30	Matrix Spike Duplicate
V1A1848-ECC1829	1A47401.D	06/28/23	15:51	10:54	Ending cal 5

Instrument Performance Check (BFB)

Job Number: FC7171
Account: BHATALB Bhate Environmental
Project: Griffiss AFB; Rome, NY

Sample: V5E1806-BFB
Lab File ID: 5E40406.D
Instrument ID: GCMS5E
Injection Date: 06/22/23
Injection Time: 12:58

m/e	Ion Abundance Criteria	Raw Abundance	% Relative Abundance		Pass/Fail
50	15.0 - 40.0% of mass 95	16656	21.0		Pass
75	30.0 - 60.0% of mass 95	38925	49.1		Pass
95	Base peak, 100% relative abundance	79333	100.0		Pass
96	5.0 - 9.0% of mass 95	5221	6.58		Pass
173	Less than 2.0% of mass 174	1195	1.51	(1.58) [a]	Pass
174	50.0 - 100.0% of mass 95	75629	95.3		Pass
175	5.0 - 9.0% of mass 174	6027	7.60	(7.97) [a]	Pass
176	95.0 - 101.0% of mass 174	72408	91.3	(95.7) [a]	Pass
177	5.0 - 9.0% of mass 176	4691	5.91	(6.48) [b]	Pass

(a) Value is % of mass 174
(b) Value is % of mass 176

This check applies to the following Samples, MS, MSD, Blanks, and Standards:

Lab Sample ID	Lab File ID	Date Analyzed	Time Analyzed	Hours Lapsed	Client Sample ID
V5E1806-IC1806	5E40407.D	06/22/23	13:21	00:23	Initial cal 1
V5E1806-IC1806	5E40408.D	06/22/23	13:44	00:46	Initial cal 8
V5E1806-IC1806	5E40409.D	06/22/23	14:07	01:09	Initial cal 2
V5E1806-IC1806	5E40410.D	06/22/23	14:29	01:31	Initial cal 3
V5E1806-IC1806	5E40411.D	06/22/23	14:52	01:54	Initial cal 4
V5E1806-ICC1806	5E40412.D	06/22/23	15:15	02:17	Initial cal 5
V5E1806-IC1806	5E40413.D	06/22/23	15:38	02:40	Initial cal 6
V5E1806-IC1806	5E40414.D	06/22/23	16:01	03:03	Initial cal 7
V5E1806-ICV1806	5E40416.D	06/22/23	16:47	03:49	Initial cal verification 5

Instrument Performance Check (BFB)

Job Number: FC7171
Account: BHATALB Bhate Environmental
Project: Griffiss AFB; Rome, NY

Sample: V5E1812-BFB
Lab File ID: 5E40554.D
Instrument ID: GCMS5E
Injection Date: 06/28/23
Injection Time: 09:15

m/e	Ion Abundance Criteria	Raw Abundance	% Relative Abundance		Pass/Fail
50	15.0 - 40.0% of mass 95	20827	21.7		Pass
75	30.0 - 60.0% of mass 95	46075	48.1		Pass
95	Base peak, 100% relative abundance	95867	100.0		Pass
96	5.0 - 9.0% of mass 95	6709	7.00		Pass
173	Less than 2.0% of mass 174	1192	1.24	(1.37) [a]	Pass
174	50.0 - 100.0% of mass 95	87227	91.0		Pass
175	5.0 - 9.0% of mass 174	6689	6.98	(7.67) [a]	Pass
176	95.0 - 101.0% of mass 174	85203	88.9	(97.7) [a]	Pass
177	5.0 - 9.0% of mass 176	5774	6.02	(6.78) [b]	Pass

(a) Value is % of mass 174
(b) Value is % of mass 176

This check applies to the following Samples, MS, MSD, Blanks, and Standards:

Lab Sample ID	Lab File ID	Date Analyzed	Time Analyzed	Hours Lapsed	Client Sample ID
V5E1812-CC1806	5E40555.D	06/28/23	09:38	00:23	Continuing cal 5
V5E1812-BS	5E40556.D	06/28/23	10:14	00:59	Blank Spike
V5E1813-BS	5E40556.D	06/28/23	10:14	00:59	Blank Spike
V5E1812-MB	5E40559.D	06/28/23	11:23	02:08	Method Blank
V5E1813-MB	5E40559.D	06/28/23	11:23	02:08	Method Blank
FC7193-1	5E40560.D	06/28/23	12:01	02:46	(used for QC only; not part of job FC7171)
FC7241-2	5E40561.D	06/28/23	12:24	03:09	(used for QC only; not part of job FC7171)
ZZZZZZ	5E40562.D	06/28/23	12:47	03:32	(unrelated sample)
ZZZZZZ	5E40563.D	06/28/23	13:10	03:55	(unrelated sample)
ZZZZZZ	5E40564.D	06/28/23	13:33	04:18	(unrelated sample)
ZZZZZZ	5E40565.D	06/28/23	13:55	04:40	(unrelated sample)
FC7193-1	5E40566.D	06/28/23	14:18	05:03	(used for QC only; not part of job FC7171)
FC7241-2	5E40567.D	06/28/23	14:41	05:26	(used for QC only; not part of job FC7171)
ZZZZZZ	5E40568.D	06/28/23	15:04	05:49	(unrelated sample)
FC7171-4	5E40569.D	06/28/23	15:27	06:12	789MW-135_0623
ZZZZZZ	5E40570.D	06/28/23	15:50	06:35	(unrelated sample)
ZZZZZZ	5E40571.D	06/28/23	16:13	06:58	(unrelated sample)
ZZZZZZ	5E40572.D	06/28/23	16:36	07:21	(unrelated sample)
ZZZZZZ	5E40573.D	06/28/23	17:00	07:45	(unrelated sample)
ZZZZZZ	5E40574.D	06/28/23	17:23	08:08	(unrelated sample)
ZZZZZZ	5E40575.D	06/28/23	17:46	08:31	(unrelated sample)
ZZZZZZ	5E40576.D	06/28/23	18:09	08:54	(unrelated sample)
ZZZZZZ	5E40577.D	06/28/23	18:32	09:17	(unrelated sample)
ZZZZZZ	5E40578.D	06/28/23	18:55	09:40	(unrelated sample)

Instrument Performance Check (BFB)

Job Number: FC7171
Account: BHATALB Bhate Environmental
Project: Griffiss AFB; Rome, NY

Sample:	V5E1812-BFB	**Injection Date:**	06/28/23
Lab File ID:	5E40554.D	**Injection Time:**	09:15
Instrument ID:	GCMS5E		

Lab Sample ID	Lab File ID	Date Analyzed	Time Analyzed	Hours Lapsed	Client Sample ID
ZZZZZZ	5E40579.D	06/28/23	19:18	10:03	(unrelated sample)
FC7193-1MS	5E40580.D	06/28/23	19:41	10:26	Matrix Spike
FC7193-1MSD	5E40581.D	06/28/23	20:04	10:49	Matrix Spike Duplicate
FC7241-2MS	5E40582.D	06/28/23	20:27	11:12	Matrix Spike
FC7241-2MSD	5E40583.D	06/28/23	20:50	11:35	Matrix Spike Duplicate
V5E1812-ECC1806	5E40584.D	06/28/23	21:13	11:58	Ending cal 5

Instrument Performance Check (BFB)

Job Number: FC7171
Account: BHATALB Bhate Environmental
Project: Griffiss AFB; Rome, NY

Sample: VI2948-BFB
Lab File ID: I757260.D
Instrument ID: GCMSI
Injection Date: 06/15/23
Injection Time: 10:08

m/e	Ion Abundance Criteria	Raw Abundance	% Relative Abundance		Pass/Fail
50	15.0 - 40.0% of mass 95	37549	17.4		Pass
75	30.0 - 60.0% of mass 95	102373	47.6		Pass
95	Base peak, 100% relative abundance	215275	100.0		Pass
96	5.0 - 9.0% of mass 95	14176	6.59		Pass
173	Less than 2.0% of mass 174	1477	0.69	(0.72) [a]	Pass
174	50.0 - 100.0% of mass 95	205205	95.3		Pass
175	5.0 - 9.0% of mass 174	15382	7.15	(7.50) [a]	Pass
176	95.0 - 101.0% of mass 174	207019	96.2	(100.9) [a]	Pass
177	5.0 - 9.0% of mass 176	13947	6.48	(6.74) [b]	Pass

(a) Value is % of mass 174
(b) Value is % of mass 176

This check applies to the following Samples, MS, MSD, Blanks, and Standards:

Lab Sample ID	Lab File ID	Date Analyzed	Time Analyzed	Hours Lapsed	Client Sample ID
VI2948-IC2948	I757261.D	06/15/23	10:43	00:35	Initial cal 1
VI2948-IC2948	I757262.D	06/15/23	11:16	01:08	Initial cal 2
VI2948-IC2948	I757263.D	06/15/23	11:40	01:32	Initial cal 3
VI2948-IC2948	I757264.D	06/15/23	12:04	01:56	Initial cal 4
VI2948-ICC2948	I757265.D	06/15/23	12:28	02:20	Initial cal 5
VI2948-IC2948	I757266.D	06/15/23	12:52	02:44	Initial cal 6
VI2948-IC2948	I757267.D	06/15/23	13:15	03:07	Initial cal 7
VI2948-CC2948	I757269A.D	06/15/23	14:04	03:56	Continuing cal 5
VI2948-ICV2948	I757269.D	06/15/23	14:04	03:56	Initial cal verification 5
VI2948-BS	I757270A.D	06/15/23	14:27	04:19	Blank Spike
VI2948-ICV2948	I757270.D	06/15/23	14:27	04:19	Initial cal verification 4
VI2948-BSD	I757271.D	06/15/23	14:51	04:43	Blank Spike Duplicate
VI2948-MB	I757273.D	06/15/23	15:39	05:31	Method Blank
ZZZZZZ	I757274.D	06/15/23	16:03	05:55	(unrelated sample)
ZZZZZZ	I757275.D	06/15/23	16:27	06:19	(unrelated sample)
ZZZZZZ	I757276.D	06/15/23	16:51	06:43	(unrelated sample)
ZZZZZZ	I757277.D	06/15/23	17:15	07:07	(unrelated sample)
ZZZZZZ	I757278.D	06/15/23	17:39	07:31	(unrelated sample)
ZZZZZZ	I757279.D	06/15/23	18:03	07:55	(unrelated sample)
ZZZZZZ	I757280.D	06/15/23	18:27	08:19	(unrelated sample)
ZZZZZZ	I757281.D	06/15/23	18:51	08:43	(unrelated sample)
ZZZZZZ	I757282.D	06/15/23	19:15	09:07	(unrelated sample)
ZZZZZZ	I757283.D	06/15/23	19:39	09:31	(unrelated sample)
ZZZZZZ	I757284.D	06/15/23	20:03	09:55	(unrelated sample)

Instrument Performance Check (BFB)

Job Number: FC7171
Account: BHATALB Bhate Environmental
Project: Griffiss AFB; Rome, NY

Sample:	VI2948-BFB	**Injection Date:**	06/15/23
Lab File ID:	I757260.D	**Injection Time:**	10:08
Instrument ID:	GCMSI		

Lab Sample ID	Lab File ID	Date Analyzed	Time Analyzed	Hours Lapsed	Client Sample ID
ZZZZZZ	I757285.D	06/15/23	20:27	10:19	(unrelated sample)
VI2948-ECC2948	I757286.D	06/15/23	20:51	10:43	Ending cal 5

Instrument Performance Check (BFB)

Job Number: FC7171
Account: BHATALB Bhate Environmental
Project: Griffiss AFB; Rome, NY

Sample: VI2955-BFB
Lab File ID: I757478.D
Instrument ID: GCMSI
Injection Date: 06/26/23
Injection Time: 11:01

m/e	Ion Abundance Criteria	Raw Abundance	% Relative Abundance		Pass/Fail
50	15.0 - 40.0% of mass 95	27643	17.1		Pass
75	30.0 - 60.0% of mass 95	76296	47.1		Pass
95	Base peak, 100% relative abundance	162048	100.0		Pass
96	5.0 - 9.0% of mass 95	11228	6.93		Pass
173	Less than 2.0% of mass 174	1236	0.76	(0.77) [a]	Pass
174	50.0 - 100.0% of mass 95	161237	99.5		Pass
175	5.0 - 9.0% of mass 174	12579	7.76	(7.80) [a]	Pass
176	95.0 - 101.0% of mass 174	158640	97.9	(98.4) [a]	Pass
177	5.0 - 9.0% of mass 176	10345	6.38	(6.52) [b]	Pass

(a) Value is % of mass 174
(b) Value is % of mass 176

This check applies to the following Samples, MS, MSD, Blanks, and Standards:

Lab Sample ID	Lab File ID	Date Analyzed	Time Analyzed	Hours Lapsed	Client Sample ID
VI2955-CC2948	I757479.D	06/26/23	11:40	00:39	Continuing cal 5
VI2955-BS	I757480.D	06/26/23	12:22	01:21	Blank Spike
VI2955-MB	I757482.D	06/26/23	13:10	02:09	Method Blank
FC7171-2	I757483.D	06/26/23	13:34	02:33	789-TB01_0623-C
FC7171-7	I757484.D	06/26/23	13:58	02:57	789MW-222_0623
FC7171-1	I757485.D	06/26/23	14:23	03:22	789-AB01_0623-D
FC7171-5	I757486.D	06/26/23	14:47	03:46	789MW-216_0623
FC7171-6	I757487.D	06/26/23	15:11	04:10	789MW-216_0623-A
FC7171-8	I757488.D	06/26/23	15:36	04:35	789MW-251_0623
FC7171-9	I757489.D	06/26/23	16:00	04:59	789MW-46R_0623
FC7171-10	I757490.D	06/26/23	16:24	05:23	789MW-83_0623
FC7171-11	I757491.D	06/26/23	16:48	05:47	789MW-95_0623
FC7171-13	I757492.D	06/26/23	17:12	06:11	789MW-99_0623
FC7171-14	I757493.D	06/26/23	17:36	06:35	789SW-01_0623
FC7171-15	I757494.D	06/26/23	18:01	07:00	789SW-02_0623
FC7171-16	I757495.D	06/26/23	18:25	07:24	789SW-03_0623
ZZZZZZ	I757496.D	06/26/23	18:49	07:48	(unrelated sample)
FC7171-12	I757499.D	06/26/23	20:02	09:01	789MW-98_0623
FC7171-3	I757500.D	06/26/23	20:26	09:25	789MW-102_0623
FC7171-4	I757501.D	06/26/23	20:50	09:49	789MW-135_0623
FC7171-7MS	I757502.D	06/26/23	21:15	10:14	Matrix Spike
FC7171-7MSD	I757503.D	06/26/23	21:39	10:38	Matrix Spike Duplicate
VI2955-ECC2948	I757504.D	06/26/23	22:03	11:02	Ending cal 5

Internal Standard Area Summary

Job Number: FC7171
Account: BHATALB Bhate Environmental
Project: Griffiss AFB; Rome, NY

Check Std:	V1A1848-CC1829	**Injection Date:**	06/28/23
Lab File ID:	1A47375.D	**Injection Time:**	05:21
Instrument ID:	GCMS1A	**Method:**	SW846 8260D

	IS 1 AREA	RT	IS 2 AREA	RT	IS 3 AREA	RT
Initial Cal [a]	59634	3.40	43825	5.35	24246	7.10
Check Std [b]	57482	3.40	43060	5.36	23667	7.10
Upper Limit [c]	114964	3.57	86120	5.53	47334	7.27
Lower Limit [d]	28741	3.23	21530	5.19	11834	6.93

Lab Sample ID	IS 1 AREA	RT	IS 2 AREA	RT	IS 3 AREA	RT
V1A1848-BS	57443	3.40	43318	5.36	23471	7.10
V1A1849-BS	57443	3.40	43318	5.36	23471	7.10
V1A1849-MB [e]	55073	3.40	40999	5.36	22360	7.10
ZZZZZZ	54129	3.40	40210	5.36	21701	7.10
ZZZZZZ	53048	3.40	40014	5.36	21398	7.10
ZZZZZZ	52719	3.40	39598	5.36	21538	7.10
ZZZZZZ	53383	3.40	40124	5.35	21621	7.10
FC7070-1	52406	3.40	39850	5.36	21791	7.10
FC7171-3	54028	3.40	41003	5.36	22950	7.10
ZZZZZZ	53745	3.40	40488	5.36	21984	7.10
ZZZZZZ	54254	3.40	41011	5.36	22397	7.10
ZZZZZZ	53809	3.40	40391	5.36	21747	7.10
ZZZZZZ	53056	3.40	39237	5.36	21317	7.10
ZZZZZZ	52809	3.40	40099	5.36	21925	7.10
ZZZZZZ	52556	3.40	39770	5.36	21632	7.10
ZZZZZZ	53589	3.40	40451	5.36	22149	7.10
ZZZZZZ	52948	3.40	40207	5.36	21934	7.10
ZZZZZZ	52779	3.40	39780	5.36	21398	7.10
ZZZZZZ	52057	3.40	39659	5.36	21724	7.10
ZZZZZZ	53497	3.40	40172	5.35	21672	7.10
ZZZZZZ	52262	3.40	39656	5.36	21498	7.10
FC6970-1MS	54521	3.40	41530	5.36	22293	7.10
FC6970-1MSD	56321	3.41	42929	5.36	22512	7.10
FC7070-1MS	56277	3.41	42587	5.36	22681	7.10
FC7070-1MSD	56317	3.40	43068	5.36	23474	7.10
V1A1848-ECC1829	56102	3.40	42735	5.36	22889	7.10

IS 1 = Fluorobenzene
IS 2 = Chlorobenzene-D5
IS 3 = 1,4-Dichlorobenzene-d4

(a) Initial Cal is: V1A1829-ICC1829 1A46346.D 05/23/23 12:41
(b) Check Std Limit = -50 to + 100% of initial cal area.

Internal Standard Area Summary

Job Number: FC7171
Account: BHATALB Bhate Environmental
Project: Griffiss AFB; Rome, NY

Check Std:	V1A1848-CC1829	**Injection Date:**	06/28/23
Lab File ID:	1A47375.D	**Injection Time:**	05:21
Instrument ID:	GCMS1A	**Method:**	SW846 8260D

Lab Sample ID	IS 1 AREA	IS 1 RT	IS 2 AREA	IS 2 RT	IS 3 AREA	IS 3 RT

(c) Upper Limit = + 100% of check standard area; Retention time + 0.167 minutes.
(d) Lower Limit = -50% of check standard area; Retention time -0.167 minutes.
(e) Sample was treated with an anti-foaming agent.

Internal Standard Area Summary

Job Number: FC7171
Account: BHATALB Bhate Environmental
Project: Griffiss AFB; Rome, NY

Check Std:	V5E1812-CC1806	**Injection Date:**	06/28/23
Lab File ID:	5E40555.D	**Injection Time:**	09:38
Instrument ID:	GCMS5E	**Method:**	SW846 8260D

	IS 1 AREA	RT	IS 2 AREA	RT	IS 3 AREA	RT
Initial Cal [a]	398227	8.46	294120	11.60	183367	13.96
Check Std [b]	468530	8.46	355428	11.60	217146	13.96
Upper Limit [c]	937060	8.63	710856	11.77	434292	14.13
Lower Limit [d]	234265	8.29	177714	11.43	108573	13.79

Lab Sample ID	IS 1 AREA	RT	IS 2 AREA	RT	IS 3 AREA	RT
V5E1812-BS	473941	8.46	360844	11.60	213628	13.96
V5E1813-BS	473941	8.46	360844	11.60	213628	13.96
V5E1812-MB [e]	473455	8.46	354906	11.60	205040	13.96
V5E1813-MB [e]	473455	8.46	354906	11.60	205040	13.96
FC7193-1	472164	8.46	354241	11.60	208553	13.96
FC7241-2	487922	8.46	370228	11.60	211890	13.96
ZZZZZZ	467971	8.47	351449	11.60	206118	13.96
ZZZZZZ	458668	8.47	343194	11.60	204087	13.96
ZZZZZZ	456773	8.47	347222	11.60	203088	13.96
ZZZZZZ	454213	8.46	345684	11.60	199872	13.96
FC7193-1	455538	8.46	347711	11.60	196885	13.96
FC7241-2	461114	8.46	346660	11.60	195526	13.96
ZZZZZZ	460392	8.47	347503	11.60	196532	13.96
FC7171-4	473233	8.46	354468	11.60	204660	13.96
ZZZZZZ	460587	8.47	348819	11.60	195890	13.96
ZZZZZZ	448799	8.46	338718	11.60	194561	13.96
ZZZZZZ	452301	8.47	337837	11.60	197950	13.96
ZZZZZZ	462300	8.47	343243	11.60	197019	13.96
ZZZZZZ	460921	8.47	345855	11.60	200025	13.96
ZZZZZZ	451235	8.47	342045	11.60	194513	13.96
ZZZZZZ	448800	8.47	338074	11.60	195716	13.96
ZZZZZZ	449154	8.47	339472	11.60	195185	13.96
ZZZZZZ	456807	8.47	344620	11.60	212622	13.96
ZZZZZZ	467172	8.47	346922	11.60	200253	13.96
FC7193-1MS	457694	8.46	342958	11.60	209737	13.96
FC7193-1MSD	453018	8.46	340027	11.60	205054	13.96
FC7241-2MS	464633	8.46	351933	11.60	210378	13.96
FC7241-2MSD	458954	8.46	350149	11.60	210363	13.96
V5E1812-ECC1806	465526	8.46	354181	11.60	215760	13.96

IS 1 = Fluorobenzene
IS 2 = Chlorobenzene-D5
IS 3 = 1,4-Dichlorobenzene-d4

Internal Standard Area Summary

Job Number: FC7171
Account: BHATALB Bhate Environmental
Project: Griffiss AFB; Rome, NY

Check Std:	V5E1812-CC1806	**Injection Date:**	06/28/23
Lab File ID:	5E40555.D	**Injection Time:**	09:38
Instrument ID:	GCMS5E	**Method:**	SW846 8260D

Lab Sample ID	IS 1 AREA	IS 1 RT	IS 2 AREA	IS 2 RT	IS 3 AREA	IS 3 RT

(a) Initial Cal is: V5E1806-ICC1806 5E40412.D 06/22/23 15:15
(b) Check Std Limit = -50 to + 100% of initial cal area.
(c) Upper Limit = + 100% of check standard area; Retention time + 0.167 minutes.
(d) Lower Limit = -50% of check standard area; Retention time -0.167 minutes.
(e) Sample was treated with an anti-foaming agent.

Internal Standard Area Summary

Job Number: FC7171
Account: BHATALB Bhate Environmental
Project: Griffiss AFB; Rome, NY

Check Std:	VI2955-CC2948	**Injection Date:**	06/26/23
Lab File ID:	I757479.D	**Injection Time:**	11:40
Instrument ID:	GCMSI	**Method:**	SW846 8260D

	IS 1 AREA	RT	IS 2 AREA	RT	IS 3 AREA	RT
Initial Cal [a]	1166537	7.85	854326	11.01	520019	13.37
Check Std [b]	1021400	7.85	705084	11.01	431768	13.37
Upper Limit [c]	2042800	8.02	1410168	11.18	863536	13.54
Lower Limit [d]	510700	7.68	352542	10.84	215884	13.20

Lab Sample ID	IS 1 AREA	RT	IS 2 AREA	RT	IS 3 AREA	RT
VI2955-BS	1045338	7.85	714621	11.01	432241	13.37
VI2955-MB	1040199	7.85	732872	11.01	416042	13.37
FC7171-2	1034871	7.85	732712	11.01	414998	13.37
FC7171-7	1033576	7.85	725007	11.01	406206	13.37
FC7171-1	1019252	7.85	716804	11.01	404943	13.37
FC7171-5	1023617	7.85	720723	11.01	412951	13.37
FC7171-6	1016694	7.85	719497	11.01	411293	13.37
FC7171-8	1020796	7.85	717056	11.01	404624	13.37
FC7171-9	1017784	7.85	709923	11.01	395238	13.37
FC7171-10	1010904	7.85	702021	11.01	387796	13.37
FC7171-11	1012867	7.85	703244	11.01	384705	13.37
FC7171-13	999158	7.85	698441	11.01	392644	13.37
FC7171-14	1020535	7.85	723799	11.01	409936	13.37
FC7171-15	1019436	7.85	718298	11.01	407381	13.37
FC7171-16	1014558	7.85	718870	11.01	410019	13.37
ZZZZZZ	1036932	7.85	732570	11.01	417445	13.37
FC7171-12	1031954	7.85	737126	11.01	423675	13.37
FC7171-3	1036218	7.85	731749	11.01	416467	13.37
FC7171-4 [e]	1066350	7.85	757611	11.01	440085	13.37
FC7171-7MS	1059792	7.85	721955	11.01	439041	13.37
FC7171-7MSD	1075766	7.85	739722	11.01	452185	13.37
VI2955-ECC2948	1069447	7.85	725802	11.01	439024	13.37

IS 1 = Fluorobenzene
IS 2 = Chlorobenzene-D5
IS 3 = 1,4-Dichlorobenzene-d4

(a) Initial Cal is: VI2948-ICC2948 I757265.D 06/15/23 12:28
(b) Check Std Limit = -50 to + 100% of initial cal area.
(c) Upper Limit = + 100% of check standard area; Retention time + 0.167 minutes.
(d) Lower Limit = -50% of check standard area; Retention time -0.167 minutes.
(e) Confirmation run.

Surrogate Recovery Summary

Job Number: FC7171
Account: BHATALB Bhate Environmental
Project: Griffiss AFB; Rome, NY

Method: SW846 8260D **Matrix:** AQ

Samples and QC shown here apply to the above method

Lab Sample ID	Lab File ID	S1	S2	S3	S4
FC7171-1	I757485.D	98	102	99	101
FC7171-2	I757483.D	99	103	99	100
FC7171-3	1A47384.D	97	89	98	99
FC7171-3	I757500.D	96	101	100	100
FC7171-4	5E40569.D	98	96	99	104
FC7171-4	I757501.D	97	103	100	98
FC7171-5	I757486.D	98	103	100	99
FC7171-6	I757487.D	99	103	99	99
FC7171-7	I757484.D	97	102	99	100
FC7171-8	I757488.D	97	102	99	100
FC7171-9	I757489.D	98	102	101	102
FC7171-10	I757490.D	97	100	100	101
FC7171-11	I757491.D	97	100	100	103
FC7171-12	I757499.D	97	103	98	100
FC7171-13	I757492.D	98	103	100	101
FC7171-14	I757493.D	99	103	99	99
FC7171-15	I757494.D	99	104	100	99
FC7171-16	I757495.D	99	105	99	100
FC7070-1MS	1A47399.D	95	91	98	100
FC7070-1MSD	1A47400.D	97	90	97	98
FC7171-7MS	I757502.D	102	106	104	101
FC7171-7MSD	I757503.D	102	110	104	101
FC7241-2MS	5E40582.D	100	97	99	104
FC7241-2MSD	5E40583.D	101	97	98	102
V1A1848-BS	1A47376.D	96	89	98	100
V1A1848-MB	1A47378.D	97	90	96	98
V5E1812-BS	5E40556.D	101	97	100	104
V5E1812-MB	5E40559.D	97	93	98	103
VI2955-BS	I757480.D	103	103	105	102
VI2955-MB	I757482.D	96	100	100	100

Surrogate Compounds	Recovery Limits
S1 = Dibromofluoromethane	83-118%
S2 = 1,2-Dichloroethane-D4	79-125%
S3 = Toluene-D8	85-112%
S4 = 4-Bromofluorobenzene	83-118%

Initial Calibration Summary

Job Number: FC7171
Account: BHATALB Bhate Environmental
Project: Griffiss AFB; Rome, NY

Sample: V1A1829-ICC1829
Lab FileID: 1A46346.D

Response Factor Report MSVOA17

Method : C:\msdchem\1\MET...V1A_05-23-2023.M (RTE Integrator)
Title : SW-846 Method 5035A/8260B
Last Update : Wed May 24 11:40:15 2023
Response via : Initial Calibration

Calibration Files
1 =1A46338.D 2 =1A46340.D 3 =1A46342.D 4 =1A46344.D
5 =1A46346.D 6 =1A46348.D 7 =1A46350.D

Compound	1	2	3	4	5	6	7	Avg	%RSD
1) I Fluorobenzene	----------ISTD----------								
2) Dichlorodifluorom	0.165	0.207	0.201	0.162	0.202	0.189	0.190	0.188	9.45
3)P Chloromethane	0.351	0.263	0.246	0.208	0.229	0.214	0.215	0.246	20.31
---- Linear regr., Force(0,0) ---- Coefficient = 0.9986									
Response Ratio = 0.00000 + 0.21870 *A									
4) 1,3-butadiene	0.382	0.362	0.309	0.267	0.314	0.277	0.278	0.313	14.21
5)C Vinyl Chloride	0.333	0.279	0.263	0.226	0.265	0.247	0.249	0.266	12.73
6) Bromomethane	0.127	0.098	0.099	0.096	0.096	0.091	0.095	0.100	12.04
7) Chloroethane	0.293	0.215	0.193	0.160	0.154	0.120	0.103	0.177	36.39
---- Quadratic regr., Force(0,0) ---- Coefficient = 0.9977									
Response Ratio = 0.00000 + 0.19208 *A + -0.04664 *A^2									
8) Trichlorofluorome	0.455	0.414	0.410	0.340	0.402	0.366	0.329	0.388	11.61
9) Ethyl Ether	0.266	0.212	0.197	0.176	0.209	0.207	0.217	0.212	12.89
10) Ethanol		0.003	0.004	0.004	0.005	0.004	0.004	0.004	12.00
11) 1,2-Dichlorotrifl	0.297	0.296	0.288	0.235	0.295	0.282	0.297	0.284	7.86
12)C 1,1-Dichloroethen	0.473	0.407	0.391	0.320	0.396	0.375	0.395	0.394	11.46
13) Freon 113	0.174	0.233	0.226	0.174	0.236	0.226	0.241	0.216	13.33
14) Carbon Disulfide	0.947	0.682	0.640	0.523	0.622	0.593	0.634	0.663	20.32
---- Linear regr., Force(0,0) ---- Coefficient = 0.9960									
Response Ratio = 0.00000 + 0.61180 *A									
15) Iodomethane	0.140	0.136	0.132	0.147	0.183	0.202	0.222	0.166	21.69
---- Quadratic regr., Force(0,0) ---- Coefficient = 0.9987									
Response Ratio = 0.00000 + 0.13656 *A + 0.04391 *A^2									
16) Acrolein	0.067	0.058	0.053	0.050	0.058	0.059	0.060	0.058	9.11
17) Allyl chloride	0.353	0.328	0.275	0.280	0.332	0.314	0.325	0.315	9.02
18) Methylene Chlorid	0.713	0.452	0.376	0.324	0.350	0.325	0.329	0.410	34.46
---- Linear regr., Force(0,0) ---- Coefficient = 0.9987									
Response Ratio = 0.00000 + 0.33652 *A									
19) Acetone	0.151	0.125	0.118	0.101	0.108	0.101	0.100	0.115	16.28
---- Linear regr., Force(0,0) ---- Coefficient = 0.9983									
Response Ratio = 0.00000 + 0.10280 *A									
20) Methyl acetate	0.330	0.307	0.285	0.247	0.279	0.274	0.285	0.287	9.08
21) trans-1,2-Dichlor	0.459	0.419	0.378	0.336	0.398	0.378	0.399	0.395	9.66
22) Hexane	0.226	0.239	0.234	0.199	0.247	0.239	0.246	0.233	7.05
23) Methyl Tert Butyl	0.811	0.765	0.729	0.649	0.758	0.750	0.795	0.751	7.00
24) Acetonitrile	0.061	0.050	0.042	0.038	0.043	0.041	0.045	0.046	16.81
---- Linear regr., Force(0,0) ---- Coefficient = 0.9960									
Response Ratio = 0.00000 + 0.04272 *A									
25) Tert Butyl Alcoho	0.056	0.057	0.054	0.049	0.057	0.054	0.054	0.054	5.21

Initial Calibration Summary

Job Number: FC7171
Account: BHATALB Bhate Environmental
Project: Griffiss AFB; Rome, NY

Sample: V1A1829-ICC1829
Lab FileID: 1A46346.D

26)	Di-isopropyl ethe	0.882	0.794	0.782	0.701	0.823	0.809	0.852	0.806	7.15
27)	Chloroprene	1.286	1.135	1.063	0.960	1.124	1.068	1.110	1.106	8.89
28)P	1,1-Dichloroethan	0.620	0.537	0.496	0.443	0.511	0.494	0.518	0.517	10.40
29)	Acrylonitrile	0.152	0.138	0.134	0.117	0.136	0.130	0.133	0.134	7.85
30)	ETBE	0.921	0.845	0.800	0.734	0.857	0.847	0.882	0.841	7.12
31)	Vinyl acetate	0.614	0.586	0.579	0.518	0.603	0.582	0.593	0.582	5.27
32)	cis-1,2-Dichloroe	0.323	0.293	0.282	0.255	0.285	0.281	0.296	0.288	7.02
33)	2,2-Dichloropropa	0.439	0.381	0.361	0.320	0.379	0.368	0.388	0.377	9.39
34)	Bromochloromethan	0.129	0.151	0.145	0.126	0.138	0.129	0.132	0.136	6.83
35)	Cyclohexane	0.410	0.429	0.423	0.337	0.457	0.436	0.466	0.423	10.03
36)C	Chloroform	0.638	0.524	0.503	0.448	0.520	0.498	0.523	0.522	11.04
37)	Ethyl acetate	0.399	0.375	0.364	0.323	0.369	0.359	0.365	0.365	6.25
38)	Tetrahydrofuran	0.152	0.123	0.119	0.114	0.121	0.114	0.116	0.123	11.02
39)S	Dibromofluorometh	0.281	0.287	0.287	0.275	0.279	0.274	0.273	0.280	2.13
40)	Carbon Tetrachlor	0.362	0.392	0.352	0.302	0.373	0.365	0.392	0.362	8.45
41)	1,1,1-Trichloroet	0.452	0.432	0.413	0.352	0.434	0.416	0.441	0.420	7.80
42)	2-Butanone	0.207	0.198	0.197	0.165	0.186	0.179	0.178	0.187	7.76
43)	1,1-Dichloroprope	0.419	0.376	0.340	0.293	0.359	0.345	0.364	0.357	10.72
44)	tert-Butyl format	0.191	0.181	0.181	0.171	0.205	0.208	0.218	0.193	8.91
45)	Propionitrile	0.065	0.062	0.056	0.051	0.058	0.054	0.054	0.057	8.64
46)	Methacrylonitrile	0.240	0.233	0.203	0.190	0.216	0.204	0.205	0.213	8.45
47)	Benzene	1.283	1.103	1.078	0.943	1.098	1.067	1.101	1.096	9.09
48)	TAME	0.778	0.744	0.697	0.645	0.764	0.753	0.789	0.738	6.88
49)S	1,2-Dichloroethan	0.357	0.358	0.360	0.359	0.356	0.358	0.326	0.353	3.39
50)	1,2-Dichloroethan	0.503	0.447	0.423	0.370	0.421	0.399	0.407	0.424	9.91
51)	Isobutyl Alcohol	0.032	0.033	0.029	0.027	0.030	0.026	0.024	0.029	11.76
52)	Tert Amyl Alcohol	0.042	0.043	0.041	0.037	0.044	0.043	0.043	0.042	5.37
53)	Trichloroethene	0.344	0.307	0.291	0.249	0.298	0.285	0.300	0.296	9.52
54)	Methylcyclohexane	0.376	0.439	0.419	0.345	0.465	0.447	0.473	0.423	11.14
55)	Dibromomethane	0.211	0.196	0.186	0.158	0.185	0.179	0.186	0.186	8.64
56)C	1,2-Dichloropropa	0.298	0.288	0.268	0.243	0.282	0.272	0.283	0.276	6.41
57)	Bromodichlorometh	0.430	0.349	0.354	0.322	0.379	0.373	0.385	0.370	9.21
58)	Methyl methacryla	0.318	0.274	0.245	0.248	0.297	0.286	0.295	0.280	9.54
59)	1,4-Dioxane		0.003	0.004	0.003	0.004	0.004	0.004	0.004	12.84
60)	2-Chloroethyl vin	0.181	0.180	0.180	0.165	0.194	0.188	0.194	0.183	5.47
61)	cis-1,3-Dichlorop	0.422	0.401	0.387	0.356	0.429	0.420	0.436	0.407	6.95
62) I	Chlorobenzene-d5	----------	ISTD	----------						
63)S	Toluene-d8	1.330	1.332	1.330	1.318	1.320	1.346	1.364	1.334	1.18
64)C	Toluene	1.852	1.559	1.484	1.312	1.552	1.516	1.597	1.553	10.37
65)	2-Nitropropane	0.118	0.119	0.118	0.112	0.137	0.139	0.140	0.126	9.51
66)	4-Methyl-2-pentan	0.508	0.490	0.501	0.433	0.497	0.488	0.499	0.488	5.17
67)	trans-1,3-Dichlor	0.509	0.490	0.507	0.464	0.560	0.555	0.579	0.523	7.98
68)	Tetrachloroethene	0.477	0.486	0.452	0.390	0.478	0.466	0.492	0.463	7.55
69)	Ethyl methacrylat	0.416	0.430	0.385	0.394	0.476	0.470	0.494	0.438	9.75
70)	1,1,2-Trichloroet	0.328	0.295	0.292	0.260	0.309	0.301	0.309	0.299	6.98
71)	Dibromochlorometh	0.340	0.355	0.353	0.323	0.396	0.397	0.413	0.368	9.19
72)	1,3-Dichloropropa	0.586	0.569	0.550	0.491	0.571	0.563	0.575	0.558	5.62
73)	1,2-Dibromoethane	0.385	0.384	0.369	0.334	0.395	0.392	0.403	0.380	6.07
74)	3,3-Dimethyl-1-Bu	0.060	0.062	0.062	0.056	0.066	0.069	0.075	0.064	10.05
75)	2-hexanone	0.461	0.478	0.477	0.423	0.480	0.471	0.484	0.468	4.52
76)	1-Chlorohexane	0.634	0.559	0.554	0.452	0.546	0.537	0.552	0.548	9.69
77)C	Ethylbenzene	2.026	1.686	1.617	1.434	1.694	1.649	1.715	1.689	10.43
78)P	Chlorobenzene	1.238	1.056	0.983	0.891	1.022	1.010	1.039	1.034	10.13
79)	1,1,1,2-Tetrachlo	0.348	0.354	0.343	0.314	0.384	0.370	0.385	0.357	7.12
80)	m,p-Xylene	1.519	1.371	1.317	1.194	1.395	1.356	1.395	1.364	7.15
81)	o-Xylene	1.596	1.403	1.365	1.234	1.443	1.410	1.445	1.414	7.62
82)	Styrene	1.023	0.967	0.991	0.933	1.111	1.090	1.120	1.034	7.18
83)P	Bromoform	0.166	0.222	0.235	0.229	0.284	0.288	0.302	0.246	19.42

---- Linear regr., Force(0,0) ---- Coefficient = 0.9939

Initial Calibration Summary

Job Number: FC7171
Account: BHATALB Bhate Environmental
Project: Griffiss AFB; Rome, NY

Sample: V1A1829-ICC1829
Lab FileID: 1A46346.D

```
               Response Ratio = 0.00000 + 0.28293 *A

 84)  Isopropylbenzene  1.850 1.672 1.635 1.448 1.725 1.656 1.701 1.670   7.23

 85) I   1,4-Dichlorobenzene-d ----------------ISTD--------------------
 86)S 4-Bromofluorobenz 0.838 0.833 0.847 0.833 0.857 0.864 0.866 0.848   1.67
 87)  cis-1,4-Dichloro-       0.064 0.093 0.118 0.161 0.166 0.190 0.132  36.79
             ---- Quadratic regr., Force(0,0) ----  Coefficient =  0.9953
               Response Ratio = 0.00000 + 0.10338 *A + 0.04488 *A^2

 88)  n-Propylbenzene   3.863 3.538 3.384 2.999 3.667 3.575 3.668 3.528   7.80
 89)  Bromobenzene      0.899 0.796 0.755 0.690 0.809 0.815 0.828 0.799   8.05
 90)P 1,1,2,2-Tetrachlo 0.863 0.883 0.834 0.770 0.910 0.912 0.939 0.873   6.52
 91)  1,3,5-Trimethylbe 2.729 2.453 2.329 2.157 2.584 2.538 2.629 2.489   7.80
 92)  2-Chlorotoluene   2.423 2.065 1.922 1.786 2.117 2.114 2.145 2.082   9.53
 93)  trans-1,4-Dichlor       0.142 0.162 0.179 0.236 0.256 0.273 0.208  25.99
             ---- Quadratic regr., Force(0,0) ----  Coefficient =  0.9967
               Response Ratio = 0.00000 + 0.17140 *A + 0.05396 *A^2

 94)  1,2,3-Trichloropr 0.211 0.259 0.250 0.230 0.268 0.271 0.271 0.251   9.11
 95)  Cyclohexanone           0.028 0.028 0.027 0.033 0.035 0.036 0.031  12.93
 96)  4-Chlorotoluene   2.504 2.175 2.064 1.883 2.223 2.206 2.246 2.186   8.63
 97)  tert-Butylbenzene 1.404 1.334 1.330 1.189 1.440 1.397 1.431 1.361   6.40
 98)  1,2,4-Trimethylbe 2.692 2.350 2.252 2.123 2.496 2.471 2.560 2.420   7.96
 99)  Pentachloroethane 0.251 0.355 0.320 0.345 0.427 0.432 0.452 0.369  19.61
             ---- Linear regr., Force(0,0) ----  Coefficient =  0.9932
               Response Ratio = 0.00000 + 0.42390 *A

100)  sec-Butylbenzene  3.363 3.056 2.928 2.587 3.192 3.083 3.196 3.058   8.11
101)  4-Isopropyltoluen 2.796 2.440 2.368 2.150 2.642 2.587 2.675 2.523   8.66
102)  1,3-Dichlorobenze 1.748 1.516 1.437 1.292 1.513 1.473 1.522 1.500   9.04
103)  1,2,3-Trimethylbe 2.708 2.306 2.276 2.052 2.458 2.405 2.460 2.381   8.47
104)  1,4-Dichlorobenze 1.807 1.556 1.434 1.295 1.500 1.479 1.515 1.512  10.23
105)  n-Butylbenzene    1.094 1.118 1.072 0.982 1.208 1.176 1.202 1.122   7.26
106)  Benzyl Chloride         0.180 0.192 0.226 0.286 0.297 0.322 0.250  23.62
             ---- Linear regr., Force(0,0) ----  Coefficient =  0.9926
               Response Ratio = 0.00000 + 0.29154 *A

107)  1,2-Dichlorobenze 1.653 1.305 1.267 1.176 1.363 1.336 1.365 1.352  10.95
108)  1,2-Dibromo-3-Chl       0.104 0.115 0.121 0.143 0.146 0.157 0.131  15.84
             ---- Linear regr., Force(0,0) ----  Coefficient =  0.9956
               Response Ratio = 0.00000 + 0.14530 *A

109)  Hexachlorobutadie 0.267 0.268 0.255 0.213 0.270 0.258 0.250 0.254   7.74
110)  1,2,4-Trichlorobe 0.800 0.690 0.618 0.582 0.688 0.706 0.728 0.687  10.38
111)  Naphthalene       1.244 1.256 1.215 1.159 1.444 1.513 1.653 1.355  13.54
112)  1,2,3-Trichlorobe 0.492 0.522 0.473 0.438 0.517 0.526 0.555 0.503   7.74
 ----------------------------------------------------------------------------
 (#) = Out of Range

          V1A_05-23-2023.M        Wed May 24 11:42:39 2023
```

Initial Calibration Verification

Job Number: FC7171
Account: BHATALB Bhate Environmental
Project: Griffiss AFB; Rome, NY

Sample: V1A1829-ICV1829
Lab FileID: 1A46354.D

Evaluate Continuing Calibration Report

Data File : C:\msdchem\1\DATA\05-23-2023\1A46354.D Vial: 10
Acq On : 23 May 2023 3:17 pm Operator: jeniferw
Sample : ICV1829-5 Inst : MSVOA17
Misc : MS54063,V1A1829,,,,, Multiplr: 1.00
MS Integration Params: big.p

Method : C:\msdchem\1\MET...V1A_05-23-2023.M (RTE Integrator)
Title : SW-846 Method 5035A/8260B
Last Update : Wed May 24 11:40:15 2023
Response via : Multiple Level Calibration

Min. RRF : 0.000 Min. Rel. Area : 50% Max. R.T. Dev 0.50min
Max. RRF Dev : 20% Max. Rel. Area : 200%

	Compound	AvgRF	CCRF	%Dev	Area%	Dev(min)	R.T.
1 I	Fluorobenzene	1.000	1.000	0.0	105	0.00	3.41
2	Dichlorodifluoromethane	0.188	0.213	-13.3	110	0.00	1.02
		Amount	Calc.	%Drift			
3 P	Chloromethane	40.000	39.293	1.8	98	0.00	1.13
		AvgRF	CCRF	%Dev			
4	1,3-butadiene	0.313	0.246	21.4#	82	0.00	1.18
5 C	Vinyl Chloride	0.266	0.244	8.3	96	0.00	1.17
6	Bromomethane	0.100	0.116	-16.0	127	0.00	1.35
		Amount	Calc.	%Drift			
7	Chloroethane	40.000	37.695	5.8	100	0.00	1.41
		AvgRF	CCRF	%Dev			
8	Trichlorofluoromethane	0.388	0.384	1.0	100	0.00	1.50
9	Ethyl Ether	0.212	0.226	-6.6	113	0.00	1.66
10	Ethanol	0.004	0.004	0.0	98	0.00	1.71
11	1,2-Dichlorotrifluoroetha	0.284	0.293	-3.2	104	0.00	1.74
12 C	1,1-Dichloroethene	0.394	0.360	8.6	95	0.00	1.76
13	Freon 113	0.216	0.261	-20.8#	116	0.00	1.79
		Amount	Calc.	%Drift			
14	Carbon Disulfide	40.000	41.854	-4.6	108	0.00	1.78
15	Iodomethane	40.000	47.429	-18.6	120	0.00	1.83
		AvgRF	CCRF	%Dev			
16	Acrolein	0.058	0.061	-5.2	110	0.00	1.91
17	Allyl chloride	0.315	0.329	-4.4	103	0.00	2.00
		Amount	Calc.	%Drift			
18	Methylene Chloride	40.000	39.520	1.2	99	0.00	2.04
19	Acetone	200.000	209.736	-4.9	104	0.00	2.05
		AvgRF	CCRF	%Dev			
20	Methyl acetate	0.287	0.251	12.5	94	0.00	2.13
21	trans-1,2-Dichloroethene	0.395	0.364	7.8	96	0.00	2.13
22	Hexane	0.233	0.263	-12.9	111	0.00	2.20
23	Methyl Tert Butyl Ether	0.751	0.759	-1.1	105	0.00	2.20
		Amount	Calc.	%Drift			
24	Acetonitrile	400.000	396.574	0.9	104	0.00	2.27

Initial Calibration Verification

Job Number: FC7171
Account: BHATALB Bhate Environmental
Project: Griffiss AFB; Rome, NY

Sample: V1A1829-ICV1829
Lab FileID: 1A46354.D

			AvgRF	CCRF	%Dev			
25		Tert Butyl Alcohol	0.054	0.055	-1.9	101	0.00	2.21
26		Di-isopropyl ether	0.806	0.790	2.0	100	0.00	2.40
27		Chloroprene	1.106	1.024	7.4	95	0.00	2.44
28	P	1,1-Dichloroethane	0.517	0.453	12.4	93	0.00	2.44
29		Acrylonitrile	0.134	0.129	3.7	99	0.00	2.44
30		ETBE	0.841	0.869	-3.3	106	0.00	2.58
31		Vinyl acetate	0.582	0.627	-7.7	109	0.00	2.57
32		cis-1,2-Dichloroethene	0.288	0.264	8.3	97	0.00	2.72
33		2,2-Dichloropropane	0.377	0.386	-2.4	106	0.00	2.79
34		Bromochloromethane	0.136	0.139	-2.2	105	0.00	2.83
35		Cyclohexane	0.423	0.450	-6.4	103	0.00	2.87
36	C	Chloroform	0.522	0.496	5.0	100	0.00	2.87
37		Ethyl acetate	0.365	0.361	1.1	102	0.00	2.92
38		Tetrahydrofuran	0.123	0.114	7.3	99	0.00	2.95
39	S	Dibromofluoromethane	0.280	0.271	3.2	101	0.00	2.96
40		Carbon Tetrachloride	0.362	0.355	1.9	100	0.00	2.97
41		1,1,1-Trichloroethane	0.420	0.410	2.4	99	0.00	2.99
42		2-Butanone	0.187	0.183	2.1	103	0.00	3.00
43		1,1-Dichloropropene	0.357	0.344	3.6	100	0.00	3.06
44		tert-Butyl formate		----------NA----------				
45		Propionitrile	0.057	0.055	3.5	99	0.00	3.15
46		Methacrylonitrile	0.213	0.210	1.4	101	0.00	3.17
47		Benzene	1.096	1.044	4.7	99	0.00	3.19
48		TAME	0.738	0.769	-4.2	105	0.00	3.25
49	S	1,2-Dichloroethane-d4	0.353	0.356	-0.8	105	0.00	3.24
50		1,2-Dichloroethane	0.424	0.409	3.5	102	0.00	3.28
51		Isobutyl Alcohol	0.029	0.031	-6.9	108	0.00	3.26
52		Tert Amyl Alcohol	0.042	0.045	-7.1	106	0.00	3.33
53		Trichloroethene	0.296	0.289	2.4	101	0.00	3.51
54		Methylcyclohexane	0.423	0.464	-9.7	104	0.00	3.54
55		Dibromomethane	0.186	0.183	1.6	103	0.00	3.74
56	C	1,2-Dichloropropane	0.276	0.282	-2.2	105	0.00	3.80
57		Bromodichloromethane	0.370	0.362	2.2	100	0.00	3.84
58		Methyl methacrylate	0.280	0.282	-0.7	99	0.00	3.92
59		1,4-Dioxane	0.004	0.004	0.0	94	0.00	3.94
60		2-Chloroethyl vinyl ether	0.183	0.190	-3.8	103	0.00	4.17
61		cis-1,3-Dichloropropene	0.407	0.417	-2.5	102	0.00	4.21
62	I	Chlorobenzene-d5	1.000	1.000	0.0	105	0.00	5.36
63	S	Toluene-d8	1.334	1.321	1.0	105	0.00	4.34
64	C	Toluene	1.553	1.486	4.3	101	0.00	4.37
65		2-Nitropropane	0.126	0.133	-5.6	103	0.00	4.47
66		4-Methyl-2-pentanone	0.488	0.478	2.0	101	0.00	4.59
67		trans-1,3-Dichloropropene	0.523	0.514	1.7	97	0.00	4.62
68		Tetrachloroethene	0.463	0.453	2.2	100	0.00	4.64
69		Ethyl methacrylate	0.438	0.482	-10.0	106	0.00	4.74
70		1,1,2-Trichloroethane	0.299	0.301	-0.7	102	0.00	4.72
71		Dibromochloromethane	0.368	0.391	-6.3	104	0.00	4.84
72		1,3-Dichloropropane	0.558	0.585	-4.8	108	0.00	4.90
73		1,2-Dibromoethane	0.380	0.387	-1.8	103	0.00	5.00
74		3,3-Dimethyl-1-Butanol	0.064	0.064	0.0	103	0.00	5.13
75		2-hexanone	0.468	0.462	1.3	101	0.00	5.14
76		1-Chlorohexane	0.548	0.488	10.9	94	0.00	5.37
77	C	Ethylbenzene	1.689	1.672	1.0	104	0.00	5.41
78	P	Chlorobenzene	1.034	1.000	3.3	103	0.00	5.37
79		1,1,1,2-Tetrachloroethane	0.357	0.369	-3.4	101	0.00	5.41
80		m,p-Xylene	1.364	1.344	1.5	101	0.00	5.51
81		o-Xylene	1.414	1.366	3.4	100	0.00	5.81

Initial Calibration Verification

Job Number: FC7171
Account: BHATALB Bhate Environmental
Project: Griffiss AFB; Rome, NY

Sample: V1A1829-ICV1829
Lab FileID: 1A46354.D

82		Styrene	1.034	1.063	-2.8	101	0.00	5.84
			Amount	Calc.	%Drift			
83	P	Bromoform	40.000	38.997	2.5	102	0.00	5.84
			AvgRF	CCRF	%Dev			
84		Isopropylbenzene	1.670	1.635	2.1	100	0.00	6.04
85	I	1,4-Dichlorobenzene-d4	1.000	1.000	0.0	105	0.00	7.10
86	S	4-Bromofluorobenzene	0.848	0.849	-0.1	104	0.00	6.24
			Amount	Calc.	%Drift			
87		cis-1,4-Dichloro-2-butene	40.000	48.279	-20.7#	116	0.00	6.28
			AvgRF	CCRF	%Dev			
88		n-Propylbenzene	3.528	3.469	1.7	100	0.00	6.36
89		Bromobenzene	0.799	0.832	-4.1	108	0.00	6.31
90	P	1,1,2,2-Tetrachloroethane	0.873	0.903	-3.4	104	0.00	6.38
91		1,3,5-Trimethylbenzene	2.489	2.552	-2.5	104	0.00	6.51
92		2-Chlorotoluene	2.082	2.039	2.1	101	0.00	6.46
			Amount	Calc.	%Drift			
93		trans-1,4-Dichloro-2-Bute	40.000	43.616	-9.0	106	0.00	6.51
			AvgRF	CCRF	%Dev			
94		1,2,3-Trichloropropane	0.251	0.278	-10.8	109	0.00	6.48
95		Cyclohexanone	0.031	0.041	-32.3#	132	0.00	6.49
96		4-Chlorotoluene	2.186	2.126	2.7	101	0.00	6.58
97		tert-Butylbenzene	1.361	1.394	-2.4	102	0.00	6.75
98		1,2,4-Trimethylbenzene	2.420	2.473	-2.2	104	0.00	6.81
			Amount	Calc.	%Drift			
99		Pentachloroethane	40.000	39.683	0.8	104	0.00	6.75
			AvgRF	CCRF	%Dev			
100		sec-Butylbenzene	3.058	2.989	2.3	99	0.00	6.90
101		4-Isopropyltoluene	2.523	2.557	-1.3	102	0.00	7.01
102		1,3-Dichlorobenzene	1.500	1.426	4.9	99	0.00	7.04
103		1,2,3-Trimethylbenzene	2.381	2.379	0.1	102	0.00	7.15
104		1,4-Dichlorobenzene	1.512	1.449	4.2	102	0.00	7.11
105		n-Butylbenzene	1.122	1.245	-11.0	108	0.00	7.35
			Amount	Calc.	%Drift			
106		Benzyl Chloride	40.000	39.272	1.8	105	0.00	7.30
			AvgRF	CCRF	%Dev			
107		1,2-Dichlorobenzene	1.352	1.334	1.3	103	0.00	7.44
			Amount	Calc.	%Drift			
108		1,2-Dibromo-3-Chloropropa	40.000	39.832	0.4	106	0.00	8.01
			AvgRF	CCRF	%Dev			
109		Hexachlorobutadiene	0.254	0.276	-8.7	108	0.00	8.52
110		1,2,4-Trichlorobenzene	0.687	0.683	0.6	104	0.00	8.51
111		Naphthalene	1.355	1.388	-2.4	101	0.00	8.72
112		1,2,3-Trichlorobenzene	0.503	0.516	-2.6	105	0.00	8.85

(#) = Out of Range SPCC's out = 0 CCC's out = 0

Initial Calibration Verification

Job Number: FC7171
Account: BHATALB Bhate Environmental
Project: Griffiss AFB; Rome, NY

Sample: V1A1829-ICV1829
Lab FileID: 1A46354.D

1A46346.D V1A_05-23-2023.M Wed May 24 11:42:26 2023

Initial Calibration Verification

Job Number: FC7171
Account: BHATALB Bhate Environmental
Project: Griffiss AFB; Rome, NY

Sample: V1A1829-ICV1829
Lab FileID: 1A46356.D

Evaluate Continuing Calibration Report

Data File : C:\msdchem\1\DATA\05-23-2023\1A46356.D Vial: 11
Acq On : 23 May 2023 3:48 pm Operator: jeniferw
Sample : ICV1829-4 Inst : MSVOA17
Misc : MS54063,V1A1829,,,,, Multiplr: 1.00
MS Integration Params: big.p

Method : C:\msdchem\1\MET...V1A_05-23-2023.M (RTE Integrator)
Title : SW-846 Method 5035A/8260B
Last Update : Wed May 24 09:26:17 2023
Response via : Multiple Level Calibration

Min. RRF : 0.000 Min. Rel. Area : 50% Max. R.T. Dev 0.50min
Max. RRF Dev : 20% Max. Rel. Area : 200%

	Compound	AvgRF	CCRF	%Dev	Area%	Dev(min)	R.T.
1 I	Fluorobenzene	1.000	1.000	0.0	111	0.00	3.40
2	Dichlorodifluoromethane		----------NA----------				
	----------	Amount	Calc.	%Drift	----------		
3 P	Chloromethane		----------NA----------				
	----------	AvgRF	CCRF	%Dev	----------		
4	1,3-butadiene	0.313	0.269	14.1	113	0.00	1.18
5 C	Vinyl Chloride		----------NA----------				
6	Bromomethane		----------NA----------				
	----------	Amount	Calc.	%Drift	----------		
7	Chloroethane		----------NA----------				
	----------	AvgRF	CCRF	%Dev	----------		
8	Trichlorofluoromethane		----------NA----------				
9	Ethyl Ether		----------NA----------				
10	Ethanol		----------NA----------				
11	1,2-Dichlorotrifluoroetha		----------NA----------				
12 C	1,1-Dichloroethene		----------NA----------				
13	Freon 113		----------NA----------				
	----------	Amount	Calc.	%Drift	----------		
14	Carbon Disulfide		----------NA----------				
15	Iodomethane		----------NA----------				
	----------	AvgRF	CCRF	%Dev	----------		
16	Acrolein		----------NA----------				
17	Allyl chloride		----------NA----------				
	----------	Amount	Calc.	%Drift	----------		
18	Methylene Chloride		----------NA----------				
19	Acetone		----------NA----------				
	----------	AvgRF	CCRF	%Dev	----------		
20	Methyl acetate		----------NA----------				
21	trans-1,2-Dichloroethene		----------NA----------				
22	Hexane		----------NA----------				
23	Methyl Tert Butyl Ether		----------NA----------				
	----------	Amount	Calc.	%Drift	----------		
24	Acetonitrile		----------NA----------				

Initial Calibration Verification

Job Number: FC7171
Account: BHATALB Bhate Environmental
Project: Griffiss AFB; Rome, NY

Sample: V1A1829-ICV1829
Lab FileID: 1A46356.D

			AvgRF	CCRF	%Dev			
25		Tert Butyl Alcohol		NA				
26		Di-isopropyl ether		NA				
27		Chloroprene		NA				
28	P	1,1-Dichloroethane		NA				
29		Acrylonitrile		NA				
30		ETBE		NA				
31		Vinyl acetate		NA				
32		cis-1,2-Dichloroethene		NA				
33		2,2-Dichloropropane		NA				
34		Bromochloromethane		NA				
35		Cyclohexane		NA				
36	C	Chloroform		NA				
37		Ethyl acetate		NA				
38		Tetrahydrofuran		NA				
39	S	Dibromofluoromethane	0.280	0.272	2.9	110	0.00	2.96
40		Carbon Tetrachloride		NA				
41		1,1,1-Trichloroethane		NA				
42		2-Butanone		NA				
43		1,1-Dichloropropene		NA				
44		tert-Butyl formate		NA				
45		Propionitrile		NA				
46		Methacrylonitrile		NA				
47		Benzene		NA				
48		TAME		NA				
49	S	1,2-Dichloroethane-d4	0.353	0.348	1.4	108	0.00	3.24
50		1,2-Dichloroethane		NA				
51		Isobutyl Alcohol		NA				
52		Tert Amyl Alcohol		NA				
53		Trichloroethene		NA				
54		Methylcyclohexane		NA				
55		Dibromomethane		NA				
56	C	1,2-Dichloropropane		NA				
57		Bromodichloromethane		NA				
58		Methyl methacrylate		NA				
59		1,4-Dioxane		NA				
60		2-Chloroethyl vinyl ether		NA				
61		cis-1,3-Dichloropropene		NA				
62	I	Chlorobenzene-d5	1.000	1.000	0.0	110	0.00	5.35
63	S	Toluene-d8	1.334	1.320	1.0	110	0.00	4.34
64	C	Toluene		NA				
65		2-Nitropropane		NA				
66		4-Methyl-2-pentanone		NA				
67		trans-1,3-Dichloropropene		NA				
68		Tetrachloroethene		NA				
69		Ethyl methacrylate		NA				
70		1,1,2-Trichloroethane		NA				
71		Dibromochloromethane		NA				
72		1,3-Dichloropropane		NA				
73		1,2-Dibromoethane		NA				
74		3,3-Dimethyl-1-Butanol		NA				
75		2-hexanone		NA				
76		1-Chlorohexane		NA				
77	C	Ethylbenzene		NA				
78	P	Chlorobenzene		NA				
79		1,1,1,2-Tetrachloroethane		NA				
80		m,p-Xylene		NA				
81		o-Xylene		NA				

Initial Calibration Verification

Job Number: FC7171
Account: BHATALB Bhate Environmental
Project: Griffiss AFB; Rome, NY

Sample: V1A1829-ICV1829
Lab FileID: 1A46356.D

			Amount	Calc.	%Drift			
82		Styrene		NA				
			Amount	Calc.	%Drift			
83	P	Bromoform		NA				
			AvgRF	CCRF	%Dev			
84		Isopropylbenzene		NA				
85	I	1,4-Dichlorobenzene-d4	1.000	1.000	0.0	109	0.00	7.10
86	S	4-Bromofluorobenzene	0.848	0.833	1.8	109	0.00	6.24
			Amount	Calc.	%Drift			
87		cis-1,4-Dichloro-2-butene		NA				
			AvgRF	CCRF	%Dev			
88		n-Propylbenzene		NA				
89		Bromobenzene		NA				
90	P	1,1,2,2-Tetrachloroethane		NA				
91		1,3,5-Trimethylbenzene		NA				
92		2-Chlorotoluene		NA				
			Amount	Calc.	%Drift			
93		trans-1,4-Dichloro-2-Bute		NA				
			AvgRF	CCRF	%Dev			
94		1,2,3-Trichloropropane		NA				
95		Cyclohexanone		NA				
96		4-Chlorotoluene		NA				
97		tert-Butylbenzene		NA				
98		1,2,4-Trimethylbenzene		NA				
			Amount	Calc.	%Drift			
99		Pentachloroethane		NA				
			AvgRF	CCRF	%Dev			
100		sec-Butylbenzene		NA				
101		4-Isopropyltoluene		NA				
102		1,3-Dichlorobenzene		NA				
103		1,2,3-Trimethylbenzene		NA				
104		1,4-Dichlorobenzene		NA				
105		n-Butylbenzene		NA				
			Amount	Calc.	%Drift			
106		Benzyl Chloride		NA				
			AvgRF	CCRF	%Dev			
107		1,2-Dichlorobenzene		NA				
			Amount	Calc.	%Drift			
108		1,2-Dibromo-3-Chloropropa		NA				
			AvgRF	CCRF	%Dev			
109		Hexachlorobutadiene		NA				
110		1,2,4-Trichlorobenzene		NA				
111		Naphthalene		NA				
112		1,2,3-Trichlorobenzene		NA				

(#) = Out of Range SPCC's out = 3 CCC's out = 6

Initial Calibration Verification

Job Number: FC7171
Account: BHATALB Bhate Environmental
Project: Griffiss AFB; Rome, NY

Sample: V1A1829-ICV1829
Lab FileID: 1A46356.D

1A46344.D V1A_05-23-2023.M Wed May 24 11:12:08 2023

Continuing Calibration Summary

Job Number: FC7171
Account: BHATALB Bhate Environmental
Project: Griffiss AFB; Rome, NY

Sample: V1A1848-CC1829
Lab FileID: 1A47375.D

Evaluate Continuing Calibration Report

Data File : C:\msdchem\1\DATA\06-28-2023\1A47375.D Vial: 2
Acq On : 28 Jun 2023 5:21 am Operator: jeniferw
Sample : CC1829-5 Inst : MSVOA17
Misc : MS54292,V1A1848,,,,, Multiplr: 1.00
MS Integration Params: big.p

Method : C:\msdchem\1\MET...V1A_05-23-2023.M (RTE Integrator)
Title : SW-846 Method 5035A/8260B
Last Update : Wed May 24 11:40:15 2023
Response via : Multiple Level Calibration

Min. RRF : 0.000 Min. Rel. Area : 50% Max. R.T. Dev 0.50min
Max. RRF Dev : 20% Max. Rel. Area : 200%

	Compound	AvgRF	CCRF	%Dev	Area%	Dev(min)	R.T.
1 I	Fluorobenzene	1.000	1.000	0.0	96	0.00	3.40
2	Dichlorodifluoromethane	0.188	0.245	-30.3#	117	0.00	1.03
	----------	Amount	Calc.	%Drift	----------		
3	Chloromethane	40.000	54.345	-35.9#	125	0.00	1.13
	----------	AvgRF	CCRF	%Dev	----------		
4	1,3-butadiene	0.313	0.279	10.9	86	0.00	1.19
5	Vinyl Chloride	0.266	0.295	-10.9	107	0.00	1.17
6	Bromomethane	0.100	0.078	22.0#	79	0.00	1.35
	----------	Amount	Calc.	%Drift	----------		
7	Chloroethane	40.000	24.700	38.3#	65	0.00	1.41
	----------	AvgRF	CCRF	%Dev	----------		
8	Trichlorofluoromethane	0.388	0.350	9.8	84	0.00	1.50
9	Ethyl Ether	0.212	0.233	-9.9	107	0.00	1.66
10	Ethanol	0.004	0.006	-50.0#	112	0.00	1.72
11	1,2-Dichlorotrifluoroetha	0.284	0.287	-1.1	94	0.00	1.75
12	1,1-Dichloroethene	0.394	0.389	1.3	95	0.00	1.76
13	Freon 113	0.216	0.236	-9.3	96	0.00	1.79
	----------	Amount	Calc.	%Drift	----------		
14	Carbon Disulfide	40.000	47.951	-19.9	114	0.00	1.78
15	Iodomethane	40.000	34.323	14.2	75	0.00	1.83
	----------	AvgRF	CCRF	%Dev	----------		
16	Acrolein	0.058	0.058	0.0	96	0.00	1.91
17	Allyl chloride	0.315	0.362	-14.9	105	0.00	2.00
	----------	Amount	Calc.	%Drift	----------		
18	Methylene Chloride	40.000	49.201	-23.0#	114	0.00	2.05
19	Acetone	200.000	217.747	-8.9	100	0.00	2.06
	----------	AvgRF	CCRF	%Dev	----------		
20	Methyl acetate	0.287	0.323	-12.5	112	0.00	2.13
21	trans-1,2-Dichloroethene	0.395	0.409	-3.5	99	0.00	2.13
22	Hexane	0.233	0.285	-22.3#	111	0.00	2.20
23	Methyl Tert Butyl Ether	0.751	0.741	1.3	94	0.00	2.20
	----------	Amount	Calc.	%Drift	----------		
24	Acetonitrile	400.000	472.326	-18.1	114	0.00	2.28

Continuing Calibration Summary

Job Number: FC7171
Account: BHATALB Bhate Environmental
Project: Griffiss AFB; Rome, NY

Sample: V1A1848-CC1829
Lab FileID: 1A47375.D

			AvgRF	CCRF	%Dev			
25		Tert Butyl Alcohol	0.054	0.057	-5.6	97	0.00	2.22
26		Di-isopropyl ether	0.806	0.920	-14.1	108	0.00	2.40
27		Chloroprene	1.106	1.176	-6.3	101	0.00	2.44
28		1,1-Dichloroethane	0.517	0.524	-1.4	99	0.00	2.44
29		Acrylonitrile	0.134	0.141	-5.2	100	0.00	2.44
30		ETBE	0.841	0.876	-4.2	99	0.00	2.58
31		Vinyl acetate	0.582	0.591	-1.5	94	0.00	2.57
32		cis-1,2-Dichloroethene	0.288	0.284	1.4	96	0.00	2.72
33		2,2-Dichloropropane	0.377	0.349	7.4	89	0.00	2.79
34		Bromochloromethane	0.136	0.134	1.5	94	0.00	2.83
35		Cyclohexane	0.423	0.505	-19.4	106	0.00	2.87
36		Chloroform	0.522	0.488	6.5	90	0.00	2.87
37		Ethyl acetate	0.365	0.388	-6.3	101	0.00	2.92
38		Tetrahydrofuran	0.123	0.134	-8.9	107	0.00	2.95
39	S	Dibromofluoromethane	0.280	0.267	4.6	92	0.00	2.96
40		Carbon Tetrachloride	0.362	0.345	4.7	89	0.00	2.97
41		1,1,1-Trichloroethane	0.420	0.389	7.4	87	0.00	2.99
42		2-Butanone	0.187	0.200	-7.0	104	0.00	3.00
43		1,1-Dichloropropene	0.357	0.345	3.4	93	0.00	3.06
44		tert-Butyl formate	0.193	0.202	-4.7	95	0.00	3.10
45		Propionitrile	0.057	0.064	-12.3	106	0.00	3.15
46		Methacrylonitrile	0.213	0.221	-3.8	98	0.00	3.17
47		Benzene	1.096	1.107	-1.0	97	0.00	3.19
48		TAME	0.738	0.744	-0.8	94	0.00	3.25
49	S	1,2-Dichloroethane-d4	0.353	0.319	9.6	86	0.00	3.24
50		1,2-Dichloroethane	0.424	0.365	13.9	84	0.00	3.28
51		Isobutyl Alcohol	0.029	0.032	-10.3	103	0.00	3.27
52		Tert Amyl Alcohol	0.042	0.046	-9.5	100	0.00	3.33
53		Trichloroethene	0.296	0.289	2.4	93	0.00	3.51
54		Methylcyclohexane	0.423	0.463	-9.5	96	0.00	3.54
55		Dibromomethane	0.186	0.169	9.1	88	0.00	3.74
56		1,2-Dichloropropane	0.276	0.297	-7.6	102	0.00	3.80
57		Bromodichloromethane	0.370	0.351	5.1	89	0.00	3.84
58		Methyl methacrylate	0.280	0.298	-6.4	97	0.00	3.92
59		1,4-Dioxane	0.004	0.004	0.0	101	0.00	3.94
60		2-Chloroethyl vinyl ether	0.183	0.185	-1.1	92	0.00	4.17
61		cis-1,3-Dichloropropene	0.407	0.422	-3.7	95	0.00	4.21
62	I	Chlorobenzene-d5	1.000	1.000	0.0	98	0.00	5.36
63	S	Toluene-d8	1.334	1.325	0.7	99	0.00	4.34
64		Toluene	1.553	1.510	2.8	96	0.00	4.37
65		2-Nitropropane	0.126	0.115	8.7	83	0.00	4.47
66		4-Methyl-2-pentanone	0.488	0.511	-4.7	101	0.00	4.59
67		trans-1,3-Dichloropropene	0.523	0.508	2.9	89	0.00	4.62
68		Tetrachloroethene	0.463	0.438	5.4	90	0.00	4.64
69		Ethyl methacrylate	0.438	0.438	0.0	90	0.00	4.74
70		1,1,2-Trichloroethane	0.299	0.291	2.7	93	0.00	4.72
71		Dibromochloromethane	0.368	0.357	3.0	88	0.00	4.84
72		1,3-Dichloropropane	0.558	0.539	3.4	93	0.00	4.90
73		1,2-Dibromoethane	0.380	0.357	6.1	89	0.00	5.00
74		3,3-Dimethyl-1-Butanol	0.064	0.066	-3.1	99	0.00	5.13
75		2-hexanone	0.468	0.469	-0.2	96	0.00	5.14
76		1-Chlorohexane	0.548	0.490	10.6	88	0.00	5.37
77		Ethylbenzene	1.689	1.617	4.3	94	0.00	5.40
78		Chlorobenzene	1.034	0.956	7.5	92	0.00	5.37
79		1,1,1,2-Tetrachloroethane	0.357	0.344	3.6	88	0.00	5.41
80		m,p-Xylene	1.364	1.287	5.6	91	0.00	5.51
81		o-Xylene	1.414	1.325	6.3	90	0.00	5.81

Continuing Calibration Summary

Job Number: FC7171
Account: BHATALB Bhate Environmental
Project: Griffiss AFB; Rome, NY

Sample: V1A1848-CC1829
Lab FileID: 1A47375.D

82		Styrene	1.034	1.021	1.3	90	0.00	5.84
			Amount	Calc.	%Drift			
83		Bromoform	40.000	37.006	7.5	90	0.00	5.84
			AvgRF	CCRF	%Dev			
84		Isopropylbenzene	1.670	1.575	5.7	90	0.00	6.04
85	I	1,4-Dichlorobenzene-d4	1.000	1.000	0.0	98	0.00	7.10
86	S	4-Bromofluorobenzene	0.848	0.840	0.9	96	0.00	6.24
			Amount	Calc.	%Drift			
87		cis-1,4-Dichloro-2-butene	40.000	40.876	-2.2	87	0.00	6.27
			AvgRF	CCRF	%Dev			
88		n-Propylbenzene	3.528	3.386	4.0	90	0.00	6.35
89		Bromobenzene	0.799	0.742	7.1	90	0.00	6.31
90		1,1,2,2-Tetrachloroethane	0.873	0.881	-0.9	95	0.00	6.38
91		1,3,5-Trimethylbenzene	2.489	2.387	4.1	90	0.00	6.51
92		2-Chlorotoluene	2.082	1.961	5.8	90	0.00	6.46
			Amount	Calc.	%Drift			
93		trans-1,4-Dichloro-2-Bute	40.000	41.251	-3.1	92	0.00	6.51
			AvgRF	CCRF	%Dev			
94		1,2,3-Trichloropropane	0.251	0.244	2.8	89	0.00	6.48
95		Cyclohexanone	0.031	0.035	-12.9	103	0.00	6.48
96		4-Chlorotoluene	2.186	2.062	5.7	91	0.00	6.58
97		tert-Butylbenzene	1.361	1.294	4.9	88	0.00	6.75
98		1,2,4-Trimethylbenzene	2.420	2.316	4.3	91	0.00	6.81
			Amount	Calc.	%Drift			
99		Pentachloroethane	40.000	38.361	4.1	93	0.00	6.75
			AvgRF	CCRF	%Dev			
100		sec-Butylbenzene	3.058	2.951	3.5	90	0.00	6.90
101		4-Isopropyltoluene	2.523	2.443	3.2	90	0.00	7.01
102		1,3-Dichlorobenzene	1.500	1.376	8.3	89	0.00	7.04
103		1,2,3-Trimethylbenzene	2.381	2.274	4.5	90	0.00	7.14
104		1,4-Dichlorobenzene	1.512	1.378	8.9	90	0.00	7.11
105		n-Butylbenzene	1.122	1.118	0.4	90	0.00	7.34
			Amount	Calc.	%Drift			
106		Benzyl Chloride	40.000	36.653	8.4	91	0.00	7.30
			AvgRF	CCRF	%Dev			
107		1,2-Dichlorobenzene	1.352	1.215	10.1	87	0.00	7.43
			Amount	Calc.	%Drift			
108		1,2-Dibromo-3-Chloropropa	40.000	33.311	16.7	83	0.00	8.01
			AvgRF	CCRF	%Dev			
109		Hexachlorobutadiene	0.254	0.241	5.1	87	0.00	8.51
110		1,2,4-Trichlorobenzene	0.687	0.557	18.9	79	0.00	8.51
111		Naphthalene	1.355	1.043	23.0#	70	0.00	8.71
112		1,2,3-Trichlorobenzene	0.503	0.372	26.0#	70	0.00	8.84

(#) = Out of Range SPCC's out = 0 CCC's out = 0

Continuing Calibration Summary

Job Number: FC7171
Account: BHATALB Bhate Environmental
Project: Griffiss AFB; Rome, NY

Sample: V1A1848-CC1829
Lab FileID: 1A47375.D

1A46346.D V1A_05-23-2023.M Wed Jun 28 05:55:00 2023

Continuing Calibration Summary

Job Number: FC7171
Account: BHATALB Bhate Environmental
Project: Griffiss AFB; Rome, NY

Sample: V1A1848-ECC1829
Lab FileID: 1A47401.D

Evaluate Continuing Calibration Report

Data File : C:\msdchem\1\data\ce...\V1A1848-49\1A47401.d Vial: 28
Acq On : 28 Jun 2023 3:51 pm Operator: jeniferw
Sample : ECC1829-5 Inst : MSVOA17
Misc : MS54311,V1A1848,,,,, Multiplr: 1.00
MS Integration Params: big.p

Method : C:\msdchem\1\met...V1A_05-23-2023.M (RTE Integrator)
Title : SW-846 Method 5035A/8260B
Last Update : Wed May 24 11:40:15 2023
Response via : Multiple Level Calibration

Min. RRF : 0.000 Min. Rel. Area : 50% Max. R.T. Dev 0.50min
Max. RRF Dev : 50% Max. Rel. Area : 200%

	Compound	AvgRF	CCRF	%Dev	Area%	Dev(min)	R.T.
1 I	Fluorobenzene	1.000	1.000	0.0	94	0.00	3.40
2	Dichlorodifluoromethane	0.188	0.269	-43.1	126	0.00	1.02
	----------	True	Calc.	% Drift	----------		
3	Chloromethane	40.000	63.857	-59.6#	144	0.00	1.13
	----------	AvgRF	CCRF	% Dev	----------		
4	1,3-butadiene	0.313	0.316	-1.0	95	0.00	1.18
5	Vinyl Chloride	0.266	0.343	-28.9	122	0.00	1.17
6	Bromomethane	0.100	0.099	1.0	97	0.00	1.34
	----------	True	Calc.	% Drift	----------		
7	Chloroethane	40.000	37.492	6.3	90	0.00	1.41
	----------	AvgRF	CCRF	% Dev	----------		
8	Trichlorofluoromethane	0.388	0.386	0.5	90	0.00	1.50
9	Ethyl Ether	0.212	0.290	-36.8	130	0.00	1.66
10	Ethanol	0.004	0.006	-50.0	111	0.00	1.71
11	1,2-Dichlorotrifluoroetha	0.284	0.335	-18.0	107	0.00	1.74
12	1,1-Dichloroethene	0.394	0.468	-18.8	111	0.00	1.76
13	Freon 113	0.216	0.271	-25.5	108	0.00	1.79
	----------	True	Calc.	% Drift	----------		
14	Carbon Disulfide	40.000	55.946	-39.9	129	0.00	1.78
15	Iodomethane	40.000	38.339	4.2	84	0.00	1.83
	----------	AvgRF	CCRF	% Dev	----------		
16	Acrolein	0.058	0.069	-19.0	112	0.00	1.91
17	Allyl chloride	0.315	0.436	-38.4	124	0.00	2.00
	----------	True	Calc.	% Drift	----------		
18	Methylene Chloride	40.000	56.468	-41.2	128	0.00	2.04
19	Acetone	200.000	244.977	-22.5	110	0.00	2.05
	----------	AvgRF	CCRF	% Dev	----------		
20	Methyl acetate	0.287	0.401	-39.7	135	0.00	2.13
21	trans-1,2-Dichloroethene	0.395	0.493	-24.8	116	0.00	2.13
22	Hexane	0.233	0.327	-40.3	124	0.00	2.20
23	Methyl Tert Butyl Ether	0.751	0.922	-22.8	114	0.00	2.20
	----------	True	Calc.	% Drift	----------		
24	Acetonitrile	400.000	507.749	-26.9	120	0.00	2.27

Continuing Calibration Summary

Job Number: FC7171
Account: BHATALB Bhate Environmental
Project: Griffiss AFB; Rome, NY

Sample: V1A1848-ECC1829
Lab FileID: 1A47401.D

			AvgRF	CCRF	% Dev			
25		Tert Butyl Alcohol	0.054	0.066	-22.2	110	0.00	2.22
26		Di-isopropyl ether	0.806	1.132	-40.4	129	0.00	2.40
27		Chloroprene	1.106	1.399	-26.5	117	0.00	2.44
28		1,1-Dichloroethane	0.517	0.633	-22.4	117	0.00	2.44
29		Acrylonitrile	0.134	0.168	-25.4	116	0.00	2.44
30		ETBE	0.841	1.071	-27.3	118	0.00	2.58
31		Vinyl acetate	0.582	0.694	-19.2	108	0.00	2.57
32		cis-1,2-Dichloroethene	0.288	0.343	-19.1	113	0.00	2.72
33		2,2-Dichloropropane	0.377	0.392	-4.0	97	0.00	2.79
34		Bromochloromethane	0.136	0.156	-14.7	107	0.00	2.83
35		Cyclohexane	0.423	0.589	-39.2	121	0.00	2.86
36		Chloroform	0.522	0.590	-13.0	107	0.00	2.87
37		Ethyl acetate	0.365	0.458	-25.5	117	0.00	2.92
38		Tetrahydrofuran	0.123	0.158	-28.5	123	0.00	2.95
39	S	Dibromofluoromethane	0.280	0.271	3.2	91	0.00	2.96
40		Carbon Tetrachloride	0.362	0.413	-14.1	104	0.00	2.97
41		1,1,1-Trichloroethane	0.420	0.473	-12.6	103	0.00	2.99
42		2-Butanone	0.187	0.237	-26.7	120	0.00	3.00
43		1,1-Dichloropropene	0.357	0.414	-16.0	109	0.00	3.06
44		tert-Butyl formate	0.193	0.256	-32.6	118	0.00	3.10
45		Propionitrile	0.057	0.071	-24.6	115	0.00	3.15
46		Methacrylonitrile	0.213	0.261	-22.5	114	0.00	3.17
47		Benzene	1.096	1.324	-20.8	113	0.00	3.18
48		TAME	0.738	0.917	-24.3	113	0.00	3.25
49	S	1,2-Dichloroethane-d4	0.353	0.329	6.8	87	0.00	3.24
50		1,2-Dichloroethane	0.424	0.448	-5.7	100	0.00	3.27
51		Isobutyl Alcohol	0.029	0.036	-24.1	113	0.00	3.26
52		Tert Amyl Alcohol	0.042	0.055	-31.0	116	0.00	3.33
53		Trichloroethene	0.296	0.339	-14.5	107	0.00	3.51
54		Methylcyclohexane	0.423	0.535	-26.5	108	0.00	3.54
55		Dibromomethane	0.186	0.205	-10.2	104	0.00	3.74
56		1,2-Dichloropropane	0.276	0.358	-29.7	120	0.00	3.80
57		Bromodichloromethane	0.370	0.424	-14.6	105	0.00	3.83
58		Methyl methacrylate	0.280	0.359	-28.2	114	0.00	3.92
59		1,4-Dioxane	0.004	0.004	0.0	99	0.00	3.94
60		2-Chloroethyl vinyl ether	0.183	0.238	-30.1	116	0.00	4.17
61		cis-1,3-Dichloropropene	0.407	0.497	-22.1	109	0.00	4.21
62	I	Chlorobenzene-d5	1.000	1.000	0.0	98	0.00	5.36
63	S	Toluene-d8	1.334	1.322	0.9	98	0.00	4.34
64		Toluene	1.553	1.783	-14.8	112	0.00	4.37
65		2-Nitropropane	0.126	0.134	-6.3	95	0.00	4.47
66		4-Methyl-2-pentanone	0.488	0.611	-25.2	120	0.00	4.59
67		trans-1,3-Dichloropropene	0.523	0.598	-14.3	104	0.00	4.62
68		Tetrachloroethene	0.463	0.538	-16.2	110	0.00	4.64
69		Ethyl methacrylate	0.438	0.517	-18.0	106	0.00	4.74
70		1,1,2-Trichloroethane	0.299	0.338	-13.0	107	0.00	4.72
71		Dibromochloromethane	0.368	0.421	-14.4	104	0.00	4.84
72		1,3-Dichloropropane	0.558	0.639	-14.5	109	0.00	4.90
73		1,2-Dibromoethane	0.380	0.424	-11.6	105	0.00	5.00
74		3,3-Dimethyl-1-Butanol	0.064	0.079	-23.4	118	0.00	5.13
75		2-hexanone	0.468	0.558	-19.2	113	0.00	5.14
76		1-Chlorohexane	0.548	0.583	-6.4	104	0.00	5.37
77		Ethylbenzene	1.689	1.884	-11.5	108	0.00	5.40
78		Chlorobenzene	1.034	1.134	-9.7	108	0.00	5.37
79		1,1,1,2-Tetrachloroethane	0.357	0.412	-15.4	105	0.00	5.41
80		m,p-Xylene	1.364	1.503	-10.2	105	0.00	5.51
81		o-Xylene	1.414	1.553	-9.8	105	0.00	5.81

Continuing Calibration Summary

Job Number: FC7171
Account: BHATALB Bhate Environmental
Project: Griffiss AFB; Rome, NY

Sample: V1A1848-ECC1829
Lab FileID: 1A47401.D

82		Styrene	1.034	1.211	-17.1	106	0.00	5.84
			True	Calc.	% Drift			
83		Bromoform	40.000	42.845	-7.1	104	0.00	5.84
			AvgRF	CCRF	% Dev			
84		Isopropylbenzene	1.670	1.829	-9.5	103	0.00	6.04
85	I	1,4-Dichlorobenzene-d4	1.000	1.000	0.0	94	0.00	7.10
86	S	4-Bromofluorobenzene	0.848	0.846	0.2	93	0.00	6.24
			True	Calc.	% Drift			
87		cis-1,4-Dichloro-2-butene	40.000	50.323	-25.8	109	0.00	6.27
			AvgRF	CCRF	% Dev			
88		n-Propylbenzene	3.528	4.030	-14.2	104	0.00	6.35
89		Bromobenzene	0.799	0.899	-12.5	105	0.00	6.31
90		1,1,2,2-Tetrachloroethane	0.873	1.029	-17.9	107	0.00	6.38
91		1,3,5-Trimethylbenzene	2.489	2.835	-13.9	104	0.00	6.51
92		2-Chlorotoluene	2.082	2.351	-12.9	105	0.00	6.46
			True	Calc.	% Drift			
93		trans-1,4-Dichloro-2-Bute	40.000	50.940	-27.3	115	0.00	6.51
			AvgRF	CCRF	% Dev			
94		1,2,3-Trichloropropane	0.251	0.285	-13.5	100	0.00	6.48
95		Cyclohexanone	0.031	0.040	-29.0	113	0.00	6.49
96		4-Chlorotoluene	2.186	2.451	-12.1	104	0.00	6.58
97		tert-Butylbenzene	1.361	1.512	-11.1	99	0.00	6.75
98		1,2,4-Trimethylbenzene	2.420	2.759	-14.0	104	0.00	6.81
			True	Calc.	% Drift			
99		Pentachloroethane	40.000	42.649	-6.6	100	0.00	6.75
			AvgRF	CCRF	% Dev			
100		sec-Butylbenzene	3.058	3.449	-12.8	102	0.00	6.90
101		4-Isopropyltoluene	2.523	2.826	-12.0	101	0.00	7.01
102		1,3-Dichlorobenzene	1.500	1.613	-7.5	101	0.00	7.04
103		1,2,3-Trimethylbenzene	2.381	2.687	-12.9	103	0.00	7.14
104		1,4-Dichlorobenzene	1.512	1.612	-6.6	101	0.00	7.11
105		n-Butylbenzene	1.122	1.282	-14.3	100	0.00	7.34
			True	Calc.	% Drift			
106		Benzyl Chloride	40.000	38.401	4.0	93	0.00	7.30
			AvgRF	CCRF	% Dev			
107		1,2-Dichlorobenzene	1.352	1.422	-5.2	98	0.00	7.43
			True	Calc.	% Drift			
108		1,2-Dibromo-3-Chloropropa	40.000	39.164	2.1	94	0.00	8.01
			AvgRF	CCRF	% Dev			
109		Hexachlorobutadiene	0.254	0.235	7.5	82	0.00	8.51
110		1,2,4-Trichlorobenzene	0.687	0.613	10.8	84	0.00	8.51
111		Naphthalene	1.355	1.205	11.1	79	0.00	8.71
112		1,2,3-Trichlorobenzene	0.503	0.425	15.5	78	0.00	8.84

(#) = Out of Range SPCC's out = 0 CCC's out = 0

Continuing Calibration Summary

Job Number: FC7171
Account: BHATALB Bhate Environmental
Project: Griffiss AFB; Rome, NY

Sample: V1A1848-ECC1829
Lab FileID: 1A47401.D

1A46346.D V1A_05-23-2023.M Wed Jun 28 22:11:35 2023

Initial Calibration Summary

Job Number: FC7171
Account: BHATALB Bhate Environmental
Project: Griffiss AFB; Rome, NY

Sample: V5E1806-ICC1806
Lab FileID: 5E40412.D

Response Factor Report MSVOA20

Method : C:\msdchem\1\met...pIX06-22-2023_.M (RTE Integrator)
Title : SW-846 Method 5030B/8260B & EPA 624
Last Update : Fri Jun 23 07:08:45 2023
Response via : Initial Calibration

Calibration Files
1 =5E40407.D 2 =5E40409.D 3 =5E40410.D 4 =5E40411.D
5 =5E40412.D 6 =5E40413.D 7 =5E40414.D 8 =5E40408.D

Compound	1	2	3	4	5	6	7	8	Avg	%RSD
1) I Fluorobenzene	----------	----------	ISTD	----------	----------	----------	----------	----------		
2) Dichlorodifl	0.171	0.227	0.207	0.188	0.217	0.182	0.199	0.228	0.202	10.40
3) Chloromethan	0.289	0.305	0.312	0.286	0.297	0.271	0.281	0.317	0.295	5.41
4) Vinyl Chlori	0.190	0.206	0.214	0.182	0.205	0.176	0.198	0.205	0.197	6.64
5) 1,3-Butadien	0.170	0.149	0.195	0.176	0.199	0.172	0.160	0.178	0.175	9.45
6) Bromomethane	0.135	0.126	0.116	0.105	0.115	0.109	0.117	0.157	0.122	13.62
7) Chloroethane	0.104	0.124	0.115	0.107	0.114	0.088	0.088	0.140	0.110	15.86
---- Quadratic regr., Force(0,0) ---- Coefficient = 0.9939										
Response Ratio = 0.00000 + 0.11511 *A + -0.01442 *A^2										
8) Trichloroflu	0.312	0.332	0.323	0.292	0.324	0.284	0.310	0.354	0.316	7.07
9) Ethyl Ether	0.133	0.170	0.209	0.184	0.177	0.177	0.171	0.155	0.172	12.69
10) Ethanol			0.003	0.003	0.004	0.003	0.003		0.003	13.58
11) 1,2-Dichloro	0.126	0.187	0.224	0.183	0.192	0.166	0.166	0.176	0.177	15.65
---- Quadratic regr., Force(0,0) ---- Coefficient = 0.9970										
Response Ratio = 0.00000 + 0.19795 *A + -0.01724 *A^2										
12) 1,1-Dichloro	0.217	0.284	0.364	0.301	0.296	0.265	0.263	0.259	0.281	15.06
---- Quadratic regr., Force(0,0) ---- Coefficient = 0.9971										
Response Ratio = 0.00000 + 0.31526 *A + -0.02812 *A^2										
13) Freon 113	0.114	0.176	0.216	0.176	0.186	0.154	0.156	0.167	0.168	17.38
---- Quadratic regr., Force(0,0) ---- Coefficient = 0.9958										
Response Ratio = 0.00000 + 0.19109 *A + -0.01952 *A^2										
14) Carbon Disul	0.403	0.491	0.583	0.483	0.486	0.426	0.431	0.469	0.471	11.76
15) Iodomethane	0.096	0.157	0.249	0.256	0.268	0.257	0.254	0.134	0.209	32.73
---- Linear regr., Force(0,0) ---- Coefficient = 0.9979										
Response Ratio = 0.00000 + 0.25366 *A										
16) Acrolein	0.019	0.034	0.032	0.039	0.042	0.040	0.041	0.029	0.034	22.77
---- Linear regr., Force(0,0) ---- Coefficient = 0.9984										
Response Ratio = 0.00000 + 0.03989 *A										
17) Allyl chlori	0.172	0.202	0.271	0.262	0.285	0.263	0.257	0.282	0.249	16.32
---- Quadratic regr., Force(0,0) ---- Coefficient = 0.9976										
Response Ratio = 0.00000 + 0.26964 *A + -0.00491 *A^2										
18) Methylene Ch	0.868	0.439	0.438	0.334	0.326	0.296	0.288	0.615	0.451	44.52
---- Quadratic regr., Force(0,0) ---- Coefficient = 0.9944										
Response Ratio = 0.00000 + 0.40004 *A + -0.06281 *A^2										
19) Acetone	0.078	0.088	0.067	0.066	0.079	0.065	0.068	0.084	0.074	11.93
20) Methyl aceta	0.167	0.190	0.249	0.218	0.212	0.198	0.202	0.191	0.203	11.85
21) trans-1,2-Di	0.199	0.268	0.344	0.303	0.294	0.262	0.259	0.261	0.274	15.32
---- Quadratic regr., Force(0,0) ---- Coefficient = 0.9978										

```
              Response Ratio = 0.00000 + 0.31025 *A + -0.02735 *A^2

22) Hexane       0.122 0.182 0.216 0.171 0.179 0.152 0.150 0.169 0.168  16.47
            ---- Quadratic regr., Force(0,0) ----  Coefficient =  0.9963
              Response Ratio = 0.00000 + 0.18923 *A + -0.02098 *A^2

23) Methyl Tert  0.474 0.553 0.691 0.588 0.581 0.560 0.554 0.579 0.572  10.42
24) Acetonitrile 0.009 0.023 0.033 0.031 0.033 0.030 0.031 0.026 0.027  30.30
            ---- Quadratic regr., Force(0,0) ----  Coefficient =  0.9967
              Response Ratio = 0.00000 + 0.03052 *A + 0.00003 *A^2

25) Di-isopropyl 0.573 0.732 0.907 0.778 0.745 0.713 0.700 0.757 0.738  12.55
26) Chloroprene  0.163 0.240 0.313 0.316 0.333 0.306 0.299 0.305 0.285  19.66
            ---- Quadratic regr., Force(0,0) ----  Coefficient =  0.9980
              Response Ratio = 0.00000 + 0.31762 *A + -0.00793 *A^2

27) 1,1-Dichloro 0.278 0.348 0.452 0.388 0.369 0.344 0.342 0.378 0.362  13.65
28) Acrylonitril 0.098 0.092 0.124 0.099 0.099 0.097 0.099 0.090 0.100  10.27
29) ETBE         0.588 0.679 0.818 0.725 0.705 0.686 0.665 0.696 0.695   9.24
30) Tert Butyl A 0.029 0.039 0.048 0.040 0.039 0.034 0.034 0.064 0.041  26.45
            ---- Quadratic regr., Force(0,0) ----  Coefficient =  0.9944
              Response Ratio = 0.00000 + 0.04249 *A + -0.00046 *A^2

31) Vinyl acetat 0.467 0.413 0.544 0.448 0.460 0.451 0.448 0.359 0.449  11.57
32) cis-1,2-Dich 0.143 0.186 0.248 0.215 0.210 0.196 0.197 0.182 0.197  15.27
            ---- Quadratic regr., Force(0,0) ----  Coefficient =  0.9978
              Response Ratio = 0.00000 + 0.21724 *A + -0.01110 *A^2

33) 2,2-Dichloro 0.221 0.286 0.339 0.284 0.294 0.261 0.257 0.275 0.277  12.24
34) Bromochlorom 0.054 0.105 0.134 0.120 0.111 0.107 0.104 0.105 0.105  21.84
            ---- Quadratic regr., Force(0,0) ----  Coefficient =  0.9979
              Response Ratio = 0.00000 + 0.11940 *A + -0.00809 *A^2

35) Cyclohexane  0.254 0.370 0.460 0.365 0.381 0.322 0.317 0.345 0.352  16.91
            ---- Quadratic regr., Force(0,0) ----  Coefficient =  0.9962
              Response Ratio = 0.00000 + 0.40136 *A + -0.04504 *A^2

36) Chloroform   0.251 0.379 0.442 0.388 0.376 0.357 0.349 0.344 0.361  14.96
            ---- Quadratic regr., Force(0,0) ----  Coefficient =  0.9987
              Response Ratio = 0.00000 + 0.39820 *A + -0.02571 *A^2

37) Ethyl acetat 0.219 0.240 0.321 0.252 0.255 0.247 0.249 0.231 0.252  12.12
38) Tetrahydrofu 0.076 0.094 0.126 0.091 0.086 0.077 0.080 0.082 0.089  18.17
            ---- Quadratic regr., Force(0,0) ----  Coefficient =  0.9907
              Response Ratio = 0.00000 + 0.09727 *A + -0.01007 *A^2

39) Dibromofluor 0.298 0.298 0.294 0.295 0.297 0.301 0.293 0.296 0.296   0.93
40) Carbon Tetra 0.204 0.300 0.363 0.312 0.311 0.278 0.274 0.309 0.294  15.42
            ---- Quadratic regr., Force(0,0) ----  Coefficient =  0.9981
              Response Ratio = 0.00000 + 0.32796 *A + -0.02857 *A^2

41) 1,1,1-Trichl 0.234 0.326 0.414 0.358 0.349 0.314 0.311 0.313 0.327  15.64
            ---- Quadratic regr., Force(0,0) ----  Coefficient =  0.9978
              Response Ratio = 0.00000 + 0.36868 *A + -0.03090 *A^2

42) 2-Butanone   0.105 0.138 0.109 0.110 0.136 0.112 0.118 0.108 0.117  11.31
43) 1,1-Dichloro 0.155 0.230 0.291 0.248 0.247 0.216 0.219 0.220 0.228  16.82
            ---- Quadratic regr., Force(0,0) ----  Coefficient =  0.9970
              Response Ratio = 0.00000 + 0.25729 *A + -0.02130 *A^2
```

Initial Calibration Summary

Job Number: FC7171
Account: BHATALB Bhate Environmental
Project: Griffiss AFB; Rome, NY

Sample: V5E1806-ICC1806
Lab FileID: 5E40412.D

```
44) tert-Butyl f 0.067 0.051 0.049 0.049 0.056 0.055 0.061 0.068 0.057  13.35
45) Propionitril 0.018 0.032 0.044 0.043 0.044 0.040 0.042 0.039 0.038  23.52
            ---- Quadratic regr., Force(0,0) ----  Coefficient =  0.9974
              Response Ratio = 0.00000 + 0.04137 *A + 0.00001 *A^2

46) Methacryloni 0.123 0.131 0.171 0.161 0.168 0.153 0.156 0.160 0.153  11.18
47) Benzene      0.554 0.679 0.842 0.712 0.692 0.643 0.638 0.690 0.681  11.98
48) TAME         0.519 0.531 0.627 0.561 0.532 0.523 0.526 0.601 0.552   7.35
49) 1,2-Dichloro 0.350 0.354 0.356 0.358 0.359 0.343 0.340 0.352 0.352   1.91
50) 1,2-Dichloro 0.256 0.330 0.383 0.323 0.315 0.307 0.299 0.327 0.317  11.15
51) tert Amyl al 0.015 0.025 0.032 0.026 0.026 0.022 0.023 0.022 0.024  19.21
            ---- Quadratic regr., Force(0,0) ----  Coefficient =  0.9942
              Response Ratio = 0.00000 + 0.02651 *A + -0.00019 *A^2

52) Trichloroeth 0.183 0.203 0.250 0.219 0.202 0.188 0.188 0.208 0.205  10.58
53) Methylcycloh 0.185 0.258 0.325 0.268 0.279 0.235 0.240 0.244 0.254  15.73
            ---- Quadratic regr., Force(0,0) ----  Coefficient =  0.9962
              Response Ratio = 0.00000 + 0.28611 *A + -0.02576 *A^2

54) Dibromometha 0.100 0.136 0.159 0.139 0.132 0.134 0.132 0.118 0.131  12.90
55) 1,2-Dichloro 0.138 0.202 0.238 0.206 0.196 0.189 0.189 0.191 0.194  14.35
56) Bromodichlor 0.216 0.262 0.337 0.293 0.288 0.284 0.280 0.283 0.280  11.95
57) Methyl metha 0.084 0.143 0.208 0.213 0.227 0.207 0.212 0.198 0.187  25.87
            ---- Quadratic regr., Force(0,0) ----  Coefficient =  0.9969
              Response Ratio = 0.00000 + 0.20657 *A + 0.00321 *A^2

58) 1,4-Dioxane        0.003 0.003 0.003 0.003 0.003 0.003 0.001 0.003  30.39
            ---- Quadratic regr., Force(0,0) ----  Coefficient =  0.9951
              Response Ratio = 0.00000 + 0.00297 *A + -0.00000 *A^2

59) 2-Chloroethy 0.033 0.012 0.012 0.014 0.017 0.017 0.024 0.036 0.021  44.95
            ---- Quadratic regr., Force(0,0) ----  Coefficient =  0.9912
              Response Ratio = 0.00000 + 0.00857 *A + 0.00153 *A^2

60) cis-1,3-Dich 0.176 0.264 0.325 0.289 0.286 0.283 0.284 0.271 0.272  15.68
            ---- Quadratic regr., Force(0,0) ----  Coefficient =  0.9989
              Response Ratio = 0.00000 + 0.28986 *A + -0.00337 *A^2


61) I   Chlorobenzene-d5      ----------------ISTD--------------------
62) Toluene-d8   1.325 1.296 1.333 1.307 1.348 1.342 1.318 1.302 1.321   1.43
63) Toluene      0.786 1.024 1.260 1.051 1.020 0.964 0.949 1.065 1.015  13.08
64) Isobutyl alc 0.011 0.013 0.017 0.015 0.016 0.014 0.015 0.016 0.015  12.42
65) 2-Nitropropa 0.056 0.074 0.097 0.083 0.084 0.078 0.080 0.075 0.078  14.80
66) 4-Methyl-2-p 0.279 0.411 0.309 0.309 0.373 0.314 0.321 0.344 0.333  12.68
67) trans-1,3-Di 0.185 0.315 0.419 0.366 0.370 0.361 0.367 0.317 0.337  20.66
            ---- Quadratic regr., Force(0,0) ----  Coefficient =  0.9983
              Response Ratio = 0.00000 + 0.36496 *A + 0.00028 *A^2

68) Tetrachloroe 0.228 0.330 0.410 0.346 0.334 0.298 0.297 0.294 0.317  16.47
            ---- Quadratic regr., Force(0,0) ----  Coefficient =  0.9972
              Response Ratio = 0.00000 + 0.35875 *A + -0.03354 *A^2

69) Ethyl methac       0.204 0.289 0.285 0.314 0.301 0.305 0.230 0.275  15.18
            ---- Quadratic regr., Force(0,0) ----  Coefficient =  0.9979
              Response Ratio = 0.00000 + 0.28295 *A + 0.01241 *A^2

70) 1,1,2-Trichl 0.150 0.200 0.246 0.213 0.203 0.203 0.198 0.209 0.203  12.94
71) Dibromochlor 0.227 0.300 0.385 0.338 0.342 0.335 0.329 0.293 0.319  14.57
72) 1,3-Dichloro 0.324 0.387 0.465 0.399 0.392 0.378 0.376 0.336 0.382  11.24
```

Initial Calibration Summary

Job Number: FC7171
Account: BHATALB Bhate Environmental
Project: Griffiss AFB; Rome, NY

Sample: V5E1806-ICC1806
Lab FileID: 5E40412.D

```
 73) 1,2-Dibromoe 0.204 0.256 0.329 0.292 0.289 0.276 0.281 0.258 0.273  13.25
 74) 3,3-Dimethyl 0.039 0.019 0.022 0.020 0.023 0.021 0.025 0.023 0.024  26.76
             ---- Quadratic regr., Force(0,0) ----  Coefficient =  0.9936
               Response Ratio = 0.00000 + 0.02010 *A + 0.00004 *A^2

 75) 2-hexanone   0.161 0.252 0.214 0.214 0.258 0.218 0.228 0.225 0.221  13.32
 76) 1-Chlorohexa 0.211 0.283 0.378 0.308 0.318 0.279 0.279 0.275 0.291  16.20
             ---- Quadratic regr., Force(0,0) ----  Coefficient =  0.9968
               Response Ratio = 0.00000 + 0.32757 *A + -0.02612 *A^2

 77) Ethylbenzene 1.046 1.191 1.417 1.185 1.174 1.081 1.082 1.253 1.179  10.09
 78) Chlorobenzen 0.583 0.687 0.861 0.725 0.713 0.673 0.675 0.730 0.706  11.07
 79) 1,1,1,2-Tetr 0.250 0.282 0.368 0.312 0.302 0.290 0.291 0.284 0.297  11.36
 80) m,p-Xylene   0.716 0.914 1.130 0.931 0.935 0.873 0.879 0.905 0.910  12.42
 81) o-Xylene     0.722 0.906 1.156 0.976 0.971 0.908 0.913 0.946 0.937  12.70
 82) Styrene      0.449 0.676 0.854 0.750 0.736 0.708 0.717 0.644 0.692  16.79
             ---- Quadratic regr., Force(0,0) ----  Coefficient =  0.9984
               Response Ratio = 0.00000 + 0.75118 *A + -0.02017 *A^2

 83) Bromoform    0.130 0.221 0.292 0.255 0.256 0.250 0.257 0.208 0.234  20.99
             ---- Quadratic regr., Force(0,0) ----  Coefficient =  0.9982
               Response Ratio = 0.00000 + 0.25234 *A + 0.00174 *A^2

 84) Isopropylben 0.856 1.112 1.370 1.162 1.179 1.078 1.084 1.047 1.111  12.95

 85) I   1,4-Dichlorobenzene-d ----------------ISTD--------------------
 86) 4-Bromofluor 0.828 0.806 0.803 0.800 0.814 0.796 0.780 0.803 0.804   1.71
 87) cis-1,4-Dich       0.078 0.110 0.107 0.122 0.114 0.131 0.069 0.104  21.81
             ---- Quadratic regr., Force(0,0) ----  Coefficient =  0.9966
               Response Ratio = 0.00000 + 0.09941 *A + 0.01502 *A^2

 88) n-Propylbenz 1.651 2.089 2.598 2.177 2.118 1.911 1.923 2.186 2.082  13.20
 89) Bromobenzene 0.392 0.556 0.664 0.556 0.549 0.523 0.530 0.519 0.536  13.84
 90) 1,1,2,2-Tetr 0.457 0.548 0.710 0.590 0.569 0.527 0.536 0.588 0.566  12.74
 91) 1,3,5-Trimet 1.167 1.494 1.897 1.608 1.592 1.449 1.453 1.576 1.530  13.37
 92) 2-Chlorotolu 1.219 1.463 1.879 1.508 1.490 1.353 1.351 1.540 1.475  13.19
 93) trans-1,4-Di       0.095 0.146 0.144 0.149 0.140 0.153 0.074 0.129  24.22
             ---- Quadratic regr., Force(0,0) ----  Coefficient =  0.9967
               Response Ratio = 0.00000 + 0.13263 *A + 0.00973 *A^2

 94) 1,2,3-Trichl 0.085 0.184 0.222 0.191 0.189 0.173 0.177 0.163 0.173  22.87
             ---- Quadratic regr., Force(0,0) ----  Coefficient =  0.9975
               Response Ratio = 0.00000 + 0.19462 *A + -0.01022 *A^2

 95) Cyclohexanon       0.016 0.023 0.020 0.020 0.019 0.021 0.015 0.019  14.18
             ---- Quadratic regr., Force(0,0) ----  Coefficient =  0.9967
               Response Ratio = 0.00000 + 0.01924 *A + 0.00013 *A^2

 96) 4-Chlorotolu 1.122 1.386 1.679 1.383 1.359 1.272 1.280 1.382 1.358  11.63
 97) a-Methyl sty                                                 0.000  -1.00
 98) tert-Butylbe 0.805 0.843 1.020 0.845 0.868 0.777 0.764 0.948 0.859  10.14
 99) 1,2,4-Trimet 1.204 1.501 1.895 1.619 1.570 1.486 1.492 1.572 1.543  12.33
100) Pentachloroe 0.192 0.237 0.303 0.304 0.335 0.323 0.342 0.304 0.293  17.70
             ---- Quadratic regr., Force(0,0) ----  Coefficient =  0.9985
               Response Ratio = 0.00000 + 0.29511 *A + 0.02384 *A^2

101) sec-Butylben 1.399 1.739 2.150 1.809 1.776 1.594 1.610 1.742 1.727  12.53
102) 4-Isopropylt 1.307 1.556 1.873 1.612 1.618 1.447 1.485 1.562 1.558  10.47
103) 1,3-Dichloro 0.793 1.023 1.240 1.047 1.030 0.992 0.998 0.981 1.013  11.98
104) 1,2,3-Trimet 1.277 1.590 1.960 1.696 1.666 1.568 1.596 1.747 1.638  11.75
```

Initial Calibration Summary

Job Number: FC7171
Account: BHATALB Bhate Environmental
Project: Griffiss AFB; Rome, NY

Sample: V5E1806-ICC1806
Lab FileID: 5E40412.D

```
105) 1,4-Dichloro 0.955 1.071 1.320 1.088 1.083 1.020 1.029 1.194 1.095  10.40
106) n-Butylbenze 0.485 0.686 0.825 0.737 0.739 0.668 0.689 0.716 0.693  13.99
107) Benzyl Chlor 0.130 0.148 0.190 0.175 0.194 0.191 0.213 0.150 0.174  16.35
             ---- Quadratic regr., Force(0,0) ----  Coefficient =  0.9986
               Response Ratio = 0.00000 + 0.16720 *A + 0.02205 *A^2

108) 1,2-Dichloro 0.806 0.910 1.183 1.035 1.009 0.980 0.980 0.979 0.985  10.85
109) 1,2-Dibromo- 0.027 0.106 0.139 0.123 0.127 0.112 0.118 0.101 0.107  32.03
             ---- Quadratic regr., Force(0,0) ----  Coefficient =  0.9963
               Response Ratio = 0.00000 + 0.12245 *A + -0.00302 *A^2

110) Hexachlorobu 0.198 0.222 0.256 0.219 0.223 0.200 0.202 0.258 0.222  10.63
111) 1,2,4-Trichl 0.525 0.563 0.678 0.619 0.636 0.608 0.609 0.564 0.600   8.02
112) Naphthalene  1.448 1.538 2.051 1.789 1.781 1.662 1.736 1.651 1.707  10.67
113) 1,2,3-Trichl 0.477 0.522 0.661 0.589 0.578 0.549 0.558 0.538 0.559   9.65
 ----------------------------------------------------------------------------
 (#) = Out of Range  ###  Number of calibration levels exceeded format  ###

           appIX06-22-2023_.M        Fri Jun 23 08:24:21 2023
```

Initial Calibration Verification

Job Number: FC7171
Account: BHATALB Bhate Environmental
Project: Griffiss AFB; Rome, NY

Sample: V5E1806-ICV1806
Lab FileID: 5E40416.D

Evaluate Continuing Calibration Report

Data File : C:\msdchem\1\data\06-22-2023\5E40416.D Vial: 11
Acq On : 22 Jun 2023 4:47 pm Operator: joannel
Sample : ICV1806-5 Inst : MSVOA20
Misc : MS54100,V5E1806,,,,, Multiplr: 1.00
MS Integration Params: ult...ll.p

Method : C:\msdchem\1\met...pIX06-22-2023_.M (RTE Integrator)
Title : SW-846 Method 5030B/8260B & EPA 624
Last Update : Fri Jun 23 07:08:45 2023
Response via : Multiple Level Calibration

Min. RRF : 0.000 Min. Rel. Area : 50% Max. R.T. Dev 0.50min
Max. RRF Dev : 30% Max. Rel. Area : 200%

		Compound	AvgRF	CCRF	%Dev	Area%	Dev(min)	R.T.
1	I	Fluorobenzene	1.000	1.000	0.0	110	0.00	8.46
2		Dichlorodifluoromethane	0.202	0.224	-10.9	114	0.00	2.81
3	P	Chloromethane	0.295	0.306	-3.7	113	0.00	3.14
4	C	Vinyl Chloride	0.197	0.204	-3.6	110	0.00	3.27
5		1,3-Butadiene	0.175	0.175	0.0	97	0.00	3.30
6		Bromomethane	0.122	0.125	-2.5	120	0.00	3.78
			Amount	Calc.	%Drift			
7		Chloroethane	40.000	43.515	-8.8	108	0.00	3.95
			AvgRF	CCRF	%Dev			
8		Trichlorofluoromethane	0.316	0.311	1.6	105	0.00	4.16
9		Ethyl Ether	0.172	0.189	-9.9	117	0.00	4.58
10		Ethanol	0.003	0.003	0.0	84	0.00	4.78
			Amount	Calc.	%Drift			
11		1,2-Dichlorotrifluoroetha	40.000	44.175	-10.4	116	0.00	4.83
12	C	1,1-Dichloroethene	40.000	37.981	5.0	104	0.00	4.87
13		Freon 113	40.000	44.186	-10.5	114	0.00	4.91
			AvgRF	CCRF	%Dev			
14		Carbon Disulfide	0.471	0.464	1.5	105	0.00	4.93
			Amount	Calc.	%Drift			
15		Iodomethane	40.000	38.195	4.5	99	0.00	5.06
16		Acrolein	200.000	236.987	-18.5	125	0.00	5.29
17		Allyl chloride	40.000	46.920	-17.3	120	0.00	5.46
18		Methylene Chloride	40.000	36.411	9.0	109	0.00	5.59
			AvgRF	CCRF	%Dev			
19		Acetone	0.074	0.066	10.8	92	0.00	5.65
20		Methyl acetate	0.203	0.179	11.8	93	0.00	5.78
			Amount	Calc.	%Drift			
21		trans-1,2-Dichloroethene	40.000	39.058	2.4	106	0.00	5.79
22		Hexane	40.000	40.176	-0.4	106	0.00	5.88
			AvgRF	CCRF	%Dev			
23		Methyl Tert Butyl Ether	0.572	0.566	1.0	107	0.00	5.90
			Amount	Calc.	%Drift			
24		Acetonitrile	400.000	430.048	-7.5	109	0.00	6.21

Initial Calibration Verification

Job Number: FC7171
Account: BHATALB Bhate Environmental
Project: Griffiss AFB; Rome, NY

Sample: V5E1806-ICV1806
Lab FileID: 5E40416.D

			AvgRF	CCRF	%Dev			
25		Di-isopropyl ether	0.738	0.727	1.5	107	0.00	6.32
			Amount	Calc.	%Drift			
26		Chloroprene	40.000	39.194	2.0	101	0.00	6.49
			AvgRF	CCRF	%Dev			
27	P	1,1-Dichloroethane	0.362	0.354	2.2	105	0.00	6.52
28		Acrylonitrile	0.100	0.098	2.0	108	0.00	6.57
29		ETBE	0.695	0.707	-1.7	110	0.00	6.74
			Amount	Calc.	%Drift			
30		Tert Butyl Alcohol	400.000	372.122	7.0	102	0.00	5.98
			AvgRF	CCRF	%Dev			
31		Vinyl acetate	0.449	0.492	-9.6	118	0.00	6.77
			Amount	Calc.	%Drift			
32		cis-1,2-Dichloroethene	40.000	38.489	3.8	105	0.00	7.13
			AvgRF	CCRF	%Dev			
33		2,2-Dichloropropane	0.277	0.289	-4.3	108	0.00	7.26
			Amount	Calc.	%Drift			
34		Bromochloromethane	40.000	39.132	2.2	109	0.00	7.35
35		Cyclohexane	40.000	38.848	2.9	103	0.00	7.37
36	C	Chloroform	40.000	39.328	1.7	109	0.00	7.41
			AvgRF	CCRF	%Dev			
37		Ethyl acetate	0.252	0.245	2.8	105	0.00	7.50
			Amount	Calc.	%Drift			
38		Tetrahydrofuran	40.000	33.605	16.0	97	0.00	7.60
			AvgRF	CCRF	%Dev			
39	S	Dibromofluoromethane	0.296	0.292	1.4	108	0.00	7.61
			Amount	Calc.	%Drift			
40		Carbon Tetrachloride	40.000	38.443	3.9	104	0.00	7.59
41		1,1,1-Trichloroethane	40.000	38.439	3.9	104	0.00	7.66
			AvgRF	CCRF	%Dev			
42		2-Butanone	0.117	0.110	6.0	88	0.00	7.73
			Amount	Calc.	%Drift			
43		1,1-Dichloropropene	40.000	40.714	-1.8	109	0.00	7.79
			AvgRF	CCRF	%Dev			
44		tert-Butyl formate	0.057	0.065	-14.0	128	0.00	7.88
			Amount	Calc.	%Drift			
45		Propionitrile	400.000	408.780	-2.2	105	0.00	8.05
			AvgRF	CCRF	%Dev			
46		Methacrylonitrile	0.153	0.163	-6.5	106	0.00	8.07
47		Benzene	0.681	0.693	-1.8	110	0.00	8.05
48		TAME	0.552	0.512	7.2	106	0.00	8.12
49	S	1,2-Dichloroethane-d4	0.352	0.352	0.0	108	0.00	8.18
50		1,2-Dichloroethane	0.317	0.307	3.2	107	0.00	8.26

Initial Calibration Verification

Job Number: FC7171
Account: BHATALB Bhate Environmental
Project: Griffiss AFB; Rome, NY

Sample: V5E1806-ICV1806
Lab FileID: 5E40416.D

			Amount	Calc.	%Drift			
51		tert Amyl alcohol	400.000	354.493	11.4	96	0.00	8.29
			AvgRF	CCRF	%Dev			
52		Trichloroethene	0.205	0.201	2.0	109	0.00	8.65
			Amount	Calc.	%Drift			
53		Methylcyclohexane	40.000	38.856	2.9	102	0.00	8.65
			AvgRF	CCRF	%Dev			
54		Dibromomethane	0.131	0.136	-3.8	113	0.00	9.09
55	C	1,2-Dichloropropane	0.194	0.206	-6.2	115	0.00	9.18
56		Bromodichloromethane	0.280	0.276	1.4	105	0.00	9.23
			Amount	Calc.	%Drift			
57		Methyl methacrylate	40.000	40.087	-0.2	101	0.00	9.34
58		1,4-Dioxane	800.000	694.423	13.2	92	0.00	9.42
59		2-Chloroethyl vinyl ether	200.000	188.412	5.8	86	0.00	9.76
60		cis-1,3-Dichloropropene	40.000	38.780	3.0	107	0.00	9.85
			AvgRF	CCRF	%Dev			
61	I	Chlorobenzene-d5	1.000	1.000	0.0	111	0.00	11.60
62	S	Toluene-d8	1.321	1.325	-0.3	109	0.00	10.04
63	C	Toluene	1.015	1.016	-0.1	111	0.00	10.09
64		Isobutyl alcohol	0.015	0.016	-6.7	108	0.00	8.18
65		2-Nitropropane	0.078	0.073	6.4	97	0.00	10.32
66		4-Methyl-2-pentanone	0.333	0.298	10.5	89	0.00	10.43
			Amount	Calc.	%Drift			
67		trans-1,3-Dichloropropene	40.000	36.814	8.0	101	0.00	10.49
68		Tetrachloroethene	40.000	38.437	3.9	107	0.00	10.49
69		Ethyl methacrylate	40.000	44.447	-11.1	116	0.00	10.59
			AvgRF	CCRF	%Dev			
70		1,1,2-Trichloroethane	0.203	0.199	2.0	109	0.00	10.66
71		Dibromochloromethane	0.319	0.332	-4.1	108	0.00	10.85
72		1,3-Dichloropropane	0.382	0.404	-5.8	115	0.00	10.94
73		1,2-Dibromoethane	0.273	0.269	1.5	104	0.00	11.12
			Amount	Calc.	%Drift			
74		3,3-Dimethyl-1-butanol	2000.000	1694.900	15.3	87	0.00	11.19
			AvgRF	CCRF	%Dev			
75		2-hexanone	0.221	0.210	5.0	91	0.00	11.26
			Amount	Calc.	%Drift			
76		1-Chlorohexane	40.000	38.670	3.3	104	0.00	11.55
			AvgRF	CCRF	%Dev			
77	C	Ethylbenzene	1.179	1.135	3.7	108	0.00	11.62
78	P	Chlorobenzene	0.706	0.688	2.5	107	0.00	11.62
79		1,1,1,2-Tetrachloroethane	0.297	0.294	1.0	108	0.00	11.67
80		m,p-Xylene	0.910	0.905	0.5	108	0.00	11.75
81		o-Xylene	0.937	0.921	1.7	106	0.00	12.19
			Amount	Calc.	%Drift			
82		Styrene	40.000	38.689	3.3	108	0.00	12.24
83	P	Bromoform	40.000	37.408	6.5	103	0.00	12.31

Initial Calibration Verification

Job Number: FC7171
Account: BHATALB Bhate Environmental
Project: Griffiss AFB; Rome, NY

Sample: V5E1806-ICV1806
Lab FileID: 5E40416.D

			AvgRF	CCRF	%Dev			
84		Isopropylbenzene	1.111	1.123	-1.1	106	0.00	12.50
85	I	1,4-Dichlorobenzene-d4	1.000	1.000	0.0	109	0.00	13.96
86	S	4-Bromofluorobenzene	0.804	0.817	-1.6	110	0.00	12.82
			Amount	Calc.	%Drift			
87		cis-1,4-Dichloro-2-butene	40.000	45.954	-14.9	117	0.00	12.86
			AvgRF	CCRF	%Dev			
88		n-Propylbenzene	2.082	2.073	0.4	107	0.00	12.92
89		Bromobenzene	0.536	0.572	-6.7	114	0.00	12.94
90	P	1,1,2,2-Tetrachloroethane	0.566	0.546	3.5	105	0.00	12.99
91		1,3,5-Trimethylbenzene	1.530	1.576	-3.0	108	0.00	13.10
92		2-Chlorotoluene	1.475	1.473	0.1	108	0.00	13.11
			Amount	Calc.	%Drift			
93		trans-1,4-Dichloro-2-Bute	40.000	38.388	4.0	99	0.00	13.17
94		1,2,3-Trichloropropane	40.000	39.966	0.1	108	0.00	13.15
95		Cyclohexanone	200.000	265.606	-32.8#	143	0.00	13.23
			AvgRF	CCRF	%Dev			
96		4-Chlorotoluene	1.358	1.325	2.4	107	0.00	13.28
97		a-Methyl styrene		----------NA----------				
98		tert-Butylbenzene	0.859	0.841	2.1	106	0.00	13.44
99		1,2,4-Trimethylbenzene	1.543	1.551	-0.5	108	0.00	13.51
			Amount	Calc.	%Drift			
100		Pentachloroethane	40.000	43.640	-9.1	112	0.00	13.50
			AvgRF	CCRF	%Dev			
101		sec-Butylbenzene	1.727	1.663	3.7	102	0.00	13.62
102		4-Isopropyltoluene	1.558	1.534	1.5	104	0.00	13.75
103		1,3-Dichlorobenzene	1.013	1.002	1.1	106	0.00	13.90
104		1,2,3-Trimethylbenzene	1.638	1.628	0.6	107	0.00	13.96
105		1,4-Dichlorobenzene	1.095	1.075	1.8	108	0.00	13.97
106		n-Butylbenzene	0.693	0.732	-5.6	108	0.00	14.18
			Amount	Calc.	%Drift			
107		Benzyl Chloride	40.000	38.140	4.6	99	0.00	14.20
			AvgRF	CCRF	%Dev			
108		1,2-Dichlorobenzene	0.985	0.979	0.6	106	0.00	14.40
			Amount	Calc.	%Drift			
109		1,2-Dibromo-3-Chloropropa	40.000	37.657	5.9	98	0.00	15.13
			AvgRF	CCRF	%Dev			
110		Hexachlorobutadiene	0.222	0.223	-0.5	109	0.00	15.66
111		1,2,4-Trichlorobenzene	0.600	0.604	-0.7	104	0.00	15.72
112		Naphthalene	1.707	1.630	4.5	100	0.00	16.01
113		1,2,3-Trichlorobenzene	0.559	0.555	0.7	105	0.00	16.19

(#) = Out of Range SPCC's out = 0 CCC's out = 0
5E40412.D appIX06-22-2023_.M Fri Jun 23 08:24:04 2023

Continuing Calibration Summary

Job Number: FC7171
Account: BHATALB Bhate Environmental
Project: Griffiss AFB; Rome, NY

Sample: V5E1812-CC1806
Lab FileID: 5E40555.D

Evaluate Continuing Calibration Report

Data File : C:\msdchem\1\data\06-28-2023\5E40555.D Vial: 2
Acq On : 28 Jun 2023 9:38 am Operator: joannel
Sample : CC1806-5 Inst : MSVOA20
Misc : MS54100,V5E1812,,,,, Multiplr: 1.00
MS Integration Params: ult...ll.p

Method : C:\msdchem\1\met...pIX06-22-2023_.M (RTE Integrator)
Title : SW-846 Method 5030B/8260B & EPA 624
Last Update : Fri Jun 23 07:08:45 2023
Response via : Multiple Level Calibration

Min. RRF : 0.000 Min. Rel. Area : 50% Max. R.T. Dev 0.50min
Max. RRF Dev : 20% Max. Rel. Area : 200%

	Compound	AvgRF	CCRF	%Dev	Area%	Dev(min)	R.T.
1 I	Fluorobenzene	1.000	1.000	0.0	118	0.00	8.46
2	Dichlorodifluoromethane	0.202	0.204	-1.0	111	0.00	2.81
3 P	Chloromethane	0.295	0.322	-9.2	127	0.00	3.14
4 C	Vinyl Chloride	0.197	0.224	-13.7	129	0.00	3.27
5	1,3-Butadiene	0.175	0.218	-24.6#	129	0.00	3.30
6	Bromomethane	0.122	0.123	-0.8	126	0.00	3.78
		Amount	Calc.	%Drift			
7	Chloroethane	40.000	50.491	-26.2#	131	0.00	3.95
		AvgRF	CCRF	%Dev			
8	Trichlorofluoromethane	0.316	0.322	-1.9	117	0.00	4.17
9	Ethyl Ether	0.172	0.184	-7.0	122	0.00	4.58
10	Ethanol	0.003	0.003	0.0	95	0.00	4.78
		Amount	Calc.	%Drift			
11	1,2-Dichlorotrifluoroetha	40.000	41.497	-3.7	117	0.00	4.83
12 C	1,1-Dichloroethene	40.000	37.637	5.9	110	0.00	4.87
13	Freon 113	40.000	35.598	11.0	100	0.00	4.90
		AvgRF	CCRF	%Dev			
14	Carbon Disulfide	0.471	0.431	8.5	104	0.00	4.92
		Amount	Calc.	%Drift			
15	Iodomethane	40.000	36.458	8.9	102	0.00	5.06
16	Acrolein	200.000	204.169	-2.1	115	0.00	5.29
17	Allyl chloride	40.000	44.799	-12.0	123	0.00	5.46
18	Methylene Chloride	40.000	34.901	12.7	112	0.00	5.59
		AvgRF	CCRF	%Dev			
19	Acetone	0.074	0.060	18.9	89	0.00	5.65
20	Methyl acetate	0.203	0.221	-8.9	123	0.00	5.78
		Amount	Calc.	%Drift			
21	trans-1,2-Dichloroethene	40.000	38.621	3.4	112	0.00	5.79
22	Hexane	40.000	38.078	4.8	108	0.00	5.88
		AvgRF	CCRF	%Dev			
23	Methyl Tert Butyl Ether	0.572	0.581	-1.6	118	0.00	5.90
		Amount	Calc.	%Drift			
24	Acetonitrile	400.000	429.504	-7.4	116	0.00	6.21

Continuing Calibration Summary

Job Number: FC7171
Account: BHATALB Bhate Environmental
Project: Griffiss AFB; Rome, NY

Sample: V5E1812-CC1806
Lab FileID: 5E40555.D

			AvgRF	CCRF	%Dev			
25		Di-isopropyl ether	0.738	0.803	-8.8	127	0.00	6.32
			Amount	Calc.	%Drift			
26		Chloroprene	40.000	42.258	-5.6	116	0.00	6.49
			AvgRF	CCRF	%Dev			
27	P	1,1-Dichloroethane	0.362	0.378	-4.4	121	0.00	6.52
28		Acrylonitrile	0.100	0.110	-10.0	130	0.00	6.57
29		ETBE	0.695	0.716	-3.0	120	0.00	6.74
			Amount	Calc.	%Drift			
30		Tert Butyl Alcohol	400.000	379.753	5.1	111	0.00	5.98
			AvgRF	CCRF	%Dev			
31		Vinyl acetate	0.449	0.512	-14.0	131	0.00	6.77
			Amount	Calc.	%Drift			
32		cis-1,2-Dichloroethene	40.000	39.358	1.6	115	0.00	7.13
			AvgRF	CCRF	%Dev			
33		2,2-Dichloropropane	0.277	0.276	0.4	111	0.00	7.26
			Amount	Calc.	%Drift			
34		Bromochloromethane	40.000	39.217	2.0	117	0.00	7.35
35		Cyclohexane	40.000	38.088	4.8	108	0.00	7.37
36	C	Chloroform	40.000	39.091	2.3	116	0.00	7.41
			AvgRF	CCRF	%Dev			
37		Ethyl acetate	0.252	0.279	-10.7	128	0.00	7.50
			Amount	Calc.	%Drift			
38		Tetrahydrofuran	40.000	40.984	-2.5	124	0.00	7.60
			AvgRF	CCRF	%Dev			
39	S	Dibromofluoromethane	0.296	0.297	-0.3	118	0.00	7.61
			Amount	Calc.	%Drift			
40		Carbon Tetrachloride	40.000	37.131	7.2	108	0.00	7.59
41		1,1,1-Trichloroethane	40.000	37.795	5.5	110	0.00	7.66
			AvgRF	CCRF	%Dev			
42		2-Butanone	0.117	0.103	12.0	89	0.00	7.73
			Amount	Calc.	%Drift			
43		1,1-Dichloropropene	40.000	40.233	-0.6	115	0.00	7.79
			AvgRF	CCRF	%Dev			
44		tert-Butyl formate	0.057	0.050	12.3	106	0.00	7.88
			Amount	Calc.	%Drift			
45		Propionitrile	400.000	418.994	-4.7	116	0.00	8.05
			AvgRF	CCRF	%Dev			
46		Methacrylonitrile	0.153	0.167	-9.2	117	0.00	8.07
47		Benzene	0.681	0.706	-3.7	120	0.00	8.05
48		TAME	0.552	0.546	1.1	121	0.00	8.12
49	S	1,2-Dichloroethane-d4	0.352	0.343	2.6	112	0.00	8.18
50		1,2-Dichloroethane	0.317	0.304	4.1	113	0.00	8.26

Continuing Calibration Summary

Job Number: FC7171
Account: BHATALB Bhate Environmental
Project: Griffiss AFB; Rome, NY

Sample: V5E1812-CC1806
Lab FileID: 5E40555.D

			Amount	Calc.	%Drift			
51		tert Amyl alcohol	400.000	401.348	-0.3	115	0.00	8.29
			AvgRF	CCRF	%Dev			
52		Trichloroethene	0.205	0.204	0.5	119	0.00	8.65
			Amount	Calc.	%Drift			
53		Methylcyclohexane	40.000	39.254	1.9	110	0.00	8.65
			AvgRF	CCRF	%Dev			
54		Dibromomethane	0.131	0.141	-7.6	125	0.00	9.09
55	C	1,2-Dichloropropane	0.194	0.212	-9.3	127	0.00	9.18
56		Bromodichloromethane	0.280	0.296	-5.7	121	0.00	9.23
			Amount	Calc.	%Drift			
57		Methyl methacrylate	40.000	41.770	-4.4	113	0.00	9.33
58		1,4-Dioxane	800.000	777.605	2.8	110	0.00	9.41
59		2-Chloroethyl vinyl ether	200.000	161.712	19.1	74	0.00	9.76
60		cis-1,3-Dichloropropene	40.000	42.136	-5.3	124	0.00	9.85
			AvgRF	CCRF	%Dev			
61	I	Chlorobenzene-d5	1.000	1.000	0.0	121	0.00	11.60
62	S	Toluene-d8	1.321	1.323	-0.2	119	0.00	10.04
63	C	Toluene	1.015	1.030	-1.5	122	0.00	10.09
64		Isobutyl alcohol	0.015	0.015	0.0	110	0.00	8.18
65		2-Nitropropane	0.078	0.081	-3.8	117	0.00	10.32
66		4-Methyl-2-pentanone	0.333	0.295	11.4	95	0.00	10.43
			Amount	Calc.	%Drift			
67		trans-1,3-Dichloropropene	40.000	41.863	-4.7	125	0.00	10.49
68		Tetrachloroethene	40.000	37.733	5.7	114	0.00	10.49
69		Ethyl methacrylate	40.000	41.322	-3.3	117	0.00	10.59
			AvgRF	CCRF	%Dev			
70		1,1,2-Trichloroethane	0.203	0.222	-9.4	132	0.00	10.66
71		Dibromochloromethane	0.319	0.335	-5.0	118	0.00	10.85
72		1,3-Dichloropropane	0.382	0.410	-7.3	126	0.00	10.94
73		1,2-Dibromoethane	0.273	0.285	-4.4	119	0.00	11.12
			Amount	Calc.	%Drift			
74		3,3-Dimethyl-1-butanol	2000.000	1584.745	20.8#	88	0.00	11.19
			AvgRF	CCRF	%Dev			
75		2-hexanone	0.221	0.205	7.2	96	0.00	11.26
			Amount	Calc.	%Drift			
76		1-Chlorohexane	40.000	42.793	-7.0	124	0.00	11.55
			AvgRF	CCRF	%Dev			
77	C	Ethylbenzene	1.179	1.190	-0.9	122	0.00	11.62
78	P	Chlorobenzene	0.706	0.719	-1.8	122	0.00	11.62
79		1,1,1,2-Tetrachloroethane	0.297	0.303	-2.0	121	0.00	11.67
80		m,p-Xylene	0.910	0.939	-3.2	121	0.00	11.75
81		o-Xylene	0.937	0.998	-6.5	124	0.00	12.19
			Amount	Calc.	%Drift			
82		Styrene	40.000	40.713	-1.8	123	0.00	12.24
83	P	Bromoform	40.000	38.968	2.6	117	0.00	12.31

Continuing Calibration Summary

Job Number: FC7171
Account: BHATALB Bhate Environmental
Project: Griffiss AFB; Rome, NY

Sample: V5E1812-CC1806
Lab FileID: 5E40555.D

			AvgRF	CCRF	%Dev			
84		Isopropylbenzene	1.111	1.195	-7.6	122	0.00	12.50
85	I	1,4-Dichlorobenzene-d4	1.000	1.000	0.0	118	0.00	13.96
86	S	4-Bromofluorobenzene	0.804	0.816	-1.5	119	0.00	12.82

			Amount	Calc.	%Drift			
87		cis-1,4-Dichloro-2-butene	40.000	39.923	0.2	108	0.00	12.85

			AvgRF	CCRF	%Dev			
88		n-Propylbenzene	2.082	2.255	-8.3	126	0.00	12.92
89		Bromobenzene	0.536	0.563	-5.0	121	0.00	12.94
90	P	1,1,2,2-Tetrachloroethane	0.566	0.612	-8.1	127	0.00	12.99
91		1,3,5-Trimethylbenzene	1.530	1.644	-7.5	122	0.00	13.10
92		2-Chlorotoluene	1.475	1.540	-4.4	122	0.00	13.11

			Amount	Calc.	%Drift			
93		trans-1,4-Dichloro-2-Bute	40.000	40.609	-1.5	114	0.00	13.17
94		1,2,3-Trichloropropane	40.000	39.902	0.2	116	0.00	13.15
95		Cyclohexanone	200.000	206.898	-3.4	119	0.00	13.22

			AvgRF	CCRF	%Dev			
96		4-Chlorotoluene	1.358	1.424	-4.9	124	0.00	13.28
97		a-Methyl styrene		----------NA----------				
98		tert-Butylbenzene	0.859	0.880	-2.4	120	0.00	13.44
99		1,2,4-Trimethylbenzene	1.543	1.658	-7.5	125	0.00	13.51

			Amount	Calc.	%Drift			
100		Pentachloroethane	40.000	41.280	-3.2	115	0.00	13.50

			AvgRF	CCRF	%Dev			
101		sec-Butylbenzene	1.727	1.885	-9.1	126	0.00	13.62
102		4-Isopropyltoluene	1.558	1.661	-6.6	122	0.00	13.75
103		1,3-Dichlorobenzene	1.013	1.089	-7.5	125	0.00	13.89
104		1,2,3-Trimethylbenzene	1.638	1.750	-6.8	124	0.00	13.96
105		1,4-Dichlorobenzene	1.095	1.128	-3.0	123	0.00	13.97
106		n-Butylbenzene	0.693	0.782	-12.8	125	0.00	14.18

			Amount	Calc.	%Drift			
107		Benzyl Chloride	40.000	42.788	-7.0	122	0.00	14.20

			AvgRF	CCRF	%Dev			
108		1,2-Dichlorobenzene	0.985	1.062	-7.8	125	0.00	14.40

			Amount	Calc.	%Drift			
109		1,2-Dibromo-3-Chloropropa	40.000	40.610	-1.5	114	0.00	15.13

			AvgRF	CCRF	%Dev			
110		Hexachlorobutadiene	0.222	0.224	-0.9	119	0.00	15.66
111		1,2,4-Trichlorobenzene	0.600	0.638	-6.3	119	0.00	15.72
112		Naphthalene	1.707	1.689	1.1	112	0.00	16.02
113		1,2,3-Trichlorobenzene	0.559	0.572	-2.3	117	0.00	16.19

(#) = Out of Range SPCC's out = 0 CCC's out = 0
5E40412.D appIX06-22-2023_.M Wed Jun 28 12:07:27 2023

Continuing Calibration Summary

Job Number: FC7171
Account: BHATALB Bhate Environmental
Project: Griffiss AFB; Rome, NY

Sample: V5E1812-ECC1806
Lab FileID: 5E40584.D

Evaluate Continuing Calibration Report

Data File : C:\msdchem\1\data\06-28-2023\5E40584.D Vial: 31
Acq On : 28 Jun 2023 9:13 pm Operator: joannel
Sample : ECC1806-5 Inst : MSVOA20
Misc : MS54315,V5E1812,,,,, Multiplr: 1.00
MS Integration Params: ult...ll.p

Method : C:\msdchem\1\met...pIX06-22-2023_.M (RTE Integrator)
Title : SW-846 Method 5030B/8260B & EPA 624
Last Update : Fri Jun 23 07:08:45 2023
Response via : Multiple Level Calibration

Min. RRF : 0.000 Min. Rel. Area : 50% Max. R.T. Dev 0.50min
Max. RRF Dev : 50% Max. Rel. Area : 200%

		Compound	AvgRF	CCRF	%Dev	Area%	Dev(min)	R.T.
1	I	Fluorobenzene	1.000	1.000	0.0	117	0.00	8.46
2		Dichlorodifluoromethane	0.202	0.206	-2.0	111	0.00	2.81
3	P	Chloromethane	0.295	0.321	-8.8	126	0.00	3.14
4	C	Vinyl Chloride	0.197	0.230	-16.8	132	0.00	3.27
5		1,3-Butadiene	0.175	0.252	-44.0	149	0.00	3.30
6		Bromomethane	0.122	0.116	4.9	118	0.00	3.78
			Amount	Calc.	%Drift			
7		Chloroethane	40.000	53.245	-33.1	136	0.00	3.95
			AvgRF	CCRF	%Dev			
8		Trichlorofluoromethane	0.316	0.330	-4.4	119	0.00	4.16
9		Ethyl Ether	0.172	0.196	-14.0	129	0.00	4.59
10		Ethanol	0.003	0.003	0.0	105	0.00	4.78
			Amount	Calc.	%Drift			
11		1,2-Dichlorotrifluoroetha	40.000	45.379	-13.4	126	0.00	4.84
12	C	1,1-Dichloroethene	40.000	43.905	-9.8	126	0.00	4.87
13		Freon 113	40.000	43.535	-8.8	119	0.00	4.91
			AvgRF	CCRF	%Dev			
14		Carbon Disulfide	0.471	0.524	-11.3	126	0.00	4.93
			Amount	Calc.	%Drift			
15		Iodomethane	40.000	43.388	-8.5	120	0.00	5.07
16		Acrolein	200.000	191.288	4.4	107	0.00	5.29
17		Allyl chloride	40.000	41.584	-4.0	113	0.00	5.46
18		Methylene Chloride	40.000	37.690	5.8	119	0.00	5.60
			AvgRF	CCRF	%Dev			
19		Acetone	0.074	0.070	5.4	104	0.00	5.65
20		Methyl acetate	0.203	0.239	-17.7	132	0.00	5.78
			Amount	Calc.	%Drift			
21		trans-1,2-Dichloroethene	40.000	43.421	-8.6	124	0.00	5.79
22		Hexane	40.000	42.370	-5.9	119	0.00	5.88
			AvgRF	CCRF	%Dev			
23		Methyl Tert Butyl Ether	0.572	0.601	-5.1	121	0.00	5.90
			Amount	Calc.	%Drift			
24		Acetonitrile	400.000	437.163	-9.3	118	0.00	6.21

Continuing Calibration Summary

Job Number: FC7171
Account: BHATALB Bhate Environmental
Project: Griffiss AFB; Rome, NY

Sample: V5E1812-ECC1806
Lab FileID: 5E40584.D

			AvgRF	CCRF	%Dev			
25		Di-isopropyl ether	0.738	0.827	-12.1	130	0.00	6.32
			Amount	Calc.	%Drift			
26		Chloroprene	40.000	41.290	-3.2	113	0.00	6.49
			AvgRF	CCRF	%Dev			
27	P	1,1-Dichloroethane	0.362	0.404	-11.6	128	0.00	6.52
28		Acrylonitrile	0.100	0.106	-6.0	124	0.00	6.57
29		ETBE	0.695	0.739	-6.3	123	0.00	6.74
			Amount	Calc.	%Drift			
30		Tert Butyl Alcohol	400.000	394.157	1.5	114	0.00	5.98
			AvgRF	CCRF	%Dev			
31		Vinyl acetate	0.449	0.450	-0.2	115	0.00	6.77
			Amount	Calc.	%Drift			
32		cis-1,2-Dichloroethene	40.000	42.947	-7.4	124	0.00	7.13
			AvgRF	CCRF	%Dev			
33		2,2-Dichloropropane	0.277	0.250	9.7	99	0.00	7.26
			Amount	Calc.	%Drift			
34		Bromochloromethane	40.000	40.256	-0.6	120	0.00	7.35
35		Cyclohexane	40.000	45.958	-14.9	127	0.00	7.37
36	C	Chloroform	40.000	41.927	-4.8	123	0.00	7.41
			AvgRF	CCRF	%Dev			
37		Ethyl acetate	0.252	0.268	-6.3	123	0.00	7.50
			Amount	Calc.	%Drift			
38		Tetrahydrofuran	40.000	41.391	-3.5	125	0.00	7.60
			AvgRF	CCRF	%Dev			
39	S	Dibromofluoromethane	0.296	0.297	-0.3	117	0.00	7.61
			Amount	Calc.	%Drift			
40		Carbon Tetrachloride	40.000	39.335	1.7	113	0.00	7.59
41		1,1,1-Trichloroethane	40.000	40.691	-1.7	117	0.00	7.66
			AvgRF	CCRF	%Dev			
42		2-Butanone	0.117	0.121	-3.4	103	0.00	7.73
			Amount	Calc.	%Drift			
43		1,1-Dichloropropene	40.000	44.332	-10.8	125	0.00	7.79
			AvgRF	CCRF	%Dev			
44		tert-Butyl formate	0.057	0.044	22.8	93	0.00	7.88
			Amount	Calc.	%Drift			
45		Propionitrile	400.000	423.416	-5.9	116	0.00	8.06
			AvgRF	CCRF	%Dev			
46		Methacrylonitrile	0.153	0.169	-10.5	117	0.00	8.07
47		Benzene	0.681	0.755	-10.9	127	0.00	8.05
48		TAME	0.552	0.551	0.2	121	0.00	8.12
49	S	1,2-Dichloroethane-d4	0.352	0.346	1.7	113	0.00	8.18
50		1,2-Dichloroethane	0.317	0.319	-0.6	118	0.00	8.26

Continuing Calibration Summary

Job Number: FC7171
Account: BHATALB Bhate Environmental
Project: Griffiss AFB; Rome, NY

Sample: V5E1812-ECC1806
Lab FileID: 5E40584.D

			Amount	Calc.	%Drift			
51		tert Amyl alcohol	400.000	403.853	-1.0	115	0.00	8.29
			AvgRF	CCRF	%Dev			
52		Trichloroethene	0.205	0.217	-5.9	126	0.00	8.65
			Amount	Calc.	%Drift			
53		Methylcyclohexane	40.000	42.888	-7.2	119	0.00	8.65
			AvgRF	CCRF	%Dev			
54		Dibromomethane	0.131	0.143	-9.2	126	0.00	9.09
55	C	1,2-Dichloropropane	0.194	0.216	-11.3	129	0.00	9.18
56		Bromodichloromethane	0.280	0.298	-6.4	121	0.00	9.23
			Amount	Calc.	%Drift			
57		Methyl methacrylate	40.000	41.309	-3.3	111	0.00	9.33
58		1,4-Dioxane	800.000	841.932	-5.2	118	0.00	9.42
59		2-Chloroethyl vinyl ether	200.000	124.568	37.7	52	0.00	9.76
60		cis-1,3-Dichloropropene	40.000	39.983	0.0	117	0.00	9.85
			AvgRF	CCRF	%Dev			
61	I	Chlorobenzene-d5	1.000	1.000	0.0	120	0.00	11.60
62	S	Toluene-d8	1.321	1.326	-0.4	118	0.00	10.04
63	C	Toluene	1.015	1.056	-4.0	125	0.00	10.09
64		Isobutyl alcohol	0.015	0.016	-6.7	118	0.00	8.18
65		2-Nitropropane	0.078	0.081	-3.8	116	0.00	10.32
66		4-Methyl-2-pentanone	0.333	0.330	0.9	106	0.00	10.43
			Amount	Calc.	%Drift			
67		trans-1,3-Dichloropropene	40.000	37.265	6.8	111	0.00	10.49
68		Tetrachloroethene	40.000	40.293	-0.7	120	0.00	10.49
69		Ethyl methacrylate	40.000	41.217	-3.0	116	0.00	10.59
			AvgRF	CCRF	%Dev			
70		1,1,2-Trichloroethane	0.203	0.219	-7.9	130	0.00	10.66
71		Dibromochloromethane	0.319	0.325	-1.9	114	0.00	10.85
72		1,3-Dichloropropane	0.382	0.405	-6.0	124	0.00	10.94
73		1,2-Dibromoethane	0.273	0.288	-5.5	120	0.00	11.12
			Amount	Calc.	%Drift			
74		3,3-Dimethyl-1-butanol	2000.000	1924.454	3.8	108	0.00	11.19
			AvgRF	CCRF	%Dev			
75		2-hexanone	0.221	0.224	-1.4	104	0.00	11.26
			Amount	Calc.	%Drift			
76		1-Chlorohexane	40.000	41.555	-3.9	120	0.00	11.55
			AvgRF	CCRF	%Dev			
77	C	Ethylbenzene	1.179	1.179	0.0	121	0.00	11.62
78	P	Chlorobenzene	0.706	0.724	-2.5	122	0.00	11.62
79		1,1,1,2-Tetrachloroethane	0.297	0.300	-1.0	120	0.00	11.67
80		m,p-Xylene	0.910	0.937	-3.0	121	0.00	11.75
81		o-Xylene	0.937	0.982	-4.8	122	0.00	12.19
			Amount	Calc.	%Drift			
82		Styrene	40.000	39.868	0.3	120	0.00	12.24
83	P	Bromoform	40.000	36.141	9.6	108	0.00	12.31

Continuing Calibration Summary

Job Number: FC7171
Account: BHATALB Bhate Environmental
Project: Griffiss AFB; Rome, NY

Sample: V5E1812-ECC1806
Lab FileID: 5E40584.D

			AvgRF	CCRF	%Dev			
84		Isopropylbenzene	1.111	1.178	-6.0	120	0.00	12.49
85	I	1,4-Dichlorobenzene-d4	1.000	1.000	0.0	118	0.00	13.96
86	S	4-Bromofluorobenzene	0.804	0.823	-2.4	119	0.00	12.82

			Amount	Calc.	%Drift			
87		cis-1,4-Dichloro-2-butene	40.000	21.255	46.9	54	0.00	12.86

			AvgRF	CCRF	%Dev			
88		n-Propylbenzene	2.082	2.182	-4.8	121	0.00	12.91
89		Bromobenzene	0.536	0.553	-3.2	118	0.00	12.94
90	P	1,1,2,2-Tetrachloroethane	0.566	0.603	-6.5	125	0.00	12.98
91		1,3,5-Trimethylbenzene	1.530	1.596	-4.3	118	0.00	13.10
92		2-Chlorotoluene	1.475	1.526	-3.5	121	0.00	13.11

			Amount	Calc.	%Drift			
93		trans-1,4-Dichloro-2-Bute	40.000	23.191	42.0	63	0.00	13.17
94		1,2,3-Trichloropropane	40.000	40.307	-0.8	117	0.00	13.15
95		Cyclohexanone	200.000	203.528	-1.8	117	0.00	13.22

			AvgRF	CCRF	%Dev			
96		4-Chlorotoluene	1.358	1.382	-1.8	120	0.00	13.28
97		a-Methyl styrene		----------NA----------				
98		tert-Butylbenzene	0.859	0.846	1.5	115	0.00	13.44
99		1,2,4-Trimethylbenzene	1.543	1.596	-3.4	120	0.00	13.51

			Amount	Calc.	%Drift			
100		Pentachloroethane	40.000	36.733	8.2	101	0.00	13.50

			AvgRF	CCRF	%Dev			
101		sec-Butylbenzene	1.727	1.815	-5.1	120	0.00	13.62
102		4-Isopropyltoluene	1.558	1.570	-0.8	114	0.00	13.75
103		1,3-Dichlorobenzene	1.013	1.037	-2.4	118	0.00	13.89
104		1,2,3-Trimethylbenzene	1.638	1.699	-3.7	120	0.00	13.96
105		1,4-Dichlorobenzene	1.095	1.075	1.8	117	0.00	13.97
106		n-Butylbenzene	0.693	0.712	-2.7	113	0.00	14.18

			Amount	Calc.	%Drift			
107		Benzyl Chloride	40.000	28.052	29.9	77	0.00	14.20

			AvgRF	CCRF	%Dev			
108		1,2-Dichlorobenzene	0.985	1.017	-3.2	119	0.00	14.40

			Amount	Calc.	%Drift			
109		1,2-Dibromo-3-Chloropropa	40.000	38.112	4.7	106	0.00	15.12

			AvgRF	CCRF	%Dev			
110		Hexachlorobutadiene	0.222	0.214	3.6	113	0.00	15.66
111		1,2,4-Trichlorobenzene	0.600	0.609	-1.5	113	0.00	15.71
112		Naphthalene	1.707	1.659	2.8	110	0.00	16.01
113		1,2,3-Trichlorobenzene	0.559	0.557	0.4	113	0.00	16.19

(#) = Out of Range SPCC's out = 0 CCC's out = 0
5E40412.D appIX06-22-2023_.M Thu Jun 29 08:30:18 2023

Initial Calibration Summary

Job Number: FC7171
Account: BHATALB Bhate Environmental
Project: Griffiss AFB; Rome, NY

Sample: VI2948-ICC2948
Lab FileID: I757265.D

Response Factor Report MSVOA16

Method : C:\msdchem\1\met...\VI-2023-06-15.m (RTE Integrator)
Title : SW-846 Method 5035A/8260B
Last Update : Thu Jun 15 14:39:51 2023
Response via : Initial Calibration

Calibration Files
1 =I757261.D 2 =I757262.D 3 =I757263.D 4 =I757264.D
5 =I757265.D 6 =I757266.D 7 =I757267.D

Compound	1	2	3	4	5	6	7	Avg	%RSD
1) I Fluorobenzene	----------	----------	ISTD	----------	----------	----------	----------		
2) Dichlorodifluorom	0.230	0.235	0.217	0.216	0.196	0.216	0.228	0.220	5.90
3)P Chloromethane	0.329	0.277	0.233	0.214	0.216	0.227	0.224	0.246	17.15
---- Quadratic regr., Force(0,0) ---- Coefficient = 0.9987									
Response Ratio = 0.00000 + 0.22695 *A + -0.00178 *A^2									
4)C Vinyl Chloride	0.226	0.253	0.218	0.211	0.205	0.222	0.228	0.223	6.91
5) 1,3-Butadiene	0.240	0.260	0.194	0.205	0.165	0.184	0.185	0.205	16.49
---- Quadratic regr., Force(0,0) ---- Coefficient = 0.9940									
Response Ratio = 0.00000 + 0.19523 *A + -0.00710 *A^2									
6) Bromomethane	0.282	0.109	0.074	0.069	0.073	0.081	0.077	0.109	70.57
---- Quadratic regr., Force(0,0) ---- Coefficient = 0.9963									
Response Ratio = 0.00000 + 0.07544 *A + 0.00124 *A^2									
7) Chloroethane	0.233	0.158	0.117	0.095	0.089	0.092	0.090	0.125	43.28
---- Linear regr., Force(0,0) ---- Coefficient = 0.9947									
Response Ratio = 0.00000 + 0.09359 *A									
8) Trichlorofluorome	0.318	0.327	0.303	0.289	0.277	0.298	0.300	0.302	5.56
---- Linear regr., Force(0,0) ---- Coefficient = 0.9989									
Response Ratio = 0.00000 + 0.29537 *A									
9) Ethyl Ether	0.156	0.151	0.138	0.154	0.153	0.168	0.163	0.155	6.18
10) 1,2-Dichlorotrifl	0.210	0.215	0.192	0.207	0.183	0.215	0.218	0.206	6.39
11)C 1,1-Dichloroethen	0.269	0.282	0.247	0.276	0.246	0.287	0.292	0.271	6.81
12) Ethanol	0.012	0.009	0.008	0.008	0.007	0.008	0.007	0.008	22.81
---- Quadratic regr., Force(0,0) ---- Coefficient = 0.9954									
Response Ratio = 0.00000 + 0.00796 *A + -0.00003 *A^2									
13) Freon 113	0.163	0.172	0.158	0.172	0.146	0.178	0.190	0.169	8.46
14) Carbon Disulfide	0.640	0.581	0.490	0.544	0.488	0.574	0.583	0.557	9.76
15) Iodomethane	0.113	0.084	0.081	0.132	0.141	0.141		0.115	23.88
---- Quadratic regr., Force(0,0) ---- Coefficient = 0.9965									
Response Ratio = 0.00000 + 0.12493 *A + 0.01219 *A^2									
16) Acrolein	0.093	0.058	0.074	0.071	0.068	0.080	0.077	0.075	14.49
---- Quadratic regr., Force(0,0) ---- Coefficient = 0.9971									
Response Ratio = 0.00000 + 0.06843 *A + 0.00104 *A^2									
17) Allyl chloride	0.322	0.349	0.252	0.261	0.239	0.266	0.256	0.278	14.79
---- Quadratic regr., Force(0,0) ---- Coefficient = 0.9963									
Response Ratio = 0.00000 + 0.26329 *A + -0.00342 *A^2									
18) Methylene Chlorid	0.554	0.326	0.258	0.268	0.261	0.274	0.260	0.314	34.39
---- Quadratic regr., Force(0,0) ---- Coefficient = 0.9977									

Initial Calibration Summary

Job Number: FC7171
Account: BHATALB Bhate Environmental
Project: Griffiss AFB; Rome, NY

Sample: VI2948-ICC2948
Lab FileID: I757265.D

```
                Response Ratio = 0.00000 + 0.28093 *A + -0.00979 *A^2

19)  Acetone           0.210 0.110 0.158 0.129 0.127 0.140 0.133 0.144  22.61
              ---- Quadratic regr., Force(0,0) ----  Coefficient =  0.9957
                Response Ratio = 0.00000 + 0.13453 *A + 0.00001 *A^2

20)  Methyl acetate    0.262 0.249 0.256 0.290 0.287 0.323 0.306 0.282   9.76
21)  trans-1,2-Dichlor 0.288 0.304 0.255 0.280 0.268 0.301 0.298 0.285   6.42
22)  Hexane            0.152 0.140 0.124 0.146 0.123 0.144 0.148 0.140   8.23
23)  Methyl Tert Butyl 0.615 0.576 0.544 0.602 0.597 0.648 0.628 0.601   5.70
24)  Tert butyl alcoho 0.080 0.070 0.075 0.085 0.083 0.094 0.088 0.082   9.98
25)  Acetonitrile      0.121 0.071 0.059 0.056 0.050 0.053 0.047 0.065  39.28
              ---- Quadratic regr., Force(0,0) ----  Coefficient =  0.9962
                Response Ratio = 0.00000 + 0.06065 *A + -0.00067 *A^2

26)  Di-isopropyl ethe 0.645 0.625 0.566 0.627 0.621 0.672 0.648 0.629   5.23
27)  Chloroprene       0.276 0.347 0.262 0.280 0.248 0.292 0.301 0.287  11.16
              ---- Quadratic regr., Force(0,0) ----  Coefficient =  0.9964
                Response Ratio = 0.00000 + 0.26060 *A + 0.01926 *A^2

28)P 1,1-Dichloroethan 0.359 0.411 0.334 0.372 0.357 0.397 0.385 0.374   6.99
29)  Acrylonitrile     0.119 0.112 0.138 0.151 0.139 0.153 0.147 0.137  11.57
30)  ETBE              0.626 0.623 0.535 0.598 0.595 0.642 0.620 0.606   5.78
31)  Vinyl acetate     0.333 0.298 0.357 0.415 0.405 0.445 0.431 0.384  14.28
              ---- Quadratic regr., Force(0,0) ----  Coefficient =  0.9979
                Response Ratio = 0.00000 + 0.38215 *A + 0.00599 *A^2

32)  cis-1,2-Dichloroe 0.220 0.238 0.197 0.221 0.219 0.242 0.236 0.225   6.96
33)  2,2-Dichloropropa 0.294 0.306 0.255 0.280 0.263 0.299 0.298 0.285   6.81
34)  Bromochloromethan 0.121 0.120 0.105 0.114 0.114 0.121 0.116 0.116   4.77
35)  Cyclohexane       0.310 0.310 0.290 0.318 0.265 0.315 0.332 0.305   7.16
              ---- Quadratic regr., Force(0,0) ----  Coefficient =  0.9969
                Response Ratio = 0.00000 + 0.27692 *A + 0.02616 *A^2

36)C Chloroform        0.414 0.413 0.348 0.380 0.369 0.408 0.397 0.390   6.47
37)  Ethyl acetate     0.261 0.236 0.301 0.346 0.328 0.367 0.358 0.314  15.99
              ---- Quadratic regr., Force(0,0) ----  Coefficient =  0.9978
                Response Ratio = 0.00000 + 0.31225 *A + 0.00542 *A^2

38)  Tetrahydrofuran   0.169 0.147 0.146 0.156 0.149 0.164 0.157 0.155   5.64
39)S Dibromofluorometh 0.278 0.279 0.280 0.290 0.287 0.284 0.289 0.284   1.73
40)  Carbon Tetrachlor 0.274 0.283 0.243 0.276 0.247 0.292 0.303 0.274   8.05
41)  1,1,1-Trichloroet 0.324 0.339 0.291 0.322 0.298 0.341 0.343 0.323   6.45
42)  2-Butanone        0.168 0.136 0.230 0.198 0.204 0.231 0.227 0.199  17.98
              ---- Quadratic regr., Force(0,0) ----  Coefficient =  0.9965
                Response Ratio = 0.00000 + 0.19383 *A + 0.00380 *A^2

43)  1,1-Dichloroprope 0.232 0.269 0.235 0.259 0.238 0.273 0.275 0.255   7.51
44)  tert-Butyl Format 0.149 0.146 0.144 0.150 0.159 0.176 0.171 0.156   8.16
45)  Propionitrile     0.063 0.076 0.065 0.070 0.064 0.072 0.070 0.069   6.66
46)  Methacrylonitrile 0.207 0.238 0.196 0.195 0.182 0.200 0.193 0.201   8.76
47)  Benzene           0.790 0.830 0.720 0.769 0.742 0.814 0.798 0.780   5.01
48)  TAME              0.628 0.598 0.520 0.574 0.574 0.616 0.594 0.586   6.05
49)S 1,2-Dichloroethan 0.260 0.256 0.260 0.269 0.254 0.249 0.259 0.258   2.50
50)  Isobutyl alcohol  0.019 0.016 0.016 0.018 0.017 0.020 0.021 0.018  11.24
51)  1,2-Dichloroethan 0.299 0.271 0.246 0.265 0.260 0.283 0.274 0.271   6.18
52)  Tert Amyl Alcohol 0.062 0.053 0.061 0.071 0.069 0.079 0.077 0.068  13.63
53)  Trichloroethene   0.263 0.214 0.190 0.210 0.199 0.226 0.226 0.218  10.87
54)  Methylcyclohexane 0.269 0.282 0.263 0.287 0.238 0.289 0.303 0.276   7.72
              ---- Quadratic regr., Force(0,0) ----  Coefficient =  0.9966
```

Initial Calibration Summary

Job Number: FC7171
Account: BHATALB Bhate Environmental
Project: Griffiss AFB; Rome, NY

Sample: VI2948-ICC2948
Lab FileID: I757265.D

```
              Response Ratio = 0.00000 + 0.24923 *A + 0.02580 *A^2

55)  Dibromomethane    0.148 0.134 0.124 0.134 0.138 0.150 0.148 0.139   6.94
56)C 1,2-Dichloropropa 0.206 0.202 0.181 0.196 0.197 0.217 0.210 0.201   5.76
57)  Bromodichlorometh 0.264 0.275 0.250 0.273 0.276 0.305 0.298 0.277   6.84
58)  Methyl methacryla 0.053 0.205 0.185 0.226 0.226 0.256 0.252 0.200  34.65
            ---- Quadratic regr., Force(0,0) ----  Coefficient =  0.9981
              Response Ratio = 0.00000 + 0.20577 *A + 0.02624 *A^2

59)  1,4-Dioxane       0.005 0.005 0.006 0.007 0.006 0.007 0.007 0.006  15.55
            ---- Quadratic regr., Force(0,0) ----  Coefficient =  0.9976
              Response Ratio = 0.00000 + 0.00610 *A + 0.00002 *A^2

60)  2-Chloroethyl vin 0.074 0.112 0.116 0.119 0.127 0.138 0.132 0.117  17.92
            ---- Quadratic regr., Force(0,0) ----  Coefficient =  0.9986
              Response Ratio = 0.00000 + 0.11892 *A + 0.00165 *A^2

61)  cis-1,3-Dichlorop 0.286 0.306 0.277 0.312 0.317 0.351 0.340 0.313   8.52

62) I   Chlorobenzene-d5      ----------------ISTD--------------------
63)S Toluene-d8        1.370 1.360 1.434 1.445 1.457 1.464 1.451 1.426   3.01
64)C Toluene           1.152 1.163 1.039 1.121 1.098 1.230 1.183 1.141   5.40
65)  2-Nitropropane    0.095 0.082 0.089 0.107 0.111 0.128 0.124 0.105  16.56
            ---- Quadratic regr., Force(0,0) ----  Coefficient =  0.9969
              Response Ratio = 0.00000 + 0.09900 *A + 0.00290 *A^2

66)  4-Methyl-2-pentan 0.476 0.378 0.593 0.486 0.491 0.534 0.504 0.494  13.16
67)  trans-1,3-Dichlor 0.208 0.351 0.329 0.389 0.397 0.436 0.420 0.361  21.28
            ---- Quadratic regr., Force(0,0) ----  Coefficient =  0.9983
              Response Ratio = 0.00000 + 0.36809 *A + 0.03171 *A^2

68)  Tetrachloroethene 0.341 0.348 0.323 0.345 0.320 0.372 0.367 0.345   5.69
69)  Ethyl methacrylat 0.194 0.365 0.320 0.372 0.364 0.407 0.390 0.344  20.83
            ---- Quadratic regr., Force(0,0) ----  Coefficient =  0.9981
              Response Ratio = 0.00000 + 0.35184 *A + 0.02388 *A^2

70)  1,1,2-Trichloroet 0.237 0.230 0.216 0.229 0.232 0.249 0.235 0.233   4.32
71)  Dibromochlorometh 0.311 0.293 0.285 0.324 0.330 0.362 0.348 0.322   8.67
72)  1,3-Dichloropropa 0.361 0.382 0.368 0.411 0.422 0.459 0.435 0.405   9.03
73)  1,2-Dibromoethane 0.290 0.269 0.273 0.303 0.306 0.337 0.323 0.300   8.33
74)  3,3-dimethyl-1-bu 0.063 0.060 0.080 0.088 0.092 0.106 0.099 0.084  20.80
            ---- Quadratic regr., Force(0,0) ----  Coefficient =  0.9959
              Response Ratio = 0.00000 + 0.08317 *A + 0.00020 *A^2

75)  2-hexanone        0.296 0.276 0.468 0.387 0.392 0.433 0.421 0.382  18.64
            ---- Quadratic regr., Force(0,0) ----  Coefficient =  0.9961
              Response Ratio = 0.00000 + 0.38610 *A + 0.00420 *A^2

76)  1-Chlorohexane    0.346 0.310 0.296 0.319 0.292 0.346 0.349 0.323   7.51
77)C Ethylbenzene      1.306 1.240 1.131 1.209 1.169 1.308 1.260 1.232   5.45
78)P Chlorobenzene     0.740 0.779 0.703 0.750 0.735 0.802 0.768 0.754   4.31
79)  1,1,1,2-Tetrachlo 0.305 0.283 0.260 0.288 0.288 0.316 0.303 0.292   6.29
80)  m,p-Xylene        0.860 0.927 0.854 0.926 0.907 1.015 0.985 0.925   6.45
81)  o-Xylene          1.002 0.996 0.922 0.976 0.962 1.072 1.031 0.994   4.87
82)  Styrene           0.498 0.625 0.611 0.702 0.711 0.800 0.771 0.674  15.44
            ---- Quadratic regr., Force(0,0) ----  Coefficient =  0.9982
              Response Ratio = 0.00000 + 0.66427 *A + 0.06420 *A^2

83)P Bromoform         0.243 0.238 0.240 0.272 0.287 0.317 0.303 0.271  11.82
84)  Isopropylbenzene  1.168 1.191 1.080 1.163 1.114 1.254 1.221 1.170   5.10
```

Initial Calibration Summary

Job Number: FC7171
Account: BHATALB Bhate Environmental
Project: Griffiss AFB; Rome, NY

Sample: VI2948-ICC2948
Lab FileID: I757265.D

```
 85) I   1,4-Dichlorobenzene-d ----------------ISTD--------------------
 86)S 4-Bromofluorobenz 0.828 0.841 0.833 0.838 0.855 0.856 0.842 0.842   1.25
 87)  cis-1,4-Dichloro- 0.152 0.175 0.156 0.175 0.182 0.212 0.204 0.179  12.53
 88)  n-Propylbenzene   2.223 2.363 1.993 2.137 2.074 2.369 2.249 2.201   6.44
 89)  Bromobenzene      0.567 0.589 0.512 0.546 0.553 0.614 0.570 0.564   5.75
 90)P 1,1,2,2-Tetrachlo 0.827 0.773 0.705 0.749 0.756 0.823 0.754 0.769   5.61
 91)  1,3,5-Trimethylbe 1.547 1.703 1.450 1.534 1.510 1.704 1.595 1.577   6.10
 92)  2-Chlorotoluene   1.516 1.610 1.392 1.468 1.430 1.604 1.490 1.501   5.50
 93)  trans-1,4-Dichlor 0.108 0.140 0.147 0.185 0.193 0.226 0.214 0.173  24.85
             ---- Quadratic regr., Force(0,0) ----  Coefficient =  0.9960
               Response Ratio = 0.00000 + 0.19294 *A + 0.01285 *A^2

 94)  1,2,3-Trichloropr 0.229 0.239 0.221 0.237 0.235 0.264 0.240 0.238   5.58
 95)  Cyclohexanone     0.060 0.045 0.052 0.054 0.050 0.057 0.053 0.053   9.27
 96)  4-Chlorotoluene   1.337 1.391 1.230 1.302 1.331 1.483 1.384 1.351   5.86
 97)  tert-Butylbenzene 0.849 0.896 0.785 0.804 0.786 0.894 0.856 0.838   5.71
 98)  1,2,4-Trimethylbe 1.550 1.650 1.395 1.501 1.511 1.695 1.573 1.554   6.40
 99)  Pentachloroethane 0.339 0.405 0.299 0.331 0.327 0.369 0.345 0.345   9.82
100)  sec-Butylbenzene  1.972 1.970 1.708 1.760 1.670 1.932 1.846 1.837   6.87
             ---- Quadratic regr., Force(0,0) ----  Coefficient =  0.9978
               Response Ratio = 0.00000 + 1.73377 *A + 0.07069 *A^2

101)  4-Isopropyltoluen 1.497 1.699 1.441 1.535 1.494 1.710 1.624 1.571   6.77
102)  1,3-Dichlorobenze 0.930 1.003 0.869 0.948 0.967 1.078 1.012 0.972   6.85
103)  1,2,3-Trimethylbe 1.731 1.736 1.467 1.539 1.567 1.747 1.607 1.628   6.85
104)  1,4-Dichlorobenze 1.163 1.088 0.943 0.993 1.002 1.108 1.020 1.045   7.35
105)  n-Butylbenzene    0.669 0.803 0.700 0.777 0.756 0.870 0.833 0.773   9.19
106)  Benzyl Chloride   0.207 0.234 0.222 0.263 0.282 0.325 0.298 0.262  16.43
             ---- Quadratic regr., Force(0,0) ----  Coefficient =  0.9951
               Response Ratio = 0.00000 + 0.25719 *A + 0.02740 *A^2

107)  1,2-Dichlorobenze 0.946 0.990 0.863 0.917 0.939 1.048 0.967 0.953   6.08
108)  1,2-Dibromo-3-Chl 0.190 0.166 0.172 0.192 0.198 0.229 0.215 0.194  11.46
109)  Hexachlorobutadie 0.336 0.349 0.298 0.312 0.294 0.335 0.337 0.323   6.65
110)  1,2,4-Trichlorobe 0.682 0.721 0.618 0.675 0.701 0.798 0.734 0.704   7.93
111)  Naphthalene       2.074 2.030 1.942 2.175 2.267 2.569 2.358 2.202   9.76
112)  1,2,3-Trichlorobe 0.725 0.722 0.609 0.670 0.693 0.776 0.719 0.702   7.44
 ------------------------------------------------------------------------------
 (#) = Out of Range

          VI-2023-06-15.m        Thu Jun 15 14:54:00 2023
```

Initial Calibration Verification

Job Number: FC7171
Account: BHATALB Bhate Environmental
Project: Griffiss AFB; Rome, NY

Sample: VI2948-ICV2948
Lab FileID: I757269.D

Evaluate Continuing Calibration Report

Data File : C:\msdchem\1\data\2023-06-15\I757269.D Vial: 10
Acq On : 15 Jun 2023 2:04 pm Operator: joannel
Sample : ICV2948-5 Inst : MSVOA16
Misc : MS54130,VI2948,,,,, Multiplr: 1.00
MS Integration Params: tiny.p

Method : C:\msdchem\1\met...\VI-2023-06-15.m (RTE Integrator)
Title : SW-846 Method 5035A/8260B
Last Update : Thu Jun 15 14:39:51 2023
Response via : Multiple Level Calibration

Min. RRF : 0.000 Min. Rel. Area : 50% Max. R.T. Dev 0.50min
Max. RRF Dev : 20% Max. Rel. Area : 200%

	Compound	AvgRF	CCRF	%Dev	Area%	Dev(min)	R.T.
1 I	Fluorobenzene	1.000	1.000	0.0	100	0.00	7.85
2	Dichlorodifluoromethane	0.220	0.195	11.4	99	0.00	2.35
		Amount	Calc.	%Drift			
3 P	Chloromethane	40.000	35.621	10.9	93	0.00	2.64
		AvgRF	CCRF	%Dev			
4 C	Vinyl Chloride	0.223	0.185	17.0	90	0.00	2.77
		Amount	Calc.	%Drift			
5	1,3-Butadiene		----------NA----------				
6	Bromomethane	40.000	35.861	10.3	94	0.00	3.23
7	Chloroethane	40.000	32.753	18.1	87	0.00	3.40
8	Trichlorofluoromethane	40.000	32.473	18.8	87	0.00	3.59
		AvgRF	CCRF	%Dev			
9	Ethyl Ether	0.155	0.165	-6.5	108	0.00	4.02
10	1,2-Dichlorotrifluoroetha	0.206	0.189	8.3	103	0.00	4.24
11 C	1,1-Dichloroethene	0.271	0.231	14.8	94	0.00	4.28
		Amount	Calc.	%Drift			
12	Ethanol	800.000	755.110	5.6	107	0.00	4.21
		AvgRF	CCRF	%Dev			
13	Freon 113	0.169	0.150	11.2	103	0.00	4.32
14	Carbon Disulfide	0.557	0.460	17.4	94	0.00	4.33
		Amount	Calc.	%Drift			
15	Iodomethane	40.000	41.691	-4.2	100	0.00	4.46
16	Acrolein	200.000	185.924	7.0	99	0.00	4.68
17	Allyl chloride	40.000	34.765	13.1	95	0.00	4.85
18	Methylene Chloride	40.000	38.344	4.1	101	0.00	4.98
19	Acetone	200.000	194.726	2.6	103	0.00	5.03
		AvgRF	CCRF	%Dev			
20	Methyl acetate	0.282	0.279	1.1	97	0.00	5.17
21	trans-1,2-Dichloroethene	0.285	0.259	9.1	97	0.00	5.18
22	Hexane	0.140	0.124	11.4	101	0.00	5.28
23	Methyl Tert Butyl Ether	0.601	0.617	-2.7	103	0.00	5.30
24	Tert butyl alcohol	0.082	0.091	-11.0	110	0.00	5.39
		Amount	Calc.	%Drift			

Initial Calibration Verification

Job Number: FC7171
Account: BHATALB Bhate Environmental
Project: Griffiss AFB; Rome, NY

Sample: VI2948-ICV2948
Lab FileID: I757269.D

25		Acetonitrile	400.000	389.314	2.7	108	0.00	5.56
			AvgRF	CCRF	%Dev			
26		Di-isopropyl ether	0.629	0.606	3.7	98	0.00	5.73
			Amount	Calc.	%Drift			
27		Chloroprene			NA			
			AvgRF	CCRF	%Dev			
28	P	1,1-Dichloroethane	0.374	0.339	9.4	95	0.00	5.88
29		Acrylonitrile	0.137	0.146	-6.6	105	0.00	5.92
30		ETBE	0.606	0.611	-0.8	103	0.00	6.13
			Amount	Calc.	%Drift			
31		Vinyl acetate	200.000	208.013	-4.0	105	0.00	6.14
			AvgRF	CCRF	%Dev			
32		cis-1,2-Dichloroethene	0.225	0.208	7.6	95	0.00	6.51
33		2,2-Dichloropropane	0.285	0.272	4.6	103	0.00	6.62
34		Bromochloromethane	0.116	0.109	6.0	96	0.00	6.73
			Amount	Calc.	%Drift			
35		Cyclohexane	40.000	34.412	14.0	96	0.00	6.76
			AvgRF	CCRF	%Dev			
36	C	Chloroform	0.390	0.365	6.4	99	0.00	6.79
			Amount	Calc.	%Drift			
37		Ethyl acetate	200.000	196.355	1.8	100	0.00	6.88
			AvgRF	CCRF	%Dev			
38		Tetrahydrofuran	0.155	0.152	1.9	102	0.00	6.98
39	S	Dibromofluoromethane	0.284	0.290	-2.1	101	0.00	6.99
40		Carbon Tetrachloride	0.274	0.238	13.1	96	0.00	6.98
41		1,1,1-Trichloroethane	0.323	0.289	10.5	97	0.00	7.04
			Amount	Calc.	%Drift			
42		2-Butanone	200.000	199.356	0.3	102	0.00	7.10
			AvgRF	CCRF	%Dev			
43		1,1-Dichloropropene	0.255	0.234	8.2	98	0.00	7.17
44		tert-Butyl Formate	0.156	0.205	-31.4#	129	0.00	7.26
45		Propionitrile	0.069	0.064	7.2	100	0.00	7.41
46		Methacrylonitrile	0.201	0.178	11.4	98	0.00	7.44
47		Benzene	0.780	0.729	6.5	98	0.00	7.43
48		TAME	0.586	0.575	1.9	100	0.00	7.52
49	S	1,2-Dichloroethane-d4	0.258	0.257	0.4	101	0.00	7.56
50		Isobutyl alcohol	0.018	0.018	0.0	106	0.00	7.59
51		1,2-Dichloroethane	0.271	0.258	4.8	99	0.00	7.63
52		Tert Amyl Alcohol	0.068	0.075	-10.3	109	0.00	7.70
53		Trichloroethene	0.218	0.195	10.6	98	0.00	8.04
			Amount	Calc.	%Drift			
54		Methylcyclohexane	40.000	33.591	16.0	94	0.00	8.05
			AvgRF	CCRF	%Dev			
55		Dibromomethane	0.139	0.138	0.7	100	0.00	8.48
56	C	1,2-Dichloropropane	0.201	0.201	0.0	102	0.00	8.57
57		Bromodichloromethane	0.277	0.264	4.7	96	0.00	8.62

Initial Calibration Verification

Job Number: FC7171
Account: BHATALB Bhate Environmental
Project: Griffiss AFB; Rome, NY

Sample: VI2948-ICV2948
Lab FileID: I757269.D

			Amount	Calc.	%Drift			
58		Methyl methacrylate	40.000	36.540	8.7	91	0.00	8.74
59		1,4-Dioxane	800.000	806.023	-0.8	104	0.00	8.82
60		2-Chloroethyl vinyl ether	200.000	188.357	5.8	93	0.00	9.16
			AvgRF	CCRF	%Dev			
61		cis-1,3-Dichloropropene	0.313	0.314	-0.3	99	0.00	9.25
62	I	Chlorobenzene-d5	1.000	1.000	0.0	101	0.00	11.01
63	S	Toluene-d8	1.426	1.437	-0.8	100	0.00	9.45
64	C	Toluene	1.141	1.073	6.0	99	0.00	9.50
			Amount	Calc.	%Drift			
65		2-Nitropropane	200.000	193.743	3.1	97	0.00	9.69
			AvgRF	CCRF	%Dev			
66		4-Methyl-2-pentanone	0.494	0.478	3.2	98	0.00	9.83
			Amount	Calc.	%Drift			
67		trans-1,3-Dichloropropene	40.000	37.046	7.4	92	0.00	9.90
			AvgRF	CCRF	%Dev			
68		Tetrachloroethene	0.345	0.311	9.9	98	0.00	9.91
			Amount	Calc.	%Drift			
69		Ethyl methacrylate	40.000	39.786	0.5	103	0.00	10.01
			AvgRF	CCRF	%Dev			
70		1,1,2-Trichloroethane	0.233	0.223	4.3	97	0.00	10.05
71		Dibromochloromethane	0.322	0.336	-4.3	103	0.00	10.26
72		1,3-Dichloropropane	0.405	0.439	-8.4	105	0.00	10.34
73		1,2-Dibromoethane	0.300	0.304	-1.3	101	0.00	10.51
			Amount	Calc.	%Drift			
74		3,3-dimethyl-1-butanol	2000.000	2073.237	-3.7	105	0.00	10.62
75		2-hexanone	200.000	194.984	2.5	101	0.00	10.65
			AvgRF	CCRF	%Dev			
76		1-Chlorohexane	0.323	0.275	14.9	95	0.00	10.96
77	C	Ethylbenzene	1.232	1.133	8.0	98	0.00	11.02
78	P	Chlorobenzene	0.754	0.709	6.0	98	0.00	11.02
79		1,1,1,2-Tetrachloroethane	0.292	0.281	3.8	99	0.00	11.07
80		m,p-Xylene	0.925	0.887	4.1	99	0.00	11.16
81		o-Xylene	0.994	0.917	7.7	96	0.00	11.60
			Amount	Calc.	%Drift			
82		Styrene	40.000	39.073	2.3	99	0.00	11.66
			AvgRF	CCRF	%Dev			
83	P	Bromoform	0.271	0.278	-2.6	98	0.00	11.71
84		Isopropylbenzene	1.170	1.068	8.7	97	0.00	11.91
85	I	1,4-Dichlorobenzene-d4	1.000	1.000	0.0	103	0.00	13.37
86	S	4-Bromofluorobenzene	0.842	0.842	0.0	102	0.00	12.22
87		cis-1,4-Dichloro-2-butene	0.179	0.196	-9.5	111	0.00	12.26
88		n-Propylbenzene	2.201	1.942	11.8	97	0.00	12.33
89		Bromobenzene	0.564	0.558	1.1	104	0.00	12.35
90	P	1,1,2,2-Tetrachloroethane	0.769	0.739	3.9	101	0.00	12.39
91		1,3,5-Trimethylbenzene	1.577	1.462	7.3	100	0.00	12.51
92		2-Chlorotoluene	1.501	1.408	6.2	102	0.00	12.52

Initial Calibration Verification

Job Number: FC7171
Account: BHATALB Bhate Environmental
Project: Griffiss AFB; Rome, NY

Sample: VI2948-ICV2948
Lab FileID: I757269.D

		Amount	Calc.	%Drift			
93	trans-1,4-Dichloro-2-Bute	40.000	36.749	8.1	100	0.00	12.57
		AvgRF	CCRF	%Dev			
94	1,2,3-Trichloropropane	0.238	0.255	-7.1	112	0.00	12.55
95	Cyclohexanone	0.053	0.065	-22.6#	136	0.00	12.61
96	4-Chlorotoluene	1.351	1.259	6.8	98	0.00	12.68
97	tert-Butylbenzene	0.838	0.736	12.2	97	0.00	12.85
98	1,2,4-Trimethylbenzene	1.554	1.455	6.4	99	0.00	12.93
99	Pentachloroethane	0.345	0.298	13.6	94	0.00	12.90
		Amount	Calc.	%Drift			
100	sec-Butylbenzene	40.000	33.776	15.6	93	0.00	13.04
		AvgRF	CCRF	%Dev			
101	4-Isopropyltoluene	1.571	1.385	11.8	96	0.00	13.17
102	1,3-Dichlorobenzene	0.972	0.918	5.6	98	0.00	13.30
103	1,2,3-Trimethylbenzene	1.628	1.532	5.9	101	0.00	13.38
104	1,4-Dichlorobenzene	1.045	0.968	7.4	100	0.00	13.39
105	n-Butylbenzene	0.773	0.743	3.9	101	0.00	13.61
		Amount	Calc.	%Drift			
106	Benzyl Chloride	40.000	40.140	-0.4	103	0.00	13.63
		AvgRF	CCRF	%Dev			
107	1,2-Dichlorobenzene	0.953	0.913	4.2	100	0.00	13.83
108	1,2-Dibromo-3-Chloropropa	0.194	0.208	-7.2	109	0.00	14.58
109	Hexachlorobutadiene	0.323	0.276	14.6	97	0.00	15.15
110	1,2,4-Trichlorobenzene	0.704	0.691	1.8	102	0.00	15.19
111	Naphthalene	2.202	2.224	-1.0	101	0.00	15.46
112	1,2,3-Trichlorobenzene	0.702	0.687	2.1	102	0.00	15.63

(#) = Out of Range SPCC's out = 0 CCC's out = 0
I757265.D VI-2023-06-15.m Thu Jun 15 14:53:16 2023

Initial Calibration Verification

Job Number: FC7171
Account: BHATALB Bhate Environmental
Project: Griffiss AFB; Rome, NY

Sample: VI2948-ICV2948
Lab FileID: I757270.D

Evaluate Continuing Calibration Report

Data File : C:\msdchem\1\data\2023-06-15\I757270.D Vial: 11
Acq On : 15 Jun 2023 2:27 pm Operator: joannel
Sample : ICV2948-4 Inst : MSVOA16
Misc : MS54130,VI2948,,,,, Multiplr: 1.00
MS Integration Params: tiny.p

Method : C:\msdchem\1\met...\VI-2023-06-15.m (RTE Integrator)
Title : SW-846 Method 5035A/8260B
Last Update : Thu Jun 15 14:39:51 2023
Response via : Multiple Level Calibration

Min. RRF : 0.000 Min. Rel. Area : 50% Max. R.T. Dev 0.50min
Max. RRF Dev : 20% Max. Rel. Area : 200%

	Compound	AvgRF	CCRF	%Dev	Area%	Dev(min)	R.T.
1 I	Fluorobenzene	1.000	1.000	0.0	101	0.00	7.85
2	Dichlorodifluoromethane		NA				
	----------	Amount	Calc.	%Drift	----------		
3 P	Chloromethane		NA				
	----------	AvgRF	CCRF	%Dev	----------		
4 C	Vinyl Chloride		NA				
	----------	Amount	Calc.	%Drift	----------		
5	1,3-Butadiene	25.000	19.946	20.2#	76	0.00	2.79
6	Bromomethane		NA				
7	Chloroethane		NA				
8	Trichlorofluoromethane		NA				
	----------	AvgRF	CCRF	%Dev	----------		
9	Ethyl Ether		NA				
10	1,2-Dichlorotrifluoroetha		NA				
11 C	1,1-Dichloroethene		NA				
	----------	Amount	Calc.	%Drift	----------		
12	Ethanol		NA				
	----------	AvgRF	CCRF	%Dev	----------		
13	Freon 113		NA				
14	Carbon Disulfide		NA				
	----------	Amount	Calc.	%Drift	----------		
15	Iodomethane		NA				
16	Acrolein		NA				
17	Allyl chloride		NA				
18	Methylene Chloride		NA				
19	Acetone		NA				
	----------	AvgRF	CCRF	%Dev	----------		
20	Methyl acetate		NA				
21	trans-1,2-Dichloroethene		NA				
22	Hexane		NA				
23	Methyl Tert Butyl Ether		NA				
24	Tert butyl alcohol		NA				
	----------	Amount	Calc.	%Drift	----------		

Initial Calibration Verification

Job Number: FC7171
Account: BHATALB Bhate Environmental
Project: Griffiss AFB; Rome, NY

Sample: VI2948-ICV2948
Lab FileID: I757270.D

			AvgRF	CCRF	%Dev			
25		Acetonitrile		NA				
			AvgRF	CCRF	%Dev			
26		Di-isopropyl ether		NA				
			Amount	Calc.	%Drift			
27		Chloroprene	25.000	21.657	13.4	84	0.00	5.87
			AvgRF	CCRF	%Dev			
28	P	1,1-Dichloroethane		NA				
29		Acrylonitrile		NA				
30		ETBE		NA				
			Amount	Calc.	%Drift			
31		Vinyl acetate		NA				
			AvgRF	CCRF	%Dev			
32		cis-1,2-Dichloroethene		NA				
33		2,2-Dichloropropane		NA				
34		Bromochloromethane		NA				
			Amount	Calc.	%Drift			
35		Cyclohexane		NA				
			AvgRF	CCRF	%Dev			
36	C	Chloroform		NA				
			Amount	Calc.	%Drift			
37		Ethyl acetate		NA				
			AvgRF	CCRF	%Dev			
38		Tetrahydrofuran		NA				
39	S	Dibromofluoromethane	0.284	0.288	-1.4	100	0.00	6.99
40		Carbon Tetrachloride		NA				
41		1,1,1-Trichloroethane		NA				
			Amount	Calc.	%Drift			
42		2-Butanone		NA				
			AvgRF	CCRF	%Dev			
43		1,1-Dichloropropene		NA				
44		tert-Butyl Formate		NA				
45		Propionitrile		NA				
46		Methacrylonitrile		NA				
47		Benzene		NA				
48		TAME		NA				
49	S	1,2-Dichloroethane-d4	0.258	0.268	-3.9	101	0.00	7.56
50		Isobutyl alcohol		NA				
51		1,2-Dichloroethane		NA				
52		Tert Amyl Alcohol		NA				
53		Trichloroethene		NA				
			Amount	Calc.	%Drift			
54		Methylcyclohexane		NA				
			AvgRF	CCRF	%Dev			
55		Dibromomethane		NA				
56	C	1,2-Dichloropropane		NA				
57		Bromodichloromethane		NA				

Initial Calibration Verification

Job Number: FC7171
Account: BHATALB Bhate Environmental
Project: Griffiss AFB; Rome, NY

Sample: VI2948-ICV2948
Lab FileID: I757270.D

			Amount	Calc.	%Drift			
58		Methyl methacrylate		NA				
59		1,4-Dioxane		NA				
60		2-Chloroethyl vinyl ether		NA				
			AvgRF	CCRF	%Dev			
61		cis-1,3-Dichloropropene		NA				
62	I	Chlorobenzene-d5	1.000	1.000	0.0	101	0.00	11.01
63	S	Toluene-d8	1.426	1.445	-1.3	101	0.00	9.44
64	C	Toluene		NA				
			Amount	Calc.	%Drift			
65		2-Nitropropane		NA				
			AvgRF	CCRF	%Dev			
66		4-Methyl-2-pentanone		NA				
			Amount	Calc.	%Drift			
67		trans-1,3-Dichloropropene		NA				
			AvgRF	CCRF	%Dev			
68		Tetrachloroethene		NA				
			Amount	Calc.	%Drift			
69		Ethyl methacrylate		NA				
			AvgRF	CCRF	%Dev			
70		1,1,2-Trichloroethane		NA				
71		Dibromochloromethane		NA				
72		1,3-Dichloropropane		NA				
73		1,2-Dibromoethane		NA				
			Amount	Calc.	%Drift			
74		3,3-dimethyl-1-butanol		NA				
75		2-hexanone		NA				
			AvgRF	CCRF	%Dev			
76		1-Chlorohexane		NA				
77	C	Ethylbenzene		NA				
78	P	Chlorobenzene		NA				
79		1,1,1,2-Tetrachloroethane		NA				
80		m,p-Xylene		NA				
81		o-Xylene		NA				
			Amount	Calc.	%Drift			
82		Styrene		NA				
			AvgRF	CCRF	%Dev			
83	P	Bromoform		NA				
84		Isopropylbenzene		NA				
85	I	1,4-Dichlorobenzene-d4	1.000	1.000	0.0	102	0.00	13.37
86	S	4-Bromofluorobenzene	0.842	0.848	-0.7	103	0.00	12.22
87		cis-1,4-Dichloro-2-butene		NA				
88		n-Propylbenzene		NA				
89		Bromobenzene		NA				
90	P	1,1,2,2-Tetrachloroethane		NA				
91		1,3,5-Trimethylbenzene		NA				
92		2-Chlorotoluene		NA				

Initial Calibration Verification

Job Number: FC7171
Account: BHATALB Bhate Environmental
Project: Griffiss AFB; Rome, NY

Sample: VI2948-ICV2948
Lab FileID: I757270.D

		Amount	Calc.	%Drift
93	trans-1,4-Dichloro-2-Bute		NA	

		AvgRF	CCRF	%Dev
94	1,2,3-Trichloropropane		NA	
95	Cyclohexanone		NA	
96	4-Chlorotoluene		NA	
97	tert-Butylbenzene		NA	
98	1,2,4-Trimethylbenzene		NA	
99	Pentachloroethane		NA	

		Amount	Calc.	%Drift
100	sec-Butylbenzene		NA	

		AvgRF	CCRF	%Dev
101	4-Isopropyltoluene		NA	
102	1,3-Dichlorobenzene		NA	
103	1,2,3-Trimethylbenzene		NA	
104	1,4-Dichlorobenzene		NA	
105	n-Butylbenzene		NA	

		Amount	Calc.	%Drift
106	Benzyl Chloride		NA	

		AvgRF	CCRF	%Dev
107	1,2-Dichlorobenzene		NA	
108	1,2-Dibromo-3-Chloropropa		NA	
109	Hexachlorobutadiene		NA	
110	1,2,4-Trichlorobenzene		NA	
111	Naphthalene		NA	
112	1,2,3-Trichlorobenzene		NA	

(#) = Out of Range SPCC's out = 4 CCC's out = 6
I757264.D VI-2023-06-15.m Thu Jun 15 14:51:38 2023

Continuing Calibration Summary

Job Number: FC7171
Account: BHATALB Bhate Environmental
Project: Griffiss AFB; Rome, NY

Sample: VI2955-CC2948
Lab FileID: I757479.D

Evaluate Continuing Calibration Report

Data File : C:\msdchem\1\data\2023-06-26\I757479.D Vial: 2
Acq On : 26 Jun 2023 11:40 am Operator: joannel
Sample : CC2948-5 Inst : MSVOA16
Misc : MS54300,VI2955,,,,, Multiplr: 1.00
MS Integration Params: tiny.p

Method : C:\msdchem\1\met...\VI-2023-06-15.m (RTE Integrator)
Title : SW-846 Method 5035A/8260B
Last Update : Thu Jun 15 14:39:51 2023
Response via : Multiple Level Calibration

Min. RRF : 0.000 Min. Rel. Area : 50% Max. R.T. Dev 0.50min
Max. RRF Dev : 20% Max. Rel. Area : 200%

	Compound	AvgRF	CCRF	%Dev	Area%	Dev(min)	R.T.
1 I	Fluorobenzene	1.000	1.000	0.0	88	0.00	7.85
2	Dichlorodifluoromethane	0.220	0.216	1.8	96	0.00	2.35
		Amount	Calc.	%Drift			
3 P	Chloromethane	40.000	38.401	4.0	88	0.00	2.64
		AvgRF	CCRF	%Dev			
4 C	Vinyl Chloride	0.223	0.211	5.4	90	0.00	2.77
		Amount	Calc.	%Drift			
5	1,3-Butadiene	40.000	33.234	16.9	84	0.00	2.80
6	Bromomethane	40.000	39.894	0.3	91	0.00	3.23
7	Chloroethane	40.000	37.623	5.9	87	0.00	3.39
8	Trichlorofluoromethane	40.000	42.094	-5.2	98	0.00	3.59
		AvgRF	CCRF	%Dev			
9	Ethyl Ether	0.155	0.151	2.6	86	0.00	4.01
10	1,2-Dichlorotrifluoroetha	0.206	0.193	6.3	93	0.00	4.24
11 C	1,1-Dichloroethene	0.271	0.264	2.6	94	0.00	4.27
		Amount	Calc.	%Drift			
12	Ethanol	800.000	673.788	15.8	84	0.00	4.21
		AvgRF	CCRF	%Dev			
13	Freon 113	0.169	0.164	3.0	98	0.00	4.32
14	Carbon Disulfide	0.557	0.498	10.6	89	0.00	4.33
		Amount	Calc.	%Drift			
15	Iodomethane	40.000	46.219	-15.5	98	0.00	4.46
16	Acrolein	200.000	145.667	27.2#	67	0.00	4.67
17	Allyl chloride	40.000	35.302	11.7	84	0.00	4.85
18	Methylene Chloride	40.000	38.517	3.7	88	0.00	4.98
19	Acetone	200.000	175.466	12.3	81	0.00	5.02
		AvgRF	CCRF	%Dev			
20	Methyl acetate	0.282	0.303	-7.4	92	0.00	5.17
21	trans-1,2-Dichloroethene	0.285	0.275	3.5	90	0.00	5.18
22	Hexane	0.140	0.132	5.7	93	0.00	5.28
23	Methyl Tert Butyl Ether	0.601	0.565	6.0	83	0.00	5.29
24	Tert butyl alcohol	0.082	0.078	4.9	83	0.00	5.38
		Amount	Calc.	%Drift			

Continuing Calibration Summary

Job Number: FC7171
Account: BHATALB Bhate Environmental
Project: Griffiss AFB; Rome, NY

Sample: VI2955-CC2948
Lab FileID: I757479.D

25		Acetonitrile	400.000	348.276	12.9	86	0.00	5.56
			AvgRF	CCRF	%Dev			
26		Di-isopropyl ether	0.629	0.583	7.3	82	0.00	5.72
			Amount	Calc.	%Drift			
27		Chloroprene	40.000	35.832	10.4	87	0.00	5.86
			AvgRF	CCRF	%Dev			
28	P	1,1-Dichloroethane	0.374	0.358	4.3	88	0.00	5.88
29		Acrylonitrile	0.137	0.138	-0.7	87	0.00	5.92
30		ETBE	0.606	0.566	6.6	83	0.00	6.13
			Amount	Calc.	%Drift			
31		Vinyl acetate	200.000	182.609	8.7	80	0.00	6.13
			AvgRF	CCRF	%Dev			
32		cis-1,2-Dichloroethene	0.225	0.215	4.4	86	0.00	6.50
33		2,2-Dichloropropane	0.285	0.261	8.4	87	0.00	6.62
34		Bromochloromethane	0.116	0.111	4.3	85	0.00	6.73
			Amount	Calc.	%Drift			
35		Cyclohexane	40.000	38.157	4.6	94	0.00	6.75
			AvgRF	CCRF	%Dev			
36	C	Chloroform	0.390	0.366	6.2	87	0.00	6.79
			Amount	Calc.	%Drift			
37		Ethyl acetate	200.000	197.861	1.1	88	0.00	6.88
			AvgRF	CCRF	%Dev			
38		Tetrahydrofuran	0.155	0.142	8.4	83	0.00	6.98
39	S	Dibromofluoromethane	0.284	0.291	-2.5	89	0.00	6.99
40		Carbon Tetrachloride	0.274	0.271	1.1	96	0.00	6.97
41		1,1,1-Trichloroethane	0.323	0.314	2.8	92	0.00	7.03
			Amount	Calc.	%Drift			
42		2-Butanone	200.000	179.587	10.2	80	0.00	7.10
			AvgRF	CCRF	%Dev			
43		1,1-Dichloropropene	0.255	0.246	3.5	90	0.00	7.17
44		tert-Butyl Formate	0.156	0.145	7.1	80	0.00	7.25
45		Propionitrile	0.069	0.062	10.1	85	0.00	7.41
46		Methacrylonitrile	0.201	0.172	14.4	83	0.00	7.43
47		Benzene	0.780	0.728	6.7	86	0.00	7.43
48		TAME	0.586	0.530	9.6	81	0.00	7.52
49	S	1,2-Dichloroethane-d4	0.258	0.267	-3.5	92	0.00	7.56
50		Isobutyl alcohol	0.018	0.016	11.1	87	0.00	7.59
51		1,2-Dichloroethane	0.271	0.251	7.4	84	0.00	7.63
52		Tert Amyl Alcohol	0.068	0.063	7.4	81	0.00	7.70
53		Trichloroethene	0.218	0.200	8.3	88	0.00	8.04
			Amount	Calc.	%Drift			
54		Methylcyclohexane	40.000	37.871	5.3	94	0.00	8.05
			AvgRF	CCRF	%Dev			
55		Dibromomethane	0.139	0.132	5.0	83	0.00	8.48
56	C	1,2-Dichloropropane	0.201	0.187	7.0	83	0.00	8.56
57		Bromodichloromethane	0.277	0.264	4.7	84	0.00	8.62

Continuing Calibration Summary

Job Number: FC7171
Account: BHATALB Bhate Environmental
Project: Griffiss AFB; Rome, NY

Sample: VI2955-CC2948
Lab FileID: I757479.D

			Amount	Calc.	%Drift			
58		Methyl methacrylate	40.000	36.257	9.4	79	0.00	8.74
59		1,4-Dioxane	800.000	663.324	17.1	74	0.00	8.82
60		2-Chloroethyl vinyl ether	200.000	175.993	12.0	76	0.00	9.15
			AvgRF	CCRF	%Dev			
61		cis-1,3-Dichloropropene	0.313	0.296	5.4	82	0.00	9.25
62	I	Chlorobenzene-d5	1.000	1.000	0.0	83	0.00	11.01
63	S	Toluene-d8	1.426	1.487	-4.3	84	0.00	9.44
64	C	Toluene	1.141	1.137	0.4	85	0.00	9.49
			Amount	Calc.	%Drift			
65		2-Nitropropane	200.000	220.333	-10.2	92	0.00	9.69
			AvgRF	CCRF	%Dev			
66		4-Methyl-2-pentanone	0.494	0.480	2.8	81	0.00	9.82
			Amount	Calc.	%Drift			
67		trans-1,3-Dichloropropene	40.000	40.076	-0.2	82	0.00	9.89
			AvgRF	CCRF	%Dev			
68		Tetrachloroethene	0.345	0.363	-5.2	93	0.00	9.91
			Amount	Calc.	%Drift			
69		Ethyl methacrylate	40.000	37.877	5.3	79	0.00	10.01
			AvgRF	CCRF	%Dev			
70		1,1,2-Trichloroethane	0.233	0.236	-1.3	84	0.00	10.05
71		Dibromochloromethane	0.322	0.342	-6.2	85	0.00	10.26
72		1,3-Dichloropropane	0.405	0.419	-3.5	82	0.00	10.34
73		1,2-Dibromoethane	0.300	0.308	-2.7	83	0.00	10.51
			Amount	Calc.	%Drift			
74		3,3-dimethyl-1-butanol	2000.000	2240.066	-12.0	93	0.00	10.61
75		2-hexanone	200.000	195.162	2.4	83	0.00	10.65
			AvgRF	CCRF	%Dev			
76		1-Chlorohexane	0.323	0.318	1.5	90	0.00	10.96
77	C	Ethylbenzene	1.232	1.224	0.6	86	0.00	11.02
78	P	Chlorobenzene	0.754	0.759	-0.7	85	0.00	11.02
79		1,1,1,2-Tetrachloroethane	0.292	0.296	-1.4	85	0.00	11.07
80		m,p-Xylene	0.925	0.942	-1.8	86	0.00	11.16
81		o-Xylene	0.994	0.973	2.1	84	0.00	11.60
			Amount	Calc.	%Drift			
82		Styrene	40.000	40.485	-1.2	84	0.00	11.65
			AvgRF	CCRF	%Dev			
83	P	Bromoform	0.271	0.296	-9.2	85	0.00	11.71
84		Isopropylbenzene	1.170	1.169	0.1	87	0.00	11.91
85	I	1,4-Dichlorobenzene-d4	1.000	1.000	0.0	83	0.00	13.37
86	S	4-Bromofluorobenzene	0.842	0.856	-1.7	83	0.00	12.22
87		cis-1,4-Dichloro-2-butene	0.179	0.186	-3.9	85	0.00	12.26
88		n-Propylbenzene	2.201	2.199	0.1	88	0.00	12.33
89		Bromobenzene	0.564	0.576	-2.1	87	0.00	12.35
90	P	1,1,2,2-Tetrachloroethane	0.769	0.763	0.8	84	0.00	12.39
91		1,3,5-Trimethylbenzene	1.577	1.589	-0.8	87	0.00	12.51
92		2-Chlorotoluene	1.501	1.527	-1.7	89	0.00	12.52

Continuing Calibration Summary

Job Number: FC7171
Account: BHATALB Bhate Environmental
Project: Griffiss AFB; Rome, NY

Sample: VI2955-CC2948
Lab FileID: I757479.D

		Amount	Calc.	%Drift			
93	trans-1,4-Dichloro-2-Bute	40.000	39.364	1.6	86	0.00	12.57
		AvgRF	CCRF	%Dev			
94	1,2,3-Trichloropropane	0.238	0.238	0.0	84	0.00	12.54
95	Cyclohexanone	0.053	0.047	11.3	78	0.00	12.60
96	4-Chlorotoluene	1.351	1.361	-0.7	85	0.00	12.68
97	tert-Butylbenzene	0.838	0.830	1.0	88	0.00	12.85
98	1,2,4-Trimethylbenzene	1.554	1.563	-0.6	86	0.00	12.92
99	Pentachloroethane	0.345	0.355	-2.9	90	0.00	12.90
		Amount	Calc.	%Drift			
100	sec-Butylbenzene	40.000	40.596	-1.5	90	0.00	13.04
		AvgRF	CCRF	%Dev			
101	4-Isopropyltoluene	1.571	1.609	-2.4	89	0.00	13.17
102	1,3-Dichlorobenzene	0.972	1.020	-4.9	88	0.00	13.30
103	1,2,3-Trimethylbenzene	1.628	1.627	0.1	86	0.00	13.38
104	1,4-Dichlorobenzene	1.045	1.047	-0.2	87	0.00	13.38
105	n-Butylbenzene	0.773	0.799	-3.4	88	0.00	13.61
		Amount	Calc.	%Drift			
106	Benzyl Chloride	40.000	38.481	3.8	79	0.00	13.62
		AvgRF	CCRF	%Dev			
107	1,2-Dichlorobenzene	0.953	0.990	-3.9	87	0.00	13.82
108	1,2-Dibromo-3-Chloropropa	0.194	0.202	-4.1	84	0.00	14.58
109	Hexachlorobutadiene	0.323	0.352	-9.0	99	0.00	15.15
110	1,2,4-Trichlorobenzene	0.704	0.720	-2.3	85	0.00	15.19
111	Naphthalene	2.202	2.271	-3.1	83	0.00	15.46
112	1,2,3-Trichlorobenzene	0.702	0.720	-2.6	86	0.00	15.63

(#) = Out of Range SPCC's out = 0 CCC's out = 0
I757265.D VI-2023-06-15.m Tue Jun 27 10:51:23 2023

Continuing Calibration Summary

Job Number: FC7171
Account: BHATALB Bhate Environmental
Project: Griffiss AFB; Rome, NY

Sample: VI2955-ECC2948
Lab FileID: I757504.D

Evaluate Continuing Calibration Report

Data File : C:\msdchem\1\data\2023-06-26\I757504.D Vial: 27
Acq On : 26 Jun 2023 10:03 pm Operator: joannel
Sample : ECC2948-5 Inst : MSVOA16
Misc : MS54300,VI2955,,,,, Multiplr: 1.00
MS Integration Params: tiny.p

Method : C:\msdchem\1\met...\VI-2023-06-15.m (RTE Integrator)
Title : SW-846 Method 5035A/8260B
Last Update : Thu Jun 15 14:39:51 2023
Response via : Multiple Level Calibration

Min. RRF : 0.000 Min. Rel. Area : 50% Max. R.T. Dev 0.50min
Max. RRF Dev : 50% Max. Rel. Area : 200%

		Compound	AvgRF	CCRF	%Dev	Area%	Dev(min)	R.T.
1	I	Fluorobenzene	1.000	1.000	0.0	92	0.00	7.85
2		Dichlorodifluoromethane	0.220	0.205	6.8	96	0.00	2.35
			Amount	Calc.	%Drift			
3	P	Chloromethane	40.000	35.146	12.1	84	0.00	2.65
			AvgRF	CCRF	%Dev			
4	C	Vinyl Chloride	0.223	0.197	11.7	88	0.00	2.77
			Amount	Calc.	%Drift			
5		1,3-Butadiene	40.000	36.985	7.5	97	0.00	2.80
6		Bromomethane	40.000	39.204	2.0	94	0.00	3.23
7		Chloroethane	40.000	36.627	8.4	89	0.00	3.40
8		Trichlorofluoromethane	40.000	40.459	-1.1	99	0.00	3.59
			AvgRF	CCRF	%Dev			
9		Ethyl Ether	0.155	0.139	10.3	83	0.00	4.02
10		1,2-Dichlorotrifluoroetha	0.206	0.190	7.8	95	0.00	4.24
11	C	1,1-Dichloroethene	0.271	0.262	3.3	98	0.00	4.28
			Amount	Calc.	%Drift			
12		Ethanol	800.000	756.649	5.4	98	0.00	4.22
			AvgRF	CCRF	%Dev			
13		Freon 113	0.169	0.168	0.6	105	0.00	4.32
14		Carbon Disulfide	0.557	0.476	14.5	89	0.00	4.33
			Amount	Calc.	%Drift			
15		Iodomethane	40.000	49.817	-24.5	111	0.00	4.46
16		Acrolein	200.000	153.833	23.1	74	0.00	4.68
17		Allyl chloride	40.000	33.440	16.4	84	0.00	4.85
18		Methylene Chloride	40.000	37.326	6.7	90	0.00	4.98
19		Acetone	200.000	179.918	10.0	87	0.00	5.03
			AvgRF	CCRF	%Dev			
20		Methyl acetate	0.282	0.278	1.4	89	0.00	5.17
21		trans-1,2-Dichloroethene	0.285	0.257	9.8	88	0.00	5.18
22		Hexane	0.140	0.126	10.0	93	0.00	5.28
23		Methyl Tert Butyl Ether	0.601	0.527	12.3	81	0.00	5.30
24		Tert butyl alcohol	0.082	0.080	2.4	89	0.00	5.40
			Amount	Calc.	%Drift			

Continuing Calibration Summary

Job Number: FC7171
Account: BHATALB Bhate Environmental
Project: Griffiss AFB; Rome, NY

Sample: VI2955-ECC2948
Lab FileID: I757504.D

25		Acetonitrile	400.000	351.946	12.0	91	0.00	5.56
			AvgRF	CCRF	%Dev			
26		Di-isopropyl ether	0.629	0.545	13.4	81	0.00	5.73
			Amount	Calc.	%Drift			
27		Chloroprene	40.000	36.734	8.2	93	0.00	5.87
			AvgRF	CCRF	%Dev			
28	P	1,1-Dichloroethane	0.374	0.338	9.6	87	0.00	5.88
29		Acrylonitrile	0.137	0.132	3.6	87	0.00	5.92
30		ETBE	0.606	0.519	14.4	80	0.00	6.14
			Amount	Calc.	%Drift			
31		Vinyl acetate	200.000	173.086	13.5	79	0.00	6.14
			AvgRF	CCRF	%Dev			
32		cis-1,2-Dichloroethene	0.225	0.199	11.6	83	0.00	6.51
33		2,2-Dichloropropane	0.285	0.222	22.1	77	0.00	6.62
34		Bromochloromethane	0.116	0.099	14.7	79	0.00	6.73
			Amount	Calc.	%Drift			
35		Cyclohexane	40.000	39.003	2.5	100	0.00	6.76
			AvgRF	CCRF	%Dev			
36	C	Chloroform	0.390	0.347	11.0	86	0.00	6.79
			Amount	Calc.	%Drift			
37		Ethyl acetate	200.000	192.711	3.6	90	0.00	6.89
			AvgRF	CCRF	%Dev			
38		Tetrahydrofuran	0.155	0.140	9.7	86	0.00	6.98
39	S	Dibromofluoromethane	0.284	0.286	-0.7	92	0.00	6.99
40		Carbon Tetrachloride	0.274	0.271	1.1	100	0.00	6.98
41		1,1,1-Trichloroethane	0.323	0.309	4.3	95	0.00	7.04
			Amount	Calc.	%Drift			
42		2-Butanone	200.000	188.103	5.9	88	0.00	7.10
			AvgRF	CCRF	%Dev			
43		1,1-Dichloropropene	0.255	0.244	4.3	94	0.00	7.17
44		tert-Butyl Formate	0.156	0.136	12.8	78	0.00	7.26
45		Propionitrile	0.069	0.063	8.7	90	0.00	7.41
46		Methacrylonitrile	0.201	0.169	15.9	85	0.00	7.44
47		Benzene	0.780	0.688	11.8	85	0.00	7.43
48		TAME	0.586	0.493	15.9	79	0.00	7.52
49	S	1,2-Dichloroethane-d4	0.258	0.255	1.2	92	0.00	7.56
50		Isobutyl alcohol	0.018	0.017	5.6	93	0.00	7.59
51		1,2-Dichloroethane	0.271	0.235	13.3	83	0.00	7.63
52		Tert Amyl Alcohol	0.068	0.064	5.9	86	0.00	7.70
53		Trichloroethene	0.218	0.192	11.9	88	0.00	8.04
			Amount	Calc.	%Drift			
54		Methylcyclohexane	40.000	38.240	4.4	99	0.00	8.05
			AvgRF	CCRF	%Dev			
55		Dibromomethane	0.139	0.124	10.8	82	0.00	8.48
56	C	1,2-Dichloropropane	0.201	0.176	12.4	82	0.00	8.57
57		Bromodichloromethane	0.277	0.243	12.3	81	0.00	8.62

Continuing Calibration Summary

Job Number: FC7171
Account: BHATALB Bhate Environmental
Project: Griffiss AFB; Rome, NY

Sample: VI2955-ECC2948
Lab FileID: I757504.D

			Amount	Calc.	%Drift			
58		Methyl methacrylate	40.000	35.414	11.5	81	0.00	8.74
59		1,4-Dioxane	800.000	724.506	9.4	85	0.00	8.82
60		2-Chloroethyl vinyl ether	200.000	169.820	15.1	76	0.00	9.16
			AvgRF	CCRF	%Dev			
61		cis-1,3-Dichloropropene	0.313	0.269	14.1	78	0.00	9.25
62	I	Chlorobenzene-d5	1.000	1.000	0.0	85	0.00	11.01
63	S	Toluene-d8	1.426	1.516	-6.3	88	0.00	9.45
64	C	Toluene	1.141	1.102	3.4	85	0.00	9.50
			Amount	Calc.	%Drift			
65		2-Nitropropane	200.000	209.105	-4.6	89	0.00	9.69
			AvgRF	CCRF	%Dev			
66		4-Methyl-2-pentanone	0.494	0.496	-0.4	86	0.00	9.83
			Amount	Calc.	%Drift			
67		trans-1,3-Dichloropropene	40.000	36.663	8.3	77	0.00	9.90
			AvgRF	CCRF	%Dev			
68		Tetrachloroethene	0.345	0.361	-4.6	96	0.00	9.91
			Amount	Calc.	%Drift			
69		Ethyl methacrylate	40.000	38.555	3.6	83	0.00	10.01
			AvgRF	CCRF	%Dev			
70		1,1,2-Trichloroethane	0.233	0.218	6.4	80	0.00	10.05
71		Dibromochloromethane	0.322	0.313	2.8	81	0.00	10.26
72		1,3-Dichloropropane	0.405	0.393	3.0	79	0.00	10.34
73		1,2-Dibromoethane	0.300	0.294	2.0	82	0.00	10.51
			Amount	Calc.	%Drift			
74		3,3-dimethyl-1-butanol	2000.000	2417.602	-20.9	104	0.00	10.62
75		2-hexanone	200.000	198.491	0.8	87	0.00	10.65
			AvgRF	CCRF	%Dev			
76		1-Chlorohexane	0.323	0.315	2.5	92	0.00	10.96
77	C	Ethylbenzene	1.232	1.175	4.6	85	0.00	11.02
78	P	Chlorobenzene	0.754	0.723	4.1	84	0.00	11.02
79		1,1,1,2-Tetrachloroethane	0.292	0.279	4.5	83	0.00	11.07
80		m,p-Xylene	0.925	0.900	2.7	84	0.00	11.16
81		o-Xylene	0.994	0.930	6.4	82	0.00	11.60
			Amount	Calc.	%Drift			
82		Styrene	40.000	38.072	4.8	81	0.00	11.66
			AvgRF	CCRF	%Dev			
83	P	Bromoform	0.271	0.258	4.8	77	0.00	11.71
84		Isopropylbenzene	1.170	1.134	3.1	86	0.00	11.91
85	I	1,4-Dichlorobenzene-d4	1.000	1.000	0.0	84	0.00	13.37
86	S	4-Bromofluorobenzene	0.842	0.856	-1.7	85	0.00	12.22
87		cis-1,4-Dichloro-2-butene	0.179	0.153	14.5	71	0.00	12.26
88		n-Propylbenzene	2.201	2.119	3.7	86	0.00	12.33
89		Bromobenzene	0.564	0.553	2.0	85	0.00	12.35
90	P	1,1,2,2-Tetrachloroethane	0.769	0.720	6.4	80	0.00	12.39
91		1,3,5-Trimethylbenzene	1.577	1.500	4.9	84	0.00	12.51
92		2-Chlorotoluene	1.501	1.446	3.7	85	0.00	12.52

Continuing Calibration Summary

Job Number: FC7171
Account: BHATALB Bhate Environmental
Project: Griffiss AFB; Rome, NY

Sample: VI2955-ECC2948
Lab FileID: I757504.D

		Amount	Calc.	%Drift			
93	trans-1,4-Dichloro-2-Bute	40.000	31.479	21.3	69	0.00	12.57
		AvgRF	CCRF	%Dev			
94	1,2,3-Trichloropropane	0.238	0.232	2.5	83	0.00	12.55
95	Cyclohexanone	0.053	0.049	7.5	84	0.00	12.61
96	4-Chlorotoluene	1.351	1.291	4.4	82	0.00	12.68
97	tert-Butylbenzene	0.838	0.821	2.0	88	0.00	12.85
98	1,2,4-Trimethylbenzene	1.554	1.476	5.0	82	0.00	12.92
99	Pentachloroethane	0.345	0.337	2.3	87	0.00	12.90
		Amount	Calc.	%Drift			
100	sec-Butylbenzene	40.000	39.284	1.8	89	0.00	13.04
		AvgRF	CCRF	%Dev			
101	4-Isopropyltoluene	1.571	1.513	3.7	86	0.00	13.17
102	1,3-Dichlorobenzene	0.972	0.947	2.6	83	0.00	13.30
103	1,2,3-Trimethylbenzene	1.628	1.535	5.7	83	0.00	13.38
104	1,4-Dichlorobenzene	1.045	0.980	6.2	83	0.00	13.39
105	n-Butylbenzene	0.773	0.742	4.0	83	0.00	13.61
		Amount	Calc.	%Drift			
106	Benzyl Chloride	40.000	28.319	29.2	58	0.00	13.63
		AvgRF	CCRF	%Dev			
107	1,2-Dichlorobenzene	0.953	0.924	3.0	83	0.00	13.83
108	1,2-Dibromo-3-Chloropropa	0.194	0.192	1.0	82	0.00	14.58
109	Hexachlorobutadiene	0.323	0.322	0.3	93	0.00	15.15
110	1,2,4-Trichlorobenzene	0.704	0.653	7.2	79	0.00	15.19
111	Naphthalene	2.202	2.125	3.5	79	0.00	15.46
112	1,2,3-Trichlorobenzene	0.702	0.660	6.0	80	0.00	15.63

(#) = Out of Range SPCC's out = 0 CCC's out = 0
I757265.D VI-2023-06-15.m Tue Jun 27 10:51:49 2023

Run Sequence Report

Job Number: FC7171
Account: BHATALB Bhate Environmental
Project: Griffiss AFB; Rome, NY

Run ID: V1A1829 **Method:** SW846 8260D **Instrument ID:** GCMS1A

Lab Sample ID	Lab File ID	Date/Time Analyzed	Prep QC Batch	Client Sample ID
V1A1829-BFB	1A46336.D	05/23/23 09:57	n/a	BFB Tune
V1A1829-IC1829	1A46338.D	05/23/23 10:34	n/a	Initial cal 1
V1A1829-IC1829	1A46340.D	05/23/23 11:06	n/a	Initial cal 2
V1A1829-IC1829	1A46342.D	05/23/23 11:37	n/a	Initial cal 3
V1A1829-IC1829	1A46344.D	05/23/23 12:09	n/a	Initial cal 4
V1A1829-ICC1829	1A46346.D	05/23/23 12:41	n/a	Initial cal 5
V1A1829-IC1829	1A46348.D	05/23/23 13:13	n/a	Initial cal 6
V1A1829-IC1829	1A46350.D	05/23/23 13:45	n/a	Initial cal 7
V1A1829-ICV1829	1A46354.D	05/23/23 15:17	n/a	Initial cal verification 5
V1A1829-ICV1829	1A46356.D	05/23/23 15:48	n/a	Initial cal verification 4

Run Sequence Report

Job Number: FC7171
Account: BHATALB Bhate Environmental
Project: Griffiss AFB; Rome, NY

Run ID: V1A1848 **Method:** SW846 8260D **Instrument ID:** GCMS1A

Lab Sample ID	Lab File ID	Date/Time Analyzed	Prep QC Batch	Client Sample ID
V1A1848-BFB	1A47374.D	06/28/23 04:57	n/a	BFB Tune
V1A1848-CC1829	1A47375.D	06/28/23 05:21	n/a	Continuing cal 5
V1A1848-BS	1A47376.D	06/28/23 05:45	n/a	Blank Spike
V1A1848-MB	1A47378.D	06/28/23 06:33	n/a	Method Blank
ZZZZZZ	1A47379.D	06/28/23 06:58	n/a	(unrelated sample)
ZZZZZZ	1A47380.D	06/28/23 07:22	n/a	(unrelated sample)
ZZZZZZ	1A47381.D	06/28/23 07:46	n/a	(unrelated sample)
FC7070-1	1A47383.D	06/28/23 08:35	n/a	(used for QC only; not part of job FC7171)
FC7171-3	1A47384.D	06/28/23 08:59	n/a	789MW-102_0623
ZZZZZZ	1A47385.D	06/28/23 09:23	n/a	(unrelated sample)
ZZZZZZ	1A47386.D	06/28/23 09:48	n/a	(unrelated sample)
ZZZZZZ	1A47387.D	06/28/23 10:12	n/a	(unrelated sample)
ZZZZZZ	1A47388.D	06/28/23 10:36	n/a	(unrelated sample)
ZZZZZZ	1A47389.D	06/28/23 11:00	n/a	(unrelated sample)
ZZZZZZ	1A47390.D	06/28/23 11:25	n/a	(unrelated sample)
ZZZZZZ	1A47391.D	06/28/23 11:49	n/a	(unrelated sample)
ZZZZZZ	1A47392.D	06/28/23 12:13	n/a	(unrelated sample)
ZZZZZZ	1A47393.D	06/28/23 12:37	n/a	(unrelated sample)
ZZZZZZ	1A47394.D	06/28/23 13:02	n/a	(unrelated sample)
ZZZZZZ	1A47395.D	06/28/23 13:26	n/a	(unrelated sample)
ZZZZZZ	1A47396.D	06/28/23 13:50	n/a	(unrelated sample)
FC7070-1MS	1A47399.D	06/28/23 15:03	n/a	Matrix Spike
FC7070-1MSD	1A47400.D	06/28/23 15:27	n/a	Matrix Spike Duplicate
V1A1848-ECC1829	1A47401.D	06/28/23 15:51	n/a	Ending cal 5

Run Sequence Report

Job Number: FC7171
Account: BHATALB Bhate Environmental
Project: Griffiss AFB; Rome, NY

Run ID: V5E1806	**Method:** SW846 8260D	**Instrument ID:** GCMS5E

Lab Sample ID	Lab File ID	Date/Time Analyzed	Prep QC Batch	Client Sample ID
V5E1806-BFB	5E40406.D	06/22/23 12:58	n/a	BFB Tune
V5E1806-IC1806	5E40407.D	06/22/23 13:21	n/a	Initial cal 1
V5E1806-IC1806	5E40408.D	06/22/23 13:44	n/a	Initial cal 8
V5E1806-IC1806	5E40409.D	06/22/23 14:07	n/a	Initial cal 2
V5E1806-IC1806	5E40410.D	06/22/23 14:29	n/a	Initial cal 3
V5E1806-IC1806	5E40411.D	06/22/23 14:52	n/a	Initial cal 4
V5E1806-ICC1806	5E40412.D	06/22/23 15:15	n/a	Initial cal 5
V5E1806-IC1806	5E40413.D	06/22/23 15:38	n/a	Initial cal 6
V5E1806-IC1806	5E40414.D	06/22/23 16:01	n/a	Initial cal 7
V5E1806-ICV1806	5E40416.D	06/22/23 16:47	n/a	Initial cal verification 5

Run Sequence Report

Job Number: FC7171
Account: BHATALB Bhate Environmental
Project: Griffiss AFB; Rome, NY

Run ID: V5E1812 **Method:** SW846 8260D **Instrument ID:** GCMS5E

Lab Sample ID	Lab File ID	Date/Time Analyzed	Prep QC Batch	Client Sample ID
V5E1812-BFB	5E40554.D	06/28/23 09:15	n/a	BFB Tune
V5E1812-CC1806	5E40555.D	06/28/23 09:38	n/a	Continuing cal 5
V5E1812-BS	5E40556.D	06/28/23 10:14	n/a	Blank Spike
V5E1812-MB	5E40559.D	06/28/23 11:23	n/a	Method Blank
FC7241-2	5E40561.D	06/28/23 12:24	n/a	(used for QC only; not part of job FC7171)
ZZZZZZ	5E40562.D	06/28/23 12:47	n/a	(unrelated sample)
ZZZZZZ	5E40563.D	06/28/23 13:10	n/a	(unrelated sample)
ZZZZZZ	5E40564.D	06/28/23 13:33	n/a	(unrelated sample)
ZZZZZZ	5E40565.D	06/28/23 13:55	n/a	(unrelated sample)
FC7241-2	5E40567.D	06/28/23 14:41	n/a	(used for QC only; not part of job FC7171)
ZZZZZZ	5E40568.D	06/28/23 15:04	n/a	(unrelated sample)
FC7171-4	5E40569.D	06/28/23 15:27	n/a	789MW-135_0623
ZZZZZZ	5E40570.D	06/28/23 15:50	n/a	(unrelated sample)
ZZZZZZ	5E40571.D	06/28/23 16:13	n/a	(unrelated sample)
ZZZZZZ	5E40572.D	06/28/23 16:36	n/a	(unrelated sample)
ZZZZZZ	5E40573.D	06/28/23 17:00	n/a	(unrelated sample)
ZZZZZZ	5E40574.D	06/28/23 17:23	n/a	(unrelated sample)
ZZZZZZ	5E40575.D	06/28/23 17:46	n/a	(unrelated sample)
ZZZZZZ	5E40576.D	06/28/23 18:09	n/a	(unrelated sample)
ZZZZZZ	5E40577.D	06/28/23 18:32	n/a	(unrelated sample)
ZZZZZZ	5E40578.D	06/28/23 18:55	n/a	(unrelated sample)
ZZZZZZ	5E40579.D	06/28/23 19:18	n/a	(unrelated sample)
FC7241-2MS	5E40582.D	06/28/23 20:27	n/a	Matrix Spike
FC7241-2MSD	5E40583.D	06/28/23 20:50	n/a	Matrix Spike Duplicate
V5E1812-ECC1806	5E40584.D	06/28/23 21:13	n/a	Ending cal 5

Run Sequence Report

Job Number: FC7171
Account: BHATALB Bhate Environmental
Project: Griffiss AFB; Rome, NY

Run ID: VI2948 **Method:** SW846 8260D **Instrument ID:** GCMSI

Lab Sample ID	Lab File ID	Date/Time Analyzed	Prep QC Batch	Client Sample ID
VI2948-BFB	I757260.D	06/15/23 10:08	n/a	BFB Tune
VI2948-IC2948	I757261.D	06/15/23 10:43	n/a	Initial cal 1
VI2948-IC2948	I757262.D	06/15/23 11:16	n/a	Initial cal 2
VI2948-IC2948	I757263.D	06/15/23 11:40	n/a	Initial cal 3
VI2948-IC2948	I757264.D	06/15/23 12:04	n/a	Initial cal 4
VI2948-ICC2948	I757265.D	06/15/23 12:28	n/a	Initial cal 5
VI2948-IC2948	I757266.D	06/15/23 12:52	n/a	Initial cal 6
VI2948-IC2948	I757267.D	06/15/23 13:15	n/a	Initial cal 7
VI2948-CC2948	I757269A.D	06/15/23 14:04	n/a	Continuing cal 5
VI2948-ICV2948	I757269.D	06/15/23 14:04	n/a	Initial cal verification 5
VI2948-BS	I757270A.D	06/15/23 14:27	n/a	Blank Spike
VI2948-ICV2948	I757270.D	06/15/23 14:27	n/a	Initial cal verification 4
VI2948-BSD	I757271.D	06/15/23 14:51	n/a	Blank Spike Duplicate
VI2948-MB	I757273.D	06/15/23 15:39	n/a	Method Blank
ZZZZZZ	I757274.D	06/15/23 16:03	n/a	(unrelated sample)
ZZZZZZ	I757275.D	06/15/23 16:27	n/a	(unrelated sample)
ZZZZZZ	I757276.D	06/15/23 16:51	n/a	(unrelated sample)
ZZZZZZ	I757277.D	06/15/23 17:15	n/a	(unrelated sample)
ZZZZZZ	I757278.D	06/15/23 17:39	n/a	(unrelated sample)
ZZZZZZ	I757279.D	06/15/23 18:03	n/a	(unrelated sample)
ZZZZZZ	I757280.D	06/15/23 18:27	n/a	(unrelated sample)
ZZZZZZ	I757281.D	06/15/23 18:51	n/a	(unrelated sample)
ZZZZZZ	I757282.D	06/15/23 19:15	n/a	(unrelated sample)
ZZZZZZ	I757283.D	06/15/23 19:39	n/a	(unrelated sample)
ZZZZZZ	I757284.D	06/15/23 20:03	n/a	(unrelated sample)
ZZZZZZ	I757285.D	06/15/23 20:27	n/a	(unrelated sample)
VI2948-ECC2948	I757286.D	06/15/23 20:51	n/a	Ending cal 5

Run Sequence Report

Job Number: FC7171
Account: BHATALB Bhate Environmental
Project: Griffiss AFB; Rome, NY

Run ID: VI2955 **Method:** SW846 8260D **Instrument ID:** GCMSI

Lab Sample ID	Lab File ID	Date/Time Analyzed	Prep QC Batch	Client Sample ID
VI2955-BFB	I757478.D	06/26/23 11:01	n/a	BFB Tune
VI2955-CC2948	I757479.D	06/26/23 11:40	n/a	Continuing cal 5
VI2955-BS	I757480.D	06/26/23 12:22	n/a	Blank Spike
VI2955-MB	I757482.D	06/26/23 13:10	n/a	Method Blank
FC7171-2	I757483.D	06/26/23 13:34	n/a	789-TB01_0623-C
FC7171-7	I757484.D	06/26/23 13:58	n/a	789MW-222_0623
FC7171-1	I757485.D	06/26/23 14:23	n/a	789-AB01_0623-D
FC7171-5	I757486.D	06/26/23 14:47	n/a	789MW-216_0623
FC7171-6	I757487.D	06/26/23 15:11	n/a	789MW-216_0623-A
FC7171-8	I757488.D	06/26/23 15:36	n/a	789MW-251_0623
FC7171-9	I757489.D	06/26/23 16:00	n/a	789MW-46R_0623
FC7171-10	I757490.D	06/26/23 16:24	n/a	789MW-83_0623
FC7171-11	I757491.D	06/26/23 16:48	n/a	789MW-95_0623
FC7171-13	I757492.D	06/26/23 17:12	n/a	789MW-99_0623
FC7171-14	I757493.D	06/26/23 17:36	n/a	789SW-01_0623
FC7171-15	I757494.D	06/26/23 18:01	n/a	789SW-02_0623
FC7171-16	I757495.D	06/26/23 18:25	n/a	789SW-03_0623
ZZZZZZ	I757496.D	06/26/23 18:49	n/a	(unrelated sample)
FC7171-12	I757499.D	06/26/23 20:02	n/a	789MW-98_0623
FC7171-3	I757500.D	06/26/23 20:26	n/a	789MW-102_0623
FC7171-4	I757501.D	06/26/23 20:50	n/a	789MW-135_0623
FC7171-7MS	I757502.D	06/26/23 21:15	n/a	Matrix Spike
FC7171-7MSD	I757503.D	06/26/23 21:39	n/a	Matrix Spike Duplicate
VI2955-ECC2948	I757504.D	06/26/23 22:03	n/a	Ending cal 5

MS Volatiles

Raw Data

Quantitation Report (QT Reviewed)

Data Path : C:\msdchem\1\data\2023-06-26\
Data File : I757485.D
Acq On : 26 Jun 2023 2:23 pm
Operator : joannel
Sample : FC7171-1
Misc : MS54300,VI2955,,,,,
ALS Vial : 8 Sample Multiplier: 1

Quant Time: Jun 27 07:01:23 2023
Quant Method : C:\msdchem\1\methods\VI-2023-06-15.m
Quant Title : SW-846 Method 5035A/8260B
QLast Update : Thu Jun 15 14:39:51 2023
Response via : Initial Calibration

Compound		R.T.	QIon	Response	Conc	Units	Dev(Min)
Internal Standards							
1) Fluorobenzene		7.854	96	1019252	50.00	ug/L	0.00
62) Chlorobenzene-d5		11.006	117	716804	50.00	ug/L	0.00
85) 1,4-Dichlorobenzene-d4		13.371	152	404943	50.00	ug/L	0.00
System Monitoring Compounds							
39) Dibromofluoromethane		6.994	113	283081	48.93	ug/L	0.00
Spiked Amount	50.000	Range 83 - 118		Recovery =	97.86%		
49) 1,2-Dichloroethane-d4		7.561	65	268646	51.07	ug/L	0.00
Spiked Amount	50.000	Range 79 - 125		Recovery =	102.14%		
63) Toluene-d8		9.445	98	1016025	49.71	ug/L	0.00
Spiked Amount	50.000	Range 85 - 112		Recovery =	99.42%		
86) 4-Bromofluorobenzene		12.225	174	343531	50.38	ug/L	0.00
Spiked Amount	50.000	Range 83 - 118		Recovery =	100.76%		
Target Compounds							Qvalue
18) Methylene Chloride		4.983	49	2129	0.37	ug/L	82
19) Acetone		5.043	43	2775	1.01	ug/L	90

(#) = qualifier out of range (m) = manual integration (+) = signals summed

Quantitation Report (QT Reviewed)

Data Path : C:\msdchem\1\data\2023-06-26\
Data File : I757485.D
Acq On : 26 Jun 2023 2:23 pm
Operator : joannel
Sample : FC7171-1
Misc : MS54300,VI2955,,,,,
ALS Vial : 8 Sample Multiplier: 1

Quant Time: Jun 27 07:01:23 2023
Quant Method : C:\msdchem\1\methods\VI-2023-06-15.m
Quant Title : SW-846 Method 5035A/8260B
QLast Update : Thu Jun 15 14:39:51 2023
Response via : Initial Calibration

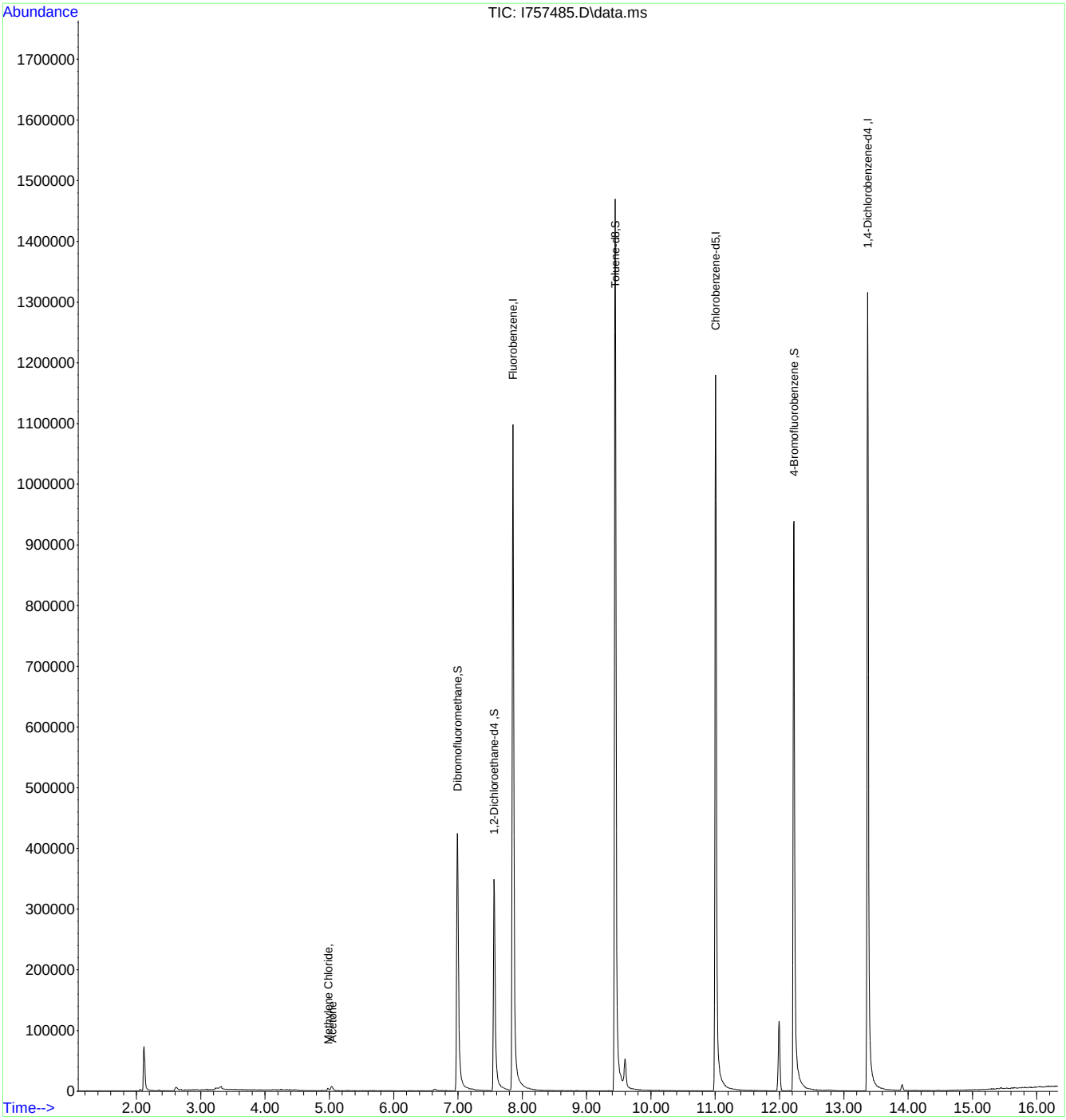

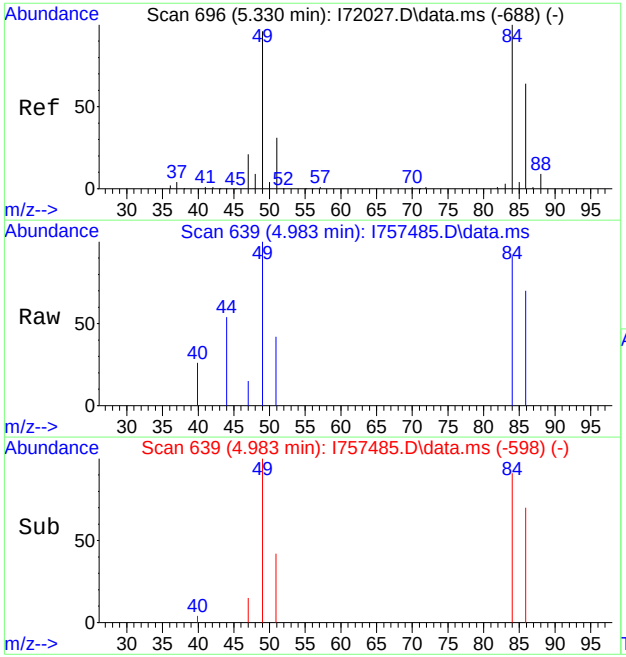

#18
Methylene Chloride
Concen: 0.37 ug/L
RT: 4.983 min Scan# 639
Delta R.T. 0.001 min
Lab File: I757485.D
Acq: 26 Jun 2023 2:23 pm

Tgt Ion: 49 Resp: 2129

Ion	Ratio	Lower	Upper
49	100		
84	90.6	51.5	111.5
86	69.6	19.4	79.4
51	41.6	0.0	60.0

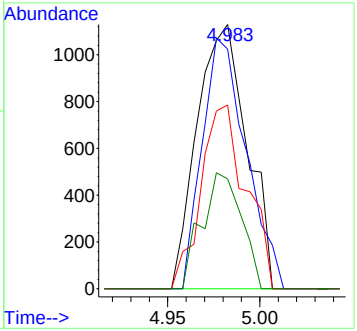

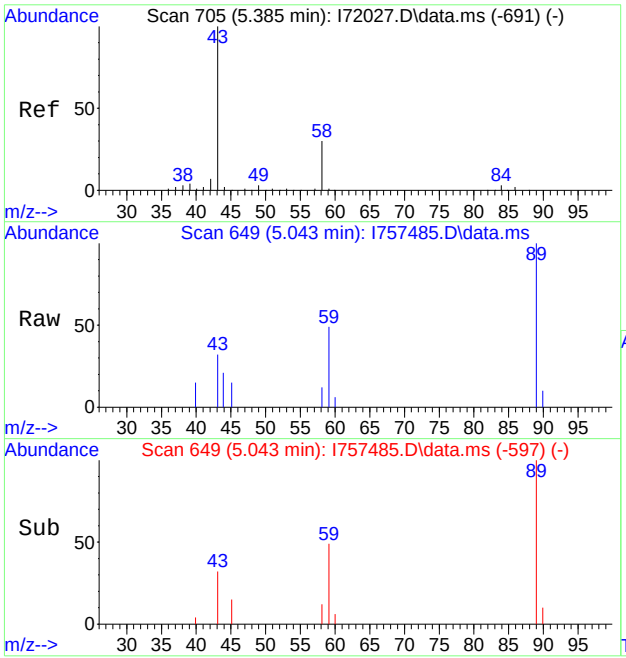

#19
Acetone
Concen: 1.01 ug/L
RT: 5.043 min Scan# 649
Delta R.T. 0.018 min
Lab File: I757485.D
Acq: 26 Jun 2023 2:23 pm

Tgt Ion: 43 Resp: 2775

Ion	Ratio	Lower	Upper
43	100		
58	37.8	2.3	62.3

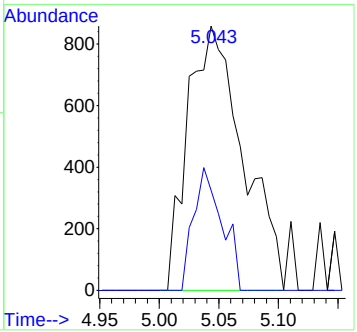

Quantitation Report (QT Reviewed)

Data Path : C:\msdchem\1\data\2023-06-26\
Data File : I757483.D
Acq On : 26 Jun 2023 1:34 pm
Operator : joannel
Sample : FC7171-2
Misc : MS54300,VI2955,,,,,
ALS Vial : 6 Sample Multiplier: 1

Quant Time: Jun 27 07:00:04 2023
Quant Method : C:\msdchem\1\methods\VI-2023-06-15.m
Quant Title : SW-846 Method 5035A/8260B
QLast Update : Thu Jun 15 14:39:51 2023
Response via : Initial Calibration

Compound		R.T.	QIon	Response	Conc	Units	Dev(Min)
Internal Standards							
1) Fluorobenzene		7.854	96	1034871	50.00	ug/L	0.00
62) Chlorobenzene-d5		11.006	117	732712	50.00	ug/L	0.00
85) 1,4-Dichlorobenzene-d4		13.371	152	414998	50.00	ug/L	0.00
System Monitoring Compounds							
39) Dibromofluoromethane		6.994	113	290012	49.37	ug/L	0.00
Spiked Amount	50.000	Range 83 - 118		Recovery =	98.74%		
49) 1,2-Dichloroethane-d4		7.561	65	275787	51.64	ug/L	0.00
Spiked Amount	50.000	Range 79 - 125		Recovery =	103.28%		
63) Toluene-d8		9.445	98	1037134	49.64	ug/L	0.00
Spiked Amount	50.000	Range 85 - 112		Recovery =	99.28%		
86) 4-Bromofluorobenzene		12.225	174	348278	49.84	ug/L	0.00
Spiked Amount	50.000	Range 83 - 118		Recovery =	99.68%		
Target Compounds							Qvalue
18) Methylene Chloride		4.982	49	1860	0.32	ug/L	82
19) Acetone		5.043	43	2283	0.82	ug/L	98

(#) = qualifier out of range (m) = manual integration (+) = signals summed

Quantitation Report (QT Reviewed)

Data Path : C:\msdchem\1\data\2023-06-26\
Data File : I757483.D
Acq On : 26 Jun 2023 1:34 pm
Operator : joannel
Sample : FC7171-2
Misc : MS54300,VI2955,,,,,
ALS Vial : 6 Sample Multiplier: 1

Quant Time: Jun 27 07:00:04 2023
Quant Method : C:\msdchem\1\methods\VI-2023-06-15.m
Quant Title : SW-846 Method 5035A/8260B
QLast Update : Thu Jun 15 14:39:51 2023
Response via : Initial Calibration

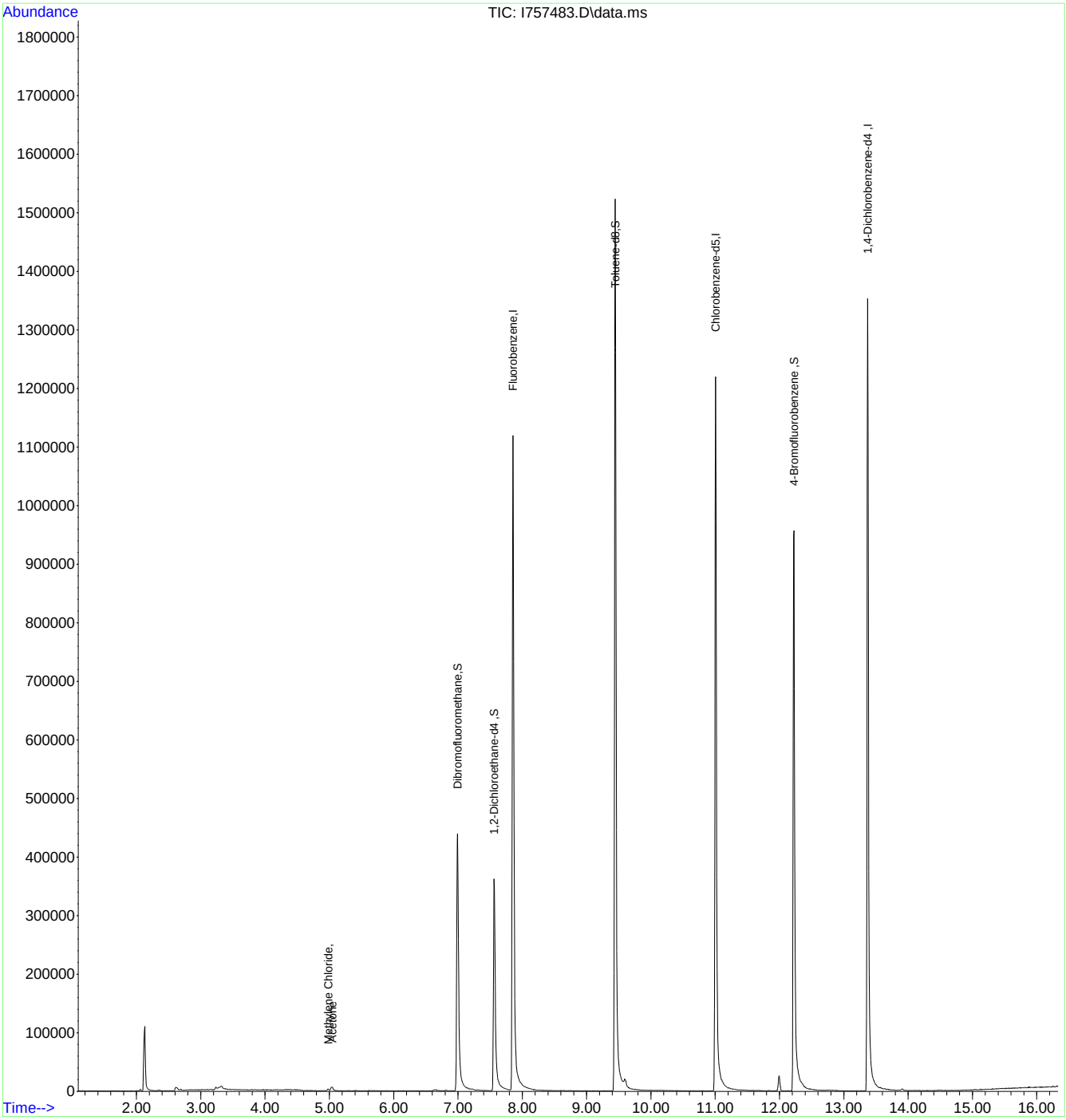

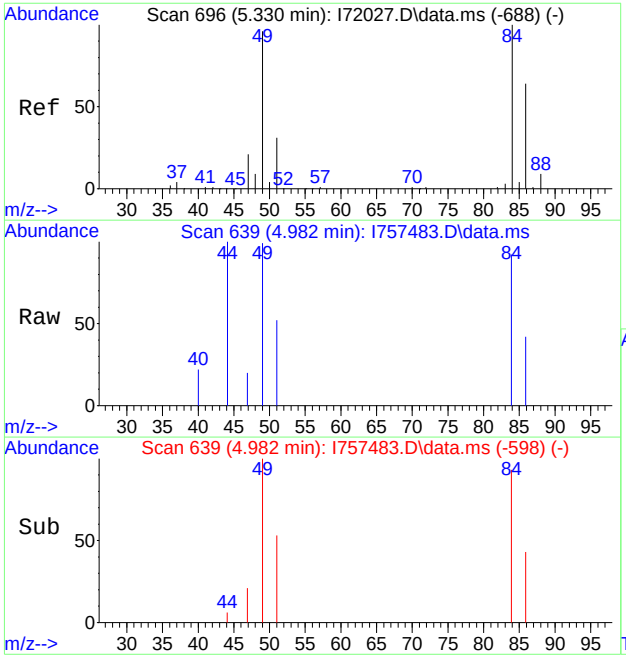

#18
Methylene Chloride
Concen: 0.32 ug/L
RT: 4.982 min Scan# 639
Delta R.T. 0.000 min
Lab File: I757483.D
Acq: 26 Jun 2023 1:34 pm

Tgt Ion: 49 Resp: 1860

Ion	Ratio	Lower	Upper
49	100		
84	93.2	51.5	111.5
86	42.8	19.4	79.4
51	53.1	0.0	60.0

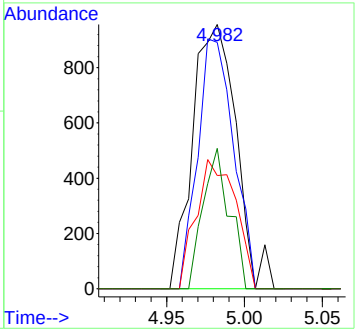

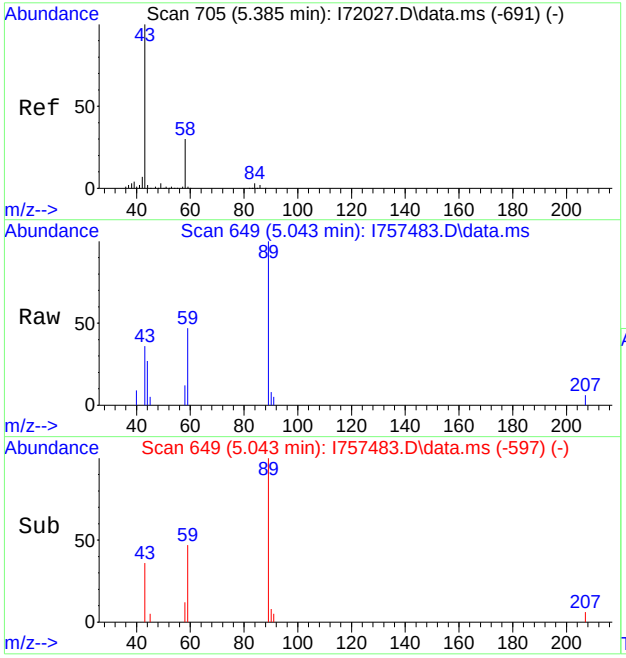

#19
Acetone
Concen: 0.82 ug/L
RT: 5.043 min Scan# 649
Delta R.T. 0.018 min
Lab File: I757483.D
Acq: 26 Jun 2023 1:34 pm

Tgt Ion: 43 Resp: 2283

Ion	Ratio	Lower	Upper
43	100		
58	33.2	2.3	62.3

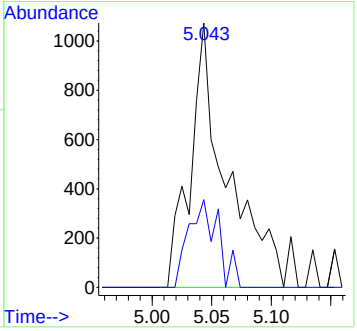

Manual Integrations APPROVED (compounds with "m" flag)
Karen Watson
06/29/23 15:35

Quantitation Report (QT Reviewed)

Data Path : C:\msdchem\1\data\celinec\2023\June 2023\06-29-2023\V1A1848-49\
Data File : 1A47384.d
Acq On : 28 Jun 2023 8:59 am
Operator : jeniferw
Sample : FC7171-3 50X
Misc : MS54311,V1A1848,,,,,50
ALS Vial : 11 Sample Multiplier: 1

Quant Time: Jun 28 22:20:11 2023
Quant Method : C:\msdchem\1\methods\V1A_05-23-2023.M
Quant Title : SW-846 Method 5035A/8260B
QLast Update : Wed May 24 11:40:15 2023
Response via : Initial Calibration

Compound	R.T.	QIon	Response	Conc	Units	Dev(Min)
Internal Standards						
1) Fluorobenzene	3.404	96	54028	50.00	ug/L	0.00
62) Chlorobenzene-d5	5.359	117	41003	50.00	ug/L	0.00
85) 1,4-Dichlorobenzene-d4	7.099	152	22950	50.00	ug/L	0.00
System Monitoring Compounds						
39) Dibromofluoromethane	2.958	113	14656	48.51	ug/L	0.00
Spiked Amount 50.000	Range 83 - 118		Recovery = 97.02%			
49) 1,2-Dichloroethane-d4	3.243	65	17016	44.55	ug/L	0.00
Spiked Amount 50.000	Range 79 - 125		Recovery = 89.10%			
63) Toluene-d8	4.343	98	53355	48.76	ug/L	0.00
Spiked Amount 50.000	Range 85 - 112		Recovery = 97.52%			
86) 4-Bromofluorobenzene	6.237	174	19192	49.28	ug/L	0.00
Spiked Amount 50.000	Range 83 - 118		Recovery = 98.56%			
Target Compounds						Qvalue
22) Hexane	2.196	56	1223	4.86	ug/L #	72
35) Cyclohexane	2.858	56	2062	4.52	ug/L #	87
47) Benzene	3.181	78	1792	1.51	ug/L	82
54) Methylcyclohexane	3.535	83	1465	3.20	ug/L #	81
64) Toluene	4.374	91	460	0.36	ug/L	95
77) Ethylbenzene	5.398	91	13743	9.92	ug/L	98
80) m,p-Xylene	5.506	91	32799	29.33	ug/L	98
81) o-Xylene	5.806	91	1101	0.95	ug/L	98
84) Isopropylbenzene	6.044	105	2525	1.84	ug/L	97
88) n-Propylbenzene	6.352	91	7811	4.82	ug/L	96
91) 1,3,5-Trimethylbenzene	6.506	105	13745	12.03	ug/L	97
98) 1,2,4-Trimethylbenzene	6.806	105	46706	42.04	ug/L	95
100) sec-Butylbenzene	6.891	105	2692m	1.92	ug/L	
101) 4-Isopropyltoluene	7.014	119	2247	1.94	ug/L	96
103) 1,2,3-Trimethylbenzene	7.145	105	14799	13.54	ug/L	99
105) n-Butylbenzene	7.345	92	2092	4.06	ug/L	95
111) Naphthalene	8.715	128	6228	10.01	ug/L	100

(#) = qualifier out of range (m) = manual integration (+) = signals summed

Quantitation Report (QT Reviewed)

Data Path : C:\msdchem\1\data\celinec\2023\June 2023\06-29-2023\V1A1848-49\
Data File : 1A47384.d
Acq On : 28 Jun 2023 8:59 am
Operator : jeniferw
Sample : FC7171-3 50X
Misc : MS54311,V1A1848,,,,,50
ALS Vial : 11 Sample Multiplier: 1

Quant Time: Jun 28 22:20:11 2023
Quant Method : C:\msdchem\1\methods\V1A_05-23-2023.M
Quant Title : SW-846 Method 5035A/8260B
QLast Update : Wed May 24 11:40:15 2023
Response via : Initial Calibration

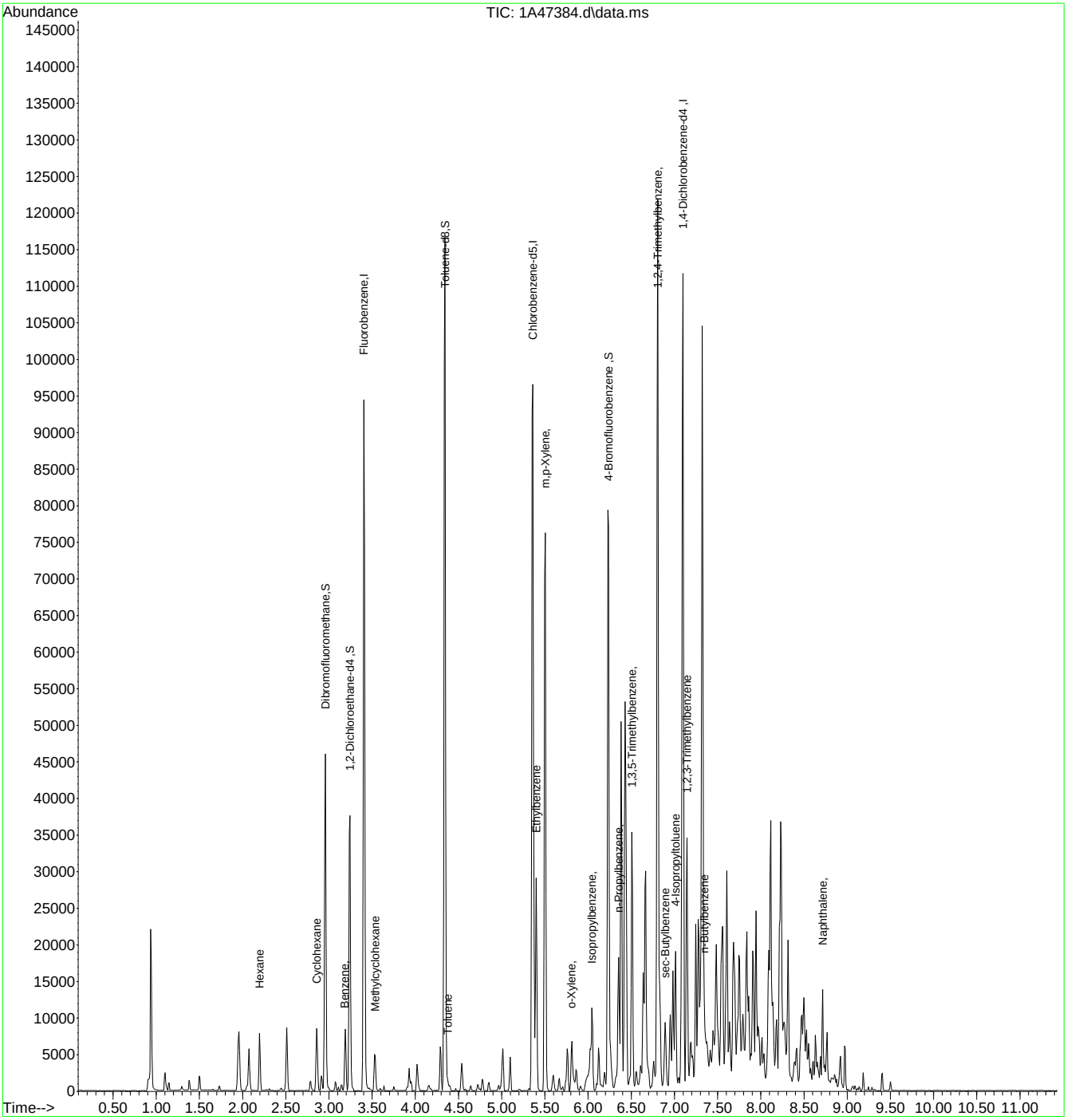

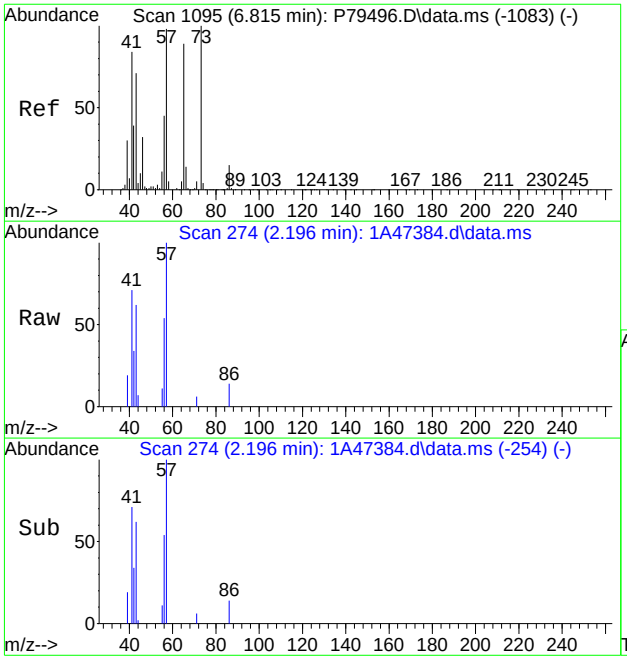

#22
Hexane
Concen: 4.86 ug/L
RT: 2.196 min Scan# 274
Delta R.T. 0.000 min
Lab File: 1A47384.d
Acq: 28 Jun 2023 8:59 am

Tgt Ion: 56 Resp: 1223

Ion	Ratio	Lower	Upper
56	100		
57	184.7	203.0	243.0#
43	115.0	136.8	176.8#
41	131.0	153.4	193.4#

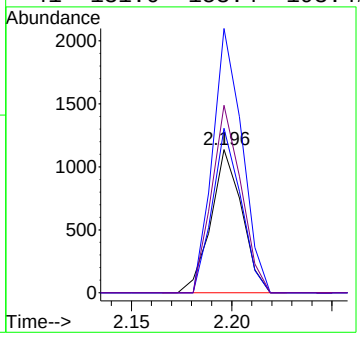

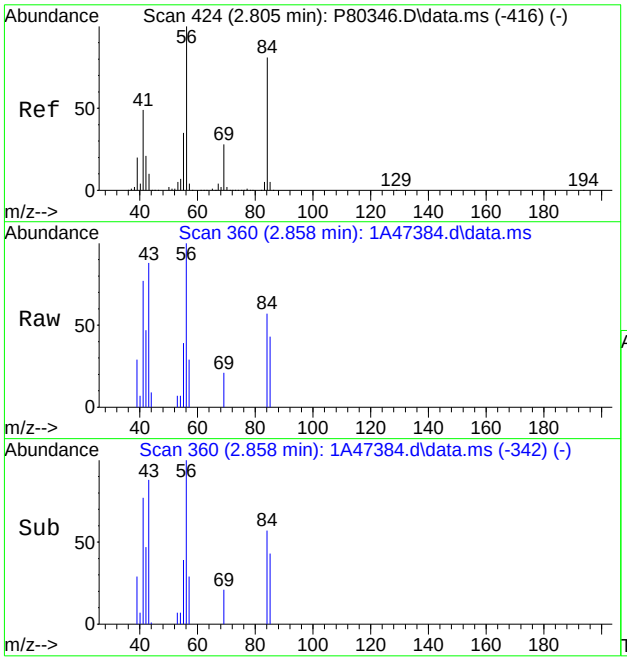

#35
Cyclohexane
Concen: 4.52 ug/L
RT: 2.858 min Scan# 360
Delta R.T. -0.008 min
Lab File: 1A47384.d
Acq: 28 Jun 2023 8:59 am

Tgt Ion: 56 Resp: 2062

Ion	Ratio	Lower	Upper
56	100		
84	57.3	37.9	77.9
41	77.1	33.0	73.0#
55	38.5	16.7	56.7

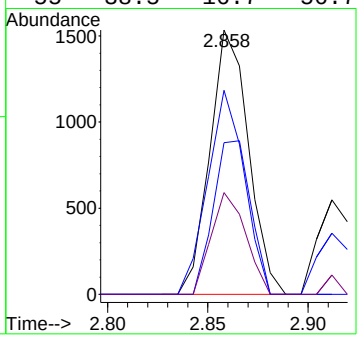

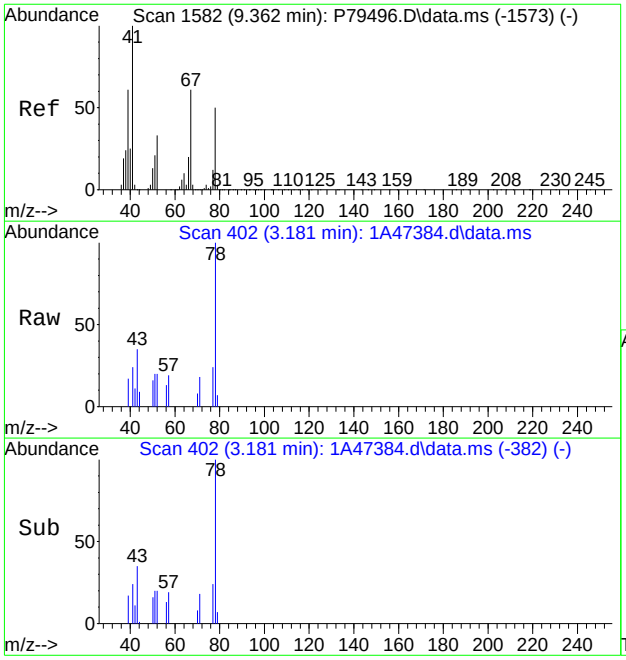

#47
Benzene
Concen: 1.51 ug/L
RT: 3.181 min Scan# 402
Delta R.T. 0.000 min
Lab File: 1A47384.d
Acq: 28 Jun 2023 8:59 am

Tgt Ion: 78 Resp: 1792

Ion	Ratio	Lower	Upper
78	100		
51	20.3	0.0	59.4
77	24.3	0.0	53.5
52	20.2	7.3	67.3

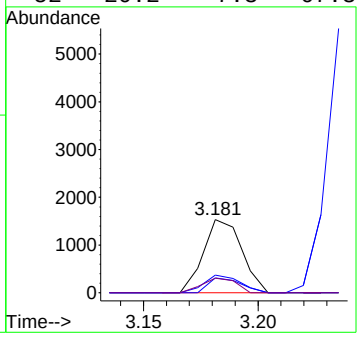

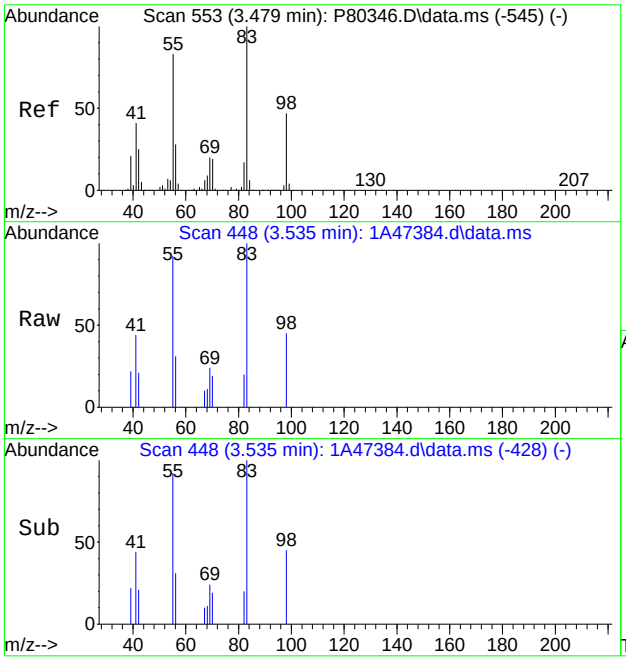

#54
Methylcyclohexane
Concen: 3.20 ug/L
RT: 3.535 min Scan# 448
Delta R.T. 0.000 min
Lab File: 1A47384.d
Acq: 28 Jun 2023 8:59 am

Tgt Ion: 83 Resp: 1465

Ion	Ratio	Lower	Upper
83	100		
55	92.3	97.9	137.9#
98	44.7	23.0	63.0
42	21.5	15.9	55.9

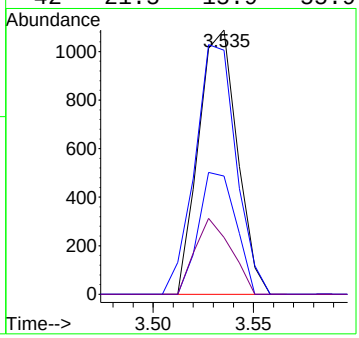

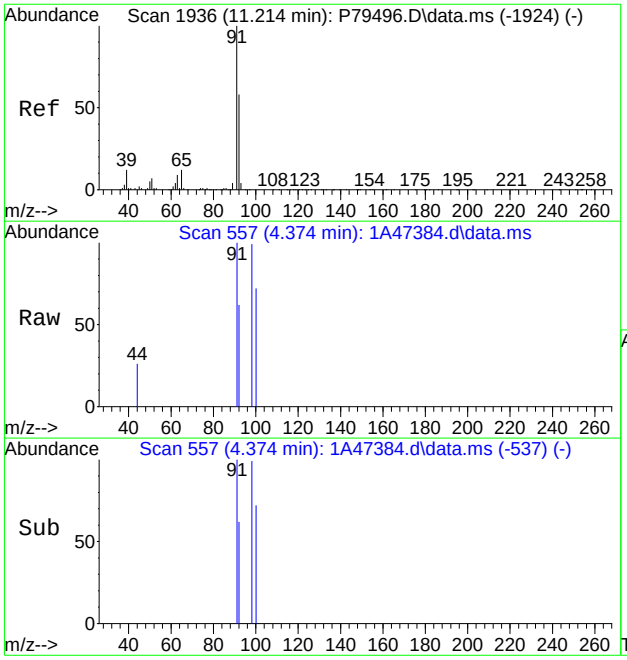

#64
Toluene
Concen: 0.36 ug/L
RT: 4.374 min Scan# 557
Delta R.T. 0.000 min
Lab File: 1A47384.d
Acq: 28 Jun 2023 8:59 am

Tgt Ion: 91 Resp: 460

Ion	Ratio	Lower	Upper
91	100		
92	62.1	28.6	88.6

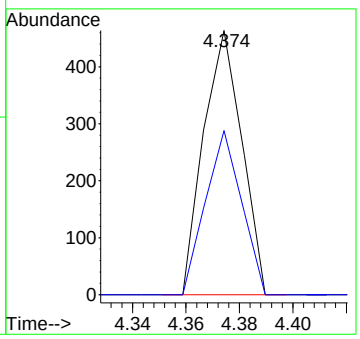

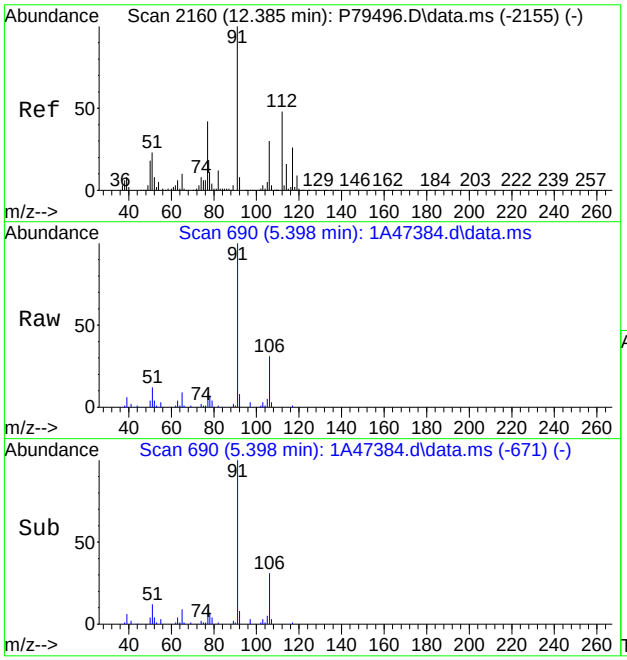

#77
Ethylbenzene
Concen: 9.92 ug/L
RT: 5.398 min Scan# 690
Delta R.T. -0.000 min
Lab File: 1A47384.d
Acq: 28 Jun 2023 8:59 am

Tgt Ion: 91 Resp: 13743

Ion	Ratio	Lower	Upper
91	100		
106	31.2	0.9	60.9
65	9.3	0.0	39.8
51	11.5	0.0	44.3

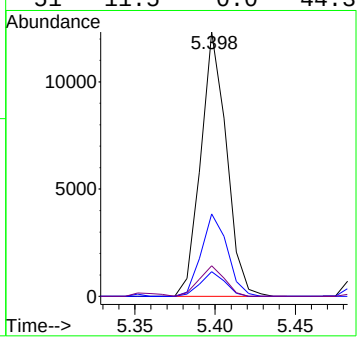

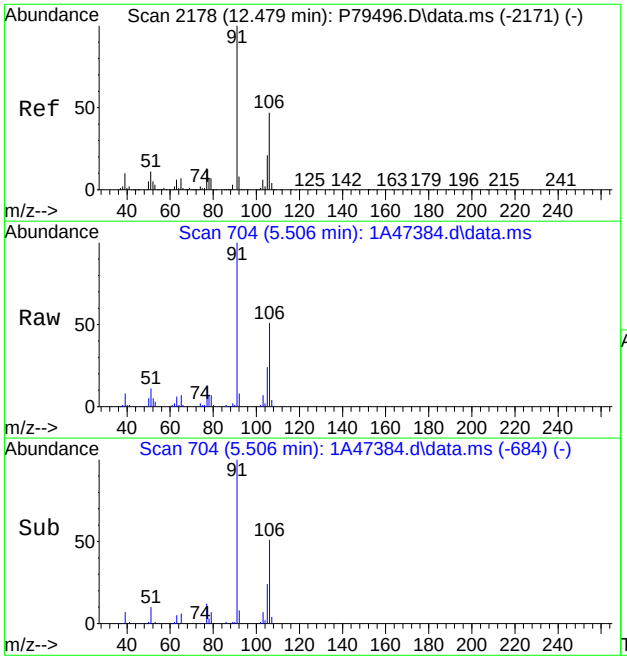

#80
m,p-Xylene
Concen: 29.33 ug/L
RT: 5.506 min Scan# 704
Delta R.T. 0.008 min
Lab File: 1A47384.d
Acq: 28 Jun 2023 8:59 am

Tgt Ion: 91 Resp: 32799

Ion	Ratio	Lower	Upper
91	100		
106	50.7	19.6	79.6
105	23.8	0.0	52.7

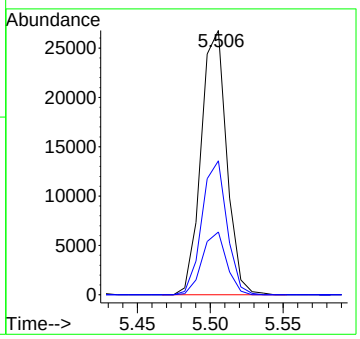

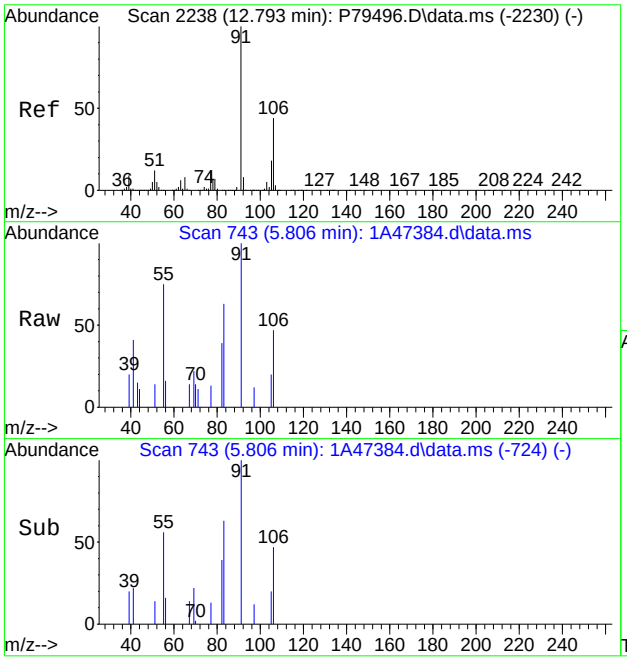

#81
o-Xylene
Concen: 0.95 ug/L
RT: 5.806 min Scan# 743
Delta R.T. -0.000 min
Lab File: 1A47384.d
Acq: 28 Jun 2023 8:59 am

Tgt Ion: 91 Resp: 1101

Ion	Ratio	Lower	Upper
91	100		
106	47.3	16.2	76.2
105	20.1	0.0	49.0

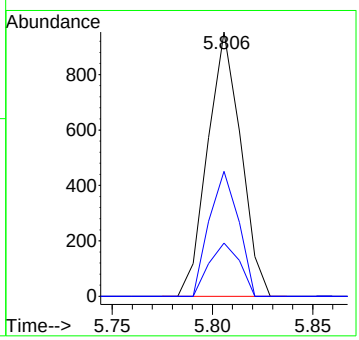

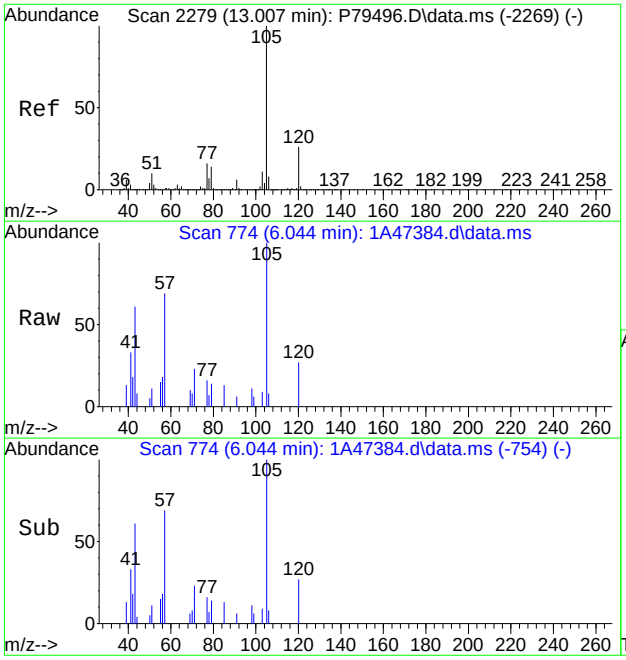

#84
Isopropylbenzene
Concen: 1.84 ug/L
RT: 6.044 min Scan# 774
Delta R.T. 0.000 min
Lab File: 1A47384.d
Acq: 28 Jun 2023 8:59 am

Tgt Ion:105 Resp: 2525

Ion	Ratio	Lower	Upper
105	100		
120	27.2	0.0	55.2
79	14.1	0.0	43.1
77	15.9	0.0	46.1

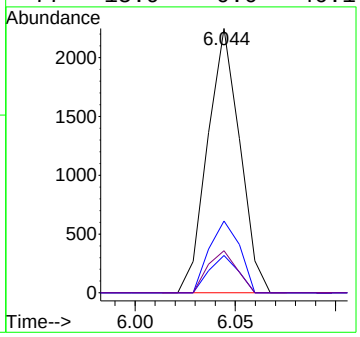

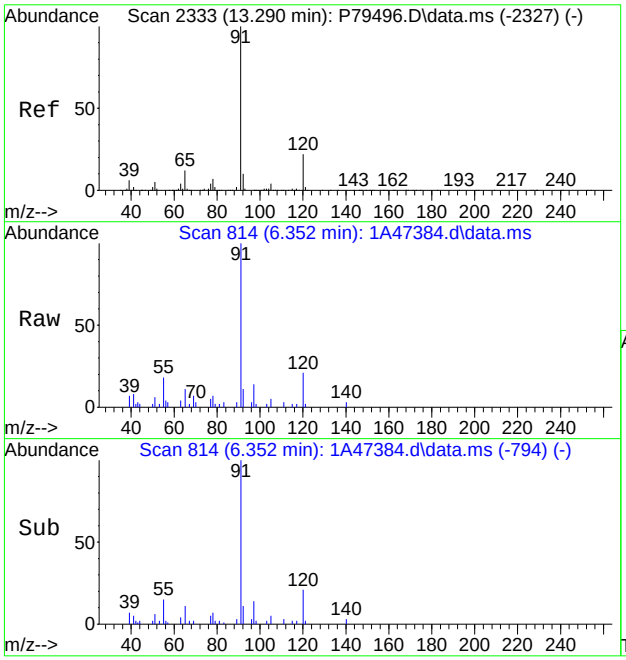

#88
n-Propylbenzene
Concen: 4.82 ug/L
RT: 6.352 min Scan# 814
Delta R.T. 0.000 min
Lab File: 1A47384.d
Acq: 28 Jun 2023 8:59 am

Tgt Ion: 91 Resp: 7811

Ion	Ratio	Lower	Upper
91	100		
120	20.9	0.0	53.1

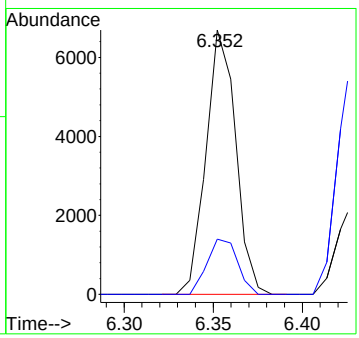

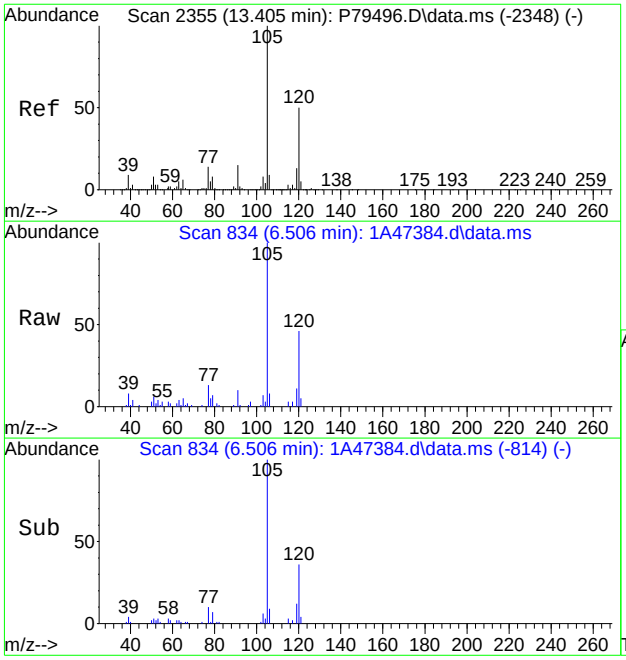

#91
1,3,5-Trimethylbenzene
Concen: 12.03 ug/L
RT: 6.506 min Scan# 834
Delta R.T. 0.000 min
Lab File: 1A47384.d
Acq: 28 Jun 2023 8:59 am

Tgt Ion:105 Resp: 13745

Ion	Ratio	Lower	Upper
105	100		
120	46.4	18.3	78.3

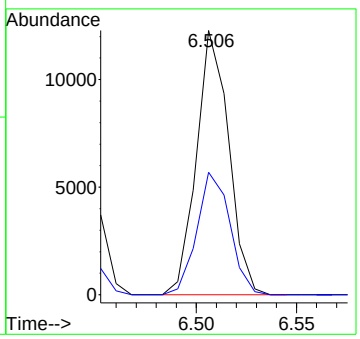

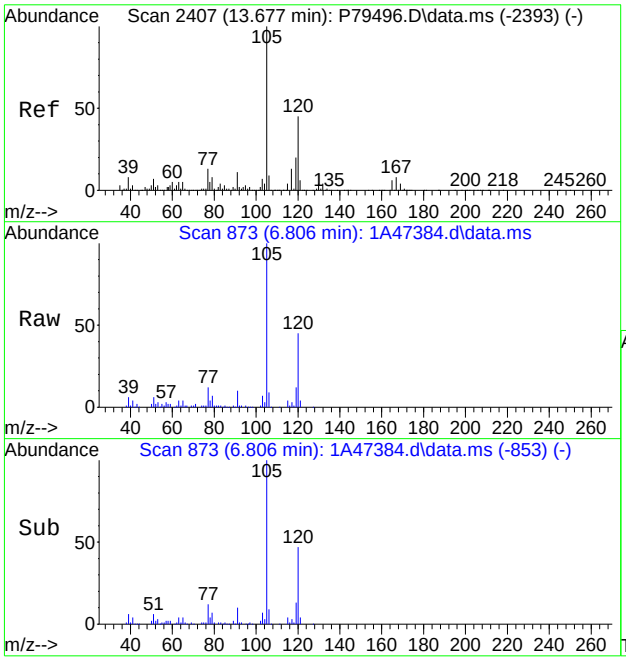

#98
1,2,4-Trimethylbenzene
Concen: 42.04 ug/L
RT: 6.806 min Scan# 873
Delta R.T. 0.000 min
Lab File: 1A47384.d
Acq: 28 Jun 2023 8:59 am

Tgt Ion:105 Resp: 46706

Ion	Ratio	Lower	Upper
105	100		
120	45.3	11.9	71.9
119	12.3	0.0	41.3

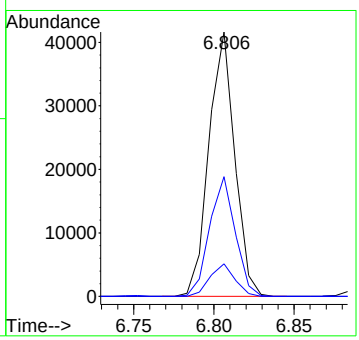

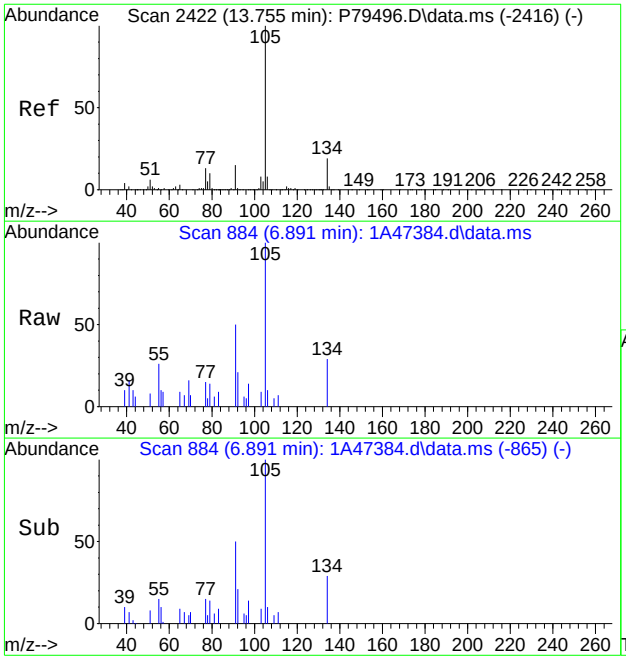

#100
sec-Butylbenzene
Concen: 1.92 ug/L m
RT: 6.891 min Scan# 884
Delta R.T. -0.000 min
Lab File: 1A47384.d
Acq: 28 Jun 2023 8:59 am

Tgt Ion:105 Resp: 2692

Ion	Ratio	Lower	Upper
105	100		
134	29.0	0.0	49.6
91	50.1	0.0	45.7#
77	15.1	0.0	42.4

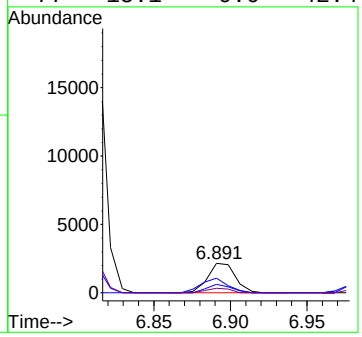

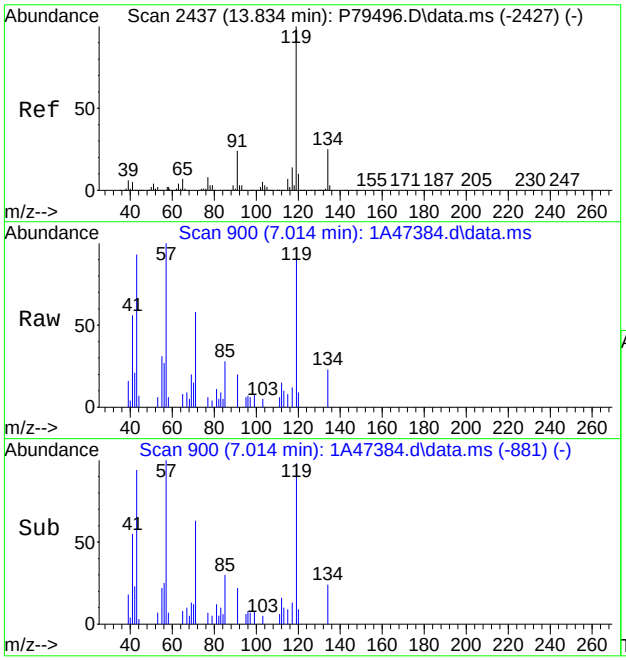

#101
4-Isopropyltoluene
Concen: 1.94 ug/L
RT: 7.014 min Scan# 900
Delta R.T. 0.000 min
Lab File: 1A47384.d
Acq: 28 Jun 2023 8:59 am

Tgt Ion:119 Resp: 2247

Ion	Ratio	Lower	Upper
119	100		
134	25.0	0.0	55.9
91	22.4	0.0	55.4

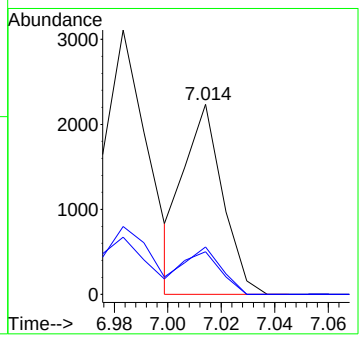

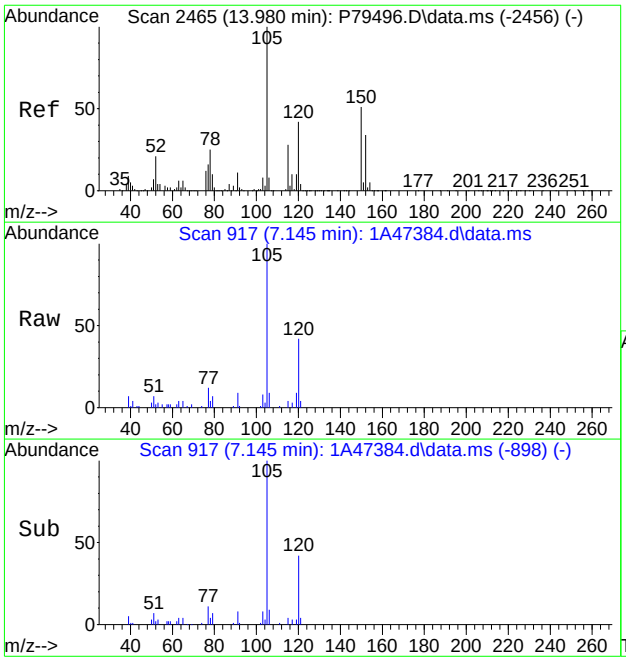

#103
1,2,3-Trimethylbenzene
Concen: 13.54 ug/L
RT: 7.145 min Scan# 917
Delta R.T. -0.000 min
Lab File: 1A47384.d
Acq: 28 Jun 2023 8:59 am

Tgt Ion:105 Resp: 14799

Ion	Ratio	Lower	Upper
105	100		
120	42.3	13.2	73.2
119	9.4	0.0	39.5
77	12.2	0.0	41.9

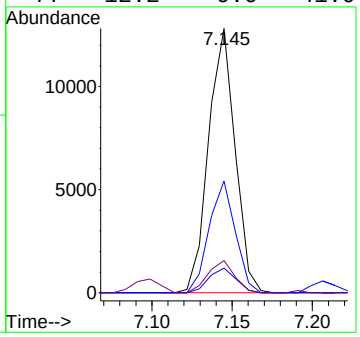

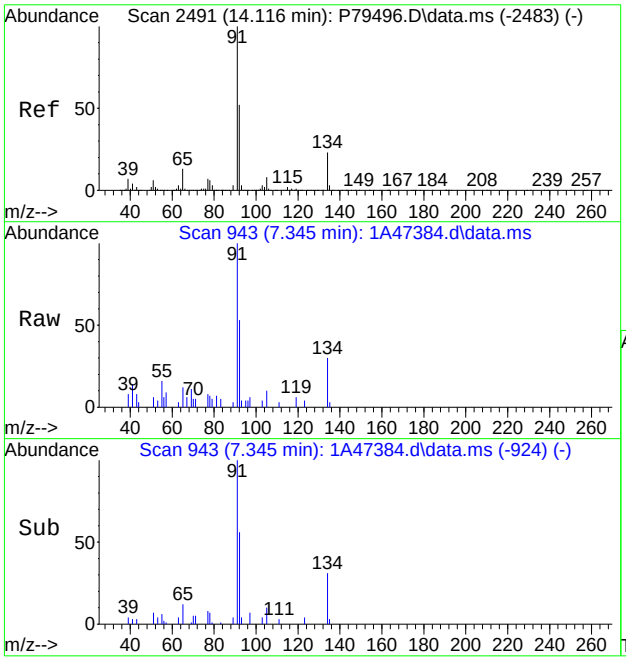

#105
n-Butylbenzene
Concen: 4.06 ug/L
RT: 7.345 min Scan# 943
Delta R.T. 0.000 min
Lab File: 1A47384.d
Acq: 28 Jun 2023 8:59 am

Tgt Ion: 92 Resp: 2092

Ion	Ratio	Lower	Upper
92	100		
91	186.9	154.6	214.6
134	56.6	15.6	75.6

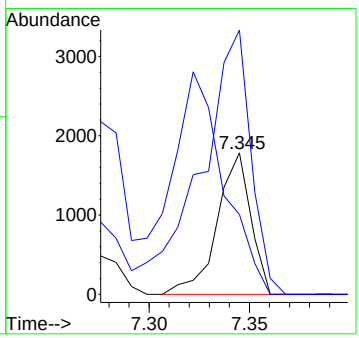

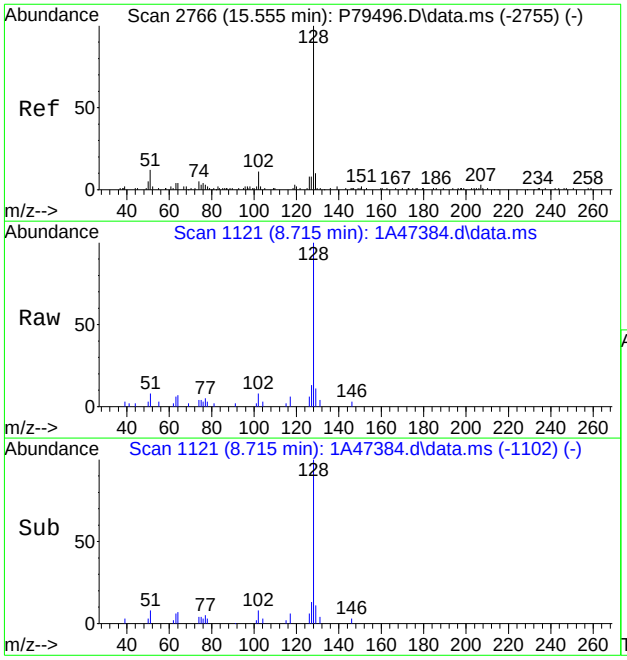

#111
Naphthalene
Concen: 10.01 ug/L
RT: 8.715 min Scan# 1121
Delta R.T. -0.000 min
Lab File: 1A47384.d
Acq: 28 Jun 2023 8:59 am

Tgt Ion:128 Resp: 6228

Ion	Ratio	Lower	Upper
128	100		
127	12.8	0.0	42.7

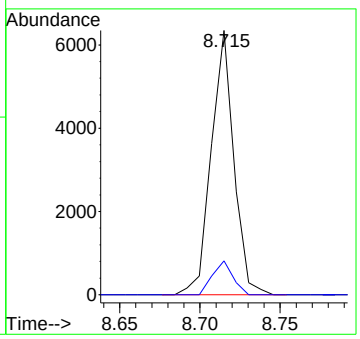

Manual Integration Approval Summary

Sample Number: FC7171-3
Lab FileID: 1A47384.D
Injection Time: 06/28/23 08:59

Method: SW846 8260D
Analyst approved: 06/29/23 07:49 Jenifer Willis
Supervisor approved: 06/29/23 15:35 Karen Watson

Parameter	CAS	Sig#	R.T. (min.)	Reason
sec-Butylbenzene	135-98-8		6.89	Missed peak

Quantitation Report (Qedit)

Data Path : C:\msdchem\1\data\celinec\2023\June 2023\06-29-2023\V1A1848-49\
Data File : 1A47384.d
Acq On : 28 Jun 2023 8:59 am
Operator : jeniferw
Sample : FC7171-3 50X
Misc : MS54311,V1A1848,,,,,50
ALS Vial : 11 Sample Multiplier: 1

Quant Time: Jun 28 20:35:03 2023
Quant Method : C:\msdchem\1\methods\V1A_05-23-2023.M
Quant Title : SW-846 Method 5035A/8260B
QLast Update : Wed May 24 11:40:15 2023
Response via : Initial Calibration

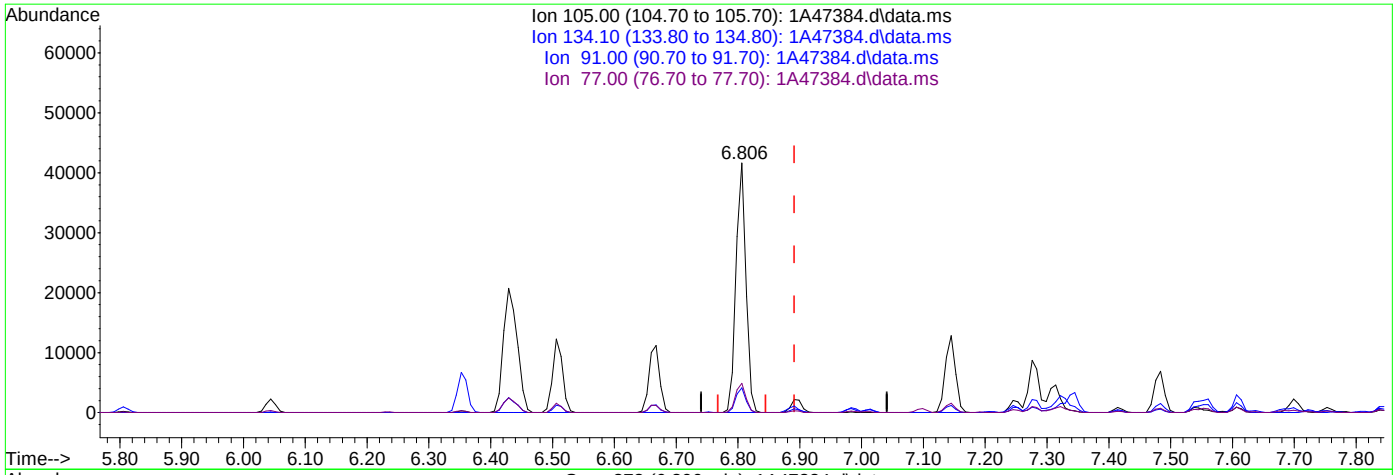

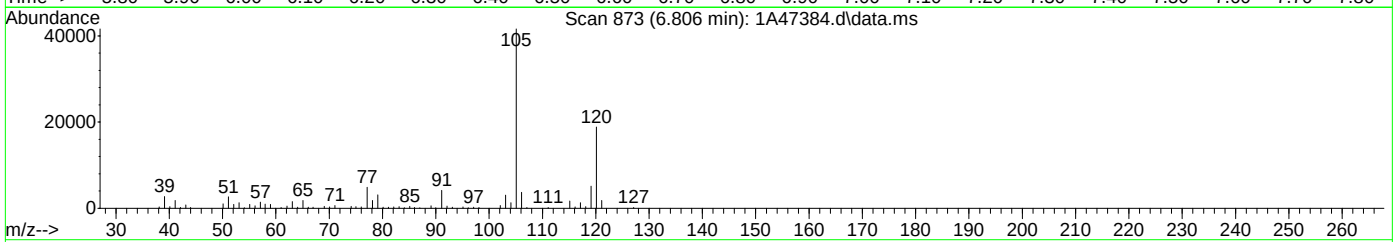

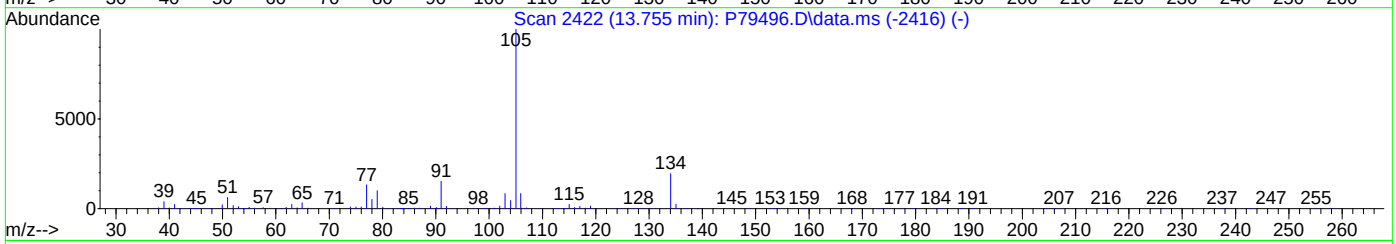

TIC: 1A47384.d\data.ms

(100) sec-Butylbenzene

6.806min (-0.085) 33.28ug/L

response 46706

Ion	Exp%	Act%
105.00	100	100
134.10	19.60	0.00
91.00	15.70	9.95
77.00	12.40	11.70

Quantitation Report (Qedit)

Data Path : C:\msdchem\1\data\celinec\2023\June 2023\06-29-2023\V1A1848-49\
Data File : 1A47384.d
Acq On : 28 Jun 2023 8:59 am
Operator : jeniferw
Sample : FC7171-3 50X
Misc : MS54311,V1A1848,,,,,50
ALS Vial : 11 Sample Multiplier: 1

Quant Time: Jun 28 20:35:03 2023
Quant Method : C:\msdchem\1\methods\V1A_05-23-2023.M
Quant Title : SW-846 Method 5035A/8260B
QLast Update : Wed May 24 11:40:15 2023
Response via : Initial Calibration

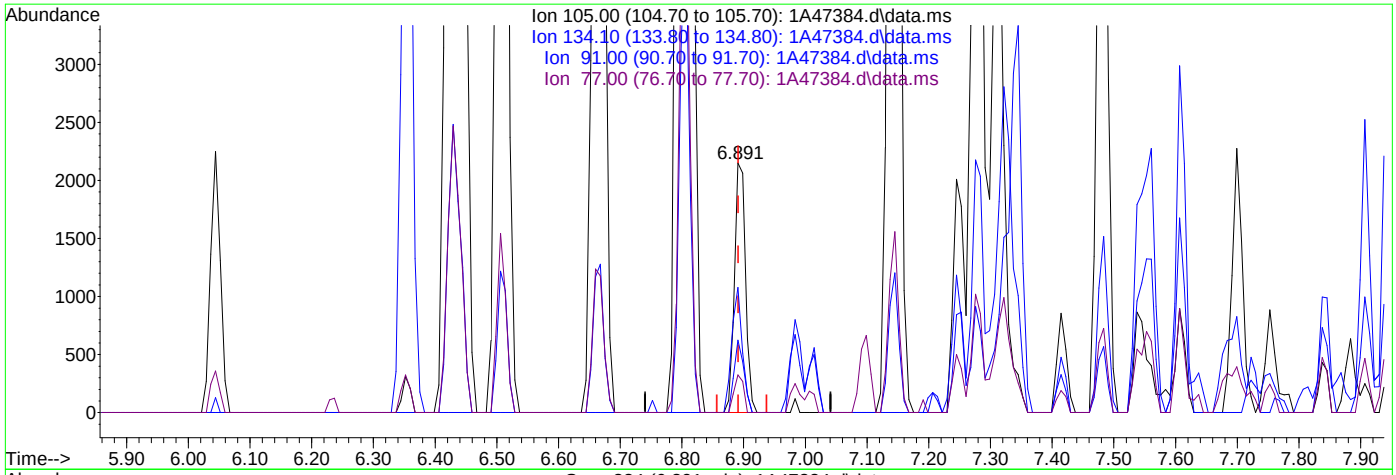

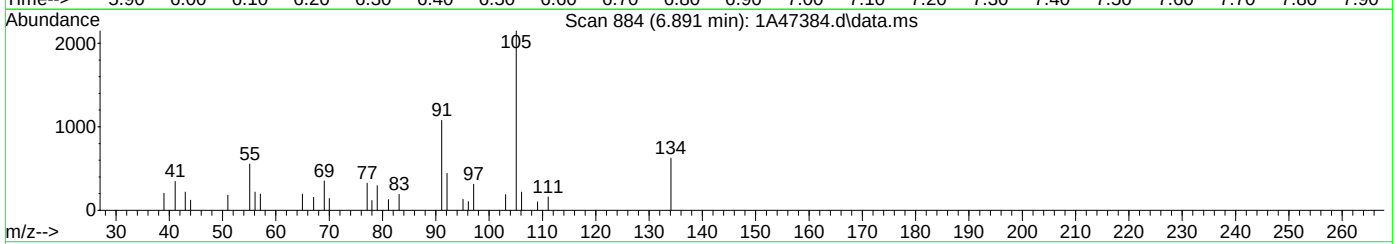

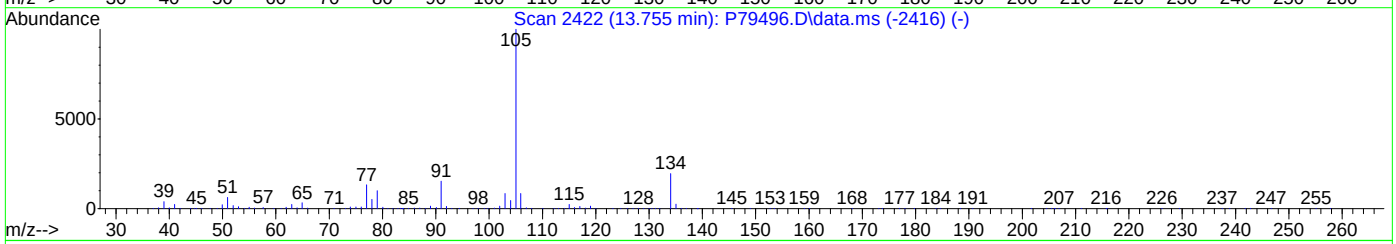

TIC: 1A47384.d\data.ms

(100) sec-Butylbenzene

6.891min (-0.000) 1.92ug/L m

response 2692

Ion	Exp%	Act%
105.00	100	100
134.10	19.60	28.96
91.00	15.70	50.12#
77.00	12.40	15.06

Quantitation Report (QT Reviewed)

Data Path : C:\msdchem\1\data\2023-06-26\
Data File : I757500.D
Acq On : 26 Jun 2023 8:26 pm
Operator : joannel
Sample : FC7171-3 10X
Misc : MS54300,VI2955,,,,,10
ALS Vial : 23 Sample Multiplier: 1

Quant Time: Jun 27 07:25:58 2023
Quant Method : C:\msdchem\1\methods\VI-2023-06-15.m
Quant Title : SW-846 Method 5035A/8260B
QLast Update : Thu Jun 15 14:39:51 2023
Response via : Initial Calibration

Compound	R.T.	QIon	Response	Conc	Units		Dev(Min)
Internal Standards							
1) Fluorobenzene	7.854	96	1036218	50.00	ug/L		0.00
62) Chlorobenzene-d5	11.005	117	731749	50.00	ug/L		0.00
85) 1,4-Dichlorobenzene-d4	13.371	152	416467	50.00	ug/L		0.00
System Monitoring Compounds							
39) Dibromofluoromethane	6.988	113	283138	48.14	ug/L		0.00
Spiked Amount 50.000	Range 83 - 118		Recovery = 96.28%				
49) 1,2-Dichloroethane-d4	7.561	65	268894	50.28	ug/L		0.00
Spiked Amount 50.000	Range 79 - 125		Recovery = 100.56%				
63) Toluene-d8	9.445	98	1042165	49.94	ug/L		0.00
Spiked Amount 50.000	Range 85 - 112		Recovery = 99.88%				
86) 4-Bromofluorobenzene	12.225	174	352067	50.21	ug/L		0.00
Spiked Amount 50.000	Range 83 - 118		Recovery = 100.42%				
Target Compounds							Qvalue
18) Methylene Chloride	4.976	49	16737	2.88	ug/L		91
22) Hexane	5.275	56	63292	21.88	ug/L	#	80
35) Cyclohexane	6.756	56	76310	12.98	ug/L		99
47) Benzene	7.439	78	114887	7.10	ug/L	#	47
54) Methylcyclohexane	8.055	83	91790	17.16	ug/L		99
64) Toluene	9.518	91	30543	1.83	ug/L		92
77) Ethylbenzene	11.024	91	679663	37.70	ug/L		93
80) m,p-Xylene	11.164	91	1583357	116.99	ug/L		100
81) o-Xylene	11.609	91	52631	3.62	ug/L		99
84) Isopropylbenzene	11.914	105	109719	6.41	ug/L		99
88) n-Propylbenzene	12.334	91	282668	15.42	ug/L		99
91) 1,3,5-Trimethylbenzene	12.517	105	502921	38.28	ug/L		98
97) tert-Butylbenzene	12.859	91	3061	0.44	ug/L		91
98) 1,2,4-Trimethylbenzene	12.920	105	1744317	134.79	ug/L		98
100) sec-Butylbenzene	13.042	105	75646	5.22	ug/L		81
101) 4-Isopropyltoluene	13.176	119	69802	5.33	ug/L		98
103) 1,2,3-Trimethylbenzene	13.383	105	596511	44.00	ug/L		100
105) n-Butylbenzene	13.615	92	45062	7.00	ug/L	#	54
111) Naphthalene	15.462	128	729282	39.76	ug/L		98

(#) = qualifier out of range (m) = manual integration (+) = signals summed

Quantitation Report (QT Reviewed)

Data Path : C:\msdchem\1\data\2023-06-26\
Data File : I757500.D
Acq On : 26 Jun 2023 8:26 pm
Operator : joannel
Sample : FC7171-3 10X
Misc : MS54300,VI2955,,,,,10
ALS Vial : 23 Sample Multiplier: 1

Quant Time: Jun 27 07:25:58 2023
Quant Method : C:\msdchem\1\methods\VI-2023-06-15.m
Quant Title : SW-846 Method 5035A/8260B
QLast Update : Thu Jun 15 14:39:51 2023
Response via : Initial Calibration

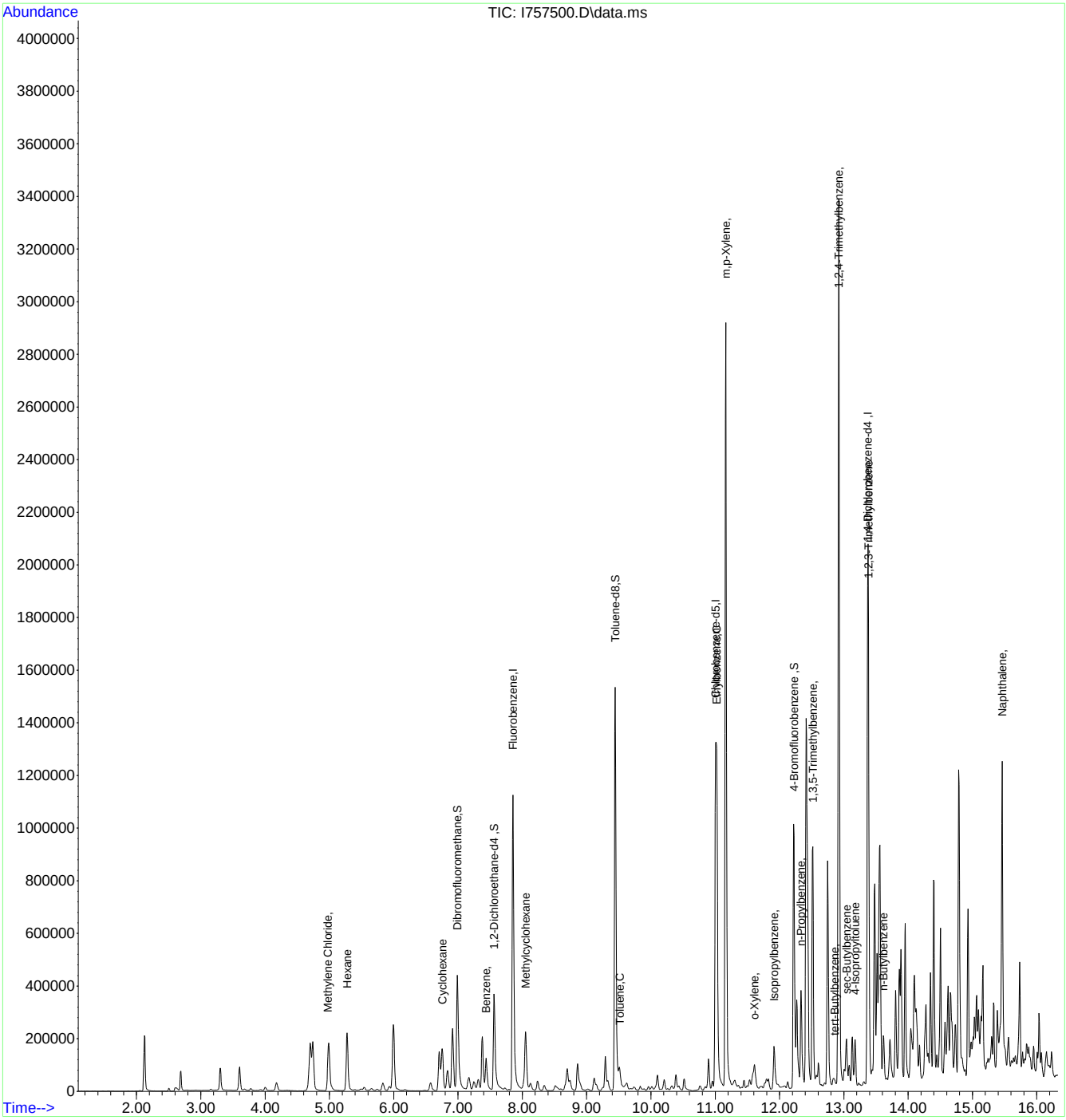

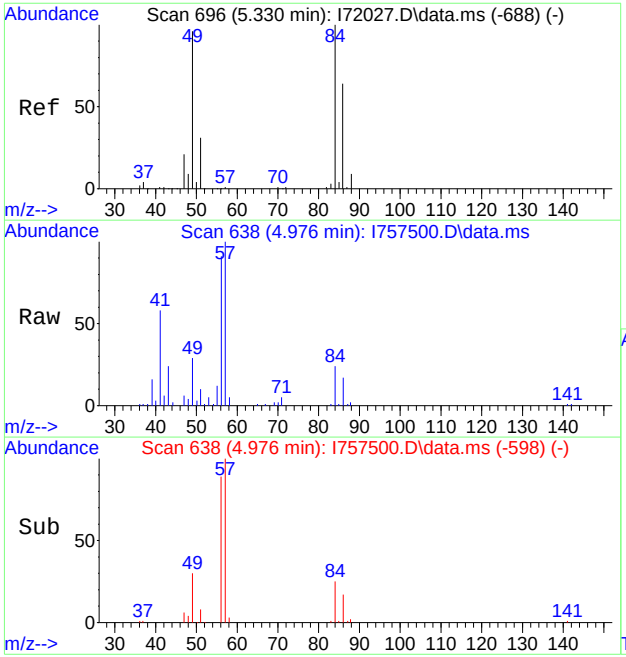

#18
Methylene Chloride
Concen: 2.88 ug/L
RT: 4.976 min Scan# 638
Delta R.T. -0.006 min
Lab File: I757500.D
Acq: 26 Jun 2023 8:26 pm

Tgt Ion: 49 Resp: 16737

Ion	Ratio	Lower	Upper
49	100		
84	84.5	51.5	111.5
86	60.7	19.4	79.4
51	35.5	0.0	60.0

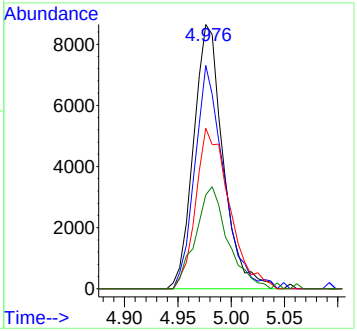

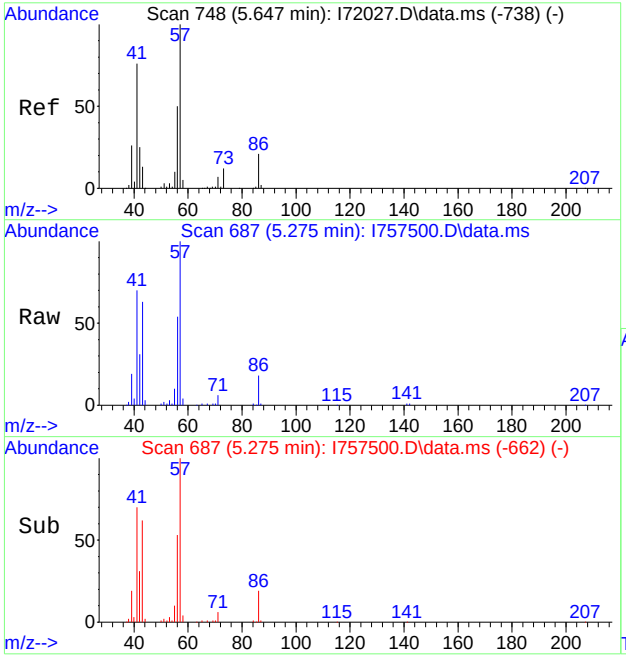

#22
Hexane
Concen: 21.88 ug/L
RT: 5.275 min Scan# 687
Delta R.T. -0.000 min
Lab File: I757500.D
Acq: 26 Jun 2023 8:26 pm

Tgt Ion: 56 Resp: 63292

Ion	Ratio	Lower	Upper
56	100		
57	185.0	188.8	248.8#
43	115.6	111.1	171.1
41	129.9	121.9	181.9

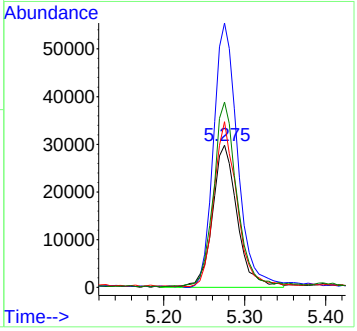

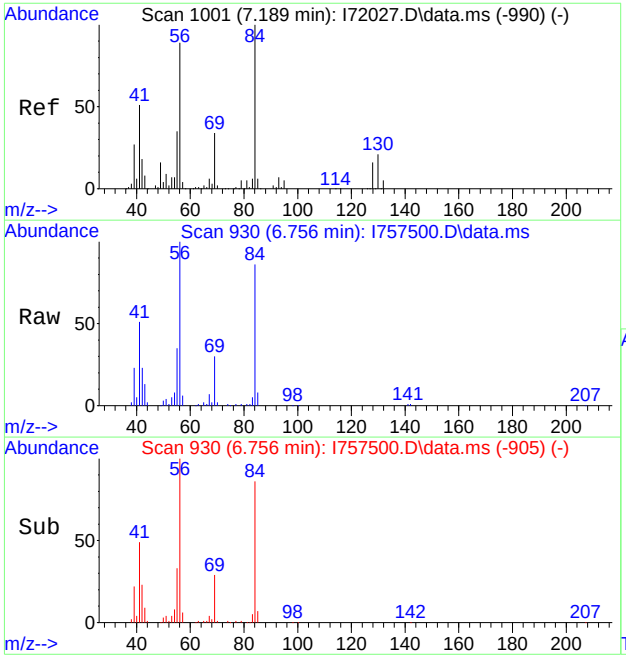

#35
Cyclohexane
Concen: 12.98 ug/L
RT: 6.756 min Scan# 930
Delta R.T. 0.000 min
Lab File: I757500.D
Acq: 26 Jun 2023 8:26 pm

Tgt Ion: 56 Resp: 76310

Ion	Ratio	Lower	Upper
56	100		
84	87.1	57.9	117.9
41	49.4	19.8	79.8
55	34.2	6.0	66.0

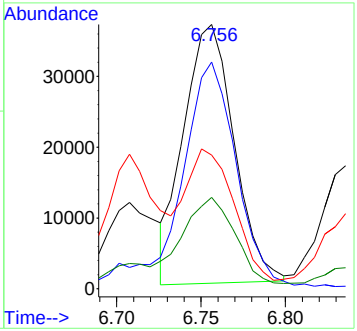

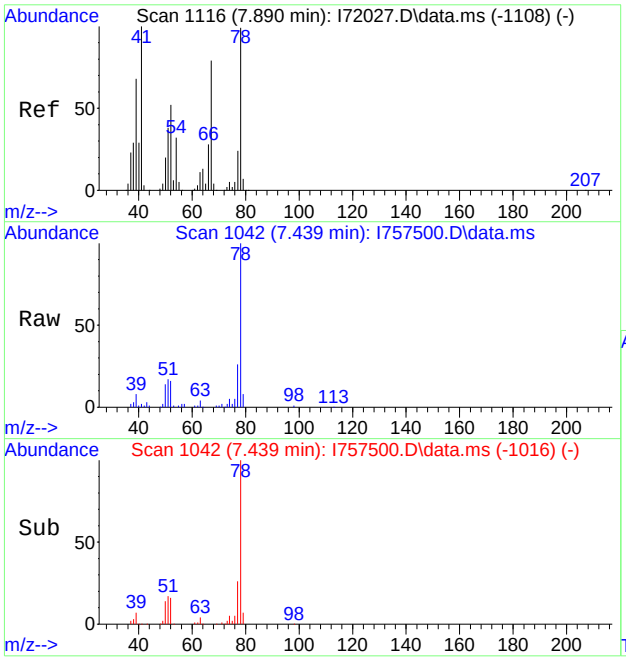

#47
Benzene
Concen: 7.10 ug/L
RT: 7.439 min Scan# 1042
Delta R.T. 0.006 min
Lab File: I757500.D
Acq: 26 Jun 2023 8:26 pm

Tgt Ion: 78 Resp: 114887

Ion	Ratio	Lower	Upper
78	100		
51	16.7	19.4	79.4#
77	25.8	0.0	54.0
52	15.7	48.2	108.2#

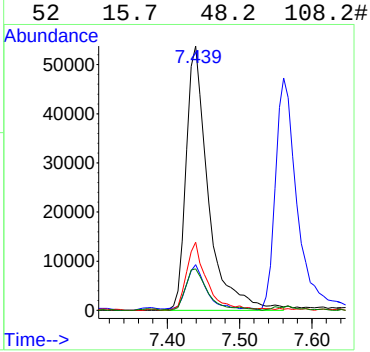

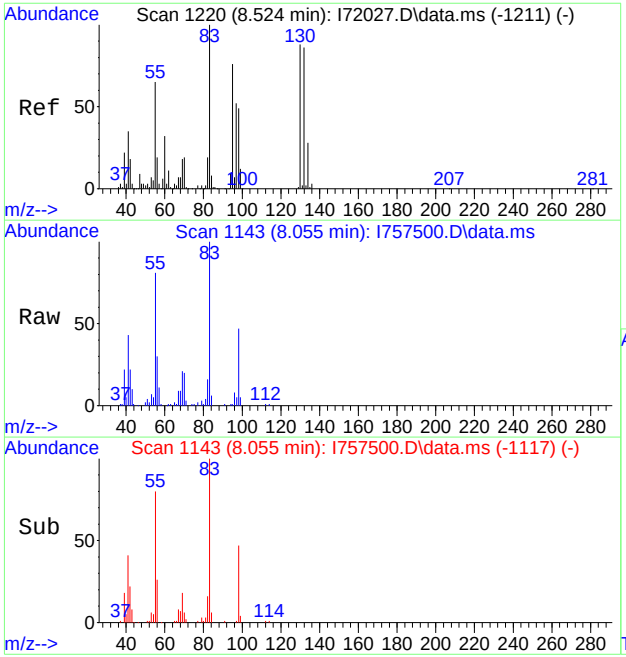

#54
Methylcyclohexane
Concen: 17.16 ug/L
RT: 8.055 min Scan# 1143
Delta R.T. 0.006 min
Lab File: I757500.D
Acq: 26 Jun 2023 8:26 pm

Tgt Ion: 83 Resp: 91790

Ion	Ratio	Lower	Upper
83	100		
55	80.8	50.3	110.3
98	46.6	17.8	77.8
42	22.4	0.0	53.5

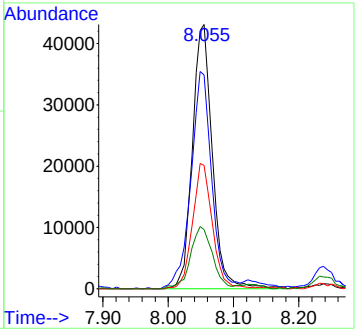

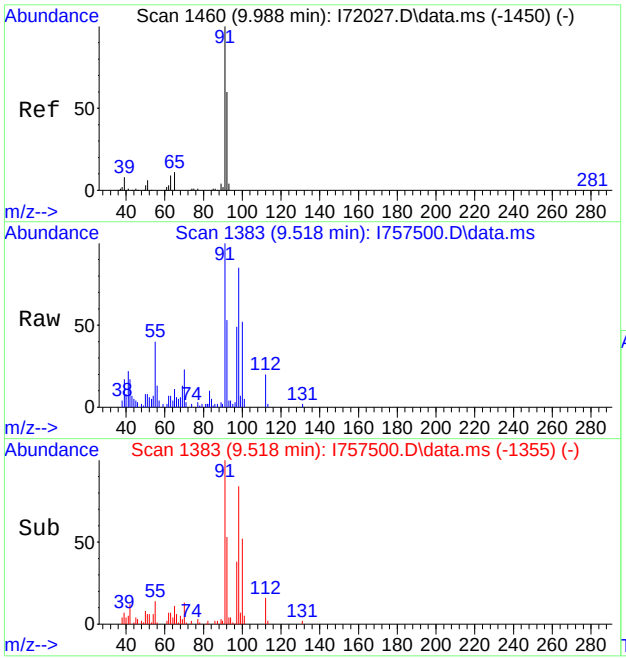

#64
Toluene
Concen: 1.83 ug/L
RT: 9.518 min Scan# 1383
Delta R.T. 0.018 min
Lab File: I757500.D
Acq: 26 Jun 2023 8:26 pm

Tgt Ion: 91 Resp: 30543

Ion	Ratio	Lower	Upper
91	100		
92	53.0	29.2	89.2

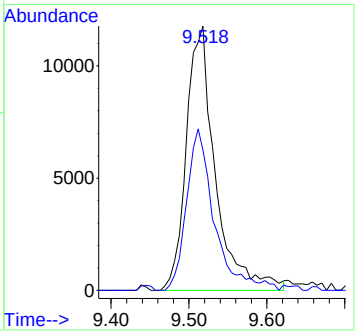

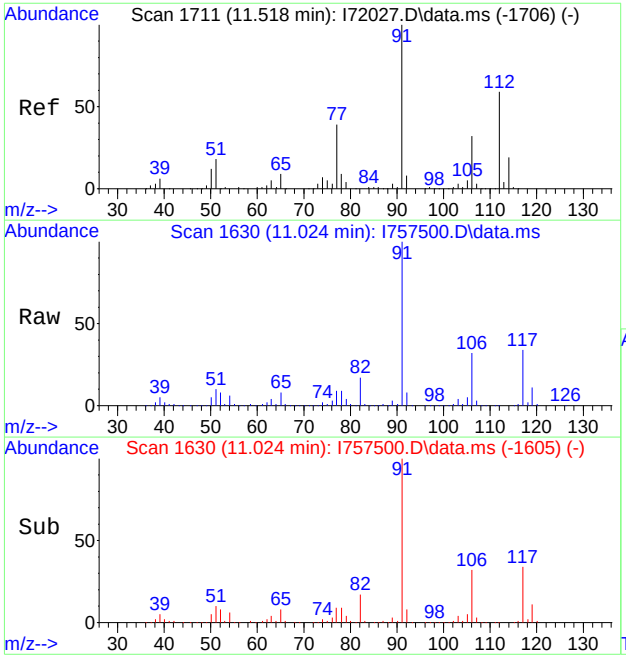

#77
Ethylbenzene
Concen: 37.70 ug/L
RT: 11.024 min Scan# 1630
Delta R.T. -0.000 min
Lab File: I757500.D
Acq: 26 Jun 2023 8:26 pm

Tgt Ion: 91 Resp: 679663

Ion	Ratio	Lower	Upper
91	100		
106	31.9	1.9	61.9
65	8.5	0.0	38.8
51	9.8	0.0	49.7

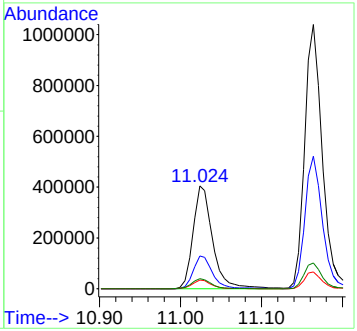

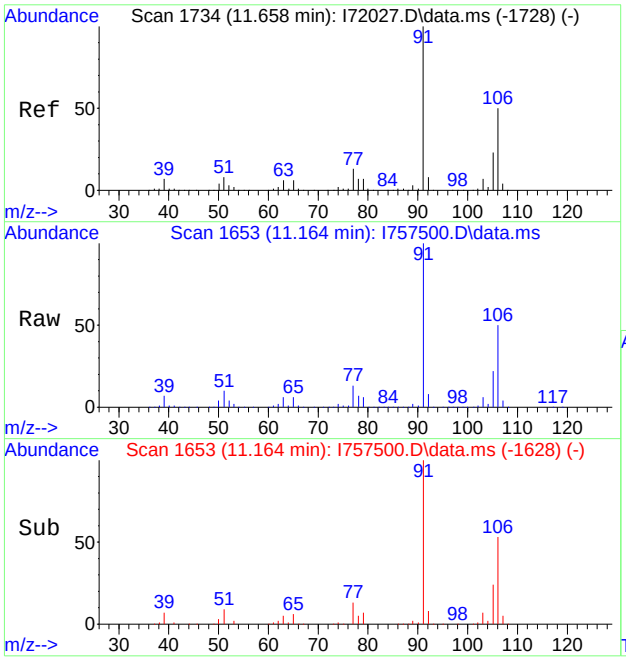

#80
m,p-Xylene
Concen: 116.99 ug/L
RT: 11.164 min Scan# 1653
Delta R.T. -0.000 min
Lab File: I757500.D
Acq: 26 Jun 2023 8:26 pm

Tgt Ion: 91 Resp: 1583357

Ion	Ratio	Lower	Upper
91	100		
106	50.1	20.2	80.2
105	22.2	0.0	52.6

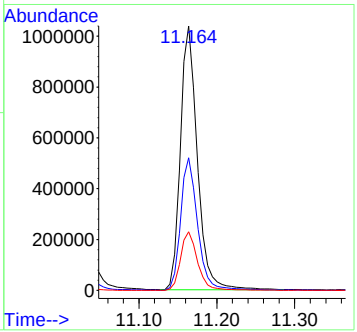

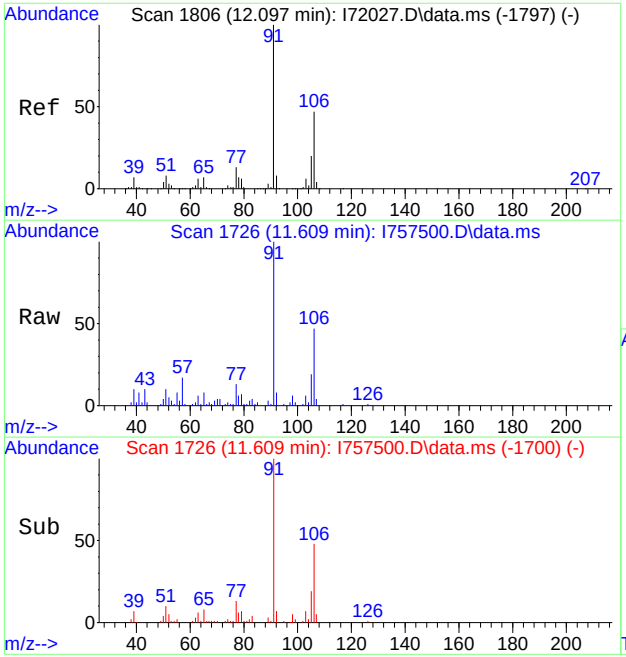

#81
o-Xylene
Concen: 3.62 ug/L
RT: 11.609 min Scan# 1726
Delta R.T. 0.006 min
Lab File: I757500.D
Acq: 26 Jun 2023 8:26 pm

Tgt Ion: 91 Resp: 52631

Ion	Ratio	Lower	Upper
91	100		
106	47.2	16.8	76.8
105	19.8	0.0	49.1

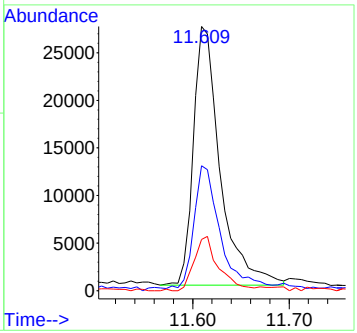

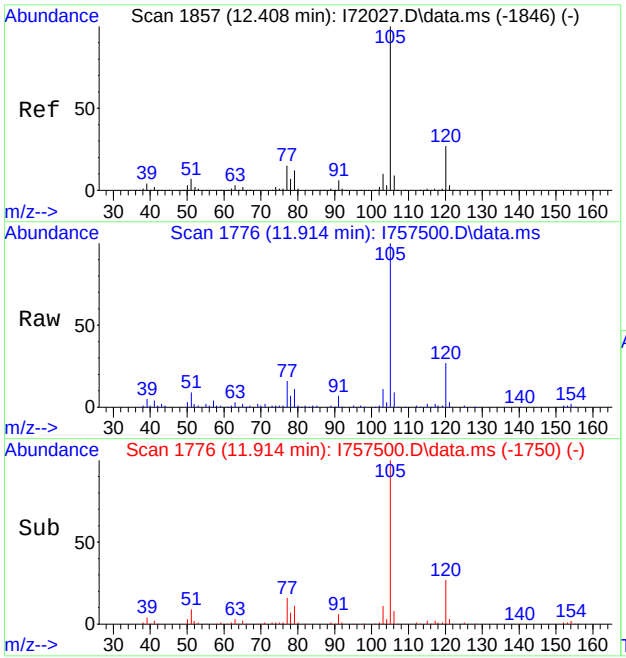

#84
Isopropylbenzene
Concen: 6.41 ug/L
RT: 11.914 min Scan# 1776
Delta R.T. 0.006 min
Lab File: I757500.D
Acq: 26 Jun 2023 8:26 pm

Tgt Ion:105 Resp: 109719

Ion	Ratio	Lower	Upper
105	100		
120	27.3	0.0	57.2
79	11.0	0.0	42.0
77	15.7	0.0	44.8

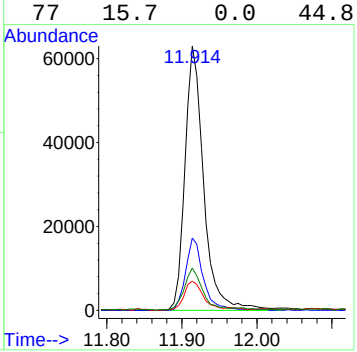

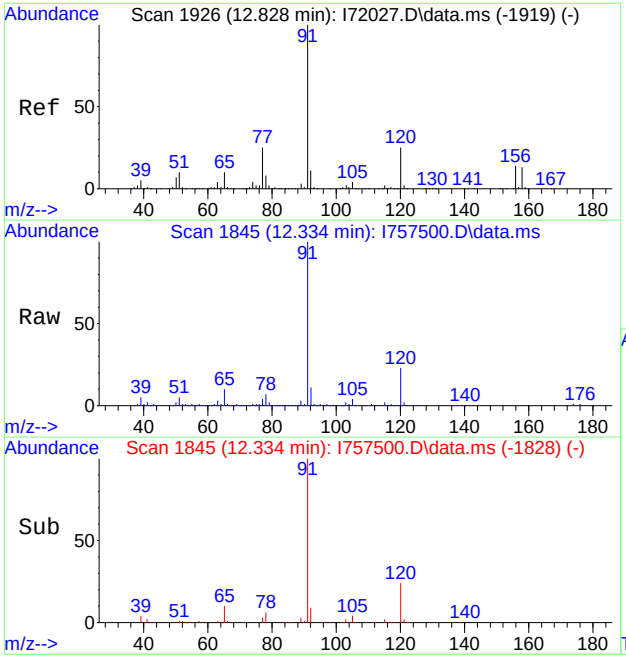

#88
n-Propylbenzene
Concen: 15.42 ug/L
RT: 12.334 min Scan# 1845
Delta R.T. 0.005 min
Lab File: I757500.D
Acq: 26 Jun 2023 8:26 pm

Tgt Ion: 91 Resp: 282668

Ion	Ratio	Lower	Upper
91	100		
120	23.5	0.0	53.8

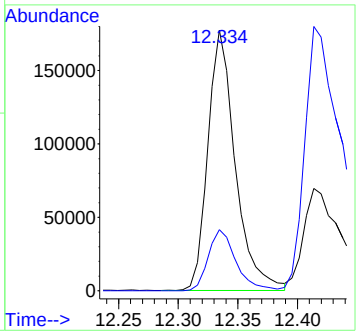

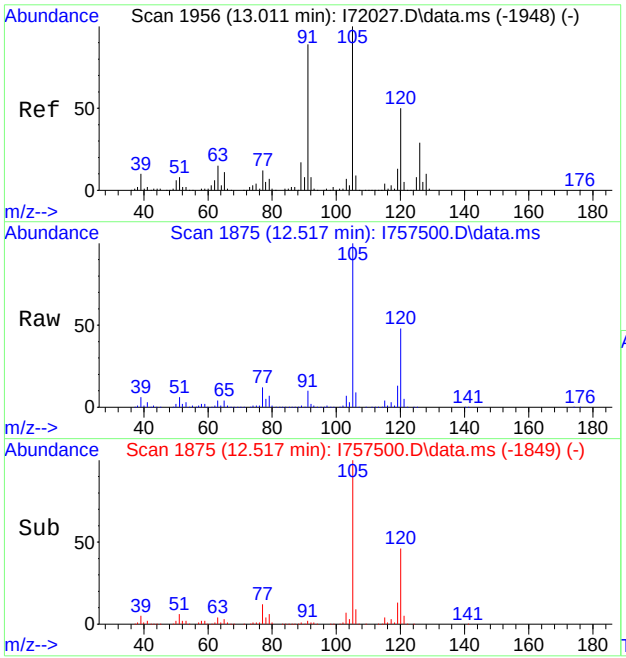

#91
1,3,5-Trimethylbenzene
Concen: 38.28 ug/L
RT: 12.517 min Scan# 1875
Delta R.T. 0.006 min
Lab File: I757500.D
Acq: 26 Jun 2023 8:26 pm

Tgt Ion:105 Resp: 502921

Ion	Ratio	Lower	Upper
105	100		
120	47.6	18.5	78.5
77	11.8	0.0	42.7

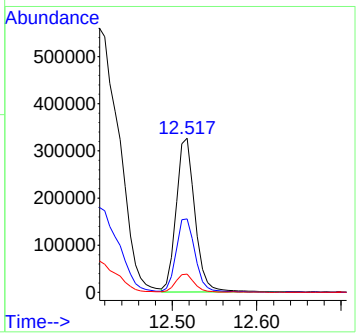

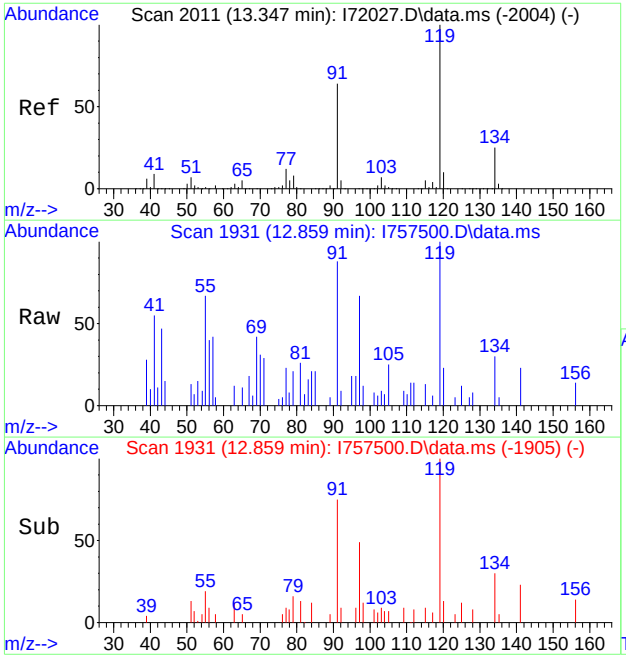

#97
tert-Butylbenzene
Concen: 0.44 ug/L
RT: 12.859 min Scan# 1931
Delta R.T. 0.006 min
Lab File: I757500.D
Acq: 26 Jun 2023 8:26 pm

Tgt Ion: 91 Resp: 3061

Ion	Ratio	Lower	Upper
91	100		
41	11.3	0.0	48.4
134	42.5	9.3	69.3

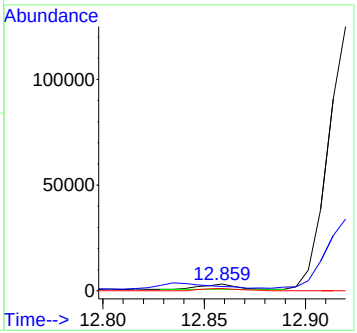

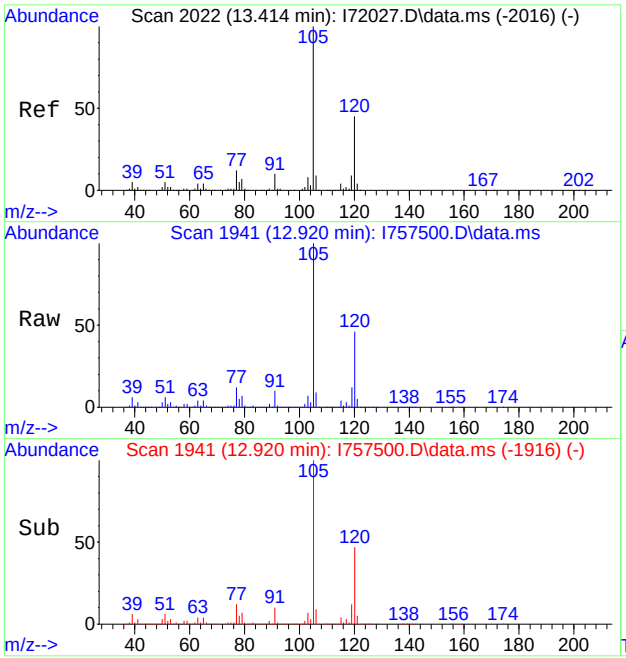

#98
1,2,4-Trimethylbenzene
Concen: 134.79 ug/L
RT: 12.920 min Scan# 1941
Delta R.T. -0.000 min
Lab File: I757500.D
Acq: 26 Jun 2023 8:26 pm

Tgt Ion:105 Resp: 1744317

Ion	Ratio	Lower	Upper
105	100		
120	46.1	15.4	75.4
119	11.8	0.0	43.8

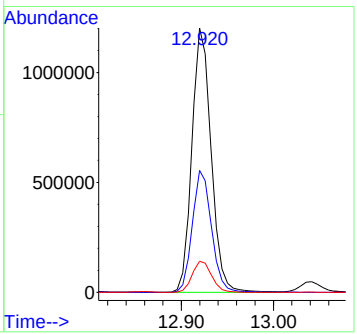

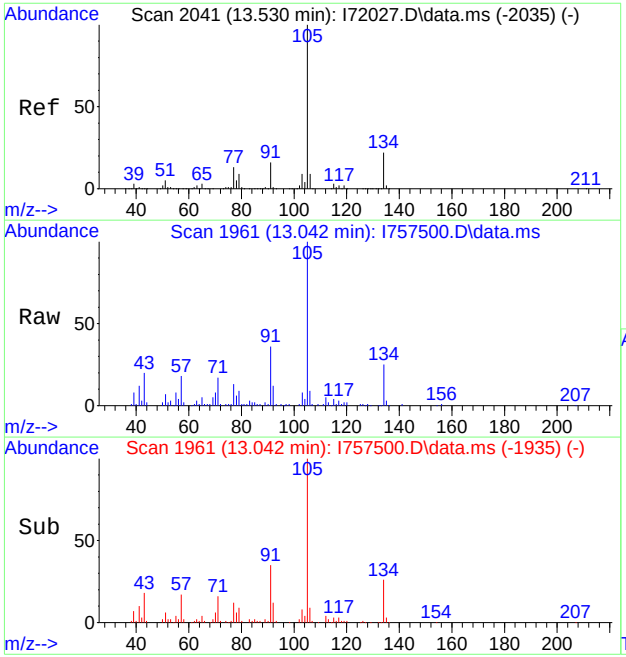

#100
sec-Butylbenzene
Concen: 5.22 ug/L
RT: 13.042 min Scan# 1961
Delta R.T. 0.006 min
Lab File: I757500.D
Acq: 26 Jun 2023 8:26 pm

Tgt Ion:105 Resp: 75646

Ion	Ratio	Lower	Upper
105	100		
134	25.7	0.0	51.2
91	35.1	0.0	45.4
77	12.0	0.0	41.9

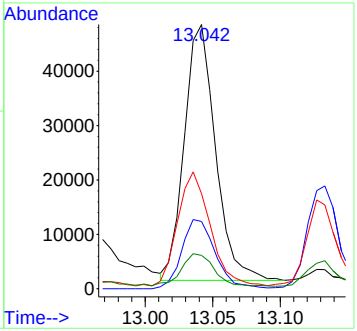

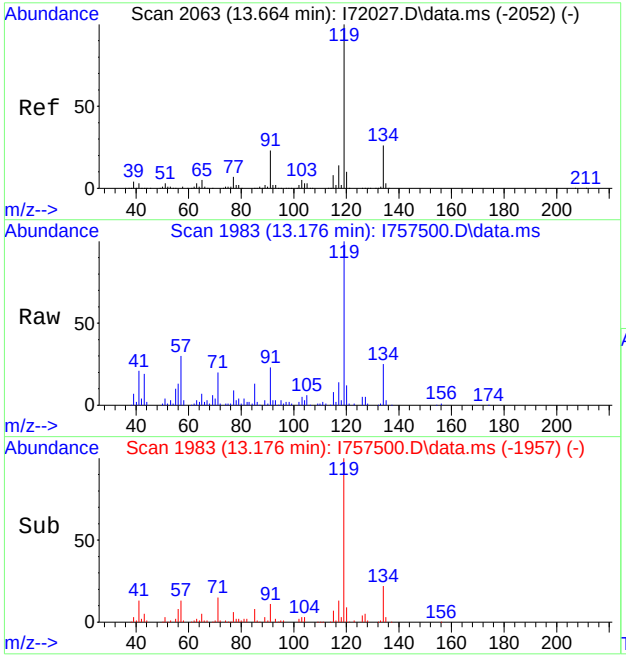

#101
4-Isopropyltoluene
Concen: 5.33 ug/L
RT: 13.176 min Scan# 1983
Delta R.T. 0.006 min
Lab File: I757500.D
Acq: 26 Jun 2023 8:26 pm

Tgt Ion:119 Resp: 69802

Ion	Ratio	Lower	Upper
119	100		
134	24.8	0.0	56.6
91	23.0	0.0	53.4

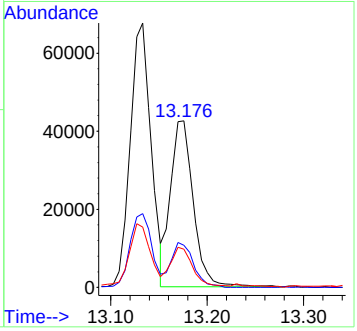

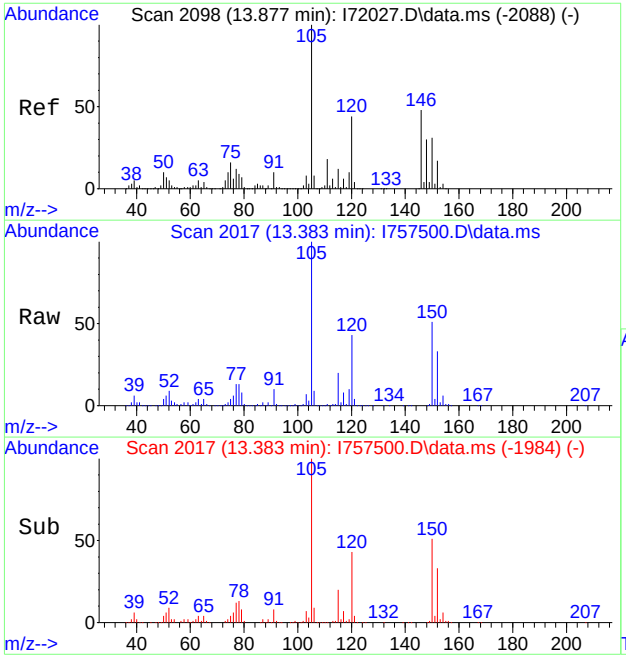

#103
1,2,3-Trimethylbenzene
Concen: 44.00 ug/L
RT: 13.383 min Scan# 2017
Delta R.T. 0.000 min
Lab File: I757500.D
Acq: 26 Jun 2023 8:26 pm

Tgt Ion:105 Resp: 596511

Ion	Ratio	Lower	Upper
105	100		
120	43.0	12.9	72.9
77	12.5	0.0	42.8

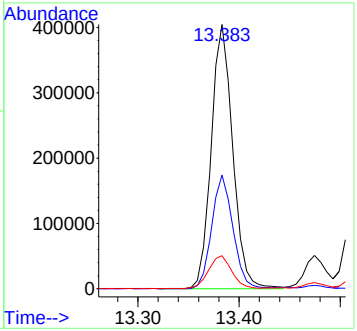

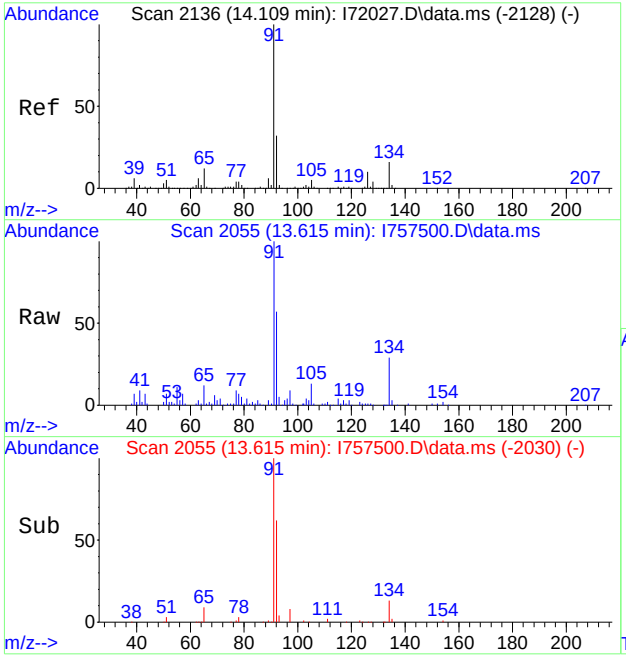

#105
n-Butylbenzene
Concen: 7.00 ug/L
RT: 13.615 min Scan# 2055
Delta R.T. -0.000 min
Lab File: I757500.D
Acq: 26 Jun 2023 8:26 pm

Tgt Ion: 92 Resp: 45062

Ion	Ratio	Lower	Upper
92	100		
91	173.0	240.6	300.6#
134	48.9	15.0	75.0

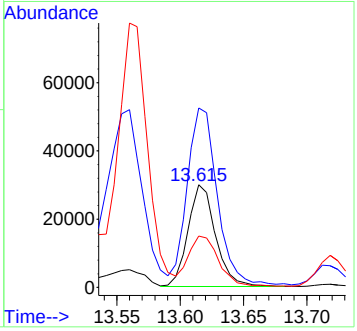

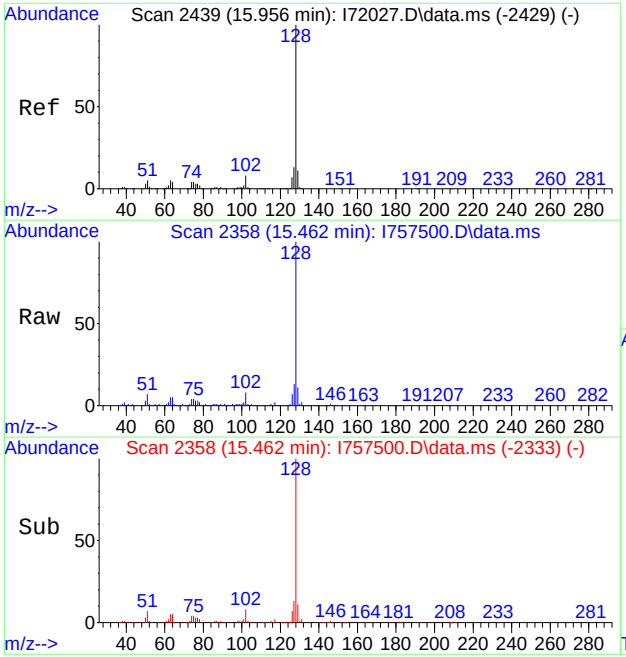

#111
Naphthalene
Concen: 39.76 ug/L
RT: 15.462 min Scan# 2358
Delta R.T. -0.000 min
Lab File: I757500.D
Acq: 26 Jun 2023 8:26 pm

Tgt Ion:128 Resp: 729282

Ion	Ratio	Lower	Upper
128	100		
127	12.6	0.0	42.0

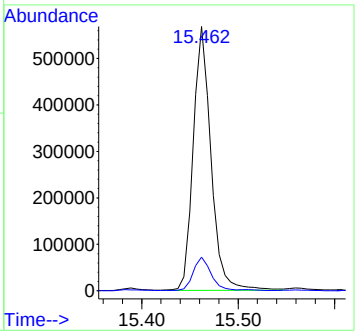

Quantitation Report (QT Reviewed)

Data Path : C:\msdchem\1\data\celinec\2023\June 2023\06-29-2023\V5E1812-13\
Data File : 5E40569.d
Acq On : 28 Jun 2023 3:27 pm
Operator : joannel
Sample : FC7171-4
Misc : MS54315,V5E1812,,,,,
ALS Vial : 16 Sample Multiplier: 1

Quant Time: Jun 29 01:38:21 2023
Quant Method : C:\msdchem\1\methods\appIX06-22-2023_.M
Quant Title : SW-846 Method 5030B/8260B & EPA 624
QLast Update : Fri Jun 23 07:08:45 2023
Response via : Initial Calibration

Compound		R.T.	QIon	Response	Conc	Units	Dev(Min)
Internal Standards							
1) Fluorobenzene		8.464	96	473233	50.00	ug/L	0.00
61) Chlorobenzene-d5		11.603	117	354468	50.00	ug/L	0.00
85) 1,4-Dichlorobenzene-d4		13.962	152	204660	50.00	ug/L	0.00
System Monitoring Compounds							
39) Dibromofluoromethane		7.610	113	137428	48.99	ug/L	0.00
Spiked Amount	50.000	Range 83 - 118		Recovery =	97.98%		
49) 1,2-Dichloroethane-d4		8.183	65	159592	47.95	ug/L	0.00
Spiked Amount	50.000	Range 79 - 125		Recovery =	95.90%		
62) Toluene-d8		10.043	98	461600	49.28	ug/L	0.00
Spiked Amount	50.000	Range 85 - 112		Recovery =	98.56%		
86) 4-Bromofluorobenzene		12.816	95	171758	52.21	ug/L	0.00
Spiked Amount	50.000	Range 83 - 118		Recovery =	104.42%		
Target Compounds							Qvalue

(#) = qualifier out of range (m) = manual integration (+) = signals summed

Quantitation Report (QT Reviewed)

Data Path : C:\msdchem\1\data\celinec\2023\June 2023\06-29-2023\V5E1812-13\
Data File : 5E40569.d
Acq On : 28 Jun 2023 3:27 pm
Operator : joannel
Sample : FC7171-4
Misc : MS54315,V5E1812,,,,,
ALS Vial : 16 Sample Multiplier: 1

Quant Time: Jun 29 01:38:21 2023
Quant Method : C:\msdchem\1\methods\appIX06-22-2023_.M
Quant Title : SW-846 Method 5030B/8260B & EPA 624
QLast Update : Fri Jun 23 07:08:45 2023
Response via : Initial Calibration

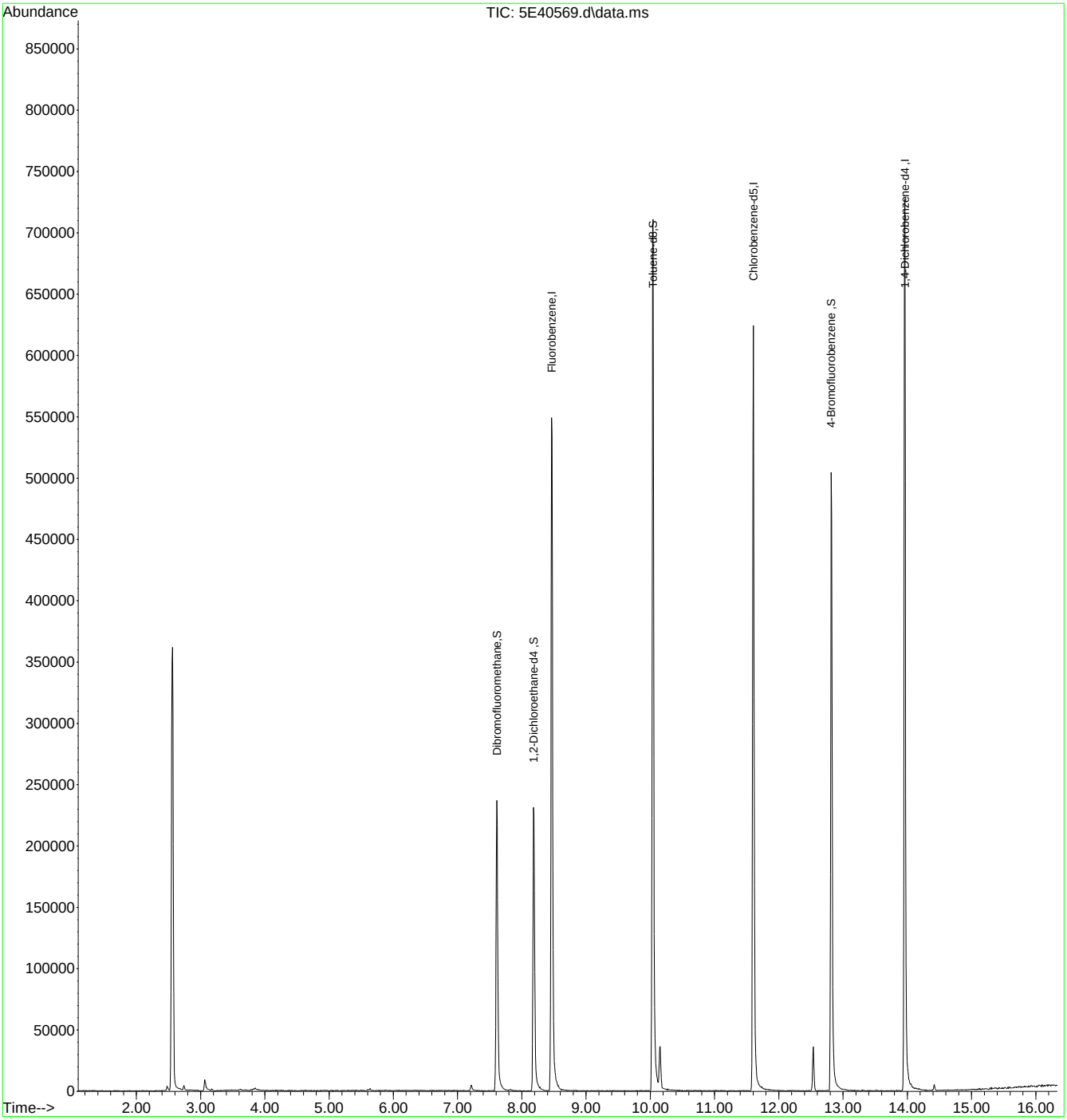

Quantitation Report (QT Reviewed)

Data Path : C:\msdchem\1\data\2023-06-26\
Data File : I757501.D
Acq On : 26 Jun 2023 8:50 pm
Operator : joannel
Sample : FC7171-4 2X
Misc : MS54300,VI2955,,,,,2
ALS Vial : 24 Sample Multiplier: 1

Quant Time: Jun 27 07:31:00 2023
Quant Method : C:\msdchem\1\methods\VI-2023-06-15.m
Quant Title : SW-846 Method 5035A/8260B
QLast Update : Thu Jun 15 14:39:51 2023
Response via : Initial Calibration

Compound	R.T.	QIon	Response	Conc	Units	Dev(Min)
Internal Standards						
1) Fluorobenzene	7.854	96	1066350	50.00	ug/L	0.00
62) Chlorobenzene-d5	11.006	117	757611	50.00	ug/L	0.00
85) 1,4-Dichlorobenzene-d4	13.371	152	440085	50.00	ug/L	0.00
System Monitoring Compounds						
39) Dibromofluoromethane	6.994	113	292542	48.33	ug/L	0.00
Spiked Amount 50.000	Range 83 - 118		Recovery = 96.66%			
49) 1,2-Dichloroethane-d4	7.561	65	283780	51.56	ug/L	0.00
Spiked Amount 50.000	Range 79 - 125		Recovery = 103.12%			
63) Toluene-d8	9.445	98	1077658	49.88	ug/L	0.00
Spiked Amount 50.000	Range 85 - 112		Recovery = 99.76%			
86) 4-Bromofluorobenzene	12.225	174	363880	49.11	ug/L	0.00
Spiked Amount 50.000	Range 83 - 118		Recovery = 98.22%			
Target Compounds						Qvalue
18) Methylene Chloride	4.982	49	22644	3.79	ug/L	94
19) Acetone	5.043	43	9571	3.34	ug/L	90
77) Ethylbenzene	11.060	91	7933	0.43	ug/L	83
80) m,p-Xylene	11.188	91	15083	1.08	ug/L	91
91) 1,3,5-Trimethylbenzene	12.542	105	8772	0.63	ug/L	77
98) 1,2,4-Trimethylbenzene	12.938	105	23897	1.75	ug/L	98
111) Naphthalene	15.486	128	11209	0.58	ug/L	93

(#) = qualifier out of range (m) = manual integration (+) = signals summed

Quantitation Report (QT Reviewed)

Data Path : C:\msdchem\1\data\2023-06-26\
Data File : I757501.D
Acq On : 26 Jun 2023 8:50 pm
Operator : joannel
Sample : FC7171-4 2X
Misc : MS54300,VI2955,,,,,2
ALS Vial : 24 Sample Multiplier: 1

Quant Time: Jun 27 07:31:00 2023
Quant Method : C:\msdchem\1\methods\VI-2023-06-15.m
Quant Title : SW-846 Method 5035A/8260B
QLast Update : Thu Jun 15 14:39:51 2023
Response via : Initial Calibration

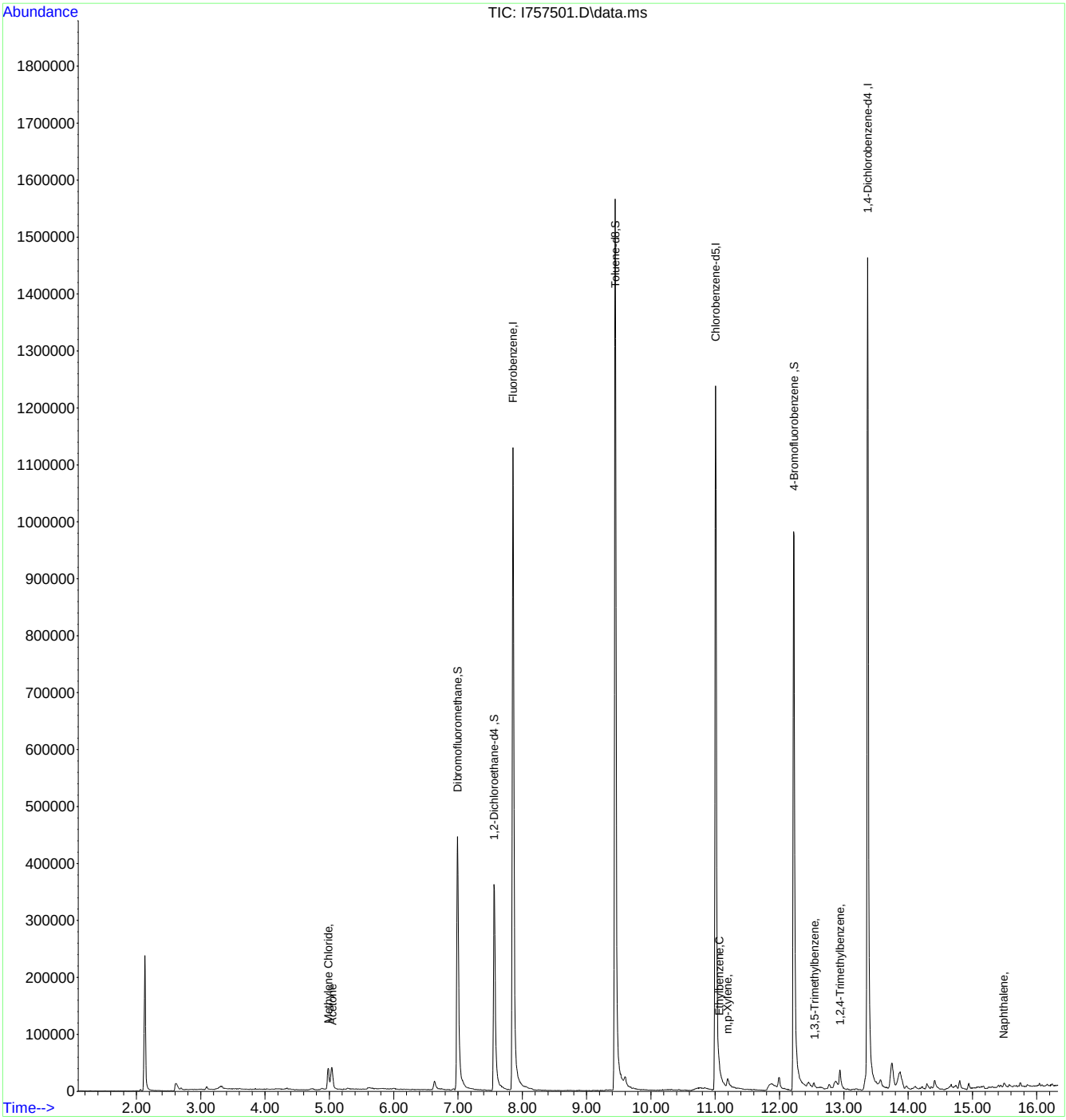

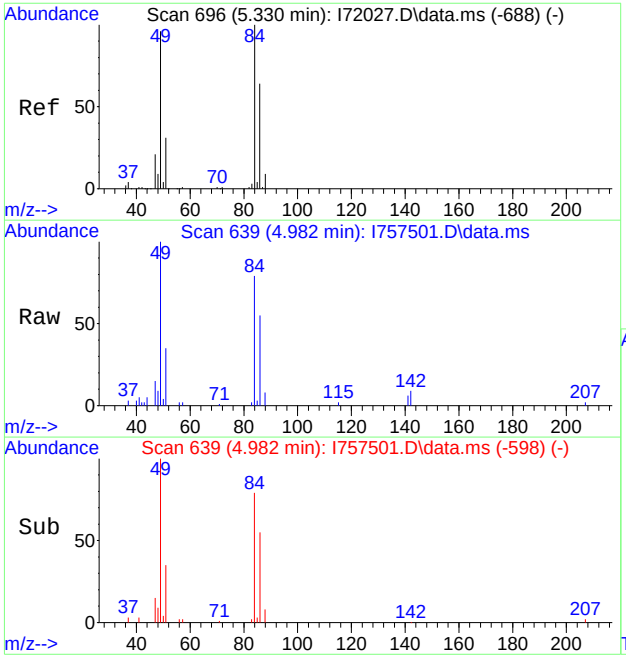

#18
Methylene Chloride
Concen: 3.79 ug/L
RT: 4.982 min Scan# 639
Delta R.T. 0.000 min
Lab File: I757501.D
Acq: 26 Jun 2023 8:50 pm

Tgt Ion: 49 Resp: 22644

Ion	Ratio	Lower	Upper
49	100		
84	79.0	51.5	111.5
86	54.9	19.4	79.4
51	34.7	0.0	60.0

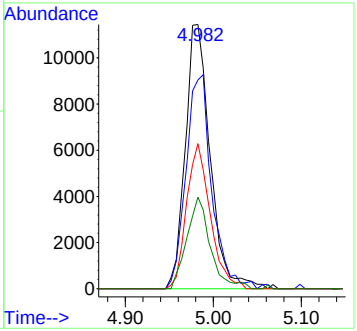

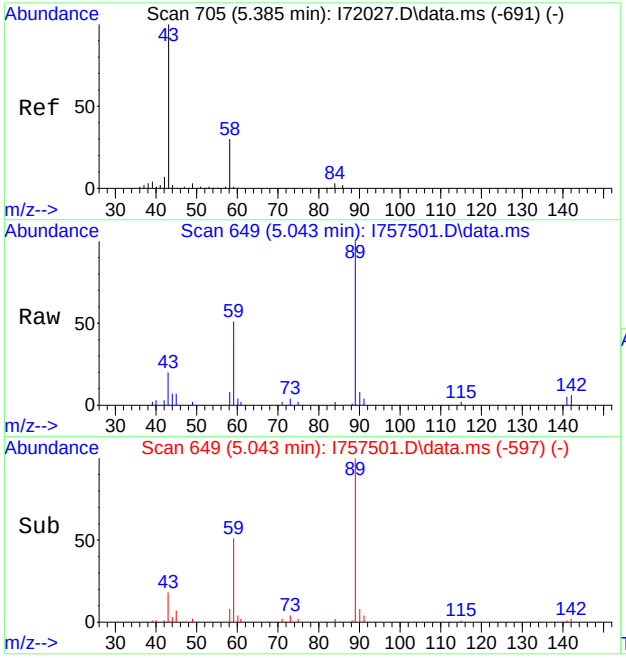

#19
Acetone
Concen: 3.34 ug/L
RT: 5.043 min Scan# 649
Delta R.T. 0.018 min
Lab File: I757501.D
Acq: 26 Jun 2023 8:50 pm

Tgt Ion: 43 Resp: 9571

Ion	Ratio	Lower	Upper
43	100		
58	38.1	2.3	62.3

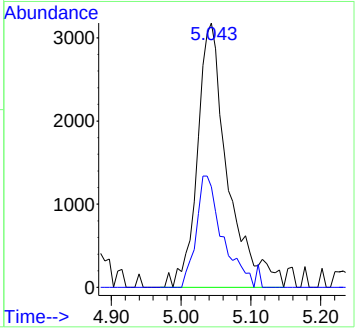

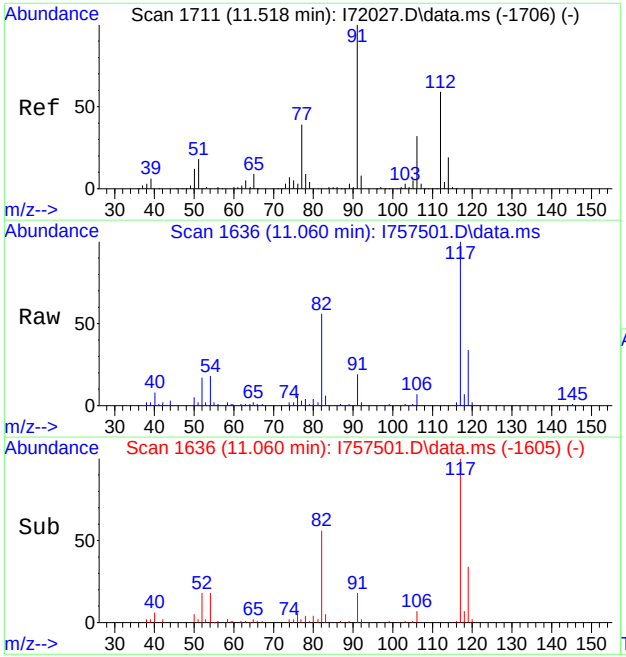

#77
Ethylbenzene
Concen: 0.43 ug/L
RT: 11.060 min Scan# 1636
Delta R.T. 0.036 min
Lab File: I757501.D
Acq: 26 Jun 2023 8:50 pm

Tgt Ion: 91 Resp: 7933

Ion	Ratio	Lower	Upper
91	100		
106	40.9	1.9	61.9
65	11.5	0.0	38.8
51	9.9	0.0	49.7

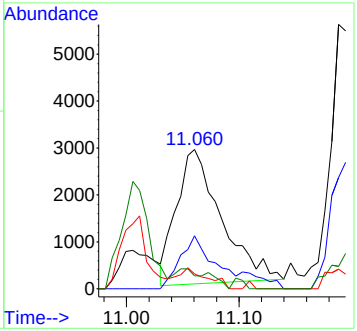

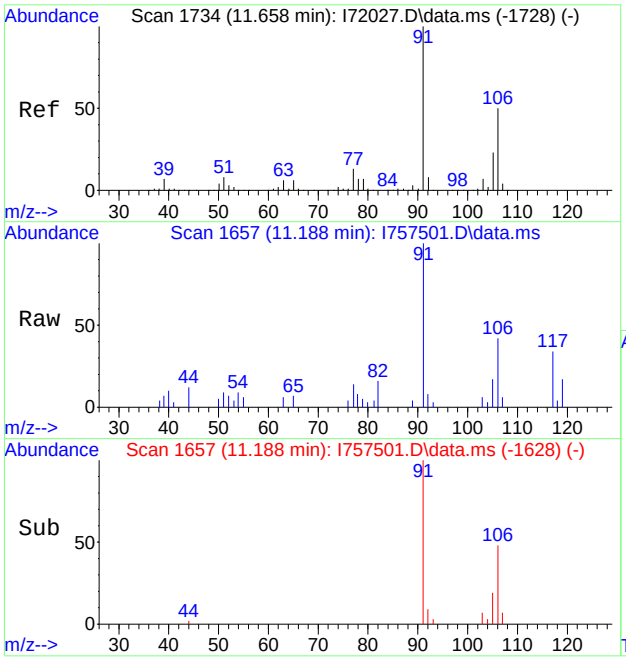

#80
m,p-Xylene
Concen: 1.08 ug/L
RT: 11.188 min Scan# 1657
Delta R.T. 0.024 min
Lab File: I757501.D
Acq: 26 Jun 2023 8:50 pm

Tgt Ion: 91 Resp: 15083

Ion	Ratio	Lower	Upper
91	100		
106	44.2	20.2	80.2
105	17.5	0.0	52.6

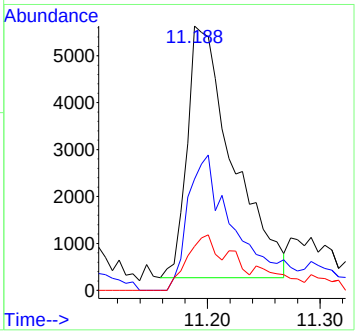

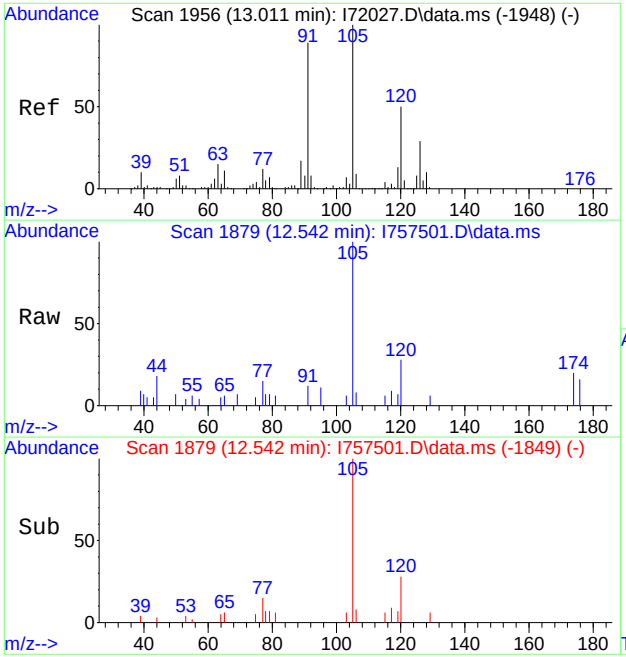

#91
1,3,5-Trimethylbenzene
Concen: 0.63 ug/L
RT: 12.542 min Scan# 1879
Delta R.T. 0.031 min
Lab File: I757501.D
Acq: 26 Jun 2023 8:50 pm

Tgt Ion:105 Resp: 8772

Ion	Ratio	Lower	Upper
105	100		
120	30.3	18.5	78.5
77	16.2	0.0	42.7

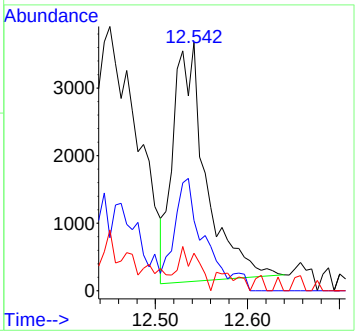

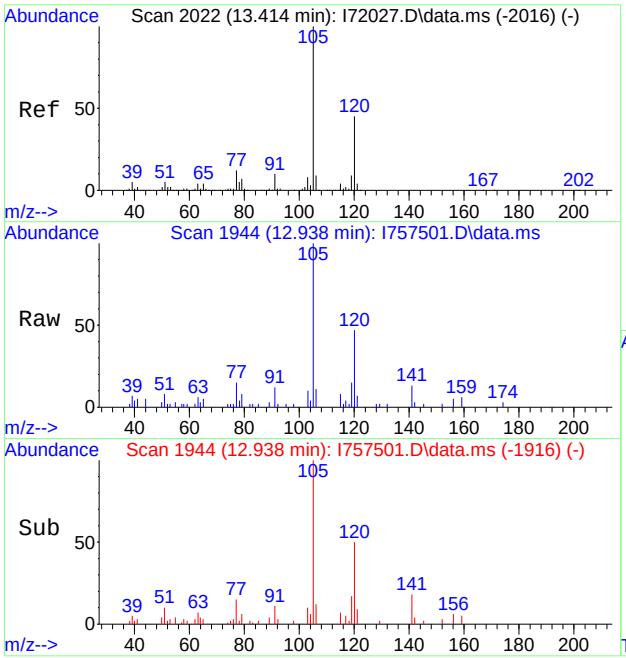

#98
1,2,4-Trimethylbenzene
Concen: 1.75 ug/L
RT: 12.938 min Scan# 1944
Delta R.T. 0.018 min
Lab File: I757501.D
Acq: 26 Jun 2023 8:50 pm

Tgt Ion:105 Resp: 23897

Ion	Ratio	Lower	Upper
105	100		
120	46.9	15.4	75.4
119	14.9	0.0	43.8

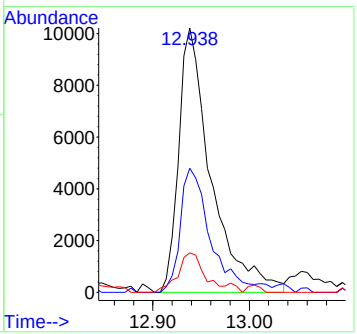

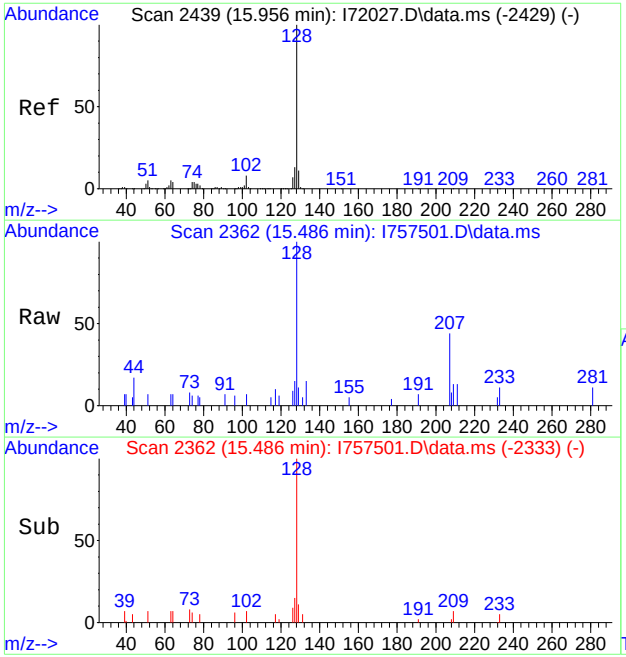

#111
Naphthalene
Concen: 0.58 ug/L
RT: 15.486 min Scan# 2362
Delta R.T. 0.024 min
Lab File: I757501.D
Acq: 26 Jun 2023 8:50 pm

Tgt Ion:128 Resp: 11209

Ion	Ratio	Lower	Upper
128	100		
127	14.8	0.0	42.0

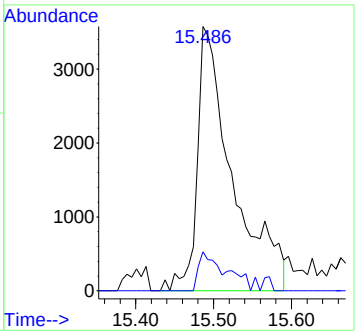

Quantitation Report (QT Reviewed)

Data Path : C:\msdchem\1\data\2023-06-26\
Data File : I757486.D
Acq On : 26 Jun 2023 2:47 pm
Operator : joannel
Sample : FC7171-5
Misc : MS54300,VI2955,,,,,
ALS Vial : 9 Sample Multiplier: 1

Quant Time: Jun 27 07:01:54 2023
Quant Method : C:\msdchem\1\methods\VI-2023-06-15.m
Quant Title : SW-846 Method 5035A/8260B
QLast Update : Thu Jun 15 14:39:51 2023
Response via : Initial Calibration

Compound		R.T.	QIon	Response	Conc	Units	Dev(Min)
Internal Standards							
1) Fluorobenzene		7.854	96	1023617	50.00	ug/L	0.00
62) Chlorobenzene-d5		11.006	117	720723	50.00	ug/L	0.00
85) 1,4-Dichlorobenzene-d4		13.371	152	412951	50.00	ug/L	0.00
System Monitoring Compounds							
39) Dibromofluoromethane		6.994	113	283537	48.80	ug/L	0.00
Spiked Amount	50.000	Range 83 - 118		Recovery =	97.60%		
49) 1,2-Dichloroethane-d4		7.561	65	271443	51.38	ug/L	0.00
Spiked Amount	50.000	Range 79 - 125		Recovery =	102.76%		
63) Toluene-d8		9.445	98	1022999	49.77	ug/L	0.00
Spiked Amount	50.000	Range 85 - 112		Recovery =	99.54%		
86) 4-Bromofluorobenzene		12.225	174	343460	49.40	ug/L	0.00
Spiked Amount	50.000	Range 83 - 118		Recovery =	98.80%		
Target Compounds							Qvalue
18) Methylene Chloride		4.988	49	1873	0.33	ug/L	95
19) Acetone		5.043	43	11428	4.15	ug/L	89
111) Naphthalene		15.480	128	21613	1.19	ug/L	92

(#) = qualifier out of range (m) = manual integration (+) = signals summed

Quantitation Report (QT Reviewed)

Data Path : C:\msdchem\1\data\2023-06-26\
Data File : I757486.D
Acq On : 26 Jun 2023 2:47 pm
Operator : joannel
Sample : FC7171-5
Misc : MS54300,VI2955,,,,,
ALS Vial : 9 Sample Multiplier: 1

Quant Time: Jun 27 07:01:54 2023
Quant Method : C:\msdchem\1\methods\VI-2023-06-15.m
Quant Title : SW-846 Method 5035A/8260B
QLast Update : Thu Jun 15 14:39:51 2023
Response via : Initial Calibration

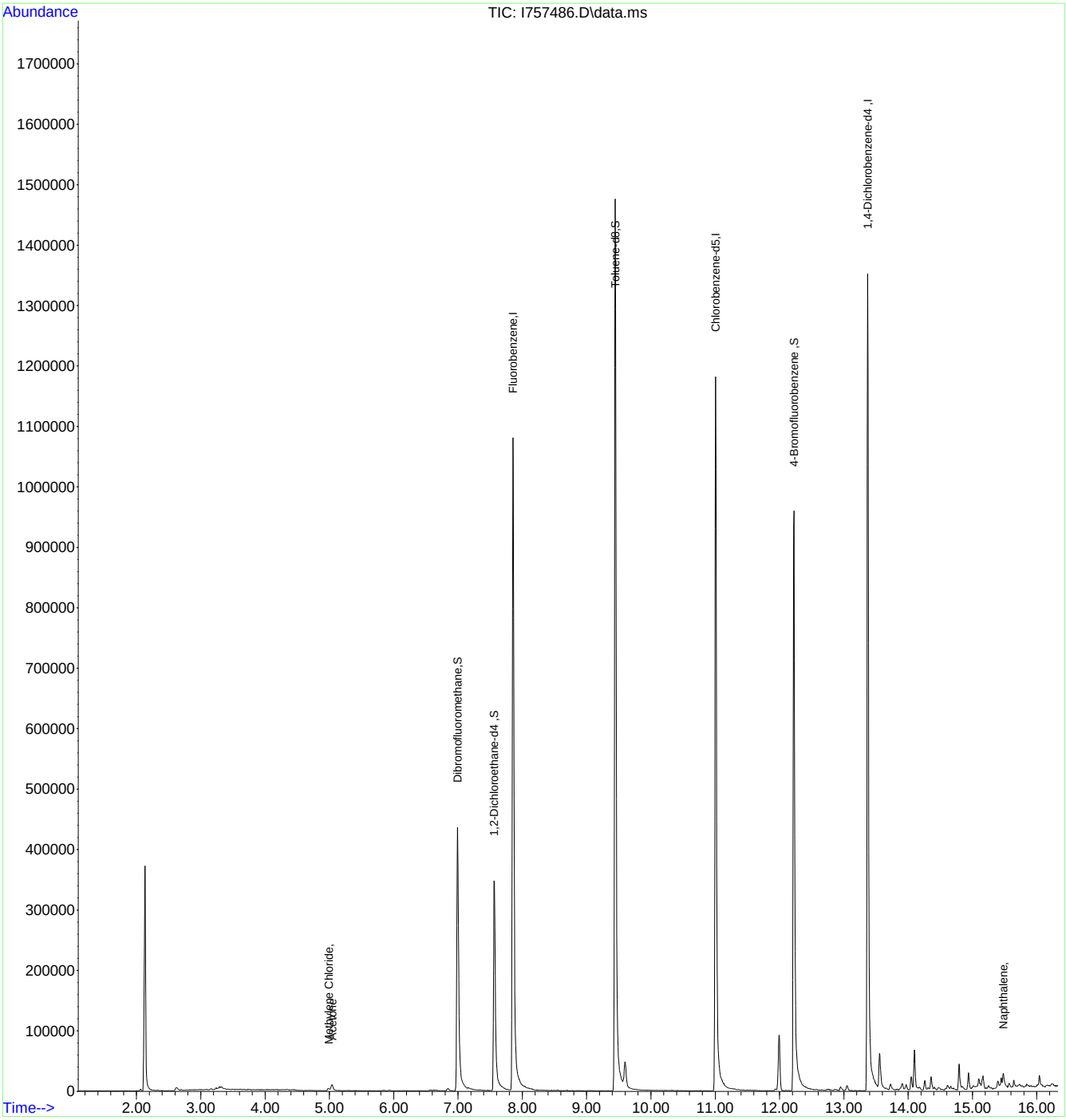

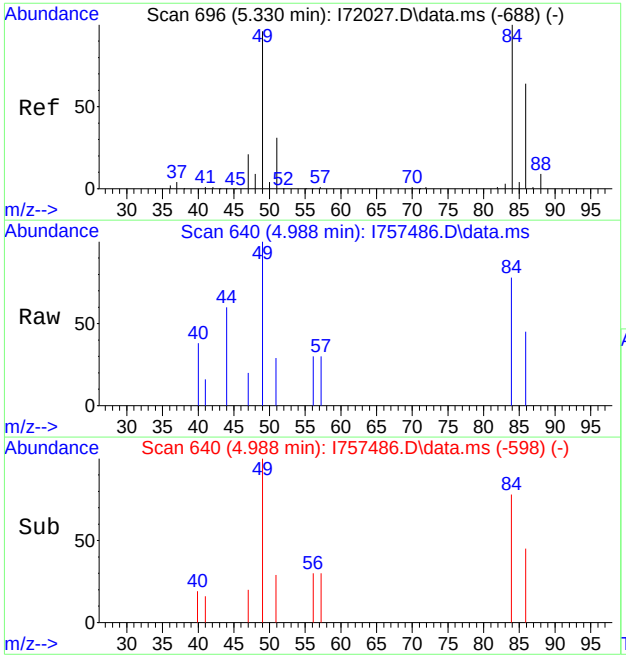

#18
Methylene Chloride
Concen: 0.33 ug/L
RT: 4.988 min Scan# 640
Delta R.T. 0.006 min
Lab File: I757486.D
Acq: 26 Jun 2023 2:47 pm

Tgt Ion: 49 Resp: 1873

Ion	Ratio	Lower	Upper
49	100		
84	77.8	51.5	111.5
86	44.5	19.4	79.4
51	29.4	0.0	60.0

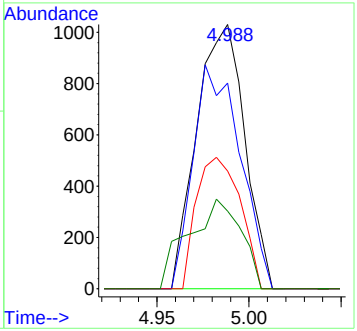

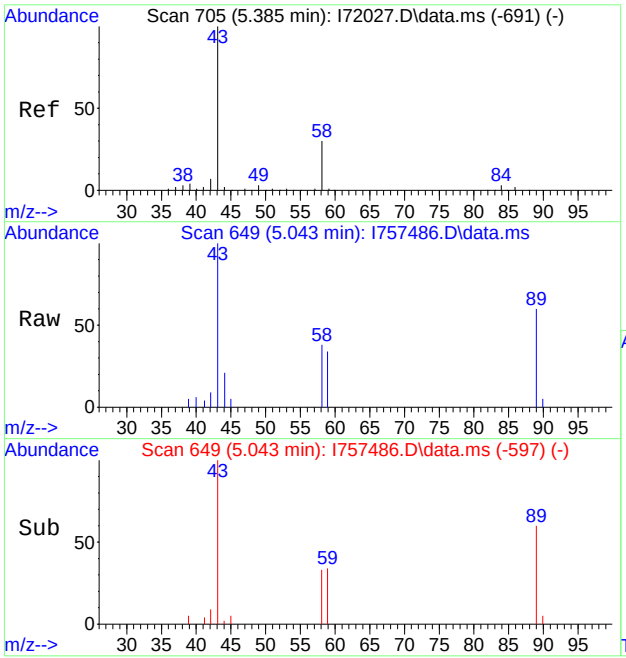

#19
Acetone
Concen: 4.15 ug/L
RT: 5.043 min Scan# 649
Delta R.T. 0.018 min
Lab File: I757486.D
Acq: 26 Jun 2023 2:47 pm

Tgt Ion: 43 Resp: 11428

Ion	Ratio	Lower	Upper
43	100		
58	38.2	2.3	62.3

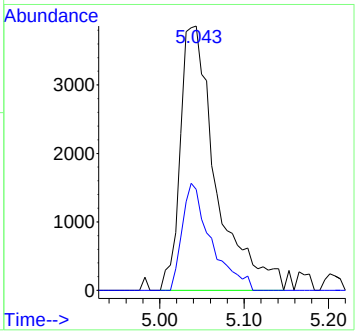

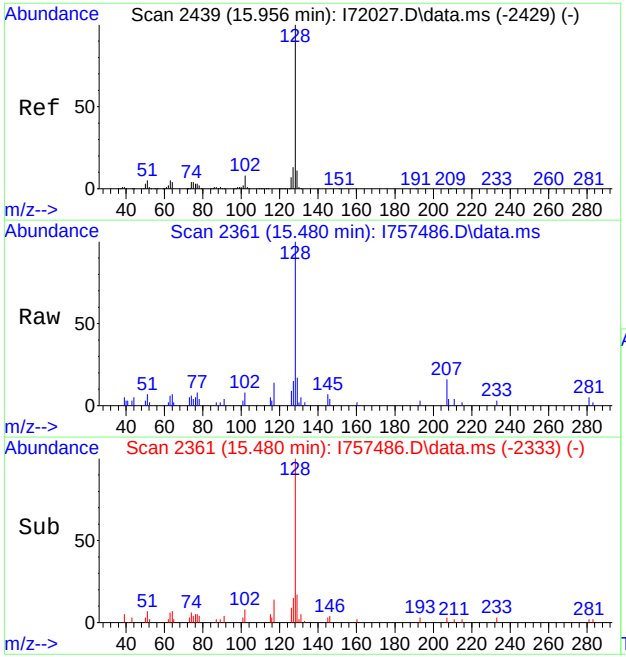

#111
Naphthalene
Concen: 1.19 ug/L
RT: 15.480 min Scan# 2361
Delta R.T. 0.018 min
Lab File: I757486.D
Acq: 26 Jun 2023 2:47 pm

Tgt Ion:128 Resp: 21613

Ion	Ratio	Lower	Upper
128	100		
127	15.0	0.0	42.0

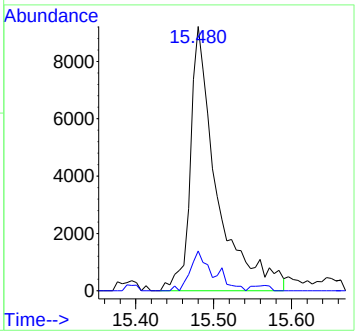

Quantitation Report (QT Reviewed)

Data Path : C:\msdchem\1\data\2023-06-26\
Data File : I757487.D
Acq On : 26 Jun 2023 3:11 pm
Operator : joannel
Sample : FC7171-6
Misc : MS54300,VI2955,,,,,
ALS Vial : 10 Sample Multiplier: 1

Quant Time: Jun 27 07:02:48 2023
Quant Method : C:\msdchem\1\methods\VI-2023-06-15.m
Quant Title : SW-846 Method 5035A/8260B
QLast Update : Thu Jun 15 14:39:51 2023
Response via : Initial Calibration

Compound	R.T.	QIon	Response	Conc	Units	Dev(Min)
Internal Standards						
1) Fluorobenzene	7.854	96	1016694	50.00	ug/L	0.00
62) Chlorobenzene-d5	11.006	117	719497	50.00	ug/L	0.00
85) 1,4-Dichlorobenzene-d4	13.371	152	411293	50.00	ug/L	0.00
System Monitoring Compounds						
39) Dibromofluoromethane	6.994	113	287026	49.74	ug/L	0.00
Spiked Amount 50.000	Range 83 - 118		Recovery =	99.48%		
49) 1,2-Dichloroethane-d4	7.567	65	269757	51.41	ug/L	0.00
Spiked Amount 50.000	Range 79 - 125		Recovery =	102.82%		
63) Toluene-d8	9.445	98	1019189	49.67	ug/L	0.00
Spiked Amount 50.000	Range 85 - 112		Recovery =	99.34%		
86) 4-Bromofluorobenzene	12.225	174	342618	49.47	ug/L	0.00
Spiked Amount 50.000	Range 83 - 118		Recovery =	98.94%		
Target Compounds						Qvalue
18) Methylene Chloride	4.982	49	2302	0.40	ug/L	97
19) Acetone	5.037	43	11449	4.19	ug/L	96
84) Isopropylbenzene	11.932	105	3646	0.22	ug/L	87
98) 1,2,4-Trimethylbenzene	12.957	105	6789	0.53	ug/L	90
100) sec-Butylbenzene	13.054	105	5968	0.42	ug/L	77
111) Naphthalene	15.480	128	22843	1.26	ug/L	100

(#) = qualifier out of range (m) = manual integration (+) = signals summed

Quantitation Report (QT Reviewed)

Data Path : C:\msdchem\1\data\2023-06-26\
Data File : I757487.D
Acq On : 26 Jun 2023 3:11 pm
Operator : joannel
Sample : FC7171-6
Misc : MS54300,VI2955,,,,,
ALS Vial : 10 Sample Multiplier: 1

Quant Time: Jun 27 07:02:48 2023
Quant Method : C:\msdchem\1\methods\VI-2023-06-15.m
Quant Title : SW-846 Method 5035A/8260B
QLast Update : Thu Jun 15 14:39:51 2023
Response via : Initial Calibration

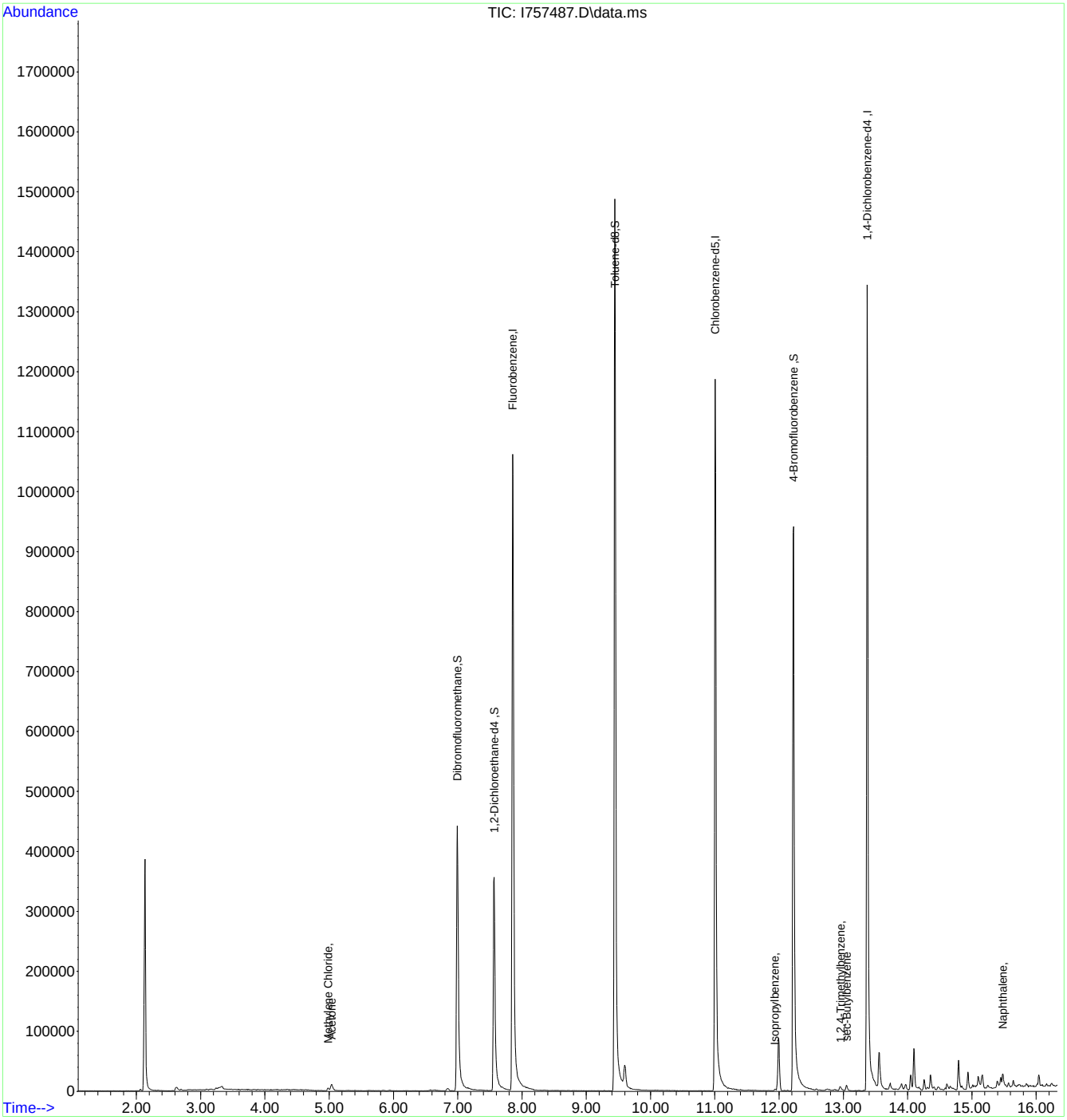

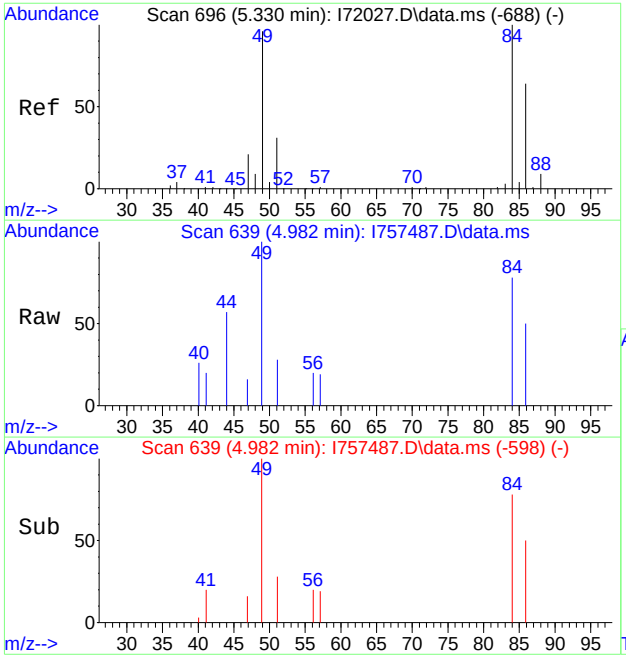

#18
Methylene Chloride
Concen: 0.40 ug/L
RT: 4.982 min Scan# 639
Delta R.T. 0.000 min
Lab File: I757487.D
Acq: 26 Jun 2023 3:11 pm

Tgt Ion: 49 Resp: 2302

Ion	Ratio	Lower	Upper
49	100		
84	78.2	51.5	111.5
86	49.6	19.4	79.4
51	28.0	0.0	60.0

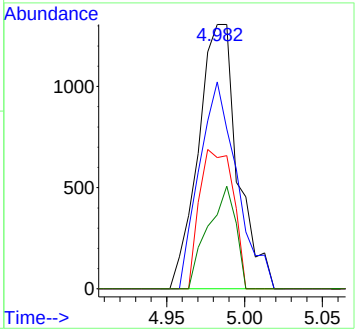

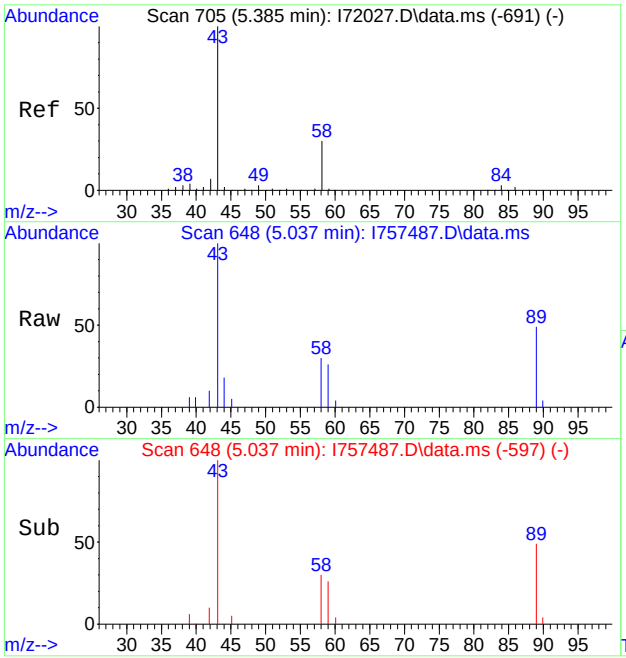

#19
Acetone
Concen: 4.19 ug/L
RT: 5.037 min Scan# 648
Delta R.T. 0.012 min
Lab File: I757487.D
Acq: 26 Jun 2023 3:11 pm

Tgt Ion: 43 Resp: 11449

Ion	Ratio	Lower	Upper
43	100		
58	30.3	2.3	62.3

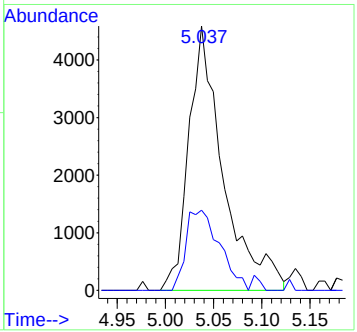

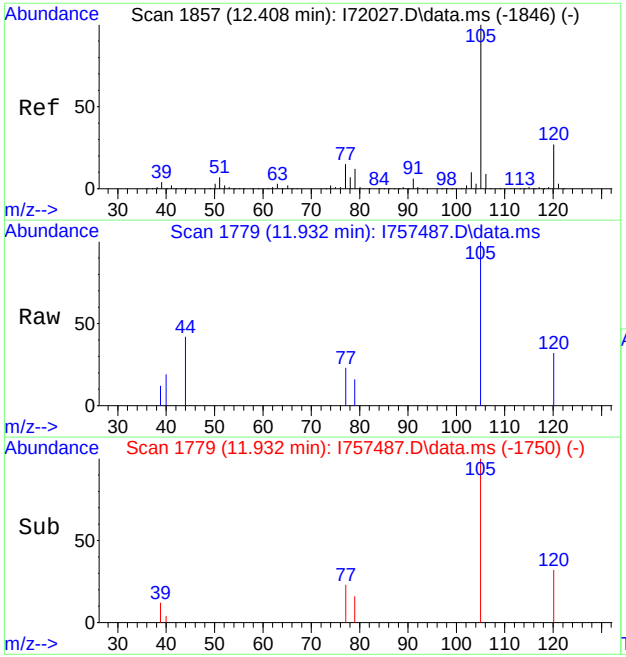

#84
Isopropylbenzene
Concen: 0.22 ug/L
RT: 11.932 min Scan# 1779
Delta R.T. 0.024 min
Lab File: I757487.D
Acq: 26 Jun 2023 3:11 pm

Tgt Ion:105 Resp: 3646

Ion	Ratio	Lower	Upper
105	100		
120	32.3	0.0	57.2
79	16.0	0.0	42.0
77	23.4	0.0	44.8

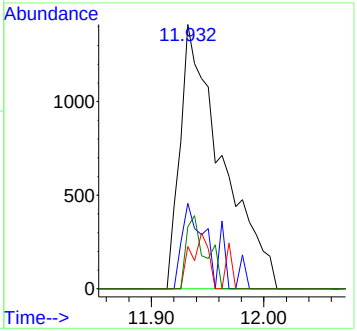

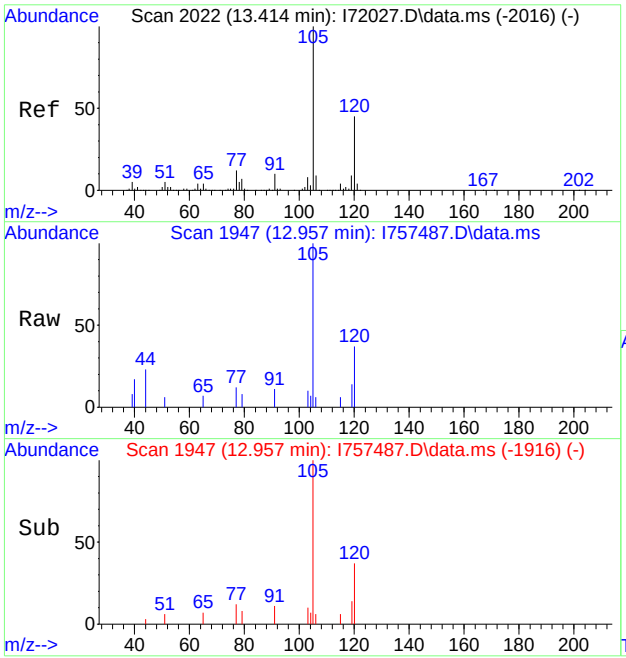

#98
1,2,4-Trimethylbenzene
Concen: 0.53 ug/L
RT: 12.957 min Scan# 1947
Delta R.T. 0.037 min
Lab File: I757487.D
Acq: 26 Jun 2023 3:11 pm

Tgt Ion:105 Resp: 6789

Ion	Ratio	Lower	Upper
105	100		
120	37.2	15.4	75.4
119	14.3	0.0	43.8

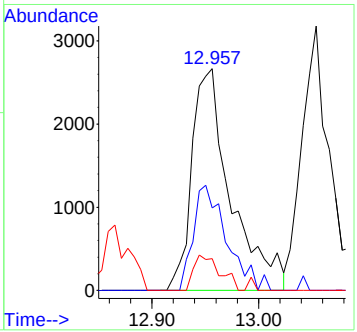

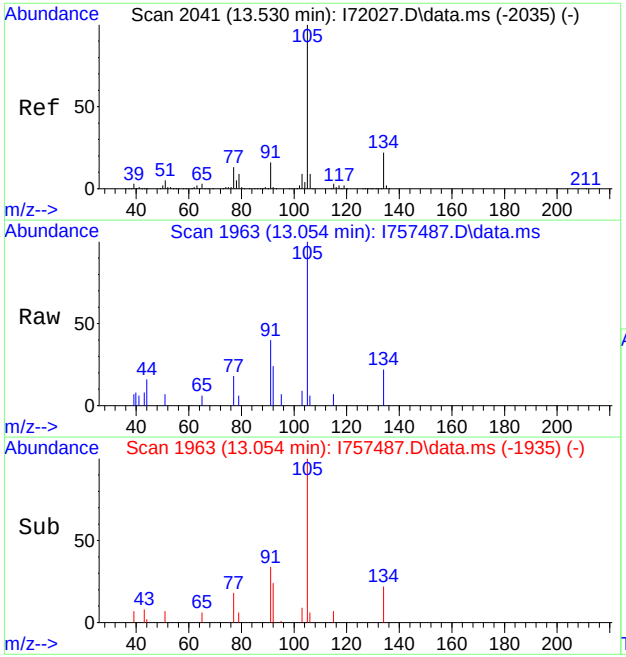

#100
sec-Butylbenzene
Concen: 0.42 ug/L
RT: 13.054 min Scan# 1963
Delta R.T. 0.018 min
Lab File: I757487.D
Acq: 26 Jun 2023 3:11 pm

Tgt Ion:105 Resp: 5968

Ion	Ratio	Lower	Upper
105	100		
134	22.1	0.0	51.2
91	40.1	0.0	45.4
77	17.6	0.0	41.9

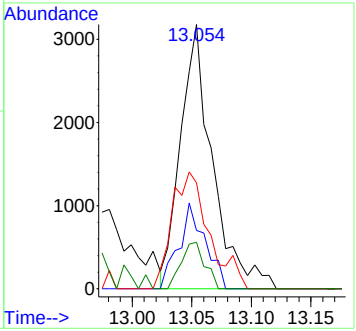

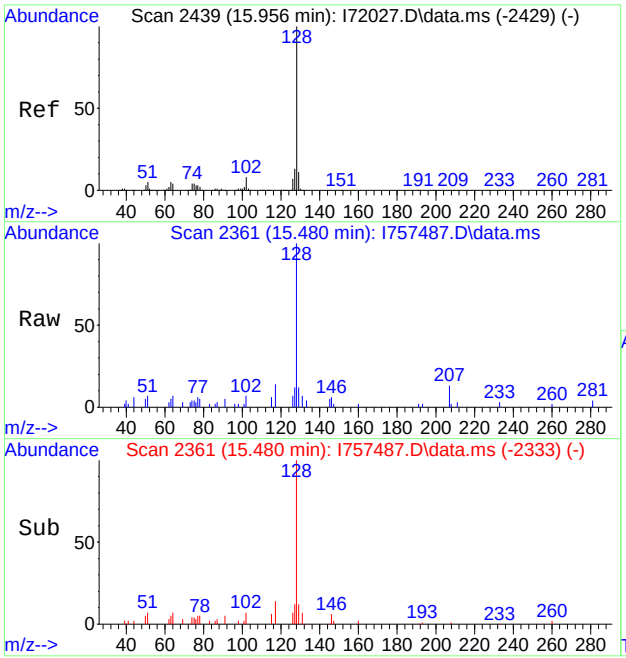

#111
Naphthalene
Concen: 1.26 ug/L
RT: 15.480 min Scan# 2361
Delta R.T. 0.018 min
Lab File: I757487.D
Acq: 26 Jun 2023 3:11 pm

Tgt Ion:128 Resp: 22843

Ion	Ratio	Lower	Upper
128	100		
127	12.2	0.0	42.0

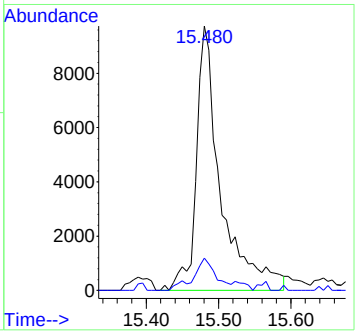

Quantitation Report (QT Reviewed)

Data Path : C:\msdchem\1\data\2023-06-26\
Data File : I757484.D
Acq On : 26 Jun 2023 1:58 pm
Operator : joannel
Sample : FC7171-7
Misc : MS54300,VI2955,,,,,
ALS Vial : 7 Sample Multiplier: 1

Quant Time: Jun 27 07:00:28 2023
Quant Method : C:\msdchem\1\methods\VI-2023-06-15.m
Quant Title : SW-846 Method 5035A/8260B
QLast Update : Thu Jun 15 14:39:51 2023
Response via : Initial Calibration

Compound		R.T.	QIon	Response	Conc	Units	Dev(Min)
Internal Standards							
1) Fluorobenzene		7.854	96	1033576	50.00	ug/L	0.00
62) Chlorobenzene-d5		11.006	117	725007	50.00	ug/L	0.00
85) 1,4-Dichlorobenzene-d4		13.371	152	406206	50.00	ug/L	0.00
System Monitoring Compounds							
39) Dibromofluoromethane		6.994	113	285641	48.69	ug/L	0.00
Spiked Amount	50.000	Range 83 - 118		Recovery =	97.38%		
49) 1,2-Dichloroethane-d4		7.561	65	272172	51.02	ug/L	0.00
Spiked Amount	50.000	Range 79 - 125		Recovery =	102.04%		
63) Toluene-d8		9.445	98	1021118	49.39	ug/L	0.00
Spiked Amount	50.000	Range 85 - 112		Recovery =	98.78%		
86) 4-Bromofluorobenzene		12.225	174	341894	49.99	ug/L	0.00
Spiked Amount	50.000	Range 83 - 118		Recovery =	99.98%		
Target Compounds							Qvalue
18) Methylene Chloride		4.982	49	1828	0.31	ug/L	85
19) Acetone		5.043	43	2510	0.90	ug/L	88
53) Trichloroethene		8.006	95	949	0.21	ug/L #	18
76) 1-Chlorohexane		11.006	91	1275	0.27	ug/L #	1

(#) = qualifier out of range (m) = manual integration (+) = signals summed

Quantitation Report (QT Reviewed)

Data Path : C:\msdchem\1\data\2023-06-26\
Data File : I757484.D
Acq On : 26 Jun 2023 1:58 pm
Operator : joannel
Sample : FC7171-7
Misc : MS54300,VI2955,,,,,
ALS Vial : 7 Sample Multiplier: 1

Quant Time: Jun 27 07:00:28 2023
Quant Method : C:\msdchem\1\methods\VI-2023-06-15.m
Quant Title : SW-846 Method 5035A/8260B
QLast Update : Thu Jun 15 14:39:51 2023
Response via : Initial Calibration

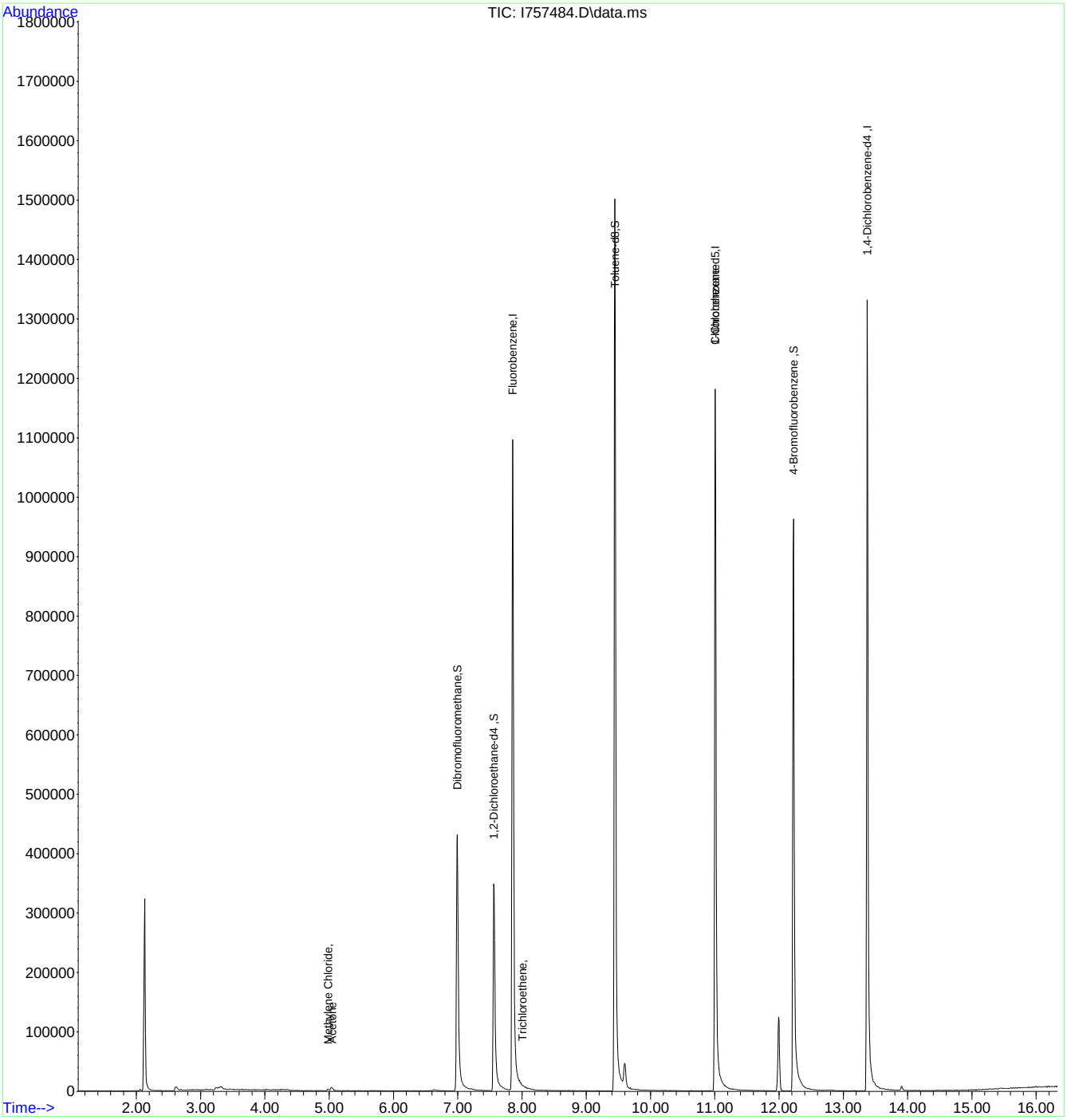

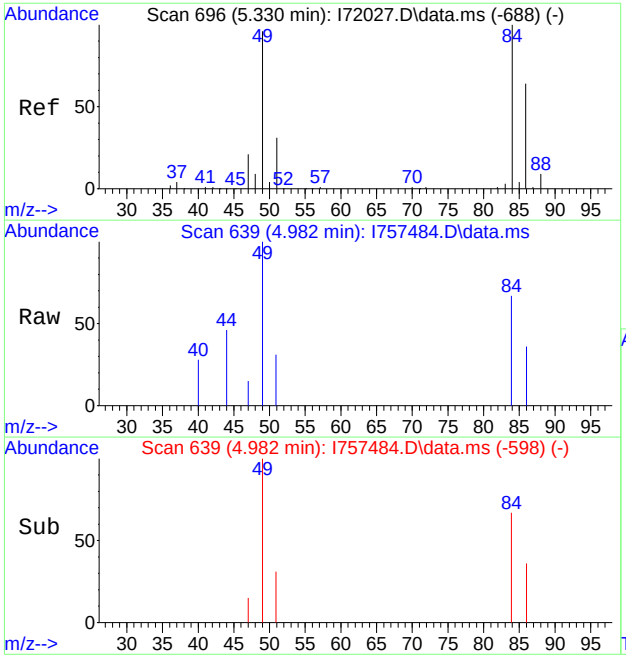

#18
Methylene Chloride
Concen: 0.31 ug/L
RT: 4.982 min Scan# 639
Delta R.T. 0.000 min
Lab File: I757484.D
Acq: 26 Jun 2023 1:58 pm

Tgt Ion: 49 Resp: 1828

Ion	Ratio	Lower	Upper
49	100		
84	66.8	51.5	111.5
86	35.7	19.4	79.4
51	30.6	0.0	60.0

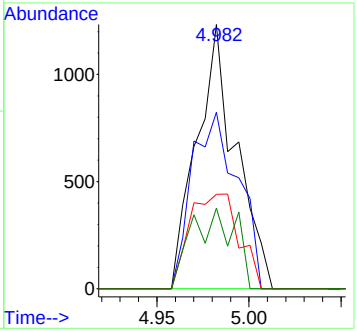

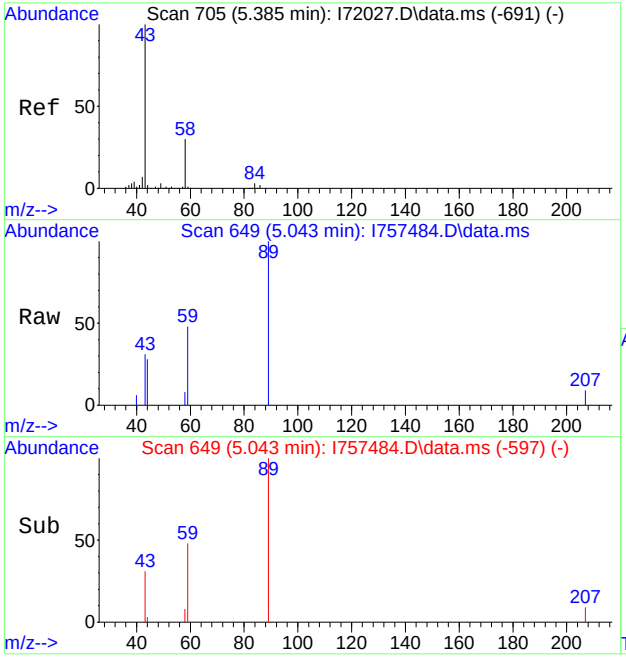

#19
Acetone
Concen: 0.90 ug/L
RT: 5.043 min Scan# 649
Delta R.T. 0.018 min
Lab File: I757484.D
Acq: 26 Jun 2023 1:58 pm

Tgt Ion: 43 Resp: 2510

Ion	Ratio	Lower	Upper
43	100		
58	25.7	2.3	62.3

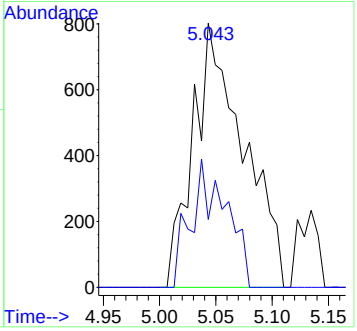

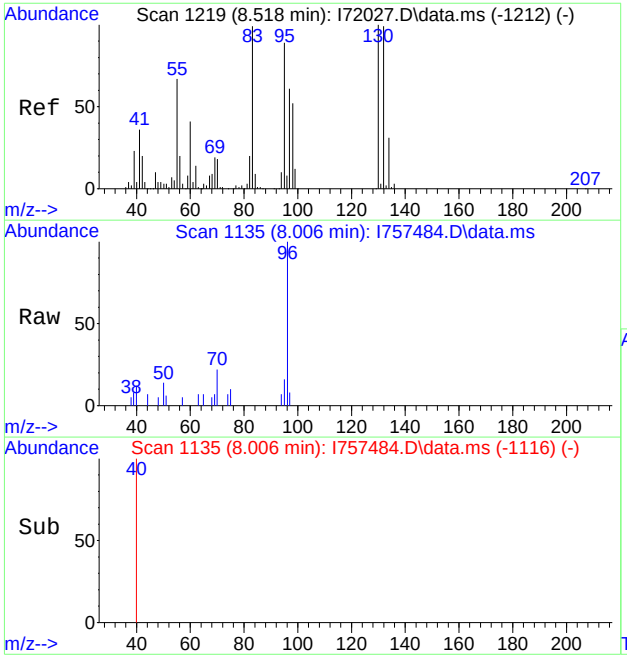

#53
Trichloroethene
Concen: 0.21 ug/L
RT: 8.006 min Scan# 1135
Delta R.T. -0.037 min
Lab File: I757484.D
Acq: 26 Jun 2023 1:58 pm

Tgt Ion: 95 Resp: 949

Ion	Ratio	Lower	Upper
95	100		
130	0.0	75.2	135.2#
97	76.3	32.6	92.6
132	0.0	70.0	130.0#

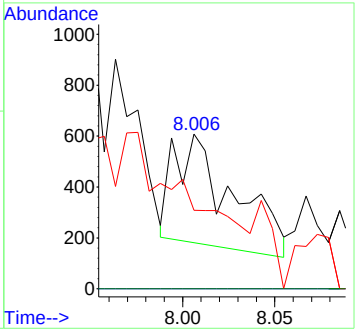

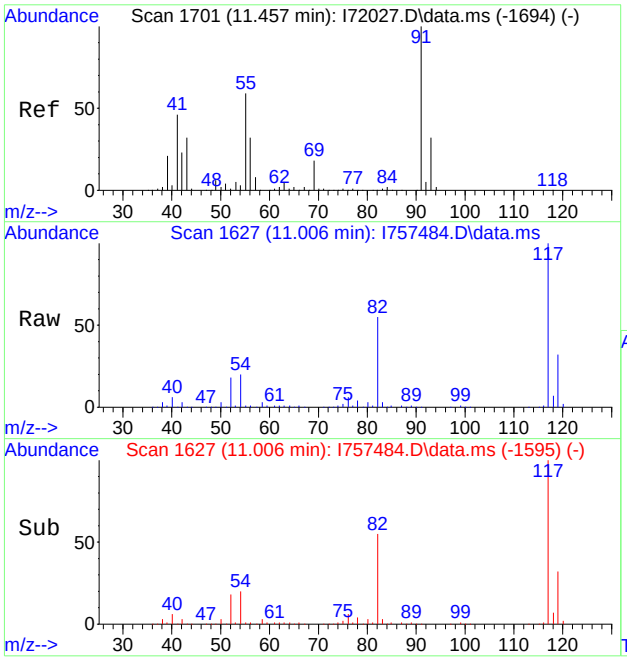

#76
1-Chlorohexane
Concen: 0.27 ug/L
RT: 11.006 min Scan# 1627
Delta R.T. 0.043 min
Lab File: I757484.D
Acq: 26 Jun 2023 1:58 pm

Tgt Ion: 91 Resp: 1275

Ion	Ratio	Lower	Upper
91	100		
55	378.5	35.6	95.6#
41	95.9	17.9	77.9#
43	44.6	11.1	71.1

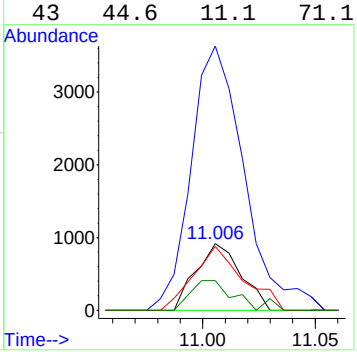

Quantitation Report (QT Reviewed)

Data Path : C:\msdchem\1\data\2023-06-26\
Data File : I757488.D
Acq On : 26 Jun 2023 3:36 pm
Operator : joannel
Sample : FC7171-8
Misc : MS54300,VI2955,,,,,
ALS Vial : 11 Sample Multiplier: 1

Quant Time: Jun 27 07:03:24 2023
Quant Method : C:\msdchem\1\methods\VI-2023-06-15.m
Quant Title : SW-846 Method 5035A/8260B
QLast Update : Thu Jun 15 14:39:51 2023
Response via : Initial Calibration

Compound	R.T.	QIon	Response	Conc	Units	Dev(Min)
Internal Standards						
1) Fluorobenzene	7.854	96	1020796	50.00	ug/L	0.00
62) Chlorobenzene-d5	11.006	117	717056	50.00	ug/L	0.00
85) 1,4-Dichlorobenzene-d4	13.371	152	404624	50.00	ug/L	0.00
System Monitoring Compounds						
39) Dibromofluoromethane	6.994	113	280998	48.50	ug/L	0.00
Spiked Amount 50.000	Range 83 - 118		Recovery = 97.00%			
49) 1,2-Dichloroethane-d4	7.567	65	267418	50.76	ug/L	0.00
Spiked Amount 50.000	Range 79 - 125		Recovery = 101.52%			
63) Toluene-d8	9.445	98	1011237	49.45	ug/L	0.00
Spiked Amount 50.000	Range 85 - 112		Recovery = 98.90%			
86) 4-Bromofluorobenzene	12.225	174	340021	49.91	ug/L	0.00
Spiked Amount 50.000	Range 83 - 118		Recovery = 99.82%			
Target Compounds						Qvalue
18) Methylene Chloride	4.982	49	2146	0.37	ug/L	74
19) Acetone	5.043	43	5981	2.18	ug/L	93
35) Cyclohexane	6.750	56	1971	0.35	ug/L #	74

(#) = qualifier out of range (m) = manual integration (+) = signals summed

Quantitation Report (QT Reviewed)

Data Path : C:\msdchem\1\data\2023-06-26\
Data File : I757488.D
Acq On : 26 Jun 2023 3:36 pm
Operator : joannel
Sample : FC7171-8
Misc : MS54300,VI2955,,,,,
ALS Vial : 11 Sample Multiplier: 1

Quant Time: Jun 27 07:03:24 2023
Quant Method : C:\msdchem\1\methods\VI-2023-06-15.m
Quant Title : SW-846 Method 5035A/8260B
QLast Update : Thu Jun 15 14:39:51 2023
Response via : Initial Calibration

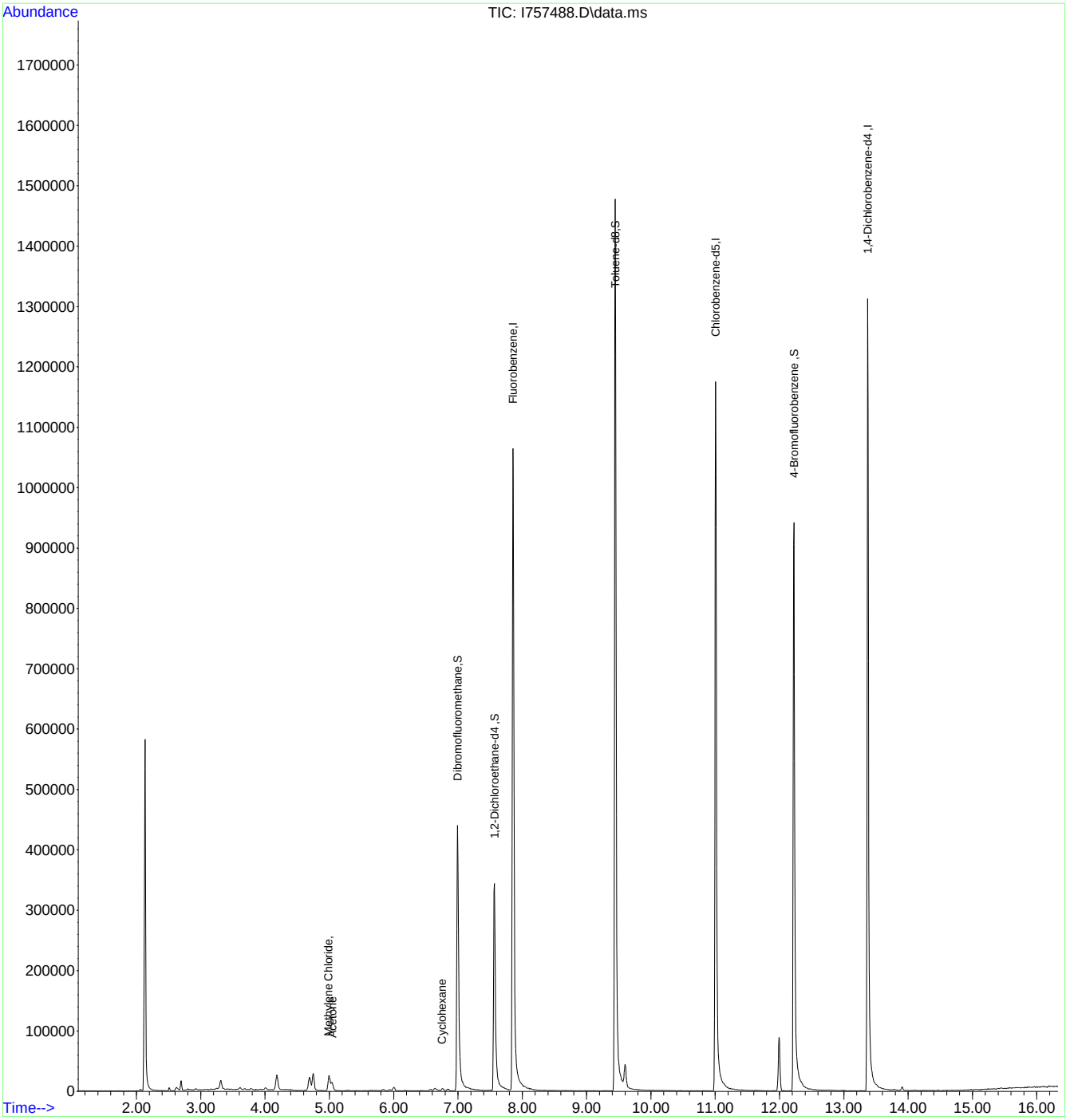

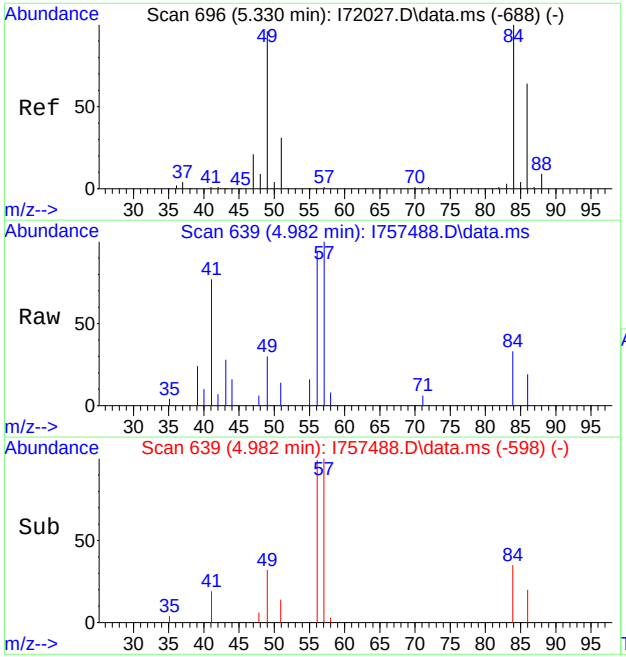

#18
Methylene Chloride
Concen: 0.37 ug/L
RT: 4.982 min Scan# 639
Delta R.T. 0.000 min
Lab File: I757488.D
Acq: 26 Jun 2023 3:36 pm

Tgt Ion: 49 Resp: 2146

Ion	Ratio	Lower	Upper
49	100		
84	108.5	51.5	111.5
86	62.8	19.4	79.4
51	44.6	0.0	60.0

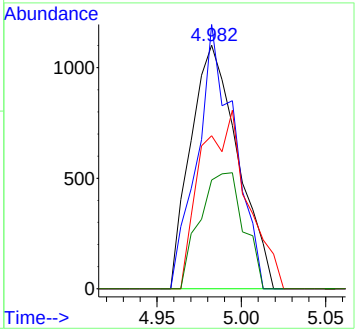

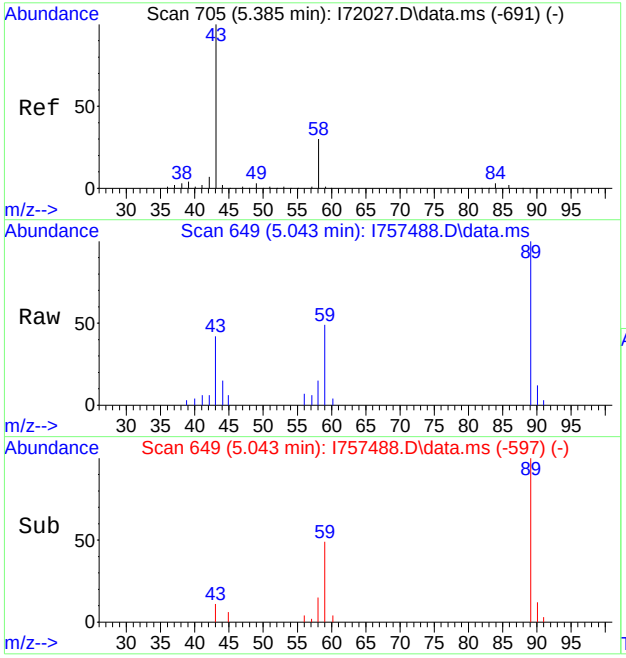

#19
Acetone
Concen: 2.18 ug/L
RT: 5.043 min Scan# 649
Delta R.T. 0.018 min
Lab File: I757488.D
Acq: 26 Jun 2023 3:36 pm

Tgt Ion: 43 Resp: 5981

Ion	Ratio	Lower	Upper
43	100		
58	36.0	2.3	62.3

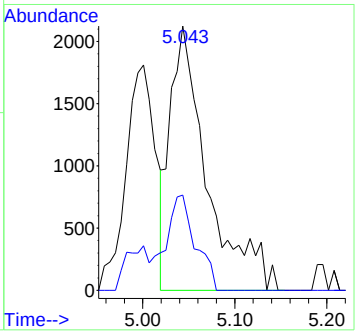

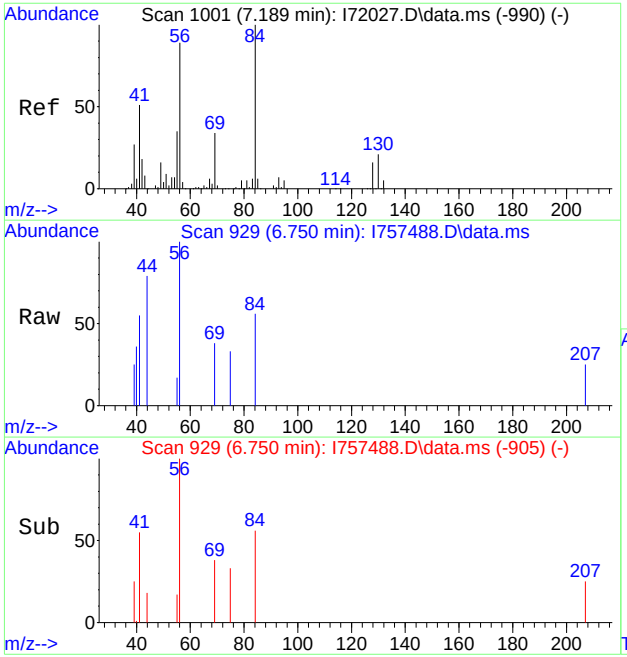

#35
Cyclohexane
Concen: 0.35 ug/L
RT: 6.750 min Scan# 929
Delta R.T. -0.006 min
Lab File: I757488.D
Acq: 26 Jun 2023 3:36 pm

Tgt Ion: 56 Resp: 1971

Ion	Ratio	Lower	Upper
56	100		
84	56.4	57.9	117.9#
41	54.5	19.8	79.8
55	17.1	6.0	66.0

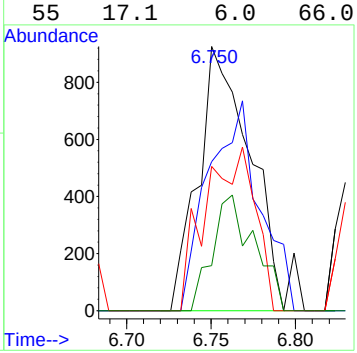

Quantitation Report (QT Reviewed)

Data Path : C:\msdchem\1\data\2023-06-26\
Data File : I757489.D
Acq On : 26 Jun 2023 4:00 pm
Operator : joannel
Sample : FC7171-9
Misc : MS54300,VI2955,,,,,
ALS Vial : 12 Sample Multiplier: 1

Quant Time: Jun 27 07:06:36 2023
Quant Method : C:\msdchem\1\methods\VI-2023-06-15.m
Quant Title : SW-846 Method 5035A/8260B
QLast Update : Thu Jun 15 14:39:51 2023
Response via : Initial Calibration

Compound	R.T.	QIon	Response	Conc	Units	Dev(Min)
Internal Standards						
1) Fluorobenzene	7.854	96	1017784	50.00	ug/L	0.00
62) Chlorobenzene-d5	11.006	117	709923	50.00	ug/L	0.00
85) 1,4-Dichlorobenzene-d4	13.371	152	395238	50.00	ug/L	0.00
System Monitoring Compounds						
39) Dibromofluoromethane	6.994	113	284493	49.25	ug/L	0.00
Spiked Amount 50.000	Range 83 - 118		Recovery = 98.50%			
49) 1,2-Dichloroethane-d4	7.561	65	268545	51.12	ug/L	0.00
Spiked Amount 50.000	Range 79 - 125		Recovery = 102.24%			
63) Toluene-d8	9.445	98	1022879	50.53	ug/L	0.00
Spiked Amount 50.000	Range 85 - 112		Recovery = 101.06%			
86) 4-Bromofluorobenzene	12.225	174	338457	50.86	ug/L	0.00
Spiked Amount 50.000	Range 83 - 118		Recovery = 101.72%			
Target Compounds						Qvalue
22) Hexane	5.281	56	76538	26.94	ug/L #	78
35) Cyclohexane	6.756	56	102326	17.57	ug/L	96
54) Methylcyclohexane	8.055	83	57855	11.15	ug/L	98

(#) = qualifier out of range (m) = manual integration (+) = signals summed

Quantitation Report (QT Reviewed)

Data Path : C:\msdchem\1\data\2023-06-26\
Data File : I757489.D
Acq On : 26 Jun 2023 4:00 pm
Operator : joannel
Sample : FC7171-9
Misc : MS54300,VI2955,,,,,
ALS Vial : 12 Sample Multiplier: 1

Quant Time: Jun 27 07:06:36 2023
Quant Method : C:\msdchem\1\methods\VI-2023-06-15.m
Quant Title : SW-846 Method 5035A/8260B
QLast Update : Thu Jun 15 14:39:51 2023
Response via : Initial Calibration

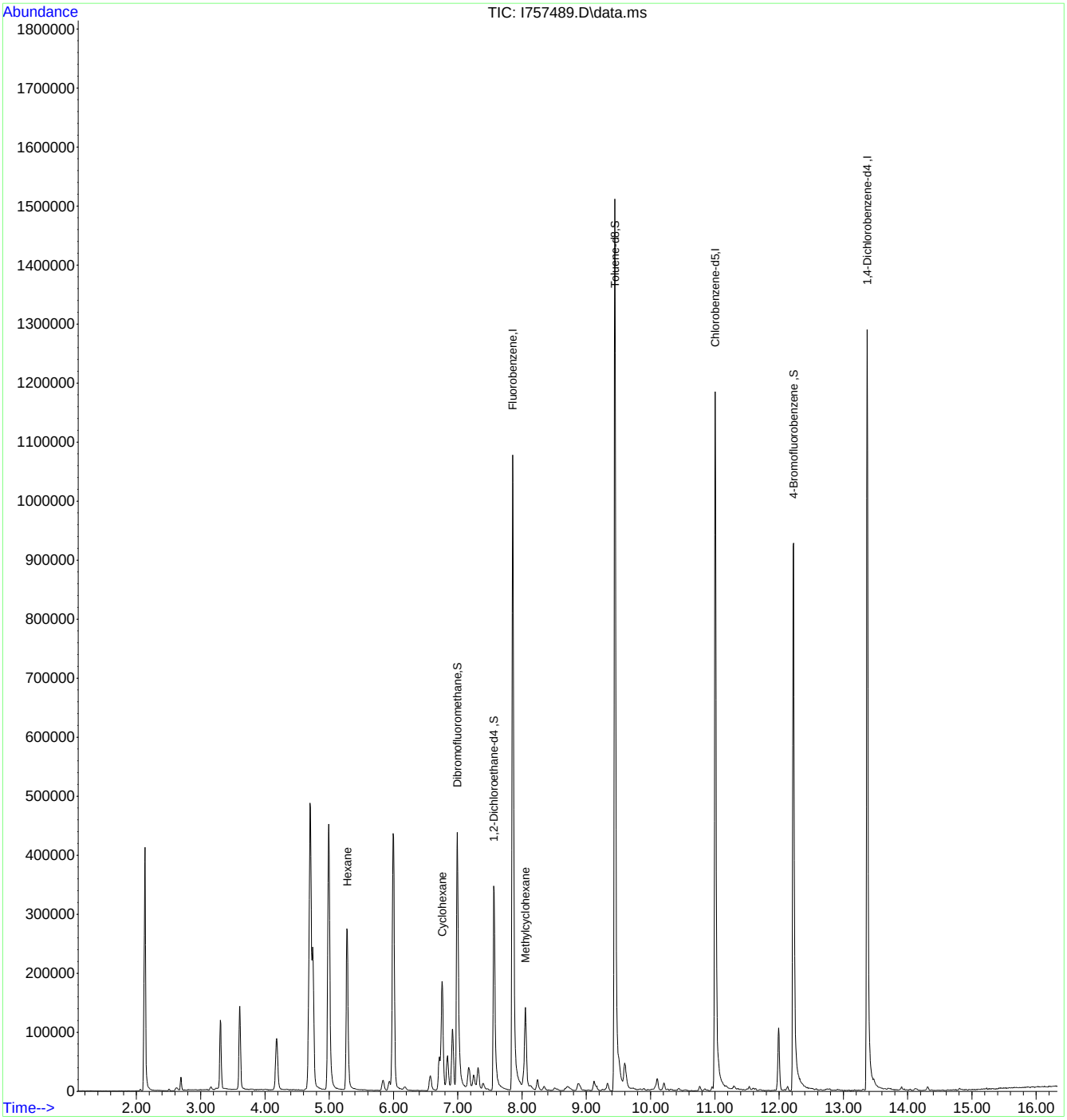

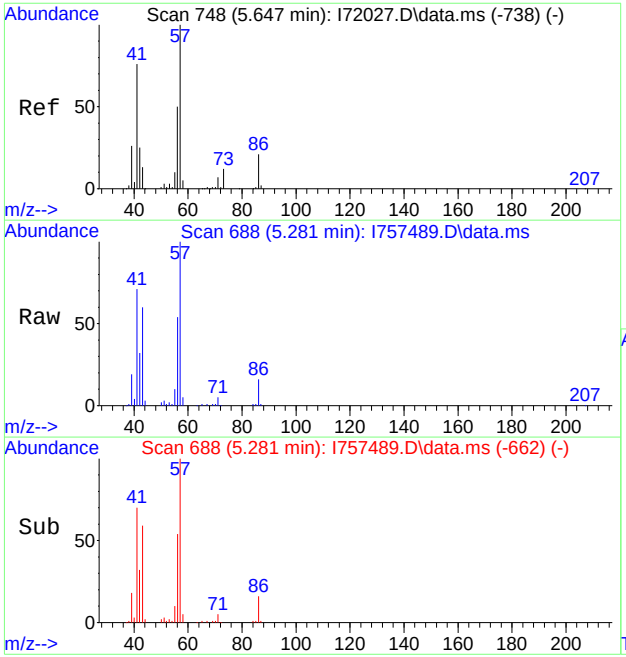

#22
Hexane
Concen: 26.94 ug/L
RT: 5.281 min Scan# 688
Delta R.T. 0.006 min
Lab File: I757489.D
Acq: 26 Jun 2023 4:00 pm

Tgt Ion: 56 Resp: 76538

Ion	Ratio	Lower	Upper
56	100		
57	184.3	188.8	248.8#
43	108.9	111.1	171.1#
41	129.8	121.9	181.9

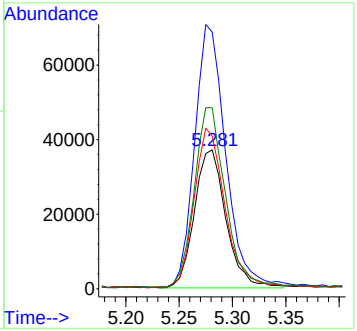

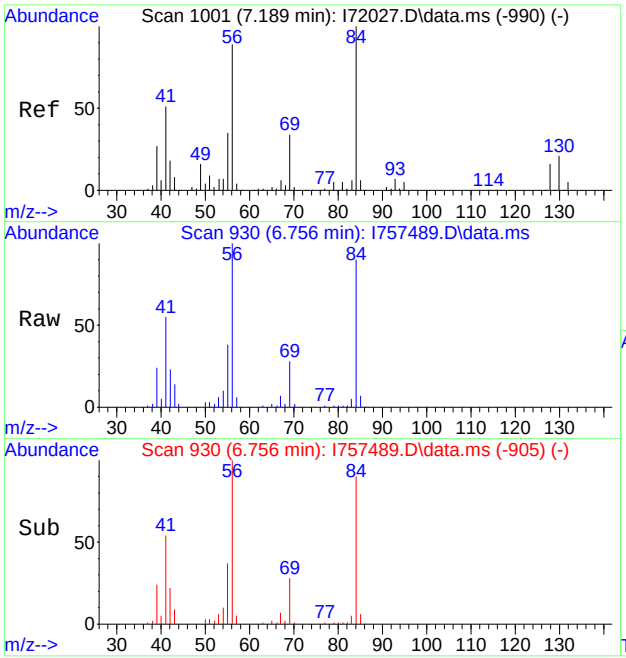

#35
Cyclohexane
Concen: 17.57 ug/L
RT: 6.756 min Scan# 930
Delta R.T. 0.000 min
Lab File: I757489.D
Acq: 26 Jun 2023 4:00 pm

Tgt Ion: 56 Resp: 102326

Ion	Ratio	Lower	Upper
56	100		
84	89.6	57.9	117.9
41	55.4	19.8	79.8
55	38.3	6.0	66.0

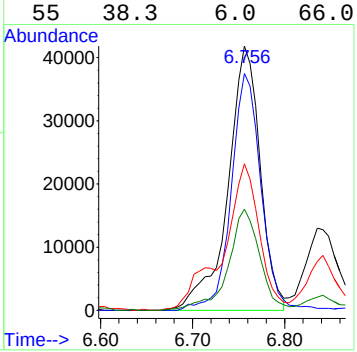

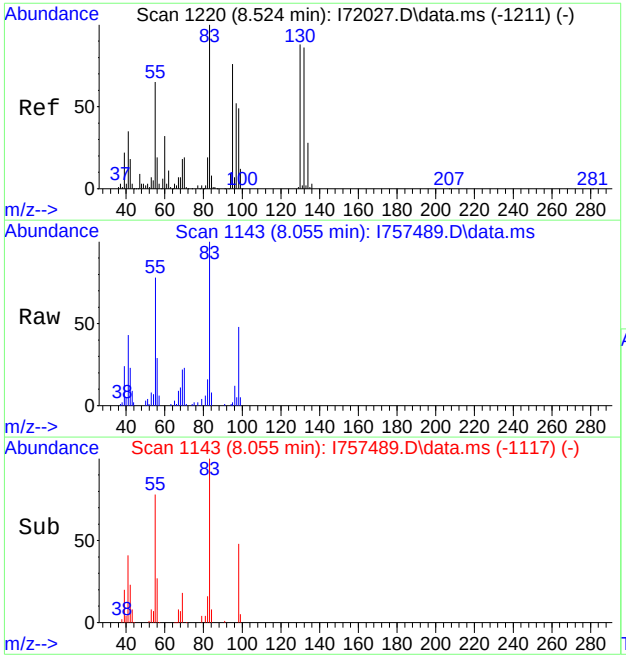

#54
Methylcyclohexane
Concen: 11.15 ug/L
RT: 8.055 min Scan# 1143
Delta R.T. 0.006 min
Lab File: I757489.D
Acq: 26 Jun 2023 4:00 pm

Tgt Ion: 83 Resp: 57855

Ion	Ratio	Lower	Upper
83	100		
55	77.6	50.3	110.3
98	47.9	17.8	77.8
42	23.4	0.0	53.5

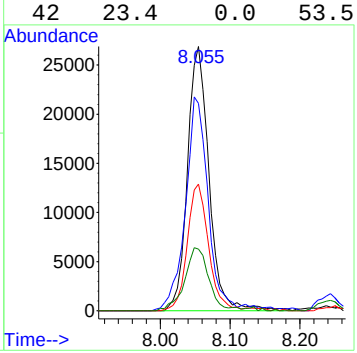

Quantitation Report (QT Reviewed)

Data Path : C:\msdchem\1\data\2023-06-26\
Data File : I757490.D
Acq On : 26 Jun 2023 4:24 pm
Operator : joannel
Sample : FC7171-10
Misc : MS54300,VI2955,,,,,
ALS Vial : 13 Sample Multiplier: 1

Quant Time: Jun 27 07:07:32 2023
Quant Method : C:\msdchem\1\methods\VI-2023-06-15.m
Quant Title : SW-846 Method 5035A/8260B
QLast Update : Thu Jun 15 14:39:51 2023
Response via : Initial Calibration

Compound		R.T.	QIon	Response	Conc	Units	Dev(Min)
Internal Standards							
1) Fluorobenzene		7.854	96	1010904	50.00	ug/L	0.00
62) Chlorobenzene-d5		11.006	117	702021	50.00	ug/L	0.00
85) 1,4-Dichlorobenzene-d4		13.371	152	387796	50.00	ug/L	0.00
System Monitoring Compounds							
39) Dibromofluoromethane		6.994	113	278921	48.61	ug/L	0.00
Spiked Amount	50.000	Range 83 - 118		Recovery =	97.22%		
49) 1,2-Dichloroethane-d4		7.567	65	260760	49.98	ug/L	0.00
Spiked Amount	50.000	Range 79 - 125		Recovery =	99.96%		
63) Toluene-d8		9.445	98	1002755	50.09	ug/L	0.00
Spiked Amount	50.000	Range 85 - 112		Recovery =	100.18%		
86) 4-Bromofluorobenzene		12.225	174	328351	50.29	ug/L	0.00
Spiked Amount	50.000	Range 83 - 118		Recovery =	100.58%		
Target Compounds							Qvalue
18) Methylene Chloride		4.976	49	2106	0.37	ug/L	78

(#) = qualifier out of range (m) = manual integration (+) = signals summed

Quantitation Report (QT Reviewed)

Data Path : C:\msdchem\1\data\2023-06-26\
Data File : I757490.D
Acq On : 26 Jun 2023 4:24 pm
Operator : joannel
Sample : FC7171-10
Misc : MS54300,VI2955,,,,,
ALS Vial : 13 Sample Multiplier: 1

Quant Time: Jun 27 07:07:32 2023
Quant Method : C:\msdchem\1\methods\VI-2023-06-15.m
Quant Title : SW-846 Method 5035A/8260B
QLast Update : Thu Jun 15 14:39:51 2023
Response via : Initial Calibration

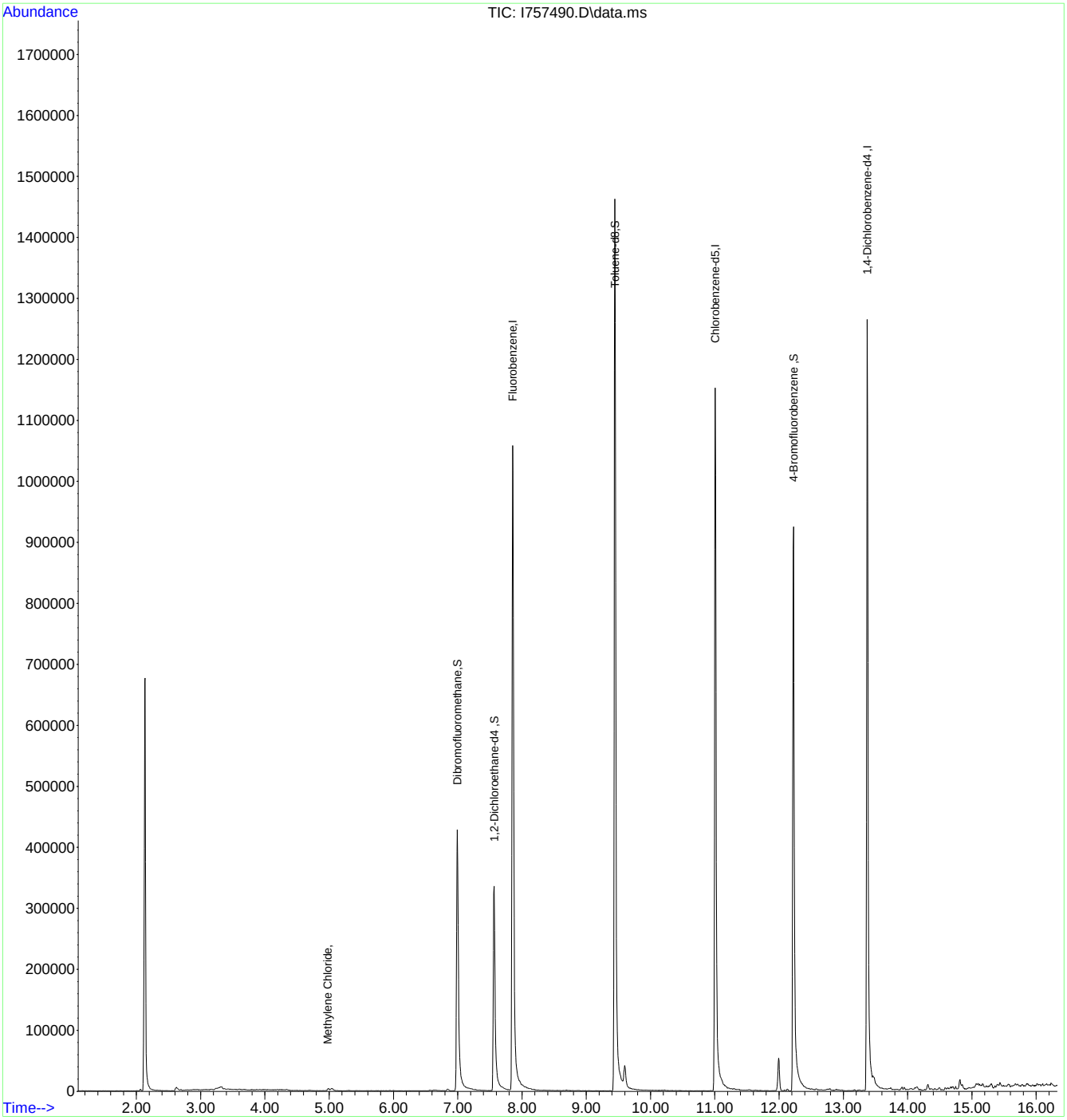

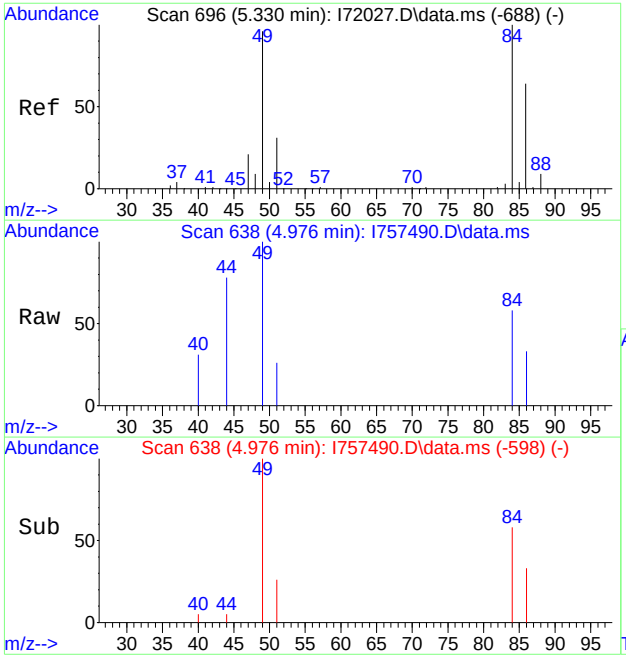

#18
Methylene Chloride
Concen: 0.37 ug/L
RT: 4.976 min Scan# 638
Delta R.T. -0.006 min
Lab File: I757490.D
Acq: 26 Jun 2023 4:24 pm

Tgt Ion: 49 Resp: 2106

Ion	Ratio	Lower	Upper
49	100		
84	57.5	51.5	111.5
86	33.2	19.4	79.4
51	25.6	0.0	60.0

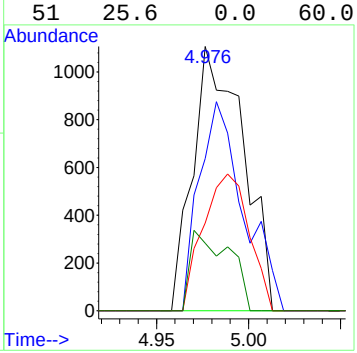

Quantitation Report (QT Reviewed)

Data Path : C:\msdchem\1\data\2023-06-26\
Data File : I757491.D
Acq On : 26 Jun 2023 4:48 pm
Operator : joannel
Sample : FC7171-11
Misc : MS54300,VI2955,,,,,
ALS Vial : 14 Sample Multiplier: 1

Quant Time: Jun 27 07:08:27 2023
Quant Method : C:\msdchem\1\methods\VI-2023-06-15.m
Quant Title : SW-846 Method 5035A/8260B
QLast Update : Thu Jun 15 14:39:51 2023
Response via : Initial Calibration

Compound		R.T.	QIon	Response	Conc	Units	Dev(Min)
Internal Standards							
1) Fluorobenzene		7.854	96	1012867	50.00	ug/L	0.00
62) Chlorobenzene-d5		11.006	117	703244	50.00	ug/L	0.00
85) 1,4-Dichlorobenzene-d4		13.371	152	384705	50.00	ug/L	0.00
System Monitoring Compounds							
39) Dibromofluoromethane		6.994	113	279116	48.55	ug/L	0.00
Spiked Amount	50.000	Range 83 - 118		Recovery =	97.10%		
49) 1,2-Dichloroethane-d4		7.561	65	262035	50.13	ug/L	0.00
Spiked Amount	50.000	Range 79 - 125		Recovery =	100.26%		
63) Toluene-d8		9.445	98	1004651	50.10	ug/L	0.00
Spiked Amount	50.000	Range 85 - 112		Recovery =	100.20%		
86) 4-Bromofluorobenzene		12.225	174	332699	51.36	ug/L	0.00
Spiked Amount	50.000	Range 83 - 118		Recovery =	102.72%		
Target Compounds							Qvalue
18) Methylene Chloride		4.983	49	2167	0.38	ug/L	80

(#) = qualifier out of range (m) = manual integration (+) = signals summed

Quantitation Report (QT Reviewed)

Data Path : C:\msdchem\1\data\2023-06-26\
Data File : I757491.D
Acq On : 26 Jun 2023 4:48 pm
Operator : joannel
Sample : FC7171-11
Misc : MS54300,VI2955,,,,,
ALS Vial : 14 Sample Multiplier: 1

Quant Time: Jun 27 07:08:27 2023
Quant Method : C:\msdchem\1\methods\VI-2023-06-15.m
Quant Title : SW-846 Method 5035A/8260B
QLast Update : Thu Jun 15 14:39:51 2023
Response via : Initial Calibration



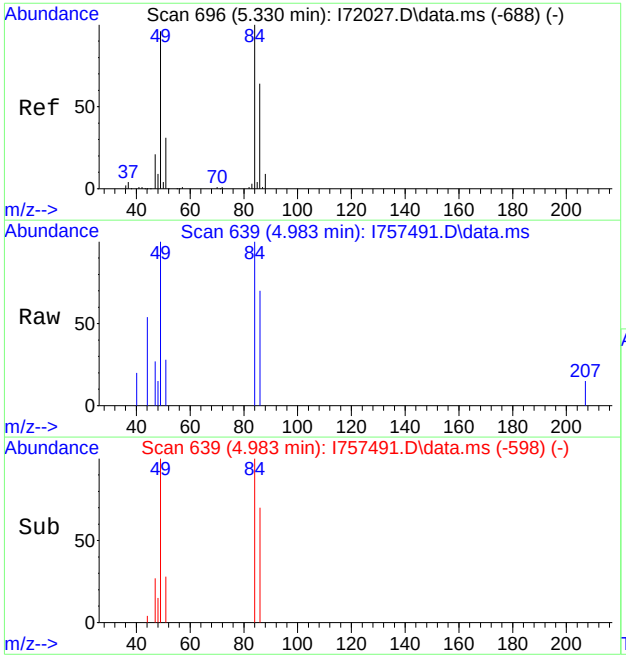

#18
Methylene Chloride
Concen: 0.38 ug/L
RT: 4.983 min Scan# 639
Delta R.T. 0.001 min
Lab File: I757491.D
Acq: 26 Jun 2023 4:48 pm

Tgt Ion: 49 Resp: 2167

Ion	Ratio	Lower	Upper
49	100		
84	99.9	51.5	111.5
86	69.6	19.4	79.4
51	27.9	0.0	60.0

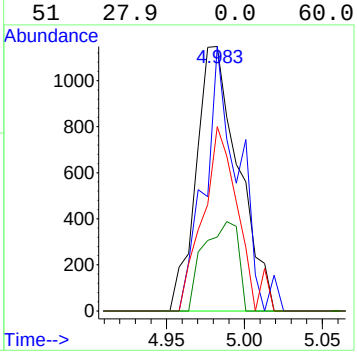

Quantitation Report (QT Reviewed)

Data Path : C:\msdchem\1\data\2023-06-26\
Data File : I757499.D
Acq On : 26 Jun 2023 8:02 pm
Operator : joannel
Sample : FC7171-12 5X
Misc : MS54300,VI2955,,,,,5
ALS Vial : 22 Sample Multiplier: 1

Quant Time: Jun 27 07:24:18 2023
Quant Method : C:\msdchem\1\methods\VI-2023-06-15.m
Quant Title : SW-846 Method 5035A/8260B
QLast Update : Thu Jun 15 14:39:51 2023
Response via : Initial Calibration

Compound	R.T.	QIon	Response	Conc	Units		Dev(Min)
Internal Standards							
1) Fluorobenzene	7.854	96	1031954	50.00	ug/L		0.00
62) Chlorobenzene-d5	11.006	117	737126	50.00	ug/L		0.00
85) 1,4-Dichlorobenzene-d4	13.371	152	423675	50.00	ug/L		0.00
System Monitoring Compounds							
39) Dibromofluoromethane	6.988	113	283710	48.44	ug/L		0.00
Spiked Amount 50.000	Range 83 - 118		Recovery = 96.88%				
49) 1,2-Dichloroethane-d4	7.561	65	273660	51.38	ug/L		0.00
Spiked Amount 50.000	Range 79 - 125		Recovery = 102.76%				
63) Toluene-d8	9.445	98	1031355	49.06	ug/L		0.00
Spiked Amount 50.000	Range 85 - 112		Recovery = 98.12%				
86) 4-Bromofluorobenzene	12.225	174	355035	49.77	ug/L		0.00
Spiked Amount 50.000	Range 83 - 118		Recovery = 99.54%				
Target Compounds							Qvalue
18) Methylene Chloride	4.976	49	15892	2.75	ug/L	#	73
19) Acetone	4.989	43	105750	38.08	ug/L		76
22) Hexane	5.275	56	156355	54.28	ug/L		86
35) Cyclohexane	6.756	56	118079	19.91	ug/L		95
47) Benzene	7.445	78	47248	2.93	ug/L	#	50
54) Methylcyclohexane	8.049	83	114838	21.38	ug/L		96
77) Ethylbenzene	11.036	91	84931	4.68	ug/L		93
80) m,p-Xylene	11.170	91	330288	24.23	ug/L		99
81) o-Xylene	11.615	91	17805	1.21	ug/L		95
84) Isopropylbenzene	11.920	105	39849	2.31	ug/L		97
88) n-Propylbenzene	12.341	91	114203	6.12	ug/L		100
91) 1,3,5-Trimethylbenzene	12.518	105	218725	16.36	ug/L		100
98) 1,2,4-Trimethylbenzene	12.920	105	696750	52.93	ug/L		98
100) sec-Butylbenzene	13.042	105	33193	2.26	ug/L		74
101) 4-Isopropyltoluene	13.176	119	26330	1.98	ug/L		94
103) 1,2,3-Trimethylbenzene	13.383	105	289042	20.96	ug/L		99
105) n-Butylbenzene	13.621	92	19215	2.94	ug/L	#	50
111) Naphthalene	15.468	128	113924	6.11	ug/L		99

(#) = qualifier out of range (m) = manual integration (+) = signals summed

Quantitation Report (QT Reviewed)

Data Path : C:\msdchem\1\data\2023-06-26\
Data File : I757499.D
Acq On : 26 Jun 2023 8:02 pm
Operator : joannel
Sample : FC7171-12 5X
Misc : MS54300,VI2955,,,,,5
ALS Vial : 22 Sample Multiplier: 1

Quant Time: Jun 27 07:24:18 2023
Quant Method : C:\msdchem\1\methods\VI-2023-06-15.m
Quant Title : SW-846 Method 5035A/8260B
QLast Update : Thu Jun 15 14:39:51 2023
Response via : Initial Calibration

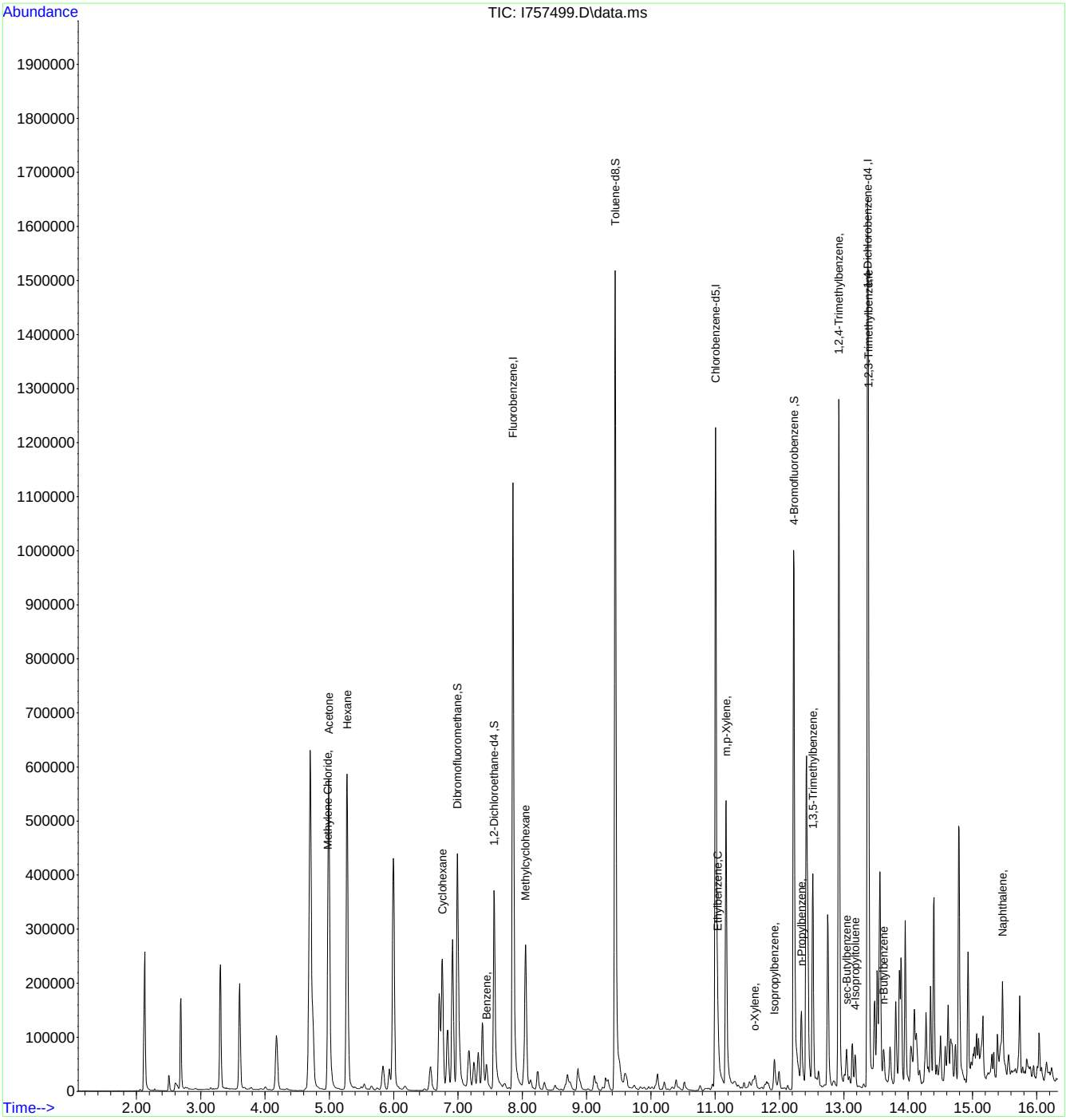

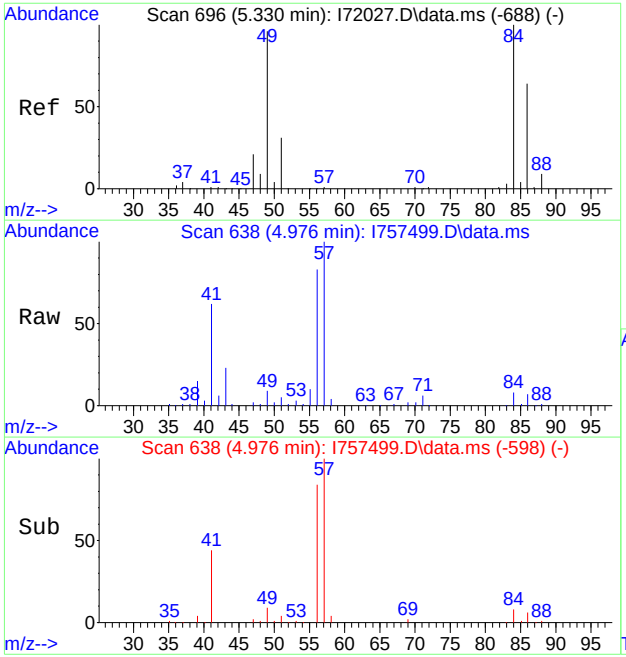

#18
Methylene Chloride
Concen: 2.75 ug/L
RT: 4.976 min Scan# 638
Delta R.T. -0.006 min
Lab File: I757499.D
Acq: 26 Jun 2023 8:02 pm

Tgt Ion: 49 Resp: 15892

Ion	Ratio	Lower	Upper
49	100		
84	90.6	51.5	111.5
86	81.5	19.4	79.4#
51	52.7	0.0	60.0

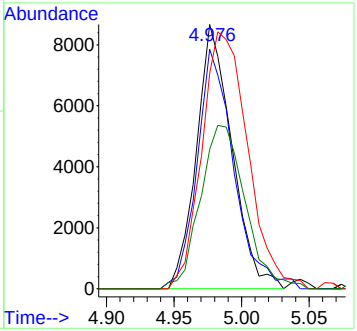

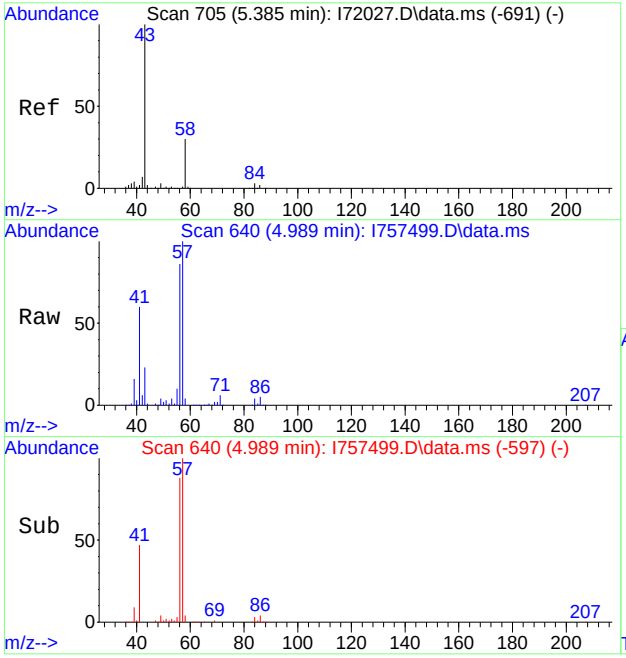

#19
Acetone
Concen: 38.08 ug/L
RT: 4.989 min Scan# 640
Delta R.T. -0.036 min
Lab File: I757499.D
Acq: 26 Jun 2023 8:02 pm

Tgt Ion: 43 Resp: 105750

Ion	Ratio	Lower	Upper
43	100		
58	18.9	2.3	62.3

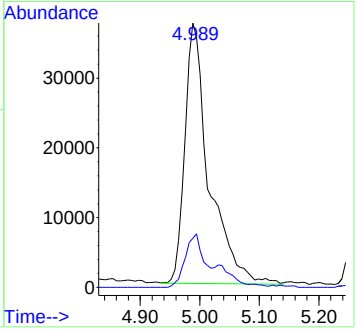

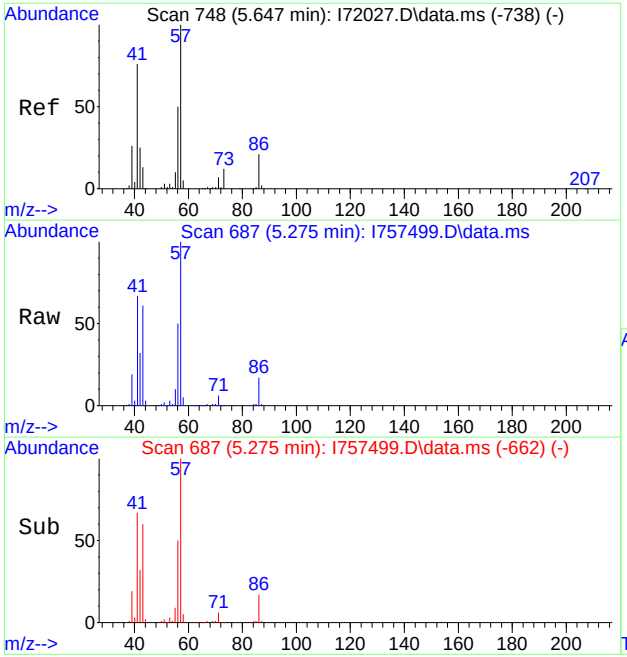

#22
Hexane
Concen: 54.28 ug/L
RT: 5.275 min Scan# 687
Delta R.T. 0.000 min
Lab File: I757499.D
Acq: 26 Jun 2023 8:02 pm

Tgt Ion: 56 Resp: 156355

Ion	Ratio	Lower	Upper
56	100		
57	199.2	188.8	248.8
43	120.3	111.1	171.1
41	133.5	121.9	181.9

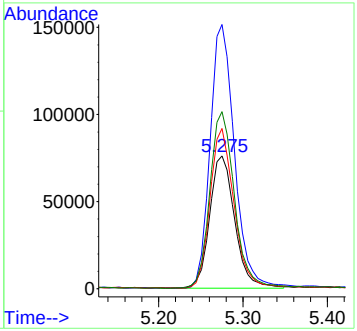

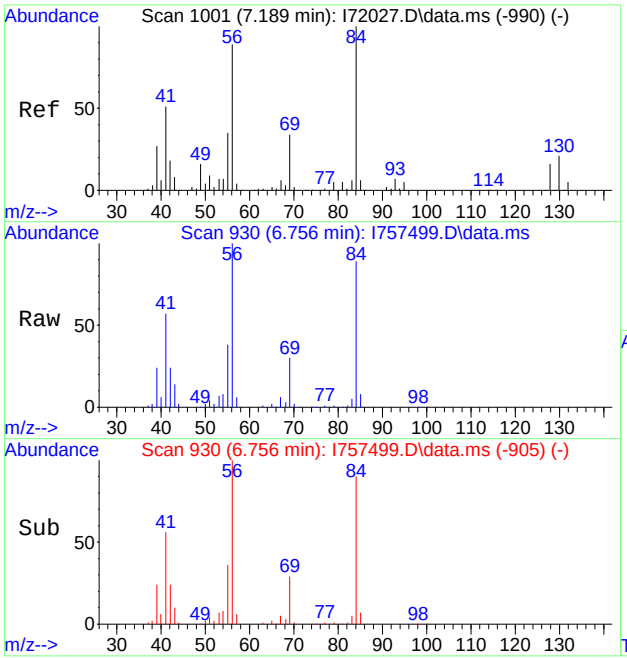

#35
Cyclohexane
Concen: 19.91 ug/L
RT: 6.756 min Scan# 930
Delta R.T. 0.000 min
Lab File: I757499.D
Acq: 26 Jun 2023 8:02 pm

Tgt Ion: 56 Resp: 118079

Ion	Ratio	Lower	Upper
56	100		
84	91.0	57.9	117.9
41	56.0	19.8	79.8
55	37.8	6.0	66.0

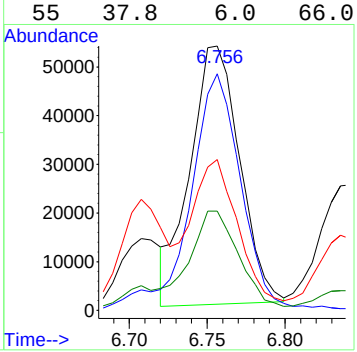

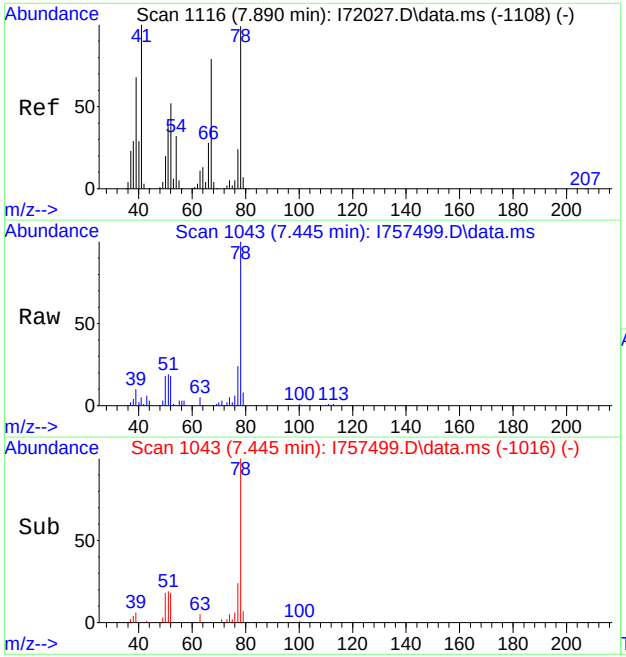

#47
Benzene
Concen: 2.93 ug/L
RT: 7.445 min Scan# 1043
Delta R.T. 0.012 min
Lab File: I757499.D
Acq: 26 Jun 2023 8:02 pm

Tgt Ion: 78 Resp: 47248

Ion	Ratio	Lower	Upper
78	100		
51	18.9	19.4	79.4#
77	23.9	0.0	54.0
52	18.5	48.2	108.2#

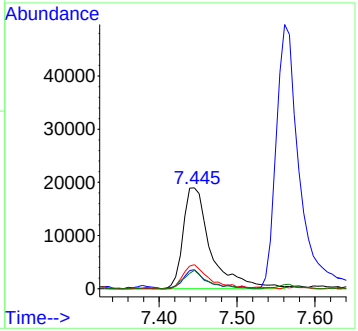

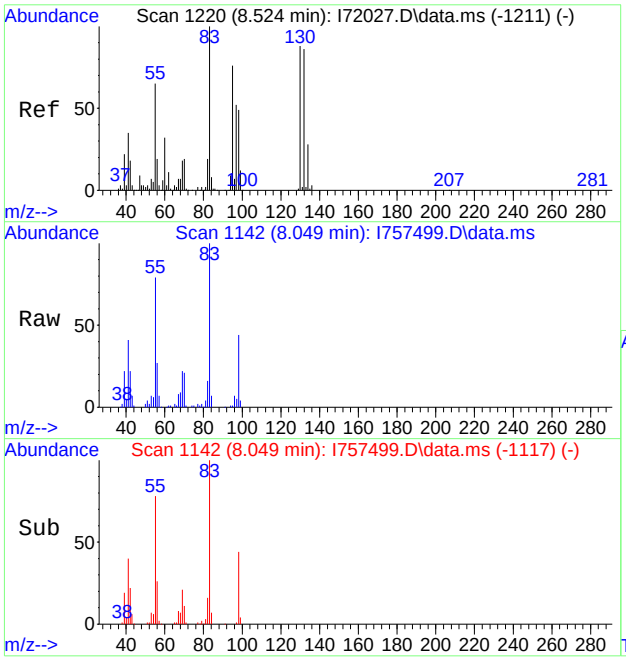

#54
Methylcyclohexane
Concen: 21.38 ug/L
RT: 8.049 min Scan# 1142
Delta R.T. -0.000 min
Lab File: I757499.D
Acq: 26 Jun 2023 8:02 pm

Tgt Ion: 83 Resp: 114838

Ion	Ratio	Lower	Upper
83	100		
55	78.2	50.3	110.3
98	44.0	17.8	77.8
42	21.9	0.0	53.5

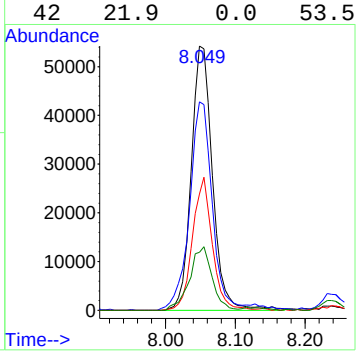

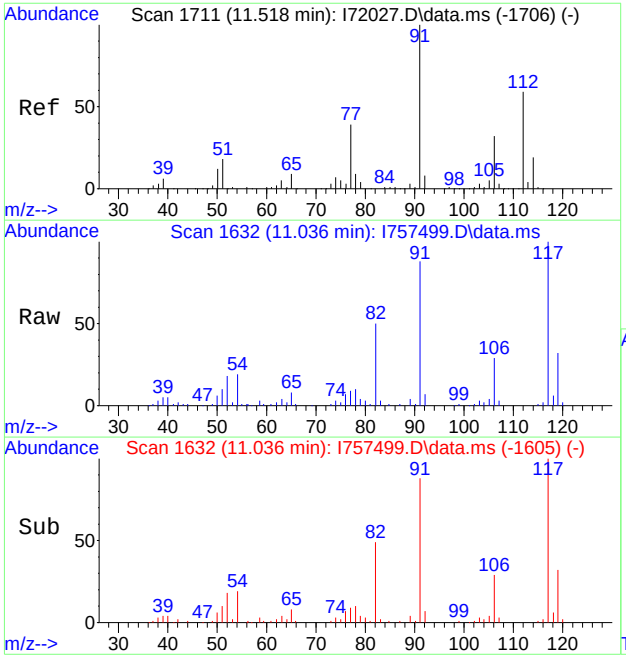

#77
Ethylbenzene
Concen: 4.68 ug/L
RT: 11.036 min Scan# 1632
Delta R.T. 0.012 min
Lab File: I757499.D
Acq: 26 Jun 2023 8:02 pm

Tgt Ion: 91 Resp: 84931

Ion	Ratio	Lower	Upper
91	100		
106	33.3	1.9	61.9
65	8.9	0.0	38.8
51	11.8	0.0	49.7

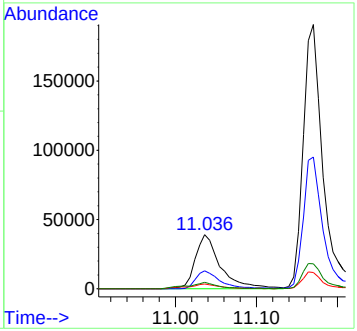

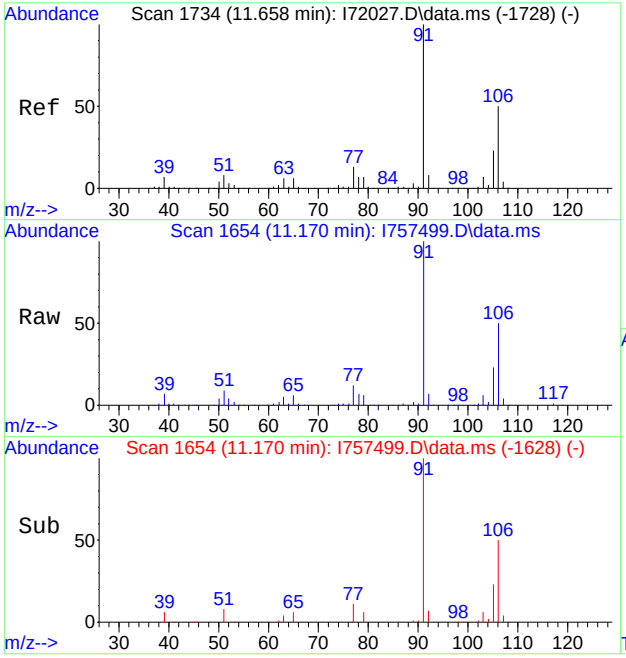

#80
m,p-Xylene
Concen: 24.23 ug/L
RT: 11.170 min Scan# 1654
Delta R.T. 0.006 min
Lab File: I757499.D
Acq: 26 Jun 2023 8:02 pm

Tgt Ion: 91 Resp: 330288

Ion	Ratio	Lower	Upper
91	100		
106	49.8	20.2	80.2
105	23.1	0.0	52.6

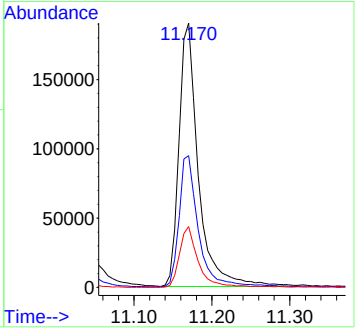

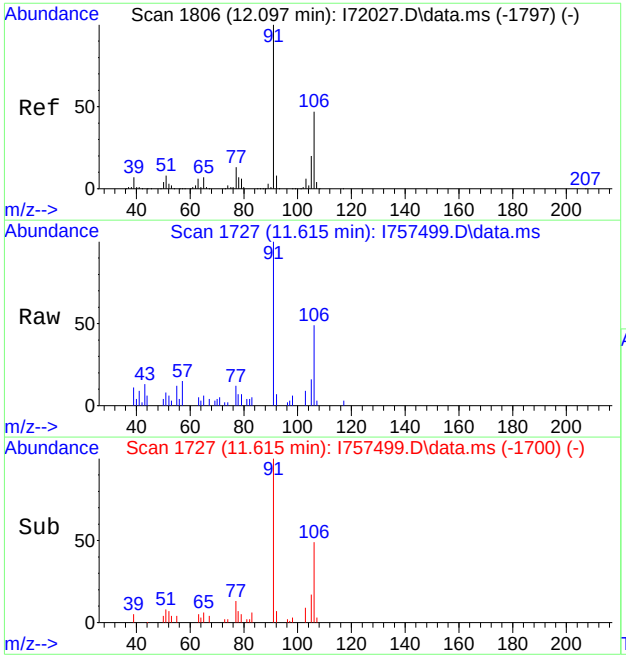

#81
o-Xylene
Concen: 1.21 ug/L
RT: 11.615 min Scan# 1727
Delta R.T. 0.012 min
Lab File: I757499.D
Acq: 26 Jun 2023 8:02 pm

Tgt Ion: 91 Resp: 17805

Ion	Ratio	Lower	Upper
91	100		
106	50.5	16.8	76.8
105	16.8	0.0	49.1

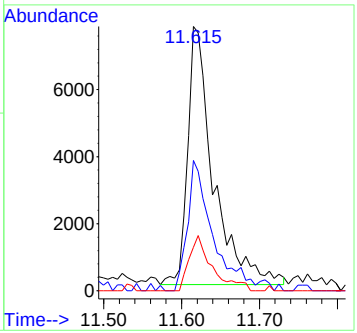

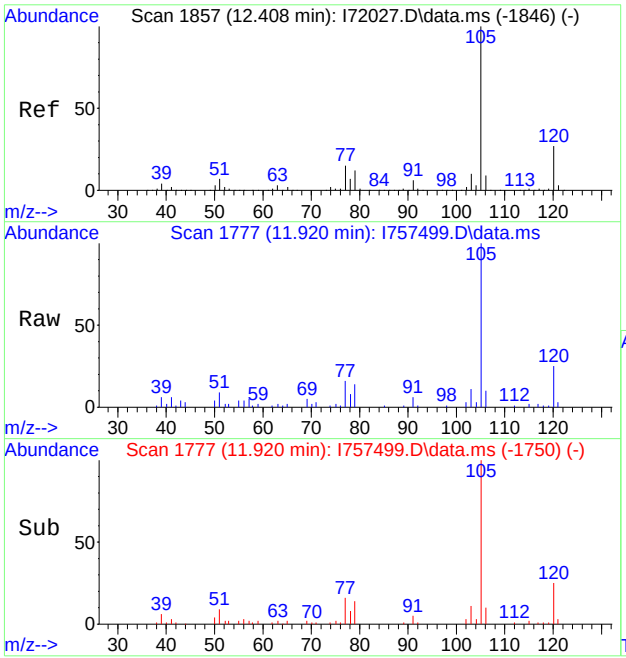

#84
Isopropylbenzene
Concen: 2.31 ug/L
RT: 11.920 min Scan# 1777
Delta R.T. 0.012 min
Lab File: I757499.D
Acq: 26 Jun 2023 8:02 pm

Tgt Ion:105 Resp: 39849

Ion	Ratio	Lower	Upper
105	100		
120	25.5	0.0	57.2
79	13.5	0.0	42.0
77	16.0	0.0	44.8

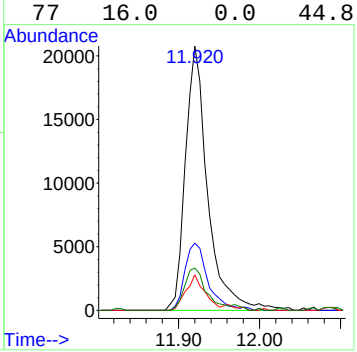

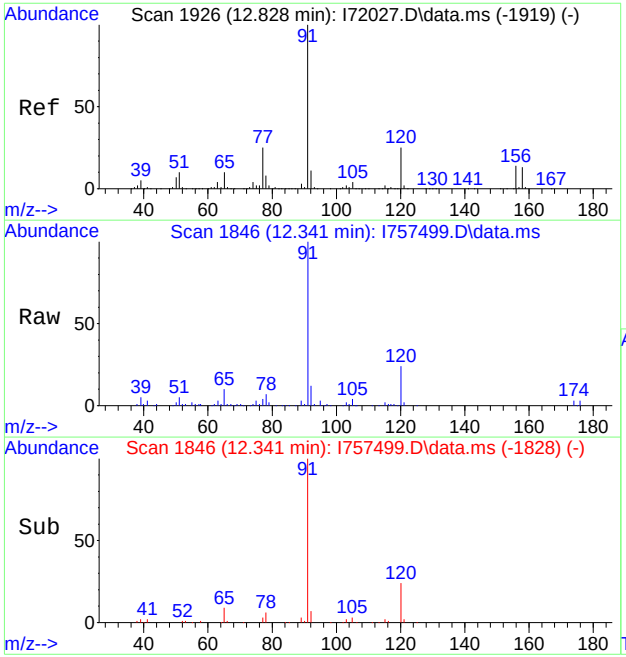

#88
n-Propylbenzene
Concen: 6.12 ug/L
RT: 12.341 min Scan# 1846
Delta R.T. 0.012 min
Lab File: I757499.D
Acq: 26 Jun 2023 8:02 pm

Tgt Ion: 91 Resp: 114203

Ion	Ratio	Lower	Upper
91	100		
120	23.6	0.0	53.8

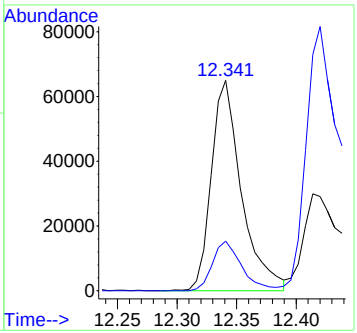

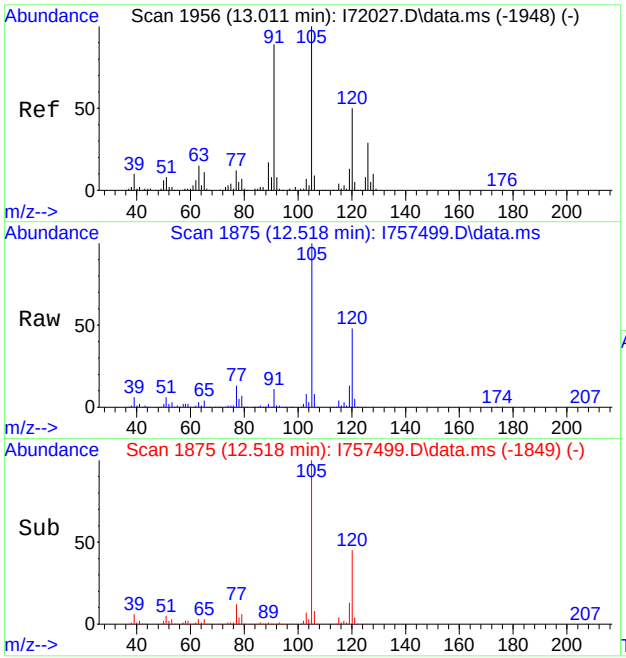

#91
1,3,5-Trimethylbenzene
Concen: 16.36 ug/L
RT: 12.518 min Scan# 1875
Delta R.T. 0.007 min
Lab File: I757499.D
Acq: 26 Jun 2023 8:02 pm

Tgt Ion:105 Resp: 218725

Ion	Ratio	Lower	Upper
105	100		
120	48.2	18.5	78.5
77	12.5	0.0	42.7

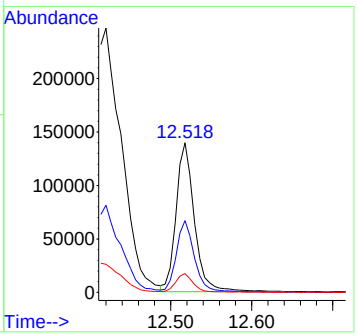

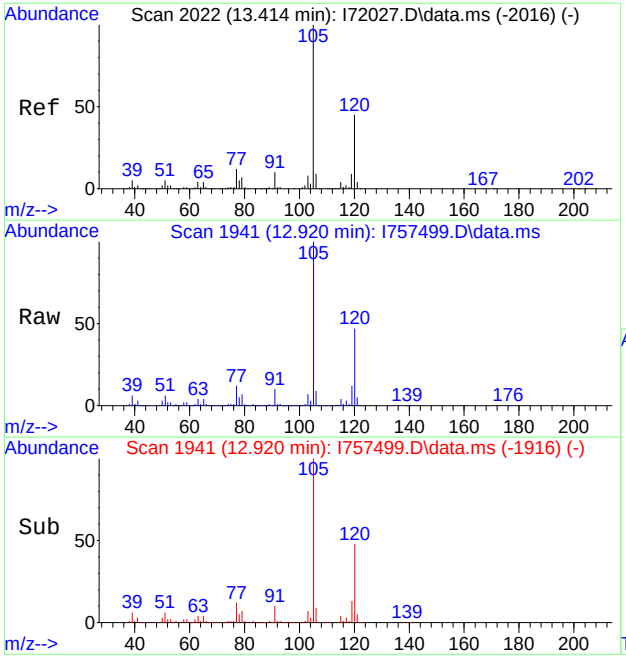

#98
1,2,4-Trimethylbenzene
Concen: 52.93 ug/L
RT: 12.920 min Scan# 1941
Delta R.T. -0.000 min
Lab File: I757499.D
Acq: 26 Jun 2023 8:02 pm

Tgt Ion:105 Resp: 696750

Ion	Ratio	Lower	Upper
105	100		
120	46.6	15.4	75.4
119	12.1	0.0	43.8

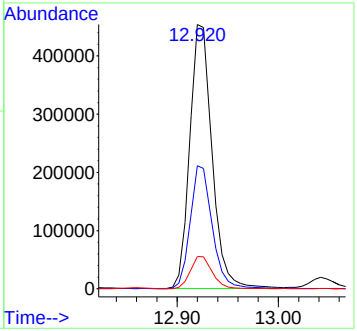

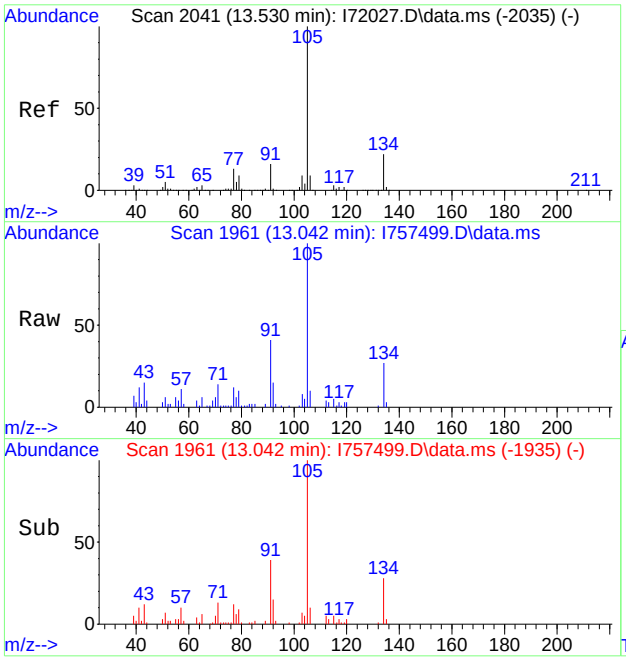

#100
sec-Butylbenzene
Concen: 2.26 ug/L
RT: 13.042 min Scan# 1961
Delta R.T. 0.006 min
Lab File: I757499.D
Acq: 26 Jun 2023 8:02 pm

Tgt Ion:105 Resp: 33193

Ion	Ratio	Lower	Upper
105	100		
134	28.2	0.0	51.2
91	40.4	0.0	45.4
77	10.8	0.0	41.9

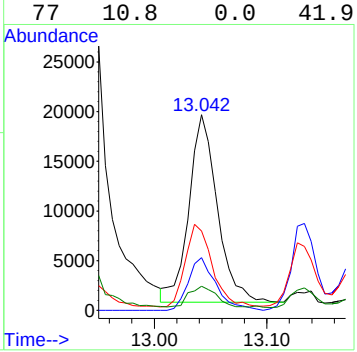

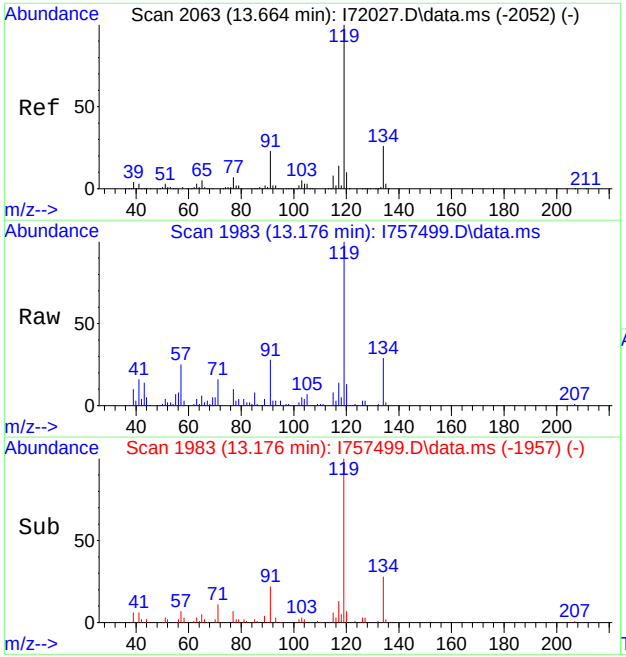

#101
4-Isopropyltoluene
Concen: 1.98 ug/L
RT: 13.176 min Scan# 1983
Delta R.T. 0.006 min
Lab File: I757499.D
Acq: 26 Jun 2023 8:02 pm

Tgt Ion:119 Resp: 26330

Ion	Ratio	Lower	Upper
119	100		
134	28.7	0.0	56.6
91	27.9	0.0	53.4

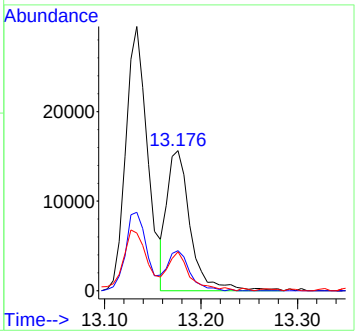

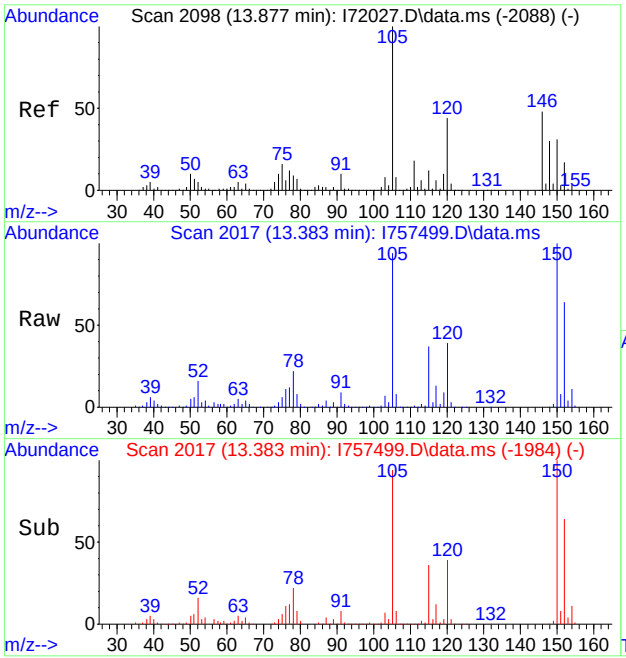

#103
1,2,3-Trimethylbenzene
Concen: 20.96 ug/L
RT: 13.383 min Scan# 2017
Delta R.T. 0.000 min
Lab File: I757499.D
Acq: 26 Jun 2023 8:02 pm

Tgt Ion:105 Resp: 289042

Ion	Ratio	Lower	Upper
105	100		
120	41.8	12.9	72.9
77	12.9	0.0	42.8

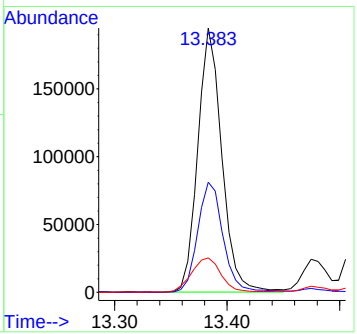

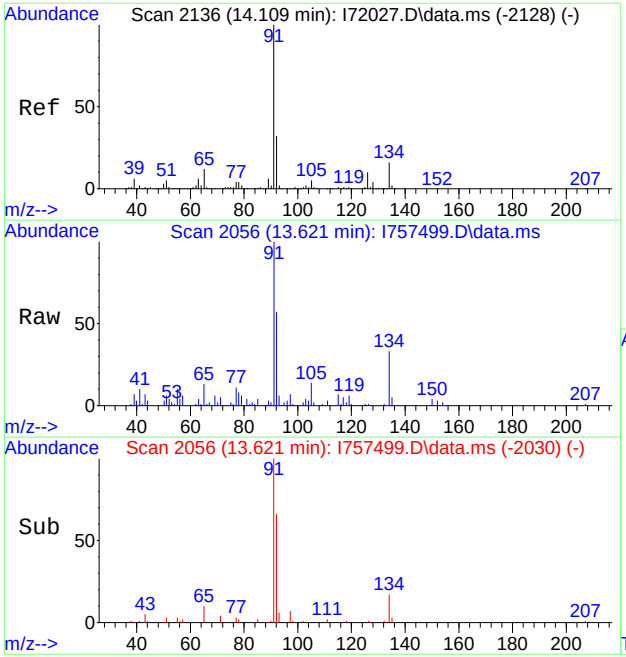

#105
n-Butylbenzene
Concen: 2.94 ug/L
RT: 13.621 min Scan# 2056
Delta R.T. 0.006 min
Lab File: I757499.D
Acq: 26 Jun 2023 8:02 pm

Tgt Ion: 92 Resp: 19215

Ion	Ratio	Lower	Upper
92	100		
91	167.9	240.6	300.6#
134	53.9	15.0	75.0

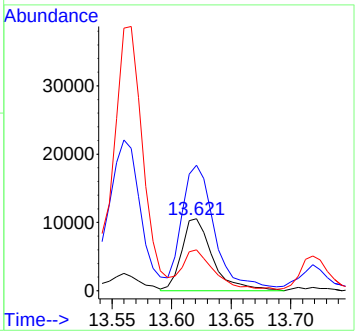

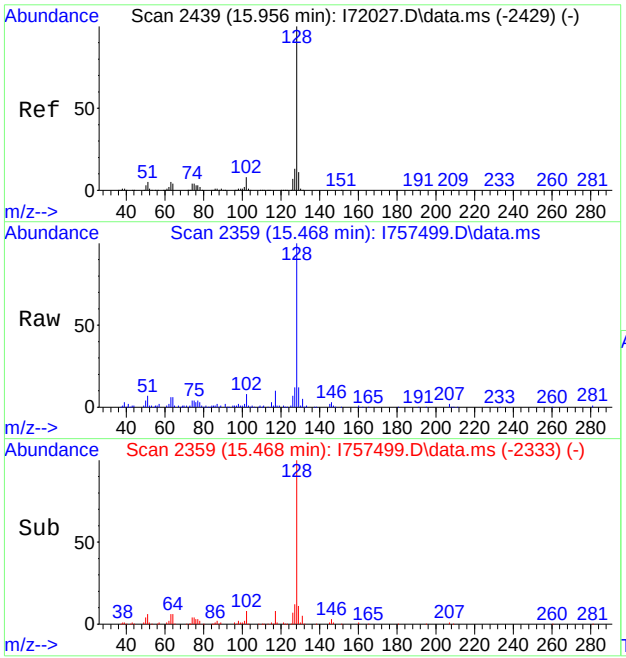

#111
Naphthalene
Concen: 6.11 ug/L
RT: 15.468 min Scan# 2359
Delta R.T. 0.006 min
Lab File: I757499.D
Acq: 26 Jun 2023 8:02 pm

Tgt Ion:128 Resp: 113924

Ion	Ratio	Lower	Upper
128	100		
127	12.3	0.0	42.0

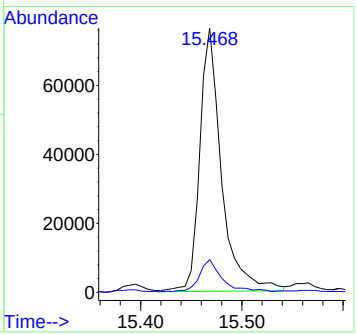

Quantitation Report (QT Reviewed)

Data Path : C:\msdchem\1\data\2023-06-26\
Data File : I757492.D
Acq On : 26 Jun 2023 5:12 pm
Operator : joannel
Sample : FC7171-13
Misc : MS54300,VI2955,,,,,
ALS Vial : 15 Sample Multiplier: 1

Quant Time: Jun 27 07:12:33 2023
Quant Method : C:\msdchem\1\methods\VI-2023-06-15.m
Quant Title : SW-846 Method 5035A/8260B
QLast Update : Thu Jun 15 14:39:51 2023
Response via : Initial Calibration

Compound	R.T.	QIon	Response	Conc	Units	Dev(Min)
Internal Standards						
1) Fluorobenzene	7.854	96	999158	50.00	ug/L	0.00
62) Chlorobenzene-d5	11.006	117	698441	50.00	ug/L	0.00
85) 1,4-Dichlorobenzene-d4	13.371	152	392644	50.00	ug/L	0.00
System Monitoring Compounds						
39) Dibromofluoromethane	6.994	113	277409	48.91	ug/L	0.00
Spiked Amount 50.000	Range 83 - 118		Recovery = 97.82%			
49) 1,2-Dichloroethane-d4	7.567	65	264618	51.31	ug/L	0.00
Spiked Amount 50.000	Range 79 - 125		Recovery = 102.62%			
63) Toluene-d8	9.445	98	1000180	50.22	ug/L	0.00
Spiked Amount 50.000	Range 85 - 112		Recovery = 100.44%			
86) 4-Bromofluorobenzene	12.225	174	334489	50.59	ug/L	0.00
Spiked Amount 50.000	Range 83 - 118		Recovery = 101.18%			
Target Compounds						Qvalue
22) Hexane	5.281	56	95637	34.29	ug/L #	78
35) Cyclohexane	6.756	56	69893	12.34	ug/L	98
47) Benzene	7.451	78	22291	1.43	ug/L #	46
54) Methylcyclohexane	8.055	83	65411	12.79	ug/L	96
64) Toluene	9.518	91	18722	1.17	ug/L	96
77) Ethylbenzene	11.042	91	33349	1.94	ug/L	93
84) Isopropylbenzene	11.926	105	18277	1.12	ug/L	92
100) sec-Butylbenzene	13.048	105	18011	1.32	ug/L	80
101) 4-Isopropyltoluene	13.176	119	3769	0.31	ug/L	77
103) 1,2,3-Trimethylbenzene	13.389	105	91989	7.20	ug/L	93
111) Naphthalene	15.474	128	52657	3.04	ug/L	99

(#) = qualifier out of range (m) = manual integration (+) = signals summed

Quantitation Report (QT Reviewed)

Data Path : C:\msdchem\1\data\2023-06-26\
Data File : I757492.D
Acq On : 26 Jun 2023 5:12 pm
Operator : joannel
Sample : FC7171-13
Misc : MS54300,VI2955,,,,,
ALS Vial : 15 Sample Multiplier: 1

Quant Time: Jun 27 07:12:33 2023
Quant Method : C:\msdchem\1\methods\VI-2023-06-15.m
Quant Title : SW-846 Method 5035A/8260B
QLast Update : Thu Jun 15 14:39:51 2023
Response via : Initial Calibration

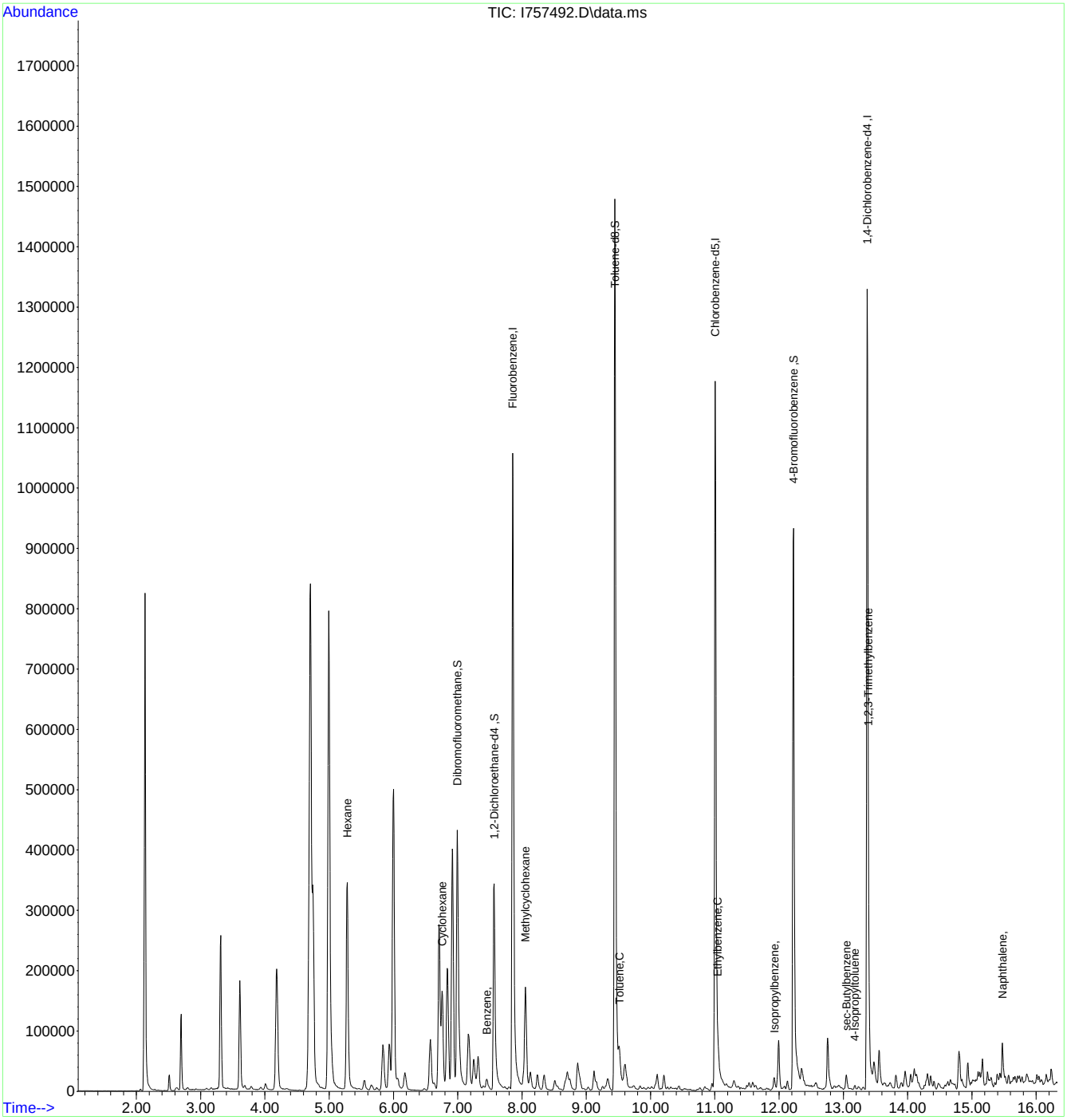

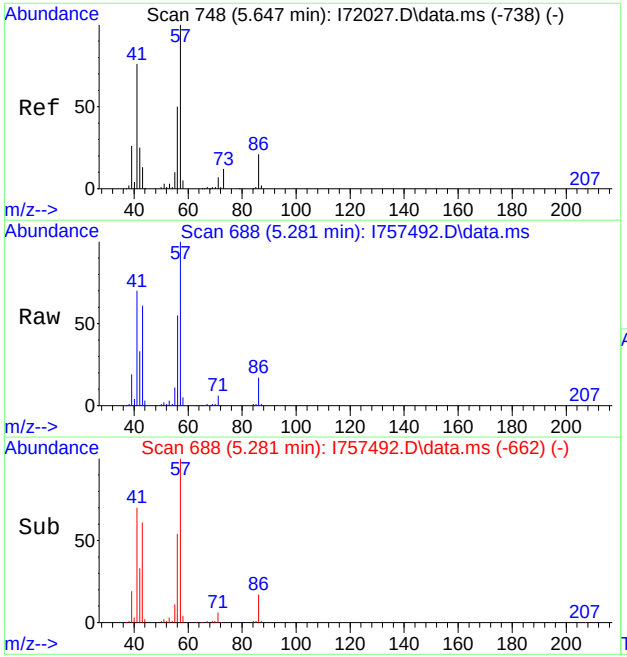

#22
Hexane
Concen: 34.29 ug/L
RT: 5.281 min Scan# 688
Delta R.T. 0.006 min
Lab File: I757492.D
Acq: 26 Jun 2023 5:12 pm

Tgt Ion: 56 Resp: 95637

Ion	Ratio	Lower	Upper
56	100		
57	182.7	188.8	248.8#
43	111.3	111.1	171.1
41	128.4	121.9	181.9

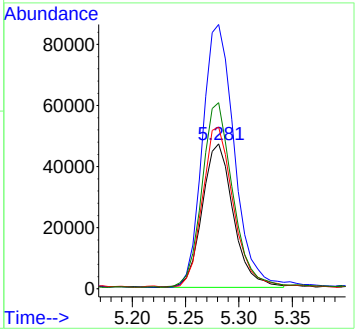

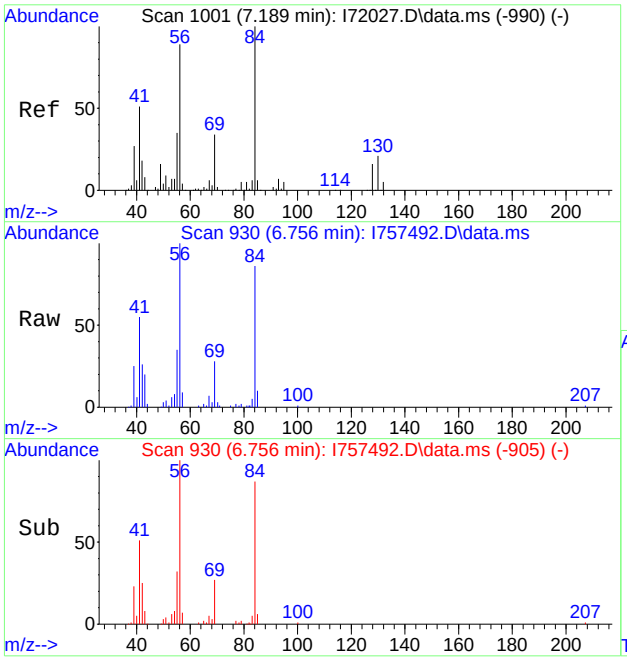

#35
Cyclohexane
Concen: 12.34 ug/L
RT: 6.756 min Scan# 930
Delta R.T. 0.000 min
Lab File: I757492.D
Acq: 26 Jun 2023 5:12 pm

Tgt Ion: 56 Resp: 69893

Ion	Ratio	Lower	Upper
56	100		
84	89.0	57.9	117.9
41	52.4	19.8	79.8
55	35.5	6.0	66.0

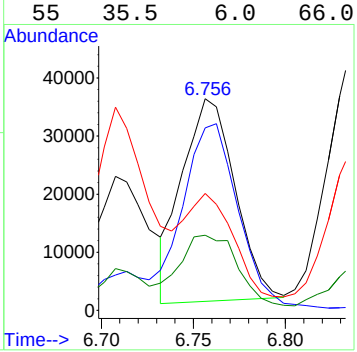

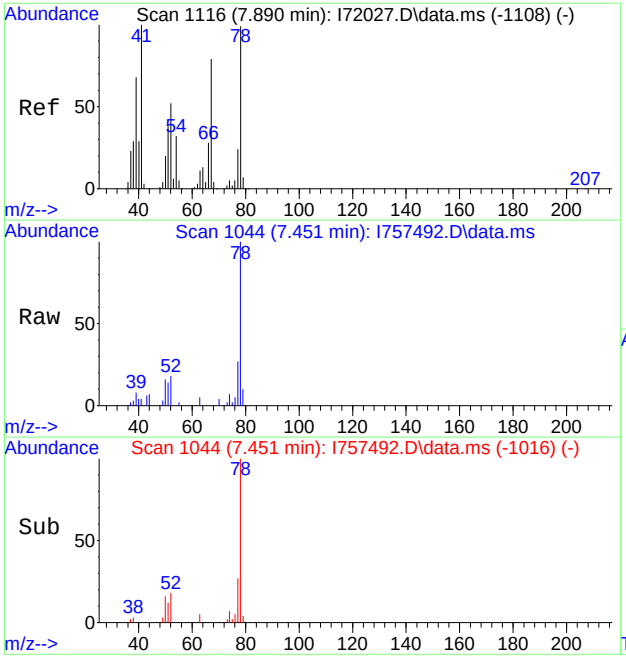

#47
Benzene
Concen: 1.43 ug/L
RT: 7.451 min Scan# 1044
Delta R.T. 0.018 min
Lab File: I757492.D
Acq: 26 Jun 2023 5:12 pm

Tgt Ion: 78 Resp: 22291

Ion	Ratio	Lower	Upper
78	100		
51	13.7	19.4	79.4#
77	27.3	0.0	54.0
52	17.6	48.2	108.2#

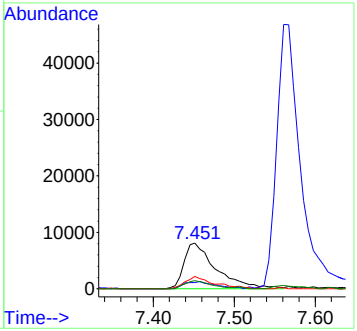

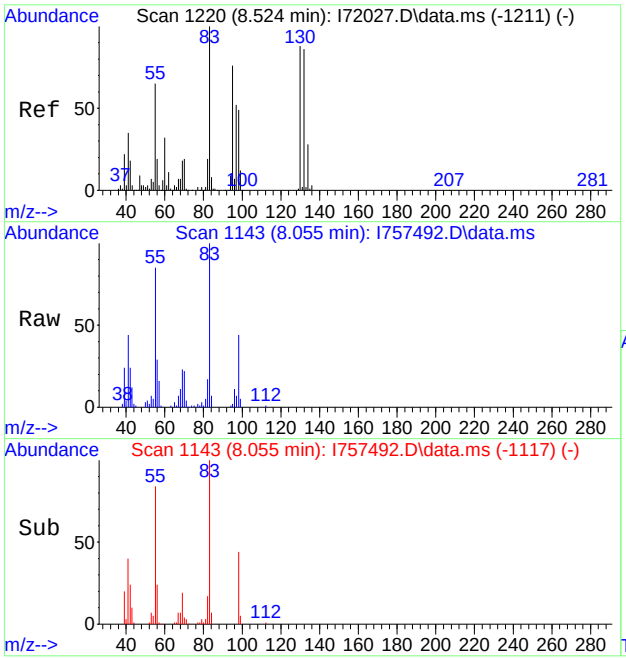

#54
Methylcyclohexane
Concen: 12.79 ug/L
RT: 8.055 min Scan# 1143
Delta R.T. 0.006 min
Lab File: I757492.D
Acq: 26 Jun 2023 5:12 pm

Tgt Ion: 83 Resp: 65411

Ion	Ratio	Lower	Upper
83	100		
55	84.6	50.3	110.3
98	43.9	17.8	77.8
42	23.8	0.0	53.5

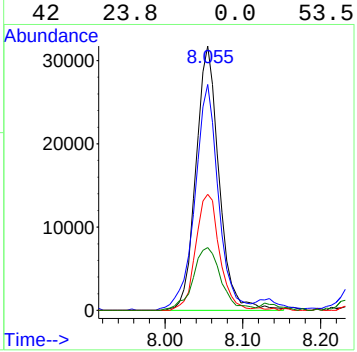

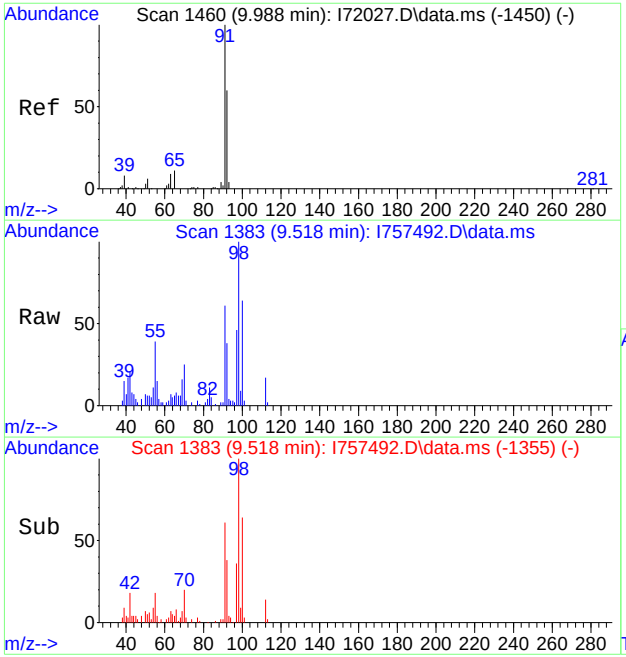

#64
Toluene
Concen: 1.17 ug/L
RT: 9.518 min Scan# 1383
Delta R.T. 0.018 min
Lab File: I757492.D
Acq: 26 Jun 2023 5:12 pm

Tgt Ion: 91 Resp: 18722

Ion	Ratio	Lower	Upper
91	100		
92	61.9	29.2	89.2

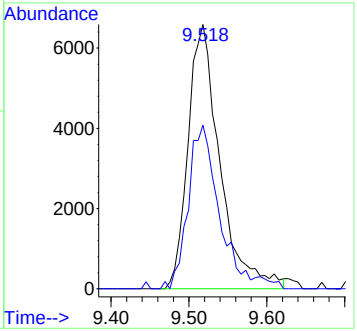

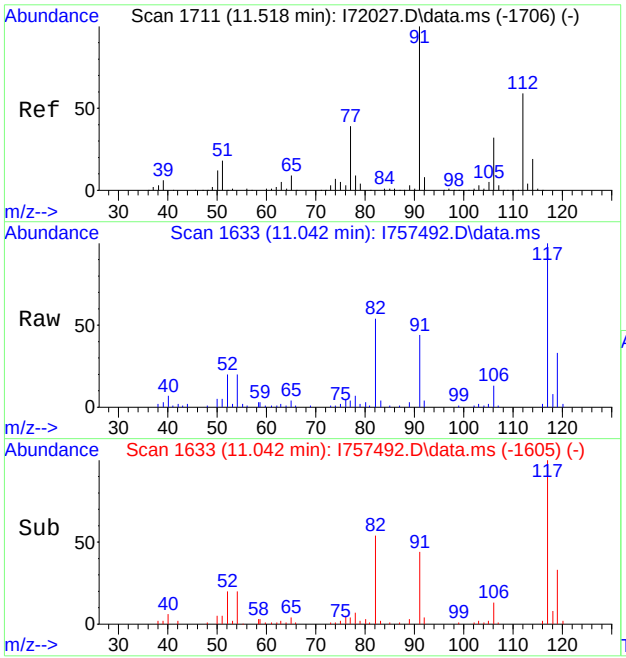

#77
Ethylbenzene
Concen: 1.94 ug/L
RT: 11.042 min Scan# 1633
Delta R.T. 0.018 min
Lab File: I757492.D
Acq: 26 Jun 2023 5:12 pm

Tgt Ion: 91 Resp: 33349

Ion	Ratio	Lower	Upper
91	100		
106	30.3	1.9	61.9
65	8.9	0.0	38.8
51	11.7	0.0	49.7

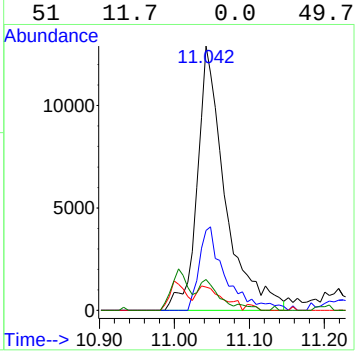

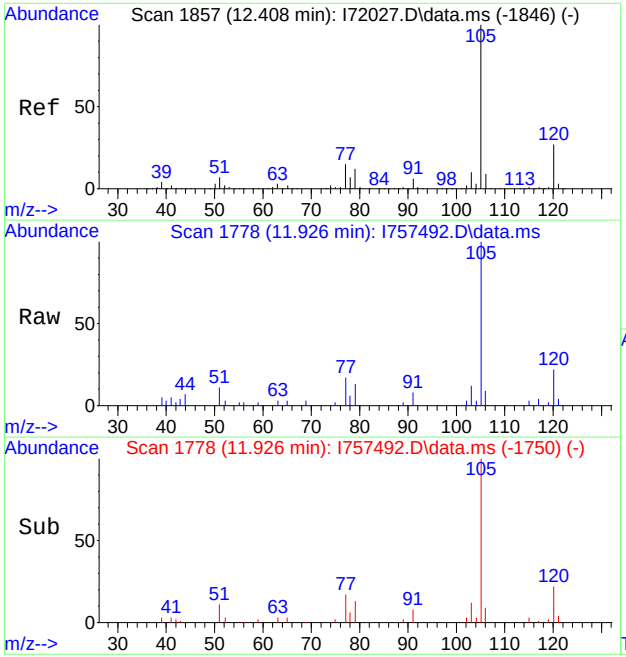

#84
Isopropylbenzene
Concen: 1.12 ug/L
RT: 11.926 min Scan# 1778
Delta R.T. 0.018 min
Lab File: I757492.D
Acq: 26 Jun 2023 5:12 pm

Tgt Ion:105 Resp: 18277

Ion	Ratio	Lower	Upper
105	100		
120	21.6	0.0	57.2
79	13.1	0.0	42.0
77	17.2	0.0	44.8

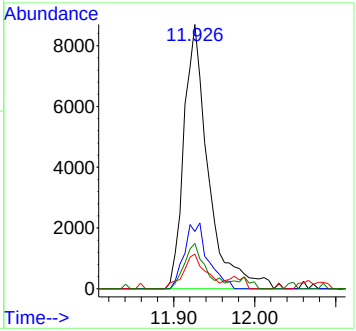

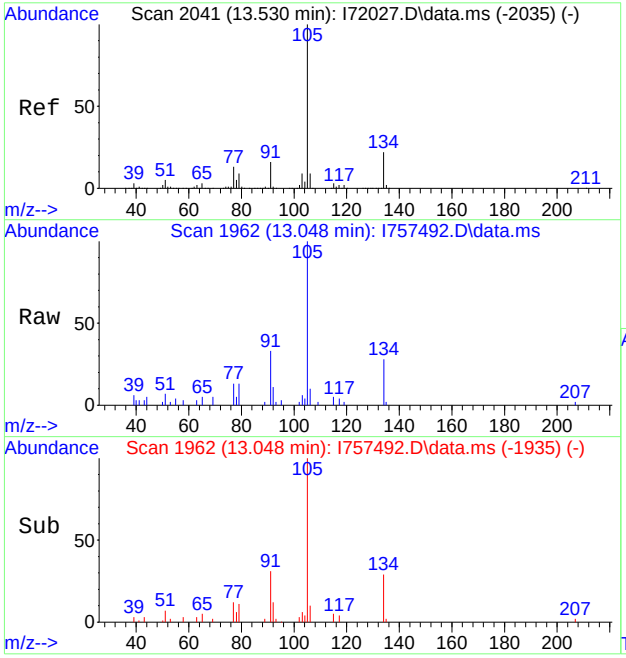

#100
sec-Butylbenzene
Concen: 1.32 ug/L
RT: 13.048 min Scan# 1962
Delta R.T. 0.012 min
Lab File: I757492.D
Acq: 26 Jun 2023 5:12 pm

Tgt Ion:105 Resp: 18011

Ion	Ratio	Lower	Upper
105	100		
134	27.8	0.0	51.2
91	32.7	0.0	45.4
77	13.4	0.0	41.9

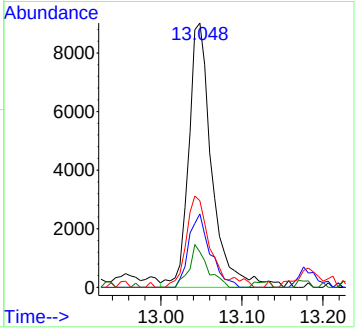

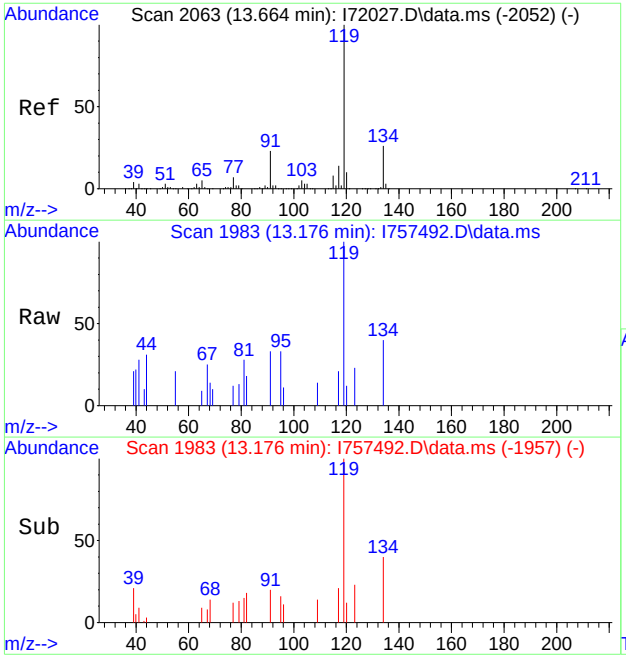

#101
4-Isopropyltoluene
Concen: 0.31 ug/L
RT: 13.176 min Scan# 1983
Delta R.T. 0.006 min
Lab File: I757492.D
Acq: 26 Jun 2023 5:12 pm

Tgt Ion:119 Resp: 3769

Ion	Ratio	Lower	Upper
119	100		
134	39.9	0.0	56.6
91	33.0	0.0	53.4

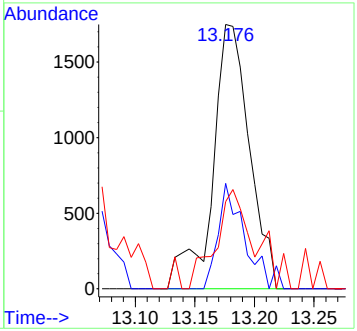

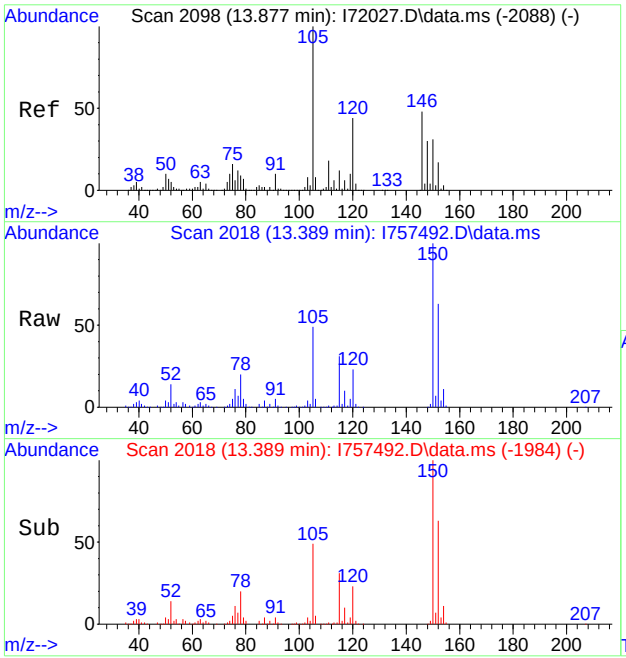

#103
1,2,3-Trimethylbenzene
Concen: 7.20 ug/L
RT: 13.389 min Scan# 2018
Delta R.T. 0.006 min
Lab File: I757492.D
Acq: 26 Jun 2023 5:12 pm

Tgt Ion:105 Resp: 91989

Ion	Ratio	Lower	Upper
105	100		
120	47.4	12.9	72.9
77	14.9	0.0	42.8

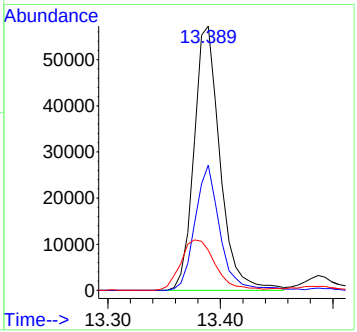

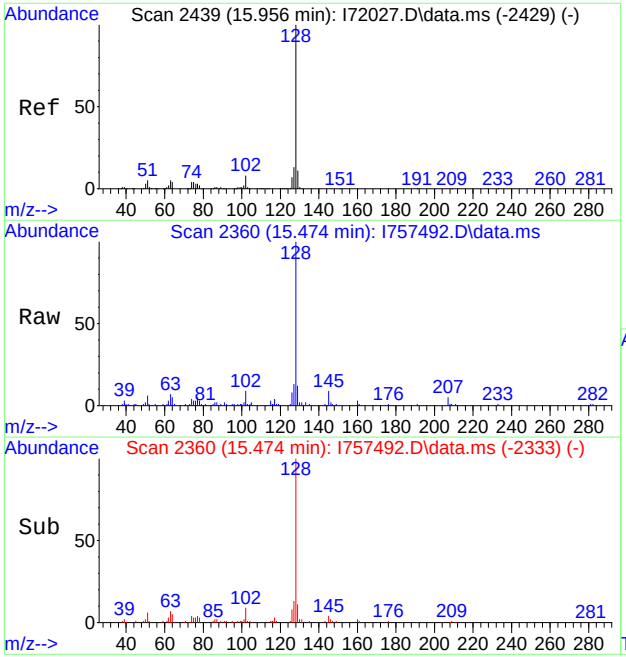

#111
Naphthalene
Concen: 3.04 ug/L
RT: 15.474 min Scan# 2360
Delta R.T. 0.012 min
Lab File: I757492.D
Acq: 26 Jun 2023 5:12 pm

Tgt Ion:128 Resp: 52657

Ion	Ratio	Lower	Upper
128	100		
127	12.3	0.0	42.0

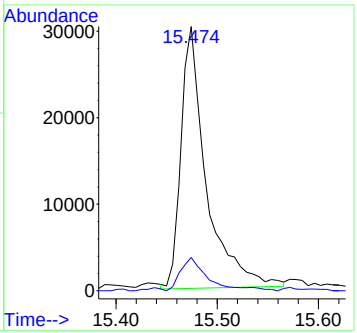

Quantitation Report (QT Reviewed)

Data Path : C:\msdchem\1\data\2023-06-26\
Data File : I757493.D
Acq On : 26 Jun 2023 5:36 pm
Operator : joannel
Sample : FC7171-14
Misc : MS54300,VI2955,,,,,
ALS Vial : 16 Sample Multiplier: 1

Quant Time: Jun 27 07:14:42 2023
Quant Method : C:\msdchem\1\methods\VI-2023-06-15.m
Quant Title : SW-846 Method 5035A/8260B
QLast Update : Thu Jun 15 14:39:51 2023
Response via : Initial Calibration

Compound	R.T.	QIon	Response	Conc	Units	Dev(Min)
Internal Standards						
1) Fluorobenzene	7.854	96	1020535	50.00	ug/L	0.00
62) Chlorobenzene-d5	11.006	117	723799	50.00	ug/L	0.00
85) 1,4-Dichlorobenzene-d4	13.371	152	409936	50.00	ug/L	0.00
System Monitoring Compounds						
39) Dibromofluoromethane	6.994	113	287606	49.65	ug/L	0.00
Spiked Amount 50.000	Range 83 - 118		Recovery = 99.30%			
49) 1,2-Dichloroethane-d4	7.561	65	271534	51.55	ug/L	0.00
Spiked Amount 50.000	Range 79 - 125		Recovery = 103.10%			
63) Toluene-d8	9.445	98	1020850	49.46	ug/L	0.00
Spiked Amount 50.000	Range 85 - 112		Recovery = 98.92%			
86) 4-Bromofluorobenzene	12.225	174	342082	49.56	ug/L	0.00
Spiked Amount 50.000	Range 83 - 118		Recovery = 99.12%			
Target Compounds						Qvalue
36) Chloroform	6.805	83	2706	0.34	ug/L	90

(#) = qualifier out of range (m) = manual integration (+) = signals summed

Quantitation Report (QT Reviewed)

Data Path : C:\msdchem\1\data\2023-06-26\
Data File : I757493.D
Acq On : 26 Jun 2023 5:36 pm
Operator : joannel
Sample : FC7171-14
Misc : MS54300,VI2955,,,,,
ALS Vial : 16 Sample Multiplier: 1

Quant Time: Jun 27 07:14:42 2023
Quant Method : C:\msdchem\1\methods\VI-2023-06-15.m
Quant Title : SW-846 Method 5035A/8260B
QLast Update : Thu Jun 15 14:39:51 2023
Response via : Initial Calibration

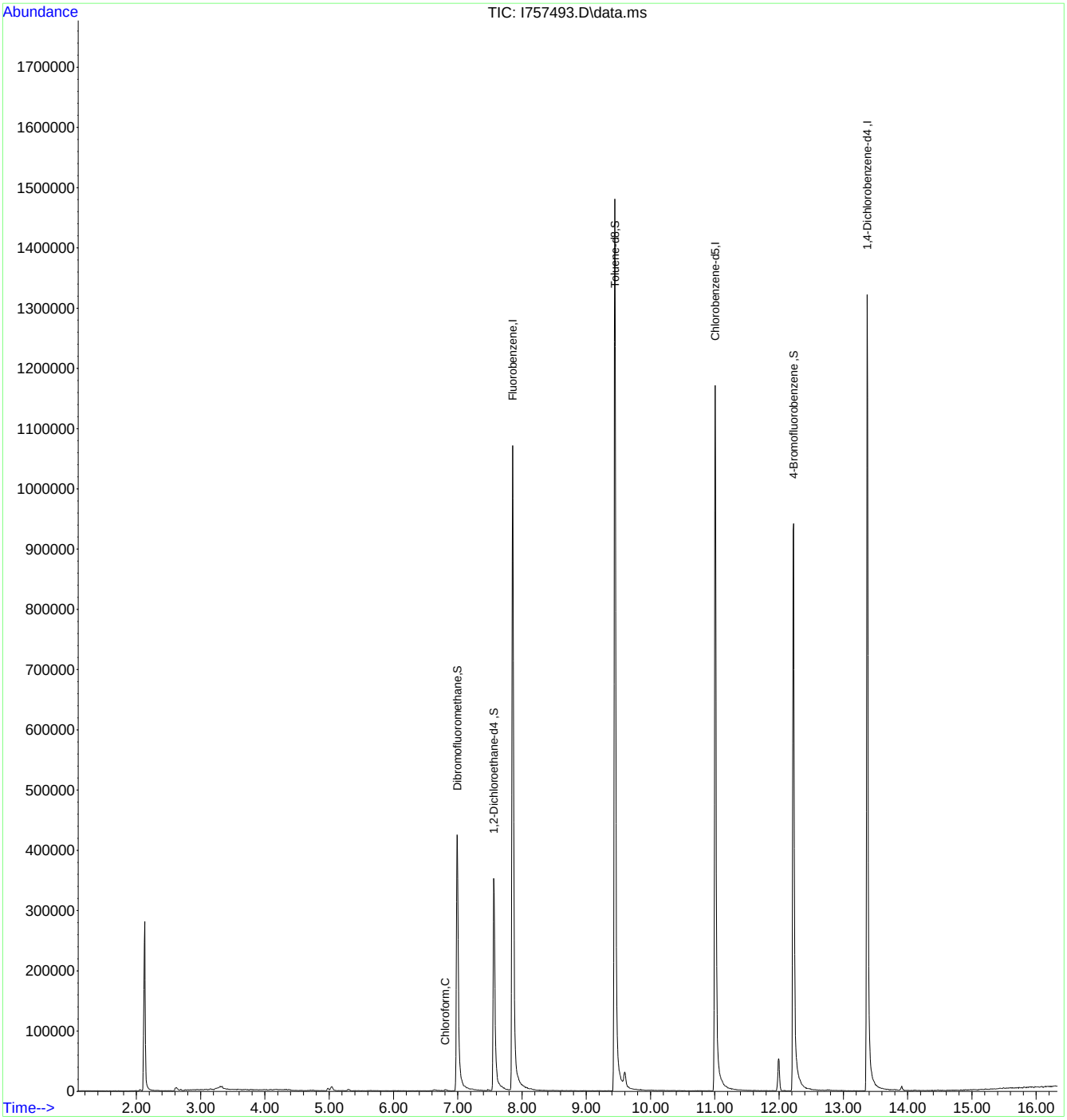

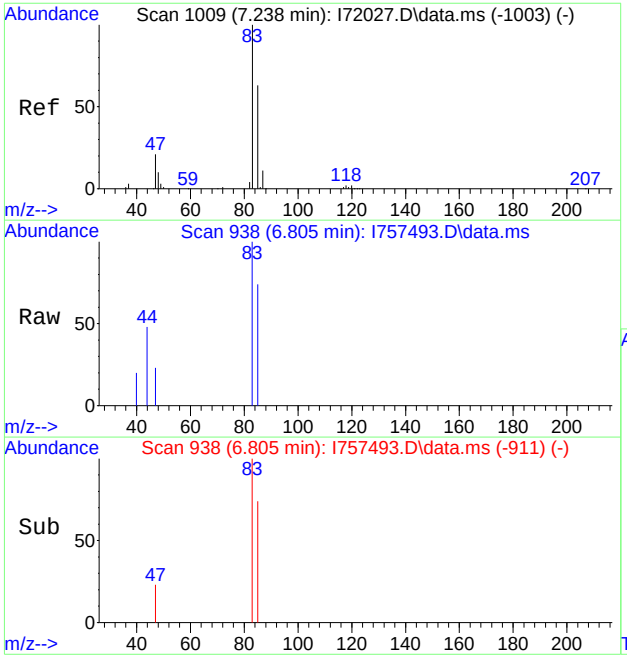

#36
Chloroform
Concen: 0.34 ug/L
RT: 6.805 min Scan# 938
Delta R.T. 0.012 min
Lab File: I757493.D
Acq: 26 Jun 2023 5:36 pm

Tgt Ion: 83 Resp: 2706

Ion	Ratio	Lower	Upper
83	100		
85	74.3	33.6	93.6
47	23.0	0.0	52.5

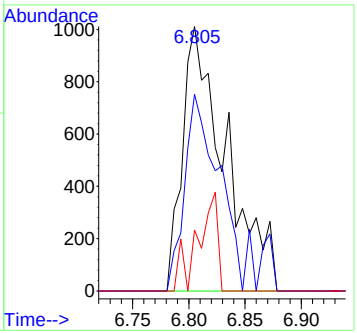

Quantitation Report (QT Reviewed)

Data Path : C:\msdchem\1\data\2023-06-26\
Data File : I757494.D
Acq On : 26 Jun 2023 6:01 pm
Operator : joannel
Sample : FC7171-15
Misc : MS54300,VI2955,,,,,
ALS Vial : 17 Sample Multiplier: 1

Quant Time: Jun 27 07:15:22 2023
Quant Method : C:\msdchem\1\methods\VI-2023-06-15.m
Quant Title : SW-846 Method 5035A/8260B
QLast Update : Thu Jun 15 14:39:51 2023
Response via : Initial Calibration

Compound	R.T.	QIon	Response	Conc	Units	Dev(Min)
Internal Standards						
1) Fluorobenzene	7.854	96	1019436	50.00	ug/L	0.00
62) Chlorobenzene-d5	11.006	117	718298	50.00	ug/L	0.00
85) 1,4-Dichlorobenzene-d4	13.371	152	407381	50.00	ug/L	0.00
System Monitoring Compounds						
39) Dibromofluoromethane	6.988	113	286477	49.51	ug/L	0.00
Spiked Amount 50.000	Range 83 - 118		Recovery = 99.02%			
49) 1,2-Dichloroethane-d4	7.561	65	272442	51.78	ug/L	0.00
Spiked Amount 50.000	Range 79 - 125		Recovery = 103.56%			
63) Toluene-d8	9.445	98	1023494	49.97	ug/L	0.00
Spiked Amount 50.000	Range 85 - 112		Recovery = 99.94%			
86) 4-Bromofluorobenzene	12.225	174	341218	49.75	ug/L	0.00
Spiked Amount 50.000	Range 83 - 118		Recovery = 99.50%			
Target Compounds						Qvalue
35) Cyclohexane	6.756	56	2263	0.40	ug/L	77
36) Chloroform	6.799	83	2322	0.29	ug/L	79

(#) = qualifier out of range (m) = manual integration (+) = signals summed

Quantitation Report (QT Reviewed)

Data Path : C:\msdchem\1\data\2023-06-26\
Data File : I757494.D
Acq On : 26 Jun 2023 6:01 pm
Operator : joannel
Sample : FC7171-15
Misc : MS54300,VI2955,,,,,
ALS Vial : 17 Sample Multiplier: 1

Quant Time: Jun 27 07:15:22 2023
Quant Method : C:\msdchem\1\methods\VI-2023-06-15.m
Quant Title : SW-846 Method 5035A/8260B
QLast Update : Thu Jun 15 14:39:51 2023
Response via : Initial Calibration

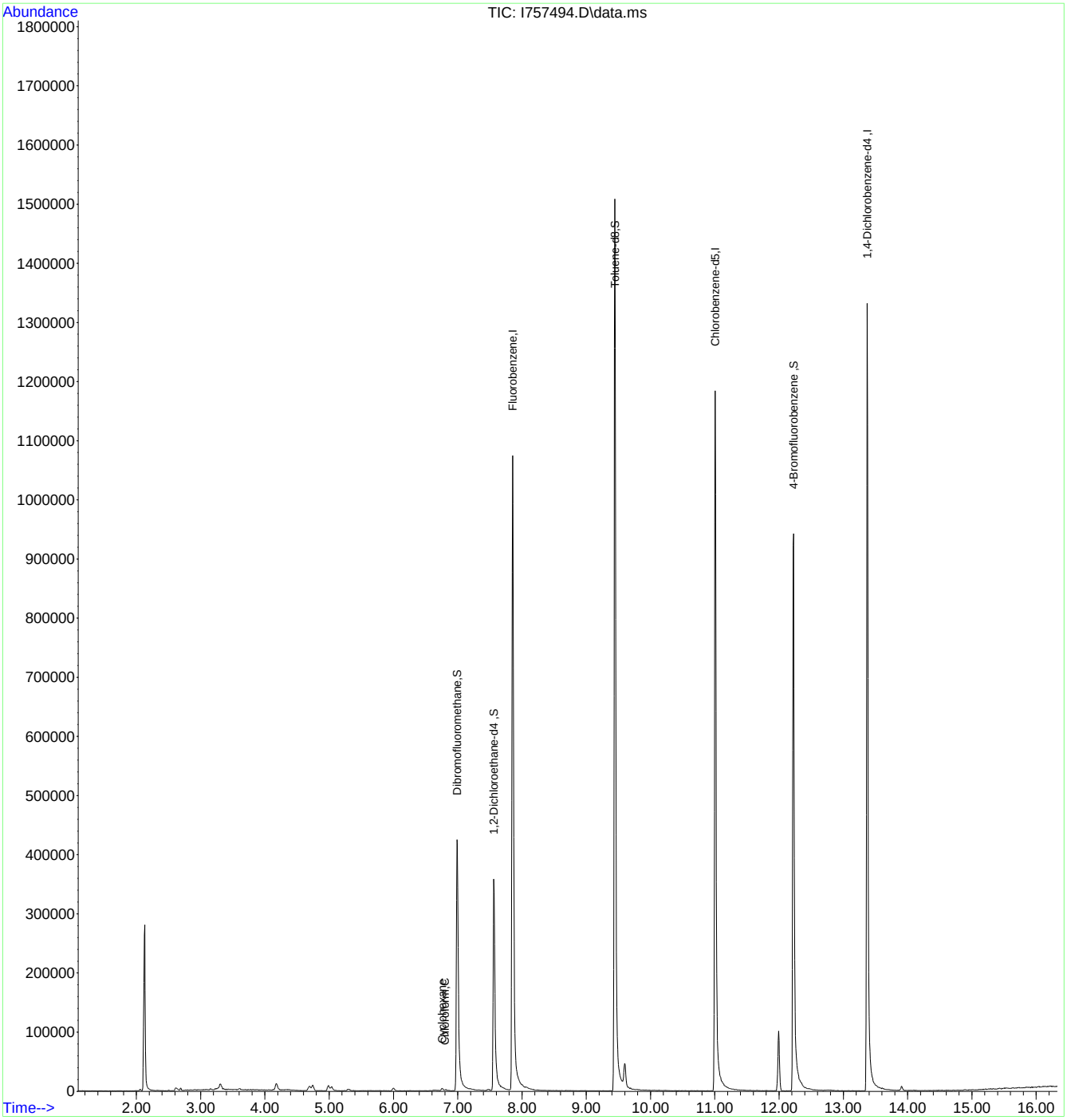

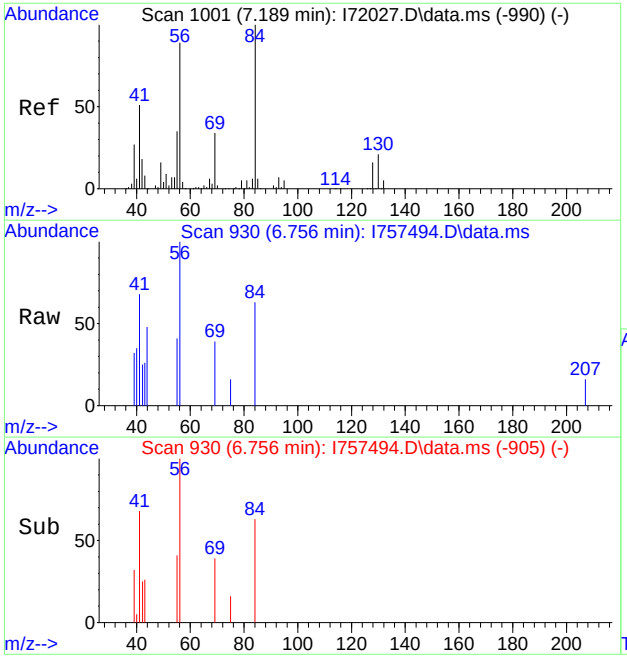

#35
Cyclohexane
Concen: 0.40 ug/L
RT: 6.756 min Scan# 930
Delta R.T. 0.000 min
Lab File: I757494.D
Acq: 26 Jun 2023 6:01 pm

Tgt Ion: 56 Resp: 2263

Ion	Ratio	Lower	Upper
56	100		
84	63.2	57.9	117.9
41	67.9	19.8	79.8
55	41.1	6.0	66.0

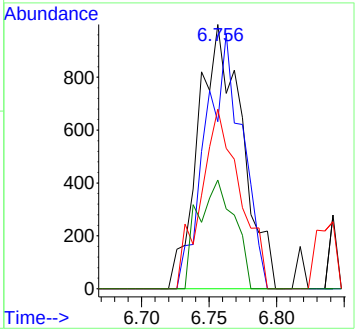

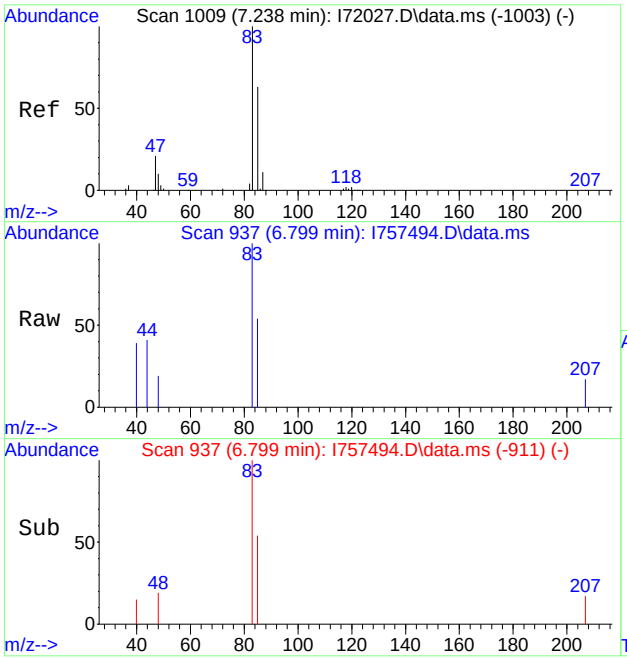

#36
Chloroform
Concen: 0.29 ug/L
RT: 6.799 min Scan# 937
Delta R.T. 0.006 min
Lab File: I757494.D
Acq: 26 Jun 2023 6:01 pm

Tgt Ion: 83 Resp: 2322

Ion	Ratio	Lower	Upper
83	100		
85	53.9	33.6	93.6
47	0.0	0.0	52.5

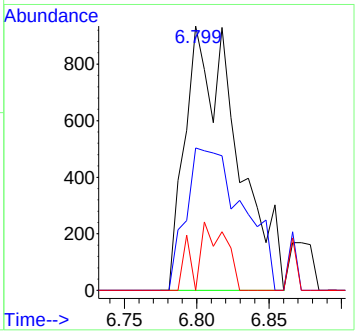

Quantitation Report (QT Reviewed)

Data Path : C:\msdchem\1\data\2023-06-26\
Data File : I757495.D
Acq On : 26 Jun 2023 6:25 pm
Operator : joannel
Sample : FC7171-16
Misc : MS54300,VI2955,,,,,
ALS Vial : 18 Sample Multiplier: 1

Quant Time: Jun 27 07:16:42 2023
Quant Method : C:\msdchem\1\methods\VI-2023-06-15.m
Quant Title : SW-846 Method 5035A/8260B
QLast Update : Thu Jun 15 14:39:51 2023
Response via : Initial Calibration

Compound		R.T.	QIon	Response	Conc	Units	Dev(Min)
Internal Standards							
1) Fluorobenzene		7.854	96	1014558	50.00	ug/L	0.00
62) Chlorobenzene-d5		11.006	117	718870	50.00	ug/L	0.00
85) 1,4-Dichlorobenzene-d4		13.371	152	410019	50.00	ug/L	0.00
System Monitoring Compounds							
39) Dibromofluoromethane		6.994	113	283959	49.31	ug/L	0.00
Spiked Amount	50.000	Range 83 - 118		Recovery =	98.62%		
49) 1,2-Dichloroethane-d4		7.561	65	275051	52.53	ug/L	0.00
Spiked Amount	50.000	Range 79 - 125		Recovery =	105.06%		
63) Toluene-d8		9.445	98	1019616	49.74	ug/L	0.00
Spiked Amount	50.000	Range 85 - 112		Recovery =	99.48%		
86) 4-Bromofluorobenzene		12.225	174	345796	50.09	ug/L	0.00
Spiked Amount	50.000	Range 83 - 118		Recovery =	100.18%		
Target Compounds							Qvalue
35) Cyclohexane		6.763	56	5449	0.97	ug/L	93
47) Benzene		7.451	78	24305	1.53	ug/L #	46
54) Methylcyclohexane		8.055	83	1582	0.31	ug/L	72

(#) = qualifier out of range (m) = manual integration (+) = signals summed

Quantitation Report (QT Reviewed)

Data Path : C:\msdchem\1\data\2023-06-26\
Data File : I757495.D
Acq On : 26 Jun 2023 6:25 pm
Operator : joannel
Sample : FC7171-16
Misc : MS54300,VI2955,,,,,
ALS Vial : 18 Sample Multiplier: 1

Quant Time: Jun 27 07:16:42 2023
Quant Method : C:\msdchem\1\methods\VI-2023-06-15.m
Quant Title : SW-846 Method 5035A/8260B
QLast Update : Thu Jun 15 14:39:51 2023
Response via : Initial Calibration

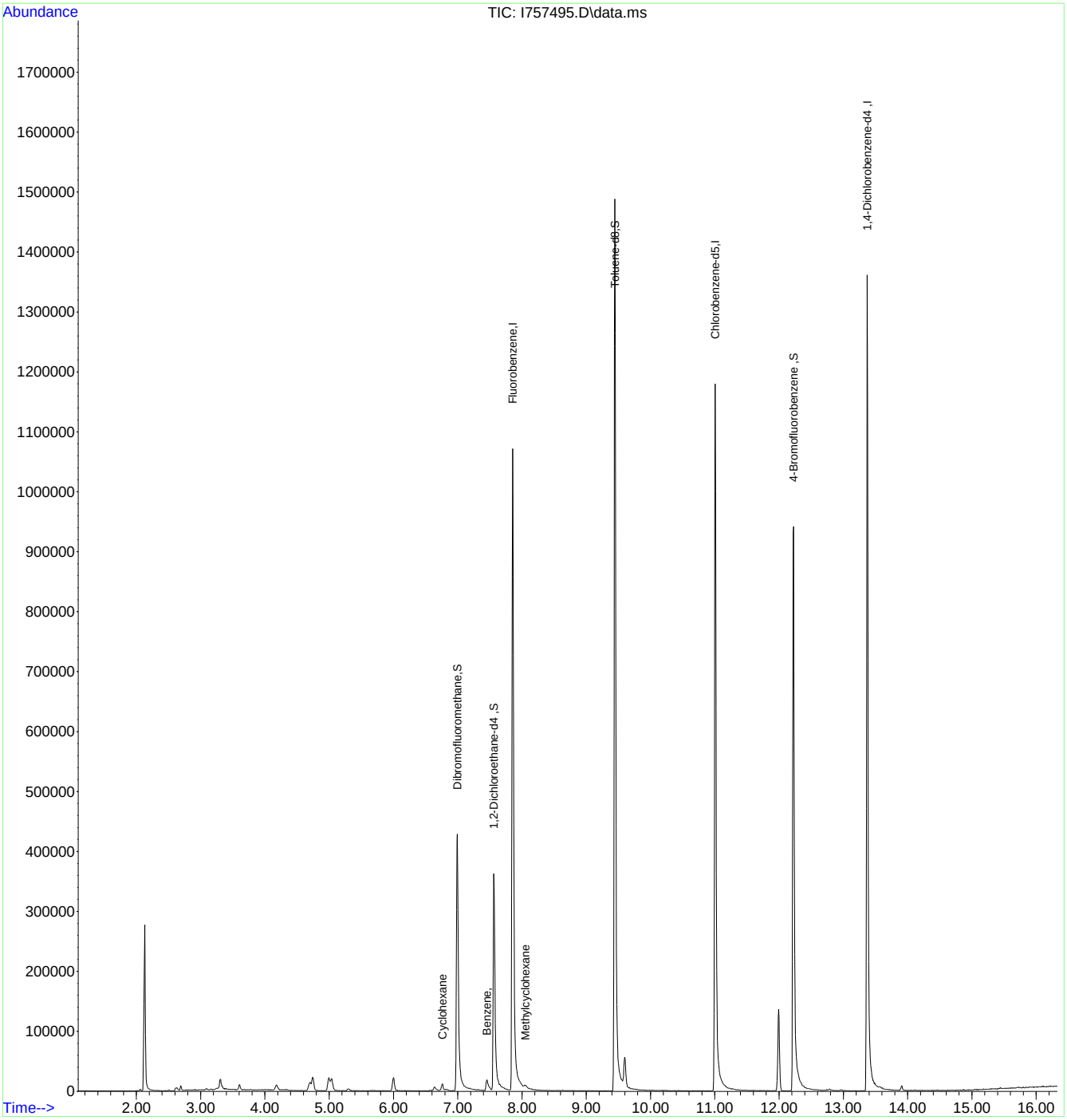

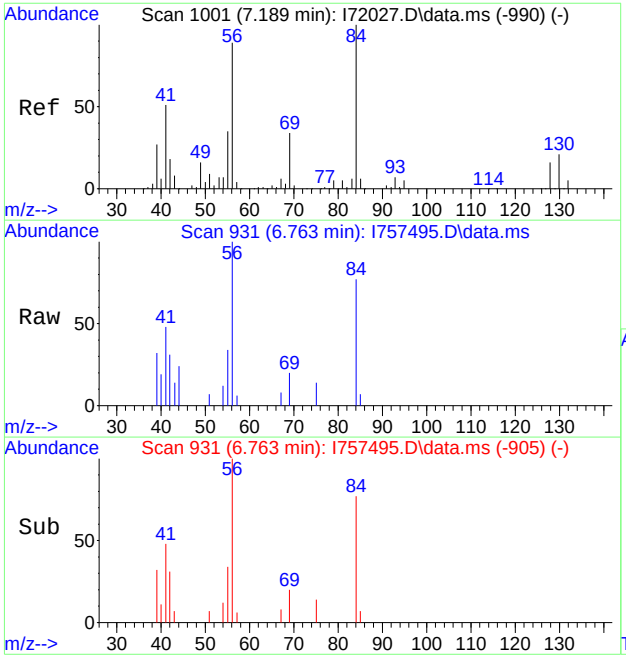

#35
Cyclohexane
Concen: 0.97 ug/L
RT: 6.763 min Scan# 931
Delta R.T. 0.007 min
Lab File: I757495.D
Acq: 26 Jun 2023 6:25 pm

Tgt Ion: 56 Resp: 5449

Ion	Ratio	Lower	Upper
56	100		
84	77.2	57.9	117.9
41	48.4	19.8	79.8
55	33.6	6.0	66.0

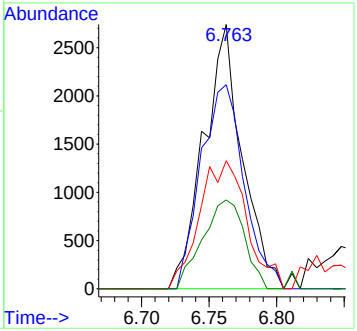

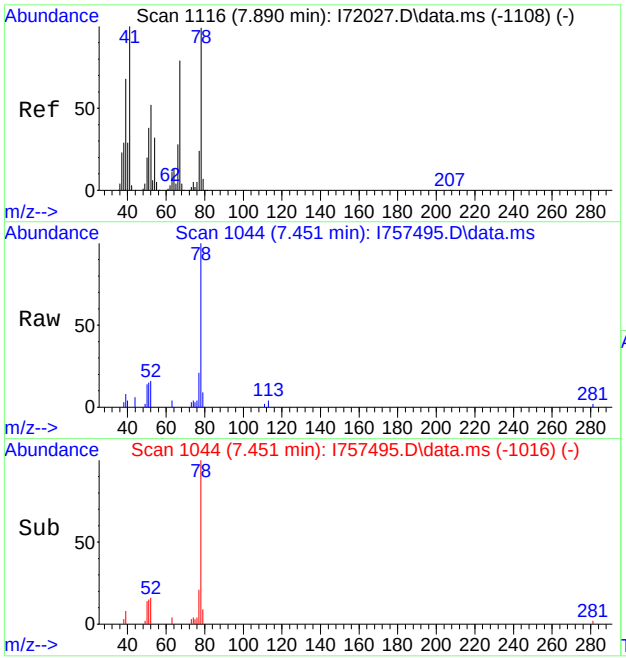

#47
Benzene
Concen: 1.53 ug/L
RT: 7.451 min Scan# 1044
Delta R.T. 0.018 min
Lab File: I757495.D
Acq: 26 Jun 2023 6:25 pm

Tgt Ion: 78 Resp: 24305

Ion	Ratio	Lower	Upper
78	100		
51	15.1	19.4	79.4#
77	21.2	0.0	54.0
52	16.4	48.2	108.2#

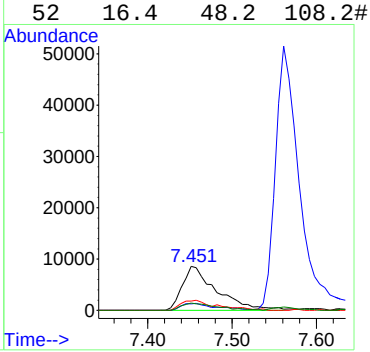

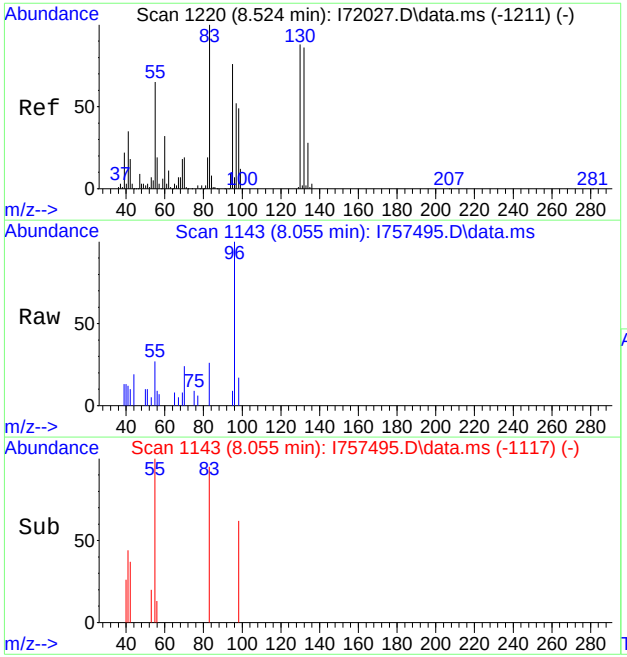

#54
Methylcyclohexane
Concen: 0.31 ug/L
RT: 8.055 min Scan# 1143
Delta R.T. 0.006 min
Lab File: I757495.D
Acq: 26 Jun 2023 6:25 pm

Tgt Ion: 83 Resp: 1582

Ion	Ratio	Lower	Upper
83	100		
55	105.0	50.3	110.3
98	65.3	17.8	77.8
42	39.3	0.0	53.5

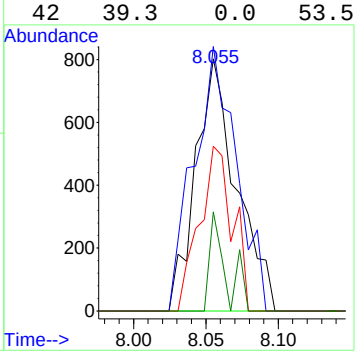

Quantitation Report (QT Reviewed)

Data Path : C:\msdchem\1\data\2023-06-26\
Data File : I757482.D
Acq On : 26 Jun 2023 1:10 pm
Operator : joannel
Sample : MB
Misc : MS54300,VI2955,,,,,
ALS Vial : 5 Sample Multiplier: 1

Quant Time: Jun 27 07:00:37 2023
Quant Method : C:\msdchem\1\methods\VI-2023-06-15.m
Quant Title : SW-846 Method 5035A/8260B
QLast Update : Thu Jun 15 14:39:51 2023
Response via : Initial Calibration

Compound	R.T.	QIon	Response	Conc	Units	Dev(Min)
Internal Standards						
1) Fluorobenzene	7.854	96	1040199	50.00	ug/L	0.00
62) Chlorobenzene-d5	11.006	117	732872	50.00	ug/L	0.00
85) 1,4-Dichlorobenzene-d4	13.371	152	416042	50.00	ug/L	0.00
System Monitoring Compounds						
39) Dibromofluoromethane	6.994	113	283751	48.06	ug/L	0.00
Spiked Amount 50.000	Range 83 - 118		Recovery =	96.12%		
49) 1,2-Dichloroethane-d4	7.561	65	268310	49.98	ug/L	0.00
Spiked Amount 50.000	Range 79 - 125		Recovery =	99.96%		
63) Toluene-d8	9.445	98	1040000	49.76	ug/L	0.00
Spiked Amount 50.000	Range 85 - 112		Recovery =	99.52%		
86) 4-Bromofluorobenzene	12.225	174	350091	49.98	ug/L	0.00
Spiked Amount 50.000	Range 83 - 118		Recovery =	99.96%		
Target Compounds						Qvalue
18) Methylene Chloride	4.982	49	7284	1.25	ug/L	92
19) Acetone	5.055	43	2269	0.81	ug/L	78

(#) = qualifier out of range (m) = manual integration (+) = signals summed

Quantitation Report (QT Reviewed)

Data Path : C:\msdchem\1\data\2023-06-26\
Data File : I757482.D
Acq On : 26 Jun 2023 1:10 pm
Operator : joannel
Sample : MB
Misc : MS54300,VI2955,,,,,
ALS Vial : 5 Sample Multiplier: 1

Quant Time: Jun 27 07:00:37 2023
Quant Method : C:\msdchem\1\methods\VI-2023-06-15.m
Quant Title : SW-846 Method 5035A/8260B
QLast Update : Thu Jun 15 14:39:51 2023
Response via : Initial Calibration



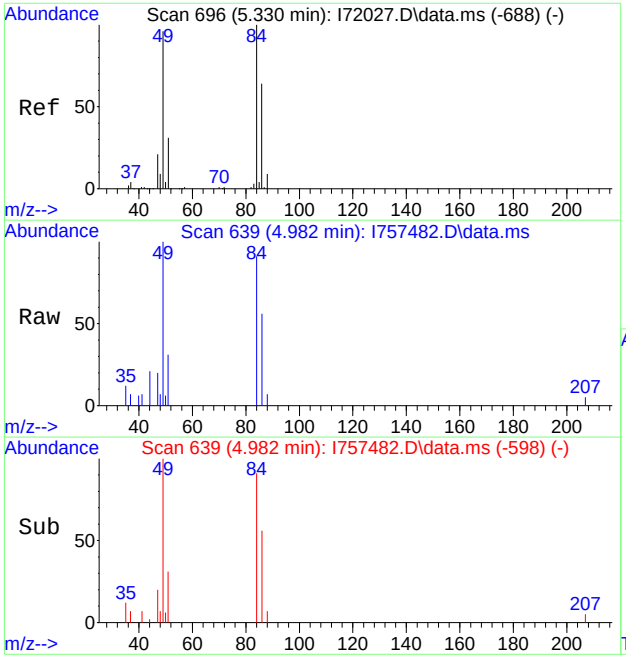

#18
Methylene Chloride
Concen: 1.25 ug/L
RT: 4.982 min Scan# 639
Delta R.T. 0.000 min
Lab File: I757482.D
Acq: 26 Jun 2023 1:10 pm

Tgt Ion: 49 Resp: 7284

Ion	Ratio	Lower	Upper
49	100		
84	91.0	51.5	111.5
86	55.9	19.4	79.4
51	30.5	0.0	60.0

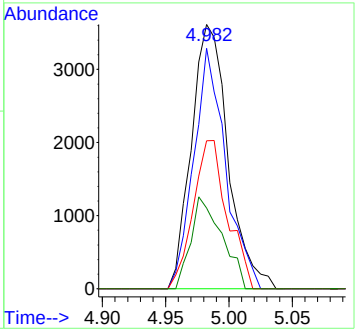

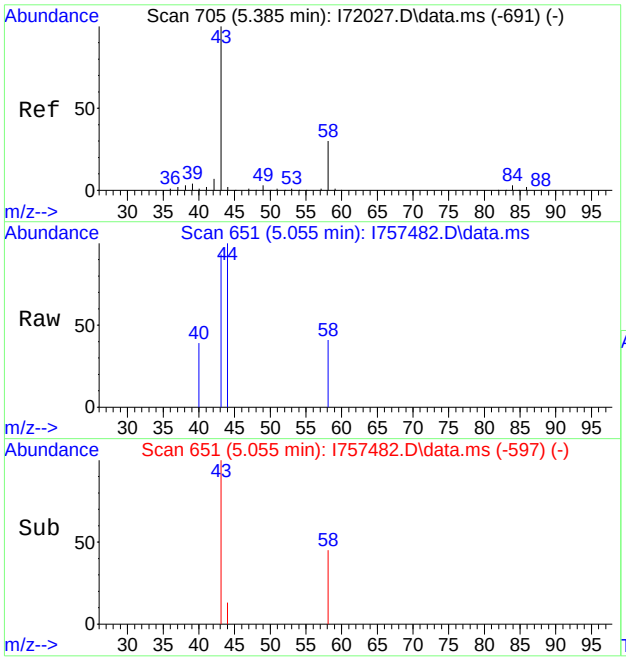

#19
Acetone
Concen: 0.81 ug/L
RT: 5.055 min Scan# 651
Delta R.T. 0.030 min
Lab File: I757482.D
Acq: 26 Jun 2023 1:10 pm

Tgt Ion: 43 Resp: 2269

Ion	Ratio	Lower	Upper
43	100		
58	44.7	2.3	62.3

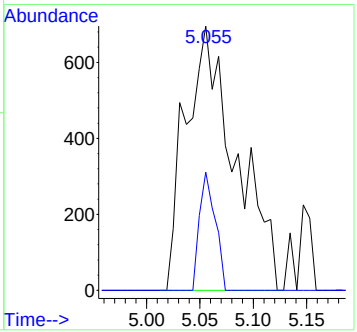

Quantitation Report (QT Reviewed)

Data Path : C:\msdchem\1\DATA\06-28-2023\
Data File : 1A47378.D
Acq On : 28 Jun 2023 6:33 am
Operator : jeniferw
Sample : MB
Misc : MS54292,V1A1848,,,,,
ALS Vial : 5 Sample Multiplier: 1

Quant Time: Jun 28 08:35:20 2023
Quant Method : C:\msdchem\1\METHODS\V1A_05-23-2023.M
Quant Title : SW-846 Method 5035A/8260B
QLast Update : Wed May 24 11:40:15 2023
Response via : Initial Calibration

Compound	R.T.	QIon	Response	Conc	Units	Dev(Min)
Internal Standards						
1) Fluorobenzene	3.404	96	55073	50.00	ug/L	0.00
62) Chlorobenzene-d5	5.359	117	40999	50.00	ug/L	0.00
85) 1,4-Dichlorobenzene-d4	7.099	152	22360	50.00	ug/L	0.00
System Monitoring Compounds						
39) Dibromofluoromethane	2.950	113	14873	48.29	ug/L	0.00
Spiked Amount 50.000	Range 83 - 118		Recovery = 96.58%			
49) 1,2-Dichloroethane-d4	3.235	65	17462	44.85	ug/L	0.00
Spiked Amount 50.000	Range 79 - 125		Recovery = 89.70%			
63) Toluene-d8	4.343	98	52786	48.25	ug/L	0.00
Spiked Amount 50.000	Range 85 - 112		Recovery = 96.50%			
86) 4-Bromofluorobenzene	6.237	174	18676	49.22	ug/L	0.00
Spiked Amount 50.000	Range 83 - 118		Recovery = 98.44%			
Target Compounds						Qvalue

(#) = qualifier out of range (m) = manual integration (+) = signals summed

Quantitation Report (QT Reviewed)

Data Path : C:\msdchem\1\DATA\06-28-2023\
Data File : 1A47378.D
Acq On : 28 Jun 2023 6:33 am
Operator : jeniferw
Sample : MB
Misc : MS54292,V1A1848,,,,,
ALS Vial : 5 Sample Multiplier: 1

Quant Time: Jun 28 08:35:20 2023
Quant Method : C:\msdchem\1\METHODS\V1A_05-23-2023.M
Quant Title : SW-846 Method 5035A/8260B
QLast Update : Wed May 24 11:40:15 2023
Response via : Initial Calibration

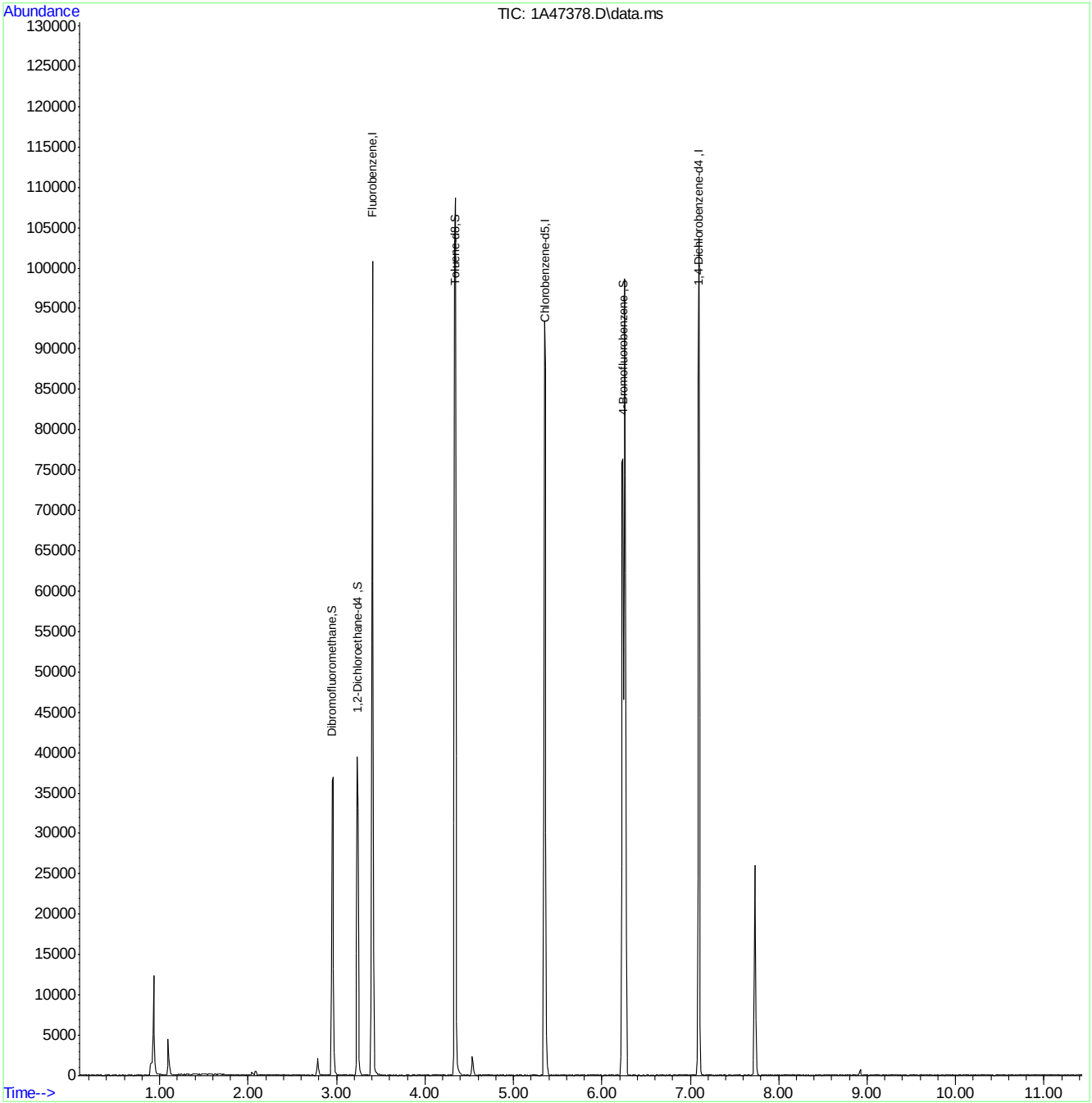

Quantitation Report (QT/LSC Reviewed)

Data Path : C:\msdchem\1\data\celinec\2023\June 2023\06-29-2023\V5E1812-13\
Data File : 5E40559.d
Acq On : 28 Jun 2023 11:23 am
Operator : joannel
Sample : MB
Misc : MS54315,V5E1812,,,,,
ALS Vial : 6 Sample Multiplier: 1

Quant Time: Jun 29 01:27:59 2023
Quant Method : C:\msdchem\1\methods\appIX06-22-2023_.M
Quant Title : SW-846 Method 5030B/8260B & EPA 624
QLast Update : Fri Jun 23 07:08:45 2023
Response via : Initial Calibration

Compound	R.T.	QIon	Response	Conc	Units	Dev(Min)
Internal Standards						
1) Fluorobenzene	8.463	96	473455	50.00	ug/L	0.00
61) Chlorobenzene-d5	11.603	117	354906	50.00	ug/L	0.00
85) 1,4-Dichlorobenzene-d4	13.962	152	205040	50.00	ug/L	0.00
System Monitoring Compounds						
39) Dibromofluoromethane	7.610	113	136275	48.56	ug/L	0.00
Spiked Amount 50.000	Range 83 - 118		Recovery = 97.12%			
49) 1,2-Dichloroethane-d4	8.183	65	155062	46.57	ug/L	0.00
Spiked Amount 50.000	Range 79 - 125		Recovery = 93.14%			
62) Toluene-d8	10.036	98	461391	49.20	ug/L	0.00
Spiked Amount 50.000	Range 85 - 112		Recovery = 98.40%			
86) 4-Bromofluorobenzene	12.816	95	170326	51.68	ug/L	0.00
Spiked Amount 50.000	Range 83 - 118		Recovery = 103.36%			
Target Compounds						Qvalue
18) Methylene Chloride	5.592	49	2615	0.69	ug/L	94
19) Acetone	5.659	43	7970	11.30	ug/L	98
74) 3,3-Dimethyl-1-butanol	11.195	57	2427	17.00	ug/L #	76

(#) = qualifier out of range (m) = manual integration (+) = signals summed

Quantitation Report (QT/LSC Reviewed)

Data Path : C:\msdchem\1\data\celinec\2023\June 2023\06-29-2023\V5E1812-13\
Data File : 5E40559.d
Acq On : 28 Jun 2023 11:23 am
Operator : joannel
Sample : MB
Misc : MS54315,V5E1812,,,,,
ALS Vial : 6 Sample Multiplier: 1

Quant Time: Jun 29 01:27:59 2023
Quant Method : C:\msdchem\1\methods\appIX06-22-2023_.M
Quant Title : SW-846 Method 5030B/8260B & EPA 624
QLast Update : Fri Jun 23 07:08:45 2023
Response via : Initial Calibration



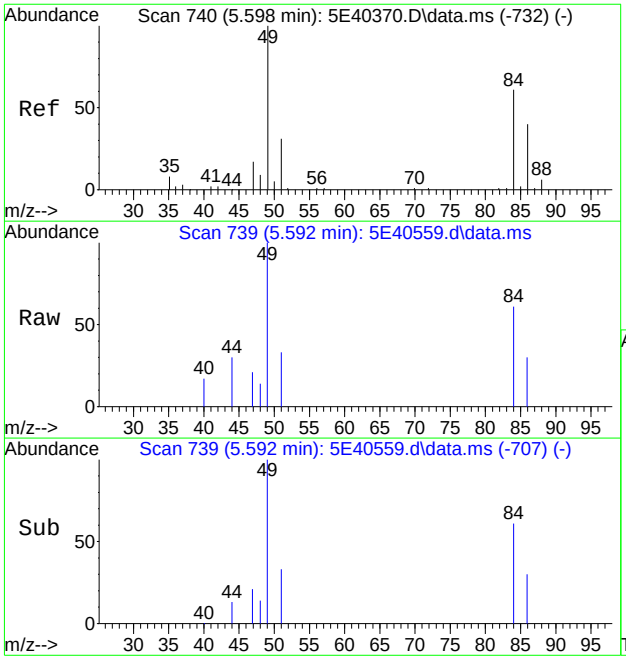

#18
Methylene Chloride
Concen: 0.69 ug/L
RT: 5.592 min Scan# 739
Delta R.T. -0.006 min
Lab File: 5E40559.d
Acq: 28 Jun 2023 11:23 am

Tgt Ion: 49 Resp: 2615

Ion	Ratio	Lower	Upper
49	100		
84	61.1	30.5	90.5
86	29.5	9.1	69.1
51	33.0	0.7	60.7

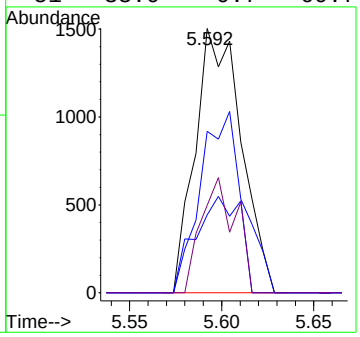

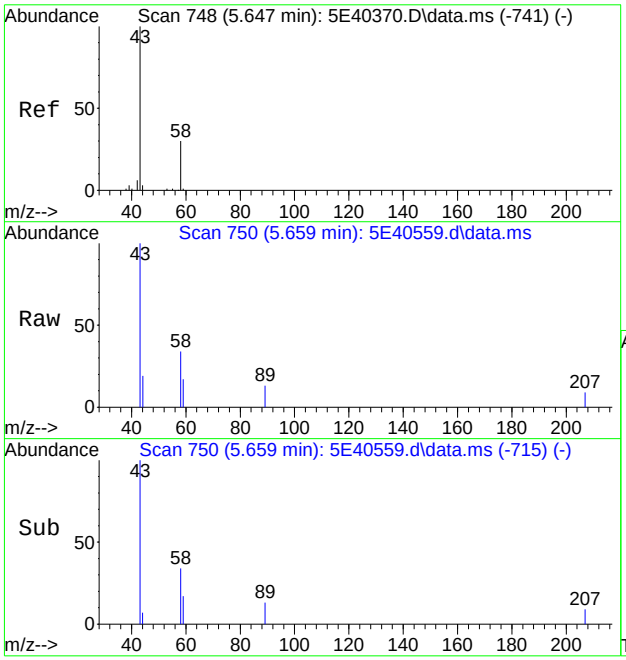

#19
Acetone
Concen: 11.30 ug/L
RT: 5.659 min Scan# 750
Delta R.T. 0.012 min
Lab File: 5E40559.d
Acq: 28 Jun 2023 11:23 am

Tgt Ion: 43 Resp: 7970

Ion	Ratio	Lower	Upper
43	100		
58	33.7	2.5	62.5

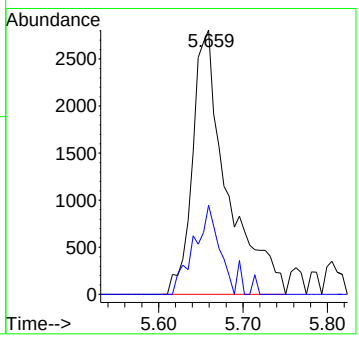

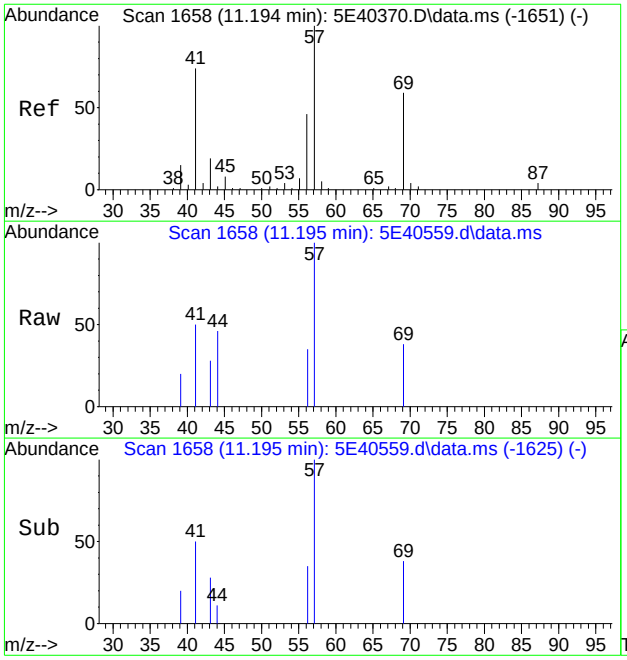

#74
3,3-Dimethyl-1-butanol
Concen: 17.00 ug/L
RT: 11.195 min Scan# 1658
Delta R.T. -0.000 min
Lab File: 5E40559.d
Acq: 28 Jun 2023 11:23 am

Tgt Ion: 57 Resp: 2427

Ion	Ratio	Lower	Upper
57	100		
69	37.7	40.5	80.5#
56	35.0	25.8	65.8

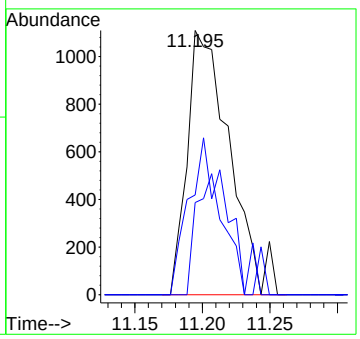

Quantitation Report (QT Reviewed)

Data Path : C:\msdchem\1\data\2023-06-26\
Data File : I757480.D
Acq On : 26 Jun 2023 12:22 pm
Operator : joannel
Sample : BS
Misc : MS54300,VI2955,,,,,
ALS Vial : 3 Sample Multiplier: 1

Quant Time: Jun 27 06:53:54 2023
Quant Method : C:\msdchem\1\methods\VI-2023-06-15.m
Quant Title : SW-846 Method 5035A/8260B
QLast Update : Thu Jun 15 14:39:51 2023
Response via : Initial Calibration

Compound	R.T.	QIon	Response	Conc	Units	Dev(Min)
Internal Standards						
1) Fluorobenzene	7.854	96	1045338	50.00	ug/L	0.00
62) Chlorobenzene-d5	11.006	117	714621	50.00	ug/L	0.00
85) 1,4-Dichlorobenzene-d4	13.371	152	432241	50.00	ug/L	0.00
System Monitoring Compounds						
39) Dibromofluoromethane	6.982	113	304125	51.26	ug/L	0.00
Spiked Amount 50.000	Range 83 - 118		Recovery =	102.52%		
49) 1,2-Dichloroethane-d4	7.555	65	277149	51.37	ug/L	0.00
Spiked Amount 50.000	Range 79 - 125		Recovery =	102.74%		
63) Toluene-d8	9.445	98	1070689	52.54	ug/L	0.00
Spiked Amount 50.000	Range 85 - 112		Recovery =	105.08%		
86) 4-Bromofluorobenzene	12.219	174	371152	51.00	ug/L	0.00
Spiked Amount 50.000	Range 83 - 118		Recovery =	102.00%		
Target Compounds						Qvalue
2) Dichlorodifluoromethane	2.349	85	103504	22.53	ug/L	97
3) Chloromethane	2.635	50	109041	23.07	ug/L	99
4) Vinyl Chloride	2.763	62	101260	21.70	ug/L	99
5) 1,3-Butadiene	2.794	39	65525	16.25	ug/L	90
6) Bromomethane	3.227	94	47718	29.96	ug/L	97
7) Chloroethane	3.391	64	52806	26.99	ug/L	98
8) Trichlorofluoromethane	3.599	101	137521	22.27	ug/L	100
9) Ethyl Ether	4.013	59	80074	24.77	ug/L	92
10) 1,2-Dichlorotrifluoroe...	4.239	67	100324	23.33	ug/L	99
11) 1,1-Dichloroethene	4.269	61	123176	21.72	ug/L	97
12) Ethanol	4.196	45	68579	425.14	ug/L	96
13) Freon 113	4.318	101	78293	22.22	ug/L	98
14) Carbon Disulfide	4.330	76	241444	20.72	ug/L	100
15) Iodomethane	4.458	142	93386	33.56	ug/L	94
16) Acrolein	4.671	56	152761	103.52	ug/L	93
17) Allyl chloride	4.848	41	122563	22.40	ug/L	98
18) Methylene Chloride	4.976	49	141697	24.55	ug/L	97
19) Acetone	5.019	43	318706	113.30	ug/L	99
20) Methyl acetate	5.165	43	683295	115.90	ug/L	100
21) trans-1,2-Dichloroethene	5.177	61	139645	23.46	ug/L	97
22) Hexane	5.275	56	62066	21.27	ug/L	92
23) Methyl Tert Butyl Ether	5.293	73	295146	23.47	ug/L	93
24) Tert butyl alcohol	5.379	59	414742	241.08	ug/L	96
25) Acetonitrile	5.555	41	269960	223.98	ug/L	98
26) Di-isopropyl ether	5.720	45	295547	22.47	ug/L	98
27) Chloroprene	5.866	53	108155	19.30	ug/L	97
28) 1,1-Dichloroethane	5.879	63	176612	22.61	ug/L	98
29) Acrylonitrile	5.921	53	355463	124.03	ug/L	97
30) ETBE	6.135	59	296651	23.43	ug/L	100
31) Vinyl acetate	6.135	43	1016368	122.51	ug/L	100
32) cis-1,2-Dichloroethene	6.500	96	106893	22.77	ug/L	98
33) 2,2-Dichloropropane	6.616	77	135025	22.67	ug/L	97
34) Bromochloromethane	6.726	128	55470	22.89	ug/L	94
35) Cyclohexane	6.750	56	125562	20.87	ug/L	99
36) Chloroform	6.793	83	192732	23.65	ug/L	99
37) Ethyl acetate	6.884	43	829644	121.93	ug/L	98
38) Tetrahydrofuran	6.976	42	72263	22.24	ug/L	97
40) Carbon Tetrachloride	6.970	117	130031	22.72	ug/L	98
41) 1,1,1-Trichloroethane	7.037	97	154418	22.90	ug/L	97
42) 2-Butanone	7.098	43	492773	116.30	ug/L	100
43) 1,1-Dichloropropene	7.171	75	122083	22.94	ug/L	97
44) tert-Butyl Formate	7.250	59	473694	144.90	ug/L	97

Quantitation Report (QT Reviewed)

Data Path : C:\msdchem\1\data\2023-06-26\
Data File : I757480.D
Acq On : 26 Jun 2023 12:22 pm
Operator : joannel
Sample : BS
Misc : MS54300,VI2955,,,,,
ALS Vial : 3 Sample Multiplier: 1

Quant Time: Jun 27 06:53:54 2023
Quant Method : C:\msdchem\1\methods\VI-2023-06-15.m
Quant Title : SW-846 Method 5035A/8260B
QLast Update : Thu Jun 15 14:39:51 2023
Response via : Initial Calibration

Compound	R.T.	QIon	Response	Conc	Units		Dev(Min)
45) Propionitrile	7.409	54	320006	222.80	ug/L		94
46) Methacrylonitrile	7.433	41	901016	213.96	ug/L		98
47) Benzene	7.427	78	383903	23.53	ug/L		94
48) TAME	7.519	73	278989	22.76	ug/L		99
50) Isobutyl alcohol	7.586	42	170183	447.38	ug/L		95
51) 1,2-Dichloroethane	7.634	62	132595	23.39	ug/L		99
52) Tert Amyl Alcohol	7.695	59	345197	244.47	ug/L		97
53) Trichloroethene	8.043	95	102497	22.46	ug/L		98
54) Methylcyclohexane	8.049	83	112908	20.78	ug/L		96
55) Dibromomethane	8.482	93	68572	23.53	ug/L		95
56) 1,2-Dichloropropane	8.567	63	99914	23.76	ug/L		94
57) Bromodichloromethane	8.622	83	133733	23.07	ug/L		98
58) Methyl methacrylate	8.744	41	94592	20.88	ug/L		97
59) 1,4-Dioxane	8.811	88	54947	417.58	ug/L		96
60) 2-Chloroethyl vinyl ether	9.158	63	262860	102.79	ug/L		99
61) cis-1,3-Dichloropropene	9.250	75	150316	23.00	ug/L		99
64) Toluene	9.500	91	404657	24.82	ug/L		98
65) 2-Nitropropane	9.695	41	212837	139.10	ug/L		93
66) 4-Methyl-2-pentanone	9.823	43	865605	122.48	ug/L		99
67) trans-1,3-Dichloropropene	9.896	75	125930	23.02	ug/L		89
68) Tetrachloroethene	9.908	166	124686	25.27	ug/L		98
69) Ethyl methacrylate	10.012	69	131526	25.29	ug/L		97
70) 1,1,2-Trichloroethane	10.055	83	82045	24.67	ug/L		98
71) Dibromochloromethane	10.256	129	122135	26.55	ug/L		99
72) 1,3-Dichloropropane	10.335	76	157371	27.16	ug/L		99
73) 1,2-Dibromoethane	10.518	107	108932	25.39	ug/L		98
74) 3,3-dimethyl-1-butanol	10.609	57	1879834	1476.66	ug/L		100
75) 2-hexanone	10.652	43	698683	123.30	ug/L		99
76) 1-Chlorohexane	10.963	91	101753	22.06	ug/L		96
77) Ethylbenzene	11.024	91	433604	24.63	ug/L		99
78) Chlorobenzene	11.024	112	271690	25.22	ug/L		99
79) 1,1,1,2-Tetrachloroethane	11.073	131	106147	25.46	ug/L		100
80) m,p-Xylene	11.164	91	669186	50.63	ug/L		99
81) o-Xylene	11.603	91	339422	23.88	ug/L		100
82) Styrene	11.658	104	254961	25.59	ug/L		98
83) Bromoform	11.707	173	100276	25.87	ug/L		98
84) Isopropylbenzene	11.908	105	402522	24.07	ug/L		99
87) cis-1,4-Dichloro-2-butene	12.255	53	42698	27.55	ug/L		94
88) n-Propylbenzene	12.335	91	459135	24.13	ug/L		99
89) Bromobenzene	12.347	156	131566	26.97	ug/L		99
90) 1,1,2,2-Tetrachloroethane	12.390	83	167205	25.14	ug/L		97
91) 1,3,5-Trimethylbenzene	12.511	105	347881	25.51	ug/L		98
92) 2-Chlorotoluene	12.518	91	331106	25.51	ug/L		99
93) trans-1,4-Dichloro-2-B...	12.572	53	39870	23.19	ug/L		84
94) 1,2,3-Trichloropropane	12.542	110	56335	27.39	ug/L		98
95) Cyclohexanone	12.603	55	72206	157.10	ug/L		96
96) 4-Chlorotoluene	12.682	91	289418	24.78	ug/L		99
97) tert-Butylbenzene	12.853	91	175339	24.19	ug/L		98
98) 1,2,4-Trimethylbenzene	12.926	105	338224	25.18	ug/L		97
99) Pentachloroethane	12.902	167	73019	24.48	ug/L		97
100) sec-Butylbenzene	13.036	105	363178	23.77	ug/L		99
101) 4-Isopropyltoluene	13.170	119	330934	24.36	ug/L		99
102) 1,3-Dichlorobenzene	13.304	146	212886	25.32	ug/L		97
103) 1,2,3-Trimethylbenzene	13.383	105	353219	25.10	ug/L		100
104) 1,4-Dichlorobenzene	13.389	146	231907	25.67	ug/L		96
105) n-Butylbenzene	13.615	92	175868	26.33	ug/L		86
106) Benzyl Chloride	13.627	126	53350	22.88	ug/L	#	85
107) 1,2-Dichlorobenzene	13.828	146	215045	26.11	ug/L		97

Quantitation Report (QT Reviewed)

Data Path : C:\msdchem\1\data\2023-06-26\
Data File : I757480.D
Acq On : 26 Jun 2023 12:22 pm
Operator : joannel
Sample : BS
Misc : MS54300,VI2955,,,,,
ALS Vial : 3 Sample Multiplier: 1

Quant Time: Jun 27 06:53:54 2023
Quant Method : C:\msdchem\1\methods\VI-2023-06-15.m
Quant Title : SW-846 Method 5035A/8260B
QLast Update : Thu Jun 15 14:39:51 2023
Response via : Initial Calibration

Compound	R.T.	QIon	Response	Conc	Units	Dev(Min)
108) 1,2-Dibromo-3-Chloropr...	14.578	75	45599	27.12	ug/L	85
109) Hexachlorobutadiene	15.145	225	76548	27.43	ug/L	98
110) 1,2,4-Trichlorobenzene	15.194	180	154882	25.45	ug/L	98
111) Naphthalene	15.462	128	478634	25.14	ug/L	99
112) 1,2,3-Trichlorobenzene	15.627	180	155814	25.67	ug/L	97

(#) = qualifier out of range (m) = manual integration (+) = signals summed

Quantitation Report (QT Reviewed)

Data Path : C:\msdchem\1\data\2023-06-26\
Data File : I757480.D
Acq On : 26 Jun 2023 12:22 pm
Operator : joannel
Sample : BS
Misc : MS54300,VI2955,,,,,
ALS Vial : 3 Sample Multiplier: 1

Quant Time: Jun 27 06:53:54 2023
Quant Method : C:\msdchem\1\methods\VI-2023-06-15.m
Quant Title : SW-846 Method 5035A/8260B
QLast Update : Thu Jun 15 14:39:51 2023
Response via : Initial Calibration

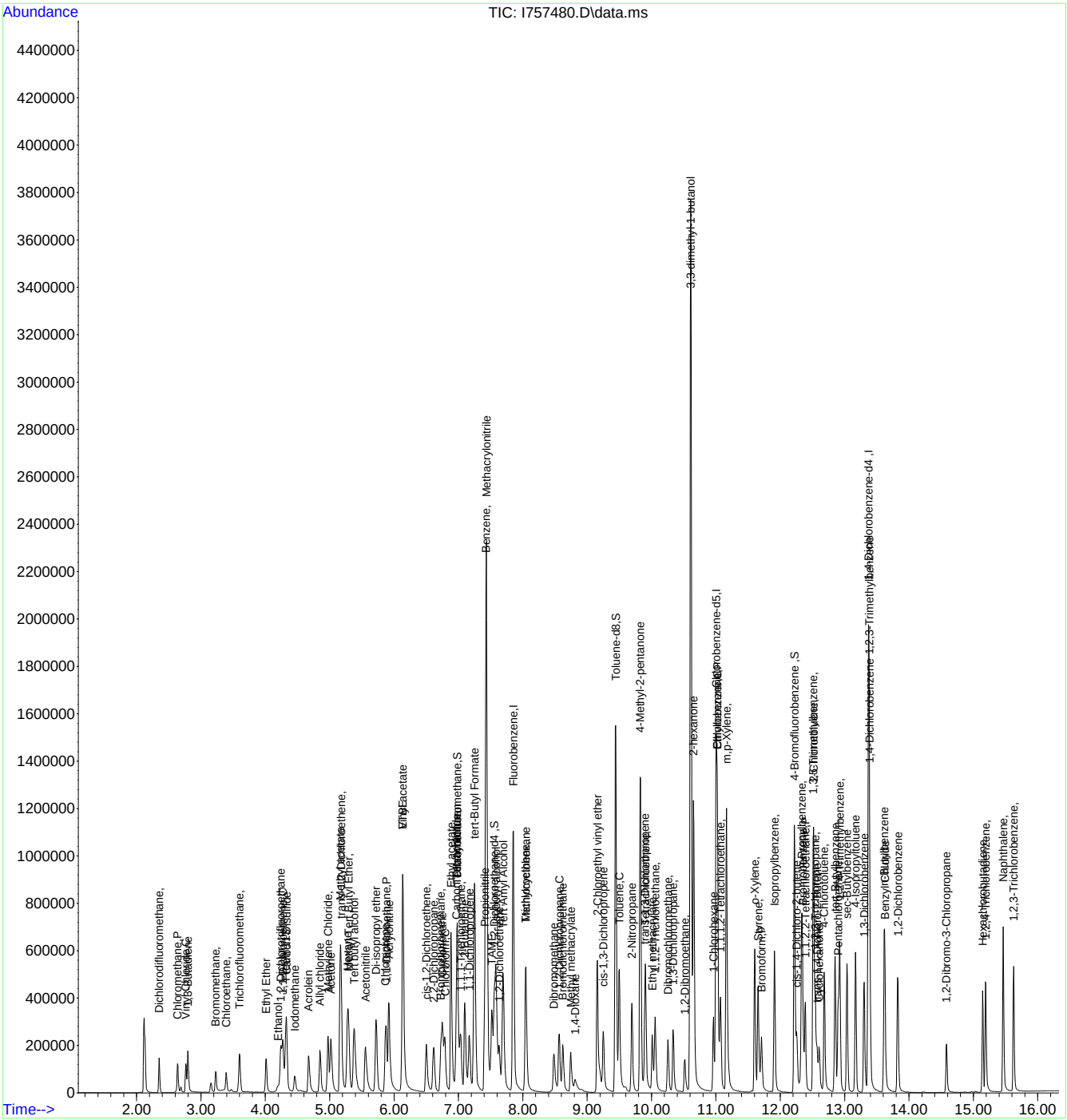

Manual Integrations APPROVED (compounds with "m" flag)
Karen Watson
06/30/23 10:29

Quantitation Report (QT Reviewed)

Data Path : C:\msdchem\1\DATA\06-28-2023\
Data File : 1A47376.D
Acq On : 28 Jun 2023 5:45 am
Operator : jeniferw
Sample : BS
Misc : MS54292,V1A1848,,,,,
ALS Vial : 3 Sample Multiplier: 1

Quant Time: Jun 28 05:58:55 2023
Quant Method : C:\msdchem\1\METHODS\V1A_05-23-2023.M
Quant Title : SW-846 Method 5035A/8260B
QLast Update : Wed May 24 11:40:15 2023
Response via : Initial Calibration

Compound	R.T.	QIon	Response	Conc	Units		Dev(Min)
Internal Standards							
1) Fluorobenzene	3.404	96	57443	50.00	ug/L		0.00
62) Chlorobenzene-d5	5.359	117	43318	50.00	ug/L		0.00
85) 1,4-Dichlorobenzene-d4	7.099	152	23471	50.00	ug/L		0.00
System Monitoring Compounds							
39) Dibromofluoromethane	2.958	113	15347	47.77	ug/L		0.00
Spiked Amount 50.000	Range 83 - 118		Recovery = 95.54%				
49) 1,2-Dichloroethane-d4	3.235	65	18083	44.53	ug/L		0.00
Spiked Amount 50.000	Range 79 - 125		Recovery = 89.06%				
63) Toluene-d8	4.343	98	56569	48.94	ug/L		0.00
Spiked Amount 50.000	Range 85 - 112		Recovery = 97.88%				
86) 4-Bromofluorobenzene	6.237	174	19871	49.89	ug/L		0.00
Spiked Amount 50.000	Range 83 - 118		Recovery = 99.78%				
Target Compounds							Qvalue
2) Dichlorodifluoromethane	1.018	85	9426	43.59	ug/L		98
3) Chloromethane	1.126	50	10043	39.97	ug/L		98
4) 1,3-butadiene	1.180	39	8656	24.11	ug/L		99
5) Vinyl Chloride	1.172	62	10147	33.22	ug/L		97
6) Bromomethane	1.342	94	2767	24.01	ug/L		95
7) Chloroethane	1.403	64	4658	23.88	ug/L		94
8) Trichlorofluoromethane	1.488	101	11950	26.81	ug/L		95
9) Ethyl Ether	1.657	59	7157	29.38	ug/L		85
10) Ethanol	1.711	45	3519	762.88	ug/L		94
11) 1,2-Dichlorotrifluoroe...	1.742	67	10173	31.16	ug/L		93
12) 1,1-Dichloroethene	1.757	61	12259	27.09	ug/L		90
13) Freon 113	1.780	101	8597	34.68	ug/L		95
14) Carbon Disulfide	1.780	76	22476	31.98	ug/L		90
15) Iodomethane	1.827	142	5001	27.14	ug/L		98
16) Acrolein	1.904	56	10488	157.85	ug/L		97
17) Allyl chloride	1.996	41	12190	33.64	ug/L		93
18) Methylene Chloride	2.042	49	11766	30.43	ug/L		85
19) Acetone	2.050	43	17848	151.13	ug/L		94
20) Methyl acetate	2.119	43	45192	137.17	ug/L		96
21) trans-1,2-Dichloroethene	2.134	61	12411	27.33	ug/L		91
22) Hexane	2.196	56	9623	35.99	ug/L		96
23) Methyl Tert Butyl Ether	2.188	73	23749	27.53	ug/L	#	68
24) Acetonitrile	2.273	41	16147m	329.01	ug/L		
25) Tert Butyl Alcohol	2.211	59	18163	291.03	ug/L		95
26) Di-isopropyl ether	2.388	45	27593	29.79	ug/L		95
27) Chloroprene	2.435	53	35928	28.26	ug/L		98
28) 1,1-Dichloroethane	2.442	63	15478	26.06	ug/L		95
29) Acrylonitrile	2.435	52	22299	144.42	ug/L		97
30) ETBE	2.581	59	27566	28.54	ug/L		94
31) Vinyl acetate	2.558	43	100949	150.97	ug/L		100
32) cis-1,2-Dichloroethene	2.719	96	8865	26.79	ug/L		88
33) 2,2-Dichloropropane	2.781	77	11579	26.76	ug/L		98
34) Bromochloromethane	2.819	128	4254	27.29	ug/L	#	85
35) Cyclohexane	2.858	56	16599	34.19	ug/L		90

Quantitation Report (QT Reviewed)

Data Path : C:\msdchem\1\DATA\06-28-2023\
Data File : 1A47376.D
Acq On : 28 Jun 2023 5:45 am
Operator : jeniferw
Sample : BS
Misc : MS54292,V1A1848,,,,,
ALS Vial : 3 Sample Multiplier: 1

Quant Time: Jun 28 05:58:55 2023
Quant Method : C:\msdchem\1\METHODS\V1A_05-23-2023.M
Quant Title : SW-846 Method 5035A/8260B
QLast Update : Wed May 24 11:40:15 2023
Response via : Initial Calibration

Compound	R.T.	QIon	Response	Conc	Units		Dev(Min)
36) Chloroform	2.858	83	15256	25.43	ug/L		97
37) Ethyl acetate	2.912	43	59849	142.78	ug/L		96
38) Tetrahydrofuran	2.950	42	4325	30.66	ug/L		89
40) Carbon Tetrachloride	2.958	117	11373m	27.31	ug/L		
41) 1,1,1-Trichloroethane	2.989	97	12325	25.55	ug/L		94
42) 2-Butanone	3.004	43	31296	145.60	ug/L		87
43) 1,1-Dichloropropene	3.050	75	11225	27.41	ug/L		94
44) tert-Butyl formate	3.096	59	40026	180.08	ug/L	#	66
45) Propionitrile	3.143	54	19935	303.91	ug/L		99
46) Methacrylonitrile	3.166	41	69417	283.46	ug/L		99
47) Benzene	3.181	78	34322	27.25	ug/L		95
48) TAME	3.250	73	23042	27.16	ug/L		89
50) 1,2-Dichloroethane	3.274	62	11148	22.87	ug/L		95
51) Isobutyl Alcohol	3.258	43	20431	620.19	ug/L		88
52) Tert Amyl Alcohol	3.327	59	14858	309.87	ug/L		85
53) Trichloroethene	3.512	95	8862	26.04	ug/L		93
54) Methylcyclohexane	3.527	83	15128	31.10	ug/L	#	85
55) Dibromomethane	3.735	93	5406	25.29	ug/L		98
56) 1,2-Dichloropropane	3.797	63	9559	30.10	ug/L		95
57) Bromodichloromethane	3.828	83	10697	25.14	ug/L		97
58) Methyl methacrylate	3.920	41	8517	26.43	ug/L		85
59) 1,4-Dioxane	3.943	88	2480	591.40	ug/L		83
60) 2-Chloroethyl vinyl ether	4.166	63	27439	130.41	ug/L		93
61) cis-1,3-Dichloropropene	4.212	75	12863	27.49	ug/L		86
64) Toluene	4.374	91	35384	26.30	ug/L		100
65) 2-Nitropropane	4.466	41	12689	116.07	ug/L		99
66) 4-Methyl-2-pentanone	4.590	43	58880	139.30	ug/L		96
67) trans-1,3-Dichloropropene	4.613	75	11028	24.32	ug/L		94
68) Tetrachloroethene	4.636	166	10233	25.50	ug/L		98
69) Ethyl methacrylate	4.736	69	10723	28.27	ug/L	#	82
70) 1,1,2-Trichloroethane	4.720	83	6539	25.22	ug/L		89
71) Dibromochloromethane	4.844	129	8365	26.21	ug/L		98
72) 1,3-Dichloropropane	4.897	76	13438	27.80	ug/L		82
73) 1,2-Dibromoethane	4.997	107	8349	25.34	ug/L		99
74) 3,3-Dimethyl-1-Butanol	5.128	57	76264	1373.29	ug/L		91
75) 2-hexanone	5.144	43	55616	137.31	ug/L		90
76) 1-Chlorohexane	5.367	91	11818m	24.90	ug/L		
77) Ethylbenzene	5.398	91	37569	25.68	ug/L		97
78) Chlorobenzene	5.367	112	22322	24.92	ug/L		96
79) 1,1,1,2-Tetrachloroethane	5.413	131	7971	25.79	ug/L		98
80) m,p-Xylene	5.505	91	60161	50.92	ug/L		98
81) o-Xylene	5.806	91	30069	24.55	ug/L		98
82) Styrene	5.836	104	23625	26.38	ug/L		92
83) Bromoform	5.844	173	6095	24.87	ug/L		96
84) Isopropylbenzene	6.044	105	36607	25.30	ug/L		98
87) cis-1,4-Dichloro-2-butene	6.267	53	1997	32.17	ug/L	#	69
88) n-Propylbenzene	6.352	91	42886	25.90	ug/L		98
89) Bromobenzene	6.306	156	10070	26.85	ug/L		91
90) 1,1,2,2-Tetrachloroethane	6.375	83	11291	27.55	ug/L		98
91) 1,3,5-Trimethylbenzene	6.506	105	31371	26.85	ug/L		99

Quantitation Report (QT Reviewed)

Data Path : C:\msdchem\1\DATA\06-28-2023\
Data File : 1A47376.D
Acq On : 28 Jun 2023 5:45 am
Operator : jeniferw
Sample : BS
Misc : MS54292,V1A1848,,,,,
ALS Vial : 3 Sample Multiplier: 1

Quant Time: Jun 28 05:58:55 2023
Quant Method : C:\msdchem\1\METHODS\V1A_05-23-2023.M
Quant Title : SW-846 Method 5035A/8260B
QLast Update : Wed May 24 11:40:15 2023
Response via : Initial Calibration

	Compound	R.T.	QIon	Response	Conc	Units		Dev(Min)
92)	2-Chlorotoluene	6.460	91	25229	25.82	ug/L		98
93)	trans-1,4-Dichloro-2-B...	6.506	53	2718	28.62	ug/L		87
94)	1,2,3-Trichloropropane	6.468	110	3403	28.84	ug/L		95
95)	Cyclohexanone	6.483	55	3156	217.03	ug/L		95
96)	4-Chlorotoluene	6.583	91	26059	25.40	ug/L		95
97)	tert-Butylbenzene	6.752	91	16759	26.23	ug/L		90
98)	1,2,4-Trimethylbenzene	6.806	105	29521	25.98	ug/L		94
99)	Pentachloroethane	6.752	167	5014	25.20	ug/L	#	89
100)	sec-Butylbenzene	6.891	105	37052	25.81	ug/L		100
101)	4-Isopropyltoluene	7.014	119	30705	25.93	ug/L		97
102)	1,3-Dichlorobenzene	7.037	146	17275	24.53	ug/L		96
103)	1,2,3-Trimethylbenzene	7.145	105	29310	26.23	ug/L		98
104)	1,4-Dichlorobenzene	7.106	146	17462	24.60	ug/L		98
105)	n-Butylbenzene	7.345	92	15179	28.83	ug/L		98
106)	Benzyl Chloride	7.299	126	3253	23.77	ug/L	#	76
107)	1,2-Dichlorobenzene	7.430	146	15876	25.01	ug/L		98
108)	1,2-Dibromo-3-Chloropr...	8.007	75	1635	23.97	ug/L		98
109)	Hexachlorobutadiene	8.515	225	3394	28.42	ug/L		96
110)	1,2,4-Trichlorobenzene	8.507	180	7424	23.01	ug/L		99
111)	Naphthalene	8.715	128	14092	22.16	ug/L		100
112)	1,2,3-Trichlorobenzene	8.838	180	5245	22.20	ug/L		95

(#) = qualifier out of range (m) = manual integration (+) = signals summed

Quantitation Report (QT Reviewed)

Data Path : C:\msdchem\1\DATA\06-28-2023\
Data File : 1A47376.D
Acq On : 28 Jun 2023 5:45 am
Operator : jeniferw
Sample : BS
Misc : MS54292,V1A1848,,,,,
ALS Vial : 3 Sample Multiplier: 1

Quant Time: Jun 28 05:58:55 2023
Quant Method : C:\msdchem\1\METHODS\V1A_05-23-2023.M
Quant Title : SW-846 Method 5035A/8260B
QLast Update : Wed May 24 11:40:15 2023
Response via : Initial Calibration

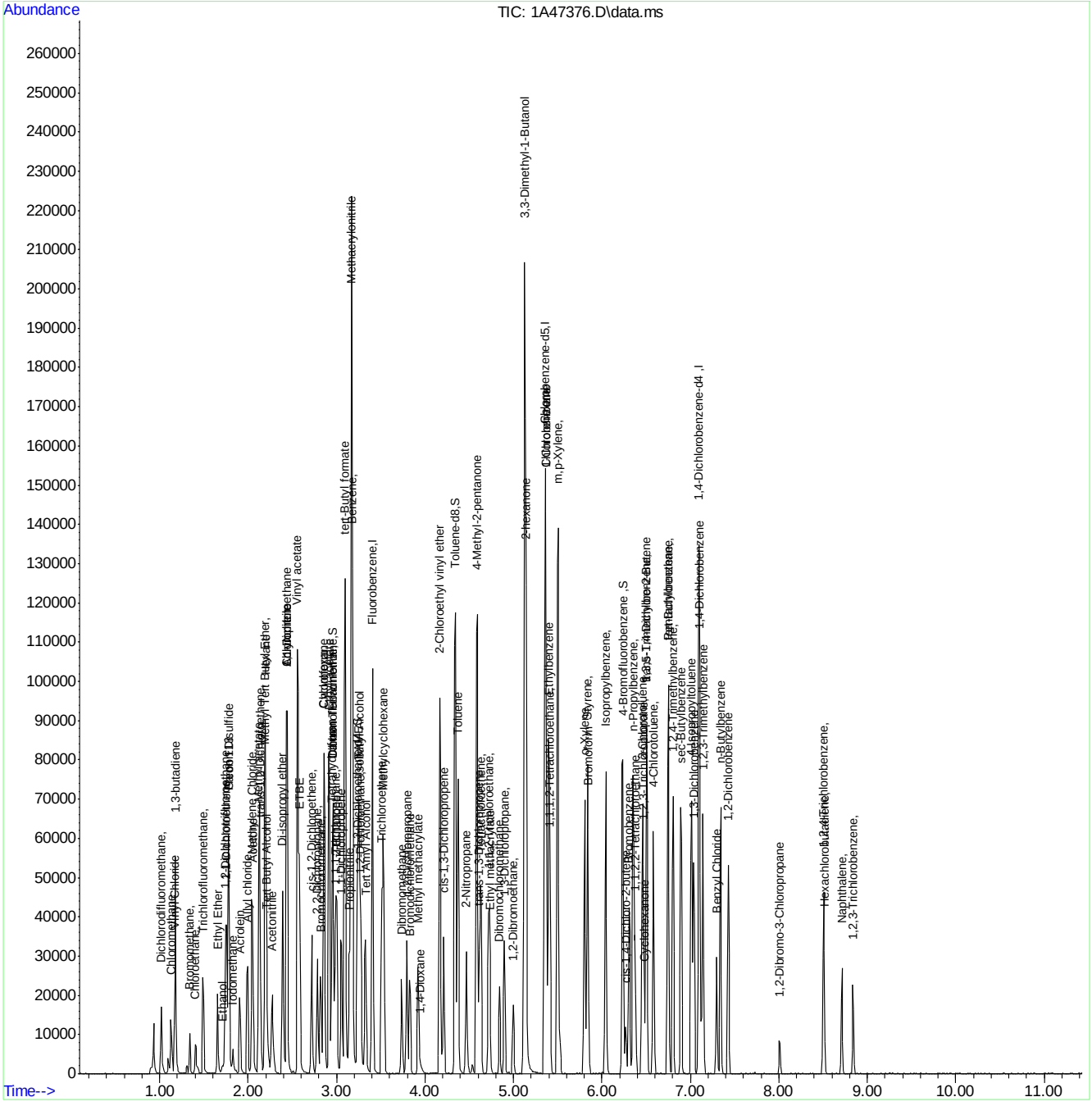

Manual Integration Approval Summary

Sample Number: V1A1848-BS
Lab FileID: 1A47376.D
Injection Time: 06/28/23 05:45
Method: SW846 8260D
Analyst approved: 06/28/23 09:19 Jenifer Willis
Supervisor approved: 06/30/23 10:29 Karen Watson

Parameter	CAS	Sig#	R.T. (min.)	Reason
Acetonitrile	75-05-8		2.27	Missed peak
Carbon Tetrachloride	56-23-5		2.96	Overlapping peak
1-Chlorohexane	544-10-5		5.37	Overlapping peak

Quantitation Report (Qedit)

Data Path : C:\msdchem\1\DATA\06-28-2023\
Data File : 1A47376.D
Acq On : 28 Jun 2023 5:45 am
Operator : jeniferw
Sample : BS
Misc : MS54292,V1A1848,,,,,
ALS Vial : 3 Sample Multiplier: 1

Quant Time: Jun 28 05:58:21 2023
Quant Method : C:\msdchem\1\METHODS\V1A_05-23-2023.M
Quant Title : SW-846 Method 5035A/8260B
QLast Update : Wed May 24 11:40:15 2023
Response via : Initial Calibration

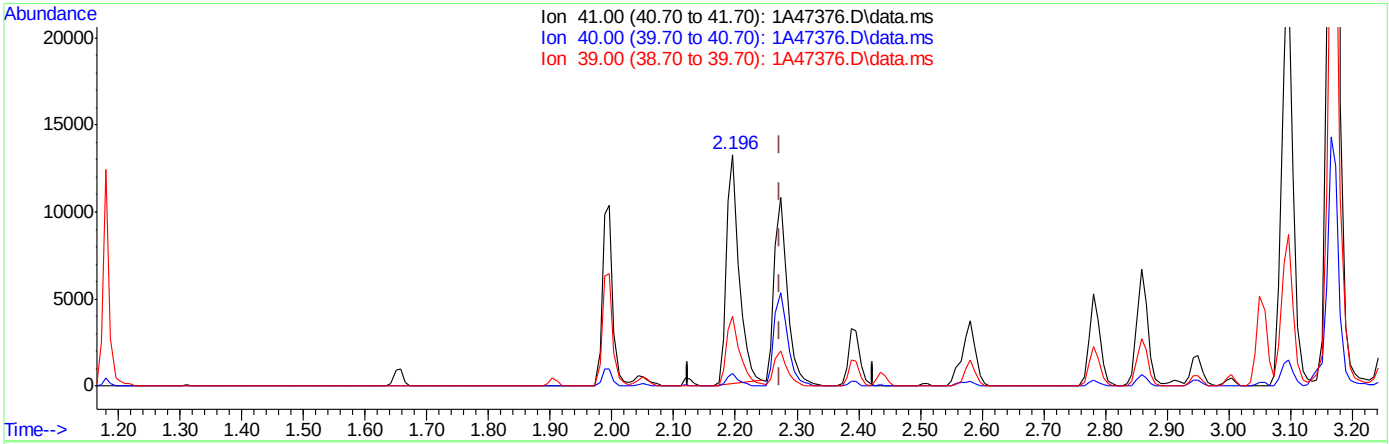

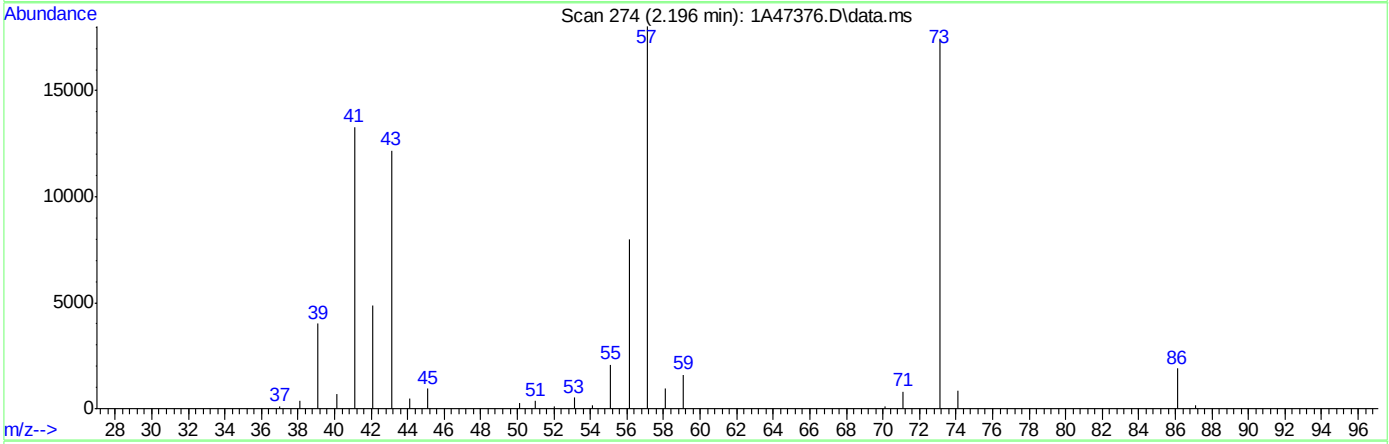

TIC: 1A47376.D\data.ms

(24) Acetonitrile

2.196min (-0.077) 378.90ug/L

response 18595

Ion	Exp%	Act%
41.00	100	100
40.00	5.10	5.28
39.00	30.10	30.13
0.00	0.00	0.00

Quantitation Report (Qedit)

Data Path : C:\msdchem\1\DATA\06-28-2023\
Data File : 1A47376.D
Acq On : 28 Jun 2023 5:45 am
Operator : jeniferw
Sample : BS
Misc : MS54292,V1A1848,,,,,
ALS Vial : 3 Sample Multiplier: 1

Quant Time: Jun 28 05:58:21 2023
Quant Method : C:\msdchem\1\METHODS\V1A_05-23-2023.M
Quant Title : SW-846 Method 5035A/8260B
QLast Update : Wed May 24 11:40:15 2023
Response via : Initial Calibration

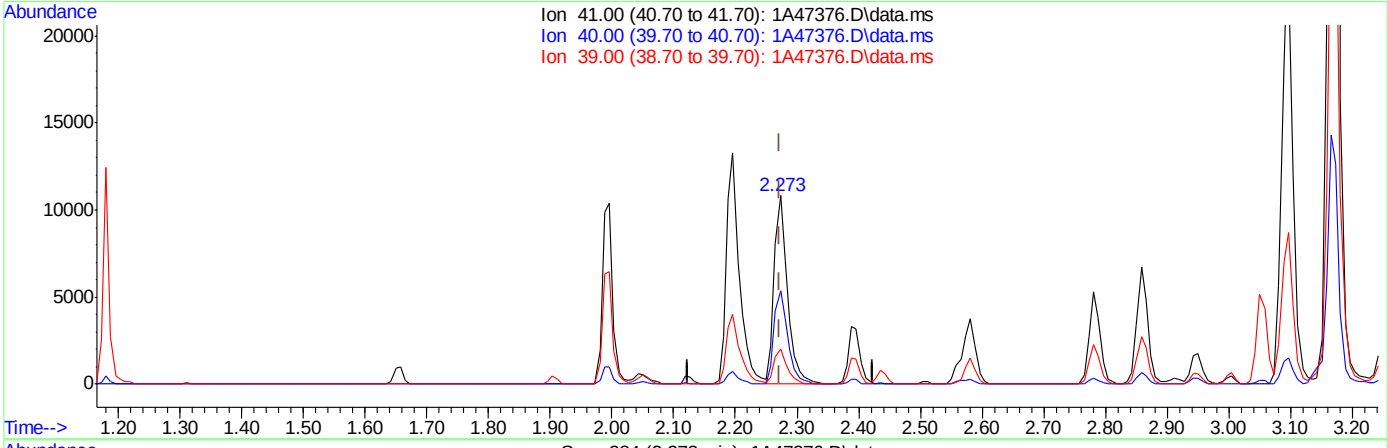

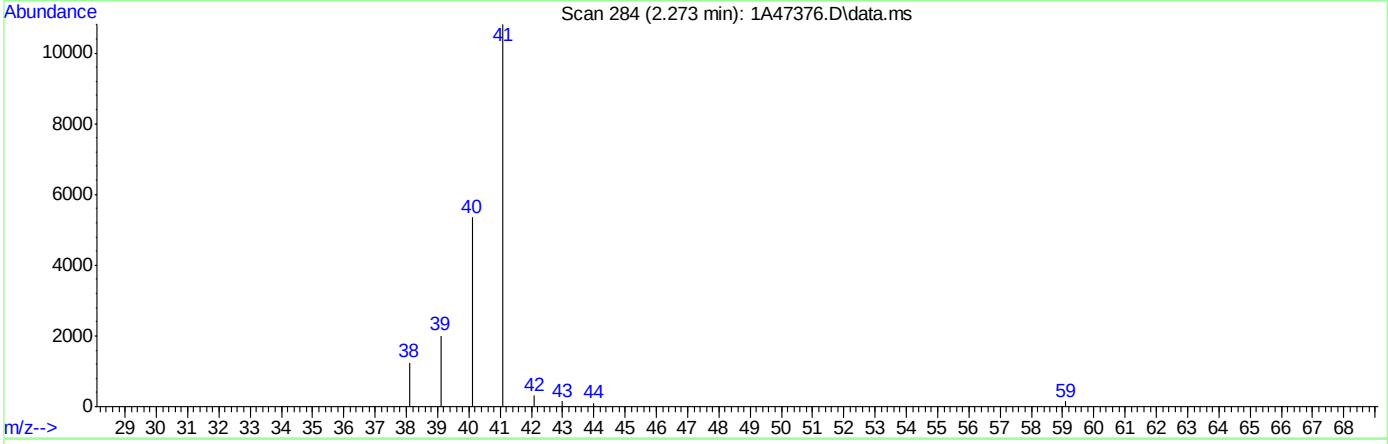

TIC: 1A47376.D\data.ms

(24) Acetonitrile

2.273min (-0.000) 329.01ug/L m

response 16147

Ion	Exp%	Act%
41.00	100	100
40.00	5.10	49.48#
39.00	30.10	18.51
0.00	0.00	0.00

Quantitation Report (Qedit)

Data Path : C:\msdchem\1\DATA\06-28-2023\
Data File : 1A47376.D
Acq On : 28 Jun 2023 5:45 am
Operator : jeniferw
Sample : BS
Misc : MS54292,V1A1848,,,,,
ALS Vial : 3 Sample Multiplier: 1

Quant Time: Jun 28 05:58:21 2023
Quant Method : C:\msdchem\1\METHODS\V1A_05-23-2023.M
Quant Title : SW-846 Method 5035A/8260B
QLast Update : Wed May 24 11:40:15 2023
Response via : Initial Calibration

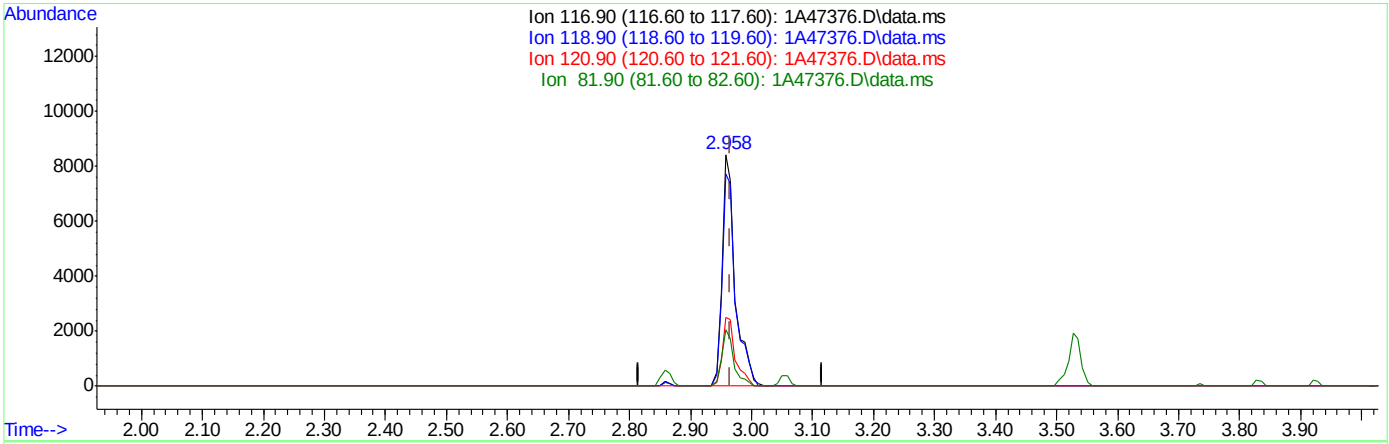

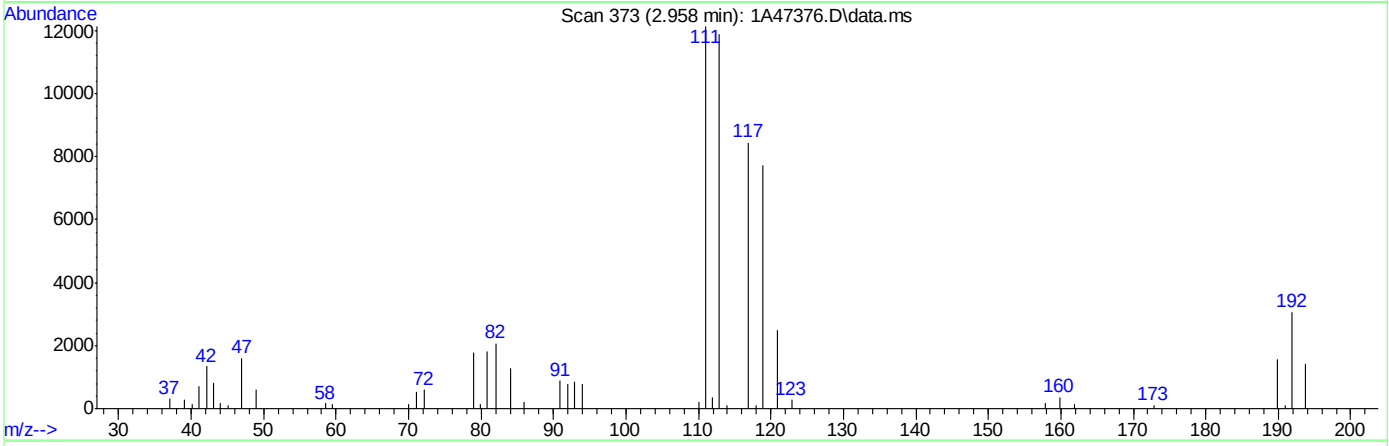

TIC: 1A47376.D\data.ms

(40) Carbon Tetrachloride ( )

2.958min (-0.008) 30.43ug/L

response 12671

Ion	Exp%	Act%
116.90	100	100
118.90	94.40	91.59
120.90	30.80	29.70
81.90	27.10	24.55

Quantitation Report (Qedit)

Data Path : C:\msdchem\1\DATA\06-28-2023\
Data File : 1A47376.D
Acq On : 28 Jun 2023 5:45 am
Operator : jeniferw
Sample : BS
Misc : MS54292,V1A1848,,,,,
ALS Vial : 3 Sample Multiplier: 1

Quant Time: Jun 28 05:58:21 2023
Quant Method : C:\msdchem\1\METHODS\V1A_05-23-2023.M
Quant Title : SW-846 Method 5035A/8260B
QLast Update : Wed May 24 11:40:15 2023
Response via : Initial Calibration

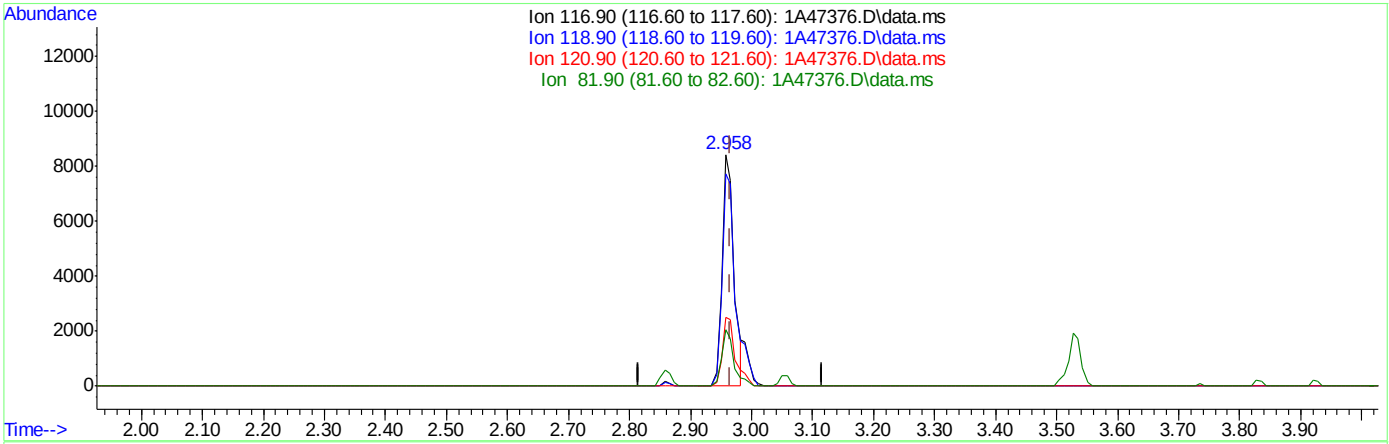

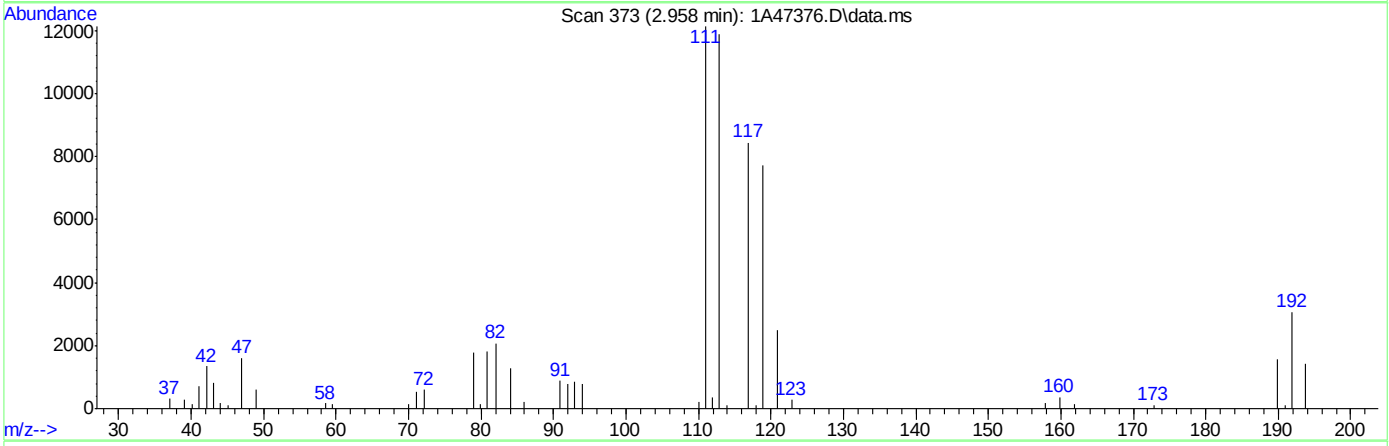

TIC: 1A47376.D\data.ms

(40) Carbon Tetrachloride ( )

2.958min (-0.008) 27.31ug/L m

response 11373

Ion	Exp%	Act%
116.90	100	100
118.90	94.40	91.59
120.90	30.80	29.70
81.90	27.10	24.55

Quantitation Report (Qedit)

Data Path : C:\msdchem\1\DATA\06-28-2023\
Data File : 1A47376.D
Acq On : 28 Jun 2023 5:45 am
Operator : jeniferw
Sample : BS
Misc : MS54292,V1A1848,,,,,
ALS Vial : 3 Sample Multiplier: 1

Quant Time: Jun 28 05:58:21 2023
Quant Method : C:\msdchem\1\METHODS\V1A_05-23-2023.M
Quant Title : SW-846 Method 5035A/8260B
QLast Update : Wed May 24 11:40:15 2023
Response via : Initial Calibration

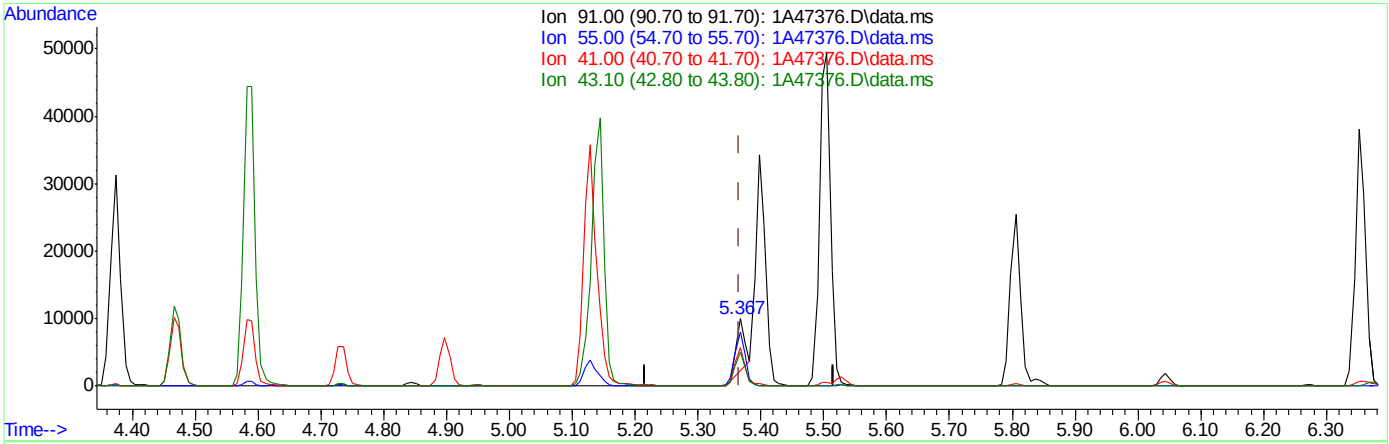

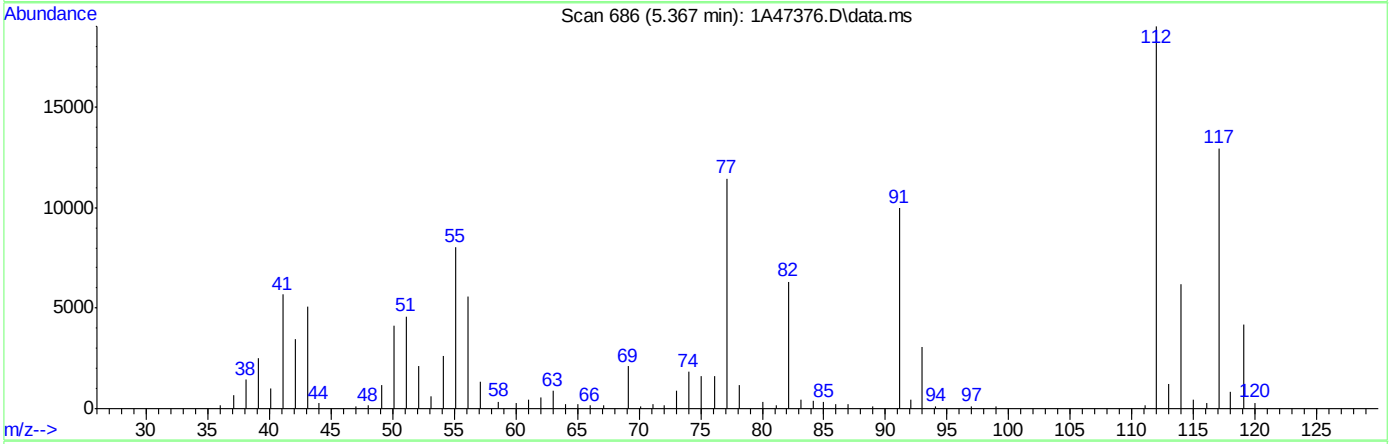

TIC: 1A47376.D\data.ms

(76) 1-Chlorohexane

5.367min (-0.000) 15.89ug/L

response 7542

Ion	Exp%	Act%
91.00	100	100
55.00	103.60	78.46#
41.00	76.40	55.59#
43.10	68.70	50.88

Quantitation Report (Qedit)

Data Path : C:\msdchem\1\DATA\06-28-2023\
Data File : 1A47376.D
Acq On : 28 Jun 2023 5:45 am
Operator : jeniferw
Sample : BS
Misc : MS54292,V1A1848,,,,,
ALS Vial : 3 Sample Multiplier: 1

Quant Time: Jun 28 05:58:21 2023
Quant Method : C:\msdchem\1\METHODS\V1A_05-23-2023.M
Quant Title : SW-846 Method 5035A/8260B
QLast Update : Wed May 24 11:40:15 2023
Response via : Initial Calibration

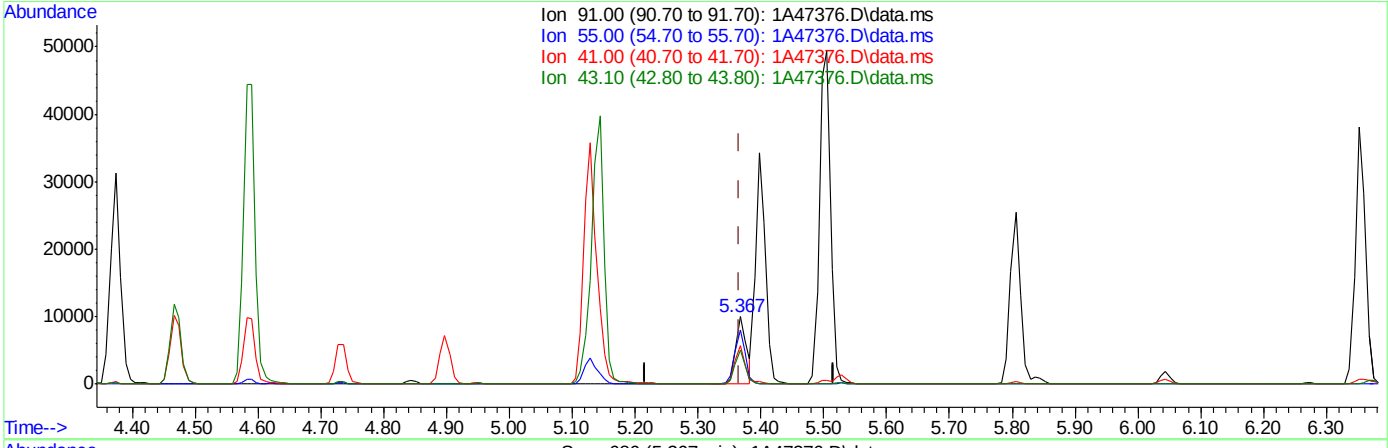

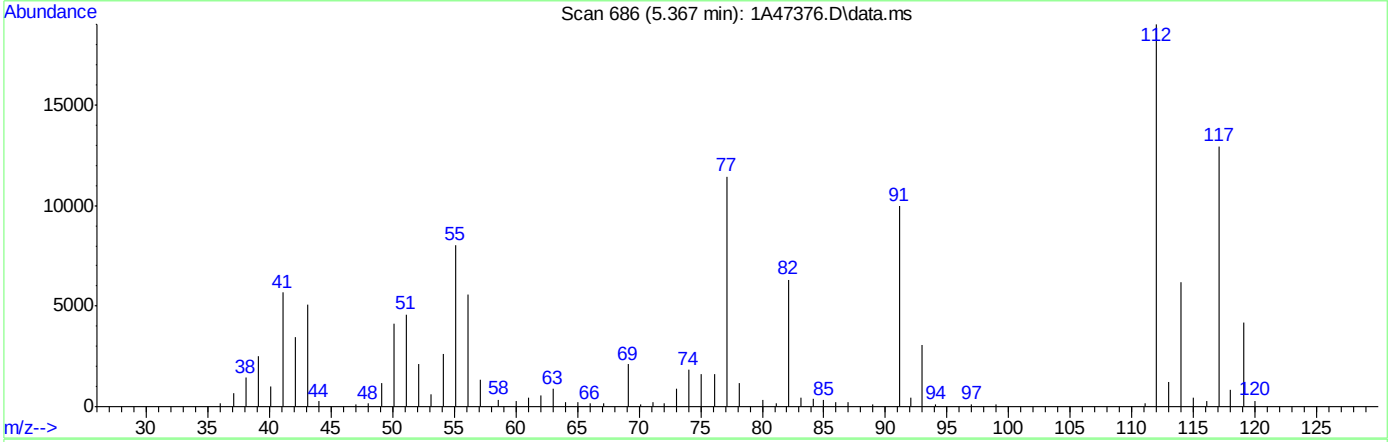

TIC: 1A47376.D\data.ms

(76) 1-Chlorohexane

5.367min (-0.000) 24.90ug/L m

response 11818

Ion	Exp%	Act%
91.00	100	100
55.00	103.60	80.59#
41.00	76.40	57.01
43.10	68.70	50.88

Quantitation Report (QT Reviewed)

Data Path : C:\msdchem\1\data\06-28-2023\
Data File : 5E40556.D
Acq On : 28 Jun 2023 10:14 am
Operator : joannel
Sample : BS
Misc : MS54316,V5E1813,,,,,
ALS Vial : 3 Sample Multiplier: 1

Quant Time: Jun 28 10:36:43 2023
Quant Method : C:\msdchem\1\methods\appIX06-22-2023_.M
Quant Title : SW-846 Method 5030B/8260B & EPA 624
QLast Update : Fri Jun 23 07:08:45 2023
Response via : Initial Calibration

Compound	R.T.	QIon	Response	Conc	Units	Dev(Min)
Internal Standards						
1) Fluorobenzene	8.464	96	473941	50.00	ug/L	0.00
61) Chlorobenzene-d5	11.603	117	360844	50.00	ug/L	0.00
85) 1,4-Dichlorobenzene-d4	13.962	152	213628	50.00	ug/L	0.00
System Monitoring Compounds						
39) Dibromofluoromethane	7.610	113	141362	50.32	ug/L	0.00
Spiked Amount 50.000	Range 83 - 118		Recovery = 100.64%			
49) 1,2-Dichloroethane-d4	8.183	65	161939	48.58	ug/L	0.00
Spiked Amount 50.000	Range 79 - 125		Recovery = 97.16%			
62) Toluene-d8	10.036	98	477628	50.09	ug/L	0.00
Spiked Amount 50.000	Range 85 - 112		Recovery = 100.18%			
86) 4-Bromofluorobenzene	12.816	95	178783	52.07	ug/L	0.00
Spiked Amount 50.000	Range 83 - 118		Recovery = 104.14%			
Target Compounds						Qvalue
2) Dichlorodifluoromethane	2.812	85	45611	23.78	ug/L	97
3) Chloromethane	3.135	50	81873	29.31	ug/L	100
4) Vinyl Chloride	3.269	62	48143	25.79	ug/L	98
5) 1,3-Butadiene	3.300	39	44792	27.04	ug/L	96
6) Bromomethane	3.775	94	30488	26.27	ug/L	96
7) Chloroethane	3.958	64	30269	30.00	ug/L	97
8) Trichlorofluoromethane	4.166	101	66452	22.17	ug/L	95
9) Ethyl Ether	4.580	59	46179	28.30	ug/L	95
10) Ethanol	4.775	45	14174	483.68	ug/L	76
11) 1,2-Dichlorotrifluoroe...	4.830	67	47391	26.48	ug/L	98
12) 1,1-Dichloroethene	4.867	61	63511	22.13	ug/L	96
13) Freon 113	4.909	101	38692	22.38	ug/L	97
14) Carbon Disulfide	4.928	76	109602	24.53	ug/L	99
15) Iodomethane	5.068	142	54549	22.69	ug/L	98
16) Acrolein	5.293	56	52168	137.95	ug/L	100
17) Allyl chloride	5.464	41	67555	26.69	ug/L	95
18) Methylene Chloride	5.592	49	78032	22.11	ug/L	97
19) Acetone	5.641	43	83665	118.48	ug/L	98
20) Methyl acetate	5.781	43	227124	117.82	ug/L	98
21) trans-1,2-Dichloroethene	5.793	61	67638	24.02	ug/L	98
22) Hexane	5.879	56	35593	20.80	ug/L #	89
23) Methyl Tert Butyl Ether	5.897	73	141000	25.98	ug/L	96
24) Acetonitrile	6.214	41	73964	254.49	ug/L	97
25) Di-isopropyl ether	6.324	45	185942	26.57	ug/L	99
26) Chloroprene	6.494	53	65827	22.11	ug/L	97
27) 1,1-Dichloroethane	6.519	63	89187	25.97	ug/L	97
28) Acrylonitrile	6.574	53	114222	120.81	ug/L	95
29) ETBE	6.744	59	166767	25.30	ug/L	98
30) Tert Butyl Alcohol	5.970	59	83765	218.24	ug/L	97
31) Vinyl acetate	6.769	43	562773	132.29	ug/L	100
32) cis-1,2-Dichloroethene	7.135	96	49724	24.77	ug/L	97
33) 2,2-Dichloropropane	7.256	77	60441	22.99	ug/L	98
34) Bromochloromethane	7.354	128	26031	23.77	ug/L	86
35) Cyclohexane	7.372	56	77667	21.45	ug/L	98

Quantitation Report (QT Reviewed)

Data Path : C:\msdchem\1\data\06-28-2023\
Data File : 5E40556.D
Acq On : 28 Jun 2023 10:14 am
Operator : joannel
Sample : BS
Misc : MS54316,V5E1813,,,,,
ALS Vial : 3 Sample Multiplier: 1

Quant Time: Jun 28 10:36:43 2023
Quant Method : C:\msdchem\1\methods\appIX06-22-2023_.M
Quant Title : SW-846 Method 5030B/8260B & EPA 624
QLast Update : Fri Jun 23 07:08:45 2023
Response via : Initial Calibration

Compound	R.T.	QIon	Response	Conc	Units		Dev(Min)
36) Chloroform	7.409	83	90227	24.69	ug/L		95
37) Ethyl acetate	7.500	43	280191	117.40	ug/L		99
38) Tetrahydrofuran	7.604	42	17851	20.21	ug/L		97
40) Carbon Tetrachloride	7.592	117	62181	20.75	ug/L		96
41) 1,1,1-Trichloroethane	7.659	97	74100	22.02	ug/L		98
42) 2-Butanone	7.726	43	131478	118.66	ug/L		98
43) 1,1-Dichloropropene	7.787	75	56416	24.09	ug/L		96
44) tert-Butyl formate	7.878	59	95360	176.74	ug/L		95
45) Propionitrile	8.055	54	94697	241.32	ug/L		93
46) Methacrylonitrile	8.073	41	391399	270.13	ug/L		100
47) Benzene	8.049	78	172377	26.69	ug/L		99
48) TAME	8.122	73	118872	22.70	ug/L		98
50) 1,2-Dichloroethane	8.256	62	72541	24.11	ug/L		98
51) tert Amyl alcohol	8.287	59	47087	192.75	ug/L		96
52) Trichloroethene	8.640	95	50138	25.79	ug/L		90
53) Methylcyclohexane	8.646	83	56238	21.57	ug/L		96
54) Dibromomethane	9.085	93	33549	26.95	ug/L		87
55) 1,2-Dichloropropane	9.177	63	52925	28.85	ug/L		94
56) Bromodichloromethane	9.219	83	67809	25.51	ug/L		96
57) Methyl methacrylate	9.329	41	50206	25.44	ug/L		90
58) 1,4-Dioxane	9.415	88	10506	377.26	ug/L		98
59) 2-Chloroethyl vinyl ether	9.756	63	2204	24.91	ug/L	#	43
60) cis-1,3-Dichloropropene	9.853	75	63277	23.16	ug/L		94
63) Toluene	10.091	91	186399	25.45	ug/L		97
64) Isobutyl alcohol	8.177	43	46967	441.48	ug/L		97
65) 2-Nitropropane	10.323	41	61117	108.32	ug/L		97
66) 4-Methyl-2-pentanone	10.427	43	285673	119.03	ug/L		98
67) trans-1,3-Dichloropropene	10.488	75	50070	19.00	ug/L		96
68) Tetrachloroethene	10.494	166	54686	22.03	ug/L		97
69) Ethyl methacrylate	10.591	69	55194	26.42	ug/L		95
70) 1,1,2-Trichloroethane	10.658	83	37699	25.77	ug/L		93
71) Dibromochloromethane	10.853	129	57784	25.14	ug/L		98
72) 1,3-Dichloropropane	10.945	76	74948	27.17	ug/L		93
73) 1,2-Dibromoethane	11.115	107	49436	25.08	ug/L		96
74) 3,3-Dimethyl-1-butanol	11.195	57	143145	947.47	ug/L		99
75) 2-hexanone	11.256	43	192643	120.66	ug/L		97
76) 1-Chlorohexane	11.548	91	49450	21.67	ug/L		95
77) Ethylbenzene	11.615	91	204452	24.03	ug/L		98
78) Chlorobenzene	11.621	112	125426	24.62	ug/L		98
79) 1,1,1,2-Tetrachloroethane	11.670	131	52055	24.25	ug/L		95
80) m,p-Xylene	11.749	91	320986	48.86	ug/L		100
81) o-Xylene	12.195	91	168332	24.89	ug/L		99
82) Styrene	12.249	104	126420	23.62	ug/L		96
83) Bromoform	12.310	173	39357	21.55	ug/L		93
84) Isopropylbenzene	12.499	105	195804	24.42	ug/L		98
87) cis-1,4-Dichloro-2-butene	12.859	53	6829	15.37	ug/L	#	69
88) n-Propylbenzene	12.920	91	226658	25.48	ug/L		99
89) Bromobenzene	12.944	156	61738	26.94	ug/L		95
90) 1,1,2,2-Tetrachloroethane	12.987	83	61783	25.56	ug/L		94
91) 1,3,5-Trimethylbenzene	13.097	105	168881	25.84	ug/L		98

Quantitation Report (QT Reviewed)

Data Path : C:\msdchem\1\data\06-28-2023\
Data File : 5E40556.D
Acq On : 28 Jun 2023 10:14 am
Operator : joannel
Sample : BS
Misc : MS54316,V5E1813,,,,,
ALS Vial : 3 Sample Multiplier: 1

Quant Time: Jun 28 10:36:43 2023
Quant Method : C:\msdchem\1\methods\appIX06-22-2023_.M
Quant Title : SW-846 Method 5030B/8260B & EPA 624
QLast Update : Fri Jun 23 07:08:45 2023
Response via : Initial Calibration

	Compound	R.T.	QIon	Response	Conc	Units	Dev(Min)
92)	2-Chlorotoluene	13.109	91	159910	25.37	ug/L	93
93)	trans-1,4-Dichloro-2-B...	13.176	53	8044	13.91	ug/L	90
94)	1,2,3-Trichloropropane	13.152	110	19485	24.04	ug/L	97
95)	Cyclohexanone	13.225	55	11814	141.12	ug/L	96
96)	4-Chlorotoluene	13.280	91	147259	25.38	ug/L	98
98)	tert-Butylbenzene	13.444	91	88397	24.09	ug/L	98
99)	1,2,4-Trimethylbenzene	13.511	105	170894	25.93	ug/L	98
100)	Pentachloroethane	13.499	167	33758	25.71	ug/L	97
101)	sec-Butylbenzene	13.621	105	179423	24.31	ug/L	98
102)	4-Isopropyltoluene	13.749	119	163823	24.62	ug/L	99
103)	1,3-Dichlorobenzene	13.895	146	107594	24.86	ug/L	99
104)	1,2,3-Trimethylbenzene	13.962	105	179668	25.68	ug/L	96
105)	1,4-Dichlorobenzene	13.975	146	115408	24.67	ug/L	98
106)	n-Butylbenzene	14.176	92	75571	25.52	ug/L	95
107)	Benzyl Chloride	14.206	126	10783	14.54	ug/L	98
108)	1,2-Dichlorobenzene	14.395	146	107674	25.58	ug/L	97
109)	1,2-Dibromo-3-Chloropr...	15.127	75	11362	21.95	ug/L	85
110)	Hexachlorobutadiene	15.663	225	22379	23.57	ug/L	97
111)	1,2,4-Trichlorobenzene	15.718	180	64129	25.01	ug/L	92
112)	Naphthalene	16.017	128	163054	22.36	ug/L	98
113)	1,2,3-Trichlorobenzene	16.188	180	57654	24.14	ug/L	98

(#) = qualifier out of range (m) = manual integration (+) = signals summed

Quantitation Report (QT Reviewed)

Data Path : C:\msdchem\1\data\06-28-2023\
Data File : 5E40556.D
Acq On : 28 Jun 2023 10:14 am
Operator : joannel
Sample : BS
Misc : MS54316,V5E1813,,,,,
ALS Vial : 3 Sample Multiplier: 1

Quant Time: Jun 28 10:36:43 2023
Quant Method : C:\msdchem\1\methods\appIX06-22-2023_.M
Quant Title : SW-846 Method 5030B/8260B & EPA 624
QLast Update : Fri Jun 23 07:08:45 2023
Response via : Initial Calibration

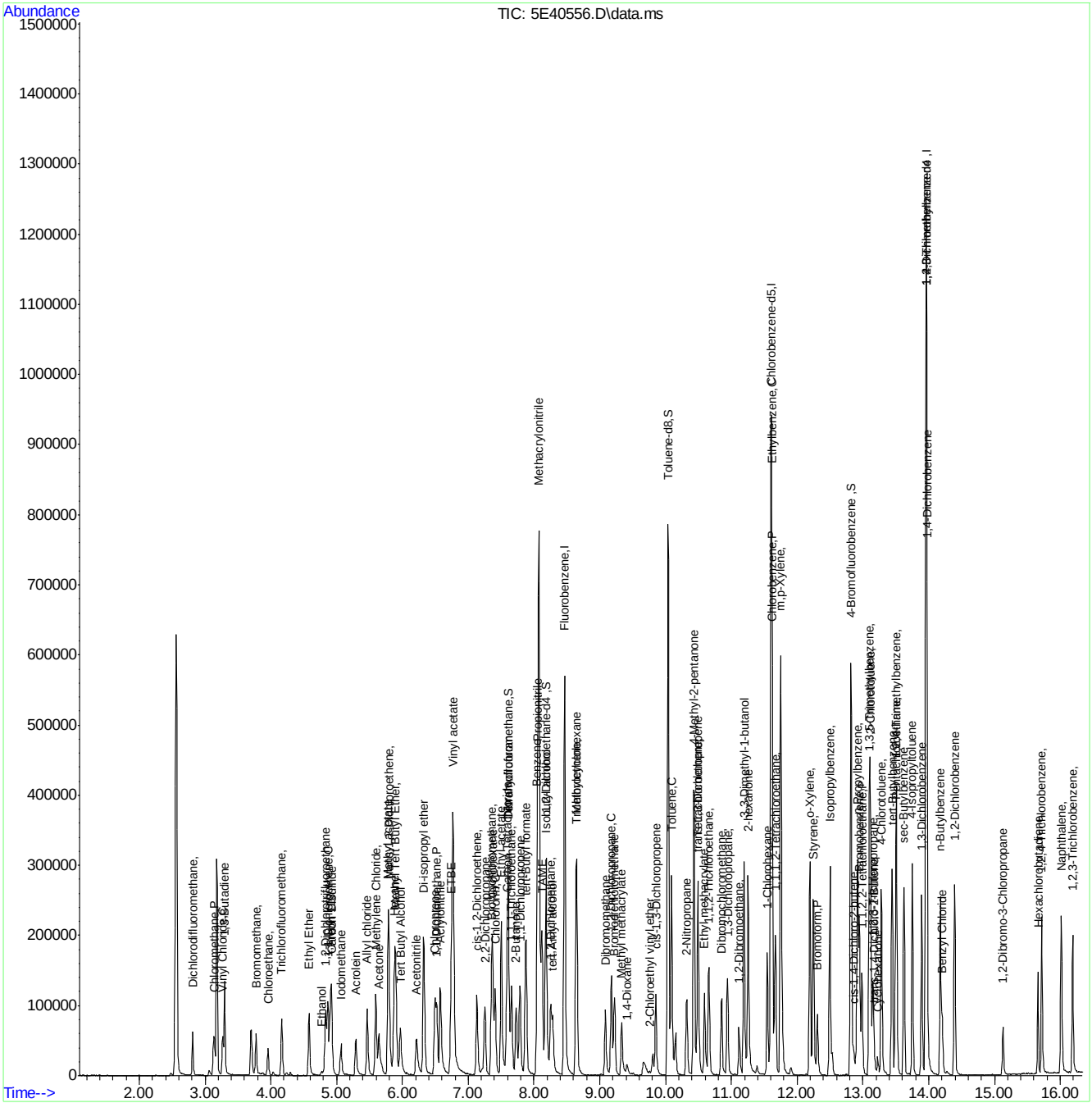

Quantitation Report (QT Reviewed)

Data Path : C:\msdchem\1\data\2023-06-26\
Data File : I757502.D
Acq On : 26 Jun 2023 9:15 pm
Operator : joannel
Sample : FC7171-7MS
Misc : MS54300,VI2955,,,,,
ALS Vial : 25 Sample Multiplier: 1

Quant Time: Jun 27 06:54:38 2023
Quant Method : C:\msdchem\1\methods\VI-2023-06-15.m
Quant Title : SW-846 Method 5035A/8260B
QLast Update : Thu Jun 15 14:39:51 2023
Response via : Initial Calibration

Compound	R.T.	QIon	Response	Conc	Units	Dev(Min)
Internal Standards						
1) Fluorobenzene	7.854	96	1059792	50.00	ug/L	0.00
62) Chlorobenzene-d5	11.006	117	721955	50.00	ug/L	0.00
85) 1,4-Dichlorobenzene-d4	13.371	152	439041	50.00	ug/L	0.00
System Monitoring Compounds						
39) Dibromofluoromethane	6.988	113	307926	51.19	ug/L	0.00
Spiked Amount 50.000	Range 83 - 118		Recovery =	102.38%		
49) 1,2-Dichloroethane-d4	7.561	65	289953	53.01	ug/L	0.00
Spiked Amount 50.000	Range 79 - 125		Recovery =	106.02%		
63) Toluene-d8	9.445	98	1074486	52.19	ug/L	0.00
Spiked Amount 50.000	Range 85 - 112		Recovery =	104.38%		
86) 4-Bromofluorobenzene	12.225	174	371810	50.30	ug/L	0.00
Spiked Amount 50.000	Range 83 - 118		Recovery =	100.60%		
Target Compounds						Qvalue
2) Dichlorodifluoromethane	2.349	85	133930	28.76	ug/L	97
3) Chloromethane	2.635	50	113092	23.60	ug/L	98
4) Vinyl Chloride	2.763	62	120634	25.50	ug/L	95
5) 1,3-Butadiene	2.800	39	100605	24.76	ug/L	98
6) Bromomethane	3.233	94	21077	13.12	ug/L	99
7) Chloroethane	3.391	64	49639	25.02	ug/L	98
8) Trichlorofluoromethane	3.599	101	170773	27.28	ug/L	100
9) Ethyl Ether	4.019	59	87082	26.57	ug/L	96
10) 1,2-Dichlorotrifluoroe...	4.245	67	133704	30.67	ug/L	99
11) 1,1-Dichloroethene	4.275	61	162151	28.20	ug/L	99
12) Ethanol	4.208	45	75407	462.37	ug/L	90
13) Freon 113	4.318	101	116598	32.63	ug/L	93
14) Carbon Disulfide	4.330	76	299856	25.39	ug/L	99
15) Iodomethane	4.458	142	88945	31.64	ug/L	99
16) Acrolein	4.678	56	159523	106.53	ug/L	99
17) Allyl chloride	4.854	41	137504	24.80	ug/L	99
18) Methylene Chloride	4.976	49	148299	25.35	ug/L	96
19) Acetone	5.025	43	321934	112.89	ug/L	100
20) Methyl acetate	5.172	43	649873	108.73	ug/L	99
21) trans-1,2-Dichloroethene	5.184	61	161882	26.83	ug/L	98
22) Hexane	5.275	56	86501	29.24	ug/L	90
23) Methyl Tert Butyl Ether	5.300	73	318243	24.96	ug/L	92
24) Tert butyl alcohol	5.385	59	584053	334.87	ug/L	98
25) Acetonitrile	5.562	41	272100	222.61	ug/L	97
26) Di-isopropyl ether	5.726	45	324336	24.32	ug/L	99
27) Chloroprene	5.866	53	138878	24.27	ug/L	97
28) 1,1-Dichloroethane	5.885	63	200635	25.33	ug/L	99
29) Acrylonitrile	5.921	53	357017	122.88	ug/L	99
30) ETBE	6.135	59	321676	25.06	ug/L	98
31) Vinyl acetate	6.141	43	1072709	127.35	ug/L	99
32) cis-1,2-Dichloroethene	6.507	96	121118	25.44	ug/L	99
33) 2,2-Dichloropropane	6.622	77	151004	25.01	ug/L	97
34) Bromochloromethane	6.732	128	60860	24.77	ug/L	97
35) Cyclohexane	6.757	56	187506	30.22	ug/L	97
36) Chloroform	6.793	83	216130	26.16	ug/L	97
37) Ethyl acetate	6.891	43	833329	120.84	ug/L	99
38) Tetrahydrofuran	6.982	42	76316	23.16	ug/L	97
40) Carbon Tetrachloride	6.976	117	170994	29.47	ug/L	99
41) 1,1,1-Trichloroethane	7.037	97	194541	28.46	ug/L	98
42) 2-Butanone	7.104	43	501060	116.63	ug/L	97
43) 1,1-Dichloropropene	7.171	75	154752	28.69	ug/L	98
44) tert-Butyl Formate	7.263	59	16157	4.87	ug/L	82

Quantitation Report (QT Reviewed)

Data Path : C:\msdchem\1\data\2023-06-26\
Data File : I757502.D
Acq On : 26 Jun 2023 9:15 pm
Operator : joannel
Sample : FC7171-7MS
Misc : MS54300,VI2955,,,,,
ALS Vial : 25 Sample Multiplier: 1

Quant Time: Jun 27 06:54:38 2023
Quant Method : C:\msdchem\1\methods\VI-2023-06-15.m
Quant Title : SW-846 Method 5035A/8260B
QLast Update : Thu Jun 15 14:39:51 2023
Response via : Initial Calibration

Compound	R.T.	QIon	Response	Conc	Units		Dev(Min)
45) Propionitrile	7.409	54	332995	228.68	ug/L		97
46) Methacrylonitrile	7.439	41	975840	228.57	ug/L		99
47) Benzene	7.433	78	435008	26.30	ug/L		93
48) TAME	7.525	73	296000	23.82	ug/L		99
50) Isobutyl alcohol	7.586	42	180677	468.49	ug/L		99
51) 1,2-Dichloroethane	7.641	62	144829	25.20	ug/L		95
52) Tert Amyl Alcohol	7.695	59	359649	251.23	ug/L		95
53) Trichloroethene	8.049	95	117839	25.47	ug/L		94
54) Methylcyclohexane	8.049	83	167932	29.93	ug/L		96
55) Dibromomethane	8.488	93	74433	25.19	ug/L		94
56) 1,2-Dichloropropane	8.567	63	110571	25.94	ug/L		96
57) Bromodichloromethane	8.622	83	143056	24.34	ug/L		99
58) Methyl methacrylate	8.744	41	96538	21.01	ug/L		98
59) 1,4-Dioxane	8.817	88	61112	456.76	ug/L		97
60) 2-Chloroethyl vinyl ether	9.256	63	801	0.32	ug/L	#	28
61) cis-1,3-Dichloropropene	9.262	75	152087	22.96	ug/L		98
64) Toluene	9.500	91	463003	28.11	ug/L		99
65) 2-Nitropropane	9.695	41	211409	136.92	ug/L		95
66) 4-Methyl-2-pentanone	9.829	43	899387	125.97	ug/L		99
67) trans-1,3-Dichloropropene	9.896	75	132911	24.01	ug/L		90
68) Tetrachloroethene	9.908	166	147425	29.57	ug/L		98
69) Ethyl methacrylate	10.012	69	139171	26.45	ug/L		96
70) 1,1,2-Trichloroethane	10.061	83	90488	26.93	ug/L		97
71) Dibromochloromethane	10.256	129	129474	27.86	ug/L		99
72) 1,3-Dichloropropane	10.335	76	171151	29.23	ug/L		98
73) 1,2-Dibromoethane	10.518	107	117638	27.14	ug/L		97
74) 3,3-dimethyl-1-butanol	10.609	57	1958546	1519.92	ug/L		99
75) 2-hexanone	10.658	43	729962	127.40	ug/L		98
76) 1-Chlorohexane	10.963	91	132383	28.40	ug/L		94
77) Ethylbenzene	11.024	91	500500	28.14	ug/L		100
78) Chlorobenzene	11.024	112	299766	27.54	ug/L		98
79) 1,1,1,2-Tetrachloroethane	11.073	131	114831	27.26	ug/L		99
80) m,p-Xylene	11.164	91	763726	57.19	ug/L		98
81) o-Xylene	11.603	91	382039	26.61	ug/L		99
82) Styrene	11.658	104	279757	27.69	ug/L		98
83) Bromoform	11.713	173	102526	26.18	ug/L		98
84) Isopropylbenzene	11.914	105	479724	28.40	ug/L		99
87) cis-1,4-Dichloro-2-butene	12.262	53	34255	21.76	ug/L		89
88) n-Propylbenzene	12.335	91	544001	28.15	ug/L		99
89) Bromobenzene	12.347	156	141470	28.55	ug/L		99
90) 1,1,2,2-Tetrachloroethane	12.390	83	183456	27.16	ug/L		98
91) 1,3,5-Trimethylbenzene	12.518	105	389827	28.14	ug/L		99
92) 2-Chlorotoluene	12.518	91	364786	27.67	ug/L		98
93) trans-1,4-Dichloro-2-B...	12.572	53	32158	18.52	ug/L		75
94) 1,2,3-Trichloropropane	12.548	110	59703	28.58	ug/L		96
95) Cyclohexanone	12.609	55	55210	118.26	ug/L		96
96) 4-Chlorotoluene	12.682	91	323072	27.23	ug/L		99
97) tert-Butylbenzene	12.853	91	204920	27.84	ug/L		99
98) 1,2,4-Trimethylbenzene	12.926	105	376961	27.63	ug/L		99
99) Pentachloroethane	12.902	167	81195	26.80	ug/L		96
100) sec-Butylbenzene	13.036	105	434226	27.89	ug/L		99
101) 4-Isopropyltoluene	13.170	119	383030	27.76	ug/L		99
102) 1,3-Dichlorobenzene	13.304	146	232129	27.18	ug/L		99
103) 1,2,3-Trimethylbenzene	13.383	105	385273	26.96	ug/L		99
104) 1,4-Dichlorobenzene	13.389	146	245352	26.73	ug/L		97
105) n-Butylbenzene	13.615	92	197526	29.12	ug/L	#	75
106) Benzyl Chloride	13.627	126	48074	20.40	ug/L	#	58
107) 1,2-Dichlorobenzene	13.828	146	231197	27.63	ug/L		96

Quantitation Report (QT Reviewed)

Data Path : C:\msdchem\1\data\2023-06-26\
Data File : I757502.D
Acq On : 26 Jun 2023 9:15 pm
Operator : joannel
Sample : FC7171-7MS
Misc : MS54300,VI2955,,,,,
ALS Vial : 25 Sample Multiplier: 1

Quant Time: Jun 27 06:54:38 2023
Quant Method : C:\msdchem\1\methods\VI-2023-06-15.m
Quant Title : SW-846 Method 5035A/8260B
QLast Update : Thu Jun 15 14:39:51 2023
Response via : Initial Calibration

Compound	R.T.	QIon	Response	Conc	Units	Dev(Min)
108) 1,2-Dibromo-3-Chloropr...	14.584	75	47111	27.59	ug/L	98
109) Hexachlorobutadiene	15.145	225	84692	29.87	ug/L	98
110) 1,2,4-Trichlorobenzene	15.194	180	162718	26.32	ug/L	98
111) Naphthalene	15.462	128	498253	25.77	ug/L	98
112) 1,2,3-Trichlorobenzene	15.627	180	161106	26.13	ug/L	97

(#) = qualifier out of range (m) = manual integration (+) = signals summed

Quantitation Report (QT Reviewed)

Data Path : C:\msdchem\1\data\2023-06-26\
Data File : I757502.D
Acq On : 26 Jun 2023 9:15 pm
Operator : joannel
Sample : FC7171-7MS
Misc : MS54300,VI2955,,,,,
ALS Vial : 25 Sample Multiplier: 1

Quant Time: Jun 27 06:54:38 2023
Quant Method : C:\msdchem\1\methods\VI-2023-06-15.m
Quant Title : SW-846 Method 5035A/8260B
QLast Update : Thu Jun 15 14:39:51 2023
Response via : Initial Calibration

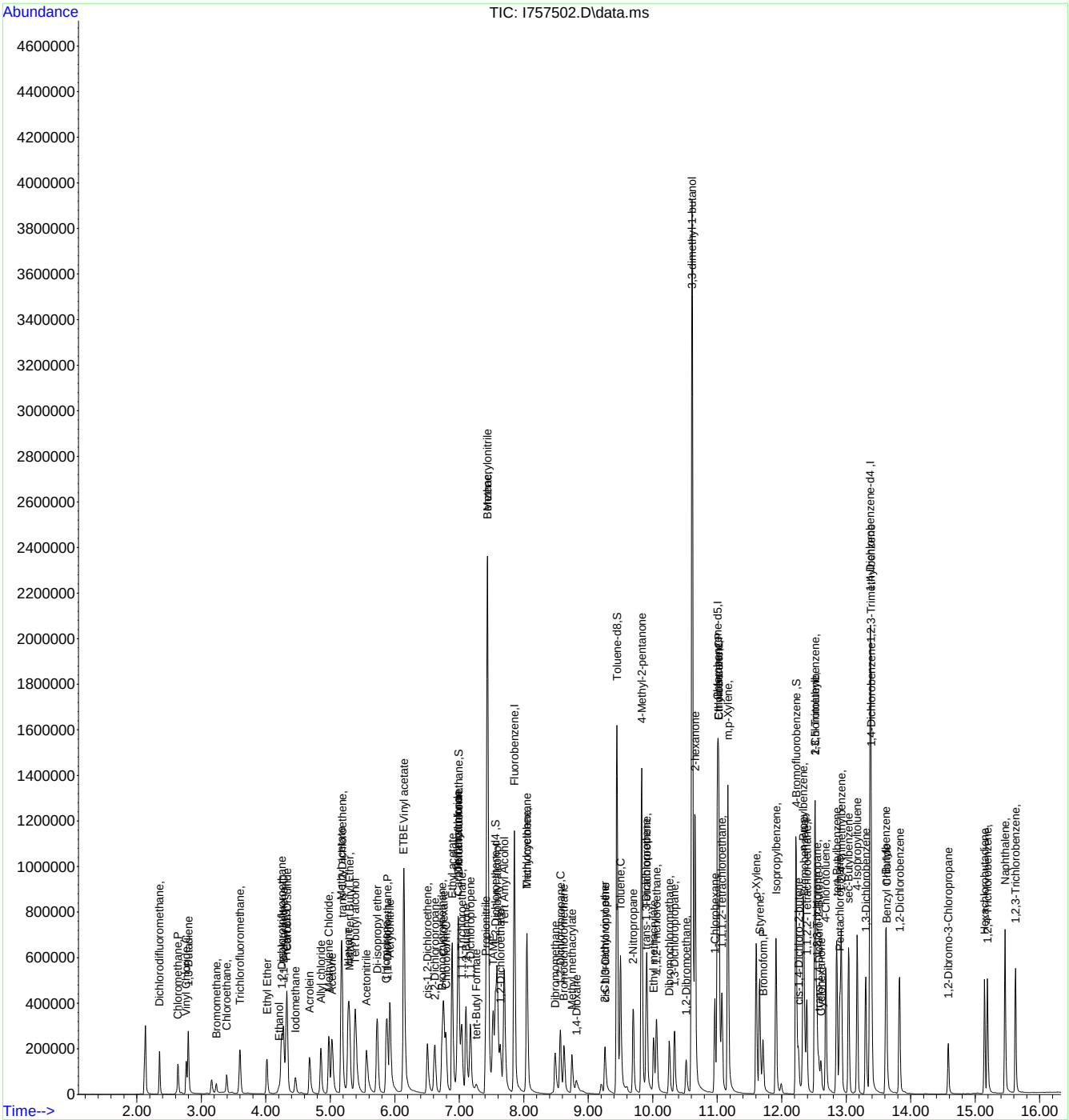

Quantitation Report (QT Reviewed)

Data Path : C:\msdchem\1\data\2023-06-26\
Data File : I757503.D
Acq On : 26 Jun 2023 9:39 pm
Operator : joannel
Sample : FC7171-7MSD
Misc : MS54300,VI2955,,,,,
ALS Vial : 26 Sample Multiplier: 1

Quant Time: Jun 27 06:54:40 2023
Quant Method : C:\msdchem\1\methods\VI-2023-06-15.m
Quant Title : SW-846 Method 5035A/8260B
QLast Update : Thu Jun 15 14:39:51 2023
Response via : Initial Calibration

Compound	R.T.	QIon	Response	Conc	Units	Dev(Min)
Internal Standards						
1) Fluorobenzene	7.854	96	1075766	50.00	ug/L	0.00
62) Chlorobenzene-d5	11.006	117	739722	50.00	ug/L	0.00
85) 1,4-Dichlorobenzene-d4	13.371	152	452185	50.00	ug/L	0.00
System Monitoring Compounds						
39) Dibromofluoromethane	6.988	113	310790	50.90	ug/L	0.00
Spiked Amount 50.000	Range 83 - 118		Recovery = 101.80%			
49) 1,2-Dichloroethane-d4	7.561	65	304457	54.84	ug/L	0.00
Spiked Amount 50.000	Range 79 - 125		Recovery = 109.68%			
63) Toluene-d8	9.445	98	1091789	51.76	ug/L	0.00
Spiked Amount 50.000	Range 85 - 112		Recovery = 103.52%			
86) 4-Bromofluorobenzene	12.219	174	383132	50.32	ug/L	0.00
Spiked Amount 50.000	Range 83 - 118		Recovery = 100.64%			
Target Compounds						Qvalue
2) Dichlorodifluoromethane	2.355	85	149645	31.66	ug/L	97
3) Chloromethane	2.641	50	129246	26.58	ug/L	98
4) Vinyl Chloride	2.769	62	134791	28.07	ug/L	97
5) 1,3-Butadiene	2.800	39	99855	24.20	ug/L	98
6) Bromomethane	3.233	94	38532	23.56	ug/L	97
7) Chloroethane	3.397	64	58464	29.03	ug/L	99
8) Trichlorofluoromethane	3.605	101	195797	30.81	ug/L	97
9) Ethyl Ether	4.019	59	83686	25.16	ug/L	99
10) 1,2-Dichlorotrifluoroe...	4.245	67	132749	30.00	ug/L	99
11) 1,1-Dichloroethene	4.275	61	158706	27.19	ug/L	99
12) Ethanol	4.208	45	76219	460.34	ug/L	87
13) Freon 113	4.324	101	116435	32.10	ug/L	96
14) Carbon Disulfide	4.330	76	290985	24.27	ug/L	100
15) Iodomethane	4.464	142	109420	37.90	ug/L	93
16) Acrolein	4.677	56	156430	103.02	ug/L	98
17) Allyl chloride	4.854	41	137254	24.38	ug/L	97
18) Methylene Chloride	4.982	49	142969	24.06	ug/L	97
19) Acetone	5.025	43	311340	107.55	ug/L	98
20) Methyl acetate	5.171	43	630397	103.90	ug/L	99
21) trans-1,2-Dichloroethene	5.183	61	156547	25.56	ug/L	99
22) Hexane	5.281	56	85771	28.56	ug/L	98
23) Methyl Tert Butyl Ether	5.299	73	311479	24.07	ug/L	91
24) Tert butyl alcohol	5.385	59	565938	319.66	ug/L	97
25) Acetonitrile	5.561	41	268547	216.11	ug/L	99
26) Di-isopropyl ether	5.726	45	314119	23.21	ug/L	99
27) Chloroprene	5.866	53	137357	23.67	ug/L	99
28) 1,1-Dichloroethane	5.885	63	195993	24.38	ug/L	99
29) Acrylonitrile	5.921	53	353631	119.90	ug/L	97
30) ETBE	6.135	59	318294	24.43	ug/L	99
31) Vinyl acetate	6.141	43	1054120	123.43	ug/L	99
32) cis-1,2-Dichloroethene	6.506	96	117579	24.33	ug/L	98
33) 2,2-Dichloropropane	6.622	77	146085	23.84	ug/L	98
34) Bromochloromethane	6.732	128	58931	23.63	ug/L	97
35) Cyclohexane	6.756	56	184243	29.30	ug/L	98
36) Chloroform	6.793	83	211715	25.25	ug/L	100
37) Ethyl acetate	6.890	43	809609	115.85	ug/L	100
38) Tetrahydrofuran	6.982	42	72284	21.62	ug/L	95
40) Carbon Tetrachloride	6.976	117	167331	28.41	ug/L	99
41) 1,1,1-Trichloroethane	7.037	97	189432	27.30	ug/L	98
42) 2-Butanone	7.104	43	502720	115.34	ug/L	99
43) 1,1-Dichloropropene	7.171	75	153896	28.10	ug/L	98
44) tert-Butyl Formate	7.262	59	15591	4.63	ug/L	80

Quantitation Report (QT Reviewed)

Data Path : C:\msdchem\1\data\2023-06-26\
Data File : I757503.D
Acq On : 26 Jun 2023 9:39 pm
Operator : joannel
Sample : FC7171-7MSD
Misc : MS54300,VI2955,,,,,
ALS Vial : 26 Sample Multiplier: 1

Quant Time: Jun 27 06:54:40 2023
Quant Method : C:\msdchem\1\methods\VI-2023-06-15.m
Quant Title : SW-846 Method 5035A/8260B
QLast Update : Thu Jun 15 14:39:51 2023
Response via : Initial Calibration

Compound	R.T.	QIon	Response	Conc	Units		Dev(Min)
45) Propionitrile	7.409	54	332401	224.88	ug/L		99
46) Methacrylonitrile	7.439	41	929670	214.52	ug/L		98
47) Benzene	7.433	78	422634	25.17	ug/L		94
48) TAME	7.524	73	290649	23.04	ug/L		98
50) Isobutyl alcohol	7.592	42	177257	452.80	ug/L		96
51) 1,2-Dichloroethane	7.640	62	140360	24.06	ug/L		98
52) Tert Amyl Alcohol	7.695	59	348958	240.14	ug/L		96
53) Trichloroethene	8.049	95	113152	24.09	ug/L		97
54) Methylcyclohexane	8.055	83	164781	28.99	ug/L		97
55) Dibromomethane	8.488	93	73895	24.64	ug/L		97
56) 1,2-Dichloropropane	8.567	63	107114	24.75	ug/L		97
57) Bromodichloromethane	8.628	83	141136	23.66	ug/L		99
58) Methyl methacrylate	8.750	41	98216	21.05	ug/L		99
59) 1,4-Dioxane	8.817	88	58074	428.51	ug/L		97
60) 2-Chloroethyl vinyl ether	9.262	63	610	0.24	ug/L	#	34
61) cis-1,3-Dichloropropene	9.262	75	148538	22.09	ug/L		97
64) Toluene	9.500	91	446486	26.45	ug/L		100
65) 2-Nitropropane	9.695	41	206454	130.92	ug/L		95
66) 4-Methyl-2-pentanone	9.829	43	888598	121.47	ug/L		99
67) trans-1,3-Dichloropropene	9.902	75	128119	22.64	ug/L		90
68) Tetrachloroethene	9.908	166	145906	28.57	ug/L		99
69) Ethyl methacrylate	10.012	69	139626	25.91	ug/L		97
70) 1,1,2-Trichloroethane	10.061	83	86943	25.26	ug/L		97
71) Dibromochloromethane	10.256	129	128878	27.06	ug/L		98
72) 1,3-Dichloropropane	10.341	76	165712	27.63	ug/L		98
73) 1,2-Dibromoethane	10.518	107	115302	25.96	ug/L		93
74) 3,3-dimethyl-1-butanol	10.609	57	1888461	1435.74	ug/L		100
75) 2-hexanone	10.658	43	727891	124.08	ug/L		97
76) 1-Chlorohexane	10.963	91	131826	27.60	ug/L		99
77) Ethylbenzene	11.024	91	489112	26.84	ug/L		100
78) Chlorobenzene	11.024	112	296792	26.61	ug/L		98
79) 1,1,1,2-Tetrachloroethane	11.073	131	114009	26.41	ug/L		98
80) m,p-Xylene	11.164	91	738875	54.00	ug/L		100
81) o-Xylene	11.603	91	370293	25.17	ug/L		99
82) Styrene	11.658	104	272288	26.36	ug/L		98
83) Bromoform	11.713	173	99948	24.91	ug/L		96
84) Isopropylbenzene	11.914	105	464271	26.82	ug/L		99
87) cis-1,4-Dichloro-2-butene	12.261	53	34737	21.42	ug/L		93
88) n-Propylbenzene	12.335	91	528969	26.57	ug/L		98
89) Bromobenzene	12.347	156	138239	27.08	ug/L		97
90) 1,1,2,2-Tetrachloroethane	12.389	83	177270	25.48	ug/L		99
91) 1,3,5-Trimethylbenzene	12.517	105	386470	27.09	ug/L		99
92) 2-Chlorotoluene	12.517	91	359198	26.45	ug/L		97
93) trans-1,4-Dichloro-2-B...	12.572	53	32458	18.16	ug/L	#	78
94) 1,2,3-Trichloropropane	12.548	110	59783	27.79	ug/L		96
95) Cyclohexanone	12.609	55	53153	110.55	ug/L		94
96) 4-Chlorotoluene	12.682	91	311477	25.49	ug/L		99
97) tert-Butylbenzene	12.853	91	205646	27.12	ug/L		98
98) 1,2,4-Trimethylbenzene	12.926	105	371565	26.44	ug/L		99
99) Pentachloroethane	12.901	167	81764	26.21	ug/L		99
100) sec-Butylbenzene	13.036	105	427546	26.69	ug/L		99
101) 4-Isopropyltoluene	13.170	119	375325	26.41	ug/L		99
102) 1,3-Dichlorobenzene	13.304	146	229311	26.07	ug/L		98
103) 1,2,3-Trimethylbenzene	13.383	105	378401	25.71	ug/L		98
104) 1,4-Dichlorobenzene	13.389	146	243788	25.79	ug/L		99
105) n-Butylbenzene	13.615	92	195098	27.92	ug/L	#	77
106) Benzyl Chloride	13.627	126	46526	19.22	ug/L	#	47
107) 1,2-Dichlorobenzene	13.828	146	224798	26.09	ug/L		97

Quantitation Report (QT Reviewed)

Data Path : C:\msdchem\1\data\2023-06-26\
Data File : I757503.D
Acq On : 26 Jun 2023 9:39 pm
Operator : joannel
Sample : FC7171-7MSD
Misc : MS54300,VI2955,,,,,
ALS Vial : 26 Sample Multiplier: 1

Quant Time: Jun 27 06:54:40 2023
Quant Method : C:\msdchem\1\methods\VI-2023-06-15.m
Quant Title : SW-846 Method 5035A/8260B
QLast Update : Thu Jun 15 14:39:51 2023
Response via : Initial Calibration

Compound	R.T.	QIon	Response	Conc	Units	Dev(Min)
108) 1,2-Dibromo-3-Chloropr...	14.584	75	45096	25.64	ug/L	97
109) Hexachlorobutadiene	15.145	225	83695	28.66	ug/L	98
110) 1,2,4-Trichlorobenzene	15.194	180	156977	24.65	ug/L	98
111) Naphthalene	15.462	128	487332	24.47	ug/L	98
112) 1,2,3-Trichlorobenzene	15.627	180	157015	24.72	ug/L	99

(#) = qualifier out of range (m) = manual integration (+) = signals summed

Quantitation Report (QT Reviewed)

Data Path : C:\msdchem\1\data\2023-06-26\
Data File : I757503.D
Acq On : 26 Jun 2023 9:39 pm
Operator : joannel
Sample : FC7171-7MSD
Misc : MS54300,VI2955,,,,,
ALS Vial : 26 Sample Multiplier: 1

Quant Time: Jun 27 06:54:40 2023
Quant Method : C:\msdchem\1\methods\VI-2023-06-15.m
Quant Title : SW-846 Method 5035A/8260B
QLast Update : Thu Jun 15 14:39:51 2023
Response via : Initial Calibration

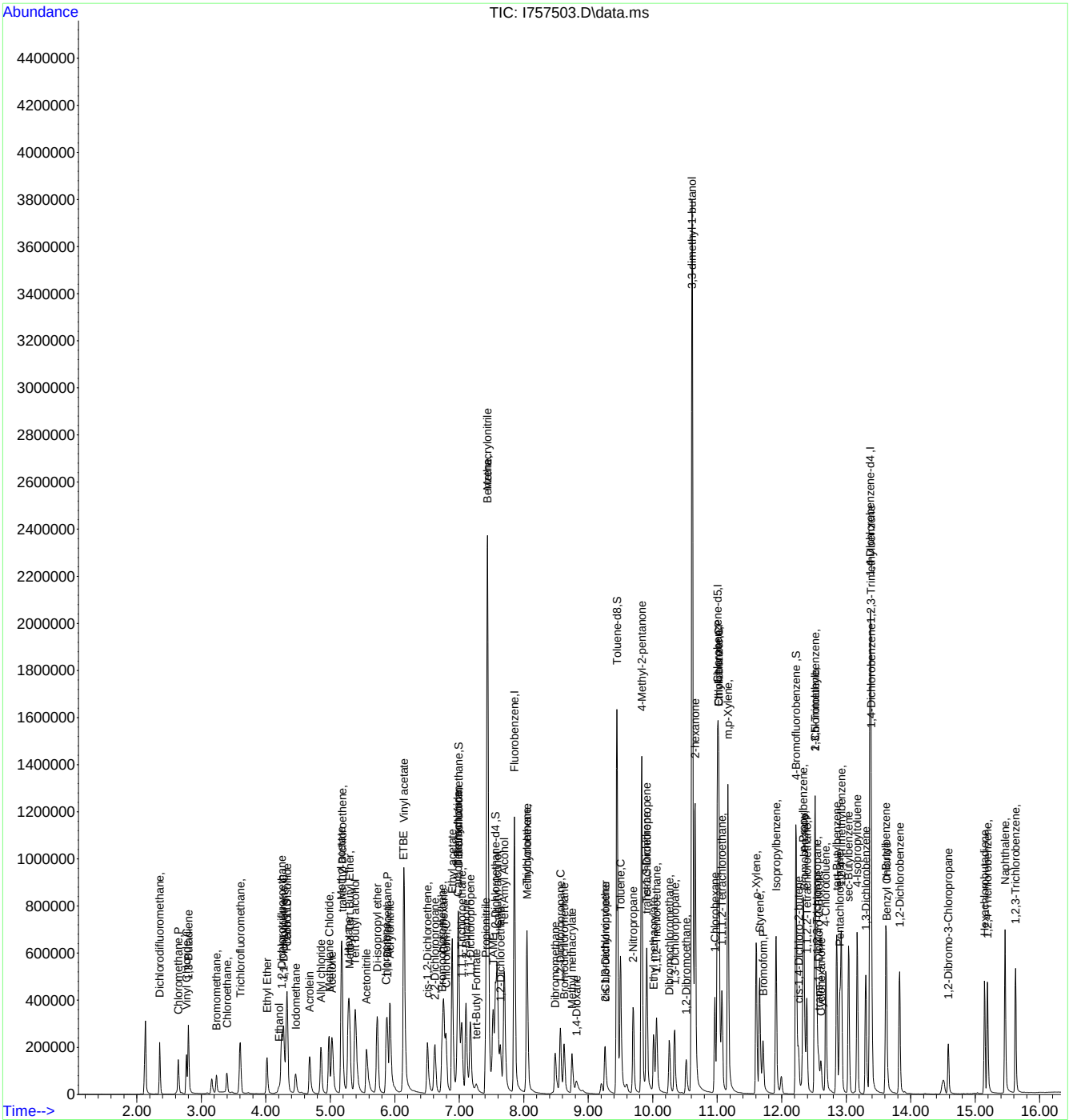

Manual Integrations APPROVED (compounds with "m" flag)
Karen Watson
06/29/23 15:35

Quantitation Report (QT Reviewed)

Data Path : C:\msdchem\1\data\celinec\2023\June 2023\06-29-2023\V1A1848-49\
Data File : 1A47399.d
Acq On : 28 Jun 2023 3:03 pm
Operator : jeniferw
Sample : FC7070-1MS 10X
Misc : MS54311,V1A1848,,,,,10
ALS Vial : 26 Sample Multiplier: 1

Quant Time: Jun 28 22:06:57 2023
Quant Method : C:\msdchem\1\methods\V1A_05-23-2023.M
Quant Title : SW-846 Method 5035A/8260B
QLast Update : Wed May 24 11:40:15 2023
Response via : Initial Calibration

Compound	R.T.	QIon	Response	Conc	Units		Dev(Min)
Internal Standards							
1) Fluorobenzene	3.412	96	56277	50.00	ug/L		0.00
62) Chlorobenzene-d5	5.359	117	42587	50.00	ug/L		0.00
85) 1,4-Dichlorobenzene-d4	7.099	152	22681	50.00	ug/L		0.00
System Monitoring Compounds							
39) Dibromofluoromethane	2.958	113	15003	47.67	ug/L		0.00
Spiked Amount 50.000	Range 83 - 118		Recovery = 95.34%				
49) 1,2-Dichloroethane-d4	3.243	65	18035	45.33	ug/L		0.00
Spiked Amount 50.000	Range 79 - 125		Recovery = 90.66%				
63) Toluene-d8	4.343	98	55756	49.06	ug/L		0.00
Spiked Amount 50.000	Range 85 - 112		Recovery = 98.12%				
86) 4-Bromofluorobenzene	6.237	174	19322	50.20	ug/L		0.00
Spiked Amount 50.000	Range 83 - 118		Recovery = 100.40%				
Target Compounds							Qvalue
2) Dichlorodifluoromethane	1.026	85	8317	39.25	ug/L		99
3) Chloromethane	1.134	50	9189	37.33	ug/L		97
4) 1,3-butadiene	1.188	39	8393	23.86	ug/L		98
5) Vinyl Chloride	1.180	62	9091	30.38	ug/L		100
6) Bromomethane	1.349	94	2405	21.30	ug/L		99
7) Chloroethane	1.419	64	4588	24.03	ug/L		93
8) Trichlorofluoromethane	1.503	101	10653	24.40	ug/L		99
9) Ethyl Ether	1.665	59	7540	31.59	ug/L		87
10) Ethanol	1.711	45	2404	531.96	ug/L		91
11) 1,2-Dichlorotrifluoroe...	1.750	67	9816	30.69	ug/L		93
12) 1,1-Dichloroethene	1.765	61	11908	26.86	ug/L		92
13) Freon 113	1.788	101	8054	33.16	ug/L		98
14) Carbon Disulfide	1.788	76	21383	31.05	ug/L		90
15) Iodomethane	1.834	142	3125	18.20	ug/L		95
16) Acrolein	1.911	56	10381	159.48	ug/L		96
17) Allyl chloride	2.004	41	12044	33.93	ug/L		93
18) Methylene Chloride	2.050	49	11375	30.03	ug/L		87
19) Acetone	2.057	43	15547	134.37	ug/L		95
20) Methyl acetate	2.127	43	43997	136.31	ug/L		96
21) trans-1,2-Dichloroethene	2.142	61	12107	27.21	ug/L		93
22) Hexane	2.204	56	9051	34.55	ug/L		97
23) Methyl Tert Butyl Ether	2.196	73	22843	27.02	ug/L	#	66
24) Acetonitrile	2.281	41	14104m	293.34	ug/L		
25) Tert Butyl Alcohol	2.219	59	15996	261.62	ug/L		95
26) Di-isopropyl ether	2.396	45	27630	30.45	ug/L		96
27) Chloroprene	2.442	53	34837	27.97	ug/L		98
28) 1,1-Dichloroethane	2.450	63	15403	26.47	ug/L		96
29) Acrylonitrile	2.442	52	21616	142.90	ug/L		99
30) ETBE	2.588	59	27081	28.62	ug/L		94
31) Vinyl acetate	2.565	43	101761	155.33	ug/L		99
32) cis-1,2-Dichloroethene	2.727	96	8400	25.91	ug/L		87
33) 2,2-Dichloropropane	2.789	77	10723	25.29	ug/L		96
34) Bromochloromethane	2.827	128	3958	25.92	ug/L	#	86
35) Cyclohexane	2.866	56	15956	33.55	ug/L		90
36) Chloroform	2.866	83	14722	25.05	ug/L		95
37) Ethyl acetate	2.919	43	58951	143.55	ug/L		96
38) Tetrahydrofuran	2.950	42	4068	29.43	ug/L		92
40) Carbon Tetrachloride	2.966	117	11171m	27.39	ug/L		
41) 1,1,1-Trichloroethane	2.989	97	11789	24.94	ug/L		96
42) 2-Butanone	3.004	43	28973	137.59	ug/L		88
43) 1,1-Dichloropropene	3.058	75	10598	26.41	ug/L		93
44) tert-Butyl formate	3.096	59	33154	152.25	ug/L	#	67

Quantitation Report (QT Reviewed)

Data Path : C:\msdchem\1\data\celinec\2023\June 2023\06-29-2023\V1A1848-49\
Data File : 1A47399.d
Acq On : 28 Jun 2023 3:03 pm
Operator : jeniferw
Sample : FC7070-1MS 10X
Misc : MS54311,V1A1848,,,,,10
ALS Vial : 26 Sample Multiplier: 1

Quant Time: Jun 28 22:06:57 2023
Quant Method : C:\msdchem\1\methods\V1A_05-23-2023.M
Quant Title : SW-846 Method 5035A/8260B
QLast Update : Wed May 24 11:40:15 2023
Response via : Initial Calibration

	Compound	R.T.	QIon	Response	Conc	Units		Dev(Min)
45)	Propionitrile	3.150	54	18470	287.41	ug/L		100
46)	Methacrylonitrile	3.173	41	69168	288.29	ug/L		99
47)	Benzene	3.189	78	33458	27.12	ug/L		86
48)	TAME	3.258	73	22593	27.19	ug/L	#	76
50)	1,2-Dichloroethane	3.281	62	11071	23.19	ug/L		96
51)	Isobutyl Alcohol	3.266	43	18770	581.57	ug/L		92
52)	Tert Amyl Alcohol	3.327	59	12792	272.31	ug/L		86
53)	Trichloroethene	3.512	95	8436	25.30	ug/L		97
54)	Methylcyclohexane	3.535	83	14076	29.54	ug/L	#	82
55)	Dibromomethane	3.735	93	5337	25.49	ug/L		95
56)	1,2-Dichloropropane	3.797	63	9384	30.16	ug/L		95
57)	Bromodichloromethane	3.835	83	10176	24.41	ug/L		97
58)	Methyl methacrylate	3.920	41	8687	27.52	ug/L		93
59)	1,4-Dioxane	3.943	88	1513	368.28	ug/L		85
60)	2-Chloroethyl vinyl ether	4.166	63	207	1.00	ug/L		82
61)	cis-1,3-Dichloropropene	4.212	75	12172	26.56	ug/L		87
64)	Toluene	4.374	91	33739	25.51	ug/L		99
65)	2-Nitropropane	4.474	41	12093	112.51	ug/L		98
66)	4-Methyl-2-pentanone	4.590	43	56804	136.69	ug/L		97
67)	trans-1,3-Dichloropropene	4.620	75	10637	23.86	ug/L		92
68)	Tetrachloroethene	4.636	166	9653	24.47	ug/L		98
69)	Ethyl methacrylate	4.736	69	10465	28.06	ug/L	#	83
70)	1,1,2-Trichloroethane	4.720	83	6584	25.83	ug/L		94
71)	Dibromochloromethane	4.844	129	8105	25.83	ug/L		99
72)	1,3-Dichloropropane	4.897	76	12980	27.32	ug/L		88
73)	1,2-Dibromoethane	4.997	107	8049	24.85	ug/L		99
74)	3,3-Dimethyl-1-Butanol	5.128	57	68585	1256.22	ug/L		91
75)	2-hexanone	5.144	43	53322	133.91	ug/L		92
76)	1-Chlorohexane	5.367	91	11025m	23.63	ug/L		
77)	Ethylbenzene	5.398	91	36377m	25.29	ug/L		
78)	Chlorobenzene	5.367	112	21781	24.73	ug/L		96
79)	1,1,1,2-Tetrachloroethane	5.413	131	7707	25.36	ug/L		96
80)	m,p-Xylene	5.505	91	58249	50.15	ug/L		99
81)	o-Xylene	5.806	91	28647	23.79	ug/L		97
82)	Styrene	5.836	104	22545	25.61	ug/L		95
83)	Bromoform	5.844	173	5501	22.83	ug/L		97
84)	Isopropylbenzene	6.044	105	34628	24.35	ug/L		97
87)	cis-1,4-Dichloro-2-butene	6.267	53	1885	31.55	ug/L	#	66
88)	n-Propylbenzene	6.352	91	40852	25.53	ug/L		98
89)	Bromobenzene	6.314	156	9328	25.74	ug/L		93
90)	1,1,2,2-Tetrachloroethane	6.375	83	10844	27.38	ug/L		97
91)	1,3,5-Trimethylbenzene	6.506	105	29231	25.89	ug/L		98
92)	2-Chlorotoluene	6.460	91	24078	25.50	ug/L		99
93)	trans-1,4-Dichloro-2-B...	6.506	53	2582	28.20	ug/L		92
94)	1,2,3-Trichloropropane	6.475	110	3236	28.38	ug/L		87
95)	Cyclohexanone	6.483	55	1701	121.05	ug/L		88
96)	4-Chlorotoluene	6.583	91	24255	24.46	ug/L		95
97)	tert-Butylbenzene	6.752	91	15430	24.99	ug/L		91
98)	1,2,4-Trimethylbenzene	6.806	105	27678	25.21	ug/L		96
99)	Pentachloroethane	6.752	167	5074	26.39	ug/L	#	90
100)	sec-Butylbenzene	6.898	105	34372	24.78	ug/L		98
101)	4-Isopropyltoluene	7.014	119	27684	24.19	ug/L		97
102)	1,3-Dichlorobenzene	7.037	146	16491	24.23	ug/L		99
103)	1,2,3-Trimethylbenzene	7.145	105	27091	25.09	ug/L		99
104)	1,4-Dichlorobenzene	7.106	146	16444	23.97	ug/L		97
105)	n-Butylbenzene	7.345	92	13533	26.60	ug/L		96
106)	Benzyl Chloride	7.299	126	2706	20.46	ug/L	#	83
107)	1,2-Dichlorobenzene	7.430	146	14735	24.02	ug/L		99

Quantitation Report (QT Reviewed)

Data Path : C:\msdchem\1\data\celinec\2023\June 2023\06-29-2023\V1A1848-49\
Data File : 1A47399.d
Acq On : 28 Jun 2023 3:03 pm
Operator : jeniferw
Sample : FC7070-1MS 10X
Misc : MS54311,V1A1848,,,,,10
ALS Vial : 26 Sample Multiplier: 1

Quant Time: Jun 28 22:06:57 2023
Quant Method : C:\msdchem\1\methods\V1A_05-23-2023.M
Quant Title : SW-846 Method 5035A/8260B
QLast Update : Wed May 24 11:40:15 2023
Response via : Initial Calibration

Compound	R.T.	QIon	Response	Conc	Units	Dev(Min)
108) 1,2-Dibromo-3-Chloropr...	8.007	75	1520	23.06	ug/L	89
109) Hexachlorobutadiene	8.515	225	2785	24.13	ug/L	91
110) 1,2,4-Trichlorobenzene	8.507	180	6165	19.77	ug/L	94
111) Naphthalene	8.715	128	11625	18.91	ug/L	98
112) 1,2,3-Trichlorobenzene	8.838	180	4374	19.16	ug/L	94

(#) = qualifier out of range (m) = manual integration (+) = signals summed

Quantitation Report (QT Reviewed)

Data Path : C:\msdchem\1\data\celinec\2023\June 2023\06-29-2023\V1A1848-49\
Data File : 1A47399.d
Acq On : 28 Jun 2023 3:03 pm
Operator : jeniferw
Sample : FC7070-1MS 10X
Misc : MS54311,V1A1848,,,,,10
ALS Vial : 26 Sample Multiplier: 1

Quant Time: Jun 28 22:06:57 2023
Quant Method : C:\msdchem\1\methods\V1A_05-23-2023.M
Quant Title : SW-846 Method 5035A/8260B
QLast Update : Wed May 24 11:40:15 2023
Response via : Initial Calibration

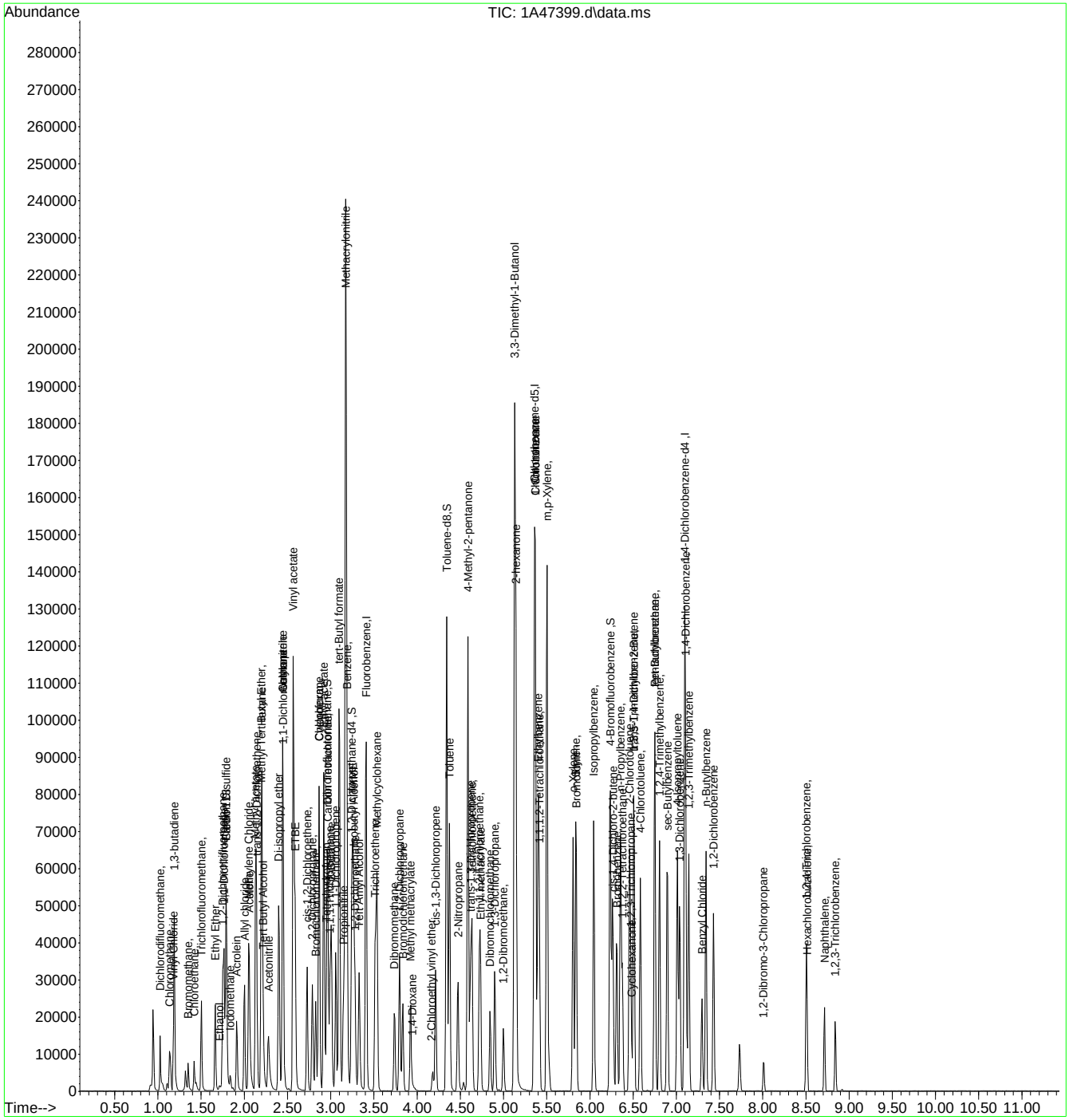

Manual Integration Approval Summary

Sample Number: FC7070-1MS
Lab FileID: 1A47399.D
Injection Time: 06/28/23 15:03
Method: SW846 8260D
Analyst approved: 06/28/23 22:13 Celine Celis
Supervisor approved: 06/29/23 15:35 Karen Watson

Parameter	CAS	Sig#	R.T. (min.)	Reason
Acetonitrile	75-05-8		2.28	Missed peak
Carbon Tetrachloride	56-23-5		2.97	Overlapping peak
1-Chlorohexane	544-10-5		5.37	Overlapping peak
Ethylbenzene	100-41-4		5.40	Overlapping peak

Quantitation Report (Qedit)

Data Path : C:\msdchem\1\data\celinec\2023\June 2023\06-29-2023\V1A1848-49\
Data File : 1A47399.d
Acq On : 28 Jun 2023 3:03 pm
Operator : jeniferw
Sample : FC7070-1MS 10X
Misc : MS54311,V1A1848,,,,,10
ALS Vial : 26 Sample Multiplier: 1

Quant Time: Jun 28 20:35:48 2023
Quant Method : C:\msdchem\1\methods\V1A_05-23-2023.M
Quant Title : SW-846 Method 5035A/8260B
QLast Update : Wed May 24 11:40:15 2023
Response via : Initial Calibration

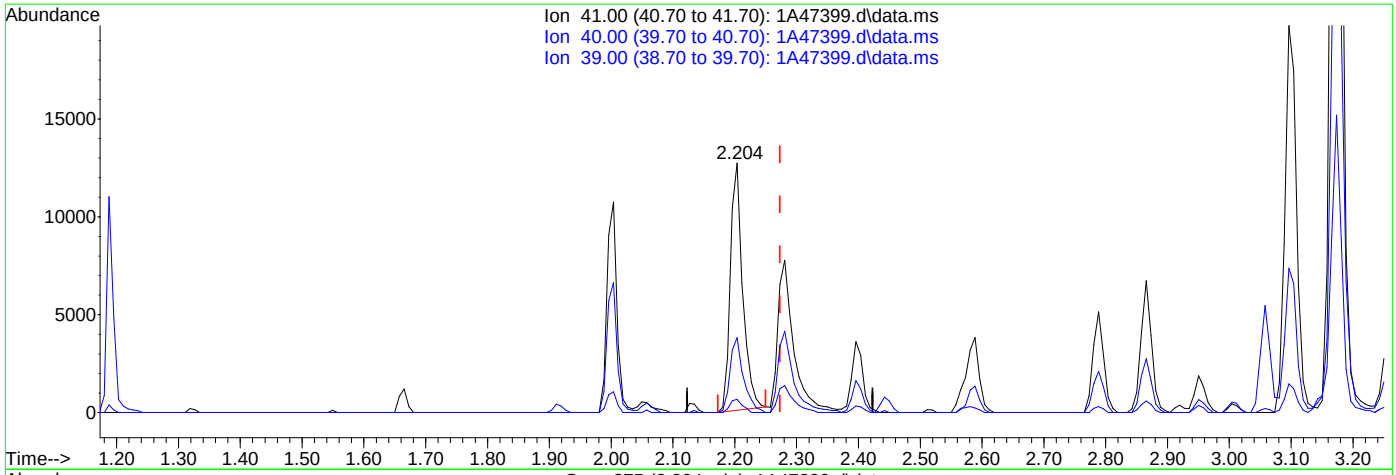

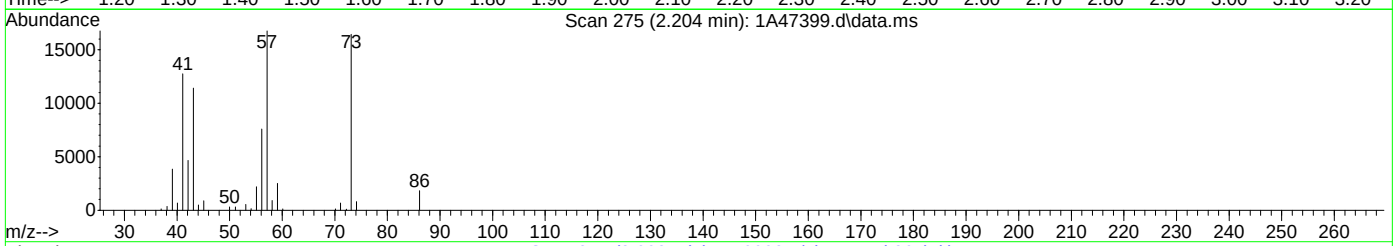

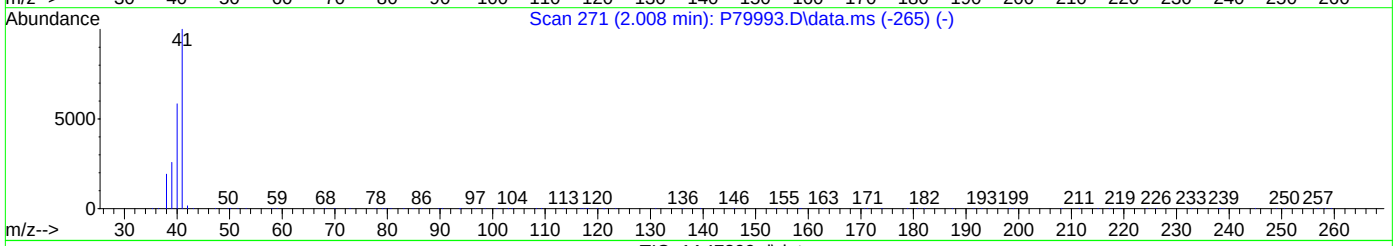

TIC: 1A47399.d\data.ms

(24) Acetonitrile

2.204min (-0.069) 364.08ug/L

response 17505

Ion	Exp%	Act%
41.00	100	100
40.00	5.10	5.28
39.00	30.10	30.04
0.00	0.00	0.00

Quantitation Report (Qedit)

Data Path : C:\msdchem\1\data\celinec\2023\June 2023\06-29-2023\V1A1848-49\
Data File : 1A47399.d
Acq On : 28 Jun 2023 3:03 pm
Operator : jeniferw
Sample : FC7070-1MS 10X
Misc : MS54311,V1A1848,,,,,10
ALS Vial : 26 Sample Multiplier: 1

Quant Time: Jun 28 20:35:48 2023
Quant Method : C:\msdchem\1\methods\V1A_05-23-2023.M
Quant Title : SW-846 Method 5035A/8260B
QLast Update : Wed May 24 11:40:15 2023
Response via : Initial Calibration

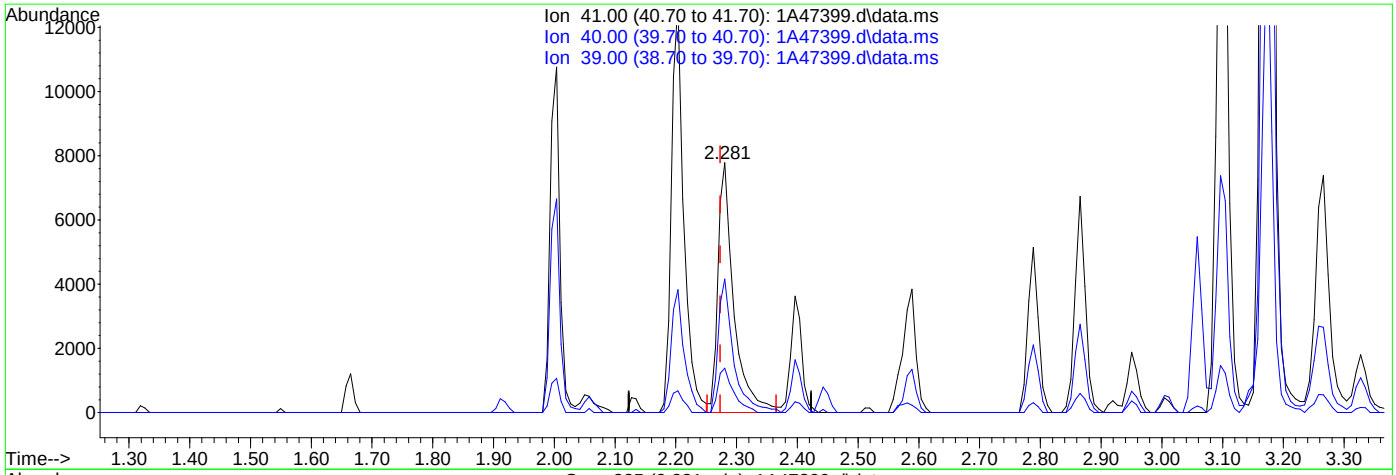

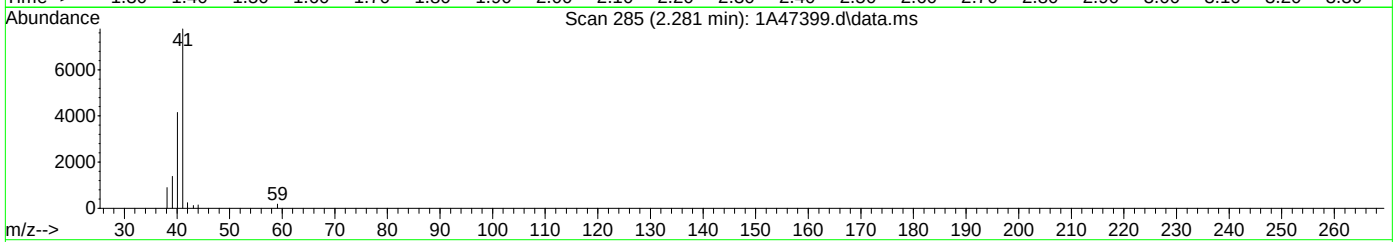

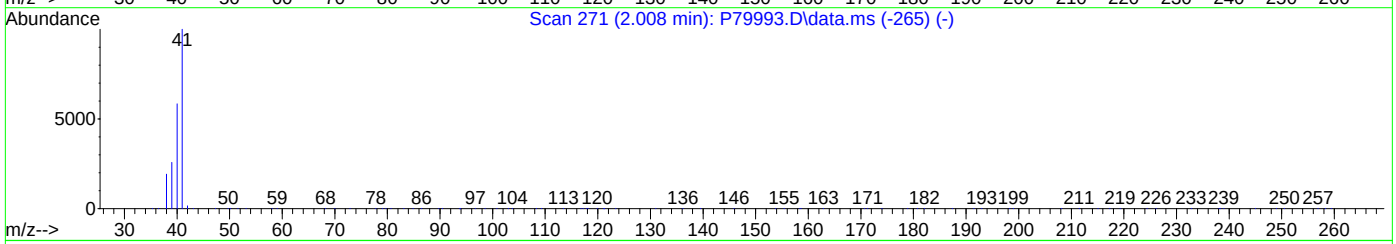

TIC: 1A47399.d\data.ms

(24) Acetonitrile

2.281min (+0.008) 293.34ug/L m

response 14104

Ion	Exp%	Act%
41.00	100	100
40.00	5.10	53.43#
39.00	30.10	17.74
0.00	0.00	0.00

Quantitation Report (Qedit)

Data Path : C:\msdchem\1\data\celinec\2023\June 2023\06-29-2023\V1A1848-49\
Data File : 1A47399.d
Acq On : 28 Jun 2023 3:03 pm
Operator : jeniferw
Sample : FC7070-1MS 10X
Misc : MS54311,V1A1848,,,,,10
ALS Vial : 26 Sample Multiplier: 1

Quant Time: Jun 28 20:35:48 2023
Quant Method : C:\msdchem\1\methods\V1A_05-23-2023.M
Quant Title : SW-846 Method 5035A/8260B
QLast Update : Wed May 24 11:40:15 2023
Response via : Initial Calibration

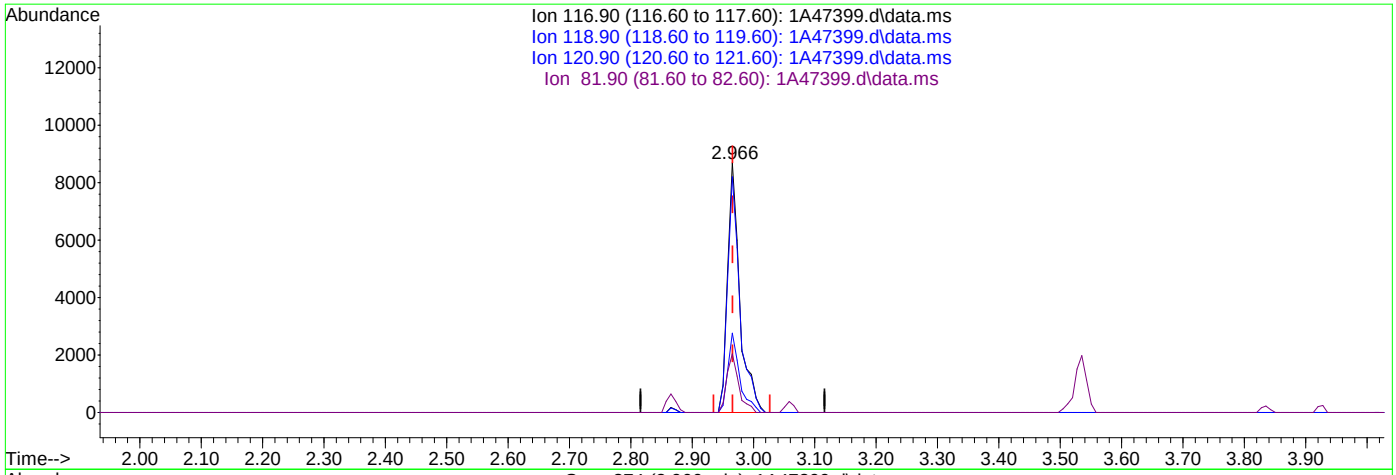

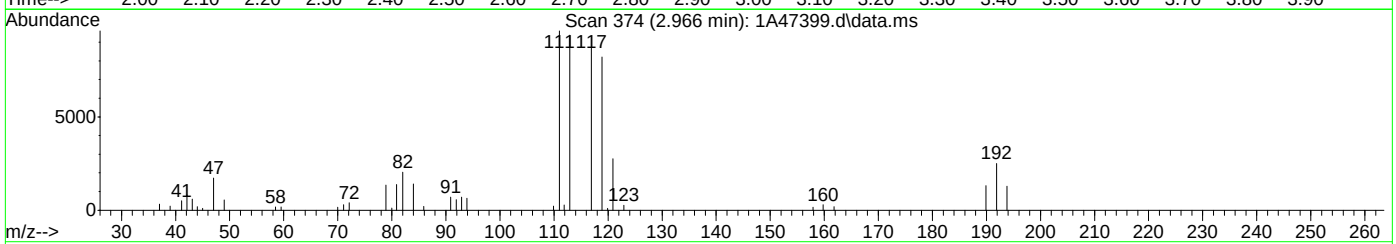

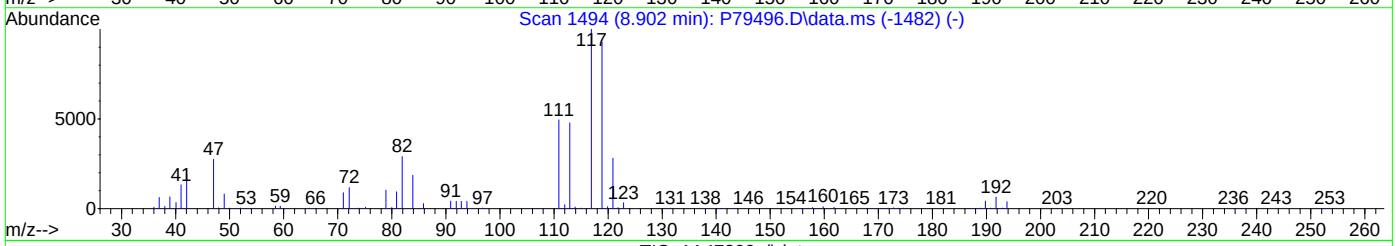

TIC: 1A47399.d\data.ms

(40) Carbon Tetrachloride ( )

2.966min (-0.000) 29.68ug/L

response 12106

Ion	Exp%	Act%
116.90	100	100
118.90	94.40	94.42
120.90	30.80	31.78
81.90	27.10	23.50

Quantitation Report (Qedit)

Data Path : C:\msdchem\1\data\celinec\2023\June 2023\06-29-2023\V1A1848-49\
Data File : 1A47399.d
Acq On : 28 Jun 2023 3:03 pm
Operator : jeniferw
Sample : FC7070-1MS 10X
Misc : MS54311,V1A1848,,,,,10
ALS Vial : 26 Sample Multiplier: 1

Quant Time: Jun 28 20:35:48 2023
Quant Method : C:\msdchem\1\methods\V1A_05-23-2023.M
Quant Title : SW-846 Method 5035A/8260B
QLast Update : Wed May 24 11:40:15 2023
Response via : Initial Calibration

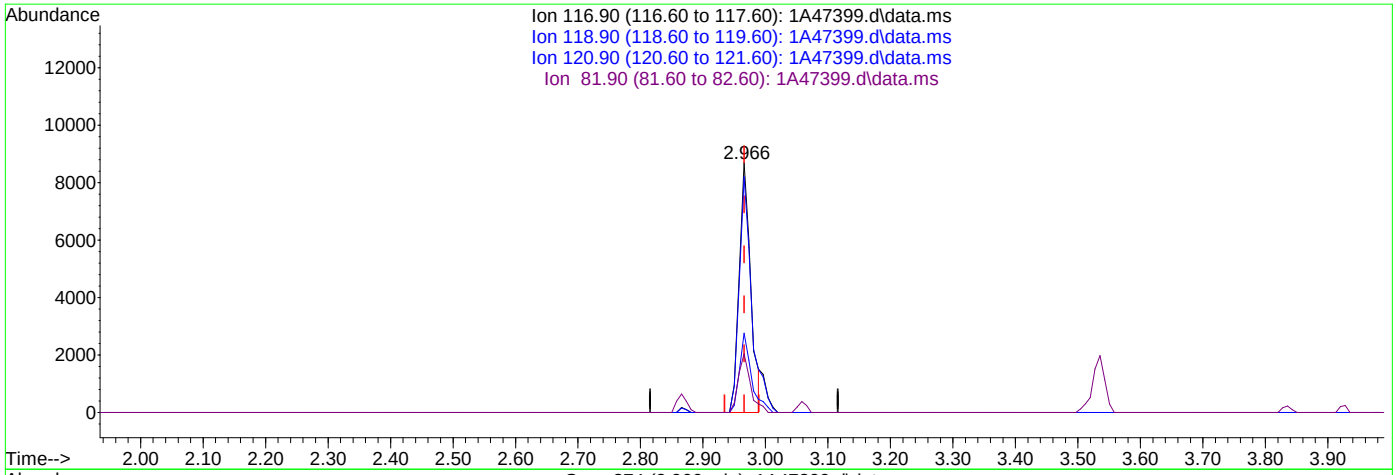

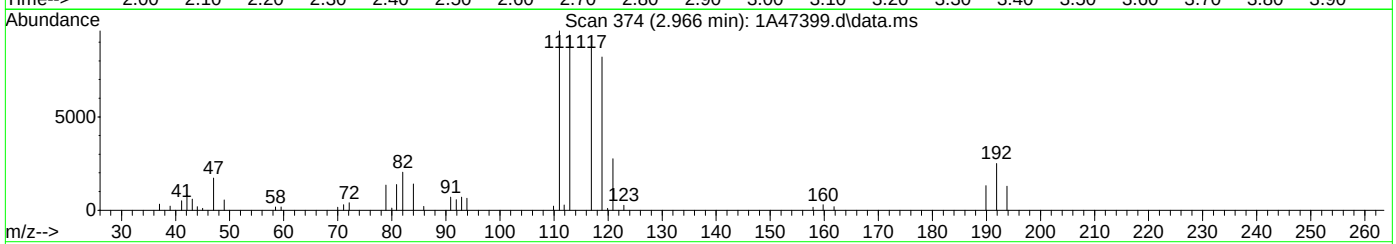

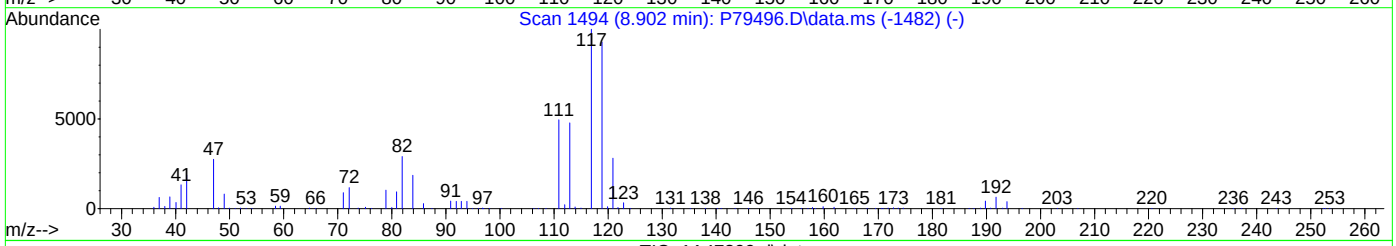

TIC: 1A47399.d\data.ms

(40) Carbon Tetrachloride ( )

2.966min (-0.000) 27.39ug/L m

response 11171

Ion	Exp%	Act%
116.90	100	100
118.90	94.40	94.42
120.90	30.80	31.78
81.90	27.10	23.50

Quantitation Report (Qedit)

Data Path : C:\msdchem\1\data\celinec\2023\June 2023\06-29-2023\V1A1848-49\
Data File : 1A47399.d
Acq On : 28 Jun 2023 3:03 pm
Operator : jeniferw
Sample : FC7070-1MS 10X
Misc : MS54311,V1A1848,,,,,10
ALS Vial : 26 Sample Multiplier: 1

Quant Time: Jun 28 20:35:48 2023
Quant Method : C:\msdchem\1\methods\V1A_05-23-2023.M
Quant Title : SW-846 Method 5035A/8260B
QLast Update : Wed May 24 11:40:15 2023
Response via : Initial Calibration

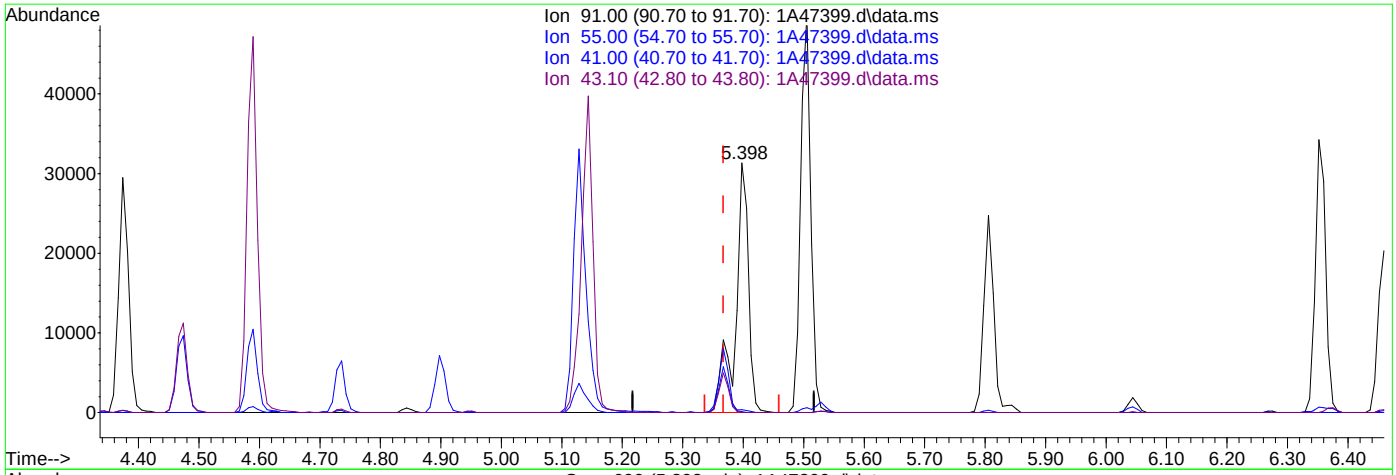

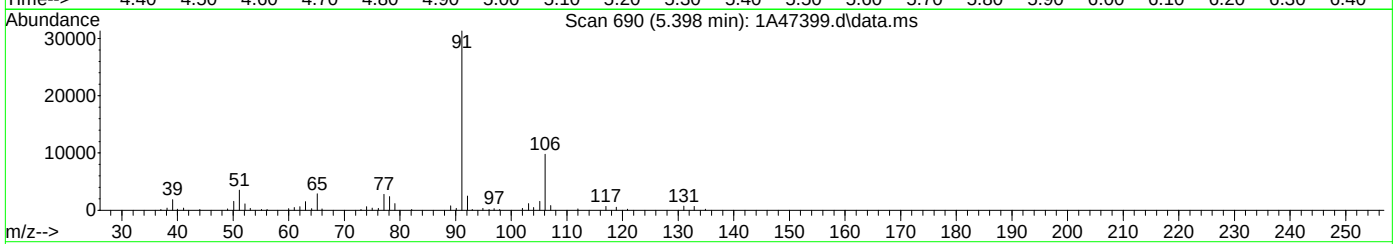

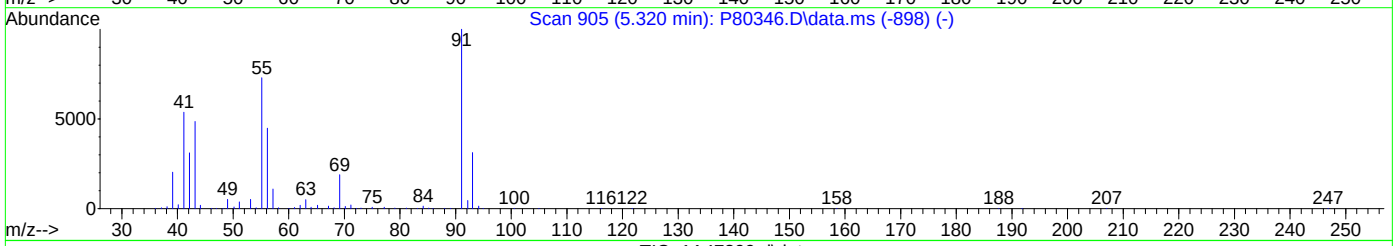

TIC: 1A47399.d\data.ms

(76) 1-Chlorohexane

5.398min (+0.031) 101.59ug/L

response 47405

Ion	Exp%	Act%
91.00	100	100
55.00	103.60	0.34#
41.00	76.40	1.21#
43.10	68.70	0.00#

Quantitation Report (Qedit)

Data Path : C:\msdchem\1\data\celinec\2023\June 2023\06-29-2023\V1A1848-49\
Data File : 1A47399.d
Acq On : 28 Jun 2023 3:03 pm
Operator : jeniferw
Sample : FC7070-1MS 10X
Misc : MS54311,V1A1848,,,,,10
ALS Vial : 26 Sample Multiplier: 1

Quant Time: Jun 28 20:35:48 2023
Quant Method : C:\msdchem\1\methods\V1A_05-23-2023.M
Quant Title : SW-846 Method 5035A/8260B
QLast Update : Wed May 24 11:40:15 2023
Response via : Initial Calibration

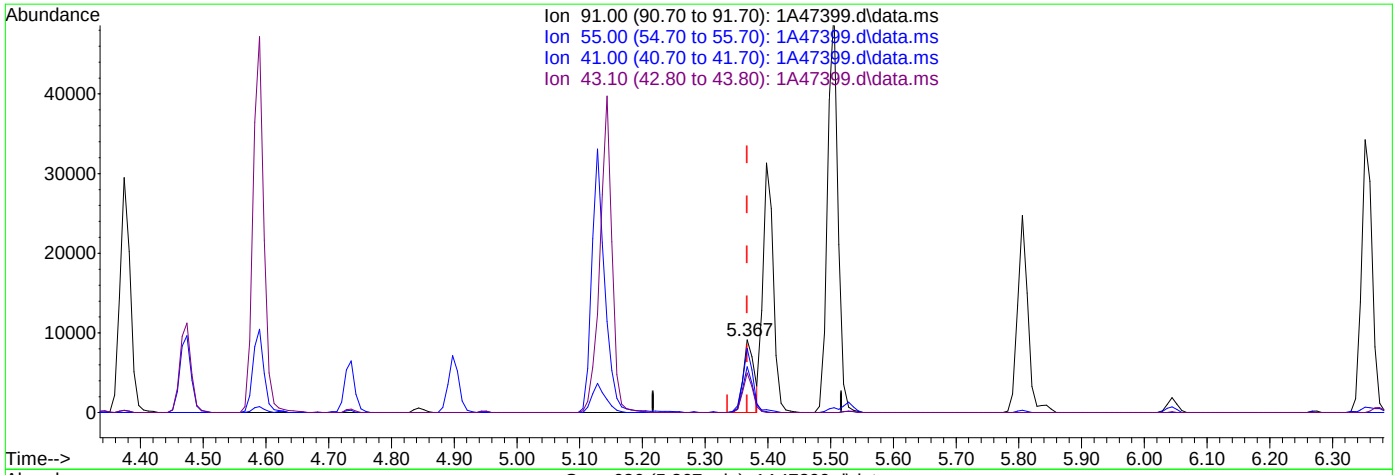

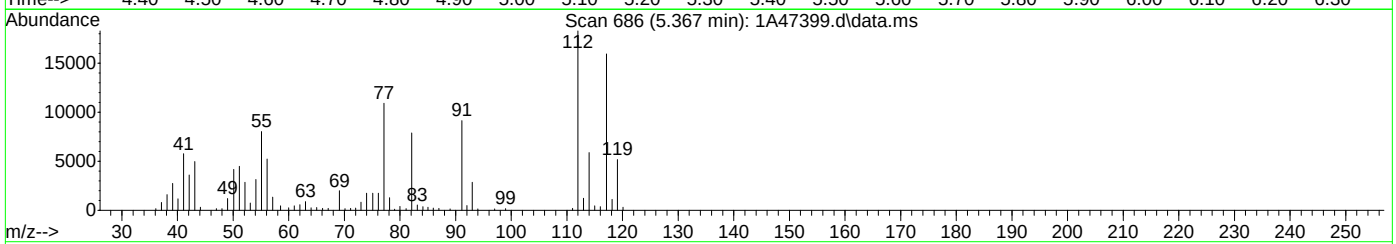

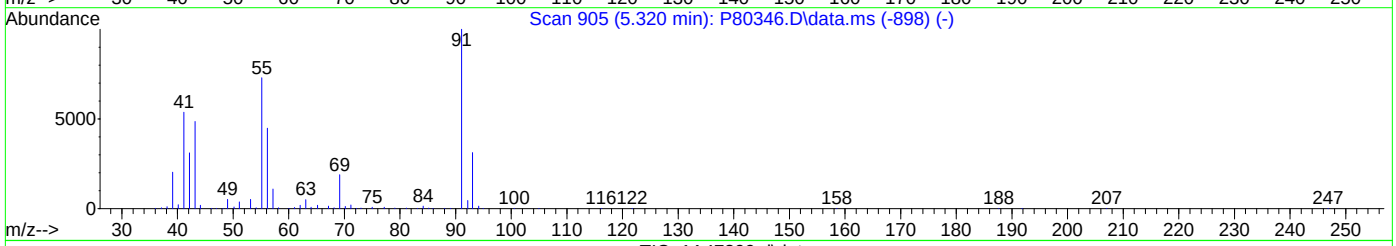

TIC: 1A47399.d\data.ms

(76) 1-Chlorohexane

5.367min (-0.000) 23.63ug/L m

response 11025

Ion	Exp%	Act%
91.00	100	100
55.00	103.60	87.87
41.00	76.40	62.98
43.10	68.70	54.48

Quantitation Report (Qedit)

Data Path : C:\msdchem\1\data\celinec\2023\June 2023\06-29-2023\V1A1848-49\
Data File : 1A47399.d
Acq On : 28 Jun 2023 3:03 pm
Operator : jeniferw
Sample : FC7070-1MS 10X
Misc : MS54311,V1A1848,,,,,10
ALS Vial : 26 Sample Multiplier: 1

Quant Time: Jun 28 20:35:48 2023
Quant Method : C:\msdchem\1\methods\V1A_05-23-2023.M
Quant Title : SW-846 Method 5035A/8260B
QLast Update : Wed May 24 11:40:15 2023
Response via : Initial Calibration

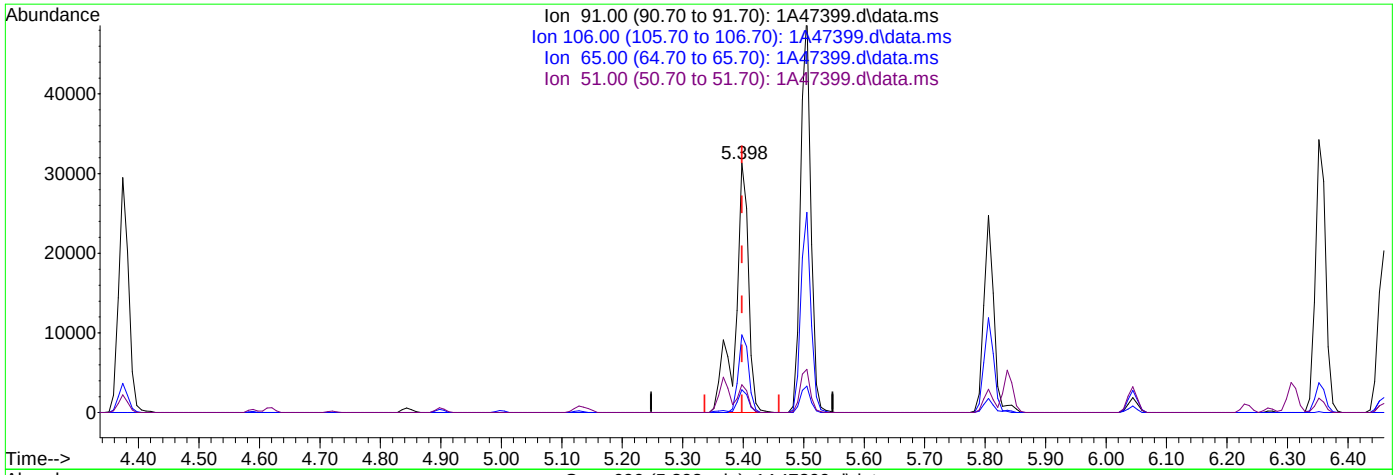

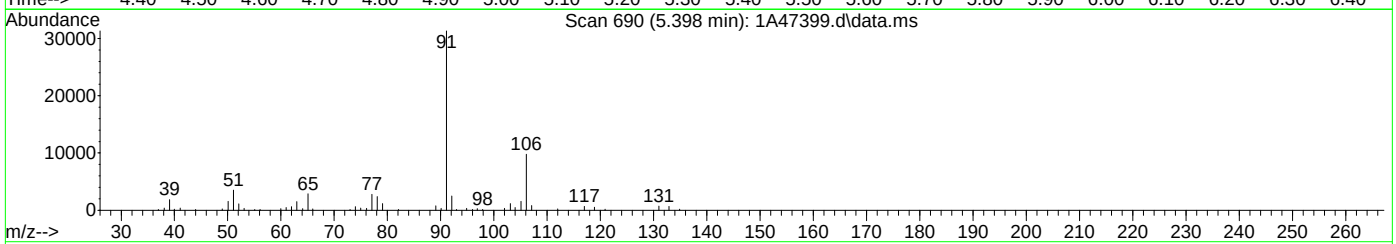

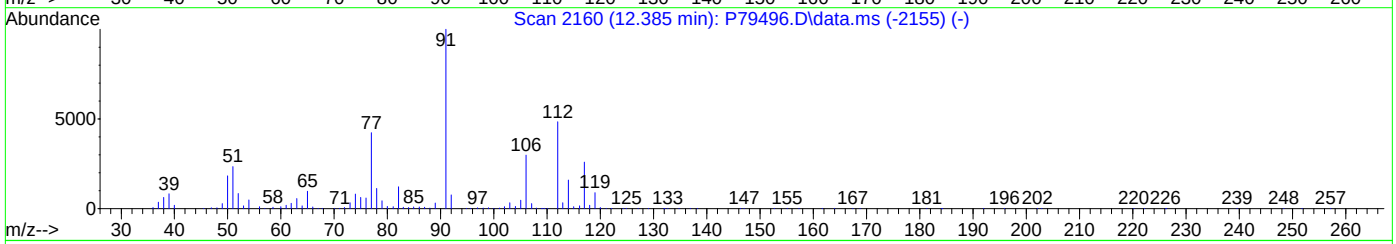

TIC: 1A47399.d\data.ms

(77) Ethylbenzene

5.398min (-0.000) 32.96ug/L

response 47405

Ion	Exp%	Act%
91.00	100	100
106.00	30.90	31.14
65.00	9.80	9.18
51.00	14.30	11.22

Quantitation Report (Qedit)

Data Path : C:\msdchem\1\data\celinec\2023\June 2023\06-29-2023\V1A1848-49\
Data File : 1A47399.d
Acq On : 28 Jun 2023 3:03 pm
Operator : jeniferw
Sample : FC7070-1MS 10X
Misc : MS54311,V1A1848,,,,,10
ALS Vial : 26 Sample Multiplier: 1

Quant Time: Jun 28 20:35:48 2023
Quant Method : C:\msdchem\1\methods\V1A_05-23-2023.M
Quant Title : SW-846 Method 5035A/8260B
QLast Update : Wed May 24 11:40:15 2023
Response via : Initial Calibration

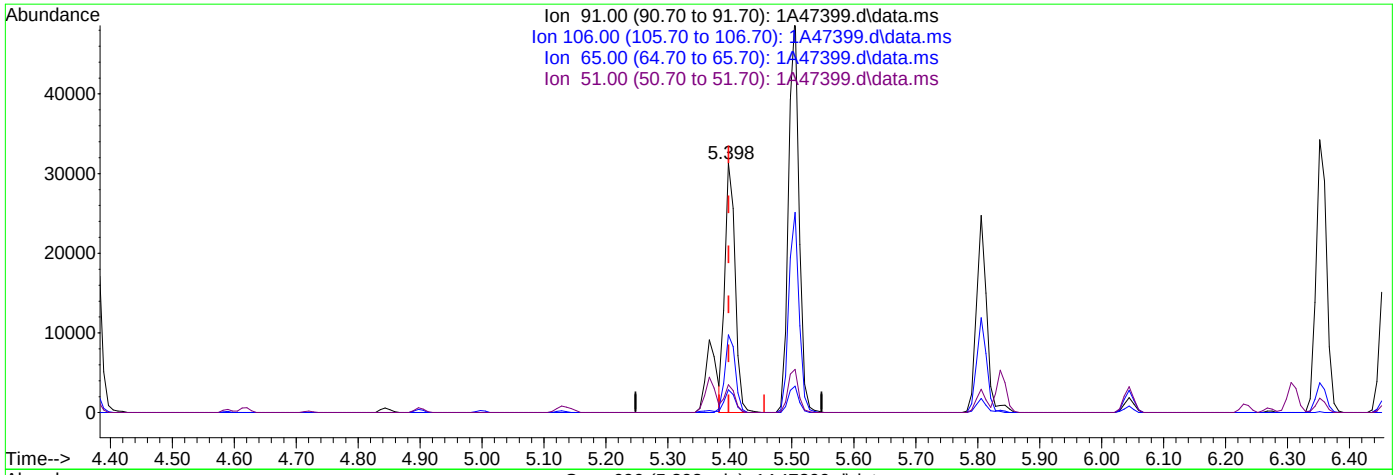

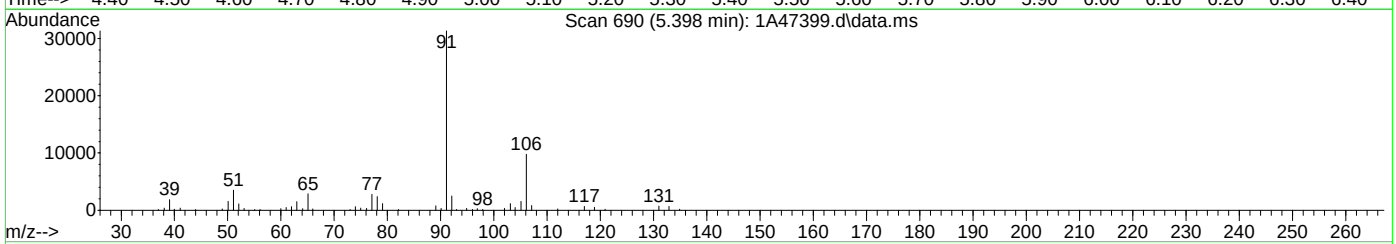

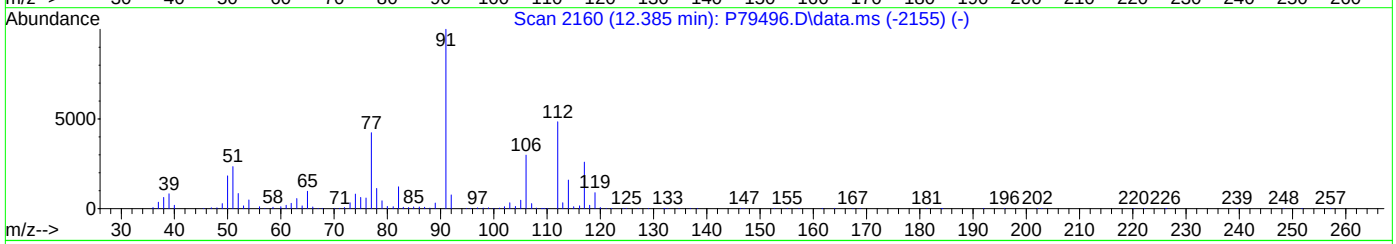

TIC: 1A47399.d\data.ms

(77) Ethylbenzene

5.398min (-0.000) 25.29ug/L m

response 36377

Ion	Exp%	Act%
91.00	100	100
106.00	30.90	31.14
65.00	9.80	9.18
51.00	14.30	11.22

Manual Integrations APPROVED (compounds with "m" flag)
Karen Watson
06/29/23 15:35

Quantitation Report (QT Reviewed)

Data Path : C:\msdchem\1\data\celinec\2023\June 2023\06-29-2023\V1A1848-49\
Data File : 1A47400.d
Acq On : 28 Jun 2023 3:27 pm
Operator : jeniferw
Sample : FC7070-1MSD 10X
Misc : MS54311,V1A1848,,,,,10
ALS Vial : 27 Sample Multiplier: 1

Quant Time: Jun 28 22:09:01 2023
Quant Method : C:\msdchem\1\methods\V1A_05-23-2023.M
Quant Title : SW-846 Method 5035A/8260B
QLast Update : Wed May 24 11:40:15 2023
Response via : Initial Calibration

Compound	R.T.	QIon	Response	Conc	Units	Dev(Min)
Internal Standards						
1) Fluorobenzene	3.404	96	56317	50.00	ug/L	0.00
62) Chlorobenzene-d5	5.359	117	43068	50.00	ug/L	0.00
85) 1,4-Dichlorobenzene-d4	7.099	152	23474	50.00	ug/L	0.00
System Monitoring Compounds						
39) Dibromofluoromethane	2.958	113	15224	48.34	ug/L	0.00
Spiked Amount 50.000	Range 83 - 118		Recovery = 96.68%			
49) 1,2-Dichloroethane-d4	3.243	65	17870	44.88	ug/L	0.00
Spiked Amount 50.000	Range 79 - 125		Recovery = 89.76%			
63) Toluene-d8	4.343	98	55833	48.58	ug/L	0.00
Spiked Amount 50.000	Range 85 - 112		Recovery = 97.16%			
86) 4-Bromofluorobenzene	6.237	174	19520	49.00	ug/L	0.00
Spiked Amount 50.000	Range 83 - 118		Recovery = 98.00%			
Target Compounds						Qvalue
2) Dichlorodifluoromethane	1.018	85	8390	39.57	ug/L	95
3) Chloromethane	1.126	50	9365	38.02	ug/L	97
4) 1,3-butadiene	1.180	39	8597	24.42	ug/L	97
5) Vinyl Chloride	1.172	62	9464	31.60	ug/L	99
6) Bromomethane	1.342	94	2465	21.82	ug/L	99
7) Chloroethane	1.411	64	4602	24.09	ug/L	94
8) Trichlorofluoromethane	1.496	101	11006	25.19	ug/L	99
9) Ethyl Ether	1.657	59	7868	32.94	ug/L	89
10) Ethanol	1.703	45	2844	628.87	ug/L	84
11) 1,2-Dichlorotrifluoroe...	1.742	67	10135	31.66	ug/L	95
12) 1,1-Dichloroethene	1.757	61	12441	28.04	ug/L	93
13) Freon 113	1.788	101	8391	34.53	ug/L	92
14) Carbon Disulfide	1.780	76	22310	32.38	ug/L	90
15) Iodomethane	1.834	142	3510	20.20	ug/L	93
16) Acrolein	1.904	56	10912	167.52	ug/L	98
17) Allyl chloride	1.996	41	12572	35.39	ug/L	93
18) Methylene Chloride	2.042	49	11759	31.02	ug/L	87
19) Acetone	2.050	43	16338	141.11	ug/L	95
20) Methyl acetate	2.127	43	46589	144.24	ug/L	92
21) trans-1,2-Dichloroethene	2.134	61	12870	28.91	ug/L	94
22) Hexane	2.196	56	9275	35.38	ug/L	99
23) Methyl Tert Butyl Ether	2.196	73	24161	28.56	ug/L	79
24) Acetonitrile	2.273	41	15188m	315.66	ug/L	
25) Tert Butyl Alcohol	2.211	59	17514	286.25	ug/L	88
26) Di-isopropyl ether	2.396	45	29275	32.24	ug/L	94
27) Chloroprene	2.442	53	36627	29.39	ug/L	96
28) 1,1-Dichloroethane	2.442	63	15890	27.29	ug/L	96
29) Acrylonitrile	2.442	52	22675	149.79	ug/L	98
30) ETBE	2.581	59	28877	30.49	ug/L	95
31) Vinyl acetate	2.565	43	107150	163.44	ug/L	100
32) cis-1,2-Dichloroethene	2.719	96	8835	27.24	ug/L	91
33) 2,2-Dichloropropane	2.781	77	11046	26.04	ug/L	97
34) Bromochloromethane	2.827	128	4136	27.07	ug/L #	83
35) Cyclohexane	2.858	56	16463	34.59	ug/L	92
36) Chloroform	2.858	83	15598	26.52	ug/L	97
37) Ethyl acetate	2.919	43	61647	150.01	ug/L	96
38) Tetrahydrofuran	2.950	42	4011	29.00	ug/L	89
40) Carbon Tetrachloride	2.966	117	11367m	27.85	ug/L	
41) 1,1,1-Trichloroethane	2.989	97	12530	26.49	ug/L	95
42) 2-Butanone	3.004	43	30551	144.98	ug/L	89
43) 1,1-Dichloropropene	3.058	75	11134	27.73	ug/L	89
44) tert-Butyl formate	3.096	59	34495	158.30	ug/L #	68

Quantitation Report (QT Reviewed)

Data Path : C:\msdchem\1\data\celinec\2023\June 2023\06-29-2023\V1A1848-49\
Data File : 1A47400.d
Acq On : 28 Jun 2023 3:27 pm
Operator : jeniferw
Sample : FC7070-1MSD 10X
Misc : MS54311,V1A1848,,,,,10
ALS Vial : 27 Sample Multiplier: 1

Quant Time: Jun 28 22:09:01 2023
Quant Method : C:\msdchem\1\methods\V1A_05-23-2023.M
Quant Title : SW-846 Method 5035A/8260B
QLast Update : Wed May 24 11:40:15 2023
Response via : Initial Calibration

Compound	R.T.	QIon	Response	Conc	Units		Dev(Min)
45) Propionitrile	3.143	54	19573	304.36	ug/L		99
46) Methacrylonitrile	3.173	41	72214	300.78	ug/L		98
47) Benzene	3.181	78	35146	28.46	ug/L		96
48) TAME	3.250	73	23649	28.44	ug/L		91
50) 1,2-Dichloroethane	3.273	62	11916	24.94	ug/L		98
51) Isobutyl Alcohol	3.258	43	20128	623.21	ug/L		86
52) Tert Amyl Alcohol	3.327	59	14283	303.83	ug/L		87
53) Trichloroethene	3.512	95	8953	26.83	ug/L		98
54) Methylcyclohexane	3.535	83	14768	30.97	ug/L	#	80
55) Dibromomethane	3.735	93	5574	26.60	ug/L		97
56) 1,2-Dichloropropane	3.797	63	9693	31.13	ug/L		97
57) Bromodichloromethane	3.828	83	10832	25.96	ug/L		97
58) Methyl methacrylate	3.920	41	9083	28.75	ug/L		87
59) 1,4-Dioxane	3.943	88	1805	439.04	ug/L		81
61) cis-1,3-Dichloropropene	4.212	75	12861	28.04	ug/L		87
64) Toluene	4.374	91	35689	26.68	ug/L		100
65) 2-Nitropropane	4.466	41	13048	120.04	ug/L		99
66) 4-Methyl-2-pentanone	4.590	43	59165	140.78	ug/L		97
67) trans-1,3-Dichloropropene	4.620	75	11237	24.92	ug/L		90
68) Tetrachloroethene	4.636	166	10110	25.34	ug/L		98
69) Ethyl methacrylate	4.736	69	10940	29.01	ug/L	#	83
70) 1,1,2-Trichloroethane	4.720	83	6906	26.79	ug/L		91
71) Dibromochloromethane	4.844	129	8700	27.42	ug/L		99
72) 1,3-Dichloropropane	4.897	76	13776	28.67	ug/L		85
73) 1,2-Dibromoethane	4.997	107	8531	26.04	ug/L		99
74) 3,3-Dimethyl-1-Butanol	5.128	57	73578	1332.62	ug/L		91
75) 2-hexanone	5.144	43	55808	138.59	ug/L		91
76) 1-Chlorohexane	5.367	91	11722m	24.84	ug/L		
77) Ethylbenzene	5.398	91	37895m	26.05	ug/L		
78) Chlorobenzene	5.367	112	22719	25.51	ug/L		95
79) 1,1,1,2-Tetrachloroethane	5.413	131	8086	26.31	ug/L		98
80) m,p-Xylene	5.505	91	60597	51.58	ug/L		98
81) o-Xylene	5.806	91	30305	24.89	ug/L		99
82) Styrene	5.836	104	23910	26.85	ug/L		93
83) Bromoform	5.844	173	5830	23.92	ug/L		99
84) Isopropylbenzene	6.044	105	36765	25.56	ug/L		98
87) cis-1,4-Dichloro-2-butene	6.267	53	2135	33.97	ug/L	#	67
88) n-Propylbenzene	6.352	91	43246	26.11	ug/L		99
89) Bromobenzene	6.314	156	10103	26.94	ug/L		90
90) 1,1,2,2-Tetrachloroethane	6.375	83	11561	28.20	ug/L		97
91) 1,3,5-Trimethylbenzene	6.506	105	30995	26.53	ug/L		97
92) 2-Chlorotoluene	6.460	91	25293	25.88	ug/L		98
93) trans-1,4-Dichloro-2-B...	6.506	53	2804	29.40	ug/L		88
94) 1,2,3-Trichloropropane	6.467	110	3392	28.75	ug/L		94
95) Cyclohexanone	6.483	55	1961	134.84	ug/L		93
96) 4-Chlorotoluene	6.583	91	25995	25.33	ug/L		97
97) tert-Butylbenzene	6.752	91	16397	25.66	ug/L		91
98) 1,2,4-Trimethylbenzene	6.806	105	29313	25.80	ug/L		95
99) Pentachloroethane	6.752	167	5320	26.73	ug/L		95
100) sec-Butylbenzene	6.891	105	35741	24.90	ug/L		99
101) 4-Isopropyltoluene	7.014	119	30035	25.36	ug/L		96
102) 1,3-Dichlorobenzene	7.037	146	17331	24.61	ug/L		99
103) 1,2,3-Trimethylbenzene	7.145	105	28803	25.77	ug/L		99
104) 1,4-Dichlorobenzene	7.106	146	17537	24.70	ug/L		98
105) n-Butylbenzene	7.345	92	14392	27.33	ug/L		96
106) Benzyl Chloride	7.299	126	2870	20.97	ug/L	#	84
107) 1,2-Dichlorobenzene	7.430	146	15634	24.63	ug/L		99
108) 1,2-Dibromo-3-Chloropr...	8.007	75	1636	23.98	ug/L		88

Quantitation Report (QT Reviewed)

Data Path : C:\msdchem\1\data\celinec\2023\June 2023\06-29-2023\V1A1848-49\
Data File : 1A47400.d
Acq On : 28 Jun 2023 3:27 pm
Operator : jeniferw
Sample : FC7070-1MSD 10X
Misc : MS54311,V1A1848,,,,,10
ALS Vial : 27 Sample Multiplier: 1

Quant Time: Jun 28 22:09:01 2023
Quant Method : C:\msdchem\1\methods\V1A_05-23-2023.M
Quant Title : SW-846 Method 5035A/8260B
QLast Update : Wed May 24 11:40:15 2023
Response via : Initial Calibration

Compound	R.T.	QIon	Response	Conc	Units	Dev(Min)
109) Hexachlorobutadiene	8.515	225	2687	22.50	ug/L	92
110) 1,2,4-Trichlorobenzene	8.507	180	6596	20.44	ug/L	97
111) Naphthalene	8.715	128	12156	19.11	ug/L	99
112) 1,2,3-Trichlorobenzene	8.838	180	4462	18.89	ug/L	98

(#) = qualifier out of range (m) = manual integration (+) = signals summed

Quantitation Report (QT Reviewed)

Data Path : C:\msdchem\1\data\celinec\2023\June 2023\06-29-2023\V1A1848-49\
Data File : 1A47400.d
Acq On : 28 Jun 2023 3:27 pm
Operator : jeniferw
Sample : FC7070-1MSD 10X
Misc : MS54311,V1A1848,,,,,10
ALS Vial : 27 Sample Multiplier: 1

Quant Time: Jun 28 22:09:01 2023
Quant Method : C:\msdchem\1\methods\V1A_05-23-2023.M
Quant Title : SW-846 Method 5035A/8260B
QLast Update : Wed May 24 11:40:15 2023
Response via : Initial Calibration

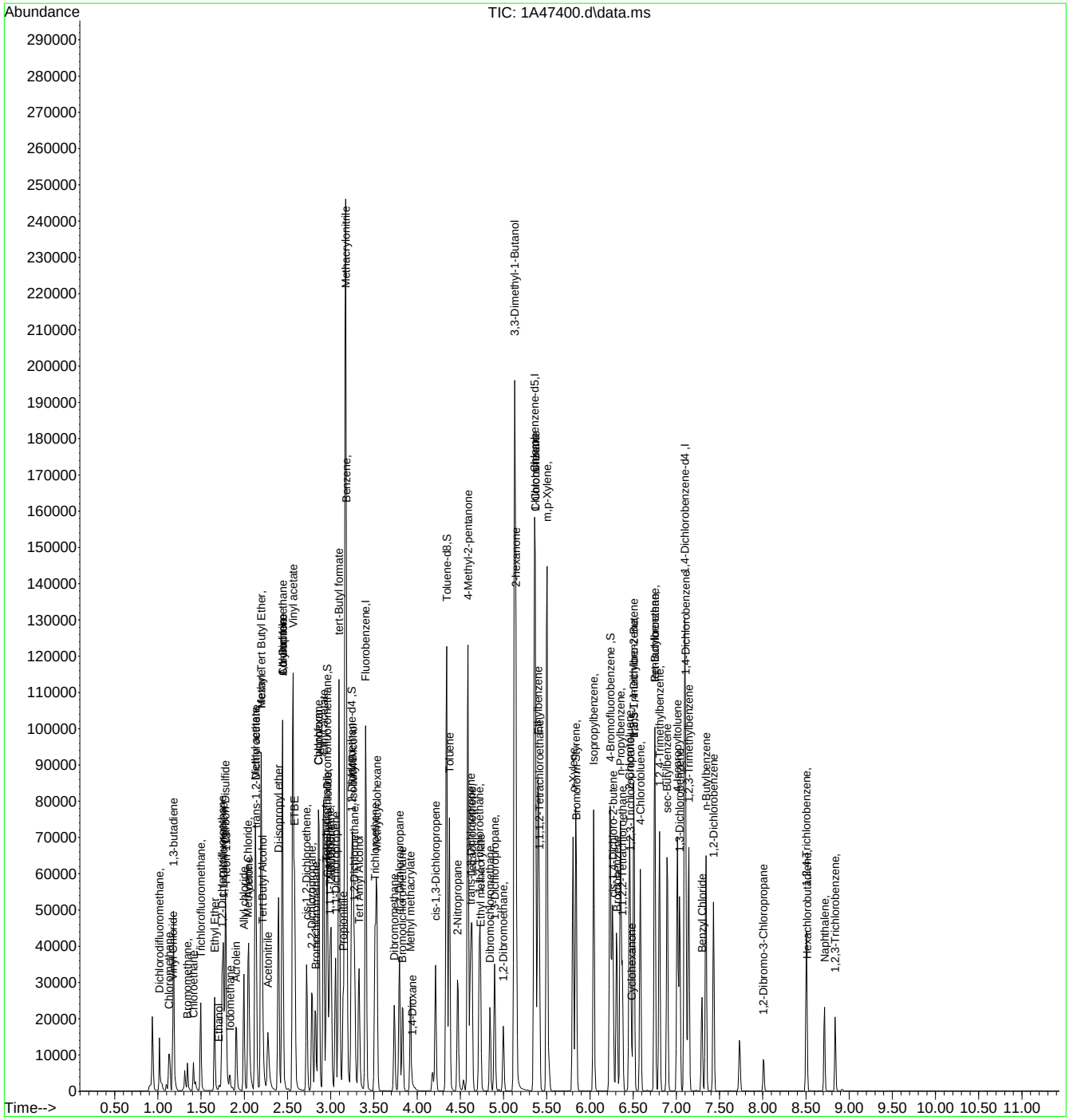

Manual Integration Approval Summary

Sample Number: FC7070-1MSD
Lab FileID: 1A47400.D
Injection Time: 06/28/23 15:27

Method: SW846 8260D
Analyst approved: 06/28/23 22:13 Celine Celis
Supervisor approved: 06/29/23 15:35 Karen Watson

Parameter	CAS	Sig#	R.T. (min.)	Reason
Acetonitrile	75-05-8		2.27	Missed peak
Carbon Tetrachloride	56-23-5		2.97	Overlapping peak
1-Chlorohexane	544-10-5		5.37	Overlapping peak
Ethylbenzene	100-41-4		5.40	Overlapping peak

Quantitation Report (Qedit)

Data Path : C:\msdchem\1\data\celinec\2023\June 2023\06-29-2023\V1A1848-49\
Data File : 1A47400.d
Acq On : 28 Jun 2023 3:27 pm
Operator : jeniferw
Sample : FC7070-1MSD 10X
Misc : MS54311,V1A1848,,,,,10
ALS Vial : 27 Sample Multiplier: 1

Quant Time: Jun 28 20:35:51 2023
Quant Method : C:\msdchem\1\methods\V1A_05-23-2023.M
Quant Title : SW-846 Method 5035A/8260B
QLast Update : Wed May 24 11:40:15 2023
Response via : Initial Calibration

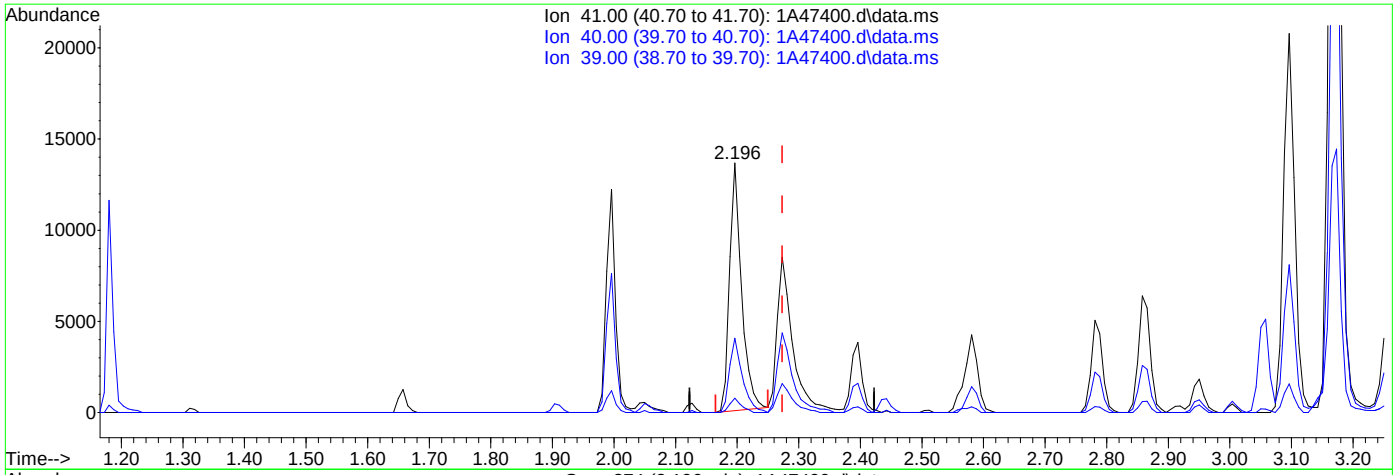

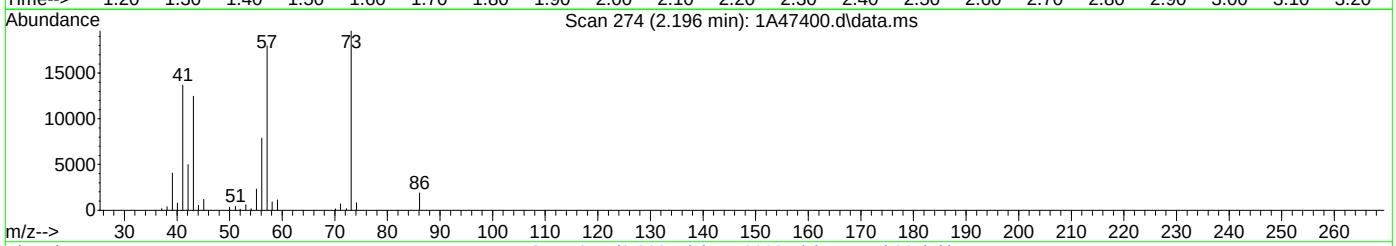

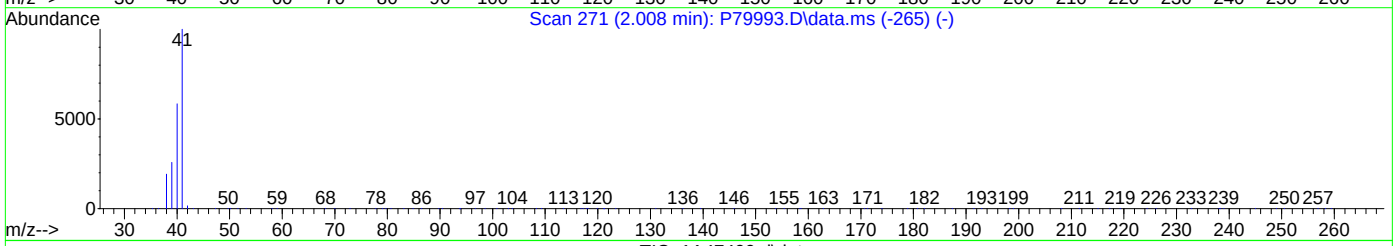

TIC: 1A47400.d\data.ms

(24) Acetonitrile

2.196min (-0.077) 384.79ug/L

response 18514

Ion	Exp%	Act%
41.00	100	100
40.00	5.10	5.83
39.00	30.10	29.78
0.00	0.00	0.00

Quantitation Report (Qedit)

Data Path : C:\msdchem\1\data\celinec\2023\June 2023\06-29-2023\V1A1848-49\
Data File : 1A47400.d
Acq On : 28 Jun 2023 3:27 pm
Operator : jeniferw
Sample : FC7070-1MSD 10X
Misc : MS54311,V1A1848,,,,,10
ALS Vial : 27 Sample Multiplier: 1

Quant Time: Jun 28 20:35:51 2023
Quant Method : C:\msdchem\1\methods\V1A_05-23-2023.M
Quant Title : SW-846 Method 5035A/8260B
QLast Update : Wed May 24 11:40:15 2023
Response via : Initial Calibration

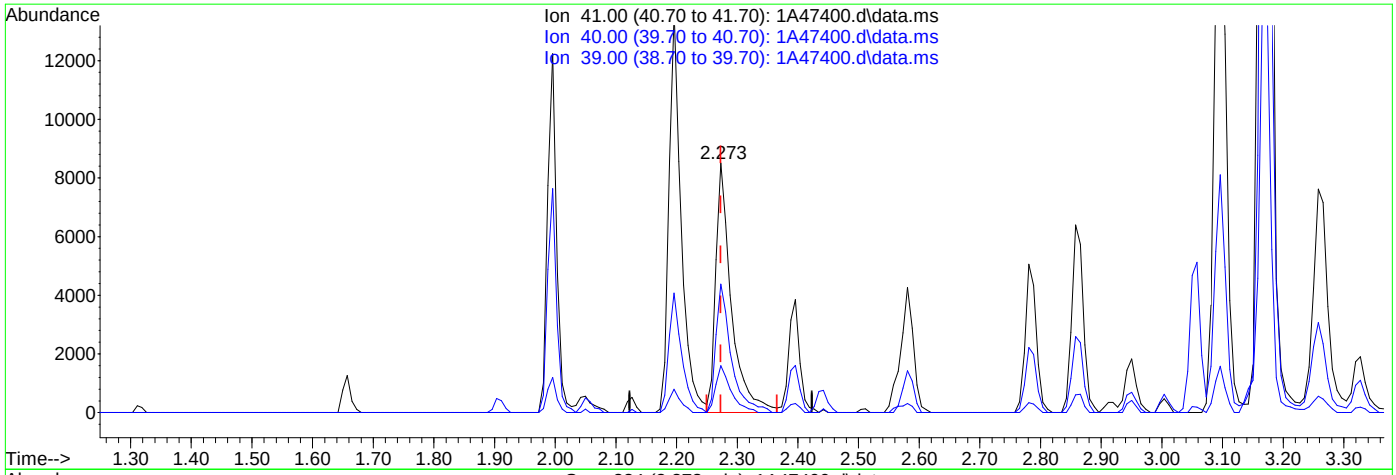

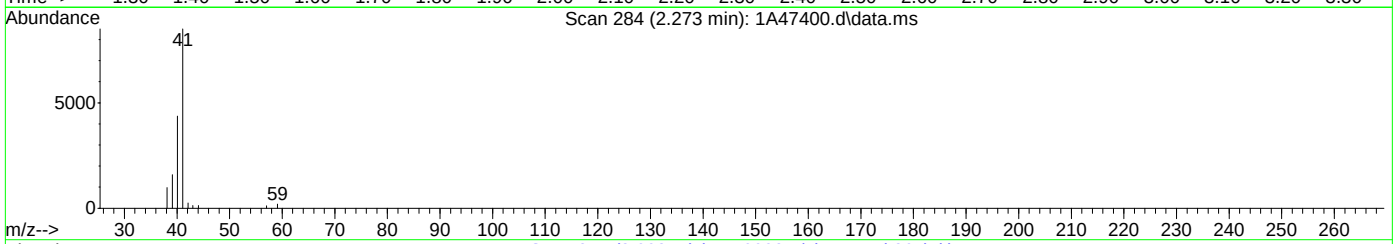

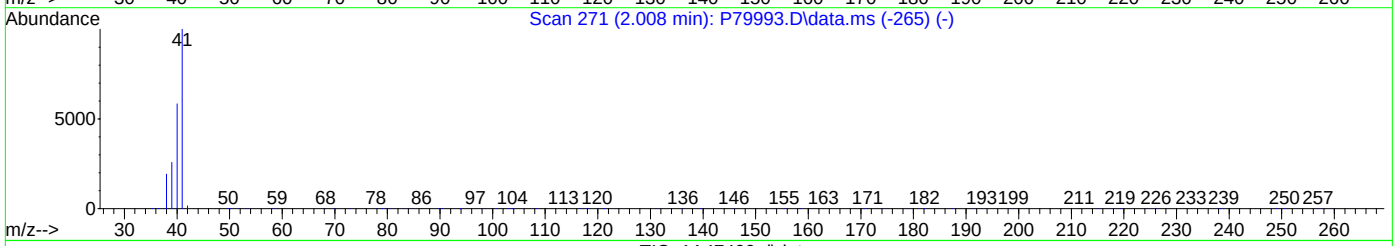

TIC: 1A47400.d\data.ms

(24) Acetonitrile

2.273min (-0.000) 315.66ug/L m

response 15188

Ion	Exp%	Act%
41.00	100	100
40.00	5.10	51.40#
39.00	30.10	18.75
0.00	0.00	0.00

Quantitation Report (Qedit)

Data Path : C:\msdchem\1\data\celinec\2023\June 2023\06-29-2023\V1A1848-49\
Data File : 1A47400.d
Acq On : 28 Jun 2023 3:27 pm
Operator : jeniferw
Sample : FC7070-1MSD 10X
Misc : MS54311,V1A1848,,,,,10
ALS Vial : 27 Sample Multiplier: 1

Quant Time: Jun 28 20:35:51 2023
Quant Method : C:\msdchem\1\methods\V1A_05-23-2023.M
Quant Title : SW-846 Method 5035A/8260B
QLast Update : Wed May 24 11:40:15 2023
Response via : Initial Calibration

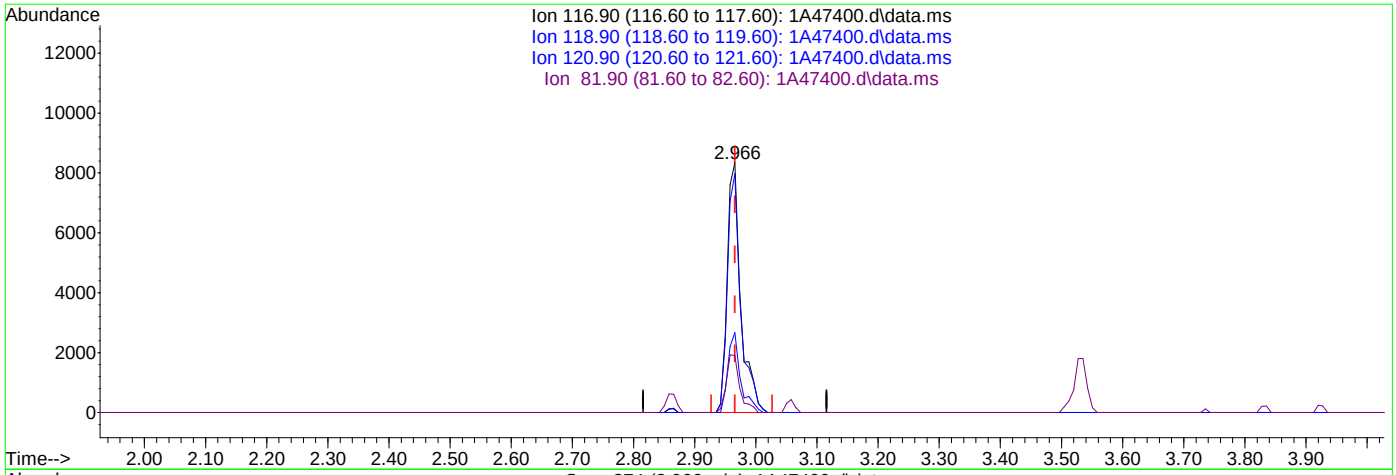

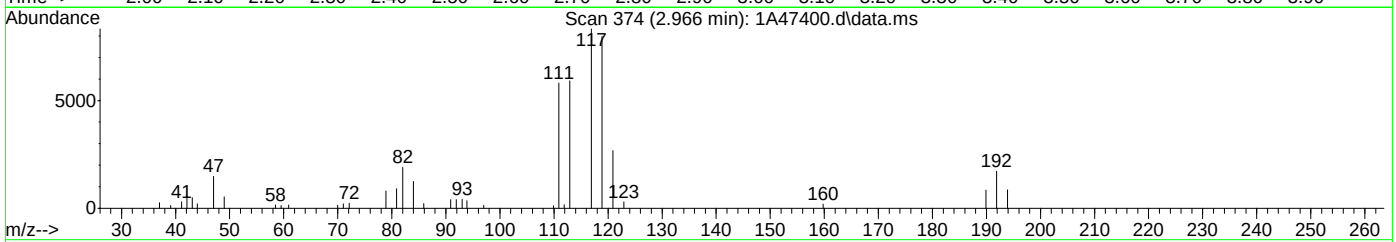

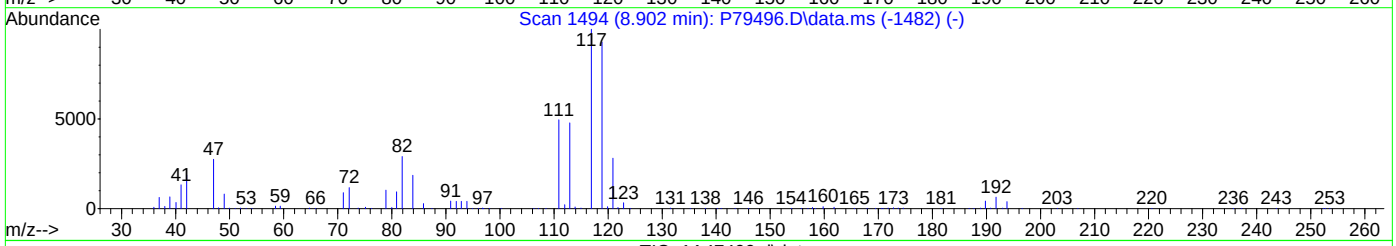

TIC: 1A47400.d\data.ms

(40) Carbon Tetrachloride ( )

2.966min (-0.000) 31.42ug/L

response 12827

Ion	Exp%	Act%
116.90	100	100
118.90	94.40	95.64
120.90	30.80	32.07
81.90	27.10	22.80

Quantitation Report (Qedit)

Data Path : C:\msdchem\1\data\celinec\2023\June 2023\06-29-2023\V1A1848-49\
Data File : 1A47400.d
Acq On : 28 Jun 2023 3:27 pm
Operator : jeniferw
Sample : FC7070-1MSD 10X
Misc : MS54311,V1A1848,,,,,10
ALS Vial : 27 Sample Multiplier: 1

Quant Time: Jun 28 20:35:51 2023
Quant Method : C:\msdchem\1\methods\V1A_05-23-2023.M
Quant Title : SW-846 Method 5035A/8260B
QLast Update : Wed May 24 11:40:15 2023
Response via : Initial Calibration

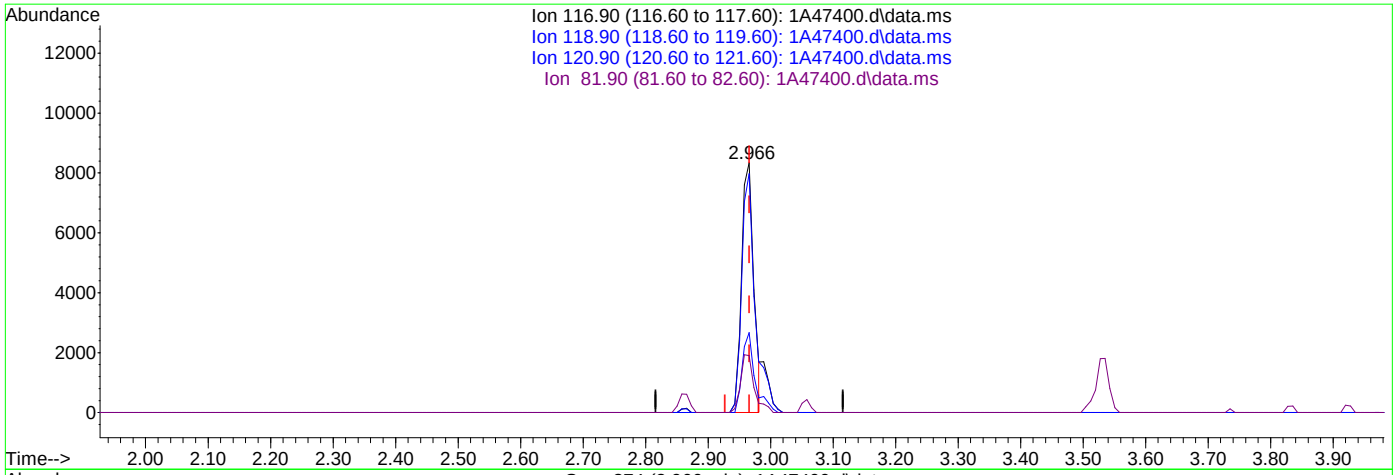

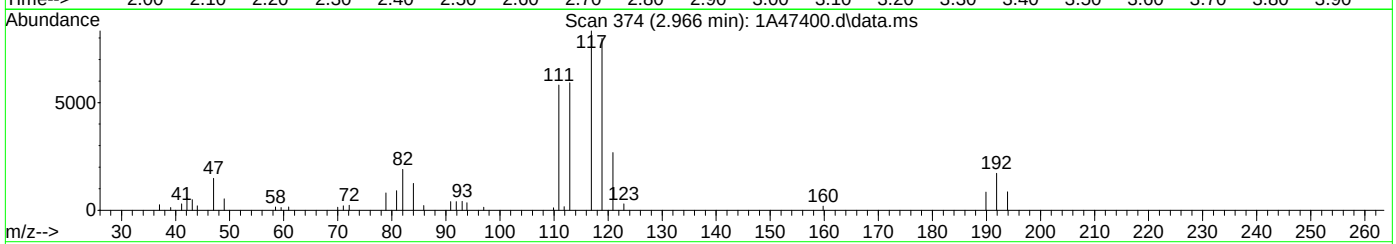

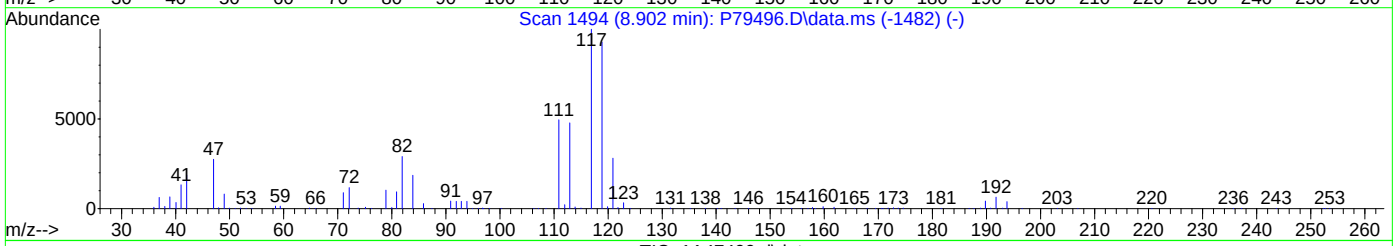

TIC: 1A47400.d\data.ms

(40) Carbon Tetrachloride ( )

2.966min (-0.000) 27.85ug/L m

response 11367

Ion	Exp%	Act%
116.90	100	100
118.90	94.40	95.64
120.90	30.80	32.07
81.90	27.10	22.80

Quantitation Report (Qedit)

Data Path : C:\msdchem\1\data\celinec\2023\June 2023\06-29-2023\V1A1848-49\
Data File : 1A47400.d
Acq On : 28 Jun 2023 3:27 pm
Operator : jeniferw
Sample : FC7070-1MSD 10X
Misc : MS54311,V1A1848,,,,,10
ALS Vial : 27 Sample Multiplier: 1

Quant Time: Jun 28 20:35:51 2023
Quant Method : C:\msdchem\1\methods\V1A_05-23-2023.M
Quant Title : SW-846 Method 5035A/8260B
QLast Update : Wed May 24 11:40:15 2023
Response via : Initial Calibration

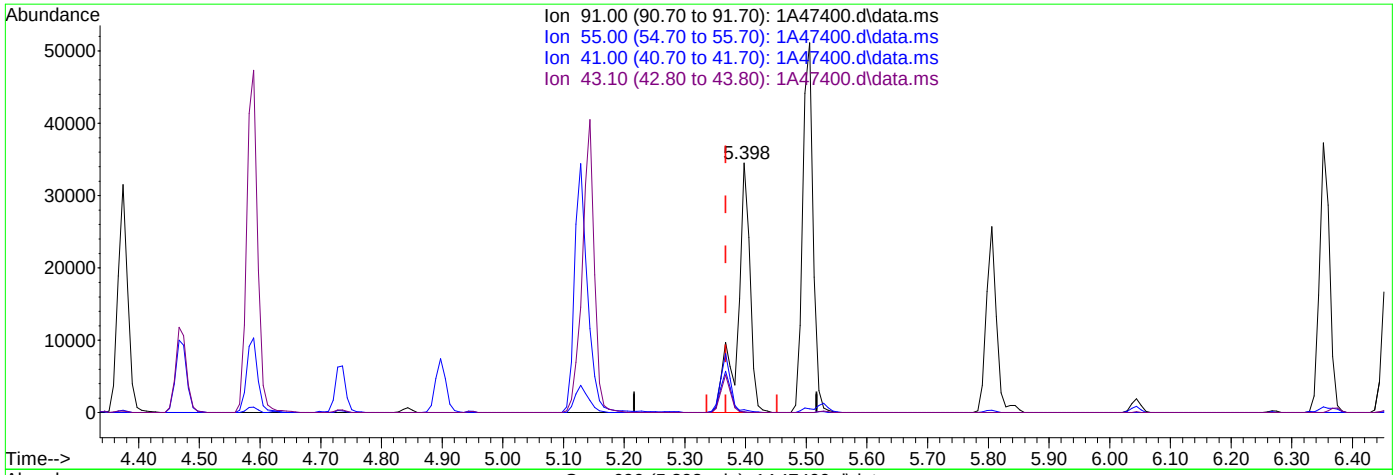

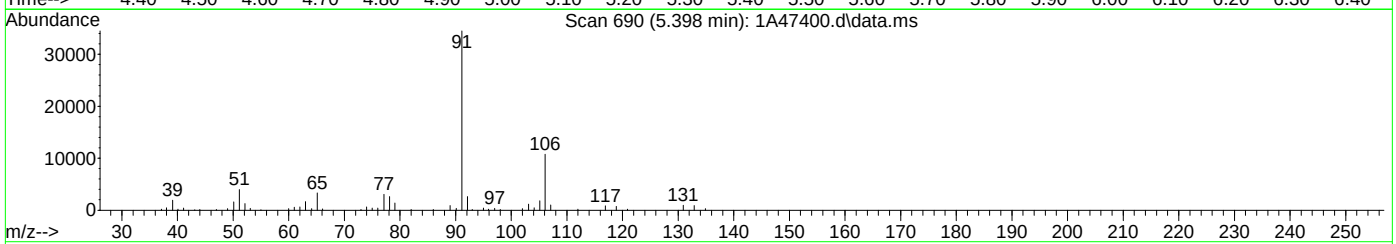

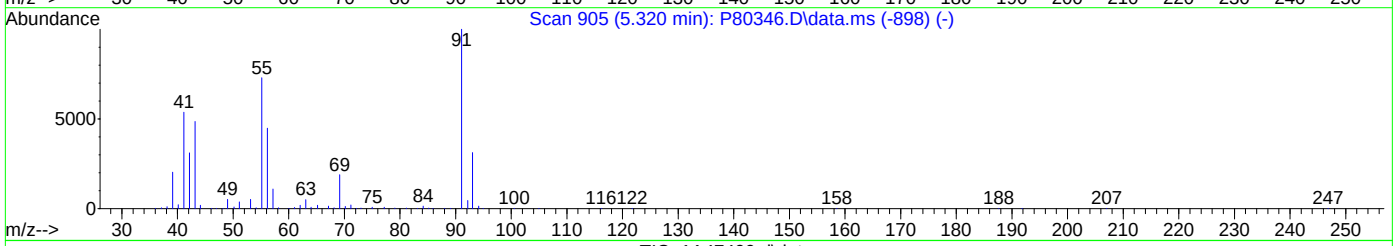

TIC: 1A47400.d\data.ms

(76) 1-Chlorohexane

5.398min (+0.031) 105.15ug/L

response 49620

Ion	Exp%	Act%
91.00	100	100
55.00	103.60	0.29#
41.00	76.40	1.18#
43.10	68.70	0.30#

Quantitation Report (Qedit)

Data Path : C:\msdchem\1\data\celinec\2023\June 2023\06-29-2023\V1A1848-49\
Data File : 1A47400.d
Acq On : 28 Jun 2023 3:27 pm
Operator : jeniferw
Sample : FC7070-1MSD 10X
Misc : MS54311,V1A1848,,,,,10
ALS Vial : 27 Sample Multiplier: 1

Quant Time: Jun 28 20:35:51 2023
Quant Method : C:\msdchem\1\methods\V1A_05-23-2023.M
Quant Title : SW-846 Method 5035A/8260B
QLast Update : Wed May 24 11:40:15 2023
Response via : Initial Calibration

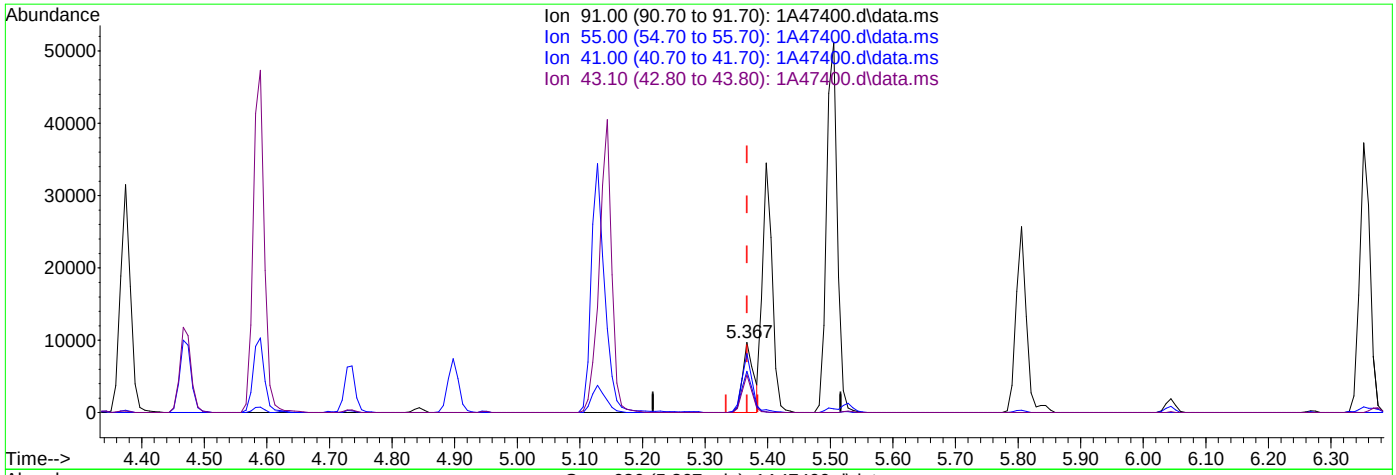

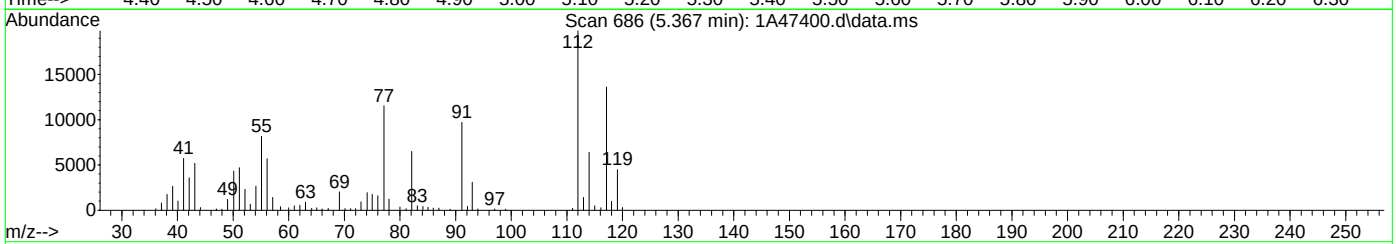

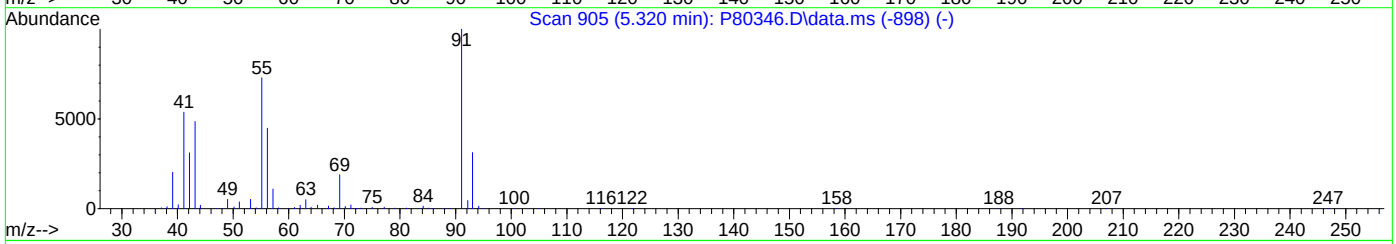

TIC: 1A47400.d\data.ms

(76) 1-Chlorohexane

5.367min (-0.000) 24.84ug/L m

response 11722

Ion	Exp%	Act%
91.00	100	100
55.00	103.60	84.10
41.00	76.40	58.97
43.10	68.70	53.57

Quantitation Report (Qedit)

Data Path : C:\msdchem\1\data\celinec\2023\June 2023\06-29-2023\V1A1848-49\
Data File : 1A47400.d
Acq On : 28 Jun 2023 3:27 pm
Operator : jeniferw
Sample : FC7070-1MSD 10X
Misc : MS54311,V1A1848,,,,,10
ALS Vial : 27 Sample Multiplier: 1

Quant Time: Jun 28 20:35:51 2023
Quant Method : C:\msdchem\1\methods\V1A_05-23-2023.M
Quant Title : SW-846 Method 5035A/8260B
QLast Update : Wed May 24 11:40:15 2023
Response via : Initial Calibration

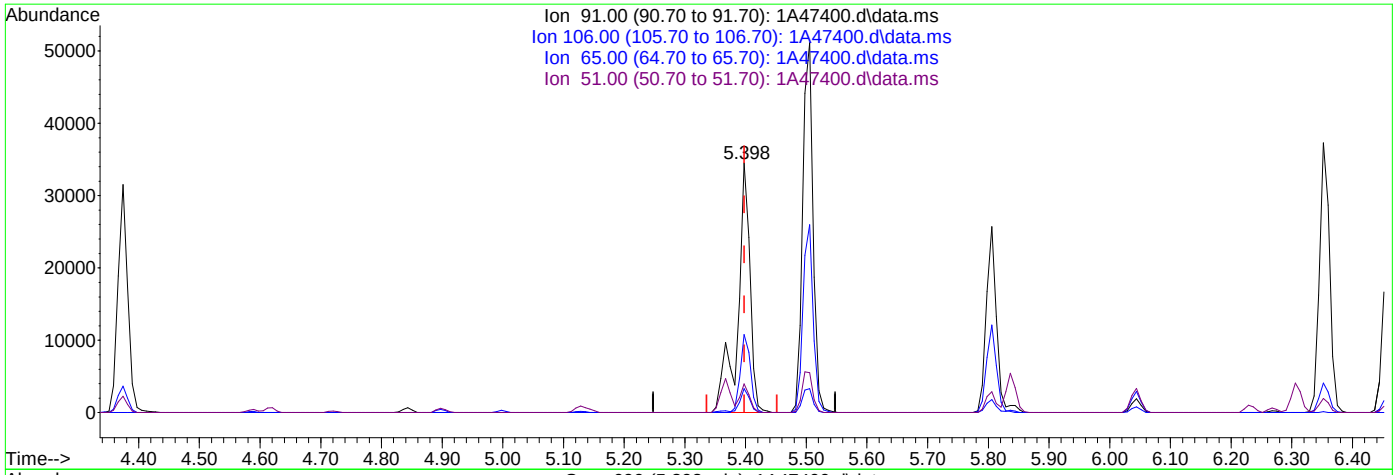

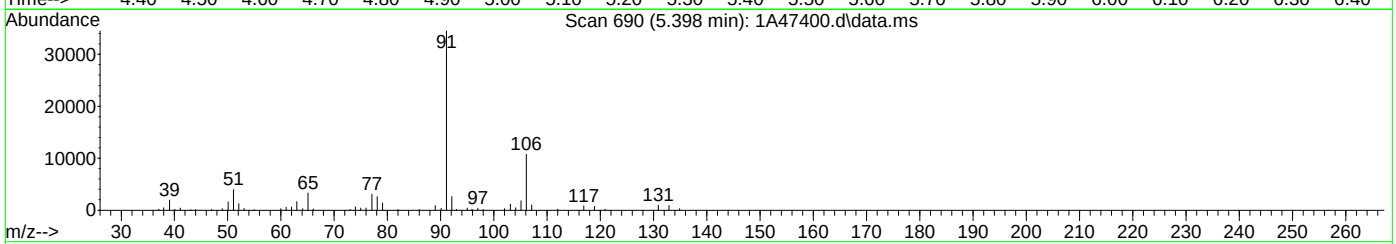

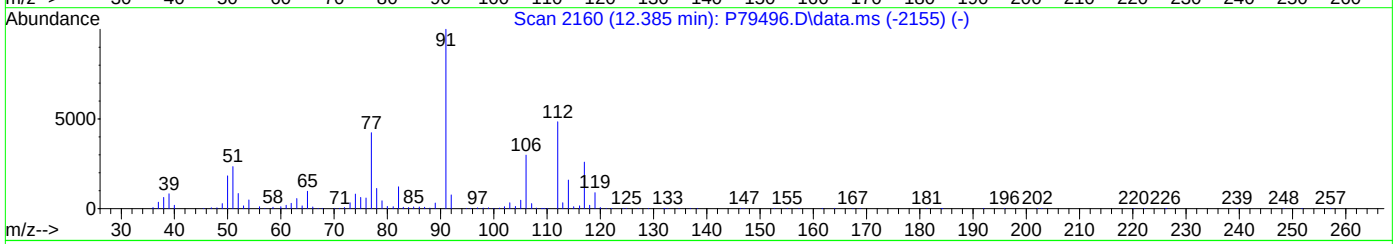

TIC: 1A47400.d\data.ms

(77) Ethylbenzene

5.398min (-0.000) 34.11ug/L

response 49620

Ion	Exp%	Act%
91.00	100	100
106.00	30.90	31.23
65.00	9.80	9.63
51.00	14.30	11.48

Quantitation Report (Qedit)

Data Path : C:\msdchem\1\data\celinec\2023\June 2023\06-29-2023\V1A1848-49\
Data File : 1A47400.d
Acq On : 28 Jun 2023 3:27 pm
Operator : jeniferw
Sample : FC7070-1MSD 10X
Misc : MS54311,V1A1848,,,,,10
ALS Vial : 27 Sample Multiplier: 1

Quant Time: Jun 28 20:35:51 2023
Quant Method : C:\msdchem\1\methods\V1A_05-23-2023.M
Quant Title : SW-846 Method 5035A/8260B
QLast Update : Wed May 24 11:40:15 2023
Response via : Initial Calibration

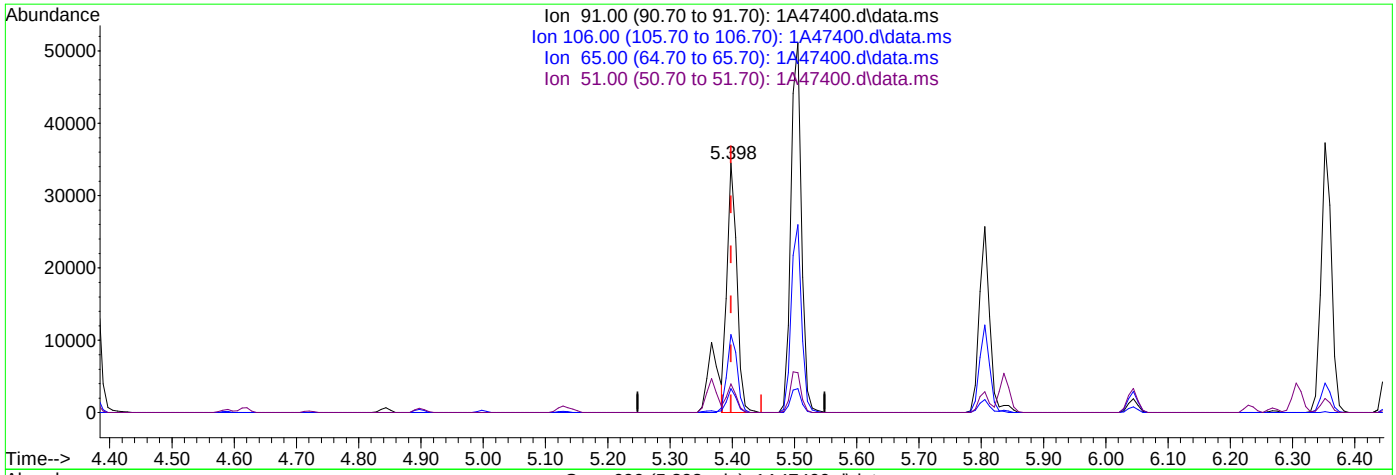

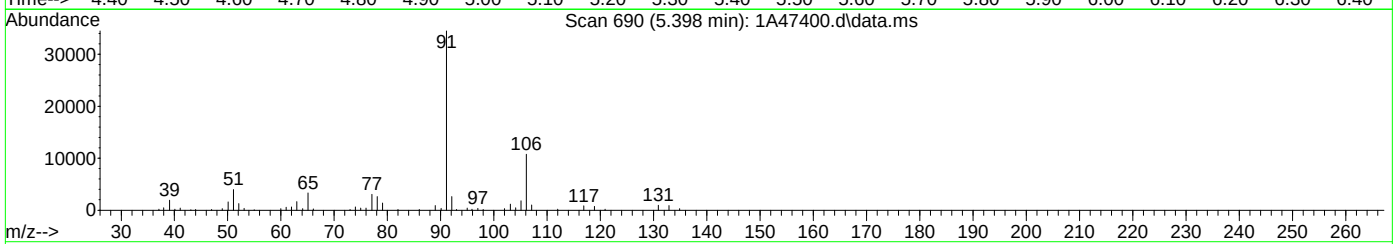

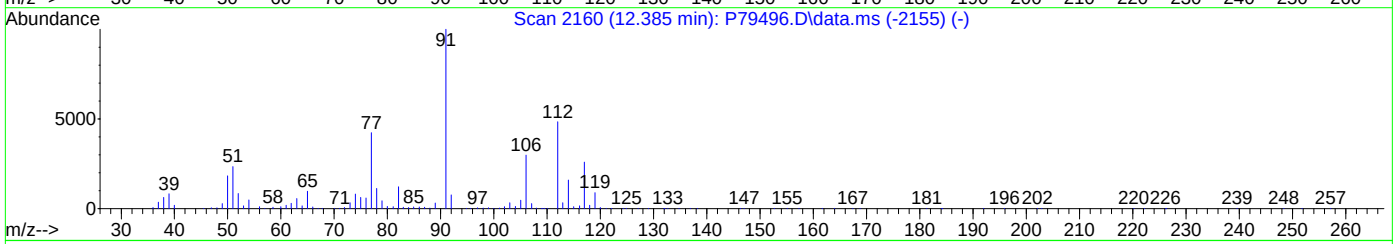

TIC: 1A47400.d\data.ms

(77) Ethylbenzene

5.398min (-0.000) 26.05ug/L m

response 37895

Ion	Exp%	Act%
91.00	100	100
106.00	30.90	31.23
65.00	9.80	9.63
51.00	14.30	11.48

Quantitation Report (QT Reviewed)

Data Path : C:\msdchem\1\data\06-28-2023\
Data File : 5E40582.D
Acq On : 28 Jun 2023 8:27 pm
Operator : joannel
Sample : FC7241-2MS 10x
Misc : MS54315,V5E1812,,,,,10
ALS Vial : 29 Sample Multiplier: 1

Quant Time: Jun 29 08:28:48 2023
Quant Method : C:\msdchem\1\methods\appIX06-22-2023_.M
Quant Title : SW-846 Method 5030B/8260B & EPA 624
QLast Update : Fri Jun 23 07:08:45 2023
Response via : Initial Calibration

Compound	R.T.	QIon	Response	Conc	Units	Dev(Min)
Internal Standards						
1) Fluorobenzene	8.463	96	464633	50.00	ug/L	0.00
61) Chlorobenzene-d5	11.603	117	351933	50.00	ug/L	0.00
85) 1,4-Dichlorobenzene-d4	13.956	152	210378	50.00	ug/L	0.00
System Monitoring Compounds						
39) Dibromofluoromethane	7.610	113	137641	49.97	ug/L	0.00
Spiked Amount 50.000	Range 83 - 118		Recovery = 99.94%			
49) 1,2-Dichloroethane-d4	8.183	65	158049	48.37	ug/L	0.00
Spiked Amount 50.000	Range 79 - 125		Recovery = 96.74%			
62) Toluene-d8	10.036	98	461817	49.66	ug/L	0.00
Spiked Amount 50.000	Range 85 - 112		Recovery = 99.32%			
86) 4-Bromofluorobenzene	12.816	95	175139	51.79	ug/L	0.00
Spiked Amount 50.000	Range 83 - 118		Recovery = 103.58%			
Target Compounds						Qvalue
2) Dichlorodifluoromethane	2.812	85	52351	27.84	ug/L	96
3) Chloromethane	3.135	50	76339	27.87	ug/L	97
4) Vinyl Chloride	3.269	62	52476	28.67	ug/L	96
5) 1,3-Butadiene	3.300	39	59368	36.56	ug/L	98
6) Bromomethane	3.775	94	24846	21.84	ug/L	92
7) Chloroethane	3.952	64	29484	29.79	ug/L	97
8) Trichlorofluoromethane	4.165	101	72473	24.66	ug/L	98
9) Ethyl Ether	4.580	59	44314	27.71	ug/L	90
10) Ethanol	4.775	45	18362	639.15	ug/L	90
11) 1,2-Dichlorotrifluoroe...	4.830	67	51121	29.29	ug/L	94
12) 1,1-Dichloroethene	4.866	61	67455	24.06	ug/L	99
13) Freon 113	4.909	101	44632	26.58	ug/L	96
14) Carbon Disulfide	4.927	76	111650	25.49	ug/L	98
15) Iodomethane	5.062	142	56569	24.00	ug/L	99
16) Acrolein	5.293	56	56260	151.76	ug/L	96
17) Allyl chloride	5.464	41	70327	28.36	ug/L	98
18) Methylene Chloride	5.598	49	75118	21.68	ug/L	99
19) Acetone	5.641	43	88666	128.08	ug/L	96
20) Methyl acetate	5.781	43	221868	117.40	ug/L	99
21) trans-1,2-Dichloroethene	5.793	61	68916	25.01	ug/L	99
22) Hexane	5.878	56	41653	25.08	ug/L	97
23) Methyl Tert Butyl Ether	5.897	73	135685	25.51	ug/L	98
24) Acetonitrile	6.214	41	84949	297.91	ug/L	99
25) Di-isopropyl ether	6.324	45	179954	26.23	ug/L	99
26) Chloroprene	6.494	53	72022	24.71	ug/L	97
27) 1,1-Dichloroethane	6.519	63	86493	25.69	ug/L	98
28) Acrylonitrile	6.573	53	114436	123.46	ug/L	98
29) ETBE	6.744	59	167548	25.93	ug/L	99
30) Tert Butyl Alcohol	5.970	59	95344	255.54	ug/L	98
31) Vinyl acetate	6.769	43	612730	146.92	ug/L	99
32) cis-1,2-Dichloroethene	7.134	96	47871	24.32	ug/L	98
33) 2,2-Dichloropropane	7.256	77	57384	22.27	ug/L	96
34) Bromochloromethane	7.354	128	25420	23.67	ug/L	91
35) Cyclohexane	7.372	56	91261	25.98	ug/L	97

Quantitation Report (QT Reviewed)

Data Path : C:\msdchem\1\data\06-28-2023\
Data File : 5E40582.D
Acq On : 28 Jun 2023 8:27 pm
Operator : joannel
Sample : FC7241-2MS 10x
Misc : MS54315,V5E1812,,,,,10
ALS Vial : 29 Sample Multiplier: 1

Quant Time: Jun 29 08:28:48 2023
Quant Method : C:\msdchem\1\methods\appIX06-22-2023_.M
Quant Title : SW-846 Method 5030B/8260B & EPA 624
QLast Update : Fri Jun 23 07:08:45 2023
Response via : Initial Calibration

Compound	R.T.	QIon	Response	Conc	Units		Dev(Min)
36) Chloroform	7.415	83	88001	24.56	ug/L		98
37) Ethyl acetate	7.506	43	309787	132.40	ug/L		99
38) Tetrahydrofuran	7.604	42	20683	24.08	ug/L		87
40) Carbon Tetrachloride	7.592	117	67353	23.02	ug/L		98
41) 1,1,1-Trichloroethane	7.659	97	77559	23.57	ug/L		97
42) 2-Butanone	7.732	43	149599	137.72	ug/L		99
43) 1,1-Dichloropropene	7.787	75	58561	25.58	ug/L		95
44) tert-Butyl formate	7.878	59	117484	222.11	ug/L		92
45) Propionitrile	8.055	54	107645	279.78	ug/L		86
46) Methacrylonitrile	8.073	41	417732	294.08	ug/L		99
47) Benzene	8.049	78	236413	37.34	ug/L		93
48) TAME	8.122	73	124780	24.31	ug/L		97
50) 1,2-Dichloroethane	8.256	62	70149	23.78	ug/L		96
51) tert Amyl alcohol	8.287	59	57000	239.68	ug/L		98
52) Trichloroethene	8.646	95	49336	25.89	ug/L		96
53) Methylcyclohexane	8.646	83	64511	25.43	ug/L		93
54) Dibromomethane	9.085	93	32249	26.43	ug/L		91
55) 1,2-Dichloropropane	9.177	63	51122	28.43	ug/L		95
56) Bromodichloromethane	9.219	83	63956	24.55	ug/L		99
57) Methyl methacrylate	9.335	41	51772	26.75	ug/L		96
58) 1,4-Dioxane	9.414	88	11879	435.82	ug/L		89
59) 2-Chloroethyl vinyl ether	9.756	63	1164	13.92	ug/L	#	69
60) cis-1,3-Dichloropropene	9.853	75	61155	22.83	ug/L		97
63) Toluene	10.091	91	181253	25.37	ug/L		98
64) Isobutyl alcohol	8.177	43	58815	566.84	ug/L		95
65) 2-Nitropropane	10.323	41	64572	117.34	ug/L		98
66) 4-Methyl-2-pentanone	10.432	43	310089	132.47	ug/L		99
67) trans-1,3-Dichloropropene	10.487	75	50928	19.82	ug/L		88
68) Tetrachloroethene	10.493	166	53751	22.21	ug/L		95
69) Ethyl methacrylate	10.591	69	59529	29.15	ug/L		96
70) 1,1,2-Trichloroethane	10.658	83	37721	26.44	ug/L		92
71) Dibromochloromethane	10.853	129	55036	24.55	ug/L		99
72) 1,3-Dichloropropane	10.938	76	74295	27.62	ug/L		97
73) 1,2-Dibromoethane	11.115	107	48740	25.36	ug/L		89
74) 3,3-Dimethyl-1-butanol	11.195	57	190150	1272.98	ug/L		97
75) 2-hexanone	11.255	43	217403	139.61	ug/L		99
76) 1-Chlorohexane	11.548	91	52447	23.64	ug/L		98
77) Ethylbenzene	11.749	91	311498	37.55	ug/L		75
78) Chlorobenzene	11.621	112	482380	97.09	ug/L		90
79) 1,1,1,2-Tetrachloroethane	11.670	131	49431	23.61	ug/L		92
80) m,p-Xylene	11.749	91	319767	49.91	ug/L		100
81) o-Xylene	12.194	91	162242	24.60	ug/L		98
82) Styrene	12.243	104	124390	23.83	ug/L		98
83) Bromoform	12.310	173	34674	19.47	ug/L		97
84) Isopropylbenzene	12.499	105	199578	25.52	ug/L		99
87) cis-1,4-Dichloro-2-butene	12.859	53	5842	13.42	ug/L	#	70
88) n-Propylbenzene	12.920	91	224337	25.61	ug/L		99
89) Bromobenzene	12.944	156	60613	26.86	ug/L		96
90) 1,1,2,2-Tetrachloroethane	12.987	83	62879	26.41	ug/L		99
91) 1,3,5-Trimethylbenzene	13.097	105	167204	25.98	ug/L		99

Quantitation Report (QT Reviewed)

Data Path : C:\msdchem\1\data\06-28-2023\
Data File : 5E40582.D
Acq On : 28 Jun 2023 8:27 pm
Operator : joannel
Sample : FC7241-2MS 10x
Misc : MS54315,V5E1812,,,,,10
ALS Vial : 29 Sample Multiplier: 1

Quant Time: Jun 29 08:28:48 2023
Quant Method : C:\msdchem\1\methods\appIX06-22-2023_.M
Quant Title : SW-846 Method 5030B/8260B & EPA 624
QLast Update : Fri Jun 23 07:08:45 2023
Response via : Initial Calibration

	Compound	R.T.	QIon	Response	Conc	Units		Dev(Min)
92)	2-Chlorotoluene	13.109	91	158599	25.55	ug/L		95
93)	trans-1,4-Dichloro-2-B...	13.176	53	6594	11.62	ug/L	#	84
94)	1,2,3-Trichloropropane	13.151	110	20989	26.36	ug/L		96
95)	Cyclohexanone	13.225	55	10410	126.50	ug/L		89
96)	4-Chlorotoluene	13.279	91	143212	25.07	ug/L		98
98)	tert-Butylbenzene	13.438	91	88977	24.62	ug/L		95
99)	1,2,4-Trimethylbenzene	13.511	105	166546	25.66	ug/L		97
100)	Pentachloroethane	13.499	167	34558	26.68	ug/L		88
101)	sec-Butylbenzene	13.621	105	177587	24.44	ug/L		98
102)	4-Isopropyltoluene	13.749	119	162158	24.74	ug/L		98
103)	1,3-Dichlorobenzene	13.895	146	108921	25.56	ug/L		99
104)	1,2,3-Trimethylbenzene	13.962	105	178545	25.91	ug/L		96
105)	1,4-Dichlorobenzene	13.974	146	114652	24.89	ug/L		98
106)	n-Butylbenzene	14.176	92	74921	25.69	ug/L		95
107)	Benzyl Chloride	14.206	126	11117	15.19	ug/L		94
108)	1,2-Dichlorobenzene	14.395	146	103948	25.07	ug/L		97
109)	1,2-Dibromo-3-Chloropr...	15.127	75	12049	23.66	ug/L		94
110)	Hexachlorobutadiene	15.663	225	22155	23.69	ug/L		96
111)	1,2,4-Trichlorobenzene	15.718	180	63381	25.10	ug/L		95
112)	Naphthalene	16.017	128	169874	23.65	ug/L		97
113)	1,2,3-Trichlorobenzene	16.187	180	56114	23.86	ug/L		94

(#) = qualifier out of range (m) = manual integration (+) = signals summed

Quantitation Report (QT Reviewed)

Data Path : C:\msdchem\1\data\06-28-2023\
Data File : 5E40582.D
Acq On : 28 Jun 2023 8:27 pm
Operator : joannel
Sample : FC7241-2MS 10x
Misc : MS54315,V5E1812,,,,,10
ALS Vial : 29 Sample Multiplier: 1

Quant Time: Jun 29 08:28:48 2023
Quant Method : C:\msdchem\1\methods\appIX06-22-2023_.M
Quant Title : SW-846 Method 5030B/8260B & EPA 624
QLast Update : Fri Jun 23 07:08:45 2023
Response via : Initial Calibration

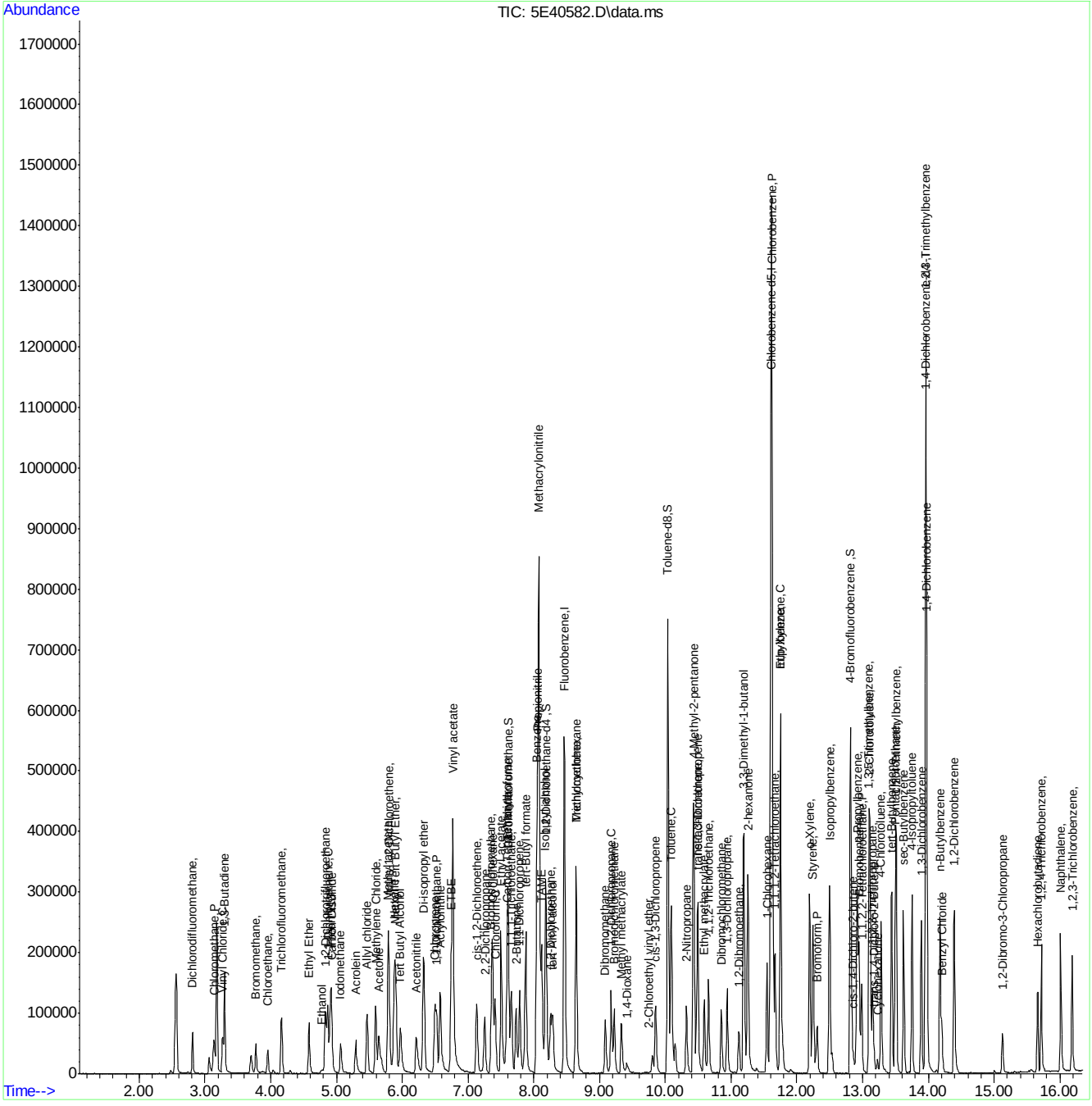

Quantitation Report (QT Reviewed)

Data Path : C:\msdchem\1\data\06-28-2023\
Data File : 5E40583.D
Acq On : 28 Jun 2023 8:50 pm
Operator : joannel
Sample : FC7241-2MSD 10X
Misc : MS54315,V5E1812,,,,,10
ALS Vial : 30 Sample Multiplier: 1

Quant Time: Jun 29 08:28:50 2023
Quant Method : C:\msdchem\1\methods\appIX06-22-2023_.M
Quant Title : SW-846 Method 5030B/8260B & EPA 624
QLast Update : Fri Jun 23 07:08:45 2023
Response via : Initial Calibration

Compound	R.T.	QIon	Response	Conc	Units	Dev(Min)
Internal Standards						
1) Fluorobenzene	8.463	96	458954	50.00	ug/L	0.00
61) Chlorobenzene-d5	11.603	117	350149	50.00	ug/L	0.00
85) 1,4-Dichlorobenzene-d4	13.956	152	210363	50.00	ug/L	0.00
System Monitoring Compounds						
39) Dibromofluoromethane	7.610	113	137882	50.68	ug/L	0.00
Spiked Amount 50.000	Range 83 - 118		Recovery = 101.36%			
49) 1,2-Dichloroethane-d4	8.183	65	157203	48.70	ug/L	0.00
Spiked Amount 50.000	Range 79 - 125		Recovery = 97.40%			
62) Toluene-d8	10.036	98	455022	49.18	ug/L	0.00
Spiked Amount 50.000	Range 85 - 112		Recovery = 98.36%			
86) 4-Bromofluorobenzene	12.816	95	173020	51.17	ug/L	0.00
Spiked Amount 50.000	Range 83 - 118		Recovery = 102.34%			
Target Compounds						Qvalue
2) Dichlorodifluoromethane	2.812	85	48671	26.20	ug/L	99
3) Chloromethane	3.135	50	73061	27.01	ug/L	97
4) Vinyl Chloride	3.269	62	49763	27.53	ug/L	99
5) 1,3-Butadiene	3.300	39	55414	34.54	ug/L	96
6) Bromomethane	3.775	94	25481	22.67	ug/L	96
7) Chloroethane	3.958	64	28677	29.29	ug/L	99
8) Trichlorofluoromethane	4.165	101	70347	24.24	ug/L	99
9) Ethyl Ether	4.586	59	43400	27.47	ug/L	97
10) Ethanol	4.775	45	17126	603.51	ug/L	80
11) 1,2-Dichlorotrifluoroe...	4.830	67	48561	28.10	ug/L	97
12) 1,1-Dichloroethene	4.867	61	64928	23.42	ug/L	95
13) Freon 113	4.909	101	43471	26.18	ug/L	94
14) Carbon Disulfide	4.928	76	105836	24.46	ug/L	97
15) Iodomethane	5.068	142	55791	23.96	ug/L	95
16) Acrolein	5.293	56	54842	149.76	ug/L	98
17) Allyl chloride	5.464	41	68094	27.79	ug/L	98
18) Methylene Chloride	5.592	49	73266	21.39	ug/L	95
19) Acetone	5.647	43	81873	119.73	ug/L	99
20) Methyl acetate	5.781	43	207966	111.40	ug/L	97
21) trans-1,2-Dichloroethene	5.793	61	63863	23.39	ug/L	99
22) Hexane	5.879	56	39971	24.32	ug/L	97
23) Methyl Tert Butyl Ether	5.897	73	130559	24.85	ug/L	98
24) Acetonitrile	6.214	41	75205	267.15	ug/L	96
25) Di-isopropyl ether	6.324	45	172330	25.43	ug/L	97
26) Chloroprene	6.494	53	65559	22.74	ug/L	96
27) 1,1-Dichloroethane	6.525	63	83566	25.12	ug/L	98
28) Acrylonitrile	6.574	53	111040	121.28	ug/L	98
29) ETBE	6.744	59	159595	25.01	ug/L	99
30) Tert Butyl Alcohol	5.976	59	88224	238.46	ug/L	99
31) Vinyl acetate	6.769	43	581529	141.17	ug/L	99
32) cis-1,2-Dichloroethene	7.134	96	46015	23.65	ug/L	94
33) 2,2-Dichloropropane	7.256	77	54905	21.57	ug/L	99
34) Bromochloromethane	7.360	128	24039	22.63	ug/L	93
35) Cyclohexane	7.372	56	87368	25.13	ug/L	99

Quantitation Report (QT Reviewed)

Data Path : C:\msdchem\1\data\06-28-2023\
Data File : 5E40583.D
Acq On : 28 Jun 2023 8:50 pm
Operator : joannel
Sample : FC7241-2MSD 10X
Misc : MS54315,V5E1812,,,,,10
ALS Vial : 30 Sample Multiplier: 1

Quant Time: Jun 29 08:28:50 2023
Quant Method : C:\msdchem\1\methods\appIX06-22-2023_.M
Quant Title : SW-846 Method 5030B/8260B & EPA 624
QLast Update : Fri Jun 23 07:08:45 2023
Response via : Initial Calibration

Compound	R.T.	QIon	Response	Conc	Units		Dev(Min)
36) Chloroform	7.409	83	83908	23.68	ug/L		93
37) Ethyl acetate	7.500	43	287534	124.41	ug/L		99
38) Tetrahydrofuran	7.604	42	19493	22.92	ug/L		94
40) Carbon Tetrachloride	7.592	117	63315	21.87	ug/L		97
41) 1,1,1-Trichloroethane	7.659	97	74219	22.80	ug/L		98
42) 2-Butanone	7.732	43	139210	129.74	ug/L		95
43) 1,1-Dichloropropene	7.787	75	56563	24.98	ug/L		96
44) tert-Butyl formate	7.878	59	112188	214.72	ug/L		97
45) Propionitrile	8.055	54	100129	263.48	ug/L		82
46) Methacrylonitrile	8.073	41	392606	279.81	ug/L		98
47) Benzene	8.049	78	227928	36.45	ug/L		93
48) TAME	8.122	73	120034	23.67	ug/L		99
50) 1,2-Dichloroethane	8.256	62	67871	23.30	ug/L		96
51) tert Amyl alcohol	8.287	59	51613	219.03	ug/L		96
52) Trichloroethene	8.646	95	47500	25.23	ug/L		91
53) Methylcyclohexane	8.646	83	60359	24.02	ug/L		95
54) Dibromomethane	9.085	93	31527	26.15	ug/L		87
55) 1,2-Dichloropropane	9.177	63	49828	28.05	ug/L		91
56) Bromodichloromethane	9.225	83	60607	23.55	ug/L		97
57) Methyl methacrylate	9.335	41	48589	25.42	ug/L		97
58) 1,4-Dioxane	9.414	88	10828	401.80	ug/L		89
59) 2-Chloroethyl vinyl ether	9.750	63	753	9.26	ug/L		73
60) cis-1,3-Dichloropropene	9.853	75	58578	22.13	ug/L		99
63) Toluene	10.091	91	174249	24.52	ug/L		98
64) Isobutyl alcohol	8.177	43	54120	524.25	ug/L		97
65) 2-Nitropropane	10.323	41	59977	109.54	ug/L		97
66) 4-Methyl-2-pentanone	10.426	43	295641	126.94	ug/L		99
67) trans-1,3-Dichloropropene	10.487	75	48249	18.87	ug/L		97
68) Tetrachloroethene	10.493	166	50376	20.87	ug/L		95
69) Ethyl methacrylate	10.591	69	56885	28.02	ug/L		93
70) 1,1,2-Trichloroethane	10.658	83	35808	25.23	ug/L		91
71) Dibromochloromethane	10.853	129	52203	23.40	ug/L		96
72) 1,3-Dichloropropane	10.939	76	71274	26.63	ug/L		96
73) 1,2-Dibromoethane	11.121	107	47213	24.69	ug/L		100
74) 3,3-Dimethyl-1-butanol	11.195	57	177085	1195.41	ug/L		99
75) 2-hexanone	11.256	43	203175	131.14	ug/L		98
76) 1-Chlorohexane	11.548	91	51018	23.09	ug/L		96
77) Ethylbenzene	11.749	91	295691	35.82	ug/L		75
78) Chlorobenzene	11.621	112	480582	97.22	ug/L		90
79) 1,1,1,2-Tetrachloroethane	11.670	131	47393	22.76	ug/L		98
80) m,p-Xylene	11.749	91	302178	47.40	ug/L		99
81) o-Xylene	12.194	91	155158	23.64	ug/L		99
82) Styrene	12.243	104	119141	22.93	ug/L		99
83) Bromoform	12.310	173	33661	19.00	ug/L		98
84) Isopropylbenzene	12.499	105	193521	24.87	ug/L		98
87) cis-1,4-Dichloro-2-butene	12.859	53	5133	11.85	ug/L	#	74
88) n-Propylbenzene	12.920	91	214876	24.53	ug/L		98
89) Bromobenzene	12.944	156	57402	25.44	ug/L		95
90) 1,1,2,2-Tetrachloroethane	12.987	83	60142	25.26	ug/L		93
91) 1,3,5-Trimethylbenzene	13.097	105	160624	24.96	ug/L		97

Quantitation Report (QT Reviewed)

Data Path : C:\msdchem\1\data\06-28-2023\
Data File : 5E40583.D
Acq On : 28 Jun 2023 8:50 pm
Operator : joannel
Sample : FC7241-2MSD 10X
Misc : MS54315,V5E1812,,,,,10
ALS Vial : 30 Sample Multiplier: 1

Quant Time: Jun 29 08:28:50 2023
Quant Method : C:\msdchem\1\methods\appIX06-22-2023_.M
Quant Title : SW-846 Method 5030B/8260B & EPA 624
QLast Update : Fri Jun 23 07:08:45 2023
Response via : Initial Calibration

	Compound	R.T.	QIon	Response	Conc	Units		Dev(Min)
92)	2-Chlorotoluene	13.115	91	149056	24.01	ug/L		97
93)	trans-1,4-Dichloro-2-B...	13.170	53	6052	10.68	ug/L	#	44
94)	1,2,3-Trichloropropane	13.152	110	20091	25.20	ug/L		97
95)	Cyclohexanone	13.231	55	9402	114.44	ug/L		92
96)	4-Chlorotoluene	13.280	91	138801	24.30	ug/L		99
98)	tert-Butylbenzene	13.438	91	85527	23.67	ug/L		96
99)	1,2,4-Trimethylbenzene	13.511	105	159874	24.63	ug/L		98
100)	Pentachloroethane	13.499	167	33123	25.62	ug/L		96
101)	sec-Butylbenzene	13.621	105	173098	23.82	ug/L		99
102)	4-Isopropyltoluene	13.749	119	154855	23.63	ug/L		99
103)	1,3-Dichlorobenzene	13.889	146	102223	23.99	ug/L		96
104)	1,2,3-Trimethylbenzene	13.962	105	169505	24.60	ug/L		97
105)	1,4-Dichlorobenzene	13.975	146	111269	24.15	ug/L		97
106)	n-Butylbenzene	14.176	92	72349	24.81	ug/L		94
107)	Benzyl Chloride	14.200	126	10328	14.15	ug/L	#	89
108)	1,2-Dichlorobenzene	14.395	146	100887	24.34	ug/L		98
109)	1,2-Dibromo-3-Chloropr...	15.127	75	11628	22.83	ug/L		93
110)	Hexachlorobutadiene	15.663	225	20974	22.43	ug/L		95
111)	1,2,4-Trichlorobenzene	15.718	180	58871	23.32	ug/L		97
112)	Naphthalene	16.017	128	159197	22.17	ug/L		98
113)	1,2,3-Trichlorobenzene	16.188	180	52533	22.34	ug/L		99

(#) = qualifier out of range (m) = manual integration (+) = signals summed

Quantitation Report (QT Reviewed)

Data Path : C:\msdchem\1\data\06-28-2023\
Data File : 5E40583.D
Acq On : 28 Jun 2023 8:50 pm
Operator : joannel
Sample : FC7241-2MSD 10X
Misc : MS54315,V5E1812,,,,,10
ALS Vial : 30 Sample Multiplier: 1

Quant Time: Jun 29 08:28:50 2023
Quant Method : C:\msdchem\1\methods\appIX06-22-2023_.M
Quant Title : SW-846 Method 5030B/8260B & EPA 624
QLast Update : Fri Jun 23 07:08:45 2023
Response via : Initial Calibration

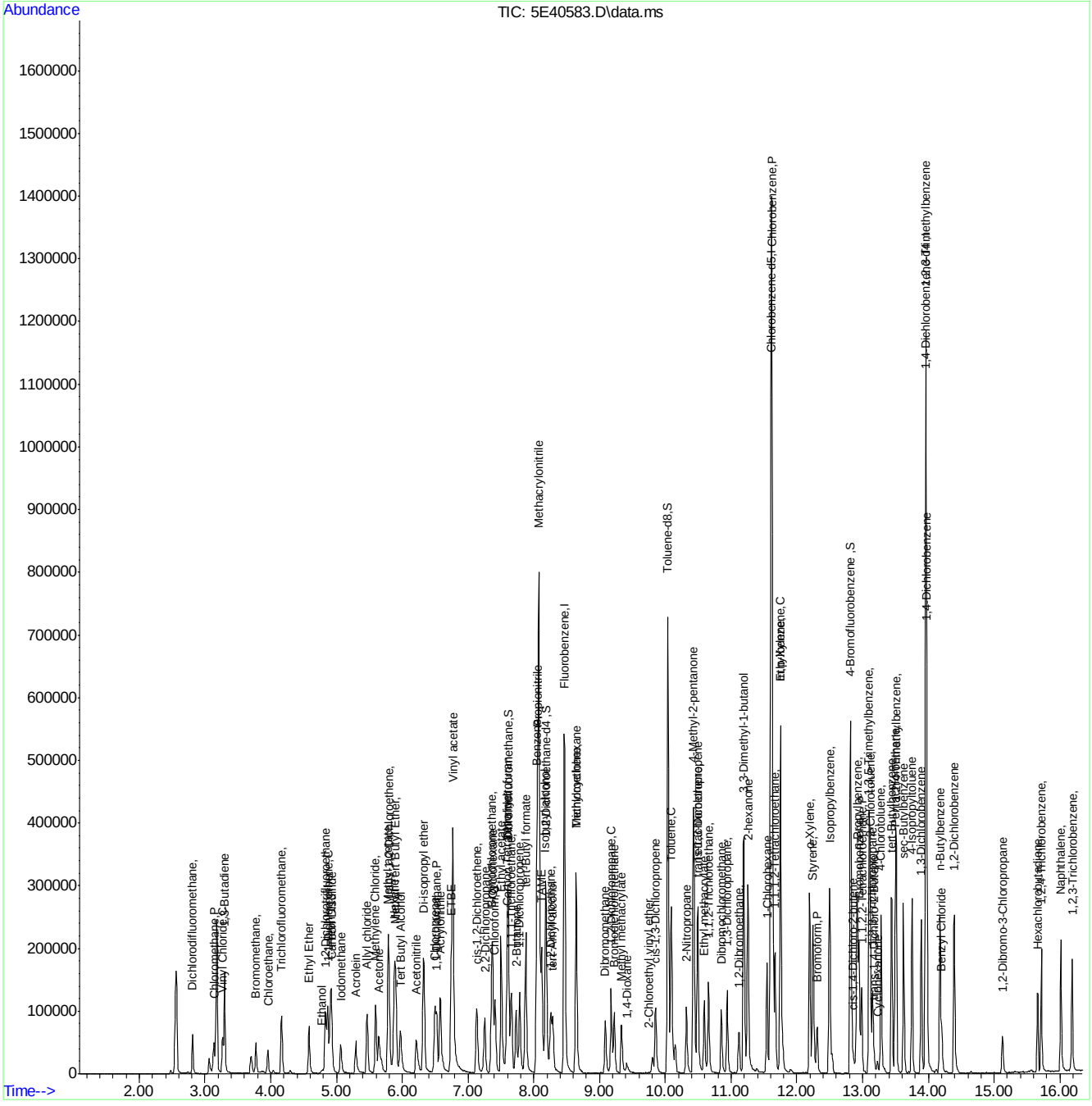

Methods: SW-846 8260B

Data File : C:\msdchem\1\DATA\05-23-2023\1A46336.D Vial: 1
Acq On : 23 May 2023 9:57 am Operator: jeniferw
Sample : BFB Inst : MSVOA17
Misc : MS54063,V1A1829,,,,, Multiplr: 1.00
MS Integration Params: big.p

Method : C:\msdchem\1\MET...V1A_05-23-2023.M (RTE Integrator)
Title : SW-846 Method 5035A/8260B

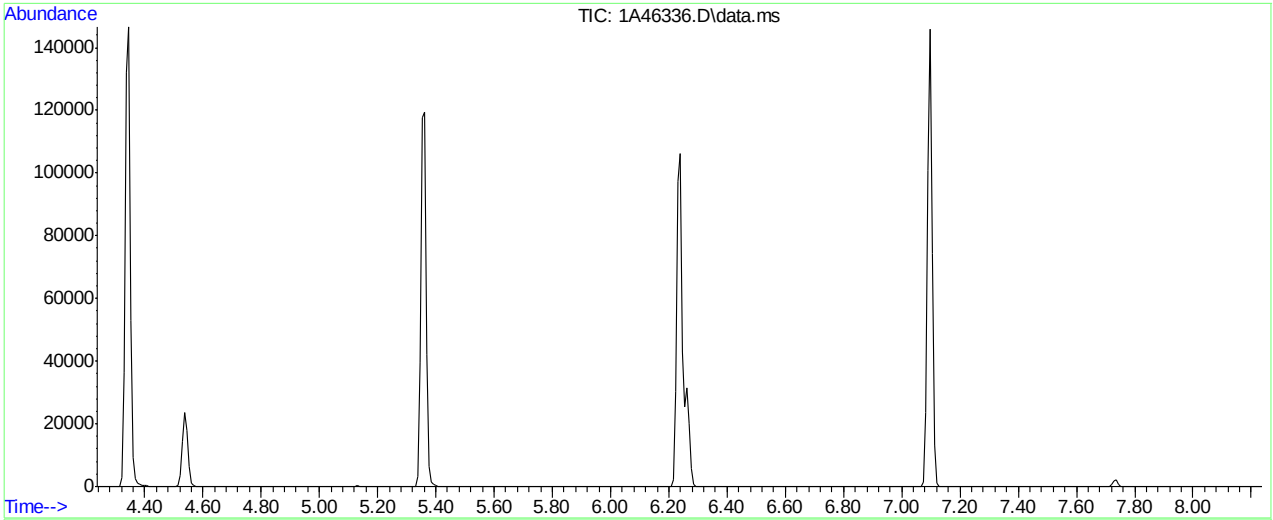

AutoFind: Scans 798, 799, 800; Background Corrected with Scan 793

Target Mass	Rel. to Mass	Lower Limit%	Upper Limit%	Rel. Abn%	Raw Abn	Result Pass/Fail
50	95	15	40	20.7	3178	PASS
75	95	30	60	50.0	7698	PASS
95	95	100	100	100.0	15382	PASS
96	95	5	9	6.8	1044	PASS
173	174	0.00	2	0.6	89	PASS
174	95	50	100	98.7	15189	PASS
175	174	5	9	7.2	1098	PASS
176	174	95	101	99.1	15051	PASS
177	176	5	9	6.5	976	PASS

1A46336.D V1A_05-23-2023.M Wed May 24 10:36:14 2023

Methods: SW-846 8260B

Data File : C:\msdchem\1\DATA\06-28-2023\1A47374.D Vial: 1
Acq On : 28 Jun 2023 4:57 am Operator: jeniferw
Sample : BFB Inst : MSVOA17
Misc : MS54292,V1A1848,,,,, Multiplr: 1.00
MS Integration Params: big.p

Method : C:\msdchem\1\MET...V1A_05-23-2023.M (RTE Integrator)
Title : SW-846 Method 5035A/8260B

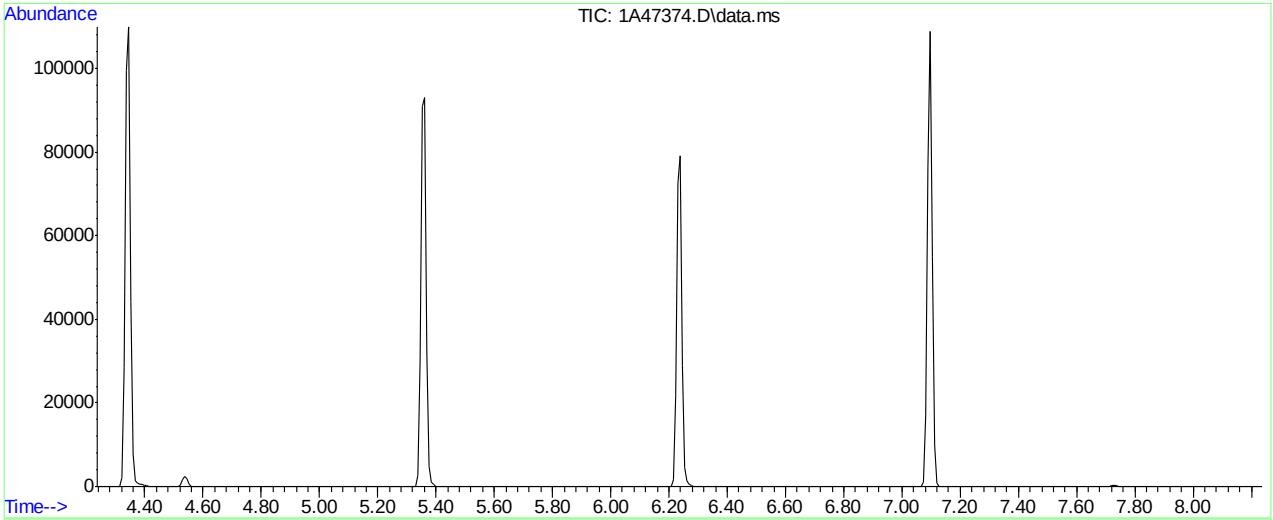

AutoFind: Scans 798, 799, 800; Background Corrected with Scan 793

Target Mass	Rel. to Mass	Lower Limit%	Upper Limit%	Rel. Abn%	Raw Abn	Result Pass/Fail
50	95	15	40	18.2	2241	PASS
75	95	30	60	46.2	5698	PASS
95	95	100	100	100.0	12332	PASS
96	95	5	9	6.5	802	PASS
173	174	0.00	2	0.7	84	PASS
174	95	50	100	97.1	11978	PASS
175	174	5	9	7.3	877	PASS
176	174	95	101	98.3	11769	PASS
177	176	5	9	6.6	778	PASS

1A47374.D V1A_05-23-2023.M Wed Jun 28 05:53:16 2023

Methods: SW-846 8260B

Data File : C:\msdchem\1\data\06-22-2023\5E40406.D Vial: 1
Acq On : 22 Jun 2023 12:58 pm Operator: joannel
Sample : BFB Inst : MSVOA20
Misc : MS54100,V5E1806,,,,, Multiplr: 1.00
MS Integration Params: ult...ll.p

Method : C:\msdchem\1\met...pIX06-22-2023_.M (RTE Integrator)
Title : SW-846 Method 5030B/8260B & EPA 624

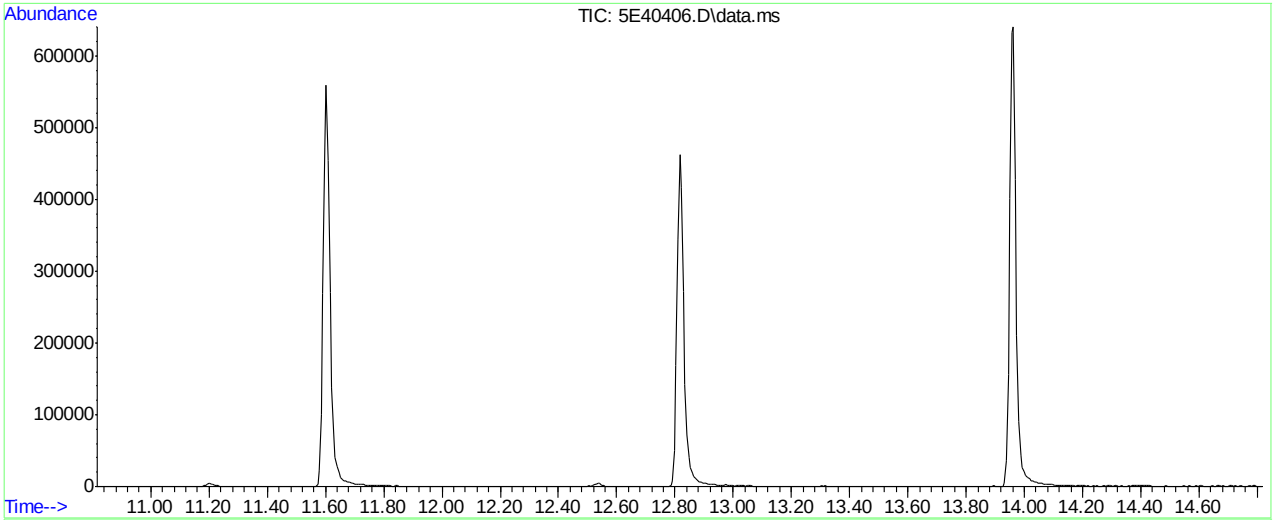

AutoFind: Scans 1923, 1924, 1925; Background Corrected with Scan 1916

Target Mass	Rel. to Mass	Lower Limit%	Upper Limit%	Rel. Abn%	Raw Abn	Result Pass/Fail
50	95	15	40	21.0	16656	PASS
75	95	30	60	49.1	38925	PASS
95	95	100	100	100.0	79333	PASS
96	95	5	9	6.6	5221	PASS
173	174	0.00	2	1.6	1195	PASS
174	95	50	100	95.3	75629	PASS
175	174	5	9	8.0	6027	PASS
176	174	95	101	95.7	72408	PASS
177	176	5	9	6.5	4691	PASS

5E40406.D appIX06-22-2023_.M Fri Jun 23 08:23:57 2023

Methods: SW-846 8260B

```
Data File : C:\msdchem\1\data\06-28-2023\5E40554.D       Vial: 1
Acq On    : 28 Jun 2023   9:15 am                    Operator: joannel
Sample    : BFB                                      Inst    : MSVOA20
Misc      : MS54100,V5E1812,,,,,                     Multiplr: 1.00
MS Integration Params: ult...ll.p

Method   : C:\msdchem\1\met...pIX06-22-2023_.M (RTE Integrator)
Title    : SW-846 Method 5030B/8260B & EPA 624
```

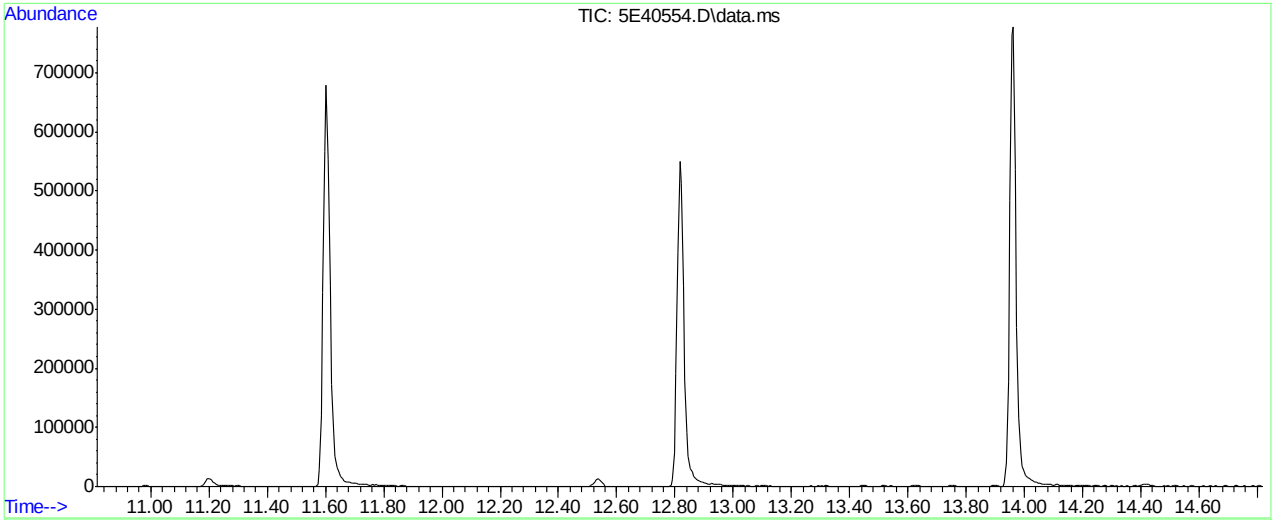

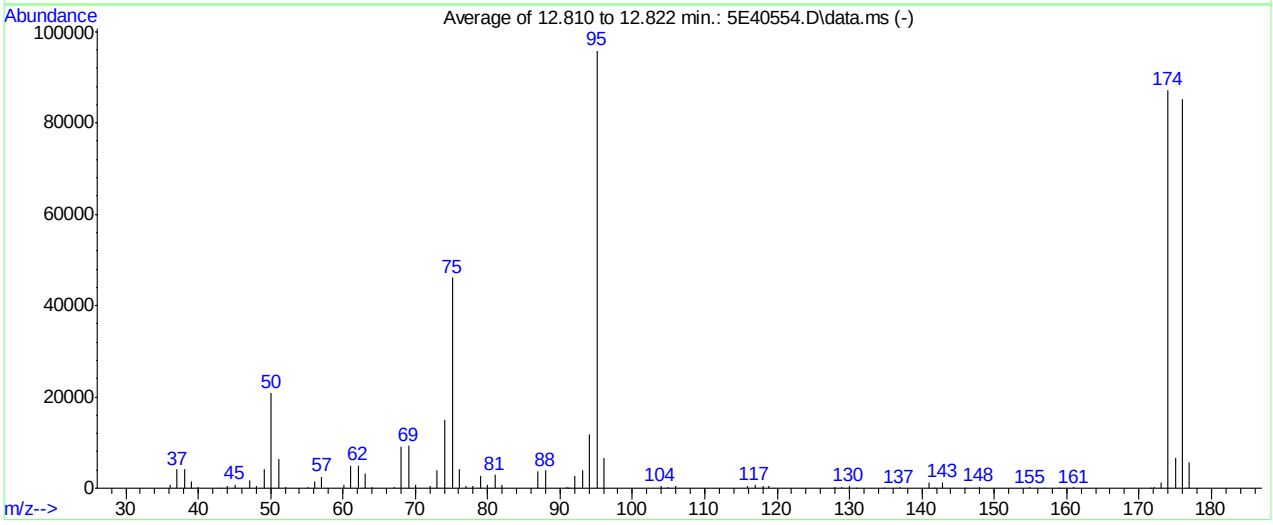

AutoFind: Scans 1923, 1924, 1925; Background Corrected with Scan 1916

Target Mass	Rel. to Mass	Lower Limit%	Upper Limit%	Rel. Abn%	Raw Abn	Result Pass/Fail
50	95	15	40	21.7	20827	PASS
75	95	30	60	48.1	46075	PASS
95	95	100	100	100.0	95867	PASS
96	95	5	9	7.0	6709	PASS
173	174	0.00	2	1.4	1192	PASS
174	95	50	100	91.0	87227	PASS
175	174	5	9	7.7	6689	PASS
176	174	95	101	97.7	85203	PASS
177	176	5	9	6.8	5774	PASS

5E40554.D appIX06-22-2023_.M Wed Jun 28 12:05:10 2023

Methods: SW-846 8260B

Data File : C:\msdchem\1\data\2023-06-15\I757260.D Vial: 1
Acq On : 15 Jun 2023 10:08 am Operator: joannel
Sample : BFB Inst : MSVOA16
Misc : MS54130,VI2948,,,,, Multiplr: 1.00
MS Integration Params: tiny.p

Method : C:\msdchem\1\met...\VI-2023-06-15.m (RTE Integrator)
Title : SW-846 Method 5035A/8260B

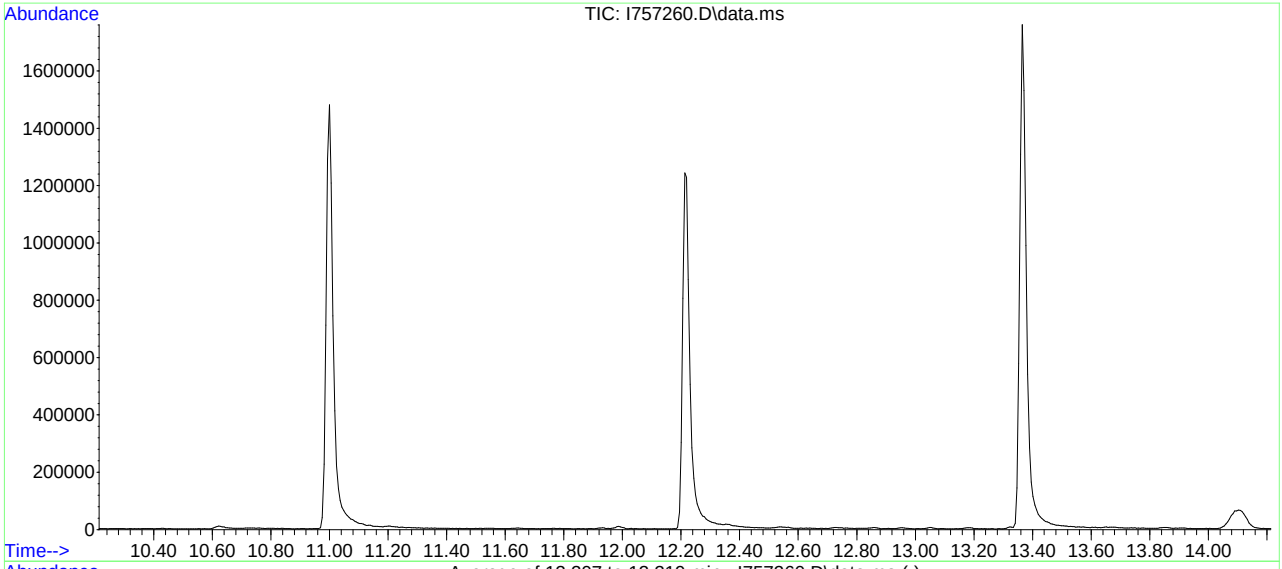

AutoFind: Scans 1824, 1825, 1826; Background Corrected with Scan 1818

Target Mass	Rel. to Mass	Lower Limit%	Upper Limit%	Rel. Abn%	Raw Abn	Result Pass/Fail
50	95	15	40	17.4	37549	PASS
75	95	30	60	47.6	102373	PASS
95	95	100	100	100.0	215275	PASS
96	95	5	9	6.6	14176	PASS
173	174	0.00	2	0.7	1477	PASS
174	95	50	100	95.3	205205	PASS
175	174	5	9	7.5	15382	PASS
176	174	95	101	100.9	207019	PASS
177	176	5	9	6.7	13947	PASS

I757260.D VI-2023-06-15.m Thu Jun 15 14:53:06 2023

Methods: SW-846 8260B

```
Data File : C:\msdchem\1\data\2023-06-26\I757478.D       Vial: 4
Acq On    : 26 Jun 2023  11:01 am                    Operator: joannel
Sample    : bfb                                      Inst    : MSVOA16
Misc      : MS54274,VI2955,,,,,                      Multiplr: 1.00
MS Integration Params: tiny.p

Method    : C:\msdchem\1\met...\VI-2023-06-15.m (RTE Integrator)
Title     : SW-846 Method 5035A/8260B
```

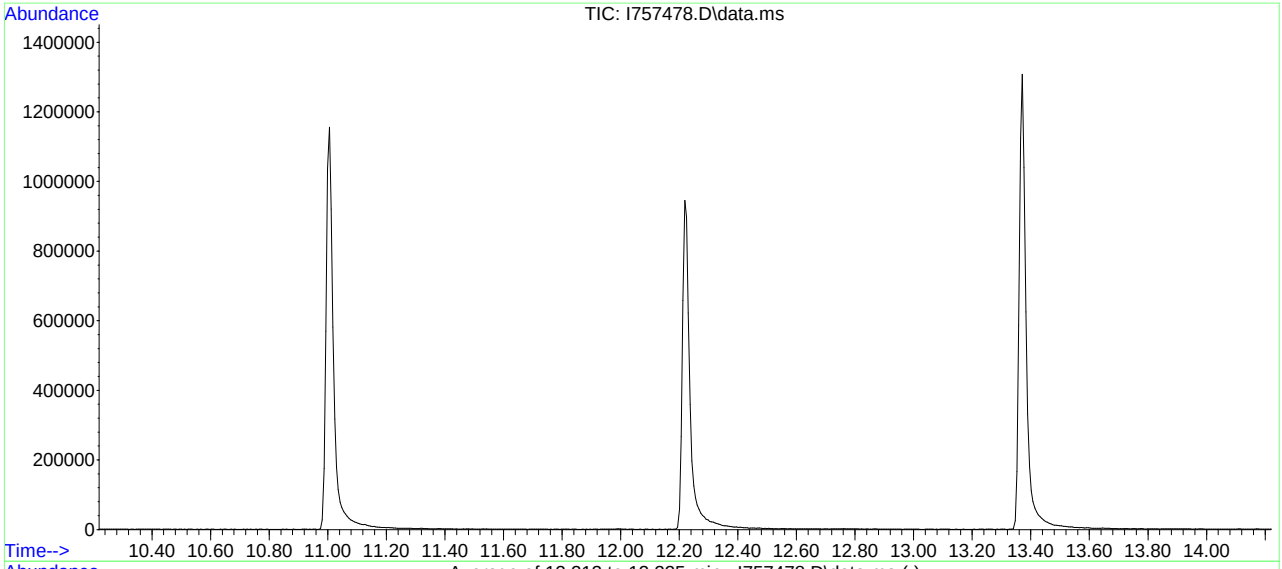

AutoFind: Scans 1825, 1826, 1827; Background Corrected with Scan 1819

Target Mass	Rel. to Mass	Lower Limit%	Upper Limit%	Rel. Abn%	Raw Abn	Result Pass/Fail
50	95	15	40	17.1	27643	PASS
75	95	30	60	47.1	76296	PASS
95	95	100	100	100.0	162048	PASS
96	95	5	9	6.9	11228	PASS
173	174	0.00	2	0.8	1236	PASS
174	95	50	100	99.5	161237	PASS
175	174	5	9	7.8	12579	PASS
176	174	95	101	98.4	158640	PASS
177	176	5	9	6.5	10345	PASS

I757478.D VI-2023-06-15.m Tue Jun 27 11:03:12 2023

Manual Integrations APPROVED (compounds with "m" flag)
Karen Watson
05/24/23 12:29

Quantitation Report (QT Reviewed)

Data Path : C:\msdchem\1\DATA\05-23-2023\
Data File : 1A46338.D
Acq On : 23 May 2023 10:34 am
Operator : jeniferw
Sample : IC1829-1
Misc : MS54063,V1A1829,,,,,
ALS Vial : 2 Sample Multiplier: 1

Quant Time: May 24 08:57:06 2023
Quant Method : C:\msdchem\1\METHODS\V1A_05-23-2023.M
Quant Title : SW-846 Method 5035A/8260B
QLast Update : Wed May 24 08:32:34 2023
Response via : Initial Calibration

Compound	R.T.	QIon	Response	Conc	Units	Dev(Min)
Internal Standards						
1) Fluorobenzene	3.405	96	61333	50.00	ug/L	0.00
62) Chlorobenzene-d5	5.360	117	45557	50.00	ug/L	0.00
85) 1,4-Dichlorobenzene-d4	7.099	152	25318	50.00	ug/L	0.00
System Monitoring Compounds						
39) Dibromofluoromethane	2.958	113	17260	50.32	ug/L	0.00
Spiked Amount 50.000	Range 83 - 118		Recovery = 100.64%			
49) 1,2-Dichloroethane-d4	3.235	65	21919	50.55	ug/L	0.00
Spiked Amount 50.000	Range 79 - 125		Recovery = 101.10%			
63) Toluene-d8	4.344	98	60586	49.83	ug/L	0.00
Spiked Amount 50.000	Range 85 - 112		Recovery = 99.66%			
86) 4-Bromofluorobenzene	6.237	174	21221	49.39	ug/L	0.00
Spiked Amount 50.000	Range 83 - 118		Recovery = 98.78%			
Target Compounds						Qvalue
2) Dichlorodifluoromethane	1.019	85	203m	0.88	ug/L	
3) Chloromethane	1.127	50	430m	1.60	ug/L	
4) 1,3-butadiene	1.181	39	468m	1.22	ug/L	
5) Vinyl Chloride	1.173	62	408m	1.25	ug/L	
6) Bromomethane	1.342	94	156m	1.27	ug/L	
7) Chloroethane	1.411	64	360m	1.54	ug/L	
8) Trichlorofluoromethane	1.496	101	558m	1.17	ug/L	
9) Ethyl Ether	1.658	59	326m	1.25	ug/L	
11) 1,2-Dichlorotrifluoroe...	1.742	67	364m	1.04	ug/L	
12) 1,1-Dichloroethene	1.758	61	580m	1.20	ug/L	
13) Freon 113	1.781	101	214m	0.81	ug/L	
14) Carbon Disulfide	1.781	76	1162	1.55	ug/L	93
15) Iodomethane	1.835	142	172m	0.71	ug/L	
16) Acrolein	1.904	56	408m	5.75	ug/L	
17) Allyl chloride	1.996	41	433m	1.12	ug/L	
18) Methylene Chloride	2.043	49	875	2.12	ug/L	81
19) Acetone	2.050	43	926	7.34	ug/L	96
20) Methyl acetate	2.127	43	2024	5.75	ug/L	91
21) trans-1,2-Dichloroethene	2.135	61	563m	1.16	ug/L	
22) Hexane	2.196	56	277m	0.97	ug/L	
23) Methyl Tert Butyl Ether	2.196	73	995	1.08	ug/L #	75
24) Acetonitrile	2.273	41	743m	14.37	ug/L	
25) Tert Butyl Alcohol	2.212	59	693m	10.40	ug/L	
26) Di-isopropyl ether	2.397	45	1082	1.09	ug/L	81
27) Chloroprene	2.443	53	1577	1.16	ug/L	92
28) 1,1-Dichloroethane	2.443	63	760	1.20	ug/L	94
29) Acrylonitrile	2.443	52	934	5.67	ug/L	97
30) ETBE	2.581	59	1130	1.10	ug/L	94
31) Vinyl acetate	2.566	43	3763	5.27	ug/L	92
32) cis-1,2-Dichloroethene	2.720	96	396m	1.12	ug/L	
33) 2,2-Dichloropropane	2.789	77	538m	1.16	ug/L	
34) Bromochloromethane	2.828	128	158m	0.95	ug/L	
35) Cyclohexane	2.858	56	503m	0.97	ug/L	
36) Chloroform	2.858	83	783	1.22	ug/L	94

Quantitation Report (QT Reviewed)

Data Path : C:\msdchem\1\DATA\05-23-2023\
Data File : 1A46338.D
Acq On : 23 May 2023 10:34 am
Operator : jeniferw
Sample : IC1829-1
Misc : MS54063,V1A1829,,,,,
ALS Vial : 2 Sample Multiplier: 1

Quant Time: May 24 08:57:06 2023
Quant Method : C:\msdchem\1\METHODS\V1A_05-23-2023.M
Quant Title : SW-846 Method 5035A/8260B
QLast Update : Wed May 24 08:32:34 2023
Response via : Initial Calibration

Compound	R.T.	QIon	Response	Conc	Units		Dev(Min)
37) Ethyl acetate	2.920	43	2449	5.47	ug/L		95
38) Tetrahydrofuran	2.951	42	187m	1.24	ug/L		
40) Carbon Tetrachloride	2.966	117	444m	1.00	ug/L		
41) 1,1,1-Trichloroethane	2.989	97	554m	1.08	ug/L		
42) 2-Butanone	3.005	43	1268	5.53	ug/L		89
43) 1,1-Dichloropropene	3.058	75	514m	1.18	ug/L		
44) tert-Butyl formate	3.097	59	1172	4.94	ug/L	#	66
45) Propionitrile	3.143	54	794m	11.34	ug/L		
46) Methacrylonitrile	3.166	41	2948	11.27	ug/L		91
47) Benzene	3.182	78	1574	1.17	ug/L		97
48) TAME	3.251	73	954	1.05	ug/L		91
50) 1,2-Dichloroethane	3.274	62	617m	1.19	ug/L		
51) Isobutyl Alcohol	3.259	43	797m	22.66	ug/L		
52) Tert Amyl Alcohol	3.328	59	511m	9.98	ug/L		
53) Trichloroethene	3.513	95	422m	1.16	ug/L		
54) Methylcyclohexane	3.528	83	461m	0.89	ug/L		
55) Dibromomethane	3.736	93	259m	1.13	ug/L		
56) 1,2-Dichloropropane	3.797	63	366m	1.08	ug/L		
57) Bromodichloromethane	3.828	83	528m	1.16	ug/L		
58) Methyl methacrylate	3.920	41	390m	1.13	ug/L		
60) 2-Chloroethyl vinyl ether	4.167	63	1110	4.94	ug/L		91
61) cis-1,3-Dichloropropene	4.213	75	518m	1.04	ug/L		
64) Toluene	4.375	91	1687	1.19	ug/L		94
65) 2-Nitropropane	4.467	41	538m	4.68	ug/L		
66) 4-Methyl-2-pentanone	4.590	43	2316	5.21	ug/L		96
67) trans-1,3-Dichloropropene	4.621	75	464m	0.97	ug/L		
68) Tetrachloroethene	4.636	166	435m	1.03	ug/L		
69) Ethyl methacrylate	4.736	69	379m	0.95	ug/L		
70) 1,1,2-Trichloroethane	4.721	83	299m	1.10	ug/L		
71) Dibromochloromethane	4.844	129	310m	0.92	ug/L		
72) 1,3-Dichloropropane	4.898	76	534m	1.05	ug/L		
73) 1,2-Dibromoethane	4.998	107	351m	1.01	ug/L		
74) 3,3-Dimethyl-1-Butanol	5.129	57	2712	46.49	ug/L		93
75) 2-hexanone	5.144	43	2100	4.93	ug/L		97
76) 1-Chlorohexane	5.367	91	578m	1.16	ug/L		
77) Ethylbenzene	5.398	91	1846m	1.20	ug/L		
78) Chlorobenzene	5.367	112	1128	1.20	ug/L		93
79) 1,1,1,2-Tetrachloroethane	5.414	131	317m	0.98	ug/L		
80) m,p-Xylene	5.506	91	2768	2.23	ug/L		99
81) o-Xylene	5.806	91	1454	1.13	ug/L		98
82) Styrene	5.837	104	932	0.99	ug/L		90
83) Bromoform	5.845	173	151m	0.59	ug/L		
84) Isopropylbenzene	6.045	105	1686	1.11	ug/L		98
88) n-Propylbenzene	6.353	91	1956	1.10	ug/L		99
89) Bromobenzene	6.306	156	455m	1.12	ug/L		
90) 1,1,2,2-Tetrachloroethane	6.376	83	437m	0.99	ug/L		
91) 1,3,5-Trimethylbenzene	6.514	105	1382	1.10	ug/L		89
92) 2-Chlorotoluene	6.460	91	1227	1.16	ug/L		98
94) 1,2,3-Trichloropropane	6.476	110	107m	0.84	ug/L		
96) 4-Chlorotoluene	6.583	91	1268	1.15	ug/L		92

Quantitation Report (QT Reviewed)

Data Path : C:\msdchem\1\DATA\05-23-2023\
Data File : 1A46338.D
Acq On : 23 May 2023 10:34 am
Operator : jeniferw
Sample : IC1829-1
Misc : MS54063,V1A1829,,,,,
ALS Vial : 2 Sample Multiplier: 1

Quant Time: May 24 08:57:06 2023
Quant Method : C:\msdchem\1\METHODS\V1A_05-23-2023.M
Quant Title : SW-846 Method 5035A/8260B
QLast Update : Wed May 24 08:32:34 2023
Response via : Initial Calibration

Compound	R.T.	QIon	Response	Conc	Units	Dev(Min)
97) tert-Butylbenzene	6.753	91	711	1.03	ug/L	90
98) 1,2,4-Trimethylbenzene	6.807	105	1363	1.11	ug/L	99
99) Pentachloroethane	6.753	167	127m	0.59	ug/L	
100) sec-Butylbenzene	6.899	105	1703	1.10	ug/L	97
101) 4-Isopropyltoluene	7.014	119	1416	1.11	ug/L	96
102) 1,3-Dichlorobenzene	7.045	146	885	1.17	ug/L	93
103) 1,2,3-Trimethylbenzene	7.145	105	1371	1.14	ug/L	96
104) 1,4-Dichlorobenzene	7.107	146	915m	1.19	ug/L	
105) n-Butylbenzene	7.345	92	554m	0.98	ug/L	
107) 1,2-Dichlorobenzene	7.430	146	837	1.22	ug/L	92
109) Hexachlorobutadiene	8.515	225	135m	1.05	ug/L	
110) 1,2,4-Trichlorobenzene	8.508	180	405m	1.16	ug/L	
111) Naphthalene	8.715	128	630m	0.92	ug/L	
112) 1,2,3-Trichlorobenzene	8.838	180	249m	0.98	ug/L	

(#) = qualifier out of range (m) = manual integration (+) = signals summed

Quantitation Report (QT Reviewed)

Data Path : C:\msdchem\1\DATA\05-23-2023\
Data File : 1A46338.D
Acq On : 23 May 2023 10:34 am
Operator : jeniferw
Sample : IC1829-1
Misc : MS54063,V1A1829,,,,,
ALS Vial : 2 Sample Multiplier: 1

Quant Time: May 24 08:57:06 2023
Quant Method : C:\msdchem\1\METHODS\V1A_05-23-2023.M
Quant Title : SW-846 Method 5035A/8260B
QLast Update : Wed May 24 08:32:34 2023
Response via : Initial Calibration

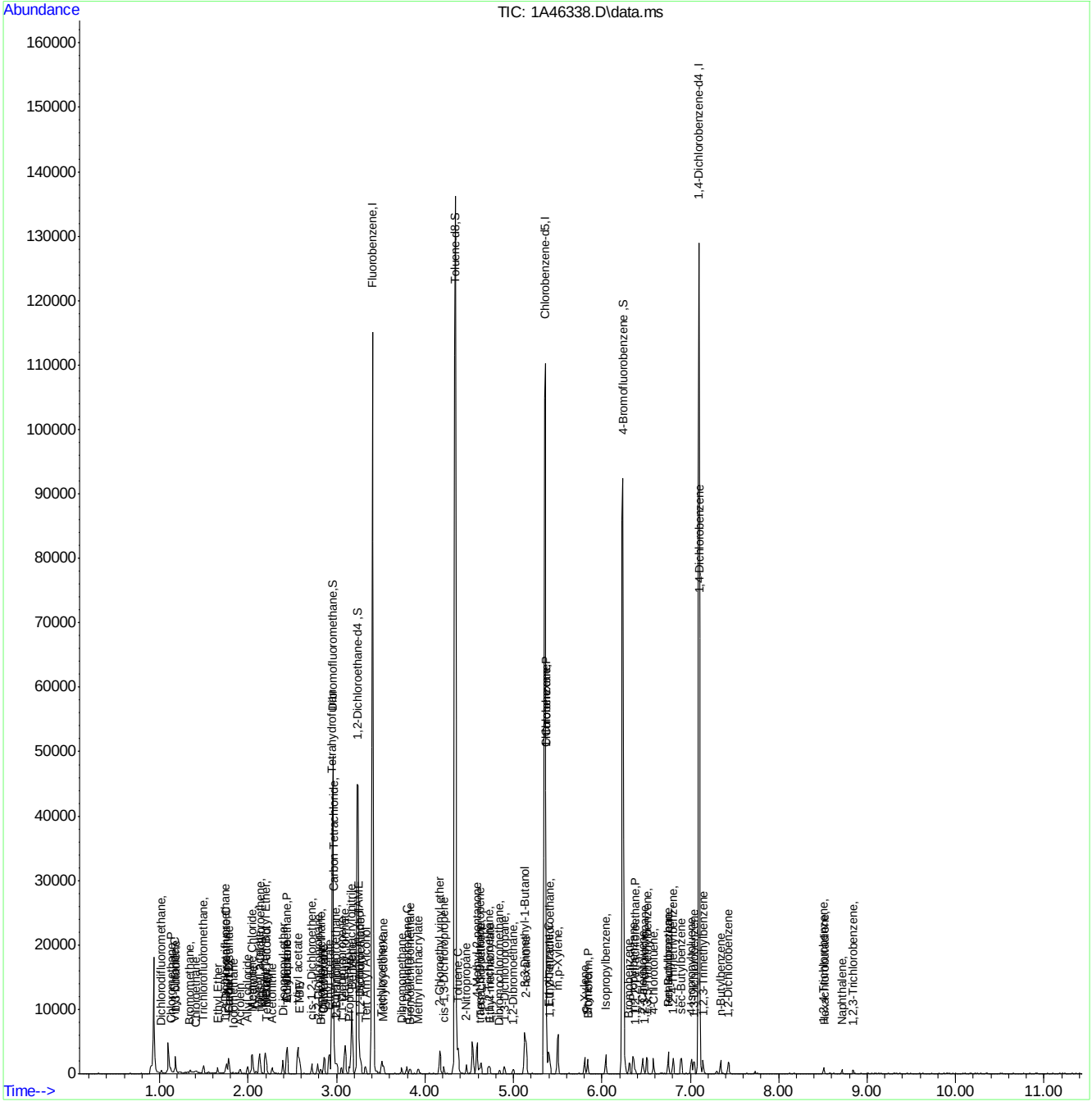

Manual Integration Approval Summary

Sample Number: V1A1829-IC1829 **Method:** SW846 8260D
Lab FileID: 1A46338.D **Analyst approved:** 05/24/23 10:33 Jenifer Willis
Injection Time: 05/23/23 10:34 **Supervisor approved:** 05/24/23 12:29 Karen Watson

Parameter	CAS	Sig#	R.T. (min.)	Reason
Dichlorodifluoromethane	75-71-8		1.02	Missed peak
Methyl Chloride	74-87-3		1.13	Missed peak
Vinyl Chloride	75-01-4		1.17	Missed peak
1,3-Butadiene	106-99-0		1.18	Missed peak
Methyl Bromide	74-83-9		1.34	Missed peak
Chloroethane	75-00-3		1.41	Missed peak
Trichlorofluoromethane	75-69-4		1.50	Missed peak
Ethyl Ether	60-29-7		1.66	Missed peak
1,2-Dichlorotrifluoroethane	354-23-4		1.74	Missed peak
1,1-Dichloroethylene	75-35-4		1.76	Missed peak
Freon 113	76-13-1		1.78	Missed peak
Methyl Iodide	74-88-4		1.83	Missed peak
Acrolein	107-02-8		1.90	Missed peak
Allyl Chloride	107-05-1		2.00	Missed peak
trans-1,2-Dichloroethylene	156-60-5		2.13	Missed peak
Hexane	110-54-3		2.20	Missed peak
Tert-Butyl Alcohol	75-65-0		2.21	Missed peak
Acetonitrile	75-05-8		2.27	Missed peak
cis-1,2-Dichloroethylene	156-59-2		2.72	Missed peak
2,2-Dichloropropane	594-20-7		2.79	Missed peak
Bromochloromethane	74-97-5		2.83	Missed peak
Cyclohexane	110-82-7		2.86	Missed peak
Tetrahydrofuran	109-99-9		2.95	Missed peak
Carbon Tetrachloride	56-23-5		2.97	Missed peak
1,1,1-Trichloroethane	71-55-6		2.99	Missed peak
1,1-Dichloropropene	563-58-6		3.06	Missed peak
Propionitrile	107-12-0		3.14	Missed peak
Isobutyl Alcohol	78-83-1		3.26	Missed peak
1,2-Dichloroethane	107-06-2		3.27	Missed peak
Tert-Amyl Alcohol	75-85-4		3.33	Missed peak
Trichloroethylene	79-01-6		3.51	Missed peak
Methylcyclohexane	108-87-2		3.53	Missed peak
Methylene Bromide	74-95-3		3.74	Missed peak
1,2-Dichloropropane	78-87-5		3.80	Missed peak
Bromodichloromethane	75-27-4		3.83	Missed peak
Methyl Methacrylate	80-62-6		3.92	Missed peak
cis-1,3-Dichloropropene	10061-01-5		4.21	Missed peak
2-Nitropropane	79-46-9		4.47	Missed peak
trans-1,3-Dichloropropene	10061-02-6		4.62	Missed peak
Tetrachloroethylene	127-18-4		4.64	Missed peak
1,1,2-Trichloroethane	79-00-5		4.72	Missed peak
Ethyl Methacrylate	97-63-2		4.74	Missed peak
Dibromochloromethane	124-48-1		4.84	Missed peak
1,3-Dichloropropane	142-28-9		4.90	Missed peak

Manual Integration Approval Summary

Sample Number: V1A1829-IC1829
Lab FileID: 1A46338.D
Injection Time: 05/23/23 10:34
Method: SW846 8260D
Analyst approved: 05/24/23 10:33 Jenifer Willis
Supervisor approved: 05/24/23 12:29 Karen Watson

Parameter	CAS	Sig#	R.T. (min.)	Reason
1,2-Dibromoethane	106-93-4		5.00	Missed peak
1-Chlorohexane	544-10-5		5.37	Poorly defined baseline
Ethylbenzene	100-41-4		5.40	Poorly defined baseline
1,1,1,2-Tetrachloroethane	630-20-6		5.41	Missed peak
Bromoform	75-25-2		5.84	Missed peak
Bromobenzene	108-86-1		6.31	Missed peak
1,1,2,2-Tetrachloroethane	79-34-5		6.38	Missed peak
1,2,3-Trichloropropane	96-18-4		6.48	Missed peak
Pentachloroethane	76-01-7		6.75	Missed peak
1,4-Dichlorobenzene	106-46-7		7.11	Missed peak
n-Butylbenzene	104-51-8		7.35	Missed peak
1,2,4-Trichlorobenzene	120-82-1		8.51	Missed peak
Hexachlorobutadiene	87-68-3		8.52	Missed peak
Naphthalene	91-20-3		8.72	Missed peak
1,2,3-Trichlorobenzene	87-61-6		8.84	Missed peak

Quantitation Report (Qedit)

Data Path : C:\msdchem\1\DATA\05-23-2023\
Data File : 1A46338.D
Acq On : 23 May 2023 10:34 am
Operator : jeniferw
Sample : IC1829-1
Misc : MS54063,V1A1829,,,,,
ALS Vial : 2 Sample Multiplier: 1

Quant Time: May 24 08:42:31 2023
Quant Method : C:\msdchem\1\METHODS\V1A_05-23-2023.M
Quant Title : SW-846 Method 5035A/8260B
QLast Update : Wed May 24 08:32:34 2023
Response via : Initial Calibration

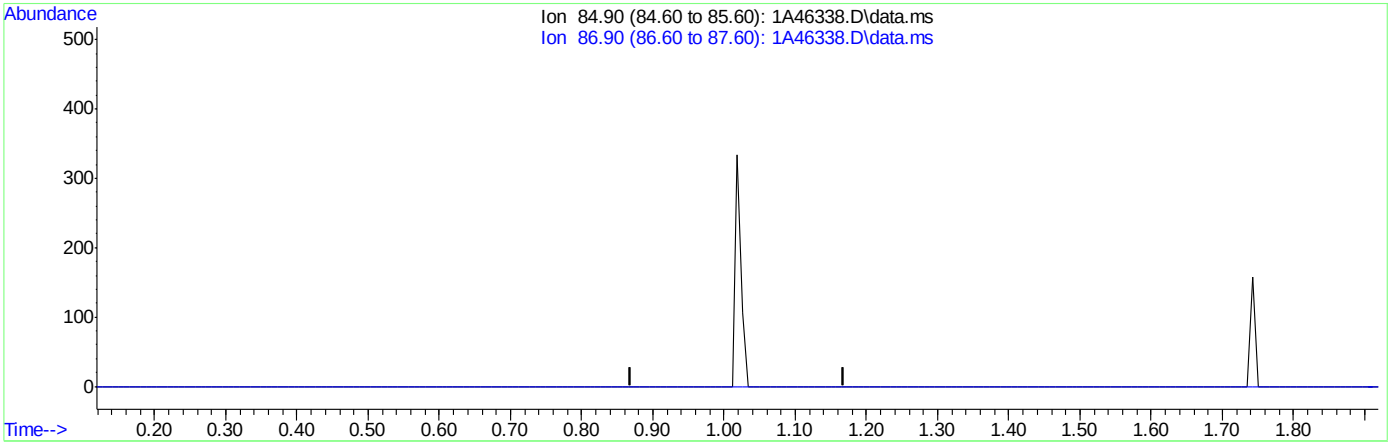

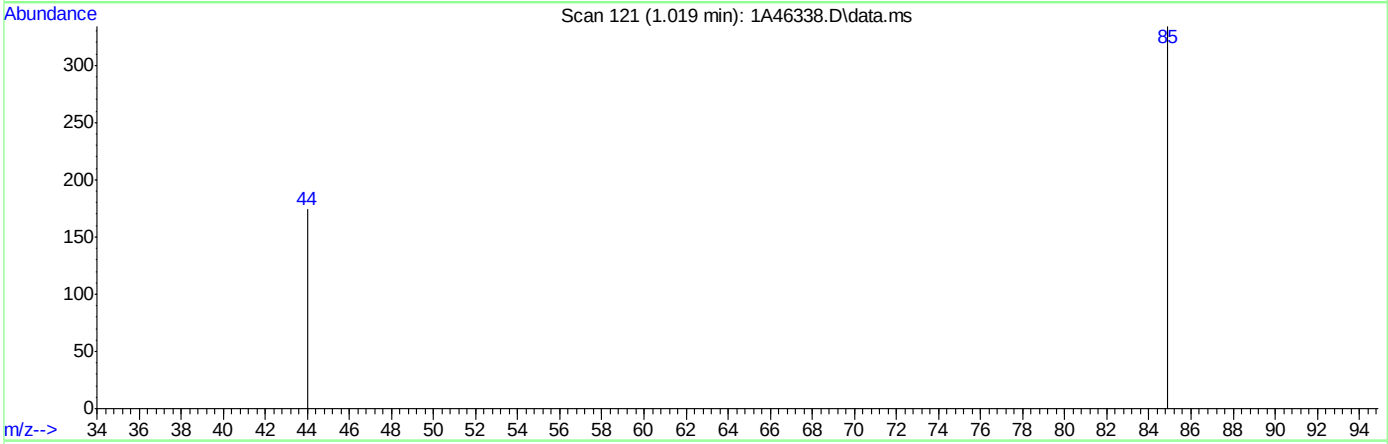

TIC: 1A46338.D\data.ms

(2) Dichlorodifluoromethane ( )

1.019min (-1.019) 0.00ug/L

response 0

Ion	Exp%	Act%
84.90	100	0.00
86.90	31.10	0.00#
0.00	0.00	0.00
0.00	0.00	0.00

Quantitation Report (Qedit)

Data Path : C:\msdchem\1\DATA\05-23-2023\
Data File : 1A46338.D
Acq On : 23 May 2023 10:34 am
Operator : jeniferw
Sample : IC1829-1
Misc : MS54063,V1A1829,,,,,
ALS Vial : 2 Sample Multiplier: 1

Quant Time: May 24 08:42:31 2023
Quant Method : C:\msdchem\1\METHODS\V1A_05-23-2023.M
Quant Title : SW-846 Method 5035A/8260B
QLast Update : Wed May 24 08:32:34 2023
Response via : Initial Calibration

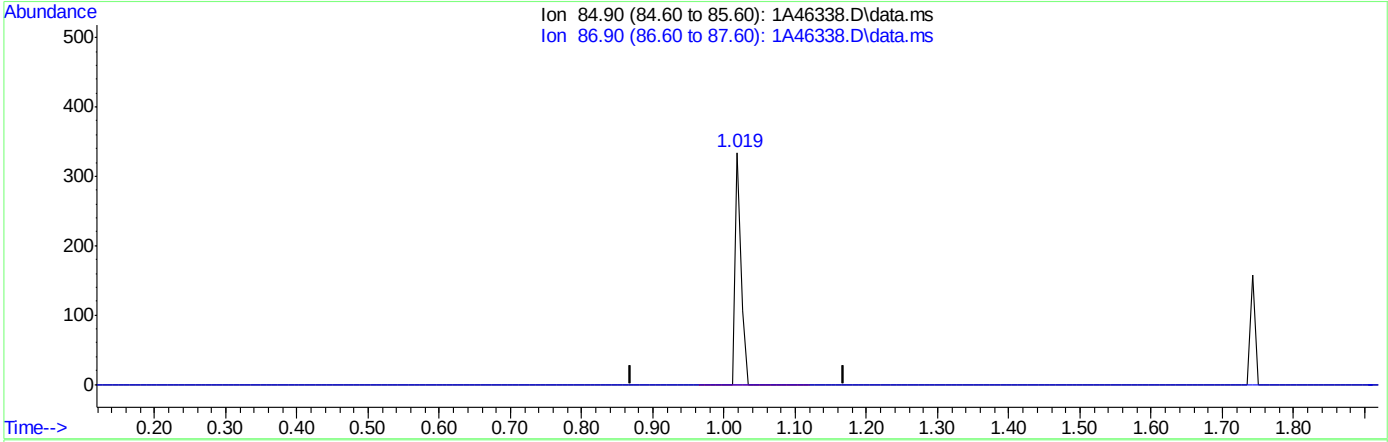

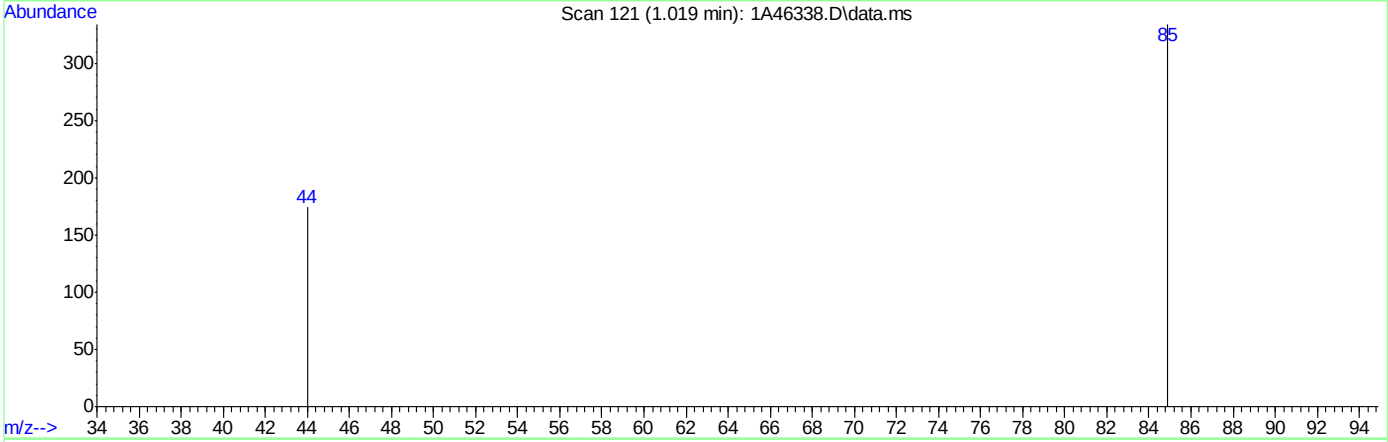

TIC: 1A46338.D\data.ms

(2) Dichlorodifluoromethane ( )

1.019min (-0.000) 0.88ug/L m

response 203

Ion	Exp%	Act%
84.90	100	100
86.90	31.10	0.00#
0.00	0.00	0.00
0.00	0.00	0.00

Quantitation Report (Qedit)

Data Path : C:\msdchem\1\DATA\05-23-2023\
Data File : 1A46338.D
Acq On : 23 May 2023 10:34 am
Operator : jeniferw
Sample : IC1829-1
Misc : MS54063,V1A1829,,,,,
ALS Vial : 2 Sample Multiplier: 1

Quant Time: May 24 08:42:31 2023
Quant Method : C:\msdchem\1\METHODS\V1A_05-23-2023.M
Quant Title : SW-846 Method 5035A/8260B
QLast Update : Wed May 24 08:32:34 2023
Response via : Initial Calibration

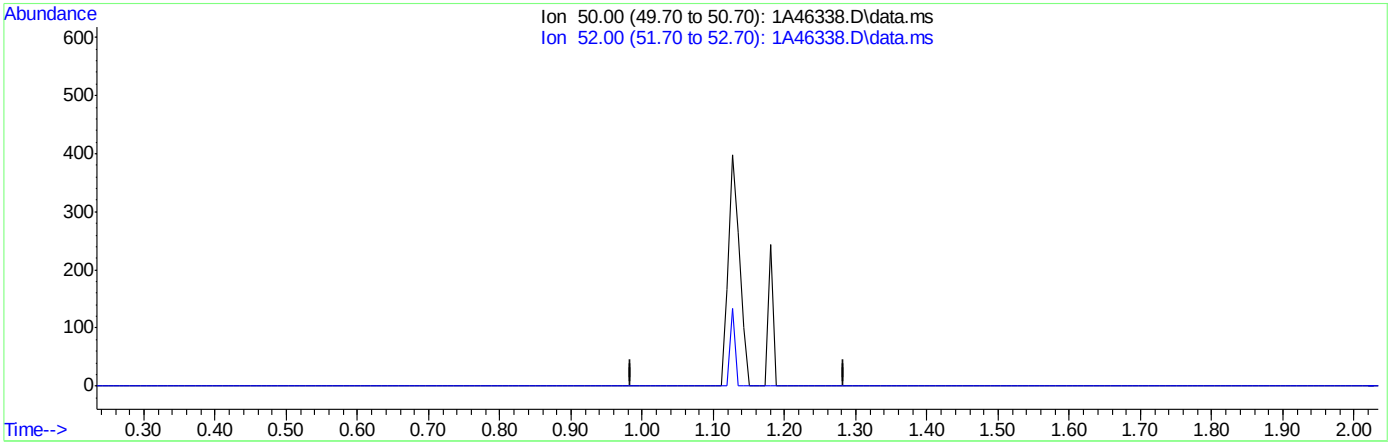

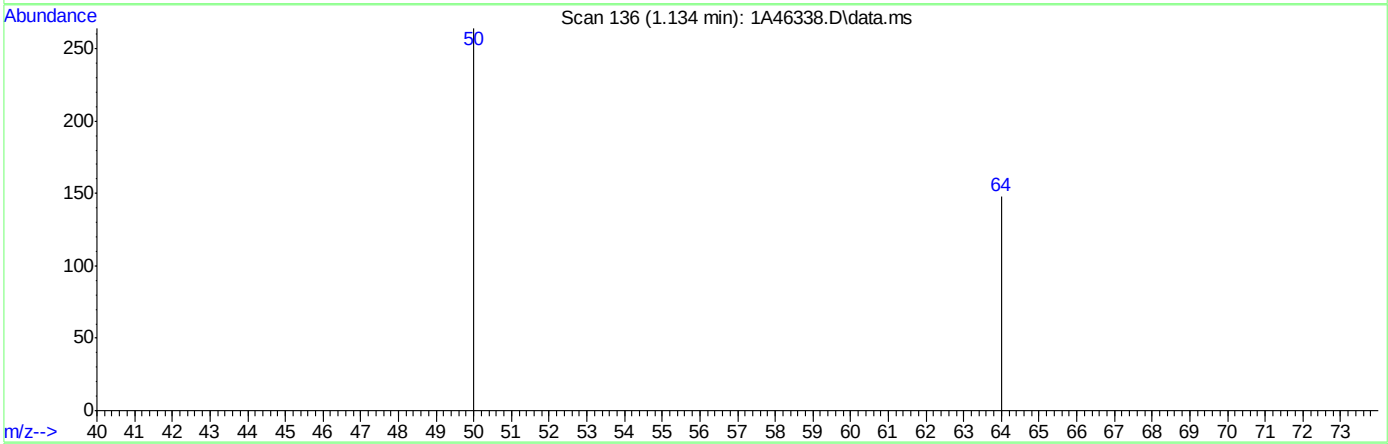

TIC: 1A46338.D\data.ms

(3) Chloromethane (P)

1.134min (-1.134) 0.00ug/L

response 0

Ion	Exp%	Act%
50.00	100	0.00
52.00	32.60	0.00#
0.00	0.00	0.00
0.00	0.00	0.00

Quantitation Report (Qedit)

Data Path : C:\msdchem\1\DATA\05-23-2023\
Data File : 1A46338.D
Acq On : 23 May 2023 10:34 am
Operator : jeniferw
Sample : IC1829-1
Misc : MS54063,V1A1829,,,,,
ALS Vial : 2 Sample Multiplier: 1

Quant Time: May 24 08:42:31 2023
Quant Method : C:\msdchem\1\METHODS\V1A_05-23-2023.M
Quant Title : SW-846 Method 5035A/8260B
QLast Update : Wed May 24 08:32:34 2023
Response via : Initial Calibration

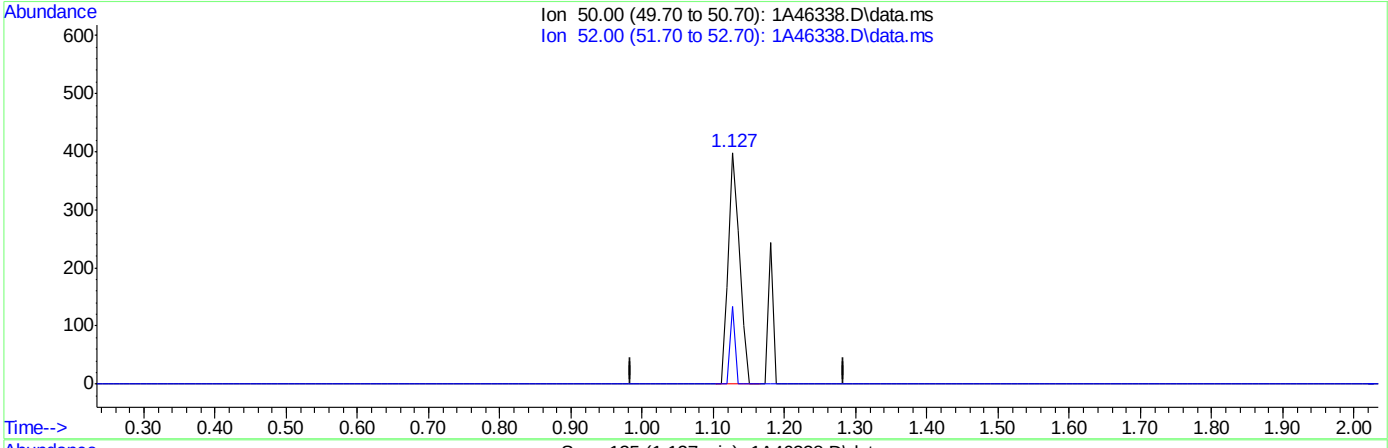

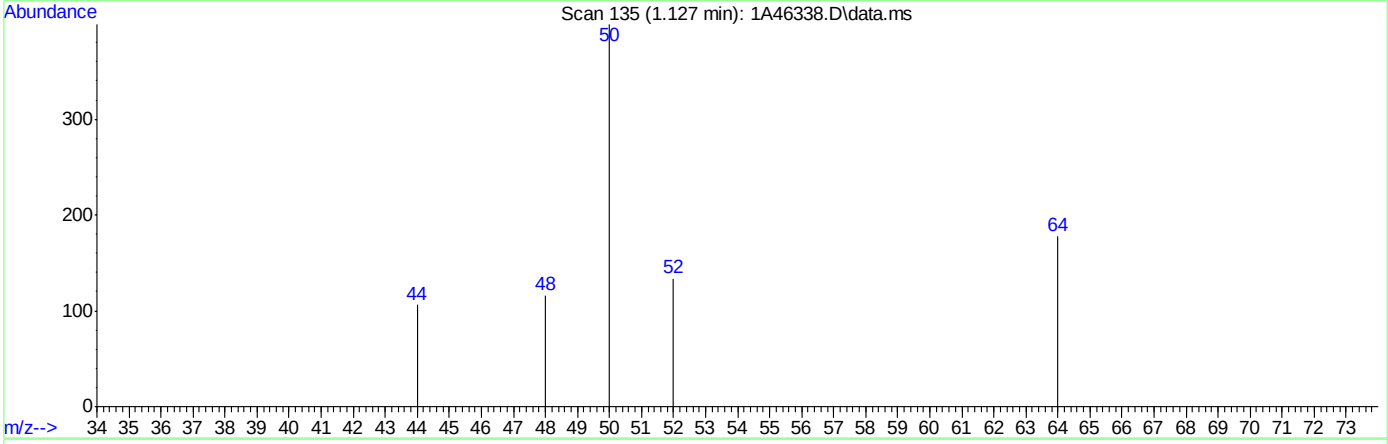

TIC: 1A46338.D\data.ms

(3) Chloromethane (P)

1.127min (-0.007) 1.60ug/L m

response 430

Ion	Exp%	Act%
50.00	100	100
52.00	32.60	33.58
0.00	0.00	0.00
0.00	0.00	0.00

Quantitation Report (Qedit)

Data Path : C:\msdchem\1\DATA\05-23-2023\
Data File : 1A46338.D
Acq On : 23 May 2023 10:34 am
Operator : jeniferw
Sample : IC1829-1
Misc : MS54063,V1A1829,,,,,
ALS Vial : 2 Sample Multiplier: 1

Quant Time: May 24 08:42:31 2023
Quant Method : C:\msdchem\1\METHODS\V1A_05-23-2023.M
Quant Title : SW-846 Method 5035A/8260B
QLast Update : Wed May 24 08:32:34 2023
Response via : Initial Calibration

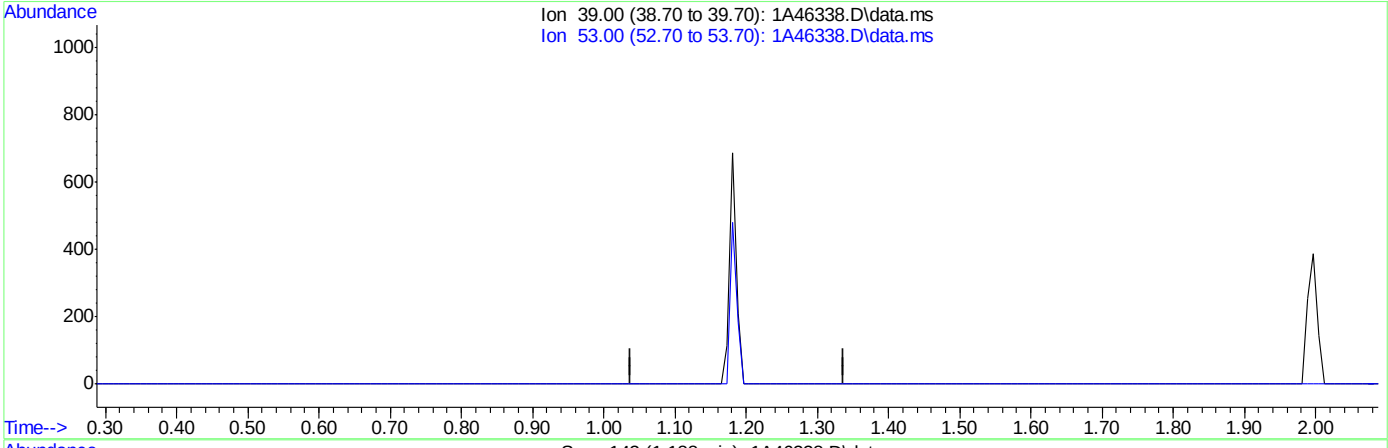

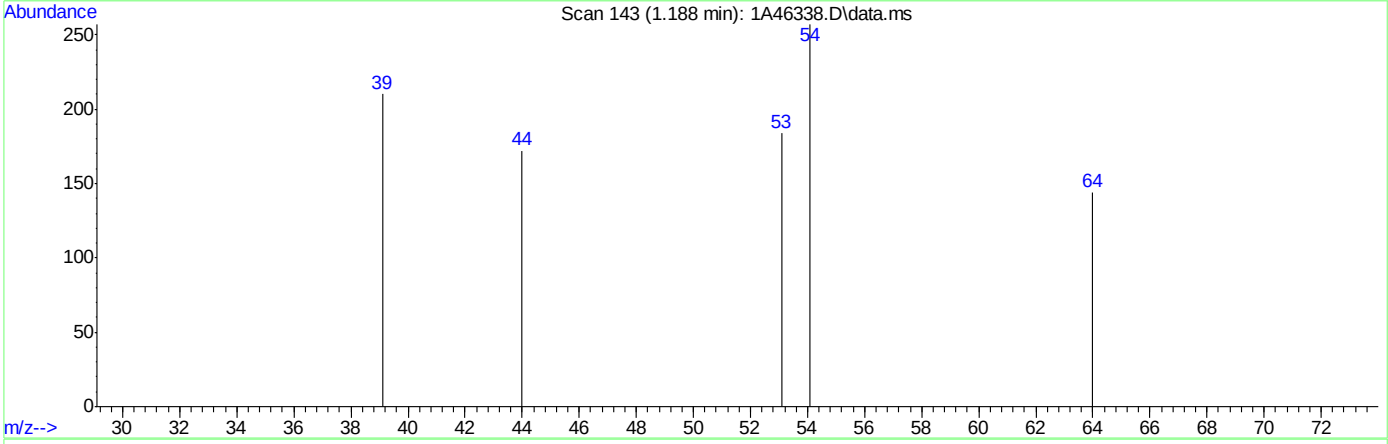

TIC: 1A46338.D\data.ms

(4) 1,3-butadiene

1.188min (-1.188) 0.00ug/L

response 0

Ion	Exp%	Act%
39.00	100	0.00
53.00	77.70	0.00#
0.00	0.00	0.00
0.00	0.00	0.00

Quantitation Report (Qedit)

Data Path : C:\msdchem\1\DATA\05-23-2023\
Data File : 1A46338.D
Acq On : 23 May 2023 10:34 am
Operator : jeniferw
Sample : IC1829-1
Misc : MS54063,V1A1829,,,,,
ALS Vial : 2 Sample Multiplier: 1

Quant Time: May 24 08:42:31 2023
Quant Method : C:\msdchem\1\METHODS\V1A_05-23-2023.M
Quant Title : SW-846 Method 5035A/8260B
QLast Update : Wed May 24 08:32:34 2023
Response via : Initial Calibration

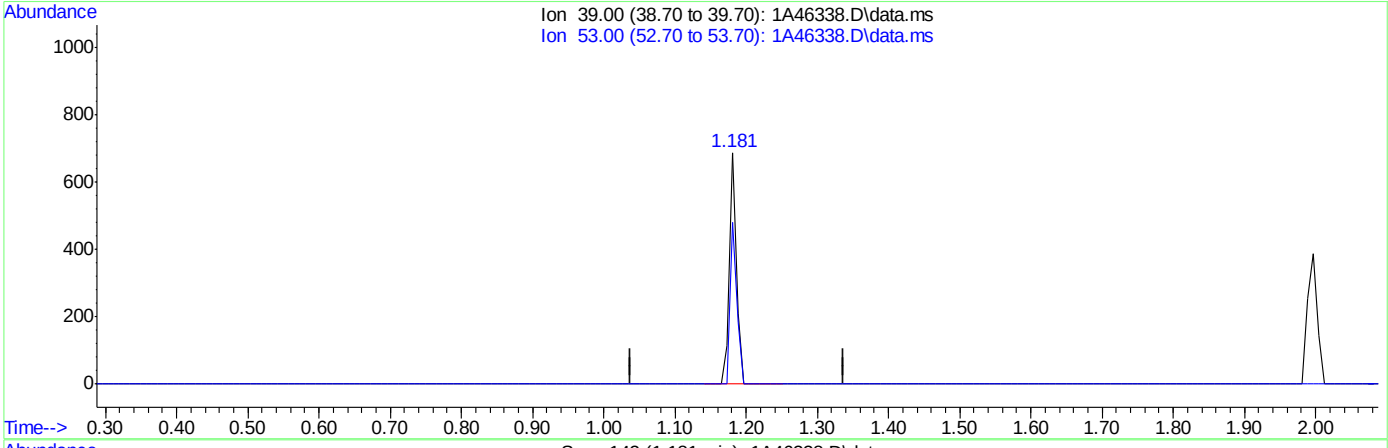

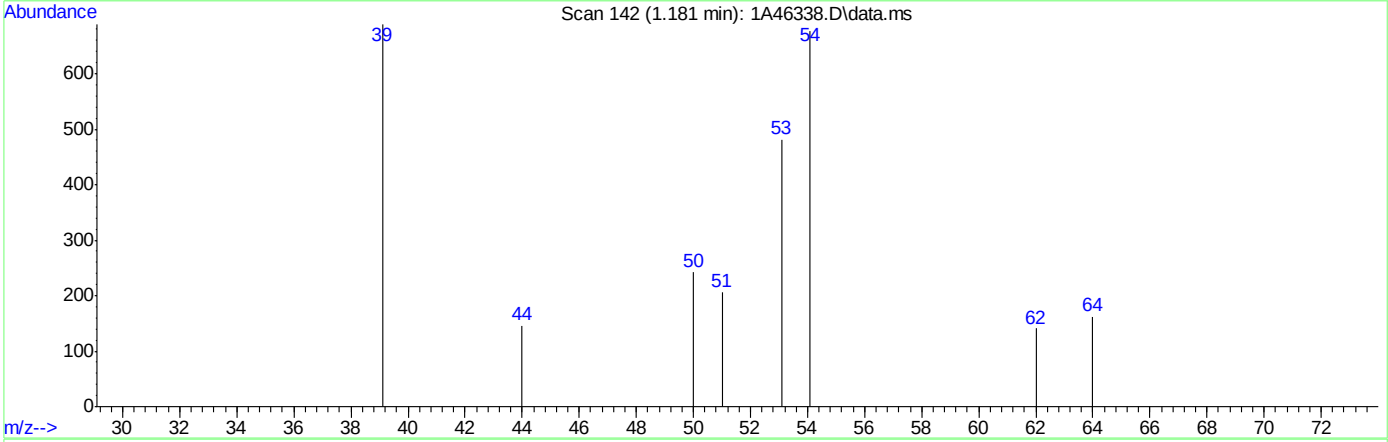

TIC: 1A46338.D\data.ms

(4) 1,3-butadiene

1.181min (-0.007) 1.22ug/L m

response 468

Ion	Exp%	Act%
39.00	100	100
53.00	77.70	69.81
0.00	0.00	0.00
0.00	0.00	0.00

Quantitation Report (Qedit)

Data Path : C:\msdchem\1\DATA\05-23-2023\
Data File : 1A46338.D
Acq On : 23 May 2023 10:34 am
Operator : jeniferw
Sample : IC1829-1
Misc : MS54063,V1A1829,,,,,
ALS Vial : 2 Sample Multiplier: 1

Quant Time: May 24 08:42:31 2023
Quant Method : C:\msdchem\1\METHODS\V1A_05-23-2023.M
Quant Title : SW-846 Method 5035A/8260B
QLast Update : Wed May 24 08:32:34 2023
Response via : Initial Calibration

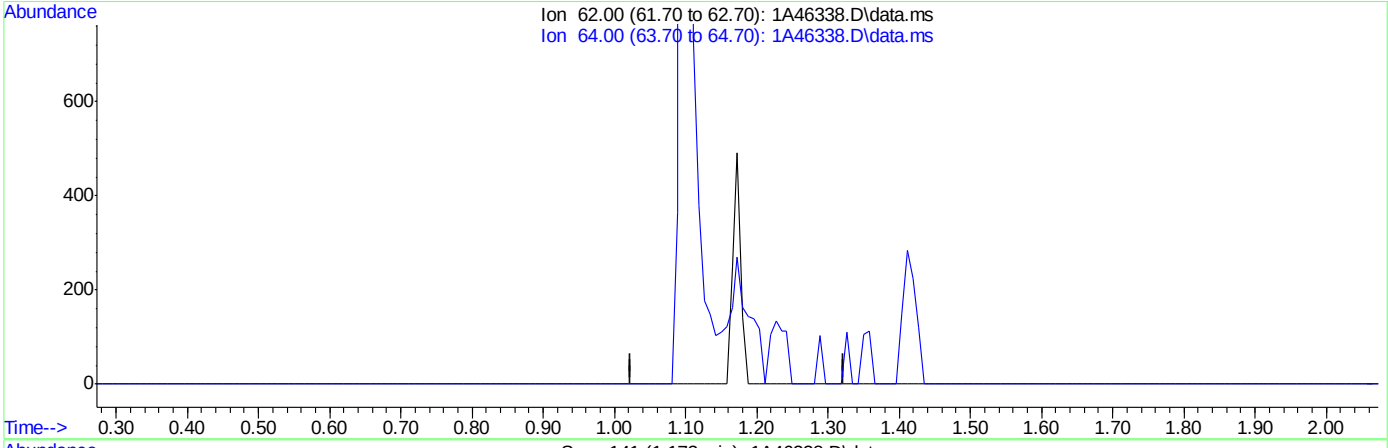

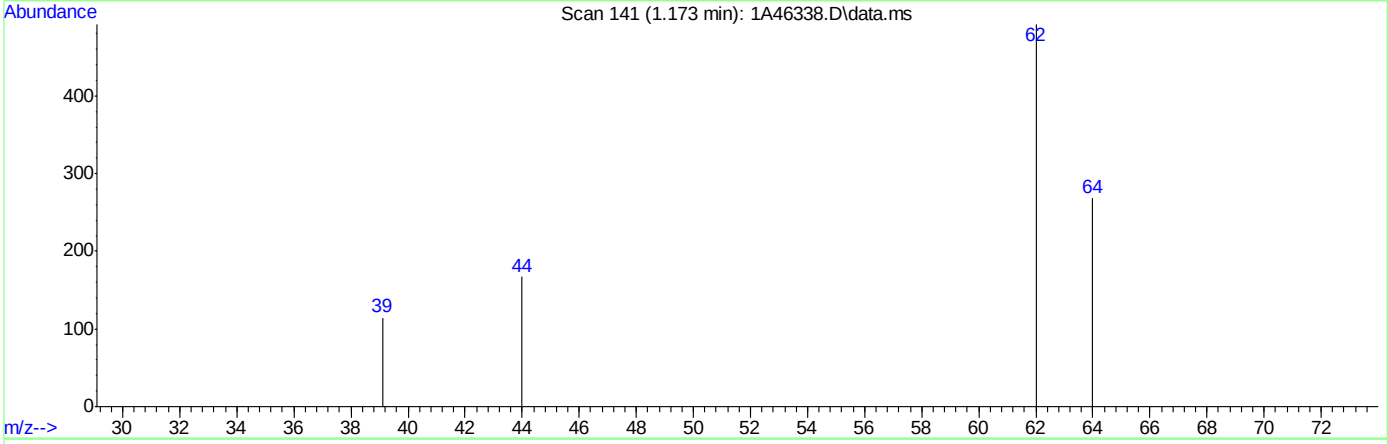

TIC: 1A46338.D\data.ms

(5) Vinyl Chloride (C)

1.173min (-1.173) 0.00ug/L

response 0

Ion	Exp%	Act%
62.00	100	0.00
64.00	31.10	0.00#
0.00	0.00	0.00
0.00	0.00	0.00

Quantitation Report (Qedit)

Data Path : C:\msdchem\1\DATA\05-23-2023\
Data File : 1A46338.D
Acq On : 23 May 2023 10:34 am
Operator : jeniferw
Sample : IC1829-1
Misc : MS54063,V1A1829,,,,,
ALS Vial : 2 Sample Multiplier: 1

Quant Time: May 24 08:42:31 2023
Quant Method : C:\msdchem\1\METHODS\V1A_05-23-2023.M
Quant Title : SW-846 Method 5035A/8260B
QLast Update : Wed May 24 08:32:34 2023
Response via : Initial Calibration

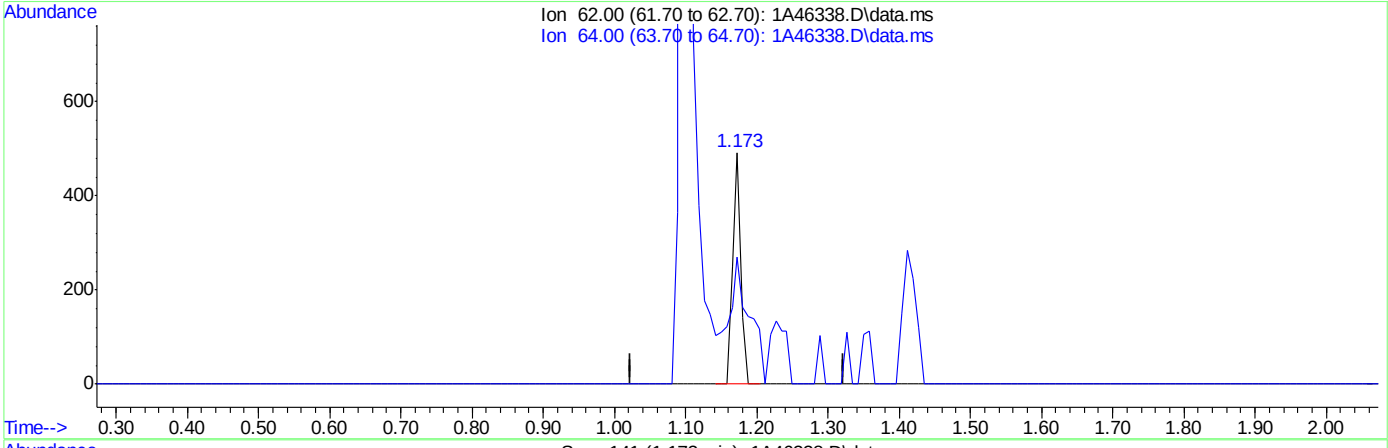

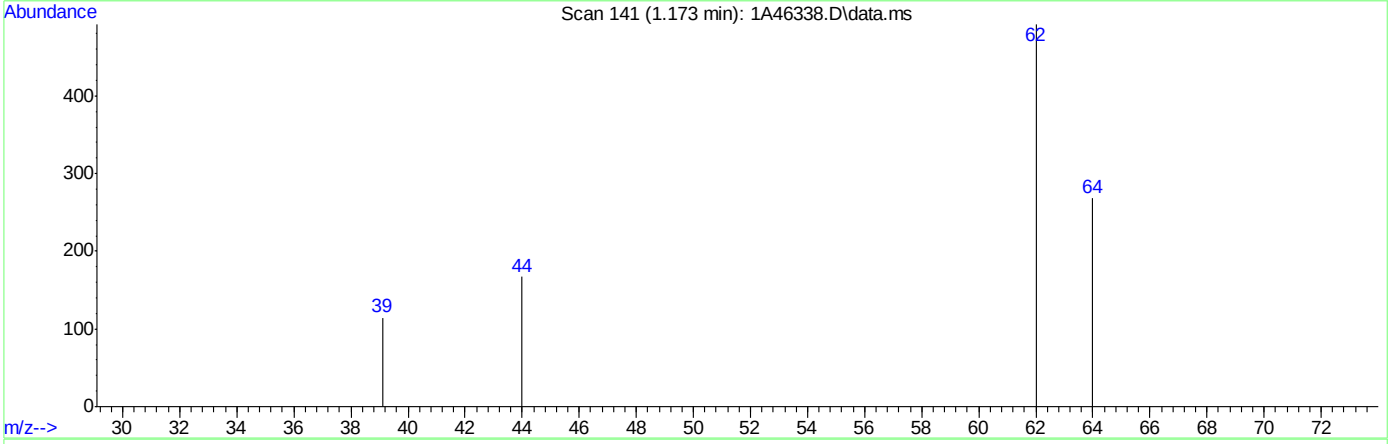

TIC: 1A46338.D\data.ms

(5) Vinyl Chloride (C)

1.173min (-0.000) 1.25ug/L m

response 408

Ion	Exp%	Act%
62.00	100	100
64.00	31.10	54.67
0.00	0.00	0.00
0.00	0.00	0.00

Quantitation Report (Qedit)

Data Path : C:\msdchem\1\DATA\05-23-2023\
Data File : 1A46338.D
Acq On : 23 May 2023 10:34 am
Operator : jeniferw
Sample : IC1829-1
Misc : MS54063,V1A1829,,,,,
ALS Vial : 2 Sample Multiplier: 1

Quant Time: May 24 08:42:31 2023
Quant Method : C:\msdchem\1\METHODS\V1A_05-23-2023.M
Quant Title : SW-846 Method 5035A/8260B
QLast Update : Wed May 24 08:32:34 2023
Response via : Initial Calibration

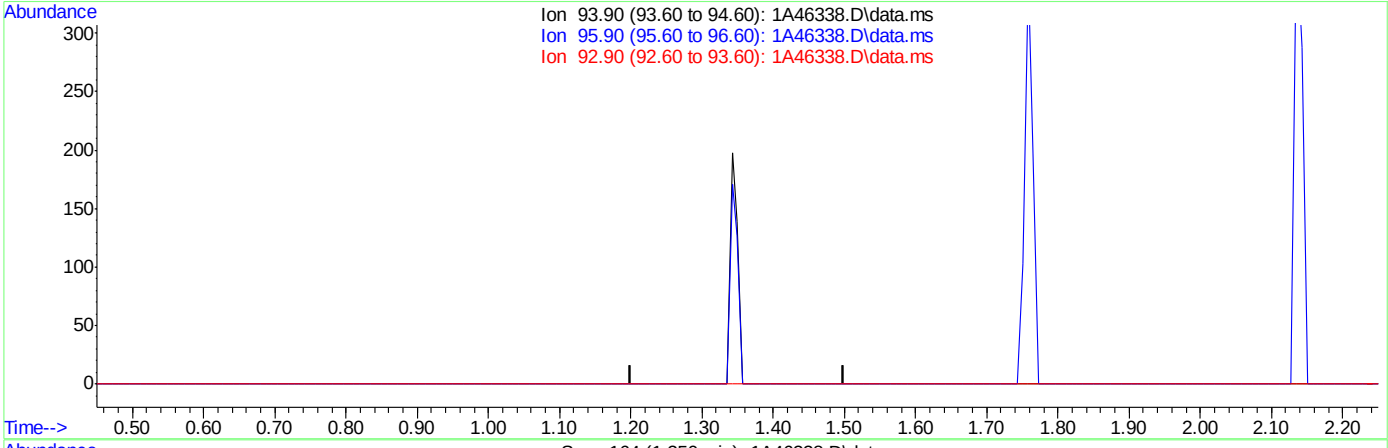

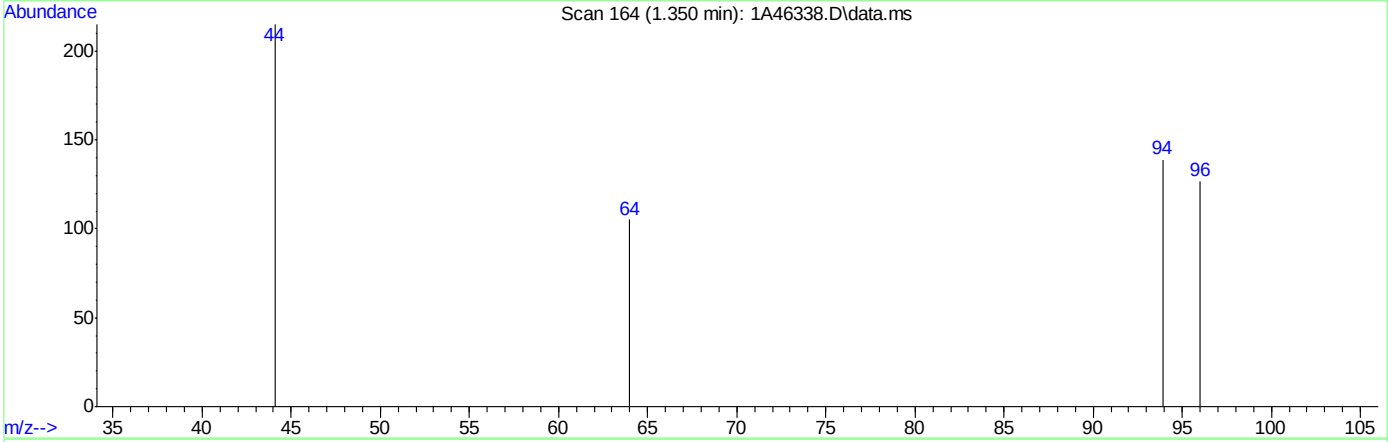

TIC: 1A46338.D\data.ms

(6) Bromomethane ( )

1.350min (-1.350) 0.00ug/L

response 0

Ion	Exp%	Act%
93.90	100	0.00
95.90	91.00	0.00#
92.90	20.70	0.00
0.00	0.00	0.00

Quantitation Report (Qedit)

Data Path : C:\msdchem\1\DATA\05-23-2023\
Data File : 1A46338.D
Acq On : 23 May 2023 10:34 am
Operator : jeniferw
Sample : IC1829-1
Misc : MS54063,V1A1829,,,,,
ALS Vial : 2 Sample Multiplier: 1

Quant Time: May 24 08:42:31 2023
Quant Method : C:\msdchem\1\METHODS\V1A_05-23-2023.M
Quant Title : SW-846 Method 5035A/8260B
QLast Update : Wed May 24 08:32:34 2023
Response via : Initial Calibration

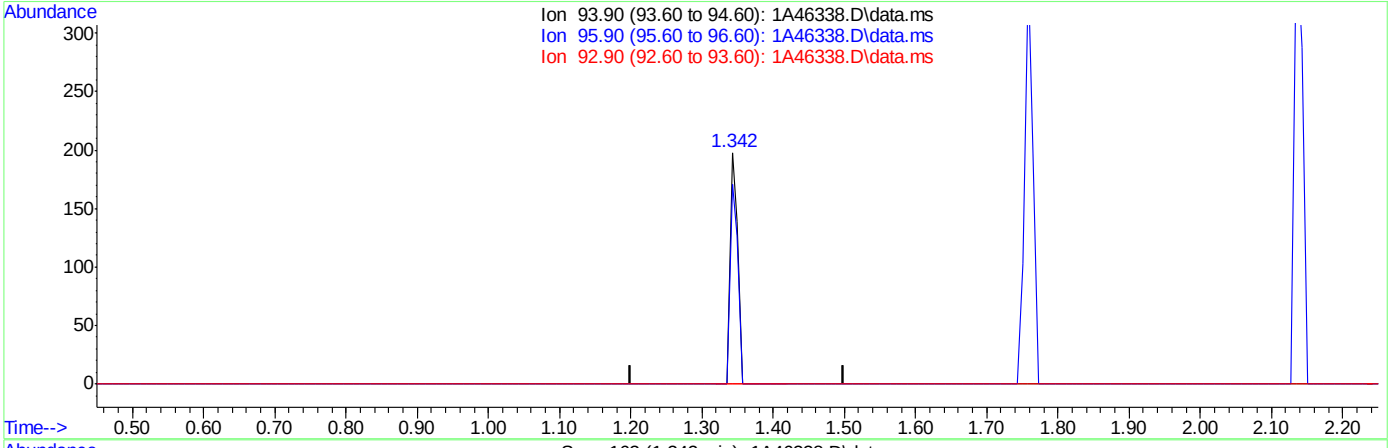

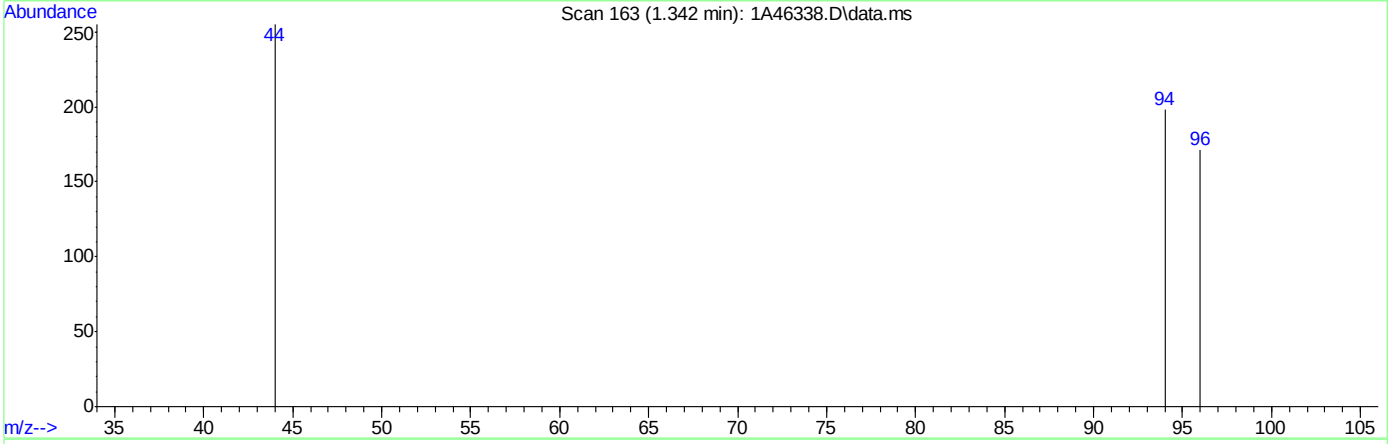

TIC: 1A46338.D\data.ms

(6) Bromomethane ( )

1.342min (-0.008) 1.27ug/L m

response 156

Ion	Exp%	Act%
93.90	100	100
95.90	91.00	86.36
92.90	20.70	0.00
0.00	0.00	0.00

Quantitation Report (Qedit)

Data Path : C:\msdchem\1\DATA\05-23-2023\
Data File : 1A46338.D
Acq On : 23 May 2023 10:34 am
Operator : jeniferw
Sample : IC1829-1
Misc : MS54063,V1A1829,,,,,
ALS Vial : 2 Sample Multiplier: 1

Quant Time: May 24 08:42:31 2023
Quant Method : C:\msdchem\1\METHODS\V1A_05-23-2023.M
Quant Title : SW-846 Method 5035A/8260B
QLast Update : Wed May 24 08:32:34 2023
Response via : Initial Calibration

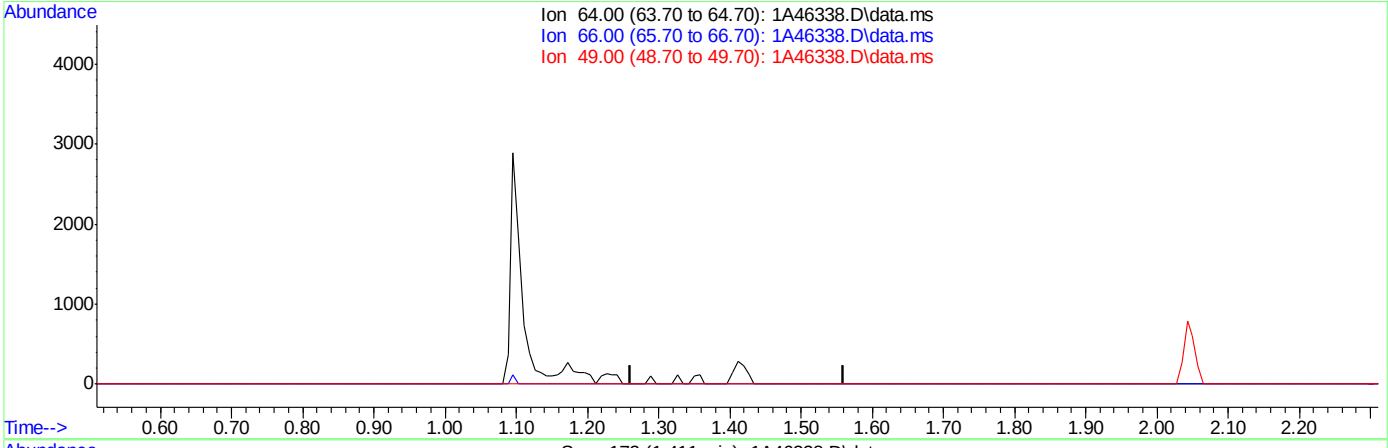

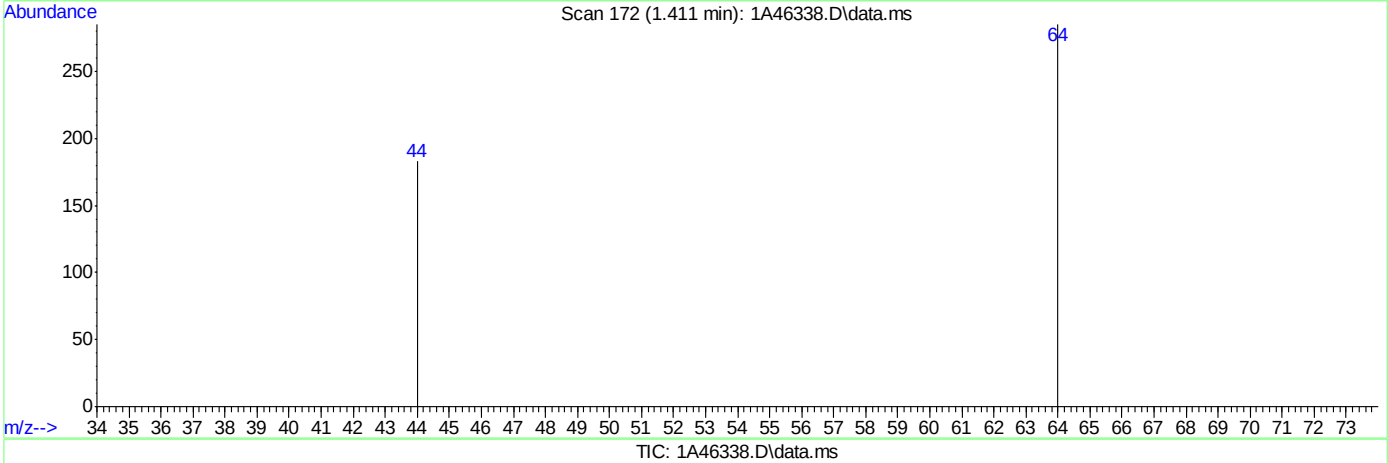

TIC: 1A46338.D\data.ms

(7) Chloroethane ( )

1.411min (-1.411) 0.00ug/L

response 0

Ion	Exp%	Act%
64.00	100	0.00
66.00	31.50	0.00#
49.00	33.70	0.00#
0.00	0.00	0.00

Quantitation Report (Qedit)

Data Path : C:\msdchem\1\DATA\05-23-2023\
Data File : 1A46338.D
Acq On : 23 May 2023 10:34 am
Operator : jeniferw
Sample : IC1829-1
Misc : MS54063,V1A1829,,,,,
ALS Vial : 2 Sample Multiplier: 1

Quant Time: May 24 08:42:31 2023
Quant Method : C:\msdchem\1\METHODS\V1A_05-23-2023.M
Quant Title : SW-846 Method 5035A/8260B
QLast Update : Wed May 24 08:32:34 2023
Response via : Initial Calibration

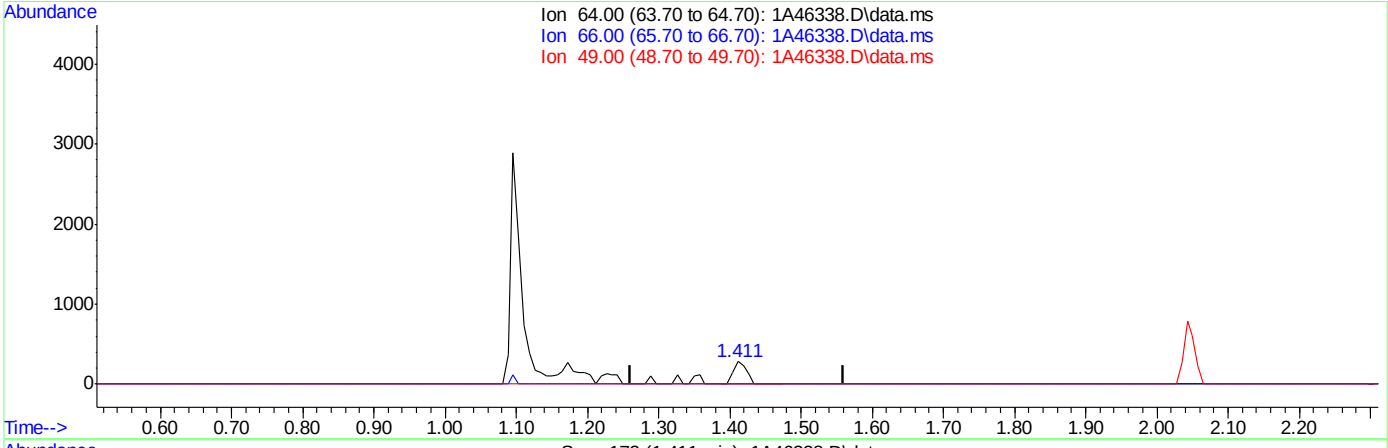

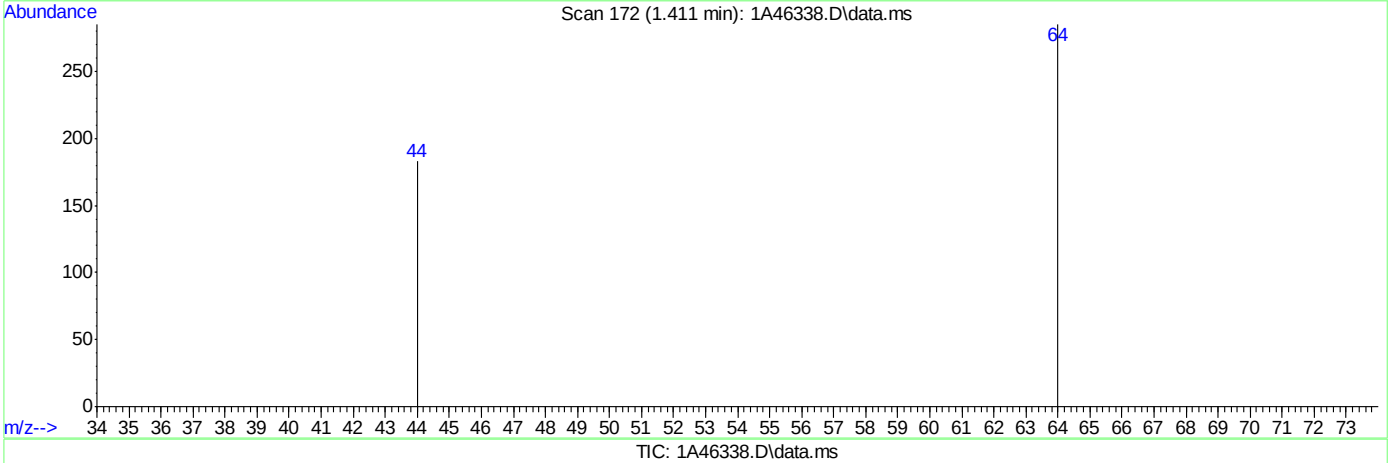

TIC: 1A46338.D\data.ms

(7) Chloroethane ( )

1.411min (+0.000) 1.54ug/L m

response 360

Ion	Exp%	Act%
64.00	100	100
66.00	31.50	0.00#
49.00	33.70	0.00#
0.00	0.00	0.00

Quantitation Report (Qedit)

Data Path : C:\msdchem\1\DATA\05-23-2023\
Data File : 1A46338.D
Acq On : 23 May 2023 10:34 am
Operator : jeniferw
Sample : IC1829-1
Misc : MS54063,V1A1829,,,,,
ALS Vial : 2 Sample Multiplier: 1

Quant Time: May 24 08:42:31 2023
Quant Method : C:\msdchem\1\METHODS\V1A_05-23-2023.M
Quant Title : SW-846 Method 5035A/8260B
QLast Update : Wed May 24 08:32:34 2023
Response via : Initial Calibration

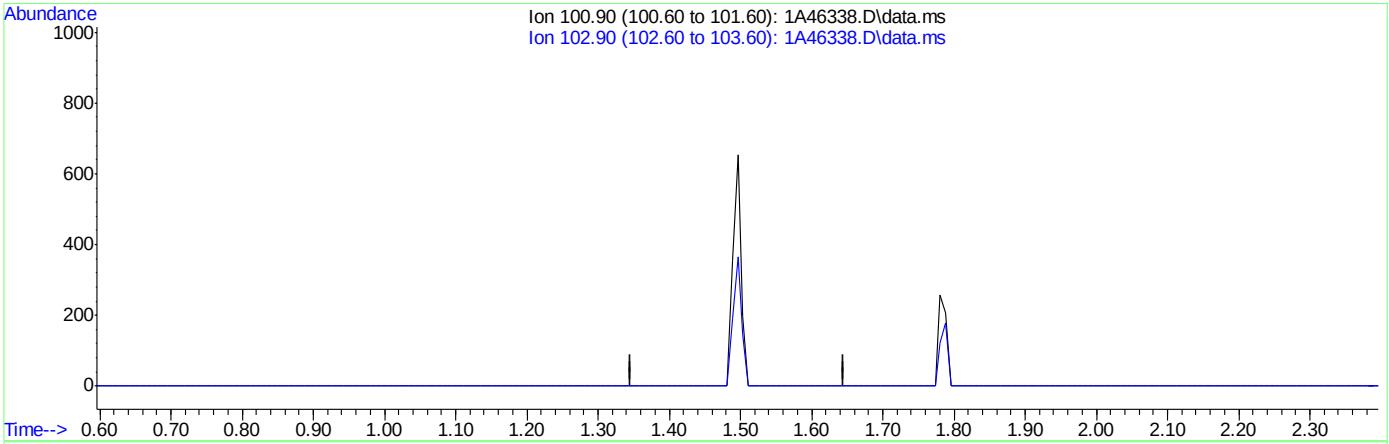

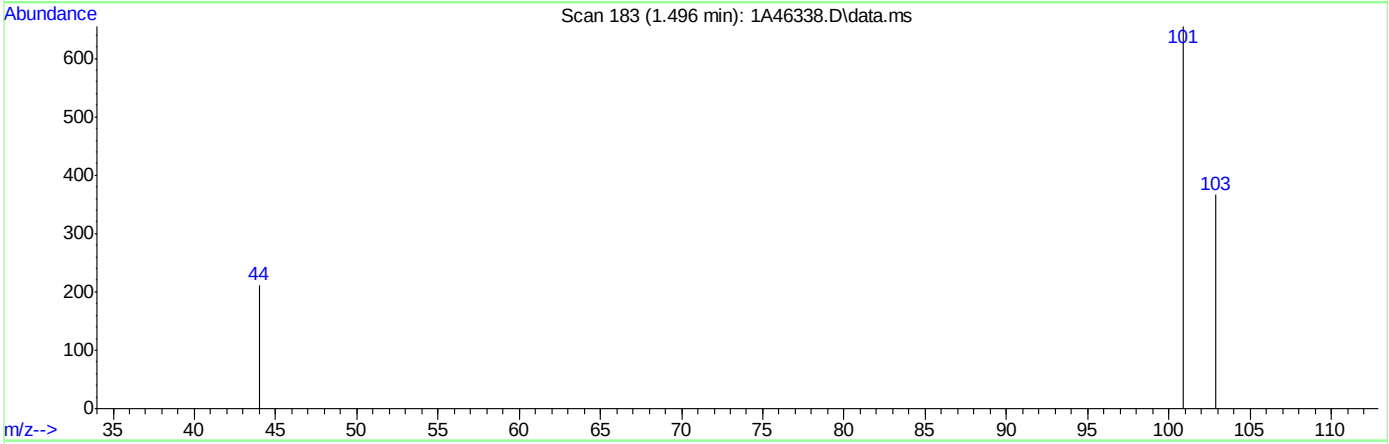

TIC: 1A46338.D\data.ms

(8) Trichlorofluoromethane ( )

1.496min (-1.496) 0.00ug/L

response 0

Ion	Exp%	Act%
100.90	100	0.00
102.90	66.20	0.00#
0.00	0.00	0.00
0.00	0.00	0.00

Quantitation Report (Qedit)

Data Path : C:\msdchem\1\DATA\05-23-2023\
Data File : 1A46338.D
Acq On : 23 May 2023 10:34 am
Operator : jeniferw
Sample : IC1829-1
Misc : MS54063,V1A1829,,,,,
ALS Vial : 2 Sample Multiplier: 1

Quant Time: May 24 08:42:31 2023
Quant Method : C:\msdchem\1\METHODS\V1A_05-23-2023.M
Quant Title : SW-846 Method 5035A/8260B
QLast Update : Wed May 24 08:32:34 2023
Response via : Initial Calibration

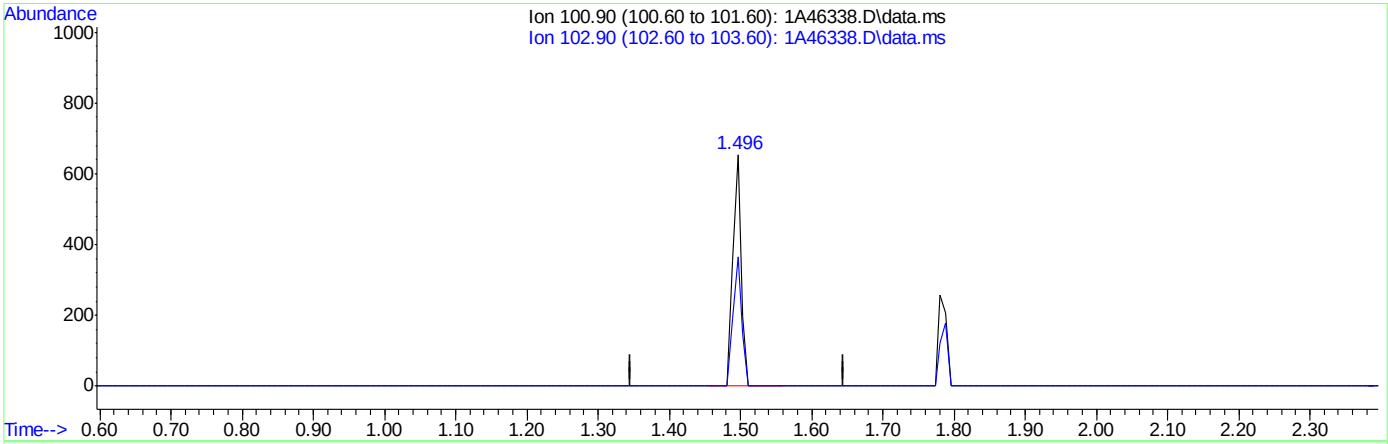

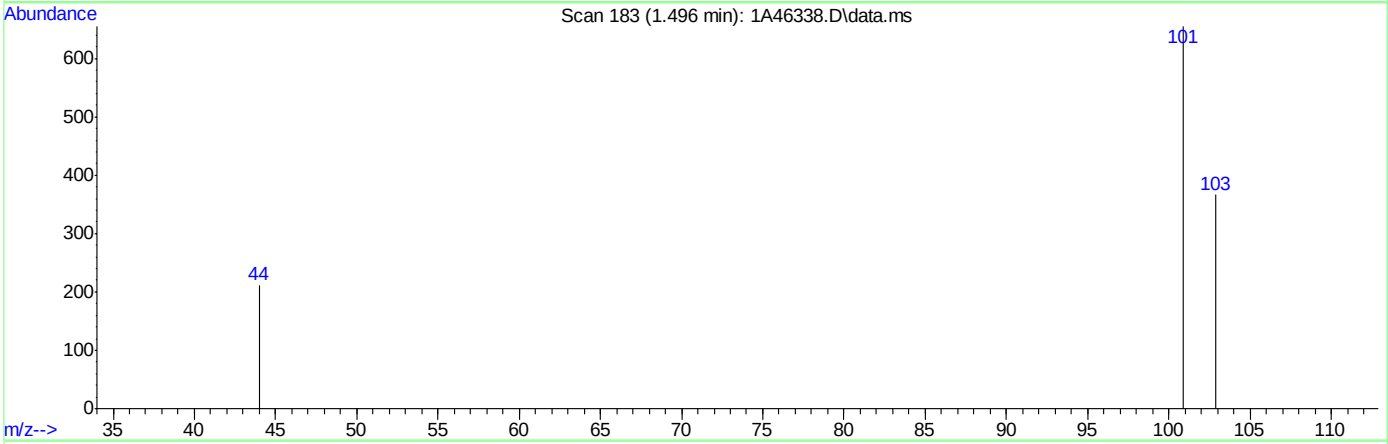

TIC: 1A46338.D\data.ms

(8) Trichlorofluoromethane ( )

1.496min (+0.000) 1.17ug/L m

response 558

Ion	Exp%	Act%
100.90	100	100
102.90	66.20	55.88
0.00	0.00	0.00
0.00	0.00	0.00

Quantitation Report (Qedit)

Data Path : C:\msdchem\1\DATA\05-23-2023\
Data File : 1A46338.D
Acq On : 23 May 2023 10:34 am
Operator : jeniferw
Sample : IC1829-1
Misc : MS54063,V1A1829,,,,,
ALS Vial : 2 Sample Multiplier: 1

Quant Time: May 24 08:42:31 2023
Quant Method : C:\msdchem\1\METHODS\V1A_05-23-2023.M
Quant Title : SW-846 Method 5035A/8260B
QLast Update : Wed May 24 08:32:34 2023
Response via : Initial Calibration

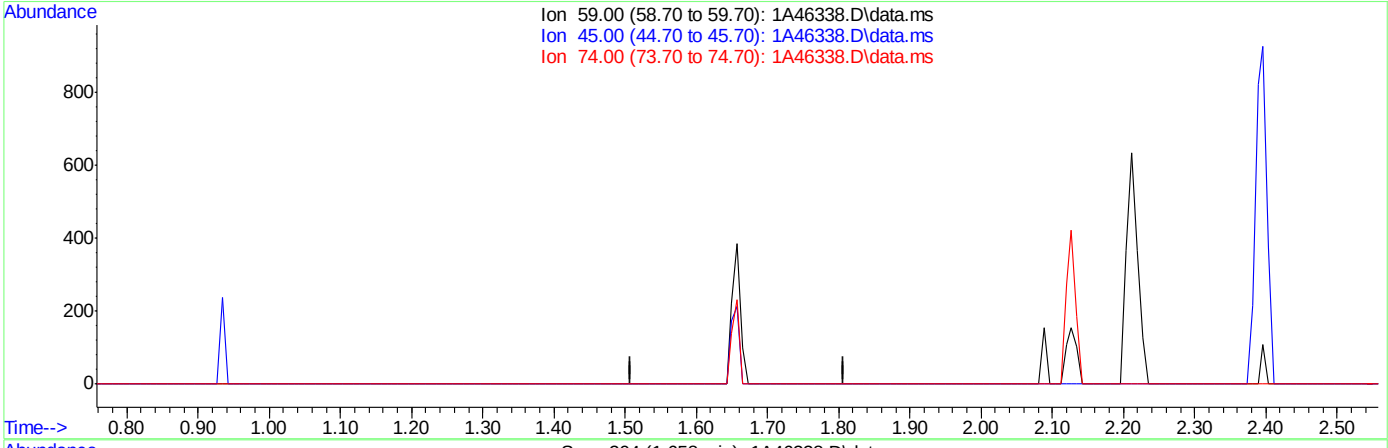

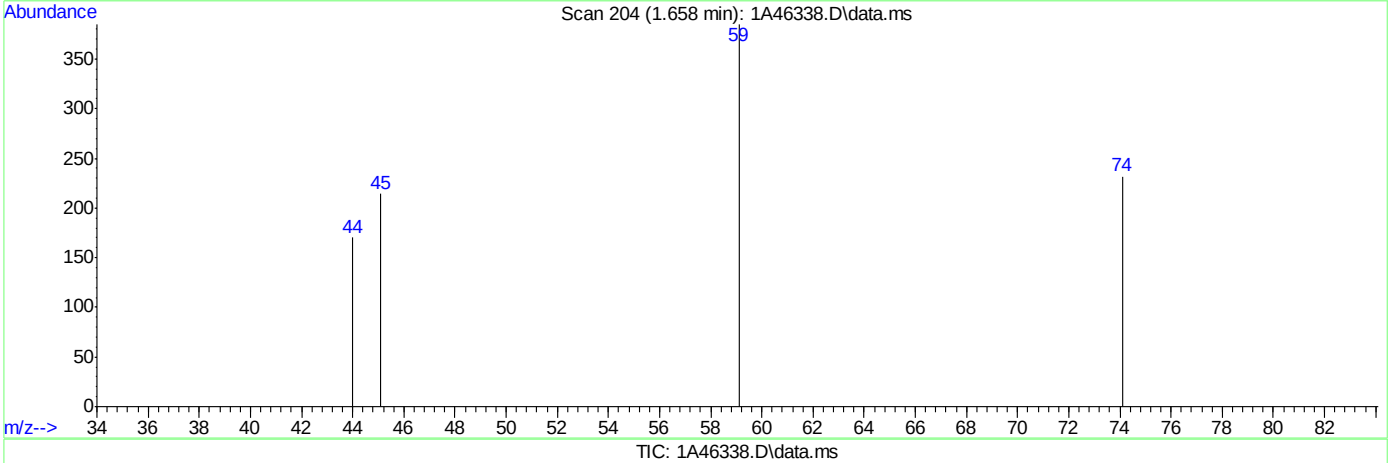

TIC: 1A46338.D\data.ms

(9) Ethyl Ether

1.658min (-1.658) 0.00ug/L

response 0

Ion	Exp%	Act%
59.00	100	0.00
45.00	82.30	0.00#
74.00	53.30	0.00#
0.00	0.00	0.00

Quantitation Report (Qedit)

Data Path : C:\msdchem\1\DATA\05-23-2023\
Data File : 1A46338.D
Acq On : 23 May 2023 10:34 am
Operator : jeniferw
Sample : IC1829-1
Misc : MS54063,V1A1829,,,,,
ALS Vial : 2 Sample Multiplier: 1

Quant Time: May 24 08:42:31 2023
Quant Method : C:\msdchem\1\METHODS\V1A_05-23-2023.M
Quant Title : SW-846 Method 5035A/8260B
QLast Update : Wed May 24 08:32:34 2023
Response via : Initial Calibration

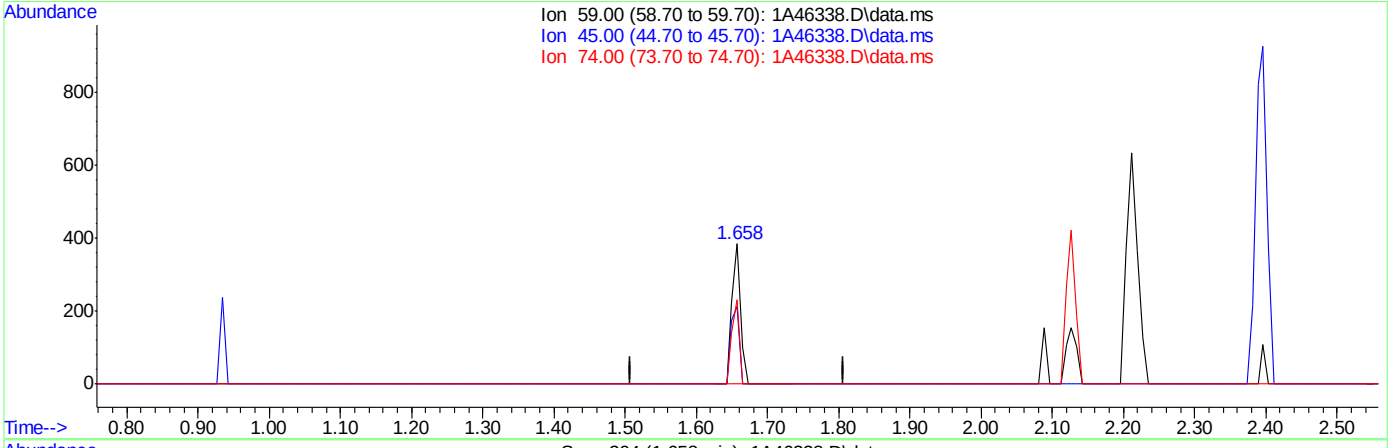

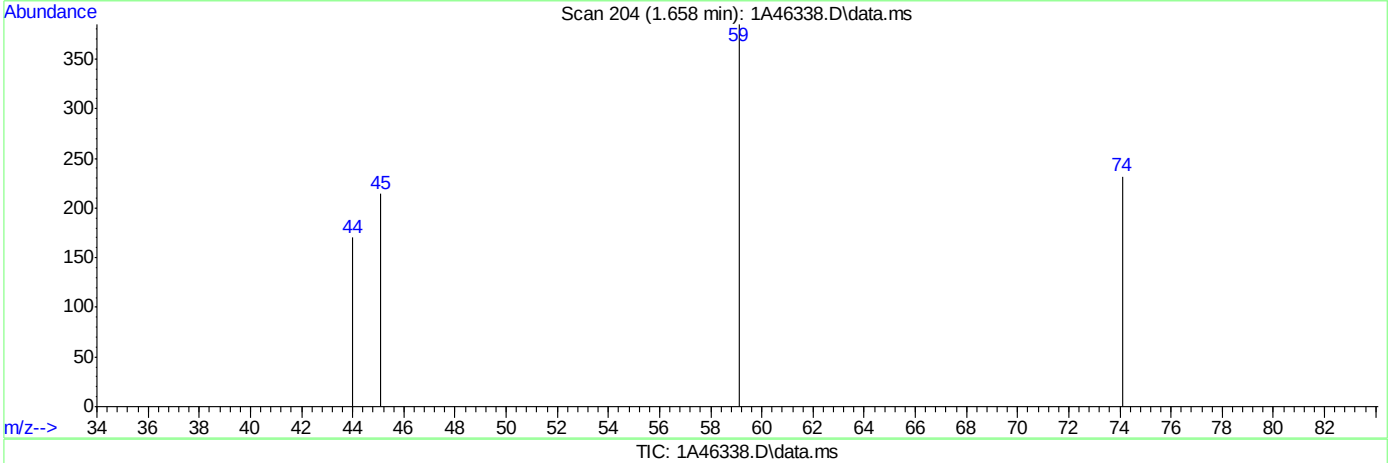

TIC: 1A46338.D\data.ms

(9) Ethyl Ether

1.658min (-0.000) 1.25ug/L m

response 326

Ion	Exp%	Act%
59.00	100	100
45.00	82.30	55.58#
74.00	53.30	60.26
0.00	0.00	0.00

Quantitation Report (Qedit)

Data Path : C:\msdchem\1\DATA\05-23-2023\
Data File : 1A46338.D
Acq On : 23 May 2023 10:34 am
Operator : jeniferw
Sample : IC1829-1
Misc : MS54063,V1A1829,,,,,
ALS Vial : 2 Sample Multiplier: 1

Quant Time: May 24 08:42:31 2023
Quant Method : C:\msdchem\1\METHODS\V1A_05-23-2023.M
Quant Title : SW-846 Method 5035A/8260B
QLast Update : Wed May 24 08:32:34 2023
Response via : Initial Calibration

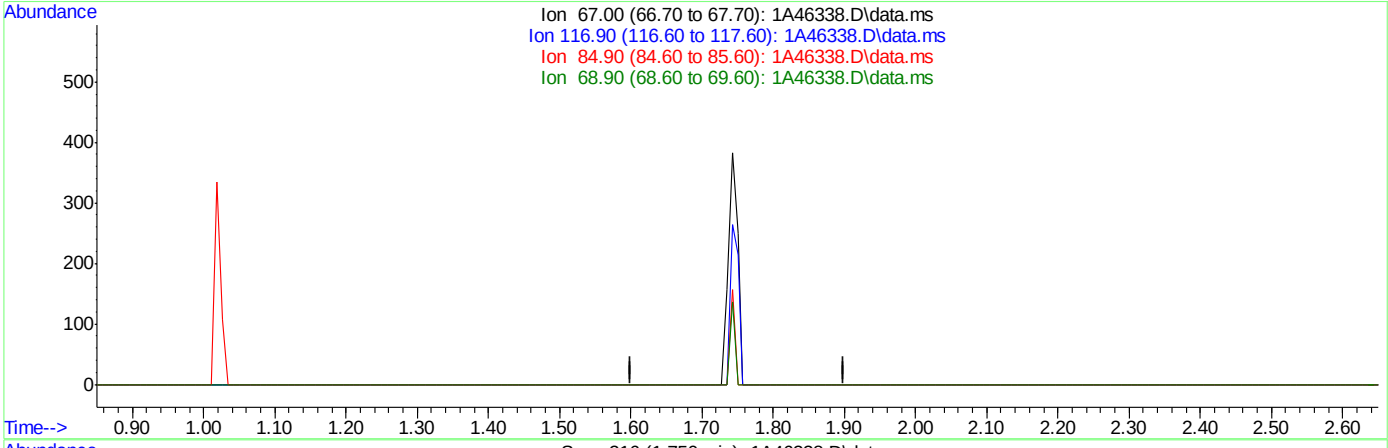

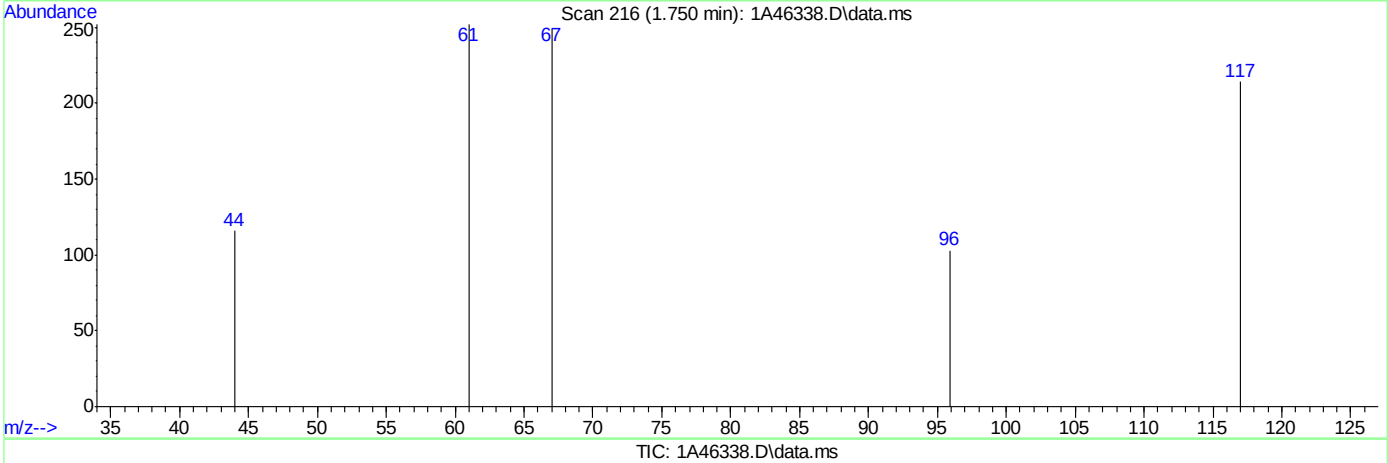

TIC: 1A46338.D\data.ms

(11) 1,2-Dichlorotrifluoroethane

1.750min (-1.750) 0.00ug/L

response 0

Ion	Exp%	Act%
67.00	100	0.00
116.90	59.80	0.00#
84.90	36.40	0.00#
68.90	31.60	0.00#

Quantitation Report (Qedit)

Data Path : C:\msdchem\1\DATA\05-23-2023\
Data File : 1A46338.D
Acq On : 23 May 2023 10:34 am
Operator : jeniferw
Sample : IC1829-1
Misc : MS54063,V1A1829,,,,,
ALS Vial : 2 Sample Multiplier: 1

Quant Time: May 24 08:42:31 2023
Quant Method : C:\msdchem\1\METHODS\V1A_05-23-2023.M
Quant Title : SW-846 Method 5035A/8260B
QLast Update : Wed May 24 08:32:34 2023
Response via : Initial Calibration

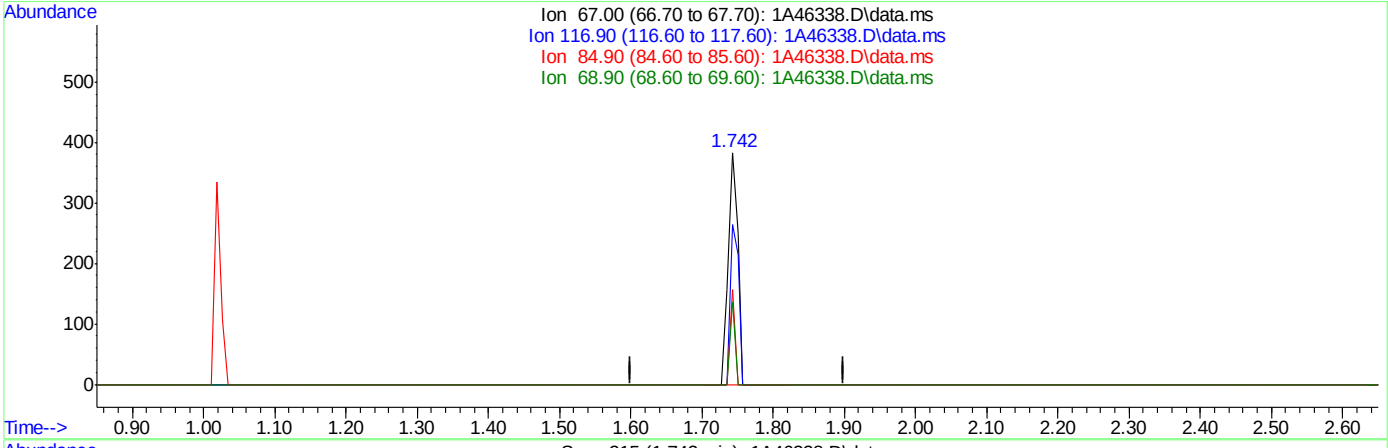

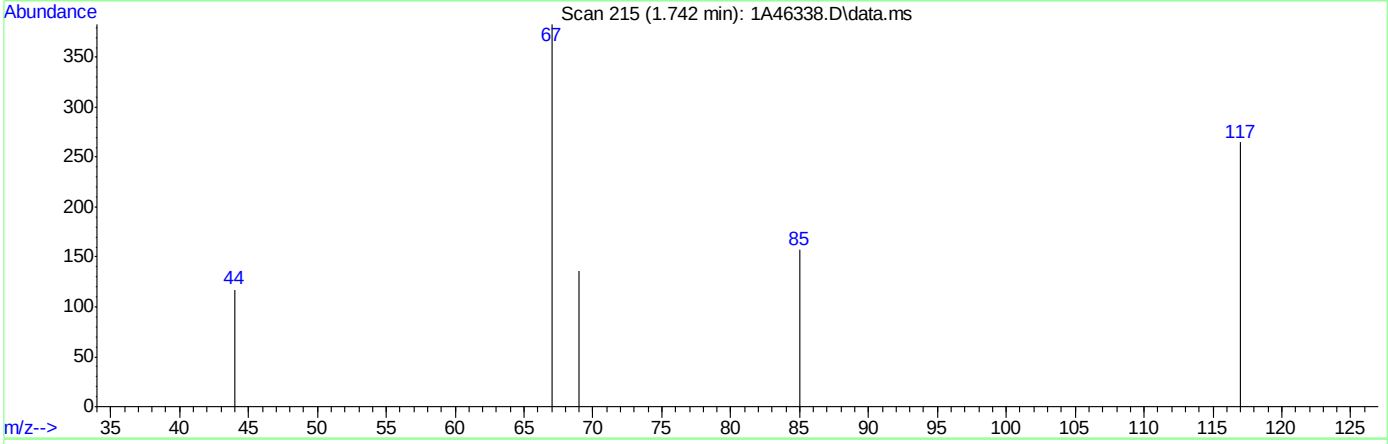

TIC: 1A46338.D\data.ms

(11) 1,2-Dichlorotrifluoroethane

1.742min (-0.008) 1.04ug/L m

response 364

Ion	Exp%	Act%
67.00	100	100
116.90	59.80	69.19
84.90	36.40	40.99
68.90	31.60	35.51

Quantitation Report (Qedit)

Data Path : C:\msdchem\1\DATA\05-23-2023\
Data File : 1A46338.D
Acq On : 23 May 2023 10:34 am
Operator : jeniferw
Sample : IC1829-1
Misc : MS54063,V1A1829,,,,,
ALS Vial : 2 Sample Multiplier: 1

Quant Time: May 24 08:42:31 2023
Quant Method : C:\msdchem\1\METHODS\V1A_05-23-2023.M
Quant Title : SW-846 Method 5035A/8260B
QLast Update : Wed May 24 08:32:34 2023
Response via : Initial Calibration

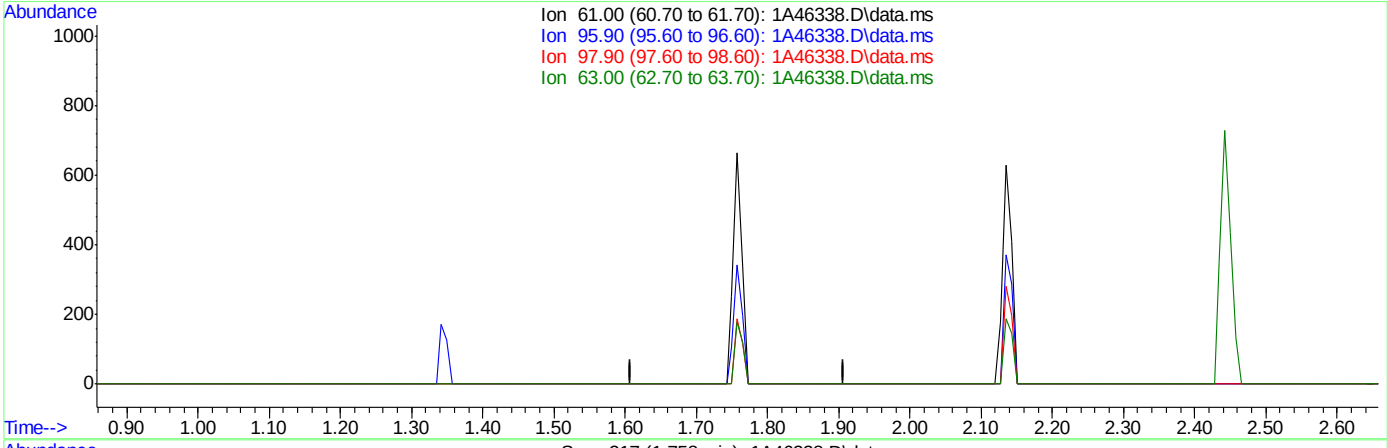

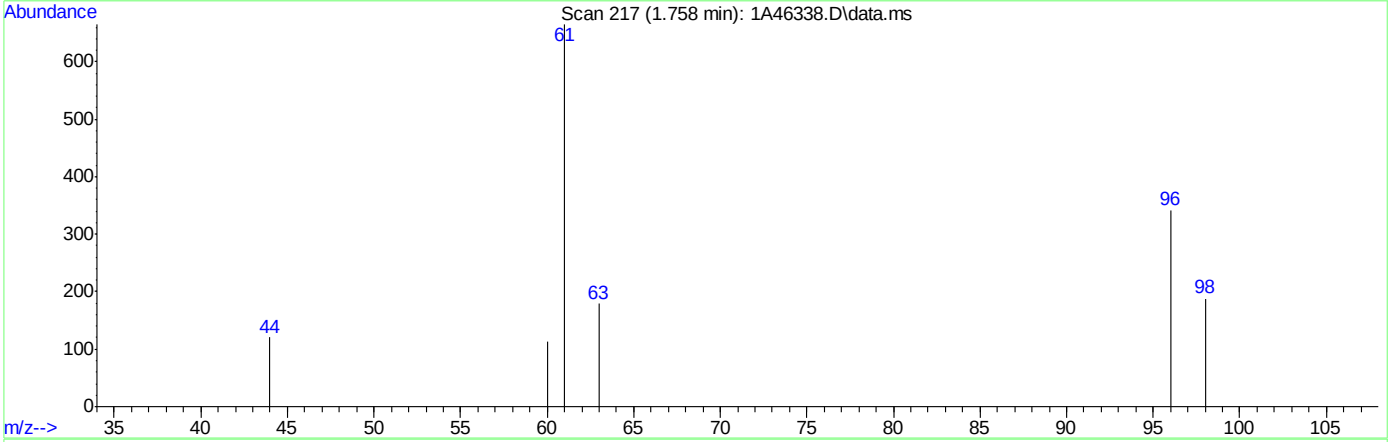

TIC: 1A46338.D\data.ms

(12) 1,1-Dichloroethene (C)

1.758min (-1.758) 0.00ug/L

response 0

Ion	Exp%	Act%
61.00	100	0.00
95.90	46.50	0.00#
97.90	32.20	0.00#
63.00	32.20	0.00#

Quantitation Report (Qedit)

Data Path : C:\msdchem\1\DATA\05-23-2023\
Data File : 1A46338.D
Acq On : 23 May 2023 10:34 am
Operator : jeniferw
Sample : IC1829-1
Misc : MS54063,V1A1829,,,,,
ALS Vial : 2 Sample Multiplier: 1

Quant Time: May 24 08:42:31 2023
Quant Method : C:\msdchem\1\METHODS\V1A_05-23-2023.M
Quant Title : SW-846 Method 5035A/8260B
QLast Update : Wed May 24 08:32:34 2023
Response via : Initial Calibration

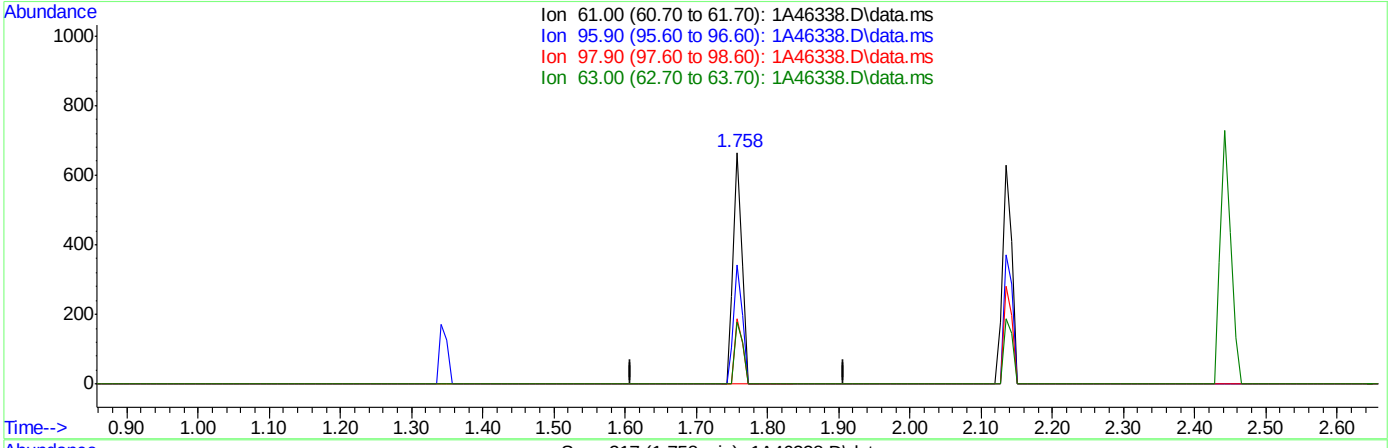

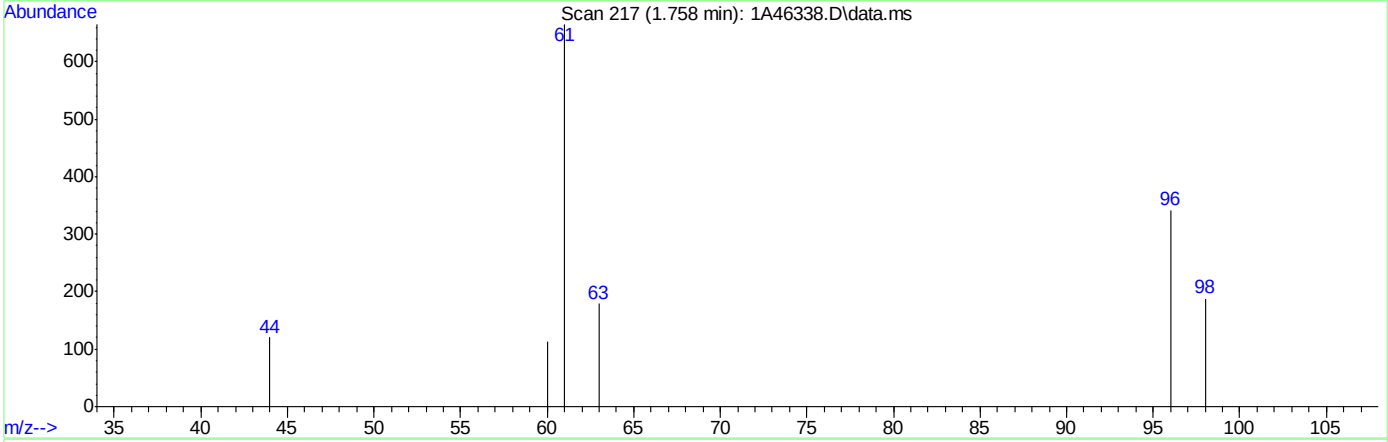

TIC: 1A46338.D\data.ms

(12) 1,1-Dichloroethene (C)

1.758min (-0.000) 1.20ug/L m

response 580

Ion	Exp%	Act%
61.00	100	100
95.90	46.50	51.43
97.90	32.20	28.27
63.00	32.20	26.92

Quantitation Report (Qedit)

Data Path : C:\msdchem\1\DATA\05-23-2023\
Data File : 1A46338.D
Acq On : 23 May 2023 10:34 am
Operator : jeniferw
Sample : IC1829-1
Misc : MS54063,V1A1829,,,,,
ALS Vial : 2 Sample Multiplier: 1

Quant Time: May 24 08:42:31 2023
Quant Method : C:\msdchem\1\METHODS\V1A_05-23-2023.M
Quant Title : SW-846 Method 5035A/8260B
QLast Update : Wed May 24 08:32:34 2023
Response via : Initial Calibration

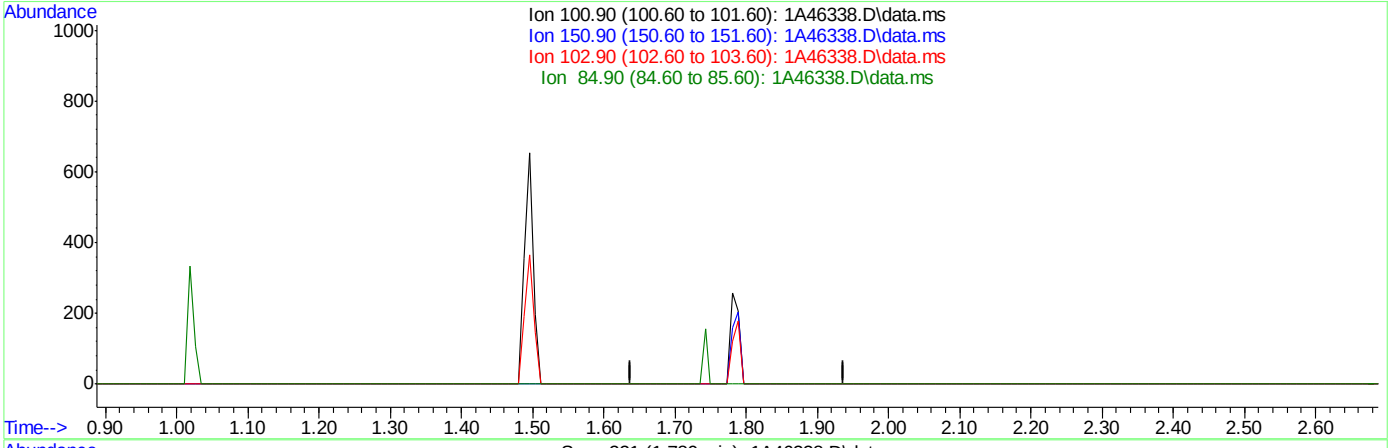

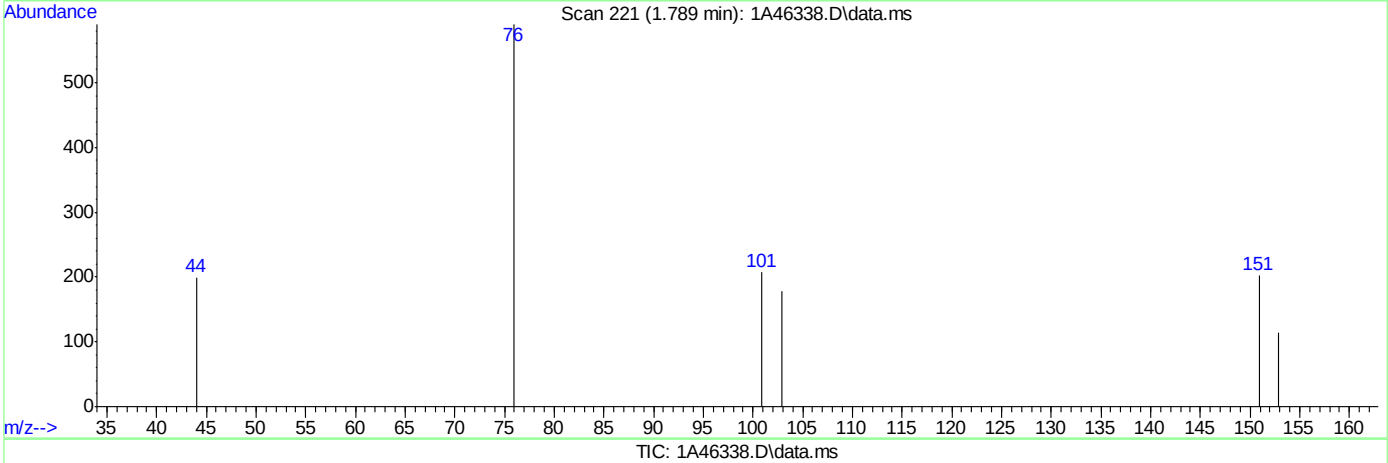

TIC: 1A46338.D\data.ms

(13) Freon 113

1.788min (-1.788) 0.00ug/L

response 0

Ion	Exp%	Act%
100.90	100	0.00
150.90	74.20	0.00#
102.90	65.40	0.00#
84.90	45.10	0.00#

Quantitation Report (Qedit)

Data Path : C:\msdchem\1\DATA\05-23-2023\
Data File : 1A46338.D
Acq On : 23 May 2023 10:34 am
Operator : jeniferw
Sample : IC1829-1
Misc : MS54063,V1A1829,,,,,
ALS Vial : 2 Sample Multiplier: 1

Quant Time: May 24 08:42:31 2023
Quant Method : C:\msdchem\1\METHODS\V1A_05-23-2023.M
Quant Title : SW-846 Method 5035A/8260B
QLast Update : Wed May 24 08:32:34 2023
Response via : Initial Calibration

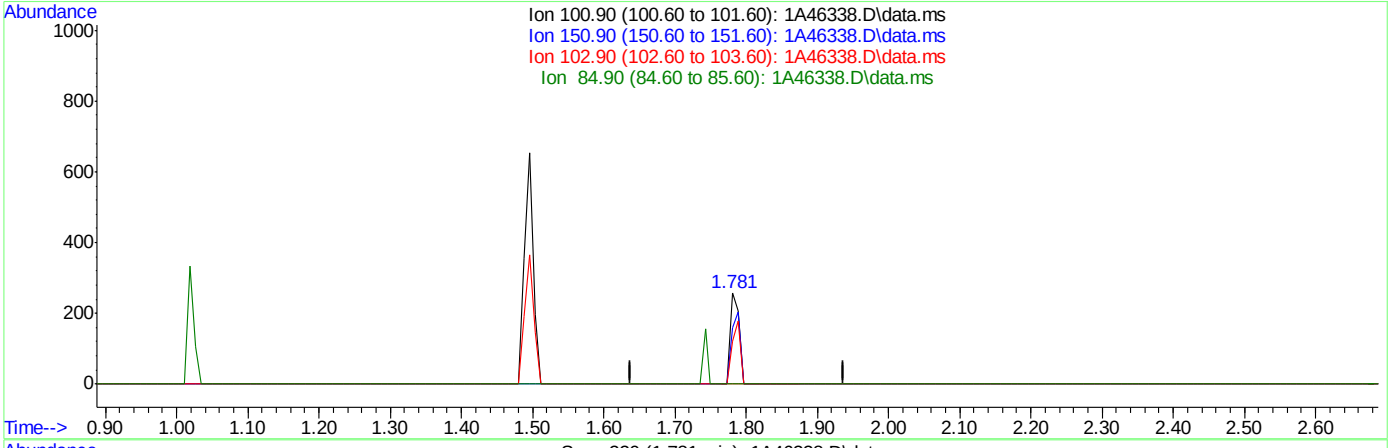

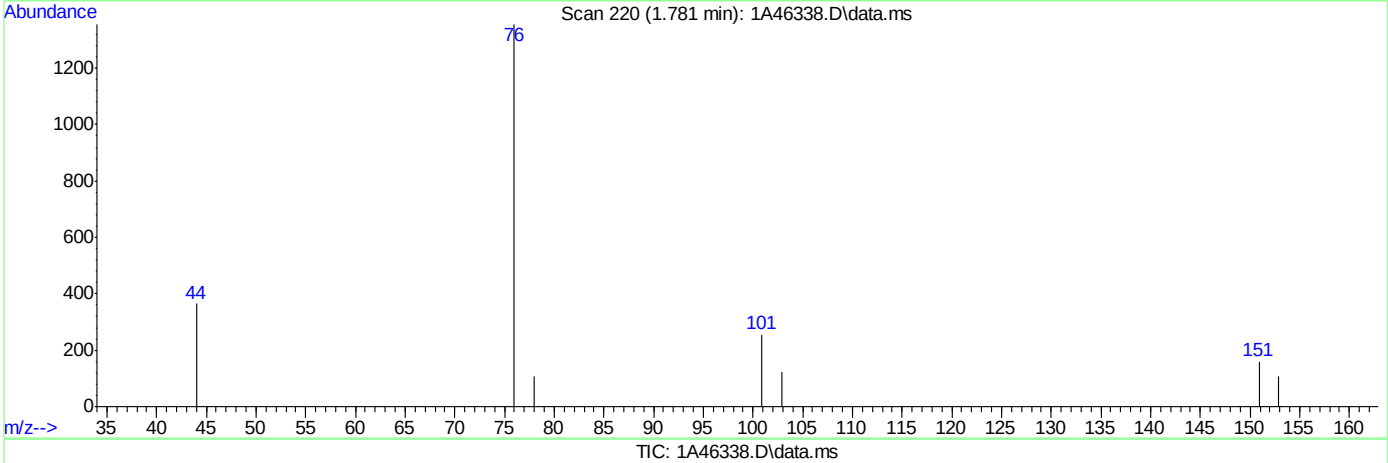

TIC: 1A46338.D\data.ms

(13) Freon 113

1.781min (-0.007) 0.81ug/L m

response 214

Ion	Exp%	Act%
100.90	100	100
150.90	74.20	62.50
102.90	65.40	47.66
84.90	45.10	0.00#

Quantitation Report (Qedit)

Data Path : C:\msdchem\1\DATA\05-23-2023\
Data File : 1A46338.D
Acq On : 23 May 2023 10:34 am
Operator : jeniferw
Sample : IC1829-1
Misc : MS54063,V1A1829,,,,,
ALS Vial : 2 Sample Multiplier: 1

Quant Time: May 24 08:42:31 2023
Quant Method : C:\msdchem\1\METHODS\V1A_05-23-2023.M
Quant Title : SW-846 Method 5035A/8260B
QLast Update : Wed May 24 08:32:34 2023
Response via : Initial Calibration

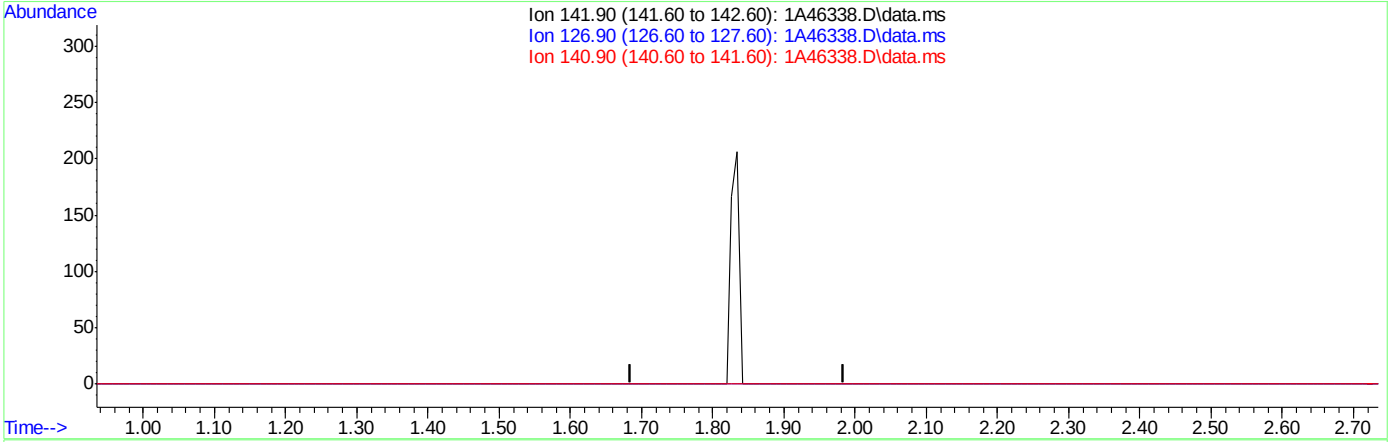

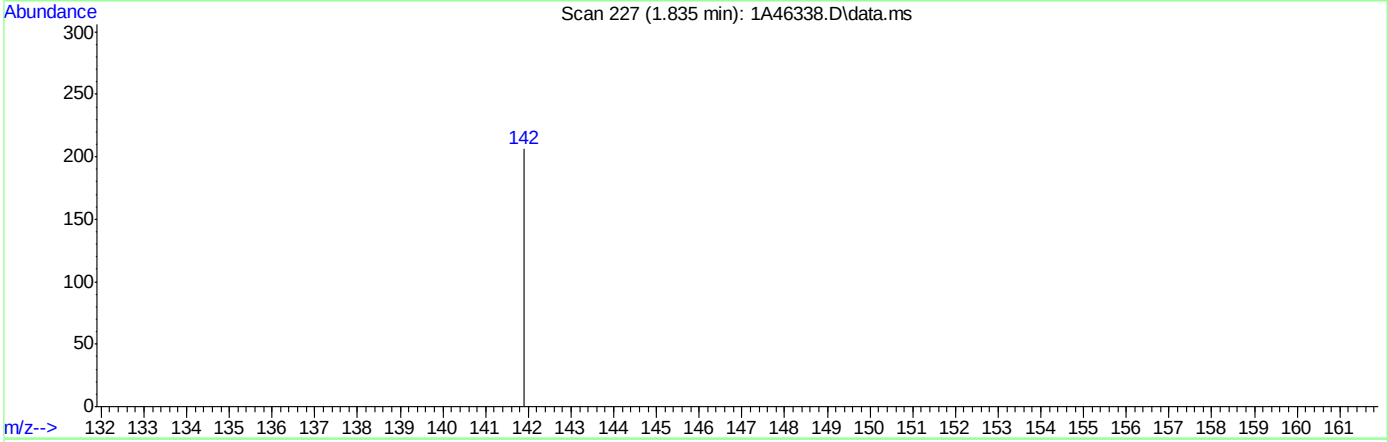

TIC: 1A46338.D\data.ms

(15) Iodomethane

1.835min (-1.835) 0.00ug/L

response 0

Ion	Exp%	Act%
141.90	100	0.00
126.90	45.60	0.00#
140.90	14.60	0.00
0.00	0.00	0.00

Quantitation Report (Qedit)

Data Path : C:\msdchem\1\DATA\05-23-2023\
Data File : 1A46338.D
Acq On : 23 May 2023 10:34 am
Operator : jeniferw
Sample : IC1829-1
Misc : MS54063,V1A1829,,,,,
ALS Vial : 2 Sample Multiplier: 1

Quant Time: May 24 08:42:31 2023
Quant Method : C:\msdchem\1\METHODS\V1A_05-23-2023.M
Quant Title : SW-846 Method 5035A/8260B
QLast Update : Wed May 24 08:32:34 2023
Response via : Initial Calibration

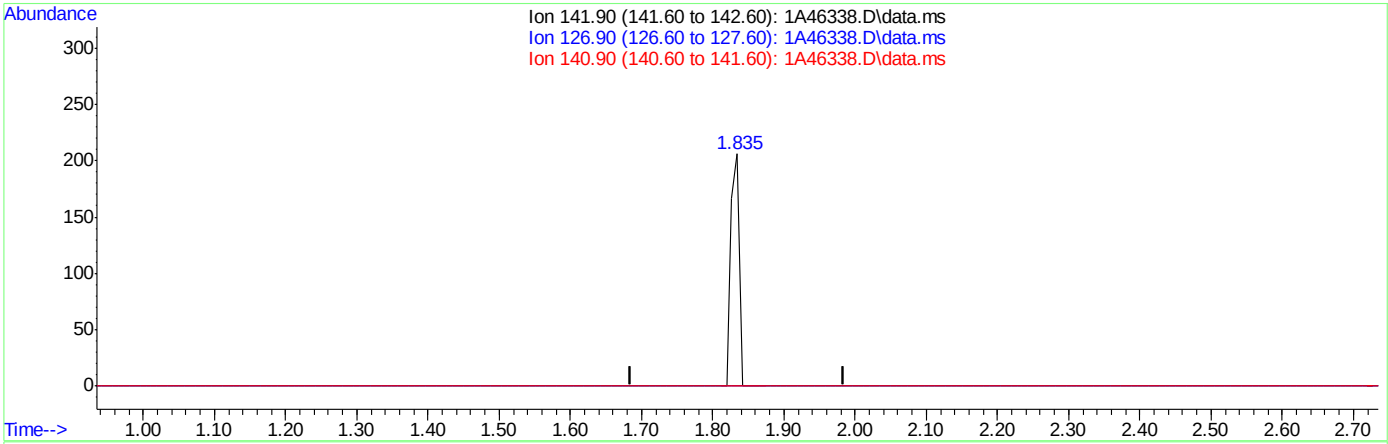

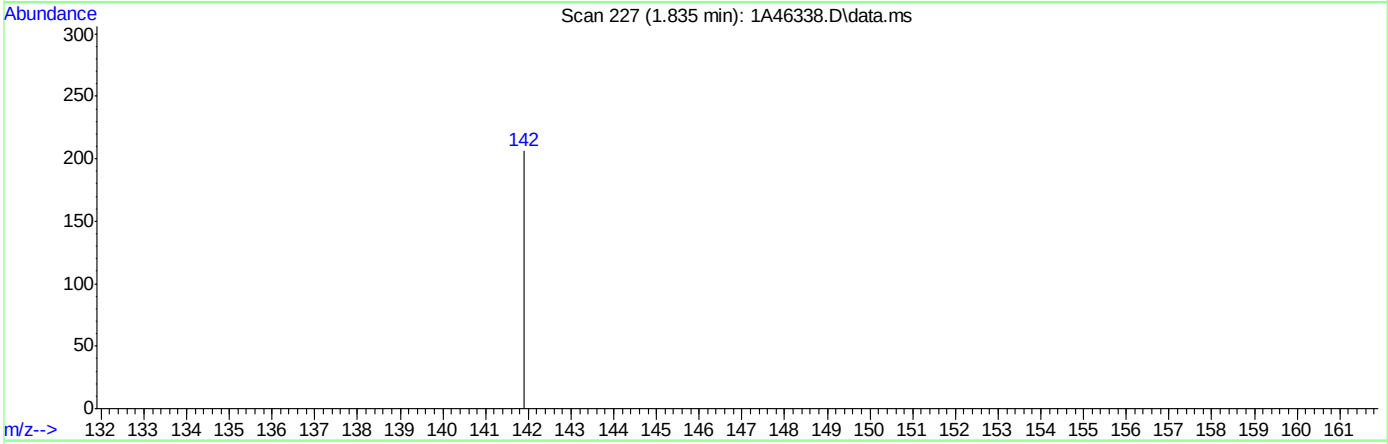

TIC: 1A46338.D\data.ms

(15) Iodomethane

1.835min (-0.000) 0.71ug/L m

response 172

Ion	Exp%	Act%
141.90	100	100
126.90	45.60	0.00#
140.90	14.60	0.00
0.00	0.00	0.00

Quantitation Report (Qedit)

Data Path : C:\msdchem\1\DATA\05-23-2023\
Data File : 1A46338.D
Acq On : 23 May 2023 10:34 am
Operator : jeniferw
Sample : IC1829-1
Misc : MS54063,V1A1829,,,,,
ALS Vial : 2 Sample Multiplier: 1

Quant Time: May 24 08:42:31 2023
Quant Method : C:\msdchem\1\METHODS\V1A_05-23-2023.M
Quant Title : SW-846 Method 5035A/8260B
QLast Update : Wed May 24 08:32:34 2023
Response via : Initial Calibration

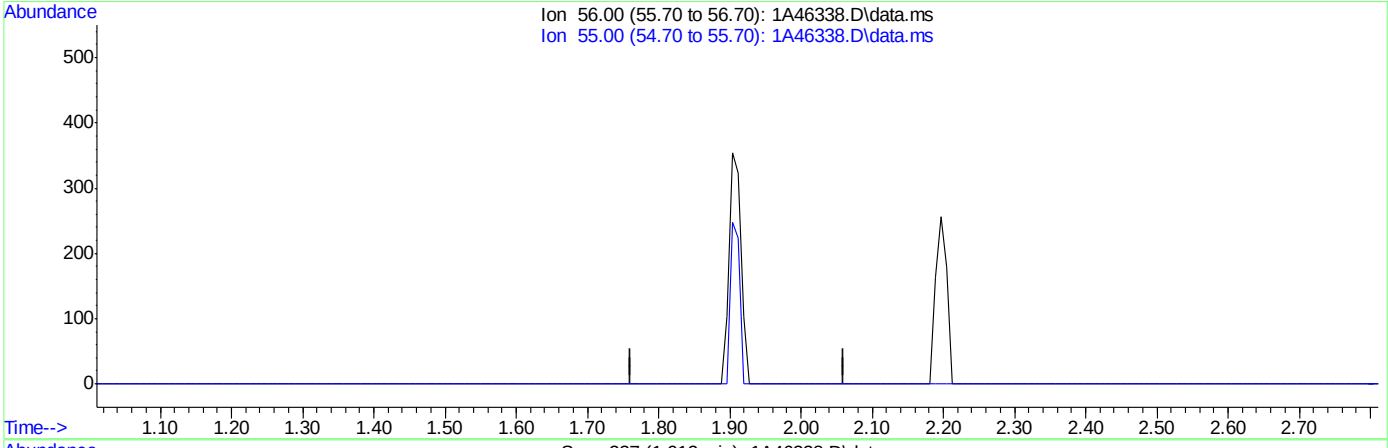

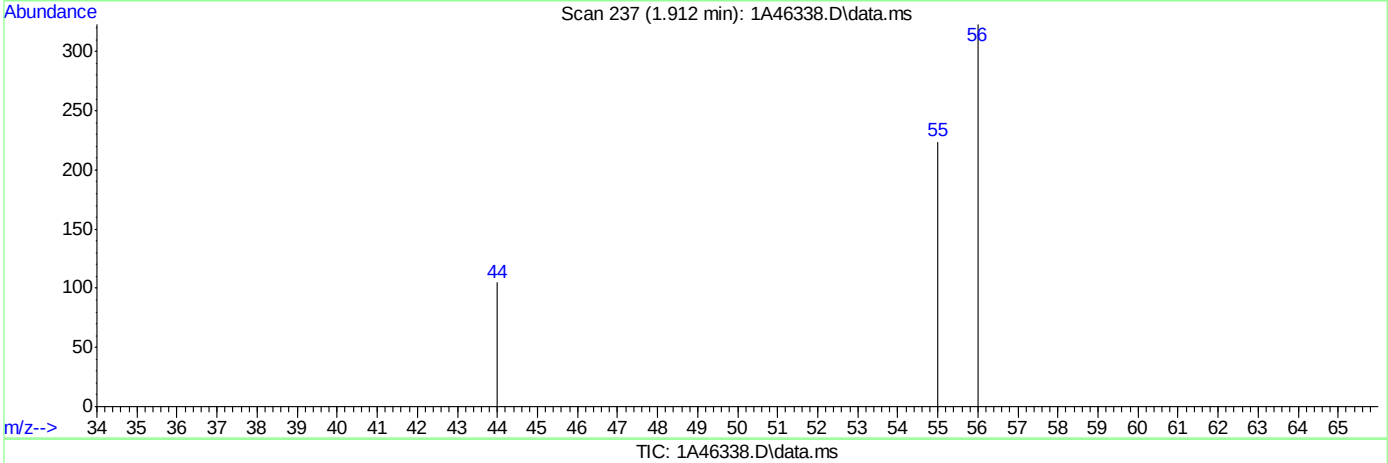

TIC: 1A46338.D\data.ms

(16) Acrolein

1.911min (-1.911) 0.00ug/L

response 0

Ion	Exp%	Act%
56.00	100	0.00
55.00	72.00	0.00#
0.00	0.00	0.00
0.00	0.00	0.00

Quantitation Report (Qedit)

Data Path : C:\msdchem\1\DATA\05-23-2023\
Data File : 1A46338.D
Acq On : 23 May 2023 10:34 am
Operator : jeniferw
Sample : IC1829-1
Misc : MS54063,V1A1829,,,,,
ALS Vial : 2 Sample Multiplier: 1

Quant Time: May 24 08:42:31 2023
Quant Method : C:\msdchem\1\METHODS\V1A_05-23-2023.M
Quant Title : SW-846 Method 5035A/8260B
QLast Update : Wed May 24 08:32:34 2023
Response via : Initial Calibration

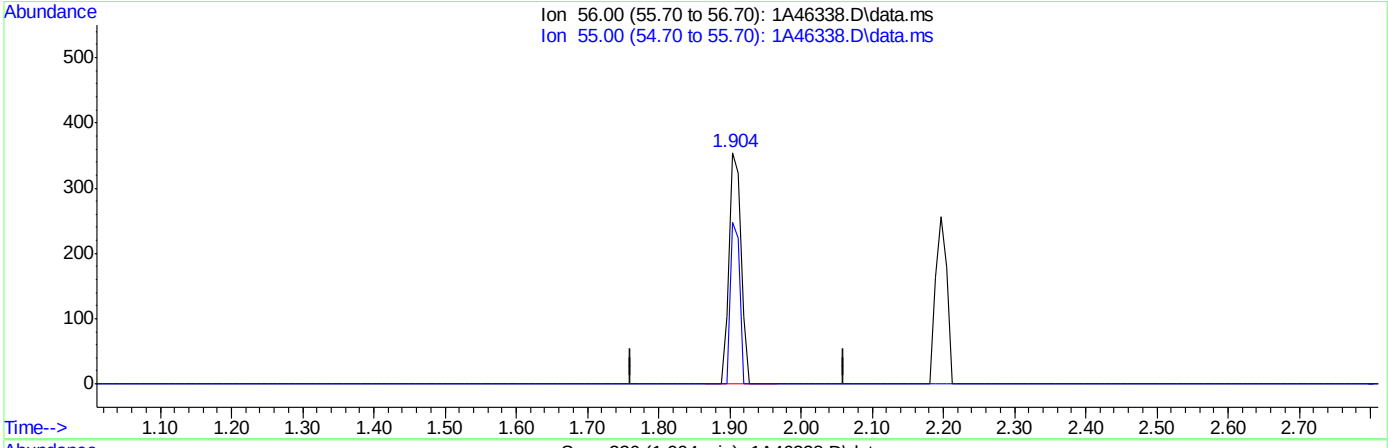

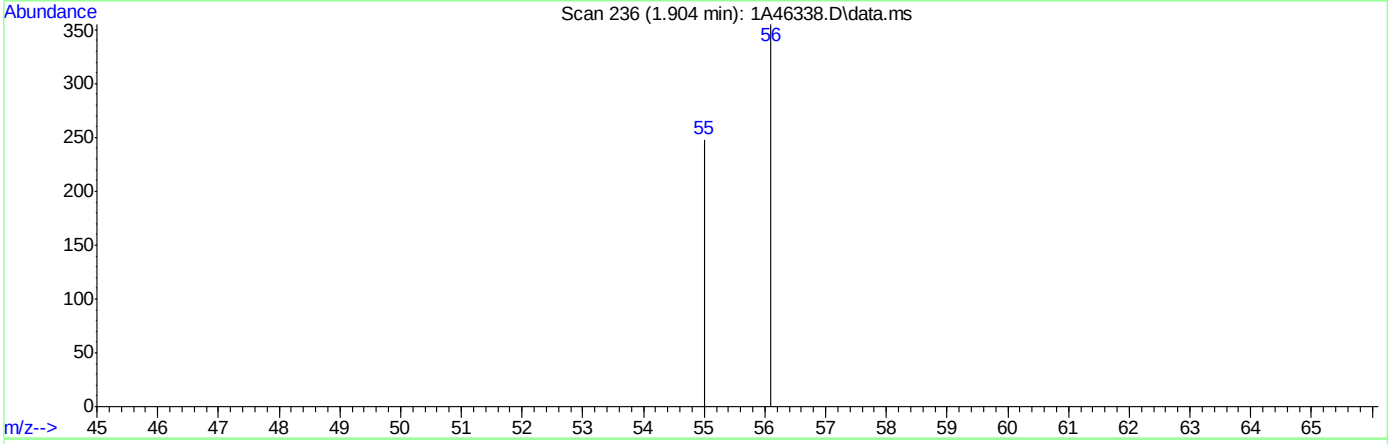

TIC: 1A46338.D\data.ms

(16) Acrolein

1.904min (-0.007) 5.75ug/L m

response 408

Ion	Exp%	Act%
56.00	100	100
55.00	72.00	0.00#
0.00	0.00	0.00
0.00	0.00	0.00

Quantitation Report (Qedit)

Data Path : C:\msdchem\1\DATA\05-23-2023\
Data File : 1A46338.D
Acq On : 23 May 2023 10:34 am
Operator : jeniferw
Sample : IC1829-1
Misc : MS54063,V1A1829,,,,,
ALS Vial : 2 Sample Multiplier: 1

Quant Time: May 24 08:42:31 2023
Quant Method : C:\msdchem\1\METHODS\V1A_05-23-2023.M
Quant Title : SW-846 Method 5035A/8260B
QLast Update : Wed May 24 08:32:34 2023
Response via : Initial Calibration

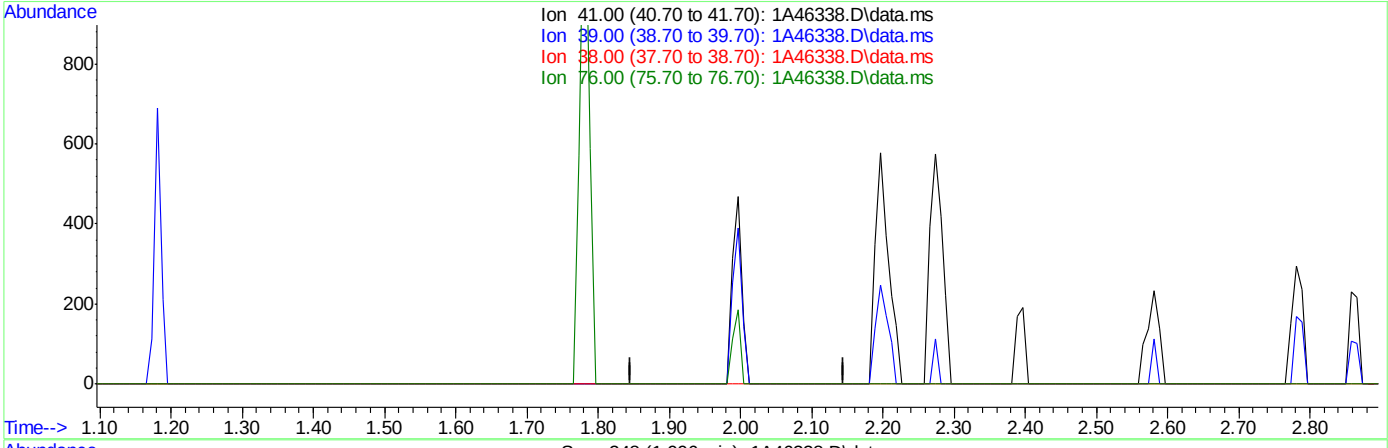

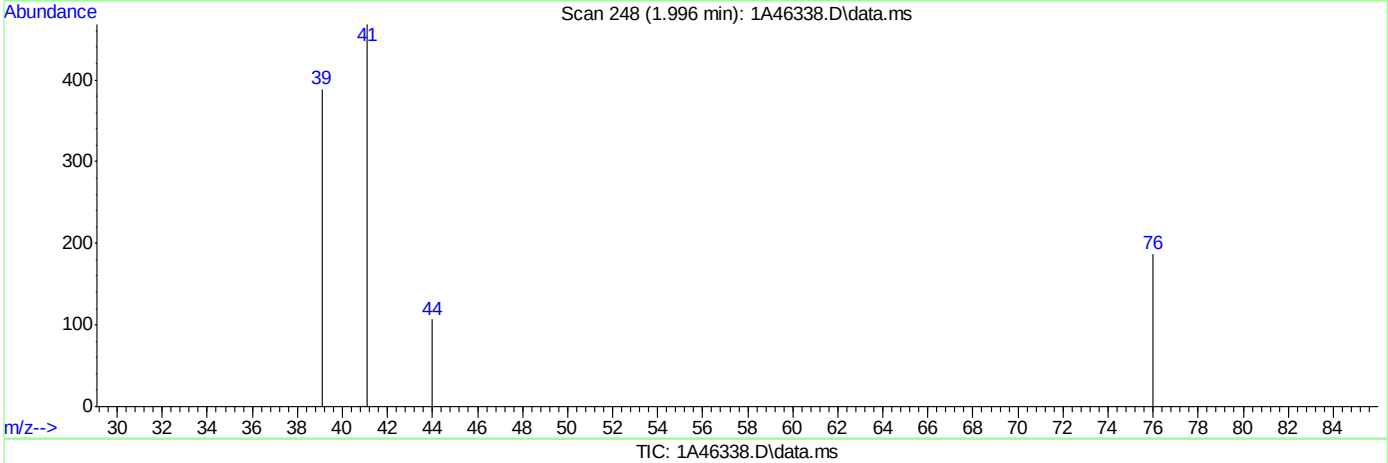

TIC: 1A46338.D\data.ms

(17) Allyl chloride

1.996min (-1.996) 0.00ug/L

response 0

Ion	Exp%	Act%
41.00	100	0.00
39.00	60.20	0.00#
38.00	11.70	0.00
76.00	24.90	0.00#

Quantitation Report (Qedit)

Data Path : C:\msdchem\1\DATA\05-23-2023\
Data File : 1A46338.D
Acq On : 23 May 2023 10:34 am
Operator : jeniferw
Sample : IC1829-1
Misc : MS54063,V1A1829,,,,,
ALS Vial : 2 Sample Multiplier: 1

Quant Time: May 24 08:42:31 2023
Quant Method : C:\msdchem\1\METHODS\V1A_05-23-2023.M
Quant Title : SW-846 Method 5035A/8260B
QLast Update : Wed May 24 08:32:34 2023
Response via : Initial Calibration

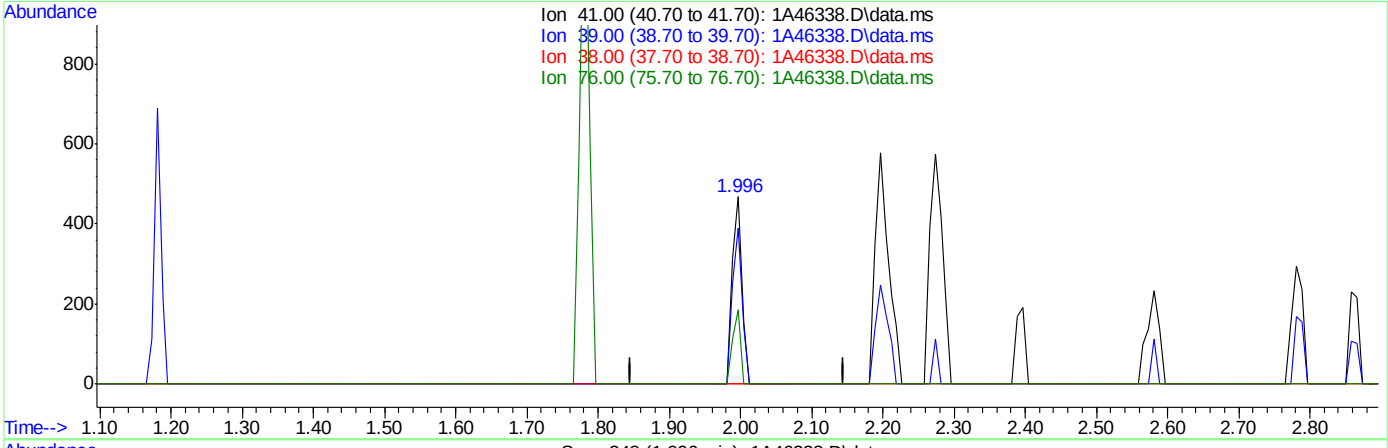

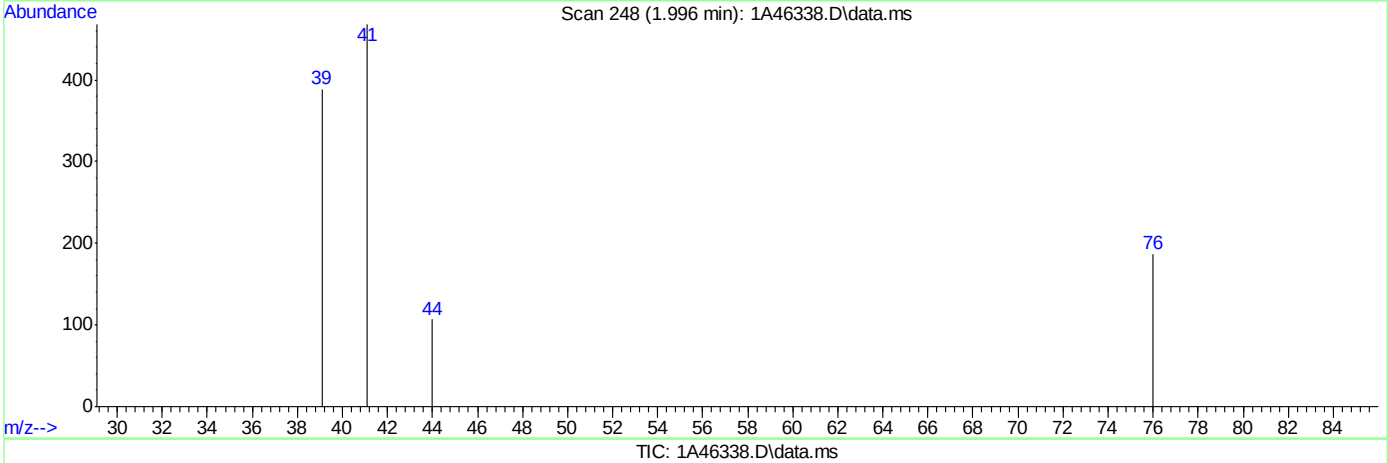

TIC: 1A46338.D\data.ms

(17) Allyl chloride

1.996min (+0.000) 1.12ug/L m

response 433

Ion	Exp%	Act%
41.00	100	100
39.00	60.20	83.12#
38.00	11.70	0.00
76.00	24.90	39.96

Quantitation Report (Qedit)

Data Path : C:\msdchem\1\DATA\05-23-2023\
Data File : 1A46338.D
Acq On : 23 May 2023 10:34 am
Operator : jeniferw
Sample : IC1829-1
Misc : MS54063,V1A1829,,,,,
ALS Vial : 2 Sample Multiplier: 1

Quant Time: May 24 08:42:31 2023
Quant Method : C:\msdchem\1\METHODS\V1A_05-23-2023.M
Quant Title : SW-846 Method 5035A/8260B
QLast Update : Wed May 24 08:32:34 2023
Response via : Initial Calibration

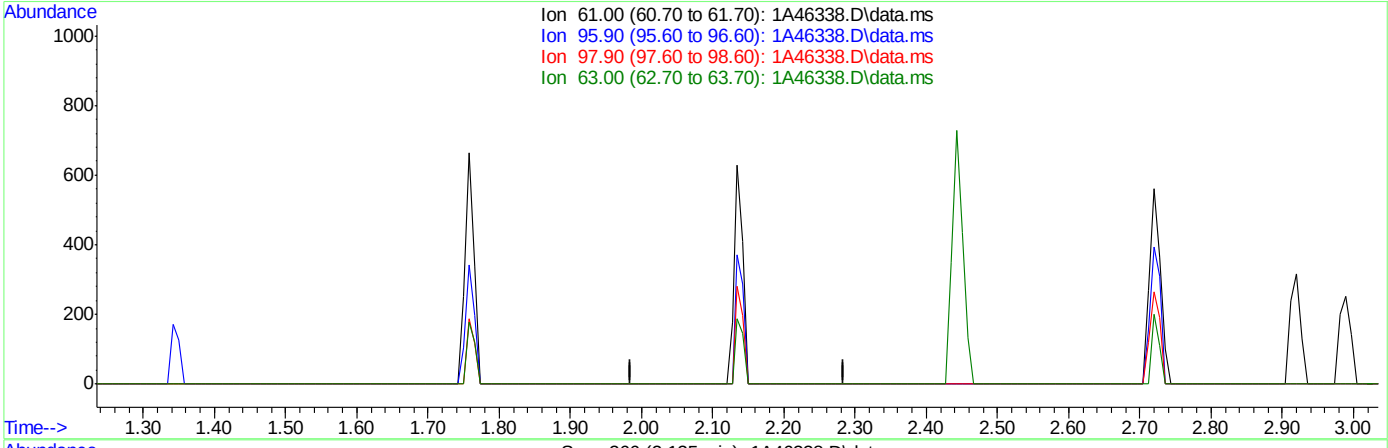

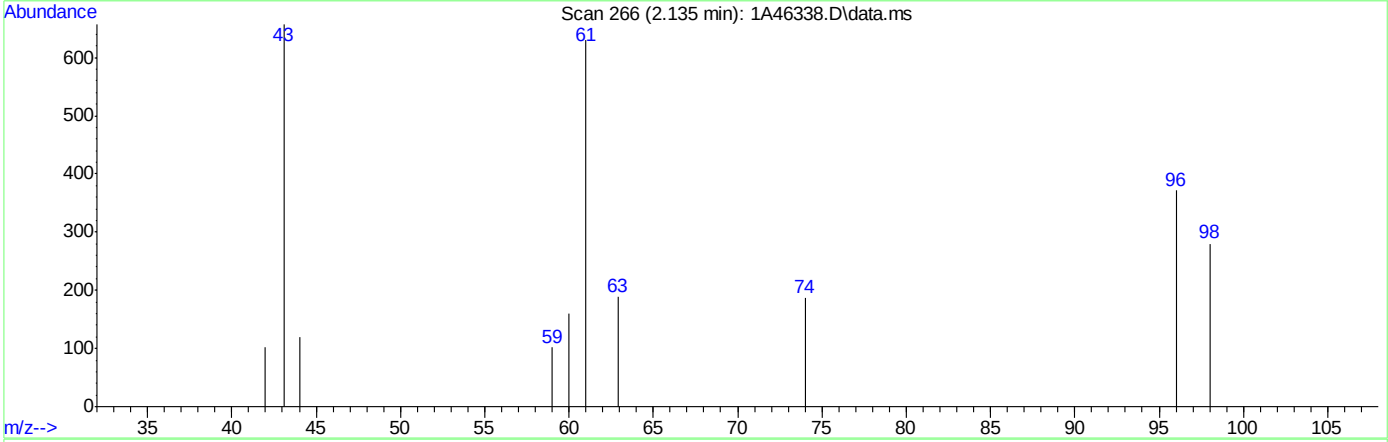

TIC: 1A46338.D\data.ms

(21) trans-1,2-Dichloroethene ( )

2.135min (-2.135) 0.00ug/L

response 0

Ion	Exp%	Act%
61.00	100	0.00
95.90	55.00	0.00#
97.90	34.90	0.00#
63.00	31.50	0.00#

Quantitation Report (Qedit)

Data Path : C:\msdchem\1\DATA\05-23-2023\
Data File : 1A46338.D
Acq On : 23 May 2023 10:34 am
Operator : jeniferw
Sample : IC1829-1
Misc : MS54063,V1A1829,,,,,
ALS Vial : 2 Sample Multiplier: 1

Quant Time: May 24 08:42:31 2023
Quant Method : C:\msdchem\1\METHODS\V1A_05-23-2023.M
Quant Title : SW-846 Method 5035A/8260B
QLast Update : Wed May 24 08:32:34 2023
Response via : Initial Calibration

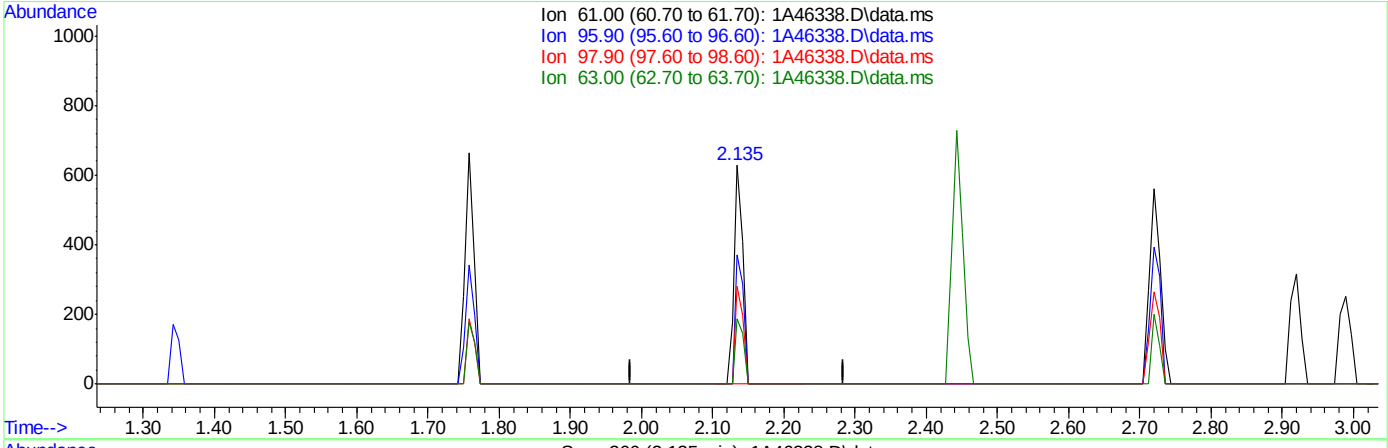

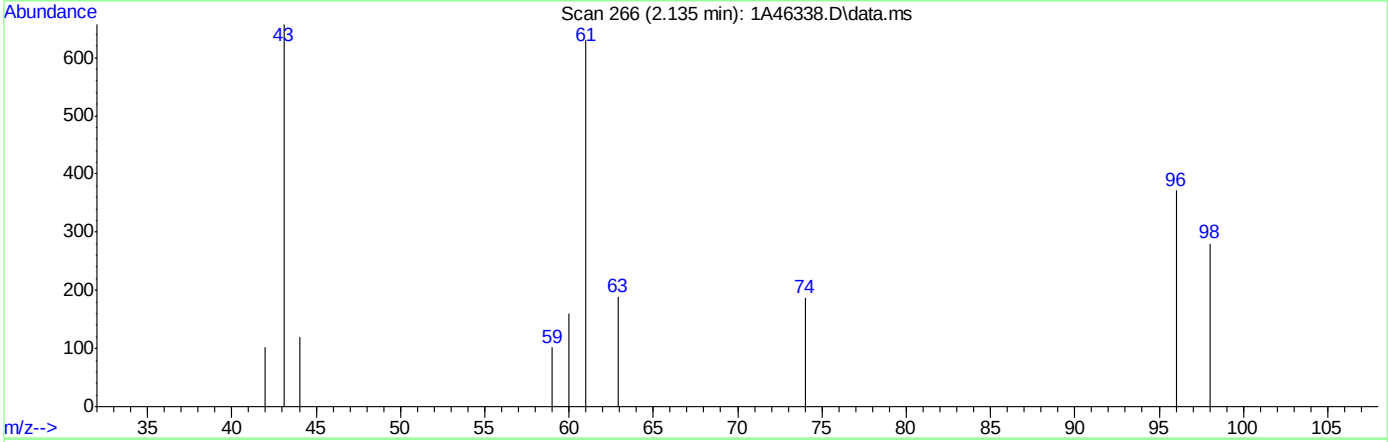

TIC: 1A46338.D\data.ms

(21) trans-1,2-Dichloroethene ( )

2.135min (-0.000) 1.16ug/L m

response 563

Ion	Exp%	Act%
61.00	100	100
95.90	55.00	58.89
97.90	34.90	44.44
63.00	31.50	29.84

Quantitation Report (Qedit)

Data Path : C:\msdchem\1\DATA\05-23-2023\
Data File : 1A46338.D
Acq On : 23 May 2023 10:34 am
Operator : jeniferw
Sample : IC1829-1
Misc : MS54063,V1A1829,,,,,
ALS Vial : 2 Sample Multiplier: 1

Quant Time: May 24 08:42:31 2023
Quant Method : C:\msdchem\1\METHODS\V1A_05-23-2023.M
Quant Title : SW-846 Method 5035A/8260B
QLast Update : Wed May 24 08:32:34 2023
Response via : Initial Calibration

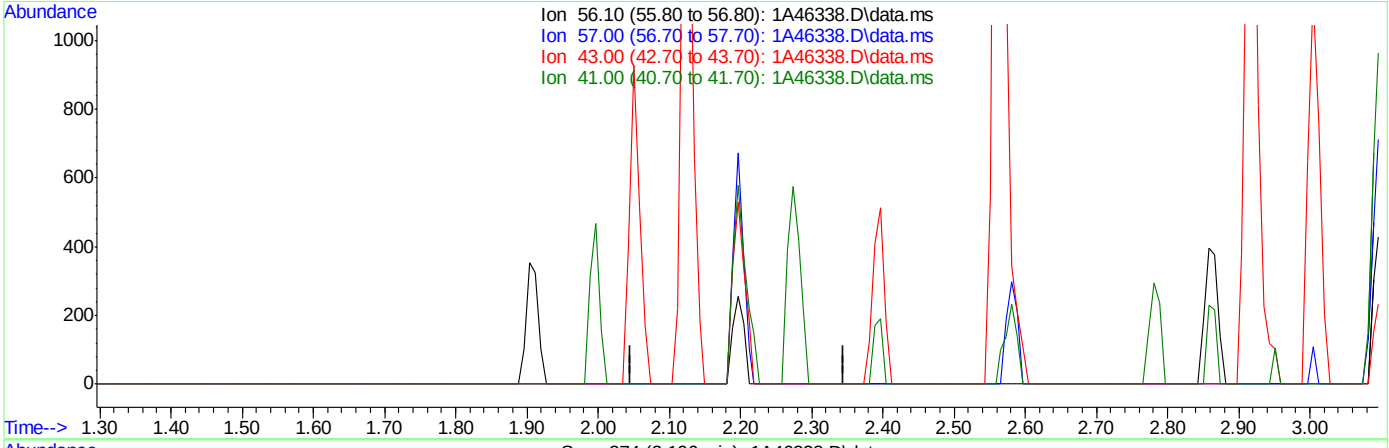

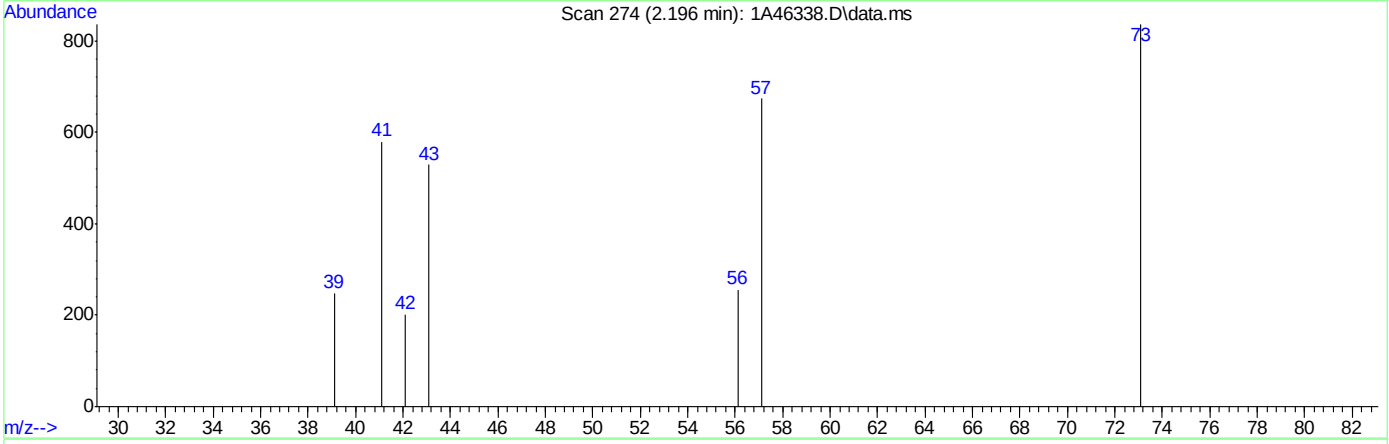

TIC: 1A46338.D\data.ms

(22) Hexane

2.196min (-2.196) 0.00ug/L

response 0

Ion	Exp%	Act%
56.10	100	0.00
57.00	223.00	0.00#
43.00	156.80	0.00#
41.00	173.40	0.00#

Quantitation Report (Qedit)

Data Path : C:\msdchem\1\DATA\05-23-2023\
Data File : 1A46338.D
Acq On : 23 May 2023 10:34 am
Operator : jeniferw
Sample : IC1829-1
Misc : MS54063,V1A1829,,,,,
ALS Vial : 2 Sample Multiplier: 1

Quant Time: May 24 08:42:31 2023
Quant Method : C:\msdchem\1\METHODS\V1A_05-23-2023.M
Quant Title : SW-846 Method 5035A/8260B
QLast Update : Wed May 24 08:32:34 2023
Response via : Initial Calibration

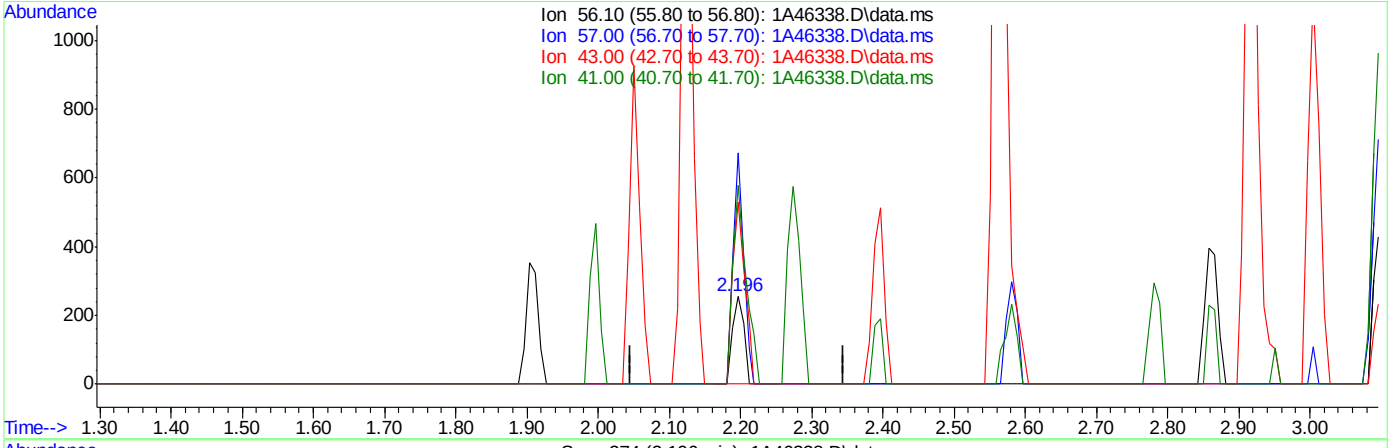

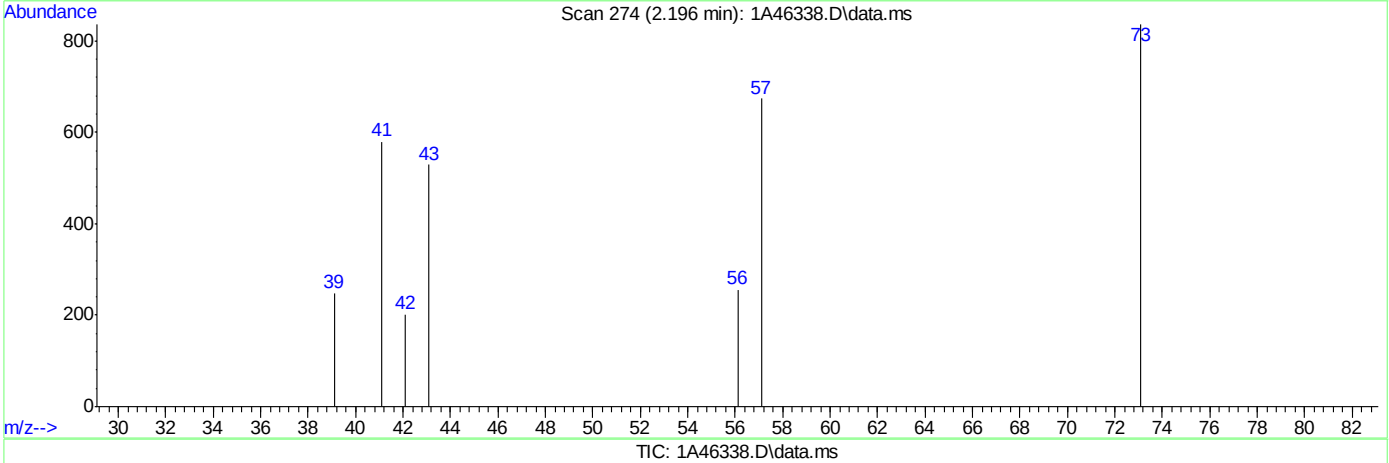

TIC: 1A46338.D\data.ms

(22) Hexane

2.196min (+0.000) 0.97ug/L m

response 277

Ion	Exp%	Act%
56.10	100	100
57.00	223.00	263.28#
43.00	156.80	206.64#
41.00	173.40	226.17#

Quantitation Report (Qedit)

Data Path : C:\msdchem\1\DATA\05-23-2023\
Data File : 1A46338.D
Acq On : 23 May 2023 10:34 am
Operator : jeniferw
Sample : IC1829-1
Misc : MS54063,V1A1829,,,,,
ALS Vial : 2 Sample Multiplier: 1

Quant Time: May 24 08:42:31 2023
Quant Method : C:\msdchem\1\METHODS\V1A_05-23-2023.M
Quant Title : SW-846 Method 5035A/8260B
QLast Update : Wed May 24 08:32:34 2023
Response via : Initial Calibration

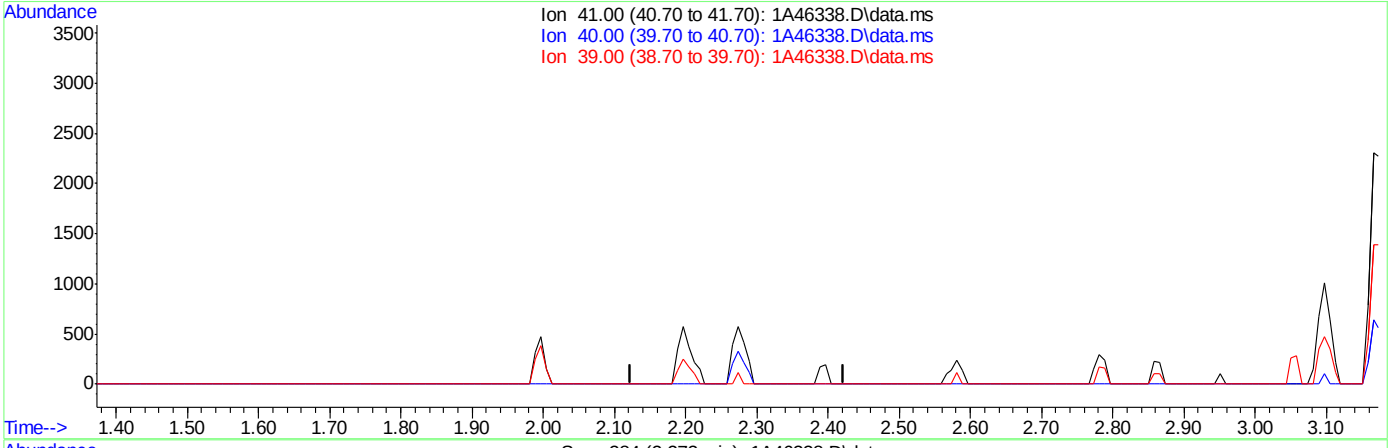

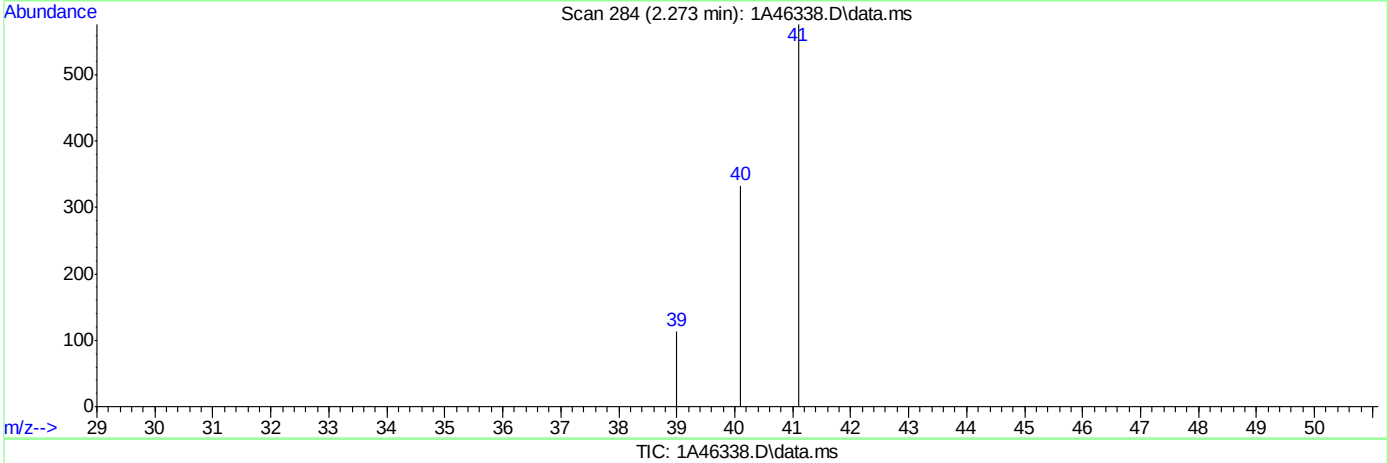

TIC: 1A46338.D\data.ms

(24) Acetonitrile

2.273min (-2.273) 0.00ug/L

response 0

Ion	Exp%	Act%
41.00	100	0.00
40.00	5.10	0.00
39.00	30.10	0.00#
0.00	0.00	0.00

Quantitation Report (Qedit)

Data Path : C:\msdchem\1\DATA\05-23-2023\
Data File : 1A46338.D
Acq On : 23 May 2023 10:34 am
Operator : jeniferw
Sample : IC1829-1
Misc : MS54063,V1A1829,,,,,
ALS Vial : 2 Sample Multiplier: 1

Quant Time: May 24 08:42:31 2023
Quant Method : C:\msdchem\1\METHODS\V1A_05-23-2023.M
Quant Title : SW-846 Method 5035A/8260B
QLast Update : Wed May 24 08:32:34 2023
Response via : Initial Calibration

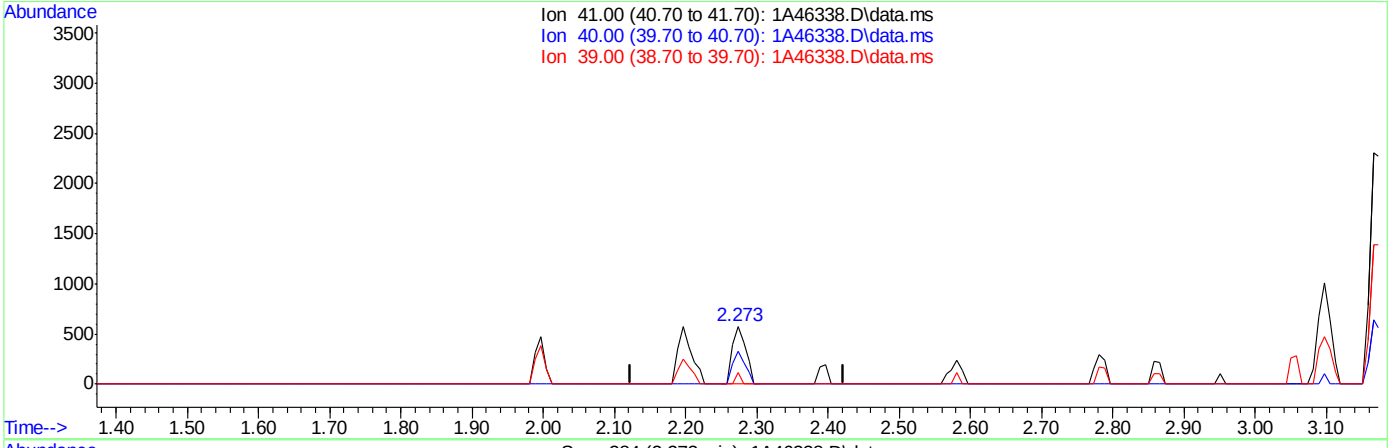

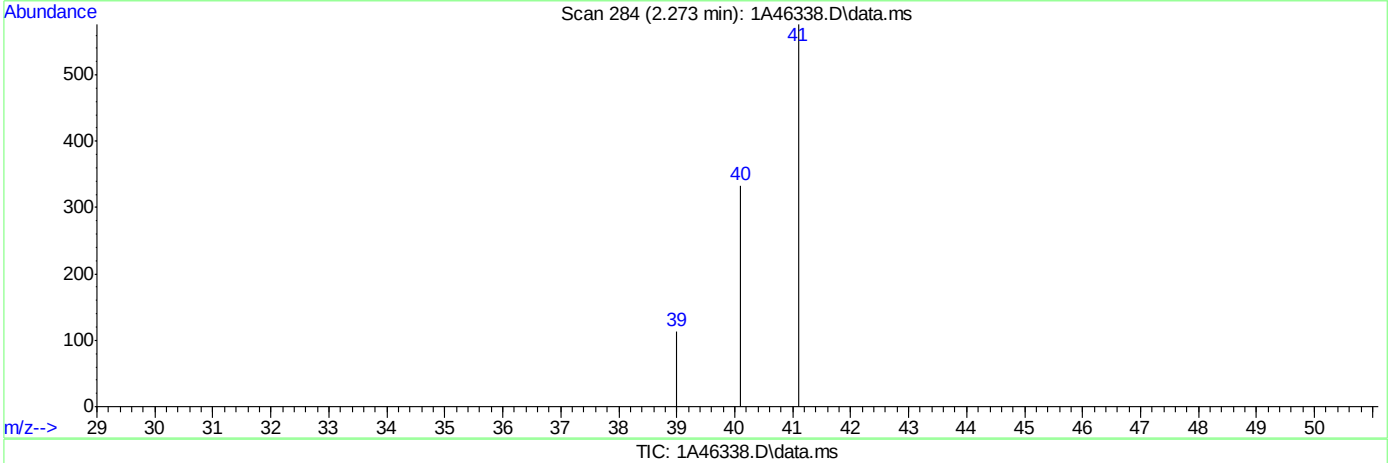

TIC: 1A46338.D\data.ms

(24) Acetonitrile

2.273min (+0.000) 14.37ug/L m

response 743

Ion	Exp%	Act%
41.00	100	100
40.00	5.10	57.81#
39.00	30.10	19.79
0.00	0.00	0.00

Quantitation Report (Qedit)

Data Path : C:\msdchem\1\DATA\05-23-2023\
Data File : 1A46338.D
Acq On : 23 May 2023 10:34 am
Operator : jeniferw
Sample : IC1829-1
Misc : MS54063,V1A1829,,,,,
ALS Vial : 2 Sample Multiplier: 1

Quant Time: May 24 08:42:31 2023
Quant Method : C:\msdchem\1\METHODS\V1A_05-23-2023.M
Quant Title : SW-846 Method 5035A/8260B
QLast Update : Wed May 24 08:32:34 2023
Response via : Initial Calibration

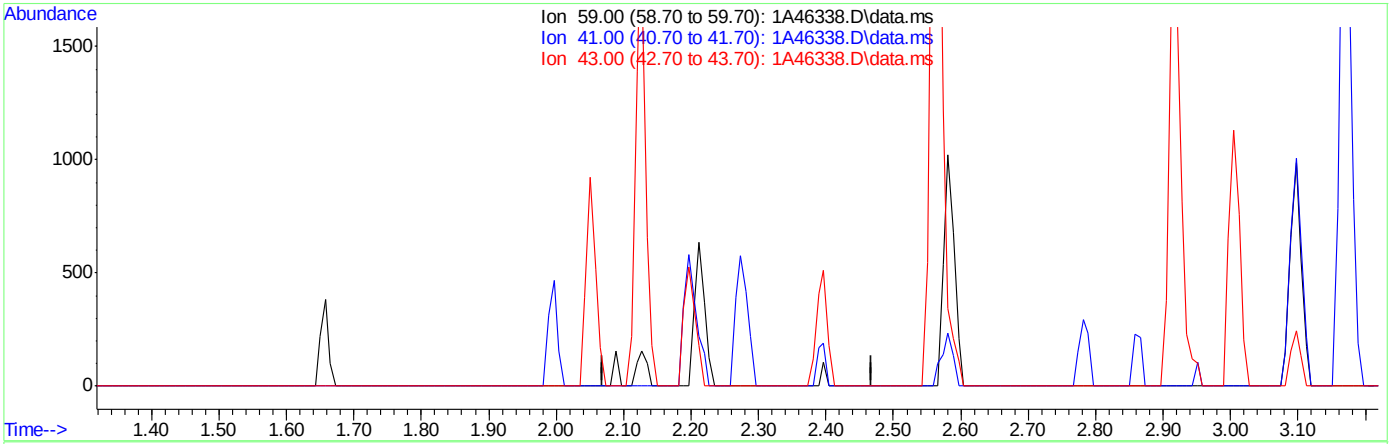

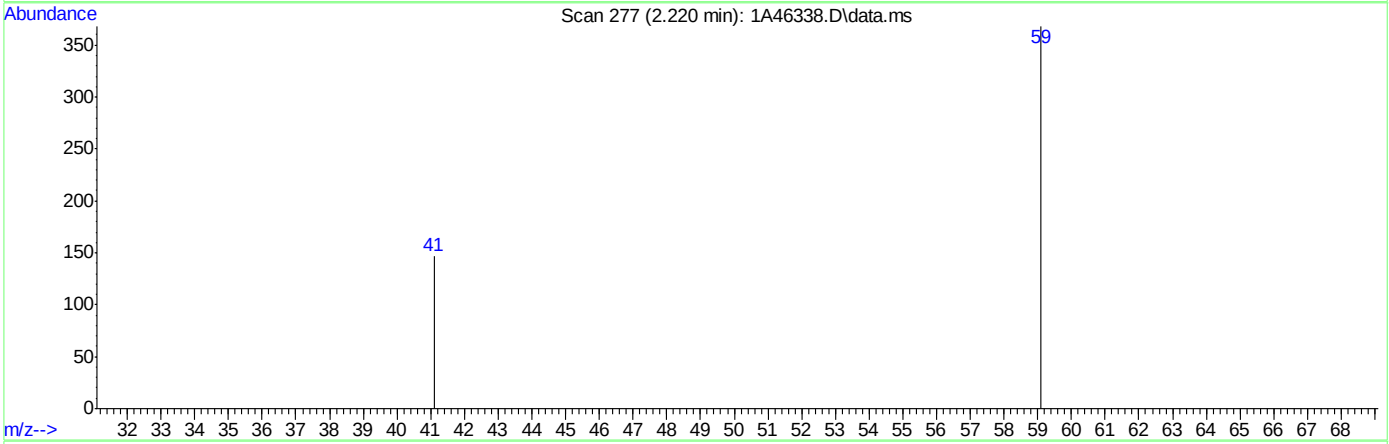

TIC: 1A46338.D\data.ms

(25) Tert Butyl Alcohol

2.219min (-2.219) 0.00ug/L

response 0

Ion	Exp%	Act%
59.00	100	0.00
41.00	28.90	0.00#
43.00	16.00	0.00
0.00	0.00	0.00

Quantitation Report (Qedit)

Data Path : C:\msdchem\1\DATA\05-23-2023\
Data File : 1A46338.D
Acq On : 23 May 2023 10:34 am
Operator : jeniferw
Sample : IC1829-1
Misc : MS54063,V1A1829,,,,,
ALS Vial : 2 Sample Multiplier: 1

Quant Time: May 24 08:42:31 2023
Quant Method : C:\msdchem\1\METHODS\V1A_05-23-2023.M
Quant Title : SW-846 Method 5035A/8260B
QLast Update : Wed May 24 08:32:34 2023
Response via : Initial Calibration

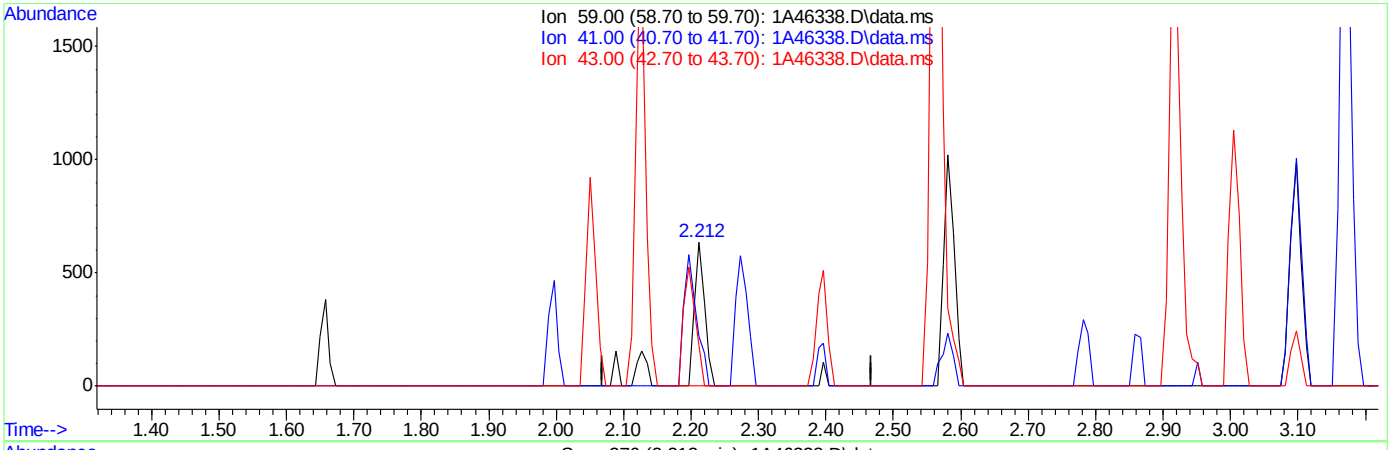

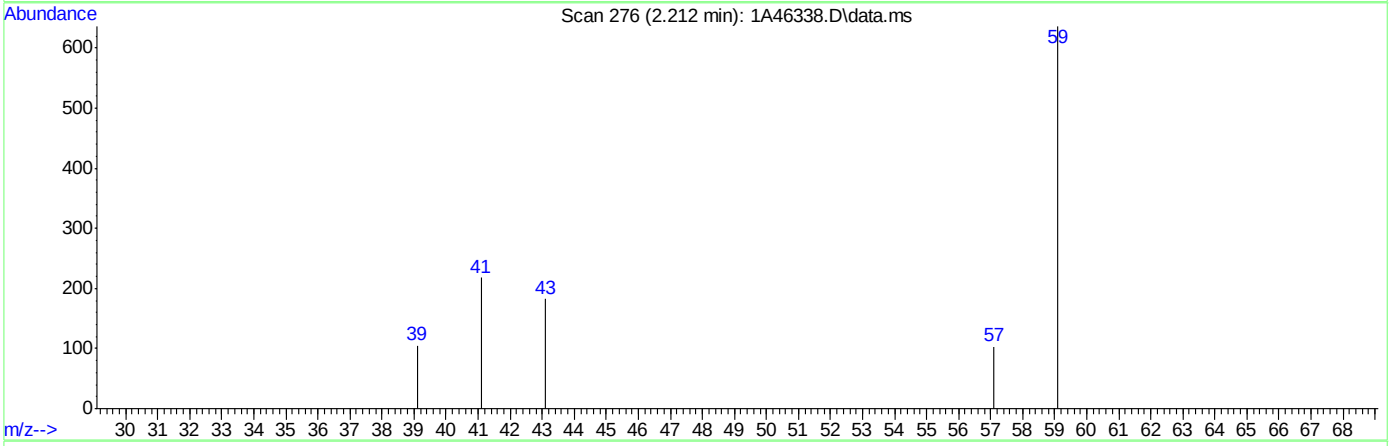

TIC: 1A46338.D\data.ms

(25) Tert Butyl Alcohol

2.212min (-0.007) 10.40ug/L m

response 693

Ion	Exp%	Act%
59.00	100	100
41.00	28.90	34.28
43.00	16.00	28.62
0.00	0.00	0.00

Quantitation Report (Qedit)

Data Path : C:\msdchem\1\DATA\05-23-2023\
Data File : 1A46338.D
Acq On : 23 May 2023 10:34 am
Operator : jeniferw
Sample : IC1829-1
Misc : MS54063,V1A1829,,,,,
ALS Vial : 2 Sample Multiplier: 1

Quant Time: May 24 08:42:31 2023
Quant Method : C:\msdchem\1\METHODS\V1A_05-23-2023.M
Quant Title : SW-846 Method 5035A/8260B
QLast Update : Wed May 24 08:32:34 2023
Response via : Initial Calibration

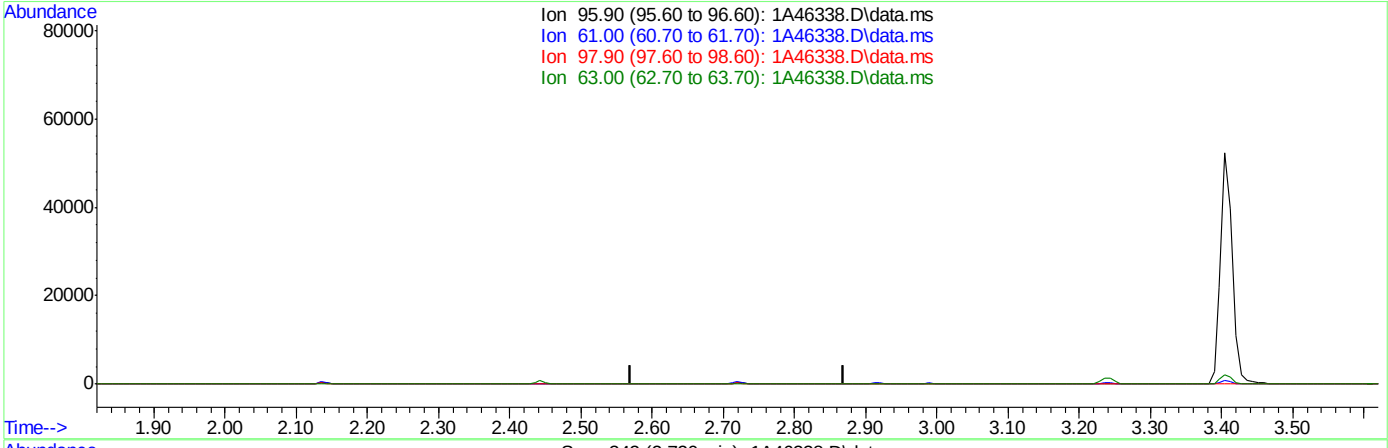

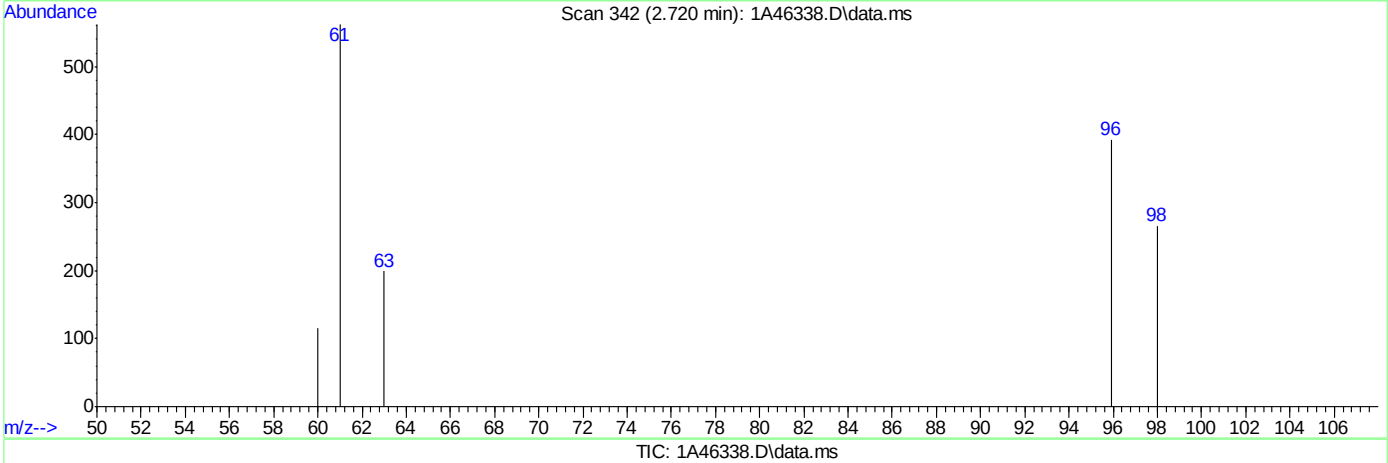

TIC: 1A46338.D\data.ms

(32) cis-1,2-Dichloroethene ( )

2.720min (-2.720) 0.00ug/L

response 0

Ion	Exp%	Act%
95.90	100	0.00
61.00	166.10	0.00#
97.90	64.10	0.00#
63.00	51.50	0.00#

Quantitation Report (Qedit)

Data Path : C:\msdchem\1\DATA\05-23-2023\
Data File : 1A46338.D
Acq On : 23 May 2023 10:34 am
Operator : jeniferw
Sample : IC1829-1
Misc : MS54063,V1A1829,,,,,
ALS Vial : 2 Sample Multiplier: 1

Quant Time: May 24 08:42:31 2023
Quant Method : C:\msdchem\1\METHODS\V1A_05-23-2023.M
Quant Title : SW-846 Method 5035A/8260B
QLast Update : Wed May 24 08:32:34 2023
Response via : Initial Calibration

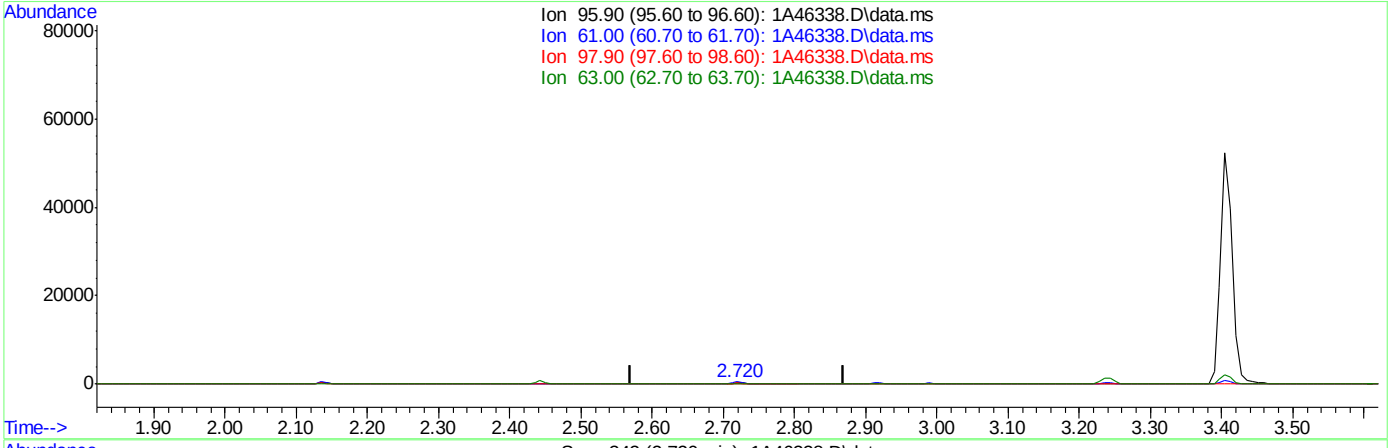

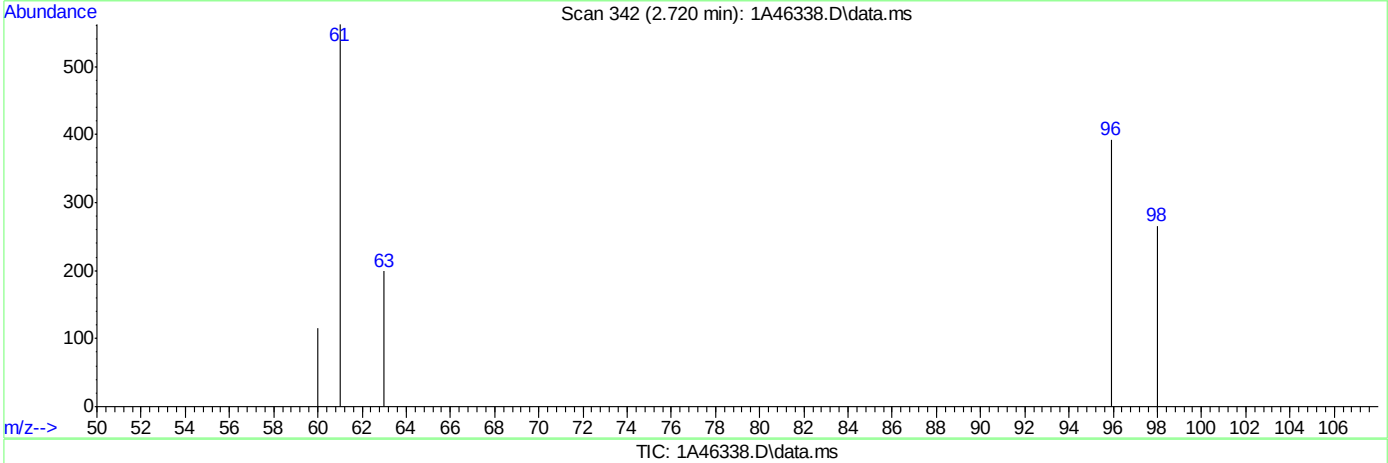

TIC: 1A46338.D\data.ms

(32) cis-1,2-Dichloroethene ( )

2.720min (-0.000) 1.12ug/L m

response 396

Ion	Exp%	Act%
95.90	100	100
61.00	166.10	143.37
97.90	64.10	67.86
63.00	51.50	50.77

Quantitation Report (Qedit)

Data Path : C:\msdchem\1\DATA\05-23-2023\
Data File : 1A46338.D
Acq On : 23 May 2023 10:34 am
Operator : jeniferw
Sample : IC1829-1
Misc : MS54063,V1A1829,,,,,
ALS Vial : 2 Sample Multiplier: 1

Quant Time: May 24 08:42:31 2023
Quant Method : C:\msdchem\1\METHODS\V1A_05-23-2023.M
Quant Title : SW-846 Method 5035A/8260B
QLast Update : Wed May 24 08:32:34 2023
Response via : Initial Calibration

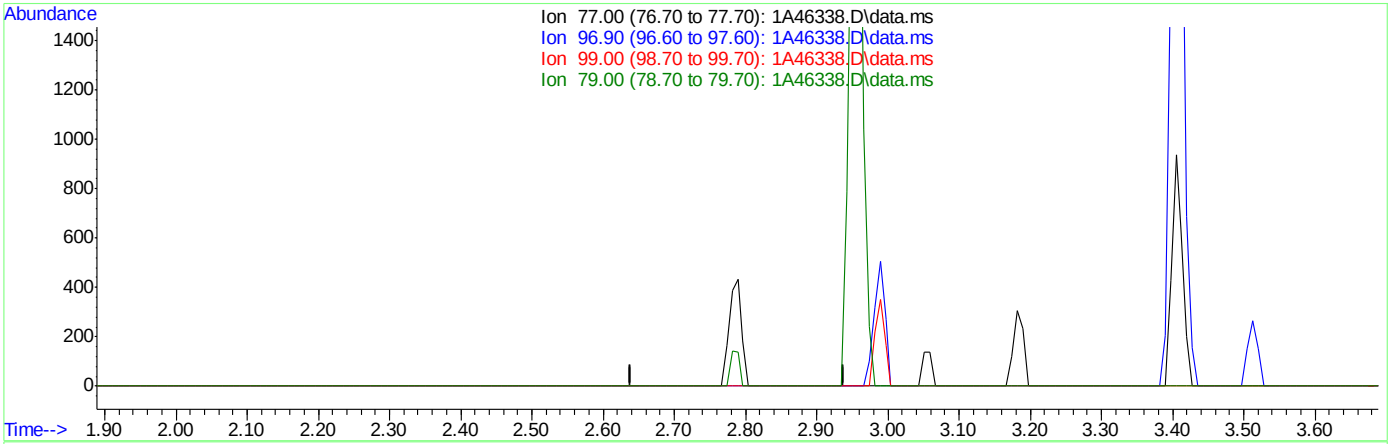

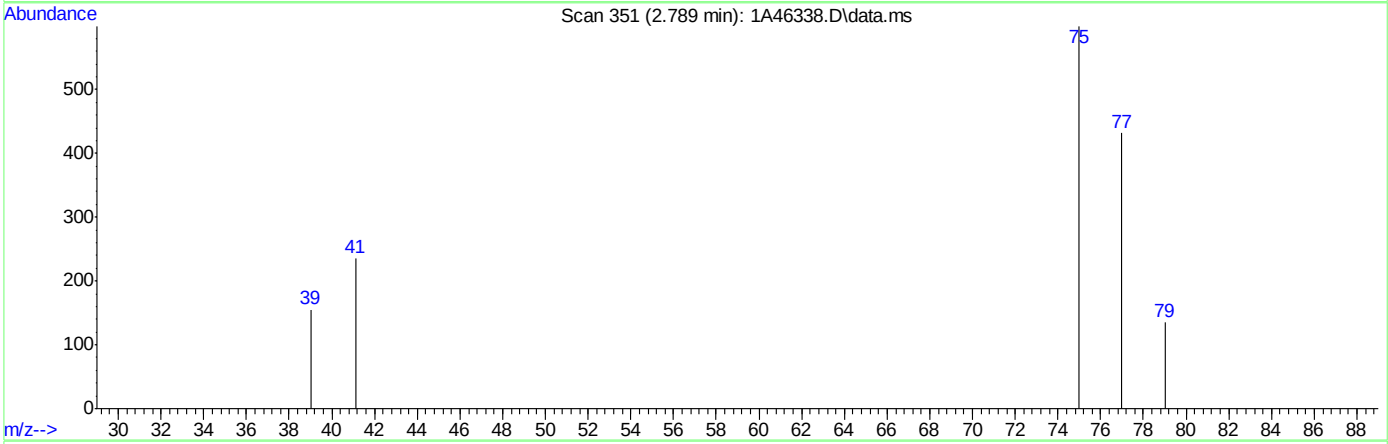

TIC: 1A46338.D\data.ms

(33) 2,2-Dichloropropane ( )

2.789min (-2.789) 0.00ug/L

response 0

Ion	Exp%	Act%
77.00	100	0.00
96.90	19.60	0.00
99.00	12.40	0.00
79.00	33.70	0.00#

Quantitation Report (Qedit)

Data Path : C:\msdchem\1\DATA\05-23-2023\
Data File : 1A46338.D
Acq On : 23 May 2023 10:34 am
Operator : jeniferw
Sample : IC1829-1
Misc : MS54063,V1A1829,,,,,
ALS Vial : 2 Sample Multiplier: 1

Quant Time: May 24 08:42:31 2023
Quant Method : C:\msdchem\1\METHODS\V1A_05-23-2023.M
Quant Title : SW-846 Method 5035A/8260B
QLast Update : Wed May 24 08:32:34 2023
Response via : Initial Calibration

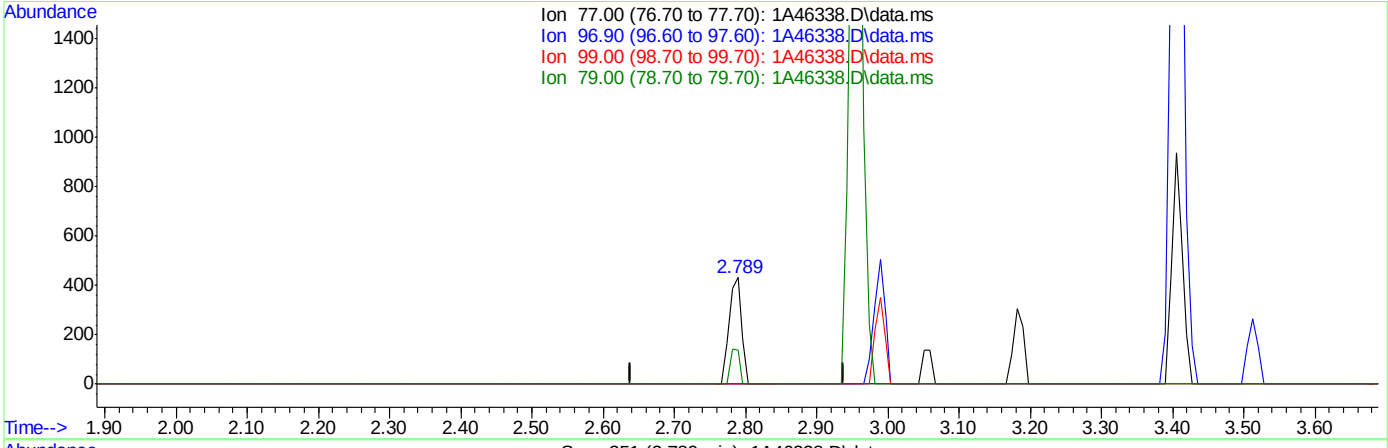

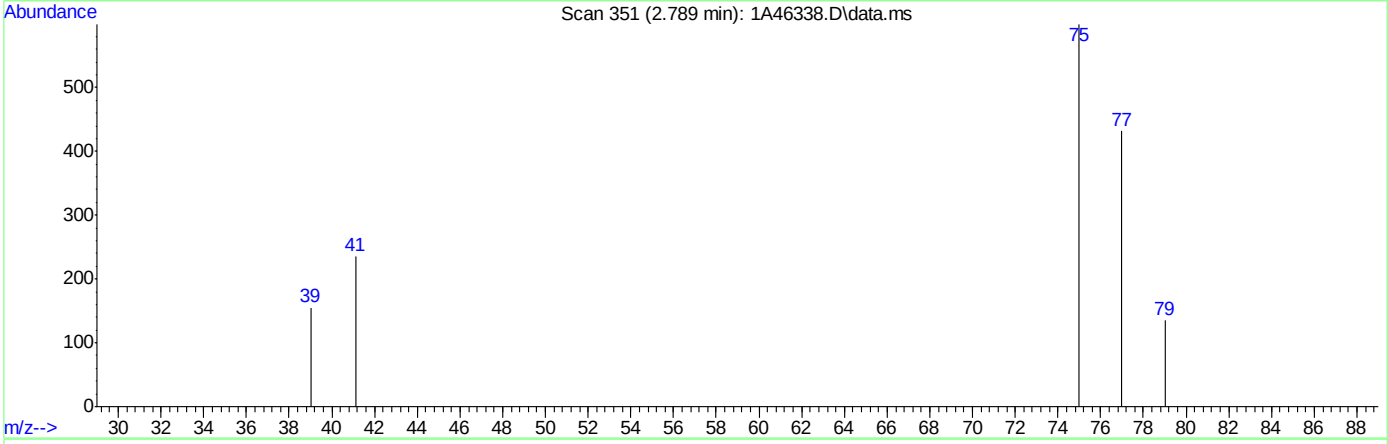

TIC: 1A46338.D\data.ms

(33) 2,2-Dichloropropane ( )

2.789min (+0.000) 1.16ug/L m

response 538

Ion	Exp%	Act%
77.00	100	100
96.90	19.60	0.00
99.00	12.40	0.00
79.00	33.70	31.48

Quantitation Report (Qedit)

Data Path : C:\msdchem\1\DATA\05-23-2023\
Data File : 1A46338.D
Acq On : 23 May 2023 10:34 am
Operator : jeniferw
Sample : IC1829-1
Misc : MS54063,V1A1829,,,,,
ALS Vial : 2 Sample Multiplier: 1

Quant Time: May 24 08:42:31 2023
Quant Method : C:\msdchem\1\METHODS\V1A_05-23-2023.M
Quant Title : SW-846 Method 5035A/8260B
QLast Update : Wed May 24 08:32:34 2023
Response via : Initial Calibration

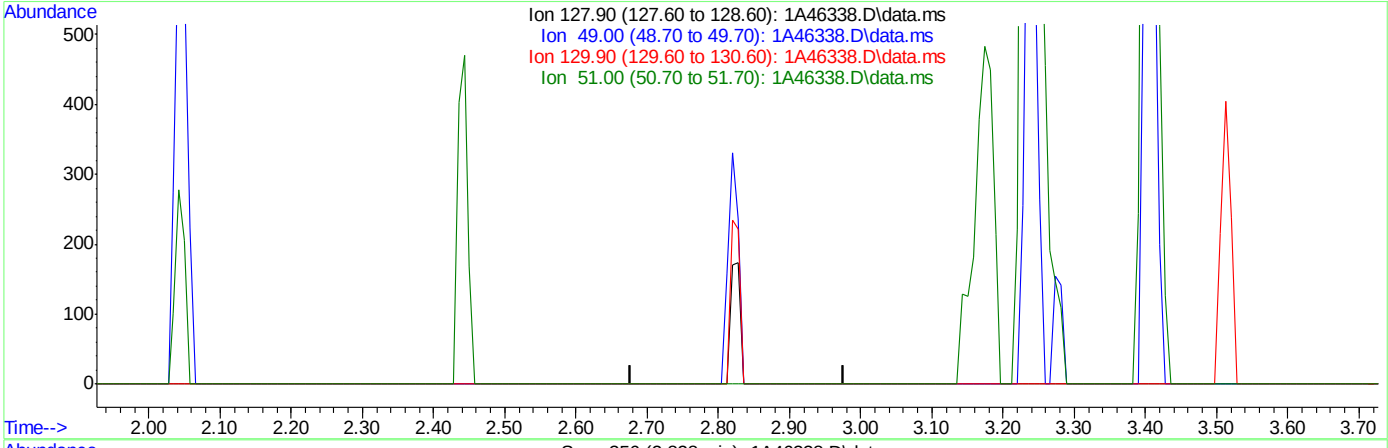

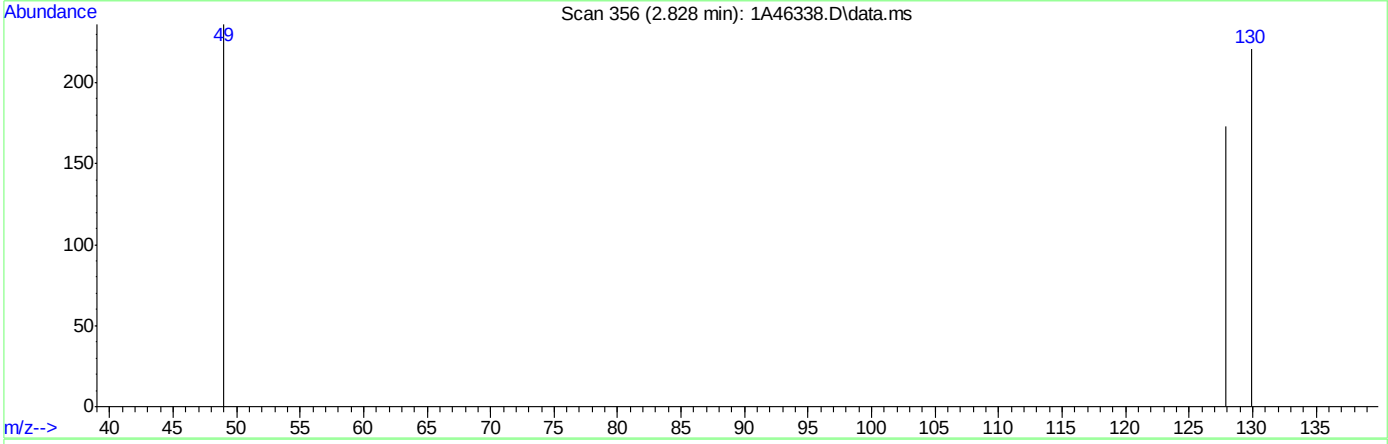

TIC: 1A46338.D\data.ms

(34) Bromochloromethane ( )

2.827min (-2.827) 0.00ug/L

response 0

Ion	Exp%	Act%
127.90	100	0.00
49.00	214.10	0.00#
129.90	132.10	0.00#
51.00	70.80	0.00#

Quantitation Report (Qedit)

Data Path : C:\msdchem\1\DATA\05-23-2023\
Data File : 1A46338.D
Acq On : 23 May 2023 10:34 am
Operator : jeniferw
Sample : IC1829-1
Misc : MS54063,V1A1829,,,,,
ALS Vial : 2 Sample Multiplier: 1

Quant Time: May 24 08:42:31 2023
Quant Method : C:\msdchem\1\METHODS\V1A_05-23-2023.M
Quant Title : SW-846 Method 5035A/8260B
QLast Update : Wed May 24 08:32:34 2023
Response via : Initial Calibration

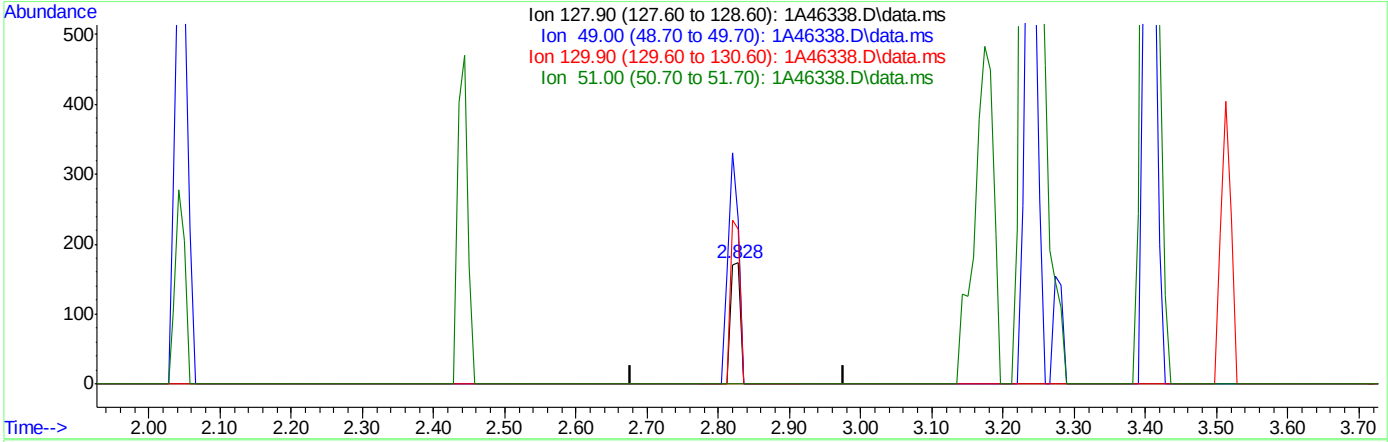

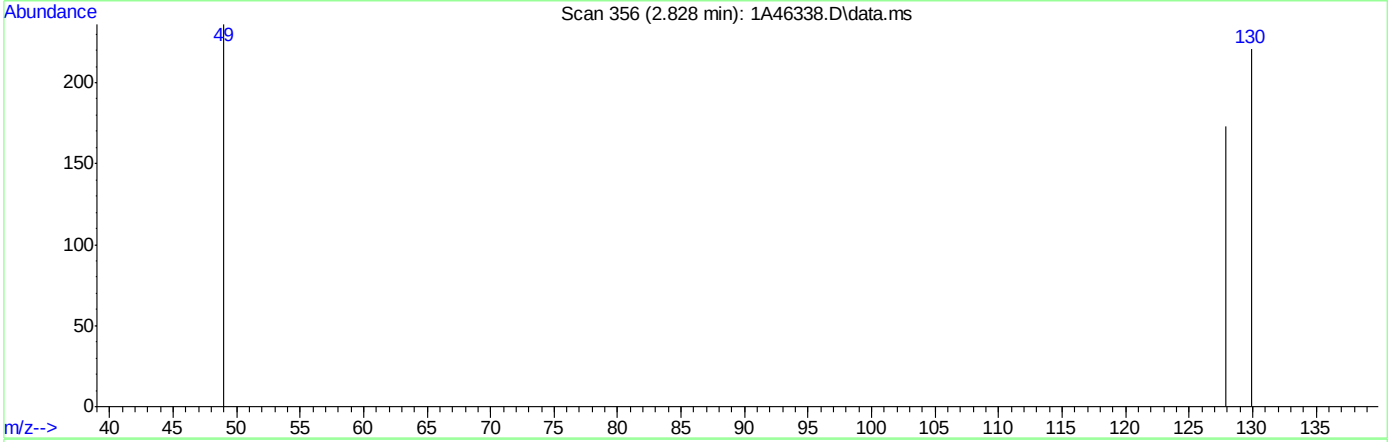

TIC: 1A46338.D\data.ms

(34) Bromochloromethane ( )

2.828min (+0.001) 0.95ug/L m

response 158

Ion	Exp%	Act%
127.90	100	100
49.00	214.10	136.42#
129.90	132.10	127.75
51.00	70.80	0.00#

Quantitation Report (Qedit)

Data Path : C:\msdchem\1\DATA\05-23-2023\
Data File : 1A46338.D
Acq On : 23 May 2023 10:34 am
Operator : jeniferw
Sample : IC1829-1
Misc : MS54063,V1A1829,,,,,
ALS Vial : 2 Sample Multiplier: 1

Quant Time: May 24 08:42:31 2023
Quant Method : C:\msdchem\1\METHODS\V1A_05-23-2023.M
Quant Title : SW-846 Method 5035A/8260B
QLast Update : Wed May 24 08:32:34 2023
Response via : Initial Calibration

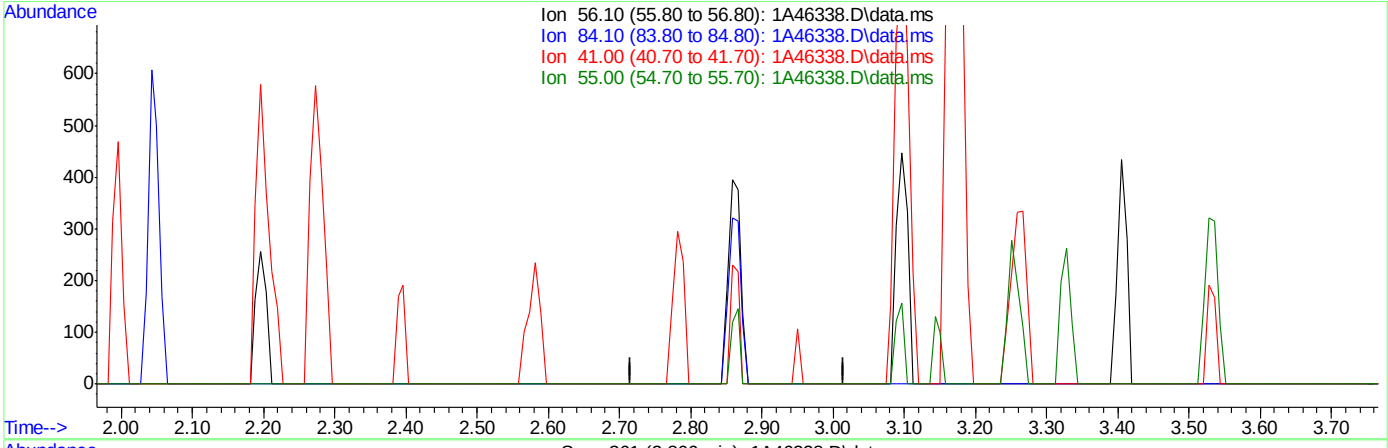

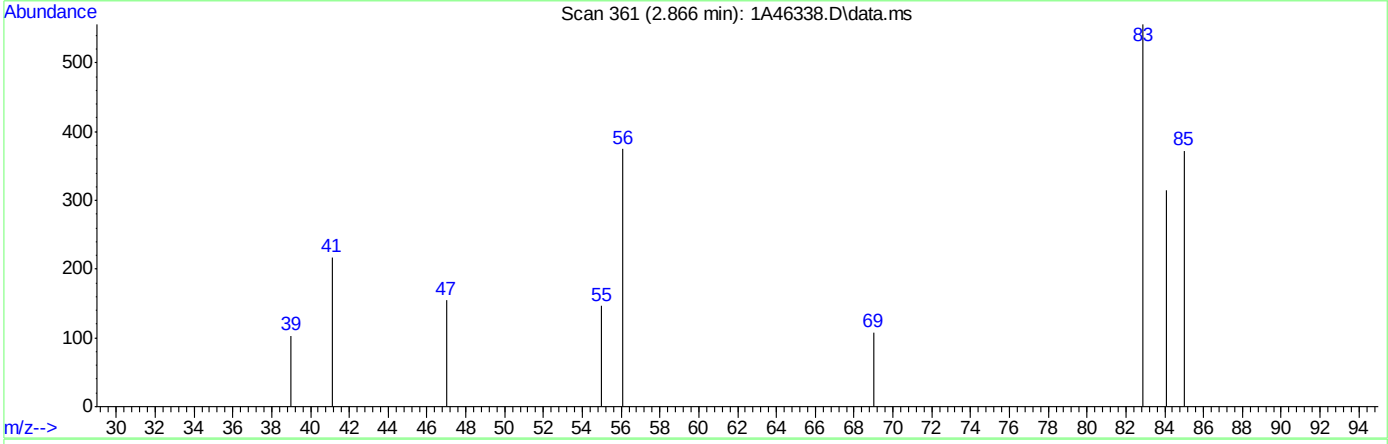

TIC: 1A46338.D\data.ms

(35) Cyclohexane

2.866min (-2.866) 0.00ug/L

response 0

Ion	Exp%	Act%
56.10	100	0.00
84.10	57.90	0.00#
41.00	53.00	0.00#
55.00	36.70	0.00#

Quantitation Report (Qedit)

Data Path : C:\msdchem\1\DATA\05-23-2023\
Data File : 1A46338.D
Acq On : 23 May 2023 10:34 am
Operator : jeniferw
Sample : IC1829-1
Misc : MS54063,V1A1829,,,,,
ALS Vial : 2 Sample Multiplier: 1

Quant Time: May 24 08:42:31 2023
Quant Method : C:\msdchem\1\METHODS\V1A_05-23-2023.M
Quant Title : SW-846 Method 5035A/8260B
QLast Update : Wed May 24 08:32:34 2023
Response via : Initial Calibration

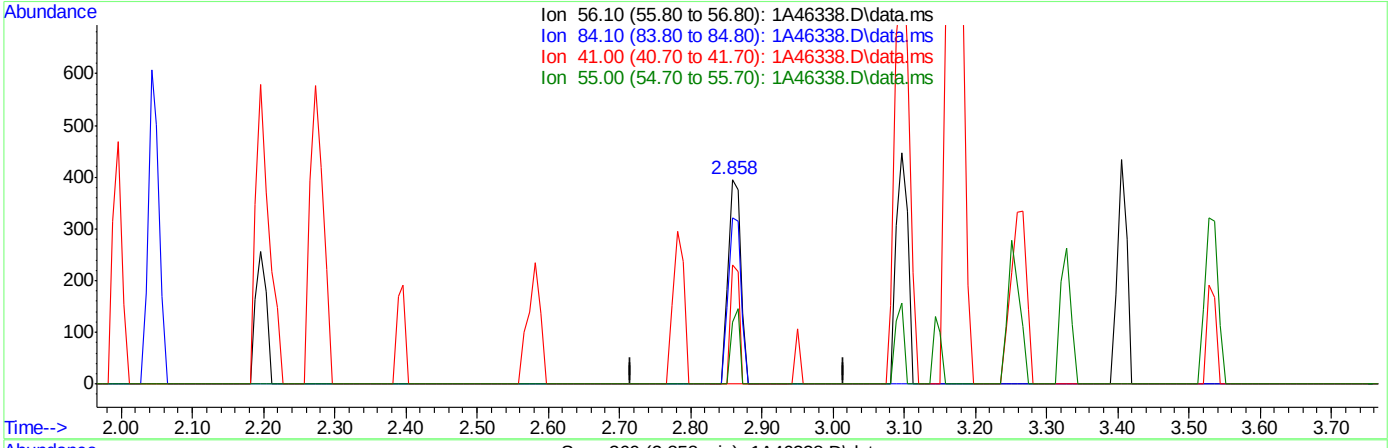

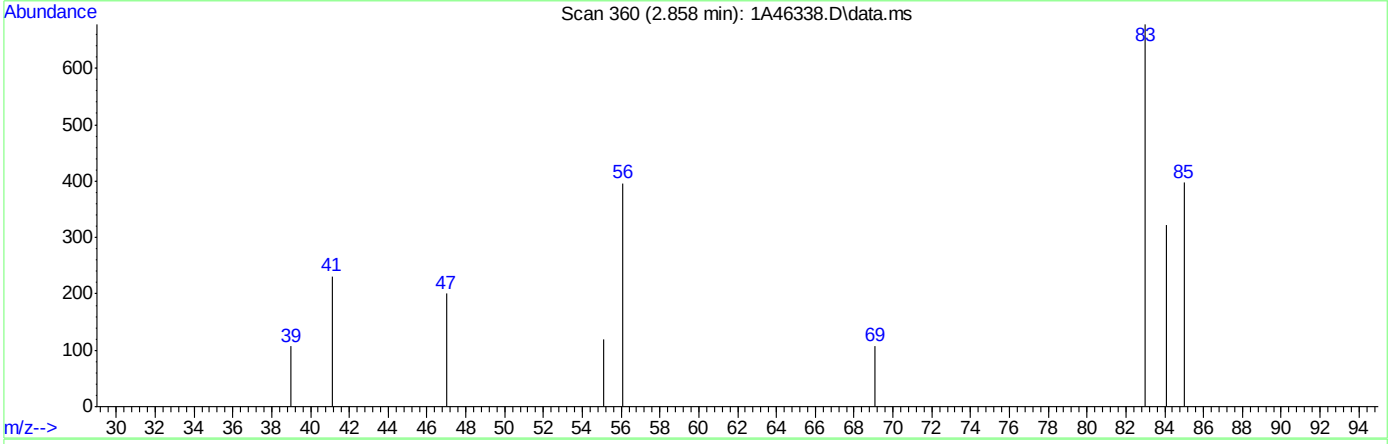

TIC: 1A46338.D\data.ms

(35) Cyclohexane

2.858min (-0.008) 0.97ug/L m

response 503

Ion	Exp%	Act%
56.10	100	100
84.10	57.90	81.31#
41.00	53.00	58.33
55.00	36.70	30.30

Quantitation Report (Qedit)

Data Path : C:\msdchem\1\DATA\05-23-2023\
Data File : 1A46338.D
Acq On : 23 May 2023 10:34 am
Operator : jeniferw
Sample : IC1829-1
Misc : MS54063,V1A1829,,,,,
ALS Vial : 2 Sample Multiplier: 1

Quant Time: May 24 08:42:31 2023
Quant Method : C:\msdchem\1\METHODS\V1A_05-23-2023.M
Quant Title : SW-846 Method 5035A/8260B
QLast Update : Wed May 24 08:32:34 2023
Response via : Initial Calibration

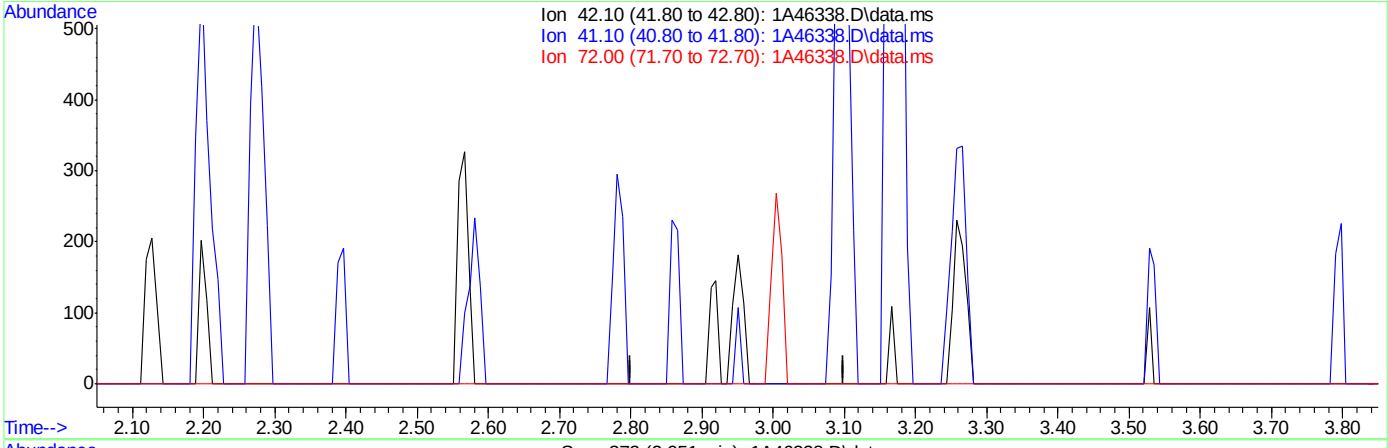

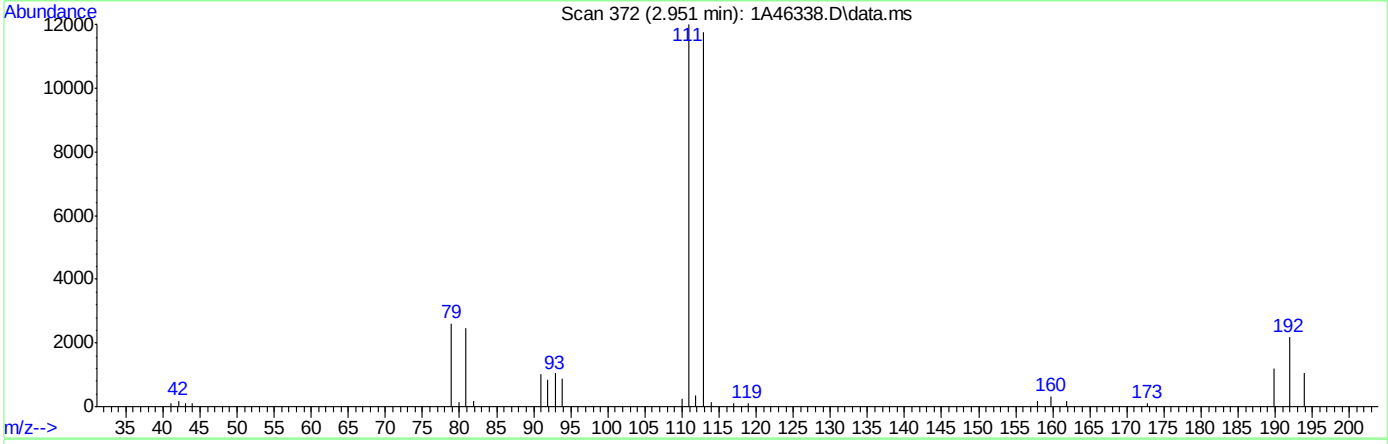

TIC: 1A46338.D\data.ms

(38) Tetrahydrofuran

2.950min (-2.950) 0.00ug/L

response 0

Ion	Exp%	Act%
42.10	100	0.00
41.10	53.20	0.00#
72.00	31.00	0.00#
0.00	0.00	0.00

Quantitation Report (Qedit)

Data Path : C:\msdchem\1\DATA\05-23-2023\
Data File : 1A46338.D
Acq On : 23 May 2023 10:34 am
Operator : jeniferw
Sample : IC1829-1
Misc : MS54063,V1A1829,,,,,
ALS Vial : 2 Sample Multiplier: 1

Quant Time: May 24 08:42:31 2023
Quant Method : C:\msdchem\1\METHODS\V1A_05-23-2023.M
Quant Title : SW-846 Method 5035A/8260B
QLast Update : Wed May 24 08:32:34 2023
Response via : Initial Calibration

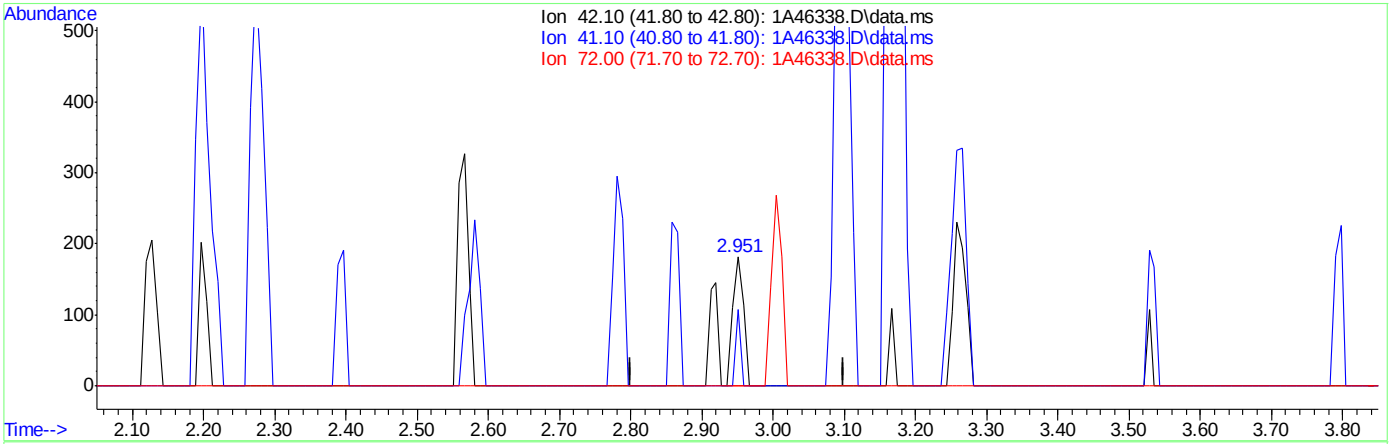

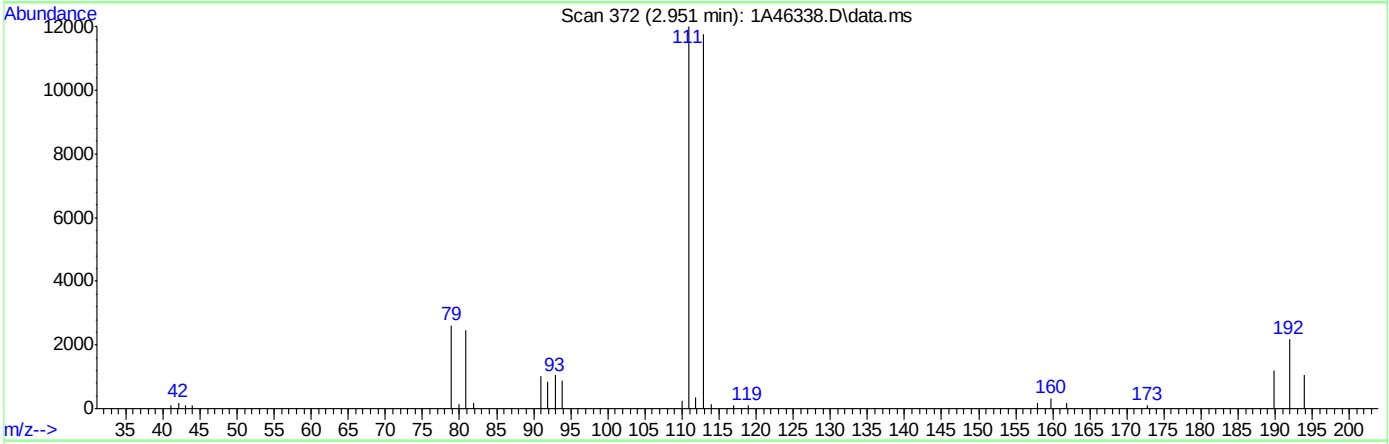

TIC: 1A46338.D\data.ms

(38) Tetrahydrofuran

2.951min (+0.001) 1.24ug/L m

response 187

Ion	Exp%	Act%
42.10	100	100
41.10	53.20	59.12
72.00	31.00	0.00#
0.00	0.00	0.00

Quantitation Report (Qedit)

Data Path : C:\msdchem\1\DATA\05-23-2023\
Data File : 1A46338.D
Acq On : 23 May 2023 10:34 am
Operator : jeniferw
Sample : IC1829-1
Misc : MS54063,V1A1829,,,,,
ALS Vial : 2 Sample Multiplier: 1

Quant Time: May 24 08:42:31 2023
Quant Method : C:\msdchem\1\METHODS\V1A_05-23-2023.M
Quant Title : SW-846 Method 5035A/8260B
QLast Update : Wed May 24 08:32:34 2023
Response via : Initial Calibration

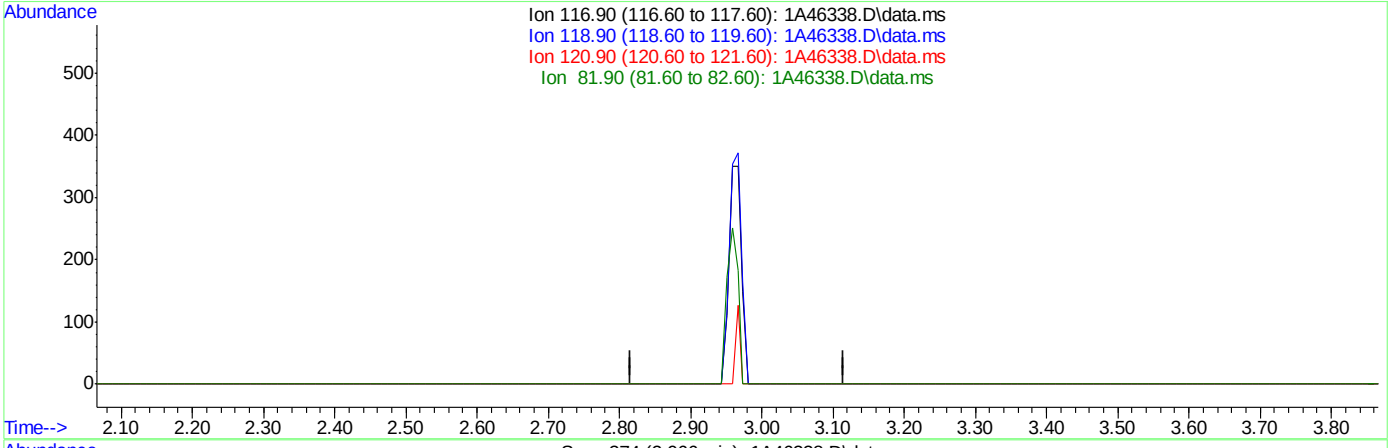

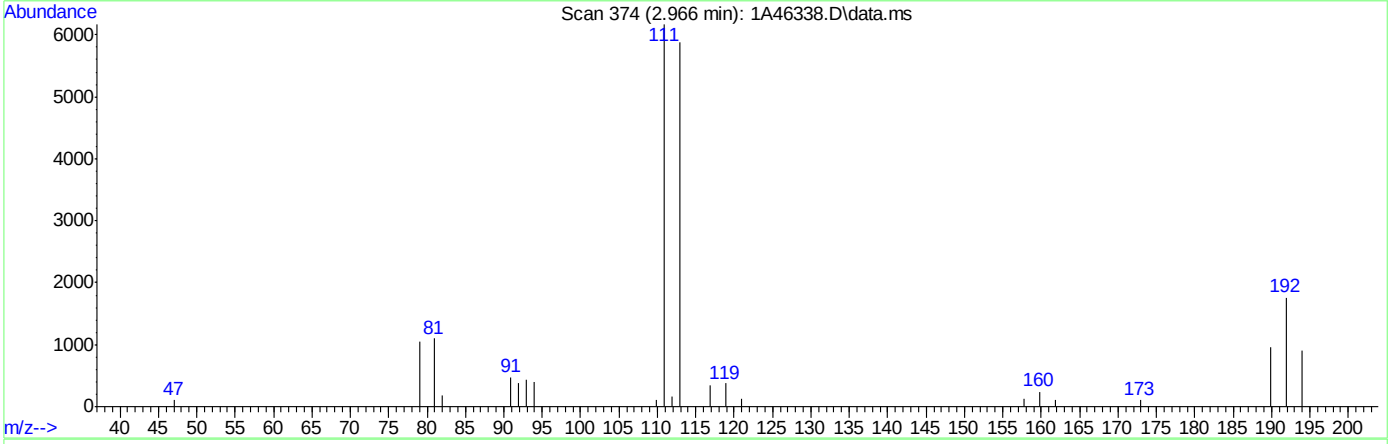

TIC: 1A46338.D\data.ms

(40) Carbon Tetrachloride ( )

2.966min (-2.966) 0.00ug/L

response 0

Ion	Exp%	Act%
116.90	100	0.00
118.90	94.40	0.00#
120.90	30.80	0.00#
81.90	27.10	0.00

Quantitation Report (Qedit)

Data Path : C:\msdchem\1\DATA\05-23-2023\
Data File : 1A46338.D
Acq On : 23 May 2023 10:34 am
Operator : jeniferw
Sample : IC1829-1
Misc : MS54063,V1A1829,,,,,
ALS Vial : 2 Sample Multiplier: 1

Quant Time: May 24 08:42:31 2023
Quant Method : C:\msdchem\1\METHODS\V1A_05-23-2023.M
Quant Title : SW-846 Method 5035A/8260B
QLast Update : Wed May 24 08:32:34 2023
Response via : Initial Calibration

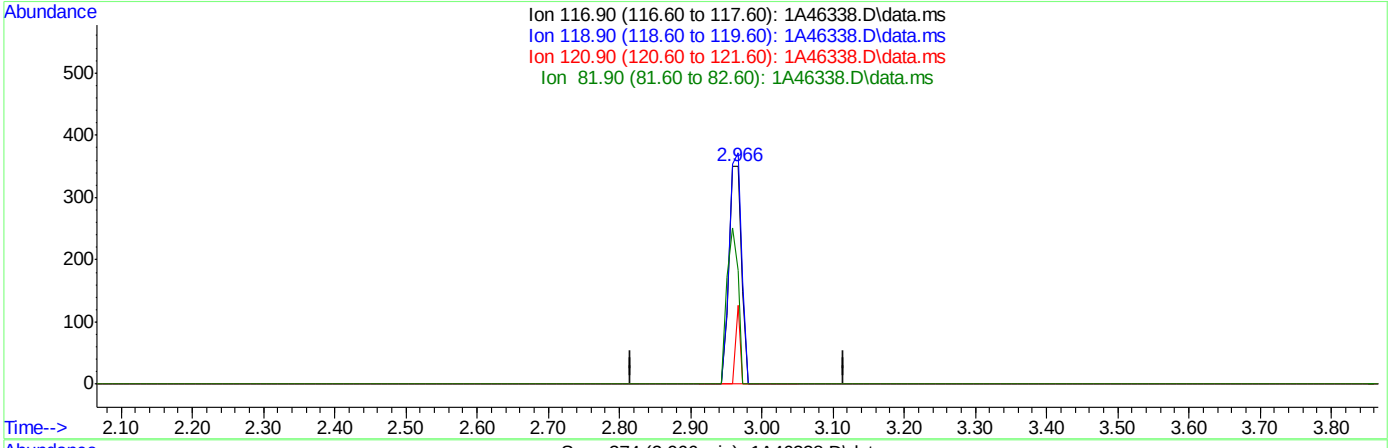

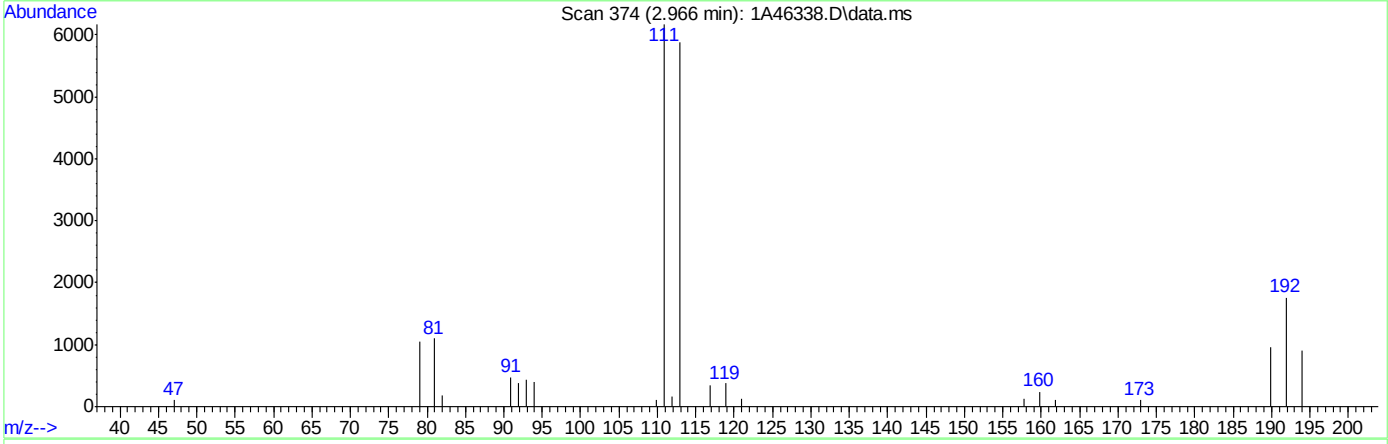

TIC: 1A46338.D\data.ms

(40) Carbon Tetrachloride ( )

2.966min (+0.000) 1.00ug/L m

response 444

Ion	Exp%	Act%
116.90	100	100
118.90	94.40	105.98
120.90	30.80	36.18
81.90	27.10	52.14

Quantitation Report (Qedit)

Data Path : C:\msdchem\1\DATA\05-23-2023\
Data File : 1A46338.D
Acq On : 23 May 2023 10:34 am
Operator : jeniferw
Sample : IC1829-1
Misc : MS54063,V1A1829,,,,,
ALS Vial : 2 Sample Multiplier: 1

Quant Time: May 24 08:42:31 2023
Quant Method : C:\msdchem\1\METHODS\V1A_05-23-2023.M
Quant Title : SW-846 Method 5035A/8260B
QLast Update : Wed May 24 08:32:34 2023
Response via : Initial Calibration

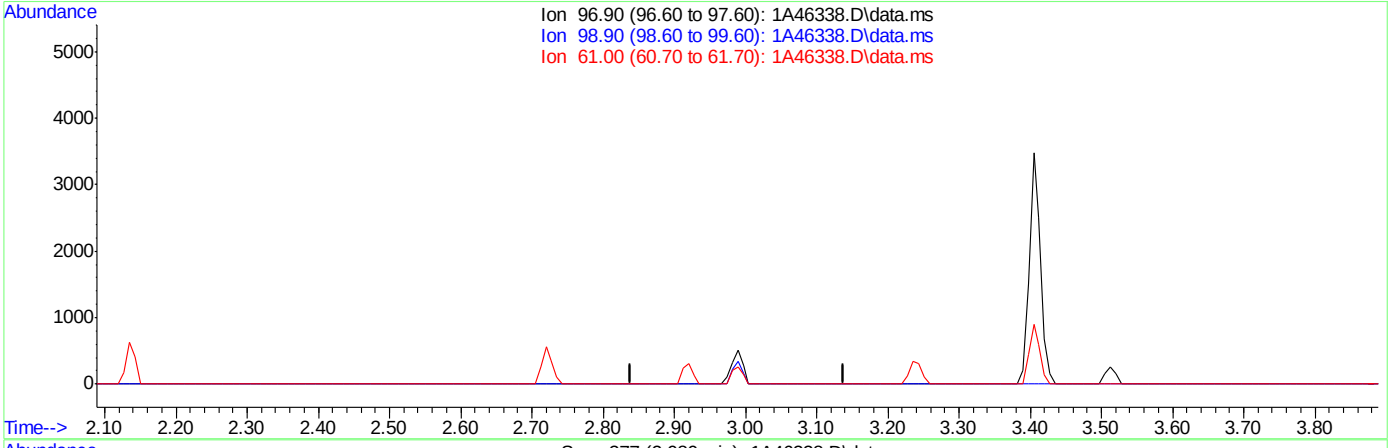

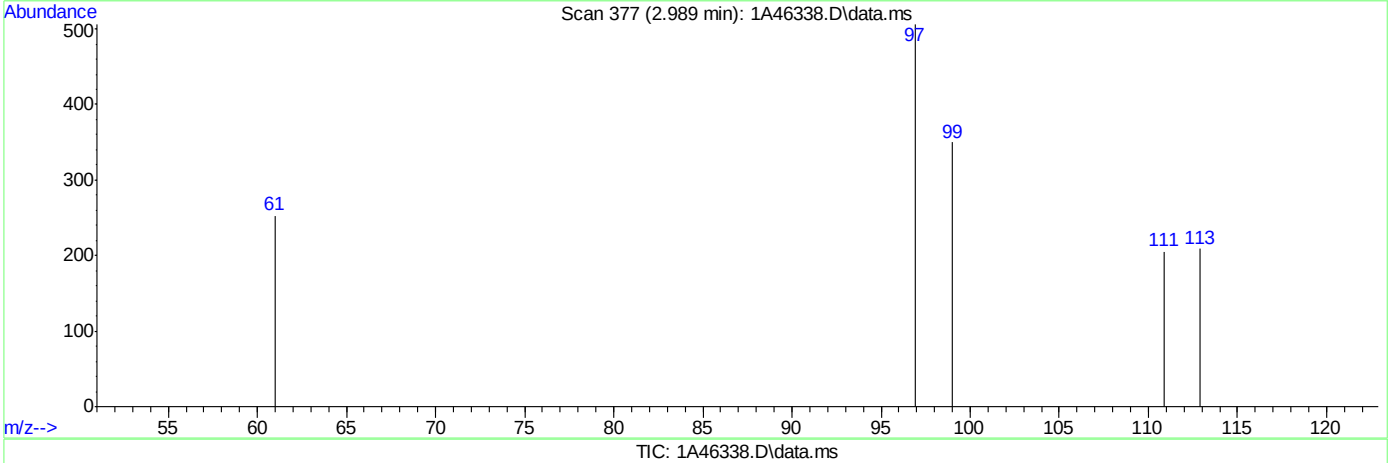

TIC: 1A46338.D\data.ms

(41) 1,1,1-Trichloroethane ( )

2.989min (-2.989) 0.00ug/L

response 0

Ion	Exp%	Act%
96.90	100	0.00
98.90	65.00	0.00#
61.00	54.20	0.00#
0.00	0.00	0.00

Quantitation Report (Qedit)

Data Path : C:\msdchem\1\DATA\05-23-2023\
Data File : 1A46338.D
Acq On : 23 May 2023 10:34 am
Operator : jeniferw
Sample : IC1829-1
Misc : MS54063,V1A1829,,,,,
ALS Vial : 2 Sample Multiplier: 1

Quant Time: May 24 08:42:31 2023
Quant Method : C:\msdchem\1\METHODS\V1A_05-23-2023.M
Quant Title : SW-846 Method 5035A/8260B
QLast Update : Wed May 24 08:32:34 2023
Response via : Initial Calibration

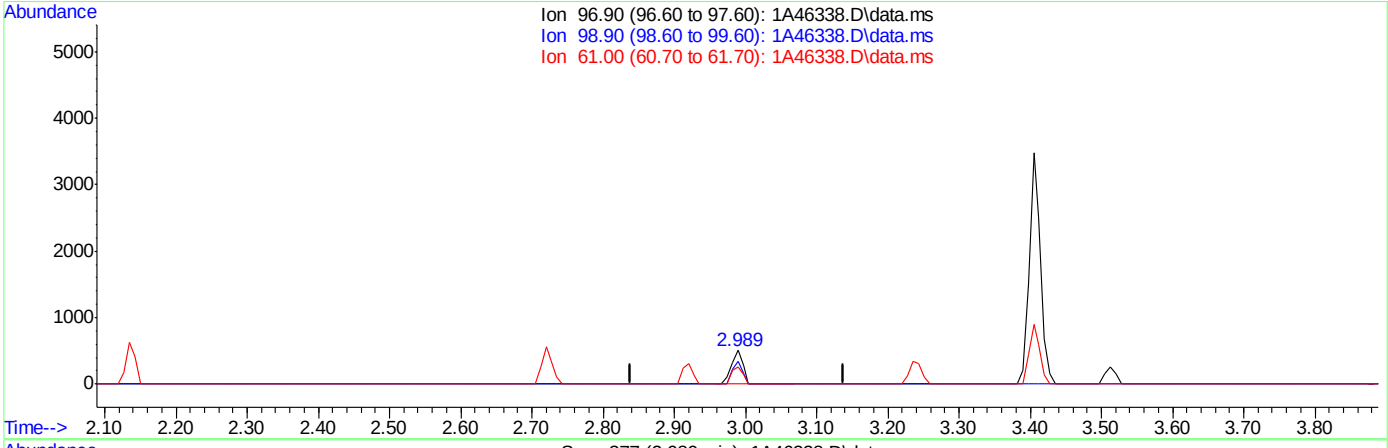

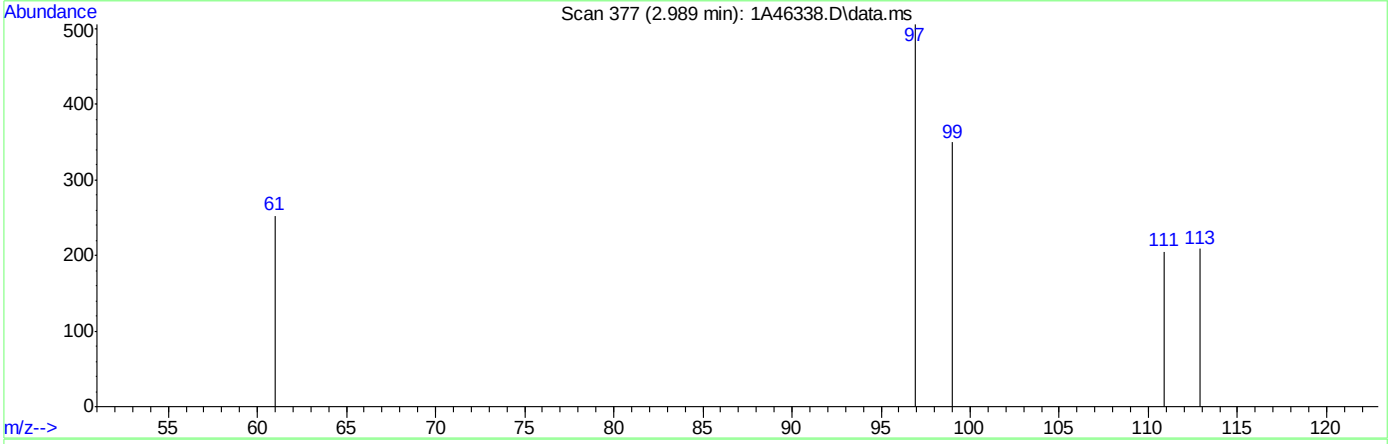

TIC: 1A46338.D\data.ms

(41) 1,1,1-Trichloroethane ( )

2.989min (+0.000) 1.08ug/L m

response 554

Ion	Exp%	Act%
96.90	100	100
98.90	65.00	69.17
61.00	54.20	50.00
0.00	0.00	0.00

Quantitation Report (Qedit)

Data Path : C:\msdchem\1\DATA\05-23-2023\
Data File : 1A46338.D
Acq On : 23 May 2023 10:34 am
Operator : jeniferw
Sample : IC1829-1
Misc : MS54063,V1A1829,,,,,
ALS Vial : 2 Sample Multiplier: 1

Quant Time: May 24 08:42:31 2023
Quant Method : C:\msdchem\1\METHODS\V1A_05-23-2023.M
Quant Title : SW-846 Method 5035A/8260B
QLast Update : Wed May 24 08:32:34 2023
Response via : Initial Calibration

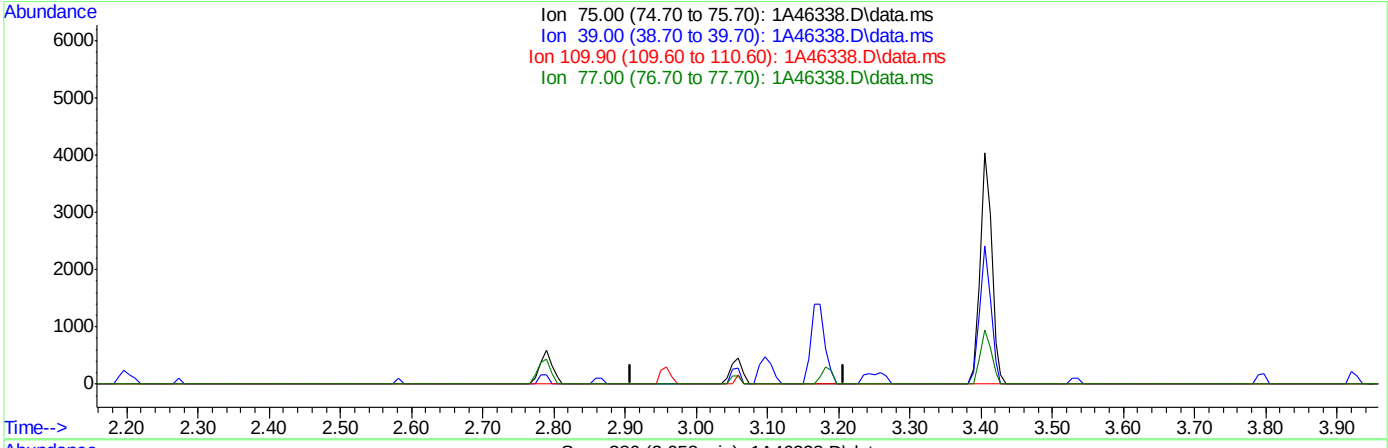

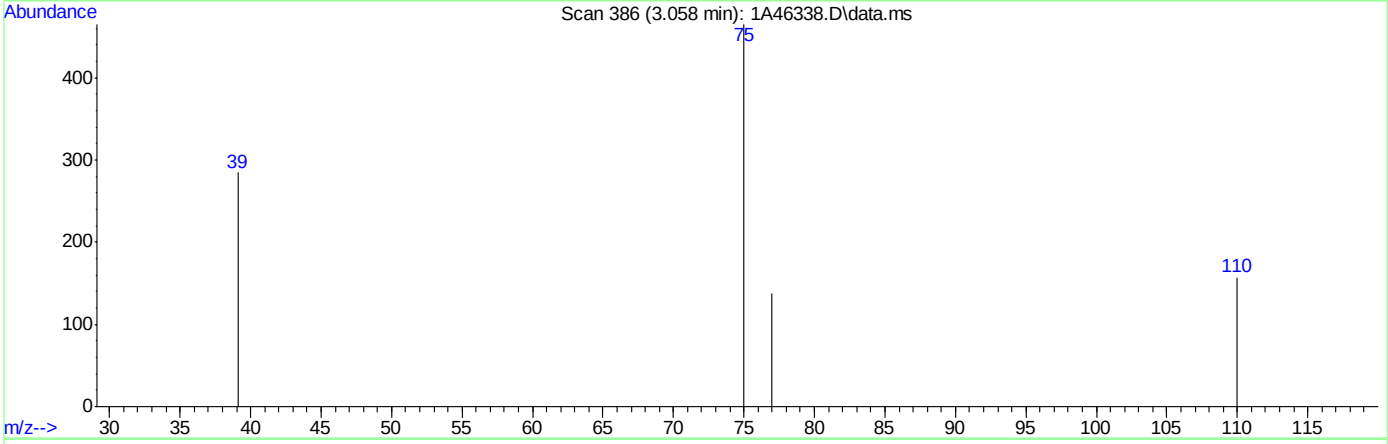

TIC: 1A46338.D\data.ms

(43) 1,1-Dichloropropene

3.058min (-3.058) 0.00ug/L

response 0

Ion	Exp%	Act%
75.00	100	0.00
39.00	65.70	0.00#
109.90	33.30	0.00#
77.00	31.20	0.00#

Quantitation Report (Qedit)

Data Path : C:\msdchem\1\DATA\05-23-2023\
Data File : 1A46338.D
Acq On : 23 May 2023 10:34 am
Operator : jeniferw
Sample : IC1829-1
Misc : MS54063,V1A1829,,,,,
ALS Vial : 2 Sample Multiplier: 1

Quant Time: May 24 08:42:31 2023
Quant Method : C:\msdchem\1\METHODS\V1A_05-23-2023.M
Quant Title : SW-846 Method 5035A/8260B
QLast Update : Wed May 24 08:32:34 2023
Response via : Initial Calibration

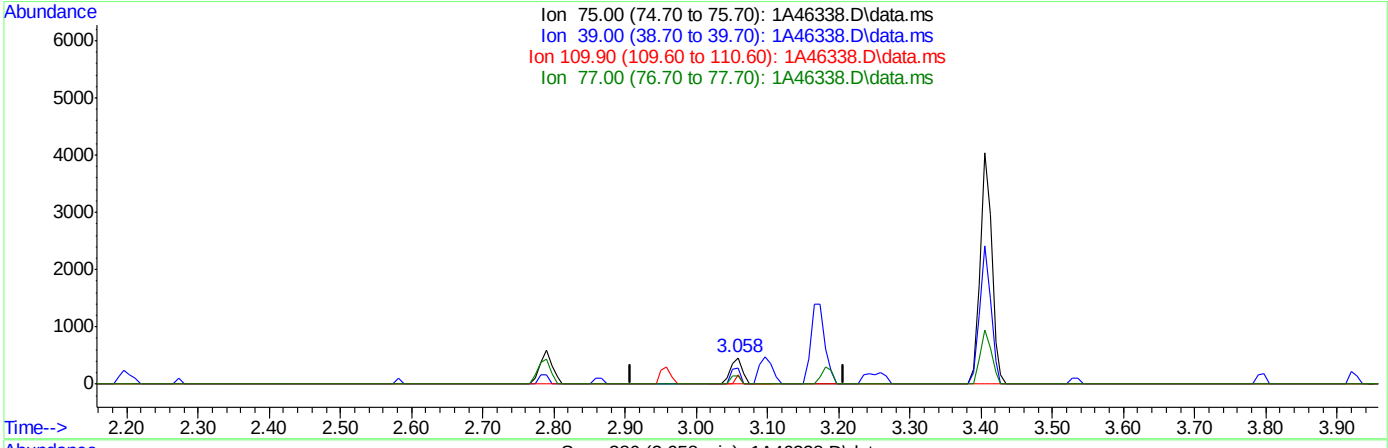

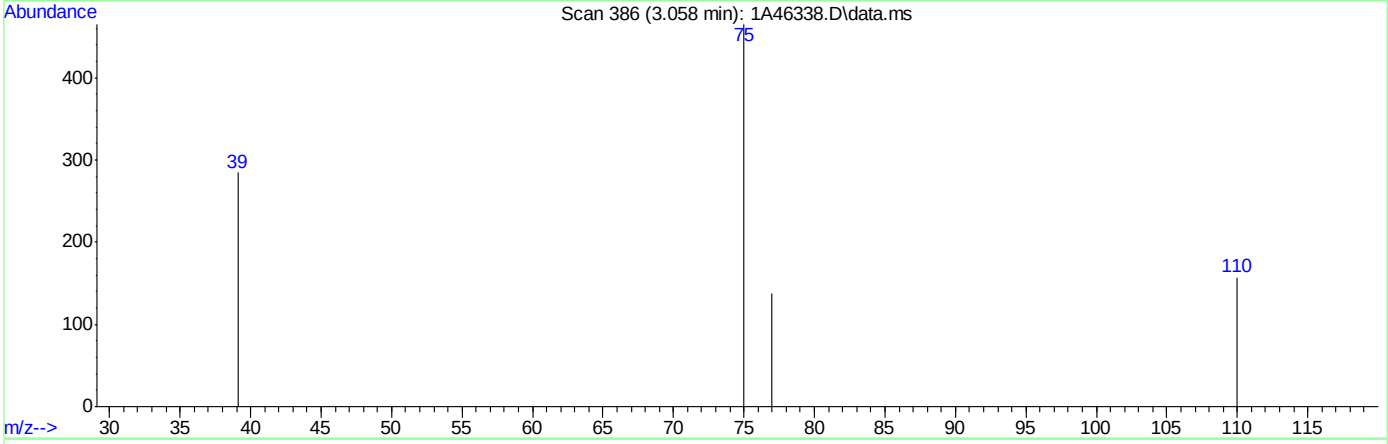

TIC: 1A46338.D\data.ms

(43) 1,1-Dichloropropene

3.058min (+0.000) 1.18ug/L m

response 514

Ion	Exp%	Act%
75.00	100	100
39.00	65.70	61.29
109.90	33.30	33.76
77.00	31.20	29.68

Quantitation Report (Qedit)

Data Path : C:\msdchem\1\DATA\05-23-2023\
Data File : 1A46338.D
Acq On : 23 May 2023 10:34 am
Operator : jeniferw
Sample : IC1829-1
Misc : MS54063,V1A1829,,,,,
ALS Vial : 2 Sample Multiplier: 1

Quant Time: May 24 08:42:31 2023
Quant Method : C:\msdchem\1\METHODS\V1A_05-23-2023.M
Quant Title : SW-846 Method 5035A/8260B
QLast Update : Wed May 24 08:32:34 2023
Response via : Initial Calibration

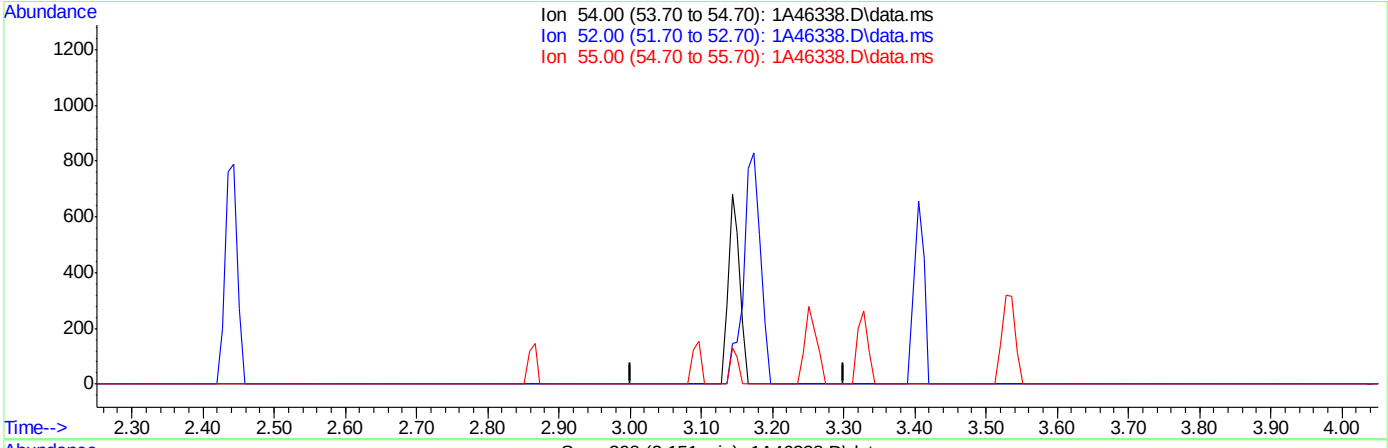

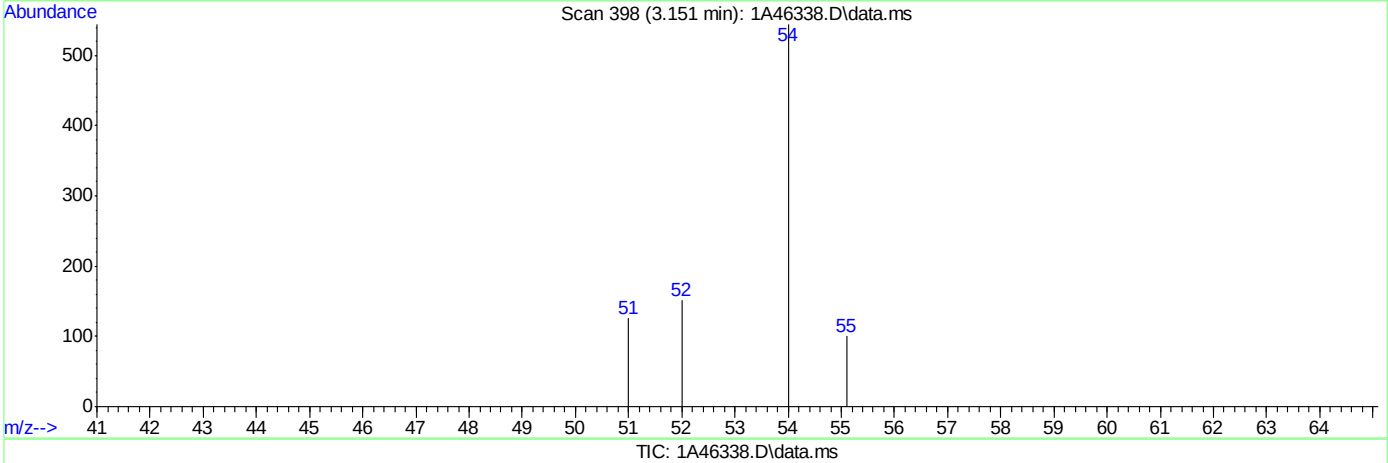

TIC: 1A46338.D\data.ms

(45) Propionitrile

3.151min (-3.151) 0.00ug/L

response 0

Ion	Exp%	Act%
54.00	100	0.00
52.00	20.00	0.00
55.00	17.10	0.00
0.00	0.00	0.00

Quantitation Report (Qedit)

Data Path : C:\msdchem\1\DATA\05-23-2023\
Data File : 1A46338.D
Acq On : 23 May 2023 10:34 am
Operator : jeniferw
Sample : IC1829-1
Misc : MS54063,V1A1829,,,,,
ALS Vial : 2 Sample Multiplier: 1

Quant Time: May 24 08:42:31 2023
Quant Method : C:\msdchem\1\METHODS\V1A_05-23-2023.M
Quant Title : SW-846 Method 5035A/8260B
QLast Update : Wed May 24 08:32:34 2023
Response via : Initial Calibration

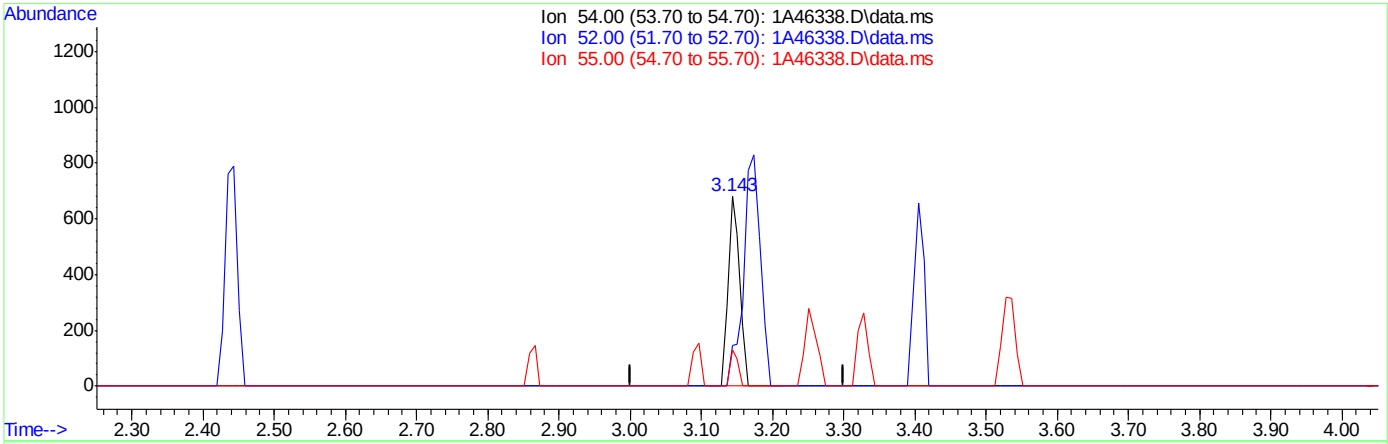

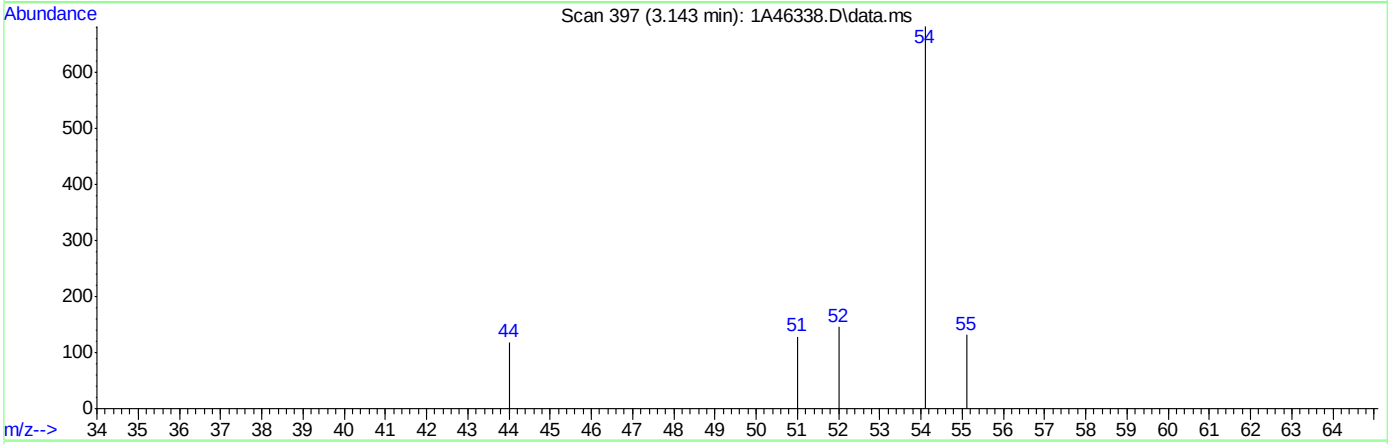

TIC: 1A46338.D\data.ms

(45) Propionitrile

3.143min (-0.008) 11.34ug/L m

response 794

Ion	Exp%	Act%
54.00	100	100
52.00	20.00	21.29
55.00	17.10	19.24
0.00	0.00	0.00

Quantitation Report (Qedit)

Data Path : C:\msdchem\1\DATA\05-23-2023\
Data File : 1A46338.D
Acq On : 23 May 2023 10:34 am
Operator : jeniferw
Sample : IC1829-1
Misc : MS54063,V1A1829,,,,,
ALS Vial : 2 Sample Multiplier: 1

Quant Time: May 24 08:42:31 2023
Quant Method : C:\msdchem\1\METHODS\V1A_05-23-2023.M
Quant Title : SW-846 Method 5035A/8260B
QLast Update : Wed May 24 08:32:34 2023
Response via : Initial Calibration

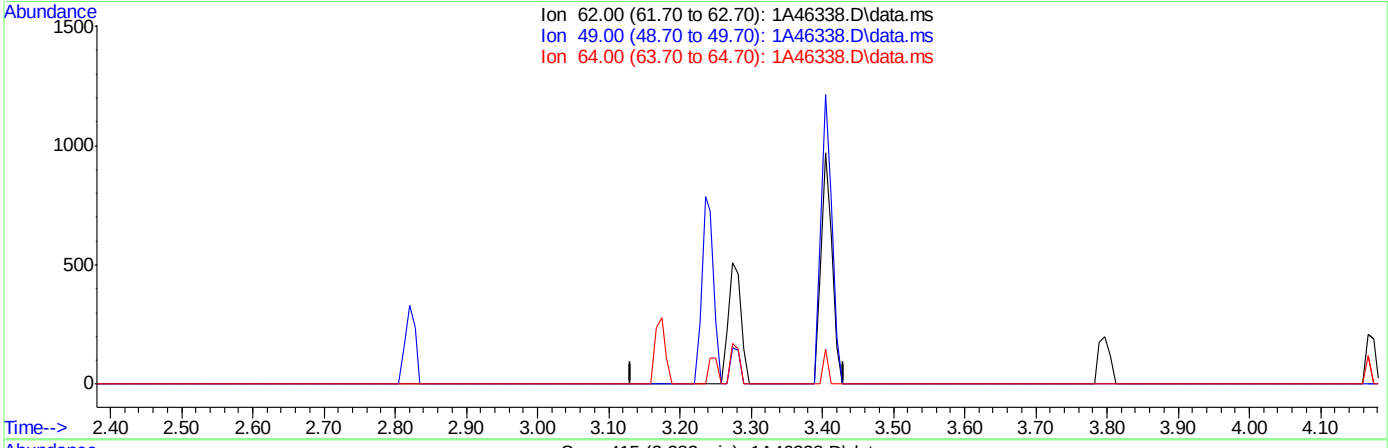

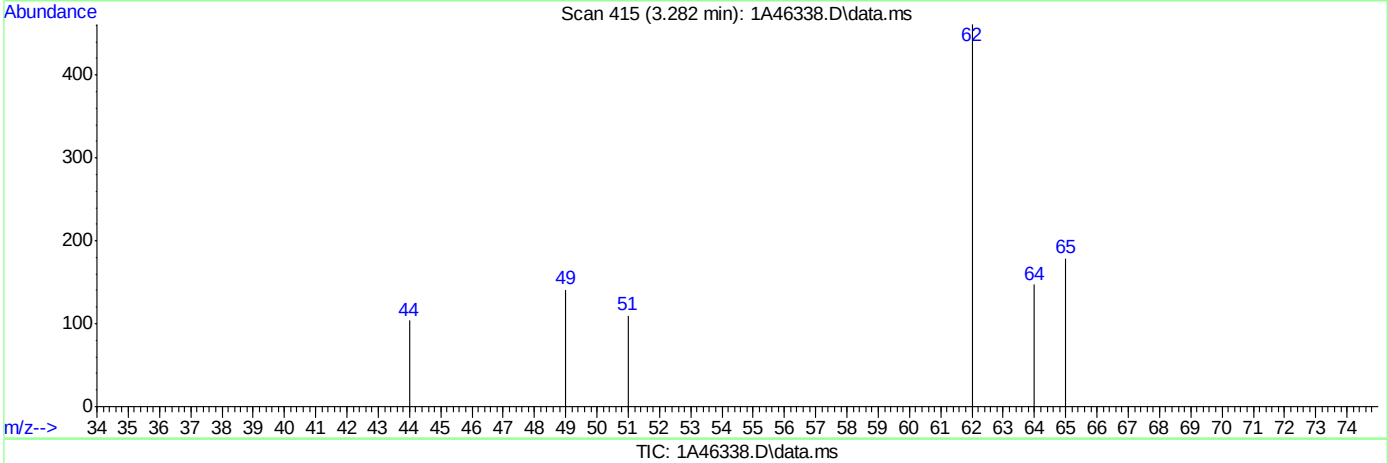

TIC: 1A46338.D\data.ms

(50) 1,2-Dichloroethane ( )

3.281min (-3.281) 0.00ug/L

response 0

Ion	Exp%	Act%
62.00	100	0.00
49.00	34.10	0.00#
64.00	30.20	0.00#
0.00	0.00	0.00

Quantitation Report (Qedit)

Data Path : C:\msdchem\1\DATA\05-23-2023\
Data File : 1A46338.D
Acq On : 23 May 2023 10:34 am
Operator : jeniferw
Sample : IC1829-1
Misc : MS54063,V1A1829,,,,,
ALS Vial : 2 Sample Multiplier: 1

Quant Time: May 24 08:42:31 2023
Quant Method : C:\msdchem\1\METHODS\V1A_05-23-2023.M
Quant Title : SW-846 Method 5035A/8260B
QLast Update : Wed May 24 08:32:34 2023
Response via : Initial Calibration

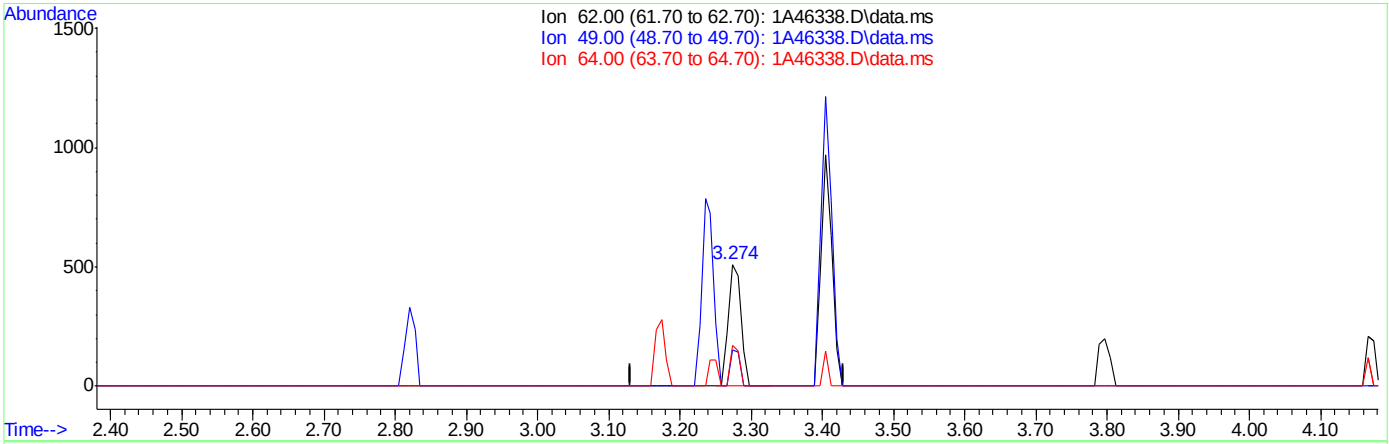

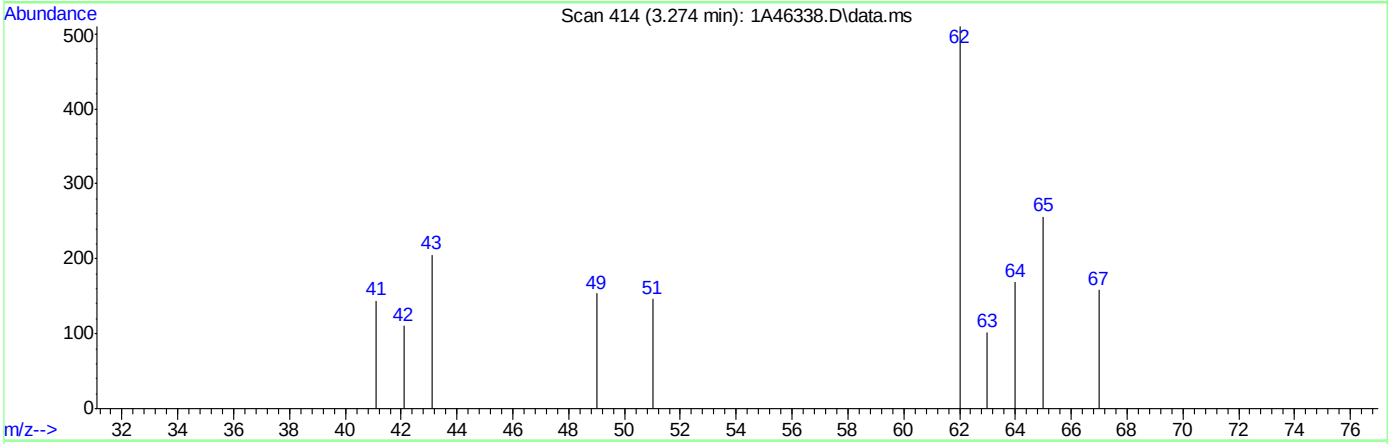

TIC: 1A46338.D\data.ms

(50) 1,2-Dichloroethane ( )

3.274min (-0.007) 1.19ug/L m

response 617

Ion	Exp%	Act%
62.00	100	100
49.00	34.10	30.20
64.00	30.20	33.14
0.00	0.00	0.00

Quantitation Report (Qedit)

Data Path : C:\msdchem\1\DATA\05-23-2023\
Data File : 1A46338.D
Acq On : 23 May 2023 10:34 am
Operator : jeniferw
Sample : IC1829-1
Misc : MS54063,V1A1829,,,,,
ALS Vial : 2 Sample Multiplier: 1

Quant Time: May 24 08:42:31 2023
Quant Method : C:\msdchem\1\METHODS\V1A_05-23-2023.M
Quant Title : SW-846 Method 5035A/8260B
QLast Update : Wed May 24 08:32:34 2023
Response via : Initial Calibration

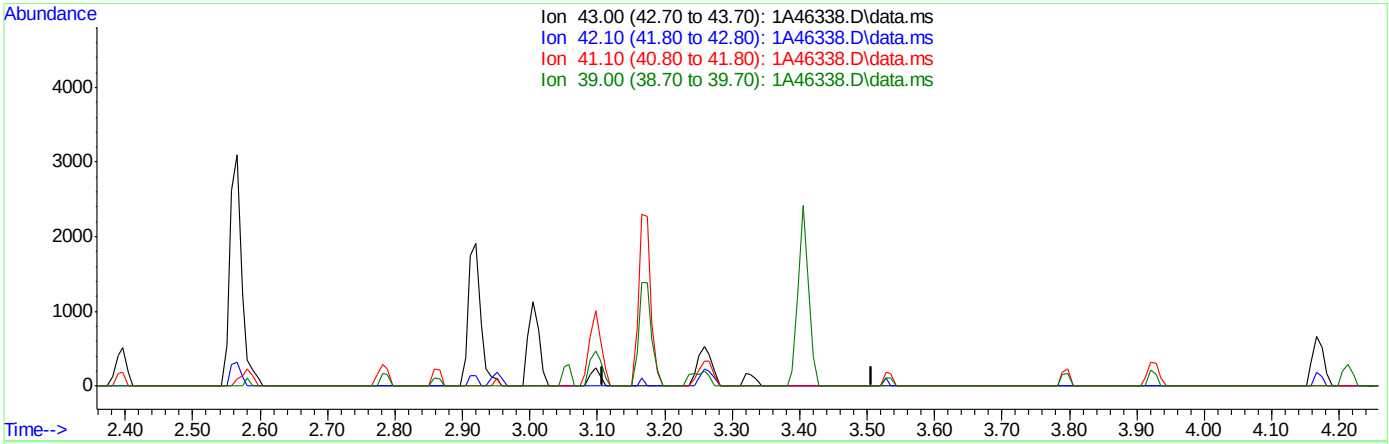

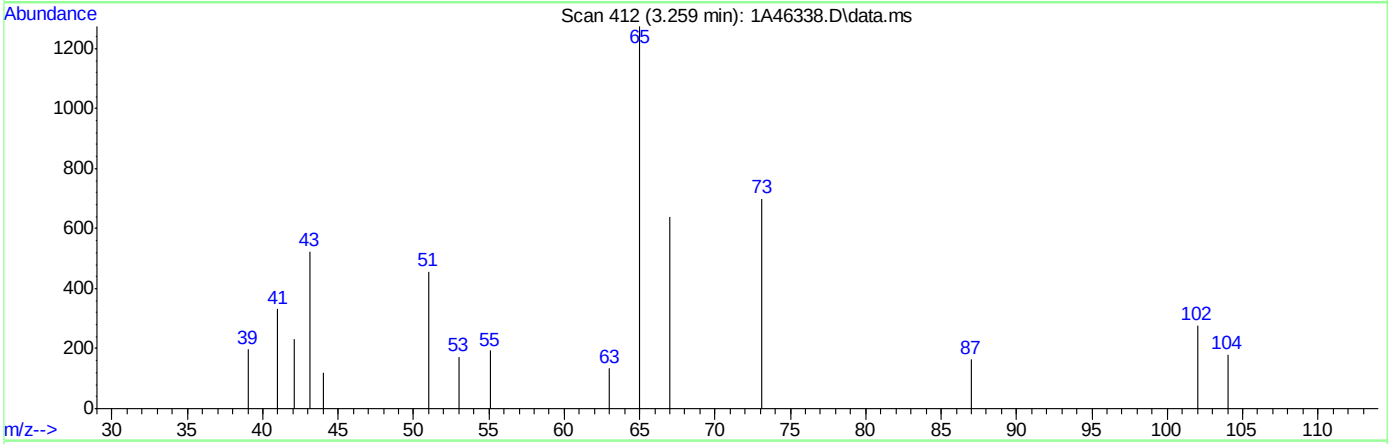

TIC: 1A46338.D\data.ms

(51) Isobutyl Alcohol

3.258min (-3.258) 0.00ug/L

response 0

Ion	Exp%	Act%
43.00	100	0.00
42.10	55.50	0.00
41.10	67.50	0.00
39.00	22.00	0.00

Quantitation Report (Qedit)

Data Path : C:\msdchem\1\DATA\05-23-2023\
Data File : 1A46338.D
Acq On : 23 May 2023 10:34 am
Operator : jeniferw
Sample : IC1829-1
Misc : MS54063,V1A1829,,,,,
ALS Vial : 2 Sample Multiplier: 1

Quant Time: May 24 08:42:31 2023
Quant Method : C:\msdchem\1\METHODS\V1A_05-23-2023.M
Quant Title : SW-846 Method 5035A/8260B
QLast Update : Wed May 24 08:32:34 2023
Response via : Initial Calibration

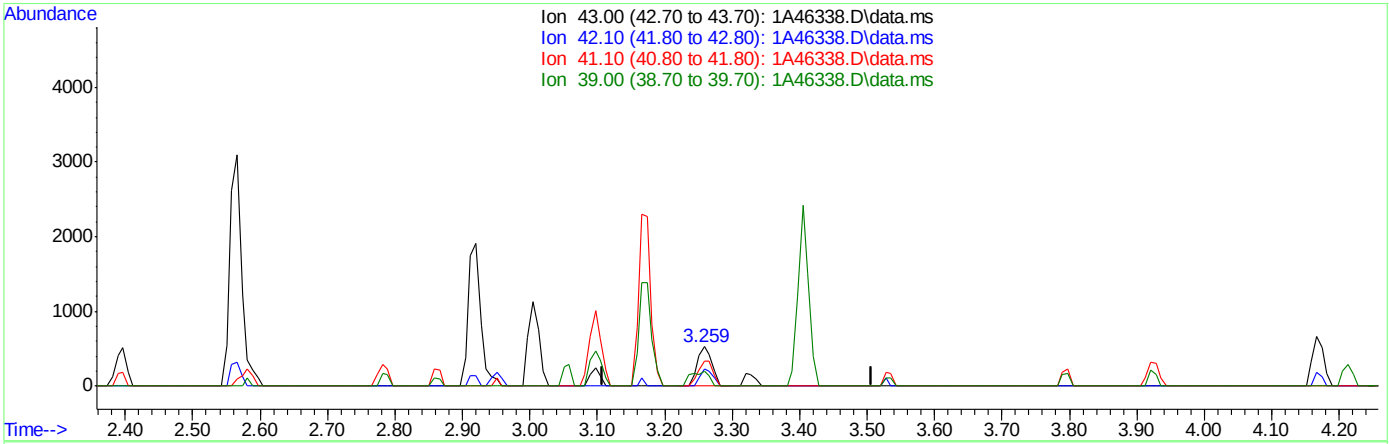

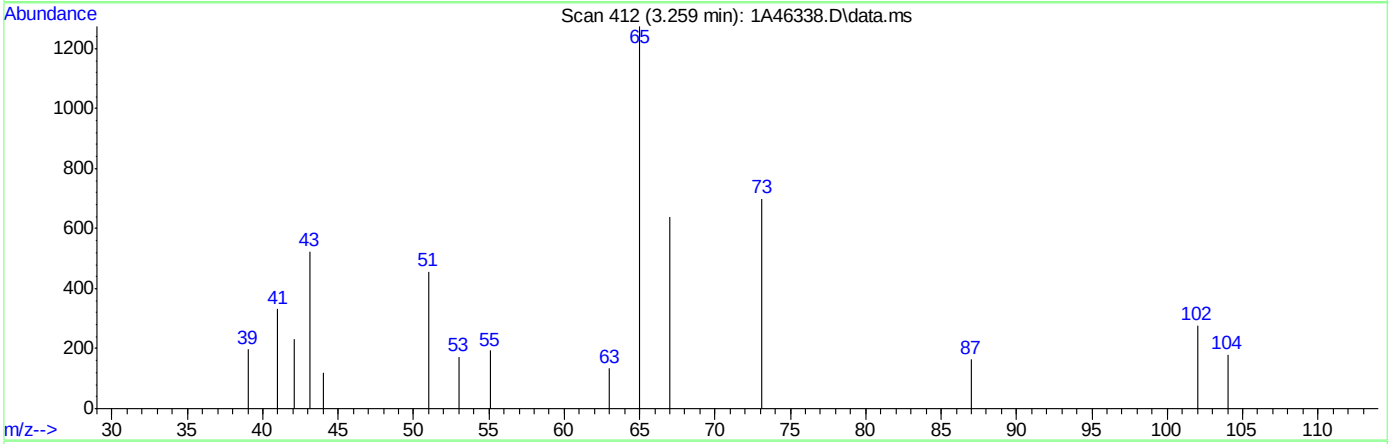

TIC: 1A46338.D\data.ms

(51) Isobutyl Alcohol

3.259min (+0.001) 22.66ug/L m

response 797

Ion	Exp%	Act%
43.00	100	100
42.10	55.50	44.08
41.10	67.50	63.36
39.00	22.00	37.98

Quantitation Report (Qedit)

Data Path : C:\msdchem\1\DATA\05-23-2023\
Data File : 1A46338.D
Acq On : 23 May 2023 10:34 am
Operator : jeniferw
Sample : IC1829-1
Misc : MS54063,V1A1829,,,,,
ALS Vial : 2 Sample Multiplier: 1

Quant Time: May 24 08:42:31 2023
Quant Method : C:\msdchem\1\METHODS\V1A_05-23-2023.M
Quant Title : SW-846 Method 5035A/8260B
QLast Update : Wed May 24 08:32:34 2023
Response via : Initial Calibration

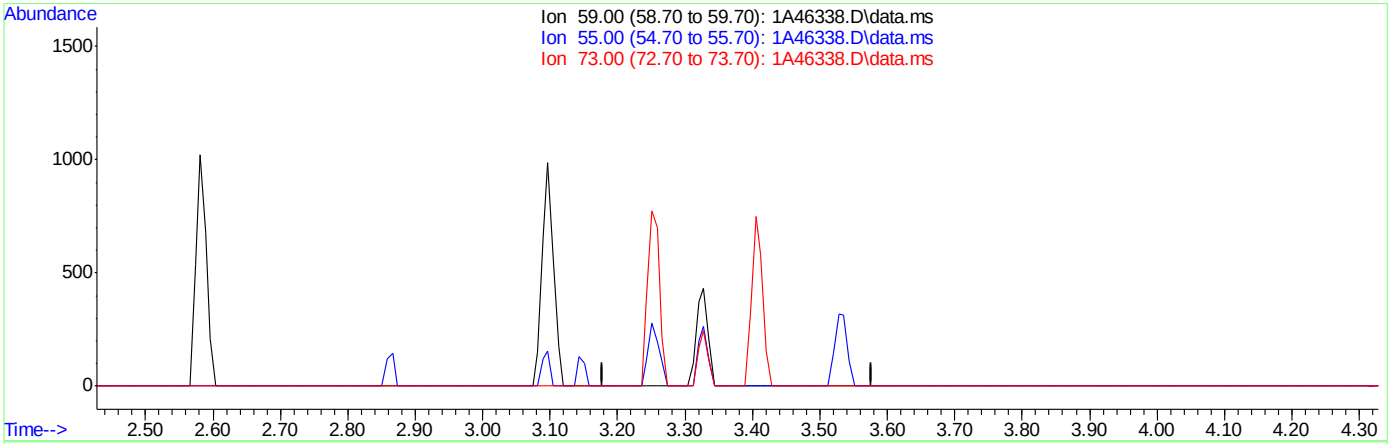

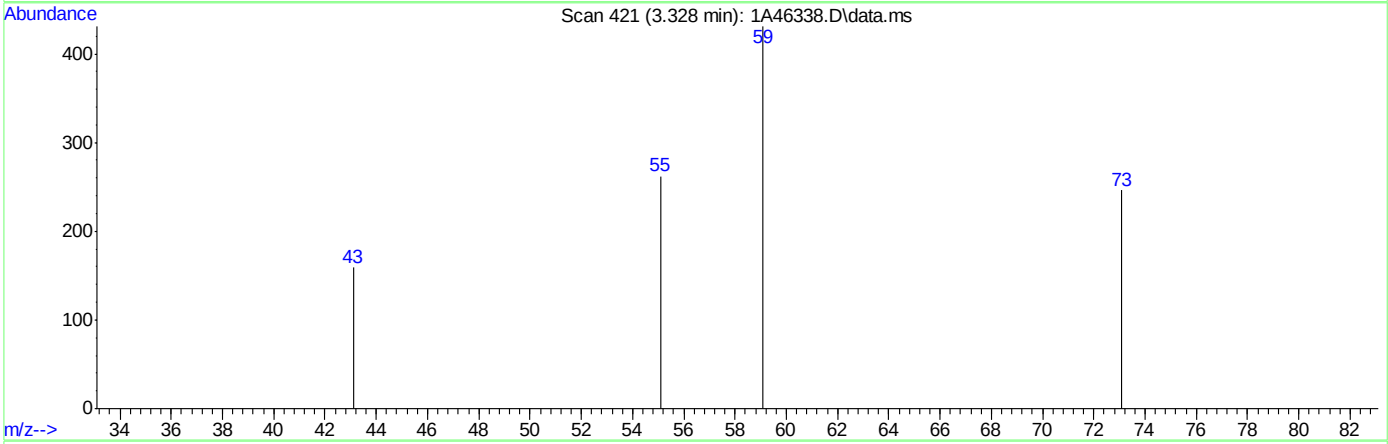

TIC: 1A46338.D\data.ms

(52) Tert Amyl Alcohol

3.328min (-3.328) 0.00ug/L

response 0

Ion	Exp%	Act%
59.00	100	0.00
55.00	64.70	0.00#
73.00	47.30	0.00#
0.00	0.00	0.00

Quantitation Report (Qedit)

Data Path : C:\msdchem\1\DATA\05-23-2023\
Data File : 1A46338.D
Acq On : 23 May 2023 10:34 am
Operator : jeniferw
Sample : IC1829-1
Misc : MS54063,V1A1829,,,,,
ALS Vial : 2 Sample Multiplier: 1

Quant Time: May 24 08:42:31 2023
Quant Method : C:\msdchem\1\METHODS\V1A_05-23-2023.M
Quant Title : SW-846 Method 5035A/8260B
QLast Update : Wed May 24 08:32:34 2023
Response via : Initial Calibration

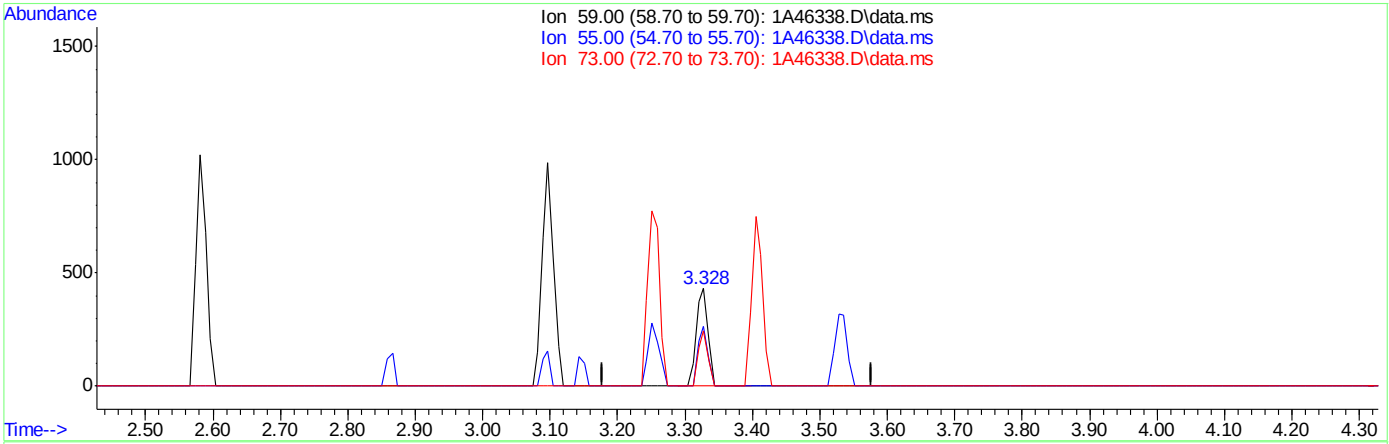

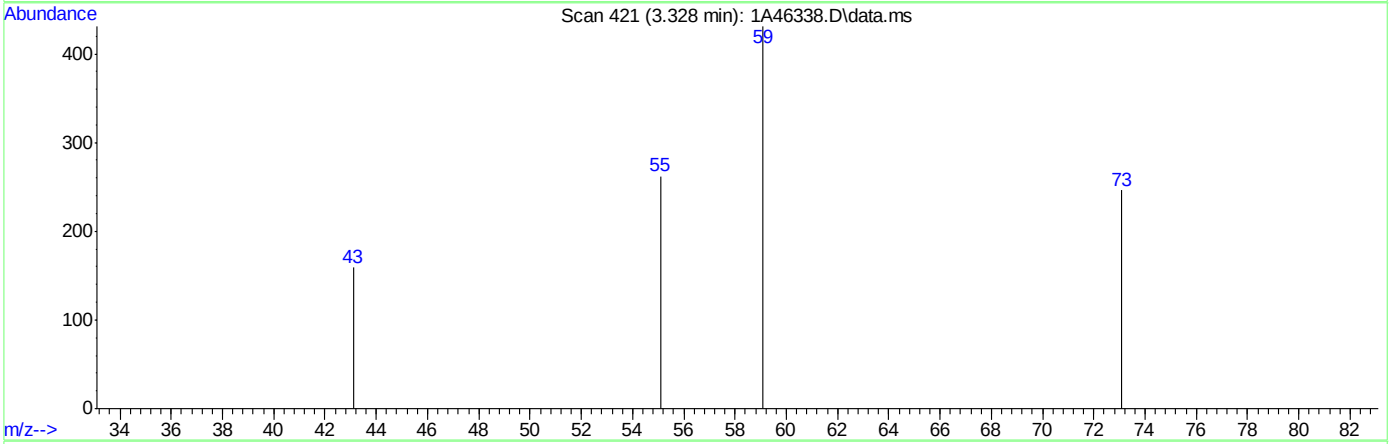

TIC: 1A46338.D\data.ms

(52) Tert Amyl Alcohol

3.328min (-0.000) 9.98ug/L m

response 511

Ion	Exp%	Act%
59.00	100	100
55.00	64.70	60.79
73.00	47.30	57.08
0.00	0.00	0.00

Quantitation Report (Qedit)

Data Path : C:\msdchem\1\DATA\05-23-2023\
Data File : 1A46338.D
Acq On : 23 May 2023 10:34 am
Operator : jeniferw
Sample : IC1829-1
Misc : MS54063,V1A1829,,,,,
ALS Vial : 2 Sample Multiplier: 1

Quant Time: May 24 08:42:31 2023
Quant Method : C:\msdchem\1\METHODS\V1A_05-23-2023.M
Quant Title : SW-846 Method 5035A/8260B
QLast Update : Wed May 24 08:32:34 2023
Response via : Initial Calibration

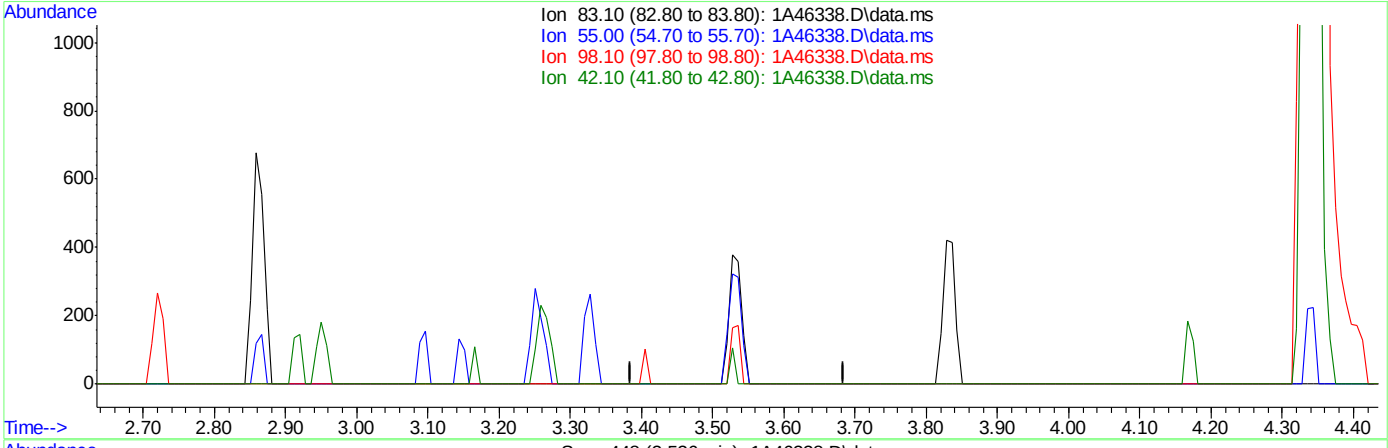

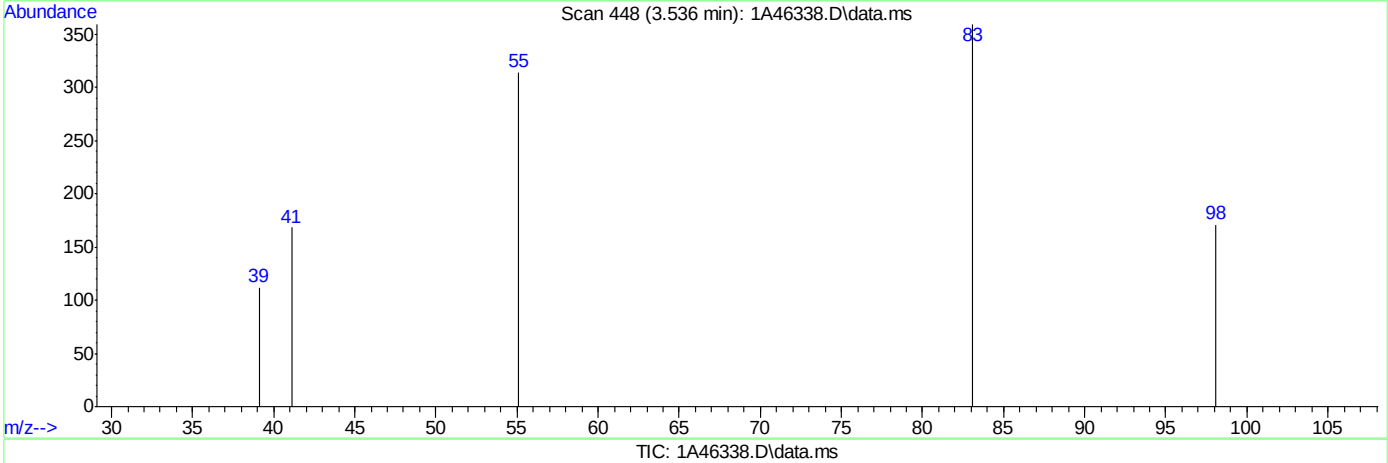

TIC: 1A46338.D\data.ms

(54) Methylcyclohexane

3.535min (-3.535) 0.00ug/L

response 0

Ion	Exp%	Act%
83.10	100	0.00
55.00	117.90	0.00#
98.10	43.00	0.00#
42.10	35.90	0.00#

Quantitation Report (Qedit)

Data Path : C:\msdchem\1\DATA\05-23-2023\
Data File : 1A46338.D
Acq On : 23 May 2023 10:34 am
Operator : jeniferw
Sample : IC1829-1
Misc : MS54063,V1A1829,,,,,
ALS Vial : 2 Sample Multiplier: 1

Quant Time: May 24 08:42:31 2023
Quant Method : C:\msdchem\1\METHODS\V1A_05-23-2023.M
Quant Title : SW-846 Method 5035A/8260B
QLast Update : Wed May 24 08:32:34 2023
Response via : Initial Calibration

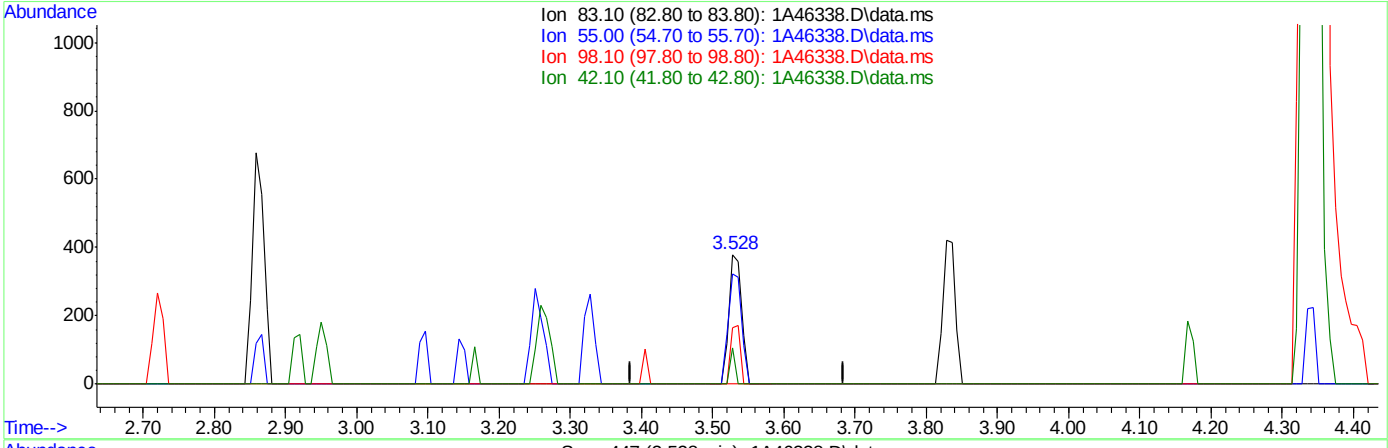

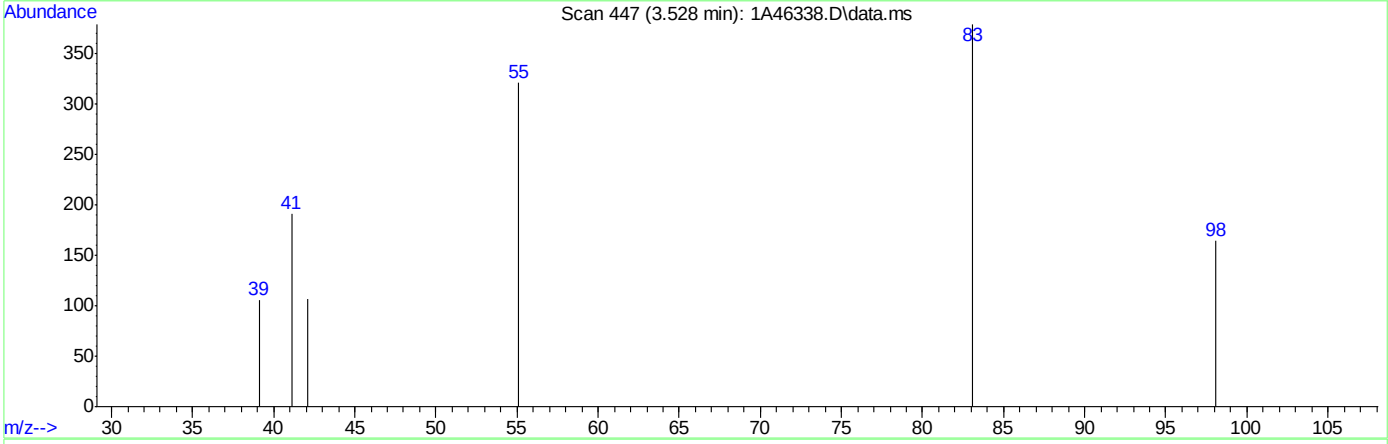

TIC: 1A46338.D\data.ms

(54) Methylcyclohexane

3.528min (-0.007) 0.89ug/L m

response 461

Ion	Exp%	Act%
83.10	100	100
55.00	117.90	84.70#
98.10	43.00	43.27
42.10	35.90	28.23

Quantitation Report (Qedit)

Data Path : C:\msdchem\1\DATA\05-23-2023\
Data File : 1A46338.D
Acq On : 23 May 2023 10:34 am
Operator : jeniferw
Sample : IC1829-1
Misc : MS54063,V1A1829,,,,,
ALS Vial : 2 Sample Multiplier: 1

Quant Time: May 24 08:42:31 2023
Quant Method : C:\msdchem\1\METHODS\V1A_05-23-2023.M
Quant Title : SW-846 Method 5035A/8260B
QLast Update : Wed May 24 08:32:34 2023
Response via : Initial Calibration

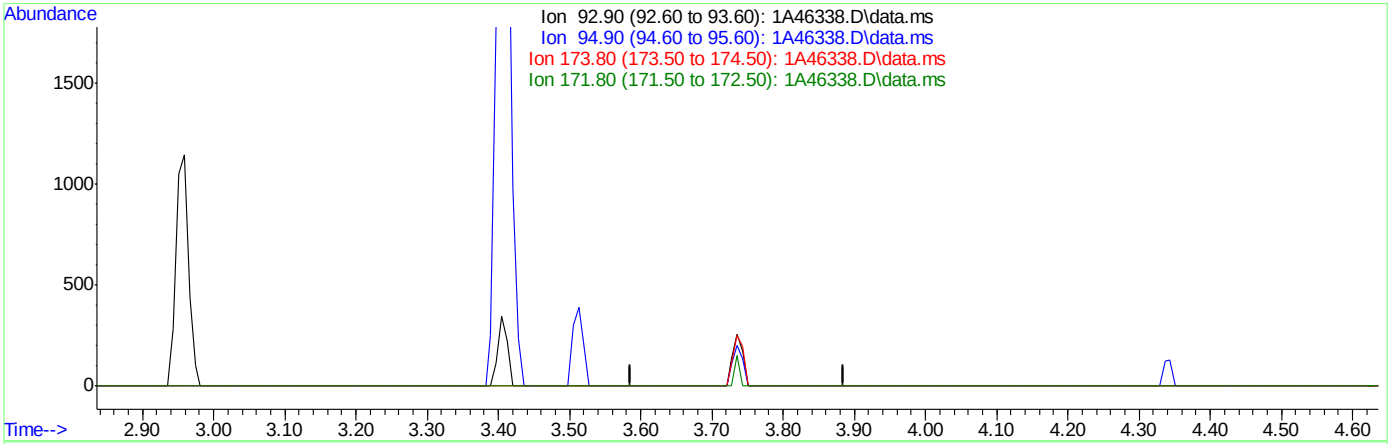

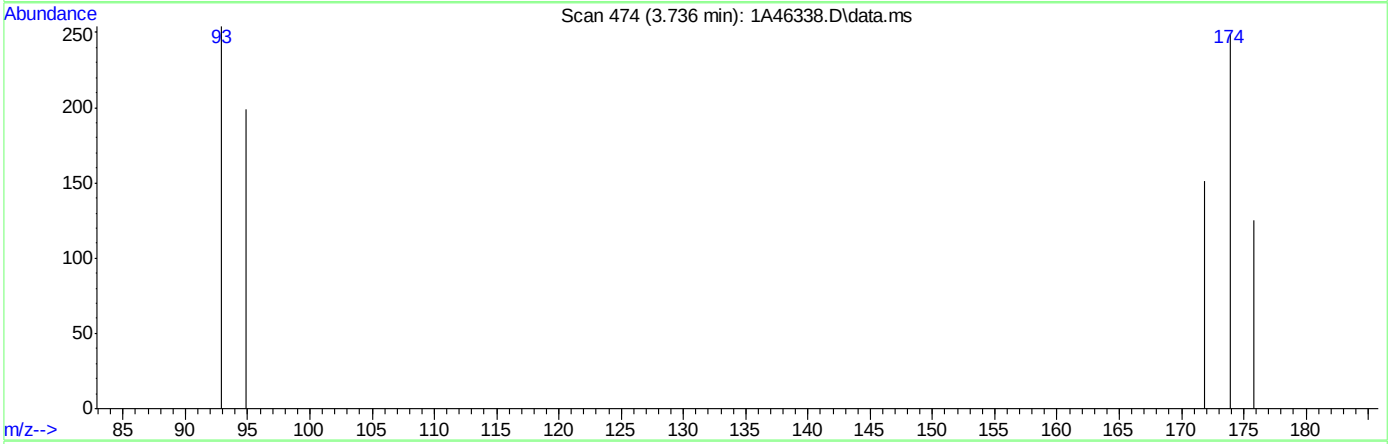

TIC: 1A46338.D\data.ms

(55) Dibromomethane

3.736min (-3.736) 0.00ug/L

response 0

Ion	Exp%	Act%
92.90	100	0.00
94.90	83.00	0.00#
173.80	112.10	0.00#
171.80	55.80	0.00#

Quantitation Report (Qedit)

Data Path : C:\msdchem\1\DATA\05-23-2023\
Data File : 1A46338.D
Acq On : 23 May 2023 10:34 am
Operator : jeniferw
Sample : IC1829-1
Misc : MS54063,V1A1829,,,,,
ALS Vial : 2 Sample Multiplier: 1

Quant Time: May 24 08:42:31 2023
Quant Method : C:\msdchem\1\METHODS\V1A_05-23-2023.M
Quant Title : SW-846 Method 5035A/8260B
QLast Update : Wed May 24 08:32:34 2023
Response via : Initial Calibration

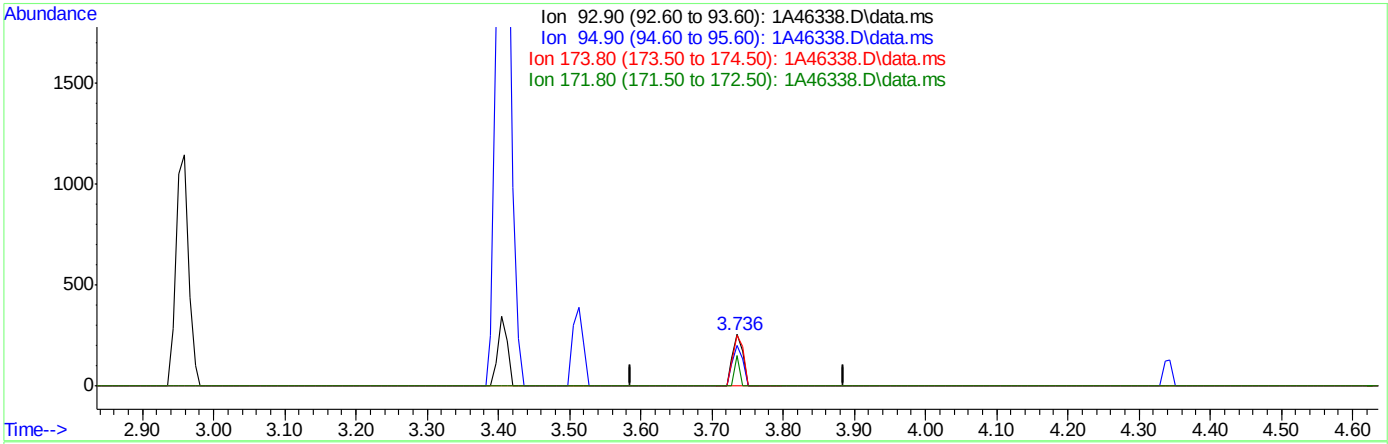

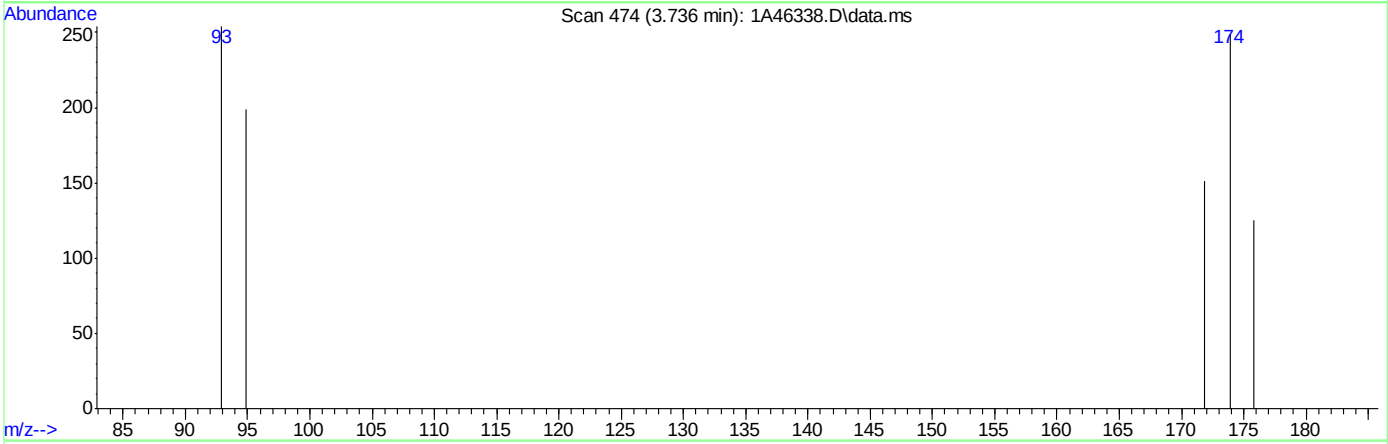

TIC: 1A46338.D\data.ms

(55) Dibromomethane

3.736min (-0.000) 1.13ug/L m

response 259

Ion	Exp%	Act%
92.90	100	100
94.90	83.00	78.35
173.80	112.10	98.03
171.80	55.80	59.45

Quantitation Report (Qedit)

Data Path : C:\msdchem\1\DATA\05-23-2023\
Data File : 1A46338.D
Acq On : 23 May 2023 10:34 am
Operator : jeniferw
Sample : IC1829-1
Misc : MS54063,V1A1829,,,,,
ALS Vial : 2 Sample Multiplier: 1

Quant Time: May 24 08:42:31 2023
Quant Method : C:\msdchem\1\METHODS\V1A_05-23-2023.M
Quant Title : SW-846 Method 5035A/8260B
QLast Update : Wed May 24 08:32:34 2023
Response via : Initial Calibration

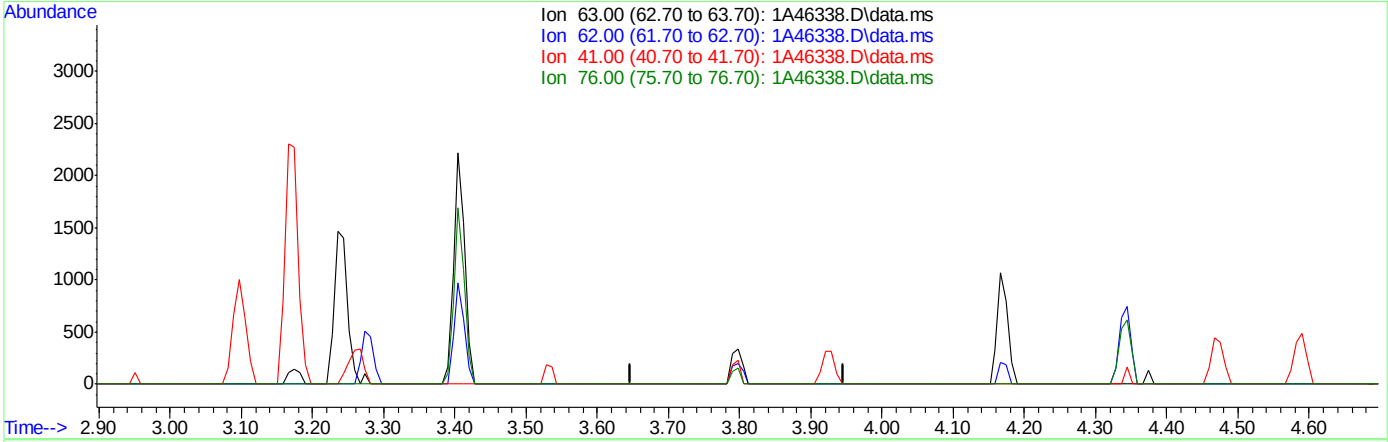

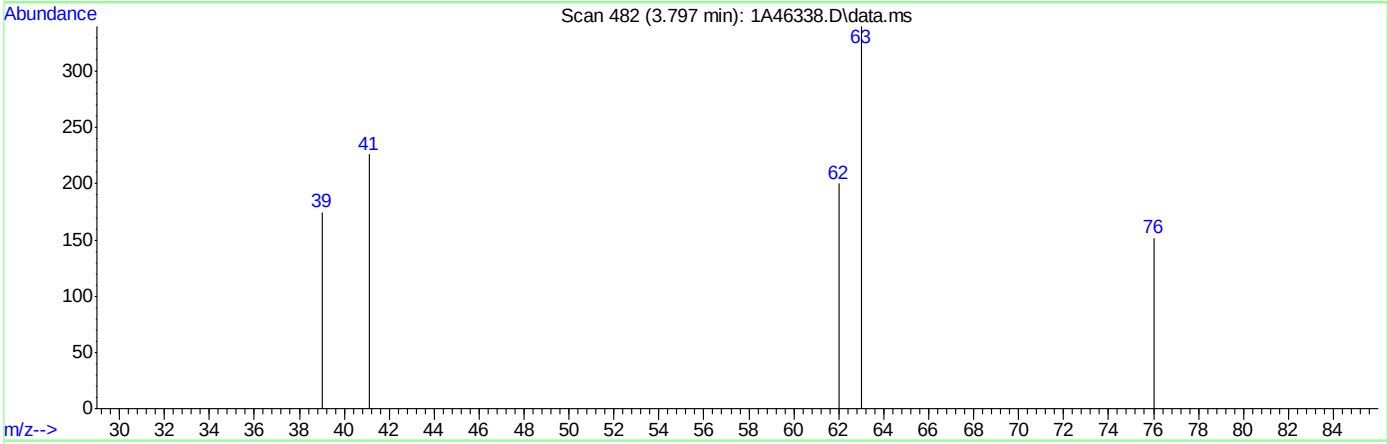

TIC: 1A46338.D\data.ms

(56) 1,2-Dichloropropane (C)

3.797min (-3.797) 0.00ug/L

response 0

Ion	Exp%	Act%
63.00	100	0.00
62.00	73.10	0.00#
41.00	54.50	0.00#
76.00	34.40	0.00#

Quantitation Report (Qedit)

Data Path : C:\msdchem\1\DATA\05-23-2023\
Data File : 1A46338.D
Acq On : 23 May 2023 10:34 am
Operator : jeniferw
Sample : IC1829-1
Misc : MS54063,V1A1829,,,,,
ALS Vial : 2 Sample Multiplier: 1

Quant Time: May 24 08:42:31 2023
Quant Method : C:\msdchem\1\METHODS\V1A_05-23-2023.M
Quant Title : SW-846 Method 5035A/8260B
QLast Update : Wed May 24 08:32:34 2023
Response via : Initial Calibration

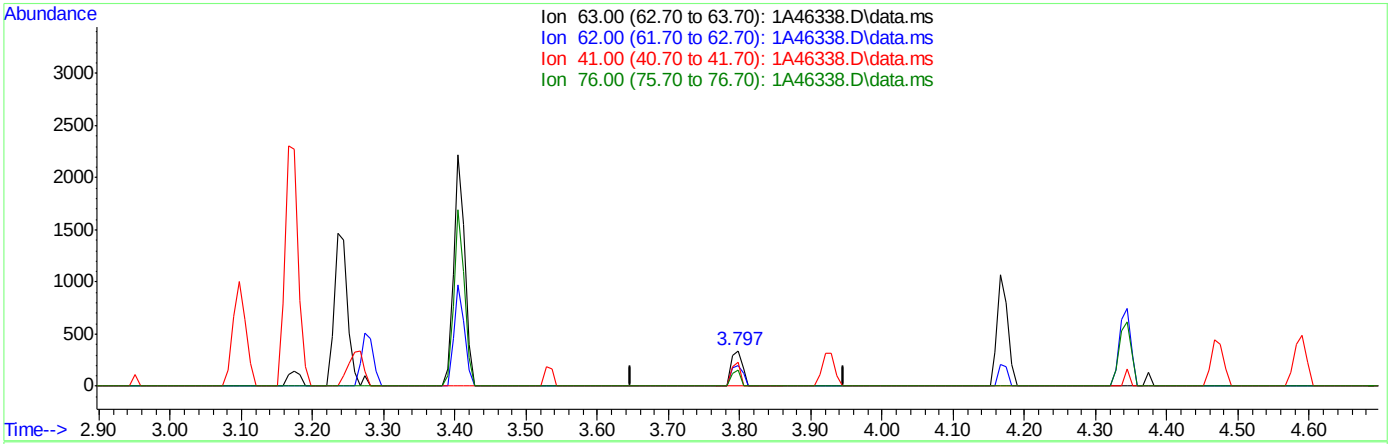

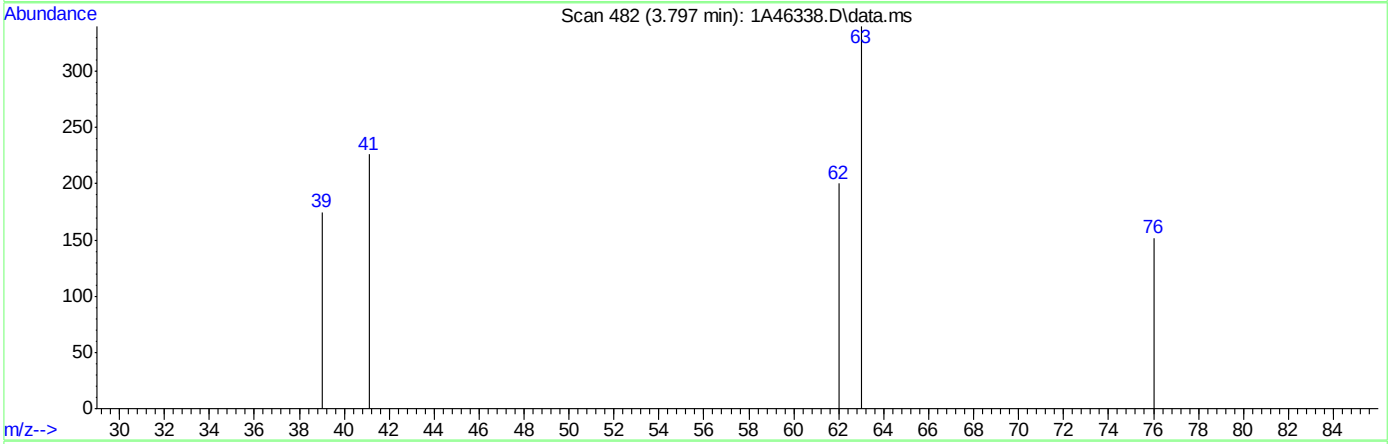

TIC: 1A46338.D\data.ms

(56) 1,2-Dichloropropane (C)

3.797min (+0.000) 1.08ug/L m

response 366

Ion	Exp%	Act%
63.00	100	100
62.00	73.10	58.82
41.00	54.50	66.47
76.00	34.40	44.71

Quantitation Report (Qedit)

Data Path : C:\msdchem\1\DATA\05-23-2023\
Data File : 1A46338.D
Acq On : 23 May 2023 10:34 am
Operator : jeniferw
Sample : IC1829-1
Misc : MS54063,V1A1829,,,,,
ALS Vial : 2 Sample Multiplier: 1

Quant Time: May 24 08:42:31 2023
Quant Method : C:\msdchem\1\METHODS\V1A_05-23-2023.M
Quant Title : SW-846 Method 5035A/8260B
QLast Update : Wed May 24 08:32:34 2023
Response via : Initial Calibration

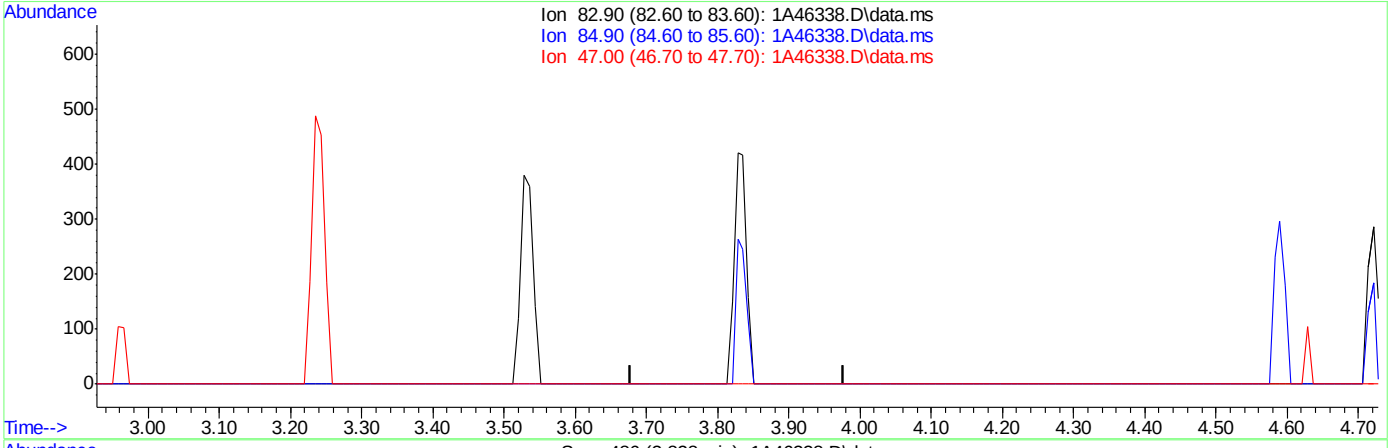

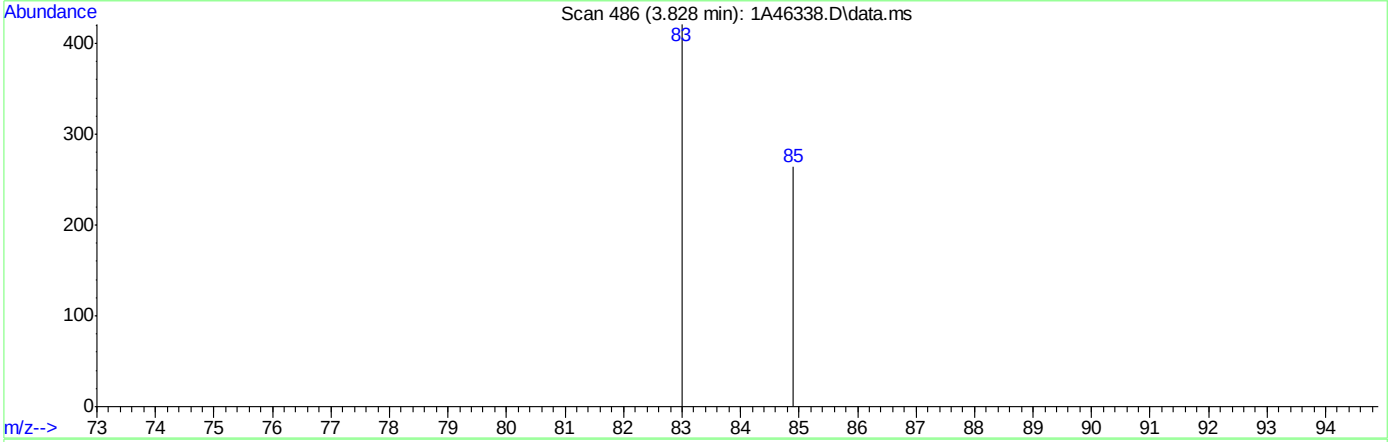

TIC: 1A46338.D\data.ms

(57) Bromodichloromethane

3.828min (-3.828) 0.00ug/L

response 0

Ion	Exp%	Act%
82.90	100	0.00
84.90	63.60	0.00#
47.00	24.80	0.00#
0.00	0.00	0.00

Quantitation Report (Qedit)

Data Path : C:\msdchem\1\DATA\05-23-2023\
Data File : 1A46338.D
Acq On : 23 May 2023 10:34 am
Operator : jeniferw
Sample : IC1829-1
Misc : MS54063,V1A1829,,,,,
ALS Vial : 2 Sample Multiplier: 1

Quant Time: May 24 08:42:31 2023
Quant Method : C:\msdchem\1\METHODS\V1A_05-23-2023.M
Quant Title : SW-846 Method 5035A/8260B
QLast Update : Wed May 24 08:32:34 2023
Response via : Initial Calibration

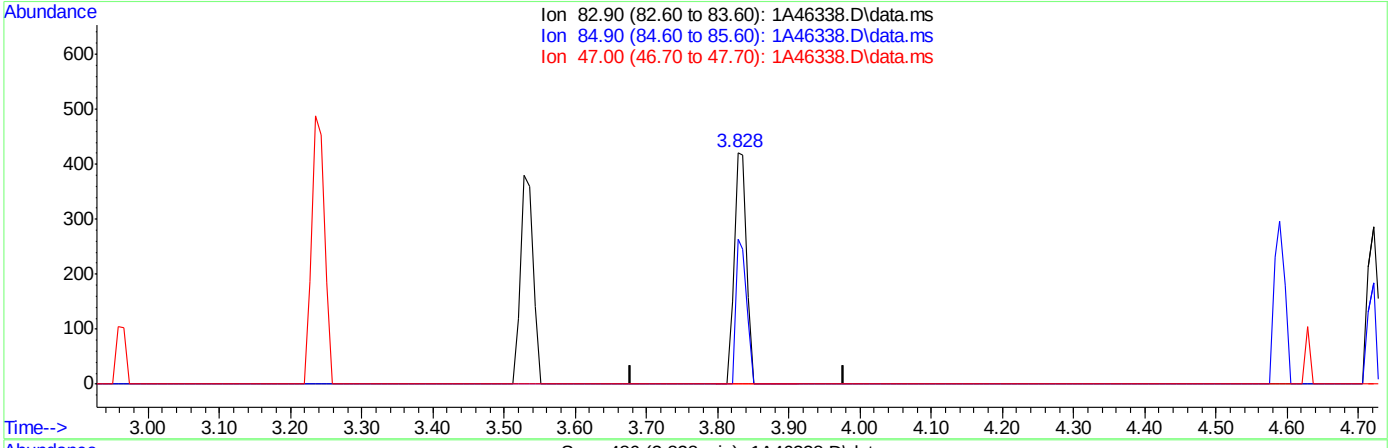

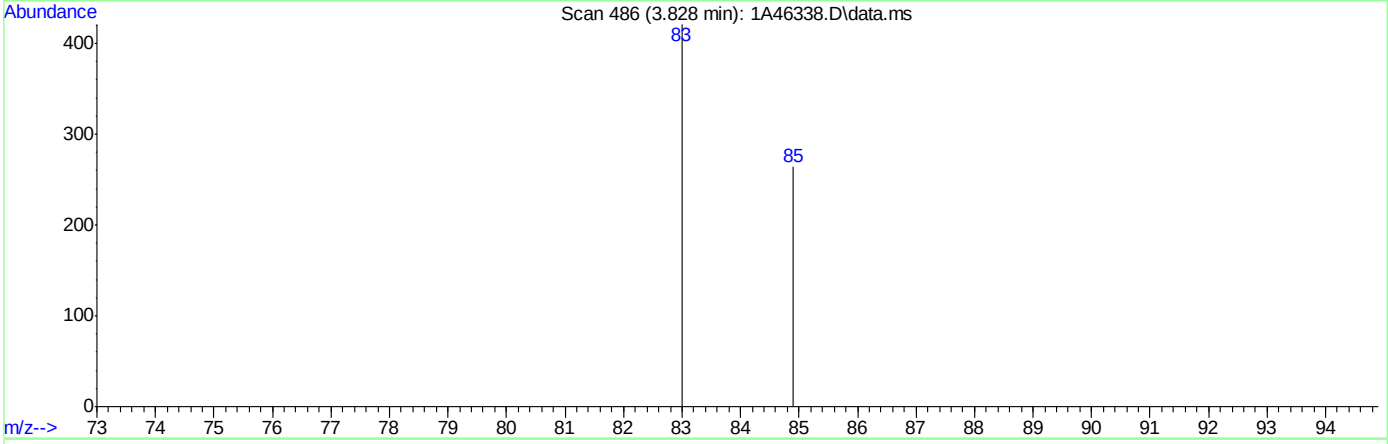

TIC: 1A46338.D\data.ms

(57) Bromodichloromethane

3.828min (+0.000) 1.16ug/L m

response 528

Ion	Exp%	Act%
82.90	100	100
84.90	63.60	62.71
47.00	24.80	0.00#
0.00	0.00	0.00

Quantitation Report (Qedit)

Data Path : C:\msdchem\1\DATA\05-23-2023\
Data File : 1A46338.D
Acq On : 23 May 2023 10:34 am
Operator : jeniferw
Sample : IC1829-1
Misc : MS54063,V1A1829,,,,,
ALS Vial : 2 Sample Multiplier: 1

Quant Time: May 24 08:42:31 2023
Quant Method : C:\msdchem\1\METHODS\V1A_05-23-2023.M
Quant Title : SW-846 Method 5035A/8260B
QLast Update : Wed May 24 08:32:34 2023
Response via : Initial Calibration

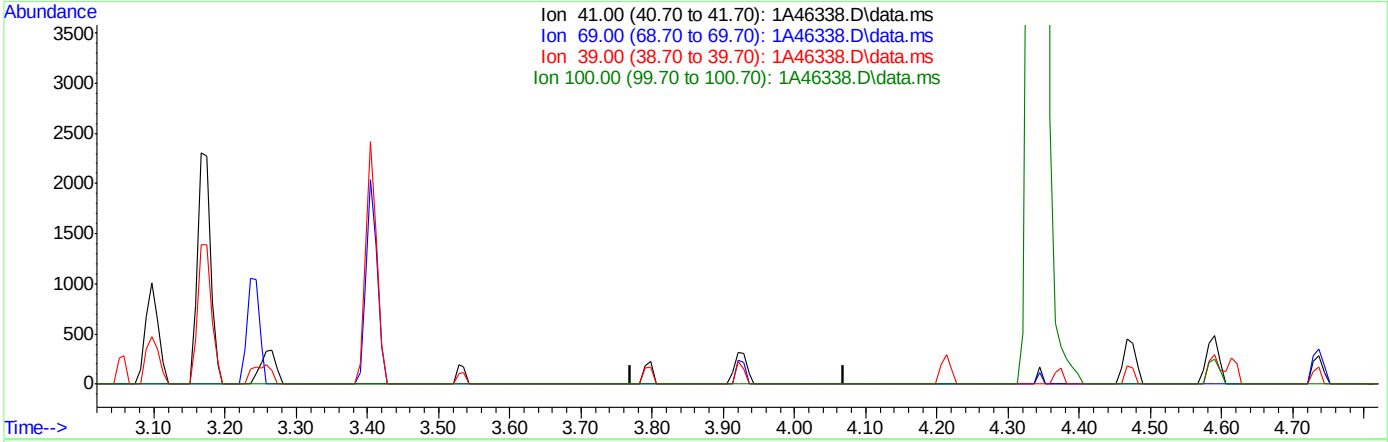

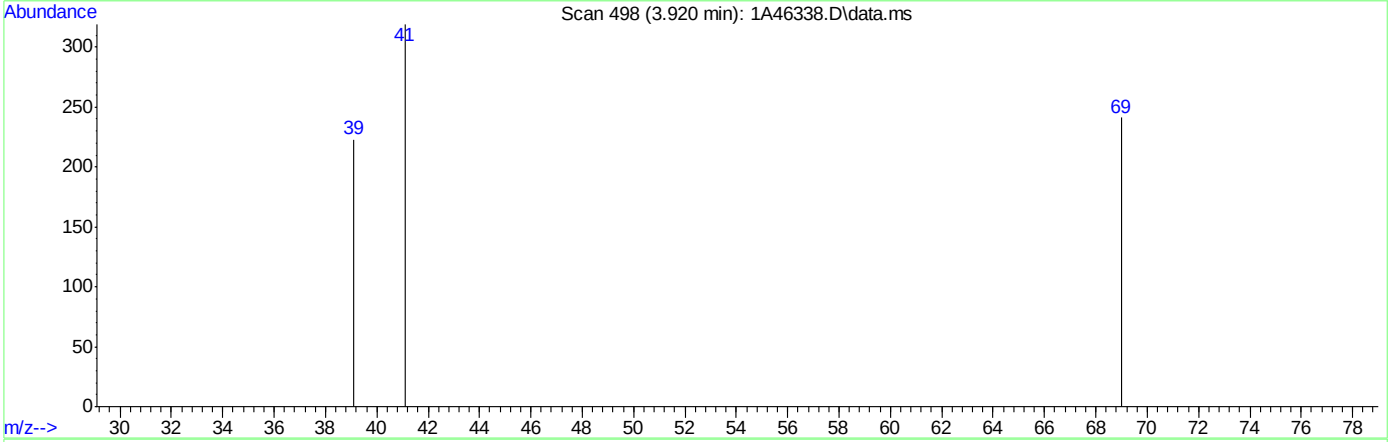

TIC: 1A46338.D\data.ms

(58) Methyl methacrylate

3.920min (-3.920) 0.00ug/L

response 0

Ion	Exp%	Act%
41.00	100	0.00
69.00	58.10	0.00#
39.00	48.80	0.00#
100.00	20.00	0.00

Quantitation Report (Qedit)

Data Path : C:\msdchem\1\DATA\05-23-2023\
Data File : 1A46338.D
Acq On : 23 May 2023 10:34 am
Operator : jeniferw
Sample : IC1829-1
Misc : MS54063,V1A1829,,,,,
ALS Vial : 2 Sample Multiplier: 1

Quant Time: May 24 08:42:31 2023
Quant Method : C:\msdchem\1\METHODS\V1A_05-23-2023.M
Quant Title : SW-846 Method 5035A/8260B
QLast Update : Wed May 24 08:32:34 2023
Response via : Initial Calibration

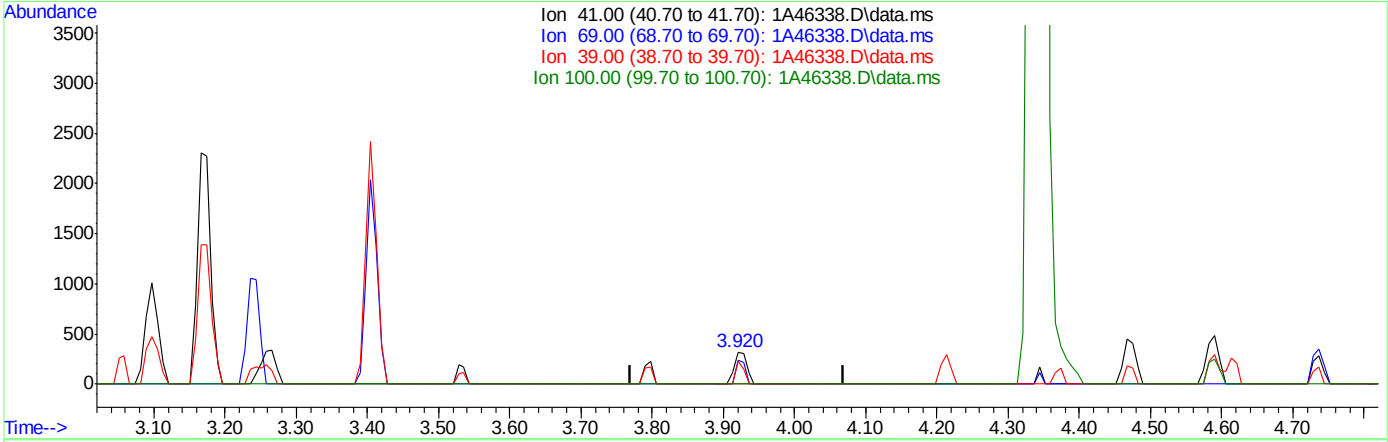

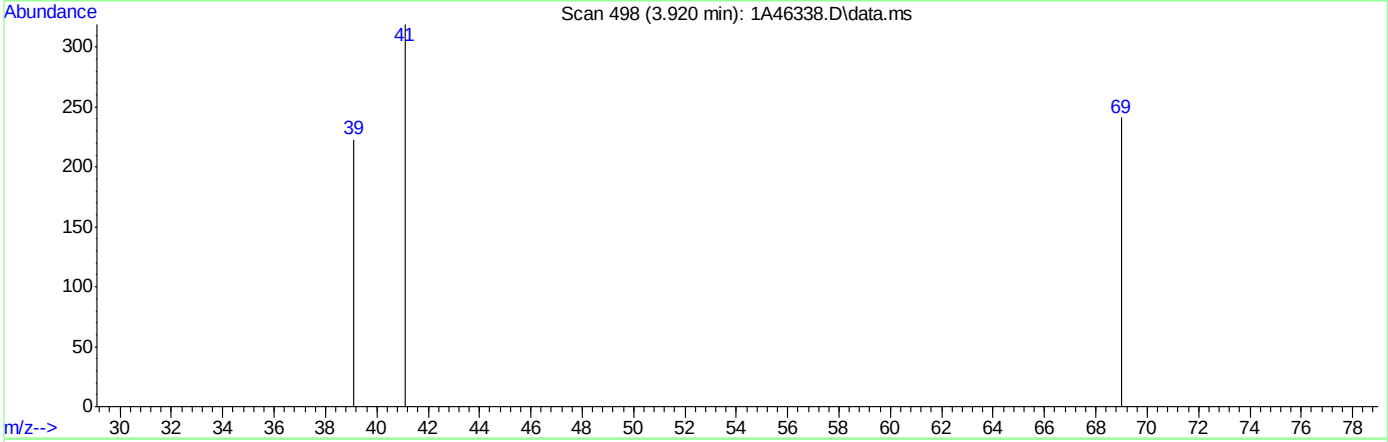

TIC: 1A46338.D\data.ms

(58) Methyl methacrylate

3.920min (+0.000) 1.13ug/L m

response 390

Ion	Exp%	Act%
41.00	100	100
69.00	58.10	75.55
39.00	48.80	69.91#
100.00	20.00	0.00

Quantitation Report (Qedit)

Data Path : C:\msdchem\1\DATA\05-23-2023\
Data File : 1A46338.D
Acq On : 23 May 2023 10:34 am
Operator : jeniferw
Sample : IC1829-1
Misc : MS54063,V1A1829,,,,,
ALS Vial : 2 Sample Multiplier: 1

Quant Time: May 24 08:42:31 2023
Quant Method : C:\msdchem\1\METHODS\V1A_05-23-2023.M
Quant Title : SW-846 Method 5035A/8260B
QLast Update : Wed May 24 08:32:34 2023
Response via : Initial Calibration

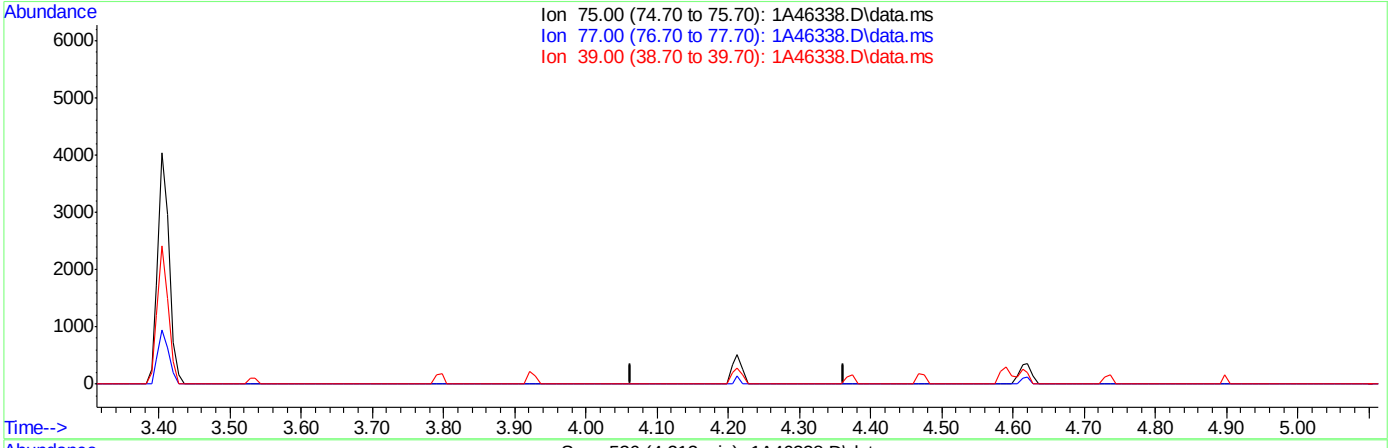

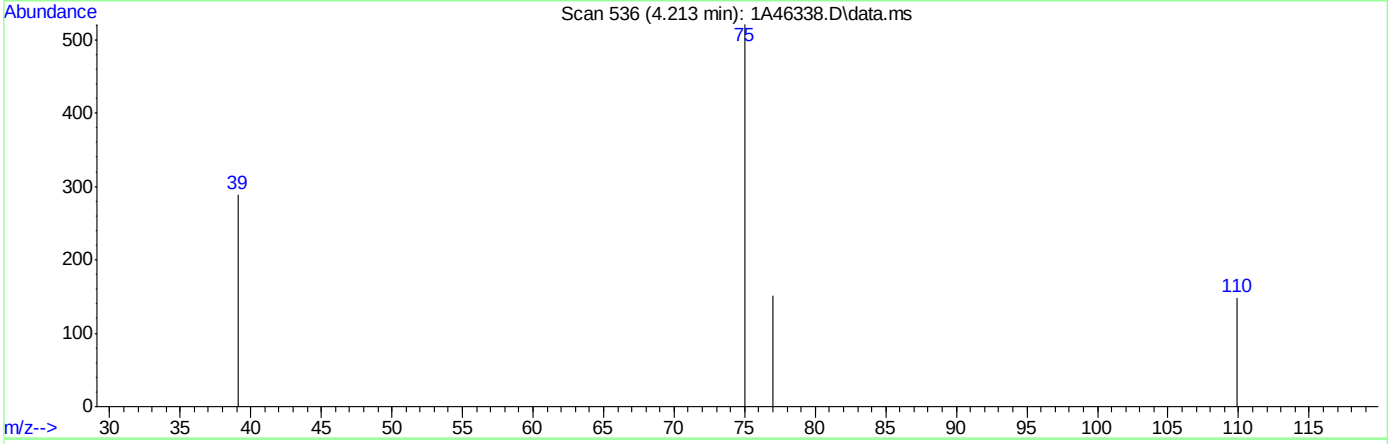

TIC: 1A46338.D\data.ms

(61) cis-1,3-Dichloropropene

4.213min (-4.213) 0.00ug/L

response 0

Ion	Exp%	Act%
75.00	100	0.00
77.00	31.30	0.00#
39.00	60.40	0.00#
0.00	0.00	0.00

Quantitation Report (Qedit)

Data Path : C:\msdchem\1\DATA\05-23-2023\
Data File : 1A46338.D
Acq On : 23 May 2023 10:34 am
Operator : jeniferw
Sample : IC1829-1
Misc : MS54063,V1A1829,,,,,
ALS Vial : 2 Sample Multiplier: 1

Quant Time: May 24 08:42:31 2023
Quant Method : C:\msdchem\1\METHODS\V1A_05-23-2023.M
Quant Title : SW-846 Method 5035A/8260B
QLast Update : Wed May 24 08:32:34 2023
Response via : Initial Calibration

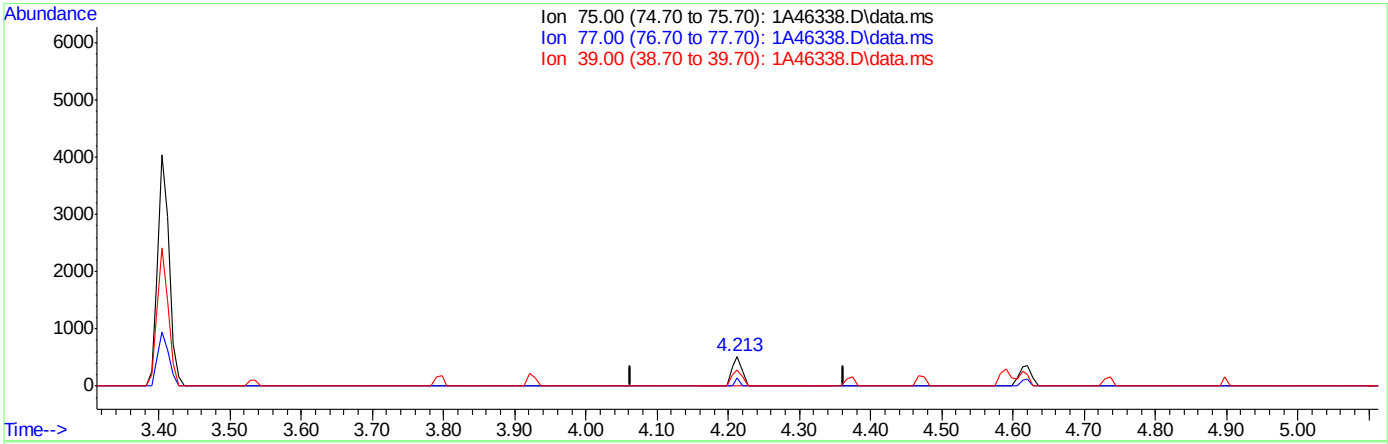

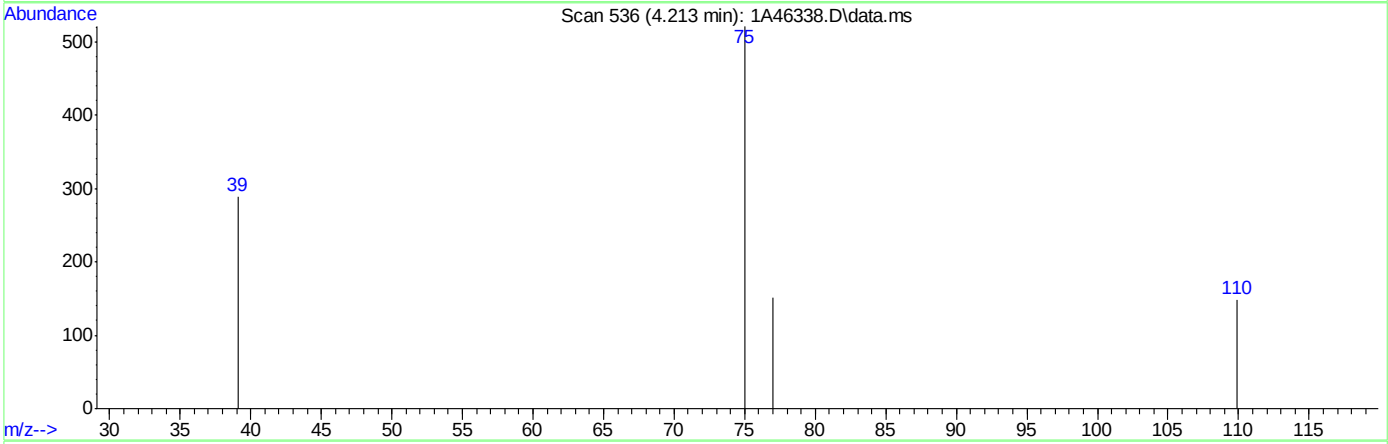

TIC: 1A46338.D\data.ms

(61) cis-1,3-Dichloropropene

4.213min (-0.000) 1.04ug/L m

response 518

Ion	Exp%	Act%
75.00	100	100
77.00	31.30	29.17
39.00	60.40	55.47
0.00	0.00	0.00

Quantitation Report (Qedit)

Data Path : C:\msdchem\1\DATA\05-23-2023\
Data File : 1A46338.D
Acq On : 23 May 2023 10:34 am
Operator : jeniferw
Sample : IC1829-1
Misc : MS54063,V1A1829,,,,,
ALS Vial : 2 Sample Multiplier: 1

Quant Time: May 24 08:42:31 2023
Quant Method : C:\msdchem\1\METHODS\V1A_05-23-2023.M
Quant Title : SW-846 Method 5035A/8260B
QLast Update : Wed May 24 08:32:34 2023
Response via : Initial Calibration

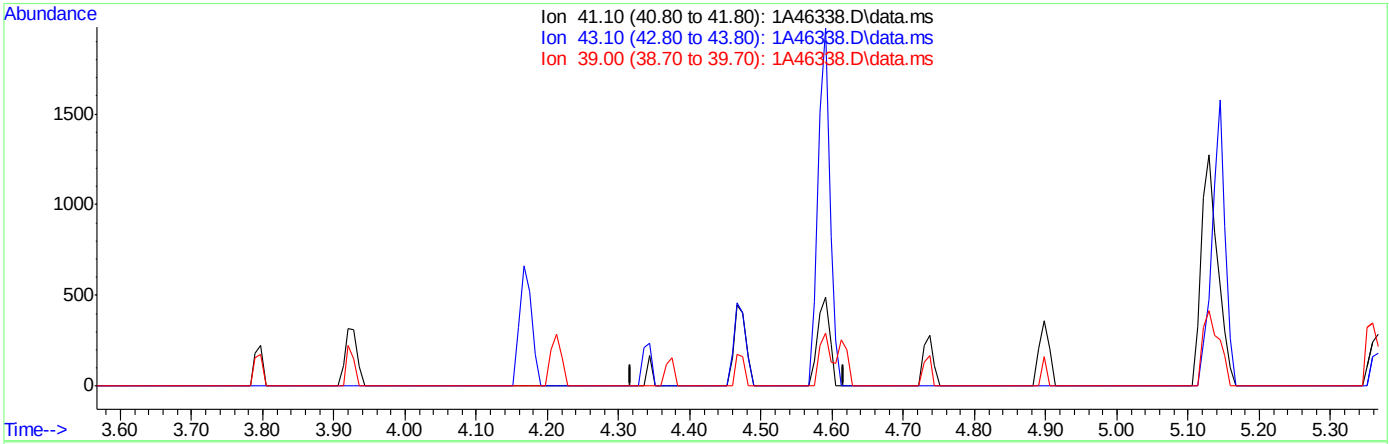

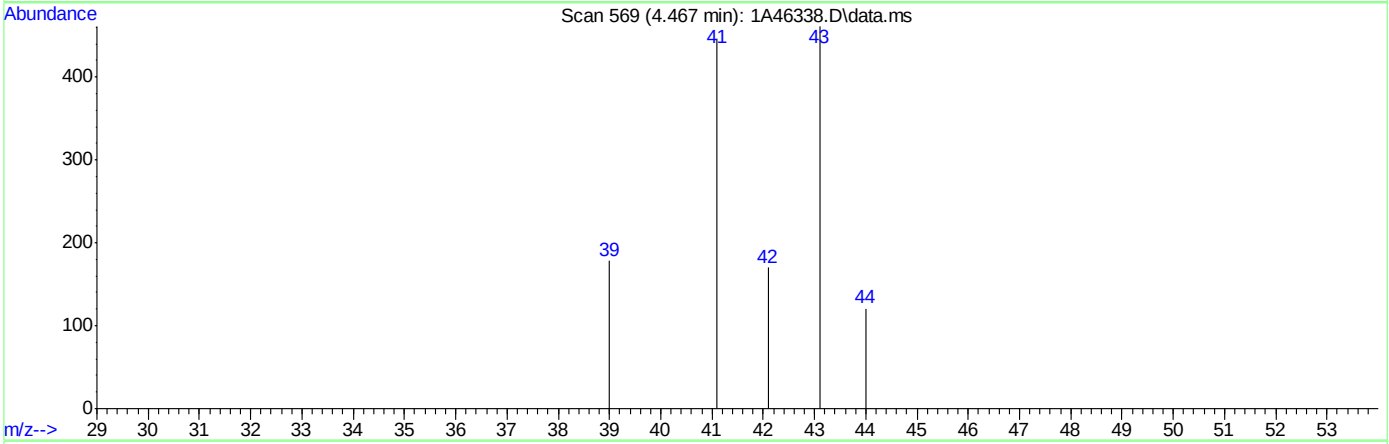

TIC: 1A46338.D\data.ms

(65) 2-Nitropropane

4.467min (-4.467) 0.00ug/L

response 0

Ion	Exp%	Act%
41.10	100	0.00
43.10	118.10	0.00#
39.00	33.40	0.00#
0.00	0.00	0.00

Quantitation Report (Qedit)

Data Path : C:\msdchem\1\DATA\05-23-2023\
Data File : 1A46338.D
Acq On : 23 May 2023 10:34 am
Operator : jeniferw
Sample : IC1829-1
Misc : MS54063,V1A1829,,,,,
ALS Vial : 2 Sample Multiplier: 1

Quant Time: May 24 08:42:31 2023
Quant Method : C:\msdchem\1\METHODS\V1A_05-23-2023.M
Quant Title : SW-846 Method 5035A/8260B
QLast Update : Wed May 24 08:32:34 2023
Response via : Initial Calibration

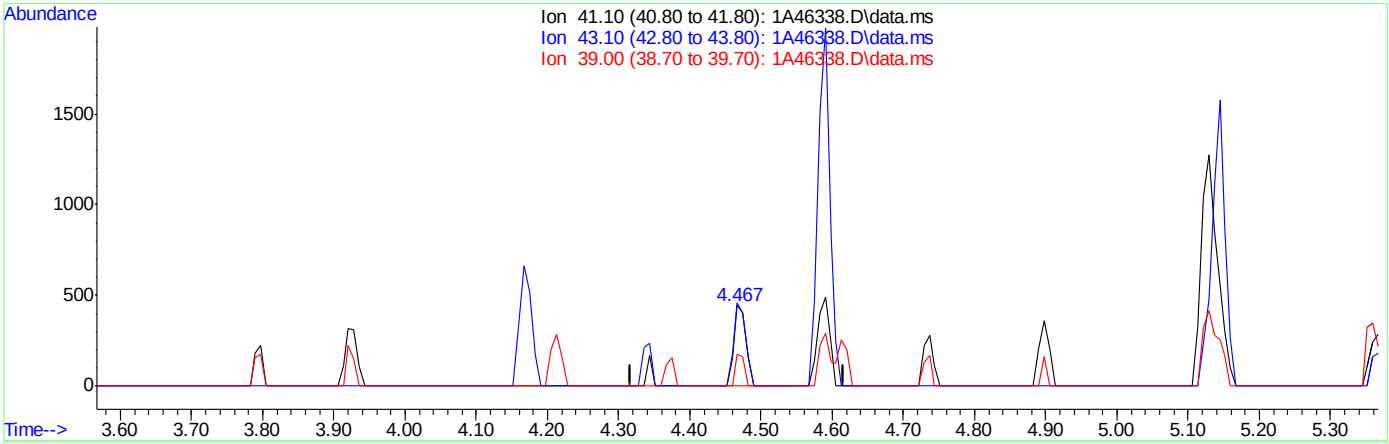

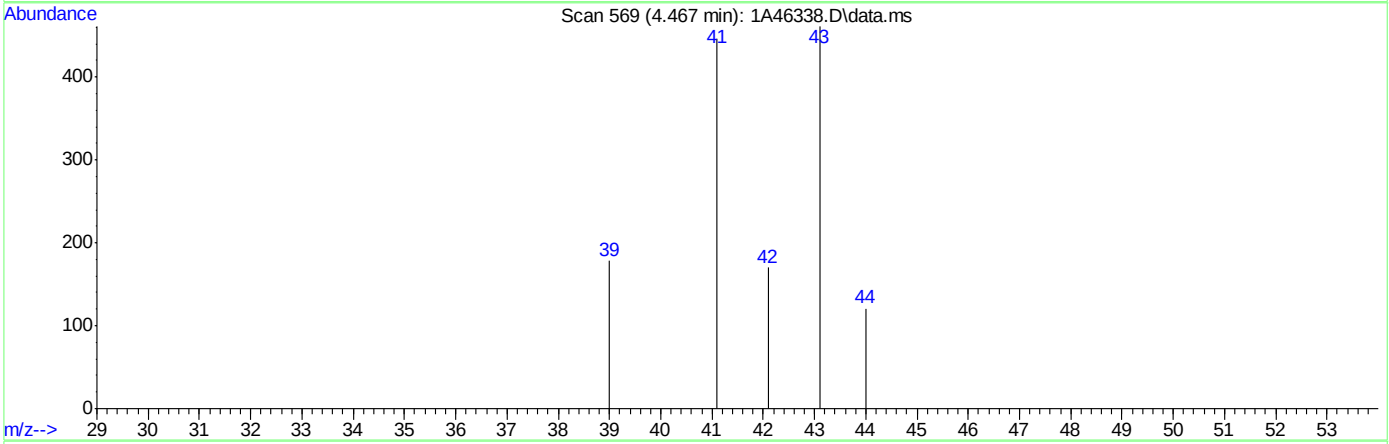

TIC: 1A46338.D\data.ms

(65) 2-Nitropropane

4.467min (-0.000) 4.68ug/L m

response 538

Ion	Exp%	Act%
41.10	100	100
43.10	118.10	103.36
39.00	33.40	39.91
0.00	0.00	0.00

Quantitation Report (Qedit)

Data Path : C:\msdchem\1\DATA\05-23-2023\
Data File : 1A46338.D
Acq On : 23 May 2023 10:34 am
Operator : jeniferw
Sample : IC1829-1
Misc : MS54063,V1A1829,,,,,
ALS Vial : 2 Sample Multiplier: 1

Quant Time: May 24 08:42:31 2023
Quant Method : C:\msdchem\1\METHODS\V1A_05-23-2023.M
Quant Title : SW-846 Method 5035A/8260B
QLast Update : Wed May 24 08:32:34 2023
Response via : Initial Calibration

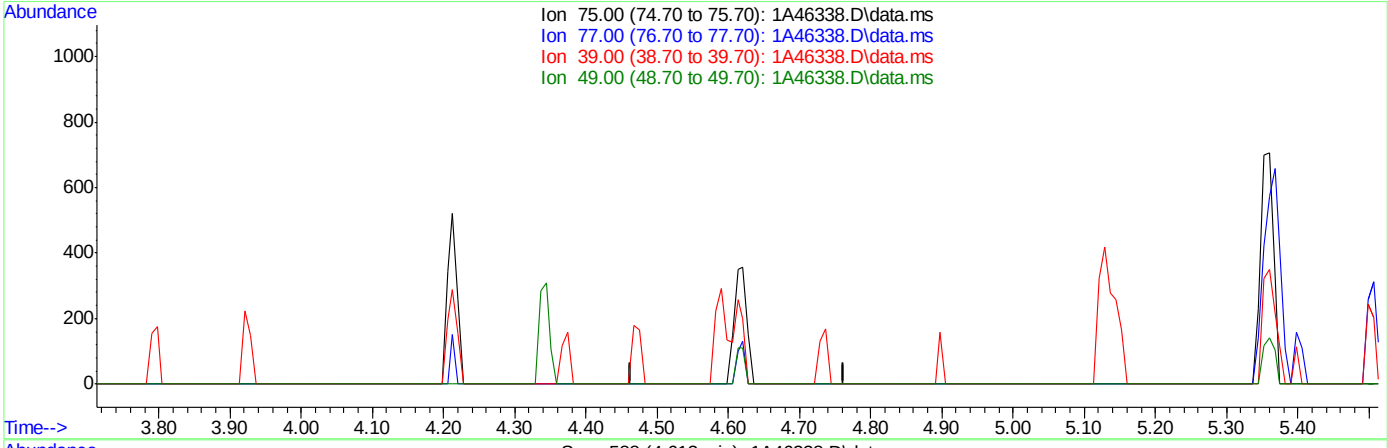

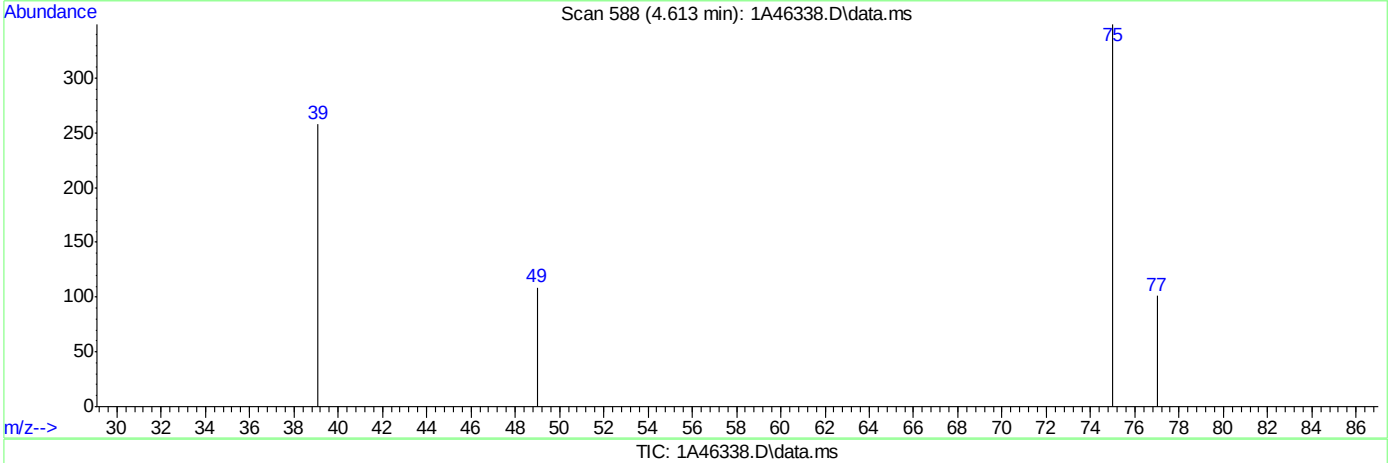

TIC: 1A46338.D\data.ms

(67) trans-1,3-Dichloropropene

4.613min (-4.613) 0.00ug/L

response 0

Ion	Exp%	Act%
75.00	100	0.00
77.00	32.30	0.00#
39.00	54.30	0.00#
49.00	29.40	0.00

Quantitation Report (Qedit)

Data Path : C:\msdchem\1\DATA\05-23-2023\
Data File : 1A46338.D
Acq On : 23 May 2023 10:34 am
Operator : jeniferw
Sample : IC1829-1
Misc : MS54063,V1A1829,,,,,
ALS Vial : 2 Sample Multiplier: 1

Quant Time: May 24 08:42:31 2023
Quant Method : C:\msdchem\1\METHODS\V1A_05-23-2023.M
Quant Title : SW-846 Method 5035A/8260B
QLast Update : Wed May 24 08:32:34 2023
Response via : Initial Calibration

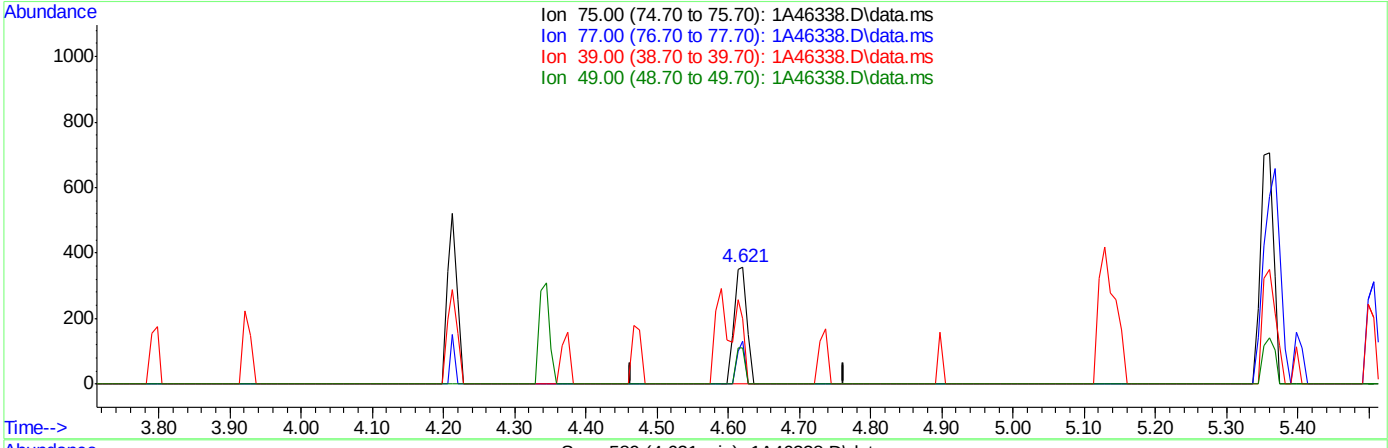

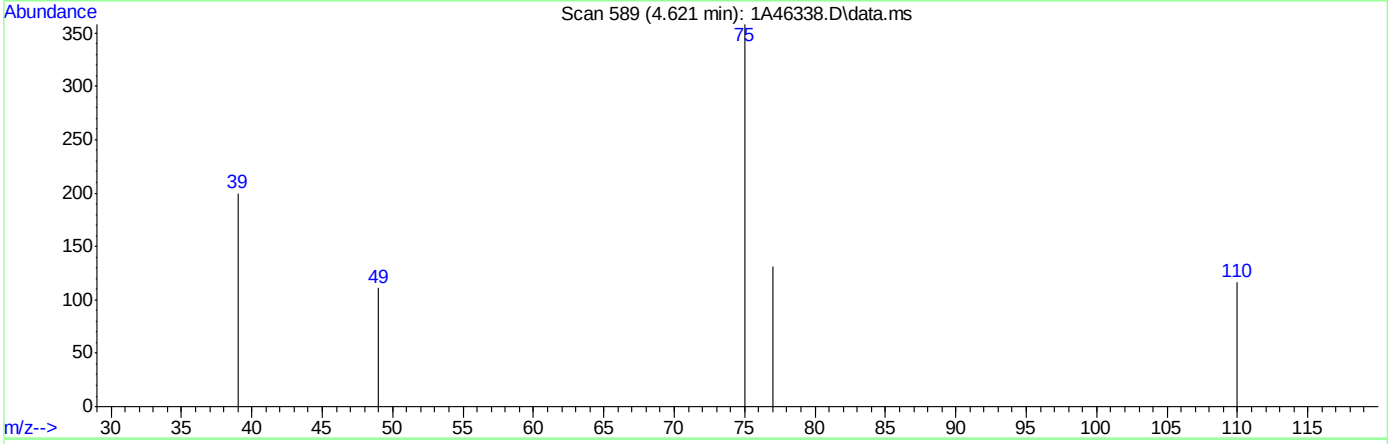

TIC: 1A46338.D\data.ms

(67) trans-1,3-Dichloropropene

4.621min (+0.008) 0.97ug/L m

response 464

Ion	Exp%	Act%
75.00	100	100
77.00	32.30	36.59
39.00	54.30	55.87
49.00	29.40	31.01

Quantitation Report (Qedit)

Data Path : C:\msdchem\1\DATA\05-23-2023\
Data File : 1A46338.D
Acq On : 23 May 2023 10:34 am
Operator : jeniferw
Sample : IC1829-1
Misc : MS54063,V1A1829,,,,,
ALS Vial : 2 Sample Multiplier: 1

Quant Time: May 24 08:42:31 2023
Quant Method : C:\msdchem\1\METHODS\V1A_05-23-2023.M
Quant Title : SW-846 Method 5035A/8260B
QLast Update : Wed May 24 08:32:34 2023
Response via : Initial Calibration

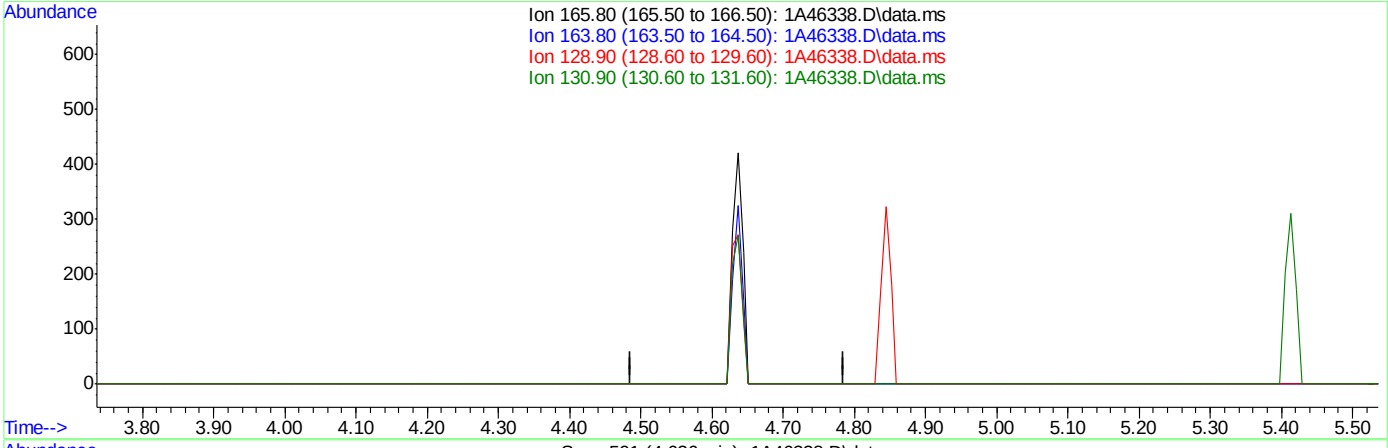

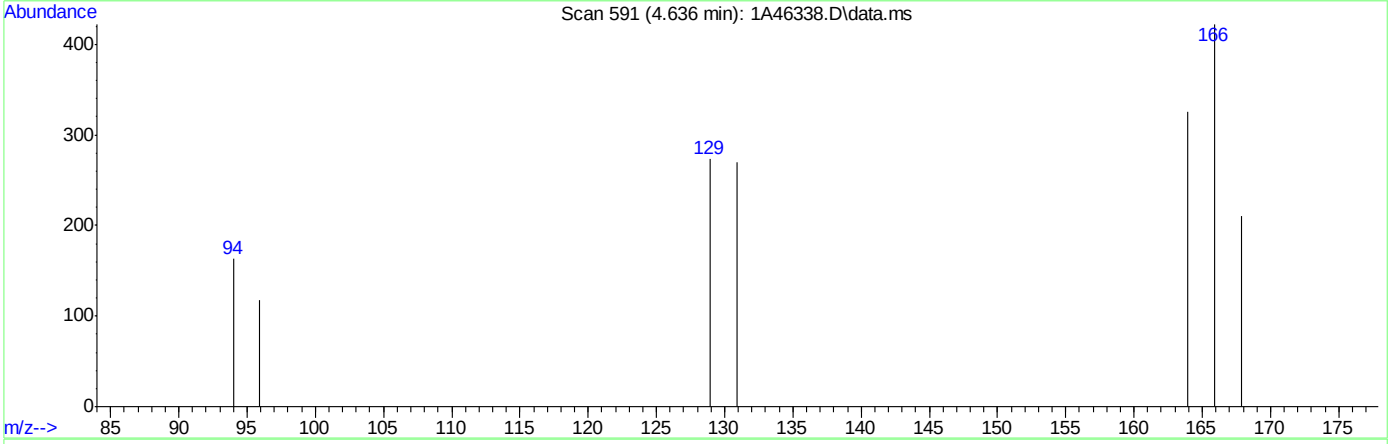

TIC: 1A46338.D\data.ms

(68) Tetrachloroethene ( )

4.636min (-4.636) 0.00ug/L

response 0

Ion	Exp%	Act%
165.80	100	0.00
163.80	76.30	0.00#
128.90	65.10	0.00#
130.90	65.40	0.00#

Quantitation Report (Qedit)

Data Path : C:\msdchem\1\DATA\05-23-2023\
Data File : 1A46338.D
Acq On : 23 May 2023 10:34 am
Operator : jeniferw
Sample : IC1829-1
Misc : MS54063,V1A1829,,,,,
ALS Vial : 2 Sample Multiplier: 1

Quant Time: May 24 08:42:31 2023
Quant Method : C:\msdchem\1\METHODS\V1A_05-23-2023.M
Quant Title : SW-846 Method 5035A/8260B
QLast Update : Wed May 24 08:32:34 2023
Response via : Initial Calibration

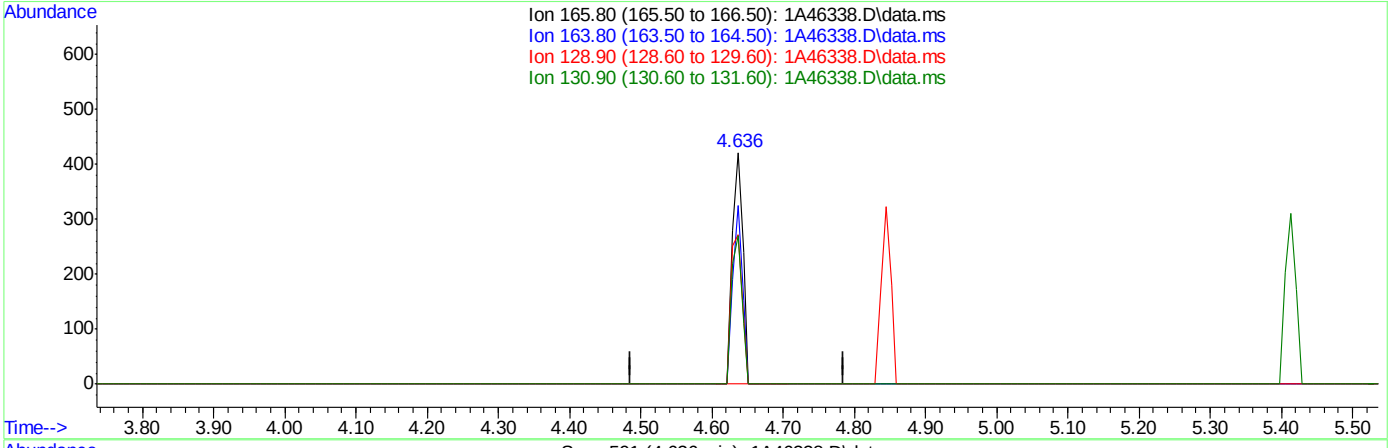

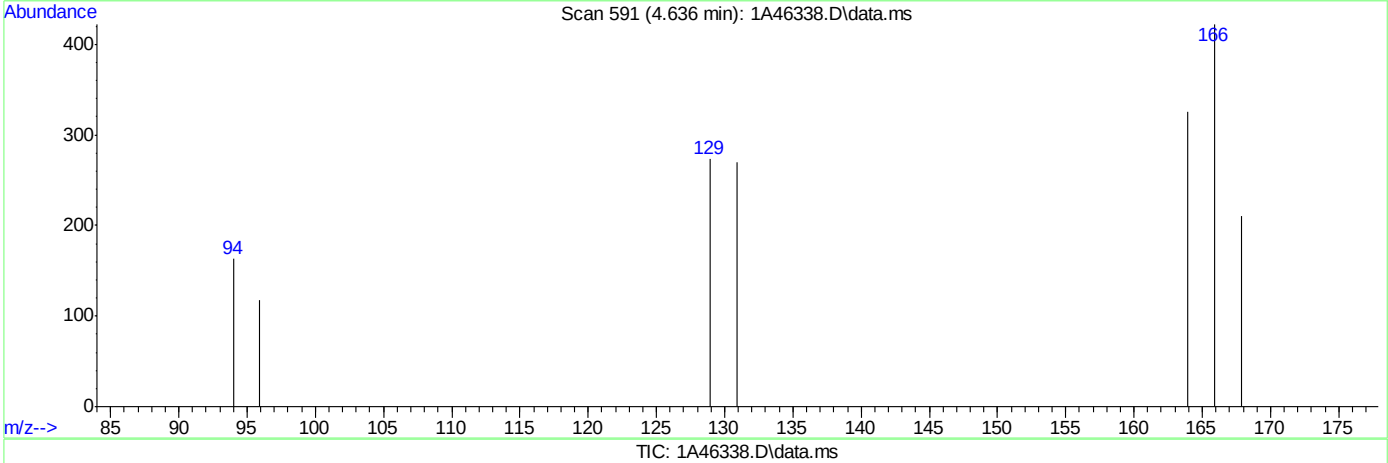

TIC: 1A46338.D\data.ms

(68) Tetrachloroethene ( )

4.636min (+0.000) 1.03ug/L m

response 435

Ion	Exp%	Act%
165.80	100	100
163.80	76.30	77.01
128.90	65.10	64.69
130.90	65.40	63.98

Quantitation Report (Qedit)

Data Path : C:\msdchem\1\DATA\05-23-2023\
Data File : 1A46338.D
Acq On : 23 May 2023 10:34 am
Operator : jeniferw
Sample : IC1829-1
Misc : MS54063,V1A1829,,,,,
ALS Vial : 2 Sample Multiplier: 1

Quant Time: May 24 08:42:31 2023
Quant Method : C:\msdchem\1\METHODS\V1A_05-23-2023.M
Quant Title : SW-846 Method 5035A/8260B
QLast Update : Wed May 24 08:32:34 2023
Response via : Initial Calibration

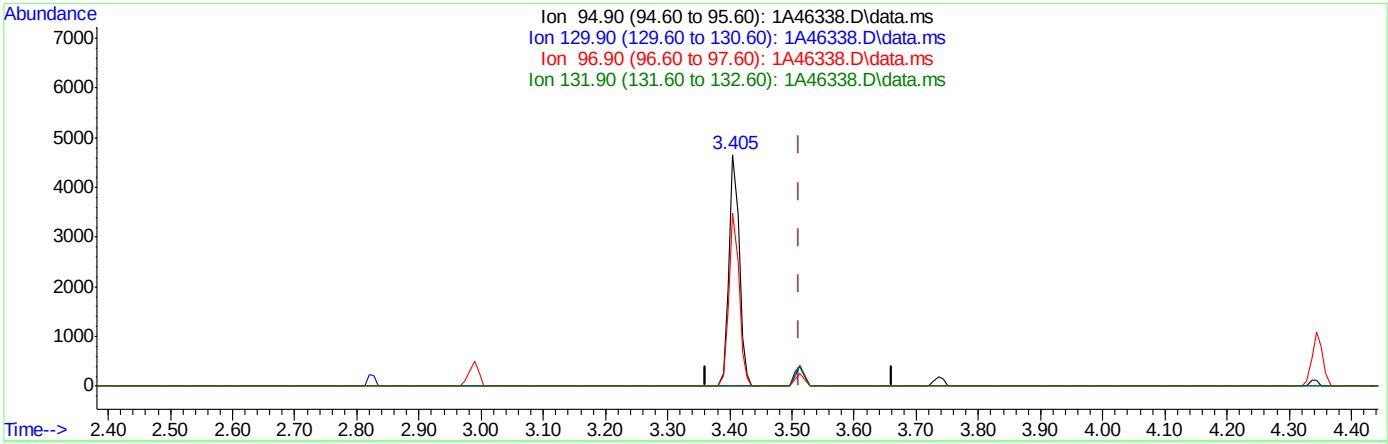

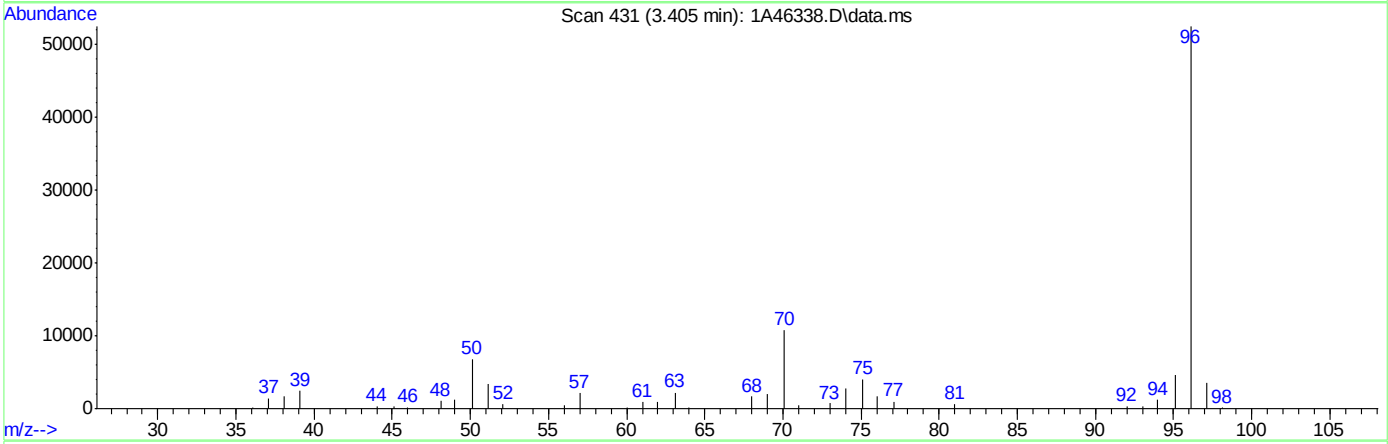

TIC: 1A46338.D\data.ms

(53) Trichloroethene ( )

3.405min (-0.107) 14.66ug/L

response 5328

Ion	Exp%	Act%
94.90	100	100
129.90	96.40	0.00#
96.90	62.10	74.74
131.90	97.20	0.00#

Quantitation Report (Qedit)

Data Path : C:\msdchem\1\DATA\05-23-2023\
Data File : 1A46338.D
Acq On : 23 May 2023 10:34 am
Operator : jeniferw
Sample : IC1829-1
Misc : MS54063,V1A1829,,,,,
ALS Vial : 2 Sample Multiplier: 1

Quant Time: May 24 08:42:31 2023
Quant Method : C:\msdchem\1\METHODS\V1A_05-23-2023.M
Quant Title : SW-846 Method 5035A/8260B
QLast Update : Wed May 24 08:32:34 2023
Response via : Initial Calibration

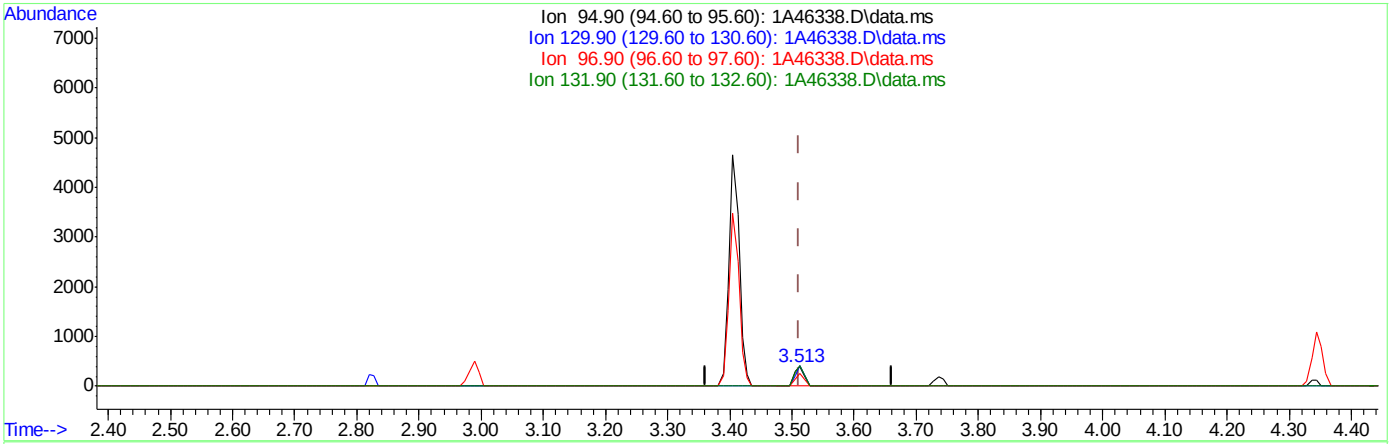

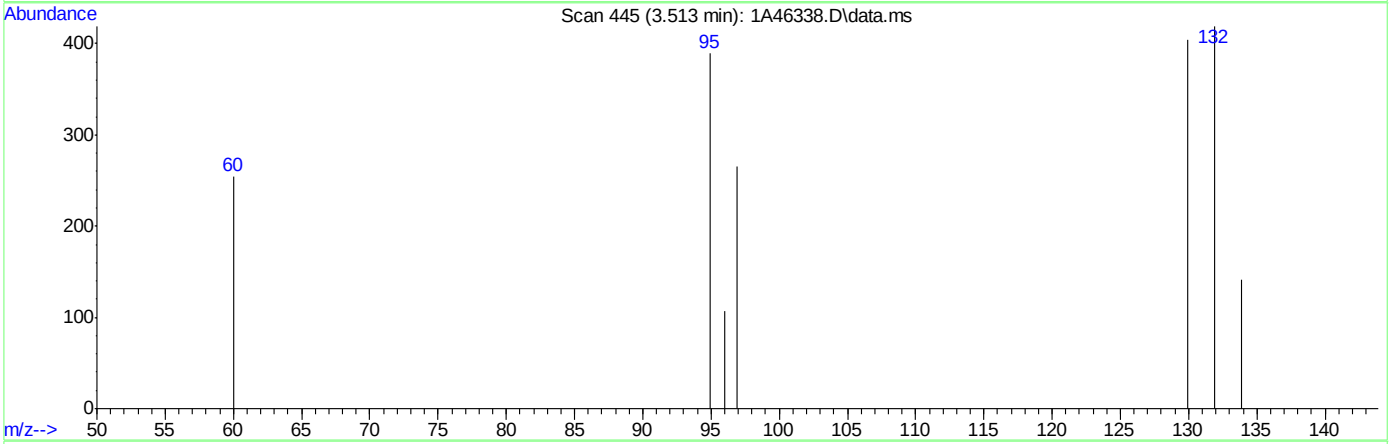

TIC: 1A46338.D\data.ms

(53) Trichloroethene ( )

3.513min (+0.001) 1.16ug/L m

response 422

Ion	Exp%	Act%
94.90	100	100
129.90	96.40	103.59
96.90	62.10	68.21
131.90	97.20	107.44

Quantitation Report (Qedit)

Data Path : C:\msdchem\1\DATA\05-23-2023\
Data File : 1A46338.D
Acq On : 23 May 2023 10:34 am
Operator : jeniferw
Sample : IC1829-1
Misc : MS54063,V1A1829,,,,,
ALS Vial : 2 Sample Multiplier: 1

Quant Time: May 24 08:42:31 2023
Quant Method : C:\msdchem\1\METHODS\V1A_05-23-2023.M
Quant Title : SW-846 Method 5035A/8260B
QLast Update : Wed May 24 08:32:34 2023
Response via : Initial Calibration

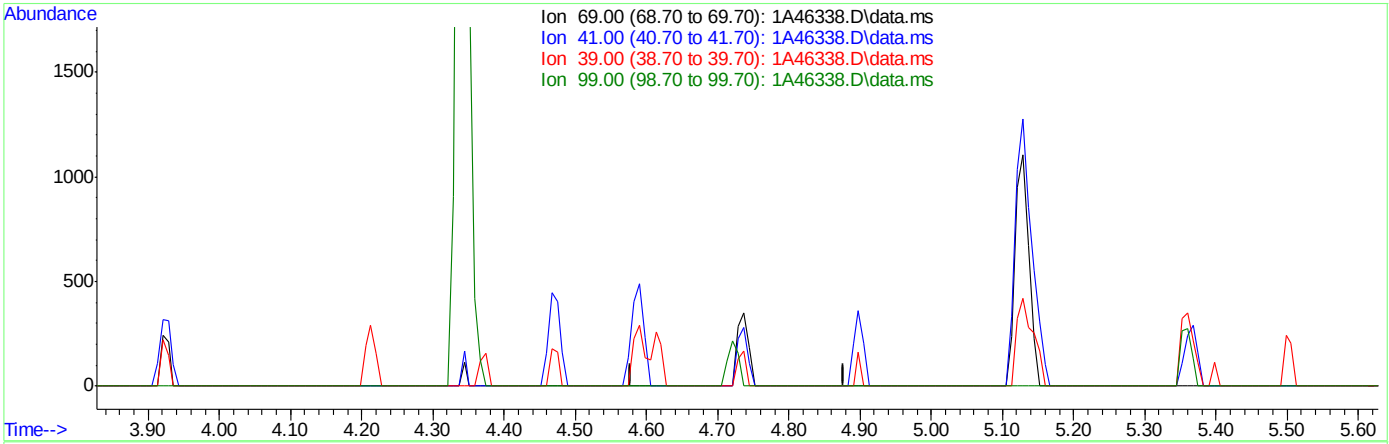

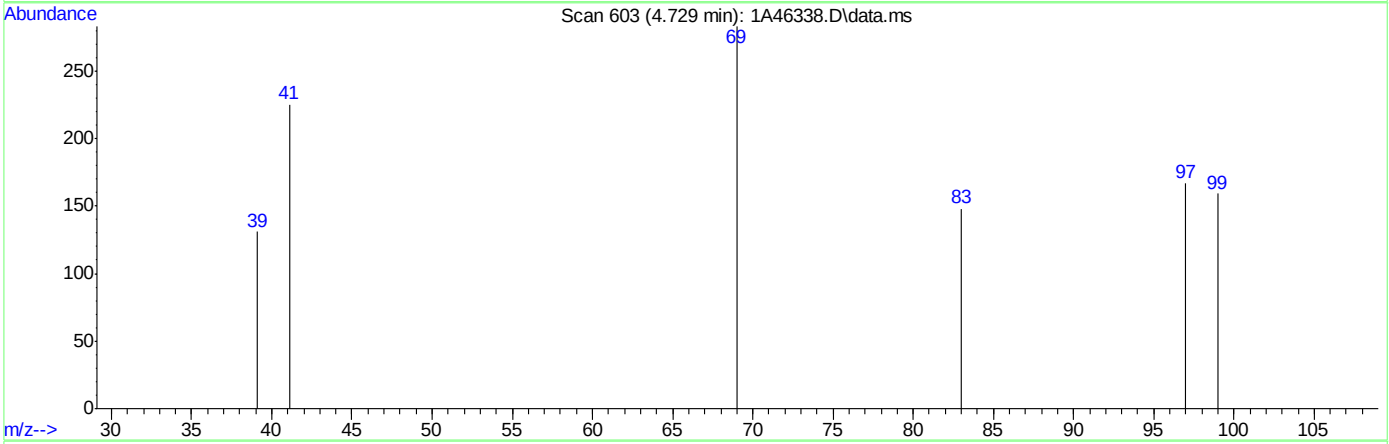

TIC: 1A46338.D\data.ms

(69) Ethyl methacrylate

4.728min (-4.728) 0.00ug/L

response 0

Ion	Exp%	Act%
69.00	100	0.00
41.00	90.40	0.00#
39.00	41.20	0.00#
99.00	25.10	0.00#

Quantitation Report (Qedit)

Data Path : C:\msdchem\1\DATA\05-23-2023\
Data File : 1A46338.D
Acq On : 23 May 2023 10:34 am
Operator : jeniferw
Sample : IC1829-1
Misc : MS54063,V1A1829,,,,,
ALS Vial : 2 Sample Multiplier: 1

Quant Time: May 24 08:42:31 2023
Quant Method : C:\msdchem\1\METHODS\V1A_05-23-2023.M
Quant Title : SW-846 Method 5035A/8260B
QLast Update : Wed May 24 08:32:34 2023
Response via : Initial Calibration

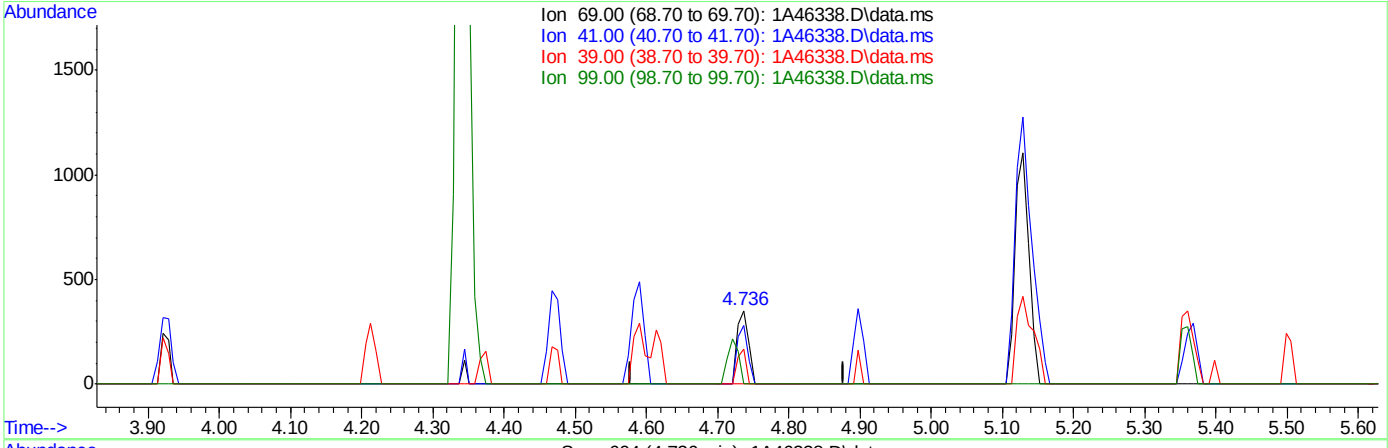

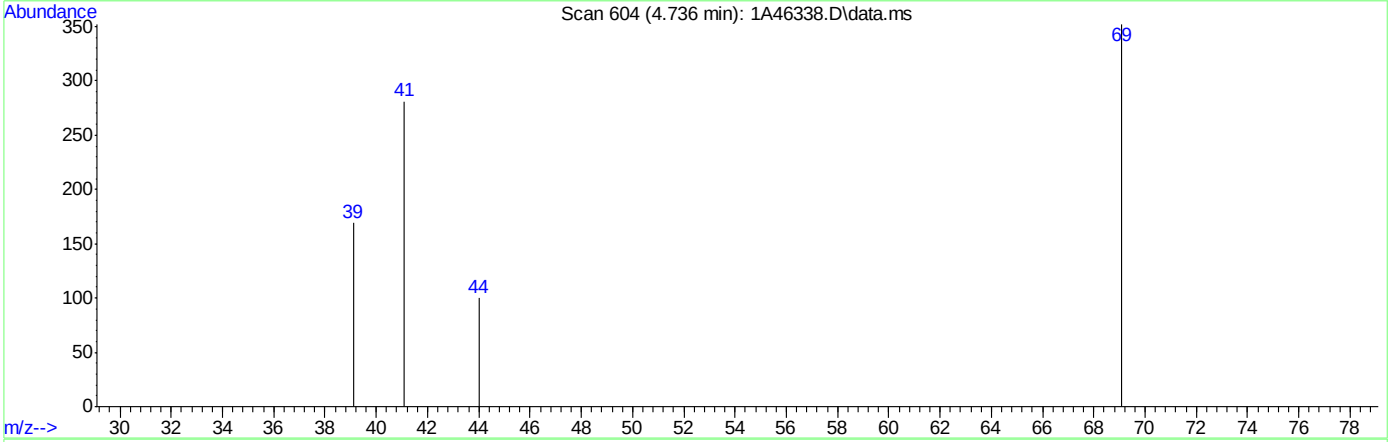

TIC: 1A46338.D\data.ms

(69) Ethyl methacrylate

4.736min (+0.008) 0.95ug/L m

response 379

Ion	Exp%	Act%
69.00	100	100
41.00	90.40	79.83
39.00	41.20	48.01
99.00	25.10	0.00#

Quantitation Report (Qedit)

Data Path : C:\msdchem\1\DATA\05-23-2023\
Data File : 1A46338.D
Acq On : 23 May 2023 10:34 am
Operator : jeniferw
Sample : IC1829-1
Misc : MS54063,V1A1829,,,,,
ALS Vial : 2 Sample Multiplier: 1

Quant Time: May 24 08:42:31 2023
Quant Method : C:\msdchem\1\METHODS\V1A_05-23-2023.M
Quant Title : SW-846 Method 5035A/8260B
QLast Update : Wed May 24 08:32:34 2023
Response via : Initial Calibration

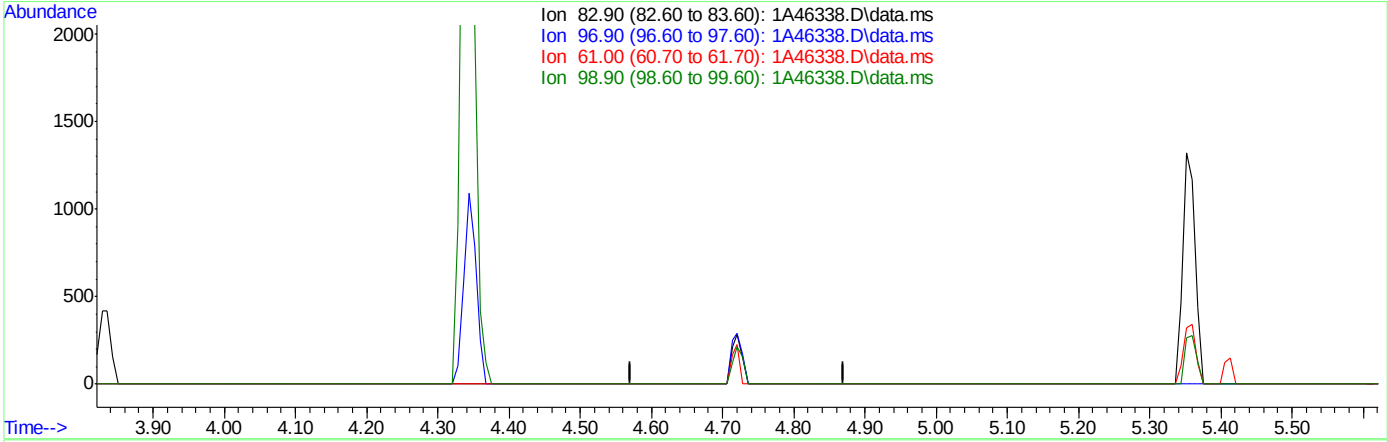

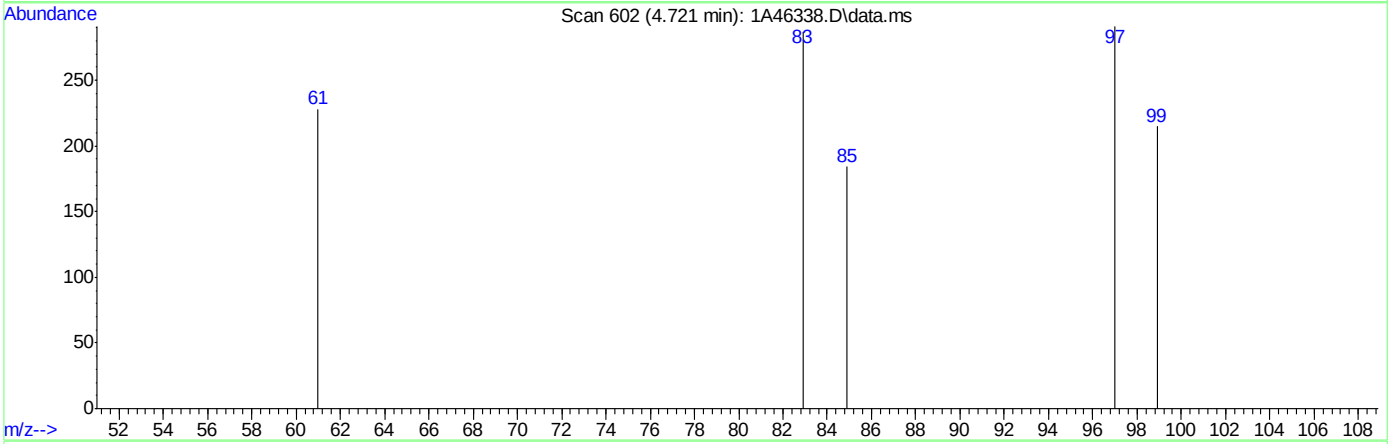

TIC: 1A46338.D\data.ms

(70) 1,1,2-Trichloroethane ( )

4.721min (-4.721) 0.00ug/L

response 0

Ion	Exp%	Act%
82.90	100	0.00
96.90	111.40	0.00#
61.00	86.10	0.00#
98.90	70.90	0.00#

Quantitation Report (Qedit)

Data Path : C:\msdchem\1\DATA\05-23-2023\
Data File : 1A46338.D
Acq On : 23 May 2023 10:34 am
Operator : jeniferw
Sample : IC1829-1
Misc : MS54063,V1A1829,,,,,
ALS Vial : 2 Sample Multiplier: 1

Quant Time: May 24 08:42:31 2023
Quant Method : C:\msdchem\1\METHODS\V1A_05-23-2023.M
Quant Title : SW-846 Method 5035A/8260B
QLast Update : Wed May 24 08:32:34 2023
Response via : Initial Calibration

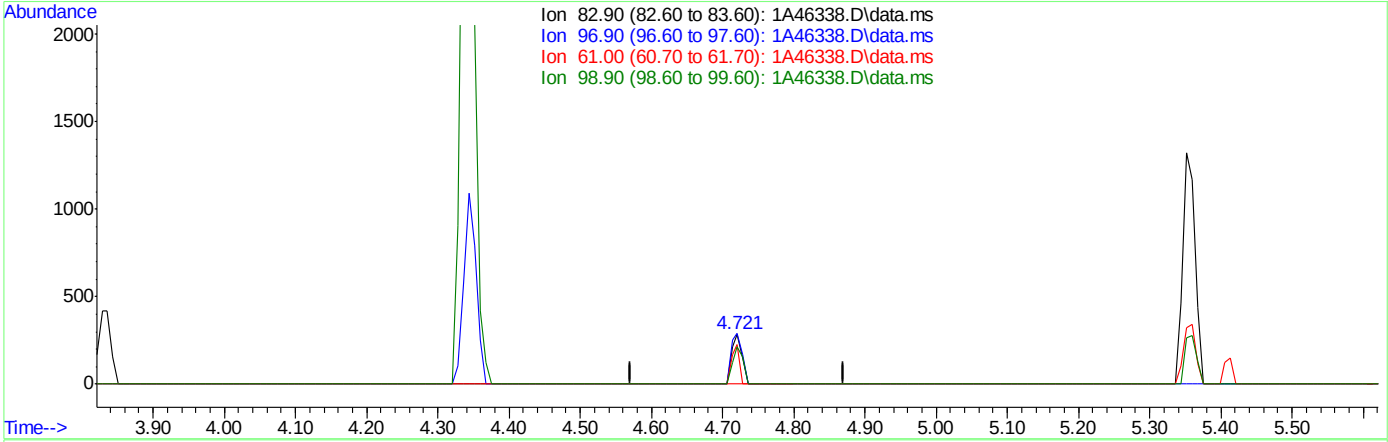

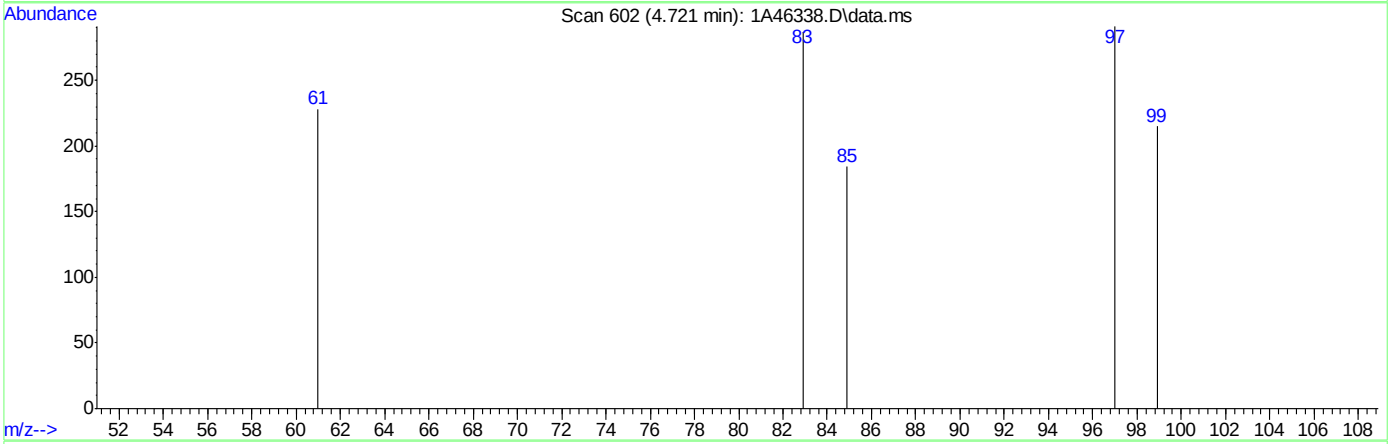

TIC: 1A46338.D\data.ms

(70) 1,1,2-Trichloroethane ( )

4.721min (-0.000) 1.10ug/L m

response 299

Ion	Exp%	Act%
82.90	100	100
96.90	111.40	101.39
61.00	86.10	79.44
98.90	70.90	74.91

Quantitation Report (Qedit)

Data Path : C:\msdchem\1\DATA\05-23-2023\
Data File : 1A46338.D
Acq On : 23 May 2023 10:34 am
Operator : jeniferw
Sample : IC1829-1
Misc : MS54063,V1A1829,,,,,
ALS Vial : 2 Sample Multiplier: 1

Quant Time: May 24 08:42:31 2023
Quant Method : C:\msdchem\1\METHODS\V1A_05-23-2023.M
Quant Title : SW-846 Method 5035A/8260B
QLast Update : Wed May 24 08:32:34 2023
Response via : Initial Calibration

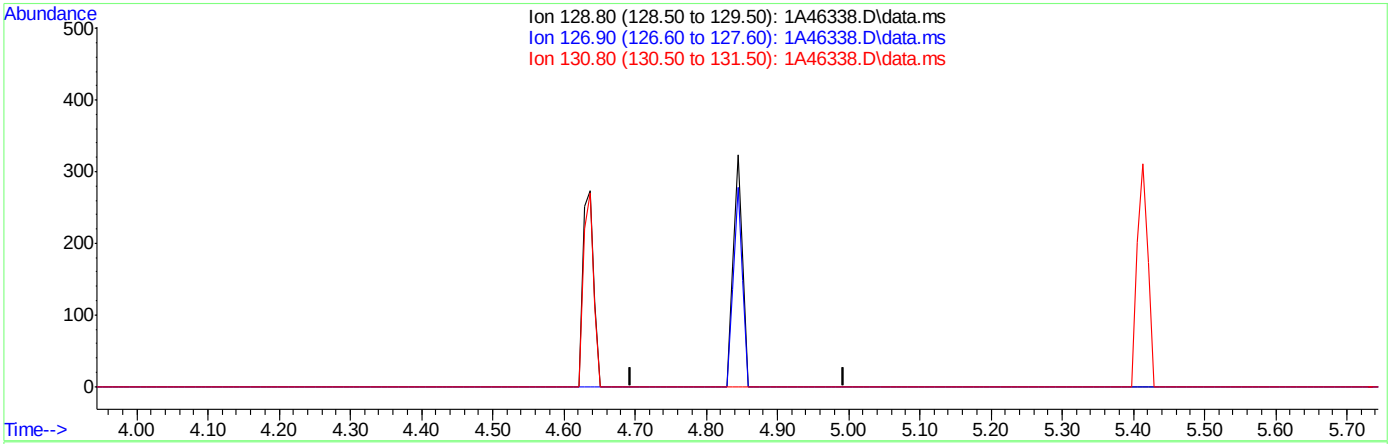

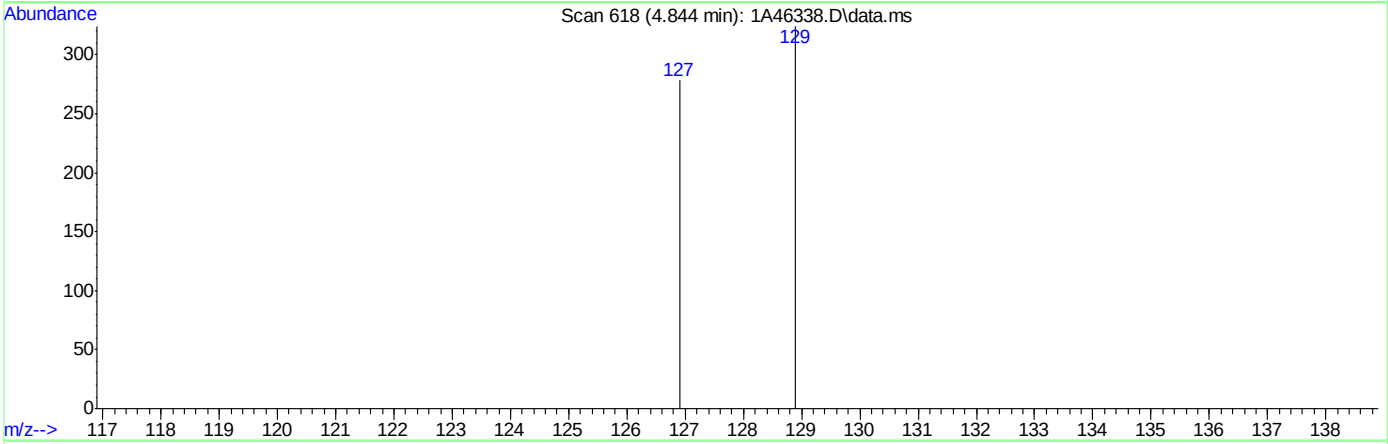

TIC: 1A46338.D\data.ms

(71) Dibromochloromethane ( )

4.844min (-4.844) 0.00ug/L

response 0

Ion	Exp%	Act%
128.80	100	0.00
126.90	77.30	0.00#
130.80	24.80	0.00
0.00	0.00	0.00

Quantitation Report (Qedit)

Data Path : C:\msdchem\1\DATA\05-23-2023\
Data File : 1A46338.D
Acq On : 23 May 2023 10:34 am
Operator : jeniferw
Sample : IC1829-1
Misc : MS54063,V1A1829,,,,,
ALS Vial : 2 Sample Multiplier: 1

Quant Time: May 24 08:42:31 2023
Quant Method : C:\msdchem\1\METHODS\V1A_05-23-2023.M
Quant Title : SW-846 Method 5035A/8260B
QLast Update : Wed May 24 08:32:34 2023
Response via : Initial Calibration

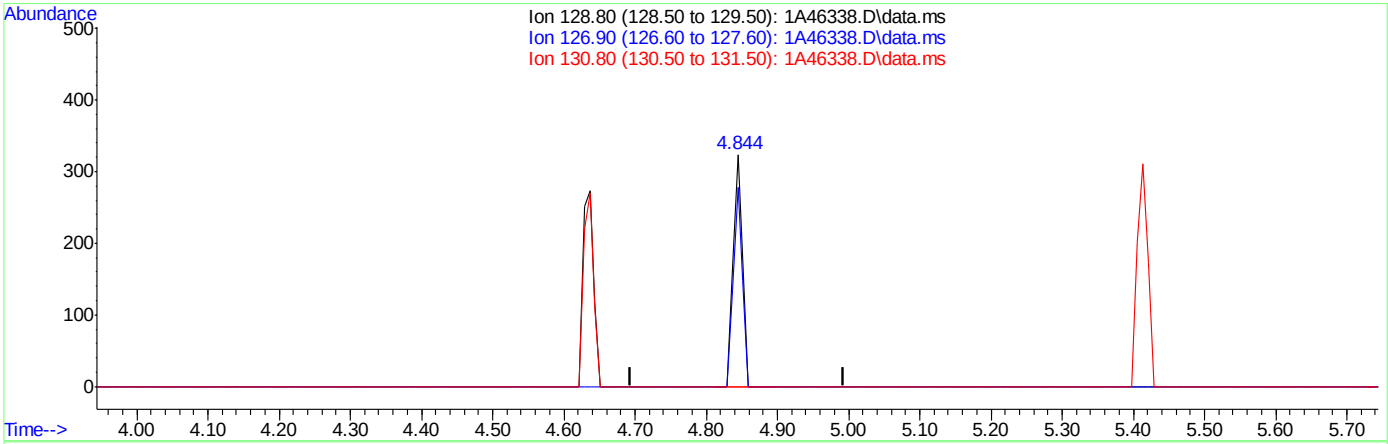

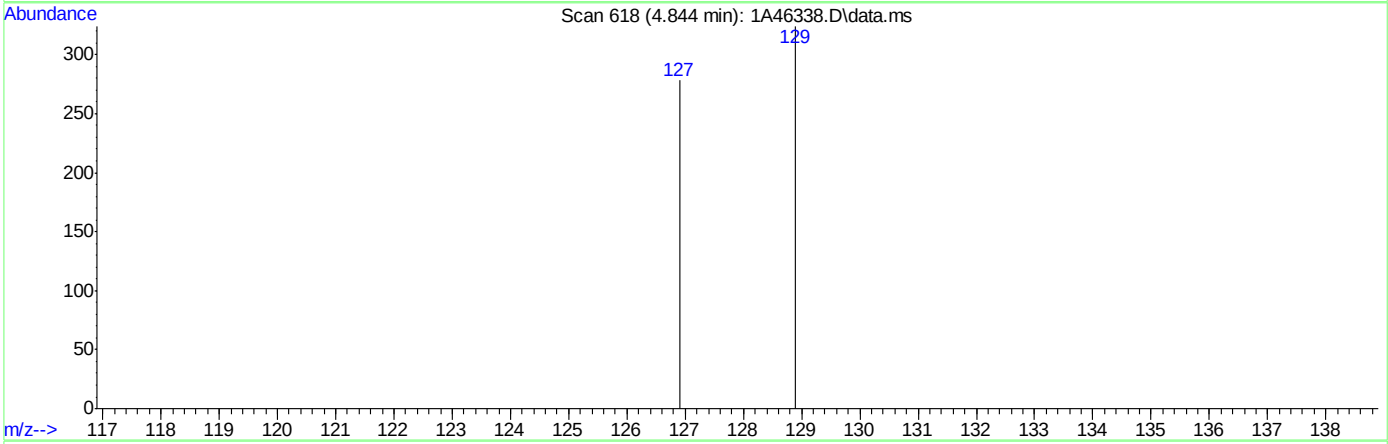

TIC: 1A46338.D\data.ms

(71) Dibromochloromethane ( )

4.844min (+0.000) 0.92ug/L m

response 310

Ion	Exp%	Act%
128.80	100	100
126.90	77.30	85.80
130.80	24.80	0.00
0.00	0.00	0.00

Quantitation Report (Qedit)

Data Path : C:\msdchem\1\DATA\05-23-2023\
Data File : 1A46338.D
Acq On : 23 May 2023 10:34 am
Operator : jeniferw
Sample : IC1829-1
Misc : MS54063,V1A1829,,,,,
ALS Vial : 2 Sample Multiplier: 1

Quant Time: May 24 08:42:31 2023
Quant Method : C:\msdchem\1\METHODS\V1A_05-23-2023.M
Quant Title : SW-846 Method 5035A/8260B
QLast Update : Wed May 24 08:32:34 2023
Response via : Initial Calibration

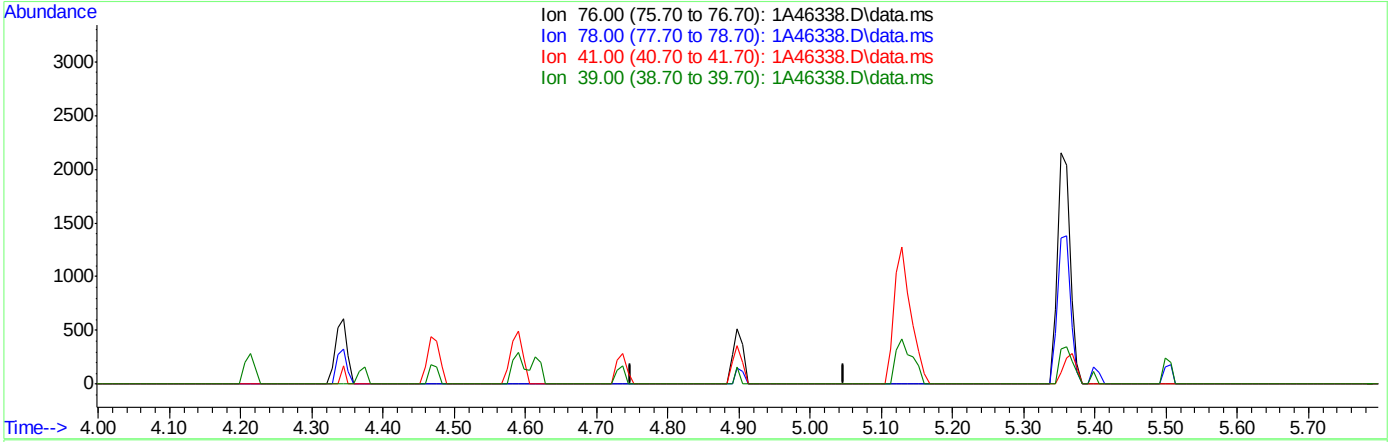

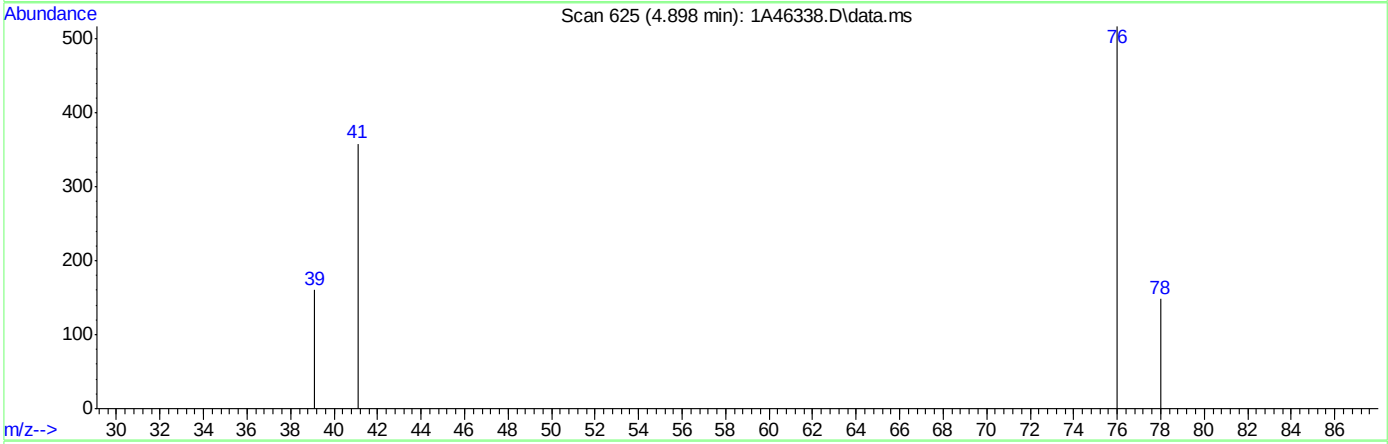

TIC: 1A46338.D\data.ms

(72) 1,3-Dichloropropane ( )

4.898min (-4.898) 0.00ug/L

response 0

Ion	Exp%	Act%
76.00	100	0.00
78.00	33.10	0.00#
41.00	84.20	0.00#
39.00	29.00	0.00

Quantitation Report (Qedit)

Data Path : C:\msdchem\1\DATA\05-23-2023\
Data File : 1A46338.D
Acq On : 23 May 2023 10:34 am
Operator : jeniferw
Sample : IC1829-1
Misc : MS54063,V1A1829,,,,,
ALS Vial : 2 Sample Multiplier: 1

Quant Time: May 24 08:42:31 2023
Quant Method : C:\msdchem\1\METHODS\V1A_05-23-2023.M
Quant Title : SW-846 Method 5035A/8260B
QLast Update : Wed May 24 08:32:34 2023
Response via : Initial Calibration

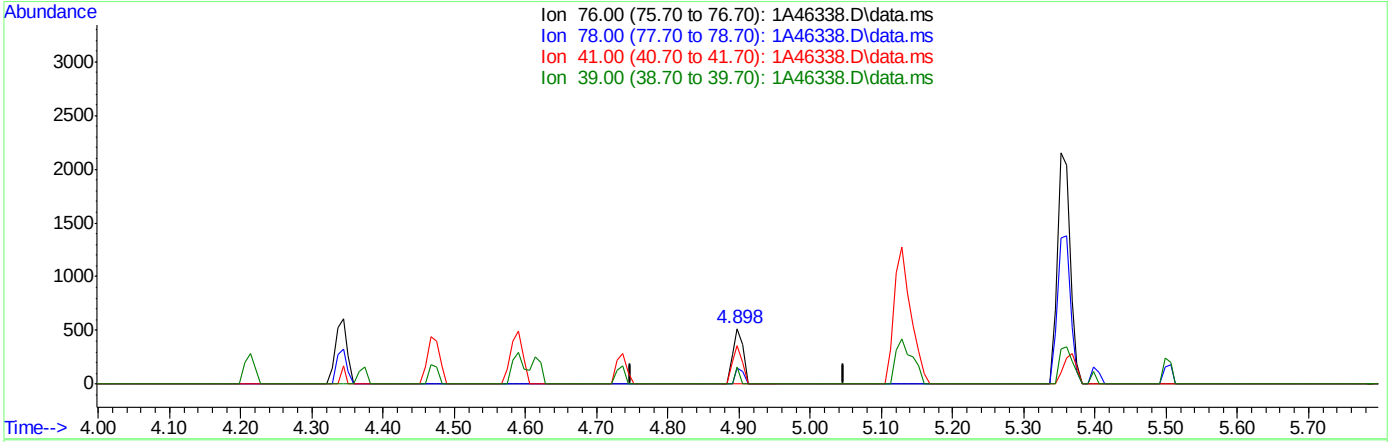

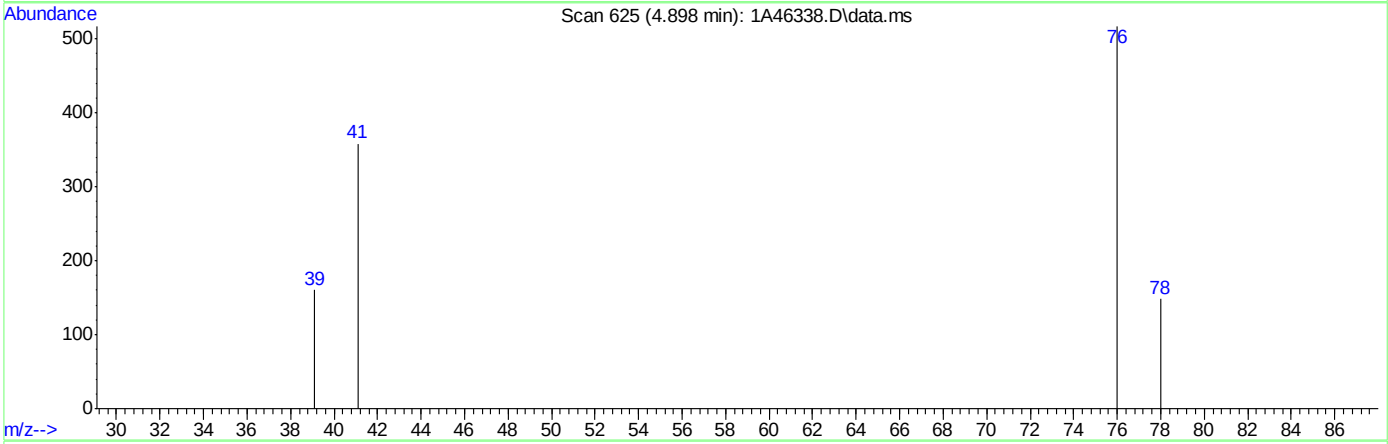

TIC: 1A46338.D\data.ms

(72) 1,3-Dichloropropane ( )

4.898min (-0.000) 1.05ug/L m

response 534

Ion	Exp%	Act%
76.00	100	100
78.00	33.10	28.63
41.00	84.20	69.25
39.00	29.00	30.95

Quantitation Report (Qedit)

Data Path : C:\msdchem\1\DATA\05-23-2023\
Data File : 1A46338.D
Acq On : 23 May 2023 10:34 am
Operator : jeniferw
Sample : IC1829-1
Misc : MS54063,V1A1829,,,,,
ALS Vial : 2 Sample Multiplier: 1

Quant Time: May 24 08:42:31 2023
Quant Method : C:\msdchem\1\METHODS\V1A_05-23-2023.M
Quant Title : SW-846 Method 5035A/8260B
QLast Update : Wed May 24 08:32:34 2023
Response via : Initial Calibration

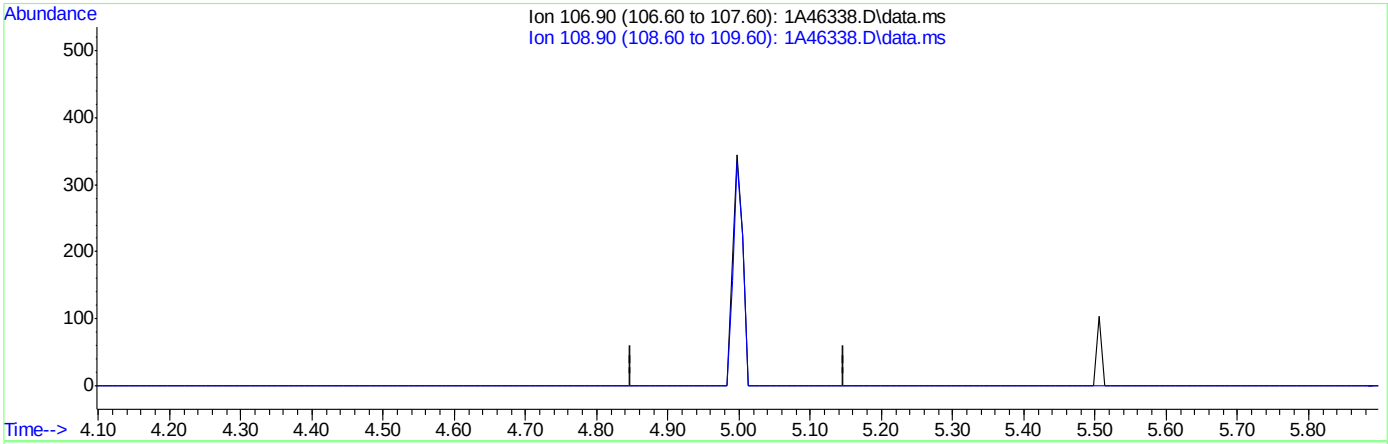

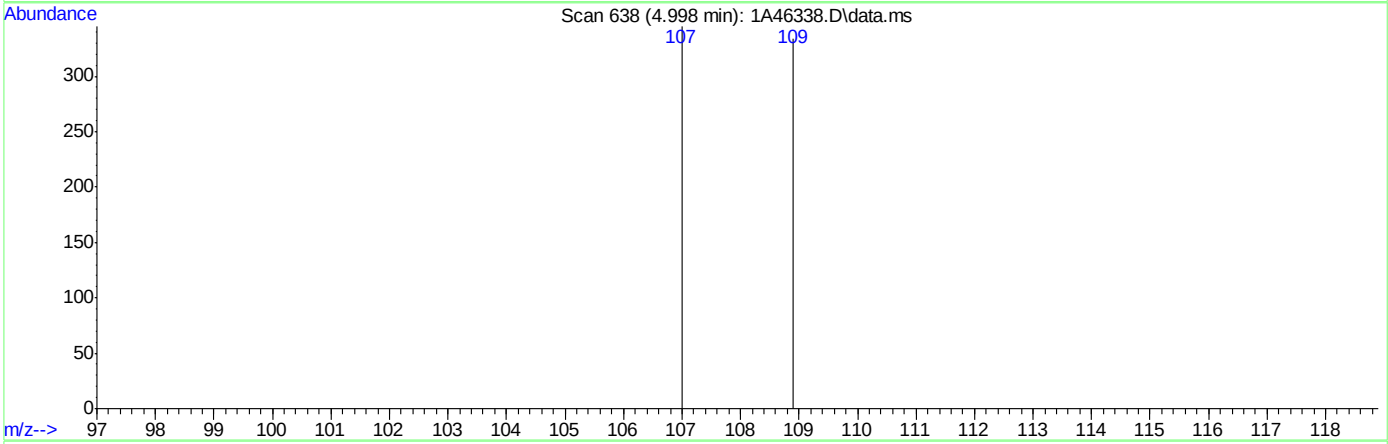

TIC: 1A46338.D\data.ms

(73) 1,2-Dibromoethane ( )

4.998min (-4.998) 0.00ug/L

response 0

Ion	Exp%	Act%
106.90	100	0.00
108.90	92.10	0.00#
0.00	0.00	0.00
0.00	0.00	0.00

Quantitation Report (Qedit)

Data Path : C:\msdchem\1\DATA\05-23-2023\
Data File : 1A46338.D
Acq On : 23 May 2023 10:34 am
Operator : jeniferw
Sample : IC1829-1
Misc : MS54063,V1A1829,,,,,
ALS Vial : 2 Sample Multiplier: 1

Quant Time: May 24 08:42:31 2023
Quant Method : C:\msdchem\1\METHODS\V1A_05-23-2023.M
Quant Title : SW-846 Method 5035A/8260B
QLast Update : Wed May 24 08:32:34 2023
Response via : Initial Calibration

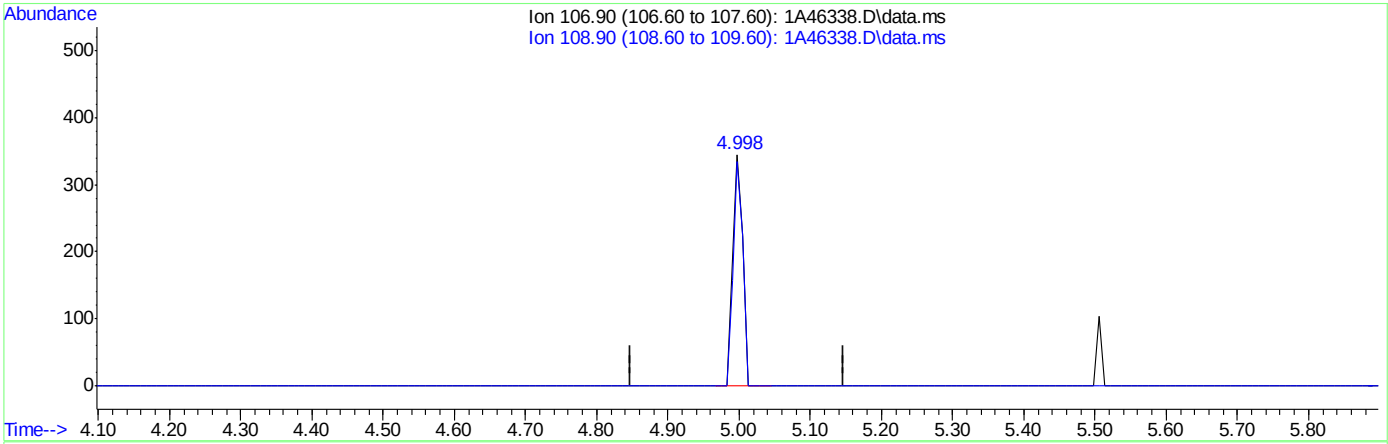

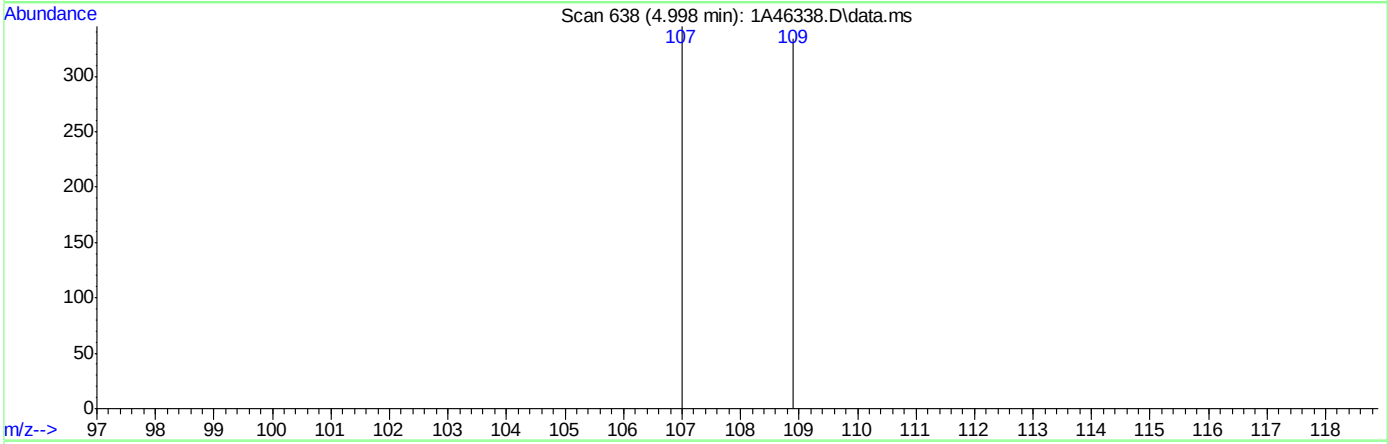

TIC: 1A46338.D\data.ms

(73) 1,2-Dibromoethane ( )

4.998min (-0.000) 1.01ug/L m

response 351

Ion	Exp%	Act%
106.90	100	100
108.90	92.10	96.81
0.00	0.00	0.00
0.00	0.00	0.00

Quantitation Report (Qedit)

Data Path : C:\msdchem\1\DATA\05-23-2023\
Data File : 1A46338.D
Acq On : 23 May 2023 10:34 am
Operator : jeniferw
Sample : IC1829-1
Misc : MS54063,V1A1829,,,,,
ALS Vial : 2 Sample Multiplier: 1

Quant Time: May 24 08:42:31 2023
Quant Method : C:\msdchem\1\METHODS\V1A_05-23-2023.M
Quant Title : SW-846 Method 5035A/8260B
QLast Update : Wed May 24 08:32:34 2023
Response via : Initial Calibration

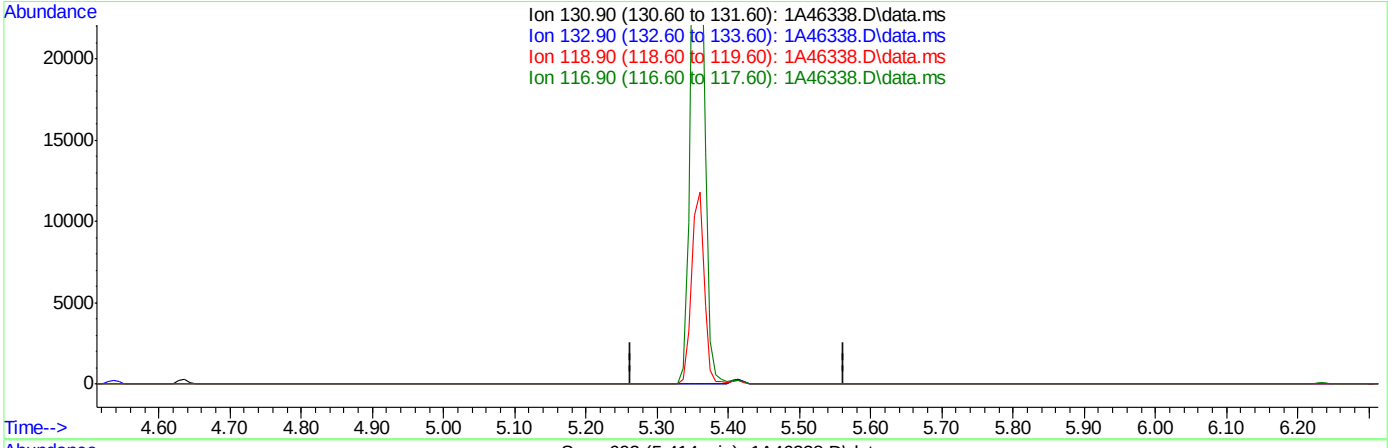

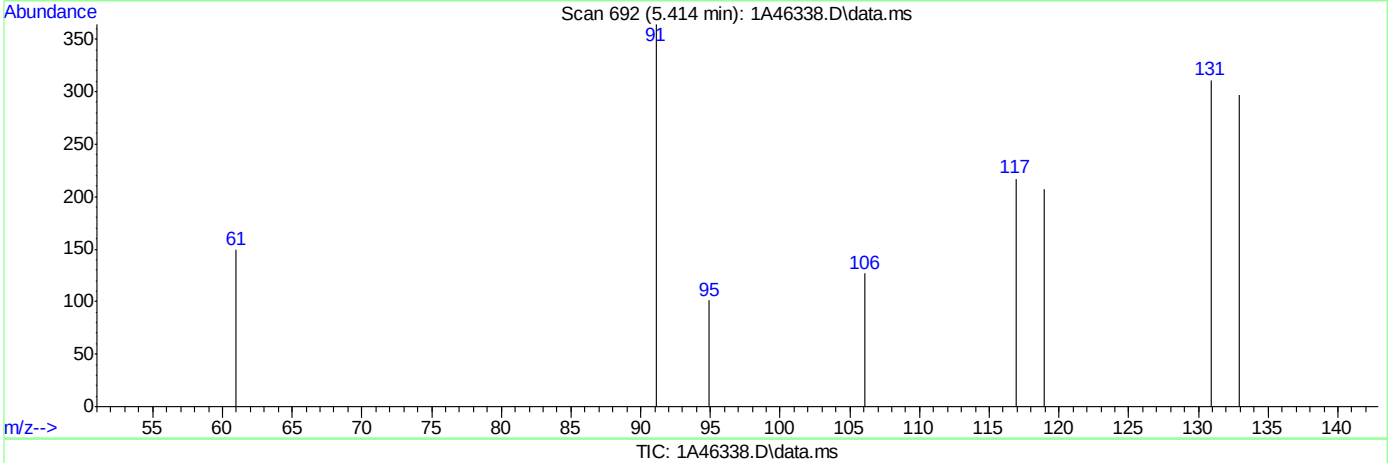

TIC: 1A46338.D\data.ms

(79) 1,1,1,2-Tetrachloroethane ( )

5.413min (-5.413) 0.00ug/L

response 0

Ion	Exp%	Act%
130.90	100	0.00
132.90	99.00	0.00#
118.90	68.10	0.00#
116.90	69.20	0.00#

Quantitation Report (Qedit)

Data Path : C:\msdchem\1\DATA\05-23-2023\
Data File : 1A46338.D
Acq On : 23 May 2023 10:34 am
Operator : jeniferw
Sample : IC1829-1
Misc : MS54063,V1A1829,,,,,
ALS Vial : 2 Sample Multiplier: 1

Quant Time: May 24 08:42:31 2023
Quant Method : C:\msdchem\1\METHODS\V1A_05-23-2023.M
Quant Title : SW-846 Method 5035A/8260B
QLast Update : Wed May 24 08:32:34 2023
Response via : Initial Calibration

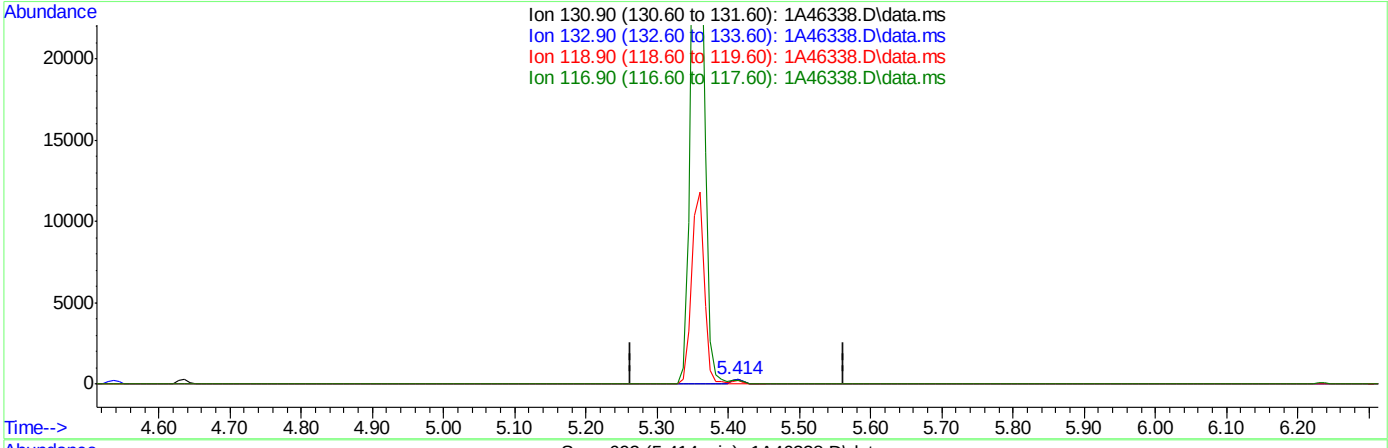

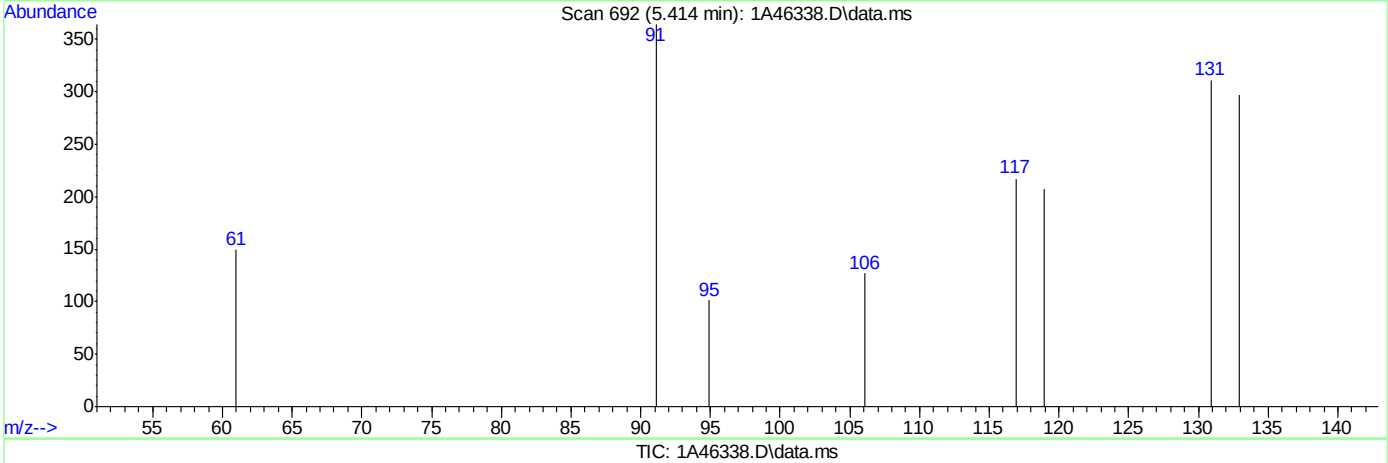

TIC: 1A46338.D\data.ms

(79) 1,1,1,2-Tetrachloroethane ( )

5.414min (+0.001) 0.98ug/L m

response 317

Ion	Exp%	Act%
130.90	100	100
132.90	99.00	95.50
118.90	68.10	66.56
116.90	69.20	69.77

Quantitation Report (Qedit)

Data Path : C:\msdchem\1\DATA\05-23-2023\
Data File : 1A46338.D
Acq On : 23 May 2023 10:34 am
Operator : jeniferw
Sample : IC1829-1
Misc : MS54063,V1A1829,,,,,
ALS Vial : 2 Sample Multiplier: 1

Quant Time: May 24 08:42:31 2023
Quant Method : C:\msdchem\1\METHODS\V1A_05-23-2023.M
Quant Title : SW-846 Method 5035A/8260B
QLast Update : Wed May 24 08:32:34 2023
Response via : Initial Calibration

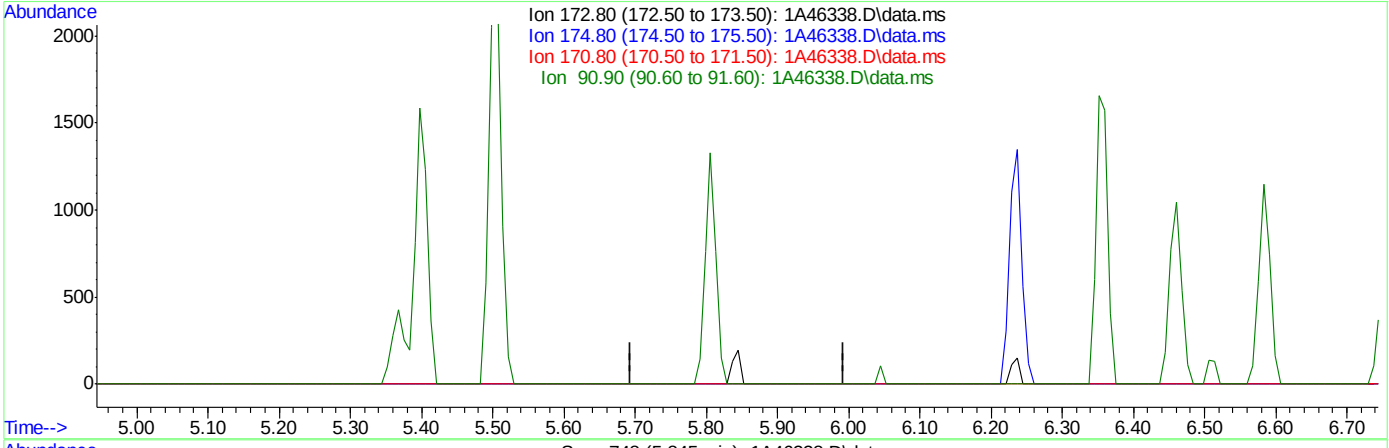

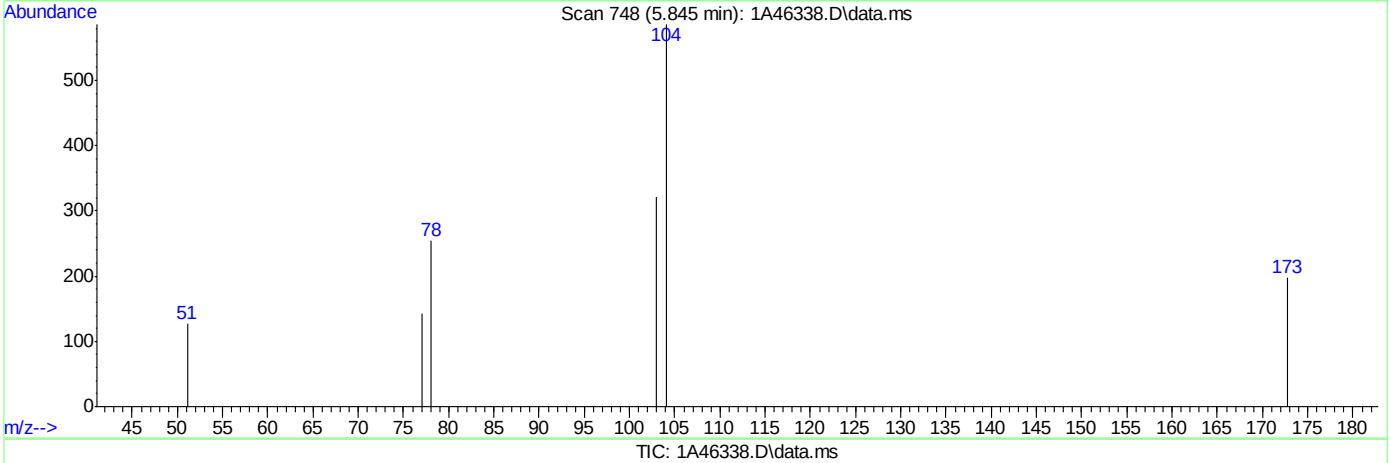

TIC: 1A46338.D\data.ms

(83) Bromoform (P)

5.844min (-5.844) 0.00ug/L

response 0

Ion	Exp%	Act%
172.80	100	0.00
174.80	50.90	0.00#
170.80	53.40	0.00#
90.90	22.00	0.00

Quantitation Report (Qedit)

Data Path : C:\msdchem\1\DATA\05-23-2023\
Data File : 1A46338.D
Acq On : 23 May 2023 10:34 am
Operator : jeniferw
Sample : IC1829-1
Misc : MS54063,V1A1829,,,,,
ALS Vial : 2 Sample Multiplier: 1

Quant Time: May 24 08:42:31 2023
Quant Method : C:\msdchem\1\METHODS\V1A_05-23-2023.M
Quant Title : SW-846 Method 5035A/8260B
QLast Update : Wed May 24 08:32:34 2023
Response via : Initial Calibration

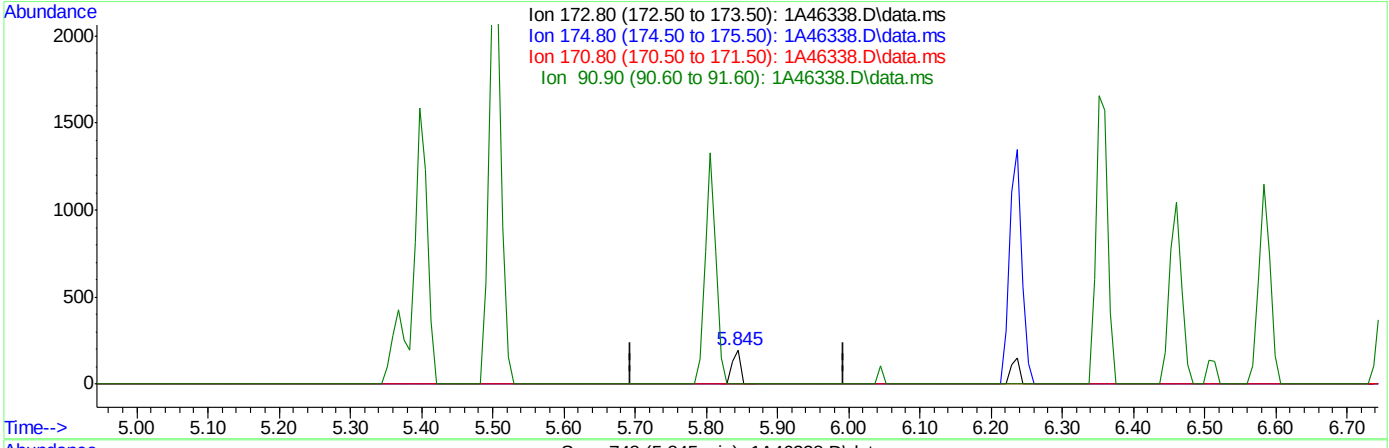

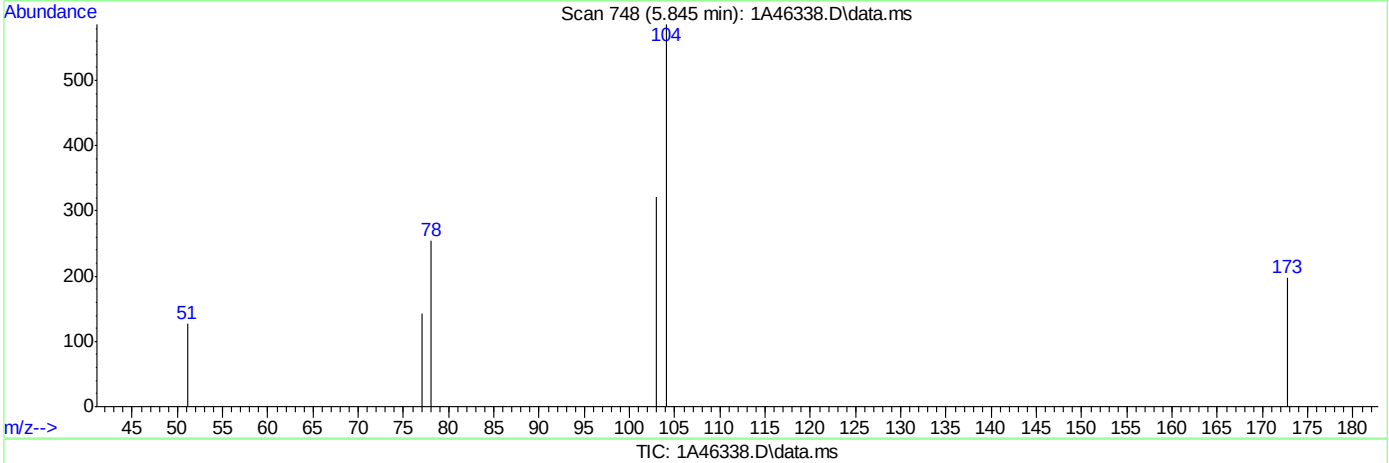

TIC: 1A46338.D\data.ms

(83) Bromoform (P)

5.845min (+0.001) 0.59ug/L m

response 151

Ion	Exp%	Act%
172.80	100	100
174.80	50.90	0.00#
170.80	53.40	0.00#
90.90	22.00	0.00

Quantitation Report (Qedit)

Data Path : C:\msdchem\1\DATA\05-23-2023\
Data File : 1A46338.D
Acq On : 23 May 2023 10:34 am
Operator : jeniferw
Sample : IC1829-1
Misc : MS54063,V1A1829,,,,,
ALS Vial : 2 Sample Multiplier: 1

Quant Time: May 24 08:42:31 2023
Quant Method : C:\msdchem\1\METHODS\V1A_05-23-2023.M
Quant Title : SW-846 Method 5035A/8260B
QLast Update : Wed May 24 08:32:34 2023
Response via : Initial Calibration

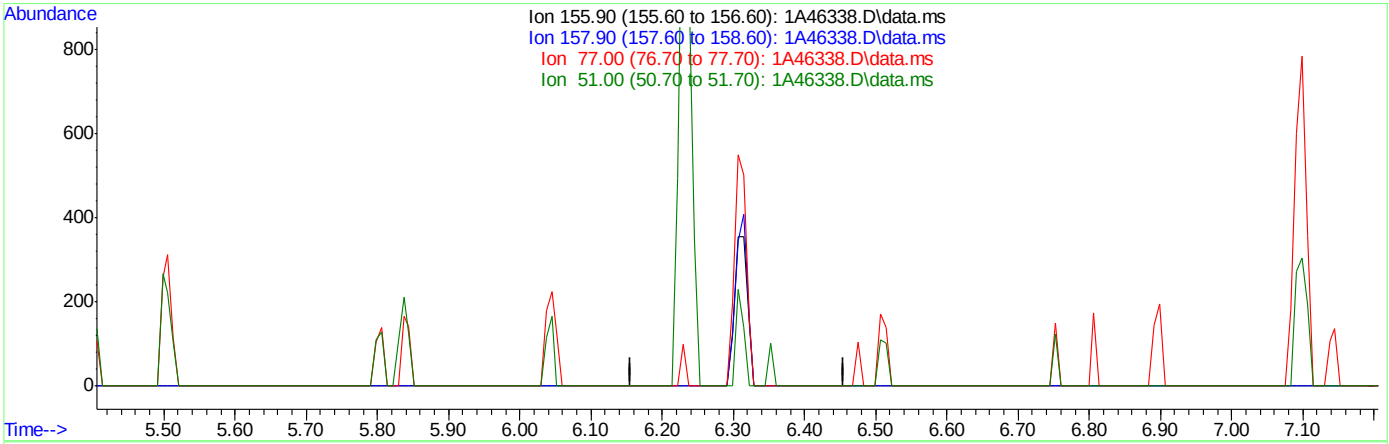

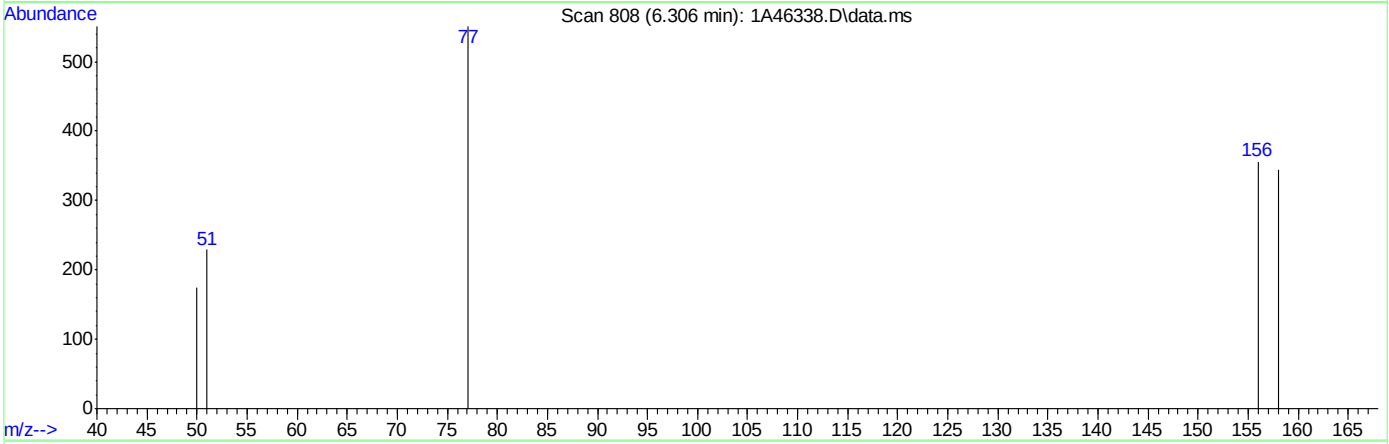

TIC: 1A46338.D\data.ms

(89) Bromobenzene ( )

6.306min (-6.306) 0.00ug/L

response 0

Ion	Exp%	Act%
155.90	100	0.00
157.90	98.20	0.00#
77.00	133.80	0.00#
51.00	39.70	0.00#

Quantitation Report (Qedit)

Data Path : C:\msdchem\1\DATA\05-23-2023\
Data File : 1A46338.D
Acq On : 23 May 2023 10:34 am
Operator : jeniferw
Sample : IC1829-1
Misc : MS54063,V1A1829,,,,,
ALS Vial : 2 Sample Multiplier: 1

Quant Time: May 24 08:42:31 2023
Quant Method : C:\msdchem\1\METHODS\V1A_05-23-2023.M
Quant Title : SW-846 Method 5035A/8260B
QLast Update : Wed May 24 08:32:34 2023
Response via : Initial Calibration

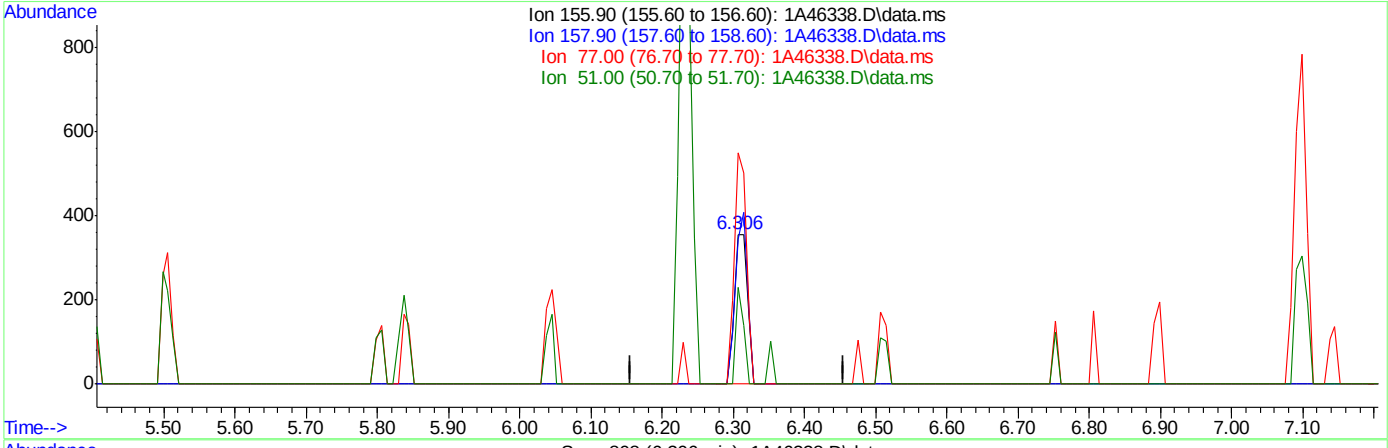

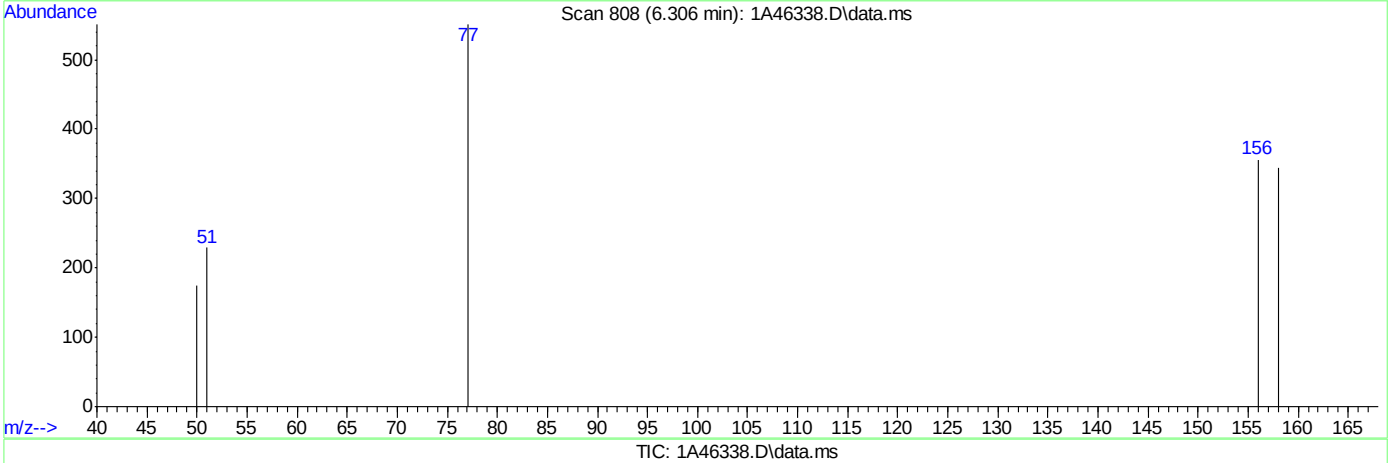

TIC: 1A46338.D\data.ms

(89) Bromobenzene ( )

6.306min (+0.000) 1.12ug/L m

response 455

Ion	Exp%	Act%
155.90	100	100
157.90	98.20	96.63
77.00	133.80	154.78
51.00	39.70	64.33

Quantitation Report (Qedit)

Data Path : C:\msdchem\1\DATA\05-23-2023\
Data File : 1A46338.D
Acq On : 23 May 2023 10:34 am
Operator : jeniferw
Sample : IC1829-1
Misc : MS54063,V1A1829,,,,,
ALS Vial : 2 Sample Multiplier: 1

Quant Time: May 24 08:42:31 2023
Quant Method : C:\msdchem\1\METHODS\V1A_05-23-2023.M
Quant Title : SW-846 Method 5035A/8260B
QLast Update : Wed May 24 08:32:34 2023
Response via : Initial Calibration

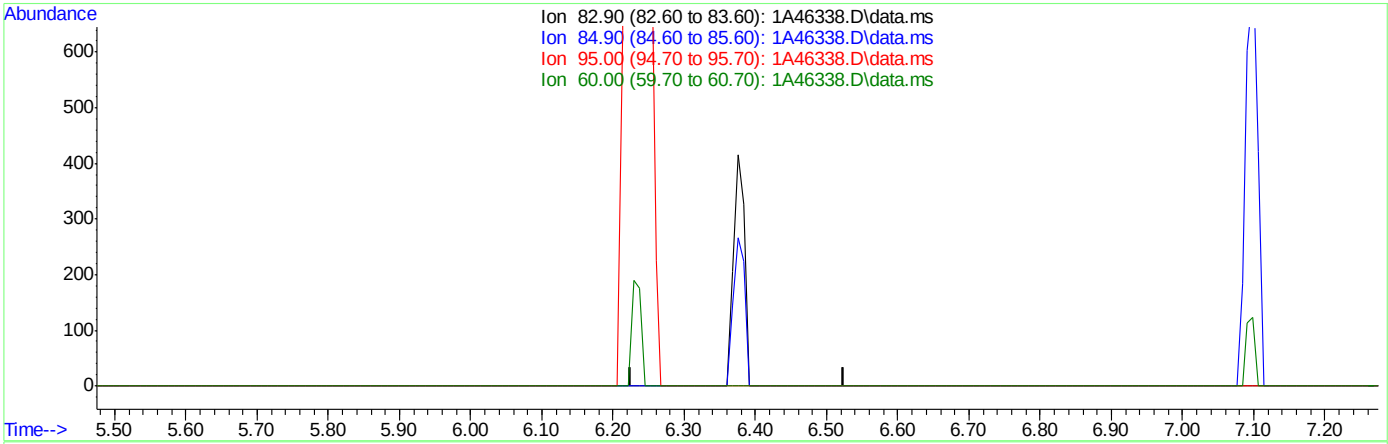

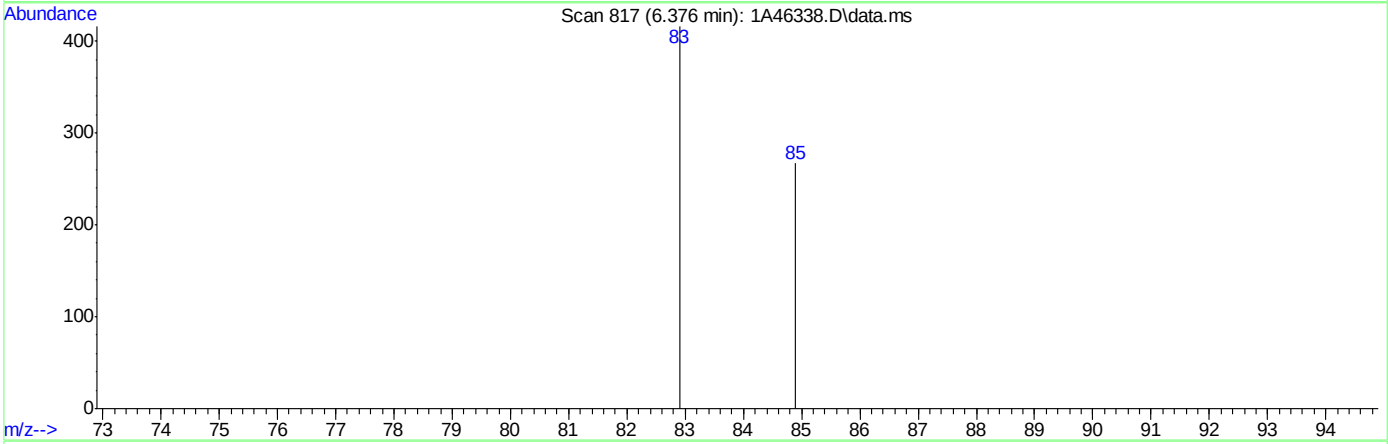

TIC: 1A46338.D\data.ms

(90) 1,1,2,2-Tetrachloroethane (P)

6.375min (-6.375) 0.00ug/L

response 0

Ion	Exp%	Act%
82.90	100	0.00
84.90	63.30	0.00#
95.00	15.30	0.00
60.00	14.30	0.00

Quantitation Report (Qedit)

Data Path : C:\msdchem\1\DATA\05-23-2023\
Data File : 1A46338.D
Acq On : 23 May 2023 10:34 am
Operator : jeniferw
Sample : IC1829-1
Misc : MS54063,V1A1829,,,,,
ALS Vial : 2 Sample Multiplier: 1

Quant Time: May 24 08:42:31 2023
Quant Method : C:\msdchem\1\METHODS\V1A_05-23-2023.M
Quant Title : SW-846 Method 5035A/8260B
QLast Update : Wed May 24 08:32:34 2023
Response via : Initial Calibration

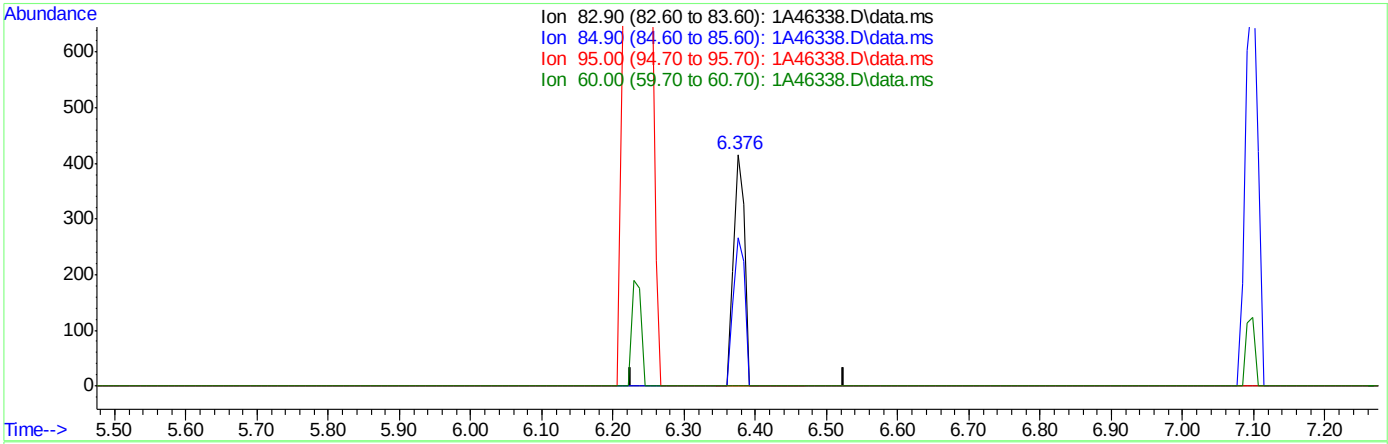

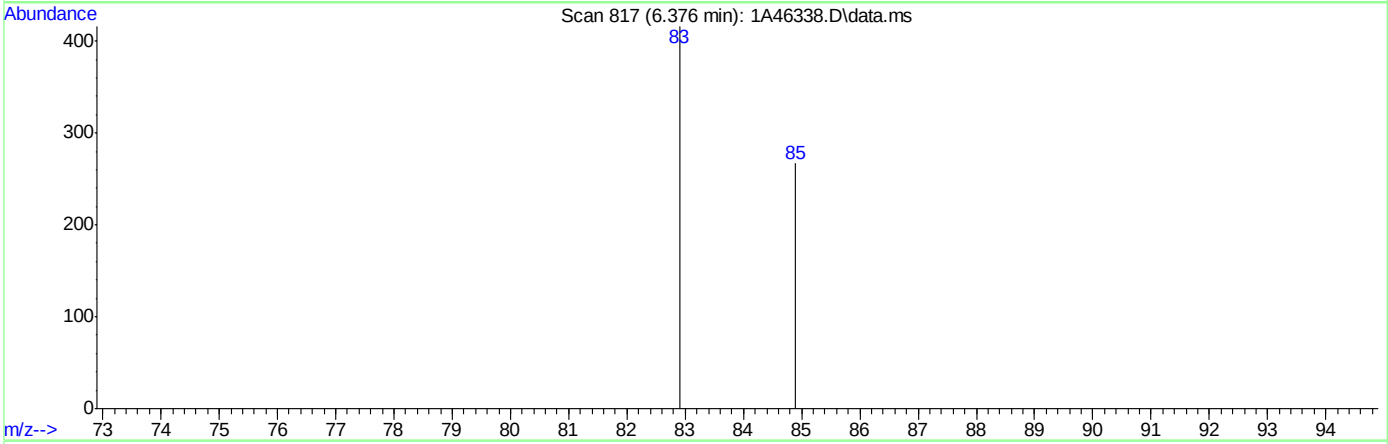

TIC: 1A46338.D\data.ms

(90) 1,1,2,2-Tetrachloroethane (P)

6.376min (+0.001) 0.99ug/L m

response 437

Ion	Exp%	Act%
82.90	100	100
84.90	63.30	64.18
95.00	15.30	0.00
60.00	14.30	0.00

Quantitation Report (Qedit)

Data Path : C:\msdchem\1\DATA\05-23-2023\
Data File : 1A46338.D
Acq On : 23 May 2023 10:34 am
Operator : jeniferw
Sample : IC1829-1
Misc : MS54063,V1A1829,,,,,
ALS Vial : 2 Sample Multiplier: 1

Quant Time: May 24 08:42:31 2023
Quant Method : C:\msdchem\1\METHODS\V1A_05-23-2023.M
Quant Title : SW-846 Method 5035A/8260B
QLast Update : Wed May 24 08:32:34 2023
Response via : Initial Calibration

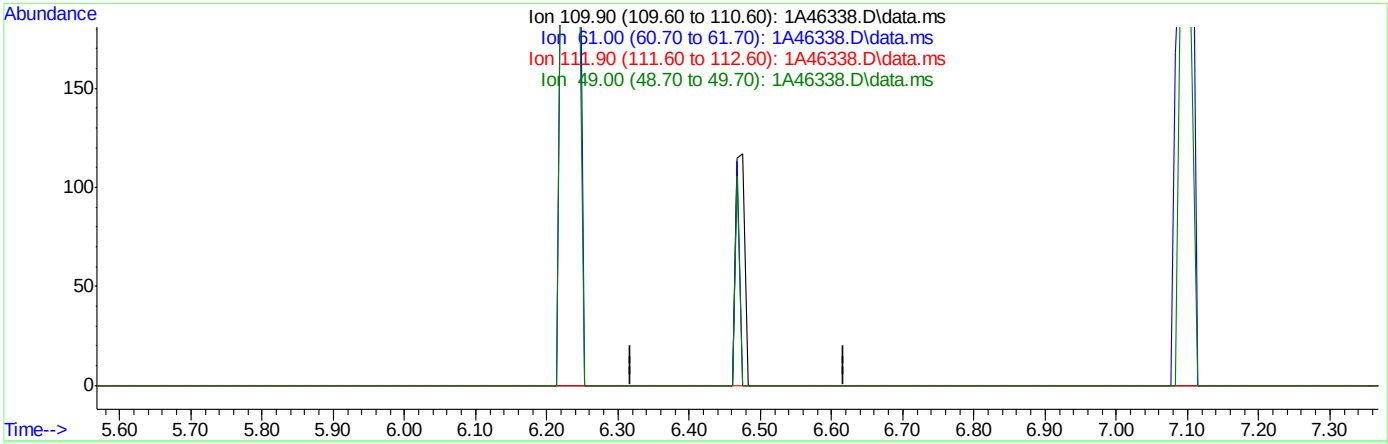

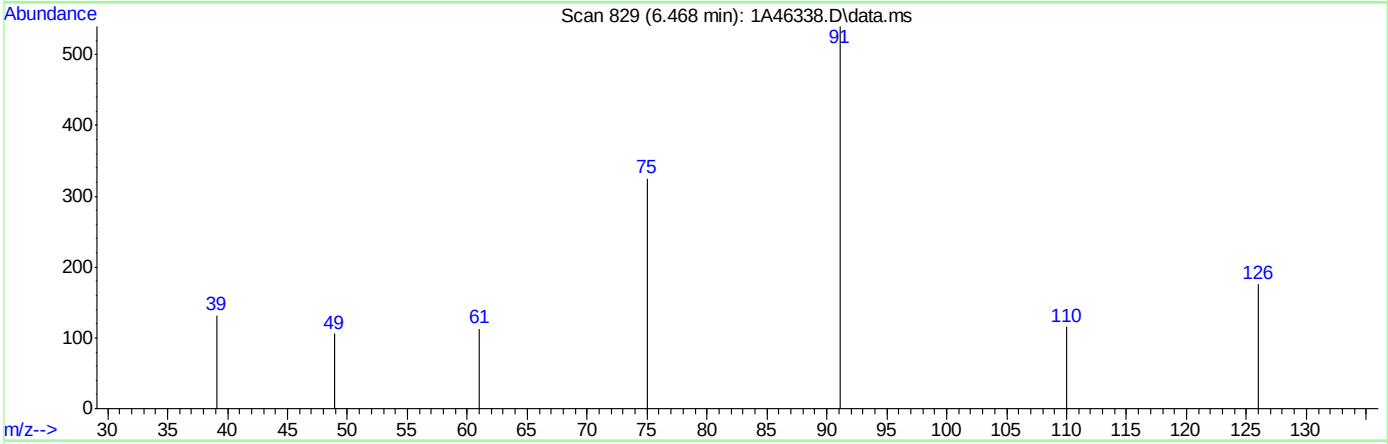

TIC: 1A46338.D\data.ms

(94) 1,2,3-Trichloropropane ( )

6.468min (-6.468) 0.00ug/L

response 0

Ion	Exp%	Act%
109.90	100	0.00
61.00	89.10	0.00#
111.90	65.90	0.00#
49.00	71.00	0.00#

Quantitation Report (Qedit)

Data Path : C:\msdchem\1\DATA\05-23-2023\
Data File : 1A46338.D
Acq On : 23 May 2023 10:34 am
Operator : jeniferw
Sample : IC1829-1
Misc : MS54063,V1A1829,,,,,
ALS Vial : 2 Sample Multiplier: 1

Quant Time: May 24 08:42:31 2023
Quant Method : C:\msdchem\1\METHODS\V1A_05-23-2023.M
Quant Title : SW-846 Method 5035A/8260B
QLast Update : Wed May 24 08:32:34 2023
Response via : Initial Calibration

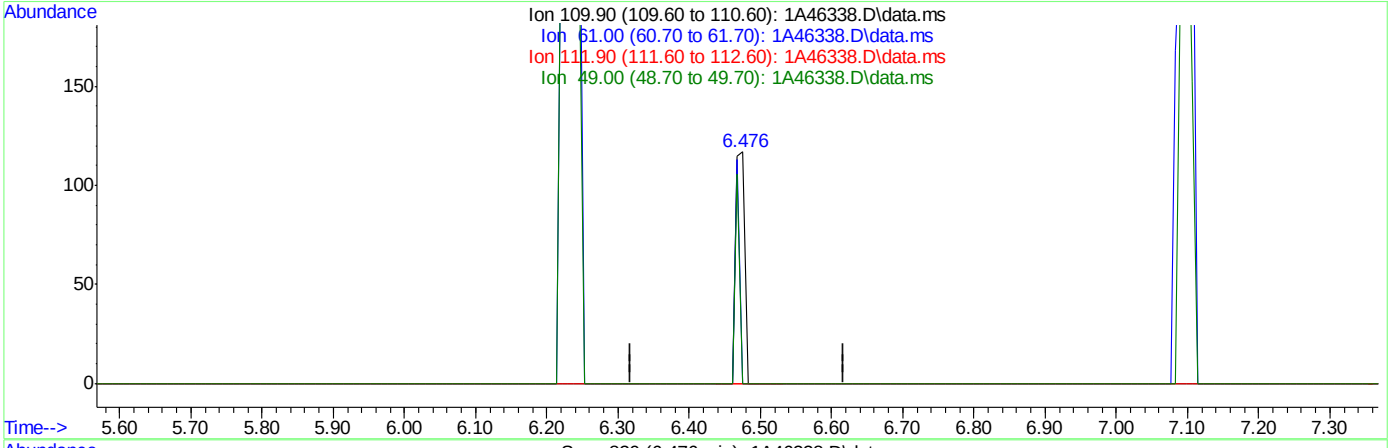

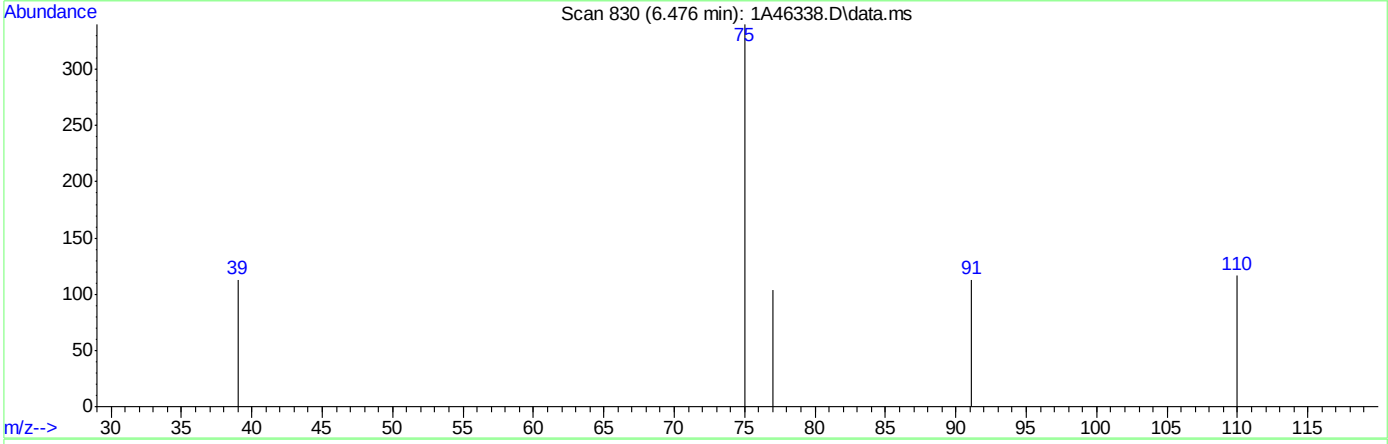

TIC: 1A46338.D\data.ms

(94) 1,2,3-Trichloropropane ( )

6.476min (+0.008) 0.84ug/L m

response 107

Ion	Exp%	Act%
109.90	100	100
61.00	89.10	0.00#
111.90	65.90	0.00#
49.00	71.00	0.00#

Quantitation Report (Qedit)

Data Path : C:\msdchem\1\DATA\05-23-2023\
Data File : 1A46338.D
Acq On : 23 May 2023 10:34 am
Operator : jeniferw
Sample : IC1829-1
Misc : MS54063,V1A1829,,,,,
ALS Vial : 2 Sample Multiplier: 1

Quant Time: May 24 08:42:31 2023
Quant Method : C:\msdchem\1\METHODS\V1A_05-23-2023.M
Quant Title : SW-846 Method 5035A/8260B
QLast Update : Wed May 24 08:32:34 2023
Response via : Initial Calibration

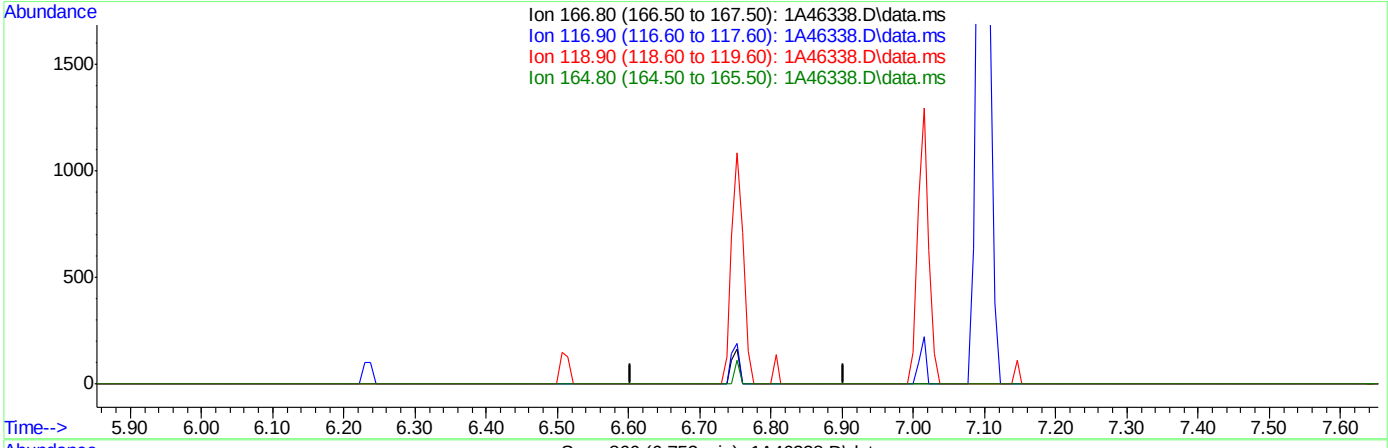

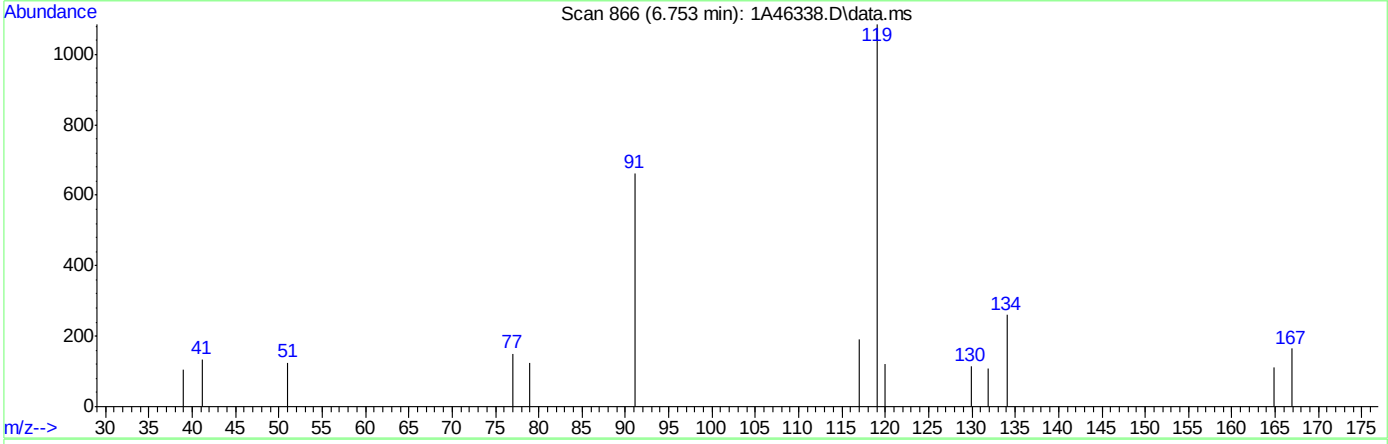

TIC: 1A46338.D\data.ms

(99) Pentachloroethane ( )

6.753min (-6.753) 0.00ug/L

response 0

Ion	Exp%	Act%
166.80	100	0.00
116.90	104.50	0.00#
118.90	579.90	0.00#
164.80	75.80	0.00#

Quantitation Report (Qedit)

Data Path : C:\msdchem\1\DATA\05-23-2023\
Data File : 1A46338.D
Acq On : 23 May 2023 10:34 am
Operator : jeniferw
Sample : IC1829-1
Misc : MS54063,V1A1829,,,,,
ALS Vial : 2 Sample Multiplier: 1

Quant Time: May 24 08:42:31 2023
Quant Method : C:\msdchem\1\METHODS\V1A_05-23-2023.M
Quant Title : SW-846 Method 5035A/8260B
QLast Update : Wed May 24 08:32:34 2023
Response via : Initial Calibration

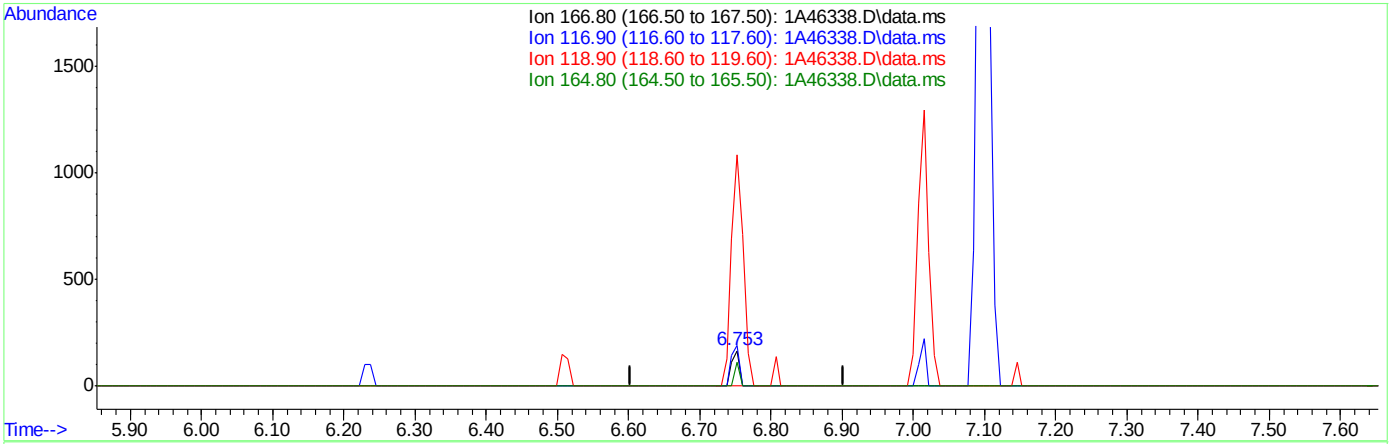

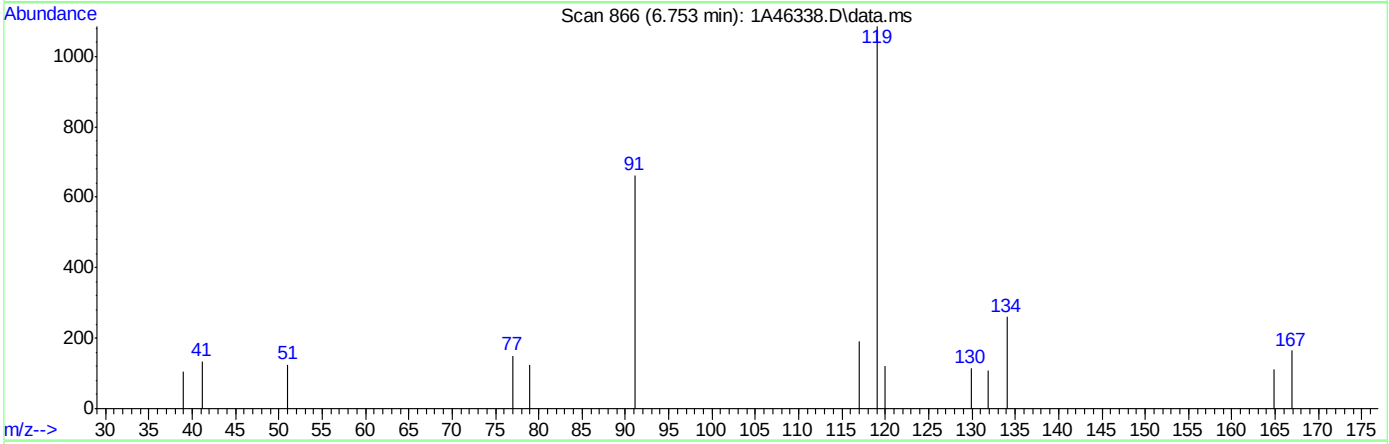

TIC: 1A46338.D\data.ms

(99) Pentachloroethane ( )

6.753min (-0.000) 0.59ug/L m

response 127

Ion	Exp%	Act%
166.80	100	100
116.90	104.50	115.76
118.90	579.90	657.58#
164.80	75.80	67.88

Quantitation Report (Qedit)

Data Path : C:\msdchem\1\DATA\05-23-2023\
Data File : 1A46338.D
Acq On : 23 May 2023 10:34 am
Operator : jeniferw
Sample : IC1829-1
Misc : MS54063,V1A1829,,,,,
ALS Vial : 2 Sample Multiplier: 1

Quant Time: May 24 08:42:31 2023
Quant Method : C:\msdchem\1\METHODS\V1A_05-23-2023.M
Quant Title : SW-846 Method 5035A/8260B
QLast Update : Wed May 24 08:32:34 2023
Response via : Initial Calibration

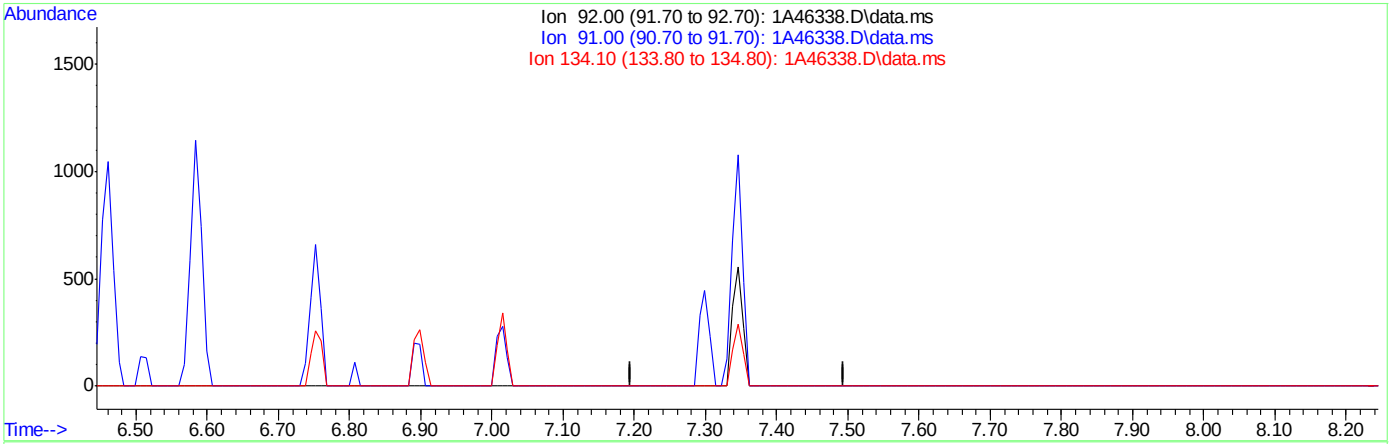

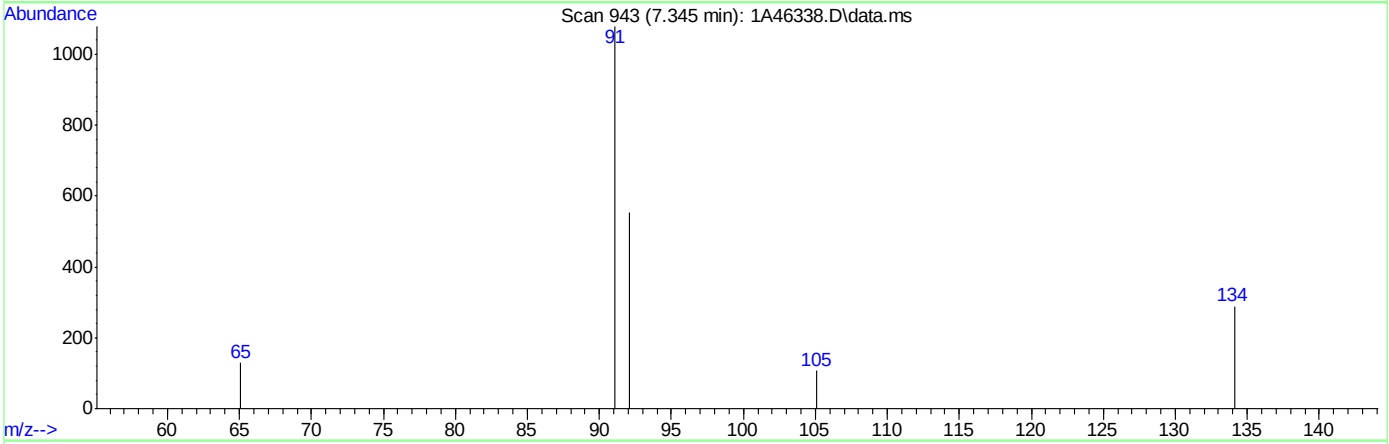

TIC: 1A46338.D\data.ms

(105) n-Butylbenzene

7.345min (-7.345) 0.00ug/L

response 0

Ion	Exp%	Act%
92.00	100	0.00
91.00	184.60	0.00#
134.10	45.60	0.00#
0.00	0.00	0.00

Quantitation Report (Qedit)

Data Path : C:\msdchem\1\DATA\05-23-2023\
Data File : 1A46338.D
Acq On : 23 May 2023 10:34 am
Operator : jeniferw
Sample : IC1829-1
Misc : MS54063,V1A1829,,,,,
ALS Vial : 2 Sample Multiplier: 1

Quant Time: May 24 08:42:31 2023
Quant Method : C:\msdchem\1\METHODS\V1A_05-23-2023.M
Quant Title : SW-846 Method 5035A/8260B
QLast Update : Wed May 24 08:32:34 2023
Response via : Initial Calibration

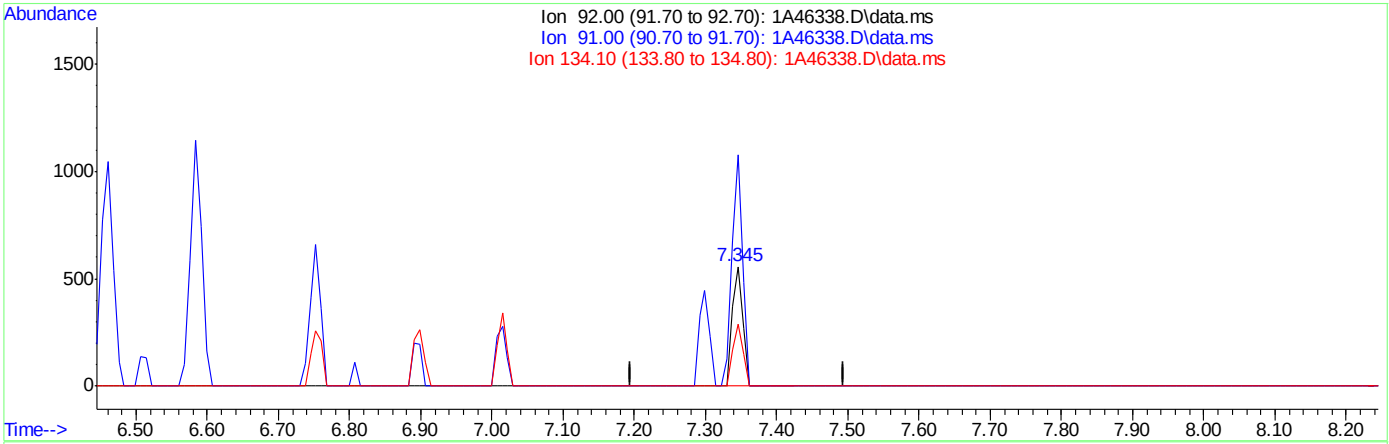

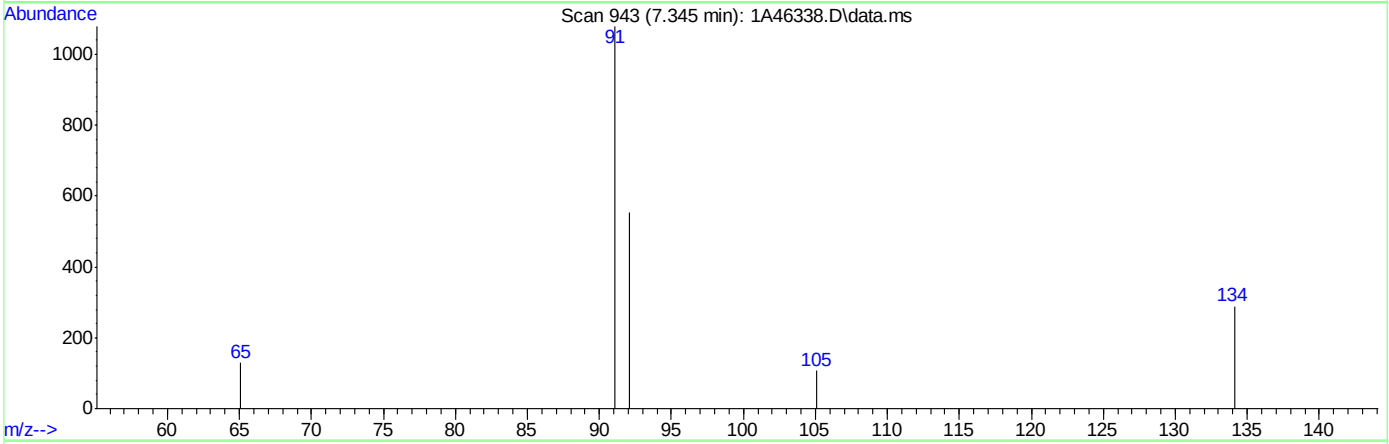

TIC: 1A46338.D\data.ms

(105) n-Butylbenzene

7.345min (+0.000) 0.98ug/L m

response 554

Ion	Exp%	Act%
92.00	100	100
91.00	184.60	194.41
134.10	45.60	51.89
0.00	0.00	0.00

Quantitation Report (Qedit)

Data Path : C:\msdchem\1\DATA\05-23-2023\
Data File : 1A46338.D
Acq On : 23 May 2023 10:34 am
Operator : jeniferw
Sample : IC1829-1
Misc : MS54063,V1A1829,,,,,
ALS Vial : 2 Sample Multiplier: 1

Quant Time: May 24 08:42:31 2023
Quant Method : C:\msdchem\1\METHODS\V1A_05-23-2023.M
Quant Title : SW-846 Method 5035A/8260B
QLast Update : Wed May 24 08:32:34 2023
Response via : Initial Calibration

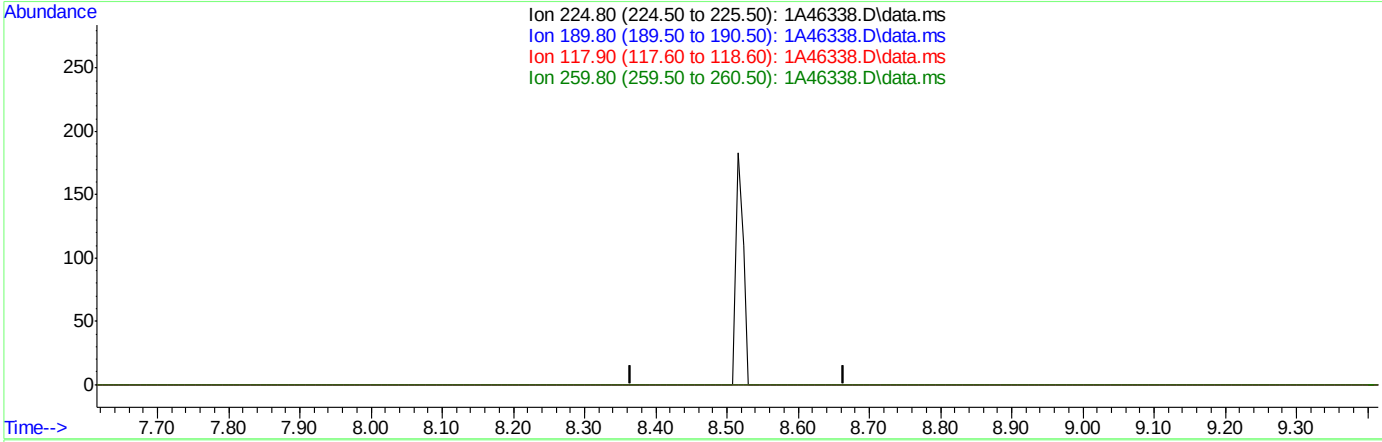

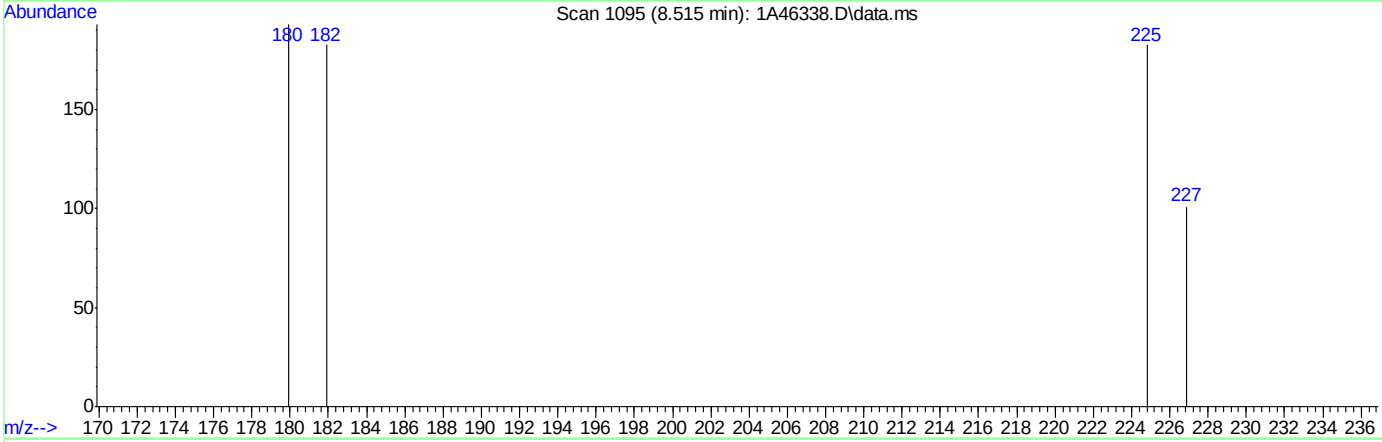

TIC: 1A46338.D\data.ms

(109) Hexachlorobutadiene ( )

8.515min (-8.515) 0.00ug/L

response 0

Ion	Exp%	Act%
224.80	100	0.00
189.80	44.10	0.00#
117.90	35.30	0.00#
259.80	28.80	0.00

Quantitation Report (Qedit)

Data Path : C:\msdchem\1\DATA\05-23-2023\
Data File : 1A46338.D
Acq On : 23 May 2023 10:34 am
Operator : jeniferw
Sample : IC1829-1
Misc : MS54063,V1A1829,,,,,
ALS Vial : 2 Sample Multiplier: 1

Quant Time: May 24 08:42:31 2023
Quant Method : C:\msdchem\1\METHODS\V1A_05-23-2023.M
Quant Title : SW-846 Method 5035A/8260B
QLast Update : Wed May 24 08:32:34 2023
Response via : Initial Calibration

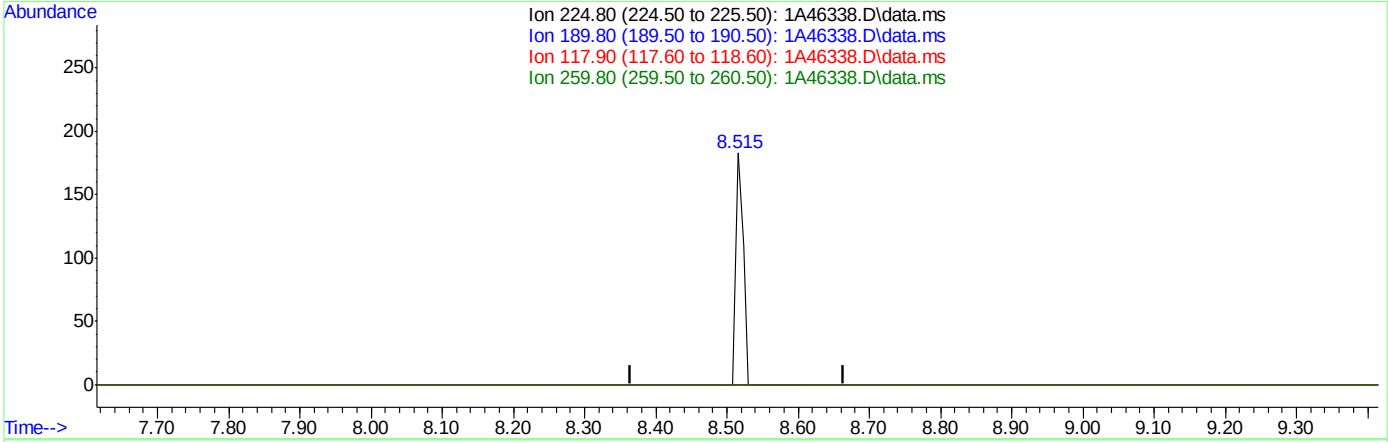

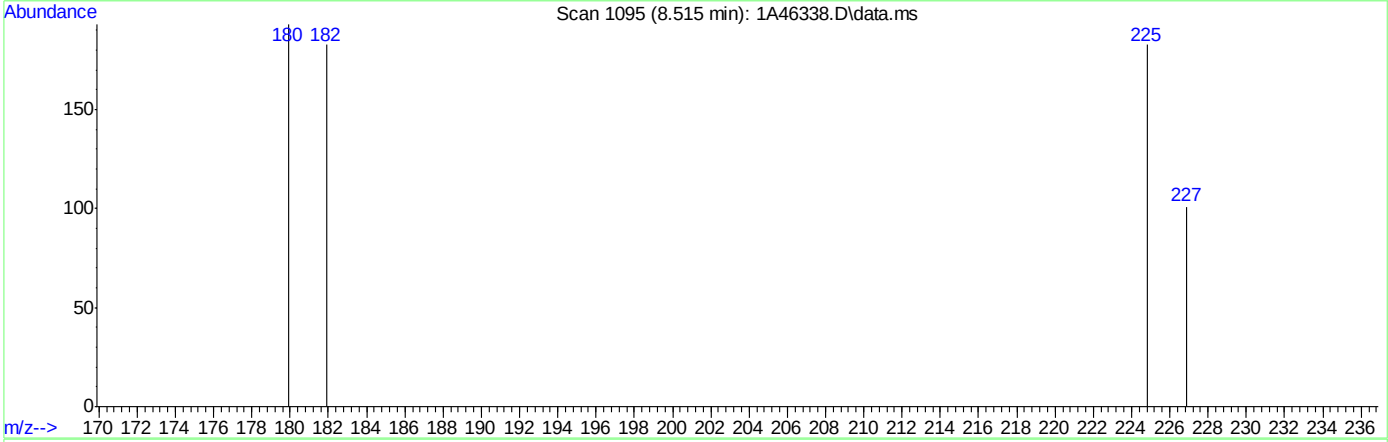

TIC: 1A46338.D\data.ms

(109) Hexachlorobutadiene ( )

8.515min (+0.000) 1.05ug/L m

response 135

Ion	Exp%	Act%
224.80	100	100
189.80	44.10	0.00#
117.90	35.30	0.00#
259.80	28.80	0.00

Quantitation Report (Qedit)

Data Path : C:\msdchem\1\DATA\05-23-2023\
Data File : 1A46338.D
Acq On : 23 May 2023 10:34 am
Operator : jeniferw
Sample : IC1829-1
Misc : MS54063,V1A1829,,,,,
ALS Vial : 2 Sample Multiplier: 1

Quant Time: May 24 08:42:31 2023
Quant Method : C:\msdchem\1\METHODS\V1A_05-23-2023.M
Quant Title : SW-846 Method 5035A/8260B
QLast Update : Wed May 24 08:32:34 2023
Response via : Initial Calibration

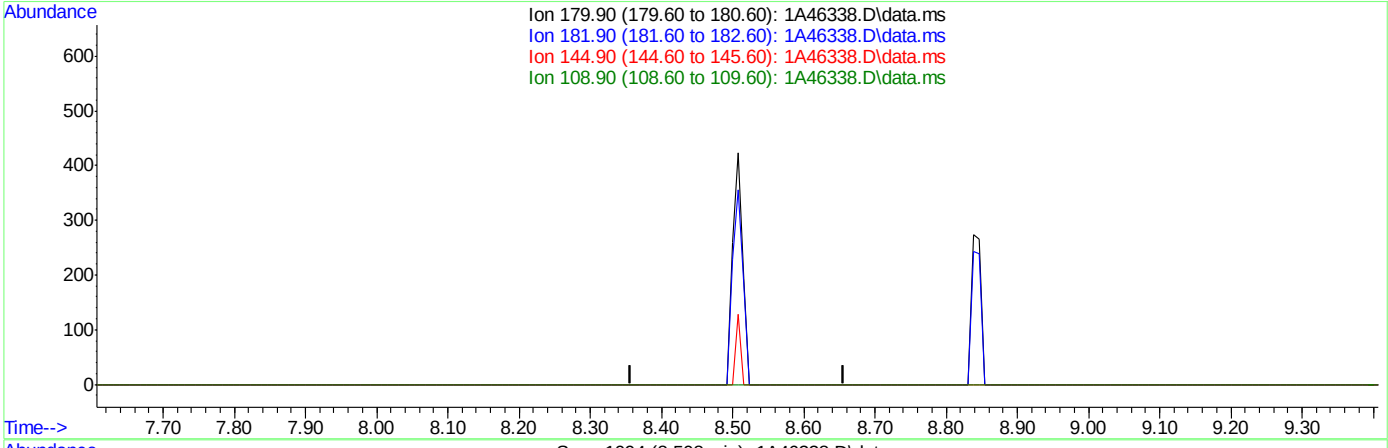

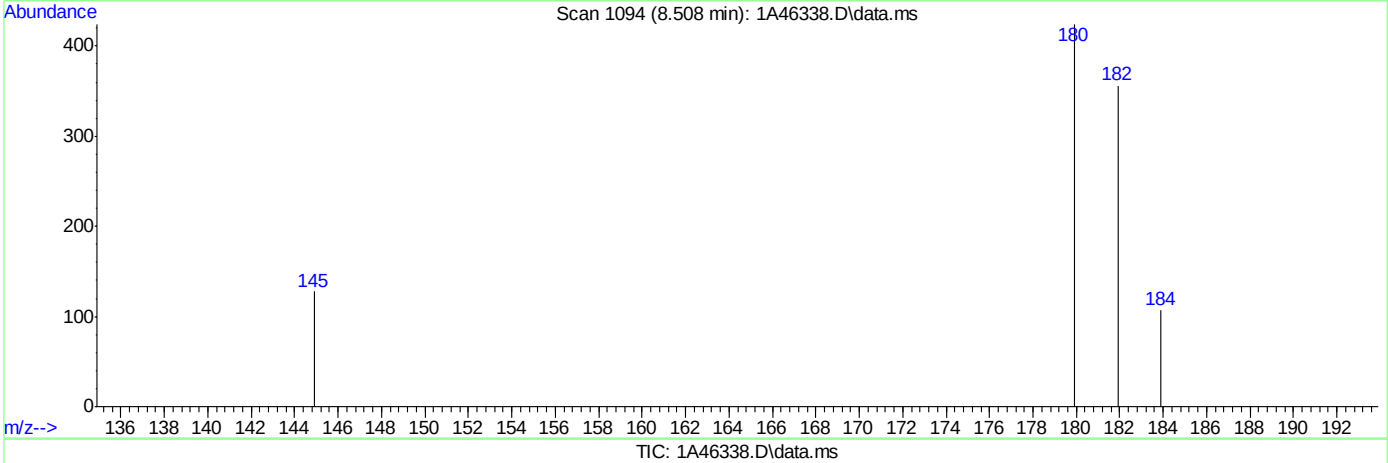

TIC: 1A46338.D\data.ms

(110) 1,2,4-Trichlorobenzene ( )

8.507min (-8.507) 0.00ug/L

response 0

Ion	Exp%	Act%
179.90	100	0.00
181.90	92.40	0.00#
144.90	29.50	0.00
108.90	24.00	0.00

Quantitation Report (Qedit)

Data Path : C:\msdchem\1\DATA\05-23-2023\
Data File : 1A46338.D
Acq On : 23 May 2023 10:34 am
Operator : jeniferw
Sample : IC1829-1
Misc : MS54063,V1A1829,,,,,
ALS Vial : 2 Sample Multiplier: 1

Quant Time: May 24 08:42:31 2023
Quant Method : C:\msdchem\1\METHODS\V1A_05-23-2023.M
Quant Title : SW-846 Method 5035A/8260B
QLast Update : Wed May 24 08:32:34 2023
Response via : Initial Calibration

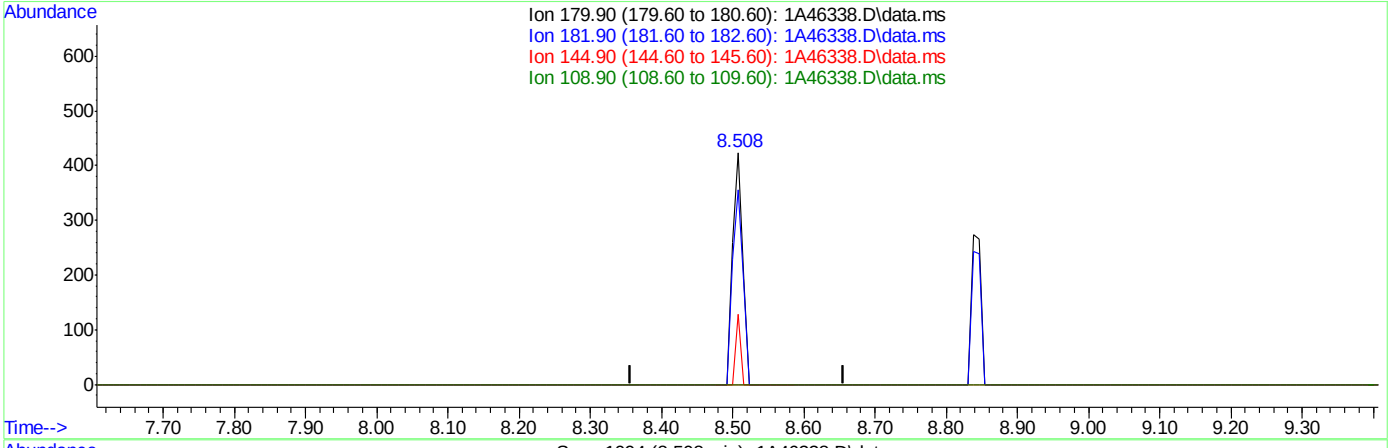

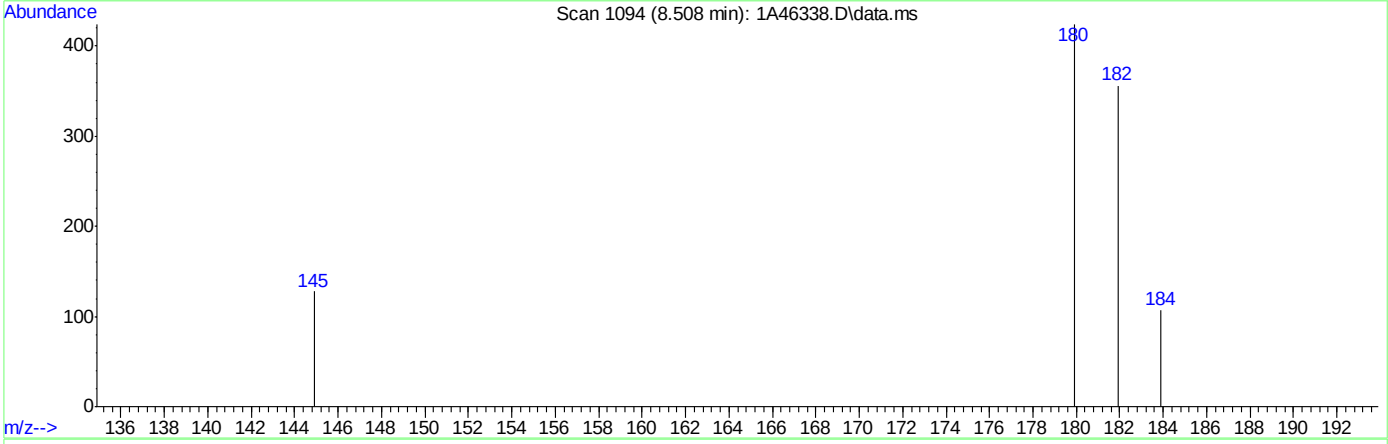

TIC: 1A46338.D\data.ms

(110) 1,2,4-Trichlorobenzene ( )

8.508min (+0.001) 1.16ug/L m

response 405

Ion	Exp%	Act%
179.90	100	100
181.90	92.40	83.96
144.90	29.50	30.19
108.90	24.00	0.00

Quantitation Report (Qedit)

Data Path : C:\msdchem\1\DATA\05-23-2023\
Data File : 1A46338.D
Acq On : 23 May 2023 10:34 am
Operator : jeniferw
Sample : IC1829-1
Misc : MS54063,V1A1829,,,,,
ALS Vial : 2 Sample Multiplier: 1

Quant Time: May 24 08:42:31 2023
Quant Method : C:\msdchem\1\METHODS\V1A_05-23-2023.M
Quant Title : SW-846 Method 5035A/8260B
QLast Update : Wed May 24 08:32:34 2023
Response via : Initial Calibration

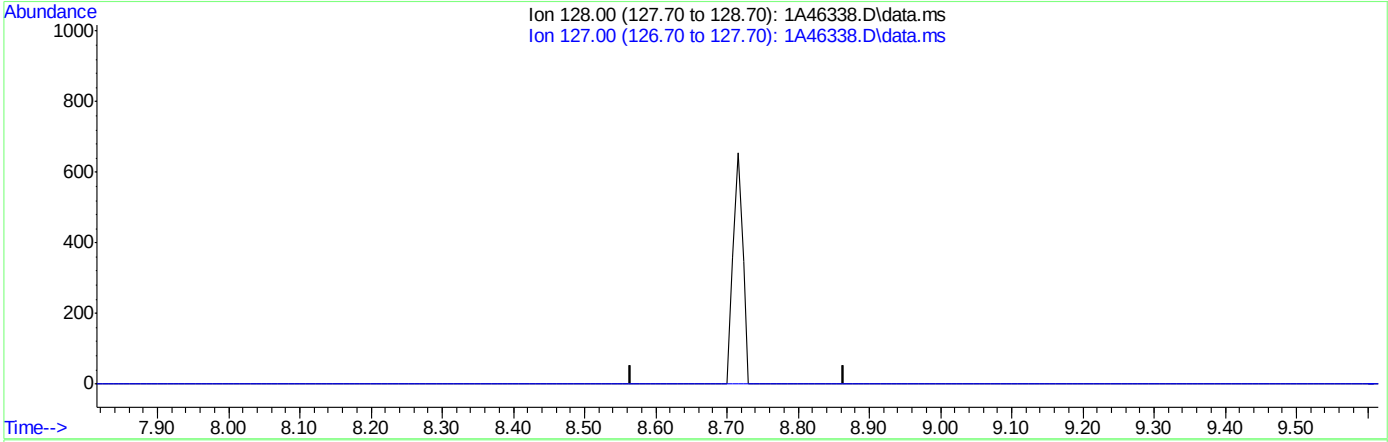

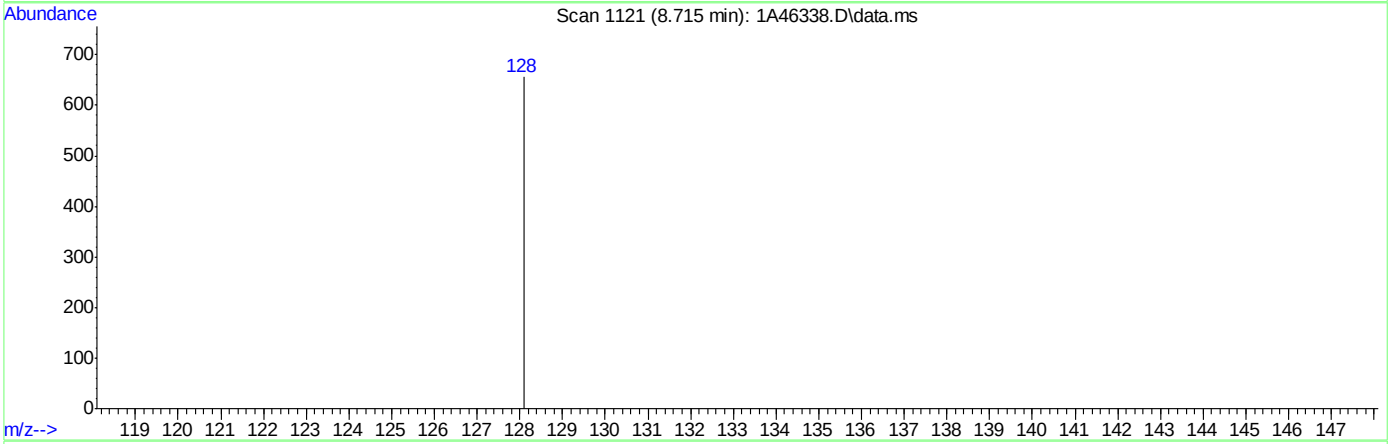

TIC: 1A46338.D\data.ms

(111) Naphthalene ( )

8.715min (-8.715) 0.00ug/L

response 0

Ion	Exp%	Act%
128.00	100	0.00
127.00	12.70	0.00
0.00	0.00	0.00
0.00	0.00	0.00

Quantitation Report (Qedit)

Data Path : C:\msdchem\1\DATA\05-23-2023\
Data File : 1A46338.D
Acq On : 23 May 2023 10:34 am
Operator : jeniferw
Sample : IC1829-1
Misc : MS54063,V1A1829,,,,,
ALS Vial : 2 Sample Multiplier: 1

Quant Time: May 24 08:42:31 2023
Quant Method : C:\msdchem\1\METHODS\V1A_05-23-2023.M
Quant Title : SW-846 Method 5035A/8260B
QLast Update : Wed May 24 08:32:34 2023
Response via : Initial Calibration

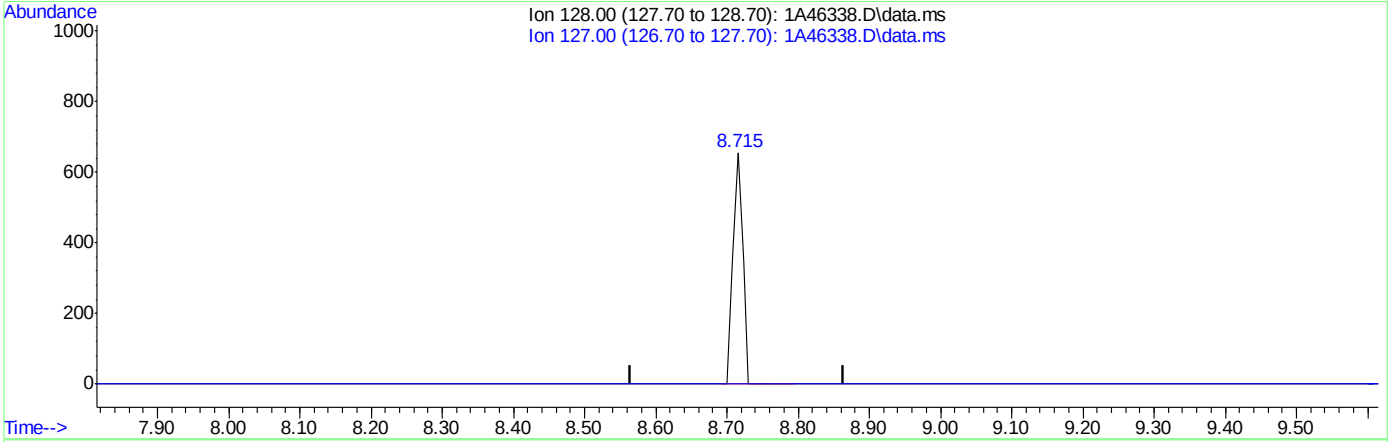

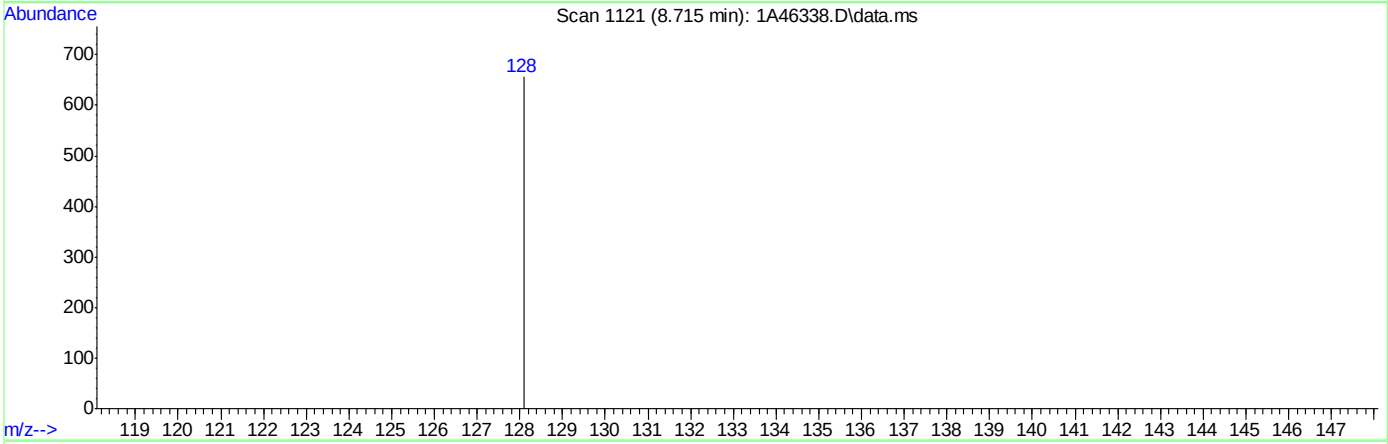

TIC: 1A46338.D\data.ms

(111) Naphthalene ( )

8.715min (+0.000) 0.92ug/L m

response 630

Ion	Exp%	Act%
128.00	100	100
127.00	12.70	0.00
0.00	0.00	0.00
0.00	0.00	0.00

Quantitation Report (Qedit)

Data Path : C:\msdchem\1\DATA\05-23-2023\
Data File : 1A46338.D
Acq On : 23 May 2023 10:34 am
Operator : jeniferw
Sample : IC1829-1
Misc : MS54063,V1A1829,,,,,
ALS Vial : 2 Sample Multiplier: 1

Quant Time: May 24 08:42:31 2023
Quant Method : C:\msdchem\1\METHODS\V1A_05-23-2023.M
Quant Title : SW-846 Method 5035A/8260B
QLast Update : Wed May 24 08:32:34 2023
Response via : Initial Calibration

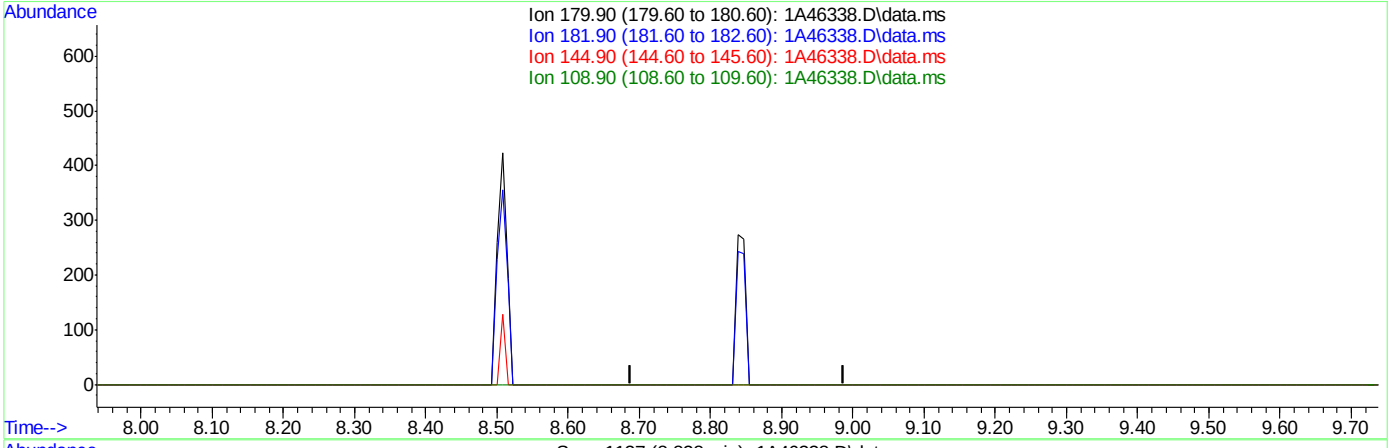

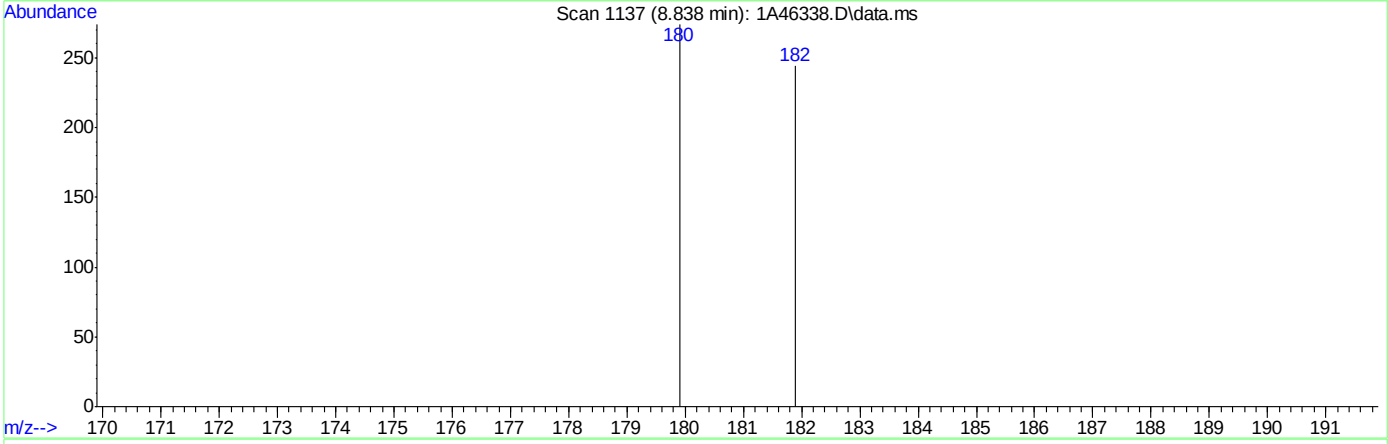

TIC: 1A46338.D\data.ms

(112) 1,2,3-Trichlorobenzene ( )

8.838min (-8.838) 0.00ug/L

response 0

Ion	Exp%	Act%
179.90	100	0.00
181.90	95.60	0.00#
144.90	29.00	0.00
108.90	21.80	0.00

Quantitation Report (Qedit)

Data Path : C:\msdchem\1\DATA\05-23-2023\
Data File : 1A46338.D
Acq On : 23 May 2023 10:34 am
Operator : jeniferw
Sample : IC1829-1
Misc : MS54063,V1A1829,,,,,
ALS Vial : 2 Sample Multiplier: 1

Quant Time: May 24 08:42:31 2023
Quant Method : C:\msdchem\1\METHODS\V1A_05-23-2023.M
Quant Title : SW-846 Method 5035A/8260B
QLast Update : Wed May 24 08:32:34 2023
Response via : Initial Calibration

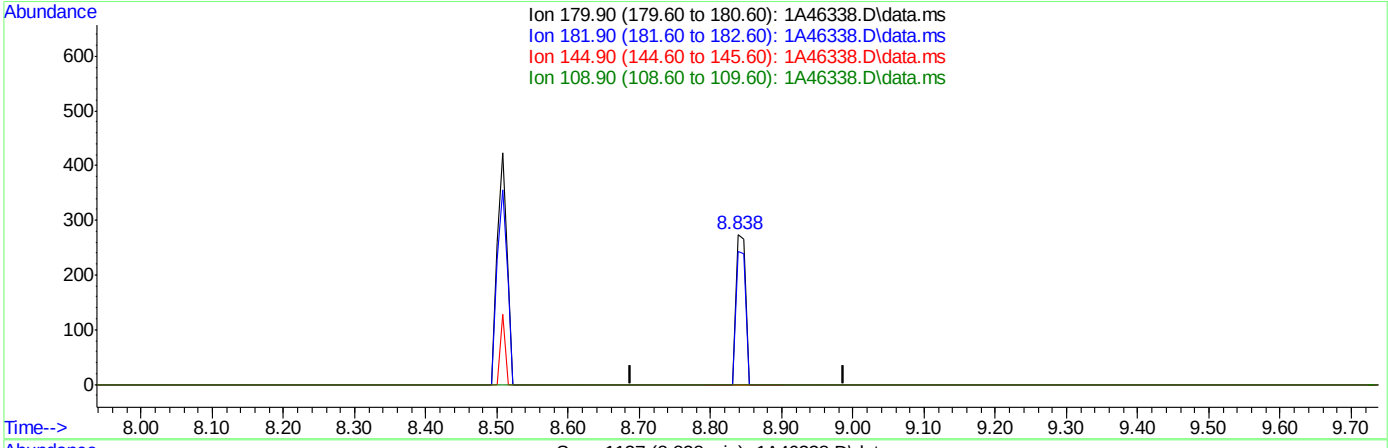

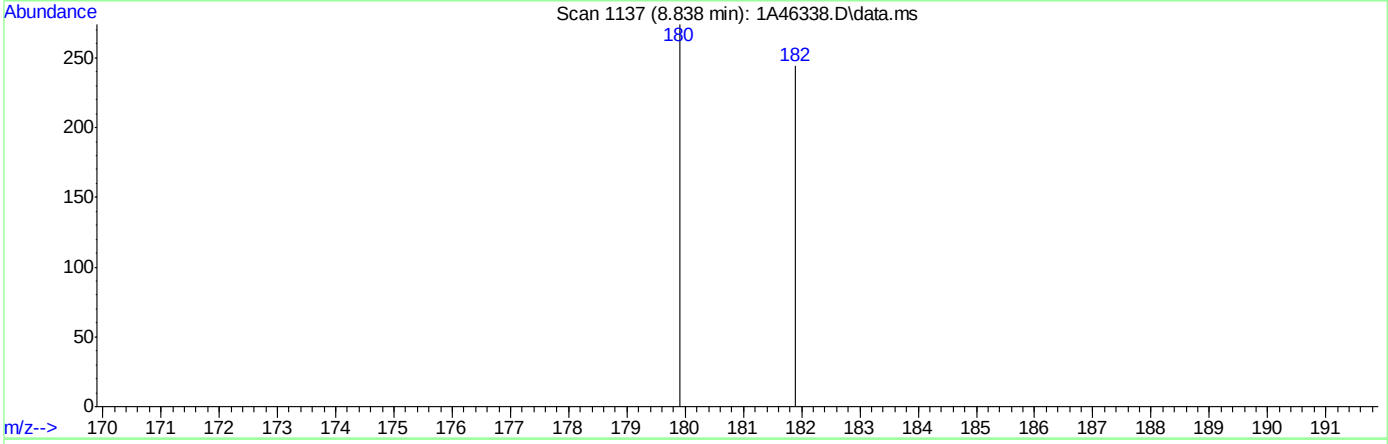

TIC: 1A46338.D\data.ms

(112) 1,2,3-Trichlorobenzene ( )

8.838min (+0.000) 0.98ug/L m

response 249

Ion	Exp%	Act%
179.90	100	100
181.90	95.60	89.05
144.90	29.00	0.00
108.90	21.80	0.00

Quantitation Report (Qedit)

Data Path : C:\msdchem\1\DATA\05-23-2023\
Data File : 1A46338.D
Acq On : 23 May 2023 10:34 am
Operator : jeniferw
Sample : IC1829-1
Misc : MS54063,V1A1829,,,,,
ALS Vial : 2 Sample Multiplier: 1

Quant Time: May 24 08:42:31 2023
Quant Method : C:\msdchem\1\METHODS\V1A_05-23-2023.M
Quant Title : SW-846 Method 5035A/8260B
QLast Update : Wed May 24 08:32:34 2023
Response via : Initial Calibration

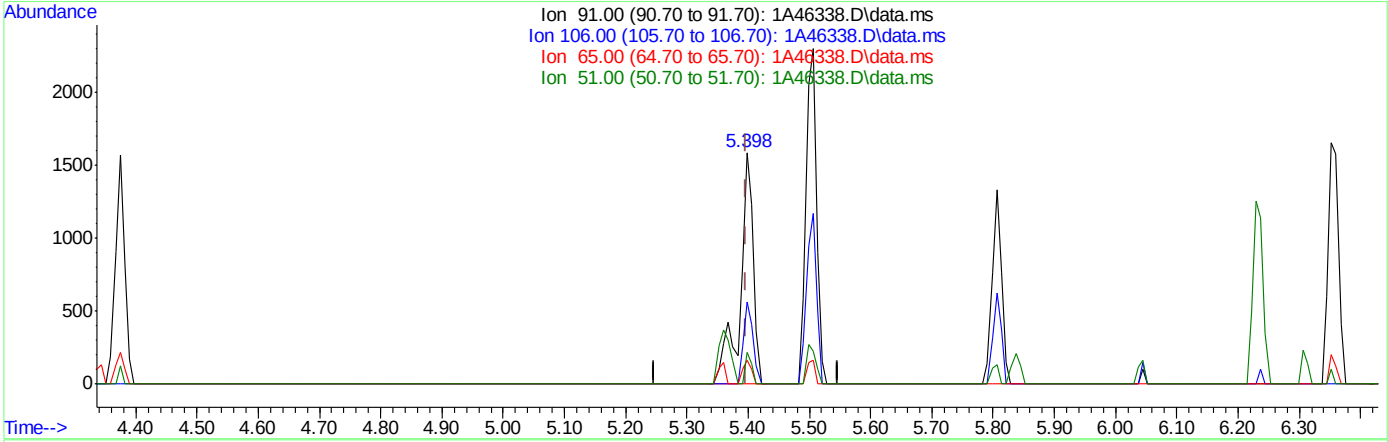

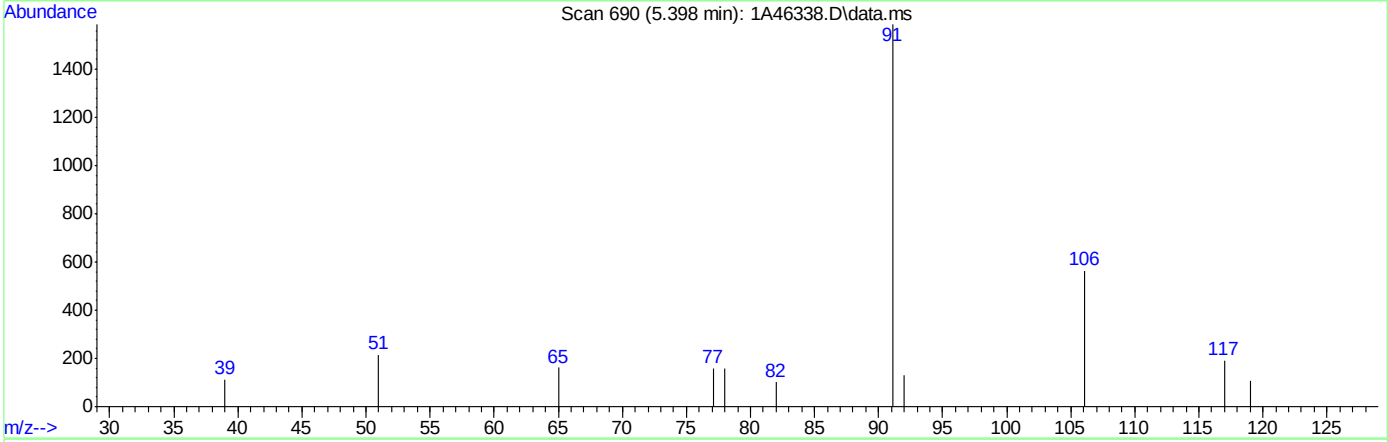

TIC: 1A46338.D\data.ms

(77) Ethylbenzene (C)

5.398min (+0.000) 1.58ug/L

response 2424

Ion	Exp%	Act%
91.00	100	100
106.00	30.90	35.62
65.00	9.80	10.15
51.00	14.30	13.56

Quantitation Report (Qedit)

Data Path : C:\msdchem\1\DATA\05-23-2023\
Data File : 1A46338.D
Acq On : 23 May 2023 10:34 am
Operator : jeniferw
Sample : IC1829-1
Misc : MS54063,V1A1829,,,,,
ALS Vial : 2 Sample Multiplier: 1

Quant Time: May 24 08:42:31 2023
Quant Method : C:\msdchem\1\METHODS\V1A_05-23-2023.M
Quant Title : SW-846 Method 5035A/8260B
QLast Update : Wed May 24 08:32:34 2023
Response via : Initial Calibration

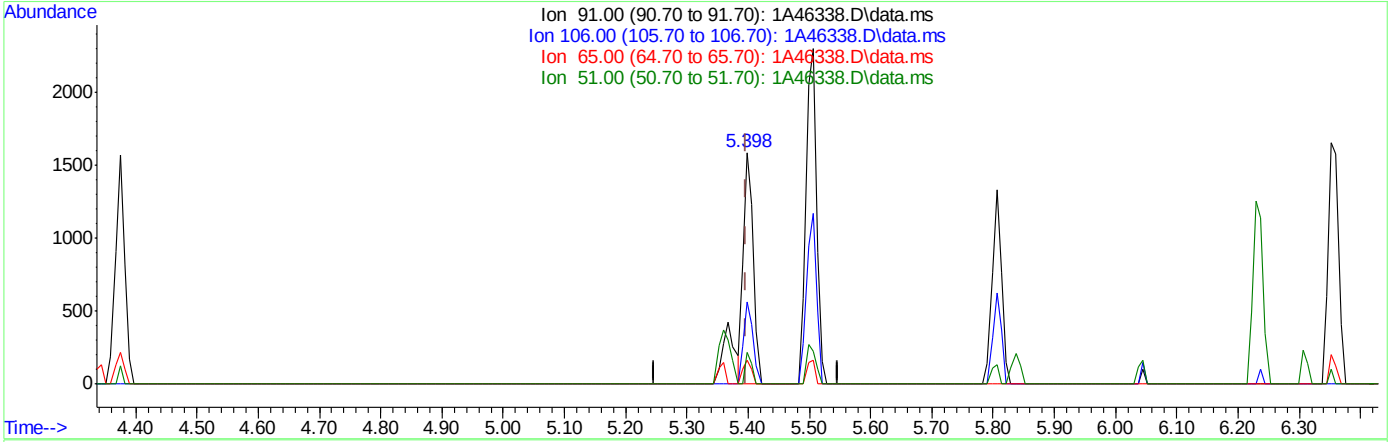

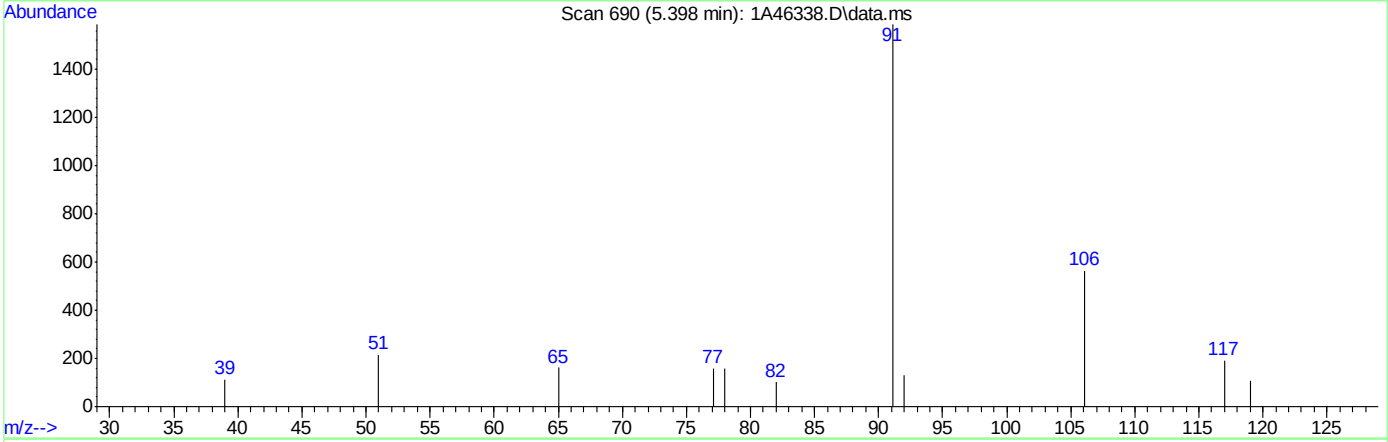

TIC: 1A46338.D\data.ms

(77) Ethylbenzene (C)

5.398min (+0.000) 1.20ug/L m

response 1846

Ion	Exp%	Act%
91.00	100	100
106.00	30.90	35.62
65.00	9.80	10.15
51.00	14.30	13.56

Quantitation Report (Qedit)

Data Path : C:\msdchem\1\DATA\05-23-2023\
Data File : 1A46338.D
Acq On : 23 May 2023 10:34 am
Operator : jeniferw
Sample : IC1829-1
Misc : MS54063,V1A1829,,,,,
ALS Vial : 2 Sample Multiplier: 1

Quant Time: May 24 08:42:31 2023
Quant Method : C:\msdchem\1\METHODS\V1A_05-23-2023.M
Quant Title : SW-846 Method 5035A/8260B
QLast Update : Wed May 24 08:32:34 2023
Response via : Initial Calibration

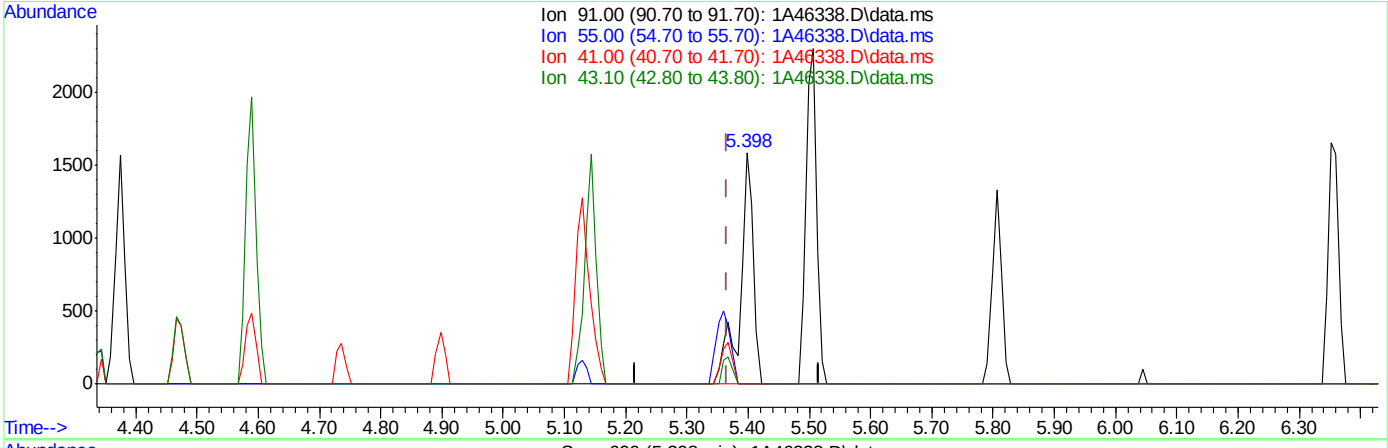

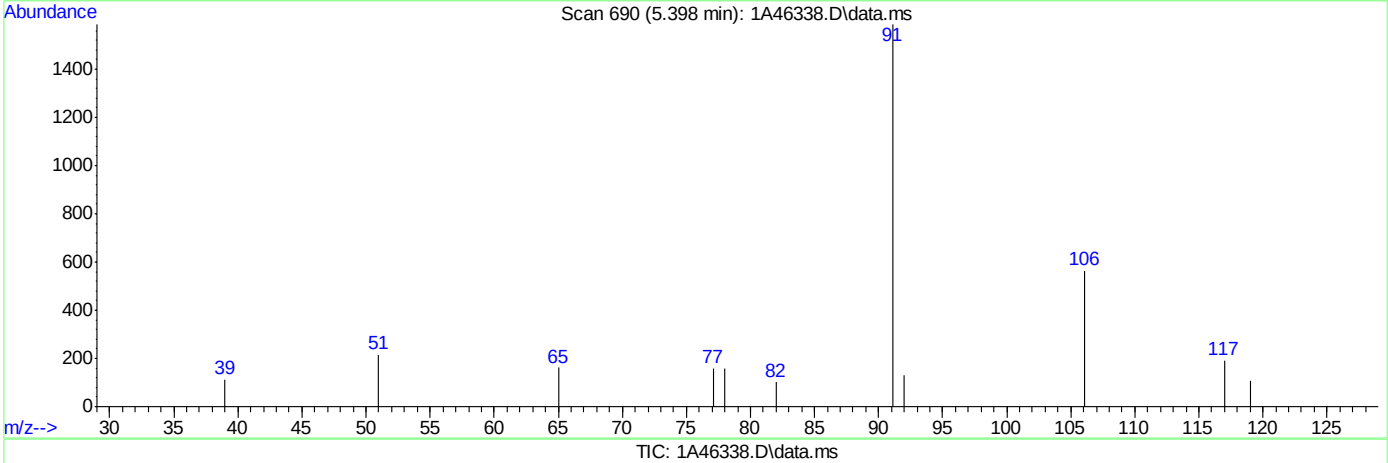

TIC: 1A46338.D\data.ms

(76) 1-Chlorohexane

5.398min (+0.031) 4.86ug/L

response 2424

Ion	Exp%	Act%
91.00	100	100
55.00	103.60	0.00#
41.00	76.40	0.00#
43.10	68.70	0.00#

Quantitation Report (Qedit)

Data Path : C:\msdchem\1\DATA\05-23-2023\
Data File : 1A46338.D
Acq On : 23 May 2023 10:34 am
Operator : jeniferw
Sample : IC1829-1
Misc : MS54063,V1A1829,,,,,
ALS Vial : 2 Sample Multiplier: 1

Quant Time: May 24 08:42:31 2023
Quant Method : C:\msdchem\1\METHODS\V1A_05-23-2023.M
Quant Title : SW-846 Method 5035A/8260B
QLast Update : Wed May 24 08:32:34 2023
Response via : Initial Calibration

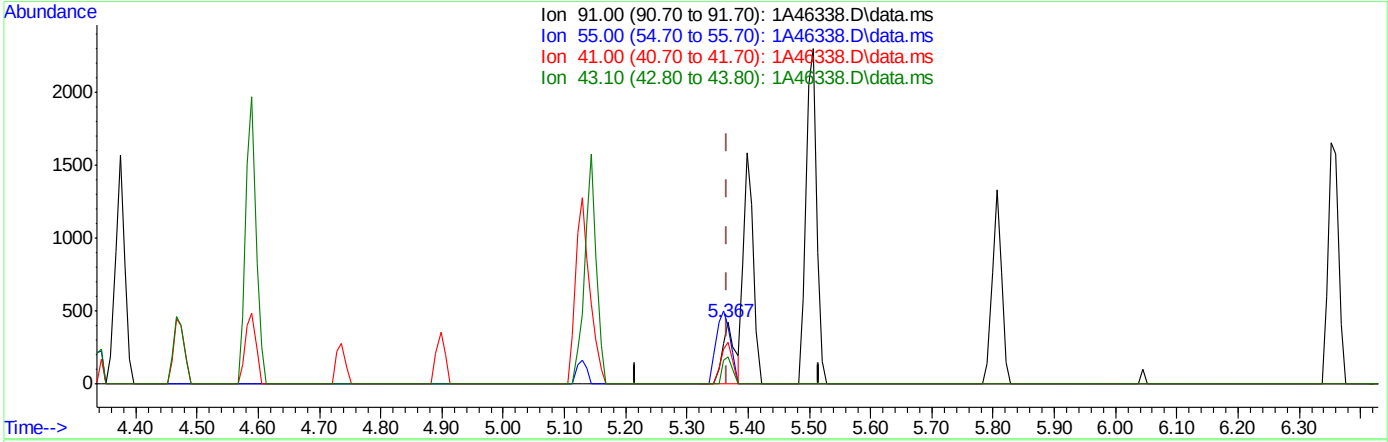

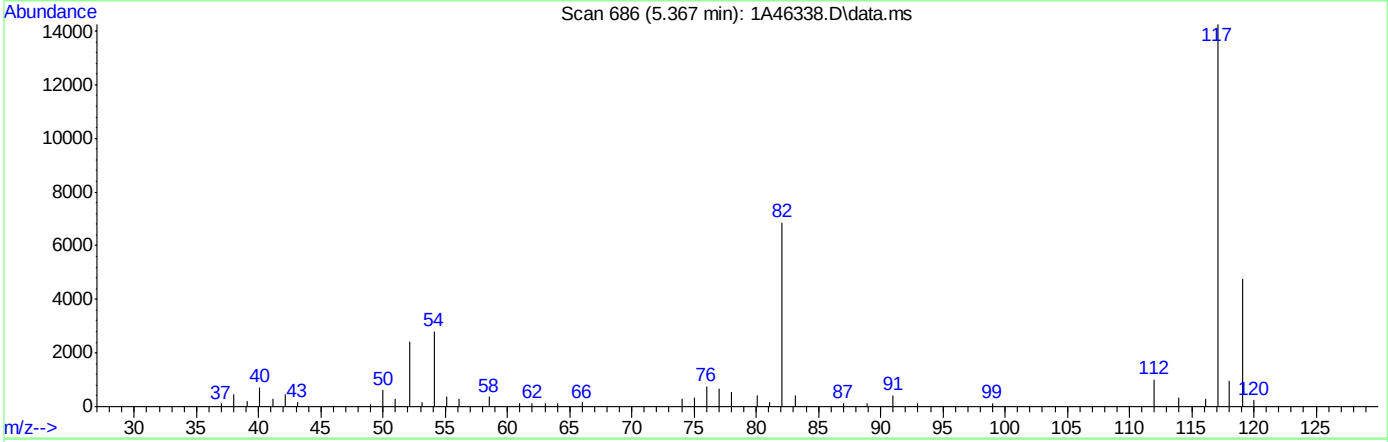

TIC: 1A46338.D\data.ms

(76) 1-Chlorohexane

5.367min (+0.000) 1.16ug/L m

response 578

Ion	Exp%	Act%
91.00	100	100
55.00	103.60	93.19
41.00	76.40	68.08
43.10	68.70	43.43#

Quantitation Report (Qedit)

Data Path : C:\msdchem\1\DATA\05-23-2023\
Data File : 1A46338.D
Acq On : 23 May 2023 10:34 am
Operator : jeniferw
Sample : IC1829-1
Misc : MS54063,V1A1829,,,,,
ALS Vial : 2 Sample Multiplier: 1

Quant Time: May 24 08:51:43 2023
Quant Method : C:\msdchem\1\METHODS\V1A_05-23-2023.M
Quant Title : SW-846 Method 5035A/8260B
QLast Update : Wed May 24 08:32:34 2023
Response via : Initial Calibration

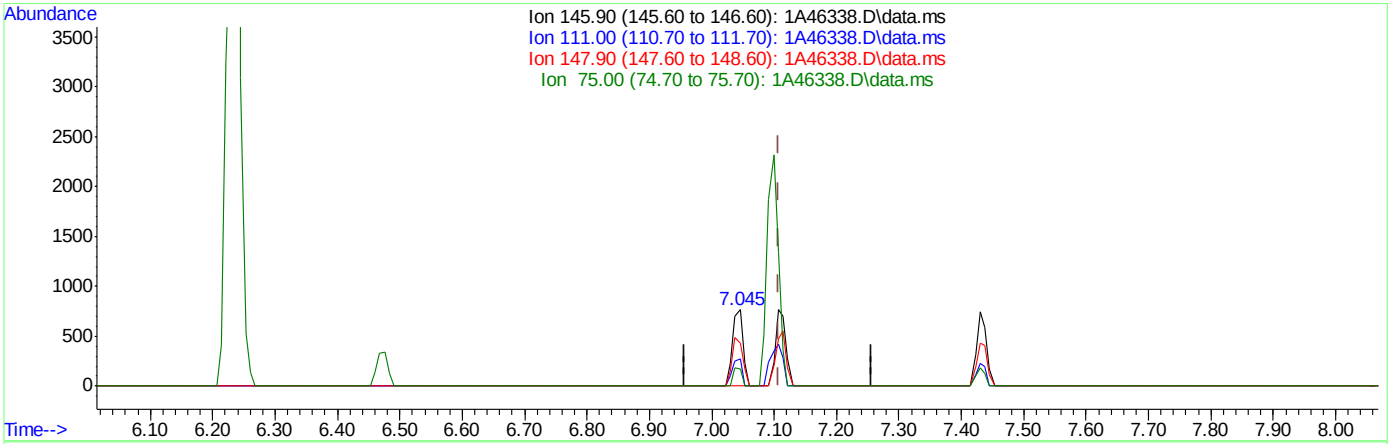

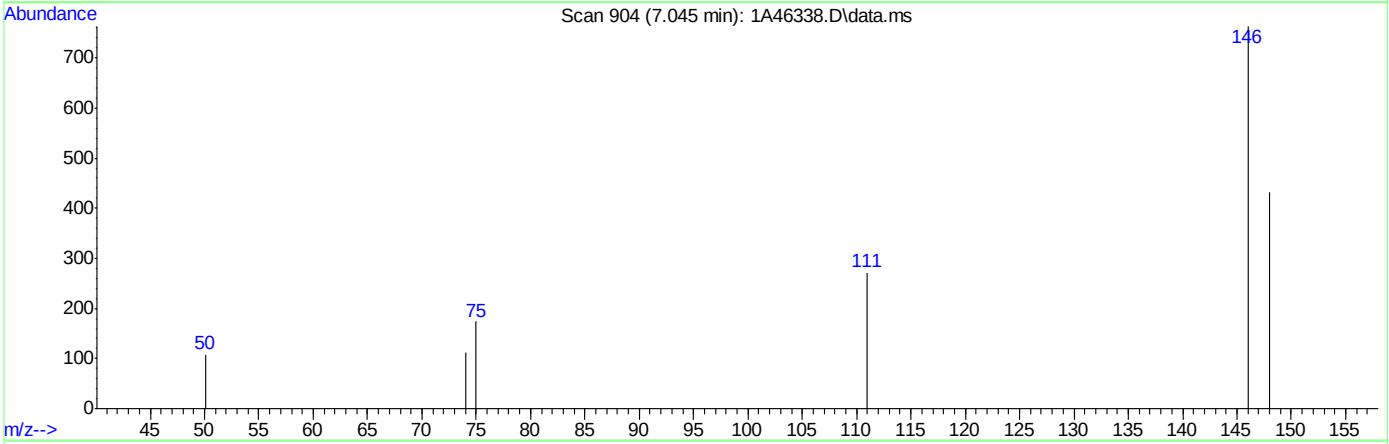

TIC: 1A46338.D\data.ms

(104) 1,4-Dichlorobenzene

7.045min (-0.062) 1.16ug/L

response 885

Ion	Exp%	Act%
145.90	100	100
111.00	37.20	35.52
147.90	64.10	56.75
75.00	31.20	22.80

Quantitation Report (Qedit)

Data Path : C:\msdchem\1\DATA\05-23-2023\
Data File : 1A46338.D
Acq On : 23 May 2023 10:34 am
Operator : jeniferw
Sample : IC1829-1
Misc : MS54063,V1A1829,,,,,
ALS Vial : 2 Sample Multiplier: 1

Quant Time: May 24 08:51:43 2023
Quant Method : C:\msdchem\1\METHODS\V1A_05-23-2023.M
Quant Title : SW-846 Method 5035A/8260B
QLast Update : Wed May 24 08:32:34 2023
Response via : Initial Calibration

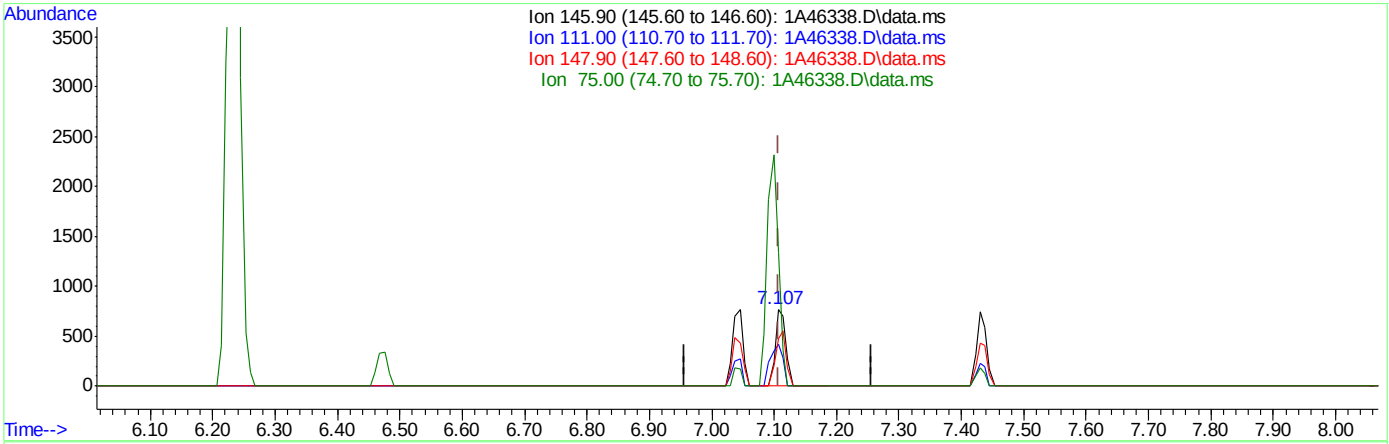

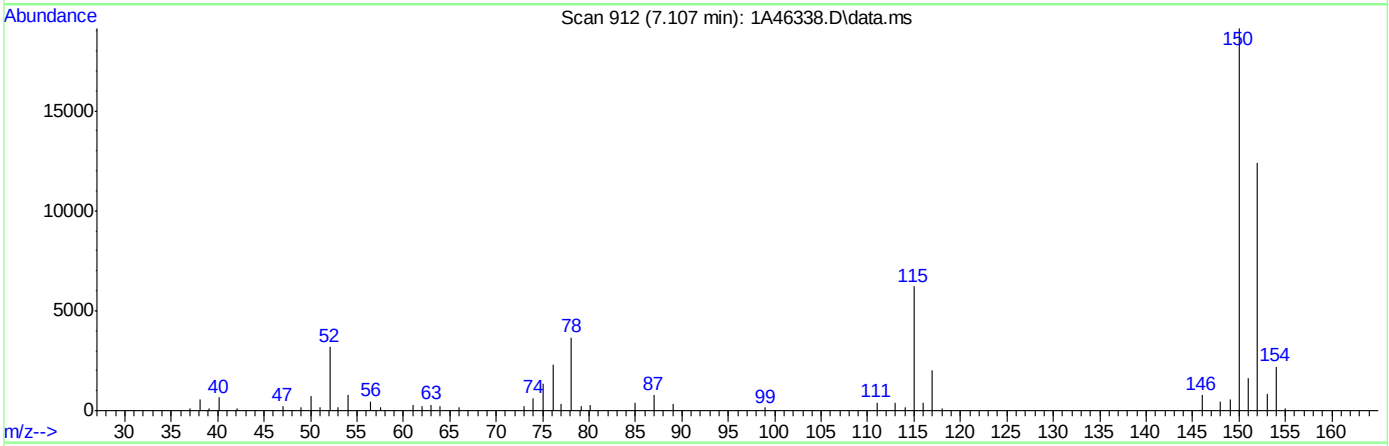

TIC: 1A46338.D\data.ms

(104) 1,4-Dichlorobenzene

7.107min (-0.000) 1.19ug/L m

response 915

Ion	Exp%	Act%
145.90	100	100
111.00	37.20	54.09
147.90	64.10	61.48
75.00	31.20	173.80#

Manual Integrations APPROVED (compounds with "m" flag)
Karen Watson
05/24/23 12:29

Quantitation Report (QT Reviewed)

Data Path : C:\msdchem\1\DATA\05-23-2023\
Data File : 1A46340.D
Acq On : 23 May 2023 11:06 am
Operator : jeniferw
Sample : IC1829-2
Misc : MS54063,V1A1829,,,,,
ALS Vial : 3 Sample Multiplier: 1

Quant Time: May 24 08:54:48 2023
Quant Method : C:\msdchem\1\METHODS\V1A_05-23-2023.M
Quant Title : SW-846 Method 5035A/8260B
QLast Update : Wed May 24 08:32:34 2023
Response via : Initial Calibration

Compound	R.T.	QIon	Response	Conc	Units		Dev(Min)
Internal Standards							
1) Fluorobenzene	3.405	96	53521	50.00	ug/L		0.00
62) Chlorobenzene-d5	5.352	117	39817	50.00	ug/L		0.00
85) 1,4-Dichlorobenzene-d4	7.099	152	22462	50.00	ug/L		0.00
System Monitoring Compounds							
39) Dibromofluoromethane	2.958	113	15359	51.31	ug/L		0.00
Spiked Amount 50.000	Range 83 - 118		Recovery = 102.62%				
49) 1,2-Dichloroethane-d4	3.235	65	19168	50.66	ug/L		0.00
Spiked Amount 50.000	Range 79 - 125		Recovery = 101.32%				
63) Toluene-d8	4.344	98	53029	49.91	ug/L		0.00
Spiked Amount 50.000	Range 85 - 112		Recovery = 99.82%				
86) 4-Bromofluorobenzene	6.229	174	18722	49.12	ug/L		0.00
Spiked Amount 50.000	Range 83 - 118		Recovery = 98.24%				
Target Compounds							Qvalue
2) Dichlorodifluoromethane	1.019	85	1109	5.50	ug/L		100
3) Chloromethane	1.126	50	1406	6.01	ug/L		100
4) 1,3-butadiene	1.180	39	1939	5.80	ug/L		100
5) Vinyl Chloride	1.173	62	1491	5.24	ug/L		94
6) Bromomethane	1.342	94	525m	4.89	ug/L		
7) Chloroethane	1.411	64	1149	5.75	ug/L		91
8) Trichlorofluoromethane	1.496	101	2218	5.34	ug/L		97
9) Ethyl Ether	1.658	59	1136	5.00	ug/L		80
10) Ethanol	1.704	45	350m	64.36	ug/L		
11) 1,2-Dichlorotrifluoroe...	1.742	67	1586	5.21	ug/L		91
12) 1,1-Dichloroethene	1.758	61	2180	5.17	ug/L		93
13) Freon 113	1.788	101	1246	5.39	ug/L		88
14) Carbon Disulfide	1.781	76	3648	5.57	ug/L		97
15) Iodomethane	1.835	142	726m	3.44	ug/L		
16) Acrolein	1.911	56	1550	25.04	ug/L		95
17) Allyl chloride	1.996	41	1758	5.21	ug/L		75
18) Methylene Chloride	2.042	49	2417	6.71	ug/L		84
19) Acetone	2.050	43	3341	30.36	ug/L		96
20) Methyl acetate	2.127	43	8213	26.76	ug/L		90
21) trans-1,2-Dichloroethene	2.135	61	2240	5.29	ug/L		94
22) Hexane	2.196	56	1277	5.13	ug/L	#	92
23) Methyl Tert Butyl Ether	2.196	73	4093	5.09	ug/L	#	69
24) Acetonitrile	2.273	41	2682m	59.43	ug/L		
25) Tert Butyl Alcohol	2.212	59	3046	52.38	ug/L		86
26) Di-isopropyl ether	2.396	45	4251	4.93	ug/L		89
27) Chloroprene	2.443	53	6072	5.13	ug/L		95
28) 1,1-Dichloroethane	2.443	63	2875	5.20	ug/L		98
29) Acrylonitrile	2.435	52	3699	25.71	ug/L		94
30) ETBE	2.581	59	4520	5.02	ug/L		92
31) Vinyl acetate	2.566	43	15671	25.15	ug/L		93
32) cis-1,2-Dichloroethene	2.720	96	1569	5.09	ug/L		83
33) 2,2-Dichloropropane	2.781	77	2041	5.06	ug/L		94
34) Bromochloromethane	2.820	128	808m	5.56	ug/L		
35) Cyclohexane	2.858	56	2298	5.08	ug/L	#	84

Quantitation Report (QT Reviewed)

Data Path : C:\msdchem\1\DATA\05-23-2023\
Data File : 1A46340.D
Acq On : 23 May 2023 11:06 am
Operator : jeniferw
Sample : IC1829-2
Misc : MS54063,V1A1829,,,,,
ALS Vial : 3 Sample Multiplier: 1

Quant Time: May 24 08:54:48 2023
Quant Method : C:\msdchem\1\METHODS\V1A_05-23-2023.M
Quant Title : SW-846 Method 5035A/8260B
QLast Update : Wed May 24 08:32:34 2023
Response via : Initial Calibration

Compound	R.T.	QIon	Response	Conc	Units		Dev(Min)
36) Chloroform	2.858	83	2806	5.02	ug/L		99
37) Ethyl acetate	2.912	43	10043	25.71	ug/L		98
38) Tetrahydrofuran	2.950	42	659m	5.01	ug/L		
40) Carbon Tetrachloride	2.966	117	2097m	5.41	ug/L		
41) 1,1,1-Trichloroethane	2.989	97	2311	5.14	ug/L		97
42) 2-Butanone	3.004	43	5304	26.49	ug/L		87
43) 1,1-Dichloropropene	3.058	75	2010	5.27	ug/L		96
44) tert-Butyl formate	3.097	59	4832	23.33	ug/L	#	69
45) Propionitrile	3.143	54	3333	54.54	ug/L		97
46) Methacrylonitrile	3.166	41	12476	54.68	ug/L		96
47) Benzene	3.181	78	5904	5.03	ug/L		96
48) TAME	3.251	73	3984	5.04	ug/L		85
50) 1,2-Dichloroethane	3.274	62	2392	5.27	ug/L		93
51) Isobutyl Alcohol	3.258	43	3504	114.16	ug/L		87
52) Tert Amyl Alcohol	3.328	59	2277	50.97	ug/L		89
53) Trichloroethene	3.512	95	1641	5.18	ug/L		99
54) Methylcyclohexane	3.528	83	2347	5.18	ug/L	#	80
55) Dibromomethane	3.736	93	1050	5.27	ug/L		99
56) 1,2-Dichloropropane	3.797	63	1544	5.22	ug/L		94
57) Bromodichloromethane	3.828	83	1866	4.71	ug/L		98
58) Methyl methacrylate	3.920	41	1466	4.88	ug/L	#	76
59) 1,4-Dioxane	3.943	88	305m	78.06	ug/L		
60) 2-Chloroethyl vinyl ether	4.167	63	4806	24.52	ug/L		94
61) cis-1,3-Dichloropropene	4.213	75	2145	4.92	ug/L		98
64) Toluene	4.374	91	6208	5.02	ug/L		97
65) 2-Nitropropane	4.467	41	2371	23.59	ug/L		88
66) 4-Methyl-2-pentanone	4.582	43	9746	25.08	ug/L		98
67) trans-1,3-Dichloropropene	4.613	75	1953	4.68	ug/L		91
68) Tetrachloroethene	4.636	166	1937	5.25	ug/L		97
69) Ethyl methacrylate	4.728	69	1713	4.91	ug/L		86
70) 1,1,2-Trichloroethane	4.721	83	1176	4.93	ug/L		94
71) Dibromochloromethane	4.844	129	1413	4.82	ug/L		99
72) 1,3-Dichloropropane	4.898	76	2264	5.10	ug/L		92
73) 1,2-Dibromoethane	4.998	107	1530	5.05	ug/L		99
74) 3,3-Dimethyl-1-Butanol	5.129	57	12259	240.43	ug/L		91
75) 2-hexanone	5.144	43	9514	25.55	ug/L		93
76) 1-Chlorohexane	5.367	91	2227m	5.10	ug/L		
77) Ethylbenzene	5.398	91	6712m	4.99	ug/L		
78) Chlorobenzene	5.367	112	4203	5.10	ug/L		92
79) 1,1,1,2-Tetrachloroethane	5.413	131	1408	4.96	ug/L		96
80) m,p-Xylene	5.498	91	10914	10.05	ug/L		97
81) o-Xylene	5.806	91	5585	4.96	ug/L		96
82) Styrene	5.837	104	3850	4.68	ug/L		93
83) Bromoform	5.844	173	885m	3.93	ug/L		
84) Isopropylbenzene	6.044	105	6659	5.01	ug/L		98
87) cis-1,4-Dichloro-2-butene	6.268	53	143m	3.00	ug/L		
88) n-Propylbenzene	6.352	91	7948	5.02	ug/L		99
89) Bromobenzene	6.306	156	1789	4.99	ug/L		92
90) 1,1,2,2-Tetrachloroethane	6.375	83	1983	5.06	ug/L		93
91) 1,3,5-Trimethylbenzene	6.506	105	5511	4.93	ug/L		96

Quantitation Report (QT Reviewed)

Data Path : C:\msdchem\1\DATA\05-23-2023\
Data File : 1A46340.D
Acq On : 23 May 2023 11:06 am
Operator : jeniferw
Sample : IC1829-2
Misc : MS54063,V1A1829,,,,,
ALS Vial : 3 Sample Multiplier: 1

Quant Time: May 24 08:54:48 2023
Quant Method : C:\msdchem\1\METHODS\V1A_05-23-2023.M
Quant Title : SW-846 Method 5035A/8260B
QLast Update : Wed May 24 08:32:34 2023
Response via : Initial Calibration

	Compound	R.T.	QIon	Response	Conc	Units	Dev(Min)
92)	2-Chlorotoluene	6.452	91	4639	4.96	ug/L	99
93)	trans-1,4-Dichloro-2-B...	6.506	53	318m	4.03	ug/L	
94)	1,2,3-Trichloropropane	6.468	110	581m	5.15	ug/L	
95)	Cyclohexanone	6.483	55	310m	22.28	ug/L	
96)	4-Chlorotoluene	6.583	91	4886	4.98	ug/L	94
97)	tert-Butylbenzene	6.753	91	2997	4.90	ug/L	87
98)	1,2,4-Trimethylbenzene	6.806	105	5279	4.85	ug/L	97
99)	Pentachloroethane	6.753	167	798m	4.19	ug/L	
100)	sec-Butylbenzene	6.891	105	6865	5.00	ug/L	99
101)	4-Isopropyltoluene	7.014	119	5480	4.84	ug/L	95
102)	1,3-Dichlorobenzene	7.037	146	3405	5.05	ug/L	98
103)	1,2,3-Trimethylbenzene	7.145	105	5180	4.84	ug/L	99
104)	1,4-Dichlorobenzene	7.107	146	3495	5.14	ug/L	89
105)	n-Butylbenzene	7.345	92	2511	4.98	ug/L	96
106)	Benzyl Chloride	7.291	126	404m	3.08	ug/L	
107)	1,2-Dichlorobenzene	7.430	146	2931	4.82	ug/L	95
108)	1,2-Dibromo-3-Chloropr...	8.007	75	233m	3.57	ug/L	
109)	Hexachlorobutadiene	8.515	225	601m	5.26	ug/L	
110)	1,2,4-Trichlorobenzene	8.507	180	1549	5.02	ug/L	94
111)	Naphthalene	8.715	128	2822	4.64	ug/L	99
112)	1,2,3-Trichlorobenzene	8.838	180	1172	5.18	ug/L	95

(#) = qualifier out of range (m) = manual integration (+) = signals summed

Quantitation Report (QT Reviewed)

Data Path : C:\msdchem\1\DATA\05-23-2023\
Data File : 1A46340.D
Acq On : 23 May 2023 11:06 am
Operator : jeniferw
Sample : IC1829-2
Misc : MS54063,V1A1829,,,,,
ALS Vial : 3 Sample Multiplier: 1

Quant Time: May 24 08:54:48 2023
Quant Method : C:\msdchem\1\METHODS\V1A_05-23-2023.M
Quant Title : SW-846 Method 5035A/8260B
QLast Update : Wed May 24 08:32:34 2023
Response via : Initial Calibration

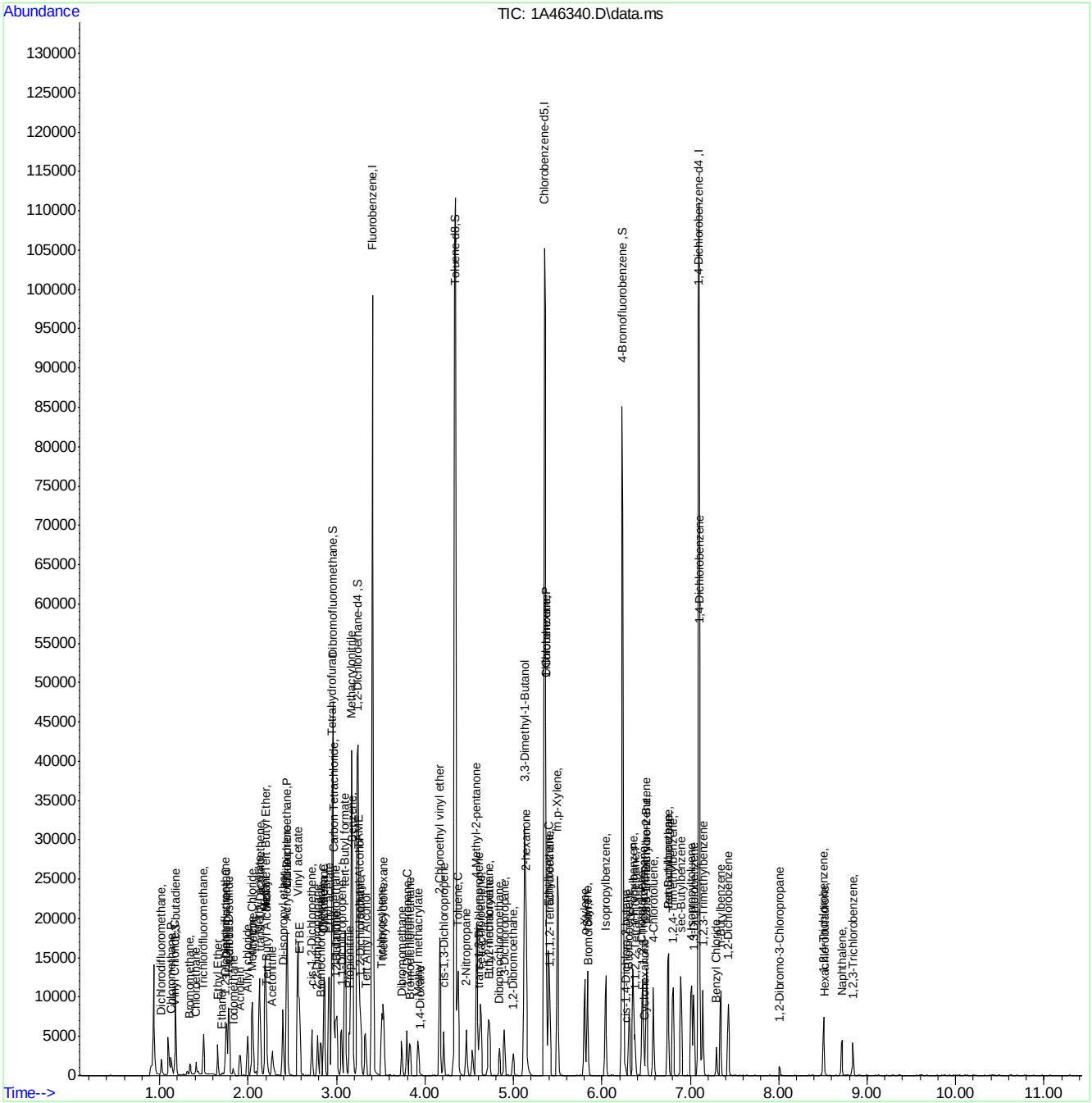

Manual Integration Approval Summary

Sample Number: V1A1829-IC1829
Lab FileID: 1A46340.D
Injection Time: 05/23/23 11:06
Method: SW846 8260D
Analyst approved: 05/24/23 10:33 Jenifer Willis
Supervisor approved: 05/24/23 12:29 Karen Watson

Parameter	CAS	Sig#	R.T. (min.)	Reason
Methyl Bromide	74-83-9		1.34	Missed peak
Ethyl Alcohol	64-17-5		1.70	Missed peak
Methyl Iodide	74-88-4		1.83	Missed peak
Acetonitrile	75-05-8		2.27	Missed peak
Bromochloromethane	74-97-5		2.82	Missed peak
Tetrahydrofuran	109-99-9		2.95	Missed peak
Carbon Tetrachloride	56-23-5		2.97	Poorly defined baseline
1,4-Dioxane	123-91-1		3.94	Missed peak
1-Chlorohexane	544-10-5		5.37	Poorly defined baseline
Ethylbenzene	100-41-4		5.40	Poorly defined baseline
Bromoform	75-25-2		5.84	Missed peak
cis-1,4-Dichloro-2-Butene	1476-11-5		6.27	Missed peak
1,2,3-Trichloropropane	96-18-4		6.47	Missed peak
Cyclohexanone	108-94-1		6.48	Missed peak
trans-1,4-Dichloro-2-Butene	110-57-6		6.51	Missed peak
Pentachloroethane	76-01-7		6.75	Missed peak
Benzyl Chloride	100-44-7		7.29	Missed peak
1,2-Dibromo-3-chloropropane	96-12-8		8.01	Missed peak
Hexachlorobutadiene	87-68-3		8.51	Missed peak

Quantitation Report (Qedit)

Data Path : C:\msdchem\1\DATA\05-23-2023\
Data File : 1A46340.D
Acq On : 23 May 2023 11:06 am
Operator : jeniferw
Sample : IC1829-2
Misc : MS54063,V1A1829,,,,,
ALS Vial : 3 Sample Multiplier: 1

Quant Time: May 24 08:42:34 2023
Quant Method : C:\msdchem\1\METHODS\V1A_05-23-2023.M
Quant Title : SW-846 Method 5035A/8260B
QLast Update : Wed May 24 08:32:34 2023
Response via : Initial Calibration

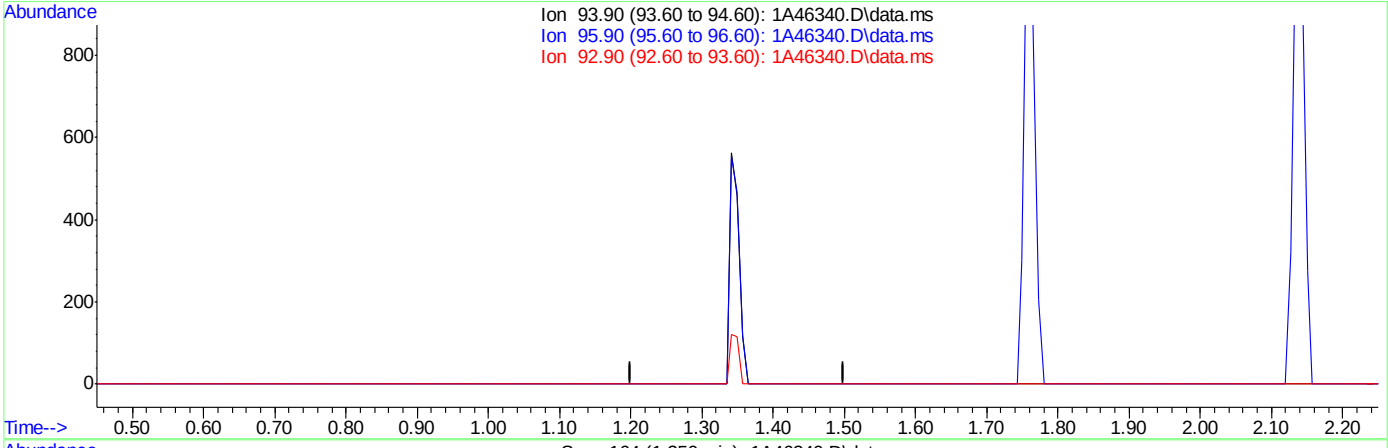

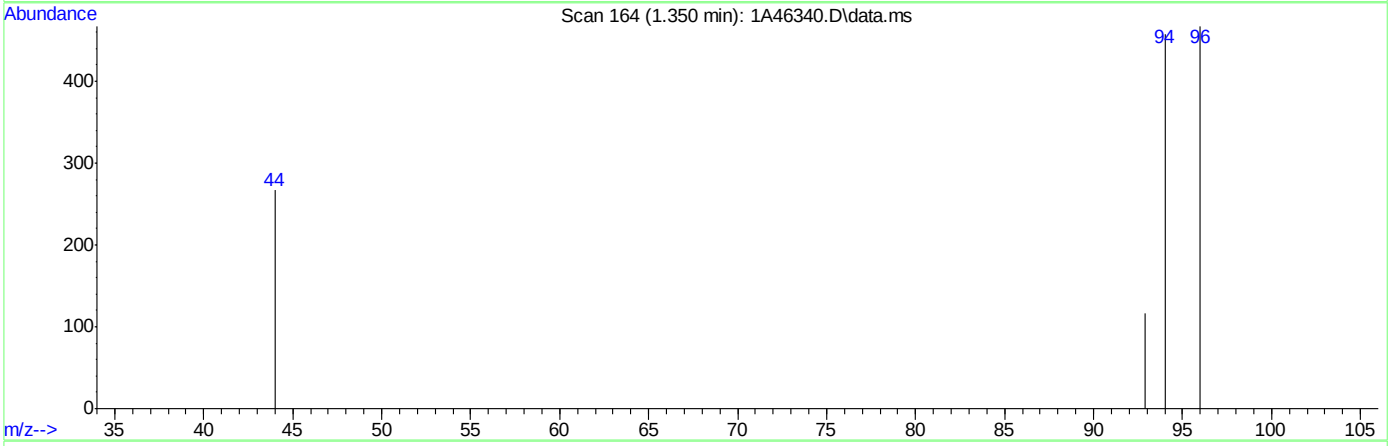

TIC: 1A46340.D\data.ms

(6) Bromomethane ( )

1.350min (-1.350) 0.00ug/L

response 0

Ion	Exp%	Act%
93.90	100	0.00
95.90	91.00	0.00#
92.90	20.70	0.00
0.00	0.00	0.00

Quantitation Report (Qedit)

Data Path : C:\msdchem\1\DATA\05-23-2023\
Data File : 1A46340.D
Acq On : 23 May 2023 11:06 am
Operator : jeniferw
Sample : IC1829-2
Misc : MS54063,V1A1829,,,,,
ALS Vial : 3 Sample Multiplier: 1

Quant Time: May 24 08:42:34 2023
Quant Method : C:\msdchem\1\METHODS\V1A_05-23-2023.M
Quant Title : SW-846 Method 5035A/8260B
QLast Update : Wed May 24 08:32:34 2023
Response via : Initial Calibration

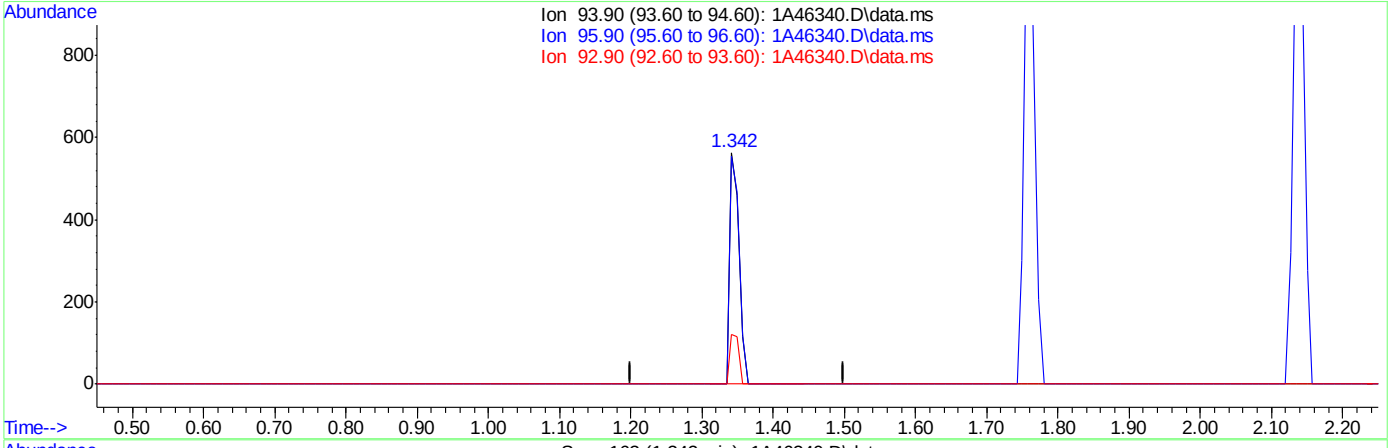

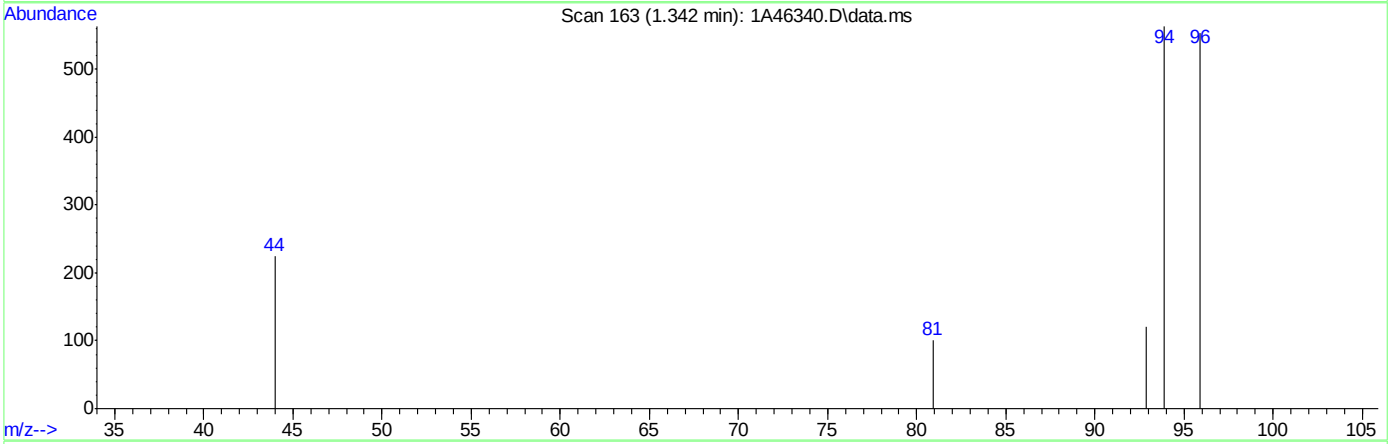

TIC: 1A46340.D\data.ms

(6) Bromomethane ( )

1.342min (-0.008) 4.89ug/L m

response 525

Ion	Exp%	Act%
93.90	100	100
95.90	91.00	98.22
92.90	20.70	21.49
0.00	0.00	0.00

Quantitation Report (Qedit)

Data Path : C:\msdchem\1\DATA\05-23-2023\
Data File : 1A46340.D
Acq On : 23 May 2023 11:06 am
Operator : jeniferw
Sample : IC1829-2
Misc : MS54063,V1A1829,,,,,
ALS Vial : 3 Sample Multiplier: 1

Quant Time: May 24 08:42:34 2023
Quant Method : C:\msdchem\1\METHODS\V1A_05-23-2023.M
Quant Title : SW-846 Method 5035A/8260B
QLast Update : Wed May 24 08:32:34 2023
Response via : Initial Calibration

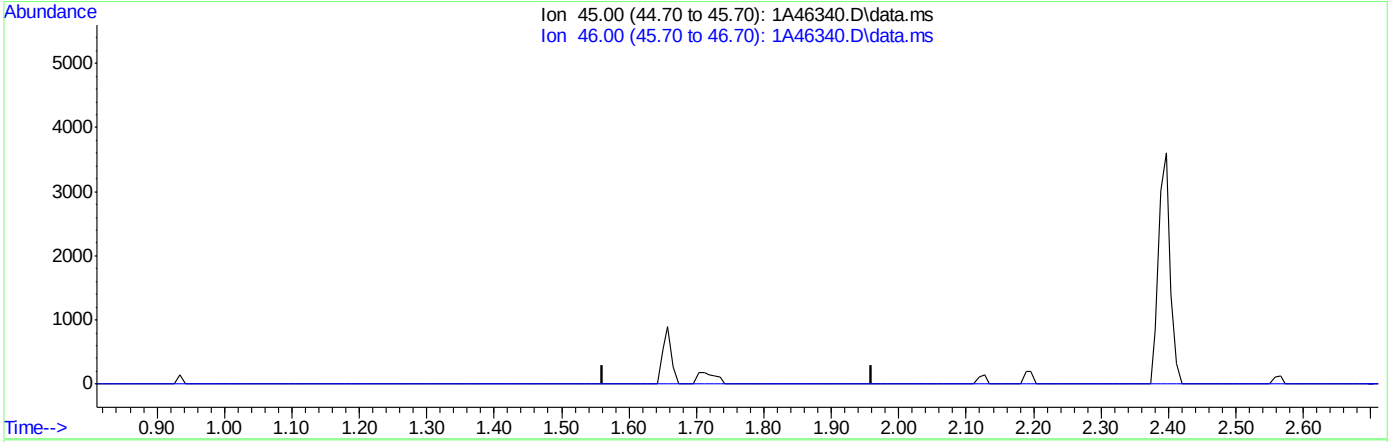

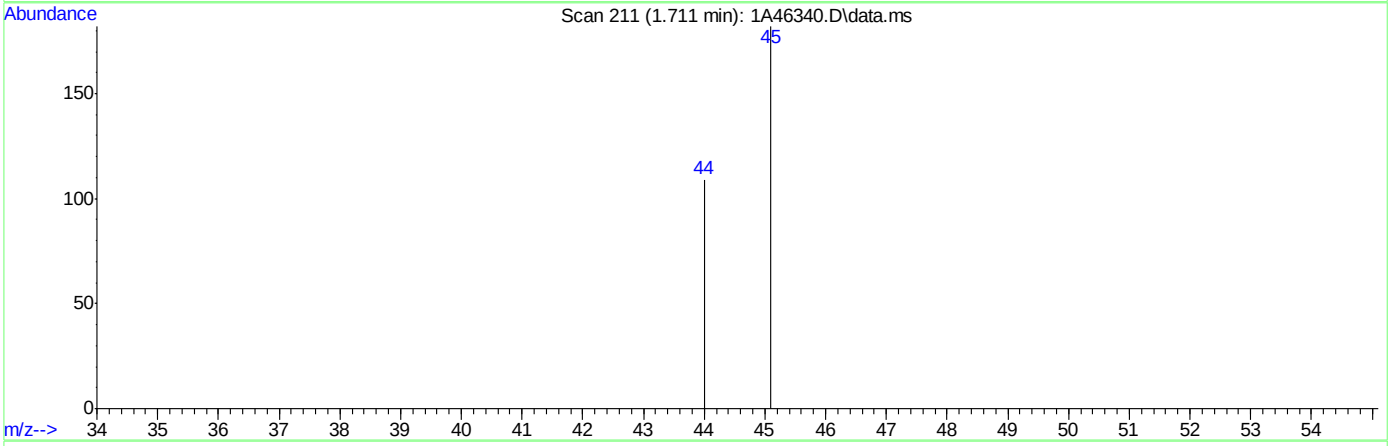

TIC: 1A46340.D\data.ms

(10) Ethanol

1.711min (-1.711) 0.00ug/L

response 0

Ion	Exp%	Act%
45.00	100	0.00
46.00	41.40	0.00#
0.00	0.00	0.00
0.00	0.00	0.00

Quantitation Report (Qedit)

Data Path : C:\msdchem\1\DATA\05-23-2023\
Data File : 1A46340.D
Acq On : 23 May 2023 11:06 am
Operator : jeniferw
Sample : IC1829-2
Misc : MS54063,V1A1829,,,,,
ALS Vial : 3 Sample Multiplier: 1

Quant Time: May 24 08:42:34 2023
Quant Method : C:\msdchem\1\METHODS\V1A_05-23-2023.M
Quant Title : SW-846 Method 5035A/8260B
QLast Update : Wed May 24 08:32:34 2023
Response via : Initial Calibration

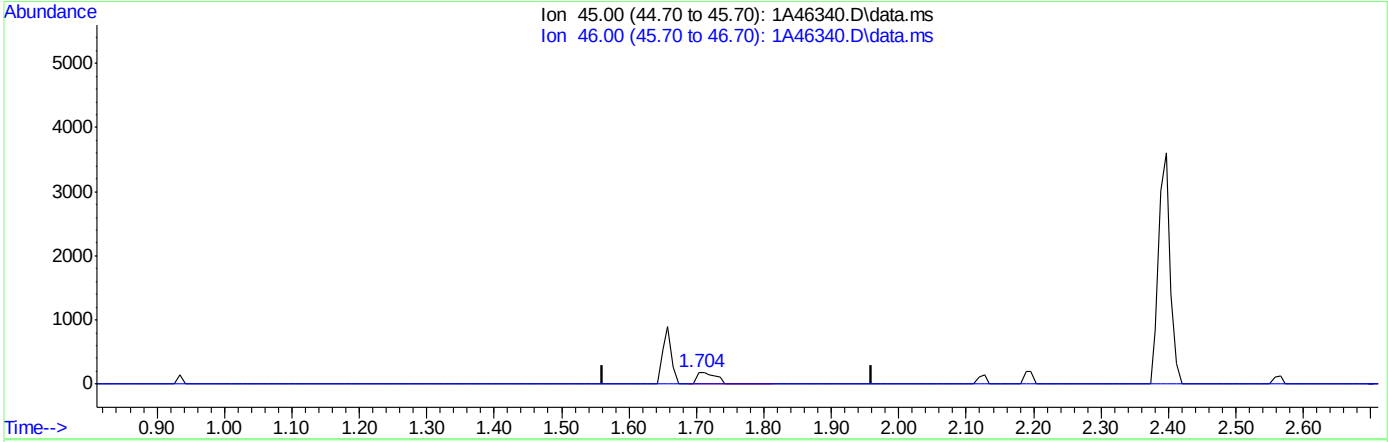

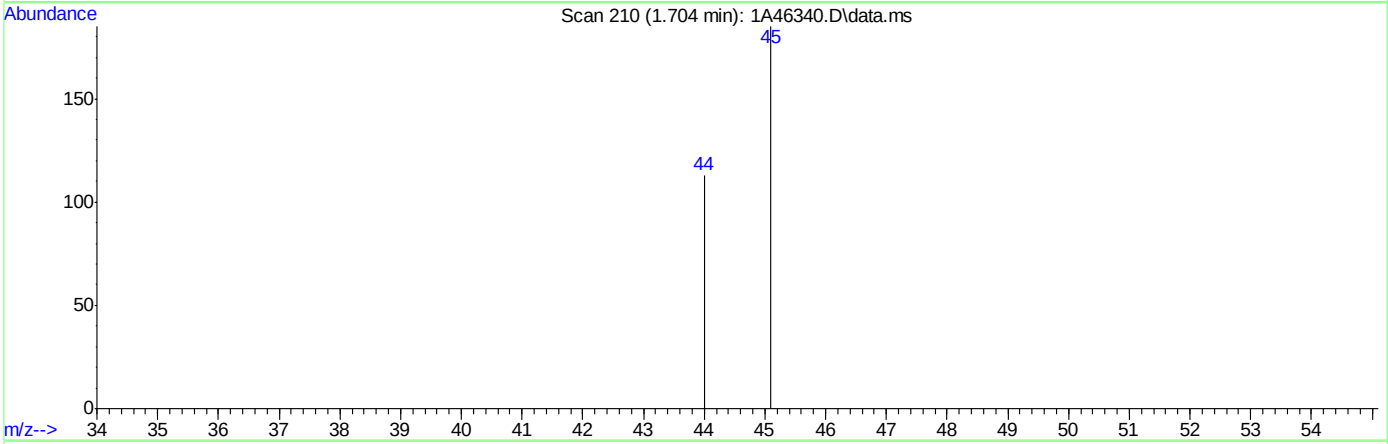

TIC: 1A46340.D\data.ms

(10) Ethanol

1.704min (-0.007) 64.36ug/L m

response 350

Ion	Exp%	Act%
45.00	100	100
46.00	41.40	0.00#
0.00	0.00	0.00
0.00	0.00	0.00

Quantitation Report (Qedit)

Data Path : C:\msdchem\1\DATA\05-23-2023\
Data File : 1A46340.D
Acq On : 23 May 2023 11:06 am
Operator : jeniferw
Sample : IC1829-2
Misc : MS54063,V1A1829,,,,,
ALS Vial : 3 Sample Multiplier: 1

Quant Time: May 24 08:42:34 2023
Quant Method : C:\msdchem\1\METHODS\V1A_05-23-2023.M
Quant Title : SW-846 Method 5035A/8260B
QLast Update : Wed May 24 08:32:34 2023
Response via : Initial Calibration

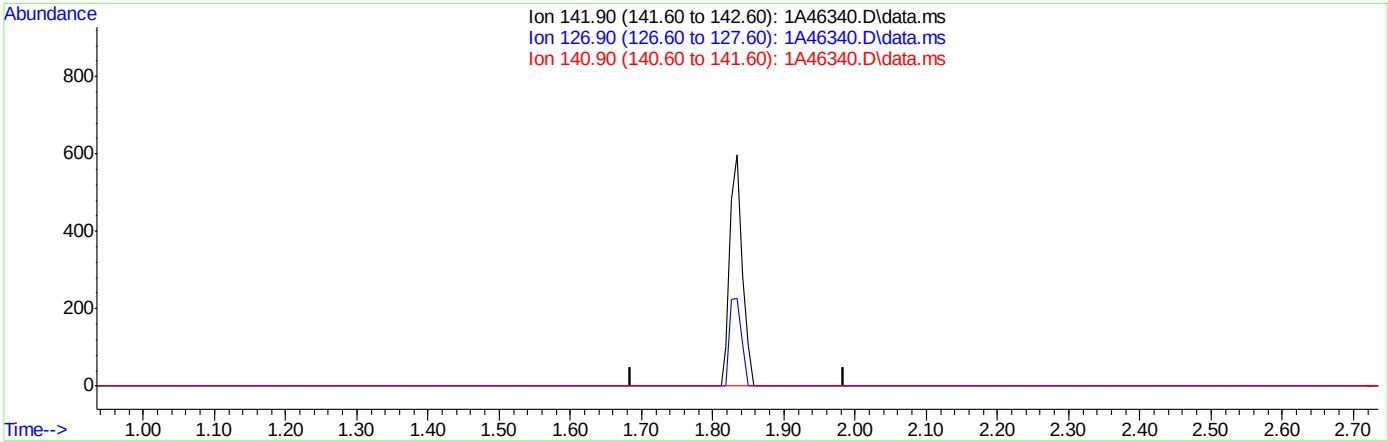

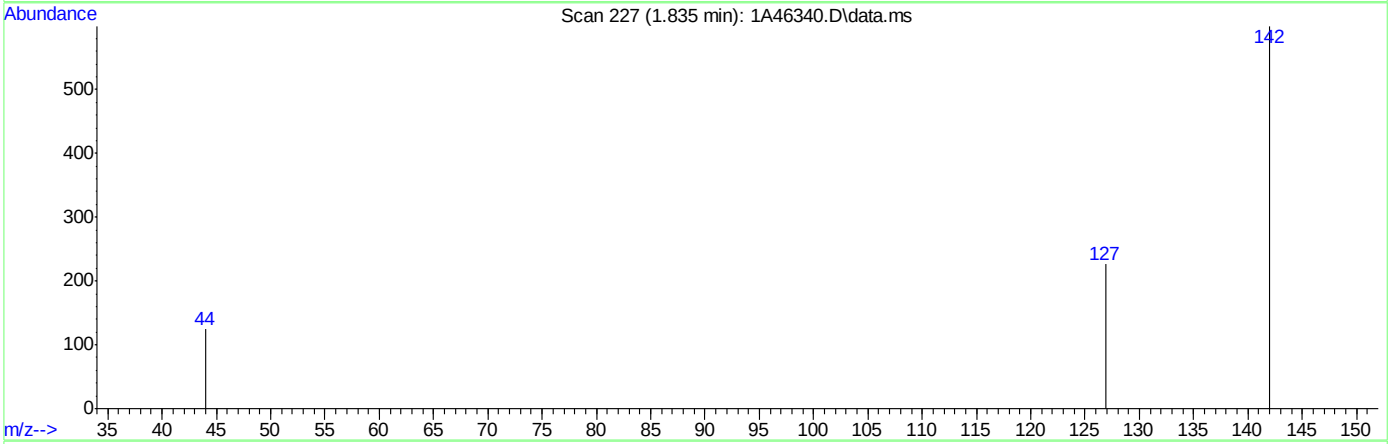

TIC: 1A46340.D\data.ms

(15) Iodomethane

1.835min (-1.835) 0.00ug/L

response 0

Ion	Exp%	Act%
141.90	100	0.00
126.90	45.60	0.00#
140.90	14.60	0.00
0.00	0.00	0.00

Quantitation Report (Qedit)

Data Path : C:\msdchem\1\DATA\05-23-2023\
Data File : 1A46340.D
Acq On : 23 May 2023 11:06 am
Operator : jeniferw
Sample : IC1829-2
Misc : MS54063,V1A1829,,,,,
ALS Vial : 3 Sample Multiplier: 1

Quant Time: May 24 08:42:34 2023
Quant Method : C:\msdchem\1\METHODS\V1A_05-23-2023.M
Quant Title : SW-846 Method 5035A/8260B
QLast Update : Wed May 24 08:32:34 2023
Response via : Initial Calibration

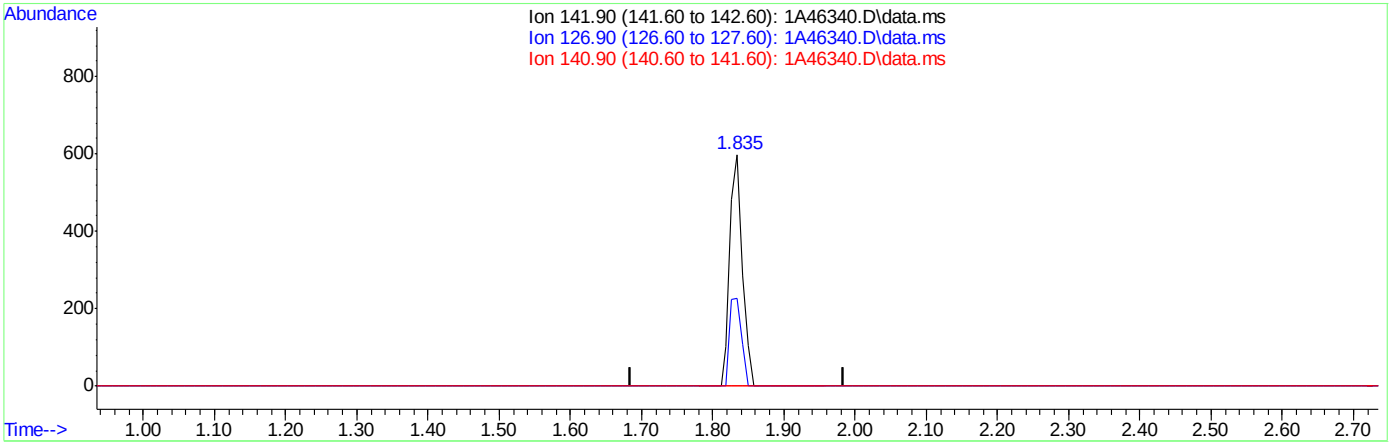

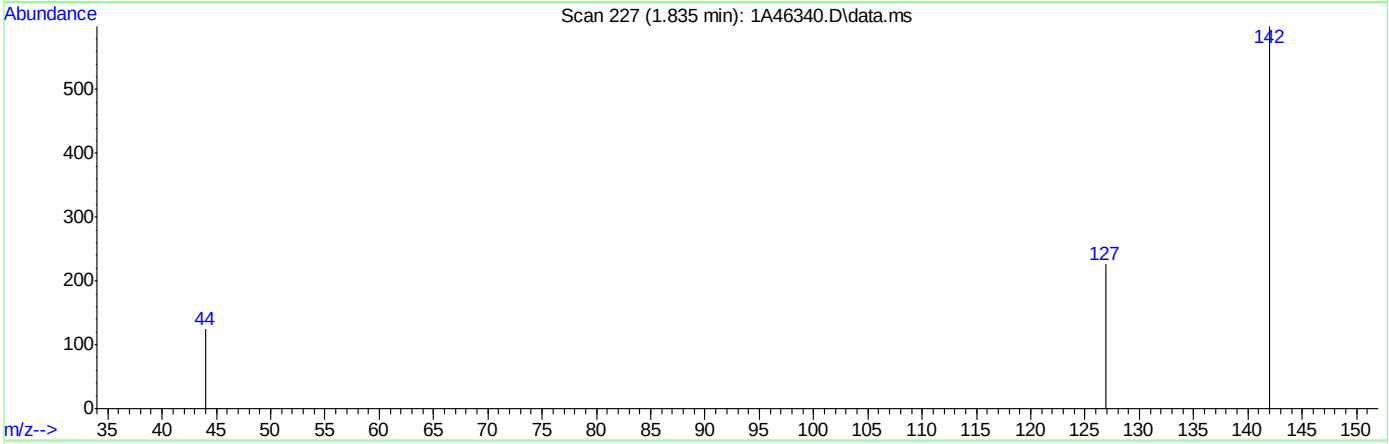

TIC: 1A46340.D\data.ms

(15) Iodomethane

1.835min (-0.000) 3.44ug/L m

response 726

Ion	Exp%	Act%
141.90	100	100
126.90	45.60	37.73
140.90	14.60	0.00
0.00	0.00	0.00

Quantitation Report (Qedit)

Data Path : C:\msdchem\1\DATA\05-23-2023\
Data File : 1A46340.D
Acq On : 23 May 2023 11:06 am
Operator : jeniferw
Sample : IC1829-2
Misc : MS54063,V1A1829,,,,,
ALS Vial : 3 Sample Multiplier: 1

Quant Time: May 24 08:42:34 2023
Quant Method : C:\msdchem\1\METHODS\V1A_05-23-2023.M
Quant Title : SW-846 Method 5035A/8260B
QLast Update : Wed May 24 08:32:34 2023
Response via : Initial Calibration

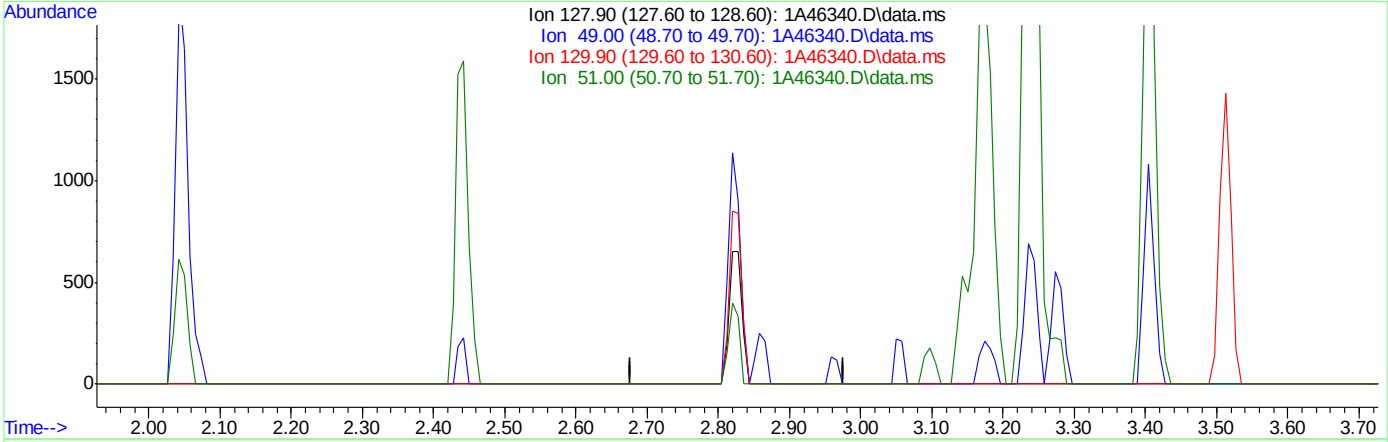

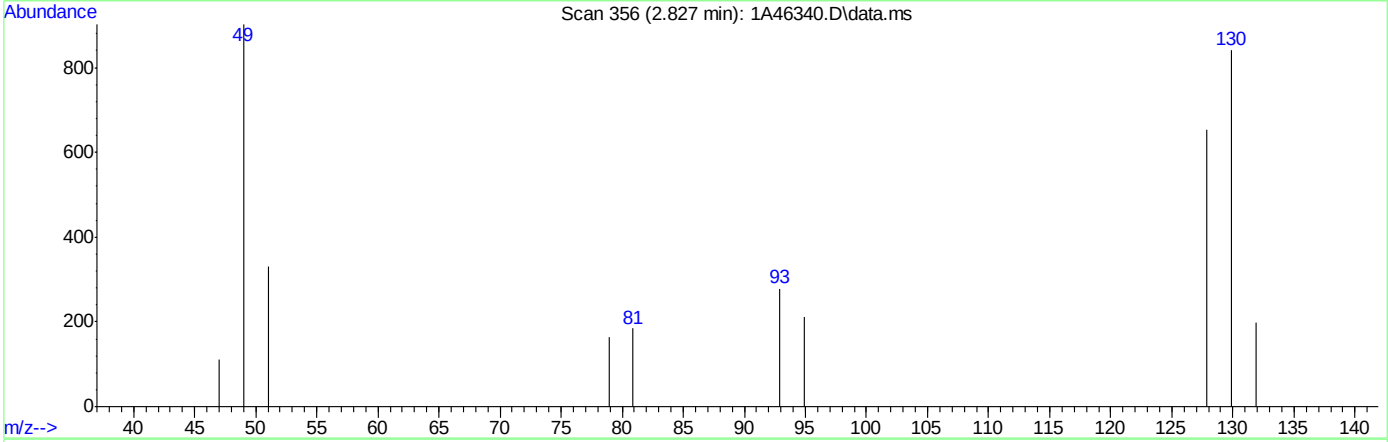

TIC: 1A46340.D\data.ms

(34) Bromochloromethane ( )

2.827min (-2.827) 0.00ug/L

response 0

Ion	Exp%	Act%
127.90	100	0.00
49.00	214.10	0.00#
129.90	132.10	0.00#
51.00	70.80	0.00#

Quantitation Report (Qedit)

Data Path : C:\msdchem\1\DATA\05-23-2023\
Data File : 1A46340.D
Acq On : 23 May 2023 11:06 am
Operator : jeniferw
Sample : IC1829-2
Misc : MS54063,V1A1829,,,,,
ALS Vial : 3 Sample Multiplier: 1

Quant Time: May 24 08:42:34 2023
Quant Method : C:\msdchem\1\METHODS\V1A_05-23-2023.M
Quant Title : SW-846 Method 5035A/8260B
QLast Update : Wed May 24 08:32:34 2023
Response via : Initial Calibration

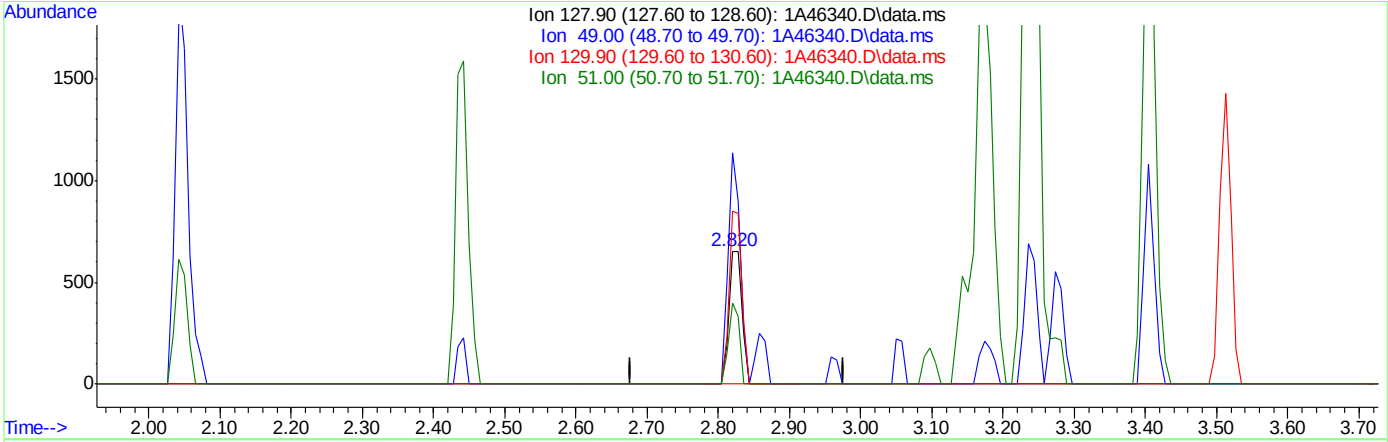

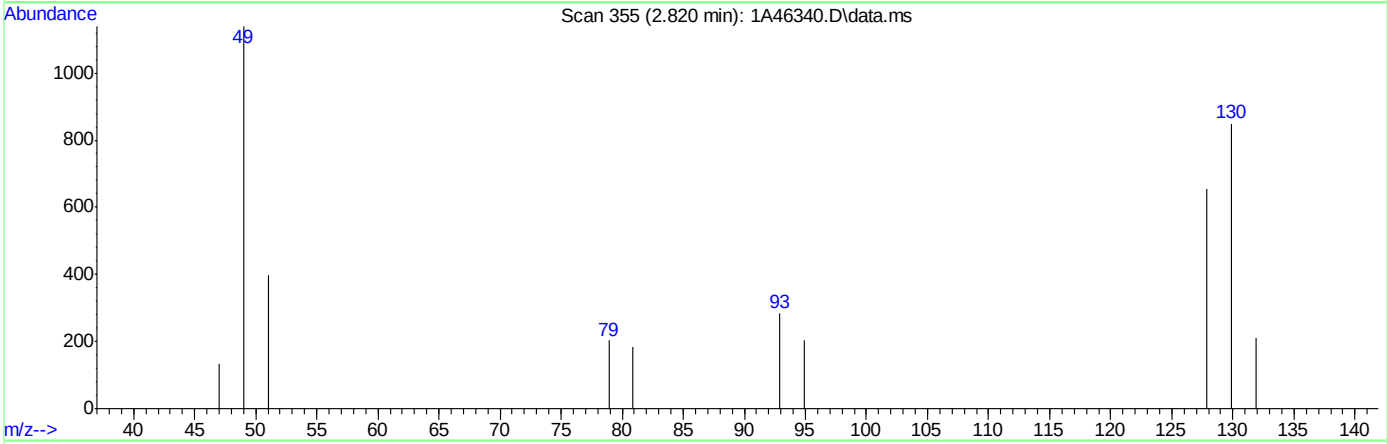

TIC: 1A46340.D\data.ms

(34) Bromochloromethane ( )

2.820min (-0.007) 5.56ug/L m

response 808

Ion	Exp%	Act%
127.90	100	100
49.00	214.10	174.16#
129.90	132.10	129.97
51.00	70.80	60.55

Quantitation Report (Qedit)

Data Path : C:\msdchem\1\DATA\05-23-2023\
Data File : 1A46340.D
Acq On : 23 May 2023 11:06 am
Operator : jeniferw
Sample : IC1829-2
Misc : MS54063,V1A1829,,,,,
ALS Vial : 3 Sample Multiplier: 1

Quant Time: May 24 08:42:34 2023
Quant Method : C:\msdchem\1\METHODS\V1A_05-23-2023.M
Quant Title : SW-846 Method 5035A/8260B
QLast Update : Wed May 24 08:32:34 2023
Response via : Initial Calibration

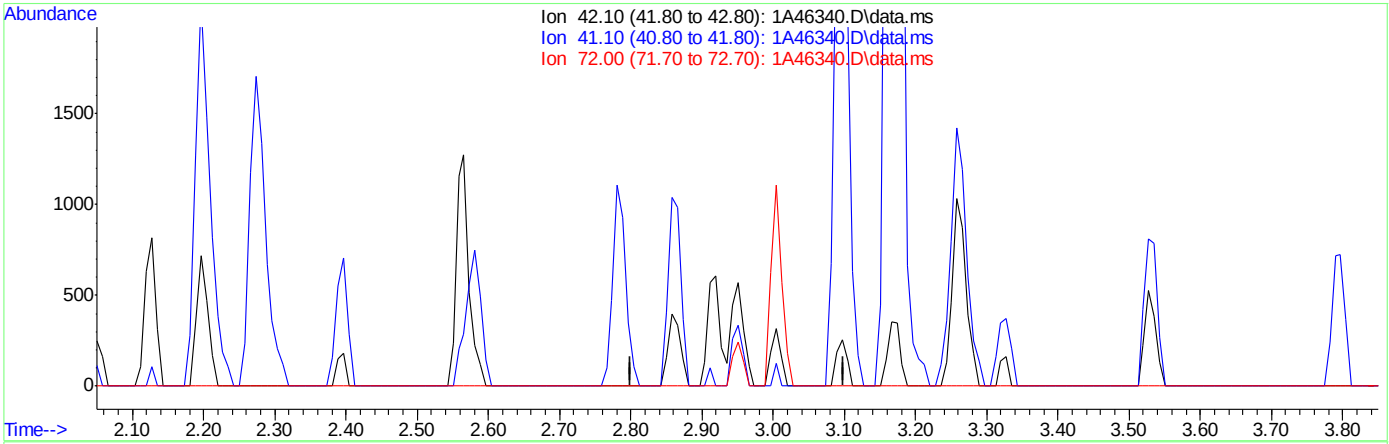

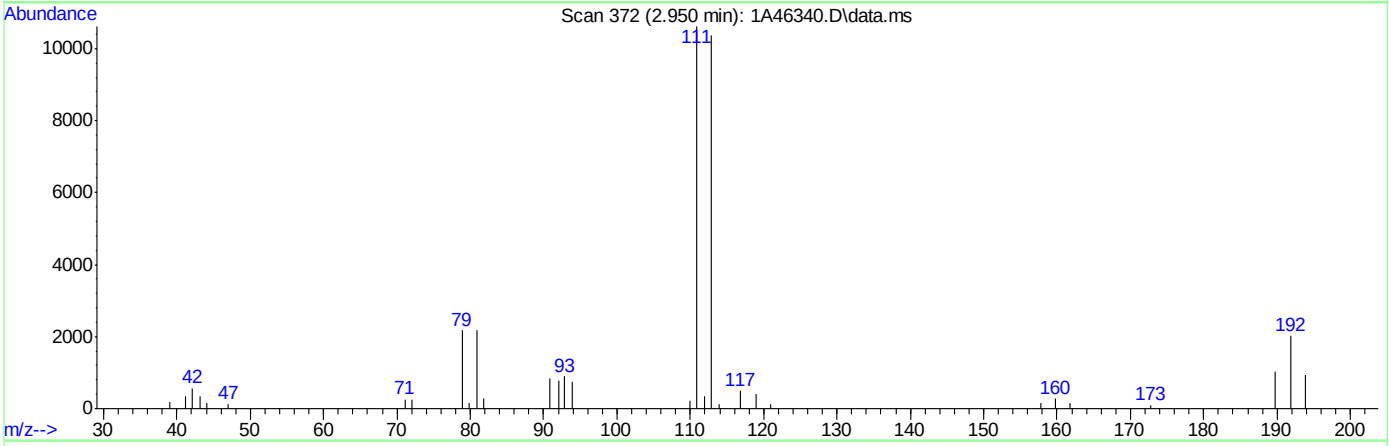

TIC: 1A46340.D\data.ms

(38) Tetrahydrofuran

2.950min (-2.950) 0.00ug/L

response 0

Ion	Exp%	Act%
42.10	100	0.00
41.10	53.20	0.00#
72.00	31.00	0.00#
0.00	0.00	0.00

Quantitation Report (Qedit)

Data Path : C:\msdchem\1\DATA\05-23-2023\
Data File : 1A46340.D
Acq On : 23 May 2023 11:06 am
Operator : jeniferw
Sample : IC1829-2
Misc : MS54063,V1A1829,,,,,
ALS Vial : 3 Sample Multiplier: 1

Quant Time: May 24 08:42:34 2023
Quant Method : C:\msdchem\1\METHODS\V1A_05-23-2023.M
Quant Title : SW-846 Method 5035A/8260B
QLast Update : Wed May 24 08:32:34 2023
Response via : Initial Calibration

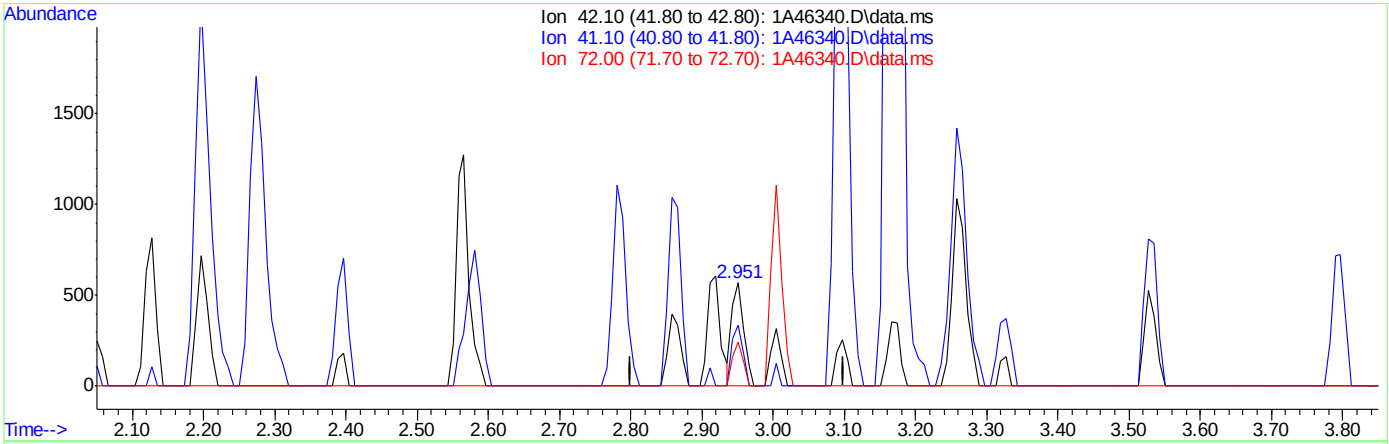

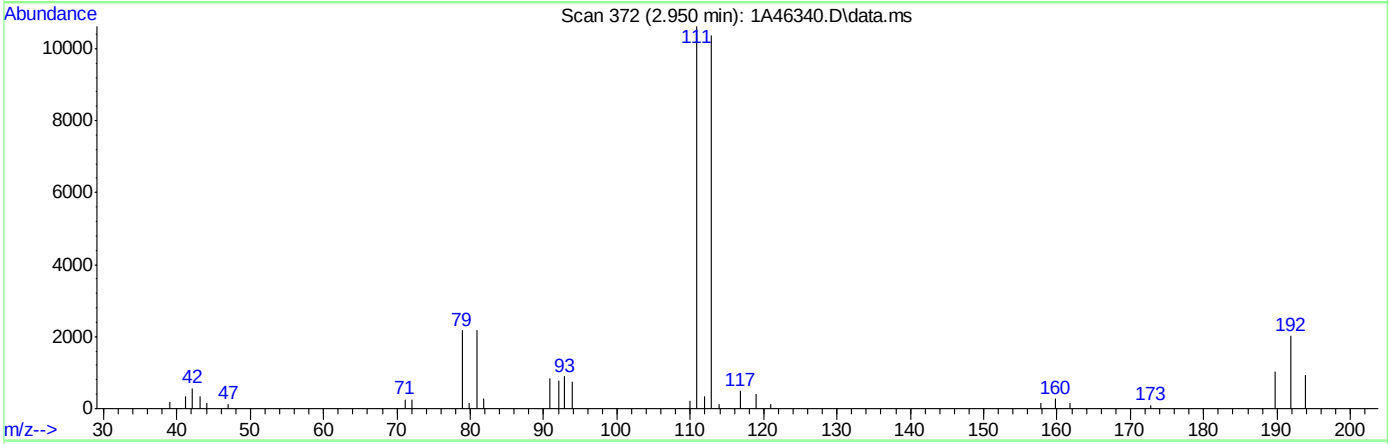

TIC: 1A46340.D\data.ms

(38) Tetrahydrofuran

2.950min (+0.000) 5.01ug/L m

response 659

Ion	Exp%	Act%
42.10	100	100
41.10	53.20	59.23
72.00	31.00	42.53
0.00	0.00	0.00

Quantitation Report (Qedit)

Data Path : C:\msdchem\1\DATA\05-23-2023\
Data File : 1A46340.D
Acq On : 23 May 2023 11:06 am
Operator : jeniferw
Sample : IC1829-2
Misc : MS54063,V1A1829,,,,,
ALS Vial : 3 Sample Multiplier: 1

Quant Time: May 24 08:42:34 2023
Quant Method : C:\msdchem\1\METHODS\V1A_05-23-2023.M
Quant Title : SW-846 Method 5035A/8260B
QLast Update : Wed May 24 08:32:34 2023
Response via : Initial Calibration

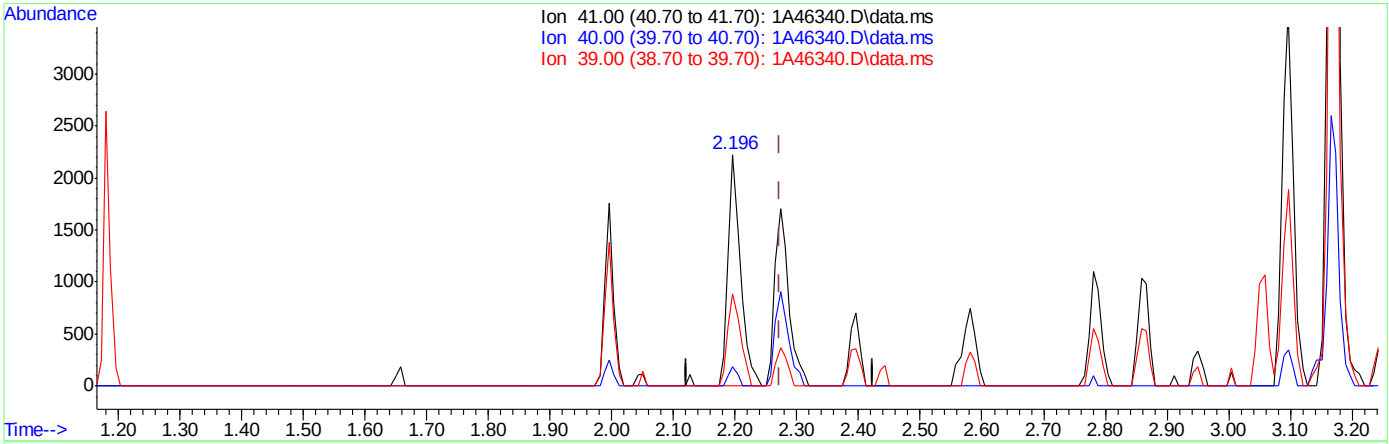

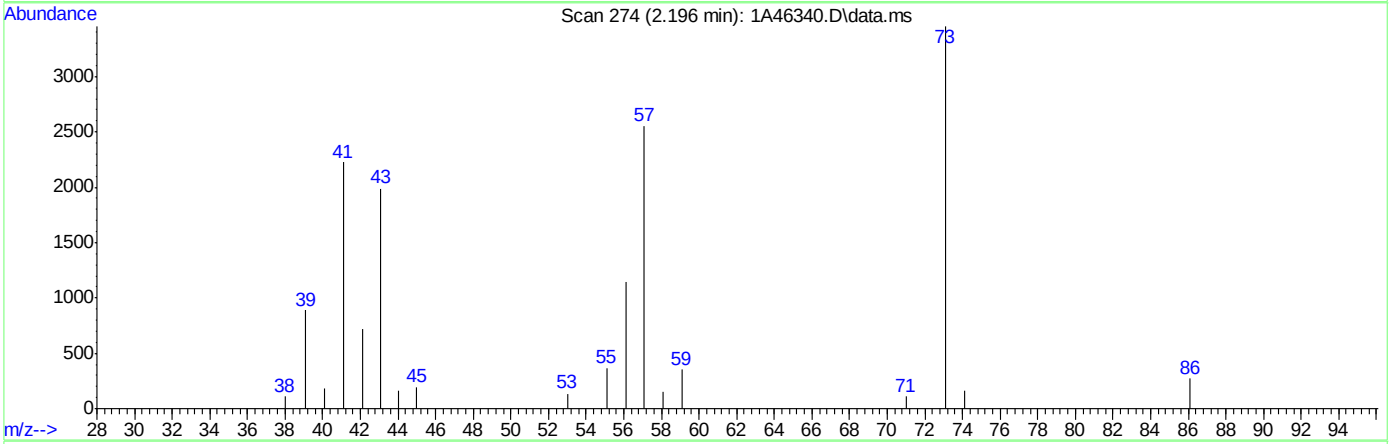

TIC: 1A46340.D\data.ms

(24) Acetonitrile

2.196min (-0.077) 69.07ug/L

response 3117

Ion	Exp%	Act%
41.00	100	100
40.00	5.10	8.22
39.00	30.10	39.89
0.00	0.00	0.00

Quantitation Report (Qedit)

Data Path : C:\msdchem\1\DATA\05-23-2023\
Data File : 1A46340.D
Acq On : 23 May 2023 11:06 am
Operator : jeniferw
Sample : IC1829-2
Misc : MS54063,V1A1829,,,,,
ALS Vial : 3 Sample Multiplier: 1

Quant Time: May 24 08:42:34 2023
Quant Method : C:\msdchem\1\METHODS\V1A_05-23-2023.M
Quant Title : SW-846 Method 5035A/8260B
QLast Update : Wed May 24 08:32:34 2023
Response via : Initial Calibration

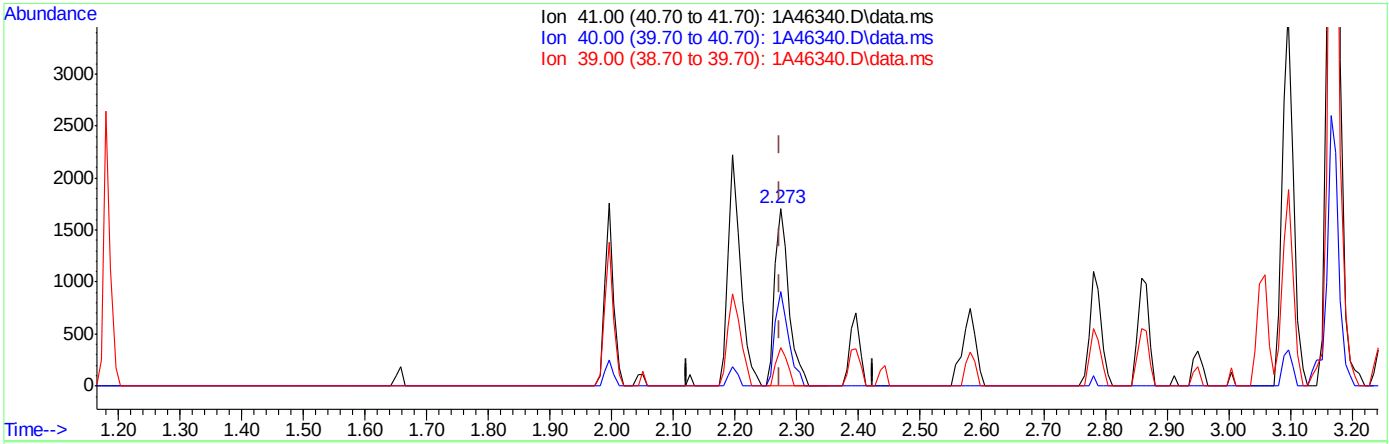

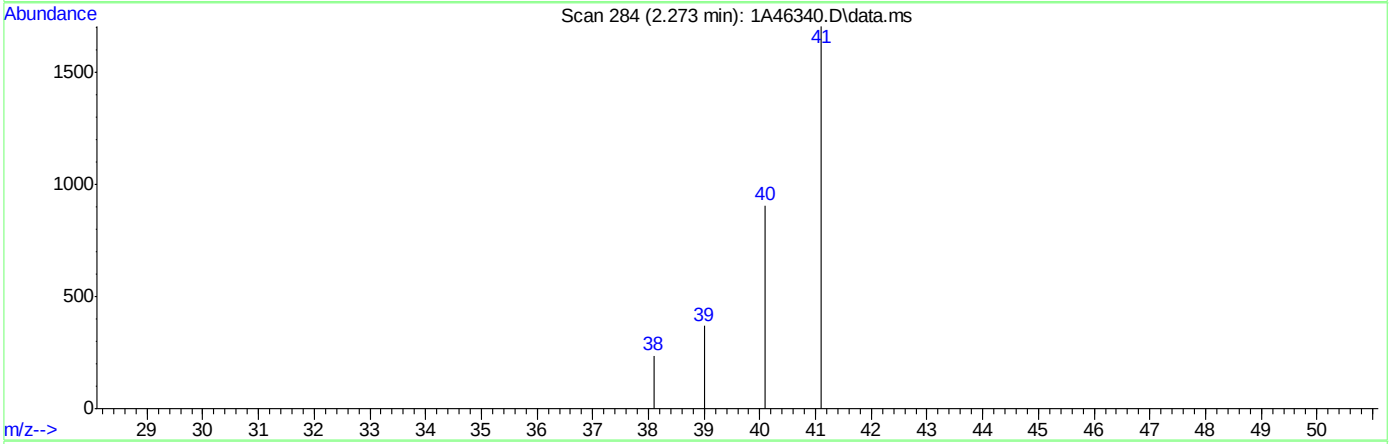

TIC: 1A46340.D\data.ms

(24) Acetonitrile

2.273min (+0.000) 59.43ug/L m

response 2682

Ion	Exp%	Act%
41.00	100	100
40.00	5.10	53.13#
39.00	30.10	21.62
0.00	0.00	0.00

Quantitation Report (Qedit)

Data Path : C:\msdchem\1\DATA\05-23-2023\
Data File : 1A46340.D
Acq On : 23 May 2023 11:06 am
Operator : jeniferw
Sample : IC1829-2
Misc : MS54063,V1A1829,,,,,
ALS Vial : 3 Sample Multiplier: 1

Quant Time: May 24 08:42:34 2023
Quant Method : C:\msdchem\1\METHODS\V1A_05-23-2023.M
Quant Title : SW-846 Method 5035A/8260B
QLast Update : Wed May 24 08:32:34 2023
Response via : Initial Calibration

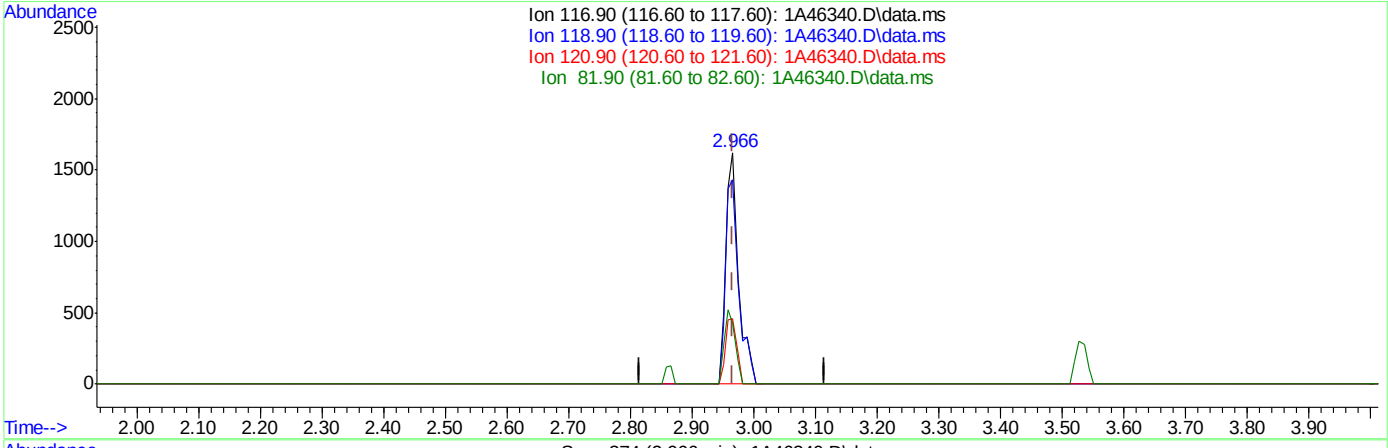

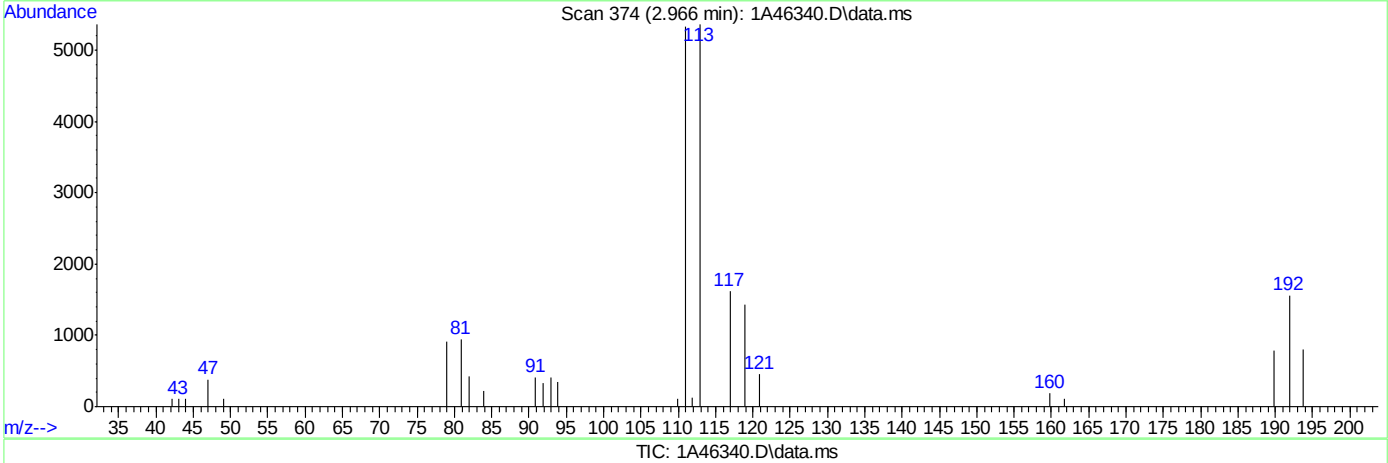

TIC: 1A46340.D\data.ms

(40) Carbon Tetrachloride ( )

2.966min (-0.000) 5.99ug/L

response 2323

Ion	Exp%	Act%
116.90	100	100
118.90	94.40	88.48
120.90	30.80	28.28
81.90	27.10	26.43

Quantitation Report (Qedit)

Data Path : C:\msdchem\1\DATA\05-23-2023\
Data File : 1A46340.D
Acq On : 23 May 2023 11:06 am
Operator : jeniferw
Sample : IC1829-2
Misc : MS54063,V1A1829,,,,,
ALS Vial : 3 Sample Multiplier: 1

Quant Time: May 24 08:42:34 2023
Quant Method : C:\msdchem\1\METHODS\V1A_05-23-2023.M
Quant Title : SW-846 Method 5035A/8260B
QLast Update : Wed May 24 08:32:34 2023
Response via : Initial Calibration

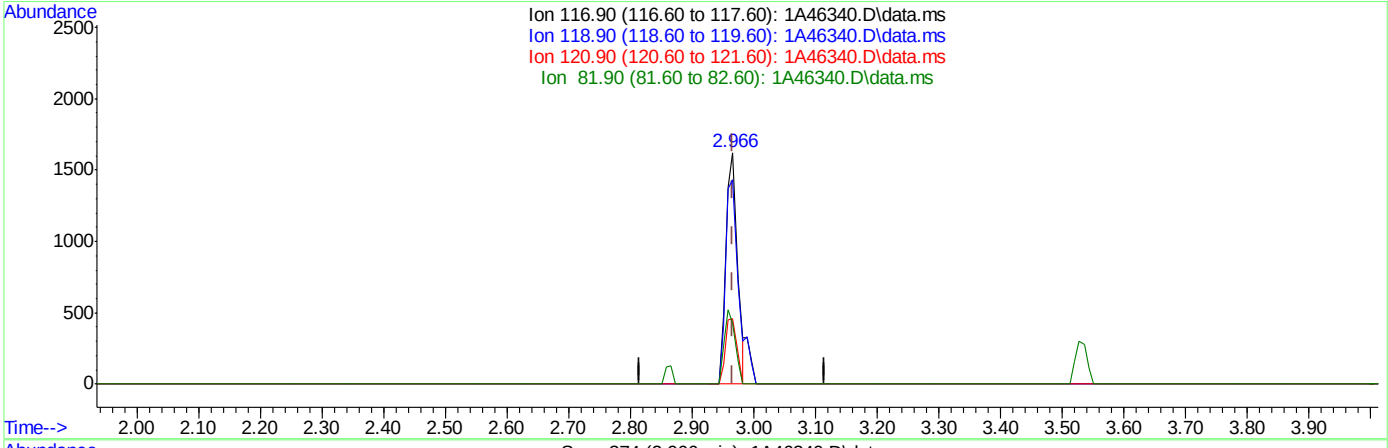

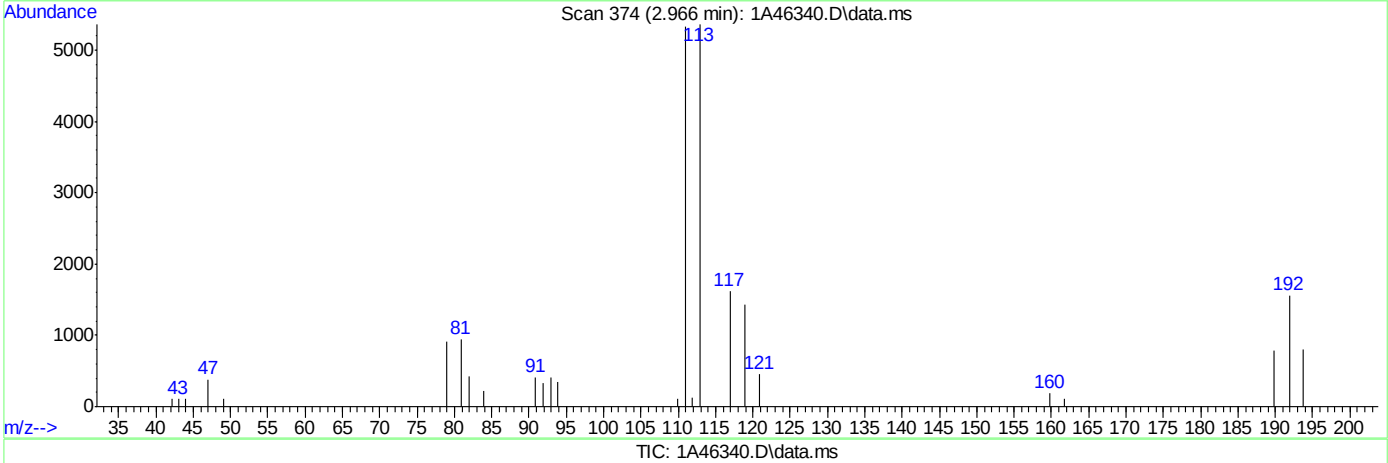

TIC: 1A46340.D\data.ms

(40) Carbon Tetrachloride ( )

2.966min (-0.000) 5.41ug/L m

response 2097

Ion	Exp%	Act%
116.90	100	100
118.90	94.40	88.48
120.90	30.80	28.28
81.90	27.10	26.43

Quantitation Report (Qedit)

Data Path : C:\msdchem\1\DATA\05-23-2023\
Data File : 1A46340.D
Acq On : 23 May 2023 11:06 am
Operator : jeniferw
Sample : IC1829-2
Misc : MS54063,V1A1829,,,,,
ALS Vial : 3 Sample Multiplier: 1

Quant Time: May 24 08:42:34 2023
Quant Method : C:\msdchem\1\METHODS\V1A_05-23-2023.M
Quant Title : SW-846 Method 5035A/8260B
QLast Update : Wed May 24 08:32:34 2023
Response via : Initial Calibration

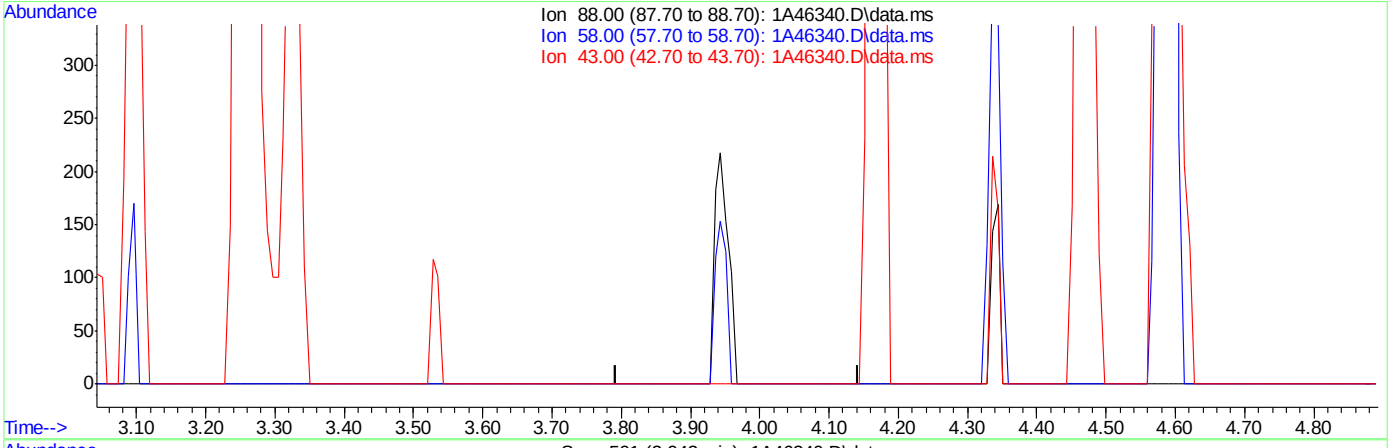

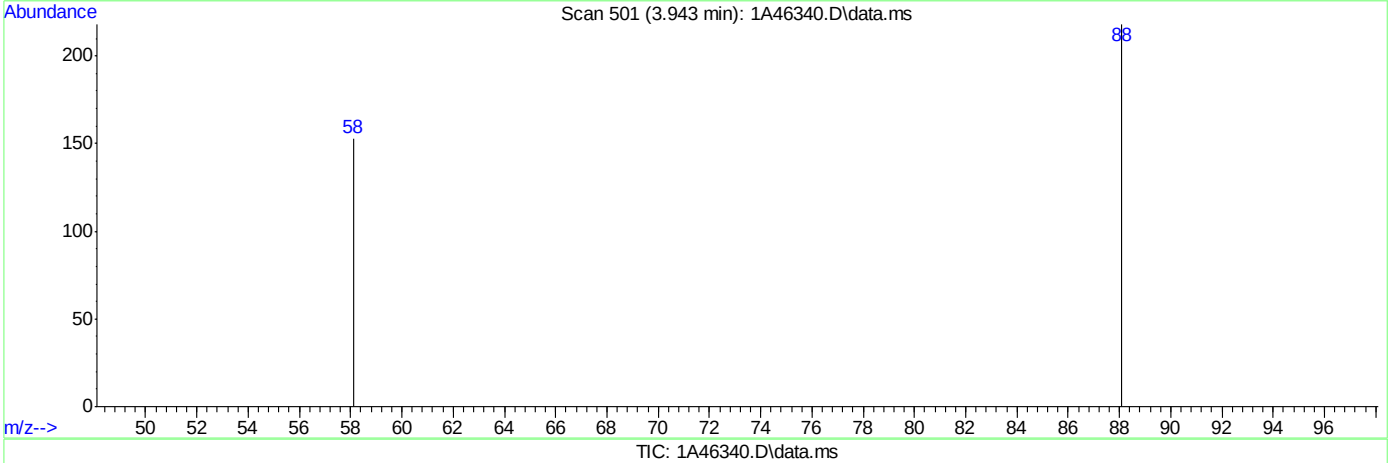

TIC: 1A46340.D\data.ms

(59) 1,4-Dioxane

3.943min (-3.943) 0.00ug/L

response 0

Ion	Exp%	Act%
88.00	100	0.00
58.00	95.30	0.00#
43.00	40.40	0.00#
0.00	0.00	0.00

Quantitation Report (Qedit)

Data Path : C:\msdchem\1\DATA\05-23-2023\
Data File : 1A46340.D
Acq On : 23 May 2023 11:06 am
Operator : jeniferw
Sample : IC1829-2
Misc : MS54063,V1A1829,,,,,
ALS Vial : 3 Sample Multiplier: 1

Quant Time: May 24 08:42:34 2023
Quant Method : C:\msdchem\1\METHODS\V1A_05-23-2023.M
Quant Title : SW-846 Method 5035A/8260B
QLast Update : Wed May 24 08:32:34 2023
Response via : Initial Calibration

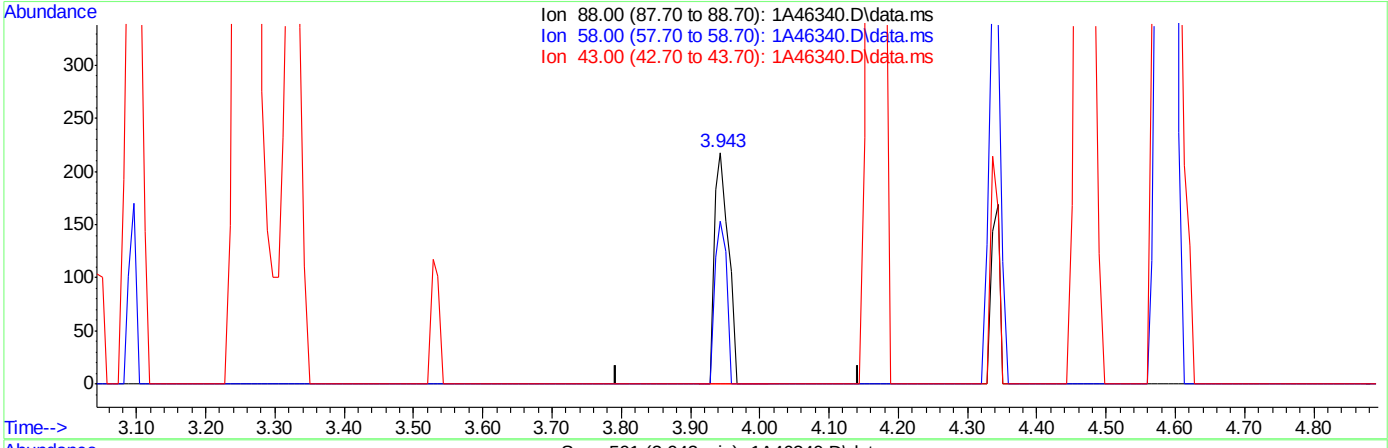

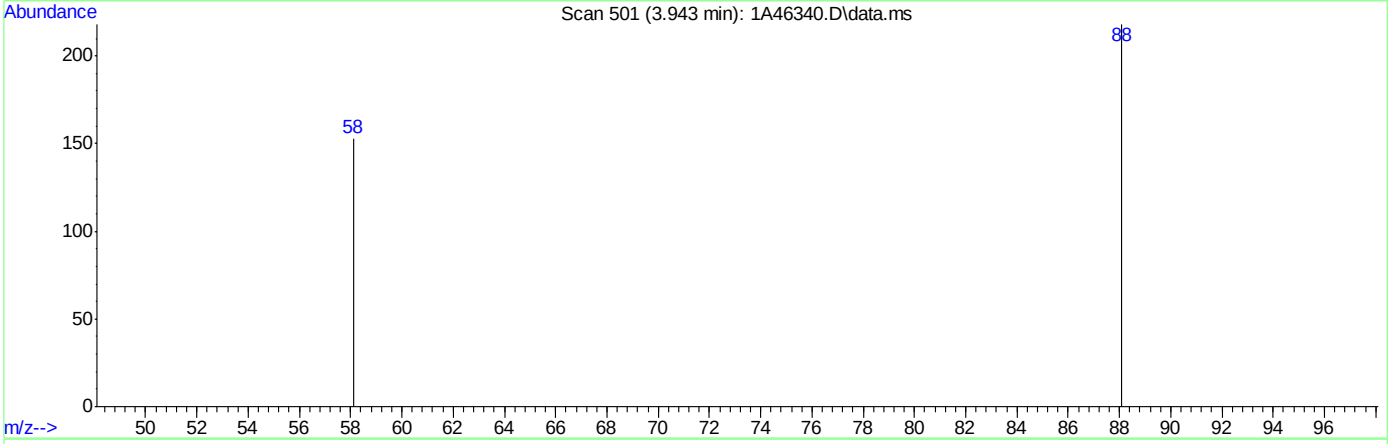

TIC: 1A46340.D\data.ms

(59) 1,4-Dioxane

3.943min (+0.000) 78.06ug/L m

response 305

Ion	Exp%	Act%
88.00	100	100
58.00	95.30	70.18
43.00	40.40	0.00#
0.00	0.00	0.00

Quantitation Report (Qedit)

Data Path : C:\msdchem\1\DATA\05-23-2023\
Data File : 1A46340.D
Acq On : 23 May 2023 11:06 am
Operator : jeniferw
Sample : IC1829-2
Misc : MS54063,V1A1829,,,,,
ALS Vial : 3 Sample Multiplier: 1

Quant Time: May 24 08:42:34 2023
Quant Method : C:\msdchem\1\METHODS\V1A_05-23-2023.M
Quant Title : SW-846 Method 5035A/8260B
QLast Update : Wed May 24 08:32:34 2023
Response via : Initial Calibration

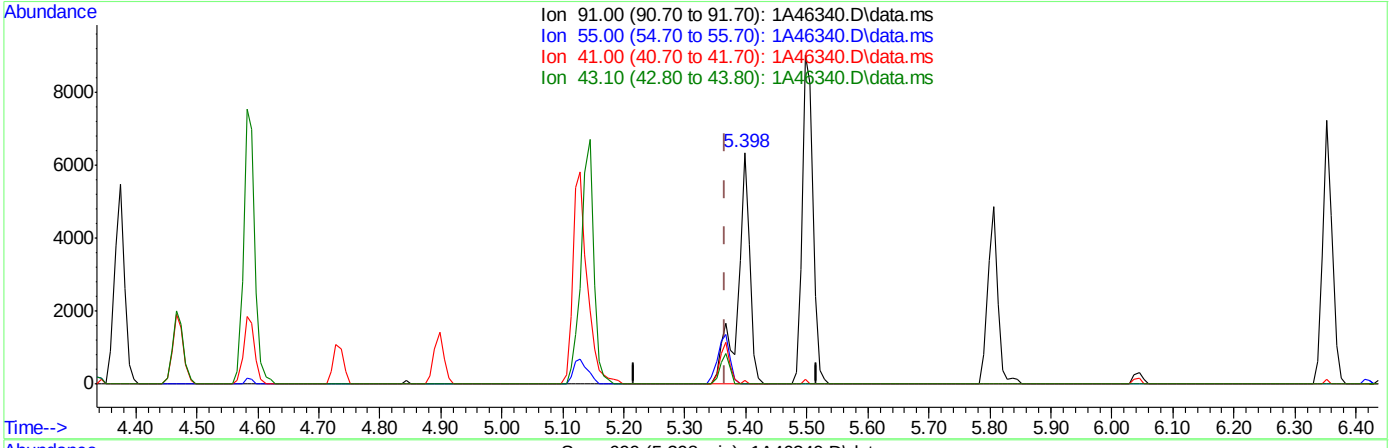

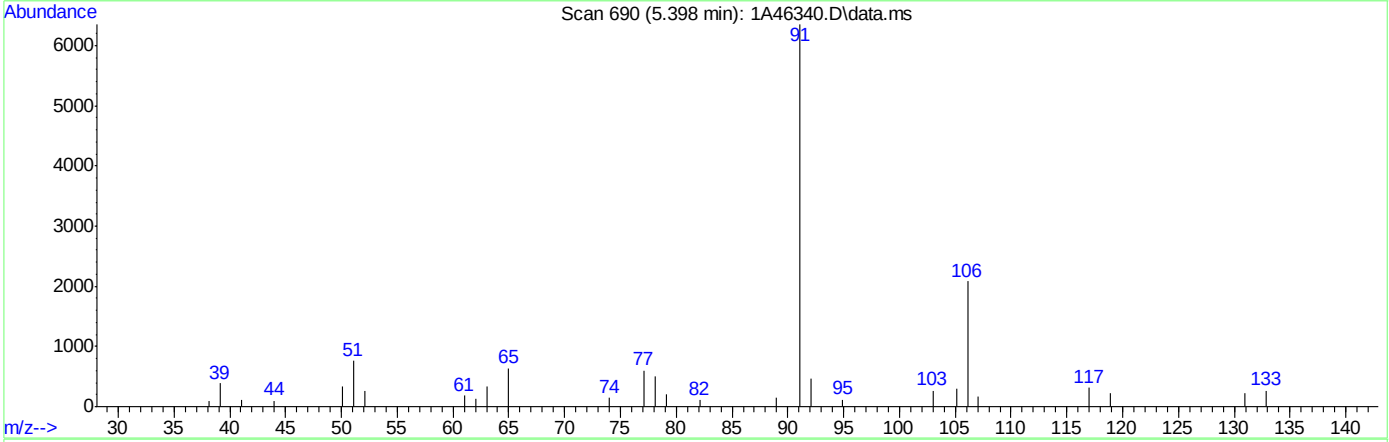

TIC: 1A46340.D\data.ms

(76) 1-Chlorohexane

5.398min (+0.031) 20.49ug/L

response 8941

Ion	Exp%	Act%
91.00	100	100
55.00	103.60	0.00#
41.00	76.40	1.64#
43.10	68.70	0.00#

Quantitation Report (Qedit)

Data Path : C:\msdchem\1\DATA\05-23-2023\
Data File : 1A46340.D
Acq On : 23 May 2023 11:06 am
Operator : jeniferw
Sample : IC1829-2
Misc : MS54063,V1A1829,,,,,
ALS Vial : 3 Sample Multiplier: 1

Quant Time: May 24 08:42:34 2023
Quant Method : C:\msdchem\1\METHODS\V1A_05-23-2023.M
Quant Title : SW-846 Method 5035A/8260B
QLast Update : Wed May 24 08:32:34 2023
Response via : Initial Calibration

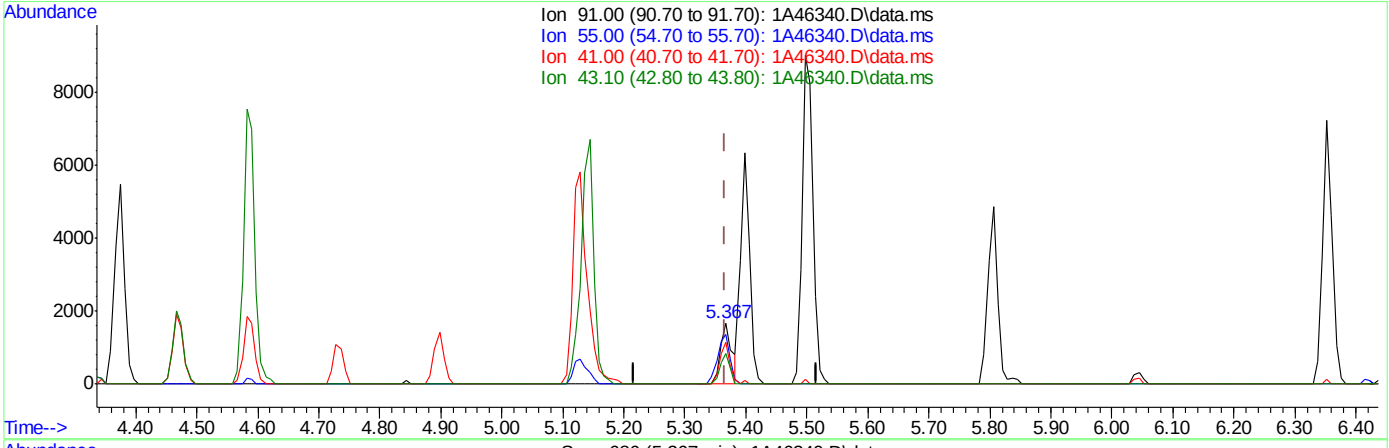

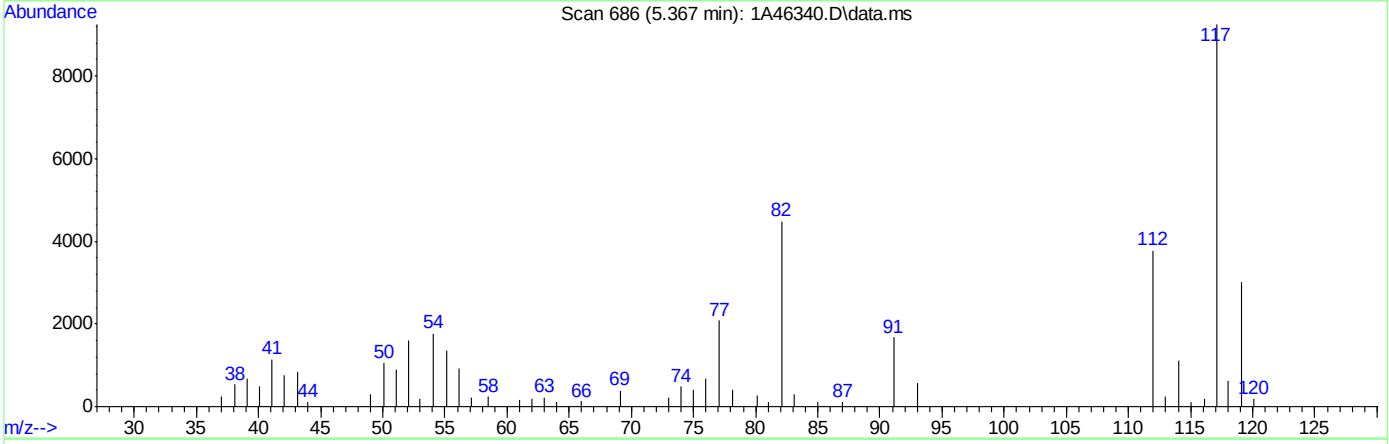

TIC: 1A46340.D\data.ms

(76) 1-Chlorohexane

5.367min (+0.000) 5.10ug/L m

response 2227

Ion	Exp%	Act%
91.00	100	100
55.00	103.60	80.90#
41.00	76.40	67.82
43.10	68.70	50.74

Quantitation Report (Qedit)

Data Path : C:\msdchem\1\DATA\05-23-2023\
Data File : 1A46340.D
Acq On : 23 May 2023 11:06 am
Operator : jeniferw
Sample : IC1829-2
Misc : MS54063,V1A1829,,,,,
ALS Vial : 3 Sample Multiplier: 1

Quant Time: May 24 08:42:34 2023
Quant Method : C:\msdchem\1\METHODS\V1A_05-23-2023.M
Quant Title : SW-846 Method 5035A/8260B
QLast Update : Wed May 24 08:32:34 2023
Response via : Initial Calibration

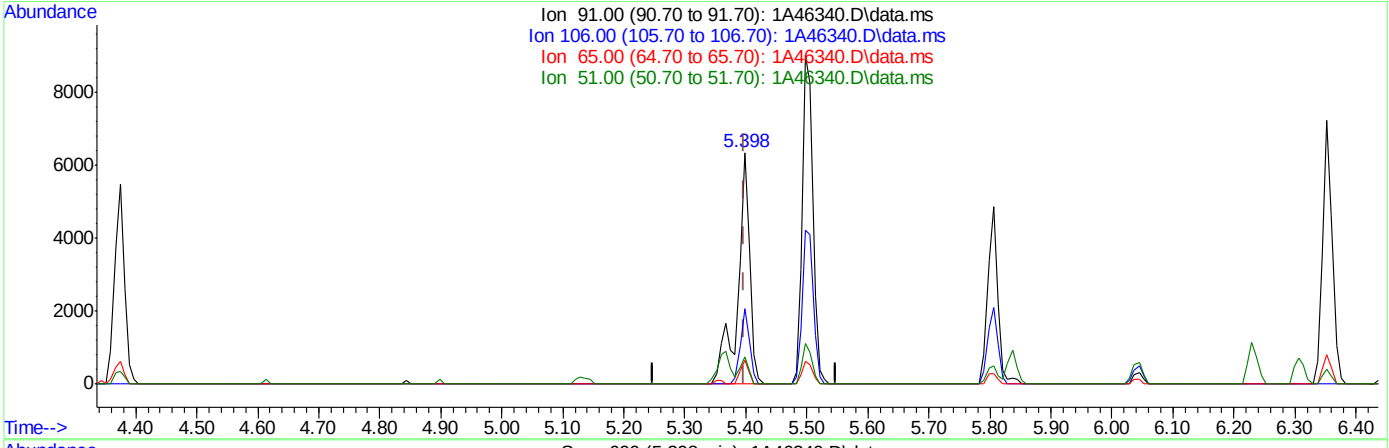

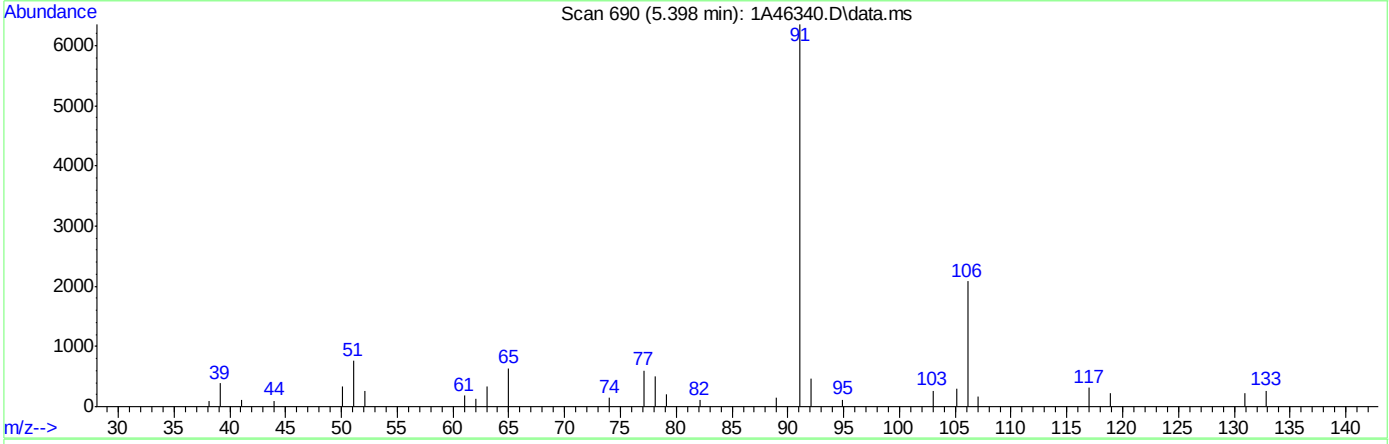

TIC: 1A46340.D\data.ms

(77) Ethylbenzene (C)

5.398min (-0.000) 6.65ug/L

response 8941

Ion	Exp%	Act%
91.00	100	100
106.00	30.90	32.77
65.00	9.80	10.10
51.00	14.30	11.98

Quantitation Report (Qedit)

Data Path : C:\msdchem\1\DATA\05-23-2023\
Data File : 1A46340.D
Acq On : 23 May 2023 11:06 am
Operator : jeniferw
Sample : IC1829-2
Misc : MS54063,V1A1829,,,,,
ALS Vial : 3 Sample Multiplier: 1

Quant Time: May 24 08:42:34 2023
Quant Method : C:\msdchem\1\METHODS\V1A_05-23-2023.M
Quant Title : SW-846 Method 5035A/8260B
QLast Update : Wed May 24 08:32:34 2023
Response via : Initial Calibration

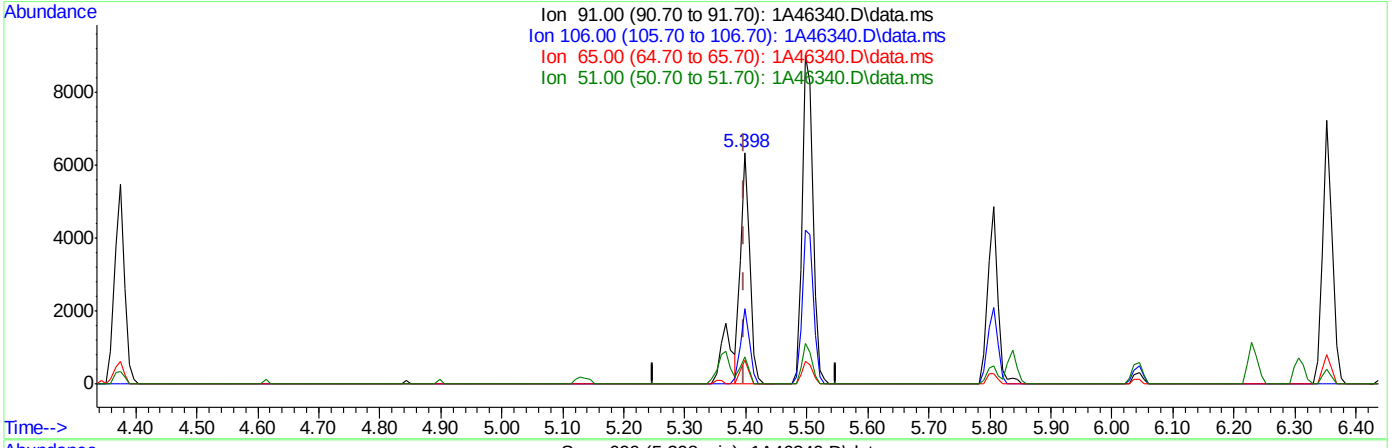

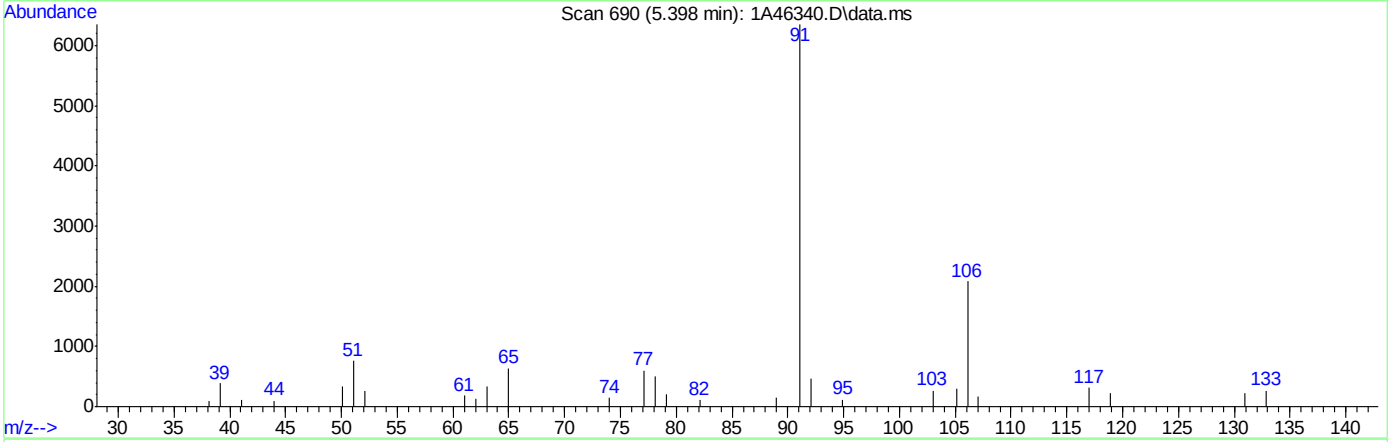

TIC: 1A46340.D\data.ms

(77) Ethylbenzene (C)

5.398min (-0.000) 4.99ug/L m

response 6712

Ion	Exp%	Act%
91.00	100	100
106.00	30.90	32.77
65.00	9.80	10.10
51.00	14.30	11.98

Quantitation Report (Qedit)

Data Path : C:\msdchem\1\DATA\05-23-2023\
Data File : 1A46340.D
Acq On : 23 May 2023 11:06 am
Operator : jeniferw
Sample : IC1829-2
Misc : MS54063,V1A1829,,,,,
ALS Vial : 3 Sample Multiplier: 1

Quant Time: May 24 08:42:34 2023
Quant Method : C:\msdchem\1\METHODS\V1A_05-23-2023.M
Quant Title : SW-846 Method 5035A/8260B
QLast Update : Wed May 24 08:32:34 2023
Response via : Initial Calibration

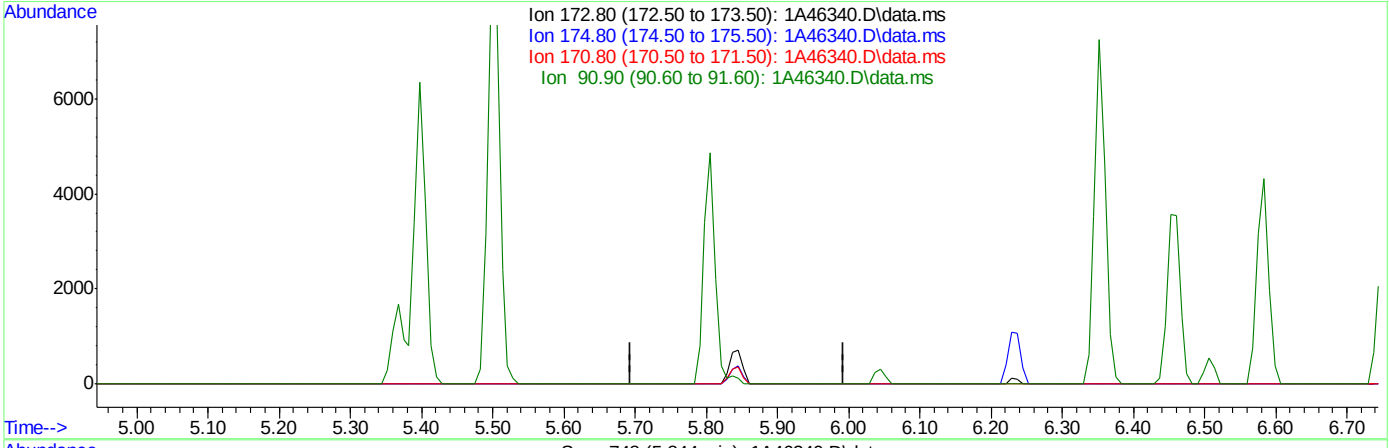

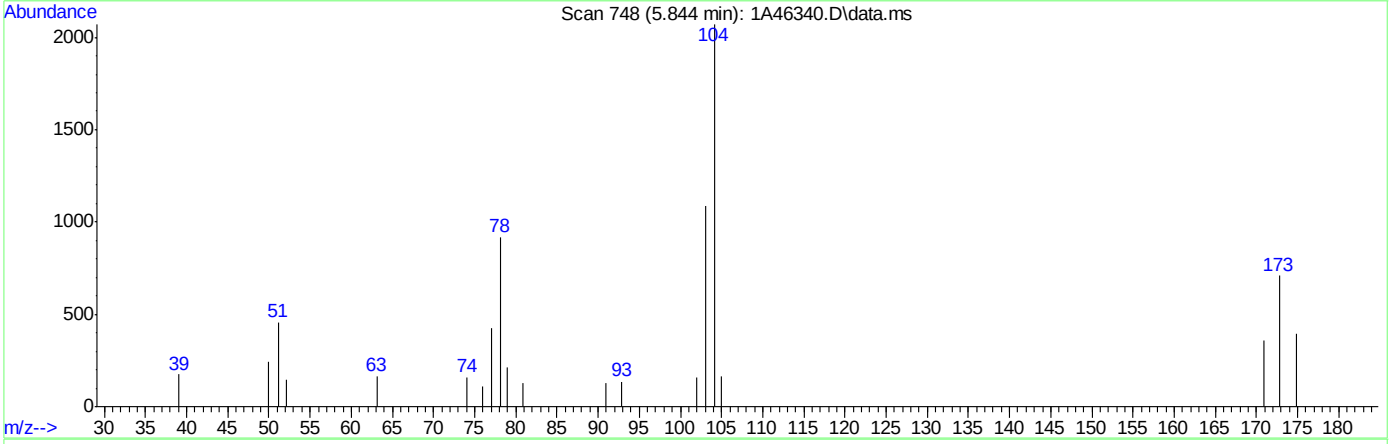

TIC: 1A46340.D\data.ms

(83) Bromoform (P)

5.844min (-5.844) 0.00ug/L

response 0

Ion	Exp%	Act%
172.80	100	0.00
174.80	50.90	0.00#
170.80	53.40	0.00#
90.90	22.00	0.00

Quantitation Report (Qedit)

Data Path : C:\msdchem\1\DATA\05-23-2023\
Data File : 1A46340.D
Acq On : 23 May 2023 11:06 am
Operator : jeniferw
Sample : IC1829-2
Misc : MS54063,V1A1829,,,,,
ALS Vial : 3 Sample Multiplier: 1

Quant Time: May 24 08:42:34 2023
Quant Method : C:\msdchem\1\METHODS\V1A_05-23-2023.M
Quant Title : SW-846 Method 5035A/8260B
QLast Update : Wed May 24 08:32:34 2023
Response via : Initial Calibration

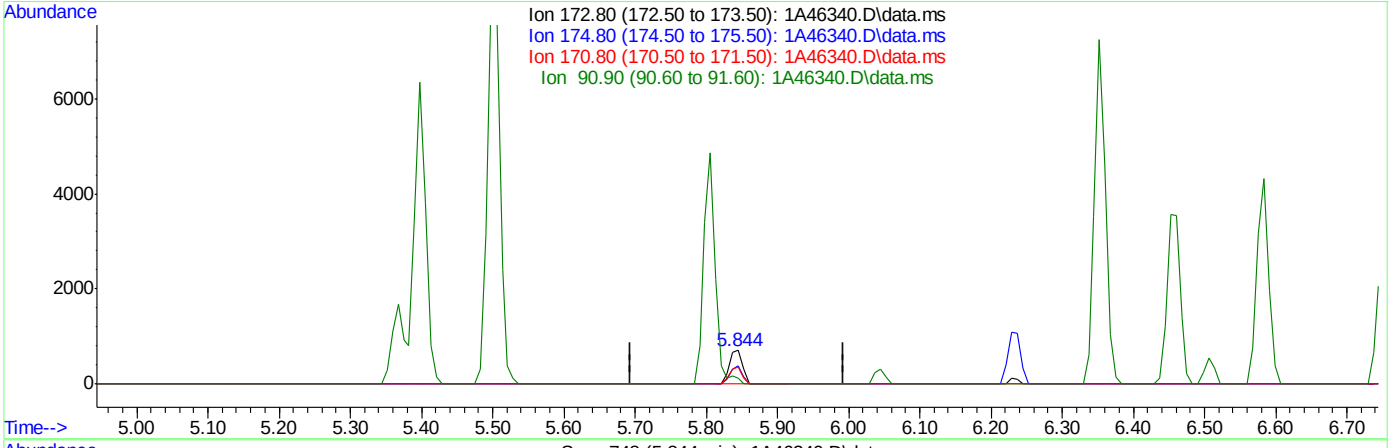

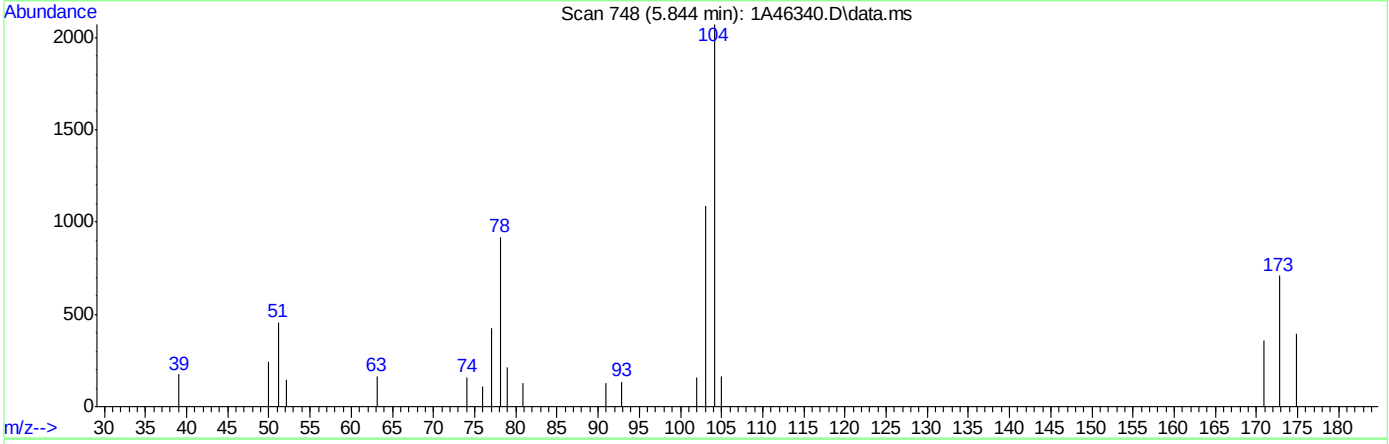

TIC: 1A46340.D\data.ms

(83) Bromoform (P)

5.844min (+0.000) 3.93ug/L m

response 885

Ion	Exp%	Act%
172.80	100	100
174.80	50.90	55.63
170.80	53.40	50.14
90.90	22.00	18.31

Quantitation Report (Qedit)

Data Path : C:\msdchem\1\DATA\05-23-2023\
Data File : 1A46340.D
Acq On : 23 May 2023 11:06 am
Operator : jeniferw
Sample : IC1829-2
Misc : MS54063,V1A1829,,,,,
ALS Vial : 3 Sample Multiplier: 1

Quant Time: May 24 08:42:34 2023
Quant Method : C:\msdchem\1\METHODS\V1A_05-23-2023.M
Quant Title : SW-846 Method 5035A/8260B
QLast Update : Wed May 24 08:32:34 2023
Response via : Initial Calibration

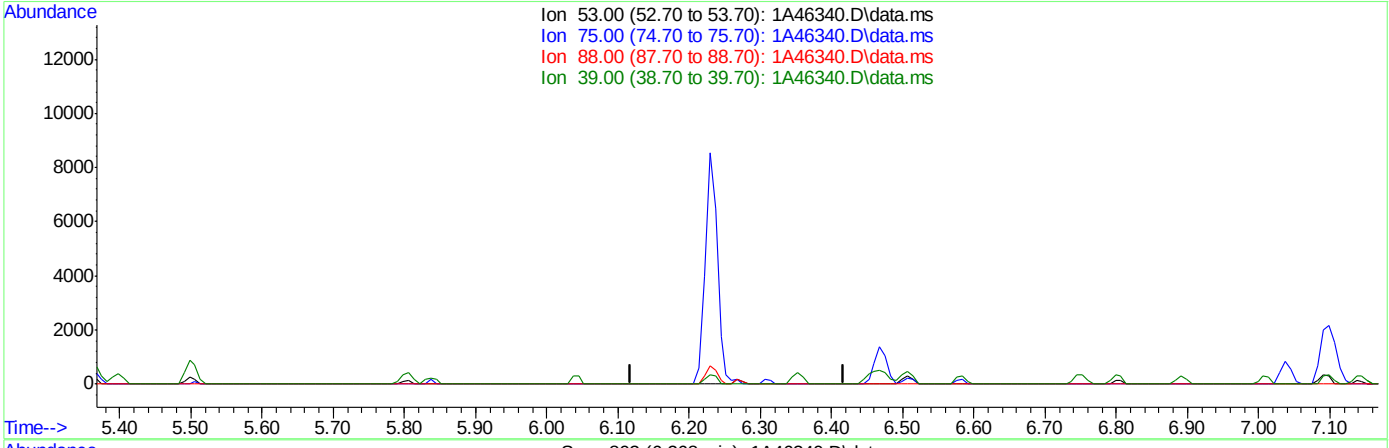

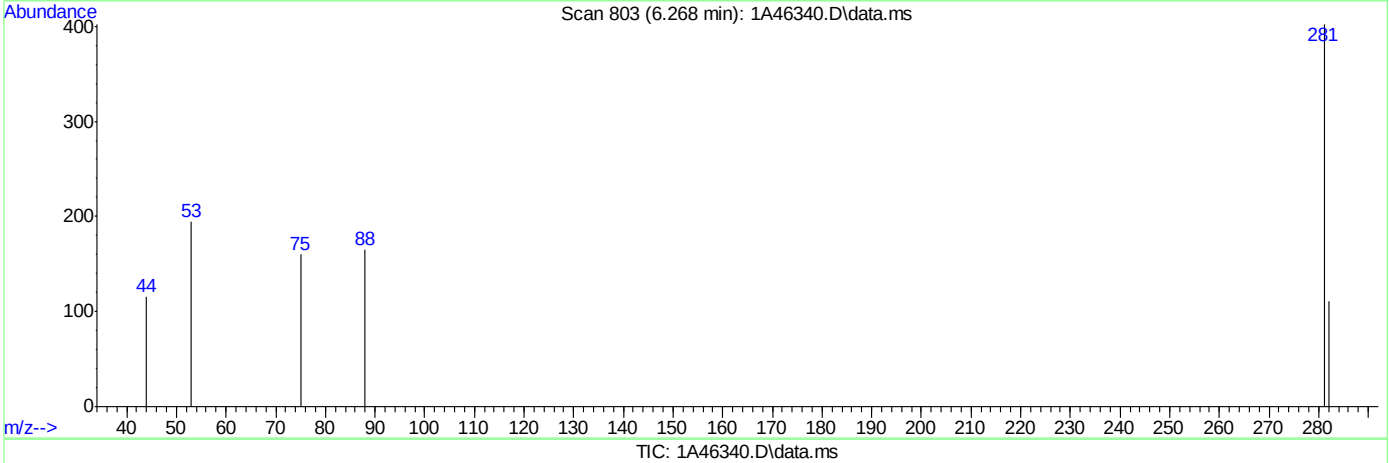

TIC: 1A46340.D\data.ms

(87) cis-1,4-Dichloro-2-butene

6.268min (-6.268) 0.00ug/L

response 0

Ion	Exp%	Act%
53.00	100	0.00
75.00	39.80	0.00#
88.00	70.10	0.00#
39.00	46.00	0.00#

Quantitation Report (Qedit)

Data Path : C:\msdchem\1\DATA\05-23-2023\
Data File : 1A46340.D
Acq On : 23 May 2023 11:06 am
Operator : jeniferw
Sample : IC1829-2
Misc : MS54063,V1A1829,,,,,
ALS Vial : 3 Sample Multiplier: 1

Quant Time: May 24 08:42:34 2023
Quant Method : C:\msdchem\1\METHODS\V1A_05-23-2023.M
Quant Title : SW-846 Method 5035A/8260B
QLast Update : Wed May 24 08:32:34 2023
Response via : Initial Calibration

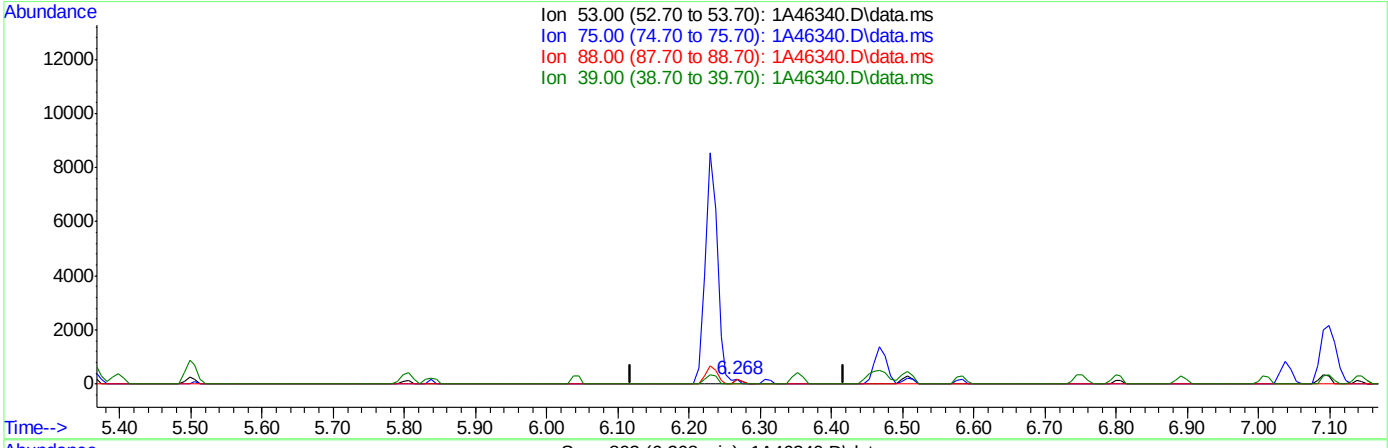

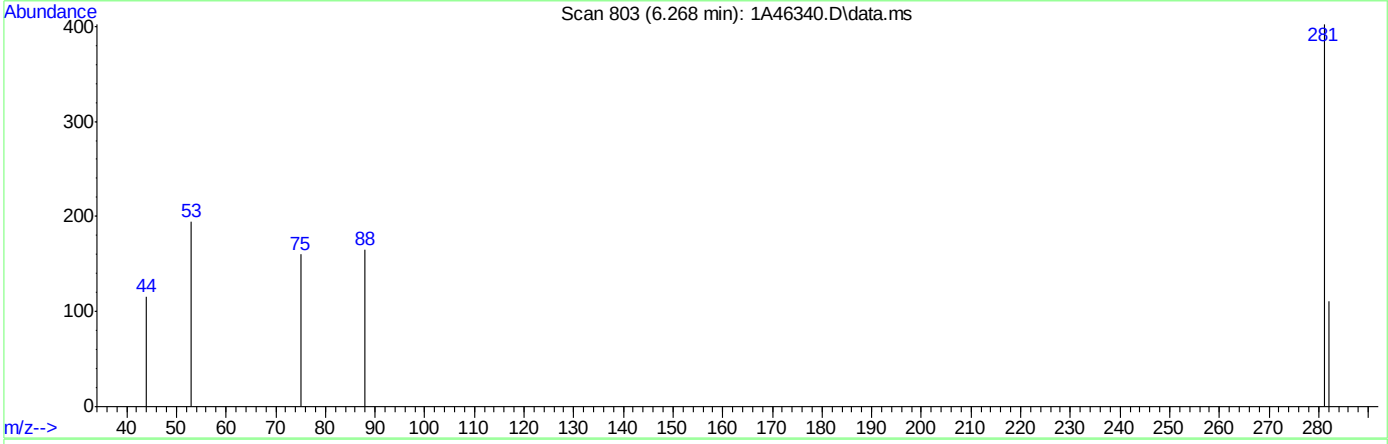

TIC: 1A46340.D\data.ms

(87) cis-1,4-Dichloro-2-butene

6.268min (-0.000) 3.00ug/L m

response 143

Ion	Exp%	Act%
53.00	100	100
75.00	39.80	82.47#
88.00	70.10	85.05
39.00	46.00	0.00#

Quantitation Report (Qedit)

Data Path : C:\msdchem\1\DATA\05-23-2023\
Data File : 1A46340.D
Acq On : 23 May 2023 11:06 am
Operator : jeniferw
Sample : IC1829-2
Misc : MS54063,V1A1829,,,,,
ALS Vial : 3 Sample Multiplier: 1

Quant Time: May 24 08:42:34 2023
Quant Method : C:\msdchem\1\METHODS\V1A_05-23-2023.M
Quant Title : SW-846 Method 5035A/8260B
QLast Update : Wed May 24 08:32:34 2023
Response via : Initial Calibration

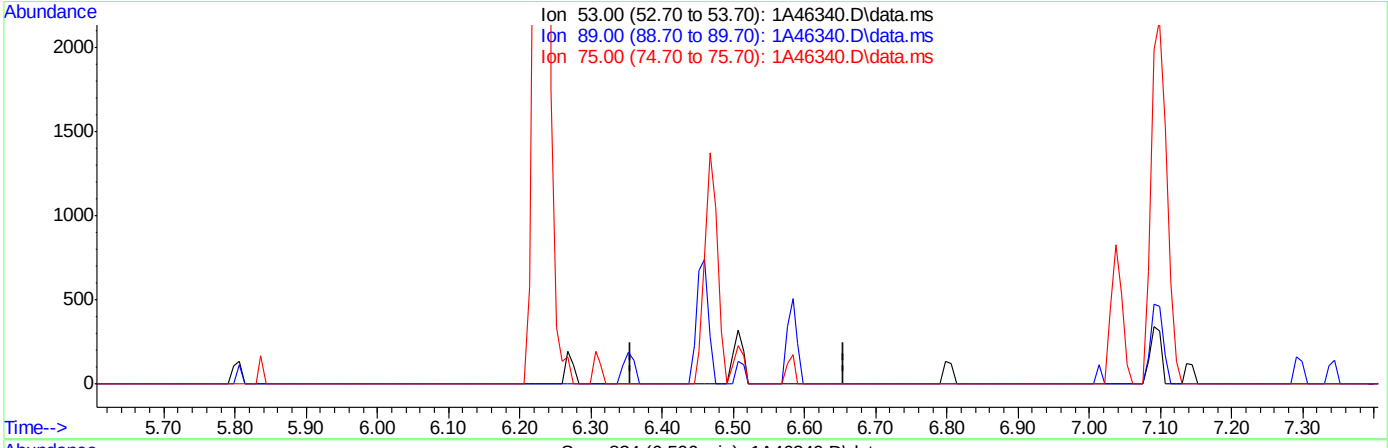

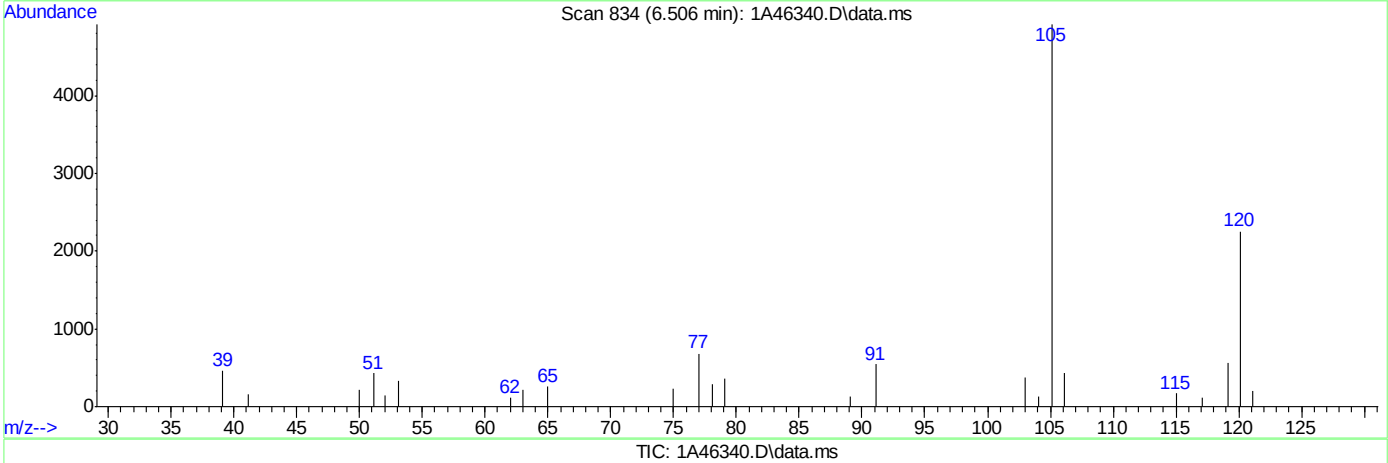

TIC: 1A46340.D\data.ms

(93) trans-1,4-Dichloro-2-Butene

6.506min (-6.506) 0.00ug/L

response 0

Ion	Exp%	Act%
53.00	100	0.00
89.00	45.40	0.00#
75.00	75.80	0.00#
0.00	0.00	0.00

Quantitation Report (Qedit)

Data Path : C:\msdchem\1\DATA\05-23-2023\
Data File : 1A46340.D
Acq On : 23 May 2023 11:06 am
Operator : jeniferw
Sample : IC1829-2
Misc : MS54063,V1A1829,,,,,
ALS Vial : 3 Sample Multiplier: 1

Quant Time: May 24 08:42:34 2023
Quant Method : C:\msdchem\1\METHODS\V1A_05-23-2023.M
Quant Title : SW-846 Method 5035A/8260B
QLast Update : Wed May 24 08:32:34 2023
Response via : Initial Calibration

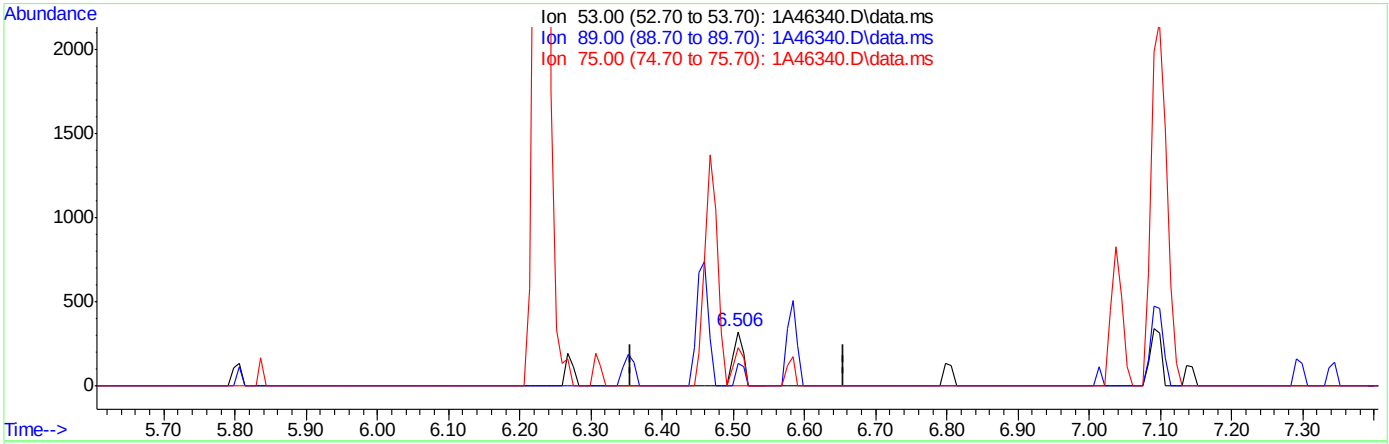

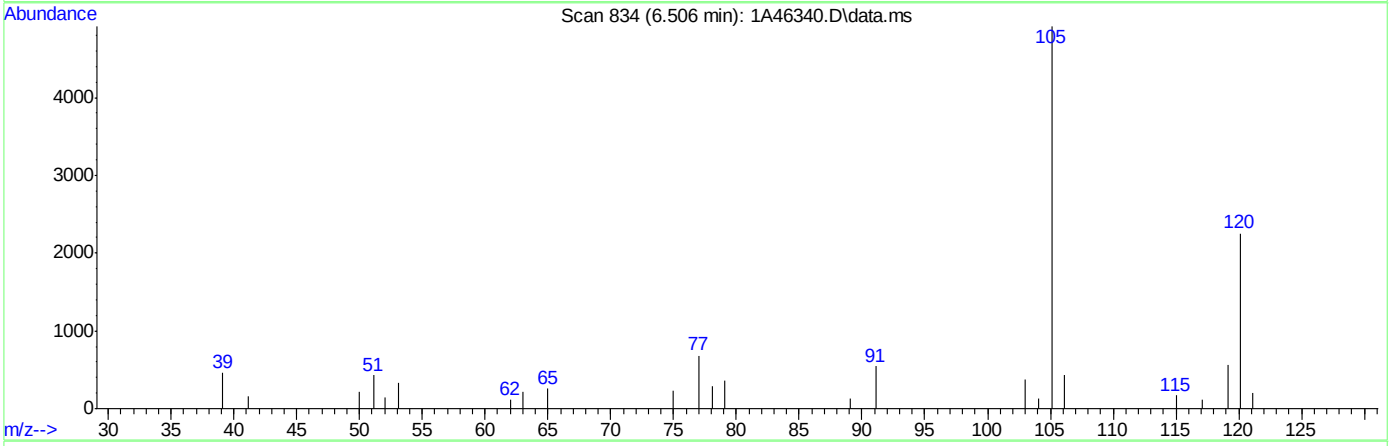

TIC: 1A46340.D\data.ms

(93) trans-1,4-Dichloro-2-Butene

6.506min (+0.000) 4.03ug/L m

response 318

Ion	Exp%	Act%
53.00	100	100
89.00	45.40	41.85
75.00	75.80	69.54
0.00	0.00	0.00

Quantitation Report (Qedit)

Data Path : C:\msdchem\1\DATA\05-23-2023\
Data File : 1A46340.D
Acq On : 23 May 2023 11:06 am
Operator : jeniferw
Sample : IC1829-2
Misc : MS54063,V1A1829,,,,,
ALS Vial : 3 Sample Multiplier: 1

Quant Time: May 24 08:42:34 2023
Quant Method : C:\msdchem\1\METHODS\V1A_05-23-2023.M
Quant Title : SW-846 Method 5035A/8260B
QLast Update : Wed May 24 08:32:34 2023
Response via : Initial Calibration

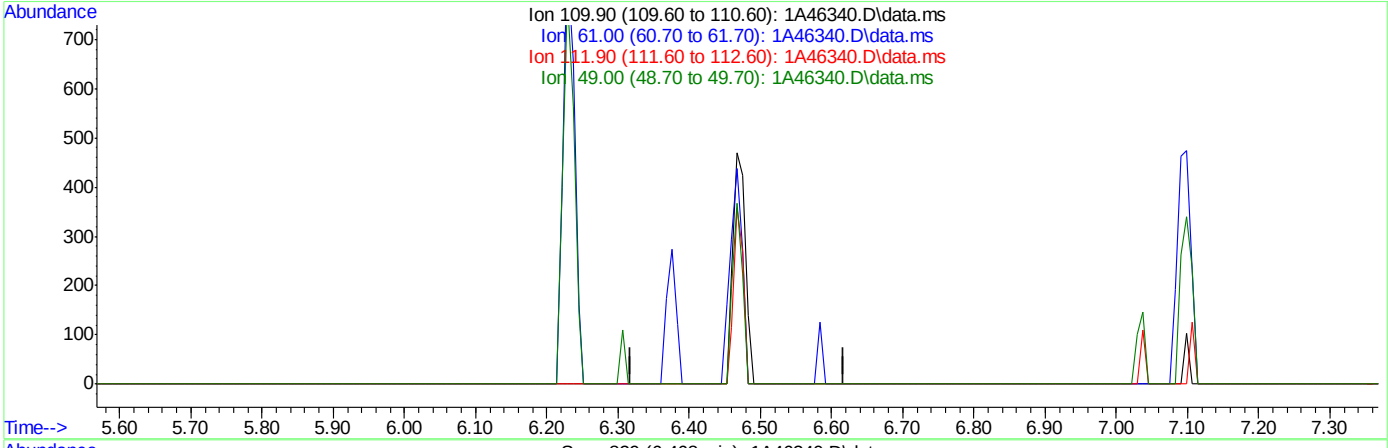

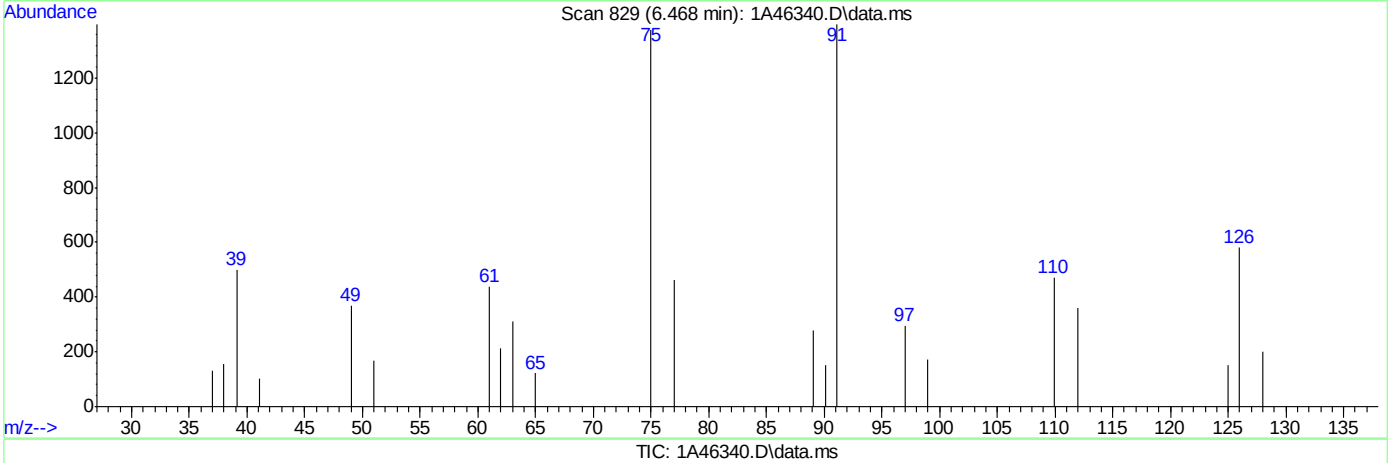

TIC: 1A46340.D\data.ms

(94) 1,2,3-Trichloropropane ( )

6.468min (-6.468) 0.00ug/L

response 0

Ion	Exp%	Act%
109.90	100	0.00
61.00	89.10	0.00#
111.90	65.90	0.00#
49.00	71.00	0.00#

Quantitation Report (Qedit)

Data Path : C:\msdchem\1\DATA\05-23-2023\
Data File : 1A46340.D
Acq On : 23 May 2023 11:06 am
Operator : jeniferw
Sample : IC1829-2
Misc : MS54063,V1A1829,,,,,
ALS Vial : 3 Sample Multiplier: 1

Quant Time: May 24 08:42:34 2023
Quant Method : C:\msdchem\1\METHODS\V1A_05-23-2023.M
Quant Title : SW-846 Method 5035A/8260B
QLast Update : Wed May 24 08:32:34 2023
Response via : Initial Calibration

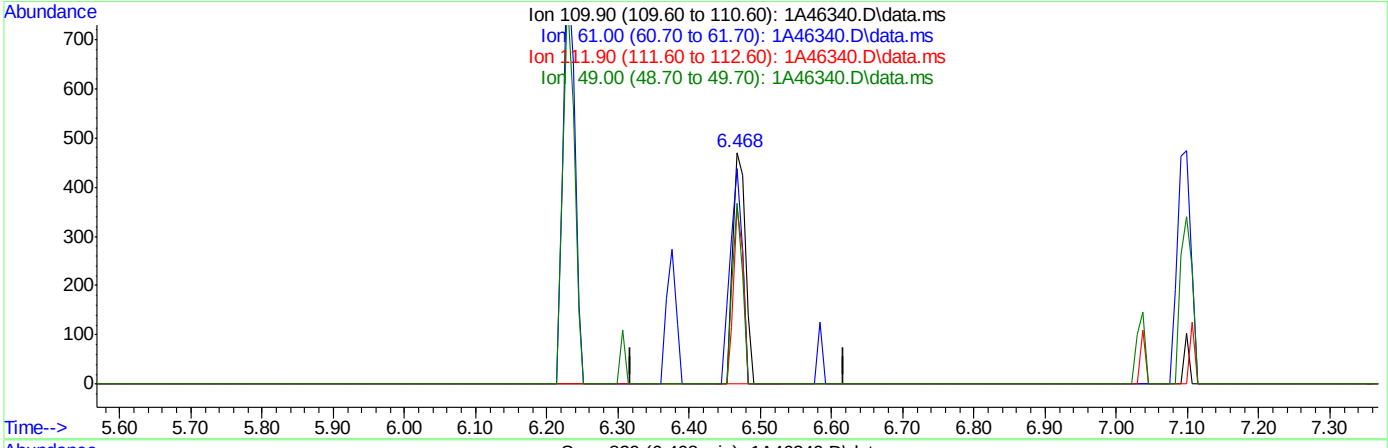

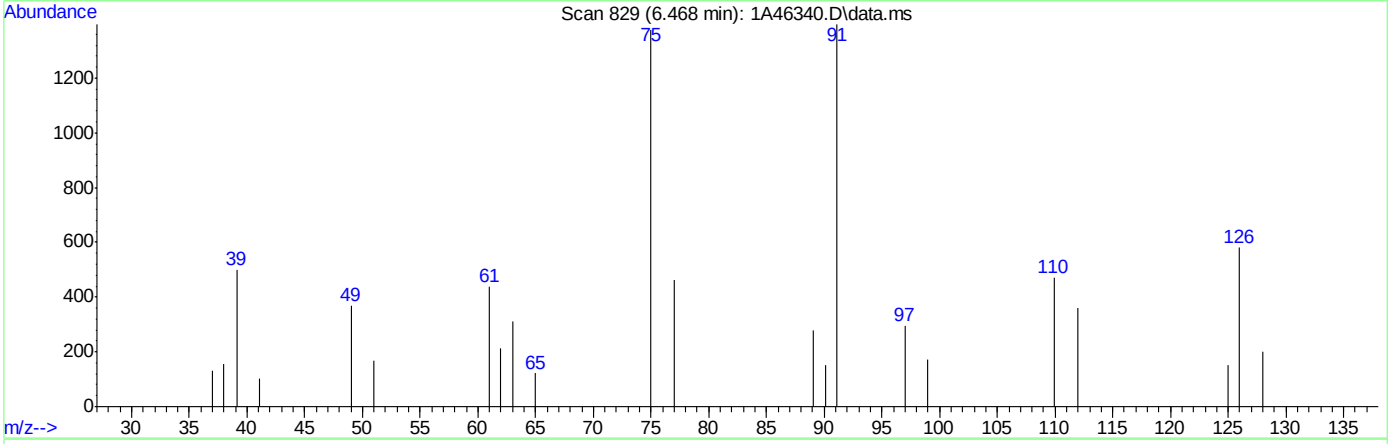

TIC: 1A46340.D\data.ms

(94) 1,2,3-Trichloropropane ( )

6.468min (-0.000) 5.15ug/L m

response 581

Ion	Exp%	Act%
109.90	100	100
61.00	89.10	93.19
111.90	65.90	76.38
49.00	71.00	78.30

Quantitation Report (Qedit)

Data Path : C:\msdchem\1\DATA\05-23-2023\
Data File : 1A46340.D
Acq On : 23 May 2023 11:06 am
Operator : jeniferw
Sample : IC1829-2
Misc : MS54063,V1A1829,,,,,
ALS Vial : 3 Sample Multiplier: 1

Quant Time: May 24 08:42:34 2023
Quant Method : C:\msdchem\1\METHODS\V1A_05-23-2023.M
Quant Title : SW-846 Method 5035A/8260B
QLast Update : Wed May 24 08:32:34 2023
Response via : Initial Calibration

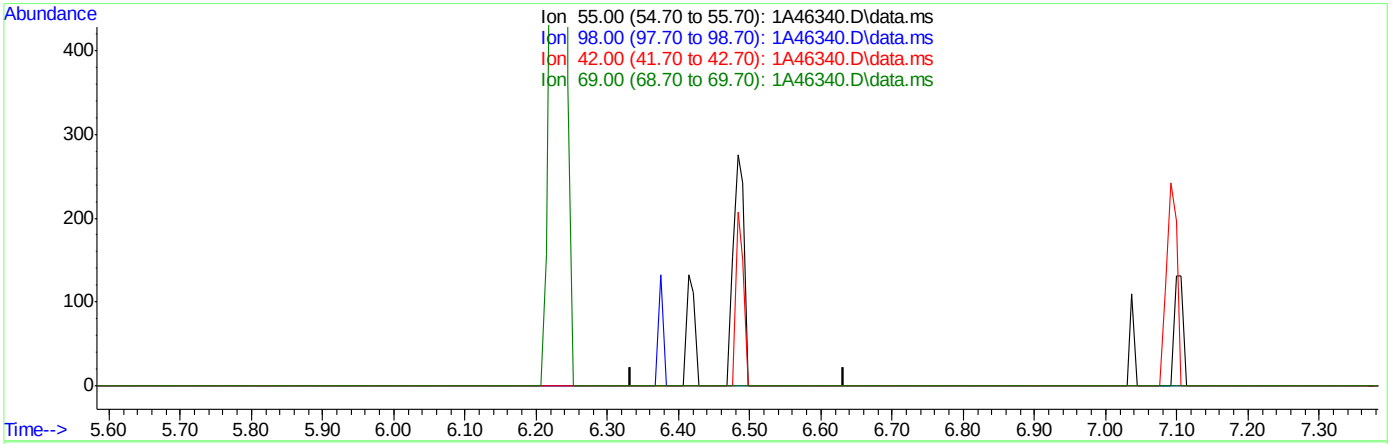

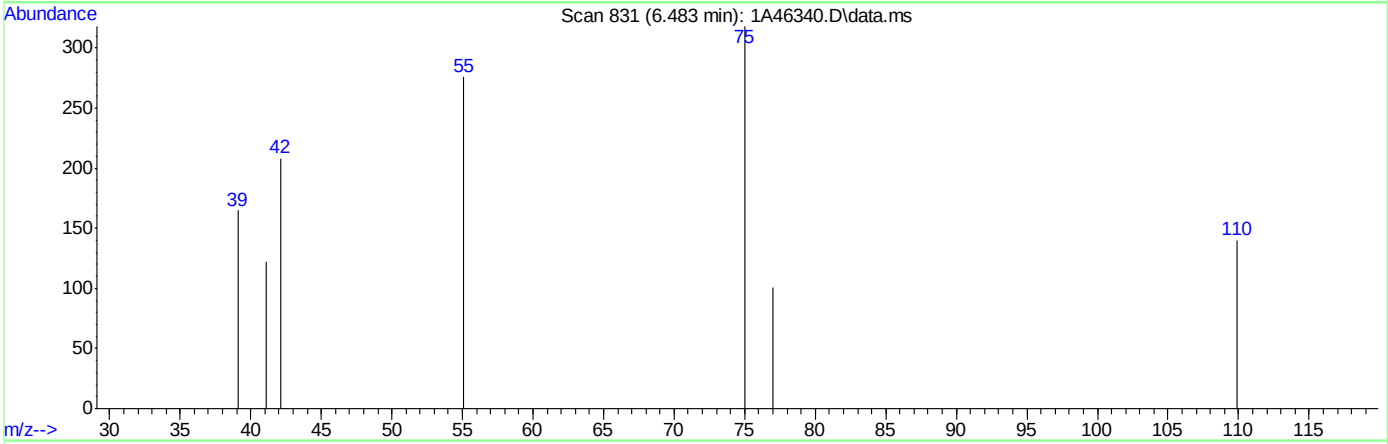

TIC: 1A46340.D\data.ms

(95) Cyclohexanone

6.483min (-6.483) 0.00ug/L

response 0

Ion	Exp%	Act%
55.00	100	0.00
98.00	32.80	0.00#
42.00	61.40	0.00#
69.00	24.10	0.00#

Quantitation Report (Qedit)

Data Path : C:\msdchem\1\DATA\05-23-2023\
Data File : 1A46340.D
Acq On : 23 May 2023 11:06 am
Operator : jeniferw
Sample : IC1829-2
Misc : MS54063,V1A1829,,,,,
ALS Vial : 3 Sample Multiplier: 1

Quant Time: May 24 08:42:34 2023
Quant Method : C:\msdchem\1\METHODS\V1A_05-23-2023.M
Quant Title : SW-846 Method 5035A/8260B
QLast Update : Wed May 24 08:32:34 2023
Response via : Initial Calibration

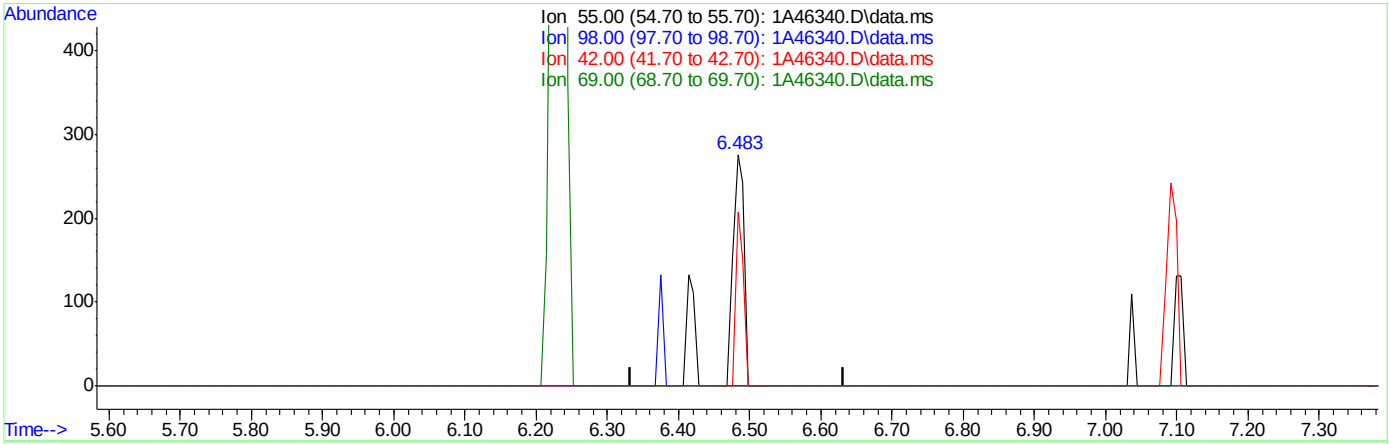

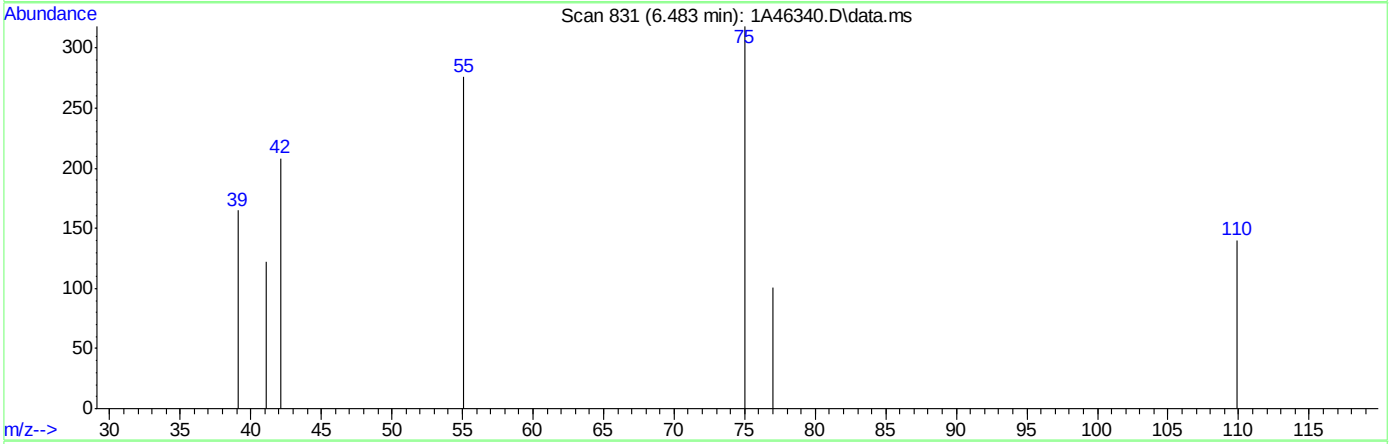

TIC: 1A46340.D\data.ms

(95) Cyclohexanone

6.483min (+0.000) 22.28ug/L m

response 310

Ion	Exp%	Act%
55.00	100	100
98.00	32.80	0.00#
42.00	61.40	75.36
69.00	24.10	0.00#

Quantitation Report (Qedit)

Data Path : C:\msdchem\1\DATA\05-23-2023\
Data File : 1A46340.D
Acq On : 23 May 2023 11:06 am
Operator : jeniferw
Sample : IC1829-2
Misc : MS54063,V1A1829,,,,,
ALS Vial : 3 Sample Multiplier: 1

Quant Time: May 24 08:42:34 2023
Quant Method : C:\msdchem\1\METHODS\V1A_05-23-2023.M
Quant Title : SW-846 Method 5035A/8260B
QLast Update : Wed May 24 08:32:34 2023
Response via : Initial Calibration

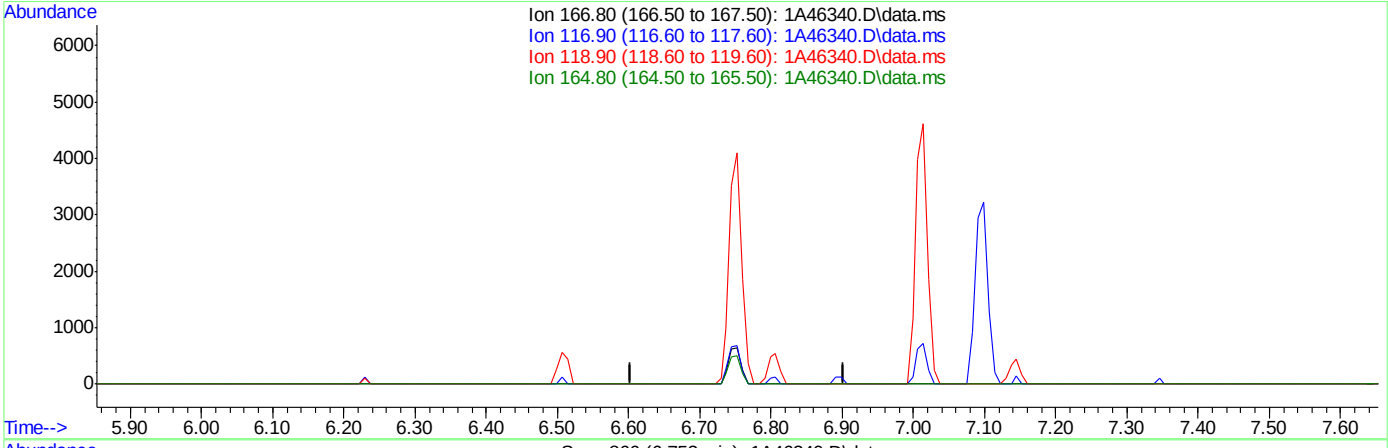

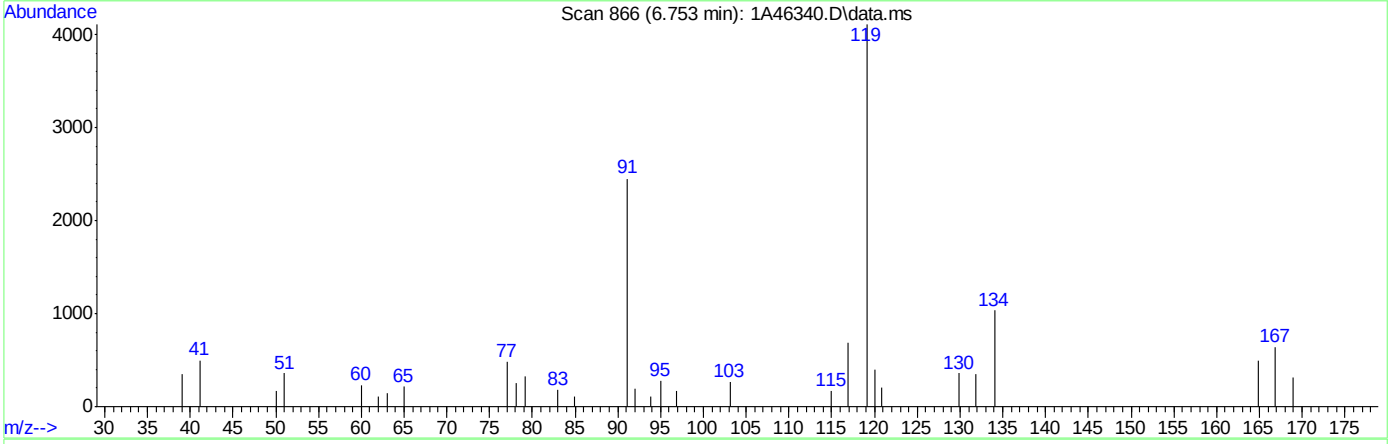

TIC: 1A46340.D\data.ms

(99) Pentachloroethane ( )

6.753min (-6.753) 0.00ug/L

response 0

Ion	Exp%	Act%
166.80	100	0.00
116.90	104.50	0.00#
118.90	579.90	0.00#
164.80	75.80	0.00#

Quantitation Report (Qedit)

Data Path : C:\msdchem\1\DATA\05-23-2023\
Data File : 1A46340.D
Acq On : 23 May 2023 11:06 am
Operator : jeniferw
Sample : IC1829-2
Misc : MS54063,V1A1829,,,,,
ALS Vial : 3 Sample Multiplier: 1

Quant Time: May 24 08:42:34 2023
Quant Method : C:\msdchem\1\METHODS\V1A_05-23-2023.M
Quant Title : SW-846 Method 5035A/8260B
QLast Update : Wed May 24 08:32:34 2023
Response via : Initial Calibration

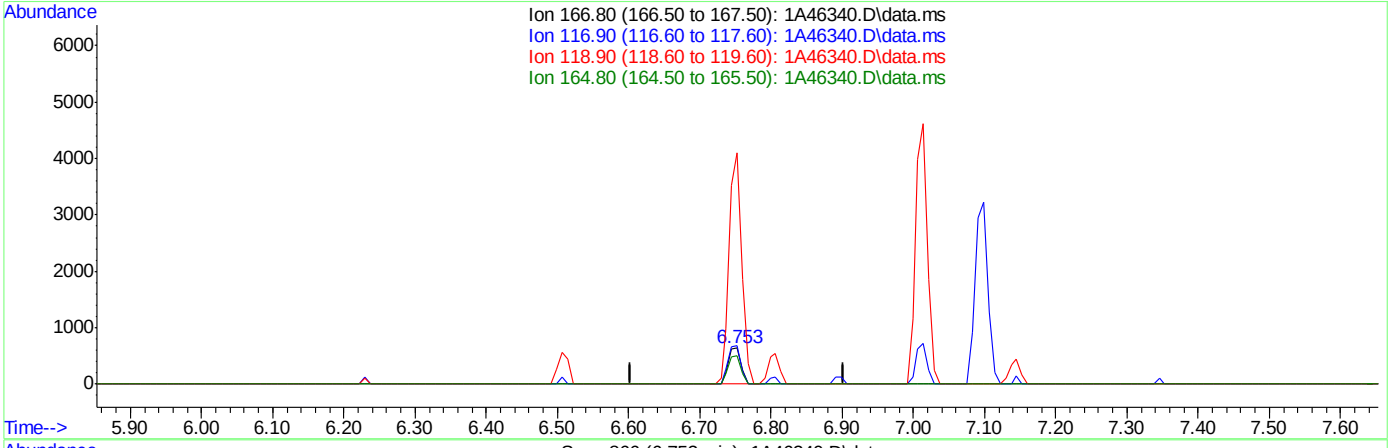

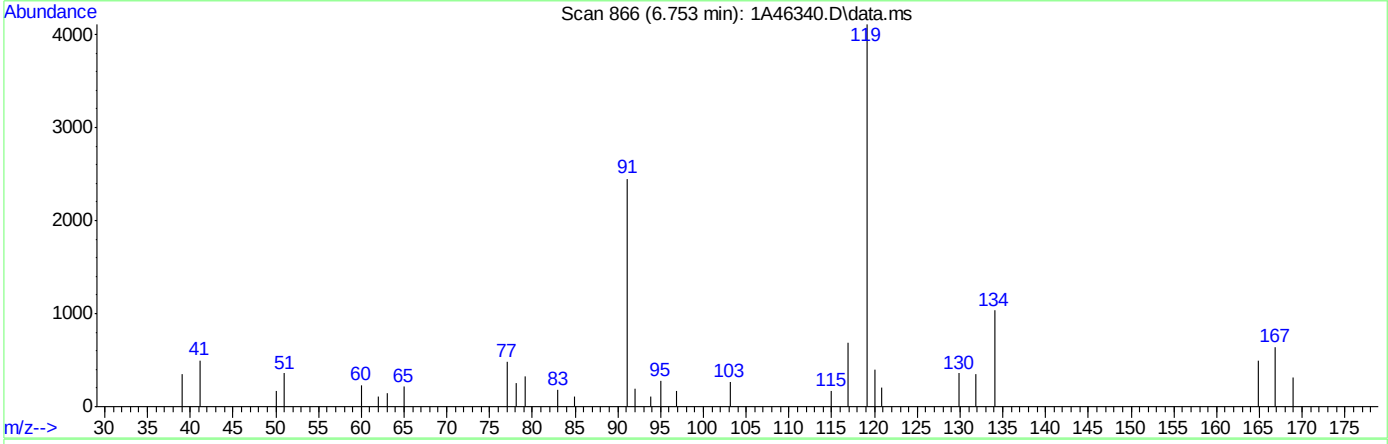

TIC: 1A46340.D\data.ms

(99) Pentachloroethane ( )

6.753min (-0.000) 4.19ug/L m

response 798

Ion	Exp%	Act%
166.80	100	100
116.90	104.50	107.32
118.90	579.90	639.88#
164.80	75.80	77.26

Quantitation Report (Qedit)

Data Path : C:\msdchem\1\DATA\05-23-2023\
Data File : 1A46340.D
Acq On : 23 May 2023 11:06 am
Operator : jeniferw
Sample : IC1829-2
Misc : MS54063,V1A1829,,,,,
ALS Vial : 3 Sample Multiplier: 1

Quant Time: May 24 08:42:34 2023
Quant Method : C:\msdchem\1\METHODS\V1A_05-23-2023.M
Quant Title : SW-846 Method 5035A/8260B
QLast Update : Wed May 24 08:32:34 2023
Response via : Initial Calibration

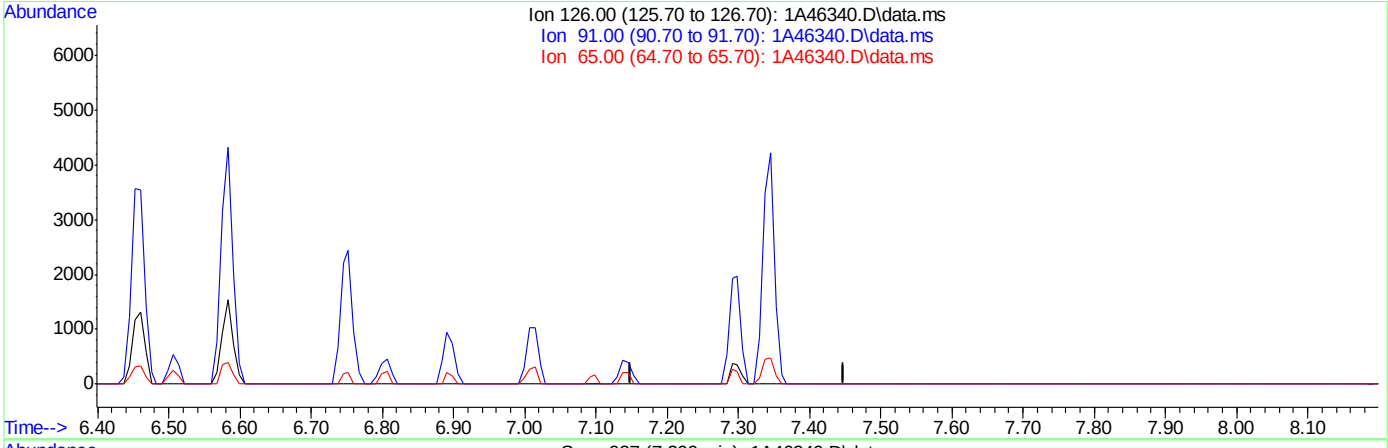

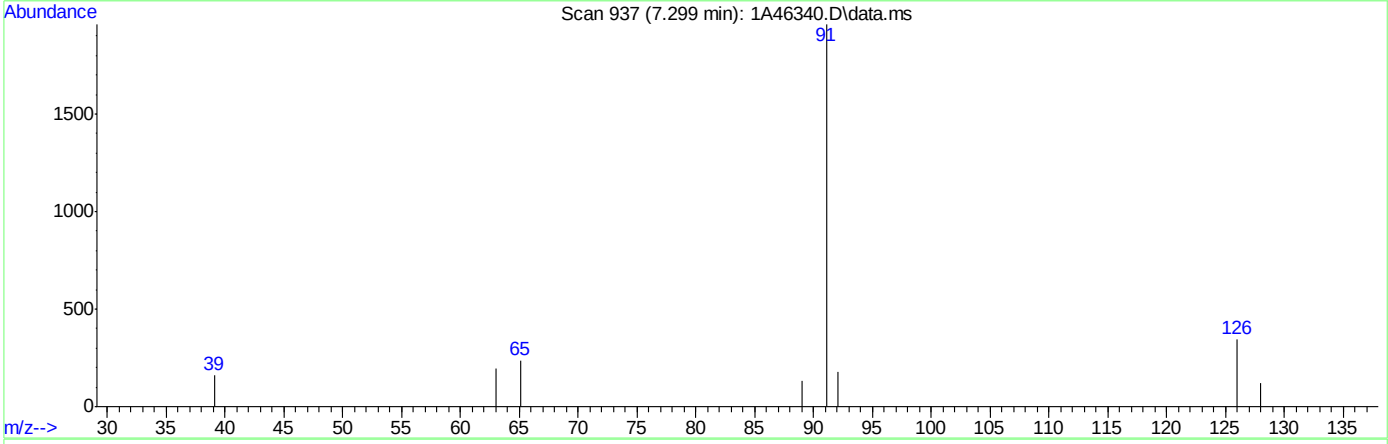

TIC: 1A46340.D\data.ms

(106) Benzyl Chloride

7.299min (-7.299) 0.00ug/L

response 0

Ion	Exp%	Act%
126.00	100	0.00
91.00	521.60	0.00#
65.00	72.80	0.00#
0.00	0.00	0.00

Quantitation Report (Qedit)

Data Path : C:\msdchem\1\DATA\05-23-2023\
Data File : 1A46340.D
Acq On : 23 May 2023 11:06 am
Operator : jeniferw
Sample : IC1829-2
Misc : MS54063,V1A1829,,,,,
ALS Vial : 3 Sample Multiplier: 1

Quant Time: May 24 08:42:34 2023
Quant Method : C:\msdchem\1\METHODS\V1A_05-23-2023.M
Quant Title : SW-846 Method 5035A/8260B
QLast Update : Wed May 24 08:32:34 2023
Response via : Initial Calibration

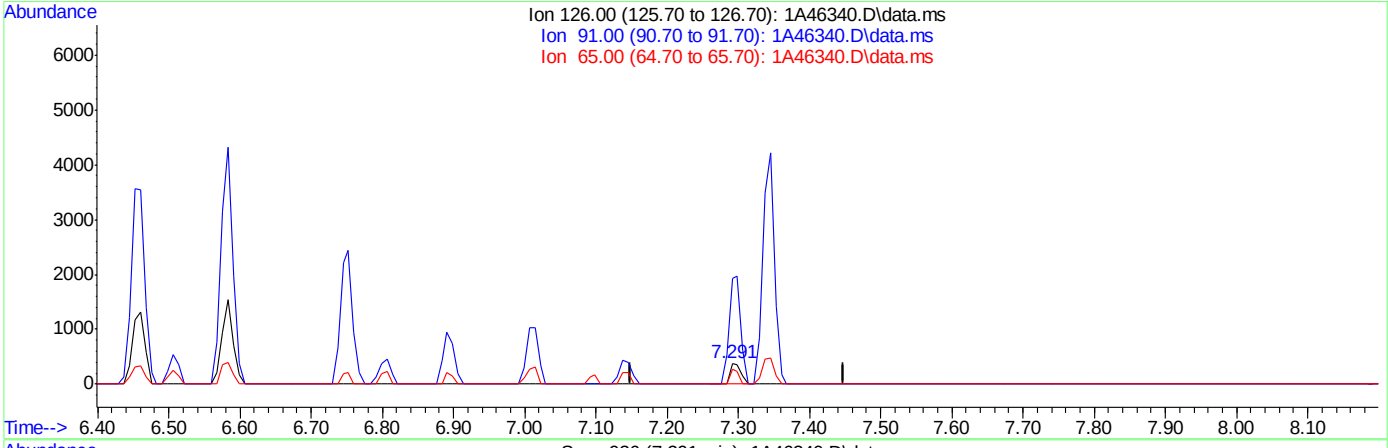

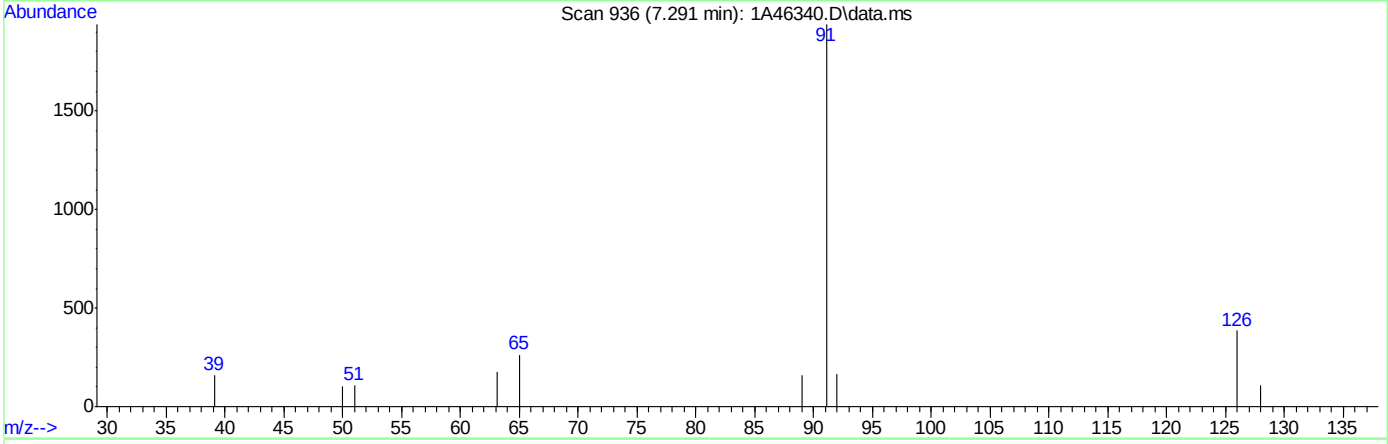

TIC: 1A46340.D\data.ms

(106) Benzyl Chloride

7.291min (-0.008) 3.08ug/L m

response 404

Ion	Exp%	Act%
126.00	100	100
91.00	521.60	504.95
65.00	72.80	68.49
0.00	0.00	0.00

Quantitation Report (Qedit)

Data Path : C:\msdchem\1\DATA\05-23-2023\
Data File : 1A46340.D
Acq On : 23 May 2023 11:06 am
Operator : jeniferw
Sample : IC1829-2
Misc : MS54063,V1A1829,,,,,
ALS Vial : 3 Sample Multiplier: 1

Quant Time: May 24 08:42:34 2023
Quant Method : C:\msdchem\1\METHODS\V1A_05-23-2023.M
Quant Title : SW-846 Method 5035A/8260B
QLast Update : Wed May 24 08:32:34 2023
Response via : Initial Calibration

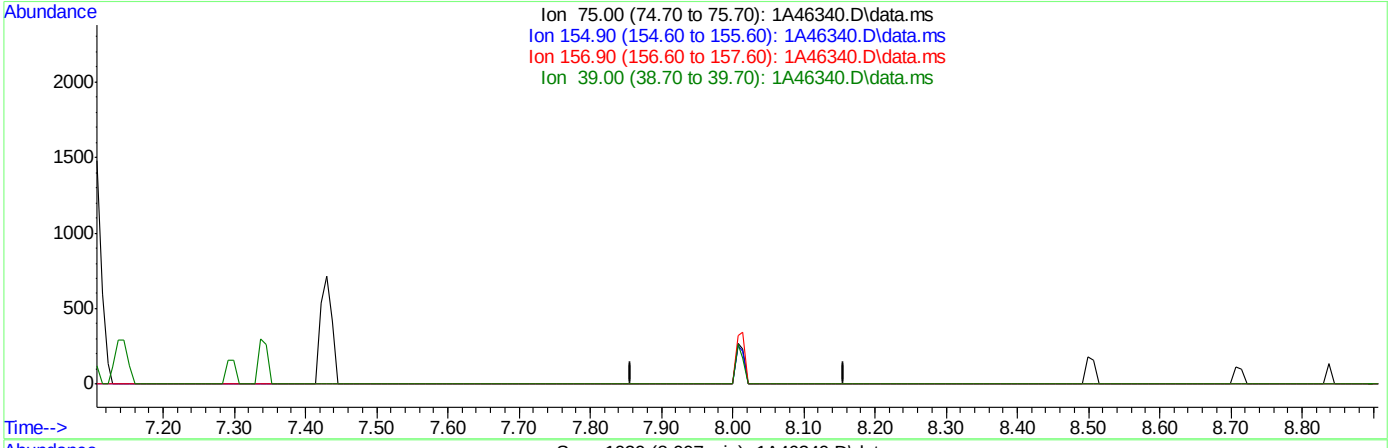

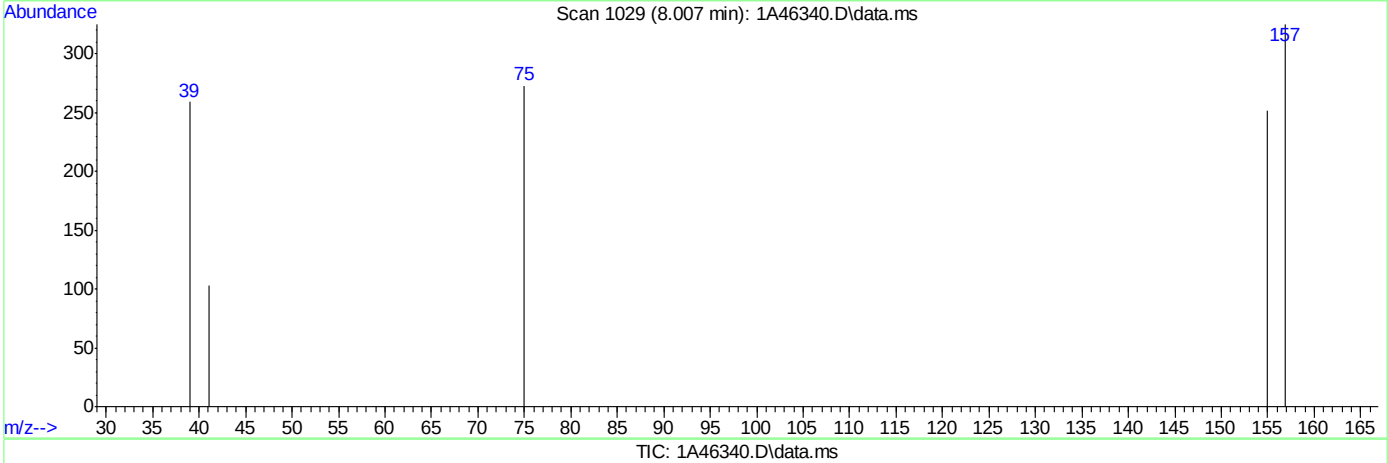

TIC: 1A46340.D\data.ms

(108) 1,2-Dibromo-3-Chloropropane

8.007min (-8.007) 0.00ug/L

response 0

Ion	Exp%	Act%
75.00	100	0.00
154.90	87.10	0.00#
156.90	113.80	0.00#
39.00	79.90	0.00#

Quantitation Report (Qedit)

Data Path : C:\msdchem\1\DATA\05-23-2023\
Data File : 1A46340.D
Acq On : 23 May 2023 11:06 am
Operator : jeniferw
Sample : IC1829-2
Misc : MS54063,V1A1829,,,,,
ALS Vial : 3 Sample Multiplier: 1

Quant Time: May 24 08:42:34 2023
Quant Method : C:\msdchem\1\METHODS\V1A_05-23-2023.M
Quant Title : SW-846 Method 5035A/8260B
QLast Update : Wed May 24 08:32:34 2023
Response via : Initial Calibration

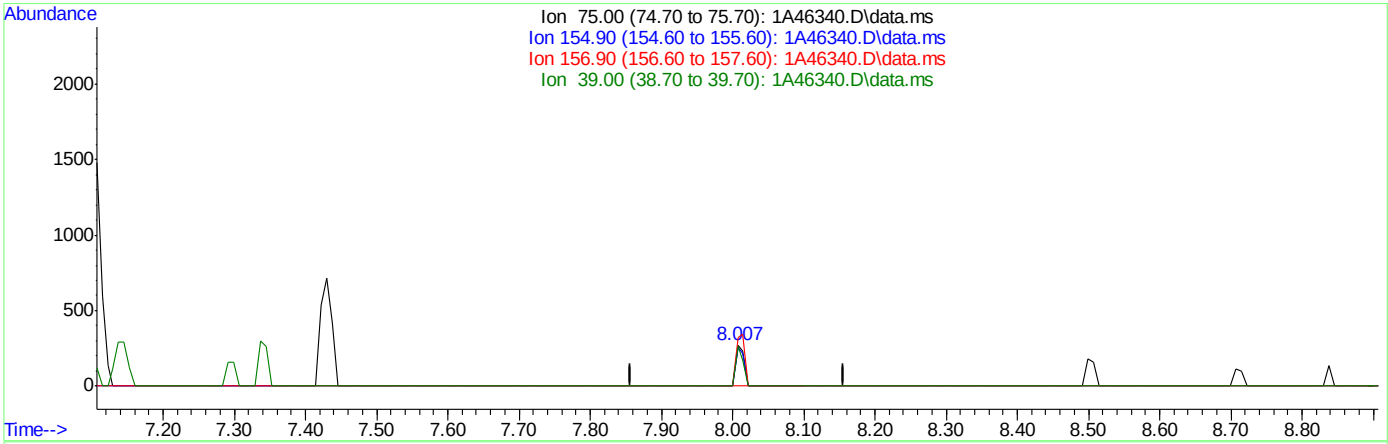

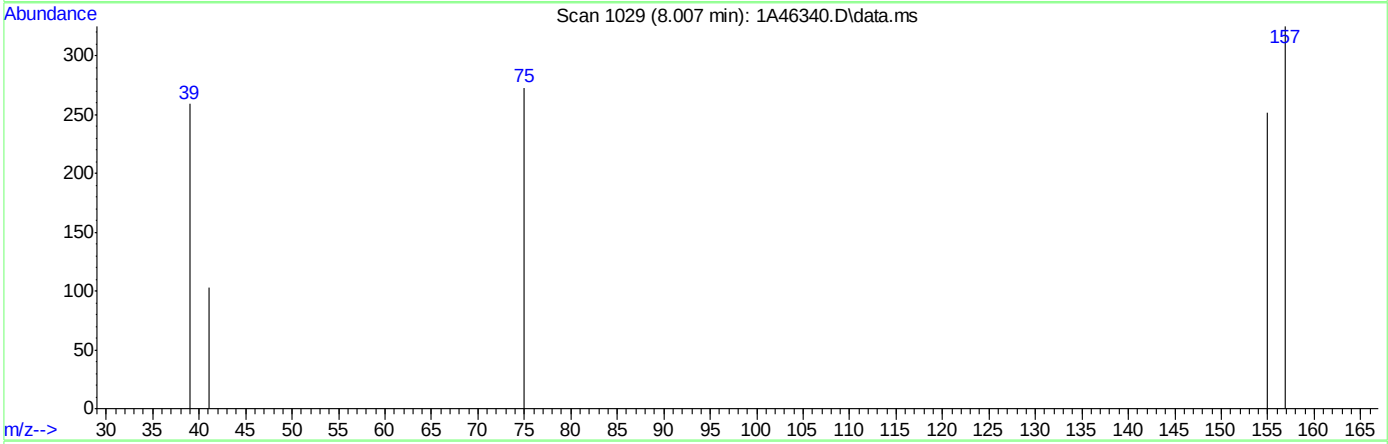

TIC: 1A46340.D\data.ms

(108) 1,2-Dibromo-3-Chloropropane

8.007min (+0.000) 3.57ug/L m

response 233

Ion	Exp%	Act%
75.00	100	100
154.90	87.10	92.31
156.90	113.80	119.05
39.00	79.90	94.87

Quantitation Report (Qedit)

Data Path : C:\msdchem\1\DATA\05-23-2023\
Data File : 1A46340.D
Acq On : 23 May 2023 11:06 am
Operator : jeniferw
Sample : IC1829-2
Misc : MS54063,V1A1829,,,,,
ALS Vial : 3 Sample Multiplier: 1

Quant Time: May 24 08:42:34 2023
Quant Method : C:\msdchem\1\METHODS\V1A_05-23-2023.M
Quant Title : SW-846 Method 5035A/8260B
QLast Update : Wed May 24 08:32:34 2023
Response via : Initial Calibration

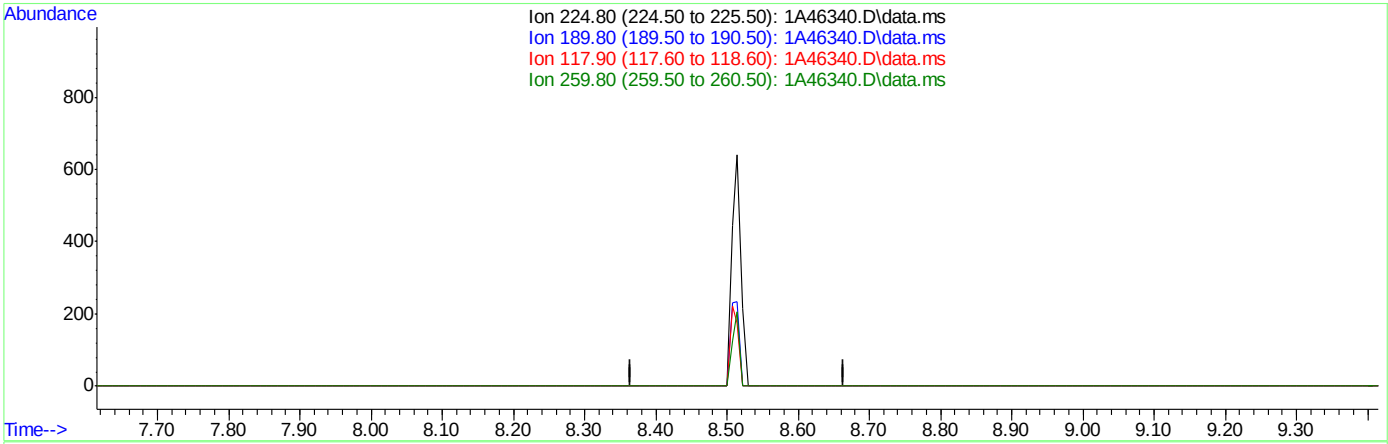

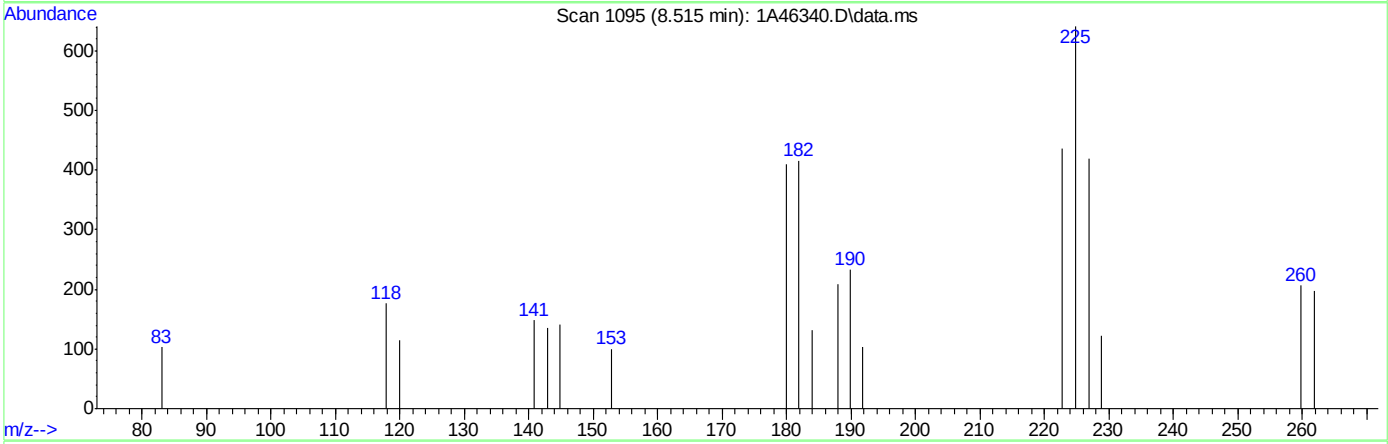

TIC: 1A46340.D\data.ms

(109) Hexachlorobutadiene ( )

8.515min (-8.515) 0.00ug/L

response 0

Ion	Exp%	Act%
224.80	100	0.00
189.80	44.10	0.00#
117.90	35.30	0.00#
259.80	28.80	0.00

Quantitation Report (Qedit)

Data Path : C:\msdchem\1\DATA\05-23-2023\
Data File : 1A46340.D
Acq On : 23 May 2023 11:06 am
Operator : jeniferw
Sample : IC1829-2
Misc : MS54063,V1A1829,,,,,
ALS Vial : 3 Sample Multiplier: 1

Quant Time: May 24 08:42:34 2023
Quant Method : C:\msdchem\1\METHODS\V1A_05-23-2023.M
Quant Title : SW-846 Method 5035A/8260B
QLast Update : Wed May 24 08:32:34 2023
Response via : Initial Calibration

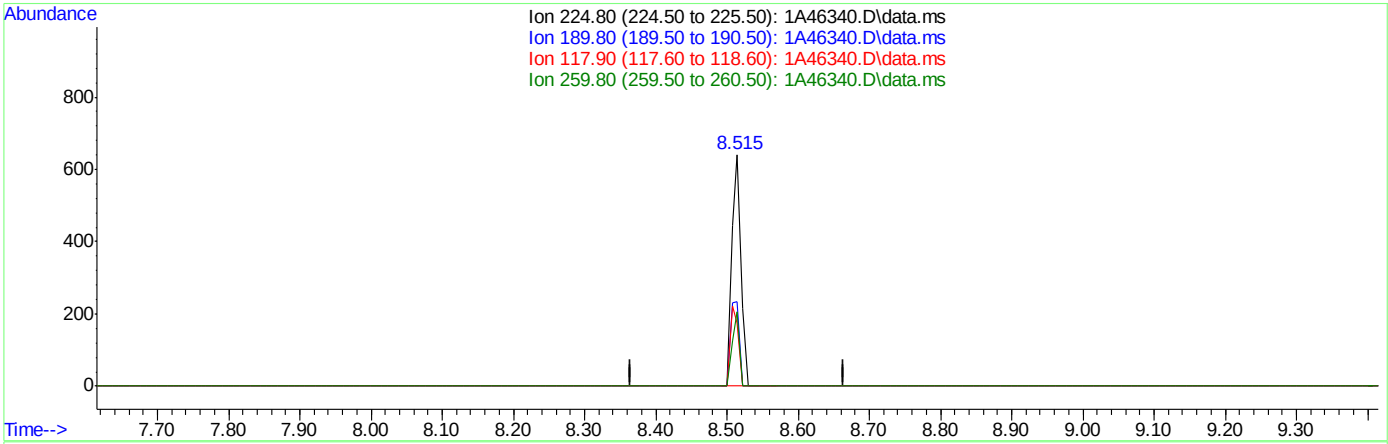

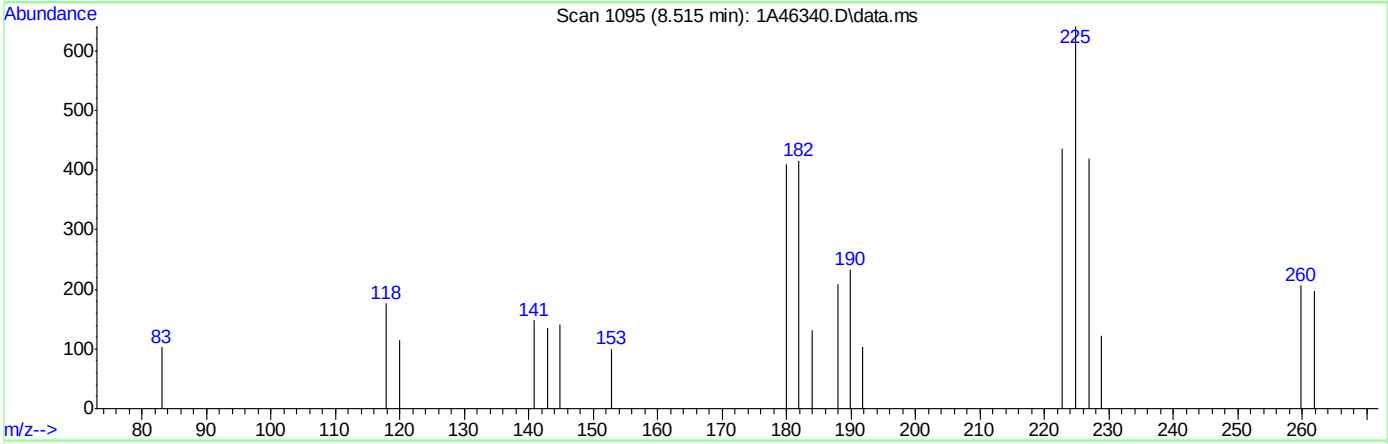

TIC: 1A46340.D\data.ms

(109) Hexachlorobutadiene ( )

8.515min (-0.000) 5.26ug/L m

response 601

Ion	Exp%	Act%
224.80	100	100
189.80	44.10	36.35
117.90	35.30	27.46
259.80	28.80	32.14

Manual Integrations APPROVED (compounds with "m" flag)
Karen Watson
05/24/23 12:29

Quantitation Report (QT Reviewed)

Data Path : C:\msdchem\1\DATA\05-23-2023\
Data File : 1A46342.D
Acq On : 23 May 2023 11:37 am
Operator : jeniferw
Sample : IC1829-3
Misc : MS54063,V1A1829,,,,,
ALS Vial : 4 Sample Multiplier: 1

Quant Time: May 24 09:20:01 2023
Quant Method : C:\msdchem\1\METHODS\V1A_05-23-2023.M
Quant Title : SW-846 Method 5035A/8260B
QLast Update : Wed May 24 08:32:34 2023
Response via : Initial Calibration

Compound	R.T.	QIon	Response	Conc	Units		Dev(Min)
Internal Standards							
1) Fluorobenzene	3.405	96	52939	50.00	ug/L		0.00
62) Chlorobenzene-d5	5.352	117	38979	50.00	ug/L		0.00
85) 1,4-Dichlorobenzene-d4	7.099	152	22241	50.00	ug/L		0.00
System Monitoring Compounds							
39) Dibromofluoromethane	2.958	113	15217	51.40	ug/L		0.00
Spiked Amount 50.000	Range 83 - 118		Recovery = 102.80%				
49) 1,2-Dichloroethane-d4	3.243	65	19054	50.91	ug/L		0.00
Spiked Amount 50.000	Range 79 - 125		Recovery = 101.82%				
63) Toluene-d8	4.344	98	51845	49.84	ug/L		0.00
Spiked Amount 50.000	Range 85 - 112		Recovery = 99.68%				
86) 4-Bromofluorobenzene	6.229	174	18846	49.93	ug/L		0.00
Spiked Amount 50.000	Range 83 - 118		Recovery = 99.86%				
Target Compounds							Qvalue
2) Dichlorodifluoromethane	1.019	85	2131	10.69	ug/L		97
3) Chloromethane	1.127	50	2602	11.24	ug/L		99
4) 1,3-butadiene	1.188	39	3269	9.88	ug/L		98
5) Vinyl Chloride	1.173	62	2788	9.90	ug/L		92
6) Bromomethane	1.350	94	1046	9.85	ug/L		90
7) Chloroethane	1.412	64	2044	10.60	ug/L		93
8) Trichlorofluoromethane	1.496	101	4337	10.56	ug/L		94
9) Ethyl Ether	1.658	59	2081	9.27	ug/L		87
10) Ethanol	1.712	45	844m	156.91	ug/L		
11) 1,2-Dichlorotrifluoroe...	1.750	67	3048	10.13	ug/L	#	84
12) 1,1-Dichloroethene	1.758	61	4138	9.93	ug/L		96
13) Freon 113	1.789	101	2392	10.47	ug/L		96
14) Carbon Disulfide	1.781	76	6775	10.46	ug/L		99
15) Iodomethane	1.835	142	1394	6.69	ug/L		98
16) Acrolein	1.912	56	2818	46.02	ug/L		99
17) Allyl chloride	1.996	41	2908	8.71	ug/L	#	71
18) Methylene Chloride	2.043	49	3980	11.17	ug/L		89
19) Acetone	2.050	43	6255	57.47	ug/L		96
20) Methyl acetate	2.127	43	15087	49.69	ug/L		89
21) trans-1,2-Dichloroethene	2.143	61	4007	9.57	ug/L		84
22) Hexane	2.197	56	2474	10.04	ug/L	#	85
23) Methyl Tert Butyl Ether	2.197	73	7718	9.71	ug/L	#	70
24) Acetonitrile	2.273	41	4423m	99.09	ug/L		
25) Tert Butyl Alcohol	2.212	59	5737	99.75	ug/L		87
26) Di-isopropyl ether	2.397	45	8279	9.70	ug/L		87
27) Chloroprene	2.443	53	11251	9.60	ug/L		97
28) 1,1-Dichloroethane	2.443	63	5249	9.59	ug/L		97
29) Acrylonitrile	2.443	52	7118	50.02	ug/L		100
30) ETBE	2.581	59	8465	9.51	ug/L		94
31) Vinyl acetate	2.566	43	30633	49.71	ug/L		95
32) cis-1,2-Dichloroethene	2.720	96	2990	9.81	ug/L		90
33) 2,2-Dichloropropane	2.789	77	3827	9.60	ug/L		97
34) Bromochloromethane	2.828	128	1533	10.67	ug/L	#	69
35) Cyclohexane	2.866	56	4479	10.01	ug/L	#	85

Quantitation Report (QT Reviewed)

Data Path : C:\msdchem\1\DATA\05-23-2023\
Data File : 1A46342.D
Acq On : 23 May 2023 11:37 am
Operator : jeniferw
Sample : IC1829-3
Misc : MS54063,V1A1829,,,,,
ALS Vial : 4 Sample Multiplier: 1

Quant Time: May 24 09:20:01 2023
Quant Method : C:\msdchem\1\METHODS\V1A_05-23-2023.M
Quant Title : SW-846 Method 5035A/8260B
QLast Update : Wed May 24 08:32:34 2023
Response via : Initial Calibration

Compound	R.T.	QIon	Response	Conc	Units		Dev(Min)
36) Chloroform	2.866	83	5330	9.64	ug/L		95
37) Ethyl acetate	2.920	43	19278	49.90	ug/L		96
38) Tetrahydrofuran	2.951	42	1259m	9.68	ug/L		
40) Carbon Tetrachloride	2.966	117	3728m	9.71	ug/L		
41) 1,1,1-Trichloroethane	2.989	97	4373	9.84	ug/L		94
42) 2-Butanone	3.005	43	10437	52.69	ug/L		88
43) 1,1-Dichloropropene	3.059	75	3600	9.54	ug/L		97
44) tert-Butyl formate	3.097	59	9594	46.84	ug/L	#	67
45) Propionitrile	3.143	54	5886	97.37	ug/L		98
46) Methacrylonitrile	3.166	41	21485	95.20	ug/L		96
47) Benzene	3.182	78	11414	9.83	ug/L		94
48) TAME	3.251	73	7376	9.44	ug/L		88
50) 1,2-Dichloroethane	3.274	62	4474	9.96	ug/L		93
51) Isobutyl Alcohol	3.259	43	6049	199.24	ug/L		89
52) Tert Amyl Alcohol	3.328	59	4318	97.71	ug/L		87
53) Trichloroethene	3.513	95	3076	9.81	ug/L		96
54) Methylcyclohexane	3.528	83	4438	9.90	ug/L	#	81
55) Dibromomethane	3.736	93	1972	10.01	ug/L		96
56) 1,2-Dichloropropane	3.797	63	2837	9.69	ug/L		93
57) Bromodichloromethane	3.828	83	3753	9.57	ug/L		99
58) Methyl methacrylate	3.921	41	2591	8.72	ug/L		82
59) 1,4-Dioxane	3.944	88	768m	198.72	ug/L		
60) 2-Chloroethyl vinyl ether	4.167	63	9514	49.07	ug/L		92
61) cis-1,3-Dichloropropene	4.213	75	4096	9.50	ug/L		95
64) Toluene	4.375	91	11569	9.56	ug/L		99
65) 2-Nitropropane	4.467	41	4608	46.84	ug/L		87
66) 4-Methyl-2-pentanone	4.582	43	19526	51.34	ug/L		97
67) trans-1,3-Dichloropropene	4.613	75	3950	9.68	ug/L		94
68) Tetrachloroethene	4.636	166	3525	9.76	ug/L		96
69) Ethyl methacrylate	4.729	69	3000	8.79	ug/L		85
70) 1,1,2-Trichloroethane	4.721	83	2276	9.75	ug/L		90
71) Dibromochloromethane	4.844	129	2753	9.59	ug/L		98
72) 1,3-Dichloropropane	4.898	76	4285	9.85	ug/L		85
73) 1,2-Dibromoethane	4.998	107	2876	9.70	ug/L		96
74) 3,3-Dimethyl-1-Butanol	5.129	57	24004	480.90	ug/L		90
75) 2-hexanone	5.144	43	18577	50.97	ug/L		91
76) 1-Chlorohexane	5.367	91	4319m	10.11	ug/L		
77) Ethylbenzene	5.398	91	12605m	9.58	ug/L		
78) Chlorobenzene	5.367	112	7665	9.51	ug/L		97
79) 1,1,1,2-Tetrachloroethane	5.414	131	2674	9.61	ug/L		97
80) m,p-Xylene	5.498	91	20535	19.31	ug/L		100
81) o-Xylene	5.806	91	10645	9.66	ug/L		97
82) Styrene	5.837	104	7728	9.59	ug/L		94
83) Bromoform	5.845	173	1830	8.30	ug/L		94
84) Isopropylbenzene	6.045	105	12748	9.79	ug/L		98
87) cis-1,4-Dichloro-2-butene	6.268	53	414m	8.39	ug/L		
88) n-Propylbenzene	6.353	91	15052	9.59	ug/L		99
89) Bromobenzene	6.306	156	3359	9.45	ug/L		93
90) 1,1,2,2-Tetrachloroethane	6.376	83	3712	9.56	ug/L		98
91) 1,3,5-Trimethylbenzene	6.507	105	10362	9.36	ug/L		99

Quantitation Report (QT Reviewed)

Data Path : C:\msdchem\1\DATA\05-23-2023\
Data File : 1A46342.D
Acq On : 23 May 2023 11:37 am
Operator : jeniferw
Sample : IC1829-3
Misc : MS54063,V1A1829,,,,,
ALS Vial : 4 Sample Multiplier: 1

Quant Time: May 24 09:20:01 2023
Quant Method : C:\msdchem\1\METHODS\V1A_05-23-2023.M
Quant Title : SW-846 Method 5035A/8260B
QLast Update : Wed May 24 08:32:34 2023
Response via : Initial Calibration

Compound	R.T.	QIon	Response	Conc	Units		Dev(Min)
92) 2-Chlorotoluene	6.453	91	8551	9.23	ug/L		98
93) trans-1,4-Dichloro-2-B...	6.507	53	722m	8.96	ug/L		
94) 1,2,3-Trichloropropane	6.468	110	1113m	9.96	ug/L		
95) Cyclohexanone	6.483	55	612m	44.41	ug/L		
96) 4-Chlorotoluene	6.583	91	9179	9.44	ug/L		95
97) tert-Butylbenzene	6.753	91	5917	9.77	ug/L		88
98) 1,2,4-Trimethylbenzene	6.807	105	10017	9.30	ug/L		98
99) Pentachloroethane	6.753	167	1423	7.55	ug/L	#	67
100) sec-Butylbenzene	6.891	105	13024	9.57	ug/L		98
101) 4-Isopropyltoluene	7.014	119	10535	9.39	ug/L		97
102) 1,3-Dichlorobenzene	7.038	146	6391	9.58	ug/L		99
103) 1,2,3-Trimethylbenzene	7.145	105	10123	9.56	ug/L		99
104) 1,4-Dichlorobenzene	7.107	146	6379	9.48	ug/L		96
105) n-Butylbenzene	7.345	92	4768	9.56	ug/L		96
106) Benzyl Chloride	7.299	126	855m	6.59	ug/L		
107) 1,2-Dichlorobenzene	7.430	146	5638	9.37	ug/L		98
108) 1,2-Dibromo-3-Chloropr...	8.007	75	512m	7.92	ug/L		
109) Hexachlorobutadiene	8.515	225	1133	10.01	ug/L		90
110) 1,2,4-Trichlorobenzene	8.508	180	2751	9.00	ug/L		94
111) Naphthalene	8.715	128	5403	8.96	ug/L		99
112) 1,2,3-Trichlorobenzene	8.838	180	2102	9.39	ug/L		96

(#) = qualifier out of range (m) = manual integration (+) = signals summed

Quantitation Report (QT Reviewed)

Data Path : C:\msdchem\1\DATA\05-23-2023\
Data File : 1A46342.D
Acq On : 23 May 2023 11:37 am
Operator : jeniferw
Sample : IC1829-3
Misc : MS54063,V1A1829,,,,,
ALS Vial : 4 Sample Multiplier: 1

Quant Time: May 24 09:20:01 2023
Quant Method : C:\msdchem\1\METHODS\V1A_05-23-2023.M
Quant Title : SW-846 Method 5035A/8260B
QLast Update : Wed May 24 08:32:34 2023
Response via : Initial Calibration

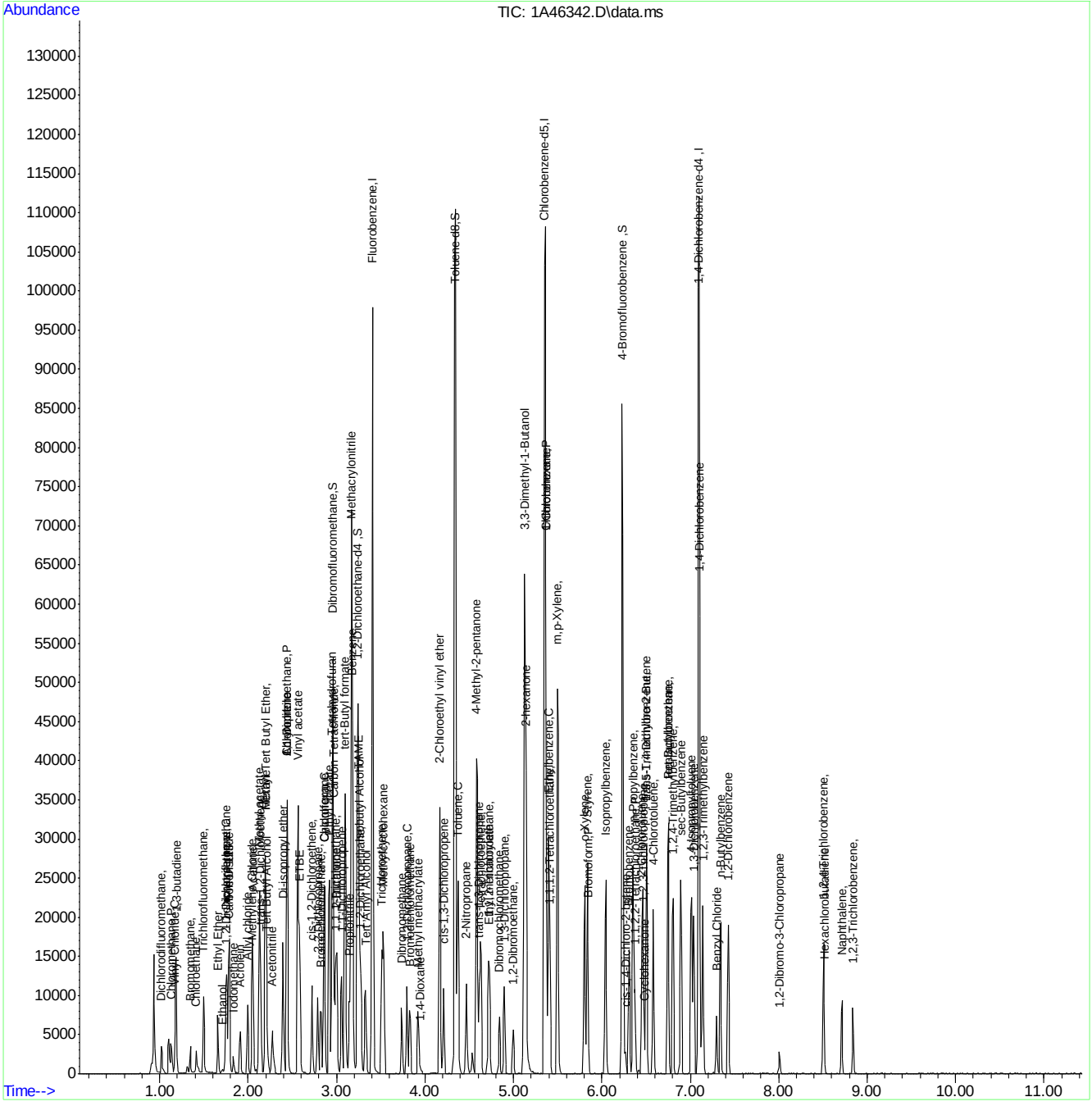

Manual Integration Approval Summary

Sample Number: V1A1829-IC1829
Lab FileID: 1A46342.D
Injection Time: 05/23/23 11:37

Method: SW846 8260D
Analyst approved: 05/24/23 10:33 Jenifer Willis
Supervisor approved: 05/24/23 12:29 Karen Watson

Parameter	CAS	Sig#	R.T. (min.)	Reason
Ethyl Alcohol	64-17-5		1.71	Poorly defined baseline
Acetonitrile	75-05-8		2.27	Missed peak
Tetrahydrofuran	109-99-9		2.95	Missed peak
Carbon Tetrachloride	56-23-5		2.97	Poorly defined baseline
1,4-Dioxane	123-91-1		3.94	Missed peak
1-Chlorohexane	544-10-5		5.37	Poorly defined baseline
Ethylbenzene	100-41-4		5.40	Missed peak
cis-1,4-Dichloro-2-Butene	1476-11-5		6.27	Missed peak
1,2,3-Trichloropropane	96-18-4		6.47	Missed peak
Cyclohexanone	108-94-1		6.48	Missed peak
trans-1,4-Dichloro-2-Butene	110-57-6		6.51	Missed peak
Benzyl Chloride	100-44-7		7.30	Missed peak
1,2-Dibromo-3-chloropropane	96-12-8		8.01	Missed peak

Quantitation Report (Qedit)

Data Path : C:\msdchem\1\DATA\05-23-2023\
Data File : 1A46342.D
Acq On : 23 May 2023 11:37 am
Operator : jeniferw
Sample : IC1829-3
Misc : MS54063,V1A1829,,,,,
ALS Vial : 4 Sample Multiplier: 1

Quant Time: May 24 08:42:36 2023
Quant Method : C:\msdchem\1\METHODS\V1A_05-23-2023.M
Quant Title : SW-846 Method 5035A/8260B
QLast Update : Wed May 24 08:32:34 2023
Response via : Initial Calibration

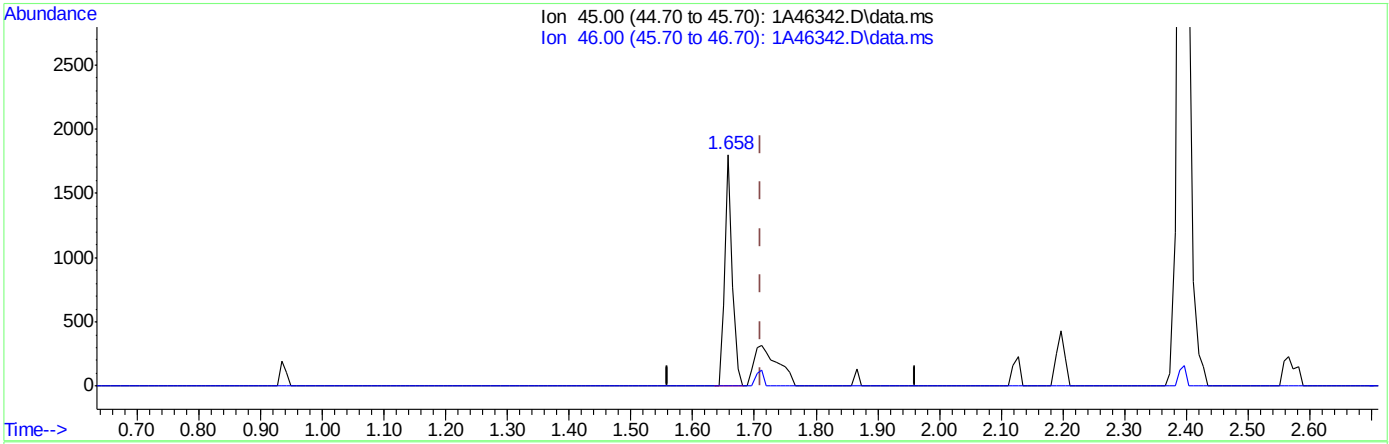

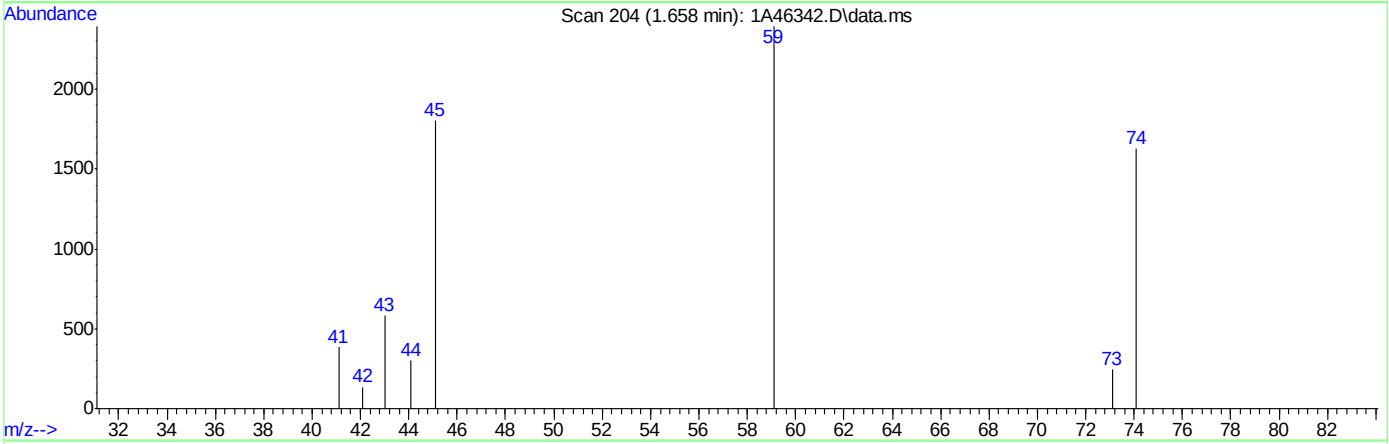

TIC: 1A46342.D\data.ms

(10) Ethanol

1.658min (-0.053) 286.86ug/L

response 1543

Ion	Exp%	Act%
45.00	100	100
46.00	41.40	0.00#
0.00	0.00	0.00
0.00	0.00	0.00

Quantitation Report (Qedit)

Data Path : C:\msdchem\1\DATA\05-23-2023\
Data File : 1A46342.D
Acq On : 23 May 2023 11:37 am
Operator : jeniferw
Sample : IC1829-3
Misc : MS54063,V1A1829,,,,,
ALS Vial : 4 Sample Multiplier: 1

Quant Time: May 24 08:42:36 2023
Quant Method : C:\msdchem\1\METHODS\V1A_05-23-2023.M
Quant Title : SW-846 Method 5035A/8260B
QLast Update : Wed May 24 08:32:34 2023
Response via : Initial Calibration

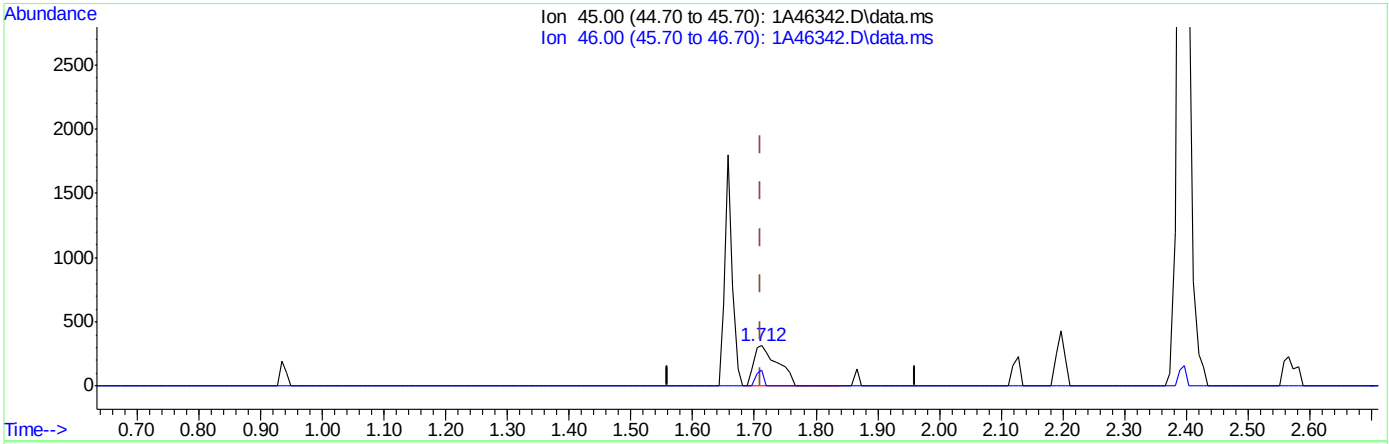

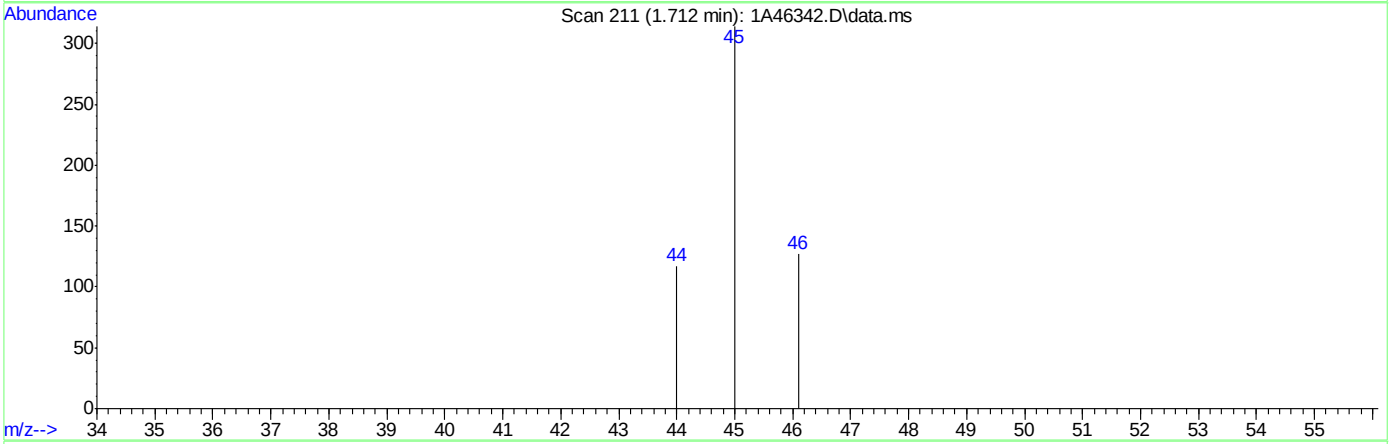

TIC: 1A46342.D\data.ms

(10) Ethanol

1.712min (+0.001) 156.91ug/L m

response 844

Ion	Exp%	Act%
45.00	100	100
46.00	41.40	40.45
0.00	0.00	0.00
0.00	0.00	0.00

Quantitation Report (Qedit)

Data Path : C:\msdchem\1\DATA\05-23-2023\
Data File : 1A46342.D
Acq On : 23 May 2023 11:37 am
Operator : jeniferw
Sample : IC1829-3
Misc : MS54063,V1A1829,,,,,
ALS Vial : 4 Sample Multiplier: 1

Quant Time: May 24 08:42:36 2023
Quant Method : C:\msdchem\1\METHODS\V1A_05-23-2023.M
Quant Title : SW-846 Method 5035A/8260B
QLast Update : Wed May 24 08:32:34 2023
Response via : Initial Calibration

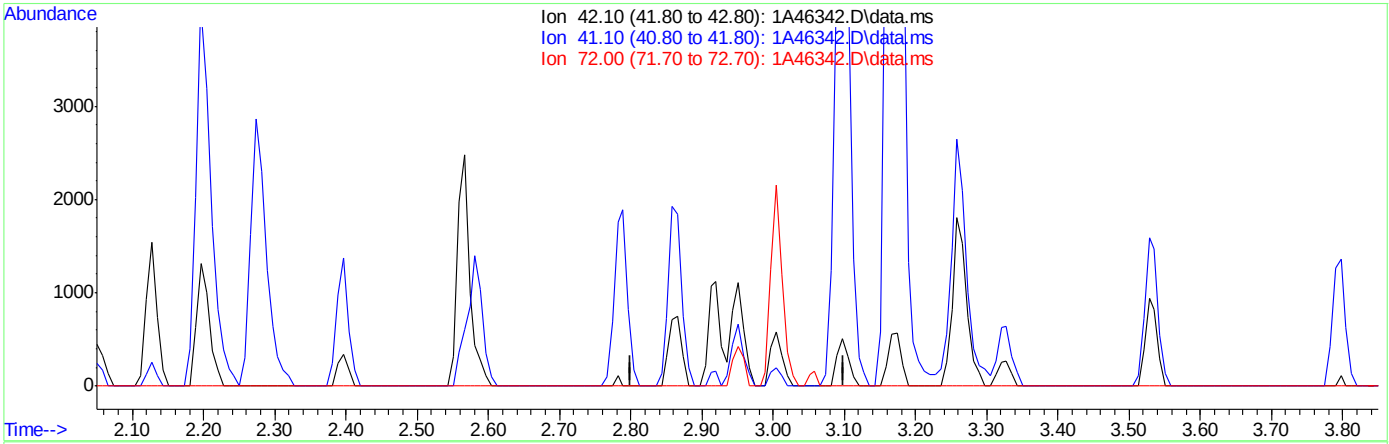

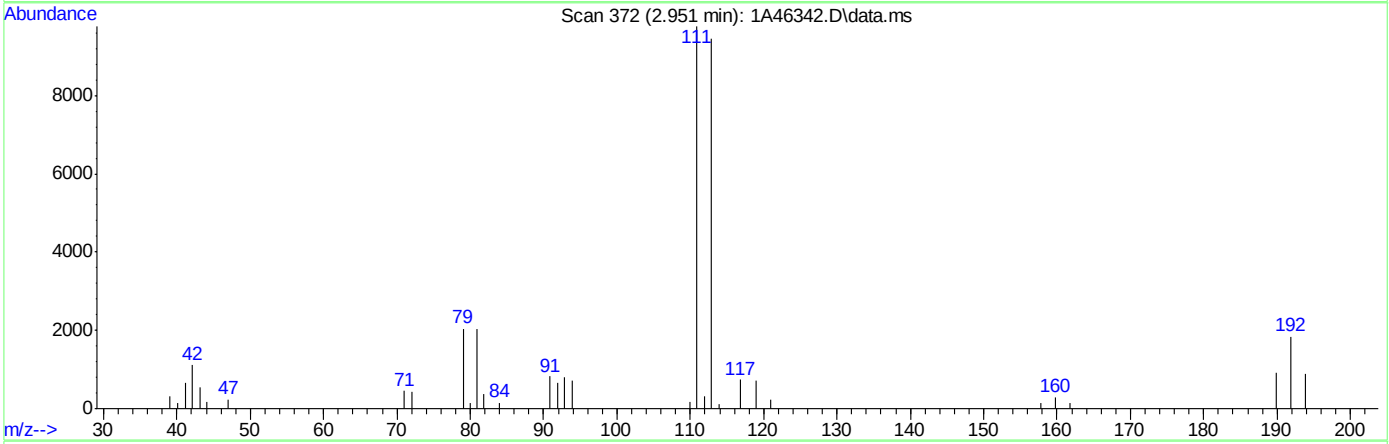

TIC: 1A46342.D\data.ms

(38) Tetrahydrofuran

2.950min (-2.950) 0.00ug/L

response 0

Ion	Exp%	Act%
42.10	100	0.00
41.10	53.20	0.00#
72.00	31.00	0.00#
0.00	0.00	0.00

Quantitation Report (Qedit)

Data Path : C:\msdchem\1\DATA\05-23-2023\
Data File : 1A46342.D
Acq On : 23 May 2023 11:37 am
Operator : jeniferw
Sample : IC1829-3
Misc : MS54063,V1A1829,,,,,
ALS Vial : 4 Sample Multiplier: 1

Quant Time: May 24 08:42:36 2023
Quant Method : C:\msdchem\1\METHODS\V1A_05-23-2023.M
Quant Title : SW-846 Method 5035A/8260B
QLast Update : Wed May 24 08:32:34 2023
Response via : Initial Calibration

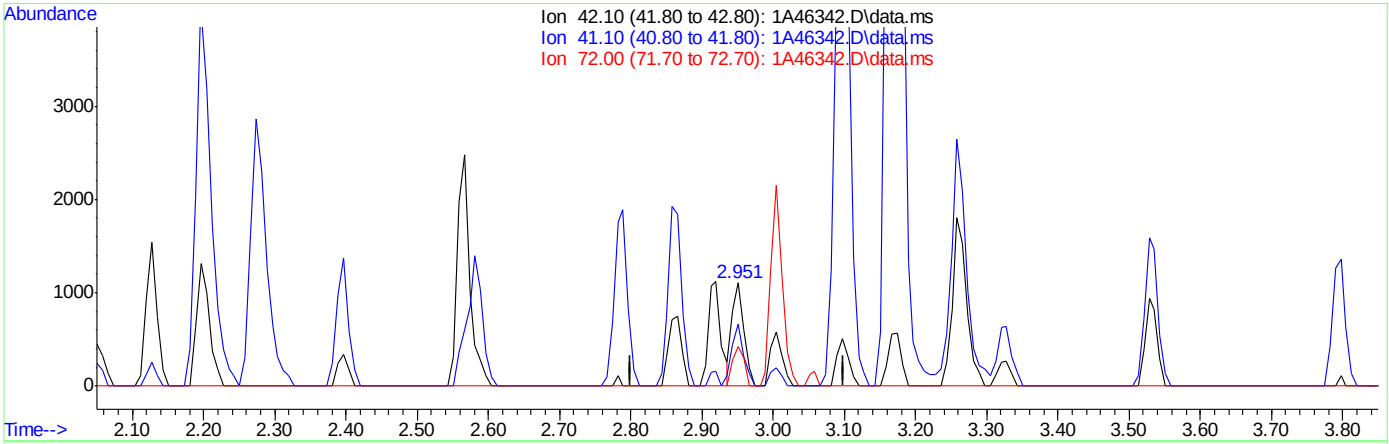

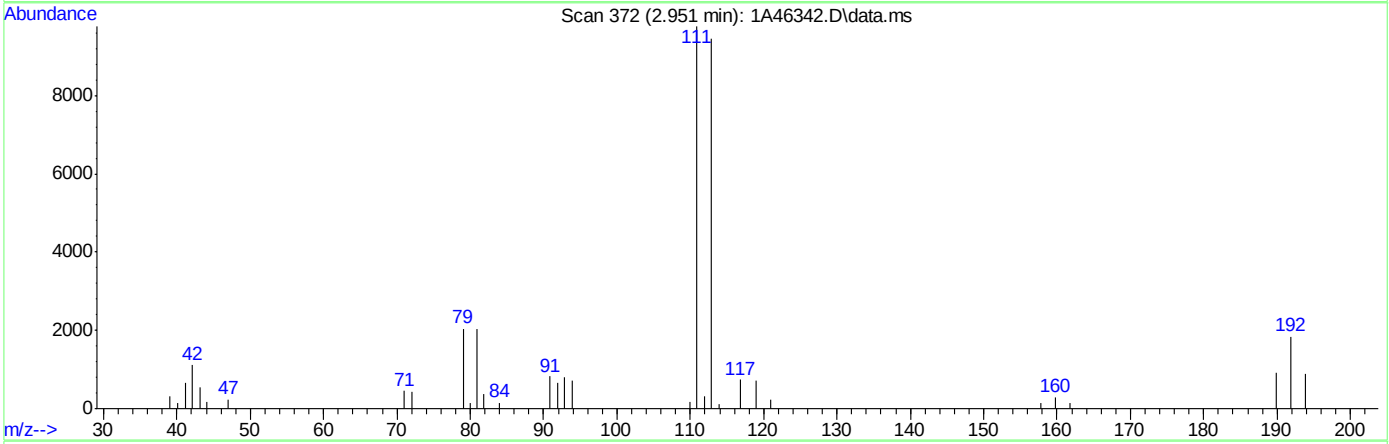

TIC: 1A46342.D\data.ms

(38) Tetrahydrofuran

2.951min (+0.001) 9.68ug/L m

response 1259

Ion	Exp%	Act%
42.10	100	100
41.10	53.20	60.47
72.00	31.00	38.54
0.00	0.00	0.00

Quantitation Report (Qedit)

Data Path : C:\msdchem\1\DATA\05-23-2023\
Data File : 1A46342.D
Acq On : 23 May 2023 11:37 am
Operator : jeniferw
Sample : IC1829-3
Misc : MS54063,V1A1829,,,,,
ALS Vial : 4 Sample Multiplier: 1

Quant Time: May 24 08:42:36 2023
Quant Method : C:\msdchem\1\METHODS\V1A_05-23-2023.M
Quant Title : SW-846 Method 5035A/8260B
QLast Update : Wed May 24 08:32:34 2023
Response via : Initial Calibration

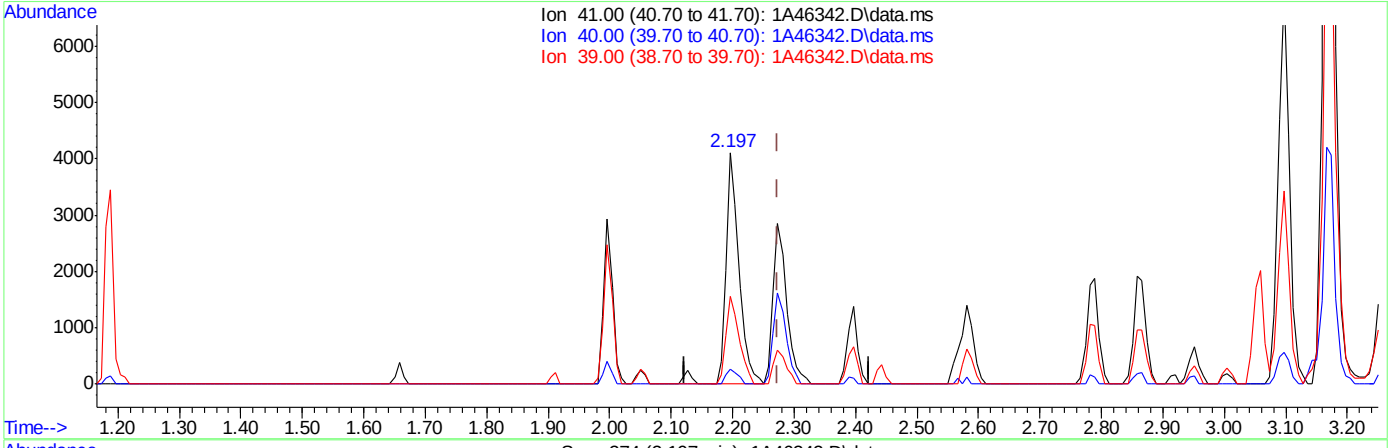

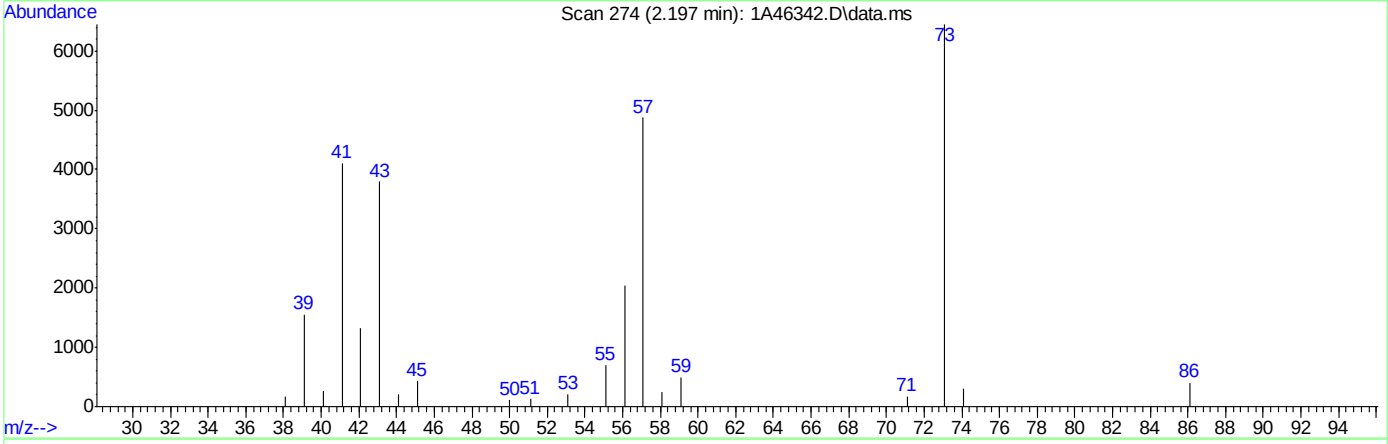

TIC: 1A46342.D\data.ms

(24) Acetonitrile

2.197min (-0.076) 133.66ug/L

response 5966

Ion	Exp%	Act%
41.00	100	100
40.00	5.10	6.37
39.00	30.10	37.83
0.00	0.00	0.00

Quantitation Report (Qedit)

Data Path : C:\msdchem\1\DATA\05-23-2023\
Data File : 1A46342.D
Acq On : 23 May 2023 11:37 am
Operator : jeniferw
Sample : IC1829-3
Misc : MS54063,V1A1829,,,,,
ALS Vial : 4 Sample Multiplier: 1

Quant Time: May 24 08:42:36 2023
Quant Method : C:\msdchem\1\METHODS\V1A_05-23-2023.M
Quant Title : SW-846 Method 5035A/8260B
QLast Update : Wed May 24 08:32:34 2023
Response via : Initial Calibration

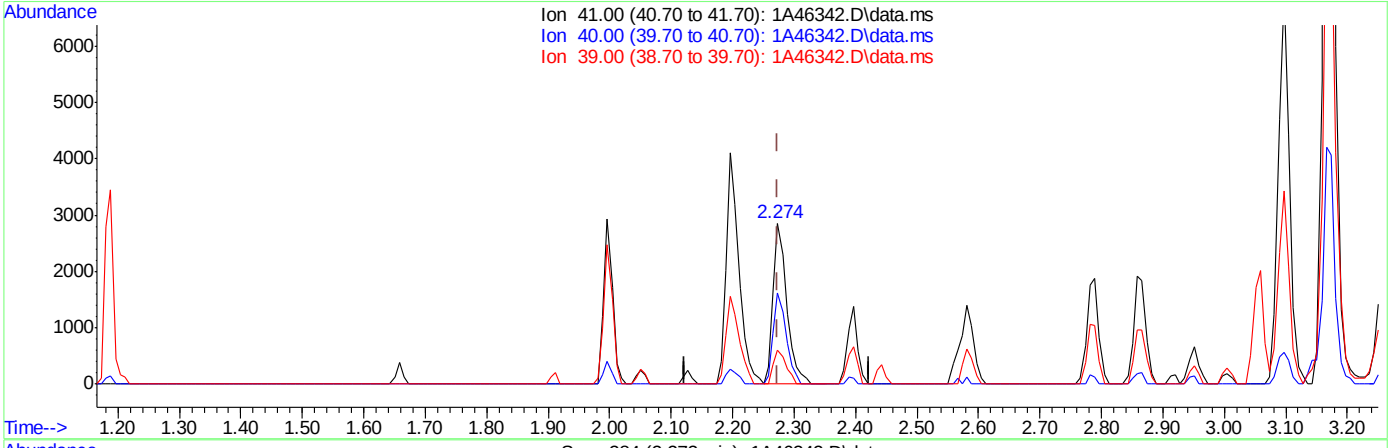

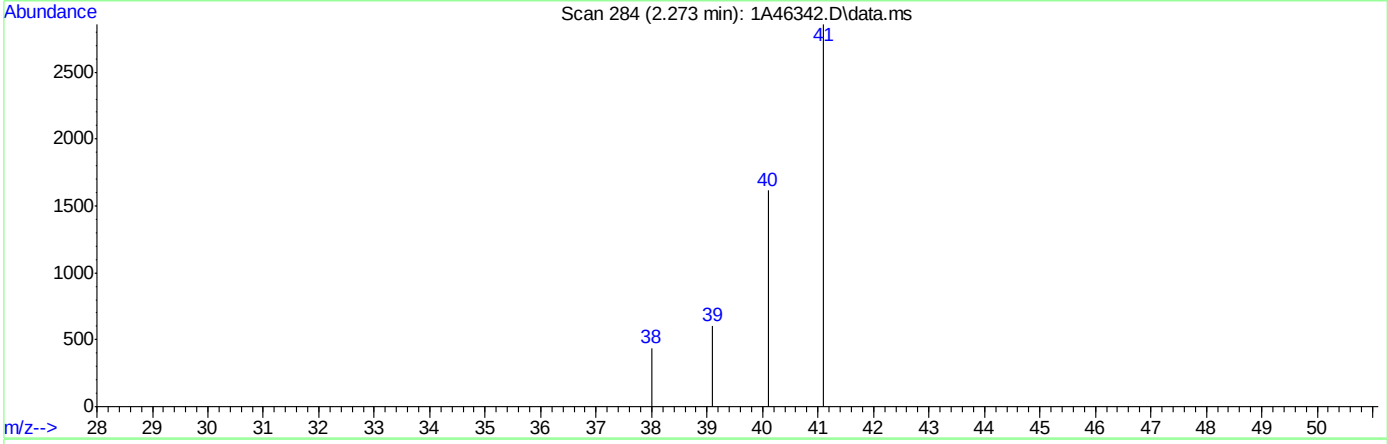

TIC: 1A46342.D\data.ms

(24) Acetonitrile

2.273min (+0.000) 99.09ug/L m

response 4423

Ion	Exp%	Act%
41.00	100	100
40.00	5.10	56.53#
39.00	30.10	21.11
0.00	0.00	0.00

Quantitation Report (Qedit)

Data Path : C:\msdchem\1\DATA\05-23-2023\
Data File : 1A46342.D
Acq On : 23 May 2023 11:37 am
Operator : jeniferw
Sample : IC1829-3
Misc : MS54063,V1A1829,,,,,
ALS Vial : 4 Sample Multiplier: 1

Quant Time: May 24 08:42:36 2023
Quant Method : C:\msdchem\1\METHODS\V1A_05-23-2023.M
Quant Title : SW-846 Method 5035A/8260B
QLast Update : Wed May 24 08:32:34 2023
Response via : Initial Calibration

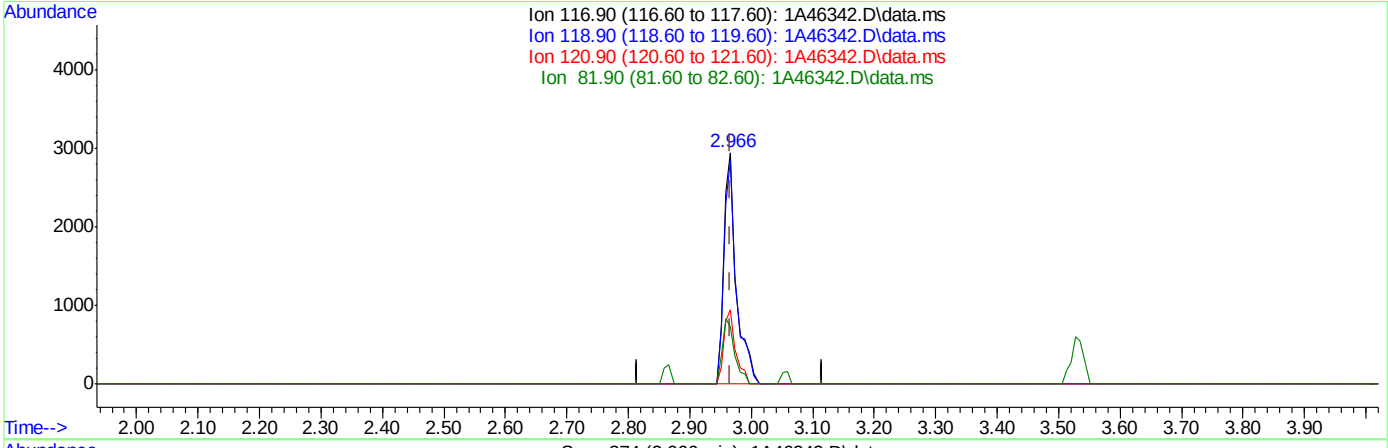

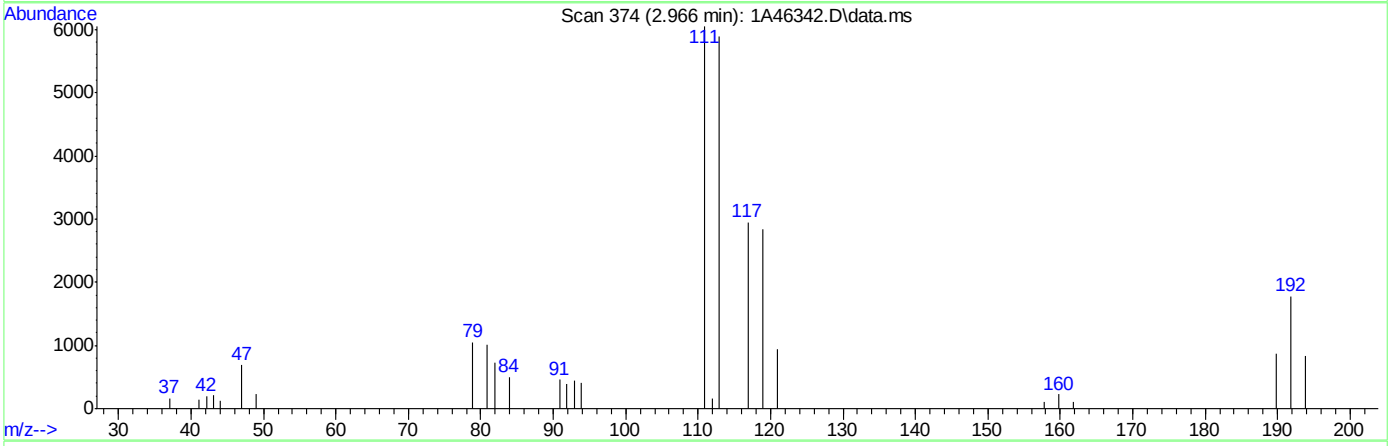

TIC: 1A46342.D\data.ms

(40) Carbon Tetrachloride ( )

2.966min (+0.000) 11.02ug/L

response 4228

Ion	Exp%	Act%
116.90	100	100
118.90	94.40	96.47
120.90	30.80	31.92
81.90	27.10	24.83

Quantitation Report (Qedit)

Data Path : C:\msdchem\1\DATA\05-23-2023\
Data File : 1A46342.D
Acq On : 23 May 2023 11:37 am
Operator : jeniferw
Sample : IC1829-3
Misc : MS54063,V1A1829,,,,,
ALS Vial : 4 Sample Multiplier: 1

Quant Time: May 24 08:42:36 2023
Quant Method : C:\msdchem\1\METHODS\V1A_05-23-2023.M
Quant Title : SW-846 Method 5035A/8260B
QLast Update : Wed May 24 08:32:34 2023
Response via : Initial Calibration

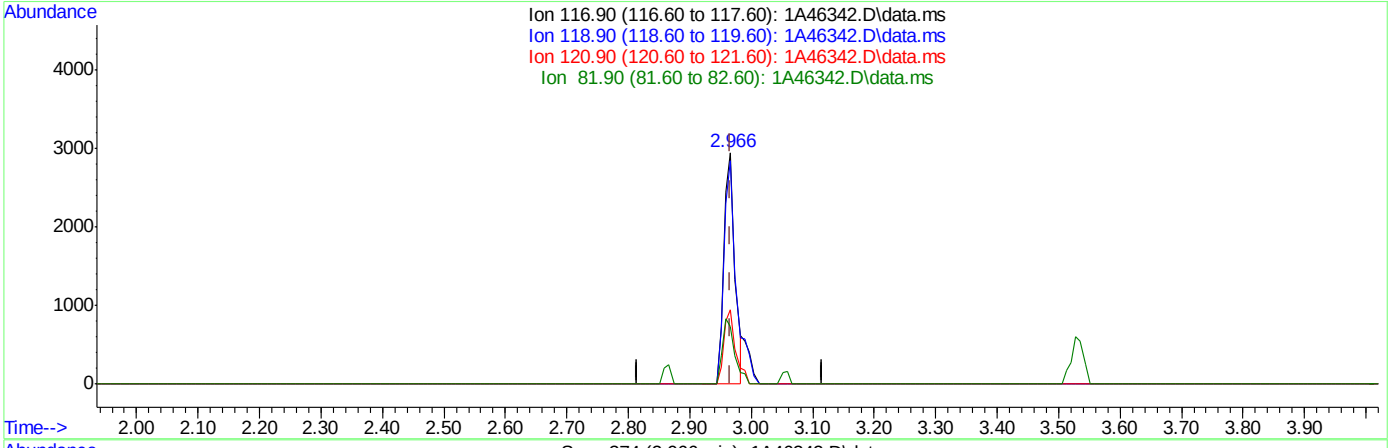

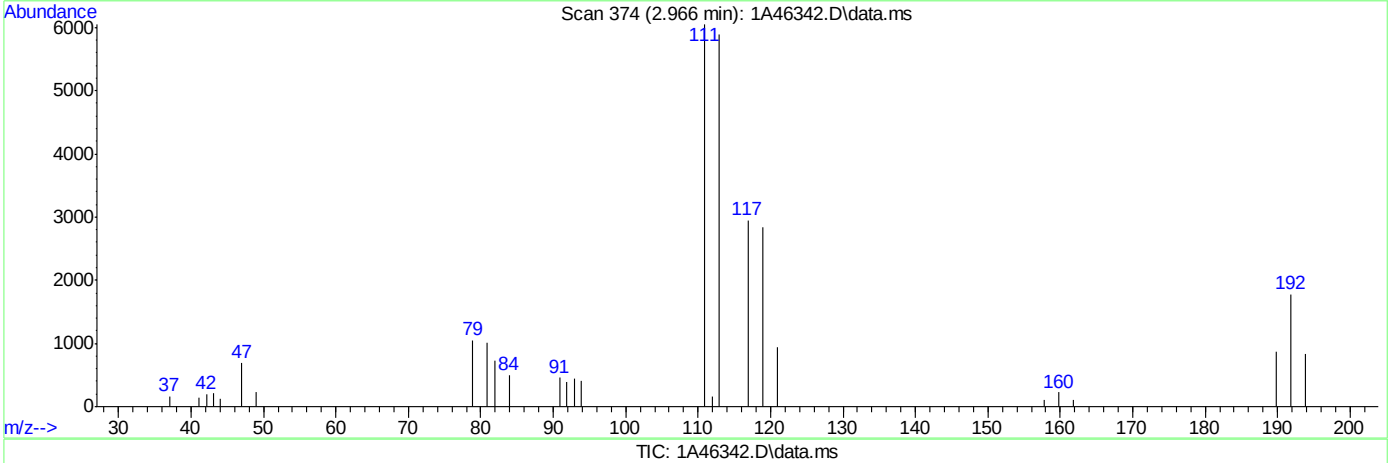

TIC: 1A46342.D\data.ms

(40) Carbon Tetrachloride ( )

2.966min (+0.000) 9.71ug/L m

response 3728

Ion	Exp%	Act%
116.90	100	100
118.90	94.40	96.47
120.90	30.80	31.92
81.90	27.10	24.83

Quantitation Report (Qedit)

Data Path : C:\msdchem\1\DATA\05-23-2023\
Data File : 1A46342.D
Acq On : 23 May 2023 11:37 am
Operator : jeniferw
Sample : IC1829-3
Misc : MS54063,V1A1829,,,,,
ALS Vial : 4 Sample Multiplier: 1

Quant Time: May 24 08:42:36 2023
Quant Method : C:\msdchem\1\METHODS\V1A_05-23-2023.M
Quant Title : SW-846 Method 5035A/8260B
QLast Update : Wed May 24 08:32:34 2023
Response via : Initial Calibration

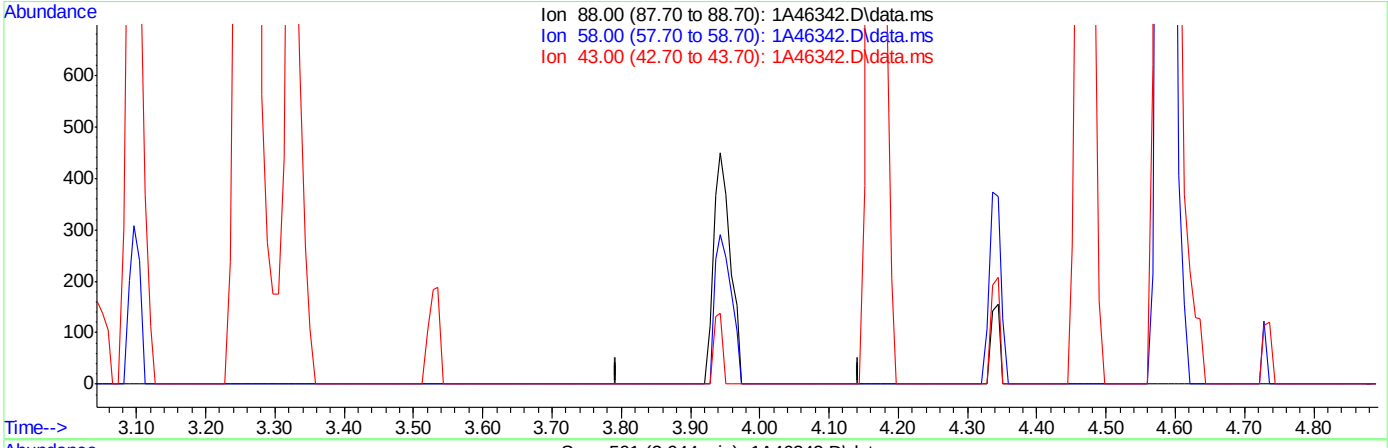

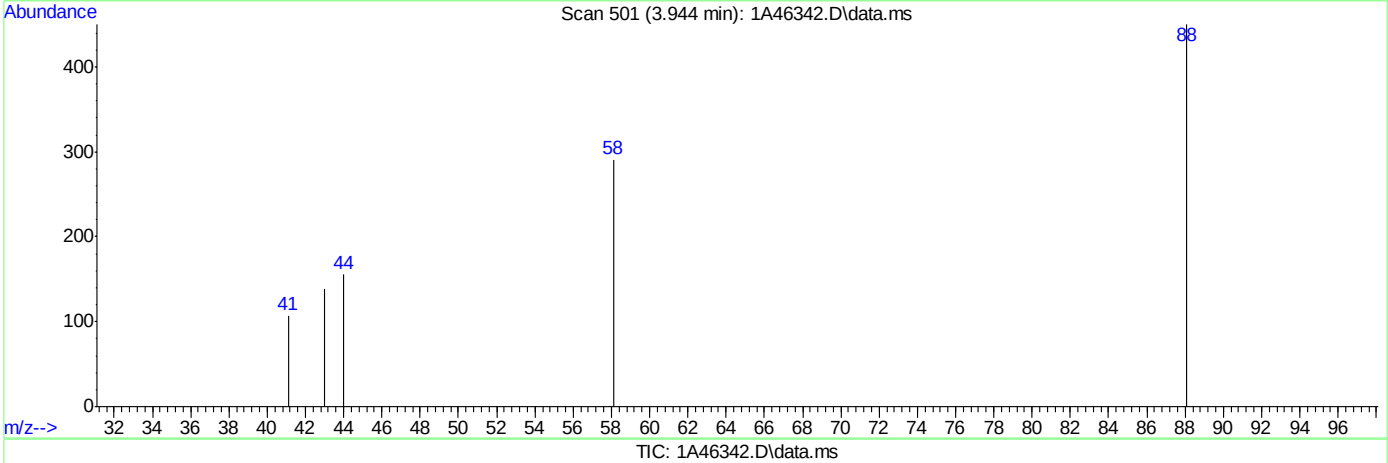

TIC: 1A46342.D\data.ms

(59) 1,4-Dioxane

3.943min (-3.943) 0.00ug/L

response 0

Ion	Exp%	Act%
88.00	100	0.00
58.00	95.30	0.00#
43.00	40.40	0.00#
0.00	0.00	0.00

Quantitation Report (Qedit)

Data Path : C:\msdchem\1\DATA\05-23-2023\
Data File : 1A46342.D
Acq On : 23 May 2023 11:37 am
Operator : jeniferw
Sample : IC1829-3
Misc : MS54063,V1A1829,,,,,
ALS Vial : 4 Sample Multiplier: 1

Quant Time: May 24 08:42:36 2023
Quant Method : C:\msdchem\1\METHODS\V1A_05-23-2023.M
Quant Title : SW-846 Method 5035A/8260B
QLast Update : Wed May 24 08:32:34 2023
Response via : Initial Calibration

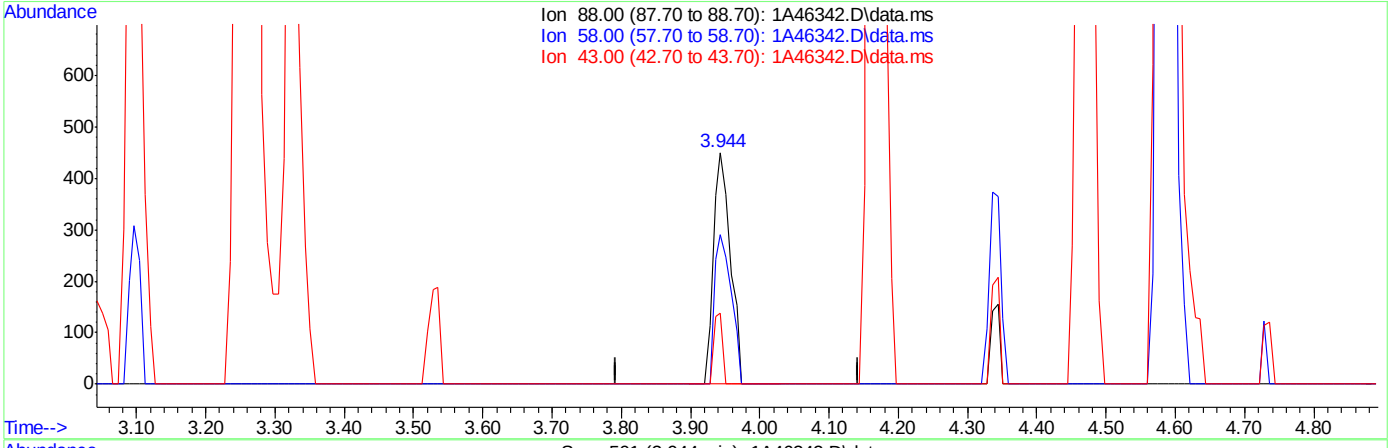

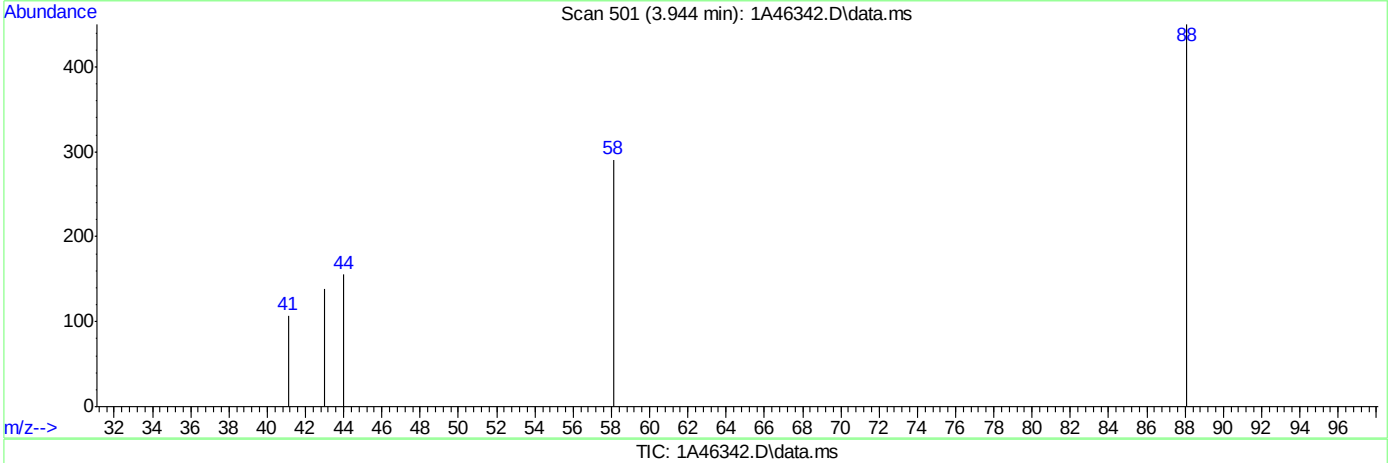

TIC: 1A46342.D\data.ms

(59) 1,4-Dioxane

3.944min (+0.001) 198.72ug/L m

response 768

Ion	Exp%	Act%
88.00	100	100
58.00	95.30	64.67#
43.00	40.40	30.67
0.00	0.00	0.00

Quantitation Report (Qedit)

Data Path : C:\msdchem\1\DATA\05-23-2023\
Data File : 1A46342.D
Acq On : 23 May 2023 11:37 am
Operator : jeniferw
Sample : IC1829-3
Misc : MS54063,V1A1829,,,,,
ALS Vial : 4 Sample Multiplier: 1

Quant Time: May 24 08:42:36 2023
Quant Method : C:\msdchem\1\METHODS\V1A_05-23-2023.M
Quant Title : SW-846 Method 5035A/8260B
QLast Update : Wed May 24 08:32:34 2023
Response via : Initial Calibration

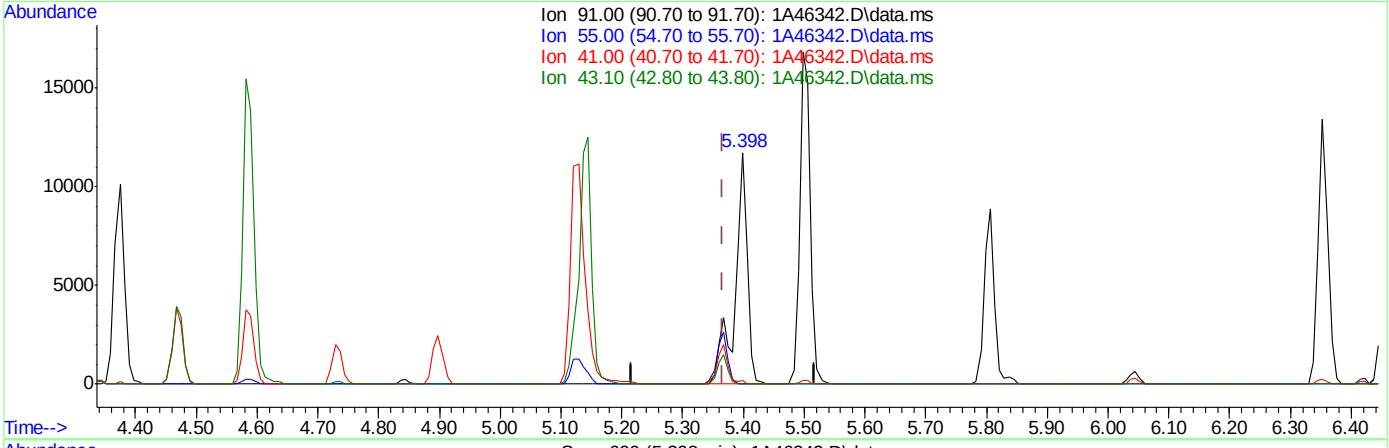

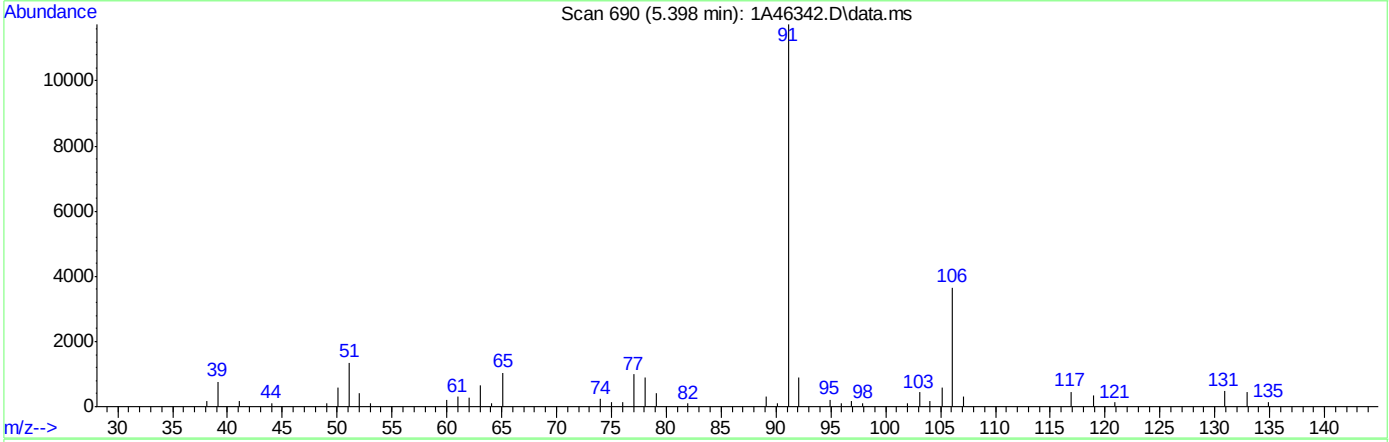

TIC: 1A46342.D\data.ms

(76) 1-Chlorohexane

5.398min (+0.031) 39.62ug/L

response 16924

Ion	Exp%	Act%
91.00	100	100
55.00	103.60	0.00#
41.00	76.40	1.40#
43.10	68.70	0.00#

Quantitation Report (Qedit)

Data Path : C:\msdchem\1\DATA\05-23-2023\
Data File : 1A46342.D
Acq On : 23 May 2023 11:37 am
Operator : jeniferw
Sample : IC1829-3
Misc : MS54063,V1A1829,,,,,
ALS Vial : 4 Sample Multiplier: 1

Quant Time: May 24 08:42:36 2023
Quant Method : C:\msdchem\1\METHODS\V1A_05-23-2023.M
Quant Title : SW-846 Method 5035A/8260B
QLast Update : Wed May 24 08:32:34 2023
Response via : Initial Calibration

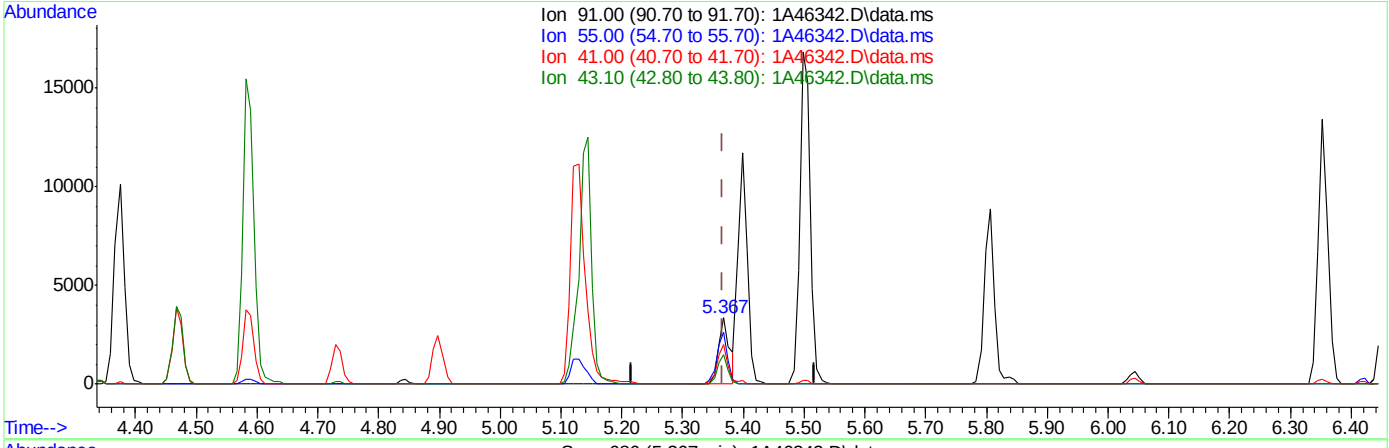

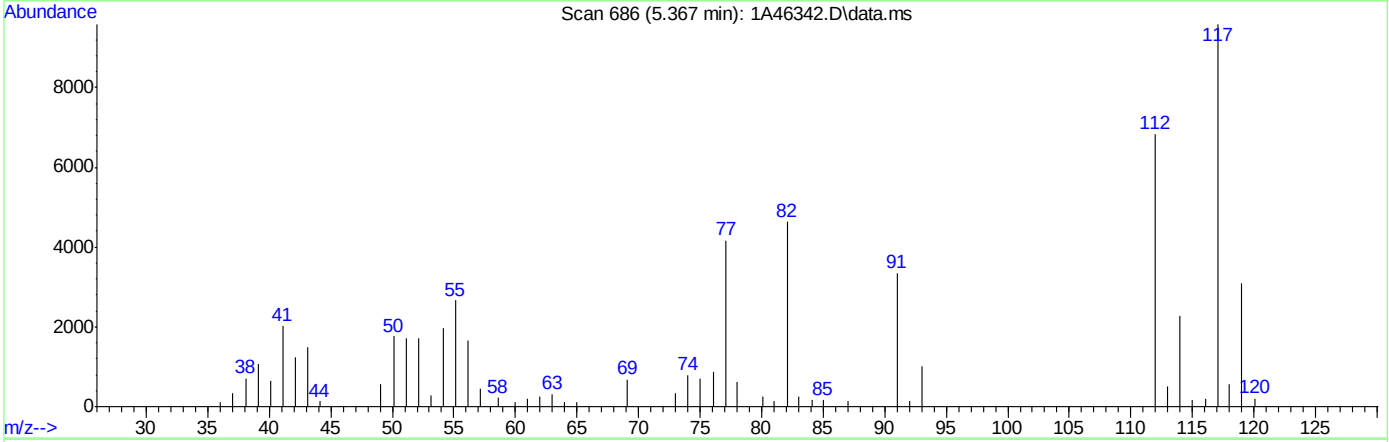

TIC: 1A46342.D\data.ms

(76) 1-Chlorohexane

5.367min (+0.000) 10.11ug/L m

response 4319

Ion	Exp%	Act%
91.00	100	100
55.00	103.60	79.52#
41.00	76.40	60.17
43.10	68.70	44.74#

Quantitation Report (Qedit)

Data Path : C:\msdchem\1\DATA\05-23-2023\
Data File : 1A46342.D
Acq On : 23 May 2023 11:37 am
Operator : jeniferw
Sample : IC1829-3
Misc : MS54063,V1A1829,,,,,
ALS Vial : 4 Sample Multiplier: 1

Quant Time: May 24 08:42:36 2023
Quant Method : C:\msdchem\1\METHODS\V1A_05-23-2023.M
Quant Title : SW-846 Method 5035A/8260B
QLast Update : Wed May 24 08:32:34 2023
Response via : Initial Calibration

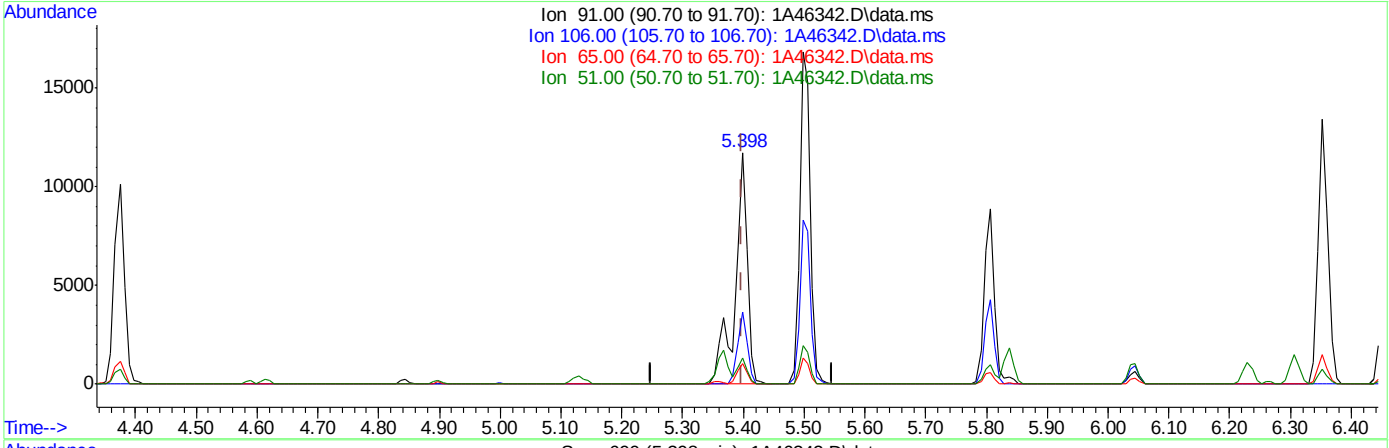

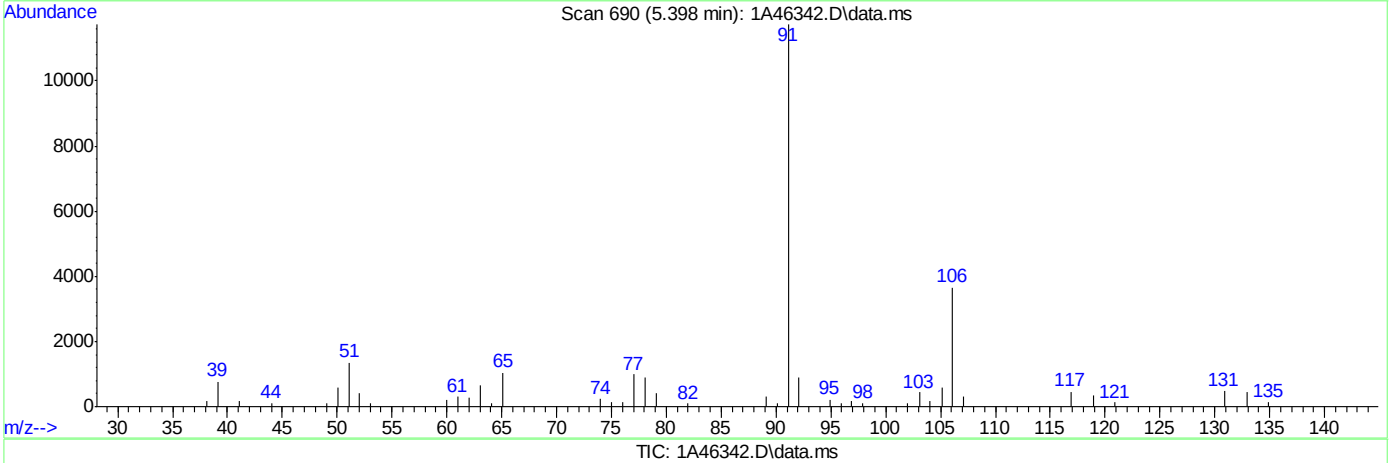

TIC: 1A46342.D\data.ms

(77) Ethylbenzene (C)

5.398min (+0.000) 12.86ug/L

response 16924

Ion	Exp%	Act%
91.00	100	100
106.00	30.90	31.24
65.00	9.80	8.89
51.00	14.30	11.49

Quantitation Report (Qedit)

Data Path : C:\msdchem\1\DATA\05-23-2023\
Data File : 1A46342.D
Acq On : 23 May 2023 11:37 am
Operator : jeniferw
Sample : IC1829-3
Misc : MS54063,V1A1829,,,,,
ALS Vial : 4 Sample Multiplier: 1

Quant Time: May 24 08:42:36 2023
Quant Method : C:\msdchem\1\METHODS\V1A_05-23-2023.M
Quant Title : SW-846 Method 5035A/8260B
QLast Update : Wed May 24 08:32:34 2023
Response via : Initial Calibration

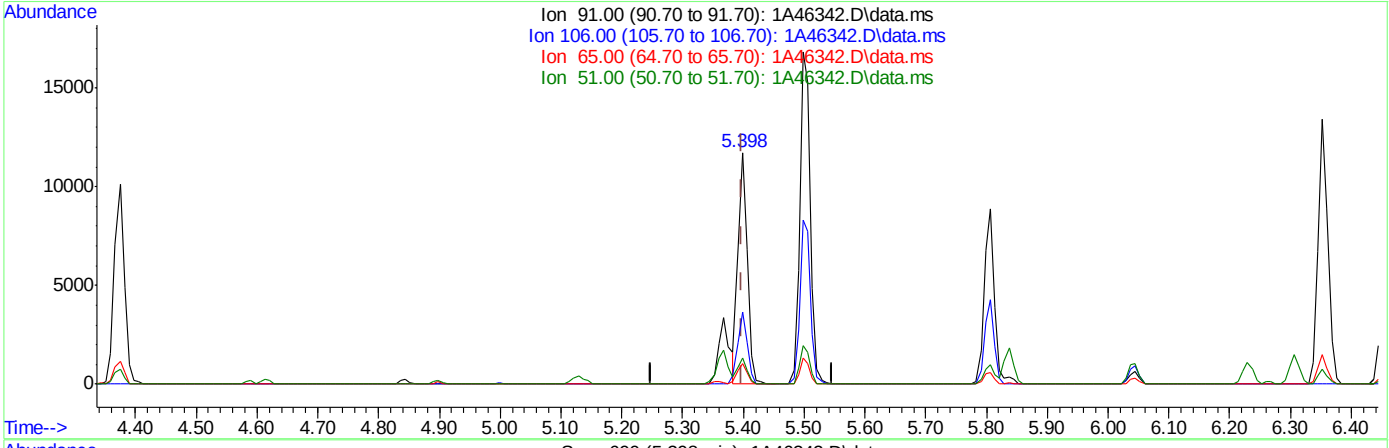

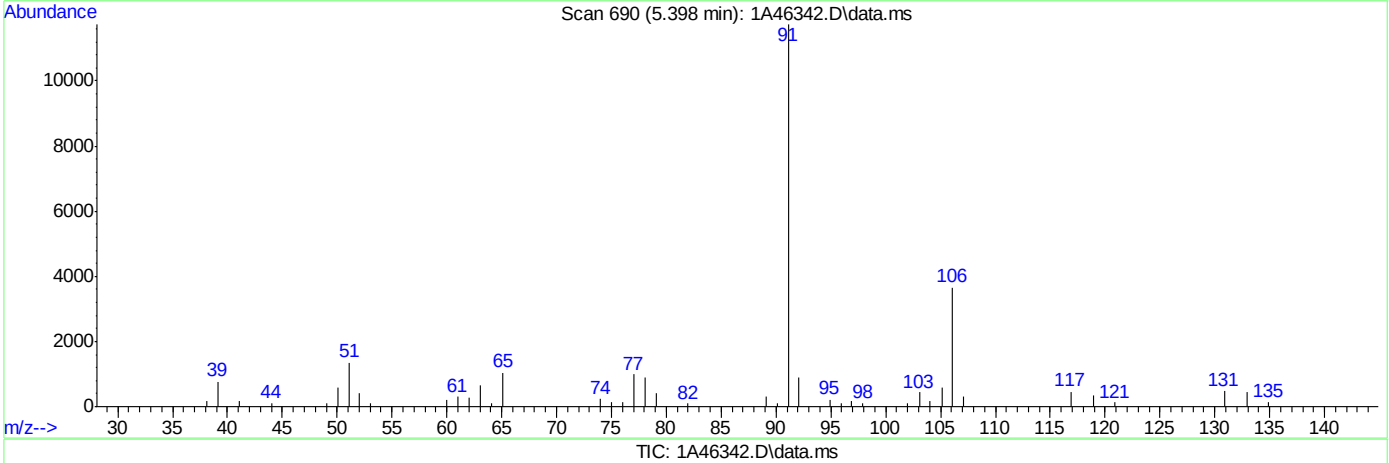

TIC: 1A46342.D\data.ms

(77) Ethylbenzene (C)

5.398min (+0.000) 9.58ug/L m

response 12605

Ion	Exp%	Act%
91.00	100	100
106.00	30.90	31.24
65.00	9.80	8.89
51.00	14.30	11.49

Quantitation Report (Qedit)

Data Path : C:\msdchem\1\DATA\05-23-2023\
Data File : 1A46342.D
Acq On : 23 May 2023 11:37 am
Operator : jeniferw
Sample : IC1829-3
Misc : MS54063,V1A1829,,,,,
ALS Vial : 4 Sample Multiplier: 1

Quant Time: May 24 08:42:36 2023
Quant Method : C:\msdchem\1\METHODS\V1A_05-23-2023.M
Quant Title : SW-846 Method 5035A/8260B
QLast Update : Wed May 24 08:32:34 2023
Response via : Initial Calibration

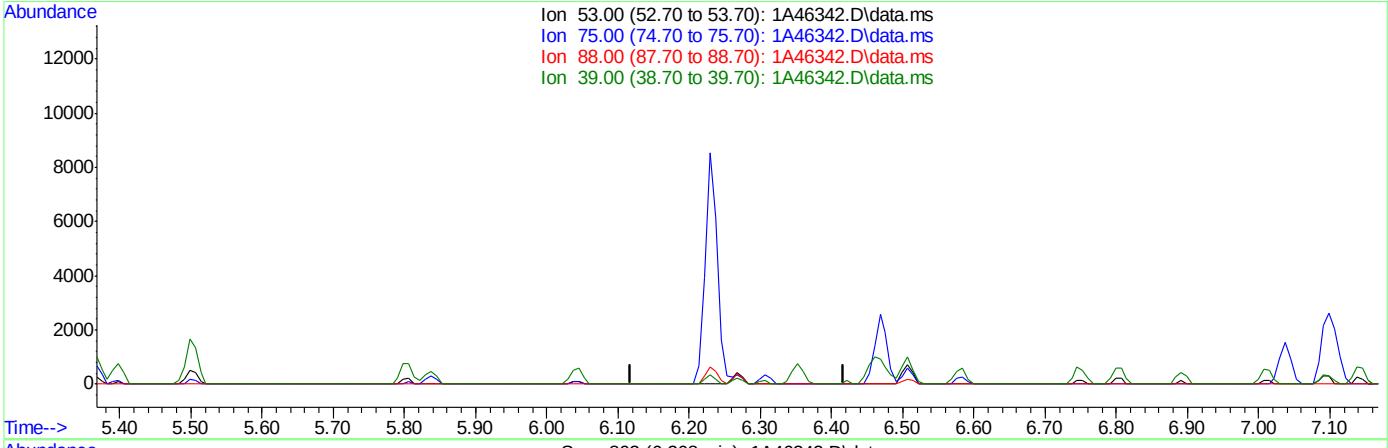

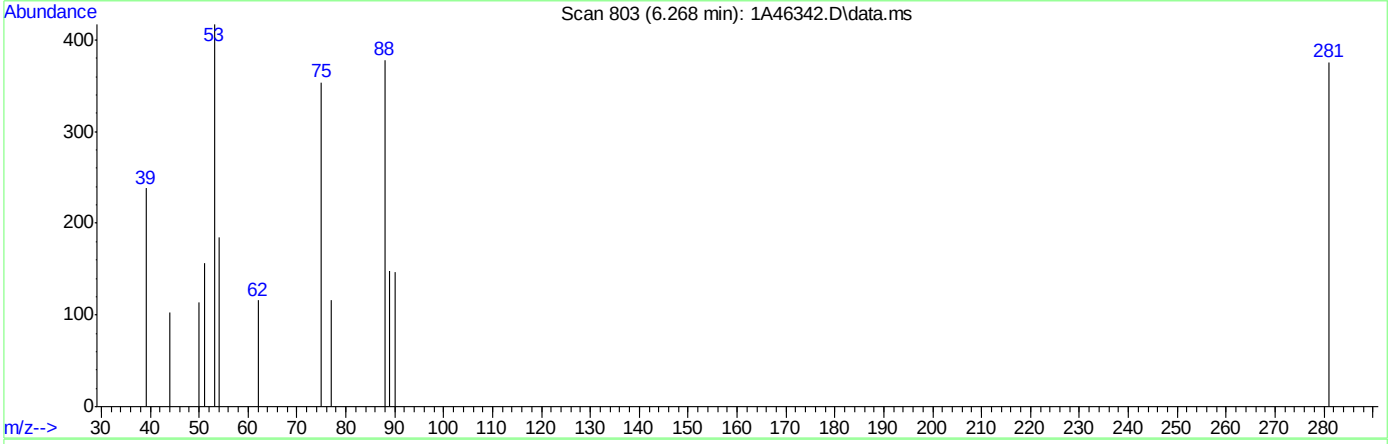

TIC: 1A46342.D\data.ms

(87) cis-1,4-Dichloro-2-butene

6.268min (-6.268) 0.00ug/L

response 0

Ion	Exp%	Act%
53.00	100	0.00
75.00	39.80	0.00#
88.00	70.10	0.00#
39.00	46.00	0.00#

Quantitation Report (Qedit)

Data Path : C:\msdchem\1\DATA\05-23-2023\
Data File : 1A46342.D
Acq On : 23 May 2023 11:37 am
Operator : jeniferw
Sample : IC1829-3
Misc : MS54063,V1A1829,,,,,
ALS Vial : 4 Sample Multiplier: 1

Quant Time: May 24 08:42:36 2023
Quant Method : C:\msdchem\1\METHODS\V1A_05-23-2023.M
Quant Title : SW-846 Method 5035A/8260B
QLast Update : Wed May 24 08:32:34 2023
Response via : Initial Calibration

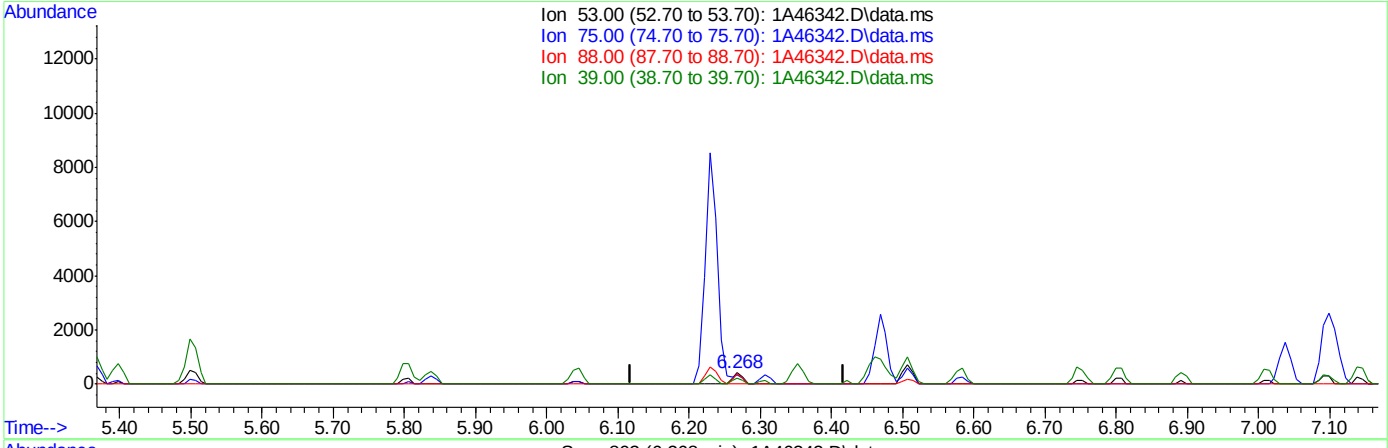

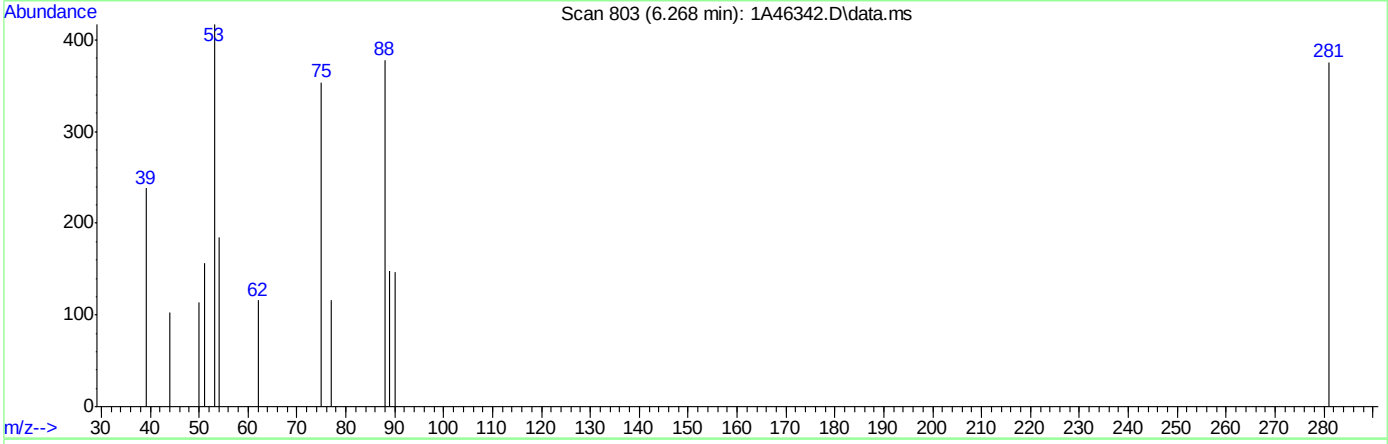

TIC: 1A46342.D\data.ms

(87) cis-1,4-Dichloro-2-butene

6.268min (-0.000) 8.39ug/L m

response 414

Ion	Exp%	Act%
53.00	100	100
75.00	39.80	84.89#
88.00	70.10	90.65#
39.00	46.00	57.07

Quantitation Report (Qedit)

Data Path : C:\msdchem\1\DATA\05-23-2023\
Data File : 1A46342.D
Acq On : 23 May 2023 11:37 am
Operator : jeniferw
Sample : IC1829-3
Misc : MS54063,V1A1829,,,,,
ALS Vial : 4 Sample Multiplier: 1

Quant Time: May 24 08:42:36 2023
Quant Method : C:\msdchem\1\METHODS\V1A_05-23-2023.M
Quant Title : SW-846 Method 5035A/8260B
QLast Update : Wed May 24 08:32:34 2023
Response via : Initial Calibration

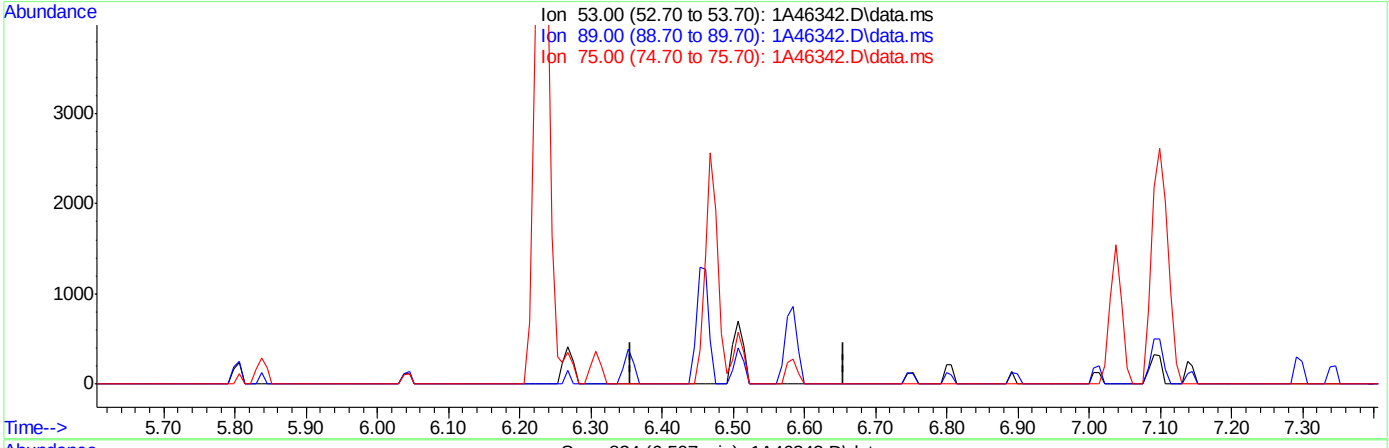

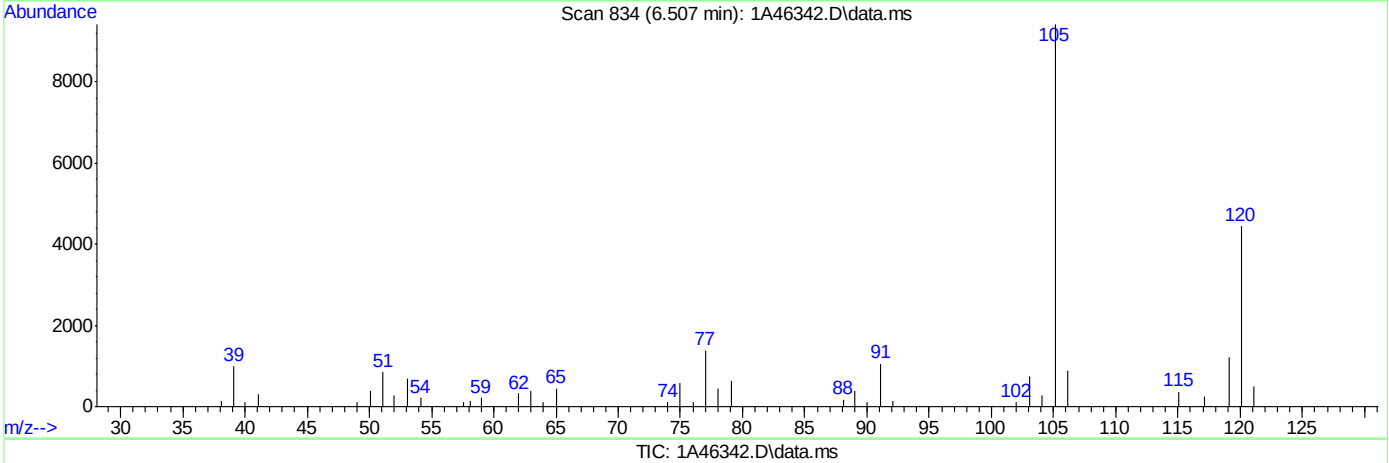

TIC: 1A46342.D\data.ms

(93) trans-1,4-Dichloro-2-Butene

6.506min (-6.506) 0.00ug/L

response 0

Ion	Exp%	Act%
53.00	100	0.00
89.00	45.40	0.00#
75.00	75.80	0.00#
0.00	0.00	0.00

Quantitation Report (Qedit)

Data Path : C:\msdchem\1\DATA\05-23-2023\
Data File : 1A46342.D
Acq On : 23 May 2023 11:37 am
Operator : jeniferw
Sample : IC1829-3
Misc : MS54063,V1A1829,,,,,
ALS Vial : 4 Sample Multiplier: 1

Quant Time: May 24 08:42:36 2023
Quant Method : C:\msdchem\1\METHODS\V1A_05-23-2023.M
Quant Title : SW-846 Method 5035A/8260B
QLast Update : Wed May 24 08:32:34 2023
Response via : Initial Calibration

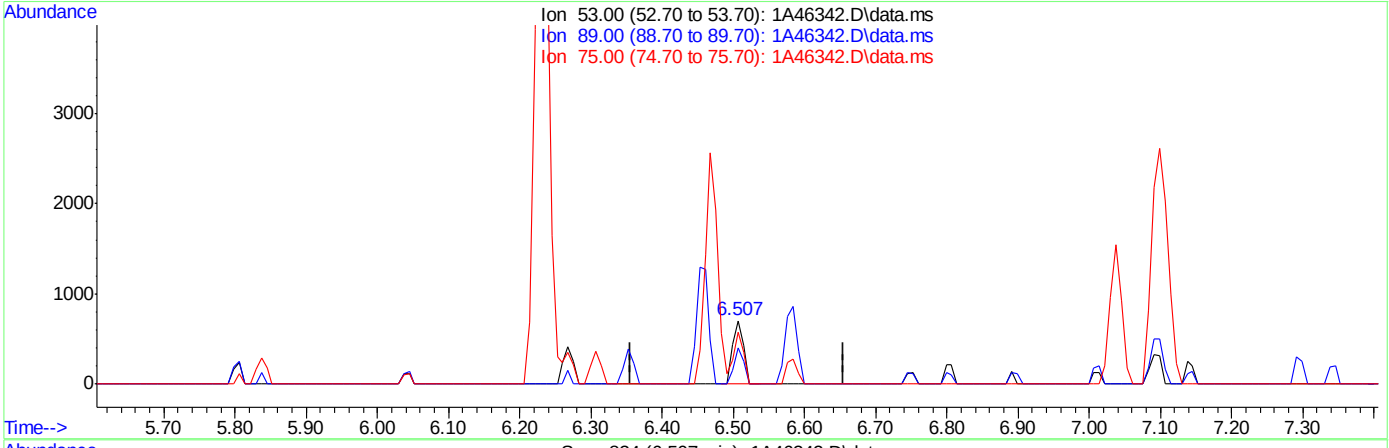

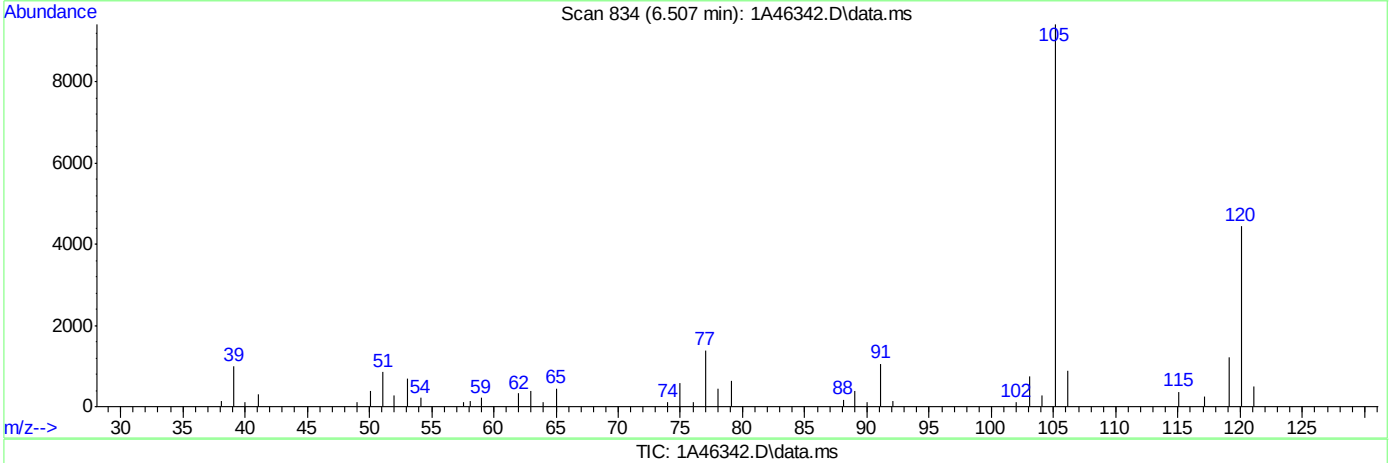

TIC: 1A46342.D\data.ms

(93) trans-1,4-Dichloro-2-Butene

6.507min (+0.000) 8.96ug/L m

response 722

Ion	Exp%	Act%
53.00	100	100
89.00	45.40	56.47
75.00	75.80	81.93
0.00	0.00	0.00

Quantitation Report (Qedit)

Data Path : C:\msdchem\1\DATA\05-23-2023\
Data File : 1A46342.D
Acq On : 23 May 2023 11:37 am
Operator : jeniferw
Sample : IC1829-3
Misc : MS54063,V1A1829,,,,,
ALS Vial : 4 Sample Multiplier: 1

Quant Time: May 24 08:42:36 2023
Quant Method : C:\msdchem\1\METHODS\V1A_05-23-2023.M
Quant Title : SW-846 Method 5035A/8260B
QLast Update : Wed May 24 08:32:34 2023
Response via : Initial Calibration

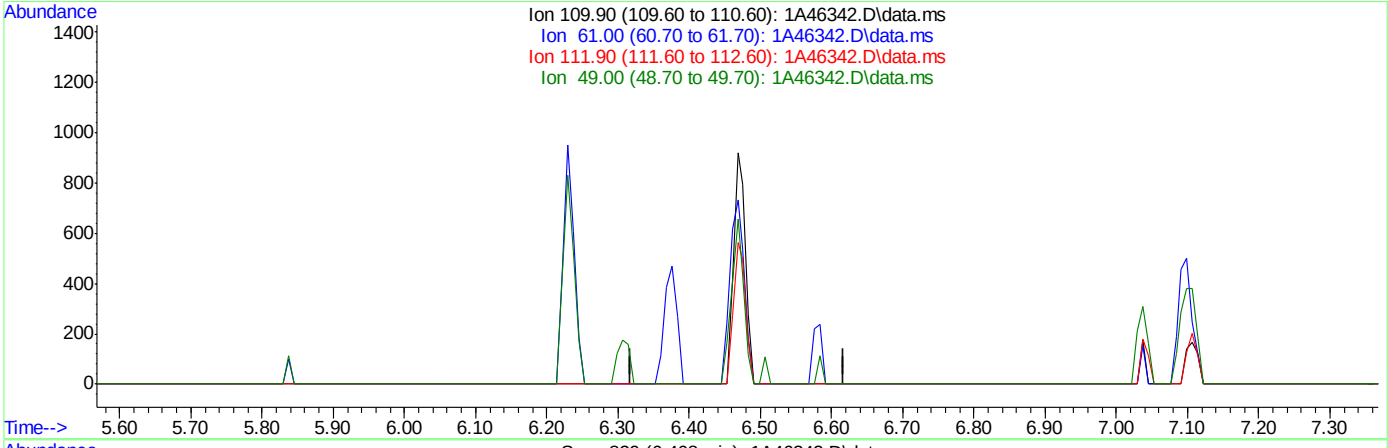

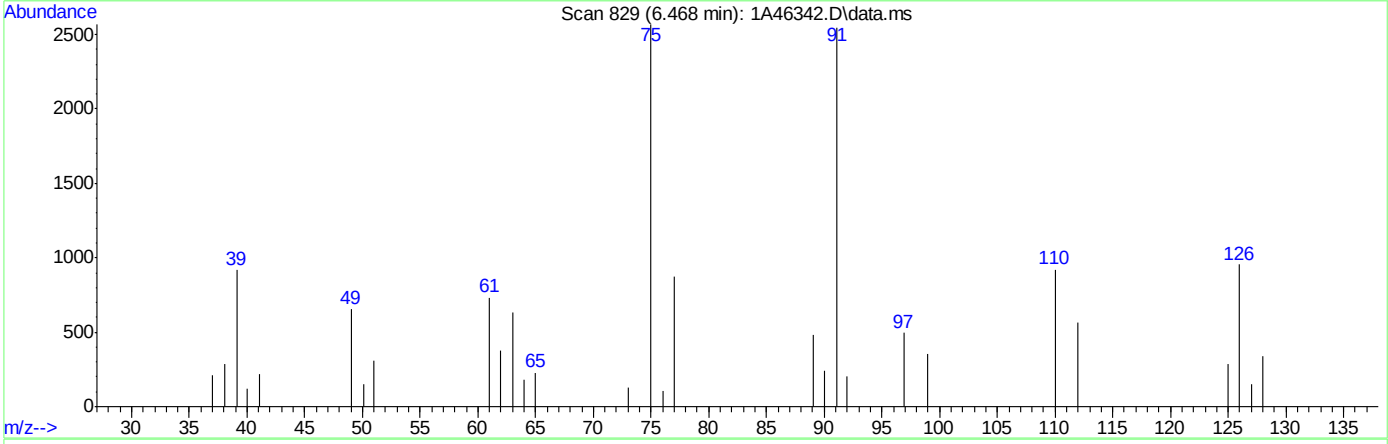

TIC: 1A46342.D\data.ms

(94) 1,2,3-Trichloropropane ( )

6.468min (-6.468) 0.00ug/L

response 0

Ion	Exp%	Act%
109.90	100	0.00
61.00	89.10	0.00#
111.90	65.90	0.00#
49.00	71.00	0.00#

Quantitation Report (Qedit)

Data Path : C:\msdchem\1\DATA\05-23-2023\
Data File : 1A46342.D
Acq On : 23 May 2023 11:37 am
Operator : jeniferw
Sample : IC1829-3
Misc : MS54063,V1A1829,,,,,
ALS Vial : 4 Sample Multiplier: 1

Quant Time: May 24 08:42:36 2023
Quant Method : C:\msdchem\1\METHODS\V1A_05-23-2023.M
Quant Title : SW-846 Method 5035A/8260B
QLast Update : Wed May 24 08:32:34 2023
Response via : Initial Calibration

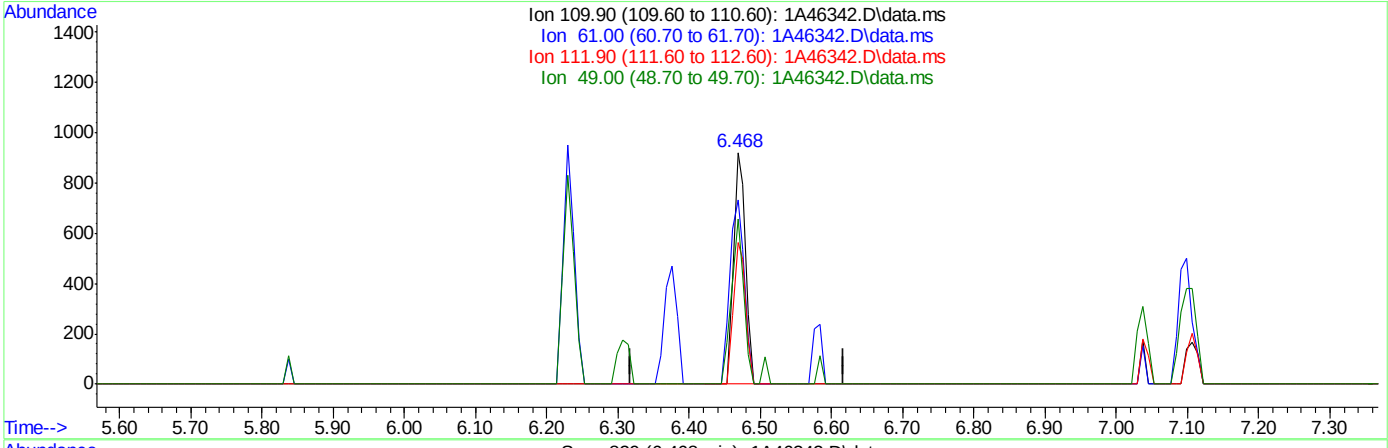

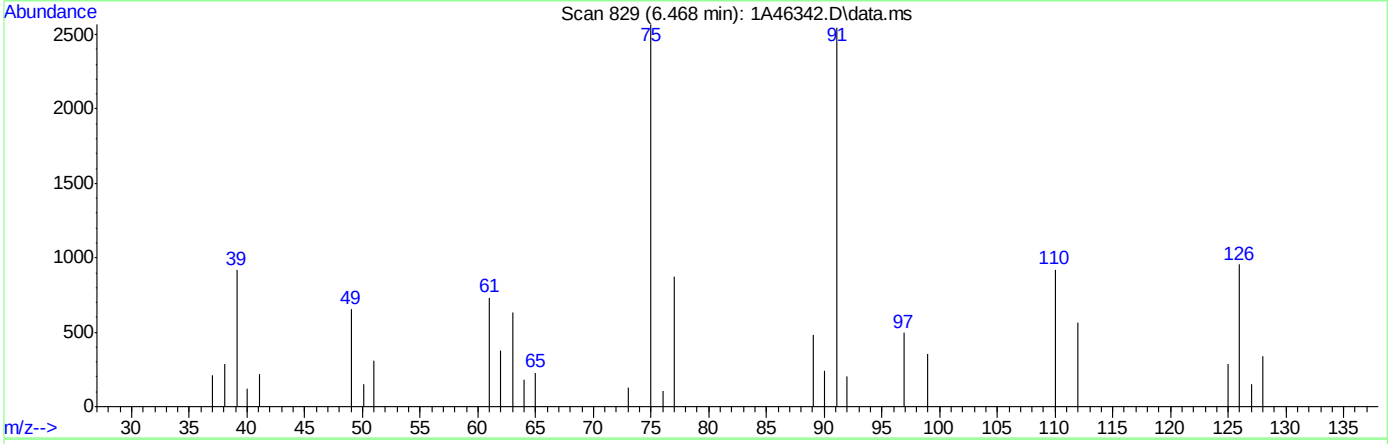

TIC: 1A46342.D\data.ms

(94) 1,2,3-Trichloropropane ( )

6.468min (+0.000) 9.96ug/L m

response 1113

Ion	Exp%	Act%
109.90	100	100
61.00	89.10	79.70
111.90	65.90	61.24
49.00	71.00	71.23

Quantitation Report (Qedit)

Data Path : C:\msdchem\1\DATA\05-23-2023\
Data File : 1A46342.D
Acq On : 23 May 2023 11:37 am
Operator : jeniferw
Sample : IC1829-3
Misc : MS54063,V1A1829,,,,,
ALS Vial : 4 Sample Multiplier: 1

Quant Time: May 24 08:42:36 2023
Quant Method : C:\msdchem\1\METHODS\V1A_05-23-2023.M
Quant Title : SW-846 Method 5035A/8260B
QLast Update : Wed May 24 08:32:34 2023
Response via : Initial Calibration

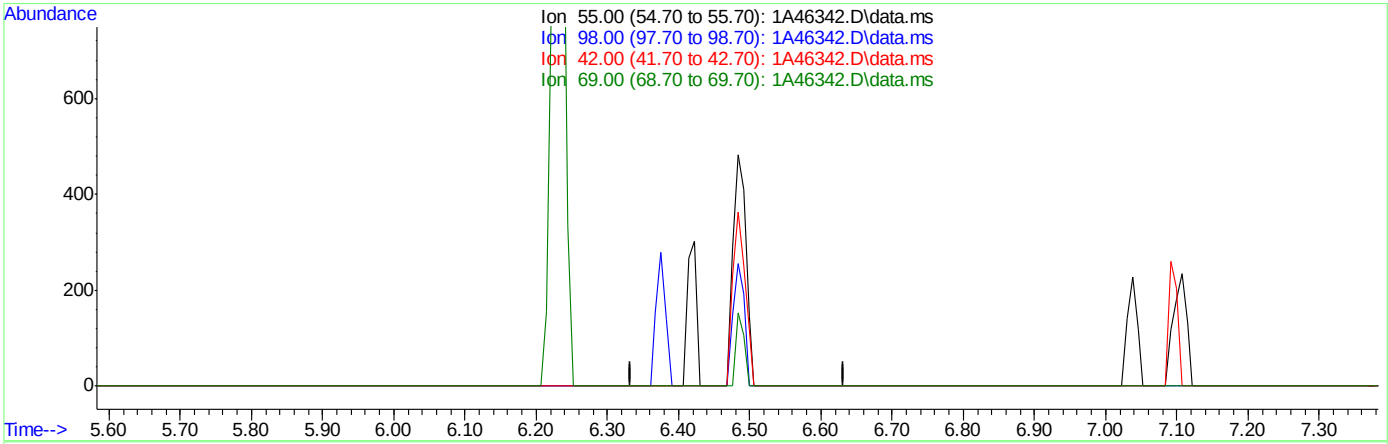

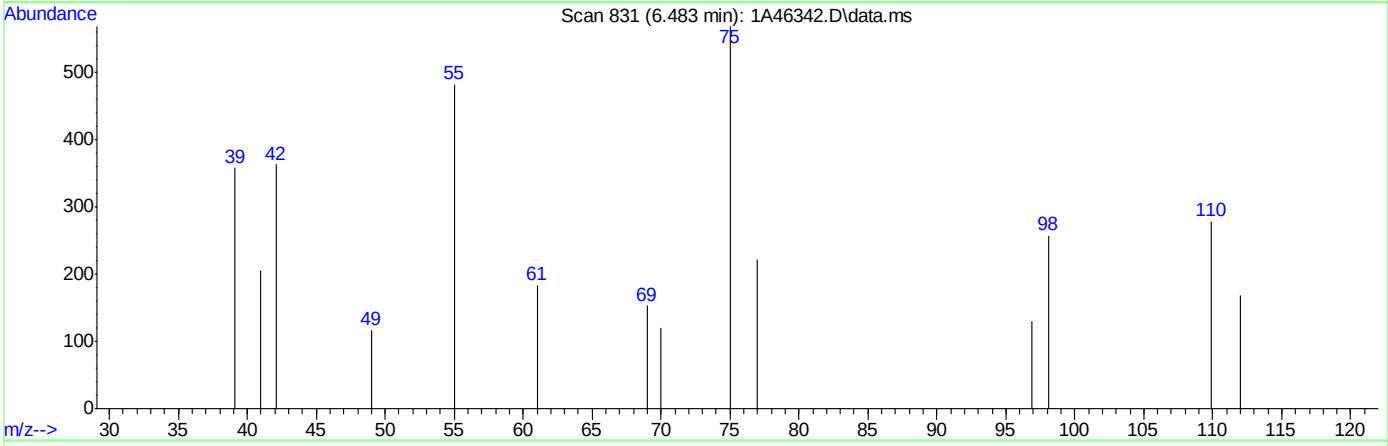

TIC: 1A46342.D\data.ms

(95) Cyclohexanone

6.483min (-6.483) 0.00ug/L

response 0

Ion	Exp%	Act%
55.00	100	0.00
98.00	32.80	0.00#
42.00	61.40	0.00#
69.00	24.10	0.00#

Quantitation Report (Qedit)

Data Path : C:\msdchem\1\DATA\05-23-2023\
Data File : 1A46342.D
Acq On : 23 May 2023 11:37 am
Operator : jeniferw
Sample : IC1829-3
Misc : MS54063,V1A1829,,,,,
ALS Vial : 4 Sample Multiplier: 1

Quant Time: May 24 08:42:36 2023
Quant Method : C:\msdchem\1\METHODS\V1A_05-23-2023.M
Quant Title : SW-846 Method 5035A/8260B
QLast Update : Wed May 24 08:32:34 2023
Response via : Initial Calibration

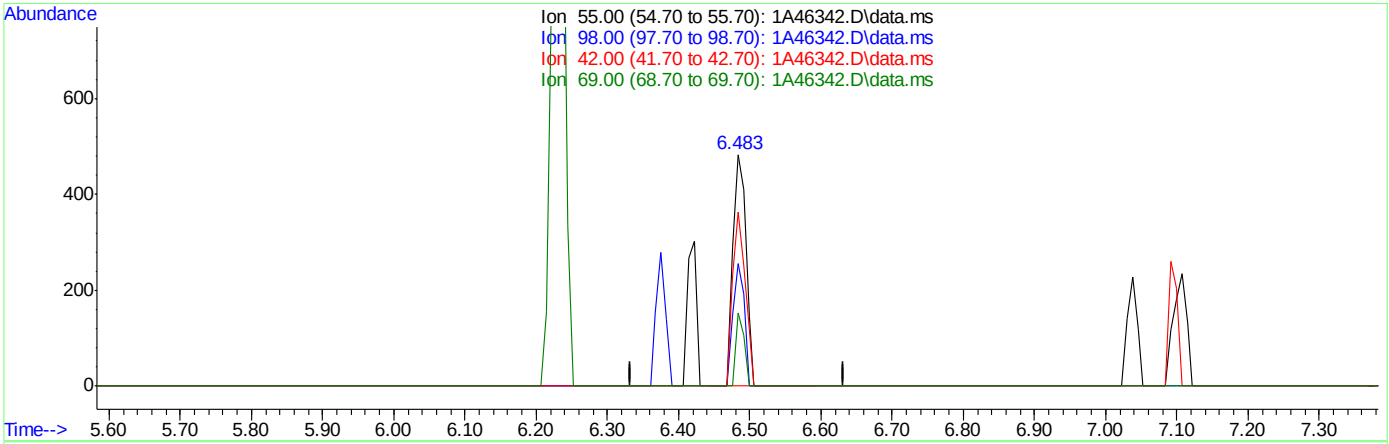

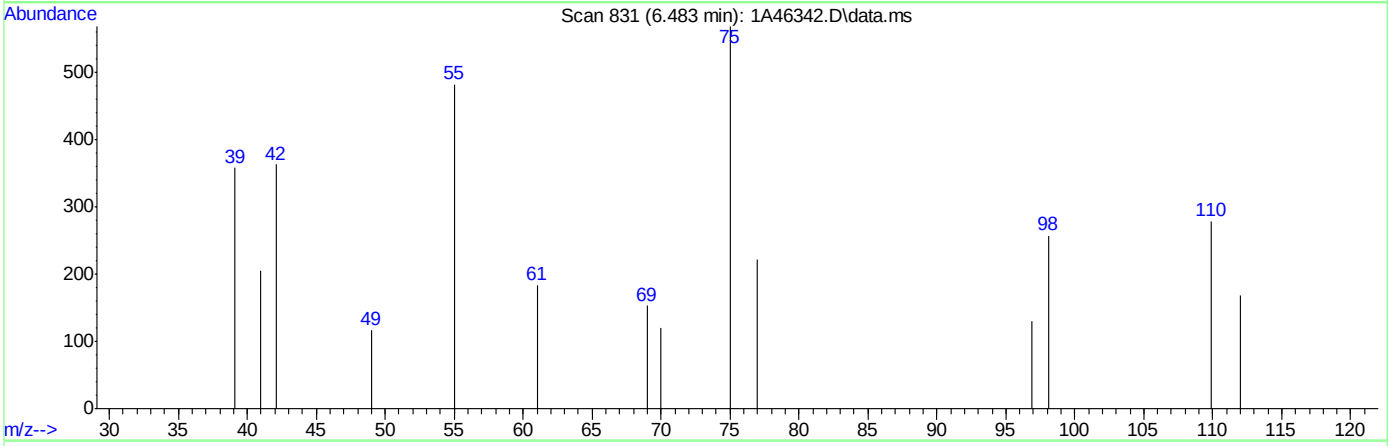

TIC: 1A46342.D\data.ms

(95) Cyclohexanone

6.483min (+0.000) 44.41ug/L m

response 612

Ion	Exp%	Act%
55.00	100	100
98.00	32.80	53.21#
42.00	61.40	75.16
69.00	24.10	31.68

Quantitation Report (Qedit)

Data Path : C:\msdchem\1\DATA\05-23-2023\
Data File : 1A46342.D
Acq On : 23 May 2023 11:37 am
Operator : jeniferw
Sample : IC1829-3
Misc : MS54063,V1A1829,,,,,
ALS Vial : 4 Sample Multiplier: 1

Quant Time: May 24 08:42:36 2023
Quant Method : C:\msdchem\1\METHODS\V1A_05-23-2023.M
Quant Title : SW-846 Method 5035A/8260B
QLast Update : Wed May 24 08:32:34 2023
Response via : Initial Calibration

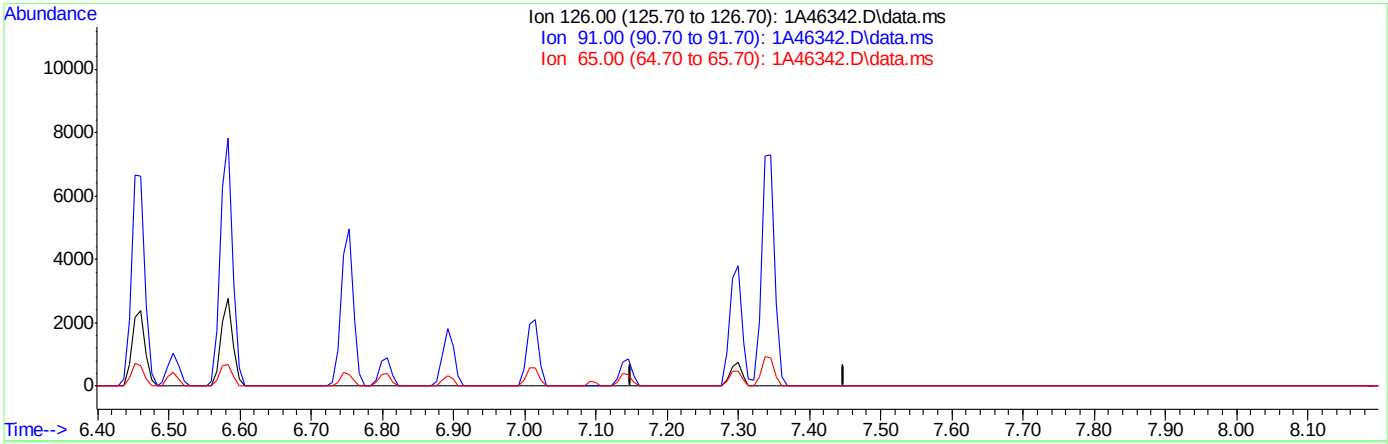

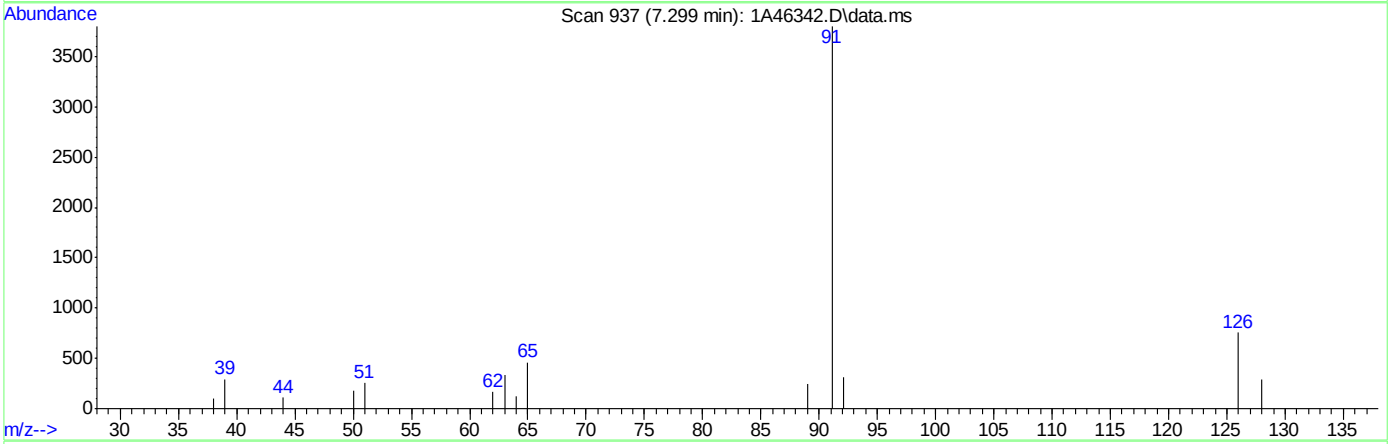

TIC: 1A46342.D\data.ms

(106) Benzyl Chloride

7.299min (-7.299) 0.00ug/L

response 0

Ion	Exp%	Act%
126.00	100	0.00
91.00	521.60	0.00#
65.00	72.80	0.00#
0.00	0.00	0.00

Quantitation Report (Qedit)

Data Path : C:\msdchem\1\DATA\05-23-2023\
Data File : 1A46342.D
Acq On : 23 May 2023 11:37 am
Operator : jeniferw
Sample : IC1829-3
Misc : MS54063,V1A1829,,,,,
ALS Vial : 4 Sample Multiplier: 1

Quant Time: May 24 08:42:36 2023
Quant Method : C:\msdchem\1\METHODS\V1A_05-23-2023.M
Quant Title : SW-846 Method 5035A/8260B
QLast Update : Wed May 24 08:32:34 2023
Response via : Initial Calibration

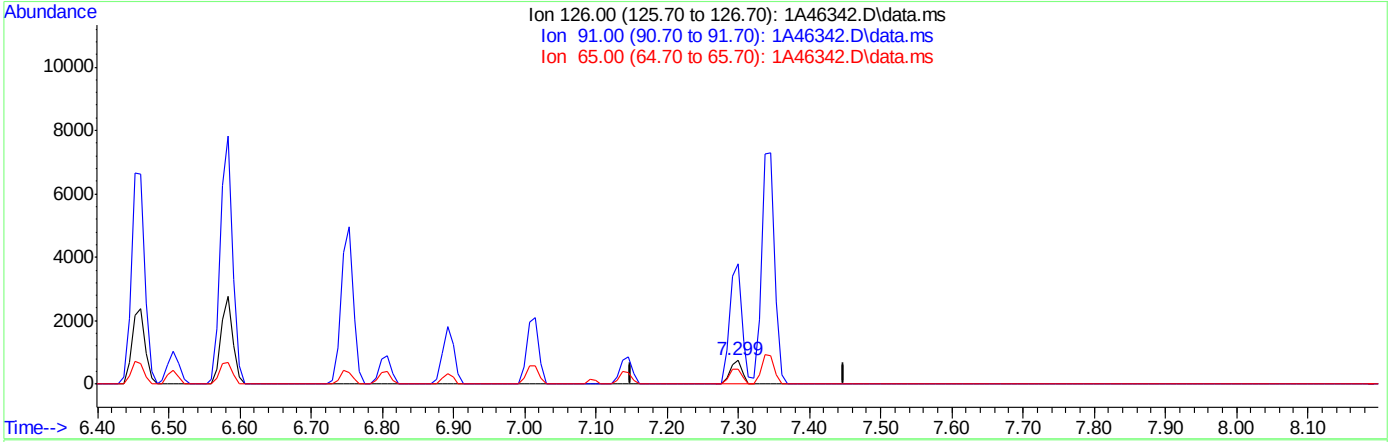

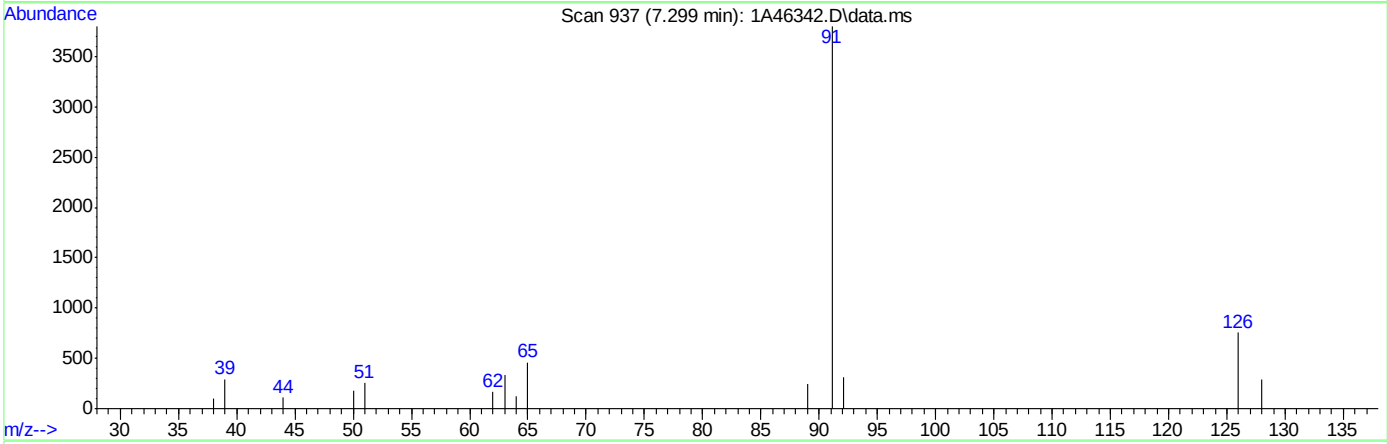

TIC: 1A46342.D\data.ms

(106) Benzyl Chloride

7.299min (+0.000) 6.59ug/L m

response 855

Ion	Exp%	Act%
126.00	100	100
91.00	521.60	503.18
65.00	72.80	60.66
0.00	0.00	0.00

Quantitation Report (Qedit)

Data Path : C:\msdchem\1\DATA\05-23-2023\
Data File : 1A46342.D
Acq On : 23 May 2023 11:37 am
Operator : jeniferw
Sample : IC1829-3
Misc : MS54063,V1A1829,,,,,
ALS Vial : 4 Sample Multiplier: 1

Quant Time: May 24 08:42:36 2023
Quant Method : C:\msdchem\1\METHODS\V1A_05-23-2023.M
Quant Title : SW-846 Method 5035A/8260B
QLast Update : Wed May 24 08:32:34 2023
Response via : Initial Calibration

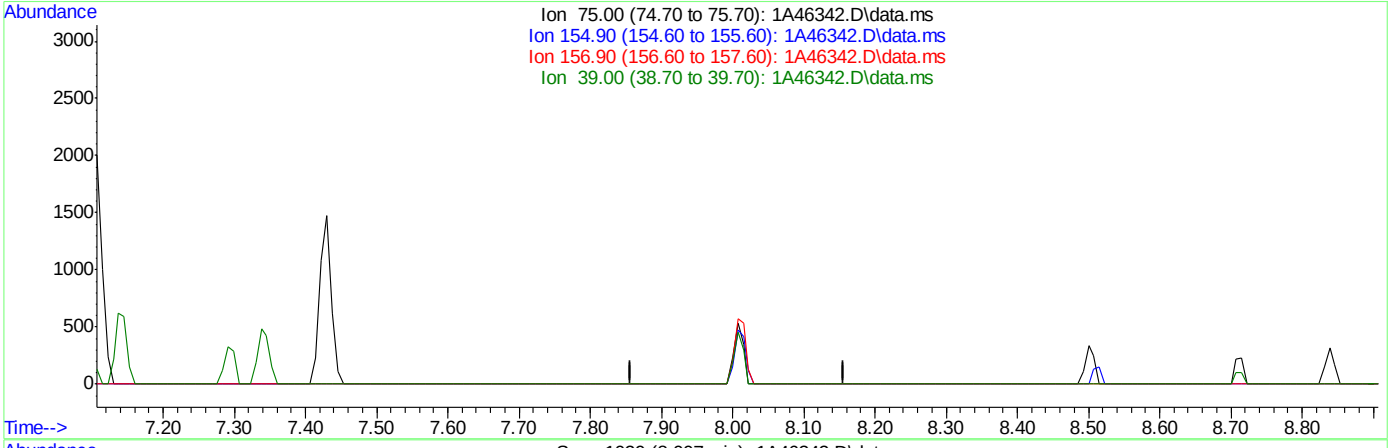

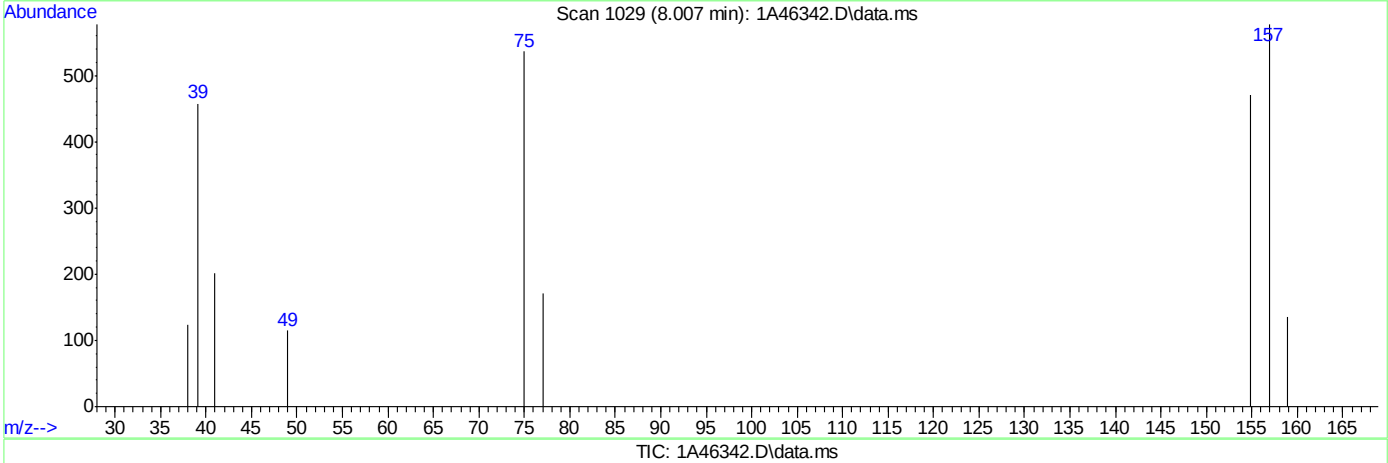

TIC: 1A46342.D\data.ms

(108) 1,2-Dibromo-3-Chloropropane

8.007min (-8.007) 0.00ug/L

response 0

Ion	Exp%	Act%
75.00	100	0.00
154.90	87.10	0.00#
156.90	113.80	0.00#
39.00	79.90	0.00#

Quantitation Report (Qedit)

Data Path : C:\msdchem\1\DATA\05-23-2023\
Data File : 1A46342.D
Acq On : 23 May 2023 11:37 am
Operator : jeniferw
Sample : IC1829-3
Misc : MS54063,V1A1829,,,,,
ALS Vial : 4 Sample Multiplier: 1

Quant Time: May 24 08:42:36 2023
Quant Method : C:\msdchem\1\METHODS\V1A_05-23-2023.M
Quant Title : SW-846 Method 5035A/8260B
QLast Update : Wed May 24 08:32:34 2023
Response via : Initial Calibration

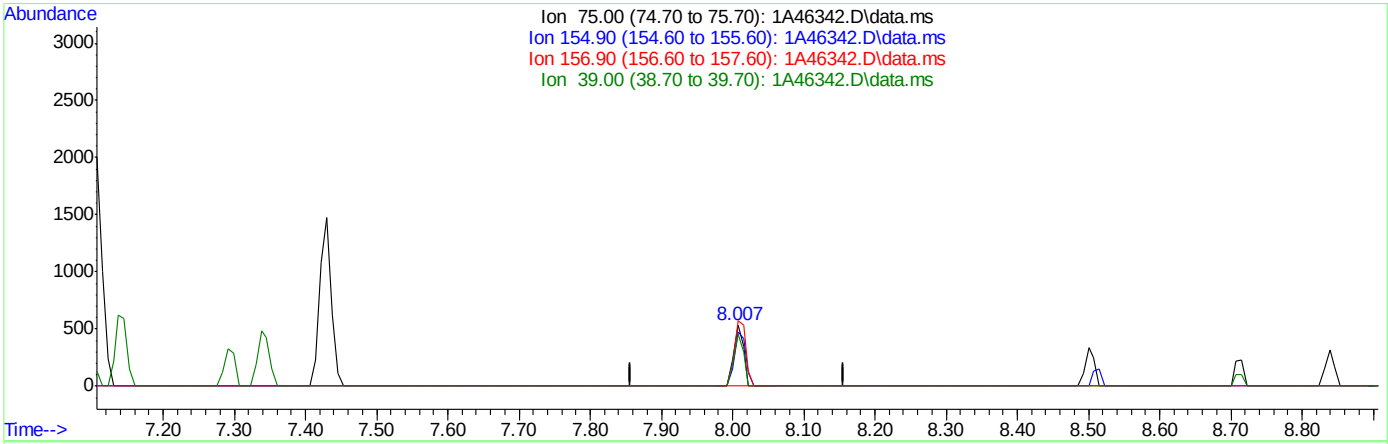

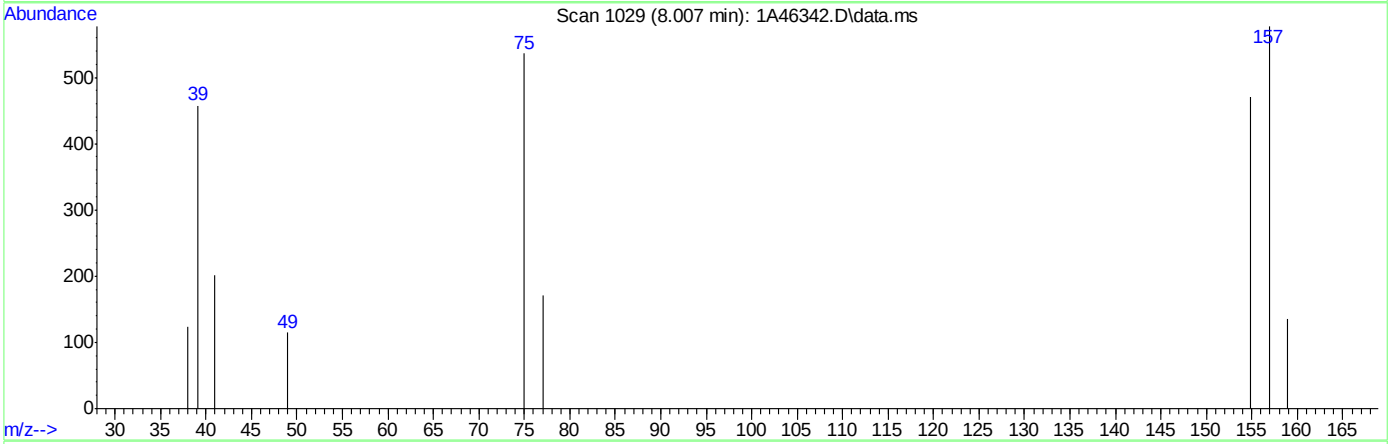

TIC: 1A46342.D\data.ms

(108) 1,2-Dibromo-3-Chloropropane

8.007min (+0.000) 7.92ug/L m

response 512

Ion	Exp%	Act%
75.00	100	100
154.90	87.10	87.69
156.90	113.80	107.65
39.00	79.90	85.26

Manual Integrations APPROVED (compounds with "m" flag)
Karen Watson
05/24/23 12:29

Quantitation Report (QT Reviewed)

Data Path : C:\msdchem\1\DATA\05-23-2023\
Data File : 1A46344.D
Acq On : 23 May 2023 12:09 pm
Operator : jeniferw
Sample : IC1829-4
Misc : MS54063,V1A1829,,,,,
ALS Vial : 5 Sample Multiplier: 1

Quant Time: May 24 10:55:40 2023
Quant Method : C:\msdchem\1\METHODS\V1A_05-23-2023.M
Quant Title : SW-846 Method 5035A/8260B
QLast Update : Wed May 24 09:26:17 2023
Response via : Initial Calibration

Compound	R.T.	QIon	Response	Conc	Units		Dev(Min)
Internal Standards							
1) Fluorobenzene	3.405	96	56014	50.00	ug/L		0.00
62) Chlorobenzene-d5	5.352	117	41610	50.00	ug/L		0.00
85) 1,4-Dichlorobenzene-d4	7.099	152	23560	50.00	ug/L		0.00
System Monitoring Compounds							
39) Dibromofluoromethane	2.958	113	15409	49.19	ug/L		0.00
Spiked Amount 50.000	Range 83 - 118		Recovery = 98.38%				
49) 1,2-Dichloroethane-d4	3.235	65	20095	50.75	ug/L		0.00
Spiked Amount 50.000	Range 79 - 125		Recovery = 101.50%				
63) Toluene-d8	4.344	98	54859	49.40	ug/L		0.00
Spiked Amount 50.000	Range 85 - 112		Recovery = 98.80%				
86) 4-Bromofluorobenzene	6.229	174	19627	49.09	ug/L		0.00
Spiked Amount 50.000	Range 83 - 118		Recovery = 98.18%				
Target Compounds							Qvalue
2) Dichlorodifluoromethane	1.019	85	4551	21.58	ug/L		94
3) Chloromethane	1.127	50	5814	23.73	ug/L		97
4) 1,3-butadiene	1.180	39	7474	21.35	ug/L		95
5) Vinyl Chloride	1.173	62	6326	21.24	ug/L		99
6) Bromomethane	1.342	94	2680	23.85	ug/L		97
7) Chloroethane	1.411	64	4474	23.47	ug/L		93
8) Trichlorofluoromethane	1.496	101	9522	21.91	ug/L		98
9) Ethyl Ether	1.658	59	4930	20.75	ug/L		82
10) Ethanol	1.712	45	2264	503.33	ug/L		84
11) 1,2-Dichlorotrifluoroe...	1.742	67	6587	20.69	ug/L		89
12) 1,1-Dichloroethene	1.758	61	8968	20.33	ug/L		90
13) Freon 113	1.781	101	4883	20.20	ug/L		95
14) Carbon Disulfide	1.781	76	14643	21.36	ug/L		97
15) Iodomethane	1.827	142	4127	18.71	ug/L		98
16) Acrolein	1.904	56	6992	107.92	ug/L		99
17) Allyl chloride	1.996	41	7847	22.21	ug/L		76
18) Methylene Chloride	2.042	49	9083	24.09	ug/L		86
19) Acetone	2.050	43	14121	122.62	ug/L		95
20) Methyl acetate	2.127	43	34602	107.71	ug/L		89
21) trans-1,2-Dichloroethene	2.135	61	9404	21.24	ug/L		94
22) Hexane	2.196	56	5582	21.41	ug/L		92
23) Methyl Tert Butyl Ether	2.196	73	18183	21.61	ug/L	#	68
24) Acetonitrile	2.273	41	10603m	221.56	ug/L		
25) Tert Butyl Alcohol	2.212	59	13656	224.40	ug/L		88
26) Di-isopropyl ether	2.397	45	19629	21.73	ug/L		86
27) Chloroprene	2.443	53	26879	21.69	ug/L		94
28) 1,1-Dichloroethane	2.443	63	12419	21.44	ug/L		94
29) Acrylonitrile	2.435	52	16369	108.72	ug/L		98
30) ETBE	2.581	59	20567	21.83	ug/L		92
31) Vinyl acetate	2.558	43	72570	111.30	ug/L		94
32) cis-1,2-Dichloroethene	2.720	96	7153	22.17	ug/L		87
33) 2,2-Dichloropropane	2.781	77	8965	21.25	ug/L		98
34) Bromochloromethane	2.820	128	3531	23.23	ug/L	#	82
35) Cyclohexane	2.858	56	9435	19.93	ug/L	#	85

Quantitation Report (QT Reviewed)

Data Path : C:\msdchem\1\DATA\05-23-2023\
Data File : 1A46344.D
Acq On : 23 May 2023 12:09 pm
Operator : jeniferw
Sample : IC1829-4
Misc : MS54063,V1A1829,,,,,
ALS Vial : 5 Sample Multiplier: 1

Quant Time: May 24 10:55:40 2023
Quant Method : C:\msdchem\1\METHODS\V1A_05-23-2023.M
Quant Title : SW-846 Method 5035A/8260B
QLast Update : Wed May 24 09:26:17 2023
Response via : Initial Calibration

Compound	R.T.	QIon	Response	Conc	Units		Dev(Min)
36) Chloroform	2.858	83	12547	21.45	ug/L		98
37) Ethyl acetate	2.912	43	45200	110.58	ug/L		97
38) Tetrahydrofuran	2.951	42	3190	23.19	ug/L		89
40) Carbon Tetrachloride	2.958	117	8455m	20.82	ug/L		
41) 1,1,1-Trichloroethane	2.989	97	9859	20.96	ug/L		96
42) 2-Butanone	3.005	43	23067	110.06	ug/L		84
43) 1,1-Dichloropropene	3.058	75	8207	20.55	ug/L		93
44) tert-Butyl formate	3.097	59	23897	110.26	ug/L	#	64
45) Propionitrile	3.143	54	14279	223.24	ug/L		99
46) Methacrylonitrile	3.166	41	53099	222.36	ug/L		96
47) Benzene	3.182	78	26416	21.51	ug/L		93
48) TAME	3.251	73	18056	21.83	ug/L		86
50) 1,2-Dichloroethane	3.274	62	10360	21.80	ug/L		93
51) Isobutyl Alcohol	3.259	43	15163	472.02	ug/L		89
52) Tert Amyl Alcohol	3.328	59	10450	223.50	ug/L		84
53) Trichloroethene	3.512	95	6983	21.04	ug/L		94
54) Methylcyclohexane	3.528	83	9671	20.39	ug/L	#	81
55) Dibromomethane	3.736	93	4434	21.27	ug/L		97
56) 1,2-Dichloropropane	3.797	63	6818	22.02	ug/L		94
57) Bromodichloromethane	3.828	83	9016	21.73	ug/L		98
58) Methyl methacrylate	3.920	41	6953	22.13	ug/L		78
59) 1,4-Dioxane	3.943	88	1913	467.82	ug/L		79
60) 2-Chloroethyl vinyl ether	4.167	63	23165	112.91	ug/L		92
61) cis-1,3-Dichloropropene	4.213	75	9961	21.83	ug/L		95
64) Toluene	4.374	91	27286	21.11	ug/L		100
65) 2-Nitropropane	4.467	41	11625	110.70	ug/L		93
66) 4-Methyl-2-pentanone	4.582	43	45019	110.88	ug/L		96
67) trans-1,3-Dichloropropene	4.613	75	9662	22.18	ug/L		94
68) Tetrachloroethene	4.636	166	8105	21.03	ug/L		98
69) Ethyl methacrylate	4.729	69	8195	22.49	ug/L		84
70) 1,1,2-Trichloroethane	4.721	83	5414	21.74	ug/L		92
71) Dibromochloromethane	4.844	129	6727	21.94	ug/L		98
72) 1,3-Dichloropropane	4.898	76	10224	22.02	ug/L		87
73) 1,2-Dibromoethane	4.998	107	6946	21.95	ug/L		97
74) 3,3-Dimethyl-1-Butanol	5.129	57	58224	1091.48	ug/L		88
75) 2-hexanone	5.144	43	43962	112.99	ug/L		91
76) 1-Chlorohexane	5.367	91	9409m	20.64	ug/L		
77) Ethylbenzene	5.398	91	29832m	21.23	ug/L		
78) Chlorobenzene	5.367	112	18540	21.54	ug/L		95
79) 1,1,1,2-Tetrachloroethane	5.414	131	6526	21.98	ug/L		97
80) m,p-Xylene	5.498	91	49691	43.78	ug/L		99
81) o-Xylene	5.806	91	25679	21.83	ug/L		98
82) Styrene	5.837	104	19420	22.57	ug/L		92
83) Bromoform	5.844	173	4756	20.20	ug/L		99
84) Isopropylbenzene	6.045	105	30118	21.67	ug/L		98
87) cis-1,4-Dichloro-2-butene	6.268	53	1392	23.70	ug/L		77
88) n-Propylbenzene	6.352	91	35324	21.25	ug/L		100
89) Bromobenzene	6.306	156	8133	21.61	ug/L		95
90) 1,1,2,2-Tetrachloroethane	6.376	83	9076	22.06	ug/L		99
91) 1,3,5-Trimethylbenzene	6.506	105	25405	21.66	ug/L		98

Quantitation Report (QT Reviewed)

Data Path : C:\msdchem\1\DATA\05-23-2023\
Data File : 1A46344.D
Acq On : 23 May 2023 12:09 pm
Operator : jeniferw
Sample : IC1829-4
Misc : MS54063,V1A1829,,,,,
ALS Vial : 5 Sample Multiplier: 1

Quant Time: May 24 10:55:40 2023
Quant Method : C:\msdchem\1\METHODS\V1A_05-23-2023.M
Quant Title : SW-846 Method 5035A/8260B
QLast Update : Wed May 24 09:26:17 2023
Response via : Initial Calibration

	Compound	R.T.	QIon	Response	Conc	Units		Dev(Min)
92)	2-Chlorotoluene	6.460	91	21035	21.44	ug/L		96
93)	trans-1,4-Dichloro-2-B...	6.506	53	2114	22.88	ug/L		91
94)	1,2,3-Trichloropropane	6.468	110	2708	22.86	ug/L		98
95)	Cyclohexanone	6.483	55	1600	109.61	ug/L		83
96)	4-Chlorotoluene	6.583	91	22182	21.54	ug/L		96
97)	tert-Butylbenzene	6.753	91	14010	21.85	ug/L		90
98)	1,2,4-Trimethylbenzene	6.807	105	25010	21.93	ug/L		96
99)	Pentachloroethane	6.753	167	4065	20.35	ug/L	#	90
100)	sec-Butylbenzene	6.891	105	30477	21.15	ug/L		99
101)	4-Isopropyltoluene	7.014	119	25324	21.31	ug/L		97
102)	1,3-Dichlorobenzene	7.037	146	15219	21.53	ug/L		98
103)	1,2,3-Trimethylbenzene	7.145	105	24175	21.55	ug/L		97
104)	1,4-Dichlorobenzene	7.107	146	15252	21.40	ug/L		98
105)	n-Butylbenzene	7.345	92	11565	21.88	ug/L		95
106)	Benzyl Chloride	7.299	126	2662	19.38	ug/L	#	72
107)	1,2-Dichlorobenzene	7.430	146	13849	21.74	ug/L		99
108)	1,2-Dibromo-3-Chloropr...	8.007	75	1420	20.74	ug/L		92
109)	Hexachlorobutadiene	8.515	225	2509	20.93	ug/L		91
110)	1,2,4-Trichlorobenzene	8.507	180	6854	21.16	ug/L		94
111)	Naphthalene	8.715	128	13652	21.38	ug/L		100
112)	1,2,3-Trichlorobenzene	8.838	180	5161	21.76	ug/L		98

(#) = qualifier out of range (m) = manual integration (+) = signals summed

Quantitation Report (QT Reviewed)

Data Path : C:\msdchem\1\DATA\05-23-2023\
Data File : 1A46344.D
Acq On : 23 May 2023 12:09 pm
Operator : jeniferw
Sample : IC1829-4
Misc : MS54063,V1A1829,,,,,
ALS Vial : 5 Sample Multiplier: 1

Quant Time: May 24 10:55:40 2023
Quant Method : C:\msdchem\1\METHODS\V1A_05-23-2023.M
Quant Title : SW-846 Method 5035A/8260B
QLast Update : Wed May 24 09:26:17 2023
Response via : Initial Calibration

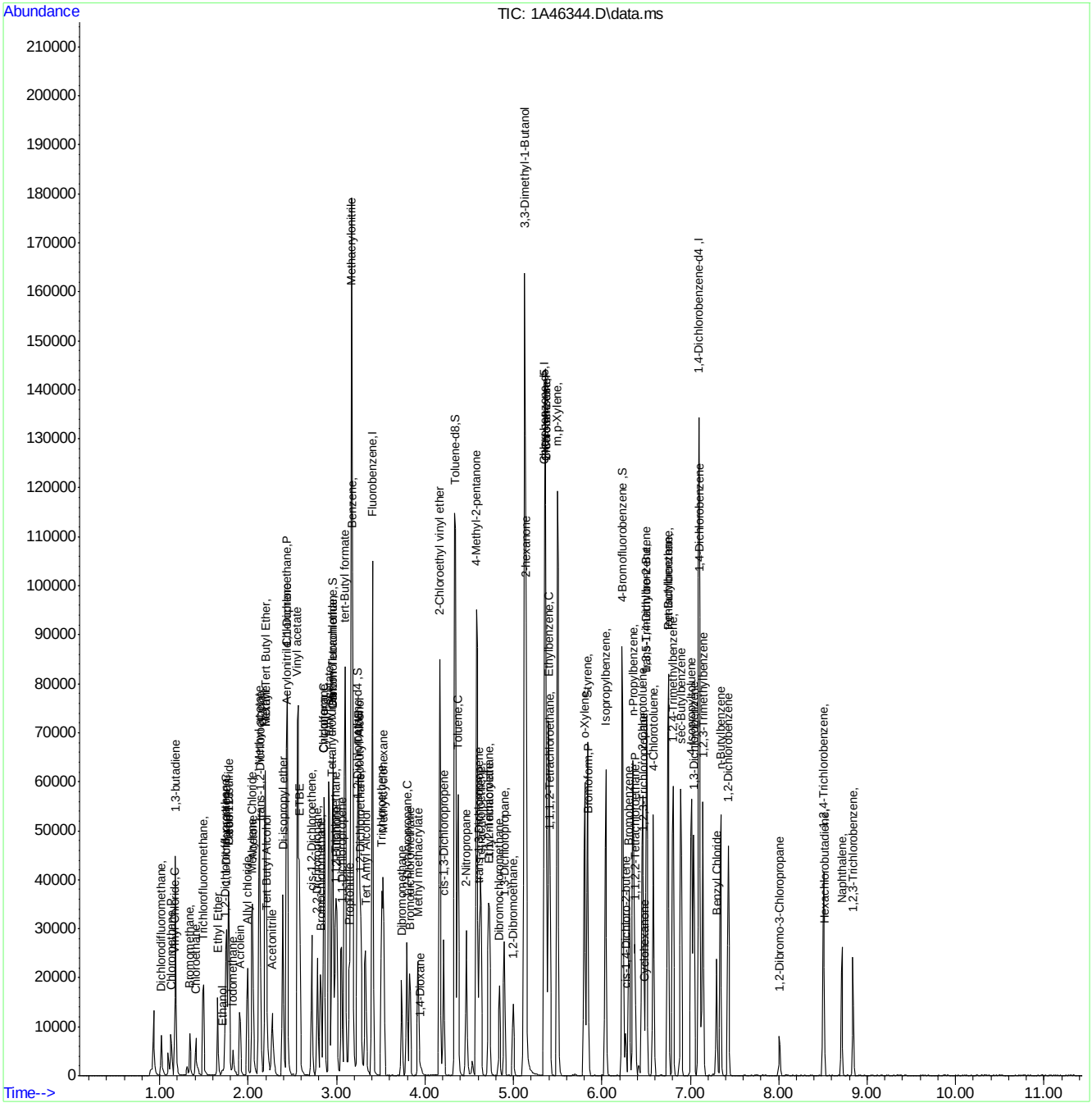

Manual Integration Approval Summary

Sample Number: V1A1829-IC1829
Lab FileID: 1A46344.D
Injection Time: 05/23/23 12:09

Method: SW846 8260D
Analyst approved: 05/24/23 11:11 Jenifer Willis
Supervisor approved: 05/24/23 12:29 Karen Watson

Parameter	CAS	Sig#	R.T. (min.)	Reason
Acetonitrile	75-05-8		2.27	Missed peak
Carbon Tetrachloride	56-23-5		2.96	Poorly defined baseline
1-Chlorohexane	544-10-5		5.37	Poorly defined baseline
Ethylbenzene	100-41-4		5.40	Poorly defined baseline

Quantitation Report (Qedit)

Data Path : C:\msdchem\1\DATA\05-23-2023\
Data File : 1A46344.D
Acq On : 23 May 2023 12:09 pm
Operator : jeniferw
Sample : IC1829-4
Misc : MS54063,V1A1829,,,,,
ALS Vial : 5 Sample Multiplier: 1

Quant Time: May 24 08:42:38 2023
Quant Method : C:\msdchem\1\METHODS\V1A_05-23-2023.M
Quant Title : SW-846 Method 5035A/8260B
QLast Update : Wed May 24 08:32:34 2023
Response via : Initial Calibration

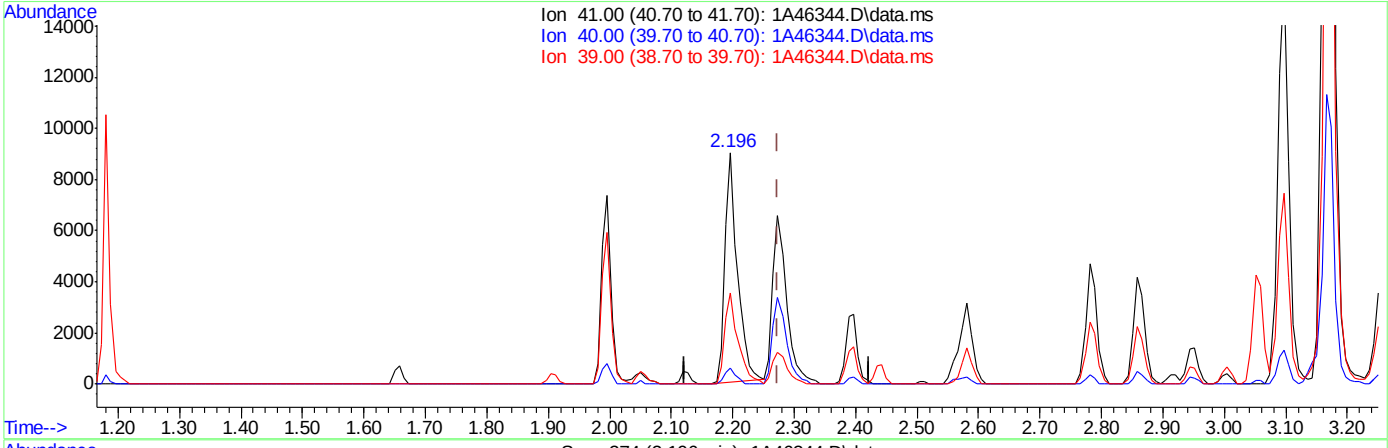

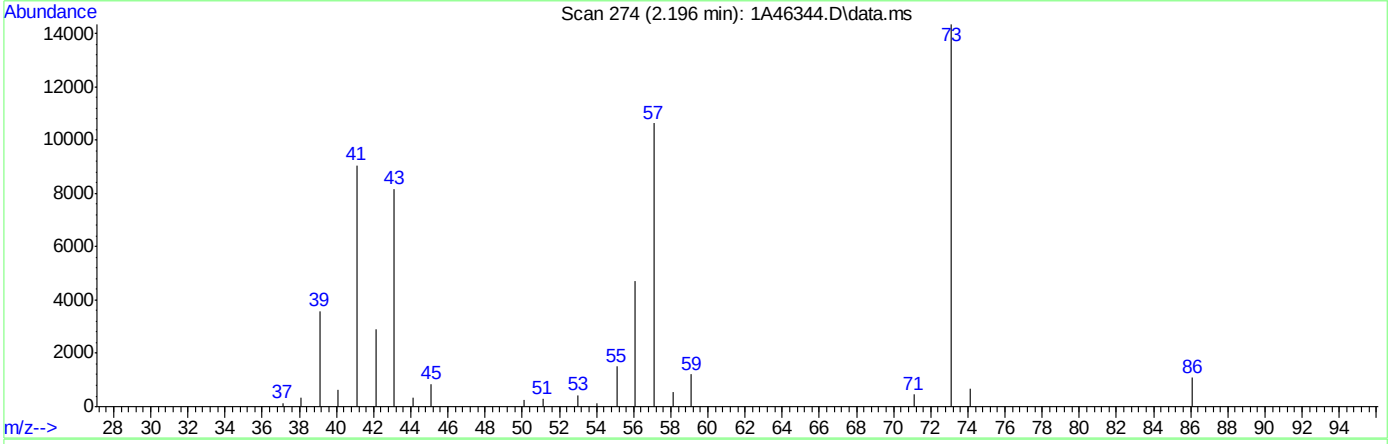

TIC: 1A46344.D\data.ms

(24) Acetonitrile

2.196min (-0.077) 271.13ug/L

response 12805

Ion	Exp%	Act%
41.00	100	100
40.00	5.10	6.91
39.00	30.10	39.55
0.00	0.00	0.00

Quantitation Report (Qedit)

Data Path : C:\msdchem\1\DATA\05-23-2023\
Data File : 1A46344.D
Acq On : 23 May 2023 12:09 pm
Operator : jeniferw
Sample : IC1829-4
Misc : MS54063,V1A1829,,,,,
ALS Vial : 5 Sample Multiplier: 1

Quant Time: May 24 08:42:38 2023
Quant Method : C:\msdchem\1\METHODS\V1A_05-23-2023.M
Quant Title : SW-846 Method 5035A/8260B
QLast Update : Wed May 24 08:32:34 2023
Response via : Initial Calibration

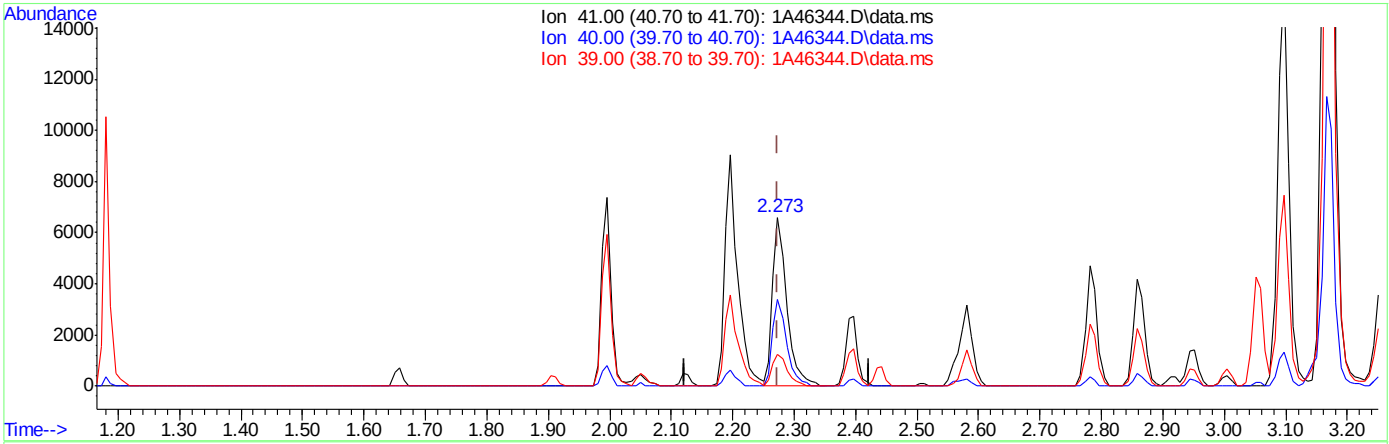

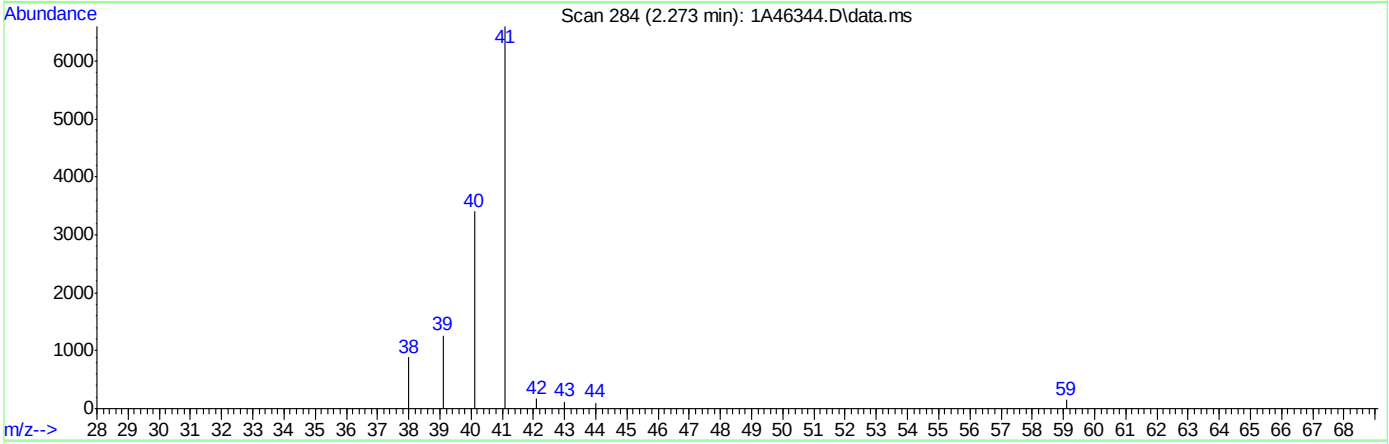

TIC: 1A46344.D\data.ms

(24) Acetonitrile

2.273min (+0.000) 224.50ug/L m

response 10603

Ion	Exp%	Act%
41.00	100	100
40.00	5.10	51.53#
39.00	30.10	19.07
0.00	0.00	0.00

Quantitation Report (Qedit)

Data Path : C:\msdchem\1\DATA\05-23-2023\
Data File : 1A46344.D
Acq On : 23 May 2023 12:09 pm
Operator : jeniferw
Sample : IC1829-4
Misc : MS54063,V1A1829,,,,,
ALS Vial : 5 Sample Multiplier: 1

Quant Time: May 24 08:42:38 2023
Quant Method : C:\msdchem\1\METHODS\V1A_05-23-2023.M
Quant Title : SW-846 Method 5035A/8260B
QLast Update : Wed May 24 08:32:34 2023
Response via : Initial Calibration

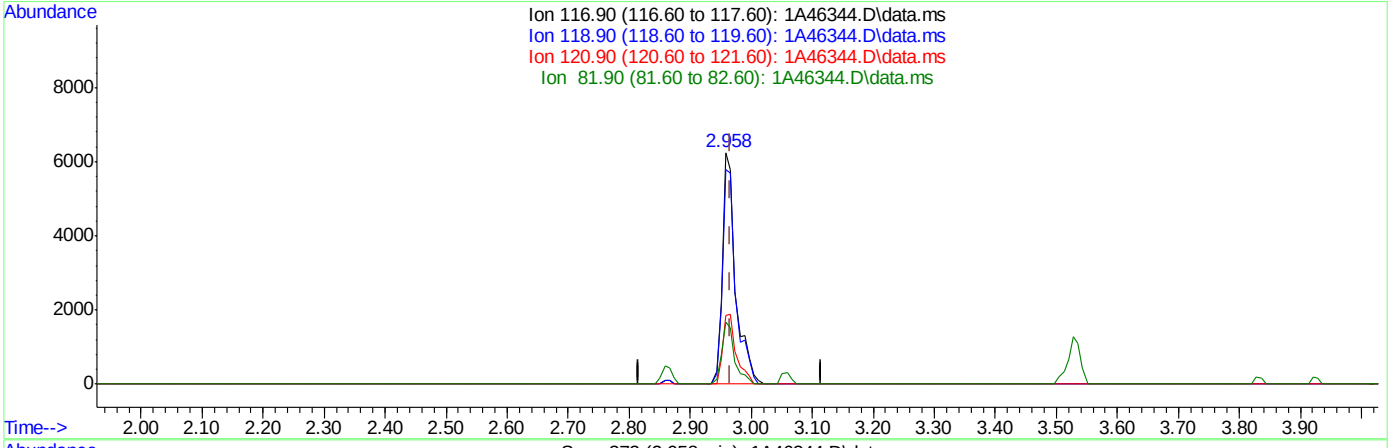

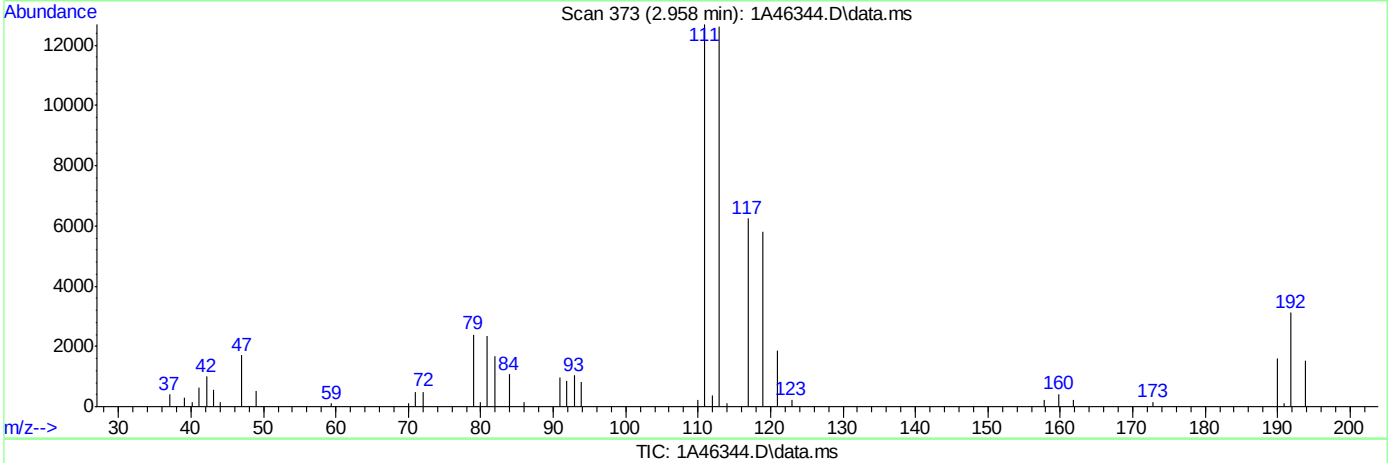

TIC: 1A46344.D\data.ms

(40) Carbon Tetrachloride ( )

2.958min (-0.008) 23.53ug/L

response 9552

Ion	Exp%	Act%
116.90	100	100
118.90	94.40	92.78
120.90	30.80	29.75
81.90	27.10	26.74

Quantitation Report (Qedit)

Data Path : C:\msdchem\1\DATA\05-23-2023\
Data File : 1A46344.D
Acq On : 23 May 2023 12:09 pm
Operator : jeniferw
Sample : IC1829-4
Misc : MS54063,V1A1829,,,,,
ALS Vial : 5 Sample Multiplier: 1

Quant Time: May 24 08:42:38 2023
Quant Method : C:\msdchem\1\METHODS\V1A_05-23-2023.M
Quant Title : SW-846 Method 5035A/8260B
QLast Update : Wed May 24 08:32:34 2023
Response via : Initial Calibration

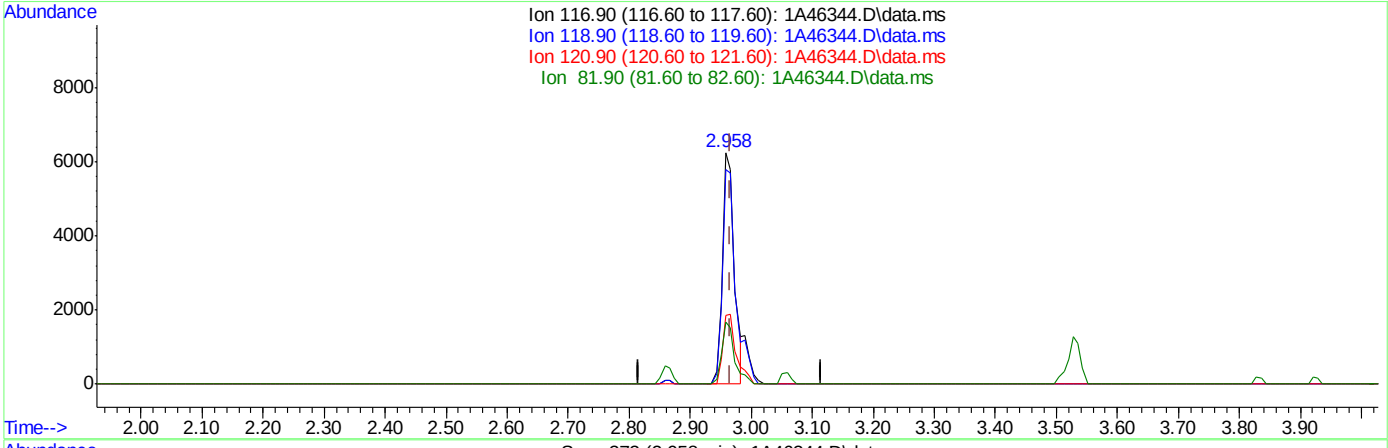

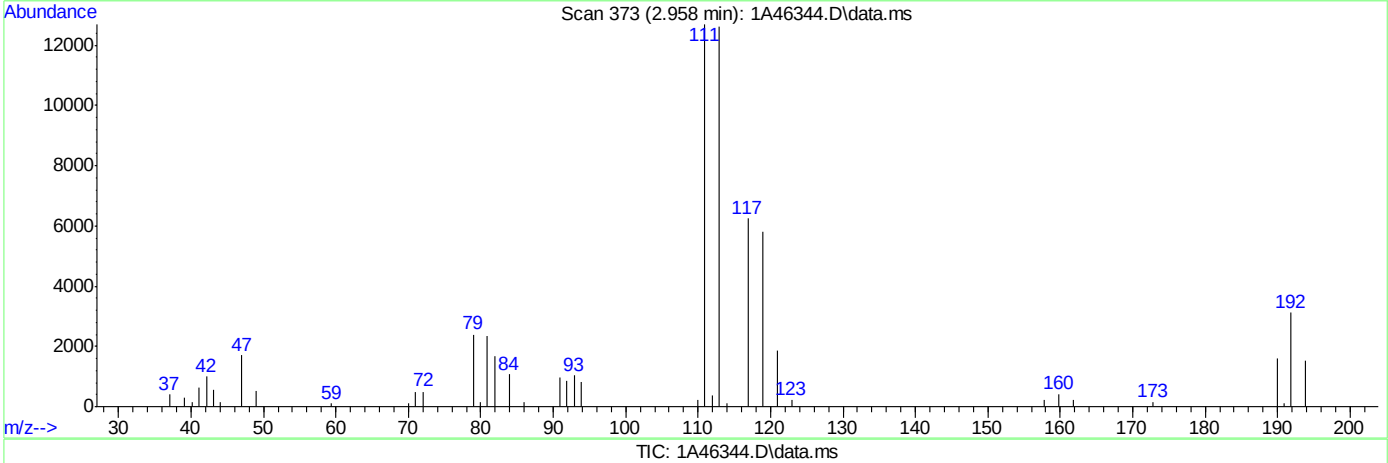

TIC: 1A46344.D\data.ms

(40) Carbon Tetrachloride ( )

2.958min (-0.008) 20.82ug/L m

response 8454

Ion	Exp%	Act%
116.90	100	100
118.90	94.40	92.78
120.90	30.80	29.75
81.90	27.10	26.74

Quantitation Report (Qedit)

Data Path : C:\msdchem\1\DATA\05-23-2023\
Data File : 1A46344.D
Acq On : 23 May 2023 12:09 pm
Operator : jeniferw
Sample : IC1829-4
Misc : MS54063,V1A1829,,,,,
ALS Vial : 5 Sample Multiplier: 1

Quant Time: May 24 08:42:38 2023
Quant Method : C:\msdchem\1\METHODS\V1A_05-23-2023.M
Quant Title : SW-846 Method 5035A/8260B
QLast Update : Wed May 24 08:32:34 2023
Response via : Initial Calibration

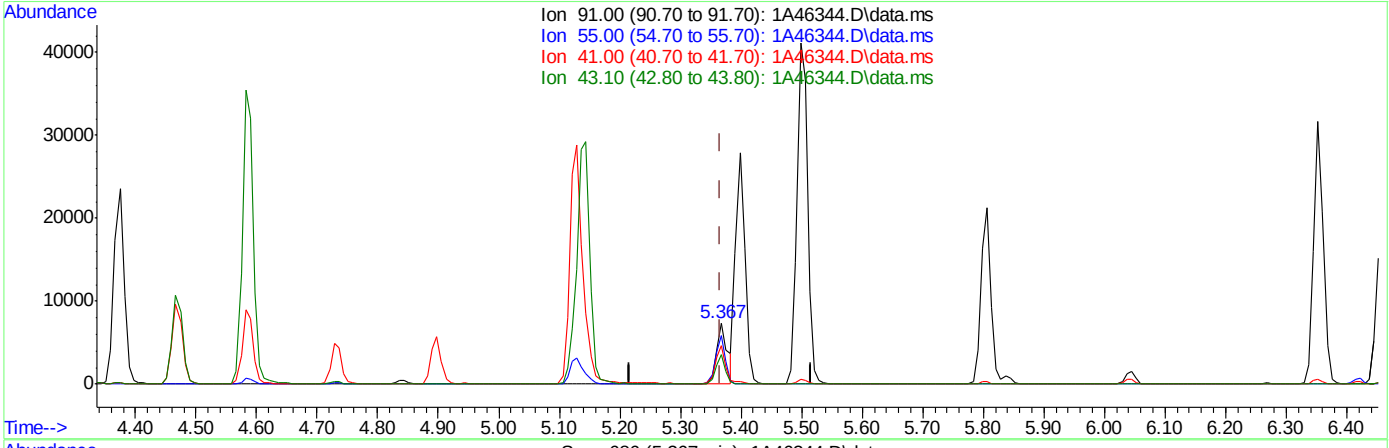

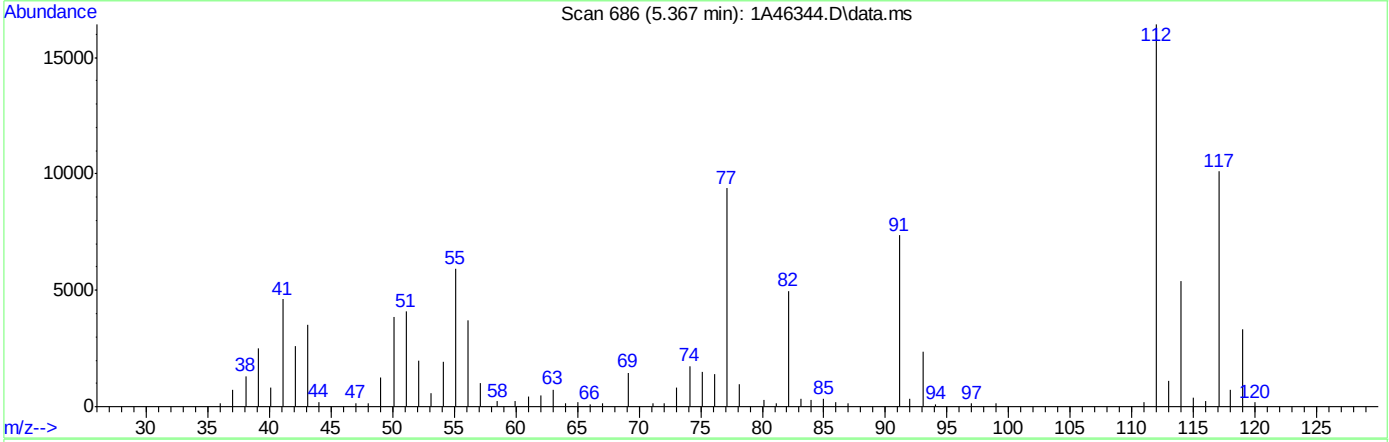

TIC: 1A46344.D\data.ms

(76) 1-Chlorohexane

5.367min (+0.000) 20.64ug/L m

response 9409

Ion	Exp%	Act%
91.00	100	100
55.00	103.60	80.41#
41.00	76.40	62.74
43.10	68.70	48.03#

Quantitation Report (Qedit)

Data Path : C:\msdchem\1\DATA\05-23-2023\
Data File : 1A46344.D
Acq On : 23 May 2023 12:09 pm
Operator : jeniferw
Sample : IC1829-4
Misc : MS54063,V1A1829,,,,,
ALS Vial : 5 Sample Multiplier: 1

Quant Time: May 24 08:42:38 2023
Quant Method : C:\msdchem\1\METHODS\V1A_05-23-2023.M
Quant Title : SW-846 Method 5035A/8260B
QLast Update : Wed May 24 08:32:34 2023
Response via : Initial Calibration

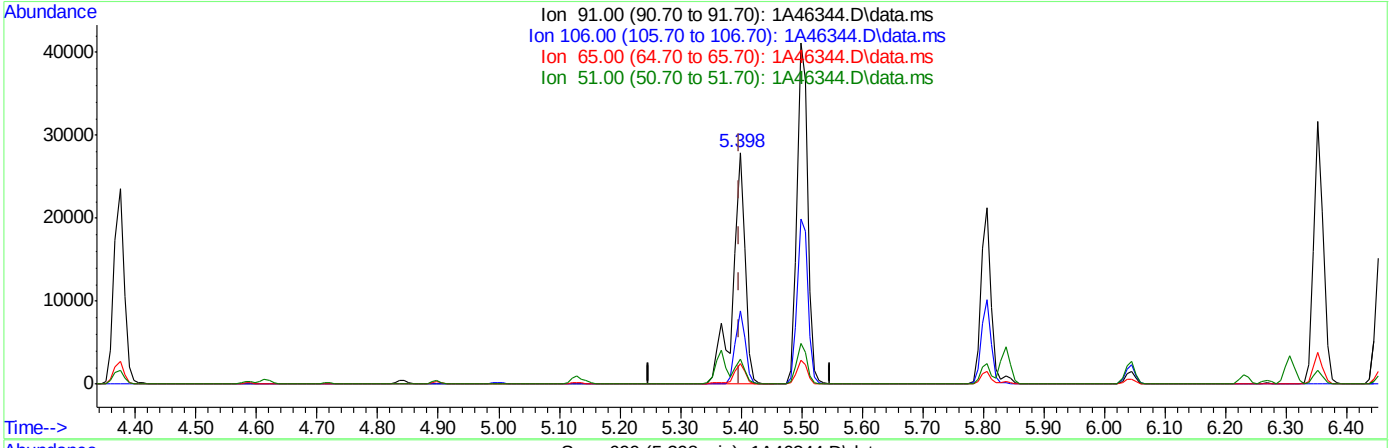

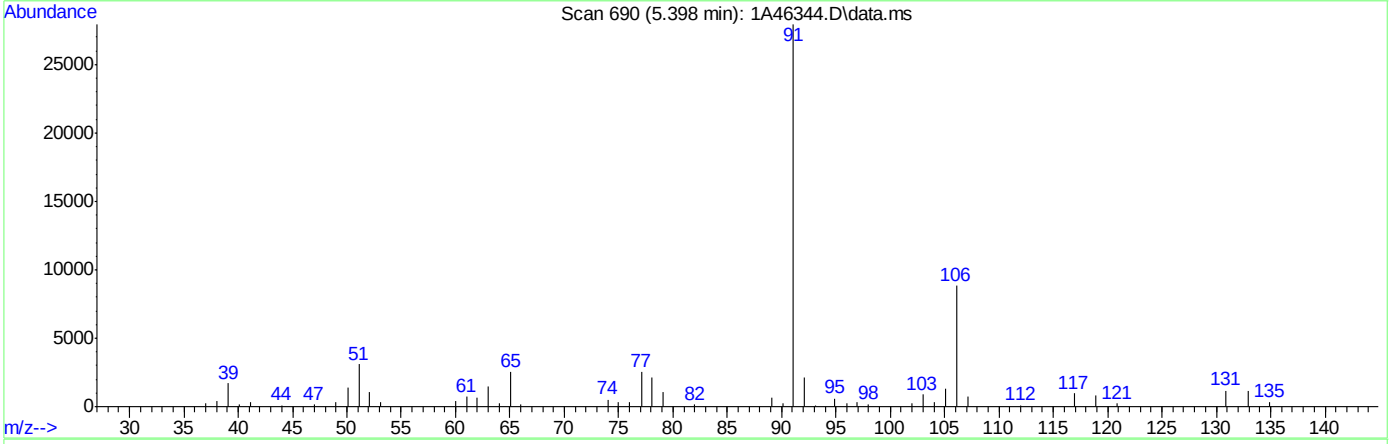

TIC: 1A46344.D\data.ms

(77) Ethylbenzene (C)

5.398min (+0.000) 27.93ug/L

response 39241

Ion	Exp%	Act%
91.00	100	100
106.00	30.90	31.60
65.00	9.80	9.09
51.00	14.30	11.06

Quantitation Report (Qedit)

Data Path : C:\msdchem\1\DATA\05-23-2023\
Data File : 1A46344.D
Acq On : 23 May 2023 12:09 pm
Operator : jeniferw
Sample : IC1829-4
Misc : MS54063,V1A1829,,,,,
ALS Vial : 5 Sample Multiplier: 1

Quant Time: May 24 08:42:38 2023
Quant Method : C:\msdchem\1\METHODS\V1A_05-23-2023.M
Quant Title : SW-846 Method 5035A/8260B
QLast Update : Wed May 24 08:32:34 2023
Response via : Initial Calibration

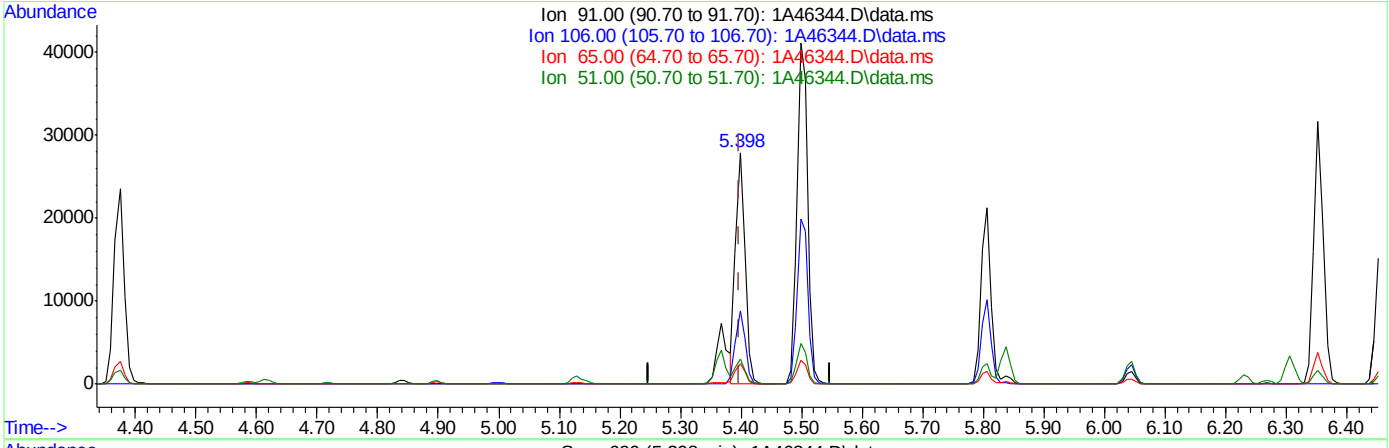

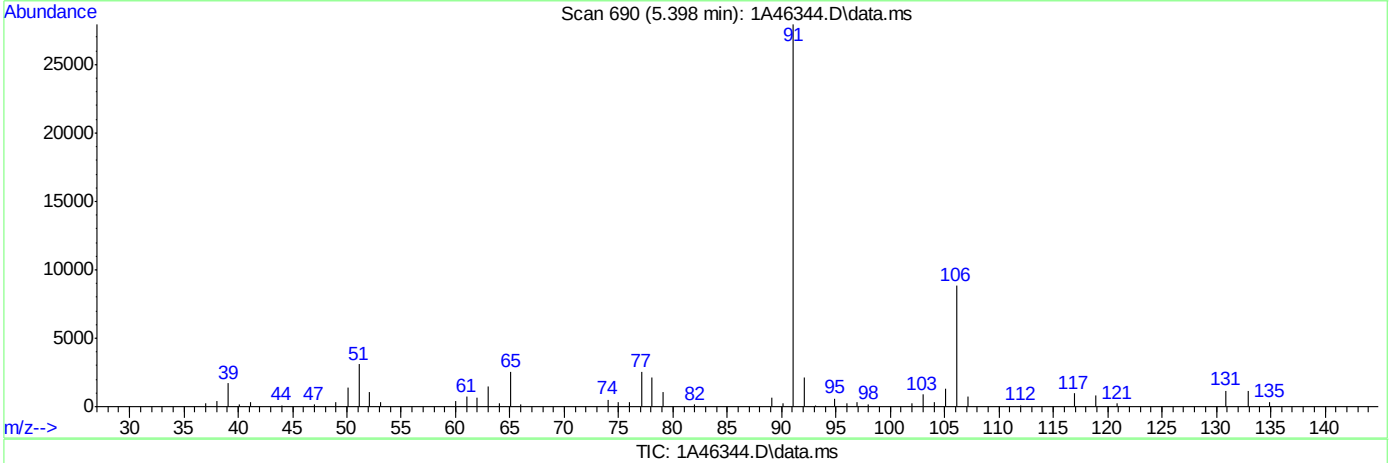

TIC: 1A46344.D\data.ms

(77) Ethylbenzene (C)

5.398min (+0.000) 21.23ug/L m

response 29832

Ion	Exp%	Act%
91.00	100	100
106.00	30.90	31.60
65.00	9.80	9.09
51.00	14.30	11.06

Quantitation Report (Qedit)

Data Path : C:\msdchem\1\DATA\05-23-2023\
Data File : 1A46344.D
Acq On : 23 May 2023 12:09 pm
Operator : jeniferw
Sample : IC1829-4
Misc : MS54063,V1A1829,,,,,
ALS Vial : 5 Sample Multiplier: 1

Quant Time: May 24 10:55:02 2023
Quant Method : C:\msdchem\1\METHODS\V1A_05-23-2023.M
Quant Title : SW-846 Method 5035A/8260B
QLast Update : Wed May 24 09:26:17 2023
Response via : Initial Calibration

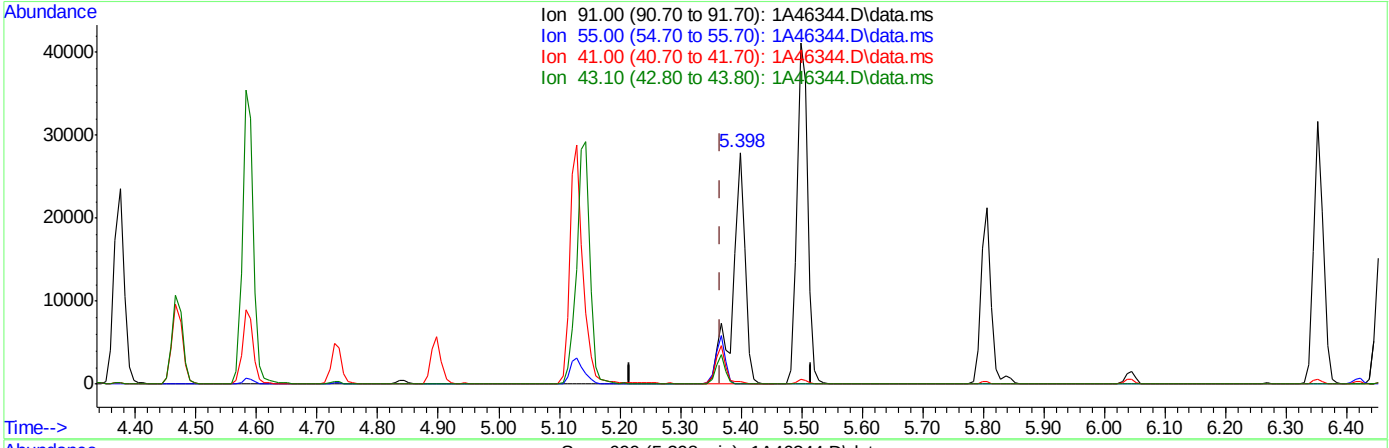

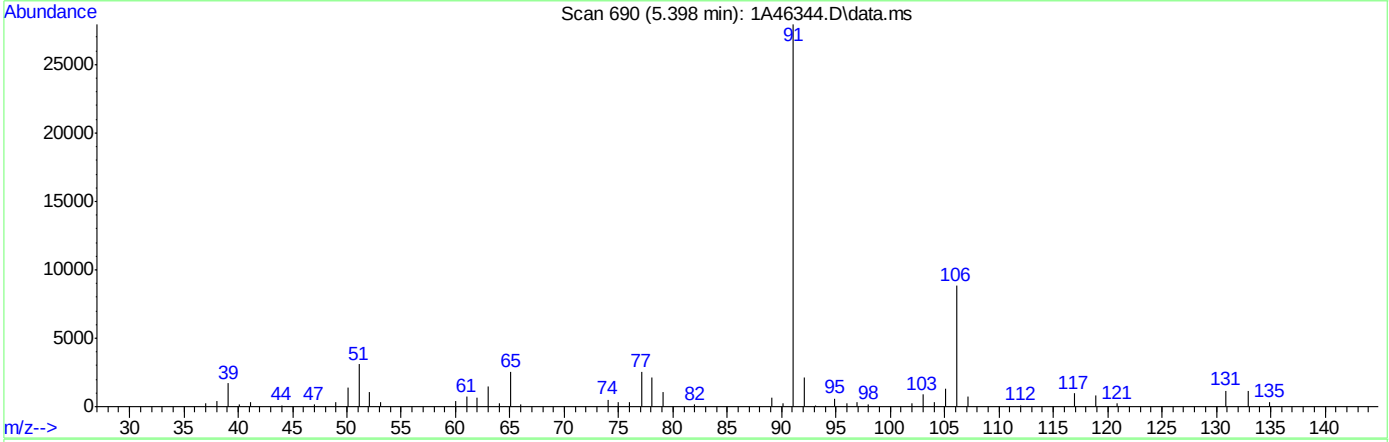

TIC: 1A46344.D\data.ms

(76) 1-Chlorohexane

5.398min (+0.031) 86.07ug/L

response 39241

Ion	Exp%	Act%
91.00	100	100
55.00	103.60	0.00#
41.00	76.40	1.08#
43.10	68.70	0.00#

Manual Integrations APPROVED (compounds with "m" flag)
Karen Watson 05/24/23 12:29

Quantitation Report (QT Reviewed)

Data Path : C:\msdchem\1\DATA\05-23-2023\
Data File : 1A46346.D
Acq On : 23 May 2023 12:41 pm
Operator : jeniferw
Sample : ICC1829-5
Misc : MS54063,V1A1829,,,,,
ALS Vial : 6 Sample Multiplier: 1

Quant Time: May 24 09:22:42 2023
Quant Method : C:\msdchem\1\METHODS\V1A_05-23-2023.M
Quant Title : SW-846 Method 5035A/8260B
QLast Update : Wed May 24 08:32:34 2023
Response via : Initial Calibration

Compound	R.T.	QIon	Response	Conc	Units		Dev(Min)
Internal Standards							
1) Fluorobenzene	3.405	96	59634	50.00	ug/L		0.00
62) Chlorobenzene-d5	5.352	117	43825	50.00	ug/L		0.00
85) 1,4-Dichlorobenzene-d4	7.099	152	24246	50.00	ug/L		0.00
System Monitoring Compounds							
39) Dibromofluoromethane	2.958	113	16655	49.94	ug/L		0.00
Spiked Amount 50.000	Range 83 - 118		Recovery = 99.88%				
49) 1,2-Dichloroethane-d4	3.243	65	21211	50.31	ug/L		0.00
Spiked Amount 50.000	Range 79 - 125		Recovery = 100.62%				
63) Toluene-d8	4.344	98	57863	49.48	ug/L		0.00
Spiked Amount 50.000	Range 85 - 112		Recovery = 98.96%				
86) 4-Bromofluorobenzene	6.237	174	20775	50.49	ug/L		0.00
Spiked Amount 50.000	Range 83 - 118		Recovery = 100.98%				
Target Compounds							Qvalue
2) Dichlorodifluoromethane	1.019	85	9623	42.86	ug/L		98
3) Chloromethane	1.134	50	10913	41.84	ug/L		99
4) 1,3-butadiene	1.188	39	14977	40.18	ug/L		98
5) Vinyl Chloride	1.173	62	12654	39.90	ug/L		98
6) Bromomethane	1.350	94	4564	38.15	ug/L		96
7) Chloroethane	1.411	64	7364	39.86	ug/L		94
8) Trichlorofluoromethane	1.496	101	19187	41.47	ug/L		97
9) Ethyl Ether	1.658	59	9977	39.45	ug/L		86
10) Ethanol	1.711	45	4551m	751.10	ug/L		
11) 1,2-Dichlorotrifluoroe...	1.750	67	14059	41.48	ug/L	#	84
12) 1,1-Dichloroethene	1.758	61	18885	40.22	ug/L		95
13) Freon 113	1.788	101	11244	43.69	ug/L		93
14) Carbon Disulfide	1.781	76	29658	40.65	ug/L		99
15) Iodomethane	1.835	142	8751	37.26	ug/L		98
16) Acrolein	1.911	56	13854	200.85	ug/L		97
17) Allyl chloride	1.996	41	15850	42.13	ug/L		79
18) Methylene Chloride	2.050	49	16683	41.57	ug/L		78
19) Acetone	2.058	43	25728	209.85	ug/L		99
20) Methyl acetate	2.127	43	66510	194.46	ug/L		91
21) trans-1,2-Dichloroethene	2.135	61	18979	40.26	ug/L		95
22) Hexane	2.196	56	11794	42.49	ug/L	#	86
23) Methyl Tert Butyl Ether	2.196	73	36156	40.37	ug/L	#	69
24) Acetonitrile	2.273	41	20316m	404.05	ug/L		
25) Tert Butyl Alcohol	2.219	59	26963	416.17	ug/L		92
26) Di-isopropyl ether	2.396	45	39284	40.85	ug/L		89
27) Chloroprene	2.443	53	53645	40.65	ug/L		95
28) 1,1-Dichloroethane	2.443	63	24356	39.50	ug/L		96
29) Acrylonitrile	2.443	52	32452	202.46	ug/L		96
30) ETBE	2.581	59	40890	40.78	ug/L		93
31) Vinyl acetate	2.566	43	143873	207.25	ug/L		96
32) cis-1,2-Dichloroethene	2.720	96	13600	39.59	ug/L		91
33) 2,2-Dichloropropane	2.789	77	18080	40.25	ug/L		99
34) Bromochloromethane	2.827	128	6577	40.65	ug/L	#	71
35) Cyclohexane	2.866	56	21807	43.27	ug/L	#	86

Quantitation Report (QT Reviewed)

Data Path : C:\msdchem\1\DATA\05-23-2023\
Data File : 1A46346.D
Acq On : 23 May 2023 12:41 pm
Operator : jeniferw
Sample : ICC1829-5
Misc : MS54063,V1A1829,,,,,
ALS Vial : 6 Sample Multiplier: 1

Quant Time: May 24 09:22:42 2023
Quant Method : C:\msdchem\1\METHODS\V1A_05-23-2023.M
Quant Title : SW-846 Method 5035A/8260B
QLast Update : Wed May 24 08:32:34 2023
Response via : Initial Calibration

Compound	R.T.	QIon	Response	Conc	Units		Dev(Min)
36) Chloroform	2.866	83	24798	39.82	ug/L		96
37) Ethyl acetate	2.920	43	88039	202.31	ug/L		96
38) Tetrahydrofuran	2.950	42	5778	39.45	ug/L		86
40) Carbon Tetrachloride	2.966	117	17782m	41.14	ug/L		
41) 1,1,1-Trichloroethane	2.989	97	20688	41.31	ug/L		94
42) 2-Butanone	3.004	43	44384	198.91	ug/L		87
43) 1,1-Dichloropropene	3.058	75	17106	40.24	ug/L		94
44) tert-Butyl formate	3.097	59	48796	211.47	ug/L	#	64
45) Propionitrile	3.151	54	27780	407.95	ug/L		96
46) Methacrylonitrile	3.174	41	103258	406.15	ug/L		95
47) Benzene	3.181	78	52403	40.08	ug/L		91
48) TAME	3.251	73	36448	41.39	ug/L		93
50) 1,2-Dichloroethane	3.281	62	20079	39.68	ug/L		93
51) Isobutyl Alcohol	3.258	43	28820	842.70	ug/L		81
52) Tert Amyl Alcohol	3.328	59	21163	425.14	ug/L		86
53) Trichloroethene	3.512	95	14208	40.22	ug/L		96
54) Methylcyclohexane	3.535	83	22192	43.95	ug/L	#	77
55) Dibromomethane	3.736	93	8834	39.81	ug/L		99
56) 1,2-Dichloropropane	3.797	63	13432	40.74	ug/L		94
57) Bromodichloromethane	3.828	83	18080	40.92	ug/L		97
58) Methyl methacrylate	3.920	41	14185	42.40	ug/L		81
59) 1,4-Dioxane	3.943	88	3931	902.97	ug/L		79
60) 2-Chloroethyl vinyl ether	4.167	63	46201	211.52	ug/L		92
61) cis-1,3-Dichloropropene	4.213	75	20468	42.14	ug/L		94
64) Toluene	4.374	91	54398	39.97	ug/L		98
65) 2-Nitropropane	4.467	41	24015	217.13	ug/L		95
66) 4-Methyl-2-pentanone	4.590	43	87098	203.67	ug/L		95
67) trans-1,3-Dichloropropene	4.613	75	19617	42.75	ug/L		95
68) Tetrachloroethene	4.636	166	16774	41.32	ug/L		98
69) Ethyl methacrylate	4.728	69	16703	43.52	ug/L		85
70) 1,1,2-Trichloroethane	4.721	83	10833	41.29	ug/L		90
71) Dibromochloromethane	4.844	129	13896	43.04	ug/L		99
72) 1,3-Dichloropropane	4.898	76	20022	40.95	ug/L		86
73) 1,2-Dibromoethane	4.998	107	13836	41.52	ug/L		98
74) 3,3-Dimethyl-1-Butanol	5.129	57	114986	2048.93	ug/L		88
75) 2-hexanone	5.144	43	84077	205.18	ug/L		96
76) 1-Chlorohexane	5.367	91	19137m	39.85	ug/L		
77) Ethylbenzene	5.398	91	59393m	40.13	ug/L		
78) Chlorobenzene	5.367	112	35820	39.52	ug/L		96
79) 1,1,1,2-Tetrachloroethane	5.413	131	13464	43.05	ug/L		93
80) m,p-Xylene	5.498	91	97786	81.81	ug/L		99
81) o-Xylene	5.806	91	50584	40.82	ug/L		99
82) Styrene	5.837	104	38967	43.01	ug/L		93
83) Bromoform	5.844	173	9971	40.21	ug/L		97
84) Isopropylbenzene	6.044	105	60491	41.33	ug/L		97
87) cis-1,4-Dichloro-2-butene	6.268	53	3127	44.89	ug/L	#	77
88) n-Propylbenzene	6.352	91	71130	41.58	ug/L		100
89) Bromobenzene	6.306	156	15683	40.49	ug/L		93
90) 1,1,2,2-Tetrachloroethane	6.375	83	17654	41.70	ug/L		97
91) 1,3,5-Trimethylbenzene	6.506	105	50121	41.53	ug/L		98

Quantitation Report (QT Reviewed)

Data Path : C:\msdchem\1\DATA\05-23-2023\
Data File : 1A46346.D
Acq On : 23 May 2023 12:41 pm
Operator : jeniferw
Sample : ICC1829-5
Misc : MS54063,V1A1829,,,,,
ALS Vial : 6 Sample Multiplier: 1

Quant Time: May 24 09:22:42 2023
Quant Method : C:\msdchem\1\METHODS\V1A_05-23-2023.M
Quant Title : SW-846 Method 5035A/8260B
QLast Update : Wed May 24 08:32:34 2023
Response via : Initial Calibration

Compound	R.T.	QIon	Response	Conc	Units		Dev(Min)
92) 2-Chlorotoluene	6.460	91	41060	40.67	ug/L		96
93) trans-1,4-Dichloro-2-B...	6.506	53	4575	43.26	ug/L		91
94) 1,2,3-Trichloropropane	6.468	110	5199	42.66	ug/L		94
95) Cyclohexanone	6.483	55	3194	212.62	ug/L		87
96) 4-Chlorotoluene	6.583	91	43127	40.69	ug/L		97
97) tert-Butylbenzene	6.753	91	27938	42.33	ug/L		89
98) 1,2,4-Trimethylbenzene	6.806	105	48410	41.24	ug/L		97
99) Pentachloroethane	6.753	167	8274	40.25	ug/L	#	89
100) sec-Butylbenzene	6.891	105	61909	41.75	ug/L		99
101) 4-Isopropyltoluene	7.014	119	51238	41.89	ug/L		96
102) 1,3-Dichlorobenzene	7.037	146	29352	40.35	ug/L		99
103) 1,2,3-Trimethylbenzene	7.145	105	47676	41.30	ug/L		99
104) 1,4-Dichlorobenzene	7.107	146	29102	39.68	ug/L		99
105) n-Butylbenzene	7.345	92	23428	43.07	ug/L		96
106) Benzyl Chloride	7.299	126	5538	39.17	ug/L	#	77
107) 1,2-Dichlorobenzene	7.430	146	26445	40.33	ug/L		99
108) 1,2-Dibromo-3-Chloropr...	8.007	75	2775	39.39	ug/L		94
109) Hexachlorobutadiene	8.515	225	5243	42.50	ug/L		92
110) 1,2,4-Trichlorobenzene	8.507	180	13341	40.03	ug/L		96
111) Naphthalene	8.715	128	28017	42.64	ug/L		100
112) 1,2,3-Trichlorobenzene	8.838	180	10028	41.09	ug/L		97

(#) = qualifier out of range (m) = manual integration (+) = signals summed

Quantitation Report (QT Reviewed)

Data Path : C:\msdchem\1\DATA\05-23-2023\
Data File : 1A46346.D
Acq On : 23 May 2023 12:41 pm
Operator : jeniferw
Sample : ICC1829-5
Misc : MS54063,V1A1829,,,,,
ALS Vial : 6 Sample Multiplier: 1

Quant Time: May 24 09:22:42 2023
Quant Method : C:\msdchem\1\METHODS\V1A_05-23-2023.M
Quant Title : SW-846 Method 5035A/8260B
QLast Update : Wed May 24 08:32:34 2023
Response via : Initial Calibration

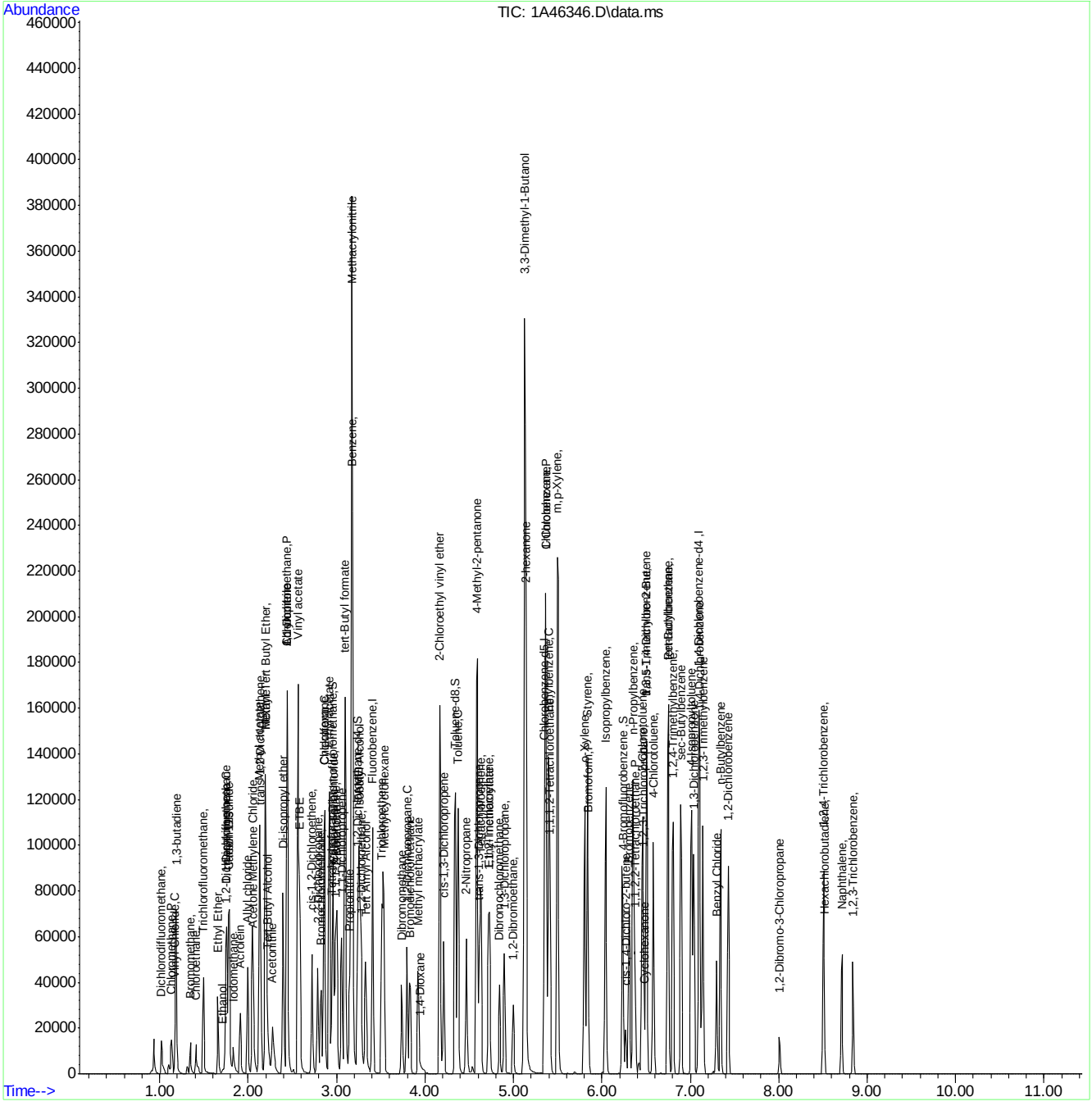

Manual Integration Approval Summary

Sample Number: V1A1829-ICC1829 **Method:** SW846 8260D
Lab FileID: 1A46346.D **Analyst approved:** 05/24/23 10:33 Jenifer Willis
Injection Time: 05/23/23 12:41 **Supervisor approved:** 05/24/23 12:29 Karen Watson

Parameter	CAS	Sig#	R.T. (min.)	Reason
Ethyl Alcohol	64-17-5		1.71	Poorly defined baseline
Acetonitrile	75-05-8		2.27	Missed peak
Carbon Tetrachloride	56-23-5		2.97	Poorly defined baseline
1-Chlorohexane	544-10-5		5.37	Poorly defined baseline
Ethylbenzene	100-41-4		5.40	Poorly defined baseline

Quantitation Report (Qedit)

Data Path : C:\msdchem\1\DATA\05-23-2023\
Data File : 1A46346.D
Acq On : 23 May 2023 12:41 pm
Operator : jeniferw
Sample : ICC1829-5
Misc : MS54063,V1A1829,,,,,
ALS Vial : 6 Sample Multiplier: 1

Quant Time: May 24 08:42:40 2023
Quant Method : C:\msdchem\1\METHODS\V1A_05-23-2023.M
Quant Title : SW-846 Method 5035A/8260B
QLast Update : Wed May 24 08:32:34 2023
Response via : Initial Calibration

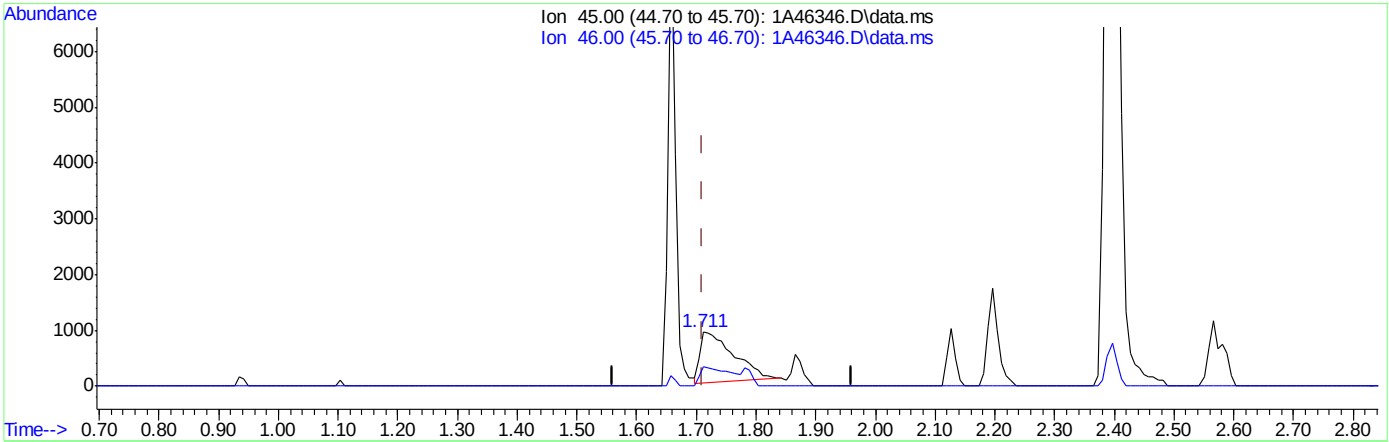

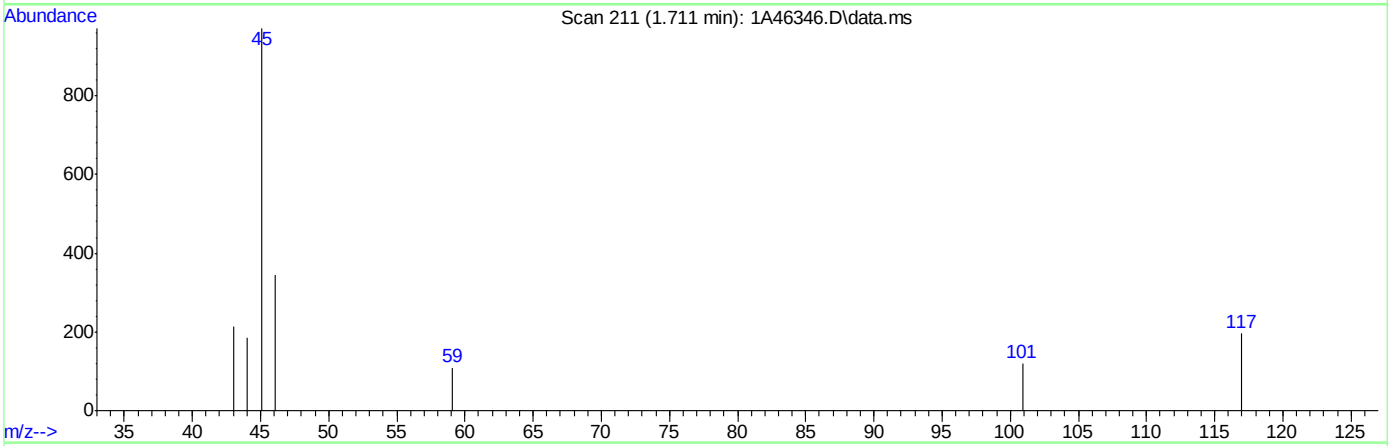

TIC: 1A46346.D\data.ms

(10) Ethanol

1.711min (+0.000) 595.96ug/L

response 3611

Ion	Exp%	Act%
45.00	100	100
46.00	41.40	41.60
0.00	0.00	0.00
0.00	0.00	0.00

Quantitation Report (Qedit)

Data Path : C:\msdchem\1\DATA\05-23-2023\
Data File : 1A46346.D
Acq On : 23 May 2023 12:41 pm
Operator : jeniferw
Sample : ICC1829-5
Misc : MS54063,V1A1829,,,,,
ALS Vial : 6 Sample Multiplier: 1

Quant Time: May 24 08:42:40 2023
Quant Method : C:\msdchem\1\METHODS\V1A_05-23-2023.M
Quant Title : SW-846 Method 5035A/8260B
QLast Update : Wed May 24 08:32:34 2023
Response via : Initial Calibration

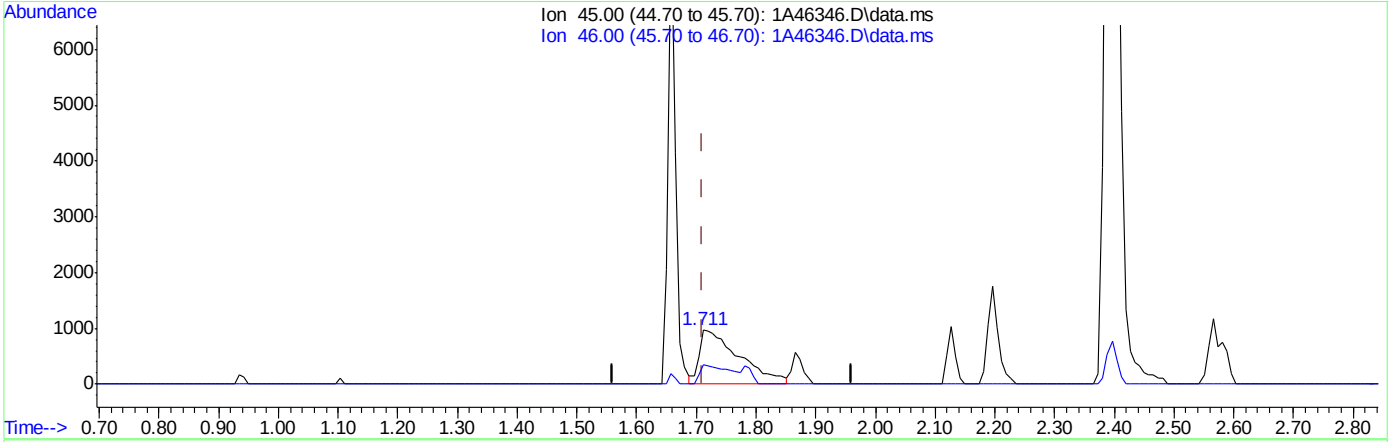

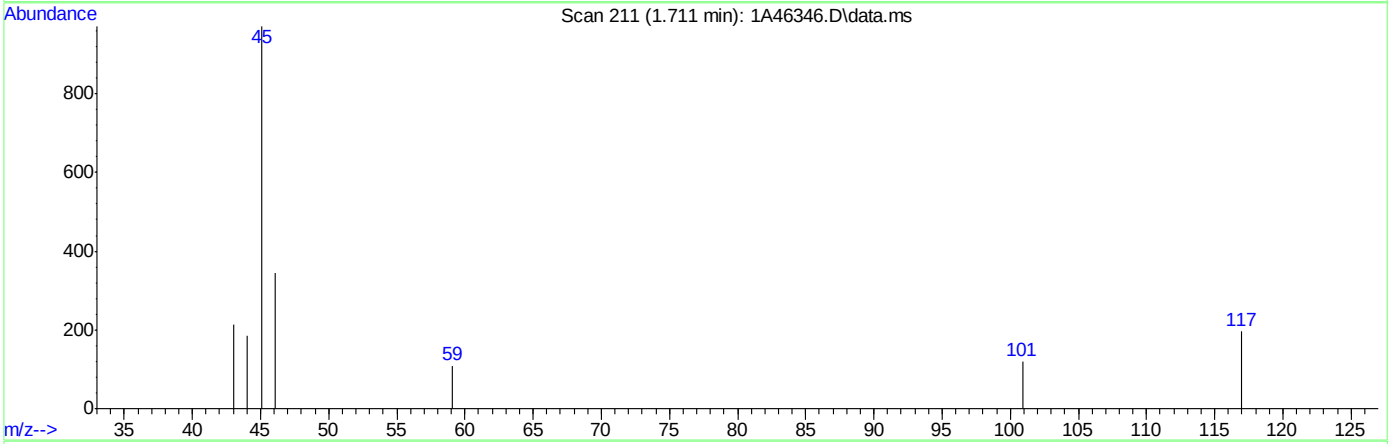

TIC: 1A46346.D\data.ms

(10) Ethanol

1.711min (+0.000) 751.10ug/L m

response 4551

Ion	Exp%	Act%
45.00	100	100
46.00	41.40	35.43
0.00	0.00	0.00
0.00	0.00	0.00

Quantitation Report (Qedit)

Data Path : C:\msdchem\1\DATA\05-23-2023\
Data File : 1A46346.D
Acq On : 23 May 2023 12:41 pm
Operator : jeniferw
Sample : ICC1829-5
Misc : MS54063,V1A1829,,,,,
ALS Vial : 6 Sample Multiplier: 1

Quant Time: May 24 08:42:40 2023
Quant Method : C:\msdchem\1\METHODS\V1A_05-23-2023.M
Quant Title : SW-846 Method 5035A/8260B
QLast Update : Wed May 24 08:32:34 2023
Response via : Initial Calibration

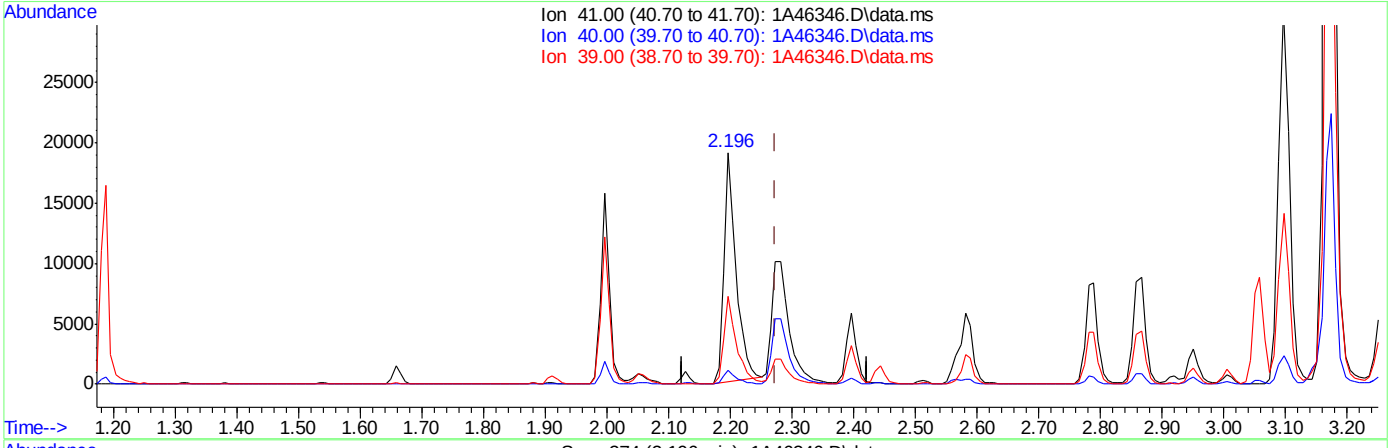

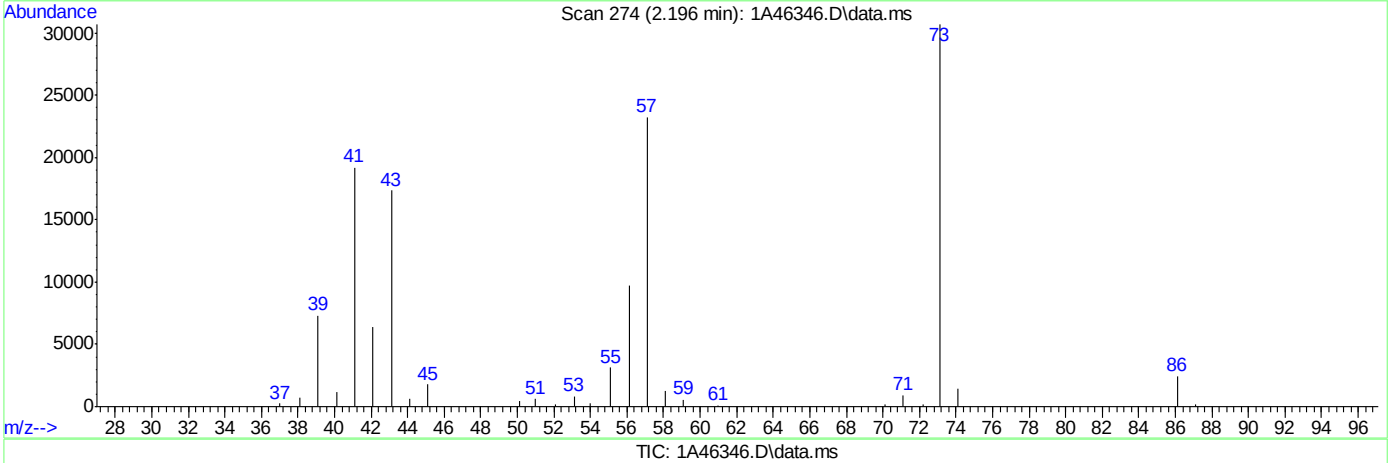

TIC: 1A46346.D\data.ms

(24) Acetonitrile

2.196min (-0.077) 516.54ug/L

response 25972

Ion	Exp%	Act%
41.00	100	100
40.00	5.10	6.20
39.00	30.10	38.10
0.00	0.00	0.00

Quantitation Report (Qedit)

Data Path : C:\msdchem\1\DATA\05-23-2023\
Data File : 1A46346.D
Acq On : 23 May 2023 12:41 pm
Operator : jeniferw
Sample : ICC1829-5
Misc : MS54063,V1A1829,,,,,
ALS Vial : 6 Sample Multiplier: 1

Quant Time: May 24 08:42:40 2023
Quant Method : C:\msdchem\1\METHODS\V1A_05-23-2023.M
Quant Title : SW-846 Method 5035A/8260B
QLast Update : Wed May 24 08:32:34 2023
Response via : Initial Calibration

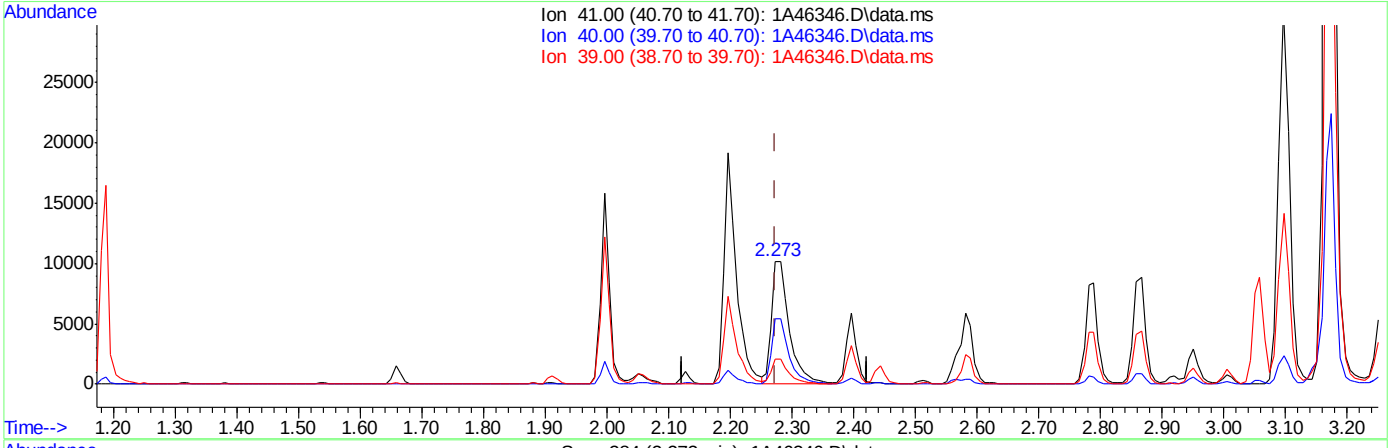

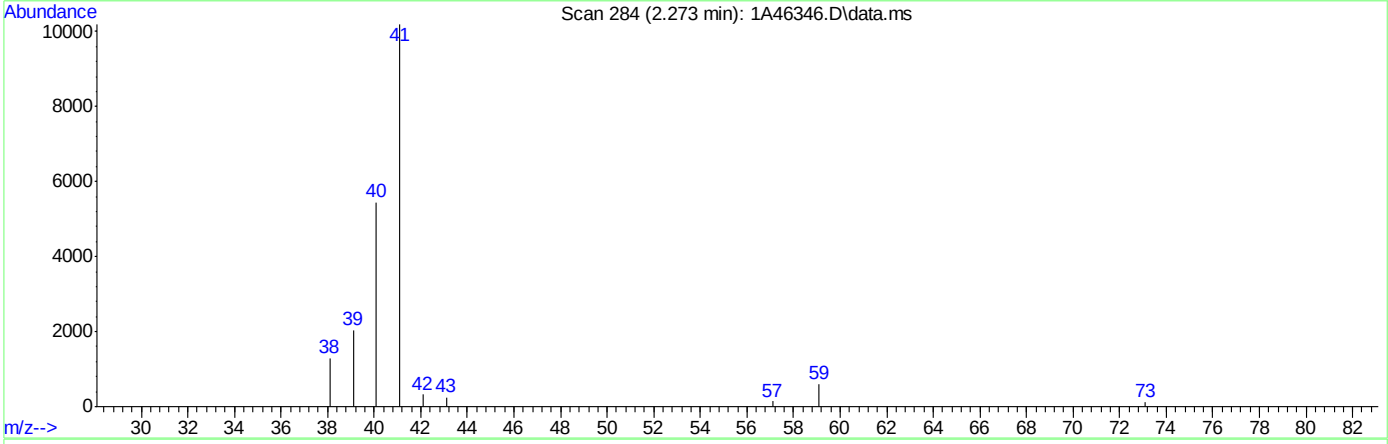

TIC: 1A46346.D\data.ms

(24) Acetonitrile

2.273min (+0.000) 404.05ug/L m

response 20316

Ion	Exp%	Act%
41.00	100	100
40.00	5.10	53.38#
39.00	30.10	20.08
0.00	0.00	0.00

Quantitation Report (Qedit)

Data Path : C:\msdchem\1\DATA\05-23-2023\
Data File : 1A46346.D
Acq On : 23 May 2023 12:41 pm
Operator : jeniferw
Sample : ICC1829-5
Misc : MS54063,V1A1829,,,,,
ALS Vial : 6 Sample Multiplier: 1

Quant Time: May 24 08:42:40 2023
Quant Method : C:\msdchem\1\METHODS\V1A_05-23-2023.M
Quant Title : SW-846 Method 5035A/8260B
QLast Update : Wed May 24 08:32:34 2023
Response via : Initial Calibration

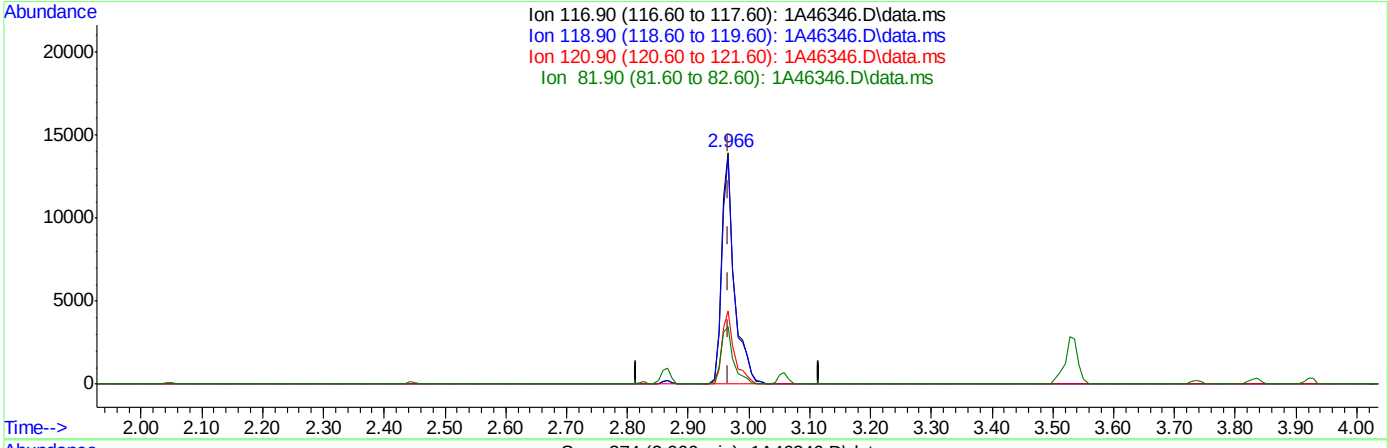

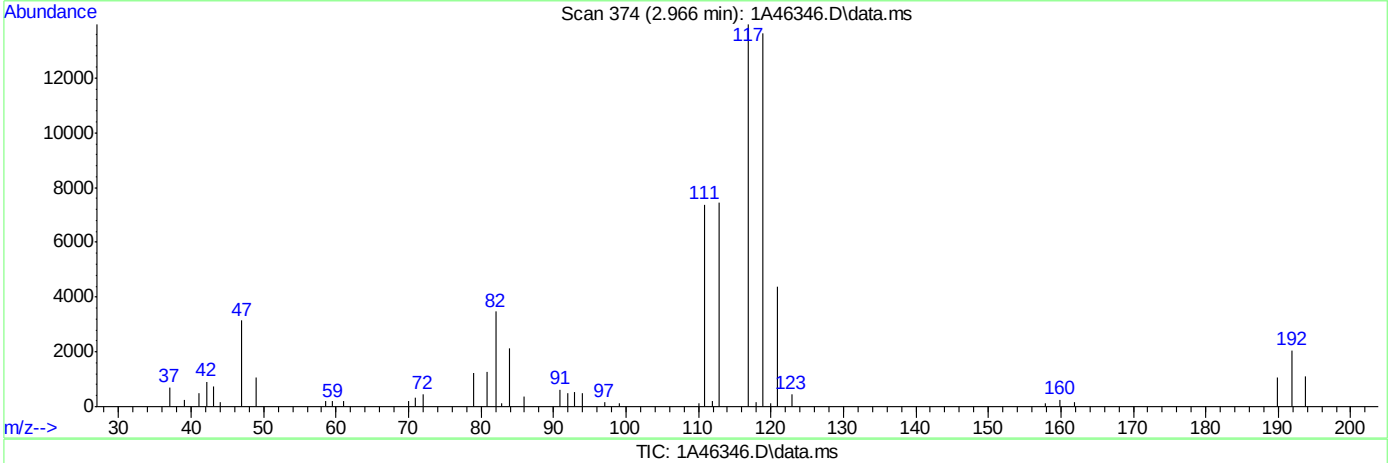

TIC: 1A46346.D\data.ms

(40) Carbon Tetrachloride ( )

2.966min (-0.000) 46.87ug/L

response 20259

Ion	Exp%	Act%
116.90	100	100
118.90	94.40	97.79
120.90	30.80	31.51
81.90	27.10	24.84

Quantitation Report (Qedit)

Data Path : C:\msdchem\1\DATA\05-23-2023\
Data File : 1A46346.D
Acq On : 23 May 2023 12:41 pm
Operator : jeniferw
Sample : ICC1829-5
Misc : MS54063,V1A1829,,,,,
ALS Vial : 6 Sample Multiplier: 1

Quant Time: May 24 08:42:40 2023
Quant Method : C:\msdchem\1\METHODS\V1A_05-23-2023.M
Quant Title : SW-846 Method 5035A/8260B
QLast Update : Wed May 24 08:32:34 2023
Response via : Initial Calibration

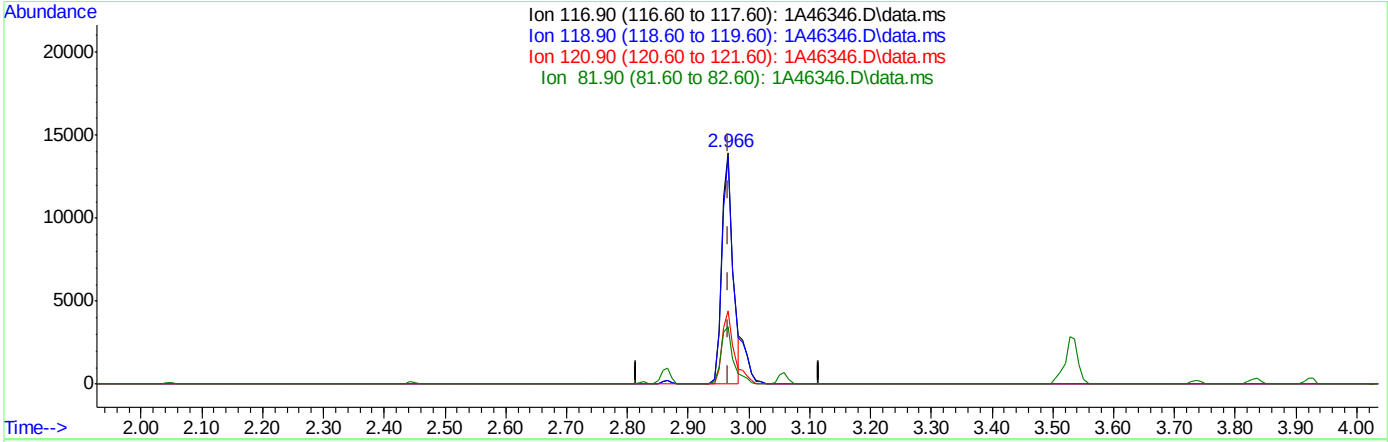

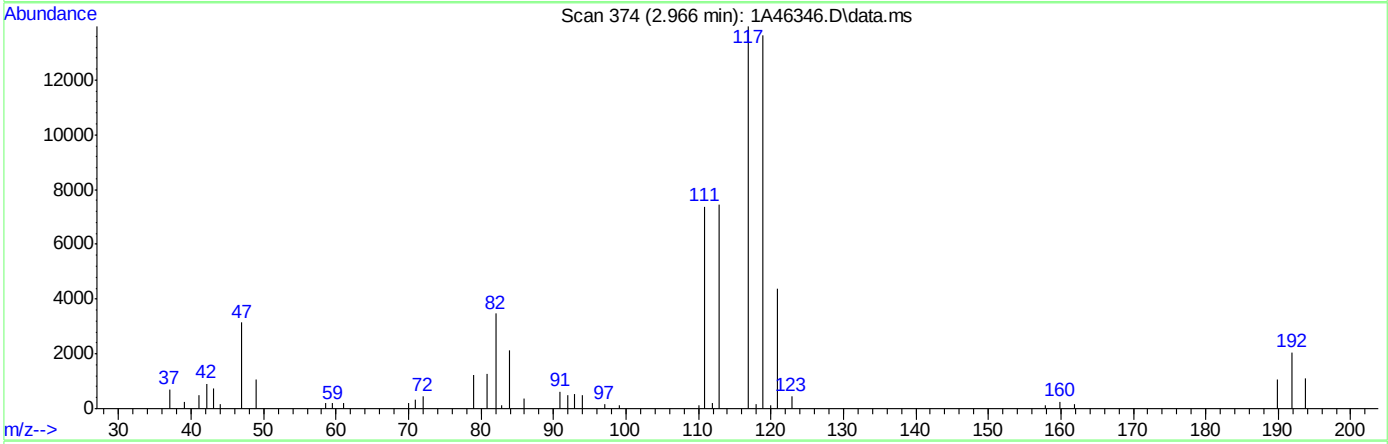

TIC: 1A46346.D\data.ms

(40) Carbon Tetrachloride ( )

2.966min (-0.000) 41.14ug/L m

response 17782

Ion	Exp%	Act%
116.90	100	100
118.90	94.40	97.79
120.90	30.80	31.51
81.90	27.10	24.84

Quantitation Report (Qedit)

Data Path : C:\msdchem\1\DATA\05-23-2023\
Data File : 1A46346.D
Acq On : 23 May 2023 12:41 pm
Operator : jeniferw
Sample : ICC1829-5
Misc : MS54063,V1A1829,,,,,
ALS Vial : 6 Sample Multiplier: 1

Quant Time: May 24 08:42:40 2023
Quant Method : C:\msdchem\1\METHODS\V1A_05-23-2023.M
Quant Title : SW-846 Method 5035A/8260B
QLast Update : Wed May 24 08:32:34 2023
Response via : Initial Calibration

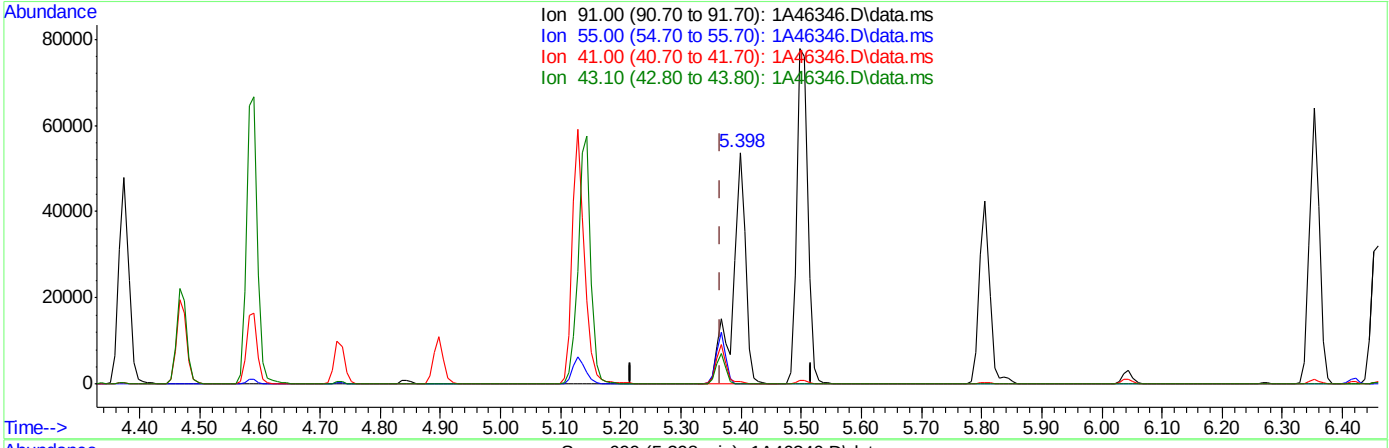

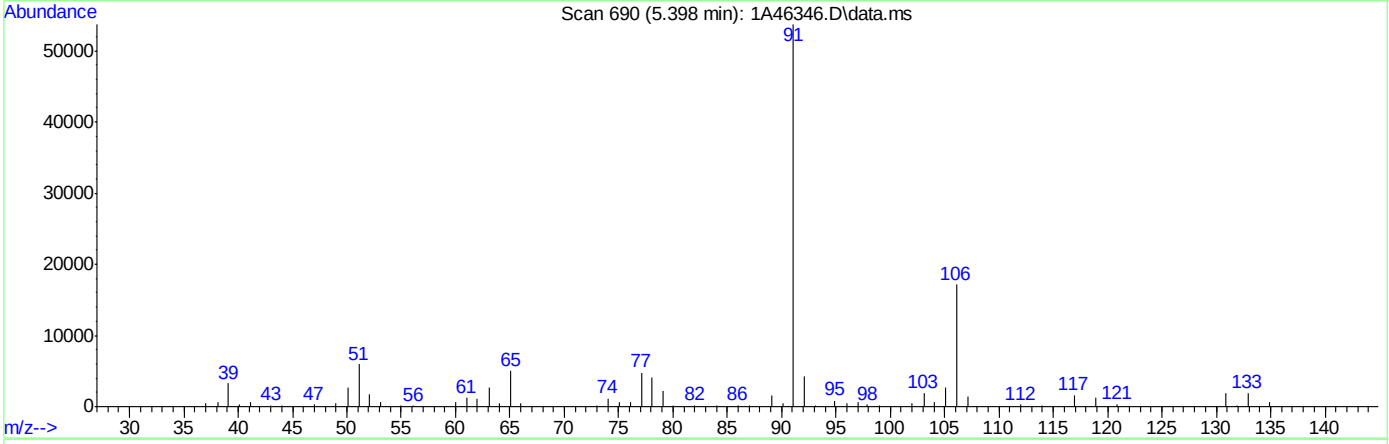

TIC: 1A46346.D\data.ms

(76) 1-Chlorohexane

5.398min (+0.031) 163.52ug/L

response 78525

Ion	Exp%	Act%
91.00	100	100
55.00	103.60	0.20#
41.00	76.40	1.14#
43.10	68.70	0.31#

Quantitation Report (Qedit)

Data Path : C:\msdchem\1\DATA\05-23-2023\
Data File : 1A46346.D
Acq On : 23 May 2023 12:41 pm
Operator : jeniferw
Sample : ICC1829-5
Misc : MS54063,V1A1829,,,,,
ALS Vial : 6 Sample Multiplier: 1

Quant Time: May 24 08:42:40 2023
Quant Method : C:\msdchem\1\METHODS\V1A_05-23-2023.M
Quant Title : SW-846 Method 5035A/8260B
QLast Update : Wed May 24 08:32:34 2023
Response via : Initial Calibration

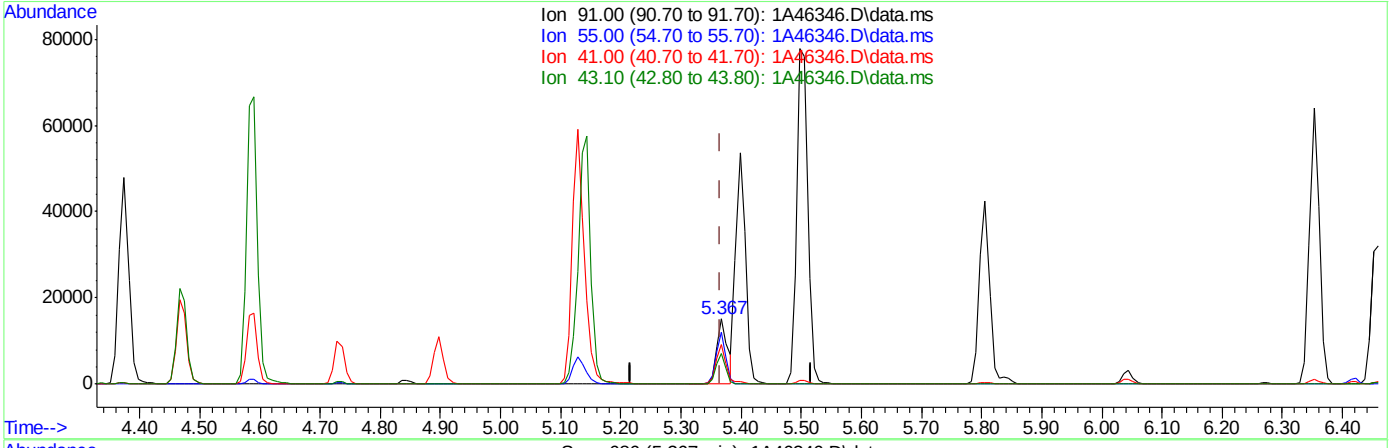

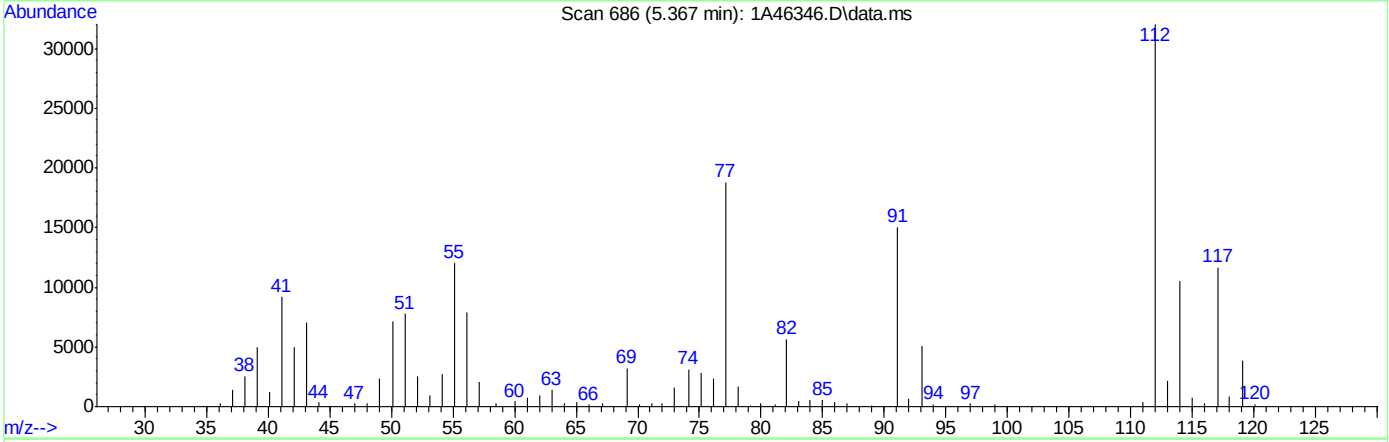

TIC: 1A46346.D\data.ms

(76) 1-Chlorohexane

5.367min (+0.000) 39.85ug/L m

response 19137

Ion	Exp%	Act%
91.00	100	100
55.00	103.60	79.96#
41.00	76.40	60.98
43.10	68.70	46.95#

Quantitation Report (Qedit)

Data Path : C:\msdchem\1\DATA\05-23-2023\
Data File : 1A46346.D
Acq On : 23 May 2023 12:41 pm
Operator : jeniferw
Sample : ICC1829-5
Misc : MS54063,V1A1829,,,,,
ALS Vial : 6 Sample Multiplier: 1

Quant Time: May 24 08:42:40 2023
Quant Method : C:\msdchem\1\METHODS\V1A_05-23-2023.M
Quant Title : SW-846 Method 5035A/8260B
QLast Update : Wed May 24 08:32:34 2023
Response via : Initial Calibration

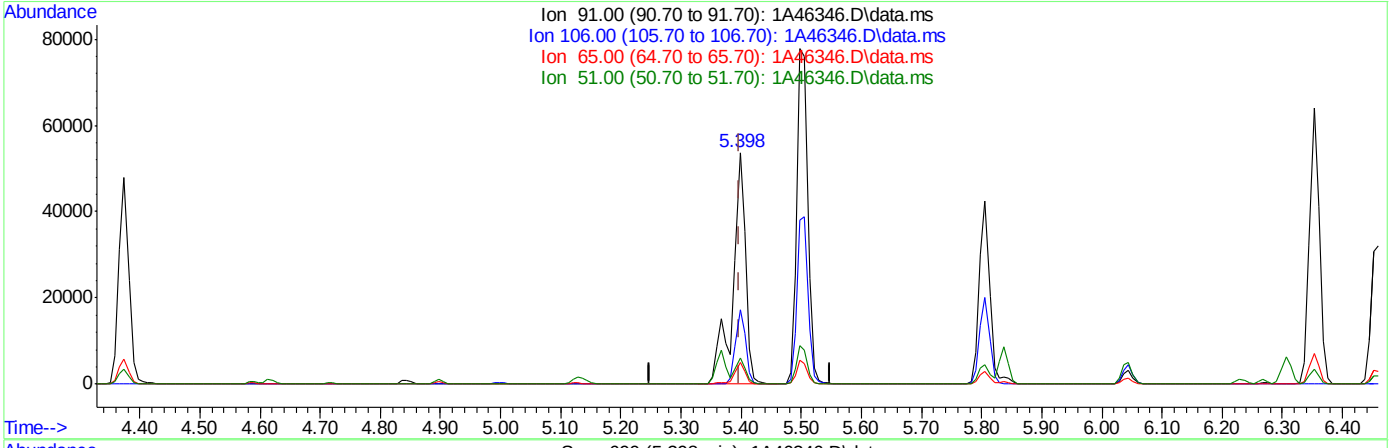

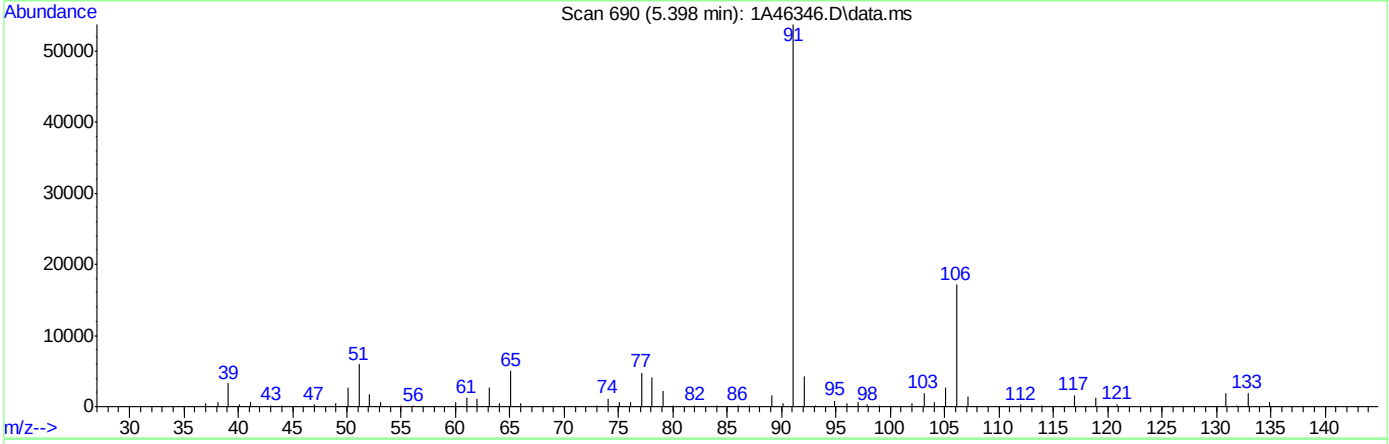

TIC: 1A46346.D\data.ms

(77) Ethylbenzene (C)

5.398min (-0.000) 53.06ug/L

response 78525

Ion	Exp%	Act%
91.00	100	100
106.00	30.90	31.94
65.00	9.80	9.25
51.00	14.30	11.12

Quantitation Report (Qedit)

Data Path : C:\msdchem\1\DATA\05-23-2023\
Data File : 1A46346.D
Acq On : 23 May 2023 12:41 pm
Operator : jeniferw
Sample : ICC1829-5
Misc : MS54063,V1A1829,,,,,
ALS Vial : 6 Sample Multiplier: 1

Quant Time: May 24 08:42:40 2023
Quant Method : C:\msdchem\1\METHODS\V1A_05-23-2023.M
Quant Title : SW-846 Method 5035A/8260B
QLast Update : Wed May 24 08:32:34 2023
Response via : Initial Calibration

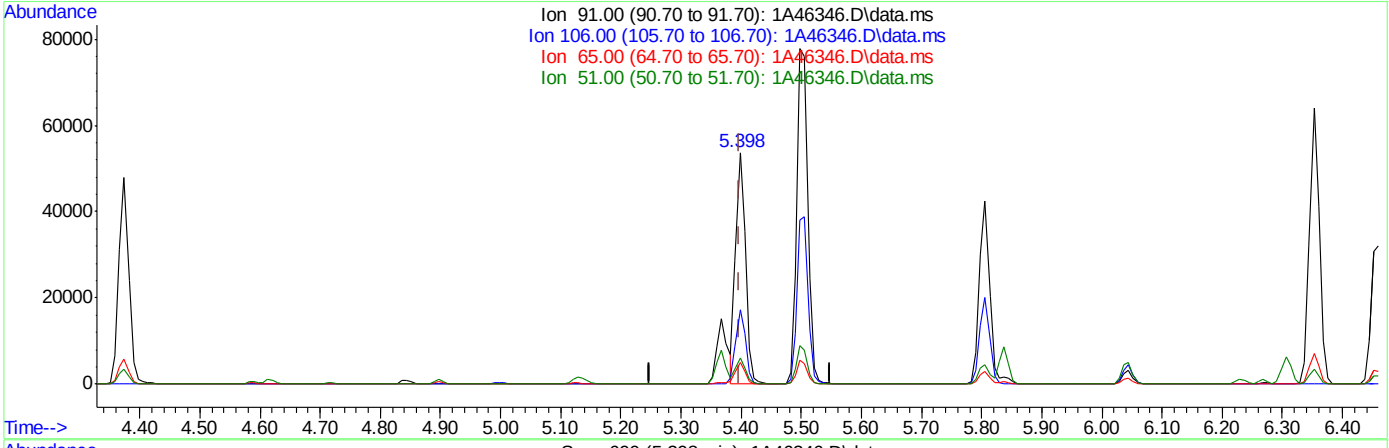

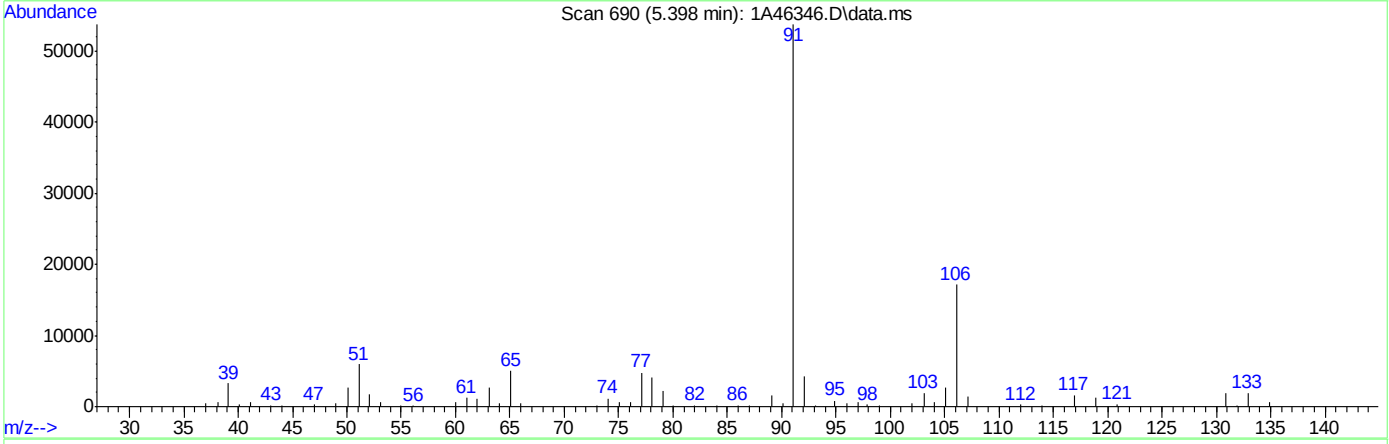

TIC: 1A46346.D\data.ms

(77) Ethylbenzene (C)

5.398min (-0.000) 40.13ug/L m

response 59393

Ion	Exp%	Act%
91.00	100	100
106.00	30.90	31.94
65.00	9.80	9.25
51.00	14.30	11.12

Manual Integrations APPROVED (compounds with "m" flag)
Karen Watson
05/24/23 12:29

Quantitation Report (QT Reviewed)

Data Path : C:\msdchem\1\DATA\05-23-2023\
Data File : 1A46348.D
Acq On : 23 May 2023 1:13 pm
Operator : jeniferw
Sample : IC1829-6
Misc : MS54063,V1A1829,,,,,
ALS Vial : 7 Sample Multiplier: 1

Quant Time: May 24 09:24:08 2023
Quant Method : C:\msdchem\1\METHODS\V1A_05-23-2023.M
Quant Title : SW-846 Method 5035A/8260B
QLast Update : Wed May 24 08:32:34 2023
Response via : Initial Calibration

Compound	R.T.	QIon	Response	Conc	Units		Dev(Min)
Internal Standards							
1) Fluorobenzene	3.405	96	63074	50.00	ug/L		0.00
62) Chlorobenzene-d5	5.352	117	45154	50.00	ug/L		0.00
85) 1,4-Dichlorobenzene-d4	7.099	152	24403	50.00	ug/L		0.00
System Monitoring Compounds							
39) Dibromofluoromethane	2.958	113	17303	49.05	ug/L		0.00
Spiked Amount 50.000	Range 83 - 118		Recovery = 98.10%				
49) 1,2-Dichloroethane-d4	3.235	65	22582	50.64	ug/L		0.00
Spiked Amount 50.000	Range 79 - 125		Recovery = 101.28%				
63) Toluene-d8	4.344	98	60778	50.44	ug/L		0.00
Spiked Amount 50.000	Range 85 - 112		Recovery = 100.88%				
86) 4-Bromofluorobenzene	6.229	174	21085	50.92	ug/L		0.00
Spiked Amount 50.000	Range 83 - 118		Recovery = 101.84%				
Target Compounds							Qvalue
2) Dichlorodifluoromethane	1.019	85	16705	70.35	ug/L		95
3) Chloromethane	1.126	50	18856	68.35	ug/L		97
4) 1,3-butadiene	1.180	39	24429	61.96	ug/L		93
5) Vinyl Chloride	1.173	62	21798	64.99	ug/L		99
6) Bromomethane	1.342	94	8067	63.75	ug/L		95
7) Chloroethane	1.404	64	10586	62.91	ug/L		92
8) Trichlorofluoromethane	1.488	101	32285	65.98	ug/L		98
9) Ethyl Ether	1.658	59	18311	68.45	ug/L		82
10) Ethanol	1.719	45	7314m	1141.27	ug/L		
11) 1,2-Dichlorotrifluoroe...	1.742	67	24880	69.40	ug/L		91
12) 1,1-Dichloroethene	1.758	61	33089	66.62	ug/L		88
13) Freon 113	1.781	101	19954	73.31	ug/L		96
14) Carbon Disulfide	1.781	76	52352	67.83	ug/L		95
15) Iodomethane	1.827	142	17794	71.63	ug/L		98
16) Acrolein	1.912	56	25965	355.90	ug/L		98
17) Allyl chloride	1.996	41	27764	69.78	ug/L		79
18) Methylene Chloride	2.042	49	28716	67.64	ug/L		84
19) Acetone	2.050	43	44509	343.23	ug/L		98
20) Methyl acetate	2.127	43	121192	335.02	ug/L		89
21) trans-1,2-Dichloroethene	2.135	61	33374	66.93	ug/L		90
22) Hexane	2.196	56	21105	71.88	ug/L		88
23) Methyl Tert Butyl Ether	2.196	73	66267	69.95	ug/L	#	69
24) Acetonitrile	2.273	41	36071m	678.26	ug/L		
25) Tert Butyl Alcohol	2.219	59	47342	690.86	ug/L		91
26) Di-isopropyl ether	2.396	45	71472	70.27	ug/L		90
27) Chloroprene	2.443	53	94351	67.60	ug/L		94
28) 1,1-Dichloroethane	2.443	63	43644	66.92	ug/L		96
29) Acrylonitrile	2.443	52	57242	337.64	ug/L		98
30) ETBE	2.581	59	74777	70.50	ug/L		92
31) Vinyl acetate	2.566	43	257132	350.21	ug/L		96
32) cis-1,2-Dichloroethene	2.720	96	24820	68.32	ug/L		87
33) 2,2-Dichloropropane	2.781	77	32473	68.35	ug/L		99
34) Bromochloromethane	2.827	128	11432	66.80	ug/L	#	71
35) Cyclohexane	2.858	56	38522	72.26	ug/L	#	87

Quantitation Report (QT Reviewed)

Data Path : C:\msdchem\1\DATA\05-23-2023\
Data File : 1A46348.D
Acq On : 23 May 2023 1:13 pm
Operator : jeniferw
Sample : IC1829-6
Misc : MS54063,V1A1829,,,,,
ALS Vial : 7 Sample Multiplier: 1

Quant Time: May 24 09:24:08 2023
Quant Method : C:\msdchem\1\METHODS\V1A_05-23-2023.M
Quant Title : SW-846 Method 5035A/8260B
QLast Update : Wed May 24 08:32:34 2023
Response via : Initial Calibration

Compound	R.T.	QIon	Response	Conc	Units		Dev(Min)
36) Chloroform	2.858	83	44007	66.81	ug/L		97
37) Ethyl acetate	2.912	43	158295	343.92	ug/L		97
38) Tetrahydrofuran	2.951	42	10067	64.99	ug/L		87
40) Carbon Tetrachloride	2.958	117	32193m	70.41	ug/L		
41) 1,1,1-Trichloroethane	2.989	97	36761	69.40	ug/L		93
42) 2-Butanone	3.004	43	79077	335.06	ug/L		86
43) 1,1-Dichloropropene	3.058	75	30501	67.84	ug/L		91
44) tert-Butyl formate	3.097	59	91922	376.65	ug/L	#	62
45) Propionitrile	3.151	54	47607	660.98	ug/L		96
46) Methacrylonitrile	3.174	41	180373	670.78	ug/L		94
47) Benzene	3.181	78	94206	68.12	ug/L		97
48) TAME	3.251	73	66452	71.34	ug/L		89
50) 1,2-Dichloroethane	3.274	62	35267	65.90	ug/L		93
51) Isobutyl Alcohol	3.258	43	45910	1269.19	ug/L		79
52) Tert Amyl Alcohol	3.328	59	37582	713.80	ug/L		82
53) Trichloroethene	3.512	95	25172	67.37	ug/L		93
54) Methylcyclohexane	3.528	83	39491	73.94	ug/L	#	80
55) Dibromomethane	3.736	93	15821	67.41	ug/L		95
56) 1,2-Dichloropropane	3.797	63	23986	68.79	ug/L		96
57) Bromodichloromethane	3.828	83	32942	70.50	ug/L		97
58) Methyl methacrylate	3.920	41	25255	71.37	ug/L		78
59) 1,4-Dioxane	3.943	88	6867	1491.36	ug/L		75
60) 2-Chloroethyl vinyl ether	4.167	63	83199	360.13	ug/L		92
61) cis-1,3-Dichloropropene	4.213	75	37093	72.21	ug/L		92
64) Toluene	4.374	91	95812	68.32	ug/L		99
65) 2-Nitropropane	4.467	41	43934	385.53	ug/L		97
66) 4-Methyl-2-pentanone	4.590	43	154334	350.28	ug/L		95
67) trans-1,3-Dichloropropene	4.613	75	35066	74.17	ug/L		96
68) Tetrachloroethene	4.636	166	29465	70.45	ug/L		98
69) Ethyl methacrylate	4.728	69	29696	75.10	ug/L		85
70) 1,1,2-Trichloroethane	4.721	83	19058	70.51	ug/L		91
71) Dibromochloromethane	4.844	129	25127	75.53	ug/L		100
72) 1,3-Dichloropropane	4.898	76	35607	70.67	ug/L		86
73) 1,2-Dibromoethane	4.998	107	24779	72.18	ug/L		99
74) 3,3-Dimethyl-1-Butanol	5.129	57	218238	3774.31	ug/L		87
75) 2-hexanone	5.144	43	148903	352.68	ug/L		89
76) 1-Chlorohexane	5.367	91	33976m	68.67	ug/L		
77) Ethylbenzene	5.398	91	104230m	68.36	ug/L		
78) Chlorobenzene	5.367	112	63820	68.34	ug/L		95
79) 1,1,1,2-Tetrachloroethane	5.413	131	23384	72.57	ug/L		99
80) m,p-Xylene	5.498	91	171487	139.24	ug/L		99
81) o-Xylene	5.806	91	89126	69.81	ug/L		98
82) Styrene	5.837	104	68891	73.80	ug/L		93
83) Bromoform	5.844	173	18194	71.21	ug/L		98
84) Isopropylbenzene	6.044	105	104694	69.43	ug/L		97
87) cis-1,4-Dichloro-2-butene	6.268	53	5679	70.01	ug/L	#	68
88) n-Propylbenzene	6.352	91	122143	70.94	ug/L		100
89) Bromobenzene	6.306	156	27832	71.39	ug/L		98
90) 1,1,2,2-Tetrachloroethane	6.375	83	31152	73.11	ug/L		98
91) 1,3,5-Trimethylbenzene	6.506	105	86712	71.39	ug/L		100

Quantitation Report (QT Reviewed)

Data Path : C:\msdchem\1\DATA\05-23-2023\
Data File : 1A46348.D
Acq On : 23 May 2023 1:13 pm
Operator : jeniferw
Sample : IC1829-6
Misc : MS54063,V1A1829,,,,,
ALS Vial : 7 Sample Multiplier: 1

Quant Time: May 24 09:24:08 2023
Quant Method : C:\msdchem\1\METHODS\V1A_05-23-2023.M
Quant Title : SW-846 Method 5035A/8260B
QLast Update : Wed May 24 08:32:34 2023
Response via : Initial Calibration

	Compound	R.T.	QIon	Response	Conc	Units		Dev(Min)
92)	2-Chlorotoluene	6.452	91	72223	71.09	ug/L		99
93)	trans-1,4-Dichloro-2-B...	6.506	53	8746	71.95	ug/L		85
94)	1,2,3-Trichloropropane	6.468	110	9248	75.40	ug/L		92
95)	Cyclohexanone	6.483	55	5931	392.29	ug/L		91
96)	4-Chlorotoluene	6.583	91	75359	70.64	ug/L		96
97)	tert-Butylbenzene	6.753	91	47743	71.88	ug/L		88
98)	1,2,4-Trimethylbenzene	6.806	105	84418	71.46	ug/L		94
99)	Pentachloroethane	6.753	167	14768	71.38	ug/L		96
100)	sec-Butylbenzene	6.891	105	105340	70.58	ug/L		100
101)	4-Isopropyltoluene	7.014	119	88377	71.78	ug/L		97
102)	1,3-Dichlorobenzene	7.037	146	50328	68.74	ug/L		99
103)	1,2,3-Trimethylbenzene	7.145	105	82171	70.72	ug/L		99
104)	1,4-Dichlorobenzene	7.107	146	50530	68.46	ug/L		99
105)	n-Butylbenzene	7.345	92	40188	73.41	ug/L		96
106)	Benzyl Chloride	7.299	126	10148	71.32	ug/L	#	84
107)	1,2-Dichlorobenzene	7.430	146	45645	69.16	ug/L		99
108)	1,2-Dibromo-3-Chloropr...	8.007	75	4990	70.37	ug/L		95
109)	Hexachlorobutadiene	8.515	225	8830	71.11	ug/L		90
110)	1,2,4-Trichlorobenzene	8.507	180	24133	71.94	ug/L		96
111)	Naphthalene	8.715	128	51706	78.19	ug/L		100
112)	1,2,3-Trichlorobenzene	8.838	180	17983	73.21	ug/L		98

(#) = qualifier out of range (m) = manual integration (+) = signals summed

Quantitation Report (QT Reviewed)

Data Path : C:\msdchem\1\DATA\05-23-2023\
Data File : 1A46348.D
Acq On : 23 May 2023 1:13 pm
Operator : jeniferw
Sample : IC1829-6
Misc : MS54063,V1A1829,,,,,
ALS Vial : 7 Sample Multiplier: 1

Quant Time: May 24 09:24:08 2023
Quant Method : C:\msdchem\1\METHODS\V1A_05-23-2023.M
Quant Title : SW-846 Method 5035A/8260B
QLast Update : Wed May 24 08:32:34 2023
Response via : Initial Calibration

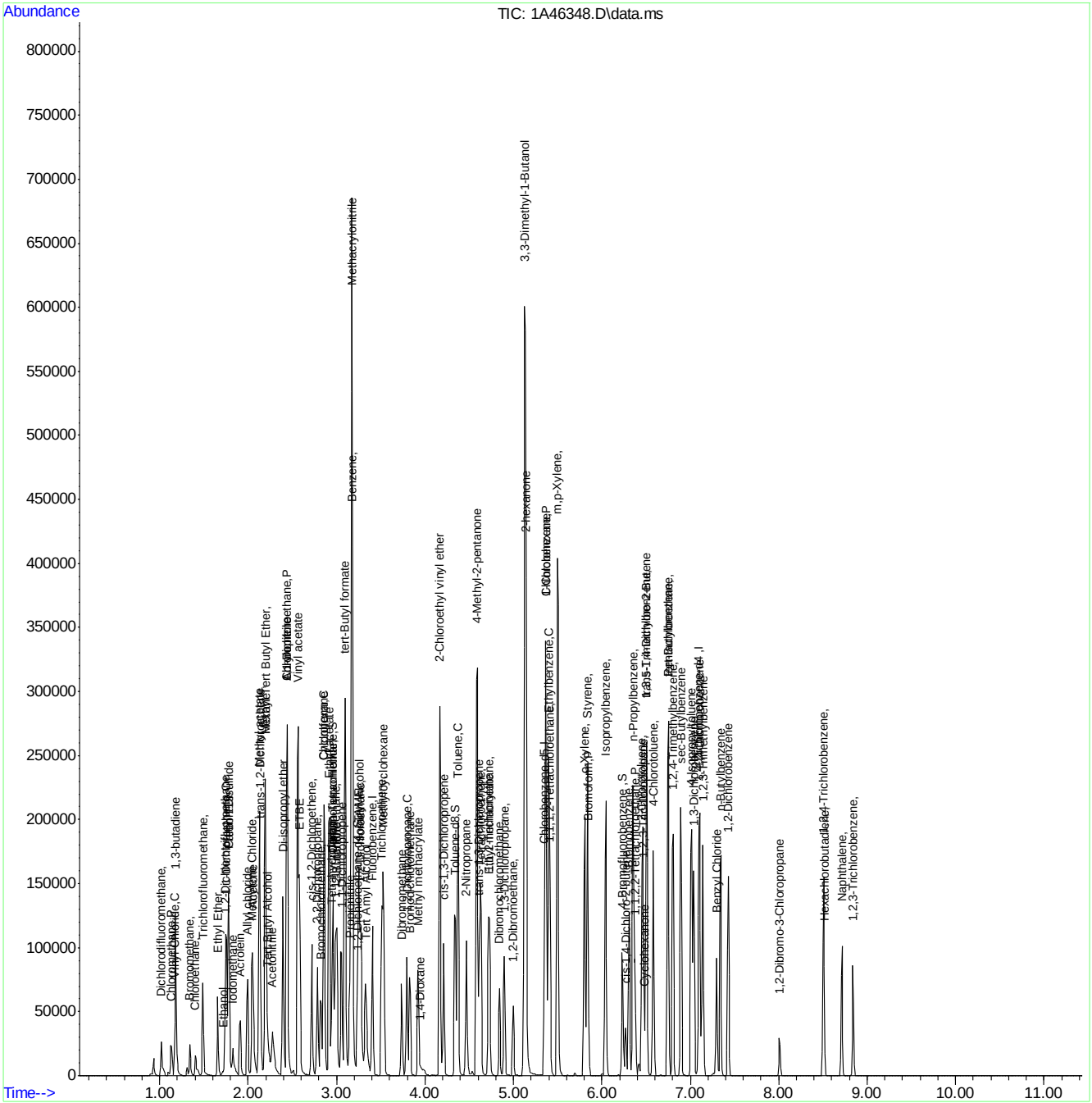

Manual Integration Approval Summary

Sample Number: V1A1829-IC1829
Lab FileID: 1A46348.D
Injection Time: 05/23/23 13:13

Method: SW846 8260D
Analyst approved: 05/24/23 10:33 Jenifer Willis
Supervisor approved: 05/24/23 12:29 Karen Watson

Parameter	CAS	Sig#	R.T. (min.)	Reason
Ethyl Alcohol	64-17-5		1.72	Poorly defined baseline
Acetonitrile	75-05-8		2.27	Missed peak
Carbon Tetrachloride	56-23-5		2.96	Poorly defined baseline
1-Chlorohexane	544-10-5		5.37	Poorly defined baseline
Ethylbenzene	100-41-4		5.40	Poorly defined baseline

Quantitation Report (Qedit)

Data Path : C:\msdchem\1\DATA\05-23-2023\
Data File : 1A46348.D
Acq On : 23 May 2023 1:13 pm
Operator : jeniferw
Sample : IC1829-6
Misc : MS54063,V1A1829,,,,,
ALS Vial : 7 Sample Multiplier: 1

Quant Time: May 24 08:42:42 2023
Quant Method : C:\msdchem\1\METHODS\V1A_05-23-2023.M
Quant Title : SW-846 Method 5035A/8260B
QLast Update : Wed May 24 08:32:34 2023
Response via : Initial Calibration

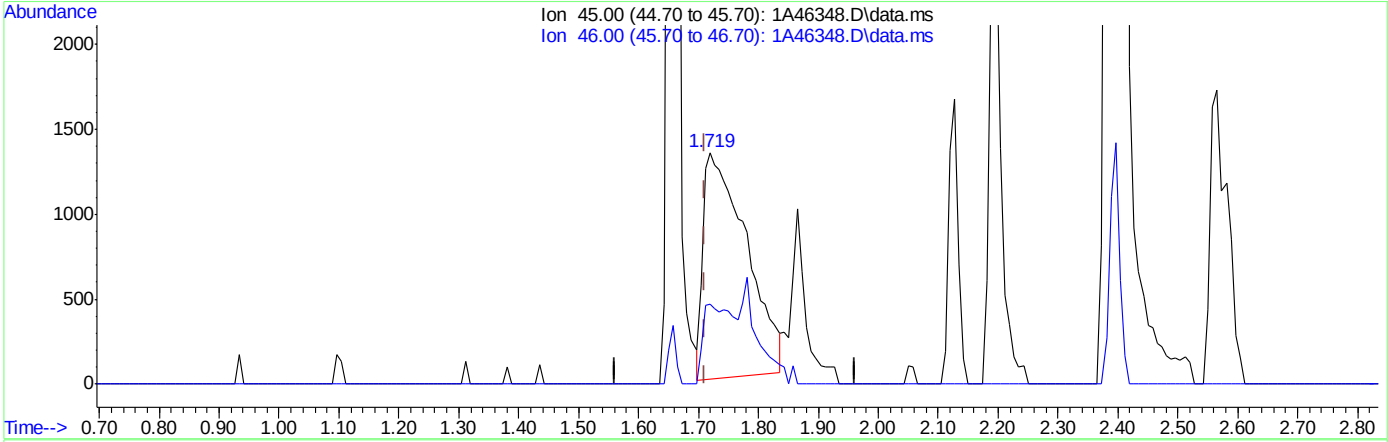

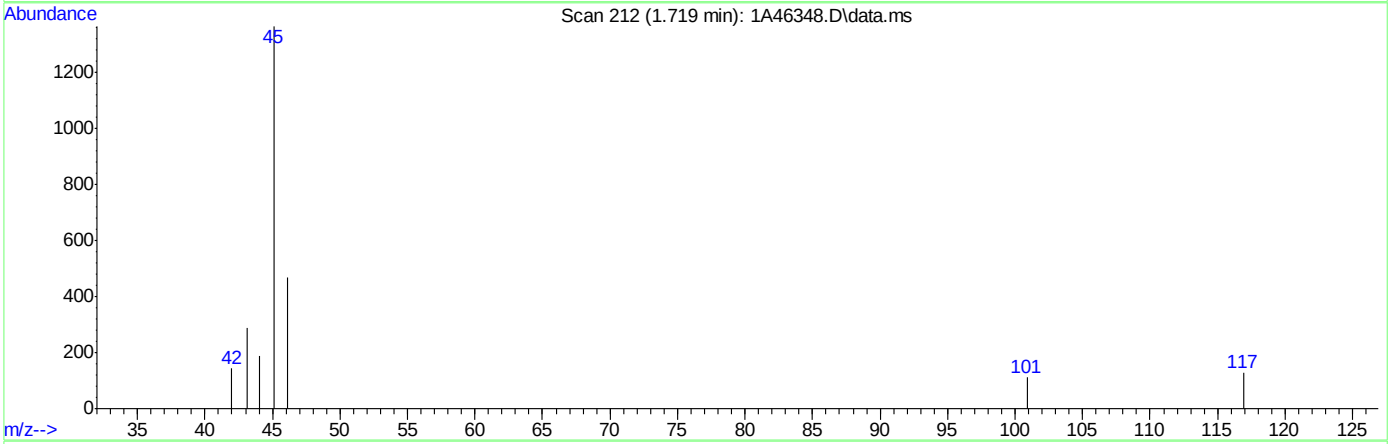

TIC: 1A46348.D\data.ms

(10) Ethanol

1.719min (+0.008) 1037.97ug/L

response 6652

Ion	Exp%	Act%
45.00	100	100
46.00	41.40	40.38
0.00	0.00	0.00
0.00	0.00	0.00

Quantitation Report (Qedit)

Data Path : C:\msdchem\1\DATA\05-23-2023\
Data File : 1A46348.D
Acq On : 23 May 2023 1:13 pm
Operator : jeniferw
Sample : IC1829-6
Misc : MS54063,V1A1829,,,,,
ALS Vial : 7 Sample Multiplier: 1

Quant Time: May 24 08:42:42 2023
Quant Method : C:\msdchem\1\METHODS\V1A_05-23-2023.M
Quant Title : SW-846 Method 5035A/8260B
QLast Update : Wed May 24 08:32:34 2023
Response via : Initial Calibration

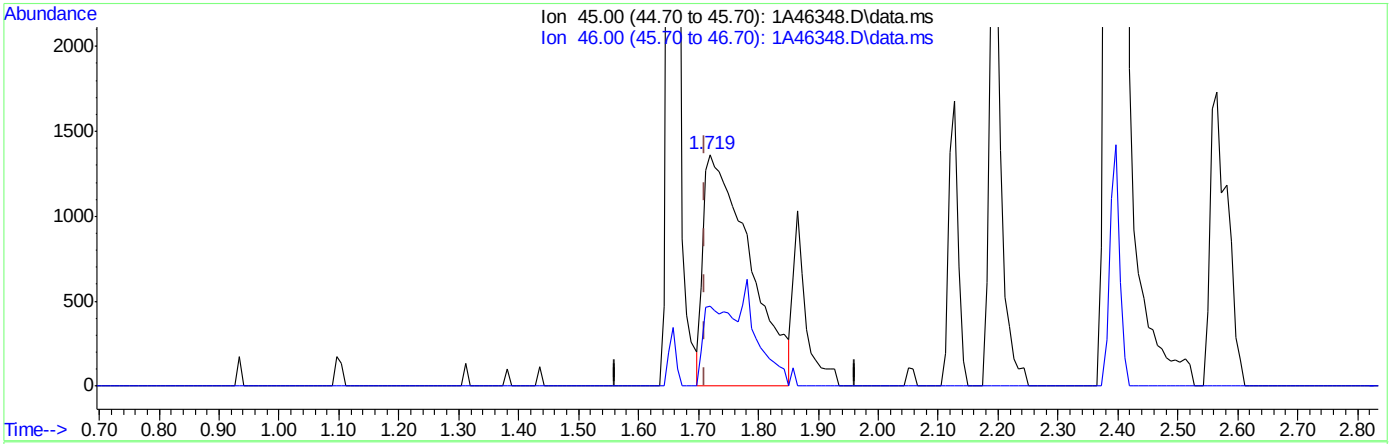

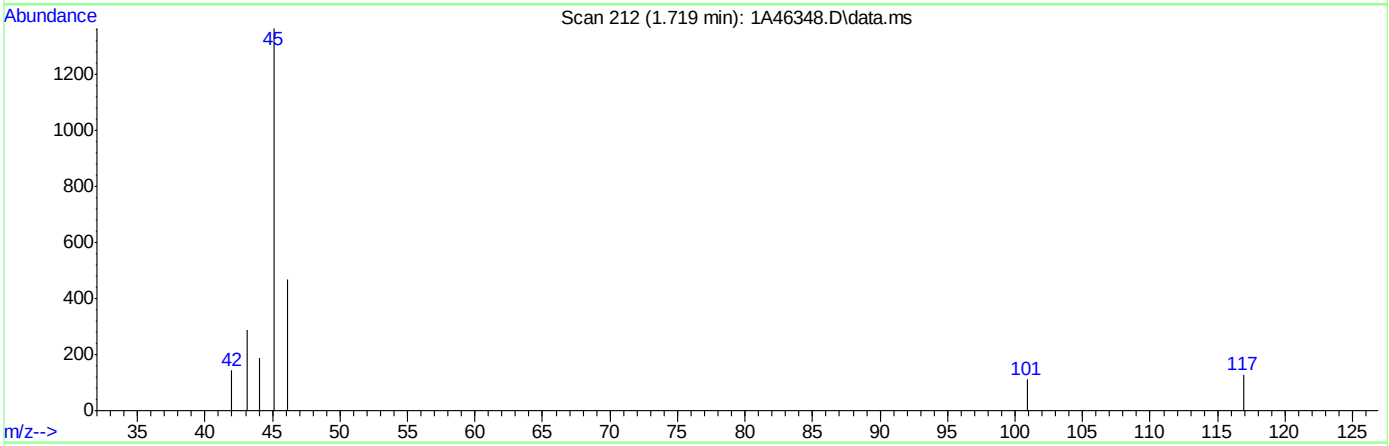

TIC: 1A46348.D\data.ms

(10) Ethanol

1.719min (+0.008) 1141.27ug/L m

response 7314

Ion	Exp%	Act%
45.00	100	100
46.00	41.40	34.46
0.00	0.00	0.00
0.00	0.00	0.00

Quantitation Report (Qedit)

Data Path : C:\msdchem\1\DATA\05-23-2023\
Data File : 1A46348.D
Acq On : 23 May 2023 1:13 pm
Operator : jeniferw
Sample : IC1829-6
Misc : MS54063,V1A1829,,,,,
ALS Vial : 7 Sample Multiplier: 1

Quant Time: May 24 08:42:42 2023
Quant Method : C:\msdchem\1\METHODS\V1A_05-23-2023.M
Quant Title : SW-846 Method 5035A/8260B
QLast Update : Wed May 24 08:32:34 2023
Response via : Initial Calibration

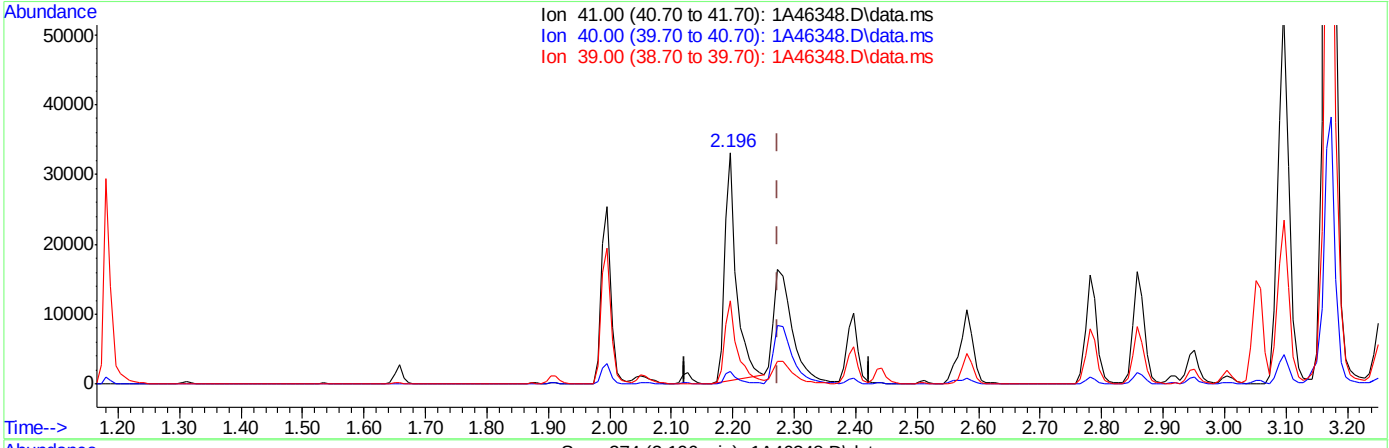

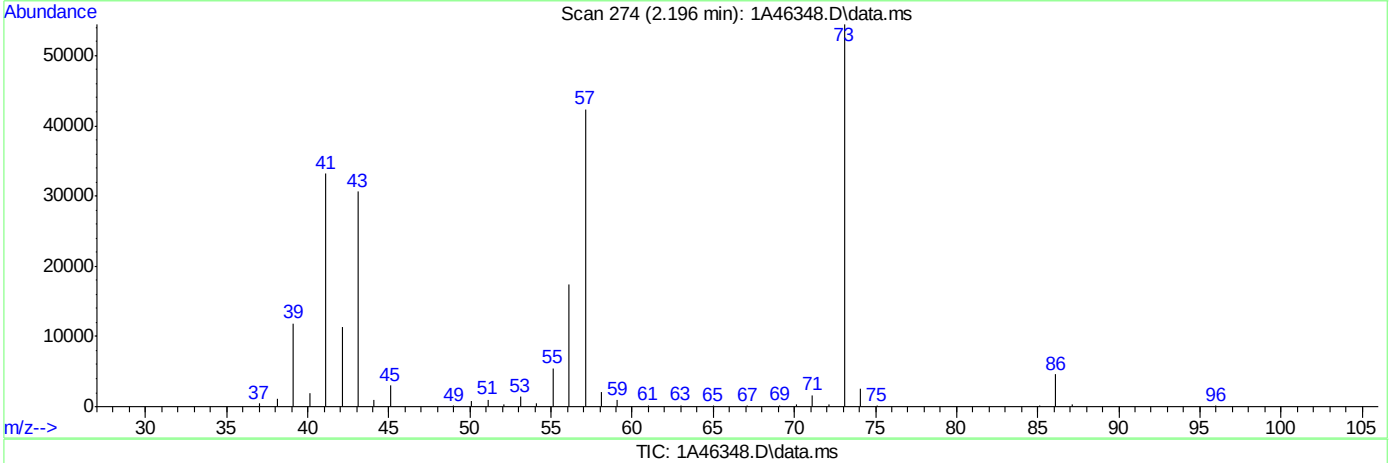

TIC: 1A46348.D\data.ms

(24) Acetonitrile

2.196min (-0.077) 811.15ug/L

response 43138

Ion	Exp%	Act%
41.00	100	100
40.00	5.10	5.72
39.00	30.10	35.88
0.00	0.00	0.00

Quantitation Report (Qedit)

Data Path : C:\msdchem\1\DATA\05-23-2023\
Data File : 1A46348.D
Acq On : 23 May 2023 1:13 pm
Operator : jeniferw
Sample : IC1829-6
Misc : MS54063,V1A1829,,,,,
ALS Vial : 7 Sample Multiplier: 1

Quant Time: May 24 08:42:42 2023
Quant Method : C:\msdchem\1\METHODS\V1A_05-23-2023.M
Quant Title : SW-846 Method 5035A/8260B
QLast Update : Wed May 24 08:32:34 2023
Response via : Initial Calibration

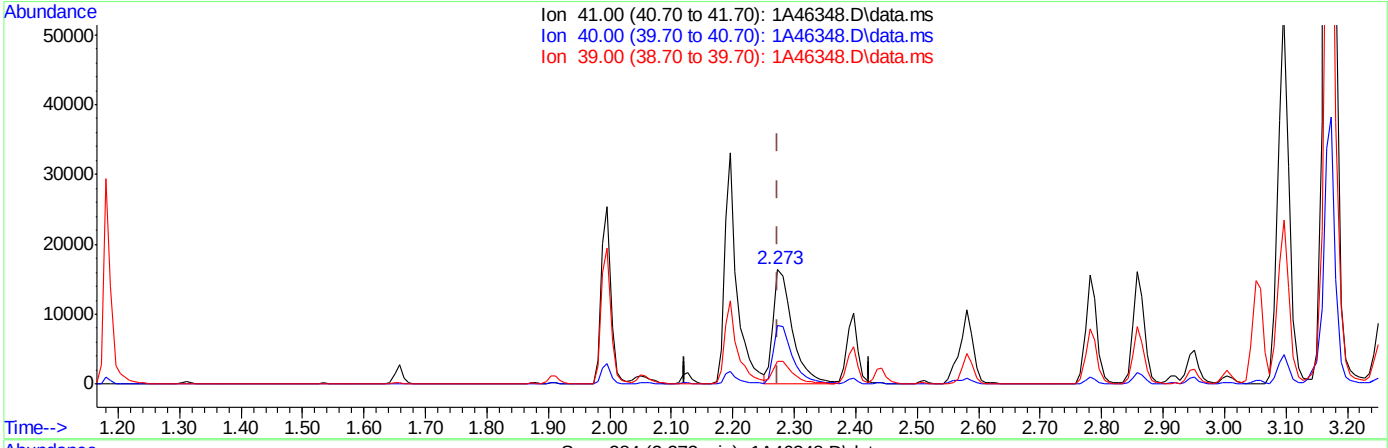

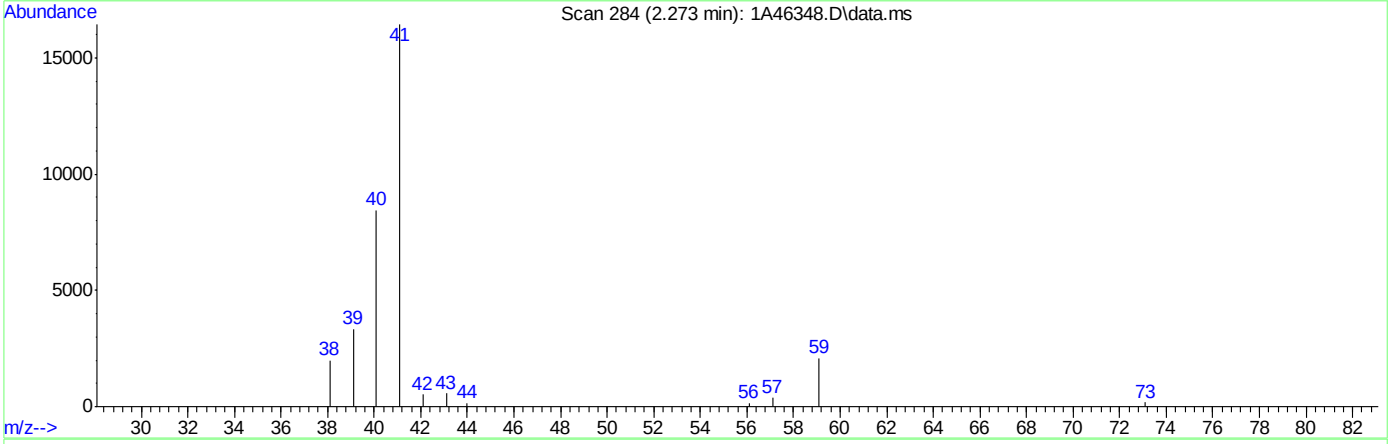

TIC: 1A46348.D\data.ms

(24) Acetonitrile

2.273min (+0.000) 678.26ug/L m

response 36071

Ion	Exp%	Act%
41.00	100	100
40.00	5.10	51.32#
39.00	30.10	20.36
0.00	0.00	0.00

Quantitation Report (Qedit)

Data Path : C:\msdchem\1\DATA\05-23-2023\
Data File : 1A46348.D
Acq On : 23 May 2023 1:13 pm
Operator : jeniferw
Sample : IC1829-6
Misc : MS54063,V1A1829,,,,,
ALS Vial : 7 Sample Multiplier: 1

Quant Time: May 24 08:42:42 2023
Quant Method : C:\msdchem\1\METHODS\V1A_05-23-2023.M
Quant Title : SW-846 Method 5035A/8260B
QLast Update : Wed May 24 08:32:34 2023
Response via : Initial Calibration

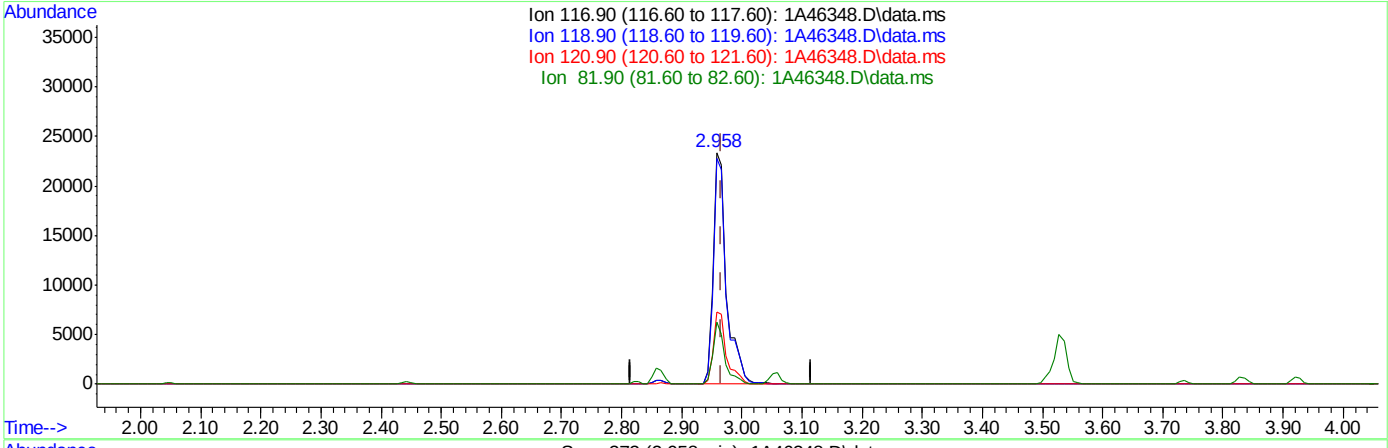

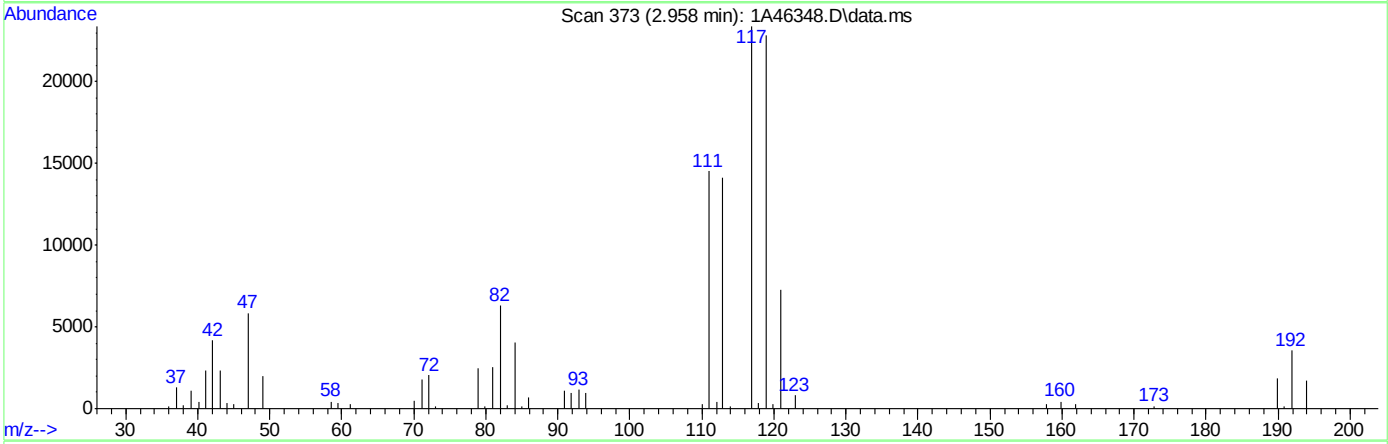

TIC: 1A46348.D\data.ms

(40) Carbon Tetrachloride ( )

2.958min (-0.008) 79.44ug/L

response 36320

Ion	Exp%	Act%
116.90	100	100
118.90	94.40	97.57
120.90	30.80	31.04
81.90	27.10	26.96

Quantitation Report (Qedit)

Data Path : C:\msdchem\1\DATA\05-23-2023\
Data File : 1A46348.D
Acq On : 23 May 2023 1:13 pm
Operator : jeniferw
Sample : IC1829-6
Misc : MS54063,V1A1829,,,,,
ALS Vial : 7 Sample Multiplier: 1

Quant Time: May 24 08:42:42 2023
Quant Method : C:\msdchem\1\METHODS\V1A_05-23-2023.M
Quant Title : SW-846 Method 5035A/8260B
QLast Update : Wed May 24 08:32:34 2023
Response via : Initial Calibration

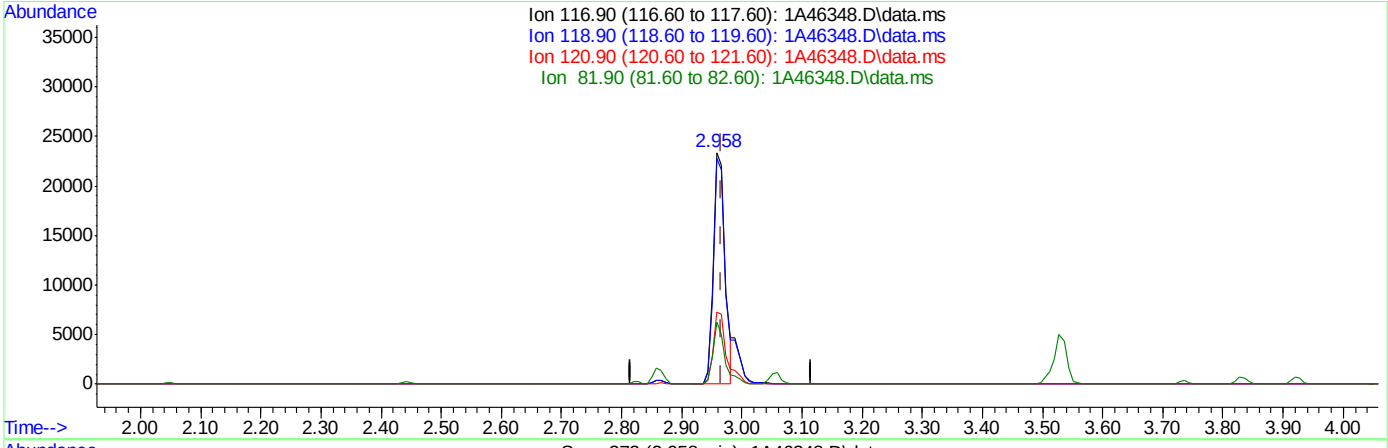

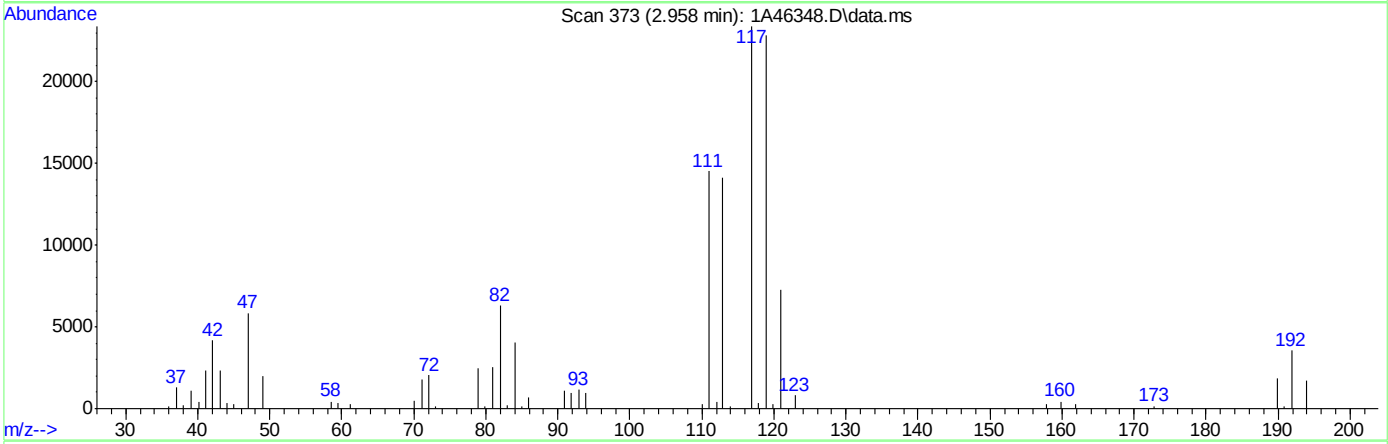

TIC: 1A46348.D\data.ms

(40) Carbon Tetrachloride ( )

2.958min (-0.008) 70.41ug/L m

response 32193

Ion	Exp%	Act%
116.90	100	100
118.90	94.40	97.57
120.90	30.80	31.04
81.90	27.10	26.96

Quantitation Report (Qedit)

Data Path : C:\msdchem\1\DATA\05-23-2023\
Data File : 1A46348.D
Acq On : 23 May 2023 1:13 pm
Operator : jeniferw
Sample : IC1829-6
Misc : MS54063,V1A1829,,,,,
ALS Vial : 7 Sample Multiplier: 1

Quant Time: May 24 08:42:42 2023
Quant Method : C:\msdchem\1\METHODS\V1A_05-23-2023.M
Quant Title : SW-846 Method 5035A/8260B
QLast Update : Wed May 24 08:32:34 2023
Response via : Initial Calibration

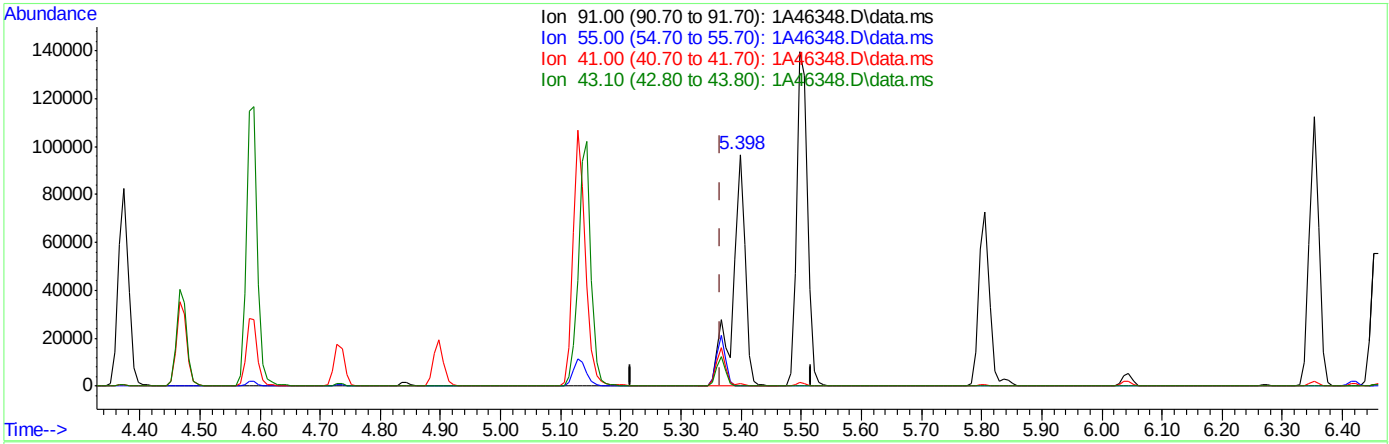

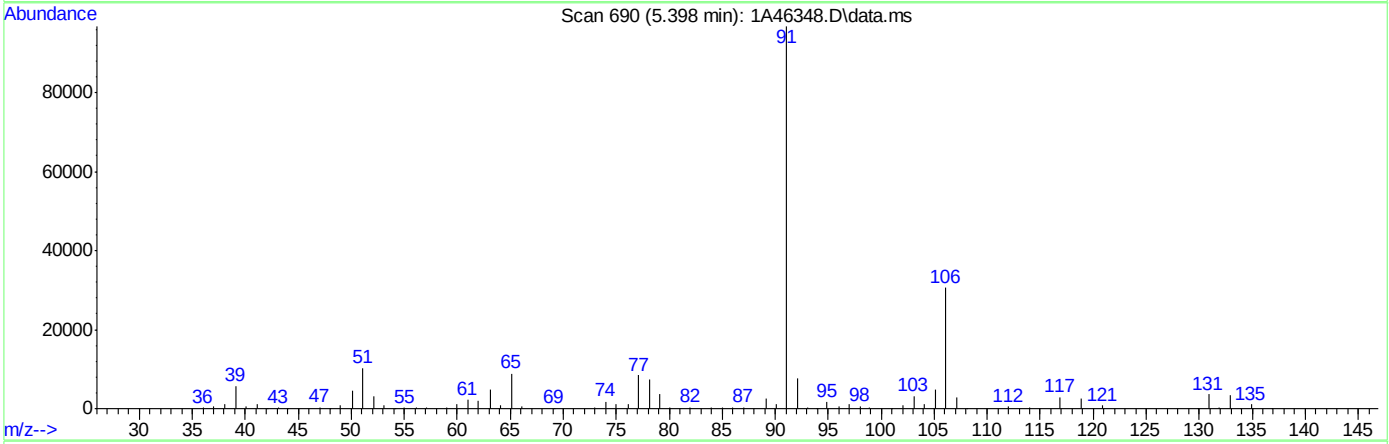

TIC: 1A46348.D\data.ms

(76) 1-Chlorohexane

5.398min (+0.031) 279.12ug/L

response 138104

Ion	Exp%	Act%
91.00	100	100
55.00	103.60	0.21#
41.00	76.40	0.96#
43.10	68.70	0.22#

Quantitation Report (Qedit)

Data Path : C:\msdchem\1\DATA\05-23-2023\
Data File : 1A46348.D
Acq On : 23 May 2023 1:13 pm
Operator : jeniferw
Sample : IC1829-6
Misc : MS54063,V1A1829,,,,,
ALS Vial : 7 Sample Multiplier: 1

Quant Time: May 24 08:42:42 2023
Quant Method : C:\msdchem\1\METHODS\V1A_05-23-2023.M
Quant Title : SW-846 Method 5035A/8260B
QLast Update : Wed May 24 08:32:34 2023
Response via : Initial Calibration

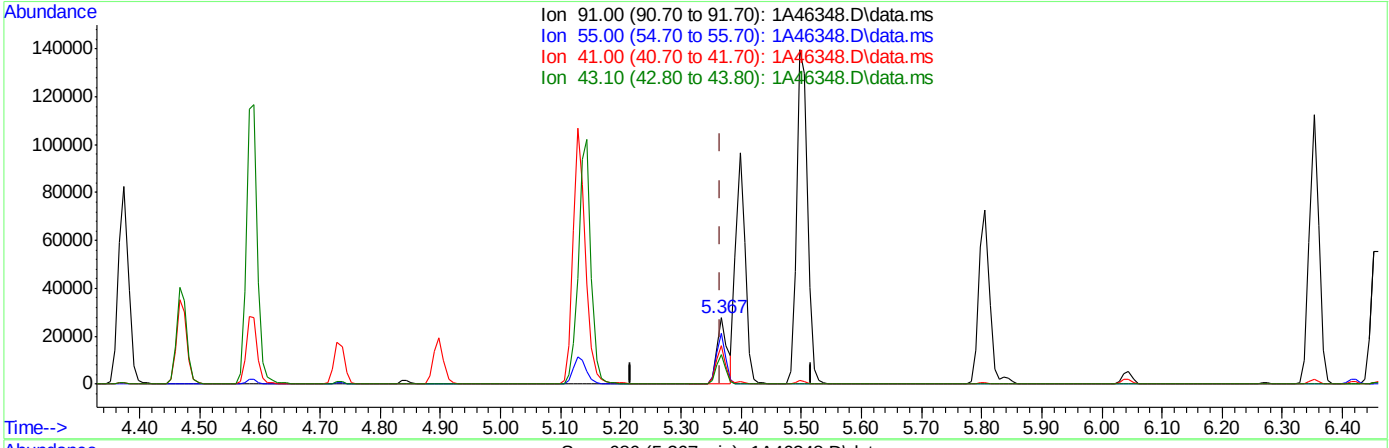

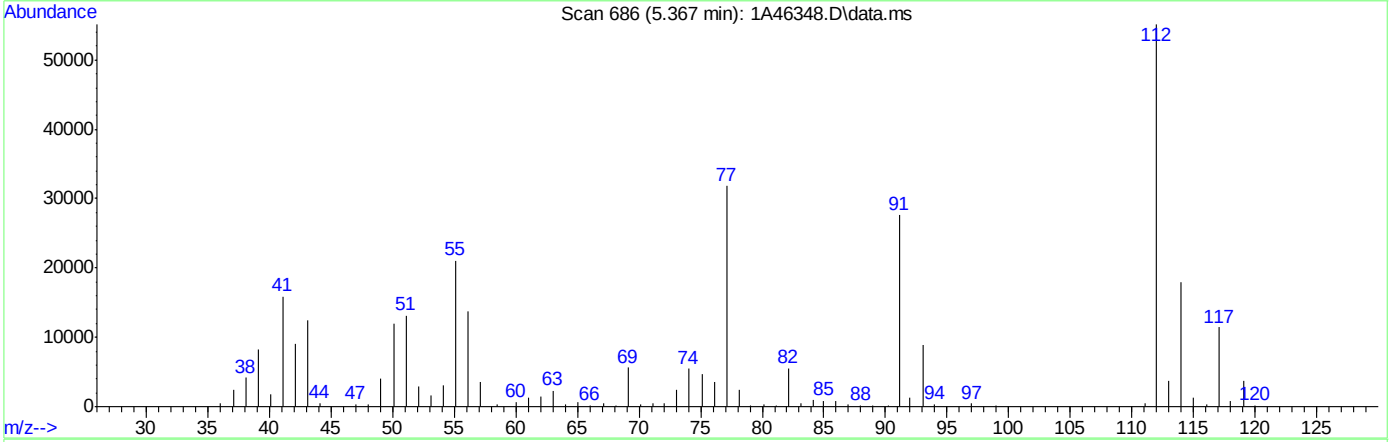

TIC: 1A46348.D\data.ms

(76) 1-Chlorohexane

5.367min (+0.000) 68.67ug/L m

response 33976

Ion	Exp%	Act%
91.00	100	100
55.00	103.60	76.27#
41.00	76.40	57.53
43.10	68.70	45.02#

Quantitation Report (Qedit)

Data Path : C:\msdchem\1\DATA\05-23-2023\
Data File : 1A46348.D
Acq On : 23 May 2023 1:13 pm
Operator : jeniferw
Sample : IC1829-6
Misc : MS54063,V1A1829,,,,,
ALS Vial : 7 Sample Multiplier: 1

Quant Time: May 24 08:42:42 2023
Quant Method : C:\msdchem\1\METHODS\V1A_05-23-2023.M
Quant Title : SW-846 Method 5035A/8260B
QLast Update : Wed May 24 08:32:34 2023
Response via : Initial Calibration

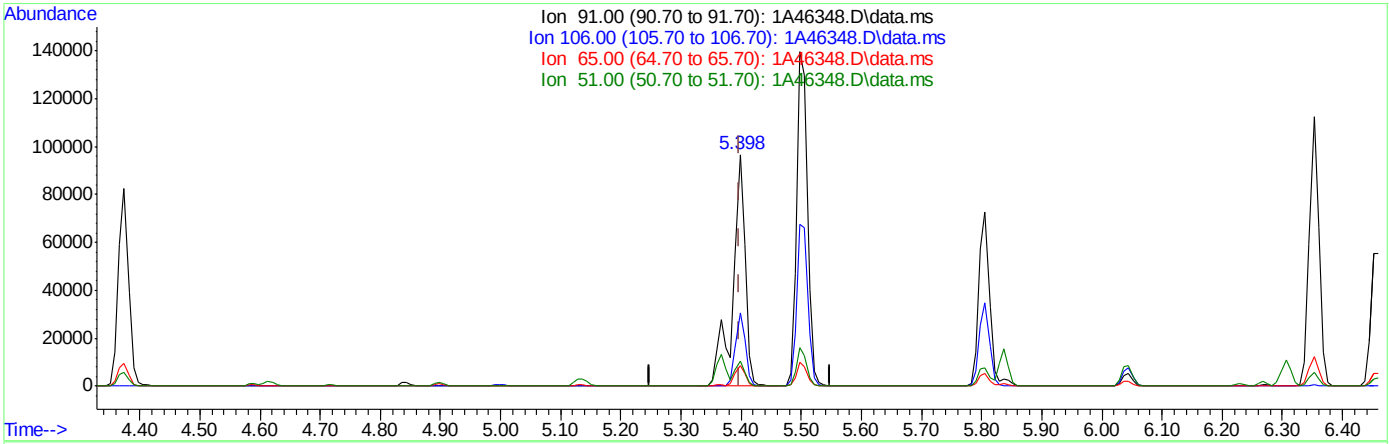

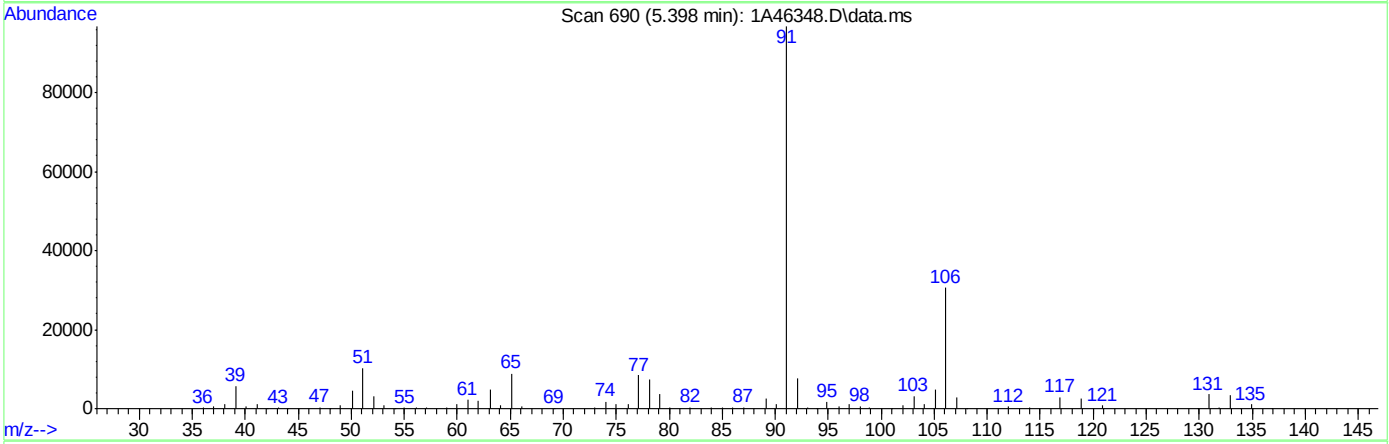

TIC: 1A46348.D\data.ms

(77) Ethylbenzene (C)

5.398min (-0.000) 90.57ug/L

response 138104

Ion	Exp%	Act%
91.00	100	100
106.00	30.90	31.63
65.00	9.80	9.11
51.00	14.30	10.68

Quantitation Report (Qedit)

Data Path : C:\msdchem\1\DATA\05-23-2023\
Data File : 1A46348.D
Acq On : 23 May 2023 1:13 pm
Operator : jeniferw
Sample : IC1829-6
Misc : MS54063,V1A1829,,,,,
ALS Vial : 7 Sample Multiplier: 1

Quant Time: May 24 08:42:42 2023
Quant Method : C:\msdchem\1\METHODS\V1A_05-23-2023.M
Quant Title : SW-846 Method 5035A/8260B
QLast Update : Wed May 24 08:32:34 2023
Response via : Initial Calibration

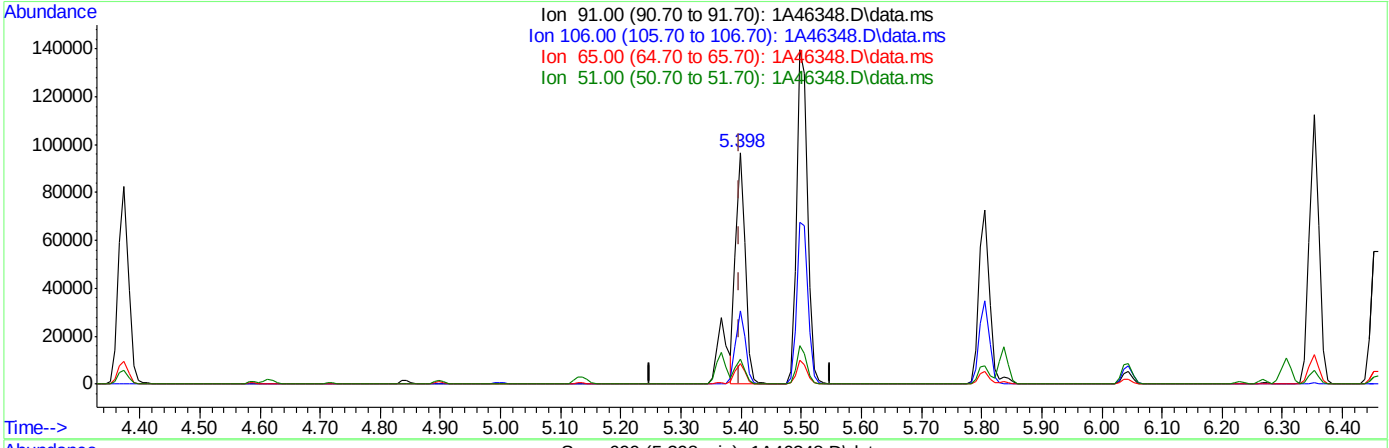

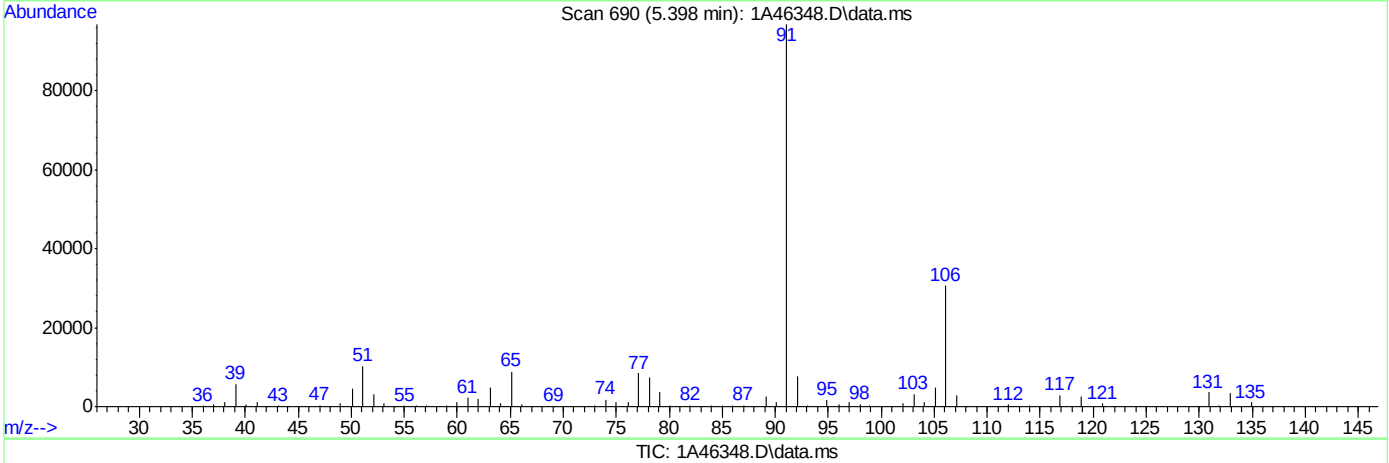

TIC: 1A46348.D\data.ms

(77) Ethylbenzene (C)

5.398min (-0.000) 68.36ug/L m

response 104230

Ion	Exp%	Act%
91.00	100	100
106.00	30.90	31.63
65.00	9.80	9.11
51.00	14.30	10.68

1A46350.D

Manual Integrations APPROVED (compounds with "m" flag)

Karen Watson 05/24/23 12:29

Quantitation Report (QT Reviewed)

Data Path : C:\msdchem\1\DATA\05-23-2023\
Data File : 1A46350.D
Acq On : 23 May 2023 1:45 pm
Operator : jeniferw
Sample : IC1829-7
Misc : MS54063,V1A1829,,,,,
ALS Vial : 8 Sample Multiplier: 1

Quant Time: May 24 09:25:24 2023
Quant Method : C:\msdchem\1\METHODS\V1A_05-23-2023.M
Quant Title : SW-846 Method 5035A/8260B
QLast Update : Wed May 24 08:32:34 2023
Response via : Initial Calibration

Compound	R.T.	QIon	Response	Conc	Units		Dev(Min)
Internal Standards							
1) Fluorobenzene	3.405	96	64646	50.00	ug/L		0.00
62) Chlorobenzene-d5	5.360	117	46008	50.00	ug/L		0.00
85) 1,4-Dichlorobenzene-d4	7.099	152	24620	50.00	ug/L		0.00
System Monitoring Compounds							
39) Dibromofluoromethane	2.958	113	17639	48.79	ug/L		0.00
Spiked Amount 50.000	Range 83 - 118		Recovery = 97.58%				
49) 1,2-Dichloroethane-d4	3.243	65	21103	46.18	ug/L		0.00
Spiked Amount 50.000	Range 79 - 125		Recovery = 92.36%				
63) Toluene-d8	4.344	98	62741	51.10	ug/L		0.00
Spiked Amount 50.000	Range 85 - 112		Recovery = 102.20%				
86) 4-Bromofluorobenzene	6.237	174	21333	51.06	ug/L		0.00
Spiked Amount 50.000	Range 83 - 118		Recovery = 102.12%				
Target Compounds							Qvalue
2) Dichlorodifluoromethane	1.019	85	24610	101.12	ug/L		99
3) Chloromethane	1.134	50	27779	98.24	ug/L		100
4) 1,3-butadiene	1.181	39	35909	88.87	ug/L		92
5) Vinyl Chloride	1.173	62	32160	93.55	ug/L		97
6) Bromomethane	1.342	94	12337	95.12	ug/L		100
7) Chloroethane	1.404	64	13268	Below Cal			92
8) Trichlorofluoromethane	1.488	101	42489	84.72	ug/L		98
9) Ethyl Ether	1.658	59	28094	102.47	ug/L		83
10) Ethanol	1.719	45	10039m	1528.39	ug/L		
11) 1,2-Dichlorotrifluoroe...	1.742	67	38366	104.42	ug/L		89
12) 1,1-Dichloroethene	1.758	61	51098	100.38	ug/L		86
13) Freon 113	1.781	101	31193	111.81	ug/L		96
14) Carbon Disulfide	1.781	76	81932	103.58	ug/L		92
15) Iodomethane	1.827	142	28657	112.56	ug/L		96
16) Acrolein	1.912	56	39007	521.67	ug/L		98
17) Allyl chloride	1.996	41	42006	103.01	ug/L		81
18) Methylene Chloride	2.043	49	42508	97.70	ug/L		81
19) Acetone	2.058	43	64343	484.12	ug/L		100
20) Methyl acetate	2.127	43	184260	496.98	ug/L		90
21) trans-1,2-Dichloroethene	2.135	61	51632	101.03	ug/L		90
22) Hexane	2.196	56	31759	105.54	ug/L		90
23) Methyl Tert Butyl Ether	2.196	73	102725	105.80	ug/L	#	67
24) Acetonitrile	2.196	41	57975m	1063.63	ug/L		
25) Tert Butyl Alcohol	2.220	59	69523	989.88	ug/L		92
26) Di-isopropyl ether	2.397	45	110120	105.64	ug/L		90
27) Chloroprene	2.443	53	143454	100.28	ug/L		94
28) 1,1-Dichloroethane	2.443	63	67007	100.24	ug/L		95
29) Acrylonitrile	2.443	52	86119	495.61	ug/L		96
30) ETBE	2.581	59	114048	104.91	ug/L		93
31) Vinyl acetate	2.566	43	383176	509.18	ug/L		97
32) cis-1,2-Dichloroethene	2.720	96	38271	102.78	ug/L		85
33) 2,2-Dichloropropane	2.781	77	50206	103.10	ug/L		99
34) Bromochloromethane	2.828	128	17025	97.06	ug/L	#	72
35) Cyclohexane	2.858	56	60191	110.16	ug/L	#	87

Quantitation Report (QT Reviewed)

Data Path : C:\msdchem\1\DATA\05-23-2023\
Data File : 1A46350.D
Acq On : 23 May 2023 1:45 pm
Operator : jeniferw
Sample : IC1829-7
Misc : MS54063,V1A1829,,,,,
ALS Vial : 8 Sample Multiplier: 1

Quant Time: May 24 09:25:24 2023
Quant Method : C:\msdchem\1\METHODS\V1A_05-23-2023.M
Quant Title : SW-846 Method 5035A/8260B
QLast Update : Wed May 24 08:32:34 2023
Response via : Initial Calibration

Compound	R.T.	QIon	Response	Conc	Units		Dev(Min)
36) Chloroform	2.858	83	67627	100.17	ug/L		97
37) Ethyl acetate	2.920	43	235896	500.06	ug/L		95
38) Tetrahydrofuran	2.951	42	15008	94.53	ug/L		87
40) Carbon Tetrachloride	2.958	117	50675m	108.14	ug/L		
41) 1,1,1-Trichloroethane	2.989	97	56994	104.98	ug/L		93
42) 2-Butanone	3.005	43	114831	474.72	ug/L		86
43) 1,1-Dichloropropene	3.058	75	47070	102.15	ug/L		90
44) tert-Butyl formate	3.097	59	140912	563.34	ug/L	#	62
45) Propionitrile	3.151	54	69746	944.82	ug/L		96
46) Methacrylonitrile	3.174	41	265667	963.96	ug/L		94
47) Benzene	3.182	78	142368	100.44	ug/L		90
48) TAME	3.251	73	101953	106.80	ug/L		86
50) 1,2-Dichloroethane	3.274	62	52623	95.94	ug/L		93
51) Isobutyl Alcohol	3.259	43	61194	1650.59	ug/L		70
52) Tert Amyl Alcohol	3.328	59	55520	1028.86	ug/L		82
53) Trichloroethene	3.513	95	38802	101.32	ug/L		95
54) Methylcyclohexane	3.528	83	61103	111.62	ug/L	#	80
55) Dibromomethane	3.736	93	24066	100.05	ug/L		97
56) 1,2-Dichloropropane	3.797	63	36652	102.56	ug/L		95
57) Bromodichloromethane	3.828	83	49842	104.07	ug/L		97
58) Methyl methacrylate	3.920	41	38183	105.29	ug/L		78
59) 1,4-Dioxane	3.951	88	10346	2192.28	ug/L		76
60) 2-Chloroethyl vinyl ether	4.167	63	125489	529.98	ug/L		91
61) cis-1,3-Dichloropropene	4.213	75	56358	107.04	ug/L		92
64) Toluene	4.375	91	146956	102.84	ug/L		99
65) 2-Nitropropane	4.467	41	64489	555.40	ug/L		98
66) 4-Methyl-2-pentanone	4.590	43	229355	510.88	ug/L		95
67) trans-1,3-Dichloropropene	4.613	75	53315	110.68	ug/L		96
68) Tetrachloroethene	4.636	166	45248	106.18	ug/L		98
69) Ethyl methacrylate	4.736	69	45447	112.80	ug/L	#	83
70) 1,1,2-Trichloroethane	4.721	83	28431	103.23	ug/L		90
71) Dibromochloromethane	4.844	129	38021	112.17	ug/L		100
72) 1,3-Dichloropropane	4.898	76	52925	103.10	ug/L		85
73) 1,2-Dibromoethane	4.998	107	37104	106.07	ug/L		97
74) 3,3-Dimethyl-1-Butanol	5.136	57	346327	5878.36	ug/L		86
75) 2-hexanone	5.144	43	222601	517.45	ug/L	#	71
76) 1-Chlorohexane	5.367	91	50779m	100.72	ug/L		
77) Ethylbenzene	5.398	91	157829	101.59	ug/L		97
78) Chlorobenzene	5.367	112	95637	100.51	ug/L		96
79) 1,1,1,2-Tetrachloroethane	5.414	131	35458	108.01	ug/L		98
80) m,p-Xylene	5.506	91	256686	204.55	ug/L		98
81) o-Xylene	5.806	91	132935	102.20	ug/L		98
82) Styrene	5.837	104	103076	108.37	ug/L		93
83) Bromoform	5.845	173	27747	106.58	ug/L		95
84) Isopropylbenzene	6.045	105	156551	101.89	ug/L		98
87) cis-1,4-Dichloro-2-butene	6.268	53	9375	99.03	ug/L	#	77
88) n-Propylbenzene	6.353	91	180597	103.97	ug/L		99
89) Bromobenzene	6.306	156	40777	103.67	ug/L		93
90) 1,1,2,2-Tetrachloroethane	6.376	83	46228	107.53	ug/L		98
91) 1,3,5-Trimethylbenzene	6.506	105	129469	105.66	ug/L		98

Quantitation Report (QT Reviewed)

Data Path : C:\msdchem\1\DATA\05-23-2023\
Data File : 1A46350.D
Acq On : 23 May 2023 1:45 pm
Operator : jeniferw
Sample : IC1829-7
Misc : MS54063,V1A1829,,,,,
ALS Vial : 8 Sample Multiplier: 1

Quant Time: May 24 09:25:24 2023
Quant Method : C:\msdchem\1\METHODS\V1A_05-23-2023.M
Quant Title : SW-846 Method 5035A/8260B
QLast Update : Wed May 24 08:32:34 2023
Response via : Initial Calibration

Compound	R.T.	QIon	Response	Conc	Units		Dev(Min)
92) 2-Chlorotoluene	6.460	91	105608	103.03	ug/L		98
93) trans-1,4-Dichloro-2-B...	6.506	53	13440	98.35	ug/L		79
94) 1,2,3-Trichloropropane	6.468	110	13326	107.69	ug/L		97
95) Cyclohexanone	6.491	55	8846	579.93	ug/L		86
96) 4-Chlorotoluene	6.583	91	110596	102.75	ug/L		97
97) tert-Butylbenzene	6.753	91	70463	105.15	ug/L		88
98) 1,2,4-Trimethylbenzene	6.807	105	126032	105.75	ug/L		95
99) Pentachloroethane	6.753	167	22268	106.69	ug/L		95
100) sec-Butylbenzene	6.891	105	157373	104.52	ug/L		99
101) 4-Isopropyltoluene	7.014	119	131725	106.05	ug/L		97
102) 1,3-Dichlorobenzene	7.037	146	74937	101.45	ug/L		99
103) 1,2,3-Trimethylbenzene	7.145	105	121125	103.33	ug/L		99
104) 1,4-Dichlorobenzene	7.107	146	74601	100.18	ug/L		98
105) n-Butylbenzene	7.345	92	59208	107.19	ug/L		97
106) Benzyl Chloride	7.299	126	15856	110.45	ug/L	#	81
107) 1,2-Dichlorobenzene	7.430	146	67217	100.95	ug/L		99
108) 1,2-Dibromo-3-Chloropr...	8.007	75	7728	108.02	ug/L		92
109) Hexachlorobutadiene	8.515	225	12322	98.36	ug/L		91
110) 1,2,4-Trichlorobenzene	8.508	180	35827	105.85	ug/L		95
111) Naphthalene	8.715	128	81374	121.97	ug/L		100
112) 1,2,3-Trichlorobenzene	8.838	180	27343	110.34	ug/L		98

(#) = qualifier out of range (m) = manual integration (+) = signals summed

Quantitation Report (QT Reviewed)

Data Path : C:\msdchem\1\DATA\05-23-2023\
Data File : 1A46350.D
Acq On : 23 May 2023 1:45 pm
Operator : jeniferw
Sample : IC1829-7
Misc : MS54063,V1A1829,,,,,
ALS Vial : 8 Sample Multiplier: 1

Quant Time: May 24 09:25:24 2023
Quant Method : C:\msdchem\1\METHODS\V1A_05-23-2023.M
Quant Title : SW-846 Method 5035A/8260B
QLast Update : Wed May 24 08:32:34 2023
Response via : Initial Calibration

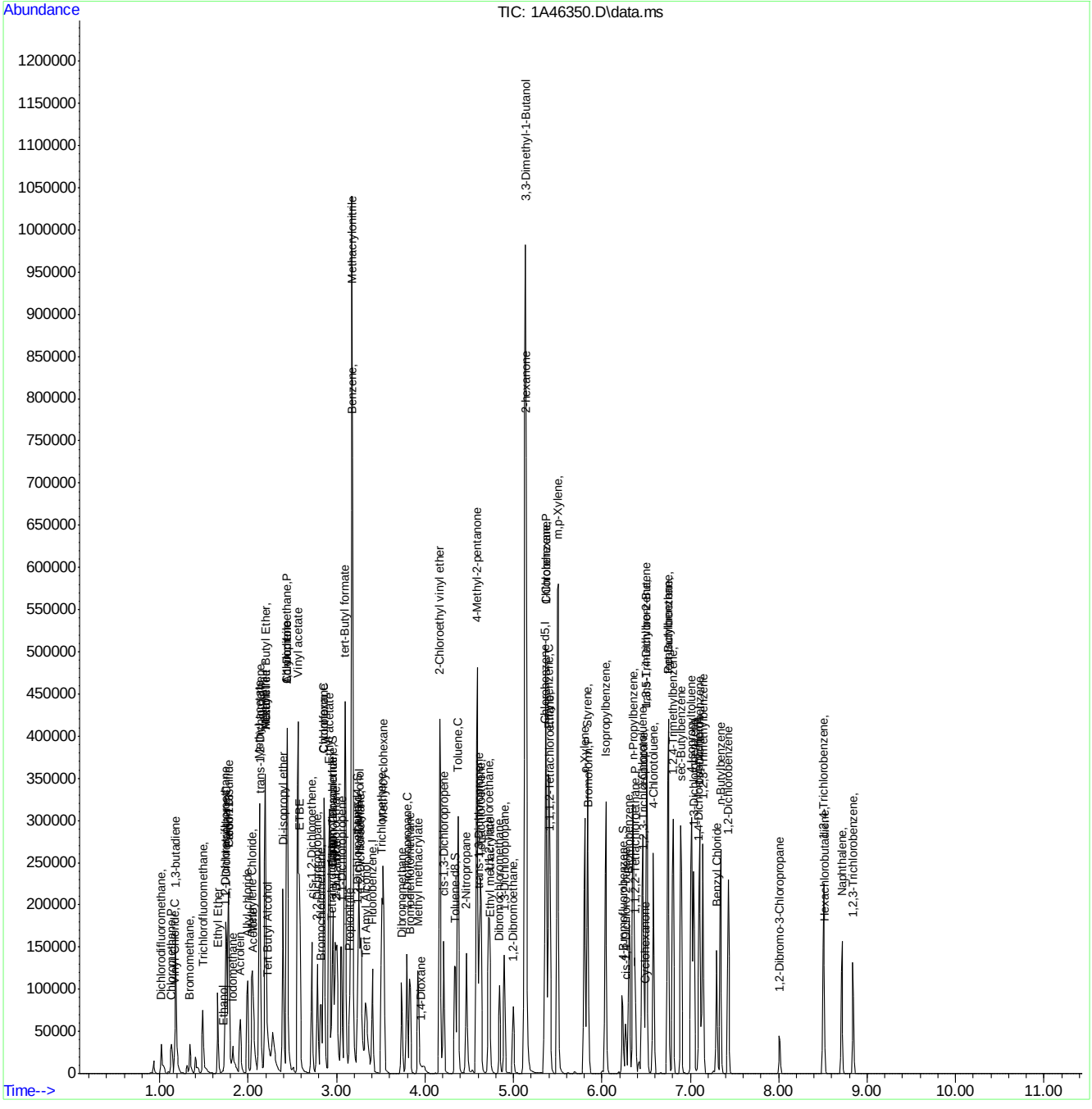

Manual Integration Approval Summary

Sample Number: V1A1829-IC1829
Lab FileID: 1A46350.D
Injection Time: 05/23/23 13:45

Method: SW846 8260D
Analyst approved: 05/24/23 10:33 Jenifer Willis
Supervisor approved: 05/24/23 12:29 Karen Watson

Parameter	CAS	Sig#	R.T. (min.)	Reason
Ethyl Alcohol	64-17-5		1.72	Poorly defined baseline
Acetonitrile	75-05-8		2.20	Missed peak
Carbon Tetrachloride	56-23-5		2.96	Poorly defined baseline
1-Chlorohexane	544-10-5		5.37	Poorly defined baseline

Quantitation Report (Qedit)

Data Path : C:\msdchem\1\DATA\05-23-2023\
Data File : 1A46350.D
Acq On : 23 May 2023 1:45 pm
Operator : jeniferw
Sample : IC1829-7
Misc : MS54063,V1A1829,,,,,
ALS Vial : 8 Sample Multiplier: 1

Quant Time: May 24 08:42:44 2023
Quant Method : C:\msdchem\1\METHODS\V1A_05-23-2023.M
Quant Title : SW-846 Method 5035A/8260B
QLast Update : Wed May 24 08:32:34 2023
Response via : Initial Calibration

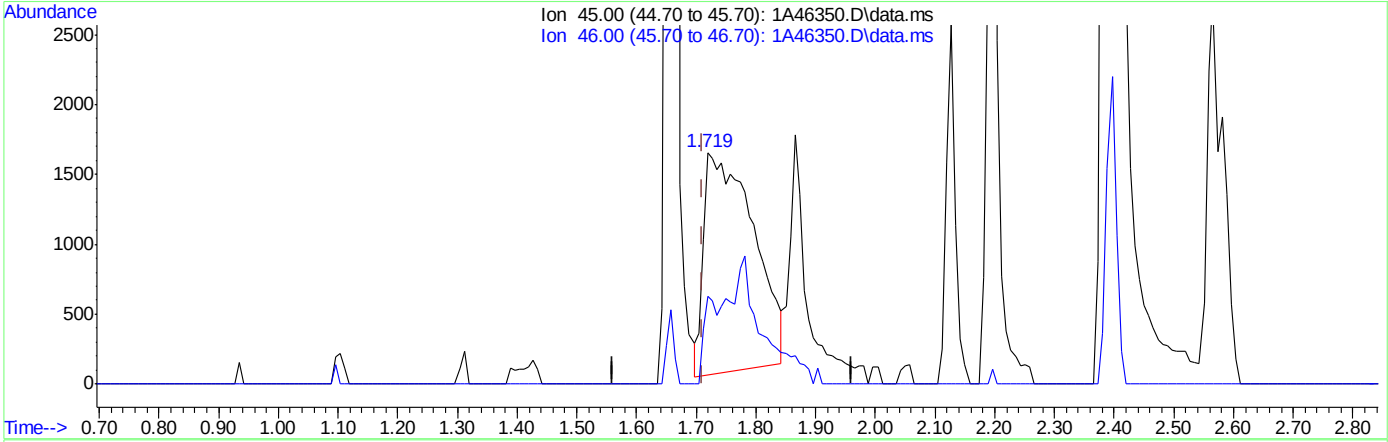

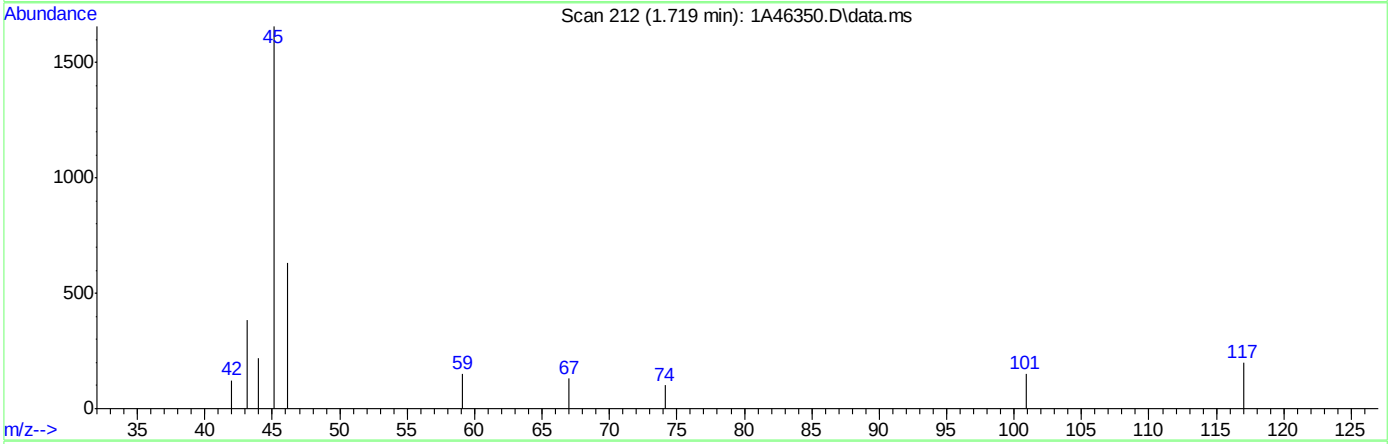

TIC: 1A46350.D\data.ms

(10) Ethanol

1.719min (+0.008) 1400.20ug/L

response 9197

Ion	Exp%	Act%
45.00	100	100
46.00	41.40	46.16
0.00	0.00	0.00
0.00	0.00	0.00

Quantitation Report (Qedit)

Data Path : C:\msdchem\1\DATA\05-23-2023\
Data File : 1A46350.D
Acq On : 23 May 2023 1:45 pm
Operator : jeniferw
Sample : IC1829-7
Misc : MS54063,V1A1829,,,,,
ALS Vial : 8 Sample Multiplier: 1

Quant Time: May 24 08:42:44 2023
Quant Method : C:\msdchem\1\METHODS\V1A_05-23-2023.M
Quant Title : SW-846 Method 5035A/8260B
QLast Update : Wed May 24 08:32:34 2023
Response via : Initial Calibration

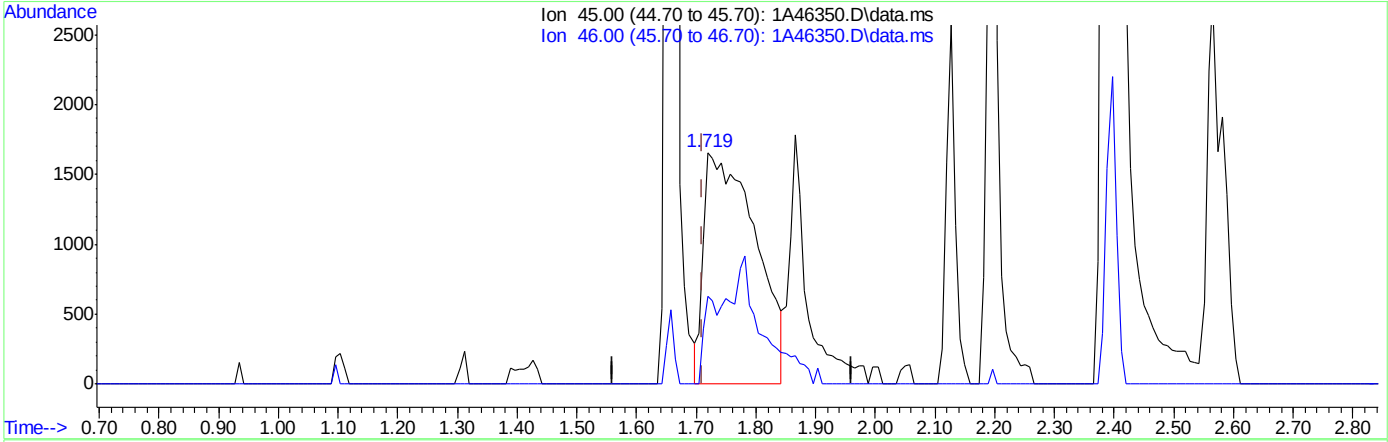

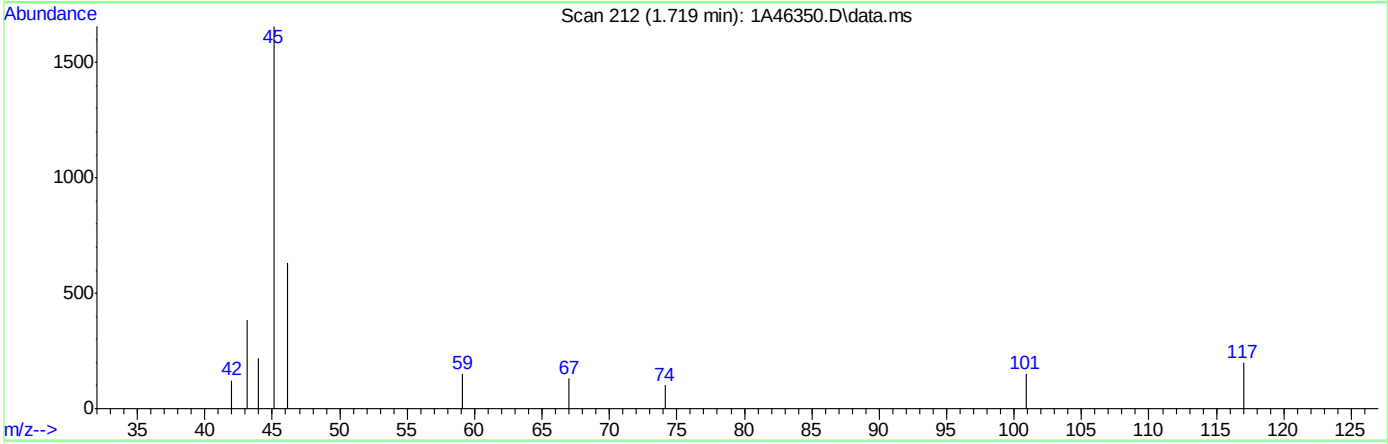

TIC: 1A46350.D\data.ms

(10) Ethanol

1.719min (+0.008) 1528.39ug/L m

response 10039

Ion	Exp%	Act%
45.00	100	100
46.00	41.40	38.08
0.00	0.00	0.00
0.00	0.00	0.00

Quantitation Report (Qedit)

Data Path : C:\msdchem\1\DATA\05-23-2023\
Data File : 1A46350.D
Acq On : 23 May 2023 1:45 pm
Operator : jeniferw
Sample : IC1829-7
Misc : MS54063,V1A1829,,,,,
ALS Vial : 8 Sample Multiplier: 1

Quant Time: May 24 08:42:44 2023
Quant Method : C:\msdchem\1\METHODS\V1A_05-23-2023.M
Quant Title : SW-846 Method 5035A/8260B
QLast Update : Wed May 24 08:32:34 2023
Response via : Initial Calibration

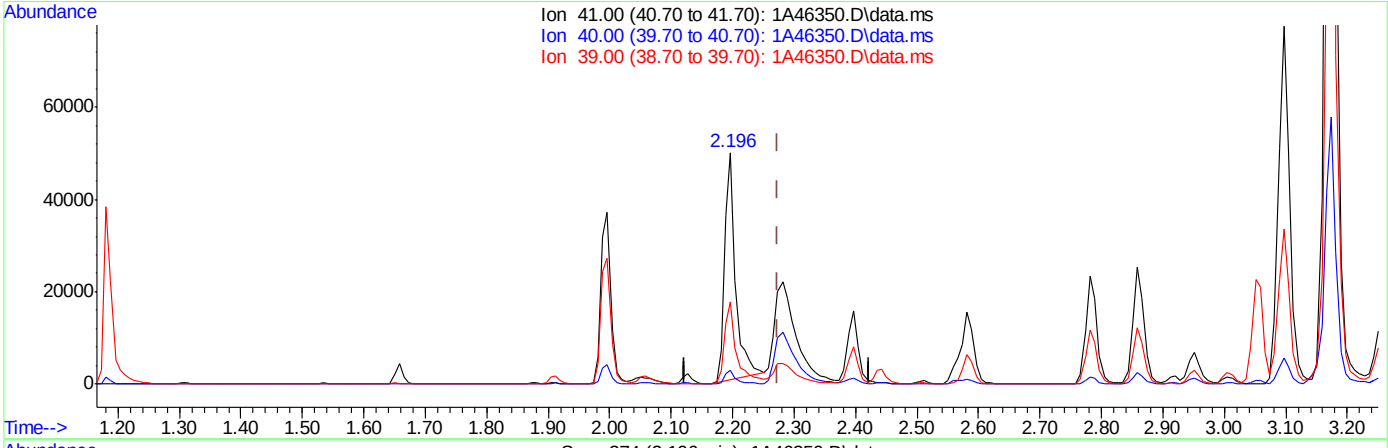

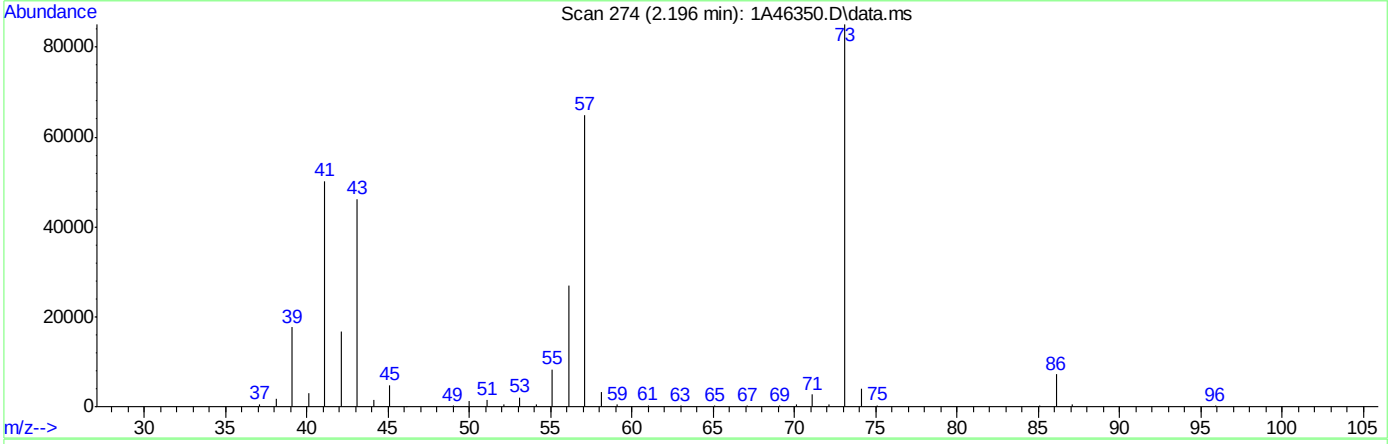

TIC: 1A46350.D\data.ms

(24) Acetonitrile

2.196min (-0.077) 1120.91ug/L

response 61097

Ion	Exp%	Act%
41.00	100	100
40.00	5.10	5.76
39.00	30.10	35.38
0.00	0.00	0.00

Quantitation Report (Qedit)

Data Path : C:\msdchem\1\DATA\05-23-2023\
Data File : 1A46350.D
Acq On : 23 May 2023 1:45 pm
Operator : jeniferw
Sample : IC1829-7
Misc : MS54063,V1A1829,,,,,
ALS Vial : 8 Sample Multiplier: 1

Quant Time: May 24 08:42:44 2023
Quant Method : C:\msdchem\1\METHODS\V1A_05-23-2023.M
Quant Title : SW-846 Method 5035A/8260B
QLast Update : Wed May 24 08:32:34 2023
Response via : Initial Calibration

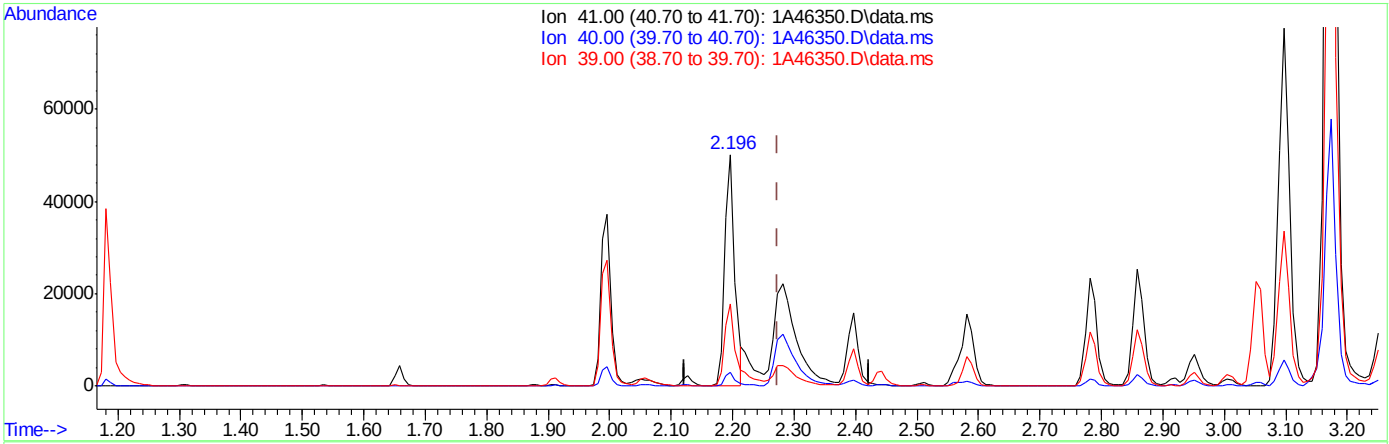

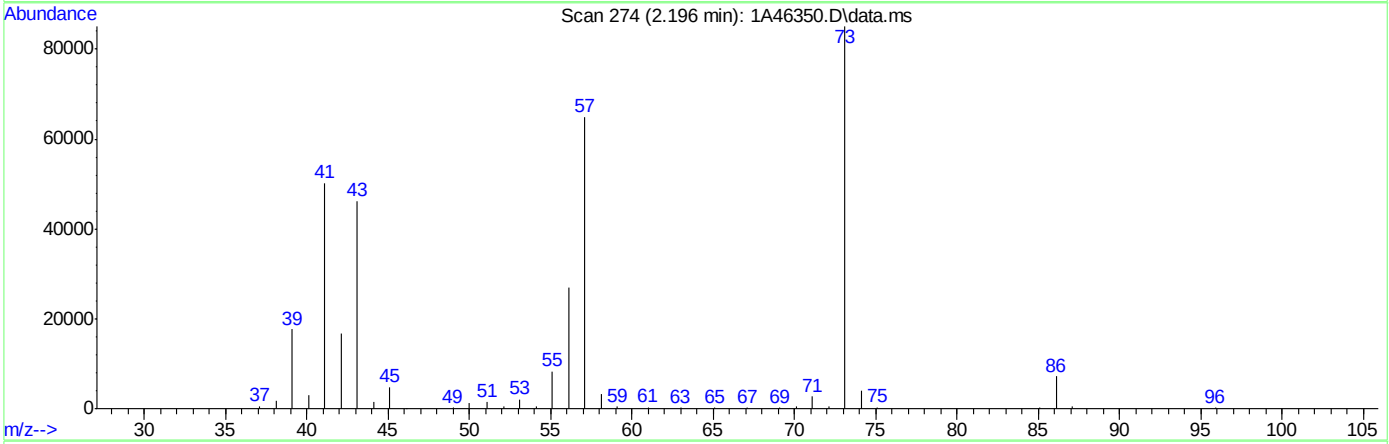

TIC: 1A46350.D\data.ms

(24) Acetonitrile

2.196min (-0.077) 1063.63ug/L m

response 57975

Ion	Exp%	Act%
41.00	100	100
40.00	5.10	5.75
39.00	30.10	35.31
0.00	0.00	0.00

Quantitation Report (Qedit)

Data Path : C:\msdchem\1\DATA\05-23-2023\
Data File : 1A46350.D
Acq On : 23 May 2023 1:45 pm
Operator : jeniferw
Sample : IC1829-7
Misc : MS54063,V1A1829,,,,,
ALS Vial : 8 Sample Multiplier: 1

Quant Time: May 24 08:42:44 2023
Quant Method : C:\msdchem\1\METHODS\V1A_05-23-2023.M
Quant Title : SW-846 Method 5035A/8260B
QLast Update : Wed May 24 08:32:34 2023
Response via : Initial Calibration

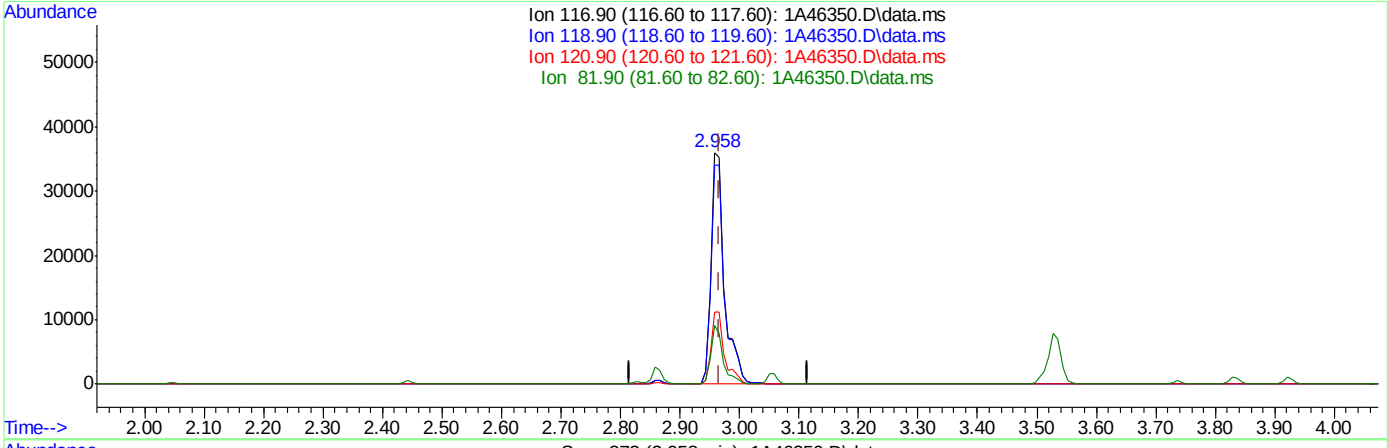

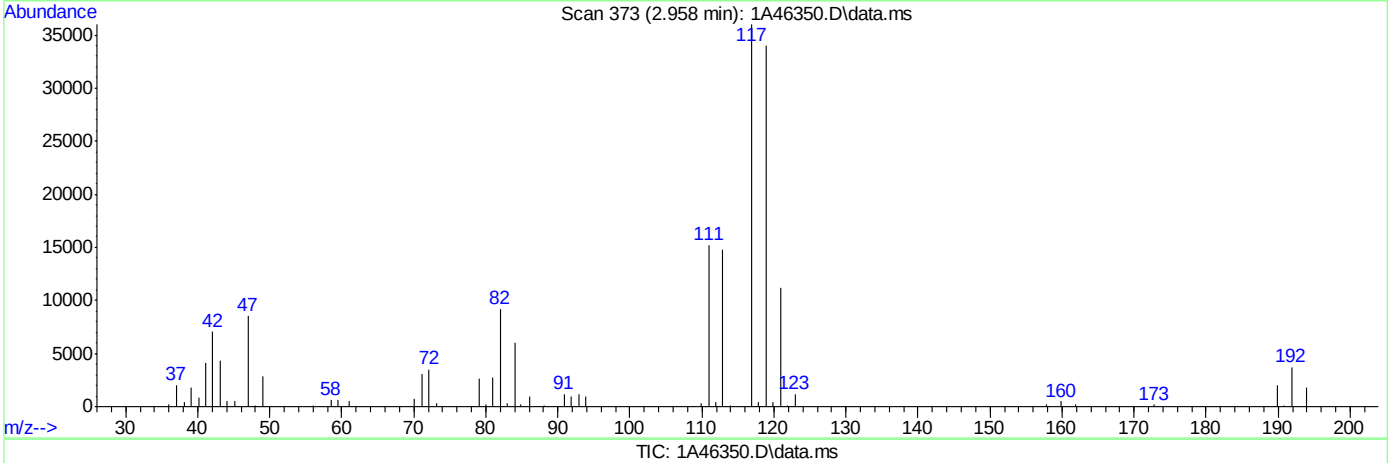

TIC: 1A46350.D\data.ms

(40) Carbon Tetrachloride ( )

2.958min (-0.008) 121.98ug/L

response 57158

Ion	Exp%	Act%
116.90	100	100
118.90	94.40	94.33
120.90	30.80	31.00
81.90	27.10	25.54

Quantitation Report (Qedit)

Data Path : C:\msdchem\1\DATA\05-23-2023\
Data File : 1A46350.D
Acq On : 23 May 2023 1:45 pm
Operator : jeniferw
Sample : IC1829-7
Misc : MS54063,V1A1829,,,,,
ALS Vial : 8 Sample Multiplier: 1

Quant Time: May 24 08:42:44 2023
Quant Method : C:\msdchem\1\METHODS\V1A_05-23-2023.M
Quant Title : SW-846 Method 5035A/8260B
QLast Update : Wed May 24 08:32:34 2023
Response via : Initial Calibration

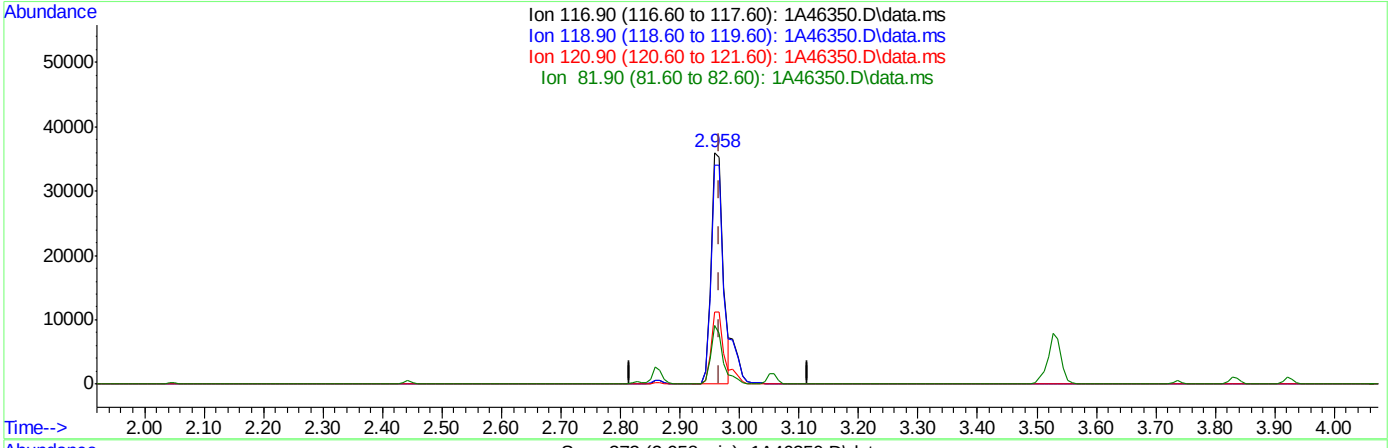

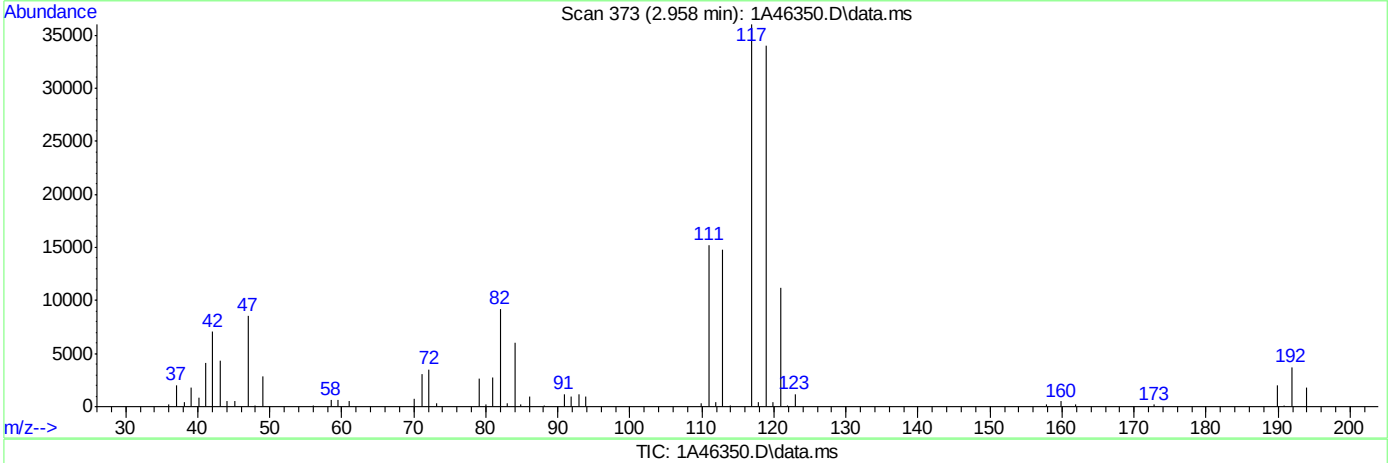

TIC: 1A46350.D\data.ms

(40) Carbon Tetrachloride ( )

2.958min (-0.008) 108.14ug/L m

response 50675

Ion	Exp%	Act%
116.90	100	100
118.90	94.40	94.33
120.90	30.80	31.00
81.90	27.10	25.54

Quantitation Report (Qedit)

Data Path : C:\msdchem\1\DATA\05-23-2023\
Data File : 1A46350.D
Acq On : 23 May 2023 1:45 pm
Operator : jeniferw
Sample : IC1829-7
Misc : MS54063,V1A1829,,,,,
ALS Vial : 8 Sample Multiplier: 1

Quant Time: May 24 08:42:44 2023
Quant Method : C:\msdchem\1\METHODS\V1A_05-23-2023.M
Quant Title : SW-846 Method 5035A/8260B
QLast Update : Wed May 24 08:32:34 2023
Response via : Initial Calibration

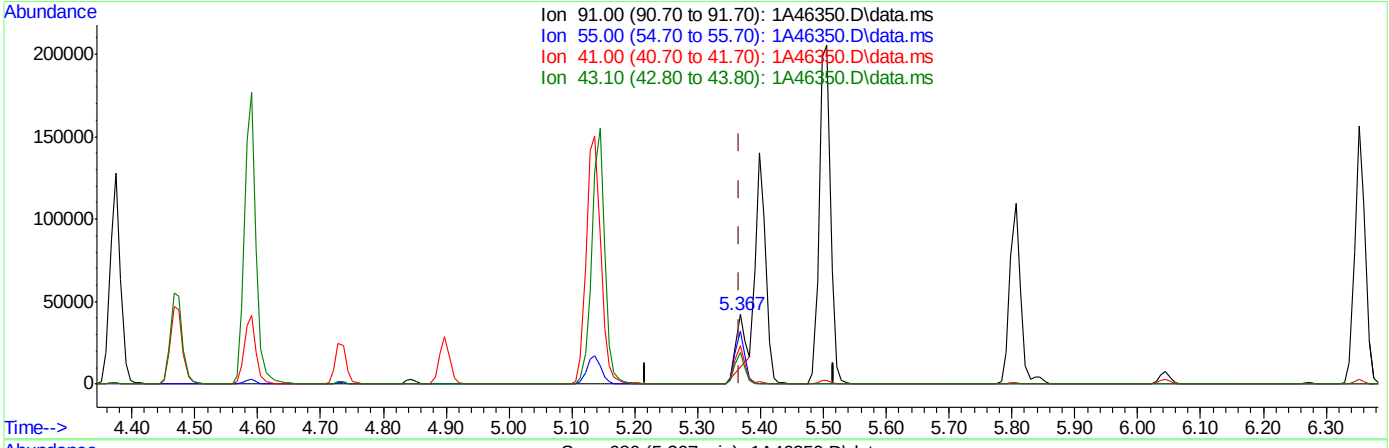

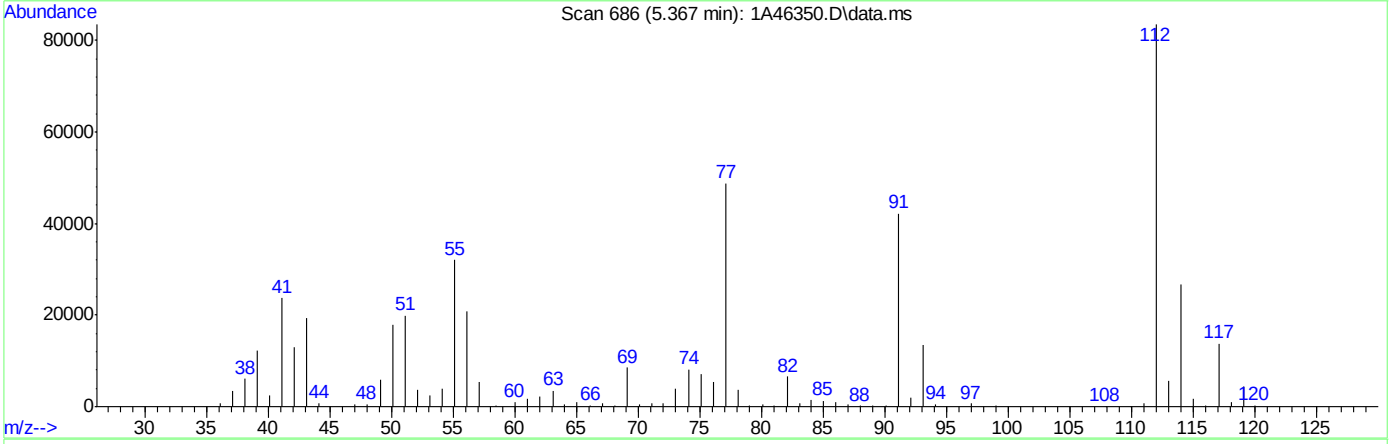

TIC: 1A46350.D\data.ms

(76) 1-Chlorohexane

5.367min (+0.000) 62.84ug/L

response 31679

Ion	Exp%	Act%
91.00	100	100
55.00	103.60	75.23#
41.00	76.40	55.33#
43.10	68.70	45.62#

Quantitation Report (Qedit)

Data Path : C:\msdchem\1\DATA\05-23-2023\
Data File : 1A46350.D
Acq On : 23 May 2023 1:45 pm
Operator : jeniferw
Sample : IC1829-7
Misc : MS54063,V1A1829,,,,,
ALS Vial : 8 Sample Multiplier: 1

Quant Time: May 24 08:42:44 2023
Quant Method : C:\msdchem\1\METHODS\V1A_05-23-2023.M
Quant Title : SW-846 Method 5035A/8260B
QLast Update : Wed May 24 08:32:34 2023
Response via : Initial Calibration

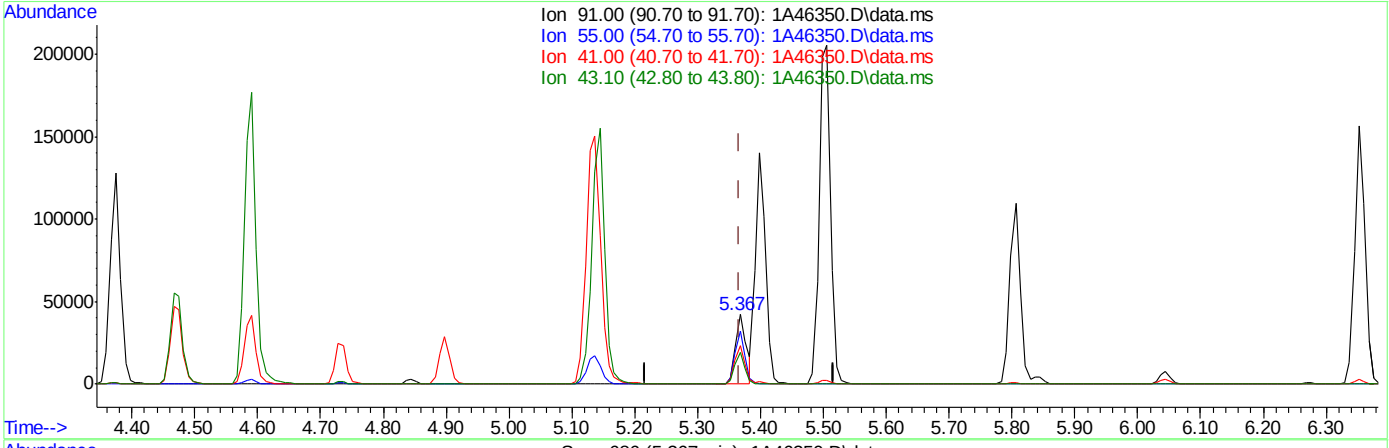

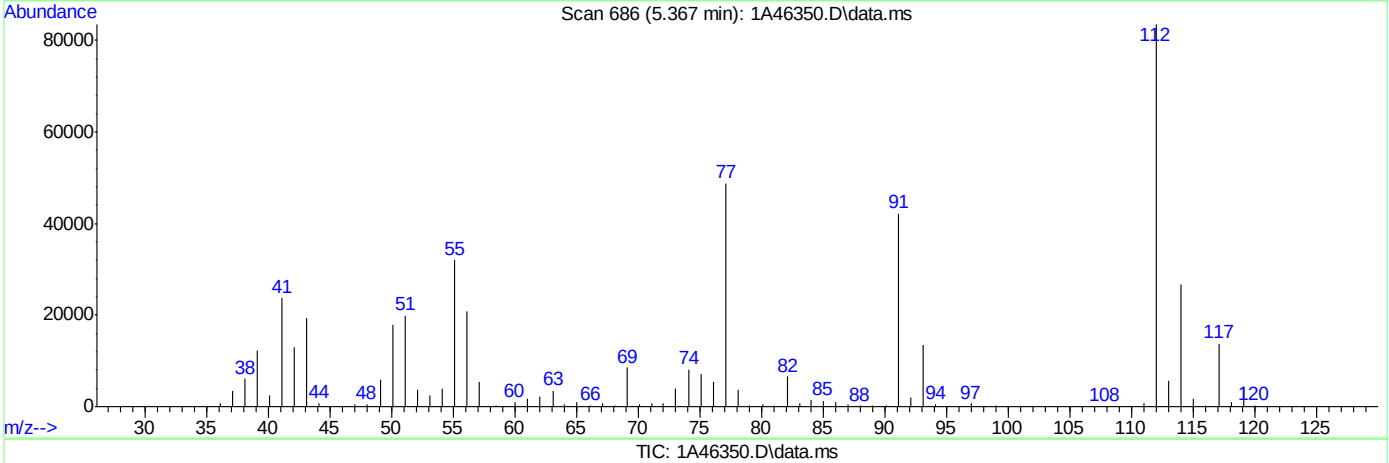

TIC: 1A46350.D\data.ms

(76) 1-Chlorohexane

5.367min (+0.000) 100.72ug/L m

response 50779

Ion	Exp%	Act%
91.00	100	100
55.00	103.60	75.73#
41.00	76.40	56.01#
43.10	68.70	45.90#

Manual Integrations APPROVED (compounds with "m" flag)
Karen Watson
06/09/23 11:07

Quantitation Report (QT Reviewed)

Data Path : C:\msdchem\1\DATA\05-23-2023\
Data File : 1A46354.D
Acq On : 23 May 2023 3:17 pm
Operator : jeniferw
Sample : ICV1829-5
Misc : MS54063,V1A1829,,,,,
ALS Vial : 10 Sample Multiplier: 1

Quant Time: May 24 11:42:03 2023
Quant Method : C:\msdchem\1\METHODS\V1A_05-23-2023.M
Quant Title : SW-846 Method 5035A/8260B
QLast Update : Wed May 24 11:40:15 2023
Response via : Initial Calibration

Compound	R.T.	QIon	Response	Conc	Units	Dev(Min)
Internal Standards						
1) Fluorobenzene	3.412	96	62326	50.00	ug/L	0.00
62) Chlorobenzene-d5	5.359	117	46123	50.00	ug/L	0.00
85) 1,4-Dichlorobenzene-d4	7.099	152	25512	50.00	ug/L	0.00
System Monitoring Compounds						
39) Dibromofluoromethane	2.958	113	16901	48.49	ug/L	0.00
Spiked Amount 50.000	Range 83 - 118		Recovery = 96.98%			
49) 1,2-Dichloroethane-d4	3.243	65	22190	50.36	ug/L	0.00
Spiked Amount 50.000	Range 79 - 125		Recovery = 100.72%			
63) Toluene-d8	4.344	98	60928	49.50	ug/L	0.00
Spiked Amount 50.000	Range 85 - 112		Recovery = 99.00%			
86) 4-Bromofluorobenzene	6.237	174	21671	50.06	ug/L	0.00
Spiked Amount 50.000	Range 83 - 118		Recovery = 100.12%			
Target Compounds						Qvalue
2) Dichlorodifluoromethane	1.019	85	10600	45.17	ug/L	99
3) Chloromethane	1.134	50	10712	39.29	ug/L	99
4) 1,3-butadiene	1.180	39	12246	31.43	ug/L	91
5) Vinyl Chloride	1.173	62	12155	36.67	ug/L	99
6) Bromomethane	1.350	94	5798	46.37	ug/L	98
7) Chloroethane	1.411	64	7373	37.69	ug/L	92
8) Trichlorofluoromethane	1.496	101	19163	39.63	ug/L	97
9) Ethyl Ether	1.658	59	11288	42.70	ug/L	83
10) Ethanol	1.711	45	4467	892.52	ug/L	97
11) 1,2-Dichlorotrifluoroe...	1.742	67	14593	41.19	ug/L	93
12) 1,1-Dichloroethene	1.758	61	17946	36.55	ug/L	94
13) Freon 113	1.788	101	13020	48.41	ug/L	95
14) Carbon Disulfide	1.781	76	31919	41.85	ug/L	97
15) Iodomethane	1.835	142	10536	47.43	ug/L	96
16) Acrolein	1.912	56	15187	210.67	ug/L	100
17) Allyl chloride	1.996	41	16404	41.72	ug/L	78
18) Methylene Chloride	2.042	49	16578	39.52	ug/L	87
19) Acetone	2.050	43	26875	209.74	ug/L	97
20) Methyl acetate	2.127	43	62602	175.13	ug/L	90
21) trans-1,2-Dichloroethene	2.135	61	18161	36.86	ug/L	95
22) Hexane	2.196	56	13095	45.14	ug/L	88
23) Methyl Tert Butyl Ether	2.196	73	37822	40.40	ug/L #	73
24) Acetonitrile	2.273	41	21117m	396.57	ug/L	
25) Tert Butyl Alcohol	2.212	59	27308	403.29	ug/L	76
26) Di-isopropyl ether	2.396	45	39383	39.19	ug/L	88
27) Chloroprene	2.443	53	51079	37.04	ug/L	96
28) 1,1-Dichloroethane	2.443	63	22610	35.08	ug/L	94
29) Acrylonitrile	2.443	52	32066	191.41	ug/L	99
30) ETBE	2.581	59	43312	41.33	ug/L	93
31) Vinyl acetate	2.566	43	156253	215.37	ug/L	95
32) cis-1,2-Dichloroethene	2.720	96	13188	36.74	ug/L	89
33) 2,2-Dichloropropane	2.789	77	19252	41.01	ug/L	98
34) Bromochloromethane	2.827	128	6927	40.96	ug/L #	71
35) Cyclohexane	2.866	56	22433	42.58	ug/L #	85

Quantitation Report (QT Reviewed)

Data Path : C:\msdchem\1\DATA\05-23-2023\
Data File : 1A46354.D
Acq On : 23 May 2023 3:17 pm
Operator : jeniferw
Sample : ICV1829-5
Misc : MS54063,V1A1829,,,,,
ALS Vial : 10 Sample Multiplier: 1

Quant Time: May 24 11:42:03 2023
Quant Method : C:\msdchem\1\METHODS\V1A_05-23-2023.M
Quant Title : SW-846 Method 5035A/8260B
QLast Update : Wed May 24 11:40:15 2023
Response via : Initial Calibration

Compound	R.T.	QIon	Response	Conc	Units		Dev(Min)
36) Chloroform	2.866	83	24715	37.97	ug/L		96
37) Ethyl acetate	2.920	43	90069	198.04	ug/L		95
38) Tetrahydrofuran	2.951	42	5698	37.22	ug/L		87
40) Carbon Tetrachloride	2.966	117	17701m	39.18	ug/L		
41) 1,1,1-Trichloroethane	2.989	97	20467	39.10	ug/L		95
42) 2-Butanone	3.004	43	45510	195.15	ug/L		88
43) 1,1-Dichloropropene	3.058	75	17131	38.55	ug/L		93
45) Propionitrile	3.151	54	27396	384.94	ug/L		97
46) Methacrylonitrile	3.174	41	104489	393.24	ug/L		95
47) Benzene	3.189	78	52033	38.08	ug/L		83
48) TAME	3.251	73	38340	41.66	ug/L		91
50) 1,2-Dichloroethane	3.281	62	20385	38.55	ug/L		92
51) Isobutyl Alcohol	3.258	43	30998	867.23	ug/L		80
52) Tert Amyl Alcohol	3.328	59	22432	431.17	ug/L		85
53) Trichloroethene	3.512	95	14391	38.98	ug/L		99
54) Methylcyclohexane	3.535	83	23134	43.83	ug/L	#	76
55) Dibromomethane	3.736	93	9125	39.35	ug/L		98
56) 1,2-Dichloropropane	3.797	63	14071	40.84	ug/L		94
57) Bromodichloromethane	3.836	83	18042	39.07	ug/L		98
58) Methyl methacrylate	3.920	41	14073	40.25	ug/L		81
59) 1,4-Dioxane	3.943	88	3693	811.66	ug/L		77
60) 2-Chloroethyl vinyl ether	4.174	63	47483	208.00	ug/L		90
61) cis-1,3-Dichloropropene	4.213	75	20815	41.01	ug/L		96
64) Toluene	4.374	91	54849	38.29	ug/L		100
65) 2-Nitropropane	4.474	41	24628	211.57	ug/L		97
66) 4-Methyl-2-pentanone	4.590	43	88156	195.87	ug/L		96
67) trans-1,3-Dichloropropene	4.621	75	18956	39.25	ug/L		94
68) Tetrachloroethene	4.636	166	16733	39.17	ug/L		99
69) Ethyl methacrylate	4.736	69	17774	44.01	ug/L	#	86
70) 1,1,2-Trichloroethane	4.721	83	11096	40.19	ug/L		94
71) Dibromochloromethane	4.844	129	14422	42.44	ug/L		99
72) 1,3-Dichloropropane	4.898	76	21581	41.93	ug/L		88
73) 1,2-Dibromoethane	4.998	107	14271	40.68	ug/L		97
74) 3,3-Dimethyl-1-Butanol	5.129	57	117877	1993.54	ug/L		88
75) 2-hexanone	5.144	43	85198	197.56	ug/L		93
76) 1-Chlorohexane	5.367	91	18023m	35.66	ug/L		
77) Ethylbenzene	5.406	91	61708m	39.61	ug/L		
78) Chlorobenzene	5.367	112	36899	38.68	ug/L		98
79) 1,1,1,2-Tetrachloroethane	5.413	131	13623	41.39	ug/L		98
80) m,p-Xylene	5.506	91	99164	78.82	ug/L		99
81) o-Xylene	5.806	91	50395	38.65	ug/L		100
82) Styrene	5.844	104	39224	41.13	ug/L		92
83) Bromoform	5.844	173	10178	39.00	ug/L		97
84) Isopropylbenzene	6.044	105	60316	39.16	ug/L		99
87) cis-1,4-Dichloro-2-butene	6.275	53	3614	48.28	ug/L	#	69
88) n-Propylbenzene	6.360	91	70807	39.34	ug/L		99
89) Bromobenzene	6.314	156	16980	41.66	ug/L		95
90) 1,1,2,2-Tetrachloroethane	6.383	83	18420	41.35	ug/L		96
91) 1,3,5-Trimethylbenzene	6.514	105	52078	41.01	ug/L		99
92) 2-Chlorotoluene	6.460	91	41614	39.18	ug/L		100

Quantitation Report (QT Reviewed)

Data Path : C:\msdchem\1\DATA\05-23-2023\
Data File : 1A46354.D
Acq On : 23 May 2023 3:17 pm
Operator : jeniferw
Sample : ICV1829-5
Misc : MS54063,V1A1829,,,,,
ALS Vial : 10 Sample Multiplier: 1

Quant Time: May 24 11:42:03 2023
Quant Method : C:\msdchem\1\METHODS\V1A_05-23-2023.M
Quant Title : SW-846 Method 5035A/8260B
QLast Update : Wed May 24 11:40:15 2023
Response via : Initial Calibration

Compound	R.T.	QIon	Response	Conc	Units		Dev(Min)
93) trans-1,4-Dichloro-2-B...	6.514	53	4862	43.62	ug/L		82
94) 1,2,3-Trichloropropane	6.475	110	5671	44.22	ug/L		88
95) Cyclohexanone	6.491	55	4213	266.54	ug/L		91
96) 4-Chlorotoluene	6.583	91	43397	38.91	ug/L		99
97) tert-Butylbenzene	6.753	91	28453	40.97	ug/L		92
98) 1,2,4-Trimethylbenzene	6.806	105	50472	40.87	ug/L		97
99) Pentachloroethane	6.753	167	8583	39.68	ug/L	#	91
100) sec-Butylbenzene	6.899	105	60995	39.09	ug/L		100
101) 4-Isopropyltoluene	7.014	119	52192	40.55	ug/L		99
102) 1,3-Dichlorobenzene	7.045	146	29114	38.04	ug/L		98
103) 1,2,3-Trimethylbenzene	7.145	105	48556	39.97	ug/L		97
104) 1,4-Dichlorobenzene	7.114	146	29577	38.33	ug/L		97
105) n-Butylbenzene	7.345	92	25418	44.41	ug/L		98
106) Benzyl Chloride	7.299	126	5842	39.27	ug/L	#	92
107) 1,2-Dichlorobenzene	7.438	146	27229	39.47	ug/L		98
108) 1,2-Dibromo-3-Chloropr...	8.015	75	2953	39.83	ug/L		93
109) Hexachlorobutadiene	8.515	225	5643	43.47	ug/L		97
110) 1,2,4-Trichlorobenzene	8.507	180	13938	39.74	ug/L		97
111) Naphthalene	8.715	128	28331	40.98	ug/L		100
112) 1,2,3-Trichlorobenzene	8.846	180	10537	41.03	ug/L		99

(#) = qualifier out of range (m) = manual integration (+) = signals summed

Quantitation Report (QT Reviewed)

Data Path : C:\msdchem\1\DATA\05-23-2023\
Data File : 1A46354.D
Acq On : 23 May 2023 3:17 pm
Operator : jeniferw
Sample : ICV1829-5
Misc : MS54063,V1A1829,,,,,
ALS Vial : 10 Sample Multiplier: 1

Quant Time: May 24 11:42:03 2023
Quant Method : C:\msdchem\1\METHODS\V1A_05-23-2023.M
Quant Title : SW-846 Method 5035A/8260B
QLast Update : Wed May 24 11:40:15 2023
Response via : Initial Calibration

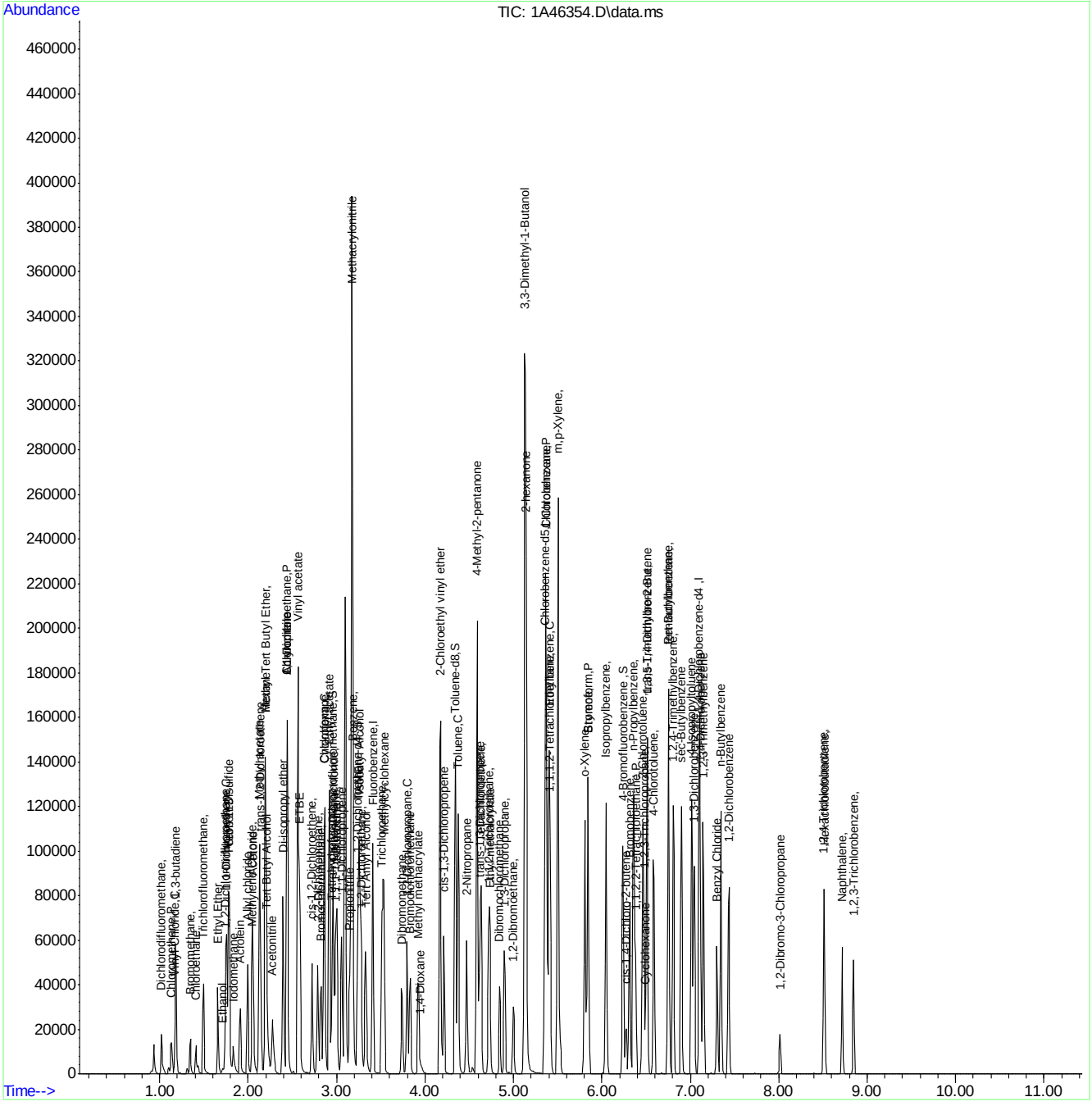

Manual Integration Approval Summary

Sample Number: V1A1829-ICV1829 **Method:** SW846 8260D
Lab FileID: 1A46354.D **Analyst approved:** 06/09/23 11:07 Karen Watson
Injection Time: 05/23/23 15:17 **Supervisor approved:** 06/09/23 11:07 Karen Watson

Parameter	CAS	Sig#	R.T. (min.)	Reason
Acetonitrile	75-05-8		2.27	Poor instrument integration
Carbon Tetrachloride	56-23-5		2.97	Overlapping peak
1-Chlorohexane	544-10-5		5.37	Poor instrument integration
Ethylbenzene	100-41-4		5.41	Poor instrument integration

Quantitation Report (Qedit)

Data Path : C:\msdchem\1\DATA\05-23-2023\
Data File : 1A46354.D
Acq On : 23 May 2023 3:17 pm
Operator : jeniferw
Sample : ICV1829-5
Misc : MS54063,V1A1829,,,,,
ALS Vial : 10 Sample Multiplier: 1

Quant Time: May 24 09:27:04 2023
Quant Method : C:\msdchem\1\METHODS\V1A_05-23-2023.M
Quant Title : SW-846 Method 5035A/8260B
QLast Update : Wed May 24 09:26:17 2023
Response via : Initial Calibration

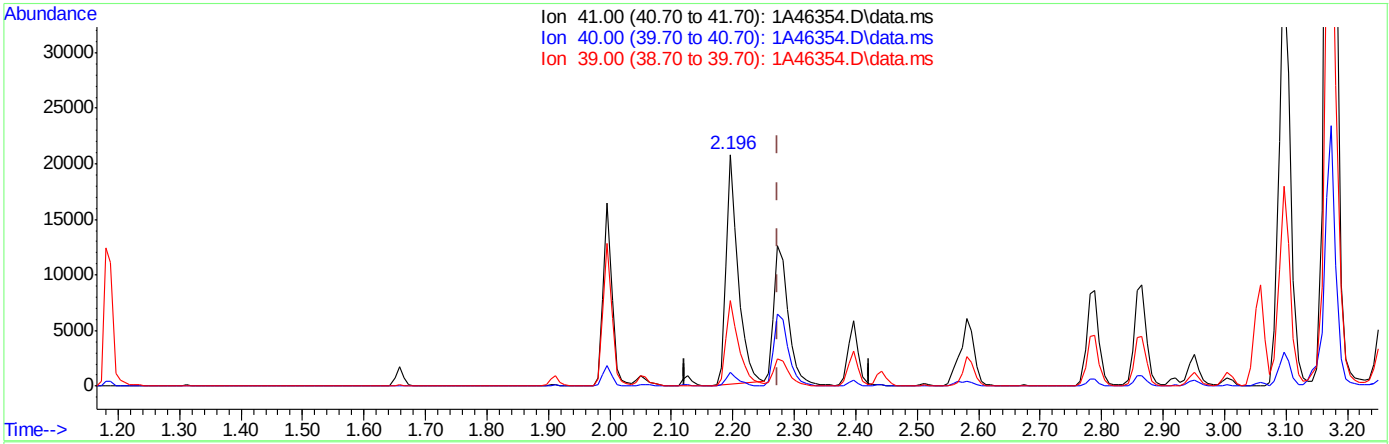

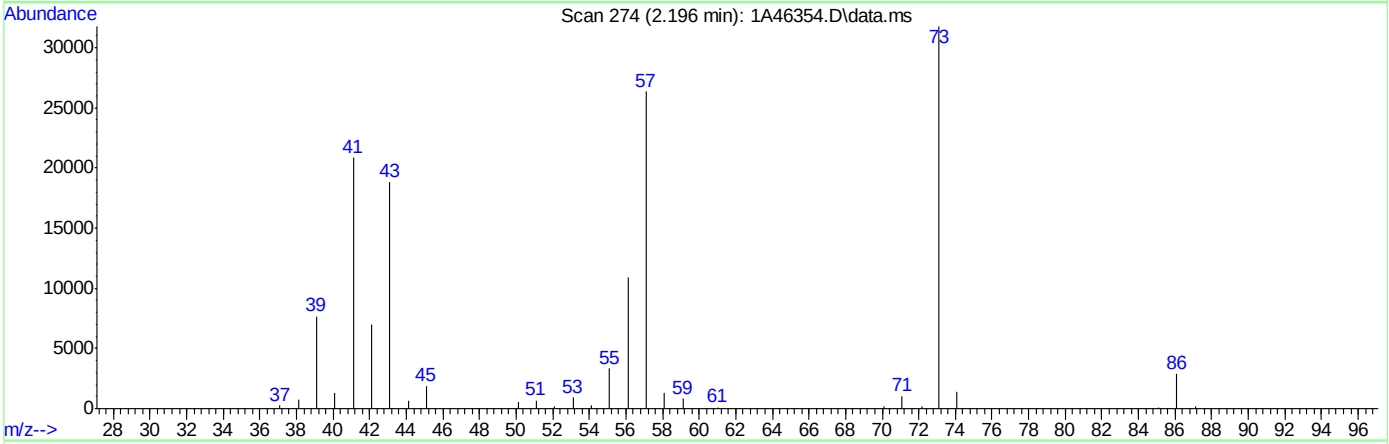

TIC: 1A46354.D\data.ms

(24) Acetonitrile

2.196min (-0.077) 527.00ug/L

response 28062

Ion	Exp%	Act%
41.00	100	100
40.00	5.10	6.09
39.00	30.10	36.73
0.00	0.00	0.00

Quantitation Report (Qedit)

Data Path : C:\msdchem\1\DATA\05-23-2023\
Data File : 1A46354.D
Acq On : 23 May 2023 3:17 pm
Operator : jeniferw
Sample : ICV1829-5
Misc : MS54063,V1A1829,,,,,
ALS Vial : 10 Sample Multiplier: 1

Quant Time: May 24 09:27:04 2023
Quant Method : C:\msdchem\1\METHODS\V1A_05-23-2023.M
Quant Title : SW-846 Method 5035A/8260B
QLast Update : Wed May 24 09:26:17 2023
Response via : Initial Calibration

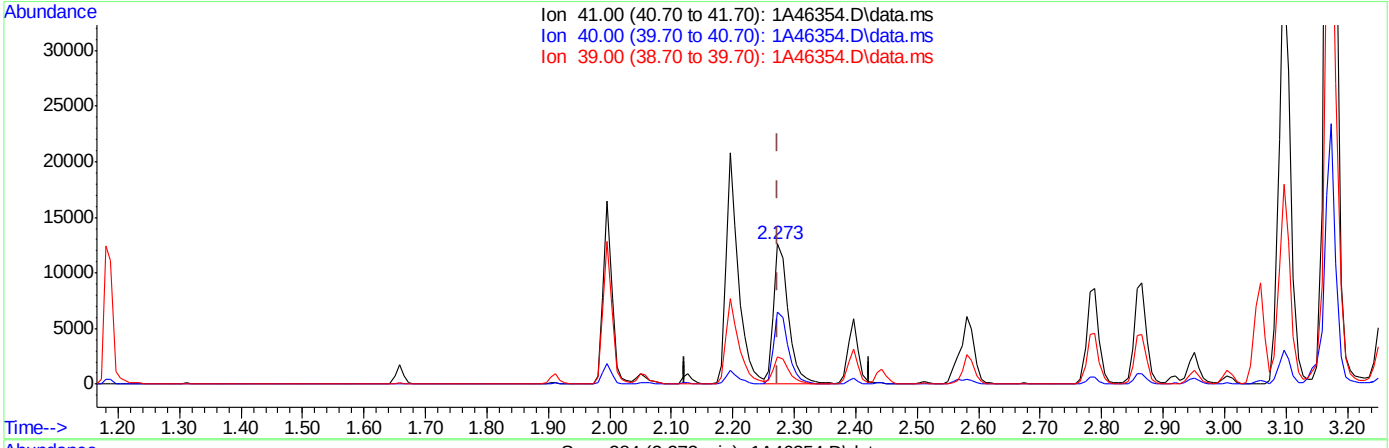

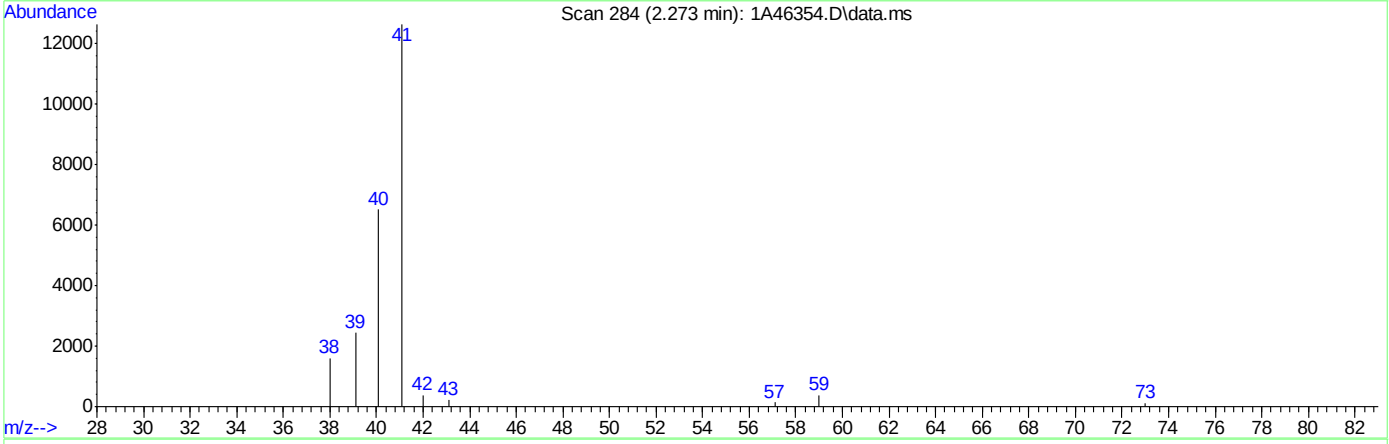

TIC: 1A46354.D\data.ms

(24) Acetonitrile

2.273min (+0.000) 396.57ug/L m

response 21117

Ion	Exp%	Act%
41.00	100	100
40.00	5.10	51.51#
39.00	30.10	19.28
0.00	0.00	0.00

Quantitation Report (Qedit)

Data Path : C:\msdchem\1\DATA\05-23-2023\
Data File : 1A46354.D
Acq On : 23 May 2023 3:17 pm
Operator : jeniferw
Sample : ICV1829-5
Misc : MS54063,V1A1829,,,,,
ALS Vial : 10 Sample Multiplier: 1

Quant Time: May 24 09:27:04 2023
Quant Method : C:\msdchem\1\METHODS\V1A_05-23-2023.M
Quant Title : SW-846 Method 5035A/8260B
QLast Update : Wed May 24 09:26:17 2023
Response via : Initial Calibration

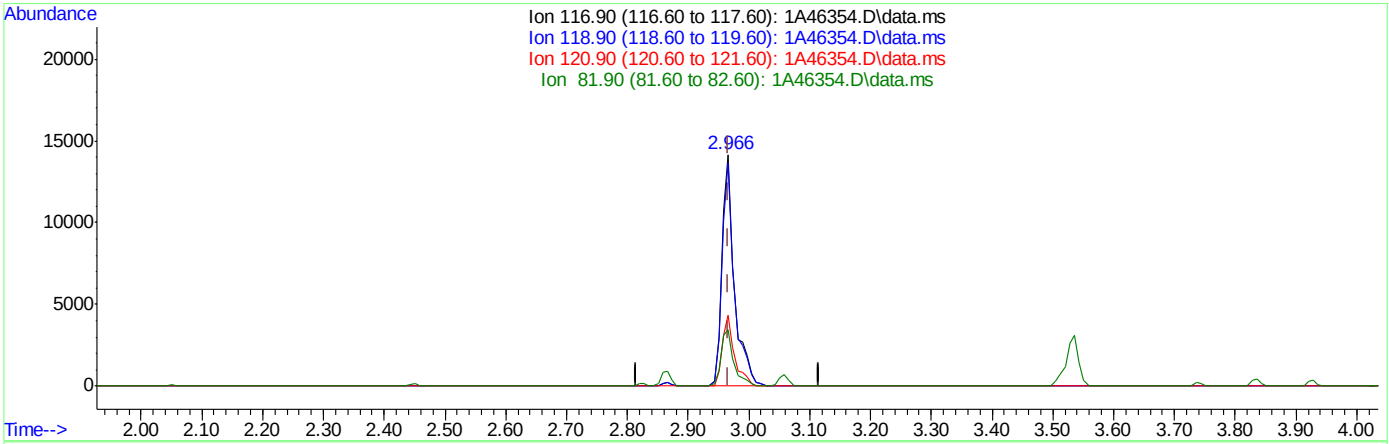

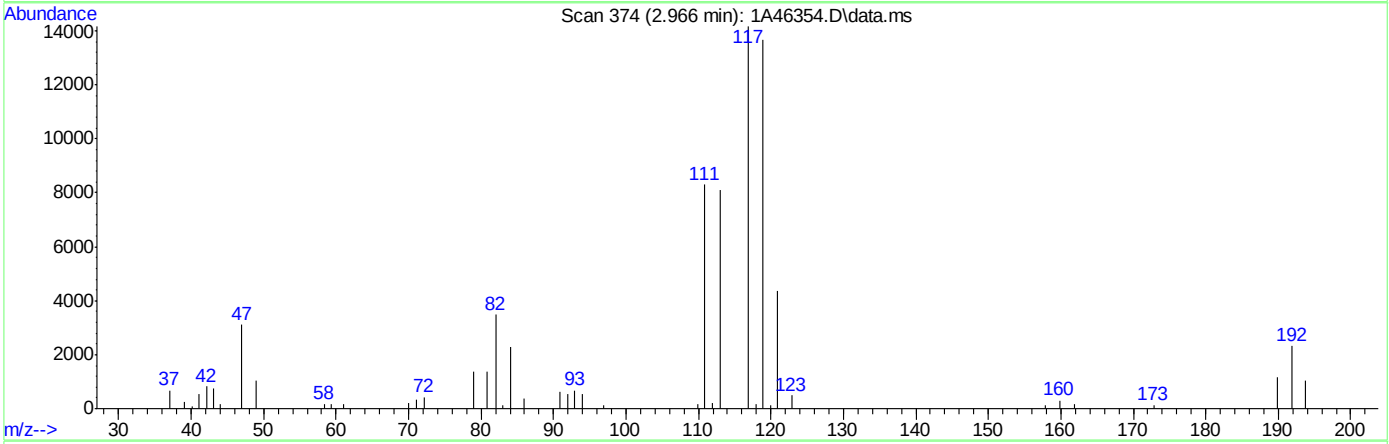

TIC: 1A46354.D\data.ms

(40) Carbon Tetrachloride ( )

2.966min (+0.000) 45.00ug/L

response 20331

Ion	Exp%	Act%
116.90	100	100
118.90	94.40	96.51
120.90	30.80	30.83
81.90	27.10	24.57

Quantitation Report (Qedit)

Data Path : C:\msdchem\1\DATA\05-23-2023\
Data File : 1A46354.D
Acq On : 23 May 2023 3:17 pm
Operator : jeniferw
Sample : ICV1829-5
Misc : MS54063,V1A1829,,,,,
ALS Vial : 10 Sample Multiplier: 1

Quant Time: May 24 09:27:04 2023
Quant Method : C:\msdchem\1\METHODS\V1A_05-23-2023.M
Quant Title : SW-846 Method 5035A/8260B
QLast Update : Wed May 24 09:26:17 2023
Response via : Initial Calibration

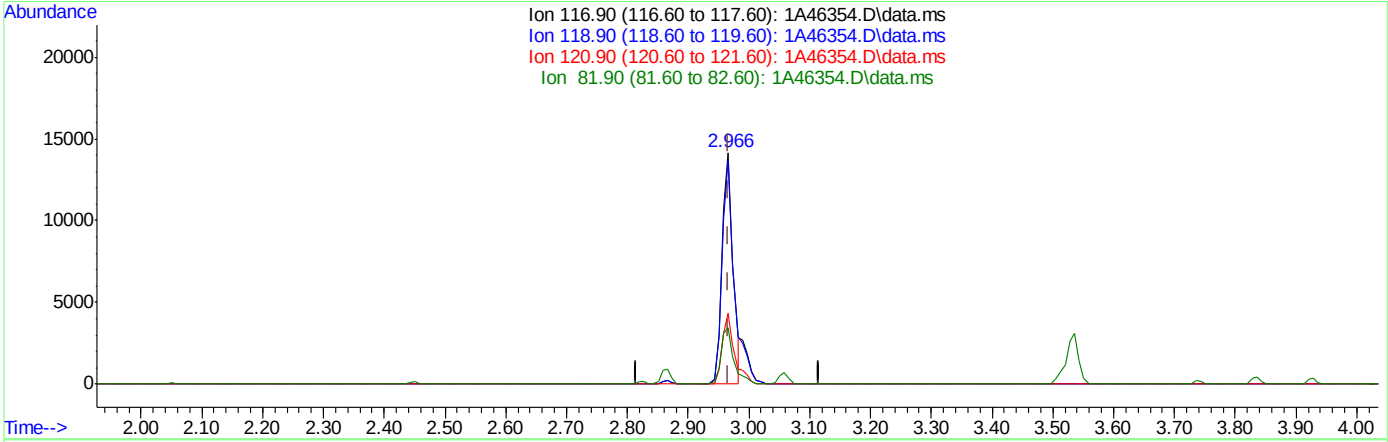

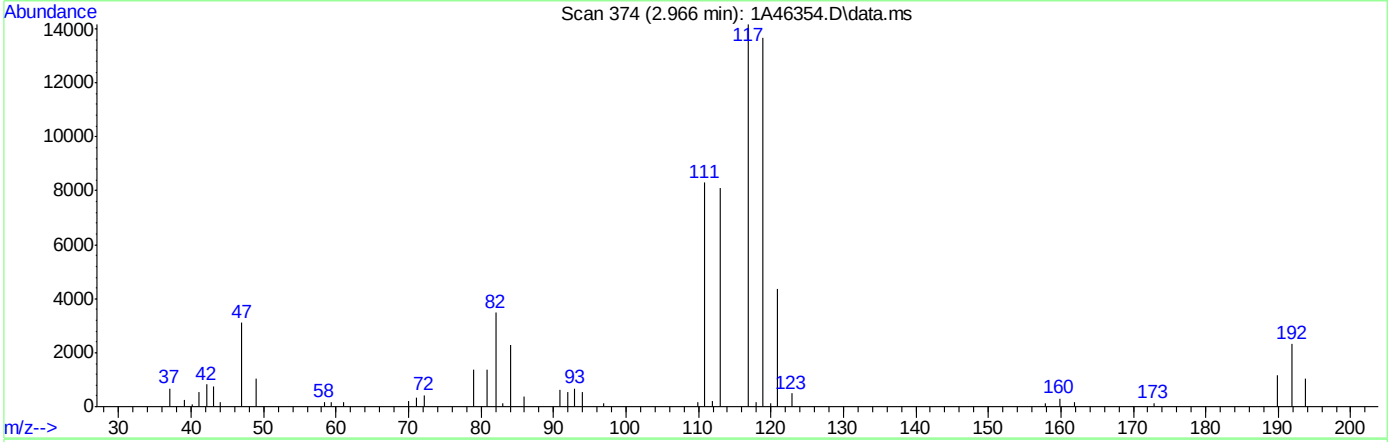

TIC: 1A46354.D\data.ms

(40) Carbon Tetrachloride ( )

2.966min (+0.000) 39.18ug/L m

response 17701

Ion	Exp%	Act%
116.90	100	100
118.90	94.40	96.51
120.90	30.80	30.83
81.90	27.10	24.57

Quantitation Report (Qedit)

Data Path : C:\msdchem\1\DATA\05-23-2023\
Data File : 1A46354.D
Acq On : 23 May 2023 3:17 pm
Operator : jeniferw
Sample : ICV1829-5
Misc : MS54063,V1A1829,,,,,
ALS Vial : 10 Sample Multiplier: 1

Quant Time: May 24 09:27:04 2023
Quant Method : C:\msdchem\1\METHODS\V1A_05-23-2023.M
Quant Title : SW-846 Method 5035A/8260B
QLast Update : Wed May 24 09:26:17 2023
Response via : Initial Calibration

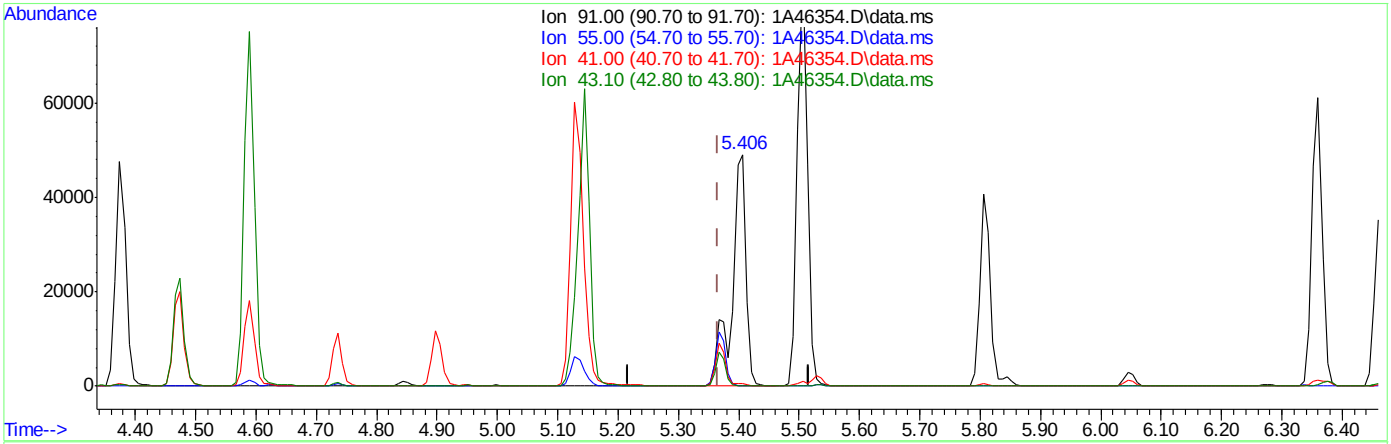

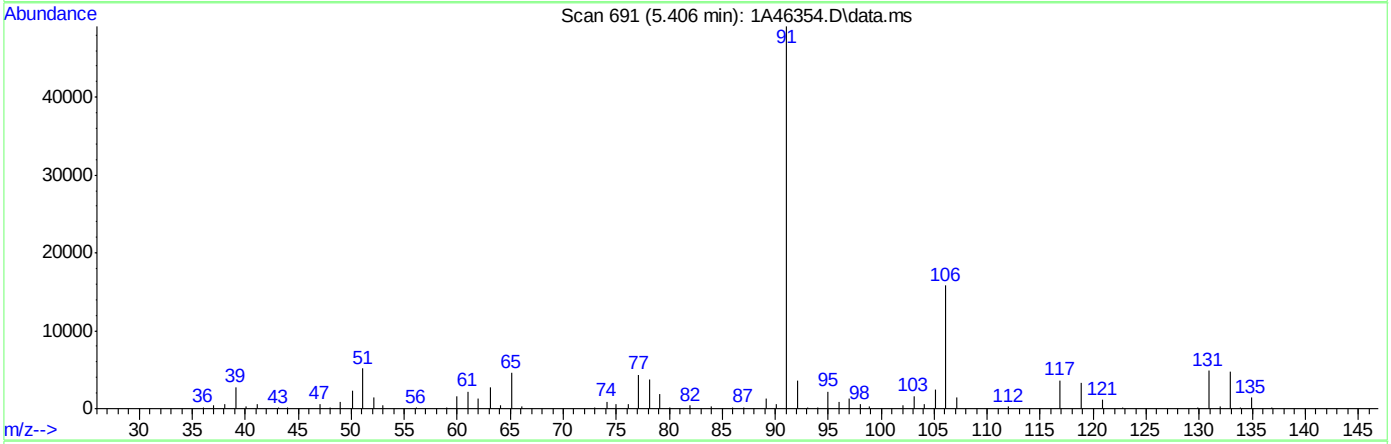

TIC: 1A46354.D\data.ms

(76) 1-Chlorohexane

5.406min (+0.039) 157.76ug/L

response 79730

Ion	Exp%	Act%
91.00	100	100
55.00	103.60	0.00#
41.00	76.40	1.12#
43.10	68.70	0.28#

Quantitation Report (Qedit)

Data Path : C:\msdchem\1\DATA\05-23-2023\
Data File : 1A46354.D
Acq On : 23 May 2023 3:17 pm
Operator : jeniferw
Sample : ICV1829-5
Misc : MS54063,V1A1829,,,,,
ALS Vial : 10 Sample Multiplier: 1

Quant Time: May 24 09:27:04 2023
Quant Method : C:\msdchem\1\METHODS\V1A_05-23-2023.M
Quant Title : SW-846 Method 5035A/8260B
QLast Update : Wed May 24 09:26:17 2023
Response via : Initial Calibration

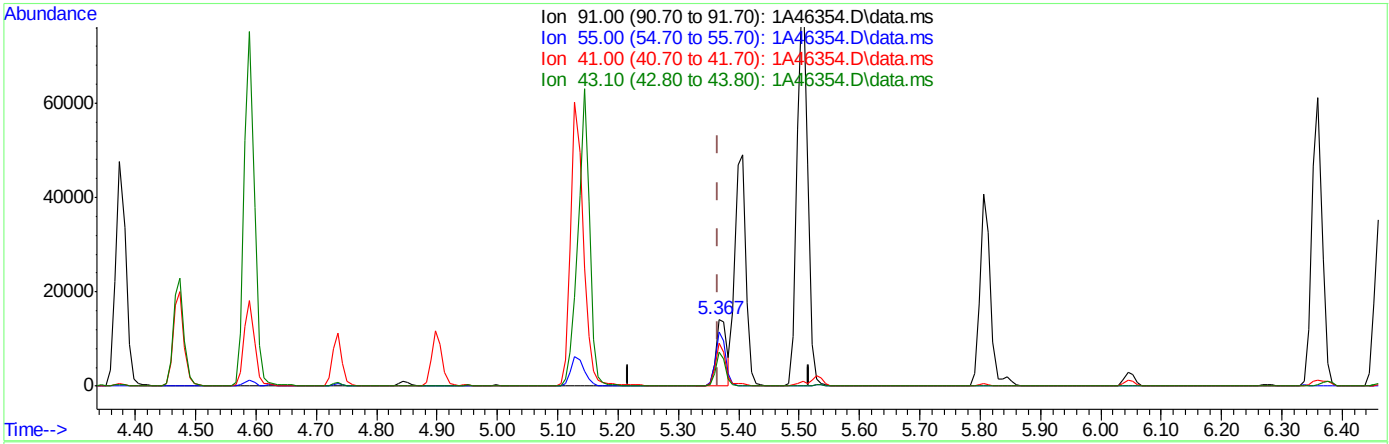

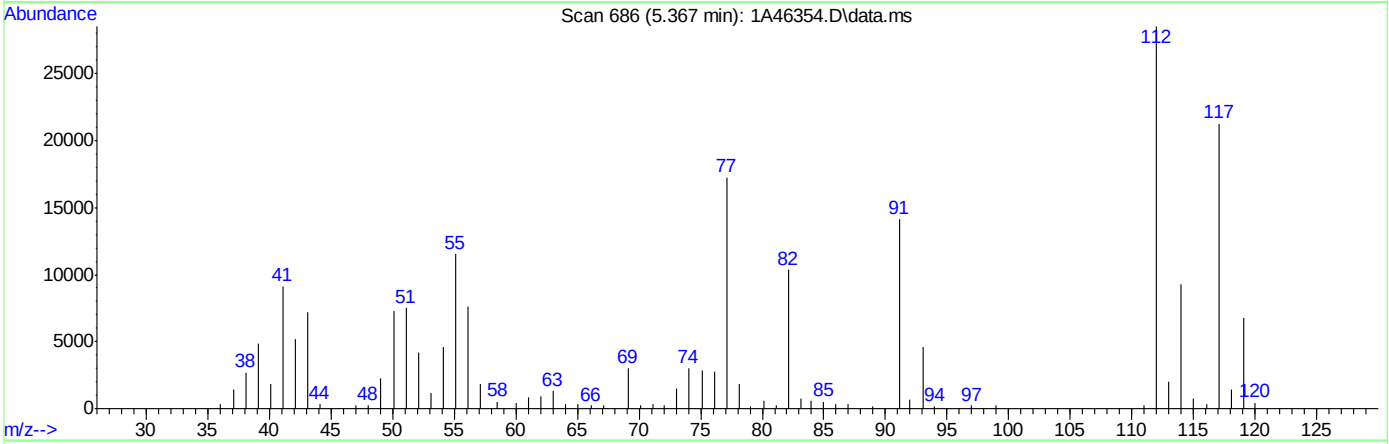

TIC: 1A46354.D\data.ms

(76) 1-Chlorohexane

5.367min (+0.000) 35.66ug/L m

response 18024

Ion	Exp%	Act%
91.00	100	100
55.00	103.60	81.32#
41.00	76.40	64.32
43.10	68.70	50.62

Quantitation Report (Qedit)

Data Path : C:\msdchem\1\DATA\05-23-2023\
Data File : 1A46354.D
Acq On : 23 May 2023 3:17 pm
Operator : jeniferw
Sample : ICV1829-5
Misc : MS54063,V1A1829,,,,,
ALS Vial : 10 Sample Multiplier: 1

Quant Time: May 24 09:27:04 2023
Quant Method : C:\msdchem\1\METHODS\V1A_05-23-2023.M
Quant Title : SW-846 Method 5035A/8260B
QLast Update : Wed May 24 09:26:17 2023
Response via : Initial Calibration

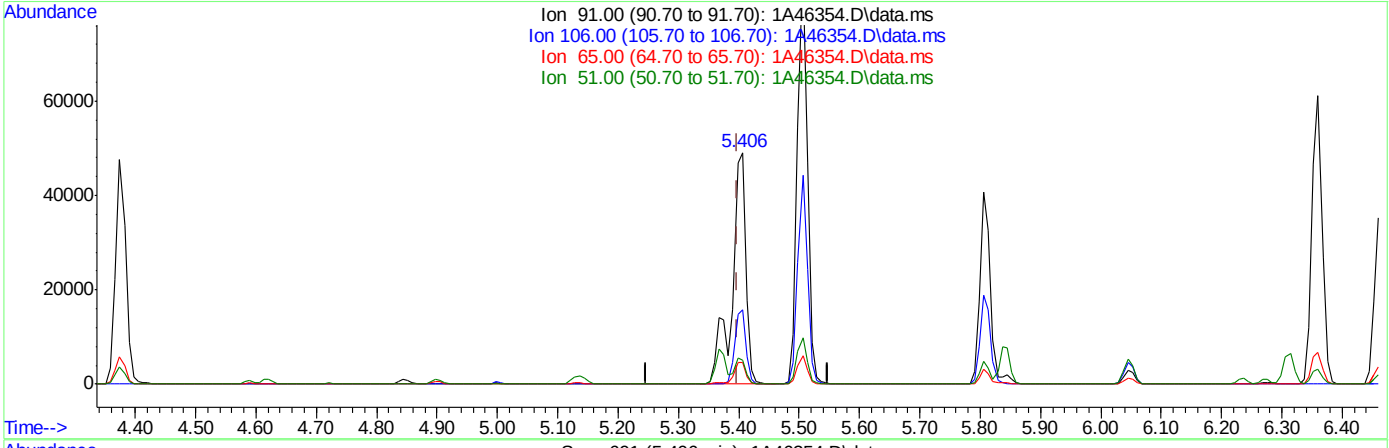

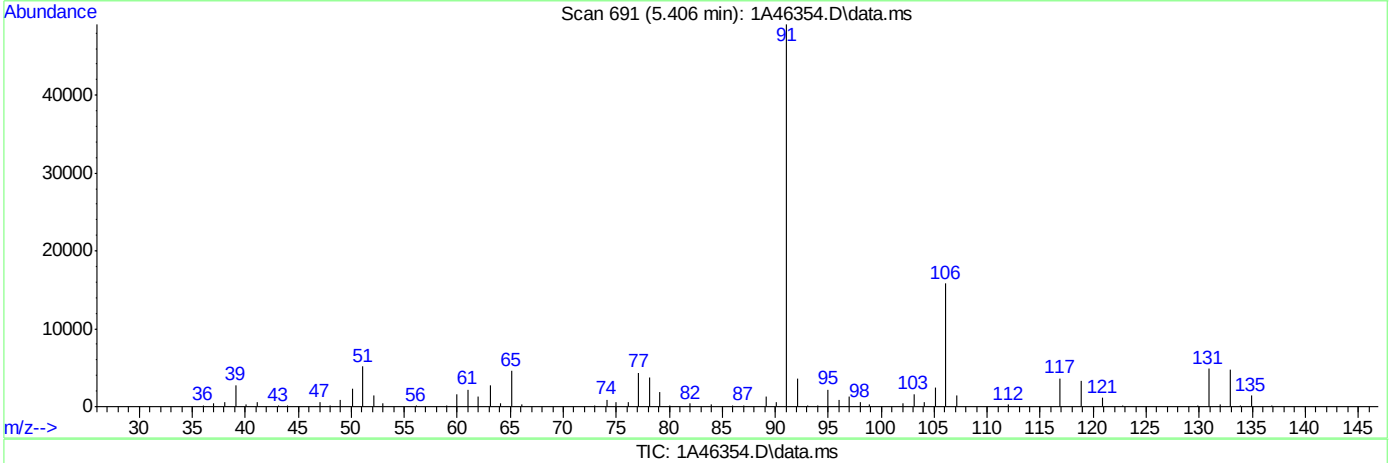

TIC: 1A46354.D\data.ms

(77) Ethylbenzene (C)

5.406min (+0.008) 51.18ug/L

response 79730

Ion	Exp%	Act%
91.00	100	100
106.00	30.90	32.22
65.00	9.80	9.26
51.00	14.30	10.54

Quantitation Report (Qedit)

Data Path : C:\msdchem\1\DATA\05-23-2023\
Data File : 1A46354.D
Acq On : 23 May 2023 3:17 pm
Operator : jeniferw
Sample : ICV1829-5
Misc : MS54063,V1A1829,,,,,
ALS Vial : 10 Sample Multiplier: 1

Quant Time: May 24 09:27:04 2023
Quant Method : C:\msdchem\1\METHODS\V1A_05-23-2023.M
Quant Title : SW-846 Method 5035A/8260B
QLast Update : Wed May 24 09:26:17 2023
Response via : Initial Calibration

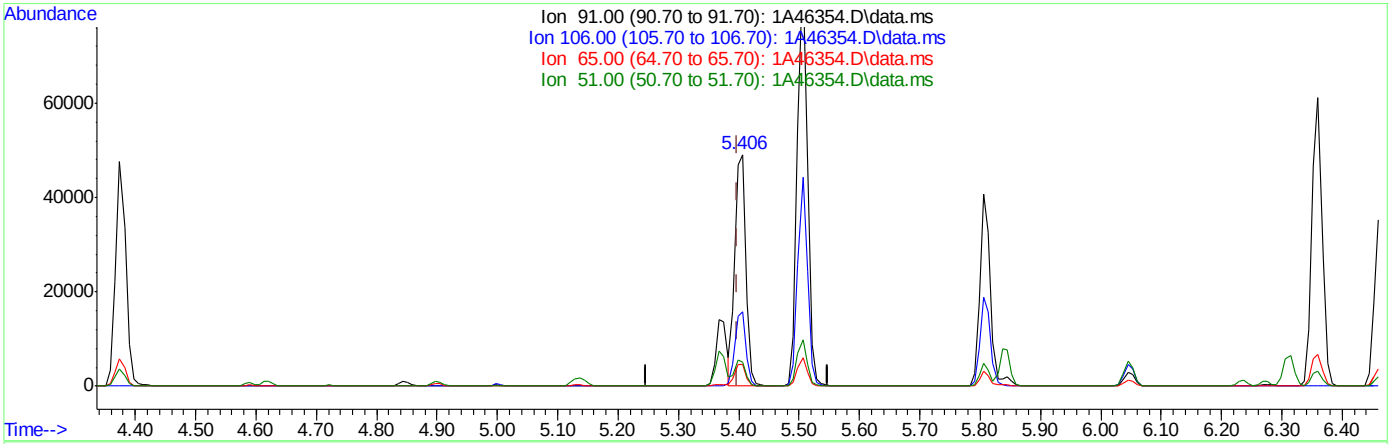

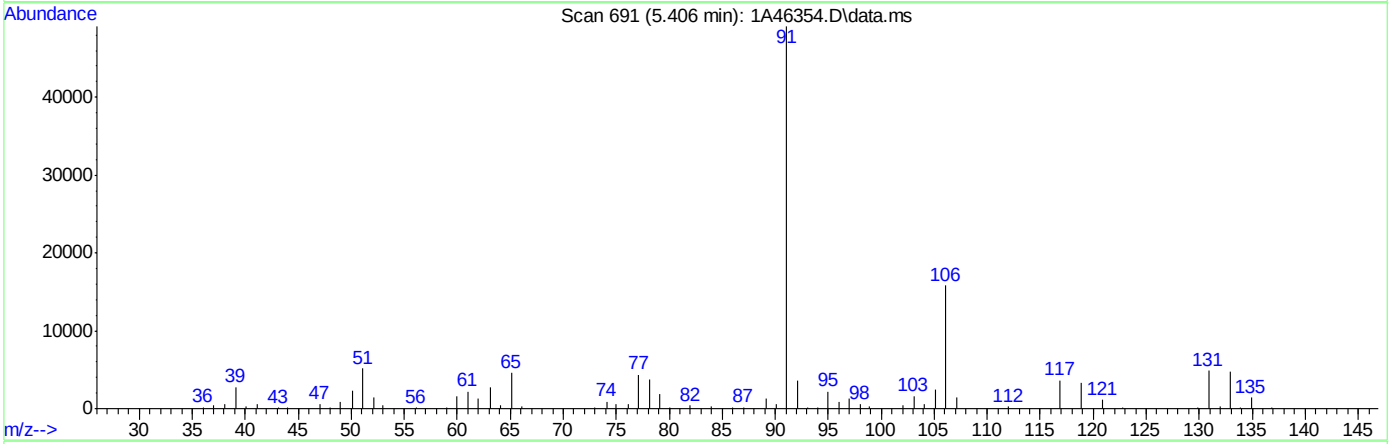

TIC: 1A46354.D\data.ms

(77) Ethylbenzene (C)

5.406min (+0.008) 39.62ug/L m

response 61711

Ion	Exp%	Act%
91.00	100	100
106.00	30.90	32.22
65.00	9.80	9.26
51.00	14.30	10.54

Quantitation Report (QT Reviewed)

Data Path : C:\msdchem\1\DATA\05-23-2023\
Data File : 1A46356.D
Acq On : 23 May 2023 3:48 pm
Operator : jeniferw
Sample : ICV1829-4
Misc : MS54063,V1A1829,,,,,
ALS Vial : 11 Sample Multiplier: 1

Quant Time: May 24 11:11:34 2023
Quant Method : C:\msdchem\1\METHODS\V1A_05-23-2023.M
Quant Title : SW-846 Method 5035A/8260B
QLast Update : Wed May 24 09:26:17 2023
Response via : Initial Calibration

Compound	R.T.	QIon	Response	Conc	Units	Dev(Min)
Internal Standards						
1) Fluorobenzene	3.405	96	62427	50.00	ug/L	0.00
62) Chlorobenzene-d5	5.352	117	45614	50.00	ug/L	0.00
85) 1,4-Dichlorobenzene-d4	7.099	152	25745	50.00	ug/L	0.00
System Monitoring Compounds						
39) Dibromofluoromethane	2.958	113	16963	48.59	ug/L	0.00
Spiked Amount 50.000	Range 83 - 118		Recovery = 97.18%			
49) 1,2-Dichloroethane-d4	3.235	65	21695	49.16	ug/L	0.00
Spiked Amount 50.000	Range 79 - 125		Recovery = 98.32%			
63) Toluene-d8	4.344	98	60218	49.47	ug/L	0.00
Spiked Amount 50.000	Range 85 - 112		Recovery = 98.94%			
86) 4-Bromofluorobenzene	6.237	174	21435	49.06	ug/L	0.00
Spiked Amount 50.000	Range 83 - 118		Recovery = 98.12%			
Target Compounds						Qvalue
4) 1,3-butadiene	1.180	39	8411	21.55	ug/L	97

(#) = qualifier out of range (m) = manual integration (+) = signals summed

Quantitation Report (QT Reviewed)

Data Path : C:\msdchem\1\DATA\05-23-2023\
Data File : 1A46356.D
Acq On : 23 May 2023 3:48 pm
Operator : jeniferw
Sample : ICV1829-4
Misc : MS54063,V1A1829,,,,,
ALS Vial : 11 Sample Multiplier: 1

Quant Time: May 24 11:11:34 2023
Quant Method : C:\msdchem\1\METHODS\V1A_05-23-2023.M
Quant Title : SW-846 Method 5035A/8260B
QLast Update : Wed May 24 09:26:17 2023
Response via : Initial Calibration

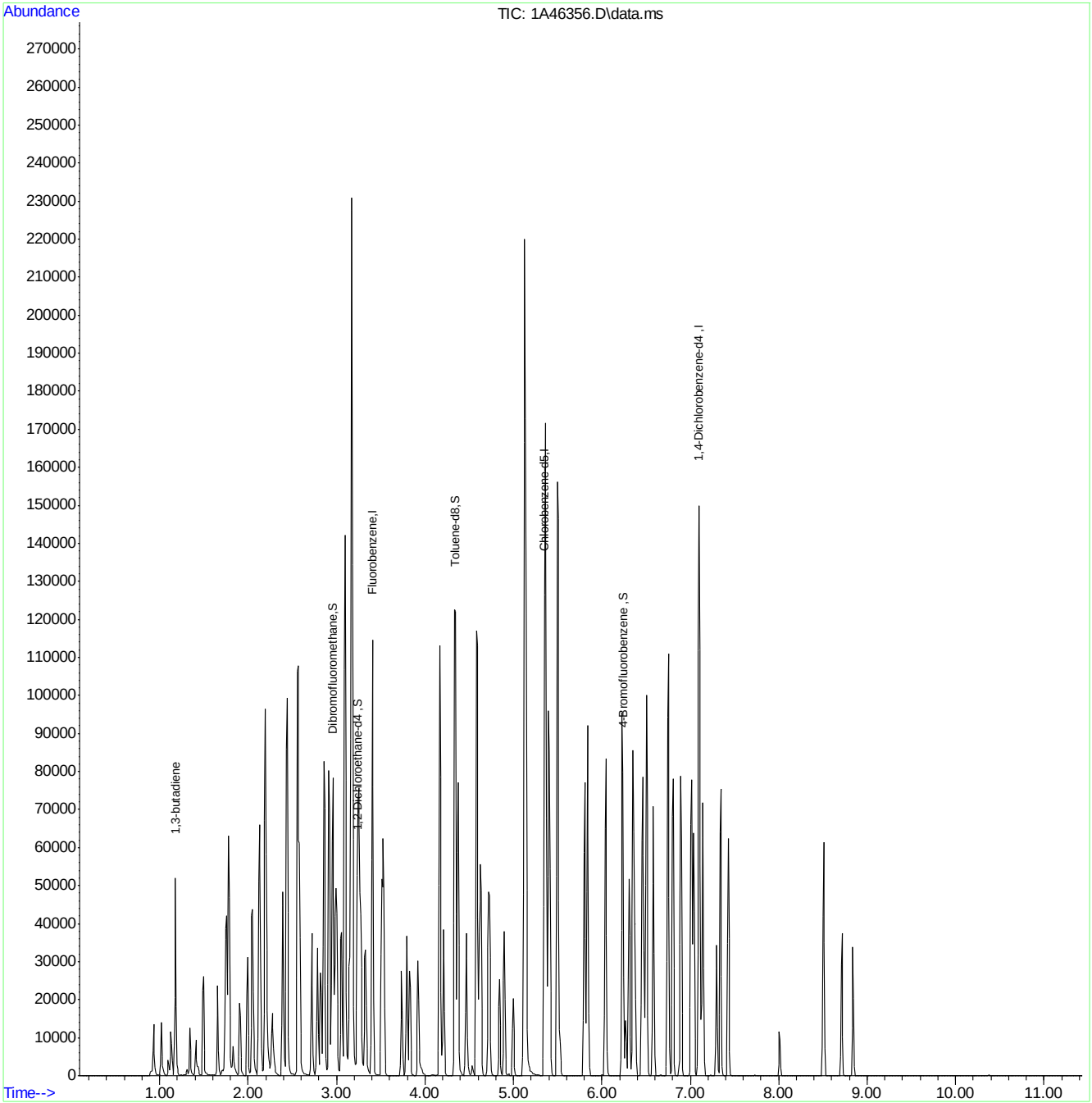

Quantitation Report (Qedit)

Data Path : C:\msdchem\1\DATA\05-23-2023\
Data File : 1A46356.D
Acq On : 23 May 2023 3:48 pm
Operator : jeniferw
Sample : ICV1829-4
Misc : MS54063,V1A1829,,,,,
ALS Vial : 11 Sample Multiplier: 1

Quant Time: May 24 09:28:39 2023
Quant Method : C:\msdchem\1\METHODS\V1A_05-23-2023.M
Quant Title : SW-846 Method 5035A/8260B
QLast Update : Wed May 24 09:26:17 2023
Response via : Initial Calibration

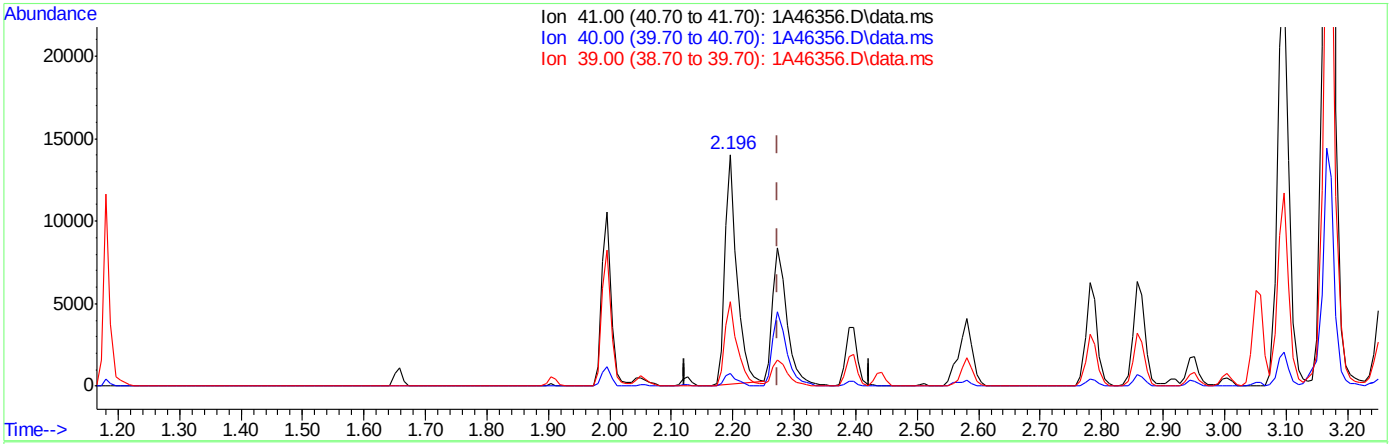

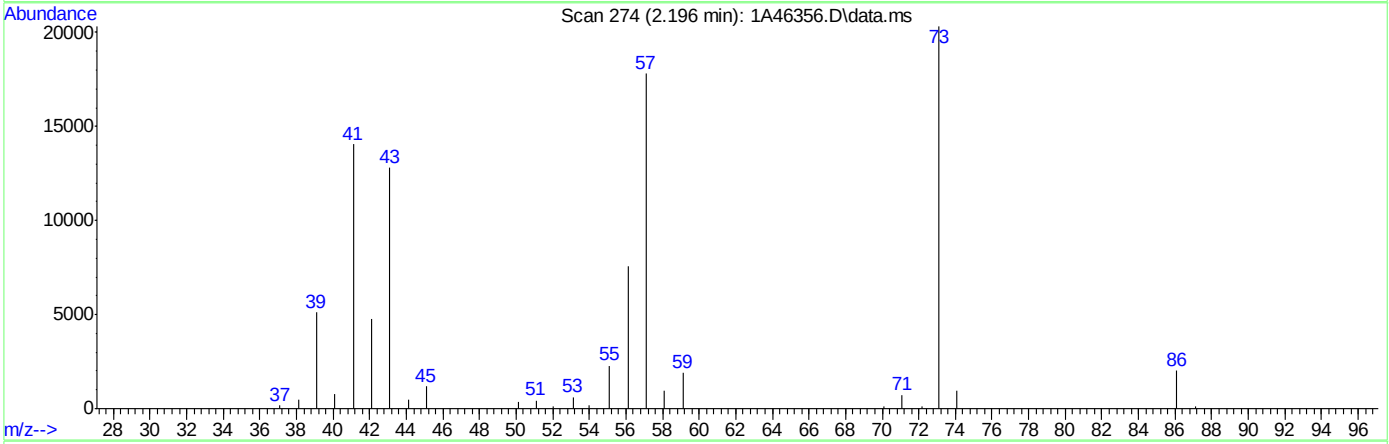

TIC: 1A46356.D\data.ms

(24) Acetonitrile

2.196min (-0.077) 356.65ug/L

response 19022

Ion	Exp%	Act%
41.00	100	100
40.00	5.10	5.74
39.00	30.10	36.40
0.00	0.00	0.00

Quantitation Report (Qedit)

Data Path : C:\msdchem\1\DATA\05-23-2023\
Data File : 1A46356.D
Acq On : 23 May 2023 3:48 pm
Operator : jeniferw
Sample : ICV1829-4
Misc : MS54063,V1A1829,,,,,
ALS Vial : 11 Sample Multiplier: 1

Quant Time: May 24 09:28:39 2023
Quant Method : C:\msdchem\1\METHODS\V1A_05-23-2023.M
Quant Title : SW-846 Method 5035A/8260B
QLast Update : Wed May 24 09:26:17 2023
Response via : Initial Calibration

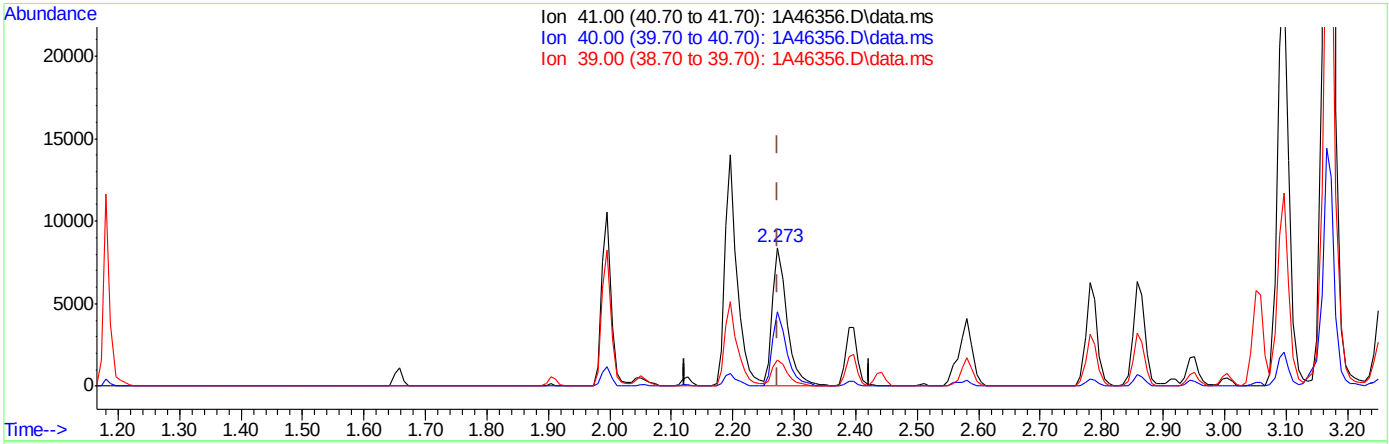

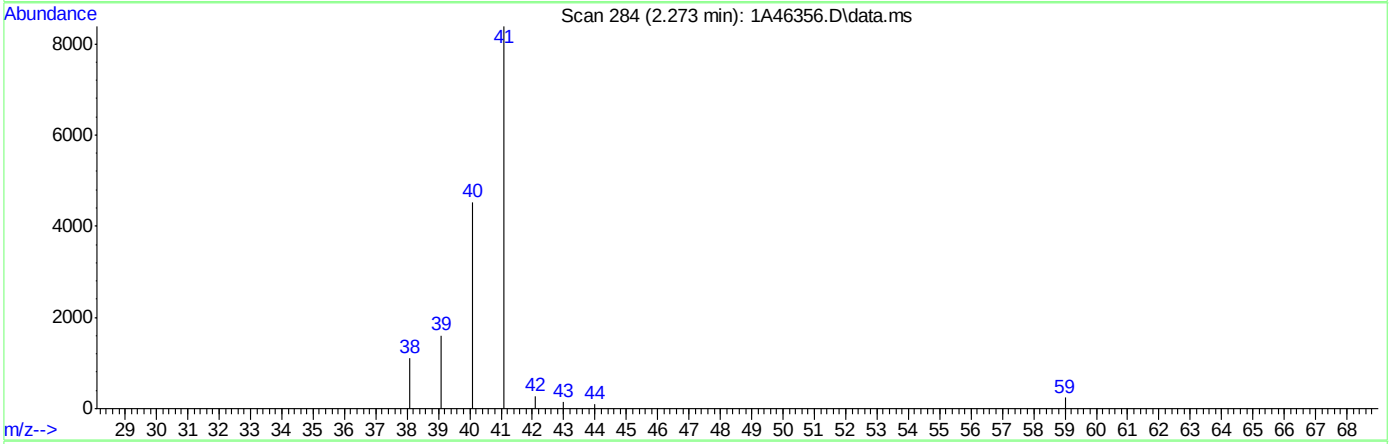

TIC: 1A46356.D\data.ms

(24) Acetonitrile

2.273min (+0.000) 260.28ug/L m

response 13882

Ion	Exp%	Act%
41.00	100	100
40.00	5.10	54.03#
39.00	30.10	19.16
0.00	0.00	0.00

Quantitation Report (Qedit)

Data Path : C:\msdchem\1\DATA\05-23-2023\
Data File : 1A46356.D
Acq On : 23 May 2023 3:48 pm
Operator : jeniferw
Sample : ICV1829-4
Misc : MS54063,V1A1829,,,,,
ALS Vial : 11 Sample Multiplier: 1

Quant Time: May 24 09:28:39 2023
Quant Method : C:\msdchem\1\METHODS\V1A_05-23-2023.M
Quant Title : SW-846 Method 5035A/8260B
QLast Update : Wed May 24 09:26:17 2023
Response via : Initial Calibration

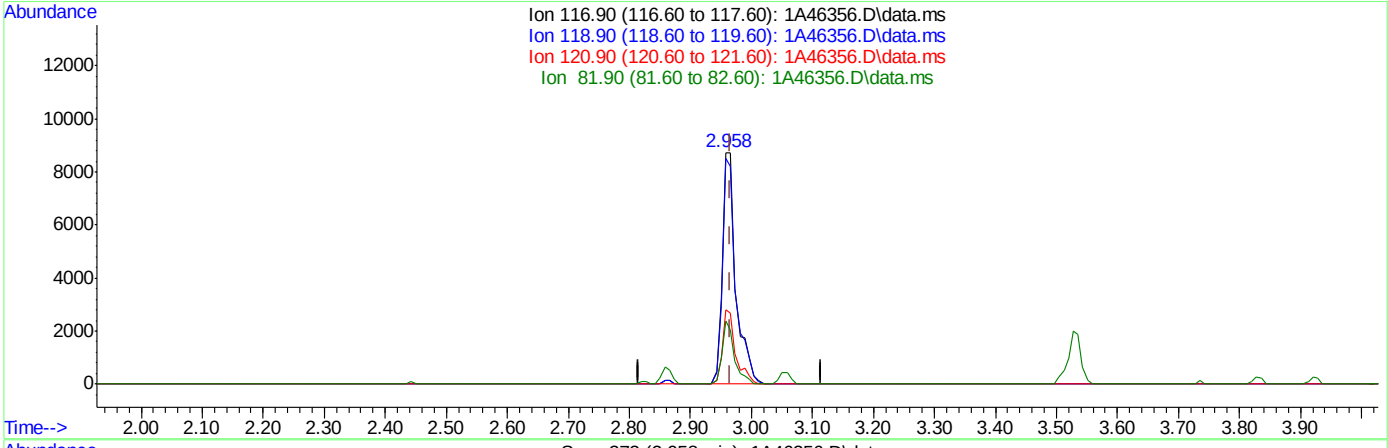

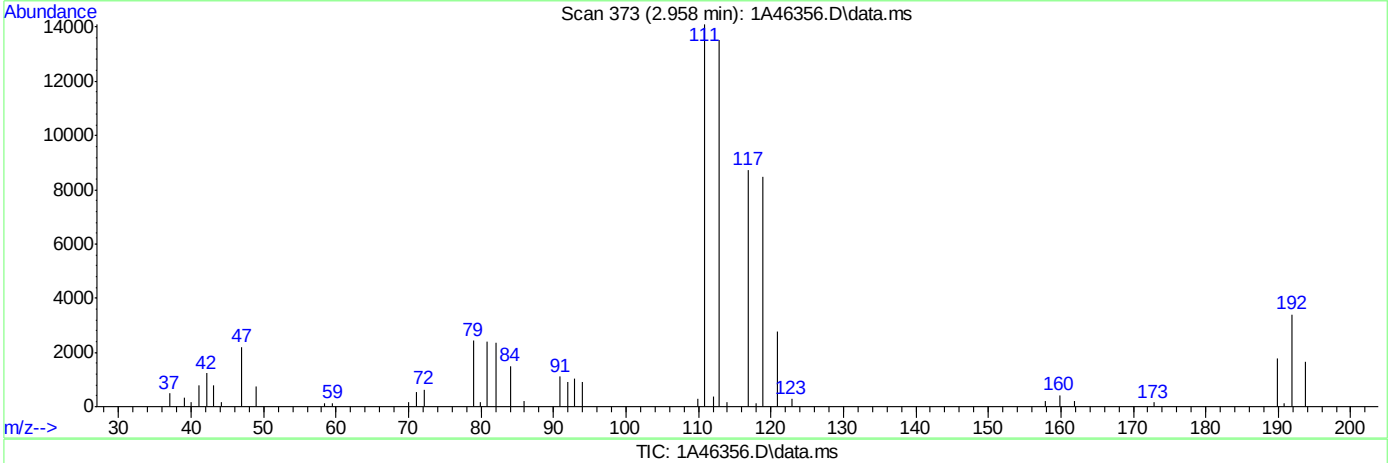

TIC: 1A46356.D\data.ms

(40) Carbon Tetrachloride ( )

2.958min (-0.008) 30.28ug/L

response 13703

Ion	Exp%	Act%
116.90	100	100
118.90	94.40	97.22
120.90	30.80	31.90
81.90	27.10	27.04

Quantitation Report (Qedit)

Data Path : C:\msdchem\1\DATA\05-23-2023\
Data File : 1A46356.D
Acq On : 23 May 2023 3:48 pm
Operator : jeniferw
Sample : ICV1829-4
Misc : MS54063,V1A1829,,,,,
ALS Vial : 11 Sample Multiplier: 1

Quant Time: May 24 09:28:39 2023
Quant Method : C:\msdchem\1\METHODS\V1A_05-23-2023.M
Quant Title : SW-846 Method 5035A/8260B
QLast Update : Wed May 24 09:26:17 2023
Response via : Initial Calibration

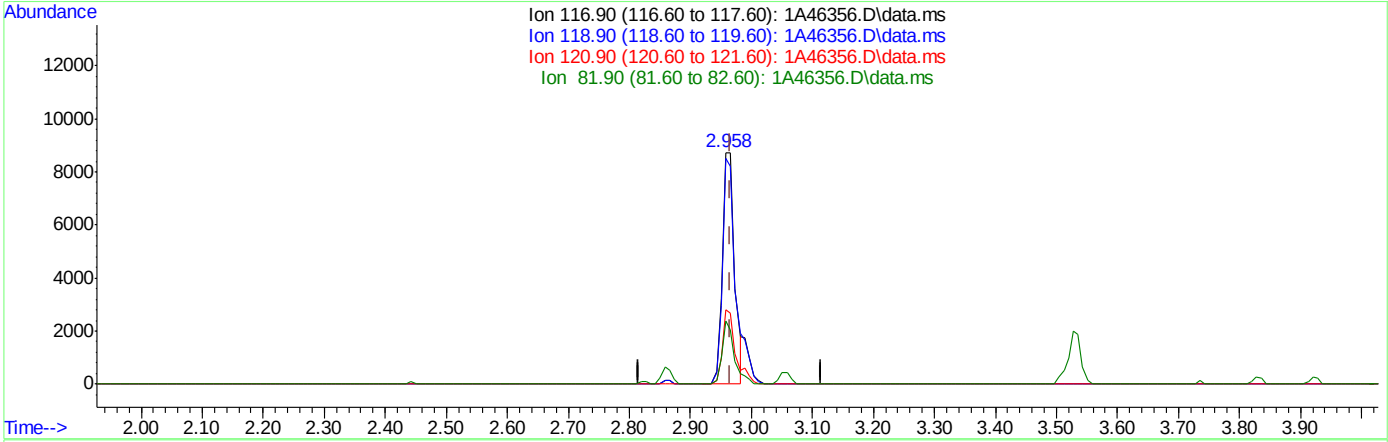

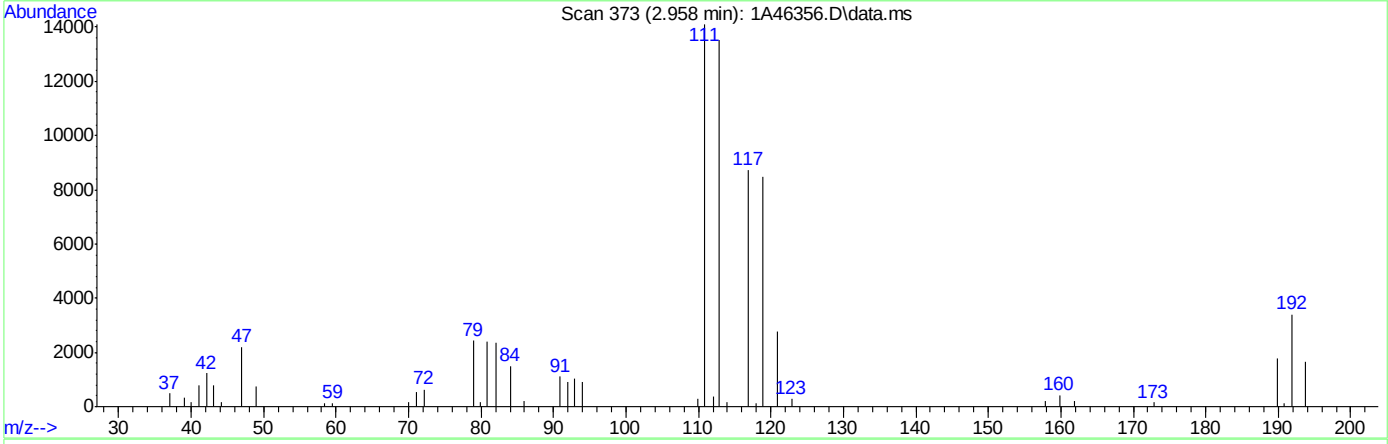

TIC: 1A46356.D\data.ms

(40) Carbon Tetrachloride ( )

2.958min (-0.008) 27.09ug/L m

response 12258

Ion	Exp%	Act%
116.90	100	100
118.90	94.40	97.22
120.90	30.80	31.90
81.90	27.10	27.04

Quantitation Report (Qedit)

Data Path : C:\msdchem\1\DATA\05-23-2023\
Data File : 1A46356.D
Acq On : 23 May 2023 3:48 pm
Operator : jeniferw
Sample : ICV1829-4
Misc : MS54063,V1A1829,,,,,
ALS Vial : 11 Sample Multiplier: 1

Quant Time: May 24 09:28:39 2023
Quant Method : C:\msdchem\1\METHODS\V1A_05-23-2023.M
Quant Title : SW-846 Method 5035A/8260B
QLast Update : Wed May 24 09:26:17 2023
Response via : Initial Calibration

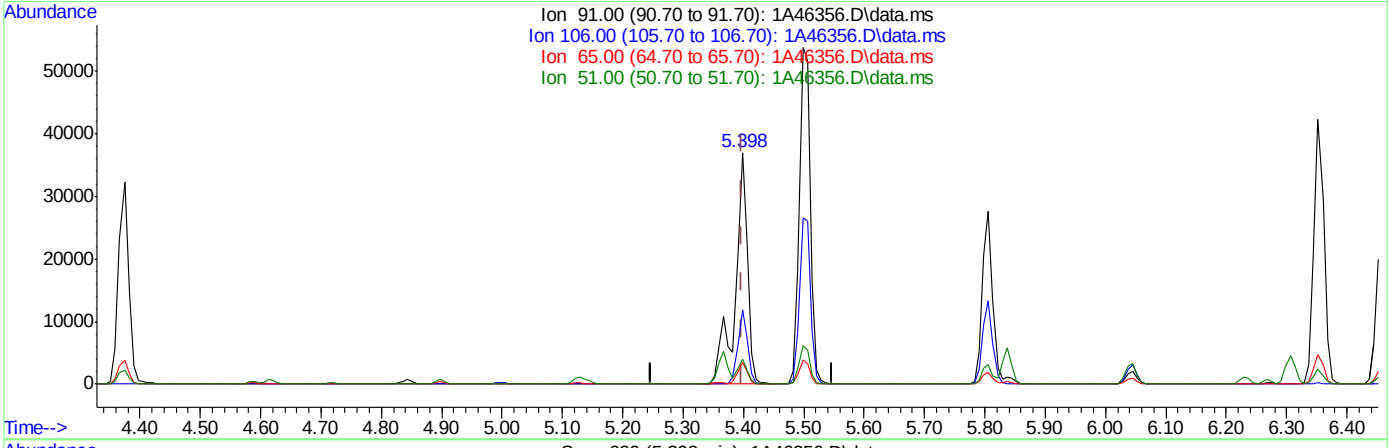

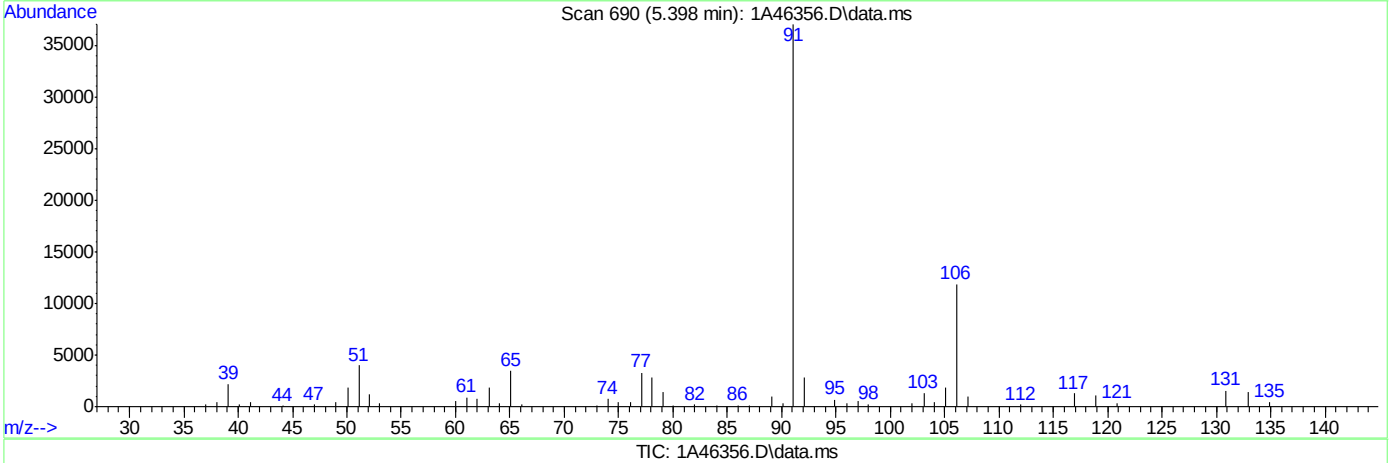

TIC: 1A46356.D\data.ms

(77) Ethylbenzene (C)

5.398min (+0.000) 34.88ug/L

response 53727

Ion	Exp%	Act%
91.00	100	100
106.00	30.90	32.00
65.00	9.80	9.27
51.00	14.30	10.83

Quantitation Report (Qedit)

Data Path : C:\msdchem\1\DATA\05-23-2023\
Data File : 1A46356.D
Acq On : 23 May 2023 3:48 pm
Operator : jeniferw
Sample : ICV1829-4
Misc : MS54063,V1A1829,,,,,
ALS Vial : 11 Sample Multiplier: 1

Quant Time: May 24 09:28:39 2023
Quant Method : C:\msdchem\1\METHODS\V1A_05-23-2023.M
Quant Title : SW-846 Method 5035A/8260B
QLast Update : Wed May 24 09:26:17 2023
Response via : Initial Calibration

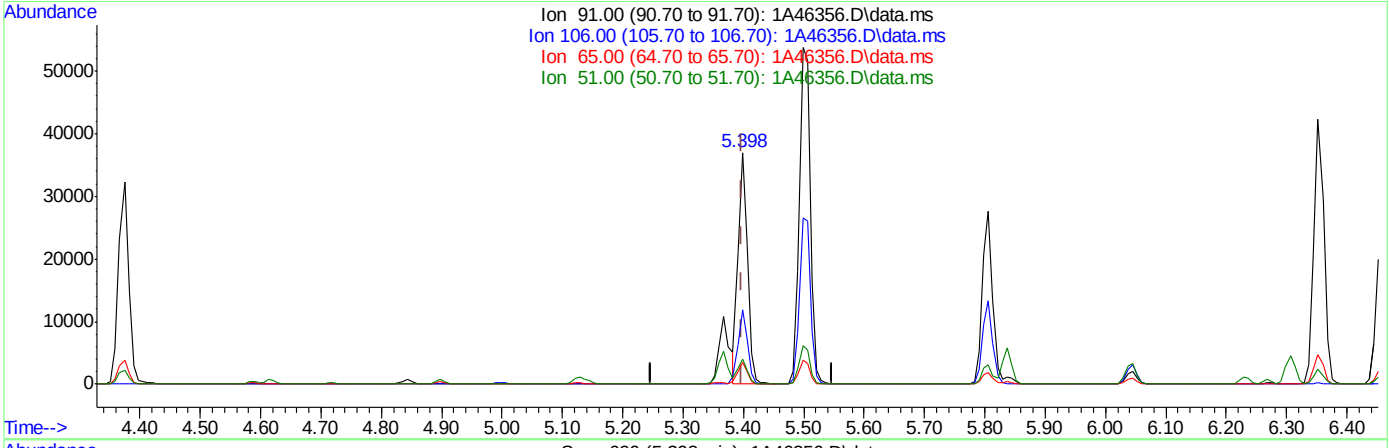

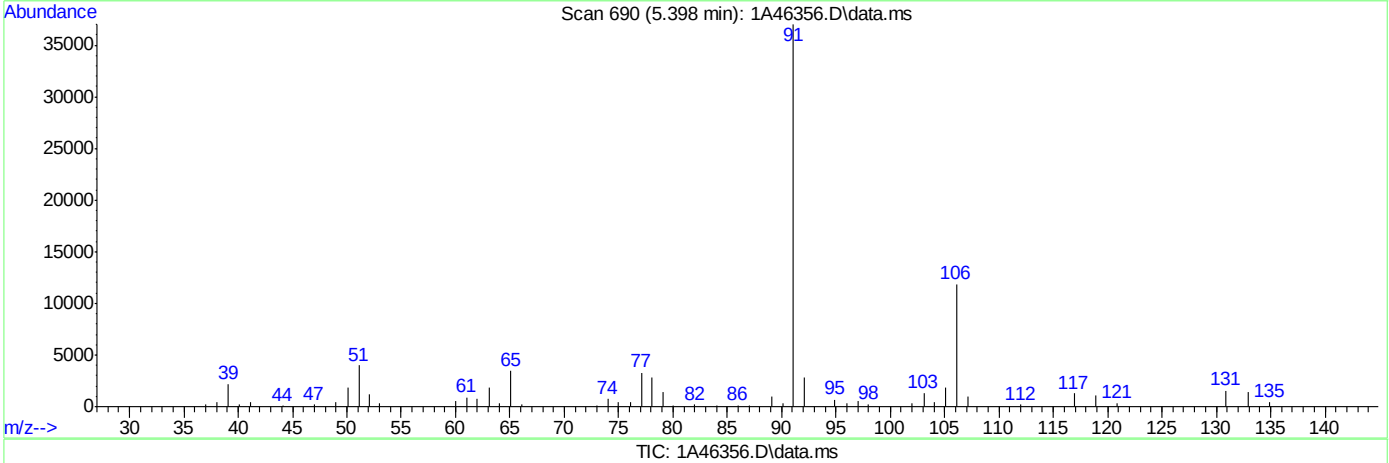

TIC: 1A46356.D\data.ms

(77) Ethylbenzene (C)

5.398min (+0.000) 26.03ug/L m

response 40101

Ion	Exp%	Act%
91.00	100	100
106.00	30.90	32.00
65.00	9.80	9.27
51.00	14.30	10.83

Quantitation Report (Qedit)

Data Path : C:\msdchem\1\DATA\05-23-2023\
Data File : 1A46356.D
Acq On : 23 May 2023 3:48 pm
Operator : jeniferw
Sample : ICV1829-4
Misc : MS54063,V1A1829,,,,,
ALS Vial : 11 Sample Multiplier: 1

Quant Time: May 24 09:28:39 2023
Quant Method : C:\msdchem\1\METHODS\V1A_05-23-2023.M
Quant Title : SW-846 Method 5035A/8260B
QLast Update : Wed May 24 09:26:17 2023
Response via : Initial Calibration

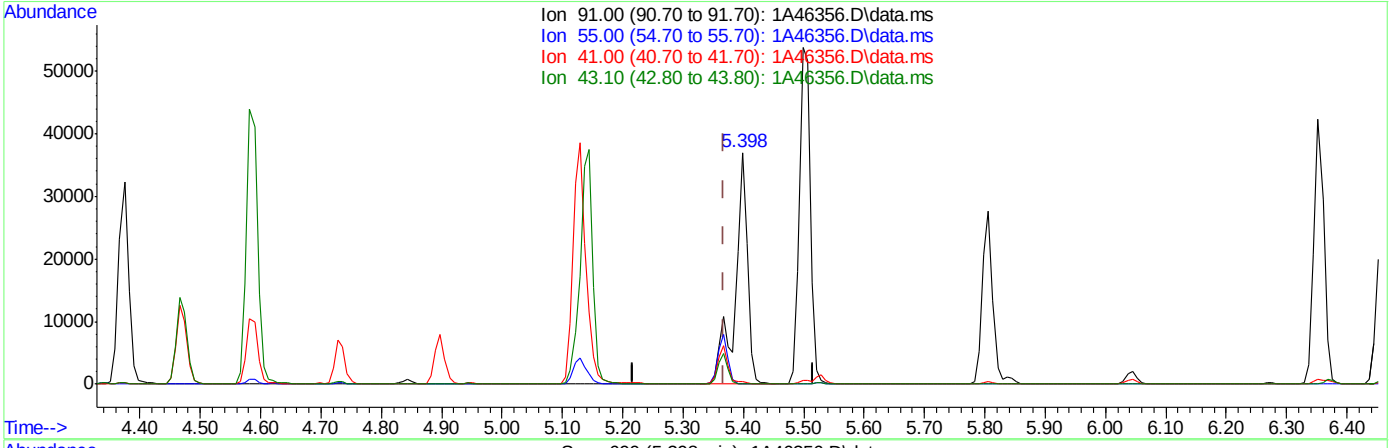

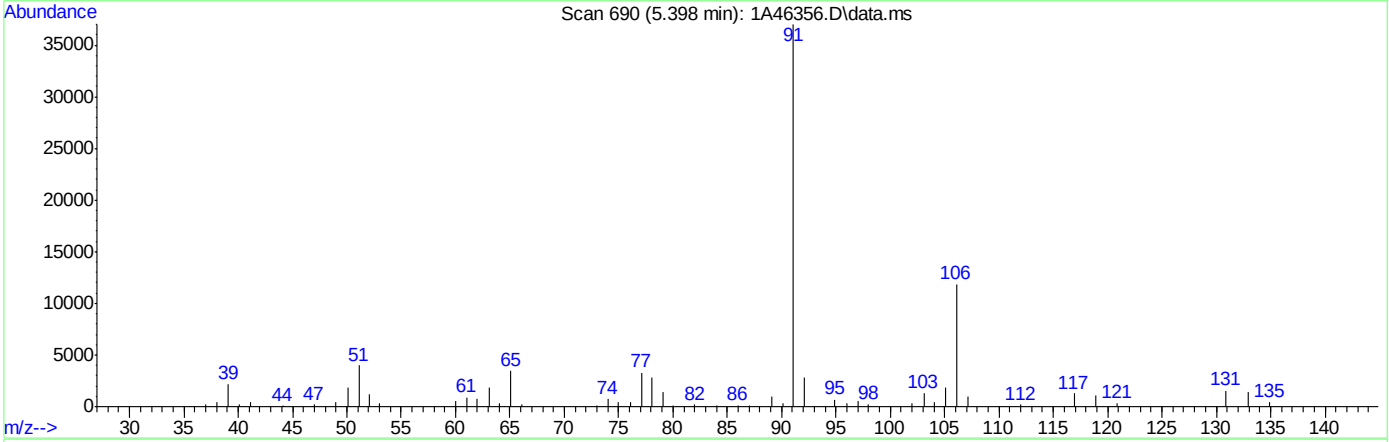

TIC: 1A46356.D\data.ms

(76) 1-Chlorohexane

5.398min (+0.031) 107.49ug/L

response 53727

Ion	Exp%	Act%
91.00	100	100
55.00	103.60	0.00#
41.00	76.40	1.06#
43.10	68.70	0.00#

Quantitation Report (Qedit)

Data Path : C:\msdchem\1\DATA\05-23-2023\
Data File : 1A46356.D
Acq On : 23 May 2023 3:48 pm
Operator : jeniferw
Sample : ICV1829-4
Misc : MS54063,V1A1829,,,,,
ALS Vial : 11 Sample Multiplier: 1

Quant Time: May 24 09:28:39 2023
Quant Method : C:\msdchem\1\METHODS\V1A_05-23-2023.M
Quant Title : SW-846 Method 5035A/8260B
QLast Update : Wed May 24 09:26:17 2023
Response via : Initial Calibration

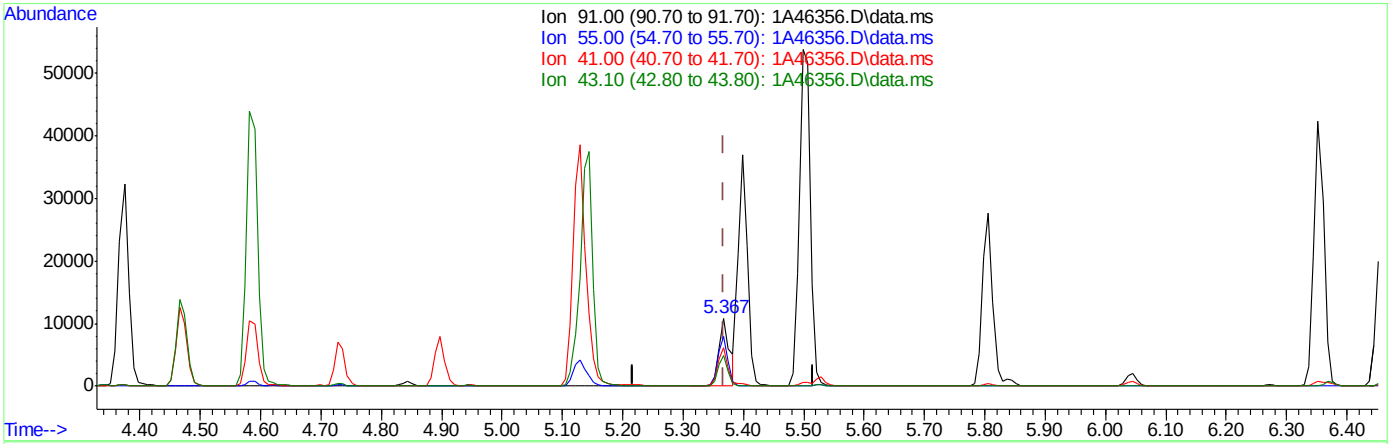

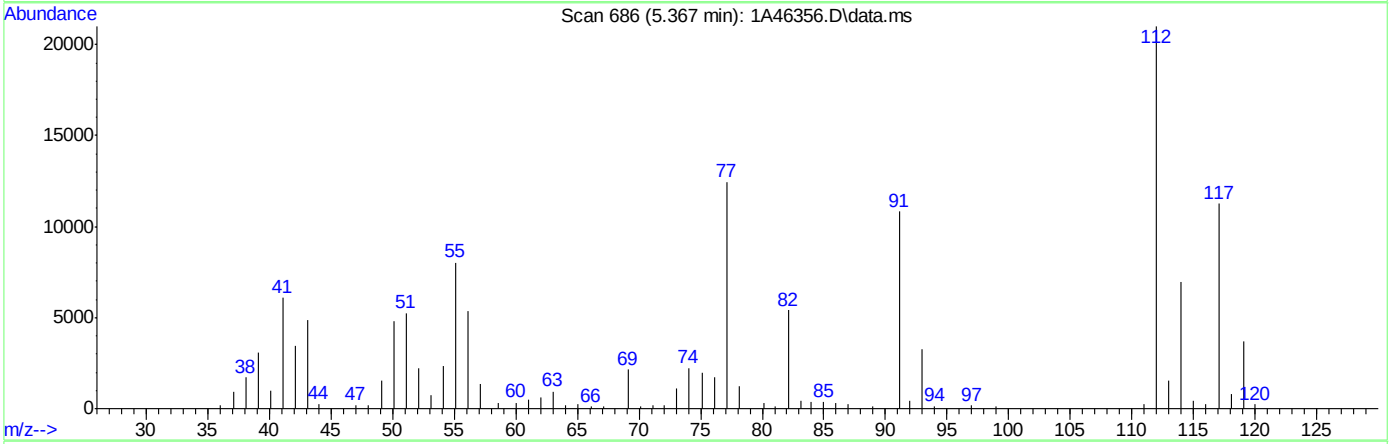

TIC: 1A46356.D\data.ms

(76) 1-Chlorohexane

5.367min (+0.000) 27.25ug/L m

response 13622

Ion	Exp%	Act%
91.00	100	100
55.00	103.60	73.93#
41.00	76.40	56.18#
43.10	68.70	44.88#

Manual Integrations APPROVED (compounds with "m" flag)
Karen Watson
06/30/23 10:29

Quantitation Report (QT Reviewed)

Data Path : C:\msdchem\1\DATA\06-28-2023\
Data File : 1A47375.D
Acq On : 28 Jun 2023 5:21 am
Operator : jeniferw
Sample : CC1829-5
Misc : MS54292,V1A1848,,,,,
ALS Vial : 2 Sample Multiplier: 1

Quant Time: Jun 28 05:54:03 2023
Quant Method : C:\msdchem\1\METHODS\V1A_05-23-2023.M
Quant Title : SW-846 Method 5035A/8260B
QLast Update : Wed May 24 11:40:15 2023
Response via : Initial Calibration

Compound	R.T.	QIon	Response	Conc	Units	Dev(Min)
Internal Standards						
1) Fluorobenzene	3.404	96	57482	50.00	ug/L	0.00
62) Chlorobenzene-d5	5.359	117	43060	50.00	ug/L	0.00
85) 1,4-Dichlorobenzene-d4	7.099	152	23667	50.00	ug/L	0.00
System Monitoring Compounds						
39) Dibromofluoromethane	2.958	113	15340	47.72	ug/L	0.00
Spiked Amount 50.000	Range 83 - 118		Recovery = 95.44%			
49) 1,2-Dichloroethane-d4	3.243	65	18336	45.12	ug/L	0.00
Spiked Amount 50.000	Range 79 - 125		Recovery = 90.24%			
63) Toluene-d8	4.343	98	57046	49.64	ug/L	0.00
Spiked Amount 50.000	Range 85 - 112		Recovery = 99.28%			
86) 4-Bromofluorobenzene	6.237	174	19877	49.49	ug/L	0.00
Spiked Amount 50.000	Range 83 - 118		Recovery = 98.98%			
Target Compounds						Qvalue
2) Dichlorodifluoromethane	1.026	85	11271	52.08	ug/L	97
3) Chloromethane	1.134	50	13664	54.35	ug/L	100
4) 1,3-butadiene	1.188	39	12827	35.70	ug/L	97
5) Vinyl Chloride	1.172	62	13577	44.42	ug/L	98
6) Bromomethane	1.349	94	3603	31.24	ug/L	99
7) Chloroethane	1.411	64	4800	24.70	ug/L	91
8) Trichlorofluoromethane	1.496	101	16095	36.09	ug/L	98
9) Ethyl Ether	1.657	59	10715	43.95	ug/L	90
10) Ethanol	1.719	45	5118	1108.77	ug/L	98
11) 1,2-Dichlorotrifluoroe...	1.750	67	13185	40.36	ug/L	87
12) 1,1-Dichloroethene	1.757	61	17899	39.53	ug/L	95
13) Freon 113	1.788	101	10837	43.69	ug/L	93
14) Carbon Disulfide	1.780	76	33726	47.95	ug/L	91
15) Iodomethane	1.834	142	6578	34.32	ug/L	91
16) Acrolein	1.911	56	13359	200.93	ug/L	98
17) Allyl chloride	1.996	41	16653	45.93	ug/L	93
18) Methylene Chloride	2.050	49	19035	49.20	ug/L	81
19) Acetone	2.057	43	25733	217.75	ug/L	95
20) Methyl acetate	2.127	43	74201	225.07	ug/L	94
21) trans-1,2-Dichloroethene	2.134	61	18804	41.38	ug/L	97
22) Hexane	2.196	56	13112	49.00	ug/L	95
23) Methyl Tert Butyl Ether	2.196	73	34081	39.47	ug/L	77
24) Acetonitrile	2.281	41	23196m	472.33	ug/L	
25) Tert Butyl Alcohol	2.219	59	26255	420.41	ug/L	90
26) Di-isopropyl ether	2.396	45	42317	45.66	ug/L	95
27) Chloroprene	2.442	53	54070	42.51	ug/L	96
28) 1,1-Dichloroethane	2.442	63	24093	40.54	ug/L	96
29) Acrylonitrile	2.442	52	32391	209.64	ug/L	97
30) ETBE	2.581	59	40303	41.69	ug/L	95
31) Vinyl acetate	2.565	43	135894	203.09	ug/L	100
32) cis-1,2-Dichloroethene	2.719	96	13038	39.38	ug/L	93
33) 2,2-Dichloropropane	2.789	77	16026	37.01	ug/L	97
34) Bromochloromethane	2.827	128	6164	39.52	ug/L #	78
35) Cyclohexane	2.866	56	23220	47.79	ug/L	87

Quantitation Report (QT Reviewed)

Data Path : C:\msdchem\1\DATA\06-28-2023\
Data File : 1A47375.D
Acq On : 28 Jun 2023 5:21 am
Operator : jeniferw
Sample : CC1829-5
Misc : MS54292,V1A1848,,,,,
ALS Vial : 2 Sample Multiplier: 1

Quant Time: Jun 28 05:54:03 2023
Quant Method : C:\msdchem\1\METHODS\V1A_05-23-2023.M
Quant Title : SW-846 Method 5035A/8260B
QLast Update : Wed May 24 11:40:15 2023
Response via : Initial Calibration

Compound	R.T.	QIon	Response	Conc	Units		Dev(Min)
36) Chloroform	2.866	83	22440	37.38	ug/L		96
37) Ethyl acetate	2.919	43	89320	212.94	ug/L		96
38) Tetrahydrofuran	2.950	42	6162	43.65	ug/L		90
40) Carbon Tetrachloride	2.966	117	15868m	38.08	ug/L		
41) 1,1,1-Trichloroethane	2.989	97	17906	37.09	ug/L		93
42) 2-Butanone	3.004	43	46065	214.17	ug/L		88
43) 1,1-Dichloropropene	3.058	75	15863	38.70	ug/L		90
44) tert-Butyl formate	3.096	59	46501	209.07	ug/L	#	66
45) Propionitrile	3.150	54	29312	446.56	ug/L		99
46) Methacrylonitrile	3.173	41	101622	414.68	ug/L		99
47) Benzene	3.189	78	50893	40.38	ug/L		84
48) TAME	3.250	73	34197	40.29	ug/L		93
50) 1,2-Dichloroethane	3.281	62	16776	34.40	ug/L		95
51) Isobutyl Alcohol	3.266	43	29631	898.85	ug/L		94
52) Tert Amyl Alcohol	3.327	59	21239	442.64	ug/L		86
53) Trichloroethene	3.512	95	13284	39.01	ug/L		99
54) Methylcyclohexane	3.535	83	21291	43.74	ug/L	#	81
55) Dibromomethane	3.735	93	7786	36.40	ug/L		98
56) 1,2-Dichloropropane	3.797	63	13648	42.95	ug/L		95
57) Bromodichloromethane	3.835	83	16162	37.95	ug/L		96
58) Methyl methacrylate	3.920	41	13722	42.55	ug/L		86
59) 1,4-Dioxane	3.943	88	3977	947.74	ug/L		82
60) 2-Chloroethyl vinyl ether	4.166	63	42640	202.53	ug/L		93
61) cis-1,3-Dichloropropene	4.212	75	19384	41.40	ug/L		88
64) Toluene	4.374	91	52006	38.89	ug/L		99
65) 2-Nitropropane	4.474	41	19861	182.76	ug/L		99
66) 4-Methyl-2-pentanone	4.590	43	88049	209.55	ug/L		96
67) trans-1,3-Dichloropropene	4.620	75	17508	38.83	ug/L		91
68) Tetrachloroethene	4.636	166	15104	37.87	ug/L		97
69) Ethyl methacrylate	4.736	69	15101	40.05	ug/L	#	83
70) 1,1,2-Trichloroethane	4.720	83	10036	38.94	ug/L		93
71) Dibromochloromethane	4.844	129	12293	38.75	ug/L		98
72) 1,3-Dichloropropane	4.897	76	18577	38.67	ug/L		84
73) 1,2-Dibromoethane	4.997	107	12307	37.58	ug/L		94
74) 3,3-Dimethyl-1-Butanol	5.128	57	113556	2057.07	ug/L		90
75) 2-hexanone	5.144	43	80783	200.64	ug/L		95
76) 1-Chlorohexane	5.367	91	16891m	35.80	ug/L		
77) Ethylbenzene	5.398	91	55698m	38.30	ug/L		
78) Chlorobenzene	5.367	112	32917	36.96	ug/L		97
79) 1,1,1,2-Tetrachloroethane	5.413	131	11865	38.62	ug/L		99
80) m,p-Xylene	5.505	91	88670	75.50	ug/L		99
81) o-Xylene	5.806	91	45634	37.48	ug/L		98
82) Styrene	5.836	104	35187	39.53	ug/L		94
83) Bromoform	5.844	173	9017	37.01	ug/L		98
84) Isopropylbenzene	6.044	105	54254	37.73	ug/L		98
87) cis-1,4-Dichloro-2-butene	6.267	53	2710	40.88	ug/L	#	69
88) n-Propylbenzene	6.352	91	64108	38.39	ug/L		98
89) Bromobenzene	6.314	156	14053	37.17	ug/L		92
90) 1,1,2,2-Tetrachloroethane	6.375	83	16684	40.37	ug/L		98
91) 1,3,5-Trimethylbenzene	6.506	105	45191	38.36	ug/L		99

Quantitation Report (QT Reviewed)

Data Path : C:\msdchem\1\DATA\06-28-2023\
Data File : 1A47375.D
Acq On : 28 Jun 2023 5:21 am
Operator : jeniferw
Sample : CC1829-5
Misc : MS54292,V1A1848,,,,,
ALS Vial : 2 Sample Multiplier: 1

Quant Time: Jun 28 05:54:03 2023
Quant Method : C:\msdchem\1\METHODS\V1A_05-23-2023.M
Quant Title : SW-846 Method 5035A/8260B
QLast Update : Wed May 24 11:40:15 2023
Response via : Initial Calibration

	Compound	R.T.	QIon	Response	Conc	Units		Dev(Min)
92)	2-Chlorotoluene	6.460	91	37134	37.69	ug/L		98
93)	trans-1,4-Dichloro-2-B...	6.506	53	4216	41.25	ug/L		86
94)	1,2,3-Trichloropropane	6.475	110	4621	38.84	ug/L		87
95)	Cyclohexanone	6.483	55	3305	225.40	ug/L		93
96)	4-Chlorotoluene	6.583	91	39043	37.73	ug/L		97
97)	tert-Butylbenzene	6.752	91	24496	38.03	ug/L		90
98)	1,2,4-Trimethylbenzene	6.806	105	43844	38.27	ug/L		96
99)	Pentachloroethane	6.752	167	7697	38.36	ug/L		97
100)	sec-Butylbenzene	6.898	105	55878	38.60	ug/L		98
101)	4-Isopropyltoluene	7.014	119	46251	38.74	ug/L		97
102)	1,3-Dichlorobenzene	7.037	146	26048	36.68	ug/L		99
103)	1,2,3-Trimethylbenzene	7.145	105	43059	38.21	ug/L		99
104)	1,4-Dichlorobenzene	7.106	146	26099	36.46	ug/L		99
105)	n-Butylbenzene	7.345	92	21167	39.87	ug/L		96
106)	Benzyl Chloride	7.299	126	5058	36.65	ug/L	#	86
107)	1,2-Dichlorobenzene	7.430	146	23012	35.95	ug/L		99
108)	1,2-Dibromo-3-Chloropr...	8.007	75	2291	33.31	ug/L		93
109)	Hexachlorobutadiene	8.515	225	4556	37.83	ug/L		92
110)	1,2,4-Trichlorobenzene	8.507	180	10554	32.44	ug/L		97
111)	Naphthalene	8.715	128	19741	30.78	ug/L		98
112)	1,2,3-Trichlorobenzene	8.838	180	7036	29.54	ug/L		98

(#) = qualifier out of range (m) = manual integration (+) = signals summed

Quantitation Report (QT Reviewed)

Data Path : C:\msdchem\1\DATA\06-28-2023\
Data File : 1A47375.D
Acq On : 28 Jun 2023 5:21 am
Operator : jeniferw
Sample : CC1829-5
Misc : MS54292,V1A1848,,,,,
ALS Vial : 2 Sample Multiplier: 1

Quant Time: Jun 28 05:54:03 2023
Quant Method : C:\msdchem\1\METHODS\V1A_05-23-2023.M
Quant Title : SW-846 Method 5035A/8260B
QLast Update : Wed May 24 11:40:15 2023
Response via : Initial Calibration

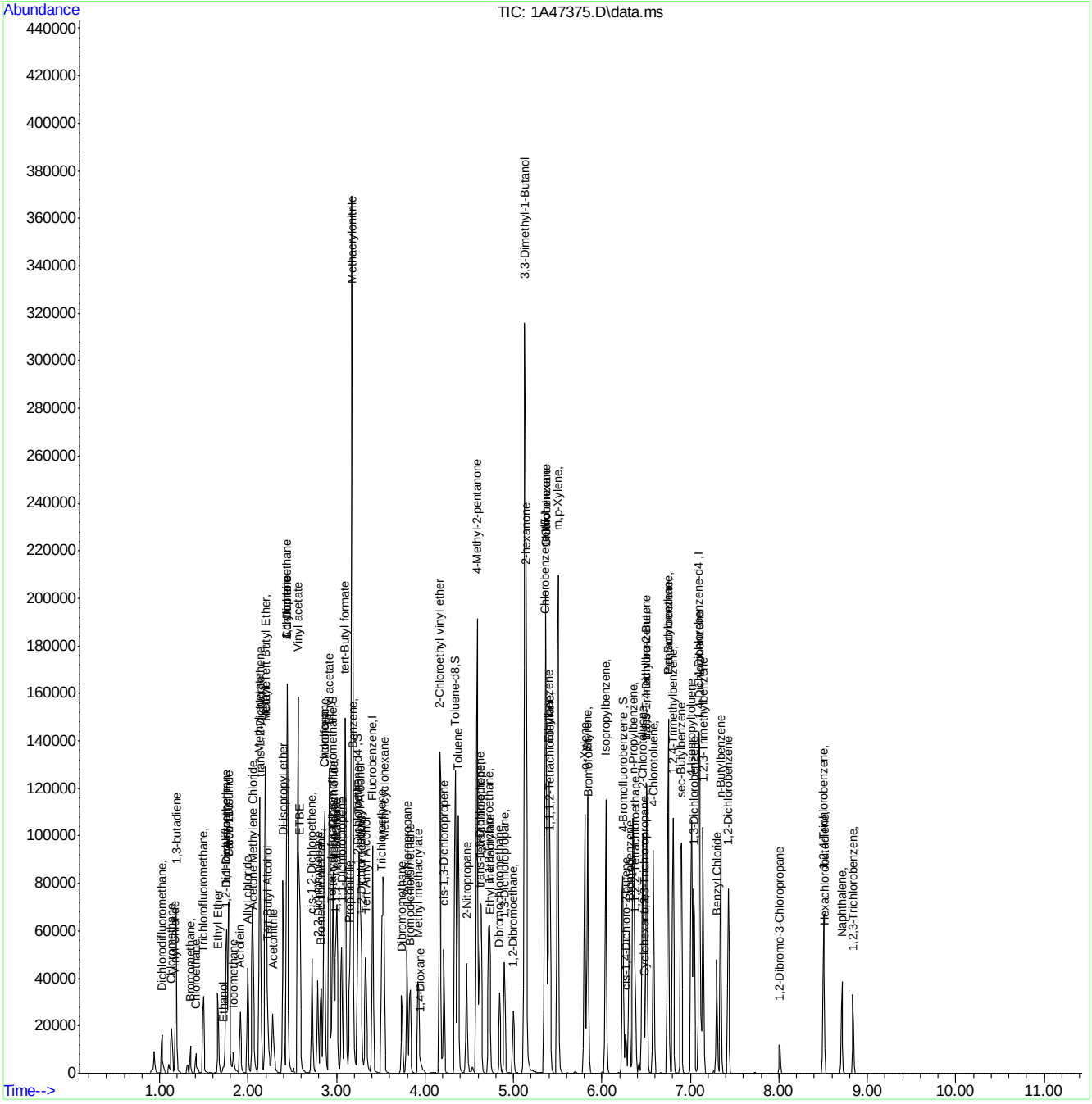

Manual Integration Approval Summary

Sample Number: V1A1848-CC1829
Lab FileID: 1A47375.D
Injection Time: 06/28/23 05:21

Method: SW846 8260D
Analyst approved: 06/28/23 09:16 Jenifer Willis
Supervisor approved: 06/30/23 10:29 Karen Watson

Parameter	CAS	Sig#	R.T. (min.)	Reason
Acetonitrile	75-05-8		2.28	Missed peak
Carbon Tetrachloride	56-23-5		2.97	Overlapping peak
1-Chlorohexane	544-10-5		5.37	Overlapping peak
Ethylbenzene	100-41-4		5.40	Overlapping peak

Quantitation Report (Qedit)

Data Path : C:\msdchem\1\DATA\06-28-2023\
Data File : 1A47375.D
Acq On : 28 Jun 2023 5:21 am
Operator : jeniferw
Sample : CC1829-5
Misc : MS54292,V1A1848,,,,,
ALS Vial : 2 Sample Multiplier: 1

Quant Time: Jun 28 05:53:30 2023
Quant Method : C:\msdchem\1\METHODS\V1A_05-23-2023.M
Quant Title : SW-846 Method 5035A/8260B
QLast Update : Wed May 24 11:40:15 2023
Response via : Initial Calibration

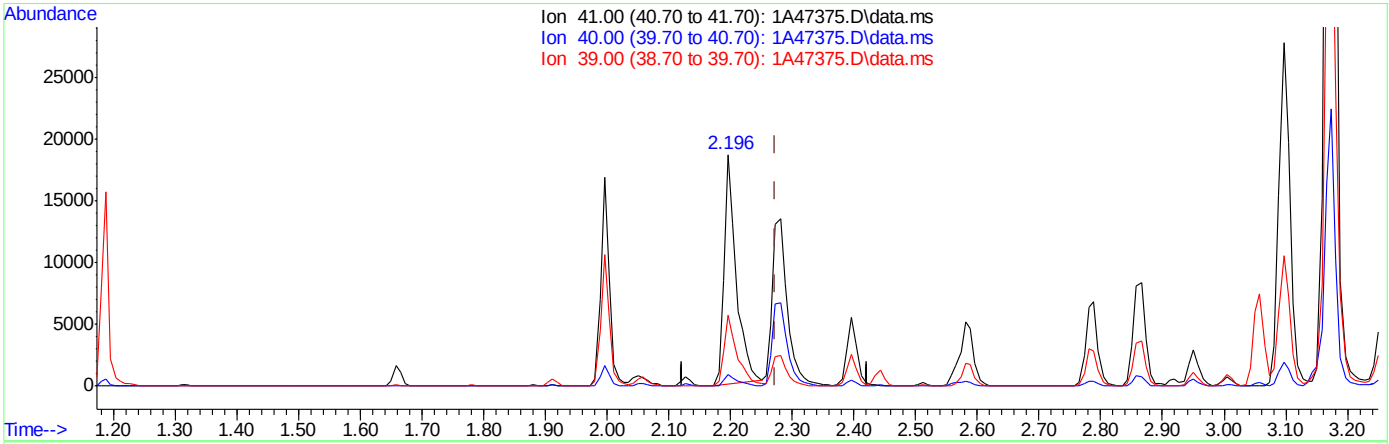

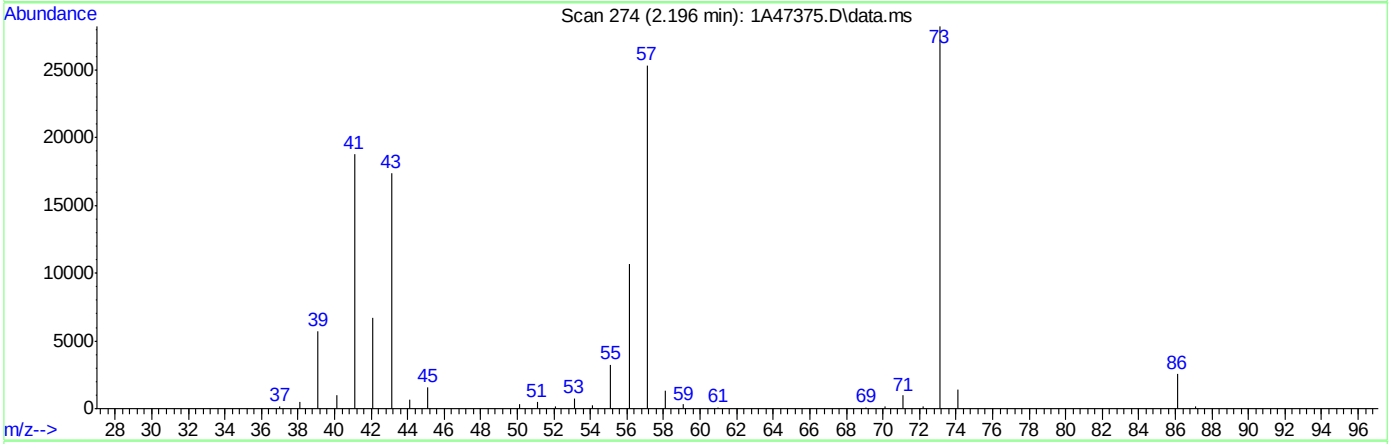

TIC: 1A47375.D\data.ms

(24) Acetonitrile

2.196min (-0.077) 519.85ug/L

response 25530

Ion	Exp%	Act%
41.00	100	100
40.00	5.10	5.21
39.00	30.10	30.46
0.00	0.00	0.00

Quantitation Report (Qedit)

Data Path : C:\msdchem\1\DATA\06-28-2023\
Data File : 1A47375.D
Acq On : 28 Jun 2023 5:21 am
Operator : jeniferw
Sample : CC1829-5
Misc : MS54292,V1A1848,,,,,
ALS Vial : 2 Sample Multiplier: 1

Quant Time: Jun 28 05:53:30 2023
Quant Method : C:\msdchem\1\METHODS\V1A_05-23-2023.M
Quant Title : SW-846 Method 5035A/8260B
QLast Update : Wed May 24 11:40:15 2023
Response via : Initial Calibration

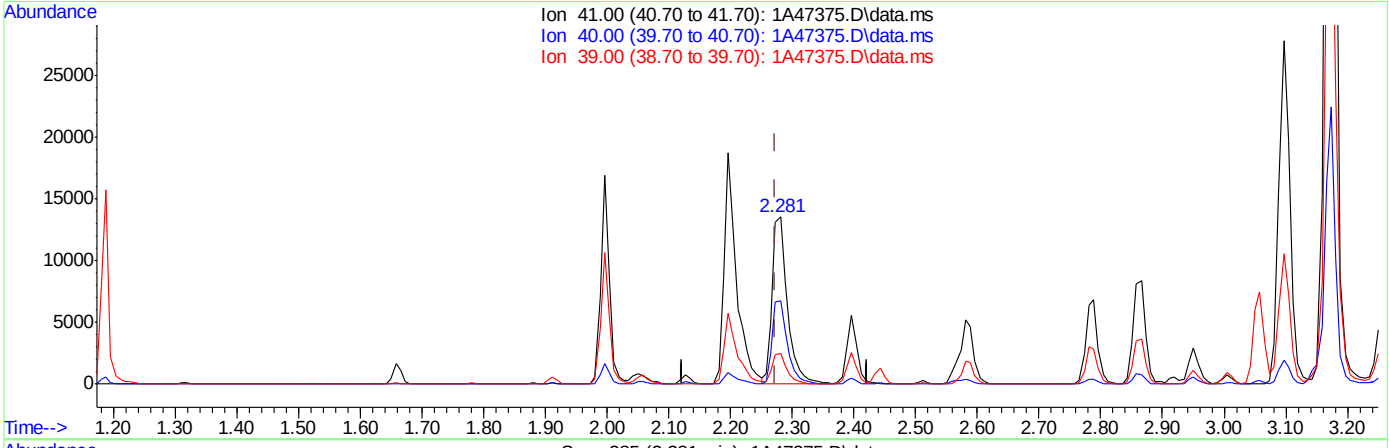

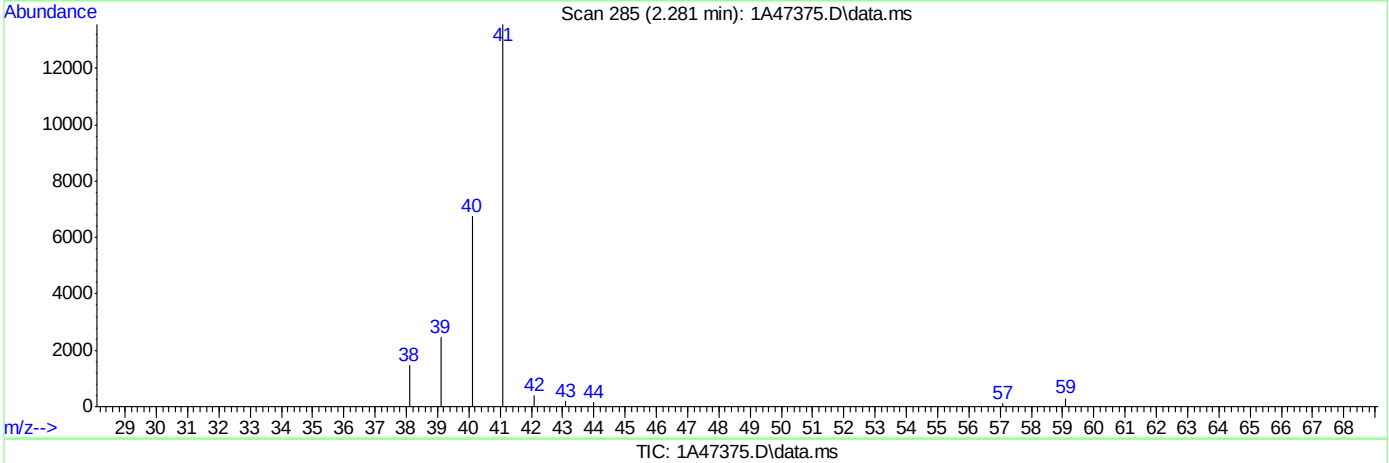

TIC: 1A47375.D\data.ms

(24) Acetonitrile

2.281min (+0.008) 472.33ug/L m

response 23196

Ion	Exp%	Act%
41.00	100	100
40.00	5.10	49.73#
39.00	30.10	18.07
0.00	0.00	0.00

Quantitation Report (Qedit)

Data Path : C:\msdchem\1\DATA\06-28-2023\
Data File : 1A47375.D
Acq On : 28 Jun 2023 5:21 am
Operator : jeniferw
Sample : CC1829-5
Misc : MS54292,V1A1848,,,,,
ALS Vial : 2 Sample Multiplier: 1

Quant Time: Jun 28 05:53:30 2023
Quant Method : C:\msdchem\1\METHODS\V1A_05-23-2023.M
Quant Title : SW-846 Method 5035A/8260B
QLast Update : Wed May 24 11:40:15 2023
Response via : Initial Calibration

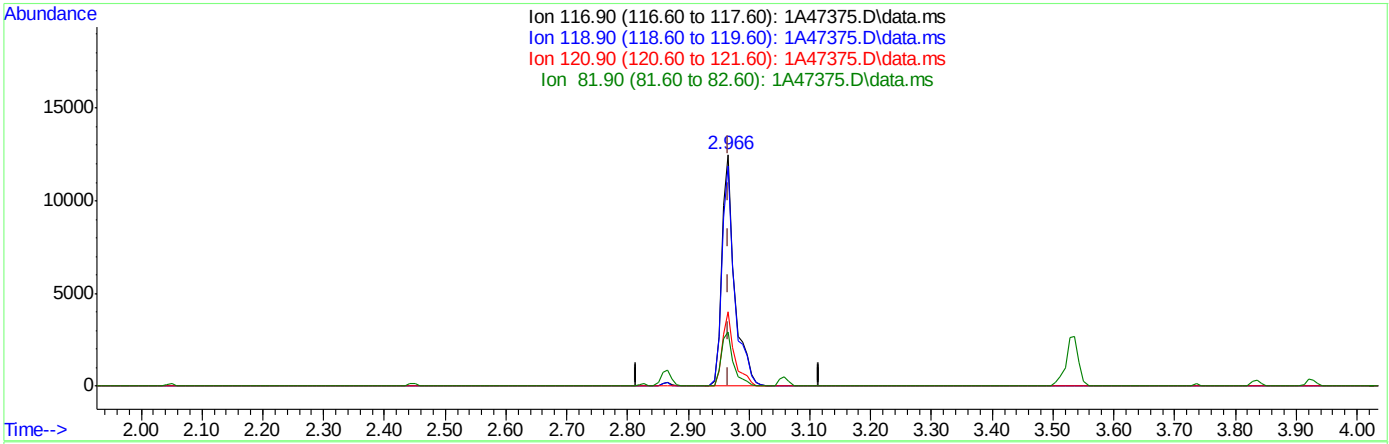

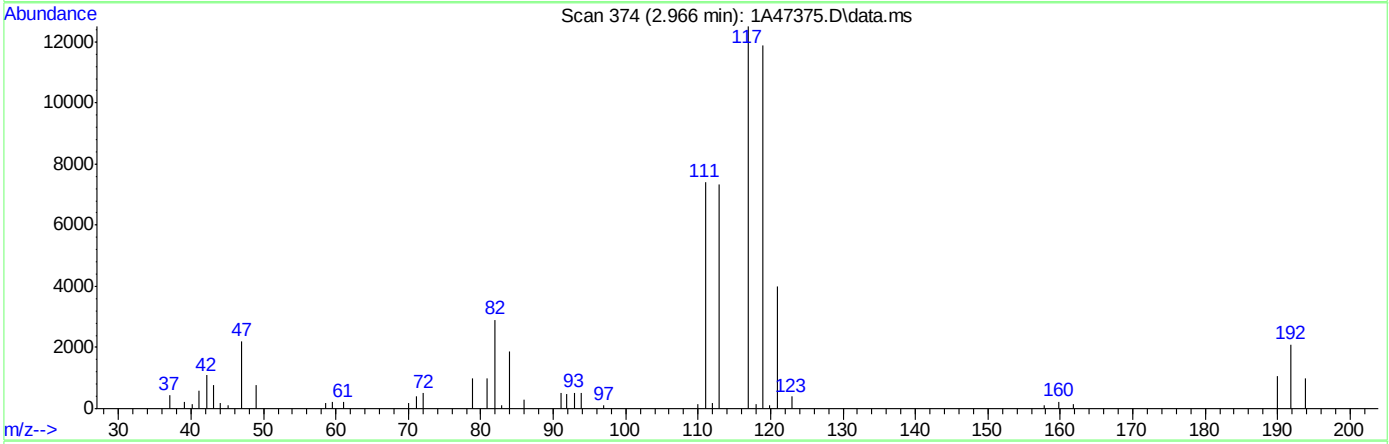

TIC: 1A47375.D\data.ms

(40) Carbon Tetrachloride ( )

2.966min (-0.000) 43.71ug/L

response 18211

Ion	Exp%	Act%
116.90	100	100
118.90	94.40	94.89
120.90	30.80	32.04
81.90	27.10	23.31

Quantitation Report (Qedit)

Data Path : C:\msdchem\1\DATA\06-28-2023\
Data File : 1A47375.D
Acq On : 28 Jun 2023 5:21 am
Operator : jeniferw
Sample : CC1829-5
Misc : MS54292,V1A1848,,,,,
ALS Vial : 2 Sample Multiplier: 1

Quant Time: Jun 28 05:53:30 2023
Quant Method : C:\msdchem\1\METHODS\V1A_05-23-2023.M
Quant Title : SW-846 Method 5035A/8260B
QLast Update : Wed May 24 11:40:15 2023
Response via : Initial Calibration

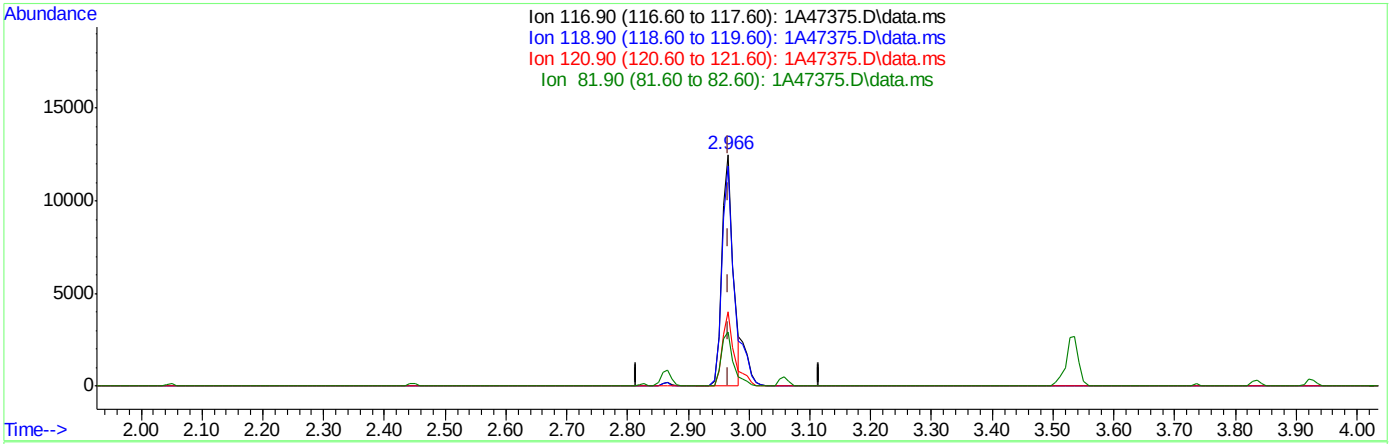

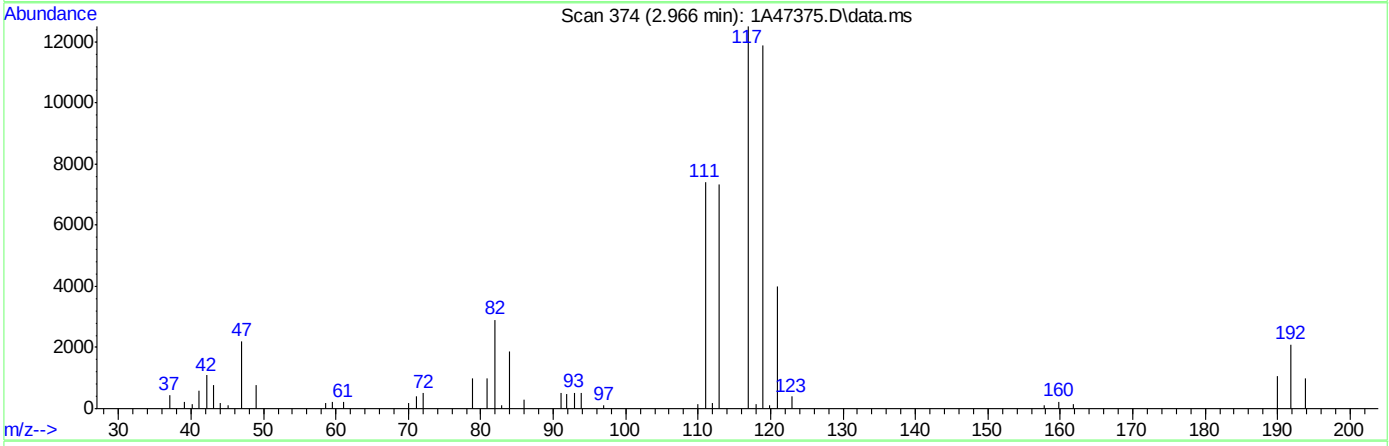

TIC: 1A47375.D\data.ms

(40) Carbon Tetrachloride ( )

2.966min (-0.000) 38.08ug/L m

response 15868

Ion	Exp%	Act%
116.90	100	100
118.90	94.40	94.89
120.90	30.80	32.04
81.90	27.10	23.31

Quantitation Report (Qedit)

Data Path : C:\msdchem\1\DATA\06-28-2023\
Data File : 1A47375.D
Acq On : 28 Jun 2023 5:21 am
Operator : jeniferw
Sample : CC1829-5
Misc : MS54292,V1A1848,,,,,
ALS Vial : 2 Sample Multiplier: 1

Quant Time: Jun 28 05:53:30 2023
Quant Method : C:\msdchem\1\METHODS\V1A_05-23-2023.M
Quant Title : SW-846 Method 5035A/8260B
QLast Update : Wed May 24 11:40:15 2023
Response via : Initial Calibration

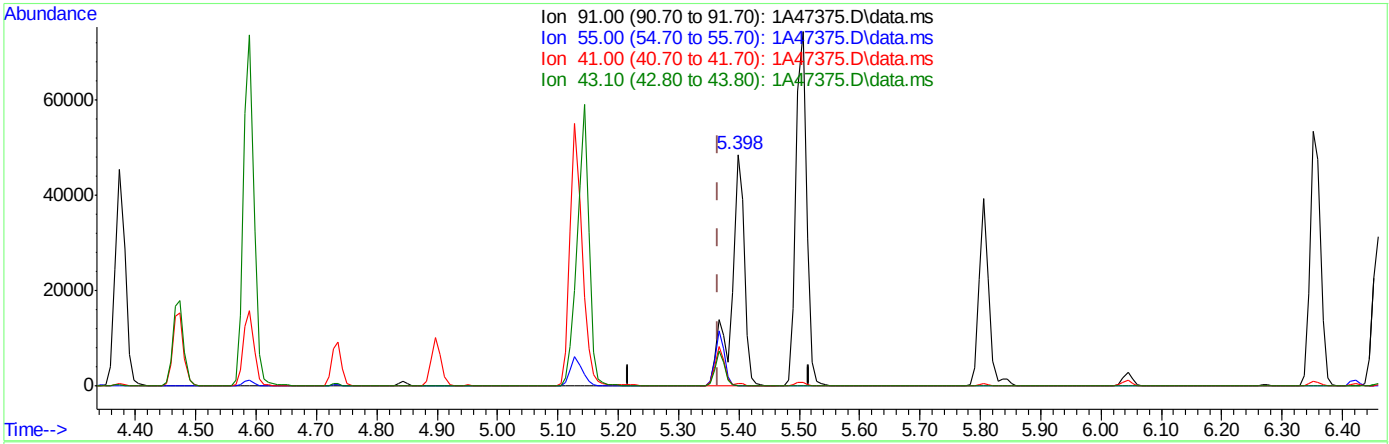

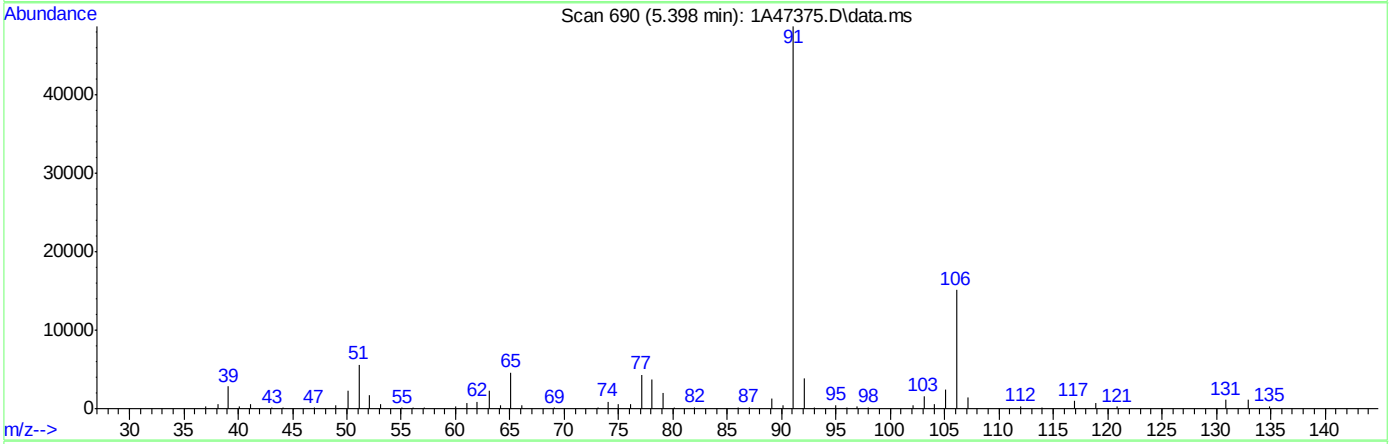

TIC: 1A47375.D\data.ms

(76) 1-Chlorohexane

5.398min (+0.031) 153.83ug/L

response 72581

Ion	Exp%	Act%
91.00	100	100
55.00	103.60	0.28#
41.00	76.40	1.19#
43.10	68.70	0.28#

Quantitation Report (Qedit)

Data Path : C:\msdchem\1\DATA\06-28-2023\
Data File : 1A47375.D
Acq On : 28 Jun 2023 5:21 am
Operator : jeniferw
Sample : CC1829-5
Misc : MS54292,V1A1848,,,,,
ALS Vial : 2 Sample Multiplier: 1

Quant Time: Jun 28 05:53:30 2023
Quant Method : C:\msdchem\1\METHODS\V1A_05-23-2023.M
Quant Title : SW-846 Method 5035A/8260B
QLast Update : Wed May 24 11:40:15 2023
Response via : Initial Calibration

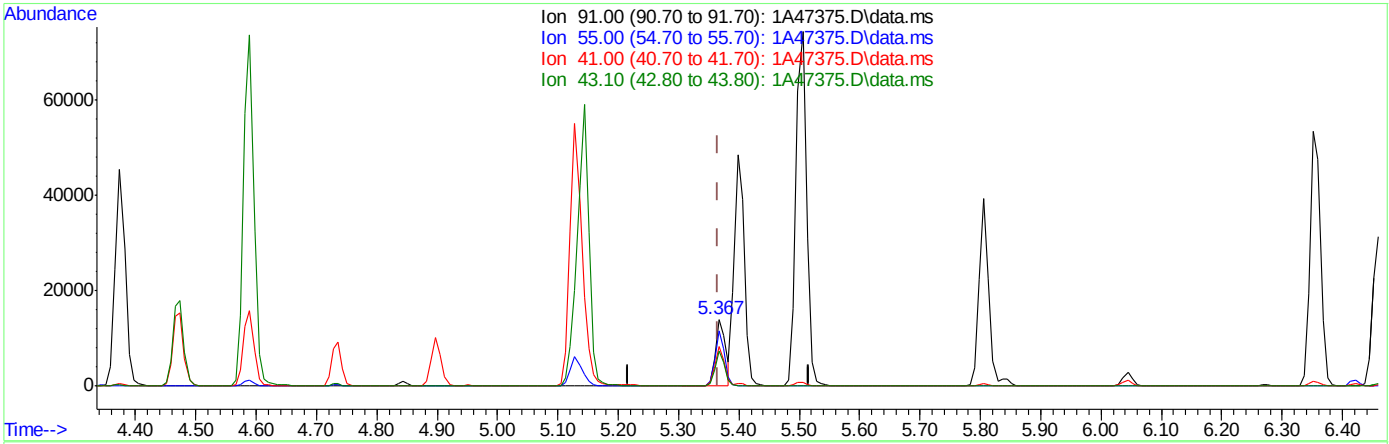

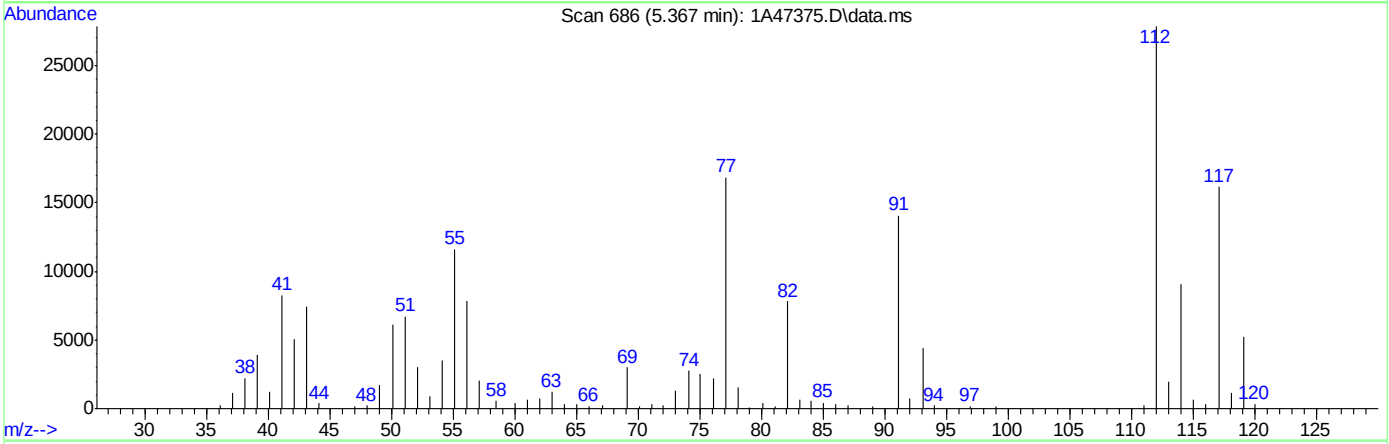

TIC: 1A47375.D\data.ms

(76) 1-Chlorohexane

5.367min (-0.000) 35.80ug/L m

response 16891

Ion	Exp%	Act%
91.00	100	100
55.00	103.60	82.54#
41.00	76.40	58.70
43.10	68.70	52.79

Quantitation Report (Qedit)

Data Path : C:\msdchem\1\DATA\06-28-2023\
Data File : 1A47375.D
Acq On : 28 Jun 2023 5:21 am
Operator : jeniferw
Sample : CC1829-5
Misc : MS54292,V1A1848,,,,,
ALS Vial : 2 Sample Multiplier: 1

Quant Time: Jun 28 05:53:30 2023
Quant Method : C:\msdchem\1\METHODS\V1A_05-23-2023.M
Quant Title : SW-846 Method 5035A/8260B
QLast Update : Wed May 24 11:40:15 2023
Response via : Initial Calibration

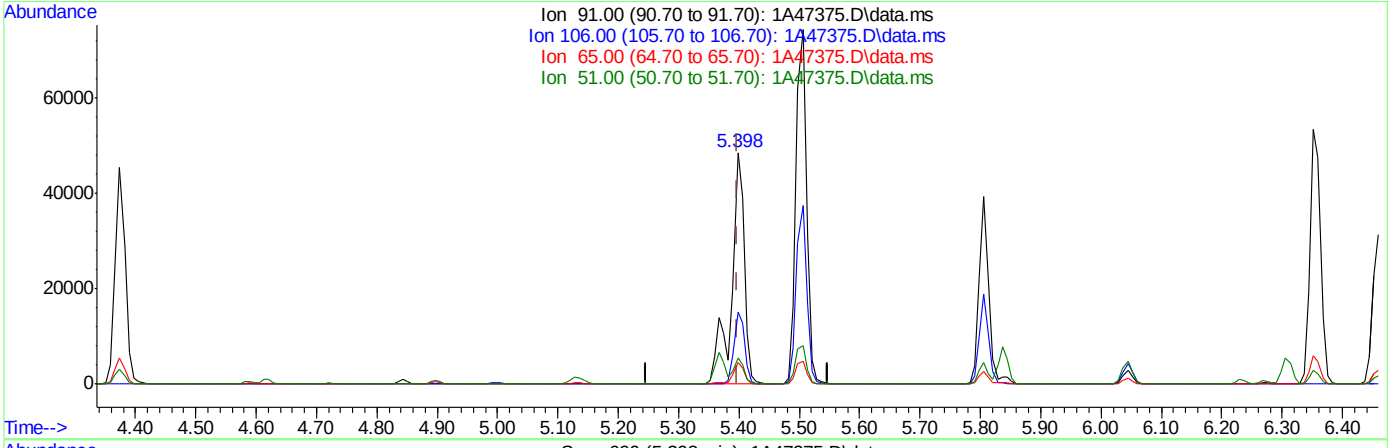

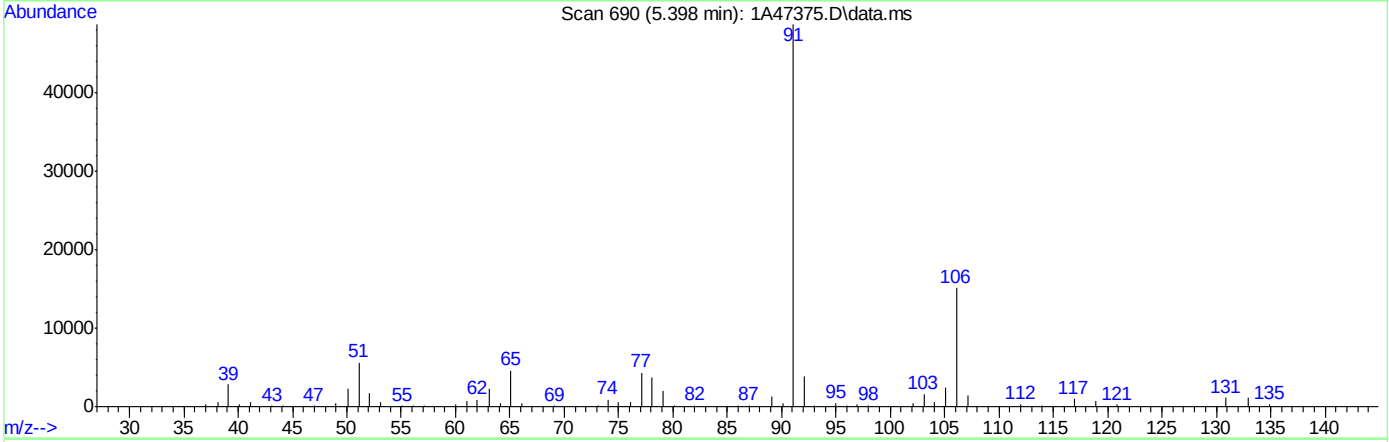

TIC: 1A47375.D\data.ms

(77) Ethylbenzene

5.398min (-0.000) 49.91ug/L

response 72581

Ion	Exp%	Act%
91.00	100	100
106.00	30.90	31.06
65.00	9.80	9.47
51.00	14.30	11.47

Quantitation Report (Qedit)

Data Path : C:\msdchem\1\DATA\06-28-2023\
Data File : 1A47375.D
Acq On : 28 Jun 2023 5:21 am
Operator : jeniferw
Sample : CC1829-5
Misc : MS54292,V1A1848,,,,,
ALS Vial : 2 Sample Multiplier: 1

Quant Time: Jun 28 05:53:30 2023
Quant Method : C:\msdchem\1\METHODS\V1A_05-23-2023.M
Quant Title : SW-846 Method 5035A/8260B
QLast Update : Wed May 24 11:40:15 2023
Response via : Initial Calibration

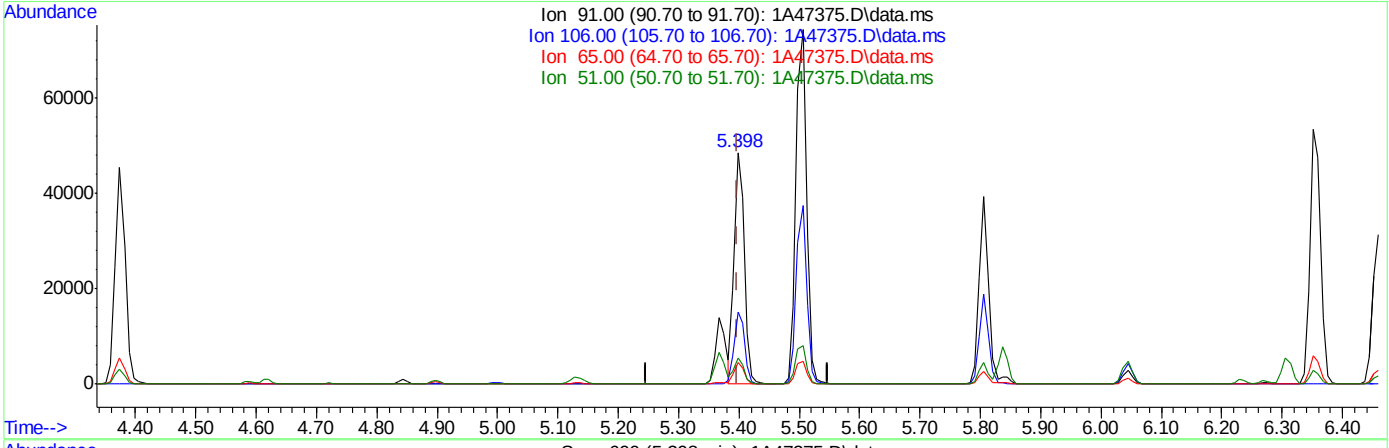

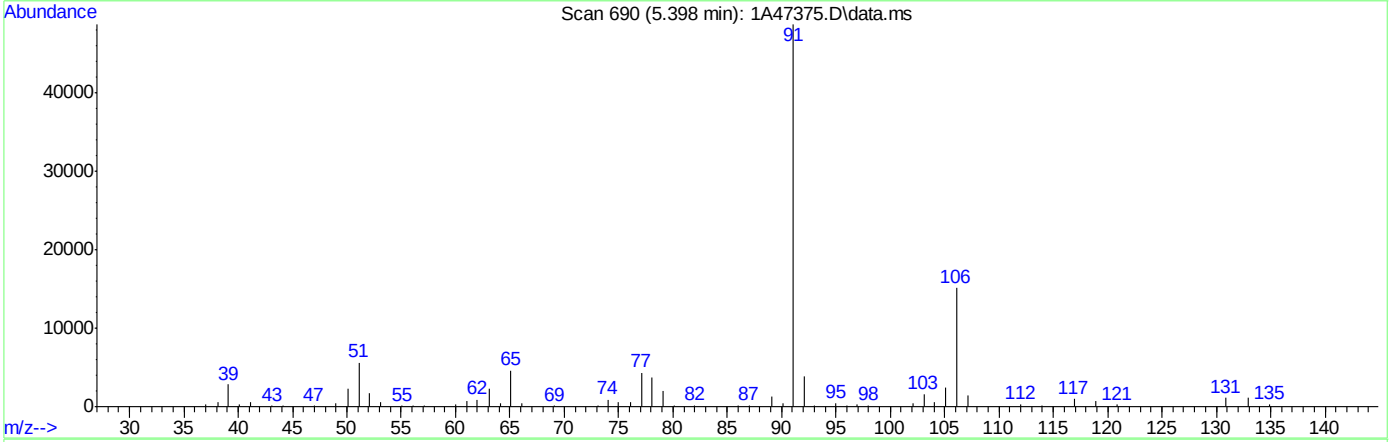

TIC: 1A47375.D\data.ms

(77) Ethylbenzene

5.398min (-0.000) 38.30ug/L m

response 55698

Ion	Exp%	Act%
91.00	100	100
106.00	30.90	31.06
65.00	9.80	9.47
51.00	14.30	11.47

Manual Integrations APPROVED (compounds with "m" flag)
Karen Watson
06/29/23 15:35

Quantitation Report (QT Reviewed)

Data Path : C:\msdchem\1\data\celinec\2023\June 2023\06-29-2023\V1A1848-49\
Data File : 1A47401.d
Acq On : 28 Jun 2023 3:51 pm
Operator : jeniferw
Sample : ECC1829-5
Misc : MS54311,V1A1848,,,,,
ALS Vial : 28 Sample Multiplier: 1

Quant Time: Jun 28 22:10:22 2023
Quant Method : C:\msdchem\1\methods\V1A_05-23-2023.M
Quant Title : SW-846 Method 5035A/8260B
QLast Update : Wed May 24 11:40:15 2023
Response via : Initial Calibration

Compound	R.T.	QIon	Response	Conc	Units	Dev(Min)
Internal Standards						
1) Fluorobenzene	3.404	96	56102	50.00	ug/L	0.00
62) Chlorobenzene-d5	5.359	117	42735	50.00	ug/L	0.00
85) 1,4-Dichlorobenzene-d4	7.099	152	22889	50.00	ug/L	0.00
System Monitoring Compounds						
39) Dibromofluoromethane	2.958	113	15184	48.39	ug/L	0.00
Spiked Amount 50.000	Range 83 - 118		Recovery = 96.78%			
49) 1,2-Dichloroethane-d4	3.243	65	18436	46.48	ug/L	0.00
Spiked Amount 50.000	Range 79 - 125		Recovery = 92.96%			
63) Toluene-d8	4.343	98	56517	49.56	ug/L	0.00
Spiked Amount 50.000	Range 85 - 112		Recovery = 99.12%			
86) 4-Bromofluorobenzene	6.237	174	19364	49.85	ug/L	0.00
Spiked Amount 50.000	Range 83 - 118		Recovery = 99.70%			
Target Compounds						Qvalue
2) Dichlorodifluoromethane	1.019	85	12085	57.22	ug/L	97
3) Chloromethane	1.134	50	15670	63.86	ug/L	96
4) 1,3-butadiene	1.180	39	14166	40.40	ug/L	95
5) Vinyl Chloride	1.172	62	15400	51.62	ug/L	99
6) Bromomethane	1.342	94	4432	39.38	ug/L	99
7) Chloroethane	1.411	64	6609	37.49	ug/L	92
8) Trichlorofluoromethane	1.496	101	17303	39.75	ug/L	99
9) Ethyl Ether	1.657	59	12999	54.63	ug/L	88
10) Ethanol	1.711	45	5043	1119.39	ug/L	91
11) 1,2-Dichlorotrifluoroe...	1.742	67	15019	47.10	ug/L	96
12) 1,1-Dichloroethene	1.757	61	21001	47.52	ug/L	93
13) Freon 113	1.788	101	12143	50.15	ug/L	93
14) Carbon Disulfide	1.780	76	38405	55.95	ug/L	90
15) Iodomethane	1.834	142	7323	38.34	ug/L	93
16) Acrolein	1.911	56	15489	238.69	ug/L	98
17) Allyl chloride	1.996	41	19584	55.34	ug/L	92
18) Methylene Chloride	2.042	49	21322	56.47	ug/L	89
19) Acetone	2.050	43	28256	244.98	ug/L	96
20) Methyl acetate	2.127	43	89944	279.54	ug/L	92
21) trans-1,2-Dichloroethene	2.135	61	22110	49.85	ug/L	95
22) Hexane	2.196	56	14681	56.22	ug/L	97
23) Methyl Tert Butyl Ether	2.196	73	41392	49.12	ug/L	73
24) Acetonitrile	2.273	41	24337m	507.75	ug/L	
25) Tert Butyl Alcohol	2.219	59	29601	485.65	ug/L	92
26) Di-isopropyl ether	2.396	45	50824	56.18	ug/L	94
27) Chloroprene	2.442	53	62780	50.57	ug/L	96
28) 1,1-Dichloroethane	2.442	63	28404	48.96	ug/L	96
29) Acrylonitrile	2.442	52	37733	250.22	ug/L	96
30) ETBE	2.581	59	48071	50.95	ug/L	96
31) Vinyl acetate	2.566	43	155825	238.60	ug/L	100
32) cis-1,2-Dichloroethene	2.719	96	15409	47.69	ug/L	90
33) 2,2-Dichloropropane	2.789	77	17609	41.67	ug/L	97
34) Bromochloromethane	2.827	128	7010	46.05	ug/L #	83
35) Cyclohexane	2.858	56	26447	55.77	ug/L	91
36) Chloroform	2.866	83	26476	45.19	ug/L	96
37) Ethyl acetate	2.920	43	102742	250.96	ug/L	95
38) Tetrahydrofuran	2.950	42	7112	51.62	ug/L	94
40) Carbon Tetrachloride	2.966	117	18547m	45.61	ug/L	
41) 1,1,1-Trichloroethane	2.989	97	21215	45.03	ug/L	93
42) 2-Butanone	3.004	43	53242	253.63	ug/L	89
43) 1,1-Dichloropropene	3.058	75	18572	46.43	ug/L	89
44) tert-Butyl formate	3.097	59	57531	265.03	ug/L #	67

Quantitation Report (QT Reviewed)

Data Path : C:\msdchem\1\data\celinec\2023\June 2023\06-29-2023\V1A1848-49\
Data File : 1A47401.d
Acq On : 28 Jun 2023 3:51 pm
Operator : jeniferw
Sample : ECC1829-5
Misc : MS54311,V1A1848,,,,,
ALS Vial : 28 Sample Multiplier: 1

Quant Time: Jun 28 22:10:22 2023
Quant Method : C:\msdchem\1\methods\V1A_05-23-2023.M
Quant Title : SW-846 Method 5035A/8260B
QLast Update : Wed May 24 11:40:15 2023
Response via : Initial Calibration

Compound	R.T.	QIon	Response	Conc	Units		Dev(Min)
45) Propionitrile	3.150	54	32008	499.63	ug/L		98
46) Methacrylonitrile	3.174	41	117321	490.52	ug/L		98
47) Benzene	3.181	78	59438	48.32	ug/L		93
48) TAME	3.251	73	41177	49.70	ug/L		93
50) 1,2-Dichloroethane	3.274	62	20107	42.24	ug/L		97
51) Isobutyl Alcohol	3.258	43	32588	1012.86	ug/L		83
52) Tert Amyl Alcohol	3.327	59	24577	524.81	ug/L		84
53) Trichloroethene	3.512	95	15205	45.75	ug/L		97
54) Methylcyclohexane	3.535	83	24002	50.52	ug/L	#	80
55) Dibromomethane	3.735	93	9200	44.07	ug/L		97
56) 1,2-Dichloropropane	3.797	63	16056	51.77	ug/L		95
57) Bromodichloromethane	3.828	83	19016	45.75	ug/L		95
58) Methyl methacrylate	3.920	41	16134	51.26	ug/L		86
59) 1,4-Dioxane	3.943	88	3884	948.34	ug/L		83
60) 2-Chloroethyl vinyl ether	4.166	63	53442	260.08	ug/L		93
61) cis-1,3-Dichloropropene	4.213	75	22284	48.77	ug/L		88
64) Toluene	4.374	91	60958	45.93	ug/L		100
65) 2-Nitropropane	4.467	41	22873	212.08	ug/L		98
66) 4-Methyl-2-pentanone	4.590	43	104525	250.66	ug/L		96
67) trans-1,3-Dichloropropene	4.620	75	20460	45.73	ug/L		90
68) Tetrachloroethene	4.636	166	18390	46.46	ug/L		98
69) Ethyl methacrylate	4.736	69	17692	47.28	ug/L	#	84
70) 1,1,2-Trichloroethane	4.721	83	11562	45.20	ug/L		91
71) Dibromochloromethane	4.844	129	14389	45.70	ug/L		100
72) 1,3-Dichloropropane	4.898	76	21835	45.79	ug/L		85
73) 1,2-Dibromoethane	4.998	107	14505	44.62	ug/L		100
74) 3,3-Dimethyl-1-Butanol	5.128	57	135803	2478.78	ug/L		91
75) 2-hexanone	5.144	43	95321	238.55	ug/L		96
76) 1-Chlorohexane	5.367	91	19943m	42.59	ug/L		
77) Ethylbenzene	5.398	91	64411	44.63	ug/L		97
78) Chlorobenzene	5.367	112	38768	43.86	ug/L		96
79) 1,1,1,2-Tetrachloroethane	5.413	131	14082	46.18	ug/L		98
80) m,p-Xylene	5.506	91	102791	88.19	ug/L		98
81) o-Xylene	5.806	91	53093	43.94	ug/L		98
82) Styrene	5.836	104	41418	46.88	ug/L		93
83) Bromoform	5.844	173	10361	42.85	ug/L		99
84) Isopropylbenzene	6.044	105	62533	43.82	ug/L		98
87) cis-1,4-Dichloro-2-butene	6.267	53	3422	50.32	ug/L	#	67
88) n-Propylbenzene	6.352	91	73798	45.70	ug/L		99
89) Bromobenzene	6.306	156	16457	45.00	ug/L		91
90) 1,1,2,2-Tetrachloroethane	6.375	83	18845	47.15	ug/L		97
91) 1,3,5-Trimethylbenzene	6.506	105	51915	45.57	ug/L		100
92) 2-Chlorotoluene	6.460	91	43045	45.17	ug/L		98
93) trans-1,4-Dichloro-2-B...	6.506	53	5279	50.94	ug/L		84
94) 1,2,3-Trichloropropane	6.475	110	5224	45.40	ug/L		85
95) Cyclohexanone	6.491	55	3619	255.20	ug/L		92
96) 4-Chlorotoluene	6.583	91	44872	44.84	ug/L		96
97) tert-Butylbenzene	6.752	91	27693	44.45	ug/L		90
98) 1,2,4-Trimethylbenzene	6.806	105	50515	45.59	ug/L		97
99) Pentachloroethane	6.752	167	8276	42.65	ug/L		94
100) sec-Butylbenzene	6.899	105	63164	45.12	ug/L		98
101) 4-Isopropyltoluene	7.014	119	51742	44.81	ug/L		96
102) 1,3-Dichlorobenzene	7.037	146	29532	43.01	ug/L		99
103) 1,2,3-Trimethylbenzene	7.145	105	49206	45.15	ug/L		98
104) 1,4-Dichlorobenzene	7.114	146	29512	42.63	ug/L		95
105) n-Butylbenzene	7.345	92	23474	45.71	ug/L		98
106) Benzyl Chloride	7.299	126	5125	38.40	ug/L	#	83
107) 1,2-Dichlorobenzene	7.430	146	26035	42.06	ug/L		99

Quantitation Report (QT Reviewed)

Data Path : C:\msdchem\1\data\celinec\2023\June 2023\06-29-2023\V1A1848-49\
Data File : 1A47401.d
Acq On : 28 Jun 2023 3:51 pm
Operator : jeniferw
Sample : ECC1829-5
Misc : MS54311,V1A1848,,,,,
ALS Vial : 28 Sample Multiplier: 1

Quant Time: Jun 28 22:10:22 2023
Quant Method : C:\msdchem\1\methods\V1A_05-23-2023.M
Quant Title : SW-846 Method 5035A/8260B
QLast Update : Wed May 24 11:40:15 2023
Response via : Initial Calibration

Compound	R.T.	QIon	Response	Conc	Units	Dev(Min)
108) 1,2-Dibromo-3-Chloropr...	8.007	75	2605	39.16	ug/L	92
109) Hexachlorobutadiene	8.515	225	4300	36.92	ug/L	92
110) 1,2,4-Trichlorobenzene	8.507	180	11223	35.67	ug/L	96
111) Naphthalene	8.715	128	22061	35.57	ug/L	100
112) 1,2,3-Trichlorobenzene	8.838	180	7783	33.78	ug/L	98

(#) = qualifier out of range (m) = manual integration (+) = signals summed

Quantitation Report (QT Reviewed)

Data Path : C:\msdchem\1\data\celinec\2023\June 2023\06-29-2023\V1A1848-49\
Data File : 1A47401.d
Acq On : 28 Jun 2023 3:51 pm
Operator : jeniferw
Sample : ECC1829-5
Misc : MS54311,V1A1848,,,,,
ALS Vial : 28 Sample Multiplier: 1

Quant Time: Jun 28 22:10:22 2023
Quant Method : C:\msdchem\1\methods\V1A_05-23-2023.M
Quant Title : SW-846 Method 5035A/8260B
QLast Update : Wed May 24 11:40:15 2023
Response via : Initial Calibration

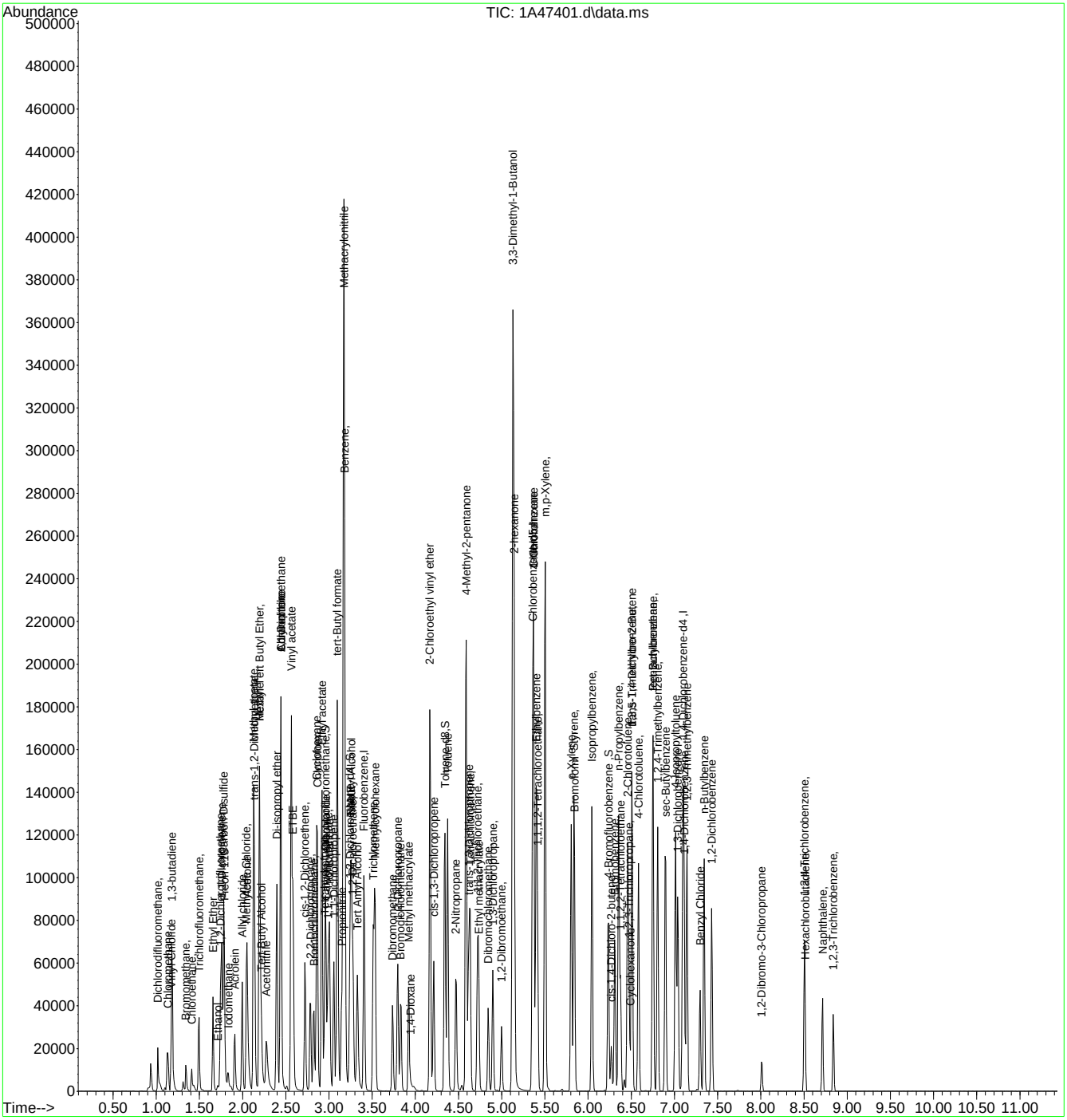

Manual Integration Approval Summary

Sample Number: V1A1848-ECC1829 **Method:** SW846 8260D
Lab FileID: 1A47401.D **Analyst approved:** 06/28/23 22:13 Celine Celis
Injection Time: 06/28/23 15:51 **Supervisor approved:** 06/29/23 15:35 Karen Watson

Parameter	CAS	Sig#	R.T. (min.)	Reason
Acetonitrile	75-05-8		2.27	Missed peak
Carbon Tetrachloride	56-23-5		2.97	Overlapping peak
1-Chlorohexane	544-10-5		5.37	Poor instrument integration

Quantitation Report (Qedit)

Data Path : C:\msdchem\1\data\celinec\2023\June 2023\06-29-2023\V1A1848-49\
Data File : 1A47401.d
Acq On : 28 Jun 2023 3:51 pm
Operator : jeniferw
Sample : ECC1829-5
Misc : MS54311,V1A1848,,,,,
ALS Vial : 28 Sample Multiplier: 1

Quant Time: Jun 28 20:35:54 2023
Quant Method : C:\msdchem\1\methods\V1A_05-23-2023.M
Quant Title : SW-846 Method 5035A/8260B
QLast Update : Wed May 24 11:40:15 2023
Response via : Initial Calibration

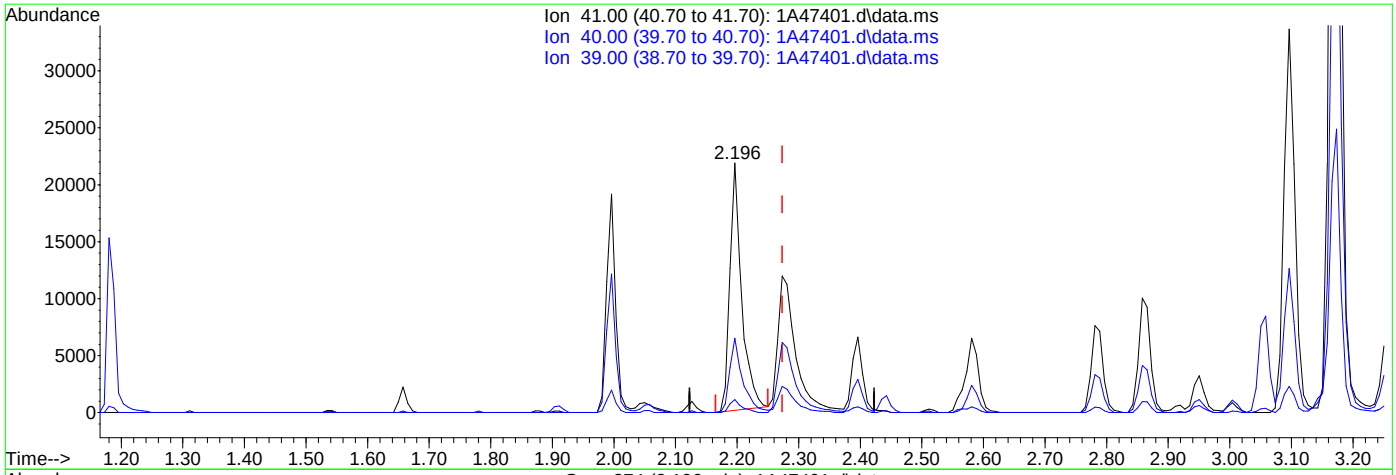

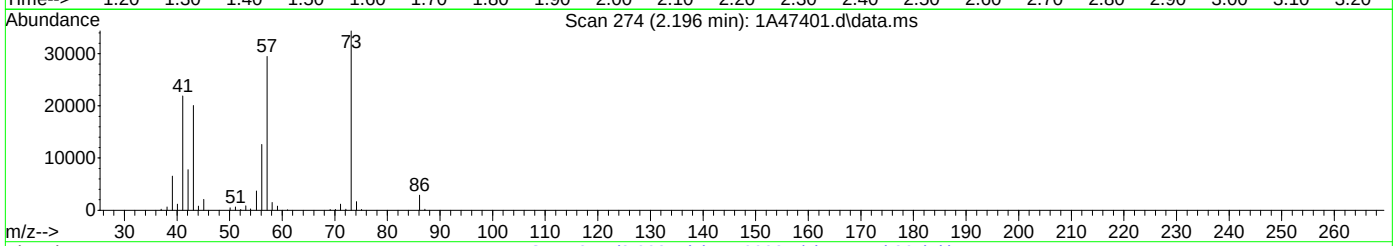

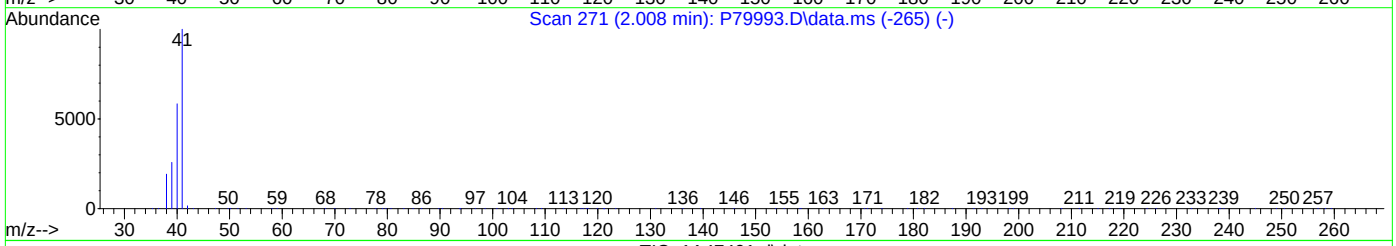

TIC: 1A47401.d\data.ms

(24) Acetonitrile

2.196min (-0.077) 602.70ug/L

response 28888

Ion	Exp%	Act%
41.00	100	100
40.00	5.10	5.17
39.00	30.10	29.85
0.00	0.00	0.00

Quantitation Report (Qedit)

Data Path : C:\msdchem\1\data\celinec\2023\June 2023\06-29-2023\V1A1848-49\
Data File : 1A47401.d
Acq On : 28 Jun 2023 3:51 pm
Operator : jeniferw
Sample : ECC1829-5
Misc : MS54311,V1A1848,,,,,
ALS Vial : 28 Sample Multiplier: 1

Quant Time: Jun 28 20:35:54 2023
Quant Method : C:\msdchem\1\methods\V1A_05-23-2023.M
Quant Title : SW-846 Method 5035A/8260B
QLast Update : Wed May 24 11:40:15 2023
Response via : Initial Calibration

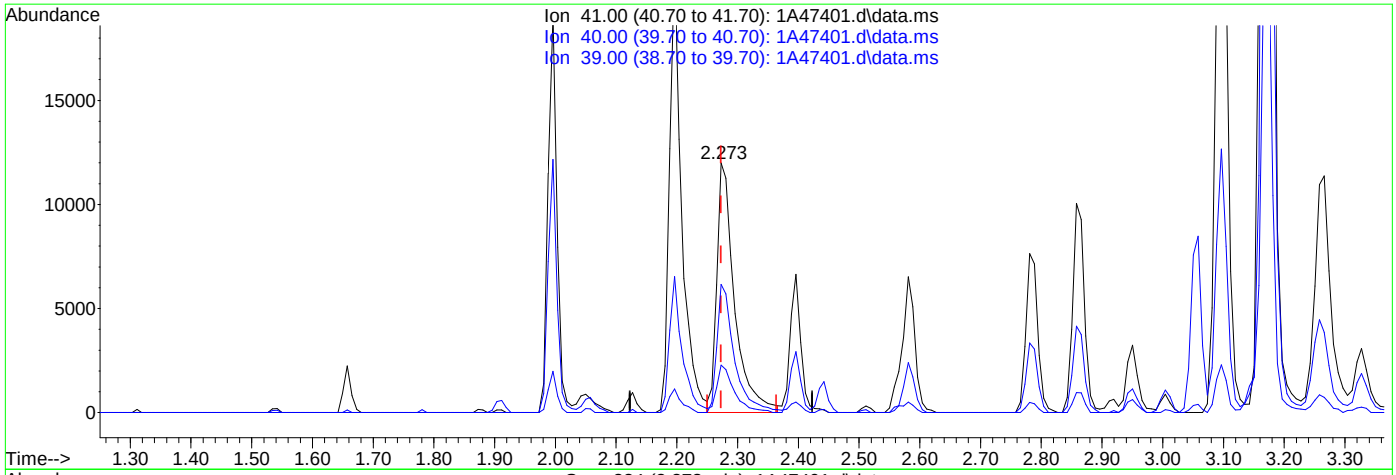

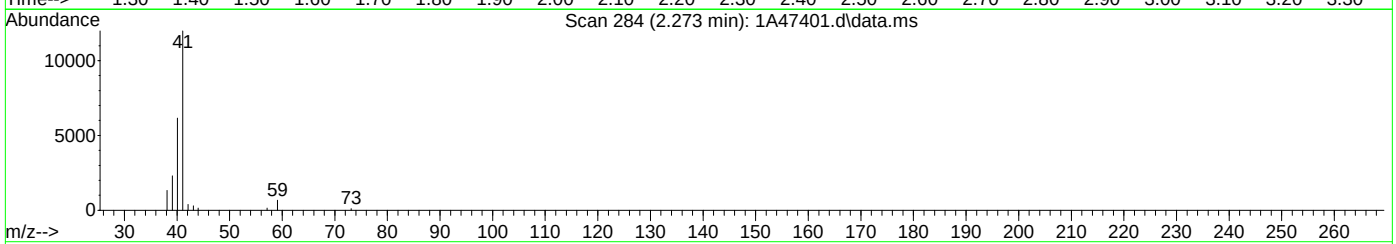

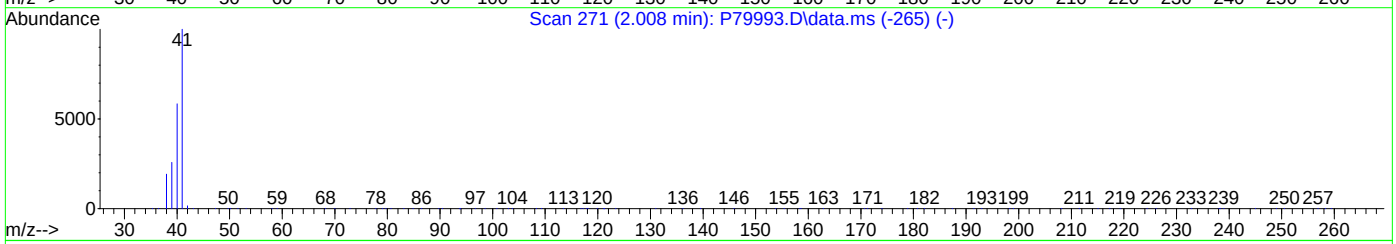

TIC: 1A47401.d\data.ms

(24) Acetonitrile

2.273min (+0.000) 507.75ug/L m

response 24337

Ion	Exp%	Act%
41.00	100	100
40.00	5.10	51.36#
39.00	30.10	19.07
0.00	0.00	0.00

Quantitation Report (Qedit)

Data Path : C:\msdchem\1\data\celinec\2023\June 2023\06-29-2023\V1A1848-49\
Data File : 1A47401.d
Acq On : 28 Jun 2023 3:51 pm
Operator : jeniferw
Sample : ECC1829-5
Misc : MS54311,V1A1848,,,,,
ALS Vial : 28 Sample Multiplier: 1

Quant Time: Jun 28 20:35:54 2023
Quant Method : C:\msdchem\1\methods\V1A_05-23-2023.M
Quant Title : SW-846 Method 5035A/8260B
QLast Update : Wed May 24 11:40:15 2023
Response via : Initial Calibration

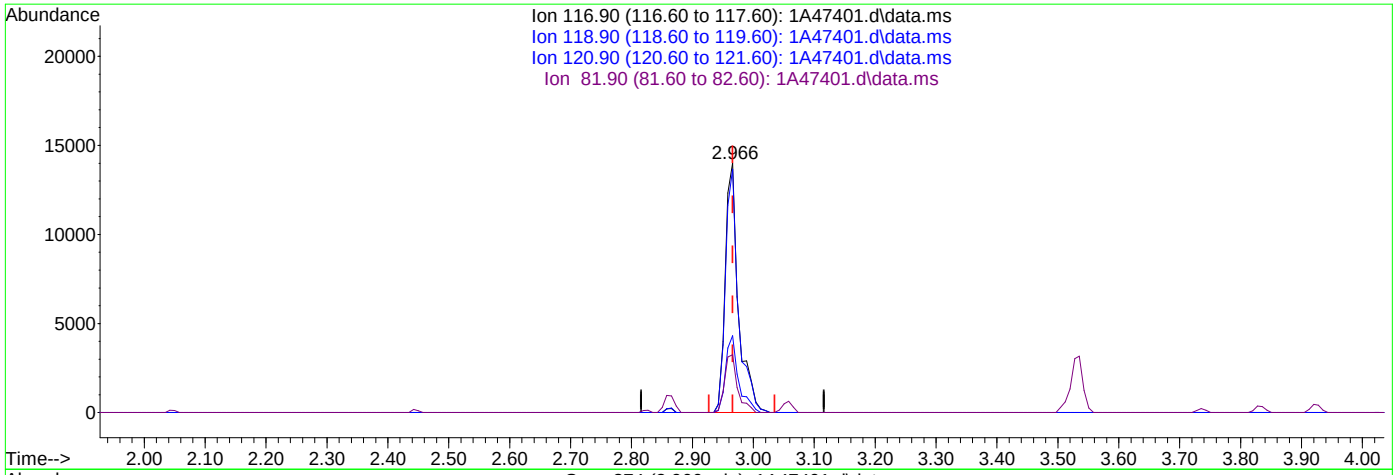

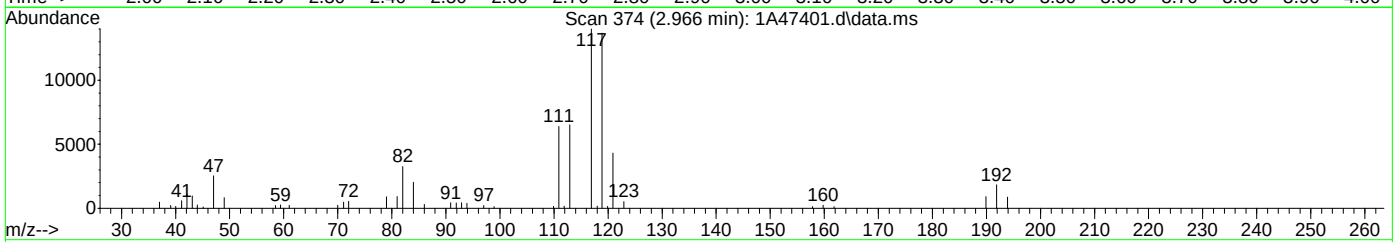

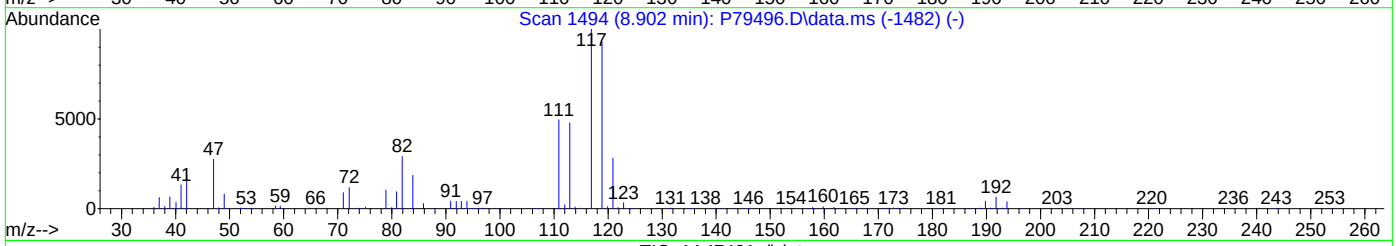

TIC: 1A47401.d\data.ms

(40) Carbon Tetrachloride ( )

2.966min (-0.000) 51.93ug/L

response 21118

Ion	Exp%	Act%
116.90	100	100
118.90	94.40	97.52
120.90	30.80	30.76
81.90	27.10	23.20

Quantitation Report (Qedit)

Data Path : C:\msdchem\1\data\celinec\2023\June 2023\06-29-2023\V1A1848-49\
Data File : 1A47401.d
Acq On : 28 Jun 2023 3:51 pm
Operator : jeniferw
Sample : ECC1829-5
Misc : MS54311,V1A1848,,,,,
ALS Vial : 28 Sample Multiplier: 1

Quant Time: Jun 28 20:35:54 2023
Quant Method : C:\msdchem\1\methods\V1A_05-23-2023.M
Quant Title : SW-846 Method 5035A/8260B
QLast Update : Wed May 24 11:40:15 2023
Response via : Initial Calibration

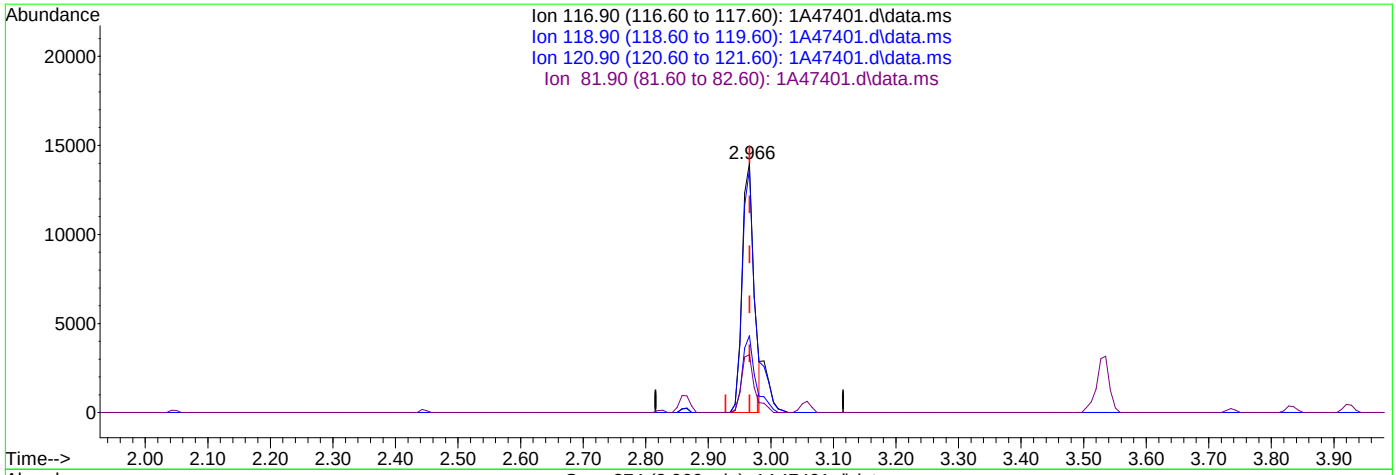

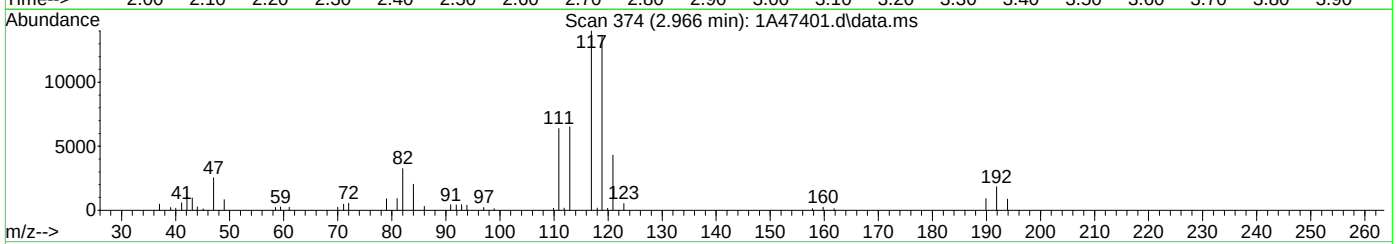

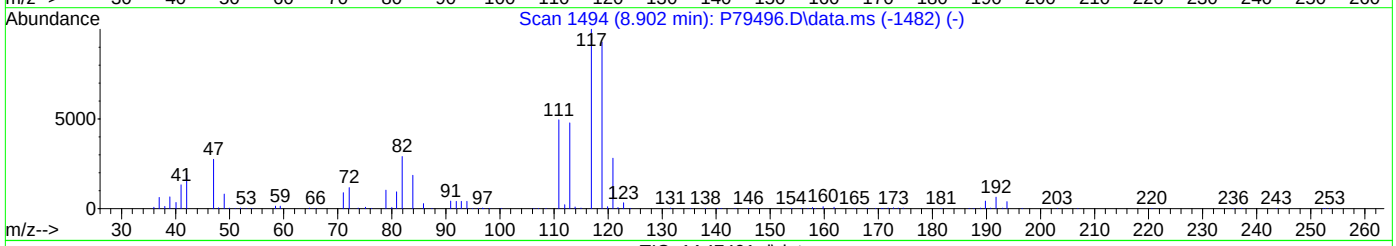

TIC: 1A47401.d\data.ms

(40) Carbon Tetrachloride ( )

2.966min (-0.000) 45.61ug/L m

response 18547

Ion	Exp%	Act%
116.90	100	100
118.90	94.40	97.52
120.90	30.80	30.76
81.90	27.10	23.20

Quantitation Report (Qedit)

Data Path : C:\msdchem\1\data\celinec\2023\June 2023\06-29-2023\V1A1848-49\
Data File : 1A47401.d
Acq On : 28 Jun 2023 3:51 pm
Operator : jeniferw
Sample : ECC1829-5
Misc : MS54311,V1A1848,,,,,
ALS Vial : 28 Sample Multiplier: 1

Quant Time: Jun 28 20:35:54 2023
Quant Method : C:\msdchem\1\methods\V1A_05-23-2023.M
Quant Title : SW-846 Method 5035A/8260B
QLast Update : Wed May 24 11:40:15 2023
Response via : Initial Calibration

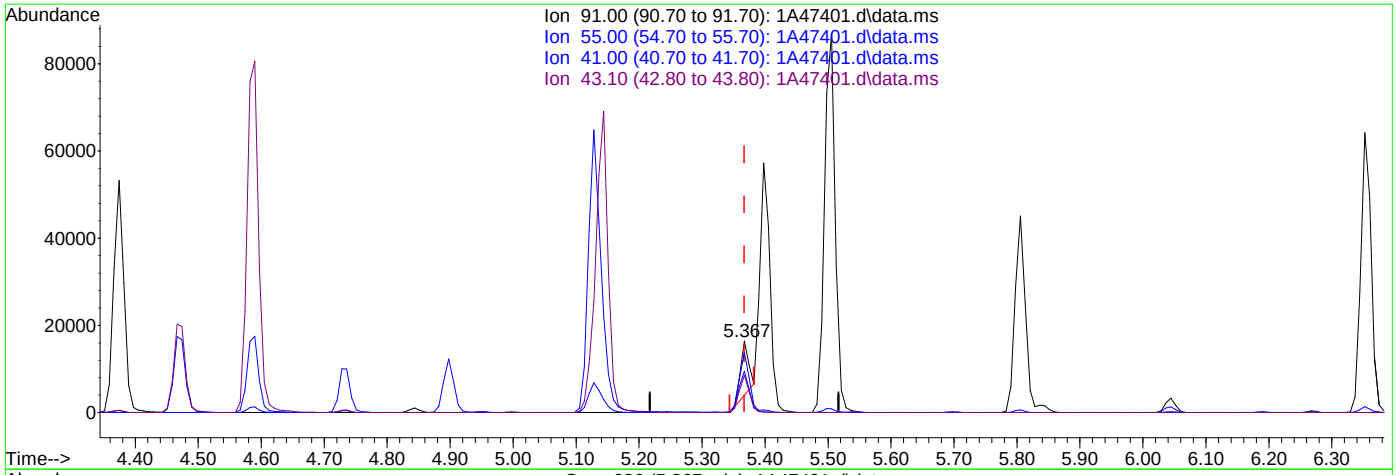

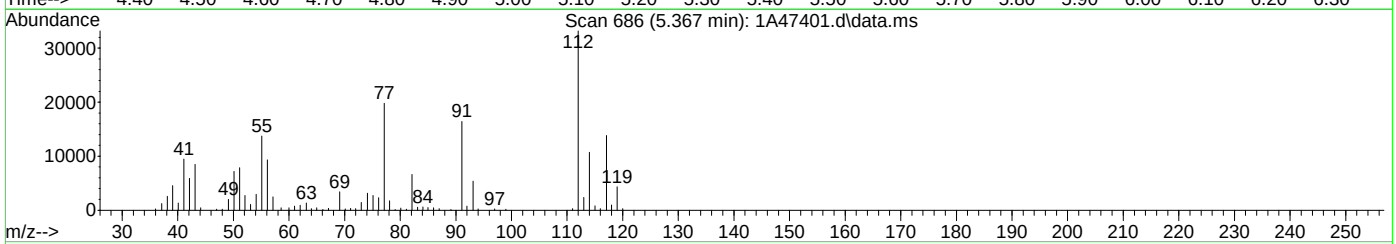

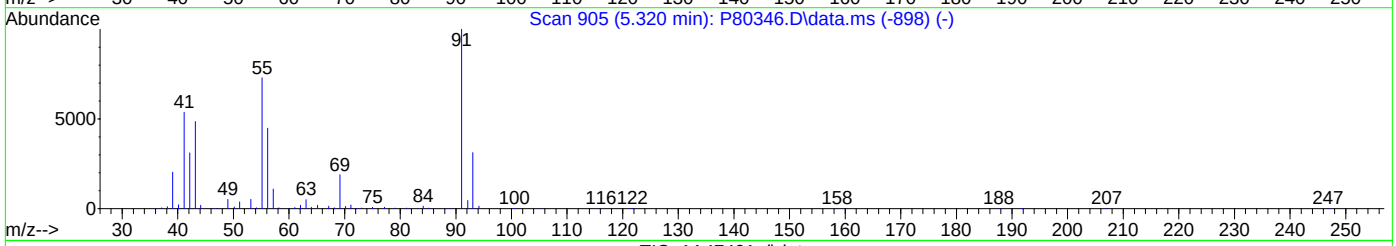

TIC: 1A47401.d\data.ms

(76) 1-Chlorohexane

5.367min (0.000) 26.31ug/L

response 12322

Ion	Exp%	Act%
91.00	100	100
55.00	103.60	82.31#
41.00	76.40	56.62
43.10	68.70	50.96

Quantitation Report (Qedit)

Data Path : C:\msdchem\1\data\celinec\2023\June 2023\06-29-2023\V1A1848-49\
Data File : 1A47401.d
Acq On : 28 Jun 2023 3:51 pm
Operator : jeniferw
Sample : ECC1829-5
Misc : MS54311,V1A1848,,,,,
ALS Vial : 28 Sample Multiplier: 1

Quant Time: Jun 28 20:35:54 2023
Quant Method : C:\msdchem\1\methods\V1A_05-23-2023.M
Quant Title : SW-846 Method 5035A/8260B
QLast Update : Wed May 24 11:40:15 2023
Response via : Initial Calibration

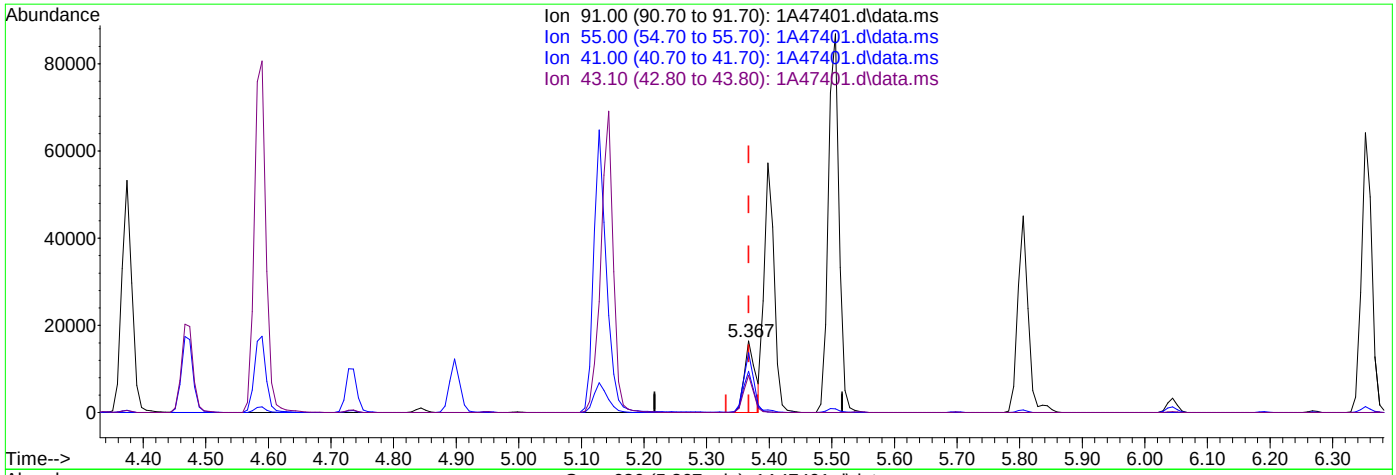

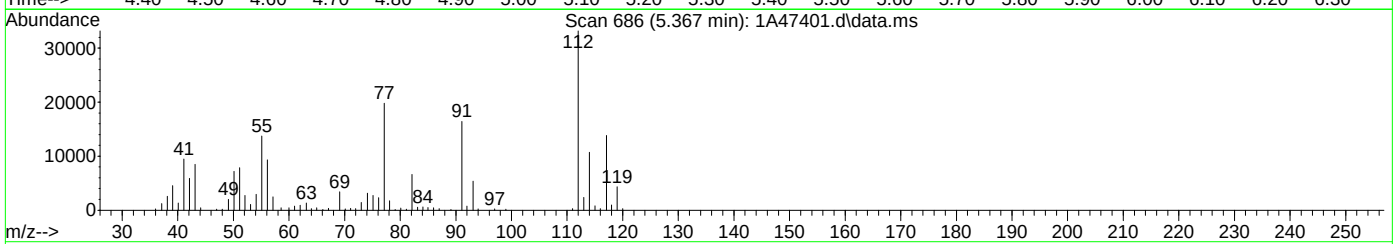

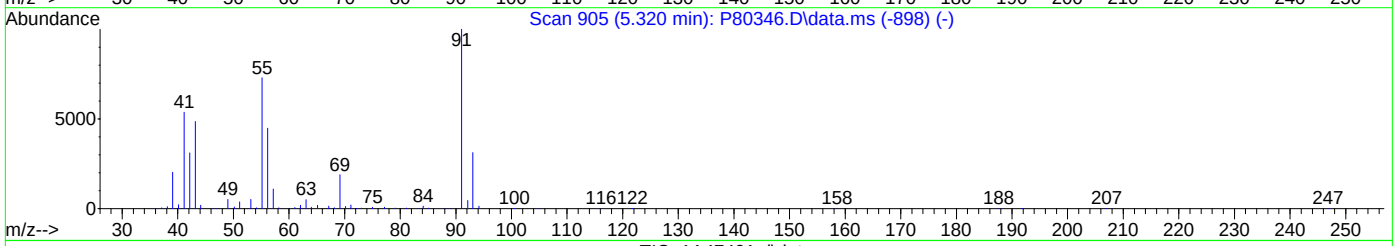

TIC: 1A47401.d\data.ms

(76) 1-Chlorohexane

5.367min (0.000) 42.59ug/L m

response 19943

Ion	Exp%	Act%
91.00	100	100
55.00	103.60	83.45#
41.00	76.40	57.78
43.10	68.70	51.62

Manual Integrations APPROVED (compounds with "m" flag)
Karen Watson 06/23/23 08:32

Quantitation Report (QT Reviewed)

Data Path : C:\msdchem\1\data\06-22-2023\
Data File : 5E40407.D
Acq On : 22 Jun 2023 1:21 pm
Operator : joannel
Sample : IC1806-1
Misc : MS54100,V5E1806,,,,,
ALS Vial : 2 Sample Multiplier: 1

Quant Time: Jun 22 13:55:06 2023
Quant Method : C:\msdchem\1\methods\appIX06-22-2023_.M
Quant Title : SW-846 Method 5030B/8260B & EPA 624
QLast Update : Thu Jun 08 15:12:29 2023
Response via : Initial Calibration

Compound	R.T.	QIon	Response	Conc	Units		Dev(Min)
Internal Standards							
1) Fluorobenzene	8.470	96	416579	50.00	ug/L		0.00
61) Chlorobenzene-d5	11.603	117	314023	50.00	ug/L		0.00
85) 1,4-Dichlorobenzene-d4	13.962	152	183968	50.00	ug/L		0.00
System Monitoring Compounds							
39) Dibromofluoromethane	7.610	113	124013	49.13	ug/L		0.00
Spiked Amount 50.000	Range 83 - 118		Recovery = 98.26%				
49) 1,2-Dichloroethane-d4	8.183	65	145857	49.23	ug/L		0.00
Spiked Amount 50.000	Range 79 - 125		Recovery = 98.46%				
62) Toluene-d8	10.042	98	416116	53.10	ug/L		0.00
Spiked Amount 50.000	Range 85 - 112		Recovery = 106.20%				
86) 4-Bromofluorobenzene	12.816	95	152329	51.95	ug/L		0.00
Spiked Amount 50.000	Range 83 - 118		Recovery = 103.90%				
Target Compounds							Qvalue
2) Dichlorodifluoromethane	2.806	85	1423	0.94	ug/L		90
3) Chloromethane	3.129	50	2408	1.02	ug/L		94
4) Vinyl Chloride	3.263	62	1580	0.93	ug/L		90
5) 1,3-Butadiene	3.300	39	1416	0.64	ug/L		90
6) Bromomethane	3.775	94	1124	1.13	ug/L		84
7) Chloroethane	3.958	64	870	0.81	ug/L	#	42
8) Trichlorofluoromethane	4.165	101	2600	0.90	ug/L		90
9) Ethyl Ether	4.586	59	1109	0.66	ug/L		93
11) 1,2-Dichlorotrifluoroe...	4.830	67	1050	0.58	ug/L	#	77
12) 1,1-Dichloroethene	4.867	61	1809	0.62	ug/L		81
13) Freon 113	4.909	101	953	0.56	ug/L	#	64
14) Carbon Disulfide	4.928	76	3360	0.70	ug/L		99
15) Iodomethane	5.062	142	801	0.32	ug/L	#	36
16) Acrolein	5.324	56	774	1.73	ug/L		90
17) Allyl chloride	5.464	41	1429	0.59	ug/L		87
18) Methylene Chloride	5.592	49	7235	2.19	ug/L		90
19) Acetone	5.659	43	3243	4.20	ug/L		80
20) Methyl acetate	5.799	43	6968	3.52	ug/L		93
21) trans-1,2-Dichloroethene	5.799	61	1659	0.59	ug/L		94
22) Hexane	5.879	56	1017	0.58	ug/L	#	65
23) Methyl Tert Butyl Ether	5.903	73	3953	0.70	ug/L		91
24) Acetonitrile	6.238	41	715	2.30	ug/L		81
25) Di-isopropyl ether	6.330	45	4771	0.68	ug/L		98
26) Chloroprene	6.500	53	1361	0.48	ug/L		88
27) 1,1-Dichloroethane	6.519	63	2313	0.66	ug/L		89
28) Acrylonitrile	6.598	53	4086	4.39	ug/L		81
29) ETBE	6.750	59	4899	0.75	ug/L		97
30) Tert Butyl Alcohol	5.982	59	2424	5.32	ug/L		76
31) Vinyl acetate	6.787	43	19447	4.31	ug/L		100
32) cis-1,2-Dichloroethene	7.141	96	1193	0.62	ug/L		82
33) 2,2-Dichloropropane	7.256	77	1843	0.73	ug/L		80
34) Bromochloromethane	7.366	128	451m	0.44	ug/L		
35) Cyclohexane	7.366	56	2118	0.63	ug/L		93
36) Chloroform	7.415	83	2090	0.60	ug/L		73

Quantitation Report (QT Reviewed)

Data Path : C:\msdchem\1\data\06-22-2023\
Data File : 5E40407.D
Acq On : 22 Jun 2023 1:21 pm
Operator : joannel
Sample : IC1806-1
Misc : MS54100,V5E1806,,,,,
ALS Vial : 2 Sample Multiplier: 1

Quant Time: Jun 22 13:55:06 2023
Quant Method : C:\msdchem\1\methods\appIX06-22-2023_.M
Quant Title : SW-846 Method 5030B/8260B & EPA 624
QLast Update : Thu Jun 08 15:12:29 2023
Response via : Initial Calibration

Compound	R.T.	QIon	Response	Conc	Units		Dev(Min)
37) Ethyl acetate	7.512	43	9105	3.68	ug/L		95
38) Tetrahydrofuran	7.610	42	634	0.76	ug/L	#	73
40) Carbon Tetrachloride	7.592	117	1696	0.60	ug/L		87
41) 1,1,1-Trichloroethane	7.665	97	1947	0.61	ug/L		88
42) 2-Butanone	7.762	43	4364	3.51	ug/L		57
43) 1,1-Dichloropropene	7.793	75	1295	0.54	ug/L		77
44) tert-Butyl formate	7.878	59	5549	19.96	ug/L		76
45) Propionitrile	8.067	54	1483	3.80	ug/L		80
46) Methacrylonitrile	8.085	41	10247	6.65	ug/L		95
47) Benzene	8.055	78	4618	0.71	ug/L		91
48) TAME	8.122	73	4327	0.86	ug/L		98
50) 1,2-Dichloroethane	8.262	62	2133	0.69	ug/L		78
51) tert Amyl alcohol	8.293	59	1279	5.37	ug/L		94
52) Trichloroethene	8.659	95	1528	0.76	ug/L		84
53) Methylcyclohexane	8.646	83	1544	0.63	ug/L	#	89
54) Dibromomethane	9.097	93	835	0.66	ug/L	#	68
55) 1,2-Dichloropropane	9.183	63	1146	0.62	ug/L		86
56) Bromodichloromethane	9.232	83	1802	0.66	ug/L	#	67
57) Methyl methacrylate	9.189	41	704	0.33	ug/L	#	45
59) 2-Chloroethyl vinyl ether	9.780	63	1358	12.91	ug/L		72
60) cis-1,3-Dichloropropene	9.866	75	1470	0.55	ug/L		87
63) Toluene	10.091	91	4935	0.76	ug/L		94
64) Isobutyl alcohol	8.195	43	1424	15.07	ug/L	#	80
65) 2-Nitropropane	10.323	41	1745	3.28	ug/L	#	83
66) 4-Methyl-2-pentanone	10.433	43	8776	3.83	ug/L		90
67) trans-1,3-Dichloropropene	10.506	75	1163	0.57	ug/L		86
68) Tetrachloroethene	10.500	166	1432	0.67	ug/L		78
70) 1,1,2-Trichloroethane	10.658	83	942	0.72	ug/L		90
71) Dibromochloromethane	10.859	129	1425	0.66	ug/L		94
72) 1,3-Dichloropropane	10.945	76	2032	0.83	ug/L		76
73) 1,2-Dibromoethane	11.128	107	1281	0.72	ug/L		91
74) 3,3-Dimethyl-1-butanol	11.201	57	12313	118.39	ug/L		94
75) 2-hexanone	11.268	43	5068	3.56	ug/L		91
76) 1-Chlorohexane	11.554	91	1324	0.73	ug/L		88
77) Ethylbenzene	11.615	91	6570	0.87	ug/L		79
78) Chlorobenzene	11.621	112	3660	0.78	ug/L		78
79) 1,1,1,2-Tetrachloroethane	11.670	131	1573	0.80	ug/L	#	25
80) m,p-Xylene	11.755	91	8990	1.52	ug/L		92
81) o-Xylene	12.201	91	4533	0.74	ug/L		97
82) Styrene	12.255	104	2817	0.61	ug/L		73
83) Bromoform	12.310	173	815	0.51	ug/L	#	31
84) Isopropylbenzene	12.505	105	5379	0.74	ug/L		97
88) n-Propylbenzene	12.920	91	6073	0.82	ug/L		96
89) Bromobenzene	12.950	156	1444	0.71	ug/L	#	76
90) 1,1,2,2-Tetrachloroethane	12.993	83	1682	0.81	ug/L		85
91) 1,3,5-Trimethylbenzene	13.103	105	4294	0.76	ug/L		95
92) 2-Chlorotoluene	13.115	91	4486	0.83	ug/L		86
94) 1,2,3-Trichloropropane	13.164	110	313m	0.47	ug/L		
96) 4-Chlorotoluene	13.292	91	4128	0.84	ug/L		87
98) tert-Butylbenzene	13.444	91	2962	0.96	ug/L		90

Quantitation Report (QT Reviewed)

Data Path : C:\msdchem\1\data\06-22-2023\
Data File : 5E40407.D
Acq On : 22 Jun 2023 1:21 pm
Operator : joannel
Sample : IC1806-1
Misc : MS54100,V5E1806,,,,,
ALS Vial : 2 Sample Multiplier: 1

Quant Time: Jun 22 13:55:06 2023
Quant Method : C:\msdchem\1\methods\appIX06-22-2023_.M
Quant Title : SW-846 Method 5030B/8260B & EPA 624
QLast Update : Thu Jun 08 15:12:29 2023
Response via : Initial Calibration

Compound	R.T.	QIon	Response	Conc	Units		Dev(Min)
99) 1,2,4-Trimethylbenzene	13.523	105	4431	0.78	ug/L		97
100) Pentachloroethane	13.499	167	707	0.63	ug/L		83
101) sec-Butylbenzene	13.633	105	5146	0.84	ug/L		91
102) 4-Isopropyltoluene	13.755	119	4809	0.87	ug/L		90
103) 1,3-Dichlorobenzene	13.895	146	2917	0.77	ug/L		88
104) 1,2,3-Trimethylbenzene	13.968	105	4699	0.78	ug/L	#	30
105) 1,4-Dichlorobenzene	13.975	146	3512m	0.88	ug/L		
106) n-Butylbenzene	14.200	92	1785	0.74	ug/L	#	75
107) Benzyl Chloride	14.206	126	479m	0.99	ug/L		
108) 1,2-Dichlorobenzene	14.401	146	2966	0.78	ug/L		88
109) 1,2-Dibromo-3-Chloropr...	15.139	75	101m	0.23	ug/L		
110) Hexachlorobutadiene	15.663	225	728	0.88	ug/L	#	70
111) 1,2,4-Trichlorobenzene	15.730	180	1931	0.82	ug/L	#	76
112) Naphthalene	16.023	128	5328	0.84	ug/L		97
113) 1,2,3-Trichlorobenzene	16.194	180	1754	0.82	ug/L		85

(#) = qualifier out of range (m) = manual integration (+) = signals summed

Quantitation Report (QT Reviewed)

Data Path : C:\msdchem\1\data\06-22-2023\
Data File : 5E40407.D
Acq On : 22 Jun 2023 1:21 pm
Operator : joannel
Sample : IC1806-1
Misc : MS54100,V5E1806,,,,,
ALS Vial : 2 Sample Multiplier: 1

Quant Time: Jun 22 13:55:06 2023
Quant Method : C:\msdchem\1\methods\appIX06-22-2023_.M
Quant Title : SW-846 Method 5030B/8260B & EPA 624
QLast Update : Thu Jun 08 15:12:29 2023
Response via : Initial Calibration

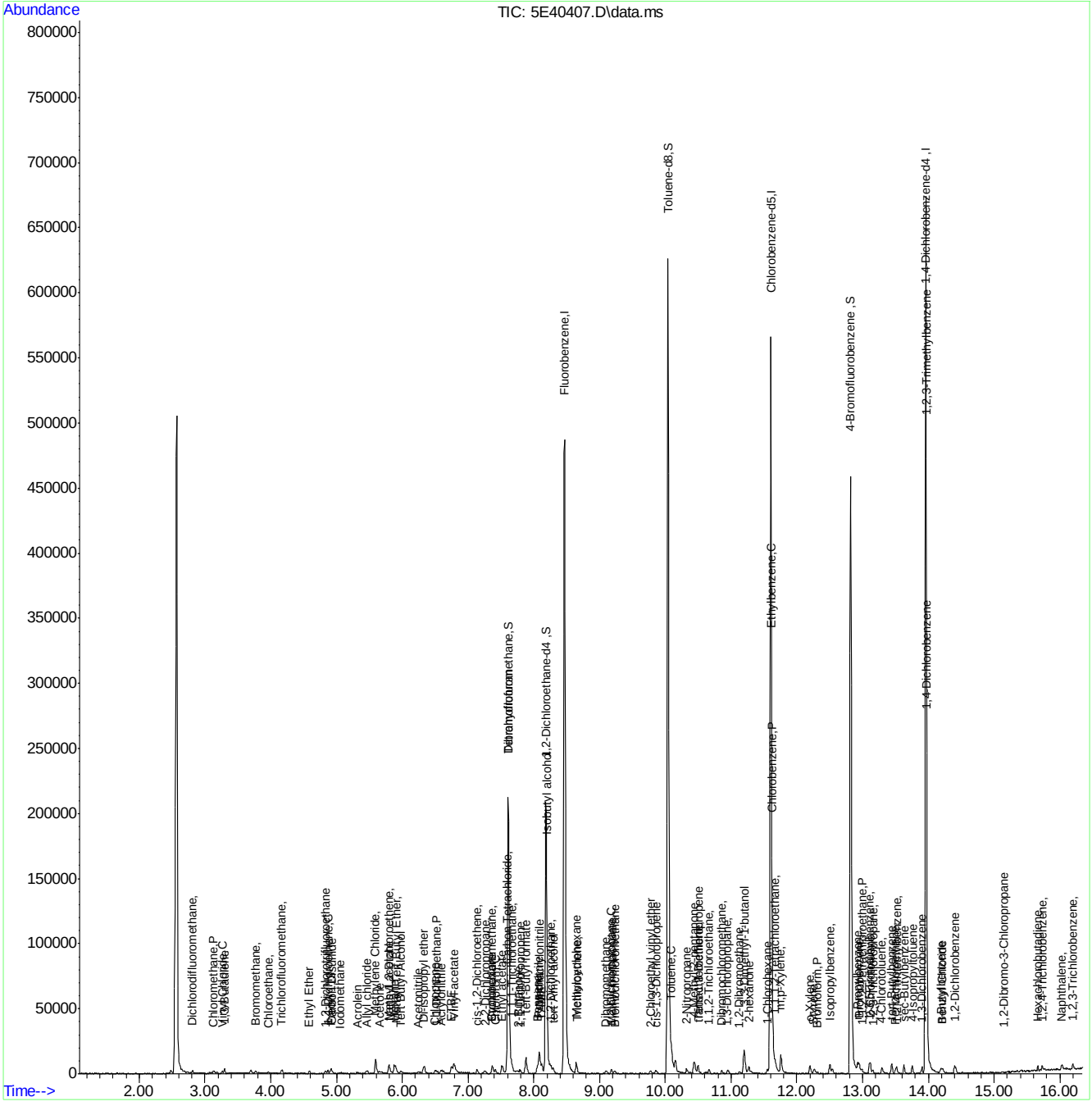

Manual Integration Approval Summary

Sample Number: V5E1806-IC1806
Lab FileID: 5E40407.D
Injection Time: 06/22/23 13:21
Method: SW846 8260D
Analyst approved: 06/23/23 08:20 Jo-Ann Lugo De Jesus
Supervisor approved: 06/23/23 08:32 Karen Watson

Parameter	CAS	Sig#	R.T. (min.)	Reason
Bromochloromethane	74-97-5		7.37	Missed peak
1,2,3-Trichloropropane	96-18-4		13.16	Missed peak
1,4-Dichlorobenzene	106-46-7		13.97	Missed peak
Benzyl Chloride	100-44-7		14.21	Missed peak
1,2-Dibromo-3-chloropropane	96-12-8		15.14	Missed peak

Quantitation Report (Qedit)

Data Path : C:\msdchem\1\data\06-22-2023\
Data File : 5E40407.D
Acq On : 22 Jun 2023 1:21 pm
Operator : joannel
Sample : IC1806-1
Misc : MS54100,V5E1806,,,,,
ALS Vial : 2 Sample Multiplier: 1

Quant Time: Jun 22 13:50:45 2023
Quant Method : C:\msdchem\1\methods\appIX06-22-2023_.M
Quant Title : SW-846 Method 5030B/8260B & EPA 624
QLast Update : Thu Jun 08 15:12:29 2023
Response via : Initial Calibration

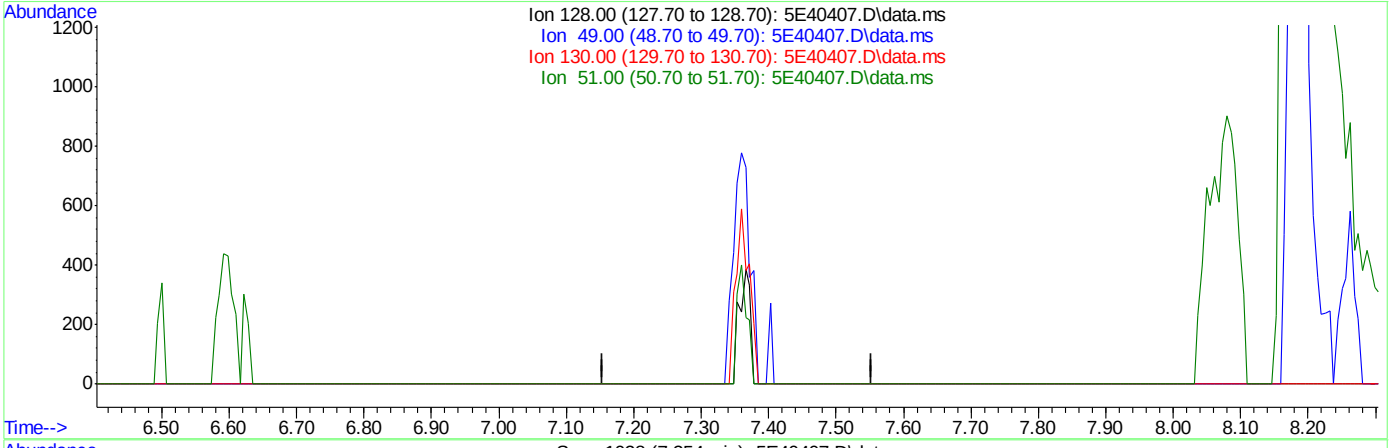

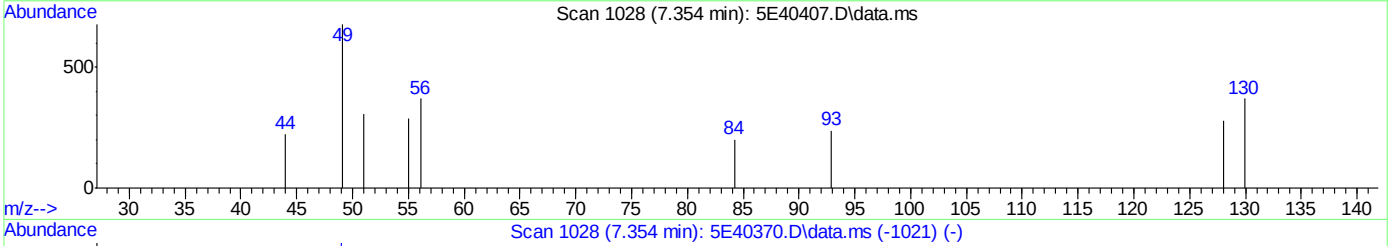

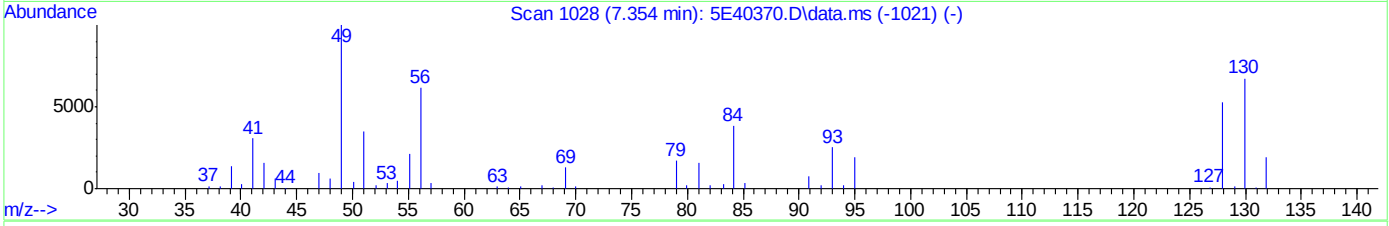

TIC: 5E40407.D\data.ms

(34) Bromochloromethane ( )

7.354min (-7.354) 0.00ug/L

response 0

Ion	Exp%	Act%
128.00	100	0.00
49.00	195.80	0.00#
130.00	133.70	0.00#
51.00	64.40	0.00#

Quantitation Report (Qedit)

Data Path : C:\msdchem\1\data\06-22-2023\
Data File : 5E40407.D
Acq On : 22 Jun 2023 1:21 pm
Operator : joannel
Sample : IC1806-1
Misc : MS54100,V5E1806,,,,,
ALS Vial : 2 Sample Multiplier: 1

Quant Time: Jun 22 13:50:45 2023
Quant Method : C:\msdchem\1\methods\appIX06-22-2023_.M
Quant Title : SW-846 Method 5030B/8260B & EPA 624
QLast Update : Thu Jun 08 15:12:29 2023
Response via : Initial Calibration

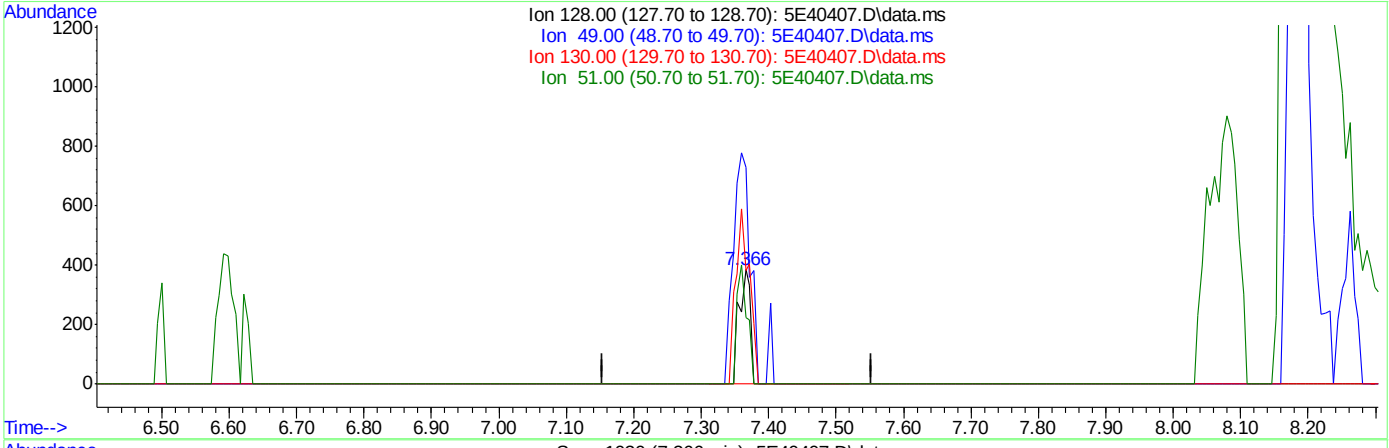

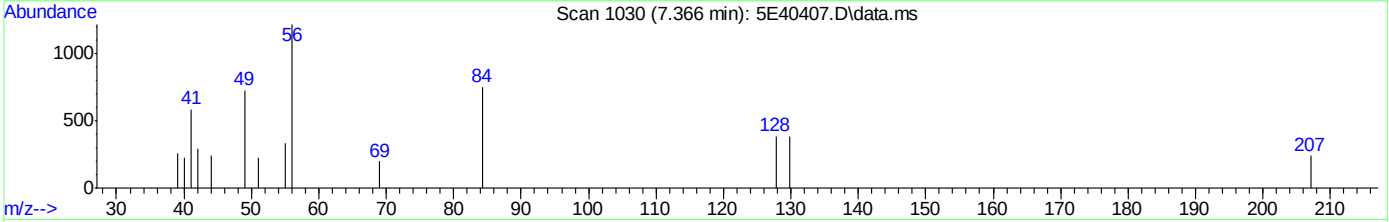

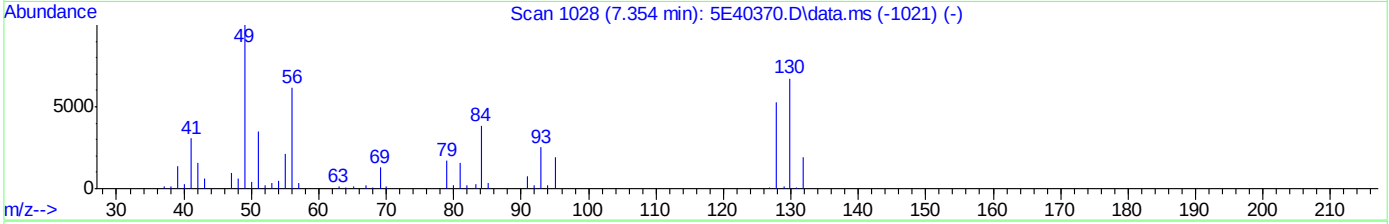

TIC: 5E40407.D\data.ms

(34) Bromochloromethane ( )

7.366min (+0.012) 0.44ug/L m

response 451

Ion	Exp%	Act%
128.00	100	100
49.00	195.80	189.58
130.00	133.70	99.74#
51.00	64.40	58.07

Quantitation Report (Qedit)

Data Path : C:\msdchem\1\data\06-22-2023\
Data File : 5E40407.D
Acq On : 22 Jun 2023 1:21 pm
Operator : joannel
Sample : IC1806-1
Misc : MS54100,V5E1806,,,,,
ALS Vial : 2 Sample Multiplier: 1

Quant Time: Jun 22 13:50:45 2023
Quant Method : C:\msdchem\1\methods\appIX06-22-2023_.M
Quant Title : SW-846 Method 5030B/8260B & EPA 624
QLast Update : Thu Jun 08 15:12:29 2023
Response via : Initial Calibration

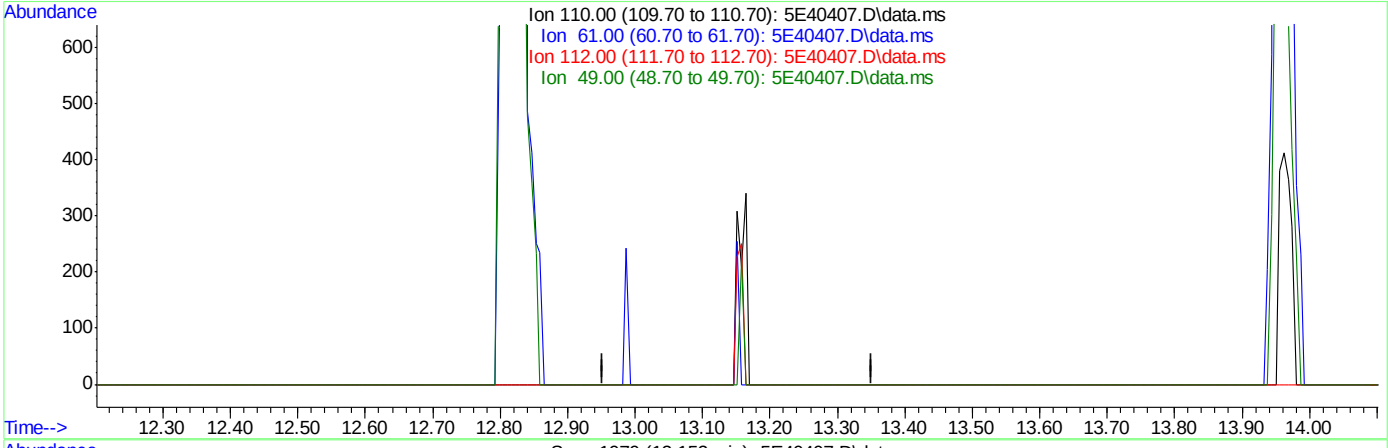

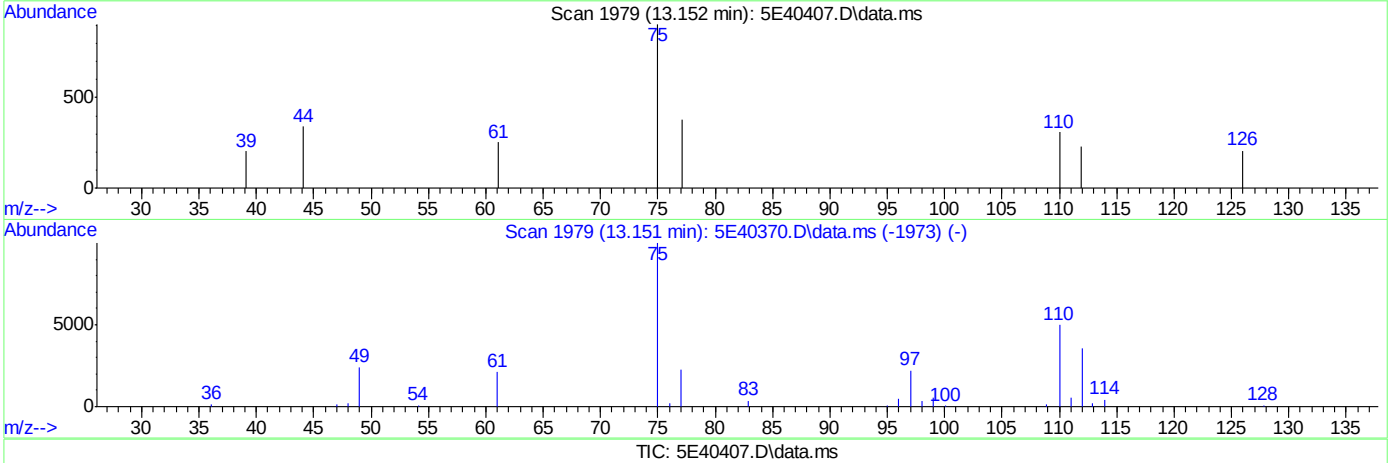

TIC: 5E40407.D\data.ms

(94) 1,2,3-Trichloropropane ( )

13.152min (-13.152) 0.00ug/L

response 0

Ion	Exp%	Act%
110.00	100	0.00
61.00	67.20	0.00#
112.00	63.10	0.00#
49.00	58.90	0.00#

Quantitation Report (Qedit)

Data Path : C:\msdchem\1\data\06-22-2023\
Data File : 5E40407.D
Acq On : 22 Jun 2023 1:21 pm
Operator : joannel
Sample : IC1806-1
Misc : MS54100,V5E1806,,,,,
ALS Vial : 2 Sample Multiplier: 1

Quant Time: Jun 22 13:50:45 2023
Quant Method : C:\msdchem\1\methods\appIX06-22-2023_.M
Quant Title : SW-846 Method 5030B/8260B & EPA 624
QLast Update : Thu Jun 08 15:12:29 2023
Response via : Initial Calibration

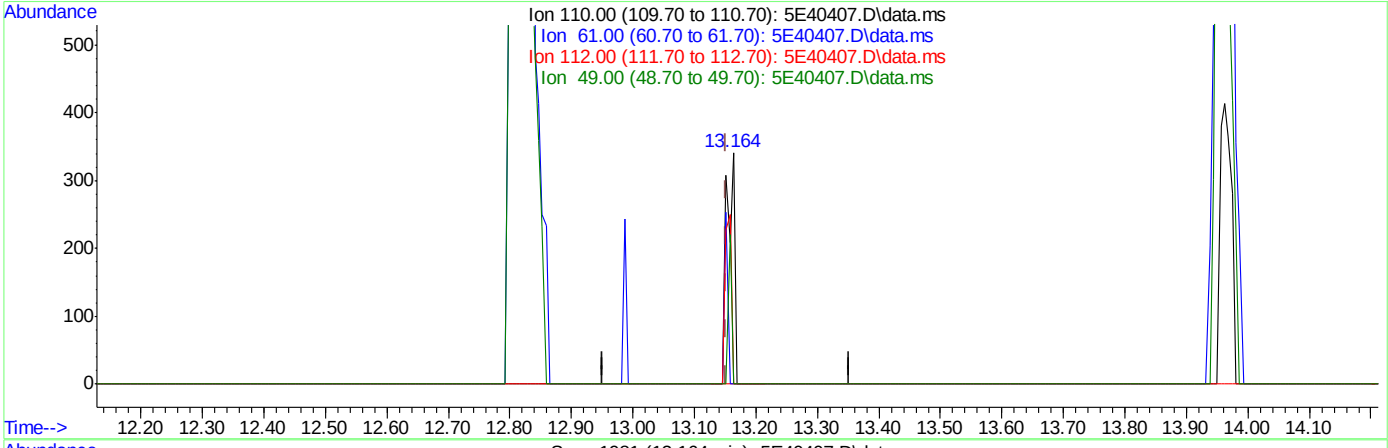

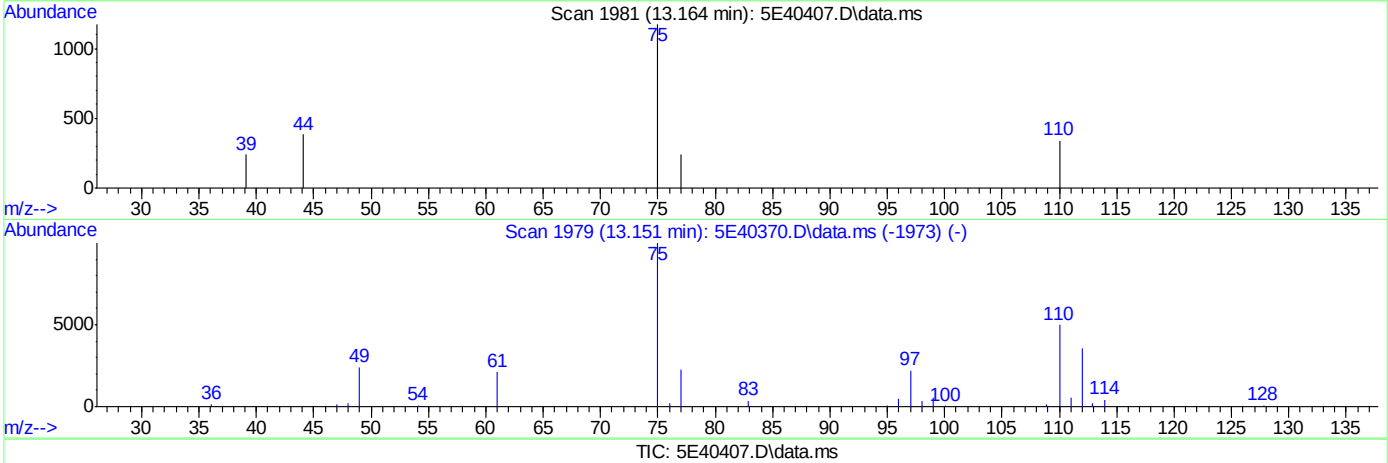

TIC: 5E40407.D\data.ms

(94) 1,2,3-Trichloropropane ( )

13.164min (+0.012) 0.47ug/L m

response 313

Ion	Exp%	Act%
110.00	100	100
61.00	67.20	0.00#
112.00	63.10	0.00#
49.00	58.90	0.00#

Quantitation Report (Qedit)

Data Path : C:\msdchem\1\data\06-22-2023\
Data File : 5E40407.D
Acq On : 22 Jun 2023 1:21 pm
Operator : joannel
Sample : IC1806-1
Misc : MS54100,V5E1806,,,,,
ALS Vial : 2 Sample Multiplier: 1

Quant Time: Jun 22 13:50:45 2023
Quant Method : C:\msdchem\1\methods\appIX06-22-2023_.M
Quant Title : SW-846 Method 5030B/8260B & EPA 624
QLast Update : Thu Jun 08 15:12:29 2023
Response via : Initial Calibration

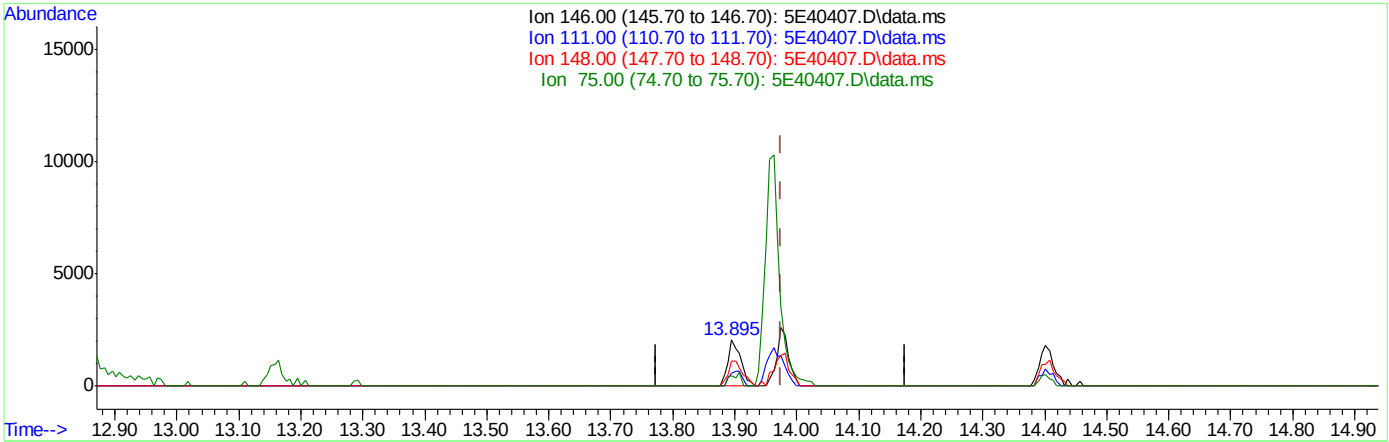

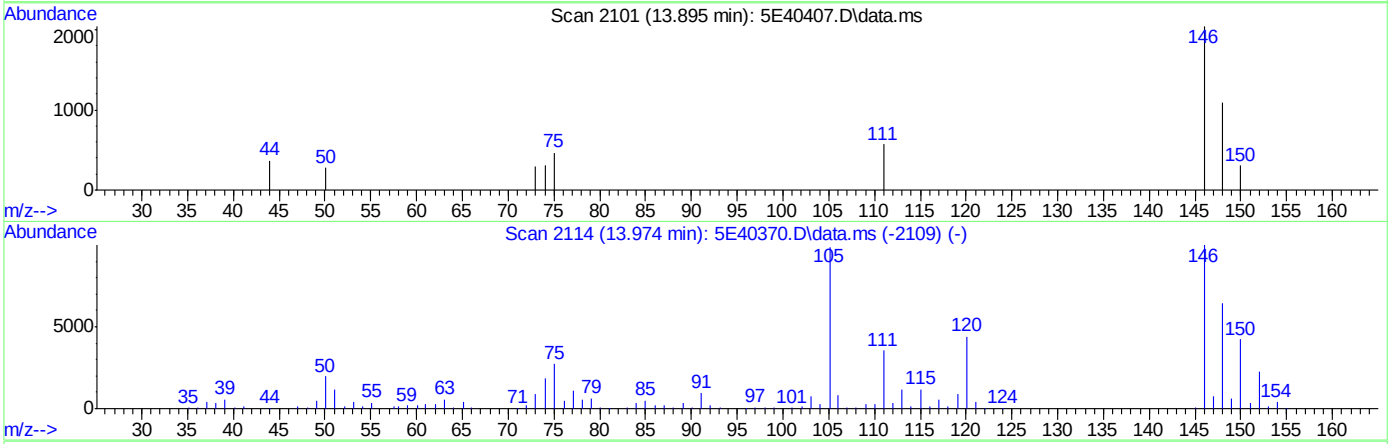

TIC: 5E40407.D\data.ms

(105) 1,4-Dichlorobenzene

13.895min (-0.080) 0.73ug/L

response 2917

Ion	Exp%	Act%
146.00	100	100
111.00	35.40	28.03
148.00	60.80	53.47
75.00	29.30	22.65

Quantitation Report (Qedit)

Data Path : C:\msdchem\1\data\06-22-2023\
Data File : 5E40407.D
Acq On : 22 Jun 2023 1:21 pm
Operator : joannel
Sample : IC1806-1
Misc : MS54100,V5E1806,,,,,
ALS Vial : 2 Sample Multiplier: 1

Quant Time: Jun 22 13:50:45 2023
Quant Method : C:\msdchem\1\methods\appIX06-22-2023_.M
Quant Title : SW-846 Method 5030B/8260B & EPA 624
QLast Update : Thu Jun 08 15:12:29 2023
Response via : Initial Calibration

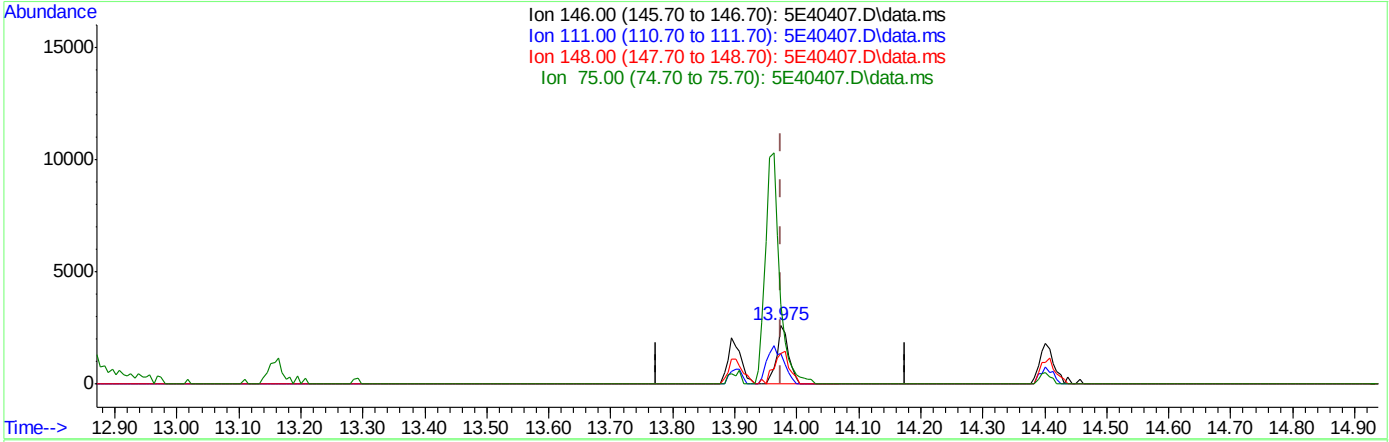

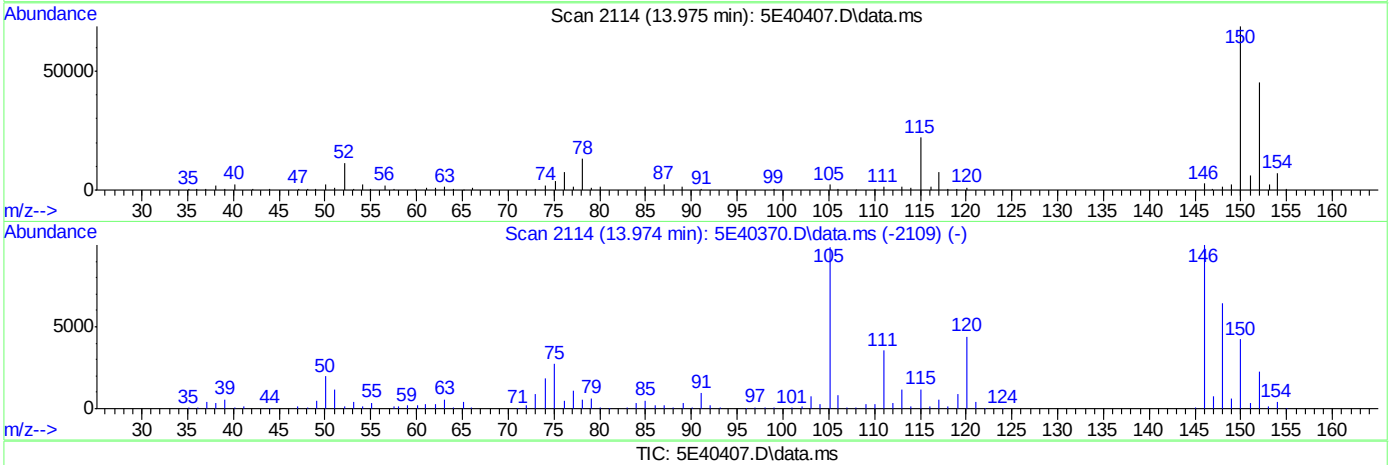

TIC: 5E40407.D\data.ms

(105) 1,4-Dichlorobenzene

13.975min (-0.000) 0.88ug/L m

response 3512

Ion	Exp%	Act%
146.00	100	100
111.00	35.40	51.72
148.00	60.80	51.45
75.00	29.30	136.18#

Quantitation Report (Qedit)

Data Path : C:\msdchem\1\data\06-22-2023\
Data File : 5E40407.D
Acq On : 22 Jun 2023 1:21 pm
Operator : joannel
Sample : IC1806-1
Misc : MS54100,V5E1806,,,,,
ALS Vial : 2 Sample Multiplier: 1

Quant Time: Jun 22 13:50:45 2023
Quant Method : C:\msdchem\1\methods\appIX06-22-2023_.M
Quant Title : SW-846 Method 5030B/8260B & EPA 624
QLast Update : Thu Jun 08 15:12:29 2023
Response via : Initial Calibration

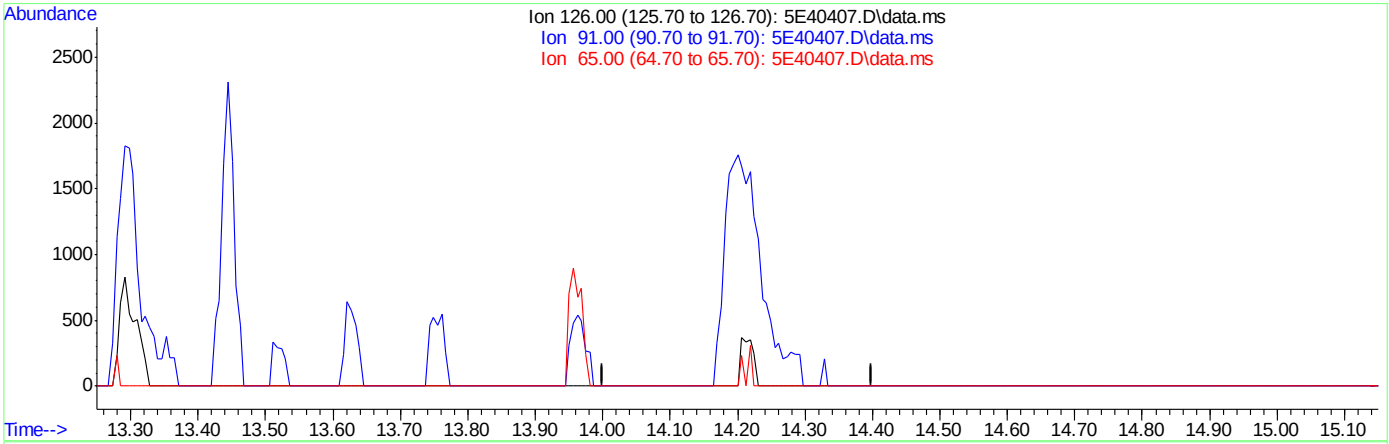

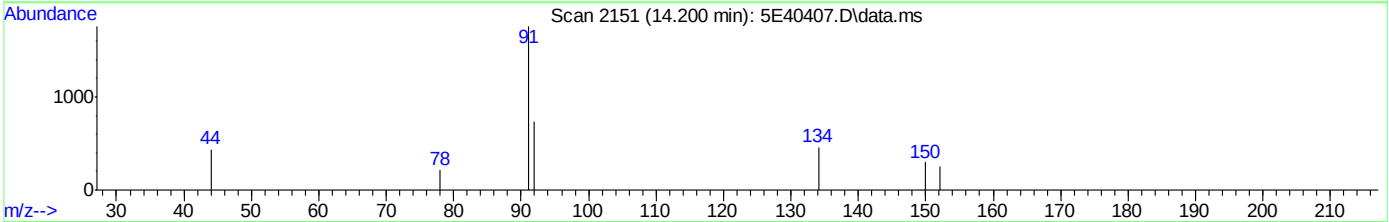

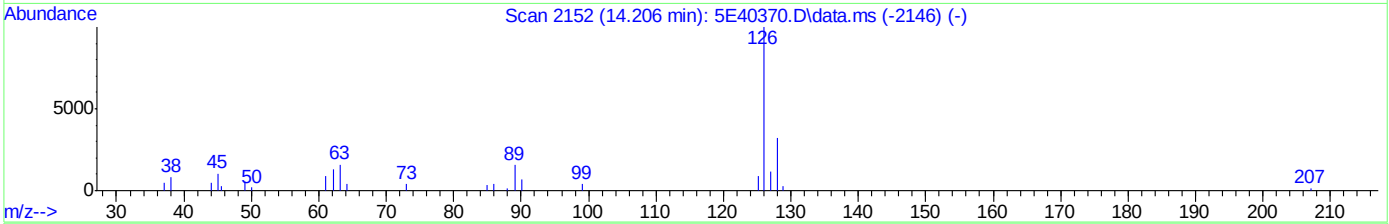

TIC: 5E40407.D\data.ms

(107) Benzyl Chloride

14.200min (-14.200) 0.00ug/L

response 0

Ion	Exp%	Act%
126.00	100	0.00
91.00	503.60	0.00#
65.00	62.00	0.00#
0.00	0.00	0.00

Quantitation Report (Qedit)

Data Path : C:\msdchem\1\data\06-22-2023\
Data File : 5E40407.D
Acq On : 22 Jun 2023 1:21 pm
Operator : joannel
Sample : IC1806-1
Misc : MS54100,V5E1806,,,,,
ALS Vial : 2 Sample Multiplier: 1

Quant Time: Jun 22 13:50:45 2023
Quant Method : C:\msdchem\1\methods\appIX06-22-2023_.M
Quant Title : SW-846 Method 5030B/8260B & EPA 624
QLast Update : Thu Jun 08 15:12:29 2023
Response via : Initial Calibration

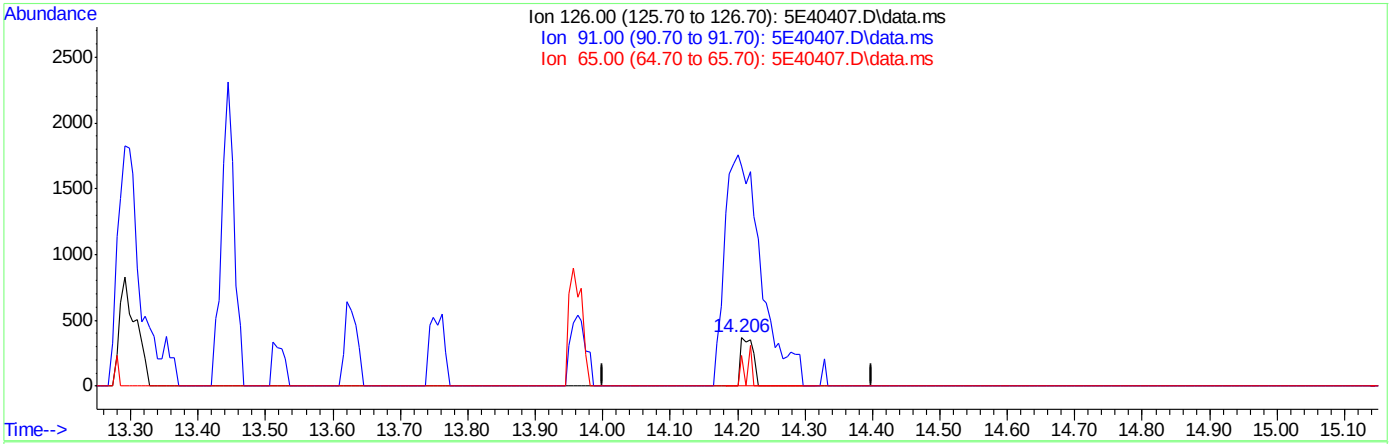

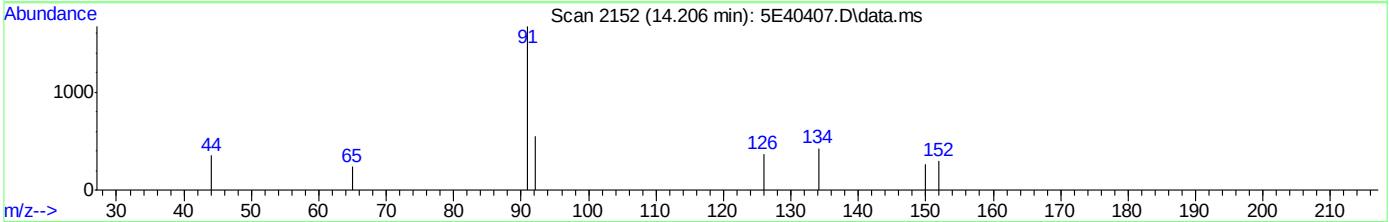

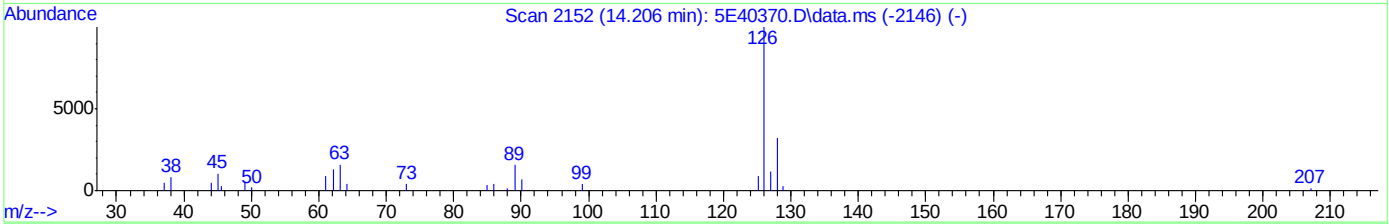

TIC: 5E40407.D\data.ms

(107) Benzyl Chloride

14.206min (+0.006) 0.99ug/L m

response 479

Ion	Exp%	Act%
126.00	100	100
91.00	503.60	449.87#
65.00	62.00	63.61
0.00	0.00	0.00

Quantitation Report (Qedit)

Data Path : C:\msdchem\1\data\06-22-2023\
Data File : 5E40407.D
Acq On : 22 Jun 2023 1:21 pm
Operator : joannel
Sample : IC1806-1
Misc : MS54100,V5E1806,,,,,
ALS Vial : 2 Sample Multiplier: 1

Quant Time: Jun 22 13:50:45 2023
Quant Method : C:\msdchem\1\methods\appIX06-22-2023_.M
Quant Title : SW-846 Method 5030B/8260B & EPA 624
QLast Update : Thu Jun 08 15:12:29 2023
Response via : Initial Calibration

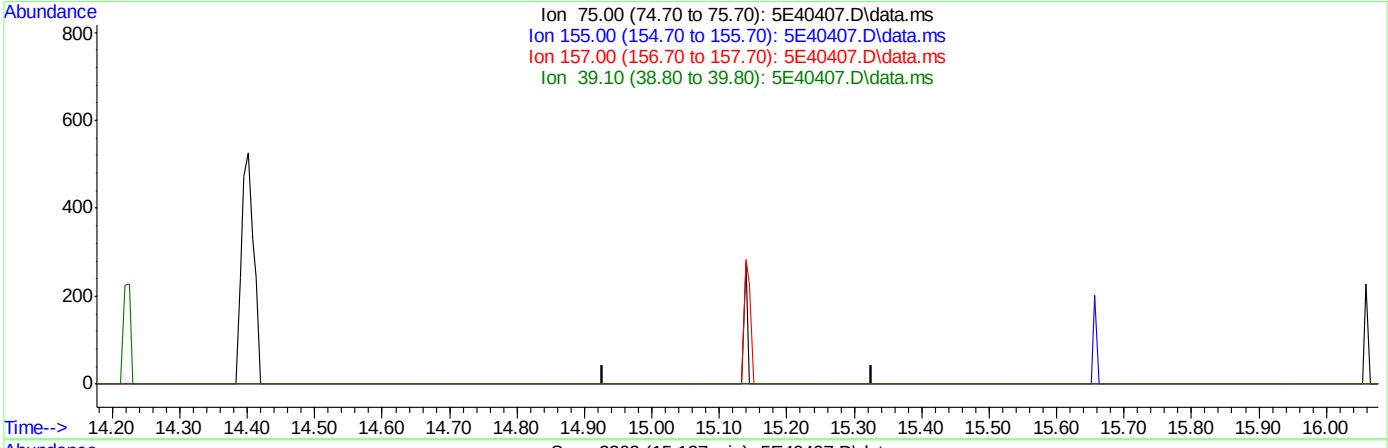

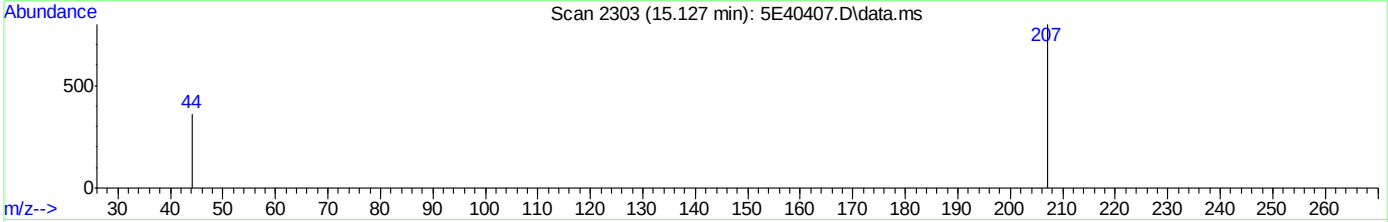

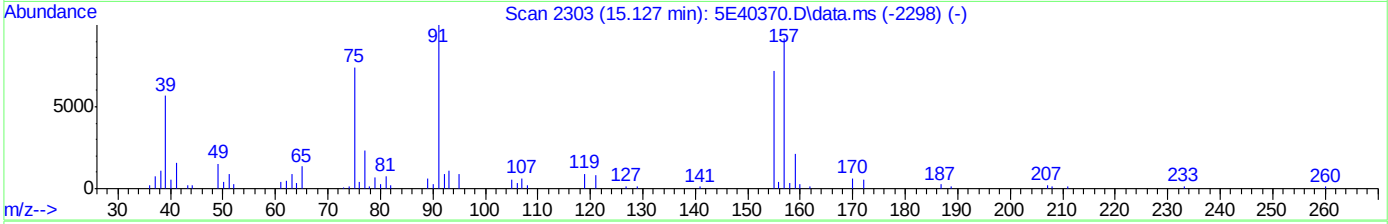

TIC: 5E40407.D\data.ms

(109) 1,2-Dibromo-3-Chloropropane

15.127min (-15.127) 0.00ug/L

response 0

Ion	Exp%	Act%
75.00	100	0.00
155.00	104.50	0.00#
157.00	138.70	0.00#
39.10	68.20	0.00#

Quantitation Report (Qedit)

Data Path : C:\msdchem\1\data\06-22-2023\
Data File : 5E40407.D
Acq On : 22 Jun 2023 1:21 pm
Operator : joannel
Sample : IC1806-1
Misc : MS54100,V5E1806,,,,,
ALS Vial : 2 Sample Multiplier: 1

Quant Time: Jun 22 13:50:45 2023
Quant Method : C:\msdchem\1\methods\appIX06-22-2023_.M
Quant Title : SW-846 Method 5030B/8260B & EPA 624
QLast Update : Thu Jun 08 15:12:29 2023
Response via : Initial Calibration

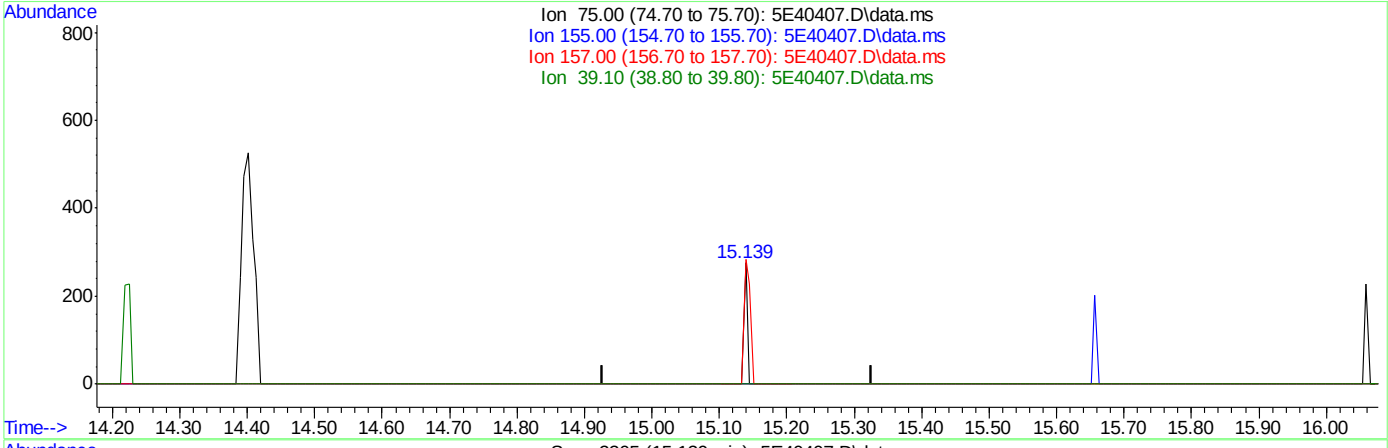

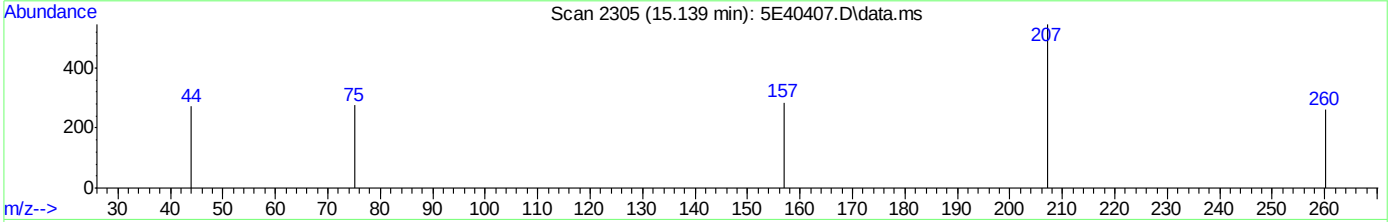

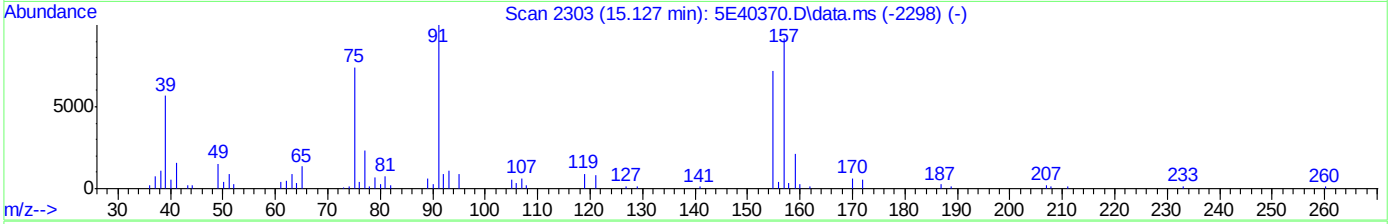

TIC: 5E40407.D\data.ms

(109) 1,2-Dibromo-3-Chloropropane

15.139min (+0.012) 0.23ug/L m

response 101

Ion	Exp%	Act%
75.00	100	100
155.00	104.50	0.00#
157.00	138.70	103.27#
39.10	68.20	0.00#

Manual Integrations APPROVED (compounds with "m" flag)
Karen Watson 06/23/23 08:32

Quantitation Report (QT Reviewed)

Data Path : C:\msdchem\1\data\06-22-2023\
Data File : 5E40408.D
Acq On : 22 Jun 2023 1:44 pm
Operator : joannel
Sample : IC1806-8
Misc : MS54100,V5E1806,,,,,
ALS Vial : 3 Sample Multiplier: 1

Quant Time: Jun 22 14:04:18 2023
Quant Method : C:\msdchem\1\methods\appIX06-22-2023_.M
Quant Title : SW-846 Method 5030B/8260B & EPA 624
QLast Update : Thu Jun 08 15:12:29 2023
Response via : Initial Calibration

Compound	R.T.	QIon	Response	Conc	Units		Dev(Min)
Internal Standards							
1) Fluorobenzene	8.470	96	416712	50.00	ug/L		0.00
61) Chlorobenzene-d5	11.603	117	316879	50.00	ug/L		0.00
85) 1,4-Dichlorobenzene-d4	13.962	152	186777	50.00	ug/L		0.00
System Monitoring Compounds							
39) Dibromofluoromethane	7.610	113	123146	48.77	ug/L		0.00
Spiked Amount 50.000	Range 83 - 118		Recovery = 97.54%				
49) 1,2-Dichloroethane-d4	8.183	65	146625	49.48	ug/L		0.00
Spiked Amount 50.000	Range 79 - 125		Recovery = 98.96%				
62) Toluene-d8	10.043	98	412671	52.18	ug/L		0.00
Spiked Amount 50.000	Range 85 - 112		Recovery = 104.36%				
86) 4-Bromofluorobenzene	12.816	95	149944	50.37	ug/L		0.00
Spiked Amount 50.000	Range 83 - 118		Recovery = 100.74%				
Target Compounds							Qvalue
2) Dichlorodifluoromethane	2.806	85	3796	2.52	ug/L		92
3) Chloromethane	3.129	50	5279	2.24	ug/L		92
4) Vinyl Chloride	3.263	62	3417	2.00	ug/L		99
5) 1,3-Butadiene	3.294	39	2975	1.35	ug/L		97
6) Bromomethane	3.775	94	2609	2.61	ug/L		95
7) Chloroethane	3.964	64	2331	2.16	ug/L		90
8) Trichlorofluoromethane	4.166	101	5895	2.03	ug/L		93
9) Ethyl Ether	4.586	59	2591	1.54	ug/L		91
11) 1,2-Dichlorotrifluoroe...	4.830	67	2926	1.61	ug/L		90
12) 1,1-Dichloroethene	4.867	61	4323	1.48	ug/L		97
13) Freon 113	4.909	101	2790	1.65	ug/L		92
14) Carbon Disulfide	4.928	76	7816	1.64	ug/L		84
15) Iodomethane	5.068	142	2230	0.90	ug/L		89
16) Acrolein	5.300	56	2403	5.36	ug/L		84
17) Allyl chloride	5.464	41	4704	1.95	ug/L	#	80
18) Methylene Chloride	5.598	49	10252	3.10	ug/L		94
19) Acetone	5.659	43	6973	9.03	ug/L		98
20) Methyl acetate	5.793	43	15913	8.05	ug/L		98
21) trans-1,2-Dichloroethene	5.793	61	4348	1.55	ug/L		89
22) Hexane	5.879	56	2818	1.60	ug/L		87
23) Methyl Tert Butyl Ether	5.903	73	9653	1.70	ug/L		91
24) Acetonitrile	6.226	41	4387	14.11	ug/L		92
25) Di-isopropyl ether	6.330	45	12610	1.79	ug/L		96
26) Chloroprene	6.494	53	5087	1.79	ug/L		94
27) 1,1-Dichloroethane	6.525	63	6301	1.80	ug/L		94
28) Acrylonitrile	6.592	53	7526	8.09	ug/L		86
29) ETBE	6.750	59	11601	1.77	ug/L		98
30) Tert Butyl Alcohol	5.982	59	5316	11.68	ug/L		86
31) Vinyl acetate	6.781	43	29938	6.64	ug/L		97
32) cis-1,2-Dichloroethene	7.141	96	3041	1.59	ug/L		96
33) 2,2-Dichloropropane	7.250	77	4587	1.81	ug/L		94
34) Bromochloromethane	7.354	128	1753	1.70	ug/L	#	79
35) Cyclohexane	7.366	56	5748	1.72	ug/L		78
36) Chloroform	7.415	83	5728	1.63	ug/L		91

Quantitation Report (QT Reviewed)

Data Path : C:\msdchem\1\data\06-22-2023\
Data File : 5E40408.D
Acq On : 22 Jun 2023 1:44 pm
Operator : joannel
Sample : IC1806-8
Misc : MS54100,V5E1806,,,,,
ALS Vial : 3 Sample Multiplier: 1

Quant Time: Jun 22 14:04:18 2023
Quant Method : C:\msdchem\1\methods\appIX06-22-2023_.M
Quant Title : SW-846 Method 5030B/8260B & EPA 624
QLast Update : Thu Jun 08 15:12:29 2023
Response via : Initial Calibration

Compound	R.T.	QIon	Response	Conc	Units		Dev(Min)
37) Ethyl acetate	7.513	43	19247	7.77	ug/L		95
38) Tetrahydrofuran	7.616	42	1374	1.66	ug/L	#	51
40) Carbon Tetrachloride	7.592	117	5147	1.83	ug/L		95
41) 1,1,1-Trichloroethane	7.665	97	5219	1.63	ug/L		90
42) 2-Butanone	7.744	43	8969	7.22	ug/L		91
43) 1,1-Dichloropropene	7.793	75	3662	1.53	ug/L		90
44) tert-Butyl formate	7.878	59	11396	40.42	ug/L		91
45) Propionitrile	8.067	54	6421	16.45	ug/L	#	75
46) Methacrylonitrile	8.086	41	26709	17.34	ug/L		98
47) Benzene	8.049	78	11507	1.77	ug/L		87
48) TAME	8.122	73	10015	2.00	ug/L		93
50) 1,2-Dichloroethane	8.262	62	5451	1.77	ug/L		91
51) tert Amyl alcohol	8.293	59	3678	15.44	ug/L		85
52) Trichloroethene	8.653	95	3464	1.73	ug/L		94
53) Methylcyclohexane	8.653	83	4072	1.65	ug/L		88
54) Dibromomethane	9.091	93	1963	1.55	ug/L		86
55) 1,2-Dichloropropane	9.183	63	3182	1.73	ug/L		82
56) Bromodichloromethane	9.226	83	4710	1.72	ug/L		88
57) Methyl methacrylate	9.348	41	3302	1.56	ug/L	#	74
58) 1,4-Dioxane	9.439	88	294m	10.57	ug/L		
59) 2-Chloroethyl vinyl ether	9.768	63	2990	28.41	ug/L		73
60) cis-1,3-Dichloropropene	9.854	75	4511	1.69	ug/L		92
63) Toluene	10.091	91	13498	2.06	ug/L		100
64) Isobutyl alcohol	8.183	43	4091	42.87	ug/L	#	55
65) 2-Nitropropane	10.323	41	4743	8.82	ug/L		93
66) 4-Methyl-2-pentanone	10.433	43	21793	9.43	ug/L		98
67) trans-1,3-Dichloropropene	10.500	75	4016	1.95	ug/L		93
68) Tetrachloroethene	10.500	166	3729	1.74	ug/L		94
69) Ethyl methacrylate	10.603	69	2911	1.49	ug/L		87
70) 1,1,2-Trichloroethane	10.658	83	2645	1.99	ug/L		82
71) Dibromochloromethane	10.853	129	3709	1.71	ug/L		98
72) 1,3-Dichloropropane	10.945	76	4262	1.72	ug/L		97
73) 1,2-Dibromoethane	11.122	107	3268	1.81	ug/L		86
74) 3,3-Dimethyl-1-butanol	11.195	57	14773	140.41	ug/L		94
75) 2-hexanone	11.262	43	14228	9.91	ug/L		93
76) 1-Chlorohexane	11.554	91	3481	1.91	ug/L		86
77) Ethylbenzene	11.615	91	15881	2.08	ug/L		94
78) Chlorobenzene	11.621	112	9253	1.96	ug/L		92
79) 1,1,1,2-Tetrachloroethane	11.676	131	3599	1.82	ug/L		86
80) m,p-Xylene	11.756	91	22934	3.85	ug/L		99
81) o-Xylene	12.201	91	11995	1.94	ug/L		96
82) Styrene	12.255	104	8163	1.76	ug/L		93
83) Bromoform	12.316	173	2640	1.63	ug/L		94
84) Isopropylbenzene	12.499	105	13268	1.80	ug/L		94
87) cis-1,4-Dichloro-2-butene	12.865	53	516	1.82	ug/L	#	37
88) n-Propylbenzene	12.926	91	16332	2.17	ug/L		95
89) Bromobenzene	12.950	156	3881	1.89	ug/L		91
90) 1,1,2,2-Tetrachloroethane	12.987	83	4395	2.08	ug/L		92
91) 1,3,5-Trimethylbenzene	13.103	105	11774	2.06	ug/L		93
92) 2-Chlorotoluene	13.115	91	11507	2.11	ug/L		94

Quantitation Report (QT Reviewed)

Data Path : C:\msdchem\1\data\06-22-2023\
Data File : 5E40408.D
Acq On : 22 Jun 2023 1:44 pm
Operator : joannel
Sample : IC1806-8
Misc : MS54100,V5E1806,,,,,
ALS Vial : 3 Sample Multiplier: 1

Quant Time: Jun 22 14:04:18 2023
Quant Method : C:\msdchem\1\methods\appIX06-22-2023_.M
Quant Title : SW-846 Method 5030B/8260B & EPA 624
QLast Update : Thu Jun 08 15:12:29 2023
Response via : Initial Calibration

Compound	R.T.	QIon	Response	Conc Units	Dev(Min)
93) trans-1,4-Dichloro-2-B...	13.194	53	550	1.31 ug/L #	56
94) 1,2,3-Trichloropropane	13.158	110	1217	1.79 ug/L	85
95) Cyclohexanone	13.237	55	569	8.90 ug/L #	53
96) 4-Chlorotoluene	13.286	91	10328	2.07 ug/L	98
98) tert-Butylbenzene	13.444	91	7083	2.27 ug/L	96
99) 1,2,4-Trimethylbenzene	13.511	105	11747	2.04 ug/L	94
100) Pentachloroethane	13.499	167	2274	2.00 ug/L	78
101) sec-Butylbenzene	13.627	105	13013	2.10 ug/L	97
102) 4-Isopropyltoluene	13.755	119	11673	2.08 ug/L	97
103) 1,3-Dichlorobenzene	13.895	146	7329	1.89 ug/L	91
104) 1,2,3-Trimethylbenzene	13.969	105	13049	2.14 ug/L	89
105) 1,4-Dichlorobenzene	13.975	146	8923m	2.21 ug/L	
106) n-Butylbenzene	14.182	92	5353	2.20 ug/L	85
107) Benzyl Chloride	14.212	126	1124	2.27 ug/L	99
108) 1,2-Dichlorobenzene	14.401	146	7311	1.90 ug/L	91
109) 1,2-Dibromo-3-Chloropr...	15.133	75	756	1.72 ug/L	89
110) Hexachlorobutadiene	15.657	225	1930	2.31 ug/L	89
111) 1,2,4-Trichlorobenzene	15.724	180	4211	1.76 ug/L	84
112) Naphthalene	16.023	128	12337	1.92 ug/L	91
113) 1,2,3-Trichlorobenzene	16.194	180	4020	1.86 ug/L	87

(#) = qualifier out of range (m) = manual integration (+) = signals summed

Quantitation Report (QT Reviewed)

Data Path : C:\msdchem\1\data\06-22-2023\
Data File : 5E40408.D
Acq On : 22 Jun 2023 1:44 pm
Operator : joannel
Sample : IC1806-8
Misc : MS54100,V5E1806,,,,,
ALS Vial : 3 Sample Multiplier: 1

Quant Time: Jun 22 14:04:18 2023
Quant Method : C:\msdchem\1\methods\appIX06-22-2023_.M
Quant Title : SW-846 Method 5030B/8260B & EPA 624
QLast Update : Thu Jun 08 15:12:29 2023
Response via : Initial Calibration

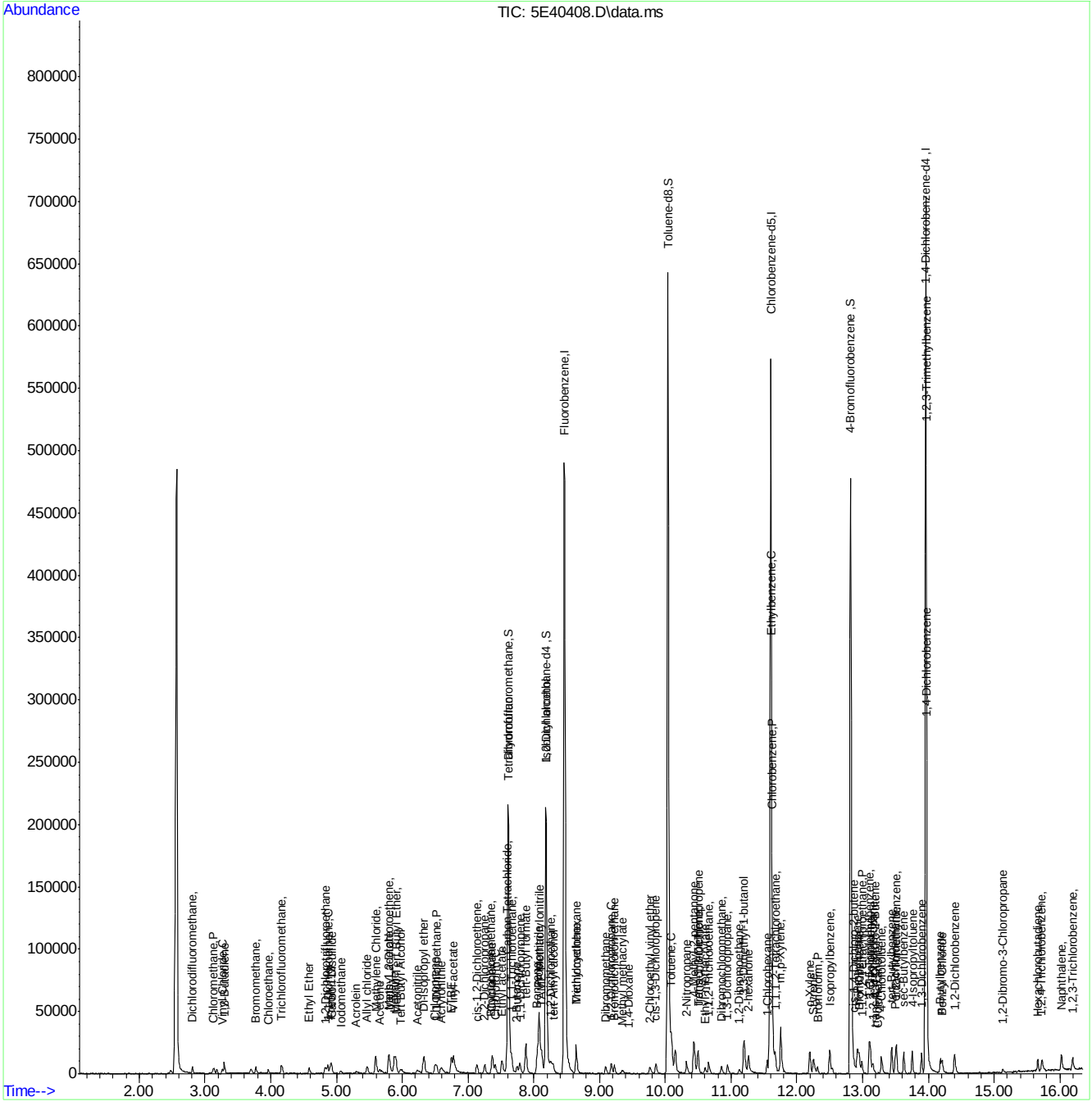

Manual Integration Approval Summary

Sample Number: V5E1806-IC1806
Lab FileID: 5E40408.D
Injection Time: 06/22/23 13:44
Method: SW846 8260D
Analyst approved: 06/23/23 08:20 Jo-Ann Lugo De Jesus
Supervisor approved: 06/23/23 08:32 Karen Watson

Parameter	CAS	Sig#	R.T. (min.)	Reason
1,4-Dioxane	123-91-1		9.44	Missed peak
1,4-Dichlorobenzene	106-46-7		13.97	Missed peak

Quantitation Report (Qedit)

Data Path : C:\msdchem\1\data\06-22-2023\
Data File : 5E40408.D
Acq On : 22 Jun 2023 1:44 pm
Operator : joannel
Sample : IC1806-8
Misc : MS54100,V5E1806,,,,,
ALS Vial : 3 Sample Multiplier: 1

Quant Time: Jun 22 14:03:00 2023
Quant Method : C:\msdchem\1\methods\appIX06-22-2023_.M
Quant Title : SW-846 Method 5030B/8260B & EPA 624
QLast Update : Thu Jun 08 15:12:29 2023
Response via : Initial Calibration

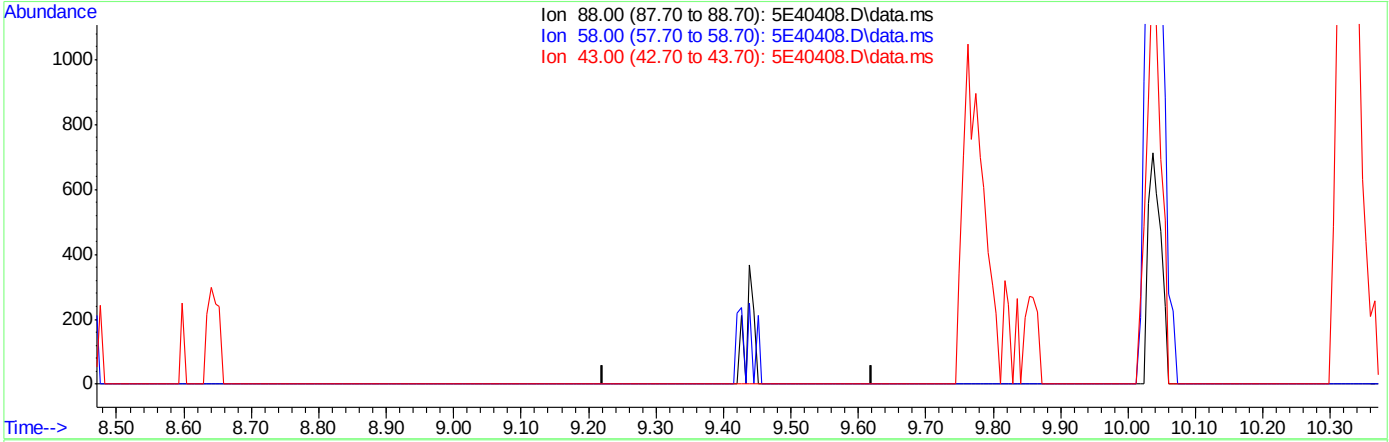

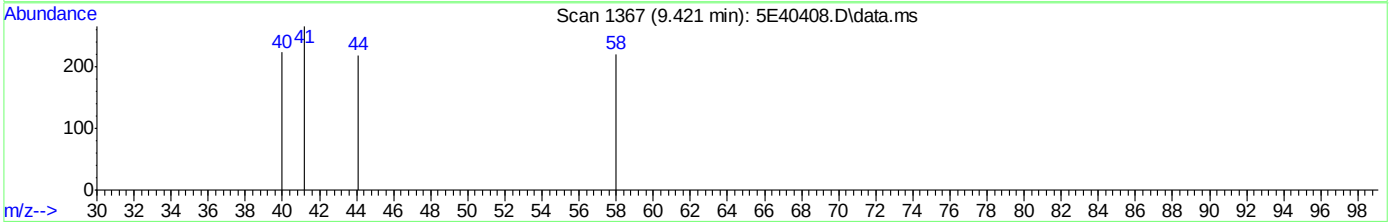

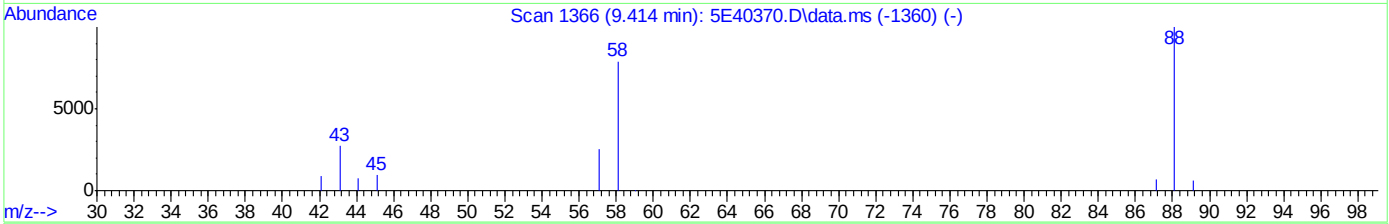

TIC: 5E40408.D\data.ms

(58) 1,4-Dioxane

9.421min (-9.421) 0.00ug/L

response 0

Ion	Exp%	Act%
88.00	100	0.00
58.00	80.60	0.00#
43.00	31.40	0.00#
0.00	0.00	0.00

Quantitation Report (Qedit)

Data Path : C:\msdchem\1\data\06-22-2023\
Data File : 5E40408.D
Acq On : 22 Jun 2023 1:44 pm
Operator : joannel
Sample : IC1806-8
Misc : MS54100,V5E1806,,,,,
ALS Vial : 3 Sample Multiplier: 1

Quant Time: Jun 22 14:03:00 2023
Quant Method : C:\msdchem\1\methods\appIX06-22-2023_.M
Quant Title : SW-846 Method 5030B/8260B & EPA 624
QLast Update : Thu Jun 08 15:12:29 2023
Response via : Initial Calibration

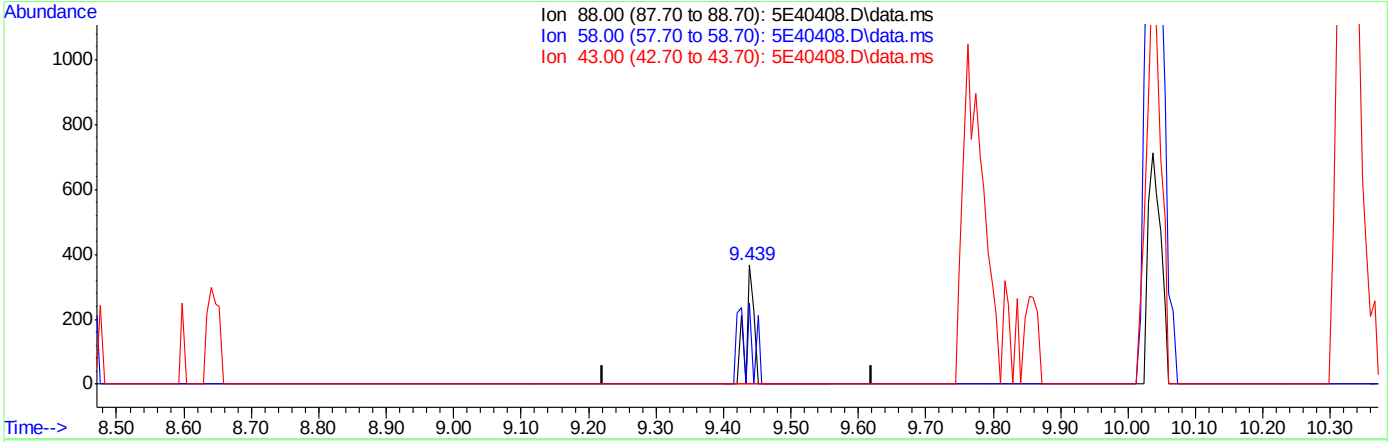

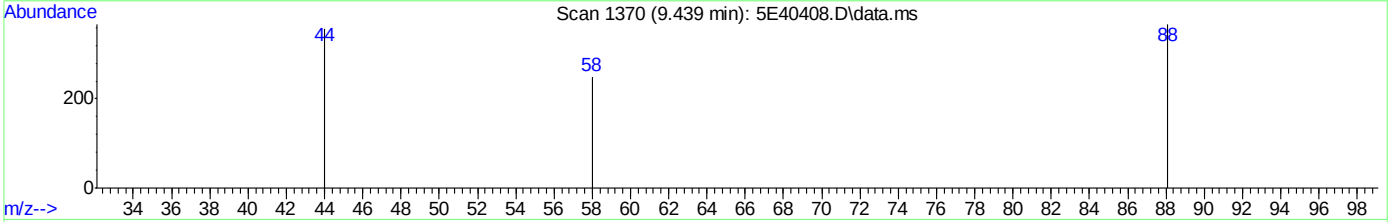

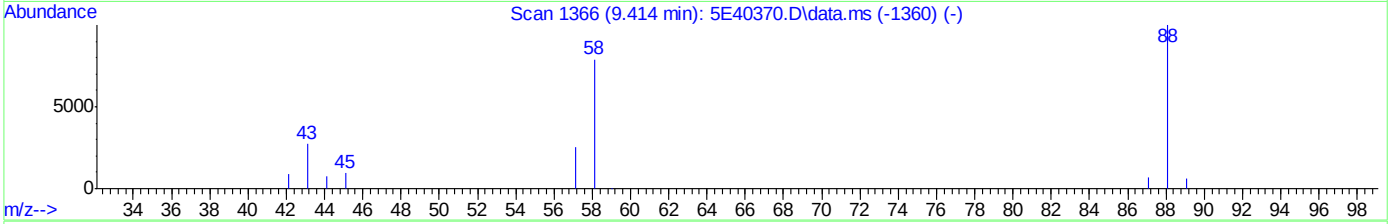

TIC: 5E40408.D\data.ms

(58) 1,4-Dioxane

9.439min (+0.018) 10.57ug/L m

response 294

Ion	Exp%	Act%
88.00	100	100
58.00	80.60	68.12
43.00	31.40	0.00#
0.00	0.00	0.00

Quantitation Report (Qedit)

Data Path : C:\msdchem\1\data\06-22-2023\
Data File : 5E40408.D
Acq On : 22 Jun 2023 1:44 pm
Operator : joannel
Sample : IC1806-8
Misc : MS54100,V5E1806,,,,,
ALS Vial : 3 Sample Multiplier: 1

Quant Time: Jun 22 14:03:00 2023
Quant Method : C:\msdchem\1\methods\appIX06-22-2023_.M
Quant Title : SW-846 Method 5030B/8260B & EPA 624
QLast Update : Thu Jun 08 15:12:29 2023
Response via : Initial Calibration

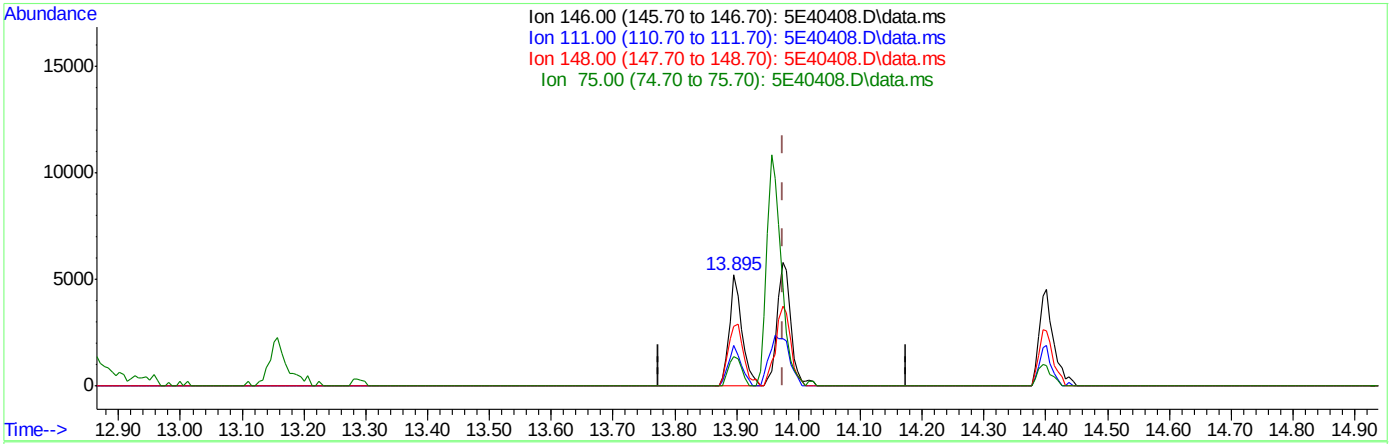

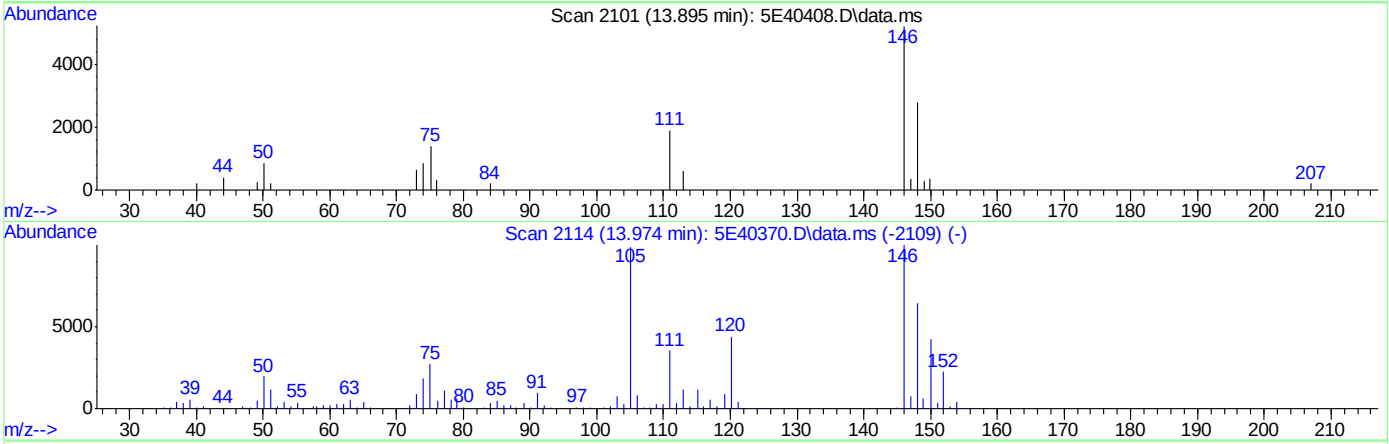

TIC: 5E40408.D\data.ms

(105) 1,4-Dichlorobenzene

13.895min (-0.080) 1.81ug/L

response 7329

Ion	Exp%	Act%
146.00	100	100
111.00	35.40	36.64
148.00	60.80	53.76
75.00	29.30	26.74

Quantitation Report (Qedit)

Data Path : C:\msdchem\1\data\06-22-2023\
Data File : 5E40408.D
Acq On : 22 Jun 2023 1:44 pm
Operator : joannel
Sample : IC1806-8
Misc : MS54100,V5E1806,,,,,
ALS Vial : 3 Sample Multiplier: 1

Quant Time: Jun 22 14:03:00 2023
Quant Method : C:\msdchem\1\methods\appIX06-22-2023_.M
Quant Title : SW-846 Method 5030B/8260B & EPA 624
QLast Update : Thu Jun 08 15:12:29 2023
Response via : Initial Calibration

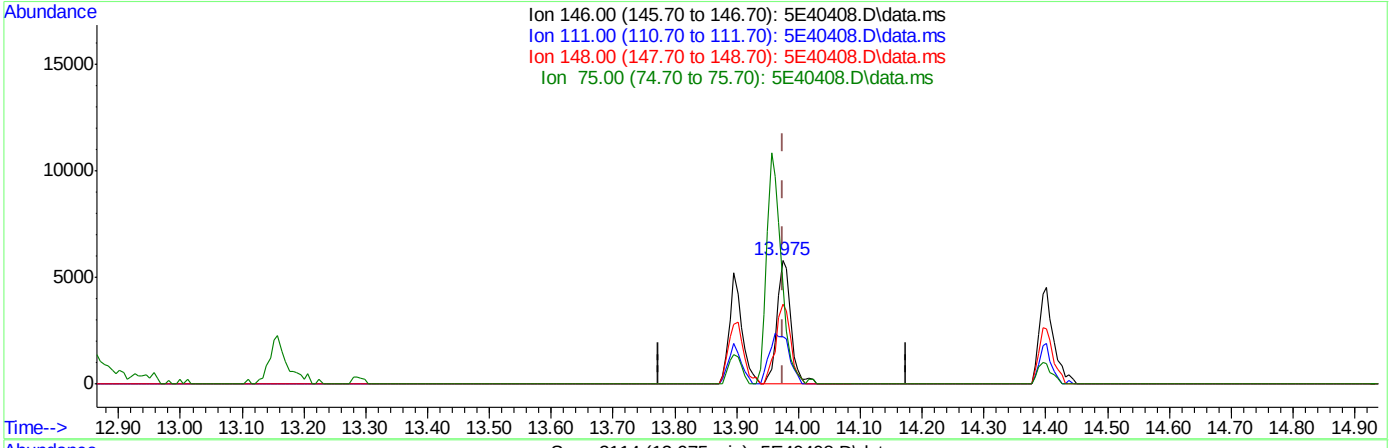

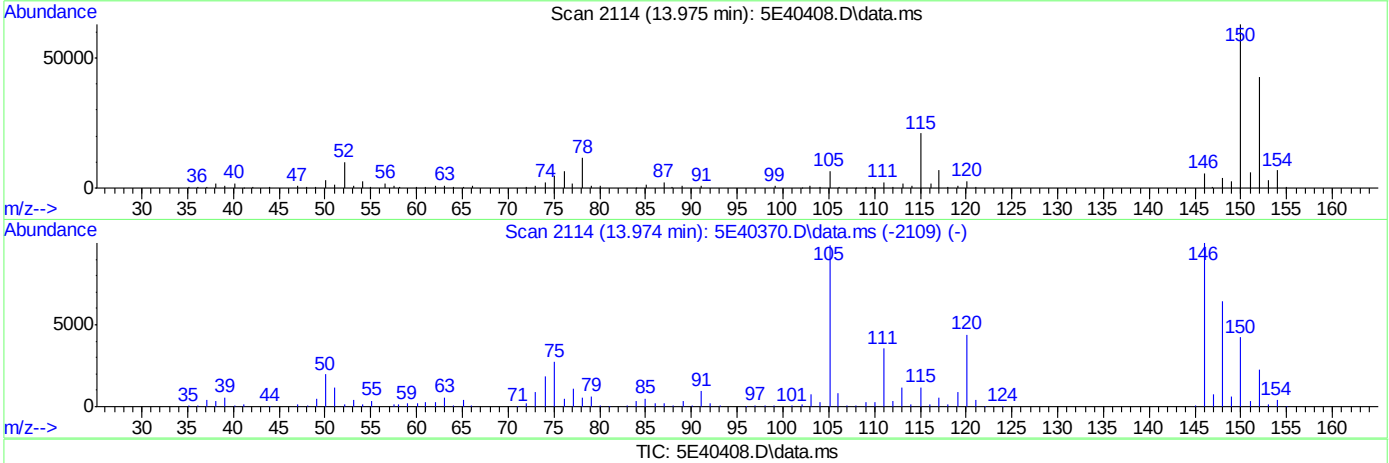

TIC: 5E40408.D\data.ms

(105) 1,4-Dichlorobenzene

13.975min (-0.000) 2.21ug/L m

response 8923

Ion	Exp%	Act%
146.00	100	100
111.00	35.40	38.63
148.00	60.80	64.50
75.00	29.30	79.65#

Quantitation Report (QT Reviewed)

Data Path : C:\msdchem\1\data\06-22-2023\
Data File : 5E40409.D
Acq On : 22 Jun 2023 2:07 pm
Operator : joannel
Sample : IC1806-2
Misc : MS54100,V5E1806,,,,,
ALS Vial : 4 Sample Multiplier: 1

Quant Time: Jun 22 15:02:14 2023
Quant Method : C:\msdchem\1\methods\appIX06-22-2023_.M
Quant Title : SW-846 Method 5030B/8260B & EPA 624
QLast Update : Thu Jun 22 14:18:21 2023
Response via : Initial Calibration

Compound	R.T.	QIon	Response	Conc	Units		Dev(Min)
Internal Standards							
1) Fluorobenzene	8.470	96	404508	50.00	ug/L		0.00
61) Chlorobenzene-d5	11.603	117	304214	50.00	ug/L		0.00
85) 1,4-Dichlorobenzene-d4	13.962	152	185688	50.00	ug/L		0.00
System Monitoring Compounds							
39) Dibromofluoromethane	7.610	113	120699	49.40	ug/L		0.00
Spiked Amount 50.000	Range 83 - 118		Recovery = 98.80%				
49) 1,2-Dichloroethane-d4	8.183	65	143372	49.90	ug/L		0.00
Spiked Amount 50.000	Range 79 - 125		Recovery = 99.80%				
62) Toluene-d8	10.036	98	394171	51.64	ug/L		0.00
Spiked Amount 50.000	Range 85 - 112		Recovery = 103.28%				
86) 4-Bromofluorobenzene	12.816	95	149646	50.52	ug/L		0.00
Spiked Amount 50.000	Range 83 - 118		Recovery = 101.04%				
Target Compounds							Qvalue
2) Dichlorodifluoromethane	2.812	85	9193	6.02	ug/L		100
3) Chloromethane	3.141	50	12330	5.36	ug/L		89
4) Vinyl Chloride	3.269	62	8313	5.02	ug/L		99
5) 1,3-Butadiene	3.294	39	6010	2.86	ug/L		85
6) Bromomethane	3.775	94	5096	5.17	ug/L		90
7) Chloroethane	3.958	64	5006	4.78	ug/L		94
8) Trichlorofluoromethane	4.166	101	13446	4.76	ug/L		98
9) Ethyl Ether	4.586	59	6884	4.35	ug/L		92
10) Ethanol	4.806	45	1178	38.12	ug/L	#	44
11) 1,2-Dichlorotrifluoroe...	4.830	67	7550	4.33	ug/L		91
12) 1,1-Dichloroethene	4.867	61	11481	4.10	ug/L		96
13) Freon 113	4.903	101	7121	4.36	ug/L		94
14) Carbon Disulfide	4.928	76	19858	4.34	ug/L		91
15) Iodomethane	5.068	142	6359	2.72	ug/L		96
16) Acrolein	5.300	56	6907	16.21	ug/L		94
17) Allyl chloride	5.464	41	8153	3.49	ug/L		96
18) Methylene Chloride	5.598	49	17757	5.44	ug/L		96
19) Acetone	5.647	43	17894	24.07	ug/L		97
20) Methyl acetate	5.787	43	38439	20.05	ug/L		94
21) trans-1,2-Dichloroethene	5.799	61	10821	4.03	ug/L		96
22) Hexane	5.873	56	7382	4.39	ug/L		91
23) Methyl Tert Butyl Ether	5.903	73	22357	4.13	ug/L		95
24) Acetonitrile	6.226	41	9462	31.80	ug/L		94
25) Di-isopropyl ether	6.330	45	29618	4.38	ug/L		92
26) Chloroprene	6.494	53	9726	3.56	ug/L		95
27) 1,1-Dichloroethane	6.525	63	14078	4.20	ug/L		94
28) Acrylonitrile	6.586	53	18521	21.01	ug/L		94
29) ETBE	6.750	59	27468	4.38	ug/L		94
30) Tert Butyl Alcohol	5.976	59	15661	35.46	ug/L		91
31) Vinyl acetate	6.775	43	83612	19.40	ug/L		99
32) cis-1,2-Dichloroethene	7.135	96	7544	4.17	ug/L		92
33) 2,2-Dichloropropane	7.256	77	11584	4.75	ug/L		94
34) Bromochloromethane	7.360	128	4256	4.34	ug/L		86
35) Cyclohexane	7.372	56	14952	4.68	ug/L		96

Quantitation Report (QT Reviewed)

Data Path : C:\msdchem\1\data\06-22-2023\
Data File : 5E40409.D
Acq On : 22 Jun 2023 2:07 pm
Operator : joannel
Sample : IC1806-2
Misc : MS54100,V5E1806,,,,,
ALS Vial : 4 Sample Multiplier: 1

Quant Time: Jun 22 15:02:14 2023
Quant Method : C:\msdchem\1\methods\appIX06-22-2023_.M
Quant Title : SW-846 Method 5030B/8260B & EPA 624
QLast Update : Thu Jun 22 14:18:21 2023
Response via : Initial Calibration

Compound	R.T.	QIon	Response	Conc	Units		Dev(Min)
36) Chloroform	7.415	83	15333	4.61	ug/L		99
37) Ethyl acetate	7.506	43	48518	20.76	ug/L		97
38) Tetrahydrofuran	7.604	42	3783	4.80	ug/L		95
40) Carbon Tetrachloride	7.592	117	12145	4.50	ug/L		97
41) 1,1,1-Trichloroethane	7.659	97	13191	4.36	ug/L		99
42) 2-Butanone	7.738	43	27976	23.53	ug/L		99
43) 1,1-Dichloropropene	7.793	75	9315	4.06	ug/L		97
44) tert-Butyl formate	7.878	59	20591	70.78	ug/L		96
45) Propionitrile	8.061	54	13087	35.33	ug/L		83
46) Methacrylonitrile	8.079	41	53066	36.09	ug/L		96
47) Benzene	8.055	78	27470	4.41	ug/L		95
48) TAME	8.122	73	21479	4.42	ug/L		95
50) 1,2-Dichloroethane	8.256	62	13338	4.52	ug/L		99
51) tert Amyl alcohol	8.287	59	10183	44.50	ug/L		84
52) Trichloroethene	8.646	95	8198	4.30	ug/L		96
53) Methylcyclohexane	8.646	83	10441	4.46	ug/L		95
54) Dibromomethane	9.091	93	5500	4.60	ug/L		94
55) 1,2-Dichloropropane	9.177	63	8161	4.66	ug/L		88
56) Bromodichloromethane	9.226	83	10613	4.07	ug/L		98
57) Methyl methacrylate	9.341	41	5789	2.84	ug/L		95
58) 1,4-Dioxane	9.421	88	2258	84.15	ug/L		89
59) 2-Chloroethyl vinyl ether	9.762	63	2453	18.37	ug/L		79
60) cis-1,3-Dichloropropene	9.860	75	10672	4.11	ug/L		98
63) Toluene	10.097	91	31166	4.94	ug/L		90
64) Isobutyl alcohol	8.183	43	7866	85.56	ug/L		92
65) 2-Nitropropane	10.323	41	11261	22.14	ug/L		90
66) 4-Methyl-2-pentanone	10.433	43	62589	28.39	ug/L		99
67) trans-1,3-Dichloropropene	10.494	75	9596	4.81	ug/L		94
68) Tetrachloroethene	10.494	166	10054	4.95	ug/L		92
69) Ethyl methacrylate	10.597	69	6205	3.34	ug/L		94
70) 1,1,2-Trichloroethane	10.658	83	6090	4.78	ug/L		88
71) Dibromochloromethane	10.853	129	9137	4.48	ug/L		97
72) 1,3-Dichloropropane	10.945	76	11777	5.03	ug/L		95
73) 1,2-Dibromoethane	11.122	107	7781	4.54	ug/L		93
74) 3,3-Dimethyl-1-butanol	11.195	57	28460	273.01	ug/L		99
75) 2-hexanone	11.262	43	38404	27.90	ug/L		99
76) 1-Chlorohexane	11.548	91	8617	4.96	ug/L		89
77) Ethylbenzene	11.615	91	36235	4.92	ug/L		99
78) Chlorobenzene	11.621	112	20913	4.64	ug/L		94
79) 1,1,1,2-Tetrachloroethane	11.670	131	8584	4.57	ug/L		91
80) m,p-Xylene	11.756	91	55608	9.78	ug/L		97
81) o-Xylene	12.195	91	27571	4.67	ug/L		93
82) Styrene	12.249	104	20576	4.70	ug/L		98
83) Bromoform	12.310	173	6719	4.43	ug/L		96
84) Isopropylbenzene	12.499	105	33826	4.85	ug/L		98
87) cis-1,4-Dichloro-2-butene	12.865	53	1441	5.08	ug/L	#	66
88) n-Propylbenzene	12.920	91	38797	5.12	ug/L		97
89) Bromobenzene	12.950	156	10326	5.09	ug/L		90
90) 1,1,2,2-Tetrachloroethane	12.987	83	10180	4.82	ug/L		90
91) 1,3,5-Trimethylbenzene	13.097	105	27734	4.86	ug/L		98

Quantitation Report (QT Reviewed)

Data Path : C:\msdchem\1\data\06-22-2023\
Data File : 5E40409.D
Acq On : 22 Jun 2023 2:07 pm
Operator : joannel
Sample : IC1806-2
Misc : MS54100,V5E1806,,,,,
ALS Vial : 4 Sample Multiplier: 1

Quant Time: Jun 22 15:02:14 2023
Quant Method : C:\msdchem\1\methods\appIX06-22-2023_.M
Quant Title : SW-846 Method 5030B/8260B & EPA 624
QLast Update : Thu Jun 22 14:18:21 2023
Response via : Initial Calibration

	Compound	R.T.	QIon	Response	Conc	Units		Dev(Min)
92)	2-Chlorotoluene	13.115	91	27167	4.97	ug/L		96
93)	trans-1,4-Dichloro-2-B...	13.182	53	1770	4.25	ug/L	#	50
94)	1,2,3-Trichloropropane	13.152	110	3420	5.14	ug/L		85
95)	Cyclohexanone	13.237	55	1475	23.18	ug/L	#	51
96)	4-Chlorotoluene	13.286	91	25741	5.16	ug/L		98
98)	tert-Butylbenzene	13.444	91	15660	4.97	ug/L		99
99)	1,2,4-Trimethylbenzene	13.517	105	27881	4.86	ug/L		96
100)	Pentachloroethane	13.499	167	4403	3.90	ug/L		87
101)	sec-Butylbenzene	13.627	105	32300	5.20	ug/L		99
102)	4-Isopropyltoluene	13.755	119	28896	5.16	ug/L		96
103)	1,3-Dichlorobenzene	13.895	146	18997	4.97	ug/L		96
104)	1,2,3-Trimethylbenzene	13.969	105	29530	4.83	ug/L		92
105)	1,4-Dichlorobenzene	13.975	146	19881	4.88	ug/L		80
106)	n-Butylbenzene	14.176	92	12732	5.19	ug/L		95
107)	Benzyl Chloride	14.212	126	2739	5.41	ug/L	#	77
108)	1,2-Dichlorobenzene	14.395	146	16902	4.46	ug/L		96
109)	1,2-Dibromo-3-Chloropr...	15.133	75	1968	4.52	ug/L	#	82
110)	Hexachlorobutadiene	15.663	225	4123	4.87	ug/L		97
111)	1,2,4-Trichlorobenzene	15.724	180	10452	4.45	ug/L		94
112)	Naphthalene	16.017	128	28551	4.49	ug/L		94
113)	1,2,3-Trichlorobenzene	16.188	180	9692	4.55	ug/L		96

(#) = qualifier out of range (m) = manual integration (+) = signals summed

Quantitation Report (QT Reviewed)

Data Path : C:\msdchem\1\data\06-22-2023\
Data File : 5E40409.D
Acq On : 22 Jun 2023 2:07 pm
Operator : joannel
Sample : IC1806-2
Misc : MS54100,V5E1806,,,,,
ALS Vial : 4 Sample Multiplier: 1

Quant Time: Jun 22 15:02:14 2023
Quant Method : C:\msdchem\1\methods\appIX06-22-2023_.M
Quant Title : SW-846 Method 5030B/8260B & EPA 624
QLast Update : Thu Jun 22 14:18:21 2023
Response via : Initial Calibration

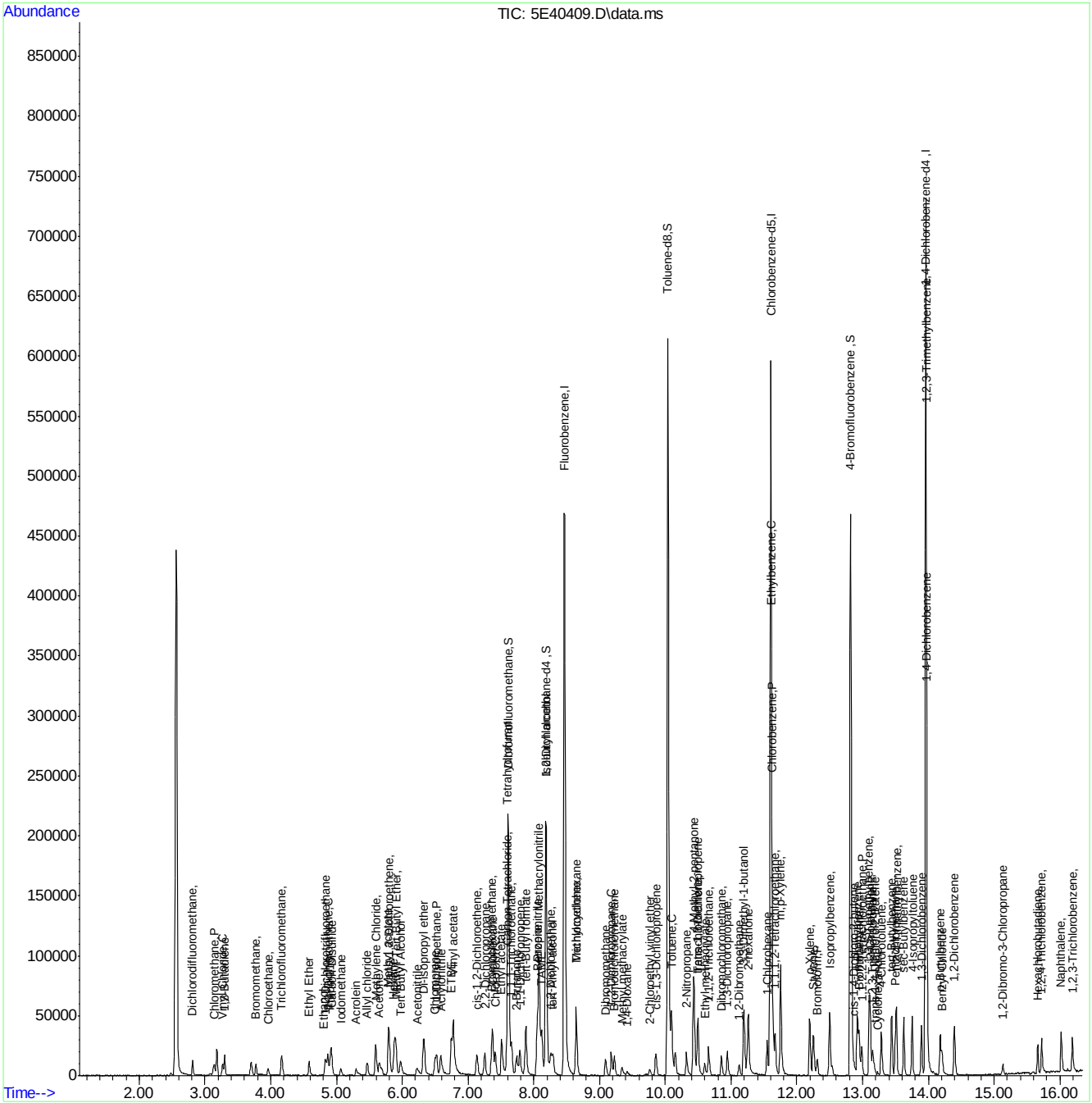

Quantitation Report (QT Reviewed)

Data Path : C:\msdchem\1\data\06-22-2023\
Data File : 5E40410.D
Acq On : 22 Jun 2023 2:29 pm
Operator : joannel
Sample : IC1806-3
Misc : MS54100,V5E1806,,,,,
ALS Vial : 5 Sample Multiplier: 1

Quant Time: Jun 22 15:01:58 2023
Quant Method : C:\msdchem\1\methods\appIX06-22-2023_.M
Quant Title : SW-846 Method 5030B/8260B & EPA 624
QLast Update : Thu Jun 22 14:18:21 2023
Response via : Initial Calibration

Compound	R.T.	QIon	Response	Conc	Units	Dev(Min)
Internal Standards						
1) Fluorobenzene	8.464	96	400484	50.00	ug/L	0.00
61) Chlorobenzene-d5	11.603	117	294178	50.00	ug/L	0.00
85) 1,4-Dichlorobenzene-d4	13.962	152	180137	50.00	ug/L	0.00
System Monitoring Compounds						
39) Dibromofluoromethane	7.610	113	117573	48.60	ug/L	0.00
Spiked Amount 50.000	Range 83 - 118		Recovery = 97.20%			
49) 1,2-Dichloroethane-d4	8.183	65	142523	50.11	ug/L	0.00
Spiked Amount 50.000	Range 79 - 125		Recovery = 100.22%			
62) Toluene-d8	10.036	98	392052	53.11	ug/L	0.00
Spiked Amount 50.000	Range 85 - 112		Recovery = 106.22%			
86) 4-Bromofluorobenzene	12.816	95	144565	50.31	ug/L	0.00
Spiked Amount 50.000	Range 83 - 118		Recovery = 100.62%			
Target Compounds						Qvalue
2) Dichlorodifluoromethane	2.806	85	16543	10.94	ug/L	99
3) Chloromethane	3.135	50	25004	11.01	ug/L	97
4) Vinyl Chloride	3.263	62	17154	10.47	ug/L	90
5) 1,3-Butadiene	3.300	39	15580	7.58	ug/L	88
6) Bromomethane	3.775	94	9308	9.51	ug/L	89
7) Chloroethane	3.958	64	9220	8.89	ug/L	89
8) Trichlorofluoromethane	4.166	101	25834	9.24	ug/L	98
9) Ethyl Ether	4.586	59	16731	10.67	ug/L	90
10) Ethanol	4.769	45	4051	132.87	ug/L	88
11) 1,2-Dichlorotrifluoroe...	4.836	67	17954	10.48	ug/L	94
12) 1,1-Dichloroethene	4.867	61	29117	10.59	ug/L	94
13) Freon 113	4.909	101	17285	10.69	ug/L	94
14) Carbon Disulfide	4.928	76	46685	10.39	ug/L	94
15) Iodomethane	5.068	142	19961	8.62	ug/L	88
16) Acrolein	5.293	56	12949	30.71	ug/L	97
17) Allyl chloride	5.464	41	21745	9.40	ug/L	96
18) Methylene Chloride	5.592	49	35108	11.02	ug/L	92
19) Acetone	5.653	43	26876	36.64	ug/L	99
20) Methyl acetate	5.787	43	99824	52.60	ug/L	99
21) trans-1,2-Dichloroethene	5.799	61	27547	10.44	ug/L	95
22) Hexane	5.879	56	17317	10.52	ug/L	92
23) Methyl Tert Butyl Ether	5.897	73	55347	10.34	ug/L	98
24) Acetonitrile	6.220	41	26563	90.54	ug/L	98
25) Di-isopropyl ether	6.324	45	72651	10.86	ug/L	98
26) Chloroprene	6.494	53	25099	9.29	ug/L	98
27) 1,1-Dichloroethane	6.525	63	36202	10.91	ug/L	98
28) Acrylonitrile	6.580	53	49469	56.68	ug/L	96
29) ETBE	6.744	59	65558	10.56	ug/L	100
30) Tert Butyl Alcohol	5.970	59	38413	88.70	ug/L	96
31) Vinyl acetate	6.775	43	218043	51.16	ug/L	99
32) cis-1,2-Dichloroethene	7.135	96	19903	11.11	ug/L	93
33) 2,2-Dichloropropane	7.256	77	27172	11.27	ug/L	98
34) Bromochloromethane	7.354	128	10722	11.05	ug/L	93
35) Cyclohexane	7.372	56	36865	11.65	ug/L	97

Quantitation Report (QT Reviewed)

Data Path : C:\msdchem\1\data\06-22-2023\
Data File : 5E40410.D
Acq On : 22 Jun 2023 2:29 pm
Operator : joannel
Sample : IC1806-3
Misc : MS54100,V5E1806,,,,,
ALS Vial : 5 Sample Multiplier: 1

Quant Time: Jun 22 15:01:58 2023
Quant Method : C:\msdchem\1\methods\appIX06-22-2023_.M
Quant Title : SW-846 Method 5030B/8260B & EPA 624
QLast Update : Thu Jun 22 14:18:21 2023
Response via : Initial Calibration

Compound	R.T.	QIon	Response	Conc	Units		Dev(Min)
36) Chloroform	7.415	83	35370	10.74	ug/L		98
37) Ethyl acetate	7.506	43	128582	55.58	ug/L		99
38) Tetrahydrofuran	7.604	42	10103	12.95	ug/L		87
40) Carbon Tetrachloride	7.592	117	29040	10.86	ug/L		92
41) 1,1,1-Trichloroethane	7.659	97	33163	11.06	ug/L		96
42) 2-Butanone	7.732	43	43462	37.00	ug/L		99
43) 1,1-Dichloropropene	7.787	75	23318	10.36	ug/L		99
44) tert-Butyl formate	7.878	59	38928	130.55	ug/L		95
45) Propionitrile	8.055	54	34905	95.18	ug/L		91
46) Methacrylonitrile	8.079	41	136648	93.86	ug/L		99
47) Benzene	8.049	78	67478	10.94	ug/L		96
48) TAME	8.122	73	50225	10.44	ug/L		98
50) 1,2-Dichloroethane	8.256	62	30655	10.49	ug/L		95
51) tert Amyl alcohol	8.287	59	25245	111.57	ug/L		96
52) Trichloroethene	8.646	95	20030	10.60	ug/L		94
53) Methylcyclohexane	8.646	83	26013	11.23	ug/L		98
54) Dibromomethane	9.085	93	12732	10.75	ug/L		96
55) 1,2-Dichloropropane	9.177	63	19074	10.99	ug/L		96
56) Bromodichloromethane	9.226	83	26982	10.45	ug/L		97
57) Methyl methacrylate	9.335	41	16646	8.28	ug/L		90
58) 1,4-Dioxane	9.421	88	5302	199.57	ug/L		85
59) 2-Chloroethyl vinyl ether	9.762	63	4975	37.64	ug/L		97
60) cis-1,3-Dichloropropene	9.854	75	26030	10.14	ug/L		99
63) Toluene	10.091	91	74129	12.14	ug/L		100
64) Isobutyl alcohol	8.177	43	19766	221.92	ug/L		92
65) 2-Nitropropane	10.323	41	28445	57.84	ug/L		97
66) 4-Methyl-2-pentanone	10.433	43	90873	42.74	ug/L		98
67) trans-1,3-Dichloropropene	10.494	75	24669	12.54	ug/L		93
68) Tetrachloroethene	10.494	166	24108	12.29	ug/L		97
69) Ethyl methacrylate	10.597	69	17022	9.46	ug/L		98
70) 1,1,2-Trichloroethane	10.658	83	14467	11.73	ug/L		94
71) Dibromochloromethane	10.853	129	22633	11.46	ug/L		98
72) 1,3-Dichloropropane	10.945	76	27375	12.10	ug/L		96
73) 1,2-Dibromoethane	11.122	107	19380	11.70	ug/L		92
74) 3,3-Dimethyl-1-butanol	11.195	57	63250	606.04	ug/L		94
75) 2-hexanone	11.256	43	62863	47.22	ug/L		99
76) 1-Chlorohexane	11.548	91	22230	13.24	ug/L		93
77) Ethylbenzene	11.615	91	83382	11.71	ug/L		99
78) Chlorobenzene	11.621	112	50681	11.62	ug/L		97
79) 1,1,1,2-Tetrachloroethane	11.670	131	21676	11.92	ug/L		96
80) m,p-Xylene	11.749	91	132961	24.18	ug/L		98
81) o-Xylene	12.195	91	67985	11.90	ug/L		98
82) Styrene	12.249	104	50263	11.88	ug/L		99
83) Bromoform	12.310	173	17209	11.73	ug/L		98
84) Isopropylbenzene	12.499	105	80594	11.95	ug/L		97
87) cis-1,4-Dichloro-2-butene	12.865	53	3953	13.90	ug/L	#	85
88) n-Propylbenzene	12.920	91	93612	12.74	ug/L		96
89) Bromobenzene	12.944	156	23938	12.16	ug/L		84
90) 1,1,2,2-Tetrachloroethane	12.987	83	25579	12.50	ug/L		98
91) 1,3,5-Trimethylbenzene	13.097	105	68359	12.34	ug/L		97

Quantitation Report (QT Reviewed)

Data Path : C:\msdchem\1\data\06-22-2023\
Data File : 5E40410.D
Acq On : 22 Jun 2023 2:29 pm
Operator : joannel
Sample : IC1806-3
Misc : MS54100,V5E1806,,,,,
ALS Vial : 5 Sample Multiplier: 1

Quant Time: Jun 22 15:01:58 2023
Quant Method : C:\msdchem\1\methods\appIX06-22-2023_.M
Quant Title : SW-846 Method 5030B/8260B & EPA 624
QLast Update : Thu Jun 22 14:18:21 2023
Response via : Initial Calibration

	Compound	R.T.	QIon	Response	Conc	Units		Dev(Min)
92)	2-Chlorotoluene	13.115	91	67705	12.76	ug/L		98
93)	trans-1,4-Dichloro-2-B...	13.176	53	5262	13.01	ug/L	#	68
94)	1,2,3-Trichloropropane	13.158	110	7997	12.38	ug/L		97
95)	Cyclohexanone	13.225	55	4121	65.63	ug/L		91
96)	4-Chlorotoluene	13.280	91	60503	12.51	ug/L		98
98)	tert-Butylbenzene	13.444	91	36765	12.02	ug/L		96
99)	1,2,4-Trimethylbenzene	13.511	105	68257	12.26	ug/L		97
100)	Pentachloroethane	13.499	167	10926	9.97	ug/L		95
101)	sec-Butylbenzene	13.627	105	77464	12.86	ug/L		98
102)	4-Isopropyltoluene	13.755	119	67475	12.41	ug/L		100
103)	1,3-Dichlorobenzene	13.895	146	44668	12.05	ug/L		97
104)	1,2,3-Trimethylbenzene	13.969	105	70624	11.90	ug/L		98
105)	1,4-Dichlorobenzene	13.975	146	47545	12.04	ug/L		96
106)	n-Butylbenzene	14.176	92	29712	12.48	ug/L		96
107)	Benzyl Chloride	14.206	126	6840	13.33	ug/L		96
108)	1,2-Dichlorobenzene	14.395	146	42626	11.58	ug/L		98
109)	1,2-Dibromo-3-Chloropr...	15.127	75	5003	11.81	ug/L		95
110)	Hexachlorobutadiene	15.663	225	9210	11.21	ug/L		86
111)	1,2,4-Trichlorobenzene	15.718	180	24419	10.72	ug/L		95
112)	Naphthalene	16.017	128	73896	11.97	ug/L		100
113)	1,2,3-Trichlorobenzene	16.188	180	23819	11.53	ug/L		97

(#) = qualifier out of range (m) = manual integration (+) = signals summed

Quantitation Report (QT Reviewed)

Data Path : C:\msdchem\1\data\06-22-2023\
Data File : 5E40410.D
Acq On : 22 Jun 2023 2:29 pm
Operator : joannel
Sample : IC1806-3
Misc : MS54100,V5E1806,,,,,
ALS Vial : 5 Sample Multiplier: 1

Quant Time: Jun 22 15:01:58 2023
Quant Method : C:\msdchem\1\methods\appIX06-22-2023_.M
Quant Title : SW-846 Method 5030B/8260B & EPA 624
QLast Update : Thu Jun 22 14:18:21 2023
Response via : Initial Calibration

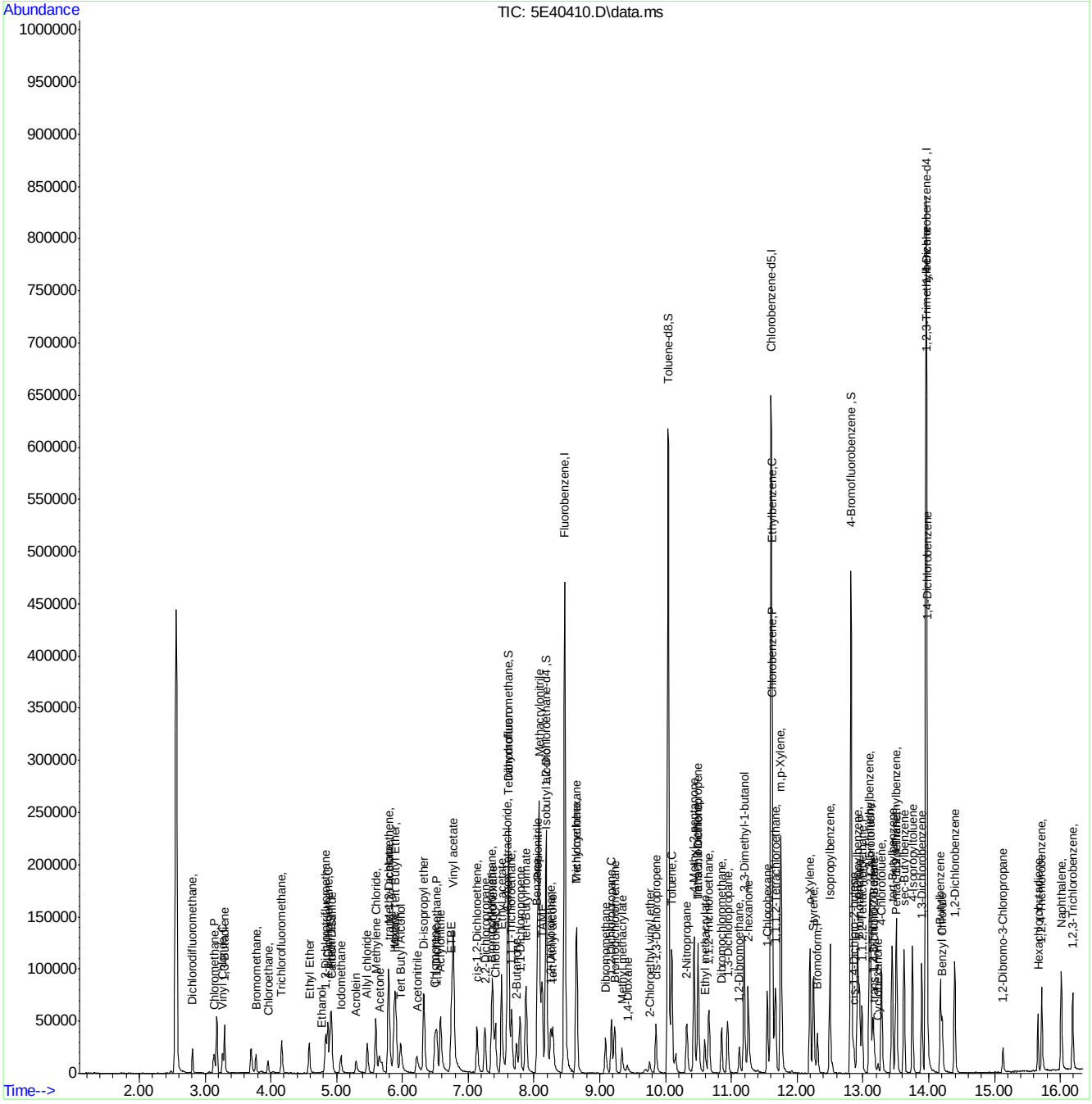

Quantitation Report (QT Reviewed)

Data Path : C:\msdchem\1\data\06-22-2023\
Data File : 5E40411.D
Acq On : 22 Jun 2023 2:52 pm
Operator : joannel
Sample : IC1806-4
Misc : MS54100,V5E1806,,,,,
ALS Vial : 6 Sample Multiplier: 1

Quant Time: Jun 23 06:50:56 2023
Quant Method : C:\msdchem\1\methods\appIX06-22-2023_.M
Quant Title : SW-846 Method 5030B/8260B & EPA 624
QLast Update : Thu Jun 22 14:18:21 2023
Response via : Initial Calibration

Compound	R.T.	QIon	Response	Conc	Units	Dev(Min)
Internal Standards						
1) Fluorobenzene	8.464	96	411111	50.00	ug/L	0.00
61) Chlorobenzene-d5	11.603	117	307786	50.00	ug/L	0.00
85) 1,4-Dichlorobenzene-d4	13.956	152	188742	50.00	ug/L	0.00
System Monitoring Compounds						
39) Dibromofluoromethane	7.610	113	121085	48.76	ug/L	0.00
Spiked Amount 50.000	Range 83 - 118		Recovery = 97.52%			
49) 1,2-Dichloroethane-d4	8.183	65	147179	50.41	ug/L	0.00
Spiked Amount 50.000	Range 79 - 125		Recovery = 100.82%			
62) Toluene-d8	10.036	98	402287	52.09	ug/L	0.00
Spiked Amount 50.000	Range 85 - 112		Recovery = 104.18%			
86) 4-Bromofluorobenzene	12.816	95	150902	50.12	ug/L	0.00
Spiked Amount 50.000	Range 83 - 118		Recovery = 100.24%			
Target Compounds						Qvalue
2) Dichlorodifluoromethane	2.806	85	38681	24.92	ug/L	98
3) Chloromethane	3.135	50	58799	25.41	ug/L	99
4) Vinyl Chloride	3.263	62	37406	22.27	ug/L	99
5) 1,3-Butadiene	3.294	39	36180	17.57	ug/L	96
6) Bromomethane	3.775	94	21619	21.33	ug/L	97
7) Chloroethane	3.952	64	21986	20.66	ug/L	93
8) Trichlorofluoromethane	4.159	101	59951	20.89	ug/L	97
9) Ethyl Ether	4.580	59	37725	23.44	ug/L	91
10) Ethanol	4.769	45	12907	416.64	ug/L	97
11) 1,2-Dichlorotrifluoroe...	4.830	67	37583	21.66	ug/L	97
12) 1,1-Dichloroethene	4.867	61	61898	22.29	ug/L	96
13) Freon 113	4.909	101	36085	21.74	ug/L	94
14) Carbon Disulfide	4.922	76	99220	21.85	ug/L	99
15) Iodomethane	5.062	142	52682	22.17	ug/L	97
16) Acrolein	5.287	56	39721	92.01	ug/L	96
17) Allyl chloride	5.464	41	53773	22.64	ug/L	95
18) Methylene Chloride	5.592	49	68669	21.58	ug/L	95
19) Acetone	5.641	43	68285	91.95	ug/L	97
20) Methyl acetate	5.781	43	224156	115.05	ug/L	98
21) trans-1,2-Dichloroethene	5.793	61	62246	23.33	ug/L	96
22) Hexane	5.879	56	35136	21.26	ug/L	90
23) Methyl Tert Butyl Ether	5.897	73	120896	22.00	ug/L	92
24) Acetonitrile	6.214	41	63309	211.93	ug/L	97
25) Di-isopropyl ether	6.330	45	159997	23.29	ug/L	98
26) Chloroprene	6.494	53	64944	23.42	ug/L	99
27) 1,1-Dichloroethane	6.519	63	79845	23.44	ug/L	96
28) Acrylonitrile	6.580	53	101636	113.44	ug/L	98
29) ETBE	6.744	59	148947	23.38	ug/L	100
30) Tert Butyl Alcohol	5.976	59	81765	187.30	ug/L	99
31) Vinyl acetate	6.769	43	460818	105.61	ug/L	100
32) cis-1,2-Dichloroethene	7.135	96	44207	24.05	ug/L	98
33) 2,2-Dichloropropane	7.256	77	58320	23.55	ug/L	98
34) Bromochloromethane	7.354	128	24596	24.70	ug/L	95
35) Cyclohexane	7.372	56	75066	23.11	ug/L	97

Quantitation Report (QT Reviewed)

Data Path : C:\msdchem\1\data\06-22-2023\
Data File : 5E40411.D
Acq On : 22 Jun 2023 2:52 pm
Operator : joannel
Sample : IC1806-4
Misc : MS54100,V5E1806,,,,,
ALS Vial : 6 Sample Multiplier: 1

Quant Time: Jun 23 06:50:56 2023
Quant Method : C:\msdchem\1\methods\appIX06-22-2023_.M
Quant Title : SW-846 Method 5030B/8260B & EPA 624
QLast Update : Thu Jun 22 14:18:21 2023
Response via : Initial Calibration

Compound	R.T.	QIon	Response	Conc	Units	Dev(Min)
36) Chloroform	7.415	83	79721	23.57	ug/L	98
37) Ethyl acetate	7.500	43	259437	109.25	ug/L	99
38) Tetrahydrofuran	7.604	42	18728	23.38	ug/L	93
40) Carbon Tetrachloride	7.592	117	64057	23.34	ug/L	98
41) 1,1,1-Trichloroethane	7.659	97	73491	23.88	ug/L	99
42) 2-Butanone	7.732	43	112678	94.31	ug/L	99
43) 1,1-Dichloropropene	7.787	75	50961	22.44	ug/L	96
44) tert-Butyl formate	7.878	59	101570	302.22	ug/L	96
45) Propionitrile	8.055	54	87498	232.43	ug/L	98
46) Methacrylonitrile	8.073	41	331081	221.54	ug/L	98
47) Benzene	8.049	78	146273	23.10	ug/L	99
48) TAME	8.122	73	115246	23.33	ug/L	97
50) 1,2-Dichloroethane	8.256	62	66319	22.11	ug/L	97
51) tert Amyl alcohol	8.287	59	52945	228.44	ug/L	97
52) Trichloroethene	8.640	95	44960	23.18	ug/L	90
53) Methylcyclohexane	8.646	83	54997	23.13	ug/L	95
54) Dibromomethane	9.085	93	28634	23.56	ug/L	95
55) 1,2-Dichloropropane	9.177	63	42271	23.73	ug/L	96
56) Bromodichloromethane	9.226	83	60264	22.75	ug/L	97
57) Methyl methacrylate	9.329	41	43758	21.35	ug/L	98
58) 1,4-Dioxane	9.421	88	12443	456.26	ug/L	93
59) 2-Chloroethyl vinyl ether	9.756	63	14037	103.44	ug/L	98
60) cis-1,3-Dichloropropene	9.854	75	59448	22.55	ug/L	98
63) Toluene	10.091	91	161722	25.31	ug/L	98
64) Isobutyl alcohol	8.177	43	46443	496.58	ug/L	96
65) 2-Nitropropane	10.323	41	63914	124.21	ug/L	98
66) 4-Methyl-2-pentanone	10.433	43	237442	108.14	ug/L	99
67) trans-1,3-Dichloropropene	10.488	75	56257	26.38	ug/L	97
68) Tetrachloroethene	10.494	166	53304	25.96	ug/L	96
69) Ethyl methacrylate	10.591	69	43933	23.34	ug/L	96
70) 1,1,2-Trichloroethane	10.658	83	32797	25.43	ug/L	97
71) Dibromochloromethane	10.853	129	52011	25.18	ug/L	99
72) 1,3-Dichloropropane	10.939	76	61375	25.92	ug/L	97
73) 1,2-Dibromoethane	11.115	107	44944	25.94	ug/L	93
74) 3,3-Dimethyl-1-butanol	11.195	57	156988	1337.48	ug/L	98
75) 2-hexanone	11.256	43	164299	117.97	ug/L	99
76) 1-Chlorohexane	11.548	91	47439	27.00	ug/L	95
77) Ethylbenzene	11.615	91	182348	24.48	ug/L	98
78) Chlorobenzene	11.621	112	111600	24.45	ug/L	98
79) 1,1,1,2-Tetrachloroethane	11.670	131	48013	25.24	ug/L	97
80) m,p-Xylene	11.749	91	286553	49.82	ug/L	98
81) o-Xylene	12.195	91	150173	25.12	ug/L	100
82) Styrene	12.249	104	115462	26.08	ug/L	94
83) Bromoform	12.310	173	39251	25.57	ug/L	94
84) Isopropylbenzene	12.499	105	178861	25.36	ug/L	98
87) cis-1,4-Dichloro-2-butene	12.859	53	10057	31.70	ug/L	90
88) n-Propylbenzene	12.920	91	205415	26.67	ug/L	98
89) Bromobenzene	12.944	156	52505	25.46	ug/L	89
90) 1,1,2,2-Tetrachloroethane	12.987	83	55686	25.96	ug/L	97
91) 1,3,5-Trimethylbenzene	13.097	105	151787	26.15	ug/L	97

Quantitation Report (QT Reviewed)

Data Path : C:\msdchem\1\data\06-22-2023\
Data File : 5E40411.D
Acq On : 22 Jun 2023 2:52 pm
Operator : joannel
Sample : IC1806-4
Misc : MS54100,V5E1806,,,,,
ALS Vial : 6 Sample Multiplier: 1

Quant Time: Jun 23 06:50:56 2023
Quant Method : C:\msdchem\1\methods\appIX06-22-2023_.M
Quant Title : SW-846 Method 5030B/8260B & EPA 624
QLast Update : Thu Jun 22 14:18:21 2023
Response via : Initial Calibration

	Compound	R.T.	QIon	Response	Conc	Units		Dev(Min)
92)	2-Chlorotoluene	13.109	91	142341	25.60	ug/L		93
93)	trans-1,4-Dichloro-2-B...	13.176	53	13635	32.18	ug/L	#	59
94)	1,2,3-Trichloropropane	13.152	110	18018	26.62	ug/L		96
95)	Cyclohexanone	13.225	55	9212	136.21	ug/L		98
96)	4-Chlorotoluene	13.280	91	130524	25.76	ug/L		97
98)	tert-Butylbenzene	13.444	91	79765	24.89	ug/L		98
99)	1,2,4-Trimethylbenzene	13.511	105	152809	26.19	ug/L		99
100)	Pentachloroethane	13.499	167	28685	24.97	ug/L		96
101)	sec-Butylbenzene	13.621	105	170684	27.04	ug/L		97
102)	4-Isopropyltoluene	13.749	119	152086	26.70	ug/L		99
103)	1,3-Dichlorobenzene	13.889	146	98789	25.43	ug/L		98
104)	1,2,3-Trimethylbenzene	13.962	105	160078	25.75	ug/L		93
105)	1,4-Dichlorobenzene	13.975	146	102674	24.81	ug/L		98
106)	n-Butylbenzene	14.176	92	69522	27.88	ug/L		92
107)	Benzyl Chloride	14.200	126	16533	28.40	ug/L		95
108)	1,2-Dichlorobenzene	14.395	146	97710	25.34	ug/L		99
109)	1,2-Dibromo-3-Chloropr...	15.121	75	11568	25.93	ug/L		89
110)	Hexachlorobutadiene	15.657	225	20680	24.02	ug/L		95
111)	1,2,4-Trichlorobenzene	15.718	180	58429	24.48	ug/L		97
112)	Naphthalene	16.011	128	168827	26.08	ug/L		99
113)	1,2,3-Trichlorobenzene	16.188	180	55563	25.66	ug/L		97

(#) = qualifier out of range (m) = manual integration (+) = signals summed

Quantitation Report (QT Reviewed)

Data Path : C:\msdchem\1\data\06-22-2023\
Data File : 5E40411.D
Acq On : 22 Jun 2023 2:52 pm
Operator : joannel
Sample : IC1806-4
Misc : MS54100,V5E1806,,,,,
ALS Vial : 6 Sample Multiplier: 1

Quant Time: Jun 23 06:50:56 2023
Quant Method : C:\msdchem\1\methods\appIX06-22-2023_.M
Quant Title : SW-846 Method 5030B/8260B & EPA 624
QLast Update : Thu Jun 22 14:18:21 2023
Response via : Initial Calibration

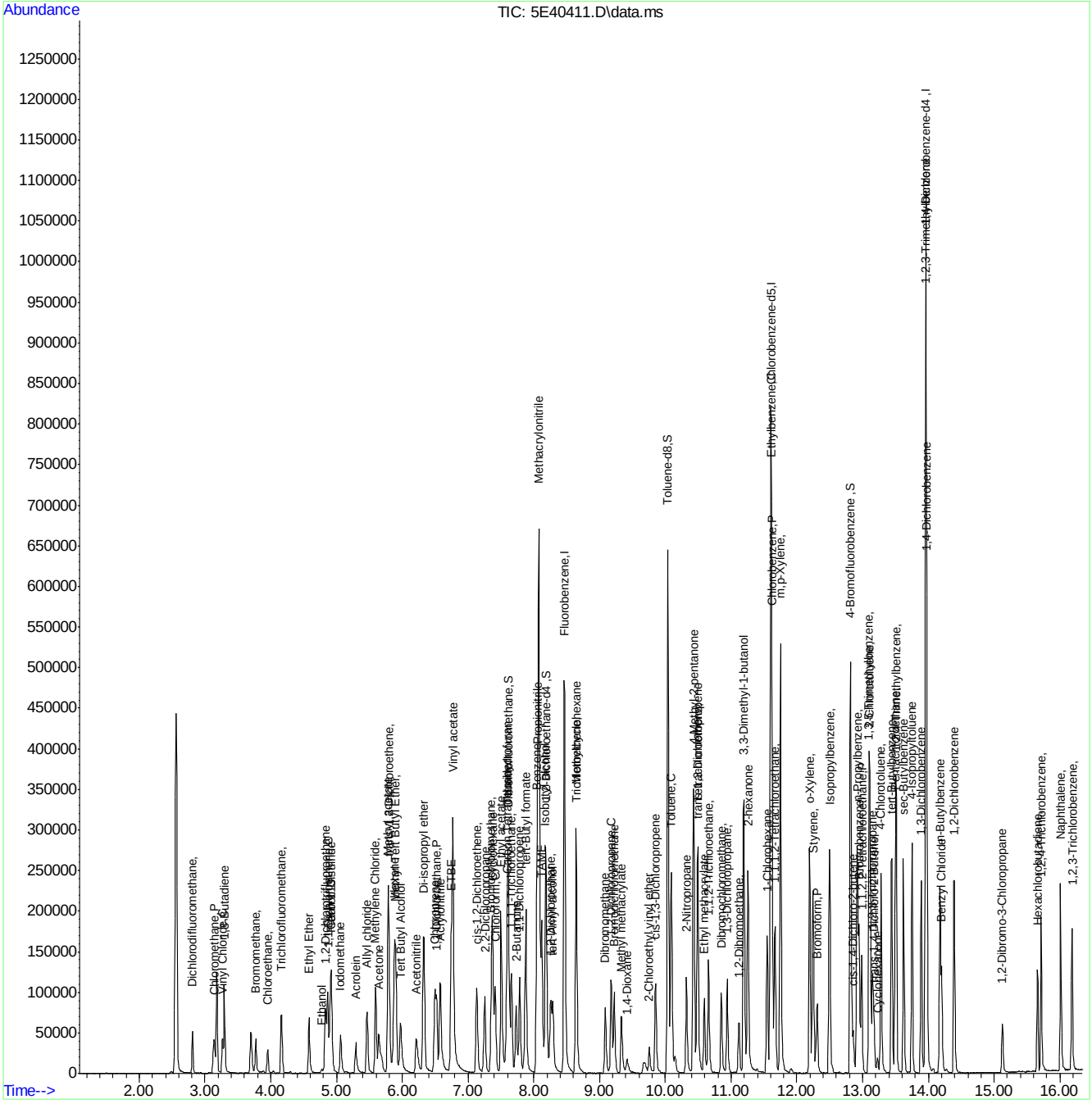

Quantitation Report (Qedit)

Data Path : C:\msdchem\1\data\06-22-2023\
Data File : 5E40411.D
Acq On : 22 Jun 2023 2:52 pm
Operator : joannel
Sample : IC1806-4
Misc : MS54100,V5E1806,,,,,
ALS Vial : 6 Sample Multiplier: 1

Quant Time: Jun 23 06:49:54 2023
Quant Method : C:\msdchem\1\methods\appIX06-22-2023_.M
Quant Title : SW-846 Method 5030B/8260B & EPA 624
QLast Update : Thu Jun 22 14:18:21 2023
Response via : Initial Calibration

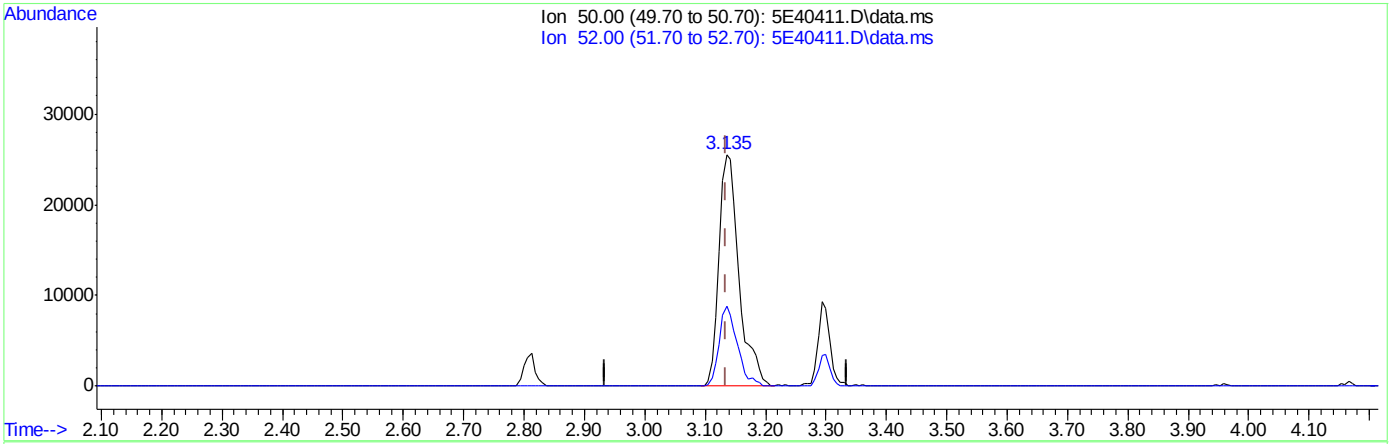

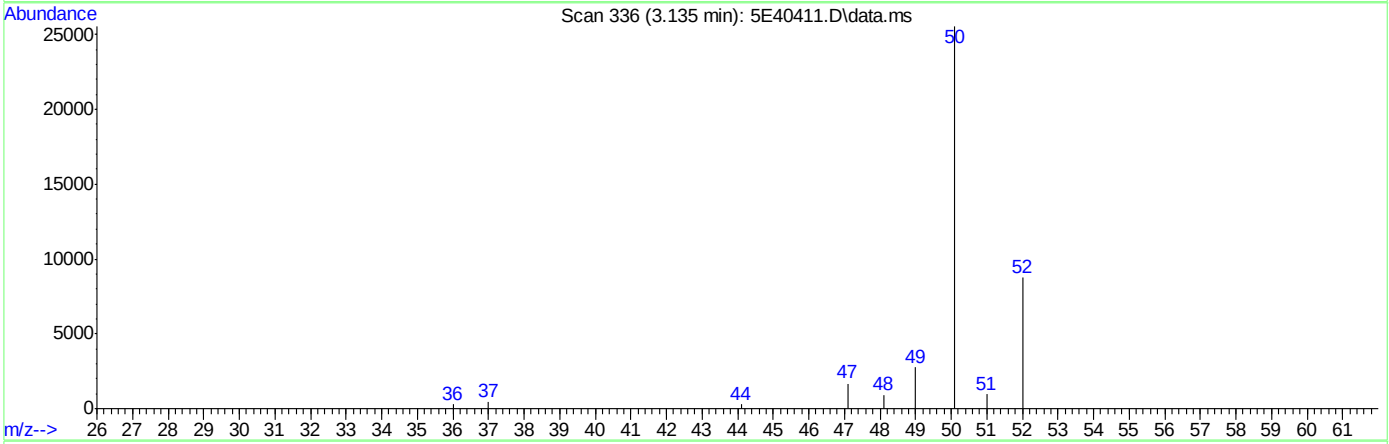

TIC: 5E40411.D\data.ms

(3) Chloromethane (P)

3.135min (+0.000) 25.41ug/L

response 58799

Ion	Exp%	Act%
50.00	100	100
52.00	34.00	34.31
0.00	0.00	0.00
0.00	0.00	0.00

Quantitation Report (Qedit)

Data Path : C:\msdchem\1\data\06-22-2023\
Data File : 5E40411.D
Acq On : 22 Jun 2023 2:52 pm
Operator : joannel
Sample : IC1806-4
Misc : MS54100,V5E1806,,,,,
ALS Vial : 6 Sample Multiplier: 1

Quant Time: Jun 23 06:49:54 2023
Quant Method : C:\msdchem\1\methods\appIX06-22-2023_.M
Quant Title : SW-846 Method 5030B/8260B & EPA 624
QLast Update : Thu Jun 22 14:18:21 2023
Response via : Initial Calibration

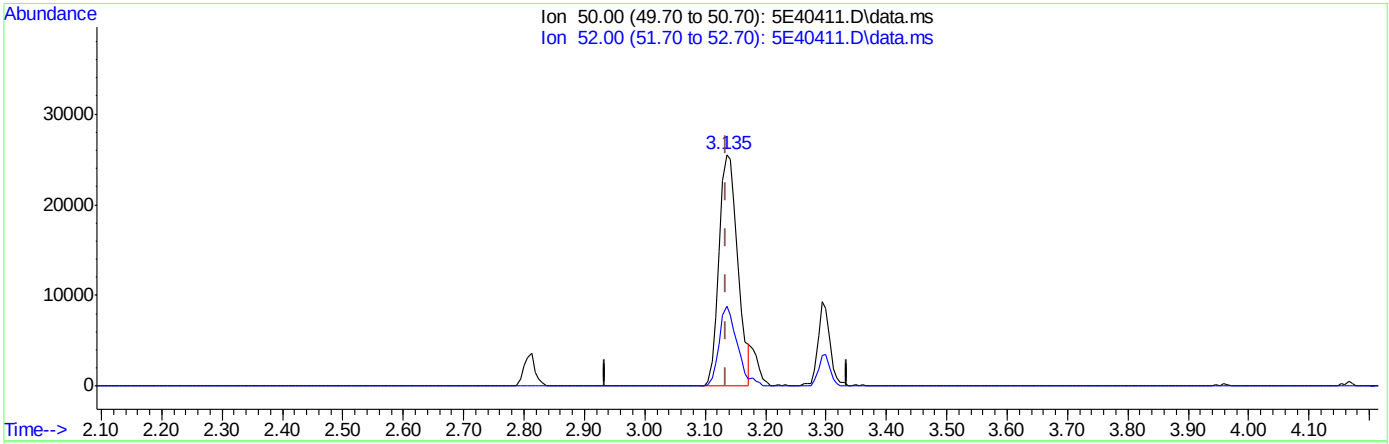

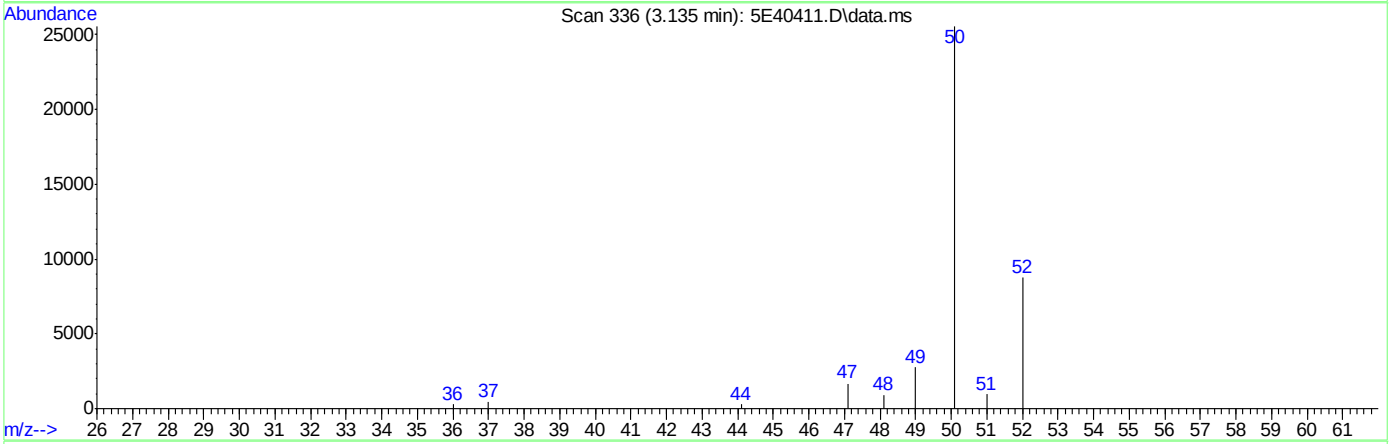

TIC: 5E40411.D\data.ms

(3) Chloromethane (P)

3.135min (+0.000) 23.71ug/L m

response 54921

Ion	Exp%	Act%
50.00	100	100
52.00	34.00	34.31
0.00	0.00	0.00
0.00	0.00	0.00

Quantitation Report (QT Reviewed)

Data Path : C:\msdchem\1\data\06-22-2023\
Data File : 5E40412.D
Acq On : 22 Jun 2023 3:15 pm
Operator : joannel
Sample : ICC1806-5
Misc : MS54100,V5E1806,,,,,
ALS Vial : 7 Sample Multiplier: 1

Quant Time: Jun 23 06:49:15 2023
Quant Method : C:\msdchem\1\methods\appIX06-22-2023_.M
Quant Title : SW-846 Method 5030B/8260B & EPA 624
QLast Update : Thu Jun 22 14:18:21 2023
Response via : Initial Calibration

Compound	R.T.	QIon	Response	Conc	Units	Dev(Min)
Internal Standards						
1) Fluorobenzene	8.463	96	398227	50.00	ug/L	0.00
61) Chlorobenzene-d5	11.603	117	294120	50.00	ug/L	0.00
85) 1,4-Dichlorobenzene-d4	13.962	152	183367	50.00	ug/L	0.00
System Monitoring Compounds						
39) Dibromofluoromethane	7.610	113	118272	49.17	ug/L	0.00
Spiked Amount 50.000	Range 83 - 118		Recovery = 98.34%			
49) 1,2-Dichloroethane-d4	8.183	65	142985	50.55	ug/L	0.00
Spiked Amount 50.000	Range 79 - 125		Recovery = 101.10%			
62) Toluene-d8	10.036	98	396479	53.72	ug/L	0.00
Spiked Amount 50.000	Range 85 - 112		Recovery = 107.44%			
86) 4-Bromofluorobenzene	12.816	95	149311	51.04	ug/L	0.00
Spiked Amount 50.000	Range 83 - 118		Recovery = 102.08%			
Target Compounds						Qvalue
2) Dichlorodifluoromethane	2.812	85	69063	45.94	ug/L	99
3) Chloromethane	3.135	50	94778	42.65	ug/L	98
4) Vinyl Chloride	3.269	62	65225	40.18	ug/L	98
5) 1,3-Butadiene	3.300	39	63271	32.95	ug/L	97
6) Bromomethane	3.775	94	36540	36.78	ug/L	96
7) Chloroethane	3.952	64	36313	35.22	ug/L	96
8) Trichlorofluoromethane	4.159	101	103330	37.17	ug/L	99
9) Ethyl Ether	4.580	59	56478	36.23	ug/L	93
10) Ethanol	4.775	45	23615	798.02	ug/L	100
11) 1,2-Dichlorotrifluoroe...	4.830	67	61015	36.95	ug/L	96
12) 1,1-Dichloroethene	4.867	61	94304	35.71	ug/L	98
13) Freon 113	4.909	101	59209	36.83	ug/L	97
14) Carbon Disulfide	4.928	76	154909	35.92	ug/L	97
15) Iodomethane	5.062	142	85370	37.10	ug/L	98
16) Acrolein	5.287	56	66221	158.81	ug/L	97
17) Allyl chloride	5.464	41	90786	39.45	ug/L	96
18) Methylene Chloride	5.598	49	103730	34.86	ug/L	99
19) Acetone	5.647	43	125661	178.63	ug/L	99
20) Methyl acetate	5.781	43	337726	178.96	ug/L	98
21) trans-1,2-Dichloroethene	5.793	61	93617	36.82	ug/L	97
22) Hexane	5.879	56	57041	36.81	ug/L	91
23) Methyl Tert Butyl Ether	5.897	73	184951	34.75	ug/L	89
24) Acetonitrile	6.214	41	106373	371.61	ug/L	99
25) Di-isopropyl ether	6.324	45	237465	35.69	ug/L	97
26) Chloroprene	6.494	53	106185	39.53	ug/L	97
27) 1,1-Dichloroethane	6.525	63	117420	35.58	ug/L	98
28) Acrylonitrile	6.574	53	158456	182.58	ug/L	97
29) ETBE	6.744	59	224513	36.38	ug/L	97
30) Tert Butyl Alcohol	5.976	59	125004	302.07	ug/L	99
31) Vinyl acetate	6.769	43	732114	173.77	ug/L	100
32) cis-1,2-Dichloroethene	7.134	96	66836	37.53	ug/L	97
33) 2,2-Dichloropropane	7.256	77	93751	39.09	ug/L	99
34) Bromochloromethane	7.354	128	35400	36.70	ug/L	93
35) Cyclohexane	7.372	56	121293	38.56	ug/L	99

Quantitation Report (QT Reviewed)

Data Path : C:\msdchem\1\data\06-22-2023\
Data File : 5E40412.D
Acq On : 22 Jun 2023 3:15 pm
Operator : joannel
Sample : ICC1806-5
Misc : MS54100,V5E1806,,,,,
ALS Vial : 7 Sample Multiplier: 1

Quant Time: Jun 23 06:49:15 2023
Quant Method : C:\msdchem\1\methods\appIX06-22-2023_.M
Quant Title : SW-846 Method 5030B/8260B & EPA 624
QLast Update : Thu Jun 22 14:18:21 2023
Response via : Initial Calibration

Compound	R.T.	QIon	Response	Conc	Units	Dev(Min)
36) Chloroform	7.415	83	119832	36.58	ug/L	98
37) Ethyl acetate	7.500	43	406853	176.87	ug/L	99
38) Tetrahydrofuran	7.604	42	27493	35.43	ug/L	90
40) Carbon Tetrachloride	7.592	117	99216	37.31	ug/L	94
41) 1,1,1-Trichloroethane	7.659	97	111333	37.34	ug/L	99
42) 2-Butanone	7.726	43	217364	190.73	ug/L	96
43) 1,1-Dichloropropene	7.787	75	78768	36.53	ug/L	98
44) tert-Butyl formate	7.878	59	177103	494.58	ug/L	98
45) Propionitrile	8.055	54	140807	386.15	ug/L	98
46) Methacrylonitrile	8.073	41	536285	370.47	ug/L	99
47) Benzene	8.049	78	220495	35.95	ug/L	96
48) TAME	8.122	73	169546	35.44	ug/L	99
50) 1,2-Dichloroethane	8.256	62	100480	34.58	ug/L	99
51) tert Amyl alcohol	8.287	59	81508	363.97	ug/L	98
52) Trichloroethene	8.646	95	64413	34.28	ug/L	93
53) Methylcyclohexane	8.646	83	88885	38.59	ug/L	98
54) Dibromomethane	9.085	93	42201	35.85	ug/L	98
55) 1,2-Dichloropropane	9.177	63	62502	36.23	ug/L	97
56) Bromodichloromethane	9.226	83	91697	35.73	ug/L	99
57) Methyl methacrylate	9.329	41	72439	36.78	ug/L	98
58) 1,4-Dioxane	9.414	88	19301	730.62	ug/L	87
59) 2-Chloroethyl vinyl ether	9.756	63	27522	209.38	ug/L	90
60) cis-1,3-Dichloropropene	9.853	75	91046	35.66	ug/L	97
63) Toluene	10.091	91	240114	39.33	ug/L	99
64) Isobutyl alcohol	8.177	43	76004	846.51	ug/L	97
65) 2-Nitropropane	10.323	41	98305	199.93	ug/L	96
66) 4-Methyl-2-pentanone	10.433	43	439073	213.80	ug/L	99
67) trans-1,3-Dichloropropene	10.487	75	87002	41.15	ug/L	98
68) Tetrachloroethene	10.494	166	78599	40.06	ug/L	98
69) Ethyl methacrylate	10.591	69	73893	41.05	ug/L	98
70) 1,1,2-Trichloroethane	10.658	83	47798	38.78	ug/L	97
71) Dibromochloromethane	10.853	129	80456	40.76	ug/L	100
72) 1,3-Dichloropropane	10.939	76	92267	40.78	ug/L	99
73) 1,2-Dibromoethane	11.121	107	67958	41.04	ug/L	98
74) 3,3-Dimethyl-1-butanol	11.195	57	276322	2263.73	ug/L	99
75) 2-hexanone	11.256	43	303254	227.86	ug/L	99
76) 1-Chlorohexane	11.548	91	74859	44.58	ug/L	98
77) Ethylbenzene	11.615	91	276352	38.82	ug/L	99
78) Chlorobenzene	11.621	112	167663	38.44	ug/L	97
79) 1,1,1,2-Tetrachloroethane	11.670	131	71012	39.07	ug/L	98
80) m,p-Xylene	11.749	91	439832	80.01	ug/L	99
81) o-Xylene	12.194	91	228389	39.98	ug/L	100
82) Styrene	12.243	104	173271	40.95	ug/L	99
83) Bromoform	12.310	173	60251	41.08	ug/L	96
84) Isopropylbenzene	12.499	105	277425	41.16	ug/L	98
87) cis-1,4-Dichloro-2-butene	12.859	53	17871	53.87	ug/L	94
88) n-Propylbenzene	12.920	91	310695	41.53	ug/L	98
89) Bromobenzene	12.944	156	80543	40.20	ug/L	92
90) 1,1,2,2-Tetrachloroethane	12.987	83	83505	40.08	ug/L	96
91) 1,3,5-Trimethylbenzene	13.097	105	233564	41.42	ug/L	97

Quantitation Report (QT Reviewed)

Data Path : C:\msdchem\1\data\06-22-2023\
Data File : 5E40412.D
Acq On : 22 Jun 2023 3:15 pm
Operator : joannel
Sample : ICC1806-5
Misc : MS54100,V5E1806,,,,,
ALS Vial : 7 Sample Multiplier: 1

Quant Time: Jun 23 06:49:15 2023
Quant Method : C:\msdchem\1\methods\appIX06-22-2023_.M
Quant Title : SW-846 Method 5030B/8260B & EPA 624
QLast Update : Thu Jun 22 14:18:21 2023
Response via : Initial Calibration

	Compound	R.T.	QIon	Response	Conc	Units	Dev(Min)
92)	2-Chlorotoluene	13.115	91	218532	40.46	ug/L	99
93)	trans-1,4-Dichloro-2-B...	13.170	53	21820	53.01	ug/L	88
94)	1,2,3-Trichloropropane	13.152	110	27785	42.25	ug/L	95
95)	Cyclohexanone	13.231	55	14859	219.13	ug/L	96
96)	4-Chlorotoluene	13.280	91	199327	40.49	ug/L	100
98)	tert-Butylbenzene	13.444	91	127291	40.88	ug/L	100
99)	1,2,4-Trimethylbenzene	13.511	105	230347	40.63	ug/L	97
100)	Pentachloroethane	13.499	167	49202	44.09	ug/L	92
101)	sec-Butylbenzene	13.621	105	260488	42.47	ug/L	98
102)	4-Isopropyltoluene	13.755	119	237362	42.89	ug/L	98
103)	1,3-Dichlorobenzene	13.895	146	151059	40.03	ug/L	99
104)	1,2,3-Trimethylbenzene	13.962	105	244446	40.48	ug/L	95
105)	1,4-Dichlorobenzene	13.975	146	158884	39.52	ug/L	96
106)	n-Butylbenzene	14.176	92	108335	44.71	ug/L	97
107)	Benzyl Chloride	14.200	126	28410	46.10	ug/L	99
108)	1,2-Dichlorobenzene	14.395	146	147999	39.51	ug/L	97
109)	1,2-Dibromo-3-Chloropr...	15.127	75	18605	42.64	ug/L	96
110)	Hexachlorobutadiene	15.663	225	32645	39.02	ug/L	94
111)	1,2,4-Trichlorobenzene	15.718	180	93274	40.23	ug/L	94
112)	Naphthalene	16.011	128	261277	41.52	ug/L	98
113)	1,2,3-Trichlorobenzene	16.188	180	84791	40.31	ug/L	98

(#) = qualifier out of range (m) = manual integration (+) = signals summed

Quantitation Report (QT Reviewed)

Data Path : C:\msdchem\1\data\06-22-2023\
Data File : 5E40412.D
Acq On : 22 Jun 2023 3:15 pm
Operator : joannel
Sample : ICC1806-5
Misc : MS54100,V5E1806,,,,,
ALS Vial : 7 Sample Multiplier: 1

Quant Time: Jun 23 06:49:15 2023
Quant Method : C:\msdchem\1\methods\appIX06-22-2023_.M
Quant Title : SW-846 Method 5030B/8260B & EPA 624
QLast Update : Thu Jun 22 14:18:21 2023
Response via : Initial Calibration

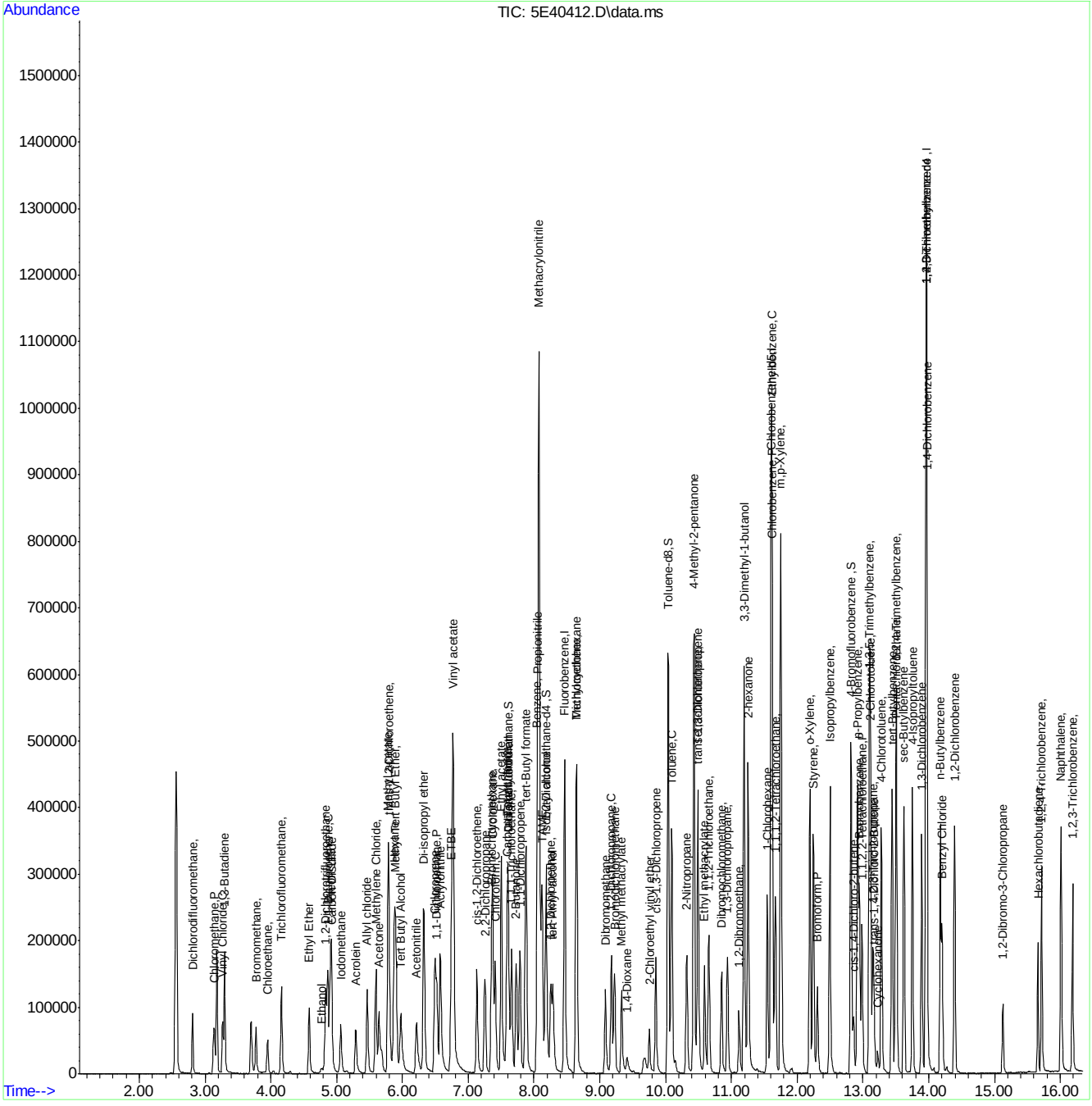
Abundance
TIC: 5E40412.D\data.ms
Time-->
Dichlorodifluoromethane,
Chloromethane,P
Vinyl Chloride,S
1,3-Butadiene
Bromomethane,
Chloroethane,
Trichlorofluoromethane,
Ethyl Ether
Ethanol
Iodomethane
Acrolein
Allyl chloride
Acetone
Methylene Chloride,
Tert Butyl Alcohol
Acetonitrile
Di-isopropyl ether
ETBE
Vinyl acetate
Methacrylonitrile
Benzene, Propionitrile
Fluorobenzene,I
Toluene-d8,S
Toluene,C
4-Methyl-2-pentanone
3,3-Dimethyl-1-butanol
2-hexanone
1,1,1,2-Tetrachloroethane,
Chlorobenzene-d5,I
m,p-Xylene,
Styrene,o-Xylene,
Isopropylbenzene,
Bromoform,P
Naphthalene,
1,2,3-Trichlorobenzene,
1,2-Dibromo-3-Chloropropane
1,4-Dichlorobenzene
1,2-Dichlorobenzene
n-Butylbenzene
Benzyl Chloride
1,3-Dichlorobenzene
4-Isopropyltoluene
sec-Butylbenzene
1,2,4-Trimethylbenzene,
4-Chlorotoluene,
2-Chlorotoluene,
Cyclohexanone
1,4-Dioxane
2-Chloroethyl vinyl ether
cis-1,3-Dichloropropene
1,1-Dichloropropene,P
1,2-Dibromomethane,
Dibromochloromethane,
Ethyl methacrylate
2-Nitropropane
Ethyl methacrylate
1,1,2-Trichloroethane,
1,3-Dichloropropane,
Chlorobenzene,C
1,1,1,2-Tetrachloroethane,
Ethylbenzene,C
Dibromomethane,C
1,4-Dichlorobutane-d8,I
Hexachlorobutadiene,
1,2,4-Trichlorobenzene,
Methylcyclohexane
Benzene, Propionitrile
Fluorobenzene,I
Methylcyclohexane
Dibromofluoromethane,S
1,2-Dichloroethane-d4,S
Tert-Butyl formate
Benzene,C
Trichloroethene,C
Methyl tert-Butyl Ether,
Methyl Acetate
Carbon disulfide
Methylene Chloride,
Allyl chloride
Iodomethane
Acrolein
Acetone
Tert Butyl Alcohol
Acetonitrile
Di-isopropyl ether
ETBE
Vinyl acetate
Methacrylonitrile

Quantitation Report (QT Reviewed)

Data Path : C:\msdchem\1\data\06-22-2023\
Data File : 5E40413.D
Acq On : 22 Jun 2023 3:38 pm
Operator : joannel
Sample : IC1806-6
Misc : MS54100,V5E1806,,,,,
ALS Vial : 8 Sample Multiplier: 1

Quant Time: Jun 23 06:49:17 2023
Quant Method : C:\msdchem\1\methods\appIX06-22-2023_.M
Quant Title : SW-846 Method 5030B/8260B & EPA 624
QLast Update : Thu Jun 22 14:18:21 2023
Response via : Initial Calibration

Compound	R.T.	QIon	Response	Conc	Units	Dev(Min)
Internal Standards						
1) Fluorobenzene	8.464	96	408214	50.00	ug/L	0.00
61) Chlorobenzene-d5	11.603	117	304635	50.00	ug/L	0.00
85) 1,4-Dichlorobenzene-d4	13.956	152	195057	50.00	ug/L	0.00
System Monitoring Compounds						
39) Dibromofluoromethane	7.610	113	122989	49.88	ug/L	0.00
Spiked Amount 50.000	Range 83 - 118		Recovery = 99.76%			
49) 1,2-Dichloroethane-d4	8.183	65	140219	48.36	ug/L	0.00
Spiked Amount 50.000	Range 79 - 125		Recovery = 96.72%			
62) Toluene-d8	10.036	98	408686	53.46	ug/L	0.00
Spiked Amount 50.000	Range 85 - 112		Recovery = 106.92%			
86) 4-Bromofluorobenzene	12.816	95	155284	49.90	ug/L	0.00
Spiked Amount 50.000	Range 83 - 118		Recovery = 99.80%			
Target Compounds						Qvalue
2) Dichlorodifluoromethane	2.806	85	104156	67.59	ug/L	100
3) Chloromethane	3.135	50	154664	68.81	ug/L	99
4) Vinyl Chloride	3.263	62	100824	60.72	ug/L	98
5) 1,3-Butadiene	3.294	39	98272	52.49	ug/L	99
6) Bromomethane	3.769	94	62035	59.86	ug/L	93
7) Chloroethane	3.946	64	50306	47.60	ug/L	92
8) Trichlorofluoromethane	4.153	101	162069	56.88	ug/L	96
9) Ethyl Ether	4.580	59	101404	63.46	ug/L	92
10) Ethanol	4.775	45	34347	1147.05	ug/L	80
11) 1,2-Dichlorotrifluoroe...	4.830	67	94898	57.46	ug/L	97
12) 1,1-Dichloroethene	4.861	61	151635	57.78	ug/L	95
13) Freon 113	4.903	101	87730	53.23	ug/L	95
14) Carbon Disulfide	4.922	76	243353	56.72	ug/L	95
15) Iodomethane	5.062	142	146632	62.21	ug/L	94
16) Acrolein	5.287	56	112941	265.43	ug/L	98
17) Allyl chloride	5.458	41	150454	63.78	ug/L	95
18) Methylene Chloride	5.592	49	169245	59.43	ug/L	96
19) Acetone	5.641	43	186593	264.69	ug/L	98
20) Methyl acetate	5.781	43	565307	292.22	ug/L	99
21) trans-1,2-Dichloroethene	5.793	61	149784	59.07	ug/L	96
22) Hexane	5.873	56	86822	57.14	ug/L	93
23) Methyl Tert Butyl Ether	5.897	73	319815	58.61	ug/L	99
24) Acetonitrile	6.214	41	169702	586.98	ug/L	99
25) Di-isopropyl ether	6.324	45	407344	59.72	ug/L	95
26) Chloroprene	6.488	53	174954	63.54	ug/L	98
27) 1,1-Dichloroethane	6.519	63	196854	58.19	ug/L	99
28) Acrylonitrile	6.574	53	276100	310.35	ug/L	100
29) ETBE	6.744	59	391932	61.96	ug/L	97
30) Tert Butyl Alcohol	5.976	59	192125	467.64	ug/L	99
31) Vinyl acetate	6.769	43	1288152	300.08	ug/L	100
32) cis-1,2-Dichloroethene	7.128	96	112082	61.40	ug/L	98
33) 2,2-Dichloropropane	7.250	77	149387	60.76	ug/L	98
34) Bromochloromethane	7.354	128	61030	61.72	ug/L	93
35) Cyclohexane	7.366	56	183988	57.06	ug/L	96

Quantitation Report (QT Reviewed)

Data Path : C:\msdchem\1\data\06-22-2023\
Data File : 5E40413.D
Acq On : 22 Jun 2023 3:38 pm
Operator : joannel
Sample : IC1806-6
Misc : MS54100,V5E1806,,,,,
ALS Vial : 8 Sample Multiplier: 1

Quant Time: Jun 23 06:49:17 2023
Quant Method : C:\msdchem\1\methods\appIX06-22-2023_.M
Quant Title : SW-846 Method 5030B/8260B & EPA 624
QLast Update : Thu Jun 22 14:18:21 2023
Response via : Initial Calibration

Compound	R.T.	QIon	Response	Conc	Units	Dev(Min)
36) Chloroform	7.409	83	203773	60.68	ug/L	98
37) Ethyl acetate	7.500	43	706264	299.52	ug/L	99
38) Tetrahydrofuran	7.598	42	44133	55.48	ug/L	94
40) Carbon Tetrachloride	7.592	117	159120	58.38	ug/L	99
41) 1,1,1-Trichloroethane	7.659	97	179181	58.63	ug/L	100
42) 2-Butanone	7.726	43	319697	277.55	ug/L	100
43) 1,1-Dichloropropene	7.787	75	123365	57.57	ug/L	98
44) tert-Butyl formate	7.878	59	316158	764.05	ug/L	98
45) Propionitrile	8.055	54	226988	607.26	ug/L	100
46) Methacrylonitrile	8.073	41	873223	588.47	ug/L	99
47) Benzene	8.049	78	367354	58.42	ug/L	97
48) TAME	8.122	73	298685	60.91	ug/L	98
50) 1,2-Dichloroethane	8.256	62	175465	58.91	ug/L	97
51) tert Amyl alcohol	8.287	59	124751	545.28	ug/L	97
52) Trichloroethene	8.640	95	107513	55.82	ug/L	98
53) Methylcyclohexane	8.646	83	134418	56.93	ug/L	100
54) Dibromomethane	9.085	93	76480	63.38	ug/L	96
55) 1,2-Dichloropropane	9.177	63	108249	61.21	ug/L	97
56) Bromodichloromethane	9.219	83	162086	61.62	ug/L	95
57) Methyl methacrylate	9.329	41	118150	59.21	ug/L	97
58) 1,4-Dioxane	9.415	88	30883	1140.44	ug/L	96
59) 2-Chloroethyl vinyl ether	9.750	63	48229	357.94	ug/L	95
60) cis-1,3-Dichloropropene	9.853	75	161960	61.88	ug/L	97
63) Toluene	10.091	91	411103	65.01	ug/L	99
64) Isobutyl alcohol	8.177	43	122376	1308.03	ug/L	98
65) 2-Nitropropane	10.323	41	166724	327.37	ug/L	97
66) 4-Methyl-2-pentanone	10.427	43	669556	321.90	ug/L	99
67) trans-1,3-Dichloropropene	10.488	75	153809	66.21	ug/L	95
68) Tetrachloroethene	10.494	166	127267	62.63	ug/L	96
69) Ethyl methacrylate	10.591	69	128342	68.77	ug/L	96
70) 1,1,2-Trichloroethane	10.658	83	86465	67.72	ug/L	98
71) Dibromochloromethane	10.853	129	142949	69.92	ug/L	97
72) 1,3-Dichloropropane	10.939	76	161315	68.83	ug/L	97
73) 1,2-Dibromoethane	11.115	107	117648	68.60	ug/L	94
74) 3,3-Dimethyl-1-butanol	11.195	57	443728	3234.67	ug/L	99
75) 2-hexanone	11.256	43	465199	337.48	ug/L	99
76) 1-Chlorohexane	11.548	91	119183	68.53	ug/L	95
77) Ethylbenzene	11.615	91	460867	62.50	ug/L	99
78) Chlorobenzene	11.621	112	286996	63.52	ug/L	98
79) 1,1,1,2-Tetrachloroethane	11.670	131	123656	65.69	ug/L	97
80) m,p-Xylene	11.749	91	744549	130.77	ug/L	99
81) o-Xylene	12.194	91	387266	65.44	ug/L	99
82) Styrene	12.243	104	301910	68.89	ug/L	99
83) Bromoform	12.310	173	106815	70.32	ug/L	99
84) Isopropylbenzene	12.493	105	459695	65.85	ug/L	99
87) cis-1,4-Dichloro-2-butene	12.853	53	31094	81.07	ug/L	88
88) n-Propylbenzene	12.920	91	521950	65.58	ug/L	98
89) Bromobenzene	12.944	156	142846	67.03	ug/L	95
90) 1,1,2,2-Tetrachloroethane	12.987	83	144047	64.99	ug/L	99
91) 1,3,5-Trimethylbenzene	13.097	105	395716	65.98	ug/L	97

Quantitation Report (QT Reviewed)

Data Path : C:\msdchem\1\data\06-22-2023\
Data File : 5E40413.D
Acq On : 22 Jun 2023 3:38 pm
Operator : joannel
Sample : IC1806-6
Misc : MS54100,V5E1806,,,,,
ALS Vial : 8 Sample Multiplier: 1

Quant Time: Jun 23 06:49:17 2023
Quant Method : C:\msdchem\1\methods\appIX06-22-2023_.M
Quant Title : SW-846 Method 5030B/8260B & EPA 624
QLast Update : Thu Jun 22 14:18:21 2023
Response via : Initial Calibration

	Compound	R.T.	QIon	Response	Conc	Units		Dev(Min)
92)	2-Chlorotoluene	13.109	91	369359	64.28	ug/L		96
93)	trans-1,4-Dichloro-2-B...	13.170	53	38166	87.16	ug/L	#	78
94)	1,2,3-Trichloropropane	13.152	110	47319	67.65	ug/L		96
95)	Cyclohexanone	13.225	55	26213	346.84	ug/L		95
96)	4-Chlorotoluene	13.280	91	347306	66.32	ug/L		99
98)	tert-Butylbenzene	13.438	91	212279	64.08	ug/L		97
99)	1,2,4-Trimethylbenzene	13.511	105	405840	67.30	ug/L		98
100)	Pentachloroethane	13.499	167	88284	74.36	ug/L		99
101)	sec-Butylbenzene	13.621	105	435181	66.70	ug/L		98
102)	4-Isopropyltoluene	13.749	119	395142	67.12	ug/L		99
103)	1,3-Dichlorobenzene	13.889	146	270986	67.50	ug/L		98
104)	1,2,3-Trimethylbenzene	13.962	105	428192	66.66	ug/L		97
105)	1,4-Dichlorobenzene	13.975	146	278572	65.14	ug/L		96
106)	n-Butylbenzene	14.176	92	182325	70.74	ug/L		99
107)	Benzyl Chloride	14.200	126	52224	71.31	ug/L		97
108)	1,2-Dichlorobenzene	14.389	146	267596	67.16	ug/L		96
109)	1,2-Dibromo-3-Chloropr...	15.121	75	30533	65.22	ug/L		90
110)	Hexachlorobutadiene	15.657	225	54678	61.44	ug/L		93
111)	1,2,4-Trichlorobenzene	15.712	180	165973	67.30	ug/L		98
112)	Naphthalene	16.011	128	453764	67.70	ug/L		98
113)	1,2,3-Trichlorobenzene	16.188	180	149852	66.97	ug/L		98

(#) = qualifier out of range (m) = manual integration (+) = signals summed

Quantitation Report (QT Reviewed)

Data Path : C:\msdchem\1\data\06-22-2023\
Data File : 5E40413.D
Acq On : 22 Jun 2023 3:38 pm
Operator : joannel
Sample : IC1806-6
Misc : MS54100,V5E1806,,,,,
ALS Vial : 8 Sample Multiplier: 1

Quant Time: Jun 23 06:49:17 2023
Quant Method : C:\msdchem\1\methods\appIX06-22-2023_.M
Quant Title : SW-846 Method 5030B/8260B & EPA 624
QLast Update : Thu Jun 22 14:18:21 2023
Response via : Initial Calibration

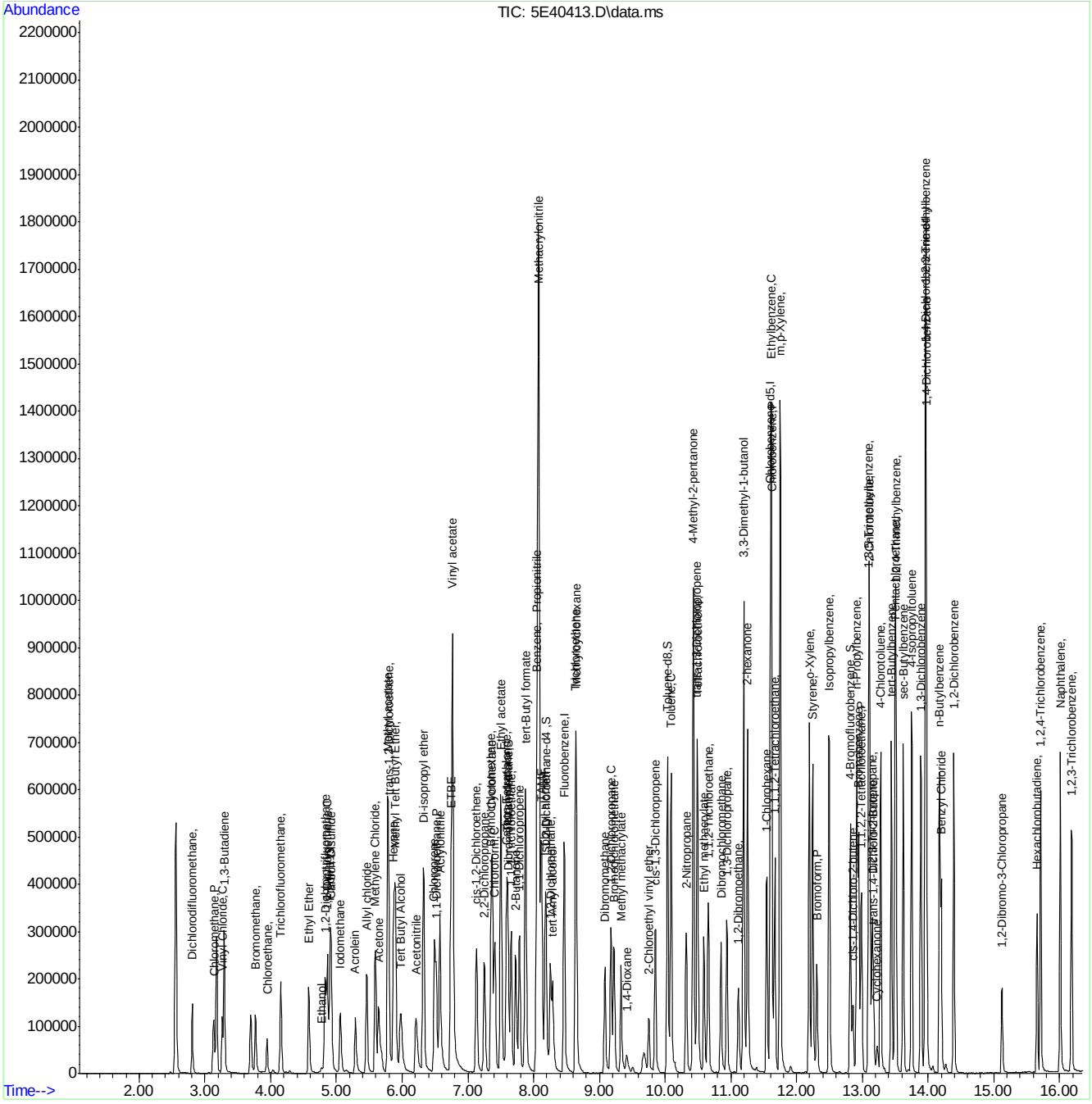

Quantitation Report (QT Reviewed)

Data Path : C:\msdchem\1\data\06-22-2023\
Data File : 5E40414.D
Acq On : 22 Jun 2023 4:01 pm
Operator : joannel
Sample : IC1806-7
Misc : MS54100,V5E1806,,,,,
ALS Vial : 9 Sample Multiplier: 1

Quant Time: Jun 23 06:49:19 2023
Quant Method : C:\msdchem\1\methods\appIX06-22-2023_.M
Quant Title : SW-846 Method 5030B/8260B & EPA 624
QLast Update : Thu Jun 22 14:18:21 2023
Response via : Initial Calibration

Compound	R.T.	QIon	Response	Conc	Units	Dev(Min)
Internal Standards						
1) Fluorobenzene	8.463	96	426471	50.00	ug/L	0.00
61) Chlorobenzene-d5	11.603	117	322469	50.00	ug/L	0.00
85) 1,4-Dichlorobenzene-d4	13.962	152	206471	50.00	ug/L	0.00
System Monitoring Compounds						
39) Dibromofluoromethane	7.610	113	125012	48.53	ug/L	0.00
Spiked Amount 50.000	Range 83 - 118		Recovery = 97.06%			
49) 1,2-Dichloroethane-d4	8.183	65	145165	47.93	ug/L	0.00
Spiked Amount 50.000	Range 79 - 125		Recovery = 95.86%			
62) Toluene-d8	10.036	98	424963	52.52	ug/L	0.00
Spiked Amount 50.000	Range 85 - 112		Recovery = 105.04%			
86) 4-Bromofluorobenzene	12.816	95	161134	48.92	ug/L	0.00
Spiked Amount 50.000	Range 83 - 118		Recovery = 97.84%			
Target Compounds						Qvalue
2) Dichlorodifluoromethane	2.806	85	169927	105.55	ug/L	100
3) Chloromethane	3.135	50	239537	103.88	ug/L	97
4) Vinyl Chloride	3.263	62	169012	97.82	ug/L	98
5) 1,3-Butadiene	3.294	39	136446	73.95	ug/L	100
6) Bromomethane	3.769	94	100123	90.41	ug/L	98
7) Chloroethane	3.946	64	75038	67.96	ug/L	89
8) Trichlorofluoromethane	4.147	101	263989	88.68	ug/L	99
9) Ethyl Ether	4.586	59	145939	87.43	ug/L	95
10) Ethanol	4.787	45	52509	1714.89	ug/L	83
11) 1,2-Dichlorotrifluoroe...	4.830	67	141796	85.02	ug/L	95
12) 1,1-Dichloroethene	4.860	61	224527	85.24	ug/L	95
13) Freon 113	4.903	101	132664	77.05	ug/L	96
14) Carbon Disulfide	4.921	76	367459	85.57	ug/L	97
15) Iodomethane	5.062	142	217055	88.21	ug/L	94
16) Acrolein	5.287	56	176014	398.20	ug/L	100
17) Allyl chloride	5.464	41	219198	88.95	ug/L	96
18) Methylene Chloride	5.592	49	245225	90.59	ug/L	99
19) Acetone	5.647	43	291123	411.36	ug/L	99
20) Methyl acetate	5.781	43	859518	425.28	ug/L	98
21) trans-1,2-Dichloroethene	5.793	61	220780	86.28	ug/L	96
22) Hexane	5.872	56	128200	86.38	ug/L	96
23) Methyl Tert Butyl Ether	5.897	73	472636	82.91	ug/L	99
24) Acetonitrile	6.214	41	266404	901.68	ug/L	100
25) Di-isopropyl ether	6.324	45	597417	83.84	ug/L	97
26) Chloroprene	6.494	53	254631	88.52	ug/L	98
27) 1,1-Dichloroethane	6.519	63	291445	82.46	ug/L	100
28) Acrylonitrile	6.574	53	424208	456.42	ug/L	99
29) ETBE	6.744	59	567621	85.89	ug/L	97
30) Tert Butyl Alcohol	5.988	59	293693	719.95	ug/L	99
31) Vinyl acetate	6.769	43	1909060	428.30	ug/L	100
32) cis-1,2-Dichloroethene	7.128	96	168123	88.16	ug/L	97
33) 2,2-Dichloropropane	7.256	77	219255	85.36	ug/L	98
34) Bromochloromethane	7.354	128	88491	85.66	ug/L	93
35) Cyclohexane	7.372	56	270473	80.29	ug/L	98

Quantitation Report (QT Reviewed)

Data Path : C:\msdchem\1\data\06-22-2023\
Data File : 5E40414.D
Acq On : 22 Jun 2023 4:01 pm
Operator : joannel
Sample : IC1806-7
Misc : MS54100,V5E1806,,,,,
ALS Vial : 9 Sample Multiplier: 1

Quant Time: Jun 23 06:49:19 2023
Quant Method : C:\msdchem\1\methods\appIX06-22-2023_.M
Quant Title : SW-846 Method 5030B/8260B & EPA 624
QLast Update : Thu Jun 22 14:18:21 2023
Response via : Initial Calibration

Compound	R.T.	QIon	Response	Conc	Units	Dev(Min)
36) Chloroform	7.409	83	297863	84.90	ug/L	98
37) Ethyl acetate	7.500	43	1061126	430.75	ug/L	99
38) Tetrahydrofuran	7.604	42	68475	82.39	ug/L	97
40) Carbon Tetrachloride	7.592	117	233951	82.16	ug/L	95
41) 1,1,1-Trichloroethane	7.659	97	265408	83.13	ug/L	98
42) 2-Butanone	7.726	43	502991	428.59	ug/L	99
43) 1,1-Dichloropropene	7.787	75	186704	87.26	ug/L	97
44) tert-Butyl formate	7.878	59	516557	1062.19	ug/L	100
45) Propionitrile	8.055	54	356877	913.88	ug/L	96
46) Methacrylonitrile	8.079	41	1327632	856.39	ug/L	100
47) Benzene	8.049	78	543903	82.80	ug/L	99
48) TAME	8.122	73	448544	87.55	ug/L	99
50) 1,2-Dichloroethane	8.256	62	254689	81.85	ug/L	99
51) tert Amyl alcohol	8.293	59	200368	842.97	ug/L	98
52) Trichloroethene	8.640	95	159968	79.50	ug/L	95
53) Methylcyclohexane	8.646	83	204465	82.90	ug/L	97
54) Dibromomethane	9.085	93	112633	89.34	ug/L	95
55) 1,2-Dichloropropane	9.177	63	160782	87.02	ug/L	97
56) Bromodichloromethane	9.219	83	239164	87.02	ug/L	97
57) Methyl methacrylate	9.329	41	180873	88.09	ug/L	99
58) 1,4-Dioxane	9.421	88	48639	1719.24	ug/L	94
59) 2-Chloroethyl vinyl ether	9.750	63	104319	741.08	ug/L	96
60) cis-1,3-Dichloropropene	9.847	75	242111	88.54	ug/L	99
63) Toluene	10.091	91	612062	91.44	ug/L	100
64) Isobutyl alcohol	8.183	43	195327	1955.81	ug/L	96
65) 2-Nitropropane	10.323	41	256463	475.73	ug/L	98
66) 4-Methyl-2-pentanone	10.433	43	1035205	486.99	ug/L	99
67) trans-1,3-Dichloropropene	10.487	75	236496	91.00	ug/L	98
68) Tetrachloroethene	10.493	166	191649	89.10	ug/L	97
69) Ethyl methacrylate	10.591	69	196391	99.31	ug/L	94
70) 1,1,2-Trichloroethane	10.652	83	127629	94.44	ug/L	96
71) Dibromochloromethane	10.853	129	211924	97.92	ug/L	97
72) 1,3-Dichloropropane	10.939	76	242453	97.73	ug/L	98
73) 1,2-Dibromoethane	11.115	107	181339	99.89	ug/L	96
74) 3,3-Dimethyl-1-butanol	11.195	57	821034	4962.26	ug/L	97
75) 2-hexanone	11.256	43	736412	504.68	ug/L	99
76) 1-Chlorohexane	11.548	91	180020	97.79	ug/L	96
77) Ethylbenzene	11.615	91	698007	89.43	ug/L	100
78) Chlorobenzene	11.621	112	435187	91.00	ug/L	96
79) 1,1,1,2-Tetrachloroethane	11.670	131	187358	94.02	ug/L	96
80) m,p-Xylene	11.749	91	1134197	188.19	ug/L	99
81) o-Xylene	12.194	91	588630	93.97	ug/L	98
82) Styrene	12.243	104	462156	99.62	ug/L	98
83) Bromoform	12.310	173	165851	103.14	ug/L	97
84) Isopropylbenzene	12.499	105	699270	94.62	ug/L	99
87) cis-1,4-Dichloro-2-butene	12.853	53	54098	119.68	ug/L	94
88) n-Propylbenzene	12.914	91	794219	94.27	ug/L	98
89) Bromobenzene	12.944	156	218727	96.96	ug/L	95
90) 1,1,2,2-Tetrachloroethane	12.987	83	221353	94.35	ug/L	99
91) 1,3,5-Trimethylbenzene	13.097	105	599882	94.49	ug/L	98

Quantitation Report (QT Reviewed)

Data Path : C:\msdchem\1\data\06-22-2023\
Data File : 5E40414.D
Acq On : 22 Jun 2023 4:01 pm
Operator : joannel
Sample : IC1806-7
Misc : MS54100,V5E1806,,,,,
ALS Vial : 9 Sample Multiplier: 1

Quant Time: Jun 23 06:49:19 2023
Quant Method : C:\msdchem\1\methods\appIX06-22-2023_.M
Quant Title : SW-846 Method 5030B/8260B & EPA 624
QLast Update : Thu Jun 22 14:18:21 2023
Response via : Initial Calibration

	Compound	R.T.	QIon	Response	Conc	Units		Dev(Min)
92)	2-Chlorotoluene	13.109	91	557735	91.70	ug/L		95
93)	trans-1,4-Dichloro-2-B...	13.170	53	63385	136.75	ug/L	#	74
94)	1,2,3-Trichloropropane	13.152	110	73018	98.61	ug/L		97
95)	Cyclohexanone	13.225	55	43021	508.43	ug/L		93
96)	4-Chlorotoluene	13.280	91	528422	95.33	ug/L		98
98)	tert-Butylbenzene	13.444	91	315542	89.99	ug/L		99
99)	1,2,4-Trimethylbenzene	13.511	105	616263	96.54	ug/L		97
100)	Pentachloroethane	13.499	167	141335	112.47	ug/L		98
101)	sec-Butylbenzene	13.621	105	664816	96.27	ug/L		97
102)	4-Isopropyltoluene	13.755	119	613379	98.43	ug/L		98
103)	1,3-Dichlorobenzene	13.889	146	411951	96.94	ug/L		98
104)	1,2,3-Trimethylbenzene	13.962	105	659041	96.92	ug/L		97
105)	1,4-Dichlorobenzene	13.975	146	425001	93.89	ug/L		96
106)	n-Butylbenzene	14.176	92	284541	104.30	ug/L		94
107)	Benzyl Chloride	14.200	126	88085	101.10	ug/L		93
108)	1,2-Dichlorobenzene	14.395	146	404707	95.95	ug/L		98
109)	1,2-Dibromo-3-Chloropr...	15.121	75	48834	97.35	ug/L		93
110)	Hexachlorobutadiene	15.663	225	83522	88.66	ug/L		95
111)	1,2,4-Trichlorobenzene	15.712	180	251615	96.38	ug/L		96
112)	Naphthalene	16.011	128	716947	100.89	ug/L		99
113)	1,2,3-Trichlorobenzene	16.188	180	230598	97.36	ug/L		97

(#) = qualifier out of range (m) = manual integration (+) = signals summed

Quantitation Report (QT Reviewed)

Data Path : C:\msdchem\1\data\06-22-2023\
Data File : 5E40414.D
Acq On : 22 Jun 2023 4:01 pm
Operator : joannel
Sample : IC1806-7
Misc : MS54100,V5E1806,,,,,
ALS Vial : 9 Sample Multiplier: 1

Quant Time: Jun 23 06:49:19 2023
Quant Method : C:\msdchem\1\methods\appIX06-22-2023_.M
Quant Title : SW-846 Method 5030B/8260B & EPA 624
QLast Update : Thu Jun 22 14:18:21 2023
Response via : Initial Calibration

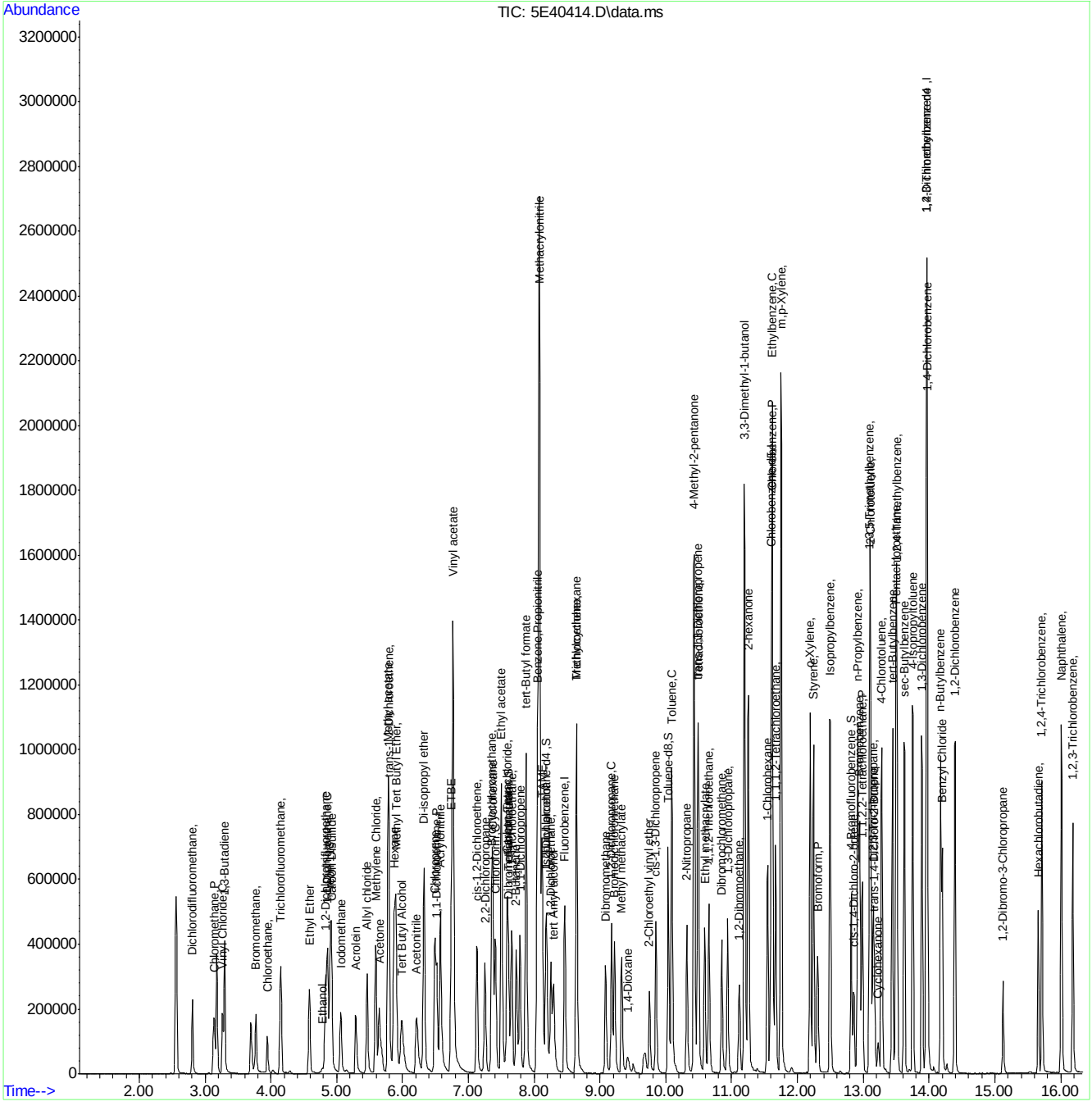

Quantitation Report (QT Reviewed)

Data Path : C:\msdchem\1\data\06-22-2023\
Data File : 5E40416.D
Acq On : 22 Jun 2023 4:47 pm
Operator : joannel
Sample : ICV1806-5
Misc : MS54100,V5E1806,,,,,
ALS Vial : 11 Sample Multiplier: 1

Quant Time: Jun 23 07:09:01 2023
Quant Method : C:\msdchem\1\methods\appIX06-22-2023_.M
Quant Title : SW-846 Method 5030B/8260B & EPA 624
QLast Update : Fri Jun 23 07:08:45 2023
Response via : Initial Calibration

Compound	R.T.	QIon	Response	Conc	Units	Dev(Min)
Internal Standards						
1) Fluorobenzene	8.463	96	437727	50.00	ug/L	0.00
61) Chlorobenzene-d5	11.603	117	327338	50.00	ug/L	0.00
85) 1,4-Dichlorobenzene-d4	13.962	152	200462	50.00	ug/L	0.00
System Monitoring Compounds						
39) Dibromofluoromethane	7.610	113	127957	49.31	ug/L	0.00
Spiked Amount 50.000	Range 83 - 118		Recovery = 98.62%			
49) 1,2-Dichloroethane-d4	8.183	65	153925	50.00	ug/L	0.00
Spiked Amount 50.000	Range 79 - 125		Recovery = 100.00%			
62) Toluene-d8	10.036	98	433573	50.12	ug/L	0.00
Spiked Amount 50.000	Range 85 - 112		Recovery = 100.24%			
86) 4-Bromofluorobenzene	12.816	95	163706	50.81	ug/L	0.00
Spiked Amount 50.000	Range 83 - 118		Recovery = 101.62%			
Target Compounds						Qvalue
2) Dichlorodifluoromethane	2.806	85	78518	44.32	ug/L	99
3) Chloromethane	3.135	50	107313	41.59	ug/L	95
4) Vinyl Chloride	3.269	62	71554	41.50	ug/L	97
5) 1,3-Butadiene	3.300	39	61232	40.02	ug/L	100
6) Bromomethane	3.775	94	43745	40.81	ug/L	97
7) Chloroethane	3.952	64	39071	43.51	ug/L	96
8) Trichlorofluoromethane	4.159	101	108736	39.28	ug/L	97
9) Ethyl Ether	4.580	59	66195	43.93	ug/L	99
10) Ethanol	4.775	45	19771	730.50	ug/L	99
11) 1,2-Dichlorotrifluoroe...	4.830	67	70662	44.17	ug/L	94
12) 1,1-Dichloroethene	4.867	61	97723	37.98	ug/L	97
13) Freon 113	4.909	101	67247	44.19	ug/L	98
14) Carbon Disulfide	4.928	76	162322	39.33	ug/L	98
15) Iodomethane	5.062	142	84819	38.20	ug/L	95
16) Acrolein	5.287	56	82770	236.99	ug/L	97
17) Allyl chloride	5.464	41	108866	46.92	ug/L	97
18) Methylene Chloride	5.592	49	112936	36.41	ug/L	100
19) Acetone	5.647	43	115548	177.17	ug/L	99
20) Methyl acetate	5.781	43	312919	175.75	ug/L	99
21) trans-1,2-Dichloroethene	5.793	61	98779	39.06	ug/L	99
22) Hexane	5.879	56	60626	40.18	ug/L	98
23) Methyl Tert Butyl Ether	5.897	73	198181	39.54	ug/L	90
24) Acetonitrile	6.214	41	115802	430.05	ug/L	98
25) Di-isopropyl ether	6.324	45	254688	39.41	ug/L	98
26) Chloroprene	6.494	53	106852	39.19	ug/L	99
27) 1,1-Dichloroethane	6.525	63	123860	39.05	ug/L	98
28) Acrylonitrile	6.574	53	171656	196.58	ug/L	95
29) ETBE	6.744	59	247712	40.70	ug/L	98
30) Tert Butyl Alcohol	5.976	59	127318	372.12	ug/L	99
31) Vinyl acetate	6.769	43	860589	219.04	ug/L	100
32) cis-1,2-Dichloroethene	7.134	96	70322	38.49	ug/L	97
33) 2,2-Dichloropropane	7.256	77	101182	41.68	ug/L	98
34) Bromochloromethane	7.354	128	38734	39.13	ug/L	94
35) Cyclohexane	7.372	56	124598	38.85	ug/L	99

Quantitation Report (QT Reviewed)

Data Path : C:\msdchem\1\data\06-22-2023\
Data File : 5E40416.D
Acq On : 22 Jun 2023 4:47 pm
Operator : joannel
Sample : ICV1806-5
Misc : MS54100,V5E1806,,,,,
ALS Vial : 11 Sample Multiplier: 1

Quant Time: Jun 23 07:09:01 2023
Quant Method : C:\msdchem\1\methods\appIX06-22-2023_.M
Quant Title : SW-846 Method 5030B/8260B & EPA 624
QLast Update : Fri Jun 23 07:08:45 2023
Response via : Initial Calibration

Compound	R.T.	QIon	Response	Conc	Units		Dev(Min)
36) Chloroform	7.415	83	130137	39.33	ug/L		98
37) Ethyl acetate	7.500	43	428106	194.22	ug/L		99
38) Tetrahydrofuran	7.604	42	26625	33.61	ug/L		94
40) Carbon Tetrachloride	7.592	117	102983	38.44	ug/L		96
41) 1,1,1-Trichloroethane	7.659	97	116071	38.44	ug/L		99
42) 2-Butanone	7.732	43	192249	187.87	ug/L		99
43) 1,1-Dichloropropene	7.787	75	85525	40.71	ug/L		96
44) tert-Butyl formate	7.878	59	226994	455.53	ug/L		97
45) Propionitrile	8.055	54	148233	408.78	ug/L		96
46) Methacrylonitrile	8.073	41	569911	425.88	ug/L		98
47) Benzene	8.049	78	242765	40.70	ug/L		98
48) TAME	8.122	73	179461	37.11	ug/L		98
50) 1,2-Dichloroethane	8.256	62	107357	38.64	ug/L		97
51) tert Amyl alcohol	8.287	59	78055	354.49	ug/L		98
52) Trichloroethene	8.646	95	70356	39.19	ug/L		98
53) Methylcyclohexane	8.646	83	90517	38.86	ug/L		94
54) Dibromomethane	9.085	93	47539	41.35	ug/L		94
55) 1,2-Dichloropropane	9.177	63	72139	42.58	ug/L		93
56) Bromodichloromethane	9.225	83	96712	39.40	ug/L		98
57) Methyl methacrylate	9.335	41	73397	40.09	ug/L		98
58) 1,4-Dioxane	9.421	88	17703	694.42	ug/L		94
59) 2-Chloroethyl vinyl ether	9.756	63	23627	188.41	ug/L		98
60) cis-1,3-Dichloropropene	9.853	75	97520	38.78	ug/L		98
63) Toluene	10.091	91	266176	40.06	ug/L		99
64) Isobutyl alcohol	8.177	43	81722	846.79	ug/L		99
65) 2-Nitropropane	10.323	41	95559	186.69	ug/L		98
66) 4-Methyl-2-pentanone	10.433	43	390681	179.44	ug/L		98
67) trans-1,3-Dichloropropene	10.487	75	88011	36.81	ug/L		98
68) Tetrachloroethene	10.493	166	83789	38.44	ug/L		98
69) Ethyl methacrylate	10.591	69	85544	44.45	ug/L		98
70) 1,1,2-Trichloroethane	10.658	83	52078	39.24	ug/L		94
71) Dibromochloromethane	10.853	129	86996	41.72	ug/L		99
72) 1,3-Dichloropropane	10.939	76	105833	42.30	ug/L		97
73) 1,2-Dibromoethane	11.115	107	70537	39.45	ug/L		96
74) 3,3-Dimethyl-1-butanol	11.195	57	239615	1694.90	ug/L		99
75) 2-hexanone	11.256	43	274835	189.76	ug/L		99
76) 1-Chlorohexane	11.548	91	77814	38.67	ug/L		93
77) Ethylbenzene	11.615	91	297311	38.53	ug/L		98
78) Chlorobenzene	11.621	112	180063	38.96	ug/L		96
79) 1,1,1,2-Tetrachloroethane	11.670	131	77026	39.56	ug/L		98
80) m,p-Xylene	11.749	91	473923	79.53	ug/L		99
81) o-Xylene	12.194	91	241155	39.31	ug/L		97
82) Styrene	12.243	104	186311	38.69	ug/L		100
83) Bromoform	12.310	173	62116	37.41	ug/L		98
84) Isopropylbenzene	12.499	105	294004	40.42	ug/L		98
87) cis-1,4-Dichloro-2-butene	12.859	53	20857	45.95	ug/L	#	83
88) n-Propylbenzene	12.920	91	332448	39.83	ug/L		98
89) Bromobenzene	12.944	156	91789	42.69	ug/L		98
90) 1,1,2,2-Tetrachloroethane	12.987	83	87503	38.57	ug/L		95
91) 1,3,5-Trimethylbenzene	13.097	105	252713	41.21	ug/L		99

Quantitation Report (QT Reviewed)

Data Path : C:\msdchem\1\data\06-22-2023\
Data File : 5E40416.D
Acq On : 22 Jun 2023 4:47 pm
Operator : joannel
Sample : ICV1806-5
Misc : MS54100,V5E1806,,,,,
ALS Vial : 11 Sample Multiplier: 1

Quant Time: Jun 23 07:09:01 2023
Quant Method : C:\msdchem\1\methods\appIX06-22-2023_.M
Quant Title : SW-846 Method 5030B/8260B & EPA 624
QLast Update : Fri Jun 23 07:08:45 2023
Response via : Initial Calibration

Compound	R.T.	QIon	Response	Conc	Units	Dev(Min)
92) 2-Chlorotoluene	13.109	91	236171	39.93	ug/L	94
93) trans-1,4-Dichloro-2-B...	13.170	53	21562	38.39	ug/L	95
94) 1,2,3-Trichloropropane	13.152	110	29876	39.97	ug/L	90
95) Cyclohexanone	13.231	55	21197	265.61	ug/L	94
96) 4-Chlorotoluene	13.280	91	212562	39.04	ug/L	100
98) tert-Butylbenzene	13.444	91	134943	39.19	ug/L	99
99) 1,2,4-Trimethylbenzene	13.511	105	248671	40.21	ug/L	99
100) Pentachloroethane	13.499	167	55275	43.64	ug/L	91
101) sec-Butylbenzene	13.621	105	266667	38.51	ug/L	99
102) 4-Isopropyltoluene	13.749	119	246062	39.40	ug/L	98
103) 1,3-Dichlorobenzene	13.895	146	160667	39.56	ug/L	98
104) 1,2,3-Trimethylbenzene	13.962	105	261083	39.77	ug/L	98
105) 1,4-Dichlorobenzene	13.975	146	172367	39.26	ug/L	99
106) n-Butylbenzene	14.176	92	117325	42.23	ug/L	99
107) Benzyl Chloride	14.200	126	28139	38.14	ug/L	97
108) 1,2-Dichlorobenzene	14.395	146	157064	39.76	ug/L	99
109) 1,2-Dibromo-3-Chloropr...	15.127	75	18144	37.66	ug/L	85
110) Hexachlorobutadiene	15.657	225	35685	40.05	ug/L	92
111) 1,2,4-Trichlorobenzene	15.718	180	96853	40.25	ug/L	97
112) Naphthalene	16.011	128	261370	38.19	ug/L	99
113) 1,2,3-Trichlorobenzene	16.188	180	89021	39.72	ug/L	96

(#) = qualifier out of range (m) = manual integration (+) = signals summed

Quantitation Report (QT Reviewed)

Data Path : C:\msdchem\1\data\06-22-2023\
Data File : 5E40416.D
Acq On : 22 Jun 2023 4:47 pm
Operator : joannel
Sample : ICV1806-5
Misc : MS54100,V5E1806,,,,,
ALS Vial : 11 Sample Multiplier: 1

Quant Time: Jun 23 07:09:01 2023
Quant Method : C:\msdchem\1\methods\appIX06-22-2023_.M
Quant Title : SW-846 Method 5030B/8260B & EPA 624
QLast Update : Fri Jun 23 07:08:45 2023
Response via : Initial Calibration

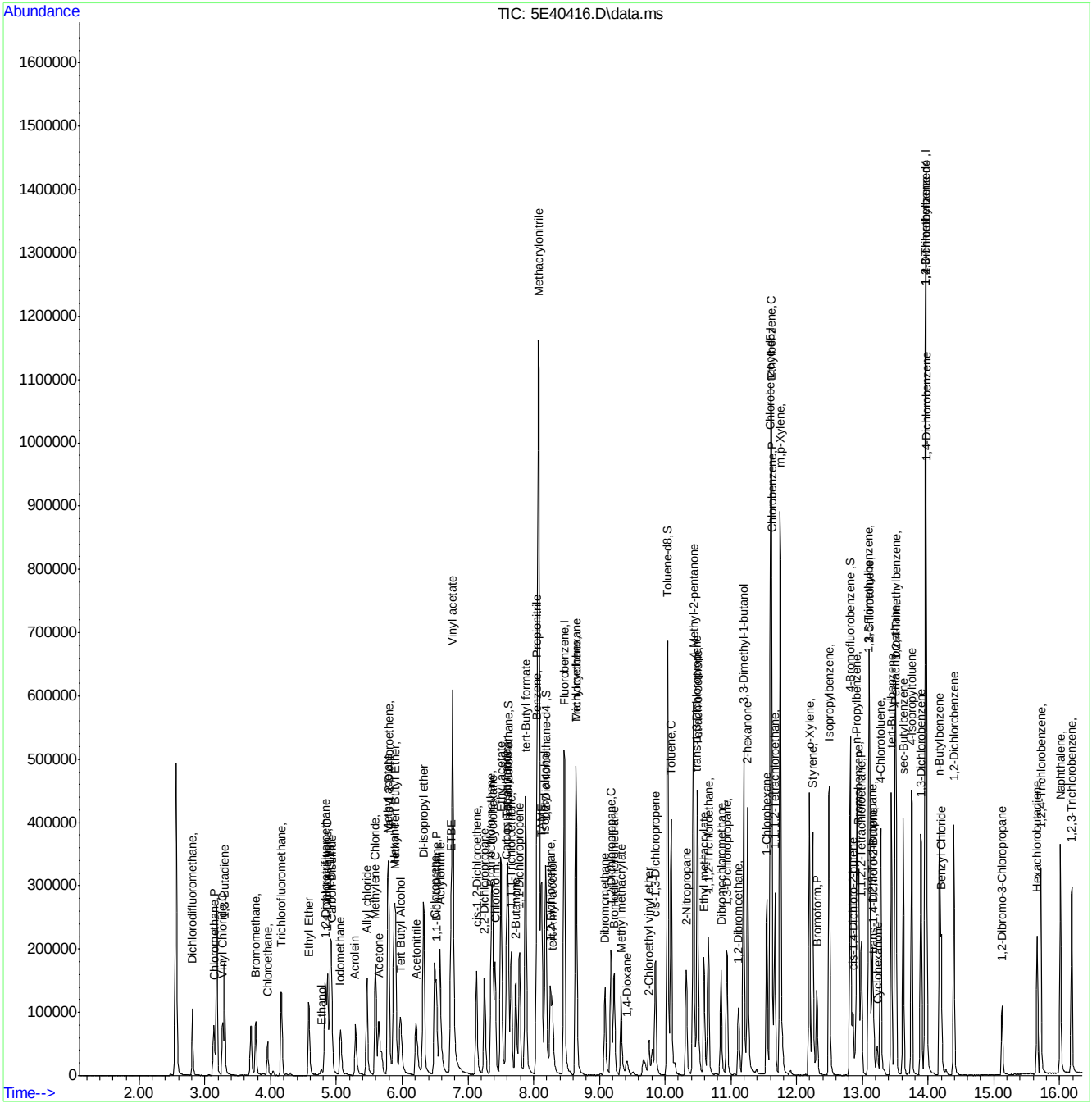

Quantitation Report (QT Reviewed)

Data Path : C:\msdchem\1\data\06-28-2023\
Data File : 5E40555.D
Acq On : 28 Jun 2023 9:38 am
Operator : joannel
Sample : CC1806-5
Misc : MS54100,V5E1812,,,,,
ALS Vial : 2 Sample Multiplier: 1

Quant Time: Jun 28 09:55:31 2023
Quant Method : C:\msdchem\1\methods\appIX06-22-2023_.M
Quant Title : SW-846 Method 5030B/8260B & EPA 624
QLast Update : Fri Jun 23 07:08:45 2023
Response via : Initial Calibration

Compound	R.T.	QIon	Response	Conc	Units	Dev(Min)
Internal Standards						
1) Fluorobenzene	8.463	96	468530	50.00	ug/L	0.00
61) Chlorobenzene-d5	11.603	117	355428	50.00	ug/L	0.00
85) 1,4-Dichlorobenzene-d4	13.962	152	217146	50.00	ug/L	0.00
System Monitoring Compounds						
39) Dibromofluoromethane	7.610	113	139129	50.09	ug/L	0.00
Spiked Amount 50.000	Range 83 - 118		Recovery = 100.18%			
49) 1,2-Dichloroethane-d4	8.183	65	160693	48.77	ug/L	0.00
Spiked Amount 50.000	Range 79 - 125		Recovery = 97.54%			
62) Toluene-d8	10.036	98	470137	50.05	ug/L	0.00
Spiked Amount 50.000	Range 85 - 112		Recovery = 100.10%			
86) 4-Bromofluorobenzene	12.816	95	177201	50.77	ug/L	0.00
Spiked Amount 50.000	Range 83 - 118		Recovery = 101.54%			
Target Compounds						Qvalue
2) Dichlorodifluoromethane	2.806	85	76384	40.28	ug/L	99
3) Chloromethane	3.135	50	120682	43.70	ug/L	99
4) Vinyl Chloride	3.269	62	83989	45.51	ug/L	99
5) 1,3-Butadiene	3.300	39	81854	49.98	ug/L	98
6) Bromomethane	3.775	94	45923	40.03	ug/L	99
7) Chloroethane	3.952	64	47573	50.49	ug/L	99
8) Trichlorofluoromethane	4.165	101	120615	40.70	ug/L	98
9) Ethyl Ether	4.580	59	68992	42.78	ug/L	95
10) Ethanol	4.775	45	22462	775.36	ug/L	87
11) 1,2-Dichlorotrifluoroe...	4.830	67	71408	41.50	ug/L	93
12) 1,1-Dichloroethene	4.867	61	103720	37.64	ug/L	95
13) Freon 113	4.903	101	59108	35.60	ug/L	96
14) Carbon Disulfide	4.921	76	161424	36.54	ug/L	100
15) Iodomethane	5.062	142	86659	36.46	ug/L	100
16) Acrolein	5.293	56	76326	204.17	ug/L	91
17) Allyl chloride	5.464	41	111347	44.80	ug/L	96
18) Methylene Chloride	5.592	49	116490	34.90	ug/L	98
19) Acetone	5.647	43	112365	160.96	ug/L	96
20) Methyl acetate	5.781	43	414455	217.48	ug/L	97
21) trans-1,2-Dichloroethene	5.793	61	104632	38.62	ug/L	98
22) Hexane	5.879	56	61818	38.08	ug/L	94
23) Methyl Tert Butyl Ether	5.897	73	217922	40.62	ug/L	96
24) Acetonitrile	6.214	41	123793	429.50	ug/L	95
25) Di-isopropyl ether	6.324	45	301041	43.52	ug/L	98
26) Chloroprene	6.494	53	123120	42.26	ug/L	99
27) 1,1-Dichloroethane	6.525	63	141582	41.70	ug/L	99
28) Acrylonitrile	6.574	53	205902	220.30	ug/L	95
29) ETBE	6.744	59	268490	41.21	ug/L	97
30) Tert Butyl Alcohol	5.976	59	138823	379.75	ug/L	98
31) Vinyl acetate	6.769	43	959181	228.08	ug/L	100
32) cis-1,2-Dichloroethene	7.134	96	76900	39.36	ug/L	98
33) 2,2-Dichloropropane	7.256	77	103629	39.88	ug/L	97
34) Bromochloromethane	7.354	128	41545	39.22	ug/L	91
35) Cyclohexane	7.372	56	131001	38.09	ug/L	100

Quantitation Report (QT Reviewed)

Data Path : C:\msdchem\1\data\06-28-2023\
Data File : 5E40555.D
Acq On : 28 Jun 2023 9:38 am
Operator : joannel
Sample : CC1806-5
Misc : MS54100,V5E1812,,,,,
ALS Vial : 2 Sample Multiplier: 1

Quant Time: Jun 28 09:55:31 2023
Quant Method : C:\msdchem\1\methods\appIX06-22-2023_.M
Quant Title : SW-846 Method 5030B/8260B & EPA 624
QLast Update : Fri Jun 23 07:08:45 2023
Response via : Initial Calibration

Compound	R.T.	QIon	Response	Conc	Units		Dev(Min)
36) Chloroform	7.409	83	138501	39.09	ug/L		94
37) Ethyl acetate	7.500	43	522661	221.53	ug/L		99
38) Tetrahydrofuran	7.604	42	34185	40.98	ug/L		92
40) Carbon Tetrachloride	7.592	117	106729	37.13	ug/L		98
41) 1,1,1-Trichloroethane	7.659	97	122298	37.79	ug/L		97
42) 2-Butanone	7.732	43	193710	176.85	ug/L		99
43) 1,1-Dichloropropene	7.787	75	90540	40.23	ug/L		98
44) tert-Butyl formate	7.878	59	188601	353.60	ug/L		94
45) Propionitrile	8.055	54	162634	418.99	ug/L		95
46) Methacrylonitrile	8.073	41	624862	436.24	ug/L		99
47) Benzene	8.049	78	264651	41.45	ug/L		97
48) TAME	8.122	73	204576	39.52	ug/L		98
50) 1,2-Dichloroethane	8.256	62	113825	38.27	ug/L		99
51) tert Amyl alcohol	8.287	59	93914	401.35	ug/L		97
52) Trichloroethene	8.646	95	76411	39.76	ug/L		95
53) Methylcyclohexane	8.646	83	97803	39.25	ug/L		99
54) Dibromomethane	9.085	93	52839	42.94	ug/L		92
55) 1,2-Dichloropropane	9.177	63	79575	43.88	ug/L		97
56) Bromodichloromethane	9.225	83	111129	42.30	ug/L		98
57) Methyl methacrylate	9.329	41	81903	41.77	ug/L		97
58) 1,4-Dioxane	9.414	88	21169	777.61	ug/L		83
59) 2-Chloroethyl vinyl ether	9.756	63	20471	161.71	ug/L		95
60) cis-1,3-Dichloropropene	9.853	75	113326	42.14	ug/L		97
63) Toluene	10.091	91	292780	40.58	ug/L		100
64) Isobutyl alcohol	8.177	43	83490	796.74	ug/L		98
65) 2-Nitropropane	10.323	41	115120	207.13	ug/L		100
66) 4-Methyl-2-pentanone	10.433	43	418813	177.16	ug/L		99
67) trans-1,3-Dichloropropene	10.487	75	108678	41.86	ug/L		98
68) Tetrachloroethene	10.494	166	89440	37.73	ug/L		99
69) Ethyl methacrylate	10.591	69	86127	41.32	ug/L		100
70) 1,1,2-Trichloroethane	10.658	83	63027	43.74	ug/L		93
71) Dibromochloromethane	10.853	129	95326	42.10	ug/L		98
72) 1,3-Dichloropropane	10.939	76	116712	42.96	ug/L		98
73) 1,2-Dibromoethane	11.115	107	81085	41.77	ug/L		93
74) 3,3-Dimethyl-1-butanol	11.195	57	242172	1584.75	ug/L		99
75) 2-hexanone	11.256	43	290912	184.98	ug/L		99
76) 1-Chlorohexane	11.548	91	92845	42.79	ug/L		97
77) Ethylbenzene	11.615	91	338479	40.40	ug/L		99
78) Chlorobenzene	11.621	112	204393	40.73	ug/L		99
79) 1,1,1,2-Tetrachloroethane	11.670	131	86064	40.71	ug/L		94
80) m,p-Xylene	11.749	91	534120	82.54	ug/L		99
81) o-Xylene	12.194	91	283677	42.58	ug/L		99
82) Styrene	12.243	104	212644	40.71	ug/L		98
83) Bromoform	12.310	173	70274	38.97	ug/L		97
84) Isopropylbenzene	12.499	105	339713	43.01	ug/L		98
87) cis-1,4-Dichloro-2-butene	12.853	53	19314	39.92	ug/L	#	87
88) n-Propylbenzene	12.920	91	391769	43.33	ug/L		97
89) Bromobenzene	12.944	156	97788	41.98	ug/L		98
90) 1,1,2,2-Tetrachloroethane	12.987	83	106307	43.26	ug/L		95
91) 1,3,5-Trimethylbenzene	13.097	105	285647	43.00	ug/L		98

Quantitation Report (QT Reviewed)

Data Path : C:\msdchem\1\data\06-28-2023\
Data File : 5E40555.D
Acq On : 28 Jun 2023 9:38 am
Operator : joannel
Sample : CC1806-5
Misc : MS54100,V5E1812,,,,,
ALS Vial : 2 Sample Multiplier: 1

Quant Time: Jun 28 09:55:31 2023
Quant Method : C:\msdchem\1\methods\appIX06-22-2023_.M
Quant Title : SW-846 Method 5030B/8260B & EPA 624
QLast Update : Fri Jun 23 07:08:45 2023
Response via : Initial Calibration

	Compound	R.T.	QIon	Response	Conc	Units	Dev(Min)
92)	2-Chlorotoluene	13.115	91	267503	41.75	ug/L	98
93)	trans-1,4-Dichloro-2-B...	13.170	53	24784	40.61	ug/L	94
94)	1,2,3-Trichloropropane	13.152	110	32313	39.90	ug/L	92
95)	Cyclohexanone	13.225	55	17754	206.90	ug/L	84
96)	4-Chlorotoluene	13.280	91	247396	41.95	ug/L	98
98)	tert-Butylbenzene	13.438	91	152910	40.99	ug/L	96
99)	1,2,4-Trimethylbenzene	13.511	105	288105	43.00	ug/L	99
100)	Pentachloroethane	13.499	167	56435	41.28	ug/L	98
101)	sec-Butylbenzene	13.621	105	327497	43.66	ug/L	98
102)	4-Isopropyltoluene	13.749	119	288626	42.67	ug/L	98
103)	1,3-Dichlorobenzene	13.889	146	189260	43.02	ug/L	97
104)	1,2,3-Trimethylbenzene	13.962	105	303978	42.74	ug/L	97
105)	1,4-Dichlorobenzene	13.975	146	195878	41.19	ug/L	99
106)	n-Butylbenzene	14.176	92	135873	45.15	ug/L	98
107)	Benzyl Chloride	14.200	126	34577	42.79	ug/L	98
108)	1,2-Dichlorobenzene	14.395	146	184445	43.10	ug/L	98
109)	1,2-Dibromo-3-Chloropr...	15.127	75	21164	40.61	ug/L	95
110)	Hexachlorobutadiene	15.663	225	38921	40.32	ug/L	96
111)	1,2,4-Trichlorobenzene	15.718	180	110756	42.49	ug/L	93
112)	Naphthalene	16.017	128	293467	39.59	ug/L	98
113)	1,2,3-Trichlorobenzene	16.188	180	99435	40.96	ug/L	95

(#) = qualifier out of range (m) = manual integration (+) = signals summed

Quantitation Report (QT Reviewed)

Data Path : C:\msdchem\1\data\06-28-2023\
Data File : 5E40555.D
Acq On : 28 Jun 2023 9:38 am
Operator : joannel
Sample : CC1806-5
Misc : MS54100,V5E1812,,,,,
ALS Vial : 2 Sample Multiplier: 1

Quant Time: Jun 28 09:55:31 2023
Quant Method : C:\msdchem\1\methods\appIX06-22-2023_.M
Quant Title : SW-846 Method 5030B/8260B & EPA 624
QLast Update : Fri Jun 23 07:08:45 2023
Response via : Initial Calibration

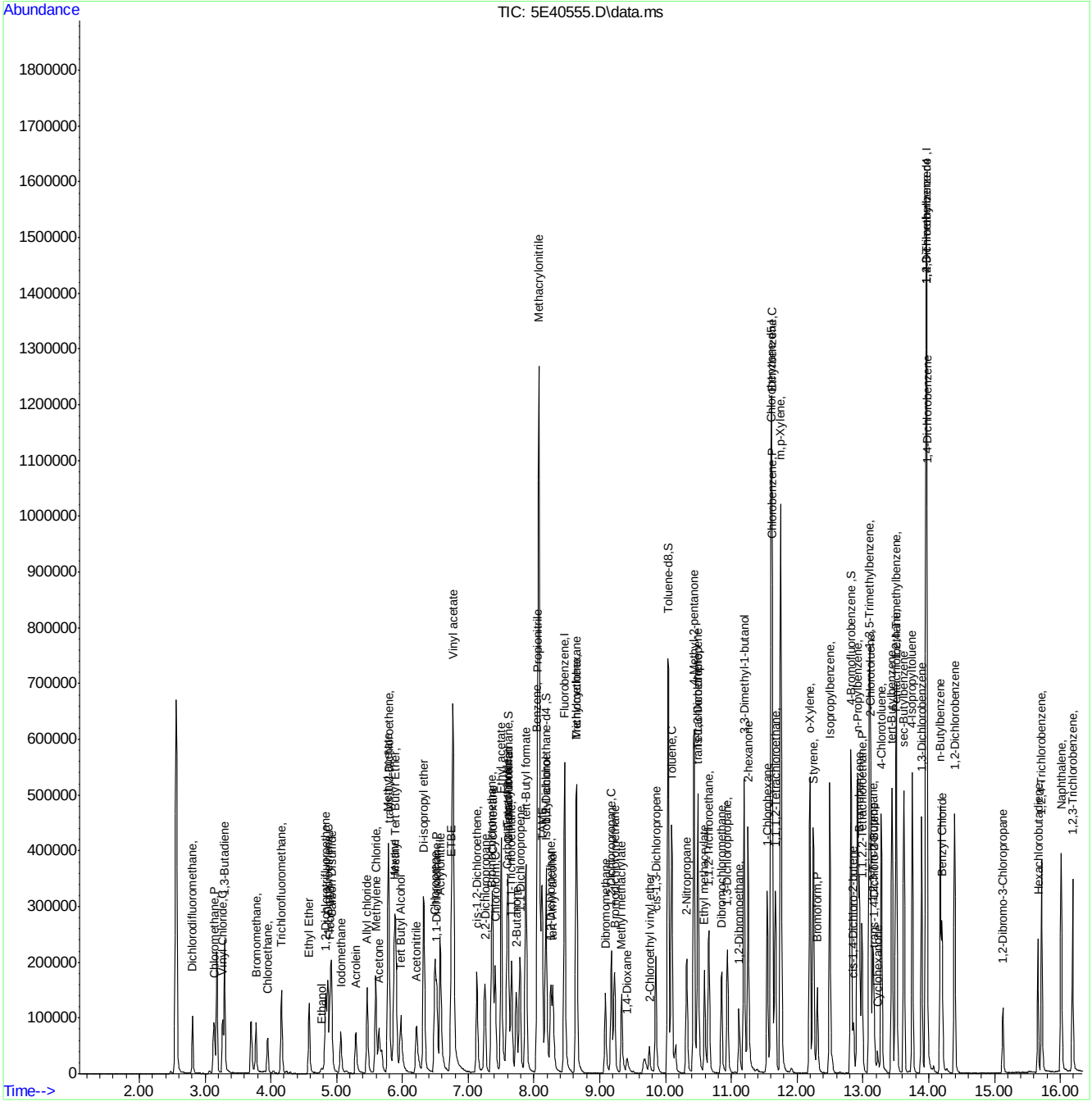

Quantitation Report (QT Reviewed)

Data Path : C:\msdchem\1\data\06-28-2023\
Data File : 5E40584.D
Acq On : 28 Jun 2023 9:13 pm
Operator : joannel
Sample : ECC1806-5
Misc : MS54315,V5E1812,,,,,
ALS Vial : 31 Sample Multiplier: 1

Quant Time: Jun 29 08:28:52 2023
Quant Method : C:\msdchem\1\methods\appIX06-22-2023_.M
Quant Title : SW-846 Method 5030B/8260B & EPA 624
QLast Update : Fri Jun 23 07:08:45 2023
Response via : Initial Calibration

Compound	R.T.	QIon	Response	Conc	Units	Dev(Min)
Internal Standards						
1) Fluorobenzene	8.464	96	465526	50.00	ug/L	0.00
61) Chlorobenzene-d5	11.603	117	354181	50.00	ug/L	0.00
85) 1,4-Dichlorobenzene-d4	13.956	152	215760	50.00	ug/L	0.00
System Monitoring Compounds						
39) Dibromofluoromethane	7.610	113	138160	50.07	ug/L	0.00
Spiked Amount 50.000	Range 83 - 118		Recovery = 100.14%			
49) 1,2-Dichloroethane-d4	8.183	65	161155	49.22	ug/L	0.00
Spiked Amount 50.000	Range 79 - 125		Recovery = 98.44%			
62) Toluene-d8	10.036	98	469724	50.19	ug/L	0.00
Spiked Amount 50.000	Range 85 - 112		Recovery = 100.38%			
86) 4-Bromofluorobenzene	12.816	95	177565	51.20	ug/L	0.00
Spiked Amount 50.000	Range 83 - 118		Recovery = 102.40%			
Target Compounds						Qvalue
2) Dichlorodifluoromethane	2.812	85	76790	40.76	ug/L	99
3) Chloromethane	3.135	50	119696	43.62	ug/L	99
4) Vinyl Chloride	3.269	62	85827	46.81	ug/L	100
5) 1,3-Butadiene	3.300	39	94006	57.78	ug/L	100
6) Bromomethane	3.775	94	43169	37.87	ug/L	96
7) Chloroethane	3.952	64	49452	53.24	ug/L	97
8) Trichlorofluoromethane	4.159	101	122775	41.70	ug/L	97
9) Ethyl Ether	4.586	59	72865	45.47	ug/L	98
10) Ethanol	4.781	45	24694	857.91	ug/L	85
11) 1,2-Dichlorotrifluoroe...	4.836	67	77023	45.38	ug/L	99
12) 1,1-Dichloroethene	4.867	61	118776	43.90	ug/L	95
13) Freon 113	4.909	101	70567	43.54	ug/L	96
14) Carbon Disulfide	4.928	76	195122	44.45	ug/L	98
15) Iodomethane	5.068	142	102469	43.39	ug/L	94
16) Acrolein	5.293	56	71052	191.29	ug/L	97
17) Allyl chloride	5.464	41	102816	41.58	ug/L	94
18) Methylene Chloride	5.598	49	123763	37.69	ug/L	97
19) Acetone	5.647	43	130360	187.94	ug/L	100
20) Methyl acetate	5.781	43	444601	234.80	ug/L	99
21) trans-1,2-Dichloroethene	5.793	61	115820	43.42	ug/L	98
22) Hexane	5.879	56	67635	42.37	ug/L	97
23) Methyl Tert Butyl Ether	5.897	73	223974	42.02	ug/L	98
24) Acetonitrile	6.214	41	125210	437.16	ug/L	98
25) Di-isopropyl ether	6.324	45	308006	44.82	ug/L	97
26) Chloroprene	6.494	53	119588	41.29	ug/L	96
27) 1,1-Dichloroethane	6.525	63	150399	44.58	ug/L	97
28) Acrylonitrile	6.574	53	197167	212.31	ug/L	96
29) ETBE	6.744	59	275316	42.53	ug/L	99
30) Tert Butyl Alcohol	5.976	59	142680	394.16	ug/L	94
31) Vinyl acetate	6.769	43	838744	200.73	ug/L	100
32) cis-1,2-Dichloroethene	7.135	96	83055	42.95	ug/L	97
33) 2,2-Dichloropropane	7.256	77	93225	36.11	ug/L	97
34) Bromochloromethane	7.354	128	42309	40.26	ug/L	92
35) Cyclohexane	7.372	56	154022	45.96	ug/L	98

Quantitation Report (QT Reviewed)

Data Path : C:\msdchem\1\data\06-28-2023\
Data File : 5E40584.D
Acq On : 28 Jun 2023 9:13 pm
Operator : joannel
Sample : ECC1806-5
Misc : MS54315,V5E1812,,,,,
ALS Vial : 31 Sample Multiplier: 1

Quant Time: Jun 29 08:28:52 2023
Quant Method : C:\msdchem\1\methods\appIX06-22-2023_.M
Quant Title : SW-846 Method 5030B/8260B & EPA 624
QLast Update : Fri Jun 23 07:08:45 2023
Response via : Initial Calibration

Compound	R.T.	QIon	Response	Conc	Units		Dev(Min)
36) Chloroform	7.409	83	147025	41.93	ug/L		95
37) Ethyl acetate	7.500	43	499706	213.16	ug/L		99
38) Tetrahydrofuran	7.604	42	34272	41.39	ug/L		96
40) Carbon Tetrachloride	7.592	117	111877	39.33	ug/L		98
41) 1,1,1-Trichloroethane	7.659	97	130146	40.69	ug/L		98
42) 2-Butanone	7.726	43	224724	206.49	ug/L		98
43) 1,1-Dichloropropene	7.787	75	98404	44.33	ug/L		97
44) tert-Butyl formate	7.878	59	164791	310.95	ug/L		99
45) Propionitrile	8.055	54	163299	423.42	ug/L		96
46) Methacrylonitrile	8.073	41	627984	441.25	ug/L		100
47) Benzene	8.049	78	281120	44.32	ug/L		96
48) TAME	8.122	73	205234	39.90	ug/L		98
50) 1,2-Dichloroethane	8.256	62	118936	40.25	ug/L		98
51) tert Amyl alcohol	8.287	59	93858	403.85	ug/L		97
52) Trichloroethene	8.646	95	80990	42.42	ug/L		94
53) Methylcyclohexane	8.646	83	105424	42.89	ug/L		99
54) Dibromomethane	9.085	93	53133	43.46	ug/L		92
55) 1,2-Dichloropropane	9.177	63	80380	44.61	ug/L		95
56) Bromodichloromethane	9.226	83	111094	42.56	ug/L		100
57) Methyl methacrylate	9.329	41	80467	41.31	ug/L		97
58) 1,4-Dioxane	9.421	88	22732	841.93	ug/L		83
59) 2-Chloroethyl vinyl ether	9.756	63	14353	124.57	ug/L		87
60) cis-1,3-Dichloropropene	9.853	75	106900	39.98	ug/L		97
63) Toluene	10.091	91	299134	41.61	ug/L		99
64) Isobutyl alcohol	8.177	43	89477	856.88	ug/L		97
65) 2-Nitropropane	10.323	41	114513	206.77	ug/L		100
66) 4-Methyl-2-pentanone	10.427	43	467608	198.49	ug/L		99
67) trans-1,3-Dichloropropene	10.488	75	96394	37.26	ug/L		97
68) Tetrachloroethene	10.494	166	94683	40.29	ug/L		97
69) Ethyl methacrylate	10.591	69	85600	41.22	ug/L		97
70) 1,1,2-Trichloroethane	10.658	83	62101	43.25	ug/L		93
71) Dibromochloromethane	10.853	129	92010	40.78	ug/L		95
72) 1,3-Dichloropropane	10.939	76	114637	42.35	ug/L		96
73) 1,2-Dibromoethane	11.115	107	81672	42.22	ug/L		100
74) 3,3-Dimethyl-1-butanol	11.195	57	297142	1924.45	ug/L		99
75) 2-hexanone	11.256	43	316804	202.15	ug/L		99
76) 1-Chlorohexane	11.548	91	90033	41.55	ug/L		97
77) Ethylbenzene	11.615	91	334049	40.01	ug/L		97
78) Chlorobenzene	11.621	112	205050	41.01	ug/L		98
79) 1,1,1,2-Tetrachloroethane	11.670	131	84938	40.32	ug/L		95
80) m,p-Xylene	11.749	91	531114	82.37	ug/L		99
81) o-Xylene	12.195	91	278236	41.91	ug/L		99
82) Styrene	12.243	104	207596	39.87	ug/L		99
83) Bromoform	12.310	173	64922	36.14	ug/L		97
84) Isopropylbenzene	12.493	105	333791	42.41	ug/L		98
87) cis-1,4-Dichloro-2-butene	12.859	53	9703	21.26	ug/L	#	80
88) n-Propylbenzene	12.914	91	376618	41.93	ug/L		100
89) Bromobenzene	12.944	156	95380	41.21	ug/L		99
90) 1,1,2,2-Tetrachloroethane	12.981	83	104124	42.65	ug/L		97
91) 1,3,5-Trimethylbenzene	13.097	105	275462	41.73	ug/L		98

Quantitation Report (QT Reviewed)

Data Path : C:\msdchem\1\data\06-28-2023\
Data File : 5E40584.D
Acq On : 28 Jun 2023 9:13 pm
Operator : joannel
Sample : ECC1806-5
Misc : MS54315,V5E1812,,,,,
ALS Vial : 31 Sample Multiplier: 1

Quant Time: Jun 29 08:28:52 2023
Quant Method : C:\msdchem\1\methods\appIX06-22-2023_.M
Quant Title : SW-846 Method 5030B/8260B & EPA 624
QLast Update : Fri Jun 23 07:08:45 2023
Response via : Initial Calibration

	Compound	R.T.	QIon	Response	Conc	Units		Dev(Min)
92)	2-Chlorotoluene	13.109	91	263343	41.36	ug/L		94
93)	trans-1,4-Dichloro-2-B...	13.170	53	13724	23.19	ug/L	#	82
94)	1,2,3-Trichloropropane	13.152	110	32418	40.31	ug/L		95
95)	Cyclohexanone	13.225	55	17346	203.53	ug/L		96
96)	4-Chlorotoluene	13.280	91	238586	40.72	ug/L		98
98)	tert-Butylbenzene	13.438	91	146103	39.42	ug/L		95
99)	1,2,4-Trimethylbenzene	13.511	105	275506	41.39	ug/L		99
100)	Pentachloroethane	13.499	167	49555	36.73	ug/L		94
101)	sec-Butylbenzene	13.621	105	313311	42.04	ug/L		98
102)	4-Isopropyltoluene	13.749	119	270984	40.32	ug/L		97
103)	1,3-Dichlorobenzene	13.889	146	178973	40.95	ug/L		98
104)	1,2,3-Trimethylbenzene	13.962	105	293263	41.50	ug/L		98
105)	1,4-Dichlorobenzene	13.975	146	185588	39.28	ug/L		98
106)	n-Butylbenzene	14.176	92	122925	41.11	ug/L		98
107)	Benzyl Chloride	14.200	126	21737	28.05	ug/L		97
108)	1,2-Dichlorobenzene	14.395	146	175581	41.30	ug/L		99
109)	1,2-Dibromo-3-Chloropr...	15.121	75	19760	38.11	ug/L		91
110)	Hexachlorobutadiene	15.657	225	36945	38.52	ug/L		94
111)	1,2,4-Trichlorobenzene	15.712	180	105034	40.56	ug/L		97
112)	Naphthalene	16.011	128	286421	38.88	ug/L		99
113)	1,2,3-Trichlorobenzene	16.188	180	96133	39.85	ug/L		97

(#) = qualifier out of range (m) = manual integration (+) = signals summed

Quantitation Report (QT Reviewed)

Data Path : C:\msdchem\1\data\06-28-2023\
Data File : 5E40584.D
Acq On : 28 Jun 2023 9:13 pm
Operator : joannel
Sample : ECC1806-5
Misc : MS54315,V5E1812,,,,,
ALS Vial : 31 Sample Multiplier: 1

Quant Time: Jun 29 08:28:52 2023
Quant Method : C:\msdchem\1\methods\appIX06-22-2023_.M
Quant Title : SW-846 Method 5030B/8260B & EPA 624
QLast Update : Fri Jun 23 07:08:45 2023
Response via : Initial Calibration

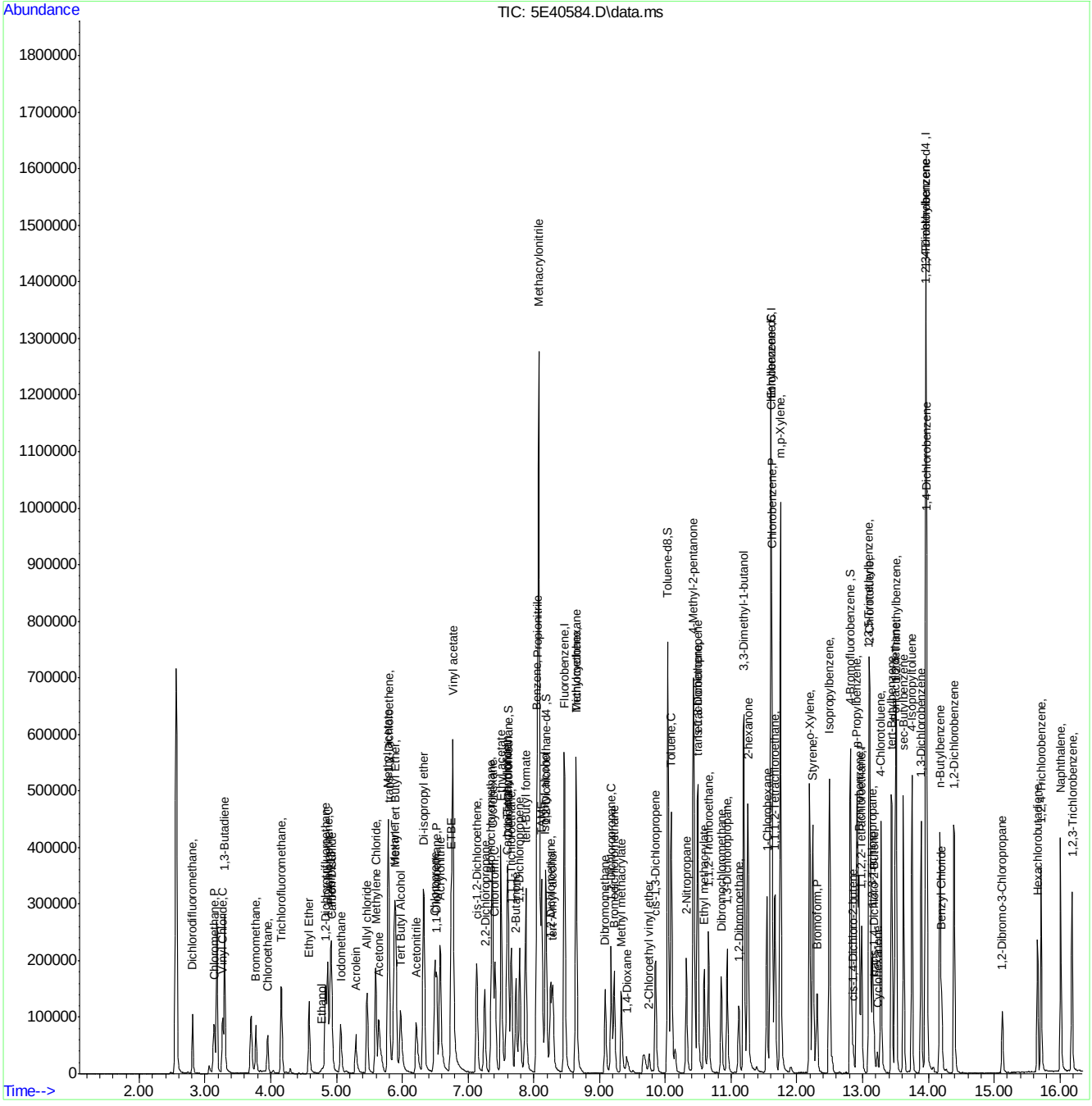

Manual Integrations APPROVED (compounds with "m" flag)
Neil Christiana 06/16/23 08:50

Quantitation Report (QT Reviewed)

Data Path : C:\msdchem\1\data\2023-06-15\
Data File : I757261.D
Acq On : 15 Jun 2023 10:43 am
Operator : joannel
Sample : IC2948-1
Misc : MS54130,VI2948,,,,,
ALS Vial : 2 Sample Multiplier: 1

Quant Time: Jun 15 12:21:07 2023
Quant Method : C:\msdchem\1\methods\VI-2023-06-15.m
Quant Title : SW-846 Method 5035A/8260B
QLast Update : Thu Jun 15 07:44:06 2023
Response via : Initial Calibration

Compound	R.T.	QIon	Response	Conc	Units		Dev(Min)
Internal Standards							
1) Fluorobenzene	7.854	96	1182769	50.00	ug/L		0.00
62) Chlorobenzene-d5	11.006	117	892319	50.00	ug/L		0.00
85) 1,4-Dichlorobenzene-d4	13.371	152	524006	50.00	ug/L		0.00
System Monitoring Compounds							
39) Dibromofluoromethane	6.988	113	328612	48.80	ug/L		0.00
Spiked Amount 50.000	Range 83 - 118		Recovery =	97.60%			
49) 1,2-Dichloroethane-d4	7.555	65	306960	50.29	ug/L		0.00
Spiked Amount 50.000	Range 79 - 125		Recovery =	100.58%			
63) Toluene-d8	9.439	98	1222137	48.22	ug/L		0.00
Spiked Amount 50.000	Range 85 - 112		Recovery =	96.44%			
86) 4-Bromofluorobenzene	12.219	174	433734	49.01	ug/L		0.00
Spiked Amount 50.000	Range 83 - 118		Recovery =	98.02%			
Target Compounds							Qvalue
2) Dichlorodifluoromethane	2.355	85	5442	1.73	ug/L		93
3) Chloromethane	2.635	50	7772	1.61	ug/L		91
4) Vinyl Chloride	2.763	62	5352	1.21	ug/L	#	42
5) 1,3-Butadiene	2.800	39	5688	1.25	ug/L		85
6) Bromomethane	3.233	94	6666	3.92	ug/L		95
7) Chloroethane	3.391	64	5521	1.89	ug/L		93
8) Trichlorofluoromethane	3.604	101	7518	1.22	ug/L		95
9) Ethyl Ether	4.013	59	3699	0.98	ug/L		94
10) 1,2-Dichlorotrifluoroe...	4.245	67	4964	1.01	ug/L		85
11) 1,1-Dichloroethene	4.269	61	6373	0.98	ug/L		92
12) Ethanol	4.184	45	5721	32.84	ug/L		94
13) Freon 113	4.318	101	3859	1.00	ug/L		79
14) Carbon Disulfide	4.330	76	15138	1.14	ug/L		99
15) Iodomethane	4.458	142	2662	0.82	ug/L		90
16) Acrolein	4.684	56	11013	6.68	ug/L		99
17) Allyl chloride	4.854	41	7625	1.31	ug/L		96
18) Methylene Chloride	4.976	49	13096	1.71	ug/L		96
19) Acetone	5.025	43	24855	7.63	ug/L		95
20) Methyl acetate	5.177	43	30948	4.48	ug/L		97
21) trans-1,2-Dichloroethene	5.183	61	6808	1.00	ug/L		94
22) Hexane	5.281	56	3591	1.10	ug/L		91
23) Methyl Tert Butyl Ether	5.293	73	14557	0.98	ug/L		63
24) Tert butyl alcohol	5.379	59	19025	8.86	ug/L		96
25) Acetonitrile	5.568	41	28590	23.81	ug/L		93
26) Di-isopropyl ether	5.732	45	15246	1.00	ug/L		90
27) Chloroprene	5.878	53	6526	1.10	ug/L		90
28) 1,1-Dichloroethane	5.891	63	8483	0.94	ug/L		98
29) Acrylonitrile	5.976	53	14041	4.43	ug/L		94
30) ETBE	6.147	59	14803	0.99	ug/L		90
31) Vinyl acetate	6.189	43	39427m	4.80	ug/L		
32) cis-1,2-Dichloroethene	6.519	96	5193	0.98	ug/L		97
33) 2,2-Dichloropropane	6.622	77	6951	1.01	ug/L		94
34) Bromochloromethane	6.750	128	2871	1.05	ug/L	#	82
35) Cyclohexane	6.750	56	7322	1.03	ug/L		97
36) Chloroform	6.799	83	9792	1.04	ug/L		94
37) Ethyl acetate	6.915	43	30834	3.92	ug/L		99
38) Tetrahydrofuran	6.982	42	4003	1.01	ug/L		83
40) Carbon Tetrachloride	6.982	117	6470m	0.94	ug/L		
41) 1,1,1-Trichloroethane	7.031	97	7655	0.98	ug/L		91
42) 2-Butanone	7.159	43	19868m	4.44	ug/L		
43) 1,1-Dichloropropene	7.183	75	5478	0.89	ug/L		94
44) tert-Butyl Formate	7.256	59	17629	4.53	ug/L		89

Quantitation Report (QT Reviewed)

Data Path : C:\msdchem\1\data\2023-06-15\
Data File : I757261.D
Acq On : 15 Jun 2023 10:43 am
Operator : joannel
Sample : IC2948-1
Misc : MS54130,VI2948,,,,,
ALS Vial : 2 Sample Multiplier: 1

Quant Time: Jun 15 12:21:07 2023
Quant Method : C:\msdchem\1\methods\VI-2023-06-15.m
Quant Title : SW-846 Method 5035A/8260B
QLast Update : Thu Jun 15 07:44:06 2023
Response via : Initial Calibration

	Compound	R.T.	QIon	Response	Conc	Units		Dev(Min)
45)	Propionitrile	7.439	54	14969	10.18	ug/L	#	16
46)	Methacrylonitrile	7.457	41	48988	11.36	ug/L		93
47)	Benzene	7.445	78	18678	0.99	ug/L		88
48)	TAME	7.531	73	14856	1.03	ug/L		96
50)	Isobutyl alcohol	7.604	42	9073	22.09	ug/L		90
51)	1,2-Dichloroethane	7.652	62	7067	1.08	ug/L		86
52)	Tert Amyl Alcohol	7.707	59	14687	8.25	ug/L		92
53)	Trichloroethene	8.061	95	6218	1.20	ug/L	#	78
54)	Methylcyclohexane	8.055	83	6362	0.98	ug/L		95
55)	Dibromomethane	8.500	93	3501	1.03	ug/L	#	63
56)	1,2-Dichloropropane	8.585	63	4878	1.00	ug/L		93
57)	Bromodichloromethane	8.640	83	6240	0.90	ug/L		85
58)	Methyl methacrylate	8.823	41	1262	0.26	ug/L	#	65
59)	1,4-Dioxane	8.860	88	2137	14.12	ug/L		77
60)	2-Chloroethyl vinyl ether	9.207	63	8760	3.38	ug/L		80
61)	cis-1,3-Dichloropropene	9.280	75	6754	0.89	ug/L		86
64)	Toluene	9.506	91	20555	0.97	ug/L		97
65)	2-Nitropropane	9.707	41	8460	3.60	ug/L		84
66)	4-Methyl-2-pentanone	9.841	43	42494	5.02	ug/L		98
67)	trans-1,3-Dichloropropene	9.951	75	3720	0.54	ug/L		81
68)	Tetrachloroethene	9.914	166	6086	0.96	ug/L		92
69)	Ethyl methacrylate	10.079	69	3454	0.59	ug/L	#	28
70)	1,1,2-Trichloroethane	10.079	83	4227	0.98	ug/L		94
71)	Dibromochloromethane	10.268	129	5544	0.90	ug/L		89
72)	1,3-Dichloropropane	10.359	76	6447	0.86	ug/L		95
73)	1,2-Dibromoethane	10.554	107	5181	0.93	ug/L		86
74)	3,3-dimethyl-1-butanol	10.615	57	55872	32.70	ug/L		96
75)	2-hexanone	10.682	43	26377	4.05	ug/L		88
76)	1-Chlorohexane	10.975	91	6171	1.04	ug/L		91
77)	Ethylbenzene	11.042	91	23310	1.05	ug/L		90
78)	Chlorobenzene	11.024	112	13208	0.94	ug/L		98
79)	1,1,1,2-Tetrachloroethane	11.079	131	5447	0.99	ug/L	#	15
80)	m,p-Xylene	11.182	91	30687	1.80	ug/L		93
81)	o-Xylene	11.621	91	17884	0.98	ug/L		96
82)	Styrene	11.731	104	8879	0.71	ug/L		82
83)	Bromoform	11.725	173	4336	0.82	ug/L		84
84)	Isopropylbenzene	11.920	105	20851	0.98	ug/L		98
87)	cis-1,4-Dichloro-2-butene	12.298	53	1588	1.00	ug/L	#	33
88)	n-Propylbenzene	12.347	91	23298	0.99	ug/L		89
89)	Bromobenzene	12.353	156	5937	0.96	ug/L	#	81
90)	1,1,2,2-Tetrachloroethane	12.395	83	8662	1.01	ug/L		95
91)	1,3,5-Trimethylbenzene	12.523	105	16216	0.95	ug/L		99
92)	2-Chlorotoluene	12.536	91	15888	0.99	ug/L		97
93)	trans-1,4-Dichloro-2-B...	12.609	53	1127	0.60	ug/L	#	33
94)	1,2,3-Trichloropropane	12.554	110	2400	0.93	ug/L		90
95)	Cyclohexanone	12.621	55	3155	5.92	ug/L		94
96)	4-Chlorotoluene	12.712	91	14017	0.94	ug/L		93
97)	tert-Butylbenzene	12.859	91	8894	0.98	ug/L		89
98)	1,2,4-Trimethylbenzene	12.938	105	16247	0.97	ug/L		93
99)	Pentachloroethane	12.895	167	3551	1.02	ug/L	#	75
100)	sec-Butylbenzene	13.048	105	20668	1.05	ug/L		98
101)	4-Isopropyltoluene	13.176	119	15691	0.92	ug/L		95
102)	1,3-Dichlorobenzene	13.322	146	9751	0.91	ug/L		93
103)	1,2,3-Trimethylbenzene	13.389	105	18145	1.03	ug/L		90
104)	1,4-Dichlorobenzene	13.389	146	12189	1.06	ug/L		97
105)	n-Butylbenzene	13.645	92	7013	0.82	ug/L	#	71
106)	Benzyl Chloride	13.657	126	2168	0.73	ug/L	#	89
107)	1,2-Dichlorobenzene	13.840	146	9910	0.95	ug/L		98

Quantitation Report (QT Reviewed)

Data Path : C:\msdchem\1\data\2023-06-15\
Data File : I757261.D
Acq On : 15 Jun 2023 10:43 am
Operator : joannel
Sample : IC2948-1
Misc : MS54130,VI2948,,,,,
ALS Vial : 2 Sample Multiplier: 1

Quant Time: Jun 15 12:21:07 2023
Quant Method : C:\msdchem\1\methods\VI-2023-06-15.m
Quant Title : SW-846 Method 5035A/8260B
QLast Update : Thu Jun 15 07:44:06 2023
Response via : Initial Calibration

Compound	R.T.	QIon	Response	Conc	Units	Dev(Min)
108) 1,2-Dibromo-3-Chloropr...	14.596	75	1993	0.88	ug/L	90
109) Hexachlorobutadiene	15.151	225	3519	0.97	ug/L	94
110) 1,2,4-Trichlorobenzene	15.212	180	7144	0.92	ug/L	85
111) Naphthalene	15.480	128	21732	0.89	ug/L	98
112) 1,2,3-Trichlorobenzene	15.645	180	7600	0.97	ug/L	86

(#) = qualifier out of range (m) = manual integration (+) = signals summed

Quantitation Report (QT Reviewed)

Data Path : C:\msdchem\1\data\2023-06-15\
Data File : I757261.D
Acq On : 15 Jun 2023 10:43 am
Operator : joannel
Sample : IC2948-1
Misc : MS54130,VI2948,,,,,
ALS Vial : 2 Sample Multiplier: 1

Quant Time: Jun 15 12:21:07 2023
Quant Method : C:\msdchem\1\methods\VI-2023-06-15.m
Quant Title : SW-846 Method 5035A/8260B
QLast Update : Thu Jun 15 07:44:06 2023
Response via : Initial Calibration

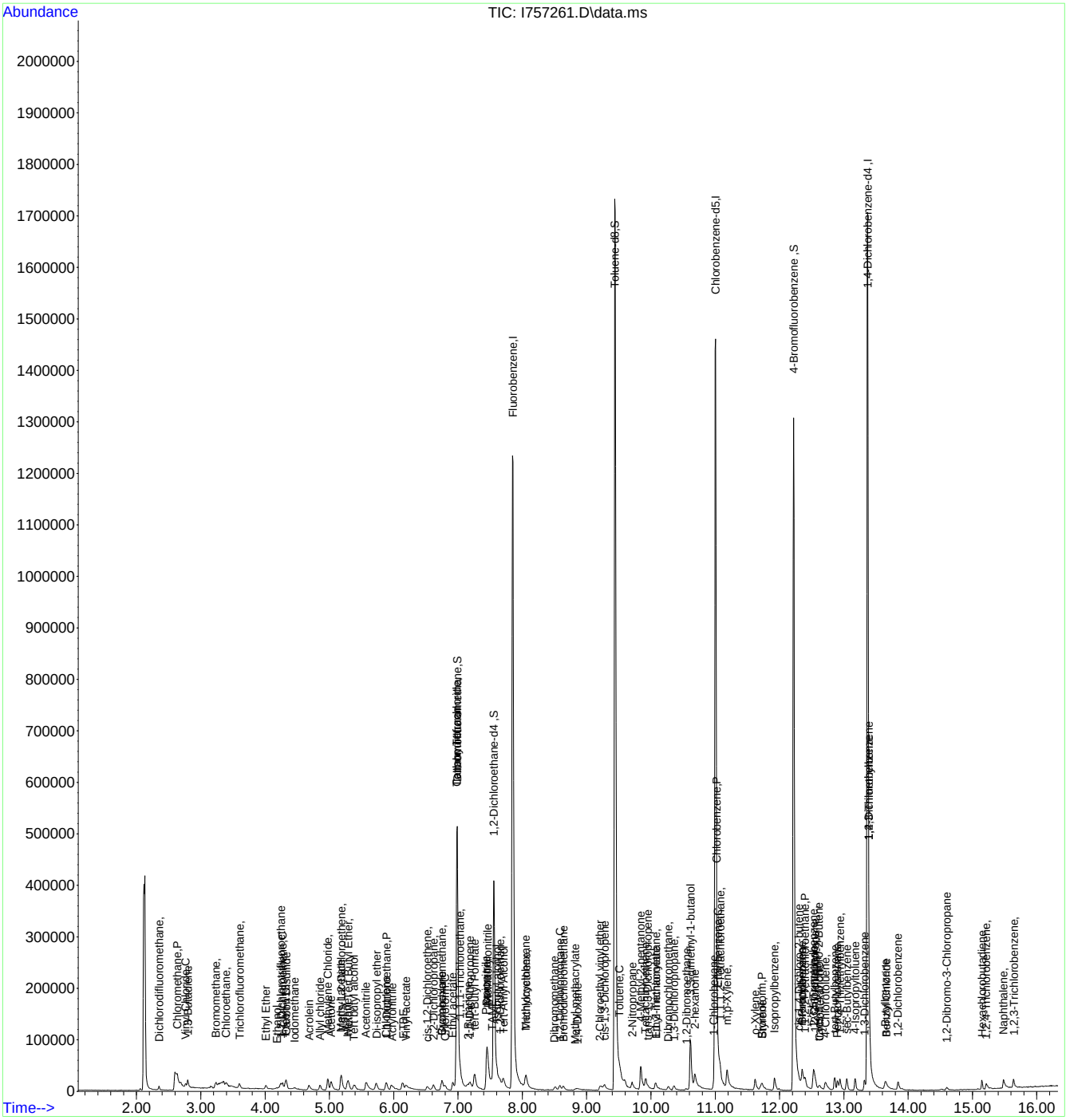

Manual Integration Approval Summary

Sample Number: VI2948-IC2948
Lab FileID: I757261.D
Injection Time: 06/15/23 10:43
Method: SW846 8260D
Analyst approved: 06/15/23 14:57 Jo-Ann Lugo De Jesus
Supervisor approved: 06/16/23 08:50 Neil Christiana

Parameter	CAS	Sig#	R.T. (min.)	Reason
Vinyl Acetate	108-05-4		6.19	Missed peak
Carbon Tetrachloride	56-23-5		6.98	Missed peak
2-Butanone (MEK)	78-93-3		7.16	Missed peak

Quantitation Report (Qedit)

Data Path : C:\msdchem\1\data\2023-06-15\
Data File : I757261.D
Acq On : 15 Jun 2023 10:43 am
Operator : joannel
Sample : IC2948-1
Misc : MS54130,VI2948,,,,,
ALS Vial : 2 Sample Multiplier: 1

Quant Time: Jun 15 12:17:30 2023
Quant Method : C:\msdchem\1\methods\VI-2023-06-15.m
Quant Title : SW-846 Method 5035A/8260B
QLast Update : Thu Jun 15 07:44:06 2023
Response via : Initial Calibration

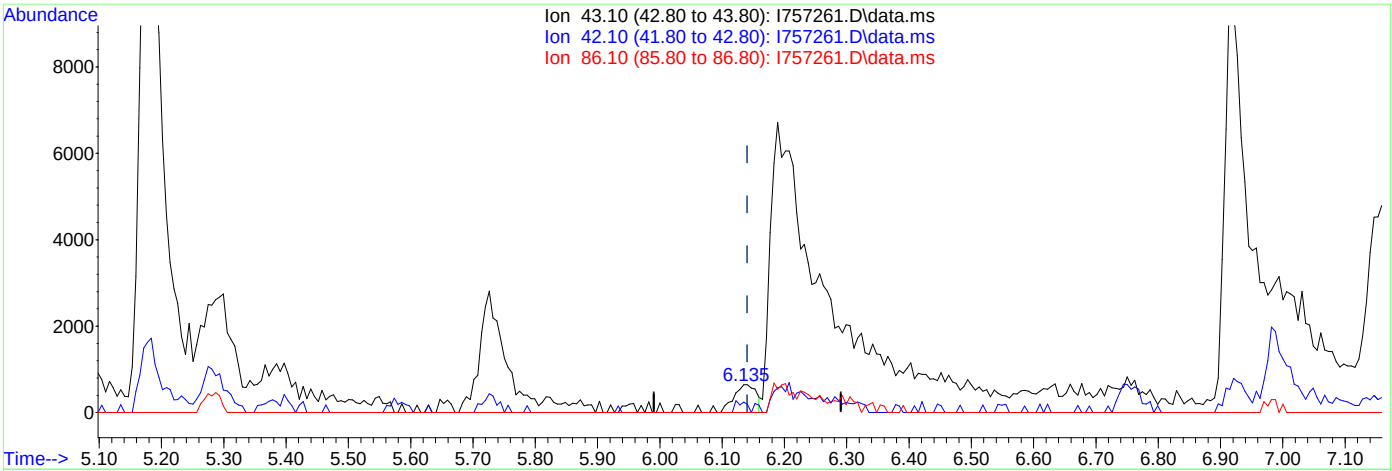

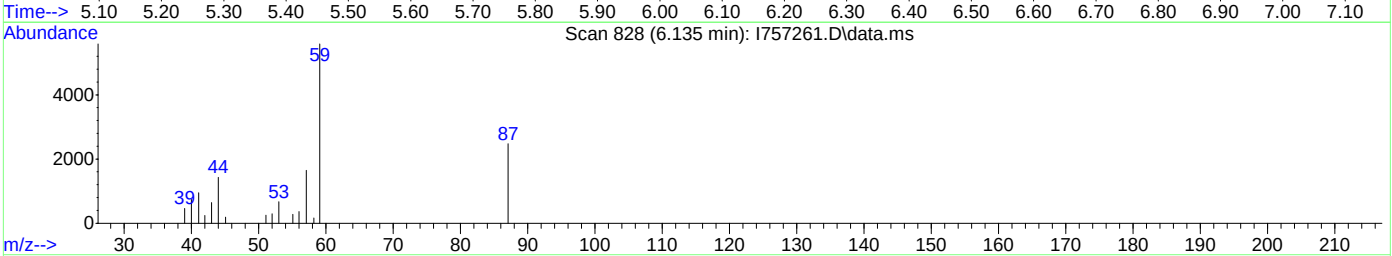

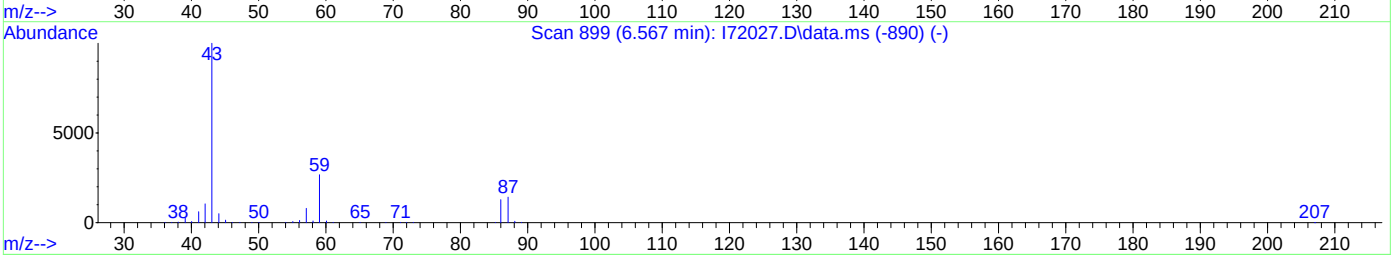

TIC: I757261.D\data.ms

(31) Vinyl acetate

6.135min (-0.006) 0.20ug/L

response 1610

Ion	Exp%	Act%
43.10	100	100
42.10	8.60	37.31
86.10	9.80	0.00
0.00	0.00	0.00

Quantitation Report (Qedit)

Data Path : C:\msdchem\1\data\2023-06-15\
Data File : I757261.D
Acq On : 15 Jun 2023 10:43 am
Operator : joannel
Sample : IC2948-1
Misc : MS54130,VI2948,,,,,
ALS Vial : 2 Sample Multiplier: 1

Quant Time: Jun 15 12:17:30 2023
Quant Method : C:\msdchem\1\methods\VI-2023-06-15.m
Quant Title : SW-846 Method 5035A/8260B
QLast Update : Thu Jun 15 07:44:06 2023
Response via : Initial Calibration

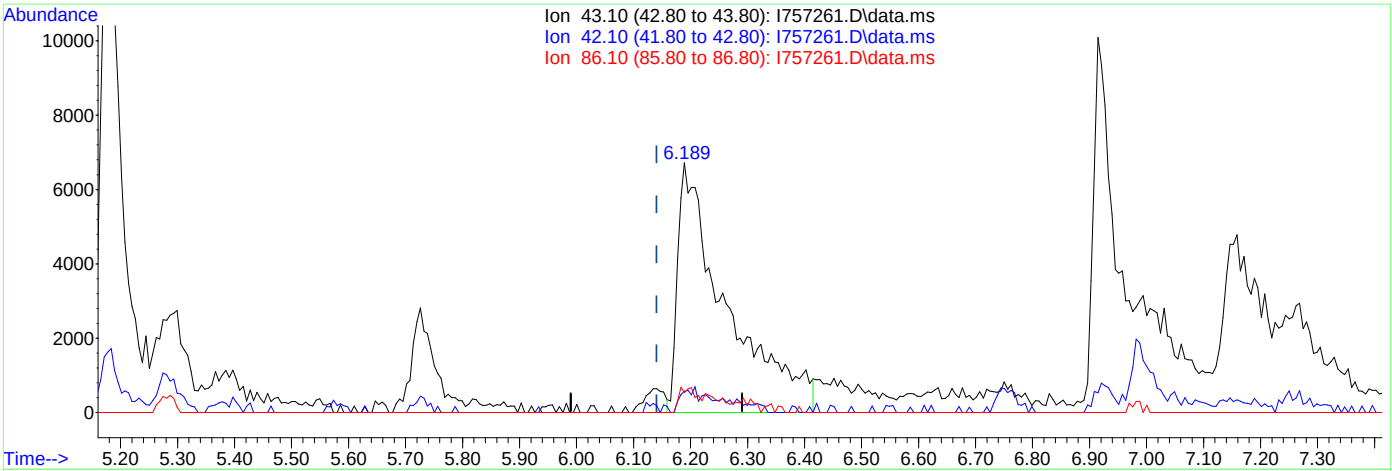

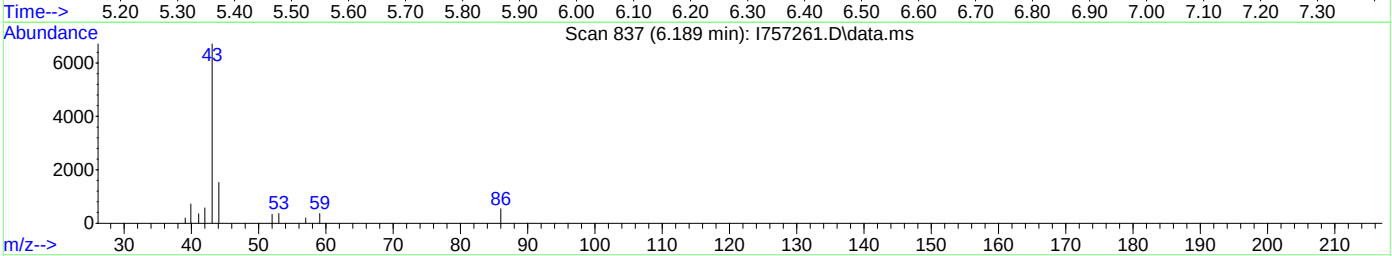

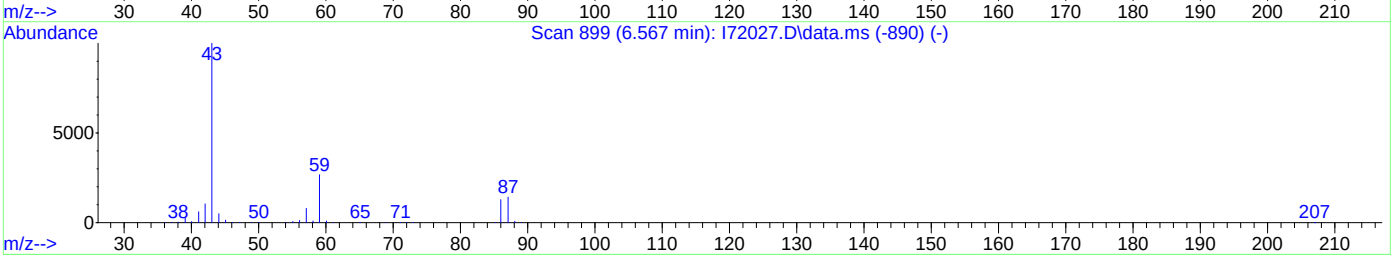

TIC: I757261.D\data.ms

(31) Vinyl acetate

6.189min (+0.049) 4.80ug/L m

response 39427

Ion	Exp%	Act%
43.10	100	100
42.10	8.60	8.56
86.10	9.80	8.02
0.00	0.00	0.00

Quantitation Report (Qedit)

Data Path : C:\msdchem\1\data\2023-06-15\
Data File : I757261.D
Acq On : 15 Jun 2023 10:43 am
Operator : joannel
Sample : IC2948-1
Misc : MS54130,VI2948,,,,,
ALS Vial : 2 Sample Multiplier: 1

Quant Time: Jun 15 12:17:30 2023
Quant Method : C:\msdchem\1\methods\VI-2023-06-15.m
Quant Title : SW-846 Method 5035A/8260B
QLast Update : Thu Jun 15 07:44:06 2023
Response via : Initial Calibration

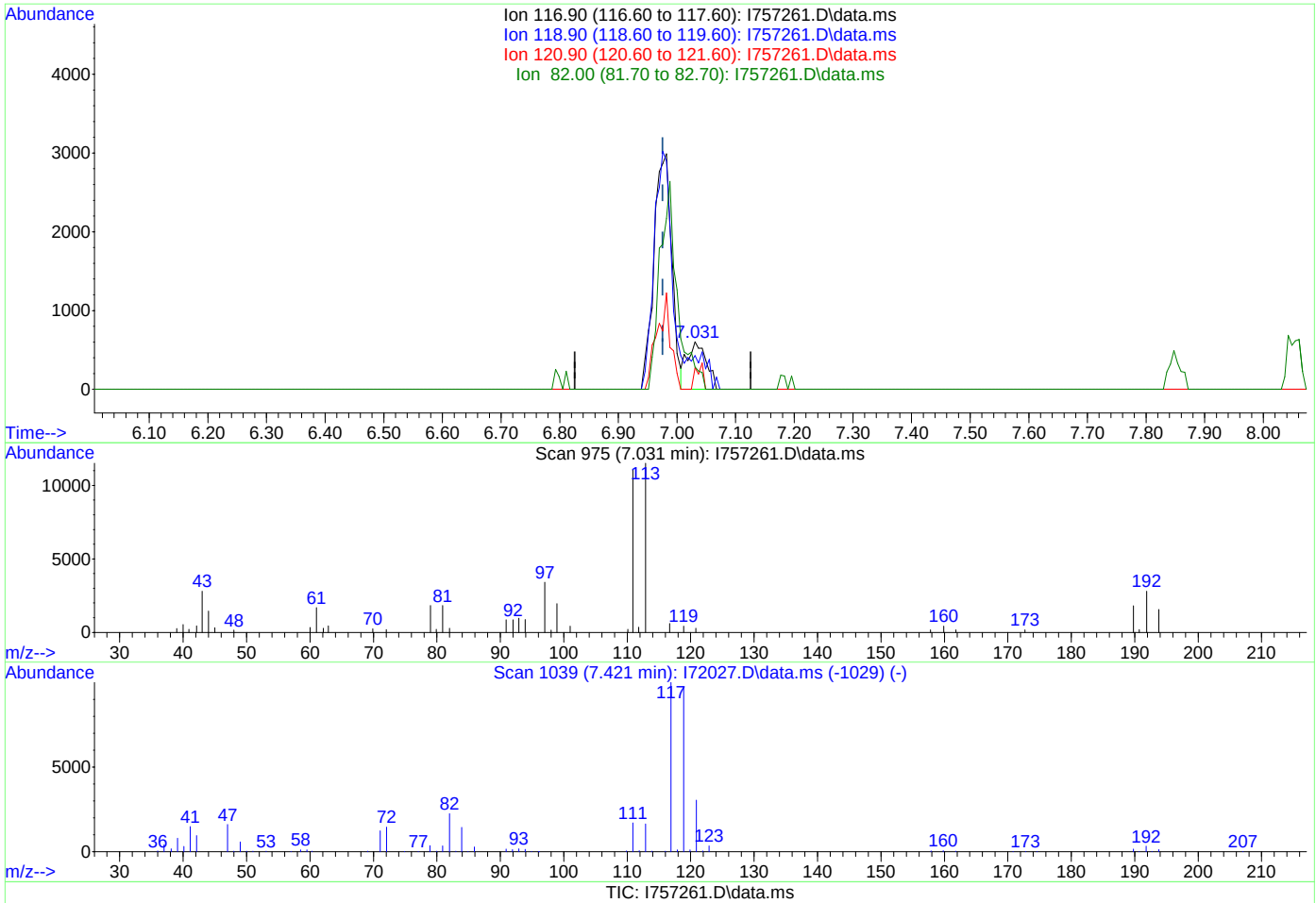

TIC: I757261.D\data.ms

(40) Carbon Tetrachloride ( )

7.031min (+0.055) 0.20ug/L

response 1371

Ion	Exp%	Act%
116.90	100	100
118.90	99.30	71.14
120.90	32.80	45.61
82.00	23.90	46.77

Quantitation Report (Qedit)

Data Path : C:\msdchem\1\data\2023-06-15\
Data File : I757261.D
Acq On : 15 Jun 2023 10:43 am
Operator : joannel
Sample : IC2948-1
Misc : MS54130,VI2948,,,,,
ALS Vial : 2 Sample Multiplier: 1

Quant Time: Jun 15 12:17:30 2023
Quant Method : C:\msdchem\1\methods\VI-2023-06-15.m
Quant Title : SW-846 Method 5035A/8260B
QLast Update : Thu Jun 15 07:44:06 2023
Response via : Initial Calibration

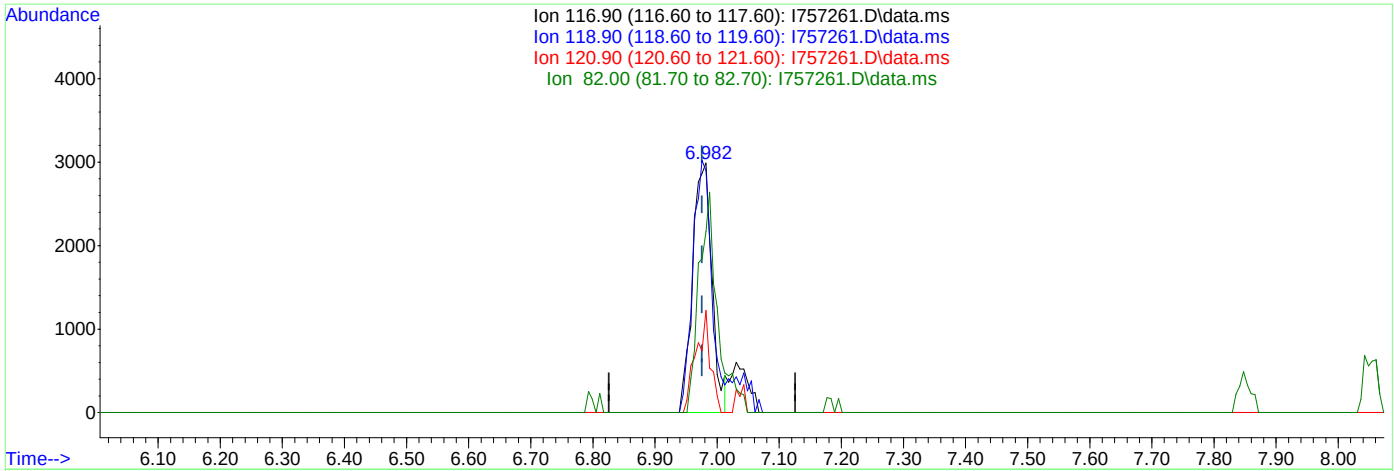

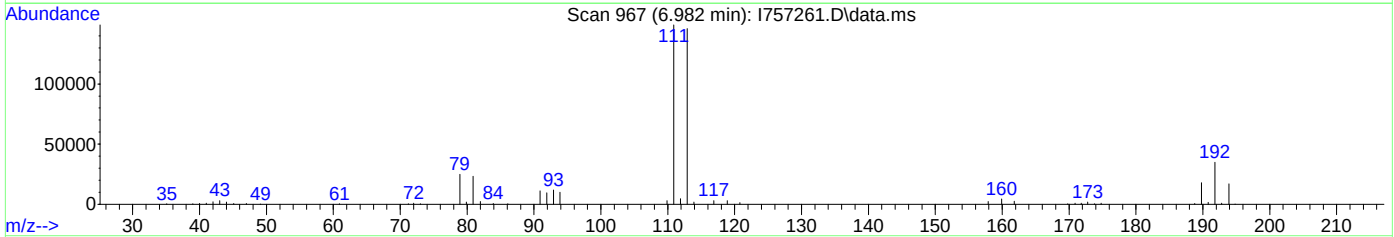

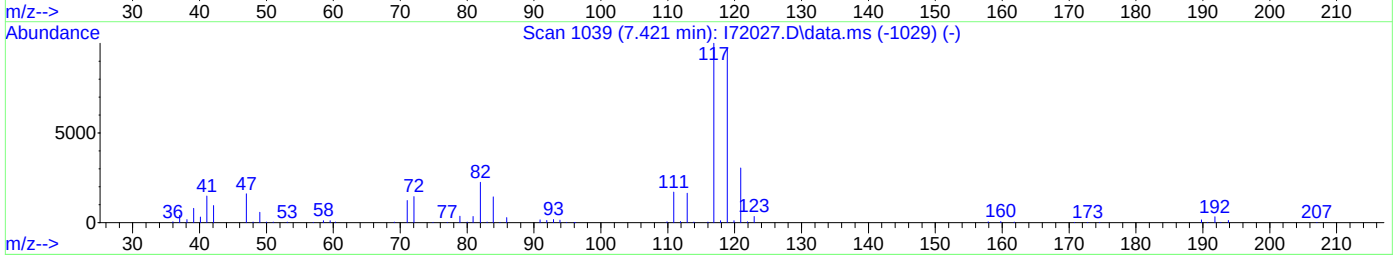

TIC: I757261.D\data.ms

(40) Carbon Tetrachloride ( )

6.982min (+0.006) 0.94ug/L m

response 6470

Ion	Exp%	Act%
116.90	100	100
118.90	99.30	96.92
120.90	32.80	40.89
82.00	23.90	72.42#

Quantitation Report (Qedit)

Data Path : C:\msdchem\1\data\2023-06-15\
Data File : I757261.D
Acq On : 15 Jun 2023 10:43 am
Operator : joannel
Sample : IC2948-1
Misc : MS54130,VI2948,,,,,
ALS Vial : 2 Sample Multiplier: 1

Quant Time: Jun 15 12:20:30 2023
Quant Method : C:\msdchem\1\methods\VI-2023-06-15.m
Quant Title : SW-846 Method 5035A/8260B
QLast Update : Thu Jun 15 07:44:06 2023
Response via : Initial Calibration

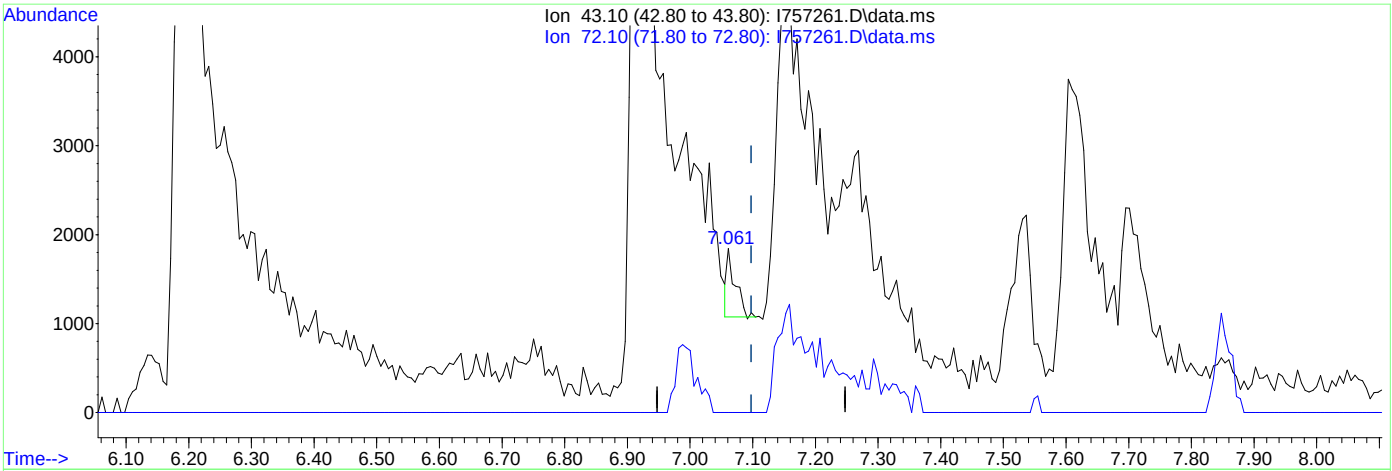

TIC: I757261.D\data.ms

(42) 2-Butanone

7.061min (-0.037) 0.16ug/L

response 709

Ion	Exp%	Act%
43.10	100	100
72.10	25.20	0.00
0.00	0.00	0.00
0.00	0.00	0.00

Quantitation Report (Qedit)

Data Path : C:\msdchem\1\data\2023-06-15\
Data File : I757261.D
Acq On : 15 Jun 2023 10:43 am
Operator : joannel
Sample : IC2948-1
Misc : MS54130,VI2948,,,,,
ALS Vial : 2 Sample Multiplier: 1

Quant Time: Jun 15 12:20:30 2023
Quant Method : C:\msdchem\1\methods\VI-2023-06-15.m
Quant Title : SW-846 Method 5035A/8260B
QLast Update : Thu Jun 15 07:44:06 2023
Response via : Initial Calibration

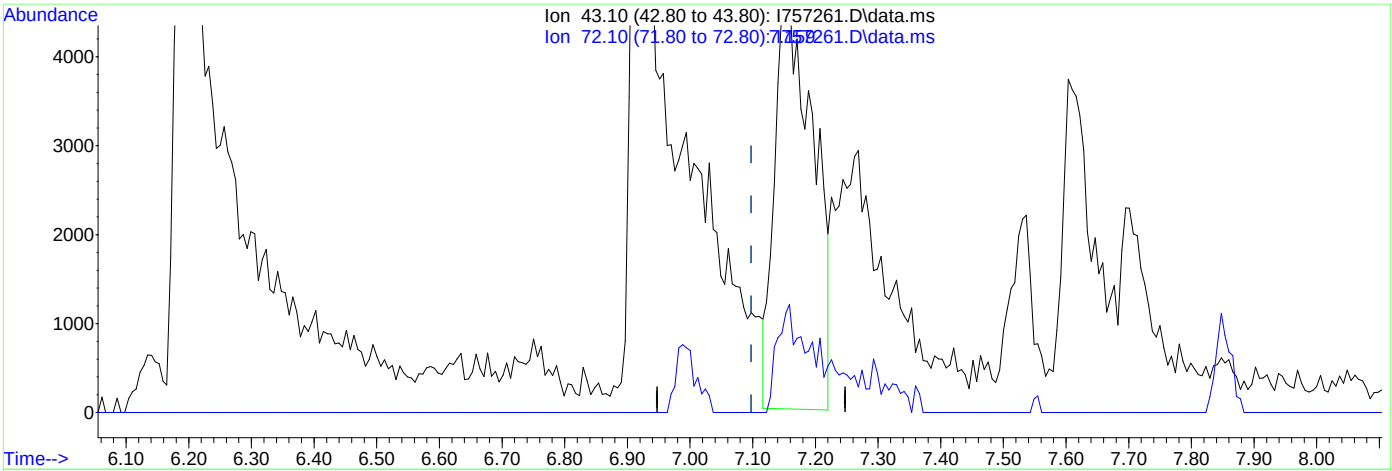

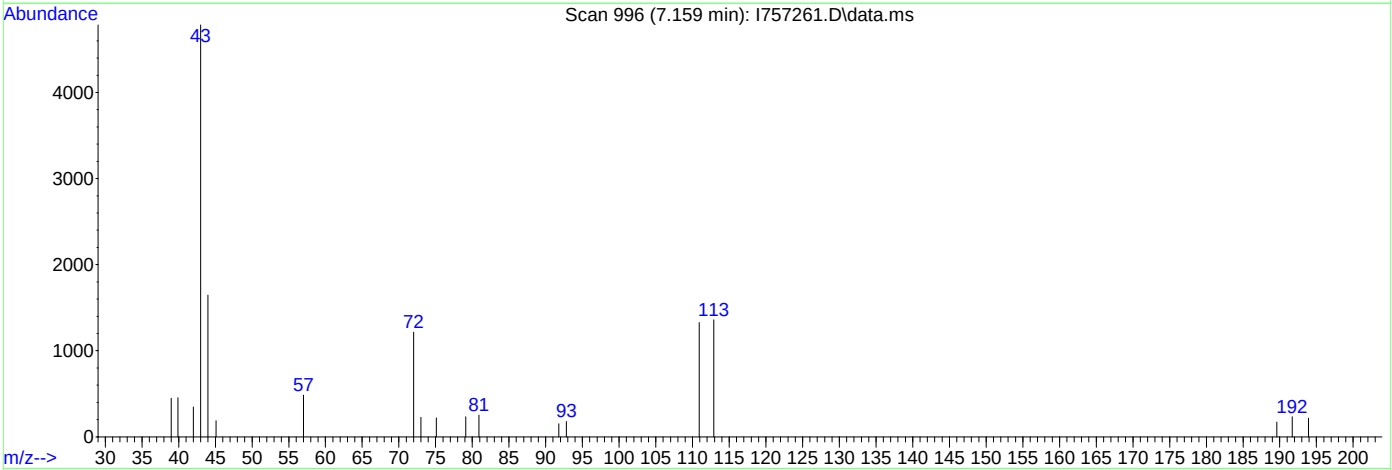

TIC: I757261.D\data.ms

(42) 2-Butanone

7.159min (+0.061) 4.44ug/L m

response 19868

Ion	Exp%	Act%
43.10	100	100
72.10	25.20	25.43
0.00	0.00	0.00
0.00	0.00	0.00

Manual Integrations APPROVED (compounds with "m" flag)
Neil Christiana 06/16/23 08:50

Quantitation Report (QT Reviewed)

Data Path : C:\msdchem\1\data\2023-06-15\
Data File : I757262.D
Acq On : 15 Jun 2023 11:16 am
Operator : joannel
Sample : IC2948-2
Misc : MS54130,VI2948,,,,,
ALS Vial : 3 Sample Multiplier: 1

Quant Time: Jun 15 12:23:10 2023
Quant Method : C:\msdchem\1\methods\VI-2023-06-15.m
Quant Title : SW-846 Method 5035A/8260B
QLast Update : Thu Jun 15 07:44:06 2023
Response via : Initial Calibration

Compound	R.T.	QIon	Response	Conc	Units	Dev(Min)
Internal Standards						
1) Fluorobenzene	7.854	96	1165649	50.00	ug/L	0.00
62) Chlorobenzene-d5	11.006	117	889602	50.00	ug/L	0.00
85) 1,4-Dichlorobenzene-d4	13.371	152	505367	50.00	ug/L	0.00
System Monitoring Compounds						
39) Dibromofluoromethane	6.988	113	325283	49.02	ug/L	0.00
Spiked Amount 50.000	Range 83 - 118		Recovery =	98.04%		
49) 1,2-Dichloroethane-d4	7.561	65	298097	49.55	ug/L	0.00
Spiked Amount 50.000	Range 79 - 125		Recovery =	99.10%		
63) Toluene-d8	9.445	98	1209637	47.87	ug/L	0.00
Spiked Amount 50.000	Range 85 - 112		Recovery =	95.74%		
86) 4-Bromofluorobenzene	12.219	174	424991	49.79	ug/L	0.00
Spiked Amount 50.000	Range 83 - 118		Recovery =	99.58%		
Target Compounds						Qvalue
2) Dichlorodifluoromethane	2.349	85	27386	8.82	ug/L	99
3) Chloromethane	2.635	50	32237	6.79	ug/L	98
4) Vinyl Chloride	2.763	62	29478	6.74	ug/L	92
5) 1,3-Butadiene	2.794	39	30328	6.79	ug/L	97
6) Bromomethane	3.227	94	12706	7.58	ug/L	92
7) Chloroethane	3.397	64	18474	6.43	ug/L	93
8) Trichlorofluoromethane	3.599	101	38170	6.30	ug/L	97
9) Ethyl Ether	4.013	59	17548	4.71	ug/L	94
10) 1,2-Dichlorotrifluoroe...	4.239	67	25007	5.19	ug/L	91
11) 1,1-Dichloroethene	4.269	61	32815	5.12	ug/L	99
12) Ethanol	4.190	45	21259	123.82	ug/L	100
13) Freon 113	4.318	101	20080	5.27	ug/L	96
14) Carbon Disulfide	4.330	76	67756	5.19	ug/L	97
15) Iodomethane	4.452	142	9749	3.03	ug/L	90
16) Acrolein	4.684	56	34013	20.92	ug/L	95
17) Allyl chloride	4.848	41	40712	7.09	ug/L	93
18) Methylene Chloride	4.976	49	37948	5.01	ug/L	95
19) Acetone	5.025	43	64352	20.03	ug/L	96
20) Methyl acetate	5.171	43	145110	21.31	ug/L	99
21) trans-1,2-Dichloroethene	5.184	61	35419	5.26	ug/L	93
22) Hexane	5.275	56	16338	5.08	ug/L	94
23) Methyl Tert Butyl Ether	5.293	73	67195	4.60	ug/L	79
24) Tert butyl alcohol	5.379	59	81165	38.35	ug/L	93
25) Acetonitrile	5.562	41	82345	69.59	ug/L	99
26) Di-isopropyl ether	5.726	45	72889	4.85	ug/L	99
27) Chloroprene	5.872	53	40481	6.91	ug/L	97
28) 1,1-Dichloroethane	5.885	63	47851	5.37	ug/L	99
29) Acrylonitrile	5.940	53	65417	20.92	ug/L	100
30) ETBE	6.135	59	72629	4.94	ug/L	98
31) Vinyl acetate	6.153	43	173852	21.46	ug/L	98
32) cis-1,2-Dichloroethene	6.513	96	27700	5.29	ug/L	95
33) 2,2-Dichloropropane	6.622	77	35630	5.24	ug/L	95
34) Bromochloromethane	6.744	128	13940	5.16	ug/L	92
35) Cyclohexane	6.756	56	36114	5.17	ug/L	95
36) Chloroform	6.793	83	48112	5.20	ug/L	94
37) Ethyl acetate	6.897	43	137371m	17.74	ug/L	
38) Tetrahydrofuran	6.988	42	17138	4.40	ug/L	92
40) Carbon Tetrachloride	6.970	117	32968	4.84	ug/L	93
41) 1,1,1-Trichloroethane	7.037	97	39468	5.12	ug/L	94
42) 2-Butanone	7.116	43	79492	18.01	ug/L	93
43) 1,1-Dichloropropene	7.177	75	31403	5.15	ug/L	95
44) tert-Butyl Formate	7.256	59	84861	22.12	ug/L	88

Quantitation Report (QT Reviewed)

Data Path : C:\msdchem\1\data\2023-06-15\
Data File : I757262.D
Acq On : 15 Jun 2023 11:16 am
Operator : joannel
Sample : IC2948-2
Misc : MS54130,VI2948,,,,,
ALS Vial : 3 Sample Multiplier: 1

Quant Time: Jun 15 12:23:10 2023
Quant Method : C:\msdchem\1\methods\VI-2023-06-15.m
Quant Title : SW-846 Method 5035A/8260B
QLast Update : Thu Jun 15 07:44:06 2023
Response via : Initial Calibration

	Compound	R.T.	QIon	Response	Conc	Units		Dev(Min)
45)	Propionitrile	7.415	54	88024	60.74	ug/L		92
46)	Methacrylonitrile	7.439	41	276916	65.19	ug/L		98
47)	Benzene	7.433	78	96713	5.20	ug/L		99
48)	TAME	7.525	73	69750	4.90	ug/L		94
50)	Isobutyl alcohol	7.592	42	37775	93.33	ug/L		95
51)	1,2-Dichloroethane	7.640	62	31609	4.89	ug/L		95
52)	Tert Amyl Alcohol	7.695	59	62297	35.52	ug/L		93
53)	Trichloroethene	8.055	95	24957	4.88	ug/L		93
54)	Methylcyclohexane	8.049	83	32907	5.17	ug/L		96
55)	Dibromomethane	8.500	93	15603	4.64	ug/L		93
56)	1,2-Dichloropropane	8.573	63	23524	4.91	ug/L		95
57)	Bromodichloromethane	8.634	83	32071	4.71	ug/L		98
58)	Methyl methacrylate	8.768	41	23862	5.00	ug/L		92
59)	1,4-Dioxane	8.829	88	12289	82.40	ug/L		93
60)	2-Chloroethyl vinyl ether	9.171	63	65292	25.55	ug/L		97
61)	cis-1,3-Dichloropropene	9.262	75	35643	4.75	ug/L		96
64)	Toluene	9.506	91	103423	4.91	ug/L		99
65)	2-Nitropropane	9.701	41	36331	15.52	ug/L	#	90
66)	4-Methyl-2-pentanone	9.829	43	167971	19.90	ug/L		96
67)	trans-1,3-Dichloropropene	9.914	75	31240	4.54	ug/L		86
68)	Tetrachloroethene	9.914	166	30996	4.89	ug/L		97
69)	Ethyl methacrylate	10.024	69	32508	5.60	ug/L		99
70)	1,1,2-Trichloroethane	10.067	83	20499	4.75	ug/L		95
71)	Dibromochloromethane	10.262	129	26106	4.27	ug/L		95
72)	1,3-Dichloropropane	10.347	76	33945	4.55	ug/L		96
73)	1,2-Dibromoethane	10.530	107	23931	4.32	ug/L		98
74)	3,3-dimethyl-1-butanol	10.609	57	266330	156.37	ug/L		97
75)	2-hexanone	10.664	43	122777	18.92	ug/L		93
76)	1-Chlorohexane	10.969	91	27619	4.68	ug/L		98
77)	Ethylbenzene	11.030	91	110351	4.97	ug/L		100
78)	Chlorobenzene	11.024	112	69283	4.96	ug/L		99
79)	1,1,1,2-Tetrachloroethane	11.073	131	25168	4.61	ug/L		87
80)	m,p-Xylene	11.170	91	165014	9.71	ug/L		99
81)	o-Xylene	11.609	91	88560	4.86	ug/L		99
82)	Styrene	11.670	104	55606	4.43	ug/L		93
83)	Bromoform	11.719	173	21204	4.01	ug/L		96
84)	Isopropylbenzene	11.914	105	105927	4.97	ug/L		98
87)	cis-1,4-Dichloro-2-butene	12.274	53	8862	5.80	ug/L	#	83
88)	n-Propylbenzene	12.341	91	119399	5.27	ug/L		99
89)	Bromobenzene	12.359	156	29784	5.01	ug/L		93
90)	1,1,2,2-Tetrachloroethane	12.389	83	39047	4.73	ug/L		98
91)	1,3,5-Trimethylbenzene	12.518	105	86054	5.23	ug/L		97
92)	2-Chlorotoluene	12.524	91	81376	5.25	ug/L		98
93)	trans-1,4-Dichloro-2-B...	12.591	53	7092	3.93	ug/L		86
94)	1,2,3-Trichloropropane	12.548	110	12093	4.86	ug/L		96
95)	Cyclohexanone	12.615	55	11436	22.25	ug/L		92
96)	4-Chlorotoluene	12.694	91	70286	4.90	ug/L		98
97)	tert-Butylbenzene	12.853	91	45274	5.16	ug/L		96
98)	1,2,4-Trimethylbenzene	12.932	105	83406	5.16	ug/L		97
99)	Pentachloroethane	12.902	167	20473	6.08	ug/L		97
100)	sec-Butylbenzene	13.042	105	99567	5.23	ug/L		98
101)	4-Isopropyltoluene	13.170	119	85840	5.20	ug/L		98
102)	1,3-Dichlorobenzene	13.310	146	50680	4.92	ug/L		99
103)	1,2,3-Trimethylbenzene	13.383	105	87732	5.18	ug/L		93
104)	1,4-Dichlorobenzene	13.389	146	54988	4.95	ug/L		98
105)	n-Butylbenzene	13.627	92	40581	4.95	ug/L		90
106)	Benzyl Chloride	13.633	126	11834	4.15	ug/L	#	73
107)	1,2-Dichlorobenzene	13.834	146	50054	4.97	ug/L		96

Quantitation Report (QT Reviewed)

Data Path : C:\msdchem\1\data\2023-06-15\
Data File : I757262.D
Acq On : 15 Jun 2023 11:16 am
Operator : joannel
Sample : IC2948-2
Misc : MS54130,VI2948,,,,,
ALS Vial : 3 Sample Multiplier: 1

Quant Time: Jun 15 12:23:10 2023
Quant Method : C:\msdchem\1\methods\VI-2023-06-15.m
Quant Title : SW-846 Method 5035A/8260B
QLast Update : Thu Jun 15 07:44:06 2023
Response via : Initial Calibration

Compound	R.T.	QIon	Response	Conc	Units	Dev(Min)
108) 1,2-Dibromo-3-Chloropr...	14.590	75	8368	3.85	ug/L	95
109) Hexachlorobutadiene	15.151	225	17626	5.04	ug/L	98
110) 1,2,4-Trichlorobenzene	15.200	180	36439	4.84	ug/L	98
111) Naphthalene	15.468	128	102592	4.38	ug/L	98
112) 1,2,3-Trichlorobenzene	15.633	180	36500	4.84	ug/L	98

(#) = qualifier out of range (m) = manual integration (+) = signals summed

Quantitation Report (QT Reviewed)

Data Path : C:\msdchem\1\data\2023-06-15\
Data File : I757262.D
Acq On : 15 Jun 2023 11:16 am
Operator : joannel
Sample : IC2948-2
Misc : MS54130,VI2948,,,,,
ALS Vial : 3 Sample Multiplier: 1

Quant Time: Jun 15 12:23:10 2023
Quant Method : C:\msdchem\1\methods\VI-2023-06-15.m
Quant Title : SW-846 Method 5035A/8260B
QLast Update : Thu Jun 15 07:44:06 2023
Response via : Initial Calibration

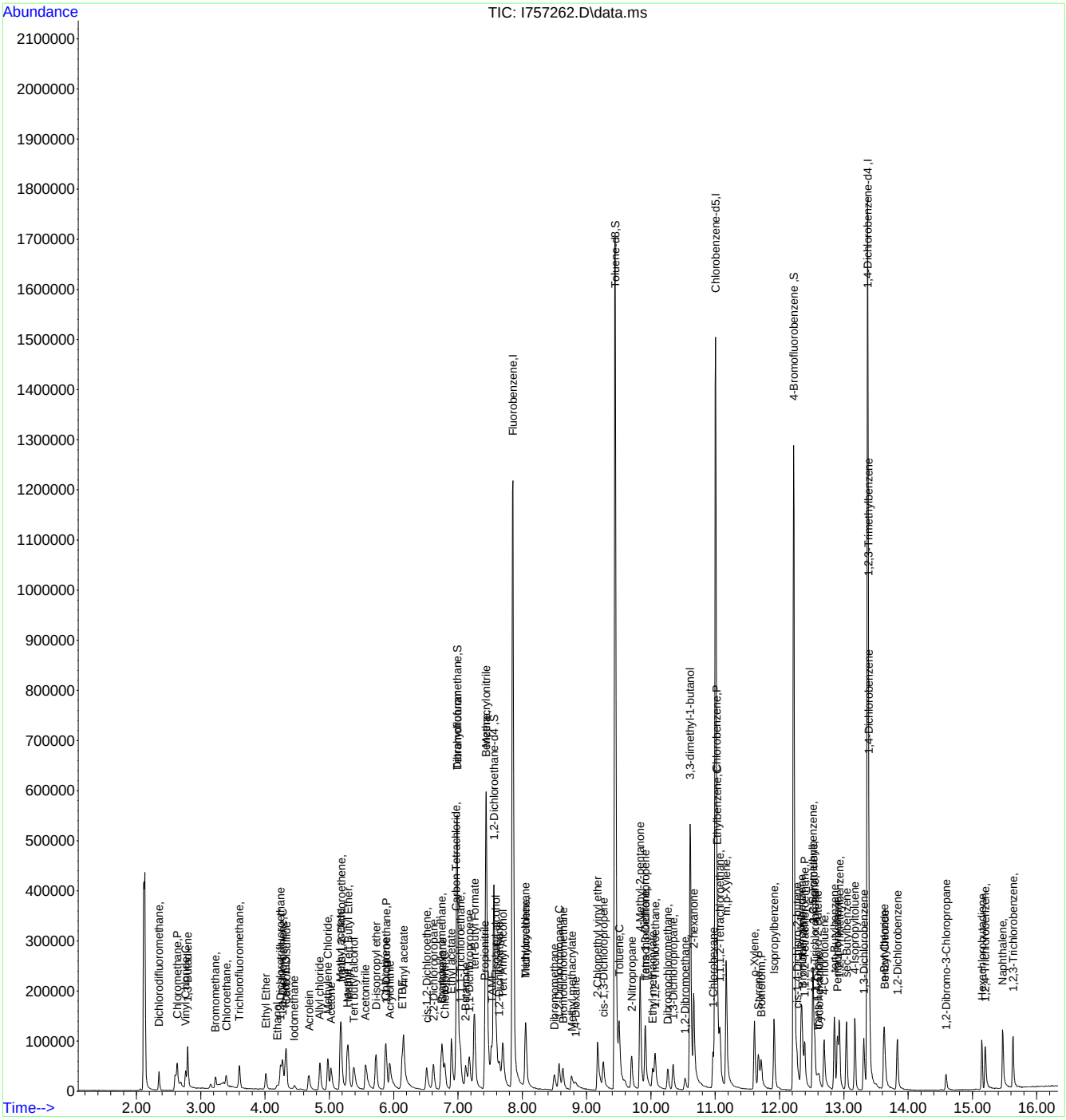

Manual Integration Approval Summary

Sample Number:	VI2948-IC2948	**Method:**	SW846 8260D
Lab FileID:	I757262.D	**Analyst approved:**	06/15/23 14:57 Jo-Ann Lugo De Jesus
Injection Time:	06/15/23 11:16	**Supervisor approved:**	06/16/23 08:50 Neil Christiana

Parameter	CAS	Sig#	R.T. (min.)	Reason
Ethyl Acetate	141-78-6		6.90	Poor instrument integration

Quantitation Report (Qedit)

Data Path : C:\msdchem\1\data\2023-06-15\
Data File : I757262.D
Acq On : 15 Jun 2023 11:16 am
Operator : joannel
Sample : IC2948-2
Misc : MS54130,VI2948,,,,,
ALS Vial : 3 Sample Multiplier: 1

Quant Time: Jun 15 12:17:32 2023
Quant Method : C:\msdchem\1\methods\VI-2023-06-15.m
Quant Title : SW-846 Method 5035A/8260B
QLast Update : Thu Jun 15 07:44:06 2023
Response via : Initial Calibration

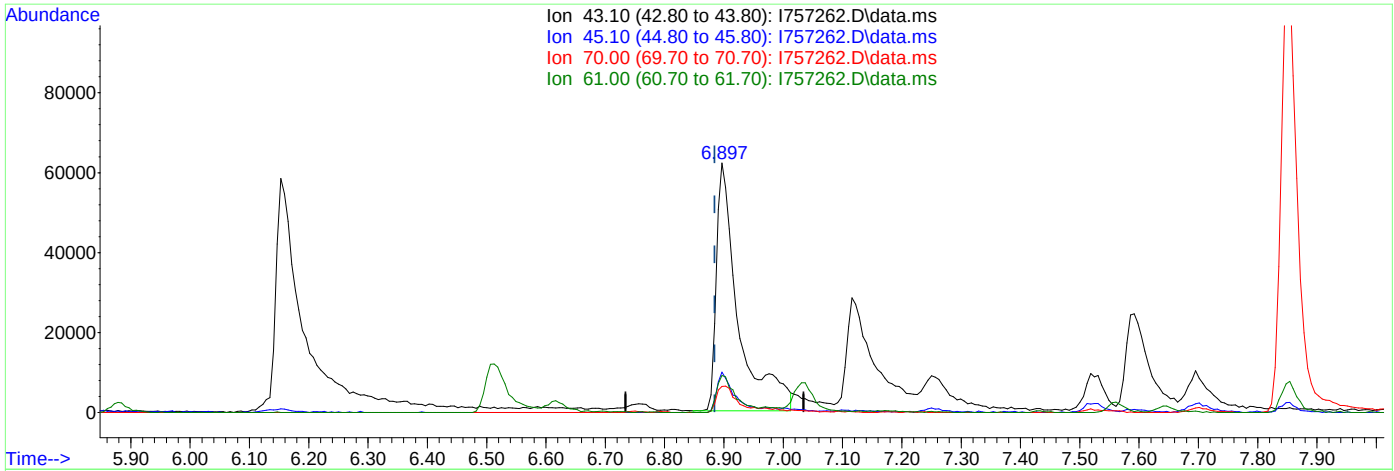

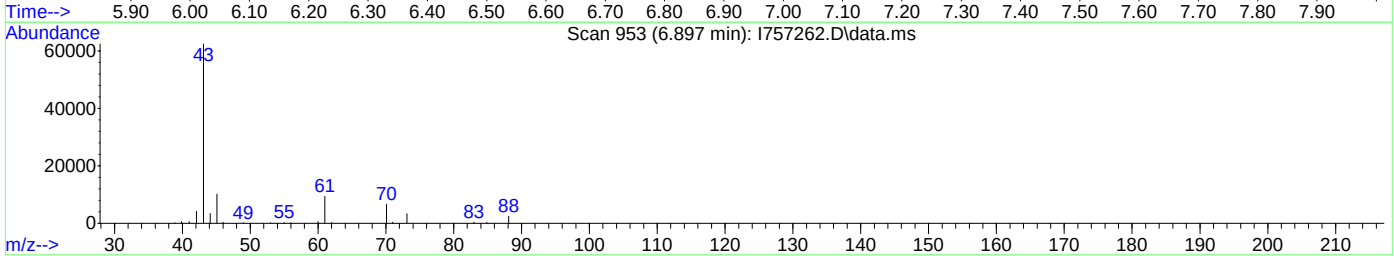

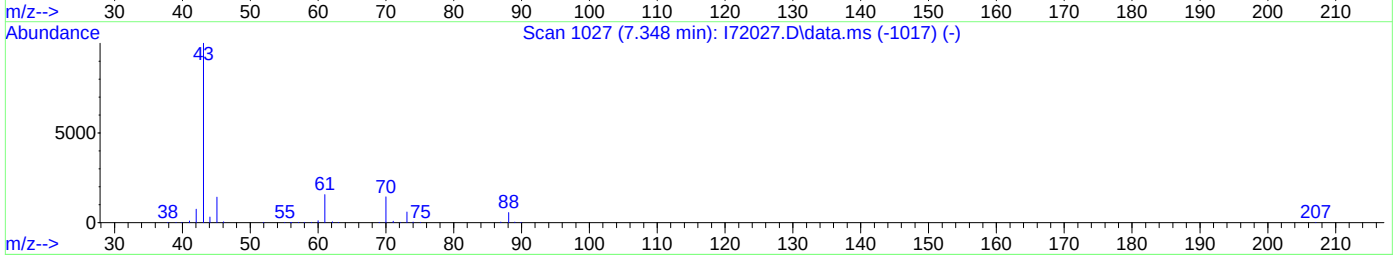

TIC: I757262.D\data.ms

(37) Ethyl acetate

6.897min (+0.012) 20.52ug/L

response 158851

Ion	Exp%	Act%
43.10	100	100
45.10	14.90	16.33
70.00	11.10	10.57
61.00	15.10	14.97

Quantitation Report (Qedit)

Data Path : C:\msdchem\1\data\2023-06-15\
Data File : I757262.D
Acq On : 15 Jun 2023 11:16 am
Operator : joannel
Sample : IC2948-2
Misc : MS54130,VI2948,,,,,
ALS Vial : 3 Sample Multiplier: 1

Quant Time: Jun 15 12:17:32 2023
Quant Method : C:\msdchem\1\methods\VI-2023-06-15.m
Quant Title : SW-846 Method 5035A/8260B
QLast Update : Thu Jun 15 07:44:06 2023
Response via : Initial Calibration

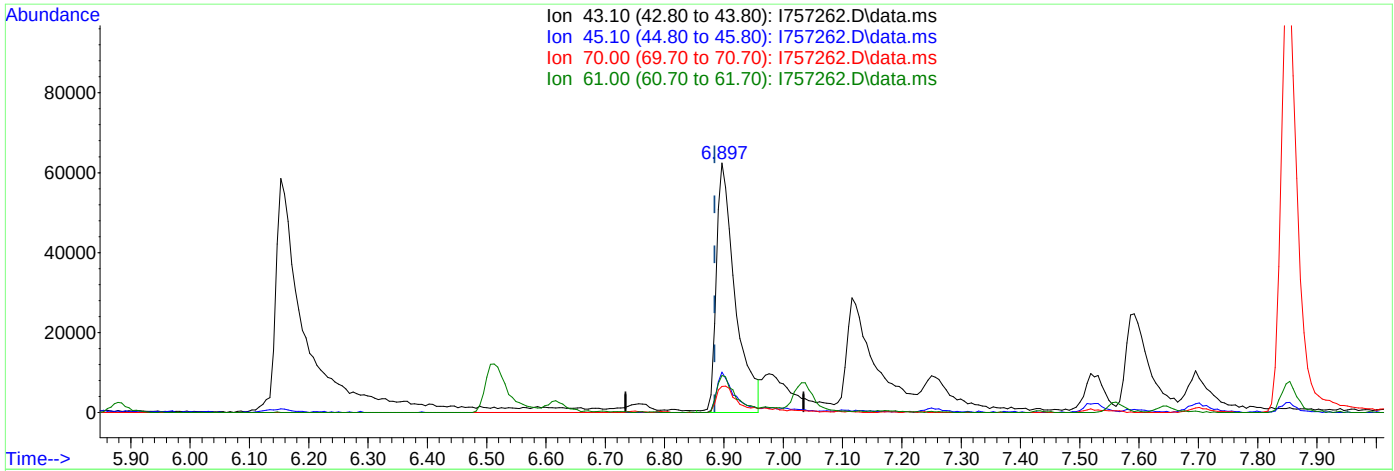

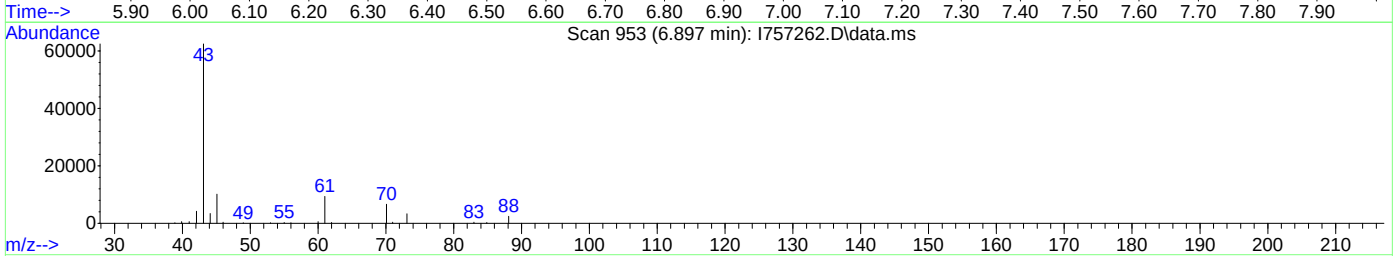

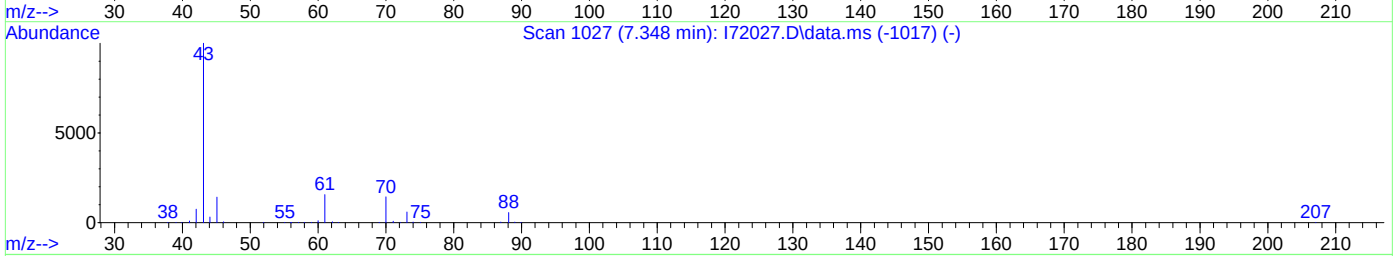

TIC: I757262.D\data.ms

(37) Ethyl acetate

6.897min (+0.012) 17.74ug/L m

response 137371

Ion	Exp%	Act%
43.10	100	100
45.10	14.90	16.20
70.00	11.10	10.49
61.00	15.10	14.86

Manual Integrations APPROVED (compounds with "m" flag)
Neil Christiana 06/16/23 08:50

Quantitation Report (QT Reviewed)

Data Path : C:\msdchem\1\data\2023-06-15\
Data File : I757263.D
Acq On : 15 Jun 2023 11:40 am
Operator : joannel
Sample : IC2948-3
Misc : MS54130,VI2948,,,,,
ALS Vial : 4 Sample Multiplier: 1

Quant Time: Jun 15 12:26:40 2023
Quant Method : C:\msdchem\1\methods\VI-2023-06-15.m
Quant Title : SW-846 Method 5035A/8260B
QLast Update : Thu Jun 15 07:44:06 2023
Response via : Initial Calibration

Compound	R.T.	QIon	Response	Conc	Units	Dev(Min)
Internal Standards						
1) Fluorobenzene	7.854	96	1170277	50.00	ug/L	0.00
62) Chlorobenzene-d5	11.006	117	851480	50.00	ug/L	0.00
85) 1,4-Dichlorobenzene-d4	13.371	152	514226	50.00	ug/L	0.00
System Monitoring Compounds						
39) Dibromofluoromethane	6.988	113	327625	49.17	ug/L	0.00
Spiked Amount 50.000	Range 83 - 118		Recovery = 98.34%			
49) 1,2-Dichloroethane-d4	7.561	65	304694	50.45	ug/L	0.00
Spiked Amount 50.000	Range 79 - 125		Recovery = 100.90%			
63) Toluene-d8	9.445	98	1220760	50.48	ug/L	0.00
Spiked Amount 50.000	Range 85 - 112		Recovery = 100.96%			
86) 4-Bromofluorobenzene	12.219	174	428509	49.34	ug/L	0.00
Spiked Amount 50.000	Range 83 - 118		Recovery = 98.68%			
Target Compounds						Qvalue
2) Dichlorodifluoromethane	2.355	85	50867	16.31	ug/L	99
3) Chloromethane	2.641	50	54614	11.47	ug/L	98
4) Vinyl Chloride	2.769	62	50988	11.62	ug/L	96
5) 1,3-Butadiene	2.800	39	45402	10.12	ug/L	100
6) Bromomethane	3.233	94	17396	10.34	ug/L	92
7) Chloroethane	3.397	64	27335	9.48	ug/L	92
8) Trichlorofluoromethane	3.605	101	70922	11.65	ug/L	98
9) Ethyl Ether	4.019	59	32290	8.64	ug/L	98
10) 1,2-Dichlorotrifluoroe...	4.245	67	45018	9.30	ug/L	98
11) 1,1-Dichloroethene	4.275	61	57814	8.99	ug/L	98
12) Ethanol	4.202	45	36754	213.22	ug/L	90
13) Freon 113	4.324	101	37005	9.67	ug/L	94
14) Carbon Disulfide	4.336	76	114753	8.75	ug/L	99
15) Iodomethane	4.458	142	18992	5.88	ug/L	99
16) Acrolein	4.678	56	86223	52.83	ug/L	96
17) Allyl chloride	4.860	41	59002	10.23	ug/L	97
18) Methylene Chloride	4.982	49	60337	7.94	ug/L	97
19) Acetone	5.025	43	184931	57.34	ug/L	95
20) Methyl acetate	5.171	43	300019	43.88	ug/L	99
21) trans-1,2-Dichloroethene	5.190	61	59576	8.81	ug/L	97
22) Hexane	5.281	56	28978	8.98	ug/L	86
23) Methyl Tert Butyl Ether	5.299	73	127238	8.69	ug/L	90
24) Tert butyl alcohol	5.391	59	175816	82.74	ug/L	96
25) Acetonitrile	5.568	41	138301	116.42	ug/L	99
26) Di-isopropyl ether	5.726	45	132488	8.79	ug/L	97
27) Chloroprene	5.872	53	61364	10.43	ug/L	94
28) 1,1-Dichloroethane	5.885	63	78260	8.74	ug/L	99
29) Acrylonitrile	5.933	53	161854	51.57	ug/L	97
30) ETBE	6.141	59	125270	8.50	ug/L	99
31) Vinyl acetate	6.147	43	418057	51.39	ug/L	99
32) cis-1,2-Dichloroethene	6.513	96	46021	8.75	ug/L	91
33) 2,2-Dichloropropane	6.622	77	59693	8.74	ug/L	96
34) Bromochloromethane	6.738	128	24652	9.08	ug/L	90
35) Cyclohexane	6.763	56	67766	9.67	ug/L	96
36) Chloroform	6.799	83	81335	8.75	ug/L	99
37) Ethyl acetate	6.897	43	352467m	45.34	ug/L	
38) Tetrahydrofuran	6.988	42	34187	8.74	ug/L	97
40) Carbon Tetrachloride	6.976	117	56831	8.31	ug/L	96
41) 1,1,1-Trichloroethane	7.037	97	68120	8.80	ug/L	97
42) 2-Butanone	7.110	43	268871	60.66	ug/L	99
43) 1,1-Dichloropropene	7.177	75	55032	9.00	ug/L	97
44) tert-Butyl Formate	7.256	59	168473	43.74	ug/L	95

Quantitation Report (QT Reviewed)

Data Path : C:\msdchem\1\data\2023-06-15\
Data File : I757263.D
Acq On : 15 Jun 2023 11:40 am
Operator : joannel
Sample : IC2948-3
Misc : MS54130,VI2948,,,,,
ALS Vial : 4 Sample Multiplier: 1

Quant Time: Jun 15 12:26:40 2023
Quant Method : C:\msdchem\1\methods\VI-2023-06-15.m
Quant Title : SW-846 Method 5035A/8260B
QLast Update : Thu Jun 15 07:44:06 2023
Response via : Initial Calibration

	Compound	R.T.	QIon	Response	Conc	Units		Dev(Min)
45)	Propionitrile	7.415	54	152952	105.12	ug/L		95
46)	Methacrylonitrile	7.439	41	458306	107.46	ug/L		98
47)	Benzene	7.433	78	168632	9.03	ug/L		98
48)	TAME	7.525	73	121623	8.51	ug/L		99
50)	Isobutyl alcohol	7.592	42	75064	184.72	ug/L		98
51)	1,2-Dichloroethane	7.646	62	57615	8.88	ug/L		99
52)	Tert Amyl Alcohol	7.701	59	143320	81.40	ug/L		97
53)	Trichloroethene	8.055	95	44437	8.66	ug/L		93
54)	Methylcyclohexane	8.055	83	61576	9.63	ug/L		94
55)	Dibromomethane	8.494	93	28982	8.58	ug/L		91
56)	1,2-Dichloropropane	8.573	63	42298	8.80	ug/L		95
57)	Bromodichloromethane	8.628	83	58550	8.56	ug/L		99
58)	Methyl methacrylate	8.756	41	43238	9.03	ug/L		97
59)	1,4-Dioxane	8.823	88	27052	180.67	ug/L		90
60)	2-Chloroethyl vinyl ether	9.164	63	135939	52.97	ug/L		99
61)	cis-1,3-Dichloropropene	9.256	75	64922	8.62	ug/L		99
64)	Toluene	9.506	91	177013	8.78	ug/L		99
65)	2-Nitropropane	9.701	41	76063	33.94	ug/L	#	89
66)	4-Methyl-2-pentanone	9.829	43	504936	62.51	ug/L		99
67)	trans-1,3-Dichloropropene	9.908	75	56069	8.51	ug/L		90
68)	Tetrachloroethene	9.908	166	55047	9.07	ug/L		95
69)	Ethyl methacrylate	10.024	69	54525	9.81	ug/L		97
70)	1,1,2-Trichloroethane	10.061	83	36759	8.91	ug/L		95
71)	Dibromochloromethane	10.262	129	48493	8.29	ug/L		95
72)	1,3-Dichloropropane	10.341	76	62625	8.77	ug/L		98
73)	1,2-Dibromoethane	10.524	107	46419	8.76	ug/L		97
74)	3,3-dimethyl-1-butanol	10.609	57	680895	417.66	ug/L		99
75)	2-hexanone	10.658	43	398553	64.16	ug/L		98
76)	1-Chlorohexane	10.969	91	50488	8.93	ug/L		99
77)	Ethylbenzene	11.030	91	192534	9.06	ug/L		98
78)	Chlorobenzene	11.024	112	119704	8.95	ug/L		96
79)	1,1,1,2-Tetrachloroethane	11.073	131	44223	8.46	ug/L		93
80)	m,p-Xylene	11.170	91	290829	17.88	ug/L		99
81)	o-Xylene	11.609	91	157079	9.01	ug/L		96
82)	Styrene	11.664	104	104123	8.68	ug/L		97
83)	Bromoform	11.713	173	40786	8.05	ug/L		97
84)	Isopropylbenzene	11.914	105	183878	9.02	ug/L		98
87)	cis-1,4-Dichloro-2-butene	12.268	53	16022	10.30	ug/L	#	84
88)	n-Propylbenzene	12.335	91	204965	8.89	ug/L		99
89)	Bromobenzene	12.353	156	52703	8.72	ug/L		96
90)	1,1,2,2-Tetrachloroethane	12.389	83	72475	8.63	ug/L		98
91)	1,3,5-Trimethylbenzene	12.517	105	149136	8.91	ug/L		98
92)	2-Chlorotoluene	12.524	91	143165	9.07	ug/L		99
93)	trans-1,4-Dichloro-2-B...	12.578	53	15072	8.20	ug/L	#	84
94)	1,2,3-Trichloropropane	12.548	110	22730	8.98	ug/L		95
95)	Cyclohexanone	12.609	55	26818	51.28	ug/L		97
96)	4-Chlorotoluene	12.688	91	126546	8.67	ug/L		97
97)	tert-Butylbenzene	12.853	91	80686	9.04	ug/L		95
98)	1,2,4-Trimethylbenzene	12.926	105	143502	8.72	ug/L		97
99)	Pentachloroethane	12.902	167	30722	8.97	ug/L		97
100)	sec-Butylbenzene	13.042	105	175674	9.06	ug/L		97
101)	4-Isopropyltoluene	13.170	119	148157	8.82	ug/L		98
102)	1,3-Dichlorobenzene	13.310	146	89376	8.53	ug/L		97
103)	1,2,3-Trimethylbenzene	13.383	105	150887	8.76	ug/L		98
104)	1,4-Dichlorobenzene	13.389	146	96932	8.58	ug/L		98
105)	n-Butylbenzene	13.621	92	72015	8.63	ug/L		91
106)	Benzyl Chloride	13.633	126	22829	7.88	ug/L	#	73
107)	1,2-Dichlorobenzene	13.828	146	88799	8.66	ug/L		98

Quantitation Report (QT Reviewed)

Data Path : C:\msdchem\1\data\2023-06-15\
Data File : I757263.D
Acq On : 15 Jun 2023 11:40 am
Operator : joannel
Sample : IC2948-3
Misc : MS54130,VI2948,,,,,
ALS Vial : 4 Sample Multiplier: 1

Quant Time: Jun 15 12:26:40 2023
Quant Method : C:\msdchem\1\methods\VI-2023-06-15.m
Quant Title : SW-846 Method 5035A/8260B
QLast Update : Thu Jun 15 07:44:06 2023
Response via : Initial Calibration

Compound	R.T.	QIon	Response	Conc	Units	Dev(Min)
108) 1,2-Dibromo-3-Chloropr...	14.584	75	17681	7.99	ug/L	97
109) Hexachlorobutadiene	15.145	225	30612	8.61	ug/L	97
110) 1,2,4-Trichlorobenzene	15.194	180	63602	8.31	ug/L	98
111) Naphthalene	15.468	128	199734	8.37	ug/L	100
112) 1,2,3-Trichlorobenzene	15.633	180	62659	8.16	ug/L	97

(#) = qualifier out of range (m) = manual integration (+) = signals summed

Quantitation Report (QT Reviewed)

Data Path : C:\msdchem\1\data\2023-06-15\
Data File : I757263.D
Acq On : 15 Jun 2023 11:40 am
Operator : joannel
Sample : IC2948-3
Misc : MS54130,VI2948,,,,,
ALS Vial : 4 Sample Multiplier: 1

Quant Time: Jun 15 12:26:40 2023
Quant Method : C:\msdchem\1\methods\VI-2023-06-15.m
Quant Title : SW-846 Method 5035A/8260B
QLast Update : Thu Jun 15 07:44:06 2023
Response via : Initial Calibration

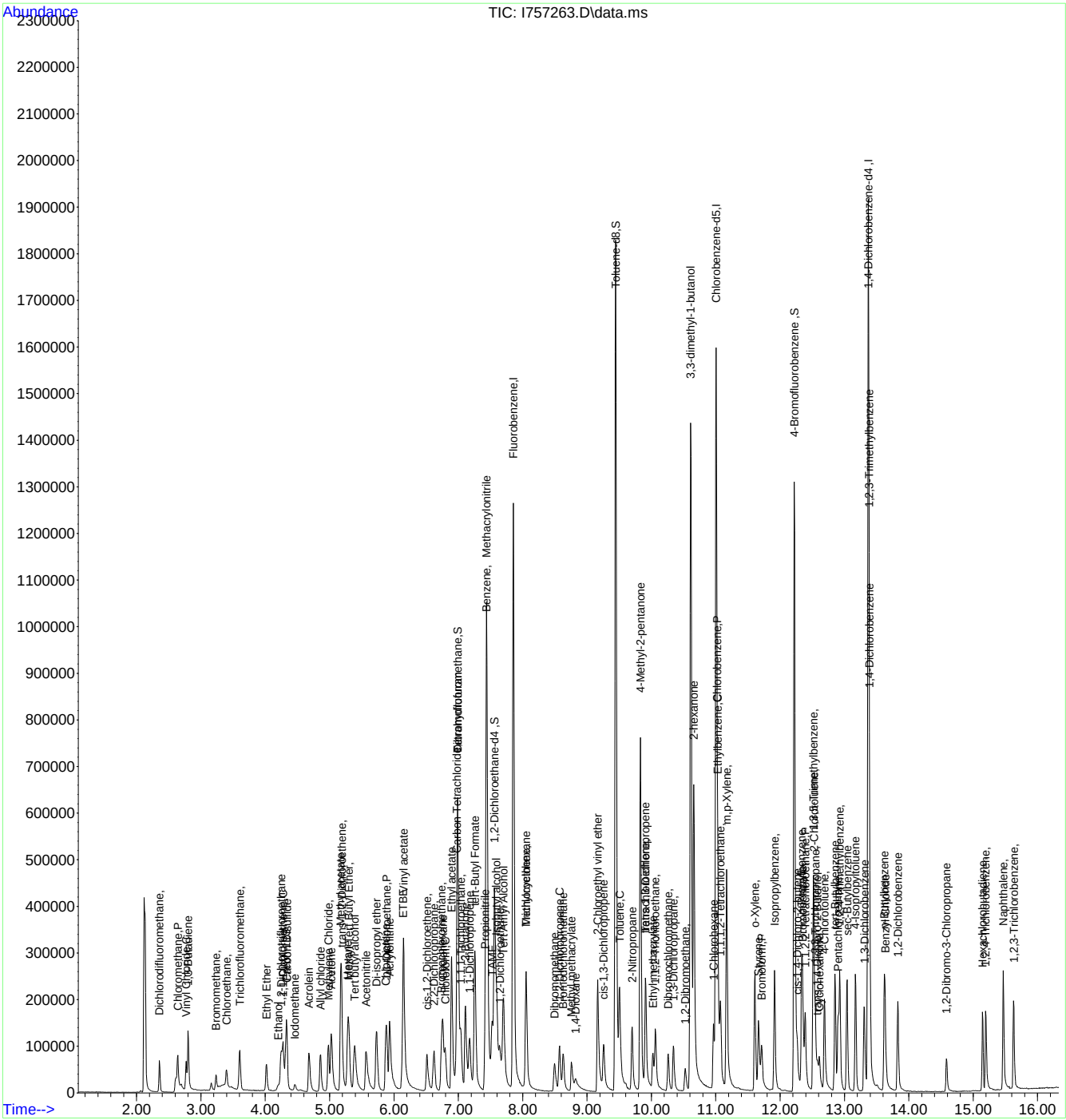

Manual Integration Approval Summary

Sample Number: VI2948-IC2948
Lab FileID: I757263.D
Injection Time: 06/15/23 11:40
Method: SW846 8260D
Analyst approved: 06/15/23 14:57 Jo-Ann Lugo De Jesus
Supervisor approved: 06/16/23 08:50 Neil Christiana

Parameter	CAS	Sig#	R.T. (min.)	Reason
Ethyl Acetate	141-78-6		6.90	Poor instrument integration

Quantitation Report (Qedit)

Data Path : C:\msdchem\1\data\2023-06-15\
Data File : I757263.D
Acq On : 15 Jun 2023 11:40 am
Operator : joannel
Sample : IC2948-3
Misc : MS54130,VI2948,,,,,
ALS Vial : 4 Sample Multiplier: 1

Quant Time: Jun 15 12:17:34 2023
Quant Method : C:\msdchem\1\methods\VI-2023-06-15.m
Quant Title : SW-846 Method 5035A/8260B
QLast Update : Thu Jun 15 07:44:06 2023
Response via : Initial Calibration

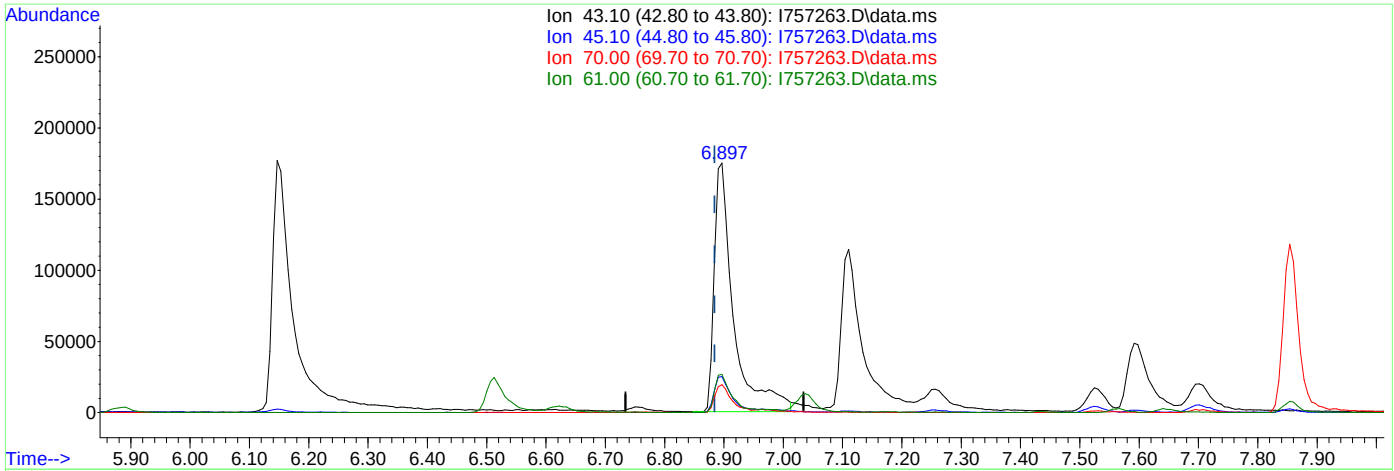

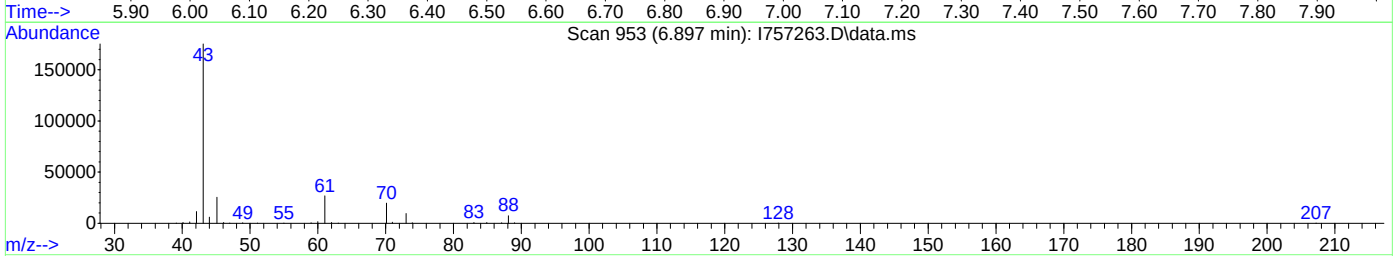

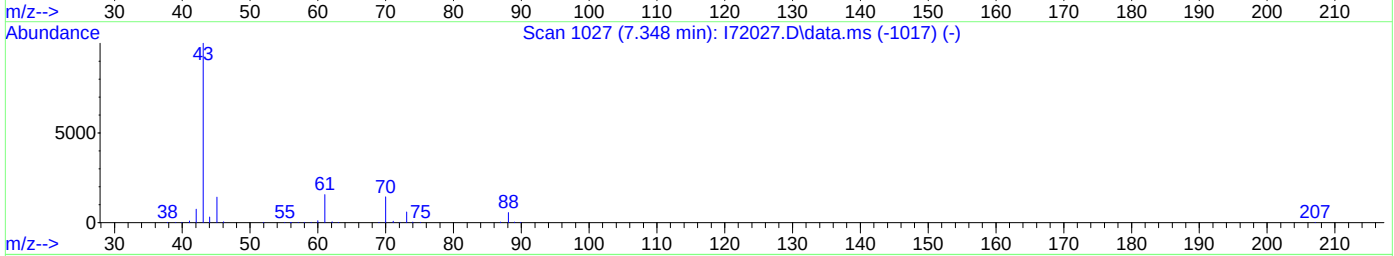

TIC: I757263.D\data.ms

(37) Ethyl acetate

6.897min (+0.012) 50.83ug/L

response 395126

Ion	Exp%	Act%
43.10	100	100
45.10	14.90	14.44
70.00	11.10	11.24
61.00	15.10	15.26

Quantitation Report (Qedit)

Data Path : C:\msdchem\1\data\2023-06-15\
Data File : I757263.D
Acq On : 15 Jun 2023 11:40 am
Operator : joannel
Sample : IC2948-3
Misc : MS54130,VI2948,,,,,
ALS Vial : 4 Sample Multiplier: 1

Quant Time: Jun 15 12:17:34 2023
Quant Method : C:\msdchem\1\methods\VI-2023-06-15.m
Quant Title : SW-846 Method 5035A/8260B
QLast Update : Thu Jun 15 07:44:06 2023
Response via : Initial Calibration

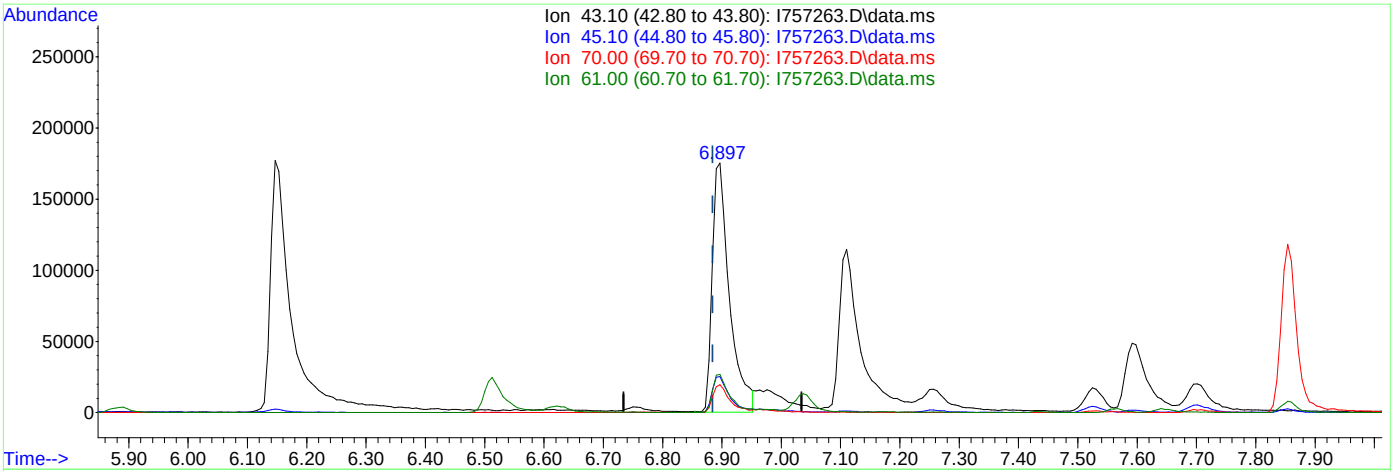

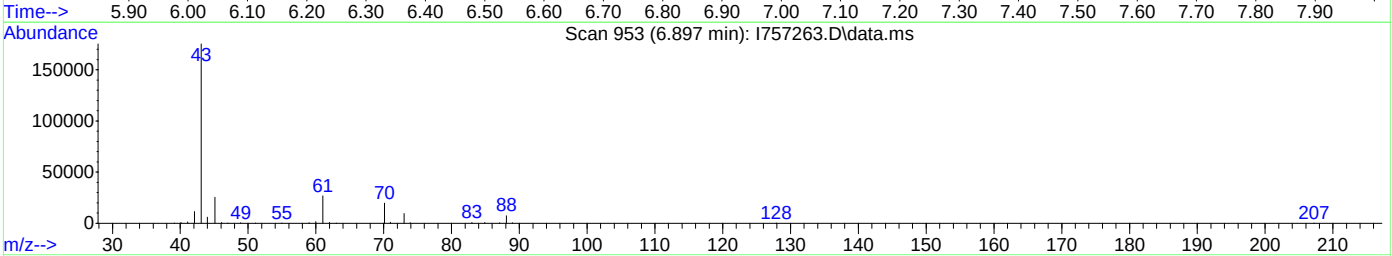

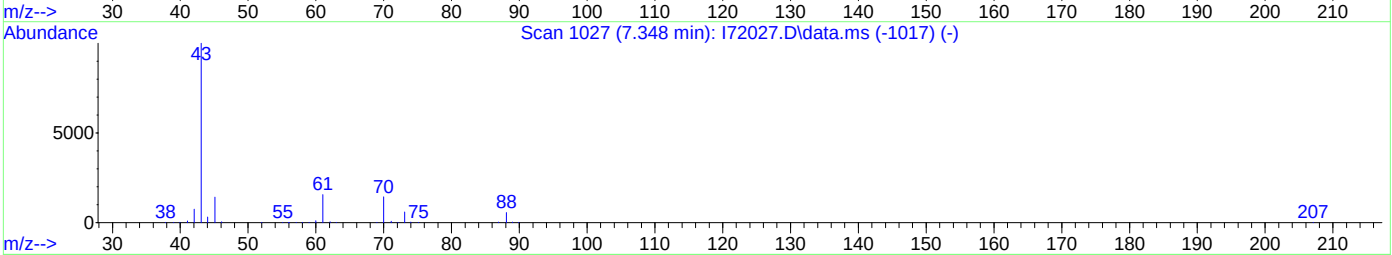

TIC: I757263.D\data.ms

(37) Ethyl acetate

6.897min (+0.012) 45.34ug/L m

response 352467

Ion	Exp%	Act%
43.10	100	100
45.10	14.90	14.39
70.00	11.10	11.20
61.00	15.10	15.30

Manual Integrations APPROVED (compounds with "m" flag)
Neil Christiana 06/16/23 08:50

Quantitation Report (QT Reviewed)

Data Path : C:\msdchem\1\data\2023-06-15\
Data File : I757264.D
Acq On : 15 Jun 2023 12:04 pm
Operator : joannel
Sample : IC2948-4
Misc : MS54130,VI2948,,,,,
ALS Vial : 5 Sample Multiplier: 1

Quant Time: Jun 15 12:53:52 2023
Quant Method : C:\msdchem\1\methods\VI-2023-06-15.m
Quant Title : SW-846 Method 5035A/8260B
QLast Update : Thu Jun 15 12:25:15 2023
Response via : Initial Calibration

Compound	R.T.	QIon	Response	Conc	Units	Dev(Min)
Internal Standards						
1) Fluorobenzene	7.854	96	1142073	50.00	ug/L	0.00
62) Chlorobenzene-d5	11.006	117	841453	50.00	ug/L	0.00
85) 1,4-Dichlorobenzene-d4	13.371	152	519559	50.00	ug/L	0.00
System Monitoring Compounds						
39) Dibromofluoromethane	6.988	113	331108	50.92	ug/L	0.00
Spiked Amount 50.000	Range 83 - 118		Recovery = 101.84%			
49) 1,2-Dichloroethane-d4	7.561	65	307520	52.18	ug/L	0.00
Spiked Amount 50.000	Range 79 - 125		Recovery = 104.36%			
63) Toluene-d8	9.445	98	1216135	50.88	ug/L	0.00
Spiked Amount 50.000	Range 85 - 112		Recovery = 101.76%			
86) 4-Bromofluorobenzene	12.219	174	435484	49.63	ug/L	0.00
Spiked Amount 50.000	Range 83 - 118		Recovery = 99.26%			
Target Compounds						Qvalue
2) Dichlorodifluoromethane	2.349	85	123401	40.54	ug/L	98
3) Chloromethane	2.635	50	122259	26.30	ug/L	97
4) Vinyl Chloride	2.763	62	120249	28.08	ug/L	99
5) 1,3-Butadiene	2.794	39	116957	26.71	ug/L	94
6) Bromomethane	3.233	94	39672	24.16	ug/L	96
7) Chloroethane	3.391	64	54467	19.36	ug/L	99
8) Trichlorofluoromethane	3.598	101	165259	27.82	ug/L	99
9) Ethyl Ether	4.013	59	87674	24.04	ug/L	98
10) 1,2-Dichlorotrifluoroe...	4.245	67	118357	25.05	ug/L	97
11) 1,1-Dichloroethene	4.275	61	157664	25.12	ug/L	100
12) Ethanol	4.208	45	88728	527.45	ug/L	99
13) Freon 113	4.318	101	98252	26.32	ug/L	96
14) Carbon Disulfide	4.330	76	310548	24.26	ug/L	99
15) Iodomethane	4.458	142	75491	23.95	ug/L	95
16) Acrolein	4.671	56	203351	127.67	ug/L	97
17) Allyl chloride	4.854	41	149089	26.48	ug/L	98
18) Methylene Chloride	4.976	49	152960	20.63	ug/L	97
19) Acetone	5.025	43	367279	116.69	ug/L	98
20) Methyl acetate	5.165	43	829278	124.29	ug/L	100
21) trans-1,2-Dichloroethene	5.183	61	159712	24.21	ug/L	97
22) Hexane	5.275	56	83397	26.49	ug/L	96
23) Methyl Tert Butyl Ether	5.293	73	343713	24.04	ug/L	82
24) Tert butyl alcohol	5.385	59	487856	235.26	ug/L	99
25) Acetonitrile	5.561	41	320957	276.85	ug/L	97
26) Di-isopropyl ether	5.726	45	358030	24.33	ug/L	99
27) Chloroprene	5.866	53	159981	27.86	ug/L	99
28) 1,1-Dichloroethane	5.885	63	212657	24.35	ug/L	100
29) Acrylonitrile	5.921	53	432255	141.12	ug/L	98
30) ETBE	6.135	59	341706	23.74	ug/L	99
31) Vinyl acetate	6.141	43	1183685	149.11	ug/L	100
32) cis-1,2-Dichloroethene	6.506	96	126101	24.58	ug/L	96
33) 2,2-Dichloropropane	6.622	77	159756	23.98	ug/L	98
34) Bromochloromethane	6.732	128	65120	24.58	ug/L	95
35) Cyclohexane	6.756	56	181525	26.54	ug/L	97
36) Chloroform	6.793	83	216996	23.92	ug/L	95
37) Ethyl acetate	6.884	43	987700m	130.20	ug/L	
38) Tetrahydrofuran	6.976	42	88860	23.29	ug/L	98
40) Carbon Tetrachloride	6.976	117	157358	23.58	ug/L	96
41) 1,1,1-Trichloroethane	7.037	97	183726	24.32	ug/L	98
42) 2-Butanone	7.104	43	566161	130.89	ug/L	99
43) 1,1-Dichloropropene	7.171	75	147933	24.78	ug/L	97
44) tert-Butyl Formate	7.256	59	428195	113.90	ug/L	97

Quantitation Report (QT Reviewed)

Data Path : C:\msdchem\1\data\2023-06-15\
Data File : I757264.D
Acq On : 15 Jun 2023 12:04 pm
Operator : joannel
Sample : IC2948-4
Misc : MS54130,VI2948,,,,,
ALS Vial : 5 Sample Multiplier: 1

Quant Time: Jun 15 12:53:52 2023
Quant Method : C:\msdchem\1\methods\VI-2023-06-15.m
Quant Title : SW-846 Method 5035A/8260B
QLast Update : Thu Jun 15 12:25:15 2023
Response via : Initial Calibration

Compound	R.T.	QIon	Response	Conc	Units		Dev(Min)
45) Propionitrile	7.409	54	401271	282.59	ug/L		99
46) Methacrylonitrile	7.439	41	1114582	267.79	ug/L		99
47) Benzene	7.433	78	439315	24.11	ug/L		96
48) TAME	7.524	73	328029	23.53	ug/L		99
50) Isobutyl alcohol	7.585	42	207501	523.25	ug/L		100
51) 1,2-Dichloroethane	7.634	62	151370	23.90	ug/L		96
52) Tert Amyl Alcohol	7.695	59	405886	236.21	ug/L		99
53) Trichloroethene	8.049	95	119791	23.91	ug/L		99
54) Methylcyclohexane	8.049	83	163775	26.25	ug/L		98
55) Dibromomethane	8.488	93	76487	23.19	ug/L		96
56) 1,2-Dichloropropane	8.567	63	111693	23.80	ug/L		98
57) Bromodichloromethane	8.628	83	155691	23.33	ug/L		95
58) Methyl methacrylate	8.744	41	129240	27.67	ug/L		98
59) 1,4-Dioxane	8.817	88	75260	515.05	ug/L		97
60) 2-Chloroethyl vinyl ether	9.158	63	340084	135.80	ug/L		99
61) cis-1,3-Dichloropropene	9.256	75	177893	24.19	ug/L		100
64) Toluene	9.500	91	471742	23.67	ug/L		99
65) 2-Nitropropane	9.695	41	224988	101.59	ug/L		93
66) 4-Methyl-2-pentanone	9.829	43	1021421	127.95	ug/L		99
67) trans-1,3-Dichloropropene	9.896	75	163612	25.12	ug/L		92
68) Tetrachloroethene	9.908	166	145008	24.19	ug/L		97
69) Ethyl methacrylate	10.012	69	156321	28.46	ug/L		100
70) 1,1,2-Trichloroethane	10.061	83	96404	23.64	ug/L		94
71) Dibromochloromethane	10.256	129	136522	23.61	ug/L		99
72) 1,3-Dichloropropane	10.341	76	173025	24.53	ug/L		98
73) 1,2-Dibromoethane	10.518	107	127526	24.36	ug/L		96
74) 3,3-dimethyl-1-butanol	10.609	57	1847436m	1146.73	ug/L		
75) 2-hexanone	10.658	43	813108	132.46	ug/L		98
76) 1-Chlorohexane	10.963	91	134403	24.06	ug/L		98
77) Ethylbenzene	11.024	91	508587	24.23	ug/L		99
78) Chlorobenzene	11.024	112	315624	23.89	ug/L		99
79) 1,1,1,2-Tetrachloroethane	11.073	131	121277	23.49	ug/L		98
80) m,p-Xylene	11.164	91	778912	48.47	ug/L		99
81) o-Xylene	11.603	91	410697	23.84	ug/L		99
82) Styrene	11.658	104	295497	24.91	ug/L		98
83) Bromoform	11.713	173	114341	22.84	ug/L		97
84) Isopropylbenzene	11.914	105	489514	24.29	ug/L		98
87) cis-1,4-Dichloro-2-butene	12.261	53	45480	28.94	ug/L		96
88) n-Propylbenzene	12.335	91	555114	23.84	ug/L		99
89) Bromobenzene	12.347	156	141780	23.21	ug/L		94
90) 1,1,2,2-Tetrachloroethane	12.389	83	194524	22.93	ug/L		99
91) 1,3,5-Trimethylbenzene	12.517	105	398464	23.57	ug/L		97
92) 2-Chlorotoluene	12.517	91	381256	23.91	ug/L		98
93) trans-1,4-Dichloro-2-B...	12.572	53	48134	25.92	ug/L		91
94) 1,2,3-Trichloropropane	12.548	110	61620	24.09	ug/L		98
95) Cyclohexanone	12.609	55	70530	133.49	ug/L		95
96) 4-Chlorotoluene	12.682	91	338272	22.94	ug/L		98
97) tert-Butylbenzene	12.853	91	208752	23.16	ug/L		98
98) 1,2,4-Trimethylbenzene	12.926	105	389813	23.44	ug/L		98
99) Pentachloroethane	12.901	167	86066	24.86	ug/L		97
100) sec-Butylbenzene	13.036	105	457129	23.34	ug/L		100
101) 4-Isopropyltoluene	13.170	119	398818	23.49	ug/L		99
102) 1,3-Dichlorobenzene	13.304	146	246261	23.25	ug/L		98
103) 1,2,3-Trimethylbenzene	13.383	105	399815	22.97	ug/L		99
104) 1,4-Dichlorobenzene	13.389	146	258090	22.61	ug/L		99
105) n-Butylbenzene	13.615	92	201890	23.95	ug/L		87
106) Benzyl Chloride	13.627	126	68414	23.36	ug/L	#	78
107) 1,2-Dichlorobenzene	13.828	146	238098	22.98	ug/L		97

Quantitation Report (QT Reviewed)

Data Path : C:\msdchem\1\data\2023-06-15\
Data File : I757264.D
Acq On : 15 Jun 2023 12:04 pm
Operator : joannel
Sample : IC2948-4
Misc : MS54130,VI2948,,,,,
ALS Vial : 5 Sample Multiplier: 1

Quant Time: Jun 15 12:53:52 2023
Quant Method : C:\msdchem\1\methods\VI-2023-06-15.m
Quant Title : SW-846 Method 5035A/8260B
QLast Update : Thu Jun 15 12:25:15 2023
Response via : Initial Calibration

Compound	R.T.	QIon	Response	Conc	Units	Dev(Min)
108) 1,2-Dibromo-3-Chloropr...	14.584	75	49786	22.27	ug/L	88
109) Hexachlorobutadiene	15.145	225	81164	22.60	ug/L	95
110) 1,2,4-Trichlorobenzene	15.194	180	175341	22.66	ug/L	98
111) Naphthalene	15.462	128	565147	23.44	ug/L	98
112) 1,2,3-Trichlorobenzene	15.627	180	174154	22.44	ug/L	99

(#) = qualifier out of range (m) = manual integration (+) = signals summed

Quantitation Report (QT Reviewed)

Data Path : C:\msdchem\1\data\2023-06-15\
Data File : I757264.D
Acq On : 15 Jun 2023 12:04 pm
Operator : joannel
Sample : IC2948-4
Misc : MS54130,VI2948,,,,,
ALS Vial : 5 Sample Multiplier: 1

Quant Time: Jun 15 12:53:52 2023
Quant Method : C:\msdchem\1\methods\VI-2023-06-15.m
Quant Title : SW-846 Method 5035A/8260B
QLast Update : Thu Jun 15 12:25:15 2023
Response via : Initial Calibration

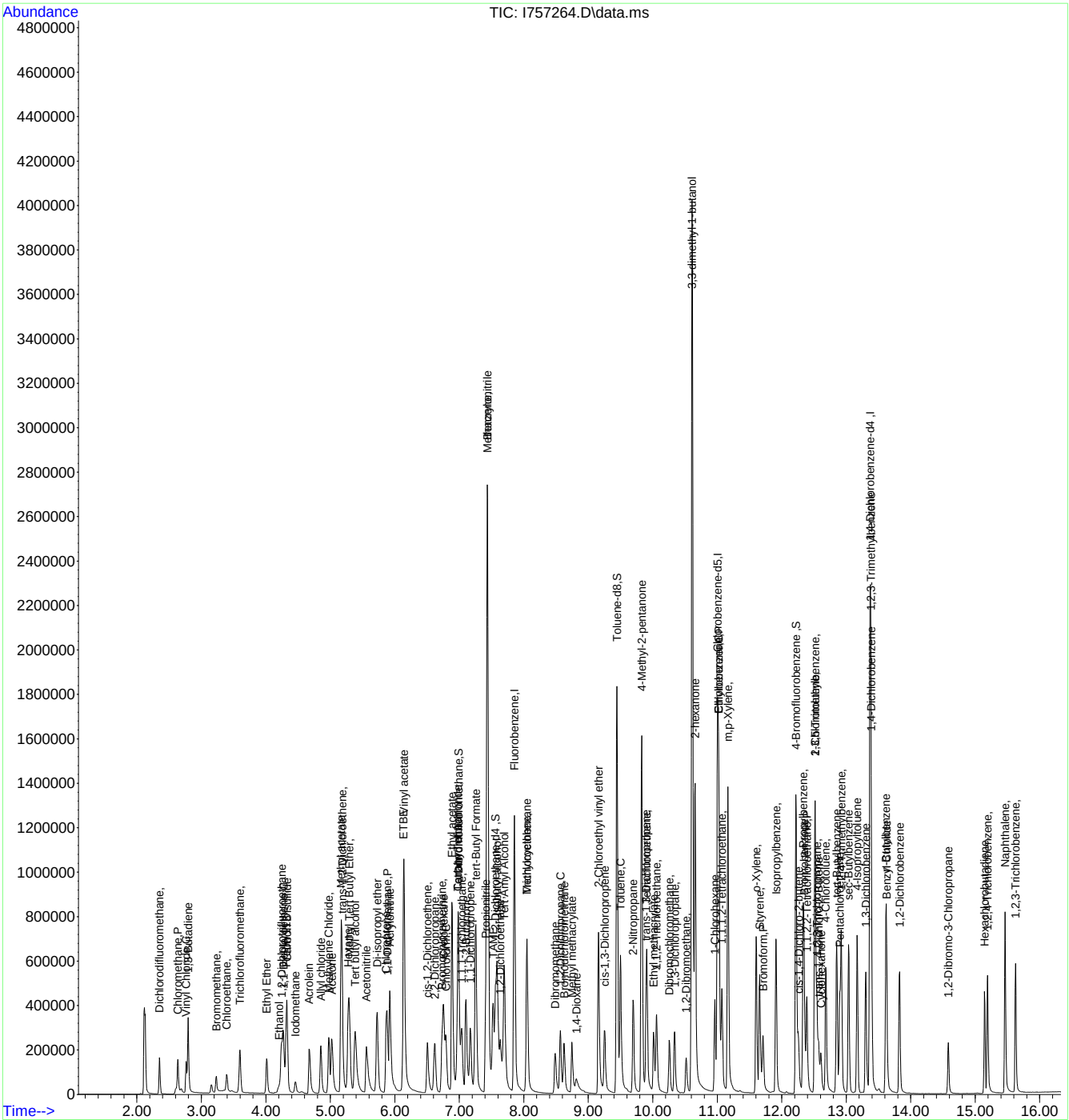

Manual Integration Approval Summary

Sample Number: VI2948-IC2948
Lab FileID: I757264.D
Injection Time: 06/15/23 12:04
Method: SW846 8260D
Analyst approved: 06/15/23 14:57 Jo-Ann Lugo De Jesus
Supervisor approved: 06/16/23 08:50 Neil Christiana

Parameter	CAS	Sig#	R.T. (min.)	Reason
Ethyl Acetate	141-78-6		6.88	Poor instrument integration
3,3-Dimethyl-1-Butanol	624-95-3		10.61	Overlapping peak

Quantitation Report (Qedit)

Data Path : C:\msdchem\1\data\2023-06-15\
Data File : I757264.D
Acq On : 15 Jun 2023 12:04 pm
Operator : joannel
Sample : IC2948-4
Misc : MS54130,VI2948,,,,,
ALS Vial : 5 Sample Multiplier: 1

Quant Time: Jun 15 12:25:58 2023
Quant Method : C:\msdchem\1\methods\VI-2023-06-15.m
Quant Title : SW-846 Method 5035A/8260B
QLast Update : Thu Jun 15 12:25:15 2023
Response via : Initial Calibration

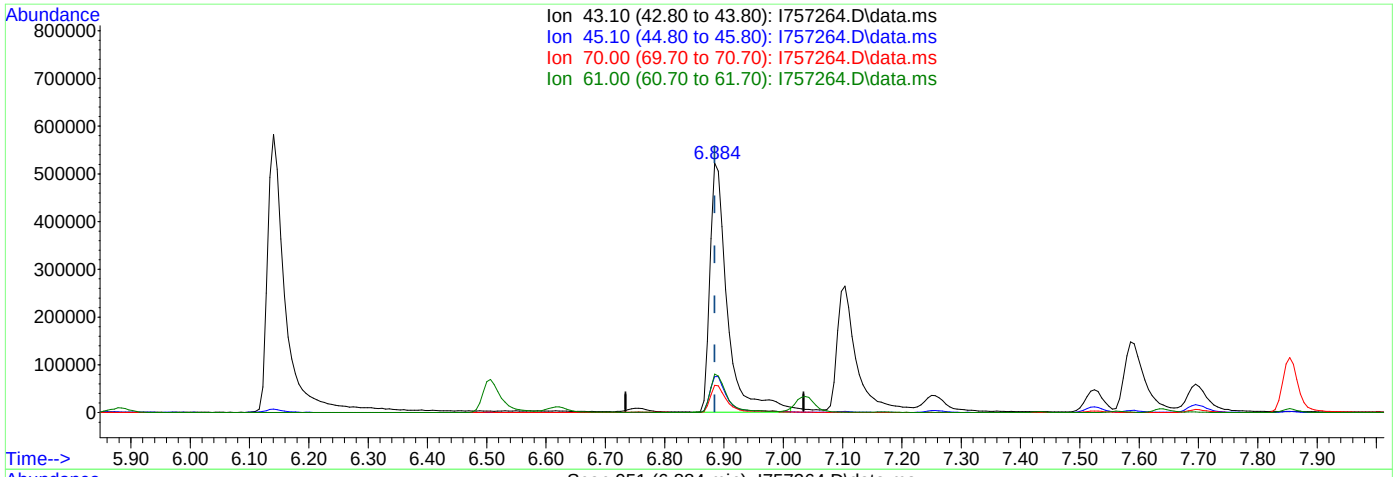

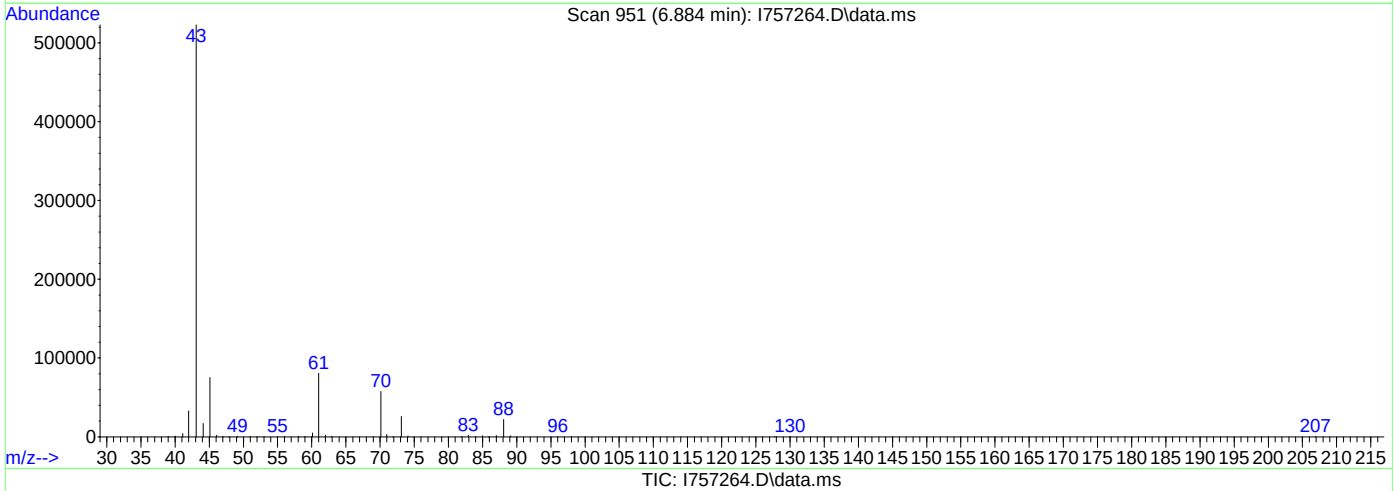

TIC: I757264.D\data.ms

(37) Ethyl acetate

6.884min (-0.000) 140.54ug/L

response 1066129

Ion	Exp%	Act%
43.10	100	100
45.10	14.90	14.41
70.00	11.10	11.01
61.00	15.10	15.43

Quantitation Report (Qedit)

Data Path : C:\msdchem\1\data\2023-06-15\
Data File : I757264.D
Acq On : 15 Jun 2023 12:04 pm
Operator : joannel
Sample : IC2948-4
Misc : MS54130,VI2948,,,,,
ALS Vial : 5 Sample Multiplier: 1

Quant Time: Jun 15 12:25:58 2023
Quant Method : C:\msdchem\1\methods\VI-2023-06-15.m
Quant Title : SW-846 Method 5035A/8260B
QLast Update : Thu Jun 15 12:25:15 2023
Response via : Initial Calibration

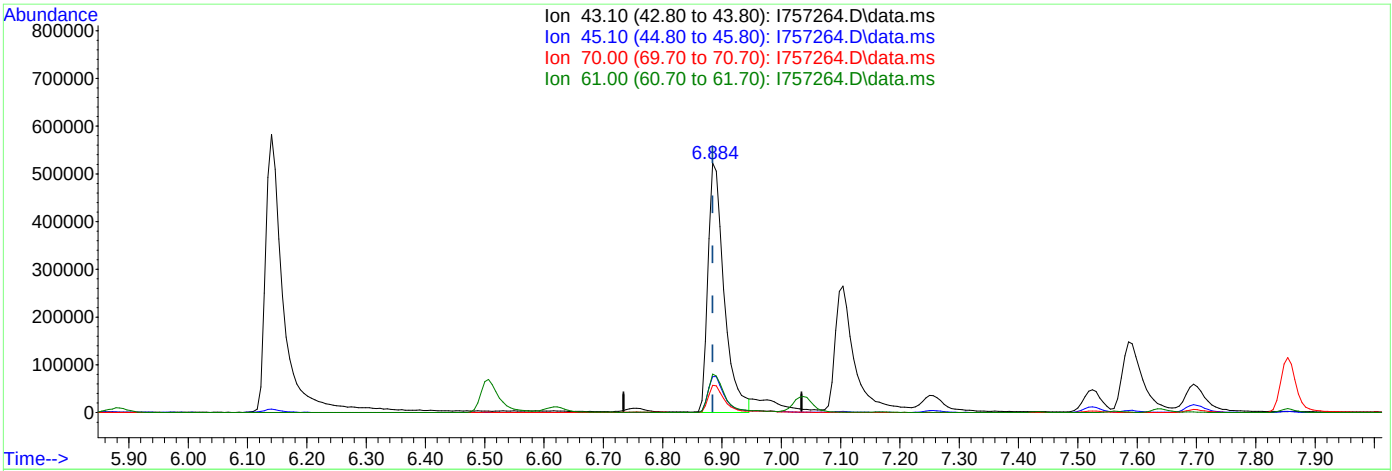

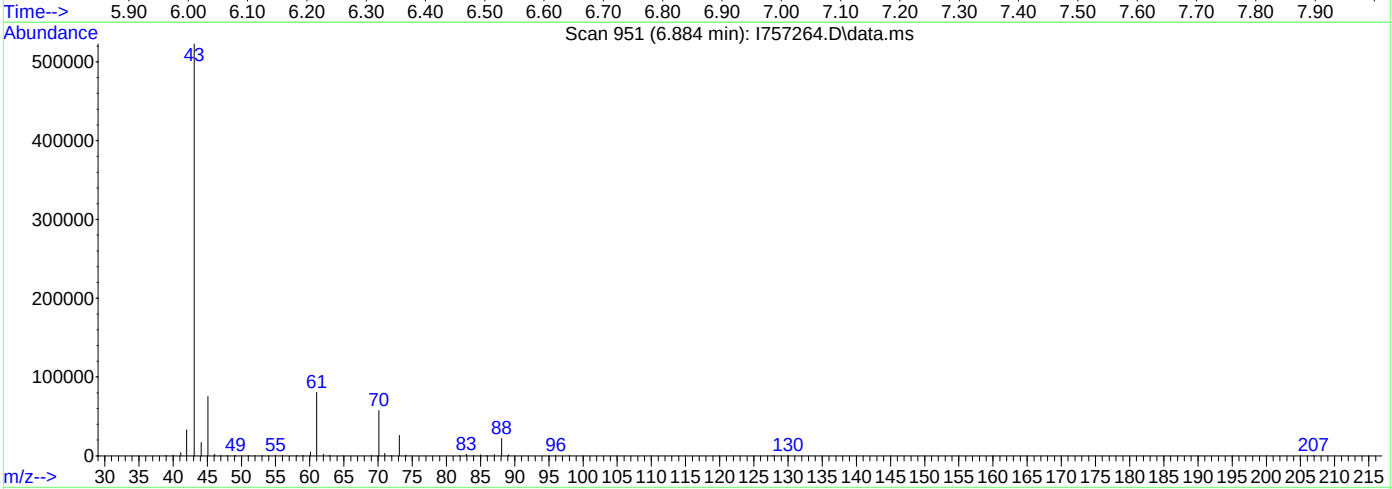

TIC: I757264.D\data.ms

(37) Ethyl acetate

6.884min (-0.000) 130.20ug/L m

response 987700

Ion	Exp%	Act%
43.10	100	100
45.10	14.90	14.38
70.00	11.10	10.99
61.00	15.10	15.40

Quantitation Report (Qedit)

Data Path : C:\msdchem\1\data\2023-06-15\
Data File : I757264.D
Acq On : 15 Jun 2023 12:04 pm
Operator : joannel
Sample : IC2948-4
Misc : MS54130,VI2948,,,,,
ALS Vial : 5 Sample Multiplier: 1

Quant Time: Jun 15 12:25:58 2023
Quant Method : C:\msdchem\1\methods\VI-2023-06-15.m
Quant Title : SW-846 Method 5035A/8260B
QLast Update : Thu Jun 15 12:25:15 2023
Response via : Initial Calibration

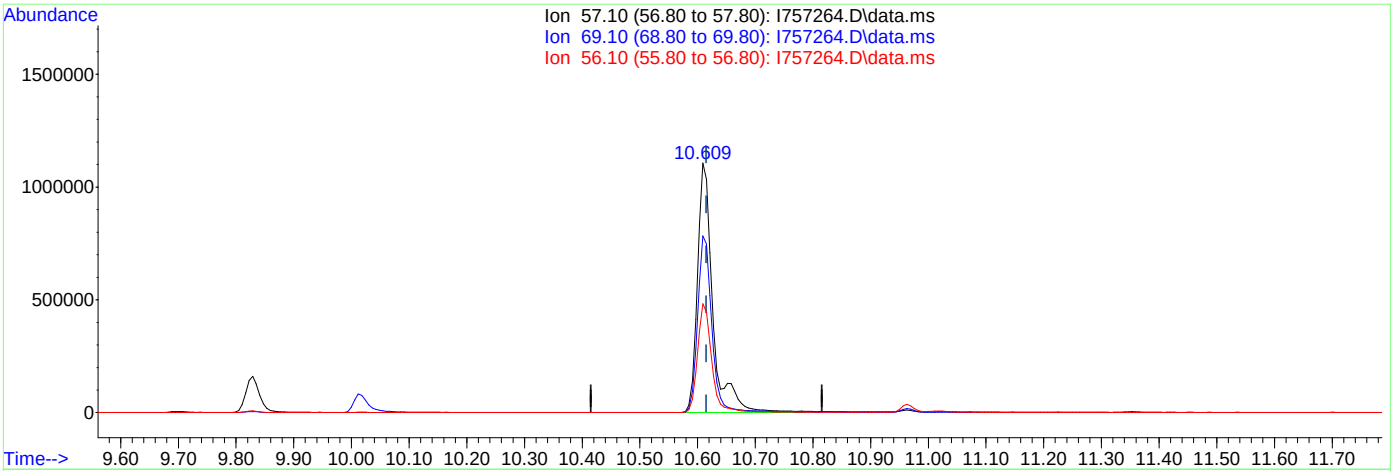

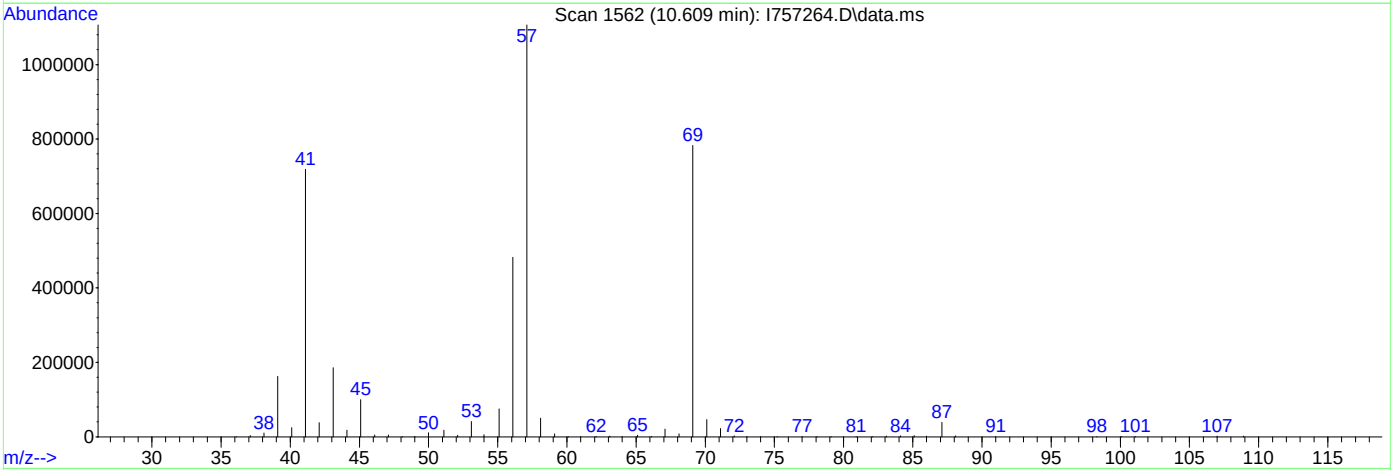

TIC: I757264.D\data.ms

(74) 3,3-dimethyl-1-butanol

10.609min (-0.006) 1292.29ug/L

response 2081939

Ion	Exp%	Act%
57.10	100	100
69.10	72.40	70.72
56.10	43.50	43.61
0.00	0.00	0.00

Quantitation Report (Qedit)

Data Path : C:\msdchem\1\data\2023-06-15\
Data File : I757264.D
Acq On : 15 Jun 2023 12:04 pm
Operator : joannel
Sample : IC2948-4
Misc : MS54130,VI2948,,,,,
ALS Vial : 5 Sample Multiplier: 1

Quant Time: Jun 15 12:25:58 2023
Quant Method : C:\msdchem\1\methods\VI-2023-06-15.m
Quant Title : SW-846 Method 5035A/8260B
QLast Update : Thu Jun 15 12:25:15 2023
Response via : Initial Calibration

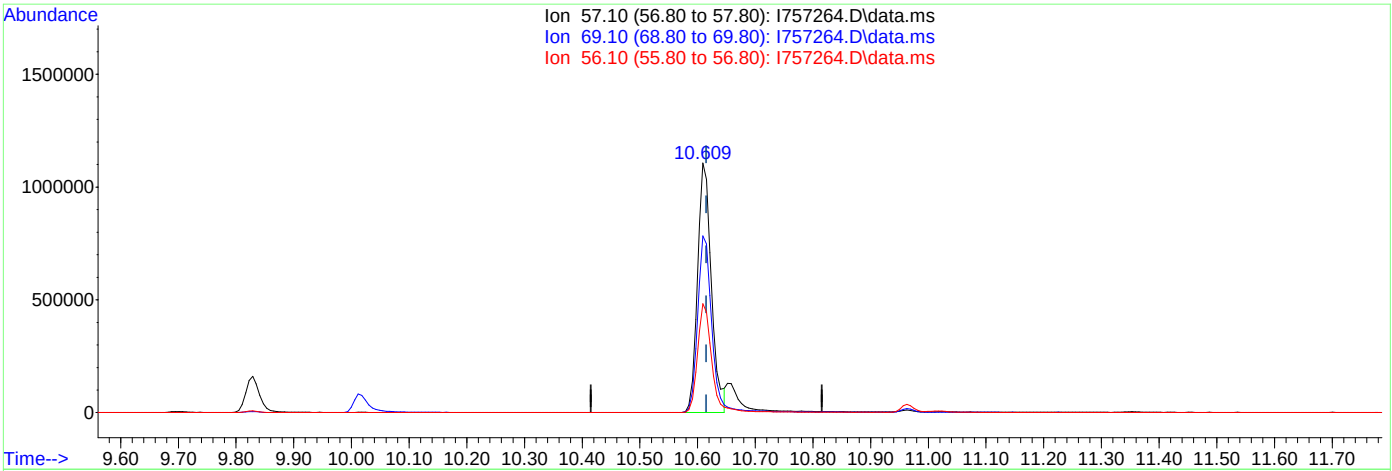

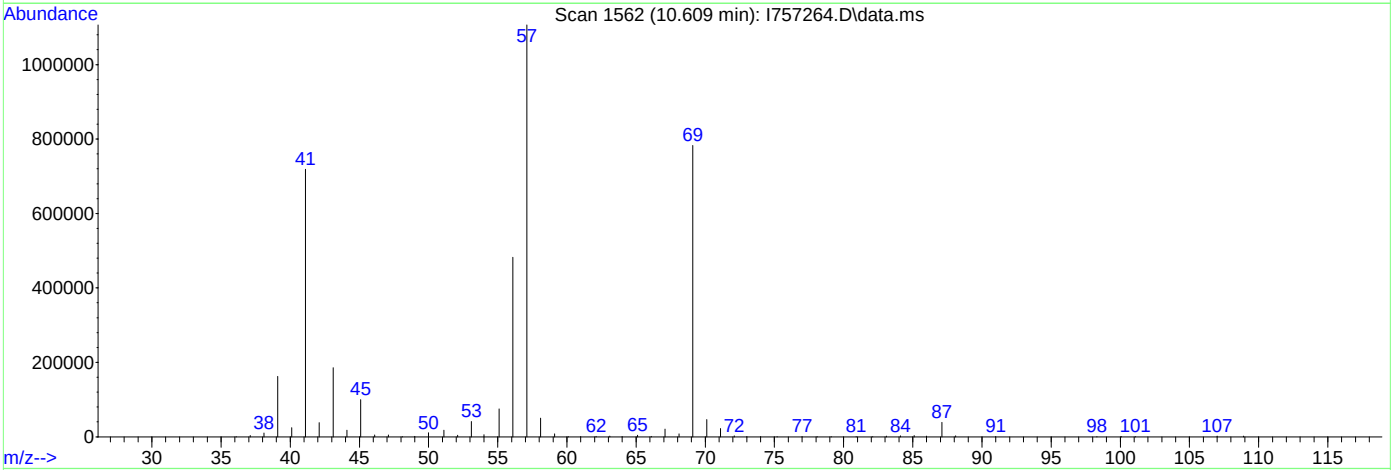

TIC: I757264.D\data.ms

(74) 3,3-dimethyl-1-butanol

10.609min (-0.006) 1146.73ug/L m

response 1847436

Ion	Exp%	Act%
57.10	100	100
69.10	72.40	70.72
56.10	43.50	43.61
0.00	0.00	0.00

Manual Integrations APPROVED (compounds with "m" flag)
Neil Christiana 06/16/23 08:50

Quantitation Report (QT Reviewed)

Data Path : C:\msdchem\1\data\2023-06-15\
Data File : I757265.D
Acq On : 15 Jun 2023 12:28 pm
Operator : joannel
Sample : ICC2948-5
Misc : MS54130,VI2948,,,,,
ALS Vial : 6 Sample Multiplier: 1

Quant Time: Jun 15 12:55:04 2023
Quant Method : C:\msdchem\1\methods\VI-2023-06-15.m
Quant Title : SW-846 Method 5035A/8260B
QLast Update : Thu Jun 15 12:25:15 2023
Response via : Initial Calibration

Compound	R.T.	QIon	Response	Conc	Units	Dev(Min)
Internal Standards						
1) Fluorobenzene	7.854	96	1166537	50.00	ug/L	0.00
62) Chlorobenzene-d5	11.006	117	854326	50.00	ug/L	0.00
85) 1,4-Dichlorobenzene-d4	13.371	152	520019	50.00	ug/L	0.00
System Monitoring Compounds						
39) Dibromofluoromethane	6.988	113	334259	50.33	ug/L	0.00
Spiked Amount 50.000	Range 83 - 118		Recovery = 100.66%			
49) 1,2-Dichloroethane-d4	7.561	65	296036	49.17	ug/L	0.00
Spiked Amount 50.000	Range 79 - 125		Recovery = 98.34%			
63) Toluene-d8	9.445	98	1244986	51.31	ug/L	0.00
Spiked Amount 50.000	Range 85 - 112		Recovery = 102.62%			
86) 4-Bromofluorobenzene	12.219	174	444507	50.61	ug/L	0.00
Spiked Amount 50.000	Range 83 - 118		Recovery = 101.22%			
Target Compounds						Qvalue
2) Dichlorodifluoromethane	2.355	85	182621	58.74	ug/L	96
3) Chloromethane	2.641	50	201944	42.53	ug/L	97
4) Vinyl Chloride	2.769	62	191363	43.75	ug/L	100
5) 1,3-Butadiene	2.800	39	154425	34.52	ug/L	99
6) Bromomethane	3.233	94	68110	40.60	ug/L	97
7) Chloroethane	3.397	64	82605	28.74	ug/L	97
8) Trichlorofluoromethane	3.599	101	258761	42.65	ug/L	99
9) Ethyl Ether	4.019	59	142761	38.33	ug/L	99
10) 1,2-Dichlorotrifluoroe...	4.245	67	170607	35.35	ug/L	100
11) 1,1-Dichloroethene	4.275	61	229523	35.80	ug/L	99
12) Ethanol	4.214	45	123696	719.90	ug/L	92
13) Freon 113	4.324	101	136435	35.78	ug/L	97
14) Carbon Disulfide	4.330	76	455867	34.87	ug/L	99
15) Iodomethane	4.464	142	131799	40.93	ug/L	94
16) Acrolein	4.678	56	317529	195.17	ug/L	98
17) Allyl chloride	4.854	41	223193	38.82	ug/L	100
18) Methylene Chloride	4.982	49	243443	32.14	ug/L	97
19) Acetone	5.025	43	592210	184.21	ug/L	99
20) Methyl acetate	5.171	43	1339516	196.56	ug/L	100
21) trans-1,2-Dichloroethene	5.184	61	250466	37.17	ug/L	98
22) Hexane	5.275	56	115096	35.79	ug/L	99
23) Methyl Tert Butyl Ether	5.299	73	556704	38.12	ug/L	99
24) Tert butyl alcohol	5.391	59	773591	365.23	ug/L	99
25) Acetonitrile	5.562	41	464909	392.62	ug/L	99
26) Di-isopropyl ether	5.726	45	579224	38.54	ug/L	99
27) Chloroprene	5.866	53	231638	39.50	ug/L	98
28) 1,1-Dichloroethane	5.885	63	333379	37.37	ug/L	99
29) Acrylonitrile	5.921	53	650048	207.77	ug/L	99
30) ETBE	6.141	59	554989	37.76	ug/L	99
31) Vinyl acetate	6.141	43	1888225	232.87	ug/L	100
32) cis-1,2-Dichloroethene	6.507	96	204398	39.00	ug/L	98
33) 2,2-Dichloropropane	6.616	77	245669	36.10	ug/L	99
34) Bromochloromethane	6.732	128	106603	39.39	ug/L	97
35) Cyclohexane	6.756	56	247299	35.40	ug/L	99
36) Chloroform	6.793	83	344379	37.16	ug/L	99
37) Ethyl acetate	6.884	43	1529158m	197.35	ug/L	
38) Tetrahydrofuran	6.982	42	139307	35.75	ug/L	96
40) Carbon Tetrachloride	6.976	117	230609	33.84	ug/L	98
41) 1,1,1-Trichloroethane	7.037	97	278496	36.09	ug/L	98
42) 2-Butanone	7.104	43	952122	215.50	ug/L	98
43) 1,1-Dichloropropene	7.171	75	222199	36.44	ug/L	98
44) tert-Butyl Formate	7.256	59	740909	192.96	ug/L	97

Quantitation Report (QT Reviewed)

Quantitation Report (QT Reviewed)

Data Path : C:\msdchem\1\data\2023-06-15\
Data File : I757265.D
Acq On : 15 Jun 2023 12:28 pm
Operator : joannel
Sample : ICC2948-5
Misc : MS54130,VI2948,,,,,
ALS Vial : 6 Sample Multiplier: 1

Quant Time: Jun 15 12:55:04 2023
Quant Method : C:\msdchem\1\methods\VI-2023-06-15.m
Quant Title : SW-846 Method 5035A/8260B
QLast Update : Thu Jun 15 12:25:15 2023
Response via : Initial Calibration

Compound	R.T.	QIon	Response	Conc	Units	Dev(Min)
108) 1,2-Dibromo-3-Chloropr...	14.584	75	82482	36.86	ug/L	85
109) Hexachlorobutadiene	15.145	225	122217	33.99	ug/L	99
110) 1,2,4-Trichlorobenzene	15.188	180	291468	37.64	ug/L	99
111) Naphthalene	15.462	128	943187	39.09	ug/L	99
112) 1,2,3-Trichlorobenzene	15.627	180	288419	37.13	ug/L	98

(#) = qualifier out of range (m) = manual integration (+) = signals summed

7.6.27

7

Quantitation Report (QT Reviewed)

Data Path : C:\msdchem\1\data\2023-06-15\
Data File : I757265.D
Acq On : 15 Jun 2023 12:28 pm
Operator : joannel
Sample : ICC2948-5
Misc : MS54130,VI2948,,,,,
ALS Vial : 6 Sample Multiplier: 1

Quant Time: Jun 15 12:55:04 2023
Quant Method : C:\msdchem\1\methods\VI-2023-06-15.m
Quant Title : SW-846 Method 5035A/8260B
QLast Update : Thu Jun 15 12:25:15 2023
Response via : Initial Calibration

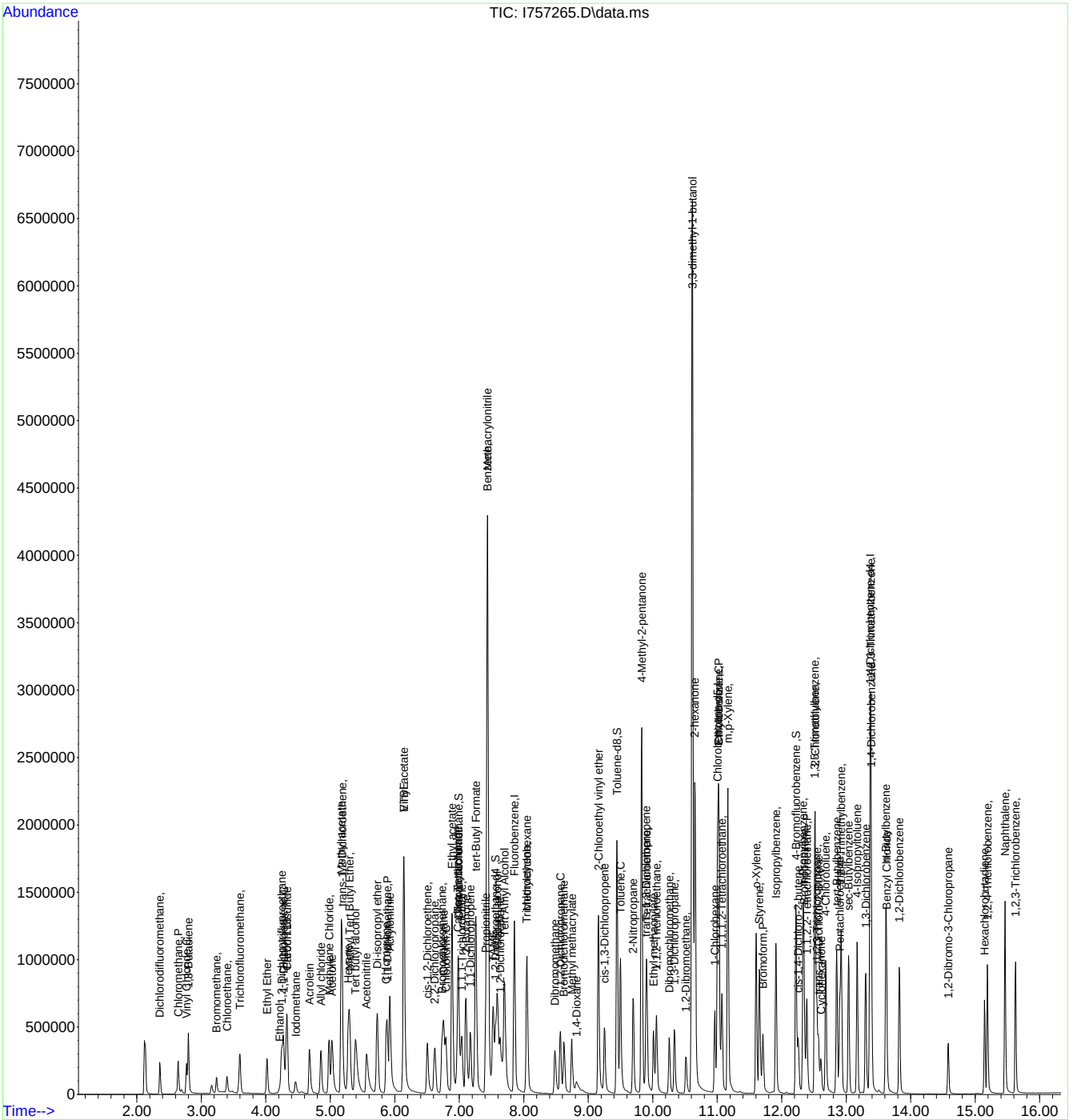

Manual Integration Approval Summary

Sample Number: VI2948-ICC2948
Lab FileID: I757265.D
Injection Time: 06/15/23 12:28
Method: SW846 8260D
Analyst approved: 06/15/23 14:57 Jo-Ann Lugo De Jesus
Supervisor approved: 06/16/23 08:50 Neil Christiana

Parameter	CAS	Sig#	R.T. (min.)	Reason
Ethyl Acetate	141-78-6		6.88	Poor instrument integration
3,3-Dimethyl-1-Butanol	624-95-3		10.62	Overlapping peak

Quantitation Report (Qedit)

Data Path : C:\msdchem\1\data\2023-06-15\
Data File : I757265.D
Acq On : 15 Jun 2023 12:28 pm
Operator : joannel
Sample : ICC2948-5
Misc : MS54130,VI2948,,,,,
ALS Vial : 6 Sample Multiplier: 1

Quant Time: Jun 15 12:54:16 2023
Quant Method : C:\msdchem\1\methods\VI-2023-06-15.m
Quant Title : SW-846 Method 5035A/8260B
QLast Update : Thu Jun 15 12:25:15 2023
Response via : Initial Calibration

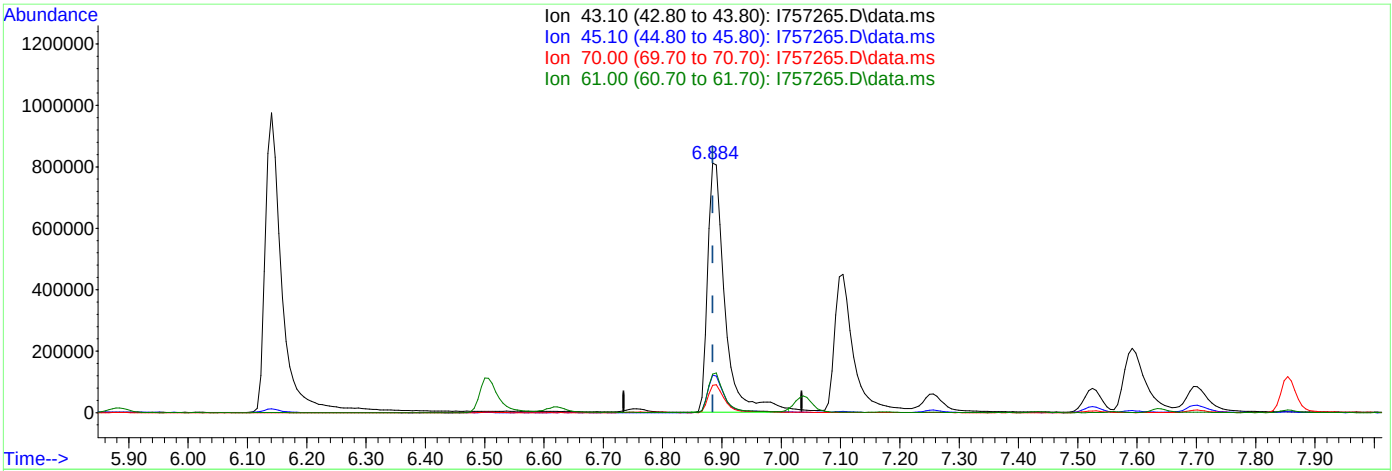

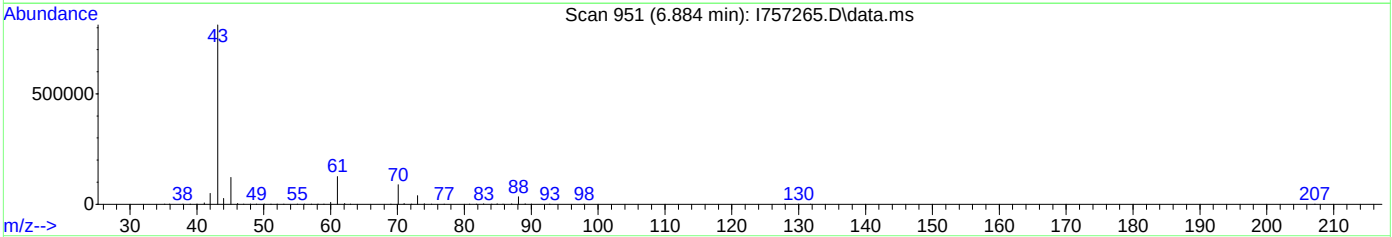

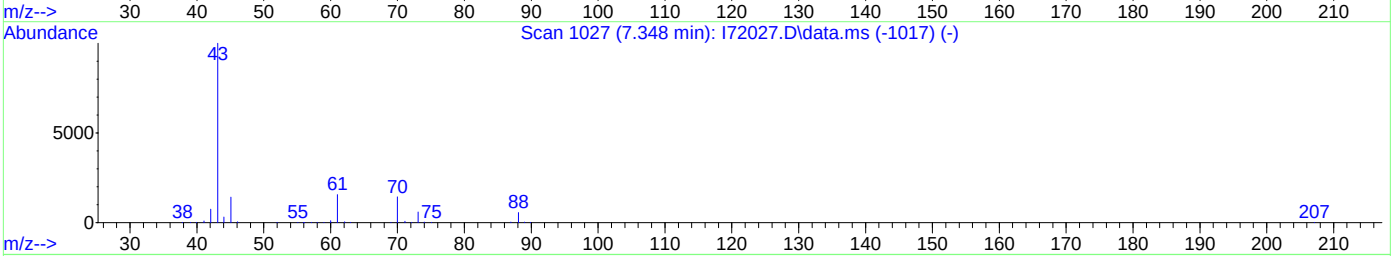

TIC: I757265.D\data.ms

(37) Ethyl acetate

6.884min (0.000) 212.10ug/L

response 1643408

Ion	Exp%	Act%
43.10	100	100
45.10	14.90	15.03
70.00	11.10	10.95
61.00	15.10	15.39

Quantitation Report (Qedit)

Data Path : C:\msdchem\1\data\2023-06-15\
Data File : I757265.D
Acq On : 15 Jun 2023 12:28 pm
Operator : joannel
Sample : ICC2948-5
Misc : MS54130,VI2948,,,,,
ALS Vial : 6 Sample Multiplier: 1

Quant Time: Jun 15 12:54:16 2023
Quant Method : C:\msdchem\1\methods\VI-2023-06-15.m
Quant Title : SW-846 Method 5035A/8260B
QLast Update : Thu Jun 15 12:25:15 2023
Response via : Initial Calibration

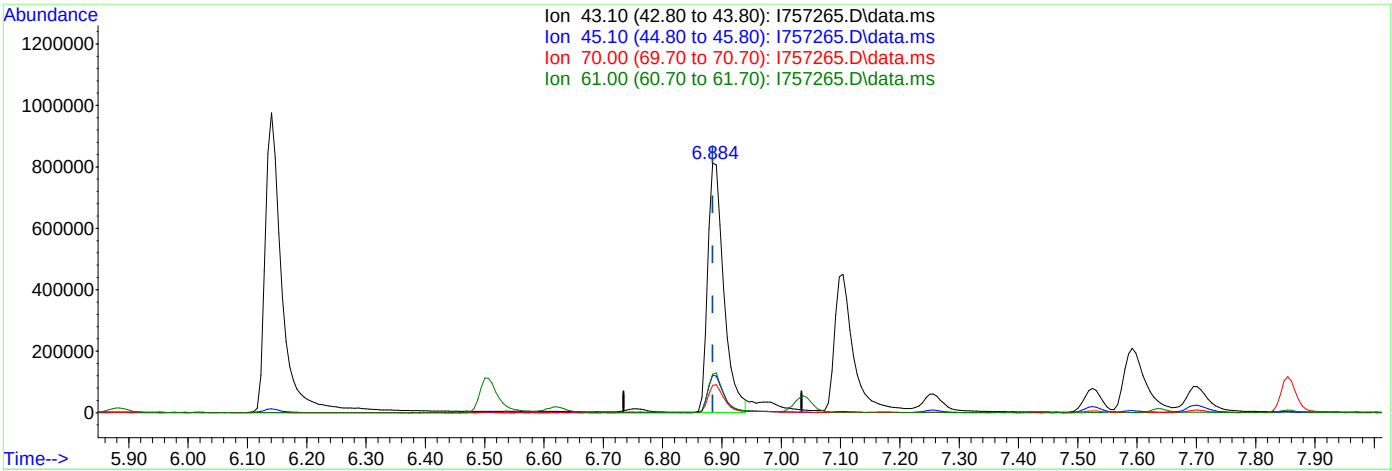

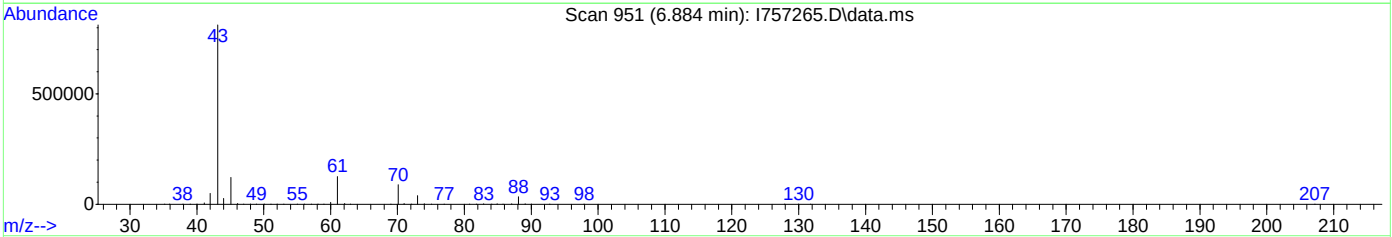

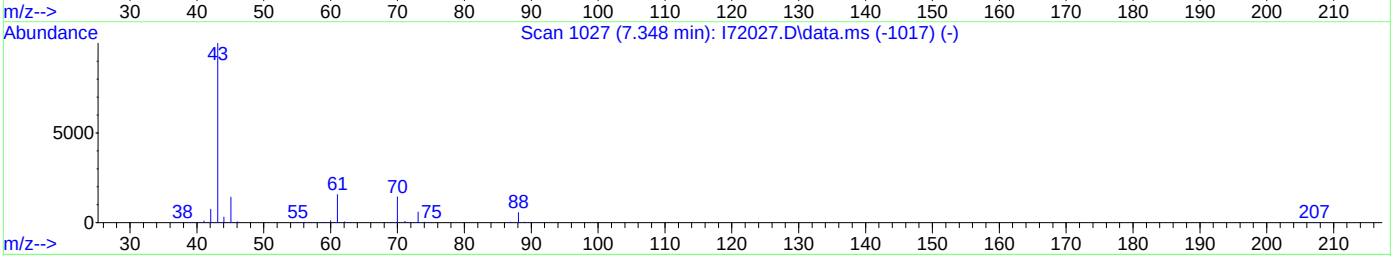

TIC: I757265.D\data.ms

(37) Ethyl acetate

6.884min (0.000) 197.35ug/L m

response 1529158

Ion	Exp%	Act%
43.10	100	100
45.10	14.90	15.00
70.00	11.10	10.94
61.00	15.10	15.40

Quantitation Report (Qedit)

Data Path : C:\msdchem\1\data\2023-06-15\
Data File : I757265.D
Acq On : 15 Jun 2023 12:28 pm
Operator : joannel
Sample : ICC2948-5
Misc : MS54130,VI2948,,,,,
ALS Vial : 6 Sample Multiplier: 1

Quant Time: Jun 15 12:54:16 2023
Quant Method : C:\msdchem\1\methods\VI-2023-06-15.m
Quant Title : SW-846 Method 5035A/8260B
QLast Update : Thu Jun 15 12:25:15 2023
Response via : Initial Calibration

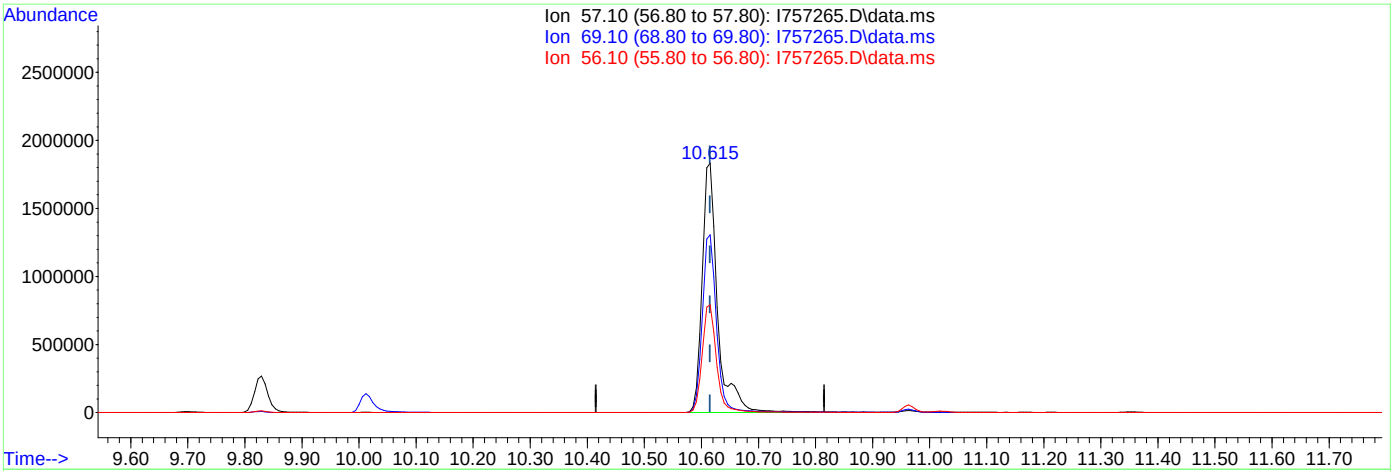

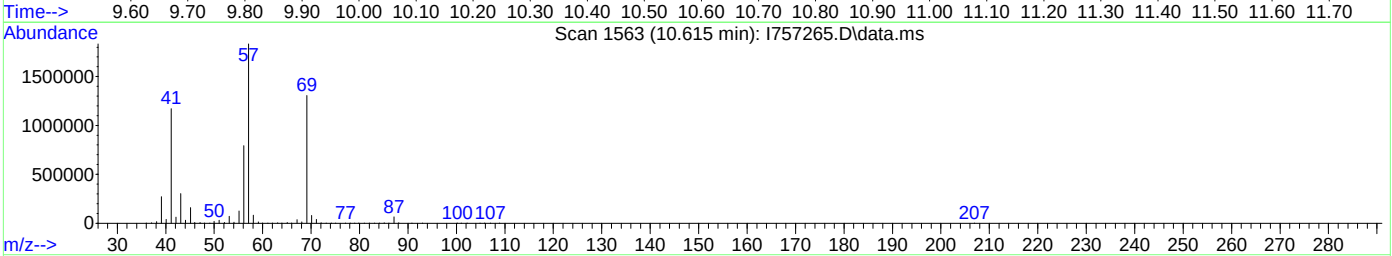

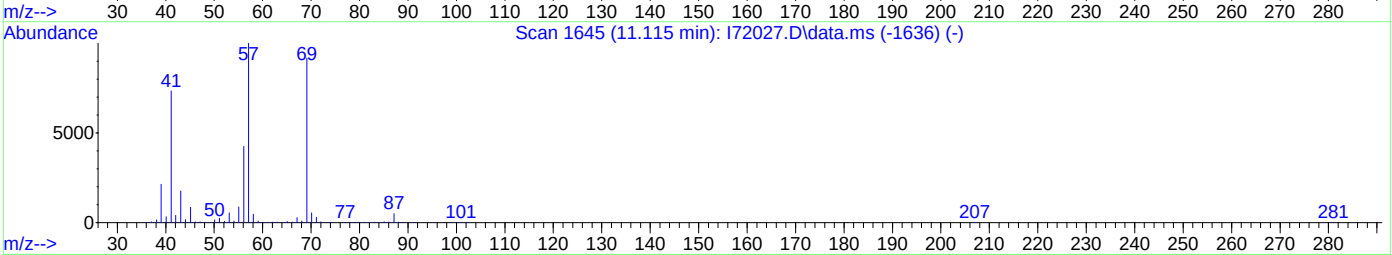

TIC: I757265.D\data.ms

(74) 3,3-dimethyl-1-butanol

10.615min (0.000) 2122.75ug/L

response 3472164

Ion	Exp%	Act%
57.10	100	100
69.10	72.40	71.16
56.10	43.50	43.16
0.00	0.00	0.00

Quantitation Report (Qedit)

Data Path : C:\msdchem\1\data\2023-06-15\
Data File : I757265.D
Acq On : 15 Jun 2023 12:28 pm
Operator : joannel
Sample : ICC2948-5
Misc : MS54130,VI2948,,,,,
ALS Vial : 6 Sample Multiplier: 1

Quant Time: Jun 15 12:54:16 2023
Quant Method : C:\msdchem\1\methods\VI-2023-06-15.m
Quant Title : SW-846 Method 5035A/8260B
QLast Update : Thu Jun 15 12:25:15 2023
Response via : Initial Calibration

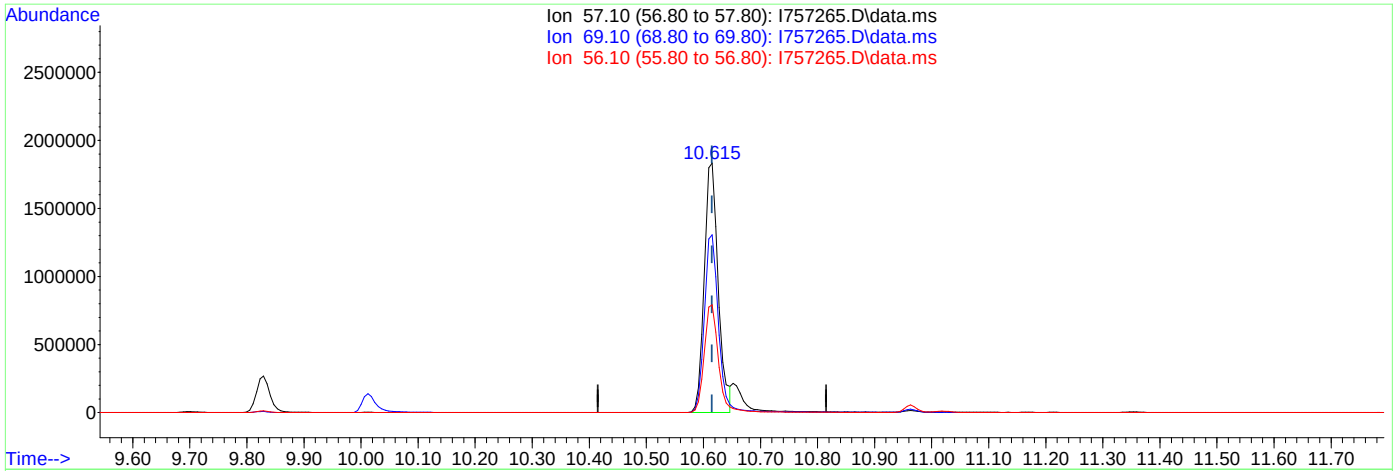

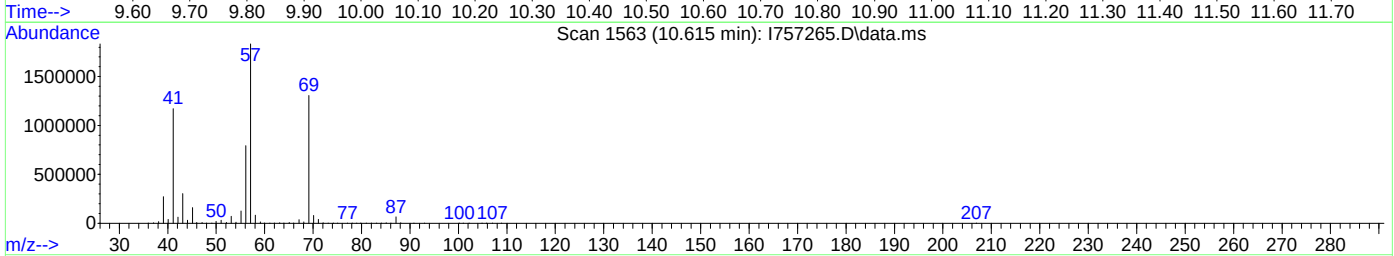

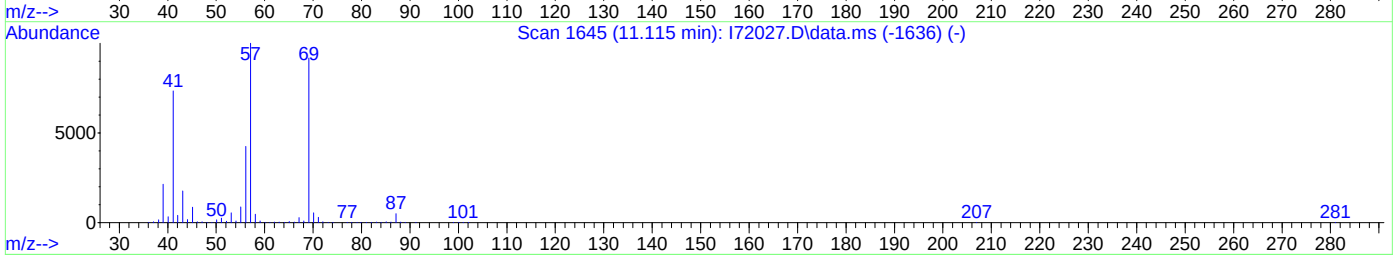

TIC: I757265.D\data.ms

(74) 3,3-dimethyl-1-butanol

10.615min (0.000) 1914.41ug/L m

response 3131387

Ion	Exp%	Act%
57.10	100	100
69.10	72.40	71.17
56.10	43.50	43.16
0.00	0.00	0.00

Manual Integrations APPROVED (compounds with "m" flag)
Neil Christiana 06/16/23 08:50

Quantitation Report (QT Reviewed)

Data Path : C:\msdchem\1\data\2023-06-15\
Data File : I757266.D
Acq On : 15 Jun 2023 12:52 pm
Operator : joannel
Sample : IC2948-6
Misc : MS54130,VI2948,,,,,
ALS Vial : 7 Sample Multiplier: 1

Quant Time: Jun 15 13:09:25 2023
Quant Method : C:\msdchem\1\methods\VI-2023-06-15.m
Quant Title : SW-846 Method 5035A/8260B
QLast Update : Thu Jun 15 12:25:15 2023
Response via : Initial Calibration

Compound	R.T.	QIon	Response	Conc	Units	Dev(Min)
Internal Standards						
1) Fluorobenzene	7.854	96	1138029	50.00	ug/L	0.00
62) Chlorobenzene-d5	11.006	117	831988	50.00	ug/L	0.00
85) 1,4-Dichlorobenzene-d4	13.371	152	503532	50.00	ug/L	0.00
System Monitoring Compounds						
39) Dibromofluoromethane	6.988	113	323610	49.95	ug/L	0.00
Spiked Amount 50.000	Range 83 - 118		Recovery =	99.90%		
49) 1,2-Dichloroethane-d4	7.561	65	282841	48.16	ug/L	0.00
Spiked Amount 50.000	Range 79 - 125		Recovery =	96.32%		
63) Toluene-d8	9.445	98	1218241	51.55	ug/L	0.00
Spiked Amount 50.000	Range 85 - 112		Recovery =	103.10%		
86) 4-Bromofluorobenzene	12.219	174	431197	50.70	ug/L	0.00
Spiked Amount 50.000	Range 83 - 118		Recovery =	101.40%		
Target Compounds						Qvalue
2) Dichlorodifluoromethane	2.355	85	344607	113.62	ug/L	98
3) Chloromethane	2.641	50	361058	77.95	ug/L	96
4) Vinyl Chloride	2.769	62	353817	82.91	ug/L	100
5) 1,3-Butadiene	2.794	39	293190	67.19	ug/L	96
6) Bromomethane	3.233	94	128964	78.80	ug/L	97
7) Chloroethane	3.397	64	146142	52.12	ug/L	98
8) Trichlorofluoromethane	3.586	101	474370	80.15	ug/L	99
9) Ethyl Ether	4.019	59	267331	73.57	ug/L	99
10) 1,2-Dichlorotrifluoroe...	4.245	67	341824	72.61	ug/L	99
11) 1,1-Dichloroethene	4.269	61	457067	73.08	ug/L	99
12) Ethanol	4.239	45	242106	1444.33	ug/L	96
13) Freon 113	4.312	101	283774	76.29	ug/L	96
14) Carbon Disulfide	4.324	76	914181	71.67	ug/L	99
15) Iodomethane	4.458	142	224443	71.45	ug/L	95
16) Acrolein	4.678	56	638813	402.48	ug/L	98
17) Allyl chloride	4.848	41	423106	75.42	ug/L	99
18) Methylene Chloride	4.976	49	437203	59.17	ug/L	97
19) Acetone	5.025	43	1118484	356.63	ug/L	99
20) Methyl acetate	5.171	43	2574551	387.25	ug/L	99
21) trans-1,2-Dichloroethene	5.178	61	479133	72.89	ug/L	96
22) Hexane	5.275	56	229392	73.12	ug/L	94
23) Methyl Tert Butyl Ether	5.299	73	1032320	72.46	ug/L	94
24) Tert butyl alcohol	5.409	59	1502043	726.91	ug/L	98
25) Acetonitrile	5.562	41	850057	735.86	ug/L	99
26) Di-isopropyl ether	5.726	45	1070915	73.04	ug/L	99
27) Chloroprene	5.860	53	464523	81.19	ug/L	100
28) 1,1-Dichloroethane	5.885	63	633303	72.76	ug/L	99
29) Acrylonitrile	5.921	53	1219243	399.46	ug/L	99
30) ETBE	6.141	59	1022168	71.28	ug/L	99
31) Vinyl acetate	6.141	43	3548188	448.56	ug/L	100
32) cis-1,2-Dichloroethene	6.500	96	385851	75.46	ug/L	99
33) 2,2-Dichloropropane	6.616	77	476079	71.72	ug/L	99
34) Bromochloromethane	6.726	128	192102	72.77	ug/L	96
35) Cyclohexane	6.750	56	501334	73.57	ug/L	99
36) Chloroform	6.787	83	650004	71.90	ug/L	98
37) Ethyl acetate	6.885	43	2921852m	386.54	ug/L	
38) Tetrahydrofuran	6.982	42	261201	68.70	ug/L	96
40) Carbon Tetrachloride	6.970	117	464975	69.93	ug/L	99
41) 1,1,1-Trichloroethane	7.037	97	542706	72.10	ug/L	99
42) 2-Butanone	7.098	43	1843738	427.76	ug/L	100
43) 1,1-Dichloropropene	7.171	75	434784	73.09	ug/L	98
44) tert-Butyl Formate	7.256	59	1403769	374.74	ug/L	99

Quantitation Report (QT Reviewed)

Data Path : C:\msdchem\1\data\2023-06-15\
Data File : I757266.D
Acq On : 15 Jun 2023 12:52 pm
Operator : joannel
Sample : IC2948-6
Misc : MS54130,VI2948,,,,,
ALS Vial : 7 Sample Multiplier: 1

Quant Time: Jun 15 13:09:25 2023
Quant Method : C:\msdchem\1\methods\VI-2023-06-15.m
Quant Title : SW-846 Method 5035A/8260B
QLast Update : Thu Jun 15 12:25:15 2023
Response via : Initial Calibration

	Compound	R.T.	QIon	Response	Conc	Units		Dev(Min)
45)	Propionitrile	7.415	54	1154960	816.26	ug/L		83
46)	Methacrylonitrile	7.439	41	3182848	767.43	ug/L		99
47)	Benzene	7.427	78	1297518	71.47	ug/L		89
48)	TAME	7.525	73	981413	70.64	ug/L		98
50)	Isobutyl alcohol	7.604	42	631882	1599.05	ug/L		98
51)	1,2-Dichloroethane	7.634	62	450262	71.34	ug/L		99
52)	Tert Amyl Alcohol	7.708	59	1260145	735.96	ug/L		99
53)	Trichloroethene	8.043	95	360443	72.20	ug/L		99
54)	Methylcyclohexane	8.049	83	459897	73.96	ug/L		99
55)	Dibromomethane	8.476	93	238778	72.66	ug/L		98
56)	1,2-Dichloropropane	8.561	63	345024	73.78	ug/L		99
57)	Bromodichloromethane	8.622	83	485805	73.05	ug/L		96
58)	Methyl methacrylate	8.738	41	408012	87.65	ug/L		99
59)	1,4-Dioxane	8.829	88	229753	1577.92	ug/L		98
60)	2-Chloroethyl vinyl ether	9.152	63	1097713	439.90	ug/L		99
61)	cis-1,3-Dichloropropene	9.250	75	558566	76.23	ug/L		98
64)	Toluene	9.500	91	1432135	72.67	ug/L		100
65)	2-Nitropropane	9.695	41	745934	340.64	ug/L		96
66)	4-Methyl-2-pentanone	9.829	43	3107190	393.66	ug/L		98
67)	trans-1,3-Dichloropropene	9.890	75	507733	78.83	ug/L		96
68)	Tetrachloroethene	9.908	166	433434	73.12	ug/L		97
69)	Ethyl methacrylate	10.012	69	474305	87.33	ug/L		98
70)	1,1,2-Trichloroethane	10.055	83	290597	72.06	ug/L		96
71)	Dibromochloromethane	10.256	129	421938	73.81	ug/L		99
72)	1,3-Dichloropropane	10.335	76	535153	76.73	ug/L		98
73)	1,2-Dibromoethane	10.512	107	392246	75.79	ug/L		99
74)	3,3-dimethyl-1-butanol	10.615	57	6151707m	3861.90	ug/L		
75)	2-hexanone	10.652	43	2524363	415.92	ug/L		99
76)	1-Chlorohexane	10.963	91	402985	72.95	ug/L		99
77)	Ethylbenzene	11.024	91	1523886	73.43	ug/L		100
78)	Chlorobenzene	11.024	112	934436	71.54	ug/L		99
79)	1,1,1,2-Tetrachloroethane	11.073	131	368005	72.08	ug/L		99
80)	m,p-Xylene	11.164	91	2364447	148.80	ug/L		99
81)	o-Xylene	11.603	91	1249153	73.32	ug/L		100
82)	Styrene	11.652	104	932212	79.49	ug/L		98
83)	Bromoform	11.707	173	368661	74.49	ug/L		97
84)	Isopropylbenzene	11.908	105	1460080	73.28	ug/L		100
87)	cis-1,4-Dichloro-2-butene	12.255	53	149492	98.16	ug/L		97
88)	n-Propylbenzene	12.329	91	1669815	73.99	ug/L		99
89)	Bromobenzene	12.347	156	432978	73.14	ug/L		96
90)	1,1,2,2-Tetrachloroethane	12.390	83	580080	70.54	ug/L		99
91)	1,3,5-Trimethylbenzene	12.511	105	1201076	73.30	ug/L		100
92)	2-Chlorotoluene	12.518	91	1130642	73.15	ug/L		99
93)	trans-1,4-Dichloro-2-B...	12.566	53	159386	88.56	ug/L		91
94)	1,2,3-Trichloropropane	12.542	110	186108	75.06	ug/L		96
95)	Cyclohexanone	12.609	55	202566	395.60	ug/L		96
96)	4-Chlorotoluene	12.682	91	1045465	73.14	ug/L		98
97)	tert-Butylbenzene	12.853	91	630556	72.19	ug/L		99
98)	1,2,4-Trimethylbenzene	12.920	105	1194761	74.14	ug/L		100
99)	Pentachloroethane	12.902	167	260072	77.53	ug/L		98
100)	sec-Butylbenzene	13.036	105	1362107	71.76	ug/L		99
101)	4-Isopropyltoluene	13.170	119	1205156	73.25	ug/L		99
102)	1,3-Dichlorobenzene	13.298	146	759677	74.01	ug/L		99
103)	1,2,3-Trimethylbenzene	13.383	105	1231796	73.03	ug/L		99
104)	1,4-Dichlorobenzene	13.389	146	780749	70.59	ug/L		99
105)	n-Butylbenzene	13.615	92	613352	75.08	ug/L		90
106)	Benzyl Chloride	13.621	126	229224	80.76	ug/L	#	59
107)	1,2-Dichlorobenzene	13.822	146	738521	73.54	ug/L		99

Quantitation Report (QT Reviewed)

Data Path : C:\msdchem\1\data\2023-06-15\
Data File : I757266.D
Acq On : 15 Jun 2023 12:52 pm
Operator : joannel
Sample : IC2948-6
Misc : MS54130,VI2948,,,,,
ALS Vial : 7 Sample Multiplier: 1

Quant Time: Jun 15 13:09:25 2023
Quant Method : C:\msdchem\1\methods\VI-2023-06-15.m
Quant Title : SW-846 Method 5035A/8260B
QLast Update : Thu Jun 15 12:25:15 2023
Response via : Initial Calibration

Compound	R.T.	QIon	Response	Conc	Units	Dev(Min)
108) 1,2-Dibromo-3-Chloropr...	14.578	75	161309	74.44	ug/L	98
109) Hexachlorobutadiene	15.145	225	235828	67.74	ug/L	98
110) 1,2,4-Trichlorobenzene	15.188	180	562734	75.05	ug/L	98
111) Naphthalene	15.462	128	1810859	77.51	ug/L	98
112) 1,2,3-Trichlorobenzene	15.627	180	547047	72.74	ug/L	99

(#) = qualifier out of range (m) = manual integration (+) = signals summed

Quantitation Report (QT Reviewed)

Data Path : C:\msdchem\1\data\2023-06-15\
Data File : I757266.D
Acq On : 15 Jun 2023 12:52 pm
Operator : joannel
Sample : IC2948-6
Misc : MS54130,VI2948,,,,,
ALS Vial : 7 Sample Multiplier: 1

Quant Time: Jun 15 13:09:25 2023
Quant Method : C:\msdchem\1\methods\VI-2023-06-15.m
Quant Title : SW-846 Method 5035A/8260B
QLast Update : Thu Jun 15 12:25:15 2023
Response via : Initial Calibration

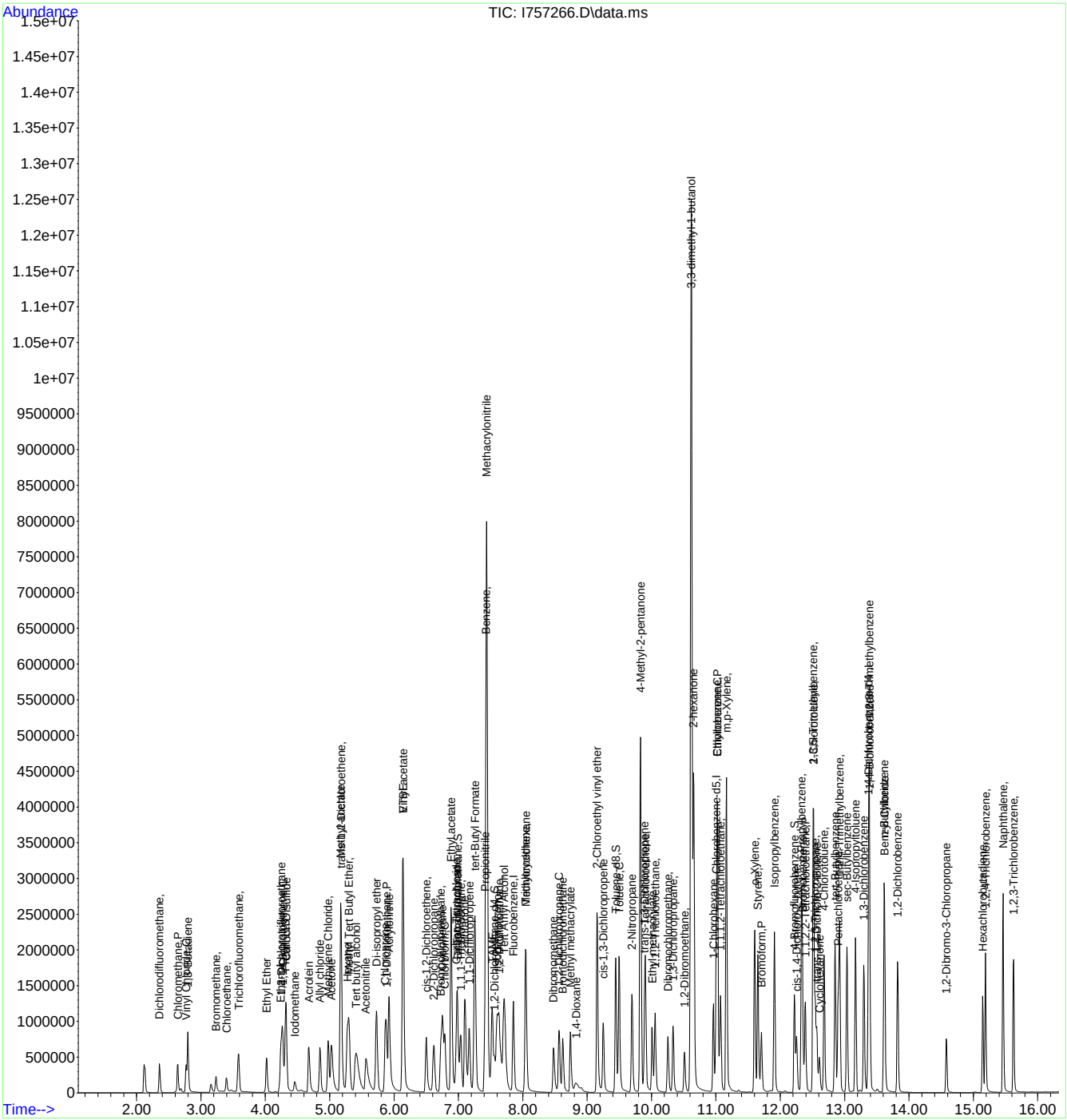

Manual Integration Approval Summary

Sample Number: VI2948-IC2948
Lab FileID: I757266.D
Injection Time: 06/15/23 12:52
Method: SW846 8260D
Analyst approved: 06/15/23 14:57 Jo-Ann Lugo De Jesus
Supervisor approved: 06/16/23 08:50 Neil Christiana

Parameter	CAS	Sig#	R.T. (min.)	Reason
Ethyl Acetate	141-78-6		6.88	Poor instrument integration
3,3-Dimethyl-1-Butanol	624-95-3		10.62	Overlapping peak

Quantitation Report (Qedit)

Data Path : C:\msdchem\1\data\2023-06-15\
Data File : I757266.D
Acq On : 15 Jun 2023 12:52 pm
Operator : joannel
Sample : IC2948-6
Misc : MS54130,VI2948,,,,,
ALS Vial : 7 Sample Multiplier: 1

Quant Time: Jun 15 13:08:46 2023
Quant Method : C:\msdchem\1\methods\VI-2023-06-15.m
Quant Title : SW-846 Method 5035A/8260B
QLast Update : Thu Jun 15 12:25:15 2023
Response via : Initial Calibration

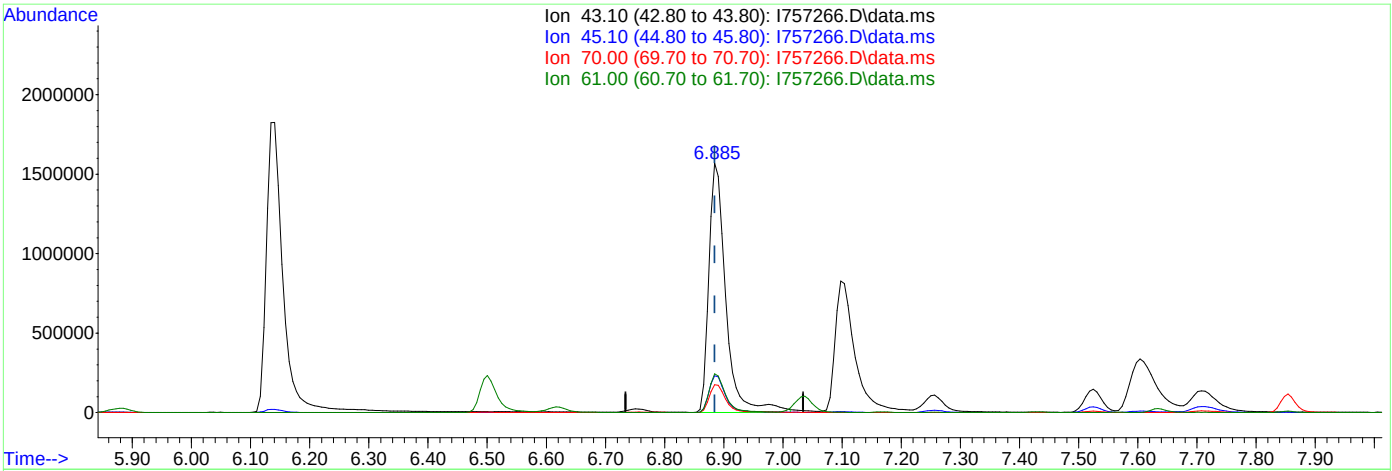

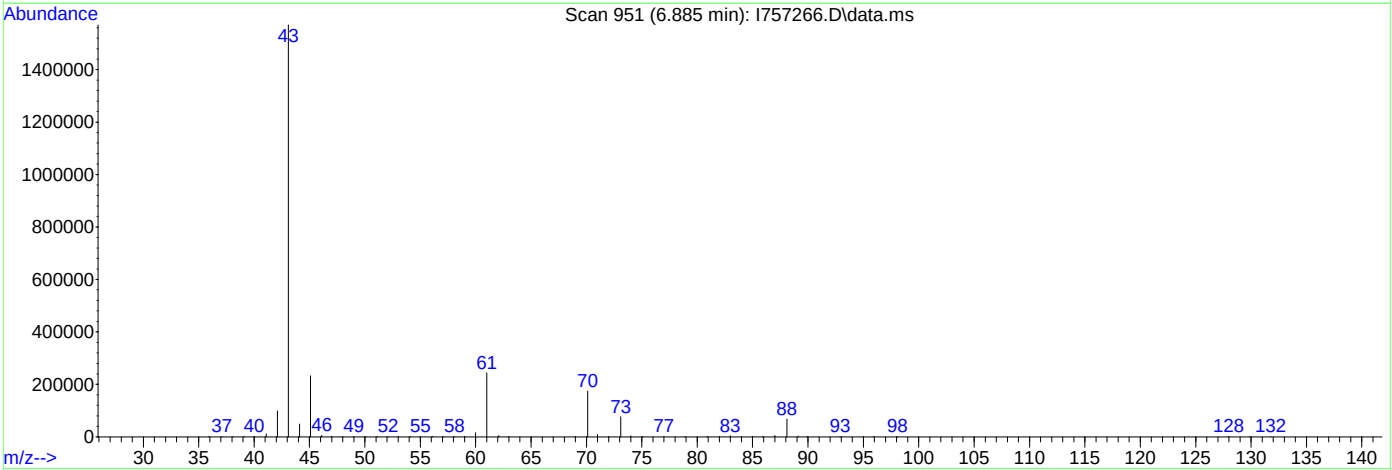

TIC: I757266.D\data.ms

(37) Ethyl acetate

6.885min (+0.000) 411.74ug/L

response 3112331

Ion	Exp%	Act%
43.10	100	100
45.10	14.90	14.81
70.00	11.10	11.13
61.00	15.10	15.52

Quantitation Report (Qedit)

Data Path : C:\msdchem\1\data\2023-06-15\
Data File : I757266.D
Acq On : 15 Jun 2023 12:52 pm
Operator : joannel
Sample : IC2948-6
Misc : MS54130,VI2948,,,,,
ALS Vial : 7 Sample Multiplier: 1

Quant Time: Jun 15 13:08:46 2023
Quant Method : C:\msdchem\1\methods\VI-2023-06-15.m
Quant Title : SW-846 Method 5035A/8260B
QLast Update : Thu Jun 15 12:25:15 2023
Response via : Initial Calibration

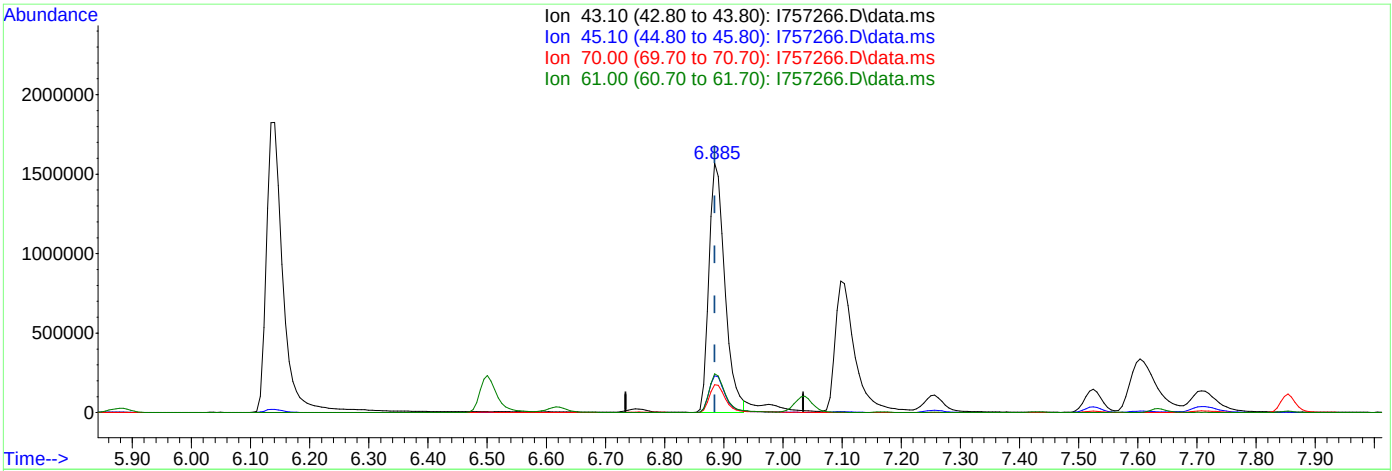

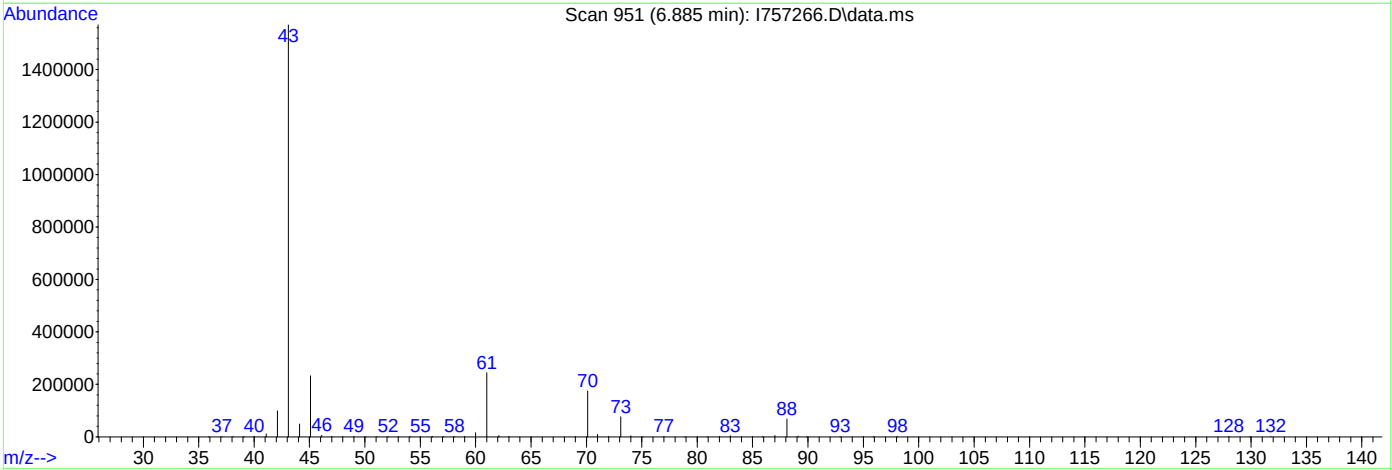

TIC: I757266.D\data.ms

(37) Ethyl acetate

6.885min (+0.000) 386.54ug/L m

response 2921852

Ion	Exp%	Act%
43.10	100	100
45.10	14.90	14.79
70.00	11.10	11.11
61.00	15.10	15.53

Quantitation Report (Qedit)

Data Path : C:\msdchem\1\data\2023-06-15\
Data File : I757266.D
Acq On : 15 Jun 2023 12:52 pm
Operator : joannel
Sample : IC2948-6
Misc : MS54130,VI2948,,,,,
ALS Vial : 7 Sample Multiplier: 1

Quant Time: Jun 15 13:08:46 2023
Quant Method : C:\msdchem\1\methods\VI-2023-06-15.m
Quant Title : SW-846 Method 5035A/8260B
QLast Update : Thu Jun 15 12:25:15 2023
Response via : Initial Calibration

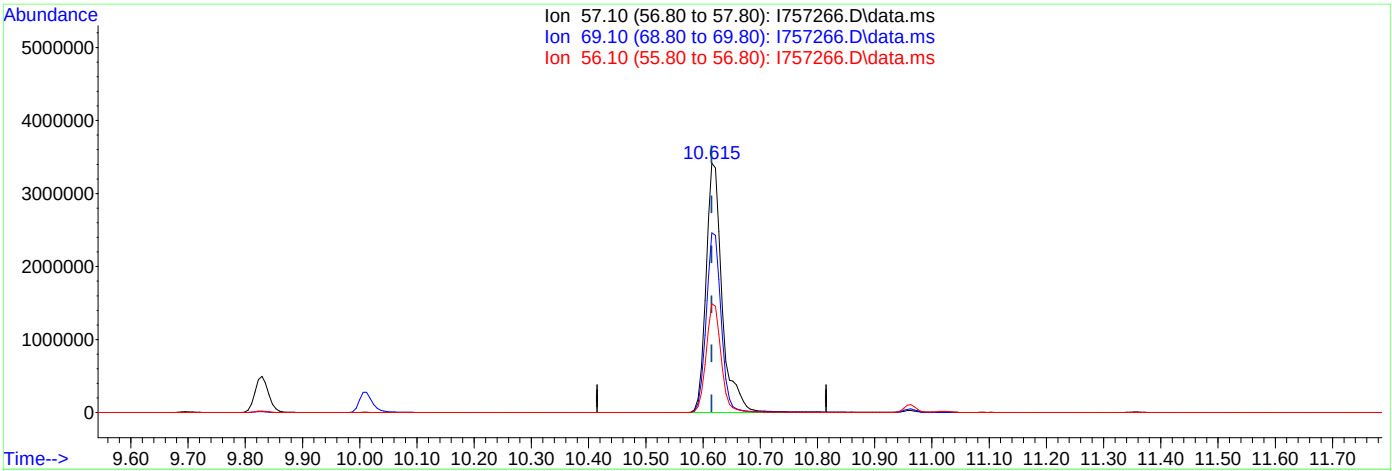

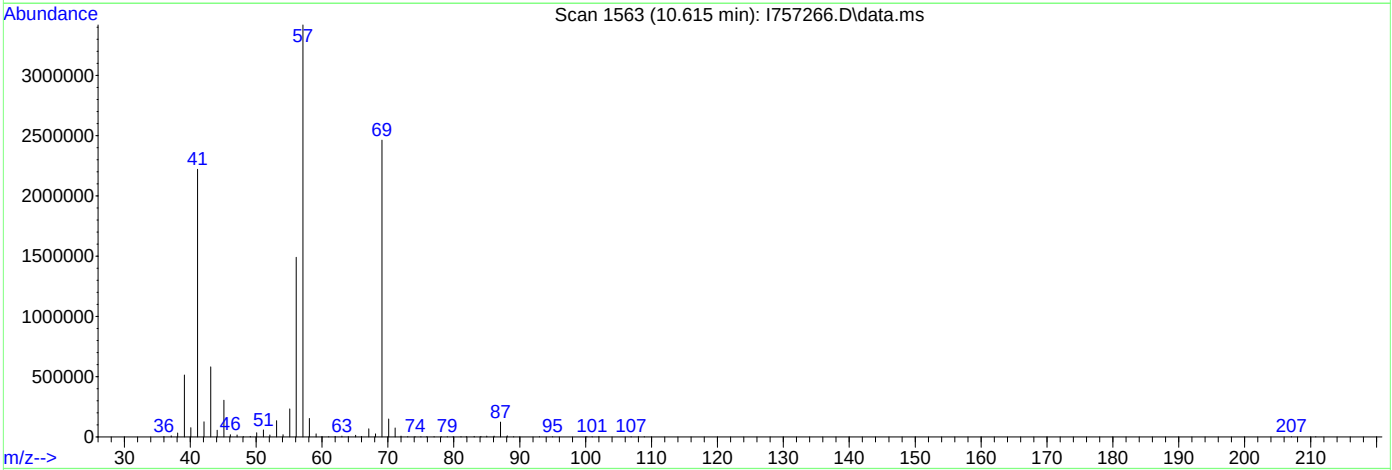

TIC: I757266.D\data.ms

(74) 3,3-dimethyl-1-butanol

10.615min (+0.000) 4231.25ug/L

response 6740063

Ion	Exp%	Act%
57.10	100	100
69.10	72.40	71.99
56.10	43.50	43.60
0.00	0.00	0.00

Quantitation Report (Qedit)

Data Path : C:\msdchem\1\data\2023-06-15\
Data File : I757266.D
Acq On : 15 Jun 2023 12:52 pm
Operator : joannel
Sample : IC2948-6
Misc : MS54130,VI2948,,,,,
ALS Vial : 7 Sample Multiplier: 1

Quant Time: Jun 15 13:08:46 2023
Quant Method : C:\msdchem\1\methods\VI-2023-06-15.m
Quant Title : SW-846 Method 5035A/8260B
QLast Update : Thu Jun 15 12:25:15 2023
Response via : Initial Calibration

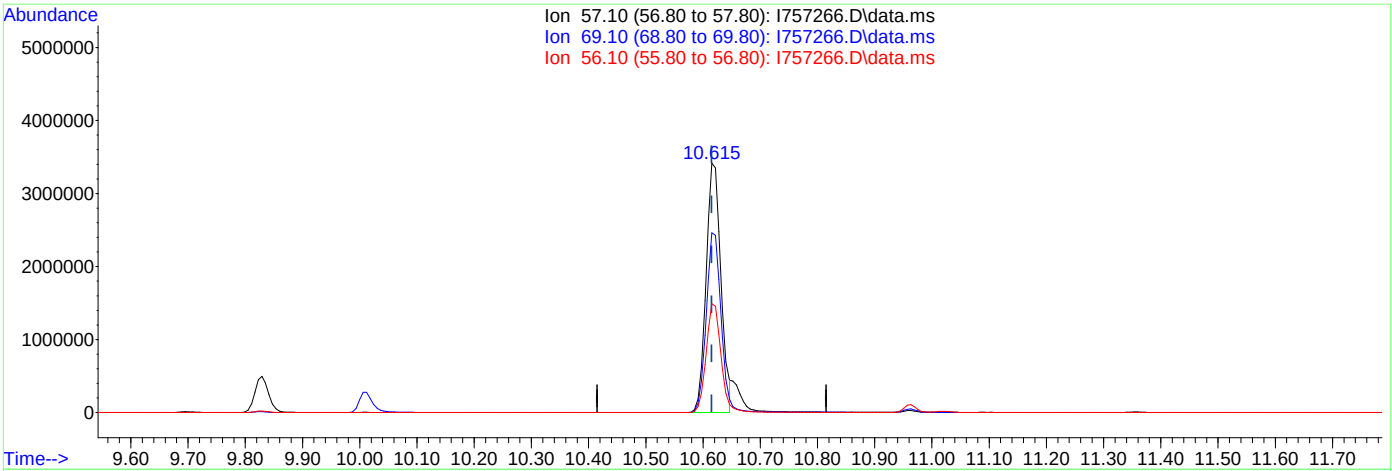

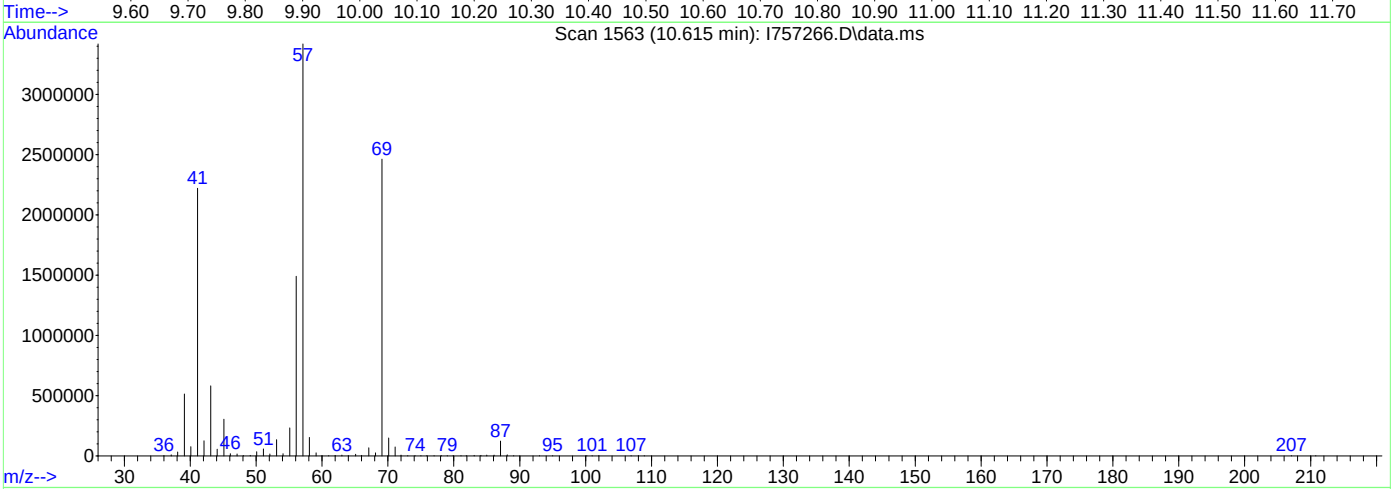

TIC: I757266.D\data.ms

(74) 3,3-dimethyl-1-butanol

10.615min (+0.000) 3861.90ug/L m

response 6151707

Ion	Exp%	Act%
57.10	100	100
69.10	72.40	72.00
56.10	43.50	43.61
0.00	0.00	0.00

I757267.D

Manual Integrations APPROVED (compounds with "m" flag)

Neil Christiana 06/16/23 08:50

Quantitation Report (QT Reviewed)

Data Path : C:\msdchem\1\data\2023-06-15\
Data File : I757267.D
Acq On : 15 Jun 2023 1:15 pm
Operator : joannel
Sample : IC2948-7
Misc : MS54130,VI2948,,,,,
ALS Vial : 8 Sample Multiplier: 1

Quant Time: Jun 15 13:35:50 2023
Quant Method : C:\msdchem\1\methods\VI-2023-06-15.m
Quant Title : SW-846 Method 5035A/8260B
QLast Update : Thu Jun 15 12:25:15 2023
Response via : Initial Calibration

Compound	R.T.	QIon	Response	Conc	Units	Dev(Min)
Internal Standards						
1) Fluorobenzene	7.854	96	1163059	50.00	ug/L	0.00
62) Chlorobenzene-d5	11.006	117	862083	50.00	ug/L	0.00
85) 1,4-Dichlorobenzene-d4	13.371	152	537542	50.00	ug/L	0.00
System Monitoring Compounds						
39) Dibromofluoromethane	6.988	113	336095	50.76	ug/L	0.00
Spiked Amount 50.000	Range 83 - 118		Recovery =	101.52%		
49) 1,2-Dichloroethane-d4	7.561	65	301448	50.22	ug/L	0.00
Spiked Amount 50.000	Range 79 - 125		Recovery =	100.44%		
63) Toluene-d8	9.445	98	1250824	51.08	ug/L	0.00
Spiked Amount 50.000	Range 85 - 112		Recovery =	102.16%		
86) 4-Bromofluorobenzene	12.219	174	452518	49.84	ug/L	0.00
Spiked Amount 50.000	Range 83 - 118		Recovery =	99.68%		
Target Compounds						Qvalue
2) Dichlorodifluoromethane	2.355	85	529244	170.75	ug/L	98
3) Chloromethane	2.635	50	521828	110.23	ug/L	97
4) Vinyl Chloride	2.769	62	529502	121.41	ug/L	97
5) 1,3-Butadiene	2.794	39	429214	96.24	ug/L	97
6) Bromomethane	3.233	94	179016	107.03	ug/L	99
7) Chloroethane	3.397	64	208208	72.66	ug/L	97
8) Trichlorofluoromethane	3.574	101	697463	115.31	ug/L	98
9) Ethyl Ether	4.019	59	379472	102.18	ug/L	98
10) 1,2-Dichlorotrifluoroe...	4.239	67	507581	105.49	ug/L	98
11) 1,1-Dichloroethene	4.263	61	679956	106.37	ug/L	99
12) Ethanol	4.263	45	313130	1827.84	ug/L	98
13) Freon 113	4.306	101	442236	116.33	ug/L	99
14) Carbon Disulfide	4.318	76	1357153	104.11	ug/L	99
15) Iodomethane	4.458	142	287045	89.41	ug/L	97
16) Acrolein	4.678	56	899828	554.73	ug/L	99
17) Allyl chloride	4.848	41	596205	103.99	ug/L	98
18) Methylene Chloride	4.976	49	605660	80.21	ug/L	95
19) Acetone	5.031	43	1548512	483.12	ug/L	100
20) Methyl acetate	5.171	43	3562244	524.29	ug/L	99
21) trans-1,2-Dichloroethene	5.177	61	692478	103.08	ug/L	99
22) Hexane	5.269	56	343966	107.27	ug/L	84
23) Methyl Tert Butyl Ether	5.299	73	1461102	100.36	ug/L	88
24) Tert butyl alcohol	5.421	59	2052291	971.82	ug/L	99
25) Acetonitrile	5.568	41	1096962	929.16	ug/L	99
26) Di-isopropyl ether	5.726	45	1506731	100.56	ug/L	100
27) Chloroprene	5.860	53	699682	119.66	ug/L	99
28) 1,1-Dichloroethane	5.879	63	895568	100.68	ug/L	99
29) Acrylonitrile	5.921	53	1704371	546.38	ug/L	100
30) ETBE	6.141	59	1442194	98.41	ug/L	100
31) Vinyl acetate	6.135	43	5016217	620.50	ug/L	100
32) cis-1,2-Dichloroethene	6.500	96	549435	105.15	ug/L	99
33) 2,2-Dichloropropane	6.616	77	692469	102.07	ug/L	98
34) Bromochloromethane	6.726	128	270176	100.14	ug/L	95
35) Cyclohexane	6.750	56	772375	110.91	ug/L	99
36) Chloroform	6.787	83	923907	100.00	ug/L	99
37) Ethyl acetate	6.884	43	4168769m	539.63	ug/L	
38) Tetrahydrofuran	6.982	42	364903	93.91	ug/L	98
40) Carbon Tetrachloride	6.970	117	704052	103.61	ug/L	97
41) 1,1,1-Trichloroethane	7.037	97	798981	103.86	ug/L	99
42) 2-Butanone	7.104	43	2643762	600.17	ug/L	98
43) 1,1-Dichloropropene	7.165	75	640799	105.40	ug/L	98
44) tert-Butyl Formate	7.256	59	1988701	519.47	ug/L	98

Quantitation Report (QT Reviewed)

Data Path : C:\msdchem\1\data\2023-06-15\
Data File : I757267.D
Acq On : 15 Jun 2023 1:15 pm
Operator : joannel
Sample : IC2948-7
Misc : MS54130,VI2948,,,,,
ALS Vial : 8 Sample Multiplier: 1

Quant Time: Jun 15 13:35:50 2023
Quant Method : C:\msdchem\1\methods\VI-2023-06-15.m
Quant Title : SW-846 Method 5035A/8260B
QLast Update : Thu Jun 15 12:25:15 2023
Response via : Initial Calibration

	Compound	R.T.	QIon	Response	Conc	Units		Dev(Min)
45)	Propionitrile	7.415	54	1624190	1123.18	ug/L		78
46)	Methacrylonitrile	7.439	41	4480633	1057.09	ug/L		99
47)	Benzene	7.427	78	1855895	100.03	ug/L		83
48)	TAME	7.525	73	1380755	97.25	ug/L		98
50)	Isobutyl alcohol	7.616	42	994842	2463.39	ug/L		99
51)	1,2-Dichloroethane	7.634	62	637209	98.79	ug/L		98
52)	Tert Amyl Alcohol	7.720	59	1795079	1025.82	ug/L		98
53)	Trichloroethene	8.043	95	526130	103.13	ug/L		99
54)	Methylcyclohexane	8.049	83	704034	110.79	ug/L		99
55)	Dibromomethane	8.476	93	344287	102.51	ug/L		98
56)	1,2-Dichloropropane	8.561	63	488359	102.19	ug/L		98
57)	Bromodichloromethane	8.622	83	694118	102.13	ug/L		96
58)	Methyl methacrylate	8.738	41	585103	122.99	ug/L		98
59)	1,4-Dioxane	8.835	88	318290	2138.94	ug/L		97
60)	2-Chloroethyl vinyl ether	9.158	63	1534053	601.53	ug/L		99
61)	cis-1,3-Dichloropropene	9.250	75	791682	105.72	ug/L		98
64)	Toluene	9.494	91	2040123	99.91	ug/L		100
65)	2-Nitropropane	9.695	41	1066697	470.12	ug/L		96
66)	4-Methyl-2-pentanone	9.829	43	4346515	531.45	ug/L		98
67)	trans-1,3-Dichloropropene	9.890	75	723714	108.44	ug/L		96
68)	Tetrachloroethene	9.908	166	632507	102.98	ug/L		97
69)	Ethyl methacrylate	10.012	69	672212	119.45	ug/L		97
70)	1,1,2-Trichloroethane	10.055	83	405035	96.93	ug/L		95
71)	Dibromochloromethane	10.256	129	599260	101.17	ug/L		99
72)	1,3-Dichloropropane	10.335	76	750447	103.85	ug/L		98
73)	1,2-Dibromoethane	10.512	107	557752	104.00	ug/L		99
74)	3,3-dimethyl-1-butanol	10.621	57	8540539m	5174.38	ug/L		
75)	2-hexanone	10.658	43	3631290	577.41	ug/L		98
76)	1-Chlorohexane	10.963	91	601700	105.12	ug/L		97
77)	Ethylbenzene	11.024	91	2172652	101.03	ug/L		99
78)	Chlorobenzene	11.024	112	1324499	97.86	ug/L		100
79)	1,1,1,2-Tetrachloroethane	11.073	131	521794	98.64	ug/L		98
80)	m,p-Xylene	11.164	91	3396714	206.30	ug/L		100
81)	o-Xylene	11.603	91	1777938	100.71	ug/L		100
82)	Styrene	11.652	104	1329647	109.43	ug/L		98
83)	Bromoform	11.707	173	521805	101.76	ug/L		98
84)	Isopropylbenzene	11.908	105	2104671	101.94	ug/L		100
87)	cis-1,4-Dichloro-2-butene	12.255	53	218859	134.62	ug/L		95
88)	n-Propylbenzene	12.328	91	2418127	100.37	ug/L		99
89)	Bromobenzene	12.347	156	612493	96.92	ug/L		96
90)	1,1,2,2-Tetrachloroethane	12.389	83	810755	92.36	ug/L		99
91)	1,3,5-Trimethylbenzene	12.511	105	1714728	98.02	ug/L		98
92)	2-Chlorotoluene	12.517	91	1601779	97.08	ug/L		99
93)	trans-1,4-Dichloro-2-B...	12.566	53	230459	119.94	ug/L		88
94)	1,2,3-Trichloropropane	12.542	110	257532	97.30	ug/L		96
95)	Cyclohexanone	12.609	55	285786	522.81	ug/L		96
96)	4-Chlorotoluene	12.682	91	1488036	97.52	ug/L		99
97)	tert-Butylbenzene	12.853	91	920114	98.67	ug/L		99
98)	1,2,4-Trimethylbenzene	12.920	105	1691330	98.32	ug/L		99
99)	Pentachloroethane	12.902	167	370930	103.58	ug/L		100
100)	sec-Butylbenzene	13.036	105	1984570	97.93	ug/L		99
101)	4-Isopropyltoluene	13.170	119	1745979	99.41	ug/L		100
102)	1,3-Dichlorobenzene	13.298	146	1088227	99.31	ug/L		99
103)	1,2,3-Trimethylbenzene	13.383	105	1727276	95.92	ug/L		99
104)	1,4-Dichlorobenzene	13.389	146	1096065	92.83	ug/L		99
105)	n-Butylbenzene	13.615	92	895028	102.63	ug/L		92
106)	Benzyl Chloride	13.621	126	320426	105.75	ug/L	#	57
107)	1,2-Dichlorobenzene	13.822	146	1039729	96.98	ug/L		99

Quantitation Report (QT Reviewed)

Data Path : C:\msdchem\1\data\2023-06-15\
Data File : I757267.D
Acq On : 15 Jun 2023 1:15 pm
Operator : joannel
Sample : IC2948-7
Misc : MS54130,VI2948,,,,,
ALS Vial : 8 Sample Multiplier: 1

Quant Time: Jun 15 13:35:50 2023
Quant Method : C:\msdchem\1\methods\VI-2023-06-15.m
Quant Title : SW-846 Method 5035A/8260B
QLast Update : Thu Jun 15 12:25:15 2023
Response via : Initial Calibration

Compound	R.T.	QIon	Response	Conc	Units	Dev(Min)
108) 1,2-Dibromo-3-Chloropr...	14.578	75	230974	99.84	ug/L	98
109) Hexachlorobutadiene	15.145	225	362352	97.50	ug/L	99
110) 1,2,4-Trichlorobenzene	15.188	180	788632	98.53	ug/L	98
111) Naphthalene	15.462	128	2534672	101.63	ug/L	98
112) 1,2,3-Trichlorobenzene	15.627	180	773226	96.31	ug/L	99

(#) = qualifier out of range (m) = manual integration (+) = signals summed

Quantitation Report (QT Reviewed)

Data Path : C:\msdchem\1\data\2023-06-15\
Data File : I757267.D
Acq On : 15 Jun 2023 1:15 pm
Operator : joannel
Sample : IC2948-7
Misc : MS54130,VI2948,,,,,
ALS Vial : 8 Sample Multiplier: 1

Quant Time: Jun 15 13:35:50 2023
Quant Method : C:\msdchem\1\methods\VI-2023-06-15.m
Quant Title : SW-846 Method 5035A/8260B
QLast Update : Thu Jun 15 12:25:15 2023
Response via : Initial Calibration

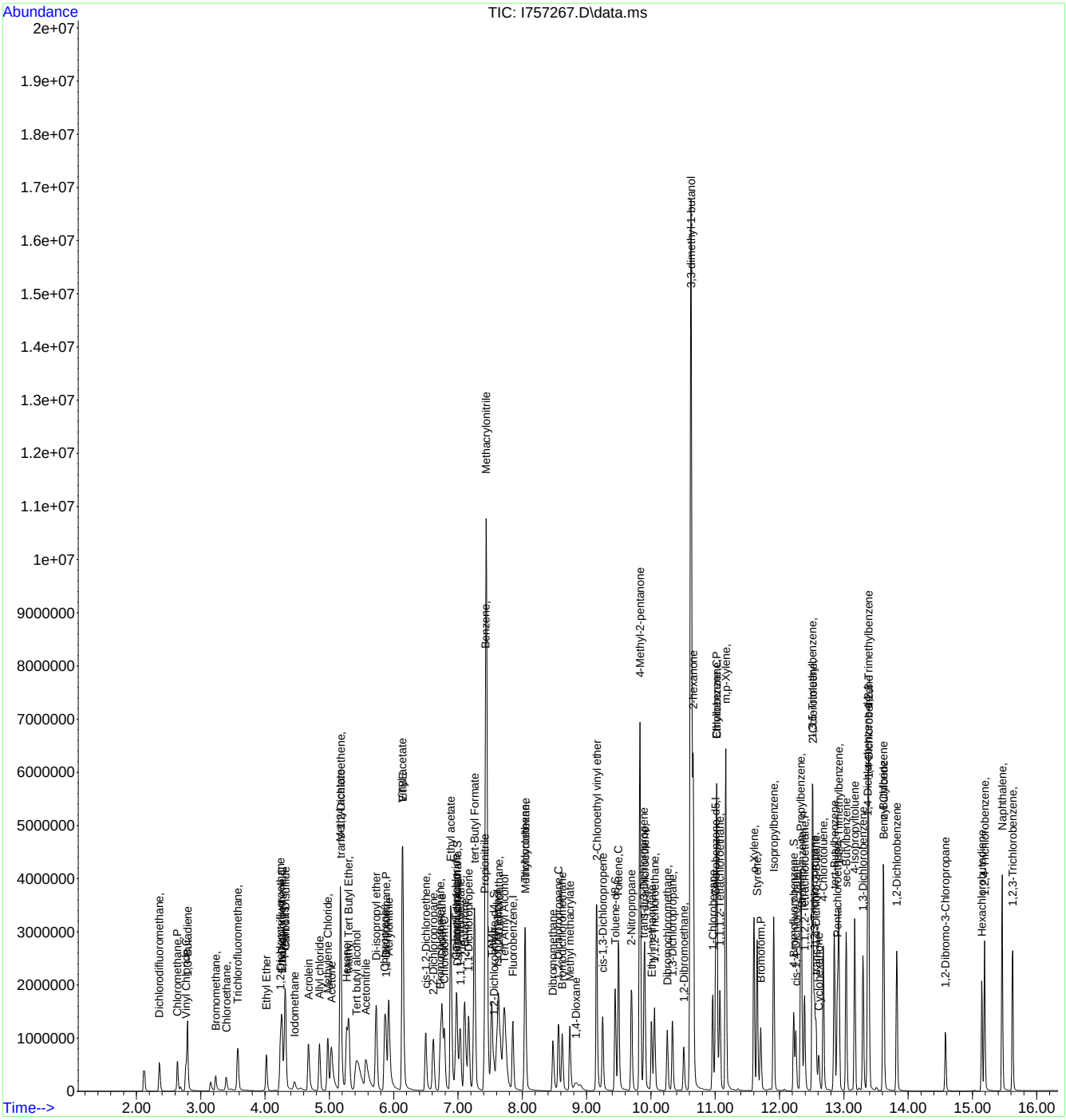

Manual Integration Approval Summary

Sample Number: VI2948-IC2948
Lab FileID: I757267.D
Injection Time: 06/15/23 13:15
Method: SW846 8260D
Analyst approved: 06/15/23 14:57 Jo-Ann Lugo De Jesus
Supervisor approved: 06/16/23 08:50 Neil Christiana

Parameter	CAS	Sig#	R.T. (min.)	Reason
Ethyl Acetate	141-78-6		6.88	Poor instrument integration
3,3-Dimethyl-1-Butanol	624-95-3		10.62	Overlapping peak

Quantitation Report (Qedit)

Data Path : C:\msdchem\1\data\2023-06-15\
Data File : I757267.D
Acq On : 15 Jun 2023 1:15 pm
Operator : joannel
Sample : IC2948-7
Misc : MS54130,VI2948,,,,,
ALS Vial : 8 Sample Multiplier: 1

Quant Time: Jun 15 13:32:31 2023
Quant Method : C:\msdchem\1\methods\VI-2023-06-15.m
Quant Title : SW-846 Method 5035A/8260B
QLast Update : Thu Jun 15 12:25:15 2023
Response via : Initial Calibration

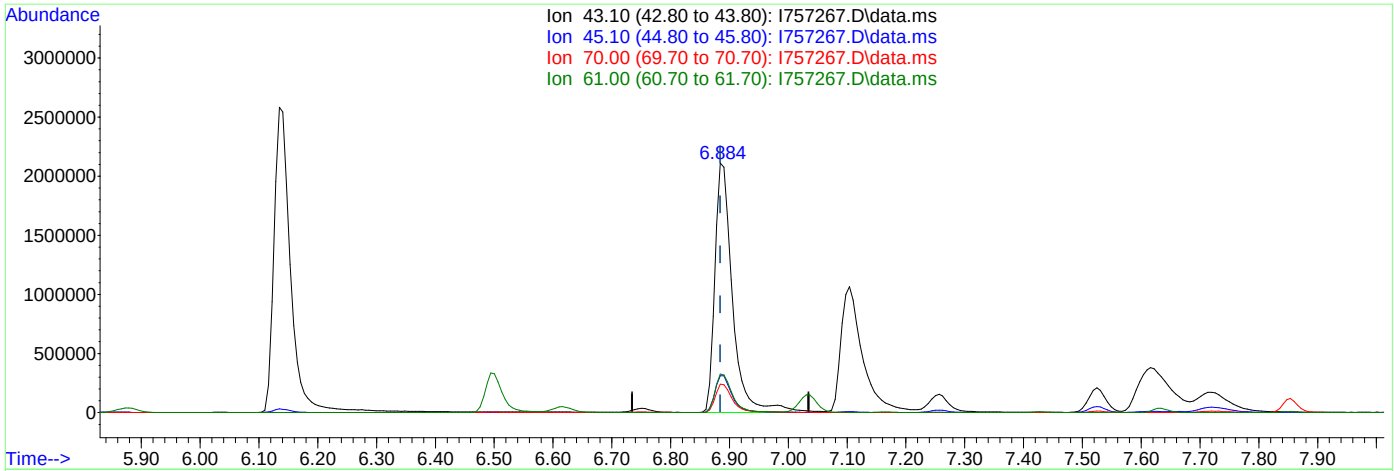

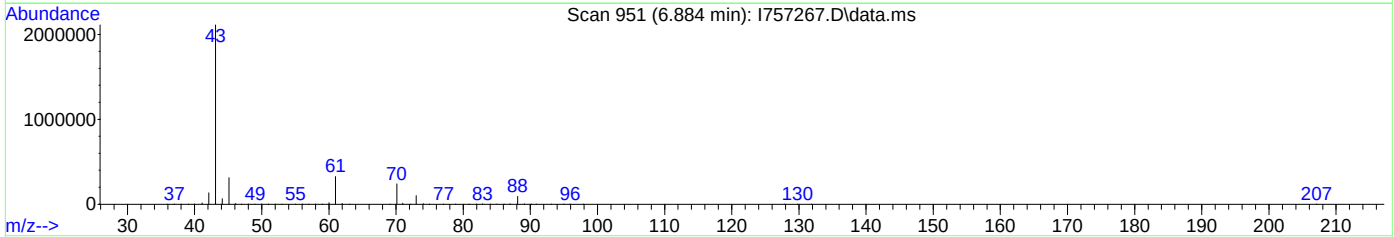

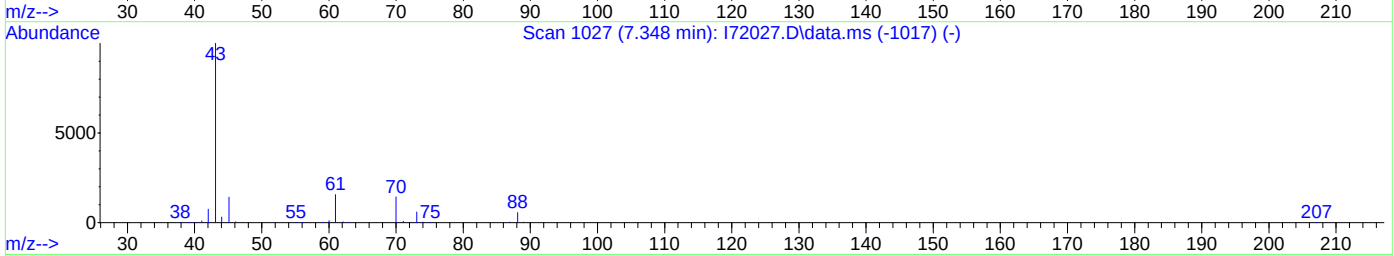

TIC: I757267.D\data.ms

(37) Ethyl acetate

6.884min (-0.000) 567.17ug/L

response 4381496

Ion	Exp%	Act%
43.10	100	100
45.10	14.90	14.79
70.00	11.10	11.35
61.00	15.10	15.37

Quantitation Report (Qedit)

Data Path : C:\msdchem\1\data\2023-06-15\
Data File : I757267.D
Acq On : 15 Jun 2023 1:15 pm
Operator : joannel
Sample : IC2948-7
Misc : MS54130,VI2948,,,,,
ALS Vial : 8 Sample Multiplier: 1

Quant Time: Jun 15 13:32:31 2023
Quant Method : C:\msdchem\1\methods\VI-2023-06-15.m
Quant Title : SW-846 Method 5035A/8260B
QLast Update : Thu Jun 15 12:25:15 2023
Response via : Initial Calibration

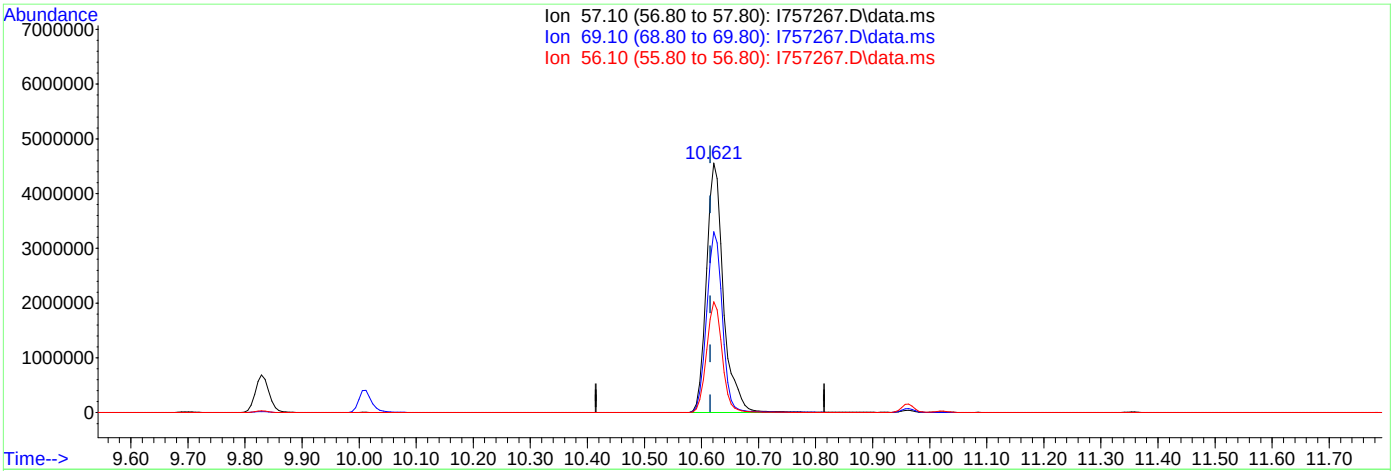

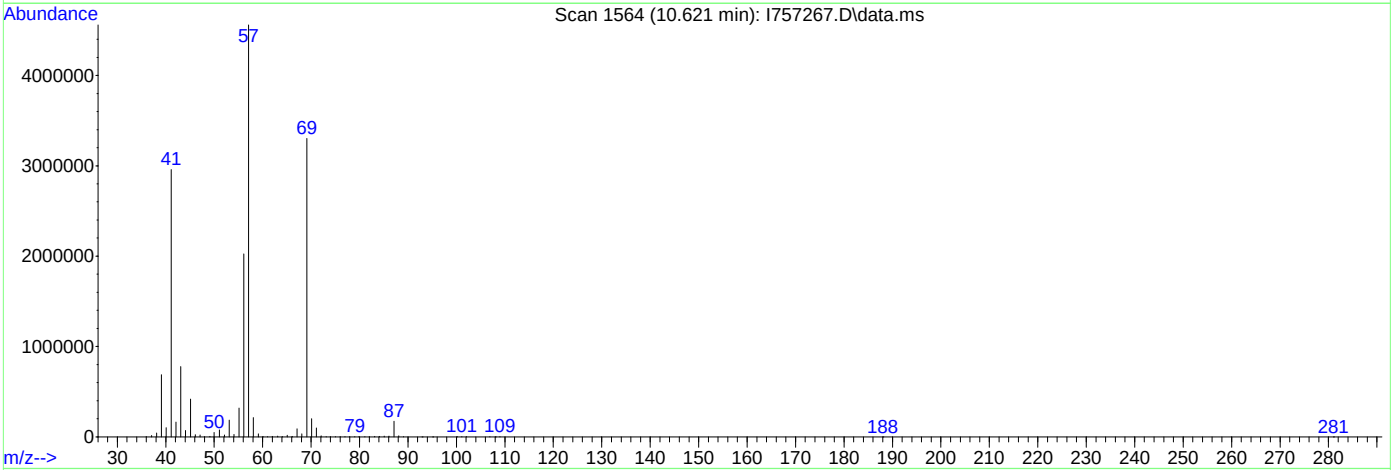

TIC: I757267.D\data.ms

(74) 3,3-dimethyl-1-butanol

10.621min (+0.006) 5734.20ug/L

response 9464543

Ion	Exp%	Act%
57.10	100	100
69.10	72.40	72.40
56.10	43.50	44.37
0.00	0.00	0.00

Quantitation Report (Qedit)

Data Path : C:\msdchem\1\data\2023-06-15\
Data File : I757267.D
Acq On : 15 Jun 2023 1:15 pm
Operator : joannel
Sample : IC2948-7
Misc : MS54130,VI2948,,,,,
ALS Vial : 8 Sample Multiplier: 1

Quant Time: Jun 15 13:32:31 2023
Quant Method : C:\msdchem\1\methods\VI-2023-06-15.m
Quant Title : SW-846 Method 5035A/8260B
QLast Update : Thu Jun 15 12:25:15 2023
Response via : Initial Calibration

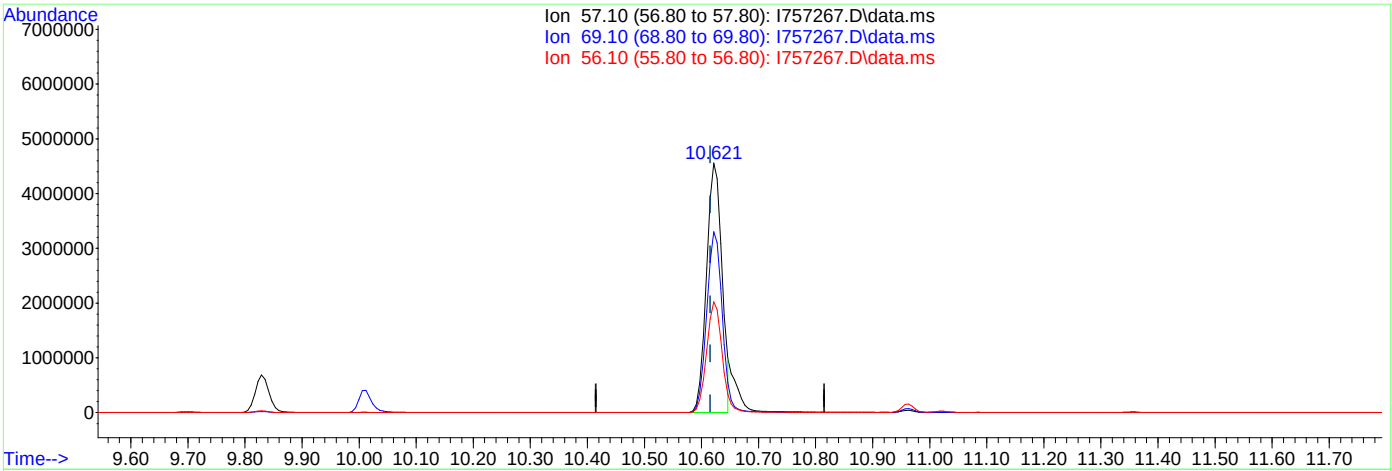

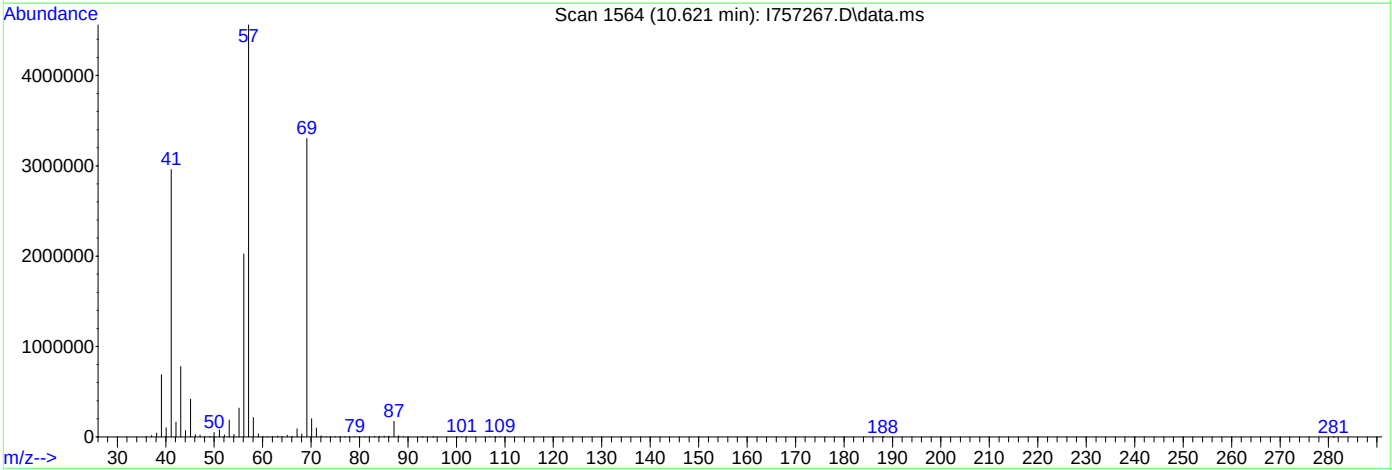

TIC: I757267.D\data.ms

(74) 3,3-dimethyl-1-butanol

10.621min (+0.006) 5174.38ug/L m

response 8540539

Ion	Exp%	Act%
57.10	100	100
69.10	72.40	72.40
56.10	43.50	44.37
0.00	0.00	0.00

Quantitation Report (Qedit)

Data Path : C:\msdchem\1\data\2023-06-15\
Data File : I757267.D
Acq On : 15 Jun 2023 1:15 pm
Operator : joannel
Sample : IC2948-7
Misc : MS54130,VI2948,,,,,
ALS Vial : 8 Sample Multiplier: 1

Quant Time: Jun 15 13:34:19 2023
Quant Method : C:\msdchem\1\methods\VI-2023-06-15.m
Quant Title : SW-846 Method 5035A/8260B
QLast Update : Thu Jun 15 12:25:15 2023
Response via : Initial Calibration

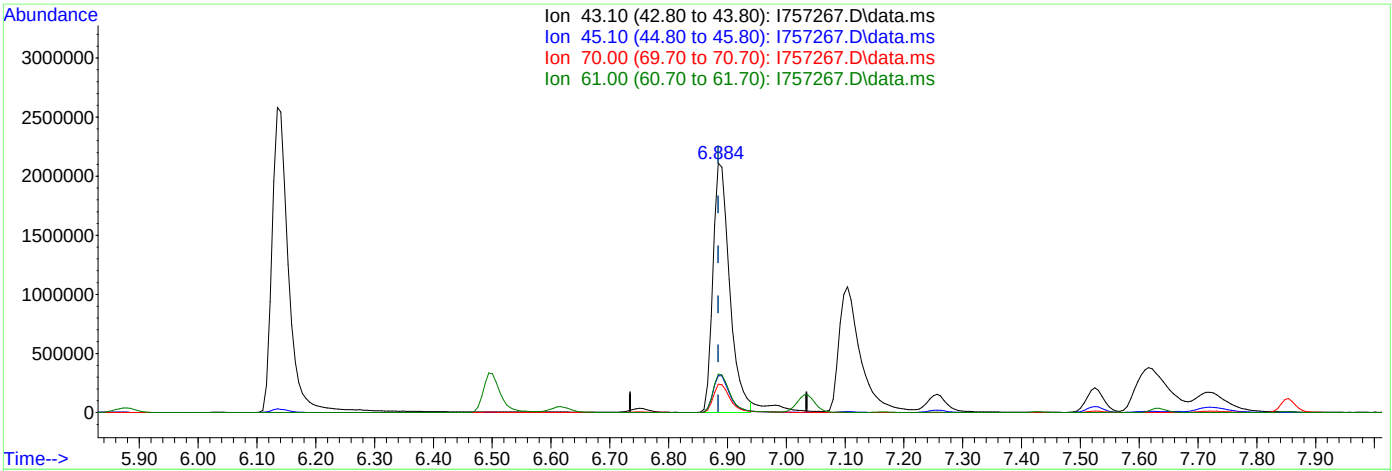

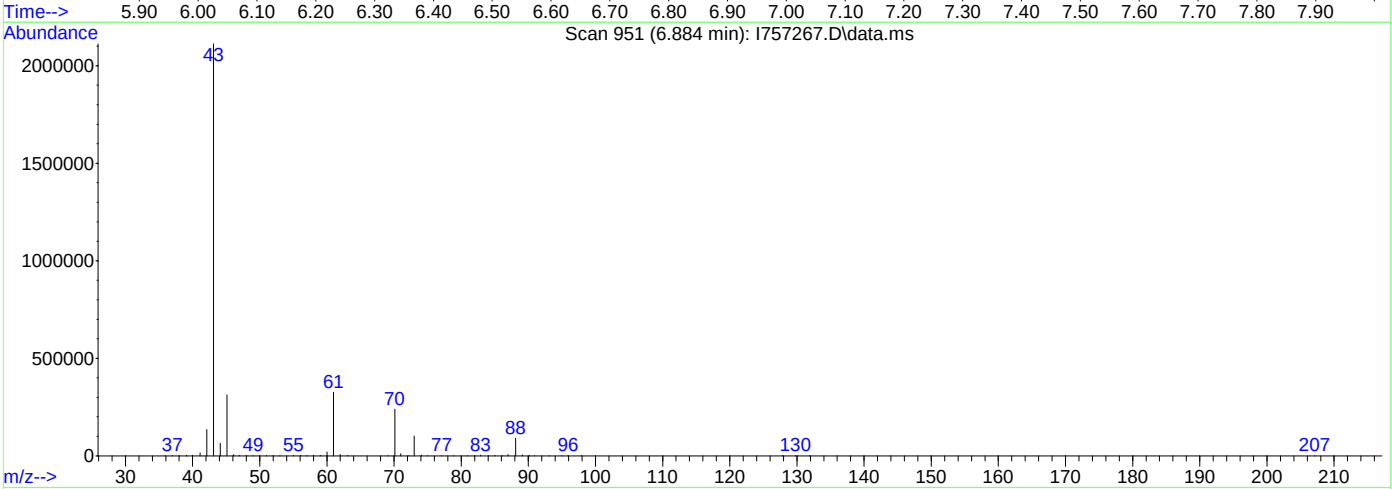

TIC: I757267.D\data.ms

(37) Ethyl acetate

6.884min (-0.000) 539.63ug/L m

response 4168769

Ion	Exp%	Act%
43.10	100	100
45.10	14.90	14.78
70.00	11.10	11.35
61.00	15.10	15.40

Manual Integrations APPROVED (compounds with "m" flag)
Neil Christiana 06/16/23 08:50

Quantitation Report (QT Reviewed)

Data Path : C:\msdchem\1\data\2023-06-15\
Data File : I757269.D
Acq On : 15 Jun 2023 2:04 pm
Operator : joannel
Sample : ICV2948-5
Misc : MS54130,VI2948,,,,,
ALS Vial : 10 Sample Multiplier: 1

Quant Time: Jun 15 14:49:00 2023
Quant Method : C:\msdchem\1\methods\VI-2023-06-15.m
Quant Title : SW-846 Method 5035A/8260B
QLast Update : Thu Jun 15 14:39:51 2023
Response via : Initial Calibration

Compound	R.T.	QIon	Response	Conc	Units	Dev(Min)
Internal Standards						
1) Fluorobenzene	7.854	96	1167572	50.00	ug/L	0.00
62) Chlorobenzene-d5	11.006	117	863763	50.00	ug/L	0.00
85) 1,4-Dichlorobenzene-d4	13.371	152	536859	50.00	ug/L	0.00
System Monitoring Compounds						
39) Dibromofluoromethane	6.988	113	338967	51.15	ug/L	0.00
Spiked Amount 50.000	Range 83 - 118		Recovery = 102.30%			
49) 1,2-Dichloroethane-d4	7.561	65	299738	49.74	ug/L	0.00
Spiked Amount 50.000	Range 79 - 125		Recovery = 99.48%			
63) Toluene-d8	9.445	98	1241290	50.39	ug/L	0.00
Spiked Amount 50.000	Range 85 - 112		Recovery = 100.78%			
86) 4-Bromofluorobenzene	12.219	174	452105	50.02	ug/L	0.00
Spiked Amount 50.000	Range 83 - 118		Recovery = 100.04%			
Target Compounds						Qvalue
2) Dichlorodifluoromethane	2.355	85	181684	35.41	ug/L	99
3) Chloromethane	2.641	50	187721	35.62	ug/L	98
4) Vinyl Chloride	2.769	62	172721	33.14	ug/L	98
6) Bromomethane	3.233	94	63922	35.86	ug/L	99
7) Chloroethane	3.397	64	71580	32.75	ug/L	99
8) Trichlorofluoromethane	3.592	101	223977	32.47	ug/L	99
9) Ethyl Ether	4.019	59	153798	42.60	ug/L	96
10) 1,2-Dichlorotrifluoroe...	4.245	67	176479	36.75	ug/L	97
11) 1,1-Dichloroethene	4.275	61	216177	34.12	ug/L	99
12) Ethanol	4.208	45	132725	755.11	ug/L	90
13) Freon 113	4.318	101	140462	35.68	ug/L	98
14) Carbon Disulfide	4.330	76	429418	33.00	ug/L	100
15) Iodomethane	4.458	142	131520	41.69	ug/L	95
16) Acrolein	4.678	56	313917	185.92	ug/L	100
17) Allyl chloride	4.854	41	211809	34.77	ug/L	99
18) Methylene Chloride	4.976	49	244818	38.34	ug/L	99
19) Acetone	5.025	43	611835	194.73	ug/L	97
20) Methyl acetate	5.165	43	1300972	197.56	ug/L	99
21) trans-1,2-Dichloroethene	5.184	61	242062	36.41	ug/L	98
22) Hexane	5.275	56	115756	35.52	ug/L	98
23) Methyl Tert Butyl Ether	5.299	73	576110	41.02	ug/L	99
24) Tert butyl alcohol	5.391	59	853158	444.00	ug/L	99
25) Acetonitrile	5.562	41	503982	389.31	ug/L	100
26) Di-isopropyl ether	5.726	45	565990	38.53	ug/L	100
28) 1,1-Dichloroethane	5.885	63	316951	36.32	ug/L	99
29) Acrylonitrile	5.921	53	680139	212.48	ug/L	99
30) ETBE	6.135	59	571099	40.39	ug/L	99
31) Vinyl acetate	6.141	43	1977348	208.01	ug/L	99
32) cis-1,2-Dichloroethene	6.507	96	194512	37.09	ug/L	98
33) 2,2-Dichloropropane	6.622	77	254068	38.19	ug/L	98
34) Bromochloromethane	6.726	128	101858	37.64	ug/L	100
35) Cyclohexane	6.757	56	236994	34.41	ug/L	99
36) Chloroform	6.793	83	340867	37.45	ug/L	98
37) Ethyl acetate	6.885	43	1529328m	196.35	ug/L	
38) Tetrahydrofuran	6.982	42	142102	39.15	ug/L	99
40) Carbon Tetrachloride	6.976	117	222115	34.74	ug/L	99
41) 1,1,1-Trichloroethane	7.037	97	269977	35.85	ug/L	99
42) 2-Butanone	7.098	43	972769	199.36	ug/L	97
43) 1,1-Dichloropropene	7.171	75	218372	36.74	ug/L	96
44) tert-Butyl Formate	7.256	59	955754	261.75	ug/L	98
45) Propionitrile	7.409	54	601193	374.75	ug/L	99
46) Methacrylonitrile	7.439	41	1662190	353.39	ug/L	99

Quantitation Report (QT Reviewed)

Data Path : C:\msdchem\1\data\2023-06-15\
Data File : I757269.D
Acq On : 15 Jun 2023 2:04 pm
Operator : joannel
Sample : ICV2948-5
Misc : MS54130,VI2948,,,,,
ALS Vial : 10 Sample Multiplier: 1

Quant Time: Jun 15 14:49:00 2023
Quant Method : C:\msdchem\1\methods\VI-2023-06-15.m
Quant Title : SW-846 Method 5035A/8260B
QLast Update : Thu Jun 15 14:39:51 2023
Response via : Initial Calibration

Compound	R.T.	QIon	Response	Conc	Units	Dev(Min)
47) Benzene	7.433	78	680777	37.35	ug/L	99
48) TAME	7.525	73	537529	39.26	ug/L	98
50) Isobutyl alcohol	7.592	42	328173	772.40	ug/L	99
51) 1,2-Dichloroethane	7.634	62	240861	38.04	ug/L	99
52) Tert Amyl Alcohol	7.701	59	698196	442.70	ug/L	99
53) Trichloroethene	8.043	95	181981	35.70	ug/L	99
54) Methylcyclohexane	8.049	83	209090	33.59	ug/L	97
55) Dibromomethane	8.482	93	128744	39.55	ug/L	94
56) 1,2-Dichloropropane	8.567	63	187462	39.91	ug/L	98
57) Bromodichloromethane	8.622	83	246195	38.02	ug/L	98
58) Methyl methacrylate	8.744	41	191932	36.54	ug/L	99
59) 1,4-Dioxane	8.817	88	121911	806.02	ug/L	96
60) 2-Chloroethyl vinyl ether	9.158	63	550429	188.36	ug/L	99
61) cis-1,3-Dichloropropene	9.250	75	292980	40.14	ug/L	98
64) Toluene	9.500	91	741775	37.64	ug/L	100
65) 2-Nitropropane	9.695	41	368926	193.74	ug/L	98
66) 4-Methyl-2-pentanone	9.829	43	1652533	193.45	ug/L	100
67) trans-1,3-Dichloropropene	9.896	75	250608	37.05	ug/L	92
68) Tetrachloroethene	9.908	166	215067	36.06	ug/L	97
69) Ethyl methacrylate	10.012	69	254883	39.79	ug/L	97
70) 1,1,2-Trichloroethane	10.055	83	154290	38.39	ug/L	97
71) Dibromochloromethane	10.256	129	232080	41.74	ug/L	99
72) 1,3-Dichloropropane	10.335	76	303210	43.29	ug/L	99
73) 1,2-Dibromoethane	10.512	107	210199	40.54	ug/L	98
74) 3,3-dimethyl-1-butanol	10.616	57	3275538m	2073.24	ug/L	
75) 2-hexanone	10.652	43	1355714	194.98	ug/L	100
76) 1-Chlorohexane	10.963	91	190234	34.11	ug/L	99
77) Ethylbenzene	11.024	91	782969	36.79	ug/L	99
78) Chlorobenzene	11.024	112	490186	37.64	ug/L	99
79) 1,1,1,2-Tetrachloroethane	11.073	131	194482	38.59	ug/L	98
80) m,p-Xylene	11.164	91	1226428	76.77	ug/L	100
81) o-Xylene	11.603	91	633604	36.88	ug/L	98
82) Styrene	11.658	104	482252	39.07	ug/L	99
83) Bromoform	11.707	173	192008	40.98	ug/L	99
84) Isopropylbenzene	11.908	105	737709	36.50	ug/L	99
87) cis-1,4-Dichloro-2-butene	12.255	53	84225	43.75	ug/L	95
88) n-Propylbenzene	12.329	91	834036	35.29	ug/L	99
89) Bromobenzene	12.347	156	239619	39.54	ug/L	98
90) 1,1,2,2-Tetrachloroethane	12.390	83	317412	38.42	ug/L	99
91) 1,3,5-Trimethylbenzene	12.511	105	627879	37.07	ug/L	99
92) 2-Chlorotoluene	12.518	91	604554	37.50	ug/L	99
93) trans-1,4-Dichloro-2-B...	12.572	53	79856	36.75	ug/L	83
94) 1,2,3-Trichloropropane	12.548	110	109631	42.92	ug/L	96
95) Cyclohexanone	12.609	55	140395	245.94	ug/L	96
96) 4-Chlorotoluene	12.682	91	540789	37.27	ug/L	100
97) tert-Butylbenzene	12.853	91	316053	35.11	ug/L	99
98) 1,2,4-Trimethylbenzene	12.926	105	624952	37.46	ug/L	98
99) Pentachloroethane	12.902	167	128027	34.56	ug/L	99
100) sec-Butylbenzene	13.036	105	646080	33.78	ug/L	99
101) 4-Isopropyltoluene	13.170	119	594660	35.25	ug/L	100
102) 1,3-Dichlorobenzene	13.304	146	394162	37.75	ug/L	99
103) 1,2,3-Trimethylbenzene	13.383	105	658021	37.65	ug/L	99
104) 1,4-Dichlorobenzene	13.389	146	415811	37.05	ug/L	99
105) n-Butylbenzene	13.615	92	318989	38.45	ug/L	99
106) Benzyl Chloride	13.627	126	120327	40.14	ug/L	94
107) 1,2-Dichlorobenzene	13.828	146	392215	38.33	ug/L	96
108) 1,2-Dibromo-3-Chloropr...	14.584	75	89508	42.87	ug/L	97
109) Hexachlorobutadiene	15.145	225	118606	34.21	ug/L	99

Quantitation Report (QT Reviewed)

Data Path : C:\msdchem\1\data\2023-06-15\
Data File : I757269.D
Acq On : 15 Jun 2023 2:04 pm
Operator : joannel
Sample : ICV2948-5
Misc : MS54130,VI2948,,,,,
ALS Vial : 10 Sample Multiplier: 1

Quant Time: Jun 15 14:49:00 2023
Quant Method : C:\msdchem\1\methods\VI-2023-06-15.m
Quant Title : SW-846 Method 5035A/8260B
QLast Update : Thu Jun 15 14:39:51 2023
Response via : Initial Calibration

Compound	R.T.	QIon	Response	Conc	Units	Dev(Min)
110) 1,2,4-Trichlorobenzene	15.188	180	296723	39.25	ug/L	99
111) Naphthalene	15.462	128	955180	40.40	ug/L	98
112) 1,2,3-Trichlorobenzene	15.627	180	295060	39.13	ug/L	99

(#) = qualifier out of range (m) = manual integration (+) = signals summed

Quantitation Report (QT Reviewed)

Data Path : C:\msdchem\1\data\2023-06-15\
Data File : I757269.D
Acq On : 15 Jun 2023 2:04 pm
Operator : joannel
Sample : ICV2948-5
Misc : MS54130,VI2948,,,,,
ALS Vial : 10 Sample Multiplier: 1

Quant Time: Jun 15 14:49:00 2023
Quant Method : C:\msdchem\1\methods\VI-2023-06-15.m
Quant Title : SW-846 Method 5035A/8260B
QLast Update : Thu Jun 15 14:39:51 2023
Response via : Initial Calibration

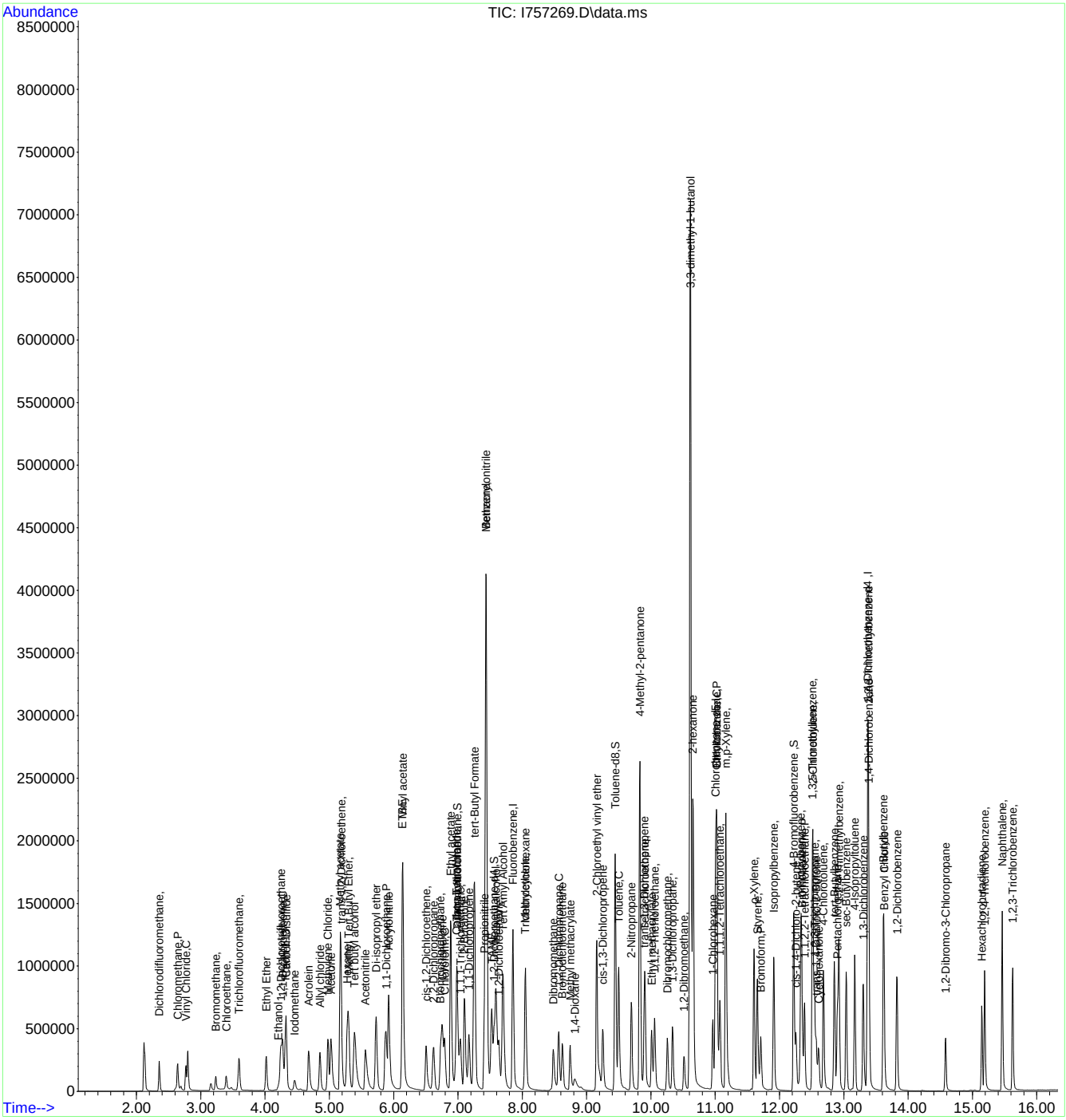

Manual Integration Approval Summary

Sample Number: VI2948-ICV2948
Lab FileID: I757269.D
Injection Time: 06/15/23 14:04
Method: SW846 8260D
Analyst approved: 06/15/23 14:57 Jo-Ann Lugo De Jesus
Supervisor approved: 06/16/23 08:50 Neil Christiana

Parameter	CAS	Sig#	R.T. (min.)	Reason
Ethyl Acetate	141-78-6		6.88	Poor instrument integration
3,3-Dimethyl-1-Butanol	624-95-3		10.62	Overlapping peak

Quantitation Report (Qedit)

Data Path : C:\msdchem\1\data\2023-06-15\
Data File : I757269.D
Acq On : 15 Jun 2023 2:04 pm
Operator : joannel
Sample : ICV2948-5
Misc : MS54130,VI2948,,,,,
ALS Vial : 10 Sample Multiplier: 1

Quant Time: Jun 15 14:43:57 2023
Quant Method : C:\msdchem\1\methods\VI-2023-06-15.m
Quant Title : SW-846 Method 5035A/8260B
QLast Update : Thu Jun 15 14:39:51 2023
Response via : Initial Calibration

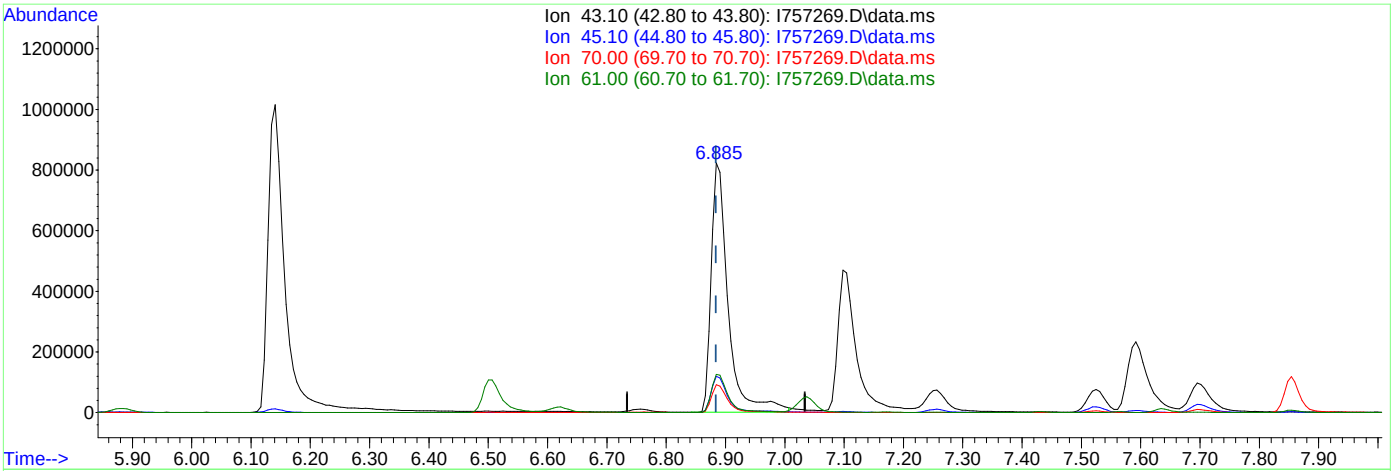

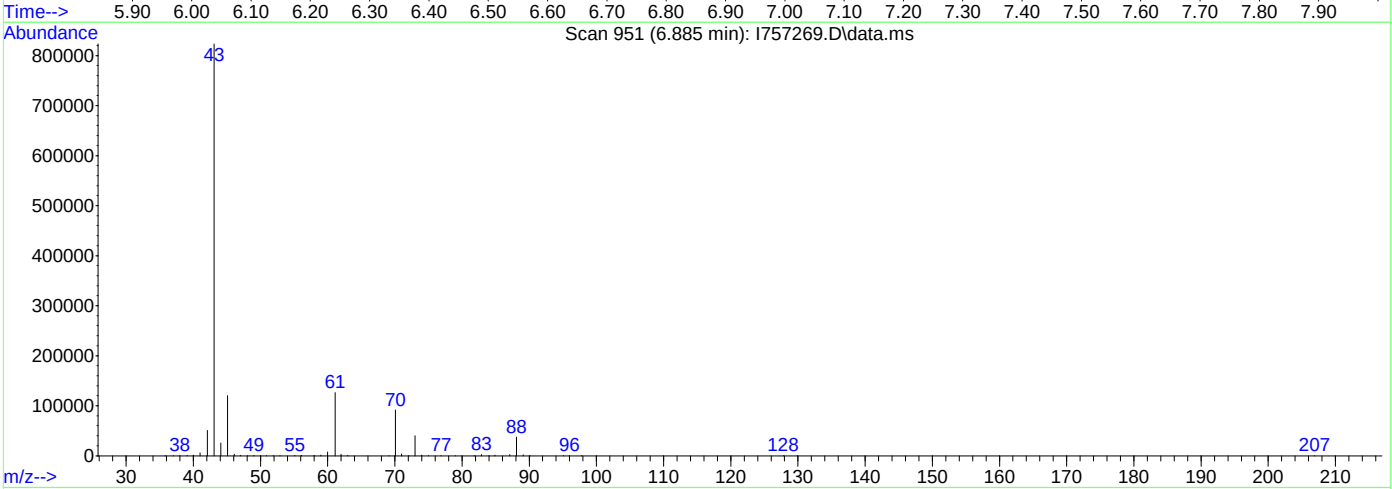

TIC: I757269.D\data.ms

(37) Ethyl acetate

6.885min (+0.001) 208.54ug/L

response 1630659

Ion	Exp%	Act%
43.10	100	100
45.10	15.00	14.60
70.00	10.90	11.11
61.00	15.40	15.32

Quantitation Report (Qedit)

Data Path : C:\msdchem\1\data\2023-06-15\
Data File : I757269.D
Acq On : 15 Jun 2023 2:04 pm
Operator : joannel
Sample : ICV2948-5
Misc : MS54130,VI2948,,,,,
ALS Vial : 10 Sample Multiplier: 1

Quant Time: Jun 15 14:43:57 2023
Quant Method : C:\msdchem\1\methods\VI-2023-06-15.m
Quant Title : SW-846 Method 5035A/8260B
QLast Update : Thu Jun 15 14:39:51 2023
Response via : Initial Calibration

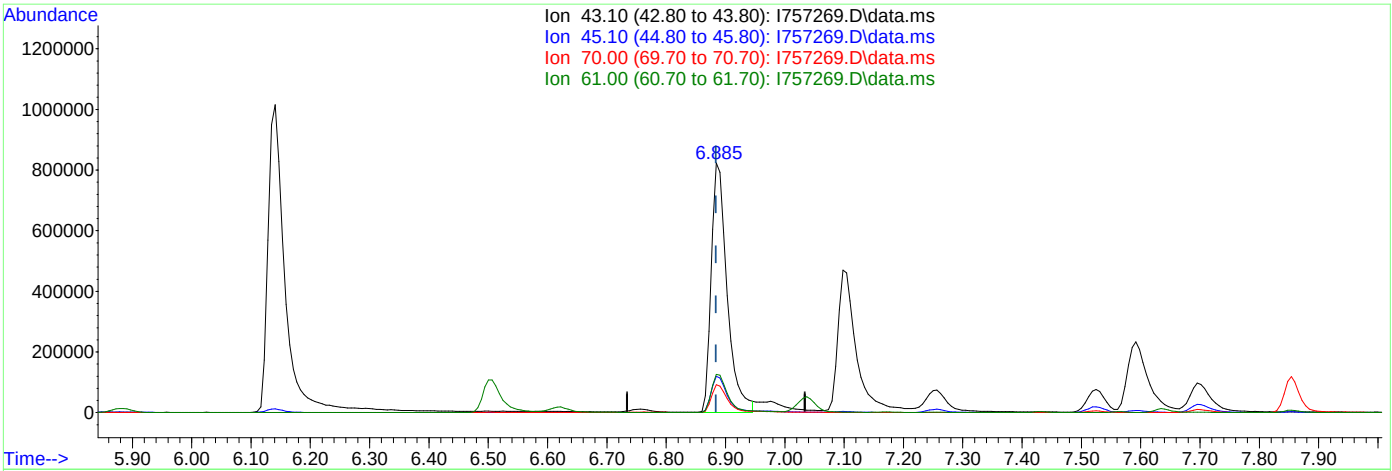

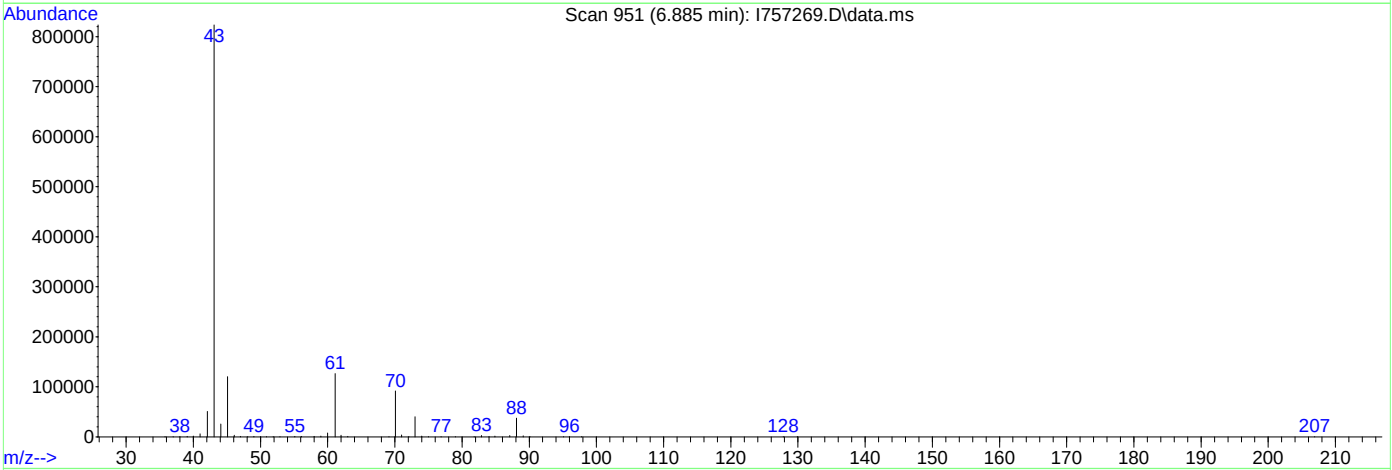

TIC: I757269.D\data.ms

(37) Ethyl acetate

6.885min (+0.001) 196.35ug/L m

response 1529328

Ion	Exp%	Act%
43.10	100	100
45.10	15.00	14.58
70.00	10.90	11.11
61.00	15.40	15.33

Quantitation Report (Qedit)

Data Path : C:\msdchem\1\data\2023-06-15\
Data File : I757269.D
Acq On : 15 Jun 2023 2:04 pm
Operator : joannel
Sample : ICV2948-5
Misc : MS54130,VI2948,,,,,
ALS Vial : 10 Sample Multiplier: 1

Quant Time: Jun 15 14:43:57 2023
Quant Method : C:\msdchem\1\methods\VI-2023-06-15.m
Quant Title : SW-846 Method 5035A/8260B
QLast Update : Thu Jun 15 14:39:51 2023
Response via : Initial Calibration

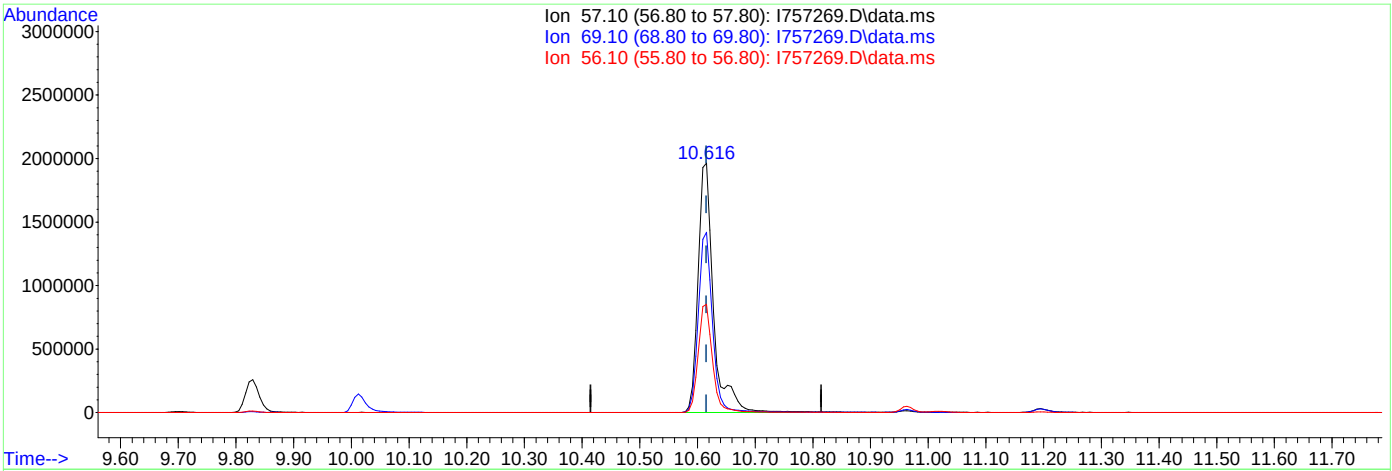

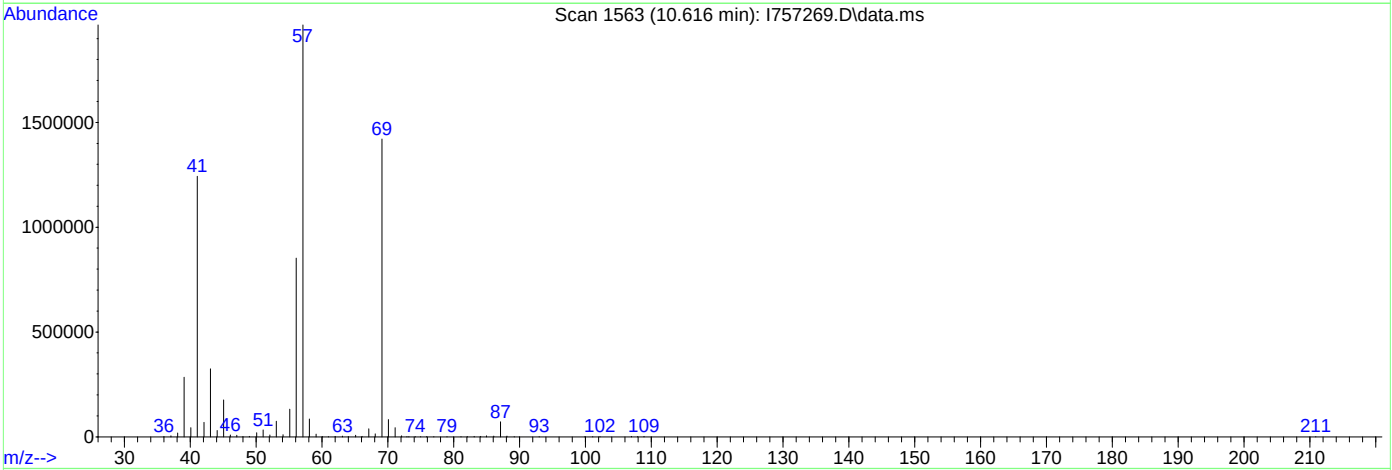

TIC: I757269.D\data.ms

(74) 3,3-dimethyl-1-butanol

10.616min (+0.001) 2309.74ug/L

response 3686923

Ion	Exp%	Act%
57.10	100	100
69.10	71.20	72.20
56.10	43.20	43.38
0.00	0.00	0.00

Quantitation Report (Qedit)

Data Path : C:\msdchem\1\data\2023-06-15\
Data File : I757269.D
Acq On : 15 Jun 2023 2:04 pm
Operator : joannel
Sample : ICV2948-5
Misc : MS54130,VI2948,,,,,
ALS Vial : 10 Sample Multiplier: 1

Quant Time: Jun 15 14:43:57 2023
Quant Method : C:\msdchem\1\methods\VI-2023-06-15.m
Quant Title : SW-846 Method 5035A/8260B
QLast Update : Thu Jun 15 14:39:51 2023
Response via : Initial Calibration

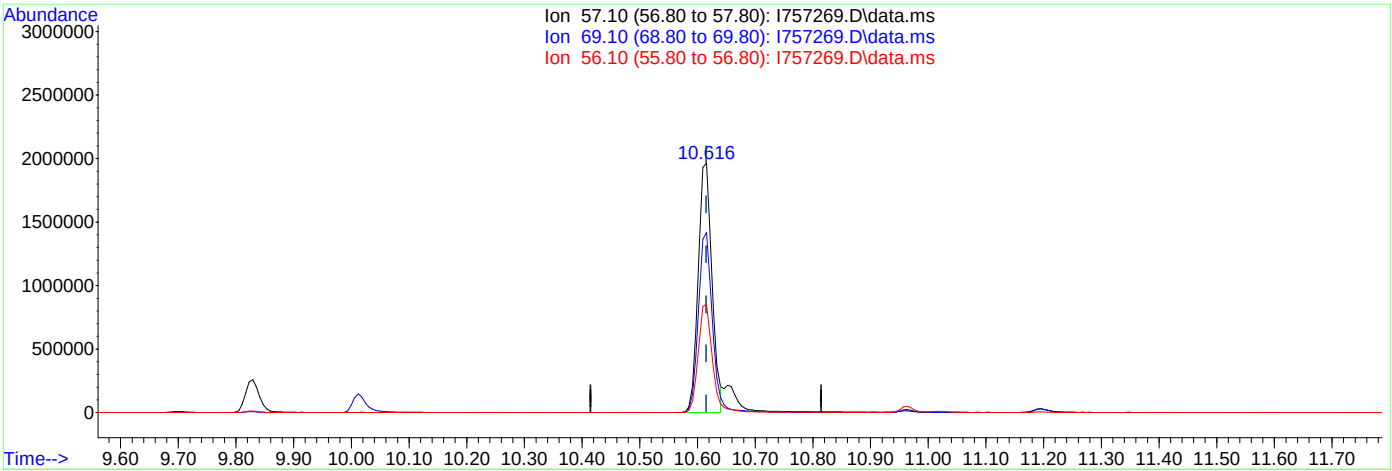

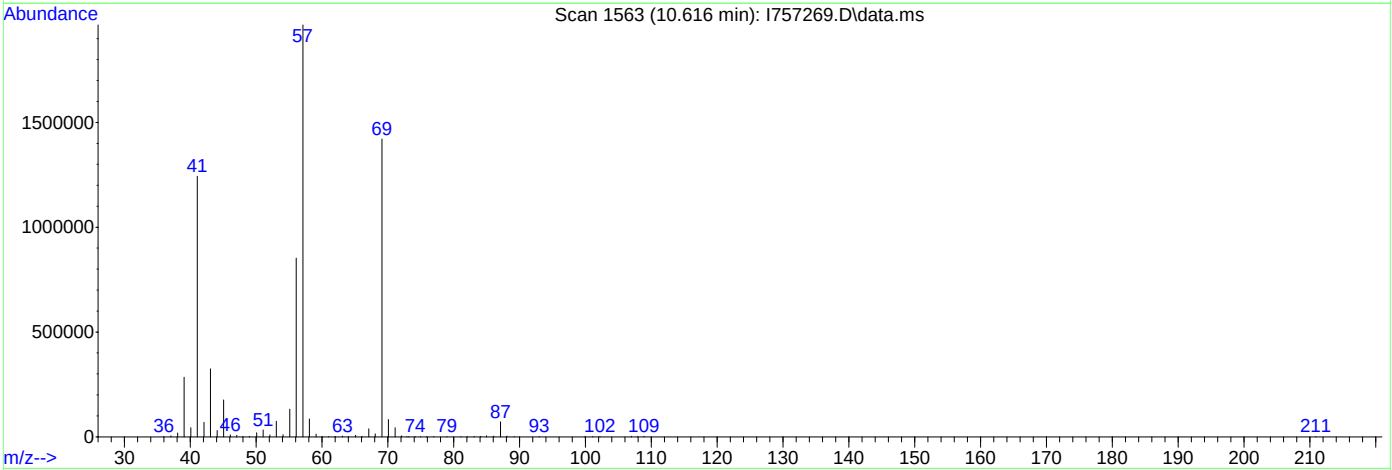

TIC: I757269.D\data.ms

(74) 3,3-dimethyl-1-butanol

10.616min (+0.001) 2073.24ug/L m

response 3275538

Ion	Exp%	Act%
57.10	100	100
69.10	71.20	72.26
56.10	43.20	43.39
0.00	0.00	0.00

Quantitation Report (QT Reviewed)

Data Path : C:\msdchem\1\data\2023-06-15\
Data File : I757270.D
Acq On : 15 Jun 2023 2:27 pm
Operator : joannel
Sample : ICV2948-4
Misc : MS54130,VI2948,,,,,
ALS Vial : 11 Sample Multiplier: 1

Quant Time: Jun 15 14:48:10 2023
Quant Method : C:\msdchem\1\methods\VI-2023-06-15.m
Quant Title : SW-846 Method 5035A/8260B
QLast Update : Thu Jun 15 14:39:51 2023
Response via : Initial Calibration

Compound	R.T.	QIon	Response	Conc	Units	Dev(Min)
Internal Standards						
1) Fluorobenzene	7.854	96	1153831	50.00	ug/L	0.00
62) Chlorobenzene-d5	11.006	117	850734	50.00	ug/L	0.00
85) 1,4-Dichlorobenzene-d4	13.371	152	529571	50.00	ug/L	0.00
System Monitoring Compounds						
39) Dibromofluoromethane	6.988	113	331960	50.69	ug/L	0.00
Spiked Amount 50.000	Range 83 - 118		Recovery = 101.38%			
49) 1,2-Dichloroethane-d4	7.561	65	309281	51.94	ug/L	0.00
Spiked Amount 50.000	Range 79 - 125		Recovery = 103.88%			
63) Toluene-d8	9.445	98	1229655	50.69	ug/L	0.00
Spiked Amount 50.000	Range 85 - 112		Recovery = 101.38%			
86) 4-Bromofluorobenzene	12.225	174	449316	50.39	ug/L	0.00
Spiked Amount 50.000	Range 83 - 118		Recovery = 100.78%			
Target Compounds						Qvalue
5) 1,3-Butadiene	2.794	39	88557	19.95	ug/L	94
27) Chloroprene	5.866	53	134410	21.66	ug/L	99

(#) = qualifier out of range (m) = manual integration (+) = signals summed

Quantitation Report (QT Reviewed)

Data Path : C:\msdchem\1\data\2023-06-15\
Data File : I757270.D
Acq On : 15 Jun 2023 2:27 pm
Operator : joannel
Sample : ICV2948-4
Misc : MS54130,VI2948,,,,,
ALS Vial : 11 Sample Multiplier: 1

Quant Time: Jun 15 14:48:10 2023
Quant Method : C:\msdchem\1\methods\VI-2023-06-15.m
Quant Title : SW-846 Method 5035A/8260B
QLast Update : Thu Jun 15 14:39:51 2023
Response via : Initial Calibration

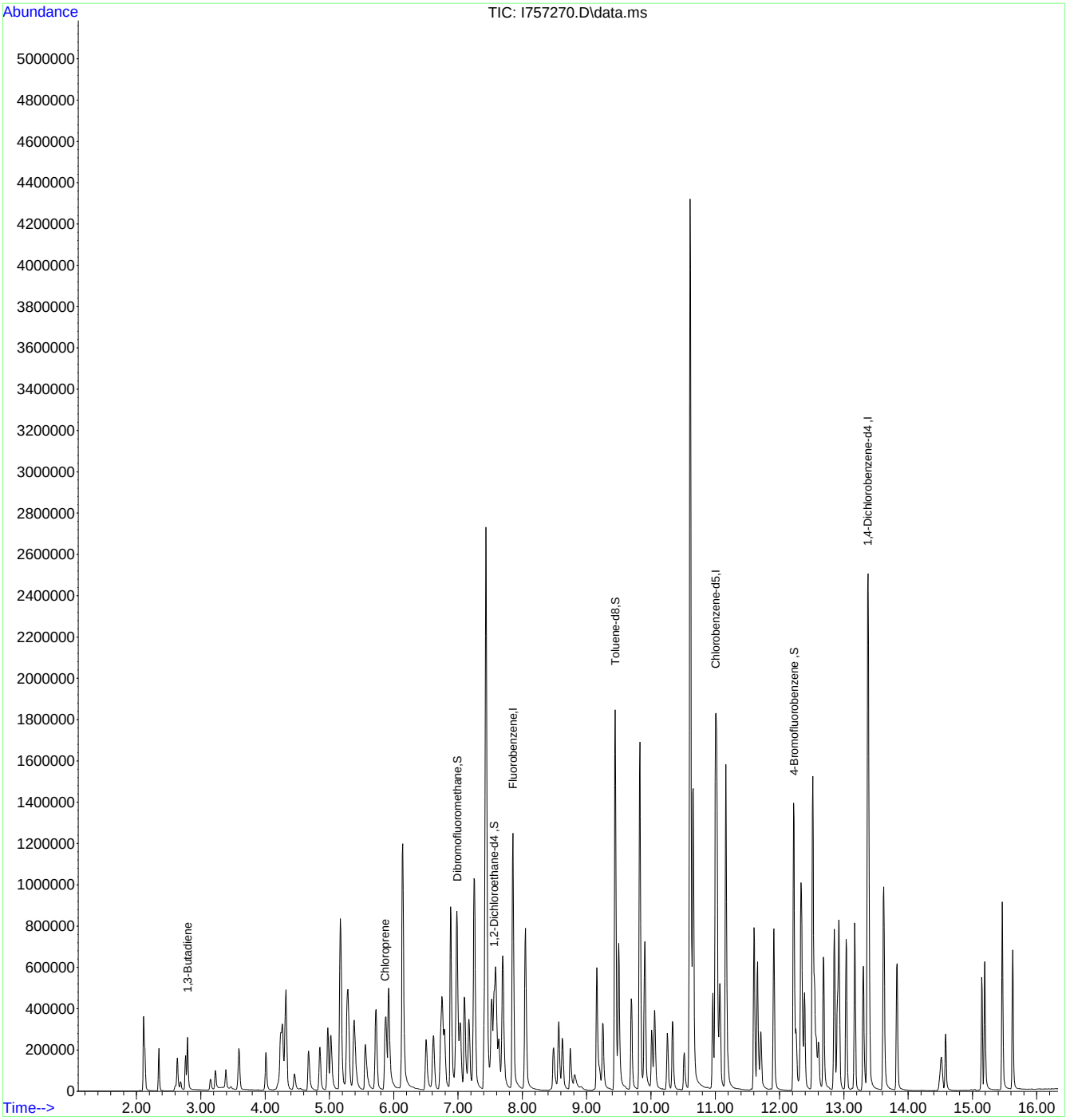

Quantitation Report (QT Reviewed)

Data Path : C:\msdchem\1\data\2023-06-26\
Data File : I757479.D
Acq On : 26 Jun 2023 11:40 am
Operator : joannel
Sample : CC2948-5
Misc : MS54300,VI2955,,,,,
ALS Vial : 2 Sample Multiplier: 1

Quant Time: Jun 27 06:53:52 2023
Quant Method : C:\msdchem\1\methods\VI-2023-06-15.m
Quant Title : SW-846 Method 5035A/8260B
QLast Update : Thu Jun 15 14:39:51 2023
Response via : Initial Calibration

Compound	R.T.	QIon	Response	Conc	Units	Dev(Min)
Internal Standards						
1) Fluorobenzene	7.854	96	1021400	50.00	ug/L	0.00
62) Chlorobenzene-d5	11.006	117	705084	50.00	ug/L	0.00
85) 1,4-Dichlorobenzene-d4	13.371	152	431768	50.00	ug/L	0.00
System Monitoring Compounds						
39) Dibromofluoromethane	6.988	113	297185	51.26	ug/L	0.00
Spiked Amount 50.000	Range 83 - 118		Recovery =	102.52%		
49) 1,2-Dichloroethane-d4	7.561	65	272377	51.67	ug/L	0.00
Spiked Amount 50.000	Range 79 - 125		Recovery =	103.34%		
63) Toluene-d8	9.439	98	1048569	52.15	ug/L	0.00
Spiked Amount 50.000	Range 85 - 112		Recovery =	104.30%		
86) 4-Bromofluorobenzene	12.219	174	369383	50.81	ug/L	0.00
Spiked Amount 50.000	Range 83 - 118		Recovery =	101.62%		
Target Compounds						Qvalue
2) Dichlorodifluoromethane	2.355	85	176092	39.24	ug/L	100
3) Chloromethane	2.641	50	176956	38.40	ug/L	98
4) Vinyl Chloride	2.769	62	172685	37.88	ug/L	96
5) 1,3-Butadiene	2.800	39	129341	33.23	ug/L	92
6) Bromomethane	3.233	94	62290	39.89	ug/L	99
7) Chloroethane	3.391	64	71929	37.62	ug/L	96
8) Trichlorofluoromethane	3.592	101	253986	42.09	ug/L	98
9) Ethyl Ether	4.013	59	123307	39.04	ug/L	98
10) 1,2-Dichlorotrifluoroe...	4.245	67	157942	37.60	ug/L	99
11) 1,1-Dichloroethene	4.269	61	215969	38.97	ug/L	99
12) Ethanol	4.208	45	104244	673.79	ug/L	94
13) Freon 113	4.318	101	134087	38.94	ug/L	96
14) Carbon Disulfide	4.330	76	407266	35.77	ug/L	100
15) Iodomethane	4.458	142	128593	46.22	ug/L	94
16) Acrolein	4.672	56	212657	145.67	ug/L	99
17) Allyl chloride	4.848	41	188127	35.30	ug/L	99
18) Methylene Chloride	4.976	49	215110	38.52	ug/L	99
19) Acetone	5.019	43	482289	175.47	ug/L	100
20) Methyl acetate	5.165	43	1238477	214.99	ug/L	100
21) trans-1,2-Dichloroethene	5.178	61	224598	38.62	ug/L	98
22) Hexane	5.275	56	107606	37.74	ug/L	98
23) Methyl Tert Butyl Ether	5.293	73	461722	37.58	ug/L	91
24) Tert butyl alcohol	5.385	59	641339	381.53	ug/L	99
25) Acetonitrile	5.555	41	398321	348.28	ug/L	99
26) Di-isopropyl ether	5.720	45	476767	37.10	ug/L	99
27) Chloroprene	5.860	53	200855	35.83	ug/L	98
28) 1,1-Dichloroethane	5.885	63	292441	38.31	ug/L	100
29) Acrylonitrile	5.915	53	564825	201.70	ug/L	99
30) ETBE	6.135	59	462740	37.41	ug/L	99
31) Vinyl acetate	6.135	43	1507186	182.61	ug/L	100
32) cis-1,2-Dichloroethene	6.500	96	176051	38.38	ug/L	98
33) 2,2-Dichloropropane	6.616	77	212905	36.59	ug/L	96
34) Bromochloromethane	6.726	128	90610	38.27	ug/L	98
35) Cyclohexane	6.750	56	231414	38.16	ug/L	98
36) Chloroform	6.787	83	299205	37.58	ug/L	99
37) Ethyl acetate	6.884	43	1348789	197.86	ug/L	99
38) Tetrahydrofuran	6.976	42	115724	36.45	ug/L	95
40) Carbon Tetrachloride	6.970	117	221685	39.64	ug/L	99
41) 1,1,1-Trichloroethane	7.031	97	256556	38.94	ug/L	99
42) 2-Butanone	7.098	43	761094	179.59	ug/L	99
43) 1,1-Dichloropropene	7.171	75	200930	38.65	ug/L	98
44) tert-Butyl Formate	7.250	59	591128	185.06	ug/L	97

Quantitation Report (QT Reviewed)

Data Path : C:\msdchem\1\data\2023-06-26\
Data File : I757479.D
Acq On : 26 Jun 2023 11:40 am
Operator : joannel
Sample : CC2948-5
Misc : MS54300,VI2955,,,,,
ALS Vial : 2 Sample Multiplier: 1

Quant Time: Jun 27 06:53:52 2023
Quant Method : C:\msdchem\1\methods\VI-2023-06-15.m
Quant Title : SW-846 Method 5035A/8260B
QLast Update : Thu Jun 15 14:39:51 2023
Response via : Initial Calibration

Compound	R.T.	QIon	Response	Conc	Units		Dev(Min)
45) Propionitrile	7.409	54	507571	361.67	ug/L		95
46) Methacrylonitrile	7.433	41	1403750	341.16	ug/L		97
47) Benzene	7.427	78	594483	37.29	ug/L		93
48) TAME	7.525	73	433450	36.19	ug/L		98
50) Isobutyl alcohol	7.592	42	267545	719.82	ug/L		98
51) 1,2-Dichloroethane	7.634	62	204897	37.00	ug/L		99
52) Tert Amyl Alcohol	7.701	59	517618	375.17	ug/L		98
53) Trichloroethene	8.043	95	163701	36.71	ug/L		95
54) Methylcyclohexane	8.049	83	207931	37.87	ug/L		97
55) Dibromomethane	8.482	93	107636	37.80	ug/L		96
56) 1,2-Dichloropropane	8.561	63	152692	37.16	ug/L		97
57) Bromodichloromethane	8.622	83	216079	38.15	ug/L		100
58) Methyl methacrylate	8.738	41	166495	36.26	ug/L		96
59) 1,4-Dioxane	8.817	88	86855	663.32	ug/L		96
60) 2-Chloroethyl vinyl ether	9.152	63	448443	175.99	ug/L		98
61) cis-1,3-Dichloropropene	9.250	75	241744	37.86	ug/L		99
64) Toluene	9.494	91	641122	39.85	ug/L		99
65) 2-Nitropropane	9.695	41	347271	220.33	ug/L		93
66) 4-Methyl-2-pentanone	9.823	43	1354804	194.29	ug/L		99
67) trans-1,3-Dichloropropene	9.890	75	222387	40.08	ug/L		97
68) Tetrachloroethene	9.908	166	204668	42.04	ug/L		98
69) Ethyl methacrylate	10.012	69	197590	37.88	ug/L		97
70) 1,1,2-Trichloroethane	10.055	83	133237	40.61	ug/L		99
71) Dibromochloromethane	10.256	129	192811	42.48	ug/L		99
72) 1,3-Dichloropropane	10.335	76	236074	41.29	ug/L		99
73) 1,2-Dibromoethane	10.512	107	173529	40.99	ug/L		98
74) 3,3-dimethyl-1-butanol	10.609	57	2910026	2240.07	ug/L		99
75) 2-hexanone	10.652	43	1107715	195.16	ug/L		98
76) 1-Chlorohexane	10.963	91	179418	39.42	ug/L		97
77) Ethylbenzene	11.024	91	690486	39.75	ug/L		100
78) Chlorobenzene	11.024	112	427904	40.25	ug/L		99
79) 1,1,1,2-Tetrachloroethane	11.073	131	166945	40.58	ug/L		98
80) m,p-Xylene	11.164	91	1062230	81.45	ug/L		99
81) o-Xylene	11.603	91	549055	39.15	ug/L		98
82) Styrene	11.652	104	408911	40.48	ug/L		98
83) Bromoform	11.707	173	167076	43.68	ug/L		98
84) Isopropylbenzene	11.908	105	659268	39.96	ug/L		99
87) cis-1,4-Dichloro-2-butene	12.255	53	64332	41.55	ug/L		95
88) n-Propylbenzene	12.329	91	759669	39.97	ug/L		99
89) Bromobenzene	12.347	156	198987	40.83	ug/L		97
90) 1,1,2,2-Tetrachloroethane	12.390	83	263546	39.67	ug/L		97
91) 1,3,5-Trimethylbenzene	12.511	105	548836	40.29	ug/L		100
92) 2-Chlorotoluene	12.518	91	527550	40.69	ug/L		99
93) trans-1,4-Dichloro-2-B...	12.566	53	69022	39.36	ug/L	#	79
94) 1,2,3-Trichloropropane	12.542	110	82348	40.09	ug/L		96
95) Cyclohexanone	12.603	55	80785	175.96	ug/L		98
96) 4-Chlorotoluene	12.682	91	469990	40.28	ug/L		99
97) tert-Butylbenzene	12.853	91	286833	39.62	ug/L		99
98) 1,2,4-Trimethylbenzene	12.920	105	539755	40.23	ug/L		99
99) Pentachloroethane	12.902	167	122785	41.22	ug/L		98
100) sec-Butylbenzene	13.036	105	627904	40.60	ug/L		100
101) 4-Isopropyltoluene	13.170	119	555791	40.96	ug/L		97
102) 1,3-Dichlorobenzene	13.298	146	352283	41.95	ug/L		98
103) 1,2,3-Trimethylbenzene	13.383	105	562114	39.99	ug/L		99
104) 1,4-Dichlorobenzene	13.383	146	361671	40.07	ug/L		99
105) n-Butylbenzene	13.615	92	275909	41.36	ug/L		98
106) Benzyl Chloride	13.621	126	92471	38.48	ug/L	#	46
107) 1,2-Dichlorobenzene	13.822	146	341875	41.55	ug/L		98

Quantitation Report (QT Reviewed)

Data Path : C:\msdchem\1\data\2023-06-26\
Data File : I757479.D
Acq On : 26 Jun 2023 11:40 am
Operator : joannel
Sample : CC2948-5
Misc : MS54300,VI2955,,,,,
ALS Vial : 2 Sample Multiplier: 1

Quant Time: Jun 27 06:53:52 2023
Quant Method : C:\msdchem\1\methods\VI-2023-06-15.m
Quant Title : SW-846 Method 5035A/8260B
QLast Update : Thu Jun 15 14:39:51 2023
Response via : Initial Calibration

Compound	R.T.	QIon	Response	Conc	Units	Dev(Min)
108) 1,2-Dibromo-3-Chloropr...	14.578	75	69613	41.45	ug/L	90
109) Hexachlorobutadiene	15.145	225	121499	43.58	ug/L	98
110) 1,2,4-Trichlorobenzene	15.188	180	248673	40.90	ug/L	99
111) Naphthalene	15.462	128	784547	41.26	ug/L	98
112) 1,2,3-Trichlorobenzene	15.627	180	248669	41.01	ug/L	99

(#) = qualifier out of range (m) = manual integration (+) = signals summed

Quantitation Report (QT Reviewed)

Data Path : C:\msdchem\1\data\2023-06-26\
Data File : I757479.D
Acq On : 26 Jun 2023 11:40 am
Operator : joannel
Sample : CC2948-5
Misc : MS54300,VI2955,,,,,
ALS Vial : 2 Sample Multiplier: 1

Quant Time: Jun 27 06:53:52 2023
Quant Method : C:\msdchem\1\methods\VI-2023-06-15.m
Quant Title : SW-846 Method 5035A/8260B
QLast Update : Thu Jun 15 14:39:51 2023
Response via : Initial Calibration

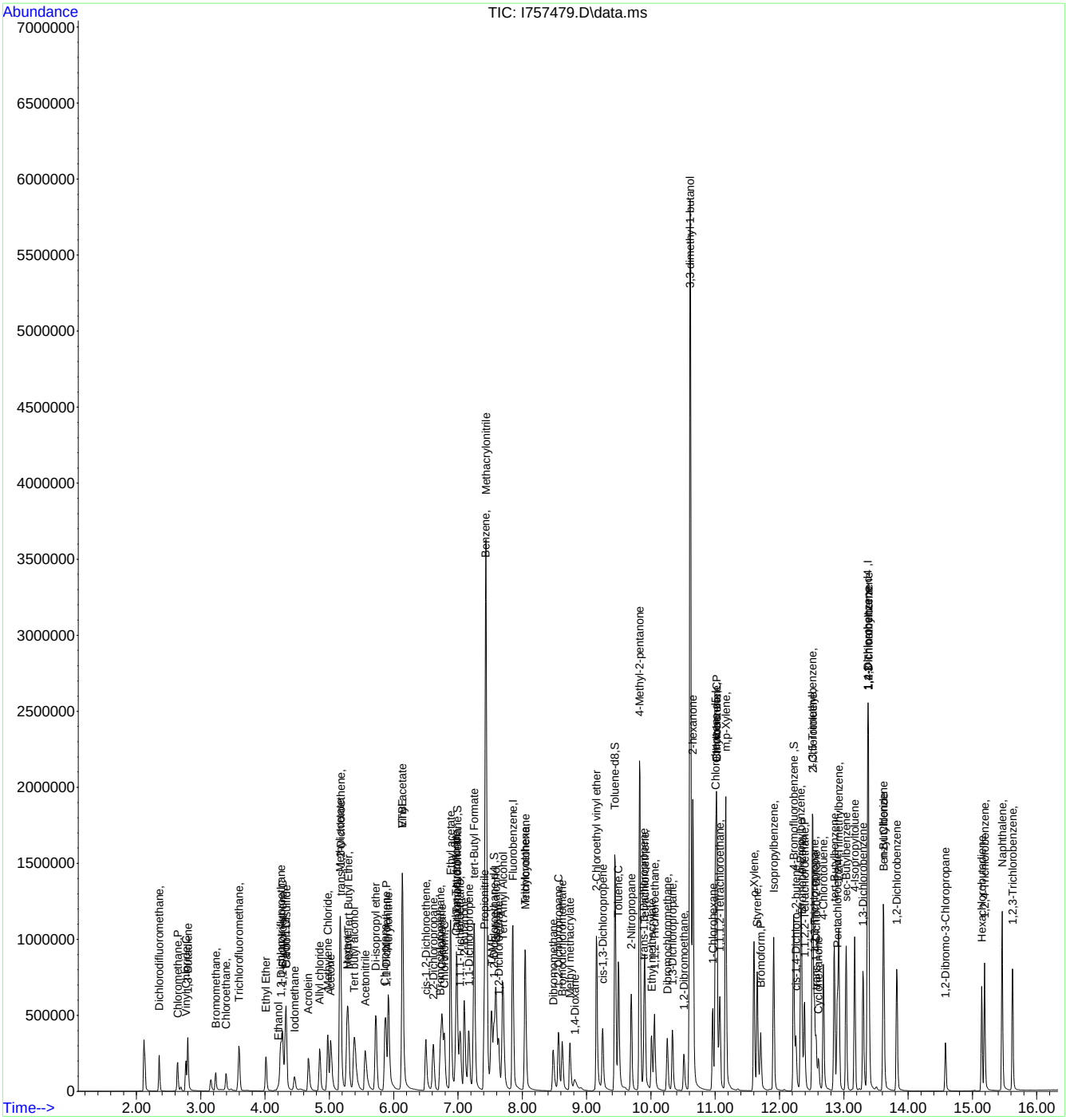

Quantitation Report (QT Reviewed)

Data Path : C:\msdchem\1\data\2023-06-26\
Data File : I757504.D
Acq On : 26 Jun 2023 10:03 pm
Operator : joannel
Sample : ECC2948-5
Misc : MS54300,VI2955,,,,,
ALS Vial : 27 Sample Multiplier: 1

Quant Time: Jun 27 06:54:42 2023
Quant Method : C:\msdchem\1\methods\VI-2023-06-15.m
Quant Title : SW-846 Method 5035A/8260B
QLast Update : Thu Jun 15 14:39:51 2023
Response via : Initial Calibration

Compound	R.T.	QIon	Response	Conc	Units	Dev(Min)
Internal Standards						
1) Fluorobenzene	7.854	96	1069447	50.00	ug/L	0.00
62) Chlorobenzene-d5	11.006	117	725802	50.00	ug/L	0.00
85) 1,4-Dichlorobenzene-d4	13.371	152	439024	50.00	ug/L	0.00
System Monitoring Compounds						
39) Dibromofluoromethane	6.988	113	306322	50.46	ug/L	0.00
Spiked Amount 50.000	Range 83 - 118		Recovery = 100.92%			
49) 1,2-Dichloroethane-d4	7.561	65	272775	49.42	ug/L	0.00
Spiked Amount 50.000	Range 79 - 125		Recovery = 98.84%			
63) Toluene-d8	9.445	98	1100408	53.17	ug/L	0.00
Spiked Amount 50.000	Range 85 - 112		Recovery = 106.34%			
86) 4-Bromofluorobenzene	12.219	174	375862	50.85	ug/L	0.00
Spiked Amount 50.000	Range 83 - 118		Recovery = 101.70%			
Target Compounds						Qvalue
2) Dichlorodifluoromethane	2.355	85	175541	37.36	ug/L	99
3) Chloromethane	2.648	50	169664	35.15	ug/L	99
4) Vinyl Chloride	2.769	62	168918	35.38	ug/L	100
5) 1,3-Butadiene	2.800	39	150289	36.99	ug/L	97
6) Bromomethane	3.233	94	64079	39.20	ug/L	99
7) Chloroethane	3.397	64	73318	36.63	ug/L	98
8) Trichlorofluoromethane	3.593	101	255602	40.46	ug/L	97
9) Ethyl Ether	4.019	59	118910	35.96	ug/L	94
10) 1,2-Dichlorotrifluoroe...	4.245	67	162349	36.91	ug/L	99
11) 1,1-Dichloroethene	4.275	61	224241	38.64	ug/L	98
12) Ethanol	4.220	45	121804	756.65	ug/L	89
13) Freon 113	4.318	101	143905	39.91	ug/L	97
14) Carbon Disulfide	4.330	76	406965	34.14	ug/L	99
15) Iodomethane	4.458	142	146060	49.82	ug/L	95
16) Acrolein	4.678	56	235702	153.83	ug/L	99
17) Allyl chloride	4.854	41	186677	33.44	ug/L	99
18) Methylene Chloride	4.976	49	218451	37.33	ug/L	98
19) Acetone	5.025	43	517791	179.92	ug/L	100
20) Methyl acetate	5.171	43	1191153	197.48	ug/L	100
21) trans-1,2-Dichloroethene	5.184	61	220145	36.16	ug/L	99
22) Hexane	5.275	56	107490	36.01	ug/L	96
23) Methyl Tert Butyl Ether	5.300	73	450968	35.06	ug/L	98
24) Tert butyl alcohol	5.397	59	684901	389.14	ug/L	98
25) Acetonitrile	5.562	41	421083	351.95	ug/L	100
26) Di-isopropyl ether	5.726	45	466427	34.67	ug/L	99
27) Chloroprene	5.866	53	215870	36.73	ug/L	98
28) 1,1-Dichloroethane	5.885	63	288799	36.14	ug/L	99
29) Acrylonitrile	5.921	53	563897	192.33	ug/L	98
30) ETBE	6.141	59	444021	34.28	ug/L	97
31) Vinyl acetate	6.141	43	1491560	173.09	ug/L	99
32) cis-1,2-Dichloroethene	6.507	96	170163	35.43	ug/L	96
33) 2,2-Dichloropropane	6.622	77	189596	31.12	ug/L	99
34) Bromochloromethane	6.732	128	84618	34.14	ug/L	95
35) Cyclohexane	6.757	56	248039	39.00	ug/L	99
36) Chloroform	6.793	83	296644	35.58	ug/L	99
37) Ethyl acetate	6.891	43	1373174	192.71	ug/L	99
38) Tetrahydrofuran	6.982	42	119644	35.99	ug/L	94
40) Carbon Tetrachloride	6.976	117	231552	39.54	ug/L	99
41) 1,1,1-Trichloroethane	7.037	97	264115	38.29	ug/L	99
42) 2-Butanone	7.104	43	837286	188.10	ug/L	100
43) 1,1-Dichloropropene	7.171	75	208901	38.37	ug/L	97
44) tert-Butyl Formate	7.256	59	581068	173.74	ug/L	95

Quantitation Report (QT Reviewed)

Data Path : C:\msdchem\1\data\2023-06-26\
Data File : I757504.D
Acq On : 26 Jun 2023 10:03 pm
Operator : joannel
Sample : ECC2948-5
Misc : MS54300,VI2955,,,,,
ALS Vial : 27 Sample Multiplier: 1

Quant Time: Jun 27 06:54:42 2023
Quant Method : C:\msdchem\1\methods\VI-2023-06-15.m
Quant Title : SW-846 Method 5035A/8260B
QLast Update : Thu Jun 15 14:39:51 2023
Response via : Initial Calibration

Compound	R.T.	QIon	Response	Conc	Units		Dev(Min)
45) Propionitrile	7.415	54	540521	367.84	ug/L		89
46) Methacrylonitrile	7.439	41	1449286	336.40	ug/L		99
47) Benzene	7.433	78	589040	35.29	ug/L		98
48) TAME	7.525	73	422087	33.66	ug/L		97
50) Isobutyl alcohol	7.592	42	287731	739.35	ug/L		96
51) 1,2-Dichloroethane	7.634	62	201027	34.67	ug/L		98
52) Tert Amyl Alcohol	7.701	59	548435	379.65	ug/L		95
53) Trichloroethene	8.043	95	164221	35.17	ug/L		97
54) Methylcyclohexane	8.049	83	219987	38.24	ug/L		98
55) Dibromomethane	8.482	93	106391	35.68	ug/L		97
56) 1,2-Dichloropropane	8.567	63	150551	34.99	ug/L		95
57) Bromodichloromethane	8.622	83	207805	35.04	ug/L		98
58) Methyl methacrylate	8.744	41	169940	35.41	ug/L		99
59) 1,4-Dioxane	8.817	88	99776	724.51	ug/L		95
60) 2-Chloroethyl vinyl ether	9.159	63	452327	169.82	ug/L		98
61) cis-1,3-Dichloropropene	9.250	75	230102	34.42	ug/L		98
64) Toluene	9.500	91	639858	38.64	ug/L		100
65) 2-Nitropropane	9.695	41	337283	209.10	ug/L		96
66) 4-Methyl-2-pentanone	9.829	43	1440915	200.74	ug/L		99
67) trans-1,3-Dichloropropene	9.896	75	208277	36.66	ug/L		90
68) Tetrachloroethene	9.908	166	209711	41.84	ug/L		99
69) Ethyl methacrylate	10.012	69	207218	38.56	ug/L		96
70) 1,1,2-Trichloroethane	10.055	83	126546	37.47	ug/L		99
71) Dibromochloromethane	10.256	129	181757	38.90	ug/L		99
72) 1,3-Dichloropropane	10.335	76	228208	38.77	ug/L		99
73) 1,2-Dibromoethane	10.512	107	170729	39.18	ug/L		93
74) 3,3-dimethyl-1-butanol	10.616	57	3257855	2417.60	ug/L		100
75) 2-hexanone	10.652	43	1160518	198.49	ug/L		99
76) 1-Chlorohexane	10.963	91	183029	39.06	ug/L		100
77) Ethylbenzene	11.024	91	682480	38.17	ug/L		99
78) Chlorobenzene	11.024	112	419642	38.35	ug/L		99
79) 1,1,1,2-Tetrachloroethane	11.073	131	162194	38.30	ug/L		96
80) m,p-Xylene	11.164	91	1044625	77.82	ug/L		99
81) o-Xylene	11.603	91	539847	37.40	ug/L		100
82) Styrene	11.658	104	394125	38.07	ug/L		98
83) Bromoform	11.707	173	150041	38.11	ug/L		96
84) Isopropylbenzene	11.908	105	658281	38.76	ug/L		99
87) cis-1,4-Dichloro-2-butene	12.255	53	53645	34.07	ug/L		92
88) n-Propylbenzene	12.335	91	744188	38.51	ug/L		100
89) Bromobenzene	12.347	156	194308	39.21	ug/L		97
90) 1,1,2,2-Tetrachloroethane	12.390	83	252874	37.43	ug/L		98
91) 1,3,5-Trimethylbenzene	12.512	105	526856	38.04	ug/L		100
92) 2-Chlorotoluene	12.518	91	507691	38.51	ug/L		99
93) trans-1,4-Dichloro-2-B...	12.572	53	55564	31.48	ug/L		92
94) 1,2,3-Trichloropropane	12.548	110	81390	38.96	ug/L		97
95) Cyclohexanone	12.609	55	86728	185.79	ug/L		94
96) 4-Chlorotoluene	12.682	91	453577	38.23	ug/L		100
97) tert-Butylbenzene	12.853	91	288332	39.17	ug/L		96
98) 1,2,4-Trimethylbenzene	12.920	105	518566	38.01	ug/L		98
99) Pentachloroethane	12.902	167	118443	39.10	ug/L		98
100) sec-Butylbenzene	13.036	105	617195	39.28	ug/L		99
101) 4-Isopropyltoluene	13.170	119	531549	38.53	ug/L		98
102) 1,3-Dichlorobenzene	13.304	146	332780	38.97	ug/L		100
103) 1,2,3-Trimethylbenzene	13.383	105	539050	37.72	ug/L		99
104) 1,4-Dichlorobenzene	13.389	146	344192	37.51	ug/L		99
105) n-Butylbenzene	13.615	92	260530	38.40	ug/L	#	82
106) Benzyl Chloride	13.627	126	67811	28.32	ug/L	#	73
107) 1,2-Dichlorobenzene	13.828	146	324371	38.77	ug/L		97

Quantitation Report (QT Reviewed)

Data Path : C:\msdchem\1\data\2023-06-26\
Data File : I757504.D
Acq On : 26 Jun 2023 10:03 pm
Operator : joannel
Sample : ECC2948-5
Misc : MS54300,VI2955,,,,,
ALS Vial : 27 Sample Multiplier: 1

Quant Time: Jun 27 06:54:42 2023
Quant Method : C:\msdchem\1\methods\VI-2023-06-15.m
Quant Title : SW-846 Method 5035A/8260B
QLast Update : Thu Jun 15 14:39:51 2023
Response via : Initial Calibration

Compound	R.T.	QIon	Response	Conc	Units	Dev(Min)
108) 1,2-Dibromo-3-Chloropr...	14.578	75	67500	39.53	ug/L	88
109) Hexachlorobutadiene	15.145	225	113065	39.88	ug/L	99
110) 1,2,4-Trichlorobenzene	15.188	180	229458	37.12	ug/L	99
111) Naphthalene	15.462	128	746391	38.60	ug/L	99
112) 1,2,3-Trichlorobenzene	15.627	180	231658	37.57	ug/L	99

(#) = qualifier out of range (m) = manual integration (+) = signals summed

Quantitation Report (QT Reviewed)

Data Path : C:\msdchem\1\data\2023-06-26\
Data File : I757504.D
Acq On : 26 Jun 2023 10:03 pm
Operator : joannel
Sample : ECC2948-5
Misc : MS54300,VI2955,,,,,
ALS Vial : 27 Sample Multiplier: 1

Quant Time: Jun 27 06:54:42 2023
Quant Method : C:\msdchem\1\methods\VI-2023-06-15.m
Quant Title : SW-846 Method 5035A/8260B
QLast Update : Thu Jun 15 14:39:51 2023
Response via : Initial Calibration

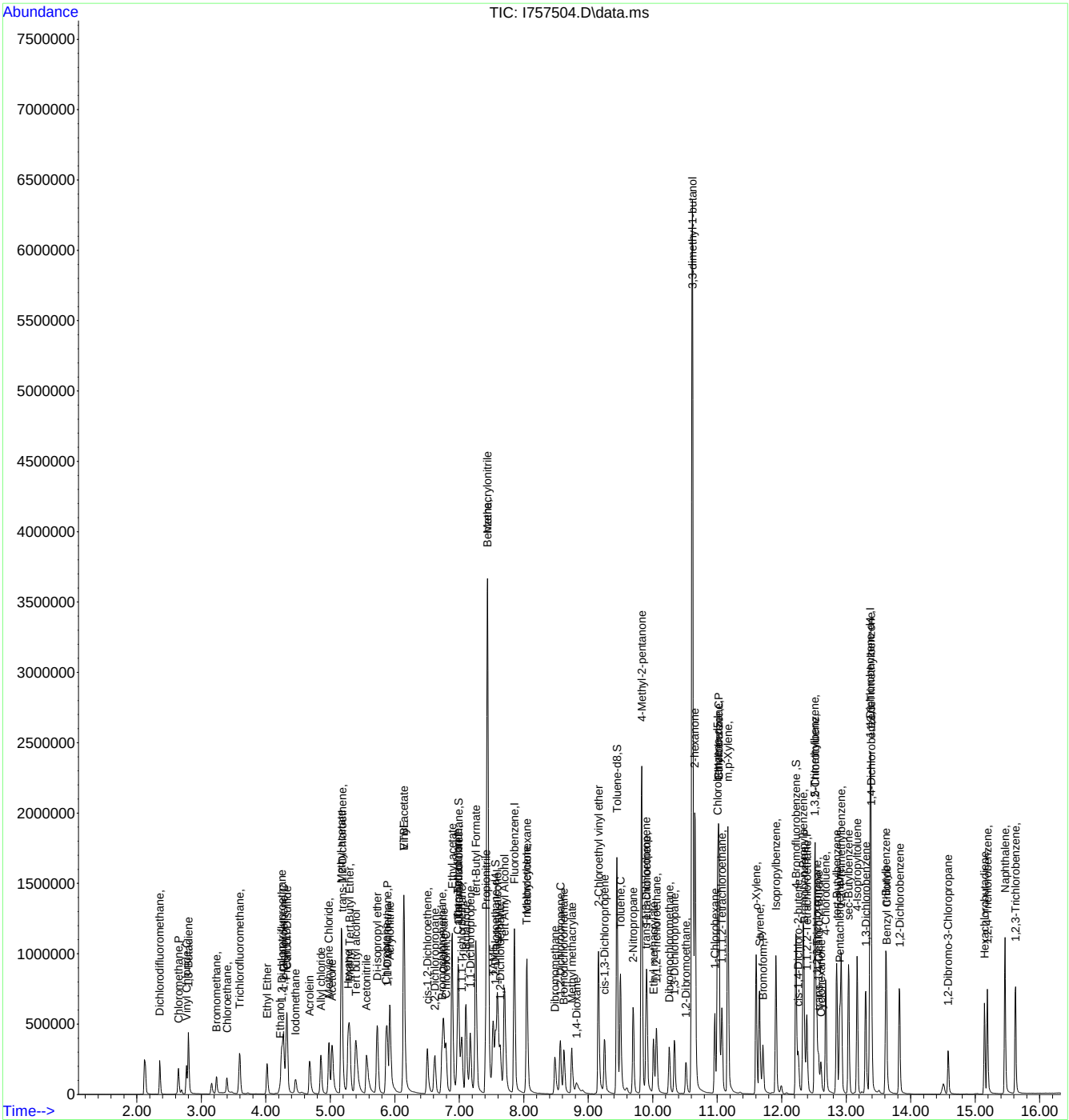

SGS -ORLANDO **VOA-GCMS ANALYSIS LOG**

Instrument:	MSVOA17-1A
Date:	05/23/2023
Analyst:	Jenifer W
Column Type	RTXVMS
Detector	5975C MSD
Purge Pressure	1.4 psi
Purge Volume	5 mL

Method(s):	
Method File:	V1A_05-23-2023.M
Calibration Date:	05/23/2023
Acq. Method:	8260_NITROGEN40
EM Voltage:	1447V
Run ID:	**V1A1829**

BFB:	VS3127
ICAL/CC:	VS3149, VS3118, VS3142
VS3150, VS3147, VS3137,\	
ICV/BS:	VS3120, VS3158, VS3134
VS3143, VS3139, VS3156,	
ISTD/Surr.:	VS3127

pH Paper Lot#:	212521/230320
KI Paper Lot#:	14-860 05/09/2022
AFA Lot#:	VS3075
Data processed by:	Jenifer W.
Sample ID Ver. by:	Jenifer W.
Date Verified:	5/23/2023 0:00

Data File	Sample ID	Dilution Factor	Vial #	Matrix	A.S. Pos.	Work Group	pH	CI? (Y/N)	RR	Comments and Manually Integrated Peaks (Peak # and Rational)
1A46336	BFB	-	-	Water	1	-	-	-	-	Autofind Tune Passed ✓
1A46338	IC1829-1	-	-	Water	2	-	-	-	-	1uL→100mL ✓
1A46340	IC1829-2	-	-	Water	3	-	-	-	-	5uL→100mL ✓
1A46342	IC1829-3	-	-	Water	4	-	-	-	-	10uL→100mL ✓
1A46344	IC1829-4	-	-	Water	5	-	-	-	-	25uL→100mL ✓
1A46346	ICC1829-5	-	-	Water	6	-	-	-	-	40uL→100mL ✓
1A46348	IC1829-6	-	-	Water	7	-	-	-	-	70uL→100mL ✓
1A46350	IC1829-7	-	-	Water	8	-	-	-	-	100uL→100mL ✓
1A46352	rinse	-	-	Water	9	-	-	-	-	
1A46354	ICV1829-5	-	-	Water	10	-	-	-	-	40uL→100mL ✓
1A46356	ICV1829-4	-	-	Water	11	-	-	-	-	25uL→100mL ✓

Matrix: Designate "W" for Water "S" for soil, "O" for Oil, "Liq" for Non-aquous Liquid, and "TCLP" or "SPLP" for Leachate
Manual Integration Rational SOP QA029: MP Missed Peak, OP Overlapping Peak, SP Split Peak, PDB Poorly Defined Baseline, BR Baseline Ripple, PII Poor Instrument

SGS -ORLANDO **VOA-GCMS ANALYSIS LOG**

Instrument:	MSVOA17-1A
Date:	06/28/2023
Analyst:	Jenifer W
Column Type	RTXVMS
Detector	5975C MSD
Purge Pressure	1.4 psi
Purge Volume	5 mL

Method(s):	
Method File:	V1A_05-23-2023.M
Calibration Date:	05/23/2023
Acq. Method:	8260_NITROGEN40
EM Voltage:	1447V
Run ID:	**V1A1848/V1A1849**

BFB:	VS3157
ICAL/CC:	VS3199, VS3224, VS3236
VS3219, VS3218, VS3220,\	
ICV/BS:	VS3180, VS3223, VS3206
VS3208, VS3207, VS3228,	
ISTD/Surr.:	VS3157

pH Paper Lot#:	212521/230320
KI Paper Lot#:	14-860 05/09/2022
AFA Lot#:	VS3075
Data processed by:	Jenifer W / Celine C.
Sample ID Ver. by:	Jenifer W
Date Verified:	06/28/2023

Data File	Sample ID	Dilution Factor	Vial #	Matrix	A.S. Pos.	Work Group	pH	CI? (Y/N)	RR	Comments and Manually Integrated Peaks (Peak # and Rational)
1A47374	BFB	-	-	Water	1	-	-	-	-	Autotune passed ✓
1A47375	CC1829-5/ BFB	-	-	Water	2	-	-	-	-	20uL→50mL (MP)#24 (OP)#40,#77 #76 ✓
1A47376	BS	-	-	Water	3	-	-	-	-	25uL→100mL (MP)#24 (OP)#40,#76✓
1A47377	CC1829-1	-	-	Water	4	-	-	-	-	1uL→100mL
1A47378	MB	-	-	Water	5	-	-	-	-	AFA, ND ✓
1A47379	FC7088-2	1x	1	Water	6	MS54311	1	N	-	ND ✓
1A47380	FC7283-2	1x	2	Water	7	MS54311	1	N	-	bubble >6mm in all vials ; ND ✓
1A47381	FC7216-8	1x	1	Water	8	MS54311	1	N	-	ND ✓
1A47382	FC6970-1	10x	2	Water	9	MS54312	7	N	-	5mL→50mL✓
1A47383	FC7070-1	1x	1	Water	10	MS54311	1	N	-	AFA ✓
1A47384	FC7171-3	50x	3	Water	11	MS54311	1	N	-	1mL→50mL #100(MP); Ecombine 124TMB ✓
1A47385	FC7300-1	1x	1	Water	12	MS54311	1	N	-	AFA, ND ✓
1A47386	FC7300-2	1x	1	Water	13	MS54311	1	N	-	AFA, ND ✓
1A47387	FC7216-1	1x	1	Water	14	MS54311	1	N	-	ND ✓
1A47388	FC7216-2	1x	1	Water	15	MS54311	1	N	-	ND ✓
1A47389	FC7216-3	1x	1	Water	16	MS54311	1	N	-	AFA, ND ✓
1A47390	FC7216-4	1x	1	Water	17	MS54311	1	N	-	AFA, ND ✓
1A47391	FC7216-5	1x	1	Water	18	MS54311	1	N	-	AFA, ND ✓
1A47392	FC7216-6	1x	1	Water	19	MS54311	1	N	-	AFA, ND ✓
1A47393	FC7216-7	1x	1	Water	20	MS54311	1	N	-	ND ✓
1A47394	FC7257-5	1x	5	Water	21	MS54311	1	N	-	AFA, ND ✓
1A47395	FC7257-6	1x	5	Water	22	MS54311	1	N	-	AFA ✓
1A47396	FC7283-1	1x	4	Water	23	MS54311	1	N	-	AFA ✓
1A47397	FC6970-1MS	10x	2	Water	24	MS54312	7	N	-	10mL→100mL Spike 25uL→100mL (MP)#24 (OP)#40,#76,#77 ✓
1A47398	FC6970-1MSD	10x	2	Water	25	MS54312	7	N	-	10mL→100mL Spike 25uL→100mL (MP)#24 (OP)#40,#76,#77 ✓
1A47399	FC7070-1MS	10x	1	Water	26	MS54311	1	N	-	10mL→100mL Spike 25uL→100mL (MP)#24 (OP)#40,#76,#77 ✓
1A47400	FC7070-1MSD	10x	1	Water	27	MS54311	1	N	-	10mL→100mL Spike 25uL→100mL (MP)#24 (OP)#40,#76,#77 ✓
1A47401	ECC1829-5	-	-	Water	28	-	-	-	-	20uL→50mL (MP)#24 (OP)#40,#76,#77✓

Matrix: Designate "W" for Water "S" for soil, "O" for Oil, "Liq" for Non-aquous Liquid, and "TCLP" or "SPLP" for Leachate
Manual Integration Rational SOP QA029: MP Missed Peak, OP Overlapping Peak, SP Split Peak, PDB Poorly Defined Baseline, BR Baseline Ripple, PII Poor Instrument

SGS -ORLANDO

VOA-GCMS ANALYSIS LOG

Instrument:	MSVOA20-5E
Date:	6/22/2023
Analyst:	JoAnn L
Column Type	RTXVMS
Detector	5975 MSD
Purge Pressure	1.1 PSI
Purge Volume	5 mL

Method(s):	8260
Method File:	applX06-22-2023_.M
Calibration Date:	6/22/2023
Acq. Method:	8260VMSVI
EM Voltage:	1447V
Run ID:	**V5E1806**

BFB:	VS3226
ICAL/CC:	VS3199, VS3224, VS3198
VS3219, VS3218, VS3220,\	
ICV/BS:	VS3180, VS3223, VS3206
VS3208, VS3207, VS3228,	
ISTD/Surr.:	VS3226

pH Paper Lot#:	206722
KI Paper Lot#:	14-860;05/09/2022
AFA Lot#:	VS3076C
Data processed by:	JoAnn L/
Sample ID Ver. by:	JoAnn L
Date Verified:	6/22/2023

Data File	Sample ID	Dilution Factor	Vial #	Matrix	A.S. Pos.	Work Group	pH	CI? (Y/N)	RR	Comments and Manually Integrated Peaks (Peak # and Rational)
5E40406	BFB	-	-	Water	1	-	-	-	-	Passed autofind✓
5E40407	IC1806-1	-	-	Water	2	-	-	-	-	1uL(-)100mL ✓
5E40408	IC1806-8	-	-	Water	3	-	-	-	-	2uL(-)100mL ✓
5E40409	IC1806-2	-	-	Water	4	-	-	-	-	5uL(-)100mL ✓
5E40410	IC1806-3	-	-	Water	5	-	-	-	-	5uL(-)50mL ✓
5E40411	IC1806-4	-	-	Water	6	-	-	-	-	12.5uL(-)50mL ✓
5E40412	ICC1806-5	-	-	Water	7	-	-	-	-	20uL(-)50mL ✓
5E40413	IC1806-6	-	-	Water	8	-	-	-	-	35uL(-)50mL ✓
5E40414	IC1806-7	-	-	Water	9	-	-	-	-	50uL(-)50mL ✓
5E40415	BLANK	-	-	Water	10	-	-	-	-	
5E40416	ICV1806-5	-	-	Water	11	-	-	-	-	20uL(-)50mL ✓

Matrix: Designate "W" for Water "S" for soil, "O" for Oil, "Liq" for Non-aquous Liquid, and "TCLP" or "SPLP" for Leachate
Manual Integration Rational SOP QA029: MP Missed Peak, OP Overlapping Peak, SP Split Peak, PDB Poorly Defined Baseline, BR Baseline Ripple, PII Poor Instrument

SGS -ORLANDO **VOA-GCMS ANALYSIS LOG**

Instrument:	MSVOA20-5E
Date:	6/28/2023
Analyst:	JoAnn L
Column Type	RTXVMS
Detector	5975 MSD
Purge Pressure	1.1 PSI
Purge Volume	5 mL

Method(s):	8260
Method File:	applX06-22-2023_.M
Calibration Date:	6/22/2023
Acq. Method:	8260VMSVI
EM Voltage:	1447V
Run ID:	**V5E1812-13**

BFB:	VS3226
ICAL/CC:	VS3199, VS3224, VS3198
VS3219, VS3218, VS3220,\	
ICV/BS:	VS3180, VS3223, VS3206
VS3208, VS3207, VS3228,	
ISTD/Surr.:	VS3226

pH Paper Lot#:	206722
KI Paper Lot#:	14-860;05/09/2022
AFA Lot#:	VS3076C
Data processed by:	JoAnn L / Celine C.
Sample ID Ver. by:	JoAnn L
Date Verified:	6/28/2023

Data File	Sample ID	Dilution Factor	Vial #	Matrix	A.S. Pos.	Work Group	pH	CI? (Y/N)	RR	Comments and Manually Integrated Peaks (Peak # and Rational)
5E40554	BLANK	-	-	Water	1	-	-	-	-	
5E40555	CC1806-5/BFB	-	-	Water	2	-	-	-	-	Passed autofind; 40uL(-)100mL ✓
5E40556	BS	-	-	Water	3	-	-	-	-	12.5uL(-)50mL ✓
5E40557	CC1806-1	-	-	Water	4	-	-	-	-	1uL(-)100mL ✓
5E40558	BLANK	-	-	Water	5	-	-	-	-	
5E40559	MB(AFA)	-	-	Water	6	-	-	-	-	Acetone, 3,3-dimethyl-1-butanol hit ND✓
5E40560	**FC7193-1 2X**	2X	2	624	7	MS54316	1	N	**10x**	THF above calibration; AFA; 25mL(-)50mL; Ecombine✓
5E40561	**FC7241-2 50X**	50X	2	Water	8	MS54315	1	N	**10x**	1mL(-)50mL; Overdiluted
5E40562	FC7241-1 10X	10X	2	Water	9	MS54315	1	N	-	5mL(-)50mL ✓
5E40563	FC7241-3 25X	25X	2	Water	10	MS54315	1	N	-	2mL(-)50mL✓
5E40564	FC7241-5 10X	10X	2	Water	11	MS54315	1	N	-	5mL(-)50mL ✓
5E40565	FC7290-2 5X	5X	2	Water	12	MS54315	1	N	-	10mL(-)50mL✓
5E40566	FC7193-1 10x	10x	2	624	13	MS54316	1	N	-	5mL(-)50mL; Ecombine ✓
5E40567	FC7241-2 10X	10x	3	Water	14	MS54315	1	N	-	5mL(-)50mL ✓
5E40568	FC7229-15	-	2	Water	15	MS54315	1	N	-	✓
5E40569	FC7171-4	-	3	Water	16	MS54315	1	N	-	ND ✓
5E40570	FC7211-24	-	4	Water	17	MS54315	1	N	-	AFA, ND ✓
5E40571	FC7211-25	-	2	Water	18	MS54315	1	N	-	Bubble>6mm, all vials received; ND ✓
5E40572	FC7211-26	-	2	Water	19	MS54315	1	N	-	Bubble>6mm, all vials received; ND ✓
5E40573	FC7211-27	-	2	Water	20	MS54315	1	N	-	AFA ✓
5E40574	FC7241-4	-	2	Water	21	MS54315	1	N	-	ND ✓
5E40575	FC7242-6	-	1	Water	22	MS54315	1	N	-	AFA ✓
5E40576	FC7290-1	-	2	Water	23	MS54315	1	N	-	ND ✓
5E40577	FC7290-3	-	3	Water	24	MS54315	1	N	-	ND ✓
5E40578	FC7290-4	-	2	Water	25	MS54315	1	N	-	AFA, ND ✓
5E40579	FC7305-4	-	2	Water	26	MS54315	1	N	-	✓
5E40580	FC7193-1MS 10X	10X	2	624	27	MS54316	1	N	-	10mL(-)100mL; 25uL(-)100mL ✓
5E40581	FC7193-1MSD 10	10X	2	624	28	MS54316	1	N	-	10mL(-)100mL; 25uL(-)100mL ✓
5E40582	FC7241-2MS 10x	10X	2	Water	29	MS54315	1	N	-	10mL(-)100mL; 25uL(-)100mL ✓
5E40583	FC7241-2MSD 10	10X	2	Water	30	MS54315	1	N	-	10mL(-)100mL; 25uL(-)100mL ✓
5E40584	ECC1806-5	-	-	Water	31	-	-	-	-	40uL(-)100mL ✓

Matrix: Designate "W" for Water "S" for soil, "O" for Oil, "Liq" for Non-aquous Liquid, and "TCLP" or "SPLP" for Leachate
Manual Integration Rational SOP QA029: MP Missed Peak, OP Overlapping Peak, SP Split Peak, PDB Poorly Defined Baseline, BR Baseline Ripple, PII Poor Instrument

SGS -ORLANDO

VOA-GCMS ANALYSIS LOG

Instrument:	MSVOA-16I
Date:	06/15/2023
Analyst:	JoAnn L
Column Type	RTXVMS
Detector	5975C MSD
Purge Pressure	1.3 psi
Purge Volume	5mL

Method(s):	8260VMS40
Method File:	VI-2023-6-15.M
Calibration Date:	06/15/2023
Acq. Method:	RTX-VMS
EM Voltage:	1306V
Run ID:	**VI2948**

BFB:	VS3157
ICAL/CC:	VS3199, VS3173, VS3198
VS3197, VS3190, VS3193,v	
ICV/BS:	VS3180, VS3158, VS3206
VS3208, VS3207, VS3210,	
ISTD/Surr.:	VS3157

pH Paper Lot#:	206722/230320
KI Paper Lot#:	14-860 05/09/2022
AFA Lot#:	VS3075
Data processed by:	JoAnn L
Sample ID Ver. by:	JoAnn L
Date Verified:	06/15/2023

Data File	Sample ID	Dilution Factor	Vial #	Matrix	A.S. Pos.	Work Group	pH	CI? (Y/N)	RR	Comments and Manually Integrated Peaks (Peak # and Rational)
I757260	BFB	-	-	Water	1	-	-	-	-	Autotune Passed✓
I757261	IC2948-1	-	-	Water	2	-	-	-	-	1uL→100mL; 100uL MeOH✓
I757262	IC2948-2	-	-	Water	3	-	-	-	-	5uL→100mL; 100uL MeOH✓
I757263	IC2948-3	-	-	Water	4	-	-	-	-	5uL→50mL; 100uL MeOH ✓
I757264	IC2948-4	-	-	Water	5	-	-	-	-	12.5uL→50mL✓
I757265	ICC2948-5	-	-	Water	6	-	-	-	-	20uL→50mL✓
I757266	IC2948-6	-	-	Water	7	-	-	-	-	35uL→50mL✓
I757267	IC2948-7	-	-	Water	8	-	-	-	-	50uL→50mL✓
I757268	BLANK	-	-	Water	9	-	-	-	-	
I757269/A	ICV2948-5/CC2948	-	-	Water	10	-	-	-	-	20uL→50mL ✓
I757270/A	ICV2948-4/BS	-	-	Water	11	-	-	-	-	12.5uL→50mL✓
I757271	BSD	-	-	Water	12	-	-	-	-	12.5uL→50mL✓
I757272	BLANK	-	-	Water	13	-	-	-	-	
I757273	MB	-	-	Water	14	-	-	-	-	ND✓
I757274	FC6893-2	-	1	Water	15	MS54220	1	N	-	ND✓
I757275	FC6893-4	-	1	Water	16	MS54220	1	N	-	ND✓
I757276	FC6893-6	-	1	Water	17	MS54220	1	N	-	ND✓
I757277	FC6893-8	-	1	Water	18	MS54220	1	N	-	ND✓
I757278	FC6893-10	-	1	Water	19	MS54220	1	N	-	ND✓
I757279	FC6893-12	-	1	Water	20	MS54220	1	N	-	ND✓
I757280	FC6893-14	-	1	Water	21	MS54220	1	N	-	ND✓
I757281	FC6893-16	-	1	Water	22	MS54220	1	N	-	ND✓
I757282	FC6893-18	-	1	Water	23	MS54220	1	N	-	ND✓
I757283	FC6893-20	-	1	Water	24	MS54220	1	N	-	ND✓
I757284	FC6908-2	-	1	Water	25	MS54220	1	N	-	ND✓
I757285	FC6908-3	-	1	Water	26	MS54220	1	N	-	ND✓
I757286	ECC2948-5	-	-	Water	27	-	-	-	-	20uL→50mL✓

Matrix: Designate "W" for Water "S" for soil, "O" for Oil, "Liq" for Non-aquous Liquid, and "TCLP" or "SPLP" for Leachate
Manual Integration Rational SOP QA029: MP Missed Peak, OP Overlapping Peak, SP Split Peak, PDB Poorly Defined Baseline, BR Baseline Ripple, PII Poor Instrument

SGS -ORLANDO

VOA-GCMS ANALYSIS LOG

Instrument:	MSVOA-16I
Date:	06/26/2023
Analyst:	JoAnn L
Column Type	RTXVMS
Detector	5975C MSD
Purge Pressure	1.3 psi
Purge Volume	5mL

Method(s):	8260VMS40
Method File:	VI-2023-6-15.M
Calibration Date:	06/15/2023
Acq. Method:	RTX-VMS
EM Voltage:	1306V
Run ID:	**VI2955**

BFB:	VS3157
ICAL/CC:	VS3199, VS3173, VS3198
VS3197, VS3190, VS3193,v	
ICV/BS:	VS3180, VS3223, VS3206
VS3208, VS3207, VS3228,	
ISTD/Surr.:	VS3157

pH Paper Lot#:	206722/230320
KI Paper Lot#:	14-860 05/09/2022
AFA Lot#:	VS3075
Data processed by:	JoAnn L
Sample ID Ver. by:	JoAnn L
Date Verified:	06/26/2023

Data File	Sample ID	Dilution Factor	Vial #	Matrix	A.S. Pos.	Work Group	pH	CI? (Y/N)	RR	Comments and Manually Integrated Peaks (Peak # and Rational)
I757478	BFB	-	-	Water	1	-	-	-	-	Autotune Passed✓
I757479	CC2948-5	-	-	Water	2	-	-	-	-	20uL→50mL✓
I757480	BS	-	-	Water	3	-	-	-	-	12.5uL→50mL✓
I757481	CC2948-1	-	-	Water	4	-	-	-	-	1uL→100mL✓
I757482	MB	-	-	Water	5	-	-	-	-	ND ✓
I757483	FC7171-2	-	1	Water	6	MS54300	1	-	-	✓
I757484	FC7171-7	-	2	Water	7	MS54300	1	-	-	✓
I757485	FC7171-1	-	2	Water	8	MS54300	1	-	-	✓
I757486	FC7171-5	-	2	Water	9	MS54300	1	-	-	✓
I757487	FC7171-6	-	2	Water	10	MS54300	1	-	-	✓
I757488	FC7171-8	-	2	Water	11	MS54300	1	-	-	✓
I757489	FC7171-9	-	2	Water	12	MS54300	1	-	-	✓
I757490	FC7171-10	-	2	Water	13	MS54300	1	-	-	✓
I757491	FC7171-11	-	2	Water	14	MS54300	1	-	-	✓
I757492	FC7171-13	-	2	Water	15	MS54300	1	-	-	✓
I757493	FC7171-14	-	2	Water	16	MS54300	1	-	-	✓
I757494	FC7171-15	-	2	Water	17	MS54300	1	-	-	✓
I757495	FC7171-16	-	2	Water	18	MS54300	1	-	-	✓
I757496	FC7168-4	-	2	Water	19	MS54287	1	-	-	✓ C100 mp
I757497	FC7046-4 5X	5X	6	Water	20	MS54285	1	-	-	10mL(-)50mL✓
I757498	FC7081-9 2X	2X	6	Water	21	MS54286	1	-	-	25mL(-)50mL✓
I757499	FC7171-12 5X	5X	2	Water	22	MS54300	1	-	-	10mL(-)50mL✓
I757500	FC7171-3 10X	10X	2	Water	23	MS54300	1	-	50X	5mL(-)50mLRR50X 124TMB O/R✓
I757501	FC7171-4 2X	2X	2	Water	24	MS54300	1	-	1X	25mL(-)50mL RR1X OVERDILUTE ✓
I757502	FC7171-7MS	-	3	Water	25	MS54300	1	-	-	10.5uL(-)40mL ✓
I757503	FC7171-7MSD	-	4	Water	26	MS54300	1	-	-	10.5uL(-)40mL ✓
I757504	ECC2948-5	-	-	Water	27	-	-	-	-	40uL→100mL✓

Matrix: Designate "W" for Water "S" for soil, "O" for Oil, "Liq" for Non-aquous Liquid, and "TCLP" or "SPLP" for Leachate
Manual Integration Rational SOP QA029: MP Missed Peak, OP Overlapping Peak, SP Split Peak, PDB Poorly Defined Baseline, BR Baseline Ripple, PII Poor Instrument

Appendix F-3
2023 Quarter 3 Laboratory Data Package

This page intentionally left blank.

The results set forth herein are provided by SGS North America Inc.

e-Hardcopy 2.0
Automated Report

Technical Report for

Bhate Environmental

Griffiss AFB; Rome, NY

GRFIS-BECOS

SGS Job Number: FC9357



Sampling Date: 09/05/23

Report to:

Bhate Environmental
1608 13th Ave S Suite 300
Birmingham, AL 35205
dbadio@bhate.com; tcalhoun@bhate.com

ATTN: David Badio

Total number of pages in report: **563**

Test results contained within this data package meet the requirements of the National Environmental Laboratory Accreditation Program and/or state specific certification programs as applicable unless noted in the narrative, comments or footnotes.

Norm Farmer
Technical Director

Client Service contact: Jean Dent-Smith 407-425-6700

Certifications: FL(E83510), LA(03051), KS(E-10327), NC(573), NJ(FL002), NY(12022), SC(96038001) DoD ELAP(ANAB L2229), AZ(AZ0806), CA(2937), TX(T104704404), PA(68-03573), VA(460177), AL, AK, AR, CT, IA, KY, MA, MI. MS, ND, NH, NV, OK, OR, IL, UT, VT, WA, WI, WV

This report shall not be reproduced, except in its entirety, without the written approval of SGS.
Test results relate only to samples analyzed.

SGS is the sole authority for authorizing edits or modifications to this document.
Unauthorized modification of this report is strictly prohibited.
Review standard terms at: http://www.sgs.com/en/terms-and-conditions

Please share your ideas about how we can serve you better at:
EHS.US.CustomerCare@sgs.com

Sections: 1 2 3 4 5 6 7

Table of Contents

Section 1: Sample Summary **3**
Section 2: Case Narrative/Conformance Summary **5**
Section 3: Summary of Hits **6**
Section 4: Sample Results **8**
4.1: FC9357-1: 789MW-83_0923 9
4.2: FC9357-2: 789MW-46R_0923 12
4.3: FC9357-3: 789MW-99_0923 15
4.4: FC9357-4: 789MW-135_0923 18
4.5: FC9357-5: 789MW-216_0923-A 21
4.6: FC9357-6: 789MW-216_0923 24
4.7: FC9357-7: 789MW-222_0923 27
4.8: FC9357-8: 789MW-251_0923 30
4.9: FC9357-9: 789-TB01_0923-C 33
4.10: FC9357-10: 789-AB01_0923-D 36
4.11: FC9357-11: 789SW-03_0923 39
4.12: FC9357-12: 789SW-04_0923 42
Section 5: Misc. Forms **45**
5.1: Chain of Custody 46
5.2: QC Evaluation: DOD QSM5.x Limits 48
Section 6: MS Volatiles - QC Data Summaries **63**
6.1: Method Blank Summary 64
6.2: Blank Spike Summary 71
6.3: Matrix Spike/Matrix Spike Duplicate Summary 78
6.4: Instrument Performance Checks (BFB) 85
6.5: Internal Standard Area Summaries 95
6.6: Surrogate Recovery Summaries 101
6.7: Initial and Continuing Calibration Summaries 102
6.8: Run Sequence Reports 148
Section 7: MS Volatiles - Raw Data **153**
7.1: Samples 154
7.2: Method Blanks 246
7.3: Blank Spikes 255
7.4: Matrix Spike/Matrix Spike Duplicates 277
7.5: Instrument Performance Checks (BFB) 323
7.6: Initial and Continuing Calibrations 328
7.7: Instrument Run Logs 559

SGS North America Inc.

Sample Summary

Bhate Environmental

Job No: FC9357

Griffiss AFB; Rome, NY
Project No: GRFIS-BECOS

Sample Number	Collected Date	Time	By	Received	Matrix Code	Type	Client Sample ID
FC9357-1	09/05/23	16:45	BP	09/07/23	AQ	Ground Water	789MW-83_0923
FC9357-1D	09/05/23	16:45	BP	09/07/23	AQ	Water Dup/MSD	789MW-83_0923
FC9357-1S	09/05/23	16:45	BP	09/07/23	AQ	Water Matrix Spike	789MW-83_0923
FC9357-2	09/05/23	14:30	BP	09/07/23	AQ	Ground Water	789MW-46R_0923
FC9357-3	09/05/23	13:00	BP	09/07/23	AQ	Ground Water	789MW-99_0923
FC9357-4	09/05/23	16:00	BP	09/07/23	AQ	Ground Water	789MW-135_0923
FC9357-5	09/05/23	17:30	BP	09/07/23	AQ	Ground Water	789MW-216_0923-A
FC9357-6	09/05/23	17:30	BP	09/07/23	AQ	Ground Water	789MW-216_0923
FC9357-7	09/05/23	15:30	BP	09/07/23	AQ	Ground Water	789MW-222_0923
FC9357-8	09/05/23	10:30	BP	09/07/23	AQ	Ground Water	789MW-251_0923
FC9357-9	09/05/23	07:30	BP	09/07/23	AQ	Trip Blank Water	789-TB01_0923-C
FC9357-10	09/05/23	17:45	BP	09/07/23	AQ	Water	789-AB01_0923-D
FC9357-11	09/05/23	09:30	BP	09/07/23	AQ	Surface Water	789SW-03_0923

Sample Summary
(continued)

Bhate Environmental

Job No: FC9357

Griffiss AFB; Rome, NY
Project No: GRFIS-BECOS

Sample Number	Collected Date	Time	By	Received	Matrix Code	Type	Client Sample ID
FC9357-12	09/05/23	09:00	BP	09/07/23	AQ	Surface Water	789SW-04_0923

SAMPLE DELIVERY GROUP CASE NARRATIVE

Client: Bhate Environmental **Job No:** FC9357

Site: Griffiss AFB; Rome, NY **Report Date:** 9/13/2023 10:08:41

On 09/07/2023, 11 Sample(s), 1 Trip Blank(s) and 0 Field Blank(s) were received at SGS North America Inc - Orlando. at a maximum corrected temperature of 3.8 C. Samples were intact and chemically preserved, unless noted below. A SGS North America Inc. - Orlando Job Number of FC9357 was assigned to the project.

Laboratory sample ID, client sample ID and dates of sample collection are detailed in the report's Results Summary Section. Specified quality control criteria were achieved for this job except as noted below. For more information, please refer to the analytical results and QC summary pages.

MS Volatiles By Method SW846 8260D

Matrix: AQ **Batch ID:** V2P3838

Sample(s) FC9339-10MS, FC9339-10MSD were used as the QC samples indicated.

Matrix Spike Recovery(s) for Trichlorofluoromethane are outside control limits. Probable cause is due to matrix interference.

Matrix Spike Duplicate Recovery(s) for Trichlorofluoromethane are outside control limits. Probable cause is due to matrix interference.

RPD(s) for MSD for Methyl Bromide, Trichlorofluoromethane are outside control limits for sample FC9339-10MSD. Probable cause is due to sample non-homogeneity.

V2P3838-MB: Sample was treated with an anti-foaming agent.

FC9357-2 for Trichlorofluoromethane: Associated ICV and CCV outside DOD QSM control limits high, sample is ND.

FC9357-2: Sample was treated with an anti-foaming agent.

FC9357-3 for Trichlorofluoromethane: Associated ICV and CCV outside DOD QSM control limits high, sample is ND.

FC9357-3: Sample vial(s) contained bubbles greater than 6mm.

FC9357-4 for Trichlorofluoromethane: Associated ICV and CCV outside DOD QSM control limits high, sample is ND.

FC9357-5 for Trichlorofluoromethane: Associated ICV and CCV outside DOD QSM control limits high, sample is ND.

FC9357-6 for Trichlorofluoromethane: Associated ICV and CCV outside DOD QSM control limits high, sample is ND.

FC9357-7 for Trichlorofluoromethane: Associated ICV and CCV outside DOD QSM control limits high, sample is ND.

Matrix: AQ **Batch ID:** V5E1881

Sample(s) FC9357-1MS, FC9357-1MSD were used as the QC samples indicated.

V5E1881-MB: Sample was treated with an anti-foaming agent.

FC9357-1: Sample vial(s) contained bubbles greater than 6mm.

FC9357-9: Sample vial(s) contained bubbles greater than 6mm.

FC9357-10: Sample vial(s) contained bubbles greater than 6mm.

Matrix: AQ **Batch ID:** V5E1882

Sample(s) FC9373-5MS, FC9373-5MSD were used as the QC samples indicated.

V5E1882-MB: Sample was treated with an anti-foaming agent.

FC9357-3: Sample vial(s) contained bubbles greater than 6mm.

SGS North America Inc. - Orlando certifies that data reported for samples received, listed on the associated custody chain or analytical task order, were produced to specifications meeting the Quality System precision, accuracy and completeness objectives except as noted. Estimated non-standard method measurement uncertainty data is available on request, based on quality control bias and implicit for standard methods. Acceptable uncertainty requires tested parameter quality control data to meet method criteria. SGS North America Inc.- Orlando is not responsible for data quality assumptions if partial reports are used and recommends that this report be used in its entirety.

Narrative prepared by:

_____

Kim Benham, Client Services *(Signature on File)*

Summary of Hits

Job Number: FC9357
Account: Bhate Environmental
Project: Griffiss AFB; Rome, NY
Collected: 09/05/23

Lab Sample ID / Analyte	Client Sample ID	Result/ Qual	LOQ	LOD	Units	Method
FC9357-1	**789MW-83_0923**					
Acetone [a]		15.9 J	25	20	ug/l	SW846 8260D
FC9357-2	**789MW-46R_0923**					
Acetone		25.8	25	20	ug/l	SW846 8260D
FC9357-3	**789MW-99_0923**					
Acetone [a]		20.3 J	25	20	ug/l	SW846 8260D
Benzene [a]		1.1	1.0	0.50	ug/l	SW846 8260D
sec-Butylbenzene [a]		0.63 J	1.0	0.50	ug/l	SW846 8260D
Ethylbenzene [a]		0.52 J	1.0	0.50	ug/l	SW846 8260D
Isopropylbenzene [a]		0.48 J	1.0	0.50	ug/l	SW846 8260D
n-Propylbenzene [a]		0.68 J	1.0	0.50	ug/l	SW846 8260D
Toluene [a]		0.66 J	1.0	0.50	ug/l	SW846 8260D
FC9357-4	**789MW-135_0923**					
No hits reported in this sample.						
FC9357-5	**789MW-216_0923-A**					
Acetone		15.5 J	25	20	ug/l	SW846 8260D
sec-Butylbenzene		0.24 J	1.0	0.50	ug/l	SW846 8260D
4-Methyl-2-pentanone (MIBK)		1.3 J	5.0	2.0	ug/l	SW846 8260D
FC9357-6	**789MW-216_0923**					
Acetone		12.4 J	25	20	ug/l	SW846 8260D
sec-Butylbenzene		0.26 J	1.0	0.50	ug/l	SW846 8260D
FC9357-7	**789MW-222_0923**					
Acetone		11.9 J	25	20	ug/l	SW846 8260D
FC9357-8	**789MW-251_0923**					
Acetone		22.9 J	25	20	ug/l	SW846 8260D
Benzene		0.49 J	1.0	0.50	ug/l	SW846 8260D
FC9357-9	**789-TB01_0923-C**					
Acetone [a]		46.2	25	20	ug/l	SW846 8260D

Summary of Hits

Job Number: FC9357
Account: Bhate Environmental
Project: Griffiss AFB; Rome, NY
Collected: 09/05/23

Lab Sample ID / Analyte	Client Sample ID	Result/ Qual	LOQ	LOD	Units	Method
FC9357-10	**789-AB01_0923-D**					
Acetone [a]		31.4	25	20	ug/l	SW846 8260D
Methylene Chloride [a]		2.9 J	5.0	4.0	ug/l	SW846 8260D
Toluene [a]		1.5	1.0	0.50	ug/l	SW846 8260D
FC9357-11	**789SW-03_0923**					
Benzene		2.4	1.0	0.50	ug/l	SW846 8260D
Chloroform		0.37 J	1.0	0.50	ug/l	SW846 8260D
1,2,4-Trimethylbenzene		0.36 J	1.0	0.50	ug/l	SW846 8260D
FC9357-12	**789SW-04_0923**					
Acetone		30.4	25	20	ug/l	SW846 8260D
Benzene		0.74 J	1.0	0.50	ug/l	SW846 8260D

(a) Sample vial(s) contained bubbles greater than 6mm.

Sample Results

Report of Analysis

SGS North America Inc.

Report of Analysis

Client Sample ID:	789MW-83_0923		
Lab Sample ID:	FC9357-1	**Date Sampled:**	09/05/23
Matrix:	AQ - Ground Water	**Date Received:**	09/07/23
Method:	SW846 8260D	**Percent Solids:**	n/a
Project:	Griffiss AFB; Rome, NY		

	File ID	DF	Analyzed	By	Prep Date	Prep Batch	Analytical Batch
Run #1 [a]	5E42120.D	1	09/08/23 13:00	JL	n/a	n/a	V5E1881
Run #2							

	Purge Volume
Run #1	5.0 ml
Run #2	

VOA 8260 List

CAS No.	Compound	Result	LOQ	LOD	DL	Units	Q
67-64-1	Acetone	15.9	25	20	10	ug/l	J
71-43-2	Benzene	0.50 U	1.0	0.50	0.31	ug/l	
108-86-1	Bromobenzene	0.50 U	1.0	0.50	0.37	ug/l	
74-97-5	Bromochloromethane	0.50 U	1.0	0.50	0.45	ug/l	
75-27-4	Bromodichloromethane	0.50 U	1.0	0.50	0.24	ug/l	
75-25-2	Bromoform	0.50 U	1.0	0.50	0.41	ug/l	
78-93-3	2-Butanone (MEK)	3.5 U	5.0	3.5	2.0	ug/l	
104-51-8	n-Butylbenzene	0.50 U	1.0	0.50	0.23	ug/l	
135-98-8	sec-Butylbenzene	0.50 U	1.0	0.50	0.24	ug/l	
98-06-6	tert-Butylbenzene	0.50 U	1.0	0.50	0.31	ug/l	
75-15-0	Carbon Disulfide	1.0 U	2.0	1.0	0.53	ug/l	
56-23-5	Carbon Tetrachloride	0.50 U	1.0	0.50	0.36	ug/l	
108-90-7	Chlorobenzene	0.50 U	1.0	0.50	0.20	ug/l	
75-00-3	Chloroethane	1.0 U	2.0	1.0	0.67	ug/l	
67-66-3	Chloroform	0.50 U	1.0	0.50	0.30	ug/l	
95-49-8	o-Chlorotoluene	0.50 U	1.0	0.50	0.22	ug/l	
106-43-4	p-Chlorotoluene	0.50 U	1.0	0.50	0.31	ug/l	
124-48-1	Dibromochloromethane	0.50 U	1.0	0.50	0.28	ug/l	
96-12-8	1,2-Dibromo-3-chloropropane	2.0 U	5.0	2.0	1.0	ug/l	
106-93-4	1,2-Dibromoethane	1.0 U	2.0	1.0	0.28	ug/l	
75-71-8	Dichlorodifluoromethane	1.0 U	2.0	1.0	0.50	ug/l	
95-50-1	1,2-Dichlorobenzene	0.50 U	1.0	0.50	0.32	ug/l	
541-73-1	1,3-Dichlorobenzene	0.50 U	1.0	0.50	0.22	ug/l	
106-46-7	1,4-Dichlorobenzene	0.50 U	1.0	0.50	0.26	ug/l	
75-34-3	1,1-Dichloroethane	0.50 U	1.0	0.50	0.34	ug/l	
107-06-2	1,2-Dichloroethane	0.50 U	1.0	0.50	0.31	ug/l	
75-35-4	1,1-Dichloroethylene	0.50 U	1.0	0.50	0.32	ug/l	
156-59-2	cis-1,2-Dichloroethylene	0.50 U	1.0	0.50	0.28	ug/l	
156-60-5	trans-1,2-Dichloroethylene	0.50 U	1.0	0.50	0.22	ug/l	
540-59-0	1,2-Dichloroethene (total)	1.0 U	2.0	1.0	0.50	ug/l	
78-87-5	1,2-Dichloropropane	0.50 U	1.0	0.50	0.43	ug/l	
142-28-9	1,3-Dichloropropane	0.50 U	1.0	0.50	0.31	ug/l	

U = Not detected LOD = Limit of Detection J = Indicates an estimated value
LOQ = Limit of Quantitation DL = Detection Limit B = Indicates analyte found in associated method blank
E = Indicates value exceeds calibration range N = Indicates presumptive evidence of a compound

Report of Analysis

Client Sample ID:	789MW-83_0923		
Lab Sample ID:	FC9357-1	**Date Sampled:**	09/05/23
Matrix:	AQ - Ground Water	**Date Received:**	09/07/23
Method:	SW846 8260D	**Percent Solids:**	n/a
Project:	Griffiss AFB; Rome, NY		

VOA 8260 List

CAS No.	Compound	Result	LOQ	LOD	DL	Units	Q
594-20-7	2,2-Dichloropropane	0.50 U	1.0	0.50	0.24	ug/l	
563-58-6	1,1-Dichloropropene	0.50 U	1.0	0.50	0.34	ug/l	
10061-01-5	cis-1,3-Dichloropropene	0.50 U	1.0	0.50	0.29	ug/l	
10061-02-6	trans-1,3-Dichloropropene	0.50 U	1.0	0.50	0.21	ug/l	
100-41-4	Ethylbenzene	0.50 U	1.0	0.50	0.36	ug/l	
87-68-3	Hexachlorobutadiene	1.0 U	2.0	1.0	0.30	ug/l	
591-78-6	2-Hexanone	5.0 U	10	5.0	2.0	ug/l	
98-82-8	Isopropylbenzene	0.50 U	1.0	0.50	0.22	ug/l	
99-87-6	p-Isopropyltoluene	0.50 U	1.0	0.50	0.21	ug/l	
74-83-9	Methyl Bromide	4.0 U	5.0	4.0	2.0	ug/l	
74-87-3	Methyl Chloride	1.0 U	2.0	1.0	0.50	ug/l	
74-95-3	Methylene Bromide	0.50 U	2.0	0.50	0.37	ug/l	
75-09-2	Methylene Chloride	4.0 U	5.0	4.0	2.0	ug/l	
108-10-1	4-Methyl-2-pentanone (MIBK)	2.0 U	5.0	2.0	1.0	ug/l	
1634-04-4	Methyl Tert Butyl Ether	0.50 U	1.0	0.50	0.23	ug/l	
91-20-3	Naphthalene	2.0 U	5.0	2.0	1.0	ug/l	
103-65-1	n-Propylbenzene	0.50 U	1.0	0.50	0.29	ug/l	
100-42-5	Styrene	0.50 U	1.0	0.50	0.22	ug/l	
630-20-6	1,1,1,2-Tetrachloroethane	0.50 U	1.0	0.50	0.28	ug/l	
79-34-5	1,1,2,2-Tetrachloroethane	0.50 U	1.0	0.50	0.30	ug/l	
127-18-4	Tetrachloroethylene	0.50 U	1.0	0.50	0.22	ug/l	
108-88-3	Toluene	0.50 U	1.0	0.50	0.30	ug/l	
87-61-6	1,2,3-Trichlorobenzene	1.0 U	2.0	1.0	0.61	ug/l	
120-82-1	1,2,4-Trichlorobenzene	1.0 U	2.0	1.0	0.50	ug/l	
71-55-6	1,1,1-Trichloroethane	0.50 U	1.0	0.50	0.25	ug/l	
79-00-5	1,1,2-Trichloroethane	0.50 U	1.0	0.50	0.47	ug/l	
79-01-6	Trichloroethylene	0.50 U	1.0	0.50	0.35	ug/l	
75-69-4	Trichlorofluoromethane	1.0 U	2.0	1.0	0.50	ug/l	
96-18-4	1,2,3-Trichloropropane	1.0 U	2.0	1.0	0.63	ug/l	
95-63-6	1,2,4-Trimethylbenzene	0.50 U	1.0	0.50	0.32	ug/l	
108-67-8	1,3,5-Trimethylbenzene	0.50 U	1.0	0.50	0.27	ug/l	
108-05-4	Vinyl Acetate	5.0 U	10	5.0	2.0	ug/l	
75-01-4	Vinyl Chloride	0.50 U	1.0	0.50	0.41	ug/l	
	m,p-Xylene	1.0 U	2.0	1.0	0.47	ug/l	
95-47-6	o-Xylene	0.50 U	1.0	0.50	0.26	ug/l	
1330-20-7	Xylene (total)	1.5 U	3.0	1.5	0.72	ug/l	

CAS No.	Surrogate Recoveries	Run# 1	Run# 2	Limits
1868-53-7	Dibromofluoromethane	98%		83-118%

U = Not detected LOD = Limit of Detection J = Indicates an estimated value
LOQ = Limit of Quantitation DL = Detection Limit B = Indicates analyte found in associated method blank
E = Indicates value exceeds calibration range N = Indicates presumptive evidence of a compound

Report of Analysis

Client Sample ID:	789MW-83_0923		
Lab Sample ID:	FC9357-1	**Date Sampled:**	09/05/23
Matrix:	AQ - Ground Water	**Date Received:**	09/07/23
Method:	SW846 8260D	**Percent Solids:**	n/a
Project:	Griffiss AFB; Rome, NY		

VOA 8260 List

CAS No.	Surrogate Recoveries	Run# 1	Run# 2	Limits
17060-07-0	1,2-Dichloroethane-D4	99%		79-125%
2037-26-5	Toluene-D8	105%		85-112%
460-00-4	4-Bromofluorobenzene	104%		83-118%

(a) Sample vial(s) contained bubbles greater than 6mm.

U = Not detected LOD = Limit of Detection J = Indicates an estimated value
LOQ = Limit of Quantitation DL = Detection Limit B = Indicates analyte found in associated method blank
E = Indicates value exceeds calibration range N = Indicates presumptive evidence of a compound

SGS North America Inc.

Report of Analysis

Client Sample ID:	789MW-46R_0923		
Lab Sample ID:	FC9357-2	**Date Sampled:**	09/05/23
Matrix:	AQ - Ground Water	**Date Received:**	09/07/23
Method:	SW846 8260D	**Percent Solids:**	n/a
Project:	Griffiss AFB; Rome, NY		

	File ID	DF	Analyzed	By	Prep Date	Prep Batch	Analytical Batch
Run #1 [a]	2P101300.D	1	09/08/23 19:03	JL	n/a	n/a	V2P3838
Run #2	5E42151.D	1	09/11/23 12:15	JL	n/a	n/a	V5E1882

	Purge Volume
Run #1	5.0 ml
Run #2	5.0 ml

VOA 8260 List

CAS No.	Compound	Result	LOQ	LOD	DL	Units	Q
67-64-1	Acetone	25.8 [b]	25	20	10	ug/l	
71-43-2	Benzene	0.50 U	1.0	0.50	0.31	ug/l	
108-86-1	Bromobenzene	0.50 U	1.0	0.50	0.37	ug/l	
74-97-5	Bromochloromethane	0.50 U	1.0	0.50	0.45	ug/l	
75-27-4	Bromodichloromethane	0.50 U	1.0	0.50	0.24	ug/l	
75-25-2	Bromoform	0.50 U	1.0	0.50	0.41	ug/l	
78-93-3	2-Butanone (MEK)	3.5 U	5.0	3.5	2.0	ug/l	
104-51-8	n-Butylbenzene	0.50 U	1.0	0.50	0.23	ug/l	
135-98-8	sec-Butylbenzene	0.50 U	1.0	0.50	0.24	ug/l	
98-06-6	tert-Butylbenzene	0.50 U	1.0	0.50	0.31	ug/l	
75-15-0	Carbon Disulfide	1.0 U	2.0	1.0	0.53	ug/l	
56-23-5	Carbon Tetrachloride	0.50 U	1.0	0.50	0.36	ug/l	
108-90-7	Chlorobenzene	0.50 U	1.0	0.50	0.20	ug/l	
75-00-3	Chloroethane	1.0 U	2.0	1.0	0.67	ug/l	
67-66-3	Chloroform	0.50 U	1.0	0.50	0.30	ug/l	
95-49-8	o-Chlorotoluene	0.50 U	1.0	0.50	0.22	ug/l	
106-43-4	p-Chlorotoluene	0.50 U	1.0	0.50	0.31	ug/l	
124-48-1	Dibromochloromethane	0.50 U	1.0	0.50	0.28	ug/l	
96-12-8	1,2-Dibromo-3-chloropropane	2.0 U	5.0	2.0	1.0	ug/l	
106-93-4	1,2-Dibromoethane	1.0 U	2.0	1.0	0.28	ug/l	
75-71-8	Dichlorodifluoromethane	1.0 U	2.0	1.0	0.50	ug/l	
95-50-1	1,2-Dichlorobenzene	0.50 U	1.0	0.50	0.32	ug/l	
541-73-1	1,3-Dichlorobenzene	0.50 U	1.0	0.50	0.22	ug/l	
106-46-7	1,4-Dichlorobenzene	0.50 U	1.0	0.50	0.26	ug/l	
75-34-3	1,1-Dichloroethane	0.50 U	1.0	0.50	0.34	ug/l	
107-06-2	1,2-Dichloroethane	0.50 U	1.0	0.50	0.31	ug/l	
75-35-4	1,1-Dichloroethylene	0.50 U	1.0	0.50	0.32	ug/l	
156-59-2	cis-1,2-Dichloroethylene	0.50 U	1.0	0.50	0.28	ug/l	
156-60-5	trans-1,2-Dichloroethylene	0.50 U	1.0	0.50	0.22	ug/l	
540-59-0	1,2-Dichloroethene (total)	1.0 U	2.0	1.0	0.50	ug/l	
78-87-5	1,2-Dichloropropane	0.50 U	1.0	0.50	0.43	ug/l	
142-28-9	1,3-Dichloropropane	0.50 U	1.0	0.50	0.31	ug/l	

U = Not detected LOD = Limit of Detection J = Indicates an estimated value
LOQ = Limit of Quantitation DL = Detection Limit B = Indicates analyte found in associated method blank
E = Indicates value exceeds calibration range N = Indicates presumptive evidence of a compound

Report of Analysis

Client Sample ID:	789MW-46R_0923		
Lab Sample ID:	FC9357-2	**Date Sampled:**	09/05/23
Matrix:	AQ - Ground Water	**Date Received:**	09/07/23
Method:	SW846 8260D	**Percent Solids:**	n/a
Project:	Griffiss AFB; Rome, NY		

VOA 8260 List

CAS No.	Compound	Result	LOQ	LOD	DL	Units	Q
594-20-7	2,2-Dichloropropane	0.50 U	1.0	0.50	0.24	ug/l	
563-58-6	1,1-Dichloropropene	0.50 U	1.0	0.50	0.34	ug/l	
10061-01-5	cis-1,3-Dichloropropene	0.50 U	1.0	0.50	0.29	ug/l	
10061-02-6	trans-1,3-Dichloropropene	0.50 U	1.0	0.50	0.21	ug/l	
100-41-4	Ethylbenzene	0.50 U	1.0	0.50	0.36	ug/l	
87-68-3	Hexachlorobutadiene	1.0 U	2.0	1.0	0.30	ug/l	
591-78-6	2-Hexanone	5.0 U	10	5.0	2.0	ug/l	
98-82-8	Isopropylbenzene	0.50 U	1.0	0.50	0.22	ug/l	
99-87-6	p-Isopropyltoluene	0.50 U	1.0	0.50	0.21	ug/l	
74-83-9	Methyl Bromide	4.0 U	5.0	4.0	2.0	ug/l	
74-87-3	Methyl Chloride	1.0 U	2.0	1.0	0.50	ug/l	
74-95-3	Methylene Bromide	0.50 U	2.0	0.50	0.37	ug/l	
75-09-2	Methylene Chloride	4.0 U	5.0	4.0	2.0	ug/l	
108-10-1	4-Methyl-2-pentanone (MIBK)	2.0 U	5.0	2.0	1.0	ug/l	
1634-04-4	Methyl Tert Butyl Ether	0.50 U	1.0	0.50	0.23	ug/l	
91-20-3	Naphthalene	2.0 U	5.0	2.0	1.0	ug/l	
103-65-1	n-Propylbenzene	0.50 U	1.0	0.50	0.29	ug/l	
100-42-5	Styrene	0.50 U	1.0	0.50	0.22	ug/l	
630-20-6	1,1,1,2-Tetrachloroethane	0.50 U	1.0	0.50	0.28	ug/l	
79-34-5	1,1,2,2-Tetrachloroethane	0.50 U	1.0	0.50	0.30	ug/l	
127-18-4	Tetrachloroethylene	0.50 U	1.0	0.50	0.22	ug/l	
108-88-3	Toluene	0.50 U	1.0	0.50	0.30	ug/l	
87-61-6	1,2,3-Trichlorobenzene	1.0 U	2.0	1.0	0.61	ug/l	
120-82-1	1,2,4-Trichlorobenzene	1.0 U	2.0	1.0	0.50	ug/l	
71-55-6	1,1,1-Trichloroethane	0.50 U	1.0	0.50	0.25	ug/l	
79-00-5	1,1,2-Trichloroethane	0.50 U	1.0	0.50	0.47	ug/l	
79-01-6	Trichloroethylene	0.50 U	1.0	0.50	0.35	ug/l	
75-69-4	Trichlorofluoromethane [c]	1.0 U	2.0	1.0	0.50	ug/l	
96-18-4	1,2,3-Trichloropropane	1.0 U	2.0	1.0	0.63	ug/l	
95-63-6	1,2,4-Trimethylbenzene	0.50 U	1.0	0.50	0.32	ug/l	
108-67-8	1,3,5-Trimethylbenzene	0.50 U	1.0	0.50	0.27	ug/l	
108-05-4	Vinyl Acetate	5.0 U	10	5.0	2.0	ug/l	
75-01-4	Vinyl Chloride	0.50 U	1.0	0.50	0.41	ug/l	
	m,p-Xylene	1.0 U	2.0	1.0	0.47	ug/l	
95-47-6	o-Xylene	0.50 U	1.0	0.50	0.26	ug/l	
1330-20-7	Xylene (total)	1.5 U	3.0	1.5	0.72	ug/l	

CAS No.	Surrogate Recoveries	Run# 1	Run# 2	Limits
1868-53-7	Dibromofluoromethane	102%	98%	83-118%

U = Not detected LOD = Limit of Detection J = Indicates an estimated value
LOQ = Limit of Quantitation DL = Detection Limit B = Indicates analyte found in associated method blank
E = Indicates value exceeds calibration range N = Indicates presumptive evidence of a compound

Report of Analysis

Client Sample ID:	789MW-46R_0923		
Lab Sample ID:	FC9357-2	**Date Sampled:**	09/05/23
Matrix:	AQ - Ground Water	**Date Received:**	09/07/23
Method:	SW846 8260D	**Percent Solids:**	n/a
Project:	Griffiss AFB; Rome, NY		

VOA 8260 List

CAS No.	Surrogate Recoveries	Run# 1	Run# 2	Limits
17060-07-0	1,2-Dichloroethane-D4	95%	97%	79-125%
2037-26-5	Toluene-D8	99%	105%	85-112%
460-00-4	4-Bromofluorobenzene	96%	104%	83-118%

(a) Sample was treated with an anti-foaming agent.
(b) Result is from Run# 2
(c) Associated ICV and CCV outside DOD QSM control limits high, sample is ND.

U = Not detected LOD = Limit of Detection J = Indicates an estimated value
LOQ = Limit of Quantitation DL = Detection Limit B = Indicates analyte found in associated method blank
E = Indicates value exceeds calibration range N = Indicates presumptive evidence of a compound

SGS North America Inc.

Report of Analysis

Client Sample ID:	789MW-99_0923		
Lab Sample ID:	FC9357-3	**Date Sampled:**	09/05/23
Matrix:	AQ - Ground Water	**Date Received:**	09/07/23
Method:	SW846 8260D	**Percent Solids:**	n/a
Project:	Griffiss AFB; Rome, NY		

	File ID	DF	Analyzed	By	Prep Date	Prep Batch	Analytical Batch
Run #1 [a]	2P101301.D	1	09/08/23 19:29	JL	n/a	n/a	V2P3838
Run #2 [a]	5E42152.D	1	09/11/23 12:38	JL	n/a	n/a	V5E1882

	Purge Volume
Run #1	5.0 ml
Run #2	5.0 ml

VOA 8260 List

CAS No.	Compound	Result	LOQ	LOD	DL	Units	Q
67-64-1	Acetone	20.3 [b]	25	20	10	ug/l	J
71-43-2	Benzene	1.1	1.0	0.50	0.31	ug/l	
108-86-1	Bromobenzene	0.50 U	1.0	0.50	0.37	ug/l	
74-97-5	Bromochloromethane	0.50 U	1.0	0.50	0.45	ug/l	
75-27-4	Bromodichloromethane	0.50 U	1.0	0.50	0.24	ug/l	
75-25-2	Bromoform	0.50 U	1.0	0.50	0.41	ug/l	
78-93-3	2-Butanone (MEK)	3.5 U	5.0	3.5	2.0	ug/l	
104-51-8	n-Butylbenzene	0.50 U	1.0	0.50	0.23	ug/l	
135-98-8	sec-Butylbenzene	0.63	1.0	0.50	0.24	ug/l	J
98-06-6	tert-Butylbenzene	0.50 U	1.0	0.50	0.31	ug/l	
75-15-0	Carbon Disulfide	1.0 U	2.0	1.0	0.53	ug/l	
56-23-5	Carbon Tetrachloride	0.50 U	1.0	0.50	0.36	ug/l	
108-90-7	Chlorobenzene	0.50 U	1.0	0.50	0.20	ug/l	
75-00-3	Chloroethane	1.0 U	2.0	1.0	0.67	ug/l	
67-66-3	Chloroform	0.50 U	1.0	0.50	0.30	ug/l	
95-49-8	o-Chlorotoluene	0.50 U	1.0	0.50	0.22	ug/l	
106-43-4	p-Chlorotoluene	0.50 U	1.0	0.50	0.31	ug/l	
124-48-1	Dibromochloromethane	0.50 U	1.0	0.50	0.28	ug/l	
96-12-8	1,2-Dibromo-3-chloropropane	2.0 U	5.0	2.0	1.0	ug/l	
106-93-4	1,2-Dibromoethane	1.0 U	2.0	1.0	0.28	ug/l	
75-71-8	Dichlorodifluoromethane	1.0 U	2.0	1.0	0.50	ug/l	
95-50-1	1,2-Dichlorobenzene	0.50 U	1.0	0.50	0.32	ug/l	
541-73-1	1,3-Dichlorobenzene	0.50 U	1.0	0.50	0.22	ug/l	
106-46-7	1,4-Dichlorobenzene	0.50 U	1.0	0.50	0.26	ug/l	
75-34-3	1,1-Dichloroethane	0.50 U	1.0	0.50	0.34	ug/l	
107-06-2	1,2-Dichloroethane	0.50 U	1.0	0.50	0.31	ug/l	
75-35-4	1,1-Dichloroethylene	0.50 U	1.0	0.50	0.32	ug/l	
156-59-2	cis-1,2-Dichloroethylene	0.50 U	1.0	0.50	0.28	ug/l	
156-60-5	trans-1,2-Dichloroethylene	0.50 U	1.0	0.50	0.22	ug/l	
540-59-0	1,2-Dichloroethene (total)	1.0 U	2.0	1.0	0.50	ug/l	
78-87-5	1,2-Dichloropropane	0.50 U	1.0	0.50	0.43	ug/l	
142-28-9	1,3-Dichloropropane	0.50 U	1.0	0.50	0.31	ug/l	

U = Not detected LOD = Limit of Detection J = Indicates an estimated value
LOQ = Limit of Quantitation DL = Detection Limit B = Indicates analyte found in associated method blank
E = Indicates value exceeds calibration range N = Indicates presumptive evidence of a compound

Report of Analysis

Client Sample ID:	789MW-99_0923		
Lab Sample ID:	FC9357-3	**Date Sampled:**	09/05/23
Matrix:	AQ - Ground Water	**Date Received:**	09/07/23
Method:	SW846 8260D	**Percent Solids:**	n/a
Project:	Griffiss AFB; Rome, NY		

VOA 8260 List

CAS No.	Compound	Result	LOQ	LOD	DL	Units	Q
594-20-7	2,2-Dichloropropane	0.50 U	1.0	0.50	0.24	ug/l	
563-58-6	1,1-Dichloropropene	0.50 U	1.0	0.50	0.34	ug/l	
10061-01-5	cis-1,3-Dichloropropene	0.50 U	1.0	0.50	0.29	ug/l	
10061-02-6	trans-1,3-Dichloropropene	0.50 U	1.0	0.50	0.21	ug/l	
100-41-4	Ethylbenzene	0.52	1.0	0.50	0.36	ug/l	J
87-68-3	Hexachlorobutadiene	1.0 U	2.0	1.0	0.30	ug/l	
591-78-6	2-Hexanone	5.0 U	10	5.0	2.0	ug/l	
98-82-8	Isopropylbenzene	0.48	1.0	0.50	0.22	ug/l	J
99-87-6	p-Isopropyltoluene	0.50 U	1.0	0.50	0.21	ug/l	
74-83-9	Methyl Bromide	4.0 U	5.0	4.0	2.0	ug/l	
74-87-3	Methyl Chloride	1.0 U	2.0	1.0	0.50	ug/l	
74-95-3	Methylene Bromide	0.50 U	2.0	0.50	0.37	ug/l	
75-09-2	Methylene Chloride	4.0 U	5.0	4.0	2.0	ug/l	
108-10-1	4-Methyl-2-pentanone (MIBK)	2.0 U	5.0	2.0	1.0	ug/l	
1634-04-4	Methyl Tert Butyl Ether	0.50 U	1.0	0.50	0.23	ug/l	
91-20-3	Naphthalene	2.0 U	5.0	2.0	1.0	ug/l	
103-65-1	n-Propylbenzene	0.68	1.0	0.50	0.29	ug/l	J
100-42-5	Styrene	0.50 U	1.0	0.50	0.22	ug/l	
630-20-6	1,1,1,2-Tetrachloroethane	0.50 U	1.0	0.50	0.28	ug/l	
79-34-5	1,1,2,2-Tetrachloroethane	0.50 U	1.0	0.50	0.30	ug/l	
127-18-4	Tetrachloroethylene	0.50 U	1.0	0.50	0.22	ug/l	
108-88-3	Toluene	0.66	1.0	0.50	0.30	ug/l	J
87-61-6	1,2,3-Trichlorobenzene	1.0 U	2.0	1.0	0.61	ug/l	
120-82-1	1,2,4-Trichlorobenzene	1.0 U	2.0	1.0	0.50	ug/l	
71-55-6	1,1,1-Trichloroethane	0.50 U	1.0	0.50	0.25	ug/l	
79-00-5	1,1,2-Trichloroethane	0.50 U	1.0	0.50	0.47	ug/l	
79-01-6	Trichloroethylene	0.50 U	1.0	0.50	0.35	ug/l	
75-69-4	Trichlorofluoromethane [c]	1.0 U	2.0	1.0	0.50	ug/l	
96-18-4	1,2,3-Trichloropropane	1.0 U	2.0	1.0	0.63	ug/l	
95-63-6	1,2,4-Trimethylbenzene	0.50 U	1.0	0.50	0.32	ug/l	
108-67-8	1,3,5-Trimethylbenzene	0.50 U	1.0	0.50	0.27	ug/l	
108-05-4	Vinyl Acetate	5.0 U	10	5.0	2.0	ug/l	
75-01-4	Vinyl Chloride	0.50 U	1.0	0.50	0.41	ug/l	
	m,p-Xylene	1.0 U	2.0	1.0	0.47	ug/l	
95-47-6	o-Xylene	0.50 U	1.0	0.50	0.26	ug/l	
1330-20-7	Xylene (total)	1.5 U	3.0	1.5	0.72	ug/l	

CAS No.	Surrogate Recoveries	Run# 1	Run# 2	Limits
1868-53-7	Dibromofluoromethane	102%	97%	83-118%

U = Not detected LOD = Limit of Detection J = Indicates an estimated value
LOQ = Limit of Quantitation DL = Detection Limit B = Indicates analyte found in associated method blank
E = Indicates value exceeds calibration range N = Indicates presumptive evidence of a compound

Report of Analysis

Client Sample ID:	789MW-99_0923		
Lab Sample ID:	FC9357-3	**Date Sampled:**	09/05/23
Matrix:	AQ - Ground Water	**Date Received:**	09/07/23
Method:	SW846 8260D	**Percent Solids:**	n/a
Project:	Griffiss AFB; Rome, NY		

VOA 8260 List

CAS No.	Surrogate Recoveries	Run# 1	Run# 2	Limits
17060-07-0	1,2-Dichloroethane-D4	100%	98%	79-125%
2037-26-5	Toluene-D8	97%	106%	85-112%
460-00-4	4-Bromofluorobenzene	92%	103%	83-118%

(a) Sample vial(s) contained bubbles greater than 6mm.
(b) Result is from Run# 2
(c) Associated ICV and CCV outside DOD QSM control limits high, sample is ND.

U = Not detected LOD = Limit of Detection J = Indicates an estimated value
LOQ = Limit of Quantitation DL = Detection Limit B = Indicates analyte found in associated method blank
E = Indicates value exceeds calibration range N = Indicates presumptive evidence of a compound

SGS North America Inc.

Report of Analysis

Client Sample ID:	789MW-135_0923		
Lab Sample ID:	FC9357-4	**Date Sampled:**	09/05/23
Matrix:	AQ - Ground Water	**Date Received:**	09/07/23
Method:	SW846 8260D	**Percent Solids:**	n/a
Project:	Griffiss AFB; Rome, NY		

	File ID	DF	Analyzed	By	Prep Date	Prep Batch	Analytical Batch
Run #1	2P101302.D	1	09/08/23 19:54	JL	n/a	n/a	V2P3838
Run #2	5E42153.D	1	09/11/23 13:01	JL	n/a	n/a	V5E1882

	Purge Volume
Run #1	5.0 ml
Run #2	5.0 ml

VOA 8260 List

CAS No.	Compound	Result	LOQ	LOD	DL	Units	Q
67-64-1	Acetone	20 U [a]	25	20	10	ug/l	
71-43-2	Benzene	0.50 U	1.0	0.50	0.31	ug/l	
108-86-1	Bromobenzene	0.50 U	1.0	0.50	0.37	ug/l	
74-97-5	Bromochloromethane	0.50 U	1.0	0.50	0.45	ug/l	
75-27-4	Bromodichloromethane	0.50 U	1.0	0.50	0.24	ug/l	
75-25-2	Bromoform	0.50 U	1.0	0.50	0.41	ug/l	
78-93-3	2-Butanone (MEK)	3.5 U	5.0	3.5	2.0	ug/l	
104-51-8	n-Butylbenzene	0.50 U	1.0	0.50	0.23	ug/l	
135-98-8	sec-Butylbenzene	0.50 U	1.0	0.50	0.24	ug/l	
98-06-6	tert-Butylbenzene	0.50 U	1.0	0.50	0.31	ug/l	
75-15-0	Carbon Disulfide	1.0 U	2.0	1.0	0.53	ug/l	
56-23-5	Carbon Tetrachloride	0.50 U	1.0	0.50	0.36	ug/l	
108-90-7	Chlorobenzene	0.50 U	1.0	0.50	0.20	ug/l	
75-00-3	Chloroethane	1.0 U	2.0	1.0	0.67	ug/l	
67-66-3	Chloroform	0.50 U	1.0	0.50	0.30	ug/l	
95-49-8	o-Chlorotoluene	0.50 U	1.0	0.50	0.22	ug/l	
106-43-4	p-Chlorotoluene	0.50 U	1.0	0.50	0.31	ug/l	
124-48-1	Dibromochloromethane	0.50 U	1.0	0.50	0.28	ug/l	
96-12-8	1,2-Dibromo-3-chloropropane	2.0 U	5.0	2.0	1.0	ug/l	
106-93-4	1,2-Dibromoethane	1.0 U	2.0	1.0	0.28	ug/l	
75-71-8	Dichlorodifluoromethane	1.0 U	2.0	1.0	0.50	ug/l	
95-50-1	1,2-Dichlorobenzene	0.50 U	1.0	0.50	0.32	ug/l	
541-73-1	1,3-Dichlorobenzene	0.50 U	1.0	0.50	0.22	ug/l	
106-46-7	1,4-Dichlorobenzene	0.50 U	1.0	0.50	0.26	ug/l	
75-34-3	1,1-Dichloroethane	0.50 U	1.0	0.50	0.34	ug/l	
107-06-2	1,2-Dichloroethane	0.50 U	1.0	0.50	0.31	ug/l	
75-35-4	1,1-Dichloroethylene	0.50 U	1.0	0.50	0.32	ug/l	
156-59-2	cis-1,2-Dichloroethylene	0.50 U	1.0	0.50	0.28	ug/l	
156-60-5	trans-1,2-Dichloroethylene	0.50 U	1.0	0.50	0.22	ug/l	
540-59-0	1,2-Dichloroethene (total)	1.0 U	2.0	1.0	0.50	ug/l	
78-87-5	1,2-Dichloropropane	0.50 U	1.0	0.50	0.43	ug/l	
142-28-9	1,3-Dichloropropane	0.50 U	1.0	0.50	0.31	ug/l	

U = Not detected LOD = Limit of Detection J = Indicates an estimated value
LOQ = Limit of Quantitation DL = Detection Limit B = Indicates analyte found in associated method blank
E = Indicates value exceeds calibration range N = Indicates presumptive evidence of a compound

Report of Analysis

Client Sample ID:	789MW-135_0923		
Lab Sample ID:	FC9357-4	**Date Sampled:**	09/05/23
Matrix:	AQ - Ground Water	**Date Received:**	09/07/23
Method:	SW846 8260D	**Percent Solids:**	n/a
Project:	Griffiss AFB; Rome, NY		

VOA 8260 List

CAS No.	Compound	Result	LOQ	LOD	DL	Units	Q
594-20-7	2,2-Dichloropropane	0.50 U	1.0	0.50	0.24	ug/l	
563-58-6	1,1-Dichloropropene	0.50 U	1.0	0.50	0.34	ug/l	
10061-01-5	cis-1,3-Dichloropropene	0.50 U	1.0	0.50	0.29	ug/l	
10061-02-6	trans-1,3-Dichloropropene	0.50 U	1.0	0.50	0.21	ug/l	
100-41-4	Ethylbenzene	0.50 U	1.0	0.50	0.36	ug/l	
87-68-3	Hexachlorobutadiene	1.0 U	2.0	1.0	0.30	ug/l	
591-78-6	2-Hexanone	5.0 U	10	5.0	2.0	ug/l	
98-82-8	Isopropylbenzene	0.50 U	1.0	0.50	0.22	ug/l	
99-87-6	p-Isopropyltoluene	0.50 U	1.0	0.50	0.21	ug/l	
74-83-9	Methyl Bromide	4.0 U	5.0	4.0	2.0	ug/l	
74-87-3	Methyl Chloride	1.0 U	2.0	1.0	0.50	ug/l	
74-95-3	Methylene Bromide	0.50 U	2.0	0.50	0.37	ug/l	
75-09-2	Methylene Chloride	4.0 U	5.0	4.0	2.0	ug/l	
108-10-1	4-Methyl-2-pentanone (MIBK)	2.0 U	5.0	2.0	1.0	ug/l	
1634-04-4	Methyl Tert Butyl Ether	0.50 U	1.0	0.50	0.23	ug/l	
91-20-3	Naphthalene	2.0 U	5.0	2.0	1.0	ug/l	
103-65-1	n-Propylbenzene	0.50 U	1.0	0.50	0.29	ug/l	
100-42-5	Styrene	0.50 U	1.0	0.50	0.22	ug/l	
630-20-6	1,1,1,2-Tetrachloroethane	0.50 U	1.0	0.50	0.28	ug/l	
79-34-5	1,1,2,2-Tetrachloroethane	0.50 U	1.0	0.50	0.30	ug/l	
127-18-4	Tetrachloroethylene	0.50 U	1.0	0.50	0.22	ug/l	
108-88-3	Toluene	0.50 U	1.0	0.50	0.30	ug/l	
87-61-6	1,2,3-Trichlorobenzene	1.0 U	2.0	1.0	0.61	ug/l	
120-82-1	1,2,4-Trichlorobenzene	1.0 U	2.0	1.0	0.50	ug/l	
71-55-6	1,1,1-Trichloroethane	0.50 U	1.0	0.50	0.25	ug/l	
79-00-5	1,1,2-Trichloroethane	0.50 U	1.0	0.50	0.47	ug/l	
79-01-6	Trichloroethylene	0.50 U	1.0	0.50	0.35	ug/l	
75-69-4	Trichlorofluoromethane [b]	1.0 U	2.0	1.0	0.50	ug/l	
96-18-4	1,2,3-Trichloropropane	1.0 U	2.0	1.0	0.63	ug/l	
95-63-6	1,2,4-Trimethylbenzene	0.50 U	1.0	0.50	0.32	ug/l	
108-67-8	1,3,5-Trimethylbenzene	0.50 U	1.0	0.50	0.27	ug/l	
108-05-4	Vinyl Acetate	5.0 U	10	5.0	2.0	ug/l	
75-01-4	Vinyl Chloride	0.50 U	1.0	0.50	0.41	ug/l	
	m,p-Xylene	1.0 U	2.0	1.0	0.47	ug/l	
95-47-6	o-Xylene	0.50 U	1.0	0.50	0.26	ug/l	
1330-20-7	Xylene (total)	1.5 U	3.0	1.5	0.72	ug/l	

CAS No.	Surrogate Recoveries	Run# 1	Run# 2	Limits
1868-53-7	Dibromofluoromethane	100%	99%	83-118%

U = Not detected LOD = Limit of Detection J = Indicates an estimated value
LOQ = Limit of Quantitation DL = Detection Limit B = Indicates analyte found in associated method blank
E = Indicates value exceeds calibration range N = Indicates presumptive evidence of a compound

Report of Analysis

Client Sample ID:	789MW-135_0923		
Lab Sample ID:	FC9357-4	**Date Sampled:**	09/05/23
Matrix:	AQ - Ground Water	**Date Received:**	09/07/23
Method:	SW846 8260D	**Percent Solids:**	n/a
Project:	Griffiss AFB; Rome, NY		

VOA 8260 List

CAS No.	Surrogate Recoveries	Run# 1	Run# 2	Limits
17060-07-0	1,2-Dichloroethane-D4	96%	97%	79-125%
2037-26-5	Toluene-D8	98%	105%	85-112%
460-00-4	4-Bromofluorobenzene	96%	105%	83-118%

(a) Result is from Run# 2

(b) Associated ICV and CCV outside DOD QSM control limits high, sample is ND.

U = Not detected LOD = Limit of Detection J = Indicates an estimated value

LOQ = Limit of Quantitation DL = Detection Limit B = Indicates analyte found in associated method blank

E = Indicates value exceeds calibration range N = Indicates presumptive evidence of a compound

SGS North America Inc.

Report of Analysis

Client Sample ID:	789MW-216_0923-A		
Lab Sample ID:	FC9357-5	**Date Sampled:**	09/05/23
Matrix:	AQ - Ground Water	**Date Received:**	09/07/23
Method:	SW846 8260D	**Percent Solids:**	n/a
Project:	Griffiss AFB; Rome, NY		

	File ID	DF	Analyzed	By	Prep Date	Prep Batch	Analytical Batch
Run #1	2P101303.D	1	09/08/23 20:20	JL	n/a	n/a	V2P3838
Run #2	5E42154.D	1	09/11/23 13:24	JL	n/a	n/a	V5E1882

	Purge Volume
Run #1	5.0 ml
Run #2	5.0 ml

VOA 8260 List

CAS No.	Compound	Result	LOQ	LOD	DL	Units	Q
67-64-1	Acetone	15.5 [a]	25	20	10	ug/l	J
71-43-2	Benzene	0.50 U	1.0	0.50	0.31	ug/l	
108-86-1	Bromobenzene	0.50 U	1.0	0.50	0.37	ug/l	
74-97-5	Bromochloromethane	0.50 U	1.0	0.50	0.45	ug/l	
75-27-4	Bromodichloromethane	0.50 U	1.0	0.50	0.24	ug/l	
75-25-2	Bromoform	0.50 U	1.0	0.50	0.41	ug/l	
78-93-3	2-Butanone (MEK)	3.5 U	5.0	3.5	2.0	ug/l	
104-51-8	n-Butylbenzene	0.50 U	1.0	0.50	0.23	ug/l	
135-98-8	sec-Butylbenzene	0.24	1.0	0.50	0.24	ug/l	J
98-06-6	tert-Butylbenzene	0.50 U	1.0	0.50	0.31	ug/l	
75-15-0	Carbon Disulfide	1.0 U	2.0	1.0	0.53	ug/l	
56-23-5	Carbon Tetrachloride	0.50 U	1.0	0.50	0.36	ug/l	
108-90-7	Chlorobenzene	0.50 U	1.0	0.50	0.20	ug/l	
75-00-3	Chloroethane	1.0 U	2.0	1.0	0.67	ug/l	
67-66-3	Chloroform	0.50 U	1.0	0.50	0.30	ug/l	
95-49-8	o-Chlorotoluene	0.50 U	1.0	0.50	0.22	ug/l	
106-43-4	p-Chlorotoluene	0.50 U	1.0	0.50	0.31	ug/l	
124-48-1	Dibromochloromethane	0.50 U	1.0	0.50	0.28	ug/l	
96-12-8	1,2-Dibromo-3-chloropropane	2.0 U	5.0	2.0	1.0	ug/l	
106-93-4	1,2-Dibromoethane	1.0 U	2.0	1.0	0.28	ug/l	
75-71-8	Dichlorodifluoromethane	1.0 U	2.0	1.0	0.50	ug/l	
95-50-1	1,2-Dichlorobenzene	0.50 U	1.0	0.50	0.32	ug/l	
541-73-1	1,3-Dichlorobenzene	0.50 U	1.0	0.50	0.22	ug/l	
106-46-7	1,4-Dichlorobenzene	0.50 U	1.0	0.50	0.26	ug/l	
75-34-3	1,1-Dichloroethane	0.50 U	1.0	0.50	0.34	ug/l	
107-06-2	1,2-Dichloroethane	0.50 U	1.0	0.50	0.31	ug/l	
75-35-4	1,1-Dichloroethylene	0.50 U	1.0	0.50	0.32	ug/l	
156-59-2	cis-1,2-Dichloroethylene	0.50 U	1.0	0.50	0.28	ug/l	
156-60-5	trans-1,2-Dichloroethylene	0.50 U	1.0	0.50	0.22	ug/l	
540-59-0	1,2-Dichloroethene (total)	1.0 U	2.0	1.0	0.50	ug/l	
78-87-5	1,2-Dichloropropane	0.50 U	1.0	0.50	0.43	ug/l	
142-28-9	1,3-Dichloropropane	0.50 U	1.0	0.50	0.31	ug/l	

U = Not detected LOD = Limit of Detection J = Indicates an estimated value
LOQ = Limit of Quantitation DL = Detection Limit B = Indicates analyte found in associated method blank
E = Indicates value exceeds calibration range N = Indicates presumptive evidence of a compound

Report of Analysis

Client Sample ID: 789MW-216_0923-A
Lab Sample ID: FC9357-5
Matrix: AQ - Ground Water
Method: SW846 8260D
Project: Griffiss AFB; Rome, NY

Date Sampled: 09/05/23
Date Received: 09/07/23
Percent Solids: n/a

VOA 8260 List

CAS No.	Compound	Result	LOQ	LOD	DL	Units	Q
594-20-7	2,2-Dichloropropane	0.50 U	1.0	0.50	0.24	ug/l	
563-58-6	1,1-Dichloropropene	0.50 U	1.0	0.50	0.34	ug/l	
10061-01-5	cis-1,3-Dichloropropene	0.50 U	1.0	0.50	0.29	ug/l	
10061-02-6	trans-1,3-Dichloropropene	0.50 U	1.0	0.50	0.21	ug/l	
100-41-4	Ethylbenzene	0.50 U	1.0	0.50	0.36	ug/l	
87-68-3	Hexachlorobutadiene	1.0 U	2.0	1.0	0.30	ug/l	
591-78-6	2-Hexanone	5.0 U	10	5.0	2.0	ug/l	
98-82-8	Isopropylbenzene	0.50 U	1.0	0.50	0.22	ug/l	
99-87-6	p-Isopropyltoluene	0.50 U	1.0	0.50	0.21	ug/l	
74-83-9	Methyl Bromide	4.0 U	5.0	4.0	2.0	ug/l	
74-87-3	Methyl Chloride	1.0 U	2.0	1.0	0.50	ug/l	
74-95-3	Methylene Bromide	0.50 U	2.0	0.50	0.37	ug/l	
75-09-2	Methylene Chloride	4.0 U	5.0	4.0	2.0	ug/l	
108-10-1	4-Methyl-2-pentanone (MIBK)	1.3	5.0	2.0	1.0	ug/l	J
1634-04-4	Methyl Tert Butyl Ether	0.50 U	1.0	0.50	0.23	ug/l	
91-20-3	Naphthalene	2.0 U	5.0	2.0	1.0	ug/l	
103-65-1	n-Propylbenzene	0.50 U	1.0	0.50	0.29	ug/l	
100-42-5	Styrene	0.50 U	1.0	0.50	0.22	ug/l	
630-20-6	1,1,1,2-Tetrachloroethane	0.50 U	1.0	0.50	0.28	ug/l	
79-34-5	1,1,2,2-Tetrachloroethane	0.50 U	1.0	0.50	0.30	ug/l	
127-18-4	Tetrachloroethylene	0.50 U	1.0	0.50	0.22	ug/l	
108-88-3	Toluene	0.50 U	1.0	0.50	0.30	ug/l	
87-61-6	1,2,3-Trichlorobenzene	1.0 U	2.0	1.0	0.61	ug/l	
120-82-1	1,2,4-Trichlorobenzene	1.0 U	2.0	1.0	0.50	ug/l	
71-55-6	1,1,1-Trichloroethane	0.50 U	1.0	0.50	0.25	ug/l	
79-00-5	1,1,2-Trichloroethane	0.50 U	1.0	0.50	0.47	ug/l	
79-01-6	Trichloroethylene	0.50 U	1.0	0.50	0.35	ug/l	
75-69-4	Trichlorofluoromethane [b]	1.0 U	2.0	1.0	0.50	ug/l	
96-18-4	1,2,3-Trichloropropane	1.0 U	2.0	1.0	0.63	ug/l	
95-63-6	1,2,4-Trimethylbenzene	0.50 U	1.0	0.50	0.32	ug/l	
108-67-8	1,3,5-Trimethylbenzene	0.50 U	1.0	0.50	0.27	ug/l	
108-05-4	Vinyl Acetate	5.0 U	10	5.0	2.0	ug/l	
75-01-4	Vinyl Chloride	0.50 U	1.0	0.50	0.41	ug/l	
	m,p-Xylene	1.0 U	2.0	1.0	0.47	ug/l	
95-47-6	o-Xylene	0.50 U	1.0	0.50	0.26	ug/l	
1330-20-7	Xylene (total)	1.5 U	3.0	1.5	0.72	ug/l	

CAS No.	Surrogate Recoveries	Run# 1	Run# 2	Limits
1868-53-7	Dibromofluoromethane	100%	98%	83-118%

U = Not detected LOD = Limit of Detection J = Indicates an estimated value
LOQ = Limit of Quantitation DL = Detection Limit B = Indicates analyte found in associated method blank
E = Indicates value exceeds calibration range N = Indicates presumptive evidence of a compound

Report of Analysis

Client Sample ID:	789MW-216_0923-A		
Lab Sample ID:	FC9357-5	**Date Sampled:**	09/05/23
Matrix:	AQ - Ground Water	**Date Received:**	09/07/23
Method:	SW846 8260D	**Percent Solids:**	n/a
Project:	Griffiss AFB; Rome, NY		

VOA 8260 List

CAS No.	Surrogate Recoveries	Run# 1	Run# 2	Limits
17060-07-0	1,2-Dichloroethane-D4	98%	98%	79-125%
2037-26-5	Toluene-D8	97%	104%	85-112%
460-00-4	4-Bromofluorobenzene	95%	101%	83-118%

(a) Result is from Run# 2

(b) Associated ICV and CCV outside DOD QSM control limits high, sample is ND.

U = Not detected LOD = Limit of Detection J = Indicates an estimated value

LOQ = Limit of Quantitation DL = Detection Limit B = Indicates analyte found in associated method blank

E = Indicates value exceeds calibration range N = Indicates presumptive evidence of a compound

SGS North America Inc.

Report of Analysis

Client Sample ID:	789MW-216_0923		
Lab Sample ID:	FC9357-6	**Date Sampled:**	09/05/23
Matrix:	AQ - Ground Water	**Date Received:**	09/07/23
Method:	SW846 8260D	**Percent Solids:**	n/a
Project:	Griffiss AFB; Rome, NY		

	File ID	DF	Analyzed	By	Prep Date	Prep Batch	Analytical Batch
Run #1	2P101304.D	1	09/08/23 20:45	JL	n/a	n/a	V2P3838
Run #2	5E42155.D	1	09/11/23 13:47	JL	n/a	n/a	V5E1882

	Purge Volume
Run #1	5.0 ml
Run #2	5.0 ml

VOA 8260 List

CAS No.	Compound	Result	LOQ	LOD	DL	Units	Q
67-64-1	Acetone	12.4 [a]	25	20	10	ug/l	J
71-43-2	Benzene	0.50 U	1.0	0.50	0.31	ug/l	
108-86-1	Bromobenzene	0.50 U	1.0	0.50	0.37	ug/l	
74-97-5	Bromochloromethane	0.50 U	1.0	0.50	0.45	ug/l	
75-27-4	Bromodichloromethane	0.50 U	1.0	0.50	0.24	ug/l	
75-25-2	Bromoform	0.50 U	1.0	0.50	0.41	ug/l	
78-93-3	2-Butanone (MEK)	3.5 U	5.0	3.5	2.0	ug/l	
104-51-8	n-Butylbenzene	0.50 U	1.0	0.50	0.23	ug/l	
135-98-8	sec-Butylbenzene	0.26	1.0	0.50	0.24	ug/l	J
98-06-6	tert-Butylbenzene	0.50 U	1.0	0.50	0.31	ug/l	
75-15-0	Carbon Disulfide	1.0 U	2.0	1.0	0.53	ug/l	
56-23-5	Carbon Tetrachloride	0.50 U	1.0	0.50	0.36	ug/l	
108-90-7	Chlorobenzene	0.50 U	1.0	0.50	0.20	ug/l	
75-00-3	Chloroethane	1.0 U	2.0	1.0	0.67	ug/l	
67-66-3	Chloroform	0.50 U	1.0	0.50	0.30	ug/l	
95-49-8	o-Chlorotoluene	0.50 U	1.0	0.50	0.22	ug/l	
106-43-4	p-Chlorotoluene	0.50 U	1.0	0.50	0.31	ug/l	
124-48-1	Dibromochloromethane	0.50 U	1.0	0.50	0.28	ug/l	
96-12-8	1,2-Dibromo-3-chloropropane	2.0 U	5.0	2.0	1.0	ug/l	
106-93-4	1,2-Dibromoethane	1.0 U	2.0	1.0	0.28	ug/l	
75-71-8	Dichlorodifluoromethane	1.0 U	2.0	1.0	0.50	ug/l	
95-50-1	1,2-Dichlorobenzene	0.50 U	1.0	0.50	0.32	ug/l	
541-73-1	1,3-Dichlorobenzene	0.50 U	1.0	0.50	0.22	ug/l	
106-46-7	1,4-Dichlorobenzene	0.50 U	1.0	0.50	0.26	ug/l	
75-34-3	1,1-Dichloroethane	0.50 U	1.0	0.50	0.34	ug/l	
107-06-2	1,2-Dichloroethane	0.50 U	1.0	0.50	0.31	ug/l	
75-35-4	1,1-Dichloroethylene	0.50 U	1.0	0.50	0.32	ug/l	
156-59-2	cis-1,2-Dichloroethylene	0.50 U	1.0	0.50	0.28	ug/l	
156-60-5	trans-1,2-Dichloroethylene	0.50 U	1.0	0.50	0.22	ug/l	
540-59-0	1,2-Dichloroethene (total)	1.0 U	2.0	1.0	0.50	ug/l	
78-87-5	1,2-Dichloropropane	0.50 U	1.0	0.50	0.43	ug/l	
142-28-9	1,3-Dichloropropane	0.50 U	1.0	0.50	0.31	ug/l	

U = Not detected LOD = Limit of Detection J = Indicates an estimated value
LOQ = Limit of Quantitation DL = Detection Limit B = Indicates analyte found in associated method blank
E = Indicates value exceeds calibration range N = Indicates presumptive evidence of a compound

Report of Analysis

Client Sample ID:	789MW-216_0923		
Lab Sample ID:	FC9357-6	**Date Sampled:**	09/05/23
Matrix:	AQ - Ground Water	**Date Received:**	09/07/23
Method:	SW846 8260D	**Percent Solids:**	n/a
Project:	Griffiss AFB; Rome, NY		

VOA 8260 List

CAS No.	Compound	Result	LOQ	LOD	DL	Units	Q
594-20-7	2,2-Dichloropropane	0.50 U	1.0	0.50	0.24	ug/l	
563-58-6	1,1-Dichloropropene	0.50 U	1.0	0.50	0.34	ug/l	
10061-01-5	cis-1,3-Dichloropropene	0.50 U	1.0	0.50	0.29	ug/l	
10061-02-6	trans-1,3-Dichloropropene	0.50 U	1.0	0.50	0.21	ug/l	
100-41-4	Ethylbenzene	0.50 U	1.0	0.50	0.36	ug/l	
87-68-3	Hexachlorobutadiene	1.0 U	2.0	1.0	0.30	ug/l	
591-78-6	2-Hexanone	5.0 U	10	5.0	2.0	ug/l	
98-82-8	Isopropylbenzene	0.50 U	1.0	0.50	0.22	ug/l	
99-87-6	p-Isopropyltoluene	0.50 U	1.0	0.50	0.21	ug/l	
74-83-9	Methyl Bromide	4.0 U	5.0	4.0	2.0	ug/l	
74-87-3	Methyl Chloride	1.0 U	2.0	1.0	0.50	ug/l	
74-95-3	Methylene Bromide	0.50 U	2.0	0.50	0.37	ug/l	
75-09-2	Methylene Chloride	4.0 U	5.0	4.0	2.0	ug/l	
108-10-1	4-Methyl-2-pentanone (MIBK)	2.0 U	5.0	2.0	1.0	ug/l	
1634-04-4	Methyl Tert Butyl Ether	0.50 U	1.0	0.50	0.23	ug/l	
91-20-3	Naphthalene	2.0 U	5.0	2.0	1.0	ug/l	
103-65-1	n-Propylbenzene	0.50 U	1.0	0.50	0.29	ug/l	
100-42-5	Styrene	0.50 U	1.0	0.50	0.22	ug/l	
630-20-6	1,1,1,2-Tetrachloroethane	0.50 U	1.0	0.50	0.28	ug/l	
79-34-5	1,1,2,2-Tetrachloroethane	0.50 U	1.0	0.50	0.30	ug/l	
127-18-4	Tetrachloroethylene	0.50 U	1.0	0.50	0.22	ug/l	
108-88-3	Toluene	0.50 U	1.0	0.50	0.30	ug/l	
87-61-6	1,2,3-Trichlorobenzene	1.0 U	2.0	1.0	0.61	ug/l	
120-82-1	1,2,4-Trichlorobenzene	1.0 U	2.0	1.0	0.50	ug/l	
71-55-6	1,1,1-Trichloroethane	0.50 U	1.0	0.50	0.25	ug/l	
79-00-5	1,1,2-Trichloroethane	0.50 U	1.0	0.50	0.47	ug/l	
79-01-6	Trichloroethylene	0.50 U	1.0	0.50	0.35	ug/l	
75-69-4	Trichlorofluoromethane [b]	1.0 U	2.0	1.0	0.50	ug/l	
96-18-4	1,2,3-Trichloropropane	1.0 U	2.0	1.0	0.63	ug/l	
95-63-6	1,2,4-Trimethylbenzene	0.50 U	1.0	0.50	0.32	ug/l	
108-67-8	1,3,5-Trimethylbenzene	0.50 U	1.0	0.50	0.27	ug/l	
108-05-4	Vinyl Acetate	5.0 U	10	5.0	2.0	ug/l	
75-01-4	Vinyl Chloride	0.50 U	1.0	0.50	0.41	ug/l	
	m,p-Xylene	1.0 U	2.0	1.0	0.47	ug/l	
95-47-6	o-Xylene	0.50 U	1.0	0.50	0.26	ug/l	
1330-20-7	Xylene (total)	1.5 U	3.0	1.5	0.72	ug/l	

CAS No.	Surrogate Recoveries	Run# 1	Run# 2	Limits
1868-53-7	Dibromofluoromethane	100%	98%	83-118%

U = Not detected LOD = Limit of Detection J = Indicates an estimated value
LOQ = Limit of Quantitation DL = Detection Limit B = Indicates analyte found in associated method blank
E = Indicates value exceeds calibration range N = Indicates presumptive evidence of a compound

Report of Analysis

Client Sample ID:	789MW-216_0923		
Lab Sample ID:	FC9357-6	**Date Sampled:**	09/05/23
Matrix:	AQ - Ground Water	**Date Received:**	09/07/23
Method:	SW846 8260D	**Percent Solids:**	n/a
Project:	Griffiss AFB; Rome, NY		

VOA 8260 List

CAS No.	Surrogate Recoveries	Run# 1	Run# 2	Limits
17060-07-0	1,2-Dichloroethane-D4	101%	98%	79-125%
2037-26-5	Toluene-D8	97%	104%	85-112%
460-00-4	4-Bromofluorobenzene	96%	99%	83-118%

(a) Result is from Run# 2

(b) Associated ICV and CCV outside DOD QSM control limits high, sample is ND.

U = Not detected LOD = Limit of Detection J = Indicates an estimated value

LOQ = Limit of Quantitation DL = Detection Limit B = Indicates analyte found in associated method blank

E = Indicates value exceeds calibration range N = Indicates presumptive evidence of a compound

SGS North America Inc.

Report of Analysis

Client Sample ID:	789MW-222_0923		
Lab Sample ID:	FC9357-7	**Date Sampled:**	09/05/23
Matrix:	AQ - Ground Water	**Date Received:**	09/07/23
Method:	SW846 8260D	**Percent Solids:**	n/a
Project:	Griffiss AFB; Rome, NY		

	File ID	DF	Analyzed	By	Prep Date	Prep Batch	Analytical Batch
Run #1	2P101305.D	1	09/08/23 21:11	JL	n/a	n/a	V2P3838
Run #2	5E42156.D	1	09/11/23 14:10	JL	n/a	n/a	V5E1882

	Purge Volume
Run #1	5.0 ml
Run #2	5.0 ml

VOA 8260 List

CAS No.	Compound	Result	LOQ	LOD	DL	Units	Q
67-64-1	Acetone	11.9 [a]	25	20	10	ug/l	J
71-43-2	Benzene	0.50 U	1.0	0.50	0.31	ug/l	
108-86-1	Bromobenzene	0.50 U	1.0	0.50	0.37	ug/l	
74-97-5	Bromochloromethane	0.50 U	1.0	0.50	0.45	ug/l	
75-27-4	Bromodichloromethane	0.50 U	1.0	0.50	0.24	ug/l	
75-25-2	Bromoform	0.50 U	1.0	0.50	0.41	ug/l	
78-93-3	2-Butanone (MEK)	3.5 U	5.0	3.5	2.0	ug/l	
104-51-8	n-Butylbenzene	0.50 U	1.0	0.50	0.23	ug/l	
135-98-8	sec-Butylbenzene	0.50 U	1.0	0.50	0.24	ug/l	
98-06-6	tert-Butylbenzene	0.50 U	1.0	0.50	0.31	ug/l	
75-15-0	Carbon Disulfide	1.0 U	2.0	1.0	0.53	ug/l	
56-23-5	Carbon Tetrachloride	0.50 U	1.0	0.50	0.36	ug/l	
108-90-7	Chlorobenzene	0.50 U	1.0	0.50	0.20	ug/l	
75-00-3	Chloroethane	1.0 U	2.0	1.0	0.67	ug/l	
67-66-3	Chloroform	0.50 U	1.0	0.50	0.30	ug/l	
95-49-8	o-Chlorotoluene	0.50 U	1.0	0.50	0.22	ug/l	
106-43-4	p-Chlorotoluene	0.50 U	1.0	0.50	0.31	ug/l	
124-48-1	Dibromochloromethane	0.50 U	1.0	0.50	0.28	ug/l	
96-12-8	1,2-Dibromo-3-chloropropane	2.0 U	5.0	2.0	1.0	ug/l	
106-93-4	1,2-Dibromoethane	1.0 U	2.0	1.0	0.28	ug/l	
75-71-8	Dichlorodifluoromethane	1.0 U	2.0	1.0	0.50	ug/l	
95-50-1	1,2-Dichlorobenzene	0.50 U	1.0	0.50	0.32	ug/l	
541-73-1	1,3-Dichlorobenzene	0.50 U	1.0	0.50	0.22	ug/l	
106-46-7	1,4-Dichlorobenzene	0.50 U	1.0	0.50	0.26	ug/l	
75-34-3	1,1-Dichloroethane	0.50 U	1.0	0.50	0.34	ug/l	
107-06-2	1,2-Dichloroethane	0.50 U	1.0	0.50	0.31	ug/l	
75-35-4	1,1-Dichloroethylene	0.50 U	1.0	0.50	0.32	ug/l	
156-59-2	cis-1,2-Dichloroethylene	0.50 U	1.0	0.50	0.28	ug/l	
156-60-5	trans-1,2-Dichloroethylene	0.50 U	1.0	0.50	0.22	ug/l	
540-59-0	1,2-Dichloroethene (total)	1.0 U	2.0	1.0	0.50	ug/l	
78-87-5	1,2-Dichloropropane	0.50 U	1.0	0.50	0.43	ug/l	
142-28-9	1,3-Dichloropropane	0.50 U	1.0	0.50	0.31	ug/l	

U = Not detected LOD = Limit of Detection J = Indicates an estimated value
LOQ = Limit of Quantitation DL = Detection Limit B = Indicates analyte found in associated method blank
E = Indicates value exceeds calibration range N = Indicates presumptive evidence of a compound

Report of Analysis

Client Sample ID:	789MW-222_0923		
Lab Sample ID:	FC9357-7	**Date Sampled:**	09/05/23
Matrix:	AQ - Ground Water	**Date Received:**	09/07/23
Method:	SW846 8260D	**Percent Solids:**	n/a
Project:	Griffiss AFB; Rome, NY		

VOA 8260 List

CAS No.	Compound	Result	LOQ	LOD	DL	Units	Q
594-20-7	2,2-Dichloropropane	0.50 U	1.0	0.50	0.24	ug/l	
563-58-6	1,1-Dichloropropene	0.50 U	1.0	0.50	0.34	ug/l	
10061-01-5	cis-1,3-Dichloropropene	0.50 U	1.0	0.50	0.29	ug/l	
10061-02-6	trans-1,3-Dichloropropene	0.50 U	1.0	0.50	0.21	ug/l	
100-41-4	Ethylbenzene	0.50 U	1.0	0.50	0.36	ug/l	
87-68-3	Hexachlorobutadiene	1.0 U	2.0	1.0	0.30	ug/l	
591-78-6	2-Hexanone	5.0 U	10	5.0	2.0	ug/l	
98-82-8	Isopropylbenzene	0.50 U	1.0	0.50	0.22	ug/l	
99-87-6	p-Isopropyltoluene	0.50 U	1.0	0.50	0.21	ug/l	
74-83-9	Methyl Bromide	4.0 U	5.0	4.0	2.0	ug/l	
74-87-3	Methyl Chloride	1.0 U	2.0	1.0	0.50	ug/l	
74-95-3	Methylene Bromide	0.50 U	2.0	0.50	0.37	ug/l	
75-09-2	Methylene Chloride	4.0 U	5.0	4.0	2.0	ug/l	
108-10-1	4-Methyl-2-pentanone (MIBK)	2.0 U	5.0	2.0	1.0	ug/l	
1634-04-4	Methyl Tert Butyl Ether	0.50 U	1.0	0.50	0.23	ug/l	
91-20-3	Naphthalene	2.0 U	5.0	2.0	1.0	ug/l	
103-65-1	n-Propylbenzene	0.50 U	1.0	0.50	0.29	ug/l	
100-42-5	Styrene	0.50 U	1.0	0.50	0.22	ug/l	
630-20-6	1,1,1,2-Tetrachloroethane	0.50 U	1.0	0.50	0.28	ug/l	
79-34-5	1,1,2,2-Tetrachloroethane	0.50 U	1.0	0.50	0.30	ug/l	
127-18-4	Tetrachloroethylene	0.50 U	1.0	0.50	0.22	ug/l	
108-88-3	Toluene	0.50 U	1.0	0.50	0.30	ug/l	
87-61-6	1,2,3-Trichlorobenzene	1.0 U	2.0	1.0	0.61	ug/l	
120-82-1	1,2,4-Trichlorobenzene	1.0 U	2.0	1.0	0.50	ug/l	
71-55-6	1,1,1-Trichloroethane	0.50 U	1.0	0.50	0.25	ug/l	
79-00-5	1,1,2-Trichloroethane	0.50 U	1.0	0.50	0.47	ug/l	
79-01-6	Trichloroethylene	0.50 U	1.0	0.50	0.35	ug/l	
75-69-4	Trichlorofluoromethane [b]	1.0 U	2.0	1.0	0.50	ug/l	
96-18-4	1,2,3-Trichloropropane	1.0 U	2.0	1.0	0.63	ug/l	
95-63-6	1,2,4-Trimethylbenzene	0.50 U	1.0	0.50	0.32	ug/l	
108-67-8	1,3,5-Trimethylbenzene	0.50 U	1.0	0.50	0.27	ug/l	
108-05-4	Vinyl Acetate	5.0 U	10	5.0	2.0	ug/l	
75-01-4	Vinyl Chloride	0.50 U	1.0	0.50	0.41	ug/l	
	m,p-Xylene	1.0 U	2.0	1.0	0.47	ug/l	
95-47-6	o-Xylene	0.50 U	1.0	0.50	0.26	ug/l	
1330-20-7	Xylene (total)	1.5 U	3.0	1.5	0.72	ug/l	

CAS No.	Surrogate Recoveries	Run# 1	Run# 2	Limits
1868-53-7	Dibromofluoromethane	102%	98%	83-118%

U = Not detected LOD = Limit of Detection J = Indicates an estimated value
LOQ = Limit of Quantitation DL = Detection Limit B = Indicates analyte found in associated method blank
E = Indicates value exceeds calibration range N = Indicates presumptive evidence of a compound

Report of Analysis

Client Sample ID:	789MW-222_0923		
Lab Sample ID:	FC9357-7	**Date Sampled:**	09/05/23
Matrix:	AQ - Ground Water	**Date Received:**	09/07/23
Method:	SW846 8260D	**Percent Solids:**	n/a
Project:	Griffiss AFB; Rome, NY		

VOA 8260 List

CAS No.	Surrogate Recoveries	Run# 1	Run# 2	Limits
17060-07-0	1,2-Dichloroethane-D4	100%	98%	79-125%
2037-26-5	Toluene-D8	97%	105%	85-112%
460-00-4	4-Bromofluorobenzene	97%	102%	83-118%

(a) Result is from Run# 2

(b) Associated ICV and CCV outside DOD QSM control limits high, sample is ND.

U = Not detected LOD = Limit of Detection J = Indicates an estimated value

LOQ = Limit of Quantitation DL = Detection Limit B = Indicates analyte found in associated method blank

E = Indicates value exceeds calibration range N = Indicates presumptive evidence of a compound

SGS North America Inc.

Report of Analysis

Client Sample ID:	789MW-251_0923		
Lab Sample ID:	FC9357-8	**Date Sampled:**	09/05/23
Matrix:	AQ - Ground Water	**Date Received:**	09/07/23
Method:	SW846 8260D	**Percent Solids:**	n/a
Project:	Griffiss AFB; Rome, NY		

	File ID	DF	Analyzed	By	Prep Date	Prep Batch	Analytical Batch
Run #1	5E42121.D	1	09/08/23 13:23	JL	n/a	n/a	V5E1881
Run #2							

	Purge Volume
Run #1	5.0 ml
Run #2	

VOA 8260 List

CAS No.	Compound	Result	LOQ	LOD	DL	Units	Q
67-64-1	Acetone	22.9	25	20	10	ug/l	J
71-43-2	Benzene	0.49	1.0	0.50	0.31	ug/l	J
108-86-1	Bromobenzene	0.50 U	1.0	0.50	0.37	ug/l	
74-97-5	Bromochloromethane	0.50 U	1.0	0.50	0.45	ug/l	
75-27-4	Bromodichloromethane	0.50 U	1.0	0.50	0.24	ug/l	
75-25-2	Bromoform	0.50 U	1.0	0.50	0.41	ug/l	
78-93-3	2-Butanone (MEK)	3.5 U	5.0	3.5	2.0	ug/l	
104-51-8	n-Butylbenzene	0.50 U	1.0	0.50	0.23	ug/l	
135-98-8	sec-Butylbenzene	0.50 U	1.0	0.50	0.24	ug/l	
98-06-6	tert-Butylbenzene	0.50 U	1.0	0.50	0.31	ug/l	
75-15-0	Carbon Disulfide	1.0 U	2.0	1.0	0.53	ug/l	
56-23-5	Carbon Tetrachloride	0.50 U	1.0	0.50	0.36	ug/l	
108-90-7	Chlorobenzene	0.50 U	1.0	0.50	0.20	ug/l	
75-00-3	Chloroethane	1.0 U	2.0	1.0	0.67	ug/l	
67-66-3	Chloroform	0.50 U	1.0	0.50	0.30	ug/l	
95-49-8	o-Chlorotoluene	0.50 U	1.0	0.50	0.22	ug/l	
106-43-4	p-Chlorotoluene	0.50 U	1.0	0.50	0.31	ug/l	
124-48-1	Dibromochloromethane	0.50 U	1.0	0.50	0.28	ug/l	
96-12-8	1,2-Dibromo-3-chloropropane	2.0 U	5.0	2.0	1.0	ug/l	
106-93-4	1,2-Dibromoethane	1.0 U	2.0	1.0	0.28	ug/l	
75-71-8	Dichlorodifluoromethane	1.0 U	2.0	1.0	0.50	ug/l	
95-50-1	1,2-Dichlorobenzene	0.50 U	1.0	0.50	0.32	ug/l	
541-73-1	1,3-Dichlorobenzene	0.50 U	1.0	0.50	0.22	ug/l	
106-46-7	1,4-Dichlorobenzene	0.50 U	1.0	0.50	0.26	ug/l	
75-34-3	1,1-Dichloroethane	0.50 U	1.0	0.50	0.34	ug/l	
107-06-2	1,2-Dichloroethane	0.50 U	1.0	0.50	0.31	ug/l	
75-35-4	1,1-Dichloroethylene	0.50 U	1.0	0.50	0.32	ug/l	
156-59-2	cis-1,2-Dichloroethylene	0.50 U	1.0	0.50	0.28	ug/l	
156-60-5	trans-1,2-Dichloroethylene	0.50 U	1.0	0.50	0.22	ug/l	
540-59-0	1,2-Dichloroethene (total)	1.0 U	2.0	1.0	0.50	ug/l	
78-87-5	1,2-Dichloropropane	0.50 U	1.0	0.50	0.43	ug/l	
142-28-9	1,3-Dichloropropane	0.50 U	1.0	0.50	0.31	ug/l	

U = Not detected LOD = Limit of Detection J = Indicates an estimated value
LOQ = Limit of Quantitation DL = Detection Limit B = Indicates analyte found in associated method blank
E = Indicates value exceeds calibration range N = Indicates presumptive evidence of a compound

Report of Analysis

Client Sample ID:	789MW-251_0923		
Lab Sample ID:	FC9357-8	**Date Sampled:**	09/05/23
Matrix:	AQ - Ground Water	**Date Received:**	09/07/23
Method:	SW846 8260D	**Percent Solids:**	n/a
Project:	Griffiss AFB; Rome, NY		

VOA 8260 List

CAS No.	Compound	Result	LOQ	LOD	DL	Units	Q
594-20-7	2,2-Dichloropropane	0.50 U	1.0	0.50	0.24	ug/l	
563-58-6	1,1-Dichloropropene	0.50 U	1.0	0.50	0.34	ug/l	
10061-01-5	cis-1,3-Dichloropropene	0.50 U	1.0	0.50	0.29	ug/l	
10061-02-6	trans-1,3-Dichloropropene	0.50 U	1.0	0.50	0.21	ug/l	
100-41-4	Ethylbenzene	0.50 U	1.0	0.50	0.36	ug/l	
87-68-3	Hexachlorobutadiene	1.0 U	2.0	1.0	0.30	ug/l	
591-78-6	2-Hexanone	5.0 U	10	5.0	2.0	ug/l	
98-82-8	Isopropylbenzene	0.50 U	1.0	0.50	0.22	ug/l	
99-87-6	p-Isopropyltoluene	0.50 U	1.0	0.50	0.21	ug/l	
74-83-9	Methyl Bromide	4.0 U	5.0	4.0	2.0	ug/l	
74-87-3	Methyl Chloride	1.0 U	2.0	1.0	0.50	ug/l	
74-95-3	Methylene Bromide	0.50 U	2.0	0.50	0.37	ug/l	
75-09-2	Methylene Chloride	4.0 U	5.0	4.0	2.0	ug/l	
108-10-1	4-Methyl-2-pentanone (MIBK)	2.0 U	5.0	2.0	1.0	ug/l	
1634-04-4	Methyl Tert Butyl Ether	0.50 U	1.0	0.50	0.23	ug/l	
91-20-3	Naphthalene	2.0 U	5.0	2.0	1.0	ug/l	
103-65-1	n-Propylbenzene	0.50 U	1.0	0.50	0.29	ug/l	
100-42-5	Styrene	0.50 U	1.0	0.50	0.22	ug/l	
630-20-6	1,1,1,2-Tetrachloroethane	0.50 U	1.0	0.50	0.28	ug/l	
79-34-5	1,1,2,2-Tetrachloroethane	0.50 U	1.0	0.50	0.30	ug/l	
127-18-4	Tetrachloroethylene	0.50 U	1.0	0.50	0.22	ug/l	
108-88-3	Toluene	0.50 U	1.0	0.50	0.30	ug/l	
87-61-6	1,2,3-Trichlorobenzene	1.0 U	2.0	1.0	0.61	ug/l	
120-82-1	1,2,4-Trichlorobenzene	1.0 U	2.0	1.0	0.50	ug/l	
71-55-6	1,1,1-Trichloroethane	0.50 U	1.0	0.50	0.25	ug/l	
79-00-5	1,1,2-Trichloroethane	0.50 U	1.0	0.50	0.47	ug/l	
79-01-6	Trichloroethylene	0.50 U	1.0	0.50	0.35	ug/l	
75-69-4	Trichlorofluoromethane	1.0 U	2.0	1.0	0.50	ug/l	
96-18-4	1,2,3-Trichloropropane	1.0 U	2.0	1.0	0.63	ug/l	
95-63-6	1,2,4-Trimethylbenzene	0.50 U	1.0	0.50	0.32	ug/l	
108-67-8	1,3,5-Trimethylbenzene	0.50 U	1.0	0.50	0.27	ug/l	
108-05-4	Vinyl Acetate	5.0 U	10	5.0	2.0	ug/l	
75-01-4	Vinyl Chloride	0.50 U	1.0	0.50	0.41	ug/l	
	m,p-Xylene	1.0 U	2.0	1.0	0.47	ug/l	
95-47-6	o-Xylene	0.50 U	1.0	0.50	0.26	ug/l	
1330-20-7	Xylene (total)	1.5 U	3.0	1.5	0.72	ug/l	

CAS No.	Surrogate Recoveries	Run# 1	Run# 2	Limits
1868-53-7	Dibromofluoromethane	96%		83-118%

U = Not detected LOD = Limit of Detection J = Indicates an estimated value
LOQ = Limit of Quantitation DL = Detection Limit B = Indicates analyte found in associated method blank
E = Indicates value exceeds calibration range N = Indicates presumptive evidence of a compound

Report of Analysis

Client Sample ID:	789MW-251_0923		
Lab Sample ID:	FC9357-8	**Date Sampled:**	09/05/23
Matrix:	AQ - Ground Water	**Date Received:**	09/07/23
Method:	SW846 8260D	**Percent Solids:**	n/a
Project:	Griffiss AFB; Rome, NY		

VOA 8260 List

CAS No.	Surrogate Recoveries	Run# 1	Run# 2	Limits
17060-07-0	1,2-Dichloroethane-D4	99%		79-125%
2037-26-5	Toluene-D8	105%		85-112%
460-00-4	4-Bromofluorobenzene	104%		83-118%

U = Not detected LOD = Limit of Detection J = Indicates an estimated value
LOQ = Limit of Quantitation DL = Detection Limit B = Indicates analyte found in associated method blank
E = Indicates value exceeds calibration range N = Indicates presumptive evidence of a compound

SGS North America Inc.

Report of Analysis

Client Sample ID:	789-TB01_0923-C		
Lab Sample ID:	FC9357-9	**Date Sampled:**	09/05/23
Matrix:	AQ - Trip Blank Water	**Date Received:**	09/07/23
Method:	SW846 8260D	**Percent Solids:**	n/a
Project:	Griffiss AFB; Rome, NY		

	File ID	DF	Analyzed	By	Prep Date	Prep Batch	Analytical Batch
Run #1 [a]	5E42122.D	1	09/08/23 13:47	JL	n/a	n/a	V5E1881
Run #2							

	Purge Volume
Run #1	5.0 ml
Run #2	

VOA 8260 List

CAS No.	Compound	Result	LOQ	LOD	DL	Units	Q
67-64-1	Acetone	46.2	25	20	10	ug/l	
71-43-2	Benzene	0.50 U	1.0	0.50	0.31	ug/l	
108-86-1	Bromobenzene	0.50 U	1.0	0.50	0.37	ug/l	
74-97-5	Bromochloromethane	0.50 U	1.0	0.50	0.45	ug/l	
75-27-4	Bromodichloromethane	0.50 U	1.0	0.50	0.24	ug/l	
75-25-2	Bromoform	0.50 U	1.0	0.50	0.41	ug/l	
78-93-3	2-Butanone (MEK)	3.5 U	5.0	3.5	2.0	ug/l	
104-51-8	n-Butylbenzene	0.50 U	1.0	0.50	0.23	ug/l	
135-98-8	sec-Butylbenzene	0.50 U	1.0	0.50	0.24	ug/l	
98-06-6	tert-Butylbenzene	0.50 U	1.0	0.50	0.31	ug/l	
75-15-0	Carbon Disulfide	1.0 U	2.0	1.0	0.53	ug/l	
56-23-5	Carbon Tetrachloride	0.50 U	1.0	0.50	0.36	ug/l	
108-90-7	Chlorobenzene	0.50 U	1.0	0.50	0.20	ug/l	
75-00-3	Chloroethane	1.0 U	2.0	1.0	0.67	ug/l	
67-66-3	Chloroform	0.50 U	1.0	0.50	0.30	ug/l	
95-49-8	o-Chlorotoluene	0.50 U	1.0	0.50	0.22	ug/l	
106-43-4	p-Chlorotoluene	0.50 U	1.0	0.50	0.31	ug/l	
124-48-1	Dibromochloromethane	0.50 U	1.0	0.50	0.28	ug/l	
96-12-8	1,2-Dibromo-3-chloropropane	2.0 U	5.0	2.0	1.0	ug/l	
106-93-4	1,2-Dibromoethane	1.0 U	2.0	1.0	0.28	ug/l	
75-71-8	Dichlorodifluoromethane	1.0 U	2.0	1.0	0.50	ug/l	
95-50-1	1,2-Dichlorobenzene	0.50 U	1.0	0.50	0.32	ug/l	
541-73-1	1,3-Dichlorobenzene	0.50 U	1.0	0.50	0.22	ug/l	
106-46-7	1,4-Dichlorobenzene	0.50 U	1.0	0.50	0.26	ug/l	
75-34-3	1,1-Dichloroethane	0.50 U	1.0	0.50	0.34	ug/l	
107-06-2	1,2-Dichloroethane	0.50 U	1.0	0.50	0.31	ug/l	
75-35-4	1,1-Dichloroethylene	0.50 U	1.0	0.50	0.32	ug/l	
156-59-2	cis-1,2-Dichloroethylene	0.50 U	1.0	0.50	0.28	ug/l	
156-60-5	trans-1,2-Dichloroethylene	0.50 U	1.0	0.50	0.22	ug/l	
540-59-0	1,2-Dichloroethene (total)	1.0 U	2.0	1.0	0.50	ug/l	
78-87-5	1,2-Dichloropropane	0.50 U	1.0	0.50	0.43	ug/l	
142-28-9	1,3-Dichloropropane	0.50 U	1.0	0.50	0.31	ug/l	

U = Not detected LOD = Limit of Detection J = Indicates an estimated value
LOQ = Limit of Quantitation DL = Detection Limit B = Indicates analyte found in associated method blank
E = Indicates value exceeds calibration range N = Indicates presumptive evidence of a compound

Report of Analysis

Client Sample ID: 789-TB01_0923-C
Lab Sample ID: FC9357-9
Matrix: AQ - Trip Blank Water
Method: SW846 8260D
Project: Griffiss AFB; Rome, NY

Date Sampled: 09/05/23
Date Received: 09/07/23
Percent Solids: n/a

VOA 8260 List

CAS No.	Compound	Result	LOQ	LOD	DL	Units	Q
594-20-7	2,2-Dichloropropane	0.50 U	1.0	0.50	0.24	ug/l	
563-58-6	1,1-Dichloropropene	0.50 U	1.0	0.50	0.34	ug/l	
10061-01-5	cis-1,3-Dichloropropene	0.50 U	1.0	0.50	0.29	ug/l	
10061-02-6	trans-1,3-Dichloropropene	0.50 U	1.0	0.50	0.21	ug/l	
100-41-4	Ethylbenzene	0.50 U	1.0	0.50	0.36	ug/l	
87-68-3	Hexachlorobutadiene	1.0 U	2.0	1.0	0.30	ug/l	
591-78-6	2-Hexanone	5.0 U	10	5.0	2.0	ug/l	
98-82-8	Isopropylbenzene	0.50 U	1.0	0.50	0.22	ug/l	
99-87-6	p-Isopropyltoluene	0.50 U	1.0	0.50	0.21	ug/l	
74-83-9	Methyl Bromide	4.0 U	5.0	4.0	2.0	ug/l	
74-87-3	Methyl Chloride	1.0 U	2.0	1.0	0.50	ug/l	
74-95-3	Methylene Bromide	0.50 U	2.0	0.50	0.37	ug/l	
75-09-2	Methylene Chloride	4.0 U	5.0	4.0	2.0	ug/l	
108-10-1	4-Methyl-2-pentanone (MIBK)	2.0 U	5.0	2.0	1.0	ug/l	
1634-04-4	Methyl Tert Butyl Ether	0.50 U	1.0	0.50	0.23	ug/l	
91-20-3	Naphthalene	2.0 U	5.0	2.0	1.0	ug/l	
103-65-1	n-Propylbenzene	0.50 U	1.0	0.50	0.29	ug/l	
100-42-5	Styrene	0.50 U	1.0	0.50	0.22	ug/l	
630-20-6	1,1,1,2-Tetrachloroethane	0.50 U	1.0	0.50	0.28	ug/l	
79-34-5	1,1,2,2-Tetrachloroethane	0.50 U	1.0	0.50	0.30	ug/l	
127-18-4	Tetrachloroethylene	0.50 U	1.0	0.50	0.22	ug/l	
108-88-3	Toluene	0.50 U	1.0	0.50	0.30	ug/l	
87-61-6	1,2,3-Trichlorobenzene	1.0 U	2.0	1.0	0.61	ug/l	
120-82-1	1,2,4-Trichlorobenzene	1.0 U	2.0	1.0	0.50	ug/l	
71-55-6	1,1,1-Trichloroethane	0.50 U	1.0	0.50	0.25	ug/l	
79-00-5	1,1,2-Trichloroethane	0.50 U	1.0	0.50	0.47	ug/l	
79-01-6	Trichloroethylene	0.50 U	1.0	0.50	0.35	ug/l	
75-69-4	Trichlorofluoromethane	1.0 U	2.0	1.0	0.50	ug/l	
96-18-4	1,2,3-Trichloropropane	1.0 U	2.0	1.0	0.63	ug/l	
95-63-6	1,2,4-Trimethylbenzene	0.50 U	1.0	0.50	0.32	ug/l	
108-67-8	1,3,5-Trimethylbenzene	0.50 U	1.0	0.50	0.27	ug/l	
108-05-4	Vinyl Acetate	5.0 U	10	5.0	2.0	ug/l	
75-01-4	Vinyl Chloride	0.50 U	1.0	0.50	0.41	ug/l	
	m,p-Xylene	1.0 U	2.0	1.0	0.47	ug/l	
95-47-6	o-Xylene	0.50 U	1.0	0.50	0.26	ug/l	
1330-20-7	Xylene (total)	1.5 U	3.0	1.5	0.72	ug/l	

CAS No.	Surrogate Recoveries	Run# 1	Run# 2	Limits
1868-53-7	Dibromofluoromethane	96%		83-118%

U = Not detected LOD = Limit of Detection
LOQ = Limit of Quantitation DL = Detection Limit
E = Indicates value exceeds calibration range

J = Indicates an estimated value
B = Indicates analyte found in associated method blank
N = Indicates presumptive evidence of a compound

Report of Analysis

Client Sample ID:	789-TB01_0923-C		
Lab Sample ID:	FC9357-9	**Date Sampled:**	09/05/23
Matrix:	AQ - Trip Blank Water	**Date Received:**	09/07/23
Method:	SW846 8260D	**Percent Solids:**	n/a
Project:	Griffiss AFB; Rome, NY		

VOA 8260 List

CAS No.	Surrogate Recoveries	Run# 1	Run# 2	Limits
17060-07-0	1,2-Dichloroethane-D4	97%		79-125%
2037-26-5	Toluene-D8	105%		85-112%
460-00-4	4-Bromofluorobenzene	103%		83-118%

(a) Sample vial(s) contained bubbles greater than 6mm.

U = Not detected LOD = Limit of Detection J = Indicates an estimated value
LOQ = Limit of Quantitation DL = Detection Limit B = Indicates analyte found in associated method blank
E = Indicates value exceeds calibration range N = Indicates presumptive evidence of a compound

SGS North America Inc.

Report of Analysis

Client Sample ID:	789-AB01_0923-D		
Lab Sample ID:	FC9357-10	**Date Sampled:**	09/05/23
Matrix:	AQ - Water	**Date Received:**	09/07/23
Method:	SW846 8260D	**Percent Solids:**	n/a
Project:	Griffiss AFB; Rome, NY		

	File ID	DF	Analyzed	By	Prep Date	Prep Batch	Analytical Batch
Run #1 [a]	5E42123.D	1	09/08/23 14:10	JL	n/a	n/a	V5E1881
Run #2							

	Purge Volume
Run #1	5.0 ml
Run #2	

VOA 8260 List

CAS No.	Compound	Result	LOQ	LOD	DL	Units	Q
67-64-1	Acetone	31.4	25	20	10	ug/l	
71-43-2	Benzene	0.50 U	1.0	0.50	0.31	ug/l	
108-86-1	Bromobenzene	0.50 U	1.0	0.50	0.37	ug/l	
74-97-5	Bromochloromethane	0.50 U	1.0	0.50	0.45	ug/l	
75-27-4	Bromodichloromethane	0.50 U	1.0	0.50	0.24	ug/l	
75-25-2	Bromoform	0.50 U	1.0	0.50	0.41	ug/l	
78-93-3	2-Butanone (MEK)	3.5 U	5.0	3.5	2.0	ug/l	
104-51-8	n-Butylbenzene	0.50 U	1.0	0.50	0.23	ug/l	
135-98-8	sec-Butylbenzene	0.50 U	1.0	0.50	0.24	ug/l	
98-06-6	tert-Butylbenzene	0.50 U	1.0	0.50	0.31	ug/l	
75-15-0	Carbon Disulfide	1.0 U	2.0	1.0	0.53	ug/l	
56-23-5	Carbon Tetrachloride	0.50 U	1.0	0.50	0.36	ug/l	
108-90-7	Chlorobenzene	0.50 U	1.0	0.50	0.20	ug/l	
75-00-3	Chloroethane	1.0 U	2.0	1.0	0.67	ug/l	
67-66-3	Chloroform	0.50 U	1.0	0.50	0.30	ug/l	
95-49-8	o-Chlorotoluene	0.50 U	1.0	0.50	0.22	ug/l	
106-43-4	p-Chlorotoluene	0.50 U	1.0	0.50	0.31	ug/l	
124-48-1	Dibromochloromethane	0.50 U	1.0	0.50	0.28	ug/l	
96-12-8	1,2-Dibromo-3-chloropropane	2.0 U	5.0	2.0	1.0	ug/l	
106-93-4	1,2-Dibromoethane	1.0 U	2.0	1.0	0.28	ug/l	
75-71-8	Dichlorodifluoromethane	1.0 U	2.0	1.0	0.50	ug/l	
95-50-1	1,2-Dichlorobenzene	0.50 U	1.0	0.50	0.32	ug/l	
541-73-1	1,3-Dichlorobenzene	0.50 U	1.0	0.50	0.22	ug/l	
106-46-7	1,4-Dichlorobenzene	0.50 U	1.0	0.50	0.26	ug/l	
75-34-3	1,1-Dichloroethane	0.50 U	1.0	0.50	0.34	ug/l	
107-06-2	1,2-Dichloroethane	0.50 U	1.0	0.50	0.31	ug/l	
75-35-4	1,1-Dichloroethylene	0.50 U	1.0	0.50	0.32	ug/l	
156-59-2	cis-1,2-Dichloroethylene	0.50 U	1.0	0.50	0.28	ug/l	
156-60-5	trans-1,2-Dichloroethylene	0.50 U	1.0	0.50	0.22	ug/l	
540-59-0	1,2-Dichloroethene (total)	1.0 U	2.0	1.0	0.50	ug/l	
78-87-5	1,2-Dichloropropane	0.50 U	1.0	0.50	0.43	ug/l	
142-28-9	1,3-Dichloropropane	0.50 U	1.0	0.50	0.31	ug/l	

U = Not detected LOD = Limit of Detection J = Indicates an estimated value
LOQ = Limit of Quantitation DL = Detection Limit B = Indicates analyte found in associated method blank
E = Indicates value exceeds calibration range N = Indicates presumptive evidence of a compound

Report of Analysis

Client Sample ID: 789-AB01_0923-D
Lab Sample ID: FC9357-10
Matrix: AQ - Water
Method: SW846 8260D
Project: Griffiss AFB; Rome, NY

Date Sampled: 09/05/23
Date Received: 09/07/23
Percent Solids: n/a

VOA 8260 List

CAS No.	Compound	Result	LOQ	LOD	DL	Units	Q
594-20-7	2,2-Dichloropropane	0.50 U	1.0	0.50	0.24	ug/l	
563-58-6	1,1-Dichloropropene	0.50 U	1.0	0.50	0.34	ug/l	
10061-01-5	cis-1,3-Dichloropropene	0.50 U	1.0	0.50	0.29	ug/l	
10061-02-6	trans-1,3-Dichloropropene	0.50 U	1.0	0.50	0.21	ug/l	
100-41-4	Ethylbenzene	0.50 U	1.0	0.50	0.36	ug/l	
87-68-3	Hexachlorobutadiene	1.0 U	2.0	1.0	0.30	ug/l	
591-78-6	2-Hexanone	5.0 U	10	5.0	2.0	ug/l	
98-82-8	Isopropylbenzene	0.50 U	1.0	0.50	0.22	ug/l	
99-87-6	p-Isopropyltoluene	0.50 U	1.0	0.50	0.21	ug/l	
74-83-9	Methyl Bromide	4.0 U	5.0	4.0	2.0	ug/l	
74-87-3	Methyl Chloride	1.0 U	2.0	1.0	0.50	ug/l	
74-95-3	Methylene Bromide	0.50 U	2.0	0.50	0.37	ug/l	
75-09-2	Methylene Chloride	2.9	5.0	4.0	2.0	ug/l	J
108-10-1	4-Methyl-2-pentanone (MIBK)	2.0 U	5.0	2.0	1.0	ug/l	
1634-04-4	Methyl Tert Butyl Ether	0.50 U	1.0	0.50	0.23	ug/l	
91-20-3	Naphthalene	2.0 U	5.0	2.0	1.0	ug/l	
103-65-1	n-Propylbenzene	0.50 U	1.0	0.50	0.29	ug/l	
100-42-5	Styrene	0.50 U	1.0	0.50	0.22	ug/l	
630-20-6	1,1,1,2-Tetrachloroethane	0.50 U	1.0	0.50	0.28	ug/l	
79-34-5	1,1,2,2-Tetrachloroethane	0.50 U	1.0	0.50	0.30	ug/l	
127-18-4	Tetrachloroethylene	0.50 U	1.0	0.50	0.22	ug/l	
108-88-3	Toluene	1.5	1.0	0.50	0.30	ug/l	
87-61-6	1,2,3-Trichlorobenzene	1.0 U	2.0	1.0	0.61	ug/l	
120-82-1	1,2,4-Trichlorobenzene	1.0 U	2.0	1.0	0.50	ug/l	
71-55-6	1,1,1-Trichloroethane	0.50 U	1.0	0.50	0.25	ug/l	
79-00-5	1,1,2-Trichloroethane	0.50 U	1.0	0.50	0.47	ug/l	
79-01-6	Trichloroethylene	0.50 U	1.0	0.50	0.35	ug/l	
75-69-4	Trichlorofluoromethane	1.0 U	2.0	1.0	0.50	ug/l	
96-18-4	1,2,3-Trichloropropane	1.0 U	2.0	1.0	0.63	ug/l	
95-63-6	1,2,4-Trimethylbenzene	0.50 U	1.0	0.50	0.32	ug/l	
108-67-8	1,3,5-Trimethylbenzene	0.50 U	1.0	0.50	0.27	ug/l	
108-05-4	Vinyl Acetate	5.0 U	10	5.0	2.0	ug/l	
75-01-4	Vinyl Chloride	0.50 U	1.0	0.50	0.41	ug/l	
	m,p-Xylene	1.0 U	2.0	1.0	0.47	ug/l	
95-47-6	o-Xylene	0.50 U	1.0	0.50	0.26	ug/l	
1330-20-7	Xylene (total)	1.5 U	3.0	1.5	0.72	ug/l	

CAS No.	Surrogate Recoveries	Run# 1	Run# 2	Limits
1868-53-7	Dibromofluoromethane	96%		83-118%

U = Not detected LOD = Limit of Detection J = Indicates an estimated value
LOQ = Limit of Quantitation DL = Detection Limit B = Indicates analyte found in associated method blank
E = Indicates value exceeds calibration range N = Indicates presumptive evidence of a compound

Report of Analysis

Client Sample ID:	789-AB01_0923-D		
Lab Sample ID:	FC9357-10	**Date Sampled:**	09/05/23
Matrix:	AQ - Water	**Date Received:**	09/07/23
Method:	SW846 8260D	**Percent Solids:**	n/a
Project:	Griffiss AFB; Rome, NY		

VOA 8260 List

CAS No.	Surrogate Recoveries	Run# 1	Run# 2	Limits
17060-07-0	1,2-Dichloroethane-D4	99%		79-125%
2037-26-5	Toluene-D8	104%		85-112%
460-00-4	4-Bromofluorobenzene	102%		83-118%

(a) Sample vial(s) contained bubbles greater than 6mm.

U = Not detected LOD = Limit of Detection J = Indicates an estimated value
LOQ = Limit of Quantitation DL = Detection Limit B = Indicates analyte found in associated method blank
E = Indicates value exceeds calibration range N = Indicates presumptive evidence of a compound

SGS North America Inc.

Report of Analysis

Client Sample ID: 789SW-03_0923
Lab Sample ID: FC9357-11
Matrix: AQ - Surface Water
Method: SW846 8260D
Project: Griffiss AFB; Rome, NY

Date Sampled: 09/05/23
Date Received: 09/07/23
Percent Solids: n/a

	File ID	DF	Analyzed	By	Prep Date	Prep Batch	Analytical Batch
Run #1	5E42124.D	1	09/08/23 14:33	JL	n/a	n/a	V5E1881
Run #2							

	Purge Volume
Run #1	5.0 ml
Run #2	

VOA 8260 List

CAS No.	Compound	Result	LOQ	LOD	DL	Units	Q
67-64-1	Acetone	20 U	25	20	10	ug/l	
71-43-2	Benzene	2.4	1.0	0.50	0.31	ug/l	
108-86-1	Bromobenzene	0.50 U	1.0	0.50	0.37	ug/l	
74-97-5	Bromochloromethane	0.50 U	1.0	0.50	0.45	ug/l	
75-27-4	Bromodichloromethane	0.50 U	1.0	0.50	0.24	ug/l	
75-25-2	Bromoform	0.50 U	1.0	0.50	0.41	ug/l	
78-93-3	2-Butanone (MEK)	3.5 U	5.0	3.5	2.0	ug/l	
104-51-8	n-Butylbenzene	0.50 U	1.0	0.50	0.23	ug/l	
135-98-8	sec-Butylbenzene	0.50 U	1.0	0.50	0.24	ug/l	
98-06-6	tert-Butylbenzene	0.50 U	1.0	0.50	0.31	ug/l	
75-15-0	Carbon Disulfide	1.0 U	2.0	1.0	0.53	ug/l	
56-23-5	Carbon Tetrachloride	0.50 U	1.0	0.50	0.36	ug/l	
108-90-7	Chlorobenzene	0.50 U	1.0	0.50	0.20	ug/l	
75-00-3	Chloroethane	1.0 U	2.0	1.0	0.67	ug/l	
67-66-3	Chloroform	0.37	1.0	0.50	0.30	ug/l	J
95-49-8	o-Chlorotoluene	0.50 U	1.0	0.50	0.22	ug/l	
106-43-4	p-Chlorotoluene	0.50 U	1.0	0.50	0.31	ug/l	
124-48-1	Dibromochloromethane	0.50 U	1.0	0.50	0.28	ug/l	
96-12-8	1,2-Dibromo-3-chloropropane	2.0 U	5.0	2.0	1.0	ug/l	
106-93-4	1,2-Dibromoethane	1.0 U	2.0	1.0	0.28	ug/l	
75-71-8	Dichlorodifluoromethane	1.0 U	2.0	1.0	0.50	ug/l	
95-50-1	1,2-Dichlorobenzene	0.50 U	1.0	0.50	0.32	ug/l	
541-73-1	1,3-Dichlorobenzene	0.50 U	1.0	0.50	0.22	ug/l	
106-46-7	1,4-Dichlorobenzene	0.50 U	1.0	0.50	0.26	ug/l	
75-34-3	1,1-Dichloroethane	0.50 U	1.0	0.50	0.34	ug/l	
107-06-2	1,2-Dichloroethane	0.50 U	1.0	0.50	0.31	ug/l	
75-35-4	1,1-Dichloroethylene	0.50 U	1.0	0.50	0.32	ug/l	
156-59-2	cis-1,2-Dichloroethylene	0.50 U	1.0	0.50	0.28	ug/l	
156-60-5	trans-1,2-Dichloroethylene	0.50 U	1.0	0.50	0.22	ug/l	
540-59-0	1,2-Dichloroethene (total)	1.0 U	2.0	1.0	0.50	ug/l	
78-87-5	1,2-Dichloropropane	0.50 U	1.0	0.50	0.43	ug/l	
142-28-9	1,3-Dichloropropane	0.50 U	1.0	0.50	0.31	ug/l	

U = Not detected LOD = Limit of Detection J = Indicates an estimated value
LOQ = Limit of Quantitation DL = Detection Limit B = Indicates analyte found in associated method blank
E = Indicates value exceeds calibration range N = Indicates presumptive evidence of a compound

Report of Analysis

Client Sample ID:	789SW-03_0923		
Lab Sample ID:	FC9357-11	**Date Sampled:**	09/05/23
Matrix:	AQ - Surface Water	**Date Received:**	09/07/23
Method:	SW846 8260D	**Percent Solids:**	n/a
Project:	Griffiss AFB; Rome, NY		

VOA 8260 List

CAS No.	Compound	Result	LOQ	LOD	DL	Units	Q
594-20-7	2,2-Dichloropropane	0.50 U	1.0	0.50	0.24	ug/l	
563-58-6	1,1-Dichloropropene	0.50 U	1.0	0.50	0.34	ug/l	
10061-01-5	cis-1,3-Dichloropropene	0.50 U	1.0	0.50	0.29	ug/l	
10061-02-6	trans-1,3-Dichloropropene	0.50 U	1.0	0.50	0.21	ug/l	
100-41-4	Ethylbenzene	0.50 U	1.0	0.50	0.36	ug/l	
87-68-3	Hexachlorobutadiene	1.0 U	2.0	1.0	0.30	ug/l	
591-78-6	2-Hexanone	5.0 U	10	5.0	2.0	ug/l	
98-82-8	Isopropylbenzene	0.50 U	1.0	0.50	0.22	ug/l	
99-87-6	p-Isopropyltoluene	0.50 U	1.0	0.50	0.21	ug/l	
74-83-9	Methyl Bromide	4.0 U	5.0	4.0	2.0	ug/l	
74-87-3	Methyl Chloride	1.0 U	2.0	1.0	0.50	ug/l	
74-95-3	Methylene Bromide	0.50 U	2.0	0.50	0.37	ug/l	
75-09-2	Methylene Chloride	4.0 U	5.0	4.0	2.0	ug/l	
108-10-1	4-Methyl-2-pentanone (MIBK)	2.0 U	5.0	2.0	1.0	ug/l	
1634-04-4	Methyl Tert Butyl Ether	0.50 U	1.0	0.50	0.23	ug/l	
91-20-3	Naphthalene	2.0 U	5.0	2.0	1.0	ug/l	
103-65-1	n-Propylbenzene	0.50 U	1.0	0.50	0.29	ug/l	
100-42-5	Styrene	0.50 U	1.0	0.50	0.22	ug/l	
630-20-6	1,1,1,2-Tetrachloroethane	0.50 U	1.0	0.50	0.28	ug/l	
79-34-5	1,1,2,2-Tetrachloroethane	0.50 U	1.0	0.50	0.30	ug/l	
127-18-4	Tetrachloroethylene	0.50 U	1.0	0.50	0.22	ug/l	
108-88-3	Toluene	0.50 U	1.0	0.50	0.30	ug/l	
87-61-6	1,2,3-Trichlorobenzene	1.0 U	2.0	1.0	0.61	ug/l	
120-82-1	1,2,4-Trichlorobenzene	1.0 U	2.0	1.0	0.50	ug/l	
71-55-6	1,1,1-Trichloroethane	0.50 U	1.0	0.50	0.25	ug/l	
79-00-5	1,1,2-Trichloroethane	0.50 U	1.0	0.50	0.47	ug/l	
79-01-6	Trichloroethylene	0.50 U	1.0	0.50	0.35	ug/l	
75-69-4	Trichlorofluoromethane	1.0 U	2.0	1.0	0.50	ug/l	
96-18-4	1,2,3-Trichloropropane	1.0 U	2.0	1.0	0.63	ug/l	
95-63-6	1,2,4-Trimethylbenzene	0.36	1.0	0.50	0.32	ug/l	J
108-67-8	1,3,5-Trimethylbenzene	0.50 U	1.0	0.50	0.27	ug/l	
108-05-4	Vinyl Acetate	5.0 U	10	5.0	2.0	ug/l	
75-01-4	Vinyl Chloride	0.50 U	1.0	0.50	0.41	ug/l	
	m,p-Xylene	1.0 U	2.0	1.0	0.47	ug/l	
95-47-6	o-Xylene	0.50 U	1.0	0.50	0.26	ug/l	
1330-20-7	Xylene (total)	1.5 U	3.0	1.5	0.72	ug/l	

CAS No.	Surrogate Recoveries	Run# 1	Run# 2	Limits
1868-53-7	Dibromofluoromethane	97%		83-118%

U = Not detected LOD = Limit of Detection J = Indicates an estimated value
LOQ = Limit of Quantitation DL = Detection Limit B = Indicates analyte found in associated method blank
E = Indicates value exceeds calibration range N = Indicates presumptive evidence of a compound

Report of Analysis

Client Sample ID:	789SW-03_0923		
Lab Sample ID:	FC9357-11	**Date Sampled:**	09/05/23
Matrix:	AQ - Surface Water	**Date Received:**	09/07/23
Method:	SW846 8260D	**Percent Solids:**	n/a
Project:	Griffiss AFB; Rome, NY		

VOA 8260 List

CAS No.	Surrogate Recoveries	Run# 1	Run# 2	Limits
17060-07-0	1,2-Dichloroethane-D4	99%		79-125%
2037-26-5	Toluene-D8	106%		85-112%
460-00-4	4-Bromofluorobenzene	105%		83-118%

U = Not detected LOD = Limit of Detection J = Indicates an estimated value
LOQ = Limit of Quantitation DL = Detection Limit B = Indicates analyte found in associated method blank
E = Indicates value exceeds calibration range N = Indicates presumptive evidence of a compound

SGS North America Inc.

Report of Analysis

Client Sample ID:	789SW-04_0923		
Lab Sample ID:	FC9357-12	**Date Sampled:**	09/05/23
Matrix:	AQ - Surface Water	**Date Received:**	09/07/23
Method:	SW846 8260D	**Percent Solids:**	n/a
Project:	Griffiss AFB; Rome, NY		

	File ID	DF	Analyzed	By	Prep Date	Prep Batch	Analytical Batch
Run #1	5E42125.D	1	09/08/23 14:56	JL	n/a	n/a	V5E1881
Run #2							

	Purge Volume
Run #1	5.0 ml
Run #2	

VOA 8260 List

CAS No.	Compound	Result	LOQ	LOD	DL	Units	Q
67-64-1	Acetone	30.4	25	20	10	ug/l	
71-43-2	Benzene	0.74	1.0	0.50	0.31	ug/l	J
108-86-1	Bromobenzene	0.50 U	1.0	0.50	0.37	ug/l	
74-97-5	Bromochloromethane	0.50 U	1.0	0.50	0.45	ug/l	
75-27-4	Bromodichloromethane	0.50 U	1.0	0.50	0.24	ug/l	
75-25-2	Bromoform	0.50 U	1.0	0.50	0.41	ug/l	
78-93-3	2-Butanone (MEK)	3.5 U	5.0	3.5	2.0	ug/l	
104-51-8	n-Butylbenzene	0.50 U	1.0	0.50	0.23	ug/l	
135-98-8	sec-Butylbenzene	0.50 U	1.0	0.50	0.24	ug/l	
98-06-6	tert-Butylbenzene	0.50 U	1.0	0.50	0.31	ug/l	
75-15-0	Carbon Disulfide	1.0 U	2.0	1.0	0.53	ug/l	
56-23-5	Carbon Tetrachloride	0.50 U	1.0	0.50	0.36	ug/l	
108-90-7	Chlorobenzene	0.50 U	1.0	0.50	0.20	ug/l	
75-00-3	Chloroethane	1.0 U	2.0	1.0	0.67	ug/l	
67-66-3	Chloroform	0.50 U	1.0	0.50	0.30	ug/l	
95-49-8	o-Chlorotoluene	0.50 U	1.0	0.50	0.22	ug/l	
106-43-4	p-Chlorotoluene	0.50 U	1.0	0.50	0.31	ug/l	
124-48-1	Dibromochloromethane	0.50 U	1.0	0.50	0.28	ug/l	
96-12-8	1,2-Dibromo-3-chloropropane	2.0 U	5.0	2.0	1.0	ug/l	
106-93-4	1,2-Dibromoethane	1.0 U	2.0	1.0	0.28	ug/l	
75-71-8	Dichlorodifluoromethane	1.0 U	2.0	1.0	0.50	ug/l	
95-50-1	1,2-Dichlorobenzene	0.50 U	1.0	0.50	0.32	ug/l	
541-73-1	1,3-Dichlorobenzene	0.50 U	1.0	0.50	0.22	ug/l	
106-46-7	1,4-Dichlorobenzene	0.50 U	1.0	0.50	0.26	ug/l	
75-34-3	1,1-Dichloroethane	0.50 U	1.0	0.50	0.34	ug/l	
107-06-2	1,2-Dichloroethane	0.50 U	1.0	0.50	0.31	ug/l	
75-35-4	1,1-Dichloroethylene	0.50 U	1.0	0.50	0.32	ug/l	
156-59-2	cis-1,2-Dichloroethylene	0.50 U	1.0	0.50	0.28	ug/l	
156-60-5	trans-1,2-Dichloroethylene	0.50 U	1.0	0.50	0.22	ug/l	
540-59-0	1,2-Dichloroethene (total)	1.0 U	2.0	1.0	0.50	ug/l	
78-87-5	1,2-Dichloropropane	0.50 U	1.0	0.50	0.43	ug/l	
142-28-9	1,3-Dichloropropane	0.50 U	1.0	0.50	0.31	ug/l	

U = Not detected LOD = Limit of Detection J = Indicates an estimated value
LOQ = Limit of Quantitation DL = Detection Limit B = Indicates analyte found in associated method blank
E = Indicates value exceeds calibration range N = Indicates presumptive evidence of a compound

Report of Analysis

Client Sample ID:	789SW-04_0923		
Lab Sample ID:	FC9357-12	**Date Sampled:**	09/05/23
Matrix:	AQ - Surface Water	**Date Received:**	09/07/23
Method:	SW846 8260D	**Percent Solids:**	n/a
Project:	Griffiss AFB; Rome, NY		

VOA 8260 List

CAS No.	Compound	Result	LOQ	LOD	DL	Units	Q
594-20-7	2,2-Dichloropropane	0.50 U	1.0	0.50	0.24	ug/l	
563-58-6	1,1-Dichloropropene	0.50 U	1.0	0.50	0.34	ug/l	
10061-01-5	cis-1,3-Dichloropropene	0.50 U	1.0	0.50	0.29	ug/l	
10061-02-6	trans-1,3-Dichloropropene	0.50 U	1.0	0.50	0.21	ug/l	
100-41-4	Ethylbenzene	0.50 U	1.0	0.50	0.36	ug/l	
87-68-3	Hexachlorobutadiene	1.0 U	2.0	1.0	0.30	ug/l	
591-78-6	2-Hexanone	5.0 U	10	5.0	2.0	ug/l	
98-82-8	Isopropylbenzene	0.50 U	1.0	0.50	0.22	ug/l	
99-87-6	p-Isopropyltoluene	0.50 U	1.0	0.50	0.21	ug/l	
74-83-9	Methyl Bromide	4.0 U	5.0	4.0	2.0	ug/l	
74-87-3	Methyl Chloride	1.0 U	2.0	1.0	0.50	ug/l	
74-95-3	Methylene Bromide	0.50 U	2.0	0.50	0.37	ug/l	
75-09-2	Methylene Chloride	4.0 U	5.0	4.0	2.0	ug/l	
108-10-1	4-Methyl-2-pentanone (MIBK)	2.0 U	5.0	2.0	1.0	ug/l	
1634-04-4	Methyl Tert Butyl Ether	0.50 U	1.0	0.50	0.23	ug/l	
91-20-3	Naphthalene	2.0 U	5.0	2.0	1.0	ug/l	
103-65-1	n-Propylbenzene	0.50 U	1.0	0.50	0.29	ug/l	
100-42-5	Styrene	0.50 U	1.0	0.50	0.22	ug/l	
630-20-6	1,1,1,2-Tetrachloroethane	0.50 U	1.0	0.50	0.28	ug/l	
79-34-5	1,1,2,2-Tetrachloroethane	0.50 U	1.0	0.50	0.30	ug/l	
127-18-4	Tetrachloroethylene	0.50 U	1.0	0.50	0.22	ug/l	
108-88-3	Toluene	0.50 U	1.0	0.50	0.30	ug/l	
87-61-6	1,2,3-Trichlorobenzene	1.0 U	2.0	1.0	0.61	ug/l	
120-82-1	1,2,4-Trichlorobenzene	1.0 U	2.0	1.0	0.50	ug/l	
71-55-6	1,1,1-Trichloroethane	0.50 U	1.0	0.50	0.25	ug/l	
79-00-5	1,1,2-Trichloroethane	0.50 U	1.0	0.50	0.47	ug/l	
79-01-6	Trichloroethylene	0.50 U	1.0	0.50	0.35	ug/l	
75-69-4	Trichlorofluoromethane	1.0 U	2.0	1.0	0.50	ug/l	
96-18-4	1,2,3-Trichloropropane	1.0 U	2.0	1.0	0.63	ug/l	
95-63-6	1,2,4-Trimethylbenzene	0.50 U	1.0	0.50	0.32	ug/l	
108-67-8	1,3,5-Trimethylbenzene	0.50 U	1.0	0.50	0.27	ug/l	
108-05-4	Vinyl Acetate	5.0 U	10	5.0	2.0	ug/l	
75-01-4	Vinyl Chloride	0.50 U	1.0	0.50	0.41	ug/l	
	m,p-Xylene	1.0 U	2.0	1.0	0.47	ug/l	
95-47-6	o-Xylene	0.50 U	1.0	0.50	0.26	ug/l	
1330-20-7	Xylene (total)	1.5 U	3.0	1.5	0.72	ug/l	

CAS No.	Surrogate Recoveries	Run# 1	Run# 2	Limits
1868-53-7	Dibromofluoromethane	97%		83-118%

U = Not detected LOD = Limit of Detection J = Indicates an estimated value
LOQ = Limit of Quantitation DL = Detection Limit B = Indicates analyte found in associated method blank
E = Indicates value exceeds calibration range N = Indicates presumptive evidence of a compound

Report of Analysis

Client Sample ID:	789SW-04_0923		
Lab Sample ID:	FC9357-12	**Date Sampled:**	09/05/23
Matrix:	AQ - Surface Water	**Date Received:**	09/07/23
Method:	SW846 8260D	**Percent Solids:**	n/a
Project:	Griffiss AFB; Rome, NY		

VOA 8260 List

CAS No.	Surrogate Recoveries	Run# 1	Run# 2	Limits
17060-07-0	1,2-Dichloroethane-D4	99%		79-125%
2037-26-5	Toluene-D8	105%		85-112%
460-00-4	4-Bromofluorobenzene	101%		83-118%

U = Not detected LOD = Limit of Detection J = Indicates an estimated value
LOQ = Limit of Quantitation DL = Detection Limit B = Indicates analyte found in associated method blank
E = Indicates value exceeds calibration range N = Indicates presumptive evidence of a compound

Misc. Forms

Custody Documents and Other Forms

Includes the following where applicable:

- Chain of Custody
- QC Evaluation: DOD QSM5.x Limits

FC9357

CHAIN-OF-CUSTODY RECORD

BEAB
Todd Calhoun
445 Union Boulevard, Suite 129 Lakewood, CO 80228
Please add area code, 720.463.3906, , add e-mail

COC # SS067GWQ3

BP Custody Seal # 26990 BP

Project Name: Griffiss Air Force Base, BECOS	Laboratory: SGS North America, Inc., Orlando, FL	Event: 2023 Griffiss Petro Q3
Project Number: GRFIS-BECOS	POC: Please insert point of contact, insert laboratory phone number, insert email	
WBS Code: 4055.009 PAO	Ship to:	

Comments:
SW8260D (A) = VOCs SGS

Equipment: YSI 650MDS & bailers

Code	Matrix
WG	Ground Water
WQ	Water Quality Control Matrix
WS	Surface Water

Code	Container/Preservative
31	3x 40 mL glass volatile vials, HCl to pH < 2; Cool to 0-6 °C; no headspace

INITIAL ASSESSMENT JM

LABEL VERIFICATION SP

Event: 2023 Griffiss Petro Q3

	Sample ID	Matrix	Date	Time	Samp Init.	Analytical Test Method: SW8260D (A)	Location ID	Sample Type	Depth (ft bgs) Top	Depth (ft bgs) Bottom	Cooler	Comments
						31						
1	789MW-83_0923	WG	9/5/23	1645	BP	X	WL-789MW-83	N1	21.00	31.00	1	
2	789MW-46R_0923	WG	9/5/23	1430	"	X	WL-789MW-46R	N1	14.00	29.00	1	
3	789MW-99_0923	WG	9/5/23	1300	↓	X	WL-789MW-99	N1	14.50	24.50	1	
BP	~~789MW-102_0923~~	~~WG~~				X	~~WL-789MW-102~~	~~N1~~	~~5.00~~	~~15.00~~	~~1~~	BP
4	789MW-135_0923	WG	9/5/23	1600	BP	X	WL-789MW-135	N1	23.00	33.00	1	
5	789MW-216_0923-A	WG	9/5/23	1730	"	X	WL-789MW-216	FD1	19.00	29.00	1	
6	789MW-216_0923	WG	9/5/23	1730	"	X	WL-789MW-216	N1	19.00	29.00	1	
7	789MW-222_0923	WG	9/5/23	1530	"	X	WL-789MW-222	N1	18.00	28.00	1	
8	789MW-251_0923	WG	9/5/23	1030	"	X	WL-789MW-251	N1	4.80	29.80	1	
9	789-TB01_0923-C	WQ	9/5/23	0730	"	X	FIELDQC	TB1	0.00	0.00	1	
10	789-AB01_0923-D	WQ	9/5/23	1745	↓	X	FIELDQC	AB1	0.00	0.00	1	

Relinquished by: *(Signature)*	Date	Time	Received by: *(Signature)*	Date	Time
B Holland (Brate/ECW)	9/5/23	~~1550~~ 1400	FEDEX		
			[signature]	9/7/23	1000

Shipping Date / Carrier / Airbill Number
Shipping Date:

Received by Laboratory: *(Signature, Date, Time)* **& condition**

ENV.COC_Field
September 01, 2023

4.0 IR#1

FC9357: Chain of Custody
Page 1 of 2

CHAIN-OF-CUSTODY RECORD

BEAB
Todd Calhoun
445 Union Boulevard, Suite 129 Lakewood, CO 80228
Please add area code, 720.463.3906, , add e-mail

COC # SS067GWQ3 FC9357

Project Name: Griffiss Air Force Base, BECOS	Laboratory: SGS North America, Inc., Orlando, FL	Event: 2023 Griffiss Petro Q3
Project Number: GRFIS-BECOS	POC: Please insert point of contact, insert laboratory phone number, insert email	
WBS Code: SAME	Ship to:	

Comments:
SW8260D (A) = VOCs SGS

Equipment:
SAME

Code	Matrix
WG	Ground Water
WQ	Water Quality Control Matrix
WS	Surface Water

Code	Container/Preservative
31	3x 40 mL glass volatile vials, HCl to pH < 2; Cool to 0-6 °C; no headspace

Event: 2023 Griffiss Petro Q3

	Sample ID	Matrix	Date	Time	Samp Init.	Analytical Test Method: SW8260D (A)	Location ID	Sample Type	Depth (ft bgs) Top	Depth (ft bgs) Bottom	Cooler	Comments
						31						
1	~~12~~ 789MW-83_0923MS	WG	9/5/23	1645	BP	X	WL-789MW-83	MS1	0.00	0.00	1	
1	~~13~~ 789MW-83_0923SD	WG	9/5/23	1645	"	X	WL-789MW-83	SD1	0.00	0.00	1	
11	~~14~~ 789SW-03_0923	WS	9/5/23	0930	"	X	789SW-03	N1	0.00	0.00	1	
12	~~15~~ 789SW-04_0923	WS	9/5/23	0900	↓	X	789SW-04	N1	0.00	0.00	1	

Turnaround Time: NA

Relinquished by: *(Signature)*	Date	Time	Received by: *(Signature)*	Date	Time
B Pollard (Phase ECC)	9/6/23	~~1850~~ 0838	FedEx		
		1400		9/7/23	1000

Shipping Date / Carrier / Airbill Number
Shipping Date:

Received by Laboratory: *(Signature, Date, Time)* **& condition**

ENV.COC_Field
September 01, 2023

Page 2 of 2

FC9357: Chain of Custody
Page 2 of 2

QC Evaluation: DOD QSM5.x Limits

Job Number: FC9357
Account: Bhate Environmental
Project: Griffiss AFB; Rome, NY
Collected: 09/05/23

QC Sample ID	CAS#	Analyte	Sample Type	Result Type	Result	Units	Limits
V2P3838	SW846 8260D						
V2P3838-BS	71-43-2	Benzene	BSP	REC	105	%	79-120
V2P3838-BS	108-86-1	Bromobenzene	BSP	REC	104	%	80-120
V2P3838-BS	74-97-5	Bromochloromethane	BSP	REC	107	%	78-123
V2P3838-BS	75-27-4	Bromodichloromethane	BSP	REC	108	%	79-125
V2P3838-BS	75-25-2	Bromoform	BSP	REC	108	%	66-130
V2P3838-BS	78-93-3	2-Butanone (MEK)	BSP	REC	118	%	56-143
V2P3838-BS	104-51-8	n-Butylbenzene	BSP	REC	114	%	75-128
V2P3838-BS	135-98-8	sec-Butylbenzene	BSP	REC	102	%	77-126
V2P3838-BS	98-06-6	tert-Butylbenzene	BSP	REC	102	%	78-124
V2P3838-BS	75-15-0	Carbon Disulfide	BSP	REC	111	%	64-133
V2P3838-BS	56-23-5	Carbon Tetrachloride	BSP	REC	112	%	72-136
V2P3838-BS	108-90-7	Chlorobenzene	BSP	REC	102	%	82-118
V2P3838-BS	75-00-3	Chloroethane	BSP	REC	112	%	60-138
V2P3838-BS	67-66-3	Chloroform	BSP	REC	108	%	79-124
V2P3838-BS	95-49-8	o-Chlorotoluene	BSP	REC	103	%	79-122
V2P3838-BS	106-43-4	p-Chlorotoluene	BSP	REC	101	%	78-122
V2P3838-BS	124-48-1	Dibromochloromethane	BSP	REC	114	%	74-126
V2P3838-BS	96-12-8	1,2-Dibromo-3-chloropropane	BSP	REC	105	%	62-128
V2P3838-BS	106-93-4	1,2-Dibromoethane	BSP	REC	111	%	77-121
V2P3838-BS	75-71-8	Dichlorodifluoromethane	BSP	REC	109	%	32-152
V2P3838-BS	95-50-1	1,2-Dichlorobenzene	BSP	REC	101	%	80-119
V2P3838-BS	541-73-1	1,3-Dichlorobenzene	BSP	REC	100	%	80-119
V2P3838-BS	106-46-7	1,4-Dichlorobenzene	BSP	REC	96	%	79-118
V2P3838-BS	75-34-3	1,1-Dichloroethane	BSP	REC	102	%	77-125
V2P3838-BS	107-06-2	1,2-Dichloroethane	BSP	REC	103	%	73-128
V2P3838-BS	75-35-4	1,1-Dichloroethylene	BSP	REC	104	%	71-131
V2P3838-BS	156-59-2	cis-1,2-Dichloroethylene	BSP	REC	104	%	78-123
V2P3838-BS	156-60-5	trans-1,2-Dichloroethylene	BSP	REC	105	%	75-124
V2P3838-BS	540-59-0	1,2-Dichloroethene (total)	BSP	REC	104	%	79-121
V2P3838-BS	78-87-5	1,2-Dichloropropane	BSP	REC	112	%	78-122
V2P3838-BS	142-28-9	1,3-Dichloropropane	BSP	REC	114	%	80-119
V2P3838-BS	594-20-7	2,2-Dichloropropane	BSP	REC	111	%	60-139
V2P3838-BS	563-58-6	1,1-Dichloropropene	BSP	REC	109	%	79-125
V2P3838-BS	10061-01-5	cis-1,3-Dichloropropene	BSP	REC	109	%	75-124
V2P3838-BS	10061-02-6	trans-1,3-Dichloropropene	BSP	REC	102	%	73-127
V2P3838-BS	100-41-4	Ethylbenzene	BSP	REC	104	%	79-121
V2P3838-BS	87-68-3	Hexachlorobutadiene	BSP	REC	108	%	66-134
V2P3838-BS	591-78-6	2-Hexanone	BSP	REC	112	%	57-139
V2P3838-BS	98-82-8	Isopropylbenzene	BSP	REC	105	%	72-131
V2P3838-BS	99-87-6	p-Isopropyltoluene	BSP	REC	104	%	77-127
V2P3838-BS	74-83-9	Methyl Bromide	BSP	REC	110	%	53-141
V2P3838-BS	74-87-3	Methyl Chloride	BSP	REC	110	%	50-139

* Sample used for QC is not from job FC9357

QC Evaluation: DOD QSM5.x Limits

Job Number: FC9357
Account: Bhate Environmental
Project: Griffiss AFB; Rome, NY
Collected: 09/05/23

QC Sample ID	CAS#	Analyte	Sample Type	Result Type	Result	Units	Limits
V2P3838-BS	74-95-3	Methylene Bromide	BSP	REC	107	%	79-123
V2P3838-BS	75-09-2	Methylene Chloride	BSP	REC	98	%	74-124
V2P3838-BS	108-10-1	4-Methyl-2-pentanone (MIBK)	BSP	REC	110	%	67-130
V2P3838-BS	1634-04-4	Methyl Tert Butyl Ether	BSP	REC	110	%	71-124
V2P3838-BS	91-20-3	Naphthalene	BSP	REC	102	%	61-128
V2P3838-BS	103-65-1	n-Propylbenzene	BSP	REC	103	%	76-126
V2P3838-BS	100-42-5	Styrene	BSP	REC	106	%	78-123
V2P3838-BS	630-20-6	1,1,1,2-Tetrachloroethane	BSP	REC	104	%	78-124
V2P3838-BS	79-34-5	1,1,2,2-Tetrachloroethane	BSP	REC	102	%	71-121
V2P3838-BS	127-18-4	Tetrachloroethylene	BSP	REC	107	%	74-129
V2P3838-BS	108-88-3	Toluene	BSP	REC	105	%	80-121
V2P3838-BS	87-61-6	1,2,3-Trichlorobenzene	BSP	REC	104	%	69-129
V2P3838-BS	120-82-1	1,2,4-Trichlorobenzene	BSP	REC	107	%	69-130
V2P3838-BS	71-55-6	1,1,1-Trichloroethane	BSP	REC	108	%	74-131
V2P3838-BS	79-00-5	1,1,2-Trichloroethane	BSP	REC	102	%	80-119
V2P3838-BS	79-01-6	Trichloroethylene	BSP	REC	108	%	79-123
V2P3838-BS	75-69-4	Trichlorofluoromethane	BSP	REC	132	%	65-141
V2P3838-BS	96-18-4	1,2,3-Trichloropropane	BSP	REC	108	%	73-122
V2P3838-BS	95-63-6	1,2,4-Trimethylbenzene	BSP	REC	106	%	76-124
V2P3838-BS	108-67-8	1,3,5-Trimethylbenzene	BSP	REC	106	%	75-124
V2P3838-BS	108-05-4	Vinyl Acetate	BSP	REC	98	%	54-146
V2P3838-BS	75-01-4	Vinyl Chloride	BSP	REC	113	%	58-137
V2P3838-BS		m,p-Xylene	BSP	REC	105	%	80-121
V2P3838-BS	95-47-6	o-Xylene	BSP	REC	99	%	78-122
V2P3838-BS	1330-20-7	Xylene (total)	BSP	REC	103	%	79-121
V2P3838-BS	1868-53-7	Dibromofluoromethane	BSP	SURR	102	%	80-119
V2P3838-BS	17060-07-0	1,2-Dichloroethane-D4	BSP	SURR	104	%	81-118
V2P3838-BS	2037-26-5	Toluene-D8	BSP	SURR	100	%	89-112
V2P3838-BS	460-00-4	4-Bromofluorobenzene	BSP	SURR	100	%	85-114
FC9339-10MS*	71-43-2	Benzene	MS	REC	108	%	79-120
FC9339-10MS*	108-86-1	Bromobenzene	MS	REC	104	%	80-120
FC9339-10MS*	74-97-5	Bromochloromethane	MS	REC	108	%	78-123
FC9339-10MS*	75-27-4	Bromodichloromethane	MS	REC	108	%	79-125
FC9339-10MS*	75-25-2	Bromoform	MS	REC	96	%	66-130
FC9339-10MS*	78-93-3	2-Butanone (MEK)	MS	REC	113	%	56-143
FC9339-10MS*	104-51-8	n-Butylbenzene	MS	REC	113	%	75-128
FC9339-10MS*	135-98-8	sec-Butylbenzene	MS	REC	100	%	77-126
FC9339-10MS*	98-06-6	tert-Butylbenzene	MS	REC	101	%	78-124
FC9339-10MS*	75-15-0	Carbon Disulfide	MS	REC	120	%	64-133
FC9339-10MS*	56-23-5	Carbon Tetrachloride	MS	REC	126	%	72-136
FC9339-10MS*	108-90-7	Chlorobenzene	MS	REC	106	%	82-118
FC9339-10MS*	75-00-3	Chloroethane	MS	REC	118	%	60-138
FC9339-10MS*	67-66-3	Chloroform	MS	REC	110	%	79-124
FC9339-10MS*	95-49-8	o-Chlorotoluene	MS	REC	102	%	79-122
FC9339-10MS*	106-43-4	p-Chlorotoluene	MS	REC	102	%	78-122

* Sample used for QC is not from job FC9357

QC Evaluation: DOD QSM5.x Limits

Job Number: FC9357
Account: Bhate Environmental
Project: Griffiss AFB; Rome, NY
Collected: 09/05/23

QC Sample ID	CAS#	Analyte	Sample Type	Result Type	Result	Units	Limits
FC9339-10MS*	124-48-1	Dibromochloromethane	MS	REC	112	%	74-126
FC9339-10MS*	96-12-8	1,2-Dibromo-3-chloropropane	MS	REC	102	%	62-128
FC9339-10MS*	106-93-4	1,2-Dibromoethane	MS	REC	109	%	77-121
FC9339-10MS*	75-71-8	Dichlorodifluoromethane	MS	REC	117	%	32-152
FC9339-10MS*	95-50-1	1,2-Dichlorobenzene	MS	REC	100	%	80-119
FC9339-10MS*	541-73-1	1,3-Dichlorobenzene	MS	REC	101	%	80-119
FC9339-10MS*	106-46-7	1,4-Dichlorobenzene	MS	REC	95	%	79-118
FC9339-10MS*	75-34-3	1,1-Dichloroethane	MS	REC	108	%	77-125
FC9339-10MS*	107-06-2	1,2-Dichloroethane	MS	REC	103	%	73-128
FC9339-10MS*	75-35-4	1,1-Dichloroethylene	MS	REC	114	%	71-131
FC9339-10MS*	156-59-2	cis-1,2-Dichloroethylene	MS	REC	110	%	78-123
FC9339-10MS*	156-60-5	trans-1,2-Dichloroethylene	MS	REC	110	%	75-124
FC9339-10MS*	540-59-0	1,2-Dichloroethene (total)	MS	REC	110	%	79-121
FC9339-10MS*	78-87-5	1,2-Dichloropropane	MS	REC	114	%	78-122
FC9339-10MS*	142-28-9	1,3-Dichloropropane	MS	REC	113	%	80-119
FC9339-10MS*	594-20-7	2,2-Dichloropropane	MS	REC	105	%	60-139
FC9339-10MS*	563-58-6	1,1-Dichloropropene	MS	REC	119	%	79-125
FC9339-10MS*	10061-01-5	cis-1,3-Dichloropropene	MS	REC	106	%	75-124
FC9339-10MS*	10061-02-6	trans-1,3-Dichloropropene	MS	REC	96	%	73-127
FC9339-10MS*	100-41-4	Ethylbenzene	MS	REC	103	%	79-121
FC9339-10MS*	87-68-3	Hexachlorobutadiene	MS	REC	100	%	66-134
FC9339-10MS*	591-78-6	2-Hexanone	MS	REC	114	%	57-139
FC9339-10MS*	98-82-8	Isopropylbenzene	MS	REC	110	%	72-131
FC9339-10MS*	99-87-6	p-Isopropyltoluene	MS	REC	103	%	77-127
FC9339-10MS*	74-83-9	Methyl Bromide	MS	REC	75	%	53-141
FC9339-10MS*	74-87-3	Methyl Chloride	MS	REC	110	%	50-139
FC9339-10MS*	74-95-3	Methylene Bromide	MS	REC	109	%	79-123
FC9339-10MS*	75-09-2	Methylene Chloride	MS	REC	97	%	74-124
FC9339-10MS*	108-10-1	4-Methyl-2-pentanone (MIBK)	MS	REC	110	%	67-130
FC9339-10MS*	1634-04-4	Methyl Tert Butyl Ether	MS	REC	110	%	71-124
FC9339-10MS*	91-20-3	Naphthalene	MS	REC	95	%	61-128
FC9339-10MS*	103-65-1	n-Propylbenzene	MS	REC	104	%	76-126
FC9339-10MS*	100-42-5	Styrene	MS	REC	106	%	78-123
FC9339-10MS*	630-20-6	1,1,1,2-Tetrachloroethane	MS	REC	107	%	78-124
FC9339-10MS*	79-34-5	1,1,2,2-Tetrachloroethane	MS	REC	104	%	71-121
FC9339-10MS*	127-18-4	Tetrachloroethylene	MS	REC	109	%	74-129
FC9339-10MS*	108-88-3	Toluene	MS	REC	108	%	80-121
FC9339-10MS*	87-61-6	1,2,3-Trichlorobenzene	MS	REC	93	%	69-129
FC9339-10MS*	120-82-1	1,2,4-Trichlorobenzene	MS	REC	97	%	69-130
FC9339-10MS*	71-55-6	1,1,1-Trichloroethane	MS	REC	117	%	74-131
FC9339-10MS*	79-00-5	1,1,2-Trichloroethane	MS	REC	104	%	80-119
FC9339-10MS*	79-01-6	Trichloroethylene	MS	REC	113	%	79-123
FC9339-10MS*	75-69-4	Trichlorofluoromethane	MS	REC	0	%	65-141
FC9339-10MS*	96-18-4	1,2,3-Trichloropropane	MS	REC	106	%	73-122
FC9339-10MS*	95-63-6	1,2,4-Trimethylbenzene	MS	REC	106	%	76-124

* Sample used for QC is not from job FC9357

QC Evaluation: DOD QSM5.x Limits

Job Number: FC9357
Account: Bhate Environmental
Project: Griffiss AFB; Rome, NY
Collected: 09/05/23

QC Sample ID	CAS#	Analyte	Sample Type	Result Type	Result	Units	Limits
FC9339-10MS*	108-67-8	1,3,5-Trimethylbenzene	MS	REC	104	%	75-124
FC9339-10MS*	108-05-4	Vinyl Acetate	MS	REC	86	%	54-146
FC9339-10MS*	75-01-4	Vinyl Chloride	MS	REC	124	%	58-137
FC9339-10MS*		m,p-Xylene	MS	REC	108	%	80-121
FC9339-10MS*	95-47-6	o-Xylene	MS	REC	100	%	78-122
FC9339-10MS*	1330-20-7	Xylene (total)	MS	REC	105	%	79-121
FC9339-10MS*	1868-53-7	Dibromofluoromethane	MS	SURR	106	%	80-119
FC9339-10MS*	17060-07-0	1,2-Dichloroethane-D4	MS	SURR	107	%	81-118
FC9339-10MS*	2037-26-5	Toluene-D8	MS	SURR	100	%	89-112
FC9339-10MS*	460-00-4	4-Bromofluorobenzene	MS	SURR	99	%	85-114
FC9339-10MSD*	71-43-2	Benzene	MSD	REC	108	%	79-120
FC9339-10MSD*	71-43-2	Benzene	MSD	RPD	0	%	20
FC9339-10MSD*	108-86-1	Bromobenzene	MSD	REC	107	%	80-120
FC9339-10MSD*	108-86-1	Bromobenzene	MSD	RPD	2	%	20
FC9339-10MSD*	74-97-5	Bromochloromethane	MSD	REC	114	%	78-123
FC9339-10MSD*	74-97-5	Bromochloromethane	MSD	RPD	5	%	20
FC9339-10MSD*	75-27-4	Bromodichloromethane	MSD	REC	108	%	79-125
FC9339-10MSD*	75-27-4	Bromodichloromethane	MSD	RPD	0	%	20
FC9339-10MSD*	75-25-2	Bromoform	MSD	REC	97	%	66-130
FC9339-10MSD*	75-25-2	Bromoform	MSD	RPD	0	%	20
FC9339-10MSD*	78-93-3	2-Butanone (MEK)	MSD	REC	108	%	56-143
FC9339-10MSD*	78-93-3	2-Butanone (MEK)	MSD	RPD	4	%	20
FC9339-10MSD*	104-51-8	n-Butylbenzene	MSD	REC	118	%	75-128
FC9339-10MSD*	104-51-8	n-Butylbenzene	MSD	RPD	4	%	20
FC9339-10MSD*	135-98-8	sec-Butylbenzene	MSD	REC	106	%	77-126
FC9339-10MSD*	135-98-8	sec-Butylbenzene	MSD	RPD	5	%	20
FC9339-10MSD*	98-06-6	tert-Butylbenzene	MSD	REC	107	%	78-124
FC9339-10MSD*	98-06-6	tert-Butylbenzene	MSD	RPD	5	%	20
FC9339-10MSD*	75-15-0	Carbon Disulfide	MSD	REC	122	%	64-133
FC9339-10MSD*	75-15-0	Carbon Disulfide	MSD	RPD	2	%	20
FC9339-10MSD*	56-23-5	Carbon Tetrachloride	MSD	REC	124	%	72-136
FC9339-10MSD*	56-23-5	Carbon Tetrachloride	MSD	RPD	1	%	20
FC9339-10MSD*	108-90-7	Chlorobenzene	MSD	REC	107	%	82-118
FC9339-10MSD*	108-90-7	Chlorobenzene	MSD	RPD	1	%	20
FC9339-10MSD*	75-00-3	Chloroethane	MSD	REC	126	%	60-138
FC9339-10MSD*	75-00-3	Chloroethane	MSD	RPD	7	%	20
FC9339-10MSD*	67-66-3	Chloroform	MSD	REC	112	%	79-124
FC9339-10MSD*	67-66-3	Chloroform	MSD	RPD	2	%	20
FC9339-10MSD*	95-49-8	o-Chlorotoluene	MSD	REC	109	%	79-122
FC9339-10MSD*	95-49-8	o-Chlorotoluene	MSD	RPD	6	%	20
FC9339-10MSD*	106-43-4	p-Chlorotoluene	MSD	REC	107	%	78-122
FC9339-10MSD*	106-43-4	p-Chlorotoluene	MSD	RPD	4	%	20
FC9339-10MSD*	124-48-1	Dibromochloromethane	MSD	REC	110	%	74-126
FC9339-10MSD*	124-48-1	Dibromochloromethane	MSD	RPD	2	%	20
FC9339-10MSD*	96-12-8	1,2-Dibromo-3-chloropropane	MSD	REC	106	%	62-128

* Sample used for QC is not from job FC9357

QC Evaluation: DOD QSM5.x Limits

Job Number: FC9357
Account: Bhate Environmental
Project: Griffiss AFB; Rome, NY
Collected: 09/05/23

QC Sample ID	CAS#	Analyte	Sample Type	Result Type	Result	Units	Limits
FC9339-10MSD*	96-12-8	1,2-Dibromo-3-chloropropane	MSD	RPD	3	%	20
FC9339-10MSD*	106-93-4	1,2-Dibromoethane	MSD	REC	111	%	77-121
FC9339-10MSD*	106-93-4	1,2-Dibromoethane	MSD	RPD	2	%	20
FC9339-10MSD*	75-71-8	Dichlorodifluoromethane	MSD	REC	118	%	32-152
FC9339-10MSD*	75-71-8	Dichlorodifluoromethane	MSD	RPD	1	%	20
FC9339-10MSD*	95-50-1	1,2-Dichlorobenzene	MSD	REC	105	%	80-119
FC9339-10MSD*	95-50-1	1,2-Dichlorobenzene	MSD	RPD	5	%	20
FC9339-10MSD*	541-73-1	1,3-Dichlorobenzene	MSD	REC	104	%	80-119
FC9339-10MSD*	541-73-1	1,3-Dichlorobenzene	MSD	RPD	4	%	20
FC9339-10MSD*	106-46-7	1,4-Dichlorobenzene	MSD	REC	98	%	79-118
FC9339-10MSD*	106-46-7	1,4-Dichlorobenzene	MSD	RPD	3	%	20
FC9339-10MSD*	75-34-3	1,1-Dichloroethane	MSD	REC	107	%	77-125
FC9339-10MSD*	75-34-3	1,1-Dichloroethane	MSD	RPD	1	%	20
FC9339-10MSD*	107-06-2	1,2-Dichloroethane	MSD	REC	108	%	73-128
FC9339-10MSD*	107-06-2	1,2-Dichloroethane	MSD	RPD	5	%	20
FC9339-10MSD*	75-35-4	1,1-Dichloroethylene	MSD	REC	116	%	71-131
FC9339-10MSD*	75-35-4	1,1-Dichloroethylene	MSD	RPD	2	%	20
FC9339-10MSD*	156-59-2	cis-1,2-Dichloroethylene	MSD	REC	110	%	78-123
FC9339-10MSD*	156-59-2	cis-1,2-Dichloroethylene	MSD	RPD	1	%	20
FC9339-10MSD*	156-60-5	trans-1,2-Dichloroethylene	MSD	REC	111	%	75-124
FC9339-10MSD*	156-60-5	trans-1,2-Dichloroethylene	MSD	RPD	1	%	20
FC9339-10MSD*	540-59-0	1,2-Dichloroethene (total)	MSD	REC	110	%	79-121
FC9339-10MSD*	540-59-0	1,2-Dichloroethene (total)	MSD	RPD	0	%	20
FC9339-10MSD*	78-87-5	1,2-Dichloropropane	MSD	REC	117	%	78-122
FC9339-10MSD*	78-87-5	1,2-Dichloropropane	MSD	RPD	2	%	20
FC9339-10MSD*	142-28-9	1,3-Dichloropropane	MSD	REC	114	%	80-119
FC9339-10MSD*	142-28-9	1,3-Dichloropropane	MSD	RPD	1	%	20
FC9339-10MSD*	594-20-7	2,2-Dichloropropane	MSD	REC	104	%	60-139
FC9339-10MSD*	594-20-7	2,2-Dichloropropane	MSD	RPD	0	%	20
FC9339-10MSD*	563-58-6	1,1-Dichloropropene	MSD	REC	120	%	79-125
FC9339-10MSD*	563-58-6	1,1-Dichloropropene	MSD	RPD	1	%	20
FC9339-10MSD*	10061-01-5	cis-1,3-Dichloropropene	MSD	REC	107	%	75-124
FC9339-10MSD*	10061-01-5	cis-1,3-Dichloropropene	MSD	RPD	0	%	20
FC9339-10MSD*	10061-02-6	trans-1,3-Dichloropropene	MSD	REC	96	%	73-127
FC9339-10MSD*	10061-02-6	trans-1,3-Dichloropropene	MSD	RPD	0	%	20
FC9339-10MSD*	100-41-4	Ethylbenzene	MSD	REC	106	%	79-121
FC9339-10MSD*	100-41-4	Ethylbenzene	MSD	RPD	2	%	20
FC9339-10MSD*	87-68-3	Hexachlorobutadiene	MSD	REC	112	%	66-134
FC9339-10MSD*	87-68-3	Hexachlorobutadiene	MSD	RPD	11	%	20
FC9339-10MSD*	591-78-6	2-Hexanone	MSD	REC	110	%	57-139
FC9339-10MSD*	591-78-6	2-Hexanone	MSD	RPD	4	%	20
FC9339-10MSD*	98-82-8	Isopropylbenzene	MSD	REC	110	%	72-131
FC9339-10MSD*	98-82-8	Isopropylbenzene	MSD	RPD	0	%	20
FC9339-10MSD*	99-87-6	p-Isopropyltoluene	MSD	REC	106	%	77-127
FC9339-10MSD*	99-87-6	p-Isopropyltoluene	MSD	RPD	3	%	20

* Sample used for QC is not from job FC9357

QC Evaluation: DOD QSM5.x Limits

Job Number: FC9357
Account: Bhate Environmental
Project: Griffiss AFB; Rome, NY
Collected: 09/05/23

QC Sample ID	CAS#	Analyte	Sample Type	Result Type	Result	Units	Limits
FC9339-10MSD*	74-83-9	Methyl Bromide	MSD	REC	95	%	53-141
FC9339-10MSD*	74-83-9	Methyl Bromide	MSD	RPD	24	%	20
FC9339-10MSD*	74-87-3	Methyl Chloride	MSD	REC	109	%	50-139
FC9339-10MSD*	74-87-3	Methyl Chloride	MSD	RPD	1	%	20
FC9339-10MSD*	74-95-3	Methylene Bromide	MSD	REC	109	%	79-123
FC9339-10MSD*	74-95-3	Methylene Bromide	MSD	RPD	0	%	20
FC9339-10MSD*	75-09-2	Methylene Chloride	MSD	REC	99	%	74-124
FC9339-10MSD*	75-09-2	Methylene Chloride	MSD	RPD	2	%	20
FC9339-10MSD*	108-10-1	4-Methyl-2-pentanone (MIBK)	MSD	REC	106	%	67-130
FC9339-10MSD*	108-10-1	4-Methyl-2-pentanone (MIBK)	MSD	RPD	3	%	20
FC9339-10MSD*	1634-04-4	Methyl Tert Butyl Ether	MSD	REC	110	%	71-124
FC9339-10MSD*	1634-04-4	Methyl Tert Butyl Ether	MSD	RPD	0	%	20
FC9339-10MSD*	91-20-3	Naphthalene	MSD	REC	99	%	61-128
FC9339-10MSD*	91-20-3	Naphthalene	MSD	RPD	4	%	20
FC9339-10MSD*	103-65-1	n-Propylbenzene	MSD	REC	109	%	76-126
FC9339-10MSD*	103-65-1	n-Propylbenzene	MSD	RPD	5	%	20
FC9339-10MSD*	100-42-5	Styrene	MSD	REC	106	%	78-123
FC9339-10MSD*	100-42-5	Styrene	MSD	RPD	1	%	20
FC9339-10MSD*	630-20-6	1,1,1,2-Tetrachloroethane	MSD	REC	106	%	78-124
FC9339-10MSD*	630-20-6	1,1,1,2-Tetrachloroethane	MSD	RPD	1	%	20
FC9339-10MSD*	79-34-5	1,1,2,2-Tetrachloroethane	MSD	REC	106	%	71-121
FC9339-10MSD*	79-34-5	1,1,2,2-Tetrachloroethane	MSD	RPD	2	%	20
FC9339-10MSD*	127-18-4	Tetrachloroethylene	MSD	REC	109	%	74-129
FC9339-10MSD*	127-18-4	Tetrachloroethylene	MSD	RPD	0	%	20
FC9339-10MSD*	108-88-3	Toluene	MSD	REC	109	%	80-121
FC9339-10MSD*	108-88-3	Toluene	MSD	RPD	0	%	20
FC9339-10MSD*	87-61-6	1,2,3-Trichlorobenzene	MSD	REC	101	%	69-129
FC9339-10MSD*	87-61-6	1,2,3-Trichlorobenzene	MSD	RPD	8	%	20
FC9339-10MSD*	120-82-1	1,2,4-Trichlorobenzene	MSD	REC	102	%	69-130
FC9339-10MSD*	120-82-1	1,2,4-Trichlorobenzene	MSD	RPD	5	%	20
FC9339-10MSD*	71-55-6	1,1,1-Trichloroethane	MSD	REC	116	%	74-131
FC9339-10MSD*	71-55-6	1,1,1-Trichloroethane	MSD	RPD	1	%	20
FC9339-10MSD*	79-00-5	1,1,2-Trichloroethane	MSD	REC	102	%	80-119
FC9339-10MSD*	79-00-5	1,1,2-Trichloroethane	MSD	RPD	2	%	20
FC9339-10MSD*	79-01-6	Trichloroethylene	MSD	REC	113	%	79-123
FC9339-10MSD*	79-01-6	Trichloroethylene	MSD	RPD	0	%	20
FC9339-10MSD*	75-69-4	Trichlorofluoromethane	MSD	REC	199	%	65-141
FC9339-10MSD*	75-69-4	Trichlorofluoromethane	MSD	RPD	200	%	20
FC9339-10MSD*	96-18-4	1,2,3-Trichloropropane	MSD	REC	109	%	73-122
FC9339-10MSD*	96-18-4	1,2,3-Trichloropropane	MSD	RPD	3	%	20
FC9339-10MSD*	95-63-6	1,2,4-Trimethylbenzene	MSD	REC	110	%	76-124
FC9339-10MSD*	95-63-6	1,2,4-Trimethylbenzene	MSD	RPD	4	%	20
FC9339-10MSD*	108-67-8	1,3,5-Trimethylbenzene	MSD	REC	111	%	75-124
FC9339-10MSD*	108-67-8	1,3,5-Trimethylbenzene	MSD	RPD	6	%	20
FC9339-10MSD*	108-05-4	Vinyl Acetate	MSD	REC	82	%	54-146

* Sample used for QC is not from job FC9357

QC Evaluation: DOD QSM5.x Limits

Job Number: FC9357
Account: Bhate Environmental
Project: Griffiss AFB; Rome, NY
Collected: 09/05/23

QC Sample ID	CAS#	Analyte	Sample Type	Result Type	Result	Units	Limits
FC9339-10MSD*	108-05-4	Vinyl Acetate	MSD	RPD	5	%	20
FC9339-10MSD*	75-01-4	Vinyl Chloride	MSD	REC	122	%	58-137
FC9339-10MSD*	75-01-4	Vinyl Chloride	MSD	RPD	2	%	20
FC9339-10MSD*		m,p-Xylene	MSD	REC	106	%	80-121
FC9339-10MSD*		m,p-Xylene	MSD	RPD	1	%	20
FC9339-10MSD*	95-47-6	o-Xylene	MSD	REC	107	%	78-122
FC9339-10MSD*	95-47-6	o-Xylene	MSD	RPD	6	%	20
FC9339-10MSD*	1330-20-7	Xylene (total)	MSD	REC	107	%	79-121
FC9339-10MSD*	1330-20-7	Xylene (total)	MSD	RPD	1	%	20
FC9339-10MSD*	1868-53-7	Dibromofluoromethane	MSD	SURR	103	%	80-119
FC9339-10MSD*	17060-07-0	1,2-Dichloroethane-D4	MSD	SURR	105	%	81-118
FC9339-10MSD*	2037-26-5	Toluene-D8	MSD	SURR	97	%	89-112
FC9339-10MSD*	460-00-4	4-Bromofluorobenzene	MSD	SURR	101	%	85-114
V2P3838-MB	1868-53-7	Dibromofluoromethane	MB	SURR	97	%	80-119
V2P3838-MB	17060-07-0	1,2-Dichloroethane-D4	MB	SURR	99	%	81-118
V2P3838-MB	2037-26-5	Toluene-D8	MB	SURR	98	%	89-112
V2P3838-MB	460-00-4	4-Bromofluorobenzene	MB	SURR	95	%	85-114
FC9357-2	1868-53-7	Dibromofluoromethane	SAMP	SURR	102	%	80-119
FC9357-2	17060-07-0	1,2-Dichloroethane-D4	SAMP	SURR	95	%	81-118
FC9357-2	2037-26-5	Toluene-D8	SAMP	SURR	99	%	89-112
FC9357-2	460-00-4	4-Bromofluorobenzene	SAMP	SURR	96	%	85-114
FC9357-3	1868-53-7	Dibromofluoromethane	SAMP	SURR	102	%	80-119
FC9357-3	17060-07-0	1,2-Dichloroethane-D4	SAMP	SURR	100	%	81-118
FC9357-3	2037-26-5	Toluene-D8	SAMP	SURR	97	%	89-112
FC9357-3	460-00-4	4-Bromofluorobenzene	SAMP	SURR	92	%	85-114
FC9357-4	1868-53-7	Dibromofluoromethane	SAMP	SURR	100	%	80-119
FC9357-4	17060-07-0	1,2-Dichloroethane-D4	SAMP	SURR	96	%	81-118
FC9357-4	2037-26-5	Toluene-D8	SAMP	SURR	98	%	89-112
FC9357-4	460-00-4	4-Bromofluorobenzene	SAMP	SURR	96	%	85-114
FC9357-5	1868-53-7	Dibromofluoromethane	SAMP	SURR	100	%	80-119
FC9357-5	17060-07-0	1,2-Dichloroethane-D4	SAMP	SURR	98	%	81-118
FC9357-5	2037-26-5	Toluene-D8	SAMP	SURR	97	%	89-112
FC9357-5	460-00-4	4-Bromofluorobenzene	SAMP	SURR	95	%	85-114
FC9357-6	1868-53-7	Dibromofluoromethane	SAMP	SURR	100	%	80-119
FC9357-6	17060-07-0	1,2-Dichloroethane-D4	SAMP	SURR	101	%	81-118
FC9357-6	2037-26-5	Toluene-D8	SAMP	SURR	97	%	89-112
FC9357-6	460-00-4	4-Bromofluorobenzene	SAMP	SURR	96	%	85-114
FC9357-7	1868-53-7	Dibromofluoromethane	SAMP	SURR	102	%	80-119
FC9357-7	17060-07-0	1,2-Dichloroethane-D4	SAMP	SURR	100	%	81-118
FC9357-7	2037-26-5	Toluene-D8	SAMP	SURR	97	%	89-112
FC9357-7	460-00-4	4-Bromofluorobenzene	SAMP	SURR	97	%	85-114
V5E1881	SW846 8260D						
V5E1881-BS	67-64-1	Acetone	BSP	REC	101	%	39-160

* Sample used for QC is not from job FC9357

QC Evaluation: DOD QSM5.x Limits

Job Number: FC9357
Account: Bhate Environmental
Project: Griffiss AFB; Rome, NY
Collected: 09/05/23

QC Sample ID	CAS#	Analyte	Sample Type	Result Type	Result	Units	Limits
V5E1881-BS	71-43-2	Benzene	BSP	REC	92	%	79-120
V5E1881-BS	108-86-1	Bromobenzene	BSP	REC	107	%	80-120
V5E1881-BS	74-97-5	Bromochloromethane	BSP	REC	92	%	78-123
V5E1881-BS	75-27-4	Bromodichloromethane	BSP	REC	87	%	79-125
V5E1881-BS	75-25-2	Bromoform	BSP	REC	94	%	66-130
V5E1881-BS	78-93-3	2-Butanone (MEK)	BSP	REC	89	%	56-143
V5E1881-BS	104-51-8	n-Butylbenzene	BSP	REC	108	%	75-128
V5E1881-BS	135-98-8	sec-Butylbenzene	BSP	REC	100	%	77-126
V5E1881-BS	98-06-6	tert-Butylbenzene	BSP	REC	102	%	78-124
V5E1881-BS	75-15-0	Carbon Disulfide	BSP	REC	90	%	64-133
V5E1881-BS	56-23-5	Carbon Tetrachloride	BSP	REC	89	%	72-136
V5E1881-BS	108-90-7	Chlorobenzene	BSP	REC	98	%	82-118
V5E1881-BS	75-00-3	Chloroethane	BSP	REC	84	%	60-138
V5E1881-BS	67-66-3	Chloroform	BSP	REC	90	%	79-124
V5E1881-BS	95-49-8	o-Chlorotoluene	BSP	REC	104	%	79-122
V5E1881-BS	106-43-4	p-Chlorotoluene	BSP	REC	102	%	78-122
V5E1881-BS	124-48-1	Dibromochloromethane	BSP	REC	103	%	74-126
V5E1881-BS	96-12-8	1,2-Dibromo-3-chloropropane	BSP	REC	92	%	62-128
V5E1881-BS	106-93-4	1,2-Dibromoethane	BSP	REC	102	%	77-121
V5E1881-BS	75-71-8	Dichlorodifluoromethane	BSP	REC	76	%	32-152
V5E1881-BS	95-50-1	1,2-Dichlorobenzene	BSP	REC	103	%	80-119
V5E1881-BS	541-73-1	1,3-Dichlorobenzene	BSP	REC	103	%	80-119
V5E1881-BS	106-46-7	1,4-Dichlorobenzene	BSP	REC	97	%	79-118
V5E1881-BS	75-34-3	1,1-Dichloroethane	BSP	REC	88	%	77-125
V5E1881-BS	107-06-2	1,2-Dichloroethane	BSP	REC	88	%	73-128
V5E1881-BS	75-35-4	1,1-Dichloroethylene	BSP	REC	89	%	71-131
V5E1881-BS	156-59-2	cis-1,2-Dichloroethylene	BSP	REC	88	%	78-123
V5E1881-BS	156-60-5	trans-1,2-Dichloroethylene	BSP	REC	92	%	75-124
V5E1881-BS	540-59-0	1,2-Dichloroethene (total)	BSP	REC	90	%	79-121
V5E1881-BS	78-87-5	1,2-Dichloropropane	BSP	REC	98	%	78-122
V5E1881-BS	142-28-9	1,3-Dichloropropane	BSP	REC	105	%	80-119
V5E1881-BS	594-20-7	2,2-Dichloropropane	BSP	REC	95	%	60-139
V5E1881-BS	563-58-6	1,1-Dichloropropene	BSP	REC	95	%	79-125
V5E1881-BS	10061-01-5	cis-1,3-Dichloropropene	BSP	REC	93	%	75-124
V5E1881-BS	10061-02-6	trans-1,3-Dichloropropene	BSP	REC	91	%	73-127
V5E1881-BS	100-41-4	Ethylbenzene	BSP	REC	96	%	79-121
V5E1881-BS	87-68-3	Hexachlorobutadiene	BSP	REC	108	%	66-134
V5E1881-BS	591-78-6	2-Hexanone	BSP	REC	94	%	57-139
V5E1881-BS	98-82-8	Isopropylbenzene	BSP	REC	102	%	72-131
V5E1881-BS	99-87-6	p-Isopropyltoluene	BSP	REC	105	%	77-127
V5E1881-BS	74-83-9	Methyl Bromide	BSP	REC	92	%	53-141
V5E1881-BS	74-87-3	Methyl Chloride	BSP	REC	86	%	50-139
V5E1881-BS	74-95-3	Methylene Bromide	BSP	REC	91	%	79-123
V5E1881-BS	75-09-2	Methylene Chloride	BSP	REC	91	%	74-124
V5E1881-BS	108-10-1	4-Methyl-2-pentanone (MIBK)	BSP	REC	90	%	67-130

* Sample used for QC is not from job FC9357

QC Evaluation: DOD QSM5.x Limits

Job Number: FC9357
Account: Bhate Environmental
Project: Griffiss AFB; Rome, NY
Collected: 09/05/23

QC Sample ID	CAS#	Analyte	Sample Type	Result Type	Result	Units	Limits
V5E1881-BS	1634-04-4	Methyl Tert Butyl Ether	BSP	REC	93	%	71-124
V5E1881-BS	91-20-3	Naphthalene	BSP	REC	97	%	61-128
V5E1881-BS	103-65-1	n-Propylbenzene	BSP	REC	102	%	76-126
V5E1881-BS	100-42-5	Styrene	BSP	REC	100	%	78-123
V5E1881-BS	630-20-6	1,1,1,2-Tetrachloroethane	BSP	REC	100	%	78-124
V5E1881-BS	79-34-5	1,1,2,2-Tetrachloroethane	BSP	REC	97	%	71-121
V5E1881-BS	127-18-4	Tetrachloroethylene	BSP	REC	101	%	74-129
V5E1881-BS	108-88-3	Toluene	BSP	REC	101	%	80-121
V5E1881-BS	87-61-6	1,2,3-Trichlorobenzene	BSP	REC	101	%	69-129
V5E1881-BS	120-82-1	1,2,4-Trichlorobenzene	BSP	REC	106	%	69-130
V5E1881-BS	71-55-6	1,1,1-Trichloroethane	BSP	REC	91	%	74-131
V5E1881-BS	79-00-5	1,1,2-Trichloroethane	BSP	REC	101	%	80-119
V5E1881-BS	79-01-6	Trichloroethylene	BSP	REC	88	%	79-123
V5E1881-BS	75-69-4	Trichlorofluoromethane	BSP	REC	88	%	65-141
V5E1881-BS	96-18-4	1,2,3-Trichloropropane	BSP	REC	107	%	73-122
V5E1881-BS	95-63-6	1,2,4-Trimethylbenzene	BSP	REC	103	%	76-124
V5E1881-BS	108-67-8	1,3,5-Trimethylbenzene	BSP	REC	106	%	75-124
V5E1881-BS	108-05-4	Vinyl Acetate	BSP	REC	87	%	54-146
V5E1881-BS	75-01-4	Vinyl Chloride	BSP	REC	88	%	58-137
V5E1881-BS		m,p-Xylene	BSP	REC	101	%	80-121
V5E1881-BS	95-47-6	o-Xylene	BSP	REC	98	%	78-122
V5E1881-BS	1330-20-7	Xylene (total)	BSP	REC	100	%	79-121
V5E1881-BS	1868-53-7	Dibromofluoromethane	BSP	SURR	96	%	80-119
V5E1881-BS	17060-07-0	1,2-Dichloroethane-D4	BSP	SURR	100	%	81-118
V5E1881-BS	2037-26-5	Toluene-D8	BSP	SURR	106	%	89-112
V5E1881-BS	460-00-4	4-Bromofluorobenzene	BSP	SURR	101	%	85-114
FC9357-1MS	67-64-1	Acetone	MS	REC	104	%	39-160
FC9357-1MS	71-43-2	Benzene	MS	REC	100	%	79-120
FC9357-1MS	108-86-1	Bromobenzene	MS	REC	114	%	80-120
FC9357-1MS	74-97-5	Bromochloromethane	MS	REC	94	%	78-123
FC9357-1MS	75-27-4	Bromodichloromethane	MS	REC	91	%	79-125
FC9357-1MS	75-25-2	Bromoform	MS	REC	89	%	66-130
FC9357-1MS	78-93-3	2-Butanone (MEK)	MS	REC	101	%	56-143
FC9357-1MS	104-51-8	n-Butylbenzene	MS	REC	118	%	75-128
FC9357-1MS	135-98-8	sec-Butylbenzene	MS	REC	112	%	77-126
FC9357-1MS	98-06-6	tert-Butylbenzene	MS	REC	111	%	78-124
FC9357-1MS	75-15-0	Carbon Disulfide	MS	REC	102	%	64-133
FC9357-1MS	56-23-5	Carbon Tetrachloride	MS	REC	100	%	72-136
FC9357-1MS	108-90-7	Chlorobenzene	MS	REC	104	%	82-118
FC9357-1MS	75-00-3	Chloroethane	MS	REC	99	%	60-138
FC9357-1MS	67-66-3	Chloroform	MS	REC	98	%	79-124
FC9357-1MS	95-49-8	o-Chlorotoluene	MS	REC	111	%	79-122
FC9357-1MS	106-43-4	p-Chlorotoluene	MS	REC	107	%	78-122
FC9357-1MS	124-48-1	Dibromochloromethane	MS	REC	102	%	74-126
FC9357-1MS	96-12-8	1,2-Dibromo-3-chloropropane	MS	REC	102	%	62-128

* Sample used for QC is not from job FC9357

QC Evaluation: DOD QSM5.x Limits

Job Number: FC9357
Account: Bhate Environmental
Project: Griffiss AFB; Rome, NY
Collected: 09/05/23

QC Sample ID	CAS#	Analyte	Sample Type	Result Type	Result	Units	Limits
FC9357-1MS	106-93-4	1,2-Dibromoethane	MS	REC	103	%	77-121
FC9357-1MS	75-71-8	Dichlorodifluoromethane	MS	REC	88	%	32-152
FC9357-1MS	95-50-1	1,2-Dichlorobenzene	MS	REC	107	%	80-119
FC9357-1MS	541-73-1	1,3-Dichlorobenzene	MS	REC	107	%	80-119
FC9357-1MS	106-46-7	1,4-Dichlorobenzene	MS	REC	102	%	79-118
FC9357-1MS	75-34-3	1,1-Dichloroethane	MS	REC	98	%	77-125
FC9357-1MS	107-06-2	1,2-Dichloroethane	MS	REC	92	%	73-128
FC9357-1MS	75-35-4	1,1-Dichloroethylene	MS	REC	101	%	71-131
FC9357-1MS	156-59-2	cis-1,2-Dichloroethylene	MS	REC	98	%	78-123
FC9357-1MS	156-60-5	trans-1,2-Dichloroethylene	MS	REC	104	%	75-124
FC9357-1MS	540-59-0	1,2-Dichloroethene (total)	MS	REC	101	%	79-121
FC9357-1MS	78-87-5	1,2-Dichloropropane	MS	REC	105	%	78-122
FC9357-1MS	142-28-9	1,3-Dichloropropane	MS	REC	106	%	80-119
FC9357-1MS	594-20-7	2,2-Dichloropropane	MS	REC	95	%	60-139
FC9357-1MS	563-58-6	1,1-Dichloropropene	MS	REC	107	%	79-125
FC9357-1MS	10061-01-5	cis-1,3-Dichloropropene	MS	REC	91	%	75-124
FC9357-1MS	10061-02-6	trans-1,3-Dichloropropene	MS	REC	91	%	73-127
FC9357-1MS	100-41-4	Ethylbenzene	MS	REC	105	%	79-121
FC9357-1MS	87-68-3	Hexachlorobutadiene	MS	REC	108	%	66-134
FC9357-1MS	591-78-6	2-Hexanone	MS	REC	103	%	57-139
FC9357-1MS	98-82-8	Isopropylbenzene	MS	REC	109	%	72-131
FC9357-1MS	99-87-6	p-Isopropyltoluene	MS	REC	114	%	77-127
FC9357-1MS	74-83-9	Methyl Bromide	MS	REC	75	%	53-141
FC9357-1MS	74-87-3	Methyl Chloride	MS	REC	100	%	50-139
FC9357-1MS	74-95-3	Methylene Bromide	MS	REC	94	%	79-123
FC9357-1MS	75-09-2	Methylene Chloride	MS	REC	98	%	74-124
FC9357-1MS	108-10-1	4-Methyl-2-pentanone (MIBK)	MS	REC	104	%	67-130
FC9357-1MS	1634-04-4	Methyl Tert Butyl Ether	MS	REC	95	%	71-124
FC9357-1MS	91-20-3	Naphthalene	MS	REC	101	%	61-128
FC9357-1MS	103-65-1	n-Propylbenzene	MS	REC	113	%	76-126
FC9357-1MS	100-42-5	Styrene	MS	REC	98	%	78-123
FC9357-1MS	630-20-6	1,1,1,2-Tetrachloroethane	MS	REC	102	%	78-124
FC9357-1MS	79-34-5	1,1,2,2-Tetrachloroethane	MS	REC	102	%	71-121
FC9357-1MS	127-18-4	Tetrachloroethylene	MS	REC	110	%	74-129
FC9357-1MS	108-88-3	Toluene	MS	REC	107	%	80-121
FC9357-1MS	87-61-6	1,2,3-Trichlorobenzene	MS	REC	101	%	69-129
FC9357-1MS	120-82-1	1,2,4-Trichlorobenzene	MS	REC	106	%	69-130
FC9357-1MS	71-55-6	1,1,1-Trichloroethane	MS	REC	100	%	74-131
FC9357-1MS	79-00-5	1,1,2-Trichloroethane	MS	REC	102	%	80-119
FC9357-1MS	79-01-6	Trichloroethylene	MS	REC	98	%	79-123
FC9357-1MS	75-69-4	Trichlorofluoromethane	MS	REC	106	%	65-141
FC9357-1MS	96-18-4	1,2,3-Trichloropropane	MS	REC	109	%	73-122
FC9357-1MS	95-63-6	1,2,4-Trimethylbenzene	MS	REC	111	%	76-124
FC9357-1MS	108-67-8	1,3,5-Trimethylbenzene	MS	REC	114	%	75-124
FC9357-1MS	108-05-4	Vinyl Acetate	MS	REC	84	%	54-146

* Sample used for QC is not from job FC9357

QC Evaluation: DOD QSM5.x Limits

Job Number: FC9357
Account: Bhate Environmental
Project: Griffiss AFB; Rome, NY
Collected: 09/05/23

QC Sample ID	CAS#	Analyte	Sample Type	Result Type	Result	Units	Limits
FC9357-1MS	75-01-4	Vinyl Chloride	MS	REC	111	%	58-137
FC9357-1MS		m,p-Xylene	MS	REC	108	%	80-121
FC9357-1MS	95-47-6	o-Xylene	MS	REC	104	%	78-122
FC9357-1MS	1330-20-7	Xylene (total)	MS	REC	107	%	79-121
FC9357-1MS	1868-53-7	Dibromofluoromethane	MS	SURR	96	%	80-119
FC9357-1MS	17060-07-0	1,2-Dichloroethane-D4	MS	SURR	100	%	81-118
FC9357-1MS	2037-26-5	Toluene-D8	MS	SURR	105	%	89-112
FC9357-1MS	460-00-4	4-Bromofluorobenzene	MS	SURR	102	%	85-114
FC9357-1MSD	67-64-1	Acetone	MSD	REC	103	%	39-160
FC9357-1MSD	67-64-1	Acetone	MSD	RPD	1	%	20
FC9357-1MSD	71-43-2	Benzene	MSD	REC	98	%	79-120
FC9357-1MSD	71-43-2	Benzene	MSD	RPD	2	%	20
FC9357-1MSD	108-86-1	Bromobenzene	MSD	REC	109	%	80-120
FC9357-1MSD	108-86-1	Bromobenzene	MSD	RPD	4	%	20
FC9357-1MSD	74-97-5	Bromochloromethane	MSD	REC	92	%	78-123
FC9357-1MSD	74-97-5	Bromochloromethane	MSD	RPD	1	%	20
FC9357-1MSD	75-27-4	Bromodichloromethane	MSD	REC	91	%	79-125
FC9357-1MSD	75-27-4	Bromodichloromethane	MSD	RPD	0	%	20
FC9357-1MSD	75-25-2	Bromoform	MSD	REC	88	%	66-130
FC9357-1MSD	75-25-2	Bromoform	MSD	RPD	1	%	20
FC9357-1MSD	78-93-3	2-Butanone (MEK)	MSD	REC	102	%	56-143
FC9357-1MSD	78-93-3	2-Butanone (MEK)	MSD	RPD	2	%	20
FC9357-1MSD	104-51-8	n-Butylbenzene	MSD	REC	113	%	75-128
FC9357-1MSD	104-51-8	n-Butylbenzene	MSD	RPD	5	%	20
FC9357-1MSD	135-98-8	sec-Butylbenzene	MSD	REC	106	%	77-126
FC9357-1MSD	135-98-8	sec-Butylbenzene	MSD	RPD	5	%	20
FC9357-1MSD	98-06-6	tert-Butylbenzene	MSD	REC	106	%	78-124
FC9357-1MSD	98-06-6	tert-Butylbenzene	MSD	RPD	5	%	20
FC9357-1MSD	75-15-0	Carbon Disulfide	MSD	REC	97	%	64-133
FC9357-1MSD	75-15-0	Carbon Disulfide	MSD	RPD	5	%	20
FC9357-1MSD	56-23-5	Carbon Tetrachloride	MSD	REC	94	%	72-136
FC9357-1MSD	56-23-5	Carbon Tetrachloride	MSD	RPD	5	%	20
FC9357-1MSD	108-90-7	Chlorobenzene	MSD	REC	99	%	82-118
FC9357-1MSD	108-90-7	Chlorobenzene	MSD	RPD	5	%	20
FC9357-1MSD	75-00-3	Chloroethane	MSD	REC	98	%	60-138
FC9357-1MSD	75-00-3	Chloroethane	MSD	RPD	2	%	20
FC9357-1MSD	67-66-3	Chloroform	MSD	REC	96	%	79-124
FC9357-1MSD	67-66-3	Chloroform	MSD	RPD	2	%	20
FC9357-1MSD	95-49-8	o-Chlorotoluene	MSD	REC	106	%	79-122
FC9357-1MSD	95-49-8	o-Chlorotoluene	MSD	RPD	5	%	20
FC9357-1MSD	106-43-4	p-Chlorotoluene	MSD	REC	103	%	78-122
FC9357-1MSD	106-43-4	p-Chlorotoluene	MSD	RPD	4	%	20
FC9357-1MSD	124-48-1	Dibromochloromethane	MSD	REC	102	%	74-126
FC9357-1MSD	124-48-1	Dibromochloromethane	MSD	RPD	1	%	20
FC9357-1MSD	96-12-8	1,2-Dibromo-3-chloropropane	MSD	REC	106	%	62-128

* Sample used for QC is not from job FC9357

QC Evaluation: DOD QSM5.x Limits

Job Number: FC9357
Account: Bhate Environmental
Project: Griffiss AFB; Rome, NY
Collected: 09/05/23

QC Sample ID	CAS#	Analyte	Sample Type	Result Type	Result	Units	Limits
FC9357-1MSD	96-12-8	1,2-Dibromo-3-chloropropane	MSD	RPD	4	%	20
FC9357-1MSD	106-93-4	1,2-Dibromoethane	MSD	REC	104	%	77-121
FC9357-1MSD	106-93-4	1,2-Dibromoethane	MSD	RPD	1	%	20
FC9357-1MSD	75-71-8	Dichlorodifluoromethane	MSD	REC	86	%	32-152
FC9357-1MSD	75-71-8	Dichlorodifluoromethane	MSD	RPD	3	%	20
FC9357-1MSD	95-50-1	1,2-Dichlorobenzene	MSD	REC	103	%	80-119
FC9357-1MSD	95-50-1	1,2-Dichlorobenzene	MSD	RPD	3	%	20
FC9357-1MSD	541-73-1	1,3-Dichlorobenzene	MSD	REC	103	%	80-119
FC9357-1MSD	541-73-1	1,3-Dichlorobenzene	MSD	RPD	4	%	20
FC9357-1MSD	106-46-7	1,4-Dichlorobenzene	MSD	REC	99	%	79-118
FC9357-1MSD	106-46-7	1,4-Dichlorobenzene	MSD	RPD	3	%	20
FC9357-1MSD	75-34-3	1,1-Dichloroethane	MSD	REC	96	%	77-125
FC9357-1MSD	75-34-3	1,1-Dichloroethane	MSD	RPD	2	%	20
FC9357-1MSD	107-06-2	1,2-Dichloroethane	MSD	REC	91	%	73-128
FC9357-1MSD	107-06-2	1,2-Dichloroethane	MSD	RPD	1	%	20
FC9357-1MSD	75-35-4	1,1-Dichloroethylene	MSD	REC	98	%	71-131
FC9357-1MSD	75-35-4	1,1-Dichloroethylene	MSD	RPD	3	%	20
FC9357-1MSD	156-59-2	cis-1,2-Dichloroethylene	MSD	REC	93	%	78-123
FC9357-1MSD	156-59-2	cis-1,2-Dichloroethylene	MSD	RPD	5	%	20
FC9357-1MSD	156-60-5	trans-1,2-Dichloroethylene	MSD	REC	100	%	75-124
FC9357-1MSD	156-60-5	trans-1,2-Dichloroethylene	MSD	RPD	3	%	20
FC9357-1MSD	540-59-0	1,2-Dichloroethene (total)	MSD	REC	97	%	79-121
FC9357-1MSD	540-59-0	1,2-Dichloroethene (total)	MSD	RPD	4	%	20
FC9357-1MSD	78-87-5	1,2-Dichloropropane	MSD	REC	104	%	78-122
FC9357-1MSD	78-87-5	1,2-Dichloropropane	MSD	RPD	1	%	20
FC9357-1MSD	142-28-9	1,3-Dichloropropane	MSD	REC	110	%	80-119
FC9357-1MSD	142-28-9	1,3-Dichloropropane	MSD	RPD	3	%	20
FC9357-1MSD	594-20-7	2,2-Dichloropropane	MSD	REC	90	%	60-139
FC9357-1MSD	594-20-7	2,2-Dichloropropane	MSD	RPD	5	%	20
FC9357-1MSD	563-58-6	1,1-Dichloropropene	MSD	REC	102	%	79-125
FC9357-1MSD	563-58-6	1,1-Dichloropropene	MSD	RPD	5	%	20
FC9357-1MSD	10061-01-5	cis-1,3-Dichloropropene	MSD	REC	89	%	75-124
FC9357-1MSD	10061-01-5	cis-1,3-Dichloropropene	MSD	RPD	2	%	20
FC9357-1MSD	10061-02-6	trans-1,3-Dichloropropene	MSD	REC	88	%	73-127
FC9357-1MSD	10061-02-6	trans-1,3-Dichloropropene	MSD	RPD	3	%	20
FC9357-1MSD	100-41-4	Ethylbenzene	MSD	REC	100	%	79-121
FC9357-1MSD	100-41-4	Ethylbenzene	MSD	RPD	5	%	20
FC9357-1MSD	87-68-3	Hexachlorobutadiene	MSD	REC	108	%	66-134
FC9357-1MSD	87-68-3	Hexachlorobutadiene	MSD	RPD	0	%	20
FC9357-1MSD	591-78-6	2-Hexanone	MSD	REC	109	%	57-139
FC9357-1MSD	591-78-6	2-Hexanone	MSD	RPD	5	%	20
FC9357-1MSD	98-82-8	Isopropylbenzene	MSD	REC	105	%	72-131
FC9357-1MSD	98-82-8	Isopropylbenzene	MSD	RPD	4	%	20
FC9357-1MSD	99-87-6	p-Isopropyltoluene	MSD	REC	109	%	77-127
FC9357-1MSD	99-87-6	p-Isopropyltoluene	MSD	RPD	4	%	20

* Sample used for QC is not from job FC9357

QC Evaluation: DOD QSM5.x Limits

Job Number: FC9357
Account: Bhate Environmental
Project: Griffiss AFB; Rome, NY
Collected: 09/05/23

QC Sample ID	CAS#	Analyte	Sample Type	Result Type	Result	Units	Limits
FC9357-1MSD	74-83-9	Methyl Bromide	MSD	REC	91	%	53-141
FC9357-1MSD	74-83-9	Methyl Bromide	MSD	RPD	19	%	20
FC9357-1MSD	74-87-3	Methyl Chloride	MSD	REC	98	%	50-139
FC9357-1MSD	74-87-3	Methyl Chloride	MSD	RPD	2	%	20
FC9357-1MSD	74-95-3	Methylene Bromide	MSD	REC	93	%	79-123
FC9357-1MSD	74-95-3	Methylene Bromide	MSD	RPD	1	%	20
FC9357-1MSD	75-09-2	Methylene Chloride	MSD	REC	97	%	74-124
FC9357-1MSD	75-09-2	Methylene Chloride	MSD	RPD	1	%	20
FC9357-1MSD	108-10-1	4-Methyl-2-pentanone (MIBK)	MSD	REC	107	%	67-130
FC9357-1MSD	108-10-1	4-Methyl-2-pentanone (MIBK)	MSD	RPD	3	%	20
FC9357-1MSD	1634-04-4	Methyl Tert Butyl Ether	MSD	REC	97	%	71-124
FC9357-1MSD	1634-04-4	Methyl Tert Butyl Ether	MSD	RPD	2	%	20
FC9357-1MSD	91-20-3	Naphthalene	MSD	REC	105	%	61-128
FC9357-1MSD	91-20-3	Naphthalene	MSD	RPD	4	%	20
FC9357-1MSD	103-65-1	n-Propylbenzene	MSD	REC	107	%	76-126
FC9357-1MSD	103-65-1	n-Propylbenzene	MSD	RPD	5	%	20
FC9357-1MSD	100-42-5	Styrene	MSD	REC	83	%	78-123
FC9357-1MSD	100-42-5	Styrene	MSD	RPD	17	%	20
FC9357-1MSD	630-20-6	1,1,1,2-Tetrachloroethane	MSD	REC	100	%	78-124
FC9357-1MSD	630-20-6	1,1,1,2-Tetrachloroethane	MSD	RPD	2	%	20
FC9357-1MSD	79-34-5	1,1,2,2-Tetrachloroethane	MSD	REC	104	%	71-121
FC9357-1MSD	79-34-5	1,1,2,2-Tetrachloroethane	MSD	RPD	2	%	20
FC9357-1MSD	127-18-4	Tetrachloroethylene	MSD	REC	102	%	74-129
FC9357-1MSD	127-18-4	Tetrachloroethylene	MSD	RPD	7	%	20
FC9357-1MSD	108-88-3	Toluene	MSD	REC	104	%	80-121
FC9357-1MSD	108-88-3	Toluene	MSD	RPD	3	%	20
FC9357-1MSD	87-61-6	1,2,3-Trichlorobenzene	MSD	REC	104	%	69-129
FC9357-1MSD	87-61-6	1,2,3-Trichlorobenzene	MSD	RPD	2	%	20
FC9357-1MSD	120-82-1	1,2,4-Trichlorobenzene	MSD	REC	106	%	69-130
FC9357-1MSD	120-82-1	1,2,4-Trichlorobenzene	MSD	RPD	0	%	20
FC9357-1MSD	71-55-6	1,1,1-Trichloroethane	MSD	REC	97	%	74-131
FC9357-1MSD	71-55-6	1,1,1-Trichloroethane	MSD	RPD	3	%	20
FC9357-1MSD	79-00-5	1,1,2-Trichloroethane	MSD	REC	102	%	80-119
FC9357-1MSD	79-00-5	1,1,2-Trichloroethane	MSD	RPD	0	%	20
FC9357-1MSD	79-01-6	Trichloroethylene	MSD	REC	94	%	79-123
FC9357-1MSD	79-01-6	Trichloroethylene	MSD	RPD	5	%	20
FC9357-1MSD	75-69-4	Trichlorofluoromethane	MSD	REC	98	%	65-141
FC9357-1MSD	75-69-4	Trichlorofluoromethane	MSD	RPD	7	%	20
FC9357-1MSD	96-18-4	1,2,3-Trichloropropane	MSD	REC	115	%	73-122
FC9357-1MSD	96-18-4	1,2,3-Trichloropropane	MSD	RPD	5	%	20
FC9357-1MSD	95-63-6	1,2,4-Trimethylbenzene	MSD	REC	107	%	76-124
FC9357-1MSD	95-63-6	1,2,4-Trimethylbenzene	MSD	RPD	4	%	20
FC9357-1MSD	108-67-8	1,3,5-Trimethylbenzene	MSD	REC	108	%	75-124
FC9357-1MSD	108-67-8	1,3,5-Trimethylbenzene	MSD	RPD	5	%	20
FC9357-1MSD	108-05-4	Vinyl Acetate	MSD	REC	77	%	54-146

* Sample used for QC is not from job FC9357

QC Evaluation: DOD QSM5.x Limits

Job Number: FC9357
Account: Bhate Environmental
Project: Griffiss AFB; Rome, NY
Collected: 09/05/23

QC Sample ID	CAS#	Analyte	Sample Type	Result Type	Result	Units	Limits
FC9357-1MSD	108-05-4	Vinyl Acetate	MSD	RPD	9	%	20
FC9357-1MSD	75-01-4	Vinyl Chloride	MSD	REC	105	%	58-137
FC9357-1MSD	75-01-4	Vinyl Chloride	MSD	RPD	5	%	20
FC9357-1MSD		m,p-Xylene	MSD	REC	104	%	80-121
FC9357-1MSD		m,p-Xylene	MSD	RPD	4	%	20
FC9357-1MSD	95-47-6	o-Xylene	MSD	REC	100	%	78-122
FC9357-1MSD	95-47-6	o-Xylene	MSD	RPD	4	%	20
FC9357-1MSD	1330-20-7	Xylene (total)	MSD	REC	103	%	79-121
FC9357-1MSD	1330-20-7	Xylene (total)	MSD	RPD	4	%	20
FC9357-1MSD	1868-53-7	Dibromofluoromethane	MSD	SURR	96	%	80-119
FC9357-1MSD	17060-07-0	1,2-Dichloroethane-D4	MSD	SURR	99	%	81-118
FC9357-1MSD	2037-26-5	Toluene-D8	MSD	SURR	105	%	89-112
FC9357-1MSD	460-00-4	4-Bromofluorobenzene	MSD	SURR	102	%	85-114
V5E1881-MB	1868-53-7	Dibromofluoromethane	MB	SURR	97	%	80-119
V5E1881-MB	17060-07-0	1,2-Dichloroethane-D4	MB	SURR	98	%	81-118
V5E1881-MB	2037-26-5	Toluene-D8	MB	SURR	105	%	89-112
V5E1881-MB	460-00-4	4-Bromofluorobenzene	MB	SURR	107	%	85-114
FC9357-1	1868-53-7	Dibromofluoromethane	SAMP	SURR	98	%	80-119
FC9357-1	17060-07-0	1,2-Dichloroethane-D4	SAMP	SURR	99	%	81-118
FC9357-1	2037-26-5	Toluene-D8	SAMP	SURR	105	%	89-112
FC9357-1	460-00-4	4-Bromofluorobenzene	SAMP	SURR	104	%	85-114
FC9357-8	1868-53-7	Dibromofluoromethane	SAMP	SURR	96	%	80-119
FC9357-8	17060-07-0	1,2-Dichloroethane-D4	SAMP	SURR	99	%	81-118
FC9357-8	2037-26-5	Toluene-D8	SAMP	SURR	105	%	89-112
FC9357-8	460-00-4	4-Bromofluorobenzene	SAMP	SURR	104	%	85-114
FC9357-9	1868-53-7	Dibromofluoromethane	SAMP	SURR	96	%	80-119
FC9357-9	17060-07-0	1,2-Dichloroethane-D4	SAMP	SURR	97	%	81-118
FC9357-9	2037-26-5	Toluene-D8	SAMP	SURR	105	%	89-112
FC9357-9	460-00-4	4-Bromofluorobenzene	SAMP	SURR	103	%	85-114
FC9357-10	1868-53-7	Dibromofluoromethane	SAMP	SURR	96	%	80-119
FC9357-10	17060-07-0	1,2-Dichloroethane-D4	SAMP	SURR	99	%	81-118
FC9357-10	2037-26-5	Toluene-D8	SAMP	SURR	104	%	89-112
FC9357-10	460-00-4	4-Bromofluorobenzene	SAMP	SURR	102	%	85-114
FC9357-11	1868-53-7	Dibromofluoromethane	SAMP	SURR	97	%	80-119
FC9357-11	17060-07-0	1,2-Dichloroethane-D4	SAMP	SURR	99	%	81-118
FC9357-11	2037-26-5	Toluene-D8	SAMP	SURR	106	%	89-112
FC9357-11	460-00-4	4-Bromofluorobenzene	SAMP	SURR	105	%	85-114
FC9357-12	1868-53-7	Dibromofluoromethane	SAMP	SURR	97	%	80-119
FC9357-12	17060-07-0	1,2-Dichloroethane-D4	SAMP	SURR	99	%	81-118
FC9357-12	2037-26-5	Toluene-D8	SAMP	SURR	105	%	89-112
FC9357-12	460-00-4	4-Bromofluorobenzene	SAMP	SURR	101	%	85-114
V5E1882	SW846 8260D						
V5E1882-BS	67-64-1	Acetone	BSP	REC	89	%	39-160

* Sample used for QC is not from job FC9357

QC Evaluation: DOD QSM5.x Limits

Job Number: FC9357
Account: Bhate Environmental
Project: Griffiss AFB; Rome, NY
Collected: 09/05/23

QC Sample ID	CAS#	Analyte	Sample Type	Result Type	Result	Units	Limits
V5E1882-BS	1868-53-7	Dibromofluoromethane	BSP	SURR	98	%	80-119
V5E1882-BS	17060-07-0	1,2-Dichloroethane-D4	BSP	SURR	99	%	81-118
V5E1882-BS	2037-26-5	Toluene-D8	BSP	SURR	106	%	89-112
V5E1882-BS	460-00-4	4-Bromofluorobenzene	BSP	SURR	100	%	85-114
FC9373-5MS*	67-64-1	Acetone	MS	REC	99	%	39-160
FC9373-5MS*	1868-53-7	Dibromofluoromethane	MS	SURR	96	%	80-119
FC9373-5MS*	17060-07-0	1,2-Dichloroethane-D4	MS	SURR	97	%	81-118
FC9373-5MS*	2037-26-5	Toluene-D8	MS	SURR	105	%	89-112
FC9373-5MS*	460-00-4	4-Bromofluorobenzene	MS	SURR	100	%	85-114
FC9373-5MSD*	67-64-1	Acetone	MSD	REC	98	%	39-160
FC9373-5MSD*	67-64-1	Acetone	MSD	RPD	1	%	20
FC9373-5MSD*	1868-53-7	Dibromofluoromethane	MSD	SURR	96	%	80-119
FC9373-5MSD*	17060-07-0	1,2-Dichloroethane-D4	MSD	SURR	99	%	81-118
FC9373-5MSD*	2037-26-5	Toluene-D8	MSD	SURR	106	%	89-112
FC9373-5MSD*	460-00-4	4-Bromofluorobenzene	MSD	SURR	100	%	85-114
V5E1882-MB	1868-53-7	Dibromofluoromethane	MB	SURR	98	%	80-119
V5E1882-MB	17060-07-0	1,2-Dichloroethane-D4	MB	SURR	97	%	81-118
V5E1882-MB	2037-26-5	Toluene-D8	MB	SURR	106	%	89-112
V5E1882-MB	460-00-4	4-Bromofluorobenzene	MB	SURR	106	%	85-114
FC9357-2	1868-53-7	Dibromofluoromethane	SAMP	SURR	98	%	80-119
FC9357-2	17060-07-0	1,2-Dichloroethane-D4	SAMP	SURR	97	%	81-118
FC9357-2	2037-26-5	Toluene-D8	SAMP	SURR	105	%	89-112
FC9357-2	460-00-4	4-Bromofluorobenzene	SAMP	SURR	104	%	85-114
FC9357-3	1868-53-7	Dibromofluoromethane	SAMP	SURR	97	%	80-119
FC9357-3	17060-07-0	1,2-Dichloroethane-D4	SAMP	SURR	98	%	81-118
FC9357-3	2037-26-5	Toluene-D8	SAMP	SURR	106	%	89-112
FC9357-3	460-00-4	4-Bromofluorobenzene	SAMP	SURR	103	%	85-114
FC9357-4	1868-53-7	Dibromofluoromethane	SAMP	SURR	99	%	80-119
FC9357-4	17060-07-0	1,2-Dichloroethane-D4	SAMP	SURR	97	%	81-118
FC9357-4	2037-26-5	Toluene-D8	SAMP	SURR	105	%	89-112
FC9357-4	460-00-4	4-Bromofluorobenzene	SAMP	SURR	105	%	85-114
FC9357-5	1868-53-7	Dibromofluoromethane	SAMP	SURR	98	%	80-119
FC9357-5	17060-07-0	1,2-Dichloroethane-D4	SAMP	SURR	98	%	81-118
FC9357-5	2037-26-5	Toluene-D8	SAMP	SURR	104	%	89-112
FC9357-5	460-00-4	4-Bromofluorobenzene	SAMP	SURR	101	%	85-114
FC9357-6	1868-53-7	Dibromofluoromethane	SAMP	SURR	98	%	80-119
FC9357-6	17060-07-0	1,2-Dichloroethane-D4	SAMP	SURR	98	%	81-118
FC9357-6	2037-26-5	Toluene-D8	SAMP	SURR	104	%	89-112
FC9357-6	460-00-4	4-Bromofluorobenzene	SAMP	SURR	99	%	85-114
FC9357-7	1868-53-7	Dibromofluoromethane	SAMP	SURR	98	%	80-119
FC9357-7	17060-07-0	1,2-Dichloroethane-D4	SAMP	SURR	98	%	81-118
FC9357-7	2037-26-5	Toluene-D8	SAMP	SURR	105	%	89-112
FC9357-7	460-00-4	4-Bromofluorobenzene	SAMP	SURR	102	%	85-114

* Sample used for QC is not from job FC9357

MS Volatiles

QC Data Summaries

Includes the following where applicable:

- Method Blank Summaries
- Blank Spike Summaries
- Matrix Spike and Duplicate Summaries
- Instrument Performance Checks (BFB)
- Internal Standard Area Summaries
- Surrogate Recovery Summaries
- Initial and Continuing Calibration Summaries
- Run Sequence Reports

Method Blank Summary

Job Number: FC9357
Account: BHATALB Bhate Environmental
Project: Griffiss AFB; Rome, NY

Sample	File ID	DF	Analyzed	By	Prep Date	Prep Batch	Analytical Batch
V5E1881-MB [a]	5E42119.D	1	09/08/23	JL	n/a	n/a	V5E1881

The QC reported here applies to the following samples: **Method:** SW846 8260D

FC9357-1, FC9357-8, FC9357-9, FC9357-10, FC9357-11, FC9357-12

CAS No.	Compound	Result	RL	MDL	Units	Q
67-64-1	Acetone	ND	25	10	ug/l	
71-43-2	Benzene	ND	1.0	0.31	ug/l	
108-86-1	Bromobenzene	ND	1.0	0.37	ug/l	
74-97-5	Bromochloromethane	ND	1.0	0.45	ug/l	
75-27-4	Bromodichloromethane	ND	1.0	0.24	ug/l	
75-25-2	Bromoform	ND	1.0	0.41	ug/l	
78-93-3	2-Butanone (MEK)	ND	5.0	2.0	ug/l	
104-51-8	n-Butylbenzene	ND	1.0	0.23	ug/l	
135-98-8	sec-Butylbenzene	ND	1.0	0.24	ug/l	
98-06-6	tert-Butylbenzene	ND	1.0	0.31	ug/l	
75-15-0	Carbon Disulfide	ND	2.0	0.53	ug/l	
56-23-5	Carbon Tetrachloride	ND	1.0	0.36	ug/l	
108-90-7	Chlorobenzene	ND	1.0	0.20	ug/l	
75-00-3	Chloroethane	ND	2.0	0.67	ug/l	
67-66-3	Chloroform	ND	1.0	0.30	ug/l	
95-49-8	o-Chlorotoluene	ND	1.0	0.22	ug/l	
106-43-4	p-Chlorotoluene	ND	1.0	0.31	ug/l	
124-48-1	Dibromochloromethane	ND	1.0	0.28	ug/l	
96-12-8	1,2-Dibromo-3-chloropropane	ND	5.0	1.0	ug/l	
106-93-4	1,2-Dibromoethane	ND	2.0	0.28	ug/l	
75-71-8	Dichlorodifluoromethane	ND	2.0	0.50	ug/l	
95-50-1	1,2-Dichlorobenzene	ND	1.0	0.32	ug/l	
541-73-1	1,3-Dichlorobenzene	ND	1.0	0.22	ug/l	
106-46-7	1,4-Dichlorobenzene	ND	1.0	0.26	ug/l	
75-34-3	1,1-Dichloroethane	ND	1.0	0.34	ug/l	
107-06-2	1,2-Dichloroethane	ND	1.0	0.31	ug/l	
75-35-4	1,1-Dichloroethylene	ND	1.0	0.32	ug/l	
156-59-2	cis-1,2-Dichloroethylene	ND	1.0	0.28	ug/l	
156-60-5	trans-1,2-Dichloroethylene	ND	1.0	0.22	ug/l	
540-59-0	1,2-Dichloroethene (total)	ND	2.0	0.50	ug/l	
78-87-5	1,2-Dichloropropane	ND	1.0	0.43	ug/l	
142-28-9	1,3-Dichloropropane	ND	1.0	0.31	ug/l	
594-20-7	2,2-Dichloropropane	ND	1.0	0.24	ug/l	
563-58-6	1,1-Dichloropropene	ND	1.0	0.34	ug/l	
10061-01-5	cis-1,3-Dichloropropene	ND	1.0	0.29	ug/l	
10061-02-6	trans-1,3-Dichloropropene	ND	1.0	0.21	ug/l	

Method Blank Summary

Job Number: FC9357
Account: BHATALB Bhate Environmental
Project: Griffiss AFB; Rome, NY

Sample	File ID	DF	Analyzed	By	Prep Date	Prep Batch	Analytical Batch
V5E1881-MB [a]	5E42119.D	1	09/08/23	JL	n/a	n/a	V5E1881

The QC reported here applies to the following samples: **Method:** SW846 8260D

FC9357-1, FC9357-8, FC9357-9, FC9357-10, FC9357-11, FC9357-12

CAS No.	Compound	Result	RL	MDL	Units	Q
100-41-4	Ethylbenzene	ND	1.0	0.36	ug/l	
87-68-3	Hexachlorobutadiene	ND	2.0	0.30	ug/l	
591-78-6	2-Hexanone	ND	10	2.0	ug/l	
98-82-8	Isopropylbenzene	ND	1.0	0.22	ug/l	
99-87-6	p-Isopropyltoluene	ND	1.0	0.21	ug/l	
74-83-9	Methyl Bromide	ND	5.0	2.0	ug/l	
74-87-3	Methyl Chloride	ND	2.0	0.50	ug/l	
74-95-3	Methylene Bromide	ND	2.0	0.37	ug/l	
75-09-2	Methylene Chloride	ND	5.0	2.0	ug/l	
108-10-1	4-Methyl-2-pentanone (MIBK)	ND	5.0	1.0	ug/l	
1634-04-4	Methyl Tert Butyl Ether	ND	1.0	0.23	ug/l	
91-20-3	Naphthalene	ND	5.0	1.0	ug/l	
103-65-1	n-Propylbenzene	ND	1.0	0.29	ug/l	
100-42-5	Styrene	ND	1.0	0.22	ug/l	
630-20-6	1,1,1,2-Tetrachloroethane	ND	1.0	0.28	ug/l	
79-34-5	1,1,2,2-Tetrachloroethane	ND	1.0	0.30	ug/l	
127-18-4	Tetrachloroethylene	ND	1.0	0.22	ug/l	
108-88-3	Toluene	ND	1.0	0.30	ug/l	
87-61-6	1,2,3-Trichlorobenzene	ND	2.0	0.61	ug/l	
120-82-1	1,2,4-Trichlorobenzene	ND	2.0	0.50	ug/l	
71-55-6	1,1,1-Trichloroethane	ND	1.0	0.25	ug/l	
79-00-5	1,1,2-Trichloroethane	ND	1.0	0.47	ug/l	
79-01-6	Trichloroethylene	ND	1.0	0.35	ug/l	
75-69-4	Trichlorofluoromethane	ND	2.0	0.50	ug/l	
96-18-4	1,2,3-Trichloropropane	ND	2.0	0.63	ug/l	
95-63-6	1,2,4-Trimethylbenzene	ND	1.0	0.32	ug/l	
108-67-8	1,3,5-Trimethylbenzene	ND	1.0	0.27	ug/l	
108-05-4	Vinyl Acetate	ND	10	2.0	ug/l	
75-01-4	Vinyl Chloride	ND	1.0	0.41	ug/l	
	m,p-Xylene	ND	2.0	0.47	ug/l	
95-47-6	o-Xylene	ND	1.0	0.26	ug/l	
1330-20-7	Xylene (total)	ND	3.0	0.72	ug/l	

Method Blank Summary

Job Number: FC9357
Account: BHATALB Bhate Environmental
Project: Griffiss AFB; Rome, NY

Sample	File ID	DF	Analyzed	By	Prep Date	Prep Batch	Analytical Batch
V5E1881-MB [a]	5E42119.D	1	09/08/23	JL	n/a	n/a	V5E1881

The QC reported here applies to the following samples: **Method:** SW846 8260D

FC9357-1, FC9357-8, FC9357-9, FC9357-10, FC9357-11, FC9357-12

CAS No.	Surrogate Recoveries		Limits
1868-53-7	Dibromofluoromethane	97%	83-118%
17060-07-0	1,2-Dichloroethane-D4	98%	79-125%
2037-26-5	Toluene-D8	105%	85-112%
460-00-4	4-Bromofluorobenzene	107%	83-118%

(a) Sample was treated with an anti-foaming agent.

Method Blank Summary

Job Number: FC9357
Account: BHATALB Bhate Environmental
Project: Griffiss AFB; Rome, NY

Sample	File ID	DF	Analyzed	By	Prep Date	Prep Batch	Analytical Batch
V2P3838-MB [a]	2P101285.D	1	09/08/23	JL	n/a	n/a	V2P3838

The QC reported here applies to the following samples: **Method:** SW846 8260D

FC9357-2, FC9357-3, FC9357-4, FC9357-5, FC9357-6, FC9357-7

CAS No.	Compound	Result	RL	MDL	Units	Q
71-43-2	Benzene	ND	1.0	0.31	ug/l	
108-86-1	Bromobenzene	ND	1.0	0.37	ug/l	
74-97-5	Bromochloromethane	ND	1.0	0.45	ug/l	
75-27-4	Bromodichloromethane	ND	1.0	0.24	ug/l	
75-25-2	Bromoform	ND	1.0	0.41	ug/l	
78-93-3	2-Butanone (MEK)	ND	5.0	2.0	ug/l	
104-51-8	n-Butylbenzene	ND	1.0	0.23	ug/l	
135-98-8	sec-Butylbenzene	ND	1.0	0.24	ug/l	
98-06-6	tert-Butylbenzene	ND	1.0	0.31	ug/l	
75-15-0	Carbon Disulfide	ND	2.0	0.53	ug/l	
56-23-5	Carbon Tetrachloride	ND	1.0	0.36	ug/l	
108-90-7	Chlorobenzene	ND	1.0	0.20	ug/l	
75-00-3	Chloroethane	ND	2.0	0.67	ug/l	
67-66-3	Chloroform	ND	1.0	0.30	ug/l	
95-49-8	o-Chlorotoluene	ND	1.0	0.22	ug/l	
106-43-4	p-Chlorotoluene	ND	1.0	0.31	ug/l	
124-48-1	Dibromochloromethane	ND	1.0	0.28	ug/l	
96-12-8	1,2-Dibromo-3-chloropropane	ND	5.0	1.0	ug/l	
106-93-4	1,2-Dibromoethane	ND	2.0	0.28	ug/l	
75-71-8	Dichlorodifluoromethane	ND	2.0	0.50	ug/l	
95-50-1	1,2-Dichlorobenzene	ND	1.0	0.32	ug/l	
541-73-1	1,3-Dichlorobenzene	ND	1.0	0.22	ug/l	
106-46-7	1,4-Dichlorobenzene	ND	1.0	0.26	ug/l	
75-34-3	1,1-Dichloroethane	ND	1.0	0.34	ug/l	
107-06-2	1,2-Dichloroethane	ND	1.0	0.31	ug/l	
75-35-4	1,1-Dichloroethylene	ND	1.0	0.32	ug/l	
156-59-2	cis-1,2-Dichloroethylene	ND	1.0	0.28	ug/l	
156-60-5	trans-1,2-Dichloroethylene	ND	1.0	0.22	ug/l	
540-59-0	1,2-Dichloroethene (total)	ND	2.0	0.50	ug/l	
78-87-5	1,2-Dichloropropane	ND	1.0	0.43	ug/l	
142-28-9	1,3-Dichloropropane	ND	1.0	0.31	ug/l	
594-20-7	2,2-Dichloropropane	ND	1.0	0.24	ug/l	
563-58-6	1,1-Dichloropropene	ND	1.0	0.34	ug/l	
10061-01-5	cis-1,3-Dichloropropene	ND	1.0	0.29	ug/l	
10061-02-6	trans-1,3-Dichloropropene	ND	1.0	0.21	ug/l	
100-41-4	Ethylbenzene	ND	1.0	0.36	ug/l	

Method Blank Summary

Job Number: FC9357
Account: BHATALB Bhate Environmental
Project: Griffiss AFB; Rome, NY

Sample	File ID	DF	Analyzed	By	Prep Date	Prep Batch	Analytical Batch
V2P3838-MB [a]	2P101285.D	1	09/08/23	JL	n/a	n/a	V2P3838

The QC reported here applies to the following samples: **Method:** SW846 8260D

FC9357-2, FC9357-3, FC9357-4, FC9357-5, FC9357-6, FC9357-7

CAS No.	Compound	Result	RL	MDL	Units	Q
87-68-3	Hexachlorobutadiene	ND	2.0	0.30	ug/l	
591-78-6	2-Hexanone	ND	10	2.0	ug/l	
98-82-8	Isopropylbenzene	ND	1.0	0.22	ug/l	
99-87-6	p-Isopropyltoluene	ND	1.0	0.21	ug/l	
74-83-9	Methyl Bromide	ND	5.0	2.0	ug/l	
74-87-3	Methyl Chloride	ND	2.0	0.50	ug/l	
74-95-3	Methylene Bromide	ND	2.0	0.37	ug/l	
75-09-2	Methylene Chloride	ND	5.0	2.0	ug/l	
108-10-1	4-Methyl-2-pentanone (MIBK)	ND	5.0	1.0	ug/l	
1634-04-4	Methyl Tert Butyl Ether	ND	1.0	0.23	ug/l	
91-20-3	Naphthalene	ND	5.0	1.0	ug/l	
103-65-1	n-Propylbenzene	ND	1.0	0.29	ug/l	
100-42-5	Styrene	ND	1.0	0.22	ug/l	
630-20-6	1,1,1,2-Tetrachloroethane	ND	1.0	0.28	ug/l	
79-34-5	1,1,2,2-Tetrachloroethane	ND	1.0	0.30	ug/l	
127-18-4	Tetrachloroethylene	ND	1.0	0.22	ug/l	
108-88-3	Toluene	ND	1.0	0.30	ug/l	
87-61-6	1,2,3-Trichlorobenzene	ND	2.0	0.61	ug/l	
120-82-1	1,2,4-Trichlorobenzene	ND	2.0	0.50	ug/l	
71-55-6	1,1,1-Trichloroethane	ND	1.0	0.25	ug/l	
79-00-5	1,1,2-Trichloroethane	ND	1.0	0.47	ug/l	
79-01-6	Trichloroethylene	ND	1.0	0.35	ug/l	
75-69-4	Trichlorofluoromethane	ND	2.0	0.50	ug/l	
96-18-4	1,2,3-Trichloropropane	ND	2.0	0.63	ug/l	
95-63-6	1,2,4-Trimethylbenzene	ND	1.0	0.32	ug/l	
108-67-8	1,3,5-Trimethylbenzene	ND	1.0	0.27	ug/l	
108-05-4	Vinyl Acetate	ND	10	2.0	ug/l	
75-01-4	Vinyl Chloride	ND	1.0	0.41	ug/l	
	m,p-Xylene	ND	2.0	0.47	ug/l	
95-47-6	o-Xylene	ND	1.0	0.26	ug/l	
1330-20-7	Xylene (total)	ND	3.0	0.72	ug/l	

CAS No.	Surrogate Recoveries		Limits
1868-53-7	Dibromofluoromethane	97%	83-118%

Method Blank Summary

Job Number: FC9357
Account: BHATALB Bhate Environmental
Project: Griffiss AFB; Rome, NY

Sample	File ID	DF	Analyzed	By	Prep Date	Prep Batch	Analytical Batch
V2P3838-MB [a]	2P101285.D	1	09/08/23	JL	n/a	n/a	V2P3838

The QC reported here applies to the following samples: **Method:** SW846 8260D

FC9357-2, FC9357-3, FC9357-4, FC9357-5, FC9357-6, FC9357-7

CAS No.	Surrogate Recoveries		Limits
17060-07-0	1,2-Dichloroethane-D4	99%	79-125%
2037-26-5	Toluene-D8	98%	85-112%
460-00-4	4-Bromofluorobenzene	95%	83-118%

CAS No.	Tentatively Identified Compounds	R.T.	Est. Conc.	Units	Q
	Total TIC, Volatile		0	ug/l	

(a) Sample was treated with an anti-foaming agent.

Method Blank Summary

Job Number: FC9357
Account: BHATALB Bhate Environmental
Project: Griffiss AFB; Rome, NY

Sample	File ID	DF	Analyzed	By	Prep Date	Prep Batch	Analytical Batch
V5E1882-MB [a]	5E42148.D	1	09/11/23	JL	n/a	n/a	V5E1882

The QC reported here applies to the following samples: **Method:** SW846 8260D

FC9357-2, FC9357-3, FC9357-4, FC9357-5, FC9357-6, FC9357-7

CAS No.	Compound	Result	RL	MDL	Units	Q
67-64-1	Acetone	ND	25	10	ug/l	

CAS No.	Surrogate Recoveries		Limits
1868-53-7	Dibromofluoromethane	98%	83-118%
17060-07-0	1,2-Dichloroethane-D4	97%	79-125%
2037-26-5	Toluene-D8	106%	85-112%
460-00-4	4-Bromofluorobenzene	106%	83-118%

(a) Sample was treated with an anti-foaming agent.

Blank Spike Summary

Job Number: FC9357
Account: BHATALB Bhate Environmental
Project: Griffiss AFB; Rome, NY

Sample	File ID	DF	Analyzed	By	Prep Date	Prep Batch	Analytical Batch
V5E1881-BS	5E42116.D	1	09/08/23	JL	n/a	n/a	V5E1881

The QC reported here applies to the following samples: **Method:** SW846 8260D

FC9357-1, FC9357-8, FC9357-9, FC9357-10, FC9357-11, FC9357-12

CAS No.	Compound	Spike ug/l	BSP ug/l	BSP %	Limits
67-64-1	Acetone	125	126	101	50-147
71-43-2	Benzene	25	22.9	92	81-122
108-86-1	Bromobenzene	25	26.8	107	80-121
74-97-5	Bromochloromethane	25	22.9	92	76-123
75-27-4	Bromodichloromethane	25	21.8	87	79-123
75-25-2	Bromoform	25	23.4	94	66-123
78-93-3	2-Butanone (MEK)	125	111	89	56-143
104-51-8	n-Butylbenzene	25	27.0	108	79-126
135-98-8	sec-Butylbenzene	25	24.9	100	83-133
98-06-6	tert-Butylbenzene	25	25.4	102	80-133
75-15-0	Carbon Disulfide	25	22.4	90	66-148
56-23-5	Carbon Tetrachloride	25	22.2	89	76-136
108-90-7	Chlorobenzene	25	24.4	98	82-124
75-00-3	Chloroethane	25	20.9	84	62-144
67-66-3	Chloroform	25	22.5	90	80-124
95-49-8	o-Chlorotoluene	25	25.9	104	81-127
106-43-4	p-Chlorotoluene	25	25.6	102	83-130
124-48-1	Dibromochloromethane	25	25.8	103	78-122
96-12-8	1,2-Dibromo-3-chloropropane	25	23.0	92	64-123
106-93-4	1,2-Dibromoethane	25	25.4	102	75-120
75-71-8	Dichlorodifluoromethane	25	19.0	76	42-167
95-50-1	1,2-Dichlorobenzene	25	25.7	103	82-124
541-73-1	1,3-Dichlorobenzene	25	25.8	103	84-125
106-46-7	1,4-Dichlorobenzene	25	24.3	97	78-120
75-34-3	1,1-Dichloroethane	25	22.1	88	81-122
107-06-2	1,2-Dichloroethane	25	21.9	88	75-125
75-35-4	1,1-Dichloroethylene	25	22.2	89	78-137
156-59-2	cis-1,2-Dichloroethylene	25	21.9	88	78-120
156-60-5	trans-1,2-Dichloroethylene	25	23.1	92	76-127
540-59-0	1,2-Dichloroethene (total)	50	45.1	90	77-122
78-87-5	1,2-Dichloropropane	25	24.6	98	76-124
142-28-9	1,3-Dichloropropane	25	26.2	105	80-118
594-20-7	2,2-Dichloropropane	25	23.7	95	74-139
563-58-6	1,1-Dichloropropene	25	23.8	95	79-131
10061-01-5	cis-1,3-Dichloropropene	25	23.2	93	75-118
10061-02-6	trans-1,3-Dichloropropene	25	22.8	91	80-120

* = Outside of Control Limits.

Blank Spike Summary

Job Number: FC9357
Account: BHATALB Bhate Environmental
Project: Griffiss AFB; Rome, NY

Sample	File ID	DF	Analyzed	By	Prep Date	Prep Batch	Analytical Batch
V5E1881-BS	5E42116.D	1	09/08/23	JL	n/a	n/a	V5E1881

The QC reported here applies to the following samples: **Method:** SW846 8260D

FC9357-1, FC9357-8, FC9357-9, FC9357-10, FC9357-11, FC9357-12

CAS No.	Compound	Spike ug/l	BSP ug/l	BSP %	Limits
100-41-4	Ethylbenzene	25	24.1	96	81-121
87-68-3	Hexachlorobutadiene	25	27.1	108	75-142
591-78-6	2-Hexanone	125	117	94	61-129
98-82-8	Isopropylbenzene	25	25.4	102	83-132
99-87-6	p-Isopropyltoluene	25	26.2	105	79-130
74-83-9	Methyl Bromide	25	22.9	92	59-143
74-87-3	Methyl Chloride	25	21.5	86	50-159
74-95-3	Methylene Bromide	25	22.8	91	78-119
75-09-2	Methylene Chloride	25	22.7	91	69-135
108-10-1	4-Methyl-2-pentanone (MIBK)	125	113	90	66-122
1634-04-4	Methyl Tert Butyl Ether	25	23.2	93	72-117
91-20-3	Naphthalene	25	24.2	97	63-132
103-65-1	n-Propylbenzene	25	25.6	102	82-133
100-42-5	Styrene	25	24.9	100	78-119
630-20-6	1,1,1,2-Tetrachloroethane	25	24.9	100	77-122
79-34-5	1,1,2,2-Tetrachloroethane	25	24.2	97	72-120
127-18-4	Tetrachloroethylene	25	25.3	101	76-135
108-88-3	Toluene	25	25.3	101	80-120
87-61-6	1,2,3-Trichlorobenzene	25	25.3	101	68-131
120-82-1	1,2,4-Trichlorobenzene	25	26.6	106	73-129
71-55-6	1,1,1-Trichloroethane	25	22.7	91	75-130
79-00-5	1,1,2-Trichloroethane	25	25.3	101	76-119
79-01-6	Trichloroethylene	25	21.9	88	81-126
75-69-4	Trichlorofluoromethane	25	21.9	88	71-156
96-18-4	1,2,3-Trichloropropane	25	26.7	107	77-120
95-63-6	1,2,4-Trimethylbenzene	25	25.7	103	79-120
108-67-8	1,3,5-Trimethylbenzene	25	26.6	106	79-120
108-05-4	Vinyl Acetate	125	109	87	43-154
75-01-4	Vinyl Chloride	25	22.1	88	69-159
	m,p-Xylene	50	50.4	101	79-126
95-47-6	o-Xylene	25	24.4	98	80-127
1330-20-7	Xylene (total)	75	74.8	100	80-126

* = Outside of Control Limits.

Blank Spike Summary

Job Number: FC9357
Account: BHATALB Bhate Environmental
Project: Griffiss AFB; Rome, NY

Sample	File ID	DF	Analyzed	By	Prep Date	Prep Batch	Analytical Batch
V5E1881-BS	5E42116.D	1	09/08/23	JL	n/a	n/a	V5E1881

The QC reported here applies to the following samples: **Method:** SW846 8260D

FC9357-1, FC9357-8, FC9357-9, FC9357-10, FC9357-11, FC9357-12

CAS No.	Surrogate Recoveries	BSP	Limits
1868-53-7	Dibromofluoromethane	96%	83-118%
17060-07-0	1,2-Dichloroethane-D4	100%	79-125%
2037-26-5	Toluene-D8	106%	85-112%
460-00-4	4-Bromofluorobenzene	101%	83-118%

* = Outside of Control Limits.

Blank Spike Summary

Job Number: FC9357
Account: BHATALB Bhate Environmental
Project: Griffiss AFB; Rome, NY

Sample	File ID	DF	Analyzed	By	Prep Date	Prep Batch	Analytical Batch
V2P3838-BS	2P101282.D	1	09/08/23	JL	n/a	n/a	V2P3838

The QC reported here applies to the following samples: **Method:** SW846 8260D

FC9357-2, FC9357-3, FC9357-4, FC9357-5, FC9357-6, FC9357-7

CAS No.	Compound	Spike ug/l	BSP ug/l	BSP %	Limits
71-43-2	Benzene	25	26.2	105	81-122
108-86-1	Bromobenzene	25	26.0	104	80-121
74-97-5	Bromochloromethane	25	26.8	107	76-123
75-27-4	Bromodichloromethane	25	27.0	108	79-123
75-25-2	Bromoform	25	26.9	108	66-123
78-93-3	2-Butanone (MEK)	125	148	118	56-143
104-51-8	n-Butylbenzene	25	28.6	114	79-126
135-98-8	sec-Butylbenzene	25	25.5	102	83-133
98-06-6	tert-Butylbenzene	25	25.5	102	80-133
75-15-0	Carbon Disulfide	25	27.7	111	66-148
56-23-5	Carbon Tetrachloride	25	27.9	112	76-136
108-90-7	Chlorobenzene	25	25.5	102	82-124
75-00-3	Chloroethane	25	28.0	112	62-144
67-66-3	Chloroform	25	27.0	108	80-124
95-49-8	o-Chlorotoluene	25	25.7	103	81-127
106-43-4	p-Chlorotoluene	25	25.3	101	83-130
124-48-1	Dibromochloromethane	25	28.4	114	78-122
96-12-8	1,2-Dibromo-3-chloropropane	25	26.3	105	64-123
106-93-4	1,2-Dibromoethane	25	27.8	111	75-120
75-71-8	Dichlorodifluoromethane	25	27.2	109	42-167
95-50-1	1,2-Dichlorobenzene	25	25.2	101	82-124
541-73-1	1,3-Dichlorobenzene	25	25.1	100	84-125
106-46-7	1,4-Dichlorobenzene	25	23.9	96	78-120
75-34-3	1,1-Dichloroethane	25	25.4	102	81-122
107-06-2	1,2-Dichloroethane	25	25.8	103	75-125
75-35-4	1,1-Dichloroethylene	25	26.1	104	78-137
156-59-2	cis-1,2-Dichloroethylene	25	26.0	104	78-120
156-60-5	trans-1,2-Dichloroethylene	25	26.2	105	76-127
540-59-0	1,2-Dichloroethene (total)	50	52.2	104	77-122
78-87-5	1,2-Dichloropropane	25	28.0	112	76-124
142-28-9	1,3-Dichloropropane	25	28.4	114	80-118
594-20-7	2,2-Dichloropropane	25	27.8	111	74-139
563-58-6	1,1-Dichloropropene	25	27.2	109	79-131
10061-01-5	cis-1,3-Dichloropropene	25	27.3	109	75-118
10061-02-6	trans-1,3-Dichloropropene	25	25.5	102	80-120
100-41-4	Ethylbenzene	25	25.9	104	81-121

* = Outside of Control Limits.

Blank Spike Summary

Job Number: FC9357
Account: BHATALB Bhate Environmental
Project: Griffiss AFB; Rome, NY

Sample	File ID	DF	Analyzed	By	Prep Date	Prep Batch	Analytical Batch
V2P3838-BS	2P101282.D	1	09/08/23	JL	n/a	n/a	V2P3838

The QC reported here applies to the following samples: **Method:** SW846 8260D

FC9357-2, FC9357-3, FC9357-4, FC9357-5, FC9357-6, FC9357-7

CAS No.	Compound	Spike ug/l	BSP ug/l	BSP %	Limits
87-68-3	Hexachlorobutadiene	25	27.1	108	75-142
591-78-6	2-Hexanone	125	140	112	61-129
98-82-8	Isopropylbenzene	25	26.2	105	83-132
99-87-6	p-Isopropyltoluene	25	26.0	104	79-130
74-83-9	Methyl Bromide	25	27.4	110	59-143
74-87-3	Methyl Chloride	25	27.6	110	50-159
74-95-3	Methylene Bromide	25	26.7	107	78-119
75-09-2	Methylene Chloride	25	24.4	98	69-135
108-10-1	4-Methyl-2-pentanone (MIBK)	125	137	110	66-122
1634-04-4	Methyl Tert Butyl Ether	25	27.5	110	72-117
91-20-3	Naphthalene	25	25.4	102	63-132
103-65-1	n-Propylbenzene	25	25.8	103	82-133
100-42-5	Styrene	25	26.4	106	78-119
630-20-6	1,1,1,2-Tetrachloroethane	25	26.1	104	77-122
79-34-5	1,1,2,2-Tetrachloroethane	25	25.5	102	72-120
127-18-4	Tetrachloroethylene	25	26.8	107	76-135
108-88-3	Toluene	25	26.2	105	80-120
87-61-6	1,2,3-Trichlorobenzene	25	25.9	104	68-131
120-82-1	1,2,4-Trichlorobenzene	25	26.7	107	73-129
71-55-6	1,1,1-Trichloroethane	25	27.1	108	75-130
79-00-5	1,1,2-Trichloroethane	25	25.6	102	76-119
79-01-6	Trichloroethylene	25	26.9	108	81-126
75-69-4	Trichlorofluoromethane	25	33.0	132	71-156
96-18-4	1,2,3-Trichloropropane	25	27.1	108	77-120
95-63-6	1,2,4-Trimethylbenzene	25	26.4	106	79-120
108-67-8	1,3,5-Trimethylbenzene	25	26.4	106	79-120
108-05-4	Vinyl Acetate	125	123	98	43-154
75-01-4	Vinyl Chloride	25	28.3	113	69-159
	m,p-Xylene	50	52.7	105	79-126
95-47-6	o-Xylene	25	24.7	99	80-127
1330-20-7	Xylene (total)	75	77.4	103	80-126

CAS No.	Surrogate Recoveries	BSP	Limits
1868-53-7	Dibromofluoromethane	102%	83-118%

* = Outside of Control Limits.

Blank Spike Summary

Job Number: FC9357
Account: BHATALB Bhate Environmental
Project: Griffiss AFB; Rome, NY

Sample	File ID	DF	Analyzed	By	Prep Date	Prep Batch	Analytical Batch
V2P3838-BS	2P101282.D	1	09/08/23	JL	n/a	n/a	V2P3838

The QC reported here applies to the following samples: **Method:** SW846 8260D

FC9357-2, FC9357-3, FC9357-4, FC9357-5, FC9357-6, FC9357-7

CAS No.	Surrogate Recoveries	BSP	Limits
17060-07-0	1,2-Dichloroethane-D4	104%	79-125%
2037-26-5	Toluene-D8	100%	85-112%
460-00-4	4-Bromofluorobenzene	100%	83-118%

* = Outside of Control Limits.

Blank Spike Summary

Job Number: FC9357
Account: BHATALB Bhate Environmental
Project: Griffiss AFB; Rome, NY

Sample	File ID	DF	Analyzed	By	Prep Date	Prep Batch	Analytical Batch
V5E1882-BS	5E42145.D	1	09/11/23	JL	n/a	n/a	V5E1882

The QC reported here applies to the following samples: **Method:** SW846 8260D

FC9357-2, FC9357-3, FC9357-4, FC9357-5, FC9357-6, FC9357-7

CAS No.	Compound	Spike ug/l	BSP ug/l	BSP %	Limits
67-64-1	Acetone	125	111	89	50-147

CAS No.	Surrogate Recoveries	BSP	Limits
1868-53-7	Dibromofluoromethane	98%	83-118%
17060-07-0	1,2-Dichloroethane-D4	99%	79-125%
2037-26-5	Toluene-D8	106%	85-112%
460-00-4	4-Bromofluorobenzene	100%	83-118%

* = Outside of Control Limits.

Matrix Spike/Matrix Spike Duplicate Summary

Job Number: FC9357
Account: BHATALB Bhate Environmental
Project: Griffiss AFB; Rome, NY

Sample	File ID	DF	Analyzed	By	Prep Date	Prep Batch	Analytical Batch
FC9357-1MS	5E42140.D	1	09/08/23	JL	n/a	n/a	V5E1881
FC9357-1MSD	5E42141.D	1	09/08/23	JL	n/a	n/a	V5E1881
FC9357-1 [a]	5E42120.D	1	09/08/23	JL	n/a	n/a	V5E1881

The QC reported here applies to the following samples: **Method:** SW846 8260D

FC9357-1, FC9357-8, FC9357-9, FC9357-10, FC9357-11, FC9357-12

CAS No.	Compound	FC9357-1 ug/l	Q	Spike ug/l	MS ug/l	MS %	Spike ug/l	MSD ug/l	MSD %	RPD	Limits Rec/RPD
67-64-1	Acetone	15.9	J	125	146	104	125	145	103	1	50-147/21
71-43-2	Benzene	1.0 U		25	25.1	100	25	24.5	98	2	81-122/14
108-86-1	Bromobenzene	1.0 U		25	28.4	114	25	27.3	109	4	80-121/14
74-97-5	Bromochloromethane	1.0 U		25	23.4	94	25	23.1	92	1	76-123/14
75-27-4	Bromodichloromethane	1.0 U		25	22.8	91	25	22.7	91	0	79-123/19
75-25-2	Bromoform	1.0 U		25	22.2	89	25	21.9	88	1	66-123/21
78-93-3	2-Butanone (MEK)	5.0 U		125	126	101	125	128	102	2	56-143/18
104-51-8	n-Butylbenzene	1.0 U		25	29.5	118	25	28.2	113	5	79-126/16
135-98-8	sec-Butylbenzene	1.0 U		25	27.9	112	25	26.5	106	5	83-133/16
98-06-6	tert-Butylbenzene	1.0 U		25	27.7	111	25	26.4	106	5	80-133/16
75-15-0	Carbon Disulfide	2.0 U		25	25.4	102	25	24.2	97	5	66-148/23
56-23-5	Carbon Tetrachloride	1.0 U		25	24.9	100	25	23.6	94	5	76-136/23
108-90-7	Chlorobenzene	1.0 U		25	25.9	104	25	24.7	99	5	82-124/14
75-00-3	Chloroethane	2.0 U		25	24.8	99	25	24.4	98	2	62-144/20
67-66-3	Chloroform	1.0 U		25	24.4	98	25	24.0	96	2	80-124/15
95-49-8	o-Chlorotoluene	1.0 U		25	27.8	111	25	26.4	106	5	81-127/15
106-43-4	p-Chlorotoluene	1.0 U		25	26.8	107	25	25.7	103	4	83-130/15
124-48-1	Dibromochloromethane	1.0 U		25	25.4	102	25	25.6	102	1	78-122/19
96-12-8	1,2-Dibromo-3-chloropropane	5.0 U		25	25.5	102	25	26.5	106	4	64-123/18
106-93-4	1,2-Dibromoethane	2.0 U		25	25.8	103	25	26.0	104	1	75-120/13
75-71-8	Dichlorodifluoromethane	2.0 U		25	22.0	88	25	21.4	86	3	42-167/19
95-50-1	1,2-Dichlorobenzene	1.0 U		25	26.7	107	25	25.8	103	3	82-124/14
541-73-1	1,3-Dichlorobenzene	1.0 U		25	26.8	107	25	25.8	103	4	84-125/14
106-46-7	1,4-Dichlorobenzene	1.0 U		25	25.4	102	25	24.7	99	3	78-120/15
75-34-3	1,1-Dichloroethane	1.0 U		25	24.5	98	25	24.1	96	2	81-122/15
107-06-2	1,2-Dichloroethane	1.0 U		25	23.0	92	25	22.7	91	1	75-125/14
75-35-4	1,1-Dichloroethylene	1.0 U		25	25.2	101	25	24.4	98	3	78-137/18
156-59-2	cis-1,2-Dichloroethylene	1.0 U		25	24.5	98	25	23.2	93	5	78-120/15
156-60-5	trans-1,2-Dichloroethylene	1.0 U		25	25.9	104	25	25.1	100	3	76-127/17
540-59-0	1,2-Dichloroethene (total)	2.0 U		50	50.5	101	50	48.3	97	4	77-122/15
78-87-5	1,2-Dichloropropane	1.0 U		25	26.3	105	25	26.1	104	1	76-124/14
142-28-9	1,3-Dichloropropane	1.0 U		25	26.6	106	25	27.4	110	3	80-118/13
594-20-7	2,2-Dichloropropane	1.0 U		25	23.7	95	25	22.5	90	5	74-139/17
563-58-6	1,1-Dichloropropene	1.0 U		25	26.7	107	25	25.4	102	5	79-131/16
10061-01-5	cis-1,3-Dichloropropene	1.0 U		25	22.7	91	25	22.2	89	2	75-118/23
10061-02-6	trans-1,3-Dichloropropene	1.0 U		25	22.8	91	25	22.1	88	3	80-120/22

* = Outside of Control Limits.

Matrix Spike/Matrix Spike Duplicate Summary

Job Number: FC9357
Account: BHATALB Bhate Environmental
Project: Griffiss AFB; Rome, NY

Sample	File ID	DF	Analyzed	By	Prep Date	Prep Batch	Analytical Batch
FC9357-1MS	5E42140.D	1	09/08/23	JL	n/a	n/a	V5E1881
FC9357-1MSD	5E42141.D	1	09/08/23	JL	n/a	n/a	V5E1881
FC9357-1 [a]	5E42120.D	1	09/08/23	JL	n/a	n/a	V5E1881

The QC reported here applies to the following samples: **Method:** SW846 8260D

FC9357-1, FC9357-8, FC9357-9, FC9357-10, FC9357-11, FC9357-12

CAS No.	Compound	FC9357-1 ug/l	Q	Spike ug/l	MS ug/l	MS %	Spike ug/l	MSD ug/l	MSD %	RPD	Limits Rec/RPD
100-41-4	Ethylbenzene	1.0	U	25	26.2	105	25	25.0	100	5	81-121/14
87-68-3	Hexachlorobutadiene	2.0	U	25	27.0	108	25	27.0	108	0	75-142/19
591-78-6	2-Hexanone	10	U	125	129	103	125	136	109	5	61-129/18
98-82-8	Isopropylbenzene	1.0	U	25	27.3	109	25	26.3	105	4	83-132/15
99-87-6	p-Isopropyltoluene	1.0	U	25	28.5	114	25	27.3	109	4	79-130/16
74-83-9	Methyl Bromide	5.0	U	25	18.8	75	25	22.7	91	19	59-143/19
74-87-3	Methyl Chloride	2.0	U	25	24.9	100	25	24.4	98	2	50-159/19
74-95-3	Methylene Bromide	2.0	U	25	23.4	94	25	23.2	93	1	78-119/14
75-09-2	Methylene Chloride	5.0	U	25	24.6	98	25	24.3	97	1	69-135/16
108-10-1	4-Methyl-2-pentanone (MIBK)	5.0	U	125	130	104	125	134	107	3	66-122/16
1634-04-4	Methyl Tert Butyl Ether	1.0	U	25	23.7	95	25	24.2	97	2	72-117/14
91-20-3	Naphthalene	5.0	U	25	25.2	101	25	26.3	105	4	63-132/25
103-65-1	n-Propylbenzene	1.0	U	25	28.3	113	25	26.8	107	5	82-133/15
100-42-5	Styrene	1.0	U	25	24.6	98	25	20.8	83	17	78-119/23
630-20-6	1,1,1,2-Tetrachloroethane	1.0	U	25	25.4	102	25	25.0	100	2	77-122/19
79-34-5	1,1,2,2-Tetrachloroethane	1.0	U	25	25.5	102	25	25.9	104	2	72-120/14
127-18-4	Tetrachloroethylene	1.0	U	25	27.5	110	25	25.6	102	7	76-135/16
108-88-3	Toluene	1.0	U	25	26.8	107	25	25.9	104	3	80-120/14
87-61-6	1,2,3-Trichlorobenzene	2.0	U	25	25.3	101	25	25.9	104	2	68-131/25
120-82-1	1,2,4-Trichlorobenzene	2.0	U	25	26.4	106	25	26.5	106	0	73-129/20
71-55-6	1,1,1-Trichloroethane	1.0	U	25	25.1	100	25	24.3	97	3	75-130/16
79-00-5	1,1,2-Trichloroethane	1.0	U	25	25.5	102	25	25.5	102	0	76-119/14
79-01-6	Trichloroethylene	1.0	U	25	24.5	98	25	23.4	94	5	81-126/15
75-69-4	Trichlorofluoromethane	2.0	U	25	26.5	106	25	24.6	98	7	71-156/21
96-18-4	1,2,3-Trichloropropane	2.0	U	25	27.3	109	25	28.7	115	5	77-120/16
95-63-6	1,2,4-Trimethylbenzene	1.0	U	25	27.7	111	25	26.7	107	4	79-120/18
108-67-8	1,3,5-Trimethylbenzene	1.0	U	25	28.5	114	25	27.0	108	5	79-120/19
108-05-4	Vinyl Acetate	10	U	125	105	84	125	95.8	77	9	43-154/14
75-01-4	Vinyl Chloride	1.0	U	25	27.7	111	25	26.3	105	5	69-159/18
	m,p-Xylene	2.0	U	50	54.1	108	50	51.8	104	4	79-126/15
95-47-6	o-Xylene	1.0	U	25	26.1	104	25	25.1	100	4	80-127/14
1330-20-7	Xylene (total)	3.0	U	75	80.2	107	75	76.9	103	4	80-126/15

* = Outside of Control Limits.

Matrix Spike/Matrix Spike Duplicate Summary

Job Number: FC9357
Account: BHATALB Bhate Environmental
Project: Griffiss AFB; Rome, NY

Sample	File ID	DF	Analyzed	By	Prep Date	Prep Batch	Analytical Batch
FC9357-1MS	5E42140.D	1	09/08/23	JL	n/a	n/a	V5E1881
FC9357-1MSD	5E42141.D	1	09/08/23	JL	n/a	n/a	V5E1881
FC9357-1 [a]	5E42120.D	1	09/08/23	JL	n/a	n/a	V5E1881

The QC reported here applies to the following samples: **Method:** SW846 8260D

FC9357-1, FC9357-8, FC9357-9, FC9357-10, FC9357-11, FC9357-12

CAS No.	Surrogate Recoveries	MS	MSD	FC9357-1	Limits
1868-53-7	Dibromofluoromethane	96%	96%	98%	83-118%
17060-07-0	1,2-Dichloroethane-D4	100%	99%	99%	79-125%
2037-26-5	Toluene-D8	105%	105%	105%	85-112%
460-00-4	4-Bromofluorobenzene	102%	102%	104%	83-118%

(a) Sample vial(s) contained bubbles greater than 6mm.

* = Outside of Control Limits.

Matrix Spike/Matrix Spike Duplicate Summary

Job Number: FC9357
Account: BHATALB Bhate Environmental
Project: Griffiss AFB; Rome, NY

Sample	File ID	DF	Analyzed	By	Prep Date	Prep Batch	Analytical Batch
FC9339-10MS	2P101306.D	1	09/08/23	JL	n/a	n/a	V2P3838
FC9339-10MSD	2P101307.D	1	09/08/23	JL	n/a	n/a	V2P3838
FC9339-10	2P101286.D	1	09/08/23	JL	n/a	n/a	V2P3838

The QC reported here applies to the following samples: **Method:** SW846 8260D

FC9357-2, FC9357-3, FC9357-4, FC9357-5, FC9357-6, FC9357-7

CAS No.	Compound	FC9339-10 ug/l	Q	Spike ug/l	MS ug/l	MS %	Spike ug/l	MSD ug/l	MSD %	RPD	Limits Rec/RPD
71-43-2	Benzene	1.0	U	25	27.0	108	25	27.1	108	0	81-122/14
108-86-1	Bromobenzene	1.0	U	25	26.1	104	25	26.7	107	2	80-121/14
74-97-5	Bromochloromethane	1.0	U	25	27.1	108	25	28.4	114	5	76-123/14
75-27-4	Bromodichloromethane	1.0	U	25	27.1	108	25	27.1	108	0	79-123/19
75-25-2	Bromoform	1.0	U	25	24.1	96	25	24.2	97	0	66-123/21
78-93-3	2-Butanone (MEK)	5.0	U	125	141	113	125	135	108	4	56-143/18
104-51-8	n-Butylbenzene	1.0	U	25	28.2	113	25	29.4	118	4	79-126/16
135-98-8	sec-Butylbenzene	1.0	U	25	25.0	100	25	26.4	106	5	83-133/16
98-06-6	tert-Butylbenzene	1.0	U	25	25.3	101	25	26.7	107	5	80-133/16
75-15-0	Carbon Disulfide	2.0	U	25	29.9	120	25	30.4	122	2	66-148/23
56-23-5	Carbon Tetrachloride	1.0	U	25	31.4	126	25	31.1	124	1	76-136/23
108-90-7	Chlorobenzene	1.0	U	25	26.4	106	25	26.7	107	1	82-124/14
75-00-3	Chloroethane	2.0	U	25	29.4	118	25	31.5	126	7	62-144/20
67-66-3	Chloroform	1.0	U	25	27.4	110	25	27.9	112	2	80-124/15
95-49-8	o-Chlorotoluene	1.0	U	25	25.6	102	25	27.2	109	6	81-127/15
106-43-4	p-Chlorotoluene	1.0	U	25	25.6	102	25	26.7	107	4	83-130/15
124-48-1	Dibromochloromethane	1.0	U	25	28.1	112	25	27.6	110	2	78-122/19
96-12-8	1,2-Dibromo-3-chloropropane	5.0	U	25	25.6	102	25	26.4	106	3	64-123/18
106-93-4	1,2-Dibromoethane	2.0	U	25	27.2	109	25	27.7	111	2	75-120/13
75-71-8	Dichlorodifluoromethane	2.0	U	25	29.2	117	25	29.6	118	1	42-167/19
95-50-1	1,2-Dichlorobenzene	1.0	U	25	25.0	100	25	26.3	105	5	82-124/14
541-73-1	1,3-Dichlorobenzene	1.0	U	25	25.2	101	25	26.1	104	4	84-125/14
106-46-7	1,4-Dichlorobenzene	1.0	U	25	23.8	95	25	24.6	98	3	78-120/15
75-34-3	1,1-Dichloroethane	1.0	U	25	27.1	108	25	26.8	107	1	81-122/15
107-06-2	1,2-Dichloroethane	1.0	U	25	25.7	103	25	27.1	108	5	75-125/14
75-35-4	1,1-Dichloroethylene	1.0	U	25	28.6	114	25	29.1	116	2	78-137/18
156-59-2	cis-1,2-Dichloroethylene	1.0	U	25	27.6	110	25	27.4	110	1	78-120/15
156-60-5	trans-1,2-Dichloroethylene	1.0	U	25	27.6	110	25	27.8	111	1	76-127/17
540-59-0	1,2-Dichloroethene (total)	2.0	U	50	55.2	110	50	55.2	110	0	77-122/15
78-87-5	1,2-Dichloropropane	1.0	U	25	28.6	114	25	29.2	117	2	76-124/14
142-28-9	1,3-Dichloropropane	1.0	U	25	28.2	113	25	28.4	114	1	80-118/13
594-20-7	2,2-Dichloropropane	1.0	U	25	26.2	105	25	26.1	104	0	74-139/17
563-58-6	1,1-Dichloropropene	1.0	U	25	29.7	119	25	30.1	120	1	79-131/16
10061-01-5	cis-1,3-Dichloropropene	1.0	U	25	26.6	106	25	26.7	107	0	75-118/23
10061-02-6	trans-1,3-Dichloropropene	1.0	U	25	24.1	96	25	24.1	96	0	80-120/22
100-41-4	Ethylbenzene	1.0	U	25	25.8	103	25	26.4	106	2	81-121/14

* = Outside of Control Limits.

Matrix Spike/Matrix Spike Duplicate Summary

Job Number: FC9357
Account: BHATALB Bhate Environmental
Project: Griffiss AFB; Rome, NY

Sample	File ID	DF	Analyzed	By	Prep Date	Prep Batch	Analytical Batch
FC9339-10MS	2P101306.D	1	09/08/23	JL	n/a	n/a	V2P3838
FC9339-10MSD	2P101307.D	1	09/08/23	JL	n/a	n/a	V2P3838
FC9339-10	2P101286.D	1	09/08/23	JL	n/a	n/a	V2P3838

The QC reported here applies to the following samples: **Method:** SW846 8260D

FC9357-2, FC9357-3, FC9357-4, FC9357-5, FC9357-6, FC9357-7

CAS No.	Compound	FC9339-10 ug/l	Q	Spike ug/l	MS ug/l	MS %	Spike ug/l	MSD ug/l	MSD %	RPD	Limits Rec/RPD
87-68-3	Hexachlorobutadiene	2.0 U		25	25.1	100	25	28.1	112	11	75-142/19
591-78-6	2-Hexanone	10 U		125	143	114	125	137	110	4	61-129/18
98-82-8	Isopropylbenzene	1.0 U		25	27.6	110	25	27.5	110	0	83-132/15
99-87-6	p-Isopropyltoluene	1.0 U		25	25.7	103	25	26.6	106	3	79-130/16
74-83-9	Methyl Bromide	5.0 U		25	18.7	75	25	23.8	95	24*	59-143/19
74-87-3	Methyl Chloride	2.0 U		25	27.4	110	25	27.2	109	1	50-159/19
74-95-3	Methylene Bromide	2.0 U		25	27.3	109	25	27.2	109	0	78-119/14
75-09-2	Methylene Chloride	5.0 U		25	24.2	97	25	24.7	99	2	69-135/16
108-10-1	4-Methyl-2-pentanone (MIBK)	5.0 U		125	137	110	125	133	106	3	66-122/16
1634-04-4	Methyl Tert Butyl Ether	0.30	J	25	27.8	110	25	27.9	110	0	72-117/14
91-20-3	Naphthalene	5.0 U		25	23.8	95	25	24.8	99	4	63-132/25
103-65-1	n-Propylbenzene	1.0 U		25	25.9	104	25	27.3	109	5	82-133/15
100-42-5	Styrene	1.0 U		25	26.6	106	25	26.4	106	1	78-119/23
630-20-6	1,1,1,2-Tetrachloroethane	1.0 U		25	26.8	107	25	26.6	106	1	77-122/19
79-34-5	1,1,2,2-Tetrachloroethane	1.0 U		25	25.9	104	25	26.4	106	2	72-120/14
127-18-4	Tetrachloroethylene	1.0 U		25	27.2	109	25	27.3	109	0	76-135/16
108-88-3	Toluene	1.0 U		25	27.1	108	25	27.2	109	0	80-120/14
87-61-6	1,2,3-Trichlorobenzene	2.0 U		25	23.2	93	25	25.2	101	8	68-131/25
120-82-1	1,2,4-Trichlorobenzene	2.0 U		25	24.3	97	25	25.5	102	5	73-129/20
71-55-6	1,1,1-Trichloroethane	1.0 U		25	29.2	117	25	29.0	116	1	75-130/16
79-00-5	1,1,2-Trichloroethane	1.0 U		25	26.0	104	25	25.5	102	2	76-119/14
79-01-6	Trichloroethylene	0.68	J	25	28.9	113	25	29.0	113	0	81-126/15
75-69-4	Trichlorofluoromethane	2.0 U		25	ND	0*	25	49.7	199*	200*	71-156/21
96-18-4	1,2,3-Trichloropropane	2.0 U		25	26.4	106	25	27.2	109	3	77-120/16
95-63-6	1,2,4-Trimethylbenzene	1.0 U		25	26.5	106	25	27.5	110	4	79-120/18
108-67-8	1,3,5-Trimethylbenzene	1.0 U		25	26.1	104	25	27.8	111	6	79-120/19
108-05-4	Vinyl Acetate	10 U		125	108	86	125	103	82	5	43-154/14
75-01-4	Vinyl Chloride	1.0 U		25	30.9	124	25	30.4	122	2	69-159/18
	m,p-Xylene	2.0 U		50	53.9	108	50	53.2	106	1	79-126/15
95-47-6	o-Xylene	1.0 U		25	25.1	100	25	26.7	107	6	80-127/14
1330-20-7	Xylene (total)	3.0 U		75	79.0	105	75	79.9	107	1	80-126/15

CAS No.	Surrogate Recoveries	MS	MSD	FC9339-10	Limits
1868-53-7	Dibromofluoromethane	106%	103%	99%	83-118%

* = Outside of Control Limits.

Matrix Spike/Matrix Spike Duplicate Summary

Job Number: FC9357
Account: BHATALB Bhate Environmental
Project: Griffiss AFB; Rome, NY

Sample	File ID	DF	Analyzed	By	Prep Date	Prep Batch	Analytical Batch
FC9339-10MS	2P101306.D	1	09/08/23	JL	n/a	n/a	V2P3838
FC9339-10MSD	2P101307.D	1	09/08/23	JL	n/a	n/a	V2P3838
FC9339-10	2P101286.D	1	09/08/23	JL	n/a	n/a	V2P3838

The QC reported here applies to the following samples: **Method:** SW846 8260D

FC9357-2, FC9357-3, FC9357-4, FC9357-5, FC9357-6, FC9357-7

CAS No.	Surrogate Recoveries	MS	MSD	FC9339-10	Limits
17060-07-0	1,2-Dichloroethane-D4	107%	105%	102%	79-125%
2037-26-5	Toluene-D8	100%	97%	98%	85-112%
460-00-4	4-Bromofluorobenzene	99%	101%	98%	83-118%

* = Outside of Control Limits.

Matrix Spike/Matrix Spike Duplicate Summary

Job Number: FC9357
Account: BHATALB Bhate Environmental
Project: Griffiss AFB; Rome, NY

Sample	File ID	DF	Analyzed	By	Prep Date	Prep Batch	Analytical Batch
FC9373-5MS	5E42169.D	5	09/11/23	JL	n/a	n/a	V5E1882
FC9373-5MSD	5E42170.D	5	09/11/23	JL	n/a	n/a	V5E1882
FC9373-5 [a]	5E42149.D	1	09/11/23	JL	n/a	n/a	V5E1882

The QC reported here applies to the following samples: **Method:** SW846 8260D

FC9357-2, FC9357-3, FC9357-4, FC9357-5, FC9357-6, FC9357-7

CAS No.	Compound	FC9373-5 ug/l	Q	Spike ug/l	MS ug/l	MS %	Spike ug/l	MSD ug/l	MSD %	RPD	Limits Rec/RPD
67-64-1	Acetone	25	U	625	618	99	625	611	98	1	50-147/21

CAS No.	Surrogate Recoveries	MS	MSD	FC9373-5	Limits
1868-53-7	Dibromofluoromethane	96%	96%	98%	83-118%
17060-07-0	1,2-Dichloroethane-D4	97%	99%	97%	79-125%
2037-26-5	Toluene-D8	105%	106%	106%	85-112%
460-00-4	4-Bromofluorobenzene	100%	100%	103%	83-118%

(a) Sample was not preserved to a pH < 2.

* = Outside of Control Limits.

Instrument Performance Check (BFB)

Job Number: FC9357
Account: BHATALB Bhate Environmental
Project: Griffiss AFB; Rome, NY

Sample: V2P3836-BFB
Lab File ID: 2P101224.D
Instrument ID: GCMS2P
Injection Date: 09/06/23
Injection Time: 08:42

m/e	Ion Abundance Criteria	Raw Abundance	% Relative Abundance		Pass/Fail
50	15.0 - 40.0% of mass 95	98288	18.2		Pass
75	30.0 - 60.0% of mass 95	252544	46.8		Pass
95	Base peak, 100% relative abundance	540053	100.0		Pass
96	5.0 - 9.0% of mass 95	37197	6.89		Pass
173	Less than 2.0% of mass 174	992	0.18	(0.22) [a]	Pass
174	50.0 - 100.0% of mass 95	442773	82.0		Pass
175	5.0 - 9.0% of mass 174	32946	6.10	(7.44) [a]	Pass
176	95.0 - 101.0% of mass 174	431872	80.0	(97.5) [a]	Pass
177	5.0 - 9.0% of mass 176	28840	5.34	(6.68) [b]	Pass

(a) Value is % of mass 174
(b) Value is % of mass 176

This check applies to the following Samples, MS, MSD, Blanks, and Standards:

Lab Sample ID	Lab File ID	Date Analyzed	Time Analyzed	Hours Lapsed	Client Sample ID
V2P3836-IC3836	2P101225.D	09/06/23	09:08	00:26	Initial cal 1
V2P3836-IC3836	2P101226.D	09/06/23	09:34	00:52	Initial cal 8
V2P3836-IC3836	2P101227.D	09/06/23	09:59	01:17	Initial cal 2
V2P3836-IC3836	2P101228.D	09/06/23	10:25	01:43	Initial cal 3
V2P3836-IC3836	2P101229.D	09/06/23	10:50	02:08	Initial cal 4
V2P3836-ICC3836	2P101230.D	09/06/23	11:16	02:34	Initial cal 5
V2P3836-CC3836	2P101230A.D	09/06/23	11:16	02:34	Continuing cal 5
V2P3836-IC3836	2P101231.D	09/06/23	11:42	03:00	Initial cal 6
V2P3836-IC3836	2P101232.D	09/06/23	12:08	03:26	Initial cal 7
V2P3836-ICV3836	2P101234.D	09/06/23	12:59	04:17	Initial cal verification 5
V2P3836-BS	2P101235A.D	09/06/23	13:25	04:43	Blank Spike
V2P3836-ICV3836	2P101235.D	09/06/23	13:25	04:43	Initial cal verification 4
V2P3836-MB	2P101237.D	09/06/23	14:16	05:34	Method Blank
ZZZZZZ	2P101238.D	09/06/23	14:44	06:02	(unrelated sample)
ZZZZZZ	2P101239.D	09/06/23	15:10	06:28	(unrelated sample)
ZZZZZZ	2P101240.D	09/06/23	15:35	06:53	(unrelated sample)
ZZZZZZ	2P101241.D	09/06/23	16:01	07:19	(unrelated sample)
ZZZZZZ	2P101242.D	09/06/23	16:27	07:45	(unrelated sample)
ZZZZZZ	2P101243.D	09/06/23	16:52	08:10	(unrelated sample)
ZZZZZZ	2P101244.D	09/06/23	17:18	08:36	(unrelated sample)
ZZZZZZ	2P101245.D	09/06/23	17:44	09:02	(unrelated sample)
FC9166-5	2P101246.D	09/06/23	18:09	09:27	(used for QC only; not part of job FC9357)
ZZZZZZ	2P101247.D	09/06/23	18:35	09:53	(unrelated sample)
ZZZZZZ	2P101248.D	09/06/23	19:00	10:18	(unrelated sample)

Instrument Performance Check (BFB)

Job Number: FC9357
Account: BHATALB Bhate Environmental
Project: Griffiss AFB; Rome, NY

Sample:	V2P3836-BFB	**Injection Date:**	09/06/23
Lab File ID:	2P101224.D	**Injection Time:**	08:42
Instrument ID:	GCMS2P		

Lab Sample ID	Lab File ID	Date Analyzed	Time Analyzed	Hours Lapsed	Client Sample ID
FC9166-5MS	2P101249.D	09/06/23	19:26	10:44	Matrix Spike
FC9166-5MSD	2P101250.D	09/06/23	19:52	11:10	Matrix Spike Duplicate
V2P3836-ECC3836	2P101251.D	09/06/23	20:17	11:35	Ending cal 5

Instrument Performance Check (BFB)

Job Number: FC9357
Account: BHATALB Bhate Environmental
Project: Griffiss AFB; Rome, NY

Sample: V2P3838-BFB
Lab File ID: 2P101280.D
Instrument ID: GCMS2P
Injection Date: 09/08/23
Injection Time: 10:10

m/e	Ion Abundance Criteria	Raw Abundance	% Relative Abundance		Pass/Fail
50	15.0 - 40.0% of mass 95	96685	18.7		Pass
75	30.0 - 60.0% of mass 95	238613	46.2		Pass
95	Base peak, 100% relative abundance	516410	100.0		Pass
96	5.0 - 9.0% of mass 95	33133	6.42		Pass
173	Less than 2.0% of mass 174	1033	0.20	(0.25) [a]	Pass
174	50.0 - 100.0% of mass 95	406848	78.8		Pass
175	5.0 - 9.0% of mass 174	30325	5.87	(7.45) [a]	Pass
176	95.0 - 101.0% of mass 174	397290	76.9	(97.7) [a]	Pass
177	5.0 - 9.0% of mass 176	27269	5.28	(6.86) [b]	Pass

(a) Value is % of mass 174
(b) Value is % of mass 176

This check applies to the following Samples, MS, MSD, Blanks, and Standards:

Lab Sample ID	Lab File ID	Date Analyzed	Time Analyzed	Hours Lapsed	Client Sample ID
V2P3838-CC3836	2P101281.D	09/08/23	10:39	00:29	Continuing cal 4
V2P3838-BS	2P101282.D	09/08/23	11:21	01:11	Blank Spike
V2P3838-MB	2P101285.D	09/08/23	12:38	02:28	Method Blank
FC9339-10	2P101286.D	09/08/23	13:04	02:54	(used for QC only; not part of job FC9357)
ZZZZZZ	2P101287.D	09/08/23	13:29	03:19	(unrelated sample)
ZZZZZZ	2P101288.D	09/08/23	13:55	03:45	(unrelated sample)
ZZZZZZ	2P101289.D	09/08/23	14:21	04:11	(unrelated sample)
ZZZZZZ	2P101291.D	09/08/23	15:12	05:02	(unrelated sample)
ZZZZZZ	2P101292.D	09/08/23	15:38	05:28	(unrelated sample)
ZZZZZZ	2P101293.D	09/08/23	16:03	05:53	(unrelated sample)
ZZZZZZ	2P101294.D	09/08/23	16:29	06:19	(unrelated sample)
ZZZZZZ	2P101295.D	09/08/23	16:54	06:44	(unrelated sample)
ZZZZZZ	2P101296.D	09/08/23	17:20	07:10	(unrelated sample)
ZZZZZZ	2P101297.D	09/08/23	17:46	07:36	(unrelated sample)
ZZZZZZ	2P101298.D	09/08/23	18:11	08:01	(unrelated sample)
ZZZZZZ	2P101299.D	09/08/23	18:37	08:27	(unrelated sample)
FC9357-2	2P101300.D	09/08/23	19:03	08:53	789MW-46R_0923
FC9357-3	2P101301.D	09/08/23	19:29	09:19	789MW-99_0923
FC9357-4	2P101302.D	09/08/23	19:54	09:44	789MW-135_0923
FC9357-5	2P101303.D	09/08/23	20:20	10:10	789MW-216_0923-A
FC9357-6	2P101304.D	09/08/23	20:45	10:35	789MW-216_0923
FC9357-7	2P101305.D	09/08/23	21:11	11:01	789MW-222_0923
FC9339-10MS	2P101306.D	09/08/23	21:37	11:27	Matrix Spike
FC9339-10MSD	2P101307.D	09/08/23	22:02	11:52	Matrix Spike Duplicate

Instrument Performance Check (BFB)

Job Number: FC9357
Account: BHATALB Bhate Environmental
Project: Griffiss AFB; Rome, NY

Sample:	V2P3838-BFB	**Injection Date:**	09/08/23
Lab File ID:	2P101280.D	**Injection Time:**	10:10
Instrument ID:	GCMS2P		

Lab Sample ID	Lab File ID	Date Analyzed	Time Analyzed	Hours Lapsed	Client Sample ID
V2P3838-ECC3836	2P101308.D	09/08/23	22:28	12:18	Ending cal 4

Instrument Performance Check (BFB)

Job Number: FC9357
Account: BHATALB Bhate Environmental
Project: Griffiss AFB; Rome, NY

Sample: V5E1873-BFB
Lab File ID: 5E41931.D
Instrument ID: GCMS5E
Injection Date: 08/31/23
Injection Time: 08:59

m/e	Ion Abundance Criteria	Raw Abundance	% Relative Abundance		Pass/Fail
50	15.0 - 40.0% of mass 95	27989	19.8		Pass
75	30.0 - 60.0% of mass 95	69635	49.2		Pass
95	Base peak, 100% relative abundance	141581	100.0		Pass
96	5.0 - 9.0% of mass 95	8821	6.23		Pass
173	Less than 2.0% of mass 174	1414	1.00	(1.05) [a]	Pass
174	50.0 - 100.0% of mass 95	134733	95.2		Pass
175	5.0 - 9.0% of mass 174	10162	7.18	(7.54) [a]	Pass
176	95.0 - 101.0% of mass 174	135877	96.0	(100.8) [a]	Pass
177	5.0 - 9.0% of mass 176	8777	6.20	(6.46) [b]	Pass

(a) Value is % of mass 174
(b) Value is % of mass 176

This check applies to the following Samples, MS, MSD, Blanks, and Standards:

Lab Sample ID	Lab File ID	Date Analyzed	Time Analyzed	Hours Lapsed	Client Sample ID
V5E1873-IC1873	5E41932.D	08/31/23	09:31	00:32	Initial cal 1
V5E1873-IC1873	5E41933.D	08/31/23	09:54	00:55	Initial cal 8
V5E1873-IC1873	5E41934.D	08/31/23	10:17	01:18	Initial cal 2
V5E1873-IC1873	5E41935.D	08/31/23	10:40	01:41	Initial cal 3
V5E1873-IC1873	5E41936.D	08/31/23	11:03	02:04	Initial cal 4
V5E1873-ICC1873	5E41937.D	08/31/23	11:26	02:27	Initial cal 5
V5E1873-CC1873	5E41937A.D	08/31/23	11:26	02:27	Continuing cal 5
V5E1873-IC1873	5E41938.D	08/31/23	11:49	02:50	Initial cal 6
V5E1873-IC1873	5E41939.D	08/31/23	12:12	03:13	Initial cal 7
V5E1873-ICV1873	5E41941.D	08/31/23	12:59	04:00	Initial cal verification 5
V5E1873-BS	5E41942.D	08/31/23	13:22	04:23	Blank Spike
V5E1873-MB	5E41945.D	08/31/23	14:31	05:32	Method Blank
ZZZZZZ	5E41946.D	08/31/23	14:54	05:55	(unrelated sample)
ZZZZZZ	5E41947.D	08/31/23	15:17	06:18	(unrelated sample)
ZZZZZZ	5E41948.D	08/31/23	15:40	06:41	(unrelated sample)
ZZZZZZ	5E41949.D	08/31/23	16:03	07:04	(unrelated sample)
ZZZZZZ	5E41950.D	08/31/23	16:27	07:28	(unrelated sample)
ZZZZZZ	5E41951.D	08/31/23	16:50	07:51	(unrelated sample)
ZZZZZZ	5E41952.D	08/31/23	17:13	08:14	(unrelated sample)
ZZZZZZ	5E41953.D	08/31/23	17:36	08:37	(unrelated sample)
ZZZZZZ	5E41954.D	08/31/23	17:59	09:00	(unrelated sample)
FC8975-16	5E41955.D	08/31/23	18:22	09:23	(used for QC only; not part of job FC9357)
ZZZZZZ	5E41956.D	08/31/23	18:45	09:46	(unrelated sample)
ZZZZZZ	5E41957.D	08/31/23	19:08	10:09	(unrelated sample)

Instrument Performance Check (BFB)

Job Number: FC9357
Account: BHATALB Bhate Environmental
Project: Griffiss AFB; Rome, NY

Sample:	V5E1873-BFB	**Injection Date:**	08/31/23
Lab File ID:	5E41931.D	**Injection Time:**	08:59
Instrument ID:	GCMS5E		

Lab Sample ID	Lab File ID	Date Analyzed	Time Analyzed	Hours Lapsed	Client Sample ID
ZZZZZZ	5E41958.D	08/31/23	19:31	10:32	(unrelated sample)
FC8975-16MS	5E41959.D	08/31/23	19:54	10:55	Matrix Spike
FC8975-16MSD	5E41960.D	08/31/23	20:17	11:18	Matrix Spike Duplicate

Instrument Performance Check (BFB)

Job Number: FC9357
Account: BHATALB Bhate Environmental
Project: Griffiss AFB; Rome, NY

Sample: V5E1881-BFB
Lab File ID: 5E42114.D
Instrument ID: GCMS5E
Injection Date: 09/08/23
Injection Time: 10:11

m/e	Ion Abundance Criteria	Raw Abundance	% Relative Abundance		Pass/Fail
50	15.0 - 40.0% of mass 95	26272	19.2		Pass
75	30.0 - 60.0% of mass 95	65219	47.6		Pass
95	Base peak, 100% relative abundance	136891	100.0		Pass
96	5.0 - 9.0% of mass 95	9237	6.75		Pass
173	Less than 2.0% of mass 174	870	0.64	(0.66) [a]	Pass
174	50.0 - 100.0% of mass 95	130875	95.6		Pass
175	5.0 - 9.0% of mass 174	10249	7.49	(7.83) [a]	Pass
176	95.0 - 101.0% of mass 174	129691	94.7	(99.1) [a]	Pass
177	5.0 - 9.0% of mass 176	8967	6.55	(6.91) [b]	Pass

(a) Value is % of mass 174
(b) Value is % of mass 176

This check applies to the following Samples, MS, MSD, Blanks, and Standards:

Lab Sample ID	Lab File ID	Date Analyzed	Time Analyzed	Hours Lapsed	Client Sample ID
V5E1881-CC1873	5E42115.D	09/08/23	10:42	00:31	Continuing cal 5
V5E1881-BS	5E42116.D	09/08/23	11:19	01:08	Blank Spike
V5E1881-MB	5E42119.D	09/08/23	12:28	02:17	Method Blank
FC9357-1	5E42120.D	09/08/23	13:00	02:49	789MW-83_0923
FC9357-8	5E42121.D	09/08/23	13:23	03:12	789MW-251_0923
FC9357-9	5E42122.D	09/08/23	13:47	03:36	789-TB01_0923-C
FC9357-10	5E42123.D	09/08/23	14:10	03:59	789-AB01_0923-D
FC9357-11	5E42124.D	09/08/23	14:33	04:22	789SW-03_0923
FC9357-12	5E42125.D	09/08/23	14:56	04:45	789SW-04_0923
ZZZZZZ	5E42126.D	09/08/23	15:19	05:08	(unrelated sample)
ZZZZZZ	5E42127.D	09/08/23	15:42	05:31	(unrelated sample)
ZZZZZZ	5E42128.D	09/08/23	16:05	05:54	(unrelated sample)
ZZZZZZ	5E42129.D	09/08/23	16:28	06:17	(unrelated sample)
ZZZZZZ	5E42130.D	09/08/23	16:52	06:41	(unrelated sample)
ZZZZZZ	5E42131.D	09/08/23	17:15	07:04	(unrelated sample)
ZZZZZZ	5E42132.D	09/08/23	17:38	07:27	(unrelated sample)
ZZZZZZ	5E42133.D	09/08/23	18:01	07:50	(unrelated sample)
ZZZZZZ	5E42134.D	09/08/23	18:24	08:13	(unrelated sample)
ZZZZZZ	5E42135.D	09/08/23	18:48	08:37	(unrelated sample)
ZZZZZZ	5E42137.D	09/08/23	19:34	09:23	(unrelated sample)
ZZZZZZ	5E42138.D	09/08/23	19:57	09:46	(unrelated sample)
ZZZZZZ	5E42139.D	09/08/23	20:20	10:09	(unrelated sample)
FC9357-1MS	5E42140.D	09/08/23	20:43	10:32	Matrix Spike
FC9357-1MSD	5E42141.D	09/08/23	21:06	10:55	Matrix Spike Duplicate

Instrument Performance Check (BFB)

Job Number: FC9357
Account: BHATALB Bhate Environmental
Project: Griffiss AFB; Rome, NY

Sample:	V5E1881-BFB	**Injection Date:**	09/08/23
Lab File ID:	5E42114.D	**Injection Time:**	10:11
Instrument ID:	GCMS5E		

Lab Sample ID	Lab File ID	Date Analyzed	Time Analyzed	Hours Lapsed	Client Sample ID
V5E1881-ECC1873	5E42142.D	09/08/23	21:29	11:18	Ending cal 5

Instrument Performance Check (BFB)

Job Number: FC9357
Account: BHATALB Bhate Environmental
Project: Griffiss AFB; Rome, NY

Sample: V5E1882-BFB
Lab File ID: 5E42143.D
Instrument ID: GCMS5E
Injection Date: 09/11/23
Injection Time: 08:51

m/e	Ion Abundance Criteria	Raw Abundance	% Relative Abundance		Pass/Fail
50	15.0 - 40.0% of mass 95	29677	19.1		Pass
75	30.0 - 60.0% of mass 95	74957	48.3		Pass
95	Base peak, 100% relative abundance	155349	100.0		Pass
96	5.0 - 9.0% of mass 95	10729	6.91		Pass
173	Less than 2.0% of mass 174	1703	1.10	(1.12) [a]	Pass
174	50.0 - 100.0% of mass 95	152405	98.1		Pass
175	5.0 - 9.0% of mass 174	10982	7.07	(7.21) [a]	Pass
176	95.0 - 101.0% of mass 174	150549	96.9	(98.8) [a]	Pass
177	5.0 - 9.0% of mass 176	10394	6.69	(6.90) [b]	Pass

(a) Value is % of mass 174
(b) Value is % of mass 176

This check applies to the following Samples, MS, MSD, Blanks, and Standards:

Lab Sample ID	Lab File ID	Date Analyzed	Time Analyzed	Hours Lapsed	Client Sample ID
V5E1882-CC1873	5E42144.D	09/11/23	09:23	00:32	Continuing cal 5
V5E1882-BS	5E42145.D	09/11/23	09:56	01:05	Blank Spike
V5E1882-MB	5E42148.D	09/11/23	11:05	02:14	Method Blank
FC9373-5	5E42149.D	09/11/23	11:28	02:37	(used for QC only; not part of job FC9357)
ZZZZZZ	5E42150.D	09/11/23	11:51	03:00	(unrelated sample)
FC9357-2	5E42151.D	09/11/23	12:15	03:24	789MW-46R_0923
FC9357-3	5E42152.D	09/11/23	12:38	03:47	789MW-99_0923
FC9357-4	5E42153.D	09/11/23	13:01	04:10	789MW-135_0923
FC9357-5	5E42154.D	09/11/23	13:24	04:33	789MW-216_0923-A
FC9357-6	5E42155.D	09/11/23	13:47	04:56	789MW-216_0923
FC9357-7	5E42156.D	09/11/23	14:10	05:19	789MW-222_0923
ZZZZZZ	5E42157.D	09/11/23	14:33	05:42	(unrelated sample)
ZZZZZZ	5E42158.D	09/11/23	14:56	06:05	(unrelated sample)
ZZZZZZ	5E42159.D	09/11/23	15:20	06:29	(unrelated sample)
ZZZZZZ	5E42160.D	09/11/23	15:43	06:52	(unrelated sample)
ZZZZZZ	5E42161.D	09/11/23	16:06	07:15	(unrelated sample)
ZZZZZZ	5E42162.D	09/11/23	16:29	07:38	(unrelated sample)
ZZZZZZ	5E42163.D	09/11/23	16:52	08:01	(unrelated sample)
ZZZZZZ	5E42164.D	09/11/23	17:15	08:24	(unrelated sample)
ZZZZZZ	5E42165.D	09/11/23	17:38	08:47	(unrelated sample)
ZZZZZZ	5E42166.D	09/11/23	18:01	09:10	(unrelated sample)
ZZZZZZ	5E42167.D	09/11/23	18:25	09:34	(unrelated sample)
ZZZZZZ	5E42168.D	09/11/23	18:48	09:57	(unrelated sample)
FC9373-5MS	5E42169.D	09/11/23	19:11	10:20	Matrix Spike

Instrument Performance Check (BFB)

Job Number: FC9357
Account: BHATALB Bhate Environmental
Project: Griffiss AFB; Rome, NY

Sample:	V5E1882-BFB	**Injection Date:**	09/11/23
Lab File ID:	5E42143.D	**Injection Time:**	08:51
Instrument ID:	GCMS5E		

Lab Sample ID	Lab File ID	Date Analyzed	Time Analyzed	Hours Lapsed	Client Sample ID
FC9373-5MSD	5E42170.D	09/11/23	19:34	10:43	Matrix Spike Duplicate
V5E1882-ECC1873	5E42171.D	09/11/23	19:57	11:06	Ending cal 5
V5E1883-CC1873	5E42173.D	09/11/23	20:43	11:52	Continuing cal 5
V5E1883-BS	5E42174.D	09/11/23	21:06	12:15	Blank Spike
FC9439-1MS	5E42175.D	09/11/23	21:30	12:39	Matrix Spike
FC9439-1MSD	5E42176.D	09/11/23	21:53	13:02	Matrix Spike Duplicate
V5E1883-MB	5E42179.D	09/11/23	23:02	14:11	Method Blank
FC9439-1	5E42180.D	09/11/23	23:25	14:34	(used for QC only; not part of job FC9357)
ZZZZZZ	5E42181.D	09/11/23	23:48	14:57	(unrelated sample)
ZZZZZZ	5E42182.D	09/12/23	00:12	15:21	(unrelated sample)
ZZZZZZ	5E42183.D	09/12/23	00:35	15:44	(unrelated sample)
ZZZZZZ	5E42185.D	09/12/23	01:21	16:30	(unrelated sample)
ZZZZZZ	5E42186.D	09/12/23	01:44	16:53	(unrelated sample)
ZZZZZZ	5E42187.D	09/12/23	02:07	17:16	(unrelated sample)
ZZZZZZ	5E42188.D	09/12/23	02:30	17:39	(unrelated sample)
ZZZZZZ	5E42189.D	09/12/23	02:54	18:03	(unrelated sample)
ZZZZZZ	5E42190.D	09/12/23	03:17	18:26	(unrelated sample)
ZZZZZZ	5E42191.D	09/12/23	03:40	18:49	(unrelated sample)
ZZZZZZ	5E42192.D	09/12/23	04:03	19:12	(unrelated sample)
ZZZZZZ	5E42193.D	09/12/23	04:26	19:35	(unrelated sample)
ZZZZZZ	5E42194.D	09/12/23	04:49	19:58	(unrelated sample)
ZZZZZZ	5E42195.D	09/12/23	05:13	20:22	(unrelated sample)
ZZZZZZ	5E42196.D	09/12/23	05:36	20:45	(unrelated sample)
ZZZZZZ	5E42197.D	09/12/23	05:59	21:08	(unrelated sample)
ZZZZZZ	5E42198.D	09/12/23	06:22	21:31	(unrelated sample)
ZZZZZZ	5E42199.D	09/12/23	06:45	21:54	(unrelated sample)

Internal Standard Area Summary

Job Number: FC9357
Account: BHATALB Bhate Environmental
Project: Griffiss AFB; Rome, NY

Check Std:	V2P3838-CC3836	**Injection Date:**	09/08/23
Lab File ID:	2P101281.D	**Injection Time:**	10:39
Instrument ID:	GCMS2P	**Method:**	SW846 8260D

	IS 1 AREA	RT	IS 2 AREA	RT	IS 3 AREA	RT
Initial Cal [a]	2109697	3.70	1722406	5.62	938522	7.31
Check Std [b]	1891348	3.70	1574671	5.62	890413	7.31
Upper Limit [c]	3782696	3.87	3149342	5.79	1780826	7.48
Lower Limit [d]	945674	3.53	787336	5.45	445207	7.14

Lab Sample ID	IS 1 AREA	RT	IS 2 AREA	RT	IS 3 AREA	RT
V2P3838-BS	1920603	3.70	1601370	5.62	898160	7.31
V2P3838-MB [e]	1848157	3.70	1509513	5.62	800027	7.31
FC9339-10	1848989	3.70	1492806	5.62	791646	7.31
ZZZZZZ	1836964	3.70	1488308	5.62	779916	7.31
ZZZZZZ	1794914	3.70	1486200	5.62	810224	7.31
ZZZZZZ	1781337	3.70	1479498	5.62	769534	7.31
ZZZZZZ	1783337	3.70	1482380	5.62	795159	7.31
ZZZZZZ	1747275	3.70	1438077	5.62	763529	7.31
ZZZZZZ	1744398	3.70	1420114	5.62	750940	7.31
ZZZZZZ	1713208	3.70	1427521	5.62	754943	7.31
ZZZZZZ	1698040	3.70	1409615	5.62	736909	7.31
ZZZZZZ	1695144	3.70	1407312	5.62	740261	7.31
ZZZZZZ	1678499	3.70	1371106	5.62	740278	7.31
ZZZZZZ	1675009	3.70	1362479	5.62	724570	7.31
ZZZZZZ	1664784	3.70	1373778	5.62	726438	7.31
FC9357-2 [e]	1596543	3.70	1314359	5.62	712703	7.31
FC9357-3 [f]	1674019	3.70	1394944	5.62	753798	7.31
FC9357-4	1652301	3.70	1346274	5.62	701004	7.31
FC9357-5	1627196	3.70	1343073	5.62	700529	7.31
FC9357-6	1611943	3.70	1331413	5.62	696891	7.31
FC9357-7	1626550	3.70	1359550	5.62	719336	7.31
FC9339-10MS	1685585	3.70	1419467	5.62	815813	7.31
FC9339-10MSD	1749825	3.70	1480534	5.62	811036	7.31
V2P3838-ECC3836	1790991	3.70	1488354	5.62	828924	7.31

IS 1 = Fluorobenzene
IS 2 = Chlorobenzene-D5
IS 3 = 1,4-Dichlorobenzene-d4

(a) Initial Cal is: V2P3836-ICC3836 2P101230.D 09/06/23 11:16
(b) Check Std Limit = -50 to + 100% of initial cal area.
(c) Upper Limit = + 100% of check standard area; Retention time + 0.167 minutes.
(d) Lower Limit = -50% of check standard area; Retention time -0.167 minutes.

Internal Standard Area Summary

Job Number: FC9357
Account: BHATALB Bhate Environmental
Project: Griffiss AFB; Rome, NY

Check Std:	V2P3838-CC3836	**Injection Date:**	09/08/23
Lab File ID:	2P101281.D	**Injection Time:**	10:39
Instrument ID:	GCMS2P	**Method:**	SW846 8260D

Lab Sample ID	IS 1 AREA	IS 1 RT	IS 2 AREA	IS 2 RT	IS 3 AREA	IS 3 RT

(e) Sample was treated with an anti-foaming agent.
(f) Sample vial(s) contained bubbles greater than 6mm.

Internal Standard Area Summary

Job Number: FC9357
Account: BHATALB Bhate Environmental
Project: Griffiss AFB; Rome, NY

Check Std:	V5E1881-CC1873	**Injection Date:**	09/08/23
Lab File ID:	5E42115.D	**Injection Time:**	10:42
Instrument ID:	GCMS5E	**Method:**	SW846 8260D

	IS 1 AREA	RT	IS 2 AREA	RT	IS 3 AREA	RT
Initial Cal [a]	670378	8.46	575171	11.60	378118	13.96
Check Std [b]	760534	8.46	587396	11.60	372710	13.96
Upper Limit [c]	1521068	8.63	1174792	11.77	745420	14.13
Lower Limit [d]	380267	8.29	293698	11.43	186355	13.79

Lab Sample ID	IS 1 AREA	RT	IS 2 AREA	RT	IS 3 AREA	RT
V5E1881-BS	779032	8.46	591540	11.60	367455	13.96
V5E1881-MB [e]	710695	8.46	544176	11.60	352702	13.96
FC9357-1 [f]	740584	8.46	560628	11.60	328132	13.96
FC9357-8	730308	8.46	556304	11.60	323977	13.96
FC9357-9 [f]	704248	8.46	537720	11.60	314332	13.96
FC9357-10 [f]	687554	8.46	525802	11.60	308876	13.96
FC9357-11	679739	8.46	519241	11.60	304226	13.96
FC9357-12	666846	8.46	514048	11.60	304866	13.96
ZZZZZZ	675747	8.46	512781	11.60	302059	13.96
ZZZZZZ	687452	8.46	532278	11.60	310841	13.96
ZZZZZZ	688604	8.46	529143	11.60	309792	13.96
ZZZZZZ	686977	8.46	518145	11.60	304002	13.96
ZZZZZZ	683044	8.46	520854	11.60	303019	13.96
ZZZZZZ	668507	8.46	512500	11.60	355693	13.96
ZZZZZZ	739449	8.46	556254	11.60	321065	13.96
ZZZZZZ	693967	8.46	528713	11.60	304878	13.96
ZZZZZZ	677942	8.46	517233	11.60	299247	13.96
ZZZZZZ	670180	8.46	506116	11.60	294948	13.96
ZZZZZZ	673967	8.46	513905	11.60	297825	13.96
ZZZZZZ	656740	8.46	503244	11.60	291909	13.96
ZZZZZZ	691029	8.46	525039	11.60	311713	13.96
FC9357-1MS	708312	8.46	548929	11.60	339968	13.96
FC9357-1MSD	735149	8.46	564356	11.60	348374	13.96
V5E1881-ECC1873	754092	8.46	580801	11.60	364937	13.96

IS 1 = Fluorobenzene
IS 2 = Chlorobenzene-D5
IS 3 = 1,4-Dichlorobenzene-d4

(a) Initial Cal is: V5E1873-ICC1873 5E41937.D 08/31/23 11:26
(b) Check Std Limit = -50 to + 100% of initial cal area.
(c) Upper Limit = + 100% of check standard area; Retention time + 0.167 minutes.
(d) Lower Limit = -50% of check standard area; Retention time -0.167 minutes.

Internal Standard Area Summary

Job Number: FC9357
Account: BHATALB Bhate Environmental
Project: Griffiss AFB; Rome, NY

Check Std:	V5E1881-CC1873	**Injection Date:**	09/08/23
Lab File ID:	5E42115.D	**Injection Time:**	10:42
Instrument ID:	GCMS5E	**Method:**	SW846 8260D

Lab Sample ID	IS 1 AREA	IS 1 RT	IS 2 AREA	IS 2 RT	IS 3 AREA	IS 3 RT

(e) Sample was treated with an anti-foaming agent.
(f) Sample vial(s) contained bubbles greater than 6mm.

Internal Standard Area Summary

Job Number: FC9357
Account: BHATALB Bhate Environmental
Project: Griffiss AFB; Rome, NY

Check Std:	V5E1882-CC1873	**Injection Date:**	09/11/23
Lab File ID:	5E42144.D	**Injection Time:**	09:23
Instrument ID:	GCMS5E	**Method:**	SW846 8260D

	IS 1 AREA	RT	IS 2 AREA	RT	IS 3 AREA	RT
Initial Cal [a]	670378	8.46	575171	11.60	378118	13.96
Check Std [b]	782459	8.46	604881	11.60	386490	13.96
Upper Limit [c]	1564918	8.63	1209762	11.77	772980	14.13
Lower Limit [d]	391230	8.29	302441	11.43	193245	13.79

Lab Sample ID	IS 1 AREA	RT	IS 2 AREA	RT	IS 3 AREA	RT
V5E1882-BS	790538	8.46	609757	11.60	378416	13.96
V5E1882-MB [e]	700940	8.46	533866	11.60	332111	13.96
FC9373-5	712714	8.46	550561	11.60	320970	13.96
ZZZZZZ	699175	8.46	544729	11.60	332339	13.96
FC9357-2	697093	8.46	539444	11.60	317290	13.96
FC9357-3 [f]	693649	8.46	531779	11.60	318323	13.96
FC9357-4	679414	8.46	527367	11.60	307226	13.96
FC9357-5	681777	8.46	530030	11.60	316600	13.96
FC9357-6	671484	8.46	521763	11.60	322342	13.96
FC9357-7	669631	8.46	517857	11.60	307445	13.96
ZZZZZZ	670163	8.46	521331	11.60	308143	13.96
ZZZZZZ	669190	8.46	520335	11.60	303848	13.96
ZZZZZZ	658999	8.46	516010	11.60	305545	13.96
ZZZZZZ	665579	8.46	526532	11.60	305346	13.96
ZZZZZZ	670901	8.46	524829	11.60	307611	13.96
ZZZZZZ	665596	8.46	519856	11.60	306673	13.96
ZZZZZZ	673957	8.46	521405	11.60	302738	13.96
ZZZZZZ	675018	8.46	514613	11.60	304164	13.96
ZZZZZZ	673420	8.46	524159	11.60	303868	13.96
ZZZZZZ	677319	8.46	517509	11.60	306438	13.96
ZZZZZZ	668206	8.46	518522	11.60	302200	13.96
ZZZZZZ	659635	8.46	515022	11.60	308987	13.96
FC9373-5MS	710388	8.46	550197	11.60	345929	13.96
FC9373-5MSD	724634	8.46	560453	11.60	355309	13.96
V5E1882-ECC1873	741245	8.46	586566	11.60	372208	13.96

IS 1 = Fluorobenzene
IS 2 = Chlorobenzene-D5
IS 3 = 1,4-Dichlorobenzene-d4

(a) Initial Cal is: V5E1873-ICC1873 5E41937.D 08/31/23 11:26
(b) Check Std Limit = -50 to + 100% of initial cal area.
(c) Upper Limit = + 100% of check standard area; Retention time + 0.167 minutes.

Internal Standard Area Summary

Job Number: FC9357
Account: BHATALB Bhate Environmental
Project: Griffiss AFB; Rome, NY

Check Std:	V5E1882-CC1873	**Injection Date:**	09/11/23
Lab File ID:	5E42144.D	**Injection Time:**	09:23
Instrument ID:	GCMS5E	**Method:**	SW846 8260D

Lab Sample ID	IS 1 AREA	IS 1 RT	IS 2 AREA	IS 2 RT	IS 3 AREA	IS 3 RT

(d) Lower Limit = -50% of check standard area; Retention time -0.167 minutes.
(e) Sample was treated with an anti-foaming agent.
(f) Sample vial(s) contained bubbles greater than 6mm.

Surrogate Recovery Summary

Job Number: FC9357
Account: BHATALB Bhate Environmental
Project: Griffiss AFB; Rome, NY

Method: SW846 8260D **Matrix:** AQ

Samples and QC shown here apply to the above method

Lab Sample ID	Lab File ID	S1	S2	S3	S4
FC9357-1	5E42120.D	98	99	105	104
FC9357-2	5E42151.D	98	97	105	104
FC9357-2	2P101300.D	102	95	99	96
FC9357-3	5E42152.D	97	98	106	103
FC9357-3	2P101301.D	102	100	97	92
FC9357-4	5E42153.D	99	97	105	105
FC9357-4	2P101302.D	100	96	98	96
FC9357-5	5E42154.D	98	98	104	101
FC9357-5	2P101303.D	100	98	97	95
FC9357-6	5E42155.D	98	98	104	99
FC9357-6	2P101304.D	100	101	97	96
FC9357-7	5E42156.D	98	98	105	102
FC9357-7	2P101305.D	102	100	97	97
FC9357-8	5E42121.D	96	99	105	104
FC9357-9	5E42122.D	96	97	105	103
FC9357-10	5E42123.D	96	99	104	102
FC9357-11	5E42124.D	97	99	106	105
FC9357-12	5E42125.D	97	99	105	101
FC9339-10MS	2P101306.D	106	107	100	99
FC9339-10MSD	2P101307.D	103	105	97	101
FC9357-1MS	5E42140.D	96	100	105	102
FC9357-1MSD	5E42141.D	96	99	105	102
FC9373-5MS	5E42169.D	96	97	105	100
FC9373-5MSD	5E42170.D	96	99	106	100
V2P3838-BS	2P101282.D	102	104	100	100
V2P3838-MB	2P101285.D	97	99	98	95
V5E1881-BS	5E42116.D	96	100	106	101
V5E1881-MB	5E42119.D	97	98	105	107
V5E1882-BS	5E42145.D	98	99	106	100
V5E1882-MB	5E42148.D	98	97	106	106

Surrogate Compounds	Recovery Limits
S1 = Dibromofluoromethane	83-118%
S2 = 1,2-Dichloroethane-D4	79-125%
S3 = Toluene-D8	85-112%
S4 = 4-Bromofluorobenzene	83-118%

Initial Calibration Summary

Job Number: FC9357
Account: BHATALB Bhate Environmental
Project: Griffiss AFB; Rome, NY

Sample: V2P3836-ICC3836
Lab FileID: 2P101230.D

Response Factor Report MSVOA13-P

Method : C:\msdchem\1\MET...\V2P_2023-9-06.M (RTE Integrator)
Title : SW-846 Method 5035A/8260B
Last Update : Wed Sep 06 14:19:37 2023
Response via : Initial Calibration

Calibration Files
1 =2P101225.D 2 =2P101227.D 3 =2P101228.D 4 =2P101229.D
5 =2P101230.D 6 =2P101231.D 7 =2P101232.D 8 =2P101226.D

Compound	1	2	3	4	5	6	7	8	Avg	%RSD
1) I Fluorobenzene	----------ISTD----------									
2) Dichlorodifl	0.205	0.155	0.171	0.161	0.153	0.166	0.173	0.146	0.166	10.89
3) Chloromethan	0.322	0.197	0.224	0.214	0.193	0.203	0.203	0.219	0.222	18.88
---- Quadratic regr., Force(0,0) ---- Coefficient = 0.9982										
Response Ratio = 0.00000 + 0.20945 *A + -0.00419 *A^2										
4) 1,3-butadien	0.288	0.294	0.311	0.225	0.233	0.239	0.242	0.191	0.253	16.08
---- Quadratic regr., Force(0,0) ---- Coefficient = 0.9942										
Response Ratio = 0.00000 + 0.24847 *A + -0.00493 *A^2										
5) Vinyl Chlori	0.296	0.196	0.220	0.208	0.197	0.213	0.226	0.201	0.220	14.93
---- Quadratic regr., Force(0,0) ---- Coefficient = 0.9987										
Response Ratio = 0.00000 + 0.19776 *A + 0.01283 *A^2										
6) Bromomethane	0.205	0.130	0.129	0.120	0.105	0.108	0.106	0.159	0.133	25.66
---- Quadratic regr., Force(0,0) ---- Coefficient = 0.9979										
Response Ratio = 0.00000 + 0.12341 *A + -0.00985 *A^2										
7) Chloroethane	0.202	0.084	0.084	0.080	0.071	0.073	0.072	0.125	0.099	45.73
---- Quadratic regr., Force(0,0) ---- Coefficient = 0.9951										
Response Ratio = 0.00000 + 0.08370 *A + -0.00652 *A^2										
8) Trichloroflu	0.427	0.288	0.331	0.287	0.208	0.124	0.288	0.279	33.95	
---- Quadratic regr., Force(0,0) ---- Coefficient = 0.9919										
Response Ratio = 0.00000 + 0.34906 *A + -0.16184 *A^2										
9) Ethyl Ether	0.185	0.197	0.187	0.204	0.188	0.215	0.219	0.209	0.200	6.56
10) Ethanol	0.010	0.008	0.008	0.006	0.006	0.006	0.005	0.005	0.007	27.23
---- Quadratic regr., Force(0,0) ---- Coefficient = 0.9933										
Response Ratio = 0.00000 + 0.00727 *A + -0.00007 *A^2										
11) 1,2-Dichloro	0.234	0.234	0.217	0.237	0.209	0.228	0.233	0.226	0.227	4.27
12) 1,1-Dichloro	0.281	0.282	0.267	0.293	0.263	0.289	0.296	0.266	0.280	4.62
13) Freon 113	0.157	0.163	0.158	0.171	0.157	0.174	0.171	0.158	0.164	4.34
---- Quadratic regr., Force(0,0) ---- Coefficient = 0.9991										
Response Ratio = 0.00000 + 0.16084 *A + 0.00581 *A^2										
14) Carbon Disul	0.550	0.513	0.482	0.554	0.488	0.535	0.538	0.492	0.519	5.61
15) Iodomethane	0.124	0.124	0.148	0.199	0.178	0.189	0.176	0.114	0.156	21.05
---- Quadratic regr., Force(0,0) ---- Coefficient = 0.9950										
Response Ratio = 0.00000 + 0.17400 *A + 0.00372 *A^2										
16) Acrolein	0.052	0.049	0.045	0.049	0.055	0.059	0.057	0.060	0.053	10.13
---- Quadratic regr., Force(0,0) ---- Coefficient = 0.9974										
Response Ratio = 0.00000 + 0.05027 *A + 0.00084 *A^2										

```
17) Allyl chlori 0.344 0.333 0.384 0.277 0.291 0.309 0.307 0.196 0.305  18.18
            ---- Quadratic regr., Force(0,0) ----  Coefficient =  0.9941
              Response Ratio = 0.00000 + 0.30214 *A + 0.00204 *A^2

18) Methylene Ch 0.707 0.358 0.298 0.298 0.261 0.269 0.261 0.472 0.365  42.47
            ---- Quadratic regr., Force(0,0) ----  Coefficient =  0.9958
              Response Ratio = 0.00000 + 0.31462 *A + -0.03005 *A^2

19) Acetone      0.151 0.113 0.107 0.129 0.130            0.139 0.128  12.67
            ---- Quadratic regr., Force(0,0) ----  Coefficient =  0.9971
              Response Ratio = 0.00000 + 0.11554 *A + 0.00374 *A^2

20) Methyl aceta 0.311 0.344 0.300 0.347 0.310 0.343 0.343 0.339 0.330   5.76
21) trans-1,2-Di 0.308 0.295 0.268 0.301 0.272 0.293 0.299 0.266 0.288   5.80
22) Hexane       0.160 0.150 0.144 0.161 0.147 0.168 0.175 0.137 0.155   8.27
23) Methyl Tert  0.688 0.681 0.627 0.709 0.638 0.685 0.681 0.699 0.676   4.25
24) Tert Butyl A 0.076 0.081 0.077 0.086 0.077 0.075       0.077 0.079   4.92
            ---- Quadratic regr., Force(0,0) ----  Coefficient =  0.9985
              Response Ratio = 0.00000 + 0.08327 *A + -0.00061 *A^2

25) Acetonitrile 0.088 0.072 0.070 0.061 0.061 0.066 0.068 0.052 0.067  15.63
            ---- Quadratic regr., Force(0,0) ----  Coefficient =  0.9979
              Response Ratio = 0.00000 + 0.06180 *A + 0.00031 *A^2

26) Di-isopropyl 0.714 0.724 0.692 0.783 0.707 0.758 0.754 0.692 0.728   4.63
27) Chloroprene  1.025 1.316 1.151 0.985 1.119 1.157 1.177 0.872 1.100  12.37
28) 1,1-Dichloro 0.386 0.378 0.361 0.401 0.368 0.394 0.403 0.376 0.383   3.97
29) Acrylonitril 0.114 0.167 0.136 0.124 0.144 0.145 0.148 0.110 0.136  14.01
30) ETBE         0.651 0.689 0.626 0.716 0.641 0.714 0.723 0.657 0.677   5.61
31) Vinyl acetat 0.440 0.708 0.577 0.553 0.664 0.649 0.535 0.443 0.571  17.35
            ---- Quadratic regr., Force(0,0) ----  Coefficient =  0.9919
              Response Ratio = 0.00000 + 0.65109 *A + -0.00854 *A^2

32) cis-1,2-Dich 0.221 0.245 0.230 0.251 0.226 0.237 0.233 0.240 0.235   4.16
33) 2,2-Dichloro 0.277 0.286 0.257 0.288 0.268 0.286 0.284 0.266 0.276   4.21
34) Bromochlorom 0.109 0.118 0.116 0.123 0.107 0.105 0.104 0.122 0.113   6.73
35) Cyclohexane  0.340 0.357 0.317 0.373 0.331 0.366 0.392 0.328 0.350   7.32
36) Chloroform   0.372 0.376 0.353 0.394 0.346 0.377 0.371 0.356 0.368   4.23
37) Ethyl acetat 0.292 0.485 0.381 0.366 0.438 0.442 0.437 0.324 0.396  16.76
            ---- Quadratic regr., Force(0,0) ----  Coefficient =  0.9967
              Response Ratio = 0.00000 + 0.39663 *A + 0.00473 *A^2

38) Tetrahydrofu 0.168 0.155 0.148 0.173 0.153 0.160 0.159 0.107 0.153  13.21
39) Dibromofluor 0.220 0.222 0.226 0.225 0.223 0.221 0.222 0.223 0.223   0.84
40) Carbon Tetra 0.250 0.239 0.225 0.256 0.240 0.252 0.259 0.220 0.242   5.88
41) 1,1,1-Trichl 0.302 0.298 0.293 0.317 0.288 0.303 0.312 0.290 0.300   3.38
42) 2-Butanone   0.196 0.201 0.190 0.228 0.232 0.238 0.234 0.224 0.218   8.70
            ---- Quadratic regr., Force(0,0) ----  Coefficient =  0.9987
              Response Ratio = 0.00000 + 0.21778 *A + 0.00201 *A^2

43) 1,1-Dichloro 0.282 0.278 0.249 0.294 0.258 0.279 0.281 0.277 0.275   5.21
44) tert-Butyl f 0.090 0.064 0.091 0.104 0.104 0.120 0.130 0.070 0.096  23.64
            ---- Quadratic regr., Force(0,0) ----  Coefficient =  0.9986
              Response Ratio = 0.00000 + 0.08634 *A + 0.00449 *A^2

45) Propionitril 0.066 0.072 0.084 0.062 0.063 0.066 0.066 0.041 0.065  18.45
            ---- Quadratic regr., Force(0,0) ----  Coefficient =  0.9943
              Response Ratio = 0.00000 + 0.06602 *A + -0.00001 *A^2

46) Methacryloni 0.269 0.271 0.292 0.229 0.244 0.265 0.245 0.175 0.249  14.43
```

Initial Calibration Summary

Job Number: FC9357
Account: BHATALB Bhate Environmental
Project: Griffiss AFB; Rome, NY

Sample: V2P3836-ICC3836
Lab FileID: 2P101230.D

```
            ---- Quadratic regr., Force(0,0) ----  Coefficient =  0.9955
              Response Ratio = 0.00000 + 0.25267 *A + -0.00016 *A^2

47) Benzene      0.969 0.933 0.870 0.969 0.875 0.978 1.002 0.874 0.934   5.77
48) TAME         0.611 0.644 0.588 0.662 0.596 0.658 0.653 0.607 0.627   4.78
49) 1,2-Dichloro 0.241 0.242 0.244 0.250 0.236 0.236 0.240 0.243 0.242   1.91
50) Isobutyl alc 0.014 0.021 0.027 0.022 0.023 0.022 0.020 0.010 0.020  27.45
            ---- Quadratic regr., Force(0,0) ----  Coefficient =  0.9962
              Response Ratio = 0.00000 + 0.02347 *A + -0.00008 *A^2

51) 1,2-Dichloro 0.312 0.301 0.254 0.300 0.267 0.277 0.286 0.263 0.282   7.35
52) Tert Amyl Al 0.049 0.063 0.055 0.065 0.058 0.059 0.062 0.048 0.057  10.93
53) Trichloroeth 0.209 0.233 0.218 0.235 0.205 0.221 0.225 0.207 0.219   5.18
54) Methylcycloh 0.346 0.336 0.308 0.347 0.307 0.358 0.365 0.304 0.334   7.32
55) Dibromometha 0.113 0.122 0.116 0.132 0.119 0.126 0.125 0.128 0.123   5.23
56) 1,2-Dichloro 0.219 0.210 0.197 0.223 0.200 0.213 0.211 0.185 0.207   6.08
57) Bromodichlor 0.207 0.258 0.228 0.274 0.249 0.272 0.269 0.226 0.248  10.06
58) Methyl metha 0.168 0.297 0.349 0.269 0.292 0.309 0.311 0.140 0.267  27.64
            ---- Quadratic regr., Force(0,0) ----  Coefficient =  0.9958
              Response Ratio = 0.00000 + 0.28045 *A + 0.01647 *A^2

59) 1,4-Dioxane  0.004 0.005 0.005 0.006 0.006 0.006 0.005 0.004 0.005  15.88
            ---- Quadratic regr., Force(0,0) ----  Coefficient =  0.9968
              Response Ratio = 0.00000 + 0.00577 *A + -0.00001 *A^2

60) 2-Chloroethy 0.015 0.016 0.026 0.037 0.039 0.055 0.059 0.013 0.032  54.77
            ---- Quadratic regr., Force(0,0) ----  Coefficient =  0.9960
              Response Ratio = 0.00000 + 0.02560 *A + 0.00351 *A^2

61) cis-1,3-Dich 0.205 0.263 0.269 0.337 0.315 0.339 0.336 0.245 0.289  17.45
            ---- Quadratic regr., Force(0,0) ----  Coefficient =  0.9983
              Response Ratio = 0.00000 + 0.29918 *A + 0.02129 *A^2


62) I   Chlorobenzene-d5      ----------------ISTD---------------------
63) Toluene-d8   1.277 1.331 1.315 1.307 1.324 1.302 1.296 1.281 1.304   1.47
64) Toluene      1.204 1.274 1.131 1.268 1.126 1.210 1.197 1.154 1.196   4.74
65) 2-Nitropropa 0.079 0.100 0.099 0.128 0.117 0.132 0.135 0.082 0.109  20.21
            ---- Quadratic regr., Force(0,0) ----  Coefficient =  0.9981
              Response Ratio = 0.00000 + 0.10869 *A + 0.00281 *A^2

66) 4-Methyl-2-p 0.317 0.403 0.388 0.496 0.518 0.545 0.530 0.399 0.449  18.51
            ---- Quadratic regr., Force(0,0) ----  Coefficient =  0.9976
              Response Ratio = 0.00000 + 0.46212 *A + 0.00830 *A^2

67) trans-1,3-Di 0.125 0.325 0.306 0.380 0.349 0.380 0.386 0.219 0.309  29.89
            ---- Quadratic regr., Force(0,0) ----  Coefficient =  0.9983
              Response Ratio = 0.00000 + 0.32853 *A + 0.03132 *A^2

68) Tetrachloroe 0.301 0.339 0.298 0.321 0.282 0.300 0.296 0.290 0.303   5.95
69) Ethyl methac 0.188 0.379 0.452 0.367 0.373 0.389 0.390 0.151 0.336  31.75
            ---- Quadratic regr., Force(0,0) ----  Coefficient =  0.9960
              Response Ratio = 0.00000 + 0.36894 *A + 0.01116 *A^2

70) 1,1,2-Trichl 0.206 0.229 0.211 0.227 0.207 0.210 0.207 0.224 0.215   4.65
71) Dibromochlor 0.172 0.226 0.217 0.265 0.237 0.252 0.247 0.193 0.226  13.82
72) 1,3-Dichloro 0.351 0.449 0.406 0.465 0.408 0.426 0.420 0.401 0.416   8.22
73) 1,2-Dibromoe 0.175 0.250 0.241 0.286 0.256 0.270 0.265 0.238 0.248  13.41
74) 3,3-dimethyl 0.033 0.042 0.056 0.069 0.074 0.080 0.074 0.053 0.060  28.30
            ---- Quadratic regr., Force(0,0) ----  Coefficient =  0.9941
```

```
              Response Ratio = 0.00000 + 0.06513 *A + 0.00013 *A^2

 75) 2-hexanone   0.195 0.337 0.381 0.511 0.549 0.596 0.566 0.290 0.428  34.48
            ---- Quadratic regr., Force(0,0) ----  Coefficient =  0.9952
              Response Ratio = 0.00000 + 0.46120 *A + 0.01312 *A^2

 76) 1-Chlorohexa 0.368 0.351 0.346 0.368 0.336 0.383 0.391 0.334 0.360   5.84
 77) Ethylbenzene 1.312 1.405 1.196 1.407 1.226 1.321 1.327 1.261 1.307   5.88
 78) Chlorobenzen 0.749 0.806 0.729 0.812 0.715 0.750 0.743 0.740 0.756   4.62
 79) 1,1,1,2-Tetr 0.227 0.254 0.227 0.263 0.236 0.251 0.245 0.240 0.243   5.32
 80) m,p-Xylene   0.928 1.038 0.930 1.065 0.969 1.055 1.044 0.935 0.995   6.09
 81) o-Xylene     1.002 1.057 0.982 1.053 0.940 1.015 1.015 1.002 1.008   3.72
 82) Styrene      0.521 0.765 0.747 0.872 0.787 0.844 0.834 0.610 0.747  16.30
            ---- Quadratic regr., Force(0,0) ----  Coefficient =  0.9987
              Response Ratio = 0.00000 + 0.78733 *A + 0.02758 *A^2

 83) Bromoform    0.092 0.123 0.133 0.168 0.155 0.164 0.166 0.117 0.140  19.89
            ---- Quadratic regr., Force(0,0) ----  Coefficient =  0.9982
              Response Ratio = 0.00000 + 0.14610 *A + 0.01078 *A^2

 84) Isopropylben 1.151 1.295 1.132 1.304 1.180 1.265 1.270 1.176 1.222   5.64

 85) I   1,4-Dichlorobenzene-d ----------------ISTD--------------------
 86) 4-Bromofluor 0.802 0.770 0.769 0.773 0.796 0.793 0.795 0.768 0.783   1.83
 87) cis-1,4-Dich       0.156 0.180 0.146 0.166 0.173 0.180 0.118 0.160  13.83
            ---- Quadratic regr., Force(0,0) ----  Coefficient =  0.9979
              Response Ratio = 0.00000 + 0.15234 *A + 0.01394 *A^2

 88) n-Propylbenz 2.240 2.566 2.276 2.647 2.404 2.647 2.706 2.325 2.476   7.53
 89) Bromobenzene 0.572 0.572 0.528 0.588 0.520 0.547 0.538 0.553 0.552   4.28
 90) 1,1,2,2-Tetr 0.724 0.737 0.662 0.782 0.692 0.718 0.712 0.680 0.713   5.19
 91) 1,3,5-Trimet 1.614 1.818 1.631 1.911 1.698 1.863 1.909 1.588 1.754   7.78
 92) 2-Chlorotolu 1.348 1.455 1.347 1.551 1.406 1.514 1.548 1.269 1.429   7.29
 93) trans-1,4-Di       0.147 0.165 0.215 0.216 0.241 0.258 0.138 0.197  24.00
            ---- Quadratic regr., Force(0,0) ----  Coefficient =  0.9987
              Response Ratio = 0.00000 + 0.17971 *A + 0.04070 *A^2

 94) 1,2,3-Trichl 0.273 0.252 0.231 0.265 0.231 0.235 0.232 0.253 0.247   6.71
 95) Cyclohexanon       0.034 0.030 0.033 0.043 0.043 0.042 0.030 0.036  16.09
            ---- Quadratic regr., Force(0,0) ----  Coefficient =  0.9950
              Response Ratio = 0.00000 + 0.03515 *A + 0.00083 *A^2

 96) 4-Chlorotolu 1.330 1.618 1.473 1.698 1.506 1.613 1.648 1.517 1.550   7.62
 97) tert-Butylbe 0.867 0.948 0.816 0.981 0.864 0.977 1.018 0.864 0.917   7.93
 98) a-Methyl sty                                                 0.000  -1.00
 99) 1,2,4-Trimet 1.482 1.761 1.561 1.888 1.670 1.800 1.822 1.533 1.690   8.91
100) Pentachloroe 0.294 0.300 0.341 0.274 0.280 0.290 0.279 0.159 0.277  18.79
            ---- Quadratic regr., Force(0,0) ----  Coefficient =  0.9962
              Response Ratio = 0.00000 + 0.28978 *A + -0.00441 *A^2

101) sec-Butylben 1.993 2.155 1.848 2.178 1.960 2.214 2.237 1.851 2.055   7.83
102) 4-Isopropylt 1.521 1.843 1.544 1.900 1.659 1.877 1.891 1.611 1.731   9.42
103) 1,3-Dichloro 0.969 1.054 0.929 1.070 0.971 1.017 1.005 0.959 0.997   4.86
104) 1,2,3-Trimet 1.802 1.832 1.643 1.905 1.682 1.825 1.848 1.711 1.781   5.13
105) 1,4-Dichloro 1.289 1.090 0.946 1.096 0.974 1.023 1.002 1.230 1.081  11.33
106) n-Butylbenze 0.609 0.621 0.551 0.730 0.655 0.762 0.786 0.483 0.650  16.20
            ---- Quadratic regr., Force(0,0) ----  Coefficient =  0.9977
              Response Ratio = 0.00000 + 0.61424 *A + 0.09022 *A^2

107) Benzyl Chlor 0.170 0.195 0.197 0.262 0.256 0.279 0.277 0.146 0.223  23.32
```

Initial Calibration Summary

Job Number: FC9357
Account: BHATALB Bhate Environmental
Project: Griffiss AFB; Rome, NY

Sample: V2P3836-ICC3836
Lab FileID: 2P101230.D

```
             ---- Quadratic regr., Force(0,0) ----  Coefficient =  0.9975
               Response Ratio = 0.00000 + 0.22848 *A + 0.02807 *A^2

108) 1,2-Dichloro 0.966 1.022 0.927 1.044 0.915 0.949 0.940 0.905 0.959   5.21
109) 1,2-Dibromo- 0.146 0.139 0.123 0.157 0.145 0.154 0.159 0.141 0.146   7.87
110) Hexachlorobu 0.213 0.190 0.143 0.175 0.158 0.186 0.184 0.156 0.175  12.90
111) 1,2,4-Trichl 0.486 0.494 0.438 0.540 0.479 0.539 0.535 0.412 0.490   9.70
112) Naphthalene  1.184 1.684 1.577 1.925 1.799 1.946 2.006 1.362 1.685  17.51
             ---- Quadratic regr., Force(0,0) ----  Coefficient =  0.9990
               Response Ratio = 0.00000 + 1.69404 *A + 0.16338 *A^2

113) 1,2,3-Trichl 0.509 0.500 0.426 0.512 0.463 0.504 0.504 0.484 0.488   6.08
 ----------------------------------------------------------------------------
 (#) = Out of Range  ###  Number of calibration levels exceeded format  ###

          V2P_2023-9-06.M        Wed Sep 06 14:50:21 2023
```

Initial Calibration Verification

Job Number: FC9357
Account: BHATALB Bhate Environmental
Project: Griffiss AFB; Rome, NY

Sample: V2P3836-ICV3836
Lab FileID: 2P101234.D

Evaluate Continuing Calibration Report

Data File : C:\msdchem\1\DATA\2023-09-06\2P101234.D Vial: 11
Acq On : 6 Sep 2023 12:59 pm Operator: joannel
Sample : ICV3836-5 Inst : MSVOA13-P
Misc : MS54514,V2P3836,,,,, Multiplr: 1.00
MS Integration Params: med.p

Method : C:\msdchem\1\MET...\V2P_2023-9-06.M (RTE Integrator)
Title : SW-846 Method 5035A/8260B
Last Update : Wed Sep 06 14:19:37 2023
Response via : Multiple Level Calibration

Min. RRF : 0.000 Min. Rel. Area : 50% Max. R.T. Dev 0.50min
Max. RRF Dev : 20% Max. Rel. Area : 200%

	Compound	AvgRF	CCRF	%Dev	Area%	Dev(min)	R.T.
1 I	Fluorobenzene	1.000	1.000	0.0	103	0.00	3.70
2	Dichlorodifluoromethane	0.166	0.188	-13.3	126	0.00	1.12
		Amount	Calc.	%Drift			
3 P	Chloromethane	40.000	44.260	-10.6	122	0.00	1.24
4	1,3-butadiene	40.000	43.327	-8.3	117	0.00	1.31
5 C	Vinyl Chloride	40.000	46.309	-15.8	127	0.00	1.30
6	Bromomethane	40.000	45.490	-13.7	127	0.00	1.50
7	Chloroethane	40.000	42.562	-6.4	121	0.00	1.57
8	Trichlorofluoromethane		----------NA----------				
		AvgRF	CCRF	%Dev			
9	Ethyl Ether	0.200	0.231	-15.5	127	0.00	1.87
		Amount	Calc.	%Drift			
10	Ethanol	800.000	857.578	-7.2	114	0.00	1.97
		AvgRF	CCRF	%Dev			
11	1,2-Dichlorotrifluoroetha	0.227	0.253	-11.5	125	0.00	1.96
12 C	1,1-Dichloroethene	0.280	0.296	-5.7	116	0.00	1.97
		Amount	Calc.	%Drift			
13	Freon 113	40.000	50.390	-26.0#	137	0.00	2.00
		AvgRF	CCRF	%Dev			
14	Carbon Disulfide	0.519	0.590	-13.7	124	0.00	1.99
		Amount	Calc.	%Drift			
15	Iodomethane	40.000	43.975	-9.9	113	0.00	2.05
16	Acrolein	200.000	254.011	-27.0#	129	0.00	2.14
17	Allyl chloride	40.000	45.637	-14.1	123	0.00	2.23
18	Methylene Chloride	40.000	42.377	-5.9	121	0.00	2.29
19	Acetone	200.000	255.958	-28.0#	137	0.00	2.30
		AvgRF	CCRF	%Dev			
20	Methyl acetate	0.330	0.337	-2.1	112	0.00	2.38
21	trans-1,2-Dichloroethene	0.288	0.307	-6.6	116	0.00	2.39
22	Hexane	0.155	0.183	-18.1	128	0.00	2.45
23	Methyl Tert Butyl Ether	0.676	0.764	-13.0	123	0.00	2.46
		Amount	Calc.	%Drift			
24	Tert Butyl Alcohol	400.000	423.174	-5.8	111	0.00	2.50

Initial Calibration Verification

Job Number: FC9357
Account: BHATALB Bhate Environmental
Project: Griffiss AFB; Rome, NY

Sample: V2P3836-ICV3836
Lab FileID: 2P101234.D

25		Acetonitrile	400.000	417.376	-4.3	113	0.00	2.54
			AvgRF	CCRF	%Dev			
26		Di-isopropyl ether	0.728	0.817	-12.2	119	0.00	2.67
27		Chloroprene	1.100	1.138	-3.5	105	0.00	2.71
28	P	1,1-Dichloroethane	0.383	0.406	-6.0	114	0.00	2.71
29		Acrylonitrile	0.136	0.145	-6.6	103	0.00	2.71
30		ETBE	0.677	0.789	-16.5	127	0.00	2.86
			Amount	Calc.	%Drift			
31		Vinyl acetate	200.000	214.573	-7.3	102	0.00	2.84
			AvgRF	CCRF	%Dev			
32		cis-1,2-Dichloroethene	0.235	0.250	-6.4	114	0.00	3.01
33		2,2-Dichloropropane	0.276	0.321	-16.3	123	0.00	3.07
34		Bromochloromethane	0.113	0.123	-8.8	118	0.00	3.11
35		Cyclohexane	0.350	0.391	-11.7	122	0.00	3.15
36	C	Chloroform	0.368	0.403	-9.5	120	0.00	3.15
			Amount	Calc.	%Drift			
37		Ethyl acetate	200.000	216.769	-8.4	106	0.00	3.21
			AvgRF	CCRF	%Dev			
38		Tetrahydrofuran	0.153	0.161	-5.2	108	0.00	3.25
39	S	Dibromofluoromethane	0.223	0.225	-0.9	104	0.00	3.25
40		Carbon Tetrachloride	0.242	0.277	-14.5	119	0.00	3.25
41		1,1,1-Trichloroethane	0.300	0.315	-5.0	113	0.00	3.28
			Amount	Calc.	%Drift			
42		2-Butanone	200.000	238.321	-19.2	120	0.00	3.30
			AvgRF	CCRF	%Dev			
43		1,1-Dichloropropene	0.275	0.304	-10.5	121	0.00	3.35
			Amount	Calc.	%Drift			
44		tert-Butyl formate	200.000	272.314	-36.2#	149	0.00	3.39
45		Propionitrile	400.000	418.870	-4.7	113	0.00	3.44
46		Methacrylonitrile	400.000	441.490	-10.4	117	0.00	3.47
			AvgRF	CCRF	%Dev			
47		Benzene	0.934	1.011	-8.2	119	0.00	3.48
48		TAME	0.627	0.716	-14.2	123	0.00	3.55
49	S	1,2-Dichloroethane-d4	0.242	0.241	0.4	105	0.00	3.53
			Amount	Calc.	%Drift			
50		Isobutyl alcohol	800.000	967.058	-20.9#	117	0.00	3.59
			AvgRF	CCRF	%Dev			
51		1,2-Dichloroethane	0.282	0.308	-9.2	119	0.00	3.57
52		Tert Amyl Alcohol	0.057	0.064	-12.3	113	0.00	3.64
53		Trichloroethene	0.219	0.239	-9.1	120	0.00	3.81
54		Methylcyclohexane	0.334	0.365	-9.3	122	0.00	3.82
55		Dibromomethane	0.123	0.138	-12.2	119	0.00	4.03
56	C	1,2-Dichloropropane	0.207	0.230	-11.1	118	0.00	4.09
57		Bromodichloromethane	0.248	0.279	-12.5	115	0.00	4.12
			Amount	Calc.	%Drift			
58		Methyl methacrylate	40.000	41.937	-4.8	109	0.00	4.22
59		1,4-Dioxane	800.000	808.769	-1.1	104	0.00	4.25
60		2-Chloroethyl vinyl ether	200.000	233.661	-16.8	130	0.00	4.46

Initial Calibration Verification

Job Number: FC9357
Account: BHATALB Bhate Environmental
Project: Griffiss AFB; Rome, NY

Sample: V2P3836-ICV3836
Lab FileID: 2P101234.D

61		cis-1,3-Dichloropropene	40.000	45.795	-14.5	119	0.00	4.50
			AvgRF	CCRF	%Dev			
62	I	Chlorobenzene-d5	1.000	1.000	0.0	105	0.00	5.62
63	S	Toluene-d8	1.304	1.311	-0.5	104	0.00	4.63
64	C	Toluene	1.196	1.280	-7.0	119	0.00	4.66
			Amount	Calc.	%Drift			
65		2-Nitropropane	200.000	219.742	-9.9	119	0.00	4.75
66		4-Methyl-2-pentanone	200.000	214.473	-7.2	108	0.00	4.87
67		trans-1,3-Dichloropropene	40.000	42.099	-5.2	112	0.00	4.90
			AvgRF	CCRF	%Dev			
68		Tetrachloroethene	0.303	0.313	-3.3	116	0.00	4.91
			Amount	Calc.	%Drift			
69		Ethyl methacrylate	40.000	47.079	-17.7	126	0.00	5.01
			AvgRF	CCRF	%Dev			
70		1,1,2-Trichloroethane	0.215	0.224	-4.2	114	0.00	5.00
71		Dibromochloromethane	0.226	0.271	-19.9	120	0.00	5.12
72		1,3-Dichloropropane	0.416	0.473	-13.7	121	0.00	5.17
73		1,2-Dibromoethane	0.248	0.285	-14.9	117	0.00	5.27
			Amount	Calc.	%Drift			
74		3,3-dimethyl-1-butanol	2000.000	2143.337	-7.2	107	0.00	5.41
75		2-hexanone	200.000	228.656	-14.3	114	0.00	5.41
			AvgRF	CCRF	%Dev			
76		1-Chlorohexane	0.360	0.394	-9.4	123	0.00	5.63
77	C	Ethylbenzene	1.307	1.405	-7.5	120	0.00	5.66
78	P	Chlorobenzene	0.756	0.789	-4.4	116	0.00	5.63
79		1,1,1,2-Tetrachloroethane	0.243	0.264	-8.6	117	0.00	5.67
80		m,p-Xylene	0.995	1.088	-9.3	118	0.00	5.76
81		o-Xylene	1.008	1.034	-2.6	115	0.00	6.05
			Amount	Calc.	%Drift			
82		Styrene	40.000	43.433	-8.6	118	0.00	6.09
83	P	Bromoform	40.000	42.912	-7.3	113	0.00	6.10
			AvgRF	CCRF	%Dev			
84		Isopropylbenzene	1.222	1.304	-6.7	116	0.00	6.28
85	I	1,4-Dichlorobenzene-d4	1.000	1.000	0.0	105	0.00	7.31
86	S	4-Bromofluorobenzene	0.783	0.779	0.5	103	0.00	6.47
			Amount	Calc.	%Drift			
87		cis-1,4-Dichloro-2-butene	40.000	49.423	-23.6#	130	0.00	6.50
			AvgRF	CCRF	%Dev			
88		n-Propylbenzene	2.476	2.690	-8.6	118	0.00	6.58
89		Bromobenzene	0.552	0.604	-9.4	122	0.00	6.55
90	P	1,1,2,2-Tetrachloroethane	0.713	0.760	-6.6	115	0.00	6.60
91		1,3,5-Trimethylbenzene	1.754	1.964	-12.0	122	0.00	6.73
92		2-Chlorotoluene	1.429	1.571	-9.9	118	0.00	6.69
			Amount	Calc.	%Drift			
93		trans-1,4-Dichloro-2-Bute	40.000	46.809	-17.0	124	0.00	6.73

Initial Calibration Verification

Job Number: FC9357
Account: BHATALB Bhate Environmental
Project: Griffiss AFB; Rome, NY

Sample: V2P3836-ICV3836
Lab FileID: 2P101234.D

		AvgRF	CCRF	%Dev			
94	1,2,3-Trichloropropane	0.247	0.263	-6.5	120	0.00	6.70

		Amount	Calc.	%Drift			
95	Cyclohexanone	200.000	454.176	-127.1#	237	0.00	6.72

		AvgRF	CCRF	%Dev			
96	4-Chlorotoluene	1.550	1.663	-7.3	116	0.00	6.81
97	tert-Butylbenzene	0.917	0.979	-6.8	119	0.00	6.97
98	a-Methyl styrene	0.000	0.000	0.0	101	0.00	7.11
99	1,2,4-Trimethylbenzene	1.690	1.853	-9.6	117	0.00	7.02

		Amount	Calc.	%Drift			
100	Pentachloroethane	40.000	42.027	-5.1	113	0.00	6.97

		AvgRF	CCRF	%Dev			
101	sec-Butylbenzene	2.055	2.120	-3.2	114	0.00	7.11
102	4-Isopropyltoluene	1.731	1.850	-6.9	117	0.00	7.22
103	1,3-Dichlorobenzene	0.997	1.055	-5.8	114	0.00	7.26
104	1,2,3-Trimethylbenzene	1.781	1.834	-3.0	115	0.00	7.35
105	1,4-Dichlorobenzene	1.081	1.074	0.6	116	0.00	7.32

		Amount	Calc.	%Drift			
106	n-Butylbenzene	40.000	46.336	-15.8	130	0.00	7.53
107	Benzyl Chloride	40.000	44.856	-12.1	117	0.00	7.50

		AvgRF	CCRF	%Dev			
108	1,2-Dichlorobenzene	0.959	0.994	-3.6	114	0.00	7.63
109	1,2-Dibromo-3-Chloropropa	0.146	0.165	-13.0	119	0.00	8.18
110	Hexachlorobutadiene	0.175	0.200	-14.3	133	0.00	8.66
111	1,2,4-Trichlorobenzene	0.490	0.559	-14.1	123	0.00	8.66

		Amount	Calc.	%Drift			
112	Naphthalene	40.000	42.633	-6.6	114	0.00	8.86

		AvgRF	CCRF	%Dev			
113	1,2,3-Trichlorobenzene	0.488	0.519	-6.4	118	0.00	8.99

(#) = Out of Range SPCC's out = 0 CCC's out = 0
2P101230.D V2P_2023-9-06.M Wed Sep 06 14:48:12 2023

Initial Calibration Verification

Job Number: FC9357
Account: BHATALB Bhate Environmental
Project: Griffiss AFB; Rome, NY

Sample: V2P3836-ICV3836
Lab FileID: 2P101235.D

Evaluate Continuing Calibration Report

Data File : C:\msdchem\1\DATA\2023-09-06\2P101235.D Vial: 12
Acq On : 6 Sep 2023 1:25 pm Operator: joannel
Sample : ICV3836-4 Inst : MSVOA13-P
Misc : MS54514,V2P3836,,,,, Multiplr: 1.00
MS Integration Params: med.p

Method : C:\msdchem\1\MET...\V2P_2023-9-06.M (RTE Integrator)
Title : SW-846 Method 5035A/8260B
Last Update : Wed Sep 06 14:19:37 2023
Response via : Multiple Level Calibration

Min. RRF : 0.000 Min. Rel. Area : 50% Max. R.T. Dev 0.50min
Max. RRF Dev : 20% Max. Rel. Area : 200%

	Compound	AvgRF	CCRF	%Dev	Area%	Dev(min)	R.T.
1 I	Fluorobenzene	1.000	1.000	0.0	103	0.00	3.70
2	Dichlorodifluoromethane		NA				
	Amount	Calc.	%Drift				
3 P	Chloromethane		NA				
4	1,3-butadiene		NA				
5 C	Vinyl Chloride		NA				
6	Bromomethane		NA				
7	Chloroethane		NA				
8	Trichlorofluoromethane	25.000	31.953	-27.8#	113	0.00	1.67
	AvgRF	CCRF	%Dev				
9	Ethyl Ether		NA				
	Amount	Calc.	%Drift				
10	Ethanol		NA				
	AvgRF	CCRF	%Dev				
11	1,2-Dichlorotrifluoroetha		NA				
12 C	1,1-Dichloroethene		NA				
	Amount	Calc.	%Drift				
13	Freon 113		NA				
	AvgRF	CCRF	%Dev				
14	Carbon Disulfide		NA				
	Amount	Calc.	%Drift				
15	Iodomethane		NA				
16	Acrolein		NA				
17	Allyl chloride		NA				
18	Methylene Chloride		NA				
19	Acetone		NA				
	AvgRF	CCRF	%Dev				
20	Methyl acetate		NA				
21	trans-1,2-Dichloroethene		NA				
22	Hexane		NA				
23	Methyl Tert Butyl Ether		NA				
	Amount	Calc.	%Drift				
24	Tert Butyl Alcohol		NA				

25		Acetonitrile		----------NA----------					
		----------	AvgRF	CCRF	%Dev	----------			
26		Di-isopropyl ether		----------NA----------					
27		Chloroprene		----------NA----------					
28	P	1,1-Dichloroethane		----------NA----------					
29		Acrylonitrile		----------NA----------					
30		ETBE		----------NA----------					
		----------	Amount	Calc.	%Drift	----------			
31		Vinyl acetate		----------NA----------					
		----------	AvgRF	CCRF	%Dev	----------			
32		cis-1,2-Dichloroethene		----------NA----------					
33		2,2-Dichloropropane		----------NA----------					
34		Bromochloromethane		----------NA----------					
35		Cyclohexane		----------NA----------					
36	C	Chloroform		----------NA----------					
		----------	Amount	Calc.	%Drift	----------			
37		Ethyl acetate		----------NA----------					
		----------	AvgRF	CCRF	%Dev	----------			
38		Tetrahydrofuran		----------NA----------					
39	S	Dibromofluoromethane	0.223	0.226	-1.3	103	0.00	3.25	
40		Carbon Tetrachloride		----------NA----------					
41		1,1,1-Trichloroethane		----------NA----------					
		----------	Amount	Calc.	%Drift	----------			
42		2-Butanone		----------NA----------					
		----------	AvgRF	CCRF	%Dev	----------			
43		1,1-Dichloropropene		----------NA----------					
		----------	Amount	Calc.	%Drift	----------			
44		tert-Butyl formate		----------NA----------					
45		Propionitrile		----------NA----------					
46		Methacrylonitrile		----------NA----------					
		----------	AvgRF	CCRF	%Dev	----------			
47		Benzene		----------NA----------					
48		TAME		----------NA----------					
49	S	1,2-Dichloroethane-d4	0.242	0.256	-5.8	105	0.00	3.53	
		----------	Amount	Calc.	%Drift	----------			
50		Isobutyl alcohol		----------NA----------					
		----------	AvgRF	CCRF	%Dev	----------			
51		1,2-Dichloroethane		----------NA----------					
52		Tert Amyl Alcohol		----------NA----------					
53		Trichloroethene		----------NA----------					
54		Methylcyclohexane		----------NA----------					
55		Dibromomethane		----------NA----------					
56	C	1,2-Dichloropropane		----------NA----------					
57		Bromodichloromethane		----------NA----------					
		----------	Amount	Calc.	%Drift	----------			
58		Methyl methacrylate		----------NA----------					
59		1,4-Dioxane		----------NA----------					
60		2-Chloroethyl vinyl ether		----------NA----------					

Initial Calibration Verification

Job Number: FC9357
Account: BHATALB Bhate Environmental
Project: Griffiss AFB; Rome, NY

Sample: V2P3836-ICV3836
Lab FileID: 2P101235.D

			AvgRF	CCRF	%Dev			
61		cis-1,3-Dichloropropene		----------NA----------				
			AvgRF	CCRF	%Dev			
62	I	Chlorobenzene-d5	1.000	1.000	0.0	105	0.00	5.62
63	S	Toluene-d8	1.304	1.309	-0.4	105	0.00	4.63
64	C	Toluene		----------NA----------				
			Amount	Calc.	%Drift			
65		2-Nitropropane		----------NA----------				
66		4-Methyl-2-pentanone		----------NA----------				
67		trans-1,3-Dichloropropene		----------NA----------				
			AvgRF	CCRF	%Dev			
68		Tetrachloroethene		----------NA----------				
			Amount	Calc.	%Drift			
69		Ethyl methacrylate		----------NA----------				
			AvgRF	CCRF	%Dev			
70		1,1,2-Trichloroethane		----------NA----------				
71		Dibromochloromethane		----------NA----------				
72		1,3-Dichloropropane		----------NA----------				
73		1,2-Dibromoethane		----------NA----------				
			Amount	Calc.	%Drift			
74		3,3-dimethyl-1-butanol		----------NA----------				
75		2-hexanone		----------NA----------				
			AvgRF	CCRF	%Dev			
76		1-Chlorohexane		----------NA----------				
77	C	Ethylbenzene		----------NA----------				
78	P	Chlorobenzene		----------NA----------				
79		1,1,1,2-Tetrachloroethane		----------NA----------				
80		m,p-Xylene		----------NA----------				
81		o-Xylene		----------NA----------				
			Amount	Calc.	%Drift			
82		Styrene		----------NA----------				
83	P	Bromoform		----------NA----------				
			AvgRF	CCRF	%Dev			
84		Isopropylbenzene		----------NA----------				
85	I	1,4-Dichlorobenzene-d4	1.000	1.000	0.0	107	0.00	7.31
86	S	4-Bromofluorobenzene	0.783	0.785	-0.3	109	0.00	6.47
			Amount	Calc.	%Drift			
87		cis-1,4-Dichloro-2-butene		----------NA----------				
			AvgRF	CCRF	%Dev			
88		n-Propylbenzene		----------NA----------				
89		Bromobenzene		----------NA----------				
90	P	1,1,2,2-Tetrachloroethane		----------NA----------				
91		1,3,5-Trimethylbenzene		----------NA----------				
92		2-Chlorotoluene		----------NA----------				
			Amount	Calc.	%Drift			
93		trans-1,4-Dichloro-2-Bute		----------NA----------				

Initial Calibration Verification

Job Number: FC9357
Account: BHATALB Bhate Environmental
Project: Griffiss AFB; Rome, NY

Sample: V2P3836-ICV3836
Lab FileID: 2P101235.D

		AvgRF	CCRF	%Dev	
94	1,2,3-Trichloropropane		NA		
		Amount	Calc.	%Drift	
95	Cyclohexanone		NA		
		AvgRF	CCRF	%Dev	
96	4-Chlorotoluene		NA		
97	tert-Butylbenzene		NA		
98	a-Methyl styrene		NA		
99	1,2,4-Trimethylbenzene		NA		
		Amount	Calc.	%Drift	
100	Pentachloroethane		NA		
		AvgRF	CCRF	%Dev	
101	sec-Butylbenzene		NA		
102	4-Isopropyltoluene		NA		
103	1,3-Dichlorobenzene		NA		
104	1,2,3-Trimethylbenzene		NA		
105	1,4-Dichlorobenzene		NA		
		Amount	Calc.	%Drift	
106	n-Butylbenzene		NA		
107	Benzyl Chloride		NA		
		AvgRF	CCRF	%Dev	
108	1,2-Dichlorobenzene		NA		
109	1,2-Dibromo-3-Chloropropa		NA		
110	Hexachlorobutadiene		NA		
111	1,2,4-Trichlorobenzene		NA		
		Amount	Calc.	%Drift	
112	Naphthalene		NA		
		AvgRF	CCRF	%Dev	
113	1,2,3-Trichlorobenzene		NA		

(#) = Out of Range SPCC's out = 3 CCC's out = 6
2P101229.D V2P_2023-9-06.M Wed Sep 06 14:50:09 2023

Continuing Calibration Summary

Job Number: FC9357
Account: BHATALB Bhate Environmental
Project: Griffiss AFB; Rome, NY

Sample: V2P3838-CC3836
Lab FileID: 2P101281.D

Evaluate Continuing Calibration Report

Data File : C:\msdchem\1\DATA\2023-09-08\2P101281.D Vial: 2
Acq On : 8 Sep 2023 10:39 am Operator: joannel
Sample : CC3836-4 Inst : MSVOA13-P
Misc : MS54514,V2P3838,,,,, Multiplr: 1.00
MS Integration Params: med.p

Method : C:\msdchem\1\MET...\V2P_2023-9-06.M (RTE Integrator)
Title : SW-846 Method 5035A/8260B
Last Update : Wed Sep 06 14:19:37 2023
Response via : Multiple Level Calibration

Min. RRF : 0.000 Min. Rel. Area : 50% Max. R.T. Dev 0.50min
Max. RRF Dev : 20% Max. Rel. Area : 200%

	Compound	AvgRF	CCRF	%Dev	Area%	Dev(min)	R.T.
1 I	Fluorobenzene	1.000	1.000	0.0	92	0.00	3.70
2	Dichlorodifluoromethane	0.166	0.182	-9.6	104	0.00	1.12
		Amount	Calc.	%Drift			
3 P	Chloromethane	25.000	26.727	-6.9	95	0.00	1.24
4	1,3-butadiene	25.000	23.015	7.9	92	0.00	1.31
5 C	Vinyl Chloride	25.000	27.697	-10.8	100	0.00	1.30
6	Bromomethane	25.000	24.877	0.5	90	0.00	1.50
7	Chloroethane	25.000	27.280	-9.1	100	0.00	1.57
8	Trichlorofluoromethane	25.000	32.210	-28.8#	101	0.00	1.67
		AvgRF	CCRF	%Dev			
9	Ethyl Ether	0.200	0.199	0.5	89	0.00	1.87
		Amount	Calc.	%Drift			
10	Ethanol	500.000	536.856	-7.4	104	-0.01	1.96
		AvgRF	CCRF	%Dev			
11	1,2-Dichlorotrifluoroetha	0.227	0.227	0.0	88	0.00	1.97
12 C	1,1-Dichloroethene	0.280	0.285	-1.8	89	0.00	1.97
		Amount	Calc.	%Drift			
13	Freon 113	25.000	25.400	-1.6	89	0.00	2.00
		AvgRF	CCRF	%Dev			
14	Carbon Disulfide	0.519	0.530	-2.1	88	0.00	1.99
		Amount	Calc.	%Drift			
15	Iodomethane	25.000	25.265	-1.1	82	0.00	2.05
16	Acrolein	125.000	147.416	-17.9	116	0.00	2.14
17	Allyl chloride	25.000	25.038	-0.2	101	0.00	2.23
18	Methylene Chloride	25.000	22.993	8.0	85	0.00	2.28
19	Acetone	125.000	132.579	-6.1	95	0.00	2.31
		AvgRF	CCRF	%Dev			
20	Methyl acetate	0.330	0.326	1.2	86	0.00	2.38
21	trans-1,2-Dichloroethene	0.288	0.285	1.0	87	0.00	2.39
22	Hexane	0.155	0.164	-5.8	94	0.00	2.45
23	Methyl Tert Butyl Ether	0.676	0.686	-1.5	89	0.00	2.46
		Amount	Calc.	%Drift			
24	Tert Butyl Alcohol	250.000	255.136	-2.1	87	0.00	2.49

Continuing Calibration Summary

Job Number: FC9357
Account: BHATALB Bhate Environmental
Project: Griffiss AFB; Rome, NY

Sample: V2P3838-CC3836
Lab FileID: 2P101281.D

25		Acetonitrile	250.000	254.567	-1.8	97	0.00	2.54
			AvgRF	CCRF	%Dev			
26		Di-isopropyl ether	0.728	0.750	-3.0	88	0.00	2.67
27		Chloroprene	1.100	1.129	-2.6	105	0.00	2.71
28	P	1,1-Dichloroethane	0.383	0.388	-1.3	89	0.00	2.71
29		Acrylonitrile	0.136	0.143	-5.1	106	0.00	2.71
30		ETBE	0.677	0.697	-3.0	89	0.00	2.87
			Amount	Calc.	%Drift			
31		Vinyl acetate	125.000	125.853	-0.7	105	0.00	2.84
			AvgRF	CCRF	%Dev			
32		cis-1,2-Dichloroethene	0.235	0.241	-2.6	88	0.00	3.01
33		2,2-Dichloropropane	0.276	0.281	-1.8	90	0.00	3.07
34		Bromochloromethane	0.113	0.117	-3.5	88	0.00	3.11
35		Cyclohexane	0.350	0.360	-2.9	88	0.00	3.14
36	C	Chloroform	0.368	0.383	-4.1	89	0.00	3.15
			Amount	Calc.	%Drift			
37		Ethyl acetate	125.000	128.889	-3.1	106	0.00	3.21
			AvgRF	CCRF	%Dev			
38		Tetrahydrofuran	0.153	0.160	-4.6	85	0.00	3.25
39	S	Dibromofluoromethane	0.223	0.225	-0.9	92	0.00	3.25
40		Carbon Tetrachloride	0.242	0.245	-1.2	88	0.00	3.25
41		1,1,1-Trichloroethane	0.300	0.309	-3.0	89	0.00	3.27
			Amount	Calc.	%Drift			
42		2-Butanone	125.000	135.429	-8.3	97	0.00	3.30
			AvgRF	CCRF	%Dev			
43		1,1-Dichloropropene	0.275	0.274	0.4	85	0.00	3.35
			Amount	Calc.	%Drift			
44		tert-Butyl formate	125.000	136.637	-9.3	95	0.00	3.39
45		Propionitrile	250.000	250.997	-0.4	97	0.00	3.44
46		Methacrylonitrile	250.000	245.709	1.7	99	0.00	3.47
			AvgRF	CCRF	%Dev			
47		Benzene	0.934	0.920	1.5	87	0.00	3.48
48		TAME	0.627	0.643	-2.6	89	0.00	3.55
49	S	1,2-Dichloroethane-d4	0.242	0.249	-2.9	91	0.00	3.53
			Amount	Calc.	%Drift			
50		Isobutyl alcohol	500.000	549.376	-9.9	105	0.00	3.58
			AvgRF	CCRF	%Dev			
51		1,2-Dichloroethane	0.282	0.279	1.1	85	0.00	3.57
52		Tert Amyl Alcohol	0.057	0.063	-10.5	89	0.00	3.63
53		Trichloroethene	0.219	0.226	-3.2	88	0.00	3.81
54		Methylcyclohexane	0.334	0.347	-3.9	92	0.00	3.82
55		Dibromomethane	0.123	0.122	0.8	85	0.00	4.03
56	C	1,2-Dichloropropane	0.207	0.215	-3.9	88	0.00	4.09
57		Bromodichloromethane	0.248	0.264	-6.5	89	0.00	4.13
			Amount	Calc.	%Drift			
58		Methyl methacrylate	25.000	25.229	-0.9	99	0.00	4.21
59		1,4-Dioxane	500.000	528.925	-5.8	86	0.00	4.25
60		2-Chloroethyl vinyl ether	125.000	131.478	-5.2	92	0.00	4.46

Continuing Calibration Summary

Job Number: FC9357
Account: BHATALB Bhate Environmental
Project: Griffiss AFB; Rome, NY

Sample: V2P3838-CC3836
Lab FileID: 2P101281.D

61		cis-1,3-Dichloropropene	25.000	26.479	-5.9	89	0.00	4.50
			AvgRF	CCRF	%Dev			
62	I	Chlorobenzene-d5	1.000	1.000	0.0	94	0.00	5.62
63	S	Toluene-d8	1.304	1.299	0.4	93	0.00	4.63
64	C	Toluene	1.196	1.198	-0.2	88	0.00	4.66
			Amount	Calc.	%Drift			
65		2-Nitropropane	125.000	135.497	-8.4	92	0.00	4.75
66		4-Methyl-2-pentanone	125.000	132.291	-5.8	97	0.00	4.87
67		trans-1,3-Dichloropropene	25.000	26.150	-4.6	89	0.00	4.90
			AvgRF	CCRF	%Dev			
68		Tetrachloroethene	0.303	0.313	-3.3	91	0.00	4.92
			Amount	Calc.	%Drift			
69		Ethyl methacrylate	25.000	24.763	0.9	95	0.00	5.01
			AvgRF	CCRF	%Dev			
70		1,1,2-Trichloroethane	0.215	0.215	0.0	89	0.00	5.00
71		Dibromochloromethane	0.226	0.251	-11.1	89	0.00	5.12
72		1,3-Dichloropropane	0.416	0.428	-2.9	86	0.00	5.17
73		1,2-Dibromoethane	0.248	0.266	-7.3	87	0.00	5.27
			Amount	Calc.	%Drift			
74		3,3-dimethyl-1-butanol	1250.000	1238.355	0.9	91	0.00	5.41
75		2-hexanone	125.000	131.300	-5.0	95	0.00	5.41
			AvgRF	CCRF	%Dev			
76		1-Chlorohexane	0.360	0.346	3.9	88	0.00	5.63
77	C	Ethylbenzene	1.307	1.255	4.0	83	0.00	5.66
78	P	Chlorobenzene	0.756	0.755	0.1	87	0.00	5.63
79		1,1,1,2-Tetrachloroethane	0.243	0.250	-2.9	89	0.00	5.67
80		m,p-Xylene	0.995	0.994	0.1	87	0.00	5.76
81		o-Xylene	1.008	0.985	2.3	88	0.00	6.06
			Amount	Calc.	%Drift			
82		Styrene	25.000	25.576	-2.3	88	0.00	6.09
83	P	Bromoform	25.000	27.601	-10.4	94	0.00	6.09
			AvgRF	CCRF	%Dev			
84		Isopropylbenzene	1.222	1.244	-1.8	89	0.00	6.29
85	I	1,4-Dichlorobenzene-d4	1.000	1.000	0.0	97	0.00	7.31
86	S	4-Bromofluorobenzene	0.783	0.774	1.1	97	0.00	6.47
			Amount	Calc.	%Drift			
87		cis-1,4-Dichloro-2-butene	25.000	29.491	-18.0	125	0.00	6.51
			AvgRF	CCRF	%Dev			
88		n-Propylbenzene	2.476	2.456	0.8	90	0.00	6.58
89		Bromobenzene	0.552	0.548	0.7	90	0.00	6.55
90	P	1,1,2,2-Tetrachloroethane	0.713	0.711	0.3	88	0.00	6.60
91		1,3,5-Trimethylbenzene	1.754	1.774	-1.1	90	0.00	6.73
92		2-Chlorotoluene	1.429	1.436	-0.5	90	0.00	6.69
			Amount	Calc.	%Drift			
93		trans-1,4-Dichloro-2-Bute	25.000	28.671	-14.7	105	0.00	6.74

Continuing Calibration Summary

Job Number: FC9357
Account: BHATALB Bhate Environmental
Project: Griffiss AFB; Rome, NY

Sample: V2P3838-CC3836
Lab FileID: 2P101281.D

		AvgRF	CCRF	%Dev			
94	1,2,3-Trichloropropane	0.247	0.246	0.4	90	0.00	6.70
		Amount	Calc.	%Drift			
95	Cyclohexanone	125.000	121.227	3.0	105	0.00	6.73
		AvgRF	CCRF	%Dev			
96	4-Chlorotoluene	1.550	1.548	0.1	88	0.00	6.81
97	tert-Butylbenzene	0.917	0.894	2.5	88	0.00	6.97
98	a-Methyl styrene	0.000	0.000	0.0	89	0.00	7.11
99	1,2,4-Trimethylbenzene	1.690	1.717	-1.6	88	0.00	7.02
		Amount	Calc.	%Drift			
100	Pentachloroethane	25.000	23.915	4.3	97	0.00	6.97
		AvgRF	CCRF	%Dev			
101	sec-Butylbenzene	2.055	2.070	-0.7	92	0.00	7.11
102	4-Isopropyltoluene	1.731	1.771	-2.3	90	0.00	7.22
103	1,3-Dichlorobenzene	0.997	0.994	0.3	90	0.00	7.25
104	1,2,3-Trimethylbenzene	1.781	1.752	1.6	89	0.00	7.35
105	1,4-Dichlorobenzene	1.081	1.001	7.4	89	0.00	7.32
		Amount	Calc.	%Drift			
106	n-Butylbenzene	25.000	26.435	-5.7	93	0.00	7.54
107	Benzyl Chloride	25.000	25.046	-0.2	90	0.00	7.50
		AvgRF	CCRF	%Dev			
108	1,2-Dichlorobenzene	0.959	0.941	1.9	87	0.00	7.63
109	1,2-Dibromo-3-Chloropropa	0.146	0.144	1.4	89	0.00	8.18
110	Hexachlorobutadiene	0.175	0.180	-2.9	100	0.00	8.67
111	1,2,4-Trichlorobenzene	0.490	0.505	-3.1	91	0.00	8.67
		Amount	Calc.	%Drift			
112	Naphthalene	25.000	25.024	-0.1	90	0.00	8.86
		AvgRF	CCRF	%Dev			
113	1,2,3-Trichlorobenzene	0.488	0.477	2.3	90	0.00	8.99

(#) = Out of Range SPCC's out = 0 CCC's out = 0
2P101229.D V2P_2023-9-06.M Fri Sep 08 11:34:28 2023

Continuing Calibration Summary

Job Number: FC9357
Account: BHATALB Bhate Environmental
Project: Griffiss AFB; Rome, NY

Sample: V2P3838-ECC3836
Lab FileID: 2P101308.D

Evaluate Continuing Calibration Report

Data File : R:\GBS Manila Data V...38\V2P3838\2P101308.D Vial: 29
Acq On : 8 Sep 2023 10:28 pm Operator: joannel
Sample : ECC3836-4 Inst : MSVOA13-P
Misc : MS54794,V2P3838,,,,, Multiplr: 1.00
MS Integration Params: med.p

Method : R:\GBS Manila Da...\V2P_2023-9-06.M (RTE Integrator)
Title : SW-846 Method 5035A/8260B
Last Update : Wed Sep 06 14:19:37 2023
Response via : Multiple Level Calibration

Min. RRF : 0.000 Min. Rel. Area : 50% Max. R.T. Dev 0.50min
Max. RRF Dev : 50% Max. Rel. Area : 200%

	Compound	AvgRF	CCRF	%Dev	Area%	Dev(min)	R.T.
1 I	Fluorobenzene	1.000	1.000	0.0	87	0.00	3.70
2	Dichlorodifluoromethane	0.166	0.174	-4.8	93	0.00	1.12
		True	Calc.	% Drift			
3 P	Chloromethane	25.000	26.237	-4.9	88	0.00	1.24
4	1,3-butadiene	25.000	24.959	0.2	95	0.00	1.32
5 C	Vinyl Chloride	25.000	27.426	-9.7	94	0.00	1.30
6	Bromomethane	25.000	24.803	0.8	85	0.00	1.50
7	Chloroethane	25.000	27.749	-11.0	96	0.00	1.58
8	Trichlorofluoromethane	25.000	34.860	-39.4	100	0.00	1.67
		AvgRF	CCRF	% Dev			
9	Ethyl Ether	0.200	0.190	5.0	81	0.00	1.87
		True	Calc.	% Drift			
10	Ethanol	500.000	399.049	20.2	75	-0.02	1.95
		AvgRF	CCRF	% Dev			
11	1,2-Dichlorotrifluoroetha	0.227	0.216	4.8	79	0.00	1.96
12 C	1,1-Dichloroethene	0.280	0.275	1.8	81	0.00	1.97
		True	Calc.	% Drift			
13	Freon 113	25.000	23.836	4.7	79	0.00	2.01
		AvgRF	CCRF	% Dev			
14	Carbon Disulfide	0.519	0.508	2.1	80	0.00	1.99
		True	Calc.	% Drift			
15	Iodomethane	25.000	29.282	-17.1	90	0.00	2.05
16	Acrolein	125.000	132.456	-6.0	98	0.00	2.14
17	Allyl chloride	25.000	24.301	2.8	93	0.00	2.24
18	Methylene Chloride	25.000	22.534	9.9	79	0.00	2.29
19	Acetone	125.000	129.602	-3.7	88	0.00	2.30
		AvgRF	CCRF	% Dev			
20	Methyl acetate	0.330	0.332	-0.6	83	0.00	2.38
21	trans-1,2-Dichloroethene	0.288	0.275	4.5	79	0.00	2.39
22	Hexane	0.155	0.134	13.5	72	0.00	2.46
23	Methyl Tert Butyl Ether	0.676	0.671	0.7	82	0.00	2.46
		True	Calc.	% Drift			
24	Tert Butyl Alcohol	250.000	233.564	6.6	76	0.00	2.49

Continuing Calibration Summary

Job Number: FC9357
Account: BHATALB Bhate Environmental
Project: Griffiss AFB; Rome, NY

Sample: V2P3838-ECC3836
Lab FileID: 2P101308.D

25		Acetonitrile	250.000	232.722	6.9	84	0.00	2.54
			AvgRF	CCRF	% Dev			
26		Di-isopropyl ether	0.728	0.731	-0.4	81	0.00	2.67
27		Chloroprene	1.100	1.090	0.9	96	0.00	2.71
28	P	1,1-Dichloroethane	0.383	0.379	1.0	82	0.00	2.71
29		Acrylonitrile	0.136	0.138	-1.5	97	0.00	2.71
30		ETBE	0.677	0.677	0.0	82	0.00	2.86
			True	Calc.	% Drift			
31		Vinyl acetate	125.000	121.607	2.7	96	0.00	2.84
			AvgRF	CCRF	% Dev			
32		cis-1,2-Dichloroethene	0.235	0.239	-1.7	83	0.00	3.00
33		2,2-Dichloropropane	0.276	0.222	19.6	67	0.00	3.07
34		Bromochloromethane	0.113	0.114	-0.9	81	0.00	3.11
35		Cyclohexane	0.350	0.351	-0.3	82	0.00	3.15
36	C	Chloroform	0.368	0.369	-0.3	81	0.00	3.15
			True	Calc.	% Drift			
37		Ethyl acetate	125.000	126.285	-1.0	98	0.00	3.21
			AvgRF	CCRF	% Dev			
38		Tetrahydrofuran	0.153	0.157	-2.6	79	0.00	3.24
39	S	Dibromofluoromethane	0.223	0.224	-0.4	87	0.00	3.24
40		Carbon Tetrachloride	0.242	0.243	-0.4	82	0.00	3.25
41		1,1,1-Trichloroethane	0.300	0.295	1.7	81	0.00	3.28
			True	Calc.	% Drift			
42		2-Butanone	125.000	131.113	-4.9	89	0.00	3.30
			AvgRF	CCRF	% Dev			
43		1,1-Dichloropropene	0.275	0.269	2.2	79	0.00	3.34
			True	Calc.	% Drift			
44		tert-Butyl formate	125.000	139.193	-11.4	92	0.00	3.39
45		Propionitrile	250.000	243.037	2.8	89	0.00	3.44
46		Methacrylonitrile	250.000	238.263	4.7	91	0.00	3.46
			AvgRF	CCRF	% Dev			
47		Benzene	0.934	0.908	2.8	81	0.00	3.48
48		TAME	0.627	0.628	-0.2	82	0.00	3.55
49	S	1,2-Dichloroethane-d4	0.242	0.244	-0.8	85	0.00	3.53
			True	Calc.	% Drift			
50		Isobutyl alcohol	500.000	488.936	2.2	89	0.00	3.58
			AvgRF	CCRF	% Dev			
51		1,2-Dichloroethane	0.282	0.275	2.5	80	0.00	3.57
52		Tert Amyl Alcohol	0.057	0.059	-3.5	79	0.00	3.63
53		Trichloroethene	0.219	0.215	1.8	79	0.00	3.80
54		Methylcyclohexane	0.334	0.325	2.7	81	0.00	3.83
55		Dibromomethane	0.123	0.125	-1.6	82	0.00	4.03
56	C	1,2-Dichloropropane	0.207	0.211	-1.9	82	0.00	4.09
57		Bromodichloromethane	0.248	0.246	0.8	78	0.00	4.12
			True	Calc.	% Drift			
58		Methyl methacrylate	25.000	24.975	0.1	93	0.00	4.22
59		1,4-Dioxane	500.000	367.738	26.5	57	0.00	4.24
60		2-Chloroethyl vinyl ether	125.000	138.769	-11.0	93	0.00	4.46

Continuing Calibration Summary

Job Number: FC9357
Account: BHATALB Bhate Environmental
Project: Griffiss AFB; Rome, NY

Sample: V2P3838-ECC3836
Lab FileID: 2P101308.D

61		cis-1,3-Dichloropropene	25.000	24.850	0.6	79	0.00	4.50
			AvgRF	CCRF	% Dev			
62	I	Chlorobenzene-d5	1.000	1.000	0.0	88	0.00	5.62
63	S	Toluene-d8	1.304	1.306	-0.2	88	0.00	4.63
64	C	Toluene	1.196	1.171	2.1	82	0.00	4.66
			True	Calc.	% Drift			
65		2-Nitropropane	125.000	121.658	2.7	78	0.00	4.75
66		4-Methyl-2-pentanone	125.000	129.906	-3.9	90	0.00	4.87
67		trans-1,3-Dichloropropene	25.000	24.266	2.9	78	0.00	4.90
			AvgRF	CCRF	% Dev			
68		Tetrachloroethene	0.303	0.309	-2.0	85	0.00	4.91
			True	Calc.	% Drift			
69		Ethyl methacrylate	25.000	24.745	1.0	89	0.00	5.01
			AvgRF	CCRF	% Dev			
70		1,1,2-Trichloroethane	0.215	0.211	1.9	82	0.00	5.00
71		Dibromochloromethane	0.226	0.237	-4.9	79	0.00	5.12
72		1,3-Dichloropropane	0.416	0.417	-0.2	79	0.00	5.17
73		1,2-Dibromoethane	0.248	0.261	-5.2	81	0.00	5.27
			True	Calc.	% Drift			
74		3,3-dimethyl-1-butanol	1250.000	1258.273	-0.7	88	0.00	5.40
75		2-hexanone	125.000	131.113	-4.9	90	0.00	5.41
			AvgRF	CCRF	% Dev			
76		1-Chlorohexane	0.360	0.350	2.8	84	0.00	5.62
77	C	Ethylbenzene	1.307	1.235	5.5	78	0.00	5.66
78	P	Chlorobenzene	0.756	0.751	0.7	82	0.00	5.63
79		1,1,1,2-Tetrachloroethane	0.243	0.248	-2.1	83	0.00	5.67
80		m,p-Xylene	0.995	0.968	2.7	80	0.00	5.76
81		o-Xylene	1.008	0.969	3.9	81	0.00	6.05
			True	Calc.	% Drift			
82		Styrene	25.000	24.542	1.8	80	0.00	6.08
83	P	Bromoform	25.000	23.559	5.8	75	0.00	6.10
			AvgRF	CCRF	% Dev			
84		Isopropylbenzene	1.222	1.200	1.8	81	0.00	6.28
85	I	1,4-Dichlorobenzene-d4	1.000	1.000	0.0	90	0.00	7.31
86	S	4-Bromofluorobenzene	0.783	0.766	2.2	89	0.00	6.47
			True	Calc.	% Drift			
87		cis-1,4-Dichloro-2-butene	25.000	21.632	13.5	85	0.00	6.50
			AvgRF	CCRF	% Dev			
88		n-Propylbenzene	2.476	2.419	2.3	83	0.00	6.58
89		Bromobenzene	0.552	0.537	2.7	82	0.00	6.55
90	P	1,1,2,2-Tetrachloroethane	0.713	0.718	-0.7	83	0.00	6.61
91		1,3,5-Trimethylbenzene	1.754	1.724	1.7	81	0.00	6.73
92		2-Chlorotoluene	1.429	1.390	2.7	81	0.00	6.69
			True	Calc.	% Drift			
93		trans-1,4-Dichloro-2-Bute	25.000	23.003	8.0	77	0.00	6.73

Continuing Calibration Summary

Job Number: FC9357
Account: BHATALB Bhate Environmental
Project: Griffiss AFB; Rome, NY

Sample: V2P3838-ECC3836
Lab FileID: 2P101308.D

		AvgRF	CCRF	% Dev			
94	1,2,3-Trichloropropane	0.247	0.245	0.8	83	0.00	6.70
		True	Calc.	% Drift			
95	Cyclohexanone	125.000	104.516	16.4	84	0.00	6.73
		AvgRF	CCRF	% Dev			
96	4-Chlorotoluene	1.550	1.528	1.4	81	0.00	6.81
97	tert-Butylbenzene	0.917	0.885	3.5	82	0.00	6.97
98	a-Methyl styrene	0.000	0.000	0.0	84	0.00	7.11
99	1,2,4-Trimethylbenzene	1.690	1.669	1.2	80	0.00	7.02
		True	Calc.	% Drift			
100	Pentachloroethane	25.000	21.883	12.5	83	0.00	6.97
		AvgRF	CCRF	% Dev			
101	sec-Butylbenzene	2.055	1.999	2.7	83	0.00	7.10
102	4-Isopropyltoluene	1.731	1.725	0.3	82	0.00	7.22
103	1,3-Dichlorobenzene	0.997	0.986	1.1	83	0.00	7.26
104	1,2,3-Trimethylbenzene	1.781	1.720	3.4	82	0.00	7.35
105	1,4-Dichlorobenzene	1.081	0.990	8.4	82	0.00	7.32
		True	Calc.	% Drift			
106	n-Butylbenzene	25.000	24.938	0.2	81	0.00	7.54
107	Benzyl Chloride	25.000	16.937	32.3	56	0.00	7.50
		AvgRF	CCRF	% Dev			
108	1,2-Dichlorobenzene	0.959	0.948	1.1	82	0.00	7.63
109	1,2-Dibromo-3-Chloropropa	0.146	0.136	6.8	78	0.00	8.18
110	Hexachlorobutadiene	0.175	0.163	6.9	84	0.00	8.66
111	1,2,4-Trichlorobenzene	0.490	0.478	2.4	80	0.00	8.66
		True	Calc.	% Drift			
112	Naphthalene	25.000	24.758	1.0	82	0.00	8.86
		AvgRF	CCRF	% Dev			
113	1,2,3-Trichlorobenzene	0.488	0.473	3.1	83	0.00	8.99

(#) = Out of Range SPCC's out = 0 CCC's out = 0
2P101229.D V2P_2023-9-06.M Sun Sep 10 18:59:12 2023

Initial Calibration Summary

Job Number: FC9357
Account: BHATALB Bhate Environmental
Project: Griffiss AFB; Rome, NY

Sample: V5E1873-ICC1873
Lab FileID: 5E41937.D

Response Factor Report MSVOA20

Method : C:\msdchem\1\met...pIX08-31-2023_.M (RTE Integrator)
Title : SW-846 Method 5030B/8260B & EPA 624
Last Update : Thu Aug 31 13:41:31 2023
Response via : Initial Calibration

Calibration Files
1 =5E41932.D 2 =5E41934.D 3 =5E41935.D 4 =5E41936.D
5 =5E41937.D 6 =5E41938.D 7 =5E41939.D 8 =5E41933.D

Compound	1	2	3	4	5	6	7	8	Avg	%RSD
1) I Fluorobenzene	----------	----------	ISTD	----------	----------	----------	----------	----------		
2) Dichlorodifl	0.254	0.195	0.204	0.240	0.239	0.244	0.251	0.230	0.232	9.35
3) Chloromethan	0.256	0.199	0.188	0.209	0.208	0.205	0.208	0.231	0.213	9.87
4) Vinyl Chlori	0.239	0.195	0.188	0.226	0.226	0.232	0.236	0.220	0.220	8.56
5) 1,3-Butadien	0.197	0.129	0.141	0.137	0.149	0.144	0.147	0.178	0.153	14.99
	---- Quadratic regr., Force(0,0) ---- Coefficient = 0.9988									
	Response Ratio = 0.00000 + 0.14245 *A + 0.00194 *A^2									
6) Bromomethane	0.193	0.137	0.120	0.118	0.113	0.122	0.133	0.179	0.139	21.57
	---- Quadratic regr., Force(0,0) ---- Coefficient = 0.9978									
	Response Ratio = 0.00000 + 0.11599 *A + 0.00695 *A^2									
7) Chloroethane	0.149	0.133	0.133	0.154	0.169	0.178	0.173	0.154	0.155	11.06
8) Trichloroflu	0.365	0.299	0.290	0.349	0.356	0.359	0.374	0.329	0.340	9.11
9) Ethyl Ether	0.126	0.211	0.171	0.162	0.178	0.174	0.176	0.172	0.171	13.56
10) Ethanol		0.002	0.002	0.003	0.003	0.003	0.003		0.003	19.99
	---- Quadratic regr., Force(0,0) ---- Coefficient = 0.9951									
	Response Ratio = 0.00000 + 0.00262 *A + 0.00001 *A^2									
11) 1,2-Dichloro	0.193	0.294	0.217	0.236	0.247	0.241	0.249	0.246	0.240	11.91
12) 1,1-Dichloro	0.228	0.382	0.281	0.296	0.310	0.309	0.314	0.292	0.302	14.16
	---- Quadratic regr., Force(0,0) ---- Coefficient = 0.9979									
	Response Ratio = 0.00000 + 0.30168 *A + 0.00592 *A^2									
13) Freon 113	0.157	0.235	0.172	0.194	0.202	0.200	0.206	0.186	0.194	12.08
14) Carbon Disul	0.796	0.758	0.562	0.563	0.573	0.573	0.587	0.733	0.643	15.59
	---- Quadratic regr., Force(0,0) ---- Coefficient = 0.9980									
	Response Ratio = 0.00000 + 0.59176 *A + -0.00637 *A^2									
15) Iodomethane	0.086	0.192	0.147	0.213	0.273	0.266	0.278	0.124	0.197	37.14
	---- Quadratic regr., Force(0,0) ---- Coefficient = 0.9938									
	Response Ratio = 0.00000 + 0.20010 *A + 0.04304 *A^2									
16) Acrolein	0.029	0.033	0.032	0.035	0.041	0.044	0.043	0.039	0.037	15.36
	---- Quadratic regr., Force(0,0) ---- Coefficient = 0.9964									
	Response Ratio = 0.00000 + 0.03564 *A + 0.00084 *A^2									
17) Allyl chlori	0.288	0.171	0.198	0.193	0.207	0.208	0.210	0.236	0.214	16.44
	---- Quadratic regr., Force(0,0) ---- Coefficient = 0.9987									
	Response Ratio = 0.00000 + 0.19810 *A + 0.00616 *A^2									
18) Methylene Ch	0.462	0.344	0.263	0.247	0.243	0.236	0.241	0.352	0.299	27.05
	---- Quadratic regr., Force(0,0) ---- Coefficient = 0.9972									
	Response Ratio = 0.00000 + 0.26846 *A + -0.01685 *A^2									
19) Acetone	0.069	0.081	0.063	0.074	0.068	0.075	0.069	0.067	0.071	7.77

```
20) Methyl aceta 0.102 0.177 0.147 0.156 0.158 0.172 0.166 0.146 0.153  15.33
            ---- Quadratic regr., Force(0,0) ----  Coefficient =  0.9984
              Response Ratio = 0.00000 + 0.15461 *A + 0.00140 *A^2

21) trans-1,2-Di 0.246 0.356 0.284 0.290 0.291 0.293 0.301 0.291 0.294  10.24
22) Hexane       0.472 0.266 0.190 0.179 0.192 0.186 0.186 0.301 0.247  41.20
            ---- Quadratic regr., Force(0,0) ----  Coefficient =  0.9952
              Response Ratio = 0.00000 + 0.20693 *A + -0.01233 *A^2

23) Methyl Tert  0.521 0.764 0.643 0.618 0.639 0.639 0.650 0.652 0.641  10.28
24) Acetonitrile 0.086 0.025 0.025 0.024 0.025 0.027 0.025 0.041 0.035  61.48
            ---- Quadratic regr., Force(0,0) ----  Coefficient =  0.9964
              Response Ratio = 0.00000 + 0.02668 *A + -0.00005 *A^2

25) Di-isopropyl 0.453 0.667 0.564 0.548 0.560 0.563 0.576 0.569 0.562  10.24
26) Chloroprene  0.393 0.258 0.273 0.276 0.303 0.308 0.314 0.316 0.305  13.59
            ---- Quadratic regr., Force(0,0) ----  Coefficient =  0.9990
              Response Ratio = 0.00000 + 0.27981 *A + 0.01819 *A^2

27) 1,1-Dichloro 0.322 0.478 0.387 0.380 0.395 0.392 0.398 0.389 0.393  10.73
28) Acrylonitril 0.064 0.078 0.086 0.085 0.095 0.100 0.098 0.109 0.089  16.08
            ---- Quadratic regr., Force(0,0) ----  Coefficient =  0.9978
              Response Ratio = 0.00000 + 0.08704 *A + 0.00130 *A^2

29) ETBE         0.526 0.800 0.679 0.656 0.677 0.676 0.688 0.642 0.668  11.18
30) Tert Butyl A 0.037 0.048 0.038 0.038 0.039 0.043 0.039 0.081 0.045  32.72
            ---- Quadratic regr., Force(0,0) ----  Coefficient =  0.9937
              Response Ratio = 0.00000 + 0.04115 *A + -0.00004 *A^2

31) Vinyl acetat 0.291 0.374 0.428 0.412 0.478 0.478 0.476 0.432 0.421  15.24
            ---- Quadratic regr., Force(0,0) ----  Coefficient =  0.9983
              Response Ratio = 0.00000 + 0.42555 *A + 0.00590 *A^2

32) cis-1,2-Dich 0.189 0.290 0.237 0.235 0.249 0.246 0.246 0.226 0.240  11.59
33) 2,2-Dichloro 0.250 0.371 0.295 0.294 0.309 0.312 0.316 0.286 0.304  11.22
34) Bromochlorom 0.100 0.159 0.129 0.123 0.126 0.124 0.124 0.123 0.126  12.69
35) Cyclohexane  0.261 0.407 0.309 0.339 0.362 0.359 0.371 0.325 0.341  12.97
36) Chloroform   0.341 0.514 0.419 0.405 0.423 0.425 0.430 0.404 0.420  11.25
37) Ethyl acetat 0.168 0.206 0.227 0.216 0.234 0.246 0.233 0.253 0.223  12.01
38) Tetrahydrofu 0.041 0.103 0.087 0.072 0.072 0.077 0.072 0.075 0.075  23.27
            ---- Quadratic regr., Force(0,0) ----  Coefficient =  0.9943
              Response Ratio = 0.00000 + 0.07880 *A + -0.00330 *A^2

39) Dibromofluor 0.301 0.301 0.298 0.300 0.300 0.298 0.295 0.301 0.299   0.68
40) Carbon Tetra 0.272 0.383 0.296 0.311 0.324 0.325 0.335 0.298 0.318  10.35
41) 1,1,1-Trichl 0.312 0.439 0.340 0.350 0.373 0.368 0.379 0.308 0.359  11.66
42) 2-Butanone   0.115 0.119 0.098 0.121 0.107 0.120 0.111 0.089 0.110  10.23
43) 1,1-Dichloro 0.223 0.341 0.262 0.276 0.286 0.288 0.296 0.262 0.279  12.09
44) tert-Butyl f 0.088 0.071 0.099 0.078 0.081 0.084 0.084 0.068 0.082  11.92
            ---- Quadratic regr., Force(0,0) ----  Coefficient =  0.9971
              Response Ratio = 0.00000 + 0.08116 *A + 0.00012 *A^2

45) Propionitril 0.047 0.001 0.044 0.043 0.043 0.048 0.044 0.047 0.040  39.33
            ---- Quadratic regr., Force(0,0) ----  Coefficient =  0.9959
              Response Ratio = 0.00000 + 0.04508 *A + -0.00000 *A^2

46) Methacryloni 0.194 0.122 0.144 0.140 0.145 0.155 0.148 0.160 0.151  13.81
47) Benzene      0.673 1.026 0.816 0.829 0.831 0.847 0.866 0.816 0.838  11.47
48) TAME         0.512 0.752 0.615 0.614 0.640 0.644 0.652 0.608 0.630  10.49
49) 1,2-Dichloro 0.321 0.319 0.316 0.316 0.310 0.304 0.299 0.316 0.312   2.45
```

Initial Calibration Summary

Job Number: FC9357
Account: BHATALB Bhate Environmental
Project: Griffiss AFB; Rome, NY

Sample: V5E1873-ICC1873
Lab FileID: 5E41937.D

```
50) 1,2-Dichloro 0.268 0.395 0.330 0.314 0.326 0.319 0.322 0.322 0.325  10.62
51) tert Amyl al 0.025 0.037 0.028 0.030 0.030 0.035 0.031 0.028 0.031  12.45
52) Trichloroeth 0.220 0.290 0.227 0.235 0.243 0.242 0.248 0.238 0.243   8.72
53) Methylcycloh 0.288 0.436 0.321 0.359 0.399 0.396 0.410 0.322 0.366  14.16
            ---- Quadratic regr., Force(0,0) ----  Coefficient =  0.9980
              Response Ratio = 0.00000 + 0.35982 *A + 0.02581 *A^2

54) Dibromometha 0.101 0.183 0.155 0.157 0.162 0.162 0.161 0.144 0.153  15.40
            ---- Quadratic regr., Force(0,0) ----  Coefficient =  0.9991
              Response Ratio = 0.00000 + 0.15923 *A + 0.00112 *A^2

55) 1,2-Dichloro 0.157 0.239 0.214 0.209 0.214 0.213 0.217 0.203 0.208  11.12
56) Bromodichlor 0.243 0.386 0.308 0.309 0.325 0.327 0.331 0.297 0.316  12.66
57) Methyl metha 0.172 0.160 0.183 0.184 0.195 0.203 0.196 0.160 0.182   9.04
58) 1,4-Dioxane  0.002 0.004 0.003 0.003 0.004 0.004 0.004 0.002 0.003  31.71
            ---- Quadratic regr., Force(0,0) ----  Coefficient =  0.9944
              Response Ratio = 0.00000 + 0.00348 *A + 0.00002 *A^2

59) 2-Chloroethy 0.027 0.071 0.122 0.090 0.077 0.084 0.079 0.062 0.076  35.10
            ---- Quadratic regr., Force(0,0) ----  Coefficient =  0.9954
              Response Ratio = 0.00000 + 0.08862 *A + -0.00096 *A^2

60) cis-1,3-Dich 0.231 0.382 0.327 0.324 0.339 0.342 0.352 0.298 0.325  13.80

61) I   Chlorobenzene-d5      ----------------ISTD--------------------
62) Toluene-d8   1.249 1.278 1.271 1.252 1.242 1.228 1.213 1.235 1.246   1.71
63) Toluene      0.955 1.361 1.084 1.062 1.072 1.074 1.089 1.045 1.093  10.67
64) Isobutyl alc 0.019 0.011 0.011 0.013 0.013 0.015 0.013 0.014 0.014  18.18
            ---- Quadratic regr., Force(0,0) ----  Coefficient =  0.9939
              Response Ratio = 0.00000 + 0.01285 *A + 0.00002 *A^2

65) 2-Nitropropa 0.057 0.095 0.081 0.083 0.083 0.090 0.084 0.074 0.081  14.05
            ---- Quadratic regr., Force(0,0) ----  Coefficient =  0.9982
              Response Ratio = 0.00000 + 0.08420 *A + 0.00015 *A^2

66) 4-Methyl-2-p 0.272 0.331 0.264 0.306 0.270 0.290 0.271 0.263 0.283   8.49
67) trans-1,3-Di 0.226 0.431 0.378 0.374 0.389 0.385 0.391 0.299 0.359  18.15
            ---- Quadratic regr., Force(0,0) ----  Coefficient =  0.9990
              Response Ratio = 0.00000 + 0.37612 *A + 0.00749 *A^2

68) Tetrachloroe 0.268 0.396 0.315 0.326 0.339 0.334 0.341 0.283 0.325  11.97
69) Ethyl methac 0.320 0.239 0.307 0.304 0.334 0.341 0.337 0.282 0.308  11.09
70) 1,1,2-Trichl 0.172 0.272 0.219 0.219 0.225 0.222 0.223 0.229 0.223  12.07
71) Dibromochlor 0.229 0.390 0.309 0.313 0.325 0.324 0.330 0.298 0.315  14.04
72) 1,3-Dichloro 0.329 0.492 0.417 0.392 0.409 0.401 0.406 0.423 0.409  10.92
73) 1,2-Dibromoe 0.192 0.326 0.293 0.290 0.299 0.295 0.296 0.264 0.282  14.22
74) 3,3-Dimethyl 0.020 0.023 0.033 0.029 0.027 0.034 0.031 0.021 0.027  19.62
            ---- Quadratic regr., Force(0,0) ----  Coefficient =  0.9936
              Response Ratio = 0.00000 + 0.02807 *A + 0.00004 *A^2

75) 2-hexanone   0.142 0.212 0.185 0.220 0.195 0.217 0.199 0.144 0.189  16.31
            ---- Quadratic regr., Force(0,0) ----  Coefficient =  0.9968
              Response Ratio = 0.00000 + 0.20448 *A + 0.00001 *A^2

76) 1-Chlorohexa 0.251 0.414 0.322 0.350 0.379 0.377 0.392 0.298 0.348  15.65
            ---- Quadratic regr., Force(0,0) ----  Coefficient =  0.9985
              Response Ratio = 0.00000 + 0.34682 *A + 0.02271 *A^2

77) Ethylbenzene 1.136 1.527 1.216 1.232 1.261 1.251 1.284 1.284 1.274   8.86
78) Chlorobenzen 0.651 0.925 0.747 0.733 0.742 0.748 0.757 0.759 0.758  10.04
```

Initial Calibration Summary

Job Number: FC9357
Account: BHATALB Bhate Environmental
Project: Griffiss AFB; Rome, NY

Sample: V5E1873-ICC1873
Lab FileID: 5E41937.D

```
 79) 1,1,1,2-Tetr 0.237 0.357 0.285 0.286 0.295 0.296 0.296 0.260 0.289  11.95
 80) m,p-Xylene   0.777 1.131 0.918 0.941 0.971 0.977 1.002 0.896 0.951  10.56
 81) o-Xylene     0.758 1.143 0.954 0.965 0.981 0.986 1.013 0.915 0.964  11.11
 82) Styrene      0.497 0.845 0.683 0.717 0.749 0.772 0.788 0.612 0.708  15.60
             ---- Quadratic regr., Force(0,0) ----  Coefficient =  0.9989
               Response Ratio = 0.00000 + 0.70835 *A + 0.04141 *A^2

 83) Bromoform    0.133 0.271 0.228 0.238 0.251 0.260 0.264 0.228 0.234  18.78
             ---- Quadratic regr., Force(0,0) ----  Coefficient =  0.9990
               Response Ratio = 0.00000 + 0.23558 *A + 0.01503 *A^2

 84) Isopropylben 0.914 1.462 1.181 1.219 1.270 1.284 1.314 1.082 1.216  13.48

 85) I   1,4-Dichlorobenzene-d ----------------ISTD--------------------
 86) 4-Bromofluor 0.798 0.787 0.785 0.775 0.779 0.761 0.762 0.793 0.780   1.70
 87) cis-1,4-Dich 0.121 0.121 0.121 0.129 0.132 0.146 0.143 0.108 0.128   9.85
 88) n-Propylbenz 1.863 2.921 2.219 2.275 2.336 2.329 2.397 2.182 2.315  12.72
 89) Bromobenzene 0.438 0.621 0.508 0.507 0.513 0.511 0.525 0.494 0.515   9.81
 90) 1,1,2,2-Tetr 0.540 0.783 0.644 0.632 0.631 0.644 0.632 0.655 0.645  10.28
 91) 1,3,5-Trimet 1.256 1.957 1.566 1.590 1.639 1.640 1.692 1.492 1.604  12.25
 92) 2-Chlorotolu 1.222 1.856 1.508 1.463 1.473 1.476 1.521 1.592 1.514  11.56
 93) trans-1,4-Di       0.156 0.140 0.146 0.146 0.154 0.151 0.096 0.141  14.72
             ---- Quadratic regr., Force(0,0) ----  Coefficient =  0.9989
               Response Ratio = 0.00000 + 0.14252 *A + 0.00535 *A^2

 94) 1,2,3-Trichl 0.137 0.212 0.192 0.187 0.186 0.190 0.186 0.170 0.182  11.91
 95) Cyclohexanon       0.019 0.017 0.017 0.019 0.023 0.019 0.018 0.019  10.66
 96) 4-Chlorotolu 1.217 1.619 1.299 1.341 1.361 1.373 1.404 1.396 1.376   8.36
 97) a-Methyl sty                                                 0.000  -1.00
 98) tert-Butylbe 0.806 1.106 0.841 0.873 0.920 0.910 0.937 0.830 0.903  10.46
 99) 1,2,4-Trimet 1.105 1.936 1.578 1.582 1.628 1.625 1.682 1.462 1.575  14.80
             ---- Quadratic regr., Force(0,0) ----  Coefficient =  0.9986
               Response Ratio = 0.00000 + 1.58655 *A + 0.04249 *A^2

100) Pentachloroe 0.403 0.249 0.304 0.298 0.312 0.319 0.327 0.320 0.316  13.47
101) sec-Butylben 1.668 2.527 1.971 2.061 2.172 2.159 2.244 1.983 2.098  11.82
102) 4-Isopropylt 1.351 2.085 1.674 1.794 1.887 1.891 1.951 1.558 1.774  13.32
103) 1,3-Dichloro 0.792 1.188 1.001 1.001 1.019 1.027 1.057 0.975 1.007  10.80
104) 1,2,3-Trimet 1.354 2.059 1.682 1.641 1.698 1.703 1.741 1.611 1.686  11.44
105) 1,4-Dichloro 1.017 1.379 1.112 1.069 1.089 1.079 1.114 1.211 1.134   9.97
106) n-Butylbenze 0.587 1.069 0.841 0.923 0.968 0.992 1.023 0.730 0.892  18.31
             ---- Quadratic regr., Force(0,0) ----  Coefficient =  0.9987
               Response Ratio = 0.00000 + 0.89587 *A + 0.06573 *A^2

107) Benzyl Chlor 0.040 0.193 0.178 0.204 0.205 0.235 0.238 0.144 0.179  35.49
             ---- Quadratic regr., Force(0,0) ----  Coefficient =  0.9985
               Response Ratio = 0.00000 + 0.18250 *A + 0.03005 *A^2

108) 1,2-Dichloro 0.776 1.218 0.998 0.971 0.996 1.007 1.043 0.958 0.996  12.14
109) 1,2-Dibromo- 0.070 0.127 0.110 0.107 0.109 0.122 0.114 0.100 0.107  16.06
             ---- Quadratic regr., Force(0,0) ----  Coefficient =  0.9972
               Response Ratio = 0.00000 + 0.10975 *A + 0.00361 *A^2

110) Hexachlorobu 0.251 0.361 0.267 0.277 0.306 0.306 0.322 0.275 0.296  12.02
111) 1,2,4-Trichl 0.504 0.840 0.689 0.695 0.730 0.757 0.770 0.623 0.701  14.56
112) Naphthalene  1.111 1.807 1.527 1.595 1.607 1.774 1.719 1.466 1.576  14.09
113) 1,2,3-Trichl 0.445 0.730 0.620 0.622 0.640 0.667 0.665 0.595 0.623  13.25
 ------------------------------------------------------------------------
 (#) = Out of Range  ###  Number of calibration levels exceeded format  ###
```

Initial Calibration Summary

Job Number: FC9357
Account: BHATALB Bhate Environmental
Project: Griffiss AFB; Rome, NY

Sample: V5E1873-ICC1873
Lab FileID: 5E41937.D

appIX08-31-2023_.M Thu Aug 31 13:55:44 2023

Initial Calibration Verification

Job Number: FC9357
Account: BHATALB Bhate Environmental
Project: Griffiss AFB; Rome, NY

Sample: V5E1873-ICV1873
Lab FileID: 5E41941.D

Evaluate Continuing Calibration Report

Data File : C:\msdchem\1\data\08-31-2023\5E41941.D Vial: 11
Acq On : 31 Aug 2023 12:59 pm Operator: joannel
Sample : ICV1873-5 Inst : MSVOA20
Misc : MS54638,V5E1873,,,,, Multiplr: 1.00
MS Integration Params: ult...ll.p

Method : C:\msdchem\1\met...pIX08-31-2023_.M (RTE Integrator)
Title : SW-846 Method 5030B/8260B & EPA 624
Last Update : Thu Aug 31 13:41:31 2023
Response via : Multiple Level Calibration

Min. RRF : 0.000 Min. Rel. Area : 50% Max. R.T. Dev 0.50min
Max. RRF Dev : 20% Max. Rel. Area : 200%

		Compound	AvgRF	CCRF	%Dev	Area%	Dev(min)	R.T.
1	I	Fluorobenzene	1.000	1.000	0.0	106	0.00	8.46
2		Dichlorodifluoromethane	0.232	0.233	-0.4	103	0.00	2.81
3	P	Chloromethane	0.213	0.202	5.2	103	0.00	3.14
4	C	Vinyl Chloride	0.220	0.214	2.7	100	0.00	3.26
			Amount	Calc.	%Drift			
5		1,3-Butadiene	40.000	36.321	9.2	93	0.00	3.29
6		Bromomethane	40.000	41.025	-2.6	117	0.00	3.77
			AvgRF	CCRF	%Dev			
7		Chloroethane	0.155	0.146	5.8	91	0.00	3.95
8		Trichlorofluoromethane	0.340	0.335	1.5	99	0.00	4.15
9		Ethyl Ether	0.171	0.180	-5.3	107	0.00	4.58
			Amount	Calc.	%Drift			
10		Ethanol	800.000	724.884	9.4	89	0.00	4.79
			AvgRF	CCRF	%Dev			
11		1,2-Dichlorotrifluoroetha	0.240	0.235	2.1	100	0.00	4.83
			Amount	Calc.	%Drift			
12	C	1,1-Dichloroethene	40.000	36.014	10.0	94	0.00	4.86
			AvgRF	CCRF	%Dev			
13		Freon 113	0.194	0.212	-9.3	111	0.00	4.90
			Amount	Calc.	%Drift			
14		Carbon Disulfide	40.000	36.575	8.6	99	0.00	4.92
15		Iodomethane	40.000	38.741	3.1	87	0.00	5.06
16		Acrolein	200.000	228.025	-14.0	115	0.00	5.29
17		Allyl chloride	40.000	42.100	-5.3	109	0.00	5.46
18		Methylene Chloride	40.000	36.795	8.0	102	0.00	5.59
			AvgRF	CCRF	%Dev			
19		Acetone	0.071	0.065	8.5	102	0.00	5.64
			Amount	Calc.	%Drift			
20		Methyl acetate	200.000	184.437	7.8	99	0.00	5.78
			AvgRF	CCRF	%Dev			
21		trans-1,2-Dichloroethene	0.294	0.276	6.1	100	0.00	5.79

Initial Calibration Verification

Job Number: FC9357
Account: BHATALB Bhate Environmental
Project: Griffiss AFB; Rome, NY

Sample: V5E1873-ICV1873
Lab FileID: 5E41941.D

			Amount	Calc.	%Drift			
22		Hexane	40.000	35.576	11.1	97	0.00	5.87
			AvgRF	CCRF	%Dev			
23		Methyl Tert Butyl Ether	0.641	0.646	-0.8	107	0.00	5.90
			Amount	Calc.	%Drift			
24		Acetonitrile	400.000	389.332	2.7	108	0.00	6.21
			AvgRF	CCRF	%Dev			
25		Di-isopropyl ether	0.562	0.542	3.6	102	0.00	6.32
			Amount	Calc.	%Drift			
26		Chloroprene	40.000	32.315	19.2	82	0.00	6.49
			AvgRF	CCRF	%Dev			
27	P	1,1-Dichloroethane	0.393	0.356	9.4	95	0.00	6.52
			Amount	Calc.	%Drift			
28		Acrylonitrile	200.000	188.318	5.8	96	0.00	6.57
			AvgRF	CCRF	%Dev			
29		ETBE	0.668	0.685	-2.5	107	0.00	6.74
			Amount	Calc.	%Drift			
30		Tert Butyl Alcohol	400.000	356.975	10.8	99	0.00	5.98
31		Vinyl acetate	200.000	183.946	8.0	91	0.00	6.77
			AvgRF	CCRF	%Dev			
32		cis-1,2-Dichloroethene	0.240	0.225	6.2	95	0.00	7.13
33		2,2-Dichloropropane	0.304	0.307	-1.0	105	0.00	7.25
34		Bromochloromethane	0.126	0.120	4.8	101	0.00	7.35
35		Cyclohexane	0.341	0.324	5.0	94	0.00	7.37
36	C	Chloroform	0.420	0.402	4.3	100	0.00	7.41
37		Ethyl acetate	0.223	0.221	0.9	100	0.00	7.50
			Amount	Calc.	%Drift			
38		Tetrahydrofuran	40.000	33.358	16.6	94	0.00	7.60
			AvgRF	CCRF	%Dev			
39	S	Dibromofluoromethane	0.299	0.300	-0.3	106	0.00	7.61
40		Carbon Tetrachloride	0.318	0.295	7.2	96	0.00	7.59
41		1,1,1-Trichloroethane	0.359	0.341	5.0	97	0.00	7.66
42		2-Butanone	0.110	0.104	5.5	102	0.00	7.73
43		1,1-Dichloropropene	0.279	0.271	2.9	100	0.00	7.79
			Amount	Calc.	%Drift			
44		tert-Butyl formate	400.000	494.477	-23.6#	133	0.00	7.87
45		Propionitrile	400.000	361.885	9.5	99	0.00	8.05
			AvgRF	CCRF	%Dev			
46		Methacrylonitrile	0.151	0.140	7.3	101	0.00	8.07
47		Benzene	0.838	0.800	4.5	102	0.00	8.05
48		TAME	0.630	0.624	1.0	103	0.00	8.12
49	S	1,2-Dichloroethane-d4	0.312	0.305	2.2	104	0.00	8.18
50		1,2-Dichloroethane	0.325	0.310	4.6	101	0.00	8.26
51		tert Amyl alcohol	0.031	0.028	9.7	99	0.00	8.29
52		Trichloroethene	0.243	0.227	6.6	99	0.00	8.64
			Amount	Calc.	%Drift			

Initial Calibration Verification

Job Number: FC9357
Account: BHATALB Bhate Environmental
Project: Griffiss AFB; Rome, NY

Sample: V5E1873-ICV1873
Lab FileID: 5E41941.D

53		Methylcyclohexane	40.000	36.648	8.4	92	0.00	8.64
54		Dibromomethane	40.000	38.982	2.5	102	0.00	9.09
			AvgRF	CCRF	%Dev			
55	C	1,2-Dichloropropane	0.208	0.213	-2.4	105	0.00	9.18
56		Bromodichloromethane	0.316	0.303	4.1	99	0.00	9.22
57		Methyl methacrylate	0.182	0.175	3.8	95	0.00	9.33
			Amount	Calc.	%Drift			
58		1,4-Dioxane	800.000	737.074	7.9	94	0.00	9.41
59		2-Chloroethyl vinyl ether	200.000	148.472	25.8#	88	0.00	9.75
			AvgRF	CCRF	%Dev			
60		cis-1,3-Dichloropropene	0.325	0.325	0.0	101	0.00	9.85
61	I	Chlorobenzene-d5	1.000	1.000	0.0	106	0.00	11.60
62	S	Toluene-d8	1.246	1.227	1.5	105	0.00	10.04
63	C	Toluene	1.093	1.017	7.0	100	0.00	10.09
			Amount	Calc.	%Drift			
64		Isobutyl alcohol	800.000	745.275	6.8	100	0.00	8.18
65		2-Nitropropane	200.000	175.448	12.3	94	0.00	10.32
			AvgRF	CCRF	%Dev			
66		4-Methyl-2-pentanone	0.283	0.253	10.6	99	0.00	10.43
			Amount	Calc.	%Drift			
67		trans-1,3-Dichloropropene	40.000	35.950	10.1	93	0.00	10.49
			AvgRF	CCRF	%Dev			
68		Tetrachloroethene	0.325	0.305	6.2	95	0.00	10.49
69		Ethyl methacrylate	0.308	0.346	-12.3	110	0.00	10.59
70		1,1,2-Trichloroethane	0.223	0.212	4.9	100	0.00	10.65
71		Dibromochloromethane	0.315	0.321	-1.9	104	0.00	10.85
72		1,3-Dichloropropane	0.409	0.414	-1.2	107	0.00	10.94
73		1,2-Dibromoethane	0.282	0.284	-0.7	101	0.00	11.12
			Amount	Calc.	%Drift			
74		3,3-Dimethyl-1-butanol	2000.000	1722.724	13.9	98	0.00	11.19
75		2-hexanone	200.000	182.623	8.7	101	0.00	11.25
76		1-Chlorohexane	40.000	36.739	8.2	93	0.00	11.54
			AvgRF	CCRF	%Dev			
77	C	Ethylbenzene	1.274	1.154	9.4	97	0.00	11.61
78	P	Chlorobenzene	0.758	0.705	7.0	101	0.00	11.62
79		1,1,1,2-Tetrachloroethane	0.289	0.278	3.8	100	0.00	11.66
80		m,p-Xylene	0.951	0.901	5.3	98	0.00	11.75
81		o-Xylene	0.964	0.895	7.2	97	0.00	12.19
			Amount	Calc.	%Drift			
82		Styrene	40.000	38.368	4.1	100	0.00	12.24
83	P	Bromoform	40.000	37.435	6.4	98	0.00	12.30
			AvgRF	CCRF	%Dev			
84		Isopropylbenzene	1.216	1.156	4.9	96	0.00	12.49
85	I	1,4-Dichlorobenzene-d4	1.000	1.000	0.0	105	0.00	13.96
86	S	4-Bromofluorobenzene	0.780	0.779	0.1	105	0.00	12.82
87		cis-1,4-Dichloro-2-butene	0.128	0.143	-11.7	113	0.00	12.85
88		n-Propylbenzene	2.315	2.112	8.8	95	0.00	12.91

Initial Calibration Verification

Job Number: FC9357
Account: BHATALB Bhate Environmental
Project: Griffiss AFB; Rome, NY

Sample: V5E1873-ICV1873
Lab FileID: 5E41941.D

89	Bromobenzene	0.515	0.513	0.4	105	0.00	12.94
90 P	1,1,2,2-Tetrachloroethane	0.645	0.588	8.8	97	0.00	12.98
91	1,3,5-Trimethylbenzene	1.604	1.538	4.1	98	0.00	13.10
92	2-Chlorotoluene	1.514	1.387	8.4	99	0.00	13.11
	----------	Amount	Calc.	%Drift	----------		
93	trans-1,4-Dichloro-2-Bute	40.000	34.208	14.5	90	0.00	13.17
	----------	AvgRF	CCRF	%Dev	----------		
94	1,2,3-Trichloropropane	0.182	0.190	-4.4	107	0.00	13.15
95	Cyclohexanone	0.019	0.069	-263.2#	384#	0.00	13.22
96	4-Chlorotoluene	1.376	1.270	7.7	98	0.00	13.28
97	a-Methyl styrene		----------NA----------				
98	tert-Butylbenzene	0.903	0.822	9.0	94	0.00	13.44
	----------	Amount	Calc.	%Drift	----------		
99	1,2,4-Trimethylbenzene	40.000	38.019	5.0	99	0.00	13.51
	----------	AvgRF	CCRF	%Dev	----------		
100	Pentachloroethane	0.316	0.309	2.2	104	0.00	13.49
101	sec-Butylbenzene	2.098	1.858	11.4	90	0.00	13.62
102	4-Isopropyltoluene	1.774	1.639	7.6	91	0.00	13.75
103	1,3-Dichlorobenzene	1.007	0.952	5.5	98	0.00	13.89
104	1,2,3-Trimethylbenzene	1.686	1.598	5.2	98	0.00	13.96
105	1,4-Dichlorobenzene	1.134	1.032	9.0	99	0.00	13.97
	----------	Amount	Calc.	%Drift	----------		
106	n-Butylbenzene	40.000	37.776	5.6	97	0.00	14.18
107	Benzyl Chloride	40.000	37.830	5.4	99	0.00	14.20
	----------	AvgRF	CCRF	%Dev	----------		
108	1,2-Dichlorobenzene	0.996	0.942	5.4	99	0.00	14.39
	----------	Amount	Calc.	%Drift	----------		
109	1,2-Dibromo-3-Chloropropa	40.000	37.526	6.2	101	0.00	15.12
	----------	AvgRF	CCRF	%Dev	----------		
110	Hexachlorobutadiene	0.296	0.265	10.5	91	0.00	15.66
111	1,2,4-Trichlorobenzene	0.701	0.682	2.7	98	0.00	15.71
112	Naphthalene	1.576	1.494	5.2	97	0.00	16.01
113	1,2,3-Trichlorobenzene	0.623	0.596	4.3	97	0.00	16.18

(#) = Out of Range SPCC's out = 0 CCC's out = 0
5E41937.D appIX08-31-2023_.M Thu Aug 31 13:55:23 2023

Continuing Calibration Summary

Job Number: FC9357
Account: BHATALB Bhate Environmental
Project: Griffiss AFB; Rome, NY

Sample: V5E1881-CC1873
Lab FileID: 5E42115.D

Evaluate Continuing Calibration Report

Data File : C:\msdchem\1\data\09-08-2023\5E42115.D Vial: 2
Acq On : 8 Sep 2023 10:42 am Operator: joannel
Sample : CC1873-5 Inst : MSVOA20
Misc : MS54638,V5E1881,,,,, Multiplr: 1.00
MS Integration Params: ult...ll.p

Method : C:\msdchem\1\met...pIX08-31-2023_.M (RTE Integrator)
Title : SW-846 Method 5030B/8260B & EPA 624
Last Update : Thu Aug 31 13:41:31 2023
Response via : Multiple Level Calibration

Min. RRF : 0.000 Min. Rel. Area : 50% Max. R.T. Dev 0.50min
Max. RRF Dev : 20% Max. Rel. Area : 200%

		Compound	AvgRF	CCRF	%Dev	Area%	Dev(min)	R.T.
1	I	Fluorobenzene	1.000	1.000	0.0	113	0.00	8.46
2		Dichlorodifluoromethane	0.232	0.186	19.8	88	0.00	2.81
3	P	Chloromethane	0.213	0.183	14.1	100	0.00	3.14
4	C	Vinyl Chloride	0.220	0.198	10.0	99	0.00	3.26
			Amount	Calc.	%Drift			
5		1,3-Butadiene	40.000	41.746	-4.4	115	0.00	3.29
6		Bromomethane	40.000	33.224	16.9	101	0.00	3.77
			AvgRF	CCRF	%Dev			
7		Chloroethane	0.155	0.139	10.3	94	0.00	3.95
8		Trichlorofluoromethane	0.340	0.317	6.8	101	0.00	4.16
9		Ethyl Ether	0.171	0.157	8.2	100	0.00	4.58
			Amount	Calc.	%Drift			
10		Ethanol	800.000	650.880	18.6	86	0.00	4.78
			AvgRF	CCRF	%Dev			
11		1,2-Dichlorotrifluoroetha	0.240	0.223	7.1	103	0.00	4.83
			Amount	Calc.	%Drift			
12	C	1,1-Dichloroethene	40.000	36.143	9.6	101	0.00	4.86
			AvgRF	CCRF	%Dev			
13		Freon 113	0.194	0.184	5.2	103	0.00	4.90
			Amount	Calc.	%Drift			
14		Carbon Disulfide	40.000	34.748	13.1	101	0.00	4.92
15		Iodomethane	40.000	32.096	19.8	76	0.00	5.06
16		Acrolein	200.000	183.233	8.4	98	0.00	5.29
17		Allyl chloride	40.000	38.451	3.9	107	0.00	5.46
18		Methylene Chloride	40.000	35.143	12.1	105	0.00	5.59
			AvgRF	CCRF	%Dev			
19		Acetone	0.071	0.060	15.5	101	0.00	5.64
			Amount	Calc.	%Drift			
20		Methyl acetate	200.000	180.740	9.6	104	0.00	5.78
			AvgRF	CCRF	%Dev			
21		trans-1,2-Dichloroethene	0.294	0.270	8.2	106	0.00	5.79

Continuing Calibration Summary

Job Number: FC9357
Account: BHATALB Bhate Environmental
Project: Griffiss AFB; Rome, NY

Sample: V5E1881-CC1873
Lab FileID: 5E42115.D

			Amount	Calc.	%Drift			
22		Hexane	40.000	34.181	14.5	100	0.00	5.87
			AvgRF	CCRF	%Dev			
23		Methyl Tert Butyl Ether	0.641	0.561	12.5	100	0.00	5.90
			Amount	Calc.	%Drift			
24		Acetonitrile	400.000	339.553	15.1	101	0.00	6.21
			AvgRF	CCRF	%Dev			
25		Di-isopropyl ether	0.562	0.527	6.2	107	0.00	6.32
			Amount	Calc.	%Drift			
26		Chloroprene	40.000	37.850	5.4	104	0.00	6.49
			AvgRF	CCRF	%Dev			
27	P	1,1-Dichloroethane	0.393	0.355	9.7	102	0.00	6.52
			Amount	Calc.	%Drift			
28		Acrylonitrile	200.000	185.385	7.3	102	0.00	6.57
			AvgRF	CCRF	%Dev			
29		ETBE	0.668	0.610	8.7	102	0.00	6.74
			Amount	Calc.	%Drift			
30		Tert Butyl Alcohol	400.000	316.056	21.0#	95	0.00	5.98
31		Vinyl acetate	200.000	186.943	6.5	99	0.00	6.77
			AvgRF	CCRF	%Dev			
32		cis-1,2-Dichloroethene	0.240	0.212	11.7	96	0.00	7.13
33		2,2-Dichloropropane	0.304	0.284	6.6	104	0.00	7.25
34		Bromochloromethane	0.126	0.110	12.7	99	0.00	7.35
35		Cyclohexane	0.341	0.331	2.9	104	0.00	7.37
36	C	Chloroform	0.420	0.379	9.8	102	0.00	7.41
37		Ethyl acetate	0.223	0.208	6.7	101	0.00	7.50
			Amount	Calc.	%Drift			
38		Tetrahydrofuran	40.000	32.725	18.2	99	0.00	7.60
			AvgRF	CCRF	%Dev			
39	S	Dibromofluoromethane	0.299	0.290	3.0	110	0.00	7.61
40		Carbon Tetrachloride	0.318	0.283	11.0	99	0.00	7.59
41		1,1,1-Trichloroethane	0.359	0.329	8.4	100	0.00	7.66
42		2-Butanone	0.110	0.099	10.0	105	0.00	7.73
43		1,1-Dichloropropene	0.279	0.259	7.2	103	0.00	7.79
			Amount	Calc.	%Drift			
44		tert-Butyl formate	400.000	342.014	14.5	99	0.00	7.87
45		Propionitrile	400.000	345.784	13.6	102	0.00	8.05
			AvgRF	CCRF	%Dev			
46		Methacrylonitrile	0.151	0.133	11.9	104	0.00	8.07
47		Benzene	0.838	0.767	8.5	105	0.00	8.05
48		TAME	0.630	0.558	11.4	99	0.00	8.12
49	S	1,2-Dichloroethane-d4	0.312	0.300	3.8	110	0.00	8.18
50		1,2-Dichloroethane	0.325	0.291	10.5	101	0.00	8.26
51		tert Amyl alcohol	0.031	0.026	16.1	97	0.00	8.29
52		Trichloroethene	0.243	0.217	10.7	102	0.00	8.64
			Amount	Calc.	%Drift			

Continuing Calibration Summary

Job Number: FC9357
Account: BHATALB Bhate Environmental
Project: Griffiss AFB; Rome, NY

Sample: V5E1881-CC1873
Lab FileID: 5E42115.D

53		Methylcyclohexane	40.000	37.192	7.0	100	0.00	8.64
54		Dibromomethane	40.000	35.551	11.1	100	0.00	9.09
			AvgRF	CCRF	%Dev			
55	C	1,2-Dichloropropane	0.208	0.197	5.3	104	0.00	9.18
56		Bromodichloromethane	0.316	0.289	8.5	101	0.00	9.22
57		Methyl methacrylate	0.182	0.175	3.8	102	0.00	9.33
			Amount	Calc.	%Drift			
58		1,4-Dioxane	800.000	659.068	17.6	90	0.00	9.41
59		2-Chloroethyl vinyl ether	200.000	138.094	31.0#	88	0.00	9.75
			AvgRF	CCRF	%Dev			
60		cis-1,3-Dichloropropene	0.325	0.302	7.1	101	0.00	9.85
61	I	Chlorobenzene-d5	1.000	1.000	0.0	102	0.00	11.60
62	S	Toluene-d8	1.246	1.314	-5.5	108	0.00	10.04
63	C	Toluene	1.093	1.087	0.5	104	0.00	10.09
			Amount	Calc.	%Drift			
64		Isobutyl alcohol	800.000	749.731	6.3	97	0.00	8.18
65		2-Nitropropane	200.000	188.585	5.7	98	0.00	10.32
			AvgRF	CCRF	%Dev			
66		4-Methyl-2-pentanone	0.283	0.274	3.2	104	0.00	10.43
			Amount	Calc.	%Drift			
67		trans-1,3-Dichloropropene	40.000	39.497	1.3	99	0.00	10.49
			AvgRF	CCRF	%Dev			
68		Tetrachloroethene	0.325	0.329	-1.2	99	0.00	10.49
69		Ethyl methacrylate	0.308	0.323	-4.9	99	0.00	10.59
70		1,1,2-Trichloroethane	0.223	0.222	0.4	101	0.00	10.65
71		Dibromochloromethane	0.315	0.314	0.3	99	0.00	10.85
72		1,3-Dichloropropane	0.409	0.404	1.2	101	0.00	10.94
73		1,2-Dibromoethane	0.282	0.291	-3.2	99	0.00	11.12
			Amount	Calc.	%Drift			
74		3,3-Dimethyl-1-butanol	2000.000	1731.624	13.4	95	0.00	11.19
75		2-hexanone	200.000	191.234	4.4	102	0.00	11.25
76		1-Chlorohexane	40.000	40.770	-1.9	100	0.00	11.54
			AvgRF	CCRF	%Dev			
77	C	Ethylbenzene	1.274	1.244	2.4	101	0.00	11.61
78	P	Chlorobenzene	0.758	0.744	1.8	102	0.00	11.62
79		1,1,1,2-Tetrachloroethane	0.289	0.289	0.0	100	0.00	11.67
80		m,p-Xylene	0.951	0.967	-1.7	102	0.00	11.75
81		o-Xylene	0.964	0.970	-0.6	101	0.00	12.19
			Amount	Calc.	%Drift			
82		Styrene	40.000	40.409	-1.0	102	0.00	12.24
83	P	Bromoform	40.000	37.908	5.2	95	0.00	12.30
			AvgRF	CCRF	%Dev			
84		Isopropylbenzene	1.216	1.259	-3.5	101	0.00	12.49
85	I	1,4-Dichlorobenzene-d4	1.000	1.000	0.0	99	0.00	13.96
86	S	4-Bromofluorobenzene	0.780	0.777	0.4	98	0.00	12.82
87		cis-1,4-Dichloro-2-butene	0.128	0.119	7.0	88	0.00	12.85
88		n-Propylbenzene	2.315	2.387	-3.1	101	0.00	12.91

Continuing Calibration Summary

Job Number: FC9357
Account: BHATALB Bhate Environmental
Project: Griffiss AFB; Rome, NY

Sample: V5E1881-CC1873
Lab FileID: 5E42115.D

89	Bromobenzene	0.515	0.525	-1.9	101	0.00	12.94
90 P	1,1,2,2-Tetrachloroethane	0.645	0.635	1.6	99	0.00	12.98
91	1,3,5-Trimethylbenzene	1.604	1.664	-3.7	100	0.00	13.10
92	2-Chlorotoluene	1.514	1.514	0.0	101	0.00	13.11
	----------	Amount	Calc.	%Drift	----------		
93	trans-1,4-Dichloro-2-Bute	40.000	34.306	14.2	85	0.00	13.17
	----------	AvgRF	CCRF	%Dev	----------		
94	1,2,3-Trichloropropane	0.182	0.189	-3.8	100	0.00	13.15
95	Cyclohexanone	0.019	0.020	-5.3	105	0.00	13.22
96	4-Chlorotoluene	1.376	1.388	-0.9	101	0.00	13.28
97	a-Methyl styrene		----------NA----------				
98	tert-Butylbenzene	0.903	0.923	-2.2	99	0.00	13.44
	----------	Amount	Calc.	%Drift	----------		
99	1,2,4-Trimethylbenzene	40.000	41.094	-2.7	101	0.00	13.51
	----------	AvgRF	CCRF	%Dev	----------		
100	Pentachloroethane	0.316	0.321	-1.6	101	0.00	13.49
101	sec-Butylbenzene	2.098	2.211	-5.4	100	0.00	13.62
102	4-Isopropyltoluene	1.774	1.910	-7.7	100	0.00	13.75
103	1,3-Dichlorobenzene	1.007	1.060	-5.3	103	0.00	13.89
104	1,2,3-Trimethylbenzene	1.686	1.727	-2.4	100	0.00	13.96
105	1,4-Dichlorobenzene	1.134	1.104	2.6	100	0.00	13.97
	----------	Amount	Calc.	%Drift	----------		
106	n-Butylbenzene	40.000	41.896	-4.7	101	0.00	14.18
107	Benzyl Chloride	40.000	39.741	0.6	99	0.00	14.20
	----------	AvgRF	CCRF	%Dev	----------		
108	1,2-Dichlorobenzene	0.996	1.017	-2.1	101	0.00	14.39
	----------	Amount	Calc.	%Drift	----------		
109	1,2-Dibromo-3-Chloropropa	40.000	37.919	5.2	96	0.00	15.12
	----------	AvgRF	CCRF	%Dev	----------		
110	Hexachlorobutadiene	0.296	0.297	-0.3	96	0.00	15.66
111	1,2,4-Trichlorobenzene	0.701	0.735	-4.9	99	0.00	15.71
112	Naphthalene	1.576	1.598	-1.4	98	0.00	16.01
113	1,2,3-Trichlorobenzene	0.623	0.646	-3.7	100	0.00	16.18

(#) = Out of Range SPCC's out = 0 CCC's out = 0
5E41937.D appIX08-31-2023_.M Fri Sep 08 13:32:18 2023

Continuing Calibration Summary

Job Number: FC9357
Account: BHATALB Bhate Environmental
Project: Griffiss AFB; Rome, NY

Sample: V5E1881-ECC1873
Lab FileID: 5E42142.D

Evaluate Continuing Calibration Report

Data File : R:\GBS Manila Data V...881\V5e1881\5E42142.d Vial: 29
Acq On : 8 Sep 2023 9:29 pm Operator: joannel
Sample : ECC1873-5 Inst : MSVOA20
Misc : MS54795,V5E1881,,,,, Multiplr: 1.00
MS Integration Params: ult...ll.p

Method : R:\GBS Manila Da...pIX08-31-2023_.M (RTE Integrator)
Title : SW-846 Method 5030B/8260B & EPA 624
Last Update : Thu Aug 31 13:41:31 2023
Response via : Multiple Level Calibration

Min. RRF : 0.000 Min. Rel. Area : 50% Max. R.T. Dev 0.50min
Max. RRF Dev : 50% Max. Rel. Area : 200%

	Compound	AvgRF	CCRF	%Dev	Area%	Dev(min)	R.T.
1 I	Fluorobenzene	1.000	1.000	0.0	112	0.00	8.46
2	Dichlorodifluoromethane	0.232	0.191	17.7	90	0.00	2.81
3 P	Chloromethane	0.213	0.191	10.3	103	0.00	3.14
4 C	Vinyl Chloride	0.220	0.213	3.2	106	0.00	3.26
	----------	True	Calc.	% Drift	----------		
5	1,3-Butadiene	40.000	45.848	-14.6	125	0.00	3.29
6	Bromomethane	40.000	33.899	15.3	102	0.00	3.77
	----------	AvgRF	CCRF	% Dev	----------		
7	Chloroethane	0.155	0.141	9.0	94	0.00	3.95
8	Trichlorofluoromethane	0.340	0.319	6.2	101	0.00	4.15
9	Ethyl Ether	0.171	0.161	5.8	102	0.00	4.58
	----------	True	Calc.	% Drift	----------		
10	Ethanol	800.000	793.397	0.8	104	0.00	4.78
	----------	AvgRF	CCRF	% Dev	----------		
11	1,2-Dichlorotrifluoroetha	0.240	0.225	6.2	103	0.00	4.83
	----------	True	Calc.	% Drift	----------		
12 C	1,1-Dichloroethene	40.000	37.301	6.7	103	0.00	4.86
	----------	AvgRF	CCRF	% Dev	----------		
13	Freon 113	0.194	0.182	6.2	102	0.00	4.90
	----------	True	Calc.	% Drift	----------		
14	Carbon Disulfide	40.000	35.334	11.7	102	0.00	4.92
15	Iodomethane	40.000	35.683	10.8	85	0.00	5.06
16	Acrolein	200.000	183.474	8.3	97	0.00	5.29
17	Allyl chloride	40.000	39.209	2.0	108	0.00	5.46
18	Methylene Chloride	40.000	37.129	7.2	110	0.00	5.59
	----------	AvgRF	CCRF	% Dev	----------		
19	Acetone	0.071	0.064	9.9	107	0.00	5.65
	----------	True	Calc.	% Drift	----------		
20	Methyl acetate	200.000	199.595	0.2	114	0.00	5.78
	----------	AvgRF	CCRF	% Dev	----------		
21	trans-1,2-Dichloroethene	0.294	0.276	6.1	107	0.00	5.79

Continuing Calibration Summary

Job Number: FC9357
Account: BHATALB Bhate Environmental
Project: Griffiss AFB; Rome, NY

Sample: V5E1881-ECC1873
Lab FileID: 5E42142.D

			True	Calc.	% Drift			
22		Hexane	40.000	31.285	21.8	91	0.00	5.87
			AvgRF	CCRF	% Dev			
23		Methyl Tert Butyl Ether	0.641	0.578	9.8	102	0.00	5.90
			True	Calc.	% Drift			
24		Acetonitrile	400.000	364.172	9.0	108	0.00	6.21
			AvgRF	CCRF	% Dev			
25		Di-isopropyl ether	0.562	0.558	0.7	112	0.00	6.32
			True	Calc.	% Drift			
26		Chloroprene	40.000	38.977	2.6	106	0.00	6.49
			AvgRF	CCRF	% Dev			
27	P	1,1-Dichloroethane	0.393	0.373	5.1	106	0.00	6.52
			True	Calc.	% Drift			
28		Acrylonitrile	200.000	194.128	2.9	106	0.00	6.57
			AvgRF	CCRF	% Dev			
29		ETBE	0.668	0.632	5.4	105	0.00	6.74
			True	Calc.	% Drift			
30		Tert Butyl Alcohol	400.000	353.988	11.5	105	0.00	5.98
31		Vinyl acetate	200.000	183.162	8.4	96	0.00	6.77
			AvgRF	CCRF	% Dev			
32		cis-1,2-Dichloroethene	0.240	0.228	5.0	103	0.00	7.13
33		2,2-Dichloropropane	0.304	0.223	26.6	81	0.00	7.25
34		Bromochloromethane	0.126	0.114	9.5	102	0.00	7.35
35		Cyclohexane	0.341	0.341	0.0	106	0.00	7.37
36	C	Chloroform	0.420	0.390	7.1	104	0.00	7.41
37		Ethyl acetate	0.223	0.219	1.8	105	0.00	7.50
			True	Calc.	% Drift			
38		Tetrahydrofuran	40.000	36.603	8.5	109	0.00	7.60
			AvgRF	CCRF	% Dev			
39	S	Dibromofluoromethane	0.299	0.287	4.0	108	0.00	7.61
40		Carbon Tetrachloride	0.318	0.283	11.0	98	0.00	7.59
41		1,1,1-Trichloroethane	0.359	0.324	9.7	98	0.00	7.66
42		2-Butanone	0.110	0.106	3.6	111	0.00	7.73
43		1,1-Dichloropropene	0.279	0.259	7.2	102	0.00	7.79
			True	Calc.	% Drift			
44		tert-Butyl formate	400.000	349.984	12.5	100	0.00	7.88
45		Propionitrile	400.000	380.109	5.0	111	0.00	8.06
			AvgRF	CCRF	% Dev			
46		Methacrylonitrile	0.151	0.140	7.3	108	0.00	8.07
47		Benzene	0.838	0.783	6.6	106	0.00	8.05
48		TAME	0.630	0.571	9.4	100	0.00	8.12
49	S	1,2-Dichloroethane-d4	0.312	0.296	5.1	107	0.00	8.18
50		1,2-Dichloroethane	0.325	0.290	10.8	100	0.00	8.26
51		tert Amyl alcohol	0.031	0.028	9.7	105	0.00	8.29
52		Trichloroethene	0.243	0.217	10.7	101	0.00	8.64
			True	Calc.	% Drift			

Continuing Calibration Summary

Job Number: FC9357
Account: BHATALB Bhate Environmental
Project: Griffiss AFB; Rome, NY

Sample: V5E1881-ECC1873
Lab FileID: 5E42142.D

53		Methylcyclohexane	40.000	36.605	8.5	98	0.00	8.65
54		Dibromomethane	40.000	36.385	9.0	101	0.00	9.09
			AvgRF	CCRF	% Dev			
55	C	1,2-Dichloropropane	0.208	0.204	1.9	107	0.00	9.18
56		Bromodichloromethane	0.316	0.294	7.0	102	0.00	9.22
57		Methyl methacrylate	0.182	0.181	0.5	104	0.00	9.33
			True	Calc.	% Drift			
58		1,4-Dioxane	800.000	698.150	12.7	95	0.00	9.41
59		2-Chloroethyl vinyl ether	200.000	171.687	14.2	107	0.00	9.75
			AvgRF	CCRF	% Dev			
60		cis-1,3-Dichloropropene	0.325	0.297	8.6	99	0.00	9.85
61	I	Chlorobenzene-d5	1.000	1.000	0.0	101	0.00	11.60
62	S	Toluene-d8	1.246	1.308	-5.0	106	0.00	10.04
63	C	Toluene	1.093	1.104	-1.0	104	0.00	10.09
			True	Calc.	% Drift			
64		Isobutyl alcohol	800.000	852.041	-6.5	109	0.00	8.18
65		2-Nitropropane	200.000	191.927	4.0	98	0.00	10.32
			AvgRF	CCRF	% Dev			
66		4-Methyl-2-pentanone	0.283	0.293	-3.5	110	0.00	10.43
			True	Calc.	% Drift			
67		trans-1,3-Dichloropropene	40.000	38.691	3.3	96	0.00	10.49
			AvgRF	CCRF	% Dev			
68		Tetrachloroethene	0.325	0.353	-8.6	105	0.00	10.49
69		Ethyl methacrylate	0.308	0.340	-10.4	103	0.00	10.59
70		1,1,2-Trichloroethane	0.223	0.228	-2.2	102	0.00	10.66
71		Dibromochloromethane	0.315	0.313	0.6	97	0.00	10.85
72		1,3-Dichloropropane	0.409	0.410	-0.2	101	0.00	10.94
73		1,2-Dibromoethane	0.282	0.294	-4.3	99	0.00	11.12
			True	Calc.	% Drift			
74		3,3-Dimethyl-1-butanol	2000.000	2010.063	-0.5	110	0.00	11.19
75		2-hexanone	200.000	206.682	-3.3	109	0.00	11.25
76		1-Chlorohexane	40.000	40.706	-1.8	99	0.00	11.54
			AvgRF	CCRF	% Dev			
77	C	Ethylbenzene	1.274	1.260	1.1	101	0.00	11.61
78	P	Chlorobenzene	0.758	0.759	-0.1	103	0.00	11.62
79		1,1,1,2-Tetrachloroethane	0.289	0.287	0.7	98	0.00	11.67
80		m,p-Xylene	0.951	0.978	-2.8	102	0.00	11.75
81		o-Xylene	0.964	0.989	-2.6	102	0.00	12.19
			True	Calc.	% Drift			
82		Styrene	40.000	40.673	-1.7	102	0.00	12.24
83	P	Bromoform	40.000	37.046	7.4	92	0.00	12.31
			AvgRF	CCRF	% Dev			
84		Isopropylbenzene	1.216	1.279	-5.2	102	0.00	12.49
85	I	1,4-Dichlorobenzene-d4	1.000	1.000	0.0	97	0.00	13.96
86	S	4-Bromofluorobenzene	0.780	0.781	-0.1	97	0.00	12.82
87		cis-1,4-Dichloro-2-butene	0.128	0.106	17.2	77	0.00	12.85
88		n-Propylbenzene	2.315	2.426	-4.8	100	0.00	12.91

Continuing Calibration Summary

Job Number: FC9357
Account: BHATALB Bhate Environmental
Project: Griffiss AFB; Rome, NY

Sample: V5E1881-ECC1873
Lab FileID: 5E42142.D

89	Bromobenzene	0.515	0.531	-3.1	100	0.00	12.94
90 P	1,1,2,2-Tetrachloroethane	0.645	0.662	-2.6	101	0.00	12.98
91	1,3,5-Trimethylbenzene	1.604	1.695	-5.7	100	0.00	13.10
92	2-Chlorotoluene	1.514	1.584	-4.6	104	0.00	13.11
	----------	True	Calc.	% Drift	----------		
93	trans-1,4-Dichloro-2-Bute	40.000	30.768	23.1	74	0.00	13.17
	----------	AvgRF	CCRF	% Dev	----------		
94	1,2,3-Trichloropropane	0.182	0.188	-3.3	98	0.00	13.15
95	Cyclohexanone	0.019	0.021	-10.5	110	0.00	13.22
96	4-Chlorotoluene	1.376	1.419	-3.1	101	0.00	13.28
97	a-Methyl styrene		----------NA----------				
98	tert-Butylbenzene	0.903	0.936	-3.7	98	0.00	13.44
	----------	True	Calc.	% Drift	----------		
99	1,2,4-Trimethylbenzene	40.000	41.699	-4.2	100	0.00	13.51
	----------	AvgRF	CCRF	% Dev	----------		
100	Pentachloroethane	0.316	0.290	8.2	90	0.00	13.49
101	sec-Butylbenzene	2.098	2.228	-6.2	99	0.00	13.62
102	4-Isopropyltoluene	1.774	1.881	-6.0	96	0.00	13.75
103	1,3-Dichlorobenzene	1.007	1.052	-4.5	100	0.00	13.89
104	1,2,3-Trimethylbenzene	1.686	1.744	-3.4	99	0.00	13.96
105	1,4-Dichlorobenzene	1.134	1.123	1.0	100	0.00	13.97
	----------	True	Calc.	% Drift	----------		
106	n-Butylbenzene	40.000	39.998	0.0	95	0.00	14.18
107	Benzyl Chloride	40.000	30.078	24.8	71	0.00	14.20
	----------	AvgRF	CCRF	% Dev	----------		
108	1,2-Dichlorobenzene	0.996	1.043	-4.7	101	0.00	14.39
	----------	True	Calc.	% Drift	----------		
109	1,2-Dibromo-3-Chloropropa	40.000	39.252	1.9	98	0.00	15.12
	----------	AvgRF	CCRF	% Dev	----------		
110	Hexachlorobutadiene	0.296	0.282	4.7	89	0.00	15.66
111	1,2,4-Trichlorobenzene	0.701	0.731	-4.3	97	0.00	15.71
112	Naphthalene	1.576	1.671	-6.0	100	0.00	16.01
113	1,2,3-Trichlorobenzene	0.623	0.634	-1.8	96	0.00	16.18

(#) = Out of Range SPCC's out = 0 CCC's out = 0
5E41937.D appIX08-31-2023_.M Sun Sep 10 15:40:17 2023

Continuing Calibration Summary

Job Number: FC9357
Account: BHATALB Bhate Environmental
Project: Griffiss AFB; Rome, NY

Sample: V5E1882-CC1873
Lab FileID: 5E42144.D

Evaluate Continuing Calibration Report

Data File : C:\msdchem\1\data\09-11-2023\5E42144.D Vial: 2
Acq On : 11 Sep 2023 9:23 am Operator: joannel
Sample : CC1873-5 Inst : MSVOA20
Misc : MS54638,V5E1882,,,,, Multiplr: 1.00
MS Integration Params: ult...ll.p

Method : C:\msdchem\1\met...pIX08-31-2023_.M (RTE Integrator)
Title : SW-846 Method 5030B/8260B & EPA 624
Last Update : Thu Aug 31 13:41:31 2023
Response via : Multiple Level Calibration

Min. RRF : 0.000 Min. Rel. Area : 50% Max. R.T. Dev 0.50min
Max. RRF Dev : 20% Max. Rel. Area : 200%

	Compound	AvgRF	CCRF	%Dev	Area%	Dev(min)	R.T.
1 I	Fluorobenzene	1.000	1.000	0.0	117	0.00	8.46
2	Dichlorodifluoromethane	0.232	0.184	20.7#	90	0.00	2.81
3 P	Chloromethane	0.213	0.200	6.1	112	0.00	3.14
4 C	Vinyl Chloride	0.220	0.211	4.1	109	0.00	3.26
		Amount	Calc.	%Drift			
5	1,3-Butadiene	40.000	41.539	-3.8	117	0.00	3.29
6	Bromomethane	40.000	37.729	5.7	119	0.00	3.77
		AvgRF	CCRF	%Dev			
7	Chloroethane	0.155	0.144	7.1	99	0.00	3.95
8	Trichlorofluoromethane	0.340	0.321	5.6	105	0.00	4.16
9	Ethyl Ether	0.171	0.162	5.3	106	0.00	4.58
		Amount	Calc.	%Drift			
10	Ethanol	800.000	636.328	20.5#	86	0.00	4.78
		AvgRF	CCRF	%Dev			
11	1,2-Dichlorotrifluoroetha	0.240	0.237	1.3	112	0.00	4.83
		Amount	Calc.	%Drift			
12 C	1,1-Dichloroethene	40.000	38.523	3.7	111	0.00	4.86
		AvgRF	CCRF	%Dev			
13	Freon 113	0.194	0.194	0.0	113	0.00	4.90
		Amount	Calc.	%Drift			
14	Carbon Disulfide	40.000	37.675	5.8	113	0.00	4.92
15	Iodomethane	40.000	38.751	3.1	97	0.00	5.06
16	Acrolein	200.000	187.574	6.2	103	0.00	5.29
17	Allyl chloride	40.000	38.091	4.8	109	0.00	5.46
18	Methylene Chloride	40.000	37.749	5.6	116	0.00	5.59
		AvgRF	CCRF	%Dev			
19	Acetone	0.071	0.058	18.3	100	0.00	5.64
		Amount	Calc.	%Drift			
20	Methyl acetate	200.000	190.867	4.6	113	0.00	5.78
		AvgRF	CCRF	%Dev			
21	trans-1,2-Dichloroethene	0.294	0.288	2.0	116	0.00	5.79

Continuing Calibration Summary

Job Number: FC9357
Account: BHATALB Bhate Environmental
Project: Griffiss AFB; Rome, NY

Sample: V5E1882-CC1873
Lab FileID: 5E42144.D

			Amount	Calc.	%Drift			
22		Hexane	40.000	37.254	6.9	112	0.00	5.87
			AvgRF	CCRF	%Dev			
23		Methyl Tert Butyl Ether	0.641	0.593	7.5	108	0.00	5.90
			Amount	Calc.	%Drift			
24		Acetonitrile	400.000	326.758	18.3	100	0.00	6.21
			AvgRF	CCRF	%Dev			
25		Di-isopropyl ether	0.562	0.563	-0.2	117	0.00	6.32
			Amount	Calc.	%Drift			
26		Chloroprene	40.000	36.180	9.6	102	0.00	6.49
			AvgRF	CCRF	%Dev			
27	P	1,1-Dichloroethane	0.393	0.376	4.3	111	0.00	6.52
			Amount	Calc.	%Drift			
28		Acrylonitrile	200.000	182.444	8.8	103	0.00	6.57
			AvgRF	CCRF	%Dev			
29		ETBE	0.668	0.641	4.0	111	0.00	6.74
			Amount	Calc.	%Drift			
30		Tert Butyl Alcohol	400.000	327.428	18.1	101	0.00	5.98
31		Vinyl acetate	200.000	184.768	7.6	101	0.00	6.77
			AvgRF	CCRF	%Dev			
32		cis-1,2-Dichloroethene	0.240	0.225	6.2	106	0.00	7.13
33		2,2-Dichloropropane	0.304	0.291	4.3	110	0.00	7.25
34		Bromochloromethane	0.126	0.119	5.6	110	0.00	7.35
35		Cyclohexane	0.341	0.353	-3.5	114	0.00	7.37
36	C	Chloroform	0.420	0.397	5.5	110	0.00	7.41
37		Ethyl acetate	0.223	0.205	8.1	102	0.00	7.50
			Amount	Calc.	%Drift			
38		Tetrahydrofuran	40.000	34.629	13.4	108	0.00	7.60
			AvgRF	CCRF	%Dev			
39	S	Dibromofluoromethane	0.299	0.288	3.7	112	0.00	7.61
40		Carbon Tetrachloride	0.318	0.303	4.7	109	0.00	7.59
41		1,1,1-Trichloroethane	0.359	0.339	5.6	106	0.00	7.66
42		2-Butanone	0.110	0.096	12.7	105	0.00	7.73
43		1,1-Dichloropropene	0.279	0.274	1.8	112	0.00	7.79
			Amount	Calc.	%Drift			
44		tert-Butyl formate	400.000	370.173	7.5	110	0.00	7.87
45		Propionitrile	400.000	326.558	18.4	99	0.00	8.06
			AvgRF	CCRF	%Dev			
46		Methacrylonitrile	0.151	0.126	16.6	101	0.00	8.07
47		Benzene	0.838	0.796	5.0	112	0.00	8.05
48		TAME	0.630	0.585	7.1	107	0.00	8.12
49	S	1,2-Dichloroethane-d4	0.312	0.312	0.0	117	0.00	8.18
50		1,2-Dichloroethane	0.325	0.296	8.9	106	0.00	8.26
51		tert Amyl alcohol	0.031	0.025	19.4	96	0.00	8.29
52		Trichloroethene	0.243	0.227	6.6	109	0.00	8.64
			Amount	Calc.	%Drift			

Continuing Calibration Summary

Job Number: FC9357
Account: BHATALB Bhate Environmental
Project: Griffiss AFB; Rome, NY

Sample: V5E1882-CC1873
Lab FileID: 5E42144.D

53		Methylcyclohexane	40.000	38.964	2.6	108	0.00	8.65
54		Dibromomethane	40.000	36.931	7.7	107	0.00	9.09
			AvgRF	CCRF	%Dev			
55	C	1,2-Dichloropropane	0.208	0.206	1.0	112	0.00	9.18
56		Bromodichloromethane	0.316	0.300	5.1	108	0.00	9.22
57		Methyl methacrylate	0.182	0.172	5.5	103	0.00	9.33
			Amount	Calc.	%Drift			
58		1,4-Dioxane	800.000	681.426	14.8	96	0.00	9.42
59		2-Chloroethyl vinyl ether	200.000	123.862	38.1#	81	0.00	9.75
			AvgRF	CCRF	%Dev			
60		cis-1,3-Dichloropropene	0.325	0.316	2.8	109	0.00	9.85
61	I	Chlorobenzene-d5	1.000	1.000	0.0	105	0.00	11.60
62	S	Toluene-d8	1.246	1.298	-4.2	110	0.00	10.04
63	C	Toluene	1.093	1.119	-2.4	110	0.00	10.09
			Amount	Calc.	%Drift			
64		Isobutyl alcohol	800.000	708.537	11.4	94	0.00	8.18
65		2-Nitropropane	200.000	195.372	2.3	104	0.00	10.32
			AvgRF	CCRF	%Dev			
66		4-Methyl-2-pentanone	0.283	0.266	6.0	104	0.00	10.43
			Amount	Calc.	%Drift			
67		trans-1,3-Dichloropropene	40.000	41.266	-3.2	106	0.00	10.49
			AvgRF	CCRF	%Dev			
68		Tetrachloroethene	0.325	0.343	-5.5	107	0.00	10.49
69		Ethyl methacrylate	0.308	0.309	-0.3	97	0.00	10.59
70		1,1,2-Trichloroethane	0.223	0.227	-1.8	106	0.00	10.65
71		Dibromochloromethane	0.315	0.327	-3.8	106	0.00	10.85
72		1,3-Dichloropropane	0.409	0.414	-1.2	107	0.00	10.94
73		1,2-Dibromoethane	0.282	0.297	-5.3	104	0.00	11.12
			Amount	Calc.	%Drift			
74		3,3-Dimethyl-1-butanol	2000.000	1745.196	12.7	99	0.00	11.19
75		2-hexanone	200.000	182.182	8.9	100	0.00	11.25
76		1-Chlorohexane	40.000	43.018	-7.5	109	0.00	11.55
			AvgRF	CCRF	%Dev			
77	C	Ethylbenzene	1.274	1.289	-1.2	108	0.00	11.61
78	P	Chlorobenzene	0.758	0.764	-0.8	108	0.00	11.62
79		1,1,1,2-Tetrachloroethane	0.289	0.299	-3.5	106	0.00	11.66
80		m,p-Xylene	0.951	0.996	-4.7	108	0.00	11.75
81		o-Xylene	0.964	0.997	-3.4	107	0.00	12.19
			Amount	Calc.	%Drift			
82		Styrene	40.000	41.113	-2.8	107	0.00	12.24
83	P	Bromoform	40.000	38.461	3.8	100	0.00	12.30
			AvgRF	CCRF	%Dev			
84		Isopropylbenzene	1.216	1.310	-7.7	108	0.00	12.49
85	I	1,4-Dichlorobenzene-d4	1.000	1.000	0.0	102	0.00	13.96
86	S	4-Bromofluorobenzene	0.780	0.778	0.3	102	0.00	12.82
87		cis-1,4-Dichloro-2-butene	0.128	0.108	15.6	83	0.00	12.85
88		n-Propylbenzene	2.315	2.486	-7.4	109	0.00	12.91

Continuing Calibration Summary

Job Number: FC9357
Account: BHATALB Bhate Environmental
Project: Griffiss AFB; Rome, NY

Sample: V5E1882-CC1873
Lab FileID: 5E42144.D

89	Bromobenzene	0.515	0.540	-4.9	108	0.00	12.94
90 P	1,1,2,2-Tetrachloroethane	0.645	0.639	0.9	103	0.00	12.98
91	1,3,5-Trimethylbenzene	1.604	1.736	-8.2	108	0.00	13.10
92	2-Chlorotoluene	1.514	1.551	-2.4	108	0.00	13.11
	----------	Amount	Calc.	%Drift	----------		
93	trans-1,4-Dichloro-2-Bute	40.000	33.757	15.6	87	0.00	13.17
	----------	AvgRF	CCRF	%Dev	----------		
94	1,2,3-Trichloropropane	0.182	0.183	-0.5	100	0.00	13.15
95	Cyclohexanone	0.019	0.017	10.5	93	0.00	13.22
96	4-Chlorotoluene	1.376	1.430	-3.9	107	0.00	13.28
97	a-Methyl styrene		----------NA----------				
98	tert-Butylbenzene	0.903	0.957	-6.0	106	0.00	13.44
	----------	Amount	Calc.	%Drift	----------		
99	1,2,4-Trimethylbenzene	40.000	42.120	-5.3	107	0.00	13.51
	----------	AvgRF	CCRF	%Dev	----------		
100	Pentachloroethane	0.316	0.304	3.8	100	0.00	13.50
101	sec-Butylbenzene	2.098	2.296	-9.4	108	0.00	13.62
102	4-Isopropyltoluene	1.774	1.972	-11.2	107	0.00	13.75
103	1,3-Dichlorobenzene	1.007	1.060	-5.3	106	0.00	13.89
104	1,2,3-Trimethylbenzene	1.686	1.761	-4.4	106	0.00	13.96
105	1,4-Dichlorobenzene	1.134	1.128	0.5	106	0.00	13.97
	----------	Amount	Calc.	%Drift	----------		
106	n-Butylbenzene	40.000	42.738	-6.8	107	0.00	14.18
107	Benzyl Chloride	40.000	40.562	-1.4	105	0.00	14.20
	----------	AvgRF	CCRF	%Dev	----------		
108	1,2-Dichlorobenzene	0.996	1.044	-4.8	107	0.00	14.39
	----------	Amount	Calc.	%Drift	----------		
109	1,2-Dibromo-3-Chloropropa	40.000	37.655	5.9	99	0.00	15.12
	----------	AvgRF	CCRF	%Dev	----------		
110	Hexachlorobutadiene	0.296	0.309	-4.4	103	0.00	15.66
111	1,2,4-Trichlorobenzene	0.701	0.760	-8.4	106	0.00	15.71
112	Naphthalene	1.576	1.553	1.5	99	0.00	16.01
113	1,2,3-Trichlorobenzene	0.623	0.643	-3.2	103	0.00	16.18

(#) = Out of Range SPCC's out = 0 CCC's out = 0
5E41937.D appIX08-31-2023_.M Mon Sep 11 12:10:06 2023

Continuing Calibration Summary

Job Number: FC9357
Account: BHATALB Bhate Environmental
Project: Griffiss AFB; Rome, NY

Sample: V5E1882-ECC1873
Lab FileID: 5E42171.D

Evaluate Continuing Calibration Report

Data File : X:\Orlando VOA\celin...882\V5E1882\5E42171.d Vial: 29
Acq On : 11 Sep 2023 7:57 pm Operator: joannel
Sample : ECC1873-5 Inst : MSVOA20
Misc : MS54805,V5E1882,,,,, Multiplr: 1.00
MS Integration Params: ult...ll.p

Method : X:\Orlando VOA\c...pIX08-31-2023_.M (RTE Integrator)
Title : SW-846 Method 5030B/8260B & EPA 624
Last Update : Thu Aug 31 13:41:31 2023
Response via : Multiple Level Calibration

Min. RRF : 0.000 Min. Rel. Area : 50% Max. R.T. Dev 0.50min
Max. RRF Dev : 50% Max. Rel. Area : 200%

	Compound	AvgRF	CCRF	%Dev	Area%	Dev(min)	R.T.
1 I	Fluorobenzene	1.000	1.000	0.0	111	0.00	8.46
2	Dichlorodifluoromethane	0.232	0.183	21.1	85	0.00	2.81
3 P	Chloromethane	0.213	0.204	4.2	108	0.00	3.14
4 C	Vinyl Chloride	0.220	0.216	1.8	106	0.00	3.26
		True	Calc.	% Drift			
5	1,3-Butadiene	40.000	41.769	-4.4	112	0.00	3.29
6	Bromomethane	40.000	31.318	21.7	93	0.00	3.77
		AvgRF	CCRF	% Dev			
7	Chloroethane	0.155	0.150	3.2	98	0.00	3.95
8	Trichlorofluoromethane	0.340	0.314	7.6	98	0.00	4.16
9	Ethyl Ether	0.171	0.166	2.9	103	0.00	4.58
		True	Calc.	% Drift			
10	Ethanol	800.000	847.804	-6.0	110	0.00	4.78
		AvgRF	CCRF	% Dev			
11	1,2-Dichlorotrifluoroetha	0.240	0.235	2.1	105	0.00	4.83
		True	Calc.	% Drift			
12 C	1,1-Dichloroethene	40.000	38.832	2.9	106	0.00	4.86
		AvgRF	CCRF	% Dev			
13	Freon 113	0.194	0.189	2.6	104	0.00	4.90
		True	Calc.	% Drift			
14	Carbon Disulfide	40.000	36.673	8.3	104	0.00	4.92
15	Iodomethane	40.000	38.336	4.2	91	0.00	5.06
16	Acrolein	200.000	199.444	0.3	104	0.00	5.29
17	Allyl chloride	40.000	38.238	4.4	103	0.00	5.46
18	Methylene Chloride	40.000	38.152	4.6	111	0.00	5.59
		AvgRF	CCRF	% Dev			
19	Acetone	0.071	0.067	5.6	110	0.00	5.65
		True	Calc.	% Drift			
20	Methyl acetate	200.000	215.698	-7.8	121	0.00	5.78
		AvgRF	CCRF	% Dev			
21	trans-1,2-Dichloroethene	0.294	0.285	3.1	108	0.00	5.79

Continuing Calibration Summary

Job Number: FC9357
Account: BHATALB Bhate Environmental
Project: Griffiss AFB; Rome, NY

Sample: V5E1882-ECC1873
Lab FileID: 5E42171.D

			True	Calc.	% Drift			
22		Hexane	40.000	33.328	16.7	95	0.00	5.87
			AvgRF	CCRF	% Dev			
23		Methyl Tert Butyl Ether	0.641	0.586	8.6	101	0.00	5.90
			True	Calc.	% Drift			
24		Acetonitrile	400.000	366.390	8.4	106	0.00	6.21
			AvgRF	CCRF	% Dev			
25		Di-isopropyl ether	0.562	0.571	-1.6	113	0.00	6.32
			True	Calc.	% Drift			
26		Chloroprene	40.000	36.660	8.4	98	0.00	6.49
			AvgRF	CCRF	% Dev			
27	P	1,1-Dichloroethane	0.393	0.379	3.6	106	0.00	6.52
			True	Calc.	% Drift			
28		Acrylonitrile	200.000	203.504	-1.8	109	0.00	6.57
			AvgRF	CCRF	% Dev			
29		ETBE	0.668	0.645	3.4	105	0.00	6.74
			True	Calc.	% Drift			
30		Tert Butyl Alcohol	400.000	384.160	4.0	112	0.00	5.98
31		Vinyl acetate	200.000	185.042	7.5	96	0.00	6.77
			AvgRF	CCRF	% Dev			
32		cis-1,2-Dichloroethene	0.240	0.233	2.9	104	0.00	7.13
33		2,2-Dichloropropane	0.304	0.228	25.0	82	0.00	7.25
34		Bromochloromethane	0.126	0.115	8.7	101	0.00	7.35
35		Cyclohexane	0.341	0.365	-7.0	111	0.00	7.37
36	C	Chloroform	0.420	0.396	5.7	103	0.00	7.41
37		Ethyl acetate	0.223	0.227	-1.8	107	0.00	7.50
			True	Calc.	% Drift			
38		Tetrahydrofuran	40.000	39.749	0.6	116	0.00	7.60
			AvgRF	CCRF	% Dev			
39	S	Dibromofluoromethane	0.299	0.287	4.0	106	0.00	7.60
40		Carbon Tetrachloride	0.318	0.296	6.9	101	0.00	7.59
41		1,1,1-Trichloroethane	0.359	0.345	3.9	102	0.00	7.66
42		2-Butanone	0.110	0.111	-0.9	115	0.00	7.73
43		1,1-Dichloropropene	0.279	0.271	2.9	105	0.00	7.78
			True	Calc.	% Drift			
44		tert-Butyl formate	400.000	380.729	4.8	107	0.00	7.87
45		Propionitrile	400.000	384.388	3.9	110	0.00	8.05
			AvgRF	CCRF	% Dev			
46		Methacrylonitrile	0.151	0.139	7.9	106	0.00	8.07
47		Benzene	0.838	0.808	3.6	107	0.00	8.05
48		TAME	0.630	0.585	7.1	101	0.00	8.12
49	S	1,2-Dichloroethane-d4	0.312	0.310	0.6	111	0.00	8.18
50		1,2-Dichloroethane	0.325	0.297	8.6	101	0.00	8.25
51		tert Amyl alcohol	0.031	0.031	0.0	113	0.00	8.29
52		Trichloroethene	0.243	0.231	4.9	105	0.00	8.64
			True	Calc.	% Drift			

Continuing Calibration Summary

Job Number: FC9357
Account: BHATALB Bhate Environmental
Project: Griffiss AFB; Rome, NY

Sample: V5E1882-ECC1873
Lab FileID: 5E42171.D

53		Methylcyclohexane	40.000	38.589	3.5	101	0.00	8.65
54		Dibromomethane	40.000	36.456	8.9	100	0.00	9.09
			AvgRF	CCRF	% Dev			
55	C	1,2-Dichloropropane	0.208	0.210	-1.0	109	0.00	9.18
56		Bromodichloromethane	0.316	0.296	6.3	101	0.00	9.22
57		Methyl methacrylate	0.182	0.180	1.1	102	0.00	9.33
			True	Calc.	% Drift			
58		1,4-Dioxane	800.000	757.258	5.3	101	0.00	9.42
59		2-Chloroethyl vinyl ether	200.000	182.959	8.5	112	0.00	9.75
			AvgRF	CCRF	% Dev			
60		cis-1,3-Dichloropropene	0.325	0.302	7.1	98	0.00	9.85
61	I	Chlorobenzene-d5	1.000	1.000	0.0	102	0.00	11.60
62	S	Toluene-d8	1.246	1.282	-2.9	105	0.00	10.04
63	C	Toluene	1.093	1.105	-1.1	105	0.00	10.09
			True	Calc.	% Drift			
64		Isobutyl alcohol	800.000	842.489	-5.3	109	0.00	8.18
65		2-Nitropropane	200.000	202.865	-1.4	105	0.00	10.32
			AvgRF	CCRF	% Dev			
66		4-Methyl-2-pentanone	0.283	0.295	-4.2	112	0.00	10.43
			True	Calc.	% Drift			
67		trans-1,3-Dichloropropene	40.000	38.201	4.5	95	0.00	10.49
			AvgRF	CCRF	% Dev			
68		Tetrachloroethene	0.325	0.337	-3.7	101	0.00	10.49
69		Ethyl methacrylate	0.308	0.317	-2.9	97	0.00	10.59
70		1,1,2-Trichloroethane	0.223	0.227	-1.8	103	0.00	10.65
71		Dibromochloromethane	0.315	0.321	-1.9	101	0.00	10.85
72		1,3-Dichloropropane	0.409	0.416	-1.7	104	0.00	10.94
73		1,2-Dibromoethane	0.282	0.293	-3.9	100	0.00	11.12
			True	Calc.	% Drift			
74		3,3-Dimethyl-1-butanol	2000.000	2270.250	-13.5	126	0.00	11.19
75		2-hexanone	200.000	211.674	-5.8	113	0.00	11.25
76		1-Chlorohexane	40.000	40.899	-2.2	101	0.00	11.55
			AvgRF	CCRF	% Dev			
77	C	Ethylbenzene	1.274	1.262	0.9	102	0.00	11.61
78	P	Chlorobenzene	0.758	0.767	-1.2	105	0.00	11.62
79		1,1,1,2-Tetrachloroethane	0.289	0.292	-1.0	101	0.00	11.66
80		m,p-Xylene	0.951	0.984	-3.5	103	0.00	11.75
81		o-Xylene	0.964	0.980	-1.7	102	0.00	12.19
			True	Calc.	% Drift			
82		Styrene	40.000	40.958	-2.4	103	0.00	12.24
83	P	Bromoform	40.000	38.317	4.2	96	0.00	12.30
			AvgRF	CCRF	% Dev			
84		Isopropylbenzene	1.216	1.277	-5.0	103	0.00	12.49
85	I	1,4-Dichlorobenzene-d4	1.000	1.000	0.0	98	0.00	13.96
86	S	4-Bromofluorobenzene	0.780	0.771	1.2	97	0.00	12.82
87		cis-1,4-Dichloro-2-butene	0.128	0.100	21.9	74	0.00	12.85
88		n-Propylbenzene	2.315	2.408	-4.0	101	0.00	12.91

Continuing Calibration Summary

Job Number: FC9357
Account: BHATALB Bhate Environmental
Project: Griffiss AFB; Rome, NY

Sample: V5E1882-ECC1873
Lab FileID: 5E42171.D

89	Bromobenzene	0.515	0.526	-2.1	101	0.00	12.94
90 P	1,1,2,2-Tetrachloroethane	0.645	0.668	-3.6	104	0.00	12.98
91	1,3,5-Trimethylbenzene	1.604	1.684	-5.0	101	0.00	13.10
92	2-Chlorotoluene	1.514	1.572	-3.8	105	0.00	13.11
	----------	True	Calc.	% Drift	----------		
93	trans-1,4-Dichloro-2-Bute	40.000	32.366	19.1	80	0.00	13.17
	----------	AvgRF	CCRF	% Dev	----------		
94	1,2,3-Trichloropropane	0.182	0.191	-4.9	101	0.00	13.15
95	Cyclohexanone	0.019	0.023	-21.1	119	0.00	13.22
96	4-Chlorotoluene	1.376	1.411	-2.5	102	0.00	13.28
97	a-Methyl styrene		----------NA----------				
98	tert-Butylbenzene	0.903	0.944	-4.5	101	0.00	13.44
	----------	True	Calc.	% Drift	----------		
99	1,2,4-Trimethylbenzene	40.000	41.482	-3.7	102	0.00	13.51
	----------	AvgRF	CCRF	% Dev	----------		
100	Pentachloroethane	0.316	0.296	6.3	93	0.00	13.49
101	sec-Butylbenzene	2.098	2.221	-5.9	101	0.00	13.62
102	4-Isopropyltoluene	1.774	1.907	-7.5	100	0.00	13.75
103	1,3-Dichlorobenzene	1.007	1.060	-5.3	102	0.00	13.89
104	1,2,3-Trimethylbenzene	1.686	1.758	-4.3	102	0.00	13.96
105	1,4-Dichlorobenzene	1.134	1.121	1.1	101	0.00	13.97
	----------	True	Calc.	% Drift	----------		
106	n-Butylbenzene	40.000	39.994	0.0	96	0.00	14.18
107	Benzyl Chloride	40.000	29.843	25.4	72	0.00	14.20
	----------	AvgRF	CCRF	% Dev	----------		
108	1,2-Dichlorobenzene	0.996	1.047	-5.1	103	0.00	14.39
	----------	True	Calc.	% Drift	----------		
109	1,2-Dibromo-3-Chloropropa	40.000	40.703	-1.8	103	0.00	15.12
	----------	AvgRF	CCRF	% Dev	----------		
110	Hexachlorobutadiene	0.296	0.285	3.7	92	0.00	15.66
111	1,2,4-Trichlorobenzene	0.701	0.721	-2.9	97	0.00	15.71
112	Naphthalene	1.576	1.692	-7.4	104	0.00	16.01
113	1,2,3-Trichlorobenzene	0.623	0.640	-2.7	99	0.00	16.18

(#) = Out of Range SPCC's out = 0 CCC's out = 0
5E41937.D appIX08-31-2023_.M Tue Sep 12 06:40:44 2023

Run Sequence Report

Job Number: FC9357
Account: BHATALB Bhate Environmental
Project: Griffiss AFB; Rome, NY

Run ID: V2P3836 **Method:** SW846 8260D **Instrument ID:** GCMS2P

Lab Sample ID	Lab File ID	Date/Time Analyzed	Prep QC Batch	Client Sample ID
V2P3836-BFB	2P101224.D	09/06/23 08:42	n/a	BFB Tune
V2P3836-IC3836	2P101225.D	09/06/23 09:08	n/a	Initial cal 1
V2P3836-IC3836	2P101226.D	09/06/23 09:34	n/a	Initial cal 8
V2P3836-IC3836	2P101227.D	09/06/23 09:59	n/a	Initial cal 2
V2P3836-IC3836	2P101228.D	09/06/23 10:25	n/a	Initial cal 3
V2P3836-IC3836	2P101229.D	09/06/23 10:50	n/a	Initial cal 4
V2P3836-ICC3836	2P101230.D	09/06/23 11:16	n/a	Initial cal 5
V2P3836-CC3836	2P101230A.D	09/06/23 11:16	n/a	Continuing cal 5
V2P3836-IC3836	2P101231.D	09/06/23 11:42	n/a	Initial cal 6
V2P3836-IC3836	2P101232.D	09/06/23 12:08	n/a	Initial cal 7
V2P3836-ICV3836	2P101234.D	09/06/23 12:59	n/a	Initial cal verification 5
V2P3836-BS	2P101235A.D	09/06/23 13:25	n/a	Blank Spike
V2P3836-ICV3836	2P101235.D	09/06/23 13:25	n/a	Initial cal verification 4
V2P3836-MB	2P101237.D	09/06/23 14:16	n/a	Method Blank
ZZZZZZ	2P101238.D	09/06/23 14:44	n/a	(unrelated sample)
ZZZZZZ	2P101239.D	09/06/23 15:10	n/a	(unrelated sample)
ZZZZZZ	2P101240.D	09/06/23 15:35	n/a	(unrelated sample)
ZZZZZZ	2P101241.D	09/06/23 16:01	n/a	(unrelated sample)
ZZZZZZ	2P101242.D	09/06/23 16:27	n/a	(unrelated sample)
ZZZZZZ	2P101243.D	09/06/23 16:52	n/a	(unrelated sample)
ZZZZZZ	2P101244.D	09/06/23 17:18	n/a	(unrelated sample)
ZZZZZZ	2P101245.D	09/06/23 17:44	n/a	(unrelated sample)
FC9166-5	2P101246.D	09/06/23 18:09	n/a	(used for QC only; not part of job FC9357)
ZZZZZZ	2P101247.D	09/06/23 18:35	n/a	(unrelated sample)
ZZZZZZ	2P101248.D	09/06/23 19:00	n/a	(unrelated sample)
FC9166-5MS	2P101249.D	09/06/23 19:26	n/a	Matrix Spike
FC9166-5MSD	2P101250.D	09/06/23 19:52	n/a	Matrix Spike Duplicate
V2P3836-ECC3836	2P101251.D	09/06/23 20:17	n/a	Ending cal 5

Run Sequence Report

Job Number: FC9357
Account: BHATALB Bhate Environmental
Project: Griffiss AFB; Rome, NY

Run ID: V2P3838 **Method:** SW846 8260D **Instrument ID:** GCMS2P

Lab Sample ID	Lab File ID	Date/Time Analyzed	Prep QC Batch	Client Sample ID
V2P3838-BFB	2P101280.D	09/08/23 10:10	n/a	BFB Tune
V2P3838-CC3836	2P101281.D	09/08/23 10:39	n/a	Continuing cal 4
V2P3838-BS	2P101282.D	09/08/23 11:21	n/a	Blank Spike
V2P3838-MB	2P101285.D	09/08/23 12:38	n/a	Method Blank
FC9339-10	2P101286.D	09/08/23 13:04	n/a	(used for QC only; not part of job FC9357)
ZZZZZZ	2P101287.D	09/08/23 13:29	n/a	(unrelated sample)
ZZZZZZ	2P101288.D	09/08/23 13:55	n/a	(unrelated sample)
ZZZZZZ	2P101289.D	09/08/23 14:21	n/a	(unrelated sample)
ZZZZZZ	2P101291.D	09/08/23 15:12	n/a	(unrelated sample)
ZZZZZZ	2P101292.D	09/08/23 15:38	n/a	(unrelated sample)
ZZZZZZ	2P101293.D	09/08/23 16:03	n/a	(unrelated sample)
ZZZZZZ	2P101294.D	09/08/23 16:29	n/a	(unrelated sample)
ZZZZZZ	2P101295.D	09/08/23 16:54	n/a	(unrelated sample)
ZZZZZZ	2P101296.D	09/08/23 17:20	n/a	(unrelated sample)
ZZZZZZ	2P101297.D	09/08/23 17:46	n/a	(unrelated sample)
ZZZZZZ	2P101298.D	09/08/23 18:11	n/a	(unrelated sample)
ZZZZZZ	2P101299.D	09/08/23 18:37	n/a	(unrelated sample)
FC9357-2	2P101300.D	09/08/23 19:03	n/a	789MW-46R_0923
FC9357-3	2P101301.D	09/08/23 19:29	n/a	789MW-99_0923
FC9357-4	2P101302.D	09/08/23 19:54	n/a	789MW-135_0923
FC9357-5	2P101303.D	09/08/23 20:20	n/a	789MW-216_0923-A
FC9357-6	2P101304.D	09/08/23 20:45	n/a	789MW-216_0923
FC9357-7	2P101305.D	09/08/23 21:11	n/a	789MW-222_0923
FC9339-10MS	2P101306.D	09/08/23 21:37	n/a	Matrix Spike
FC9339-10MSD	2P101307.D	09/08/23 22:02	n/a	Matrix Spike Duplicate
V2P3838-ECC3836	2P101308.D	09/08/23 22:28	n/a	Ending cal 4

Run Sequence Report

Job Number: FC9357
Account: BHATALB Bhate Environmental
Project: Griffiss AFB; Rome, NY

Run ID: V5E1873 **Method:** SW846 8260D **Instrument ID:** GCMS5E

Lab Sample ID	Lab File ID	Date/Time Analyzed	Prep QC Batch	Client Sample ID
V5E1873-BFB	5E41931.D	08/31/23 08:59	n/a	BFB Tune
V5E1873-IC1873	5E41932.D	08/31/23 09:31	n/a	Initial cal 1
V5E1873-IC1873	5E41933.D	08/31/23 09:54	n/a	Initial cal 8
V5E1873-IC1873	5E41934.D	08/31/23 10:17	n/a	Initial cal 2
V5E1873-IC1873	5E41935.D	08/31/23 10:40	n/a	Initial cal 3
V5E1873-IC1873	5E41936.D	08/31/23 11:03	n/a	Initial cal 4
V5E1873-ICC1873	5E41937.D	08/31/23 11:26	n/a	Initial cal 5
V5E1873-CC1873	5E41937A.D	08/31/23 11:26	n/a	Continuing cal 5
V5E1873-IC1873	5E41938.D	08/31/23 11:49	n/a	Initial cal 6
V5E1873-IC1873	5E41939.D	08/31/23 12:12	n/a	Initial cal 7
V5E1873-ICV1873	5E41941.D	08/31/23 12:59	n/a	Initial cal verification 5
V5E1873-BS	5E41942.D	08/31/23 13:22	n/a	Blank Spike
V5E1873-MB	5E41945.D	08/31/23 14:31	n/a	Method Blank
ZZZZZZ	5E41946.D	08/31/23 14:54	n/a	(unrelated sample)
ZZZZZZ	5E41947.D	08/31/23 15:17	n/a	(unrelated sample)
ZZZZZZ	5E41948.D	08/31/23 15:40	n/a	(unrelated sample)
ZZZZZZ	5E41949.D	08/31/23 16:03	n/a	(unrelated sample)
ZZZZZZ	5E41950.D	08/31/23 16:27	n/a	(unrelated sample)
ZZZZZZ	5E41951.D	08/31/23 16:50	n/a	(unrelated sample)
ZZZZZZ	5E41952.D	08/31/23 17:13	n/a	(unrelated sample)
ZZZZZZ	5E41953.D	08/31/23 17:36	n/a	(unrelated sample)
ZZZZZZ	5E41954.D	08/31/23 17:59	n/a	(unrelated sample)
FC8975-16	5E41955.D	08/31/23 18:22	n/a	(used for QC only; not part of job FC9357)
ZZZZZZ	5E41956.D	08/31/23 18:45	n/a	(unrelated sample)
ZZZZZZ	5E41957.D	08/31/23 19:08	n/a	(unrelated sample)
ZZZZZZ	5E41958.D	08/31/23 19:31	n/a	(unrelated sample)
FC8975-16MS	5E41959.D	08/31/23 19:54	n/a	Matrix Spike
FC8975-16MSD	5E41960.D	08/31/23 20:17	n/a	Matrix Spike Duplicate

Run Sequence Report

Job Number: FC9357
Account: BHATALB Bhate Environmental
Project: Griffiss AFB; Rome, NY

Run ID: V5E1881 **Method:** SW846 8260D **Instrument ID:** GCMS5E

Lab Sample ID	Lab File ID	Date/Time Analyzed	Prep QC Batch	Client Sample ID
V5E1881-BFB	5E42114.D	09/08/23 10:11	n/a	BFB Tune
V5E1881-CC1873	5E42115.D	09/08/23 10:42	n/a	Continuing cal 5
V5E1881-BS	5E42116.D	09/08/23 11:19	n/a	Blank Spike
V5E1881-MB	5E42119.D	09/08/23 12:28	n/a	Method Blank
FC9357-1	5E42120.D	09/08/23 13:00	n/a	789MW-83_0923
FC9357-8	5E42121.D	09/08/23 13:23	n/a	789MW-251_0923
FC9357-9	5E42122.D	09/08/23 13:47	n/a	789-TB01_0923-C
FC9357-10	5E42123.D	09/08/23 14:10	n/a	789-AB01_0923-D
FC9357-11	5E42124.D	09/08/23 14:33	n/a	789SW-03_0923
FC9357-12	5E42125.D	09/08/23 14:56	n/a	789SW-04_0923
ZZZZZZ	5E42126.D	09/08/23 15:19	n/a	(unrelated sample)
ZZZZZZ	5E42127.D	09/08/23 15:42	n/a	(unrelated sample)
ZZZZZZ	5E42128.D	09/08/23 16:05	n/a	(unrelated sample)
ZZZZZZ	5E42129.D	09/08/23 16:28	n/a	(unrelated sample)
ZZZZZZ	5E42130.D	09/08/23 16:52	n/a	(unrelated sample)
ZZZZZZ	5E42131.D	09/08/23 17:15	n/a	(unrelated sample)
ZZZZZZ	5E42132.D	09/08/23 17:38	n/a	(unrelated sample)
ZZZZZZ	5E42133.D	09/08/23 18:01	n/a	(unrelated sample)
ZZZZZZ	5E42134.D	09/08/23 18:24	n/a	(unrelated sample)
ZZZZZZ	5E42135.D	09/08/23 18:48	n/a	(unrelated sample)
ZZZZZZ	5E42137.D	09/08/23 19:34	n/a	(unrelated sample)
ZZZZZZ	5E42138.D	09/08/23 19:57	n/a	(unrelated sample)
ZZZZZZ	5E42139.D	09/08/23 20:20	n/a	(unrelated sample)
FC9357-1MS	5E42140.D	09/08/23 20:43	n/a	Matrix Spike
FC9357-1MSD	5E42141.D	09/08/23 21:06	n/a	Matrix Spike Duplicate
V5E1881-ECC1873	5E42142.D	09/08/23 21:29	n/a	Ending cal 5

Run Sequence Report

Job Number: FC9357
Account: BHATALB Bhate Environmental
Project: Griffiss AFB; Rome, NY

Run ID: V5E1882 **Method:** SW846 8260D **Instrument ID:** GCMS5E

Lab Sample ID	Lab File ID	Date/Time Analyzed	Prep QC Batch	Client Sample ID
V5E1882-BFB	5E42143.D	09/11/23 08:51	n/a	BFB Tune
V5E1882-CC1873	5E42144.D	09/11/23 09:23	n/a	Continuing cal 5
V5E1882-BS	5E42145.D	09/11/23 09:56	n/a	Blank Spike
V5E1882-MB	5E42148.D	09/11/23 11:05	n/a	Method Blank
FC9373-5	5E42149.D	09/11/23 11:28	n/a	(used for QC only; not part of job FC9357)
ZZZZZZ	5E42150.D	09/11/23 11:51	n/a	(unrelated sample)
FC9357-2	5E42151.D	09/11/23 12:15	n/a	789MW-46R_0923
FC9357-3	5E42152.D	09/11/23 12:38	n/a	789MW-99_0923
FC9357-4	5E42153.D	09/11/23 13:01	n/a	789MW-135_0923
FC9357-5	5E42154.D	09/11/23 13:24	n/a	789MW-216_0923-A
FC9357-6	5E42155.D	09/11/23 13:47	n/a	789MW-216_0923
FC9357-7	5E42156.D	09/11/23 14:10	n/a	789MW-222_0923
ZZZZZZ	5E42157.D	09/11/23 14:33	n/a	(unrelated sample)
ZZZZZZ	5E42158.D	09/11/23 14:56	n/a	(unrelated sample)
ZZZZZZ	5E42159.D	09/11/23 15:20	n/a	(unrelated sample)
ZZZZZZ	5E42160.D	09/11/23 15:43	n/a	(unrelated sample)
ZZZZZZ	5E42161.D	09/11/23 16:06	n/a	(unrelated sample)
ZZZZZZ	5E42162.D	09/11/23 16:29	n/a	(unrelated sample)
ZZZZZZ	5E42163.D	09/11/23 16:52	n/a	(unrelated sample)
ZZZZZZ	5E42164.D	09/11/23 17:15	n/a	(unrelated sample)
ZZZZZZ	5E42165.D	09/11/23 17:38	n/a	(unrelated sample)
ZZZZZZ	5E42166.D	09/11/23 18:01	n/a	(unrelated sample)
ZZZZZZ	5E42167.D	09/11/23 18:25	n/a	(unrelated sample)
ZZZZZZ	5E42168.D	09/11/23 18:48	n/a	(unrelated sample)
FC9373-5MS	5E42169.D	09/11/23 19:11	n/a	Matrix Spike
FC9373-5MSD	5E42170.D	09/11/23 19:34	n/a	Matrix Spike Duplicate
V5E1882-ECC1873	5E42171.D	09/11/23 19:57	n/a	Ending cal 5

MS Volatiles

Raw Data

Quantitation Report (QT Reviewed)

Data Path : R:\GBS Manila Data Validator\jenniferf\09-11-2023\V5E1881\V5e1881\
Data File : 5E42120.d
Acq On : 8 Sep 2023 1:00 pm
Operator : joannel
Sample : FC9357-1 Inst : MSVOA20
Misc : MS54795,V5E1881,,,,,
ALS Vial : 7 Sample Multiplier: 1

Quant Time: Sep 10 15:07:25 2023
Quant Method : R:\GBS Manila Data Validator\jenniferf\09-11-2023\V5E1881\METHOD\appIX08-31-2023_.M
Quant Title : SW-846 Method 5030B/8260B & EPA 624
QLast Update : Thu Aug 31 13:41:31 2023
Response via : Initial Calibration

Compound		R.T.	QIon	Response	Conc	Units	Dev(Min)
Internal Standards							
1) Fluorobenzene		8.463	96	740584	50.00	ug/L	0.00
61) Chlorobenzene-d5		11.603	117	560628	50.00	ug/L	0.00
85) 1,4-Dichlorobenzene-d4		13.956	152	328132	50.00	ug/L	0.00
System Monitoring Compounds							
39) Dibromofluoromethane		7.610	113	216870	48.93	ug/L	0.00
Spiked Amount	50.000	Range 83 - 118		Recovery =	97.86%		
49) 1,2-Dichloroethane-d4		8.183	65	228346	49.34	ug/L	0.00
Spiked Amount	50.000	Range 79 - 125		Recovery =	98.68%		
62) Toluene-d8		10.036	98	735709	52.66	ug/L	0.00
Spiked Amount	50.000	Range 85 - 112		Recovery =	105.32%		
86) 4-Bromofluorobenzene		12.816	95	266205	52.00	ug/L	0.00
Spiked Amount	50.000	Range 83 - 118		Recovery =	104.00%		
Target Compounds							Qvalue
6) Bromomethane		3.775	94	804	0.4677	ug/L #	63
14) Carbon Disulfide		4.921	76	1784	0.2035	ug/L	89
18) Methylene Chloride		5.598	49	1478	0.3719	ug/L	81
19) Acetone		5.653	43	16647	15.9355	ug/L	92

(#) = qualifier out of range (m) = manual integration (+) = signals summed

Quantitation Report (QT Reviewed)

Data Path : R:\GBS Manila Data Validator\jenniferf\09-11-2023\V5E1881\V5e1881\
Data File : 5E42120.d
Acq On : 8 Sep 2023 1:00 pm
Operator : joannel
Sample : FC9357-1 Inst : MSVOA20
Misc : MS54795,V5E1881,,,,,
ALS Vial : 7 Sample Multiplier: 1

Quant Time: Sep 10 15:07:25 2023
Quant Method : R:\GBS Manila Data Validator\jenniferf\09-11-2023\V5E1881\METHOD\appIX08-31-2023_.M
Quant Title : SW-846 Method 5030B/8260B & EPA 624
QLast Update : Thu Aug 31 13:41:31 2023
Response via : Initial Calibration

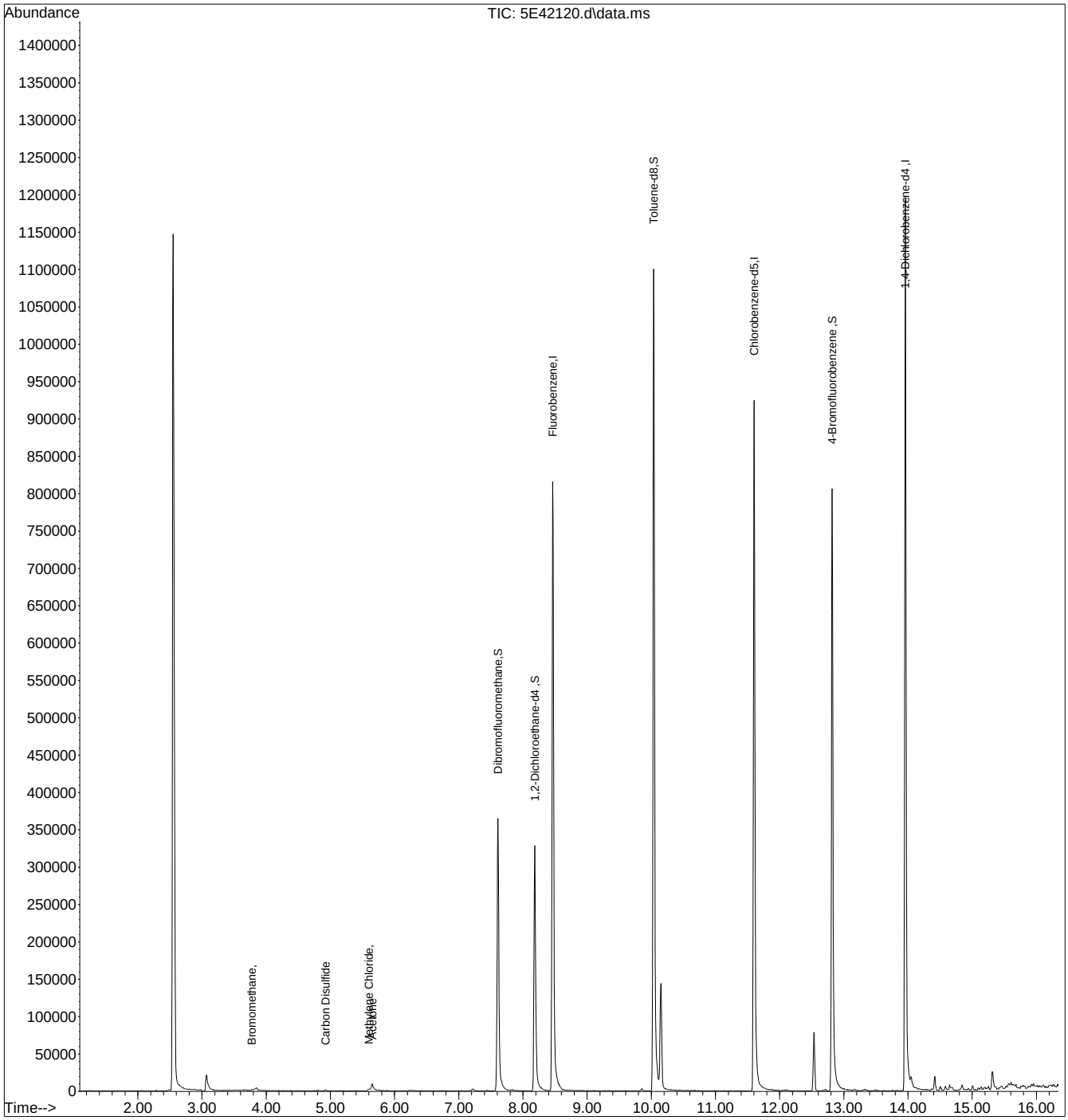

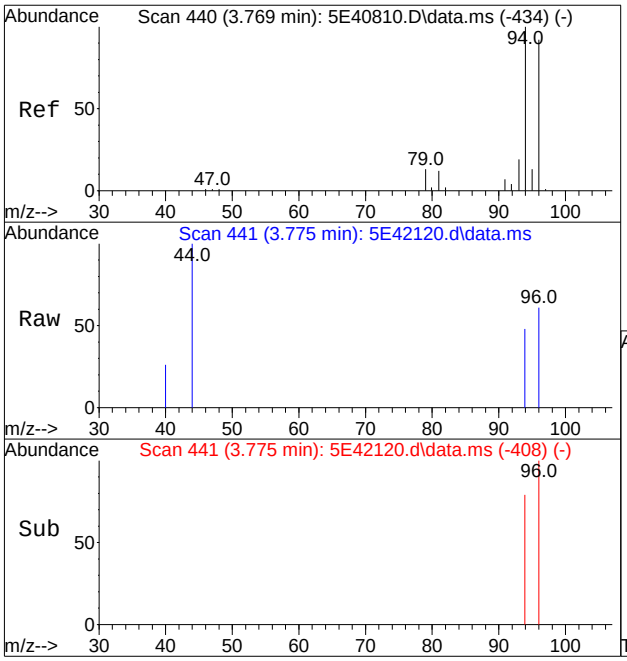

#6
Bromomethane
Concen: 0.4677 ug/L
RT: 3.775 min Scan# 441
Delta R.T. 0.000 min
Lab File: 5E42120.d
Acq: 8 Sep 2023 1:00 pm

Tgt Ion: 94 Resp: 804

Ion	Ratio	Lower	Upper
94	100		
96	125.9	62.6	122.6#
93	0.0	0.0	50.8

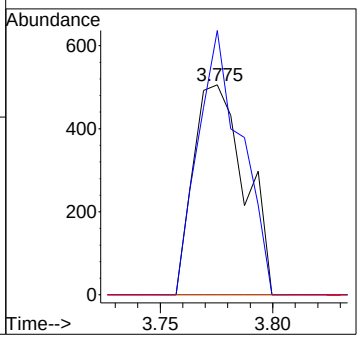

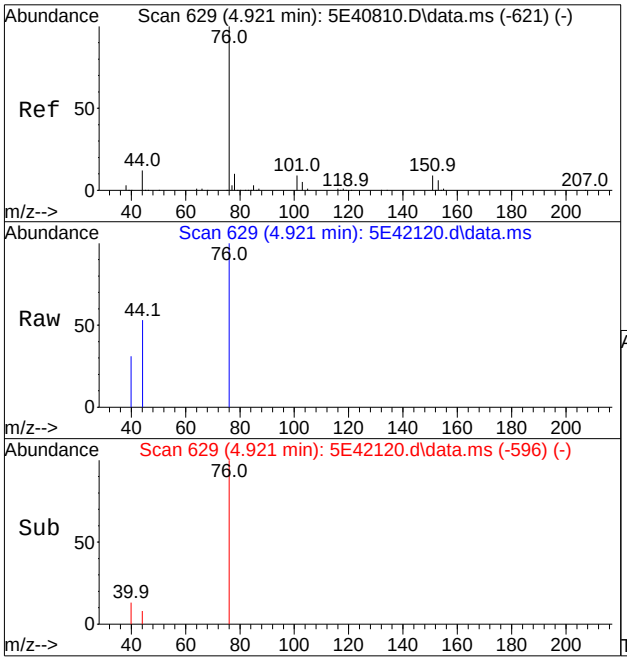

#14
Carbon Disulfide
Concen: 0.2035 ug/L
RT: 4.921 min Scan# 629
Delta R.T. 0.000 min
Lab File: 5E42120.d
Acq: 8 Sep 2023 1:00 pm

Tgt Ion: 76 Resp: 1784

Ion	Ratio	Lower	Upper
76	100		
44	8.1	0.0	42.6

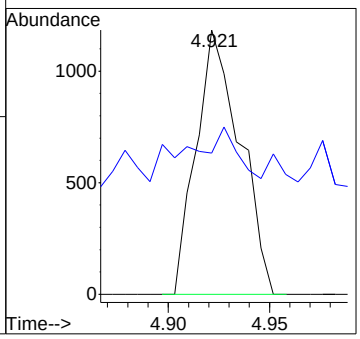

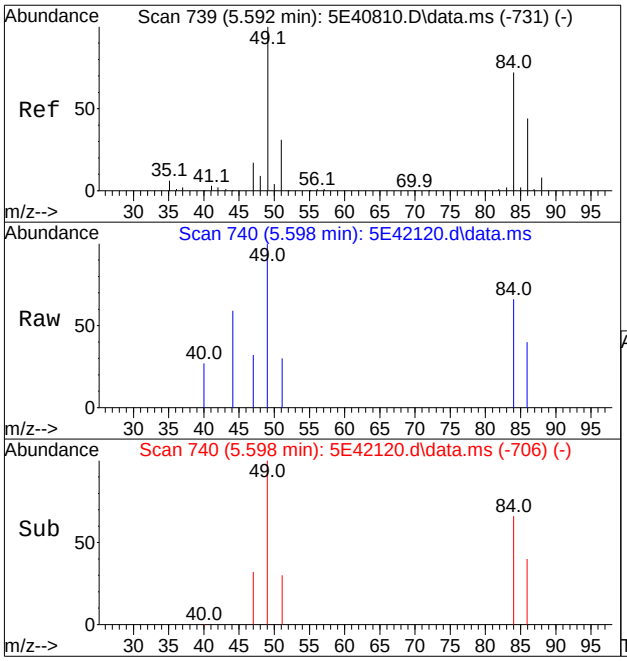

#18
Methylene Chloride
Concen: 0.3719 ug/L
RT: 5.598 min Scan# 740
Delta R.T. 0.006 min
Lab File: 5E42120.d
Acq: 8 Sep 2023 1:00 pm

Tgt Ion: 49 Resp: 1478

Ion	Ratio	Lower	Upper
49	100		
84	65.8	57.4	117.4
86	40.5	26.6	86.6
51	30.2	1.5	61.5

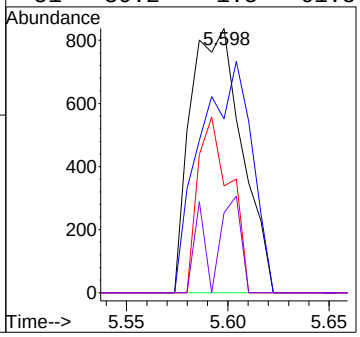

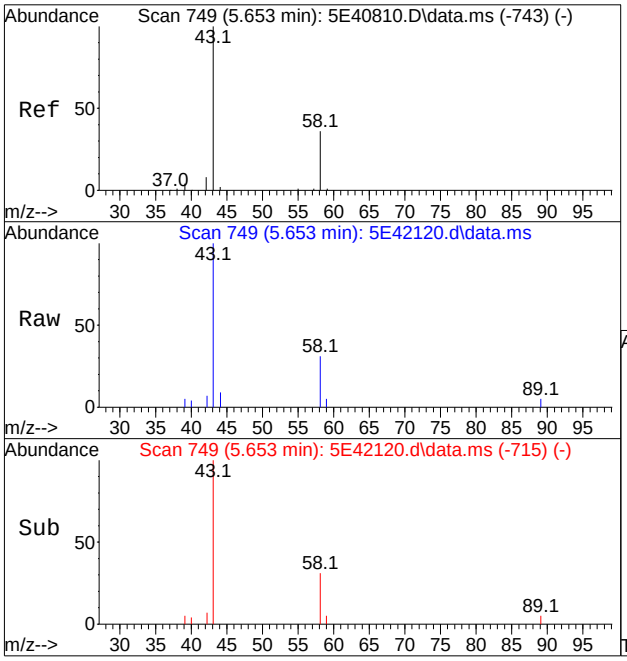

#19
Acetone
Concen: 15.9355 ug/L
RT: 5.653 min Scan# 749
Delta R.T. 0.006 min
Lab File: 5E42120.d
Acq: 8 Sep 2023 1:00 pm

Tgt Ion: 43 Resp: 16647

Ion	Ratio	Lower	Upper
43	100		
58	30.6	5.4	65.4

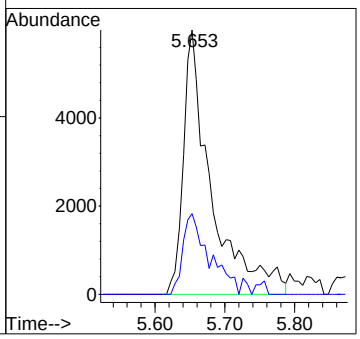

Quantitation Report (QT Reviewed)

Data Path : R:\GBS Manila Data Validator\jenniferf\09-11-2023\V2P3838\V2P3838\
Data File : 2P101300.D
Acq On : 8 Sep 2023 7:03 pm
Operator : joannel
Sample : FC9357-2 Inst : MSVOA13-P
Misc : MS54794,V2P3838,,,,,
ALS Vial : 21 Sample Multiplier: 1

Quant Time: Sep 10 18:32:10 2023
Quant Method : R:\GBS Manila Data Validator\jenniferf\09-11-2023\V2P3838\METHOD\V2P_2023-9-06.M
Quant Title : SW-846 Method 5035A/8260B
QLast Update : Wed Sep 06 14:19:37 2023
Response via : Initial Calibration

Compound	R.T.	QIon	Response	Conc	Units	Dev(Min)
Internal Standards						
1) Fluorobenzene	3.701	96	1596543	50.00	ug/L	0.00
62) Chlorobenzene-d5	5.621	117	1314359	50.00	ug/L	0.00
85) 1,4-Dichlorobenzene-d4	7.310	152	712703	50.00	ug/L	0.00
System Monitoring Compounds						
39) Dibromofluoromethane	3.246	113	361921	50.89	ug/L	0.00
Spiked Amount 50.000	Range 83 - 118		Recovery = 101.78%			
49) 1,2-Dichloroethane-d4	3.534	65	367641	47.65	ug/L	0.00
Spiked Amount 50.000	Range 79 - 125		Recovery = 95.30%			
63) Toluene-d8	4.627	98	1694060	49.42	ug/L	0.00
Spiked Amount 50.000	Range 85 - 112		Recovery = 98.84%			
86) 4-Bromofluorobenzene	6.473	174	538296	48.22	ug/L	0.00
Spiked Amount 50.000	Range 83 - 118		Recovery = 96.44%			
Target Compounds						Qvalue
14) Carbon Disulfide	1.996	76	4477	0.2701	ug/L	78
19) Acetone	2.305	43	176511	46.4483	ug/L	100
22) Hexane	2.456	56	54039	10.8916	ug/L #	59
35) Cyclohexane	3.147	56	90241	8.0641	ug/L	87
54) Methylcyclohexane	3.827	83	46268	4.3385	ug/L	98

(#) = qualifier out of range (m) = manual integration (+) = signals summed

Quantitation Report (QT Reviewed)

Data Path : R:\GBS Manila Data Validator\jenniferf\09-11-2023\V2P3838\V2P3838\
Data File : 2P101300.D
Acq On : 8 Sep 2023 7:03 pm
Operator : joannel
Sample : FC9357-2 Inst : MSVOA13-P
Misc : MS54794,V2P3838,,,,,
ALS Vial : 21 Sample Multiplier: 1

Quant Time: Sep 10 18:32:10 2023
Quant Method : R:\GBS Manila Data Validator\jenniferf\09-11-2023\V2P3838\METHOD\V2P_2023-9-06.M
Quant Title : SW-846 Method 5035A/8260B
QLast Update : Wed Sep 06 14:19:37 2023
Response via : Initial Calibration

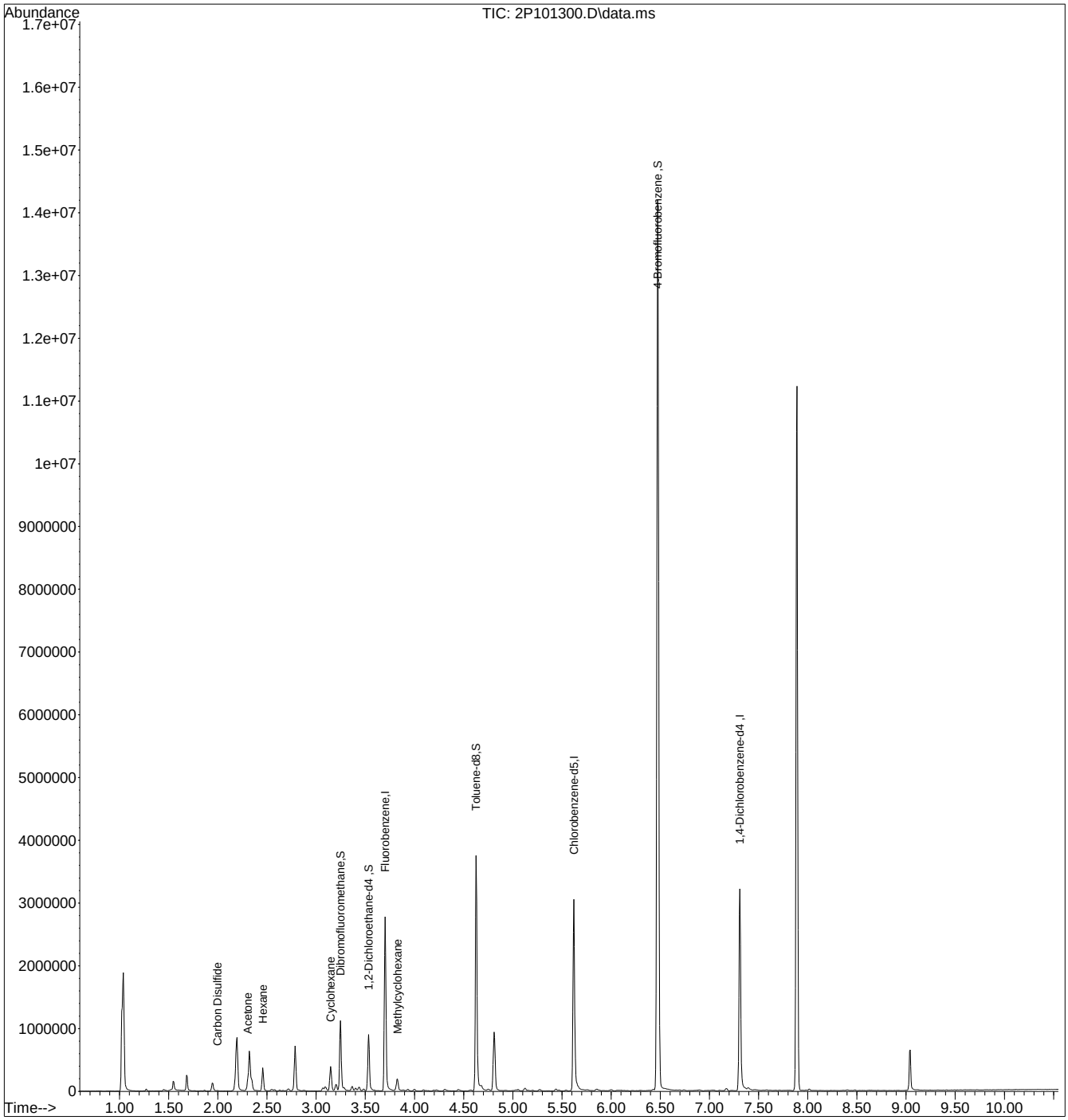

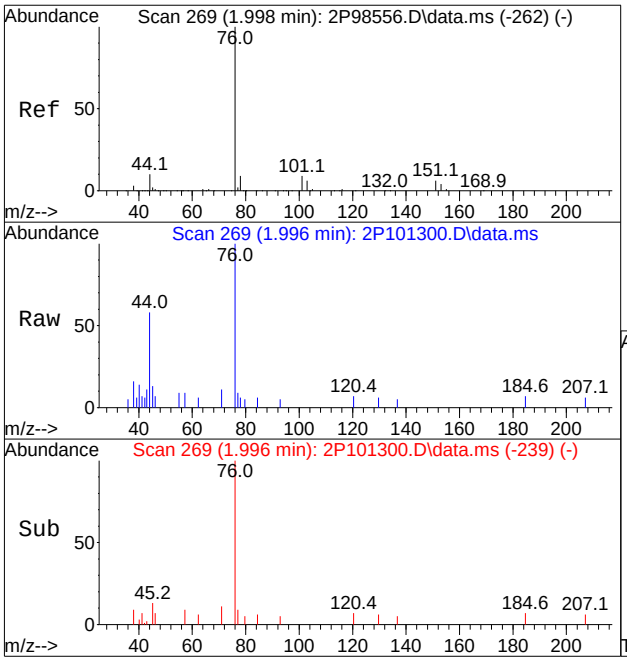

#14
Carbon Disulfide
Concen: 0.2701 ug/L
RT: 1.996 min Scan# 269
Delta R.T. 0.007 min
Lab File: 2P101300.D
Acq: 8 Sep 2023 7:03 pm

Tgt Ion: 76 Resp: 4477

Ion	Ratio	Lower	Upper
76	100		
44	22.6	0.0	43.8

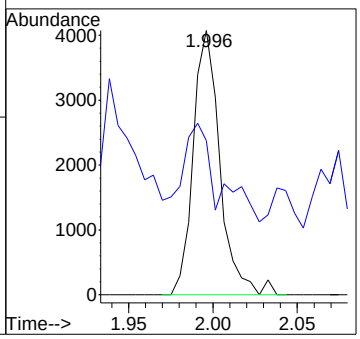

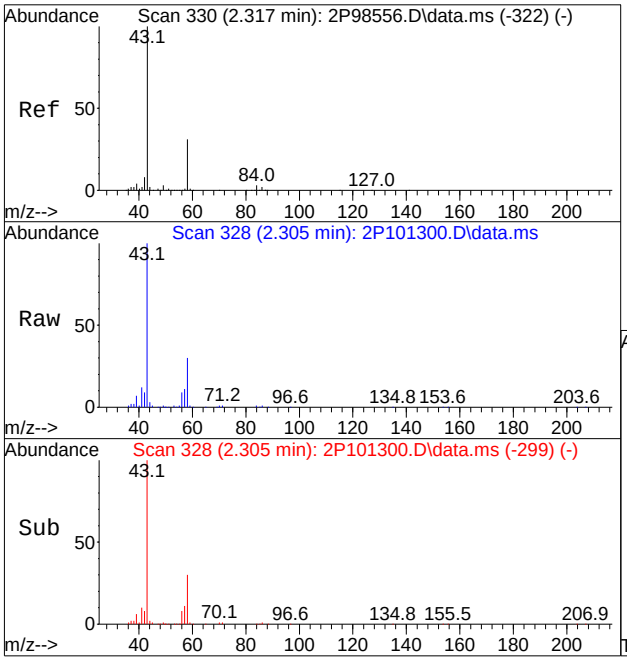

#19
Acetone
Concen: 46.4483 ug/L
RT: 2.305 min Scan# 328
Delta R.T. 0.002 min
Lab File: 2P101300.D
Acq: 8 Sep 2023 7:03 pm

Tgt Ion: 43 Resp: 176511

Ion	Ratio	Lower	Upper
43	100		
58	30.2	0.4	60.4

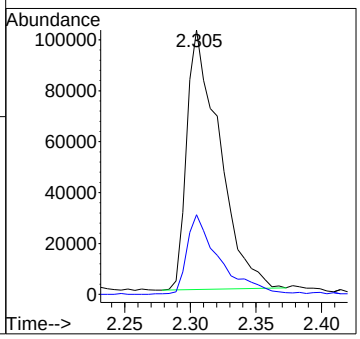

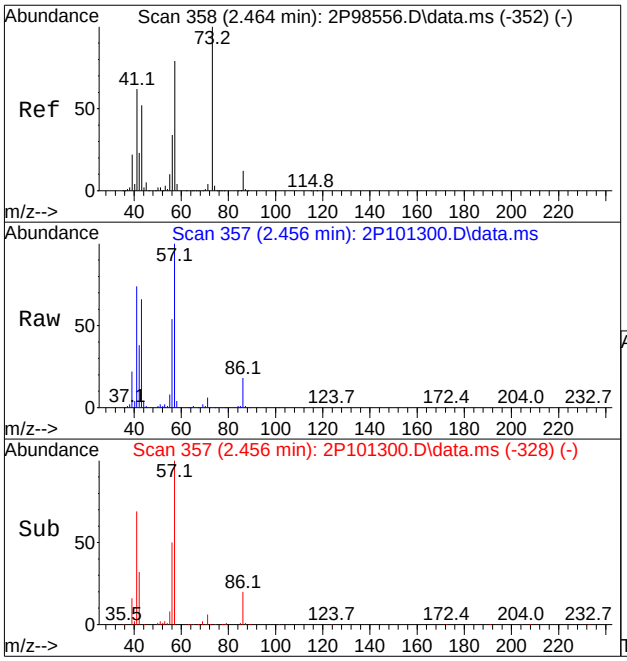

#22
Hexane
Concen: 10.8916 ug/L
RT: 2.456 min Scan# 357
Delta R.T. 0.002 min
Lab File: 2P101300.D
Acq: 8 Sep 2023 7:03 pm

Tgt Ion: 56 Resp: 54039

Ion	Ratio	Lower	Upper
56	100		
57	185.8	231.9	271.9#
43	121.1	162.7	202.7#
41	137.0	184.7	224.7#

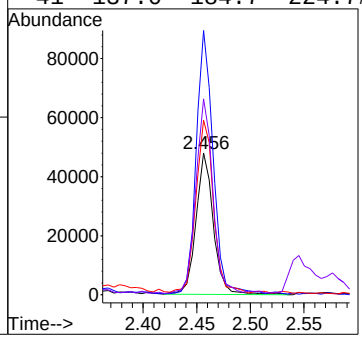

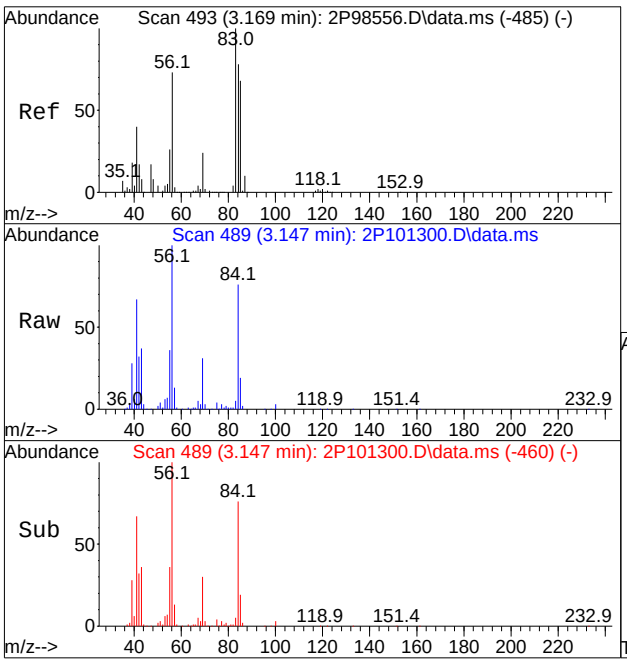

#35
Cyclohexane
Concen: 8.0641 ug/L
RT: 3.147 min Scan# 489
Delta R.T. 0.002 min
Lab File: 2P101300.D
Acq: 8 Sep 2023 7:03 pm

Tgt Ion: 56 Resp: 90241

Ion	Ratio	Lower	Upper
56	100		
84	76.7	73.0	113.0
41	66.7	37.4	77.4
55	35.6	17.1	57.1

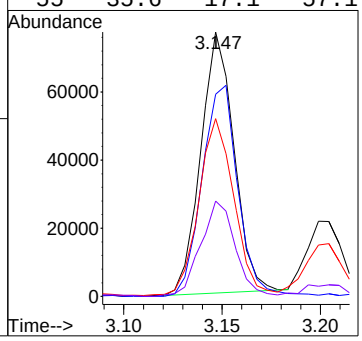

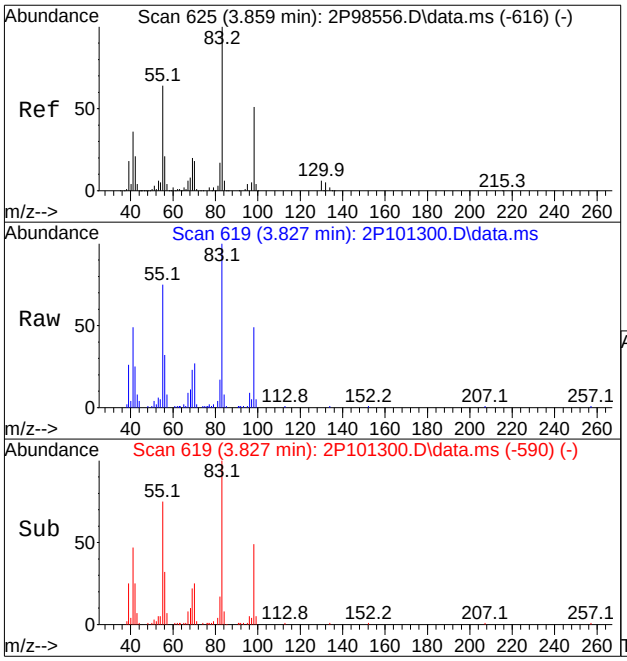

#54
Methylcyclohexane
Concen: 4.3385 ug/L
RT: 3.827 min Scan# 619
Delta R.T. 0.002 min
Lab File: 2P101300.D
Acq: 8 Sep 2023 7:03 pm

Tgt Ion: 83 Resp: 46268

Ion	Ratio	Lower	Upper
83	100		
55	73.1	54.2	94.2
98	48.9	31.0	71.0
42	24.4	4.1	44.1

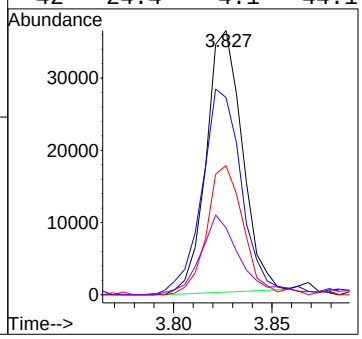

Quantitation Report (QT Reviewed)

Data Path : X:\Orlando VOA\celinec\September 2023\09-12-2023\V5E1882\V5E1882\
Data File : 5E42151.d
Acq On : 11 Sep 2023 12:15 pm
Operator : joannel
Sample : FC9357-2 Inst : MSVOA20
Misc : MS54805,V5E1882,,,,,
ALS Vial : 9 Sample Multiplier: 1

Quant Time: Sep 12 06:26:34 2023
Quant Method : X:\Orlando VOA\celinec\September 2023\09-12-2023\V5E1882\METHOD\appIX08-31-2023_.M
Quant Title : SW-846 Method 5030B/8260B & EPA 624
QLast Update : Thu Aug 31 13:41:31 2023
Response via : Initial Calibration

Compound		R.T.	QIon	Response	Conc	Units	Dev(Min)
Internal Standards							
1) Fluorobenzene		8.463	96	697093	50.00	ug/L	0.00
61) Chlorobenzene-d5		11.603	117	539444	50.00	ug/L	0.00
85) 1,4-Dichlorobenzene-d4		13.956	152	317290	50.00	ug/L	0.00
System Monitoring Compounds							
39) Dibromofluoromethane		7.610	113	203955	48.89	ug/L	0.00
Spiked Amount	50.000	Range 83 - 118		Recovery =	97.78%		
49) 1,2-Dichloroethane-d4		8.183	65	211977	48.66	ug/L	0.00
Spiked Amount	50.000	Range 79 - 125		Recovery =	97.32%		
62) Toluene-d8		10.036	98	703743	52.35	ug/L	0.00
Spiked Amount	50.000	Range 85 - 112		Recovery =	104.70%		
86) 4-Bromofluorobenzene		12.816	95	257702	52.06	ug/L	0.00
Spiked Amount	50.000	Range 83 - 118		Recovery =	104.12%		
Target Compounds							Qvalue
19) Acetone		5.653	43	25364	25.7948	ug/L	91
22) Hexane		5.878	56	25562	8.9559	ug/L #	89
35) Cyclohexane		7.372	56	35220	7.3999	ug/L	95
53) Methylcyclohexane		8.646	83	24269	4.8046	ug/L	95

(#) = qualifier out of range (m) = manual integration (+) = signals summed

Quantitation Report (QT Reviewed)

Data Path : X:\Orlando VOA\celinec\September 2023\09-12-2023\V5E1882\V5E1882\
Data File : 5E42151.d
Acq On : 11 Sep 2023 12:15 pm
Operator : joannel
Sample : FC9357-2 Inst : MSVOA20
Misc : MS54805,V5E1882,,,,,
ALS Vial : 9 Sample Multiplier: 1

Quant Time: Sep 12 06:26:34 2023
Quant Method : X:\Orlando VOA\celinec\September 2023\09-12-2023\V5E1882\METHOD\appIX08-31-2023_.M
Quant Title : SW-846 Method 5030B/8260B & EPA 624
QLast Update : Thu Aug 31 13:41:31 2023
Response via : Initial Calibration

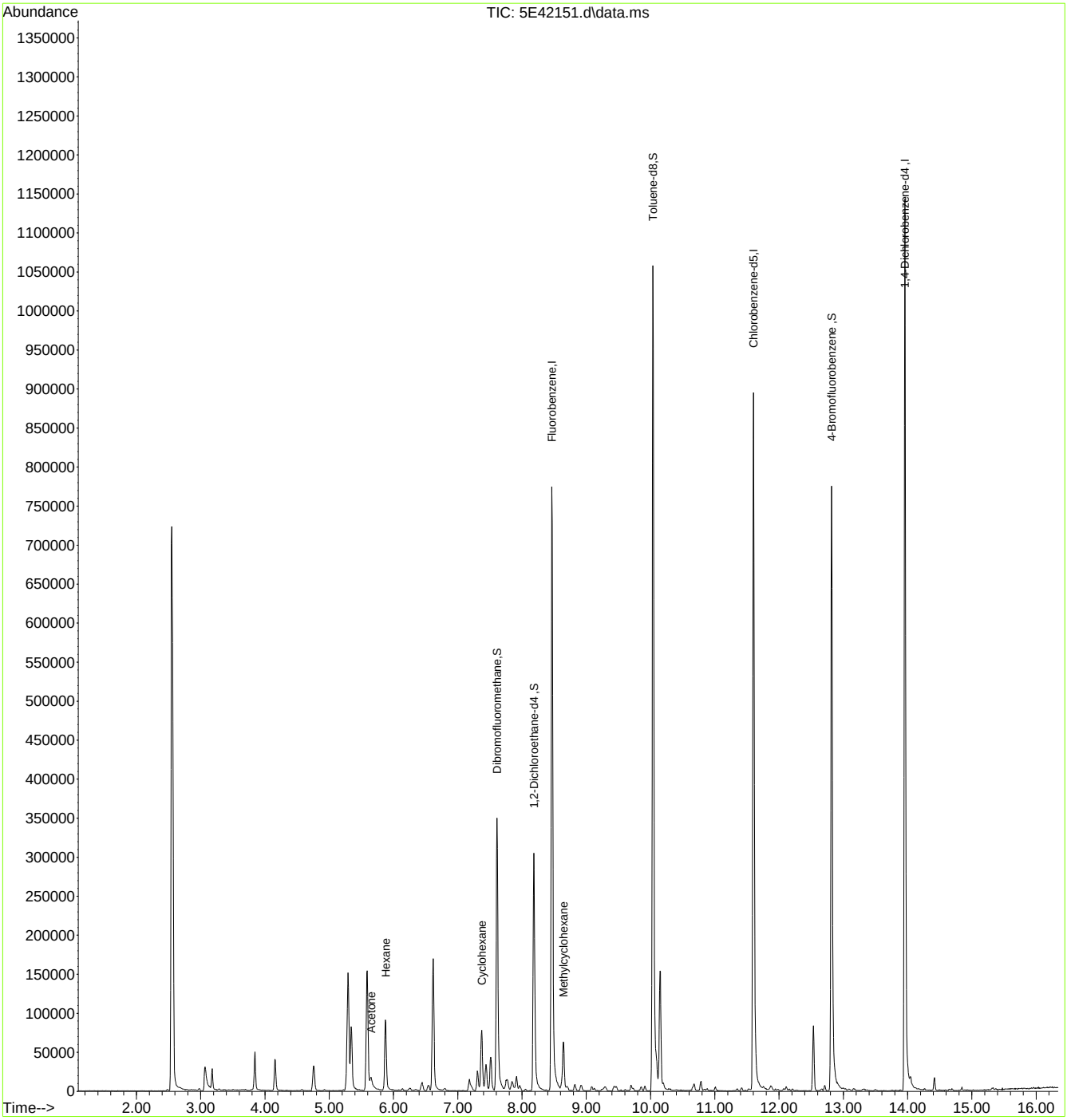

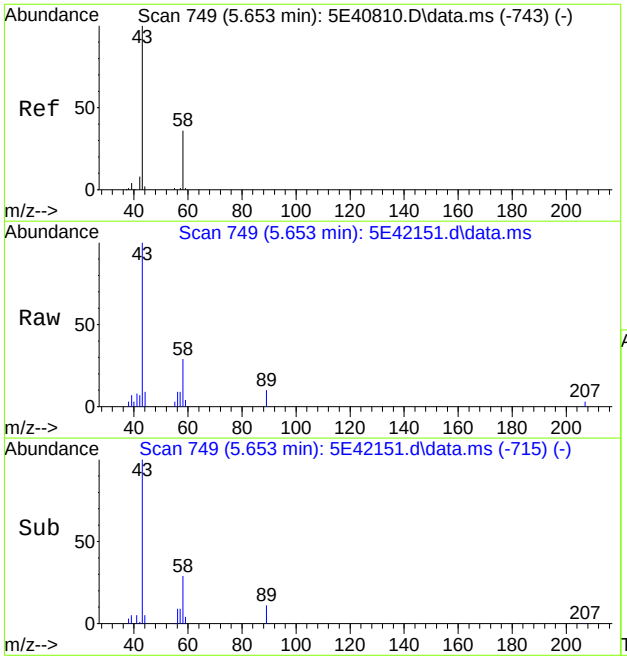

#19
Acetone
Concen: 25.7948 ug/L
RT: 5.653 min Scan# 749
Delta R.T. 0.006 min
Lab File: 5E42151.d
Acq: 11 Sep 2023 12:15 pm

Tgt Ion: 43 Resp: 25364

Ion	Ratio	Lower	Upper
43	100		
58	29.9	5.4	65.4

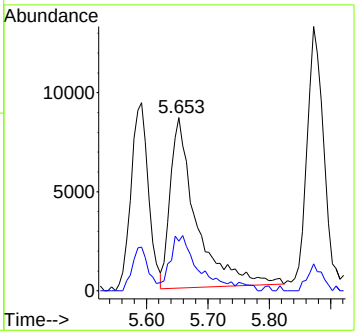

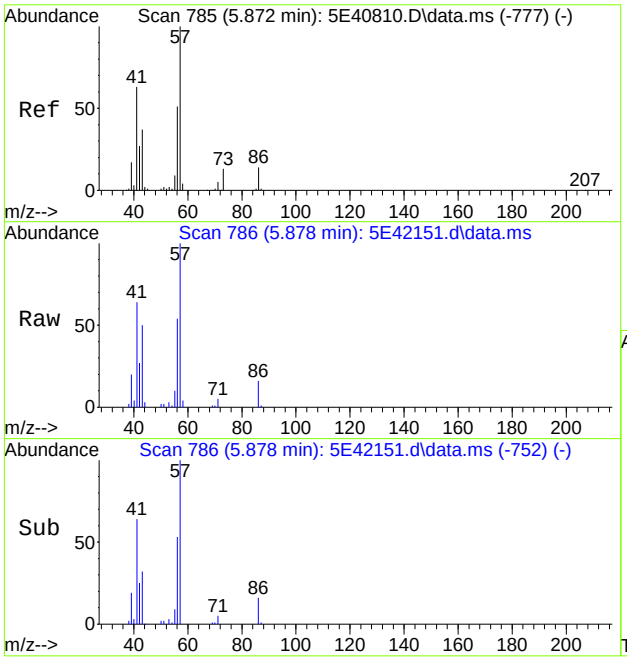

#22
Hexane
Concen: 8.9559 ug/L
RT: 5.878 min Scan# 786
Delta R.T. 0.006 min
Lab File: 5E42151.d
Acq: 11 Sep 2023 12:15 pm

Tgt Ion: 56 Resp: 25562

Ion	Ratio	Lower	Upper
56	100		
57	183.8	176.3	216.3
43	88.3	91.3	131.3#
41	118.2	104.9	144.9

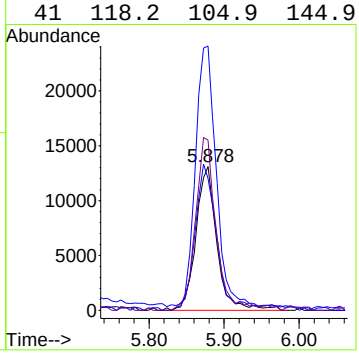

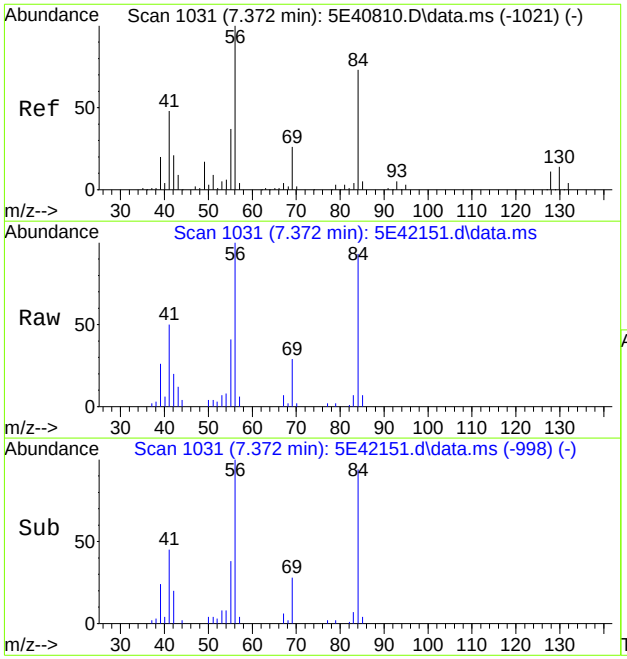

#35
Cyclohexane
Concen: 7.3999 ug/L
RT: 7.372 min Scan# 1031
Delta R.T. 0.000 min
Lab File: 5E42151.d
Acq: 11 Sep 2023 12:15 pm

Tgt Ion: 56 Resp: 35220

Ion	Ratio	Lower	Upper
56	100		
84	94.4	58.5	118.5
41	48.2	16.6	76.6
55	40.3	7.3	67.3

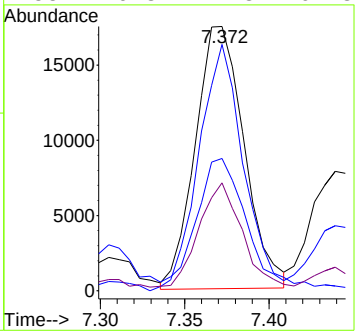

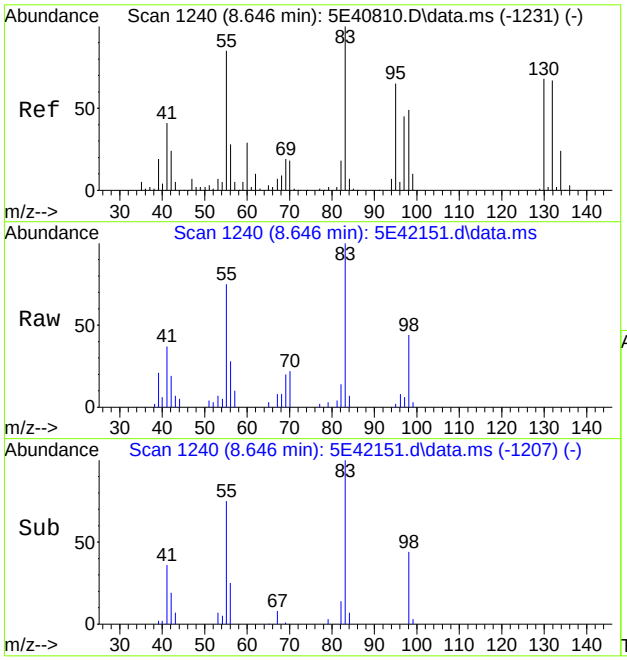

#53
Methylcyclohexane
Concen: 4.8046 ug/L
RT: 8.646 min Scan# 1240
Delta R.T. 0.000 min
Lab File: 5E42151.d
Acq: 11 Sep 2023 12:15 pm

Tgt Ion: 83 Resp: 24269

Ion	Ratio	Lower	Upper
83	100		
55	75.2	57.5	97.5
98	43.8	31.6	71.6
42	19.1	0.0	39.8

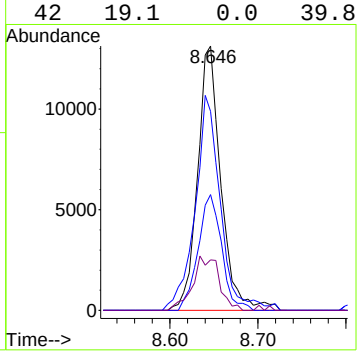

Quantitation Report (QT Reviewed)

Data Path : R:\GBS Manila Data Validator\jenniferf\09-11-2023\V2P3838\V2P3838\
Data File : 2P101301.D
Acq On : 8 Sep 2023 7:29 pm
Operator : joannel
Sample : FC9357-3 Inst : MSVOA13-P
Misc : MS54794,V2P3838,,,,,
ALS Vial : 22 Sample Multiplier: 1

Quant Time: Sep 10 18:36:06 2023
Quant Method : R:\GBS Manila Data Validator\jenniferf\09-11-2023\V2P3838\METHOD\V2P_2023-9-06.M
Quant Title : SW-846 Method 5035A/8260B
QLast Update : Wed Sep 06 14:19:37 2023
Response via : Initial Calibration

Compound	R.T.	QIon	Response	Conc	Units	Dev(Min)
Internal Standards						
1) Fluorobenzene	3.700	96	1674019	50.00	ug/L	0.00
62) Chlorobenzene-d5	5.620	117	1394944	50.00	ug/L	0.00
85) 1,4-Dichlorobenzene-d4	7.309	152	753798	50.00	ug/L	0.00
System Monitoring Compounds						
39) Dibromofluoromethane	3.245	113	380274	50.99	ug/L	0.00
Spiked Amount 50.000	Range 83 - 118		Recovery = 101.98%			
49) 1,2-Dichloroethane-d4	3.533	65	403483	49.87	ug/L	0.00
Spiked Amount 50.000	Range 79 - 125		Recovery = 99.74%			
63) Toluene-d8	4.626	98	1769635	48.64	ug/L	0.00
Spiked Amount 50.000	Range 85 - 112		Recovery = 97.28%			
86) 4-Bromofluorobenzene	6.472	174	542478	45.94	ug/L	0.00
Spiked Amount 50.000	Range 83 - 118		Recovery = 91.88%			
Target Compounds						Qvalue
18) Methylene Chloride	2.288	49	5499	0.5226	ug/L	83
19) Acetone	2.320	43	417183	101.2189	ug/L	78
22) Hexane	2.456	56	149160	28.6719	ug/L #	68
35) Cyclohexane	3.146	56	203782	17.3675	ug/L #	74
47) Benzene	3.476	78	35749	1.1436	ug/L	71
54) Methylcyclohexane	3.826	83	108339	9.6888	ug/L	97
64) Toluene	4.658	91	21958	0.6582	ug/L	83
77) Ethylbenzene	5.662	91	19026	0.5218	ug/L	88
81) o-Xylene	6.059	91	5894	0.2095	ug/L	94
84) Isopropylbenzene	6.289	105	16494	0.4840	ug/L	95
88) n-Propylbenzene	6.593	91	25226	0.6757	ug/L	90
101) sec-Butylbenzene	7.110	105	19613	0.6332	ug/L	81
104) 1,2,3-Trimethylbenzene	7.351	105	74652	2.7804	ug/L	94

(#) = qualifier out of range (m) = manual integration (+) = signals summed

Quantitation Report (QT Reviewed)

Data Path : R:\GBS Manila Data Validator\jenniferf\09-11-2023\V2P3838\V2P3838\
Data File : 2P101301.D
Acq On : 8 Sep 2023 7:29 pm
Operator : joannel
Sample : FC9357-3 Inst : MSVOA13-P
Misc : MS54794,V2P3838,,,,,
ALS Vial : 22 Sample Multiplier: 1

Quant Time: Sep 10 18:36:06 2023
Quant Method : R:\GBS Manila Data Validator\jenniferf\09-11-2023\V2P3838\METHOD\V2P_2023-9-06.M
Quant Title : SW-846 Method 5035A/8260B
QLast Update : Wed Sep 06 14:19:37 2023
Response via : Initial Calibration

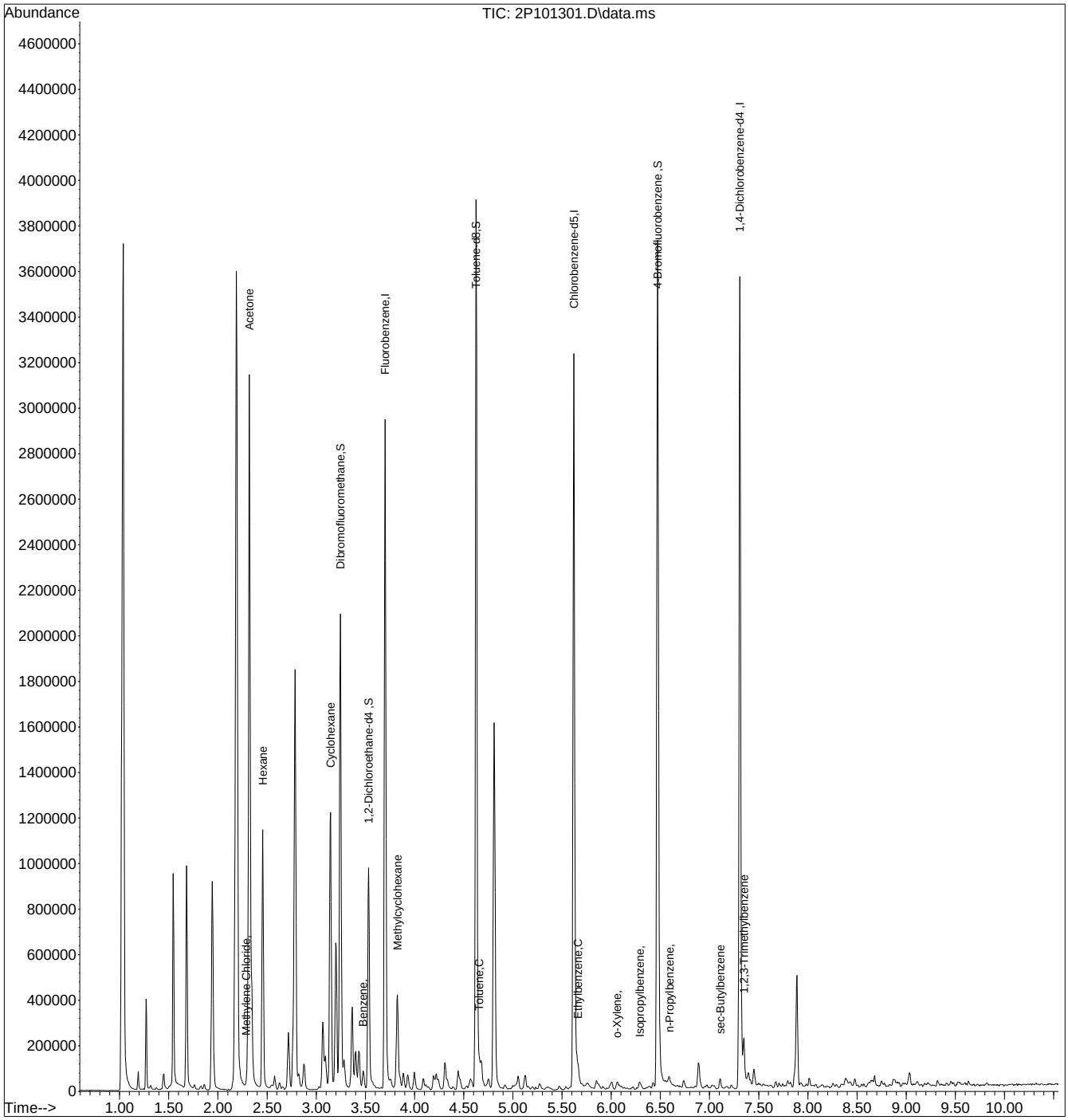

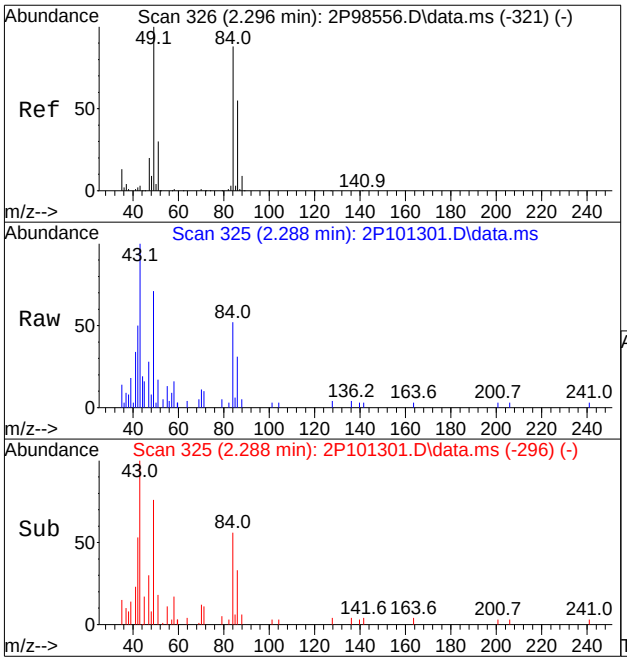

#18
Methylene Chloride
Concen: 0.5226 ug/L
RT: 2.288 min Scan# 325
Delta R.T. 0.001 min
Lab File: 2P101301.D
Acq: 8 Sep 2023 7:29 pm

Tgt Ion: 49 Resp: 5499

Ion	Ratio	Lower	Upper
49	100		
84	69.2	53.4	113.4
86	40.1	21.8	81.8
51	19.2	0.0	59.7

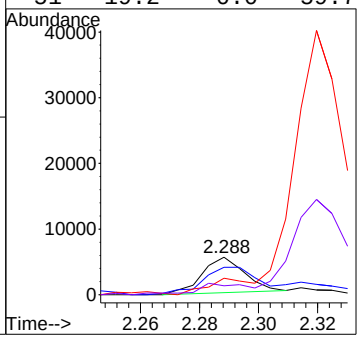

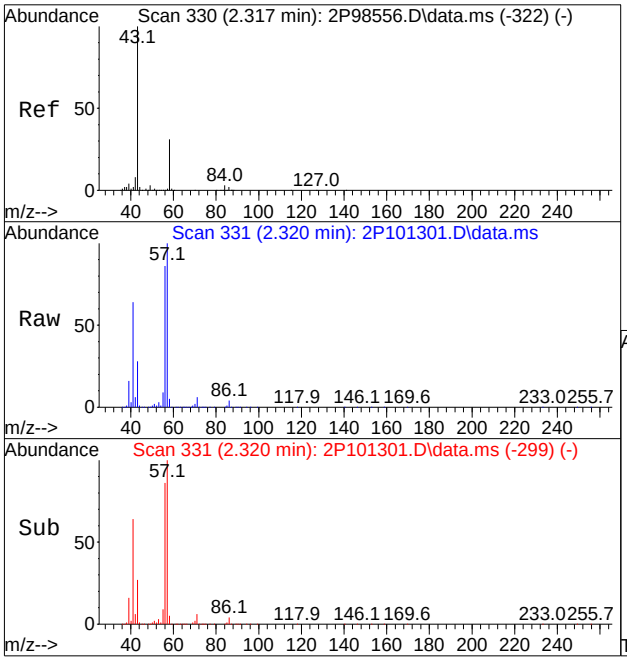

#19
Acetone
Concen: 101.2189 ug/L
RT: 2.320 min Scan# 331
Delta R.T. 0.017 min
Lab File: 2P101301.D
Acq: 8 Sep 2023 7:29 pm

Tgt Ion: 43 Resp: 417183

Ion	Ratio	Lower	Upper
43	100		
58	18.6	0.4	60.4

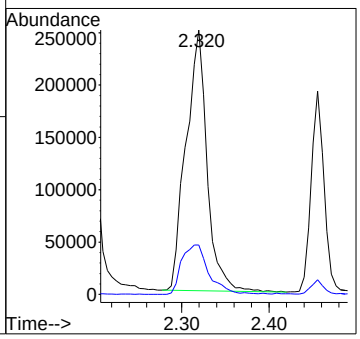

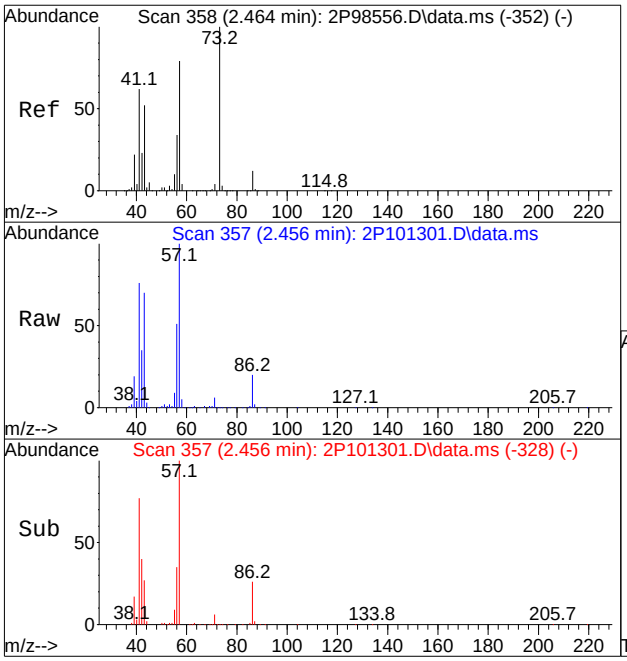

#22
Hexane
Concen: 28.6719 ug/L
RT: 2.456 min Scan# 357
Delta R.T. 0.001 min
Lab File: 2P101301.D
Acq: 8 Sep 2023 7:29 pm

Tgt Ion: 56 Resp: 149160

Ion	Ratio	Lower	Upper
56	100		
57	197.6	231.9	271.9#
43	138.2	162.7	202.7#
41	150.1	184.7	224.7#

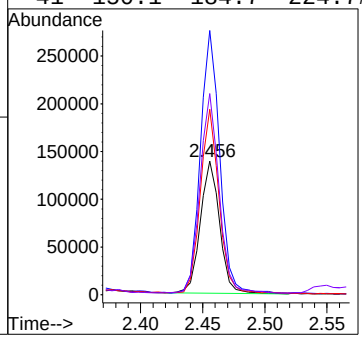

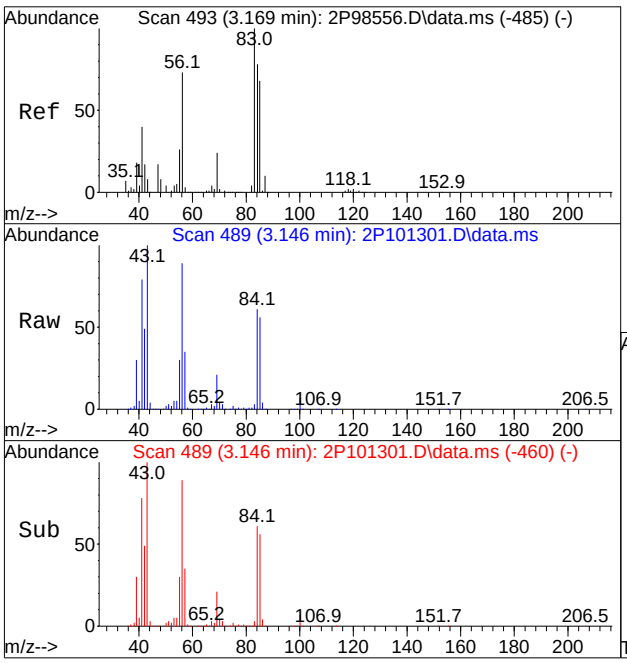

#35
Cyclohexane
Concen: 17.3675 ug/L
RT: 3.146 min Scan# 489
Delta R.T. 0.001 min
Lab File: 2P101301.D
Acq: 8 Sep 2023 7:29 pm

Tgt Ion: 56 Resp: 203782

Ion	Ratio	Lower	Upper
56	100		
84	68.4	73.0	113.0#
41	87.6	37.4	77.4#
55	33.6	17.1	57.1

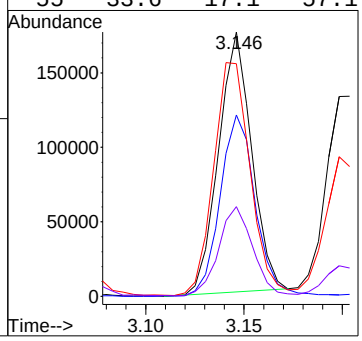

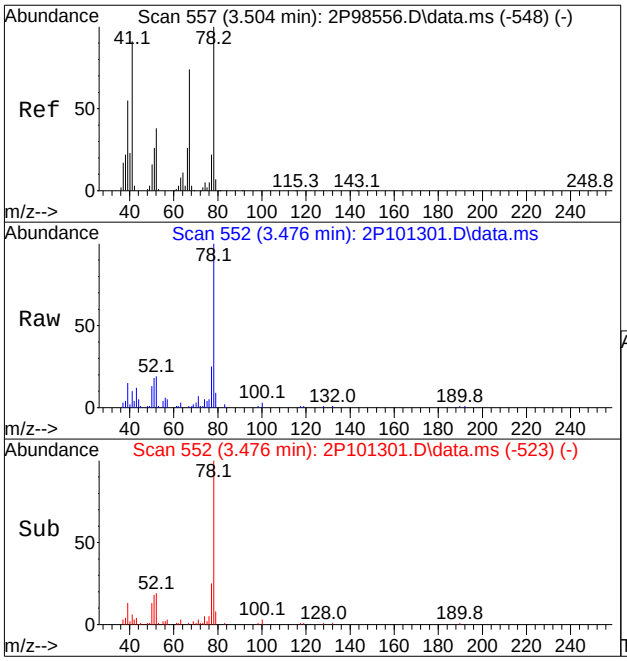

#47
Benzene
Concen: 1.1436 ug/L
RT: 3.476 min Scan# 552
Delta R.T. 0.001 min
Lab File: 2P101301.D
Acq: 8 Sep 2023 7:29 pm

Tgt Ion: 78 Resp: 35749

Ion	Ratio	Lower	Upper
78	100		
51	17.5	2.0	62.0
77	25.2	0.0	53.2
52	18.6	17.0	77.0

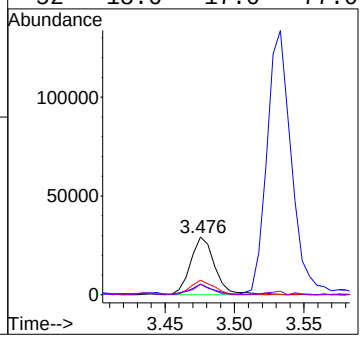

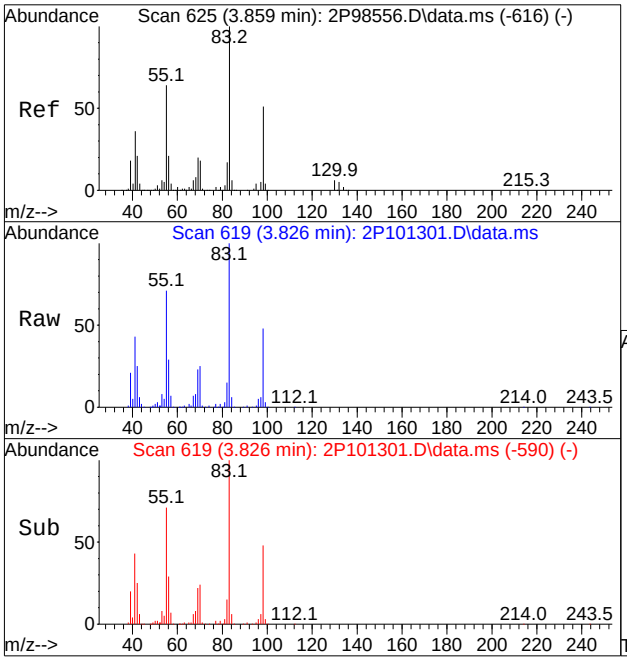

#54
Methylcyclohexane
Concen: 9.6888 ug/L
RT: 3.826 min Scan# 619
Delta R.T. 0.001 min
Lab File: 2P101301.D
Acq: 8 Sep 2023 7:29 pm

Tgt Ion: 83 Resp: 108339

Ion	Ratio	Lower	Upper
83	100		
55	71.0	54.2	94.2
98	48.1	31.0	71.0
42	24.4	4.1	44.1

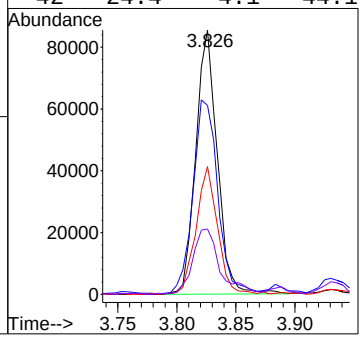

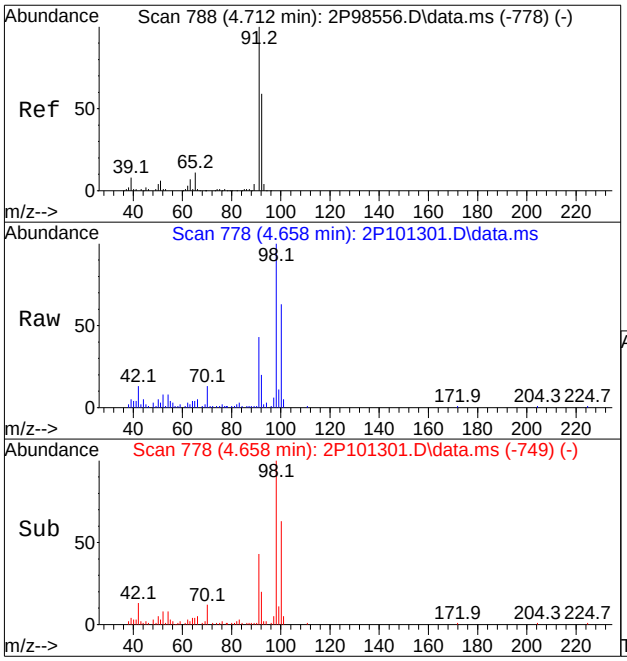

#64
Toluene
Concen: 0.6582 ug/L
RT: 4.658 min Scan# 778
Delta R.T. 0.001 min
Lab File: 2P101301.D
Acq: 8 Sep 2023 7:29 pm

Tgt Ion: 91 Resp: 21958

Ion	Ratio	Lower	Upper
91	100		
92	46.3	29.4	89.4

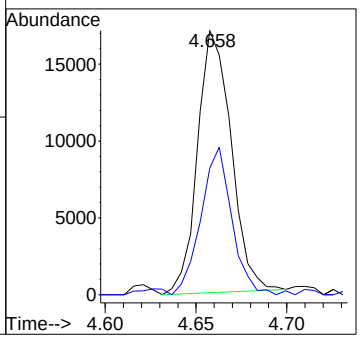

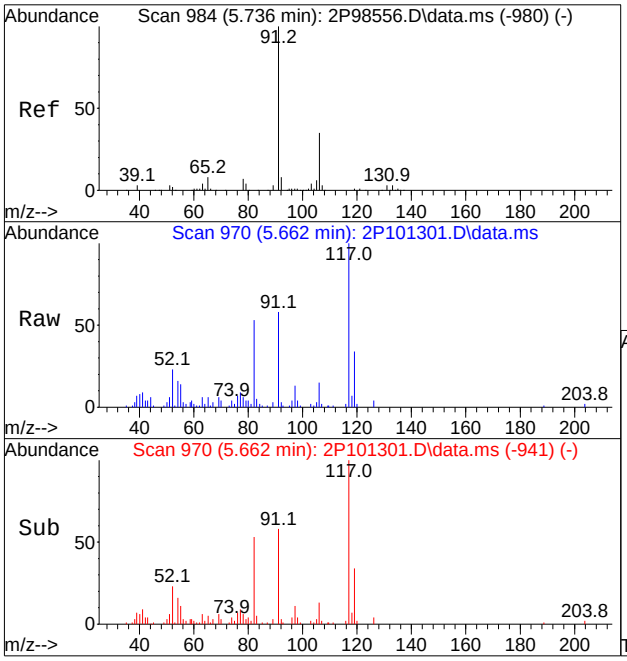

#77
Ethylbenzene
Concen: 0.5218 ug/L
RT: 5.662 min Scan# 970
Delta R.T. 0.001 min
Lab File: 2P101301.D
Acq: 8 Sep 2023 7:29 pm

Tgt Ion: 91 Resp: 19026

Ion	Ratio	Lower	Upper
91	100		
106	25.7	4.2	64.2
65	11.3	0.0	37.6
51	10.0	0.0	39.2

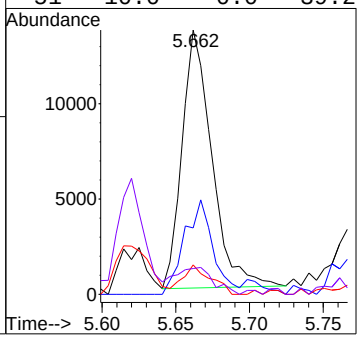

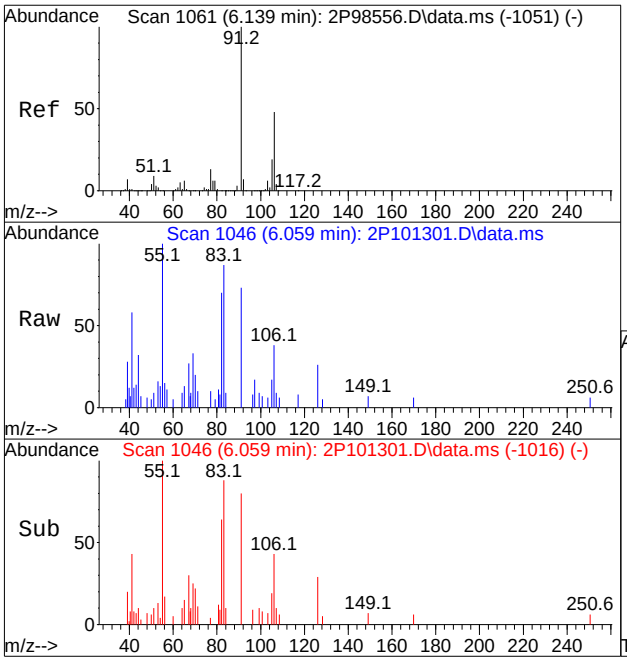

#81
o-Xylene
Concen: 0.2095 ug/L
RT: 6.059 min Scan# 1046
Delta R.T. 0.006 min
Lab File: 2P101301.D
Acq: 8 Sep 2023 7:29 pm

Tgt Ion: 91 Resp: 5894

Ion	Ratio	Lower	Upper
91	100		
106	52.9	19.7	79.7
105	23.8	0.0	49.6

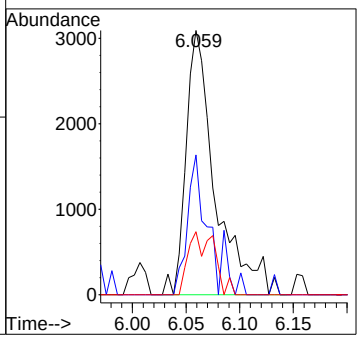

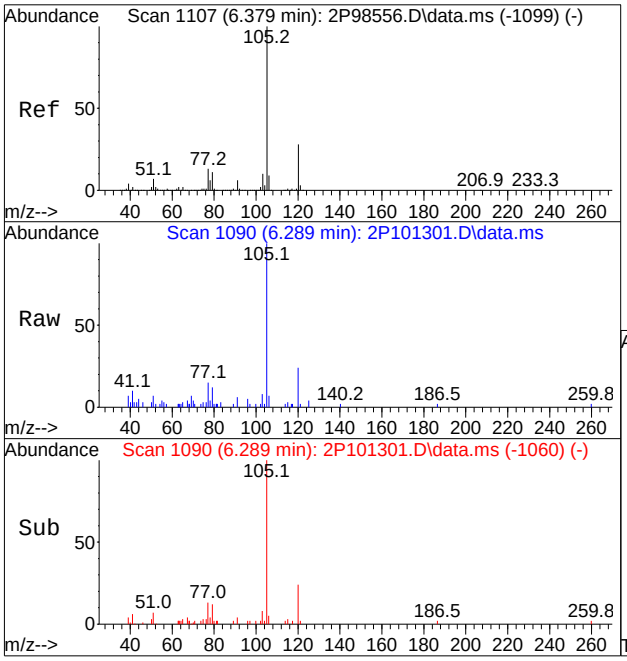

#84
Isopropylbenzene
Concen: 0.4840 ug/L
RT: 6.289 min Scan# 1090
Delta R.T. 0.006 min
Lab File: 2P101301.D
Acq: 8 Sep 2023 7:29 pm

Tgt Ion:105 Resp: 16494

Ion	Ratio	Lower	Upper
105	100		
120	23.8	0.0	57.8
79	12.4	0.0	41.1
77	15.2	0.0	44.1

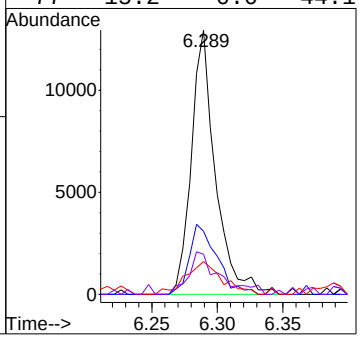

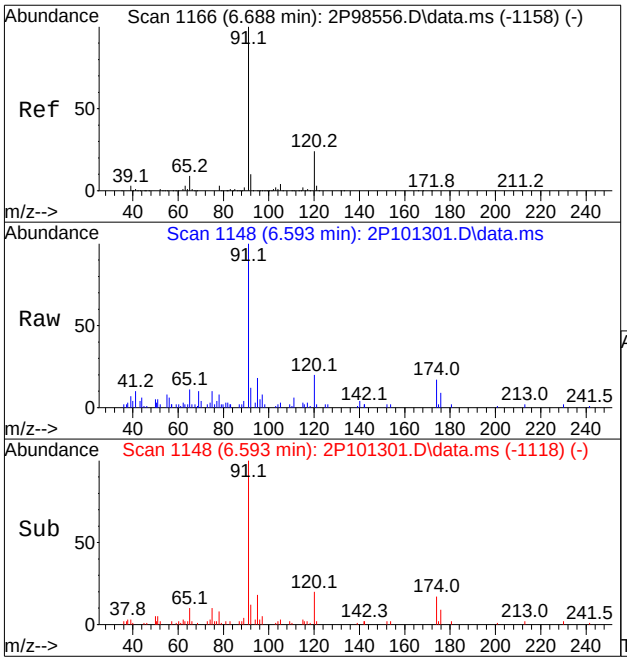

#88
n-Propylbenzene
Concen: 0.6757 ug/L
RT: 6.593 min Scan# 1148
Delta R.T. 0.006 min
Lab File: 2P101301.D
Acq: 8 Sep 2023 7:29 pm

Tgt Ion: 91 Resp: 25226

Ion	Ratio	Lower	Upper
91	100		
120	19.8	0.0	54.7

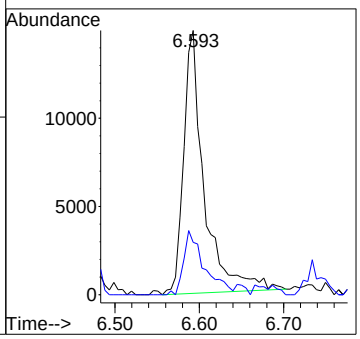

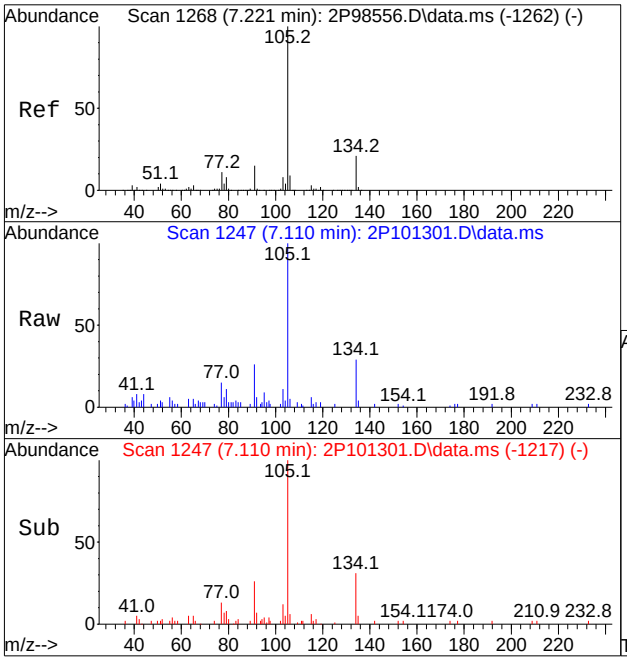

#101
sec-Butylbenzene
Concen: 0.6332 ug/L
RT: 7.110 min Scan# 1247
Delta R.T. 0.006 min
Lab File: 2P101301.D
Acq: 8 Sep 2023 7:29 pm

Tgt Ion:105 Resp: 19613

Ion	Ratio	Lower	Upper
105	100		
134	28.7	0.0	50.5
91	26.1	0.0	44.6
77	14.8	0.0	41.5

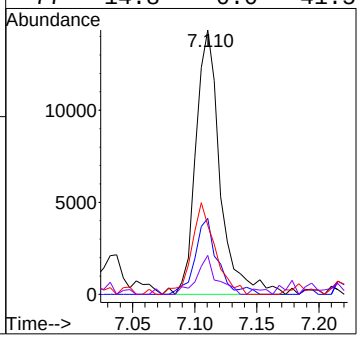

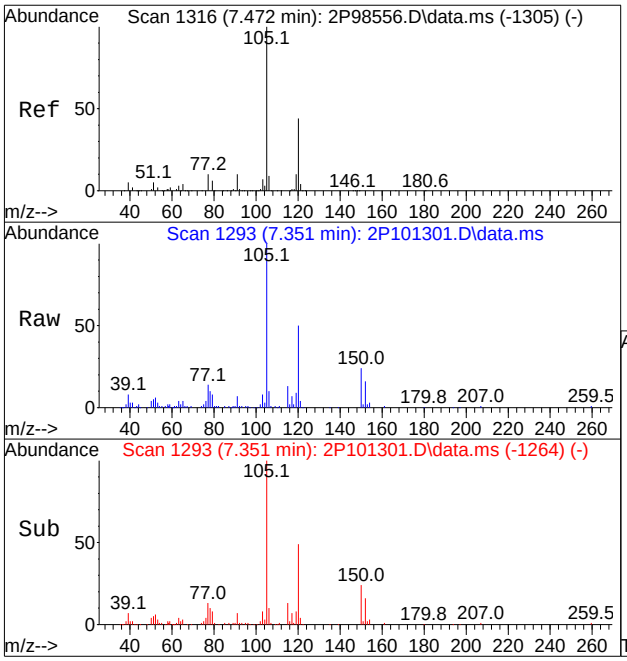

#104
1,2,3-Trimethylbenzene
Concen: 2.7804 ug/L
RT: 7.351 min Scan# 1293
Delta R.T. 0.001 min
Lab File: 2P101301.D
Acq: 8 Sep 2023 7:29 pm

Tgt Ion:105 Resp: 74652

Ion	Ratio	Lower	Upper
105	100		
120	49.2	14.6	74.6
119	8.3	0.0	39.8
77	12.6	0.0	41.3

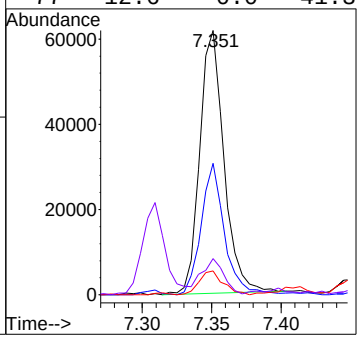

Quantitation Report (QT Reviewed)

Data Path : X:\Orlando VOA\celinec\September 2023\09-12-2023\V5E1882\V5E1882\
Data File : 5E42152.d
Acq On : 11 Sep 2023 12:38 pm
Operator : joannel
Sample : FC9357-3 Inst : MSVOA20
Misc : MS54805,V5E1882,,,,,
ALS Vial : 10 Sample Multiplier: 1

Quant Time: Sep 12 06:28:11 2023
Quant Method : X:\Orlando VOA\celinec\September 2023\09-12-2023\V5E1882\METHOD\appIX08-31-2023_.M
Quant Title : SW-846 Method 5030B/8260B & EPA 624
QLast Update : Thu Aug 31 13:41:31 2023
Response via : Initial Calibration

Compound	R.T.	QIon	Response	Conc	Units	Dev(Min)
Internal Standards						
1) Fluorobenzene	8.463	96	693649	50.00	ug/L	0.00
61) Chlorobenzene-d5	11.603	117	531779	50.00	ug/L	0.00
85) 1,4-Dichlorobenzene-d4	13.956	152	318323	50.00	ug/L	0.00
System Monitoring Compounds						
39) Dibromofluoromethane	7.610	113	200525	48.30	ug/L	0.00
Spiked Amount 50.000	Range 83 - 118		Recovery = 96.60%			
49) 1,2-Dichloroethane-d4	8.183	65	213026	49.15	ug/L	0.00
Spiked Amount 50.000	Range 79 - 125		Recovery = 98.30%			
62) Toluene-d8	10.036	98	702883	53.04	ug/L	0.00
Spiked Amount 50.000	Range 85 - 112		Recovery = 106.08%			
86) 4-Bromofluorobenzene	12.816	95	256051	51.56	ug/L	0.00
Spiked Amount 50.000	Range 83 - 118		Recovery = 103.12%			
Target Compounds						Qvalue
19) Acetone	5.653	43	19839	20.2761	ug/L	100
22) Hexane	5.872	56	61834	22.1225	ug/L	94
35) Cyclohexane	7.372	56	51495	10.8731	ug/L	95
47) Benzene	8.049	78	11557	0.9939	ug/L	87
53) Methylcyclohexane	8.640	83	40879	8.0952	ug/L	92
63) Toluene	10.091	91	6797	0.5848	ug/L	93
77) Ethylbenzene	11.609	91	7728	0.5704	ug/L	66
80) m,p-Xylene	11.762	91	2152	0.2127	ug/L	83
84) Isopropylbenzene	12.499	105	5693	0.4402	ug/L	91
88) n-Propylbenzene	12.926	91	10008	0.6789	ug/L	98
101) sec-Butylbenzene	13.627	105	7749	0.5801	ug/L	90
104) 1,2,3-Trimethylbenzene	13.962	105	28873	2.6897	ug/L	85
112) Naphthalene	16.023	128	10781	1.0746	ug/L	97

(#) = qualifier out of range (m) = manual integration (+) = signals summed

Quantitation Report (QT Reviewed)

Data Path : X:\Orlando VOA\celinec\September 2023\09-12-2023\V5E1882\V5E1882\
Data File : 5E42152.d
Acq On : 11 Sep 2023 12:38 pm
Operator : joannel
Sample : FC9357-3 Inst : MSVOA20
Misc : MS54805,V5E1882,,,,,
ALS Vial : 10 Sample Multiplier: 1

Quant Time: Sep 12 06:28:11 2023
Quant Method : X:\Orlando VOA\celinec\September 2023\09-12-2023\V5E1882\METHOD\appIX08-31-2023_.M
Quant Title : SW-846 Method 5030B/8260B & EPA 624
QLast Update : Thu Aug 31 13:41:31 2023
Response via : Initial Calibration

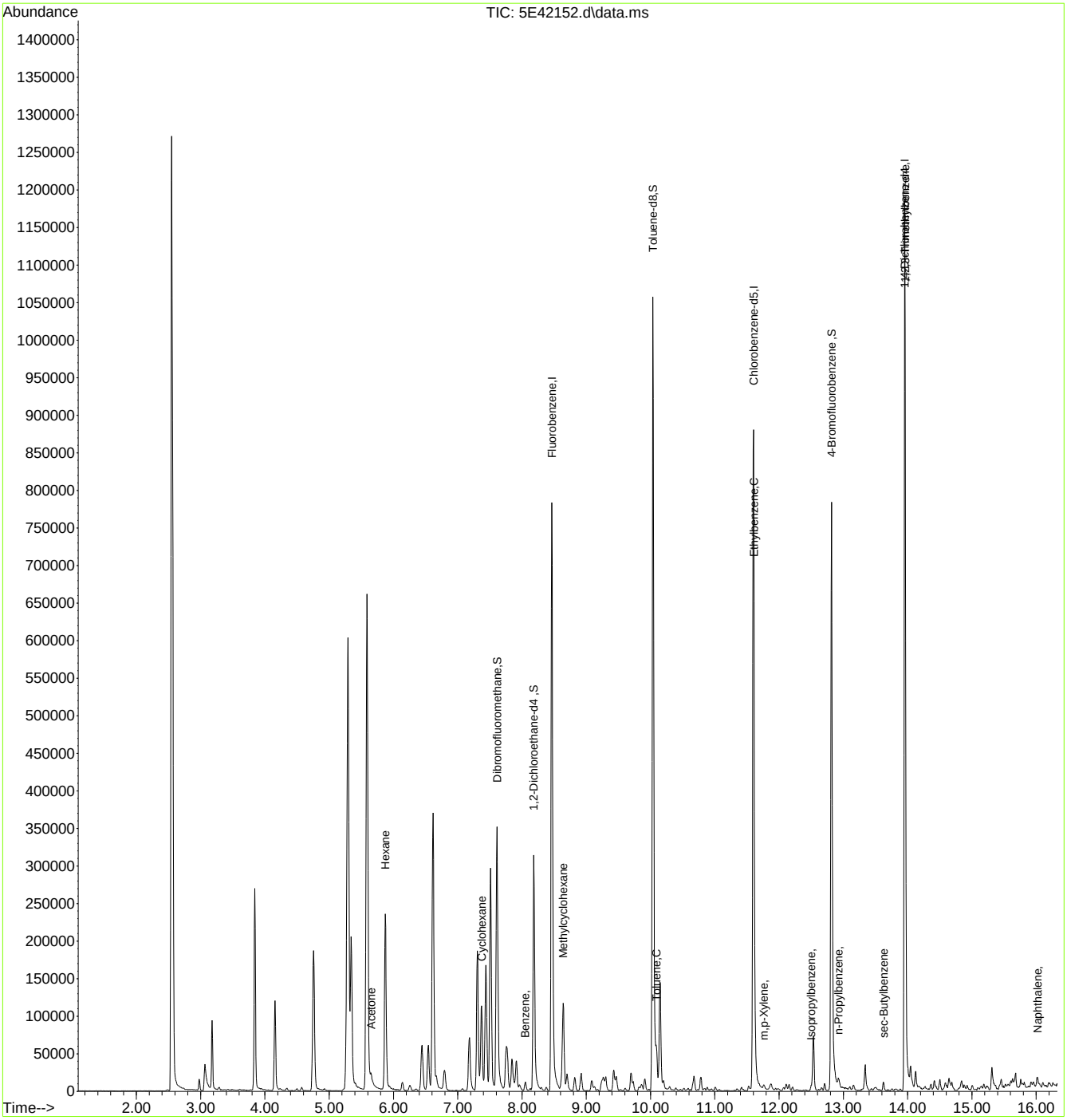

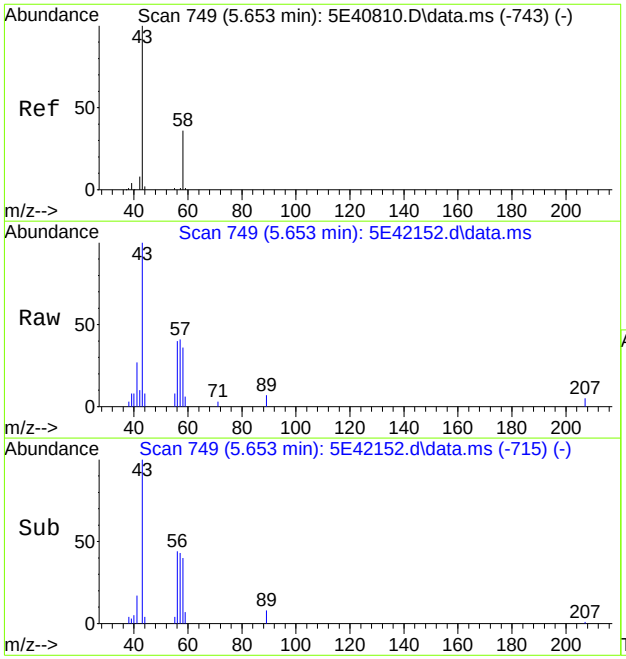

#19
Acetone
Concen: 20.2761 ug/L
RT: 5.653 min Scan# 749
Delta R.T. 0.006 min
Lab File: 5E42152.d
Acq: 11 Sep 2023 12:38 pm

Tgt Ion: 43 Resp: 19839

Ion	Ratio	Lower	Upper
43	100		
58	35.4	5.4	65.4

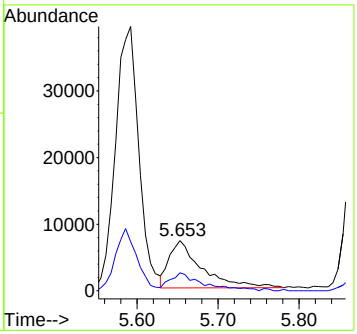

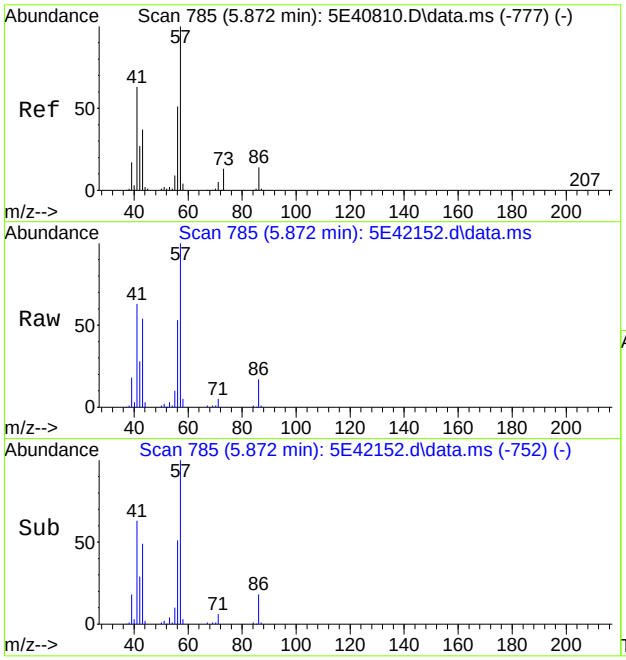

#22
Hexane
Concen: 22.1225 ug/L
RT: 5.872 min Scan# 785
Delta R.T. 0.000 min
Lab File: 5E42152.d
Acq: 11 Sep 2023 12:38 pm

Tgt Ion: 56 Resp: 61834

Ion	Ratio	Lower	Upper
56	100		
57	189.9	176.3	216.3
43	101.9	91.3	131.3
41	119.1	104.9	144.9

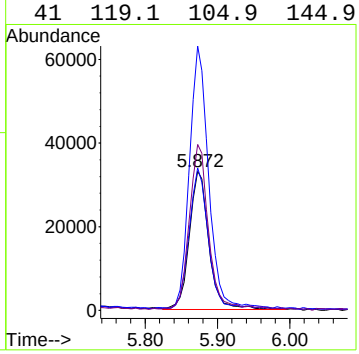

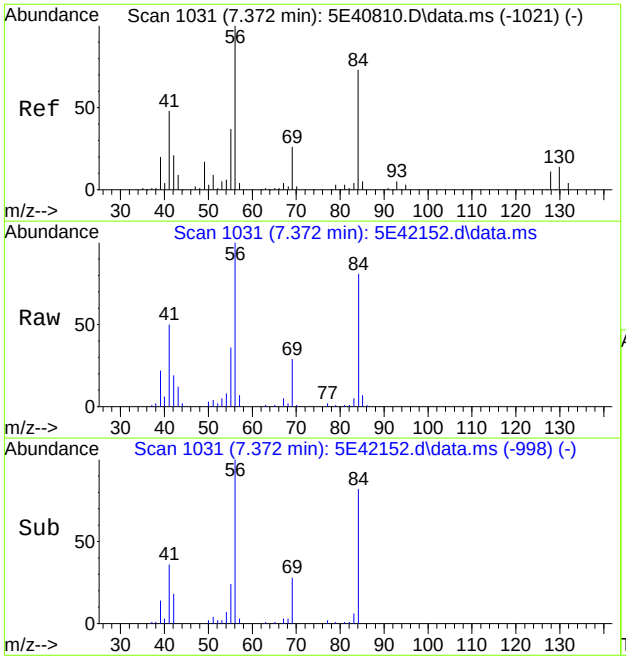

#35
Cyclohexane
Concen: 10.8731 ug/L
RT: 7.372 min Scan# 1031
Delta R.T. 0.000 min
Lab File: 5E42152.d
Acq: 11 Sep 2023 12:38 pm

Tgt Ion: 56 Resp: 51495

Ion	Ratio	Lower	Upper
56	100		
84	82.2	58.5	118.5
41	47.3	16.6	76.6
55	35.2	7.3	67.3

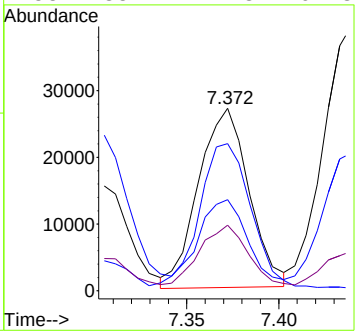

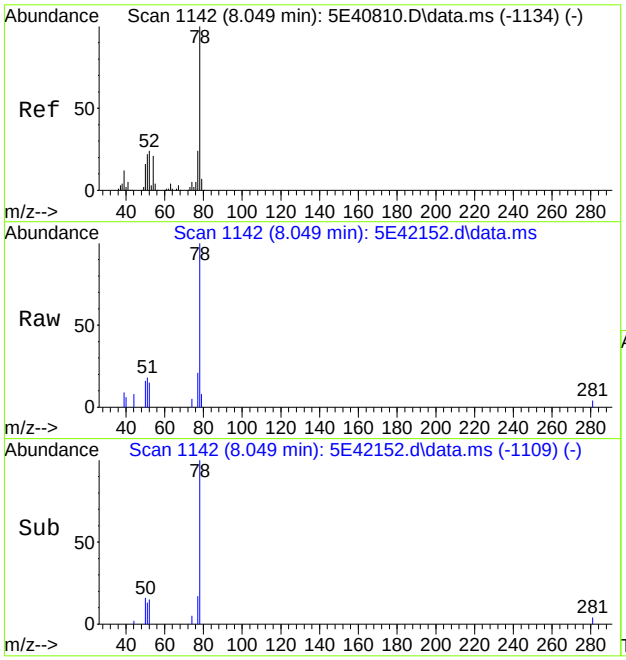

#47
Benzene
Concen: 0.9939 ug/L
RT: 8.049 min Scan# 1142
Delta R.T. -0.000 min
Lab File: 5E42152.d
Acq: 11 Sep 2023 12:38 pm

Tgt Ion: 78 Resp: 11557

Ion	Ratio	Lower	Upper
78	100		
51	17.7	0.0	54.0
77	21.5	0.0	53.4
52	14.6	0.0	55.4

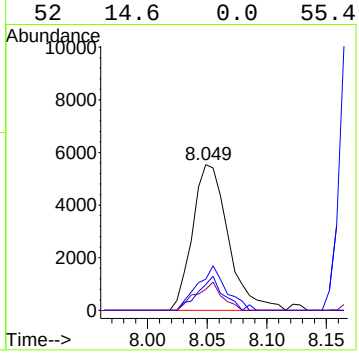

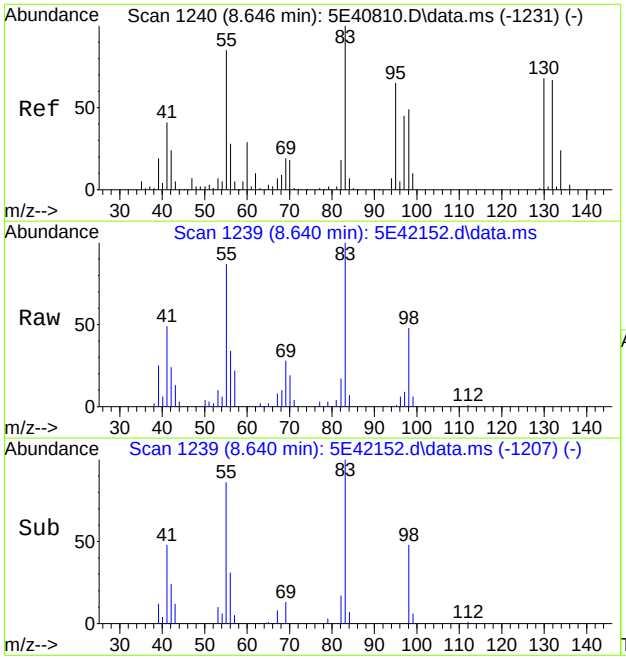

#53
Methylcyclohexane
Concen: 8.0952 ug/L
RT: 8.640 min Scan# 1239
Delta R.T. -0.006 min
Lab File: 5E42152.d
Acq: 11 Sep 2023 12:38 pm

Tgt Ion: 83 Resp: 40879

Ion	Ratio	Lower	Upper
83	100		
55	86.8	57.5	97.5
98	48.2	31.6	71.6
42	23.7	0.0	39.8

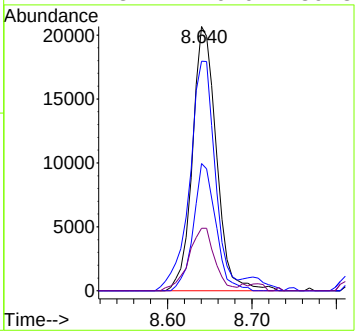

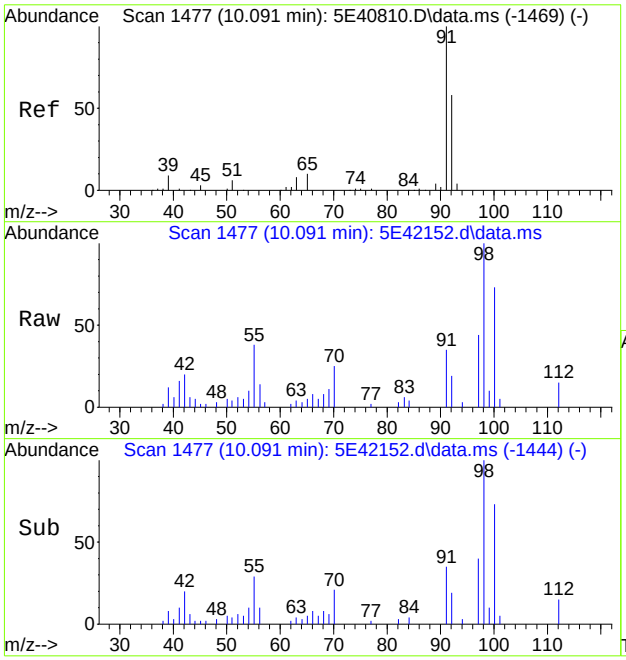

#63
Toluene
Concen: 0.5848 ug/L
RT: 10.091 min Scan# 1477
Delta R.T. 0.000 min
Lab File: 5E42152.d
Acq: 11 Sep 2023 12:38 pm

Tgt Ion: 91 Resp: 6797

Ion	Ratio	Lower	Upper
91	100		
92	54.5	30.1	90.1

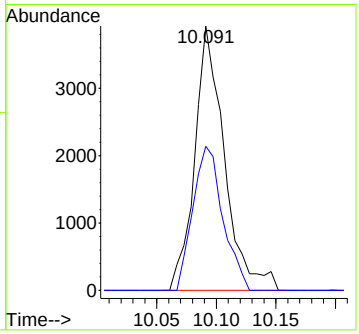

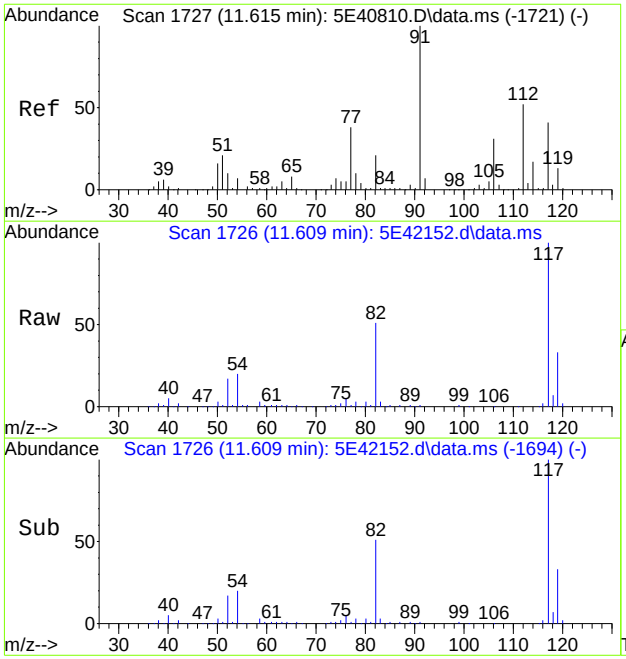

#77
Ethylbenzene
Concen: 0.5704 ug/L
RT: 11.609 min Scan# 1726
Delta R.T. -0.006 min
Lab File: 5E42152.d
Acq: 11 Sep 2023 12:38 pm

Tgt Ion: 91 Resp: 7728

Ion	Ratio	Lower	Upper
91	100		
106	25.8	1.4	61.4
65	28.3	0.0	37.9
51	47.8	0.0	49.1

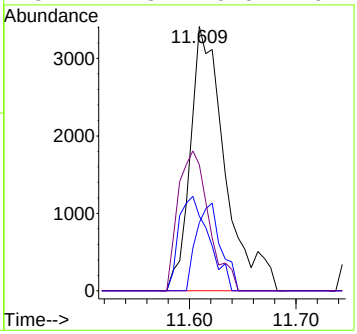

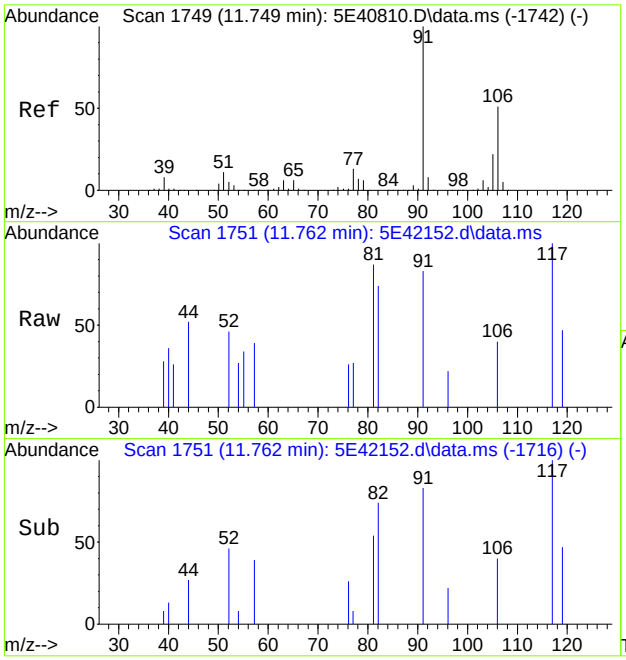

#80
m,p-Xylene
Concen: 0.2127 ug/L
RT: 11.762 min Scan# 1751
Delta R.T. 0.013 min
Lab File: 5E42152.d
Acq: 11 Sep 2023 12:38 pm

Tgt Ion: 91 Resp: 2152

Ion	Ratio	Lower	Upper
91	100		
106	47.8	20.5	80.5
105	0.0	0.0	52.4

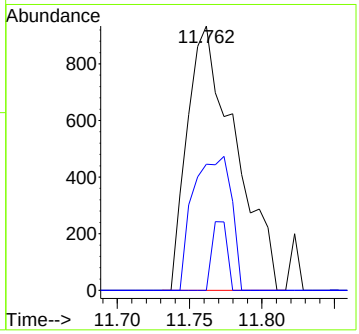

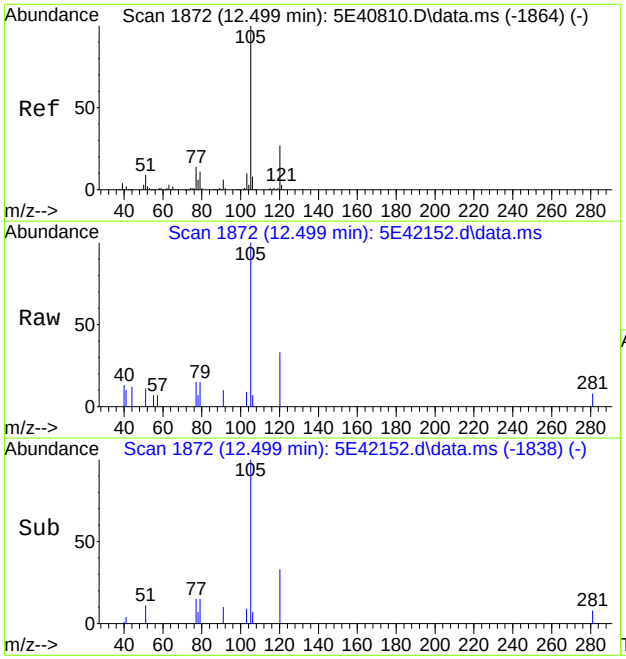

#84
Isopropylbenzene
Concen: 0.4402 ug/L
RT: 12.499 min Scan# 1872
Delta R.T. 0.006 min
Lab File: 5E42152.d
Acq: 11 Sep 2023 12:38 pm

Tgt Ion:105 Resp: 5693

Ion	Ratio	Lower	Upper
105	100		
120	33.2	0.0	56.5
79	15.3	0.0	41.7
77	15.1	0.0	45.1

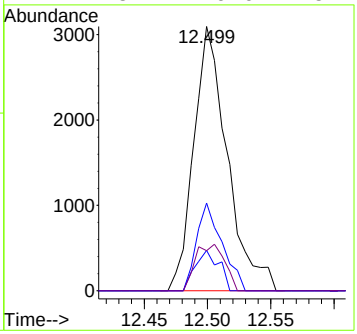

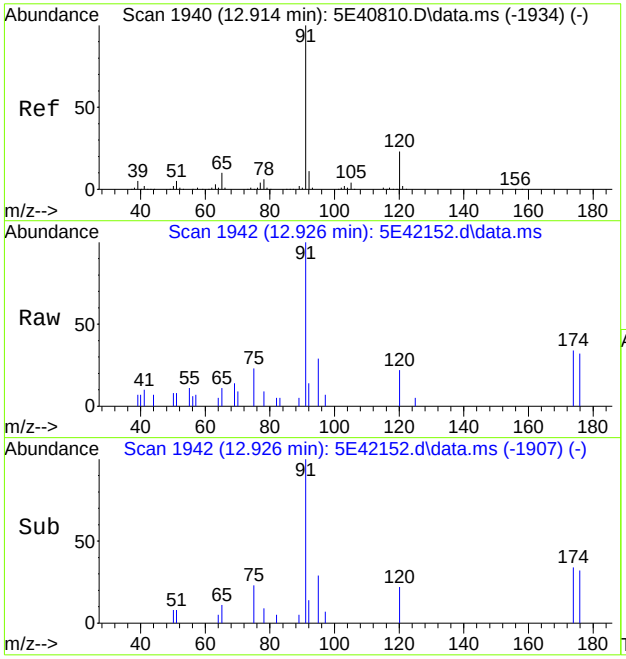

#88
n-Propylbenzene
Concen: 0.6789 ug/L
RT: 12.926 min Scan# 1942
Delta R.T. 0.012 min
Lab File: 5E42152.d
Acq: 11 Sep 2023 12:38 pm

Tgt Ion: 91 Resp: 10008

Ion	Ratio	Lower	Upper
91	100		
120	22.1	0.0	53.1

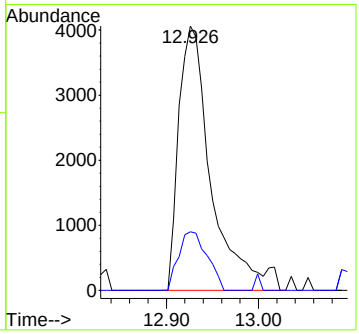

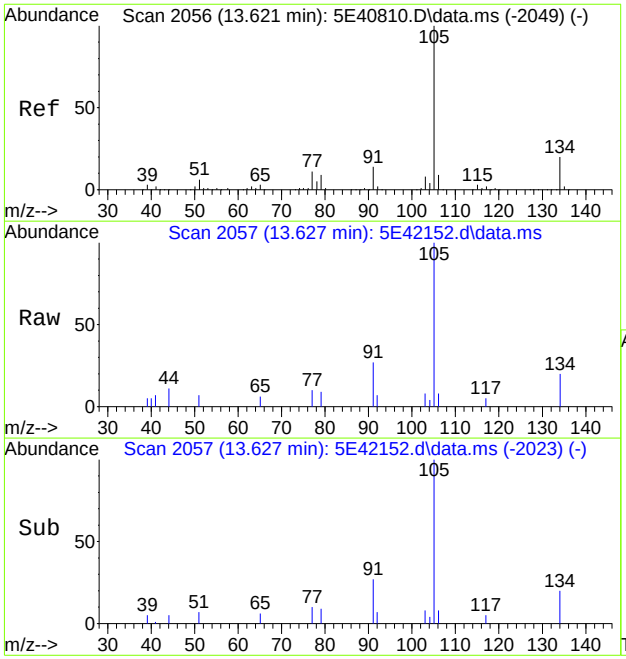

#101
sec-Butylbenzene
Concen: 0.5801 ug/L
RT: 13.627 min Scan# 2057
Delta R.T. 0.006 min
Lab File: 5E42152.d
Acq: 11 Sep 2023 12:38 pm

Tgt Ion:105 Resp: 7749

Ion	Ratio	Lower	Upper
105	100		
134	19.8	0.0	50.8
91	26.5	0.0	45.9
77	10.4	0.0	42.1

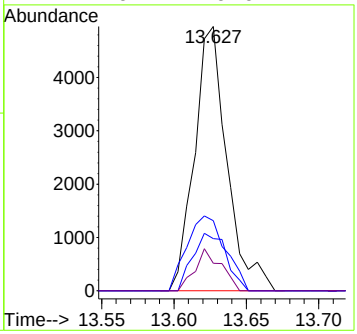

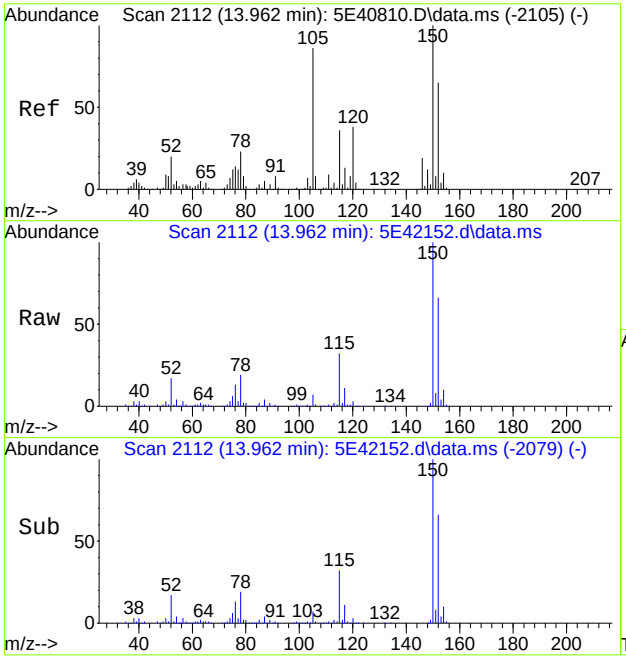

#104
1,2,3-Trimethylbenzene
Concen: 2.6897 ug/L
RT: 13.962 min Scan# 2112
Delta R.T. 0.000 min
Lab File: 5E42152.d
Acq: 11 Sep 2023 12:38 pm

Tgt Ion:105 Resp: 28873

Ion	Ratio	Lower	Upper
105	100		
120	42.8	13.9	73.9
119	9.2	0.0	39.7
77	40.3	0.0	43.7

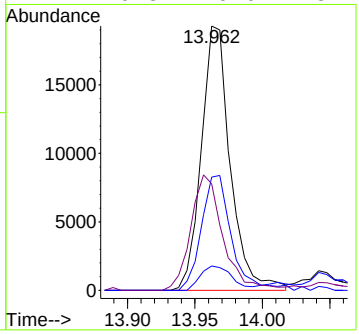

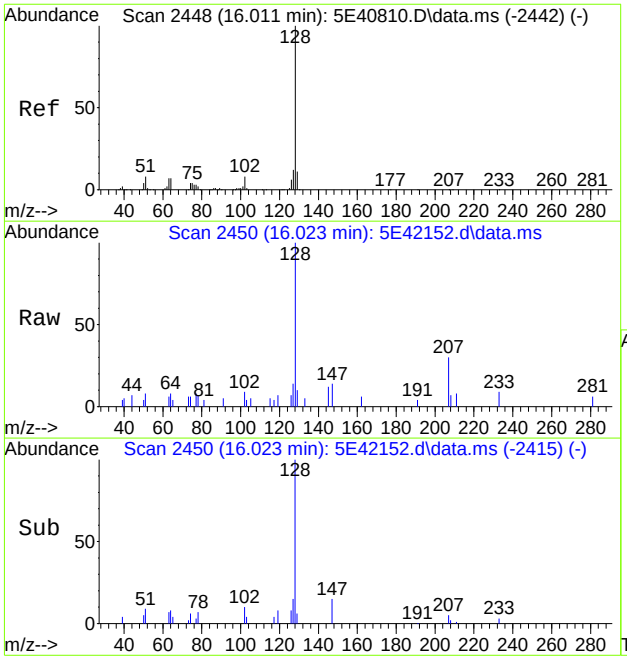

#112
Naphthalene
Concen: 1.0746 ug/L
RT: 16.023 min Scan# 2450
Delta R.T. 0.012 min
Lab File: 5E42152.d
Acq: 11 Sep 2023 12:38 pm

Tgt Ion:128 Resp: 10781

Ion	Ratio	Lower	Upper
128	100		
127	13.9	0.0	42.9

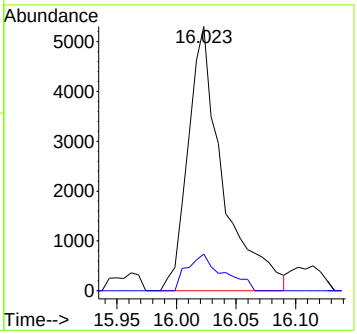

Quantitation Report (QT Reviewed)

Data Path : R:\GBS Manila Data Validator\jenniferf\09-11-2023\V2P3838\V2P3838\
Data File : 2P101302.D
Acq On : 8 Sep 2023 7:54 pm
Operator : joannel
Sample : FC9357-4 Inst : MSVOA13-P
Misc : MS54794,V2P3838,,,,,
ALS Vial : 23 Sample Multiplier: 1

Quant Time: Sep 10 18:36:27 2023
Quant Method : R:\GBS Manila Data Validator\jenniferf\09-11-2023\V2P3838\METHOD\V2P_2023-9-06.M
Quant Title : SW-846 Method 5035A/8260B
QLast Update : Wed Sep 06 14:19:37 2023
Response via : Initial Calibration

Compound		R.T.	QIon	Response	Conc	Units	Dev(Min)
Internal Standards							
1) Fluorobenzene		3.700	96	1652301	50.00	ug/L	0.00
62) Chlorobenzene-d5		5.620	117	1346274	50.00	ug/L	0.00
85) 1,4-Dichlorobenzene-d4		7.309	152	701004	50.00	ug/L	0.00
System Monitoring Compounds							
39) Dibromofluoromethane		3.245	113	366819	49.83	ug/L	0.00
Spiked Amount	50.000	Range 83 - 118		Recovery =	99.66%		
49) 1,2-Dichloroethane-d4		3.533	65	384594	48.16	ug/L	0.00
Spiked Amount	50.000	Range 79 - 125		Recovery =	96.32%		
63) Toluene-d8		4.626	98	1715156	48.85	ug/L	0.00
Spiked Amount	50.000	Range 85 - 112		Recovery =	97.70%		
86) 4-Bromofluorobenzene		6.472	174	529739	48.24	ug/L	0.00
Spiked Amount	50.000	Range 83 - 118		Recovery =	96.48%		
Target Compounds							Qvalue
18) Methylene Chloride		2.288	49	5684	0.5473	ug/L	91
19) Acetone		2.304	43	65461	16.9585	ug/L	98

(#) = qualifier out of range (m) = manual integration (+) = signals summed

Quantitation Report (QT Reviewed)

Data Path : R:\GBS Manila Data Validator\jenniferf\09-11-2023\V2P3838\V2P3838\
Data File : 2P101302.D
Acq On : 8 Sep 2023 7:54 pm
Operator : joannel
Sample : FC9357-4 Inst : MSVOA13-P
Misc : MS54794,V2P3838,,,,,
ALS Vial : 23 Sample Multiplier: 1

Quant Time: Sep 10 18:36:27 2023
Quant Method : R:\GBS Manila Data Validator\jenniferf\09-11-2023\V2P3838\METHOD\V2P_2023-9-06.M
Quant Title : SW-846 Method 5035A/8260B
QLast Update : Wed Sep 06 14:19:37 2023
Response via : Initial Calibration



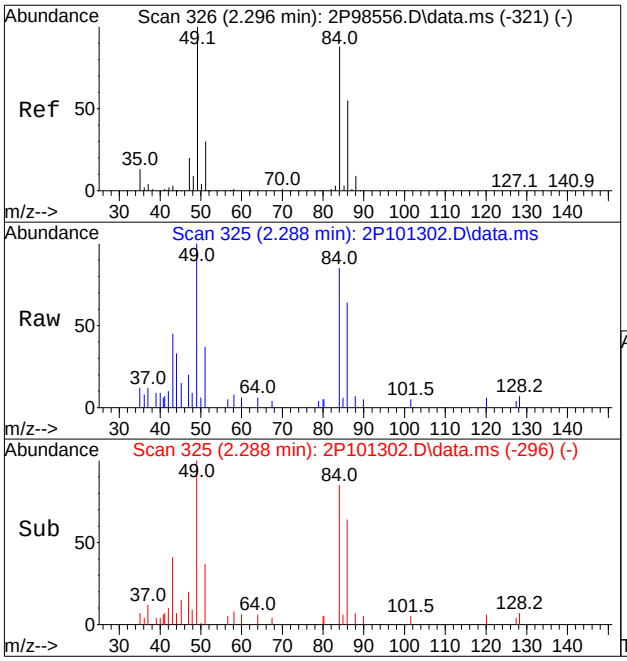

#18
Methylene Chloride
Concen: 0.5473 ug/L
RT: 2.288 min Scan# 325
Delta R.T. 0.001 min
Lab File: 2P101302.D
Acq: 8 Sep 2023 7:54 pm

Tgt Ion: 49 Resp: 5684

Ion	Ratio	Lower	Upper
49	100		
84	84.9	53.4	113.4
86	64.2	21.8	81.8
51	37.1	0.0	59.7

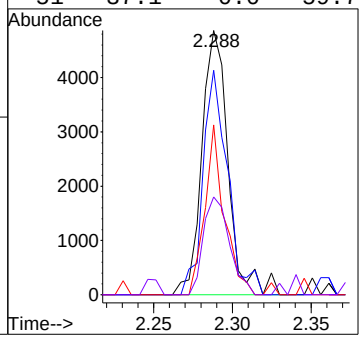

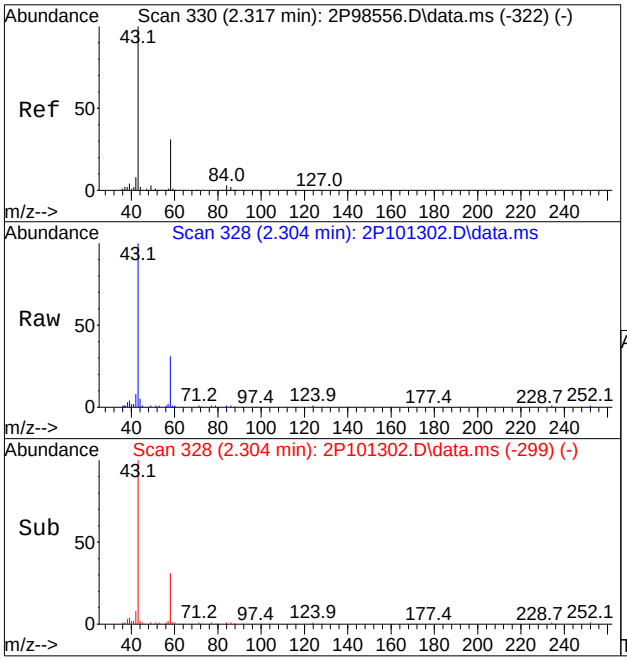

#19
Acetone
Concen: 16.9585 ug/L
RT: 2.304 min Scan# 328
Delta R.T. 0.001 min
Lab File: 2P101302.D
Acq: 8 Sep 2023 7:54 pm

Tgt Ion: 43 Resp: 65461

Ion	Ratio	Lower	Upper
43	100		
58	31.4	0.4	60.4

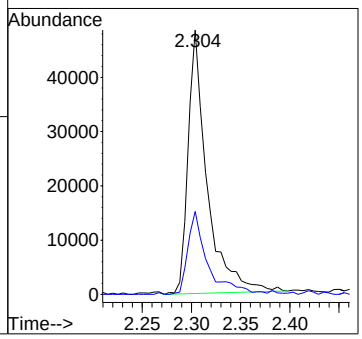

Quantitation Report (QT Reviewed)

Data Path : X:\Orlando VOA\celinec\September 2023\09-12-2023\V5E1882\V5E1882\
Data File : 5E42153.d
Acq On : 11 Sep 2023 1:01 pm
Operator : joannel
Sample : FC9357-4 Inst : MSVOA20
Misc : MS54805,V5E1882,,,,,
ALS Vial : 11 Sample Multiplier: 1

Quant Time: Sep 12 06:28:33 2023
Quant Method : X:\Orlando VOA\celinec\September 2023\09-12-2023\V5E1882\METHOD\appIX08-31-2023_.M
Quant Title : SW-846 Method 5030B/8260B & EPA 624
QLast Update : Thu Aug 31 13:41:31 2023
Response via : Initial Calibration

Compound	R.T.	QIon	Response	Conc	Units	Dev(Min)
Internal Standards						
1) Fluorobenzene	8.463	96	679414	50.00	ug/L	0.00
61) Chlorobenzene-d5	11.603	117	527367	50.00	ug/L	0.00
85) 1,4-Dichlorobenzene-d4	13.956	152	307226	50.00	ug/L	0.00
System Monitoring Compounds						
39) Dibromofluoromethane	7.610	113	200286	49.26	ug/L	0.00
Spiked Amount 50.000	Range 83 - 118		Recovery = 98.52%			
49) 1,2-Dichloroethane-d4	8.183	65	205888	48.50	ug/L	0.00
Spiked Amount 50.000	Range 79 - 125		Recovery = 97.00%			
62) Toluene-d8	10.036	98	688986	52.43	ug/L	0.00
Spiked Amount 50.000	Range 85 - 112		Recovery = 104.86%			
86) 4-Bromofluorobenzene	12.816	95	251028	52.38	ug/L	0.00
Spiked Amount 50.000	Range 83 - 118		Recovery = 104.76%			
Target Compounds						Qvalue
18) Methylene Chloride	5.592	49	1255	0.3442	ug/L #	76
19) Acetone	5.653	43	6102	6.3671	ug/L	100

(#) = qualifier out of range (m) = manual integration (+) = signals summed

Quantitation Report (QT Reviewed)

Data Path : X:\Orlando VOA\celinec\September 2023\09-12-2023\V5E1882\V5E1882\
Data File : 5E42153.d
Acq On : 11 Sep 2023 1:01 pm
Operator : joannel
Sample : FC9357-4 Inst : MSVOA20
Misc : MS54805,V5E1882,,,,,
ALS Vial : 11 Sample Multiplier: 1

Quant Time: Sep 12 06:28:33 2023
Quant Method : X:\Orlando VOA\celinec\September 2023\09-12-2023\V5E1882\METHOD\appIX08-31-2023_.M
Quant Title : SW-846 Method 5030B/8260B & EPA 624
QLast Update : Thu Aug 31 13:41:31 2023
Response via : Initial Calibration

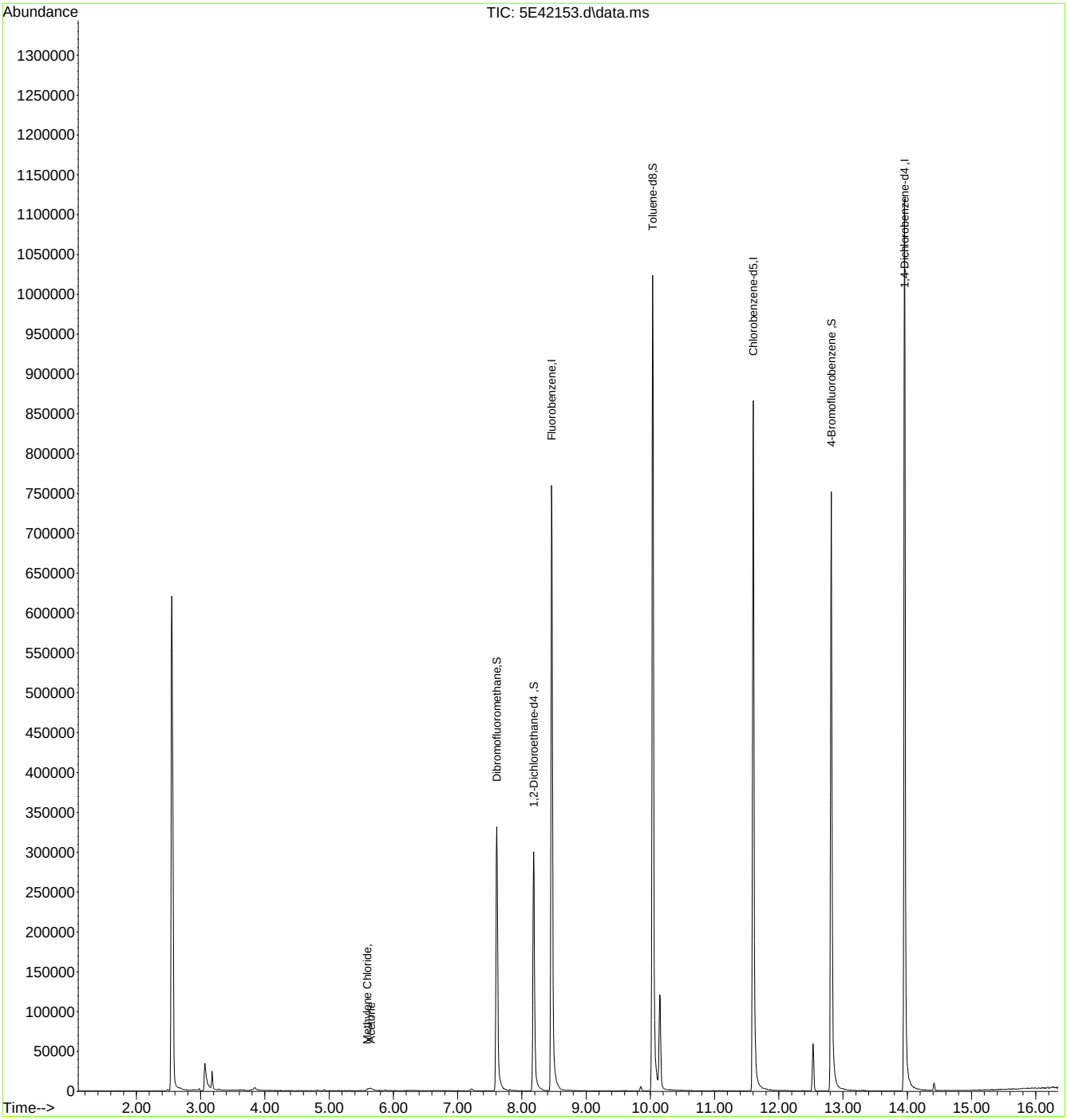

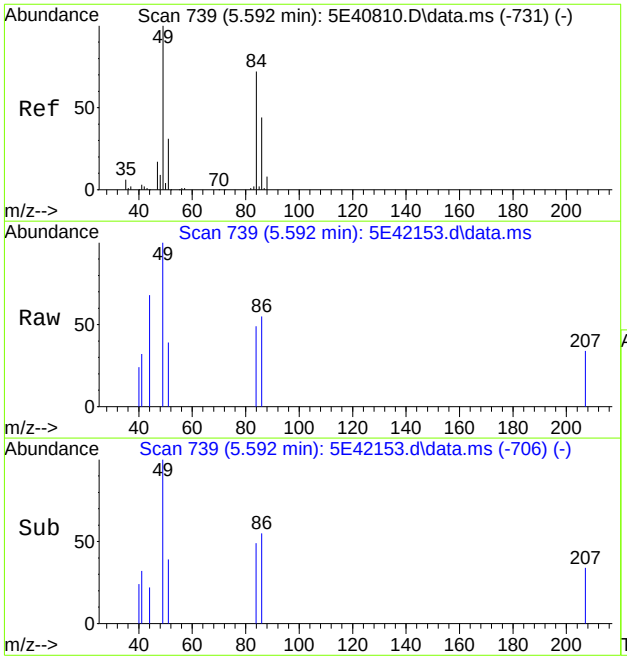

#18
Methylene Chloride
Concen: 0.3442 ug/L
RT: 5.592 min Scan# 739
Delta R.T. 0.000 min
Lab File: 5E42153.d
Acq: 11 Sep 2023 1:01 pm

Tgt Ion: 49 Resp: 1255

Ion	Ratio	Lower	Upper
49	100		
84	48.8	57.4	117.4#
86	55.5	26.6	86.6
51	39.3	1.5	61.5

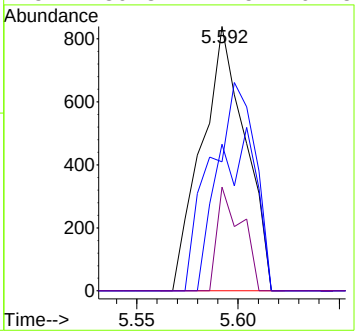

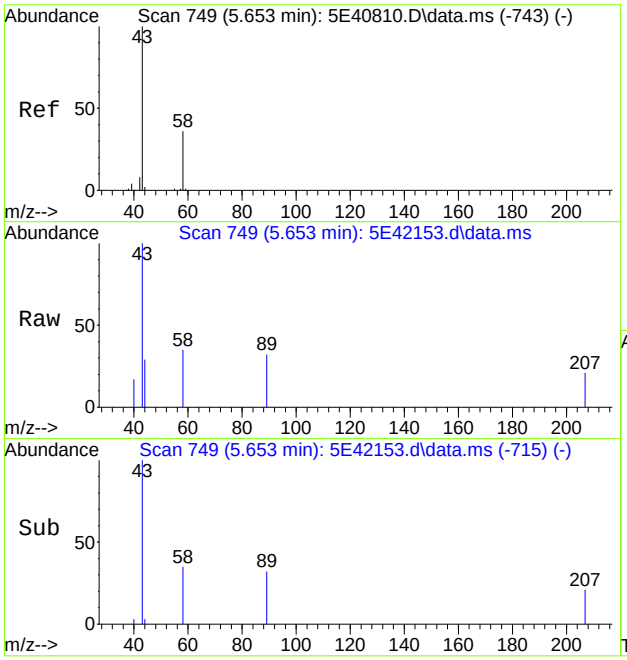

#19
Acetone
Concen: 6.3671 ug/L
RT: 5.653 min Scan# 749
Delta R.T. 0.006 min
Lab File: 5E42153.d
Acq: 11 Sep 2023 1:01 pm

Tgt Ion: 43 Resp: 6102

Ion	Ratio	Lower	Upper
43	100		
58	35.2	5.4	65.4

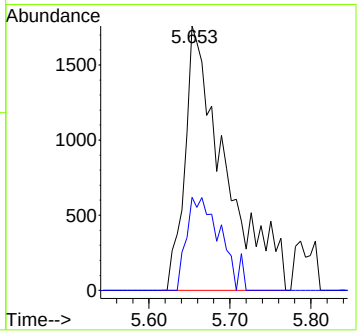

Manual Integrations APPROVED (compounds with "m" flag)
Karen Watson
09/12/23 12:04

Quantitation Report (QT Reviewed)

Data Path : R:\GBS Manila Data Validator\jenniferf\09-11-2023\V2P3838\V2P3838\
Data File : 2P101303.D
Acq On : 8 Sep 2023 8:20 pm
Operator : joannel
Sample : FC9357-5 Inst : MSVOA13-P
Misc : MS54794,V2P3838,,,,,
ALS Vial : 24 Sample Multiplier: 1

Quant Time: Sep 10 18:41:26 2023
Quant Method : R:\GBS Manila Data Validator\jenniferf\09-11-2023\V2P3838\METHOD\V2P_2023-9-06.M
Quant Title : SW-846 Method 5035A/8260B
QLast Update : Wed Sep 06 14:19:37 2023
Response via : Initial Calibration

Compound	R.T.	QIon	Response	Conc	Units	Dev(Min)
Internal Standards						
1) Fluorobenzene	3.700	96	1627196	50.00	ug/L	0.00
62) Chlorobenzene-d5	5.619	117	1343073	50.00	ug/L	0.00
85) 1,4-Dichlorobenzene-d4	7.308	152	700529	50.00	ug/L	0.00
System Monitoring Compounds						
39) Dibromofluoromethane	3.244	113	362217	49.97	ug/L	0.00
Spiked Amount 50.000	Range 83 - 118		Recovery =	99.94%		
49) 1,2-Dichloroethane-d4	3.532	65	385887	49.07	ug/L	0.00
Spiked Amount 50.000	Range 79 - 125		Recovery =	98.14%		
63) Toluene-d8	4.625	98	1695832	48.41	ug/L	0.00
Spiked Amount 50.000	Range 85 - 112		Recovery =	96.82%		
86) 4-Bromofluorobenzene	6.471	174	518646	47.26	ug/L	0.00
Spiked Amount 50.000	Range 83 - 118		Recovery =	94.52%		
Target Compounds						Qvalue
18) Methylene Chloride	2.293	49	4660	0.4555	ug/L #	64
19) Acetone	2.303	43	88372	23.1554	ug/L	98
66) 4-Methyl-2-pentanone	4.876	43	15971m	1.2860	ug/L	
101) sec-Butylbenzene	7.110	105	6985	0.2427	ug/L #	42

(#) = qualifier out of range (m) = manual integration (+) = signals summed

Quantitation Report (QT Reviewed)

Data Path : R:\GBS Manila Data Validator\jenniferf\09-11-2023\V2P3838\V2P3838\
Data File : 2P101303.D
Acq On : 8 Sep 2023 8:20 pm
Operator : joannel
Sample : FC9357-5 Inst : MSVOA13-P
Misc : MS54794,V2P3838,,,,,
ALS Vial : 24 Sample Multiplier: 1

Quant Time: Sep 10 18:41:26 2023
Quant Method : R:\GBS Manila Data Validator\jenniferf\09-11-2023\V2P3838\METHOD\V2P_2023-9-06.M
Quant Title : SW-846 Method 5035A/8260B
QLast Update : Wed Sep 06 14:19:37 2023
Response via : Initial Calibration

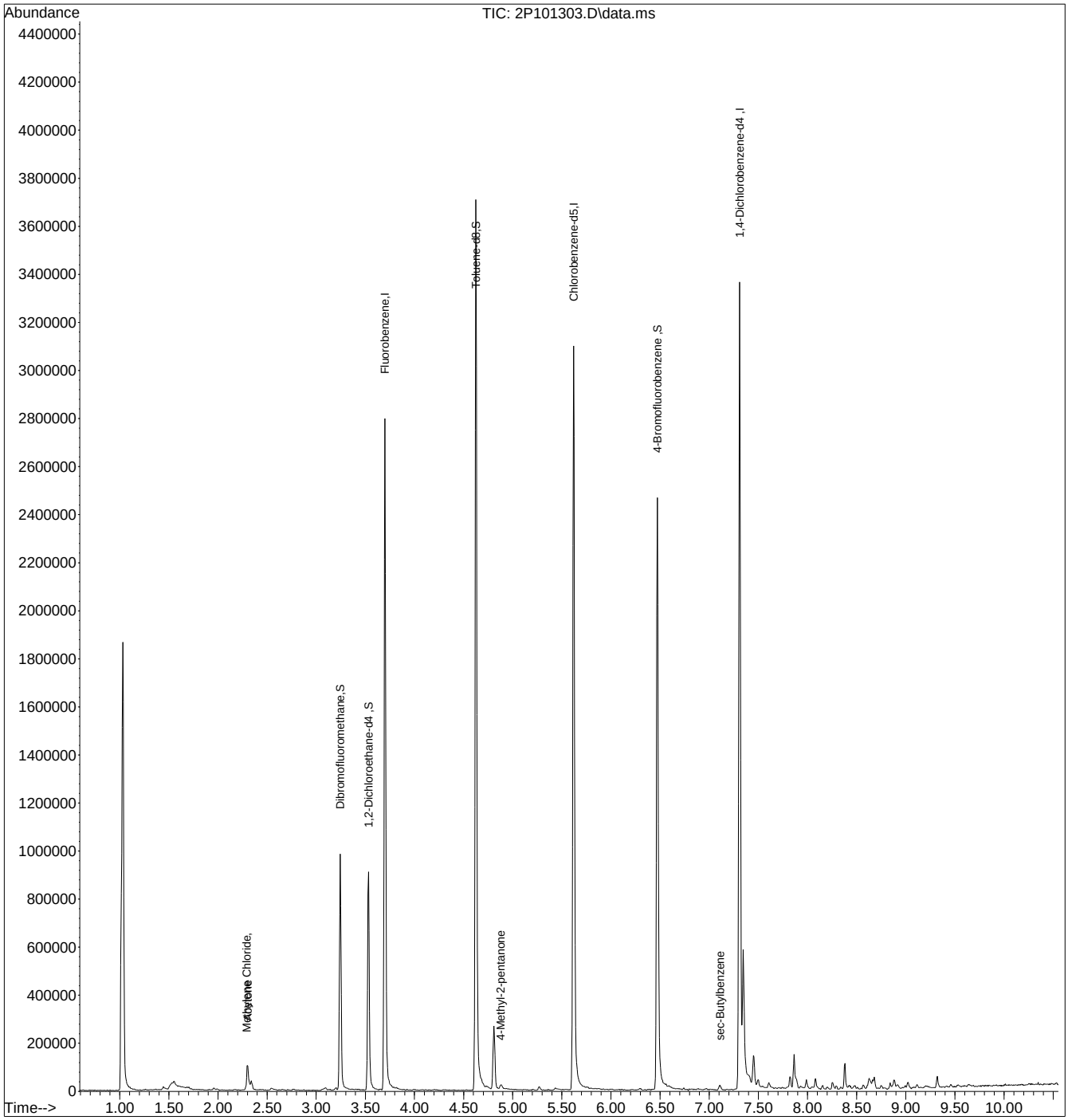

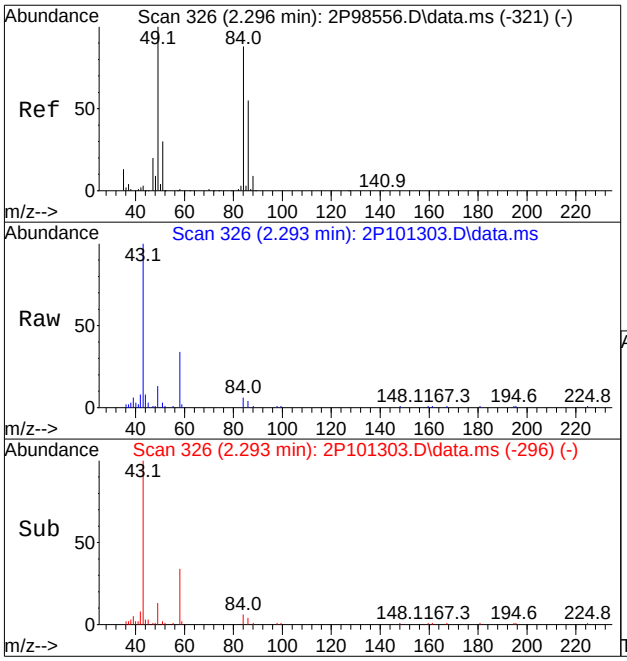

#18
Methylene Chloride
Concen: 0.4555 ug/L
RT: 2.293 min Scan# 326
Delta R.T. 0.006 min
Lab File: 2P101303.D
Acq: 8 Sep 2023 8:20 pm

Tgt Ion: 49 Resp: 4660

Ion	Ratio	Lower	Upper
49	100		
84	43.8	53.4	113.4#
86	33.0	21.8	81.8
51	12.8	0.0	59.7

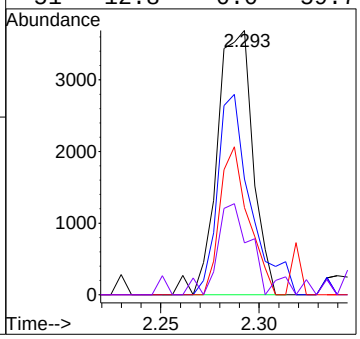

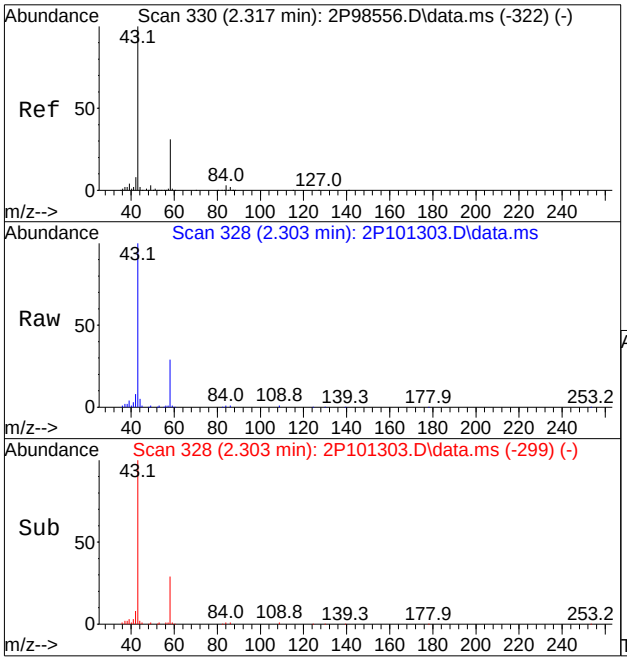

#19
Acetone
Concen: 23.1554 ug/L
RT: 2.303 min Scan# 328
Delta R.T. 0.000 min
Lab File: 2P101303.D
Acq: 8 Sep 2023 8:20 pm

Tgt Ion: 43 Resp: 88372

Ion	Ratio	Lower	Upper
43	100		
58	29.1	0.4	60.4

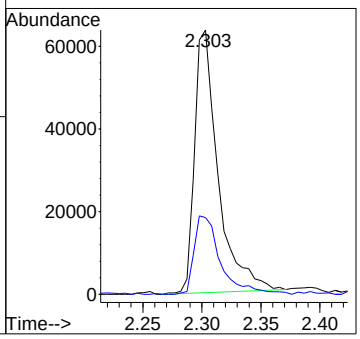

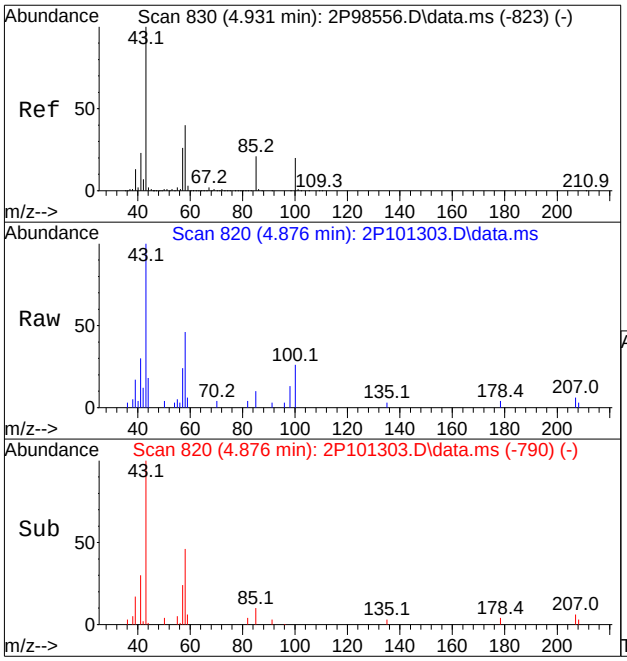

#66
4-Methyl-2-pentanone
Concen: 1.2860 ug/L m
RT: 4.876 min Scan# 820
Delta R.T. 0.005 min
Lab File: 2P101303.D
Acq: 8 Sep 2023 8:20 pm

Tgt Ion: 43 Resp: 15971

Ion	Ratio	Lower	Upper
43	100		
58	45.7	7.1	67.1
57	23.9	0.0	53.5
41	30.0	0.0	52.8

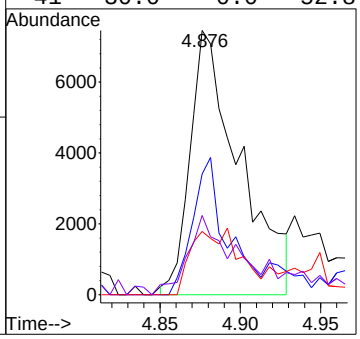

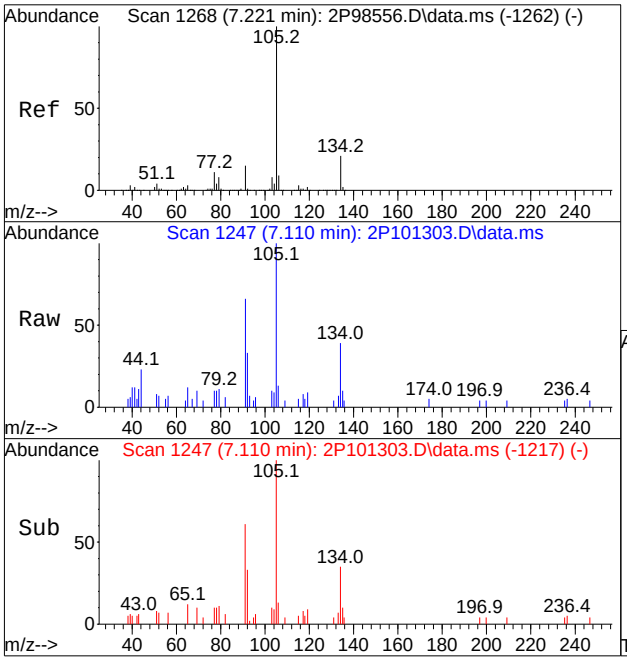

#101
sec-Butylbenzene
Concen: 0.2427 ug/L
RT: 7.110 min Scan# 1247
Delta R.T. 0.005 min
Lab File: 2P101303.D
Acq: 8 Sep 2023 8:20 pm

Tgt Ion:105 Resp: 6985

Ion	Ratio	Lower	Upper
105	100		
134	39.0	0.0	50.5
91	66.4	0.0	44.6#
77	10.4	0.0	41.5

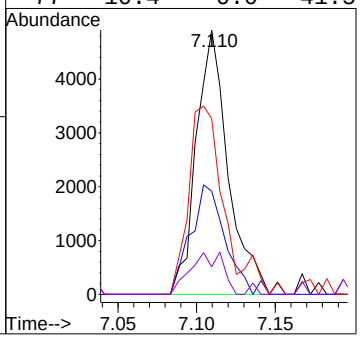

Manual Integration Approval Summary

Sample Number: FC9357-5
Lab FileID: 2P101303.D
Injection Time: 09/08/23 20:20
Method: SW846 8260D
Analyst approved: 09/10/23 15:37 Jennifer Fereira
Supervisor approved: 09/12/23 12:04 Karen Watson

Parameter	CAS	Sig#	R.T. (min.)	Reason
4-Methyl-2-pentanone (MIBK)	108-10-1		4.88	Poor instrument integration

Quantitation Report (Qedit)

Data Path : R:\GBS Manila Data Validator\jenniferf\09-11-2023\V2P3838\V2P3838\
Data File : 2P101303.D
Acq On : 8 Sep 2023 8:20 pm
Operator : joannel
Sample : FC9357-5 Inst : MSVOA13-P
Misc : MS54794,V2P3838,,,,,
ALS Vial : 24 Sample Multiplier: 1

Quant Time: Sep 10 18:17:57 2023
Quant Method : R:\GBS Manila Data Validator\jenniferf\09-11-2023\V2P3838\METHOD\V2P_2023-9-06.M
Quant Title : SW-846 Method 5035A/8260B
QLast Update : Wed Sep 06 14:19:37 2023
Response via : Initial Calibration

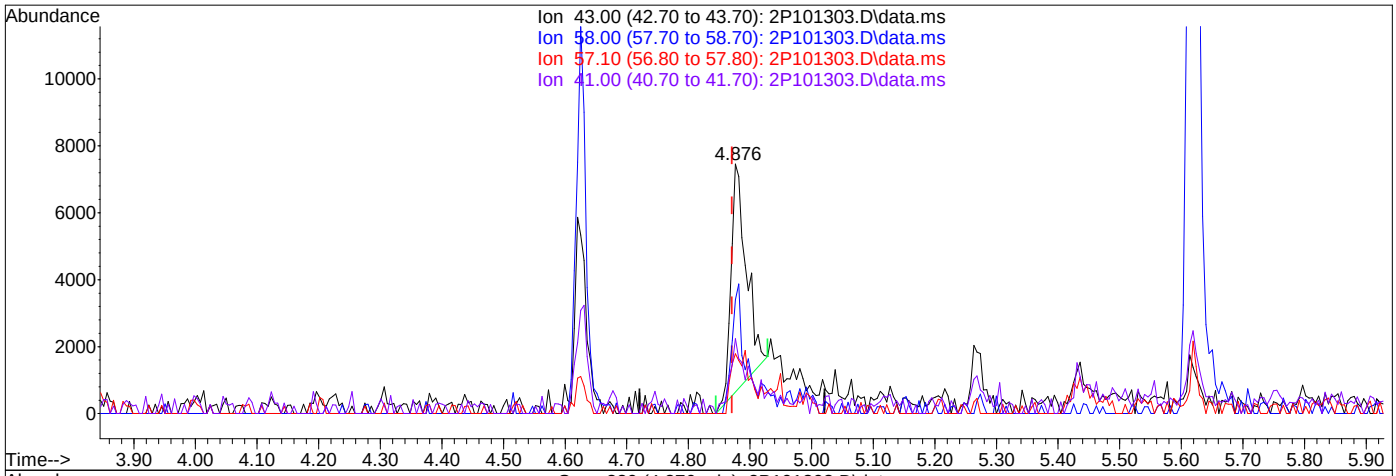

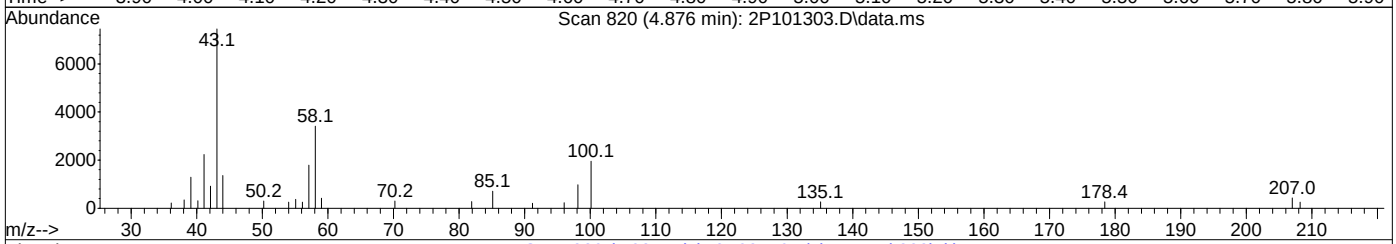

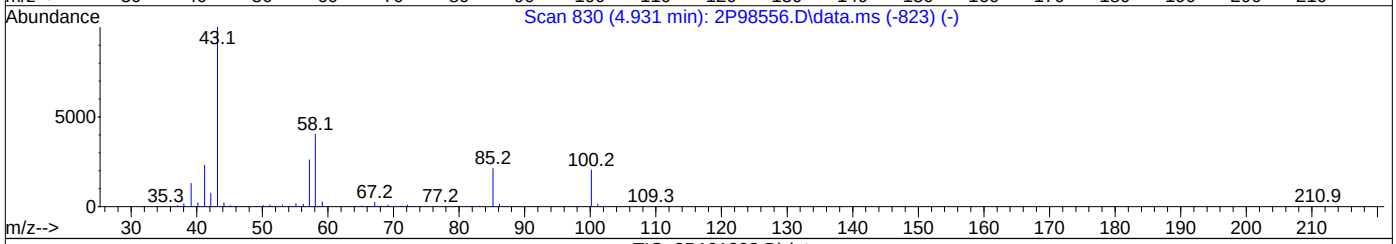

TIC: 2P101303.D\data.ms

(66) 4-Methyl-2-pentanone

4.876min (+0.005) 0.95ug/L

response 11738

Ion	Exp%	Act%
43.00	100	100
58.00	37.10	45.67
57.10	23.50	23.94
41.00	22.80	29.97

Quantitation Report (Qedit)

Data Path : R:\GBS Manila Data Validator\jenniferf\09-11-2023\V2P3838\V2P3838\
Data File : 2P101303.D
Acq On : 8 Sep 2023 8:20 pm
Operator : joannel
Sample : FC9357-5 Inst : MSVOA13-P
Misc : MS54794,V2P3838,,,,,
ALS Vial : 24 Sample Multiplier: 1

Quant Time: Sep 10 18:17:57 2023
Quant Method : R:\GBS Manila Data Validator\jenniferf\09-11-2023\V2P3838\METHOD\V2P_2023-9-06.M
Quant Title : SW-846 Method 5035A/8260B
QLast Update : Wed Sep 06 14:19:37 2023
Response via : Initial Calibration

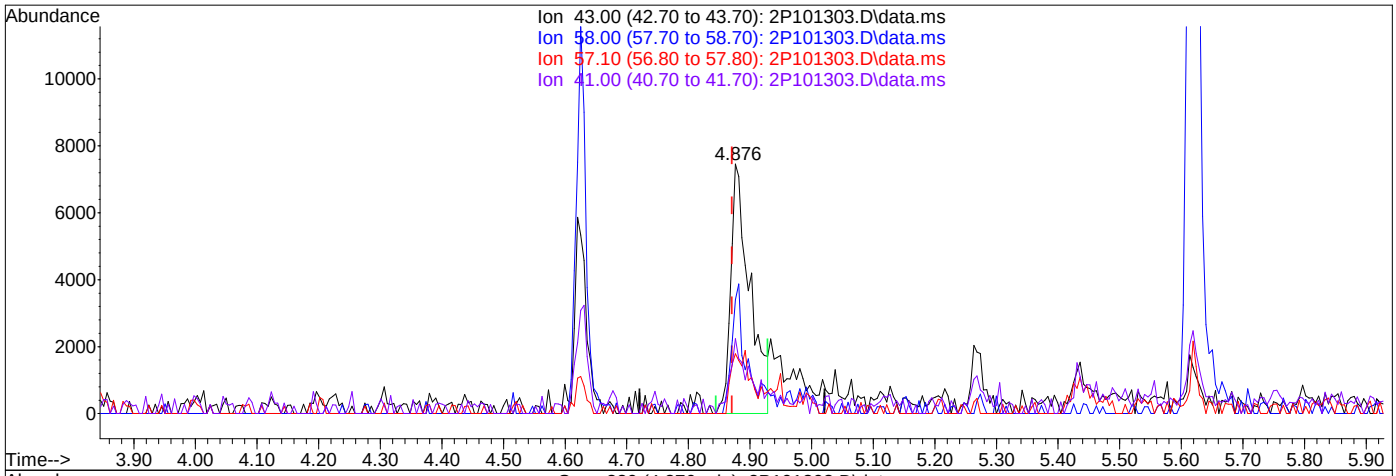

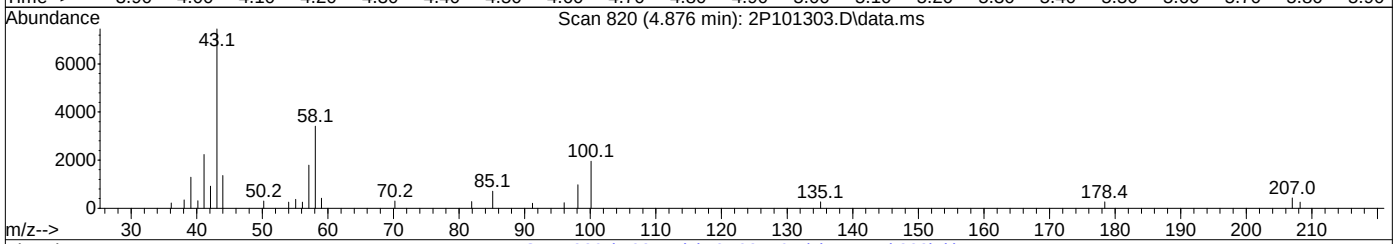

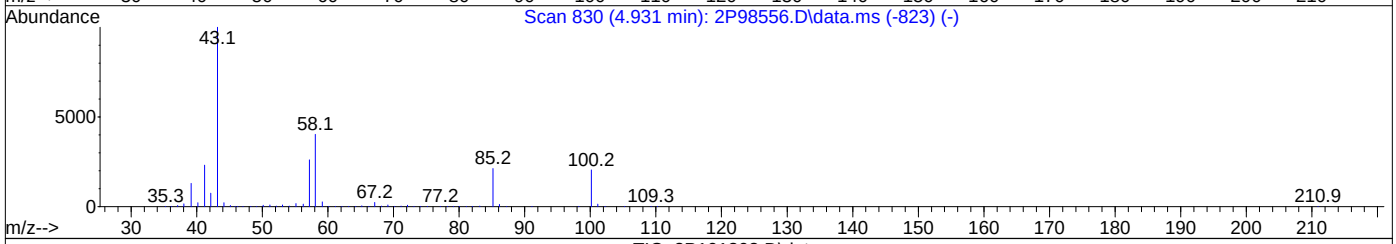

TIC: 2P101303.D\data.ms

(66) 4-Methyl-2-pentanone

4.876min (+0.005) 1.29ug/L m

response 16044

Ion	Exp%	Act%
43.00	100	100
58.00	37.10	45.67
57.10	23.50	23.94
41.00	22.80	29.97

Quantitation Report (QT Reviewed)

Data Path : X:\Orlando VOA\celinec\September 2023\09-12-2023\V5E1882\V5E1882\
Data File : 5E42154.d
Acq On : 11 Sep 2023 1:24 pm
Operator : joannel
Sample : FC9357-5 Inst : MSVOA20
Misc : MS54805,V5E1882,,,,,
ALS Vial : 12 Sample Multiplier: 1

Quant Time: Sep 12 06:29:22 2023
Quant Method : X:\Orlando VOA\celinec\September 2023\09-12-2023\V5E1882\METHOD\appIX08-31-2023_.M
Quant Title : SW-846 Method 5030B/8260B & EPA 624
QLast Update : Thu Aug 31 13:41:31 2023
Response via : Initial Calibration

Compound		R.T.	QIon	Response	Conc	Units	Dev(Min)
Internal Standards							
1) Fluorobenzene		8.463	96	681777	50.00	ug/L	0.00
61) Chlorobenzene-d5		11.603	117	530030	50.00	ug/L	0.00
85) 1,4-Dichlorobenzene-d4		13.956	152	316600	50.00	ug/L	0.00
System Monitoring Compounds							
39) Dibromofluoromethane		7.610	113	199027	48.78	ug/L	0.00
Spiked Amount	50.000	Range 83 - 118		Recovery =	97.56%		
49) 1,2-Dichloroethane-d4		8.183	65	209494	49.17	ug/L	0.00
Spiked Amount	50.000	Range 79 - 125		Recovery =	98.34%		
62) Toluene-d8		10.036	98	686145	51.95	ug/L	0.00
Spiked Amount	50.000	Range 85 - 112		Recovery =	103.90%		
86) 4-Bromofluorobenzene		12.816	95	249686	50.55	ug/L	0.00
Spiked Amount	50.000	Range 83 - 118		Recovery =	101.10%		
Target Compounds							Qvalue
18) Methylene Chloride		5.592	49	1015	0.2774	ug/L	81
19) Acetone		5.653	43	14938	15.5330	ug/L	80
66) 4-Methyl-2-pentanone		10.433	43	10291	3.4260	ug/L	84
101) sec-Butylbenzene		13.621	105	3245	0.2443	ug/L #	27
112) Naphthalene		16.029	128	3659	0.3667	ug/L	86

(#) = qualifier out of range (m) = manual integration (+) = signals summed

Quantitation Report (QT Reviewed)

Data Path : X:\Orlando VOA\celinec\September 2023\09-12-2023\V5E1882\V5E1882\
Data File : 5E42154.d
Acq On : 11 Sep 2023 1:24 pm
Operator : joannel
Sample : FC9357-5 Inst : MSVOA20
Misc : MS54805,V5E1882,,,,,
ALS Vial : 12 Sample Multiplier: 1

Quant Time: Sep 12 06:29:22 2023
Quant Method : X:\Orlando VOA\celinec\September 2023\09-12-2023\V5E1882\METHOD\appIX08-31-2023_.M
Quant Title : SW-846 Method 5030B/8260B & EPA 624
QLast Update : Thu Aug 31 13:41:31 2023
Response via : Initial Calibration

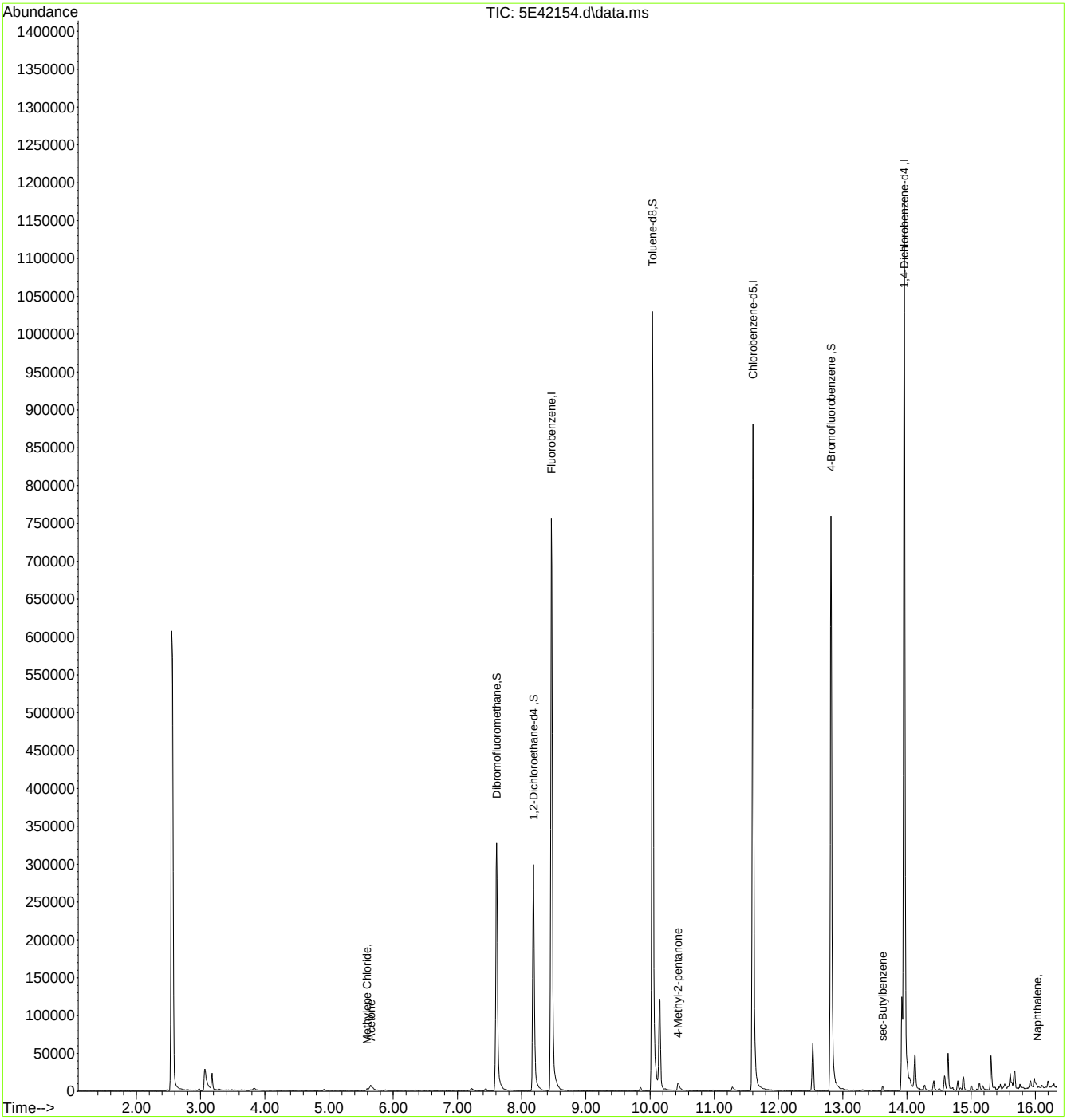

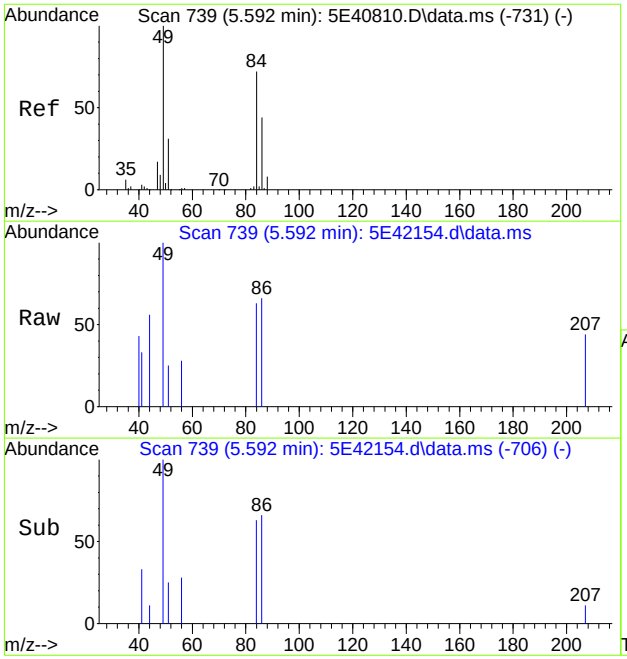

#18
Methylene Chloride
Concen: 0.2774 ug/L
RT: 5.592 min Scan# 739
Delta R.T. 0.000 min
Lab File: 5E42154.d
Acq: 11 Sep 2023 1:24 pm

Tgt Ion: 49 Resp: 1015

Ion	Ratio	Lower	Upper
49	100		
84	62.8	57.4	117.4
86	65.8	26.6	86.6
51	25.1	1.5	61.5

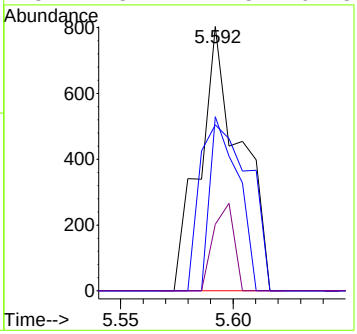

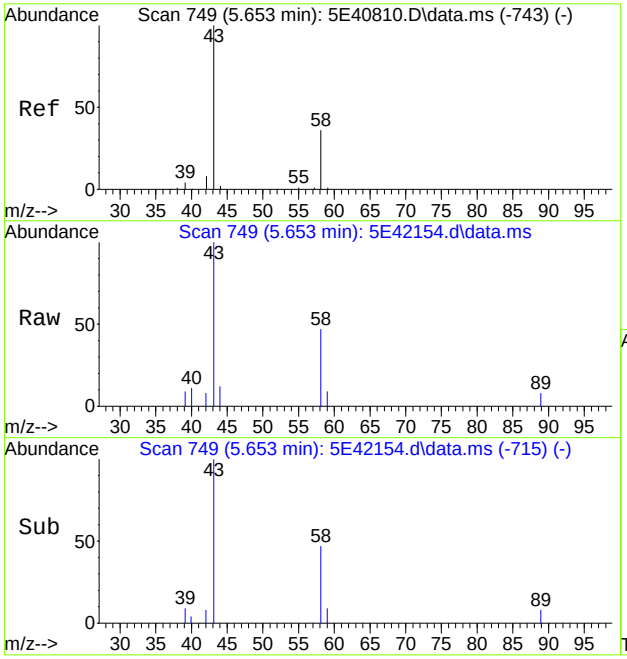

#19
Acetone
Concen: 15.5330 ug/L
RT: 5.653 min Scan# 749
Delta R.T. 0.006 min
Lab File: 5E42154.d
Acq: 11 Sep 2023 1:24 pm

Tgt Ion: 43 Resp: 14938

Ion	Ratio	Lower	Upper
43	100		
58	46.9	5.4	65.4

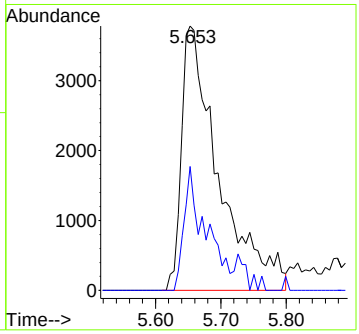

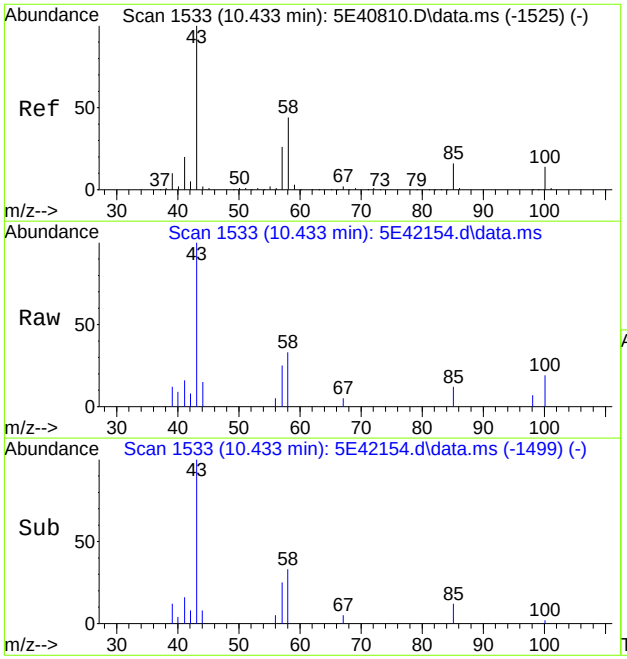

#66
4-Methyl-2-pentanone
Concen: 3.4260 ug/L
RT: 10.433 min Scan# 1533
Delta R.T. 0.007 min
Lab File: 5E42154.d
Acq: 11 Sep 2023 1:24 pm

Tgt Ion: 43 Resp: 10291

Ion	Ratio	Lower	Upper
43	100		
58	32.7	17.3	77.3
57	24.7	0.0	58.9
41	15.8	0.0	52.4

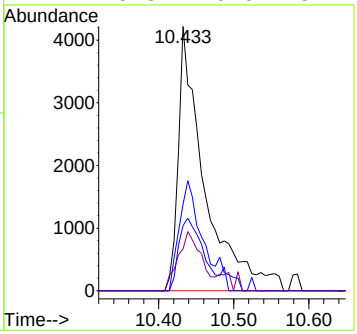

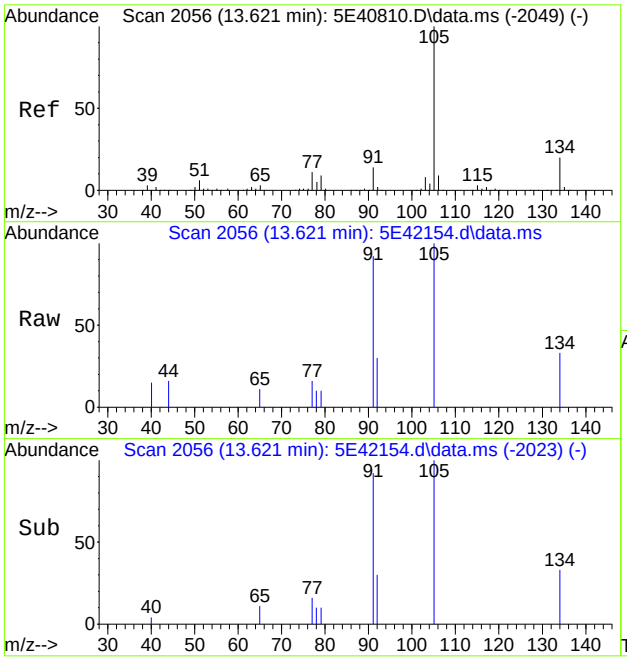

#101
sec-Butylbenzene
Concen: 0.2443 ug/L
RT: 13.621 min Scan# 2056
Delta R.T. -0.000 min
Lab File: 5E42154.d
Acq: 11 Sep 2023 1:24 pm

Tgt Ion:105 Resp: 3245

Ion	Ratio	Lower	Upper
105	100		
134	33.4	0.0	50.8
91	92.0	0.0	45.9#
77	16.2	0.0	42.1

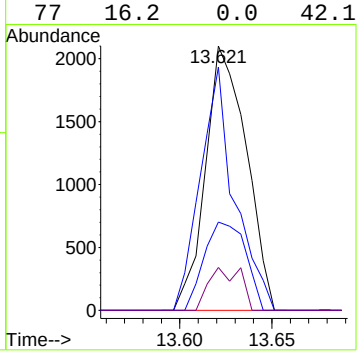

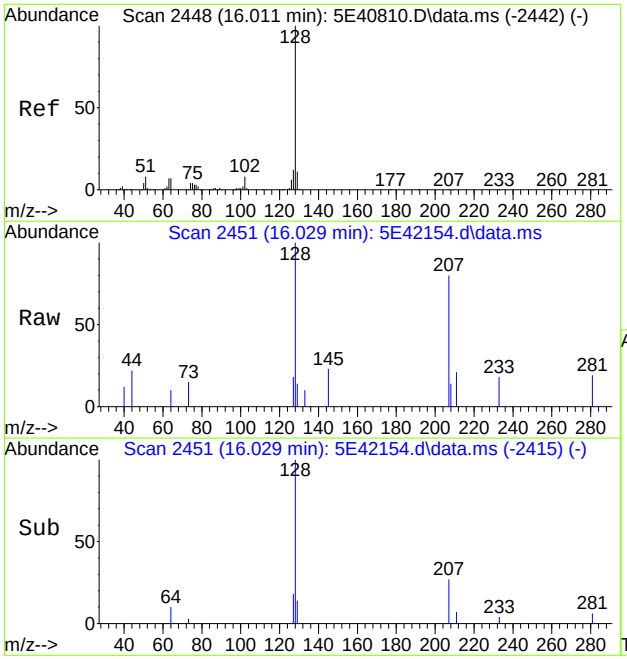

#112
Naphthalene
Concen: 0.3667 ug/L
RT: 16.029 min Scan# 2451
Delta R.T. 0.018 min
Lab File: 5E42154.d
Acq: 11 Sep 2023 1:24 pm

Tgt Ion:128 Resp: 3659

Ion	Ratio	Lower	Upper
128	100		
127	18.5	0.0	42.9

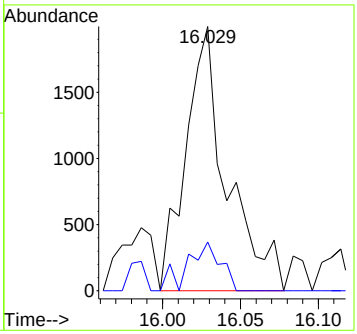

Manual Integrations APPROVED (compounds with "m" flag)
Karen Watson
09/12/23 12:04

Quantitation Report (QT Reviewed)

Data Path : R:\GBS Manila Data Validator\jenniferf\09-11-2023\V2P3838\V2P3838\
Data File : 2P101304.D
Acq On : 8 Sep 2023 8:45 pm
Operator : joannel
Sample : FC9357-6 Inst : MSVOA13-P
Misc : MS54794,V2P3838,,,,,
ALS Vial : 25 Sample Multiplier: 1

Quant Time: Sep 10 18:42:37 2023
Quant Method : R:\GBS Manila Data Validator\jenniferf\09-11-2023\V2P3838\METHOD\V2P_2023-9-06.M
Quant Title : SW-846 Method 5035A/8260B
QLast Update : Wed Sep 06 14:19:37 2023
Response via : Initial Calibration

Compound	R.T.	QIon	Response	Conc	Units	Dev(Min)
Internal Standards						
1) Fluorobenzene	3.704	96	1611943	50.00	ug/L	0.00
62) Chlorobenzene-d5	5.618	117	1331413	50.00	ug/L	0.00
85) 1,4-Dichlorobenzene-d4	7.307	152	696891	50.00	ug/L	0.00
System Monitoring Compounds						
39) Dibromofluoromethane	3.249	113	360744	50.24	ug/L	0.00
Spiked Amount 50.000	Range 83 - 118		Recovery = 100.48%			
49) 1,2-Dichloroethane-d4	3.531	65	392336	50.36	ug/L	0.00
Spiked Amount 50.000	Range 79 - 125		Recovery = 100.72%			
63) Toluene-d8	4.630	98	1678372	48.33	ug/L	0.00
Spiked Amount 50.000	Range 85 - 112		Recovery = 96.66%			
86) 4-Bromofluorobenzene	6.471	174	524685	48.06	ug/L	0.00
Spiked Amount 50.000	Range 83 - 118		Recovery = 96.12%			
Target Compounds						Qvalue
14) Carbon Disulfide	1.994	76	4025	0.2405	ug/L	89
18) Methylene Chloride	2.292	49	4360	0.4302	ug/L	86
19) Acetone	2.307	43	80074	21.2060	ug/L	98
66) 4-Methyl-2-pentanone	4.886	43	11488m	0.9333	ug/L	
101) sec-Butylbenzene	7.114	105	7499	0.2619	ug/L #	66

(#) = qualifier out of range (m) = manual integration (+) = signals summed

Quantitation Report (QT Reviewed)

Data Path : R:\GBS Manila Data Validator\jenniferf\09-11-2023\V2P3838\V2P3838\
Data File : 2P101304.D
Acq On : 8 Sep 2023 8:45 pm
Operator : joannel
Sample : FC9357-6 Inst : MSVOA13-P
Misc : MS54794,V2P3838,,,,,
ALS Vial : 25 Sample Multiplier: 1

Quant Time: Sep 10 18:42:37 2023
Quant Method : R:\GBS Manila Data Validator\jenniferf\09-11-2023\V2P3838\METHOD\V2P_2023-9-06.M
Quant Title : SW-846 Method 5035A/8260B
QLast Update : Wed Sep 06 14:19:37 2023
Response via : Initial Calibration

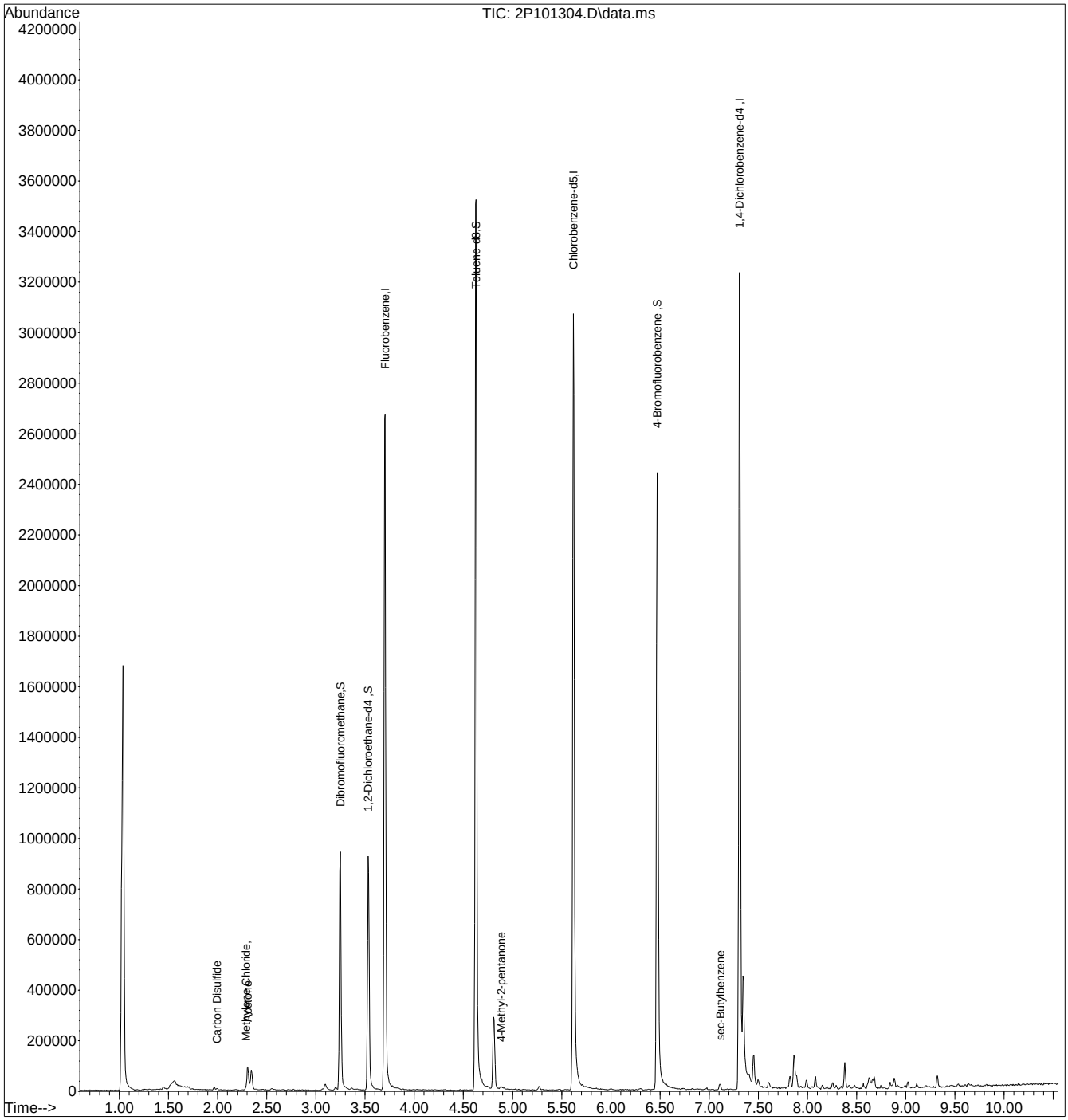

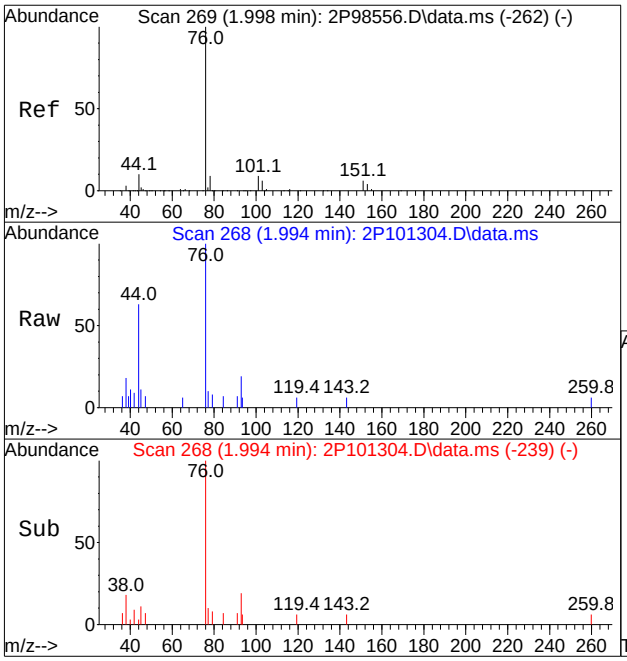

#14
Carbon Disulfide
Concen: 0.2405 ug/L
RT: 1.994 min Scan# 268
Delta R.T. 0.004 min
Lab File: 2P101304.D
Acq: 8 Sep 2023 8:45 pm

Tgt Ion: 76 Resp: 4025

Ion	Ratio	Lower	Upper
76	100		
44	9.4	0.0	43.8

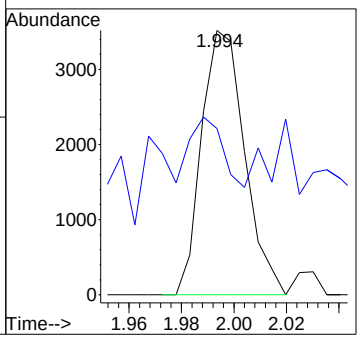

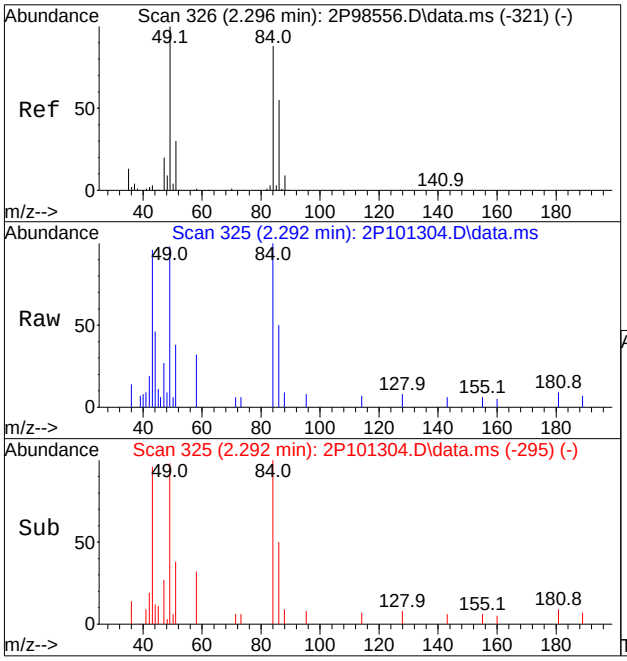

#18
Methylene Chloride
Concen: 0.4302 ug/L
RT: 2.292 min Scan# 325
Delta R.T. 0.005 min
Lab File: 2P101304.D
Acq: 8 Sep 2023 8:45 pm

Tgt Ion: 49 Resp: 4360

Ion	Ratio	Lower	Upper
49	100		
84	102.3	53.4	113.4
86	50.7	21.8	81.8
51	39.2	0.0	59.7

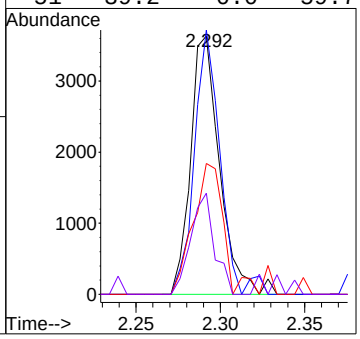

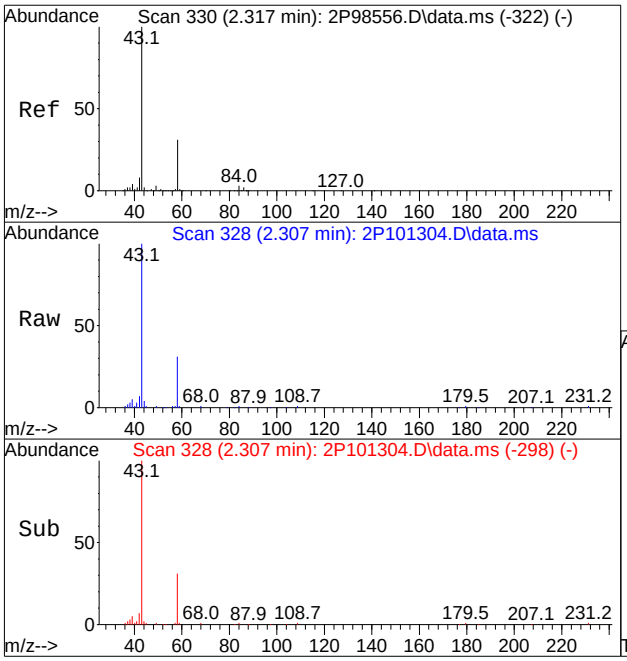

#19
Acetone
Concen: 21.2060 ug/L
RT: 2.307 min Scan# 328
Delta R.T. 0.004 min
Lab File: 2P101304.D
Acq: 8 Sep 2023 8:45 pm

Tgt Ion: 43 Resp: 80074

Ion	Ratio	Lower	Upper
43	100		
58	31.3	0.4	60.4

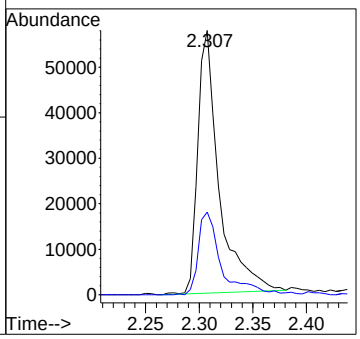

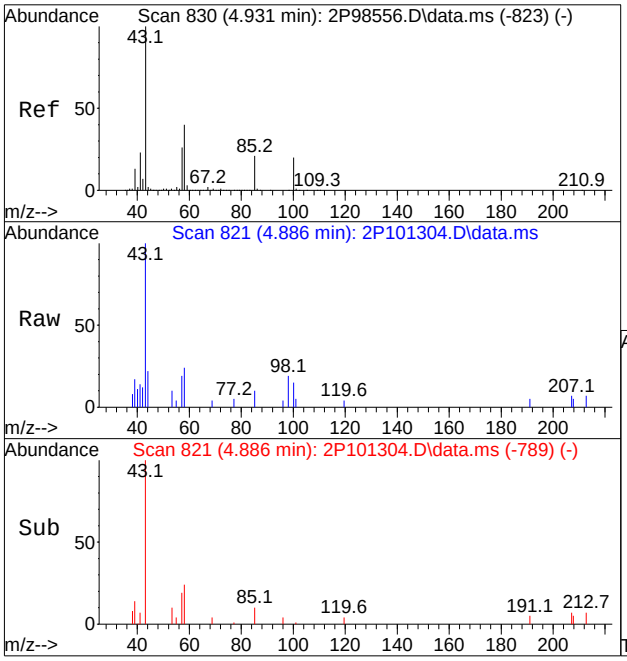

#66
4-Methyl-2-pentanone
Concen: 0.9333 ug/L m
RT: 4.886 min Scan# 821
Delta R.T. 0.015 min
Lab File: 2P101304.D
Acq: 8 Sep 2023 8:45 pm

Tgt Ion: 43 Resp: 11488

Ion	Ratio	Lower	Upper
43	100		
58	24.4	7.1	67.1
57	19.3	0.0	53.5
41	13.5	0.0	52.8

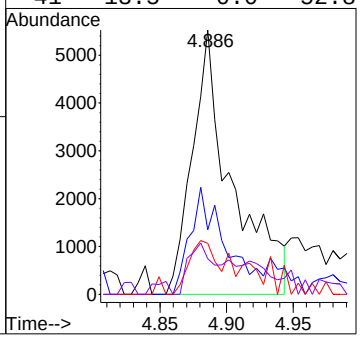

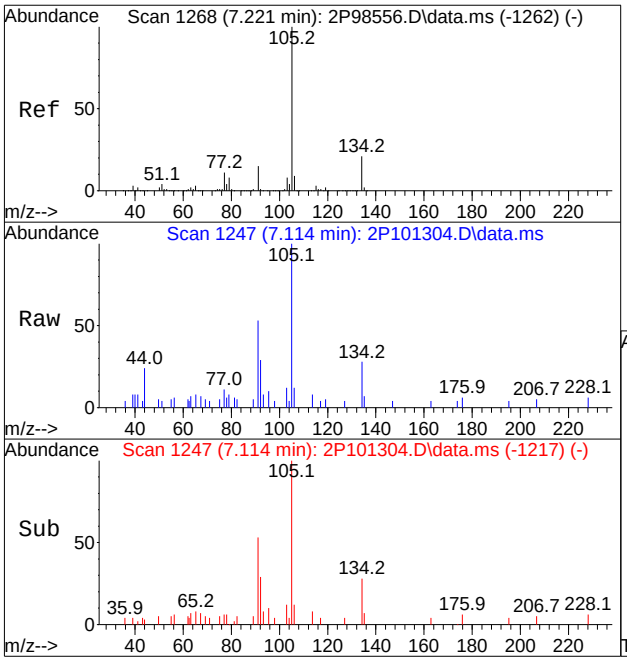

#101
sec-Butylbenzene
Concen: 0.2619 ug/L
RT: 7.114 min Scan# 1247
Delta R.T. 0.010 min
Lab File: 2P101304.D
Acq: 8 Sep 2023 8:45 pm

Tgt Ion:105 Resp: 7499

Ion	Ratio	Lower	Upper
105	100		
134	28.0	0.0	50.5
91	49.0	0.0	44.6#
77	10.6	0.0	41.5

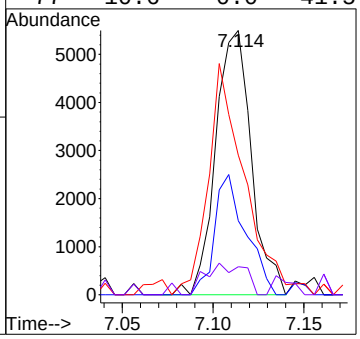

Manual Integration Approval Summary

Sample Number: FC9357-6
Lab FileID: 2P101304.D
Injection Time: 09/08/23 20:45

Method: SW846 8260D
Analyst approved: 09/10/23 15:37 Jennifer Fereira
Supervisor approved: 09/12/23 12:04 Karen Watson

Parameter	CAS	Sig#	R.T. (min.)	Reason
4-Methyl-2-pentanone (MIBK)	108-10-1		4.89	Poor instrument integration

Quantitation Report (Qedit)

Data Path : R:\GBS Manila Data Validator\jenniferf\09-11-2023\V2P3838\V2P3838\
Data File : 2P101304.D
Acq On : 8 Sep 2023 8:45 pm
Operator : joannel
Sample : FC9357-6 Inst : MSVOA13-P
Misc : MS54794,V2P3838,,,,,
ALS Vial : 25 Sample Multiplier: 1

Quant Time: Sep 10 18:18:04 2023
Quant Method : R:\GBS Manila Data Validator\jenniferf\09-11-2023\V2P3838\METHOD\V2P_2023-9-06.M
Quant Title : SW-846 Method 5035A/8260B
QLast Update : Wed Sep 06 14:19:37 2023
Response via : Initial Calibration

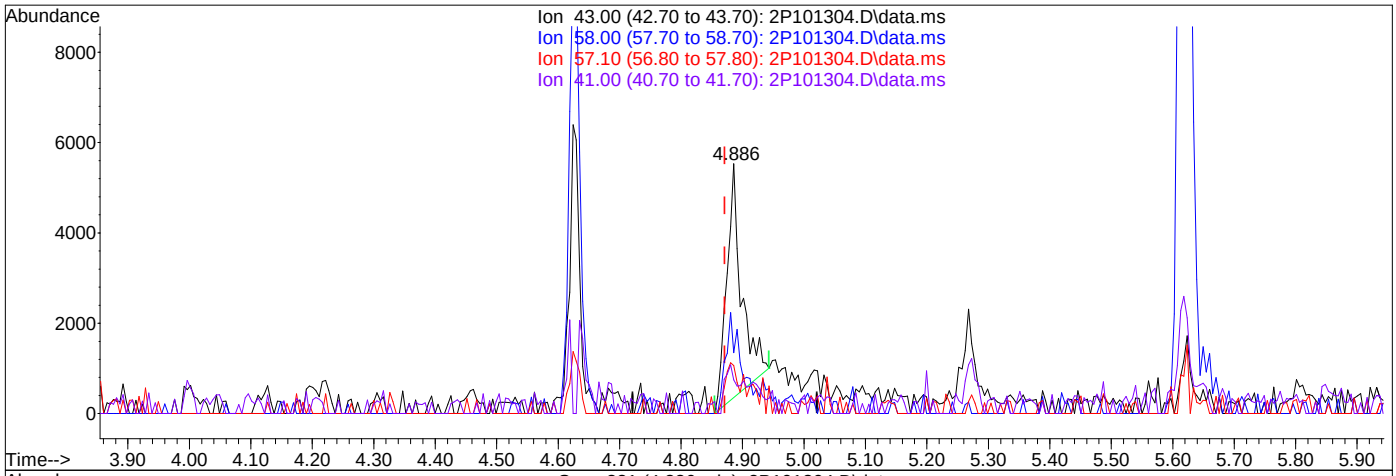

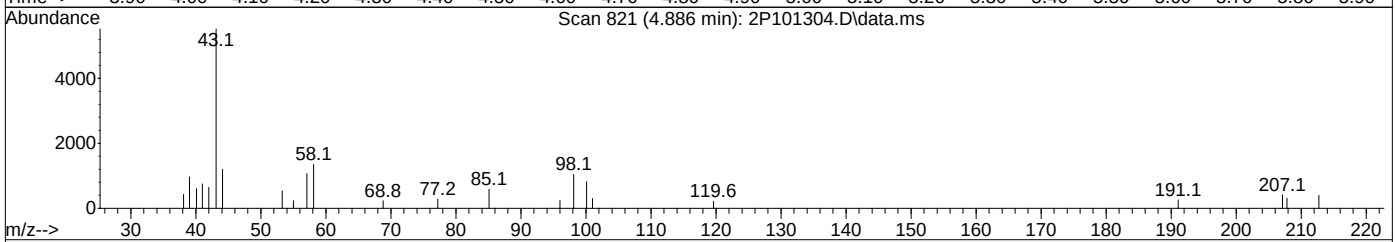

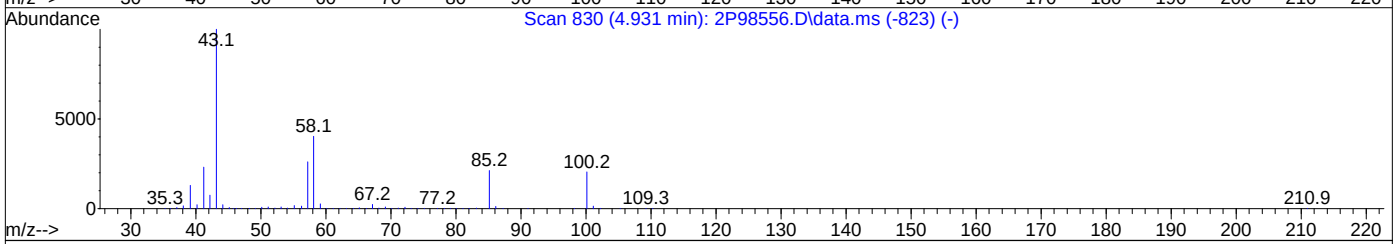

TIC: 2P101304.D\data.ms

(66) 4-Methyl-2-pentanone

4.886min (+0.015) 0.71ug/L

response 8799

Ion	Exp%	Act%
43.00	100	100
58.00	37.10	24.40
57.10	23.50	19.27
41.00	22.80	8.61

Quantitation Report (Qedit)

Data Path : R:\GBS Manila Data Validator\jenniferf\09-11-2023\V2P3838\V2P3838\
Data File : 2P101304.D
Acq On : 8 Sep 2023 8:45 pm
Operator : joannel
Sample : FC9357-6 Inst : MSVOA13-P
Misc : MS54794,V2P3838,,,,,
ALS Vial : 25 Sample Multiplier: 1

Quant Time: Sep 10 18:18:04 2023
Quant Method : R:\GBS Manila Data Validator\jenniferf\09-11-2023\V2P3838\METHOD\V2P_2023-9-06.M
Quant Title : SW-846 Method 5035A/8260B
QLast Update : Wed Sep 06 14:19:37 2023
Response via : Initial Calibration

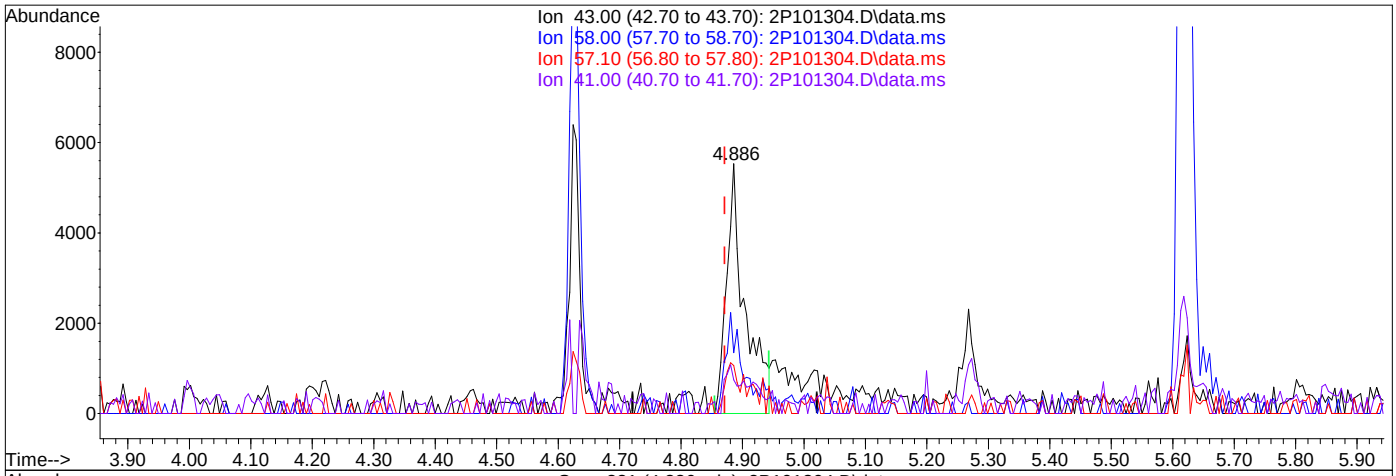

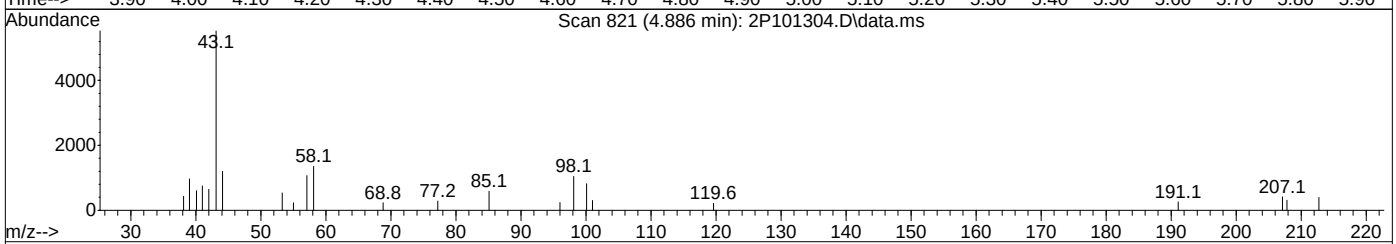

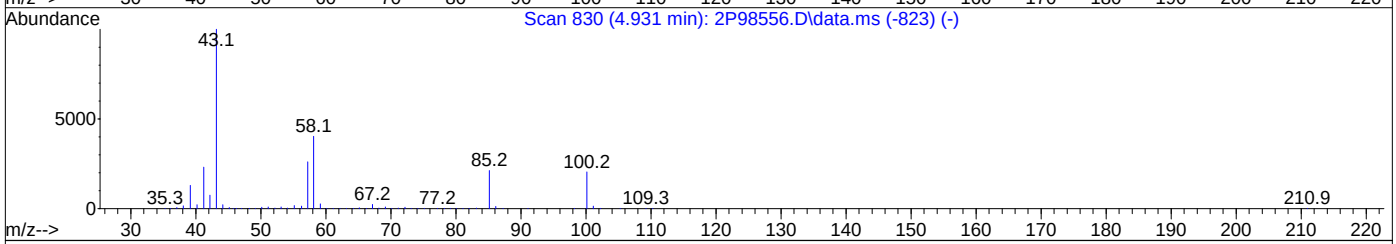

TIC: 2P101304.D\data.ms

(66) 4-Methyl-2-pentanone

4.886min (+0.015) 0.93ug/L m

response 11488

Ion	Exp%	Act%
43.00	100	100
58.00	37.10	24.40
57.10	23.50	19.27
41.00	22.80	13.51

Quantitation Report (QT Reviewed)

Data Path : X:\Orlando VOA\celinec\September 2023\09-12-2023\V5E1882\V5E1882\
Data File : 5E42155.d
Acq On : 11 Sep 2023 1:47 pm
Operator : joannel
Sample : FC9357-6 Inst : MSVOA20
Misc : MS54805,V5E1882,,,,,
ALS Vial : 13 Sample Multiplier: 1

Quant Time: Sep 12 06:30:54 2023
Quant Method : X:\Orlando VOA\celinec\September 2023\09-12-2023\V5E1882\METHOD\appIX08-31-2023_.M
Quant Title : SW-846 Method 5030B/8260B & EPA 624
QLast Update : Thu Aug 31 13:41:31 2023
Response via : Initial Calibration

Compound		R.T.	QIon	Response	Conc	Units	Dev(Min)
Internal Standards							
1) Fluorobenzene		8.463	96	671484	50.00	ug/L	0.00
61) Chlorobenzene-d5		11.603	117	521763	50.00	ug/L	0.00
85) 1,4-Dichlorobenzene-d4		13.956	152	322342	50.00	ug/L	0.00
System Monitoring Compounds							
39) Dibromofluoromethane		7.610	113	197350	49.11	ug/L	0.00
Spiked Amount	50.000	Range 83 - 118		Recovery =	98.22%		
49) 1,2-Dichloroethane-d4		8.183	65	205448	48.96	ug/L	0.00
Spiked Amount	50.000	Range 79 - 125		Recovery =	97.92%		
62) Toluene-d8		10.036	98	675647	51.96	ug/L	0.00
Spiked Amount	50.000	Range 85 - 112		Recovery =	103.92%		
86) 4-Bromofluorobenzene		12.816	95	250050	49.73	ug/L	0.00
Spiked Amount	50.000	Range 83 - 118		Recovery =	99.46%		
Target Compounds							Qvalue
18) Methylene Chloride		5.592	49	1030	0.2858	ug/L #	76
19) Acetone		5.659	43	11749	12.4042	ug/L	93
66) 4-Methyl-2-pentanone		10.439	43	13188	4.4600	ug/L	95
101) sec-Butylbenzene		13.627	105	3668	0.2712	ug/L #	53

(#) = qualifier out of range (m) = manual integration (+) = signals summed

Quantitation Report (QT Reviewed)

Data Path : X:\Orlando VOA\celinec\September 2023\09-12-2023\V5E1882\V5E1882\
Data File : 5E42155.d
Acq On : 11 Sep 2023 1:47 pm
Operator : joannel
Sample : FC9357-6 Inst : MSVOA20
Misc : MS54805,V5E1882,,,,,
ALS Vial : 13 Sample Multiplier: 1

Quant Time: Sep 12 06:30:54 2023
Quant Method : X:\Orlando VOA\celinec\September 2023\09-12-2023\V5E1882\METHOD\appIX08-31-2023_.M
Quant Title : SW-846 Method 5030B/8260B & EPA 624
QLast Update : Thu Aug 31 13:41:31 2023
Response via : Initial Calibration

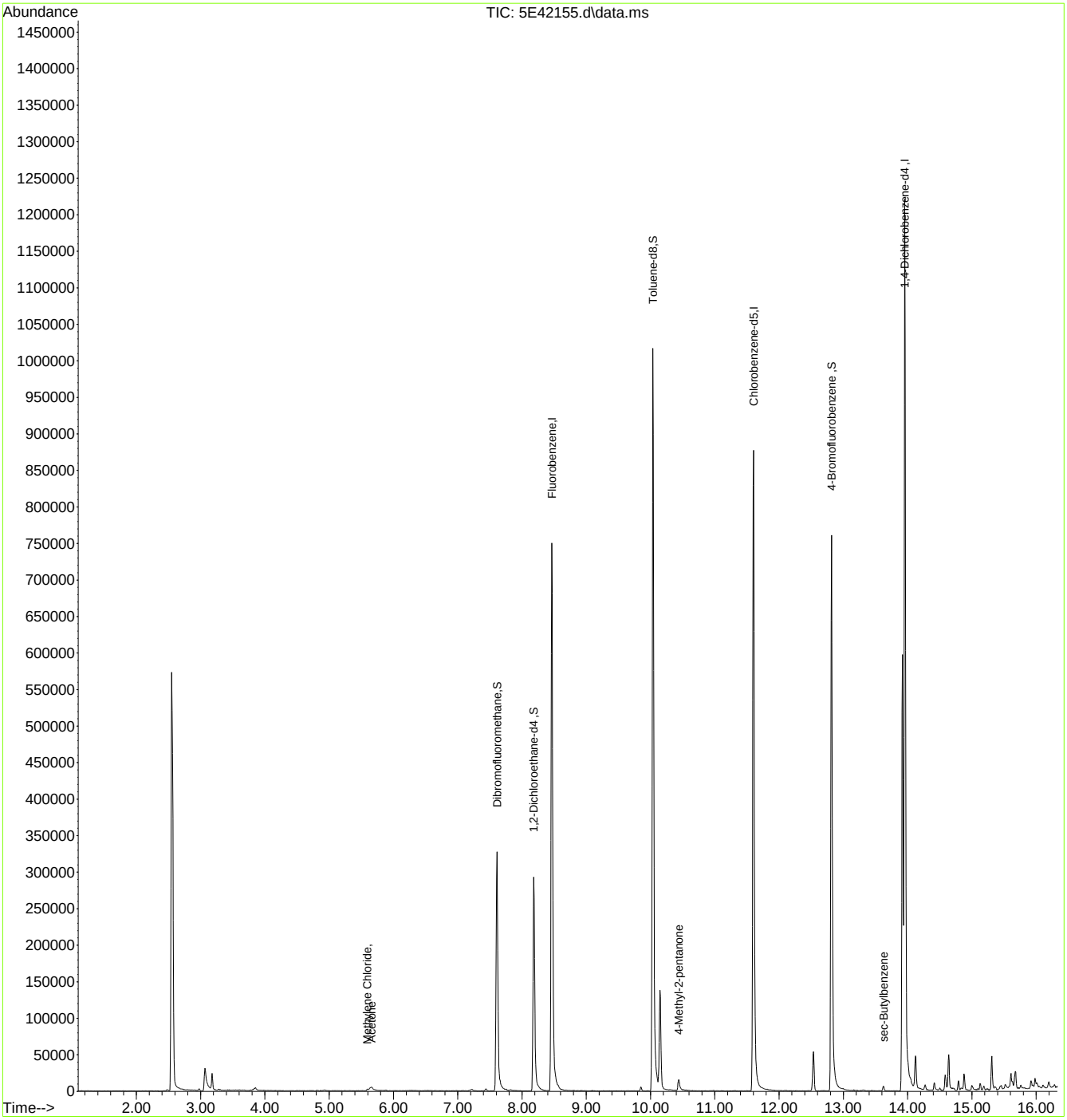

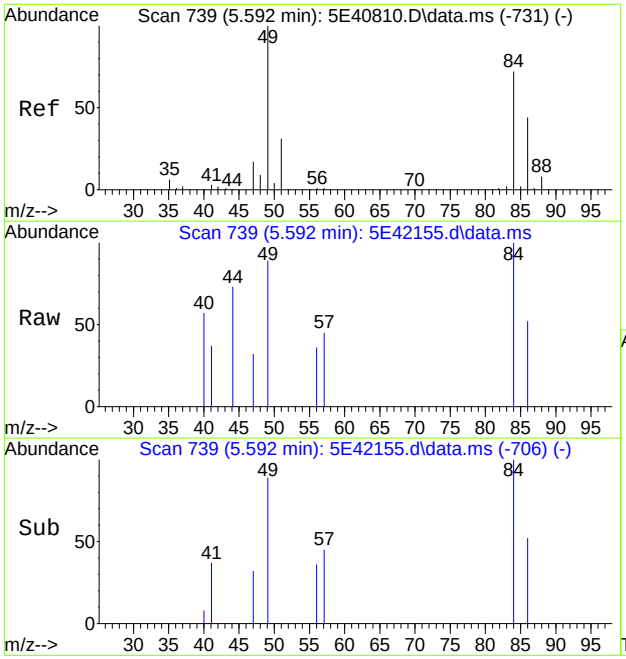

#18
Methylene Chloride
Concen: 0.2858 ug/L
RT: 5.592 min Scan# 739
Delta R.T. -0.000 min
Lab File: 5E42155.d
Acq: 11 Sep 2023 1:47 pm

Tgt Ion: 49 Resp: 1030

Ion	Ratio	Lower	Upper
49	100		
84	112.5	57.4	117.4
86	58.3	26.6	86.6
51	0.0	1.5	61.5#

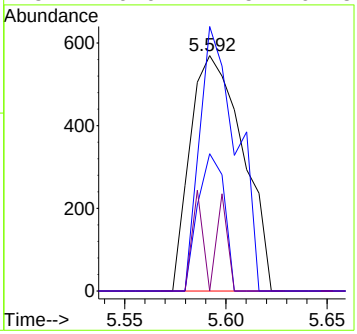

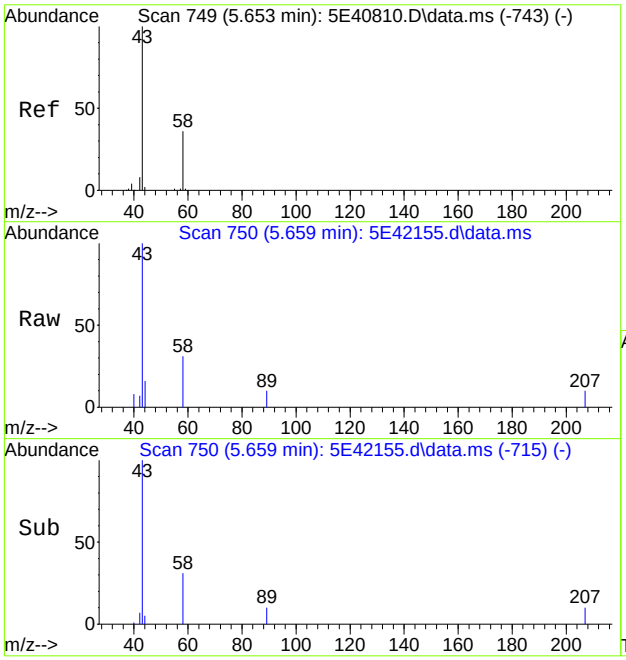

#19
Acetone
Concen: 12.4042 ug/L
RT: 5.659 min Scan# 750
Delta R.T. 0.012 min
Lab File: 5E42155.d
Acq: 11 Sep 2023 1:47 pm

Tgt Ion: 43 Resp: 11749

Ion	Ratio	Lower	Upper
43	100		
58	31.4	5.4	65.4

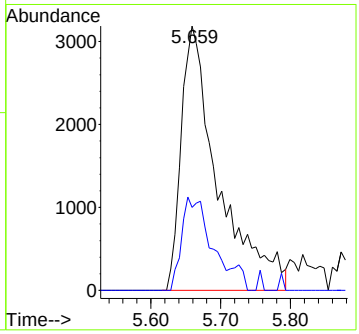

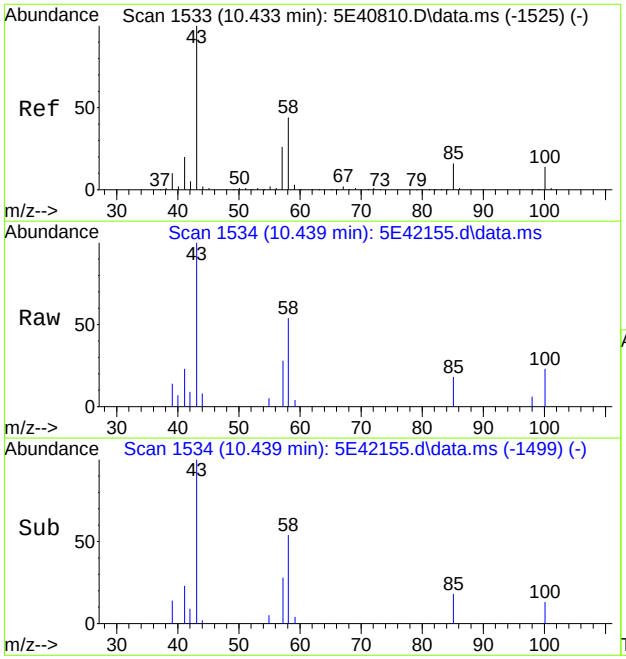

#66
4-Methyl-2-pentanone
Concen: 4.4600 ug/L
RT: 10.439 min Scan# 1534
Delta R.T. 0.013 min
Lab File: 5E42155.d
Acq: 11 Sep 2023 1:47 pm

Tgt Ion: 43 Resp: 13188

Ion	Ratio	Lower	Upper
43	100		
58	53.8	17.3	77.3
57	28.2	0.0	58.9
41	22.6	0.0	52.4

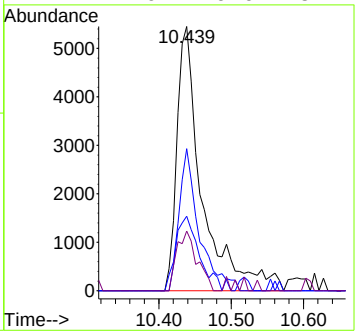

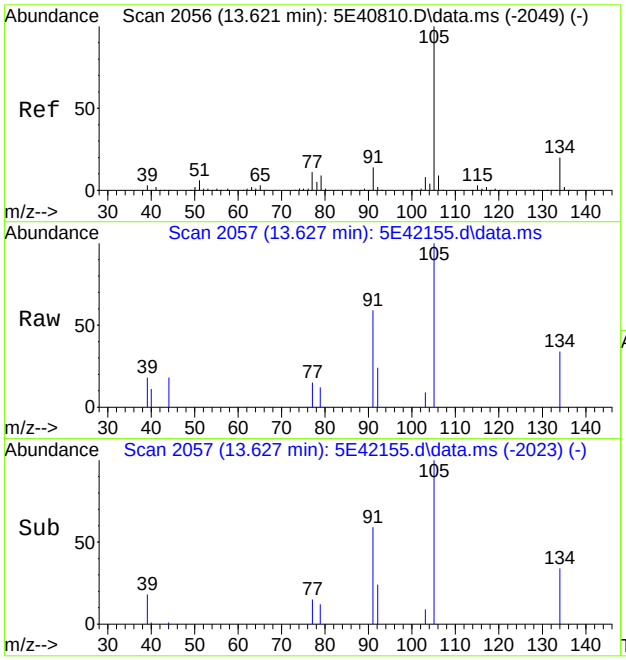

#101
sec-Butylbenzene
Concen: 0.2712 ug/L
RT: 13.627 min Scan# 2057
Delta R.T. 0.006 min
Lab File: 5E42155.d
Acq: 11 Sep 2023 1:47 pm

Tgt Ion:105 Resp: 3668

Ion	Ratio	Lower	Upper
105	100		
134	33.9	0.0	50.8
91	59.3	0.0	45.9#
77	14.6	0.0	42.1

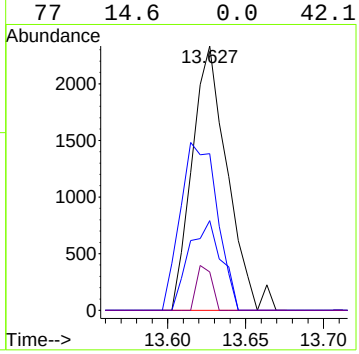

Quantitation Report (QT Reviewed)

Data Path : R:\GBS Manila Data Validator\jenniferf\09-11-2023\V2P3838\V2P3838\
Data File : 2P101305.D
Acq On : 8 Sep 2023 9:11 pm
Operator : joannel
Sample : FC9357-7 Inst : MSVOA13-P
Misc : MS54794,V2P3838,,,,,
ALS Vial : 26 Sample Multiplier: 1

Quant Time: Sep 10 18:43:27 2023
Quant Method : R:\GBS Manila Data Validator\jenniferf\09-11-2023\V2P3838\METHOD\V2P_2023-9-06.M
Quant Title : SW-846 Method 5035A/8260B
QLast Update : Wed Sep 06 14:19:37 2023
Response via : Initial Calibration

Compound		R.T.	QIon	Response	Conc	Units	Dev(Min)
Internal Standards							
1) Fluorobenzene		3.701	96	1626550	50.00	ug/L	0.00
62) Chlorobenzene-d5		5.620	117	1359550	50.00	ug/L	0.00
85) 1,4-Dichlorobenzene-d4		7.310	152	719336	50.00	ug/L	0.00
System Monitoring Compounds							
39) Dibromofluoromethane		3.246	113	368634	50.87	ug/L	0.00
Spiked Amount	50.000	Range 83 - 118		Recovery = 101.74%			
49) 1,2-Dichloroethane-d4		3.534	65	394231	50.15	ug/L	0.00
Spiked Amount	50.000	Range 79 - 125		Recovery = 100.30%			
63) Toluene-d8		4.627	98	1717143	48.43	ug/L	0.00
Spiked Amount	50.000	Range 85 - 112		Recovery = 96.86%			
86) 4-Bromofluorobenzene		6.473	174	549325	48.75	ug/L	0.00
Spiked Amount	50.000	Range 83 - 118		Recovery = 97.50%			
Target Compounds							Qvalue
18) Methylene Chloride		2.289	49	6195	0.6060	ug/L	88
19) Acetone		2.304	43	57739	15.2119	ug/L	99

(#) = qualifier out of range (m) = manual integration (+) = signals summed

Quantitation Report (QT Reviewed)

Data Path : R:\GBS Manila Data Validator\jenniferf\09-11-2023\V2P3838\V2P3838\
Data File : 2P101305.D
Acq On : 8 Sep 2023 9:11 pm
Operator : joannel
Sample : FC9357-7 Inst : MSVOA13-P
Misc : MS54794,V2P3838,,,,,
ALS Vial : 26 Sample Multiplier: 1

Quant Time: Sep 10 18:43:27 2023
Quant Method : R:\GBS Manila Data Validator\jenniferf\09-11-2023\V2P3838\METHOD\V2P_2023-9-06.M
Quant Title : SW-846 Method 5035A/8260B
QLast Update : Wed Sep 06 14:19:37 2023
Response via : Initial Calibration



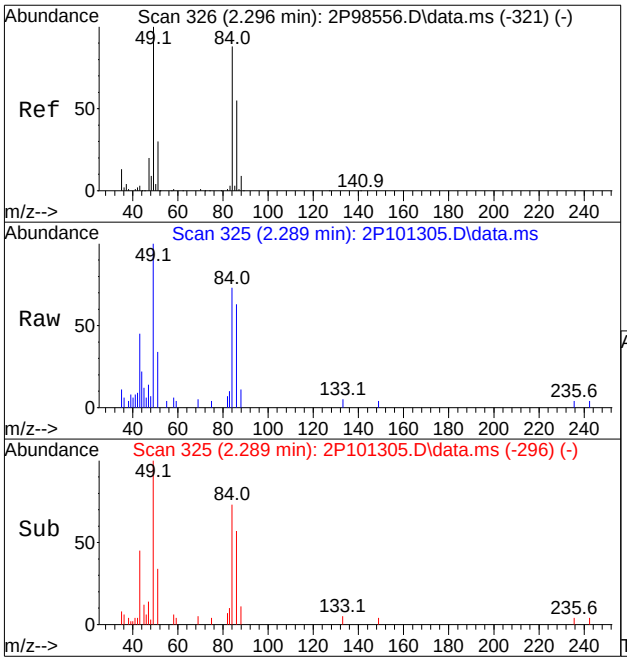

#18
Methylene Chloride
Concen: 0.6060 ug/L
RT: 2.289 min Scan# 325
Delta R.T. 0.002 min
Lab File: 2P101305.D
Acq: 8 Sep 2023 9:11 pm

Tgt Ion: 49 Resp: 6195

Ion	Ratio	Lower	Upper
49	100		
84	72.8	53.4	113.4
86	62.9	21.8	81.8
51	33.6	0.0	59.7

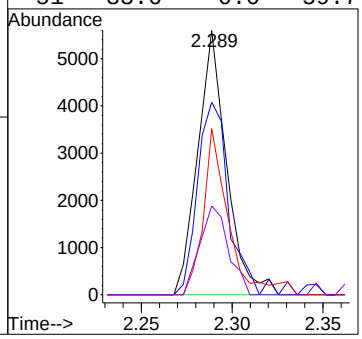

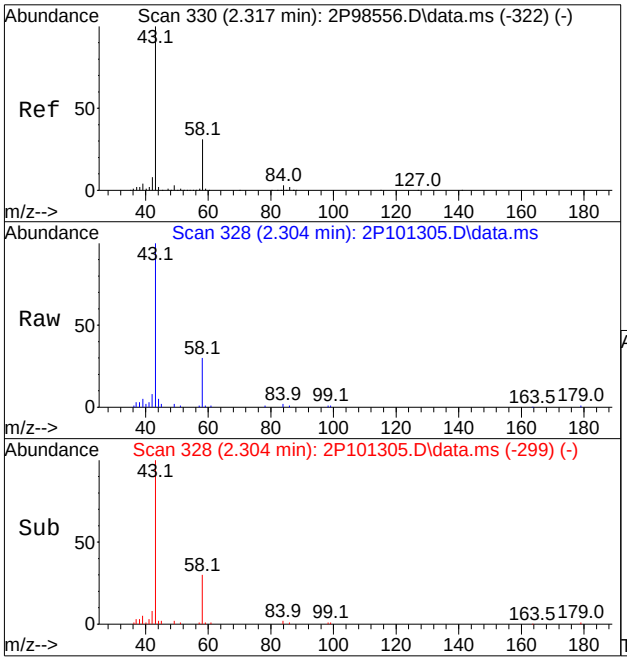

#19
Acetone
Concen: 15.2119 ug/L
RT: 2.304 min Scan# 328
Delta R.T. 0.001 min
Lab File: 2P101305.D
Acq: 8 Sep 2023 9:11 pm

Tgt Ion: 43 Resp: 57739

Ion	Ratio	Lower	Upper
43	100		
58	30.0	0.4	60.4

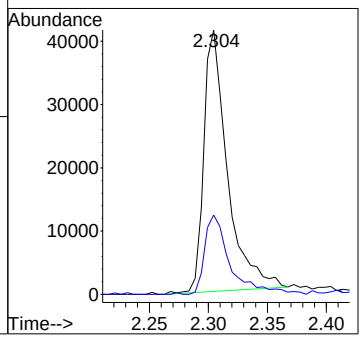

Quantitation Report (QT Reviewed)

Data Path : X:\Orlando VOA\celinec\September 2023\09-12-2023\V5E1882\V5E1882\
Data File : 5E42156.d
Acq On : 11 Sep 2023 2:10 pm
Operator : joannel
Sample : FC9357-7 Inst : MSVOA20
Misc : MS54805,V5E1882,,,,,
ALS Vial : 14 Sample Multiplier: 1

Quant Time: Sep 12 06:31:24 2023
Quant Method : X:\Orlando VOA\celinec\September 2023\09-12-2023\V5E1882\METHOD\appIX08-31-2023_.M
Quant Title : SW-846 Method 5030B/8260B & EPA 624
QLast Update : Thu Aug 31 13:41:31 2023
Response via : Initial Calibration

Compound		R.T.	QIon	Response	Conc	Units	Dev(Min)
Internal Standards							
1) Fluorobenzene		8.463	96	669631	50.00	ug/L	0.00
61) Chlorobenzene-d5		11.603	117	517857	50.00	ug/L	0.00
85) 1,4-Dichlorobenzene-d4		13.956	152	307445	50.00	ug/L	0.00
System Monitoring Compounds							
39) Dibromofluoromethane		7.610	113	195434	48.76	ug/L	0.00
Spiked Amount	50.000	Range 83 - 118		Recovery =	97.52%		
49) 1,2-Dichloroethane-d4		8.183	65	204559	48.89	ug/L	0.00
Spiked Amount	50.000	Range 79 - 125		Recovery =	97.78%		
62) Toluene-d8		10.036	98	677341	52.49	ug/L	0.00
Spiked Amount	50.000	Range 85 - 112		Recovery =	104.98%		
86) 4-Bromofluorobenzene		12.816	95	245437	51.17	ug/L	0.00
Spiked Amount	50.000	Range 83 - 118		Recovery =	102.34%		
Target Compounds							Qvalue
18) Methylene Chloride		5.592	49	1801	0.5012	ug/L	90
19) Acetone		5.653	43	11273	11.9346	ug/L	99

(#) = qualifier out of range (m) = manual integration (+) = signals summed

Quantitation Report (QT Reviewed)

Data Path : X:\Orlando VOA\celinec\September 2023\09-12-2023\V5E1882\V5E1882\
Data File : 5E42156.d
Acq On : 11 Sep 2023 2:10 pm
Operator : joannel
Sample : FC9357-7 Inst : MSVOA20
Misc : MS54805,V5E1882,,,,,
ALS Vial : 14 Sample Multiplier: 1

Quant Time: Sep 12 06:31:24 2023
Quant Method : X:\Orlando VOA\celinec\September 2023\09-12-2023\V5E1882\METHOD\appIX08-31-2023_.M
Quant Title : SW-846 Method 5030B/8260B & EPA 624
QLast Update : Thu Aug 31 13:41:31 2023
Response via : Initial Calibration

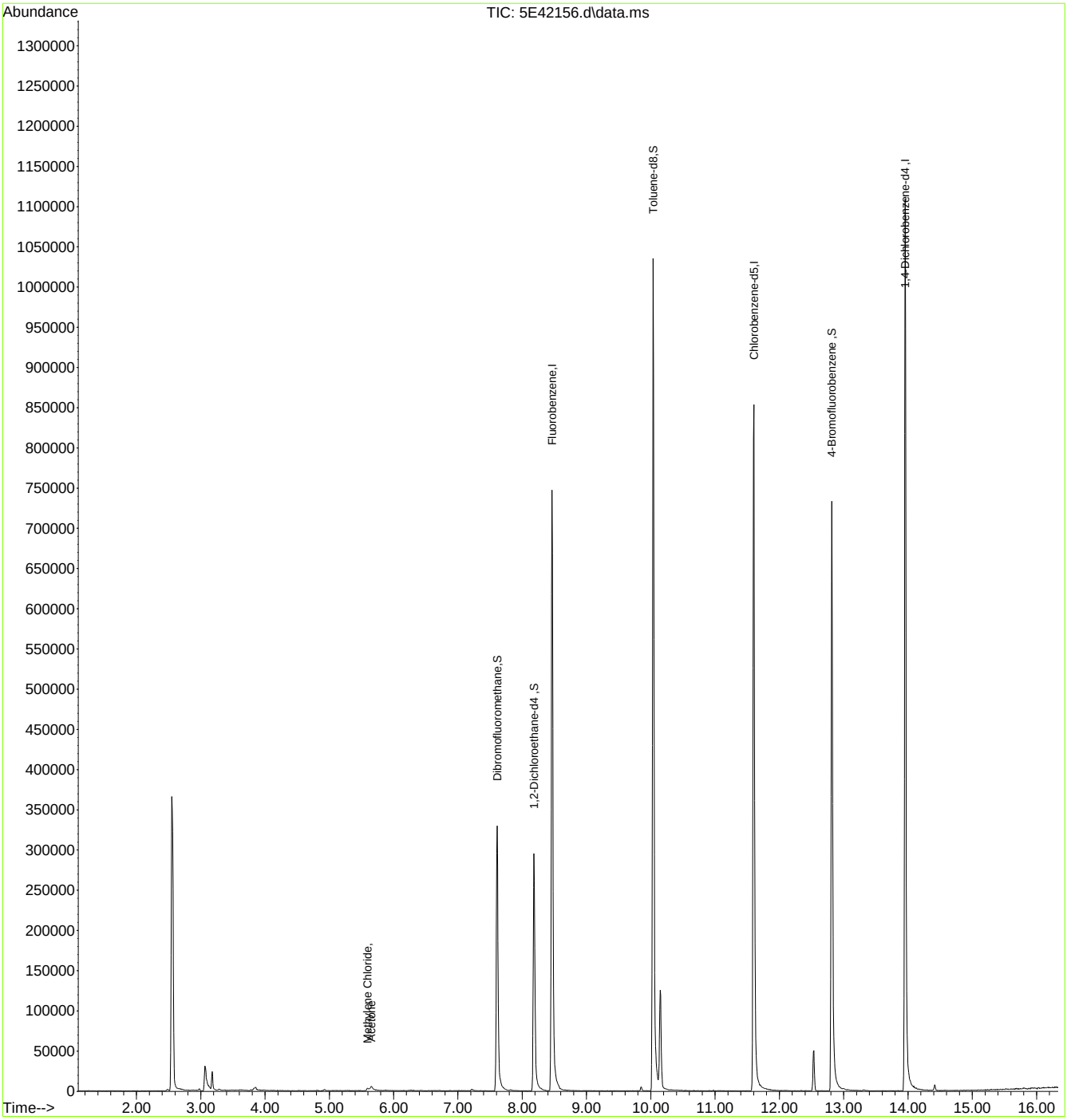

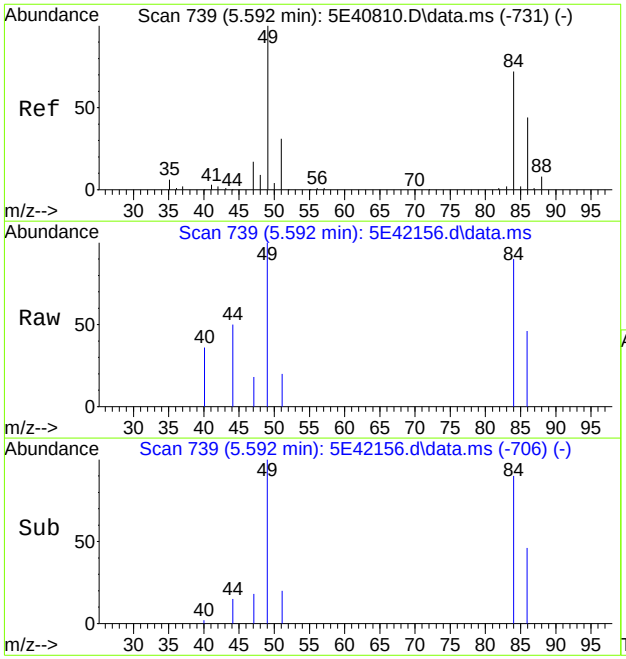

#18
Methylene Chloride
Concen: 0.5012 ug/L
RT: 5.592 min Scan# 739
Delta R.T. 0.000 min
Lab File: 5E42156.d
Acq: 11 Sep 2023 2:10 pm

Tgt Ion: 49 Resp: 1801

Ion	Ratio	Lower	Upper
49	100		
84	89.8	57.4	117.4
86	46.4	26.6	86.6
51	19.7	1.5	61.5

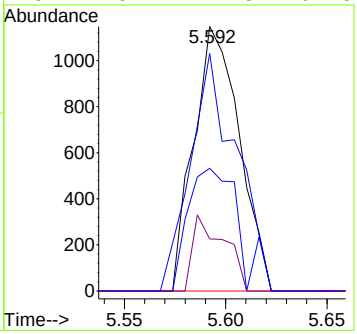

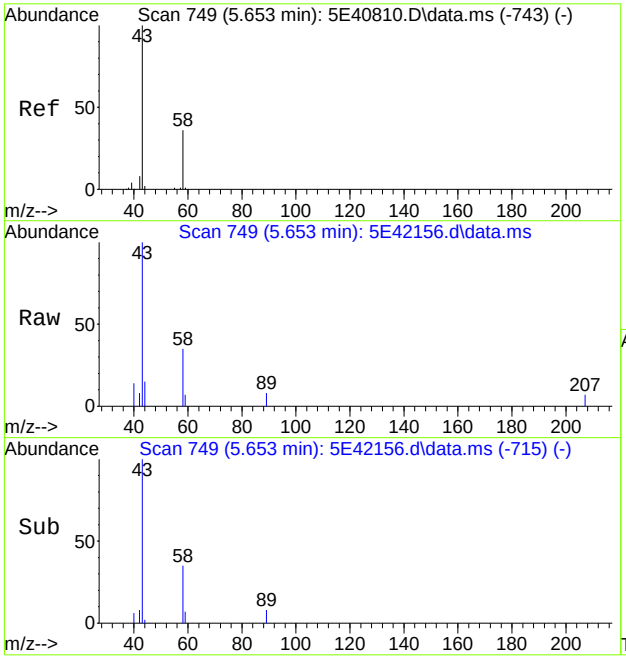

#19
Acetone
Concen: 11.9346 ug/L
RT: 5.653 min Scan# 749
Delta R.T. 0.006 min
Lab File: 5E42156.d
Acq: 11 Sep 2023 2:10 pm

Tgt Ion: 43 Resp: 11273

Ion	Ratio	Lower	Upper
43	100		
58	34.6	5.4	65.4

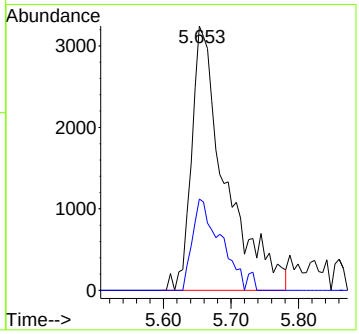

Quantitation Report (QT Reviewed)

Data Path : R:\GBS Manila Data Validator\jenniferf\09-11-2023\V5E1881\V5e1881\
Data File : 5E42121.d
Acq On : 8 Sep 2023 1:23 pm
Operator : joannel
Sample : FC9357-8 Inst : MSVOA20
Misc : MS54795,V5E1881,,,,,
ALS Vial : 8 Sample Multiplier: 1

Quant Time: Sep 10 15:09:23 2023
Quant Method : R:\GBS Manila Data Validator\jenniferf\09-11-2023\V5E1881\METHOD\appIX08-31-2023_.M
Quant Title : SW-846 Method 5030B/8260B & EPA 624
QLast Update : Thu Aug 31 13:41:31 2023
Response via : Initial Calibration

Compound	R.T.	QIon	Response	Conc	Units	Dev(Min)
Internal Standards						
1) Fluorobenzene	8.463	96	730308	50.00	ug/L	0.00
61) Chlorobenzene-d5	11.603	117	556304	50.00	ug/L	0.00
85) 1,4-Dichlorobenzene-d4	13.956	152	323977	50.00	ug/L	0.00
System Monitoring Compounds						
39) Dibromofluoromethane	7.610	113	209285	47.88	ug/L	0.00
Spiked Amount 50.000	Range 83 - 118		Recovery = 95.76%			
49) 1,2-Dichloroethane-d4	8.183	65	225442	49.40	ug/L	0.00
Spiked Amount 50.000	Range 79 - 125		Recovery = 98.80%			
62) Toluene-d8	10.036	98	728364	52.54	ug/L	0.00
Spiked Amount 50.000	Range 85 - 112		Recovery = 105.08%			
86) 4-Bromofluorobenzene	12.816	95	262324	51.90	ug/L	0.00
Spiked Amount 50.000	Range 83 - 118		Recovery = 103.80%			
Target Compounds						Qvalue
6) Bromomethane	3.781	94	756	0.4460	ug/L	71
14) Carbon Disulfide	4.927	76	1866	0.2159	ug/L	94
19) Acetone	5.653	43	23571	22.8811	ug/L	92
22) Hexane	5.872	56	89353	30.6849	ug/L	96
35) Cyclohexane	7.372	56	75076	15.0565	ug/L	97
47) Benzene	8.049	78	5974	0.4880	ug/L	92
51) tert Amyl alcohol	8.299	59	1340	2.9998	ug/L	84
53) Methylcyclohexane	8.646	83	43350	8.1529	ug/L	92

(#) = qualifier out of range (m) = manual integration (+) = signals summed

Quantitation Report (QT Reviewed)

Data Path : R:\GBS Manila Data Validator\jenniferf\09-11-2023\V5E1881\V5e1881\
Data File : 5E42121.d
Acq On : 8 Sep 2023 1:23 pm
Operator : joannel
Sample : FC9357-8 Inst : MSVOA20
Misc : MS54795,V5E1881,,,,,
ALS Vial : 8 Sample Multiplier: 1

Quant Time: Sep 10 15:09:23 2023
Quant Method : R:\GBS Manila Data Validator\jenniferf\09-11-2023\V5E1881\METHOD\appIX08-31-2023_.M
Quant Title : SW-846 Method 5030B/8260B & EPA 624
QLast Update : Thu Aug 31 13:41:31 2023
Response via : Initial Calibration

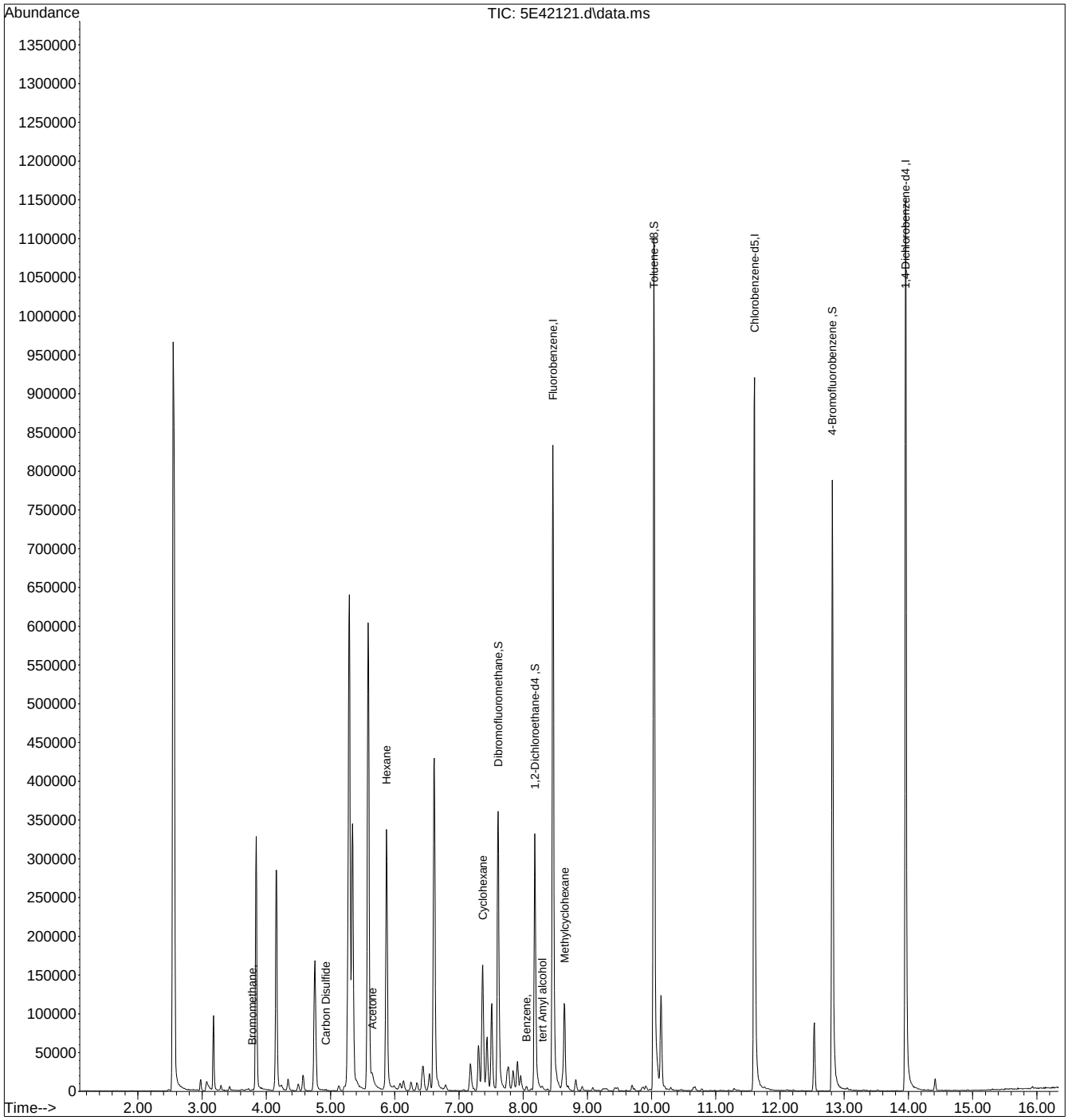

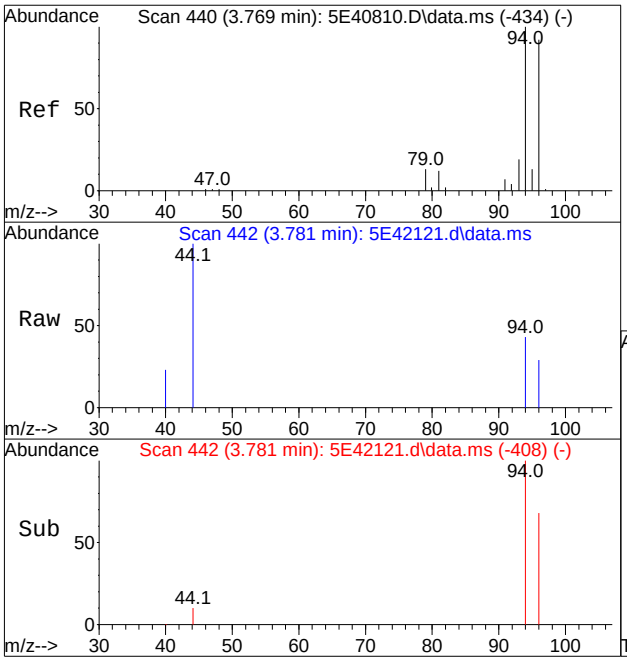

#6
Bromomethane
Concen: 0.4460 ug/L
RT: 3.781 min Scan# 442
Delta R.T. 0.006 min
Lab File: 5E42121.d
Acq: 8 Sep 2023 1:23 pm

Tgt Ion: 94 Resp: 756

Ion	Ratio	Lower	Upper
94	100		
96	68.2	62.6	122.6
93	0.0	0.0	50.8

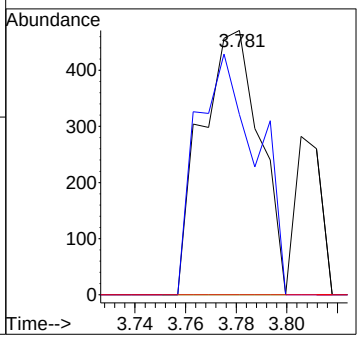

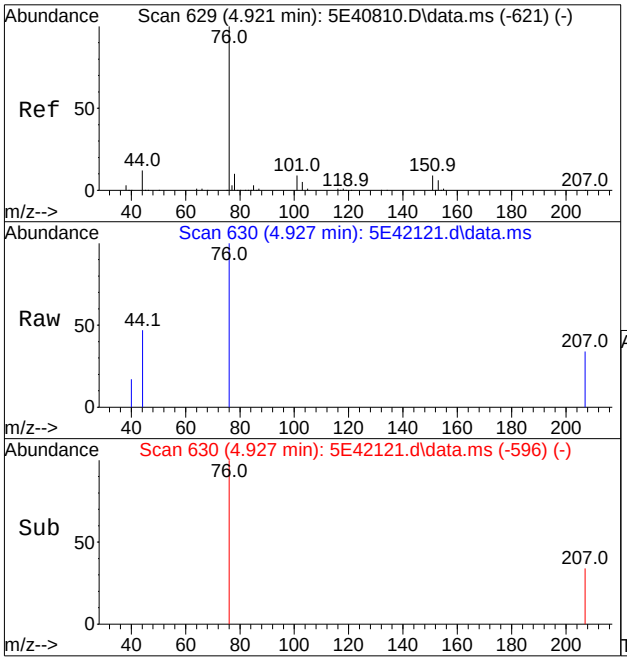

#14
Carbon Disulfide
Concen: 0.2159 ug/L
RT: 4.927 min Scan# 630
Delta R.T. 0.006 min
Lab File: 5E42121.d
Acq: 8 Sep 2023 1:23 pm

Tgt Ion: 76 Resp: 1866

Ion	Ratio	Lower	Upper
76	100		
44	10.1	0.0	42.6

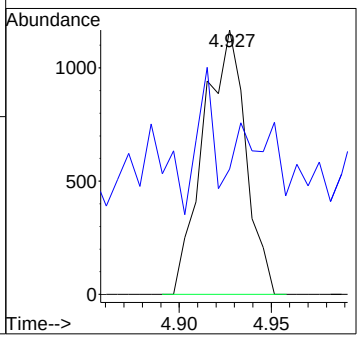

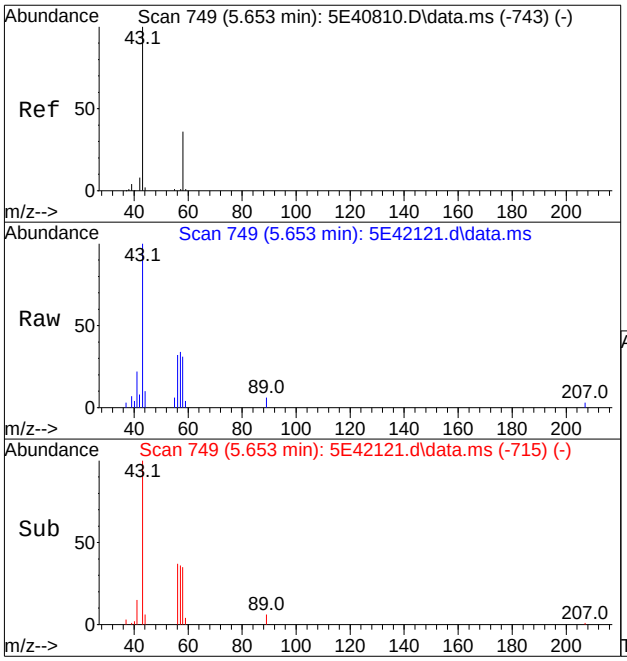

#19
Acetone
Concen: 22.8811 ug/L
RT: 5.653 min Scan# 749
Delta R.T. 0.006 min
Lab File: 5E42121.d
Acq: 8 Sep 2023 1:23 pm

Tgt Ion: 43 Resp: 23571

Ion	Ratio	Lower	Upper
43	100		
58	30.5	5.4	65.4

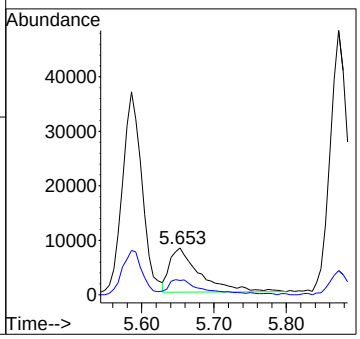

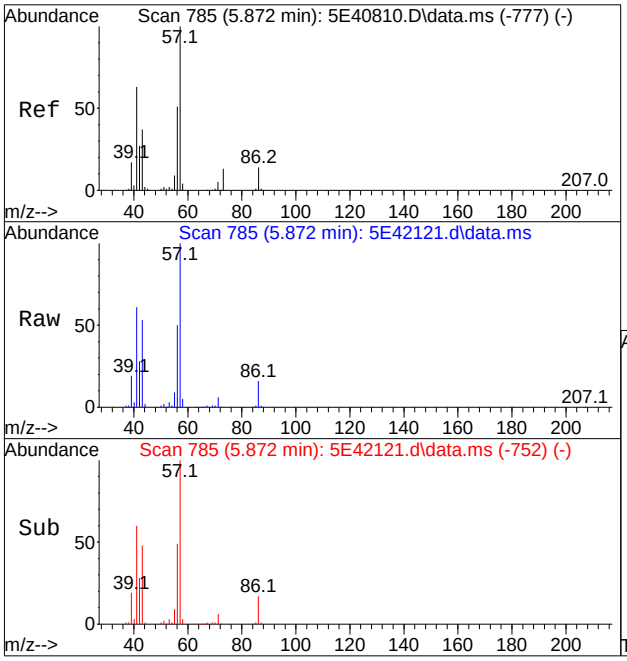

#22
Hexane
Concen: 30.6849 ug/L
RT: 5.872 min Scan# 785
Delta R.T. 0.000 min
Lab File: 5E42121.d
Acq: 8 Sep 2023 1:23 pm

Tgt Ion: 56 Resp: 89353

Ion	Ratio	Lower	Upper
56	100		
57	200.8	176.3	216.3
43	105.3	91.3	131.3
41	121.5	104.9	144.9

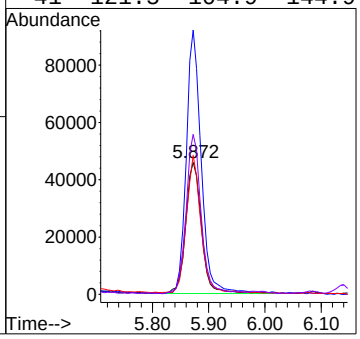

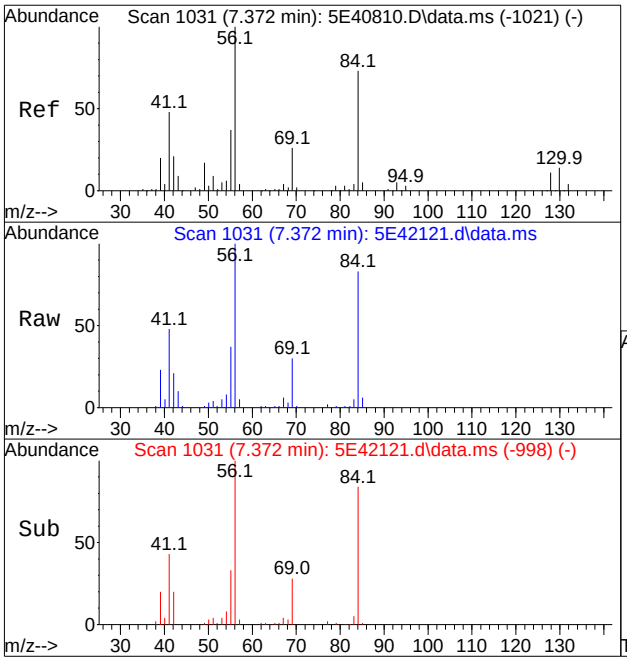

#35
Cyclohexane
Concen: 15.0565 ug/L
RT: 7.372 min Scan# 1031
Delta R.T. 0.000 min
Lab File: 5E42121.d
Acq: 8 Sep 2023 1:23 pm

Tgt Ion: 56 Resp: 75076

Ion	Ratio	Lower	Upper
56	100		
84	84.6	58.5	118.5
41	45.5	16.6	76.6
55	35.7	7.3	67.3

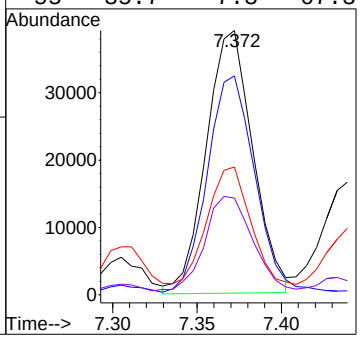

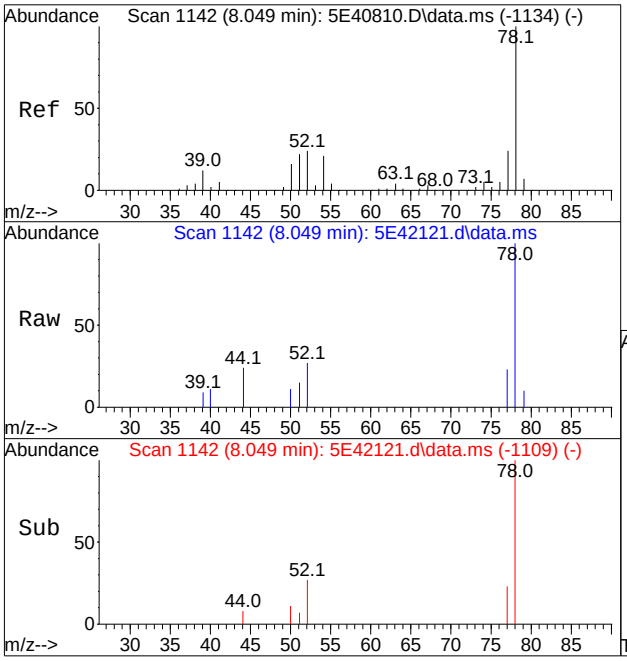

#47
Benzene
Concen: 0.4880 ug/L
RT: 8.049 min Scan# 1142
Delta R.T. -0.000 min
Lab File: 5E42121.d
Acq: 8 Sep 2023 1:23 pm

Tgt Ion: 78 Resp: 5974

Ion	Ratio	Lower	Upper
78	100		
51	15.1	0.0	54.0
77	22.7	0.0	53.4
52	27.5	0.0	55.4

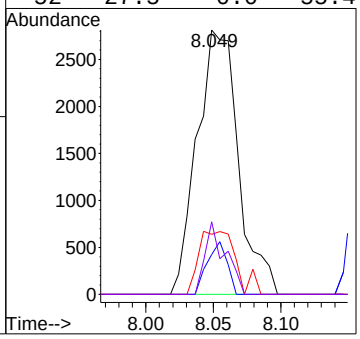

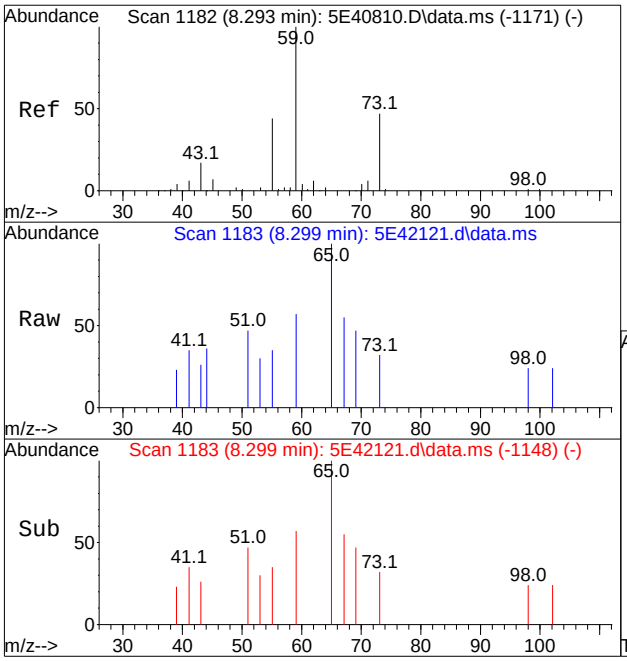

#51
tert Amyl alcohol
Concen: 2.9998 ug/L
RT: 8.299 min Scan# 1183
Delta R.T. 0.012 min
Lab File: 5E42121.d
Acq: 8 Sep 2023 1:23 pm

Tgt Ion: 59 Resp: 1340

Ion	Ratio	Lower	Upper
59	100		
55	61.9	24.3	64.3
73	56.1	36.8	76.8
43	45.0	10.7	50.7

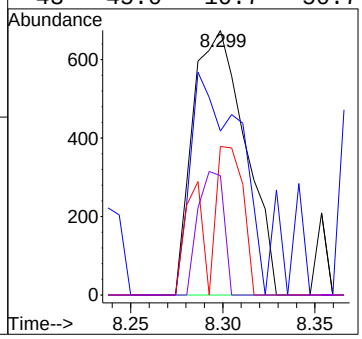

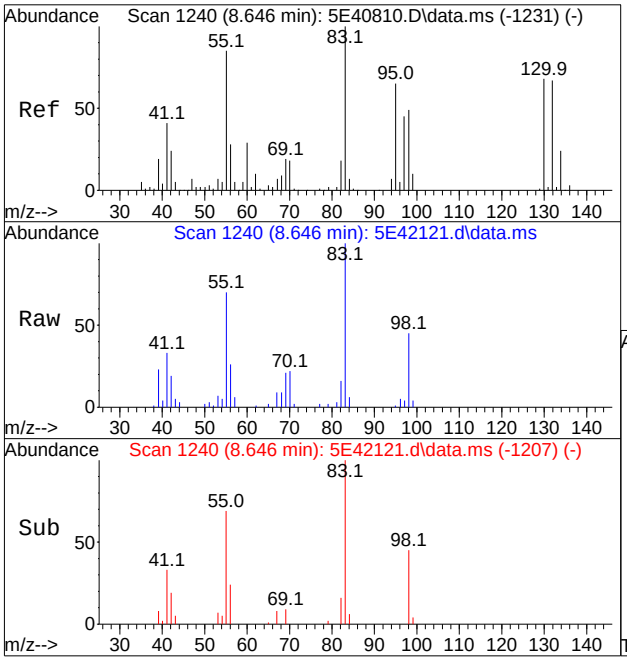

#53
Methylcyclohexane
Concen: 8.1529 ug/L
RT: 8.646 min Scan# 1240
Delta R.T. 0.000 min
Lab File: 5E42121.d
Acq: 8 Sep 2023 1:23 pm

Tgt Ion: 83 Resp: 43350

Ion	Ratio	Lower	Upper
83	100		
55	70.0	57.5	97.5
98	45.1	31.6	71.6
42	18.8	0.0	39.8

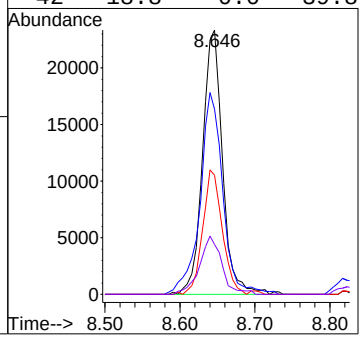

Quantitation Report (QT Reviewed)

Data Path : R:\GBS Manila Data Validator\jenniferf\09-11-2023\V5E1881\V5e1881\
Data File : 5E42122.d
Acq On : 8 Sep 2023 1:47 pm
Operator : joannel
Sample : FC9357-9 Inst : MSVOA20
Misc : MS54795,V5E1881,,,,,
ALS Vial : 9 Sample Multiplier: 1

Quant Time: Sep 10 15:09:51 2023
Quant Method : R:\GBS Manila Data Validator\jenniferf\09-11-2023\V5E1881\METHOD\appIX08-31-2023_.M
Quant Title : SW-846 Method 5030B/8260B & EPA 624
QLast Update : Thu Aug 31 13:41:31 2023
Response via : Initial Calibration

Compound	R.T.	QIon	Response	Conc	Units	Dev(Min)
Internal Standards						
1) Fluorobenzene	8.464	96	704248	50.00	ug/L	0.00
61) Chlorobenzene-d5	11.603	117	537720	50.00	ug/L	0.00
85) 1,4-Dichlorobenzene-d4	13.956	152	314332	50.00	ug/L	0.00
System Monitoring Compounds						
39) Dibromofluoromethane	7.610	113	202289	47.99	ug/L	0.00
Spiked Amount 50.000	Range 83 - 118		Recovery = 95.98%			
49) 1,2-Dichloroethane-d4	8.183	65	213764	48.58	ug/L	0.00
Spiked Amount 50.000	Range 79 - 125		Recovery = 97.16%			
62) Toluene-d8	10.036	98	704518	52.58	ug/L	0.00
Spiked Amount 50.000	Range 85 - 112		Recovery = 105.16%			
86) 4-Bromofluorobenzene	12.816	95	252936	51.58	ug/L	0.00
Spiked Amount 50.000	Range 83 - 118		Recovery = 103.16%			
Target Compounds						Qvalue
6) Bromomethane	3.769	94	579	0.3543	ug/L	81
18) Methylene Chloride	5.592	49	4203	1.1131	ug/L	97
19) Acetone	5.641	43	45888	46.1932	ug/L	90
24) Acetonitrile	6.232	41	4818	12.8291	ug/L	84

(#) = qualifier out of range (m) = manual integration (+) = signals summed

Quantitation Report (QT Reviewed)

Data Path : R:\GBS Manila Data Validator\jenniferf\09-11-2023\V5E1881\V5e1881\
Data File : 5E42122.d
Acq On : 8 Sep 2023 1:47 pm
Operator : joannel
Sample : FC9357-9 Inst : MSVOA20
Misc : MS54795,V5E1881,,,,,
ALS Vial : 9 Sample Multiplier: 1

Quant Time: Sep 10 15:09:51 2023
Quant Method : R:\GBS Manila Data Validator\jenniferf\09-11-2023\V5E1881\METHOD\appIX08-31-2023_.M
Quant Title : SW-846 Method 5030B/8260B & EPA 624
QLast Update : Thu Aug 31 13:41:31 2023
Response via : Initial Calibration

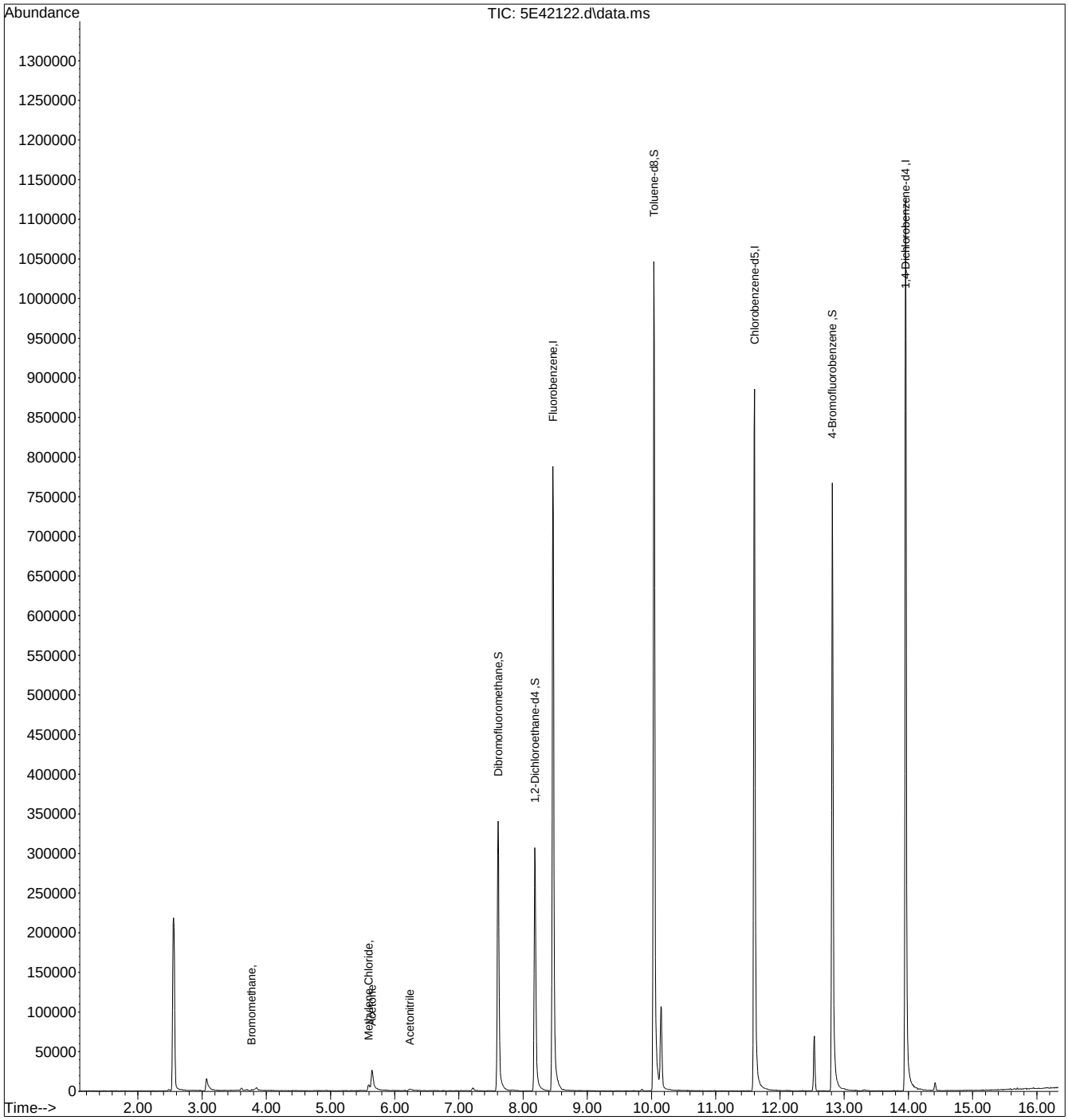

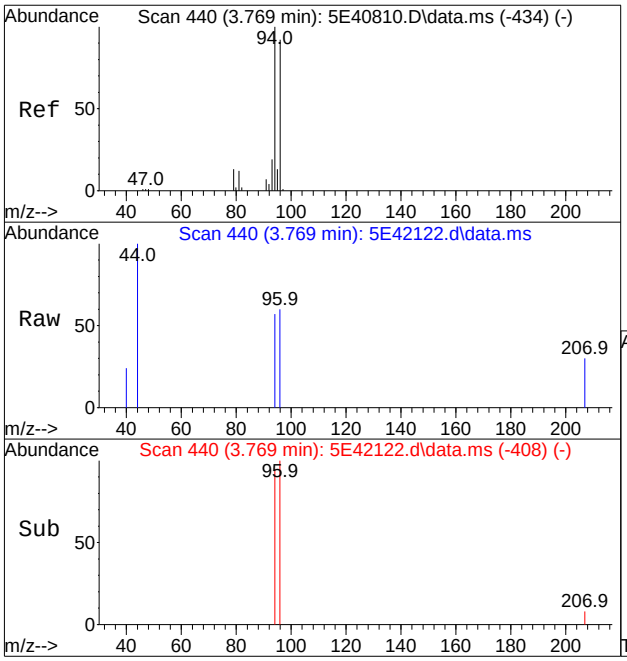

#6
Bromomethane
Concen: 0.3543 ug/L
RT: 3.769 min Scan# 440
Delta R.T. -0.006 min
Lab File: 5E42122.d
Acq: 8 Sep 2023 1:47 pm

Tgt Ion: 94 Resp: 579

Ion	Ratio	Lower	Upper
94	100		
96	105.1	62.6	122.6
93	0.0	0.0	50.8

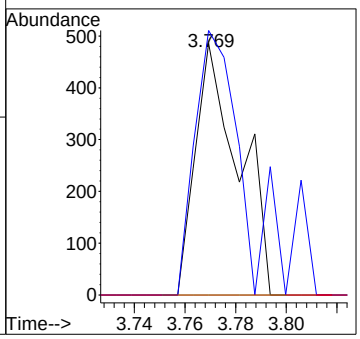

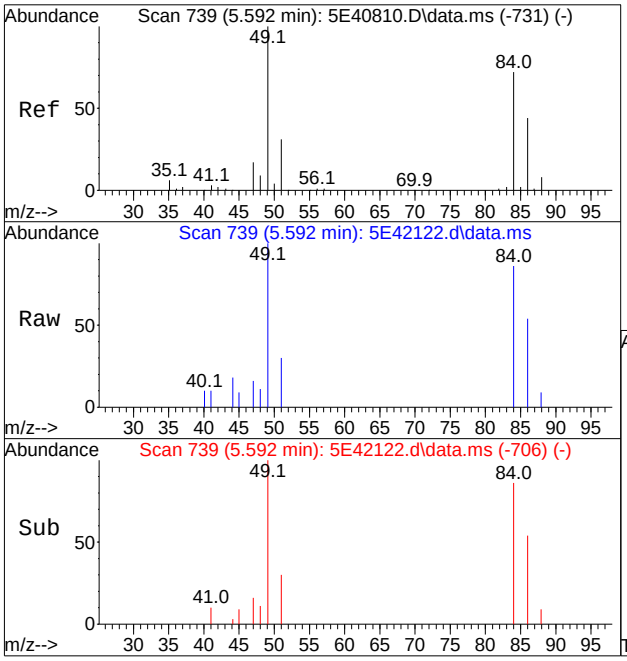

#18
Methylene Chloride
Concen: 1.1131 ug/L
RT: 5.592 min Scan# 739
Delta R.T. 0.000 min
Lab File: 5E42122.d
Acq: 8 Sep 2023 1:47 pm

Tgt Ion: 49 Resp: 4203

Ion	Ratio	Lower	Upper
49	100		
84	85.9	57.4	117.4
86	53.9	26.6	86.6
51	29.6	1.5	61.5

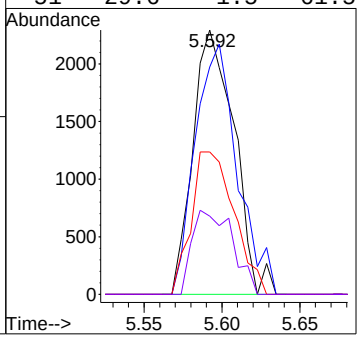

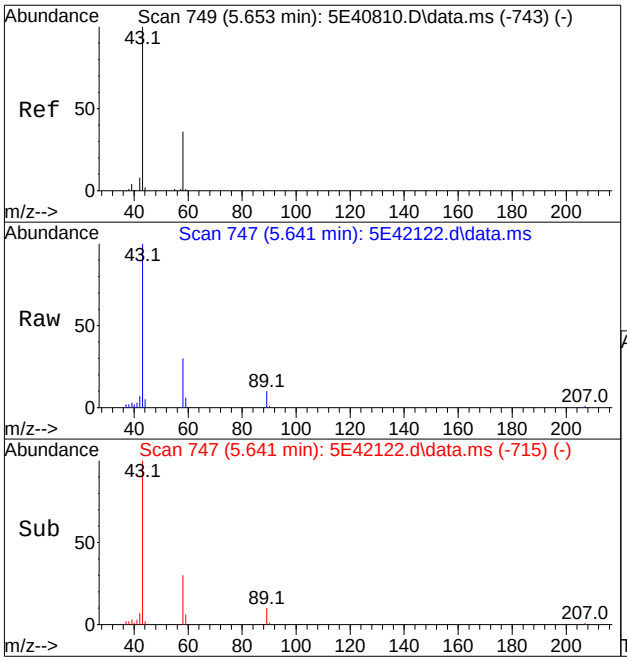

#19
Acetone
Concen: 46.1932 ug/L
RT: 5.641 min Scan# 747
Delta R.T. -0.006 min
Lab File: 5E42122.d
Acq: 8 Sep 2023 1:47 pm

Tgt Ion: 43 Resp: 45888

Ion	Ratio	Lower	Upper
43	100		
58	29.7	5.4	65.4

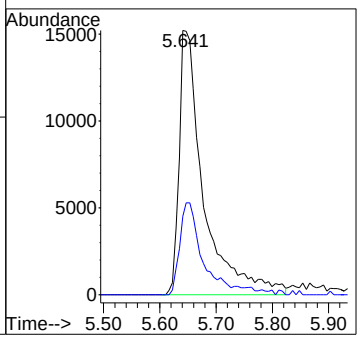

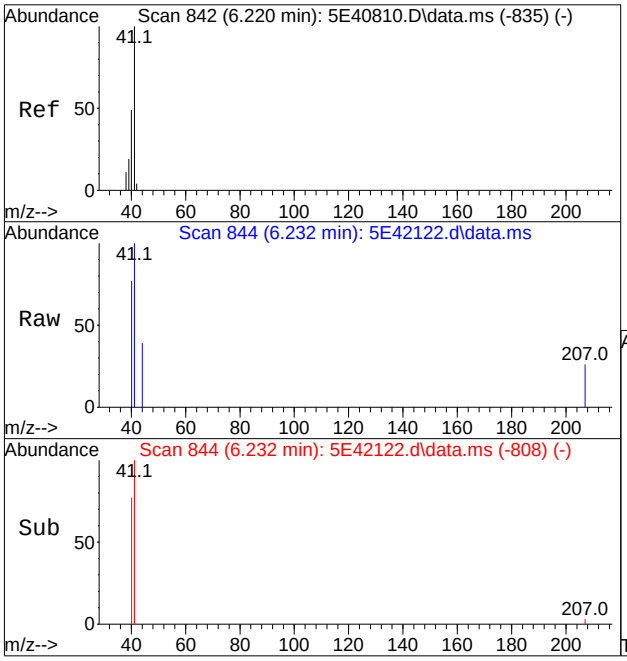

#24
Acetonitrile
Concen: 12.8291 ug/L
RT: 6.232 min Scan# 844
Delta R.T. 0.018 min
Lab File: 5E42122.d
Acq: 8 Sep 2023 1:47 pm

Tgt Ion: 41 Resp: 4818

Ion	Ratio	Lower	Upper
41	100		
40	57.7	32.8	72.8
39	0.0	0.0	39.1

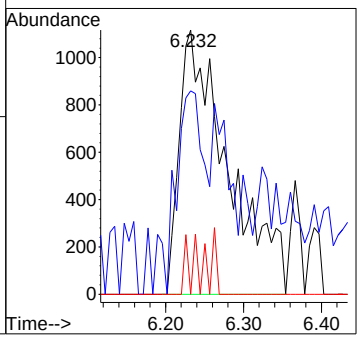

Quantitation Report (QT Reviewed)

Data Path : R:\GBS Manila Data Validator\jenniferf\09-11-2023\V5E1881\V5e1881\
Data File : 5E42123.d
Acq On : 8 Sep 2023 2:10 pm
Operator : joannel
Sample : FC9357-10 Inst : MSVOA20
Misc : MS54795,V5E1881,,,,,
ALS Vial : 10 Sample Multiplier: 1

Quant Time: Sep 10 15:10:24 2023
Quant Method : R:\GBS Manila Data Validator\jenniferf\09-11-2023\V5E1881\METHOD\appIX08-31-2023_.M
Quant Title : SW-846 Method 5030B/8260B & EPA 624
QLast Update : Thu Aug 31 13:41:31 2023
Response via : Initial Calibration

Compound		R.T.	QIon	Response	Conc	Units	Dev(Min)
Internal Standards							
1) Fluorobenzene		8.464	96	687554	50.00	ug/L	0.00
61) Chlorobenzene-d5		11.603	117	525802	50.00	ug/L	0.00
85) 1,4-Dichlorobenzene-d4		13.956	152	308876	50.00	ug/L	0.00
System Monitoring Compounds							
39) Dibromofluoromethane		7.610	113	197908	48.09	ug/L	0.00
Spiked Amount	50.000	Range 83 - 118		Recovery =	96.18%		
49) 1,2-Dichloroethane-d4		8.183	65	213343	49.66	ug/L	0.00
Spiked Amount	50.000	Range 79 - 125		Recovery =	99.32%		
62) Toluene-d8		10.036	98	684051	52.21	ug/L	0.00
Spiked Amount	50.000	Range 85 - 112		Recovery =	104.42%		
86) 4-Bromofluorobenzene		12.816	95	245337	50.92	ug/L	0.00
Spiked Amount	50.000	Range 83 - 118		Recovery =	101.84%		
Target Compounds							Qvalue
18) Methylene Chloride		5.592	49	10484	2.8501	ug/L	92
19) Acetone		5.653	43	30432	31.3782	ug/L	97
24) Acetonitrile		6.257	41	2429	6.6233	ug/L	76
63) Toluene		10.091	91	16740	1.4568	ug/L	97

(#) = qualifier out of range (m) = manual integration (+) = signals summed

Quantitation Report (QT Reviewed)

Data Path : R:\GBS Manila Data Validator\jenniferf\09-11-2023\V5E1881\V5e1881\
Data File : 5E42123.d
Acq On : 8 Sep 2023 2:10 pm
Operator : joannel
Sample : FC9357-10 Inst : MSVOA20
Misc : MS54795,V5E1881,,,,,
ALS Vial : 10 Sample Multiplier: 1

Quant Time: Sep 10 15:10:24 2023
Quant Method : R:\GBS Manila Data Validator\jenniferf\09-11-2023\V5E1881\METHOD\appIX08-31-2023_.M
Quant Title : SW-846 Method 5030B/8260B & EPA 624
QLast Update : Thu Aug 31 13:41:31 2023
Response via : Initial Calibration

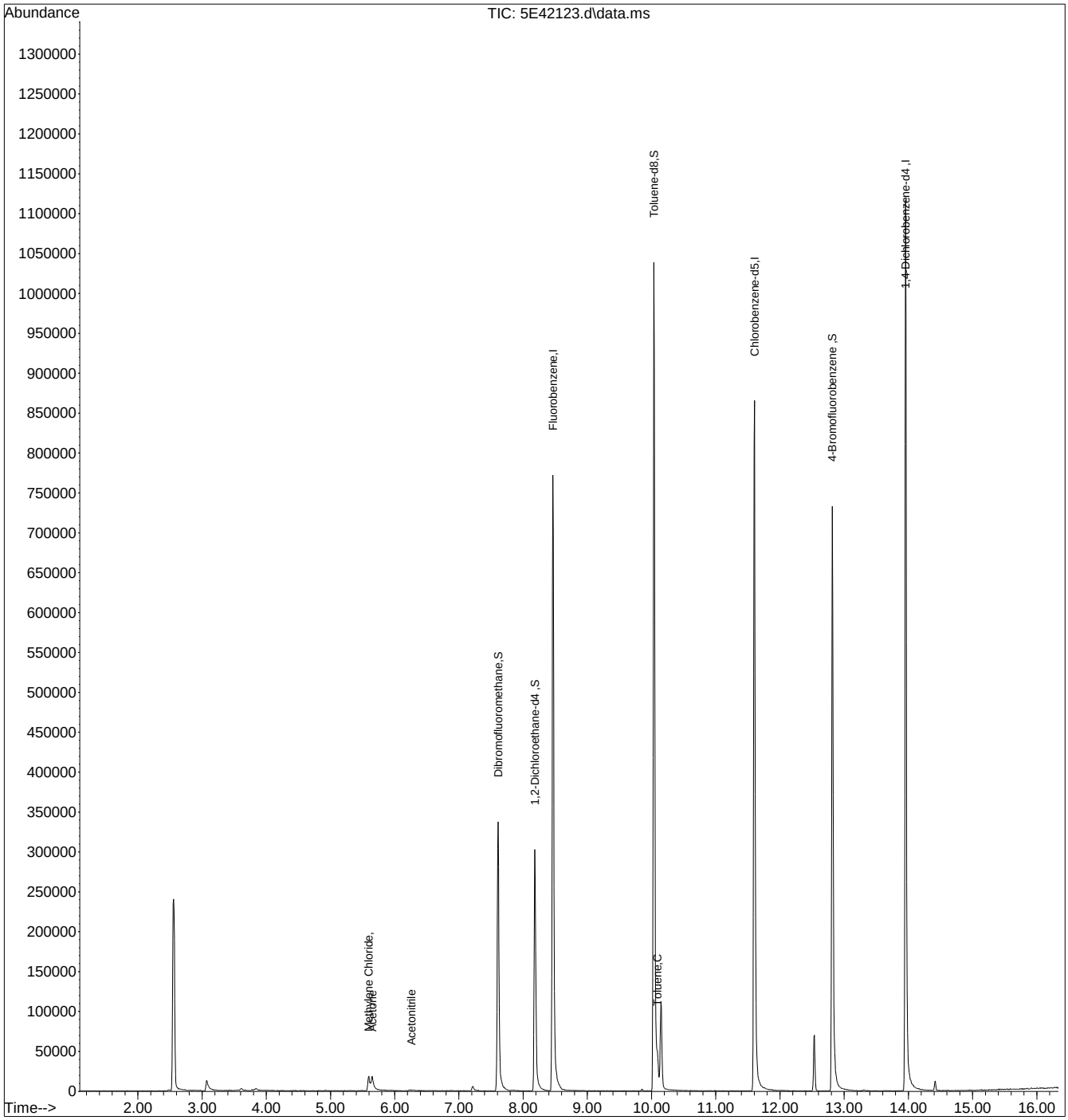

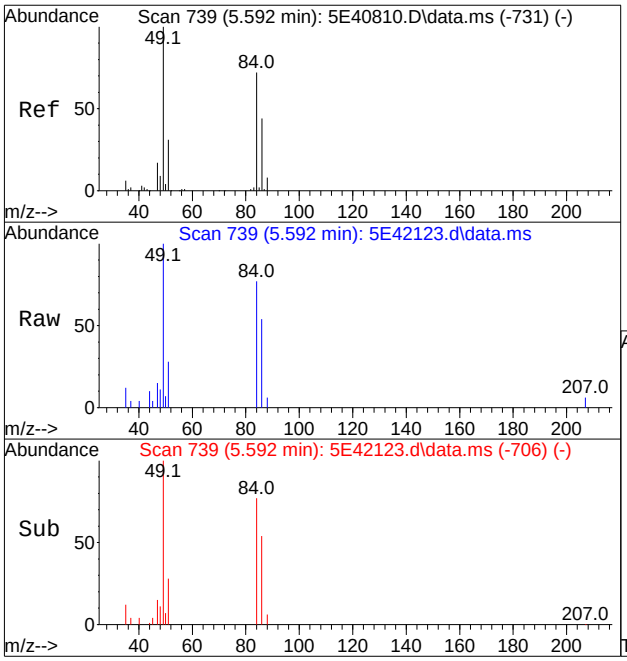

#18
Methylene Chloride
Concen: 2.8501 ug/L
RT: 5.592 min Scan# 739
Delta R.T. 0.000 min
Lab File: 5E42123.d
Acq: 8 Sep 2023 2:10 pm

Tgt Ion: 49 Resp: 10484

Ion	Ratio	Lower	Upper
49	100		
84	76.6	57.4	117.4
86	53.8	26.6	86.6
51	27.7	1.5	61.5

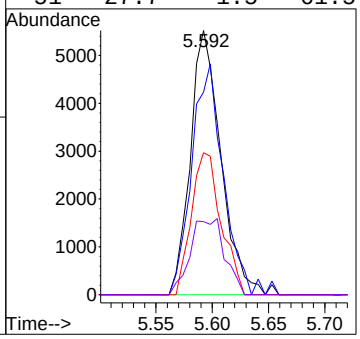

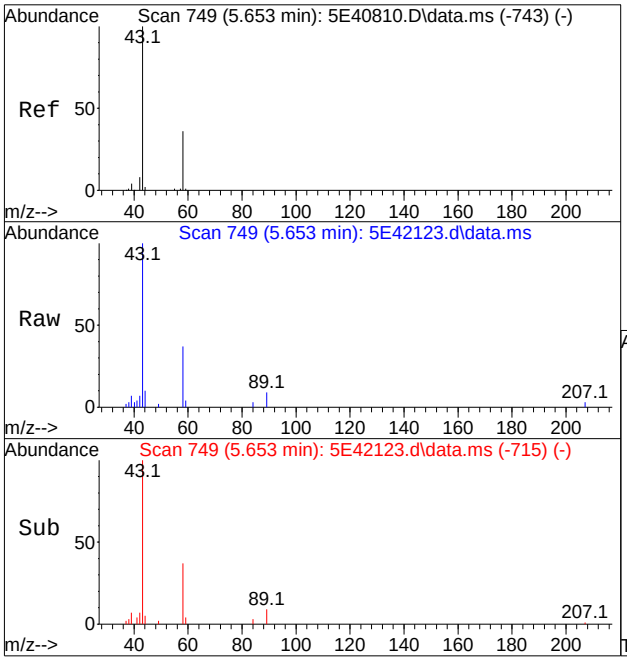

#19
Acetone
Concen: 31.3782 ug/L
RT: 5.653 min Scan# 749
Delta R.T. 0.006 min
Lab File: 5E42123.d
Acq: 8 Sep 2023 2:10 pm

Tgt Ion: 43 Resp: 30432

Ion	Ratio	Lower	Upper
43	100		
58	37.1	5.4	65.4

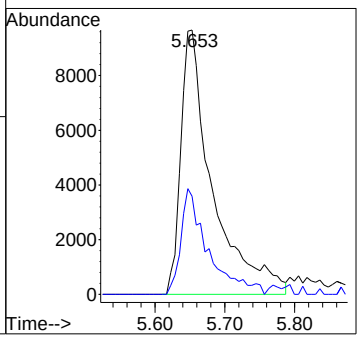

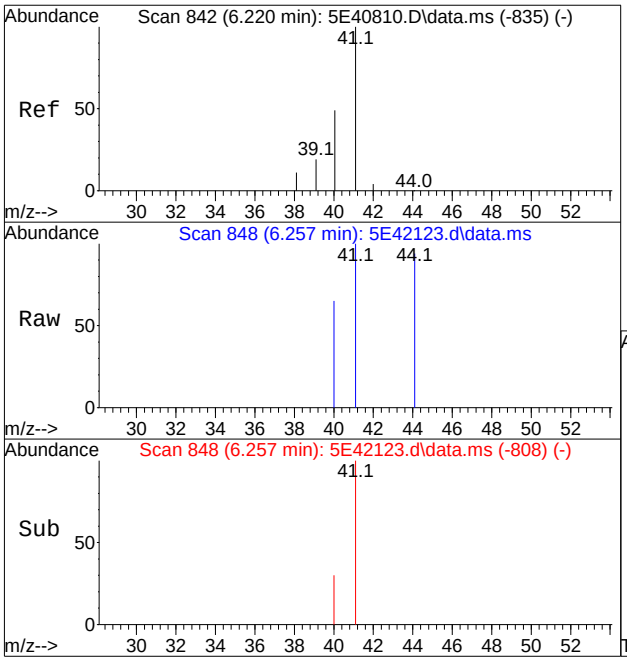

#24
Acetonitrile
Concen: 6.6233 ug/L
RT: 6.257 min Scan# 848
Delta R.T. 0.043 min
Lab File: 5E42123.d
Acq: 8 Sep 2023 2:10 pm

Tgt Ion: 41 Resp: 2429

Ion	Ratio	Lower	Upper
41	100		
40	65.1	32.8	72.8
39	0.0	0.0	39.1

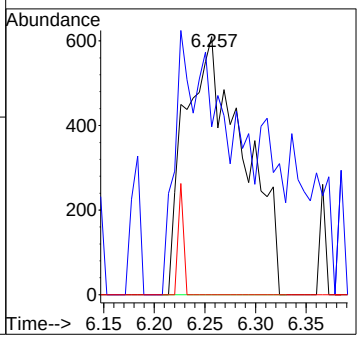

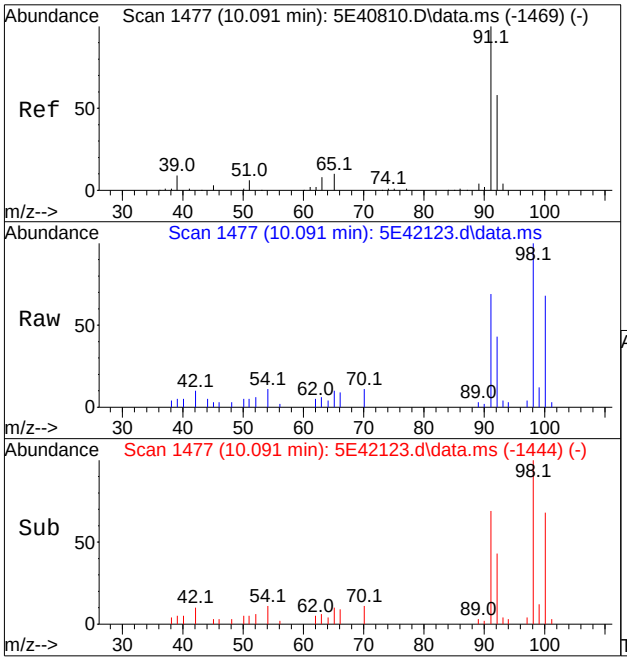

#63
Toluene
Concen: 1.4568 ug/L
RT: 10.091 min Scan# 1477
Delta R.T. 0.000 min
Lab File: 5E42123.d
Acq: 8 Sep 2023 2:10 pm

Tgt Ion: 91 Resp: 16740

Ion	Ratio	Lower	Upper
91	100		
92	62.7	30.1	90.1

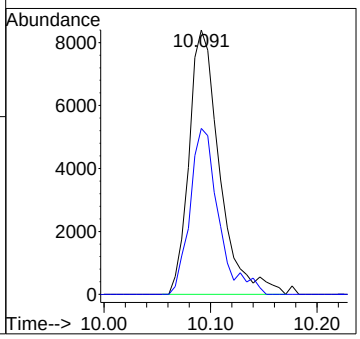

Quantitation Report (QT Reviewed)

Data Path : R:\GBS Manila Data Validator\jenniferf\09-11-2023\V5E1881\V5e1881\
Data File : 5E42124.d
Acq On : 8 Sep 2023 2:33 pm
Operator : joannel
Sample : FC9357-11 Inst : MSVOA20
Misc : MS54795,V5E1881,,,,,
ALS Vial : 11 Sample Multiplier: 1

Quant Time: Sep 10 15:11:14 2023
Quant Method : R:\GBS Manila Data Validator\jenniferf\09-11-2023\V5E1881\METHOD\appIX08-31-2023_.M
Quant Title : SW-846 Method 5030B/8260B & EPA 624
QLast Update : Thu Aug 31 13:41:31 2023
Response via : Initial Calibration

Compound	R.T.	QIon	Response	Conc	Units	Dev(Min)
Internal Standards						
1) Fluorobenzene	8.463	96	679739	50.00	ug/L	0.00
61) Chlorobenzene-d5	11.603	117	519241	50.00	ug/L	0.00
85) 1,4-Dichlorobenzene-d4	13.956	152	304226	50.00	ug/L	0.00
System Monitoring Compounds						
39) Dibromofluoromethane	7.610	113	197499	48.55	ug/L	0.00
Spiked Amount 50.000	Range 83 - 118		Recovery = 97.10%			
49) 1,2-Dichloroethane-d4	8.183	65	211105	49.70	ug/L	0.00
Spiked Amount 50.000	Range 79 - 125		Recovery = 99.40%			
62) Toluene-d8	10.036	98	682795	52.77	ug/L	0.00
Spiked Amount 50.000	Range 85 - 112		Recovery = 105.54%			
86) 4-Bromofluorobenzene	12.816	95	248459	52.35	ug/L	0.00
Spiked Amount 50.000	Range 83 - 118		Recovery = 104.70%			
Target Compounds						Qvalue
18) Methylene Chloride	5.592	49	1409	0.3862	ug/L	85
35) Cyclohexane	7.372	56	6316	1.3609	ug/L	93
36) Chloroform	7.415	83	2086	0.3652	ug/L	85
47) Benzene	8.055	78	27320	2.3975	ug/L	88
53) Methylcyclohexane	8.652	83	2403	0.4909	ug/L #	70
99) 1,2,4-Trimethylbenzene	13.523	105	3521	0.3647	ug/L	85
104) 1,2,3-Trimethylbenzene	13.968	105	5919	0.5769	ug/L #	53

(#) = qualifier out of range (m) = manual integration (+) = signals summed

Quantitation Report (QT Reviewed)

Data Path : R:\GBS Manila Data Validator\jenniferf\09-11-2023\V5E1881\V5e1881\
Data File : 5E42124.d
Acq On : 8 Sep 2023 2:33 pm
Operator : joannel
Sample : FC9357-11 Inst : MSVOA20
Misc : MS54795,V5E1881,,,,,
ALS Vial : 11 Sample Multiplier: 1

Quant Time: Sep 10 15:11:14 2023
Quant Method : R:\GBS Manila Data Validator\jenniferf\09-11-2023\V5E1881\METHOD\appIX08-31-2023_.M
Quant Title : SW-846 Method 5030B/8260B & EPA 624
QLast Update : Thu Aug 31 13:41:31 2023
Response via : Initial Calibration

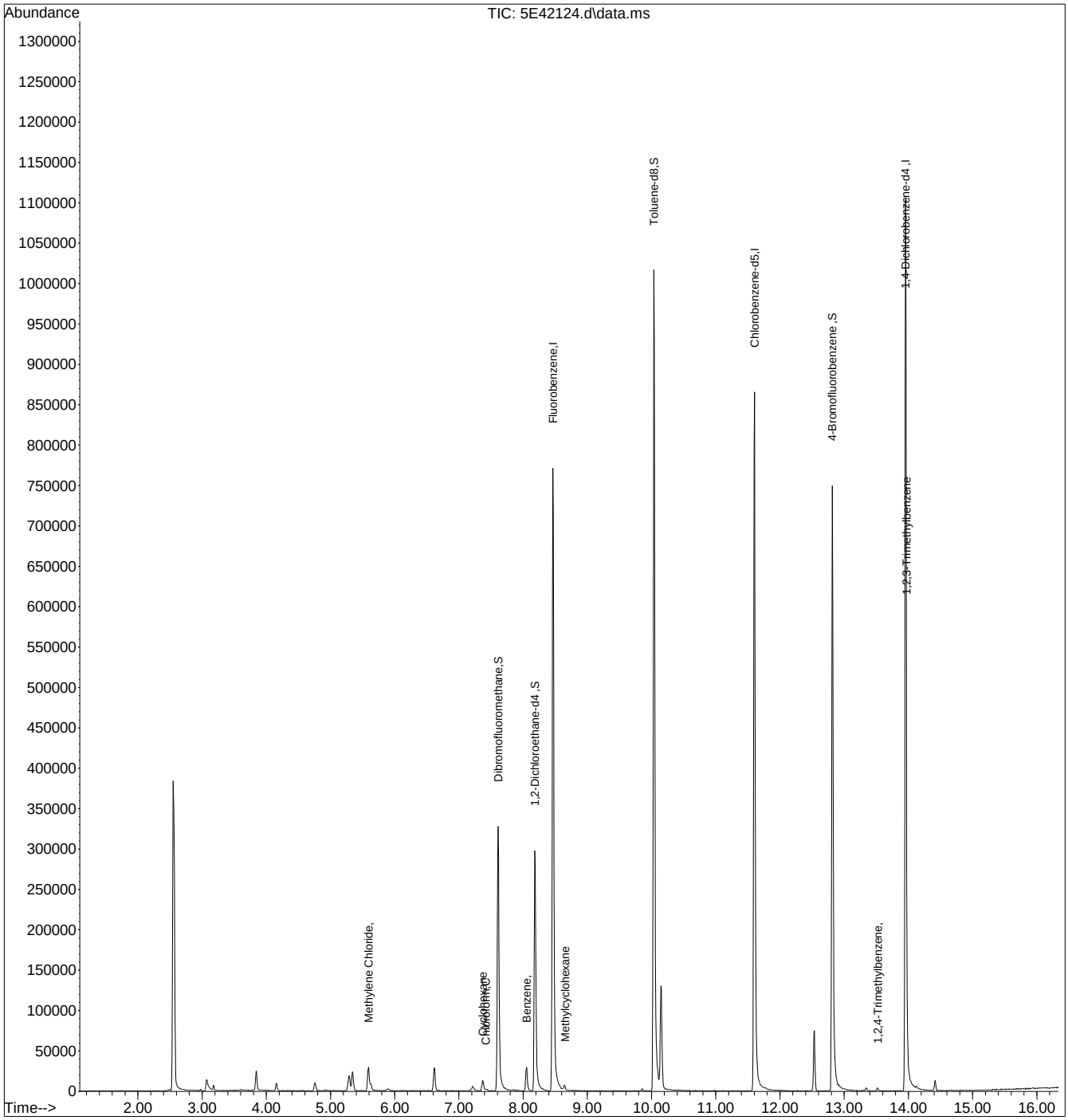

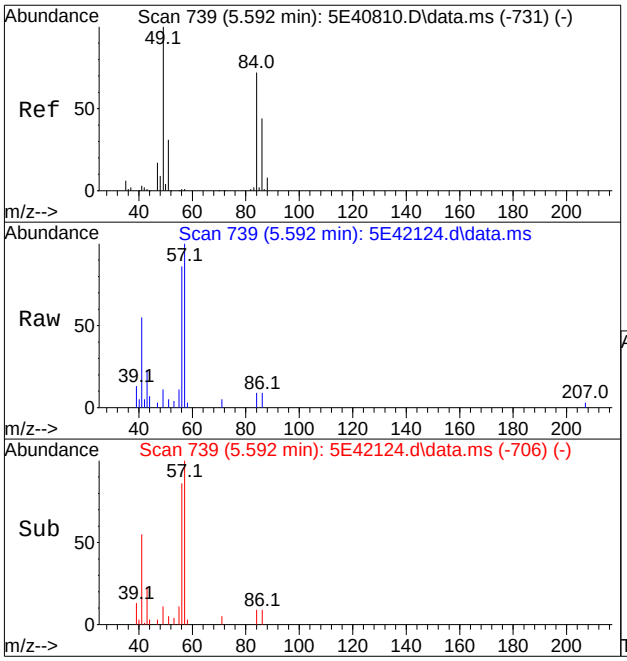

#18
Methylene Chloride
Concen: 0.3862 ug/L
RT: 5.592 min Scan# 739
Delta R.T. -0.000 min
Lab File: 5E42124.d
Acq: 8 Sep 2023 2:33 pm

Tgt Ion: 49 Resp: 1409

Ion	Ratio	Lower	Upper
49	100		
84	85.0	57.4	117.4
86	78.1	26.6	86.6
51	44.3	1.5	61.5

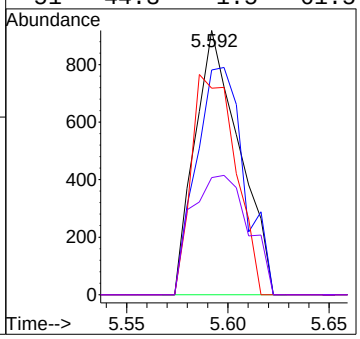

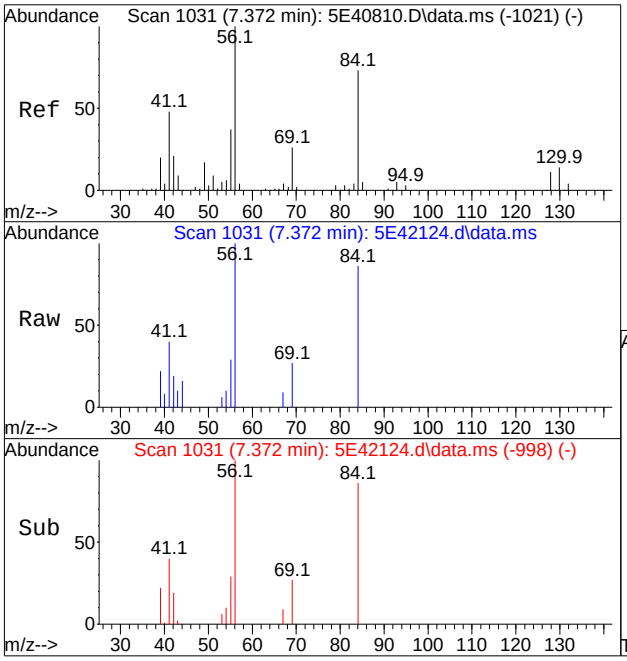

#35
Cyclohexane
Concen: 1.3609 ug/L
RT: 7.372 min Scan# 1031
Delta R.T. 0.000 min
Lab File: 5E42124.d
Acq: 8 Sep 2023 2:33 pm

Tgt Ion: 56 Resp: 6316

Ion	Ratio	Lower	Upper
56	100		
84	85.7	58.5	118.5
41	39.6	16.6	76.6
55	29.0	7.3	67.3

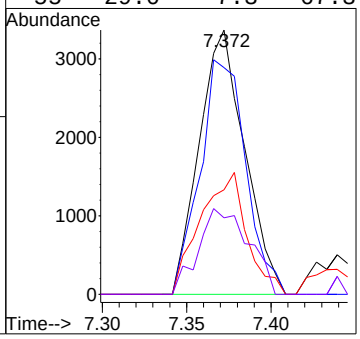

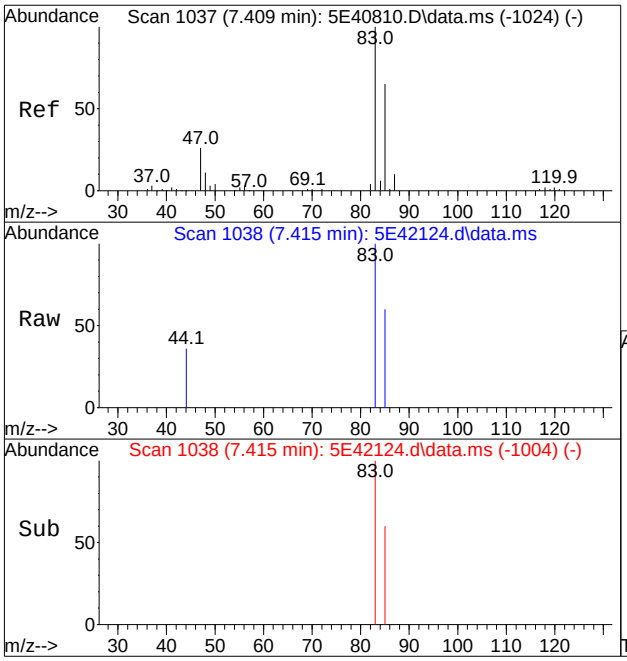

#36
Chloroform
Concen: 0.3652 ug/L
RT: 7.415 min Scan# 1038
Delta R.T. 0.006 min
Lab File: 5E42124.d
Acq: 8 Sep 2023 2:33 pm

Tgt Ion: 83 Resp: 2086

Ion	Ratio	Lower	Upper
83	100		
85	60.3	34.1	94.1
47	0.0	0.0	51.7

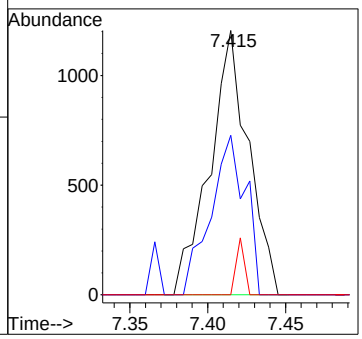

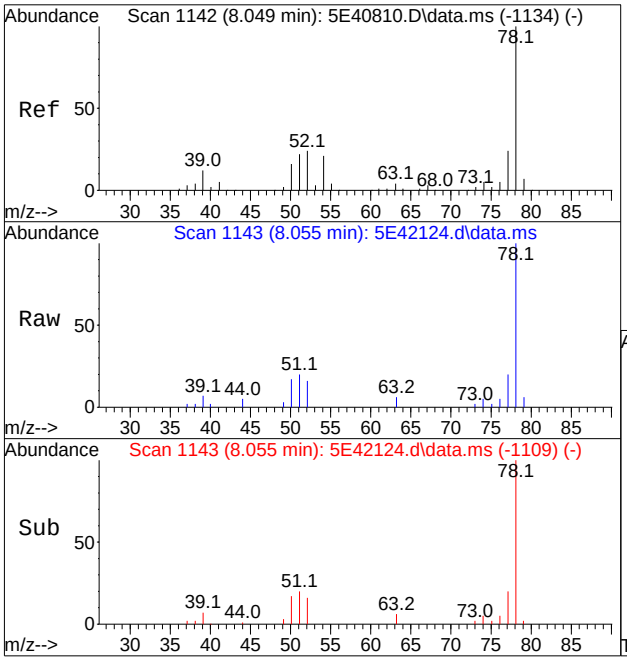

#47
Benzene
Concen: 2.3975 ug/L
RT: 8.055 min Scan# 1143
Delta R.T. 0.006 min
Lab File: 5E42124.d
Acq: 8 Sep 2023 2:33 pm

Tgt Ion: 78 Resp: 27320

Ion	Ratio	Lower	Upper
78	100		
51	19.5	0.0	54.0
77	20.2	0.0	53.4
52	16.0	0.0	55.4

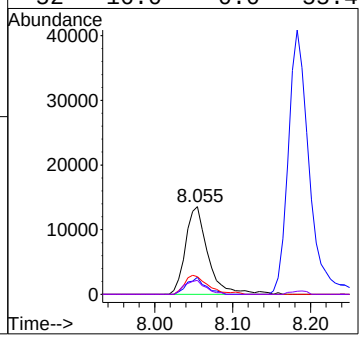

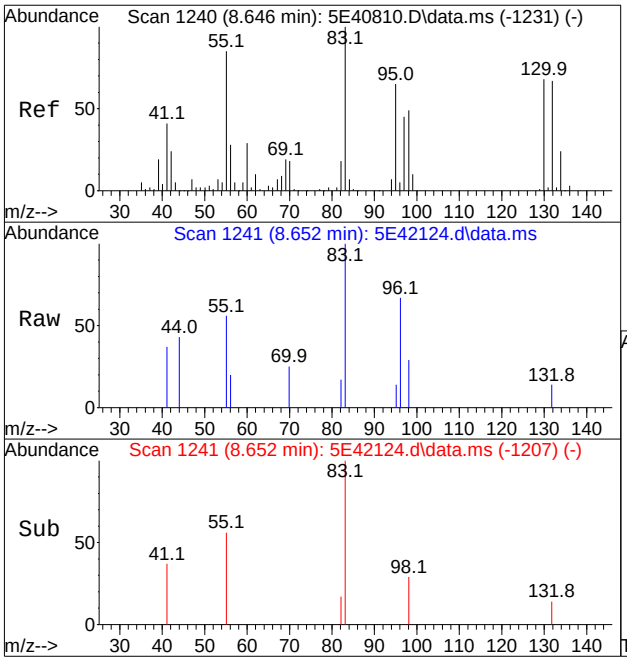

#53
Methylcyclohexane
Concen: 0.4909 ug/L
RT: 8.652 min Scan# 1241
Delta R.T. 0.006 min
Lab File: 5E42124.d
Acq: 8 Sep 2023 2:33 pm

Tgt Ion: 83 Resp: 2403

Ion	Ratio	Lower	Upper
83	100		
55	55.7	57.5	97.5#
98	29.3	31.6	71.6#
42	0.0	0.0	39.8

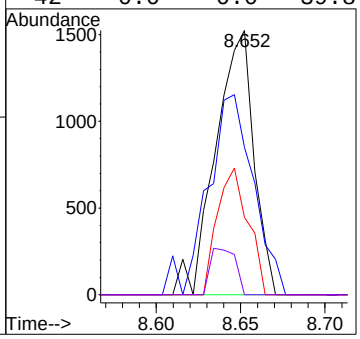

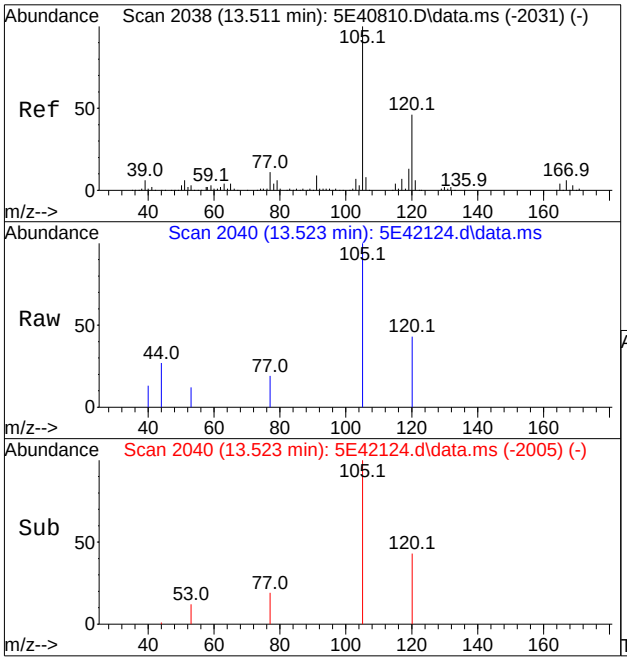

#99
1,2,4-Trimethylbenzene
Concen: 0.3647 ug/L
RT: 13.523 min Scan# 2040
Delta R.T. 0.012 min
Lab File: 5E42124.d
Acq: 8 Sep 2023 2:33 pm

Tgt Ion:105 Resp: 3521

Ion	Ratio	Lower	Upper
105	100		
120	42.6	17.0	77.0
119	0.0	0.0	46.1

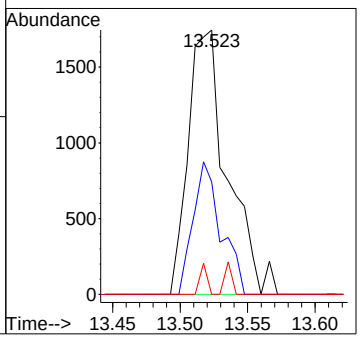

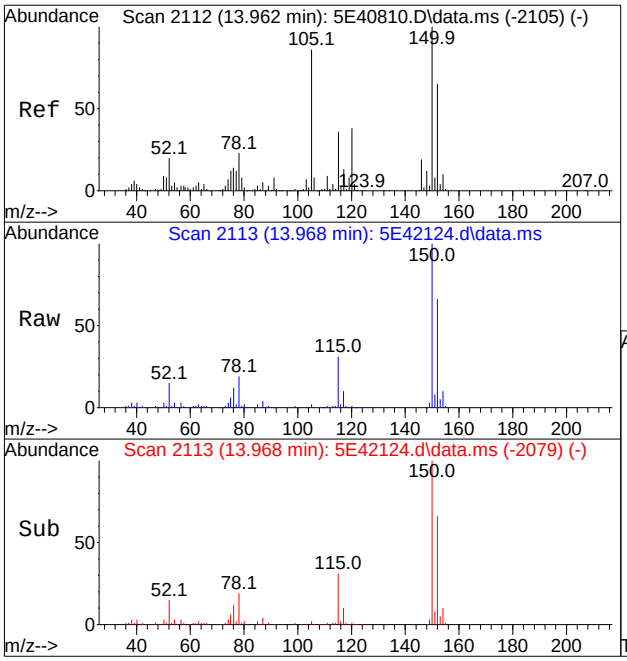

#104
1,2,3-Trimethylbenzene
Concen: 0.5769 ug/L
RT: 13.968 min Scan# 2113
Delta R.T. 0.006 min
Lab File: 5E42124.d
Acq: 8 Sep 2023 2:33 pm

Tgt Ion:105 Resp: 5919

Ion	Ratio	Lower	Upper
105	100		
120	43.9	13.9	73.9
119	10.7	0.0	39.7
77	105.2	0.0	43.7#

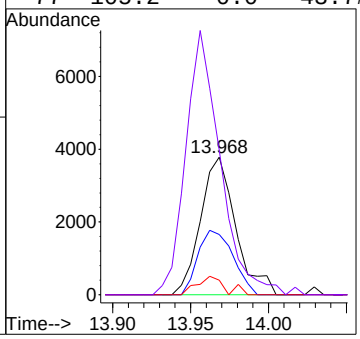

Quantitation Report (QT Reviewed)

Data Path : R:\GBS Manila Data Validator\jenniferf\09-11-2023\V5E1881\V5e1881\
Data File : 5E42125.d
Acq On : 8 Sep 2023 2:56 pm
Operator : joannel
Sample : FC9357-12 Inst : MSVOA20
Misc : MS54795,V5E1881,,,,,
ALS Vial : 12 Sample Multiplier: 1

Quant Time: Sep 10 15:12:32 2023
Quant Method : R:\GBS Manila Data Validator\jenniferf\09-11-2023\V5E1881\METHOD\appIX08-31-2023_.M
Quant Title : SW-846 Method 5030B/8260B & EPA 624
QLast Update : Thu Aug 31 13:41:31 2023
Response via : Initial Calibration

Compound	R.T.	QIon	Response	Conc	Units	Dev(Min)
Internal Standards						
1) Fluorobenzene	8.464	96	666846	50.00	ug/L	0.00
61) Chlorobenzene-d5	11.603	117	514048	50.00	ug/L	0.00
85) 1,4-Dichlorobenzene-d4	13.956	152	304866	50.00	ug/L	0.00
System Monitoring Compounds						
39) Dibromofluoromethane	7.610	113	193172	48.40	ug/L	0.00
Spiked Amount 50.000	Range 83 - 118		Recovery = 96.80%			
49) 1,2-Dichloroethane-d4	8.183	65	206498	49.56	ug/L	0.00
Spiked Amount 50.000	Range 79 - 125		Recovery = 99.12%			
62) Toluene-d8	10.036	98	673521	52.58	ug/L	0.00
Spiked Amount 50.000	Range 85 - 112		Recovery = 105.16%			
86) 4-Bromofluorobenzene	12.816	95	241315	50.74	ug/L	0.00
Spiked Amount 50.000	Range 83 - 118		Recovery = 101.48%			
Target Compounds						Qvalue
18) Methylene Chloride	5.592	49	1931	0.5397	ug/L	88
19) Acetone	5.647	43	28566	30.3688	ug/L	97
24) Acetonitrile	6.257	41	3447	9.6921	ug/L	85
35) Cyclohexane	7.372	56	2177	0.4781	ug/L	82
36) Chloroform	7.409	83	1385	0.2471	ug/L	87
47) Benzene	8.049	78	8321	0.7443	ug/L	84

(#) = qualifier out of range (m) = manual integration (+) = signals summed

Quantitation Report (QT Reviewed)

Data Path : R:\GBS Manila Data Validator\jenniferf\09-11-2023\V5E1881\V5e1881\
Data File : 5E42125.d
Acq On : 8 Sep 2023 2:56 pm
Operator : joannel
Sample : FC9357-12 Inst : MSVOA20
Misc : MS54795,V5E1881,,,,,
ALS Vial : 12 Sample Multiplier: 1

Quant Time: Sep 10 15:12:32 2023
Quant Method : R:\GBS Manila Data Validator\jenniferf\09-11-2023\V5E1881\METHOD\appIX08-31-2023_.M
Quant Title : SW-846 Method 5030B/8260B & EPA 624
QLast Update : Thu Aug 31 13:41:31 2023
Response via : Initial Calibration

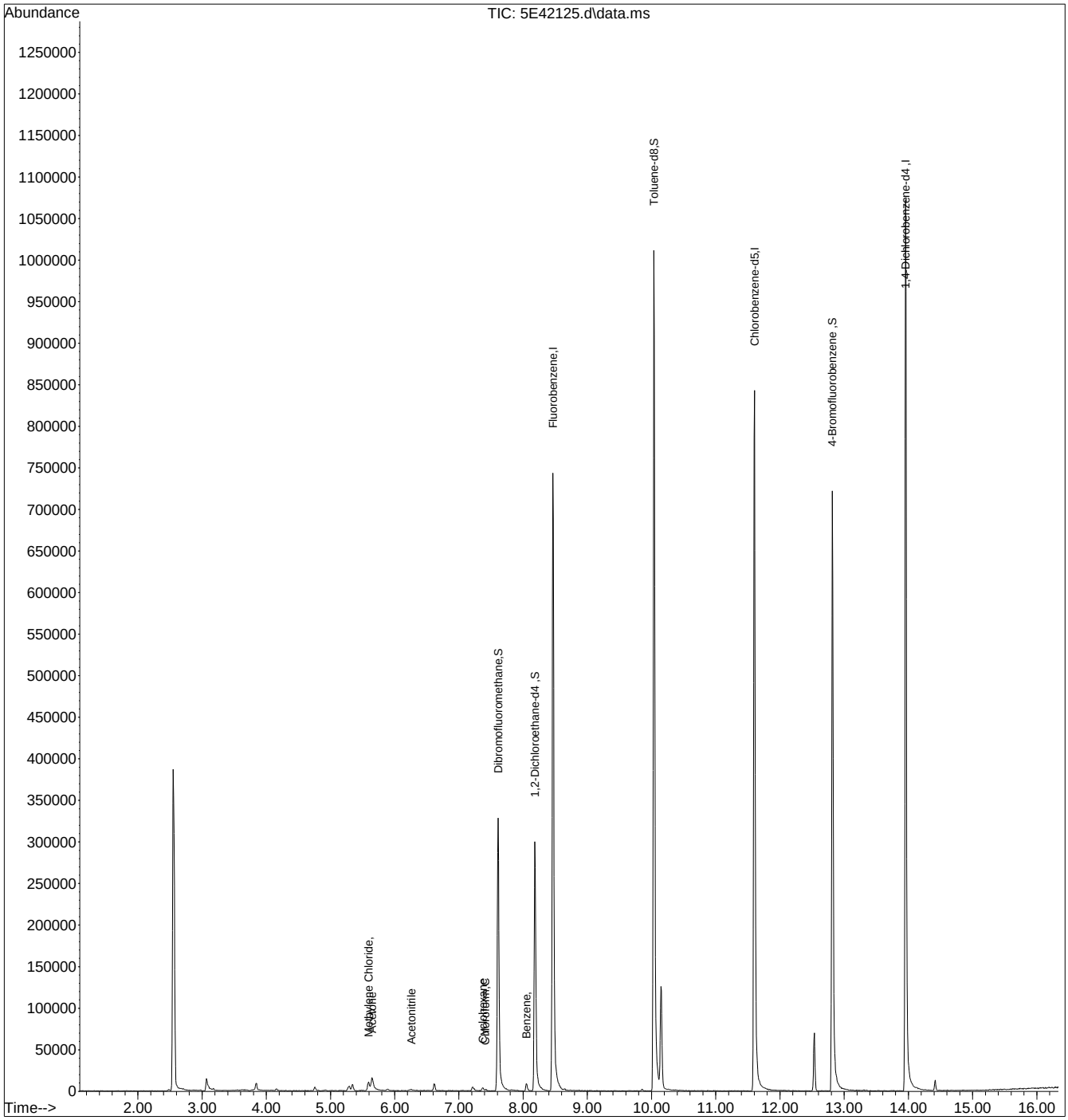

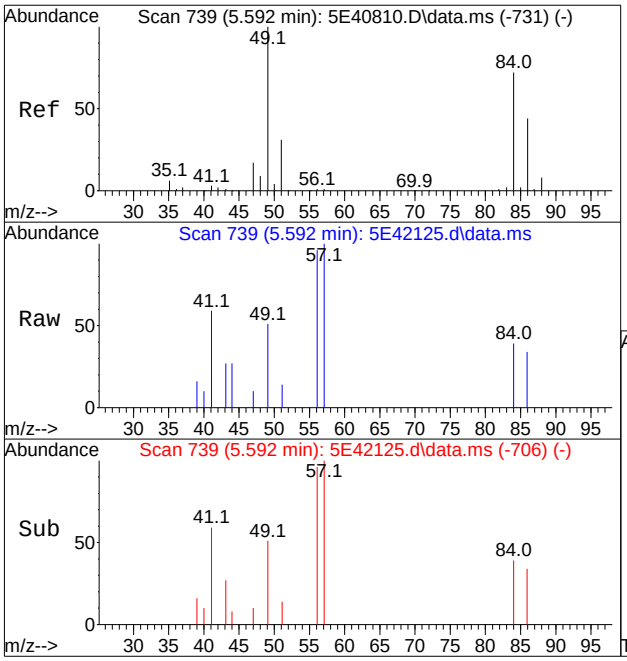

#18
Methylene Chloride
Concen: 0.5397 ug/L
RT: 5.592 min Scan# 739
Delta R.T. 0.000 min
Lab File: 5E42125.d
Acq: 8 Sep 2023 2:56 pm

Tgt Ion: 49 Resp: 1931

Ion	Ratio	Lower	Upper
49	100		
84	77.5	57.4	117.4
86	67.2	26.6	86.6
51	26.7	1.5	61.5

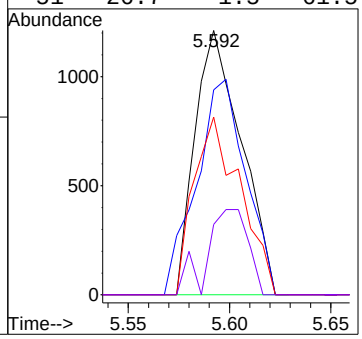

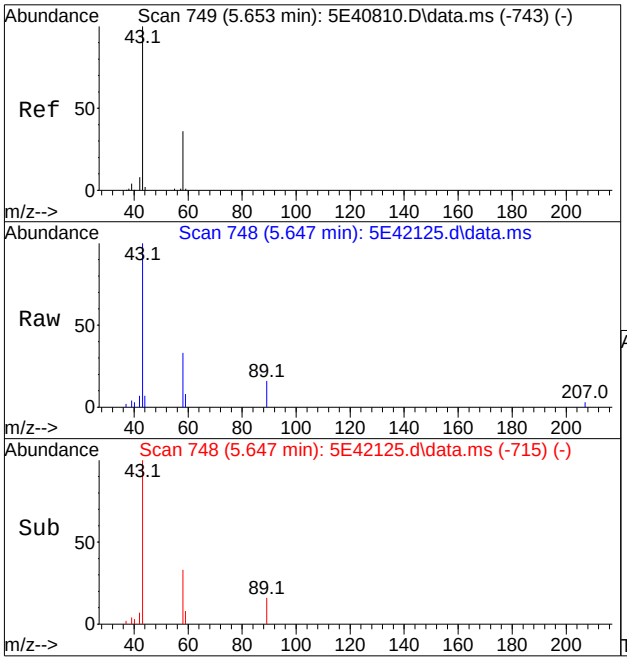

#19
Acetone
Concen: 30.3688 ug/L
RT: 5.647 min Scan# 748
Delta R.T. 0.000 min
Lab File: 5E42125.d
Acq: 8 Sep 2023 2:56 pm

Tgt Ion: 43 Resp: 28566

Ion	Ratio	Lower	Upper
43	100		
58	33.4	5.4	65.4

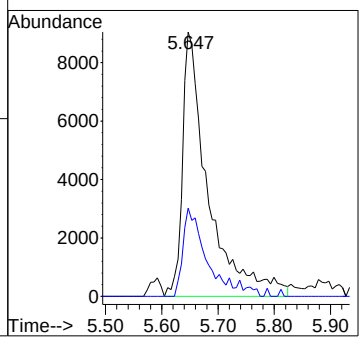

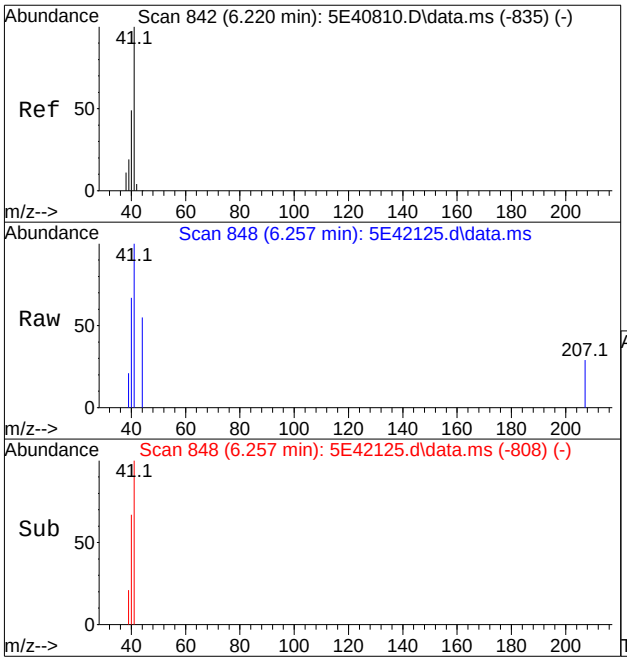

#24
Acetonitrile
Concen: 9.6921 ug/L
RT: 6.257 min Scan# 848
Delta R.T. 0.043 min
Lab File: 5E42125.d
Acq: 8 Sep 2023 2:56 pm

Tgt Ion: 41 Resp: 3447

Ion	Ratio	Lower	Upper
41	100		
40	39.5	32.8	72.8
39	21.5	0.0	39.1

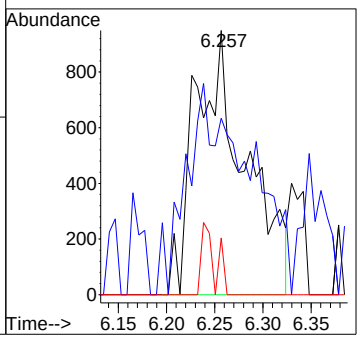

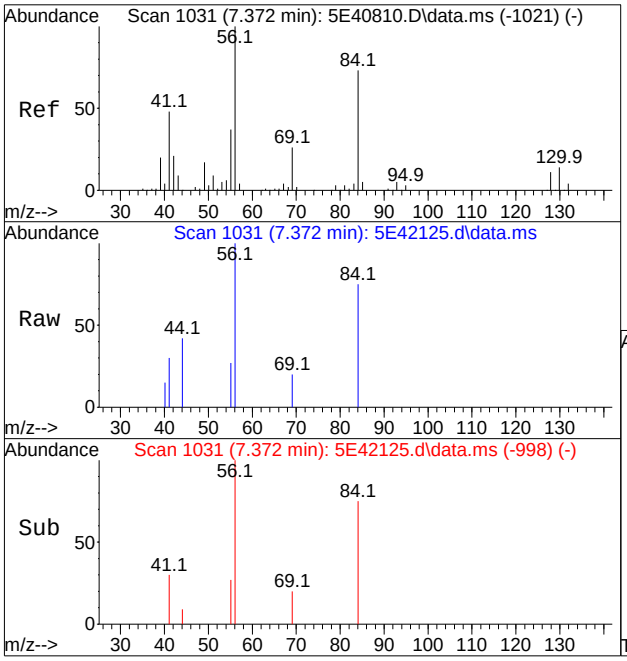

#35
Cyclohexane
Concen: 0.4781 ug/L
RT: 7.372 min Scan# 1031
Delta R.T. 0.000 min
Lab File: 5E42125.d
Acq: 8 Sep 2023 2:56 pm

Tgt Ion: 56 Resp: 2177

Ion	Ratio	Lower	Upper
56	100		
84	75.0	58.5	118.5
41	30.5	16.6	76.6
55	26.9	7.3	67.3

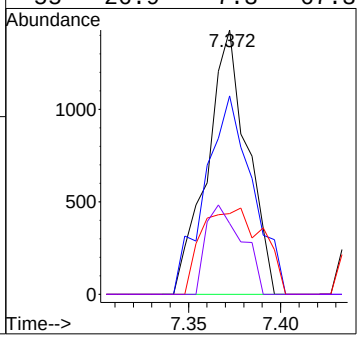

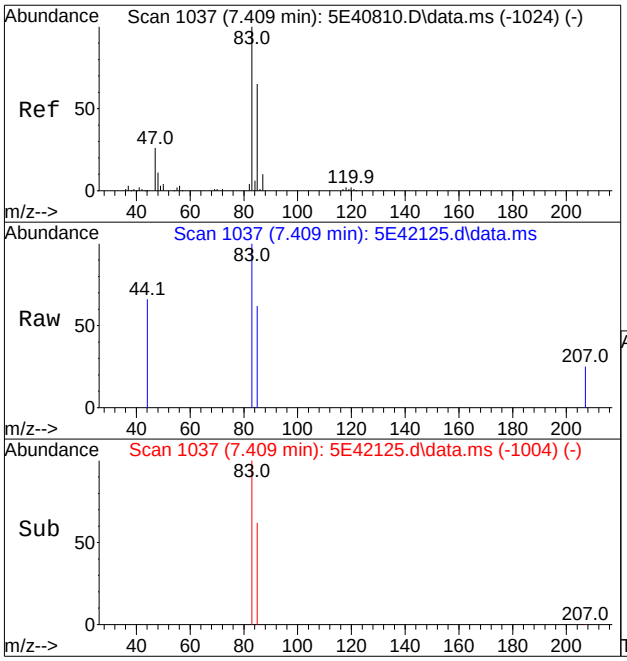

#36
Chloroform
Concen: 0.2471 ug/L
RT: 7.409 min Scan# 1037
Delta R.T. -0.000 min
Lab File: 5E42125.d
Acq: 8 Sep 2023 2:56 pm

Tgt Ion: 83 Resp: 1385

Ion	Ratio	Lower	Upper
83	100		
85	62.1	34.1	94.1
47	0.0	0.0	51.7

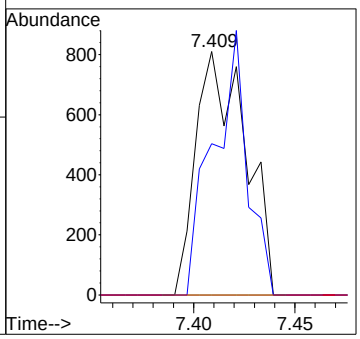

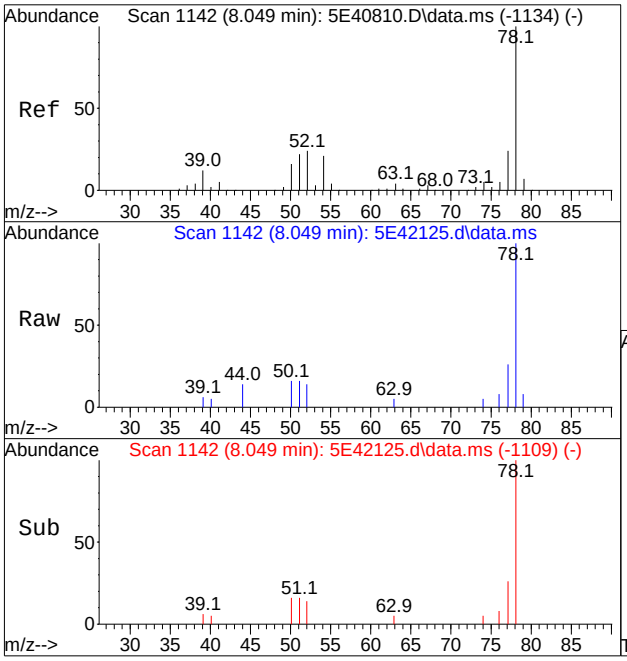

#47
Benzene
Concen: 0.7443 ug/L
RT: 8.049 min Scan# 1142
Delta R.T. -0.000 min
Lab File: 5E42125.d
Acq: 8 Sep 2023 2:56 pm

Tgt Ion: 78 Resp: 8321

Ion	Ratio	Lower	Upper
78	100		
51	15.7	0.0	54.0
77	26.3	0.0	53.4
52	13.7	0.0	55.4

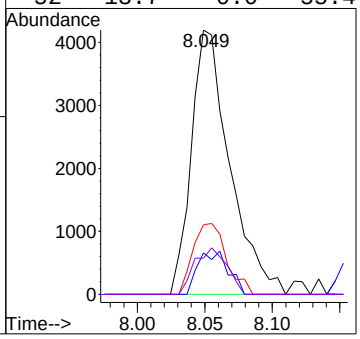

Quantitation Report (QT Reviewed)

Data Path : R:\GBS Manila Data Validator\jenniferf\09-11-2023\V5E1881\V5e1881\
Data File : 5E42119.d
Acq On : 8 Sep 2023 12:28 pm
Operator : joannel
Sample : MB Inst : MSVOA20
Misc : MS54638,V5E1881,,,,,
ALS Vial : 6 Sample Multiplier: 1

Quant Time: Sep 10 15:06:18 2023
Quant Method : R:\GBS Manila Data Validator\jenniferf\09-11-2023\V5E1881\METHOD\appIX08-31-2023_.M
Quant Title : SW-846 Method 5030B/8260B & EPA 624
QLast Update : Thu Aug 31 13:41:31 2023
Response via : Initial Calibration

Compound	R.T.	QIon	Response	Conc	Units	Dev(Min)
Internal Standards						
1) Fluorobenzene	8.463	96	710695	50.00	ug/L	0.00
61) Chlorobenzene-d5	11.603	117	544176	50.00	ug/L	0.00
85) 1,4-Dichlorobenzene-d4	13.956	152	352702	50.00	ug/L	0.00
System Monitoring Compounds						
39) Dibromofluoromethane	7.610	113	205298	48.27	ug/L	0.00
Spiked Amount 50.000	Range 83 - 118		Recovery = 96.54%			
49) 1,2-Dichloroethane-d4	8.183	65	217463	48.97	ug/L	0.00
Spiked Amount 50.000	Range 79 - 125		Recovery = 97.94%			
62) Toluene-d8	10.036	98	713869	52.64	ug/L	0.00
Spiked Amount 50.000	Range 85 - 112		Recovery = 105.28%			
86) 4-Bromofluorobenzene	12.816	95	294427	53.51	ug/L	0.00
Spiked Amount 50.000	Range 83 - 118		Recovery = 107.02%			
Target Compounds						Qvalue
6) Bromomethane	3.769	94	553	0.3353	ug/L	69
18) Methylene Chloride	5.598	49	1550	0.4064	ug/L	85

(#) = qualifier out of range (m) = manual integration (+) = signals summed

Quantitation Report (QT Reviewed)

Data Path : R:\GBS Manila Data Validator\jenniferf\09-11-2023\V5E1881\V5e1881\
Data File : 5E42119.d
Acq On : 8 Sep 2023 12:28 pm
Operator : joannel
Sample : MB Inst : MSVOA20
Misc : MS54638,V5E1881,,,,,
ALS Vial : 6 Sample Multiplier: 1

Quant Time: Sep 10 15:06:18 2023
Quant Method : R:\GBS Manila Data Validator\jenniferf\09-11-2023\V5E1881\METHOD\appIX08-31-2023_.M
Quant Title : SW-846 Method 5030B/8260B & EPA 624
QLast Update : Thu Aug 31 13:41:31 2023
Response via : Initial Calibration

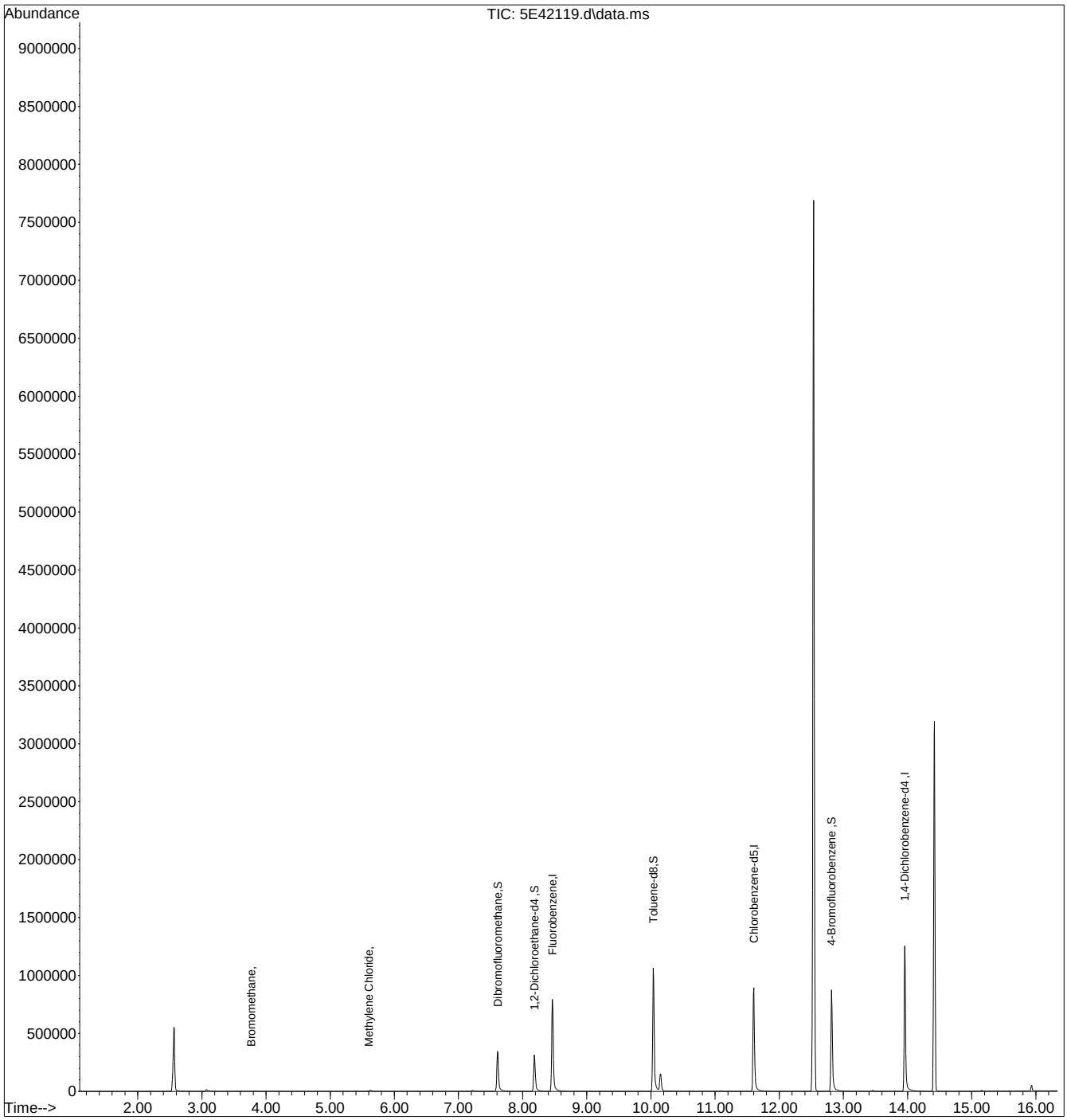

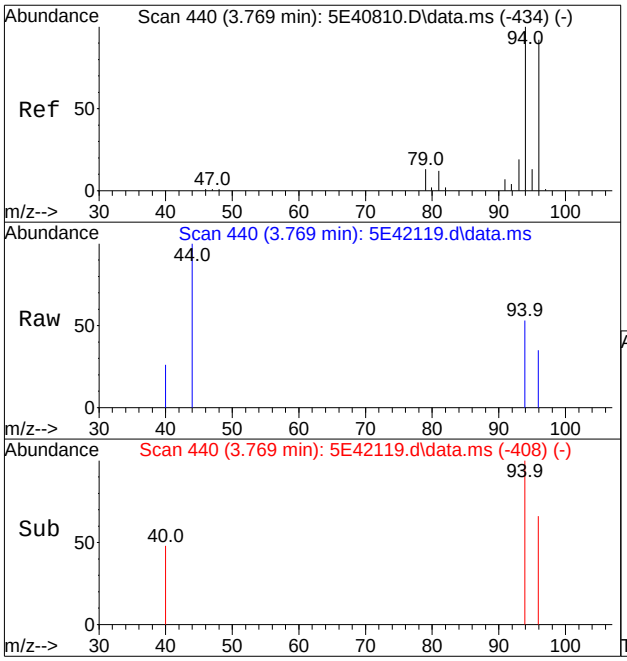

#6
Bromomethane
Concen: 0.3353 ug/L
RT: 3.769 min Scan# 440
Delta R.T. -0.006 min
Lab File: 5E42119.d
Acq: 8 Sep 2023 12:28 pm

Tgt Ion: 94 Resp: 553

Ion	Ratio	Lower	Upper
94	100		
96	66.0	62.6	122.6
93	0.0	0.0	50.8

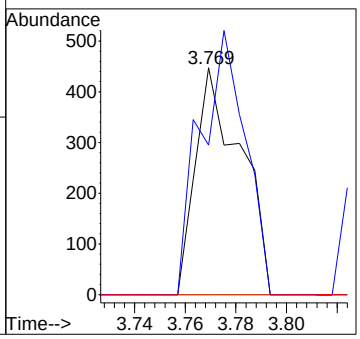

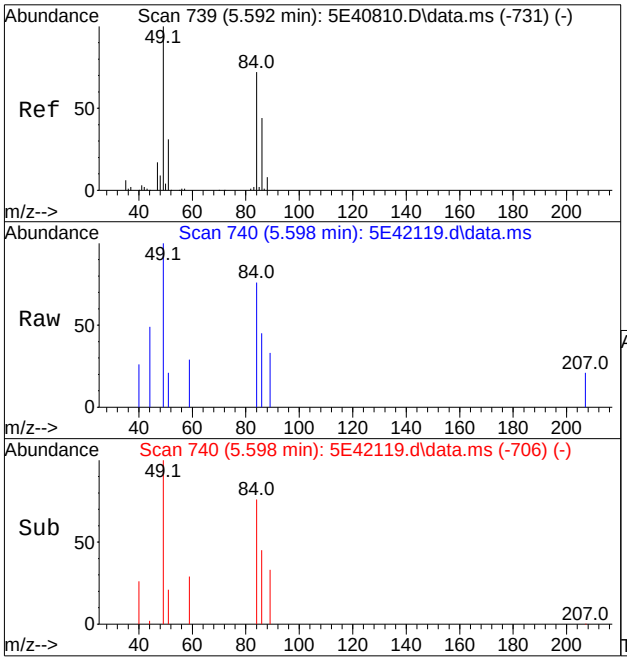

#18
Methylene Chloride
Concen: 0.4064 ug/L
RT: 5.598 min Scan# 740
Delta R.T. 0.006 min
Lab File: 5E42119.d
Acq: 8 Sep 2023 12:28 pm

Tgt Ion: 49 Resp: 1550

Ion	Ratio	Lower	Upper
49	100		
84	75.8	57.4	117.4
86	45.5	26.6	86.6
51	20.8	1.5	61.5

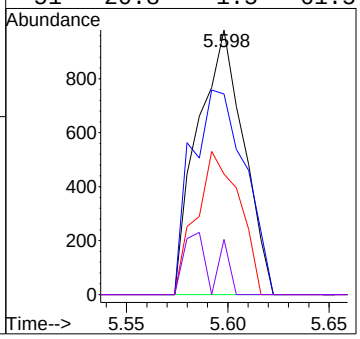

Quantitation Report (QT Reviewed)

Data Path : R:\GBS Manila Data Validator\jenniferf\09-11-2023\V2P3838\V2P3838\
Data File : 2P101285.D
Acq On : 8 Sep 2023 12:38 pm
Operator : joannel
Sample : MB(AFA) Inst : MSVOA13-P
Misc : MS54794,V2P3838,,,,,
ALS Vial : 6 Sample Multiplier: 1

Quant Time: Sep 10 18:21:06 2023
Quant Method : R:\GBS Manila Data Validator\jenniferf\09-11-2023\V2P3838\METHOD\V2P_2023-9-06.M
Quant Title : SW-846 Method 5035A/8260B
QLast Update : Wed Sep 06 14:19:37 2023
Response via : Initial Calibration

Compound		R.T.	QIon	Response	Conc	Units	Dev(Min)
Internal Standards							
1) Fluorobenzene		3.700	96	1848157	50.00	ug/L	0.00
62) Chlorobenzene-d5		5.620	117	1509513	50.00	ug/L	0.00
85) 1,4-Dichlorobenzene-d4		7.309	152	800027	50.00	ug/L	0.00
System Monitoring Compounds							
39) Dibromofluoromethane		3.245	113	401028	48.71	ug/L	0.00
Spiked Amount	50.000	Range 83 - 118		Recovery =	97.42%		
49) 1,2-Dichloroethane-d4		3.533	65	442853	49.58	ug/L	0.00
Spiked Amount	50.000	Range 79 - 125		Recovery =	99.16%		
63) Toluene-d8		4.626	98	1922435	48.83	ug/L	0.00
Spiked Amount	50.000	Range 85 - 112		Recovery =	97.66%		
86) 4-Bromofluorobenzene		6.472	174	596266	47.58	ug/L	0.00
Spiked Amount	50.000	Range 83 - 118		Recovery =	95.16%		
Target Compounds							Qvalue
18) Methylene Chloride		2.288	49	5915	0.5091	ug/L	90

(#) = qualifier out of range (m) = manual integration (+) = signals summed

Quantitation Report (QT Reviewed)

Data Path : R:\GBS Manila Data Validator\jenniferf\09-11-2023\V2P3838\V2P3838\
Data File : 2P101285.D
Acq On : 8 Sep 2023 12:38 pm
Operator : joannel
Sample : MB(AFA) Inst : MSVOA13-P
Misc : MS54794,V2P3838,,,,,
ALS Vial : 6 Sample Multiplier: 1

Quant Time: Sep 10 18:21:06 2023
Quant Method : R:\GBS Manila Data Validator\jenniferf\09-11-2023\V2P3838\METHOD\V2P_2023-9-06.M
Quant Title : SW-846 Method 5035A/8260B
QLast Update : Wed Sep 06 14:19:37 2023
Response via : Initial Calibration

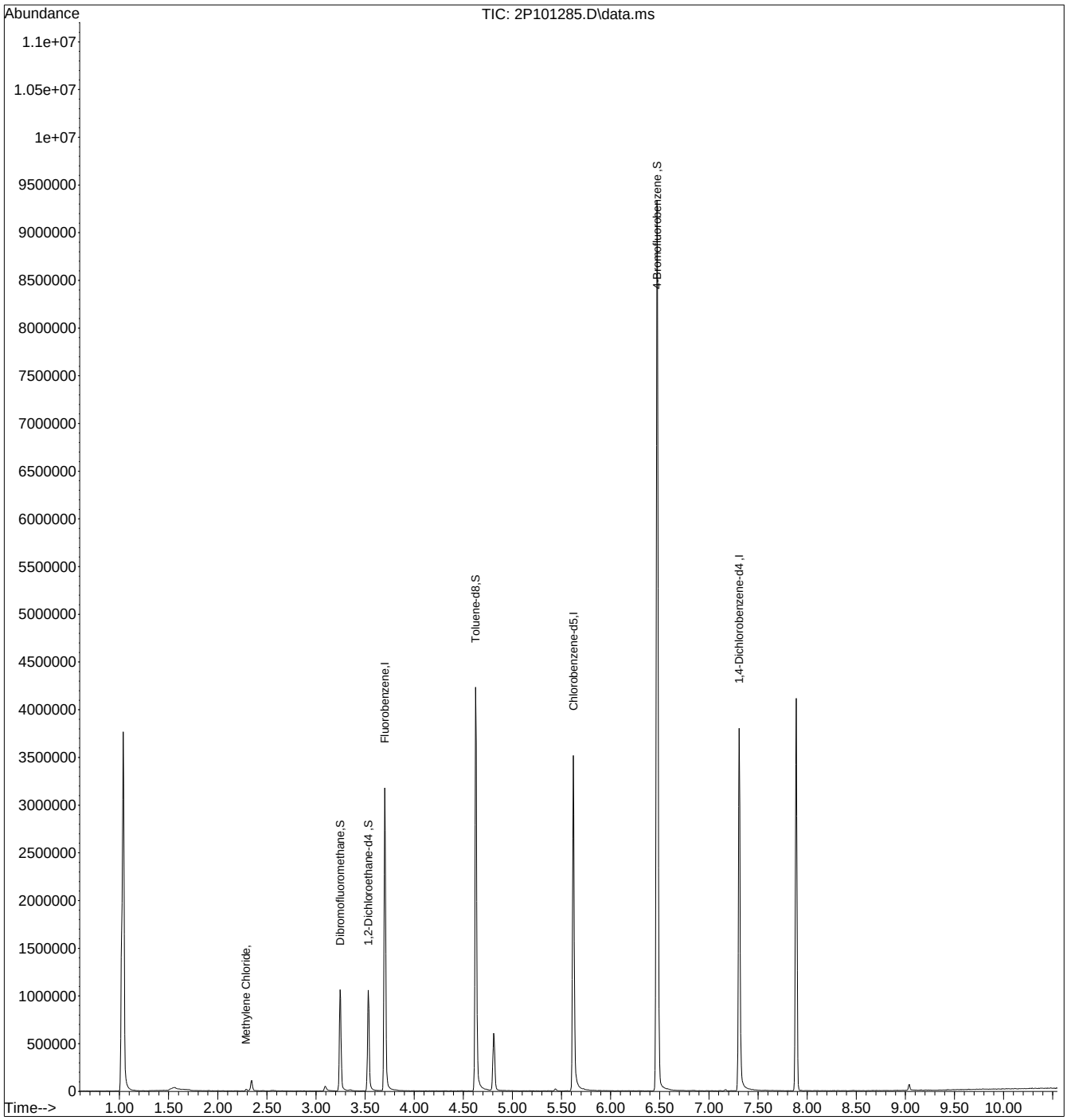

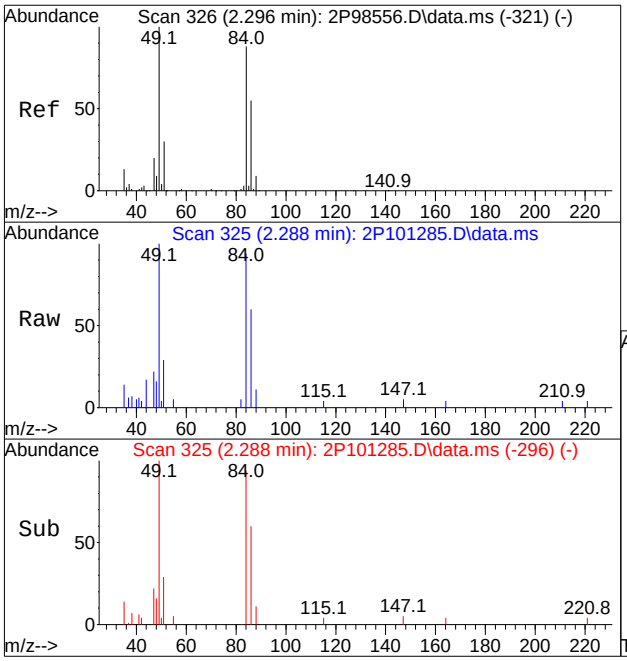

#18
Methylene Chloride
Concen: 0.5091 ug/L
RT: 2.288 min Scan# 325
Delta R.T. 0.001 min
Lab File: 2P101285.D
Acq: 8 Sep 2023 12:38 pm

Tgt Ion: 49 Resp: 5915

Ion	Ratio	Lower	Upper
49	100		
84	93.8	53.4	113.4
86	59.9	21.8	81.8
51	28.7	0.0	59.7

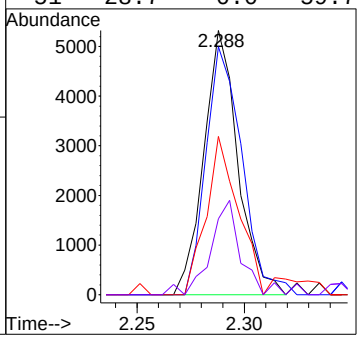

Quantitation Report (QT/LSC Reviewed)

Data Path : X:\Orlando VOA\celinec\September 2023\09-12-2023\V5E1882\V5E1882\
Data File : 5E42148.d
Acq On : 11 Sep 2023 11:05 am
Operator : joannel
Sample : MB Inst : MSVOA20
Misc : MS54805,V5E1882,,,,,
ALS Vial : 6 Sample Multiplier: 1

Quant Time: Sep 12 06:21:11 2023
Quant Method : X:\Orlando VOA\celinec\September 2023\09-12-2023\V5E1882\METHOD\appIX08-31-2023_.M
Quant Title : SW-846 Method 5030B/8260B & EPA 624
QLast Update : Thu Aug 31 13:41:31 2023
Response via : Initial Calibration

Compound	R.T.	QIon	Response	Conc	Units	Dev(Min)
Internal Standards						
1) Fluorobenzene	8.463	96	700940	50.00	ug/L	0.00
61) Chlorobenzene-d5	11.603	117	533866	50.00	ug/L	0.00
85) 1,4-Dichlorobenzene-d4	13.956	152	332111	50.00	ug/L	0.00
System Monitoring Compounds						
39) Dibromofluoromethane	7.610	113	204809	48.82	ug/L	0.00
Spiked Amount 50.000	Range 83 - 118		Recovery = 97.64%			
49) 1,2-Dichloroethane-d4	8.183	65	213501	48.75	ug/L	0.00
Spiked Amount 50.000	Range 79 - 125		Recovery = 97.50%			
62) Toluene-d8	10.036	98	707206	53.16	ug/L	0.00
Spiked Amount 50.000	Range 85 - 112		Recovery = 106.32%			
86) 4-Bromofluorobenzene	12.816	95	273928	52.87	ug/L	0.00
Spiked Amount 50.000	Range 83 - 118		Recovery = 105.74%			
Target Compounds						Qvalue
18) Methylene Chloride	5.592	49	1544	0.4105	ug/L	77

(#) = qualifier out of range (m) = manual integration (+) = signals summed

Quantitation Report (QT/LSC Reviewed)

Data Path : X:\Orlando VOA\celinec\September 2023\09-12-2023\V5E1882\V5E1882\
Data File : 5E42148.d
Acq On : 11 Sep 2023 11:05 am
Operator : joannel
Sample : MB Inst : MSVOA20
Misc : MS54805,V5E1882,,,,,
ALS Vial : 6 Sample Multiplier: 1

Quant Time: Sep 12 06:21:11 2023
Quant Method : X:\Orlando VOA\celinec\September 2023\09-12-2023\V5E1882\METHOD\appIX08-31-2023_.M
Quant Title : SW-846 Method 5030B/8260B & EPA 624
QLast Update : Thu Aug 31 13:41:31 2023
Response via : Initial Calibration

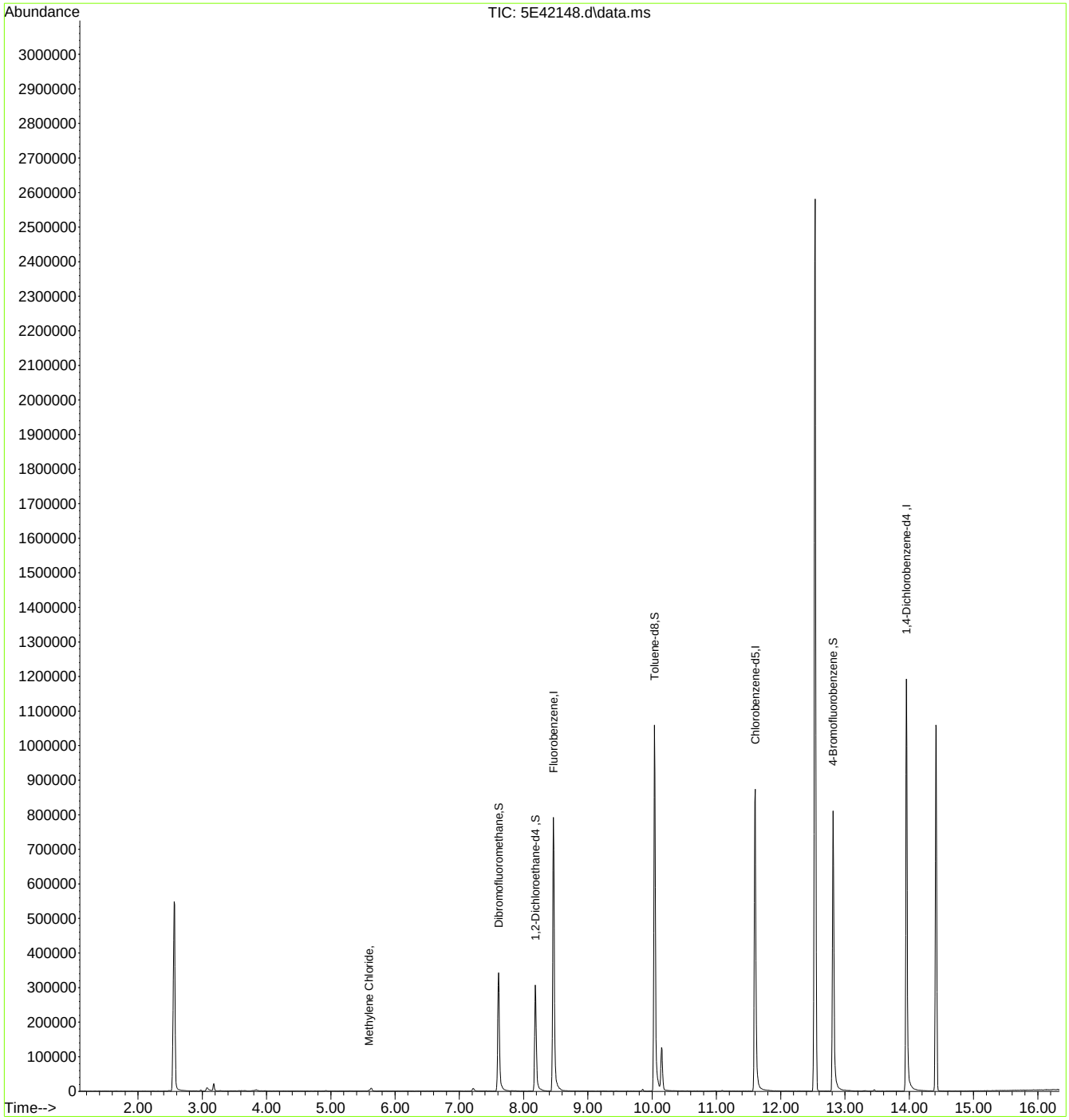

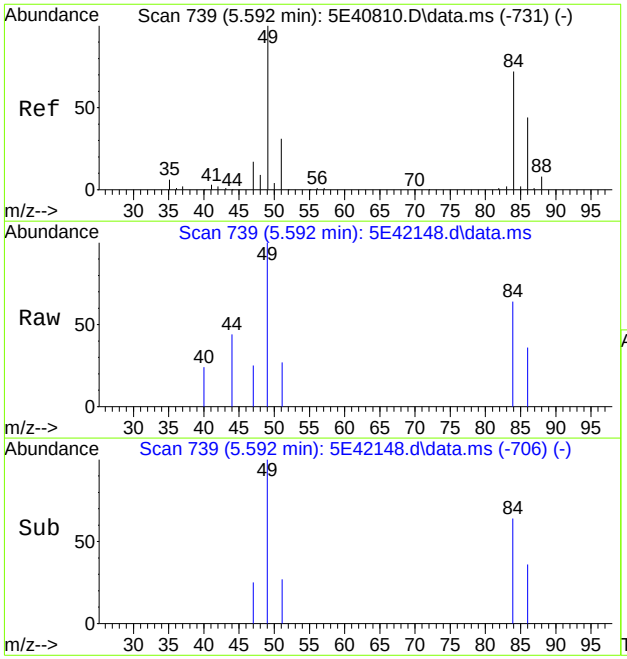

#18
Methylene Chloride
Concen: 0.4105 ug/L
RT: 5.592 min Scan# 739
Delta R.T. 0.000 min
Lab File: 5E42148.d
Acq: 11 Sep 2023 11:05 am

Tgt Ion: 49 Resp: 1544

Ion	Ratio	Lower	Upper
49	100		
84	64.0	57.4	117.4
86	36.3	26.6	86.6
51	27.2	1.5	61.5

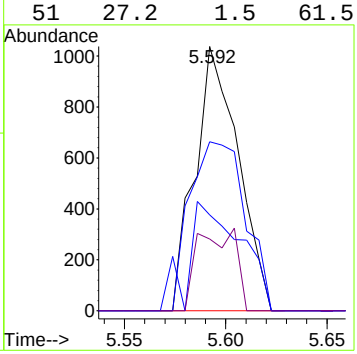

Quantitation Report (QT Reviewed)

Data Path : C:\msdchem\1\data\09-08-2023\
Data File : 5E42116.D
Acq On : 8 Sep 2023 11:19 am
Operator : joannel
Sample : BS
Misc : MS54638,V5E1881,,,,,
ALS Vial : 3 Sample Multiplier: 1

Quant Time: Sep 08 11:44:27 2023
Quant Method : C:\msdchem\1\methods\appIX08-31-2023_.M
Quant Title : SW-846 Method 5030B/8260B & EPA 624
QLast Update : Thu Aug 31 13:41:31 2023
Response via : Initial Calibration

Compound	R.T.	QIon	Response	Conc	Units	Dev(Min)
Internal Standards						
1) Fluorobenzene	8.463	96	779032	50.00	ug/L	0.00
61) Chlorobenzene-d5	11.603	117	591540	50.00	ug/L	0.00
85) 1,4-Dichlorobenzene-d4	13.956	152	367455	50.00	ug/L	0.00
System Monitoring Compounds						
39) Dibromofluoromethane	7.610	113	224550	48.16	ug/L	0.00
Spiked Amount 50.000	Range 83 - 118		Recovery = 96.32%			
49) 1,2-Dichloroethane-d4	8.183	65	242339	49.78	ug/L	0.00
Spiked Amount 50.000	Range 79 - 125		Recovery = 99.56%			
62) Toluene-d8	10.036	98	778594	52.82	ug/L	0.00
Spiked Amount 50.000	Range 85 - 112		Recovery = 105.64%			
86) 4-Bromofluorobenzene	12.816	95	288363	50.30	ug/L	0.00
Spiked Amount 50.000	Range 83 - 118		Recovery = 100.60%			
Target Compounds						Qvalue
2) Dichlorodifluoromethane	2.812	85	68583	18.97	ug/L	97
3) Chloromethane	3.135	50	71431	21.51	ug/L	99
4) Vinyl Chloride	3.263	62	75736	22.07	ug/L	96
5) 1,3-Butadiene	3.294	39	59406	26.57	ug/L	99
6) Bromomethane	3.769	94	42554	22.92	ug/L	100
7) Chloroethane	3.952	64	50553	20.90	ug/L	98
8) Trichlorofluoromethane	4.159	101	115900	21.87	ug/L	94
9) Ethyl Ether	4.580	59	64258	24.11	ug/L	91
10) Ethanol	4.775	45	16487	397.57	ug/L	88
11) 1,2-Dichlorotrifluoroe...	4.830	67	89082	23.78	ug/L	94
12) 1,1-Dichloroethene	4.866	61	105350	22.22	ug/L	99
13) Freon 113	4.903	101	80565	26.67	ug/L	97
14) Carbon Disulfide	4.921	76	205633	22.41	ug/L	99
15) Iodomethane	5.062	142	82186	23.90	ug/L	95
16) Acrolein	5.293	56	74332	126.35	ug/L	98
17) Allyl chloride	5.464	41	81242	25.90	ug/L	94
18) Methylene Chloride	5.592	49	92247	22.70	ug/L	99
19) Acetone	5.647	43	138975	126.47	ug/L	98
20) Methyl acetate	5.781	43	266178	108.38	ug/L	97
21) trans-1,2-Dichloroethene	5.793	61	105973	23.14	ug/L	98
22) Hexane	5.872	56	67752	21.57	ug/L	99
23) Methyl Tert Butyl Ether	5.897	73	232091	23.25	ug/L	98
24) Acetonitrile	6.214	41	82251	199.38	ug/L	98
25) Di-isopropyl ether	6.323	45	205729	23.48	ug/L	99
26) Chloroprene	6.494	53	92605	20.68	ug/L	97
27) 1,1-Dichloroethane	6.519	63	134986	22.07	ug/L	97
28) Acrylonitrile	6.573	53	150409	107.47	ug/L	95
29) ETBE	6.744	59	246801	23.71	ug/L	99
30) Tert Butyl Alcohol	5.970	59	120339	188.39	ug/L	98
31) Vinyl acetate	6.769	43	743245	108.81	ug/L	99
32) cis-1,2-Dichloroethene	7.134	96	81914	21.92	ug/L	98
33) 2,2-Dichloropropane	7.250	77	112212	23.68	ug/L	99
34) Bromochloromethane	7.354	128	44815	22.86	ug/L	98
35) Cyclohexane	7.372	56	127021	23.88	ug/L	94

Quantitation Report (QT Reviewed)

Data Path : C:\msdchem\1\data\09-08-2023\
Data File : 5E42116.D
Acq On : 8 Sep 2023 11:19 am
Operator : joannel
Sample : BS
Misc : MS54638,V5E1881,,,,,
ALS Vial : 3 Sample Multiplier: 1

Quant Time: Sep 08 11:44:27 2023
Quant Method : C:\msdchem\1\methods\appIX08-31-2023_.M
Quant Title : SW-846 Method 5030B/8260B & EPA 624
QLast Update : Thu Aug 31 13:41:31 2023
Response via : Initial Calibration

Compound	R.T.	QIon	Response	Conc	Units	Dev(Min)
36) Chloroform	7.409	83	147564	22.54	ug/L	99
37) Ethyl acetate	7.500	43	388173	111.83	ug/L	98
38) Tetrahydrofuran	7.604	42	22239	18.40	ug/L	98
40) Carbon Tetrachloride	7.592	117	110065	22.21	ug/L	98
41) 1,1,1-Trichloroethane	7.659	97	126769	22.69	ug/L	98
42) 2-Butanone	7.726	43	190806	111.27	ug/L	99
43) 1,1-Dichloropropene	7.787	75	103442	23.78	ug/L	96
44) tert-Butyl formate	7.872	59	313660	246.18	ug/L	95
45) Propionitrile	8.055	54	142644	203.15	ug/L	92
46) Methacrylonitrile	8.073	41	504808	214.56	ug/L	99
47) Benzene	8.049	78	299019	22.90	ug/L	99
48) TAME	8.116	73	224347	22.87	ug/L	98
50) 1,2-Dichloroethane	8.256	62	110867	21.92	ug/L	98
51) tert Amyl alcohol	8.287	59	88008	184.70	ug/L	96
52) Trichloroethene	8.646	95	83027	21.93	ug/L	97
53) Methylcyclohexane	8.640	83	132330	22.85	ug/L	97
54) Dibromomethane	9.085	93	56662	22.77	ug/L	93
55) 1,2-Dichloropropane	9.177	63	79959	24.65	ug/L	97
56) Bromodichloromethane	9.219	83	107384	21.84	ug/L	99
57) Methyl methacrylate	9.329	41	63625	22.48	ug/L	98
58) 1,4-Dioxane	9.414	88	21735	388.08	ug/L	89
59) 2-Chloroethyl vinyl ether	9.756	63	52446	38.30	ug/L	99
60) cis-1,3-Dichloropropene	9.853	75	117255	23.19	ug/L	98
63) Toluene	10.091	91	326679	25.27	ug/L	99
64) Isobutyl alcohol	8.177	43	64710	419.67	ug/L	99
65) 2-Nitropropane	10.317	41	107191	107.19	ug/L	99
66) 4-Methyl-2-pentanone	10.426	43	379985	113.35	ug/L	100
67) trans-1,3-Dichloropropene	10.487	75	102540	22.84	ug/L	99
68) Tetrachloroethene	10.493	166	97204	25.26	ug/L	98
69) Ethyl methacrylate	10.591	69	100908	27.69	ug/L	98
70) 1,1,2-Trichloroethane	10.658	83	66658	25.30	ug/L	99
71) Dibromochloromethane	10.853	129	96245	25.84	ug/L	99
72) 1,3-Dichloropropane	10.938	76	126628	26.19	ug/L	98
73) 1,2-Dibromoethane	11.115	107	84744	25.42	ug/L	100
74) 3,3-Dimethyl-1-butanol	11.194	57	320162	937.85	ug/L	98
75) 2-hexanone	11.255	43	283439	117.15	ug/L	97
76) 1-Chlorohexane	11.548	91	105697	24.94	ug/L	100
77) Ethylbenzene	11.609	91	363737	24.14	ug/L	98
78) Chlorobenzene	11.621	112	219071	24.43	ug/L	97
79) 1,1,1,2-Tetrachloroethane	11.670	131	85314	24.95	ug/L	99
80) m,p-Xylene	11.749	91	567103	50.38	ug/L	99
81) o-Xylene	12.194	91	278277	24.39	ug/L	99
82) Styrene	12.243	104	214414	24.86	ug/L	99
83) Bromoform	12.304	173	67193	23.41	ug/L	96
84) Isopropylbenzene	12.493	105	365729	25.43	ug/L	100
87) cis-1,4-Dichloro-2-butene	12.859	53	21420	22.85	ug/L	91
88) n-Propylbenzene	12.914	91	435979	25.62	ug/L	99
89) Bromobenzene	12.944	156	101199	26.75	ug/L	94
90) 1,1,2,2-Tetrachloroethane	12.987	83	114661	24.18	ug/L	100
91) 1,3,5-Trimethylbenzene	13.097	105	313712	26.61	ug/L	99

Quantitation Report (QT Reviewed)

Data Path : C:\msdchem\1\data\09-08-2023\
Data File : 5E42116.D
Acq On : 8 Sep 2023 11:19 am
Operator : joannel
Sample : BS
Misc : MS54638,V5E1881,,,,,
ALS Vial : 3 Sample Multiplier: 1

Quant Time: Sep 08 11:44:27 2023
Quant Method : C:\msdchem\1\methods\appIX08-31-2023_.M
Quant Title : SW-846 Method 5030B/8260B & EPA 624
QLast Update : Thu Aug 31 13:41:31 2023
Response via : Initial Calibration

	Compound	R.T.	QIon	Response	Conc	Units	Dev(Min)
92)	2-Chlorotoluene	13.109	91	288370	25.92	ug/L	99
93)	trans-1,4-Dichloro-2-B...	13.170	53	20810	19.58	ug/L	88
94)	1,2,3-Trichloropropane	13.151	110	35763	26.67	ug/L	97
95)	Cyclohexanone	13.225	55	37003	269.19	ug/L	98
96)	4-Chlorotoluene	13.279	91	258432	25.55	ug/L	97
98)	tert-Butylbenzene	13.438	91	168834	25.44	ug/L	98
99)	1,2,4-Trimethylbenzene	13.511	105	303705	25.69	ug/L	99
100)	Pentachloroethane	13.499	167	58994	25.37	ug/L	97
101)	sec-Butylbenzene	13.621	105	383844	24.89	ug/L	99
102)	4-Isopropyltoluene	13.749	119	341635	26.21	ug/L	98
103)	1,3-Dichlorobenzene	13.889	146	191350	25.85	ug/L	97
104)	1,2,3-Trimethylbenzene	13.962	105	315082	25.43	ug/L	99
105)	1,4-Dichlorobenzene	13.974	146	202056	24.25	ug/L	98
106)	n-Butylbenzene	14.176	92	184493	26.96	ug/L	94
107)	Benzyl Chloride	14.200	126	30900	21.51	ug/L	97
108)	1,2-Dichlorobenzene	14.395	146	188185	25.72	ug/L	99
109)	1,2-Dibromo-3-Chloropr...	15.127	75	18868	23.04	ug/L	93
110)	Hexachlorobutadiene	15.663	225	58946	27.13	ug/L	94
111)	1,2,4-Trichlorobenzene	15.718	180	137040	26.60	ug/L	98
112)	Naphthalene	16.011	128	279676	24.15	ug/L	99
113)	1,2,3-Trichlorobenzene	16.187	180	116042	25.35	ug/L	97

(#) = qualifier out of range (m) = manual integration (+) = signals summed

Quantitation Report (QT Reviewed)

Data Path : C:\msdchem\1\data\09-08-2023\
Data File : 5E42116.D
Acq On : 8 Sep 2023 11:19 am
Operator : joannel
Sample : BS
Misc : MS54638,V5E1881,,,,,
ALS Vial : 3 Sample Multiplier: 1

Quant Time: Sep 08 11:44:27 2023
Quant Method : C:\msdchem\1\methods\appIX08-31-2023_.M
Quant Title : SW-846 Method 5030B/8260B & EPA 624
QLast Update : Thu Aug 31 13:41:31 2023
Response via : Initial Calibration

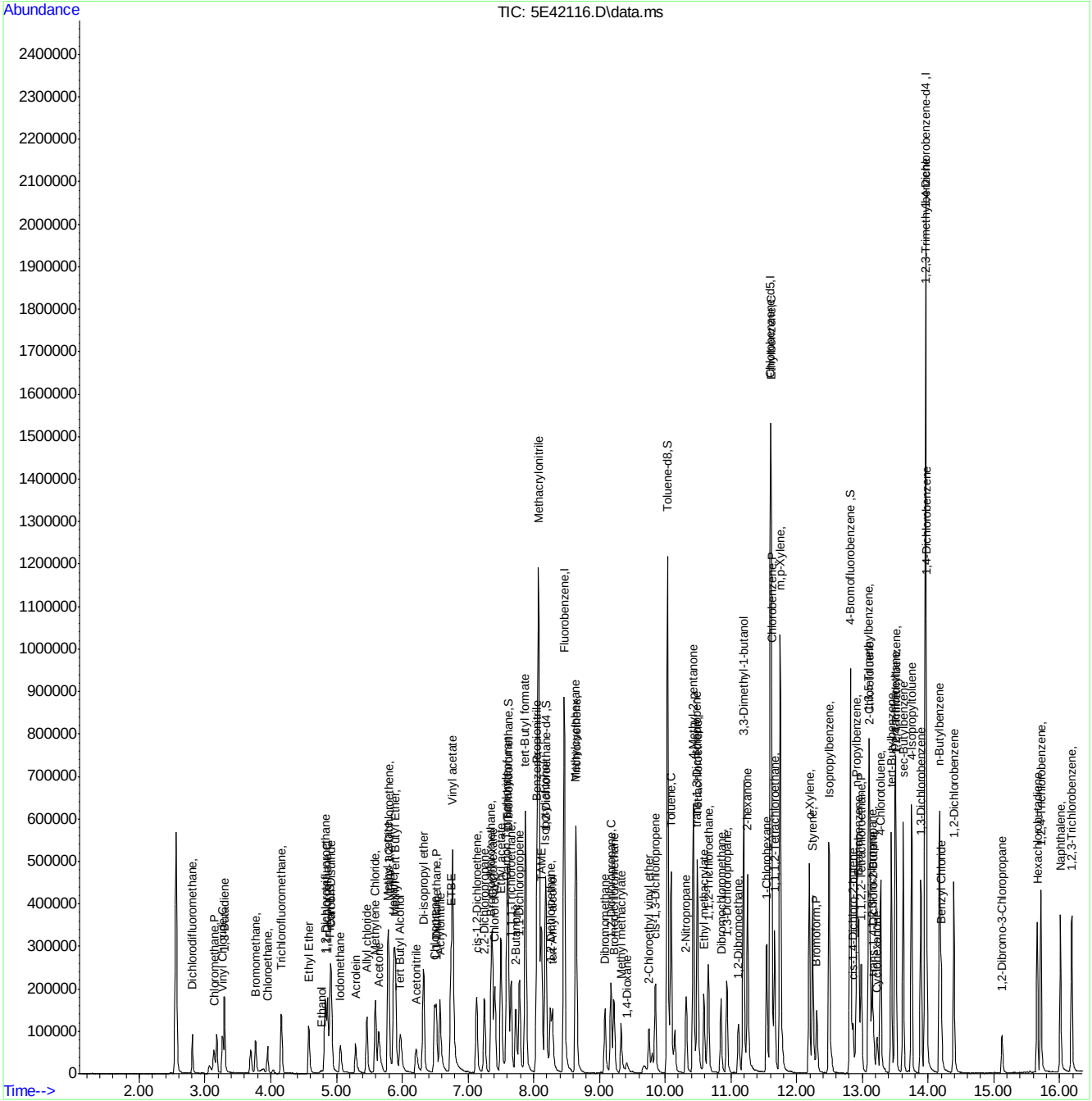

Manual Integrations APPROVED (compounds with "m" flag)
Neil Christiana 09/11/23 11:32

Quantitation Report (QT Reviewed)

Data Path : C:\msdchem\1\DATA\2023-09-08\
Data File : 2P101282.D
Acq On : 8 Sep 2023 11:21 am
Operator : joannel
Sample : BS Inst : MSVOA13-P
Misc : MS54514,V2P3838,,,,,
ALS Vial : 3 Sample Multiplier: 1

Quant Time: Sep 08 11:34:02 2023
Quant Method : C:\msdchem\1\METHODS\V2P_2023-9-06.M
Quant Title : SW-846 Method 5035A/8260B
QLast Update : Wed Sep 06 14:19:37 2023
Response via : Initial Calibration

Internal Standards	R.T.	QIon	Response	Conc	Units	Dev(Min)
1) Fluorobenzene	3.698	96	1920603	50.00	ug/L	0.00
62) Chlorobenzene-d5	5.618	117	1601370	50.00	ug/L	0.00
85) 1,4-Dichlorobenzene-d4	7.307	152	898160	50.00	ug/L	0.00
System Monitoring Compounds						
39) Dibromofluoromethane	3.243	113	438077	51.20	ug/L	0.00
Spiked Amount 50.000	Range 83 - 118		Recovery = 102.40%			
49) 1,2-Dichloroethane-d4	3.531	65	482476	51.98	ug/L	0.00
Spiked Amount 50.000	Range 79 - 125		Recovery = 103.96%			
63) Toluene-d8	4.624	98	2089247	50.02	ug/L	0.00
Spiked Amount 50.000	Range 85 - 112		Recovery = 100.04%			
86) 4-Bromofluorobenzene	6.470	174	700948	49.82	ug/L	0.00
Spiked Amount 50.000	Range 83 - 118		Recovery = 99.64%			
Target Compounds						Qvalue
2) Dichlorodifluoromethane	1.115	85	174055	27.24	ug/L	99
3) Chloromethane	1.240	50	219394	27.57	ug/L	99
4) 1,3-butadiene	1.308	39	227603	24.08	ug/L	93
5) Vinyl Chloride	1.298	62	222735	28.28	ug/L	97
6) Bromomethane	1.502	94	124427	27.45	ug/L	97
7) Chloroethane	1.570	64	86139	28.01	ug/L	98
8) Trichlorofluoromethane	1.664	101	307258	33.04	ug/L	99
9) Ethyl Ether	1.862	59	210278	27.30	ug/L	98
10) Ethanol	1.951	45	135145	536.16	ug/L	97
11) 1,2-Dichlorotrifluoroe...	1.962	67	239566	27.45	ug/L	97
12) 1,1-Dichloroethene	1.967	61	280262	26.10	ug/L	96
13) Freon 113	2.004	101	196381	31.09	ug/L	96
14) Carbon Disulfide	1.988	76	552140	27.69	ug/L	99
15) Iodomethane	2.045	142	199703	29.51	ug/L	98
16) Acrolein	2.140	56	346282	169.73	ug/L	98
17) Allyl chloride	2.234	41	336151	28.85	ug/L	95
18) Methylene Chloride	2.286	49	281188	24.40	ug/L	98
19) Acetone	2.302	43	795700	162.26	ug/L	95
20) Methyl acetate	2.380	43	1587183	125.36	ug/L	100
21) trans-1,2-Dichloroethene	2.385	61	289374	26.17	ug/L	97
22) Hexane	2.453	56	172312	28.87	ug/L	97
23) Methyl Tert Butyl Ether	2.453	73	714665	27.53	ug/L	97
24) Tert Butyl Alcohol	2.490	59	805616	261.98	ug/L	100
25) Acetonitrile	2.537	41	640706m	263.03	ug/L	
26) Di-isopropyl ether	2.668	45	755034	27.00	ug/L	98
27) Chloroprene	2.710	53	1059789	25.07	ug/L	97
28) 1,1-Dichloroethane	2.710	63	374150	25.41	ug/L	99
29) Acrylonitrile	2.710	52	677751	129.67	ug/L	95
30) ETBE	2.861	59	723475	27.81	ug/L	97
31) Vinyl acetate	2.840	43	2977763	123.04	ug/L	99
32) cis-1,2-Dichloroethene	3.003	96	235409	26.03	ug/L	98
33) 2,2-Dichloropropane	3.065	77	295619	27.84	ug/L	98
34) Bromochloromethane	3.107	128	116176	26.77	ug/L	98
35) Cyclohexane	3.144	56	370095	27.49	ug/L	99
36) Chloroform	3.149	83	381194	26.95	ug/L	95
37) Ethyl acetate	3.207	43	2095694	133.32	ug/L	99
38) Tetrahydrofuran	3.243	42	155326	26.46	ug/L	99
40) Carbon Tetrachloride	3.248	117	259971m	27.91	ug/L	
41) 1,1,1-Trichloroethane	3.275	97	312522	27.09	ug/L	94
42) 2-Butanone	3.295	43	1273070	148.14	ug/L	98
43) 1,1-Dichloropropene	3.343	75	286952	27.19	ug/L	97
44) tert-Butyl formate	3.390	59	638828	164.48	ug/L	99
45) Propionitrile	3.442	54	656420	259.14	ug/L	99
46) Methacrylonitrile	3.463	41	2481774	256.55	ug/L	98
47) Benzene	3.473	78	940991	26.24	ug/L	92
48) TAME	3.547	73	649950	26.97	ug/L	99
50) Isobutyl alcohol	3.578	43	494325m	569.66	ug/L	
51) 1,2-Dichloroethane	3.567	62	279832	25.79	ug/L	99

Quantitation Report (QT Reviewed)

Data Path : C:\msdchem\1\DATA\2023-09-08\
Data File : 2P101282.D
Acq On : 8 Sep 2023 11:21 am
Operator : joannel
Sample : BS Inst : MSVOA13-P
Misc : MS54514,V2P3838,,,,,
ALS Vial : 3 Sample Multiplier: 1

Quant Time: Sep 08 11:34:02 2023
Quant Method : C:\msdchem\1\METHODS\V2P_2023-9-06.M
Quant Title : SW-846 Method 5035A/8260B
QLast Update : Wed Sep 06 14:19:37 2023
Response via : Initial Calibration

Internal Standards	R.T.	QIon	Response	Conc	Units		Dev(Min)
52) Tert Amyl Alcohol	3.630	59	609315	276.44	ug/L		100
53) Trichloroethene	3.803	95	226084	26.86	ug/L		97
54) Methylcyclohexane	3.824	83	354078	27.60	ug/L		99
55) Dibromomethane	4.033	93	125641	26.65	ug/L		93
56) 1,2-Dichloropropane	4.085	63	223156	28.04	ug/L		98
57) Bromodichloromethane	4.122	83	256979	27.00	ug/L		98
58) Methyl methacrylate	4.216	41	272772	24.61	ug/L		99
59) 1,4-Dioxane	4.247	88	112025	509.99	ug/L		93
60) 2-Chloroethyl vinyl ether	4.457	63	164887	124.92	ug/L		95
61) cis-1,3-Dichloropropene	4.498	75	325803	27.29	ug/L		100
64) Toluene	4.661	91	1002557	26.18	ug/L		99
65) 2-Nitropropane	4.755	41	499045	134.06	ug/L		99
66) 4-Methyl-2-pentanone	4.870	43	2126676	136.96	ug/L		99
67) trans-1,3-Dichloropropene	4.896	75	281113	25.48	ug/L		96
68) Tetrachloroethene	4.917	166	259964	26.75	ug/L		95
69) Ethyl methacrylate	5.011	69	339324	28.23	ug/L		93
70) 1,1,2-Trichloroethane	4.995	83	176881	25.65	ug/L		96
71) Dibromochloromethane	5.121	129	205656	28.40	ug/L		97
72) 1,3-Dichloropropane	5.173	76	378699	28.44	ug/L		97
73) 1,2-Dibromoethane	5.272	107	220499	27.79	ug/L		99
74) 3,3-dimethyl-1-butanol	5.408	57	2826116	1290.56	ug/L		99
75) 2-hexanone	5.408	43	2238375	140.33	ug/L		94
76) 1-Chlorohexane	5.628	91	289214m	25.11	ug/L		
77) Ethylbenzene	5.659	91	1085697m	25.94	ug/L		
78) Chlorobenzene	5.633	112	617055	25.50	ug/L		95
79) 1,1,1,2-Tetrachloroethane	5.675	131	203198	26.10	ug/L		98
80) m,p-Xylene	5.759	91	1680066	52.70	ug/L		99
81) o-Xylene	6.052	91	796667	24.67	ug/L		99
82) Styrene	6.088	104	679253	26.45	ug/L		97
83) Bromoform	6.094	173	130781	26.88	ug/L		96
84) Isopropylbenzene	6.282	105	1026540	26.24	ug/L		99
87) cis-1,4-Dichloro-2-butene	6.502	53	91535	31.62	ug/L		91
88) n-Propylbenzene	6.585	91	1146401	25.77	ug/L		100
89) Bromobenzene	6.549	156	257538	25.95	ug/L		90
90) 1,1,2,2-Tetrachloroethane	6.606	83	326732	25.50	ug/L		98
91) 1,3,5-Trimethylbenzene	6.732	105	831789	26.40	ug/L		97
92) 2-Chlorotoluene	6.690	91	659802	25.69	ug/L		97
93) trans-1,4-Dichloro-2-B...	6.732	53	105263	28.84	ug/L		96
94) 1,2,3-Trichloropropane	6.700	110	119993	27.08	ug/L		99
95) Cyclohexanone	6.726	55	203734	284.57	ug/L		94
96) 4-Chlorotoluene	6.810	91	704082	25.28	ug/L		99
97) tert-Butylbenzene	6.967	91	420408	25.52	ug/L		98
99) 1,2,4-Trimethylbenzene	7.019	105	802374	26.44	ug/L		99
100) Pentachloroethane	6.972	167	129672	25.10	ug/L	#	67
101) sec-Butylbenzene	7.108	105	941521	25.51	ug/L		98
102) 4-Isopropyltoluene	7.218	119	809529	26.04	ug/L		99
103) 1,3-Dichlorobenzene	7.255	146	449587	25.11	ug/L		99
104) 1,2,3-Trimethylbenzene	7.349	105	794453	24.83	ug/L		98
105) 1,4-Dichlorobenzene	7.317	146	463961	23.88	ug/L		97
106) n-Butylbenzene	7.537	92	342004	28.59	ug/L		96
107) Benzyl Chloride	7.500	126	108857	24.99	ug/L		97
108) 1,2-Dichlorobenzene	7.626	146	434159	25.21	ug/L		98
109) 1,2-Dibromo-3-Chloropr...	8.186	75	68705	26.27	ug/L		90
110) Hexachlorobutadiene	8.667	225	85557	27.15	ug/L		96
111) 1,2,4-Trichlorobenzene	8.662	180	235533	26.74	ug/L		97
112) Naphthalene	8.866	128	811959	25.43	ug/L		99
113) 1,2,3-Trichlorobenzene	8.991	180	227353	25.95	ug/L		99

(#) = qualifier out of range (m) = manual integration (+) = signals summed

Quantitation Report (QT Reviewed)

Data Path : C:\msdchem\1\DATA\2023-09-08\
Data File : 2P101282.D
Acq On : 8 Sep 2023 11:21 am
Operator : joannel
Sample : BS Inst : MSVOA13-P
Misc : MS54514,V2P3838,,,,,
ALS Vial : 3 Sample Multiplier: 1

Quant Time: Sep 08 11:34:02 2023
Quant Method : C:\msdchem\1\METHODS\V2P_2023-9-06.M
Quant Title : SW-846 Method 5035A/8260B
QLast Update : Wed Sep 06 14:19:37 2023
Response via : Initial Calibration

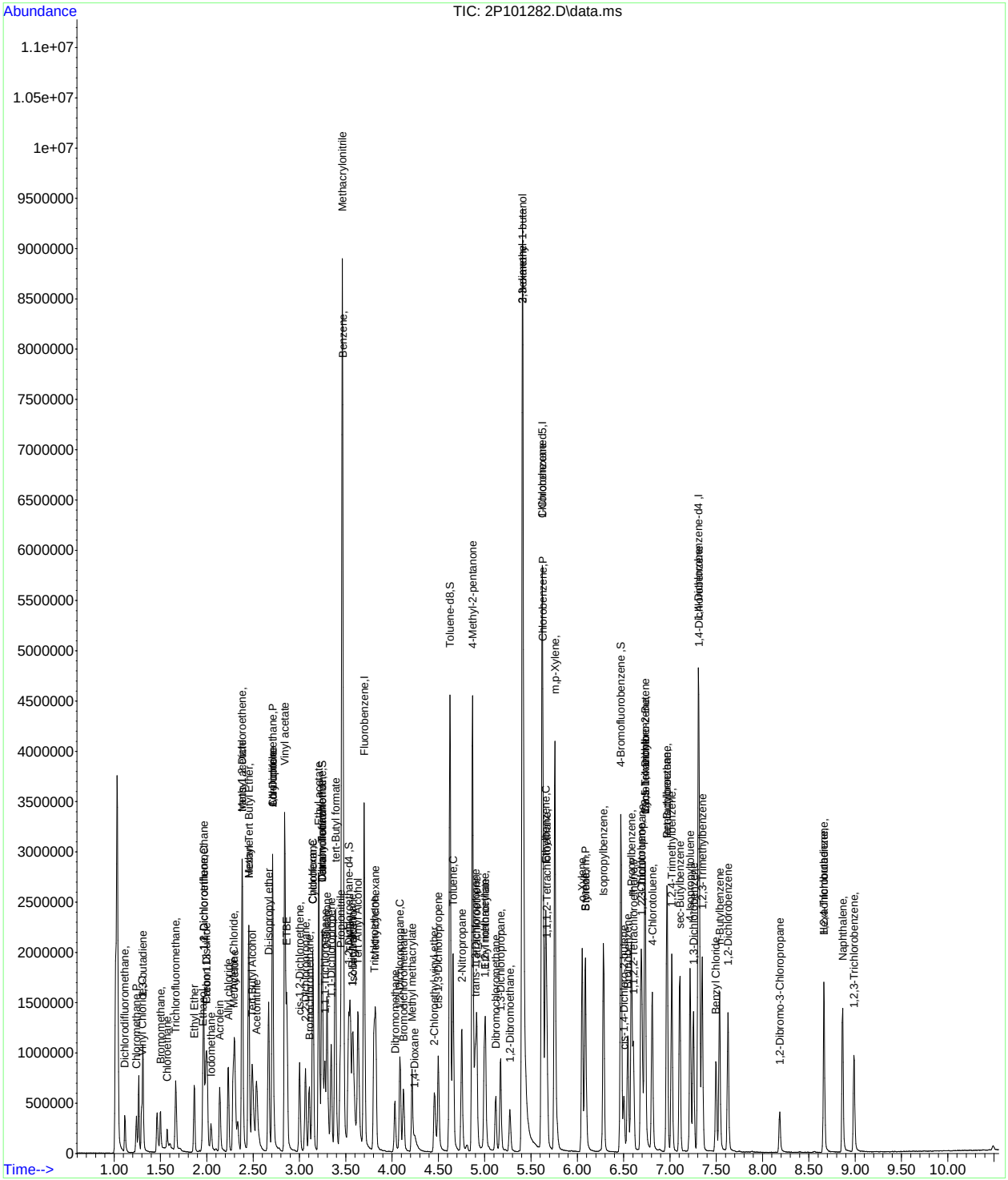

Manual Integration Approval Summary

Sample Number: V2P3838-BS
Lab FileID: 2P101282.D
Injection Time: 09/08/23 11:21
Method: SW846 8260D
Analyst approved: 09/08/23 11:35 Jo-Ann Lugo De Jesus
Supervisor approved: 09/11/23 11:32 Neil Christiana

Parameter	CAS	Sig#	R.T. (min.)	Reason
Acetonitrile	75-05-8		2.54	Poor instrument integration
Carbon Tetrachloride	56-23-5		3.25	Poor instrument integration
Isobutyl Alcohol	78-83-1		3.58	Poor instrument integration
1-Chlorohexane	544-10-5		5.63	Poor instrument integration
Ethylbenzene	100-41-4		5.66	Poor instrument integration

Quantitation Report (Qedit)

Data Path : C:\msdchem\1\DATA\2023-09-08\
Data File : 2P101282.D
Acq On : 8 Sep 2023 11:21 am
Operator : joannel
Sample : BS Inst : MSVOA13-P
Misc : MS54514,V2P3838,,,,,
ALS Vial : 3 Sample Multiplier: 1

Quant Time: Sep 08 11:32:51 2023
Quant Method : C:\msdchem\1\METHODS\V2P_2023-9-06.M
Quant Title : SW-846 Method 5035A/8260B
QLast Update : Wed Sep 06 14:19:37 2023
Response via : Initial Calibration

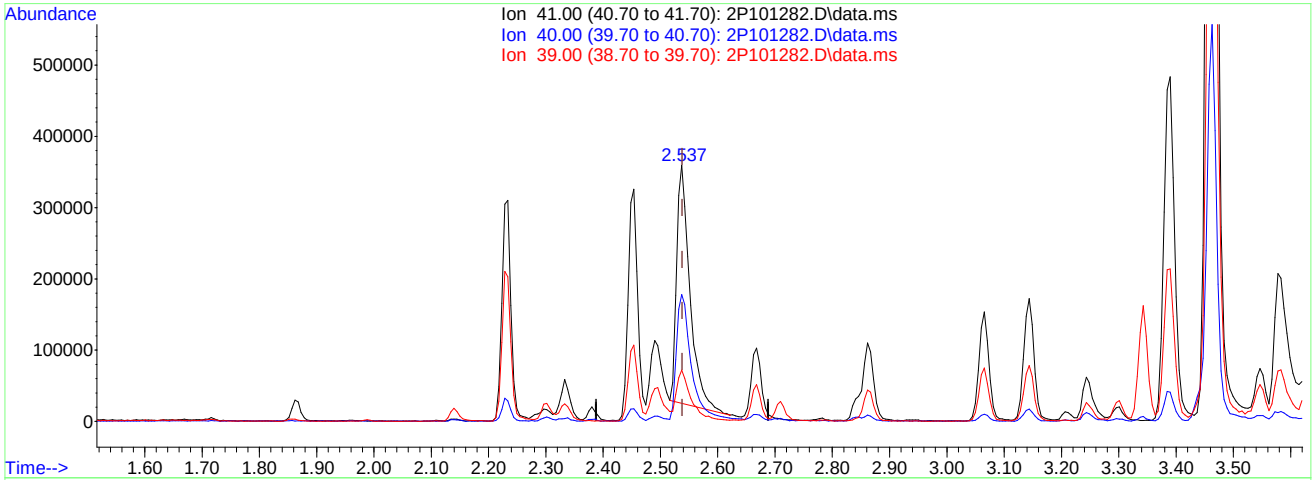

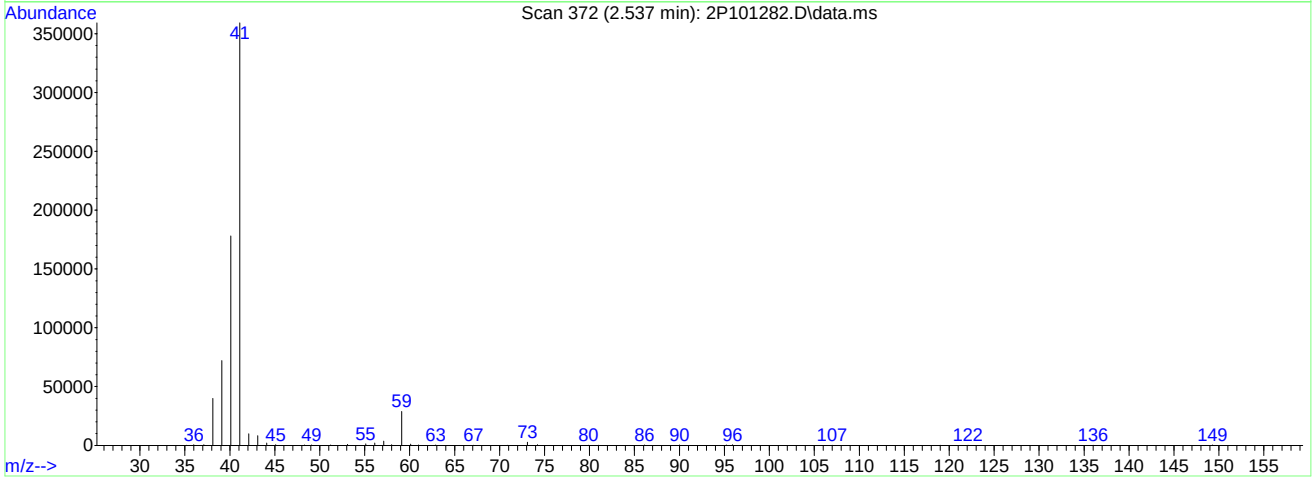

TIC: 2P101282.D\data.ms

(25) Acetonitrile

2.537min (-0.001) 219.30ug/L

response 531926

Ion	Exp%	Act%
41.00	100	100
40.00	49.20	49.97
39.00	20.70	20.03
0.00	0.00	0.00

Quantitation Report (Qedit)

Data Path : C:\msdchem\1\DATA\2023-09-08\
Data File : 2P101282.D
Acq On : 8 Sep 2023 11:21 am
Operator : joannel
Sample : BS Inst : MSVOA13-P
Misc : MS54514,V2P3838,,,,,
ALS Vial : 3 Sample Multiplier: 1

Quant Time: Sep 08 11:32:51 2023
Quant Method : C:\msdchem\1\METHODS\V2P_2023-9-06.M
Quant Title : SW-846 Method 5035A/8260B
QLast Update : Wed Sep 06 14:19:37 2023
Response via : Initial Calibration

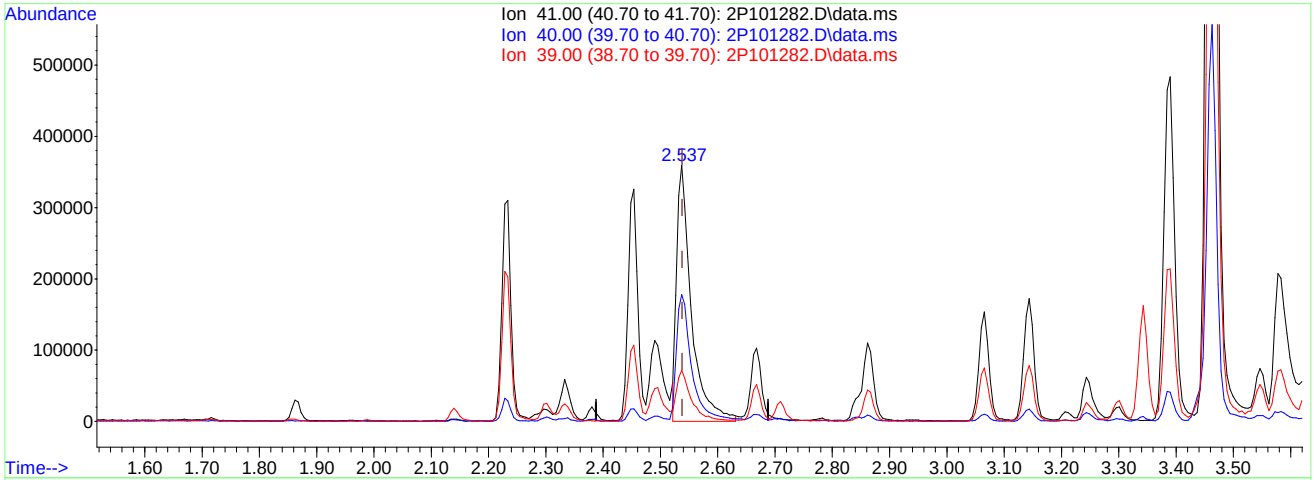

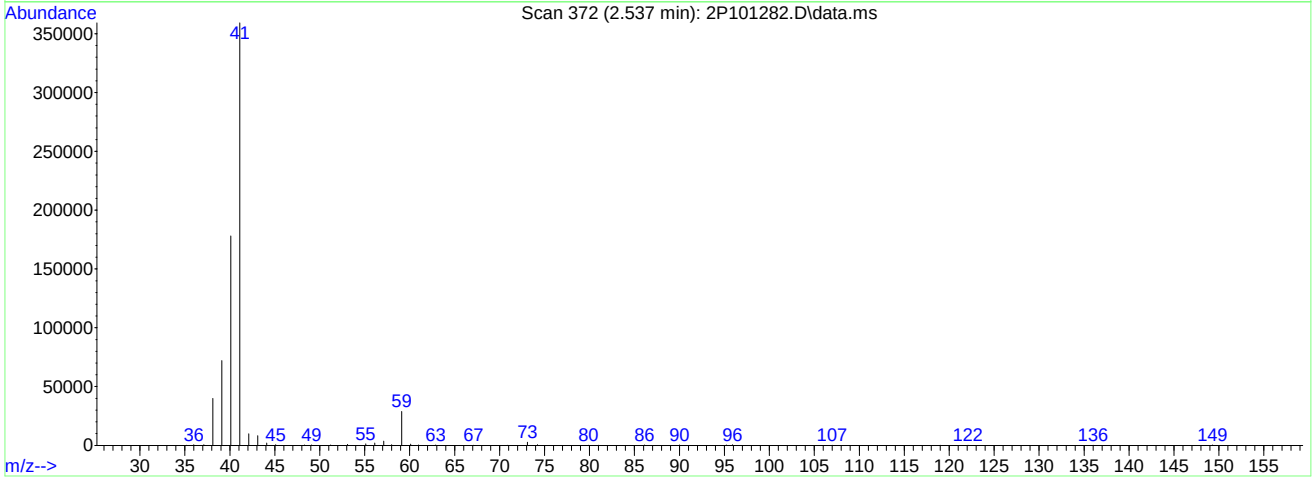

TIC: 2P101282.D\data.ms

(25) Acetonitrile

2.537min (-0.001) 263.03ug/L m

response 640706

Ion	Exp%	Act%
41.00	100	100
40.00	49.20	49.56
39.00	20.70	20.06
0.00	0.00	0.00

Quantitation Report (Qedit)

Data Path : C:\msdchem\1\DATA\2023-09-08\
Data File : 2P101282.D
Acq On : 8 Sep 2023 11:21 am
Operator : joannel
Sample : BS Inst : MSVOA13-P
Misc : MS54514,V2P3838,,,,,
ALS Vial : 3 Sample Multiplier: 1

Quant Time: Sep 08 11:32:51 2023
Quant Method : C:\msdchem\1\METHODS\V2P_2023-9-06.M
Quant Title : SW-846 Method 5035A/8260B
QLast Update : Wed Sep 06 14:19:37 2023
Response via : Initial Calibration

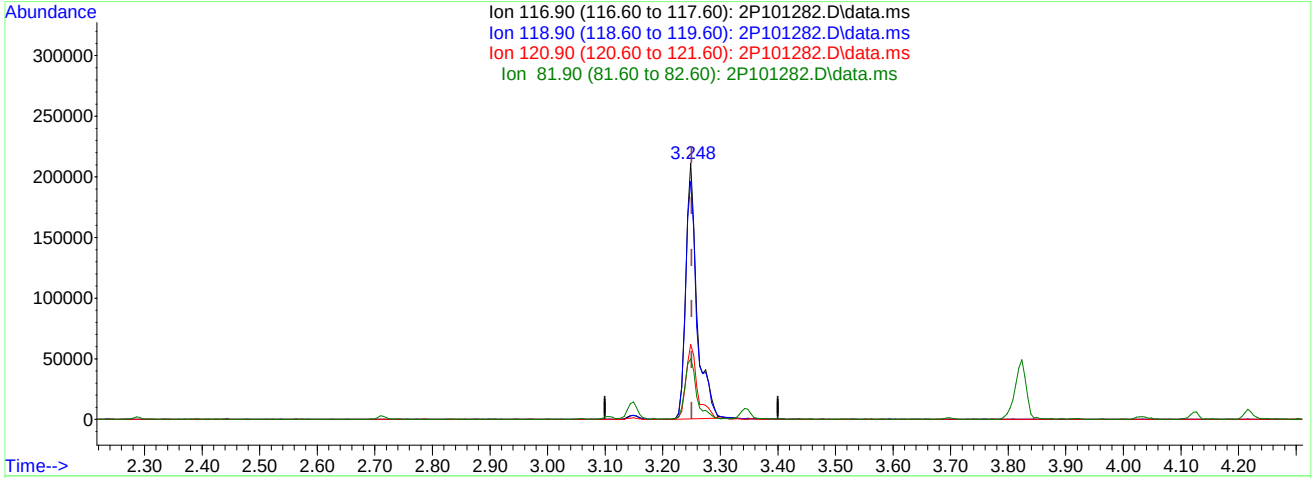

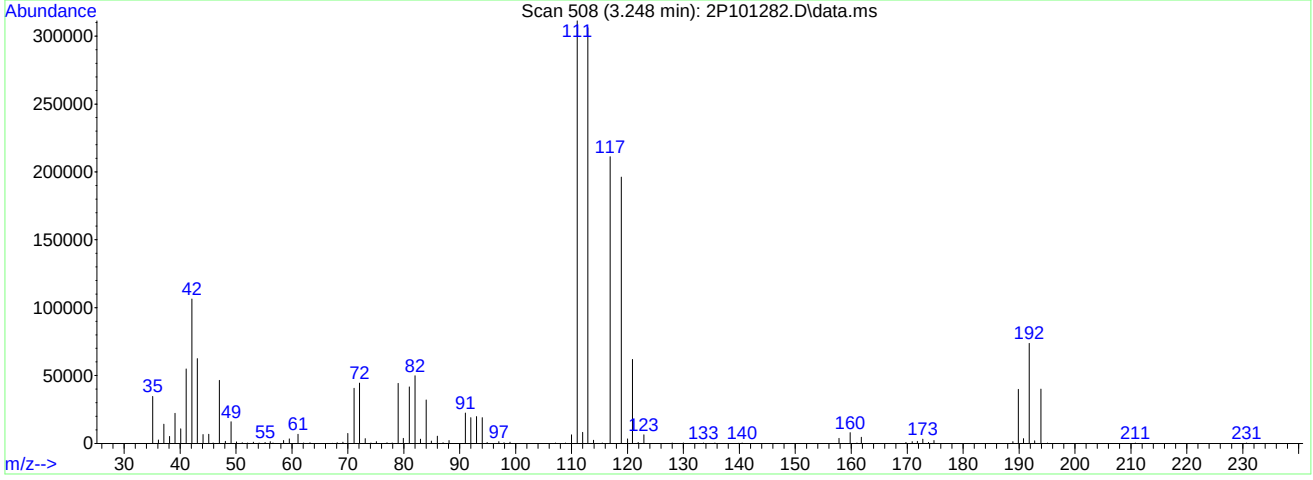

TIC: 2P101282.D\data.ms

(40) Carbon Tetrachloride ( )

3.248min (-0.001) 31.09ug/L

response 289591

Ion	Exp%	Act%
116.90	100	100
118.90	95.30	92.91
120.90	30.00	29.28
81.90	24.00	23.35

Quantitation Report (Qedit)

Data Path : C:\msdchem\1\DATA\2023-09-08\
Data File : 2P101282.D
Acq On : 8 Sep 2023 11:21 am
Operator : joannel
Sample : BS Inst : MSVOA13-P
Misc : MS54514,V2P3838,,,,,
ALS Vial : 3 Sample Multiplier: 1

Quant Time: Sep 08 11:32:51 2023
Quant Method : C:\msdchem\1\METHODS\V2P_2023-9-06.M
Quant Title : SW-846 Method 5035A/8260B
QLast Update : Wed Sep 06 14:19:37 2023
Response via : Initial Calibration

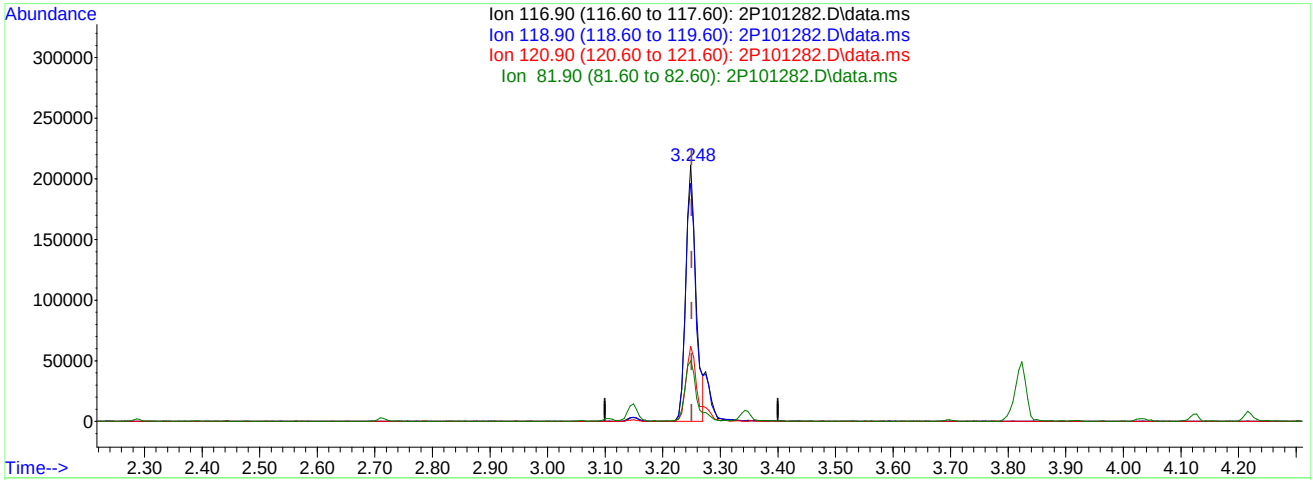

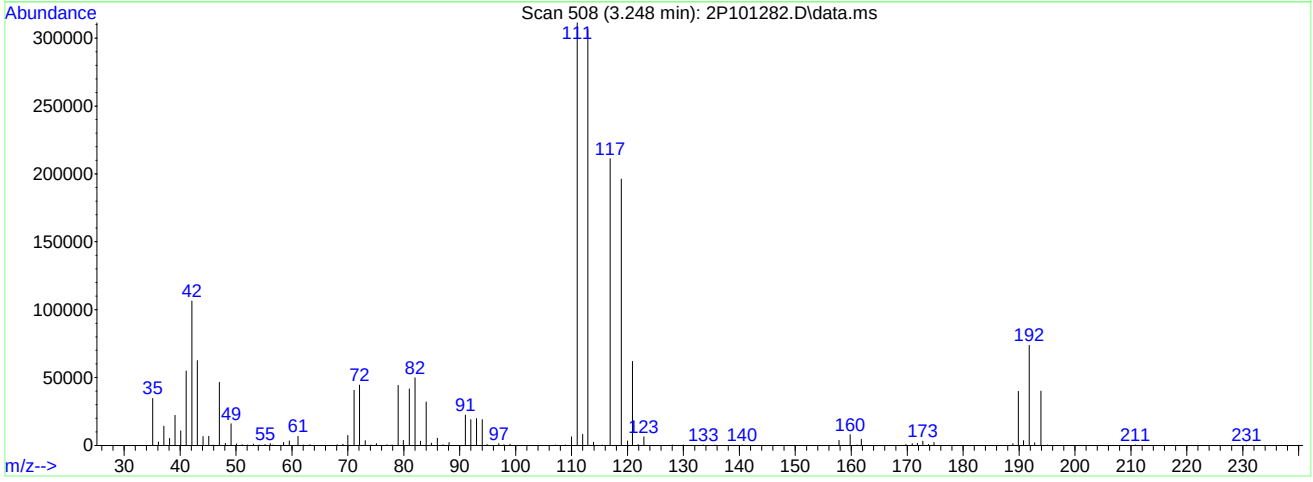

TIC: 2P101282.D\data.ms

(40) Carbon Tetrachloride ( )

3.248min (-0.001) 27.91ug/L m

response 259971

Ion	Exp%	Act%
116.90	100	100
118.90	95.30	92.91
120.90	30.00	29.28
81.90	24.00	23.64

Quantitation Report (Qedit)

Data Path : C:\msdchem\1\DATA\2023-09-08\
Data File : 2P101282.D
Acq On : 8 Sep 2023 11:21 am
Operator : joannel
Sample : BS Inst : MSVOA13-P
Misc : MS54514,V2P3838,,,,,
ALS Vial : 3 Sample Multiplier: 1

Quant Time: Sep 08 11:32:51 2023
Quant Method : C:\msdchem\1\METHODS\V2P_2023-9-06.M
Quant Title : SW-846 Method 5035A/8260B
QLast Update : Wed Sep 06 14:19:37 2023
Response via : Initial Calibration

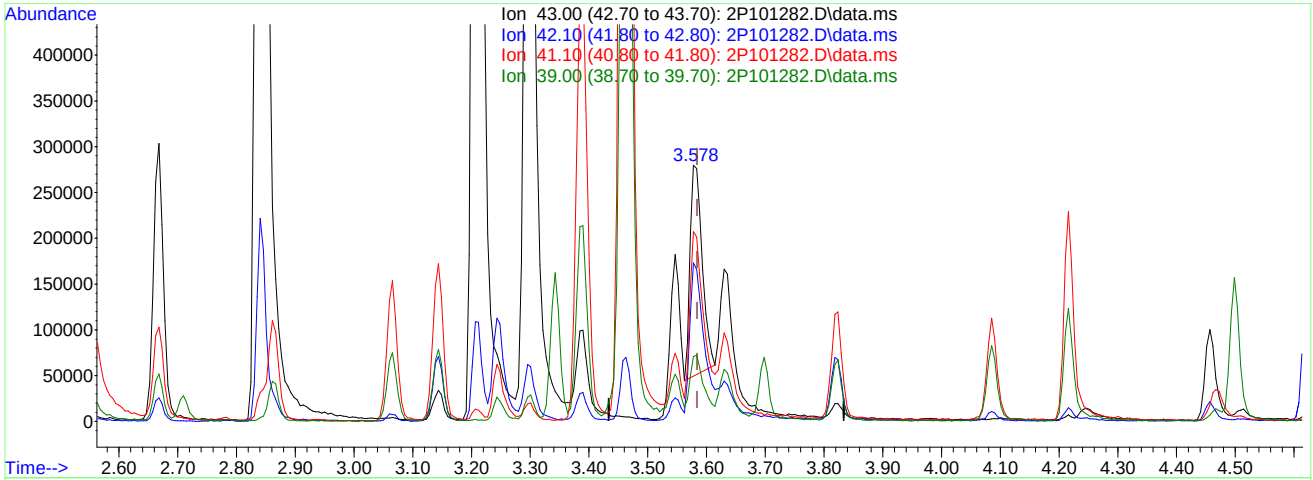

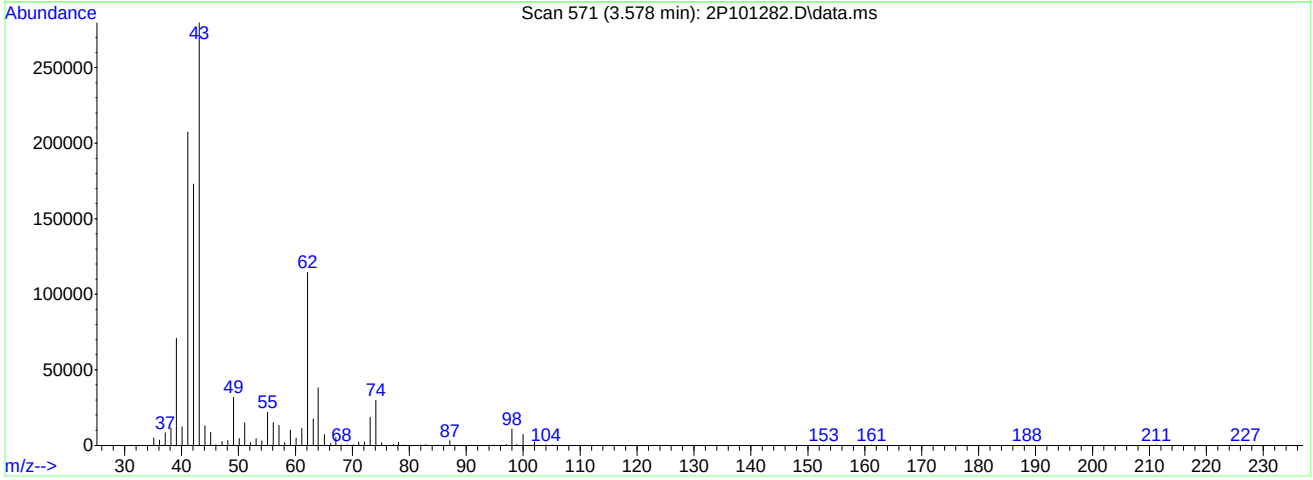

TIC: 2P101282.D\data.ms

(50) Isobutyl alcohol

3.578min (-0.006) 376.14ug/L

response 330700

Ion	Exp%	Act%
43.00	100	100
42.10	58.90	69.52
41.10	72.20	77.60
39.00	25.70	23.71

Quantitation Report (Qedit)

Data Path : C:\msdchem\1\DATA\2023-09-08\
Data File : 2P101282.D
Acq On : 8 Sep 2023 11:21 am
Operator : joannel
Sample : BS Inst : MSVOA13-P
Misc : MS54514,V2P3838,,,,,
ALS Vial : 3 Sample Multiplier: 1

Quant Time: Sep 08 11:32:51 2023
Quant Method : C:\msdchem\1\METHODS\V2P_2023-9-06.M
Quant Title : SW-846 Method 5035A/8260B
QLast Update : Wed Sep 06 14:19:37 2023
Response via : Initial Calibration

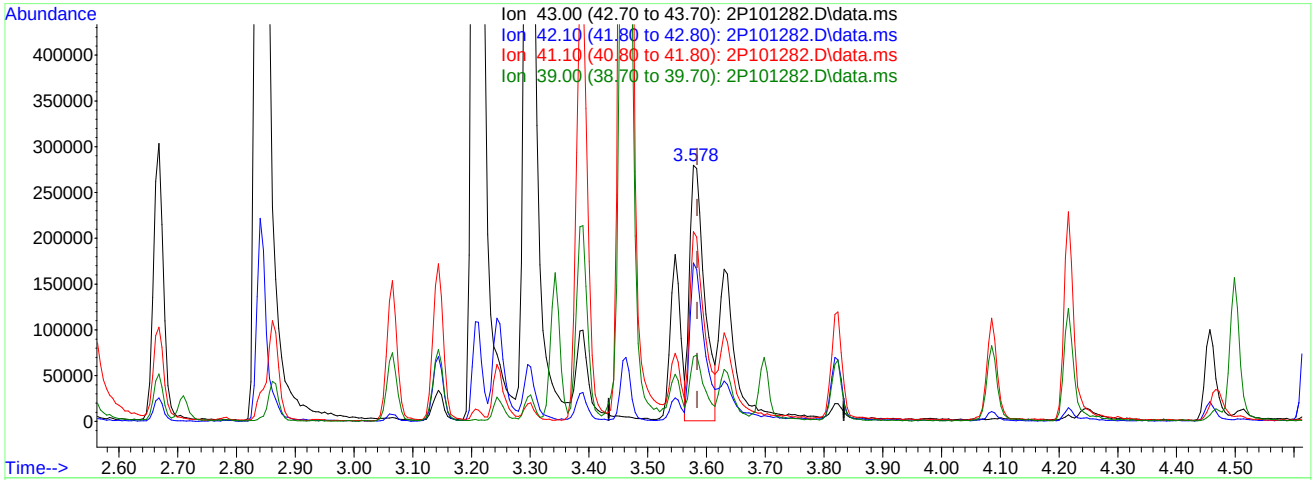

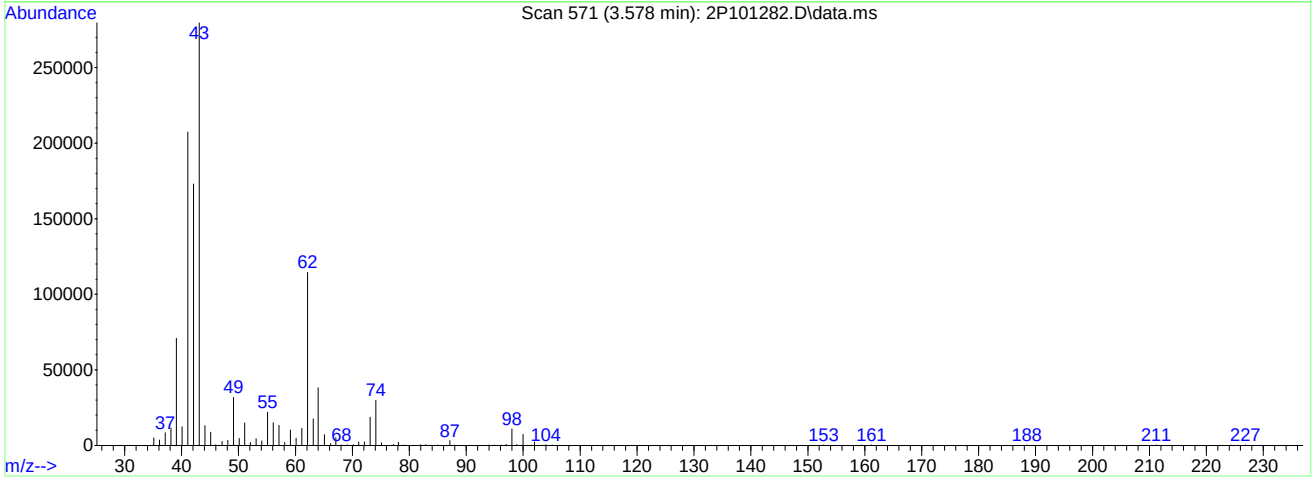

TIC: 2P101282.D\data.ms

(50) Isobutyl alcohol

3.578min (-0.006) 569.66ug/L m

response 494325

Ion	Exp%	Act%
43.00	100	100
42.10	58.90	61.83
41.10	72.20	74.12
39.00	25.70	25.36

Quantitation Report (Qedit)

Data Path : C:\msdchem\1\DATA\2023-09-08\
Data File : 2P101282.D
Acq On : 8 Sep 2023 11:21 am
Operator : joannel
Sample : BS Inst : MSVOA13-P
Misc : MS54514,V2P3838,,,,,
ALS Vial : 3 Sample Multiplier: 1

Quant Time: Sep 08 11:32:51 2023
Quant Method : C:\msdchem\1\METHODS\V2P_2023-9-06.M
Quant Title : SW-846 Method 5035A/8260B
QLast Update : Wed Sep 06 14:19:37 2023
Response via : Initial Calibration

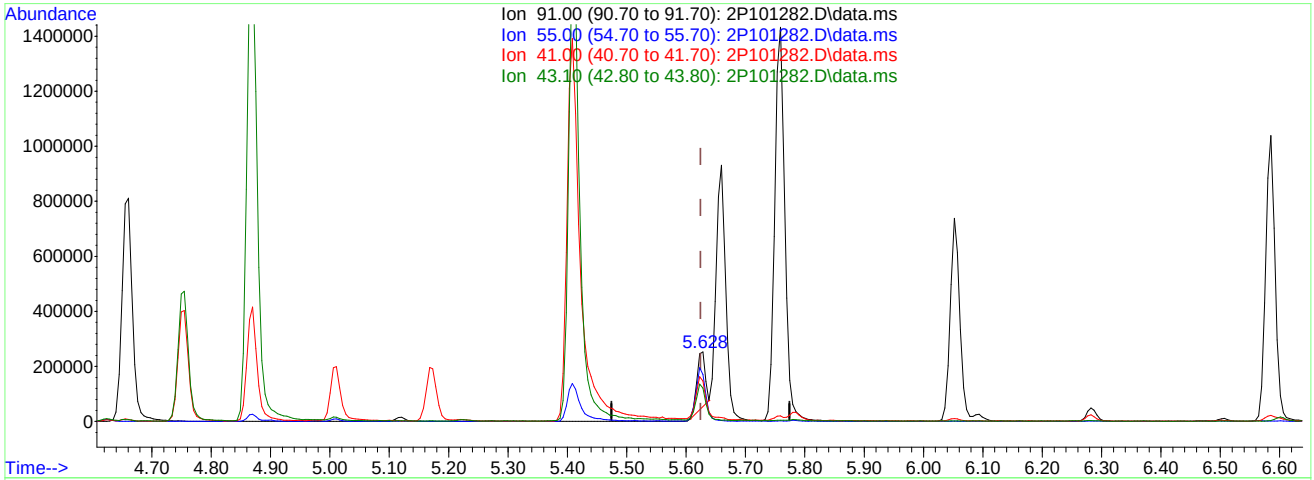

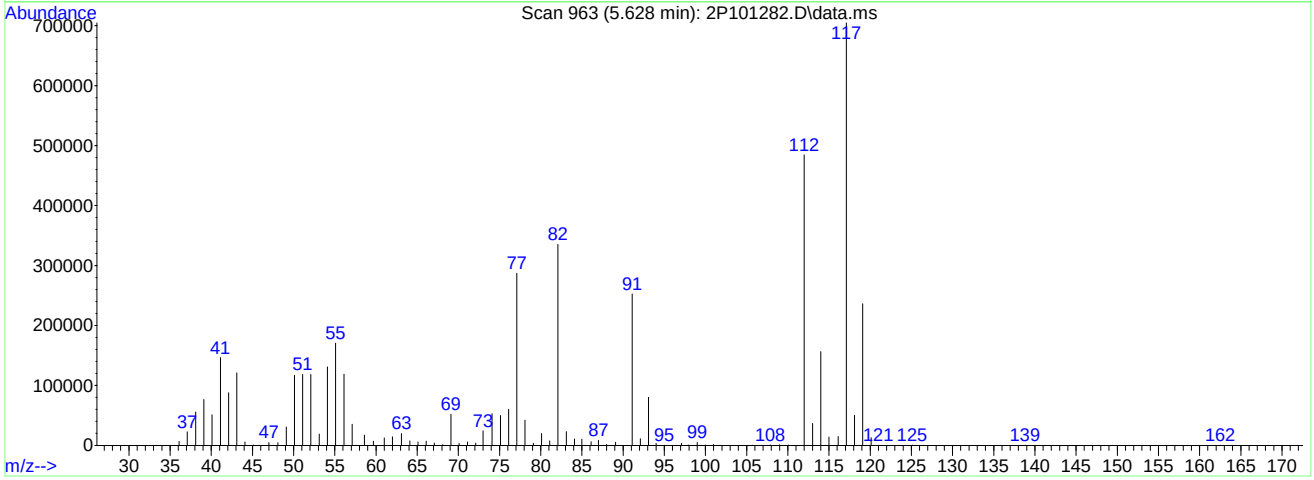

TIC: 2P101282.D\data.ms

(76) 1-Chlorohexane

5.628min (+0.004) 18.11ug/L

response 208598

Ion	Exp%	Act%
91.00	100	100
55.00	73.90	64.01
41.00	64.30	52.51
43.10	53.90	44.58

Quantitation Report (Qedit)

Data Path : C:\msdchem\1\DATA\2023-09-08\
Data File : 2P101282.D
Acq On : 8 Sep 2023 11:21 am
Operator : joannel
Sample : BS Inst : MSVOA13-P
Misc : MS54514,V2P3838,,,,,
ALS Vial : 3 Sample Multiplier: 1

Quant Time: Sep 08 11:32:51 2023
Quant Method : C:\msdchem\1\METHODS\V2P_2023-9-06.M
Quant Title : SW-846 Method 5035A/8260B
QLast Update : Wed Sep 06 14:19:37 2023
Response via : Initial Calibration

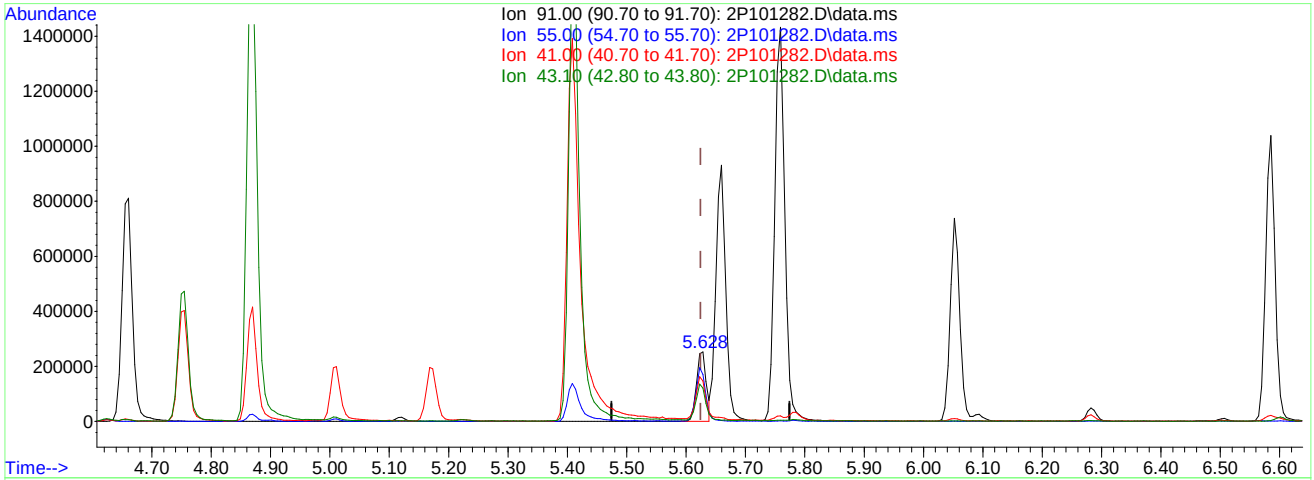

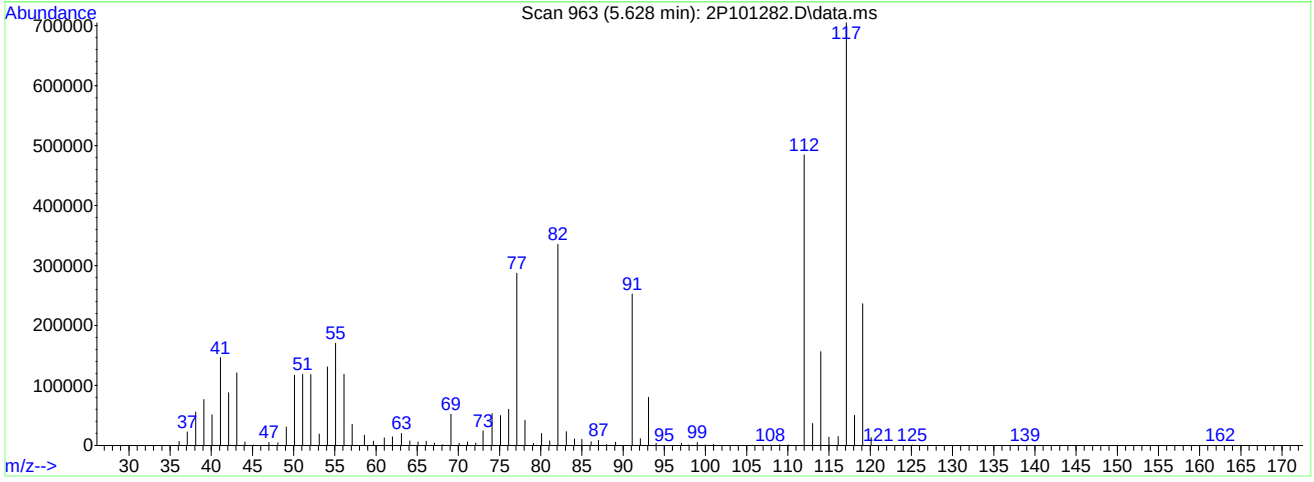

TIC: 2P101282.D\data.ms

(76) 1-Chlorohexane

5.628min (+0.004) 25.11ug/L m

response 289214

Ion	Exp%	Act%
91.00	100	100
55.00	73.90	67.46
41.00	64.30	57.96
43.10	53.90	47.94

Quantitation Report (Qedit)

Data Path : C:\msdchem\1\DATA\2023-09-08\
Data File : 2P101282.D
Acq On : 8 Sep 2023 11:21 am
Operator : joannel
Sample : BS Inst : MSVOA13-P
Misc : MS54514,V2P3838,,,,,
ALS Vial : 3 Sample Multiplier: 1

Quant Time: Sep 08 11:32:51 2023
Quant Method : C:\msdchem\1\METHODS\V2P_2023-9-06.M
Quant Title : SW-846 Method 5035A/8260B
QLast Update : Wed Sep 06 14:19:37 2023
Response via : Initial Calibration

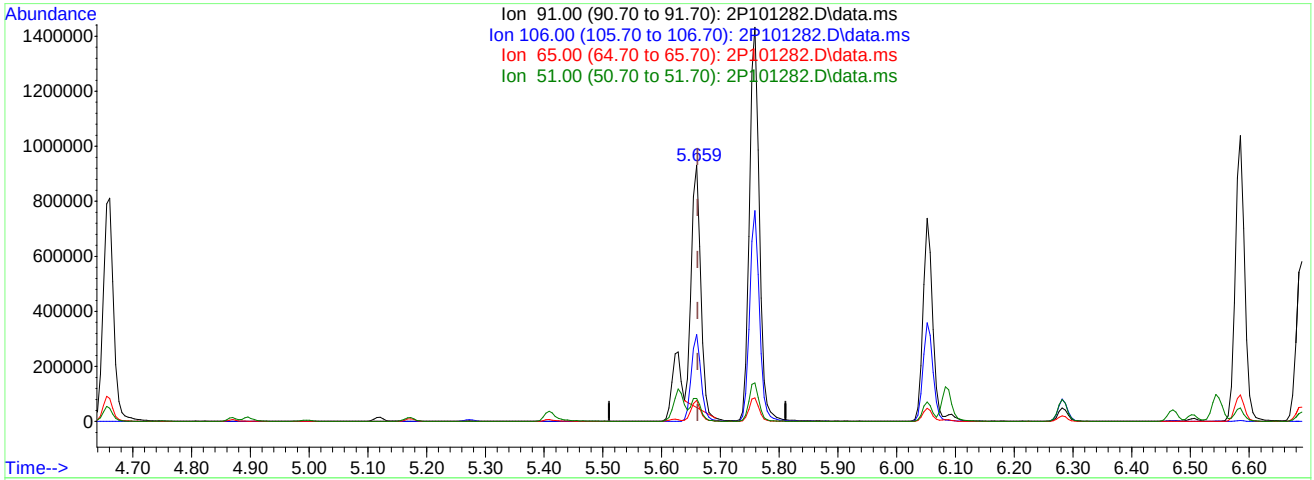

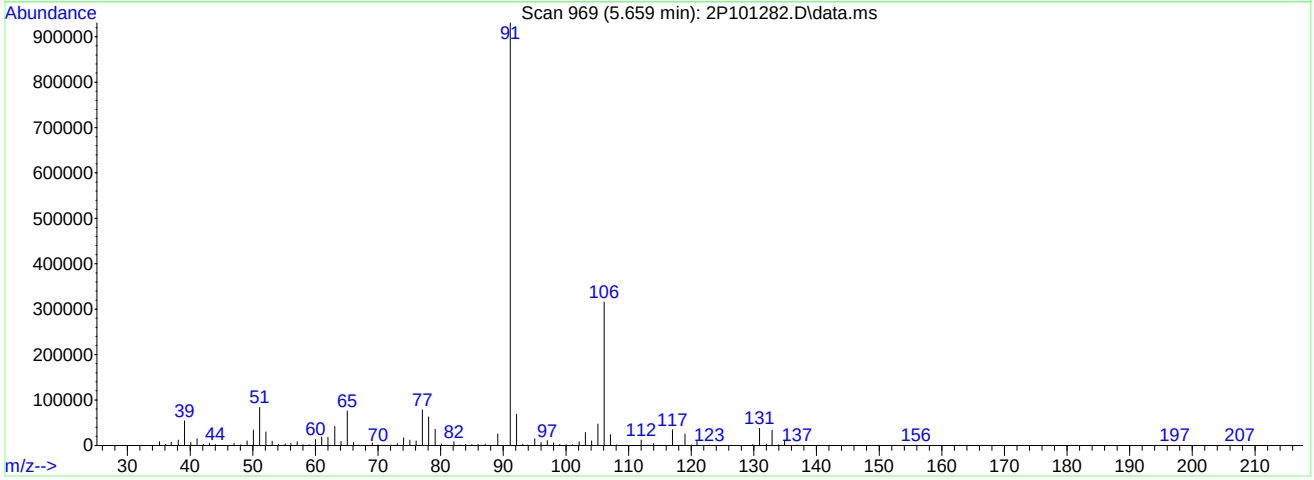

TIC: 2P101282.D\data.ms

(77) Ethylbenzene (C)

5.659min (-0.001) 22.31ug/L

response 933964

Ion	Exp%	Act%
91.00	100	100
106.00	34.20	33.92
65.00	7.60	8.18
51.00	9.20	8.94

Quantitation Report (Qedit)

Data Path : C:\msdchem\1\DATA\2023-09-08\
Data File : 2P101282.D
Acq On : 8 Sep 2023 11:21 am
Operator : joannel
Sample : BS Inst : MSVOA13-P
Misc : MS54514,V2P3838,,,,,
ALS Vial : 3 Sample Multiplier: 1

Quant Time: Sep 08 11:32:51 2023
Quant Method : C:\msdchem\1\METHODS\V2P_2023-9-06.M
Quant Title : SW-846 Method 5035A/8260B
QLast Update : Wed Sep 06 14:19:37 2023
Response via : Initial Calibration

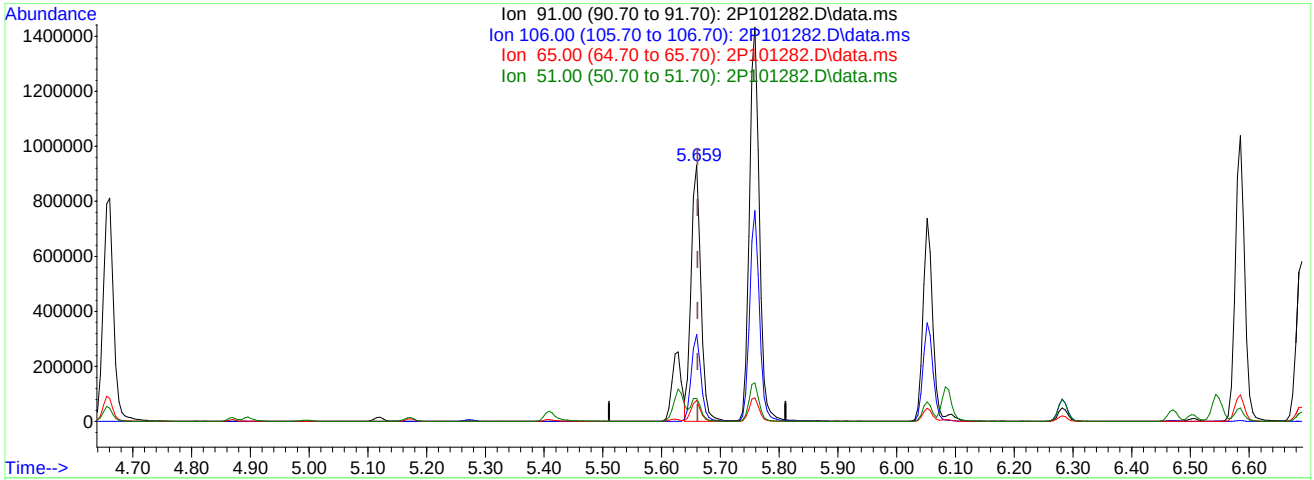

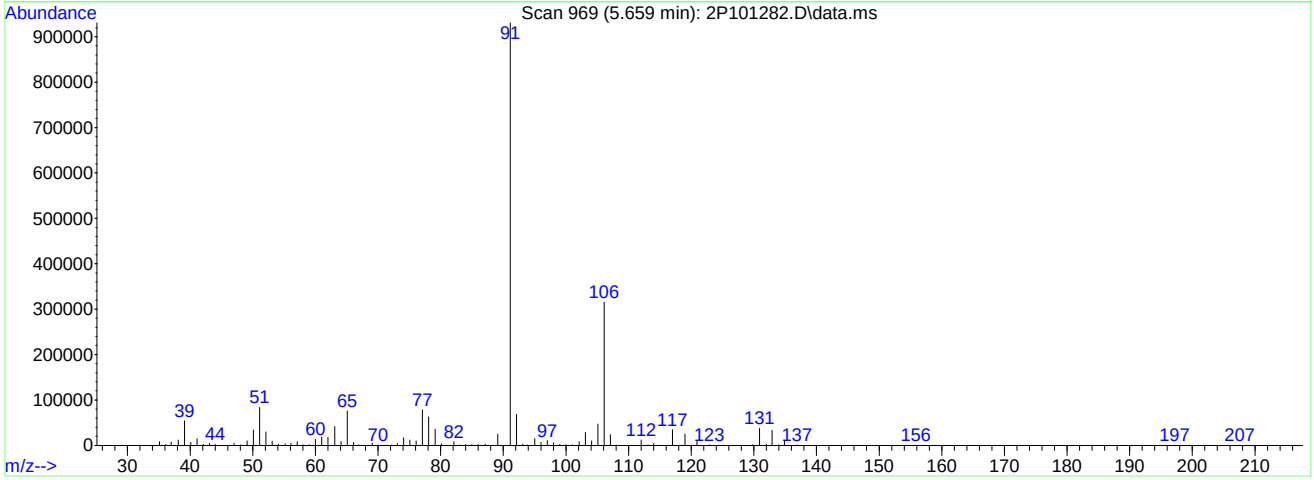

TIC: 2P101282.D\data.ms

(77) Ethylbenzene (C)

5.659min (-0.001) 25.94ug/L m

response 1085697

Ion	Exp%	Act%
91.00	100	100
106.00	34.20	33.90
65.00	7.60	8.18
51.00	9.20	9.00

Quantitation Report (QT Reviewed)

Data Path : C:\msdchem\1\data\09-11-2023\
Data File : 5E42145.D
Acq On : 11 Sep 2023 9:56 am
Operator : joannel
Sample : BS
Misc : MS54638,V5E1882,,,,,
ALS Vial : 3 Sample Multiplier: 1

Quant Time: Sep 11 10:13:31 2023
Quant Method : C:\msdchem\1\methods\appIX08-31-2023_.M
Quant Title : SW-846 Method 5030B/8260B & EPA 624
QLast Update : Thu Aug 31 13:41:31 2023
Response via : Initial Calibration

Compound	R.T.	QIon	Response	Conc	Units	Dev(Min)
Internal Standards						
1) Fluorobenzene	8.464	96	790538	50.00	ug/L	0.00
61) Chlorobenzene-d5	11.603	117	609757	50.00	ug/L	0.00
85) 1,4-Dichlorobenzene-d4	13.956	152	378416	50.00	ug/L	0.00
System Monitoring Compounds						
39) Dibromofluoromethane	7.610	113	231259	48.88	ug/L	0.00
Spiked Amount 50.000	Range 83 - 118		Recovery = 97.76%			
49) 1,2-Dichloroethane-d4	8.183	65	244870	49.57	ug/L	0.00
Spiked Amount 50.000	Range 79 - 125		Recovery = 99.14%			
62) Toluene-d8	10.036	98	801844	52.77	ug/L	0.00
Spiked Amount 50.000	Range 85 - 112		Recovery = 105.54%			
86) 4-Bromofluorobenzene	12.816	95	296292	50.19	ug/L	0.00
Spiked Amount 50.000	Range 83 - 118		Recovery = 100.38%			
Target Compounds						Qvalue
2) Dichlorodifluoromethane	2.806	85	64854	17.68	ug/L	98
3) Chloromethane	3.135	50	68173	20.23	ug/L	97
4) Vinyl Chloride	3.263	62	72192	20.73	ug/L	98
5) 1,3-Butadiene	3.294	39	67862	29.89	ug/L	95
6) Bromomethane	3.769	94	43484	23.07	ug/L	96
7) Chloroethane	3.952	64	49286	20.08	ug/L	95
8) Trichlorofluoromethane	4.160	101	110245	20.50	ug/L	99
9) Ethyl Ether	4.580	59	68175	25.21	ug/L	95
10) Ethanol	4.769	45	20768	491.58	ug/L	89
11) 1,2-Dichlorotrifluoroe...	4.830	67	96322	25.33	ug/L	98
12) 1,1-Dichloroethene	4.861	61	109930	22.84	ug/L	98
13) Freon 113	4.909	101	85607	27.93	ug/L	97
14) Carbon Disulfide	4.922	76	220616	23.70	ug/L	99
15) Iodomethane	5.062	142	81988	23.53	ug/L	98
16) Acrolein	5.287	56	84670	140.92	ug/L	98
17) Allyl chloride	5.464	41	90541	28.40	ug/L	95
18) Methylene Chloride	5.592	49	94058	22.81	ug/L	98
19) Acetone	5.641	43	123742	110.97	ug/L	98
20) Methyl acetate	5.781	43	281910	113.02	ug/L	96
21) trans-1,2-Dichloroethene	5.793	61	109989	23.67	ug/L	98
22) Hexane	5.873	56	73726	23.17	ug/L	98
23) Methyl Tert Butyl Ether	5.897	73	238013	23.49	ug/L	98
24) Acetonitrile	6.208	41	98315	235.16	ug/L	97
25) Di-isopropyl ether	6.324	45	216693	24.37	ug/L	97
26) Chloroprene	6.488	53	103767	22.78	ug/L	95
27) 1,1-Dichloroethane	6.519	63	140494	22.63	ug/L	100
28) Acrylonitrile	6.574	53	156707	110.25	ug/L	97
29) ETBE	6.744	59	252367	23.89	ug/L	96
30) Tert Butyl Alcohol	5.976	59	134938	208.26	ug/L	99
31) Vinyl acetate	6.769	43	742159	107.12	ug/L	99
32) cis-1,2-Dichloroethene	7.128	96	84942	22.40	ug/L	97
33) 2,2-Dichloropropane	7.250	77	116402	24.21	ug/L	97
34) Bromochloromethane	7.354	128	45283	22.76	ug/L	95
35) Cyclohexane	7.372	56	135796	25.16	ug/L	96

Quantitation Report (QT Reviewed)

Data Path : C:\msdchem\1\data\09-11-2023\
Data File : 5E42145.D
Acq On : 11 Sep 2023 9:56 am
Operator : joannel
Sample : BS
Misc : MS54638,V5E1882,,,,,
ALS Vial : 3 Sample Multiplier: 1

Quant Time: Sep 11 10:13:31 2023
Quant Method : C:\msdchem\1\methods\appIX08-31-2023_.M
Quant Title : SW-846 Method 5030B/8260B & EPA 624
QLast Update : Thu Aug 31 13:41:31 2023
Response via : Initial Calibration

Compound	R.T.	QIon	Response	Conc	Units	Dev(Min)
36) Chloroform	7.409	83	153856	23.16	ug/L	99
37) Ethyl acetate	7.500	43	399534	113.42	ug/L	98
38) Tetrahydrofuran	7.598	42	25848	21.12	ug/L	98
40) Carbon Tetrachloride	7.586	117	113946	22.66	ug/L	97
41) 1,1,1-Trichloroethane	7.659	97	131869	23.26	ug/L	98
42) 2-Butanone	7.726	43	183091	105.22	ug/L	97
43) 1,1-Dichloropropene	7.781	75	106317	24.08	ug/L	98
44) tert-Butyl formate	7.872	59	363553	280.88	ug/L	97
45) Propionitrile	8.055	54	159635	224.04	ug/L	95
46) Methacrylonitrile	8.073	41	549245	230.04	ug/L	99
47) Benzene	8.049	78	307243	23.18	ug/L	98
48) TAME	8.116	73	228750	22.98	ug/L	99
50) 1,2-Dichloroethane	8.256	62	113976	22.21	ug/L	100
51) tert Amyl alcohol	8.287	59	95235	196.96	ug/L	99
52) Trichloroethene	8.640	95	86251	22.45	ug/L	99
53) Methylcyclohexane	8.640	83	141852	24.10	ug/L	99
54) Dibromomethane	9.085	93	56475	22.36	ug/L	97
55) 1,2-Dichloropropane	9.177	63	81783	24.84	ug/L	98
56) Bromodichloromethane	9.219	83	110884	22.22	ug/L	98
57) Methyl methacrylate	9.329	41	66103	23.02	ug/L	97
58) 1,4-Dioxane	9.415	88	22020	387.46	ug/L	97
59) 2-Chloroethyl vinyl ether	9.750	63	116391	84.61	ug/L	99
60) cis-1,3-Dichloropropene	9.847	75	120762	23.53	ug/L	97
63) Toluene	10.091	91	333938	25.06	ug/L	96
64) Isobutyl alcohol	8.177	43	78565	493.08	ug/L	95
65) 2-Nitropropane	10.317	41	118672	115.10	ug/L	96
66) 4-Methyl-2-pentanone	10.427	43	369844	107.03	ug/L	98
67) trans-1,3-Dichloropropene	10.488	75	105692	22.83	ug/L	99
68) Tetrachloroethene	10.494	166	101786	25.66	ug/L	97
69) Ethyl methacrylate	10.591	69	108680	28.93	ug/L	97
70) 1,1,2-Trichloroethane	10.658	83	67033	24.68	ug/L	96
71) Dibromochloromethane	10.847	129	98045	25.54	ug/L	98
72) 1,3-Dichloropropane	10.939	76	128060	25.70	ug/L	98
73) 1,2-Dibromoethane	11.115	107	88139	25.65	ug/L	94
74) 3,3-Dimethyl-1-butanol	11.195	57	388809	1099.72	ug/L	96
75) 2-hexanone	11.250	43	269054	107.88	ug/L	95
76) 1-Chlorohexane	11.542	91	109424	25.05	ug/L	95
77) Ethylbenzene	11.609	91	373406	24.04	ug/L	98
78) Chlorobenzene	11.621	112	225734	24.43	ug/L	99
79) 1,1,1,2-Tetrachloroethane	11.664	131	85933	24.38	ug/L	97
80) m,p-Xylene	11.749	91	582108	50.17	ug/L	99
81) o-Xylene	12.195	91	287097	24.41	ug/L	99
82) Styrene	12.243	104	221931	24.96	ug/L	99
83) Bromoform	12.310	173	67695	22.89	ug/L	97
84) Isopropylbenzene	12.493	105	374721	25.27	ug/L	99
87) cis-1,4-Dichloro-2-butene	12.853	53	26123	27.06	ug/L	93
88) n-Propylbenzene	12.914	91	449347	25.64	ug/L	99
89) Bromobenzene	12.944	156	103851	26.66	ug/L	98
90) 1,1,2,2-Tetrachloroethane	12.981	83	118287	24.22	ug/L	99
91) 1,3,5-Trimethylbenzene	13.097	105	320170	26.38	ug/L	99

Quantitation Report (QT Reviewed)

Data Path : C:\msdchem\1\data\09-11-2023\
Data File : 5E42145.D
Acq On : 11 Sep 2023 9:56 am
Operator : joannel
Sample : BS
Misc : MS54638,V5E1882,,,,,
ALS Vial : 3 Sample Multiplier: 1

Quant Time: Sep 11 10:13:31 2023
Quant Method : C:\msdchem\1\methods\appIX08-31-2023_.M
Quant Title : SW-846 Method 5030B/8260B & EPA 624
QLast Update : Thu Aug 31 13:41:31 2023
Response via : Initial Calibration

Compound	R.T.	QIon	Response	Conc	Units	Dev(Min)
92) 2-Chlorotoluene	13.109	91	293028	25.57	ug/L	98
93) trans-1,4-Dichloro-2-B...	13.170	53	23083	21.07	ug/L	87
94) 1,2,3-Trichloropropane	13.152	110	36726	26.59	ug/L	96
95) Cyclohexanone	13.225	55	36272	256.23	ug/L	97
96) 4-Chlorotoluene	13.280	91	262176	25.17	ug/L	99
98) tert-Butylbenzene	13.438	91	173290	25.36	ug/L	98
99) 1,2,4-Trimethylbenzene	13.505	105	315886	25.95	ug/L	96
100) Pentachloroethane	13.493	167	63652	26.58	ug/L	91
101) sec-Butylbenzene	13.621	105	401641	25.29	ug/L	99
102) 4-Isopropyltoluene	13.749	119	351807	26.20	ug/L	100
103) 1,3-Dichlorobenzene	13.889	146	192481	25.25	ug/L	97
104) 1,2,3-Trimethylbenzene	13.962	105	320805	25.14	ug/L	99
105) 1,4-Dichlorobenzene	13.975	146	210165	24.49	ug/L	98
106) n-Butylbenzene	14.176	92	193022	27.37	ug/L	98
107) Benzyl Chloride	14.200	126	36589	24.51	ug/L	96
108) 1,2-Dichlorobenzene	14.389	146	188701	25.04	ug/L	99
109) 1,2-Dibromo-3-Chloropr...	15.121	75	20481	24.27	ug/L	93
110) Hexachlorobutadiene	15.657	225	59565	26.62	ug/L	98
111) 1,2,4-Trichlorobenzene	15.712	180	139969	26.38	ug/L	100
112) Naphthalene	16.011	128	294448	24.69	ug/L	99
113) 1,2,3-Trichlorobenzene	16.188	180	119585	25.36	ug/L	95

(#) = qualifier out of range (m) = manual integration (+) = signals summed

Quantitation Report (QT Reviewed)

Data Path : C:\msdchem\1\data\09-11-2023\
Data File : 5E42145.D
Acq On : 11 Sep 2023 9:56 am
Operator : joannel
Sample : BS
Misc : MS54638,V5E1882,,,,,
ALS Vial : 3 Sample Multiplier: 1

Quant Time: Sep 11 10:13:31 2023
Quant Method : C:\msdchem\1\methods\appIX08-31-2023_.M
Quant Title : SW-846 Method 5030B/8260B & EPA 624
QLast Update : Thu Aug 31 13:41:31 2023
Response via : Initial Calibration

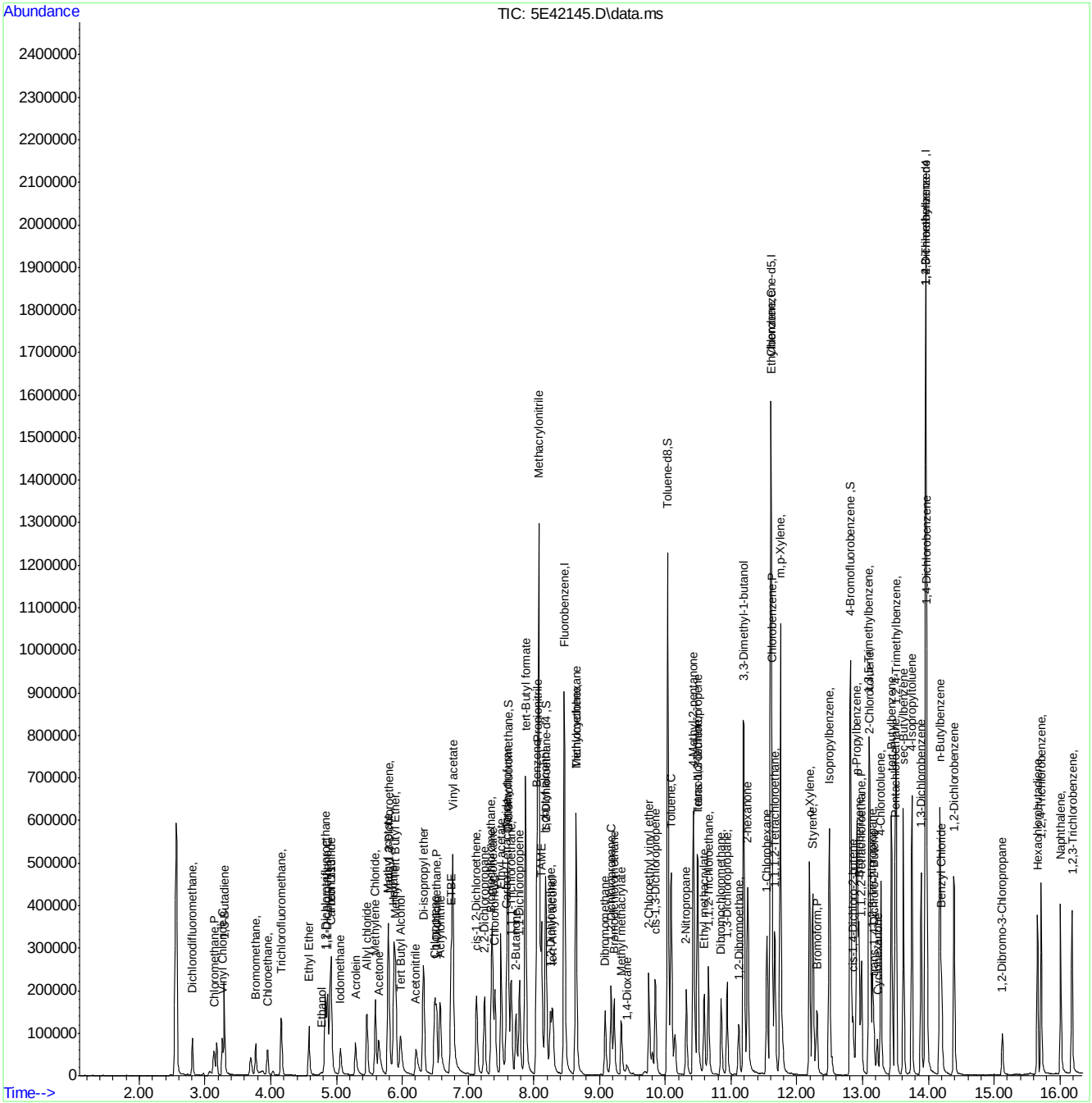

Quantitation Report (QT Reviewed)

Data Path : R:\GBS Manila Data Validator\jenniferf\09-11-2023\V5E1881\V5e1881\
Data File : 5E42140.d
Acq On : 8 Sep 2023 8:43 pm
Operator : joannel
Sample : FC9357-1MS Inst : MSVOA20
Misc : MS54795,V5E1881,,,,,
ALS Vial : 27 Sample Multiplier: 1

Quant Time: Sep 10 15:00:56 2023
Quant Method : R:\GBS Manila Data Validator\jenniferf\09-11-2023\V5E1881\METHOD\appIX08-31-2023_.M
Quant Title : SW-846 Method 5030B/8260B & EPA 624
QLast Update : Thu Aug 31 13:41:31 2023
Response via : Initial Calibration

Compound	R.T.	QIon	Response	Conc	Units	Dev(Min)
Internal Standards						
1) Fluorobenzene	8.463	96	708312	50.00	ug/L	0.00
61) Chlorobenzene-d5	11.603	117	548929	50.00	ug/L	0.00
85) 1,4-Dichlorobenzene-d4	13.956	152	339968	50.00	ug/L	0.00
System Monitoring Compounds						
39) Dibromofluoromethane	7.610	113	202850	47.85	ug/L	0.00
Spiked Amount 50.000	Range 83 - 118		Recovery = 95.70%			
49) 1,2-Dichloroethane-d4	8.183	65	222356	50.24	ug/L	0.00
Spiked Amount 50.000	Range 79 - 125		Recovery = 100.48%			
62) Toluene-d8	10.036	98	715825	52.33	ug/L	0.00
Spiked Amount 50.000	Range 85 - 112		Recovery = 104.66%			
86) 4-Bromofluorobenzene	12.816	95	269251	50.77	ug/L	0.00
Spiked Amount 50.000	Range 83 - 118		Recovery = 101.54%			
Target Compounds						Qvalue
2) Dichlorodifluoromethane	2.806	85	72202	21.9647	ug/L	96
3) Chloromethane	3.135	50	75199	24.9099	ug/L	99
4) Vinyl Chloride	3.263	62	86331	27.6678	ug/L	100
5) 1,3-Butadiene	3.294	39	63391	31.1492	ug/L	97
6) Bromomethane	3.769	94	31512	18.7565	ug/L	97
7) Chloroethane	3.952	64	54638	24.8386	ug/L	97
8) Trichlorofluoromethane	4.159	101	127893	26.5443	ug/L	98
9) Ethyl Ether	4.580	59	63027	26.0071	ug/L	96
10) Ethanol	4.775	45	20619	543.5346	ug/L	99
11) 1,2-Dichlorotrifluoroe...	4.830	67	95610	28.0662	ug/L	97
12) 1,1-Dichloroethene	4.867	61	108622	25.1682	ug/L	99
13) Freon 113	4.909	101	82692	30.1070	ug/L	97
14) Carbon Disulfide	4.921	76	211383	25.3540	ug/L	99
15) Iodomethane	5.062	142	68256	21.9977	ug/L	94
16) Acrolein	5.293	56	73514	136.8019	ug/L	99
17) Allyl chloride	5.464	41	83142	29.0992	ug/L	91
18) Methylene Chloride	5.592	49	90759	24.6253	ug/L	97
19) Acetone	5.647	43	145866	145.9936	ug/L	97
20) Methyl acetate	5.781	43	243923	109.2135	ug/L	96
21) trans-1,2-Dichloroethene	5.793	61	107884	25.9077	ug/L	99
22) Hexane	5.878	56	67682	23.7611	ug/L	93
23) Methyl Tert Butyl Ether	5.897	73	215579	23.7474	ug/L	98
24) Acetonitrile	6.214	41	95568	255.3217	ug/L	99
25) Di-isopropyl ether	6.324	45	204544	25.6744	ug/L	98
26) Chloroprene	6.494	53	98105	24.0007	ug/L	93
27) 1,1-Dichloroethane	6.519	63	136134	24.4780	ug/L	100
28) Acrylonitrile	6.574	53	156366	122.3558	ug/L	97
29) ETBE	6.744	59	236718	25.0146	ug/L	98
30) Tert Butyl Alcohol	5.976	59	153506	264.7165	ug/L	98
31) Vinyl acetate	6.769	43	649469	104.6925	ug/L	98
32) cis-1,2-Dichloroethene	7.134	96	83398	24.5463	ug/L	97
33) 2,2-Dichloropropane	7.250	77	102058	23.6922	ug/L	97
34) Bromochloromethane	7.354	128	41631	23.3536	ug/L	87
35) Cyclohexane	7.372	56	136777	28.2825	ug/L	95
36) Chloroform	7.409	83	144999	24.3596	ug/L	98
37) Ethyl acetate	7.500	43	369289	117.0075	ug/L	98
38) Tetrahydrofuran	7.604	42	24535	22.3991	ug/L	91
40) Carbon Tetrachloride	7.592	117	112364	24.9356	ug/L	96
41) 1,1,1-Trichloroethane	7.659	97	127297	25.0636	ug/L	99
42) 2-Butanone	7.732	43	195801	125.5850	ug/L	99
43) 1,1-Dichloropropene	7.787	75	105796	26.7460	ug/L	98
44) tert-Butyl formate	7.884	59	2834	2.4647	ug/L #	47

Quantitation Report (QT Reviewed)

Data Path : R:\GBS Manila Data Validator\jenniferf\09-11-2023\V5E1881\V5e1881\
Data File : 5E42140.d
Acq On : 8 Sep 2023 8:43 pm
Operator : joannel
Sample : FC9357-1MS Inst : MSVOA20
Misc : MS54795,V5E1881,,,,,
ALS Vial : 27 Sample Multiplier: 1

Quant Time: Sep 10 15:00:56 2023
Quant Method : R:\GBS Manila Data Validator\jenniferf\09-11-2023\V5E1881\METHOD\appIX08-31-2023_.M
Quant Title : SW-846 Method 5030B/8260B & EPA 624
QLast Update : Thu Aug 31 13:41:31 2023
Response via : Initial Calibration

	Compound	R.T.	QIon	Response	Conc	Units		Dev(Min)
45)	Propionitrile	8.055	54	148411	232.4759	ug/L		95
46)	Methacrylonitrile	8.073	41	512258	239.4599	ug/L		98
47)	Benzene	8.049	78	297868	25.0856	ug/L		99
48)	TAME	8.122	73	207864	23.3058	ug/L		98
50)	1,2-Dichloroethane	8.256	62	105608	22.9697	ug/L		94
51)	tert Amyl alcohol	8.287	59	95384	220.1641	ug/L		97
52)	Trichloroethene	8.640	95	84337	24.5027	ug/L		98
53)	Methylcyclohexane	8.646	83	136672	25.8536	ug/L		98
54)	Dibromomethane	9.085	93	53019	23.4268	ug/L		94
55)	1,2-Dichloropropane	9.177	63	77626	26.3178	ug/L		98
56)	Bromodichloromethane	9.225	83	101861	22.7824	ug/L		98
57)	Methyl methacrylate	9.329	41	61678	23.9703	ug/L		96
58)	1,4-Dioxane	9.414	88	21266	416.6214	ug/L		86
59)	2-Chloroethyl vinyl ether	9.853	63	550	0.4381	ug/L	#	57
60)	cis-1,3-Dichloropropene	9.853	75	104453	22.7165	ug/L		98
63)	Toluene	10.091	91	321943	26.8362	ug/L		99
64)	Isobutyl alcohol	8.177	43	75202	523.7402	ug/L		99
65)	2-Nitropropane	10.323	41	103072	111.0607	ug/L		98
66)	4-Methyl-2-pentanone	10.426	43	404459	130.0126	ug/L		99
67)	trans-1,3-Dichloropropene	10.487	75	94811	22.7546	ug/L		98
68)	Tetrachloroethene	10.493	166	98223	27.5010	ug/L		97
69)	Ethyl methacrylate	10.591	69	95850	28.3387	ug/L		95
70)	1,1,2-Trichloroethane	10.658	83	62238	25.4569	ug/L		98
71)	Dibromochloromethane	10.853	129	87946	25.4450	ug/L		99
72)	1,3-Dichloropropane	10.938	76	119341	26.6028	ug/L		99
73)	1,2-Dibromoethane	11.115	107	79885	25.8219	ug/L		99
74)	3,3-Dimethyl-1-butanol	11.195	57	382773	1199.1545	ug/L		98
75)	2-hexanone	11.256	43	289401	128.8937	ug/L		98
76)	1-Chlorohexane	11.548	91	108439	27.4896	ug/L		94
77)	Ethylbenzene	11.609	91	366853	26.2327	ug/L		98
78)	Chlorobenzene	11.621	112	215461	25.8972	ug/L		98
79)	1,1,1,2-Tetrachloroethane	11.670	131	80459	25.3563	ug/L		95
80)	m,p-Xylene	11.749	91	564786	54.0706	ug/L		100
81)	o-Xylene	12.194	91	276228	26.0877	ug/L		99
82)	Styrene	12.243	104	196876	24.6081	ug/L		99
83)	Bromoform	12.310	173	59162	22.2438	ug/L		99
84)	Isopropylbenzene	12.493	105	364537	27.3093	ug/L		100
87)	cis-1,4-Dichloro-2-butene	12.853	53	21082	24.3106	ug/L	#	85
88)	n-Propylbenzene	12.914	91	445033	28.2687	ug/L		99
89)	Bromobenzene	12.944	156	99398	28.4014	ug/L		99
90)	1,1,2,2-Tetrachloroethane	12.987	83	111684	25.4569	ug/L		98
91)	1,3,5-Trimethylbenzene	13.097	105	310583	28.4799	ug/L		98
92)	2-Chlorotoluene	13.109	91	286337	27.8170	ug/L		99
93)	trans-1,4-Dichloro-2-B...	13.170	53	18484	18.8081	ug/L	#	78
94)	1,2,3-Trichloropropane	13.151	110	33921	27.3388	ug/L		99
95)	Cyclohexanone	13.225	55	15581	122.5119	ug/L		98
96)	4-Chlorotoluene	13.280	91	250514	26.7735	ug/L		100
98)	tert-Butylbenzene	13.438	91	169889	27.6738	ug/L		97
99)	1,2,4-Trimethylbenzene	13.511	105	303476	27.7205	ug/L		99
100)	Pentachloroethane	13.499	167	56963	26.4781	ug/L		96
101)	sec-Butylbenzene	13.621	105	397493	27.8646	ug/L		100
102)	4-Isopropyltoluene	13.749	119	343444	28.4746	ug/L		99
103)	1,3-Dichlorobenzene	13.889	146	183290	26.7587	ug/L		98
104)	1,2,3-Trimethylbenzene	13.962	105	309698	27.0132	ug/L		98
105)	1,4-Dichlorobenzene	13.974	146	195863	25.4076	ug/L		98
106)	n-Butylbenzene	14.176	92	187715	29.5367	ug/L		95
107)	Benzyl Chloride	14.200	126	26999	20.3892	ug/L		97
108)	1,2-Dichlorobenzene	14.389	146	180535	26.6644	ug/L		98

Quantitation Report (QT Reviewed)

Data Path : R:\GBS Manila Data Validator\jenniferf\09-11-2023\V5E1881\V5e1881\
Data File : 5E42140.d
Acq On : 8 Sep 2023 8:43 pm
Operator : joannel
Sample : FC9357-1MS Inst : MSVOA20
Misc : MS54795,V5E1881,,,,,
ALS Vial : 27 Sample Multiplier: 1

Quant Time: Sep 10 15:00:56 2023
Quant Method : R:\GBS Manila Data Validator\jenniferf\09-11-2023\V5E1881\METHOD\appIX08-31-2023_.M
Quant Title : SW-846 Method 5030B/8260B & EPA 624
QLast Update : Thu Aug 31 13:41:31 2023
Response via : Initial Calibration

Compound	R.T.	QIon	Response	Conc	Units	Dev(Min)
109) 1,2-Dibromo-3-Chloropr...	15.127	75	19316	25.4579	ug/L	92
110) Hexachlorobutadiene	15.657	225	54264	26.9951	ug/L	98
111) 1,2,4-Trichlorobenzene	15.712	180	126002	26.4304	ug/L	98
112) Naphthalene	16.011	128	269782	25.1793	ug/L	99
113) 1,2,3-Trichlorobenzene	16.181	180	107336	25.3410	ug/L	97

(#) = qualifier out of range (m) = manual integration (+) = signals summed

7.4.1

7

Quantitation Report (QT Reviewed)

Data Path : R:\GBS Manila Data Validator\jenniferf\09-11-2023\V5E1881\V5e1881\
Data File : 5E42140.d
Acq On : 8 Sep 2023 8:43 pm
Operator : joannel
Sample : FC9357-1MS Inst : MSVOA20
Misc : MS54795,V5E1881,,,,,
ALS Vial : 27 Sample Multiplier: 1

Quant Time: Sep 10 15:00:56 2023
Quant Method : R:\GBS Manila Data Validator\jenniferf\09-11-2023\V5E1881\METHOD\appIX08-31-2023_.M
Quant Title : SW-846 Method 5030B/8260B & EPA 624
QLast Update : Thu Aug 31 13:41:31 2023
Response via : Initial Calibration

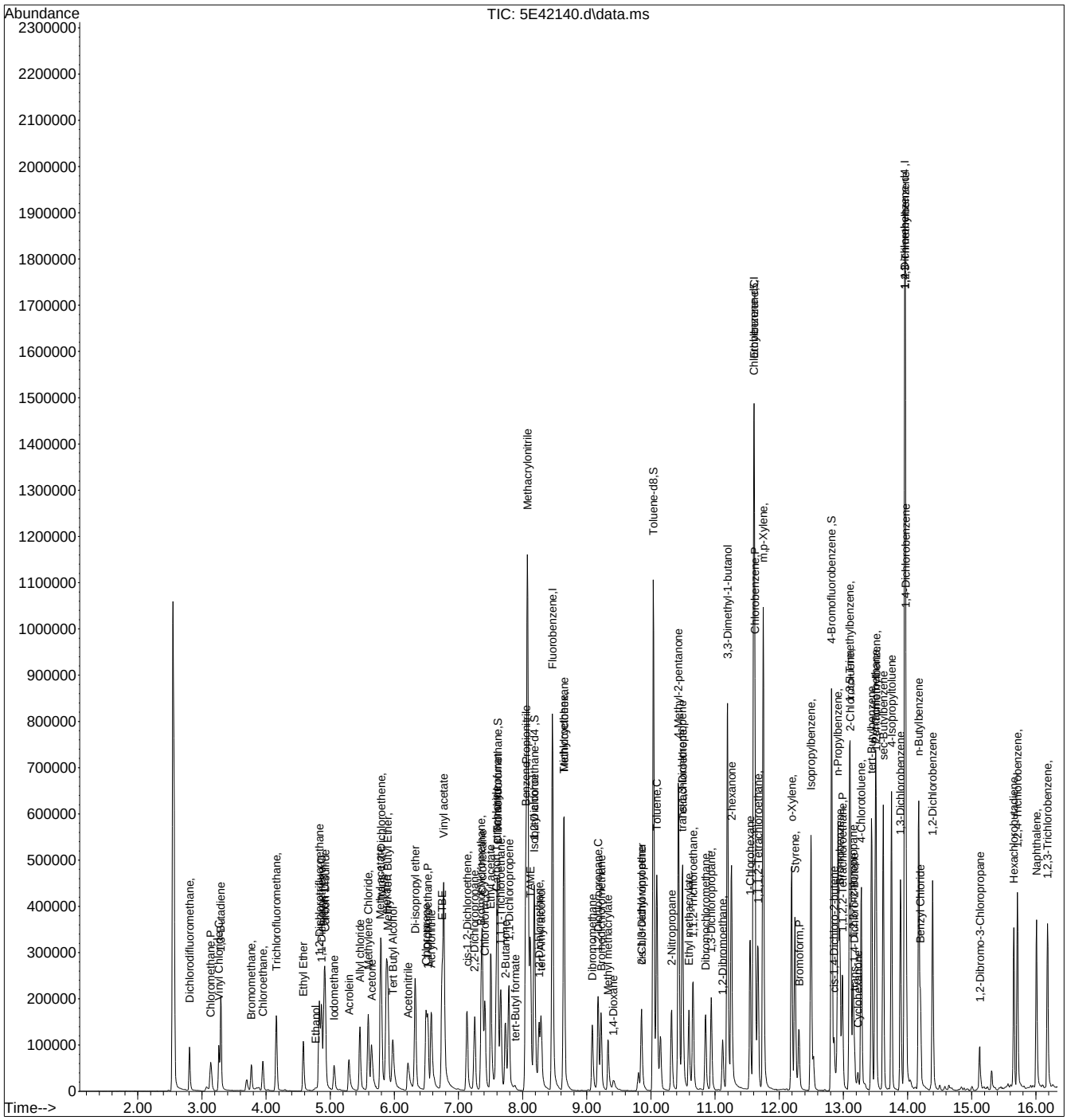

Quantitation Report (QT Reviewed)

Data Path : R:\GBS Manila Data Validator\jenniferf\09-11-2023\V5E1881\V5e1881\
Data File : 5E42141.d
Acq On : 8 Sep 2023 9:06 pm
Operator : joannel
Sample : FC9357-1MSD Inst : MSVOA20
Misc : MS54795,V5E1881,,,,,
ALS Vial : 28 Sample Multiplier: 1

Quant Time: Sep 10 15:01:03 2023
Quant Method : R:\GBS Manila Data Validator\jenniferf\09-11-2023\V5E1881\METHOD\appIX08-31-2023_.M
Quant Title : SW-846 Method 5030B/8260B & EPA 624
QLast Update : Thu Aug 31 13:41:31 2023
Response via : Initial Calibration

Compound	R.T.	QIon	Response	Conc	Units	Dev(Min)
Internal Standards						
1) Fluorobenzene	8.463	96	735149	50.00	ug/L	0.00
61) Chlorobenzene-d5	11.603	117	564356	50.00	ug/L	0.00
85) 1,4-Dichlorobenzene-d4	13.956	152	348374	50.00	ug/L	0.00
System Monitoring Compounds						
39) Dibromofluoromethane	7.610	113	210972	47.95	ug/L	0.00
Spiked Amount 50.000	Range 83 - 118		Recovery = 95.90%			
49) 1,2-Dichloroethane-d4	8.183	65	226992	49.41	ug/L	0.00
Spiked Amount 50.000	Range 79 - 125		Recovery = 98.82%			
62) Toluene-d8	10.036	98	739128	52.56	ug/L	0.00
Spiked Amount 50.000	Range 85 - 112		Recovery = 105.12%			
86) 4-Bromofluorobenzene	12.816	95	276097	50.80	ug/L	0.00
Spiked Amount 50.000	Range 83 - 118		Recovery = 101.60%			
Target Compounds						Qvalue
2) Dichlorodifluoromethane	2.806	85	73032	21.4062	ug/L	97
3) Chloromethane	3.141	50	76442	24.3973	ug/L	99
4) Vinyl Chloride	3.263	62	85199	26.3082	ug/L	99
5) 1,3-Butadiene	3.294	39	63601	30.1199	ug/L	86
6) Bromomethane	3.769	94	39800	22.7193	ug/L	95
7) Chloroethane	3.946	64	55602	24.3541	ug/L	99
8) Trichlorofluoromethane	4.159	101	123069	24.6106	ug/L	99
9) Ethyl Ether	4.580	59	67348	26.7756	ug/L	97
10) Ethanol	4.775	45	19183	488.3420	ug/L	94
11) 1,2-Dichlorotrifluoroe...	4.830	67	98404	27.8318	ug/L	97
12) 1,1-Dichloroethene	4.860	61	109447	24.4405	ug/L	98
13) Freon 113	4.903	101	84153	29.5205	ug/L	94
14) Carbon Disulfide	4.921	76	209840	24.2443	ug/L	98
15) Iodomethane	5.062	142	73532	22.7644	ug/L	99
16) Acrolein	5.287	56	78747	140.9328	ug/L	99
17) Allyl chloride	5.458	41	82175	27.7339	ug/L	89
18) Methylene Chloride	5.592	49	93109	24.3314	ug/L	97
19) Acetone	5.641	43	150417	145.0527	ug/L	97
20) Methyl acetate	5.781	43	262339	113.0934	ug/L	95
21) trans-1,2-Dichloroethene	5.793	61	108614	25.1308	ug/L	97
22) Hexane	5.872	56	71364	24.1507	ug/L	95
23) Methyl Tert Butyl Ether	5.897	73	227728	24.1699	ug/L	99
24) Acetonitrile	6.214	41	90530	232.8357	ug/L	98
25) Di-isopropyl ether	6.324	45	215358	26.0450	ug/L	96
26) Chloroprene	6.488	53	95802	22.6210	ug/L	93
27) 1,1-Dichloroethane	6.519	63	139211	24.1174	ug/L	96
28) Acrylonitrile	6.574	53	168322	126.7431	ug/L	100
29) ETBE	6.744	59	249001	25.3520	ug/L	98
30) Tert Butyl Alcohol	5.976	59	173557	288.5062	ug/L	99
31) Vinyl acetate	6.769	43	615538	95.8297	ug/L	98
32) cis-1,2-Dichloroethene	7.134	96	81682	23.1636	ug/L	98
33) 2,2-Dichloropropane	7.250	77	100612	22.5039	ug/L	96
34) Bromochloromethane	7.354	128	42807	23.1366	ug/L	91
35) Cyclohexane	7.366	56	138031	27.4999	ug/L	93
36) Chloroform	7.409	83	148166	23.9830	ug/L	98
37) Ethyl acetate	7.500	43	399445	121.9421	ug/L	98
38) Tetrahydrofuran	7.604	42	26061	22.9342	ug/L	99
40) Carbon Tetrachloride	7.586	117	110190	23.5605	ug/L	98
41) 1,1,1-Trichloroethane	7.659	97	127881	24.2595	ug/L	98
42) 2-Butanone	7.726	43	207285	128.0973	ug/L	99
43) 1,1-Dichloropropene	7.787	75	104370	25.4222	ug/L	98
44) tert-Butyl formate	7.884	59	2769	2.3203	ug/L	93

Quantitation Report (QT Reviewed)

Data Path : R:\GBS Manila Data Validator\jenniferf\09-11-2023\V5E1881\V5e1881\
Data File : 5E42141.d
Acq On : 8 Sep 2023 9:06 pm
Operator : joannel
Sample : FC9357-1MSD Inst : MSVOA20
Misc : MS54795,V5E1881,,,,,
ALS Vial : 28 Sample Multiplier: 1

Quant Time: Sep 10 15:01:03 2023
Quant Method : R:\GBS Manila Data Validator\jenniferf\09-11-2023\V5E1881\METHOD\appIX08-31-2023_.M
Quant Title : SW-846 Method 5030B/8260B & EPA 624
QLast Update : Thu Aug 31 13:41:31 2023
Response via : Initial Calibration

	Compound	R.T.	QIon	Response	Conc	Units		Dev(Min)
45)	Propionitrile	8.055	54	157203	237.2606	ug/L		90
46)	Methacrylonitrile	8.073	41	530625	238.9907	ug/L		99
47)	Benzene	8.049	78	301496	24.4643	ug/L		97
48)	TAME	8.116	73	215148	23.2418	ug/L		97
50)	1,2-Dichloroethane	8.256	62	108398	22.7159	ug/L		98
51)	tert Amyl alcohol	8.287	59	107362	238.7651	ug/L		98
52)	Trichloroethene	8.640	95	83422	23.3521	ug/L		97
53)	Methylcyclohexane	8.640	83	137783	25.1372	ug/L		93
54)	Dibromomethane	9.085	93	54458	23.1850	ug/L		97
55)	1,2-Dichloropropane	9.177	63	79966	26.1214	ug/L		97
56)	Bromodichloromethane	9.219	83	105509	22.7368	ug/L		98
57)	Methyl methacrylate	9.329	41	60045	22.4838	ug/L		97
58)	1,4-Dioxane	9.414	88	22359	421.8596	ug/L		90
59)	2-Chloroethyl vinyl ether	9.847	63	523	0.4014	ug/L	#	19
60)	cis-1,3-Dichloropropene	9.853	75	105748	22.1586	ug/L		98
63)	Toluene	10.091	91	319951	25.9411	ug/L		96
64)	Isobutyl alcohol	8.177	43	80073	542.0864	ug/L		95
65)	2-Nitropropane	10.323	41	112792	118.1816	ug/L		99
66)	4-Methyl-2-pentanone	10.426	43	429776	134.3743	ug/L		99
67)	trans-1,3-Dichloropropene	10.487	75	94456	22.0558	ug/L		96
68)	Tetrachloroethene	10.494	166	93889	25.5690	ug/L		98
69)	Ethyl methacrylate	10.591	69	99232	28.5366	ug/L		98
70)	1,1,2-Trichloroethane	10.652	83	63975	25.4521	ug/L		96
71)	Dibromochloromethane	10.847	129	91075	25.6300	ug/L		99
72)	1,3-Dichloropropane	10.939	76	126292	27.3827	ug/L		99
73)	1,2-Dibromoethane	11.115	107	82797	26.0316	ug/L		96
74)	3,3-Dimethyl-1-butanol	11.188	57	456670	1384.1431	ug/L		95
75)	2-hexanone	11.249	43	313459	135.7910	ug/L		97
76)	1-Chlorohexane	11.542	91	107854	26.6231	ug/L		91
77)	Ethylbenzene	11.609	91	359558	25.0082	ug/L		98
78)	Chlorobenzene	11.615	112	211429	24.7179	ug/L		89
79)	1,1,1,2-Tetrachloroethane	11.664	131	81528	24.9909	ug/L		97
80)	m,p-Xylene	11.749	91	556488	51.8199	ug/L		99
81)	o-Xylene	12.194	91	272836	25.0630	ug/L		99
82)	Styrene	12.243	104	170315	20.7964	ug/L		98
83)	Bromoform	12.304	173	59976	21.9417	ug/L		98
84)	Isopropylbenzene	12.493	105	361055	26.3091	ug/L		99
87)	cis-1,4-Dichloro-2-butene	12.853	53	19781	22.2599	ug/L	#	79
88)	n-Propylbenzene	12.914	91	433069	26.8450	ug/L		99
89)	Bromobenzene	12.944	156	97914	27.3023	ug/L		97
90)	1,1,2,2-Tetrachloroethane	12.981	83	116661	25.9497	ug/L		99
91)	1,3,5-Trimethylbenzene	13.097	105	302122	27.0356	ug/L		99
92)	2-Chlorotoluene	13.109	91	278145	26.3692	ug/L		100
93)	trans-1,4-Dichloro-2-B...	13.170	53	18773	18.6435	ug/L	#	84
94)	1,2,3-Trichloropropane	13.145	110	36481	28.6926	ug/L		95
95)	Cyclohexanone	13.225	55	18274	140.2197	ug/L		96
96)	4-Chlorotoluene	13.280	91	246655	25.7250	ug/L		100
98)	tert-Butylbenzene	13.438	91	165895	26.3711	ug/L		99
99)	1,2,4-Trimethylbenzene	13.505	105	299060	26.6727	ug/L		97
100)	Pentachloroethane	13.493	167	56844	25.7852	ug/L		93
101)	sec-Butylbenzene	13.621	105	387604	26.5157	ug/L		99
102)	4-Isopropyltoluene	13.749	119	337629	27.3170	ug/L		98
103)	1,3-Dichlorobenzene	13.889	146	181271	25.8253	ug/L		97
104)	1,2,3-Trimethylbenzene	13.962	105	296488	25.2370	ug/L		99
105)	1,4-Dichlorobenzene	13.975	146	195499	24.7485	ug/L		99
106)	n-Butylbenzene	14.176	92	183571	28.2392	ug/L		96
107)	Benzyl Chloride	14.200	126	28275	20.8105	ug/L		93
108)	1,2-Dichlorobenzene	14.389	146	179242	25.8346	ug/L		98

Quantitation Report (QT Reviewed)

Data Path : R:\GBS Manila Data Validator\jenniferf\09-11-2023\V5E1881\V5e1881\
Data File : 5E42141.d
Acq On : 8 Sep 2023 9:06 pm
Operator : joannel
Sample : FC9357-1MSD Inst : MSVOA20
Misc : MS54795,V5E1881,,,,,
ALS Vial : 28 Sample Multiplier: 1

Quant Time: Sep 10 15:01:03 2023
Quant Method : R:\GBS Manila Data Validator\jenniferf\09-11-2023\V5E1881\METHOD\appIX08-31-2023_.M
Quant Title : SW-846 Method 5030B/8260B & EPA 624
QLast Update : Thu Aug 31 13:41:31 2023
Response via : Initial Calibration

Compound	R.T.	QIon	Response	Conc	Units	Dev(Min)
109) 1,2-Dibromo-3-Chloropr...	15.121	75	20630	26.5155	ug/L	97
110) Hexachlorobutadiene	15.657	225	55567	26.9763	ug/L	96
111) 1,2,4-Trichlorobenzene	15.712	180	129642	26.5378	ug/L	98
112) Naphthalene	16.011	128	288993	26.3215	ug/L	99
113) 1,2,3-Trichlorobenzene	16.181	180	112436	25.9046	ug/L	98

(#) = qualifier out of range (m) = manual integration (+) = signals summed

Quantitation Report (QT Reviewed)

Data Path : R:\GBS Manila Data Validator\jenniferf\09-11-2023\V5E1881\V5e1881\
Data File : 5E42141.d
Acq On : 8 Sep 2023 9:06 pm
Operator : joannel
Sample : FC9357-1MSD Inst : MSVOA20
Misc : MS54795,V5E1881,,,,,
ALS Vial : 28 Sample Multiplier: 1

Quant Time: Sep 10 15:01:03 2023
Quant Method : R:\GBS Manila Data Validator\jenniferf\09-11-2023\V5E1881\METHOD\appIX08-31-2023_.M
Quant Title : SW-846 Method 5030B/8260B & EPA 624
QLast Update : Thu Aug 31 13:41:31 2023
Response via : Initial Calibration

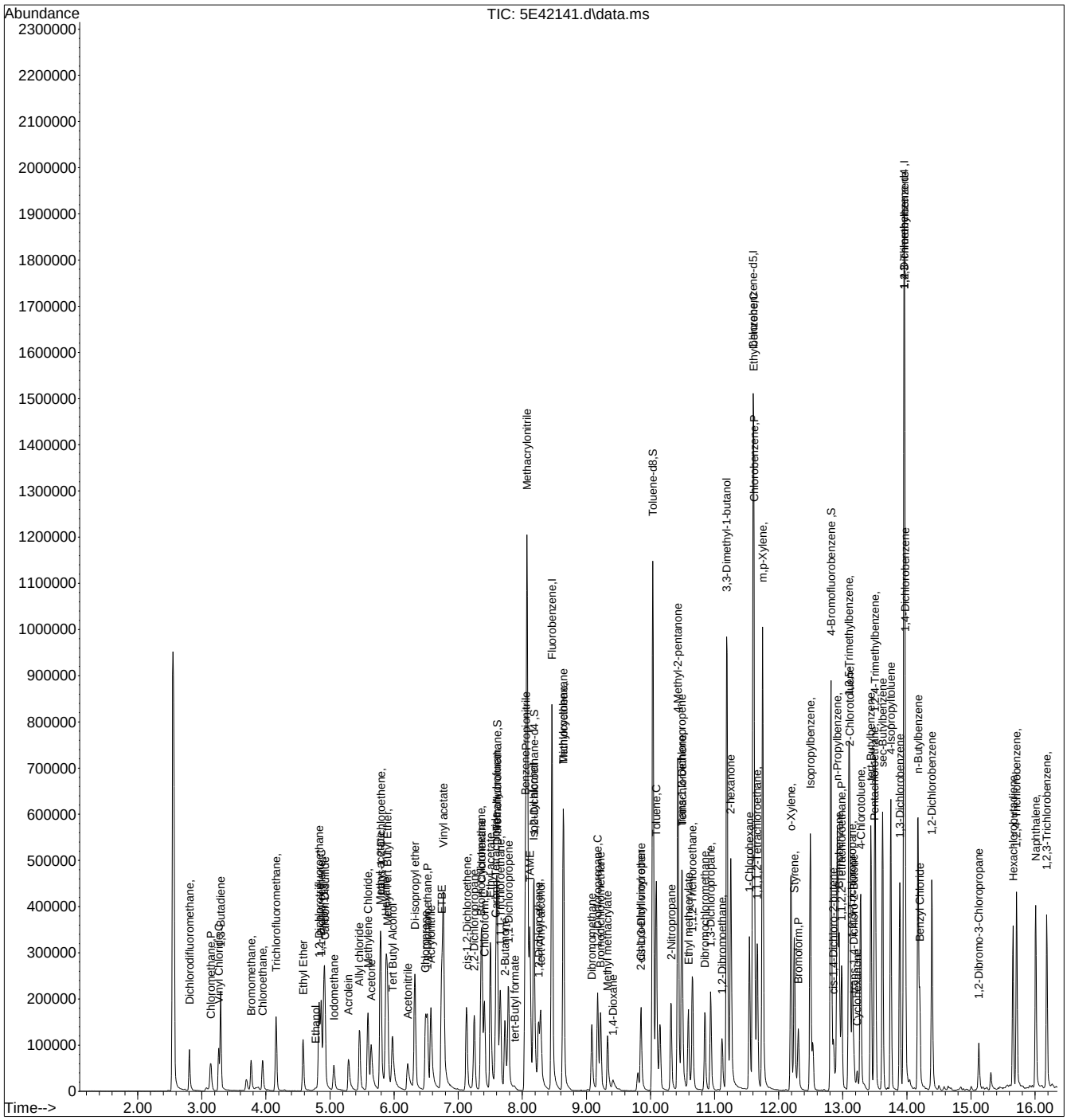

Manual Integrations APPROVED (compounds with "m" flag)
Neil Christiana 09/11/23 11:32

Quantitation Report (QT Reviewed)

Data Path : R:\GBS Manila Data Validator\jenniferf\09-11-2023\V2P3838\V2P3838\
Data File : 2P101306.D
Acq On : 8 Sep 2023 9:37 pm
Operator : joannel
Sample : FC9339-10MS Inst : MSVOA13-P
Misc : MS54794,V2P3838,,,,,
ALS Vial : 27 Sample Multiplier: 1

Quant Time: Sep 10 18:47:04 2023
Quant Method : R:\GBS Manila Data Validator\jenniferf\09-11-2023\V2P3838\METHOD\V2P_2023-9-06.M
Quant Title : SW-846 Method 5035A/8260B
QLast Update : Wed Sep 06 14:19:37 2023
Response via : Initial Calibration

Compound	R.T.	QIon	Response	Conc Units	Dev(Min)
Internal Standards					
1) Fluorobenzene	3.701	96	1685585	50.00 ug/L	0.00
62) Chlorobenzene-d5	5.620	117	1419467	50.00 ug/L	0.00
85) 1,4-Dichlorobenzene-d4	7.309	152	815813	50.00 ug/L	0.00
System Monitoring Compounds					
39) Dibromofluoromethane	3.246	113	397024	52.87 ug/L	0.00
Spiked Amount 50.000	Range 83 - 118		Recovery = 105.74%		
49) 1,2-Dichloroethane-d4	3.533	65	436001	53.52 ug/L	0.00
Spiked Amount 50.000	Range 79 - 125		Recovery = 107.04%		
63) Toluene-d8	4.626	98	1843489	49.80 ug/L	0.00
Spiked Amount 50.000	Range 85 - 112		Recovery = 99.60%		
86) 4-Bromofluorobenzene	6.473	174	630912	49.37 ug/L	0.00
Spiked Amount 50.000	Range 83 - 118		Recovery = 98.74%		
Target Compounds					Qvalue
2) Dichlorodifluoromethane	1.117	85	163650	29.1819 ug/L	98
3) Chloromethane	1.242	50	191064	27.3593 ug/L	96
4) 1,3-butadiene	1.310	39	246869	29.8258 ug/L	96
5) Vinyl Chloride	1.295	62	214519	30.9355 ug/L	99
6) Bromomethane	1.499	94	75506	18.7068 ug/L	97
7) Chloroethane	1.572	64	79276	29.4444 ug/L	95
8) Trichlorofluoromethane	1.666	101	319156	Below Cal	99
9) Ethyl Ether	1.865	59	191392	28.3176 ug/L	97
10) Ethanol	1.954	45	106537	475.8322 ug/L	95
11) 1,2-Dichlorotrifluoroe...	1.964	67	233178	30.4412 ug/L	97
12) 1,1-Dichloroethene	1.969	61	269775	28.6238 ug/L	97
13) Freon 113	2.001	101	200055	35.9603 ug/L	98
14) Carbon Disulfide	1.990	76	522537	29.8587 ug/L	99
15) Iodomethane	2.048	142	171173	28.8267 ug/L	98
16) Acrolein	2.142	56	255191	143.7028 ug/L	99
17) Allyl chloride	2.231	41	293951	28.7480 ug/L	97
18) Methylene Chloride	2.289	49	244737	24.1924 ug/L	98
19) Acetone	2.299	43	608088	142.9087 ug/L	98
20) Methyl acetate	2.383	43	1293360	116.4007 ug/L	99
21) trans-1,2-Dichloroethene	2.388	61	267980	27.6101 ug/L	96
22) Hexane	2.451	56	151331	28.8896 ug/L	95
23) Methyl Tert Butyl Ether	2.456	73	633410	27.8020 ug/L	99
24) Tert Butyl Alcohol	2.492	59	820400	306.0434 ug/L	100
25) Acetonitrile	2.534	41	552143m	258.3923 ug/L	
26) Di-isopropyl ether	2.670	45	671567	27.3598 ug/L	98
27) Chloroprene	2.712	53	944131	25.4530 ug/L	99
28) 1,1-Dichloroethane	2.712	63	349777	27.0684 ug/L	99
29) Acrylonitrile	2.712	52	600671	130.9443 ug/L	96
30) ETBE	2.864	59	640539	28.0546 ug/L	96
31) Vinyl acetate	2.843	43	2299443	107.8112 ug/L	99
32) cis-1,2-Dichloroethene	3.005	96	219094	27.6043 ug/L	94
33) 2,2-Dichloropropane	3.068	77	244446	26.2328 ug/L	99
34) Bromochloromethane	3.110	128	103136	27.0757 ug/L	97
35) Cyclohexane	3.146	56	354874	30.0369 ug/L	99
36) Chloroform	3.146	83	340332	27.4196 ug/L	99
37) Ethyl acetate	3.209	43	1673140	121.6063 ug/L	99
38) Tetrahydrofuran	3.246	42	141451	27.4610 ug/L	97
40) Carbon Tetrachloride	3.251	117	256554m	31.3839 ug/L	
41) 1,1,1-Trichloroethane	3.277	97	296032	29.2344 ug/L	94
42) 2-Butanone	3.298	43	1062565	141.0594 ug/L	100
43) 1,1-Dichloropropene	3.345	75	275402	29.7381 ug/L	96
44) tert-Butyl formate	3.392	59	3367	1.1554 ug/L #	85

Quantitation Report (QT Reviewed)

Data Path : R:\GBS Manila Data Validator\jenniferf\09-11-2023\V2P3838\V2P3838\
Data File : 2P101306.D
Acq On : 8 Sep 2023 9:37 pm
Operator : joannel
Sample : FC9339-10MS Inst : MSVOA13-P
Misc : MS54794,V2P3838,,,,,
ALS Vial : 27 Sample Multiplier: 1

Quant Time: Sep 10 18:47:04 2023
Quant Method : R:\GBS Manila Data Validator\jenniferf\09-11-2023\V2P3838\METHOD\V2P_2023-9-06.M
Quant Title : SW-846 Method 5035A/8260B
QLast Update : Wed Sep 06 14:19:37 2023
Response via : Initial Calibration

Compound	R.T.	QIon	Response	Conc	Units		Dev(Min)
45) Propionitrile	3.439	54	569193	256.0278	ug/L		98
46) Methacrylonitrile	3.465	41	2164068	254.8957	ug/L		99
47) Benzene	3.476	78	849208	26.9793	ug/L		85
48) TAME	3.549	73	577045	27.2852	ug/L		97
50) Isobutyl alcohol	3.580	43	400550m	524.3359	ug/L		
51) 1,2-Dichloroethane	3.570	62	245180	25.7477	ug/L		97
52) Tert Amyl Alcohol	3.633	59	524920	271.3555	ug/L		96
53) Trichloroethene	3.805	95	213868	28.9480	ug/L		97
54) Methylcyclohexane	3.826	83	330400	29.3449	ug/L		96
55) Dibromomethane	4.030	93	112764	27.2566	ug/L		95
56) 1,2-Dichloropropane	4.088	63	199920	28.6182	ug/L		97
57) Bromodichloromethane	4.124	83	226224	27.0860	ug/L		96
58) Methyl methacrylate	4.218	41	227458	23.4147	ug/L		95
59) 1,4-Dioxane	4.245	88	77640	401.9633	ug/L		95
61) cis-1,3-Dichloropropene	4.501	75	278266	26.5841	ug/L		97
64) Toluene	4.658	91	920026	27.1036	ug/L		98
65) 2-Nitropropane	4.752	41	401864	122.4735	ug/L		98
66) 4-Methyl-2-pentanone	4.867	43	1884059	136.8829	ug/L		99
67) trans-1,3-Dichloropropene	4.898	75	235418	24.1313	ug/L		77
68) Tetrachloroethene	4.914	166	234219	27.1938	ug/L		96
69) Ethyl methacrylate	5.008	69	286582	26.9227	ug/L		95
70) 1,1,2-Trichloroethane	4.998	83	159138	26.0332	ug/L		95
71) Dibromochloromethane	5.123	129	180298	28.0859	ug/L		95
72) 1,3-Dichloropropane	5.170	76	333120	28.2206	ug/L		97
73) 1,2-Dibromoethane	5.275	107	191490	27.2227	ug/L		96
74) 3,3-dimethyl-1-butanol	5.406	57	2659780	1366.4332	ug/L		99
75) 2-hexanone	5.411	43	2025746	143.0716	ug/L		91
76) 1-Chlorohexane	5.625	91	285723m	27.9812	ug/L		
77) Ethylbenzene	5.657	91	956457m	25.7796	ug/L		
78) Chlorobenzene	5.631	112	566460	26.4094	ug/L		97
79) 1,1,1,2-Tetrachloroethane	5.672	131	184645	26.7552	ug/L		99
80) m,p-Xylene	5.756	91	1522525	53.8749	ug/L		100
81) o-Xylene	6.054	91	719304	25.1260	ug/L		98
82) Styrene	6.086	104	606734	26.6473	ug/L		98
83) Bromoform	6.096	173	103357	24.0652	ug/L		98
84) Isopropylbenzene	6.284	105	956498	27.5815	ug/L		100
87) cis-1,4-Dichloro-2-butene	6.504	53	63847	24.5807	ug/L	#	85
88) n-Propylbenzene	6.582	91	1048221	25.9424	ug/L		99
89) Bromobenzene	6.546	156	235466	26.1258	ug/L		96
90) 1,1,2,2-Tetrachloroethane	6.609	83	301385	25.8944	ug/L		99
91) 1,3,5-Trimethylbenzene	6.734	105	746591	26.0878	ug/L		98
92) 2-Chlorotoluene	6.687	91	597725	25.6270	ug/L		98
93) trans-1,4-Dichloro-2-B...	6.734	53	76720	23.6349	ug/L		97
94) 1,2,3-Trichloropropane	6.703	110	106383	26.4297	ug/L		94
95) Cyclohexanone	6.729	55	59258	98.7415	ug/L		92
96) 4-Chlorotoluene	6.807	91	646410	25.5531	ug/L		97
97) tert-Butylbenzene	6.969	91	378062	25.2696	ug/L		97
99) 1,2,4-Trimethylbenzene	7.022	105	729433	26.4600	ug/L		100
100) Pentachloroethane	6.969	167	121009	25.7957	ug/L	#	55
101) sec-Butylbenzene	7.105	105	837877	24.9947	ug/L		99
102) 4-Isopropyltoluene	7.221	119	727163	25.7490	ug/L		99
103) 1,3-Dichlorobenzene	7.257	146	409915	25.2047	ug/L		99
104) 1,2,3-Trimethylbenzene	7.346	105	711484	24.4844	ug/L		99
105) 1,4-Dichlorobenzene	7.320	146	419122	23.7526	ug/L		99
106) n-Butylbenzene	7.534	92	306589	28.2475	ug/L		97
107) Benzyl Chloride	7.498	126	75285	19.2815	ug/L		99
108) 1,2-Dichlorobenzene	7.628	146	390969	24.9968	ug/L		99
109) 1,2-Dibromo-3-Chloropr...	8.183	75	60824	25.6075	ug/L		82

Quantitation Report (QT Reviewed)

Data Path : R:\GBS Manila Data Validator\jenniferf\09-11-2023\V2P3838\V2P3838\
Data File : 2P101306.D
Acq On : 8 Sep 2023 9:37 pm
Operator : joannel
Sample : FC9339-10MS Inst : MSVOA13-P
Misc : MS54794,V2P3838,,,,,
ALS Vial : 27 Sample Multiplier: 1

Quant Time: Sep 10 18:47:04 2023
Quant Method : R:\GBS Manila Data Validator\jenniferf\09-11-2023\V2P3838\METHOD\V2P_2023-9-06.M
Quant Title : SW-846 Method 5035A/8260B
QLast Update : Wed Sep 06 14:19:37 2023
Response via : Initial Calibration

Compound	R.T.	QIon	Response	Conc	Units	Dev(Min)
110) Hexachlorobutadiene	8.664	225	71867	25.1049	ug/L	92
111) 1,2,4-Trichlorobenzene	8.664	180	194197	24.2705	ug/L	98
112) Naphthalene	8.863	128	688704	23.8220	ug/L	98
113) 1,2,3-Trichlorobenzene	8.988	180	184777	23.2166	ug/L	99

(#) = qualifier out of range (m) = manual integration (+) = signals summed

Quantitation Report (QT Reviewed)

Data Path : R:\GBS Manila Data Validator\jenniferf\09-11-2023\V2P3838\V2P3838\
Data File : 2P101306.D
Acq On : 8 Sep 2023 9:37 pm
Operator : joannel
Sample : FC9339-10MS Inst : MSVOA13-P
Misc : MS54794,V2P3838,,,,,
ALS Vial : 27 Sample Multiplier: 1

Quant Time: Sep 10 18:47:04 2023
Quant Method : R:\GBS Manila Data Validator\jenniferf\09-11-2023\V2P3838\METHOD\V2P_2023-9-06.M
Quant Title : SW-846 Method 5035A/8260B
QLast Update : Wed Sep 06 14:19:37 2023
Response via : Initial Calibration

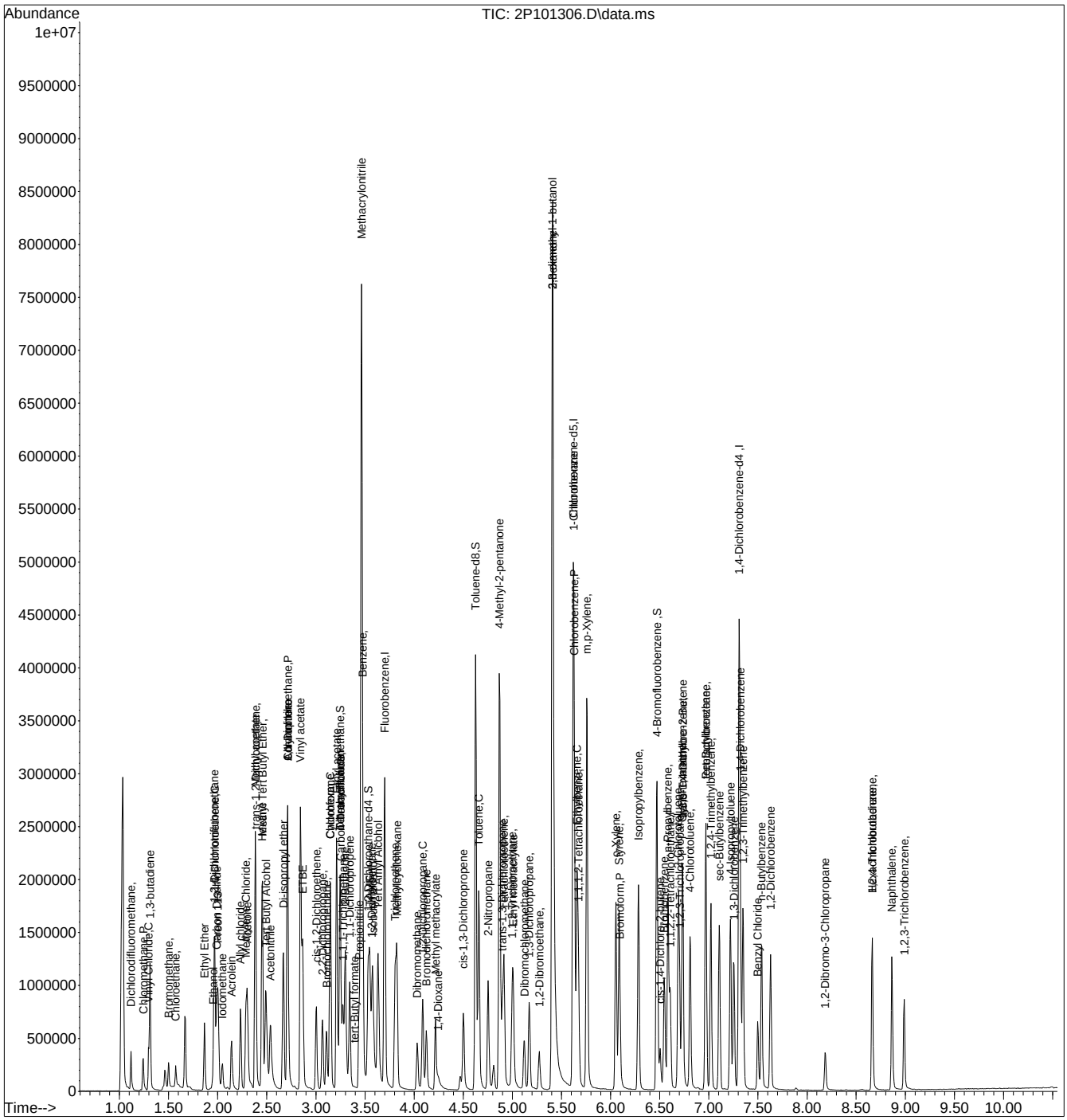

Manual Integration Approval Summary

Sample Number: FC9339-10MS
Lab FileID: 2P101306.D
Injection Time: 09/08/23 21:37
Method: SW846 8260D
Analyst approved: 09/10/23 15:13 Jennifer Fereira
Supervisor approved: 09/11/23 11:32 Neil Christiana

Parameter	CAS	Sig#	R.T. (min.)	Reason
Acetonitrile	75-05-8		2.53	Poor instrument integration
Carbon Tetrachloride	56-23-5		3.25	Overlapping peak
Isobutyl Alcohol	78-83-1		3.58	Poor instrument integration
1-Chlorohexane	544-10-5		5.63	Poor instrument integration
Ethylbenzene	100-41-4		5.66	Poor instrument integration

Quantitation Report (Qedit)

Data Path : R:\GBS Manila Data Validator\jenniferf\09-11-2023\V2P3838\V2P3838\
Data File : 2P101306.D
Acq On : 8 Sep 2023 9:37 pm
Operator : joannel
Sample : FC9339-10MS Inst : MSVOA13-P
Misc : MS54794,V2P3838,,,,,
ALS Vial : 27 Sample Multiplier: 1

Quant Time: Sep 10 18:18:19 2023
Quant Method : R:\GBS Manila Data Validator\jenniferf\09-11-2023\V2P3838\METHOD\V2P_2023-9-06.M
Quant Title : SW-846 Method 5035A/8260B
QLast Update : Wed Sep 06 14:19:37 2023
Response via : Initial Calibration

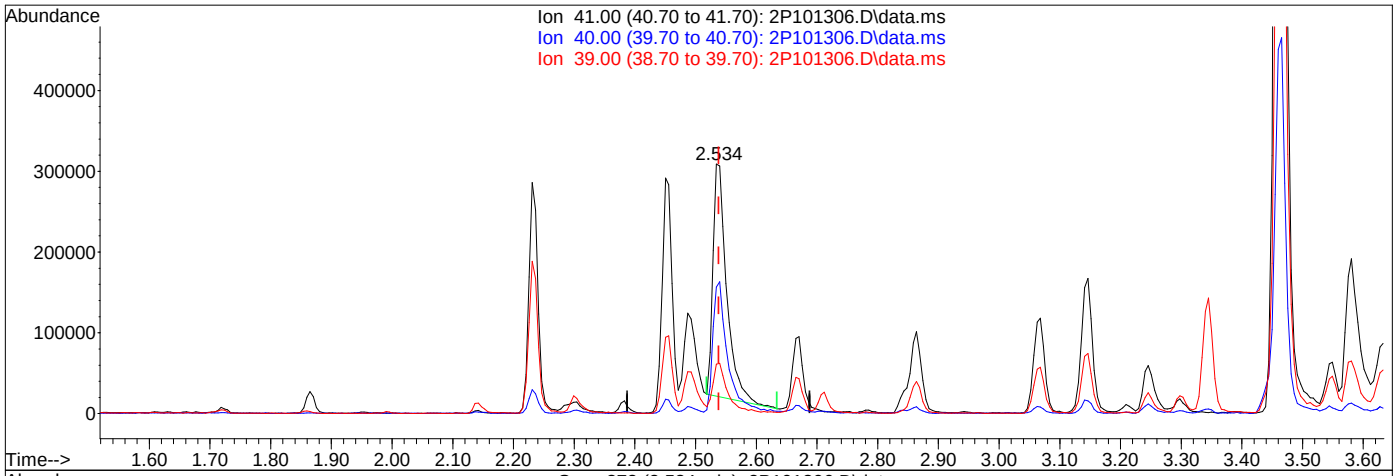

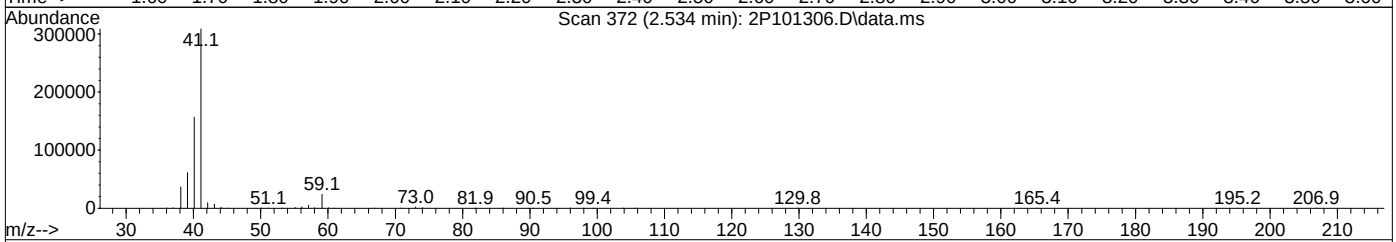

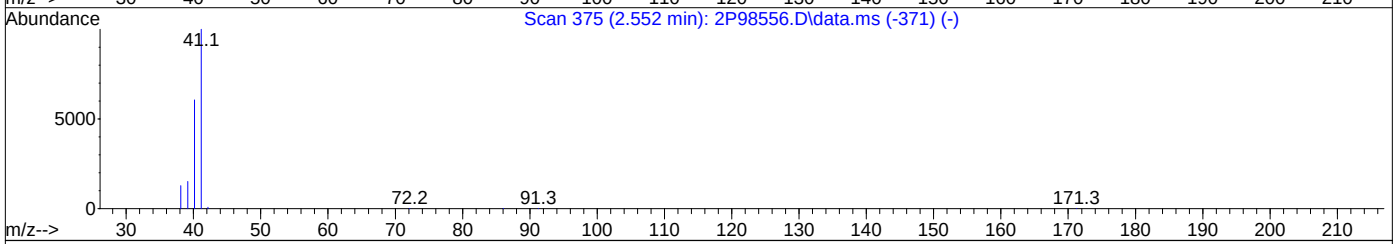

TIC: 2P101306.D\data.ms

(25) Acetonitrile

2.534min (-0.004) 210.51ug/L

response 447737

Ion	Exp%	Act%
41.00	100	100
40.00	49.20	50.72
39.00	20.70	19.63
0.00	0.00	0.00

Quantitation Report (Qedit)

Data Path : R:\GBS Manila Data Validator\jenniferf\09-11-2023\V2P3838\V2P3838\
Data File : 2P101306.D
Acq On : 8 Sep 2023 9:37 pm
Operator : joannel
Sample : FC9339-10MS Inst : MSVOA13-P
Misc : MS54794,V2P3838,,,,,
ALS Vial : 27 Sample Multiplier: 1

Quant Time: Sep 10 18:18:19 2023
Quant Method : R:\GBS Manila Data Validator\jenniferf\09-11-2023\V2P3838\METHOD\V2P_2023-9-06.M
Quant Title : SW-846 Method 5035A/8260B
QLast Update : Wed Sep 06 14:19:37 2023
Response via : Initial Calibration

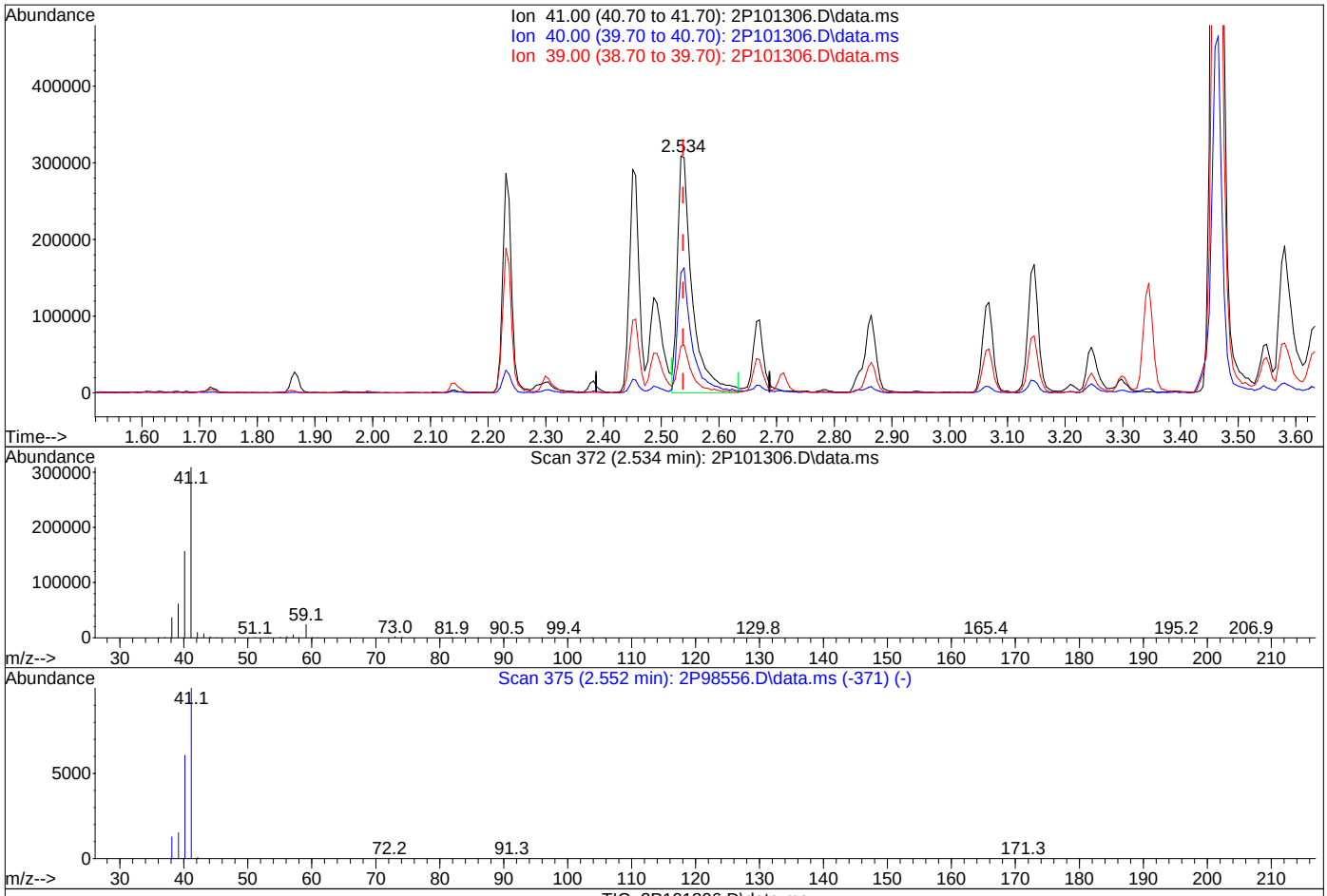

TIC: 2P101306.D\data.ms

(25) Acetonitrile

2.534min (-0.004) 258.39ug/L m

response 552143

Ion	Exp%	Act%
41.00	100	100
40.00	49.20	50.70
39.00	20.70	19.77
0.00	0.00	0.00

Quantitation Report (Qedit)

Data Path : R:\GBS Manila Data Validator\jenniferf\09-11-2023\V2P3838\V2P3838\
Data File : 2P101306.D
Acq On : 8 Sep 2023 9:37 pm
Operator : joannel
Sample : FC9339-10MS Inst : MSVOA13-P
Misc : MS54794,V2P3838,,,,,
ALS Vial : 27 Sample Multiplier: 1

Quant Time: Sep 10 18:18:19 2023
Quant Method : R:\GBS Manila Data Validator\jenniferf\09-11-2023\V2P3838\METHOD\V2P_2023-9-06.M
Quant Title : SW-846 Method 5035A/8260B
QLast Update : Wed Sep 06 14:19:37 2023
Response via : Initial Calibration

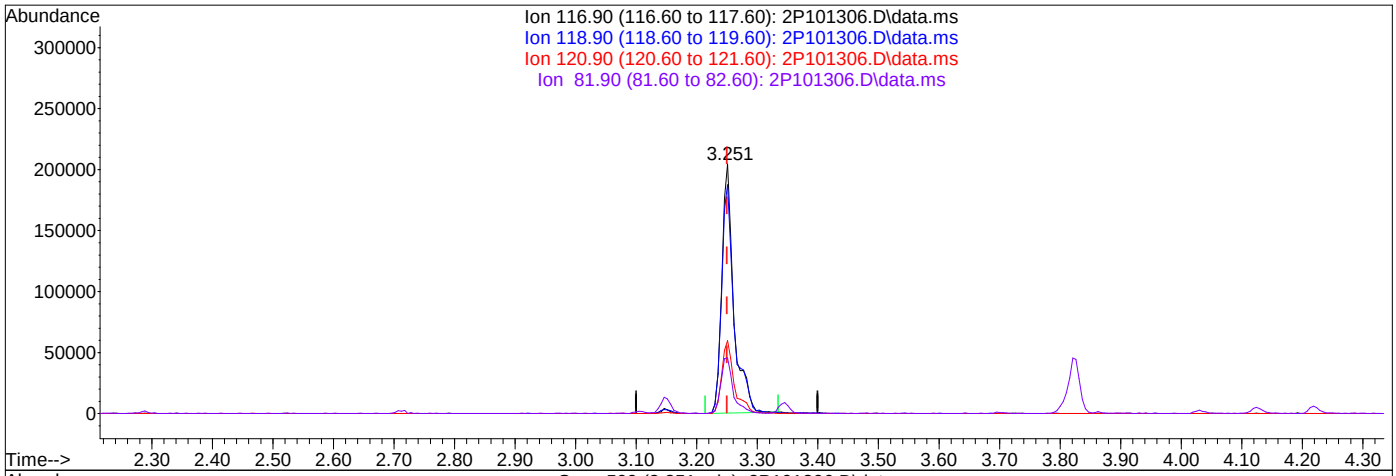

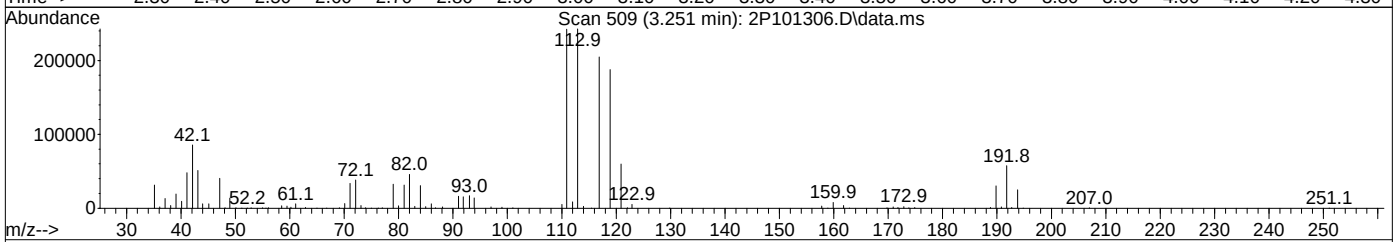

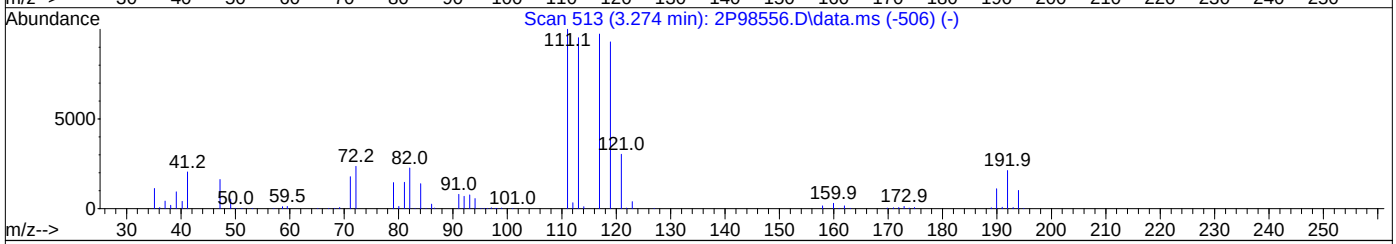

TIC: 2P101306.D\data.ms

(40) Carbon Tetrachloride ( )

3.251min (+0.001) 34.62ug/L

response 283025

Ion	Exp%	Act%
116.90	100	100
118.90	95.30	91.68
120.90	30.00	29.25
81.90	24.00	22.19

Quantitation Report (Qedit)

Data Path : R:\GBS Manila Data Validator\jenniferf\09-11-2023\V2P3838\V2P3838\
Data File : 2P101306.D
Acq On : 8 Sep 2023 9:37 pm
Operator : joannel
Sample : FC9339-10MS Inst : MSVOA13-P
Misc : MS54794,V2P3838,,,,,
ALS Vial : 27 Sample Multiplier: 1

Quant Time: Sep 10 18:18:19 2023
Quant Method : R:\GBS Manila Data Validator\jenniferf\09-11-2023\V2P3838\METHOD\V2P_2023-9-06.M
Quant Title : SW-846 Method 5035A/8260B
QLast Update : Wed Sep 06 14:19:37 2023
Response via : Initial Calibration

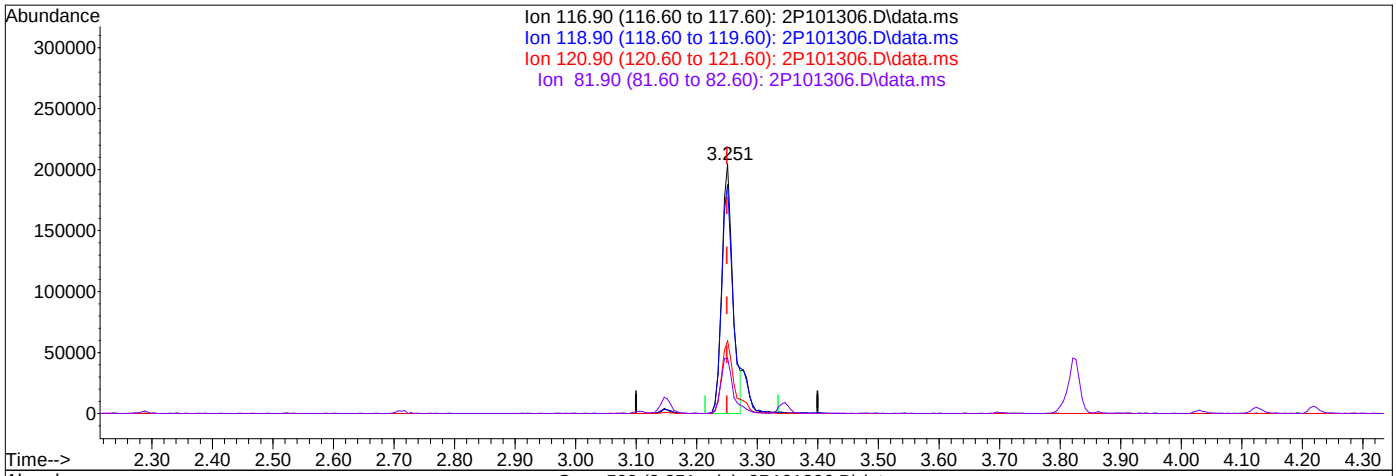

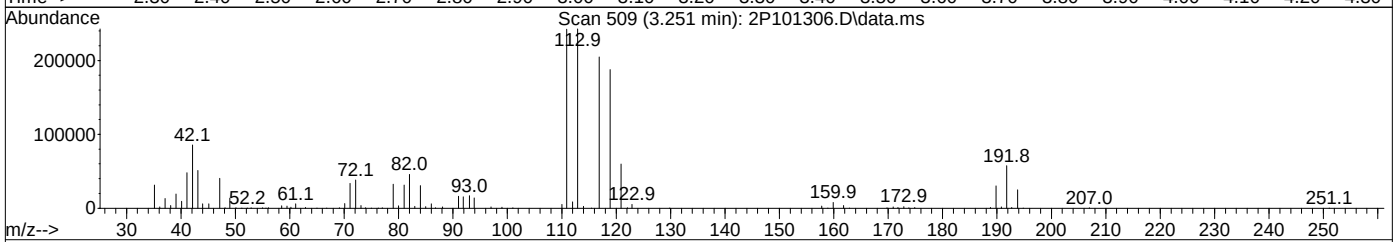

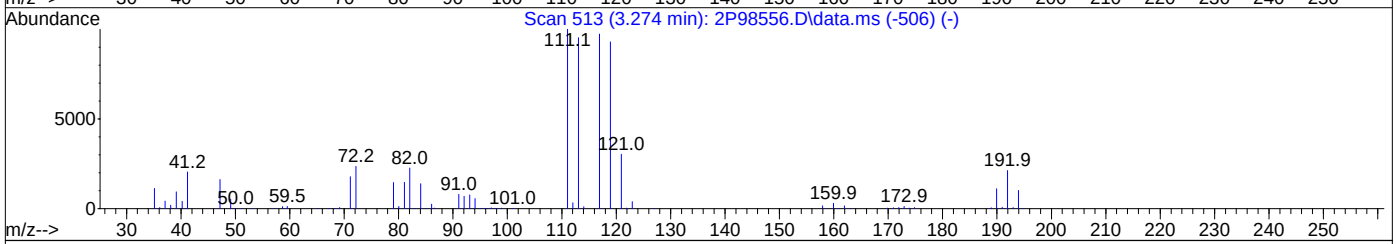

TIC: 2P101306.D\data.ms

(40) Carbon Tetrachloride ( )

3.251min (+0.001) 31.38ug/L m

response 256554

Ion	Exp%	Act%
116.90	100	100
118.90	95.30	91.68
120.90	30.00	29.25
81.90	24.00	22.30

Quantitation Report (Qedit)

Data Path : R:\GBS Manila Data Validator\jenniferf\09-11-2023\V2P3838\V2P3838\
Data File : 2P101306.D
Acq On : 8 Sep 2023 9:37 pm
Operator : joannel
Sample : FC9339-10MS Inst : MSVOA13-P
Misc : MS54794,V2P3838,,,,,
ALS Vial : 27 Sample Multiplier: 1

Quant Time: Sep 10 18:18:19 2023
Quant Method : R:\GBS Manila Data Validator\jenniferf\09-11-2023\V2P3838\METHOD\V2P_2023-9-06.M
Quant Title : SW-846 Method 5035A/8260B
QLast Update : Wed Sep 06 14:19:37 2023
Response via : Initial Calibration

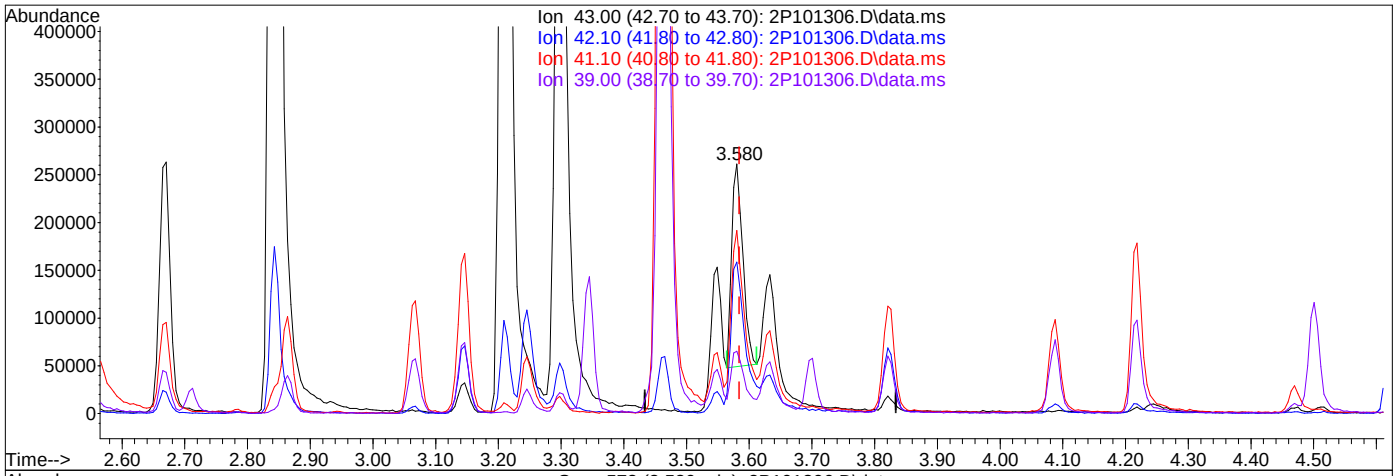



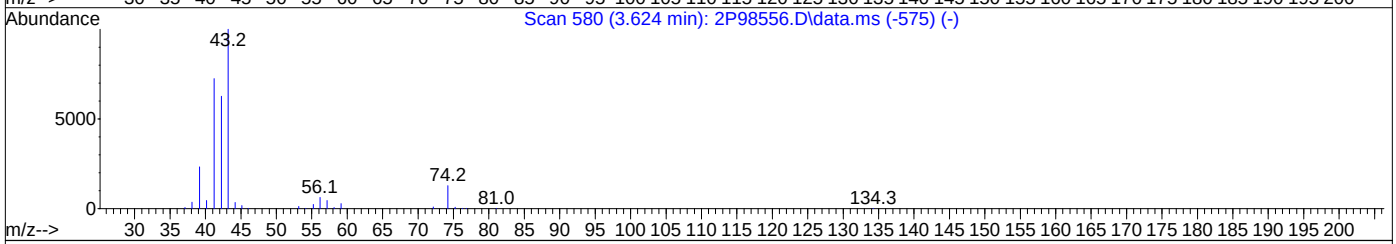

TIC: 2P101306.D\data.ms

(50) Isobutyl alcohol

3.580min (-0.004) 338.41ug/L

response 261781

Ion	Exp%	Act%
43.00	100	100
42.10	58.90	64.51
41.10	72.20	74.23
39.00	25.70	23.58

Quantitation Report (Qedit)

Data Path : R:\GBS Manila Data Validator\jenniferf\09-11-2023\V2P3838\V2P3838\
Data File : 2P101306.D
Acq On : 8 Sep 2023 9:37 pm
Operator : joannel
Sample : FC9339-10MS Inst : MSVOA13-P
Misc : MS54794,V2P3838,,,,,
ALS Vial : 27 Sample Multiplier: 1

Quant Time: Sep 10 18:18:19 2023
Quant Method : R:\GBS Manila Data Validator\jenniferf\09-11-2023\V2P3838\METHOD\V2P_2023-9-06.M
Quant Title : SW-846 Method 5035A/8260B
QLast Update : Wed Sep 06 14:19:37 2023
Response via : Initial Calibration

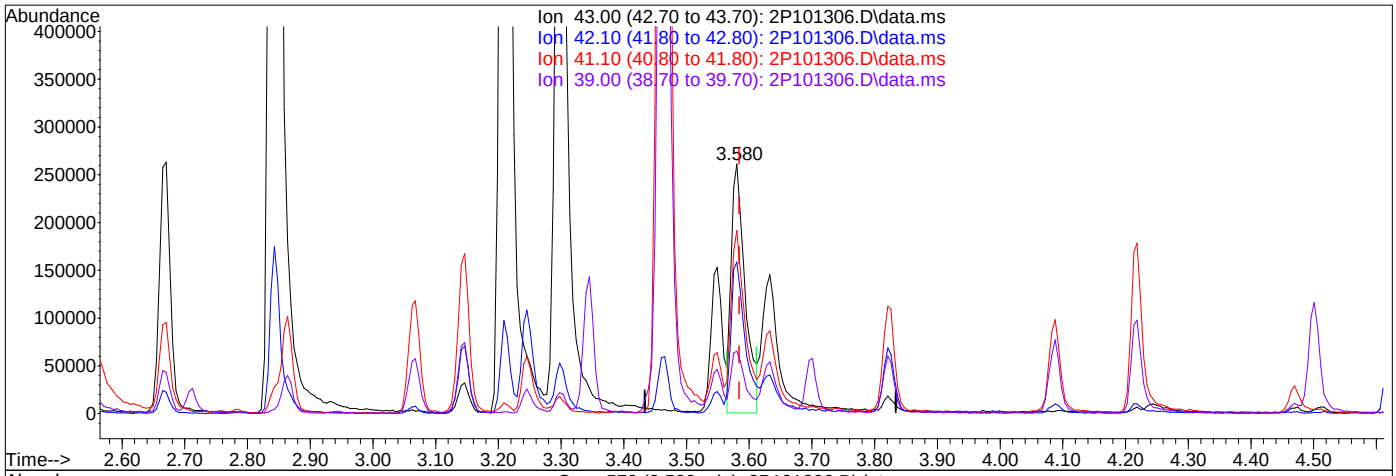



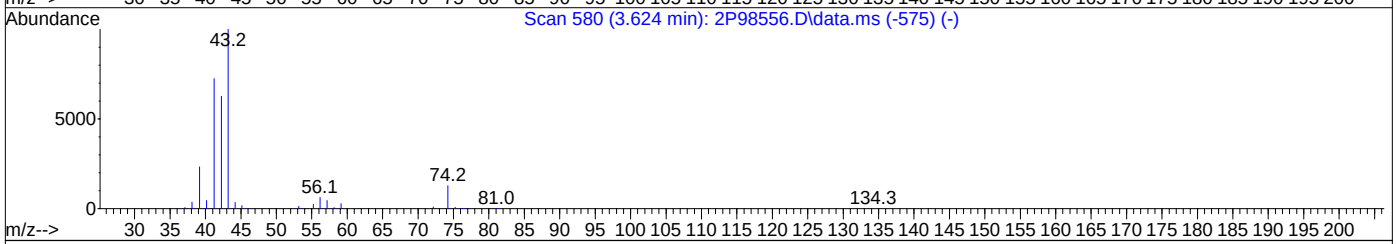

TIC: 2P101306.D\data.ms

(50) Isobutyl alcohol

3.580min (-0.004) 524.34ug/L m

response 400550

Ion	Exp%	Act%
43.00	100	100
42.10	58.90	60.62
41.10	72.20	73.30
39.00	25.70	24.93

Quantitation Report (Qedit)

Data Path : R:\GBS Manila Data Validator\jenniferf\09-11-2023\V2P3838\V2P3838\
Data File : 2P101306.D
Acq On : 8 Sep 2023 9:37 pm
Operator : joannel
Sample : FC9339-10MS Inst : MSVOA13-P
Misc : MS54794,V2P3838,,,,,
ALS Vial : 27 Sample Multiplier: 1

Quant Time: Sep 10 18:18:19 2023
Quant Method : R:\GBS Manila Data Validator\jenniferf\09-11-2023\V2P3838\METHOD\V2P_2023-9-06.M
Quant Title : SW-846 Method 5035A/8260B
QLast Update : Wed Sep 06 14:19:37 2023
Response via : Initial Calibration

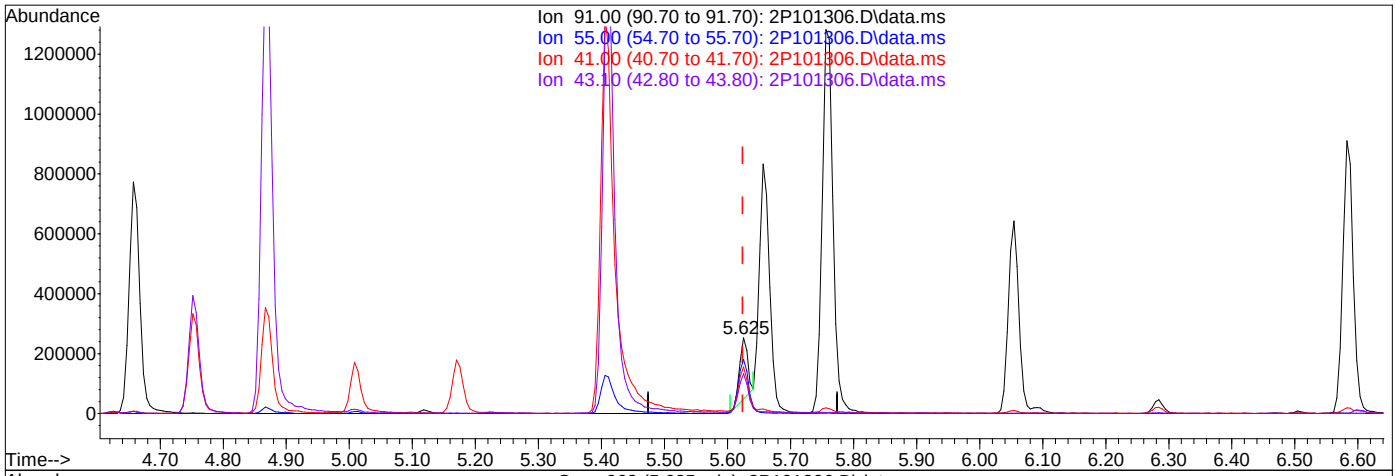

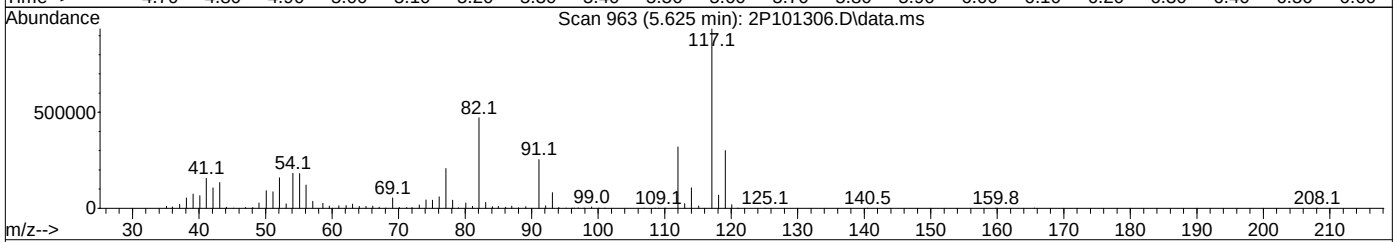

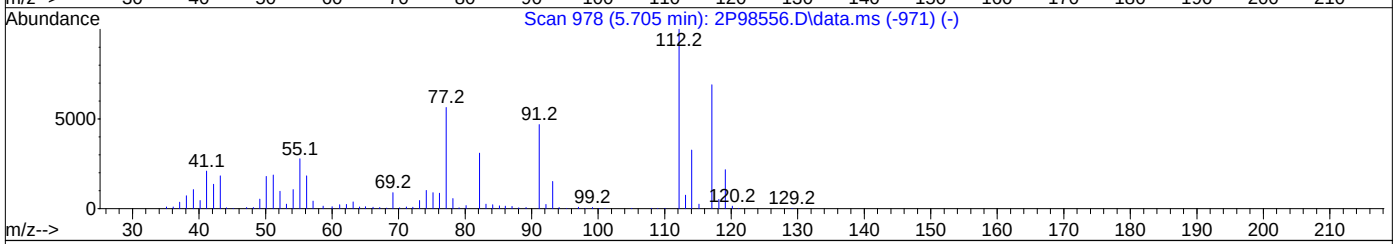

TIC: 2P101306.D\data.ms

(76) 1-Chlorohexane

5.625min (+0.001) 18.86ug/L

response 192594

Ion	Exp%	Act%
91.00	100	100
55.00	73.90	70.30
41.00	64.30	58.38
43.10	53.90	50.85

Quantitation Report (Qedit)

Data Path : R:\GBS Manila Data Validator\jenniferf\09-11-2023\V2P3838\V2P3838\
Data File : 2P101306.D
Acq On : 8 Sep 2023 9:37 pm
Operator : joannel
Sample : FC9339-10MS Inst : MSVOA13-P
Misc : MS54794,V2P3838,,,,,
ALS Vial : 27 Sample Multiplier: 1

Quant Time: Sep 10 18:18:19 2023
Quant Method : R:\GBS Manila Data Validator\jenniferf\09-11-2023\V2P3838\METHOD\V2P_2023-9-06.M
Quant Title : SW-846 Method 5035A/8260B
QLast Update : Wed Sep 06 14:19:37 2023
Response via : Initial Calibration

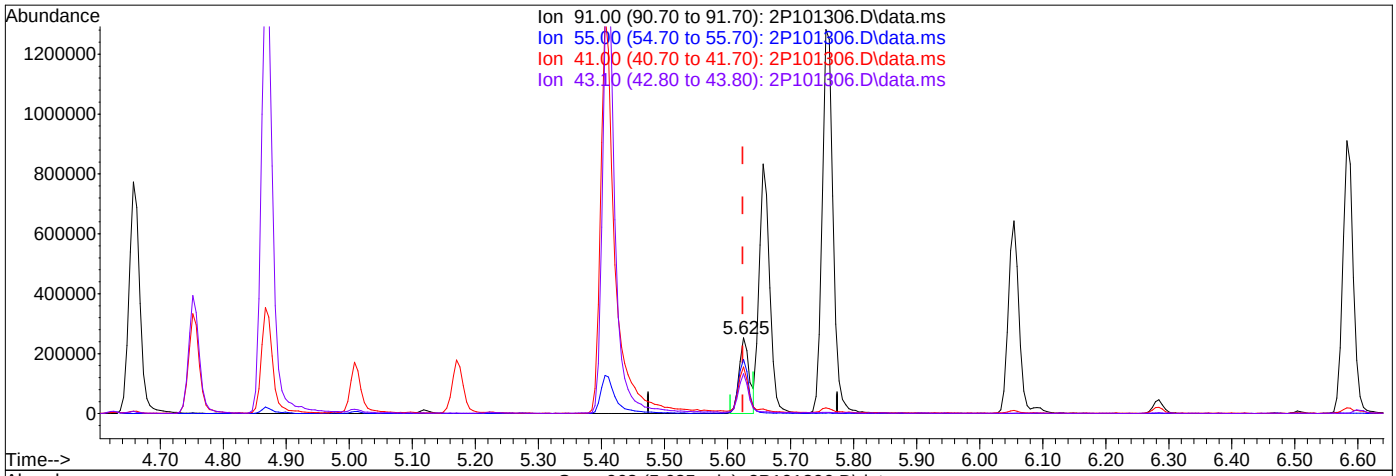

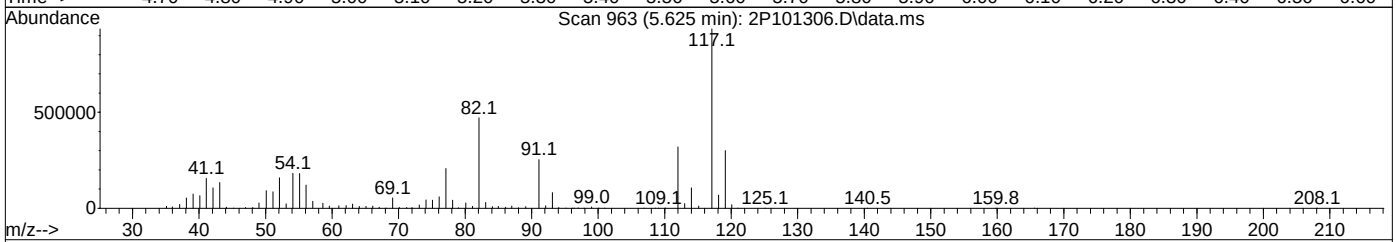

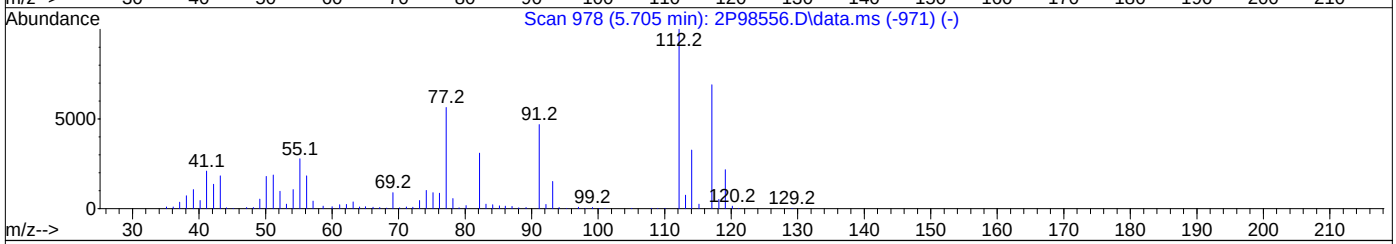

TIC: 2P101306.D\data.ms

(76) 1-Chlorohexane

5.625min (+0.001) 27.98ug/L m

response 285723

Ion	Exp%	Act%
91.00	100	100
55.00	73.90	71.57
41.00	64.30	61.48
43.10	53.90	52.76

Quantitation Report (Qedit)

Data Path : R:\GBS Manila Data Validator\jenniferf\09-11-2023\V2P3838\V2P3838\
Data File : 2P101306.D
Acq On : 8 Sep 2023 9:37 pm
Operator : joannel
Sample : FC9339-10MS Inst : MSVOA13-P
Misc : MS54794,V2P3838,,,,,
ALS Vial : 27 Sample Multiplier: 1

Quant Time: Sep 10 18:18:19 2023
Quant Method : R:\GBS Manila Data Validator\jenniferf\09-11-2023\V2P3838\METHOD\V2P_2023-9-06.M
Quant Title : SW-846 Method 5035A/8260B
QLast Update : Wed Sep 06 14:19:37 2023
Response via : Initial Calibration

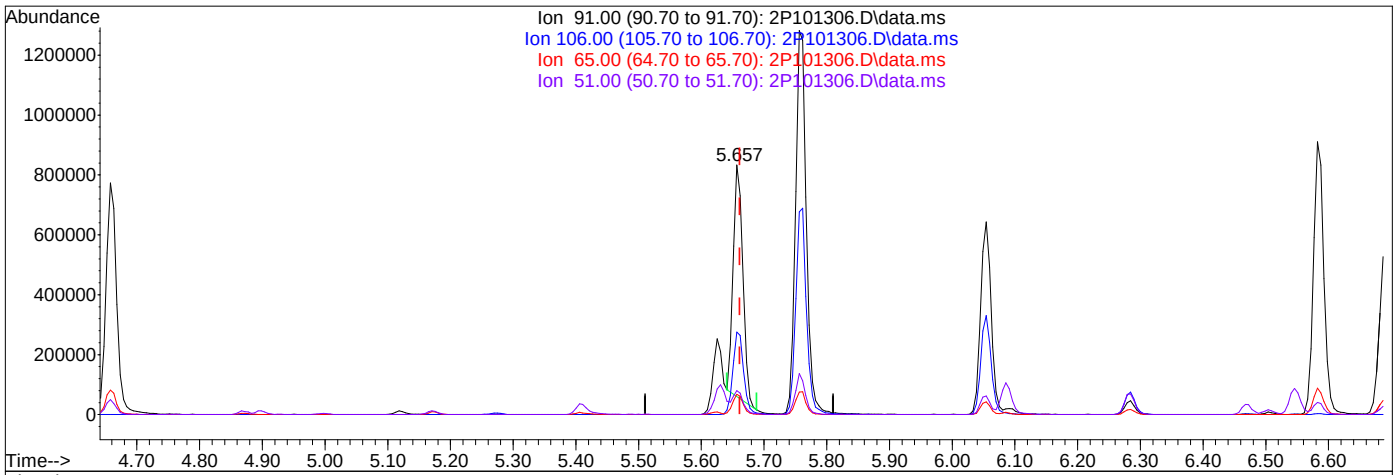

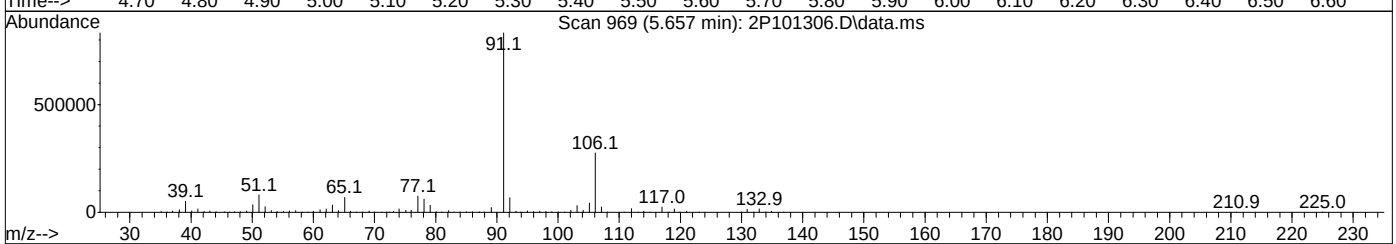

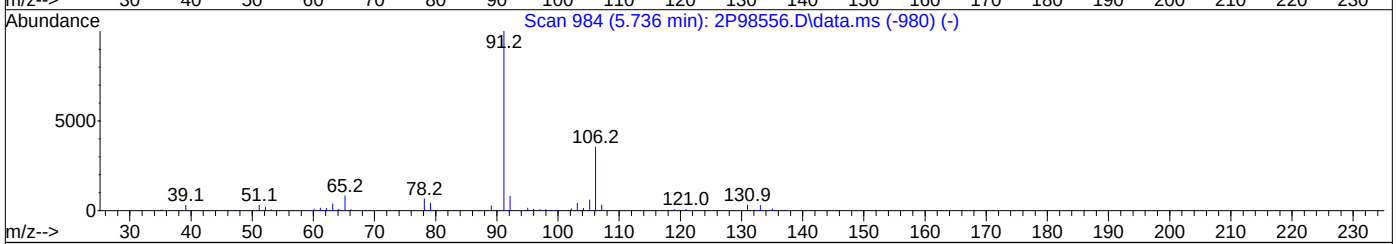

TIC: 2P101306.D\data.ms

(77) Ethylbenzene (C)

5.657min (-0.004) 22.03ug/L

response 817439

Ion	Exp%	Act%
91.00	100	100
106.00	34.20	33.08
65.00	7.60	8.14
51.00	9.20	9.43

Quantitation Report (Qedit)

Data Path : R:\GBS Manila Data Validator\jenniferf\09-11-2023\V2P3838\V2P3838\
Data File : 2P101306.D
Acq On : 8 Sep 2023 9:37 pm
Operator : joannel
Sample : FC9339-10MS Inst : MSVOA13-P
Misc : MS54794,V2P3838,,,,,
ALS Vial : 27 Sample Multiplier: 1

Quant Time: Sep 10 18:18:19 2023
Quant Method : R:\GBS Manila Data Validator\jenniferf\09-11-2023\V2P3838\METHOD\V2P_2023-9-06.M
Quant Title : SW-846 Method 5035A/8260B
QLast Update : Wed Sep 06 14:19:37 2023
Response via : Initial Calibration

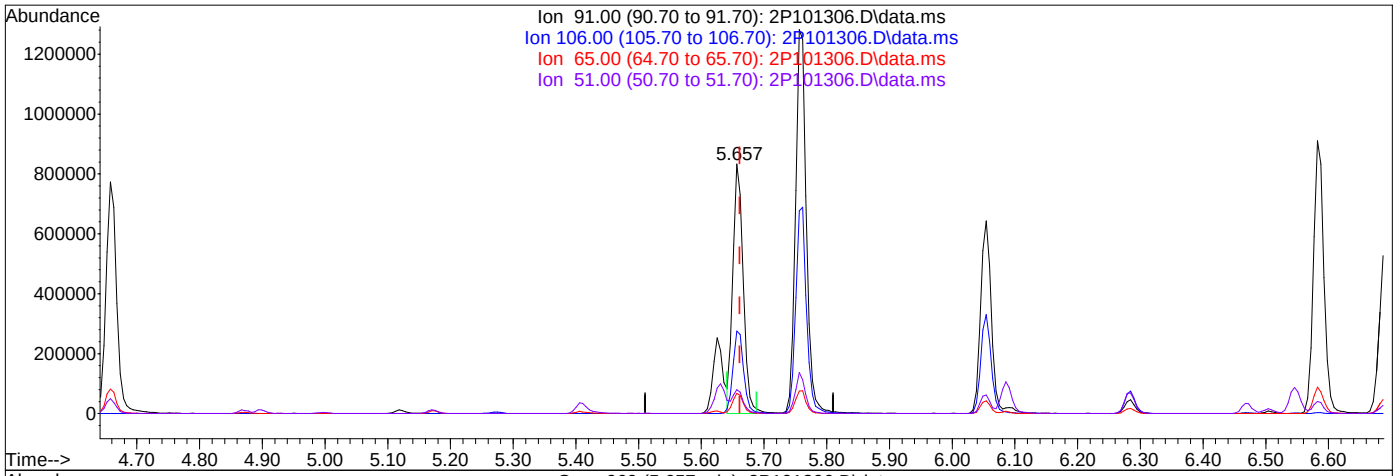

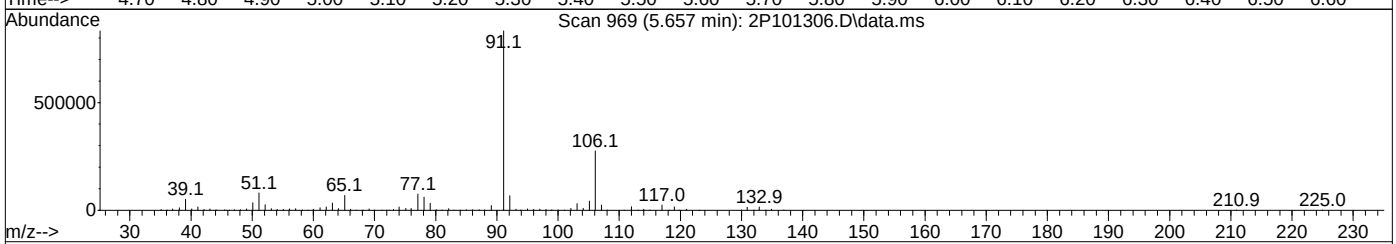

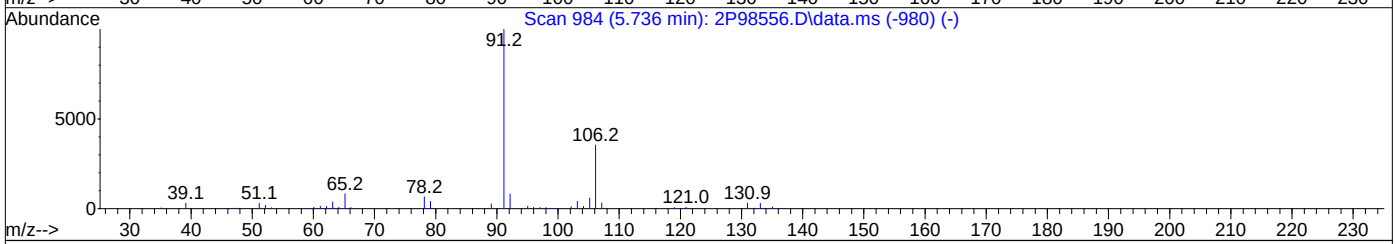

TIC: 2P101306.D\data.ms

(77) Ethylbenzene (C)

5.657min (-0.004) 25.78ug/L m

response 956457

Ion	Exp%	Act%
91.00	100	100
106.00	34.20	33.07
65.00	7.60	8.15
51.00	9.20	9.60

Manual Integrations APPROVED (compounds with "m" flag)
Neil Christiana 09/11/23 11:32

Quantitation Report (QT Reviewed)

Data Path : R:\GBS Manila Data Validator\jenniferf\09-11-2023\V2P3838\V2P3838\
Data File : 2P101307.D
Acq On : 8 Sep 2023 10:02 pm
Operator : joannel
Sample : FC9339-10MSD Inst : MSVOA13-P
Misc : MS54794,V2P3838,,,,,
ALS Vial : 28 Sample Multiplier: 1

Quant Time: Sep 10 18:49:04 2023
Quant Method : R:\GBS Manila Data Validator\jenniferf\09-11-2023\V2P3838\METHOD\V2P_2023-9-06.M
Quant Title : SW-846 Method 5035A/8260B
QLast Update : Wed Sep 06 14:19:37 2023
Response via : Initial Calibration

Compound	R.T.	QIon	Response	Conc	Units	Dev(Min)
Internal Standards						
1) Fluorobenzene	3.703	96	1749825	50.00	ug/L	0.00
62) Chlorobenzene-d5	5.622	117	1480534	50.00	ug/L	0.00
85) 1,4-Dichlorobenzene-d4	7.311	152	811036	50.00	ug/L	0.00
System Monitoring Compounds						
39) Dibromofluoromethane	3.248	113	402780	51.67	ug/L	0.00
Spiked Amount 50.000	Range 83 - 118		Recovery = 103.34%			
49) 1,2-Dichloroethane-d4	3.530	65	443382	52.43	ug/L	0.00
Spiked Amount 50.000	Range 79 - 125		Recovery = 104.86%			
63) Toluene-d8	4.628	98	1877762	48.63	ug/L	0.00
Spiked Amount 50.000	Range 85 - 112		Recovery = 97.26%			
86) 4-Bromofluorobenzene	6.475	174	643950	50.69	ug/L	0.00
Spiked Amount 50.000	Range 83 - 118		Recovery = 101.38%			
Target Compounds						Qvalue
2) Dichlorodifluoromethane	1.124	85	172516	29.6335	ug/L	100
3) Chloromethane	1.245	50	197359	27.2217	ug/L	97
4) 1,3-butadiene	1.318	39	256202	29.8169	ug/L	98
5) Vinyl Chloride	1.302	62	218393	30.3597	ug/L	99
6) Bromomethane	1.506	94	98893	23.8010	ug/L	99
7) Chloroethane	1.579	64	87719	31.4893	ug/L	98
8) Trichlorofluoromethane	1.673	101	327284	49.6564	ug/L	99
9) Ethyl Ether	1.867	59	191827	27.3400	ug/L	95
10) Ethanol	1.951	45	92773	392.6699	ug/L	99
11) 1,2-Dichlorotrifluoroe...	1.966	67	244383	30.7327	ug/L	98
12) 1,1-Dichloroethene	1.977	61	284371	29.0648	ug/L	96
13) Freon 113	2.008	101	200427	34.7345	ug/L	96
14) Carbon Disulfide	1.992	76	553188	30.4497	ug/L	98
15) Iodomethane	2.050	142	216345	35.0050	ug/L	98
16) Acrolein	2.144	56	262660	142.5317	ug/L	99
17) Allyl chloride	2.238	41	299458	28.2134	ug/L	98
18) Methylene Chloride	2.291	49	258826	24.6694	ug/L	99
19) Acetone	2.301	43	578241	131.7738	ug/L	97
20) Methyl acetate	2.385	43	1322830	114.6823	ug/L	99
21) trans-1,2-Dichloroethene	2.390	61	280040	27.7934	ug/L	97
22) Hexane	2.458	56	152453	28.0353	ug/L	99
23) Methyl Tert Butyl Ether	2.458	73	660192	27.9137	ug/L	97
24) Tert Butyl Alcohol	2.489	59	757609	270.7731	ug/L	99
25) Acetonitrile	2.536	41	512655m	231.7026	ug/L	
26) Di-isopropyl ether	2.672	45	708101	27.7891	ug/L	98
27) Chloroprene	2.714	53	950147	24.6748	ug/L	98
28) 1,1-Dichloroethane	2.714	63	359214	26.7781	ug/L	99
29) Acrylonitrile	2.714	52	599130	125.8134	ug/L	98
30) ETBE	2.866	59	684424	28.8762	ug/L	98
31) Vinyl acetate	2.845	43	2274074	102.5621	ug/L	99
32) cis-1,2-Dichloroethene	3.007	96	225945	27.4224	ug/L	96
33) 2,2-Dichloropropane	3.070	77	252553	26.1078	ug/L	98
34) Bromochloromethane	3.112	128	112112	28.3516	ug/L	98
35) Cyclohexane	3.148	56	377772	30.8012	ug/L	98
36) Chloroform	3.148	83	359307	27.8856	ug/L	98
37) Ethyl acetate	3.211	43	1632956	114.5166	ug/L	100
38) Tetrahydrofuran	3.248	42	146756	27.4449	ug/L	99
40) Carbon Tetrachloride	3.253	117	264199m	31.1326	ug/L	
41) 1,1,1-Trichloroethane	3.279	97	304679	28.9837	ug/L	97
42) 2-Butanone	3.300	43	1054039	134.9388	ug/L	100
43) 1,1-Dichloropropene	3.347	75	289249	30.0867	ug/L	98
44) tert-Butyl formate	3.274	59	4375	1.4458	ug/L #	34

Quantitation Report (QT Reviewed)

Data Path : R:\GBS Manila Data Validator\jenniferf\09-11-2023\V2P3838\V2P3838\
Data File : 2P101307.D
Acq On : 8 Sep 2023 10:02 pm
Operator : joannel
Sample : FC9339-10MSD Inst : MSVOA13-P
Misc : MS54794,V2P3838,,,,,
ALS Vial : 28 Sample Multiplier: 1

Quant Time: Sep 10 18:49:04 2023
Quant Method : R:\GBS Manila Data Validator\jenniferf\09-11-2023\V2P3838\METHOD\V2P_2023-9-06.M
Quant Title : SW-846 Method 5035A/8260B
QLast Update : Wed Sep 06 14:19:37 2023
Response via : Initial Calibration

Compound	R.T.	QIon	Response	Conc	Units		Dev(Min)
45) Propionitrile	3.441	54	551310	238.8626	ug/L		99
46) Methacrylonitrile	3.462	41	2193663	248.8764	ug/L		99
47) Benzene	3.478	78	887009	27.1457	ug/L		85
48) TAME	3.551	73	603201	27.4749	ug/L		98
50) Isobutyl alcohol	3.577	43	373614m	469.3690	ug/L		
51) 1,2-Dichloroethane	3.572	62	267467	27.0570	ug/L		95
52) Tert Amyl Alcohol	3.635	59	498704	248.3387	ug/L		94
53) Trichloroethene	3.807	95	222459	29.0054	ug/L		92
54) Methylcyclohexane	3.823	83	343402	29.3800	ug/L		96
55) Dibromomethane	4.032	93	116702	27.1729	ug/L		96
56) 1,2-Dichloropropane	4.090	63	211713	29.1937	ug/L		97
57) Bromodichloromethane	4.126	83	235027	27.1070	ug/L		97
58) Methyl methacrylate	4.215	41	238201	23.6150	ug/L		97
59) 1,4-Dioxane	4.247	88	70728	352.4239	ug/L		98
61) cis-1,3-Dichloropropene	4.503	75	290322	26.7129	ug/L		98
64) Toluene	4.660	91	962052	27.1727	ug/L		99
65) 2-Nitropropane	4.754	41	420850	122.9415	ug/L		97
66) 4-Methyl-2-pentanone	4.869	43	1906273	132.9627	ug/L		100
67) trans-1,3-Dichloropropene	4.895	75	245490	24.1260	ug/L		94
68) Tetrachloroethene	4.916	166	245615	27.3407	ug/L		96
69) Ethyl methacrylate	5.010	69	285714	25.7520	ug/L		95
70) 1,1,2-Trichloroethane	5.000	83	162636	25.5080	ug/L		95
71) Dibromochloromethane	5.120	129	184519	27.5578	ug/L		98
72) 1,3-Dichloropropane	5.172	76	349215	28.3638	ug/L		99
73) 1,2-Dibromoethane	5.272	107	203306	27.7104	ug/L		98
74) 3,3-dimethyl-1-butanol	5.408	57	2754908	1357.3785	ug/L		99
75) 2-hexanone	5.413	43	2020355	137.2273	ug/L		87
76) 1-Chlorohexane	5.627	91	278965m	26.1926	ug/L		
77) Ethylbenzene	5.659	91	1022007m	26.4102	ug/L		
78) Chlorobenzene	5.633	112	596895	26.6805	ug/L		96
79) 1,1,1,2-Tetrachloroethane	5.674	131	191224	26.5656	ug/L		99
80) m,p-Xylene	5.758	91	1568730	53.2203	ug/L		99
81) o-Xylene	6.051	91	797714	26.7156	ug/L		99
82) Styrene	6.088	104	626800	26.3976	ug/L		97
83) Bromoform	6.093	173	108267	24.1653	ug/L		96
84) Isopropylbenzene	6.281	105	993793	27.4750	ug/L		99
87) cis-1,4-Dichloro-2-butene	6.501	53	62401	24.1823	ug/L	#	79
88) n-Propylbenzene	6.585	91	1095942	27.2832	ug/L		98
89) Bromobenzene	6.548	156	238909	26.6639	ug/L		92
90) 1,1,2,2-Tetrachloroethane	6.605	83	305023	26.3614	ug/L		99
91) 1,3,5-Trimethylbenzene	6.731	105	791154	27.8077	ug/L		98
92) 2-Chlorotoluene	6.689	91	629905	27.1658	ug/L		97
93) trans-1,4-Dichloro-2-B...	6.731	53	74862	23.2362	ug/L		92
94) 1,2,3-Trichloropropane	6.700	110	108765	27.1806	ug/L		96
95) Cyclohexanone	6.726	55	57349	96.2320	ug/L		97
96) 4-Chlorotoluene	6.809	91	671640	26.7069	ug/L		99
97) tert-Butylbenzene	6.966	91	396869	26.6829	ug/L		98
99) 1,2,4-Trimethylbenzene	7.019	105	754161	27.5181	ug/L		98
100) Pentachloroethane	6.972	167	120308	25.7973	ug/L	#	56
101) sec-Butylbenzene	7.108	105	879939	26.4040	ug/L		99
102) 4-Isopropyltoluene	7.217	119	747570	26.6276	ug/L		99
103) 1,3-Dichlorobenzene	7.254	146	422389	26.1247	ug/L		99
104) 1,2,3-Trimethylbenzene	7.348	105	733313	25.3842	ug/L		99
105) 1,4-Dichlorobenzene	7.322	146	431702	24.6097	ug/L		96
106) n-Butylbenzene	7.536	92	318687	29.4398	ug/L		98
107) Benzyl Chloride	7.500	126	76302	19.6405	ug/L		97
108) 1,2-Dichlorobenzene	7.625	146	408618	26.2791	ug/L		98
109) 1,2-Dibromo-3-Chloropr...	8.185	75	62367	26.4117	ug/L		87

Quantitation Report (QT Reviewed)

Data Path : R:\GBS Manila Data Validator\jenniferf\09-11-2023\V2P3838\V2P3838\
Data File : 2P101307.D
Acq On : 8 Sep 2023 10:02 pm
Operator : joannel
Sample : FC9339-10MSD Inst : MSVOA13-P
Misc : MS54794,V2P3838,,,,,
ALS Vial : 28 Sample Multiplier: 1

Quant Time: Sep 10 18:49:04 2023
Quant Method : R:\GBS Manila Data Validator\jenniferf\09-11-2023\V2P3838\METHOD\V2P_2023-9-06.M
Quant Title : SW-846 Method 5035A/8260B
QLast Update : Wed Sep 06 14:19:37 2023
Response via : Initial Calibration

Compound	R.T.	QIon	Response	Conc	Units	Dev(Min)
110) Hexachlorobutadiene	8.666	225	79832	28.0515	ug/L	96
111) 1,2,4-Trichlorobenzene	8.661	180	202457	25.4518	ug/L	97
112) Naphthalene	8.865	128	714830	24.8254	ug/L	99
113) 1,2,3-Trichlorobenzene	8.990	180	199115	25.1654	ug/L	97

(#) = qualifier out of range (m) = manual integration (+) = signals summed

Quantitation Report (QT Reviewed)

Data Path : R:\GBS Manila Data Validator\jenniferf\09-11-2023\V2P3838\V2P3838\
Data File : 2P101307.D
Acq On : 8 Sep 2023 10:02 pm
Operator : joannel
Sample : FC9339-10MSD Inst : MSVOA13-P
Misc : MS54794,V2P3838,,,,,
ALS Vial : 28 Sample Multiplier: 1

Quant Time: Sep 10 18:49:04 2023
Quant Method : R:\GBS Manila Data Validator\jenniferf\09-11-2023\V2P3838\METHOD\V2P_2023-9-06.M
Quant Title : SW-846 Method 5035A/8260B
QLast Update : Wed Sep 06 14:19:37 2023
Response via : Initial Calibration

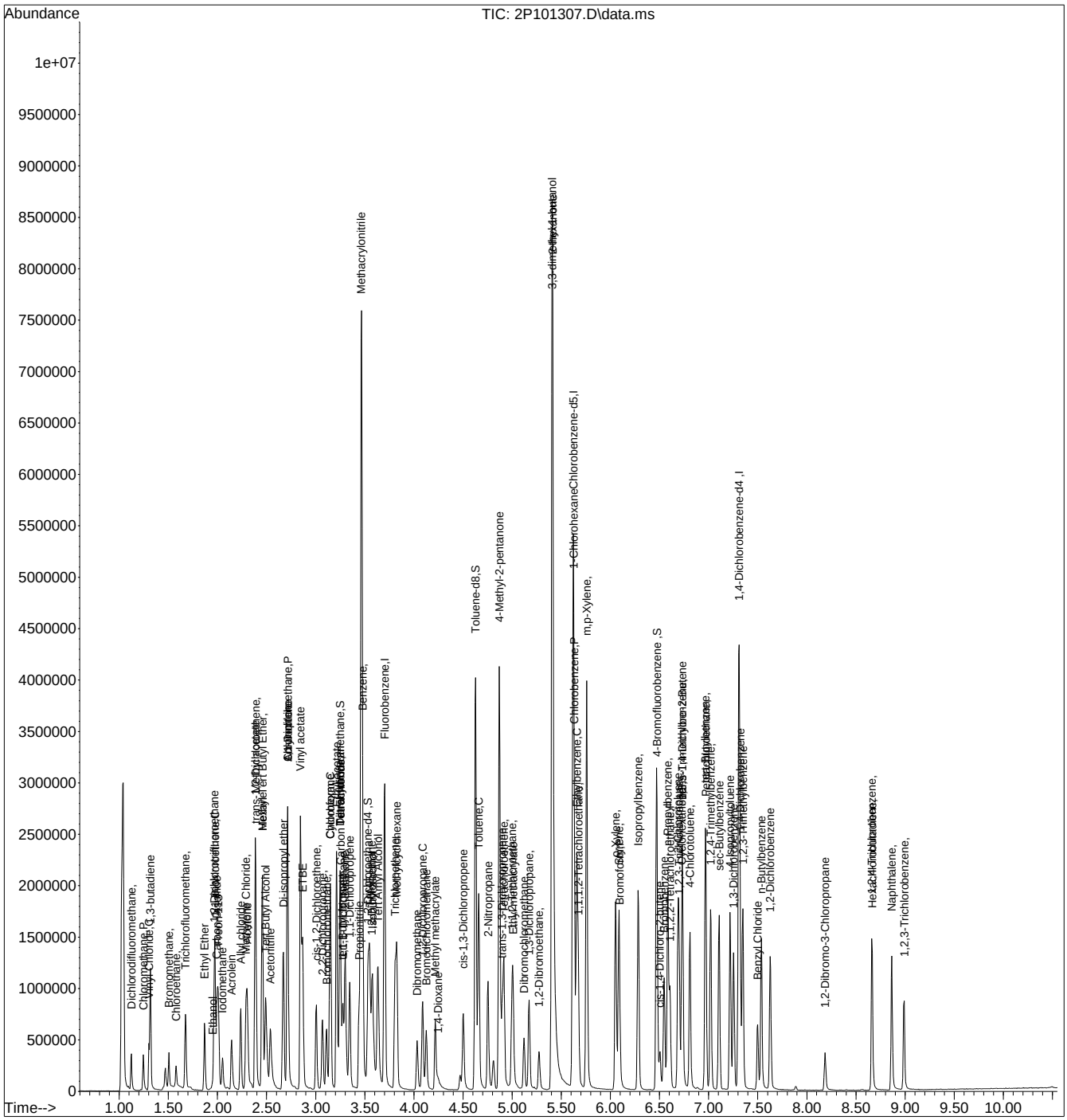

Manual Integration Approval Summary

Sample Number: FC9339-10MSD
Lab FileID: 2P101307.D
Injection Time: 09/08/23 22:02
Method: SW846 8260D
Analyst approved: 09/10/23 15:13 Jennifer Fereira
Supervisor approved: 09/11/23 11:32 Neil Christiana

Parameter	CAS	Sig#	R.T. (min.)	Reason
Acetonitrile	75-05-8		2.54	Poor instrument integration
Carbon Tetrachloride	56-23-5		3.25	Overlapping peak
Isobutyl Alcohol	78-83-1		3.58	Poor instrument integration
1-Chlorohexane	544-10-5		5.63	Poor instrument integration
Ethylbenzene	100-41-4		5.66	Poor instrument integration

Quantitation Report (Qedit)

Data Path : R:\GBS Manila Data Validator\jenniferf\09-11-2023\V2P3838\V2P3838\
Data File : 2P101307.D
Acq On : 8 Sep 2023 10:02 pm
Operator : joannel
Sample : FC9339-10MSD Inst : MSVOA13-P
Misc : MS54794,V2P3838,,,,,
ALS Vial : 28 Sample Multiplier: 1

Quant Time: Sep 10 18:18:27 2023
Quant Method : R:\GBS Manila Data Validator\jenniferf\09-11-2023\V2P3838\METHOD\V2P_2023-9-06.M
Quant Title : SW-846 Method 5035A/8260B
QLast Update : Wed Sep 06 14:19:37 2023
Response via : Initial Calibration

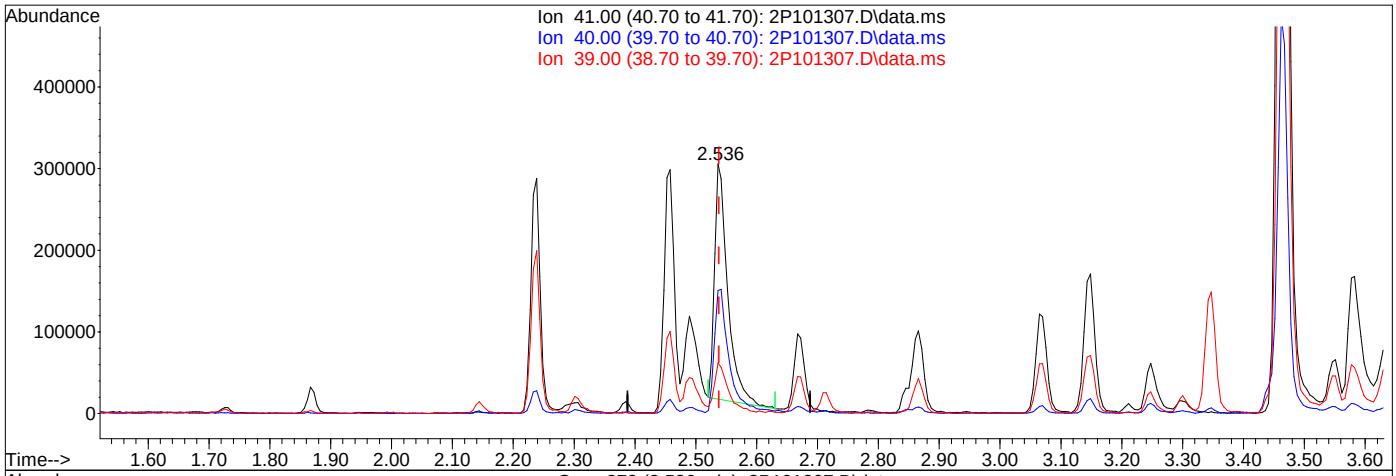

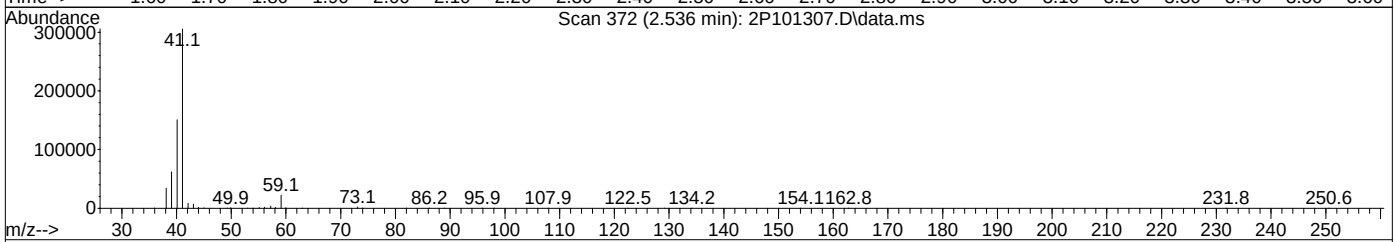

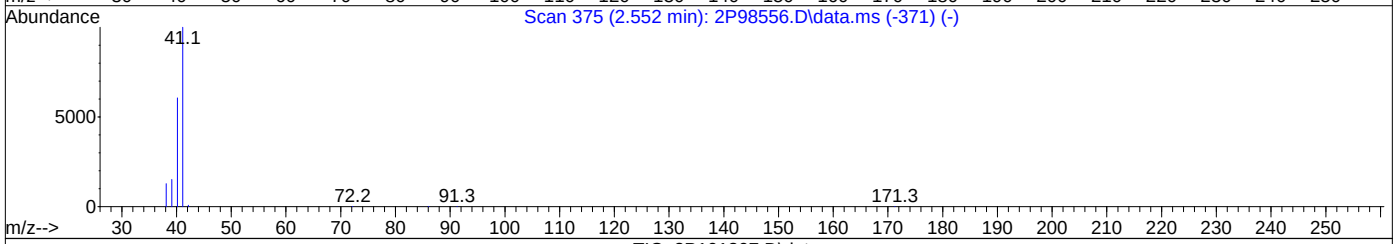

TIC: 2P101307.D\data.ms

(25) Acetonitrile

2.536min (-0.002) 194.67ug/L

response 429166

Ion	Exp%	Act%
41.00	100	100
40.00	49.20	49.21
39.00	20.70	20.16
0.00	0.00	0.00

Quantitation Report (Qedit)

Data Path : R:\GBS Manila Data Validator\jenniferf\09-11-2023\V2P3838\V2P3838\
Data File : 2P101307.D
Acq On : 8 Sep 2023 10:02 pm
Operator : joannel
Sample : FC9339-10MSD Inst : MSVOA13-P
Misc : MS54794,V2P3838,,,,,
ALS Vial : 28 Sample Multiplier: 1

Quant Time: Sep 10 18:18:27 2023
Quant Method : R:\GBS Manila Data Validator\jenniferf\09-11-2023\V2P3838\METHOD\V2P_2023-9-06.M
Quant Title : SW-846 Method 5035A/8260B
QLast Update : Wed Sep 06 14:19:37 2023
Response via : Initial Calibration

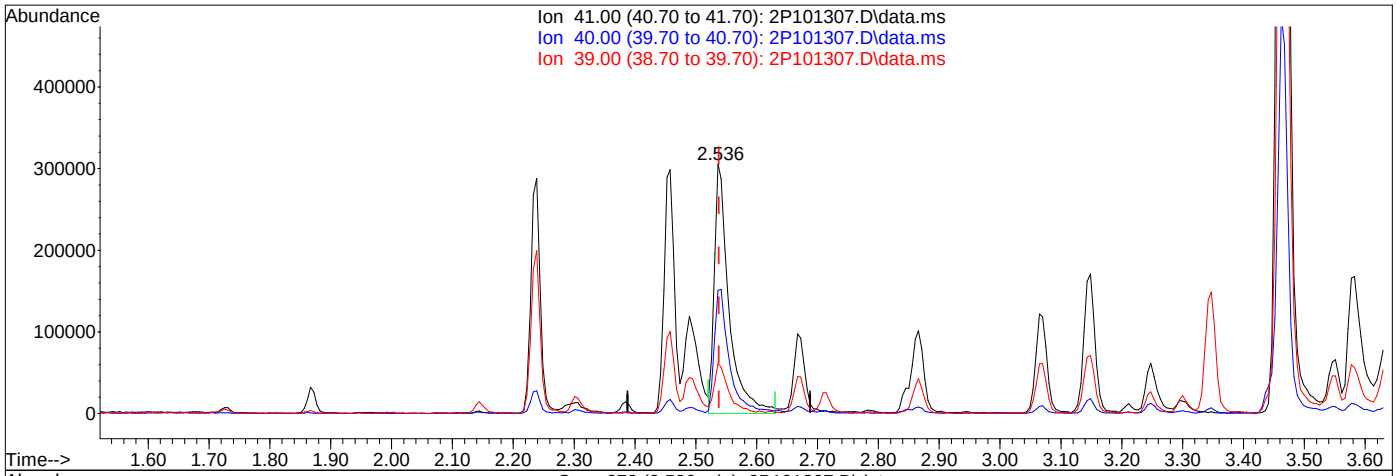



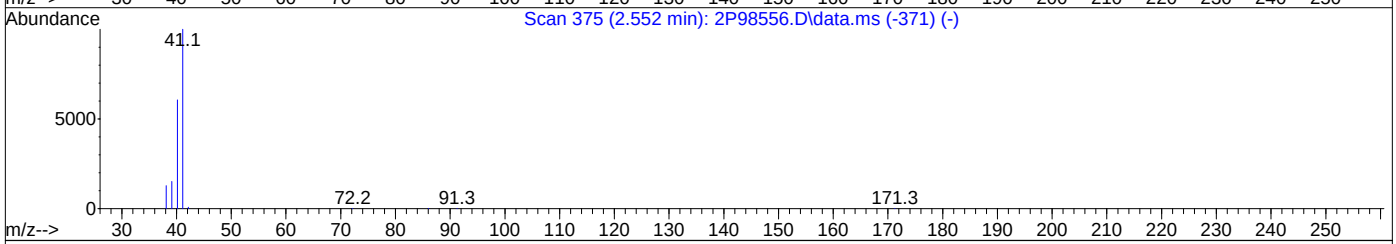

TIC: 2P101307.D\data.ms

(25) Acetonitrile

2.536min (-0.002) 231.70ug/L m

response 512655

Ion	Exp%	Act%
41.00	100	100
40.00	49.20	49.34
39.00	20.70	20.30
0.00	0.00	0.00

Quantitation Report (Qedit)

Data Path : R:\GBS Manila Data Validator\jenniferf\09-11-2023\V2P3838\V2P3838\
Data File : 2P101307.D
Acq On : 8 Sep 2023 10:02 pm
Operator : joannel
Sample : FC9339-10MSD Inst : MSVOA13-P
Misc : MS54794,V2P3838,,,,,
ALS Vial : 28 Sample Multiplier: 1

Quant Time: Sep 10 18:18:27 2023
Quant Method : R:\GBS Manila Data Validator\jenniferf\09-11-2023\V2P3838\METHOD\V2P_2023-9-06.M
Quant Title : SW-846 Method 5035A/8260B
QLast Update : Wed Sep 06 14:19:37 2023
Response via : Initial Calibration

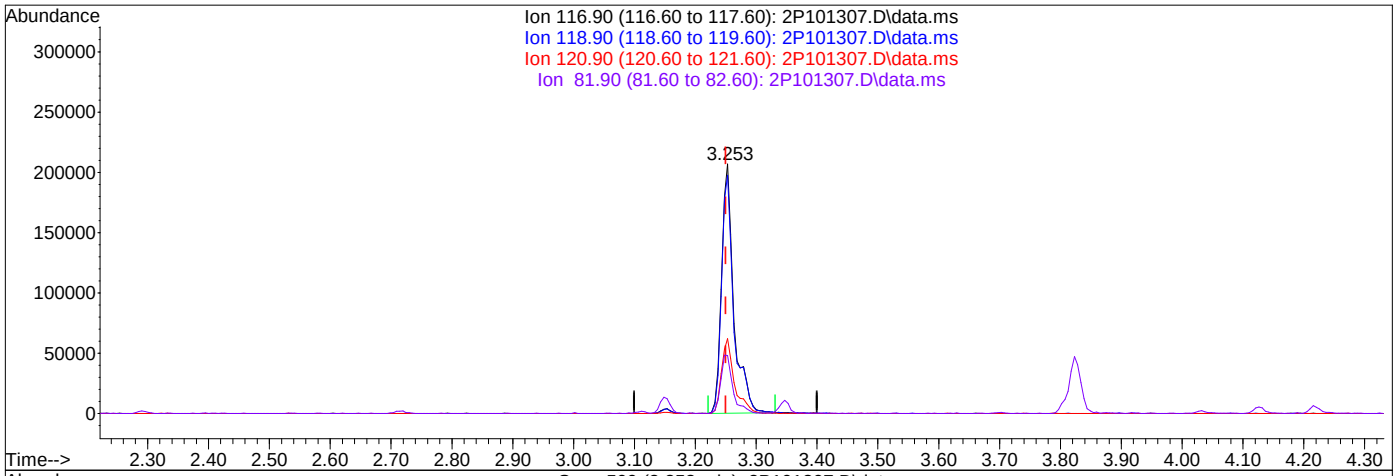

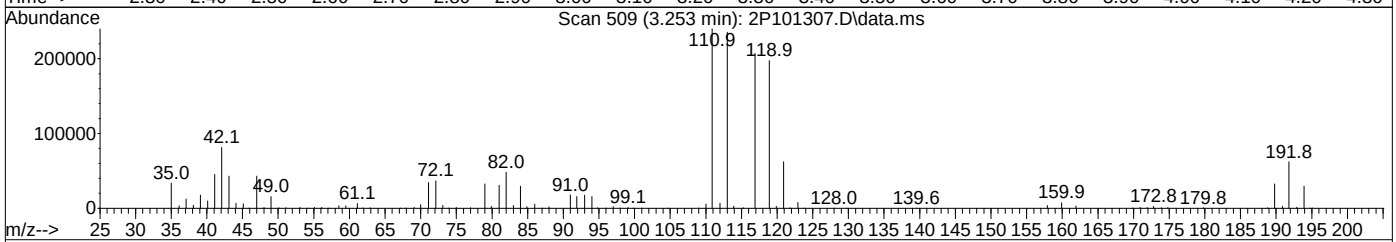

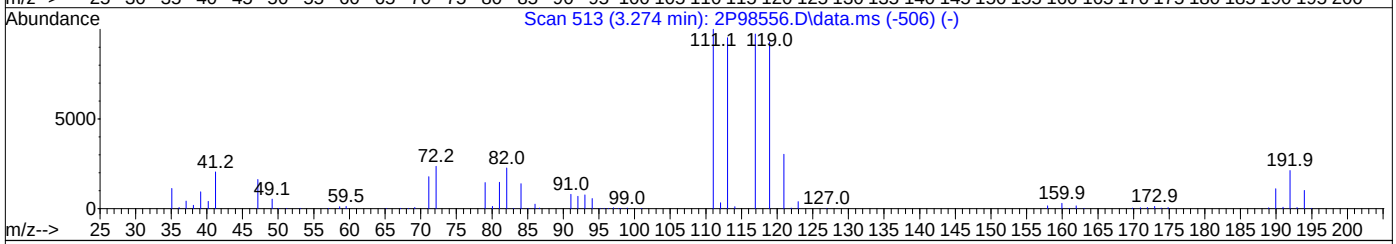

TIC: 2P101307.D\data.ms

(40) Carbon Tetrachloride ( )

3.253min (+0.003) 34.38ug/L

response 291749

Ion	Exp%	Act%
116.90	100	100
118.90	95.30	95.36
120.90	30.00	30.02
81.90	24.00	23.23

Quantitation Report (Qedit)

Data Path : R:\GBS Manila Data Validator\jenniferf\09-11-2023\V2P3838\V2P3838\
Data File : 2P101307.D
Acq On : 8 Sep 2023 10:02 pm
Operator : joannel
Sample : FC9339-10MSD Inst : MSVOA13-P
Misc : MS54794,V2P3838,,,,,
ALS Vial : 28 Sample Multiplier: 1

Quant Time: Sep 10 18:18:27 2023
Quant Method : R:\GBS Manila Data Validator\jenniferf\09-11-2023\V2P3838\METHOD\V2P_2023-9-06.M
Quant Title : SW-846 Method 5035A/8260B
QLast Update : Wed Sep 06 14:19:37 2023
Response via : Initial Calibration

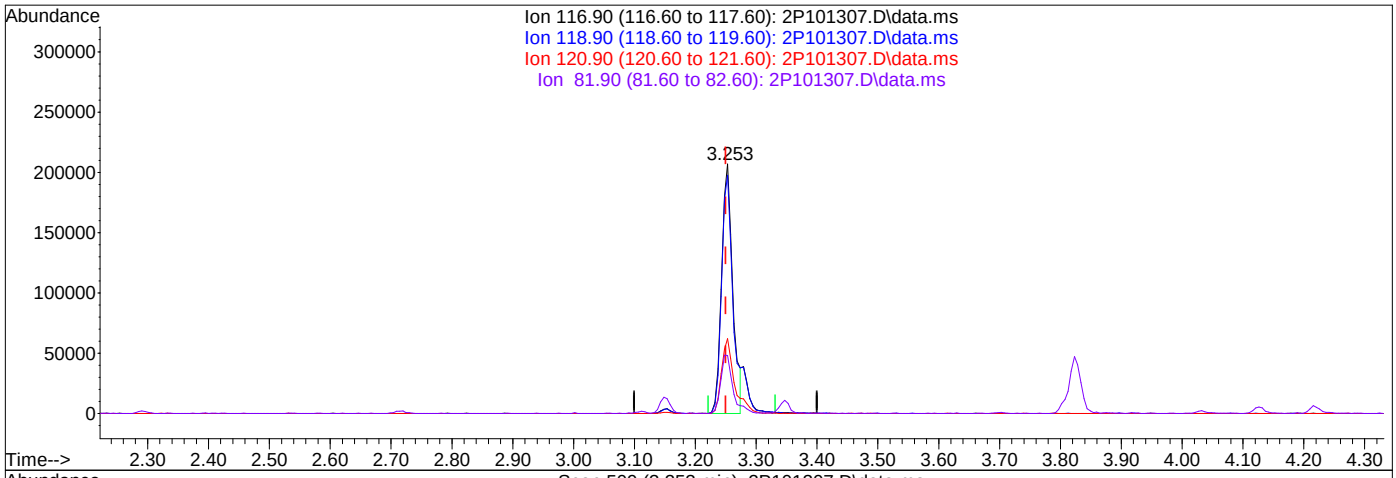

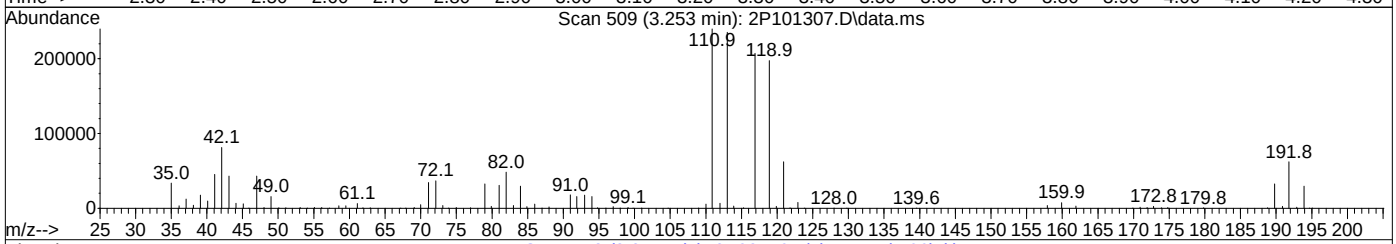

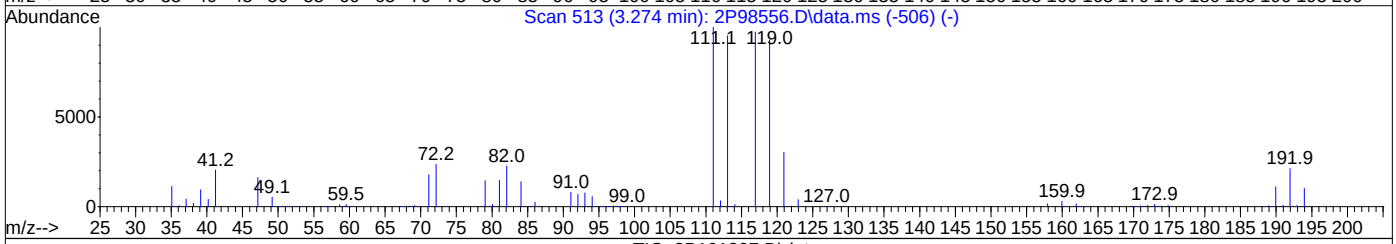

TIC: 2P101307.D\data.ms

(40) Carbon Tetrachloride ( )

3.253min (+0.003) 31.13ug/L m

response 264199

Ion	Exp%	Act%
116.90	100	100
118.90	95.30	95.46
120.90	30.00	30.02
81.90	24.00	23.23

Quantitation Report (Qedit)

Data Path : R:\GBS Manila Data Validator\jenniferf\09-11-2023\V2P3838\V2P3838\
Data File : 2P101307.D
Acq On : 8 Sep 2023 10:02 pm
Operator : joannel
Sample : FC9339-10MSD Inst : MSVOA13-P
Misc : MS54794,V2P3838,,,,,
ALS Vial : 28 Sample Multiplier: 1

Quant Time: Sep 10 18:18:27 2023
Quant Method : R:\GBS Manila Data Validator\jenniferf\09-11-2023\V2P3838\METHOD\V2P_2023-9-06.M
Quant Title : SW-846 Method 5035A/8260B
QLast Update : Wed Sep 06 14:19:37 2023
Response via : Initial Calibration

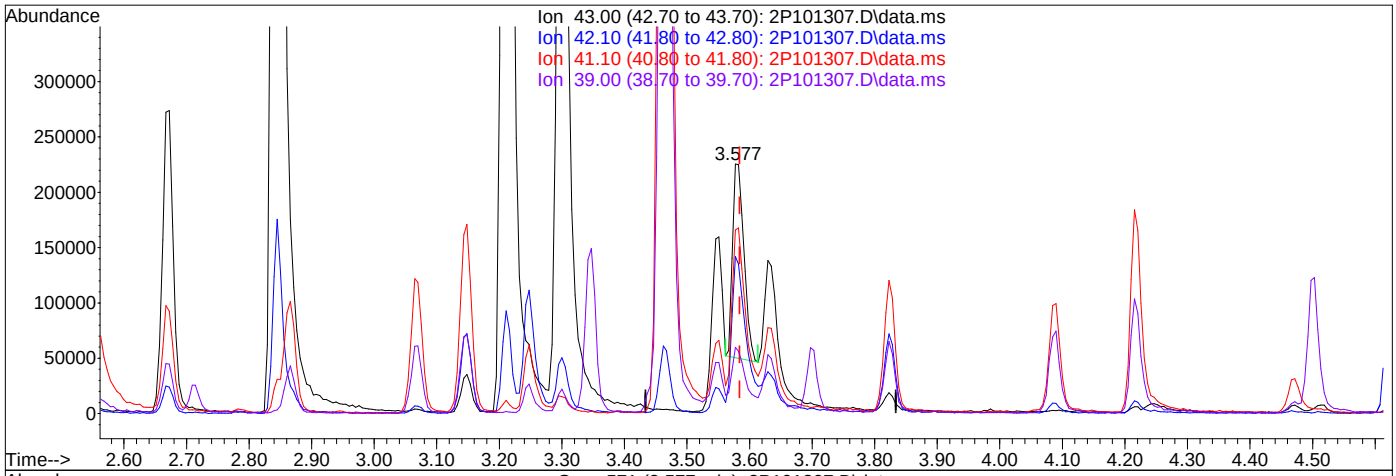

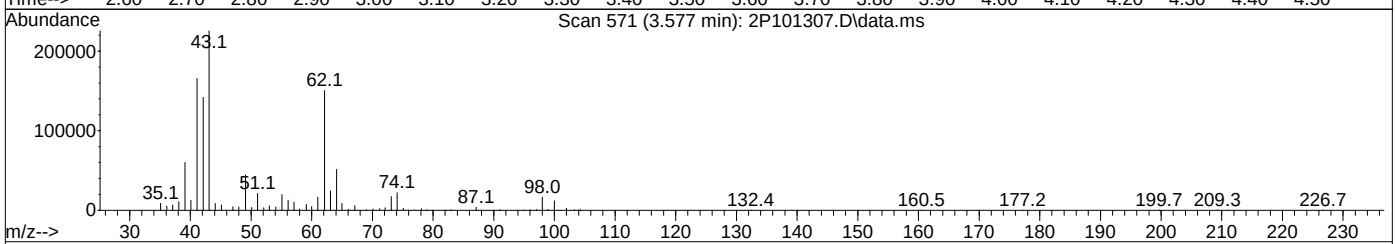

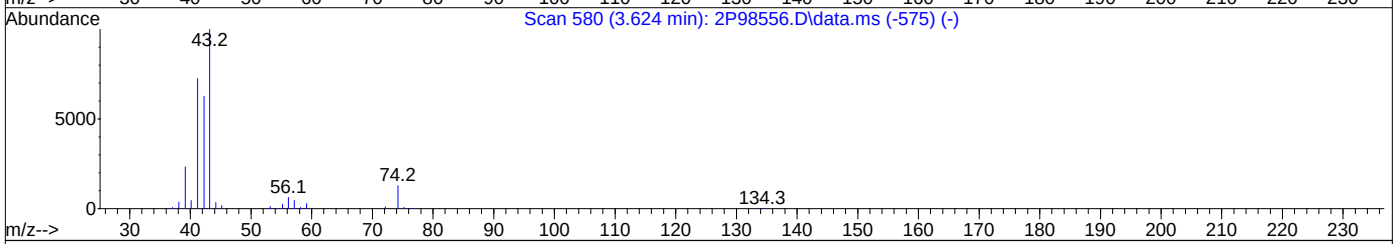

TIC: 2P101307.D\data.ms

(50) Isobutyl alcohol

3.577min (-0.007) 273.31ug/L

response 220436

Ion	Exp%	Act%
43.00	100	100
42.10	58.90	73.69
41.10	72.20	78.67
39.00	25.70	25.47

Quantitation Report (Qedit)

Data Path : R:\GBS Manila Data Validator\jenniferf\09-11-2023\V2P3838\V2P3838\
Data File : 2P101307.D
Acq On : 8 Sep 2023 10:02 pm
Operator : joannel
Sample : FC9339-10MSD Inst : MSVOA13-P
Misc : MS54794,V2P3838,,,,,
ALS Vial : 28 Sample Multiplier: 1

Quant Time: Sep 10 18:18:27 2023
Quant Method : R:\GBS Manila Data Validator\jenniferf\09-11-2023\V2P3838\METHOD\V2P_2023-9-06.M
Quant Title : SW-846 Method 5035A/8260B
QLast Update : Wed Sep 06 14:19:37 2023
Response via : Initial Calibration

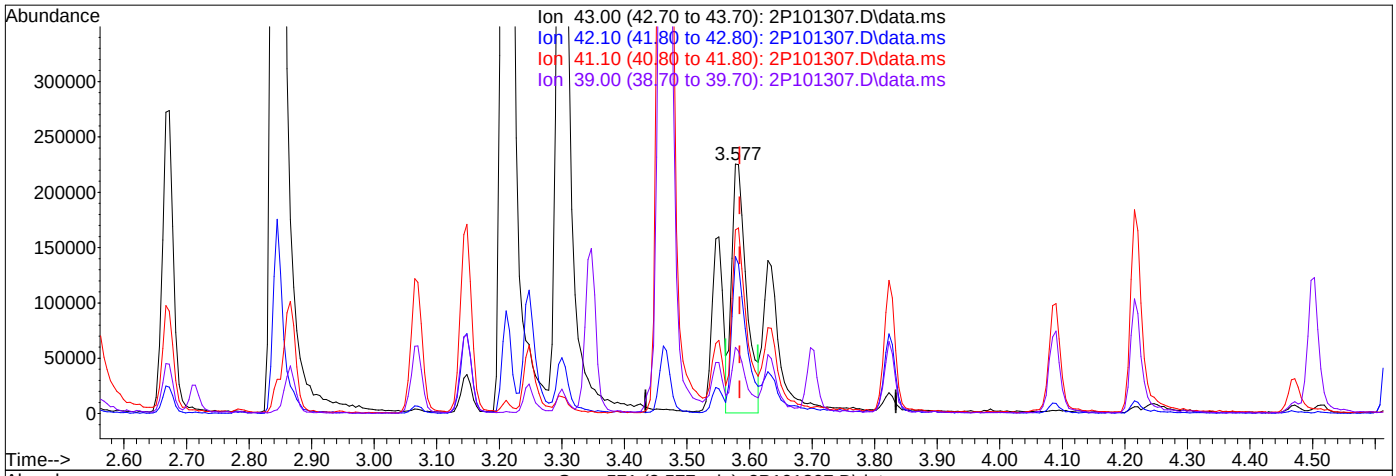

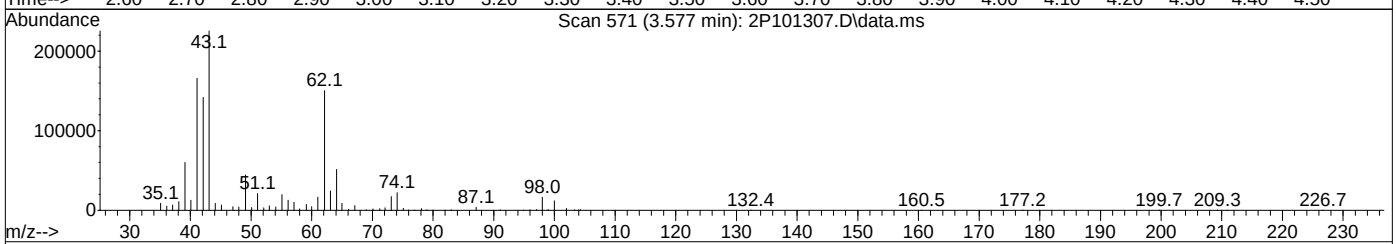

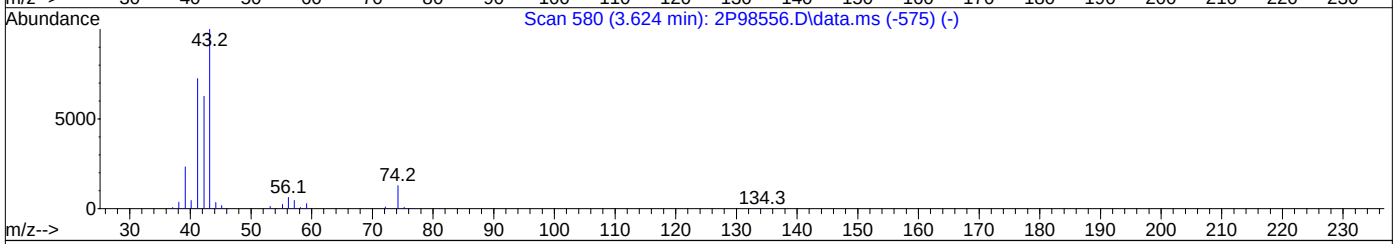

TIC: 2P101307.D\data.ms

(50) Isobutyl alcohol

3.577min (-0.007) 469.37ug/L m

response 373614

Ion	Exp%	Act%
43.00	100	100
42.10	58.90	62.89
41.10	72.20	73.53
39.00	25.70	26.59

Quantitation Report (Qedit)

Data Path : R:\GBS Manila Data Validator\jenniferf\09-11-2023\V2P3838\V2P3838\
Data File : 2P101307.D
Acq On : 8 Sep 2023 10:02 pm
Operator : joannel
Sample : FC9339-10MSD Inst : MSVOA13-P
Misc : MS54794,V2P3838,,,,,
ALS Vial : 28 Sample Multiplier: 1

Quant Time: Sep 10 18:18:27 2023
Quant Method : R:\GBS Manila Data Validator\jenniferf\09-11-2023\V2P3838\METHOD\V2P_2023-9-06.M
Quant Title : SW-846 Method 5035A/8260B
QLast Update : Wed Sep 06 14:19:37 2023
Response via : Initial Calibration

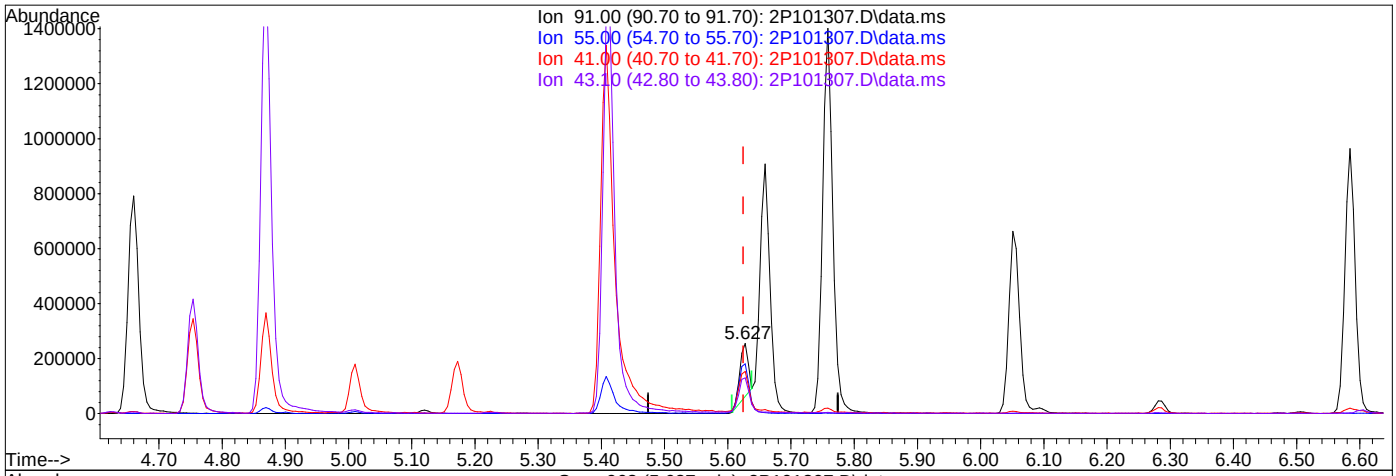

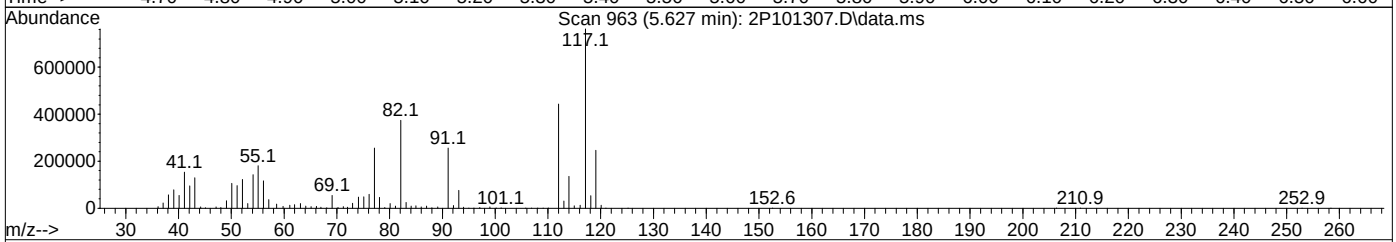

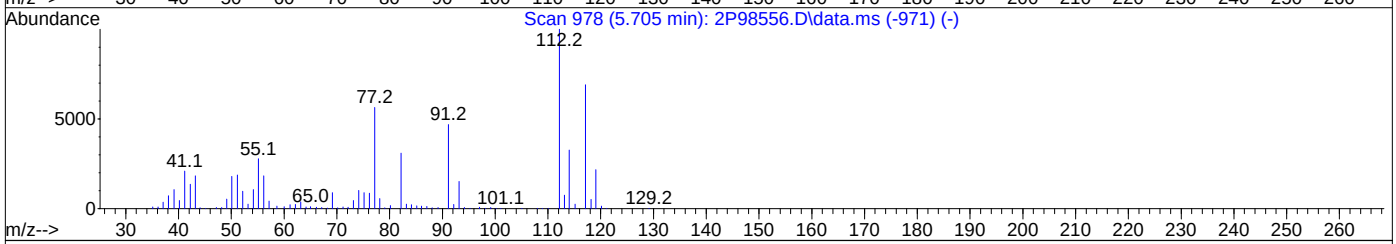

TIC: 2P101307.D\data.ms

(76) 1-Chlorohexane

5.627min (+0.003) 17.84ug/L

response 189968

Ion	Exp%	Act%
91.00	100	100
55.00	73.90	68.09
41.00	64.30	56.36
43.10	53.90	48.21

Quantitation Report (Qedit)

Data Path : R:\GBS Manila Data Validator\jenniferf\09-11-2023\V2P3838\V2P3838\
Data File : 2P101307.D
Acq On : 8 Sep 2023 10:02 pm
Operator : joannel
Sample : FC9339-10MSD Inst : MSVOA13-P
Misc : MS54794,V2P3838,,,,,
ALS Vial : 28 Sample Multiplier: 1

Quant Time: Sep 10 18:18:27 2023
Quant Method : R:\GBS Manila Data Validator\jenniferf\09-11-2023\V2P3838\METHOD\V2P_2023-9-06.M
Quant Title : SW-846 Method 5035A/8260B
QLast Update : Wed Sep 06 14:19:37 2023
Response via : Initial Calibration

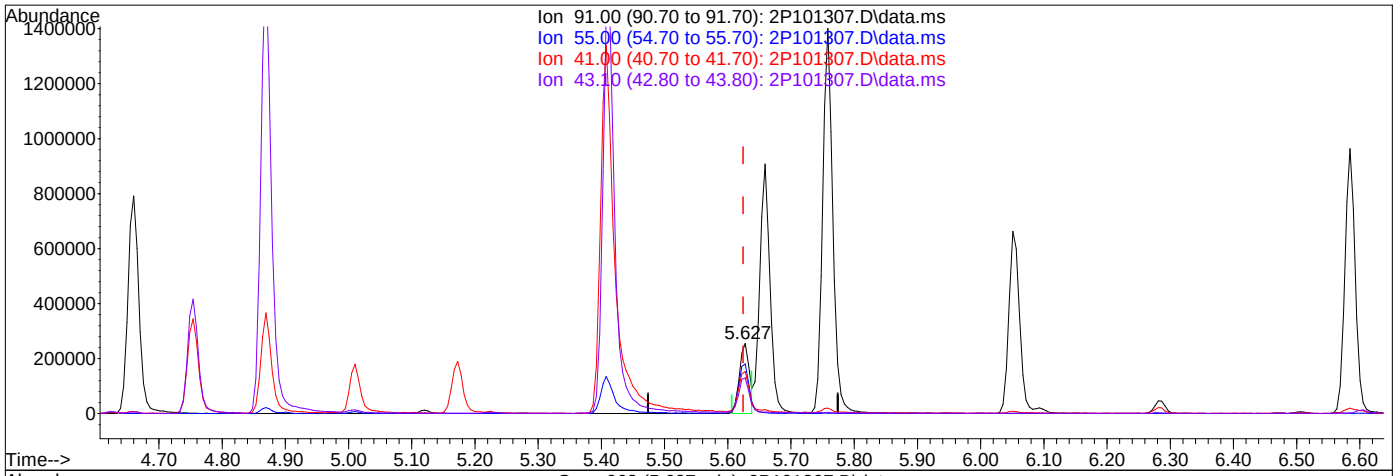

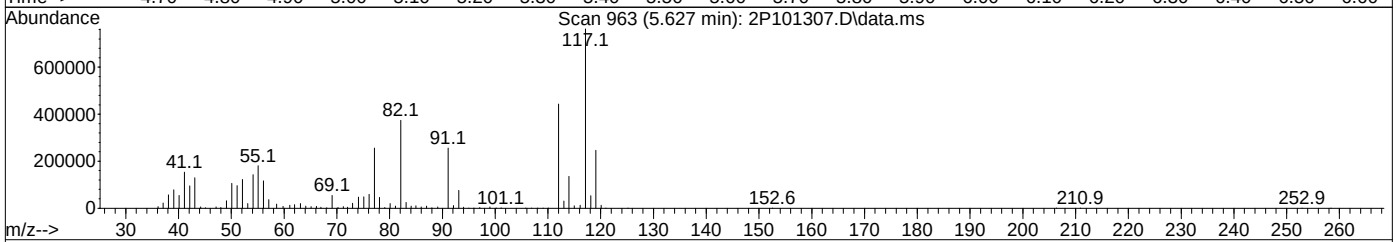

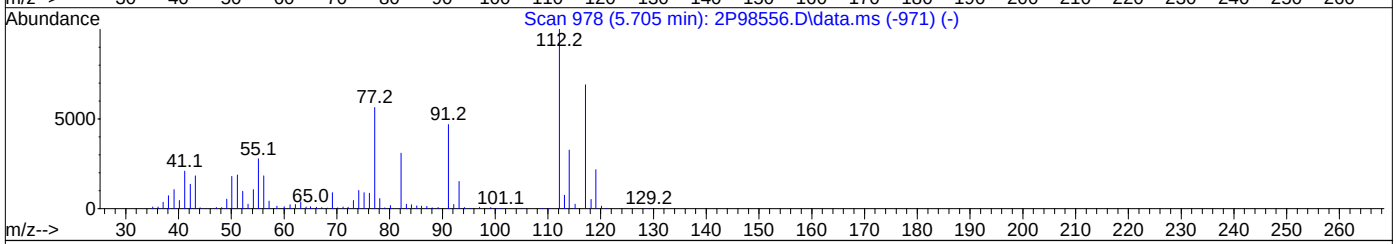

TIC: 2P101307.D\data.ms

(76) 1-Chlorohexane

5.627min (+0.003) 26.19ug/L m

response 278965

Ion	Exp%	Act%
91.00	100	100
55.00	73.90	70.67
41.00	64.30	60.02
43.10	53.90	50.90

Quantitation Report (Qedit)

Data Path : R:\GBS Manila Data Validator\jenniferf\09-11-2023\V2P3838\V2P3838\
Data File : 2P101307.D
Acq On : 8 Sep 2023 10:02 pm
Operator : joannel
Sample : FC9339-10MSD Inst : MSVOA13-P
Misc : MS54794,V2P3838,,,,,
ALS Vial : 28 Sample Multiplier: 1

Quant Time: Sep 10 18:18:27 2023
Quant Method : R:\GBS Manila Data Validator\jenniferf\09-11-2023\V2P3838\METHOD\V2P_2023-9-06.M
Quant Title : SW-846 Method 5035A/8260B
QLast Update : Wed Sep 06 14:19:37 2023
Response via : Initial Calibration

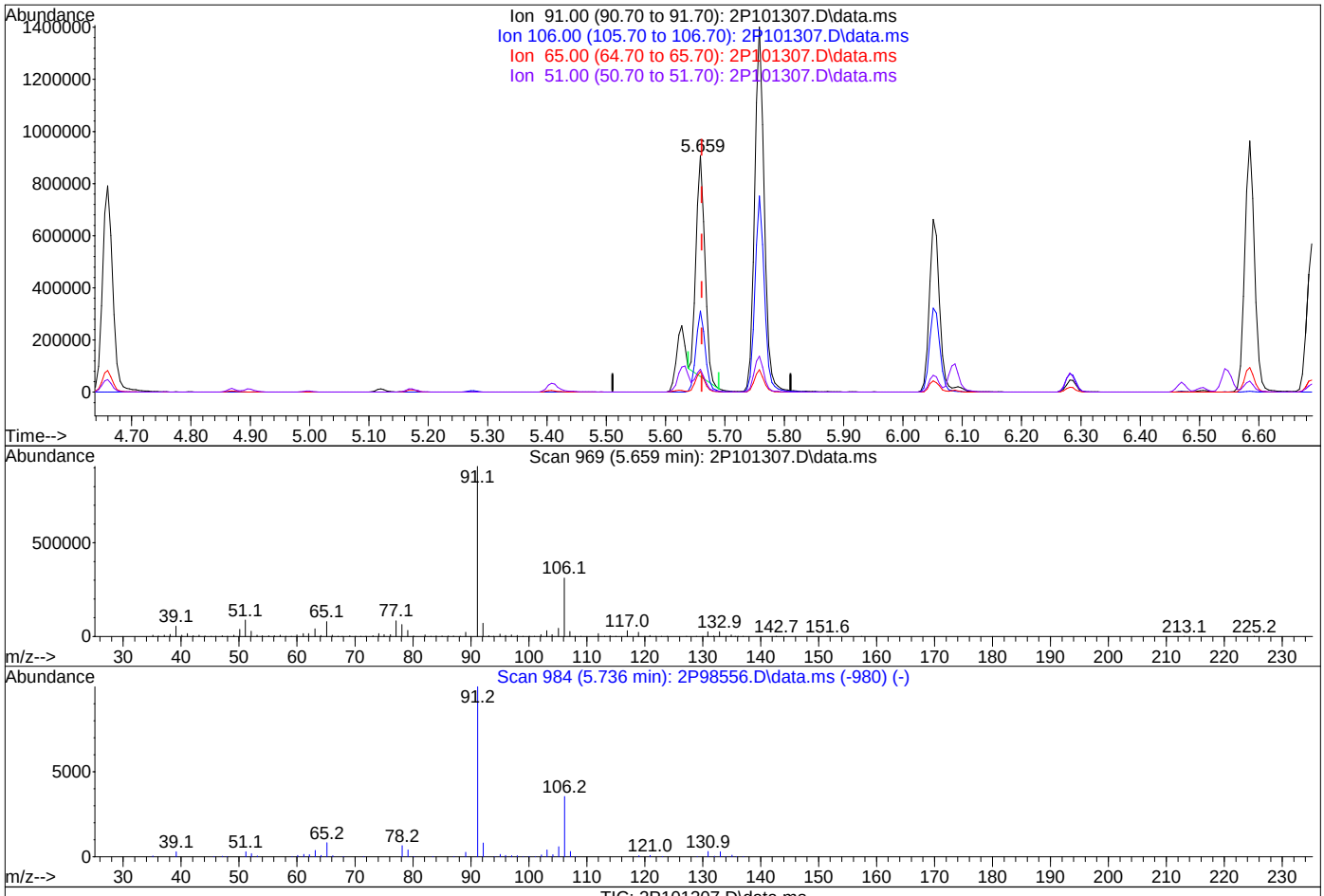

TIC: 2P101307.D\data.ms

(77) Ethylbenzene (C)

5.659min (-0.002) 22.17ug/L

response 858038

Ion	Exp%	Act%
91.00	100	100
106.00	34.20	34.29
65.00	7.60	8.68
51.00	9.20	9.56

Quantitation Report (Qedit)

Data Path : R:\GBS Manila Data Validator\jenniferf\09-11-2023\V2P3838\V2P3838\
Data File : 2P101307.D
Acq On : 8 Sep 2023 10:02 pm
Operator : joannel
Sample : FC9339-10MSD Inst : MSVOA13-P
Misc : MS54794,V2P3838,,,,,
ALS Vial : 28 Sample Multiplier: 1

Quant Time: Sep 10 18:18:27 2023
Quant Method : R:\GBS Manila Data Validator\jenniferf\09-11-2023\V2P3838\METHOD\V2P_2023-9-06.M
Quant Title : SW-846 Method 5035A/8260B
QLast Update : Wed Sep 06 14:19:37 2023
Response via : Initial Calibration

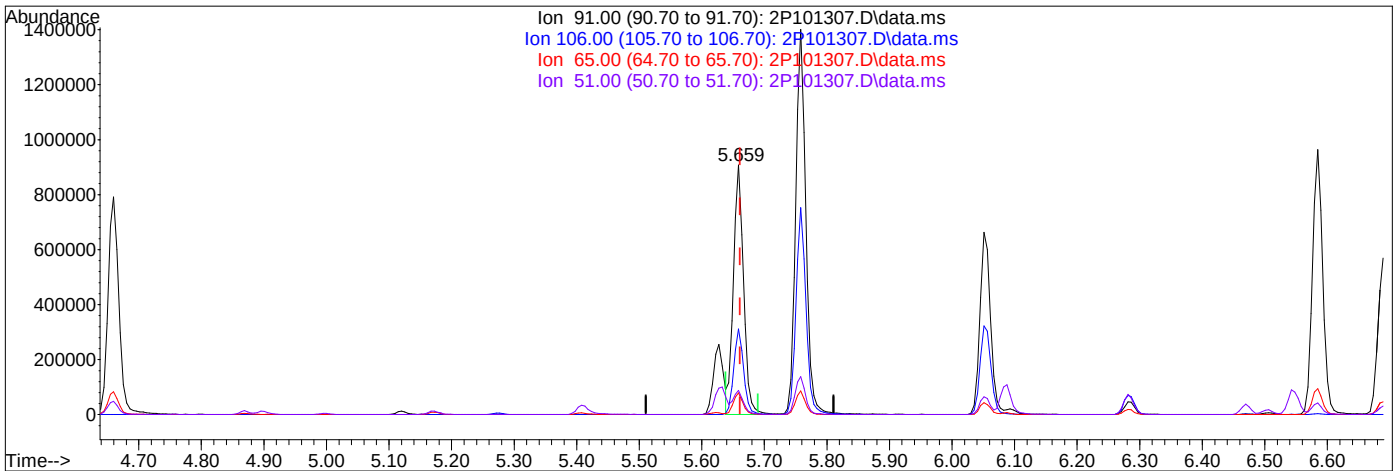

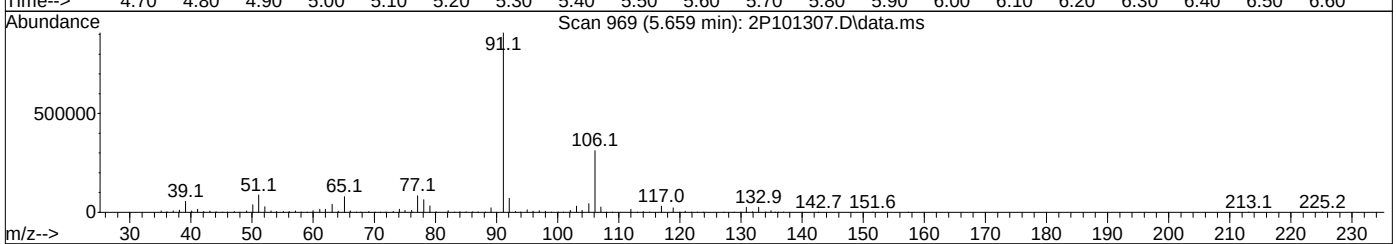

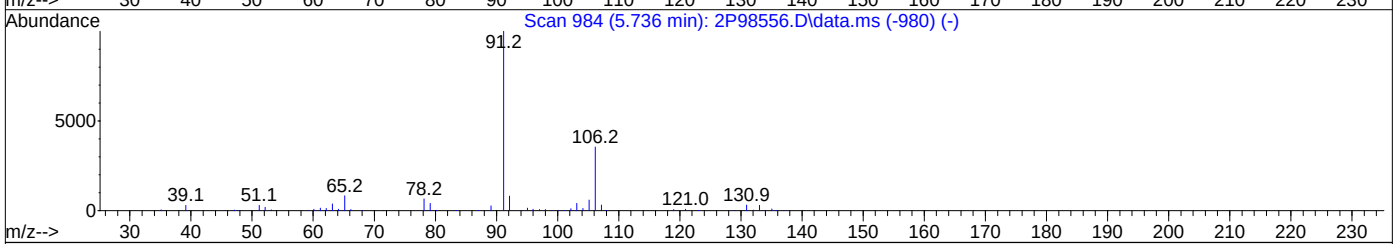

TIC: 2P101307.D\data.ms

(77) Ethylbenzene (C)

5.659min (-0.002) 26.41ug/L m

response 1022007

Ion	Exp%	Act%
91.00	100	100
106.00	34.20	34.23
65.00	7.60	8.72
51.00	9.20	9.66

Quantitation Report (QT Reviewed)

Data Path : X:\Orlando VOA\celinec\September 2023\09-12-2023\V5E1882\V5E1882\
Data File : 5E42169.d
Acq On : 11 Sep 2023 7:11 pm
Operator : joannel
Sample : FC9373-5MS 5X Inst : MSVOA20
Misc : MS54805,V5E1882,,,,,5
ALS Vial : 27 Sample Multiplier: 1

Quant Time: Sep 12 05:44:32 2023
Quant Method : X:\Orlando VOA\celinec\September 2023\09-12-2023\V5E1882\METHOD\appIX08-31-2023_.M
Quant Title : SW-846 Method 5030B/8260B & EPA 624
QLast Update : Thu Aug 31 13:41:31 2023
Response via : Initial Calibration

Compound	R.T.	QIon	Response	Conc Units	Dev(Min)
Internal Standards					
1) Fluorobenzene	8.463	96	710388	50.00 ug/L	0.00
61) Chlorobenzene-d5	11.603	117	550197	50.00 ug/L	0.00
85) 1,4-Dichlorobenzene-d4	13.956	152	345929	50.00 ug/L	0.00
System Monitoring Compounds					
39) Dibromofluoromethane	7.610	113	203791	47.93 ug/L	0.00
Spiked Amount 50.000	Range 83 - 118		Recovery = 95.86%		
49) 1,2-Dichloroethane-d4	8.183	65	215425	48.53 ug/L	0.00
Spiked Amount 50.000	Range 79 - 125		Recovery = 97.06%		
62) Toluene-d8	10.036	98	717339	52.32 ug/L	0.00
Spiked Amount 50.000	Range 85 - 112		Recovery = 104.64%		
86) 4-Bromofluorobenzene	12.816	95	269276	49.90 ug/L	0.00
Spiked Amount 50.000	Range 83 - 118		Recovery = 99.80%		
Target Compounds					Qvalue
2) Dichlorodifluoromethane	2.806	85	58622	17.7814 ug/L	96
3) Chloromethane	3.135	50	67515	22.2992 ug/L	100
4) Vinyl Chloride	3.263	62	72119	23.0455 ug/L	98
5) 1,3-Butadiene	3.294	39	54816	26.8879 ug/L	95
6) Bromomethane	3.769	94	24425	14.5672 ug/L	96
7) Chloroethane	3.952	64	49099	22.2553 ug/L	96
8) Trichlorofluoromethane	4.159	101	104012	21.5247 ug/L	99
9) Ethyl Ether	4.580	59	62248	25.6106 ug/L	93
10) Ethanol	4.769	45	13898	367.9810 ug/L	99
11) 1,2-Dichlorotrifluoroe...	4.830	67	85571	25.0458 ug/L	96
12) 1,1-Dichloroethene	4.860	61	100836	23.3127 ug/L	98
13) Freon 113	4.903	101	72019	26.1445 ug/L	98
14) Carbon Disulfide	4.921	76	194425	23.2412 ug/L	99
15) Iodomethane	5.062	142	57436	18.6990 ug/L	99
16) Acrolein	5.287	56	77890	144.0590 ug/L	100
17) Allyl chloride	5.464	41	71044	24.8567 ug/L	91
18) Methylene Chloride	5.592	49	94558	25.6139 ug/L	97
19) Acetone	5.641	43	123775	123.5213 ug/L	94
20) Methyl acetate	5.781	43	266818	118.9111 ug/L	95
21) trans-1,2-Dichloroethene	5.793	61	101055	24.1968 ug/L	98
22) Hexane	5.872	56	62176	21.7097 ug/L	96
23) Methyl Tert Butyl Ether	5.897	73	214794	23.5918 ug/L	97
24) Acetonitrile	6.214	41	79673	211.8879 ug/L	99
25) Di-isopropyl ether	6.324	45	201499	25.2183 ug/L	96
26) Chloroprene	6.494	53	77685	19.0681 ug/L	95
27) 1,1-Dichloroethane	6.519	63	128985	23.1247 ug/L	96
28) Acrylonitrile	6.574	53	153229	119.6440 ug/L	99
29) ETBE	6.744	59	234326	24.6895 ug/L	99
30) Tert Butyl Alcohol	5.976	59	124132	213.2153 ug/L	97
31) Vinyl acetate	6.769	43	691343	110.9302 ug/L	98
32) cis-1,2-Dichloroethene	7.128	96	78410	23.0108 ug/L	97
33) 2,2-Dichloropropane	7.250	77	97973	22.6774 ug/L	99
34) Bromochloromethane	7.354	128	40709	22.7696 ug/L	97
35) Cyclohexane	7.372	56	122489	25.2540 ug/L	98
36) Chloroform	7.409	83	141983	23.7832 ug/L	99
37) Ethyl acetate	7.500	43	383805	121.2515 ug/L	99
38) Tetrahydrofuran	7.604	42	23597	21.4627 ug/L	87
40) Carbon Tetrachloride	7.586	117	101661	22.4945 ug/L	99
41) 1,1,1-Trichloroethane	7.659	97	118864	23.3349 ug/L	96
42) 2-Butanone	7.726	43	191450	122.4355 ug/L	95
43) 1,1-Dichloropropene	7.781	75	95337	24.0314 ug/L	98
44) tert-Butyl formate	7.872	59	344334	295.9156 ug/L	84

Quantitation Report (QT Reviewed)

Data Path : X:\Orlando VOA\celinec\September 2023\09-12-2023\V5E1882\V5E1882\
Data File : 5E42169.d
Acq On : 11 Sep 2023 7:11 pm
Operator : joannel
Sample : FC9373-5MS 5X Inst : MSVOA20
Misc : MS54805,V5E1882,,,,,5
ALS Vial : 27 Sample Multiplier: 1

Quant Time: Sep 12 05:44:32 2023
Quant Method : X:\Orlando VOA\celinec\September 2023\09-12-2023\V5E1882\METHOD\appIX08-31-2023_.M
Quant Title : SW-846 Method 5030B/8260B & EPA 624
QLast Update : Thu Aug 31 13:41:31 2023
Response via : Initial Calibration

Compound	R.T.	QIon	Response	Conc	Units		Dev(Min)
45) Propionitrile	8.055	54	137820	215.2481	ug/L		88
46) Methacrylonitrile	8.073	41	461954	215.3137	ug/L		98
47) Benzene	8.049	78	284423	23.8833	ug/L		100
48) TAME	8.116	73	204822	22.8976	ug/L		96
50) 1,2-Dichloroethane	8.250	62	103477	22.4405	ug/L		97
51) tert Amyl alcohol	8.287	59	100882	232.1741	ug/L		99
52) Trichloroethene	8.640	95	80325	23.2689	ug/L		99
53) Methylcyclohexane	8.646	83	121148	22.9424	ug/L		97
54) Dibromomethane	9.085	93	53506	23.5725	ug/L		93
55) 1,2-Dichloropropane	9.177	63	75733	25.6009	ug/L		95
56) Bromodichloromethane	9.219	83	100326	22.3735	ug/L		97
57) Methyl methacrylate	9.329	41	50810	19.6889	ug/L		97
58) 1,4-Dioxane	9.414	88	20233	395.9084	ug/L		87
59) 2-Chloroethyl vinyl ether	9.750	63	132674	107.8844	ug/L		97
60) cis-1,3-Dichloropropene	9.847	75	108464	23.5199	ug/L		98
63) Toluene	10.091	91	310582	25.8295	ug/L		98
64) Isobutyl alcohol	8.177	43	69852	485.9747	ug/L		96
65) 2-Nitropropane	10.317	41	107786	115.8524	ug/L		96
66) 4-Methyl-2-pentanone	10.426	43	386649	124.0012	ug/L		98
67) trans-1,3-Dichloropropene	10.487	75	96717	23.1549	ug/L		100
68) Tetrachloroethene	10.494	166	93013	25.9823	ug/L		97
69) Ethyl methacrylate	10.591	69	85379	25.1847	ug/L		95
70) 1,1,2-Trichloroethane	10.652	83	61901	25.2607	ug/L		98
71) Dibromochloromethane	10.853	129	88277	25.4819	ug/L		96
72) 1,3-Dichloropropane	10.939	76	120832	26.8731	ug/L		98
73) 1,2-Dibromoethane	11.115	107	81226	26.1948	ug/L		100
74) 3,3-Dimethyl-1-butanol	11.189	57	405840	1266.0387	ug/L		95
75) 2-hexanone	11.249	43	288222	128.0729	ug/L		97
76) 1-Chlorohexane	11.542	91	97601	24.7703	ug/L		87
77) Ethylbenzene	11.609	91	353251	25.2018	ug/L		98
78) Chlorobenzene	11.621	112	208855	25.0453	ug/L		100
79) 1,1,1,2-Tetrachloroethane	11.664	131	80756	25.3913	ug/L		98
80) m,p-Xylene	11.749	91	536791	51.2721	ug/L		99
81) o-Xylene	12.194	91	264381	24.9113	ug/L		98
82) Styrene	12.243	104	204939	25.5302	ug/L		99
83) Bromoform	12.310	173	59265	22.2315	ug/L		98
84) Isopropylbenzene	12.493	105	344906	25.7791	ug/L		99
87) cis-1,4-Dichloro-2-butene	12.859	53	17661	20.0147	ug/L	#	84
88) n-Propylbenzene	12.914	91	410606	25.6324	ug/L		100
89) Bromobenzene	12.944	156	94961	26.6661	ug/L		99
90) 1,1,2,2-Tetrachloroethane	12.981	83	110952	24.8542	ug/L		99
91) 1,3,5-Trimethylbenzene	13.097	105	295576	26.6368	ug/L		99
92) 2-Chlorotoluene	13.109	91	272241	25.9919	ug/L		99
93) trans-1,4-Dichloro-2-B...	13.170	53	18832	18.8317	ug/L		97
94) 1,2,3-Trichloropropane	13.152	110	33555	26.5778	ug/L		97
95) Cyclohexanone	13.225	55	33690	260.3365	ug/L		97
96) 4-Chlorotoluene	13.280	91	240863	25.2984	ug/L		97
98) tert-Butylbenzene	13.438	91	157210	25.1672	ug/L		98
99) 1,2,4-Trimethylbenzene	13.511	105	289781	26.0366	ug/L		98
100) Pentachloroethane	13.493	167	48834	22.3083	ug/L		90
101) sec-Butylbenzene	13.621	105	358740	24.7146	ug/L		99
102) 4-Isopropyltoluene	13.749	119	314491	25.6248	ug/L		99
103) 1,3-Dichlorobenzene	13.889	146	174105	24.9797	ug/L		99
104) 1,2,3-Trimethylbenzene	13.962	105	294126	25.2129	ug/L		98
105) 1,4-Dichlorobenzene	13.975	146	189831	24.2008	ug/L		99
106) n-Butylbenzene	14.176	92	170647	26.5015	ug/L		93
107) Benzyl Chloride	14.200	126	30384	22.4103	ug/L		98
108) 1,2-Dichlorobenzene	14.389	146	178239	25.8716	ug/L		99

Quantitation Report (QT Reviewed)

Data Path : X:\Orlando VOA\celinec\September 2023\09-12-2023\V5E1882\V5E1882\
Data File : 5E42169.d
Acq On : 11 Sep 2023 7:11 pm
Operator : joannel
Sample : FC9373-5MS 5X Inst : MSVOA20
Misc : MS54805,V5E1882,,,,,5
ALS Vial : 27 Sample Multiplier: 1

Quant Time: Sep 12 05:44:32 2023
Quant Method : X:\Orlando VOA\celinec\September 2023\09-12-2023\V5E1882\METHOD\appIX08-31-2023_.M
Quant Title : SW-846 Method 5030B/8260B & EPA 624
QLast Update : Thu Aug 31 13:41:31 2023
Response via : Initial Calibration

Compound	R.T.	QIon	Response	Conc	Units	Dev(Min)
109) 1,2-Dibromo-3-Chloropr...	15.121	75	18658	24.1868	ug/L	96
110) Hexachlorobutadiene	15.657	225	48271	23.5999	ug/L	95
111) 1,2,4-Trichlorobenzene	15.712	180	121270	24.9995	ug/L	96
112) Naphthalene	16.011	128	266265	24.4229	ug/L	98
113) 1,2,3-Trichlorobenzene	16.181	180	105570	24.4946	ug/L	98

(#) = qualifier out of range (m) = manual integration (+) = signals summed

Quantitation Report (QT Reviewed)

Data Path : X:\Orlando VOA\celinec\September 2023\09-12-2023\V5E1882\V5E1882\
Data File : 5E42169.d
Acq On : 11 Sep 2023 7:11 pm
Operator : joannel
Sample : FC9373-5MS 5X Inst : MSVOA20
Misc : MS54805,V5E1882,,,,,5
ALS Vial : 27 Sample Multiplier: 1

Quant Time: Sep 12 05:44:32 2023
Quant Method : X:\Orlando VOA\celinec\September 2023\09-12-2023\V5E1882\METHOD\appIX08-31-2023_.M
Quant Title : SW-846 Method 5030B/8260B & EPA 624
QLast Update : Thu Aug 31 13:41:31 2023
Response via : Initial Calibration

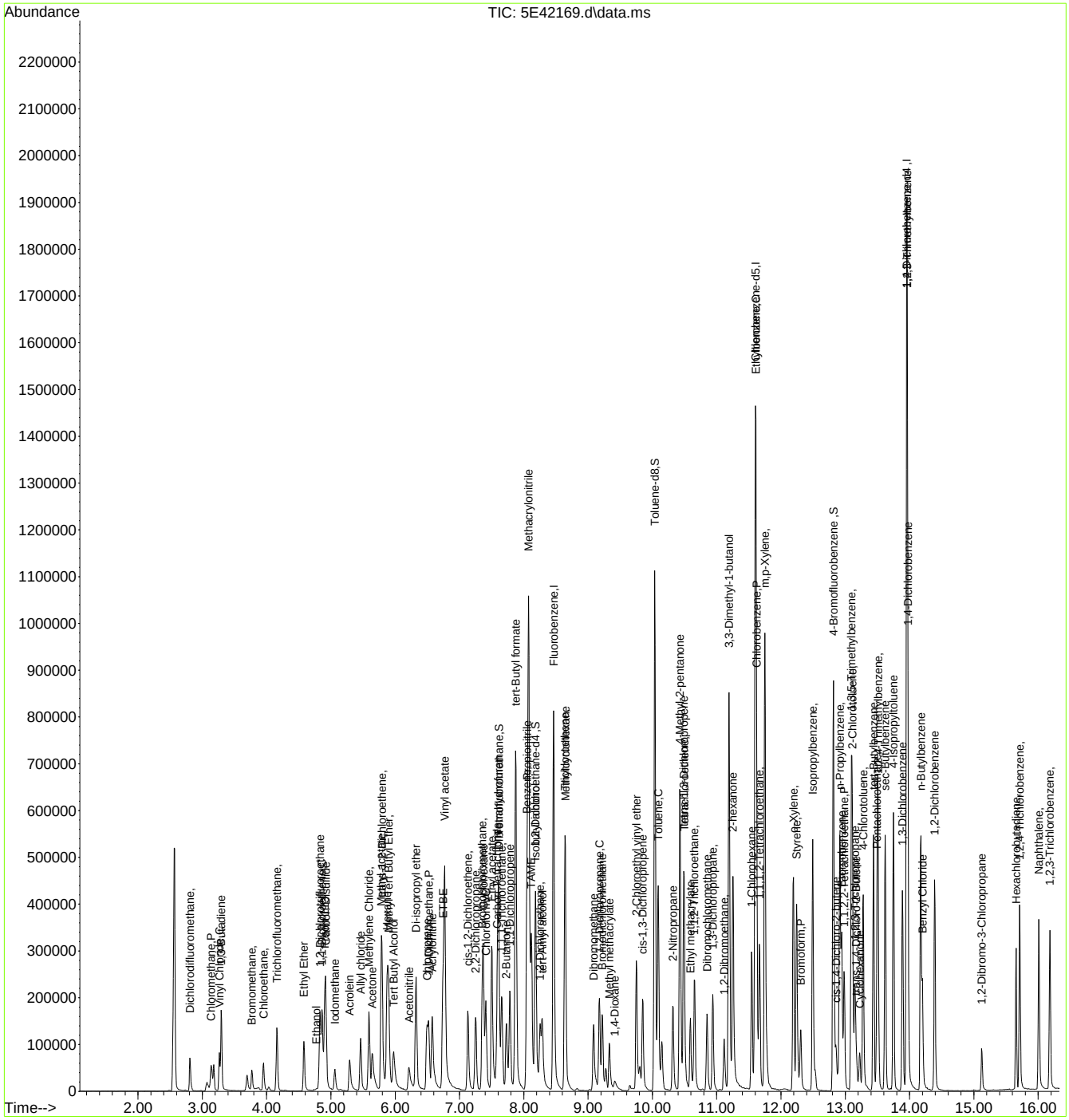

Quantitation Report (QT Reviewed)

Data Path : X:\Orlando VOA\celinec\September 2023\09-12-2023\V5E1882\V5E1882\
Data File : 5E42170.d
Acq On : 11 Sep 2023 7:34 pm
Operator : joannel
Sample : FC9373-5MSD 5X Inst : MSVOA20
Misc : MS54805,V5E1882,,,,,5
ALS Vial : 28 Sample Multiplier: 1

Quant Time: Sep 12 05:44:39 2023
Quant Method : X:\Orlando VOA\celinec\September 2023\09-12-2023\V5E1882\METHOD\appIX08-31-2023_.M
Quant Title : SW-846 Method 5030B/8260B & EPA 624
QLast Update : Thu Aug 31 13:41:31 2023
Response via : Initial Calibration

Compound	R.T.	QIon	Response	Conc	Units	Dev(Min)
Internal Standards						
1) Fluorobenzene	8.463	96	724634	50.00	ug/L	0.00
61) Chlorobenzene-d5	11.603	117	560453	50.00	ug/L	0.00
85) 1,4-Dichlorobenzene-d4	13.956	152	355309	50.00	ug/L	0.00
System Monitoring Compounds						
39) Dibromofluoromethane	7.610	113	207294	47.80	ug/L	0.00
Spiked Amount 50.000	Range 83 - 118		Recovery = 95.60%			
49) 1,2-Dichloroethane-d4	8.183	65	224351	49.55	ug/L	0.00
Spiked Amount 50.000	Range 79 - 125		Recovery = 99.10%			
62) Toluene-d8	10.036	98	743362	53.22	ug/L	0.00
Spiked Amount 50.000	Range 85 - 112		Recovery = 106.44%			
86) 4-Bromofluorobenzene	12.816	95	278410	50.23	ug/L	0.00
Spiked Amount 50.000	Range 83 - 118		Recovery = 100.46%			
Target Compounds						Qvalue
2) Dichlorodifluoromethane	2.806	85	58751	17.4702	ug/L	99
3) Chloromethane	3.141	50	68979	22.3348	ug/L	97
4) Vinyl Chloride	3.263	62	74202	23.2450	ug/L	99
5) 1,3-Butadiene	3.294	39	56226	27.0362	ug/L	98
6) Bromomethane	3.769	94	30993	18.0471	ug/L	98
7) Chloroethane	3.952	64	50340	22.3693	ug/L	98
8) Trichlorofluoromethane	4.159	101	107079	21.7237	ug/L	98
9) Ethyl Ether	4.580	59	64066	25.8404	ug/L	97
10) Ethanol	4.775	45	16927	438.0822	ug/L	96
11) 1,2-Dichlorotrifluoroe...	4.830	67	86832	24.9153	ug/L	96
12) 1,1-Dichloroethene	4.866	61	98541	22.3426	ug/L	97
13) Freon 113	4.903	101	74719	26.5914	ug/L	99
14) Carbon Disulfide	4.921	76	194923	22.8407	ug/L	99
15) Iodomethane	5.062	142	74775	23.4246	ug/L	97
16) Acrolein	5.293	56	78289	142.0746	ug/L	94
17) Allyl chloride	5.464	41	71063	24.3817	ug/L	94
18) Methylene Chloride	5.592	49	96260	25.5605	ug/L	97
19) Acetone	5.647	43	124846	122.1407	ug/L	99
20) Methyl acetate	5.781	43	268835	117.4842	ug/L	97
21) trans-1,2-Dichloroethene	5.793	61	101606	23.8504	ug/L	98
22) Hexane	5.872	56	63015	21.5663	ug/L	100
23) Methyl Tert Butyl Ether	5.897	73	218455	23.5221	ug/L	97
24) Acetonitrile	6.214	41	79016	205.9635	ug/L	99
25) Di-isopropyl ether	6.323	45	207733	25.4874	ug/L	96
26) Chloroprene	6.494	53	78738	18.9495	ug/L	96
27) 1,1-Dichloroethane	6.519	63	132131	23.2230	ug/L	97
28) Acrylonitrile	6.573	53	153460	117.5399	ug/L	97
29) ETBE	6.744	59	240099	24.8004	ug/L	98
30) Tert Butyl Alcohol	5.976	59	125140	210.7103	ug/L	98
31) Vinyl acetate	6.769	43	707768	111.3213	ug/L	98
32) cis-1,2-Dichloroethene	7.134	96	82483	23.7302	ug/L	97
33) 2,2-Dichloropropane	7.250	77	97659	22.1603	ug/L	98
34) Bromochloromethane	7.354	128	41715	22.8736	ug/L	94
35) Cyclohexane	7.372	56	124162	25.0957	ug/L	98
36) Chloroform	7.409	83	143405	23.5492	ug/L	99
37) Ethyl acetate	7.500	43	385541	119.4054	ug/L	98
38) Tetrahydrofuran	7.604	42	24619	21.9614	ug/L	93
40) Carbon Tetrachloride	7.585	117	102898	22.3206	ug/L	98
41) 1,1,1-Trichloroethane	7.659	97	116196	22.3626	ug/L	98
42) 2-Butanone	7.732	43	193735	121.4610	ug/L	97
43) 1,1-Dichloropropene	7.787	75	97939	24.2020	ug/L	95
44) tert-Butyl formate	7.878	59	352674	297.1136	ug/L	84

Quantitation Report (QT Reviewed)

Data Path : X:\Orlando VOA\celinec\September 2023\09-12-2023\V5E1882\V5E1882\
Data File : 5E42170.d
Acq On : 11 Sep 2023 7:34 pm
Operator : joannel
Sample : FC9373-5MSD 5X Inst : MSVOA20
Misc : MS54805,V5E1882,,,,,5
ALS Vial : 28 Sample Multiplier: 1

Quant Time: Sep 12 05:44:39 2023
Quant Method : X:\Orlando VOA\celinec\September 2023\09-12-2023\V5E1882\METHOD\appIX08-31-2023_.M
Quant Title : SW-846 Method 5030B/8260B & EPA 624
QLast Update : Thu Aug 31 13:41:31 2023
Response via : Initial Calibration

Compound	R.T.	QIon	Response	Conc Units		Dev(Min)
45) Propionitrile	8.055	54	137106	209.9212	ug/L	87
46) Methacrylonitrile	8.073	41	466270	213.0529	ug/L	98
47) Benzene	8.049	78	285917	23.5368	ug/L	98
48) TAME	8.122	73	209460	22.9557	ug/L	98
50) 1,2-Dichloroethane	8.256	62	105766	22.4859	ug/L	98
51) tert Amyl alcohol	8.287	59	98162	221.4728	ug/L	97
52) Trichloroethene	8.646	95	79263	22.5099	ug/L	98
53) Methylcyclohexane	8.646	83	123279	22.8887	ug/L	97
54) Dibromomethane	9.085	93	53750	23.2156	ug/L	90
55) 1,2-Dichloropropane	9.177	63	77354	25.6348	ug/L	95
56) Bromodichloromethane	9.219	83	103463	22.6194	ug/L	96
57) Methyl methacrylate	9.335	41	49398	18.7655	ug/L	97
58) 1,4-Dioxane	9.414	88	21824	417.8790	ug/L	91
59) 2-Chloroethyl vinyl ether	9.750	63	140345	111.9798	ug/L	99
60) cis-1,3-Dichloropropene	9.847	75	109453	23.2677	ug/L	97
63) Toluene	10.091	91	312818	25.5394	ug/L	98
64) Isobutyl alcohol	8.177	43	65564	448.3613	ug/L	95
65) 2-Nitropropane	10.323	41	111037	117.1573	ug/L	96
66) 4-Methyl-2-pentanone	10.426	43	389218	122.5409	ug/L	99
67) trans-1,3-Dichloropropene	10.487	75	97732	22.9714	ug/L	98
68) Tetrachloroethene	10.493	166	94745	25.9818	ug/L	96
69) Ethyl methacrylate	10.591	69	88615	25.6609	ug/L	96
70) 1,1,2-Trichloroethane	10.652	83	62469	25.0260	ug/L	96
71) Dibromochloromethane	10.853	129	88454	25.0657	ug/L	95
72) 1,3-Dichloropropane	10.938	76	123201	26.8986	ug/L	97
73) 1,2-Dibromoethane	11.115	107	81424	25.7782	ug/L	97
74) 3,3-Dimethyl-1-butanol	11.194	57	414545	1269.4062	ug/L	96
75) 2-hexanone	11.255	43	287684	125.4950	ug/L	99
76) 1-Chlorohexane	11.548	91	98618	24.5765	ug/L	96
77) Ethylbenzene	11.609	91	351212	24.5979	ug/L	97
78) Chlorobenzene	11.621	112	209419	24.6534	ug/L	98
79) 1,1,1,2-Tetrachloroethane	11.664	131	80568	24.8686	ug/L	98
80) m,p-Xylene	11.749	91	541818	50.8052	ug/L	99
81) o-Xylene	12.194	91	263441	24.3685	ug/L	98
82) Styrene	12.243	104	205624	25.1574	ug/L	98
83) Bromoform	12.310	173	59621	21.9631	ug/L	98
84) Isopropylbenzene	12.493	105	346865	25.4511	ug/L	99
87) cis-1,4-Dichloro-2-butene	12.853	53	17587	19.4047	ug/L #	82
88) n-Propylbenzene	12.914	91	413758	25.1473	ug/L	99
89) Bromobenzene	12.944	156	96979	26.5138	ug/L	94
90) 1,1,2,2-Tetrachloroethane	12.981	83	112406	24.5152	ug/L	98
91) 1,3,5-Trimethylbenzene	13.097	105	295909	25.9628	ug/L	99
92) 2-Chlorotoluene	13.109	91	272808	25.3584	ug/L	98
93) trans-1,4-Dichloro-2-B...	13.170	53	19362	18.8503	ug/L	93
94) 1,2,3-Trichloropropane	13.151	110	34478	26.5880	ug/L	94
95) Cyclohexanone	13.225	55	36004	270.8729	ug/L	98
96) 4-Chlorotoluene	13.279	91	242235	24.7709	ug/L	99
98) tert-Butylbenzene	13.438	91	158000	24.6259	ug/L	97
99) 1,2,4-Trimethylbenzene	13.505	105	290480	25.4187	ug/L	98
100) Pentachloroethane	13.493	167	48244	21.4570	ug/L	92
101) sec-Butylbenzene	13.621	105	358975	24.0779	ug/L	99
102) 4-Isopropyltoluene	13.749	119	311248	24.6911	ug/L	98
103) 1,3-Dichlorobenzene	13.889	146	178436	24.9253	ug/L	97
104) 1,2,3-Trimethylbenzene	13.962	105	296552	24.7497	ug/L	99
105) 1,4-Dichlorobenzene	13.974	146	193834	24.0587	ug/L	98
106) n-Butylbenzene	14.176	92	168023	25.4431	ug/L	100
107) Benzyl Chloride	14.200	126	30012	21.6049	ug/L #	88
108) 1,2-Dichlorobenzene	14.389	146	180078	25.4485	ug/L	99

Quantitation Report (QT Reviewed)

Data Path : X:\Orlando VOA\celinec\September 2023\09-12-2023\V5E1882\V5E1882\
Data File : 5E42170.d
Acq On : 11 Sep 2023 7:34 pm
Operator : joannel
Sample : FC9373-5MSD 5X Inst : MSVOA20
Misc : MS54805,V5E1882,,,,,5
ALS Vial : 28 Sample Multiplier: 1

Quant Time: Sep 12 05:44:39 2023
Quant Method : X:\Orlando VOA\celinec\September 2023\09-12-2023\V5E1882\METHOD\appIX08-31-2023_.M
Quant Title : SW-846 Method 5030B/8260B & EPA 624
QLast Update : Thu Aug 31 13:41:31 2023
Response via : Initial Calibration

Compound	R.T.	QIon	Response	Conc	Units	Dev(Min)
109) 1,2-Dibromo-3-Chloropr...	15.121	75	19723	24.8812	ug/L	96
110) Hexachlorobutadiene	15.657	225	48264	22.9735	ug/L	97
111) 1,2,4-Trichlorobenzene	15.712	180	123902	24.8677	ug/L	95
112) Naphthalene	16.011	128	271776	24.2703	ug/L	99
113) 1,2,3-Trichlorobenzene	16.181	180	106521	24.0628	ug/L	99

(#) = qualifier out of range (m) = manual integration (+) = signals summed

Quantitation Report (QT Reviewed)

Data Path : X:\Orlando VOA\celinec\September 2023\09-12-2023\V5E1882\V5E1882\
Data File : 5E42170.d
Acq On : 11 Sep 2023 7:34 pm
Operator : joannel
Sample : FC9373-5MSD 5X Inst : MSVOA20
Misc : MS54805,V5E1882,,,,,5
ALS Vial : 28 Sample Multiplier: 1

Quant Time: Sep 12 05:44:39 2023
Quant Method : X:\Orlando VOA\celinec\September 2023\09-12-2023\V5E1882\METHOD\appIX08-31-2023_.M
Quant Title : SW-846 Method 5030B/8260B & EPA 624
QLast Update : Thu Aug 31 13:41:31 2023
Response via : Initial Calibration

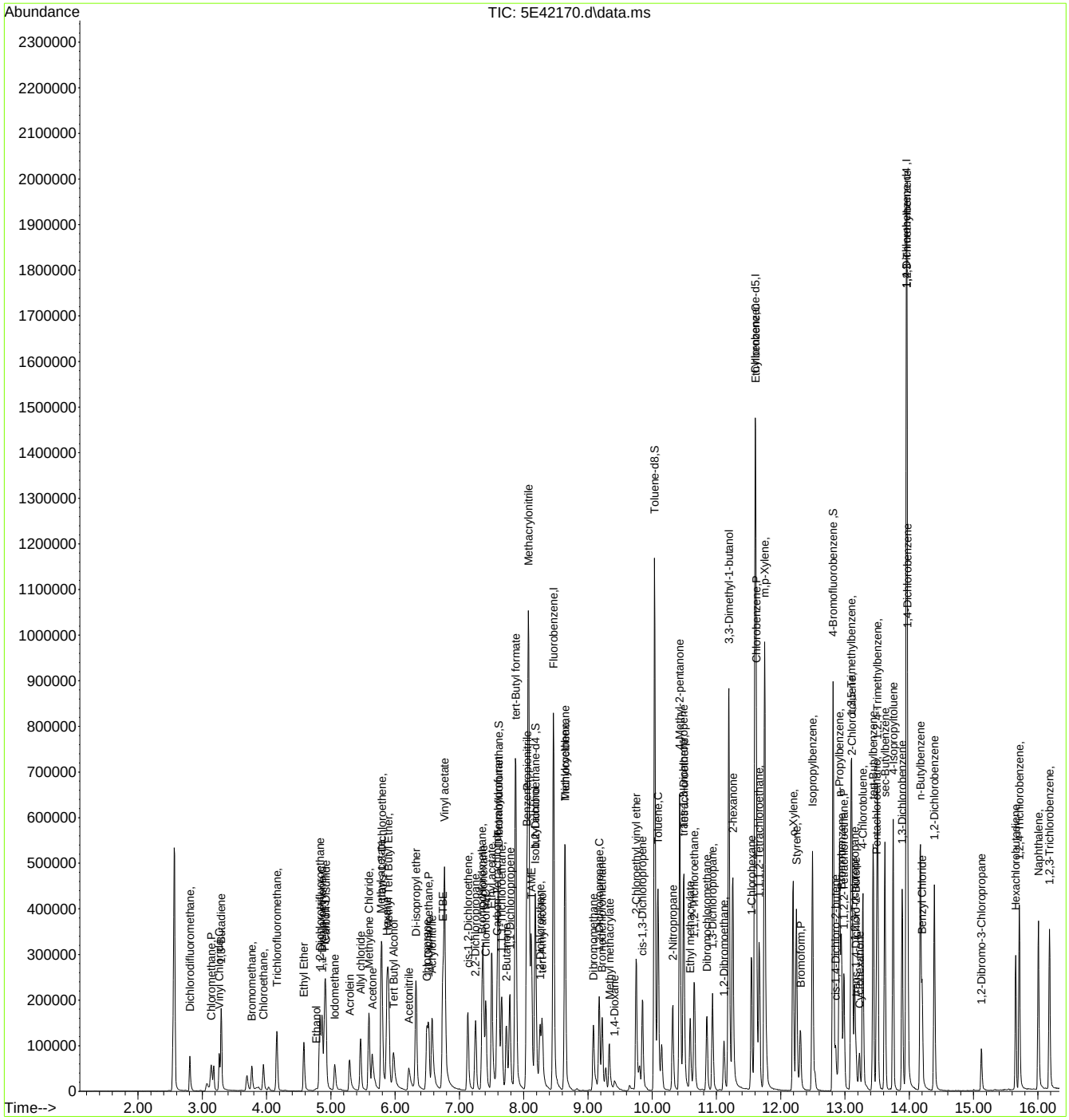

Methods: SW-846 8260B

Data File : C:\msdchem\1\DATA\2023-09-06\2P101224.D Vial: 1
Acq On : 6 Sep 2023 8:42 am Operator: joannel
Sample : BFB Inst : MSVOA13-P
Misc : MS54514,V2P3836,,,,, Multiplr: 1.00
MS Integration Params: med.p

Method : C:\msdchem\1\MET...\V2P_2023-9-06.M (RTE Integrator)
Title : SW-846 Method 5035A/8260B

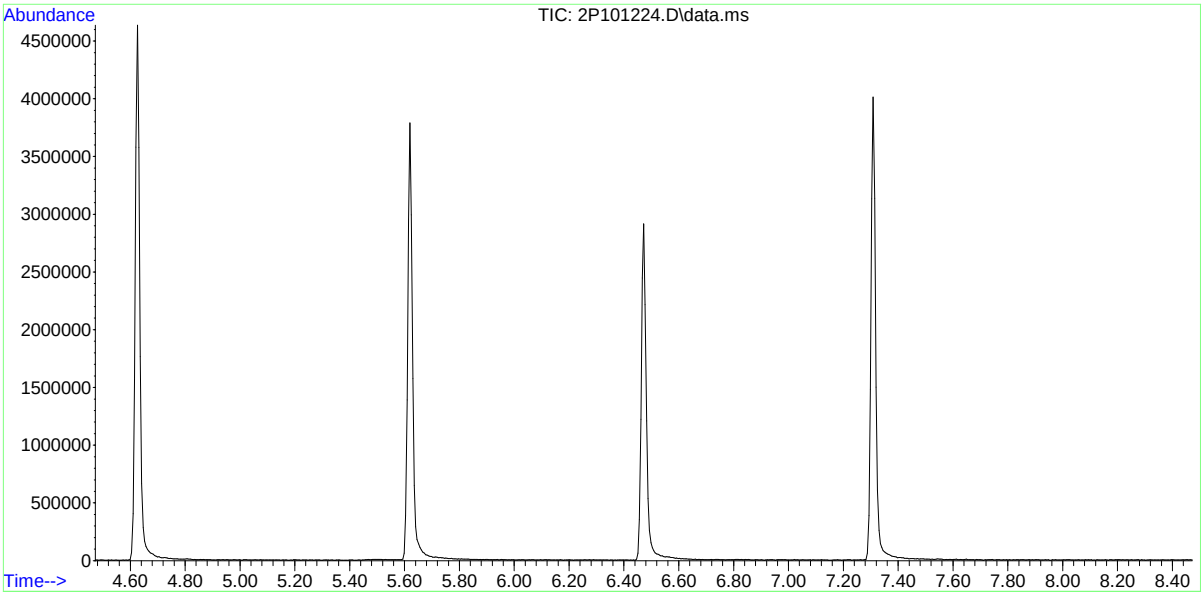

AutoFind: Scans 1124, 1125, 1126; Background Corrected with Scan 1117

Target Mass	Rel. to Mass	Lower Limit%	Upper Limit%	Rel. Abn%	Raw Abn	Result Pass/Fail
50	95	15	40	18.2	98288	PASS
75	95	30	60	46.8	252544	PASS
95	95	100	100	100.0	540053	PASS
96	95	5	9	6.9	37197	PASS
173	174	0.00	2	0.2	992	PASS
174	95	50	100	82.0	442773	PASS
175	174	5	9	7.4	32946	PASS
176	174	95	101	97.5	431872	PASS
177	176	5	9	6.7	28840	PASS

2P101224.D V2P_2023-9-06.M Wed Sep 06 14:47:36 2023

Methods: SW-846 8260B

Data File : C:\msdchem\1\DATA\2023-09-08\2P101280.D Vial: 1
Acq On : 8 Sep 2023 10:10 am Operator: joannel
Sample : BFB Inst : MSVOA13-P
Misc : MS54514,V2P3838,,,,, Multiplr: 1.00
MS Integration Params: med.p

Method : C:\msdchem\1\MET...\V2P_2023-9-06.M (RTE Integrator)
Title : SW-846 Method 5035A/8260B

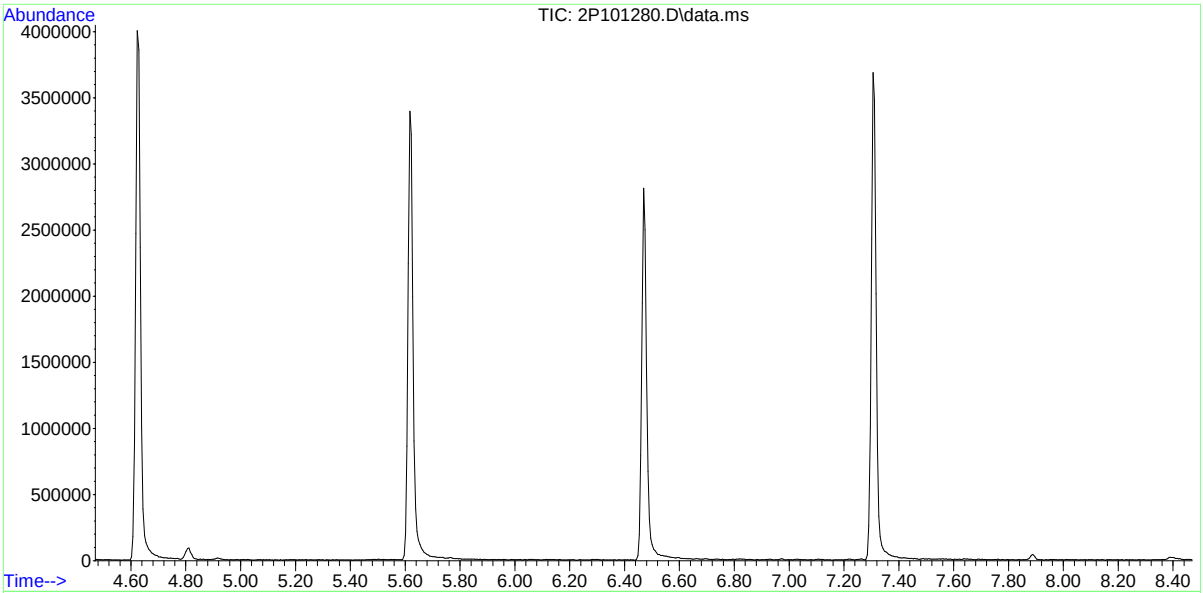

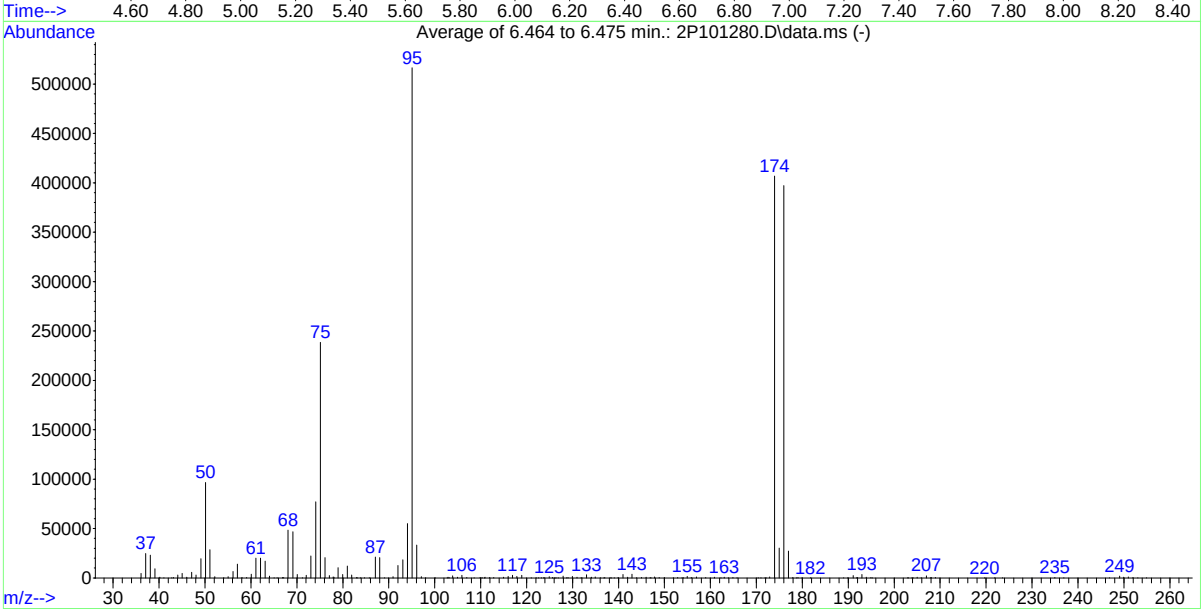

AutoFind: Scans 1123, 1124, 1125; Background Corrected with Scan 1118

Target Mass	Rel. to Mass	Lower Limit%	Upper Limit%	Rel. Abn%	Raw Abn	Result Pass/Fail
50	95	15	40	18.7	96685	PASS
75	95	30	60	46.2	238613	PASS
95	95	100	100	100.0	516410	PASS
96	95	5	9	6.4	33133	PASS
173	174	0.00	2	0.3	1033	PASS
174	95	50	100	78.8	406848	PASS
175	174	5	9	7.5	30325	PASS
176	174	95	101	97.7	397290	PASS
177	176	5	9	6.9	27269	PASS

2P101280.D V2P_2023-9-06.M Fri Sep 08 11:34:20 2023

Methods: SW-846 8260B

Data File : C:\msdchem\1\data\08-31-2023\5E41931.D Vial: 1
Acq On : 31 Aug 2023 8:59 am Operator: joannel
Sample : BFB Inst : MSVOA20
Misc : MS54638,V5E1873,,,,, Multiplr: 1.00
MS Integration Params: ult...ll.p

Method : C:\msdchem\1\met...pIX08-31-2023_.M (RTE Integrator)
Title : SW-846 Method 5030B/8260B & EPA 624

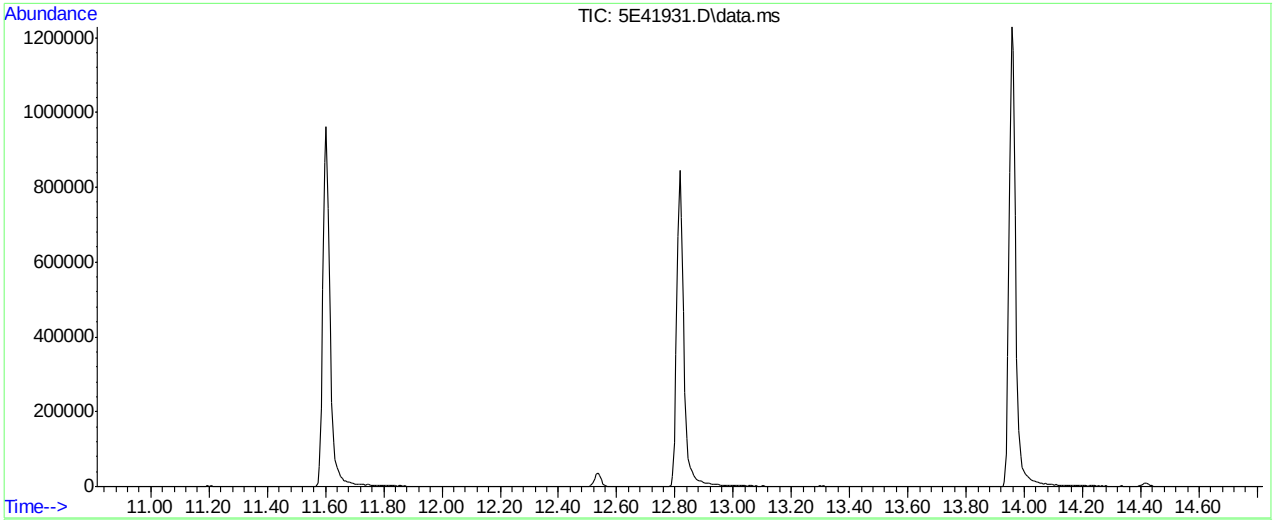

AutoFind: Scans 1923, 1924, 1925; Background Corrected with Scan 1916

Target Mass	Rel. to Mass	Lower Limit%	Upper Limit%	Rel. Abn%	Raw Abn	Result Pass/Fail
50	95	15	40	19.8	27989	PASS
75	95	30	60	49.2	69635	PASS
95	95	100	100	100.0	141581	PASS
96	95	5	9	6.2	8821	PASS
173	174	0.00	2	1.0	1414	PASS
174	95	50	100	95.2	134733	PASS
175	174	5	9	7.5	10162	PASS
176	174	95	101	100.8	135877	PASS
177	176	5	9	6.5	8777	PASS

5E41931.D appIX08-31-2023_.M Thu Aug 31 14:02:44 2023

Methods: SW-846 8260B

```
Data File : C:\msdchem\1\data\09-08-2023\5E42114.D       Vial: 1
Acq On    :  8 Sep 2023  10:11 am                    Operator: joannel
Sample    : BFB                                      Inst    : MSVOA20
Misc      : MS54638,V5E1881,,,,,                     Multiplr: 1.00
MS Integration Params: ult...ll.p

Method    : C:\msdchem\1\met...pIX08-31-2023_.M (RTE Integrator)
Title     : SW-846 Method 5030B/8260B & EPA 624
```

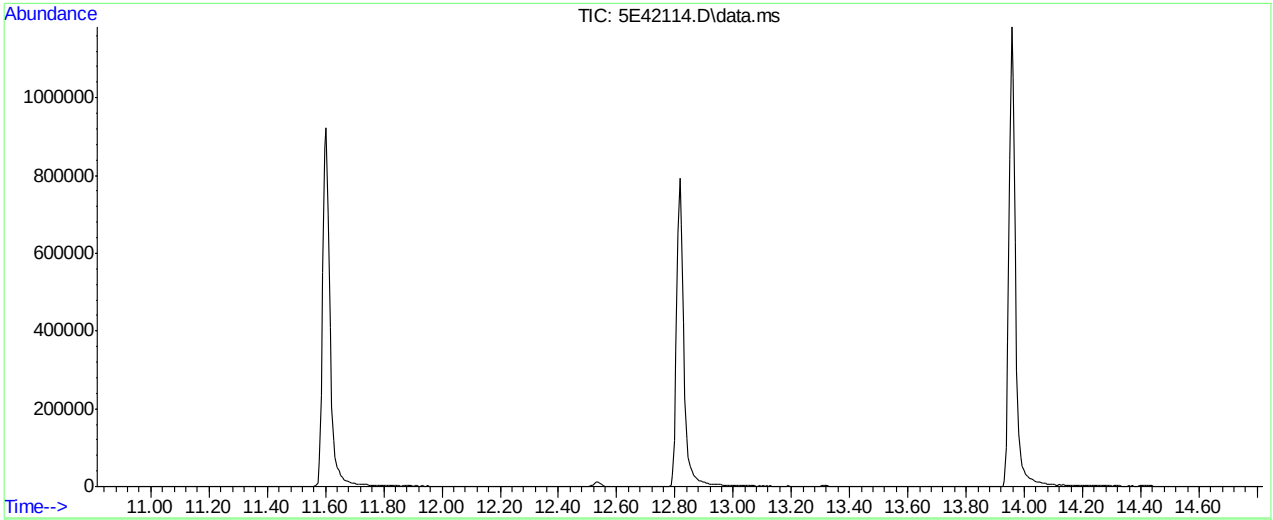

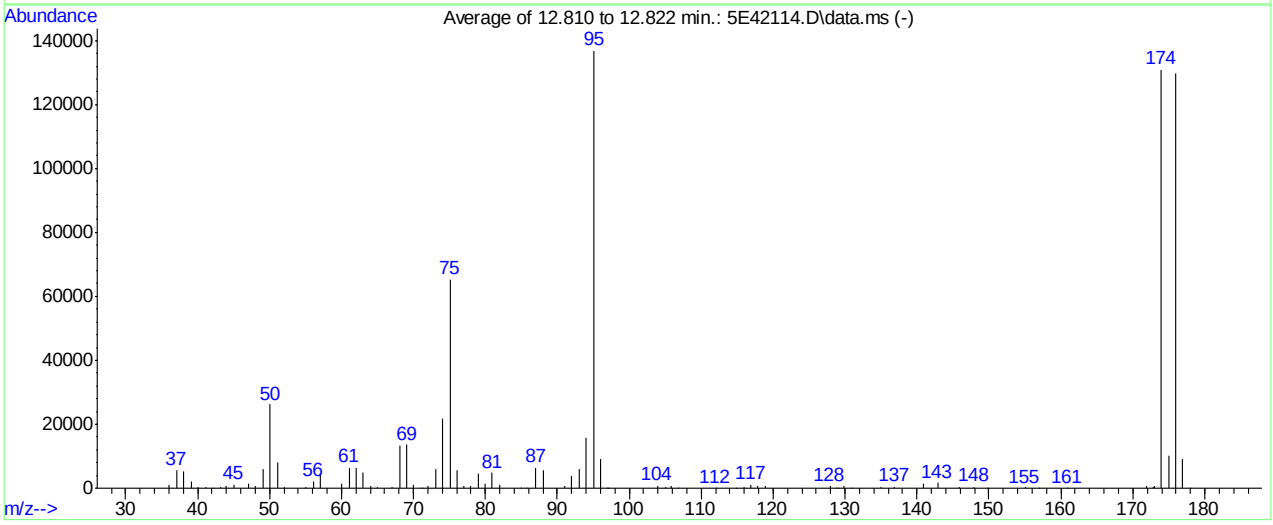

AutoFind: Scans 1923, 1924, 1925; Background Corrected with Scan 1916

Target Mass	Rel. to Mass	Lower Limit%	Upper Limit%	Rel. Abn%	Raw Abn	Result Pass/Fail
50	95	15	40	19.2	26272	PASS
75	95	30	60	47.6	65219	PASS
95	95	100	100	100.0	136891	PASS
96	95	5	9	6.7	9237	PASS
173	174	0.00	2	0.7	870	PASS
174	95	50	100	95.6	130875	PASS
175	174	5	9	7.8	10249	PASS
176	174	95	101	99.1	129691	PASS
177	176	5	9	6.9	8967	PASS

5E42114.D appIX08-31-2023_.M Fri Sep 08 11:44:50 2023

Methods: SW-846 8260B

Data File : C:\msdchem\1\data\09-11-2023\5E42143.D Vial: 1
Acq On : 11 Sep 2023 8:51 am Operator: joannel
Sample : BFB Inst : MSVOA20
Misc : MS54638,V5E1882,,,,, Multiplr: 1.00
MS Integration Params: ult...ll.p

Method : C:\msdchem\1\met...pIX08-31-2023_.M (RTE Integrator)
Title : SW-846 Method 5030B/8260B & EPA 624

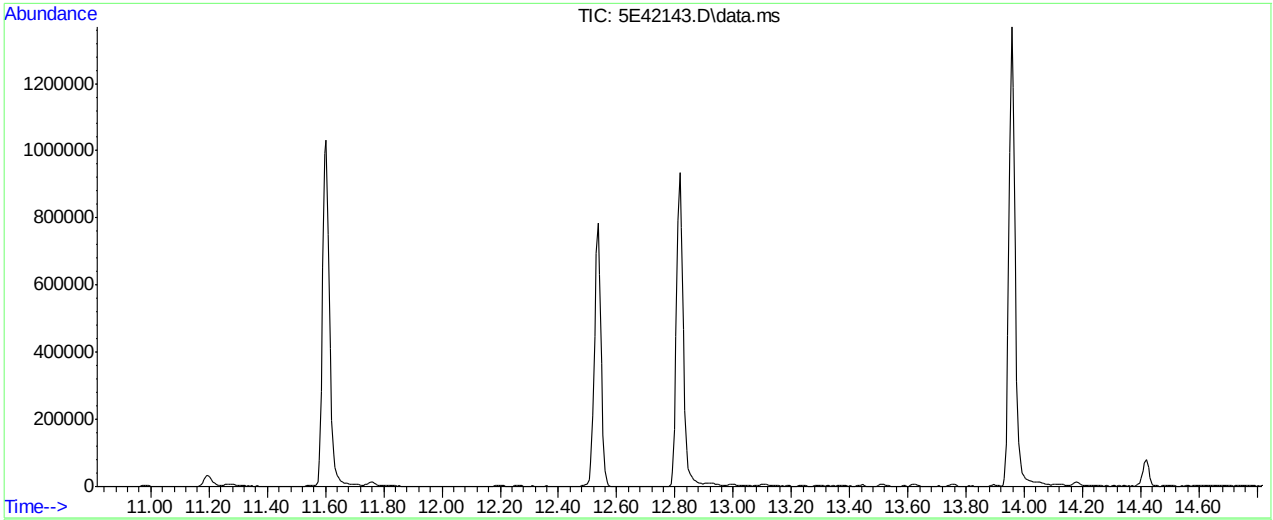

AutoFind: Scans 1923, 1924, 1925; Background Corrected with Scan 1916

Target Mass	Rel. to Mass	Lower Limit%	Upper Limit%	Rel. Abn%	Raw Abn	Result Pass/Fail
50	95	15	40	19.1	29677	PASS
75	95	30	60	48.3	74957	PASS
95	95	100	100	100.0	155349	PASS
96	95	5	9	6.9	10729	PASS
173	174	0.00	2	1.1	1703	PASS
174	95	50	100	98.1	152405	PASS
175	174	5	9	7.2	10982	PASS
176	174	95	101	98.8	150549	PASS
177	176	5	9	6.9	10394	PASS

5E42143.D appIX08-31-2023_.M Mon Sep 11 10:13:53 2023

Manual Integrations APPROVED (compounds with "m" flag)
Karen Watson
09/08/23 07:54

Quantitation Report (QT Reviewed)

Data Path : C:\msdchem\1\DATA\2023-09-06\
Data File : 2P101225.D
Acq On : 6 Sep 2023 9:08 am
Operator : joannel
Sample : IC3836-1 Inst : MSVOA13-P
Misc : MS54514,V2P3836,,,,,
ALS Vial : 2 Sample Multiplier: 1

Quant Time: Sep 06 11:50:08 2023
Quant Method : C:\msdchem\1\METHODS\V2P_2023-9-06.M
Quant Title : SW-846 Method 5035A/8260B
QLast Update : Thu Aug 24 13:13:39 2023
Response via : Initial Calibration

Internal Standards	R.T.	QIon	Response	Conc	Units	Dev(Min)
1) Fluorobenzene	3.700	96	2018733	50.00	ug/L	-0.03
62) Chlorobenzene-d5	5.619	117	1630077	50.00	ug/L	-0.07
85) 1,4-Dichlorobenzene-d4	7.309	152	831256	50.00	ug/L	-0.12
System Monitoring Compounds						
39) Dibromofluoromethane	3.245	113	444425	50.17	ug/L	-0.02
Spiked Amount 50.000	Range 83 - 118		Recovery = 100.34%			
49) 1,2-Dichloroethane-d4	3.532	65	487423	50.83	ug/L	-0.02
Spiked Amount 50.000	Range 79 - 125		Recovery = 101.66%			
63) Toluene-d8	4.626	98	2081896	46.09	ug/L	-0.05
Spiked Amount 50.000	Range 85 - 112		Recovery = 92.18%			
86) 4-Bromofluorobenzene	6.472	174	666262	51.86	ug/L	-0.09
Spiked Amount 50.000	Range 83 - 118		Recovery = 103.72%			
Target Compounds						Qvalue
2) Dichlorodifluoromethane	1.121	85	8290	1.74	ug/L	90
3) Chloromethane	1.247	50	12992	1.82	ug/L	99
4) 1,3-butadiene	1.315	39	11644	1.30	ug/L	82
5) Vinyl Chloride	1.299	62	11967	1.66	ug/L	93
6) Bromomethane	1.503	94	8262	1.99	ug/L	89
7) Chloroethane	1.576	64	8173	2.74	ug/L	69
8) Trichlorofluoromethane	1.676	101	17229	1.54	ug/L	94
9) Ethyl Ether	1.869	59	7470	1.26	ug/L	94
10) Ethanol	1.948	45	7901	33.20	ug/L	81
11) 1,2-Dichlorotrifluoroe...	1.969	67	9431	1.21	ug/L	94
12) 1,1-Dichloroethene	1.974	61	11337	1.18	ug/L	98
13) Freon 113	2.010	101	6342	1.06	ug/L	90
14) Carbon Disulfide	1.995	76	22207	1.18	ug/L	100
15) Iodomethane	2.052	142	5003m	0.75	ug/L	
16) Acrolein	2.146	56	10571	5.97	ug/L	92
17) Allyl chloride	2.235	41	13873	1.38	ug/L	95
18) Methylene Chloride	2.288	49	28557	2.75	ug/L	91
19) Acetone	2.309	43	30478	6.67	ug/L	93
20) Methyl acetate	2.387	43	62793	5.63	ug/L	97
21) trans-1,2-Dichloroethene	2.392	61	12445	1.26	ug/L	96
22) Hexane	2.460	56	6469	1.26	ug/L	90
23) Methyl Tert Butyl Ether	2.460	73	27790	1.20	ug/L	96
24) Tert Butyl Alcohol	2.492	59	30870	11.47	ug/L #	72
25) Acetonitrile	2.549	41	35693	16.46	ug/L	94
26) Di-isopropyl ether	2.669	45	28834	1.15	ug/L	97
27) Chloroprene	2.717	53	41391	1.14	ug/L	91
28) 1,1-Dichloroethane	2.717	63	15577	1.18	ug/L	95
29) Acrylonitrile	2.717	52	23023	5.02	ug/L	96
30) ETBE	2.868	59	26286	1.20	ug/L	95
31) Vinyl acetate	2.847	43	88822	4.40	ug/L	96
32) cis-1,2-Dichloroethene	3.009	96	8939	1.06	ug/L	85
33) 2,2-Dichloropropane	3.072	77	11175	1.15	ug/L	93
34) Bromochloromethane	3.114	128	4407	1.10	ug/L	91
35) Cyclohexane	3.145	56	13716	1.13	ug/L	96
36) Chloroform	3.151	83	15022	1.17	ug/L	94
37) Ethyl acetate	3.219	43	58881	4.30	ug/L	98
38) Tetrahydrofuran	3.260	42	6779m	1.27	ug/L	
40) Carbon Tetrachloride	3.250	117	10091m	1.18	ug/L	
41) 1,1,1-Trichloroethane	3.276	97	12186	1.15	ug/L	88
42) 2-Butanone	3.308	43	39631	5.05	ug/L	96
43) 1,1-Dichloropropene	3.349	75	11384	1.21	ug/L	92
44) tert-Butyl formate	3.391	59	18204	6.00	ug/L	86
45) Propionitrile	3.449	54	26751	12.68	ug/L	86
46) Methacrylonitrile	3.464	41	108654	13.35	ug/L	97
47) Benzene	3.475	78	39112	1.22	ug/L	98
48) TAME	3.553	73	24668	1.25	ug/L	96
50) Isobutyl alcohol	3.611	43	10935m	15.33	ug/L	
51) 1,2-Dichloroethane	3.574	62	12606	1.31	ug/L	94

Quantitation Report (QT Reviewed)

Data Path : C:\msdchem\1\DATA\2023-09-06\
Data File : 2P101225.D
Acq On : 6 Sep 2023 9:08 am
Operator : joannel
Sample : IC3836-1 Inst : MSVOA13-P
Misc : MS54514,V2P3836,,,,,
ALS Vial : 2 Sample Multiplier: 1

Quant Time: Sep 06 11:50:08 2023
Quant Method : C:\msdchem\1\METHODS\V2P_2023-9-06.M
Quant Title : SW-846 Method 5035A/8260B
QLast Update : Thu Aug 24 13:13:39 2023
Response via : Initial Calibration

Internal Standards	R.T.	QIon	Response	Conc Units	Dev(Min)
52) Tert Amyl Alcohol	3.632	59	19925	10.60 ug/L	89
53) Trichloroethene	3.810	95	8436	1.08 ug/L	93
54) Methylcyclohexane	3.825	83	13967	1.16 ug/L	93
55) Dibromomethane	4.035	93	4567	1.07 ug/L	95
56) 1,2-Dichloropropane	4.087	63	8822	1.23 ug/L	77
57) Bromodichloromethane	4.123	83	8355	0.98 ug/L	86
58) Methyl methacrylate	4.223	41	6778	0.74 ug/L #	74
59) 1,4-Dioxane	4.254	88	3537m	19.65 ug/L	
60) 2-Chloroethyl vinyl ether	4.469	63	3122m	3.92 ug/L	
61) cis-1,3-Dichloropropene	4.510	75	8281	0.83 ug/L	85
64) Toluene	4.662	91	39249	1.02 ug/L	88
65) 2-Nitropropane	4.756	41	12936	4.08 ug/L	86
66) 4-Methyl-2-pentanone	4.877	43	51609	3.45 ug/L	98
67) trans-1,3-Dichloropropene	4.908	75	4088	0.40 ug/L	75
68) Tetrachloroethene	4.918	166	9815	1.03 ug/L	81
69) Ethyl methacrylate	5.028	69	6118	0.56 ug/L	86
70) 1,1,2-Trichloroethane	5.002	83	6725	1.02 ug/L	84
71) Dibromochloromethane	5.122	129	5611	0.75 ug/L	97
72) 1,3-Dichloropropane	5.180	76	11453	0.86 ug/L	89
73) 1,2-Dibromoethane	5.279	107	5721	0.70 ug/L	80
74) 3,3-dimethyl-1-butanol	5.441	57	53644	23.95 ug/L	99
75) 2-hexanone	5.426	43	31749	2.10 ug/L	89
76) 1-Chlorohexane	5.624	91	12002m	1.00 ug/L	
77) Ethylbenzene	5.661	91	42763m	1.05 ug/L	
78) Chlorobenzene	5.635	112	24424	1.00 ug/L	92
79) 1,1,1,2-Tetrachloroethane	5.677	131	7393	0.94 ug/L #	63
80) m,p-Xylene	5.760	91	60529	1.93 ug/L	97
81) o-Xylene	6.059	91	32674	1.01 ug/L	92
82) Styrene	6.090	104	16992	0.68 ug/L	94
83) Bromoform	6.100	173	2995m	0.69 ug/L	
84) Isopropylbenzene	6.289	105	37518	0.95 ug/L	98
88) n-Propylbenzene	6.587	91	37232	0.89 ug/L	93
89) Bromobenzene	6.550	156	9516	1.01 ug/L	87
90) 1,1,2,2-Tetrachloroethane	6.608	83	12036	1.02 ug/L	92
91) 1,3,5-Trimethylbenzene	6.738	105	26835	0.90 ug/L	86
92) 2-Chlorotoluene	6.691	91	22408	0.94 ug/L	95
94) 1,2,3-Trichloropropane	6.707	110	4539m	1.08 ug/L	
96) 4-Chlorotoluene	6.817	91	22111	0.85 ug/L	88
97) tert-Butylbenzene	6.969	91	14417	0.92 ug/L	89
99) 1,2,4-Trimethylbenzene	7.026	105	24632	0.85 ug/L	97
100) Pentachloroethane	6.969	167	4887	1.04 ug/L	91
101) sec-Butylbenzene	7.110	105	33132	0.93 ug/L	97
102) 4-Isopropyltoluene	7.220	119	25290	0.83 ug/L	97
103) 1,3-Dichlorobenzene	7.261	146	16115	0.95 ug/L	97
104) 1,2,3-Trimethylbenzene	7.356	105	29952	0.98 ug/L	90
105) 1,4-Dichlorobenzene	7.324	146	21429m	1.17 ug/L	
106) n-Butylbenzene	7.549	92	10126	0.91 ug/L	93
107) Benzyl Chloride	7.513	126	2830m	0.75 ug/L	
108) 1,2-Dichlorobenzene	7.633	146	16057	1.01 ug/L	89
109) 1,2-Dibromo-3-Chloropr...	8.187	75	2433m	1.01 ug/L	
110) Hexachlorobutadiene	8.668	225	3546	1.30 ug/L	95
111) 1,2,4-Trichlorobenzene	8.674	180	8073	0.96 ug/L	90
112) Naphthalene	8.872	128	19680	0.68 ug/L	92
113) 1,2,3-Trichlorobenzene	8.993	180	8466	1.03 ug/L	93

(#) = qualifier out of range (m) = manual integration (+) = signals summed

Quantitation Report (QT Reviewed)

Data Path : C:\msdchem\1\DATA\2023-09-06\
Data File : 2P101225.D
Acq On : 6 Sep 2023 9:08 am
Operator : joannel
Sample : IC3836-1 Inst : MSVOA13-P
Misc : MS54514,V2P3836,,,,,
ALS Vial : 2 Sample Multiplier: 1

Quant Time: Sep 06 11:50:08 2023
Quant Method : C:\msdchem\1\METHODS\V2P_2023-9-06.M
Quant Title : SW-846 Method 5035A/8260B
QLast Update : Thu Aug 24 13:13:39 2023
Response via : Initial Calibration



Manual Integration Approval Summary

Sample Number: V2P3836-IC3836
Lab FileID: 2P101225.D
Injection Time: 09/06/23 09:08
Method: SW846 8260D
Analyst approved: 09/06/23 14:52 Jo-Ann Lugo De Jesus
Supervisor approved: 09/08/23 07:54 Karen Watson

Parameter	CAS	Sig#	R.T. (min.)	Reason
Methyl Iodide	74-88-4		2.05	Missed peak
Carbon Tetrachloride	56-23-5		3.25	Overlapping peak
Tetrahydrofuran	109-99-9		3.26	Missed peak
Isobutyl Alcohol	78-83-1		3.61	Poor instrument integration
1,4-Dioxane	123-91-1		4.25	Missed peak
2-Chloroethyl Vinyl Ether	110-75-8		4.47	Missed peak
1-Chlorohexane	544-10-5		5.62	Poor instrument integration
Ethylbenzene	100-41-4		5.66	Poor instrument integration
Bromoform	75-25-2		6.10	Missed peak
1,2,3-Trichloropropane	96-18-4		6.71	Missed peak
1,4-Dichlorobenzene	106-46-7		7.32	Missed peak
Benzyl Chloride	100-44-7		7.51	Missed peak
1,2-Dibromo-3-chloropropane	96-12-8		8.19	Missed peak

Quantitation Report (Qedit)

Data Path : C:\msdchem\1\DATA\2023-09-06\
Data File : 2P101225.D
Acq On : 6 Sep 2023 9:08 am
Operator : joannel
Sample : IC3836-1 Inst : MSVOA13-P
Misc : MS54514,V2P3836,,,,,
ALS Vial : 2 Sample Multiplier: 1

Quant Time: Sep 06 11:46:08 2023
Quant Method : C:\msdchem\1\METHODS\V2P_2023-9-06.M
Quant Title : SW-846 Method 5035A/8260B
QLast Update : Thu Aug 24 13:13:39 2023
Response via : Initial Calibration

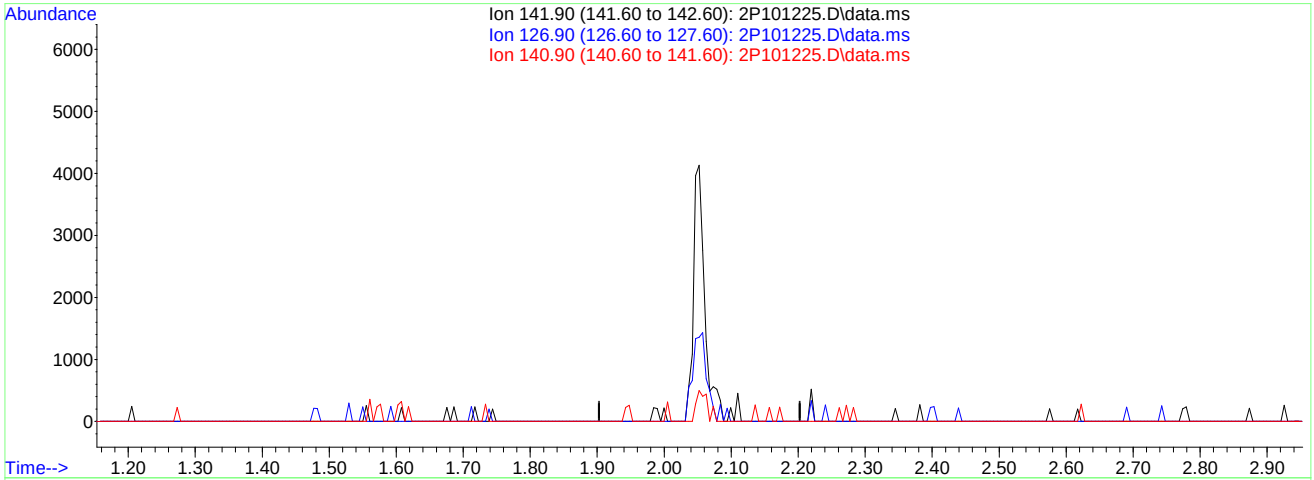

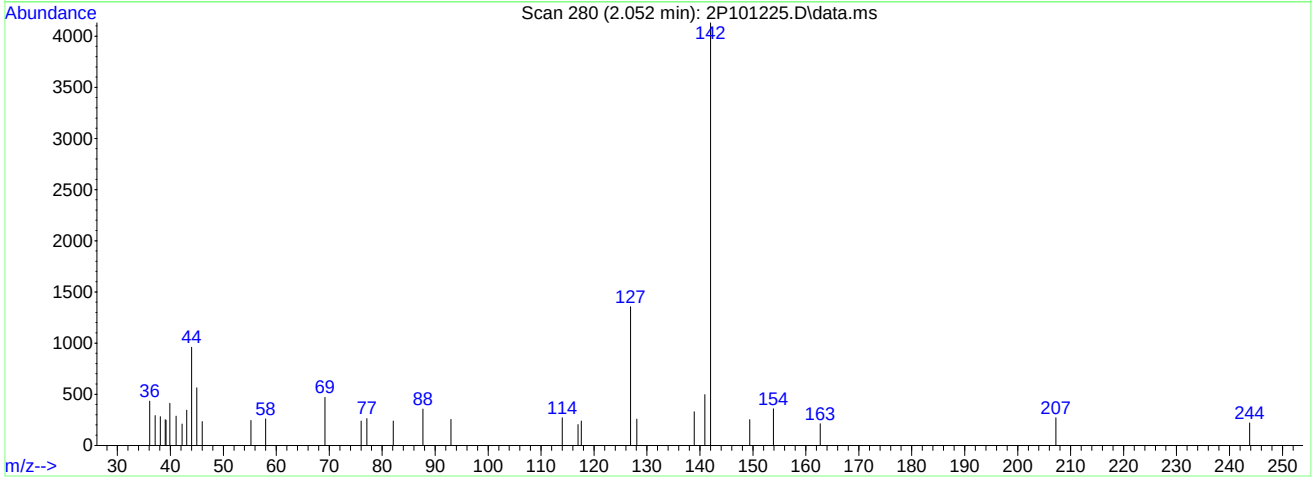

TIC: 2P101225.D\data.ms

(15) Iodomethane

2.053min (-2.053) 0.00ug/L

response 0

Ion	Exp%	Act%
141.90	100	0.00
126.90	36.00	0.00#
140.90	12.50	0.00
0.00	0.00	0.00

Quantitation Report (Qedit)

Data Path : C:\msdchem\1\DATA\2023-09-06\
Data File : 2P101225.D
Acq On : 6 Sep 2023 9:08 am
Operator : joannel
Sample : IC3836-1 Inst : MSVOA13-P
Misc : MS54514,V2P3836,,,,,
ALS Vial : 2 Sample Multiplier: 1

Quant Time: Sep 06 11:46:08 2023
Quant Method : C:\msdchem\1\METHODS\V2P_2023-9-06.M
Quant Title : SW-846 Method 5035A/8260B
QLast Update : Thu Aug 24 13:13:39 2023
Response via : Initial Calibration

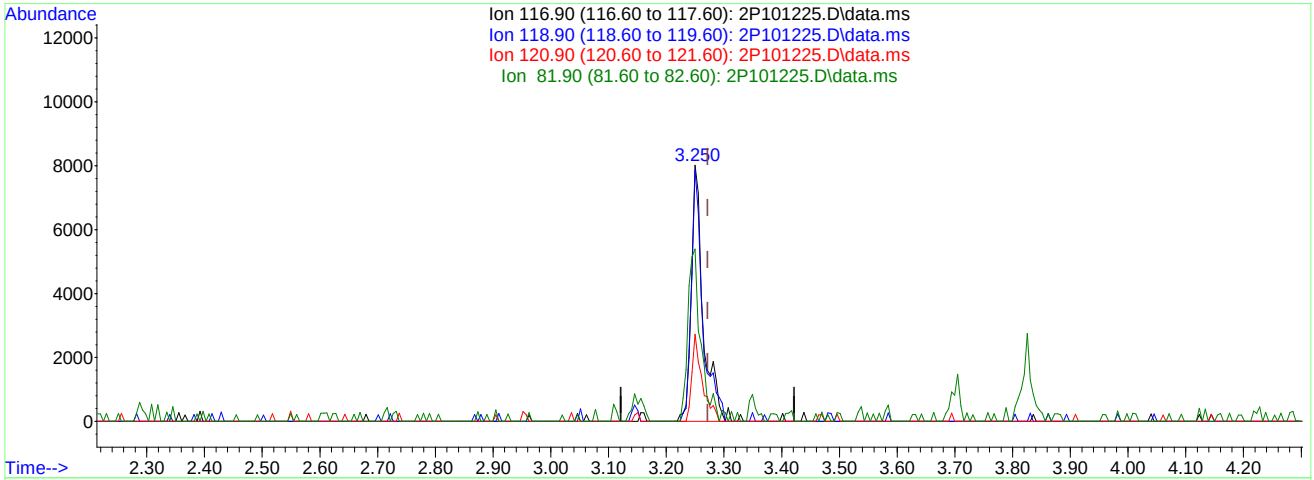

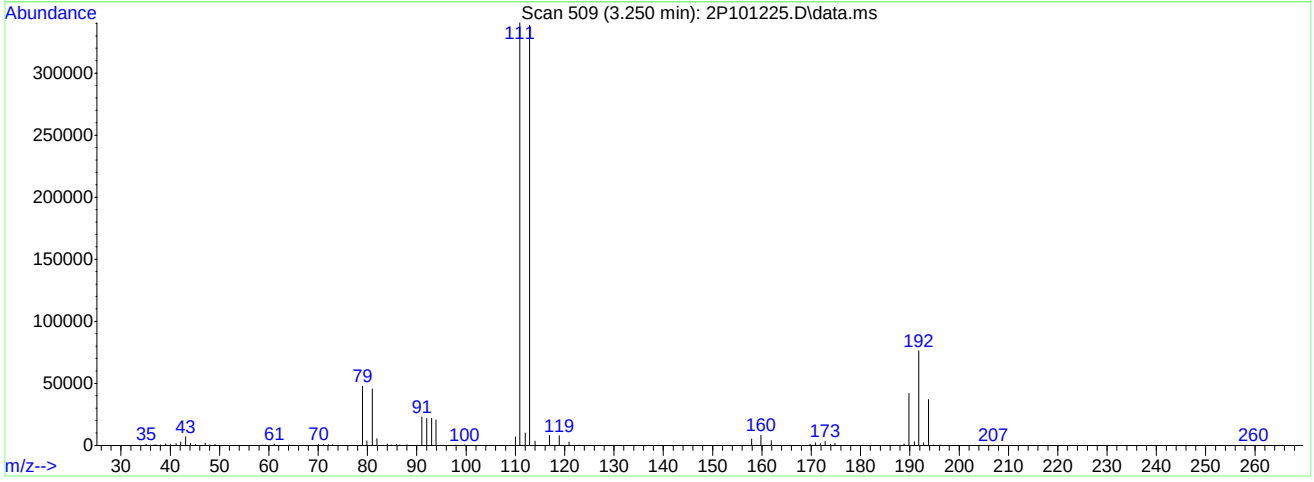

TIC: 2P101225.D\data.ms

(40) Carbon Tetrachloride ( )

3.250min (-0.022) 1.32ug/L

response 11315

Ion	Exp%	Act%
116.90	100	100
118.90	94.20	98.28
120.90	31.40	34.07
81.90	24.30	67.29#

Quantitation Report (Qedit)

Data Path : C:\msdchem\1\DATA\2023-09-06\
Data File : 2P101225.D
Acq On : 6 Sep 2023 9:08 am
Operator : joannel
Sample : IC3836-1 Inst : MSVOA13-P
Misc : MS54514,V2P3836,,,,,
ALS Vial : 2 Sample Multiplier: 1

Quant Time: Sep 06 11:46:08 2023
Quant Method : C:\msdchem\1\METHODS\V2P_2023-9-06.M
Quant Title : SW-846 Method 5035A/8260B
QLast Update : Thu Aug 24 13:13:39 2023
Response via : Initial Calibration

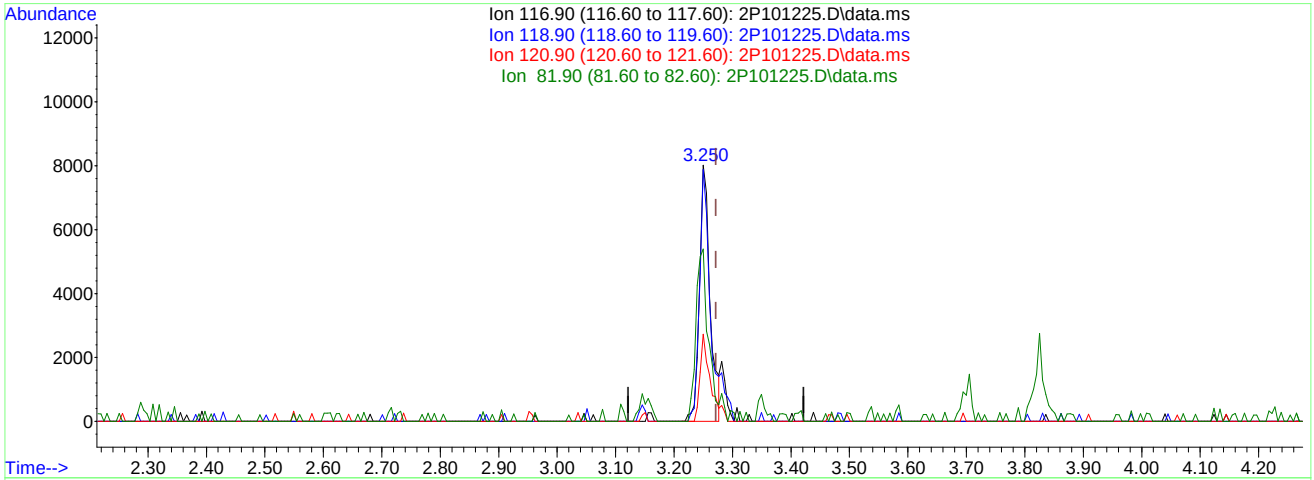

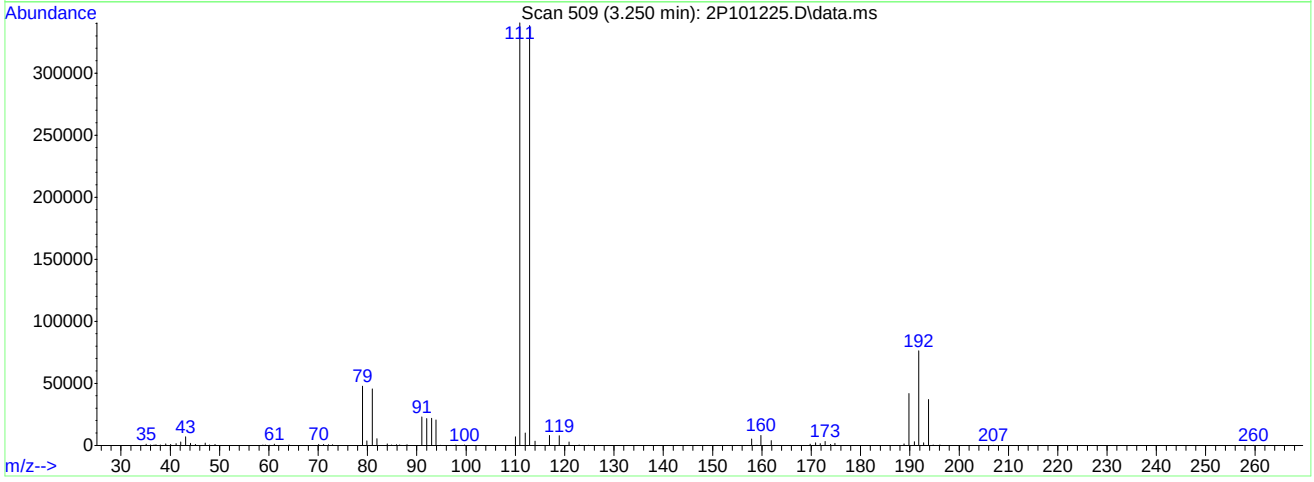

TIC: 2P101225.D\data.ms

(40) Carbon Tetrachloride ( )

3.250min (-0.022) 1.18ug/L m

response 10091

Ion	Exp%	Act%
116.90	100	100
118.90	94.20	98.28
120.90	31.40	34.07
81.90	24.30	67.29#

Quantitation Report (Qedit)

Data Path : C:\msdchem\1\DATA\2023-09-06\
Data File : 2P101225.D
Acq On : 6 Sep 2023 9:08 am
Operator : joannel
Sample : IC3836-1 Inst : MSVOA13-P
Misc : MS54514,V2P3836,,,,,
ALS Vial : 2 Sample Multiplier: 1

Quant Time: Sep 06 11:46:08 2023
Quant Method : C:\msdchem\1\METHODS\V2P_2023-9-06.M
Quant Title : SW-846 Method 5035A/8260B
QLast Update : Thu Aug 24 13:13:39 2023
Response via : Initial Calibration

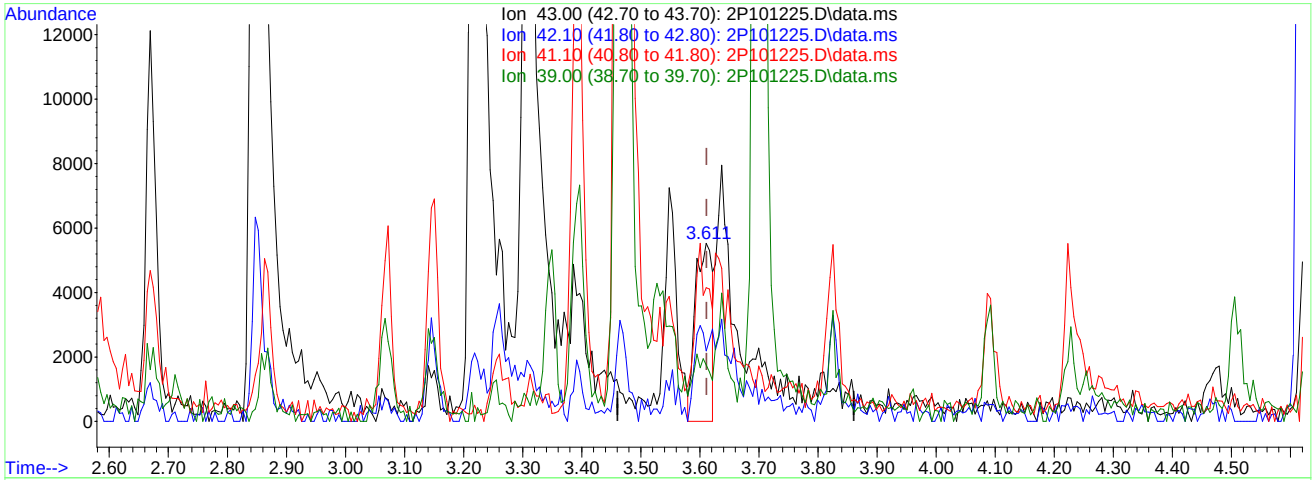

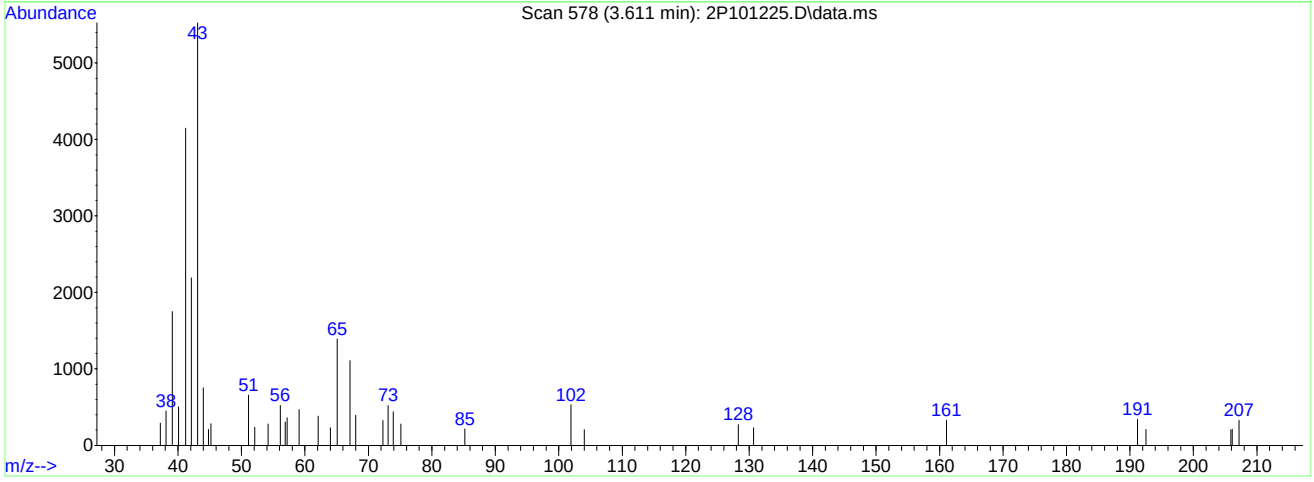

TIC: 2P101225.D\data.ms

(50) Isobutyl alcohol

3.611min (-0.000) 15.33ug/L m

response 10935

Ion	Exp%	Act%
43.00	100	100
42.10	58.10	39.65
41.10	70.70	75.03
39.00	25.60	31.63

Quantitation Report (Qedit)

Data Path : C:\msdchem\1\DATA\2023-09-06\
Data File : 2P101225.D
Acq On : 6 Sep 2023 9:08 am
Operator : joannel
Sample : IC3836-1 Inst : MSVOA13-P
Misc : MS54514,V2P3836,,,,,
ALS Vial : 2 Sample Multiplier: 1

Quant Time: Sep 06 11:46:08 2023
Quant Method : C:\msdchem\1\METHODS\V2P_2023-9-06.M
Quant Title : SW-846 Method 5035A/8260B
QLast Update : Thu Aug 24 13:13:39 2023
Response via : Initial Calibration

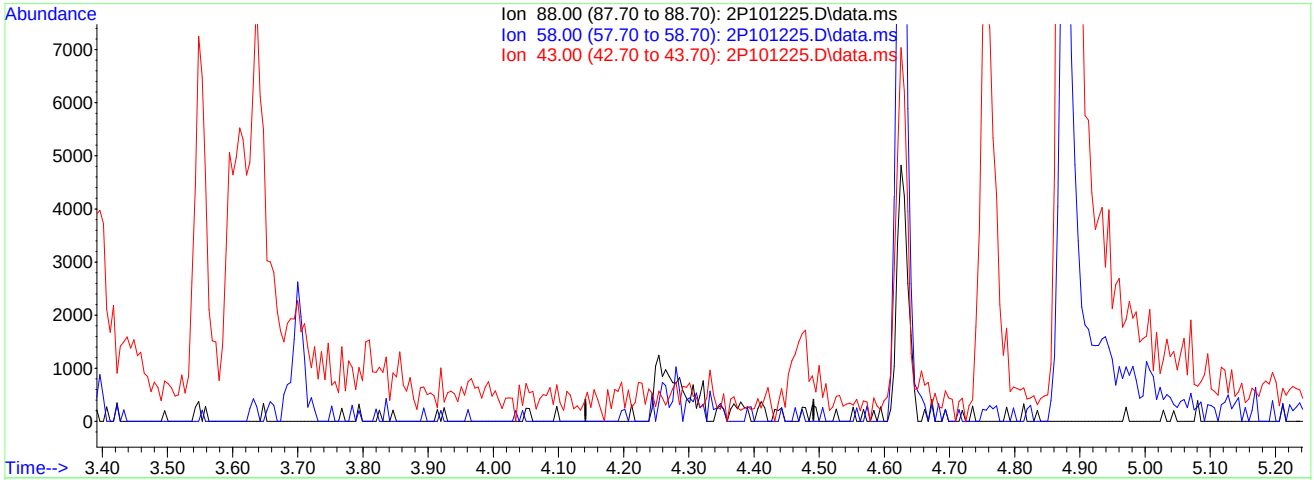

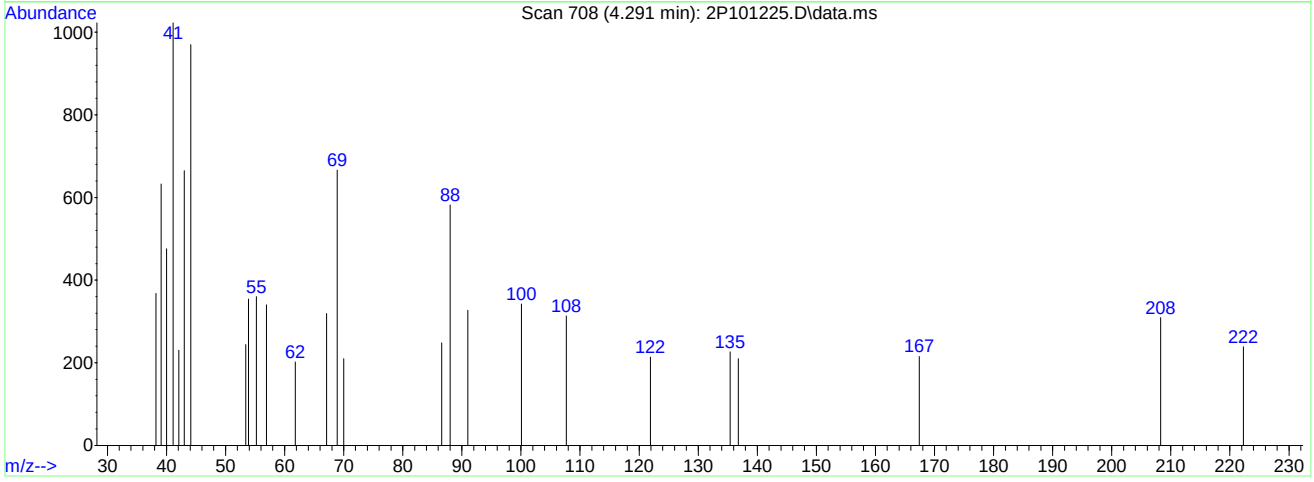

TIC: 2P101225.D\data.ms

(59) 1,4-Dioxane

4.292min (-4.292) 0.00ug/L

response 0

Ion	Exp%	Act%
88.00	100	0.00
58.00	62.10	0.00#
43.00	26.60	0.00
0.00	0.00	0.00

Quantitation Report (Qedit)

Data Path : C:\msdchem\1\DATA\2023-09-06\
Data File : 2P101225.D
Acq On : 6 Sep 2023 9:08 am
Operator : joannel
Sample : IC3836-1 Inst : MSVOA13-P
Misc : MS54514,V2P3836,,,,,
ALS Vial : 2 Sample Multiplier: 1

Quant Time: Sep 06 11:46:08 2023
Quant Method : C:\msdchem\1\METHODS\V2P_2023-9-06.M
Quant Title : SW-846 Method 5035A/8260B
QLast Update : Thu Aug 24 13:13:39 2023
Response via : Initial Calibration

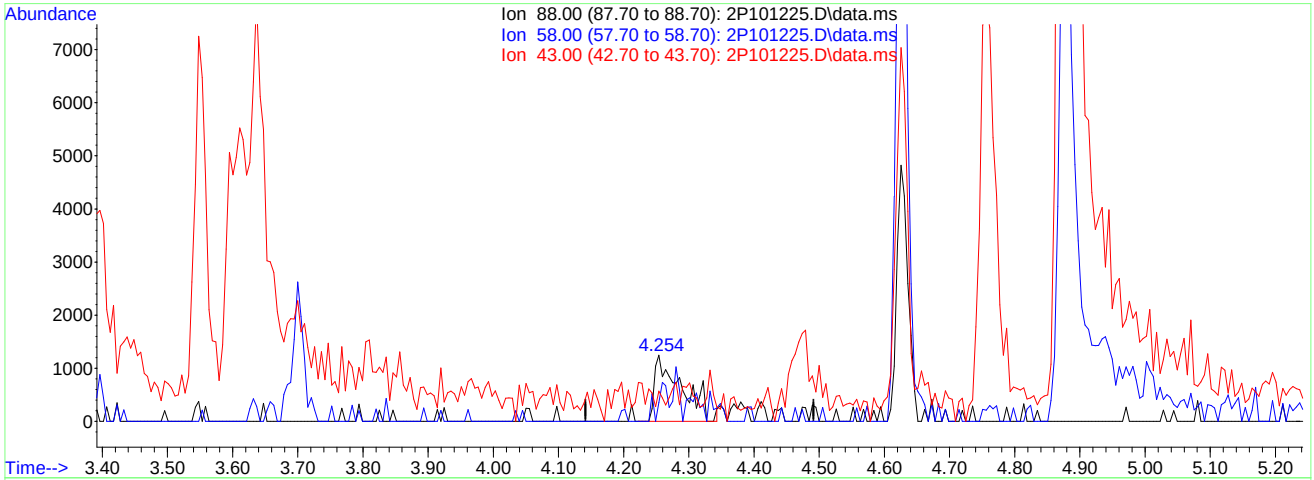

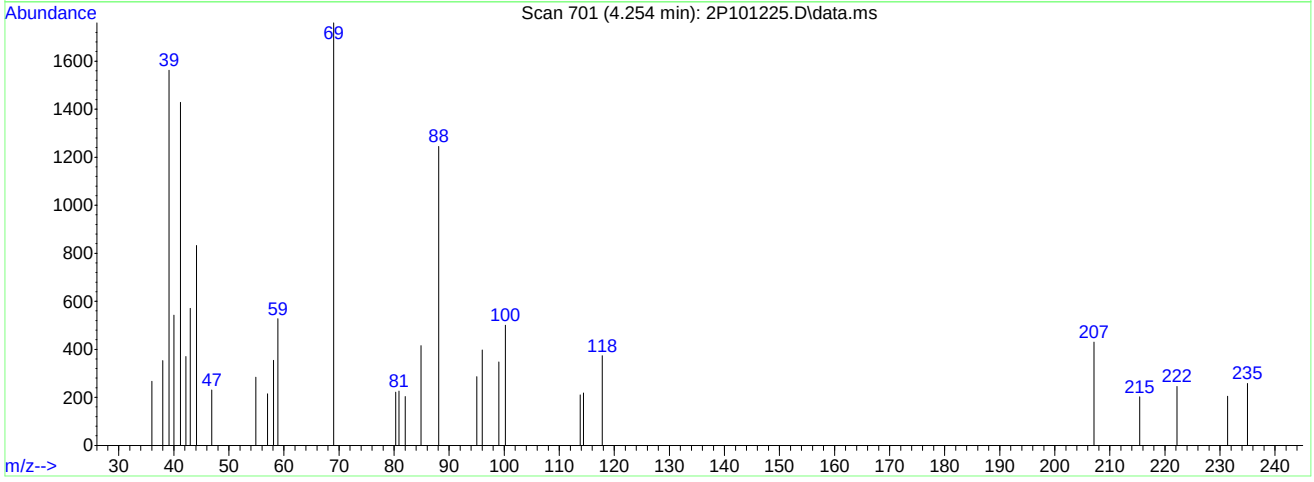

TIC: 2P101225.D\data.ms

(59) 1,4-Dioxane

4.254min (-0.037) 19.65ug/L m

response 3537

Ion	Exp%	Act%
88.00	100	100
58.00	62.10	28.43#
43.00	26.60	45.86
0.00	0.00	0.00

Quantitation Report (Qedit)

Data Path : C:\msdchem\1\DATA\2023-09-06\
Data File : 2P101225.D
Acq On : 6 Sep 2023 9:08 am
Operator : joannel
Sample : IC3836-1 Inst : MSVOA13-P
Misc : MS54514,V2P3836,,,,,
ALS Vial : 2 Sample Multiplier: 1

Quant Time: Sep 06 11:46:08 2023
Quant Method : C:\msdchem\1\METHODS\V2P_2023-9-06.M
Quant Title : SW-846 Method 5035A/8260B
QLast Update : Thu Aug 24 13:13:39 2023
Response via : Initial Calibration

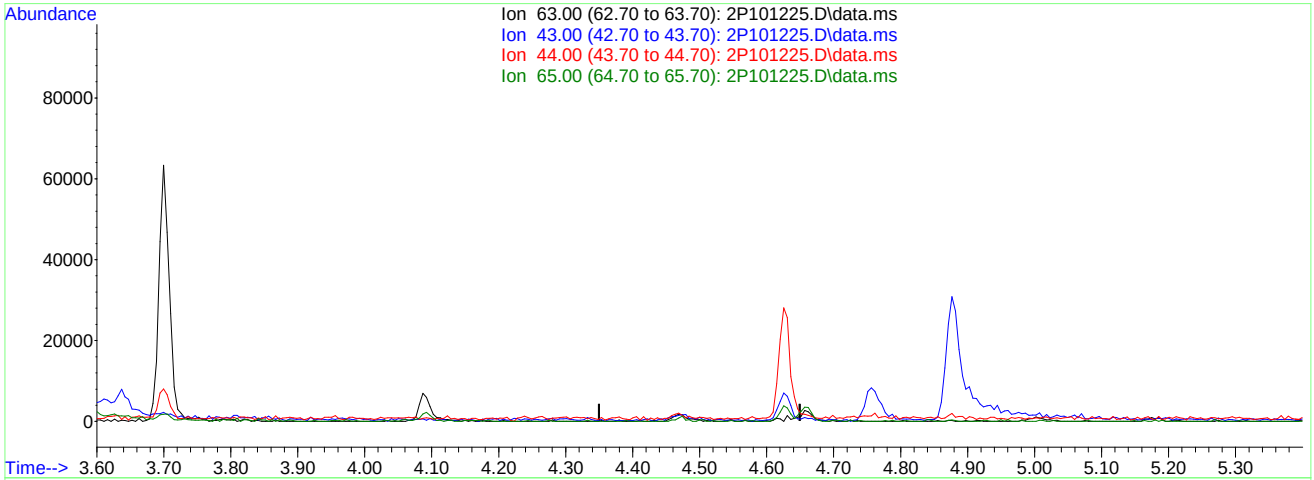

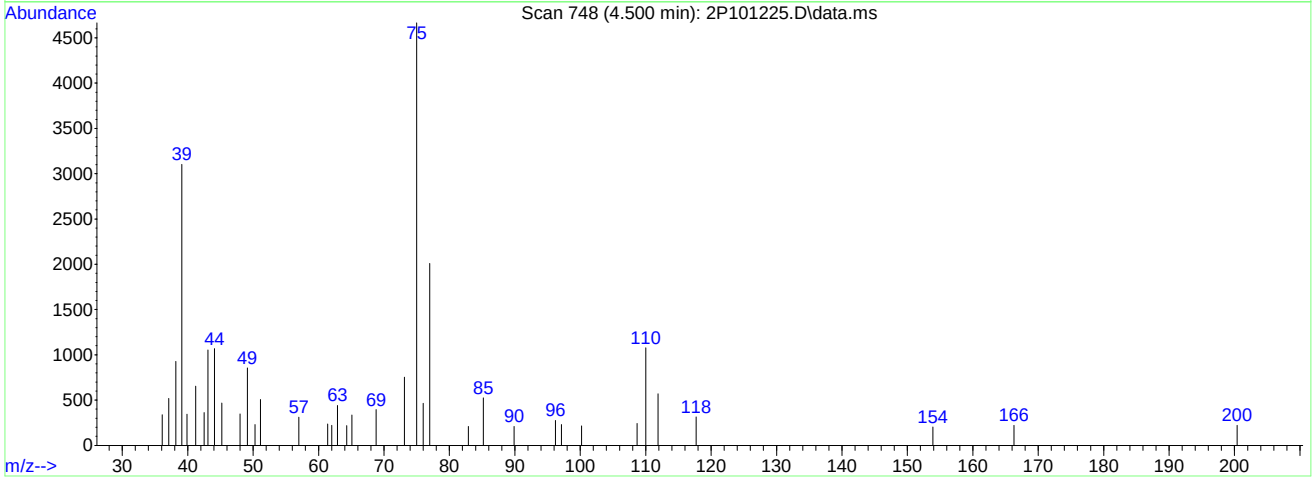

TIC: 2P101225.D\data.ms

(60) 2-Chloroethyl vinyl ether

4.500min (-4.500) 0.00ug/L

response 0

Ion	Exp%	Act%
63.00	100	0.00
43.00	75.10	0.00#
44.00	60.70	0.00#
65.00	32.30	0.00#

Quantitation Report (Qedit)

Data Path : C:\msdchem\1\DATA\2023-09-06\
Data File : 2P101225.D
Acq On : 6 Sep 2023 9:08 am
Operator : joannel
Sample : IC3836-1 Inst : MSVOA13-P
Misc : MS54514,V2P3836,,,,,
ALS Vial : 2 Sample Multiplier: 1

Quant Time: Sep 06 11:46:08 2023
Quant Method : C:\msdchem\1\METHODS\V2P_2023-9-06.M
Quant Title : SW-846 Method 5035A/8260B
QLast Update : Thu Aug 24 13:13:39 2023
Response via : Initial Calibration

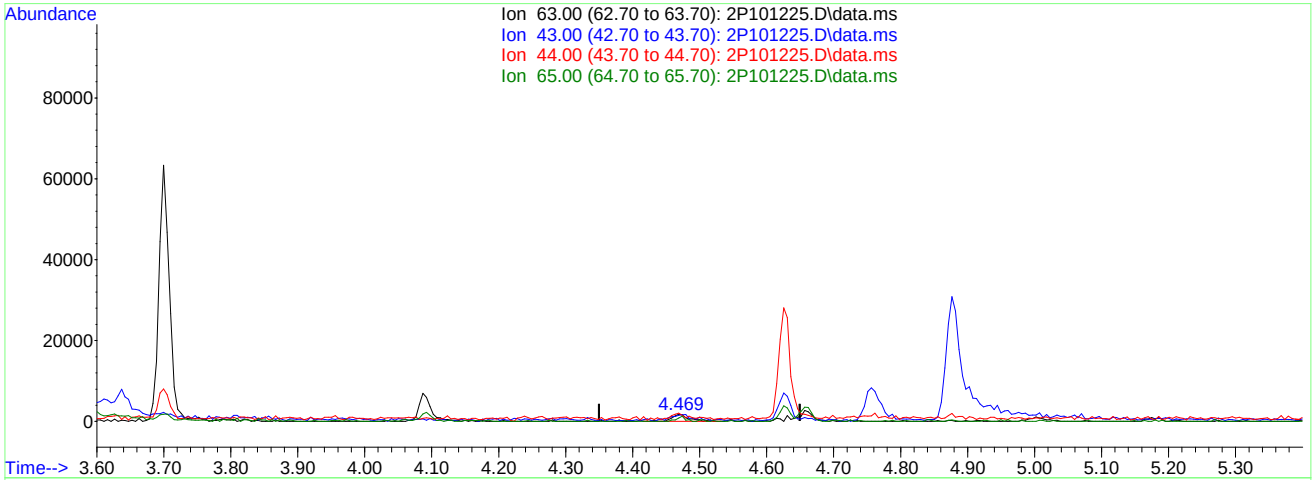

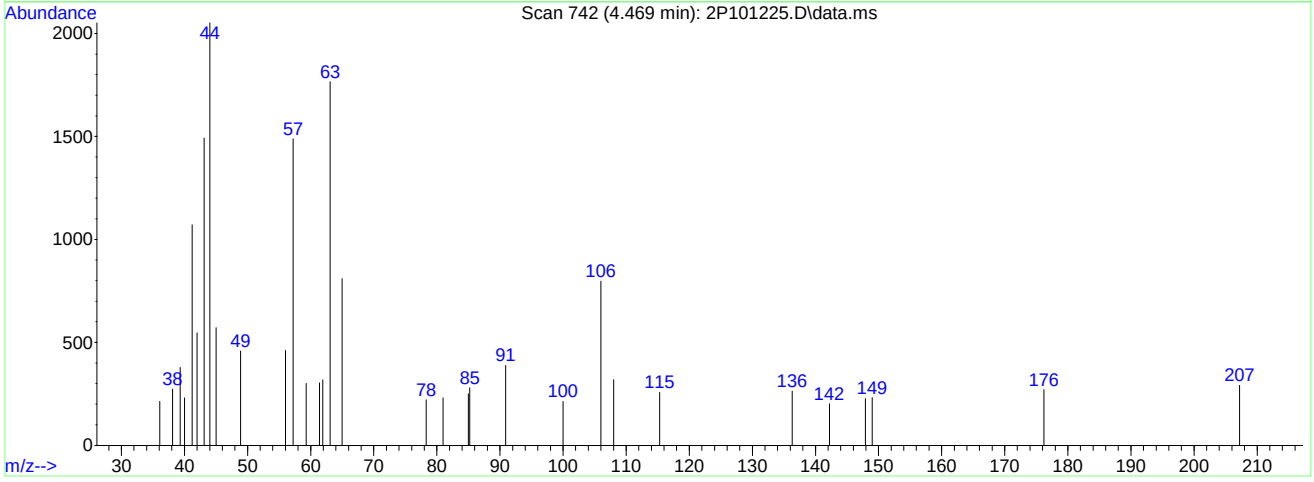

TIC: 2P101225.D\data.ms

(60) 2-Chloroethyl vinyl ether

4.469min (-0.031) 3.92ug/L m

response 3122

Ion	Exp%	Act%
63.00	100	100
43.00	75.10	84.48
44.00	60.70	116.19#
65.00	32.30	45.81

Quantitation Report (Qedit)

Data Path : C:\msdchem\1\DATA\2023-09-06\
Data File : 2P101225.D
Acq On : 6 Sep 2023 9:08 am
Operator : joannel
Sample : IC3836-1 Inst : MSVOA13-P
Misc : MS54514,V2P3836,,,,,
ALS Vial : 2 Sample Multiplier: 1

Quant Time: Sep 06 11:46:08 2023
Quant Method : C:\msdchem\1\METHODS\V2P_2023-9-06.M
Quant Title : SW-846 Method 5035A/8260B
QLast Update : Thu Aug 24 13:13:39 2023
Response via : Initial Calibration

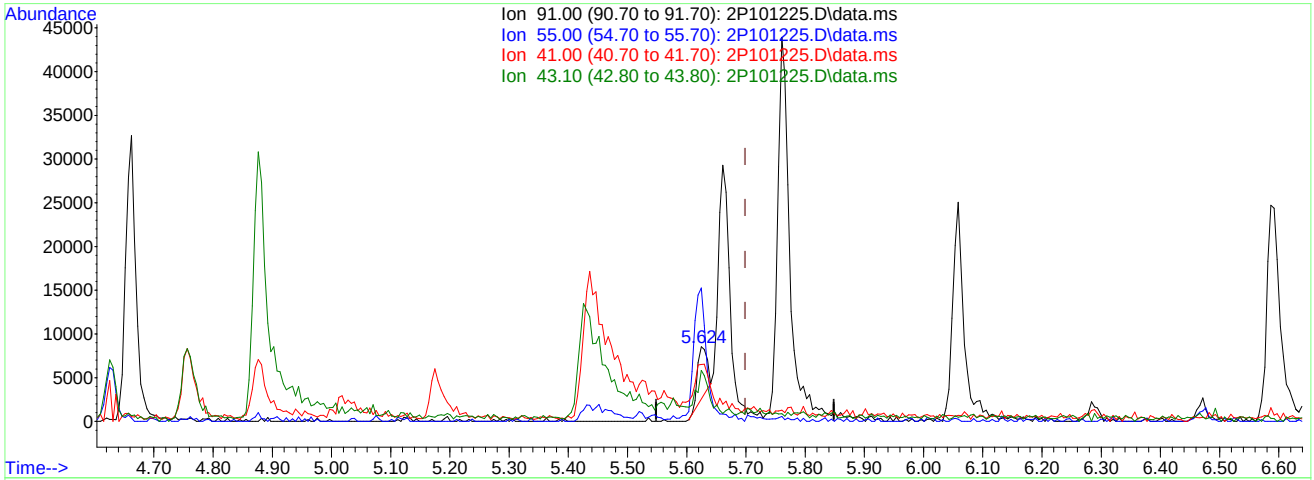

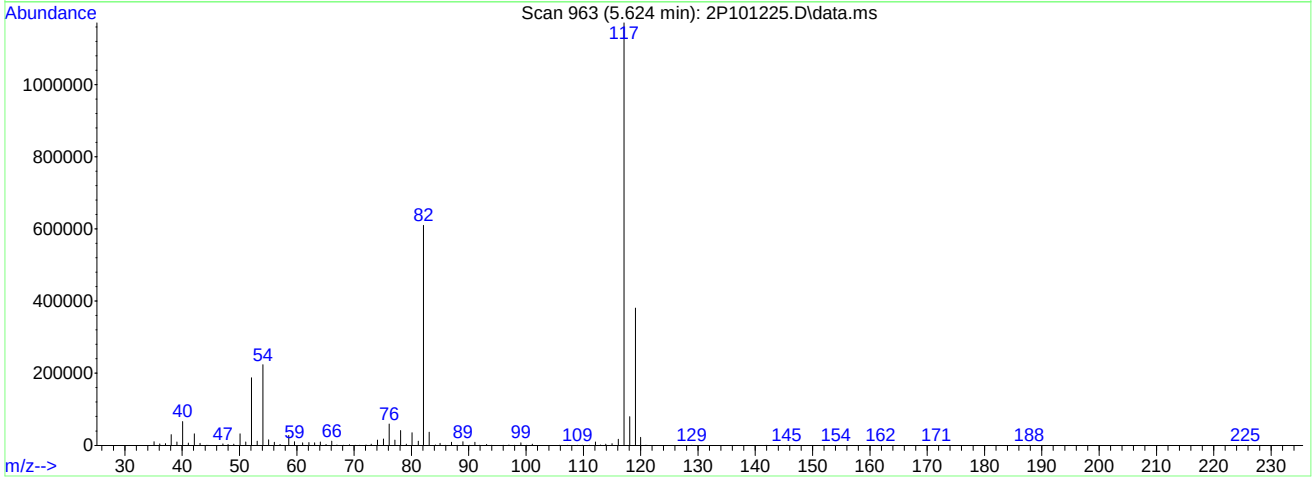

TIC: 2P101225.D\data.ms

(76) 1-Chlorohexane

5.624min (-0.074) 0.59ug/L

response 7060

Ion	Exp%	Act%
91.00	100	100
55.00	71.50	169.35#
41.00	59.20	50.05
43.10	51.50	50.34

Quantitation Report (Qedit)

Data Path : C:\msdchem\1\DATA\2023-09-06\
Data File : 2P101225.D
Acq On : 6 Sep 2023 9:08 am
Operator : joannel
Sample : IC3836-1 Inst : MSVOA13-P
Misc : MS54514,V2P3836,,,,,
ALS Vial : 2 Sample Multiplier: 1

Quant Time: Sep 06 11:46:08 2023
Quant Method : C:\msdchem\1\METHODS\V2P_2023-9-06.M
Quant Title : SW-846 Method 5035A/8260B
QLast Update : Thu Aug 24 13:13:39 2023
Response via : Initial Calibration

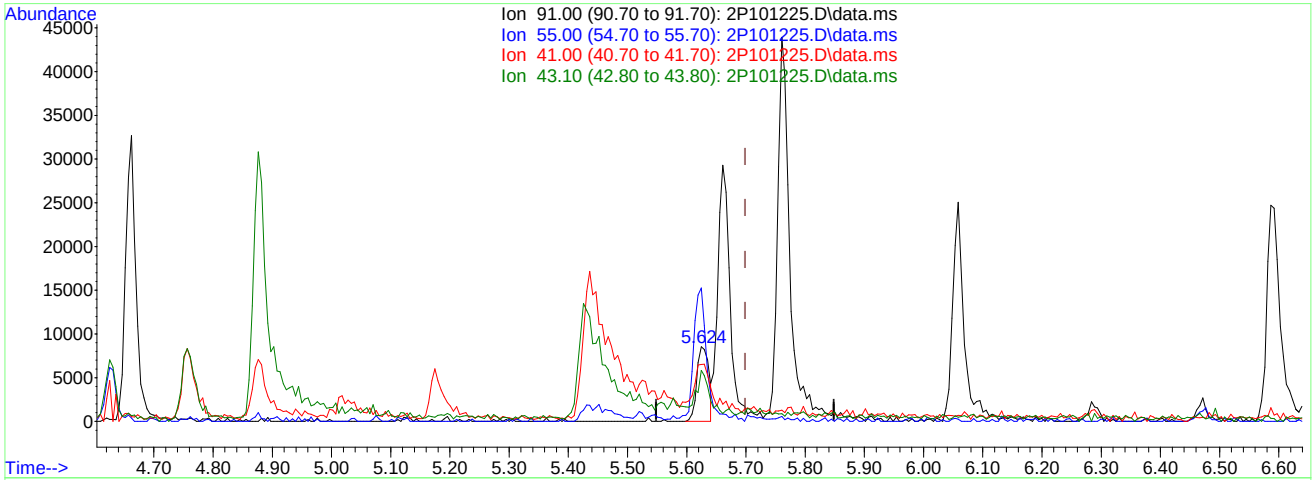

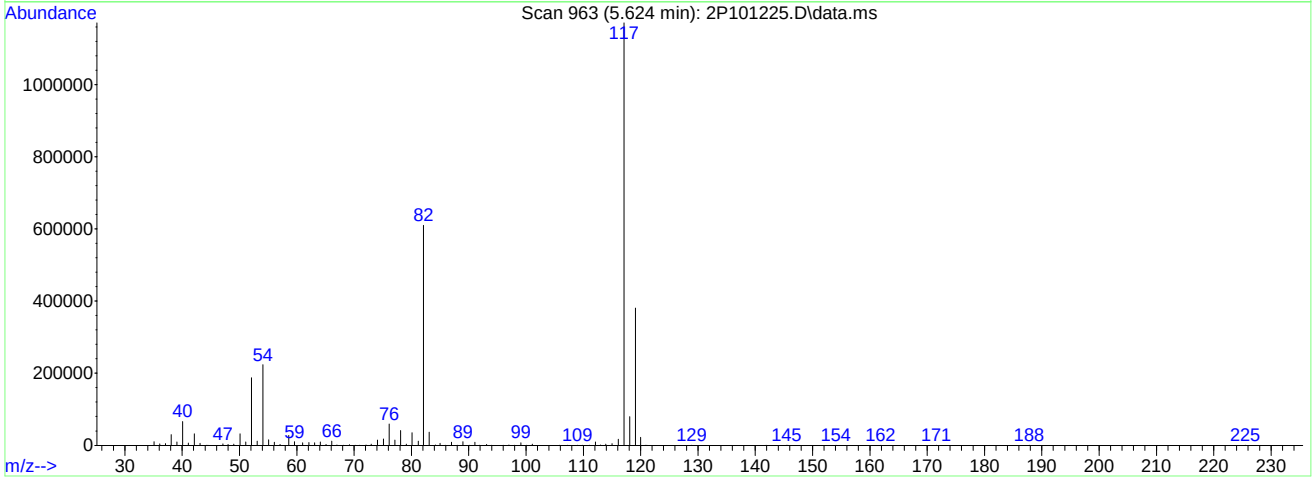

TIC: 2P101225.D\data.ms

(76) 1-Chlorohexane

5.624min (-0.074) 1.00ug/L m

response 12002

Ion	Exp%	Act%
91.00	100	100
55.00	71.50	178.54#
41.00	59.20	76.36
43.10	51.50	68.15

Quantitation Report (Qedit)

Data Path : C:\msdchem\1\DATA\2023-09-06\
Data File : 2P101225.D
Acq On : 6 Sep 2023 9:08 am
Operator : joannel
Sample : IC3836-1 Inst : MSVOA13-P
Misc : MS54514,V2P3836,,,,,
ALS Vial : 2 Sample Multiplier: 1

Quant Time: Sep 06 11:46:08 2023
Quant Method : C:\msdchem\1\METHODS\V2P_2023-9-06.M
Quant Title : SW-846 Method 5035A/8260B
QLast Update : Thu Aug 24 13:13:39 2023
Response via : Initial Calibration

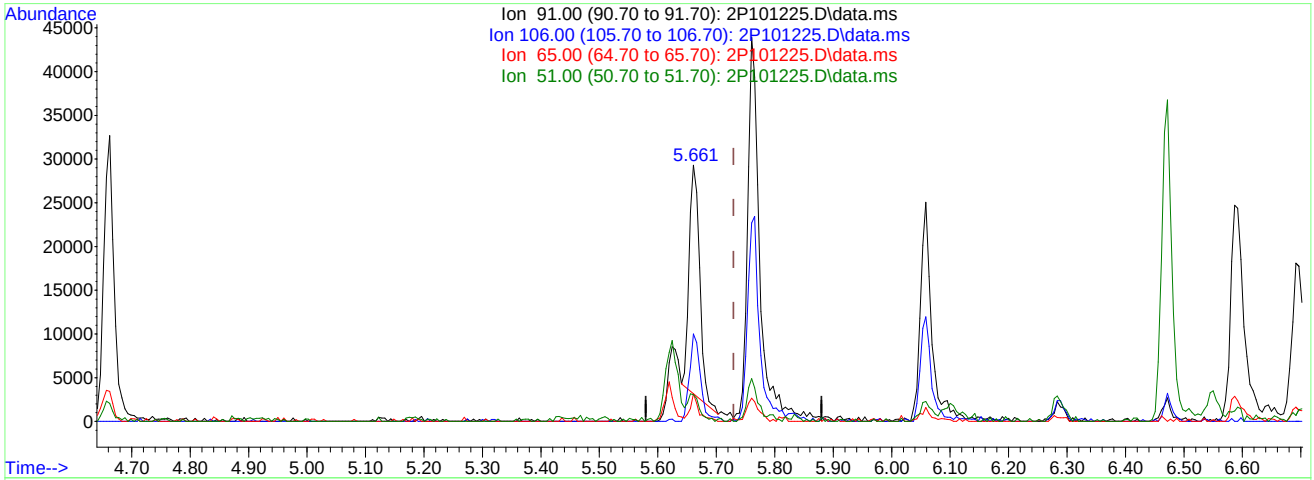

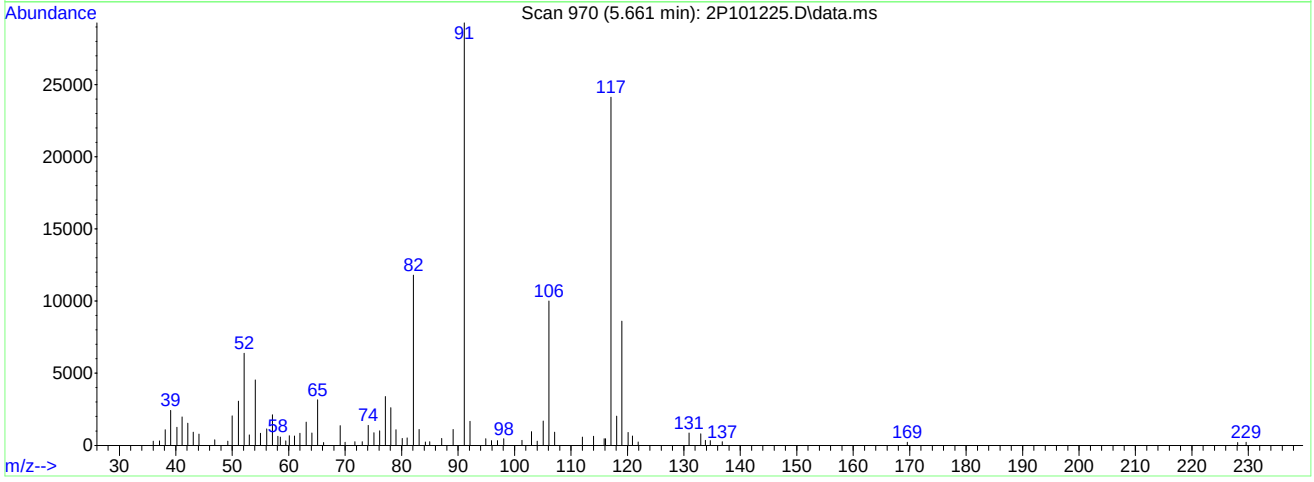

TIC: 2P101225.D\data.ms

(77) Ethylbenzene (C)

5.661min (-0.069) 0.79ug/L

response 32191

Ion	Exp%	Act%
91.00	100	100
106.00	33.50	35.20
65.00	8.10	11.09
51.00	9.70	9.83

Quantitation Report (Qedit)

Data Path : C:\msdchem\1\DATA\2023-09-06\
Data File : 2P101225.D
Acq On : 6 Sep 2023 9:08 am
Operator : joannel
Sample : IC3836-1 Inst : MSVOA13-P
Misc : MS54514,V2P3836,,,,,
ALS Vial : 2 Sample Multiplier: 1

Quant Time: Sep 06 11:46:08 2023
Quant Method : C:\msdchem\1\METHODS\V2P_2023-9-06.M
Quant Title : SW-846 Method 5035A/8260B
QLast Update : Thu Aug 24 13:13:39 2023
Response via : Initial Calibration

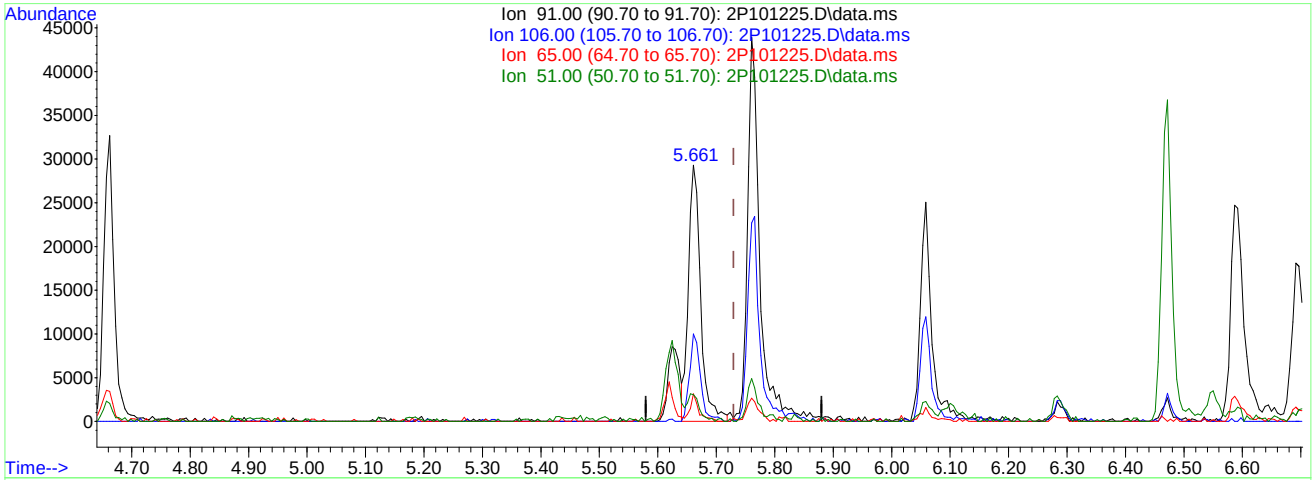

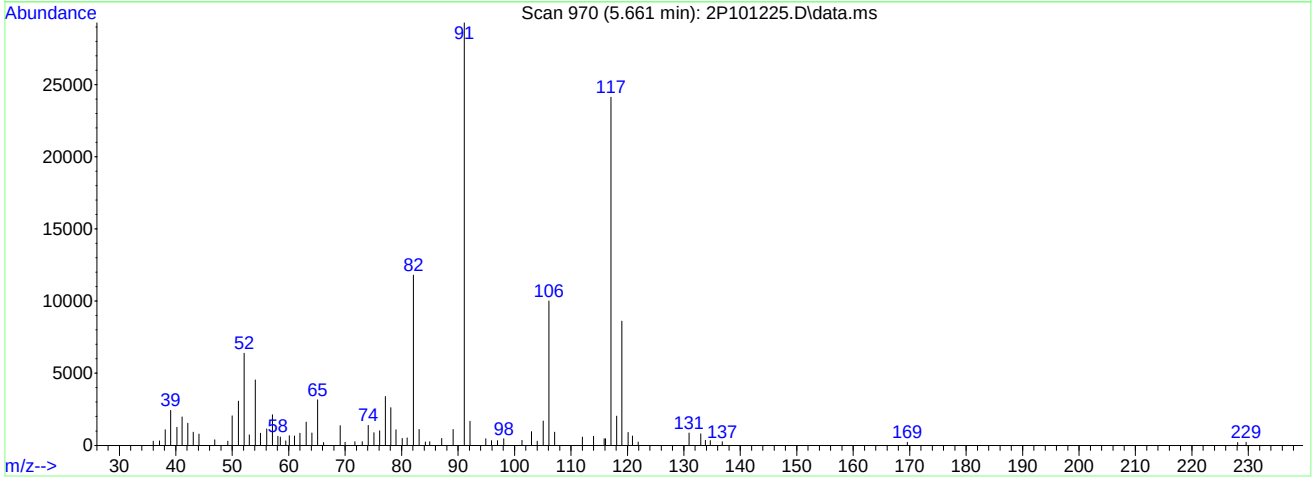

TIC: 2P101225.D\data.ms

(77) Ethylbenzene (C)

5.661min (-0.069) 1.05ug/L m

response 42763

Ion	Exp%	Act%
91.00	100	100
106.00	33.50	34.17
65.00	8.10	10.76
51.00	9.70	10.45

Quantitation Report (Qedit)

Data Path : C:\msdchem\1\DATA\2023-09-06\
Data File : 2P101225.D
Acq On : 6 Sep 2023 9:08 am
Operator : joannel
Sample : IC3836-1 Inst : MSVOA13-P
Misc : MS54514,V2P3836,,,,,
ALS Vial : 2 Sample Multiplier: 1

Quant Time: Sep 06 11:46:08 2023
Quant Method : C:\msdchem\1\METHODS\V2P_2023-9-06.M
Quant Title : SW-846 Method 5035A/8260B
QLast Update : Thu Aug 24 13:13:39 2023
Response via : Initial Calibration

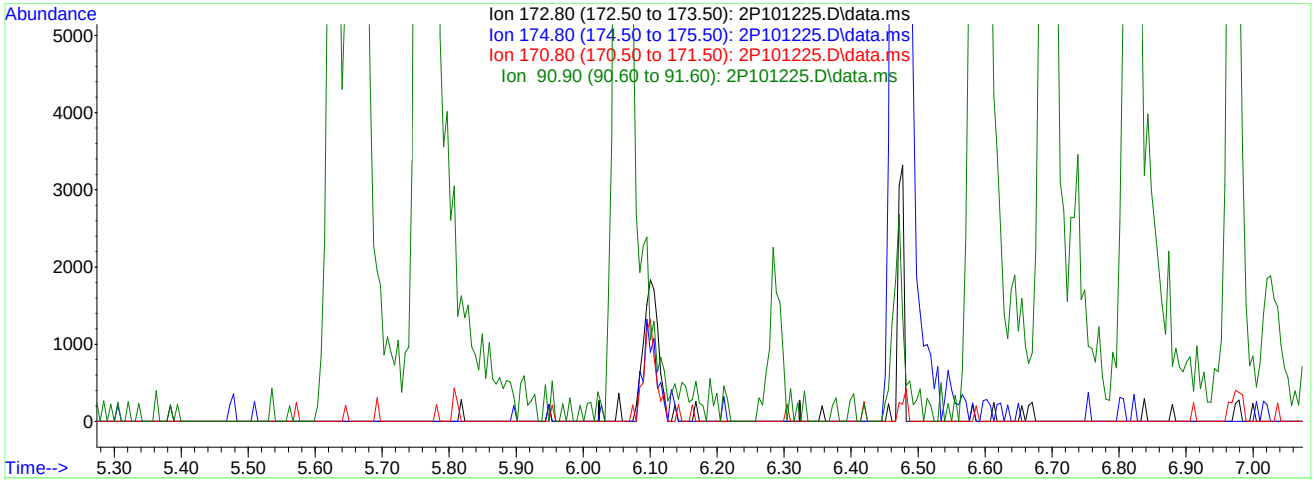

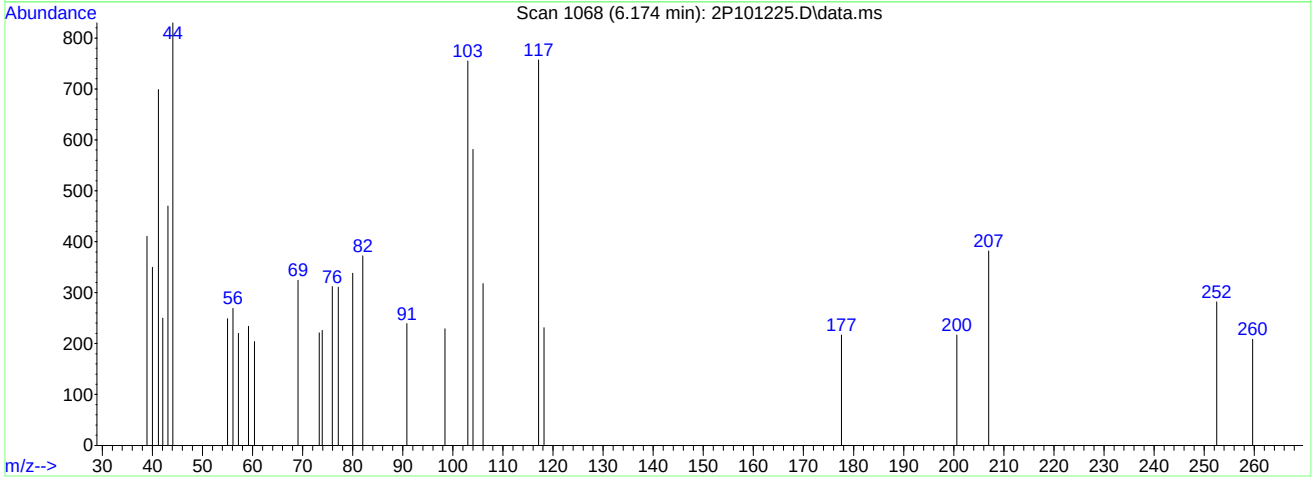

TIC: 2P101225.D\data.ms

(83) Bromoform (P)

6.174min (-6.174) 0.00ug/L

response 0

Ion	Exp%	Act%
172.80	100	0.00
174.80	47.30	0.00#
170.80	52.60	0.00#
90.90	24.70	0.00

Quantitation Report (Qedit)

Data Path : C:\msdchem\1\DATA\2023-09-06\
Data File : 2P101225.D
Acq On : 6 Sep 2023 9:08 am
Operator : joannel
Sample : IC3836-1 Inst : MSVOA13-P
Misc : MS54514,V2P3836,,,,,
ALS Vial : 2 Sample Multiplier: 1

Quant Time: Sep 06 11:46:08 2023
Quant Method : C:\msdchem\1\METHODS\V2P_2023-9-06.M
Quant Title : SW-846 Method 5035A/8260B
QLast Update : Thu Aug 24 13:13:39 2023
Response via : Initial Calibration

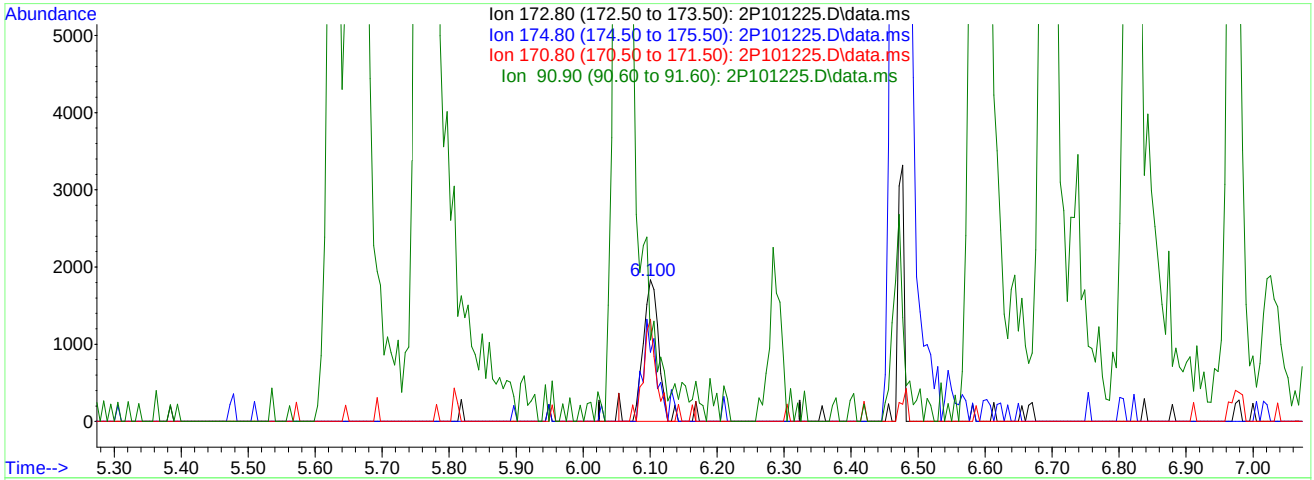

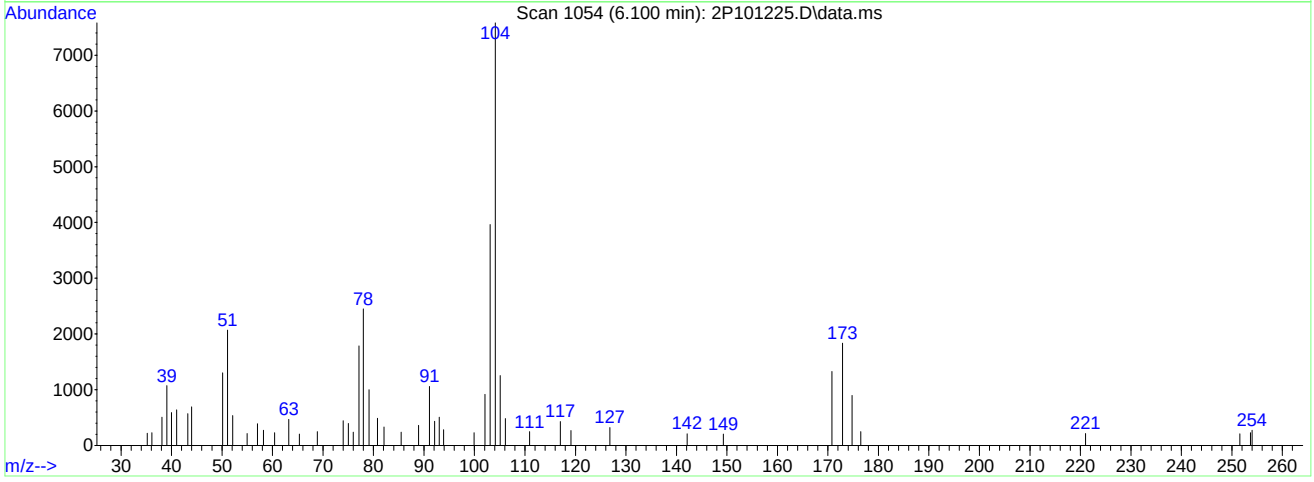

TIC: 2P101225.D\data.ms

(83) Bromoform (P)

6.100min (-0.074) 0.69ug/L m

response 2995

Ion	Exp%	Act%
172.80	100	100
174.80	47.30	48.94
170.80	52.60	72.21
90.90	24.70	57.55#

Quantitation Report (Qedit)

Data Path : C:\msdchem\1\DATA\2023-09-06\
Data File : 2P101225.D
Acq On : 6 Sep 2023 9:08 am
Operator : joannel
Sample : IC3836-1 Inst : MSVOA13-P
Misc : MS54514,V2P3836,,,,,
ALS Vial : 2 Sample Multiplier: 1

Quant Time: Sep 06 11:46:08 2023
Quant Method : C:\msdchem\1\METHODS\V2P_2023-9-06.M
Quant Title : SW-846 Method 5035A/8260B
QLast Update : Thu Aug 24 13:13:39 2023
Response via : Initial Calibration

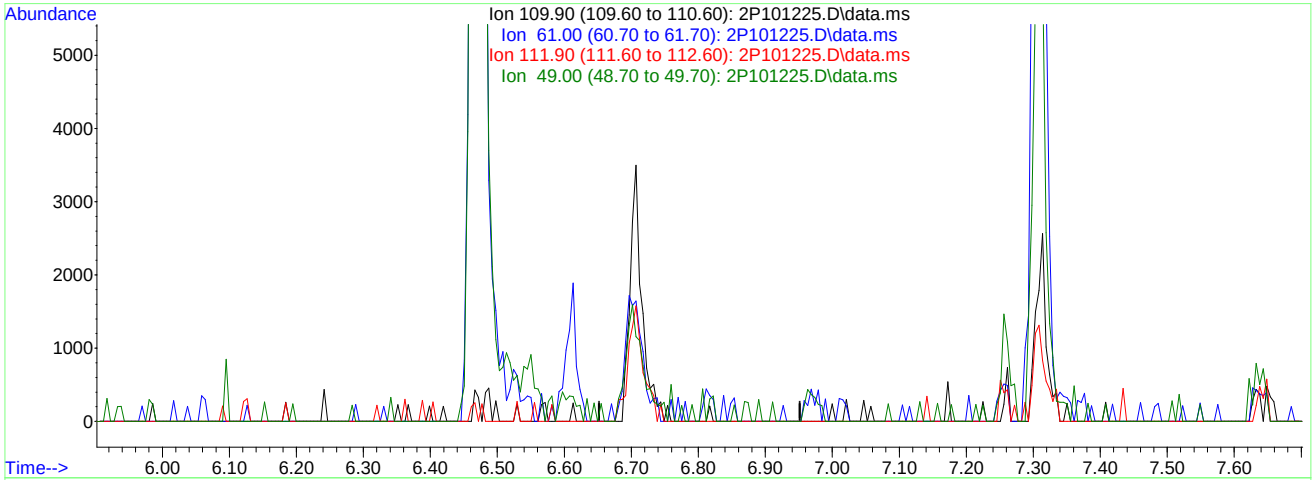

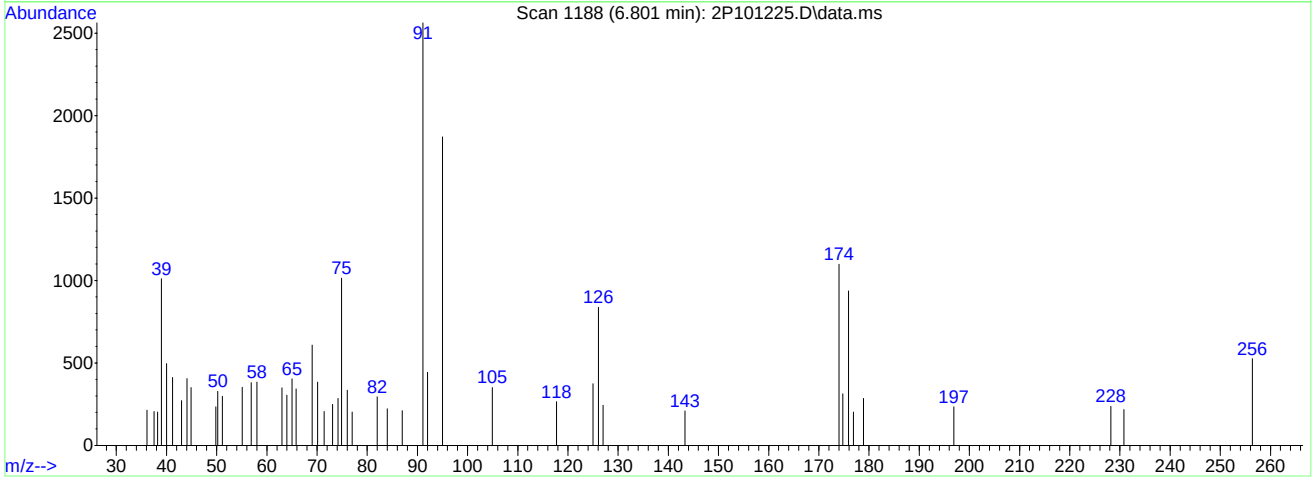

TIC: 2P101225.D\data.ms

(94) 1,2,3-Trichloropropane ( )

6.802min (-6.802) 0.00ug/L

response 0

Ion	Exp%	Act%
109.90	100	0.00
61.00	58.70	0.00#
111.90	60.70	0.00#
49.00	44.30	0.00#

Quantitation Report (Qedit)

Data Path : C:\msdchem\1\DATA\2023-09-06\
Data File : 2P101225.D
Acq On : 6 Sep 2023 9:08 am
Operator : joannel
Sample : IC3836-1 Inst : MSVOA13-P
Misc : MS54514,V2P3836,,,,,
ALS Vial : 2 Sample Multiplier: 1

Quant Time: Sep 06 11:46:08 2023
Quant Method : C:\msdchem\1\METHODS\V2P_2023-9-06.M
Quant Title : SW-846 Method 5035A/8260B
QLast Update : Thu Aug 24 13:13:39 2023
Response via : Initial Calibration

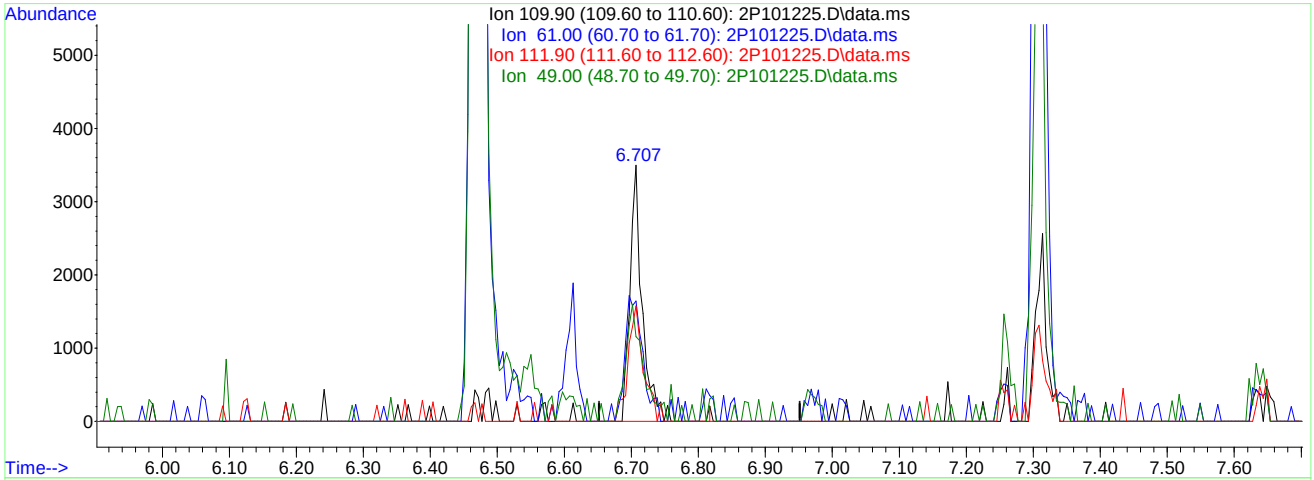

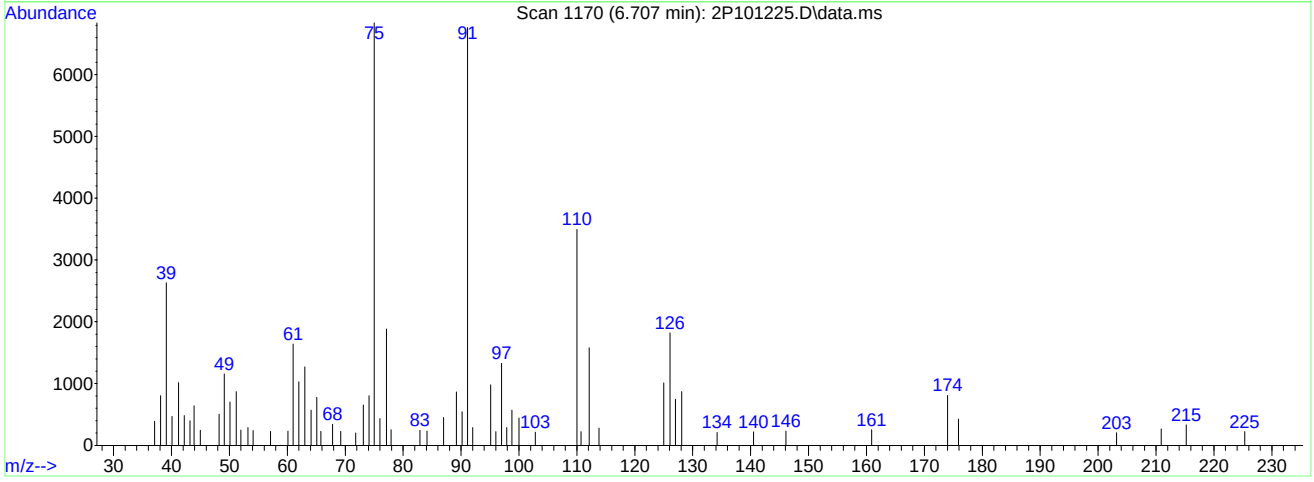

TIC: 2P101225.D\data.ms

(94) 1,2,3-Trichloropropane ( )

6.707min (-0.095) 1.08ug/L m

response 4539

Ion	Exp%	Act%
109.90	100	100
61.00	58.70	46.95
111.90	60.70	45.12
49.00	44.30	33.06

Quantitation Report (Qedit)

Data Path : C:\msdchem\1\DATA\2023-09-06\
Data File : 2P101225.D
Acq On : 6 Sep 2023 9:08 am
Operator : joannel
Sample : IC3836-1 Inst : MSVOA13-P
Misc : MS54514,V2P3836,,,,,
ALS Vial : 2 Sample Multiplier: 1

Quant Time: Sep 06 11:46:08 2023
Quant Method : C:\msdchem\1\METHODS\V2P_2023-9-06.M
Quant Title : SW-846 Method 5035A/8260B
QLast Update : Thu Aug 24 13:13:39 2023
Response via : Initial Calibration

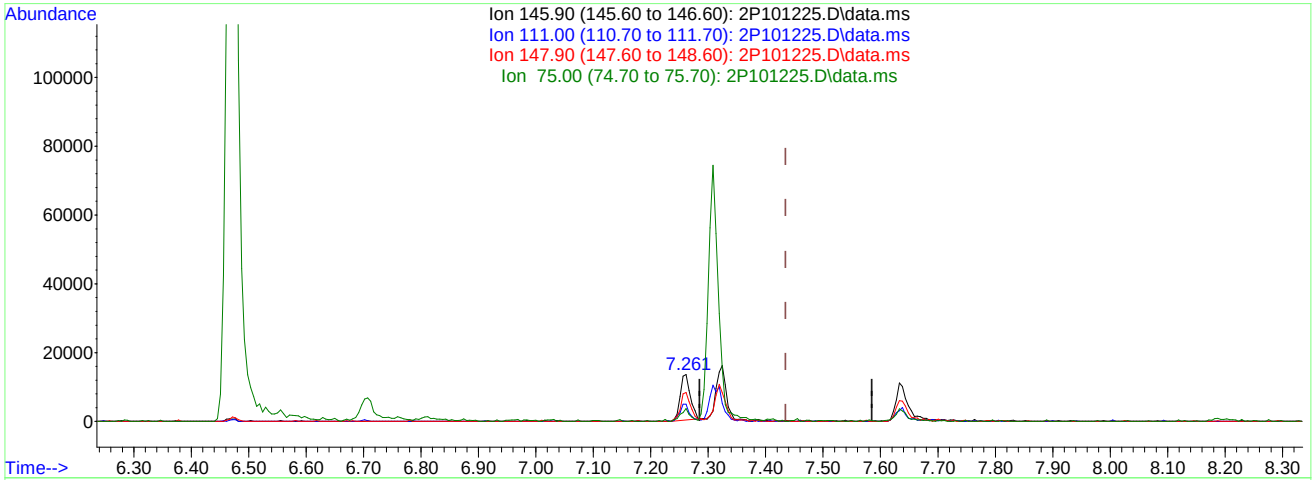

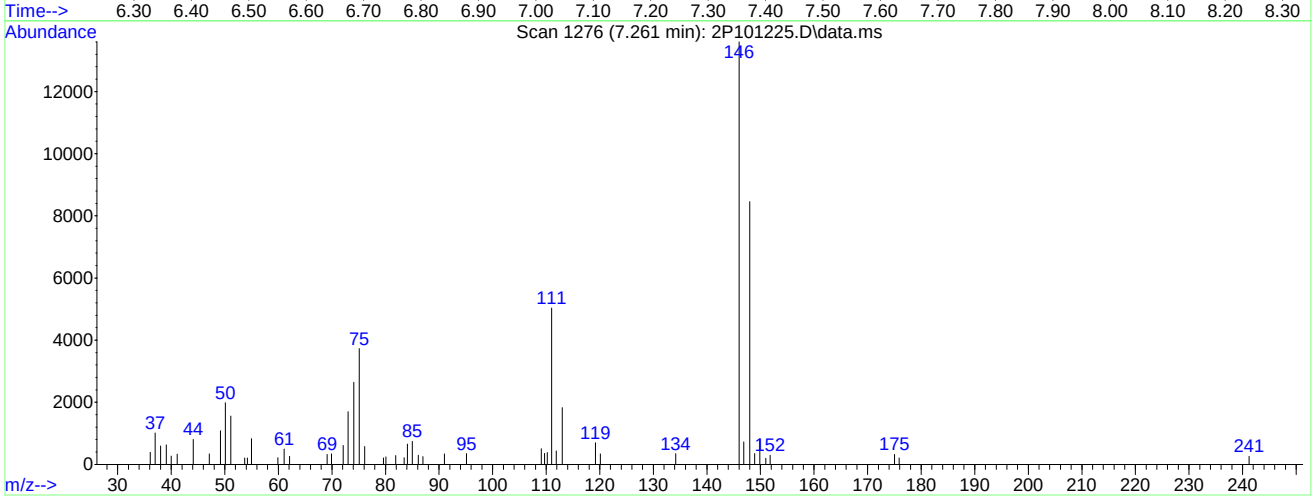

TIC: 2P101225.D\data.ms

(105) 1,4-Dichlorobenzene

7.261min (-0.173) 0.88ug/L

response 16115

Ion	Exp%	Act%
145.90	100	100
111.00	36.20	36.97
147.90	64.10	62.18
75.00	30.10	27.40

Quantitation Report (Qedit)

Data Path : C:\msdchem\1\DATA\2023-09-06\
Data File : 2P101225.D
Acq On : 6 Sep 2023 9:08 am
Operator : joannel
Sample : IC3836-1 Inst : MSVOA13-P
Misc : MS54514,V2P3836,,,,,
ALS Vial : 2 Sample Multiplier: 1

Quant Time: Sep 06 11:46:08 2023
Quant Method : C:\msdchem\1\METHODS\V2P_2023-9-06.M
Quant Title : SW-846 Method 5035A/8260B
QLast Update : Thu Aug 24 13:13:39 2023
Response via : Initial Calibration

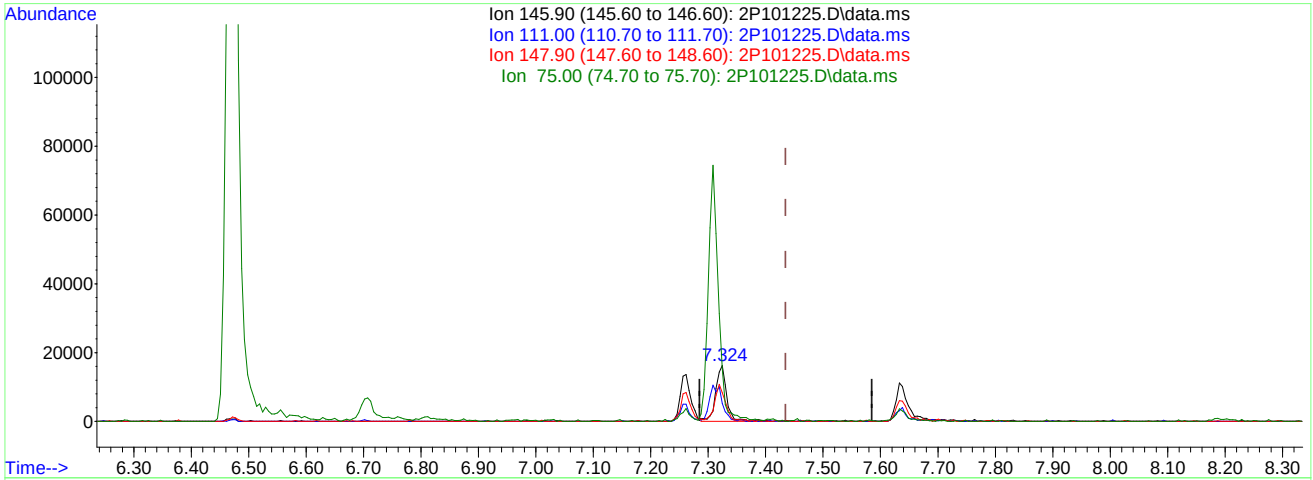

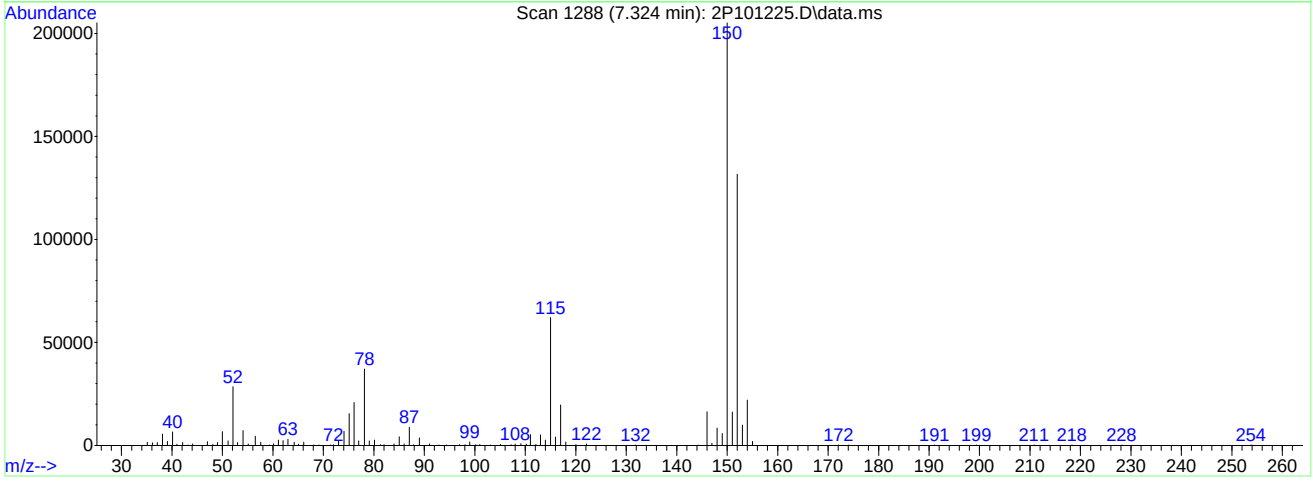

TIC: 2P101225.D\data.ms

(105) 1,4-Dichlorobenzene

7.324min (-0.111) 1.17ug/L m

response 21429

Ion	Exp%	Act%
145.90	100	100
111.00	36.20	32.27
147.90	64.10	51.35
75.00	30.10	94.65#

Quantitation Report (Qedit)

Data Path : C:\msdchem\1\DATA\2023-09-06\
Data File : 2P101225.D
Acq On : 6 Sep 2023 9:08 am
Operator : joannel
Sample : IC3836-1 Inst : MSVOA13-P
Misc : MS54514,V2P3836,,,,,
ALS Vial : 2 Sample Multiplier: 1

Quant Time: Sep 06 11:46:08 2023
Quant Method : C:\msdchem\1\METHODS\V2P_2023-9-06.M
Quant Title : SW-846 Method 5035A/8260B
QLast Update : Thu Aug 24 13:13:39 2023
Response via : Initial Calibration

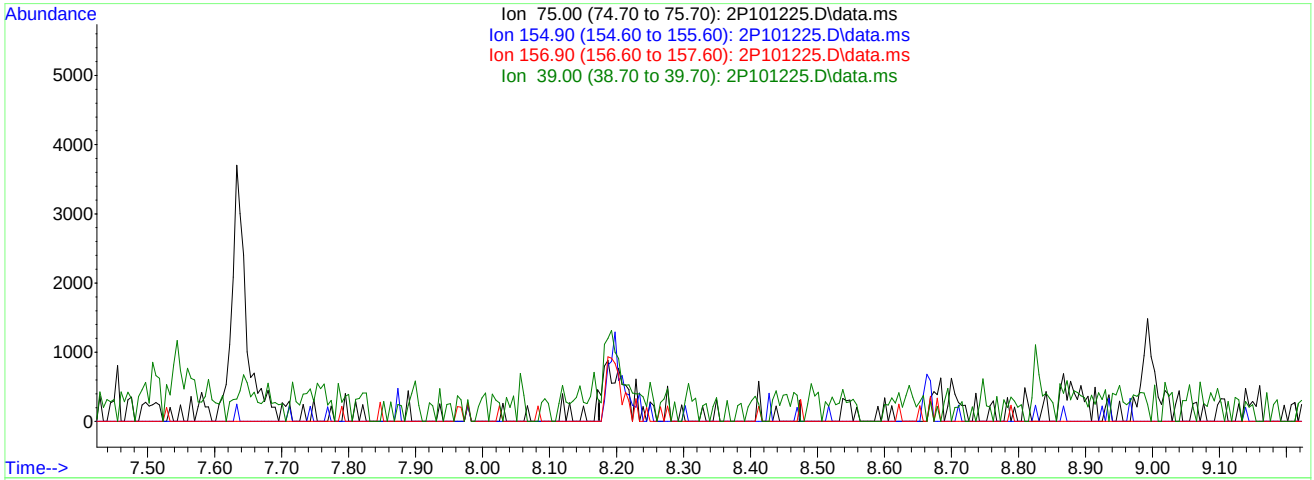

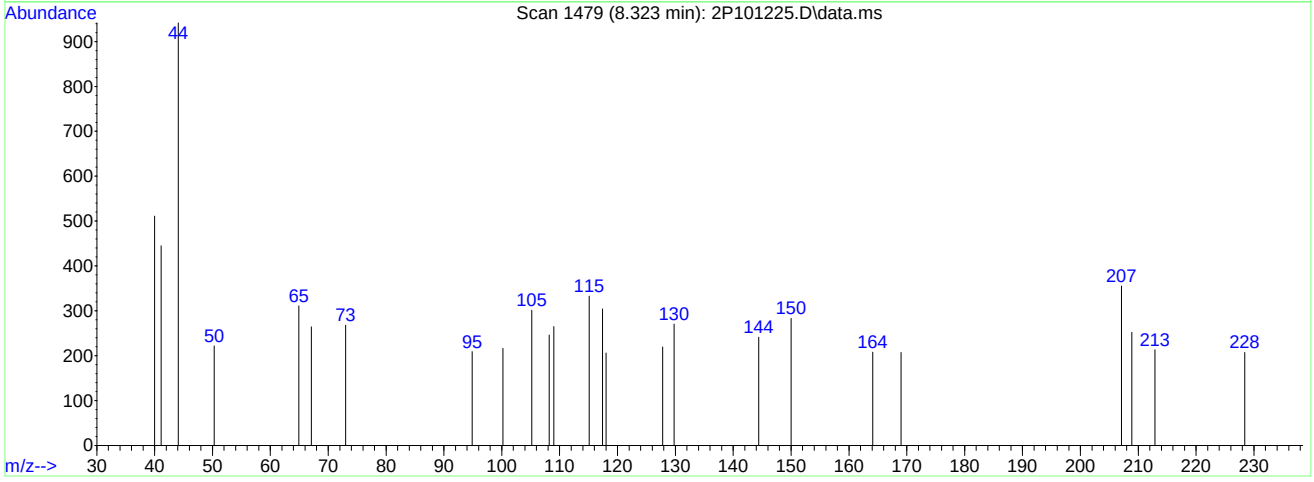

TIC: 2P101225.D\data.ms

(109) 1,2-Dibromo-3-Chloropropane

8.324min (-8.324) 0.00ug/L

response 0

Ion	Exp%	Act%
75.00	100	0.00
154.90	101.70	0.00#
156.90	120.80	0.00#
39.00	80.10	0.00#

Quantitation Report (Qedit)

Data Path : C:\msdchem\1\DATA\2023-09-06\
Data File : 2P101225.D
Acq On : 6 Sep 2023 9:08 am
Operator : joannel
Sample : IC3836-1 Inst : MSVOA13-P
Misc : MS54514,V2P3836,,,,,
ALS Vial : 2 Sample Multiplier: 1

Quant Time: Sep 06 11:46:08 2023
Quant Method : C:\msdchem\1\METHODS\V2P_2023-9-06.M
Quant Title : SW-846 Method 5035A/8260B
QLast Update : Thu Aug 24 13:13:39 2023
Response via : Initial Calibration

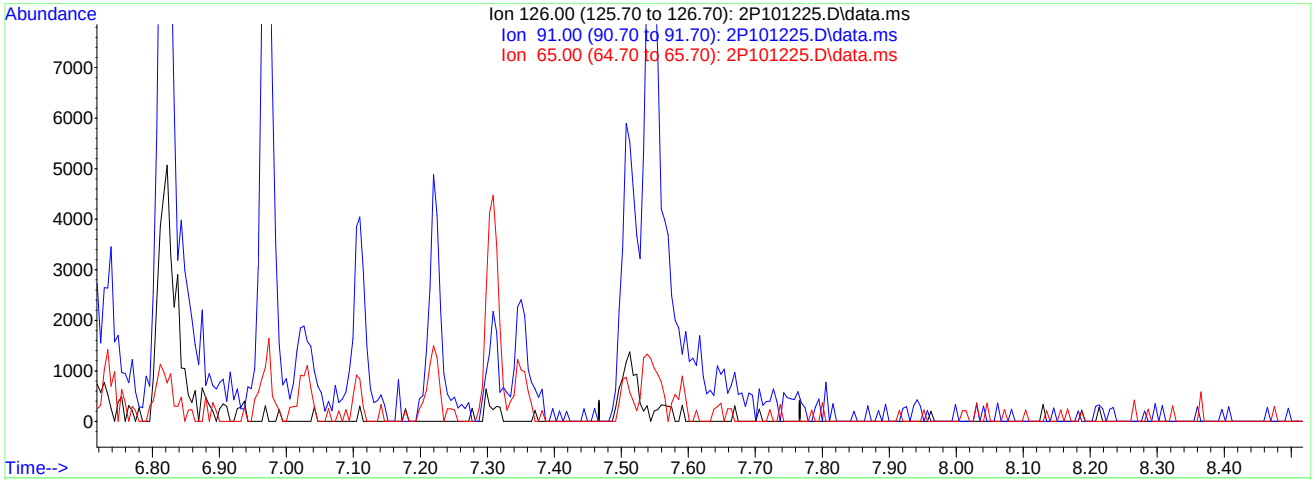

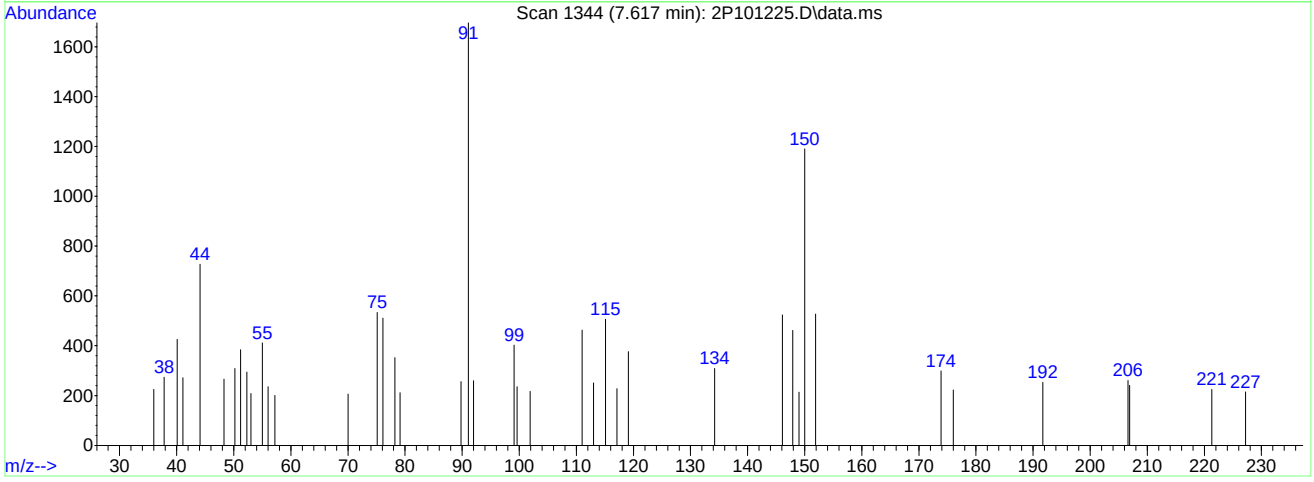

TIC: 2P101225.D\data.ms

(107) Benzyl Chloride

7.617min (-7.617) 0.00ug/L

response 0

Ion	Exp%	Act%
126.00	100	0.00
91.00	477.00	0.00#
65.00	52.30	0.00#
0.00	0.00	0.00

Quantitation Report (Qedit)

Data Path : C:\msdchem\1\DATA\2023-09-06\
Data File : 2P101225.D
Acq On : 6 Sep 2023 9:08 am
Operator : joannel
Sample : IC3836-1 Inst : MSVOA13-P
Misc : MS54514,V2P3836,,,,,
ALS Vial : 2 Sample Multiplier: 1

Quant Time: Sep 06 11:46:08 2023
Quant Method : C:\msdchem\1\METHODS\V2P_2023-9-06.M
Quant Title : SW-846 Method 5035A/8260B
QLast Update : Thu Aug 24 13:13:39 2023
Response via : Initial Calibration

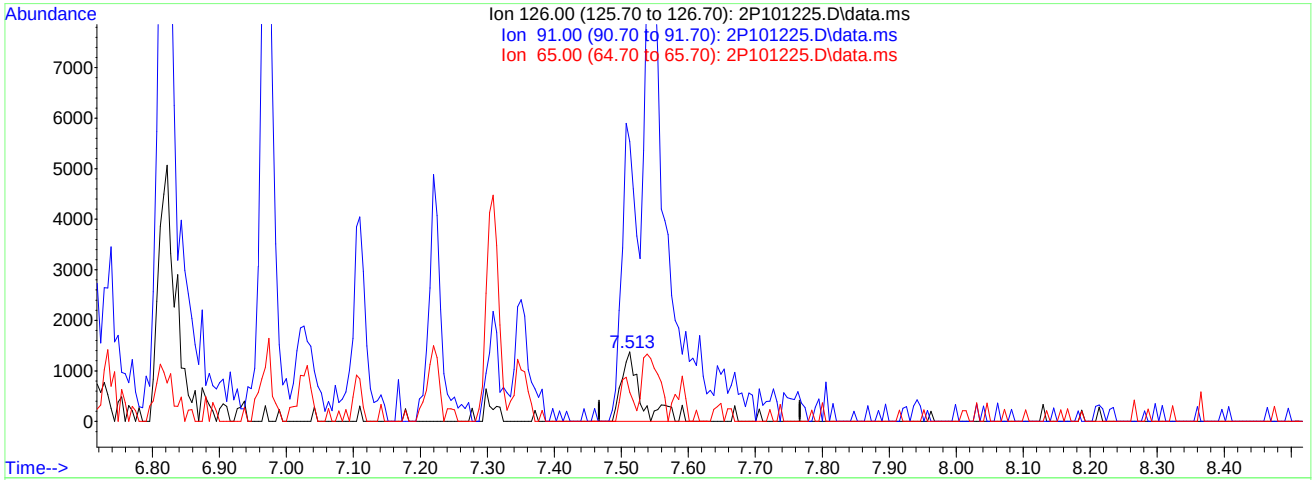

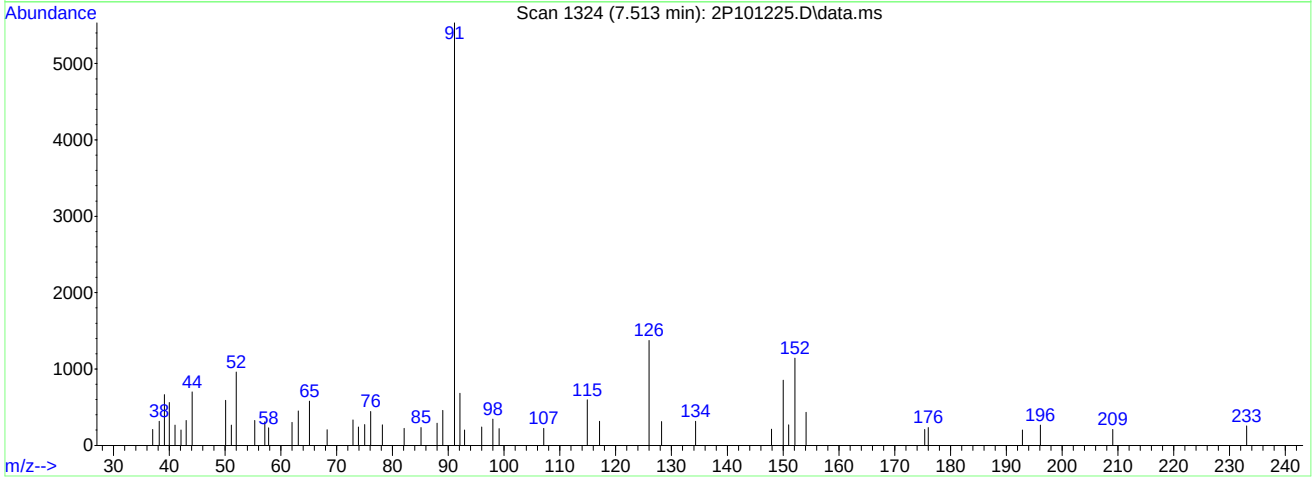

TIC: 2P101225.D\data.ms

(107) Benzyl Chloride

7.513min (-0.104) 0.75ug/L m

response 2830

Ion	Exp%	Act%
126.00	100	100
91.00	477.00	402.77#
65.00	52.30	42.07
0.00	0.00	0.00

Quantitation Report (Qedit)

Data Path : C:\msdchem\1\DATA\2023-09-06\
Data File : 2P101225.D
Acq On : 6 Sep 2023 9:08 am
Operator : joannel
Sample : IC3836-1 Inst : MSVOA13-P
Misc : MS54514,V2P3836,,,,,
ALS Vial : 2 Sample Multiplier: 1

Quant Time: Sep 06 11:46:08 2023
Quant Method : C:\msdchem\1\METHODS\V2P_2023-9-06.M
Quant Title : SW-846 Method 5035A/8260B
QLast Update : Thu Aug 24 13:13:39 2023
Response via : Initial Calibration

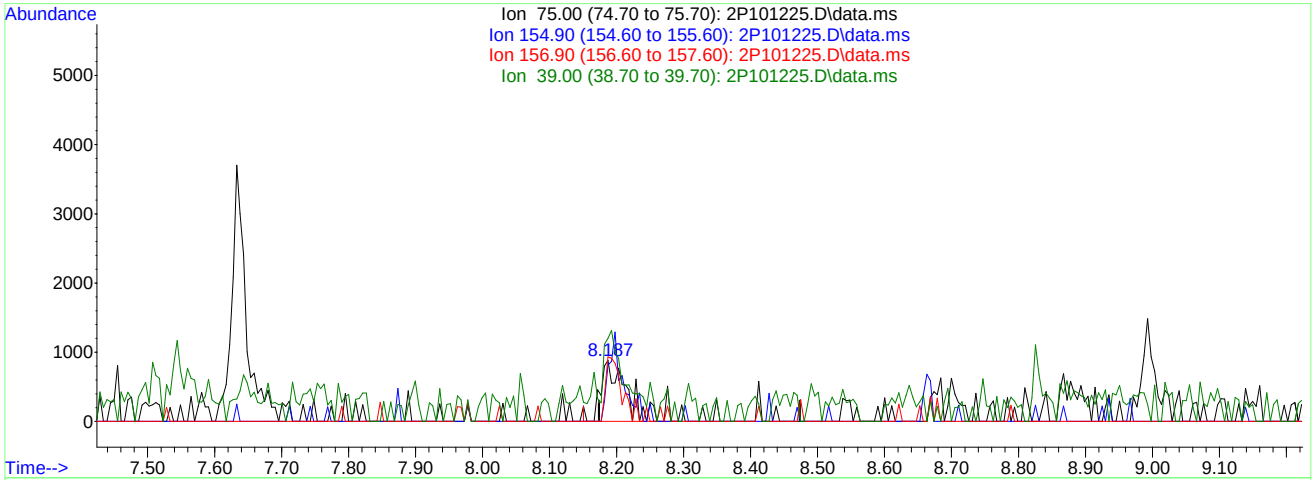

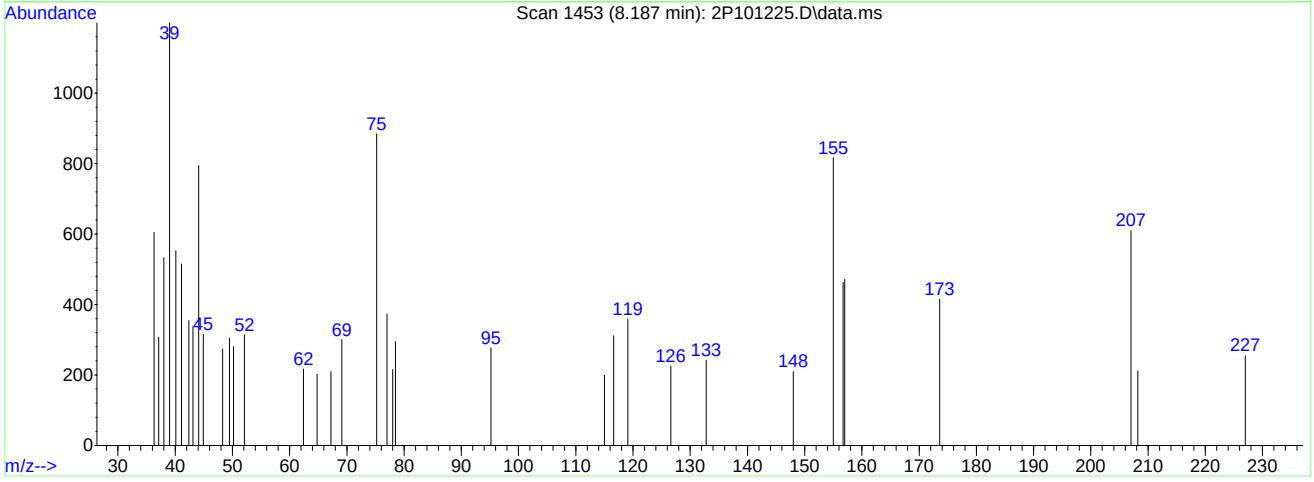

TIC: 2P101225.D\data.ms

(109) 1,2-Dibromo-3-Chloropropane

8.187min (-0.137) 1.01ug/L m

response 2433

Ion	Exp%	Act%
75.00	100	100
154.90	101.70	92.42
156.90	120.80	53.28#
39.00	80.10	135.75#

Quantitation Report (Qedit)

Data Path : C:\msdchem\1\DATA\2023-09-06\
Data File : 2P101225.D
Acq On : 6 Sep 2023 9:08 am
Operator : joannel
Sample : IC3836-1 Inst : MSVOA13-P
Misc : MS54514,V2P3836,,,,,
ALS Vial : 2 Sample Multiplier: 1

Quant Time: Sep 06 11:50:08 2023
Quant Method : C:\msdchem\1\METHODS\V2P_2023-9-06.M
Quant Title : SW-846 Method 5035A/8260B
QLast Update : Thu Aug 24 13:13:39 2023
Response via : Initial Calibration

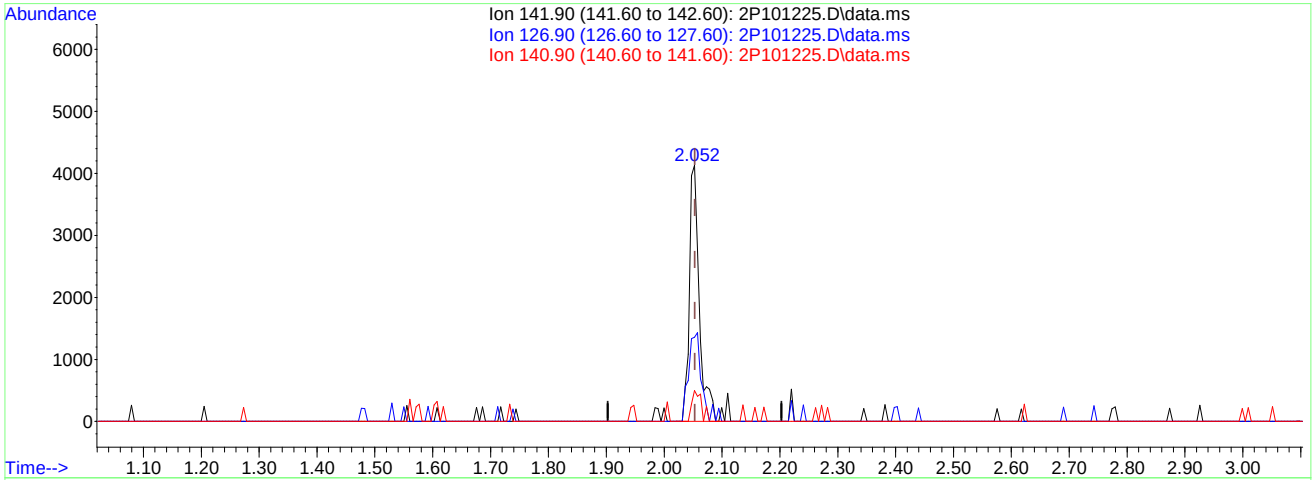

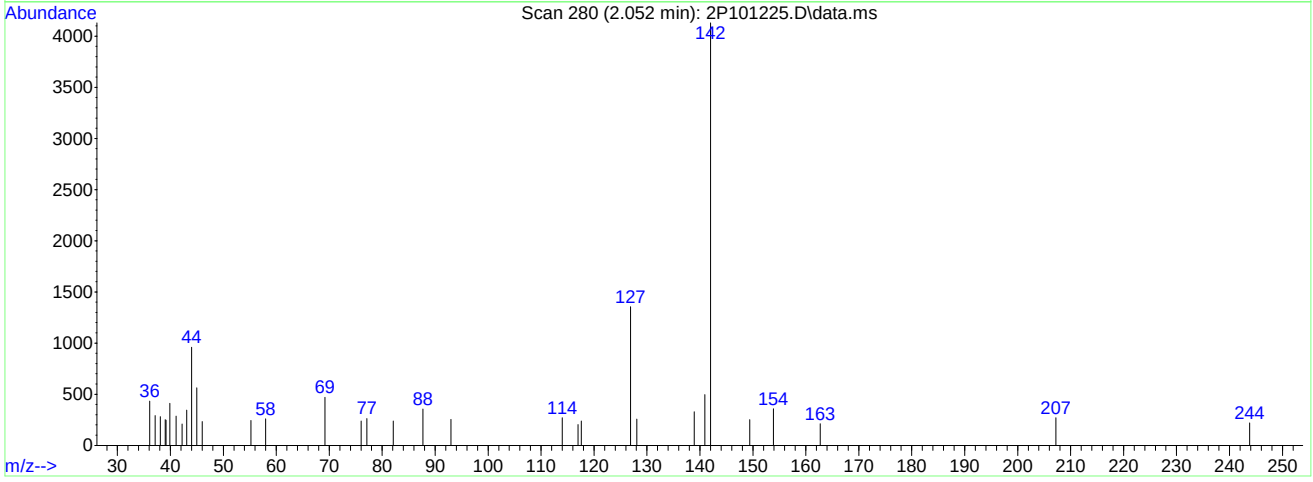

TIC: 2P101225.D\data.ms

(15) Iodomethane

2.052min (-0.001) 0.75ug/L m

response 5003

Ion	Exp%	Act%
141.90	100	100
126.90	36.00	32.82
140.90	12.50	12.03
0.00	0.00	0.00

Manual Integrations APPROVED (compounds with "m" flag)
Karen Watson
09/08/23 07:54

Quantitation Report (QT Reviewed)

Data Path : C:\msdchem\1\DATA\2023-09-06\
Data File : 2P101226.D
Acq On : 6 Sep 2023 9:34 am
Operator : joannel
Sample : IC3836-8 Inst : MSVOA13-P
Misc : MS54514,V2P3836,,,,,
ALS Vial : 3 Sample Multiplier: 1

Quant Time: Sep 06 11:52:57 2023
Quant Method : C:\msdchem\1\METHODS\V2P_2023-9-06.M
Quant Title : SW-846 Method 5035A/8260B
QLast Update : Thu Aug 24 13:13:39 2023
Response via : Initial Calibration

Internal Standards	R.T.	QIon	Response	Conc	Units	Dev(Min)
1) Fluorobenzene	3.699	96	1993656	50.00	ug/L	-0.03
62) Chlorobenzene-d5	5.618	117	1627514	50.00	ug/L	-0.08
85) 1,4-Dichlorobenzene-d4	7.307	152	857977	50.00	ug/L	-0.12
System Monitoring Compounds						
39) Dibromofluoromethane	3.244	113	443851	50.73	ug/L	-0.02
Spiked Amount 50.000	Range 83 - 118		Recovery = 101.46%			
49) 1,2-Dichloroethane-d4	3.531	65	484010	51.11	ug/L	-0.02
Spiked Amount 50.000	Range 79 - 125		Recovery = 102.22%			
63) Toluene-d8	4.624	98	2085194	46.23	ug/L	-0.05
Spiked Amount 50.000	Range 85 - 112		Recovery = 92.46%			
86) 4-Bromofluorobenzene	6.476	174	658632	49.67	ug/L	-0.09
Spiked Amount 50.000	Range 83 - 118		Recovery = 99.34%			
Target Compounds						Qvalue
2) Dichlorodifluoromethane	1.120	85	11653	2.47	ug/L	99
3) Chloromethane	1.240	50	17430	2.47	ug/L	90
4) 1,3-butadiene	1.314	39	15225	1.71	ug/L	99
5) Vinyl Chloride	1.298	62	16031	2.25	ug/L	99
6) Bromomethane	1.502	94	12653	3.09	ug/L	98
7) Chloroethane	1.575	64	9984	3.39	ug/L	85
8) Trichlorofluoromethane	1.675	101	22990	2.09	ug/L	94
9) Ethyl Ether	1.868	59	16634	2.82	ug/L	95
10) Ethanol	1.941	45	7742	32.94	ug/L	81
11) 1,2-Dichlorotrifluoroe...	1.967	67	18051	2.35	ug/L	91
12) 1,1-Dichloroethene	1.973	61	21200	2.23	ug/L	93
13) Freon 113	2.004	101	12579	2.13	ug/L	87
14) Carbon Disulfide	1.994	76	39271	2.11	ug/L	99
15) Iodomethane	2.051	142	9129	1.39	ug/L	94
16) Acrolein	2.145	56	24000	13.66	ug/L	90
17) Allyl chloride	2.234	41	15612	1.58	ug/L	90
18) Methylene Chloride	2.287	49	37641	3.68	ug/L	96
19) Acetone	2.302	43	55337	12.28	ug/L	94
20) Methyl acetate	2.386	43	135121	12.27	ug/L	98
21) trans-1,2-Dichloroethene	2.391	61	21215	2.17	ug/L	87
22) Hexane	2.454	56	10943	2.15	ug/L #	86
23) Methyl Tert Butyl Ether	2.454	73	55736	2.44	ug/L	93
24) Tert Butyl Alcohol	2.490	59	61721	23.21	ug/L #	70
25) Acetonitrile	2.543	41	41711	19.47	ug/L	98
26) Di-isopropyl ether	2.668	45	55218	2.23	ug/L	99
27) Chloroprene	2.715	53	69561	1.94	ug/L	94
28) 1,1-Dichloroethane	2.715	63	29987	2.31	ug/L	93
29) Acrylonitrile	2.715	52	44058	9.72	ug/L	95
30) ETBE	2.867	59	52393	2.42	ug/L	98
31) Vinyl acetate	2.846	43	176621	8.86	ug/L	97
32) cis-1,2-Dichloroethene	3.003	96	19139	2.30	ug/L	96
33) 2,2-Dichloropropane	3.071	77	21192	2.21	ug/L	95
34) Bromochloromethane	3.113	128	9715	2.46	ug/L #	78
35) Cyclohexane	3.144	56	26146	2.17	ug/L	96
36) Chloroform	3.149	83	28357	2.24	ug/L	95
37) Ethyl acetate	3.212	43	129238	9.55	ug/L	98
38) Tetrahydrofuran	3.254	42	8515	1.62	ug/L	93
40) Carbon Tetrachloride	3.249	117	17567m	2.07	ug/L	
41) 1,1,1-Trichloroethane	3.275	97	23141	2.22	ug/L	96
42) 2-Butanone	3.306	43	89397	11.55	ug/L	99
43) 1,1-Dichloropropene	3.348	75	22078	2.37	ug/L	98
44) tert-Butyl formate	3.390	59	27828	9.26	ug/L	92
45) Propionitrile	3.448	54	32775	15.72	ug/L	89
46) Methacrylonitrile	3.469	41	139175	17.31	ug/L	97
47) Benzene	3.474	78	69689	2.20	ug/L	88
48) TAME	3.552	73	48401	2.49	ug/L	89
50) Isobutyl alcohol	3.594	43	15779m	22.39	ug/L	
51) 1,2-Dichloroethane	3.568	62	20978	2.21	ug/L	84

Quantitation Report (QT Reviewed)

Data Path : C:\msdchem\1\DATA\2023-09-06\
Data File : 2P101226.D
Acq On : 6 Sep 2023 9:34 am
Operator : joannel
Sample : IC3836-8 Inst : MSVOA13-P
Misc : MS54514,V2P3836,,,,,
ALS Vial : 3 Sample Multiplier: 1

Quant Time: Sep 06 11:52:57 2023
Quant Method : C:\msdchem\1\METHODS\V2P_2023-9-06.M
Quant Title : SW-846 Method 5035A/8260B
QLast Update : Thu Aug 24 13:13:39 2023
Response via : Initial Calibration

Internal Standards	R.T.	QIon	Response	Conc	Units		Dev(Min)
52) Tert Amyl Alcohol	3.631	59	37983	20.47	ug/L		81
53) Trichloroethene	3.803	95	16538	2.15	ug/L	#	79
54) Methylcyclohexane	3.824	83	24223	2.03	ug/L		98
55) Dibromomethane	4.039	93	10206	2.43	ug/L		87
56) 1,2-Dichloropropane	4.086	63	14746	2.09	ug/L		93
57) Bromodichloromethane	4.122	83	17992	2.13	ug/L		97
58) Methyl methacrylate	4.222	41	11131	1.24	ug/L		96
59) 1,4-Dioxane	4.258	88	6081	34.21	ug/L	#	69
60) 2-Chloroethyl vinyl ether	4.462	63	5031	6.34	ug/L		78
61) cis-1,3-Dichloropropene	4.504	75	19503	1.97	ug/L		98
64) Toluene	4.661	91	75134	1.96	ug/L		92
65) 2-Nitropropane	4.755	41	26796	8.44	ug/L		88
66) 4-Methyl-2-pentanone	4.875	43	130032	8.69	ug/L		95
67) trans-1,3-Dichloropropene	4.907	75	14283	1.41	ug/L		95
68) Tetrachloroethene	4.917	166	18892	1.98	ug/L		98
69) Ethyl methacrylate	5.017	69	9811	0.89	ug/L	#	79
70) 1,1,2-Trichloroethane	5.001	83	14615	2.22	ug/L		92
71) Dibromochloromethane	5.126	129	12578	1.69	ug/L		94
72) 1,3-Dichloropropane	5.174	76	26098	1.97	ug/L		94
73) 1,2-Dibromoethane	5.278	107	15475	1.91	ug/L		86
74) 3,3-dimethyl-1-butanol	5.430	57	86319	38.58	ug/L		98
75) 2-hexanone	5.419	43	94420	6.23	ug/L	#	52
76) 1-Chlorohexane	5.629	91	21771m	1.82	ug/L		
77) Ethylbenzene	5.660	91	82076m	2.01	ug/L		
78) Chlorobenzene	5.634	112	48195	1.98	ug/L		91
79) 1,1,1,2-Tetrachloroethane	5.676	131	15632	2.00	ug/L	#	76
80) m,p-Xylene	5.759	91	121679	3.90	ug/L		99
81) o-Xylene	6.057	91	65258	2.03	ug/L		100
82) Styrene	6.094	104	39739	1.59	ug/L		93
83) Bromoform	6.094	173	7591	1.74	ug/L		88
84) Isopropylbenzene	6.288	105	76589	1.95	ug/L		97
87) cis-1,4-Dichloro-2-butene	6.507	53	4060m	1.57	ug/L		
88) n-Propylbenzene	6.586	91	79784	1.86	ug/L		96
89) Bromobenzene	6.549	156	18990	1.95	ug/L		90
90) 1,1,2,2-Tetrachloroethane	6.612	83	23350	1.91	ug/L		98
91) 1,3,5-Trimethylbenzene	6.732	105	54495	1.77	ug/L		97
92) 2-Chlorotoluene	6.690	91	43557	1.77	ug/L		98
93) trans-1,4-Dichloro-2-B...	6.743	53	4723	1.54	ug/L	#	49
94) 1,2,3-Trichloropropane	6.711	110	8699	2.00	ug/L		84
95) Cyclohexanone	6.753	55	5169m	9.36	ug/L		
96) 4-Chlorotoluene	6.816	91	52065	1.94	ug/L		95
97) tert-Butylbenzene	6.967	91	29668	1.84	ug/L		94
99) 1,2,4-Trimethylbenzene	7.025	105	52624	1.75	ug/L		94
100) Pentachloroethane	6.978	167	5464	1.13	ug/L	#	65
101) sec-Butylbenzene	7.109	105	63514	1.72	ug/L		95
102) 4-Isopropyltoluene	7.224	119	55291	1.77	ug/L		95
103) 1,3-Dichlorobenzene	7.260	146	32907	1.87	ug/L		90
104) 1,2,3-Trimethylbenzene	7.349	105	58731	1.87	ug/L		99
105) 1,4-Dichlorobenzene	7.318	146	42221m	2.23	ug/L		
106) n-Butylbenzene	7.538	92	16578	1.45	ug/L		84
107) Benzyl Chloride	7.501	126	5015m	1.29	ug/L		
108) 1,2-Dichlorobenzene	7.637	146	31075	1.90	ug/L		94
109) 1,2-Dibromo-3-Chloropr...	8.186	75	4838m	1.94	ug/L		
110) Hexachlorobutadiene	8.667	225	5349	1.90	ug/L		89
111) 1,2,4-Trichlorobenzene	8.672	180	14148	1.64	ug/L		91
112) Naphthalene	8.871	128	46728	1.56	ug/L		93
113) 1,2,3-Trichlorobenzene	8.992	180	16610	1.96	ug/L		92

(#) = qualifier out of range (m) = manual integration (+) = signals summed

Quantitation Report (QT Reviewed)

Data Path : C:\msdchem\1\DATA\2023-09-06\
Data File : 2P101226.D
Acq On : 6 Sep 2023 9:34 am
Operator : joannel
Sample : IC3836-8 Inst : MSVOA13-P
Misc : MS54514,V2P3836,,,,,
ALS Vial : 3 Sample Multiplier: 1

Quant Time: Sep 06 11:52:57 2023
Quant Method : C:\msdchem\1\METHODS\V2P_2023-9-06.M
Quant Title : SW-846 Method 5035A/8260B
QLast Update : Thu Aug 24 13:13:39 2023
Response via : Initial Calibration



Manual Integration Approval Summary

Sample Number: V2P3836-IC3836
Lab FileID: 2P101226.D
Injection Time: 09/06/23 09:34
Method: SW846 8260D
Analyst approved: 09/06/23 14:52 Jo-Ann Lugo De Jesus
Supervisor approved: 09/08/23 07:54 Karen Watson

Parameter	CAS	Sig#	R.T. (min.)	Reason
Carbon Tetrachloride	56-23-5		3.25	Overlapping peak
Isobutyl Alcohol	78-83-1		3.59	Poor instrument integration
1-Chlorohexane	544-10-5		5.63	Poor instrument integration
Ethylbenzene	100-41-4		5.66	Poor instrument integration
cis-1,4-Dichloro-2-Butene	1476-11-5		6.51	Missed peak
Cyclohexanone	108-94-1		6.75	Missed peak
1,4-Dichlorobenzene	106-46-7		7.32	Missed peak
Benzyl Chloride	100-44-7		7.50	Missed peak
1,2-Dibromo-3-chloropropane	96-12-8		8.19	Missed peak

Quantitation Report (Qedit)

Data Path : C:\msdchem\1\DATA\2023-09-06\
Data File : 2P101226.D
Acq On : 6 Sep 2023 9:34 am
Operator : joannel
Sample : IC3836-8 Inst : MSVOA13-P
Misc : MS54514,V2P3836,,,,,
ALS Vial : 3 Sample Multiplier: 1

Quant Time: Sep 06 11:46:09 2023
Quant Method : C:\msdchem\1\METHODS\V2P_2023-9-06.M
Quant Title : SW-846 Method 5035A/8260B
QLast Update : Thu Aug 24 13:13:39 2023
Response via : Initial Calibration

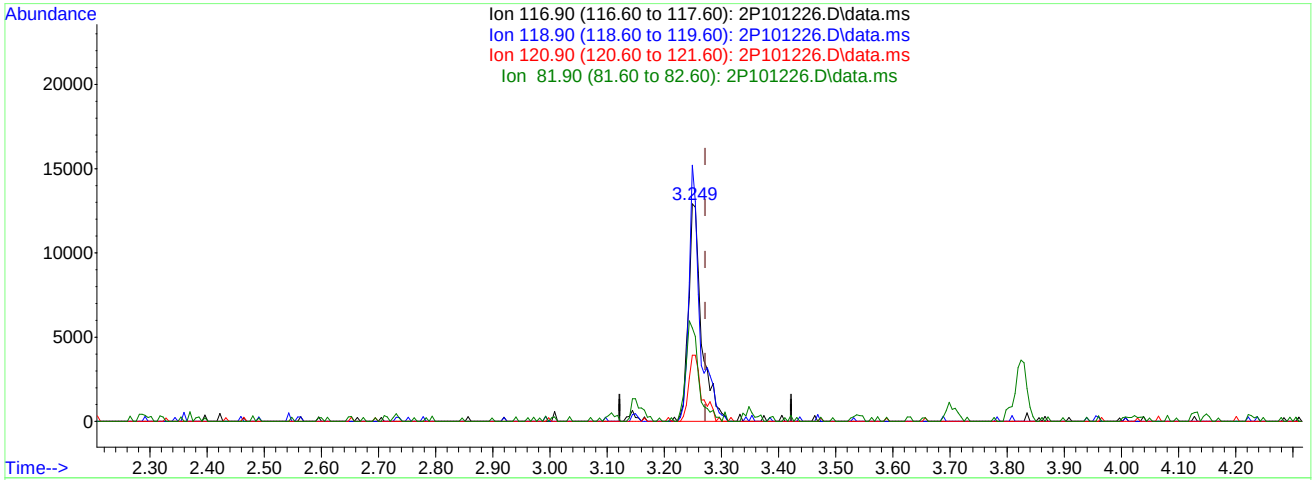

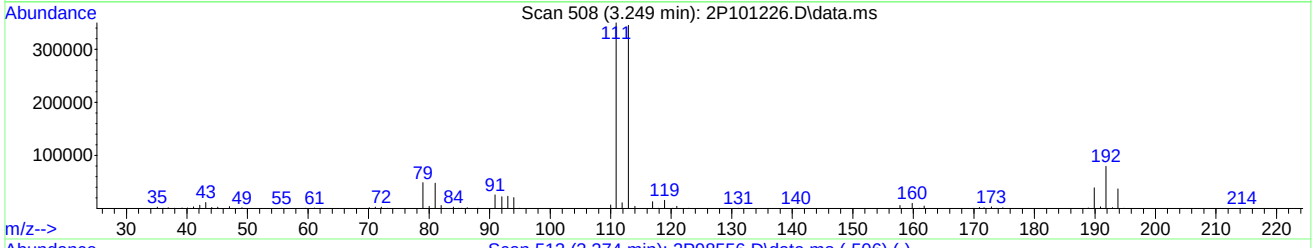

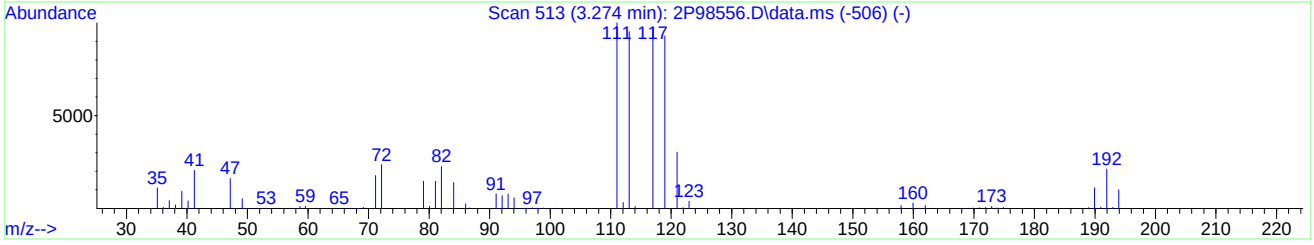

TIC: 2P101226.D\data.ms

(40) Carbon Tetrachloride ( )

3.249min (-0.023) 2.44ug/L

response 20679

Ion	Exp%	Act%
116.90	100	100
118.90	94.20	117.77
120.90	31.40	28.76
81.90	24.30	43.01

Quantitation Report (Qedit)

Data Path : C:\msdchem\1\DATA\2023-09-06\
Data File : 2P101226.D
Acq On : 6 Sep 2023 9:34 am
Operator : joannel
Sample : IC3836-8 Inst : MSVOA13-P
Misc : MS54514,V2P3836,,,,,
ALS Vial : 3 Sample Multiplier: 1

Quant Time: Sep 06 11:46:09 2023
Quant Method : C:\msdchem\1\METHODS\V2P_2023-9-06.M
Quant Title : SW-846 Method 5035A/8260B
QLast Update : Thu Aug 24 13:13:39 2023
Response via : Initial Calibration

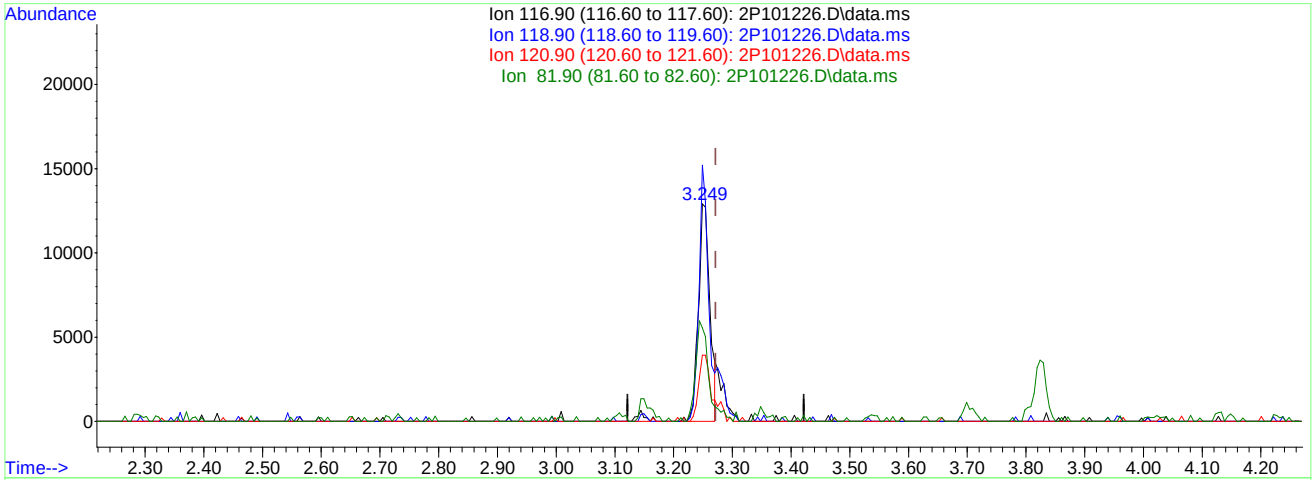

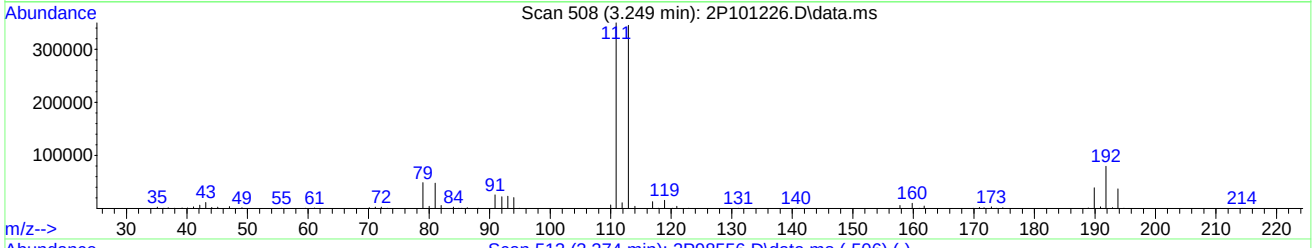

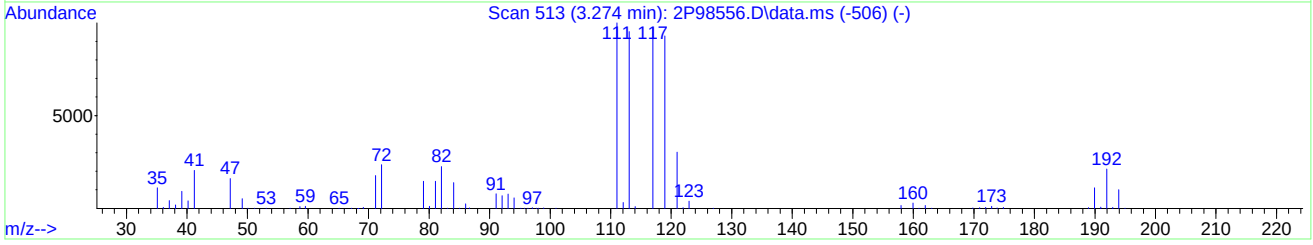

TIC: 2P101226.D\data.ms

(40) Carbon Tetrachloride ( )

3.249min (-0.023) 2.07ug/L m

response 17567

Ion	Exp%	Act%
116.90	100	100
118.90	94.20	117.77
120.90	31.40	30.50
81.90	24.30	43.01

Quantitation Report (Qedit)

Data Path : C:\msdchem\1\DATA\2023-09-06\
Data File : 2P101226.D
Acq On : 6 Sep 2023 9:34 am
Operator : joannel
Sample : IC3836-8 Inst : MSVOA13-P
Misc : MS54514,V2P3836,,,,,
ALS Vial : 3 Sample Multiplier: 1

Quant Time: Sep 06 11:46:09 2023
Quant Method : C:\msdchem\1\METHODS\V2P_2023-9-06.M
Quant Title : SW-846 Method 5035A/8260B
QLast Update : Thu Aug 24 13:13:39 2023
Response via : Initial Calibration

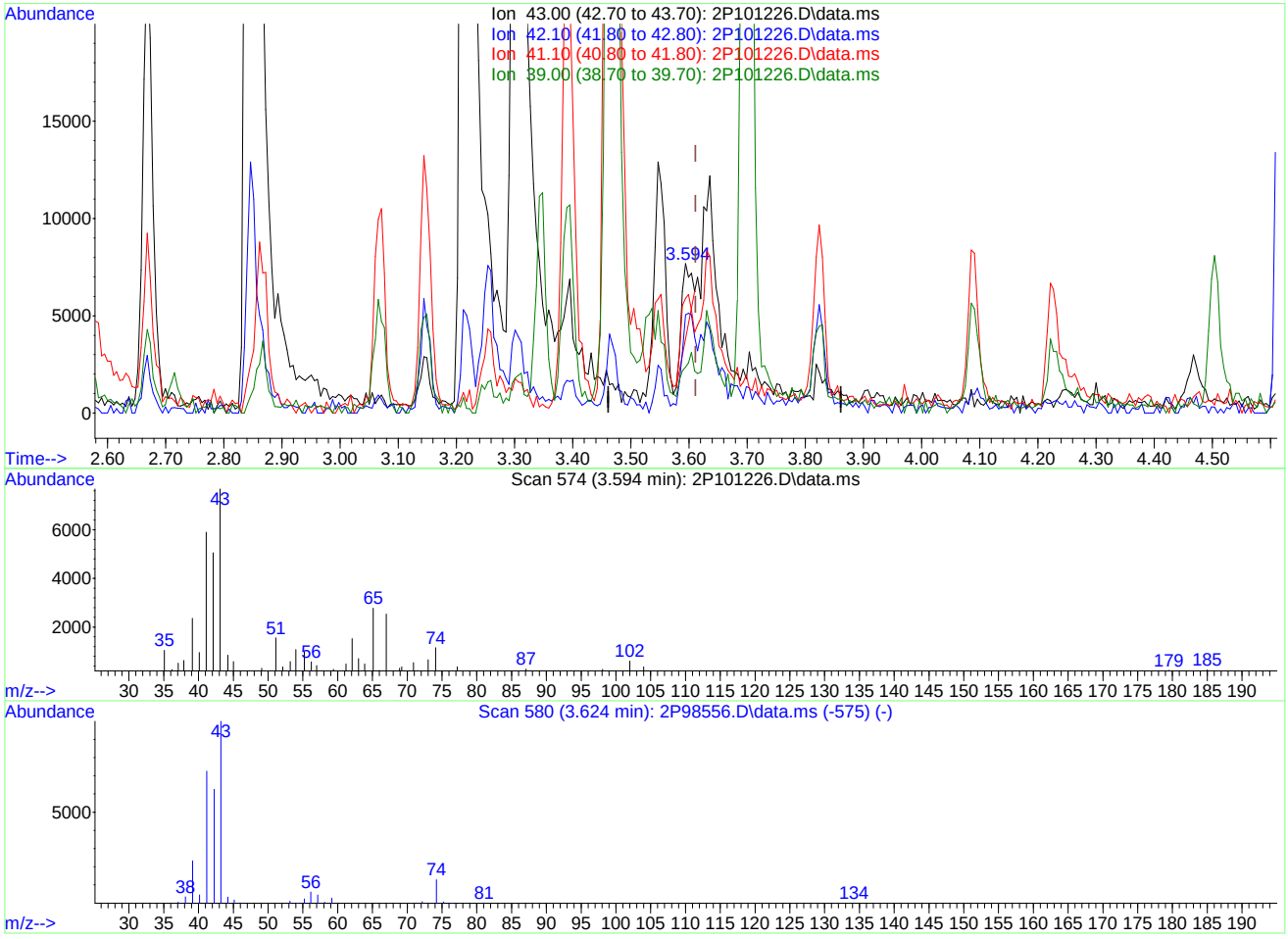

TIC: 2P101226.D\data.ms

(50) Isobutyl alcohol

3.594min (-0.017) 6.71ug/L

response 4726

Ion	Exp%	Act%
43.00	100	100
42.10	58.10	72.94
41.10	70.70	63.89
39.00	25.60	23.62

Quantitation Report (Qedit)

Data Path : C:\msdchem\1\DATA\2023-09-06\
Data File : 2P101226.D
Acq On : 6 Sep 2023 9:34 am
Operator : joannel
Sample : IC3836-8 Inst : MSVOA13-P
Misc : MS54514,V2P3836,,,,,
ALS Vial : 3 Sample Multiplier: 1

Quant Time: Sep 06 11:46:09 2023
Quant Method : C:\msdchem\1\METHODS\V2P_2023-9-06.M
Quant Title : SW-846 Method 5035A/8260B
QLast Update : Thu Aug 24 13:13:39 2023
Response via : Initial Calibration

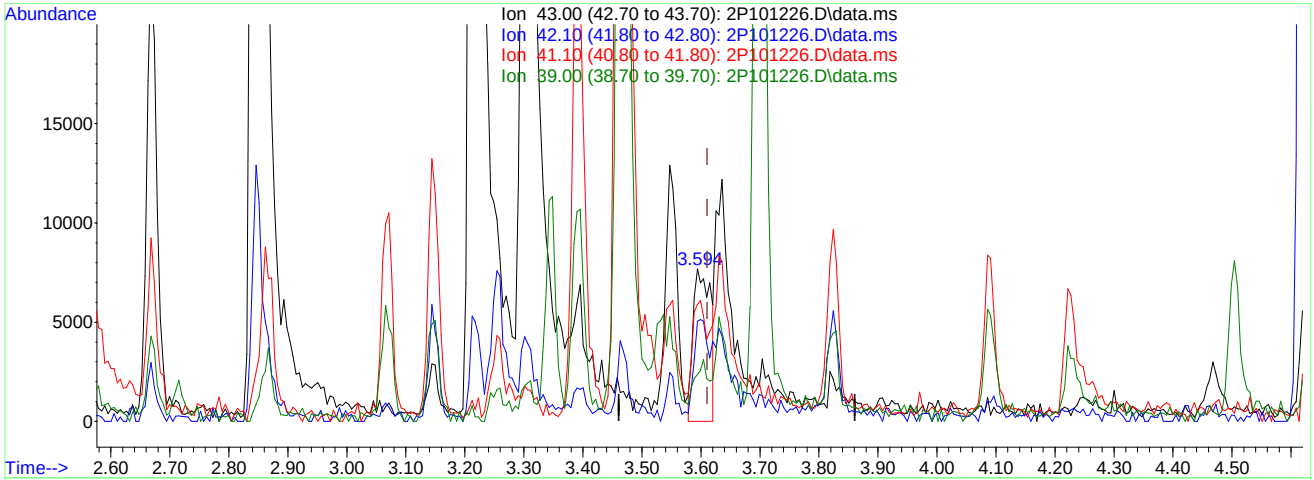

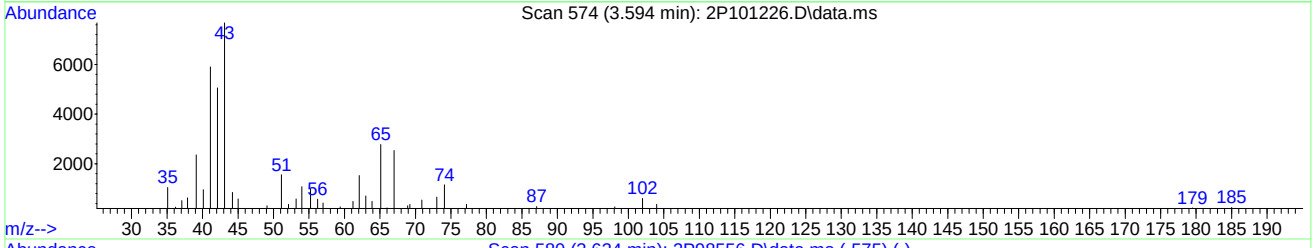

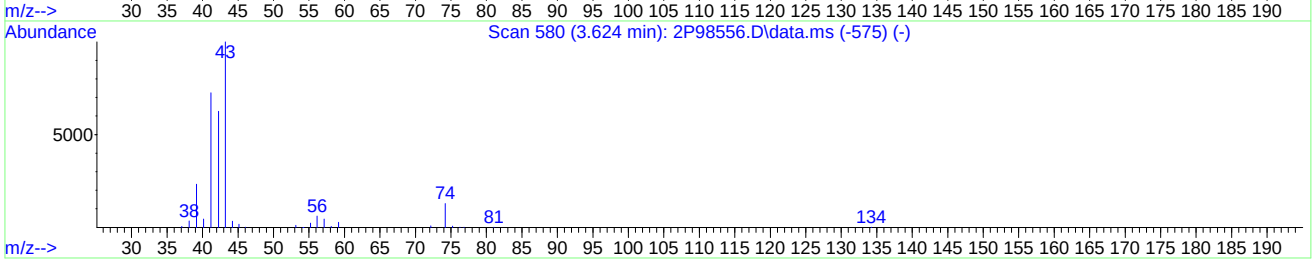

TIC: 2P101226.D\data.ms

(50) Isobutyl alcohol

3.594min (-0.017) 22.39ug/L m

response 15779

Ion	Exp%	Act%
43.00	100	100
42.10	58.10	65.79
41.10	70.70	76.88
39.00	25.60	30.76

Quantitation Report (Qedit)

Data Path : C:\msdchem\1\DATA\2023-09-06\
Data File : 2P101226.D
Acq On : 6 Sep 2023 9:34 am
Operator : joannel
Sample : IC3836-8 Inst : MSVOA13-P
Misc : MS54514,V2P3836,,,,,
ALS Vial : 3 Sample Multiplier: 1

Quant Time: Sep 06 11:46:09 2023
Quant Method : C:\msdchem\1\METHODS\V2P_2023-9-06.M
Quant Title : SW-846 Method 5035A/8260B
QLast Update : Thu Aug 24 13:13:39 2023
Response via : Initial Calibration

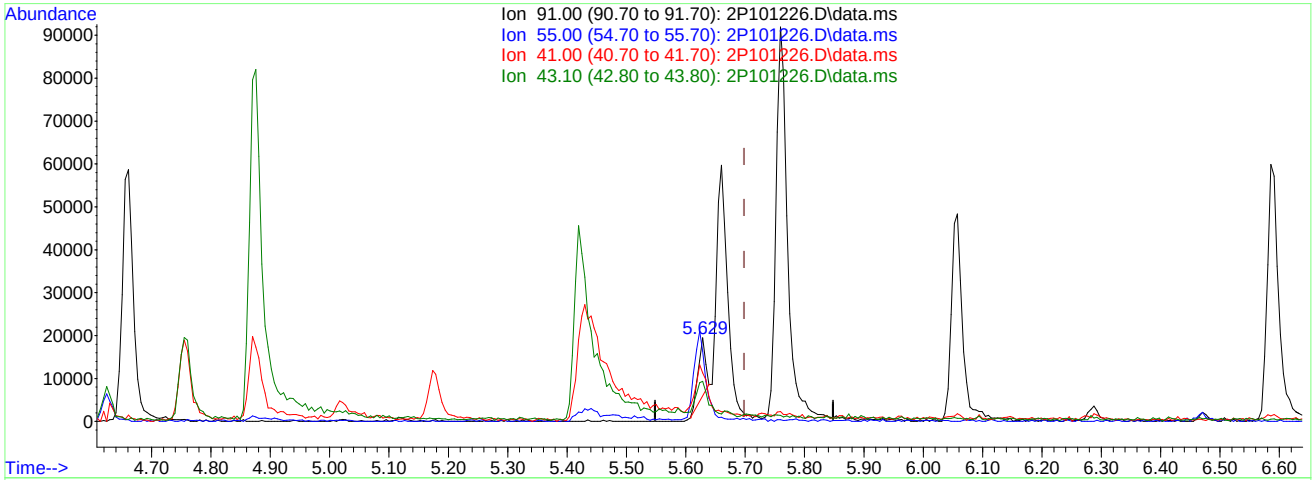

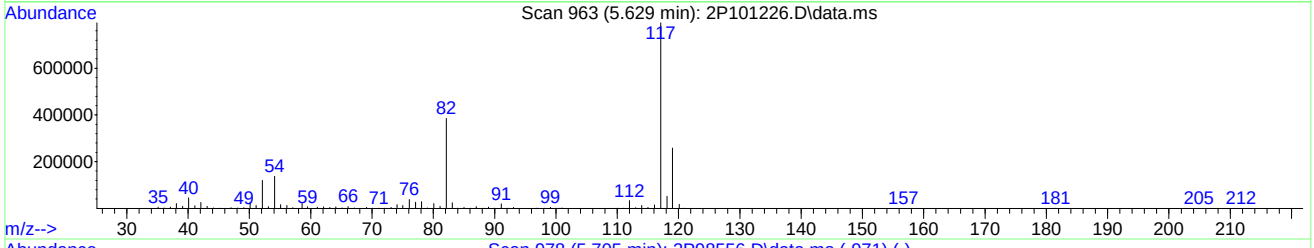

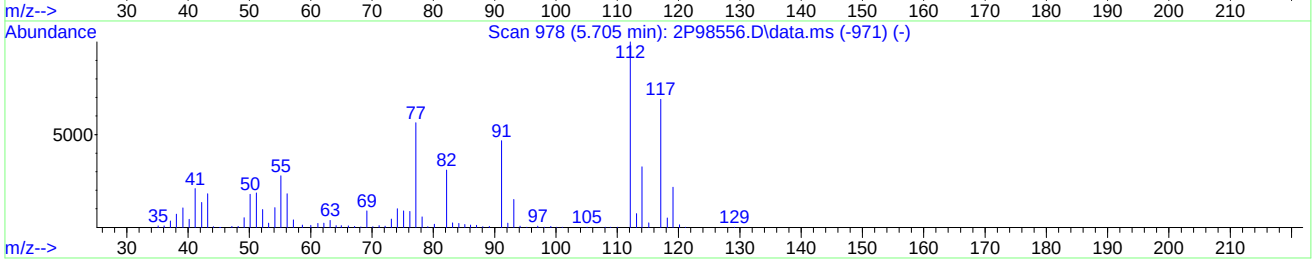

TIC: 2P101226.D\data.ms

(76) 1-Chlorohexane

5.629min (-0.070) 1.06ug/L

response 12744

Ion	Exp%	Act%
91.00	100	100
55.00	71.50	65.04
41.00	59.20	41.09
43.10	51.50	38.46

Quantitation Report (Qedit)

Data Path : C:\msdchem\1\DATA\2023-09-06\
Data File : 2P101226.D
Acq On : 6 Sep 2023 9:34 am
Operator : joannel
Sample : IC3836-8 Inst : MSVOA13-P
Misc : MS54514,V2P3836,,,,,
ALS Vial : 3 Sample Multiplier: 1

Quant Time: Sep 06 11:46:09 2023
Quant Method : C:\msdchem\1\METHODS\V2P_2023-9-06.M
Quant Title : SW-846 Method 5035A/8260B
QLast Update : Thu Aug 24 13:13:39 2023
Response via : Initial Calibration

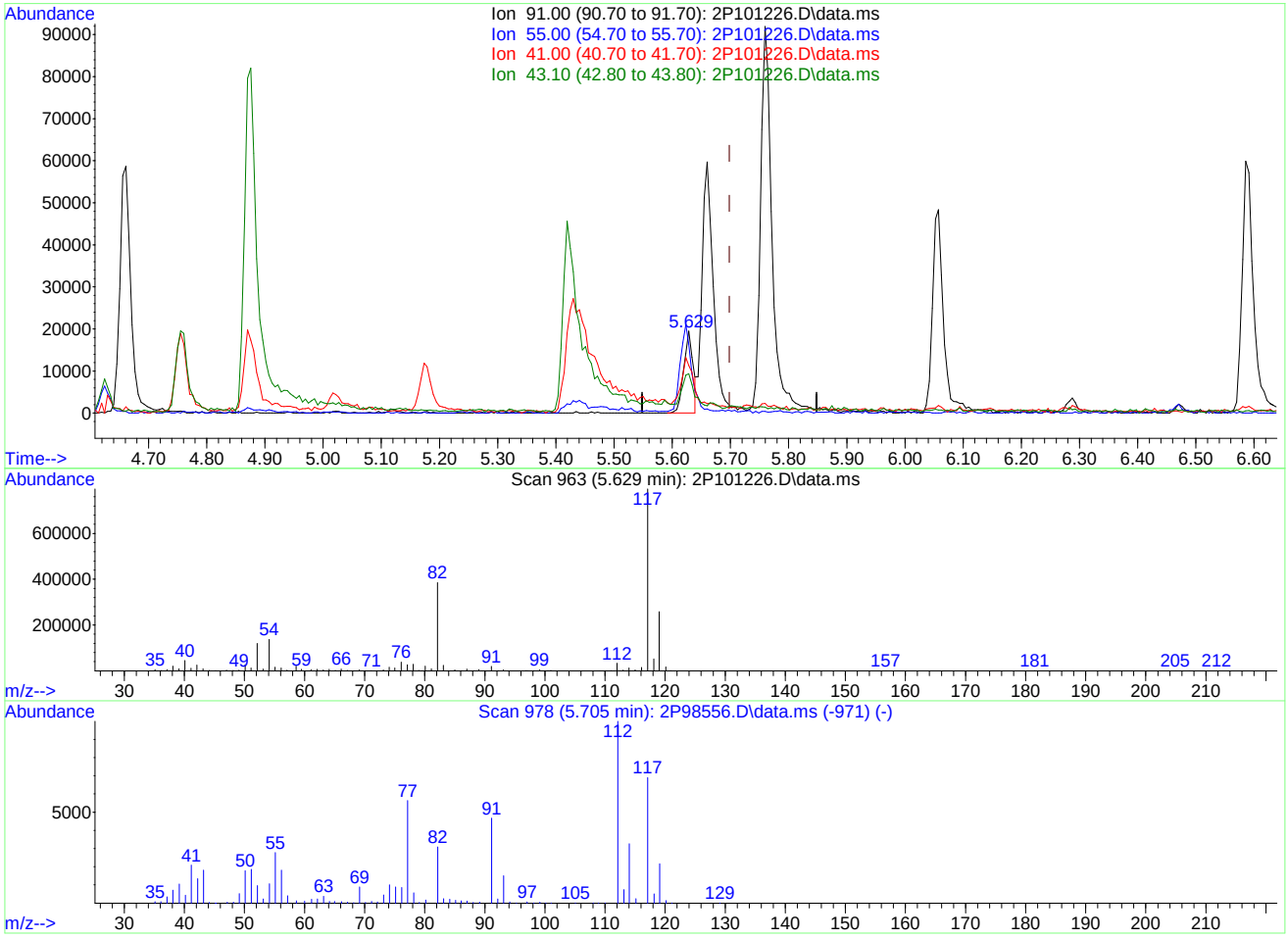

TIC: 2P101226.D\data.ms

(76) 1-Chlorohexane

5.629min (-0.070) 1.82ug/L m

response 21771

Ion	Exp%	Act%
91.00	100	100
55.00	71.50	84.05
41.00	59.20	58.08
43.10	51.50	47.99

Quantitation Report (Qedit)

Data Path : C:\msdchem\1\DATA\2023-09-06\
Data File : 2P101226.D
Acq On : 6 Sep 2023 9:34 am
Operator : joannel
Sample : IC3836-8 Inst : MSVOA13-P
Misc : MS54514,V2P3836,,,,,
ALS Vial : 3 Sample Multiplier: 1

Quant Time: Sep 06 11:46:09 2023
Quant Method : C:\msdchem\1\METHODS\V2P_2023-9-06.M
Quant Title : SW-846 Method 5035A/8260B
QLast Update : Thu Aug 24 13:13:39 2023
Response via : Initial Calibration

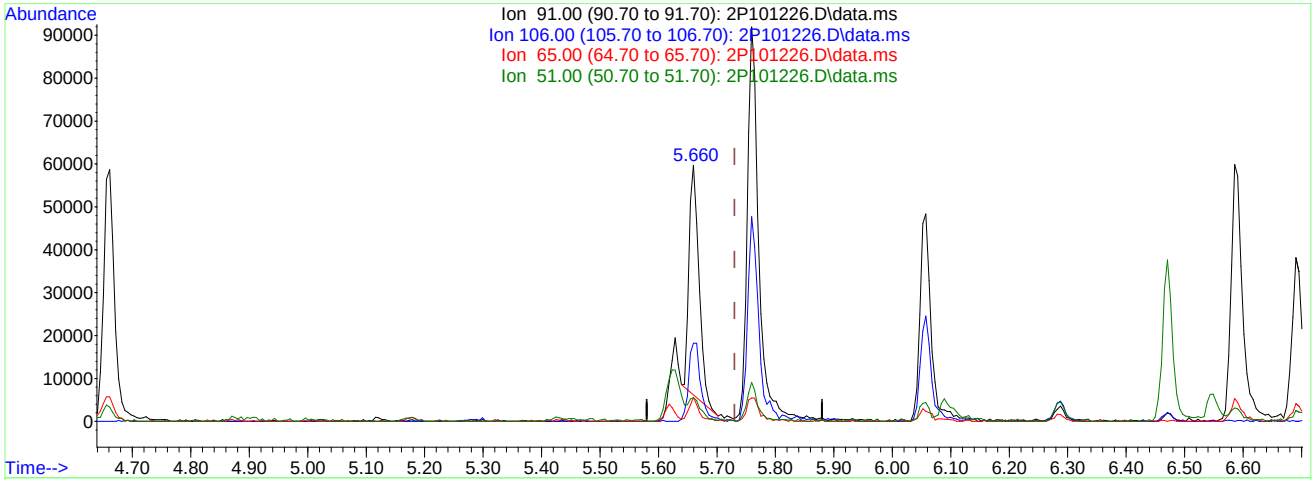

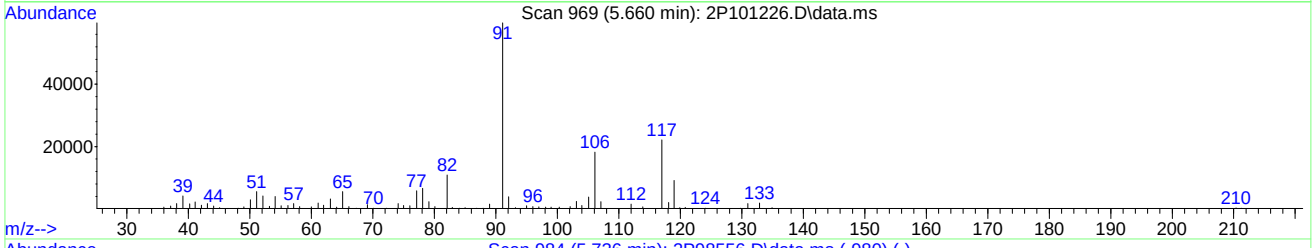

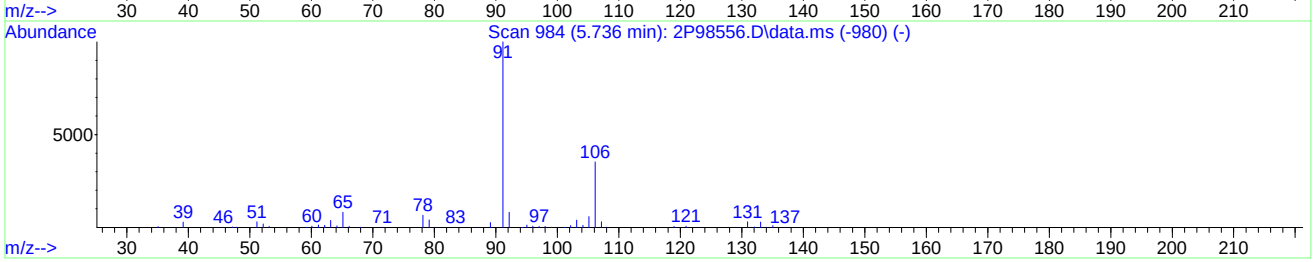

TIC: 2P101226.D\data.ms

(77) Ethylbenzene (C)

5.660min (-0.070) 1.52ug/L

response 61942

Ion	Exp%	Act%
91.00	100	100
106.00	33.50	30.29
65.00	8.10	9.09
51.00	9.70	9.09

Quantitation Report (Qedit)

Data Path : C:\msdchem\1\DATA\2023-09-06\
Data File : 2P101226.D
Acq On : 6 Sep 2023 9:34 am
Operator : joannel
Sample : IC3836-8 Inst : MSVOA13-P
Misc : MS54514,V2P3836,,,,,
ALS Vial : 3 Sample Multiplier: 1

Quant Time: Sep 06 11:46:09 2023
Quant Method : C:\msdchem\1\METHODS\V2P_2023-9-06.M
Quant Title : SW-846 Method 5035A/8260B
QLast Update : Thu Aug 24 13:13:39 2023
Response via : Initial Calibration

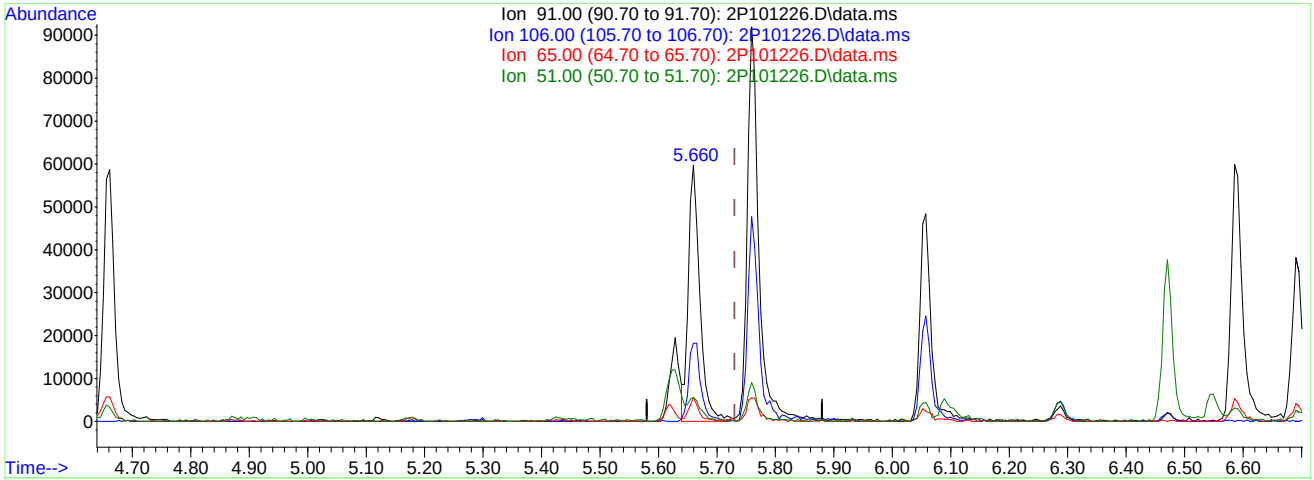

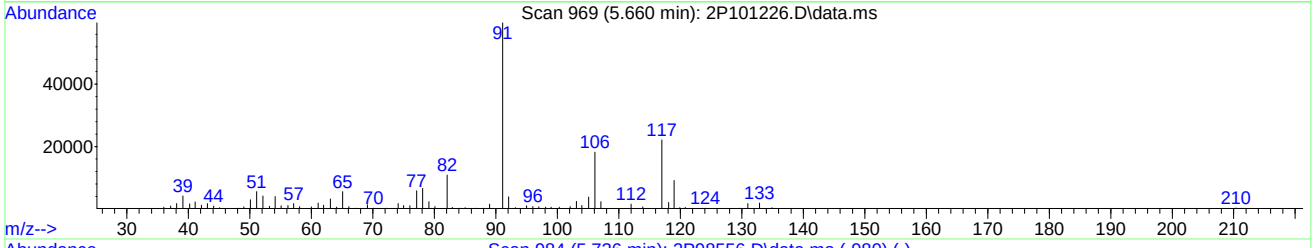

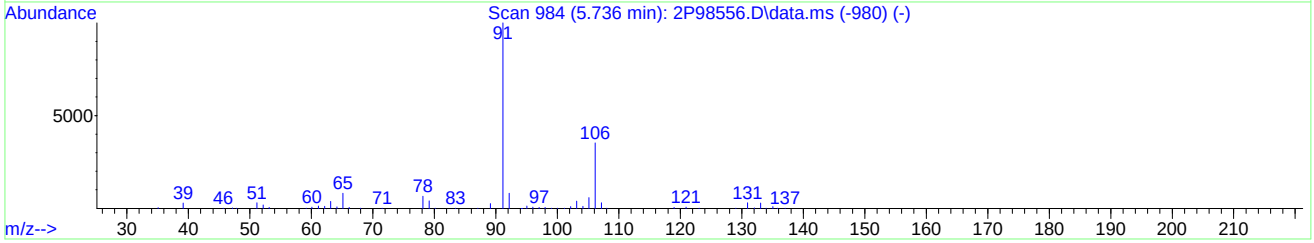

TIC: 2P101226.D\data.ms

(77) Ethylbenzene (C)

5.660min (-0.070) 2.01ug/L m

response 82076

Ion	Exp%	Act%
91.00	100	100
106.00	33.50	30.51
65.00	8.10	9.37
51.00	9.70	9.29

Quantitation Report (Qedit)

Data Path : C:\msdchem\1\DATA\2023-09-06\
Data File : 2P101226.D
Acq On : 6 Sep 2023 9:34 am
Operator : joannel
Sample : IC3836-8 Inst : MSVOA13-P
Misc : MS54514,V2P3836,,,,,
ALS Vial : 3 Sample Multiplier: 1

Quant Time: Sep 06 11:46:09 2023
Quant Method : C:\msdchem\1\METHODS\V2P_2023-9-06.M
Quant Title : SW-846 Method 5035A/8260B
QLast Update : Thu Aug 24 13:13:39 2023
Response via : Initial Calibration

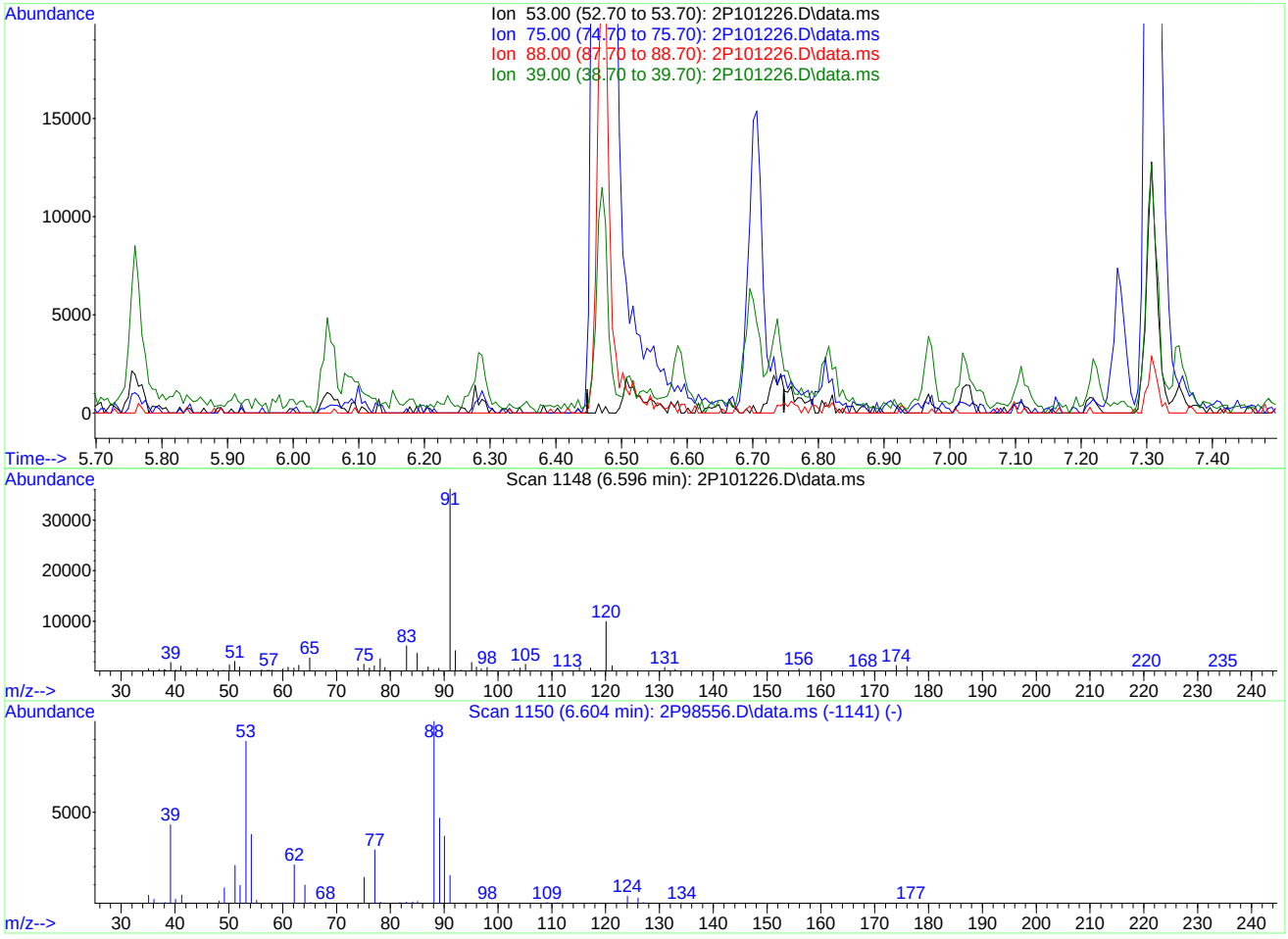

TIC: 2P101226.D\data.ms

(87) cis-1,4-Dichloro-2-butene

6.598min (-6.598) 0.00ug/L

response 0

Ion	Exp%	Act%
53.00	100	0.00
75.00	88.30	0.00#
88.00	101.30	0.00#
39.00	44.40	0.00#

Quantitation Report (Qedit)

Data Path : C:\msdchem\1\DATA\2023-09-06\
Data File : 2P101226.D
Acq On : 6 Sep 2023 9:34 am
Operator : joannel
Sample : IC3836-8 Inst : MSVOA13-P
Misc : MS54514,V2P3836,,,,,
ALS Vial : 3 Sample Multiplier: 1

Quant Time: Sep 06 11:46:09 2023
Quant Method : C:\msdchem\1\METHODS\V2P_2023-9-06.M
Quant Title : SW-846 Method 5035A/8260B
QLast Update : Thu Aug 24 13:13:39 2023
Response via : Initial Calibration

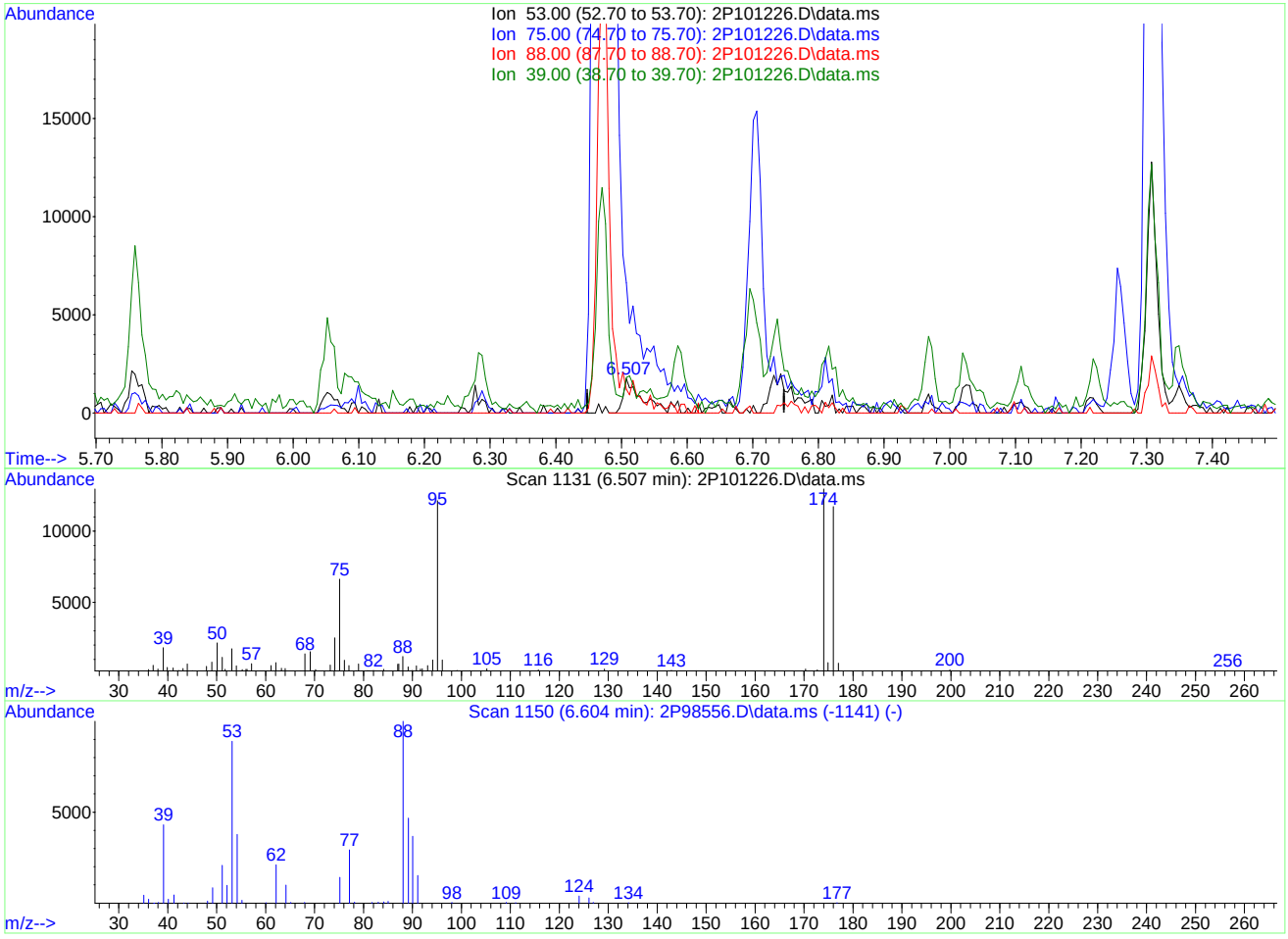

TIC: 2P101226.D\data.ms

(87) cis-1,4-Dichloro-2-butene

6.507min (-0.091) 1.57ug/L m

response 4060

Ion	Exp%	Act%
53.00	100	100
75.00	88.30	378.86#
88.00	101.30	69.14#
39.00	44.40	103.83#

Quantitation Report (Qedit)

Data Path : C:\msdchem\1\DATA\2023-09-06\
Data File : 2P101226.D
Acq On : 6 Sep 2023 9:34 am
Operator : joannel
Sample : IC3836-8 Inst : MSVOA13-P
Misc : MS54514,V2P3836,,,,,
ALS Vial : 3 Sample Multiplier: 1

Quant Time: Sep 06 11:46:09 2023
Quant Method : C:\msdchem\1\METHODS\V2P_2023-9-06.M
Quant Title : SW-846 Method 5035A/8260B
QLast Update : Thu Aug 24 13:13:39 2023
Response via : Initial Calibration

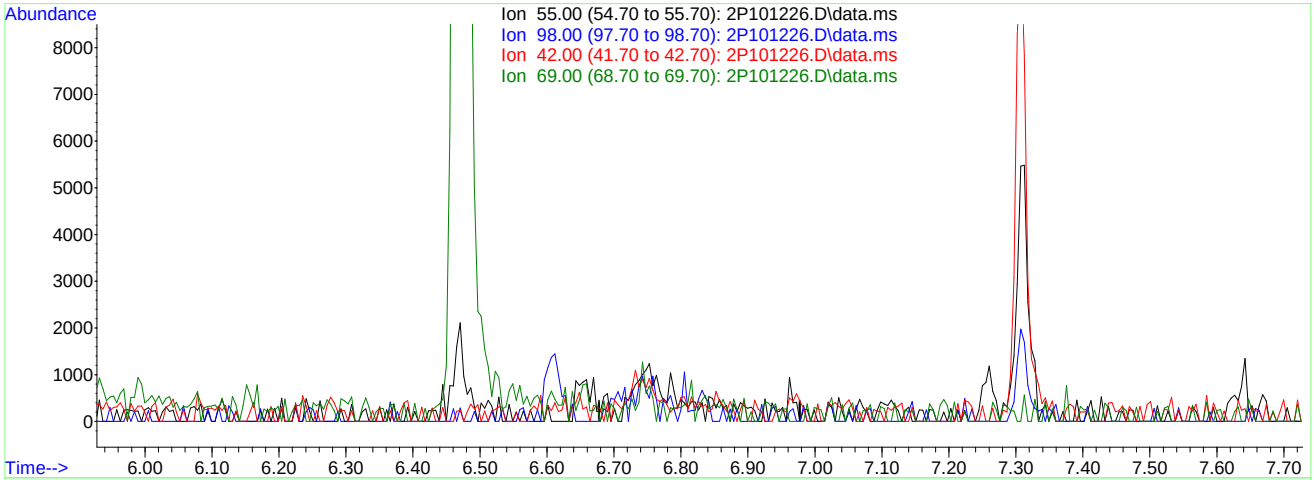

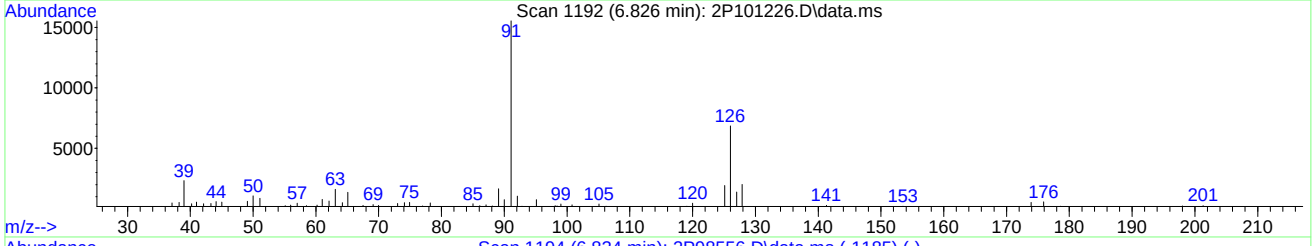

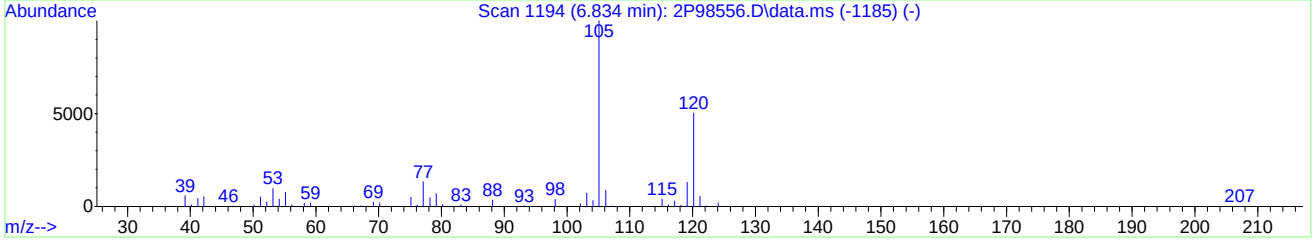

TIC: 2P101226.D\data.ms

(95) Cyclohexanone

6.828min (-6.828) 0.00ug/L

response 0

Ion	Exp%	Act%
55.00	100	0.00
98.00	53.30	0.00#
42.00	74.10	0.00#
69.00	31.10	0.00#

Quantitation Report (Qedit)

Data Path : C:\msdchem\1\DATA\2023-09-06\
Data File : 2P101226.D
Acq On : 6 Sep 2023 9:34 am
Operator : joannel
Sample : IC3836-8 Inst : MSVOA13-P
Misc : MS54514,V2P3836,,,,,
ALS Vial : 3 Sample Multiplier: 1

Quant Time: Sep 06 11:46:09 2023
Quant Method : C:\msdchem\1\METHODS\V2P_2023-9-06.M
Quant Title : SW-846 Method 5035A/8260B
QLast Update : Thu Aug 24 13:13:39 2023
Response via : Initial Calibration

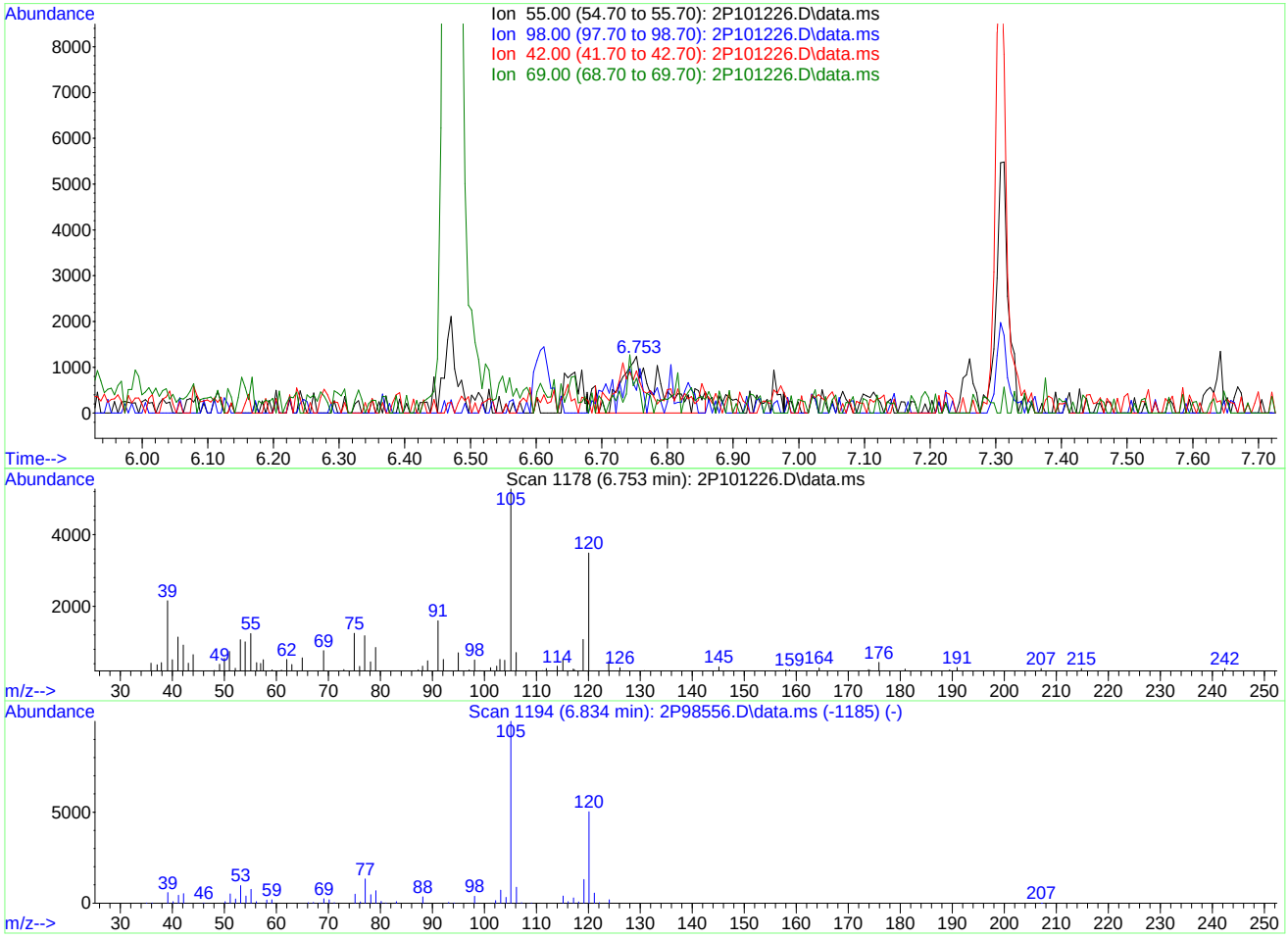

TIC: 2P101226.D\data.ms

(95) Cyclohexanone

6.753min (-0.075) 9.36ug/L m

response 5169

Ion	Exp%	Act%
55.00	100	100
98.00	53.30	40.24
42.00	74.10	74.27
69.00	31.10	61.29#

Quantitation Report (Qedit)

Data Path : C:\msdchem\1\DATA\2023-09-06\
Data File : 2P101226.D
Acq On : 6 Sep 2023 9:34 am
Operator : joannel
Sample : IC3836-8 Inst : MSVOA13-P
Misc : MS54514,V2P3836,,,,,
ALS Vial : 3 Sample Multiplier: 1

Quant Time: Sep 06 11:46:09 2023
Quant Method : C:\msdchem\1\METHODS\V2P_2023-9-06.M
Quant Title : SW-846 Method 5035A/8260B
QLast Update : Thu Aug 24 13:13:39 2023
Response via : Initial Calibration

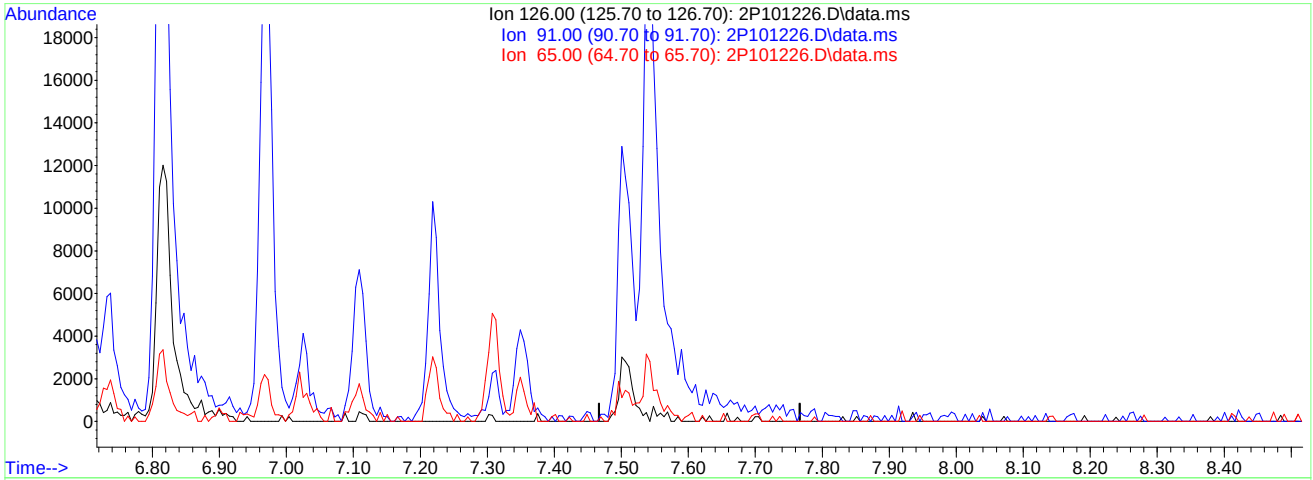

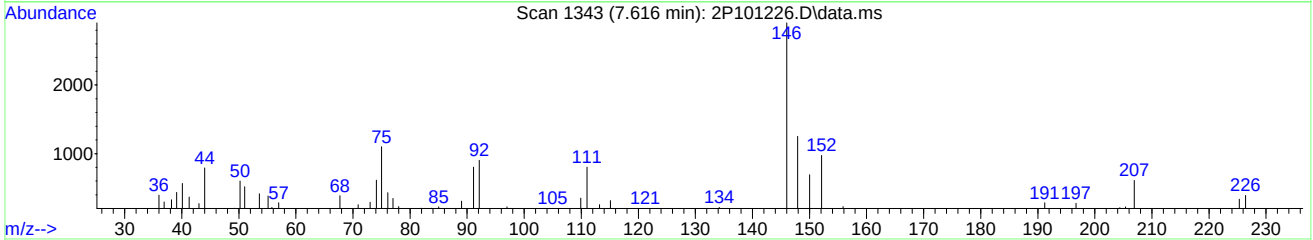

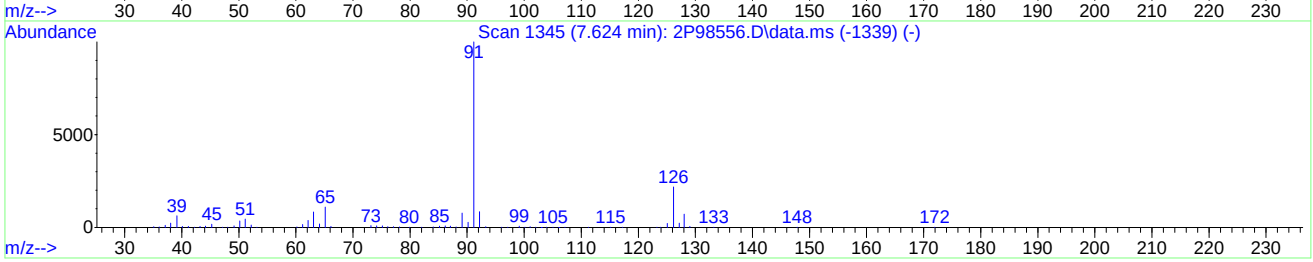

TIC: 2P101226.D\data.ms

(107) Benzyl Chloride

7.617min (-7.617) 0.00ug/L

response 0

Ion	Exp%	Act%
126.00	100	0.00
91.00	477.00	0.00#
65.00	52.30	0.00#
0.00	0.00	0.00

Quantitation Report (Qedit)

Data Path : C:\msdchem\1\DATA\2023-09-06\
Data File : 2P101226.D
Acq On : 6 Sep 2023 9:34 am
Operator : joannel
Sample : IC3836-8 Inst : MSVOA13-P
Misc : MS54514,V2P3836,,,,,
ALS Vial : 3 Sample Multiplier: 1

Quant Time: Sep 06 11:46:09 2023
Quant Method : C:\msdchem\1\METHODS\V2P_2023-9-06.M
Quant Title : SW-846 Method 5035A/8260B
QLast Update : Thu Aug 24 13:13:39 2023
Response via : Initial Calibration

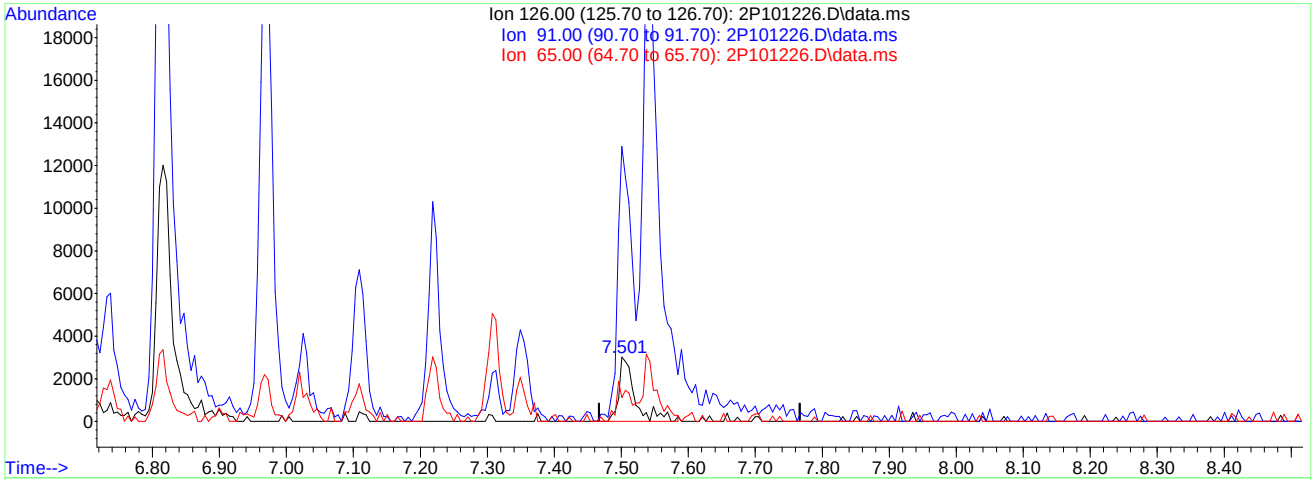

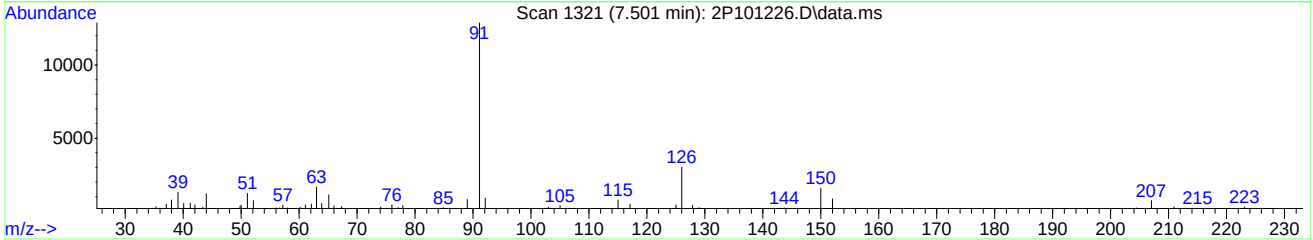

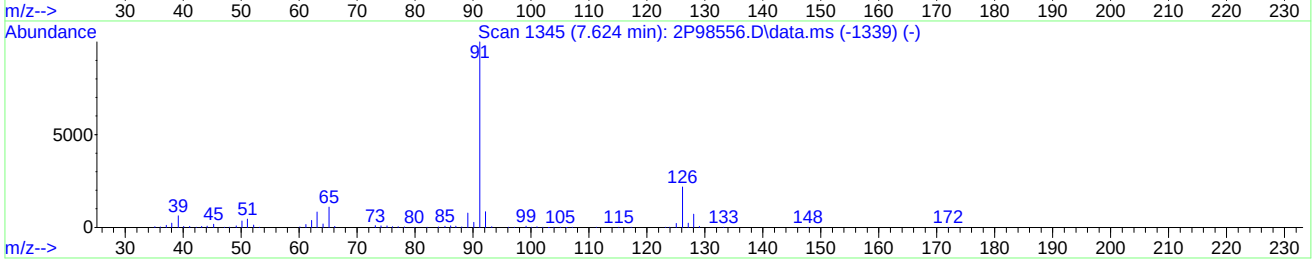

TIC: 2P101226.D\data.ms

(107) Benzyl Chloride

7.501min (-0.116) 1.29ug/L m

response 5015

Ion	Exp%	Act%
126.00	100	100
91.00	477.00	426.82#
65.00	52.30	37.12
0.00	0.00	0.00

Quantitation Report (Qedit)

Data Path : C:\msdchem\1\DATA\2023-09-06\
Data File : 2P101226.D
Acq On : 6 Sep 2023 9:34 am
Operator : joannel
Sample : IC3836-8 Inst : MSVOA13-P
Misc : MS54514,V2P3836,,,,,
ALS Vial : 3 Sample Multiplier: 1

Quant Time: Sep 06 11:46:09 2023
Quant Method : C:\msdchem\1\METHODS\V2P_2023-9-06.M
Quant Title : SW-846 Method 5035A/8260B
QLast Update : Thu Aug 24 13:13:39 2023
Response via : Initial Calibration

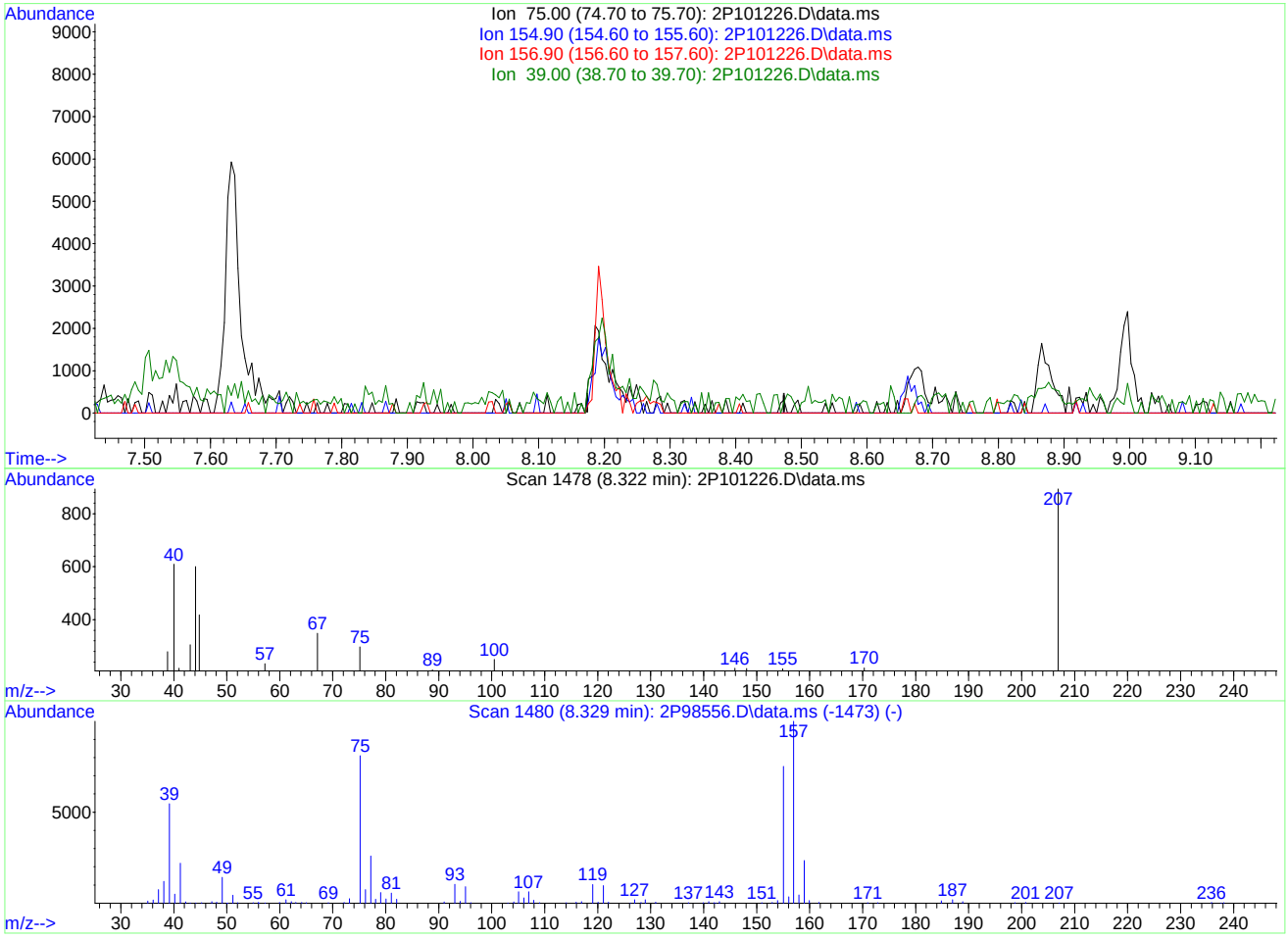

TIC: 2P101226.D\data.ms

(109) 1,2-Dibromo-3-Chloropropane

8.324min (-8.324) 0.00ug/L

response 0

Ion	Exp%	Act%
75.00	100	0.00
154.90	101.70	0.00#
156.90	120.80	0.00#
39.00	80.10	0.00#

Quantitation Report (Qedit)

Data Path : C:\msdchem\1\DATA\2023-09-06\
Data File : 2P101226.D
Acq On : 6 Sep 2023 9:34 am
Operator : joannel
Sample : IC3836-8 Inst : MSVOA13-P
Misc : MS54514,V2P3836,,,,,
ALS Vial : 3 Sample Multiplier: 1

Quant Time: Sep 06 11:46:09 2023
Quant Method : C:\msdchem\1\METHODS\V2P_2023-9-06.M
Quant Title : SW-846 Method 5035A/8260B
QLast Update : Thu Aug 24 13:13:39 2023
Response via : Initial Calibration

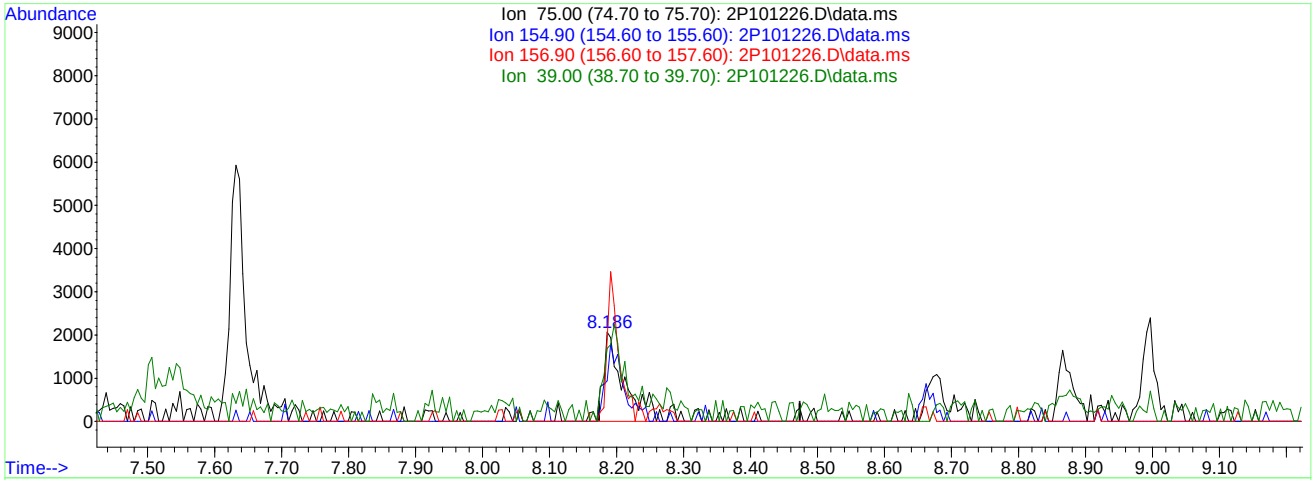

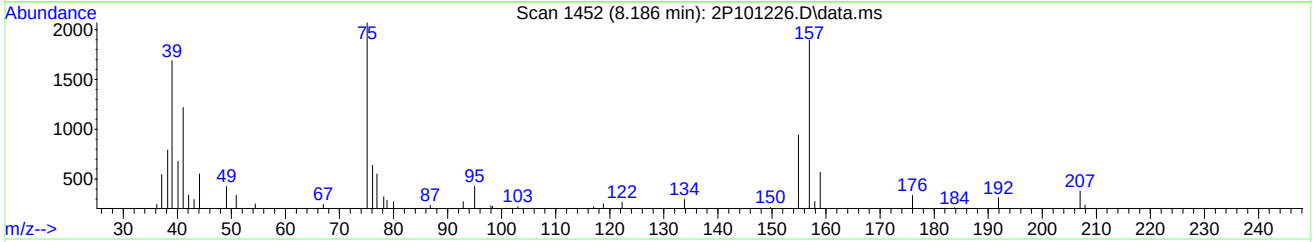

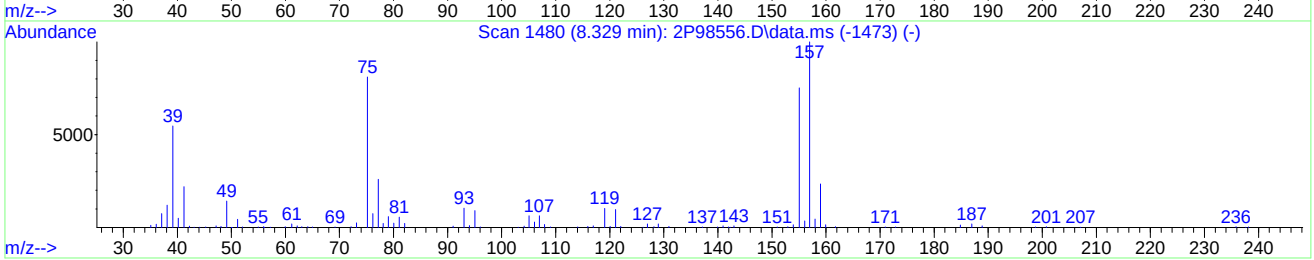

TIC: 2P101226.D\data.ms

(109) 1,2-Dibromo-3-Chloropropane

8.186min (-0.138) 1.94ug/L m

response 4838

Ion	Exp%	Act%
75.00	100	100
154.90	101.70	45.36#
156.90	120.80	91.55
39.00	80.10	81.64

Quantitation Report (Qedit)

Data Path : C:\msdchem\1\DATA\2023-09-06\
Data File : 2P101226.D
Acq On : 6 Sep 2023 9:34 am
Operator : joannel
Sample : IC3836-8 Inst : MSVOA13-P
Misc : MS54514,V2P3836,,,,,
ALS Vial : 3 Sample Multiplier: 1

Quant Time: Sep 06 11:46:09 2023
Quant Method : C:\msdchem\1\METHODS\V2P_2023-9-06.M
Quant Title : SW-846 Method 5035A/8260B
QLast Update : Thu Aug 24 13:13:39 2023
Response via : Initial Calibration

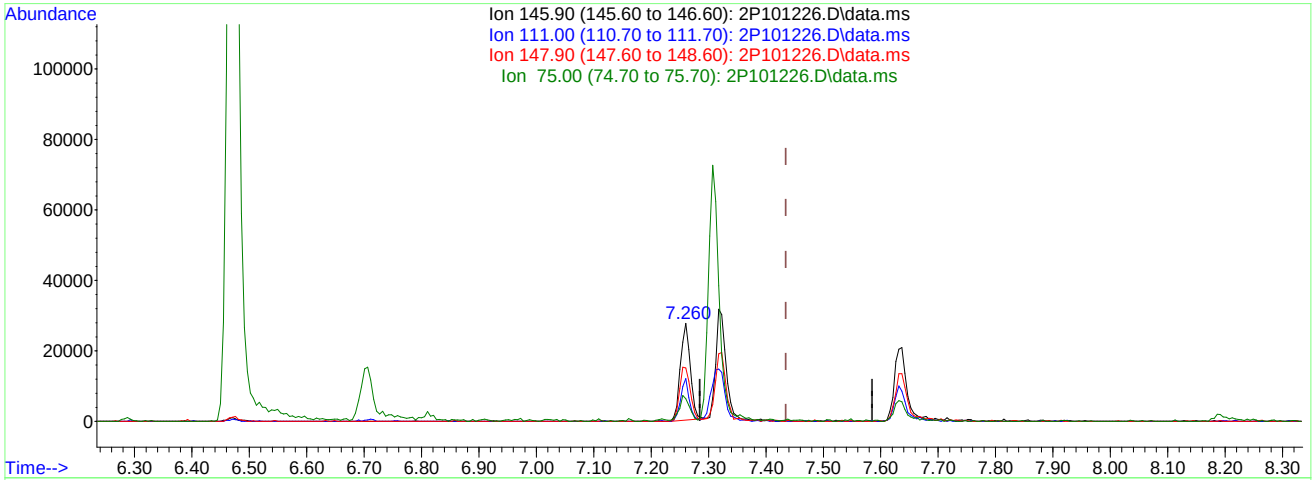

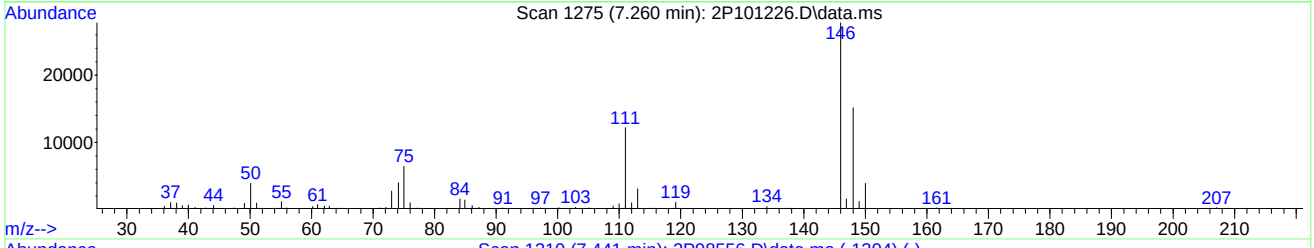

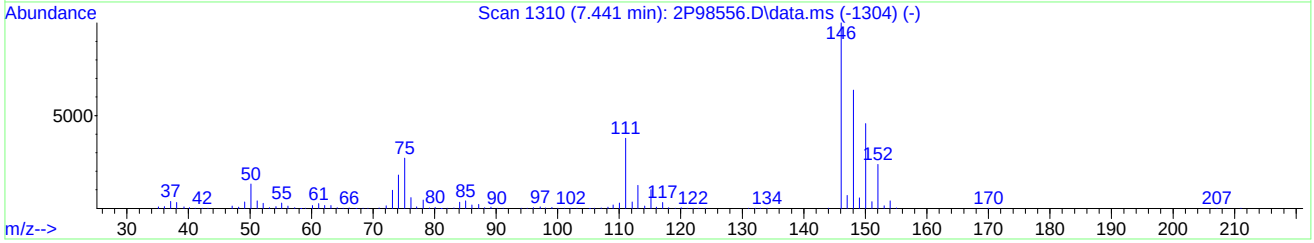

TIC: 2P101226.D\data.ms

(105) 1,4-Dichlorobenzene

7.260min (-0.175) 1.74ug/L

response 32907

Ion	Exp%	Act%
145.90	100	100
111.00	36.20	43.84
147.90	64.10	53.79
75.00	30.10	22.01

Quantitation Report (Qedit)

Data Path : C:\msdchem\1\DATA\2023-09-06\
Data File : 2P101226.D
Acq On : 6 Sep 2023 9:34 am
Operator : joannel
Sample : IC3836-8 Inst : MSVOA13-P
Misc : MS54514,V2P3836,,,,,
ALS Vial : 3 Sample Multiplier: 1

Quant Time: Sep 06 11:46:09 2023
Quant Method : C:\msdchem\1\METHODS\V2P_2023-9-06.M
Quant Title : SW-846 Method 5035A/8260B
QLast Update : Thu Aug 24 13:13:39 2023
Response via : Initial Calibration

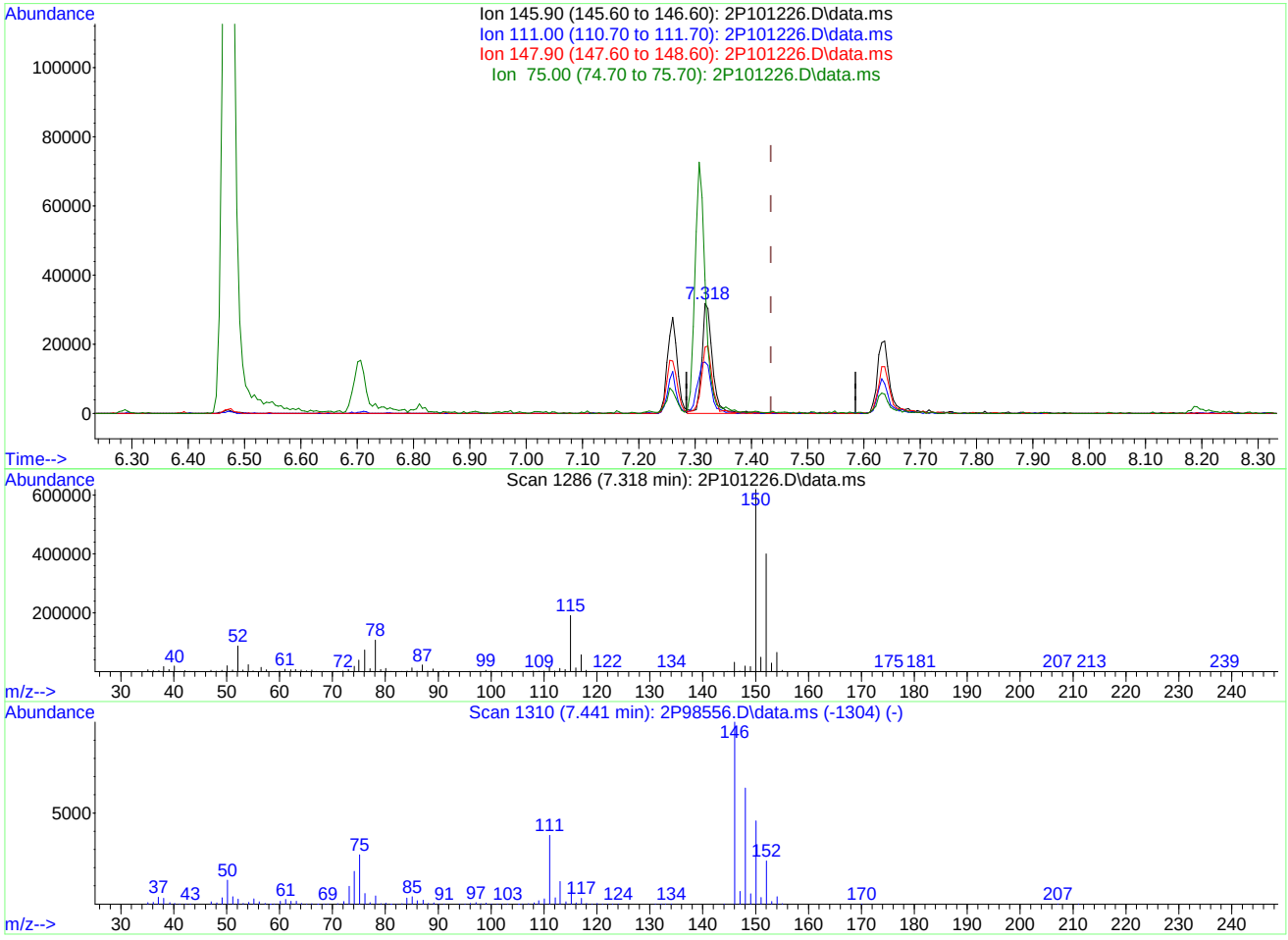

TIC: 2P101226.D\data.ms

(105) 1,4-Dichlorobenzene

7.318min (-0.117) 2.23ug/L m

response 42221

Ion	Exp%	Act%
145.90	100	100
111.00	36.20	46.67
147.90	64.10	60.21
75.00	30.10	120.92#

Manual Integrations APPROVED (compounds with "m" flag)
Karen Watson
09/08/23 07:54

Quantitation Report (QT Reviewed)

Data Path : C:\msdchem\1\DATA\2023-09-06\
Data File : 2P101227.D
Acq On : 6 Sep 2023 9:59 am
Operator : joannel
Sample : IC3836-2 Inst : MSVOA13-P
Misc : MS54514,V2P3836,,,,,
ALS Vial : 4 Sample Multiplier: 1

Quant Time: Sep 06 11:54:03 2023
Quant Method : C:\msdchem\1\METHODS\V2P_2023-9-06.M
Quant Title : SW-846 Method 5035A/8260B
QLast Update : Thu Aug 24 13:13:39 2023
Response via : Initial Calibration

Internal Standards	R.T.	QIon	Response	Conc	Units	Dev(Min)
1) Fluorobenzene	3.698	96	2005426	50.00	ug/L	-0.03
62) Chlorobenzene-d5	5.623	117	1586188	50.00	ug/L	-0.07
85) 1,4-Dichlorobenzene-d4	7.307	152	868524	50.00	ug/L	-0.12
System Monitoring Compounds						
39) Dibromofluoromethane	3.243	113	445214	50.59	ug/L	-0.02
Spiked Amount 50.000	Range 83 - 118		Recovery = 101.18%			
49) 1,2-Dichloroethane-d4	3.531	65	485516	50.97	ug/L	-0.02
Spiked Amount 50.000	Range 79 - 125		Recovery = 101.94%			
63) Toluene-d8	4.629	98	2111021	48.02	ug/L	-0.04
Spiked Amount 50.000	Range 85 - 112		Recovery = 96.04%			
86) 4-Bromofluorobenzene	6.475	174	668985	49.84	ug/L	-0.09
Spiked Amount 50.000	Range 83 - 118		Recovery = 99.68%			
Target Compounds						Qvalue
2) Dichlorodifluoromethane	1.119	85	31182	6.55	ug/L	98
3) Chloromethane	1.240	50	39471	5.58	ug/L	98
4) 1,3-butadiene	1.313	39	58931	6.60	ug/L	93
5) Vinyl Chloride	1.297	62	39405	5.50	ug/L	94
6) Bromomethane	1.501	94	26092	6.36	ug/L	89
7) Chloroethane	1.574	64	16842	5.71	ug/L	92
8) Trichlorofluoromethane	1.674	101	57829	5.31	ug/L	98
9) Ethyl Ether	1.867	59	39560	6.58	ug/L	90
10) Ethanol	1.941	45	30165	129.59	ug/L	95
11) 1,2-Dichlorotrifluoroe...	1.967	67	46913	6.07	ug/L	97
12) 1,1-Dichloroethene	1.972	61	56518	5.91	ug/L	95
13) Freon 113	2.003	101	32636	5.49	ug/L	97
14) Carbon Disulfide	1.993	76	102954	5.51	ug/L	98
15) Iodomethane	2.050	142	24875	3.76	ug/L	97
16) Acrolein	2.145	56	49468	27.81	ug/L	94
17) Allyl chloride	2.233	41	66683	6.69	ug/L	95
18) Methylene Chloride	2.286	49	71707	7.00	ug/L	98
19) Acetone	2.301	43	113625	25.12	ug/L	99
20) Methyl acetate	2.385	43	345178	31.15	ug/L	99
21) trans-1,2-Dichloroethene	2.390	61	59207	6.03	ug/L	99
22) Hexane	2.453	56	30121	5.85	ug/L	96
23) Methyl Tert Butyl Ether	2.458	73	136541	5.93	ug/L	97
24) Tert Butyl Alcohol	2.490	59	162975	60.93	ug/L	99
25) Acetonitrile	2.537	41	143492	66.30	ug/L	98
26) Di-isopropyl ether	2.668	45	145105	5.84	ug/L	96
27) Chloroprene	2.709	53	263946	7.30	ug/L	97
28) 1,1-Dichloroethane	2.715	63	75793	5.80	ug/L	97
29) Acrylonitrile	2.715	52	167943	36.84	ug/L	89
30) ETBE	2.866	59	138108	6.35	ug/L	100
31) Vinyl acetate	2.845	43	710035	35.42	ug/L	99
32) cis-1,2-Dichloroethene	3.008	96	49191	5.88	ug/L	93
33) 2,2-Dichloropropane	3.065	77	57384	5.96	ug/L	98
34) Bromochloromethane	3.107	128	23678	5.96	ug/L	98
35) Cyclohexane	3.144	56	71590	5.91	ug/L	99
36) Chloroform	3.149	83	75415	5.92	ug/L	98
37) Ethyl acetate	3.212	43	486751	35.76	ug/L	99
38) Tetrahydrofuran	3.248	42	31091	5.87	ug/L	94
40) Carbon Tetrachloride	3.248	117	47883m	5.62	ug/L	
41) 1,1,1-Trichloroethane	3.274	97	59835	5.70	ug/L	93
42) 2-Butanone	3.300	43	201309	25.85	ug/L	95
43) 1,1-Dichloropropene	3.347	75	55717	5.94	ug/L	95
44) tert-Butyl formate	3.389	59	63834	20.85	ug/L	83
45) Propionitrile	3.442	54	145244	68.75	ug/L	96
46) Methacrylonitrile	3.463	41	544283	67.00	ug/L	98
47) Benzene	3.473	78	187098	5.88	ug/L	93
48) TAME	3.546	73	129086	6.60	ug/L	99
50) Isobutyl alcohol	3.583	43	84909m	118.70	ug/L	
51) 1,2-Dichloroethane	3.567	62	60311	6.32	ug/L	97

Quantitation Report (QT Reviewed)

Data Path : C:\msdchem\1\DATA\2023-09-06\
Data File : 2P101227.D
Acq On : 6 Sep 2023 9:59 am
Operator : joannel
Sample : IC3836-2 Inst : MSVOA13-P
Misc : MS54514,V2P3836,,,,,
ALS Vial : 4 Sample Multiplier: 1

Quant Time: Sep 06 11:54:03 2023
Quant Method : C:\msdchem\1\METHODS\V2P_2023-9-06.M
Quant Title : SW-846 Method 5035A/8260B
QLast Update : Thu Aug 24 13:13:39 2023
Response via : Initial Calibration

Internal Standards	R.T.	QIon	Response	Conc	Units		Dev(Min)
52) Tert Amyl Alcohol	3.635	59	125348	67.14	ug/L		93
53) Trichloroethene	3.808	95	46658	6.03	ug/L		91
54) Methylcyclohexane	3.823	83	67361	5.62	ug/L		93
55) Dibromomethane	4.033	93	24471	5.79	ug/L		92
56) 1,2-Dichloropropane	4.090	63	42178	5.94	ug/L		96
57) Bromodichloromethane	4.127	83	51684	6.08	ug/L		98
58) Methyl methacrylate	4.221	41	59659	6.50	ug/L		97
59) 1,4-Dioxane	4.252	88	21294	119.10	ug/L		90
60) 2-Chloroethyl vinyl ether	4.462	63	16504	19.62	ug/L		94
61) cis-1,3-Dichloropropene	4.503	75	52806	5.26	ug/L		92
64) Toluene	4.660	91	202117	5.41	ug/L		96
65) 2-Nitropropane	4.754	41	79028	25.22	ug/L		94
66) 4-Methyl-2-pentanone	4.869	43	319420	21.92	ug/L		97
67) trans-1,3-Dichloropropene	4.901	75	51531	5.17	ug/L	#	71
68) Tetrachloroethene	4.917	166	53723	5.77	ug/L		96
69) Ethyl methacrylate	5.011	69	60117	5.56	ug/L		93
70) 1,1,2-Trichloroethane	5.000	83	36395	5.68	ug/L		98
71) Dibromochloromethane	5.120	129	35832	4.93	ug/L		96
72) 1,3-Dichloropropane	5.173	76	71162	5.51	ug/L		93
73) 1,2-Dibromoethane	5.277	107	39718	5.02	ug/L		97
74) 3,3-dimethyl-1-butanol	5.419	57	329420	150.62	ug/L		100
75) 2-hexanone	5.413	43	267298	17.97	ug/L	#	76
76) 1-Chlorohexane	5.628	91	55646m	4.77	ug/L		
77) Ethylbenzene	5.659	91	222830m	5.61	ug/L		
78) Chlorobenzene	5.633	112	127856	5.38	ug/L		96
79) 1,1,1,2-Tetrachloroethane	5.675	131	40326	5.29	ug/L		94
80) m,p-Xylene	5.759	91	329258	10.82	ug/L		99
81) o-Xylene	6.051	91	167647	5.34	ug/L		98
82) Styrene	6.088	104	121388	4.99	ug/L		99
83) Bromoform	6.093	173	19564	4.57	ug/L		93
84) Isopropylbenzene	6.287	105	205413	5.37	ug/L		99
87) cis-1,4-Dichloro-2-butene	6.512	53	13588	5.14	ug/L	#	80
88) n-Propylbenzene	6.585	91	222883	5.12	ug/L		97
89) Bromobenzene	6.548	156	49722	5.04	ug/L		96
90) 1,1,2,2-Tetrachloroethane	6.611	83	63985	5.18	ug/L		93
91) 1,3,5-Trimethylbenzene	6.731	105	157873	5.06	ug/L		99
92) 2-Chlorotoluene	6.690	91	126333	5.08	ug/L		96
93) trans-1,4-Dichloro-2-B...	6.742	53	12752	4.06	ug/L	#	78
94) 1,2,3-Trichloropropane	6.700	110	21879	4.96	ug/L		90
95) Cyclohexanone	6.731	55	14729	26.07	ug/L		92
96) 4-Chlorotoluene	6.810	91	140527	5.17	ug/L		97
97) tert-Butylbenzene	6.967	91	82364	5.05	ug/L		97
99) 1,2,4-Trimethylbenzene	7.024	105	152946	5.03	ug/L		98
100) Pentachloroethane	6.972	167	26040	5.29	ug/L	#	72
101) sec-Butylbenzene	7.108	105	187155	5.02	ug/L		98
102) 4-Isopropyltoluene	7.223	119	160059	5.05	ug/L		98
103) 1,3-Dichlorobenzene	7.254	146	91524	5.15	ug/L		96
104) 1,2,3-Trimethylbenzene	7.349	105	159124	5.00	ug/L		98
105) 1,4-Dichlorobenzene	7.322	146	94709	4.94	ug/L		94
106) n-Butylbenzene	7.537	92	53896	4.60	ug/L		96
107) Benzyl Chloride	7.500	126	16946	4.26	ug/L	#	80
108) 1,2-Dichlorobenzene	7.631	146	88742	5.36	ug/L		97
109) 1,2-Dibromo-3-Chloropr...	8.191	75	12106	4.80	ug/L	#	75
110) Hexachlorobutadiene	8.667	225	16502	5.73	ug/L		97
111) 1,2,4-Trichlorobenzene	8.667	180	42913	4.90	ug/L		90
112) Naphthalene	8.865	128	146224	4.79	ug/L		97
113) 1,2,3-Trichlorobenzene	8.991	180	43434	5.07	ug/L		94

(#) = qualifier out of range (m) = manual integration (+) = signals summed

Quantitation Report (QT Reviewed)

Data Path : C:\msdchem\1\DATA\2023-09-06\
Data File : 2P101227.D
Acq On : 6 Sep 2023 9:59 am
Operator : joannel
Sample : IC3836-2 Inst : MSVOA13-P
Misc : MS54514,V2P3836,,,,,
ALS Vial : 4 Sample Multiplier: 1

Quant Time: Sep 06 11:54:03 2023
Quant Method : C:\msdchem\1\METHODS\V2P_2023-9-06.M
Quant Title : SW-846 Method 5035A/8260B
QLast Update : Thu Aug 24 13:13:39 2023
Response via : Initial Calibration



Manual Integration Approval Summary

Sample Number: V2P3836-IC3836
Lab FileID: 2P101227.D
Injection Time: 09/06/23 09:59
Method: SW846 8260D
Analyst approved: 09/06/23 14:52 Jo-Ann Lugo De Jesus
Supervisor approved: 09/08/23 07:54 Karen Watson

Parameter	CAS	Sig#	R.T. (min.)	Reason
Carbon Tetrachloride	56-23-5		3.25	Overlapping peak
Isobutyl Alcohol	78-83-1		3.58	Poor instrument integration
1-Chlorohexane	544-10-5		5.63	Poor instrument integration
Ethylbenzene	100-41-4		5.66	Poor instrument integration

Quantitation Report (Qedit)

Data Path : C:\msdchem\1\DATA\2023-09-06\
Data File : 2P101227.D
Acq On : 6 Sep 2023 9:59 am
Operator : joannel
Sample : IC3836-2 Inst : MSVOA13-P
Misc : MS54514,V2P3836,,,,,
ALS Vial : 4 Sample Multiplier: 1

Quant Time: Sep 06 11:46:10 2023
Quant Method : C:\msdchem\1\METHODS\V2P_2023-9-06.M
Quant Title : SW-846 Method 5035A/8260B
QLast Update : Thu Aug 24 13:13:39 2023
Response via : Initial Calibration

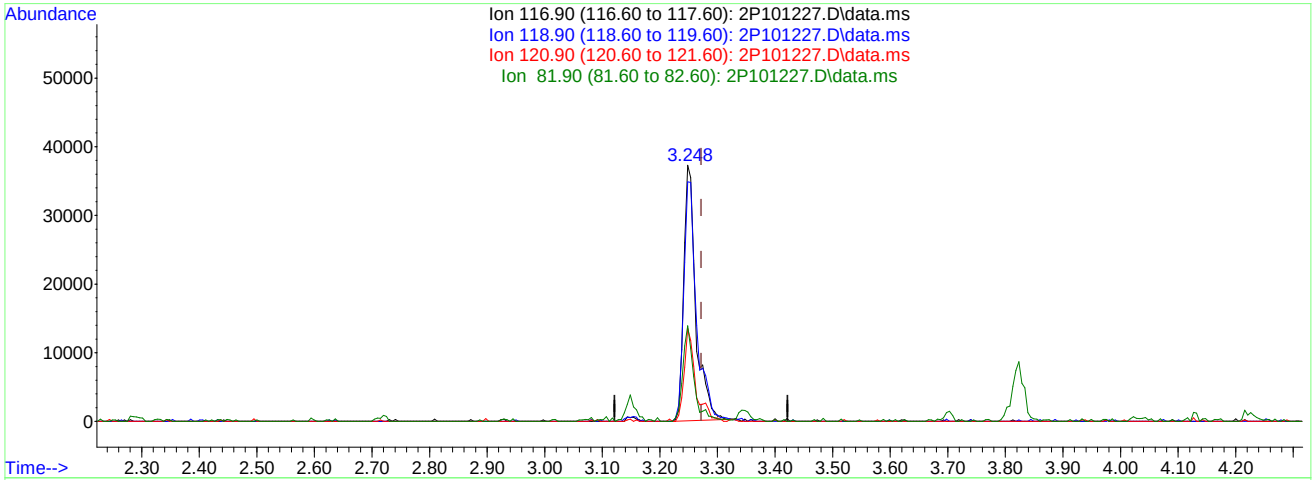

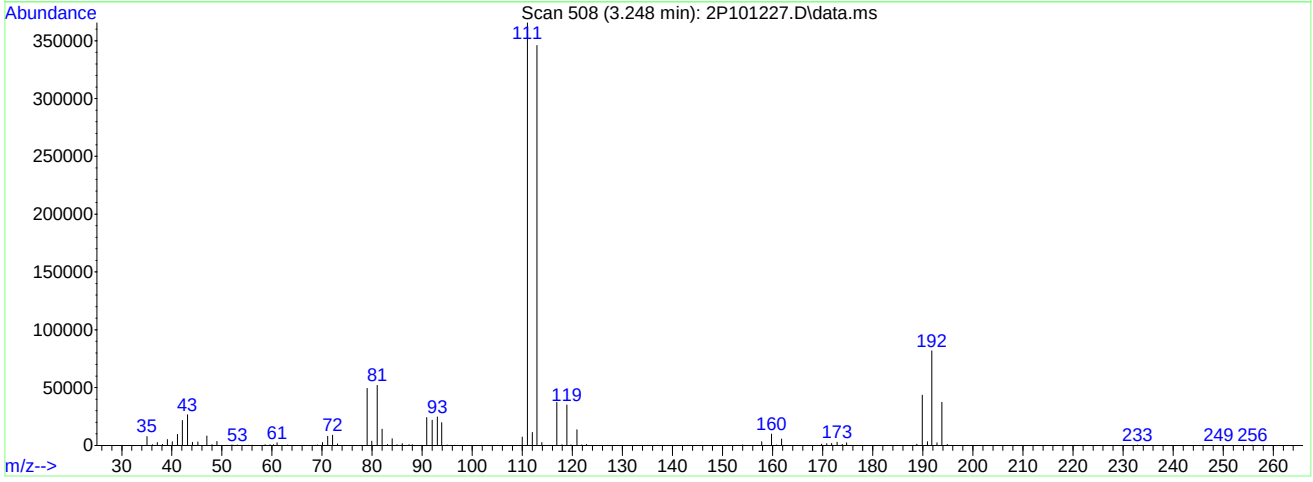

TIC: 2P101227.D\data.ms

(40) Carbon Tetrachloride ( )

3.248min (-0.024) 6.38ug/L

response 54318

Ion	Exp%	Act%
116.90	100	100
118.90	94.20	93.54
120.90	31.40	36.29
81.90	24.30	37.33

2P101227.D edits: Carbon Tetrachloride

Quantitation Report (Qedit)

Data Path : C:\msdchem\1\DATA\2023-09-06\
Data File : 2P101227.D
Acq On : 6 Sep 2023 9:59 am
Operator : joannel
Sample : IC3836-2 Inst : MSVOA13-P
Misc : MS54514,V2P3836,,,,,
ALS Vial : 4 Sample Multiplier: 1

Quant Time: Sep 06 11:46:10 2023
Quant Method : C:\msdchem\1\METHODS\V2P_2023-9-06.M
Quant Title : SW-846 Method 5035A/8260B
QLast Update : Thu Aug 24 13:13:39 2023
Response via : Initial Calibration

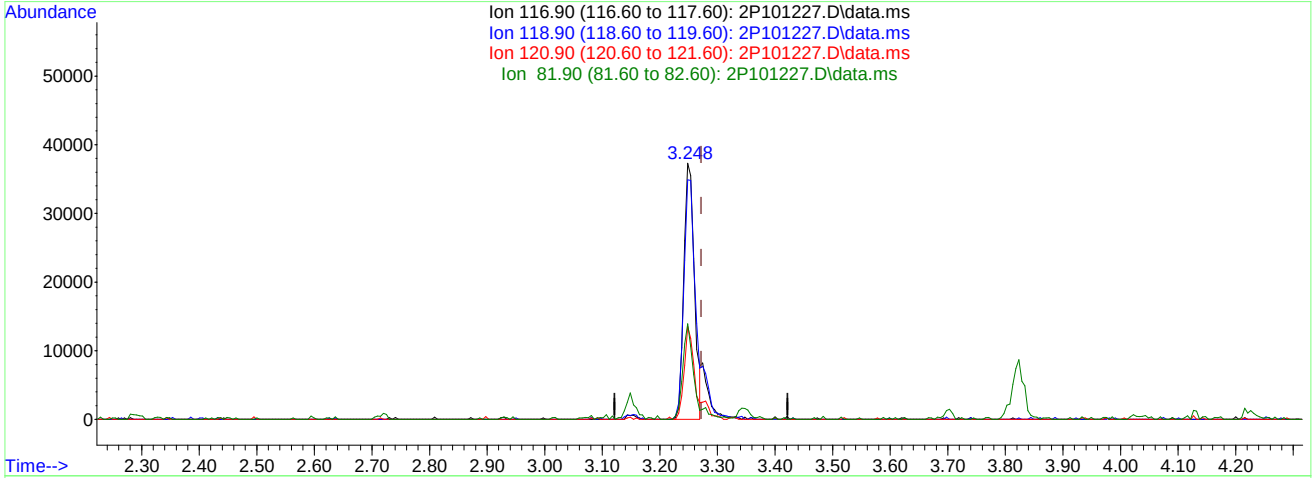

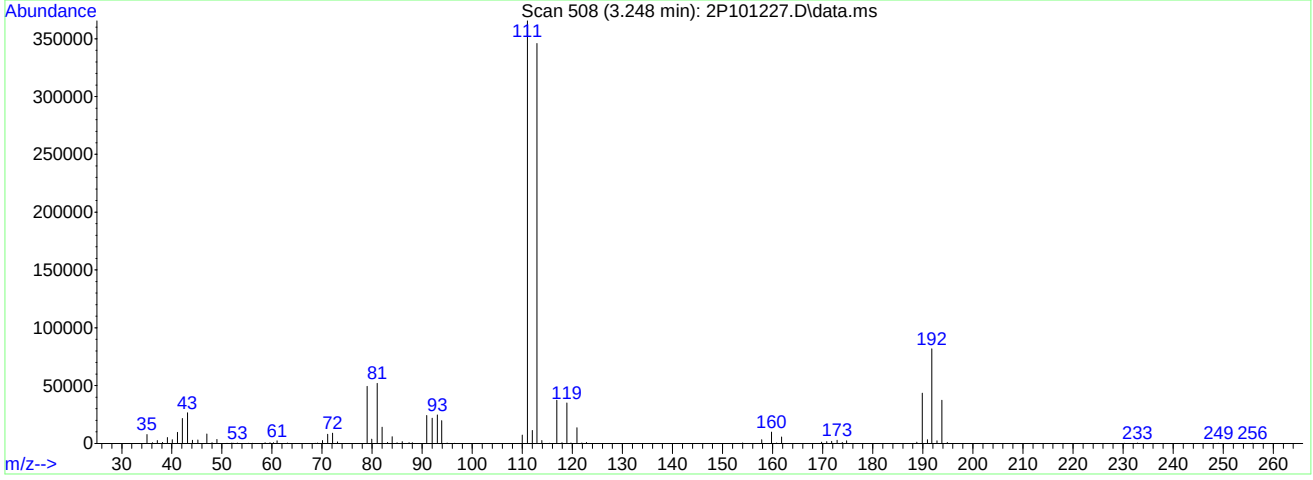

TIC: 2P101227.D\data.ms

(40) Carbon Tetrachloride ( )

3.248min (-0.024) 5.62ug/L m

response 47883

Ion	Exp%	Act%
116.90	100	100
118.90	94.20	93.54
120.90	31.40	36.29
81.90	24.30	37.33

Quantitation Report (Qedit)

Data Path : C:\msdchem\1\DATA\2023-09-06\
Data File : 2P101227.D
Acq On : 6 Sep 2023 9:59 am
Operator : joannel
Sample : IC3836-2 Inst : MSVOA13-P
Misc : MS54514,V2P3836,,,,,
ALS Vial : 4 Sample Multiplier: 1

Quant Time: Sep 06 11:46:10 2023
Quant Method : C:\msdchem\1\METHODS\V2P_2023-9-06.M
Quant Title : SW-846 Method 5035A/8260B
QLast Update : Thu Aug 24 13:13:39 2023
Response via : Initial Calibration

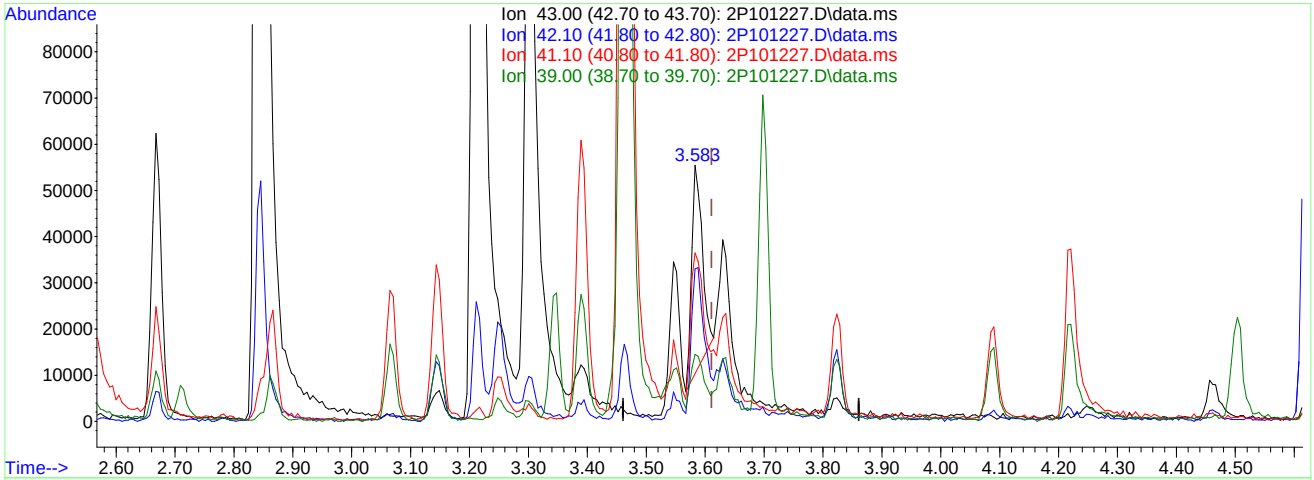

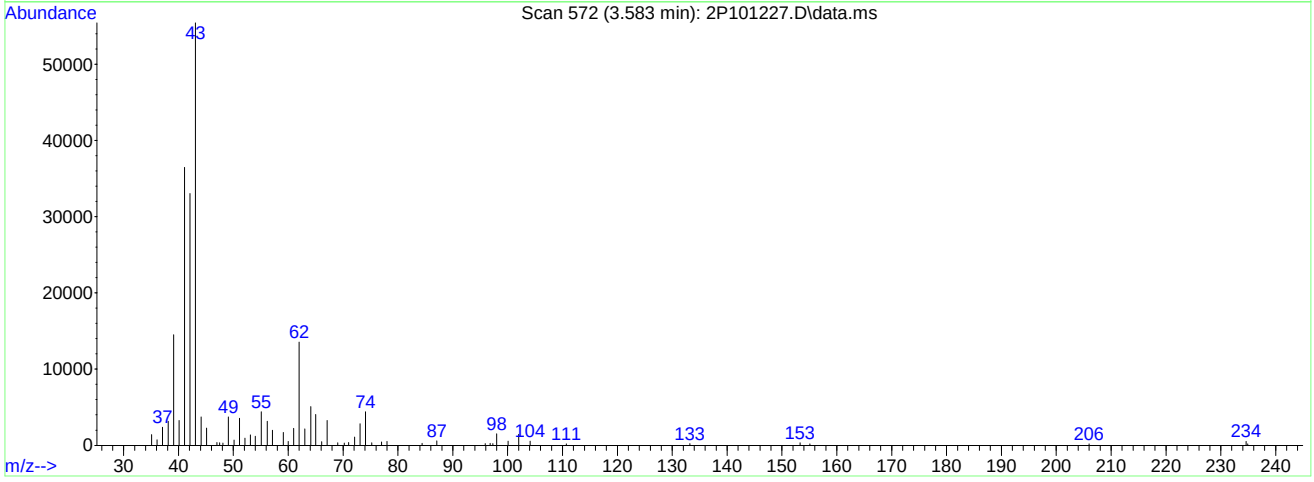

TIC: 2P101227.D\data.ms

(50) Isobutyl alcohol

3.583min (-0.028) 79.65ug/L

response 56769

Ion	Exp%	Act%
43.00	100	100
42.10	58.10	63.86
41.10	70.70	64.62
39.00	25.60	23.61

Quantitation Report (Qedit)

Data Path : C:\msdchem\1\DATA\2023-09-06\
Data File : 2P101227.D
Acq On : 6 Sep 2023 9:59 am
Operator : joannel
Sample : IC3836-2 Inst : MSVOA13-P
Misc : MS54514,V2P3836,,,,,
ALS Vial : 4 Sample Multiplier: 1

Quant Time: Sep 06 11:46:10 2023
Quant Method : C:\msdchem\1\METHODS\V2P_2023-9-06.M
Quant Title : SW-846 Method 5035A/8260B
QLast Update : Thu Aug 24 13:13:39 2023
Response via : Initial Calibration

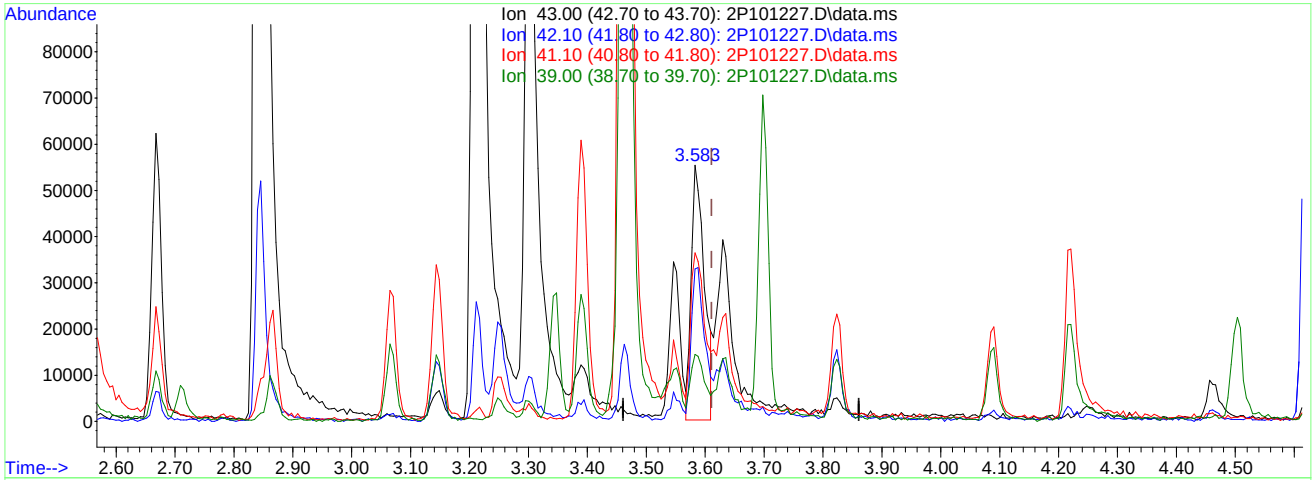

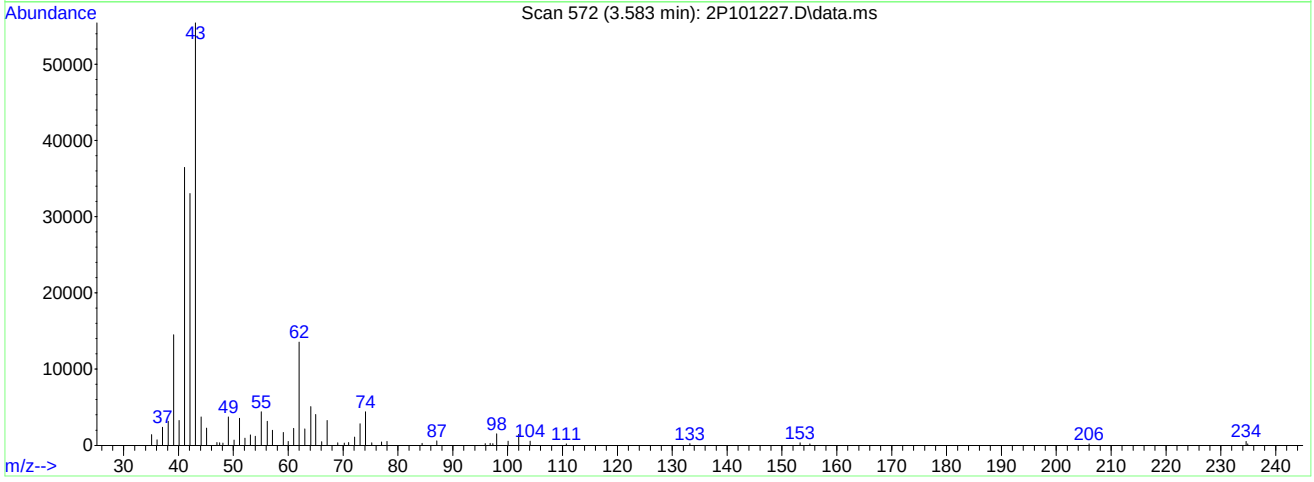

TIC: 2P101227.D\data.ms

(50) Isobutyl alcohol

3.583min (-0.028) 118.70ug/L m

response 84909

Ion	Exp%	Act%
43.00	100	100
42.10	58.10	59.59
41.10	70.70	65.81
39.00	25.60	26.17

Quantitation Report (Qedit)

Data Path : C:\msdchem\1\DATA\2023-09-06\
Data File : 2P101227.D
Acq On : 6 Sep 2023 9:59 am
Operator : joannel
Sample : IC3836-2 Inst : MSVOA13-P
Misc : MS54514,V2P3836,,,,,
ALS Vial : 4 Sample Multiplier: 1

Quant Time: Sep 06 11:46:10 2023
Quant Method : C:\msdchem\1\METHODS\V2P_2023-9-06.M
Quant Title : SW-846 Method 5035A/8260B
QLast Update : Thu Aug 24 13:13:39 2023
Response via : Initial Calibration

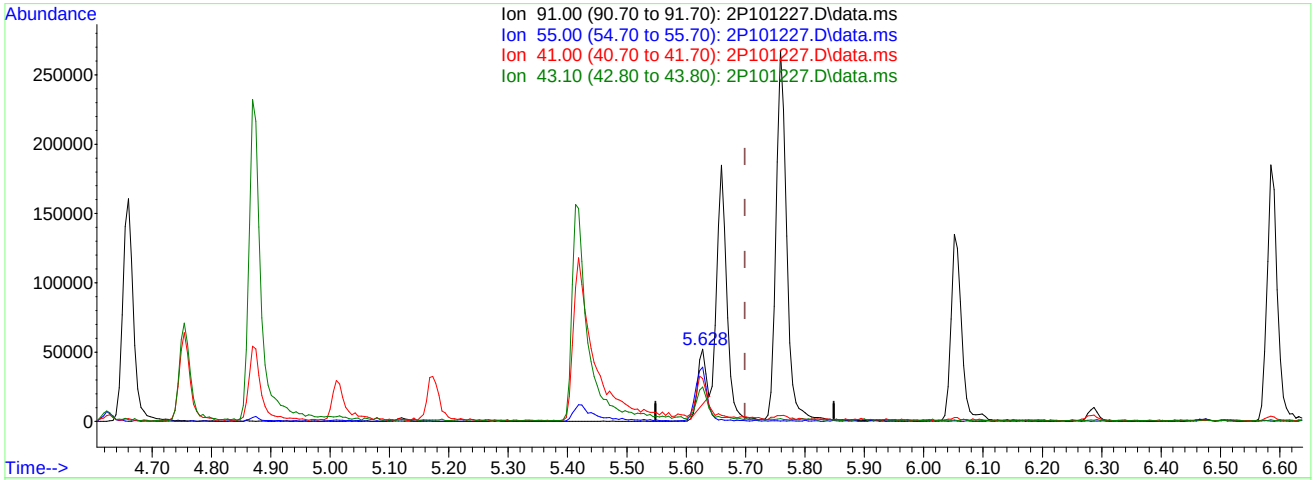

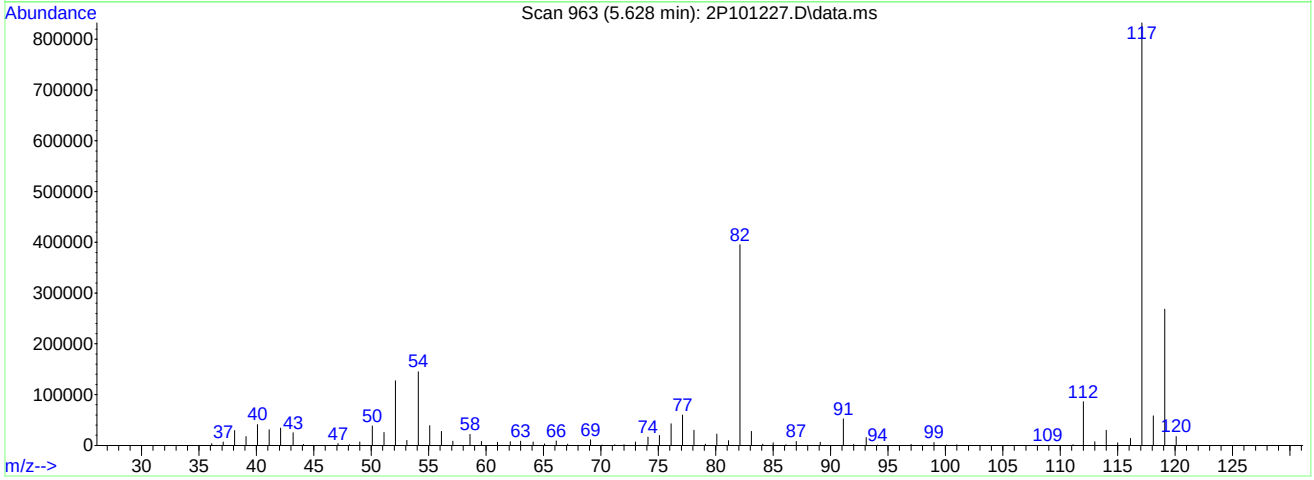

TIC: 2P101227.D\data.ms

(76) 1-Chlorohexane

5.628min (-0.071) 3.15ug/L

response 36742

Ion	Exp%	Act%
91.00	100	100
55.00	71.50	68.69
41.00	59.20	51.11
43.10	51.50	41.93

Quantitation Report (Qedit)

Data Path : C:\msdchem\1\DATA\2023-09-06\
Data File : 2P101227.D
Acq On : 6 Sep 2023 9:59 am
Operator : joannel
Sample : IC3836-2 Inst : MSVOA13-P
Misc : MS54514,V2P3836,,,,,
ALS Vial : 4 Sample Multiplier: 1

Quant Time: Sep 06 11:46:10 2023
Quant Method : C:\msdchem\1\METHODS\V2P_2023-9-06.M
Quant Title : SW-846 Method 5035A/8260B
QLast Update : Thu Aug 24 13:13:39 2023
Response via : Initial Calibration

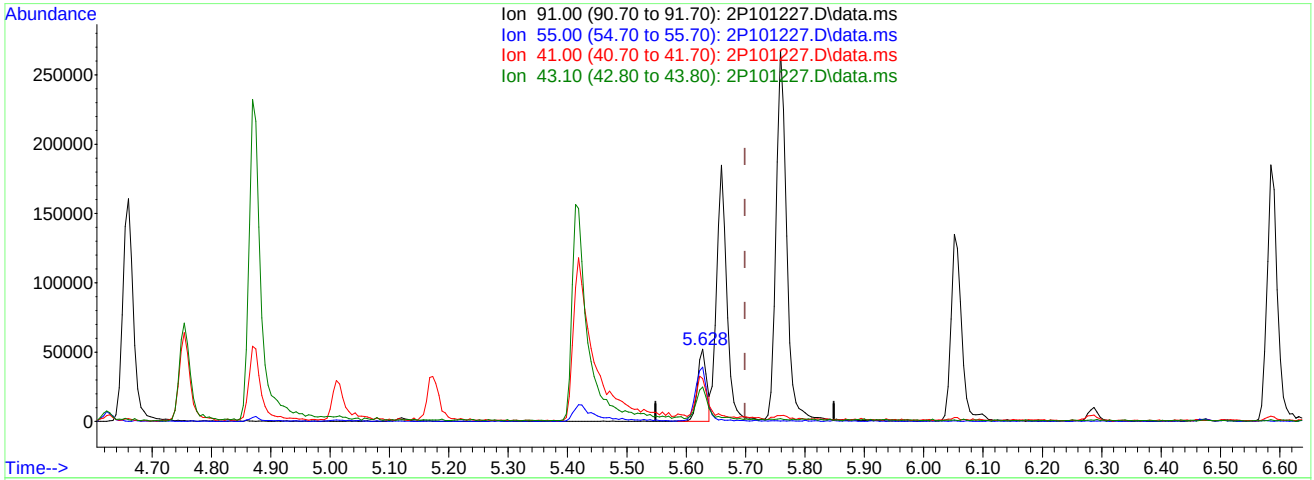

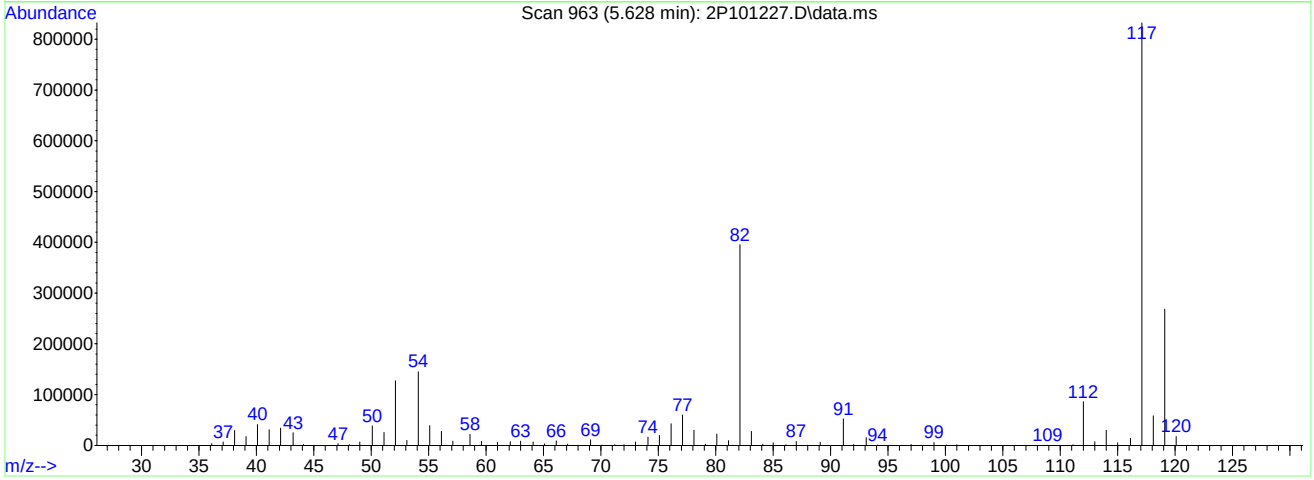

TIC: 2P101227.D\data.ms

(76) 1-Chlorohexane

5.628min (-0.071) 4.77ug/L m

response 55646

Ion	Exp%	Act%
91.00	100	100
55.00	71.50	74.98
41.00	59.20	59.30
43.10	51.50	47.59

Quantitation Report (Qedit)

Data Path : C:\msdchem\1\DATA\2023-09-06\
Data File : 2P101227.D
Acq On : 6 Sep 2023 9:59 am
Operator : joannel
Sample : IC3836-2 Inst : MSVOA13-P
Misc : MS54514,V2P3836,,,,,
ALS Vial : 4 Sample Multiplier: 1

Quant Time: Sep 06 11:46:10 2023
Quant Method : C:\msdchem\1\METHODS\V2P_2023-9-06.M
Quant Title : SW-846 Method 5035A/8260B
QLast Update : Thu Aug 24 13:13:39 2023
Response via : Initial Calibration

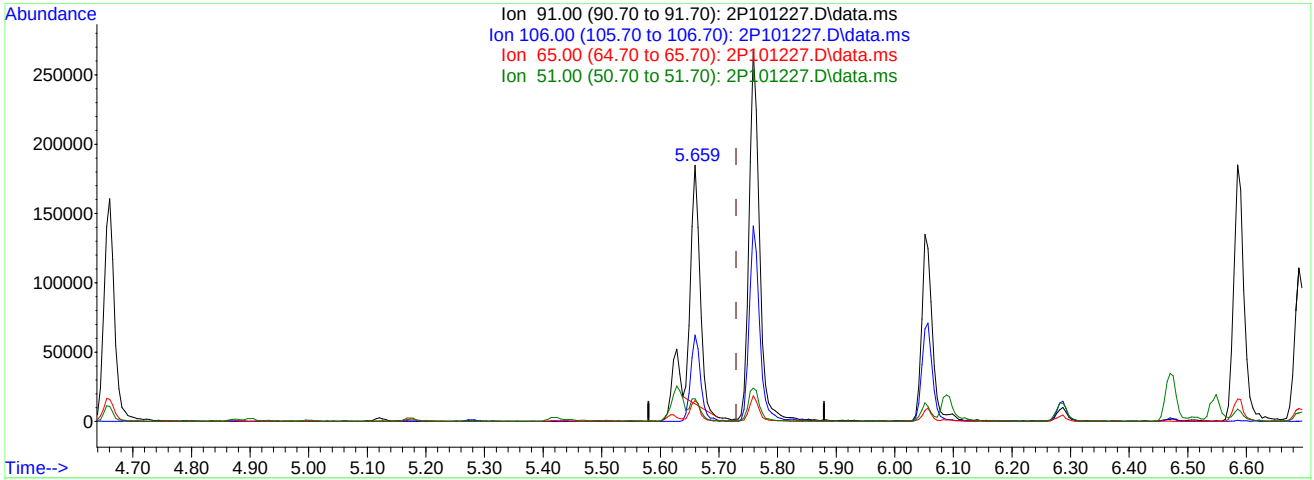

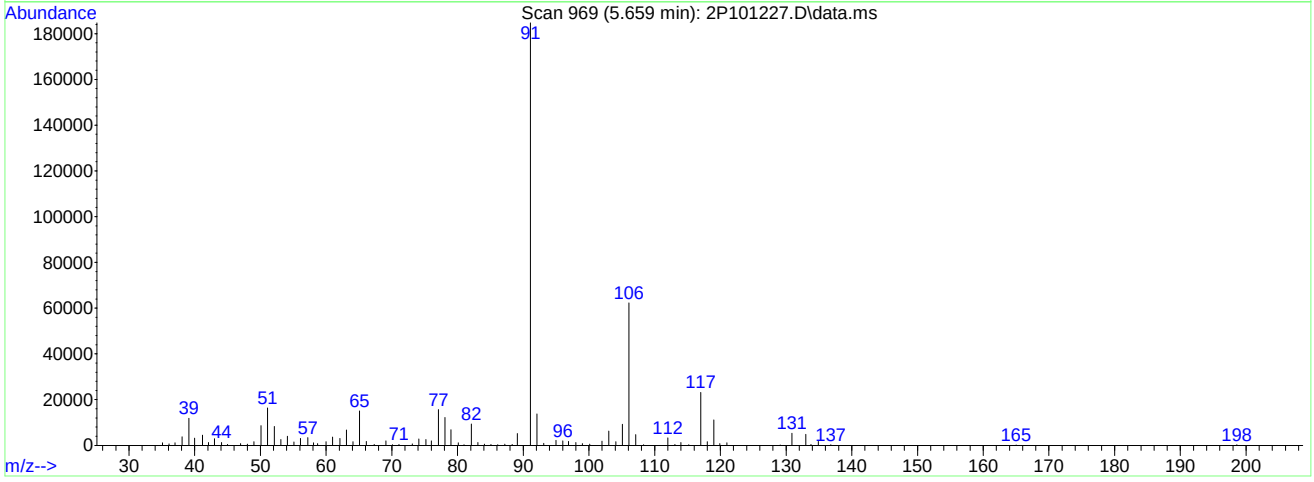

TIC: 2P101227.D\data.ms

(77) Ethylbenzene (C)

5.659min (-0.071) 4.58ug/L

response 182038

Ion	Exp%	Act%
91.00	100	100
106.00	33.50	33.99
65.00	8.10	7.99
51.00	9.70	8.69

Quantitation Report (Qedit)

Data Path : C:\msdchem\1\DATA\2023-09-06\
Data File : 2P101227.D
Acq On : 6 Sep 2023 9:59 am
Operator : joannel
Sample : IC3836-2 Inst : MSVOA13-P
Misc : MS54514,V2P3836,,,,,
ALS Vial : 4 Sample Multiplier: 1

Quant Time: Sep 06 11:46:10 2023
Quant Method : C:\msdchem\1\METHODS\V2P_2023-9-06.M
Quant Title : SW-846 Method 5035A/8260B
QLast Update : Thu Aug 24 13:13:39 2023
Response via : Initial Calibration

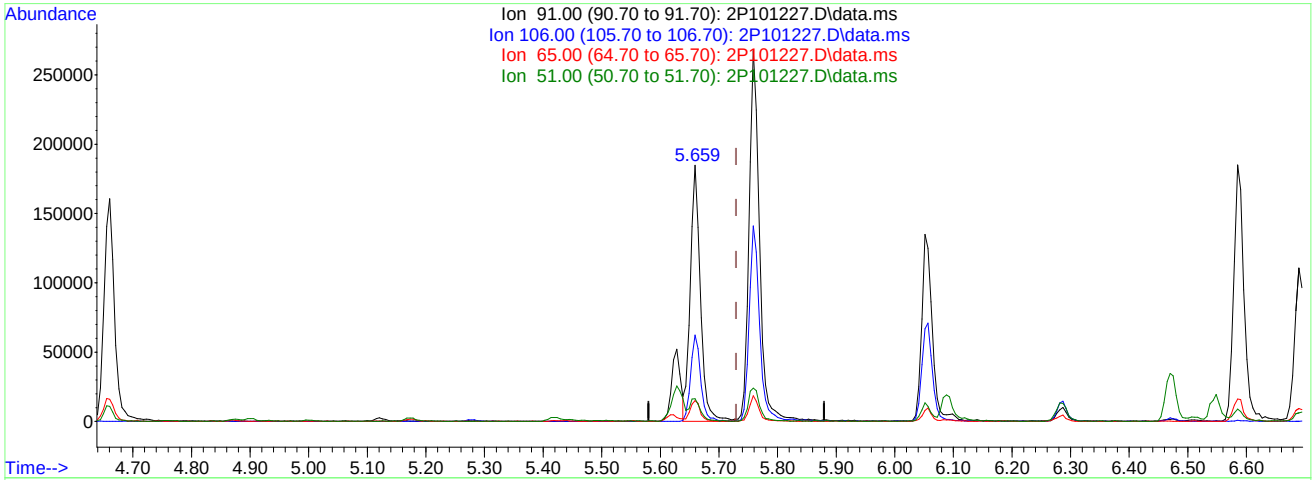

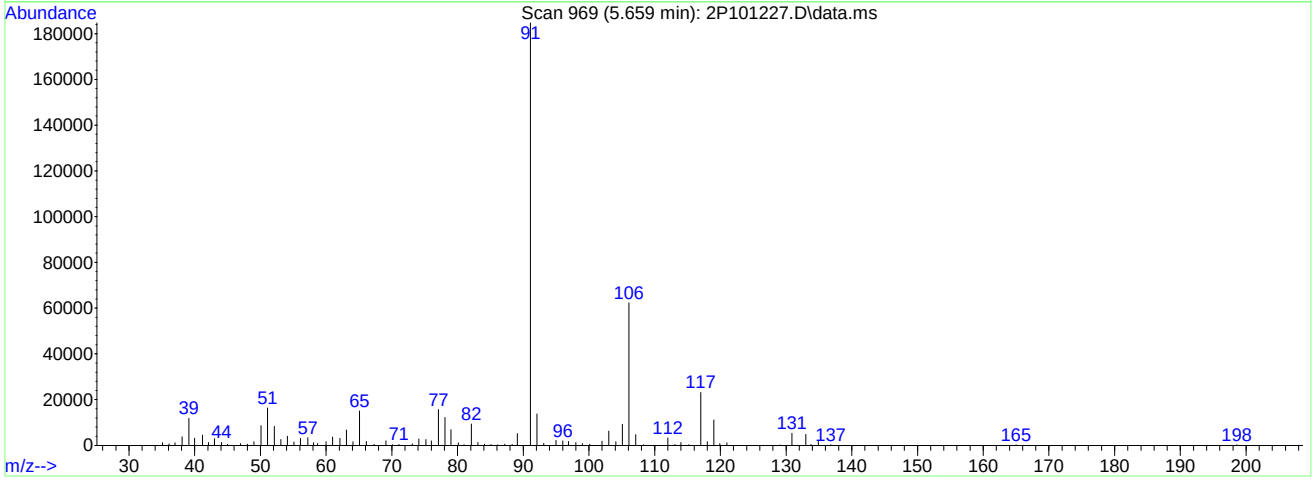

TIC: 2P101227.D\data.ms

(77) Ethylbenzene (C)

5.659min (-0.071) 5.61ug/L m

response 222830

Ion	Exp%	Act%
91.00	100	100
106.00	33.50	33.73
65.00	8.10	8.15
51.00	9.70	8.88

Manual Integrations APPROVED (compounds with "m" flag)
Karen Watson
09/08/23 07:54

Quantitation Report (QT Reviewed)

Data Path : C:\msdchem\1\DATA\2023-09-06\
Data File : 2P101228.D
Acq On : 6 Sep 2023 10:25 am
Operator : joannel
Sample : IC3836-3 Inst : MSVOA13-P
Misc : MS54514,V2P3836,,,,,
ALS Vial : 5 Sample Multiplier: 1

Quant Time: Sep 06 11:55:07 2023
Quant Method : C:\msdchem\1\METHODS\V2P_2023-9-06.M
Quant Title : SW-846 Method 5035A/8260B
QLast Update : Thu Aug 24 13:13:39 2023
Response via : Initial Calibration

Internal Standards	R.T.	QIon	Response	Conc	Units	Dev(Min)
1) Fluorobenzene	3.701	96	2008088	50.00	ug/L	-0.03
62) Chlorobenzene-d5	5.620	117	1623496	50.00	ug/L	-0.07
85) 1,4-Dichlorobenzene-d4	7.310	152	894002	50.00	ug/L	-0.11
System Monitoring Compounds						
39) Dibromofluoromethane	3.246	113	453480	51.46	ug/L	-0.02
Spiked Amount 50.000	Range 83 - 118		Recovery = 102.92%			
49) 1,2-Dichloroethane-d4	3.528	65	490878	51.46	ug/L	-0.03
Spiked Amount 50.000	Range 79 - 125		Recovery = 102.92%			
63) Toluene-d8	4.627	98	2134140	47.43	ug/L	-0.05
Spiked Amount 50.000	Range 85 - 112		Recovery = 94.86%			
86) 4-Bromofluorobenzene	6.473	174	687691	49.77	ug/L	-0.09
Spiked Amount 50.000	Range 83 - 118		Recovery = 99.54%			
Target Compounds						Qvalue
2) Dichlorodifluoromethane	1.117	85	68582	14.29	ug/L	97
3) Chloromethane	1.237	50	90003	12.77	ug/L	94
4) 1,3-butadiene	1.311	39	124757	13.95	ug/L	98
5) Vinyl Chloride	1.295	62	88350	12.31	ug/L	97
6) Bromomethane	1.499	94	51646	12.65	ug/L	98
7) Chloroethane	1.572	64	33681	11.55	ug/L	95
8) Trichlorofluoromethane	1.672	101	132961	12.71	ug/L	97
9) Ethyl Ether	1.865	59	75102	12.24	ug/L	96
10) Ethanol	1.949	45	66979	295.32	ug/L	88
11) 1,2-Dichlorotrifluoroe...	1.964	67	87235	11.27	ug/L	97
12) 1,1-Dichloroethene	1.970	61	107287	11.21	ug/L	94
13) Freon 113	2.001	101	63601	10.69	ug/L	98
14) Carbon Disulfide	1.991	76	193497	10.34	ug/L	97
15) Iodomethane	2.048	142	59488	8.95	ug/L	94
16) Acrolein	2.142	56	89948	49.97	ug/L	98
17) Allyl chloride	2.231	41	154421	15.47	ug/L	98
18) Methylene Chloride	2.289	49	119632	11.74	ug/L	96
19) Acetone	2.299	43	214356	47.51	ug/L	100
20) Methyl acetate	2.383	43	602853	54.34	ug/L	98
21) trans-1,2-Dichloroethene	2.388	61	107453	10.93	ug/L	90
22) Hexane	2.451	56	57935	11.10	ug/L	94
23) Methyl Tert Butyl Ether	2.456	73	251708	10.92	ug/L	97
24) Tert Butyl Alcohol	2.487	59	309233	115.46	ug/L	92
25) Acetonitrile	2.534	41	280351	128.57	ug/L	96
26) Di-isopropyl ether	2.665	45	277800	11.16	ug/L	98
27) Chloroprene	2.712	53	462265	12.77	ug/L	97
28) 1,1-Dichloroethane	2.712	63	145047	11.08	ug/L	98
29) Acrylonitrile	2.712	52	272172	59.62	ug/L	98
30) ETBE	2.864	59	251605	11.55	ug/L	99
31) Vinyl acetate	2.843	43	1157856	57.68	ug/L	99
32) cis-1,2-Dichloroethene	3.005	96	92511	11.04	ug/L	99
33) 2,2-Dichloropropane	3.068	77	103061	10.69	ug/L	98
34) Bromochloromethane	3.110	128	46695	11.74	ug/L	88
35) Cyclohexane	3.146	56	127511	10.52	ug/L	97
36) Chloroform	3.146	83	141726	11.11	ug/L	98
37) Ethyl acetate	3.209	43	764649	56.11	ug/L	99
38) Tetrahydrofuran	3.251	42	59547	11.24	ug/L	98
40) Carbon Tetrachloride	3.251	117	90258m	10.58	ug/L	
41) 1,1,1-Trichloroethane	3.277	97	117869	11.21	ug/L	98
42) 2-Butanone	3.298	43	381805	48.96	ug/L	97
43) 1,1-Dichloropropene	3.345	75	100118	10.66	ug/L	97
44) tert-Butyl formate	3.387	59	181948	57.20	ug/L	95
45) Propionitrile	3.439	54	338248	157.97	ug/L	96
46) Methacrylonitrile	3.460	41	1173472	143.24	ug/L	96
47) Benzene	3.476	78	349315	10.97	ug/L	82
48) TAME	3.549	73	235994	12.06	ug/L	99
50) Isobutyl alcohol	3.581	43	214103m	294.20	ug/L	
51) 1,2-Dichloroethane	3.570	62	101856	10.65	ug/L	97

Quantitation Report (QT Reviewed)

Data Path : C:\msdchem\1\DATA\2023-09-06\
Data File : 2P101228.D
Acq On : 6 Sep 2023 10:25 am
Operator : joannel
Sample : IC3836-3 Inst : MSVOA13-P
Misc : MS54514,V2P3836,,,,,
ALS Vial : 5 Sample Multiplier: 1

Quant Time: Sep 06 11:55:07 2023
Quant Method : C:\msdchem\1\METHODS\V2P_2023-9-06.M
Quant Title : SW-846 Method 5035A/8260B
QLast Update : Thu Aug 24 13:13:39 2023
Response via : Initial Calibration

Internal Standards	R.T.	QIon	Response	Conc	Units		Dev(Min)
52) Tert Amyl Alcohol	3.633	59	221287	118.38	ug/L		99
53) Trichloroethene	3.805	95	87499	11.29	ug/L		95
54) Methylcyclohexane	3.821	83	123827	10.31	ug/L		99
55) Dibromomethane	4.030	93	46582	11.01	ug/L		95
56) 1,2-Dichloropropane	4.088	63	78970	11.10	ug/L		95
57) Bromodichloromethane	4.124	83	91728	10.78	ug/L		98
58) Methyl methacrylate	4.219	41	140241	14.96	ug/L		98
59) 1,4-Dioxane	4.245	88	39109	218.45	ug/L		93
60) 2-Chloroethyl vinyl ether	4.459	63	52510	54.96	ug/L		96
61) cis-1,3-Dichloropropene	4.501	75	108135	10.62	ug/L		97
64) Toluene	4.658	91	367112	9.59	ug/L		96
65) 2-Nitropropane	4.752	41	161005	49.28	ug/L		99
66) 4-Methyl-2-pentanone	4.867	43	630545	42.27	ug/L		97
67) trans-1,3-Dichloropropene	4.899	75	99248	9.61	ug/L		100
68) Tetrachloroethene	4.914	166	96691	10.15	ug/L		92
69) Ethyl methacrylate	5.008	69	146732	13.05	ug/L		93
70) 1,1,2-Trichloroethane	4.998	83	68647	10.47	ug/L		96
71) Dibromochloromethane	5.123	129	70393	9.47	ug/L		99
72) 1,3-Dichloropropane	5.176	76	131833	9.97	ug/L		96
73) 1,2-Dibromoethane	5.275	107	78299	9.67	ug/L		88
74) 3,3-dimethyl-1-butanol	5.411	57	915361	406.10	ug/L		99
75) 2-hexanone	5.411	43	619287	40.18	ug/L		99
76) 1-Chlorohexane	5.625	91	112491m	9.42	ug/L		
77) Ethylbenzene	5.657	91	388384m	9.55	ug/L		
78) Chlorobenzene	5.631	112	236853	9.74	ug/L		93
79) 1,1,1,2-Tetrachloroethane	5.673	131	73863	9.47	ug/L		98
80) m,p-Xylene	5.756	91	603907	19.38	ug/L		99
81) o-Xylene	6.054	91	318878	9.93	ug/L		97
82) Styrene	6.086	104	242517	9.71	ug/L		95
83) Bromoform	6.096	173	43157	9.71	ug/L		98
84) Isopropylbenzene	6.285	105	367445	9.38	ug/L		98
87) cis-1,4-Dichloro-2-butene	6.509	53	32220	11.64	ug/L		87
88) n-Propylbenzene	6.588	91	407013	9.09	ug/L		98
89) Bromobenzene	6.546	156	94396	9.30	ug/L		92
90) 1,1,2,2-Tetrachloroethane	6.609	83	118349	9.31	ug/L		96
91) 1,3,5-Trimethylbenzene	6.734	105	291536	9.08	ug/L		98
92) 2-Chlorotoluene	6.687	91	240823	9.40	ug/L		97
93) trans-1,4-Dichloro-2-B...	6.734	53	29426	8.88	ug/L	#	66
94) 1,2,3-Trichloropropane	6.703	110	41357	9.11	ug/L		95
95) Cyclohexanone	6.734	55	27237	46.26	ug/L		93
96) 4-Chlorotoluene	6.813	91	263293	9.40	ug/L		98
97) tert-Butylbenzene	6.970	91	145961	8.69	ug/L		97
99) 1,2,4-Trimethylbenzene	7.022	105	279063	8.91	ug/L		97
100) Pentachloroethane	6.975	167	61003	11.93	ug/L	#	60
101) sec-Butylbenzene	7.106	105	330460	8.60	ug/L		99
102) 4-Isopropyltoluene	7.221	119	276153	8.46	ug/L		99
103) 1,3-Dichlorobenzene	7.257	146	166160	9.08	ug/L		99
104) 1,2,3-Trimethylbenzene	7.351	105	293836	8.98	ug/L		97
105) 1,4-Dichlorobenzene	7.320	146	169147	8.57	ug/L		91
106) n-Butylbenzene	7.540	92	98579	8.09	ug/L		97
107) Benzyl Chloride	7.503	126	35144	8.44	ug/L	#	77
108) 1,2-Dichlorobenzene	7.629	146	165663	9.73	ug/L		97
109) 1,2-Dibromo-3-Chloropr...	8.188	75	22075	8.50	ug/L		93
110) Hexachlorobutadiene	8.669	225	25486	8.53	ug/L		97
111) 1,2,4-Trichlorobenzene	8.664	180	78306	8.69	ug/L		97
112) Naphthalene	8.868	128	281899	8.88	ug/L		99
113) 1,2,3-Trichlorobenzene	8.988	180	76222	8.64	ug/L		96

(#) = qualifier out of range (m) = manual integration (+) = signals summed

Quantitation Report (QT Reviewed)

Data Path : C:\msdchem\1\DATA\2023-09-06\
Data File : 2P101228.D
Acq On : 6 Sep 2023 10:25 am
Operator : joannel
Sample : IC3836-3 Inst : MSVOA13-P
Misc : MS54514,V2P3836,,,,,
ALS Vial : 5 Sample Multiplier: 1

Quant Time: Sep 06 11:55:07 2023
Quant Method : C:\msdchem\1\METHODS\V2P_2023-9-06.M
Quant Title : SW-846 Method 5035A/8260B
QLast Update : Thu Aug 24 13:13:39 2023
Response via : Initial Calibration

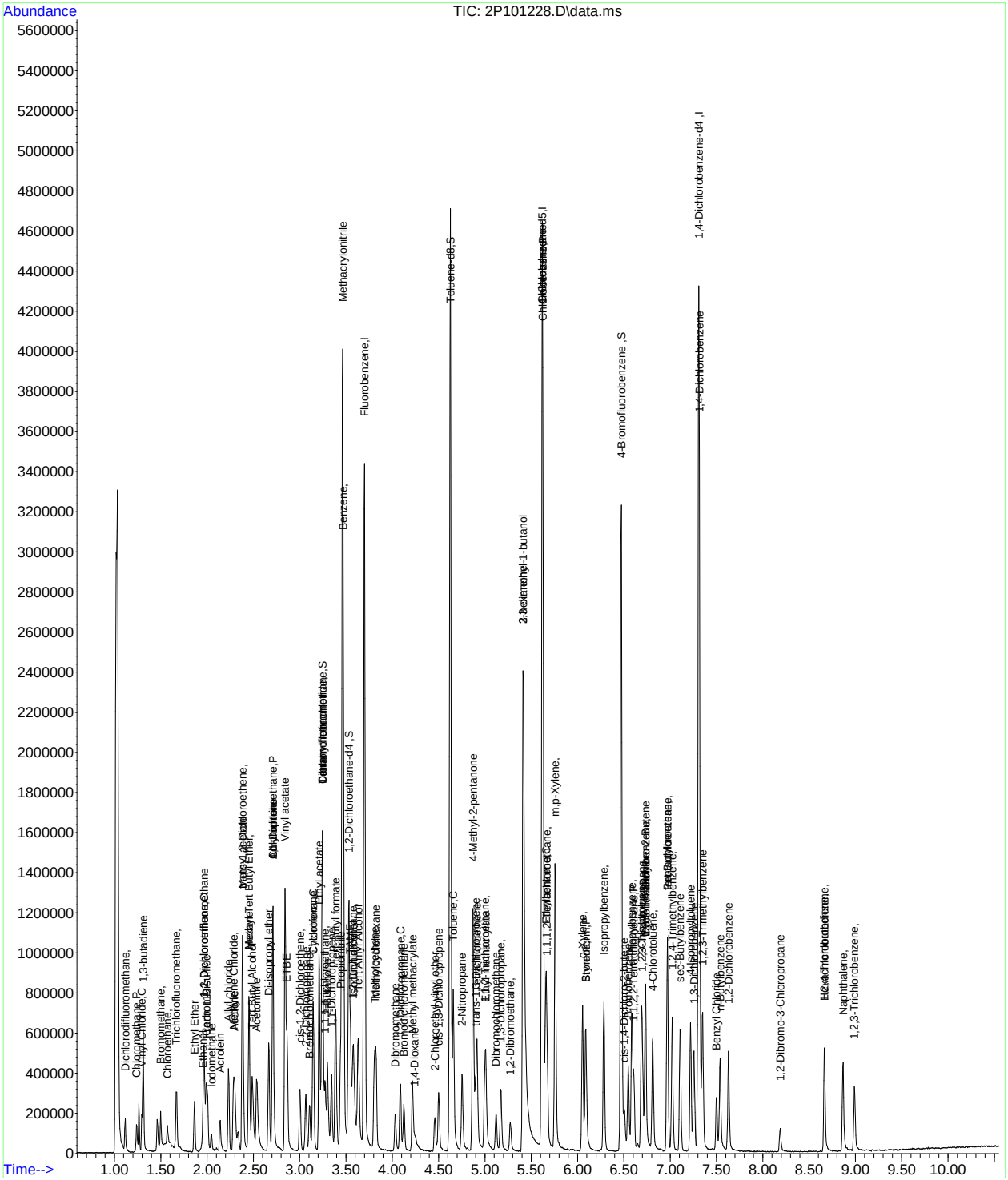

Manual Integration Approval Summary

Sample Number: V2P3836-IC3836
Lab FileID: 2P101228.D
Injection Time: 09/06/23 10:25
Method: SW846 8260D
Analyst approved: 09/06/23 14:52 Jo-Ann Lugo De Jesus
Supervisor approved: 09/08/23 07:54 Karen Watson

Parameter	CAS	Sig#	R.T. (min.)	Reason
Carbon Tetrachloride	56-23-5		3.25	Overlapping peak
Isobutyl Alcohol	78-83-1		3.58	Poor instrument integration
1-Chlorohexane	544-10-5		5.63	Poor instrument integration
Ethylbenzene	100-41-4		5.66	Poor instrument integration

Quantitation Report (Qedit)

Data Path : C:\msdchem\1\DATA\2023-09-06\
Data File : 2P101228.D
Acq On : 6 Sep 2023 10:25 am
Operator : joannel
Sample : IC3836-3 Inst : MSVOA13-P
Misc : MS54514,V2P3836,,,,,
ALS Vial : 5 Sample Multiplier: 1

Quant Time: Sep 06 11:46:12 2023
Quant Method : C:\msdchem\1\METHODS\V2P_2023-9-06.M
Quant Title : SW-846 Method 5035A/8260B
QLast Update : Thu Aug 24 13:13:39 2023
Response via : Initial Calibration

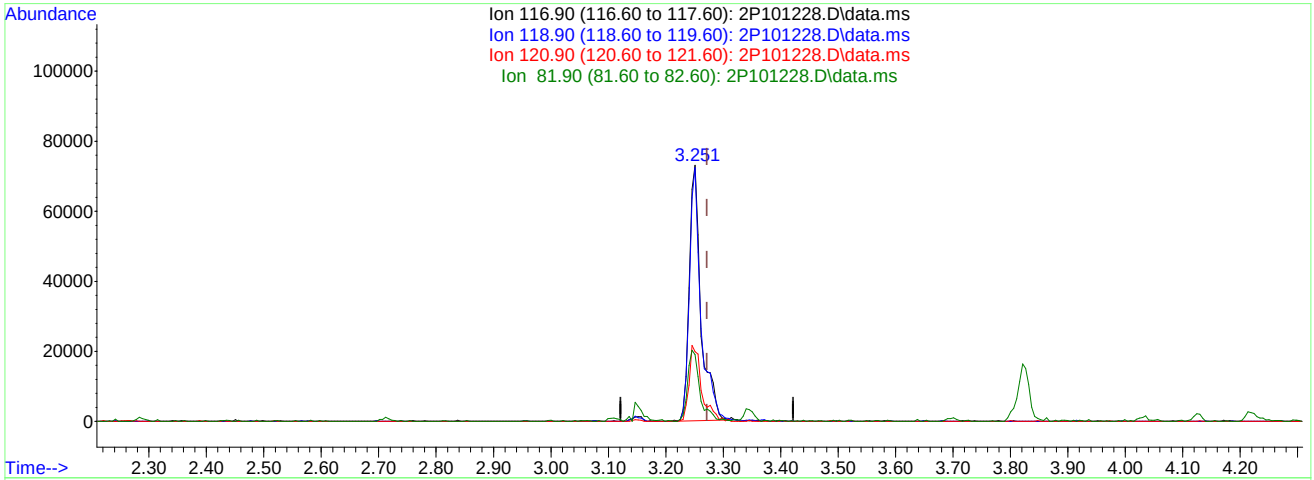

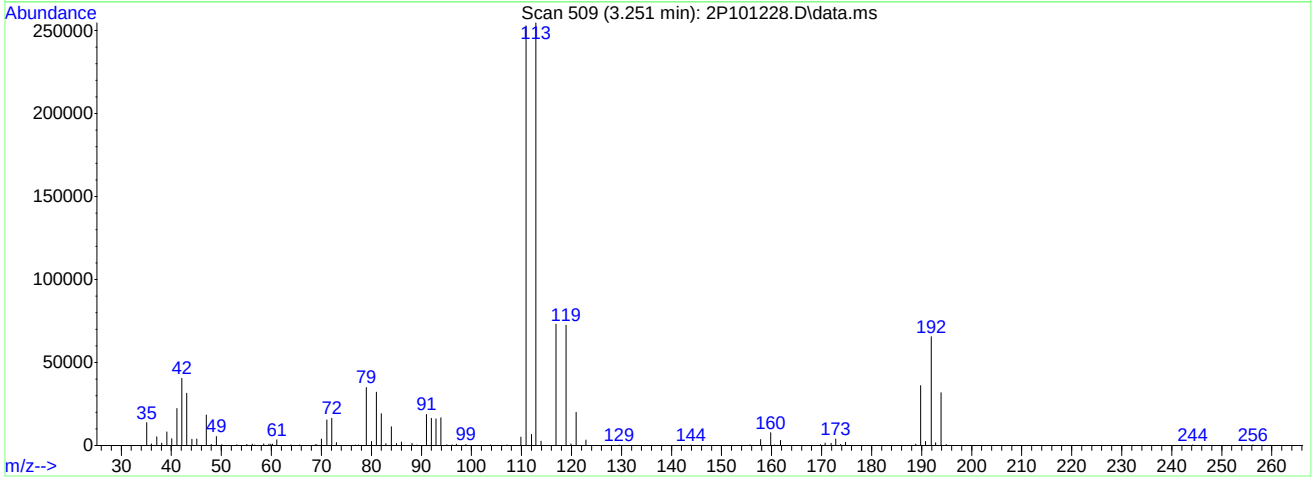

TIC: 2P101228.D\data.ms

(40) Carbon Tetrachloride ( )

3.251min (-0.021) 12.21ug/L

response 104101

Ion	Exp%	Act%
116.90	100	100
118.90	94.20	99.06
120.90	31.40	27.24
81.90	24.30	25.81

Quantitation Report (Qedit)

Data Path : C:\msdchem\1\DATA\2023-09-06\
Data File : 2P101228.D
Acq On : 6 Sep 2023 10:25 am
Operator : joannel
Sample : IC3836-3 Inst : MSVOA13-P
Misc : MS54514,V2P3836,,,,,
ALS Vial : 5 Sample Multiplier: 1

Quant Time: Sep 06 11:46:12 2023
Quant Method : C:\msdchem\1\METHODS\V2P_2023-9-06.M
Quant Title : SW-846 Method 5035A/8260B
QLast Update : Thu Aug 24 13:13:39 2023
Response via : Initial Calibration

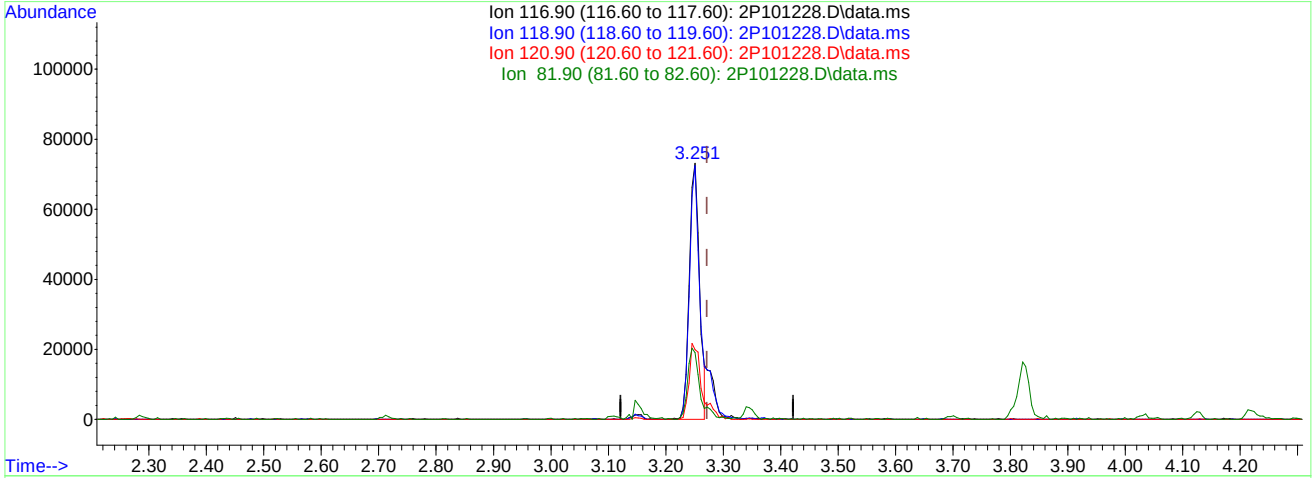

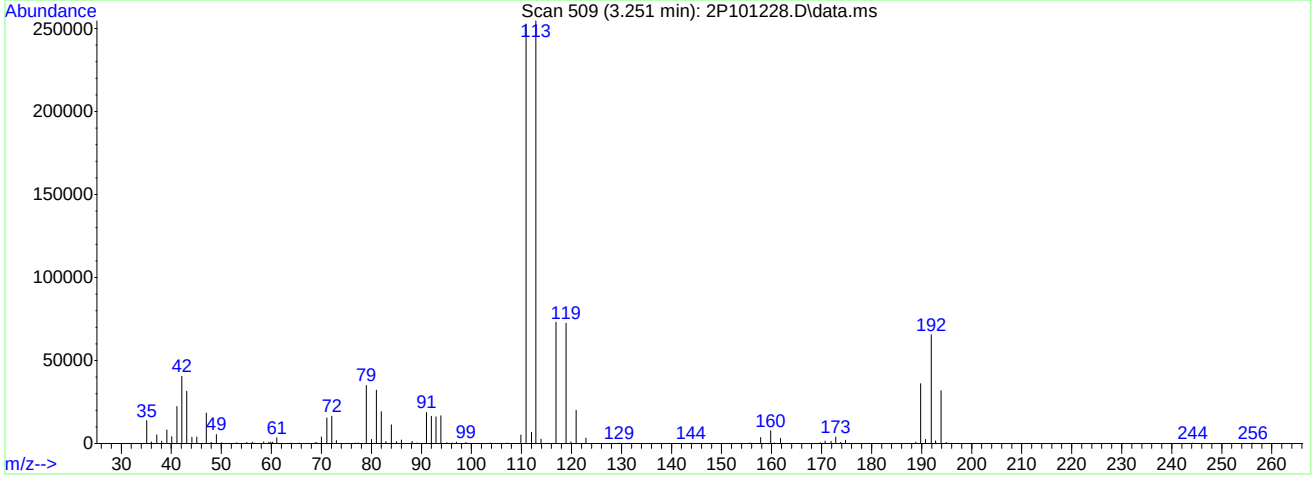

TIC: 2P101228.D\data.ms

(40) Carbon Tetrachloride ( )

3.251min (-0.021) 10.58ug/L m

response 90258

Ion	Exp%	Act%
116.90	100	100
118.90	94.20	99.06
120.90	31.40	27.24
81.90	24.30	26.12

Quantitation Report (Qedit)

Data Path : C:\msdchem\1\DATA\2023-09-06\
Data File : 2P101228.D
Acq On : 6 Sep 2023 10:25 am
Operator : joannel
Sample : IC3836-3 Inst : MSVOA13-P
Misc : MS54514,V2P3836,,,,,
ALS Vial : 5 Sample Multiplier: 1

Quant Time: Sep 06 11:46:12 2023
Quant Method : C:\msdchem\1\METHODS\V2P_2023-9-06.M
Quant Title : SW-846 Method 5035A/8260B
QLast Update : Thu Aug 24 13:13:39 2023
Response via : Initial Calibration

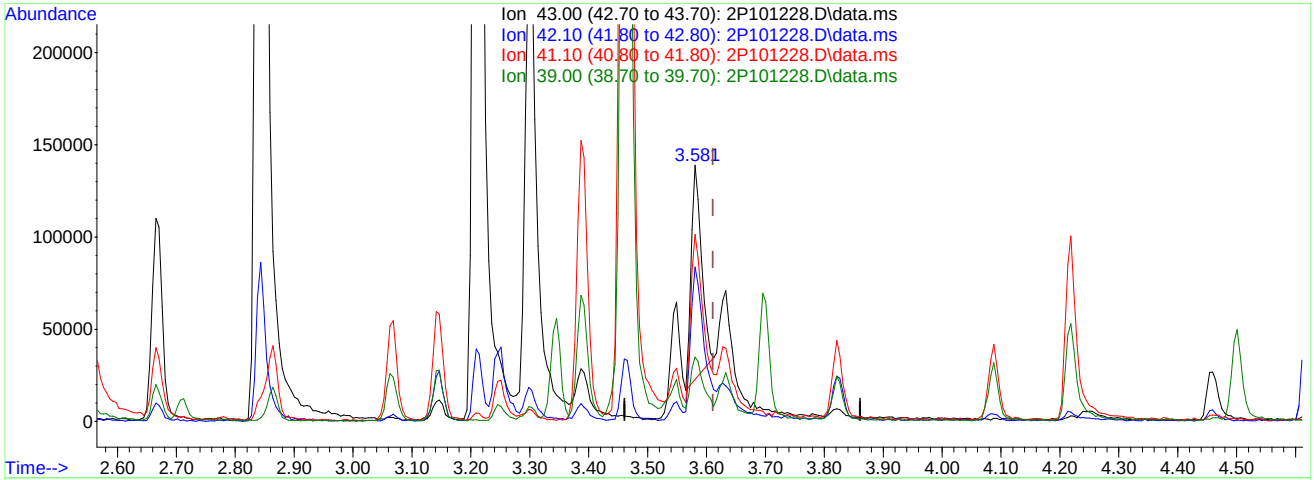

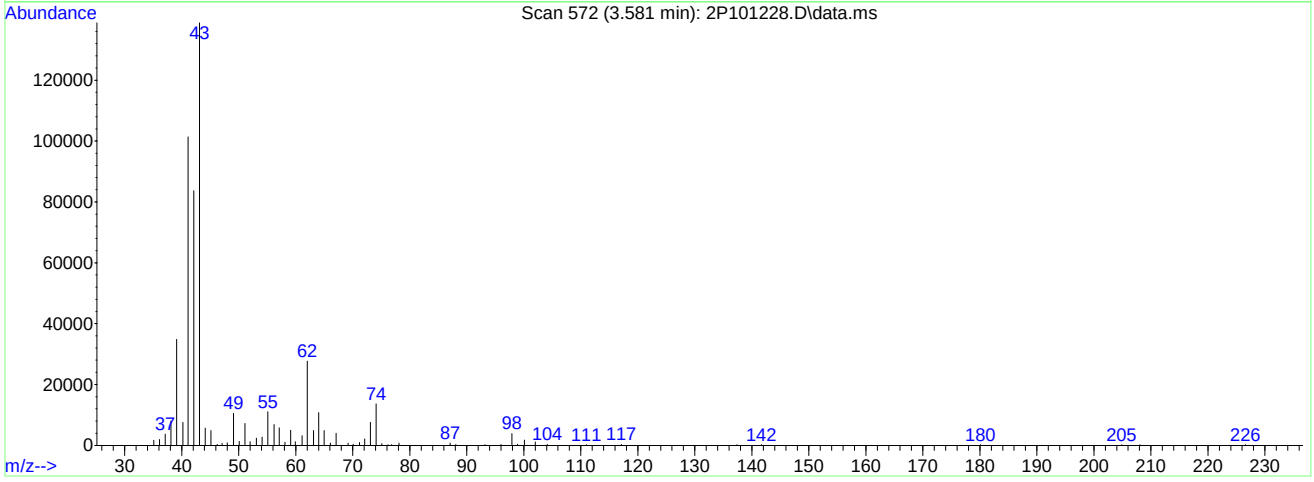

TIC: 2P101228.D\data.ms

(50) Isobutyl alcohol

3.581min (-0.030) 198.20ug/L

response 142992

Ion	Exp%	Act%
43.00	100	100
42.10	58.10	64.30
41.10	70.70	74.54
39.00	25.60	22.74

Quantitation Report (Qedit)

Data Path : C:\msdchem\1\DATA\2023-09-06\
Data File : 2P101228.D
Acq On : 6 Sep 2023 10:25 am
Operator : joannel
Sample : IC3836-3 Inst : MSVOA13-P
Misc : MS54514,V2P3836,,,,,
ALS Vial : 5 Sample Multiplier: 1

Quant Time: Sep 06 11:46:12 2023
Quant Method : C:\msdchem\1\METHODS\V2P_2023-9-06.M
Quant Title : SW-846 Method 5035A/8260B
QLast Update : Thu Aug 24 13:13:39 2023
Response via : Initial Calibration

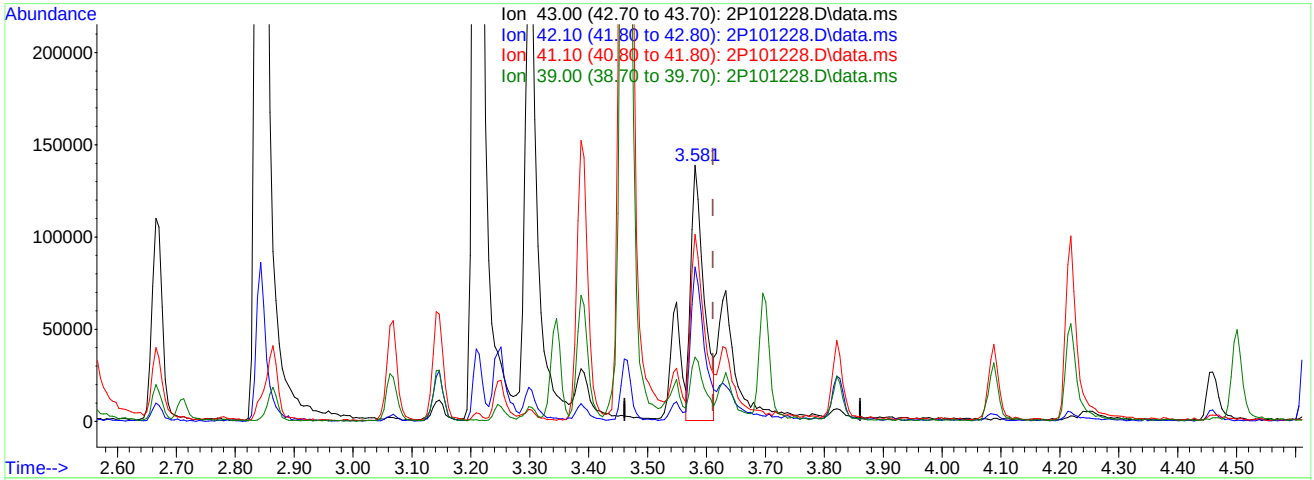

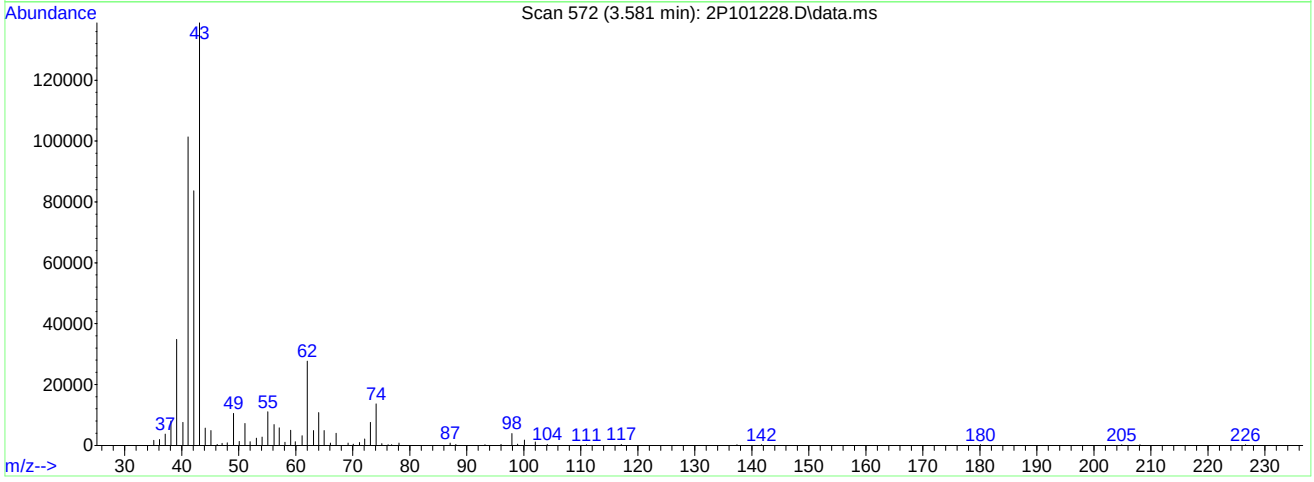

TIC: 2P101228.D\data.ms

(50) Isobutyl alcohol

3.581min (-0.030) 294.20ug/L m

response 214103

Ion	Exp%	Act%
43.00	100	100
42.10	58.10	60.24
41.10	70.70	72.99
39.00	25.60	25.09

Quantitation Report (Qedit)

Data Path : C:\msdchem\1\DATA\2023-09-06\
Data File : 2P101228.D
Acq On : 6 Sep 2023 10:25 am
Operator : joannel
Sample : IC3836-3 Inst : MSVOA13-P
Misc : MS54514,V2P3836,,,,,
ALS Vial : 5 Sample Multiplier: 1

Quant Time: Sep 06 11:46:12 2023
Quant Method : C:\msdchem\1\METHODS\V2P_2023-9-06.M
Quant Title : SW-846 Method 5035A/8260B
QLast Update : Thu Aug 24 13:13:39 2023
Response via : Initial Calibration

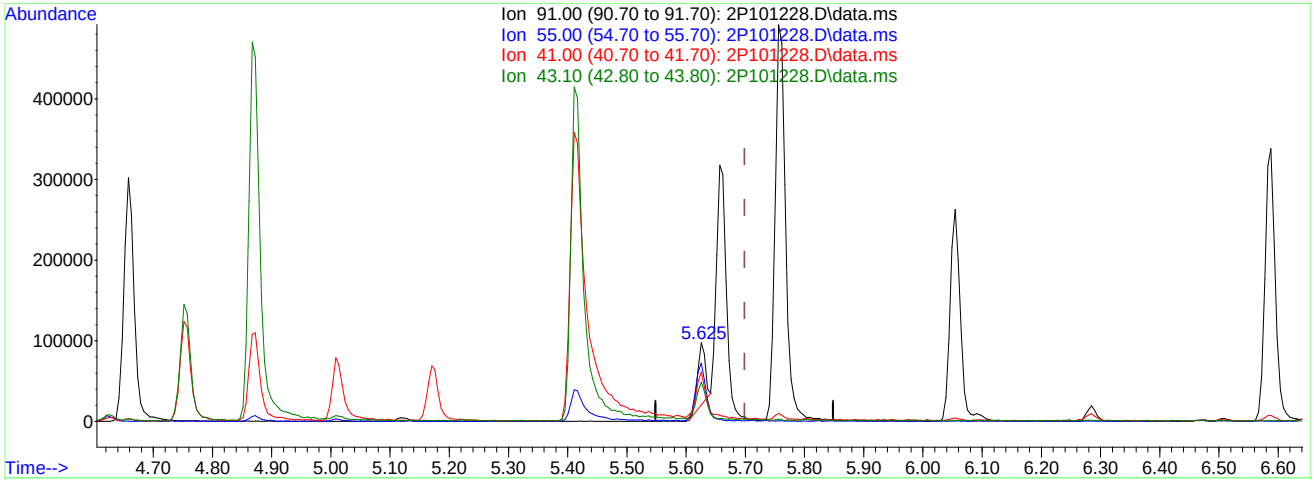

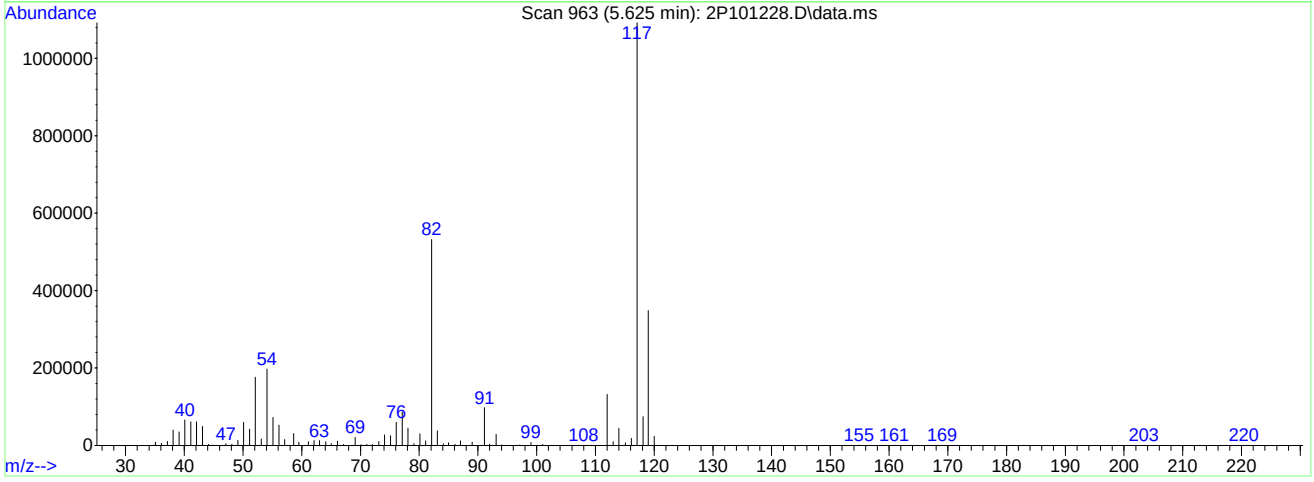

TIC: 2P101228.D\data.ms

(76) 1-Chlorohexane

5.625min (-0.073) 6.10ug/L

response 72827

Ion	Exp%	Act%
91.00	100	100
55.00	71.50	70.81
41.00	59.20	54.99
43.10	51.50	45.95

Quantitation Report (Qedit)

Data Path : C:\msdchem\1\DATA\2023-09-06\
Data File : 2P101228.D
Acq On : 6 Sep 2023 10:25 am
Operator : joannel
Sample : IC3836-3 Inst : MSVOA13-P
Misc : MS54514,V2P3836,,,,,
ALS Vial : 5 Sample Multiplier: 1

Quant Time: Sep 06 11:46:12 2023
Quant Method : C:\msdchem\1\METHODS\V2P_2023-9-06.M
Quant Title : SW-846 Method 5035A/8260B
QLast Update : Thu Aug 24 13:13:39 2023
Response via : Initial Calibration

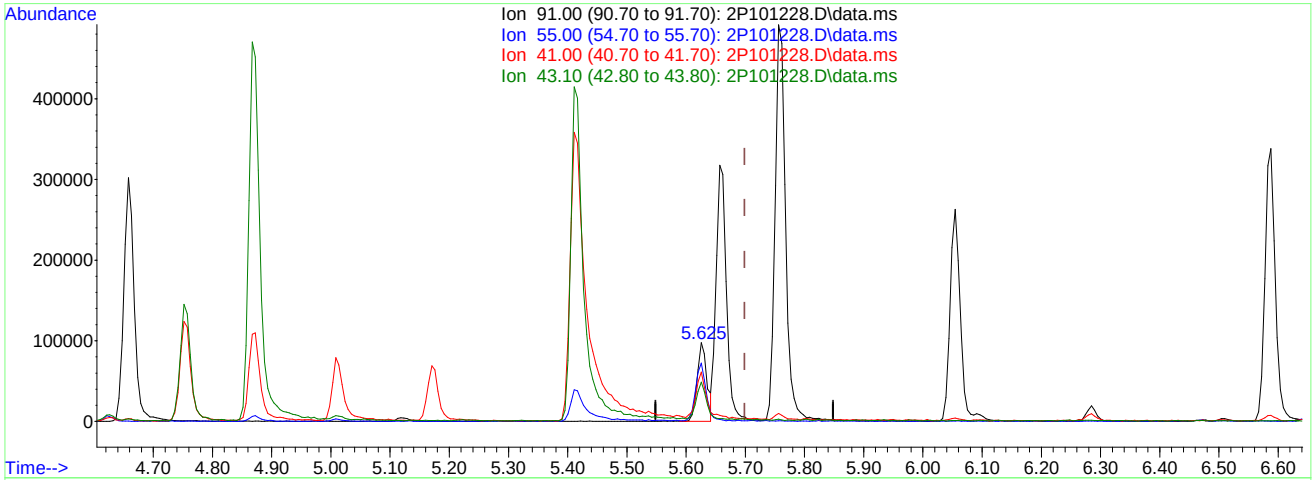

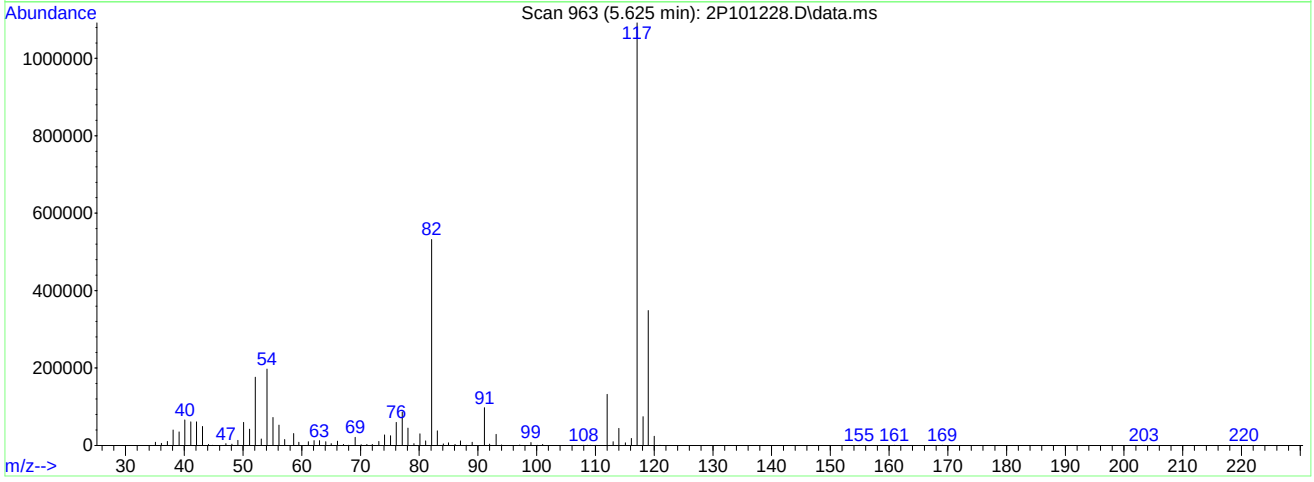

TIC: 2P101228.D\data.ms

(76) 1-Chlorohexane

5.625min (-0.073) 9.42ug/L m

response 112491

Ion	Exp%	Act%
91.00	100	100
55.00	71.50	74.14
41.00	59.20	62.68
43.10	51.50	49.91

Quantitation Report (Qedit)

Data Path : C:\msdchem\1\DATA\2023-09-06\
Data File : 2P101228.D
Acq On : 6 Sep 2023 10:25 am
Operator : joannel
Sample : IC3836-3 Inst : MSVOA13-P
Misc : MS54514,V2P3836,,,,,
ALS Vial : 5 Sample Multiplier: 1

Quant Time: Sep 06 11:46:12 2023
Quant Method : C:\msdchem\1\METHODS\V2P_2023-9-06.M
Quant Title : SW-846 Method 5035A/8260B
QLast Update : Thu Aug 24 13:13:39 2023
Response via : Initial Calibration

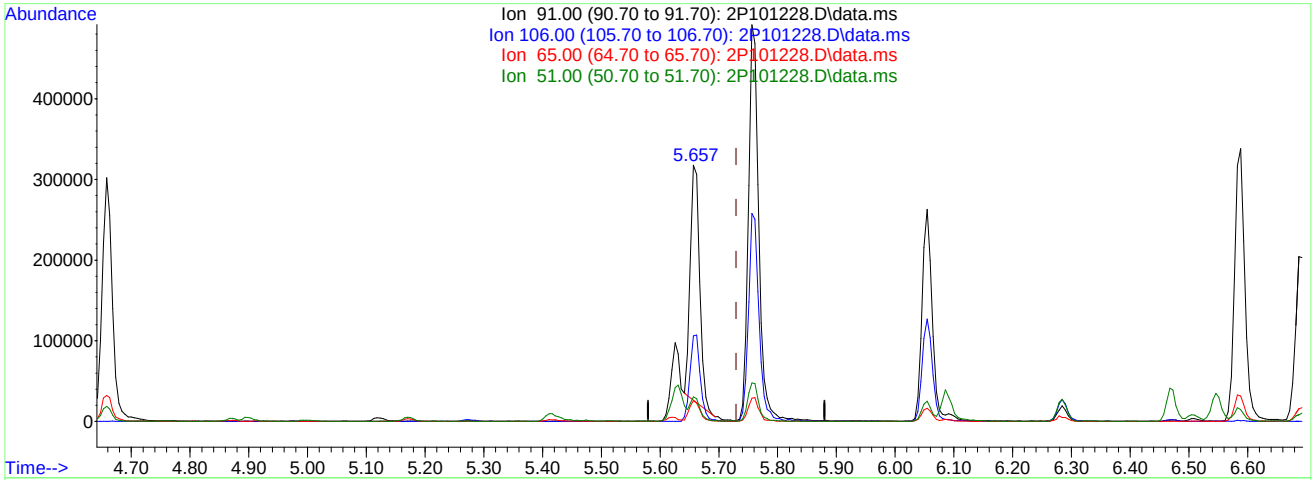

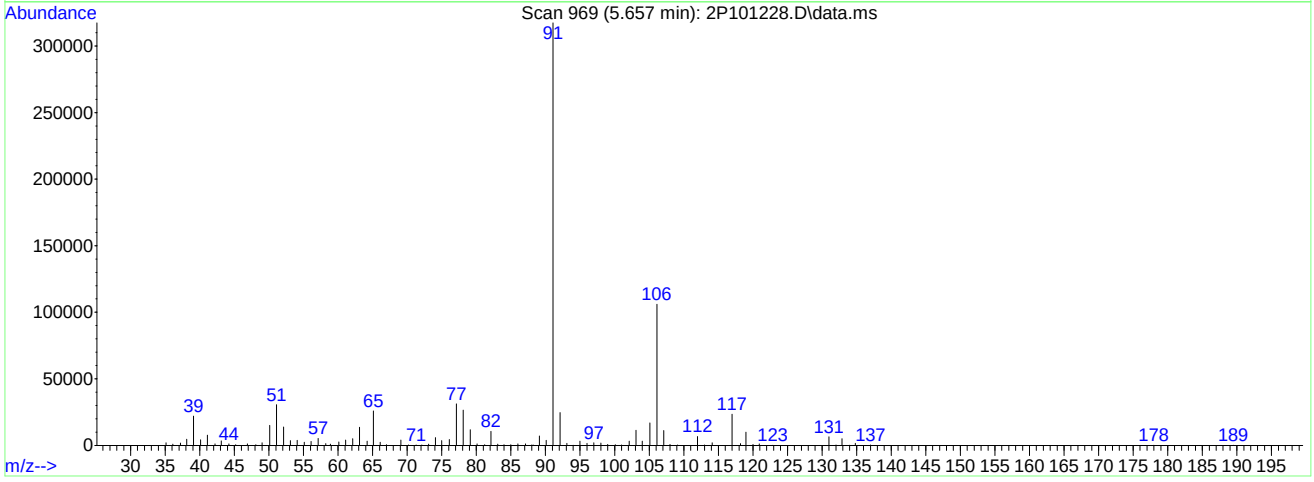

TIC: 2P101228.D\data.ms

(77) Ethylbenzene (C)

5.657min (-0.073) 7.86ug/L

response 319785

Ion	Exp%	Act%
91.00	100	100
106.00	33.50	33.39
65.00	8.10	8.08
51.00	9.70	9.54

Quantitation Report (Qedit)

Data Path : C:\msdchem\1\DATA\2023-09-06\
Data File : 2P101228.D
Acq On : 6 Sep 2023 10:25 am
Operator : joannel
Sample : IC3836-3 Inst : MSVOA13-P
Misc : MS54514,V2P3836,,,,,
ALS Vial : 5 Sample Multiplier: 1

Quant Time: Sep 06 11:46:12 2023
Quant Method : C:\msdchem\1\METHODS\V2P_2023-9-06.M
Quant Title : SW-846 Method 5035A/8260B
QLast Update : Thu Aug 24 13:13:39 2023
Response via : Initial Calibration

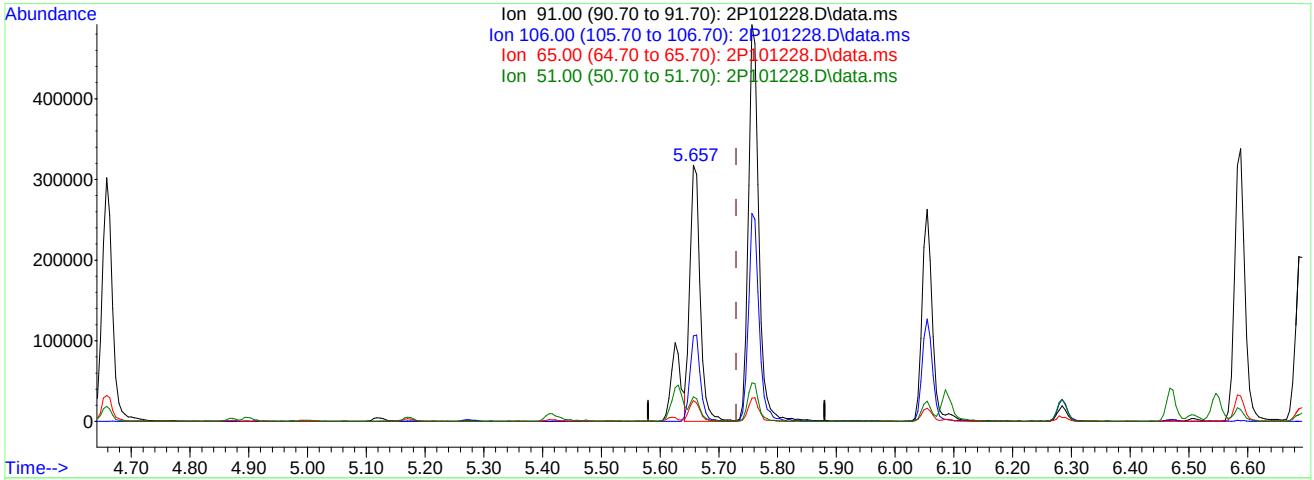

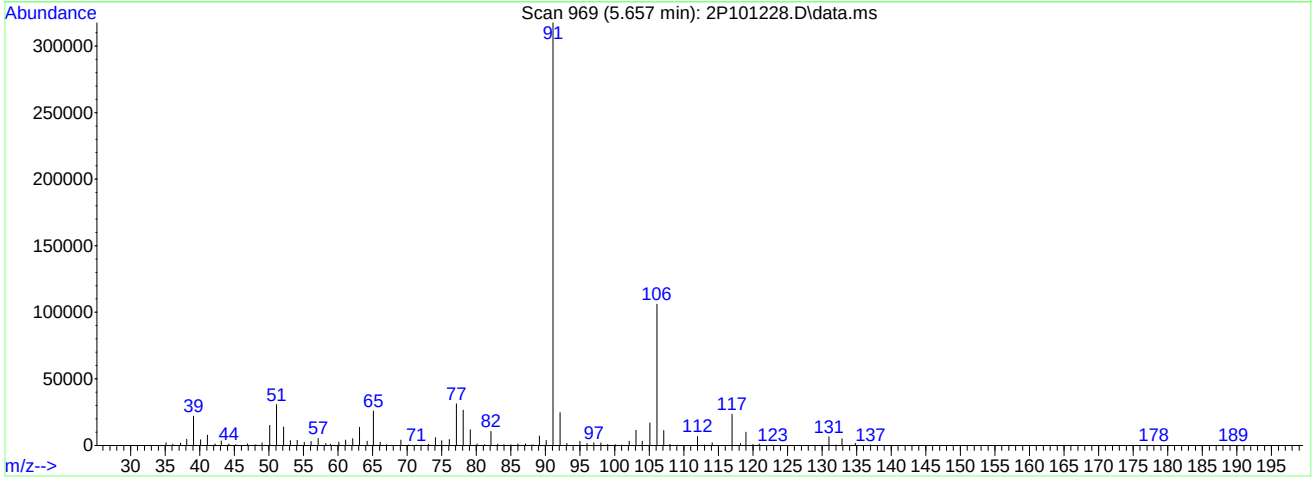

TIC: 2P101228.D\data.ms

(77) Ethylbenzene (C)

5.657min (-0.073) 9.55ug/L m

response 388384

Ion	Exp%	Act%
91.00	100	100
106.00	33.50	33.40
65.00	8.10	8.15
51.00	9.70	9.63

Manual Integrations APPROVED (compounds with "m" flag)
Karen Watson
09/08/23 07:54

Quantitation Report (QT Reviewed)

Data Path : C:\msdchem\1\DATA\2023-09-06\
Data File : 2P101229.D
Acq On : 6 Sep 2023 10:50 am
Operator : joannel
Sample : IC3836-4 Inst : MSVOA13-P
Misc : MS54514,V2P3836,,,,,
ALS Vial : 6 Sample Multiplier: 1

Quant Time: Sep 06 11:56:34 2023
Quant Method : C:\msdchem\1\METHODS\V2P_2023-9-06.M
Quant Title : SW-846 Method 5035A/8260B
QLast Update : Thu Aug 24 13:13:39 2023
Response via : Initial Calibration

Internal Standards	R.T.	QIon	Response	Conc	Units	Dev(Min)
1) Fluorobenzene	3.703	96	2062423	50.00	ug/L	-0.02
62) Chlorobenzene-d5	5.618	117	1682264	50.00	ug/L	-0.08
85) 1,4-Dichlorobenzene-d4	7.307	152	917753	50.00	ug/L	-0.12
System Monitoring Compounds						
39) Dibromofluoromethane	3.248	113	463851	51.25	ug/L	-0.02
Spiked Amount 50.000	Range 83 - 118		Recovery = 102.50%			
49) 1,2-Dichloroethane-d4	3.531	65	516320	52.70	ug/L	-0.02
Spiked Amount 50.000	Range 79 - 125		Recovery = 105.40%			
63) Toluene-d8	4.629	98	2199085	47.17	ug/L	-0.04
Spiked Amount 50.000	Range 85 - 112		Recovery = 94.34%			
86) 4-Bromofluorobenzene	6.470	174	709512	50.02	ug/L	-0.10
Spiked Amount 50.000	Range 83 - 118		Recovery = 100.04%			
Target Compounds						Qvalue
2) Dichlorodifluoromethane	1.120	85	166422	33.23	ug/L	100
3) Chloromethane	1.245	50	220328	30.83	ug/L	97
4) 1,3-butadiene	1.313	39	232283	25.29	ug/L	98
5) Vinyl Chloride	1.303	62	214228	29.07	ug/L	97
6) Bromomethane	1.507	94	123792	30.06	ug/L	91
7) Chloroethane	1.575	64	82773	28.65	ug/L	98
8) Trichlorofluoromethane	1.669	101	295795	30.57	ug/L	99
9) Ethyl Ether	1.868	59	210242	31.33	ug/L	96
10) Ethanol	1.967	45	128428	578.75	ug/L	96
11) 1,2-Dichlorotrifluoroe...	1.967	67	244569	30.75	ug/L	97
12) 1,1-Dichloroethene	1.972	61	302161	30.73	ug/L	95
13) Freon 113	2.004	101	175867	28.78	ug/L	98
14) Carbon Disulfide	1.993	76	571745	29.74	ug/L	99
15) Iodomethane	2.051	142	204881	29.64	ug/L	98
16) Acrolein	2.145	56	254242	132.41	ug/L	99
17) Allyl chloride	2.234	41	285189	27.81	ug/L	98
18) Methylene Chloride	2.286	49	307063	30.09	ug/L	95
19) Acetone	2.307	43	663126	145.57	ug/L	99
20) Methyl acetate	2.385	43	1786909	156.81	ug/L	98
21) trans-1,2-Dichloroethene	2.391	61	310763	30.79	ug/L	96
22) Hexane	2.453	56	165541	29.62	ug/L	92
23) Methyl Tert Butyl Ether	2.459	73	731024	30.89	ug/L	98
24) Tert Butyl Alcohol	2.495	59	886605	322.32	ug/L	98
25) Acetonitrile	2.542	41	630026m	277.33	ug/L	
26) Di-isopropyl ether	2.668	45	807932	31.60	ug/L	99
27) Chloroprene	2.715	53	1015432	27.31	ug/L	96
28) 1,1-Dichloroethane	2.715	63	413329	30.75	ug/L	99
29) Acrylonitrile	2.715	52	640522	136.61	ug/L	97
30) ETBE	2.867	59	738838	33.02	ug/L	98
31) Vinyl acetate	2.846	43	2853500	138.41	ug/L	100
32) cis-1,2-Dichloroethene	3.008	96	258498	30.03	ug/L	99
33) 2,2-Dichloropropane	3.071	77	296526	29.96	ug/L	97
34) Bromochloromethane	3.112	128	126566	30.97	ug/L	90
35) Cyclohexane	3.144	56	384697	30.89	ug/L	97
36) Chloroform	3.149	83	406309	31.03	ug/L	99
37) Ethyl acetate	3.212	43	1888163	134.89	ug/L	99
38) Tetrahydrofuran	3.248	42	178049	32.71	ug/L	96
40) Carbon Tetrachloride	3.254	117	263784m	30.12	ug/L	
41) 1,1,1-Trichloroethane	3.275	97	326973	30.27	ug/L	96
42) 2-Butanone	3.301	43	1175654	146.77	ug/L	97
43) 1,1-Dichloropropene	3.348	75	303355	31.44	ug/L	98
44) tert-Butyl formate	3.390	59	535552	149.98	ug/L	98
45) Propionitrile	3.442	54	644428	287.99	ug/L	99
46) Methacrylonitrile	3.463	41	2360267	277.09	ug/L	98
47) Benzene	3.473	78	999677	30.56	ug/L	92
48) TAME	3.552	73	682640	33.96	ug/L	100
50) Isobutyl alcohol	3.583	43	448900m	585.26	ug/L	
51) 1,2-Dichloroethane	3.573	62	309358	31.50	ug/L	98

Quantitation Report (QT Reviewed)

Data Path : C:\msdchem\1\DATA\2023-09-06\
Data File : 2P101229.D
Acq On : 6 Sep 2023 10:50 am
Operator : joannel
Sample : IC3836-4 Inst : MSVOA13-P
Misc : MS54514,V2P3836,,,,,
ALS Vial : 6 Sample Multiplier: 1

Quant Time: Sep 06 11:56:34 2023
Quant Method : C:\msdchem\1\METHODS\V2P_2023-9-06.M
Quant Title : SW-846 Method 5035A/8260B
QLast Update : Thu Aug 24 13:13:39 2023
Response via : Initial Calibration

Internal Standards	R.T.	QIon	Response	Conc	Units		Dev(Min)
52) Tert Amyl Alcohol	3.635	59	672361	350.21	ug/L		98
53) Trichloroethene	3.808	95	242135	30.41	ug/L		97
54) Methylcyclohexane	3.824	83	358203	29.04	ug/L		99
55) Dibromomethane	4.033	93	136436	31.41	ug/L		97
56) 1,2-Dichloropropane	4.090	63	230331	31.53	ug/L		99
57) Bromodichloromethane	4.127	83	282529	32.33	ug/L		97
58) Methyl methacrylate	4.216	41	277758	27.98	ug/L		99
59) 1,4-Dioxane	4.247	88	132233	719.16	ug/L		90
60) 2-Chloroethyl vinyl ether	4.457	63	188551	146.92	ug/L		98
61) cis-1,3-Dichloropropene	4.498	75	347606	31.70	ug/L		99
64) Toluene	4.660	91	1066936	26.91	ug/L		100
65) 2-Nitropropane	4.755	41	537222	147.56	ug/L		99
66) 4-Methyl-2-pentanone	4.870	43	2086757	134.99	ug/L		99
67) trans-1,3-Dichloropropene	4.896	75	319288	28.47	ug/L		97
68) Tetrachloroethene	4.917	166	269762	27.33	ug/L		98
69) Ethyl methacrylate	5.011	69	308641	25.84	ug/L		95
70) 1,1,2-Trichloroethane	4.995	83	191249	28.14	ug/L		97
71) Dibromochloromethane	5.121	129	223056	28.96	ug/L		96
72) 1,3-Dichloropropane	5.173	76	391407	28.57	ug/L		98
73) 1,2-Dibromoethane	5.272	107	240776	28.69	ug/L		99
74) 3,3-dimethyl-1-butanol	5.408	57	2913702	1220.83	ug/L		100
75) 2-hexanone	5.414	43	2149445	128.36	ug/L		90
76) 1-Chlorohexane	5.628	91	309339m	25.01	ug/L		
77) Ethylbenzene	5.659	91	1183595m	28.08	ug/L		
78) Chlorobenzene	5.633	112	682857	27.10	ug/L		98
79) 1,1,1,2-Tetrachloroethane	5.675	131	221567	27.40	ug/L		95
80) m,p-Xylene	5.759	91	1790943	55.47	ug/L		99
81) o-Xylene	6.052	91	885905	26.63	ug/L		97
82) Styrene	6.088	104	733226	28.03	ug/L		98
83) Bromoform	6.094	173	141036	29.02	ug/L		95
84) Isopropylbenzene	6.282	105	1096554	27.03	ug/L		98
87) cis-1,4-Dichloro-2-butene	6.507	53	67204	22.96	ug/L		91
88) n-Propylbenzene	6.585	91	1214566	26.41	ug/L		96
89) Bromobenzene	6.549	156	269752	25.89	ug/L		97
90) 1,1,2,2-Tetrachloroethane	6.606	83	358823	27.50	ug/L		98
91) 1,3,5-Trimethylbenzene	6.732	105	877014	26.61	ug/L		100
92) 2-Chlorotoluene	6.690	91	711573	27.06	ug/L		98
93) trans-1,4-Dichloro-2-B...	6.737	53	98640	26.67	ug/L		94
94) 1,2,3-Trichloropropane	6.700	110	121637	26.11	ug/L		93
95) Cyclohexanone	6.726	55	76076	120.43	ug/L		91
96) 4-Chlorotoluene	6.810	91	779251	27.11	ug/L		98
97) tert-Butylbenzene	6.967	91	449939	26.11	ug/L		98
99) 1,2,4-Trimethylbenzene	7.019	105	866181	26.93	ug/L		96
100) Pentachloroethane	6.972	167	125927	23.65	ug/L	#	76
101) sec-Butylbenzene	7.108	105	999655	25.35	ug/L		98
102) 4-Isopropyltoluene	7.218	119	871804	26.03	ug/L		99
103) 1,3-Dichlorobenzene	7.255	146	490899	26.12	ug/L		95
104) 1,2,3-Trimethylbenzene	7.349	105	873956	26.01	ug/L		97
105) 1,4-Dichlorobenzene	7.323	146	503125	24.84	ug/L		97
106) n-Butylbenzene	7.537	92	334808	25.51	ug/L		97
107) Benzyl Chloride	7.500	126	120092	26.21	ug/L	#	83
108) 1,2-Dichlorobenzene	7.626	146	479117	27.41	ug/L		96
109) 1,2-Dibromo-3-Chloropr...	8.186	75	71899	26.96	ug/L		92
110) Hexachlorobutadiene	8.667	225	80094	25.09	ug/L		96
111) 1,2,4-Trichlorobenzene	8.662	180	247735	26.77	ug/L		98
112) Naphthalene	8.866	128	883199	25.86	ug/L		98
113) 1,2,3-Trichlorobenzene	8.991	180	235035	25.94	ug/L		98

(#) = qualifier out of range (m) = manual integration (+) = signals summed

Quantitation Report (QT Reviewed)

Data Path : C:\msdchem\1\DATA\2023-09-06\
Data File : 2P101229.D
Acq On : 6 Sep 2023 10:50 am
Operator : joannel
Sample : IC3836-4 Inst : MSVOA13-P
Misc : MS54514,V2P3836,,,,,
ALS Vial : 6 Sample Multiplier: 1

Quant Time: Sep 06 11:56:34 2023
Quant Method : C:\msdchem\1\METHODS\V2P_2023-9-06.M
Quant Title : SW-846 Method 5035A/8260B
QLast Update : Thu Aug 24 13:13:39 2023
Response via : Initial Calibration

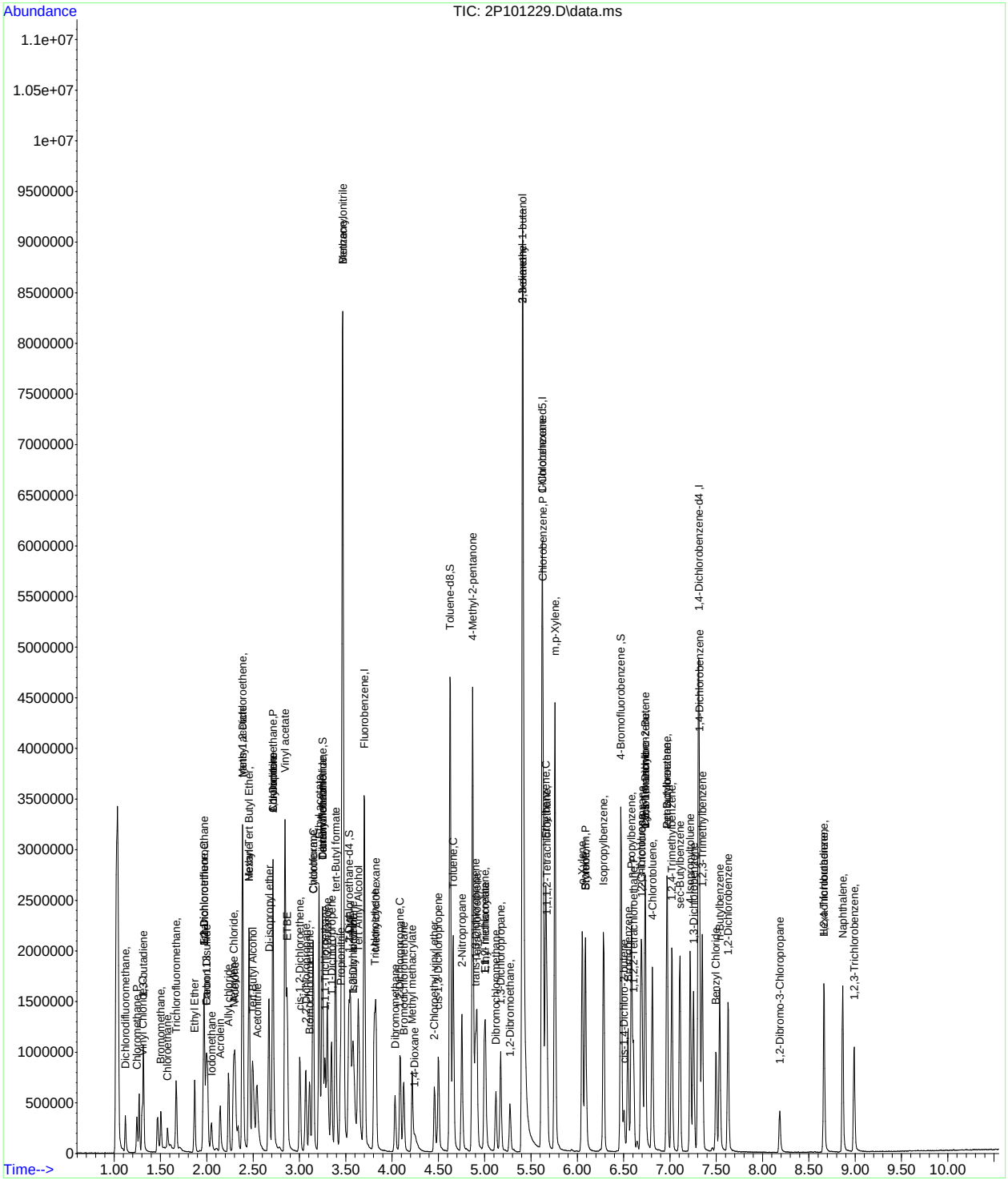

Manual Integration Approval Summary

Sample Number: V2P3836-IC3836
Lab FileID: 2P101229.D
Injection Time: 09/06/23 10:50
Method: SW846 8260D
Analyst approved: 09/06/23 14:52 Jo-Ann Lugo De Jesus
Supervisor approved: 09/08/23 07:54 Karen Watson

Parameter	CAS	Sig#	R.T. (min.)	Reason
Acetonitrile	75-05-8		2.54	Overlapping peak
Carbon Tetrachloride	56-23-5		3.25	Overlapping peak
Isobutyl Alcohol	78-83-1		3.58	Poor instrument integration
1-Chlorohexane	544-10-5		5.63	Poor instrument integration
Ethylbenzene	100-41-4		5.66	Poor instrument integration

Quantitation Report (Qedit)

Data Path : C:\msdchem\1\DATA\2023-09-06\
Data File : 2P101229.D
Acq On : 6 Sep 2023 10:50 am
Operator : joannel
Sample : IC3836-4 Inst : MSVOA13-P
Misc : MS54514,V2P3836,,,,,
ALS Vial : 6 Sample Multiplier: 1

Quant Time: Sep 06 11:46:13 2023
Quant Method : C:\msdchem\1\METHODS\V2P_2023-9-06.M
Quant Title : SW-846 Method 5035A/8260B
QLast Update : Thu Aug 24 13:13:39 2023
Response via : Initial Calibration

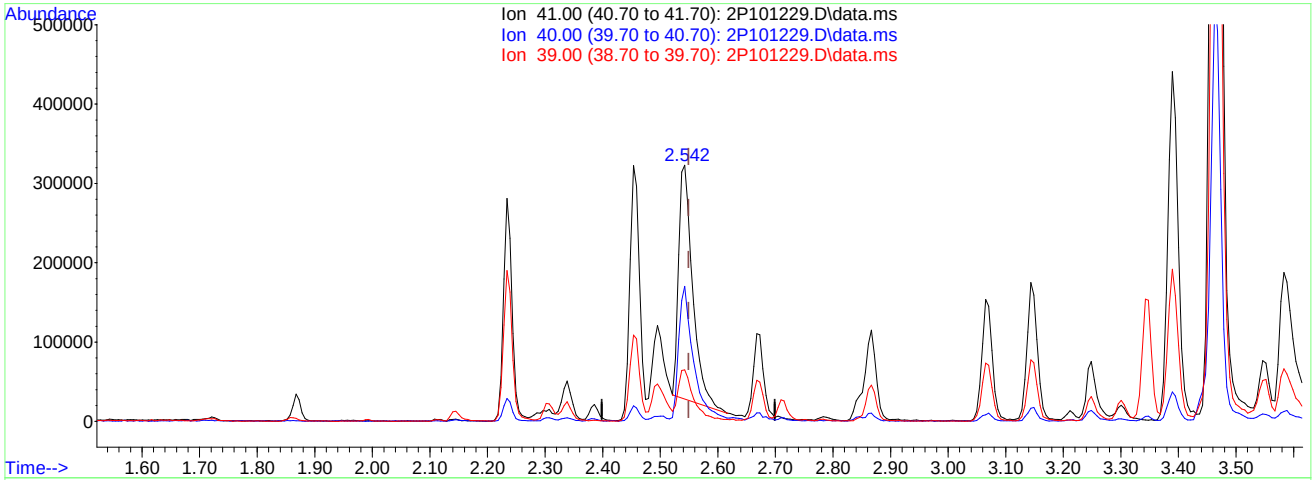

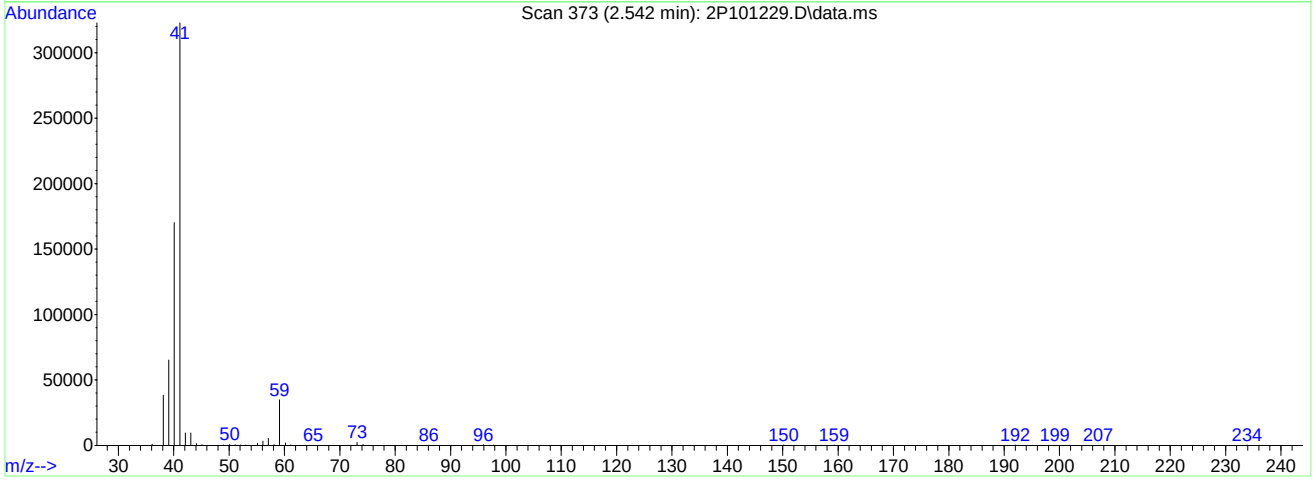

TIC: 2P101229.D\data.ms

(25) Acetonitrile

2.542min (-0.007) 218.47ug/L

response 493527

Ion	Exp%	Act%
41.00	100	100
40.00	49.60	53.07
39.00	19.90	19.99
0.00	0.00	0.00

Quantitation Report (Qedit)

Data Path : C:\msdchem\1\DATA\2023-09-06\
Data File : 2P101229.D
Acq On : 6 Sep 2023 10:50 am
Operator : joannel
Sample : IC3836-4 Inst : MSVOA13-P
Misc : MS54514,V2P3836,,,,,
ALS Vial : 6 Sample Multiplier: 1

Quant Time: Sep 06 11:46:13 2023
Quant Method : C:\msdchem\1\METHODS\V2P_2023-9-06.M
Quant Title : SW-846 Method 5035A/8260B
QLast Update : Thu Aug 24 13:13:39 2023
Response via : Initial Calibration

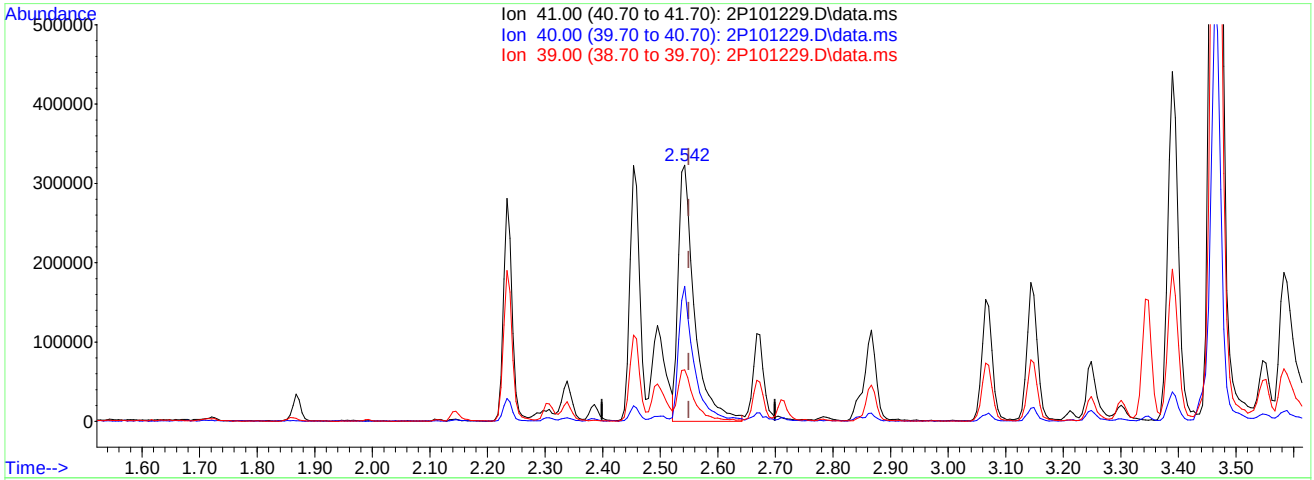

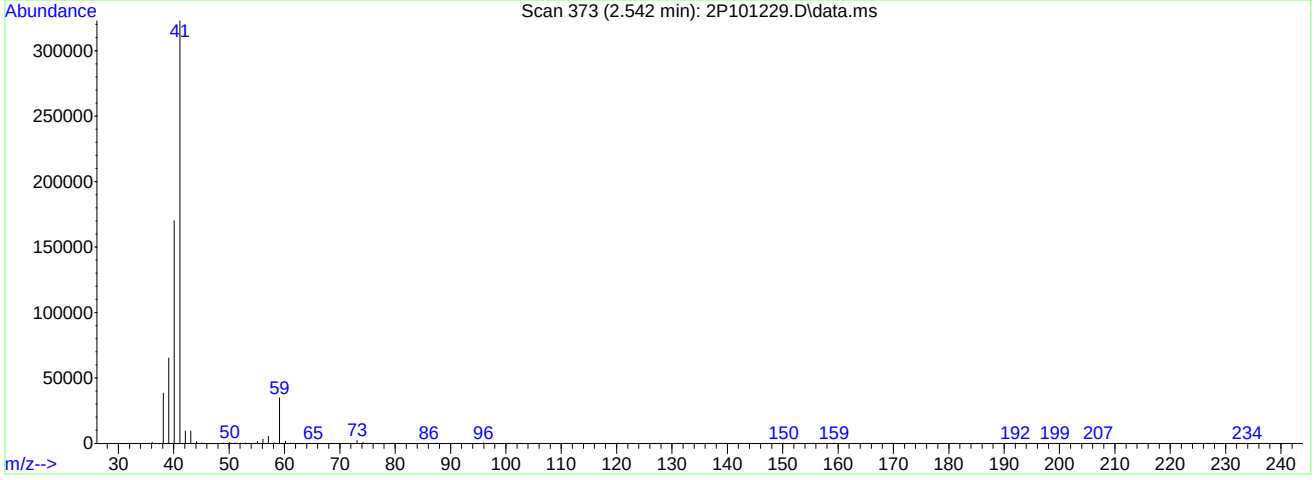

TIC: 2P101229.D\data.ms

(25) Acetonitrile

2.542min (-0.007) 277.33ug/L m

response 630026

Ion	Exp%	Act%
41.00	100	100
40.00	49.60	52.73
39.00	19.90	20.17
0.00	0.00	0.00

Quantitation Report (Qedit)

Data Path : C:\msdchem\1\DATA\2023-09-06\
Data File : 2P101229.D
Acq On : 6 Sep 2023 10:50 am
Operator : joannel
Sample : IC3836-4 Inst : MSVOA13-P
Misc : MS54514,V2P3836,,,,,
ALS Vial : 6 Sample Multiplier: 1

Quant Time: Sep 06 11:46:13 2023
Quant Method : C:\msdchem\1\METHODS\V2P_2023-9-06.M
Quant Title : SW-846 Method 5035A/8260B
QLast Update : Thu Aug 24 13:13:39 2023
Response via : Initial Calibration

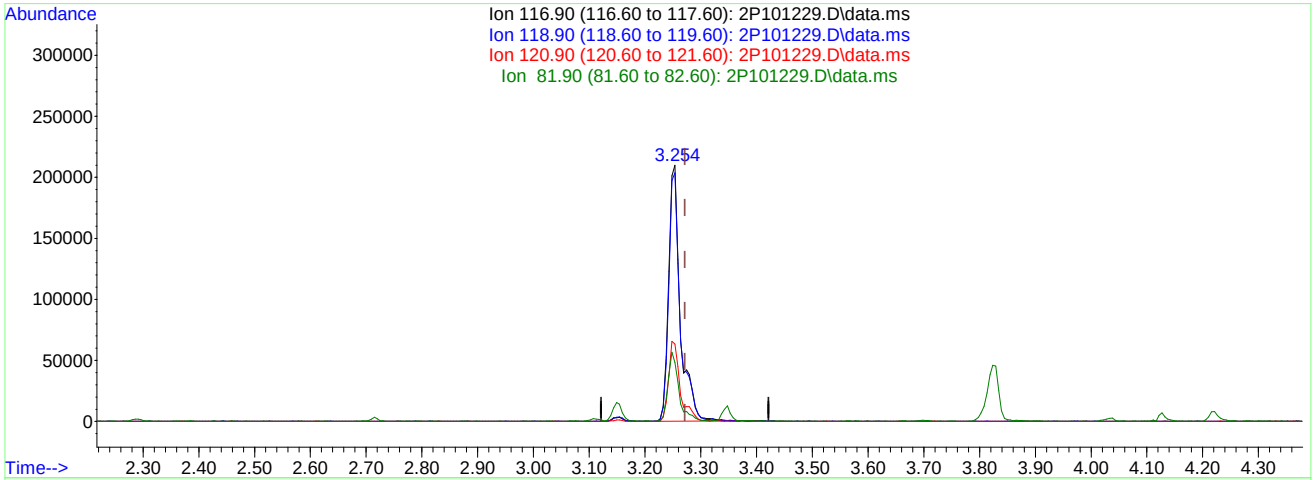

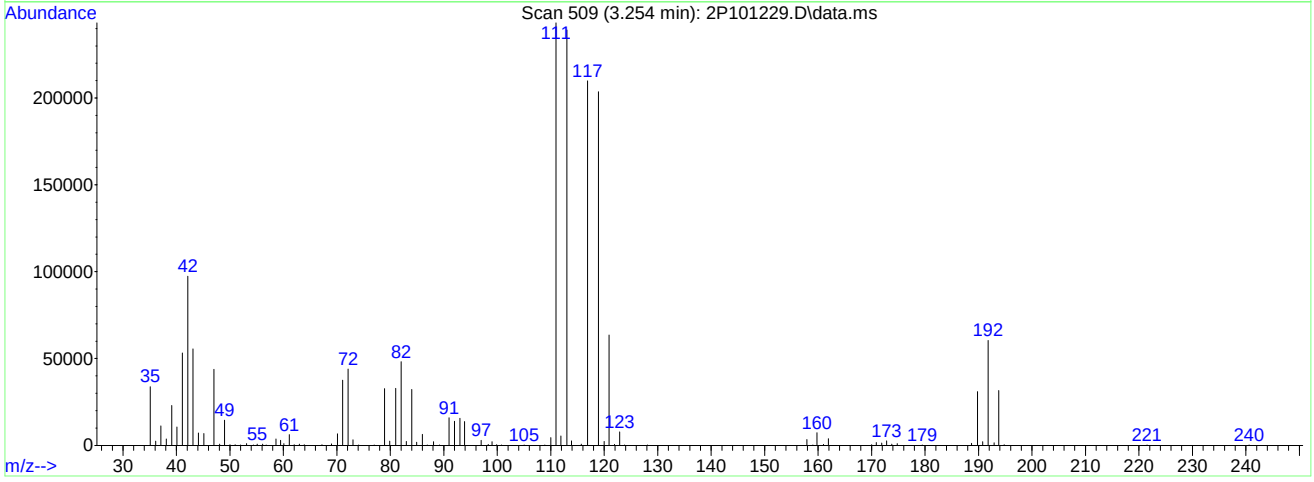

TIC: 2P101229.D\data.ms

(40) Carbon Tetrachloride ( )

3.254min (-0.018) 34.99ug/L

response 306516

Ion	Exp%	Act%
116.90	100	100
118.90	94.20	96.86
120.90	31.40	30.26
81.90	24.30	22.95

Quantitation Report (Qedit)

Data Path : C:\msdchem\1\DATA\2023-09-06\
Data File : 2P101229.D
Acq On : 6 Sep 2023 10:50 am
Operator : joannel
Sample : IC3836-4 Inst : MSVOA13-P
Misc : MS54514,V2P3836,,,,,
ALS Vial : 6 Sample Multiplier: 1

Quant Time: Sep 06 11:46:13 2023
Quant Method : C:\msdchem\1\METHODS\V2P_2023-9-06.M
Quant Title : SW-846 Method 5035A/8260B
QLast Update : Thu Aug 24 13:13:39 2023
Response via : Initial Calibration

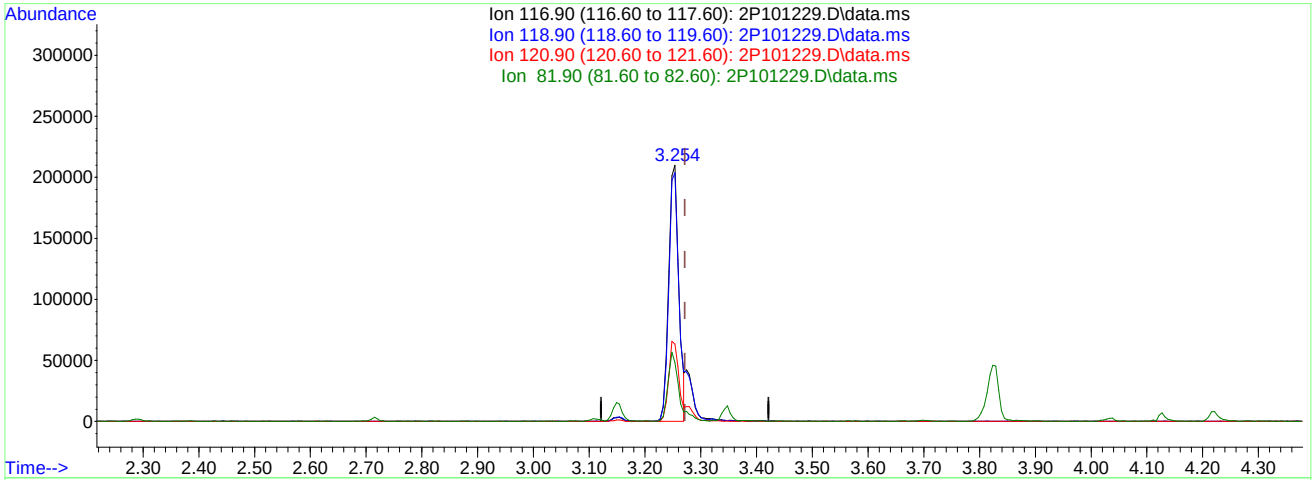

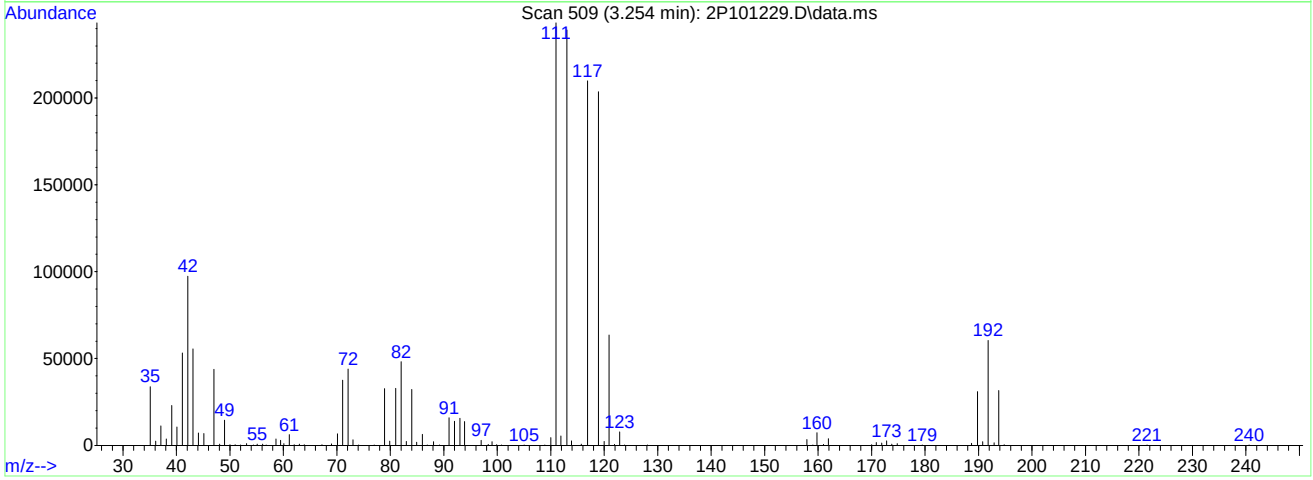

TIC: 2P101229.D\data.ms

(40) Carbon Tetrachloride ( )

3.254min (-0.018) 30.12ug/L m

response 263784

Ion	Exp%	Act%
116.90	100	100
118.90	94.20	97.01
120.90	31.40	30.26
81.90	24.30	22.95

Quantitation Report (Qedit)

Data Path : C:\msdchem\1\DATA\2023-09-06\
Data File : 2P101229.D
Acq On : 6 Sep 2023 10:50 am
Operator : joannel
Sample : IC3836-4 Inst : MSVOA13-P
Misc : MS54514,V2P3836,,,,,
ALS Vial : 6 Sample Multiplier: 1

Quant Time: Sep 06 11:46:13 2023
Quant Method : C:\msdchem\1\METHODS\V2P_2023-9-06.M
Quant Title : SW-846 Method 5035A/8260B
QLast Update : Thu Aug 24 13:13:39 2023
Response via : Initial Calibration

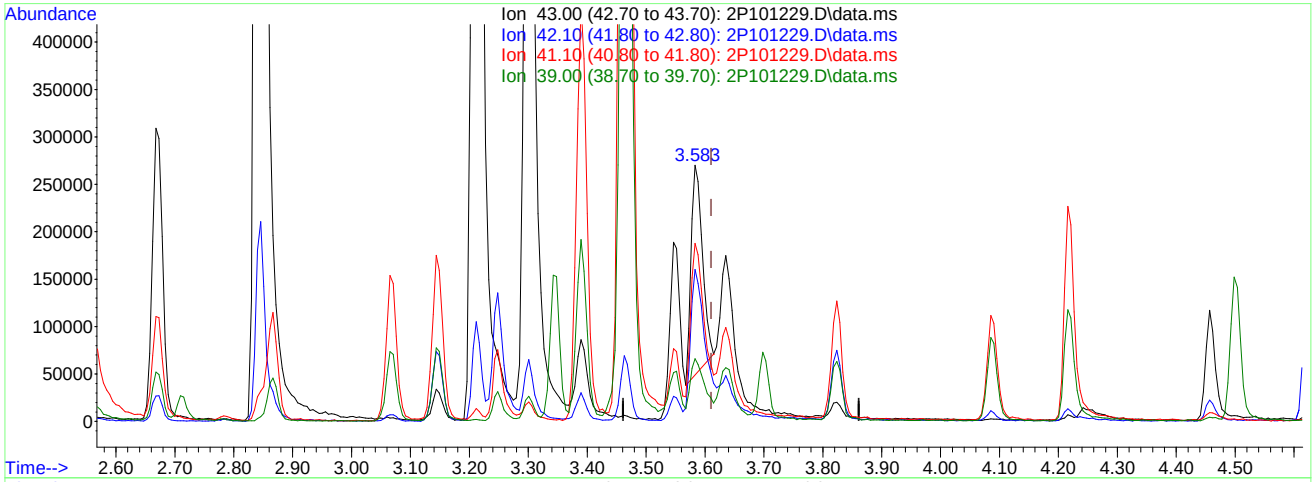

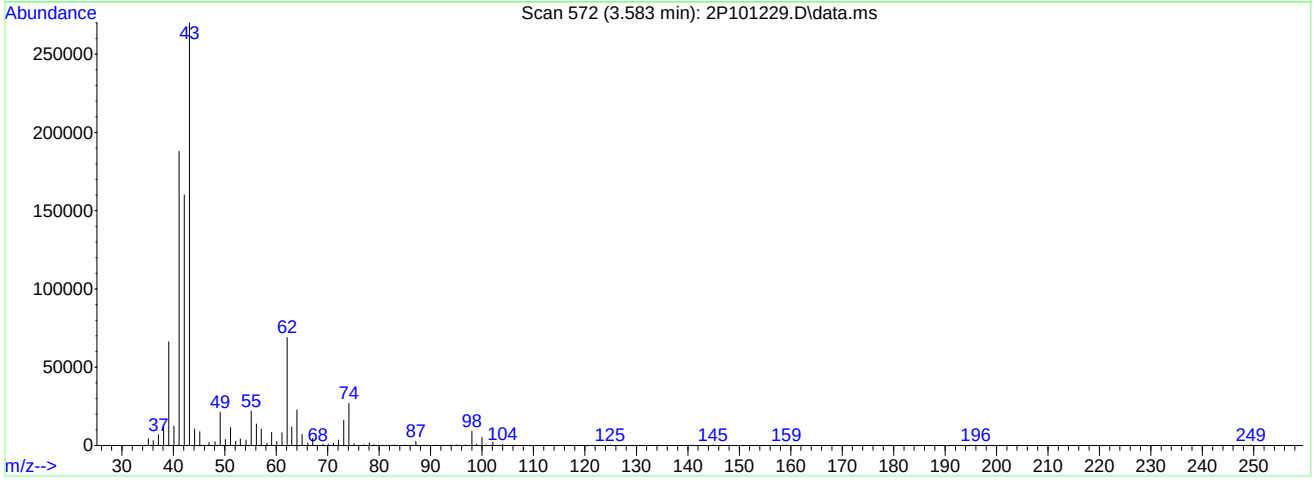

TIC: 2P101229.D\data.ms

(50) Isobutyl alcohol

3.583min (-0.028) 394.06ug/L

response 297180

Ion	Exp%	Act%
43.00	100	100
42.10	58.10	62.87
41.10	70.70	69.78
39.00	25.60	22.83

Quantitation Report (Qedit)

Data Path : C:\msdchem\1\DATA\2023-09-06\
Data File : 2P101229.D
Acq On : 6 Sep 2023 10:50 am
Operator : joannel
Sample : IC3836-4 Inst : MSVOA13-P
Misc : MS54514,V2P3836,,,,,
ALS Vial : 6 Sample Multiplier: 1

Quant Time: Sep 06 11:46:13 2023
Quant Method : C:\msdchem\1\METHODS\V2P_2023-9-06.M
Quant Title : SW-846 Method 5035A/8260B
QLast Update : Thu Aug 24 13:13:39 2023
Response via : Initial Calibration

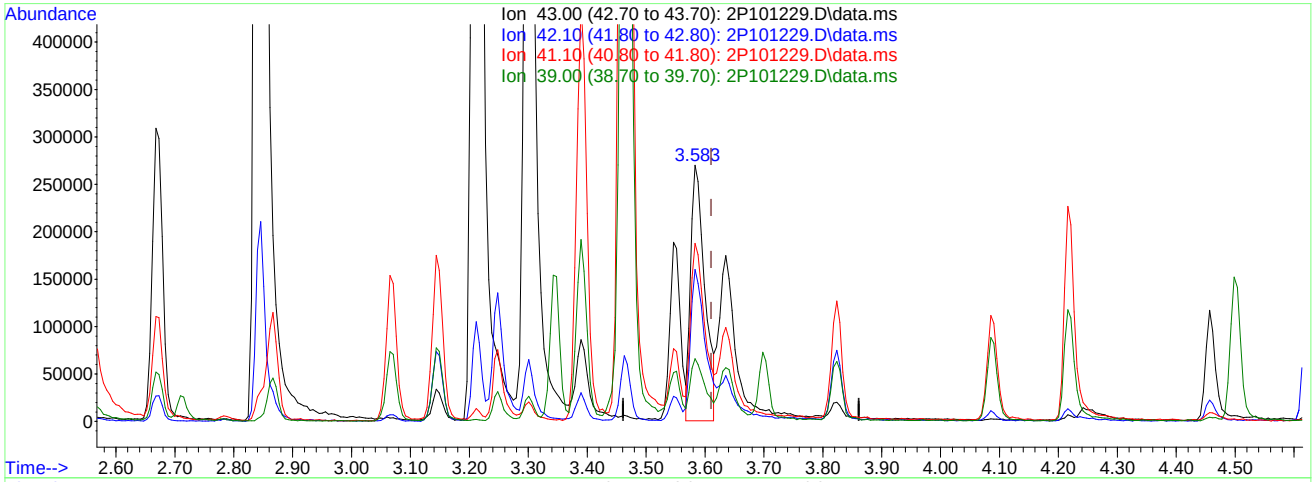

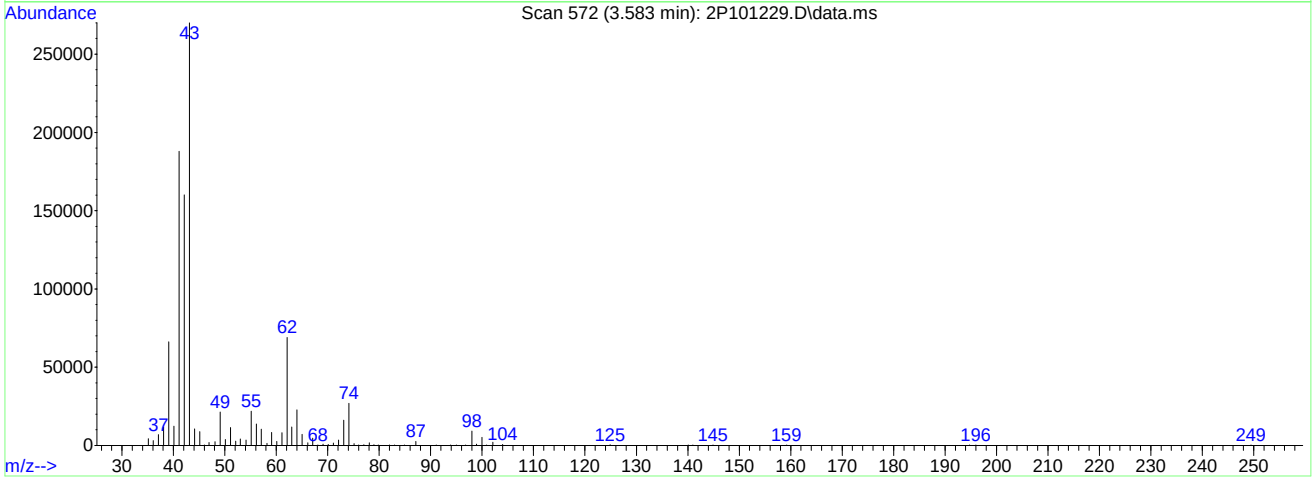

TIC: 2P101229.D\data.ms

(50) Isobutyl alcohol

3.583min (-0.028) 585.26ug/L m

response 448900

Ion	Exp%	Act%
43.00	100	100
42.10	58.10	59.29
41.10	70.70	69.57
39.00	25.60	24.51

Quantitation Report (Qedit)

Data Path : C:\msdchem\1\DATA\2023-09-06\
Data File : 2P101229.D
Acq On : 6 Sep 2023 10:50 am
Operator : joannel
Sample : IC3836-4 Inst : MSVOA13-P
Misc : MS54514,V2P3836,,,,,
ALS Vial : 6 Sample Multiplier: 1

Quant Time: Sep 06 11:46:13 2023
Quant Method : C:\msdchem\1\METHODS\V2P_2023-9-06.M
Quant Title : SW-846 Method 5035A/8260B
QLast Update : Thu Aug 24 13:13:39 2023
Response via : Initial Calibration

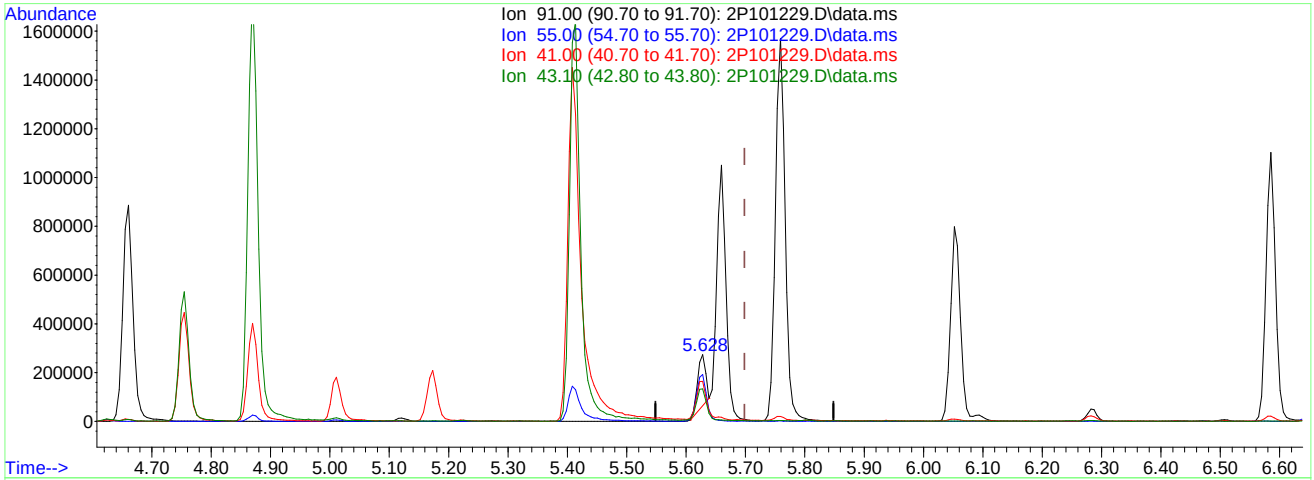

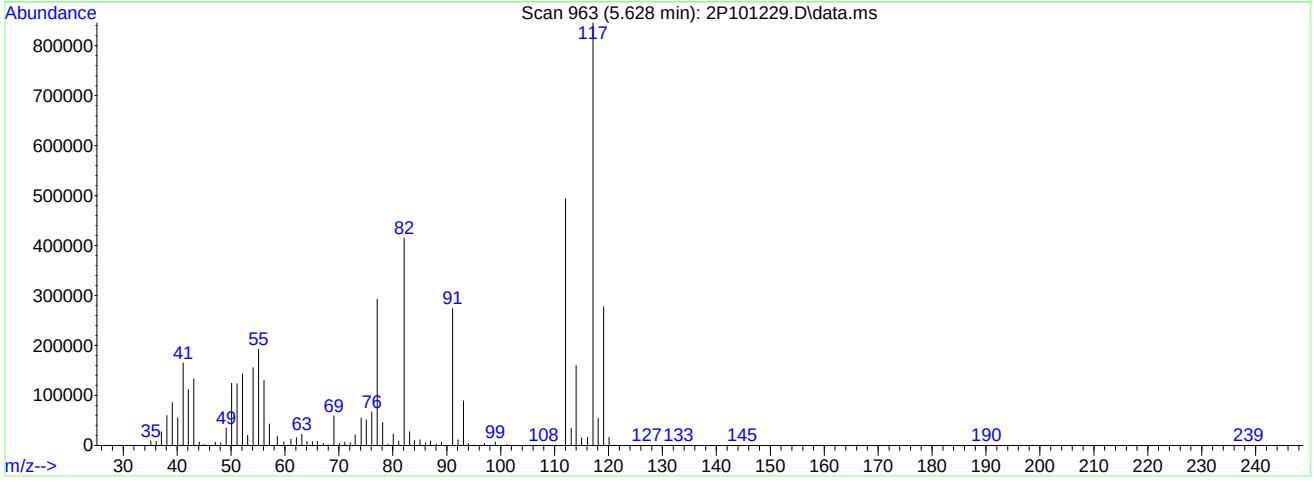

TIC: 2P101229.D\data.ms

(76) 1-Chlorohexane

5.628min (-0.070) 17.38ug/L

response 214991

Ion	Exp%	Act%
91.00	100	100
55.00	71.50	67.53
41.00	59.20	56.02
43.10	51.50	45.80

Quantitation Report (Qedit)

Data Path : C:\msdchem\1\DATA\2023-09-06\
Data File : 2P101229.D
Acq On : 6 Sep 2023 10:50 am
Operator : joannel
Sample : IC3836-4 Inst : MSVOA13-P
Misc : MS54514,V2P3836,,,,,
ALS Vial : 6 Sample Multiplier: 1

Quant Time: Sep 06 11:46:13 2023
Quant Method : C:\msdchem\1\METHODS\V2P_2023-9-06.M
Quant Title : SW-846 Method 5035A/8260B
QLast Update : Thu Aug 24 13:13:39 2023
Response via : Initial Calibration

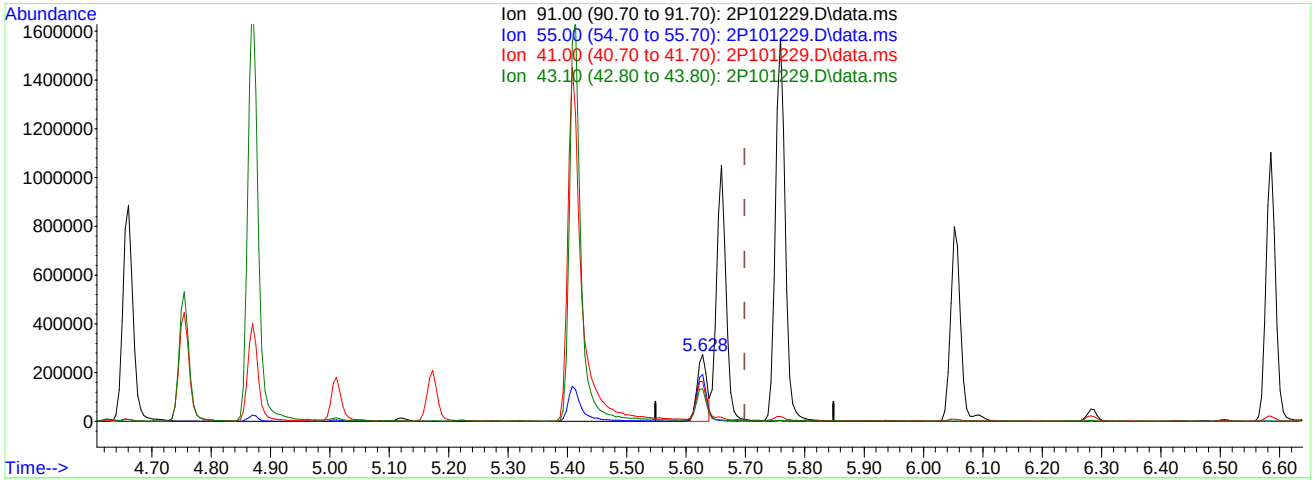

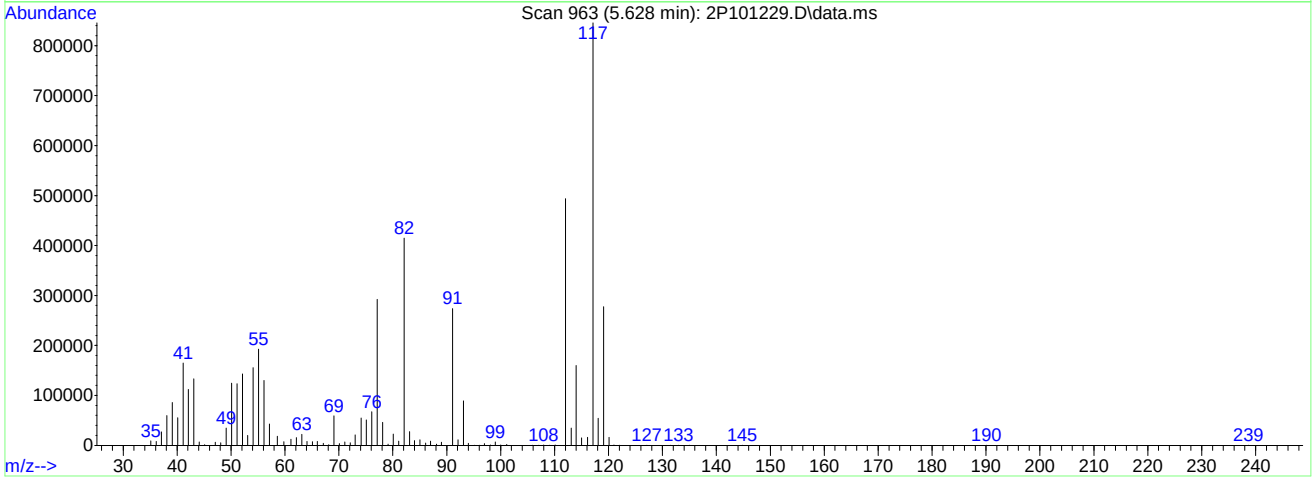

TIC: 2P101229.D\data.ms

(76) 1-Chlorohexane

5.628min (-0.070) 25.01ug/L m

response 309339

Ion	Exp%	Act%
91.00	100	100
55.00	71.50	70.38
41.00	59.20	60.20
43.10	51.50	48.61

Quantitation Report (Qedit)

Data Path : C:\msdchem\1\DATA\2023-09-06\
Data File : 2P101229.D
Acq On : 6 Sep 2023 10:50 am
Operator : joannel
Sample : IC3836-4 Inst : MSVOA13-P
Misc : MS54514,V2P3836,,,,,
ALS Vial : 6 Sample Multiplier: 1

Quant Time: Sep 06 11:46:13 2023
Quant Method : C:\msdchem\1\METHODS\V2P_2023-9-06.M
Quant Title : SW-846 Method 5035A/8260B
QLast Update : Thu Aug 24 13:13:39 2023
Response via : Initial Calibration

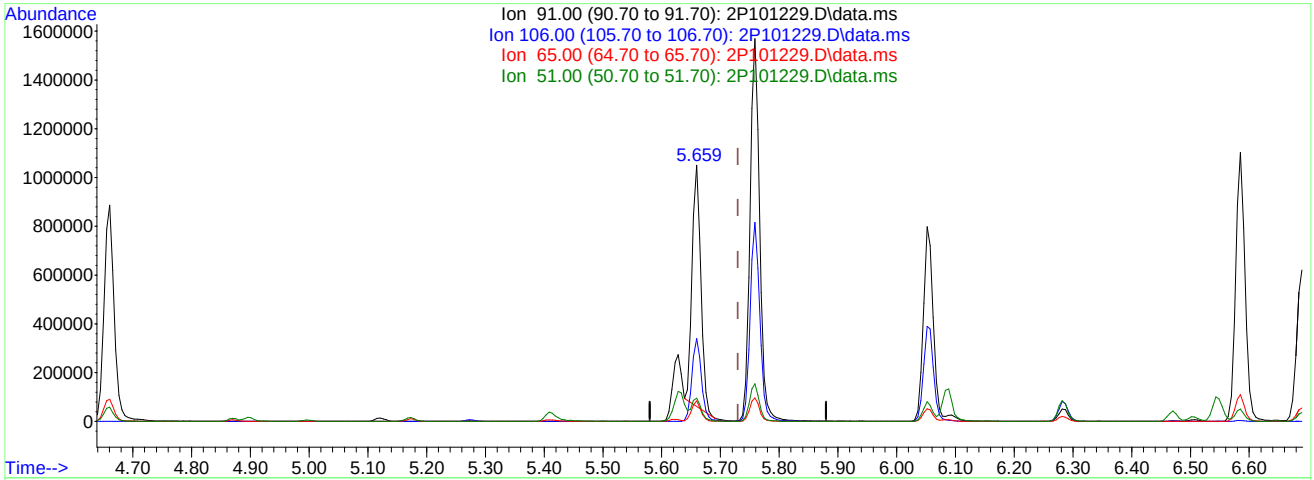

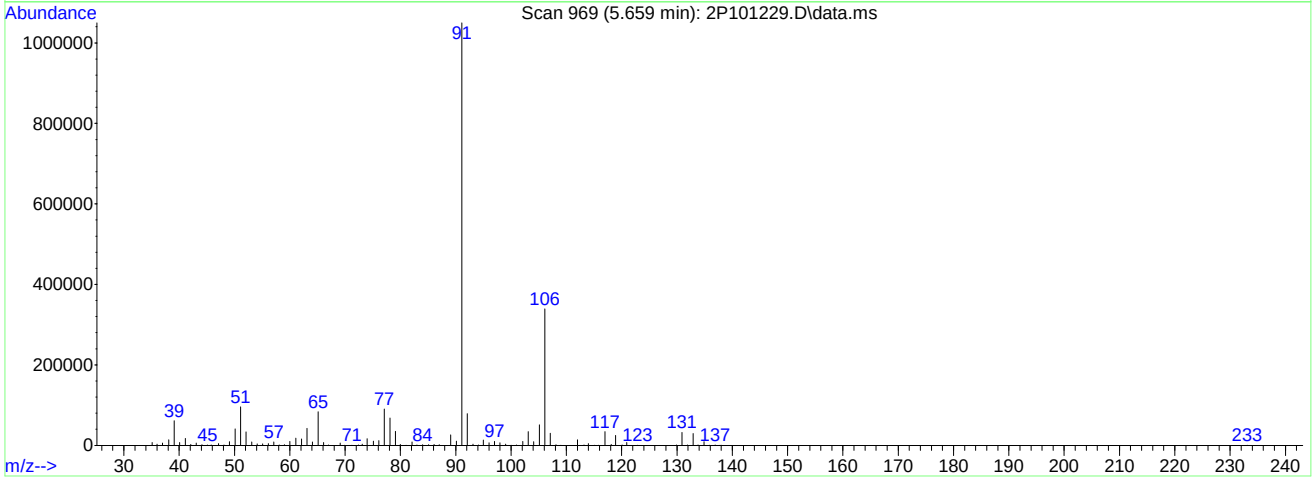

TIC: 2P101229.D\data.ms

(77) Ethylbenzene (C)

5.659min (-0.070) 23.64ug/L

response 996166

Ion	Exp%	Act%
91.00	100	100
106.00	33.50	32.28
65.00	8.10	7.96
51.00	9.70	9.08

Quantitation Report (Qedit)

Data Path : C:\msdchem\1\DATA\2023-09-06\
Data File : 2P101229.D
Acq On : 6 Sep 2023 10:50 am
Operator : joannel
Sample : IC3836-4 Inst : MSVOA13-P
Misc : MS54514,V2P3836,,,,,
ALS Vial : 6 Sample Multiplier: 1

Quant Time: Sep 06 11:46:13 2023
Quant Method : C:\msdchem\1\METHODS\V2P_2023-9-06.M
Quant Title : SW-846 Method 5035A/8260B
QLast Update : Thu Aug 24 13:13:39 2023
Response via : Initial Calibration

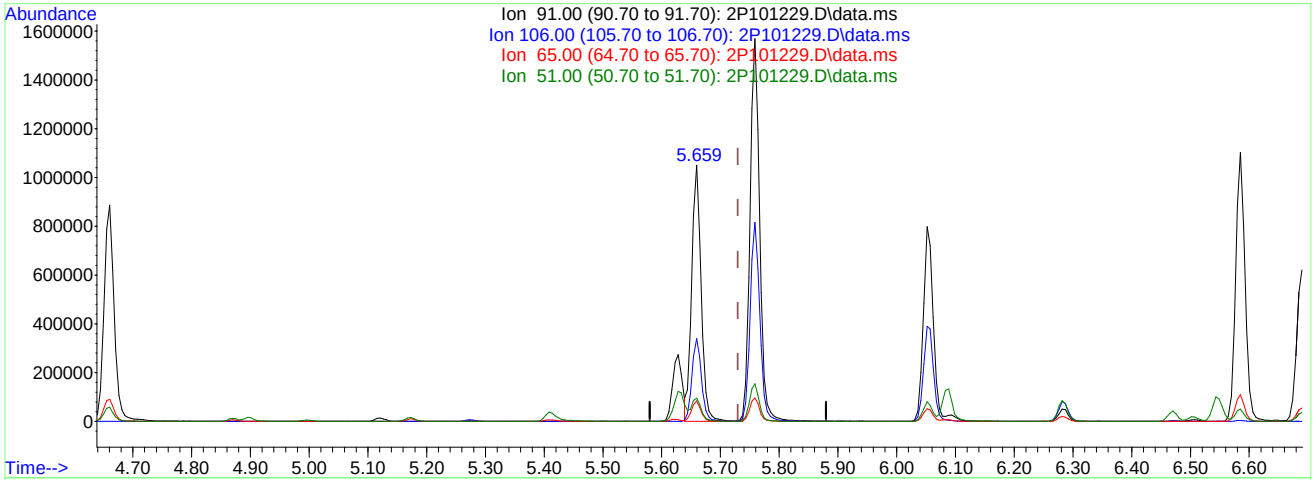

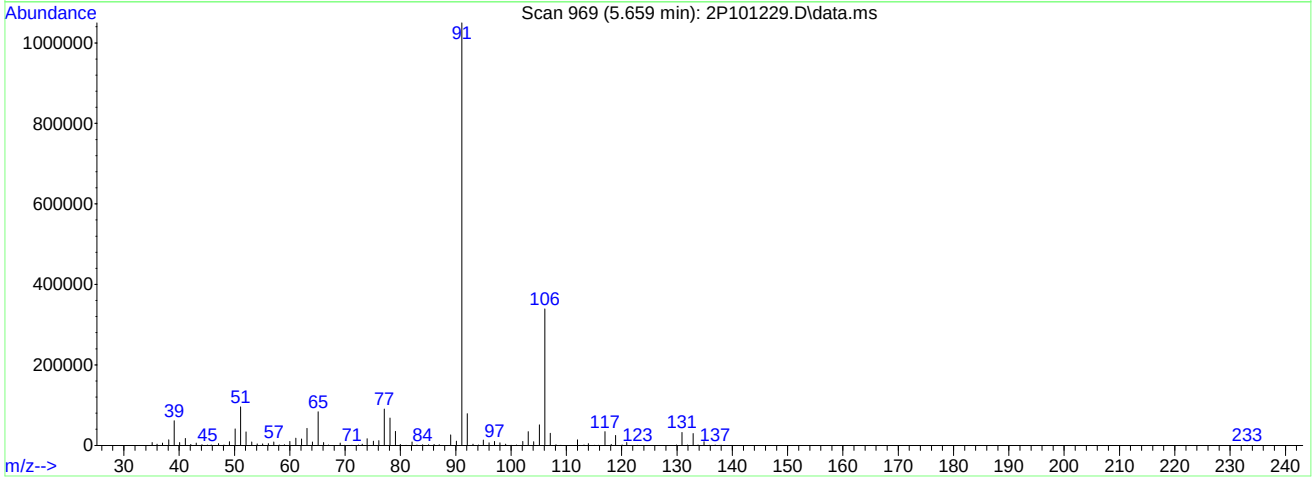

TIC: 2P101229.D\data.ms

(77) Ethylbenzene (C)

5.659min (-0.070) 28.08ug/L m

response 1183595

Ion	Exp%	Act%
91.00	100	100
106.00	33.50	32.30
65.00	8.10	7.97
51.00	9.70	9.13

Manual Integrations APPROVED (compounds with "m" flag)
Karen Watson
09/08/23 07:54

Quantitation Report (QT Reviewed)

Data Path : C:\msdchem\1\DATA\2023-09-06\
Data File : 2P101230.D
Acq On : 6 Sep 2023 11:16 am
Operator : joannel
Sample : ICC3836-5 Inst : MSVOA13-P
Misc : MS54514,V2P3836,,,,,
ALS Vial : 7 Sample Multiplier: 1

Quant Time: Sep 06 11:58:01 2023
Quant Method : C:\msdchem\1\METHODS\V2P_2023-9-06.M
Quant Title : SW-846 Method 5035A/8260B
QLast Update : Thu Aug 24 13:13:39 2023
Response via : Initial Calibration

Internal Standards	R.T.	QIon	Response	Conc	Units	Dev(Min)
1) Fluorobenzene	3.700	96	2109697	50.00	ug/L	-0.03
62) Chlorobenzene-d5	5.619	117	1722406	50.00	ug/L	-0.07
85) 1,4-Dichlorobenzene-d4	7.308	152	938522	50.00	ug/L	-0.12
System Monitoring Compounds						
39) Dibromofluoromethane	3.245	113	471003	50.87	ug/L	-0.02
Spiked Amount 50.000	Range 83 - 118		Recovery = 101.74%			
49) 1,2-Dichloroethane-d4	3.532	65	498745	49.77	ug/L	-0.02
Spiked Amount 50.000	Range 79 - 125		Recovery = 99.54%			
63) Toluene-d8	4.625	98	2280562	47.78	ug/L	-0.05
Spiked Amount 50.000	Range 85 - 112		Recovery = 95.56%			
86) 4-Bromofluorobenzene	6.472	174	747026	51.50	ug/L	-0.10
Spiked Amount 50.000	Range 83 - 118		Recovery = 103.00%			
Target Compounds						Qvalue
2) Dichlorodifluoromethane	1.121	85	258953	49.84	ug/L	98
3) Chloromethane	1.241	50	324916	44.88	ug/L	98
4) 1,3-butadiene	1.315	39	393453	41.87	ug/L	98
5) Vinyl Chloride	1.299	62	332200	44.06	ug/L	99
6) Bromomethane	1.503	94	177792	42.80	ug/L	94
7) Chloroethane	1.576	64	119165	41.45	ug/L	97
8) Trichlorofluoromethane	1.665	101	351764	37.03	ug/L	98
9) Ethyl Ether	1.869	59	317623	44.42	ug/L	100
10) Ethanol	1.974	45	200688	944.74	ug/L	92
11) 1,2-Dichlorotrifluoroe...	1.963	67	352406	43.32	ug/L	96
12) 1,1-Dichloroethene	1.968	61	443654	44.11	ug/L	96
13) Freon 113	2.000	101	265576	42.49	ug/L	98
14) Carbon Disulfide	1.989	76	823320	41.86	ug/L	98
15) Iodomethane	2.047	142	299591	42.07	ug/L	98
16) Acrolein	2.141	56	464822	226.97	ug/L	100
17) Allyl chloride	2.230	41	491472	46.86	ug/L	95
18) Methylene Chloride	2.287	49	439759	42.89	ug/L	98
19) Acetone	2.303	43	1095336	238.99	ug/L	98
20) Methyl acetate	2.382	43	2617364	224.55	ug/L	98
21) trans-1,2-Dichloroethene	2.387	61	459251	44.48	ug/L	99
22) Hexane	2.455	56	248295	42.26	ug/L	90
23) Methyl Tert Butyl Ether	2.455	73	1076272	44.46	ug/L	95
24) Tert Butyl Alcohol	2.497	59	1297438	461.11	ug/L	99
25) Acetonitrile	2.538	41	1029756m	436.48	ug/L	
26) Di-isopropyl ether	2.669	45	1192906	45.62	ug/L	99
27) Chloroprene	2.711	53	1889094	49.67	ug/L	97
28) 1,1-Dichloroethane	2.711	63	620773	45.15	ug/L	99
29) Acrylonitrile	2.711	52	1217703	253.89	ug/L	97
30) ETBE	2.868	59	1082106	47.28	ug/L	98
31) Vinyl acetate	2.842	43	5605635	265.82	ug/L	100
32) cis-1,2-Dichloroethene	3.004	96	381096	43.28	ug/L	97
33) 2,2-Dichloropropane	3.067	77	452558	44.70	ug/L	98
34) Bromochloromethane	3.109	128	180029	43.07	ug/L	99
35) Cyclohexane	3.145	56	557994	43.80	ug/L	98
36) Chloroform	3.150	83	584704	43.65	ug/L	98
37) Ethyl acetate	3.213	43	3699258	258.36	ug/L	99
38) Tetrahydrofuran	3.245	42	258121	46.36	ug/L	97
40) Carbon Tetrachloride	3.250	117	404264m	45.12	ug/L	
41) 1,1,1-Trichloroethane	3.276	97	485859	43.97	ug/L	97
42) 2-Butanone	3.302	43	1953606	238.43	ug/L	98
43) 1,1-Dichloropropene	3.344	75	435170	44.09	ug/L	98
44) tert-Butyl formate	3.391	59	876579	224.62	ug/L	99
45) Propionitrile	3.443	54	1057761	452.27	ug/L	98
46) Methacrylonitrile	3.464	41	4116455	464.51	ug/L	97
47) Benzene	3.475	78	1476019	44.10	ug/L	90
48) TAME	3.548	73	1006576	48.96	ug/L	99
50) Isobutyl alcohol	3.584	43	788200m	971.69	ug/L	
51) 1,2-Dichloroethane	3.569	62	450255	44.82	ug/L	99

Quantitation Report (QT Reviewed)

Data Path : C:\msdchem\1\DATA\2023-09-06\
Data File : 2P101230.D
Acq On : 6 Sep 2023 11:16 am
Operator : joannel
Sample : ICC3836-5 Inst : MSVOA13-P
Misc : MS54514,V2P3836,,,,,
ALS Vial : 7 Sample Multiplier: 1

Quant Time: Sep 06 11:58:01 2023
Quant Method : C:\msdchem\1\METHODS\V2P_2023-9-06.M
Quant Title : SW-846 Method 5035A/8260B
QLast Update : Thu Aug 24 13:13:39 2023
Response via : Initial Calibration

Internal Standards	R.T.	QIon	Response	Conc	Units		Dev(Min)
52) Tert Amyl Alcohol	3.637	59	983085	500.58	ug/L		97
53) Trichloroethene	3.804	95	346704	42.57	ug/L		98
54) Methylcyclohexane	3.825	83	518508	41.09	ug/L		99
55) Dibromomethane	4.029	93	200988	45.23	ug/L		93
56) 1,2-Dichloropropane	4.087	63	337333	45.15	ug/L		95
57) Bromodichloromethane	4.123	83	419576	46.93	ug/L		99
58) Methyl methacrylate	4.217	41	493201	46.57	ug/L		98
59) 1,4-Dioxane	4.249	88	191074	1015.89	ug/L		97
60) 2-Chloroethyl vinyl ether	4.458	63	327860	213.42	ug/L		96
61) cis-1,3-Dichloropropene	4.500	75	530808	45.89	ug/L		98
64) Toluene	4.657	91	1552210	38.23	ug/L		98
65) 2-Nitropropane	4.756	41	806945	207.61	ug/L		99
66) 4-Methyl-2-pentanone	4.871	43	3569771	225.55	ug/L		98
67) trans-1,3-Dichloropropene	4.897	75	480236	40.63	ug/L		97
68) Tetrachloroethene	4.913	166	388462	38.43	ug/L		98
69) Ethyl methacrylate	5.007	69	514524	40.86	ug/L		91
70) 1,1,2-Trichloroethane	4.997	83	285023	40.96	ug/L		95
71) Dibromochloromethane	5.122	129	326255	41.38	ug/L		97
72) 1,3-Dichloropropane	5.174	76	562565	40.11	ug/L		98
73) 1,2-Dibromoethane	5.274	107	352546	41.03	ug/L		98
74) 3,3-dimethyl-1-butanol	5.410	57	5115641	2048.95	ug/L		99
75) 2-hexanone	5.410	43	3782344	211.42	ug/L		99
76) 1-Chlorohexane	5.624	91	463240m	36.58	ug/L		
77) Ethylbenzene	5.661	91	1688788m	39.14	ug/L		
78) Chlorobenzene	5.629	112	985051	38.18	ug/L		94
79) 1,1,1,2-Tetrachloroethane	5.671	131	325743	39.35	ug/L		97
80) m,p-Xylene	5.760	91	2671027	80.81	ug/L		100
81) o-Xylene	6.053	91	1295824	38.04	ug/L		99
82) Styrene	6.085	104	1083741	40.18	ug/L		98
83) Bromoform	6.095	173	213803	41.57	ug/L		96
84) Isopropylbenzene	6.283	105	1626075	39.15	ug/L		99
87) cis-1,4-Dichloro-2-butene	6.503	53	124262	39.79	ug/L		96
88) n-Propylbenzene	6.587	91	1805262	38.39	ug/L		100
89) Bromobenzene	6.545	156	390784	36.67	ug/L		91
90) 1,1,2,2-Tetrachloroethane	6.607	83	519583	38.94	ug/L		99
91) 1,3,5-Trimethylbenzene	6.733	105	1274874	37.82	ug/L		99
92) 2-Chlorotoluene	6.691	91	1055318	39.24	ug/L		98
93) trans-1,4-Dichloro-2-B...	6.733	53	162537	40.46	ug/L		92
94) 1,2,3-Trichloropropane	6.702	110	173803	36.49	ug/L		94
95) Cyclohexanone	6.728	55	161652	234.63	ug/L		96
96) 4-Chlorotoluene	6.811	91	1130713	38.47	ug/L		100
97) tert-Butylbenzene	6.968	91	648543	36.80	ug/L		96
99) 1,2,4-Trimethylbenzene	7.021	105	1253697	38.12	ug/L		99
100) Pentachloroethane	6.974	167	210138	37.94	ug/L	#	83
101) sec-Butylbenzene	7.104	105	1471573	36.50	ug/L		99
102) 4-Isopropyltoluene	7.219	119	1245758	36.37	ug/L		99
103) 1,3-Dichlorobenzene	7.256	146	729241	37.94	ug/L		99
104) 1,2,3-Trimethylbenzene	7.350	105	1262659	36.74	ug/L		98
105) 1,4-Dichlorobenzene	7.319	146	731530	35.32	ug/L		97
106) n-Butylbenzene	7.538	92	491611	35.64	ug/L		98
107) Benzyl Chloride	7.497	126	192491	39.16	ug/L	#	93
108) 1,2-Dichlorobenzene	7.627	146	687328	38.45	ug/L		95
109) 1,2-Dibromo-3-Chloropr...	8.187	75	108821	39.90	ug/L		93
110) Hexachlorobutadiene	8.668	225	118685	35.48	ug/L		94
111) 1,2,4-Trichlorobenzene	8.663	180	359705	38.01	ug/L		96
112) Naphthalene	8.862	128	1350603	37.50	ug/L		100
113) 1,2,3-Trichlorobenzene	8.987	180	347424	37.49	ug/L		97

(#) = qualifier out of range (m) = manual integration (+) = signals summed

Quantitation Report (QT Reviewed)

Data Path : C:\msdchem\1\DATA\2023-09-06\
Data File : 2P101230.D
Acq On : 6 Sep 2023 11:16 am
Operator : joannel
Sample : ICC3836-5 Inst : MSVOA13-P
Misc : MS54514,V2P3836,,,,,
ALS Vial : 7 Sample Multiplier: 1

Quant Time: Sep 06 11:58:01 2023
Quant Method : C:\msdchem\1\METHODS\V2P_2023-9-06.M
Quant Title : SW-846 Method 5035A/8260B
QLast Update : Thu Aug 24 13:13:39 2023
Response via : Initial Calibration

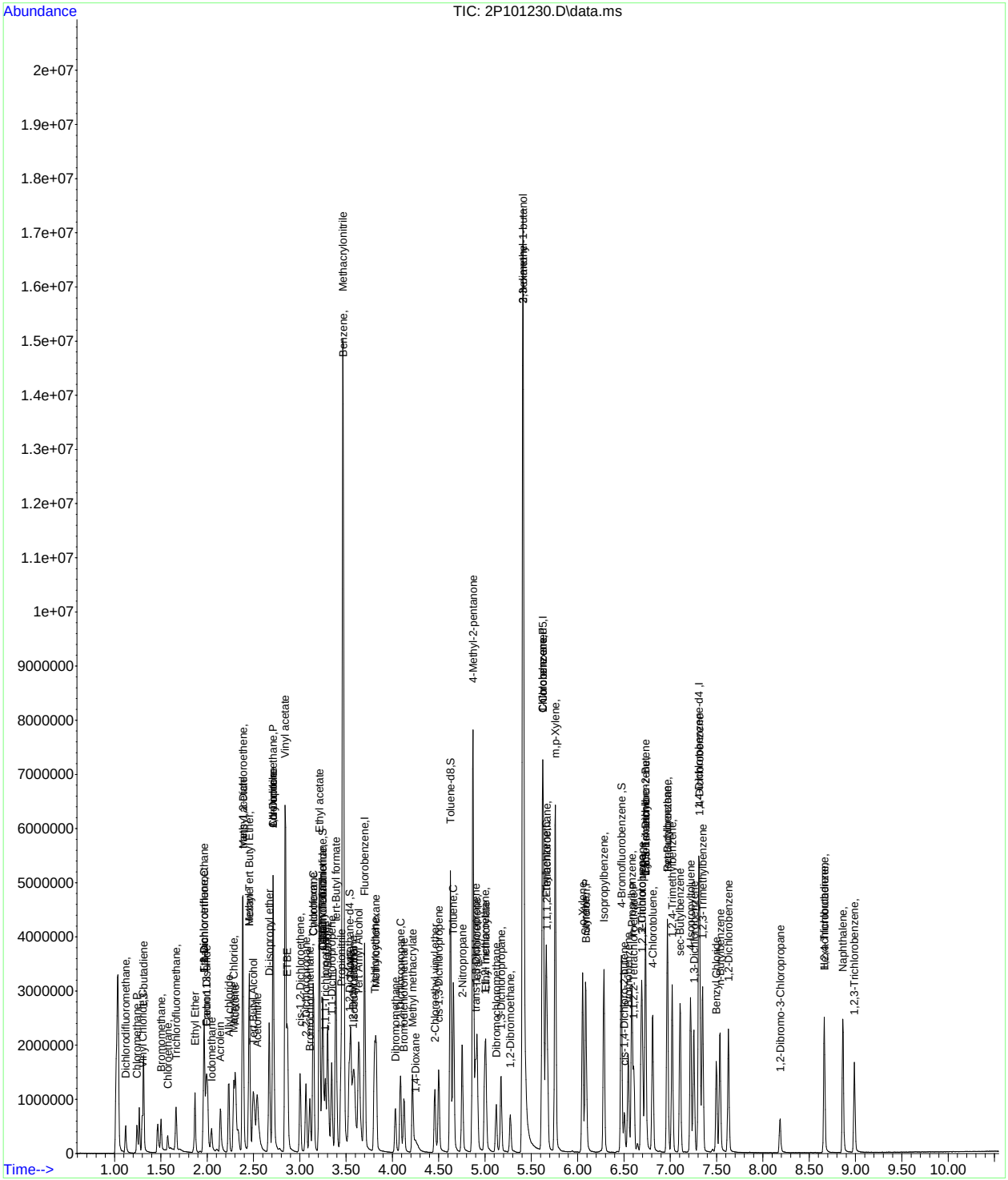

Manual Integration Approval Summary

Sample Number: V2P3836-ICC3836 **Method:** SW846 8260D
Lab FileID: 2P101230.D **Analyst approved:** 09/06/23 14:52 Jo-Ann Lugo De Jesus
Injection Time: 09/06/23 11:16 **Supervisor approved:** 09/08/23 07:54 Karen Watson

Parameter	CAS	Sig#	R.T. (min.)	Reason
Acetonitrile	75-05-8		2.54	Overlapping peak
Carbon Tetrachloride	56-23-5		3.25	Overlapping peak
Isobutyl Alcohol	78-83-1		3.58	Poor instrument integration
1-Chlorohexane	544-10-5		5.62	Poor instrument integration
Ethylbenzene	100-41-4		5.66	Poor instrument integration

Quantitation Report (Qedit)

Data Path : C:\msdchem\1\DATA\2023-09-06\
Data File : 2P101230.D
Acq On : 6 Sep 2023 11:16 am
Operator : joannel
Sample : ICC3836-5 Inst : MSVOA13-P
Misc : MS54514,V2P3836,,,,,
ALS Vial : 7 Sample Multiplier: 1

Quant Time: Sep 06 11:46:15 2023
Quant Method : C:\msdchem\1\METHODS\V2P_2023-9-06.M
Quant Title : SW-846 Method 5035A/8260B
QLast Update : Thu Aug 24 13:13:39 2023
Response via : Initial Calibration

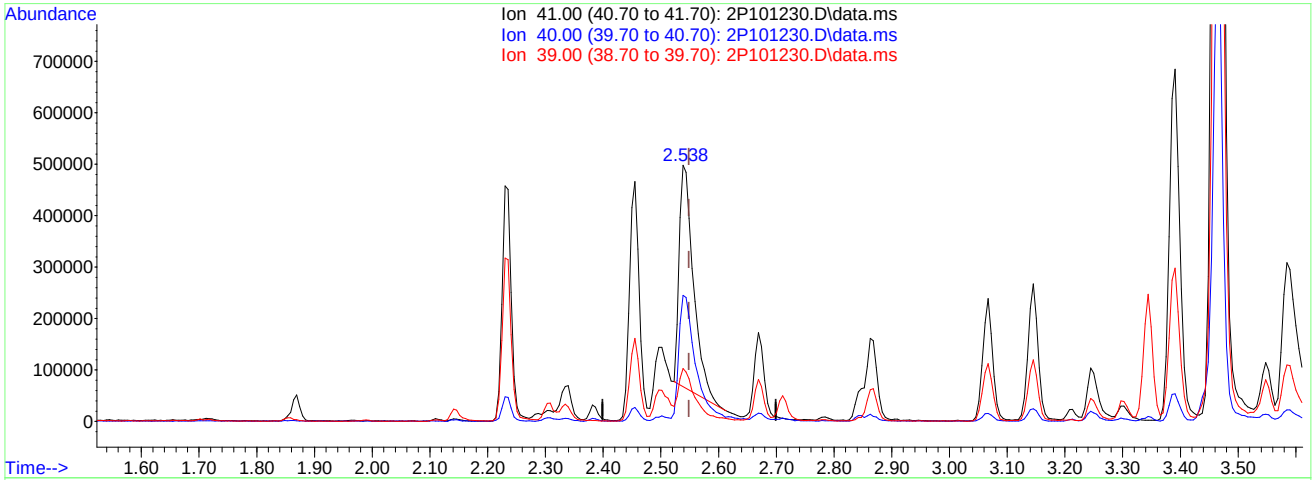

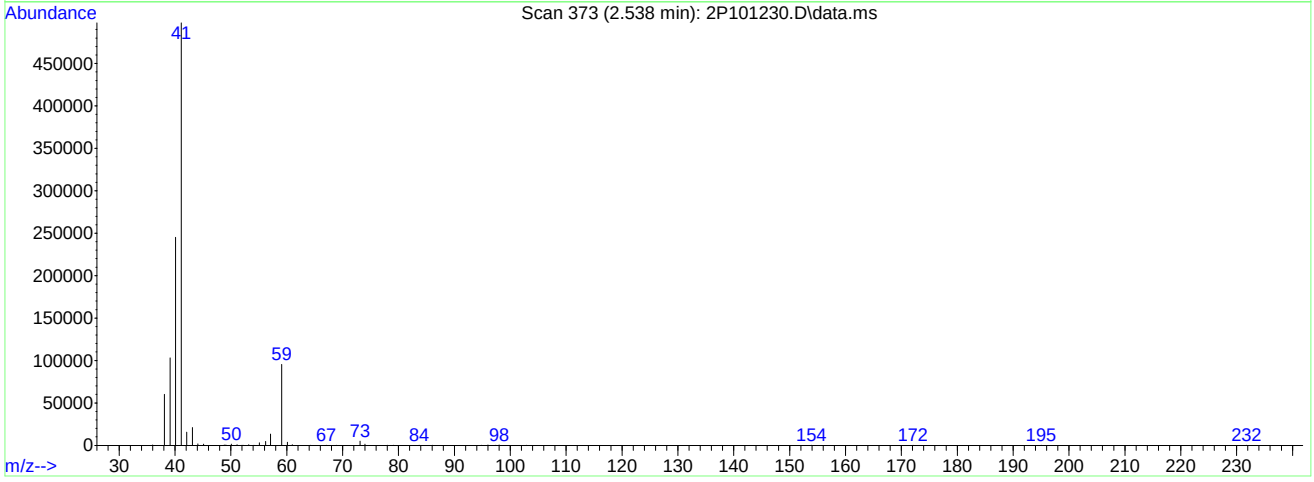

TIC: 2P101230.D\data.ms

(25) Acetonitrile

2.538min (-0.011) 314.16ug/L

response 732632

Ion	Exp%	Act%
41.00	100	100
40.00	49.60	49.69
39.00	19.90	20.33
0.00	0.00	0.00

Quantitation Report (Qedit)

Data Path : C:\msdchem\1\DATA\2023-09-06\
Data File : 2P101230.D
Acq On : 6 Sep 2023 11:16 am
Operator : joannel
Sample : ICC3836-5 Inst : MSVOA13-P
Misc : MS54514,V2P3836,,,,,
ALS Vial : 7 Sample Multiplier: 1

Quant Time: Sep 06 11:46:15 2023
Quant Method : C:\msdchem\1\METHODS\V2P_2023-9-06.M
Quant Title : SW-846 Method 5035A/8260B
QLast Update : Thu Aug 24 13:13:39 2023
Response via : Initial Calibration

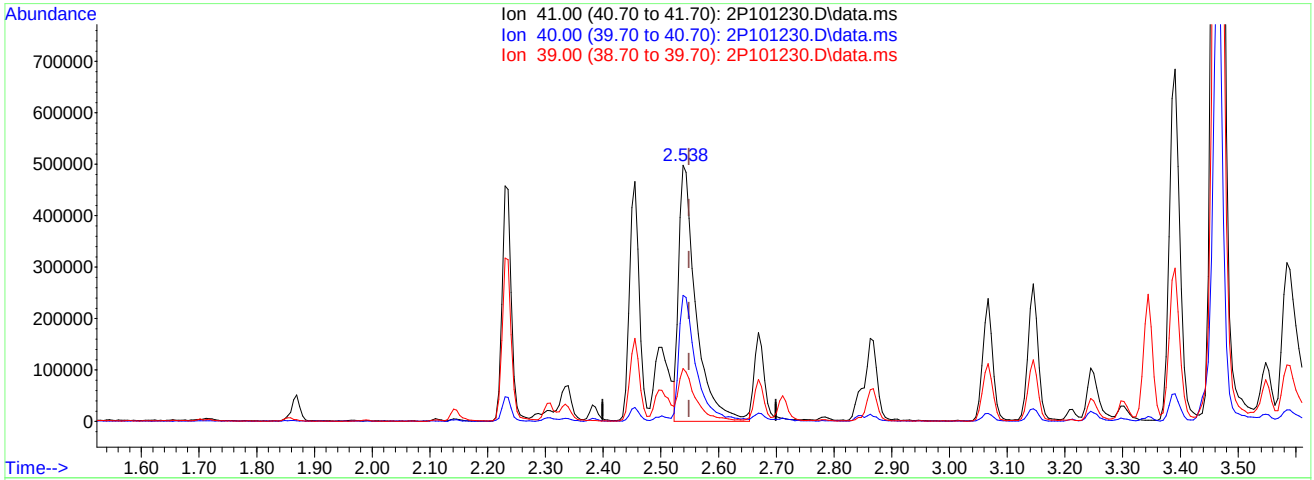

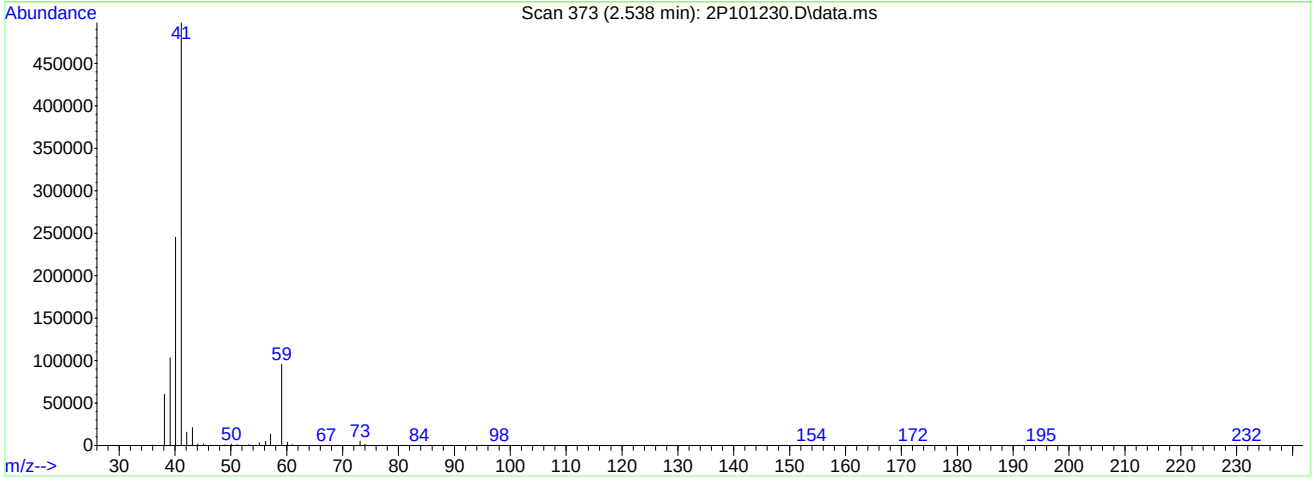

TIC: 2P101230.D\data.ms

(25) Acetonitrile

2.538min (-0.011) 436.48ug/L m

response 1029756

Ion	Exp%	Act%
41.00	100	100
40.00	49.60	49.21
39.00	19.90	20.69
0.00	0.00	0.00

Quantitation Report (Qedit)

Data Path : C:\msdchem\1\DATA\2023-09-06\
Data File : 2P101230.D
Acq On : 6 Sep 2023 11:16 am
Operator : joannel
Sample : ICC3836-5 Inst : MSVOA13-P
Misc : MS54514,V2P3836,,,,,
ALS Vial : 7 Sample Multiplier: 1

Quant Time: Sep 06 11:46:15 2023
Quant Method : C:\msdchem\1\METHODS\V2P_2023-9-06.M
Quant Title : SW-846 Method 5035A/8260B
QLast Update : Thu Aug 24 13:13:39 2023
Response via : Initial Calibration

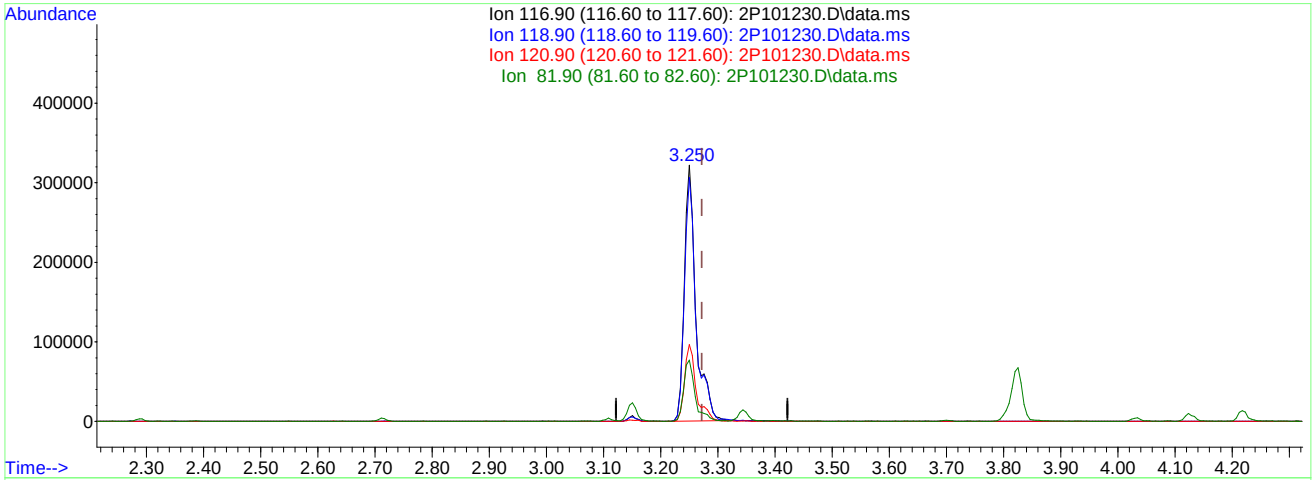

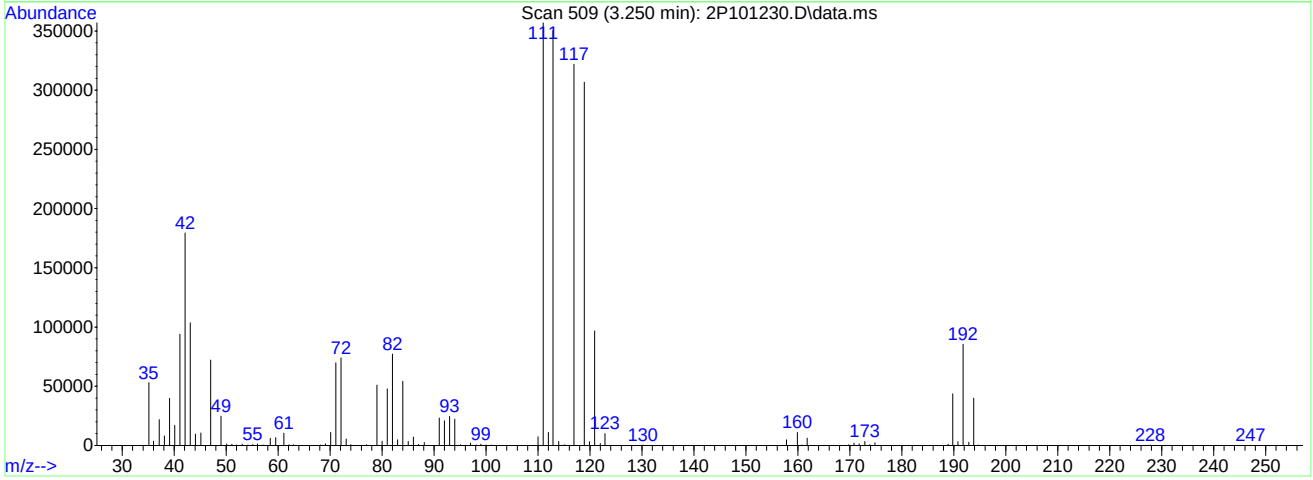

TIC: 2P101230.D\data.ms

(40) Carbon Tetrachloride ( )

3.250min (-0.022) 50.59ug/L

response 453287

Ion	Exp%	Act%
116.90	100	100
118.90	94.20	95.29
120.90	31.40	30.02
81.90	24.30	23.79

Quantitation Report (Qedit)

Data Path : C:\msdchem\1\DATA\2023-09-06\
Data File : 2P101230.D
Acq On : 6 Sep 2023 11:16 am
Operator : joannel
Sample : ICC3836-5 Inst : MSVOA13-P
Misc : MS54514,V2P3836,,,,,
ALS Vial : 7 Sample Multiplier: 1

Quant Time: Sep 06 11:46:15 2023
Quant Method : C:\msdchem\1\METHODS\V2P_2023-9-06.M
Quant Title : SW-846 Method 5035A/8260B
QLast Update : Thu Aug 24 13:13:39 2023
Response via : Initial Calibration

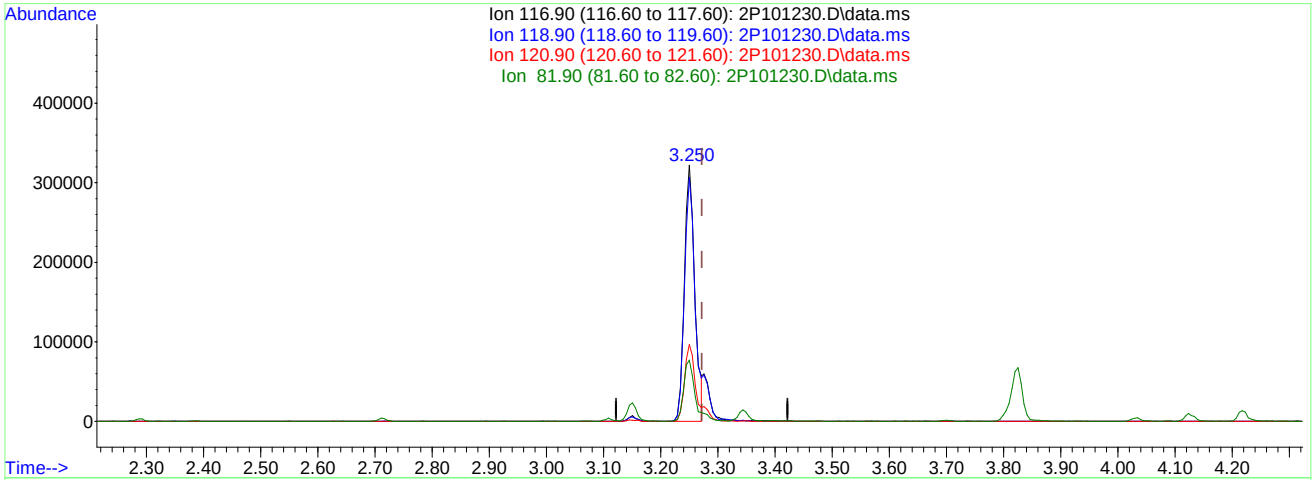

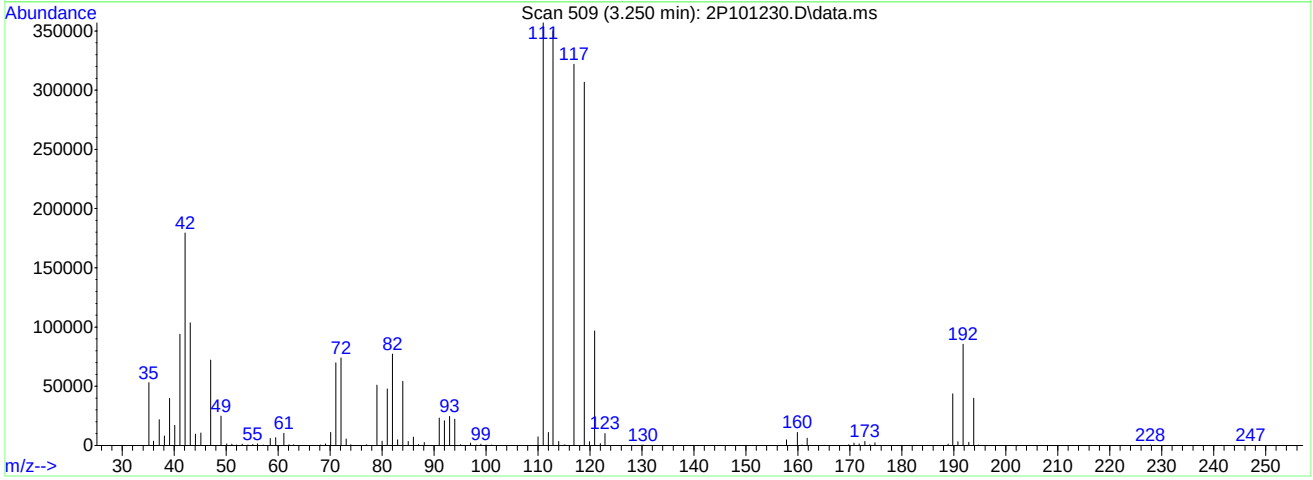

TIC: 2P101230.D\data.ms

(40) Carbon Tetrachloride ( )

3.250min (-0.022) 45.12ug/L m

response 404264

Ion	Exp%	Act%
116.90	100	100
118.90	94.20	95.29
120.90	31.40	30.02
81.90	24.30	23.95

Quantitation Report (Qedit)

Data Path : C:\msdchem\1\DATA\2023-09-06\
Data File : 2P101230.D
Acq On : 6 Sep 2023 11:16 am
Operator : joannel
Sample : ICC3836-5 Inst : MSVOA13-P
Misc : MS54514,V2P3836,,,,,
ALS Vial : 7 Sample Multiplier: 1

Quant Time: Sep 06 11:46:15 2023
Quant Method : C:\msdchem\1\METHODS\V2P_2023-9-06.M
Quant Title : SW-846 Method 5035A/8260B
QLast Update : Thu Aug 24 13:13:39 2023
Response via : Initial Calibration

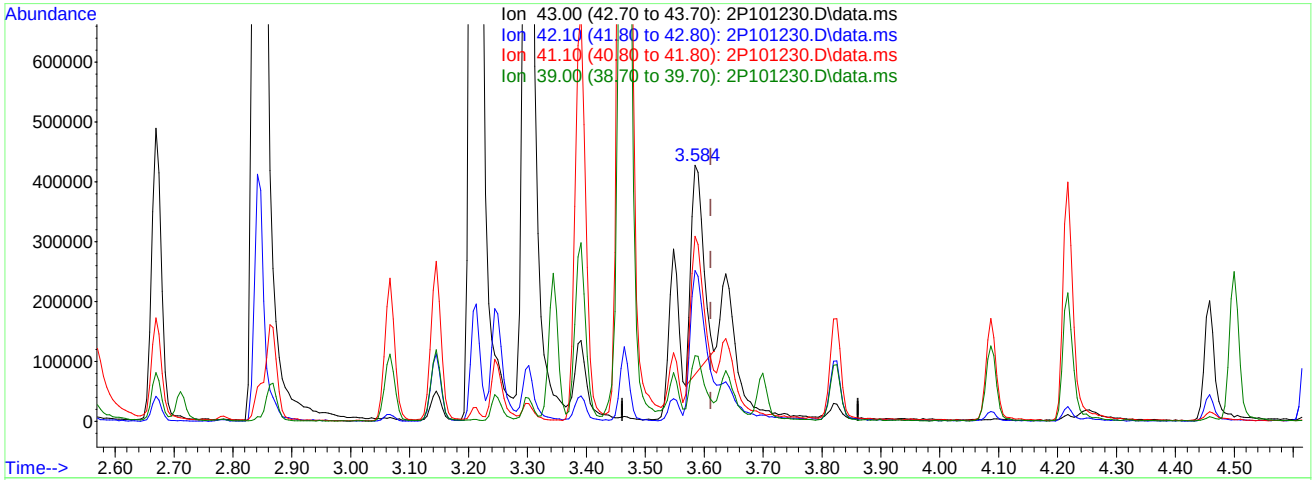

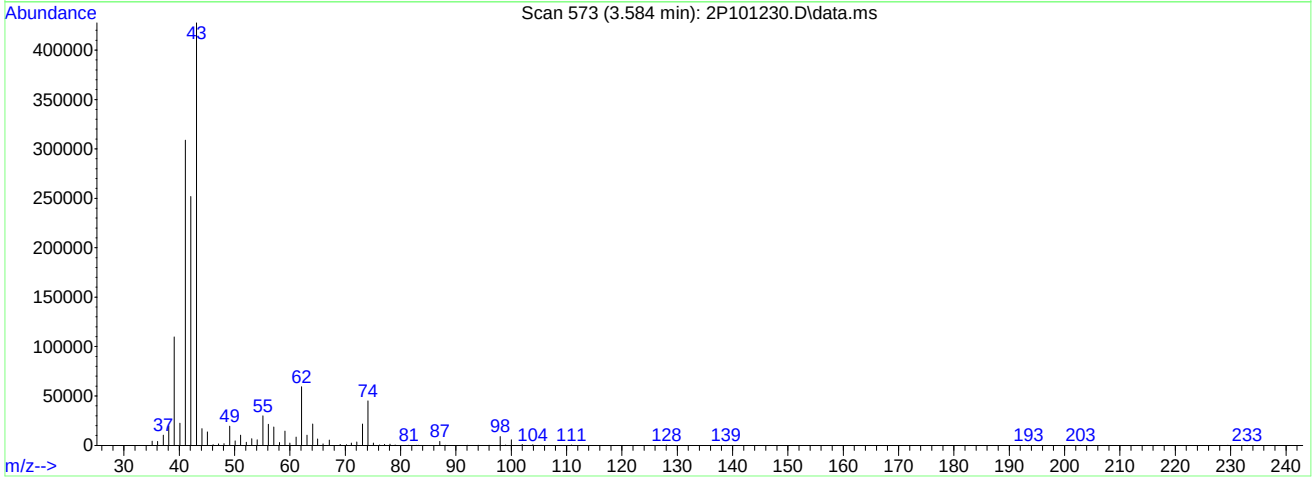

TIC: 2P101230.D\data.ms

(50) Isobutyl alcohol

3.584min (-0.027) 638.43ug/L

response 503243

Ion	Exp%	Act%
43.00	100	100
42.10	58.10	60.93
41.10	70.70	71.78
39.00	25.60	24.10

Quantitation Report (Qedit)

Data Path : C:\msdchem\1\DATA\2023-09-06\
Data File : 2P101230.D
Acq On : 6 Sep 2023 11:16 am
Operator : joannel
Sample : ICC3836-5 Inst : MSVOA13-P
Misc : MS54514,V2P3836,,,,,
ALS Vial : 7 Sample Multiplier: 1

Quant Time: Sep 06 11:46:15 2023
Quant Method : C:\msdchem\1\METHODS\V2P_2023-9-06.M
Quant Title : SW-846 Method 5035A/8260B
QLast Update : Thu Aug 24 13:13:39 2023
Response via : Initial Calibration

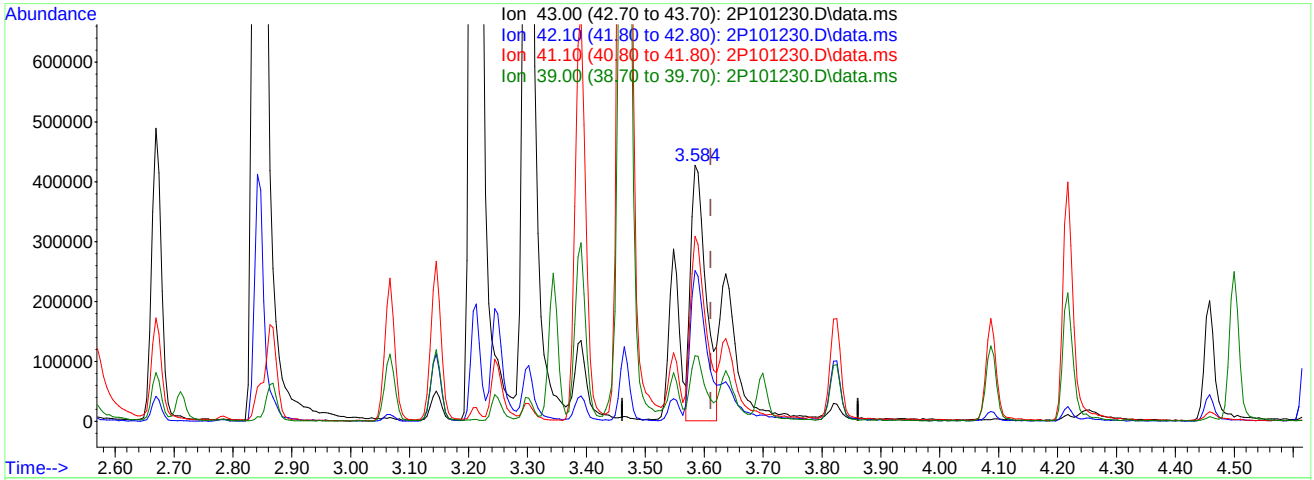

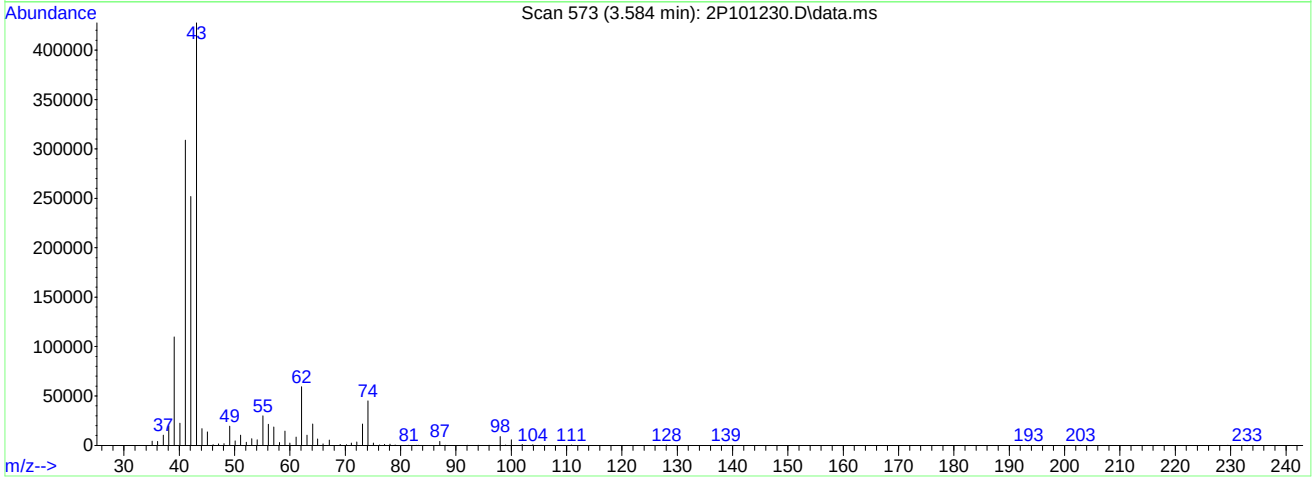

TIC: 2P101230.D\data.ms

(50) Isobutyl alcohol

3.584min (-0.027) 971.69ug/L m

response 788200

Ion	Exp%	Act%
43.00	100	100
42.10	58.10	58.87
41.10	70.70	72.24
39.00	25.60	25.69

Quantitation Report (Qedit)

Data Path : C:\msdchem\1\DATA\2023-09-06\
Data File : 2P101230.D
Acq On : 6 Sep 2023 11:16 am
Operator : joannel
Sample : ICC3836-5 Inst : MSVOA13-P
Misc : MS54514,V2P3836,,,,,
ALS Vial : 7 Sample Multiplier: 1

Quant Time: Sep 06 11:46:15 2023
Quant Method : C:\msdchem\1\METHODS\V2P_2023-9-06.M
Quant Title : SW-846 Method 5035A/8260B
QLast Update : Thu Aug 24 13:13:39 2023
Response via : Initial Calibration

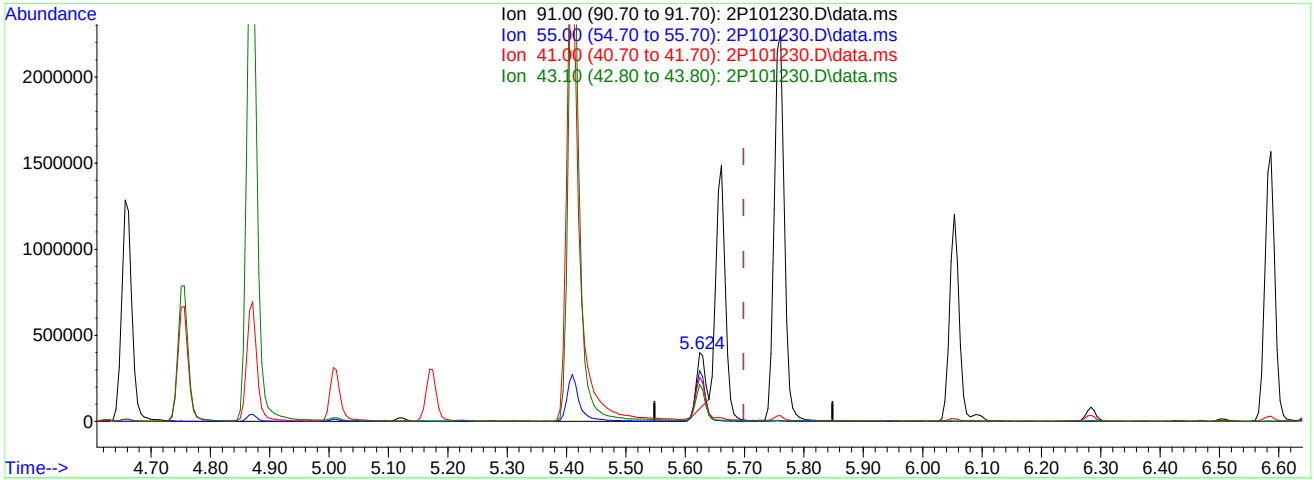

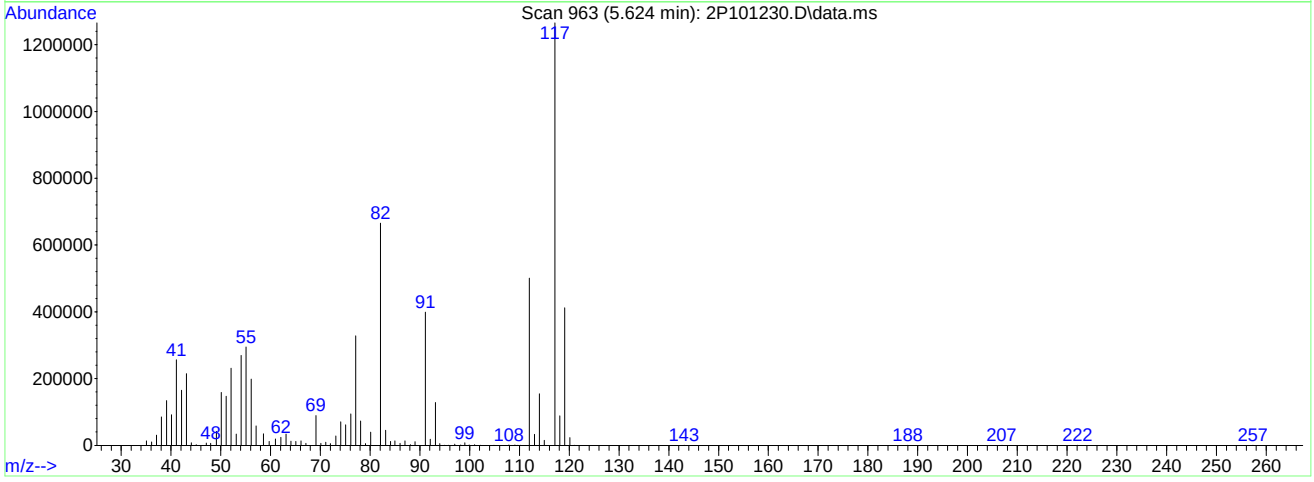

TIC: 2P101230.D\data.ms

(76) 1-Chlorohexane

5.624min (-0.074) 25.56ug/L

response 323635

Ion	Exp%	Act%
91.00	100	100
55.00	71.50	71.16
41.00	59.20	61.07
43.10	51.50	51.65

Quantitation Report (Qedit)

Data Path : C:\msdchem\1\DATA\2023-09-06\
Data File : 2P101230.D
Acq On : 6 Sep 2023 11:16 am
Operator : joannel
Sample : ICC3836-5 Inst : MSVOA13-P
Misc : MS54514,V2P3836,,,,,
ALS Vial : 7 Sample Multiplier: 1

Quant Time: Sep 06 11:46:15 2023
Quant Method : C:\msdchem\1\METHODS\V2P_2023-9-06.M
Quant Title : SW-846 Method 5035A/8260B
QLast Update : Thu Aug 24 13:13:39 2023
Response via : Initial Calibration

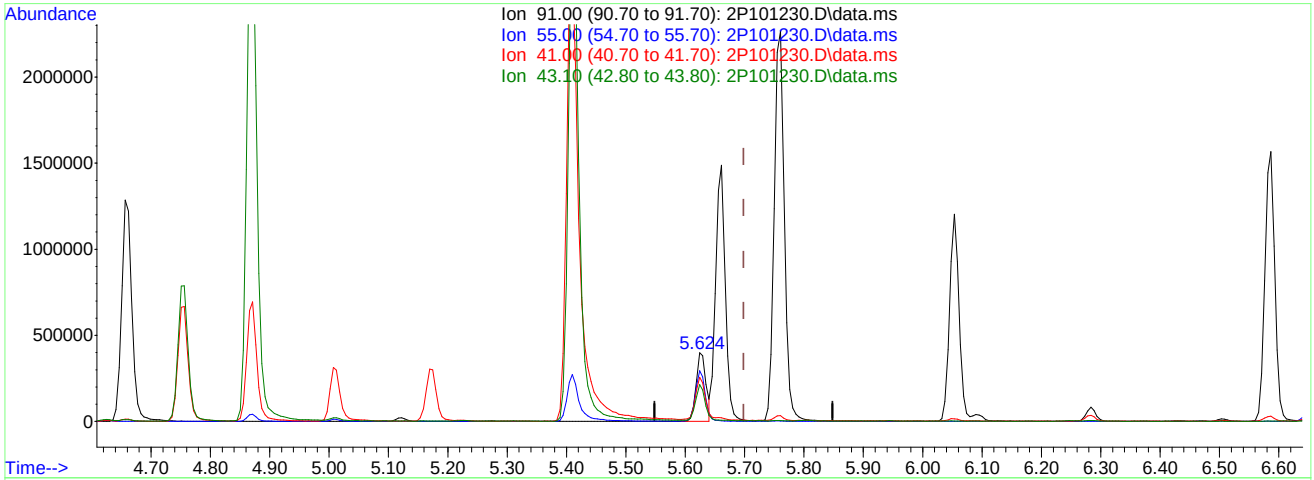

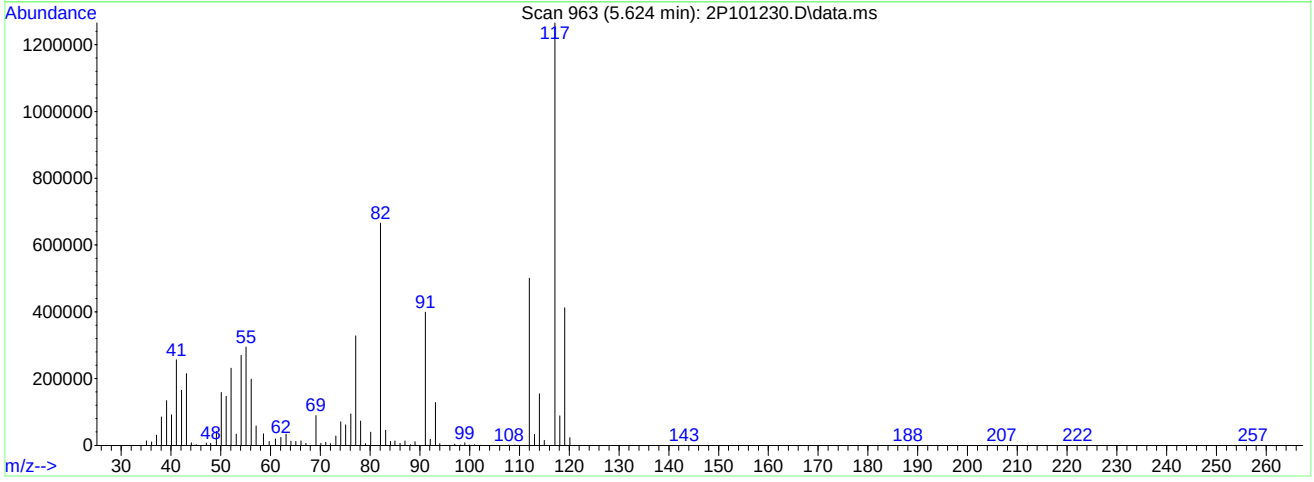

TIC: 2P101230.D\data.ms

(76) 1-Chlorohexane

5.624min (-0.074) 36.58ug/L m

response 463240

Ion	Exp%	Act%
91.00	100	100
55.00	71.50	73.88
41.00	59.20	64.29
43.10	51.50	53.87

Quantitation Report (Qedit)

Data Path : C:\msdchem\1\DATA\2023-09-06\
Data File : 2P101230.D
Acq On : 6 Sep 2023 11:16 am
Operator : joannel
Sample : ICC3836-5 Inst : MSVOA13-P
Misc : MS54514,V2P3836,,,,,
ALS Vial : 7 Sample Multiplier: 1

Quant Time: Sep 06 11:46:15 2023
Quant Method : C:\msdchem\1\METHODS\V2P_2023-9-06.M
Quant Title : SW-846 Method 5035A/8260B
QLast Update : Thu Aug 24 13:13:39 2023
Response via : Initial Calibration

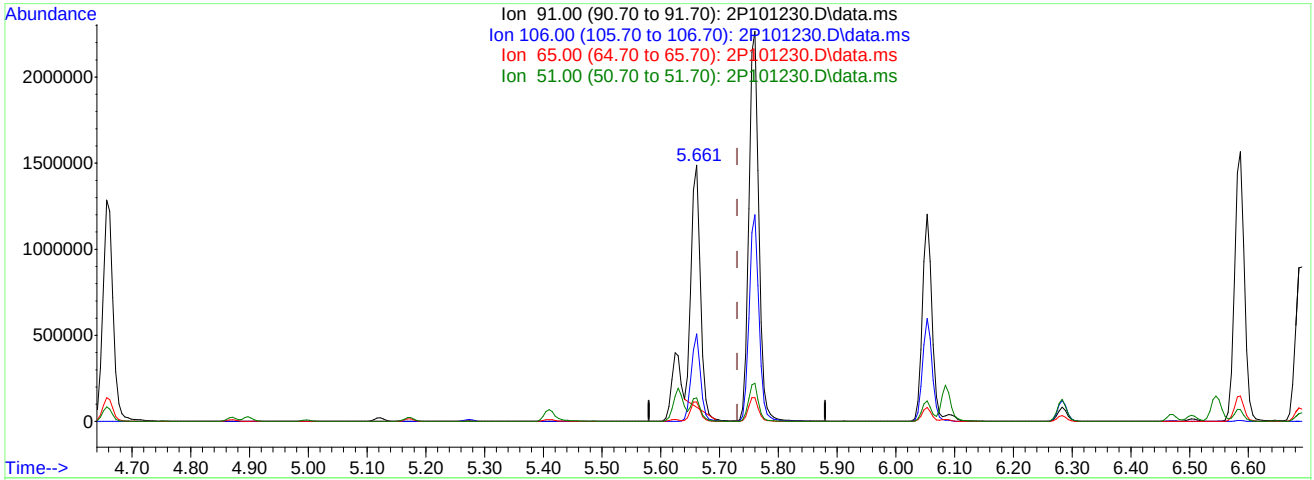

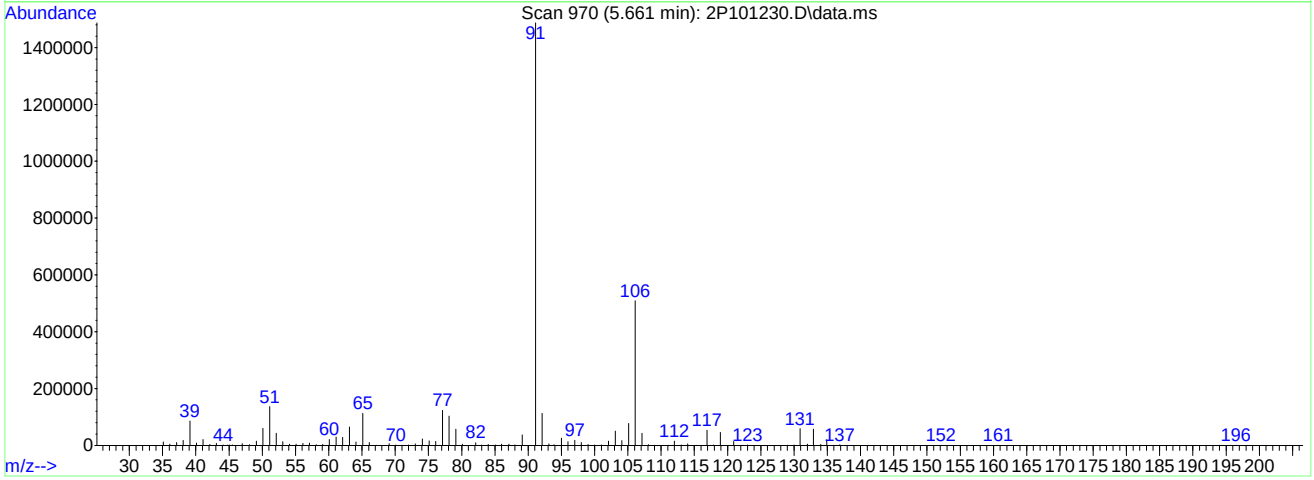

TIC: 2P101230.D\data.ms

(77) Ethylbenzene (C)

5.661min (-0.069) 33.89ug/L

response 1462557

Ion	Exp%	Act%
91.00	100	100
106.00	33.50	34.13
65.00	8.10	7.60
51.00	9.70	9.07

Quantitation Report (Qedit)

Data Path : C:\msdchem\1\DATA\2023-09-06\
Data File : 2P101230.D
Acq On : 6 Sep 2023 11:16 am
Operator : joannel
Sample : ICC3836-5 Inst : MSVOA13-P
Misc : MS54514,V2P3836,,,,,
ALS Vial : 7 Sample Multiplier: 1

Quant Time: Sep 06 11:46:15 2023
Quant Method : C:\msdchem\1\METHODS\V2P_2023-9-06.M
Quant Title : SW-846 Method 5035A/8260B
QLast Update : Thu Aug 24 13:13:39 2023
Response via : Initial Calibration

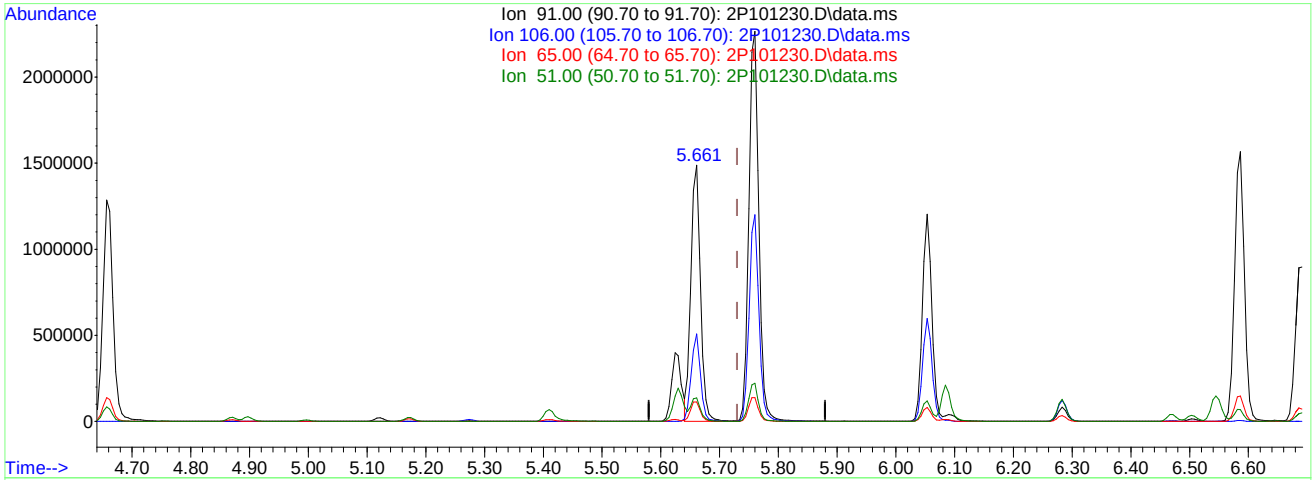

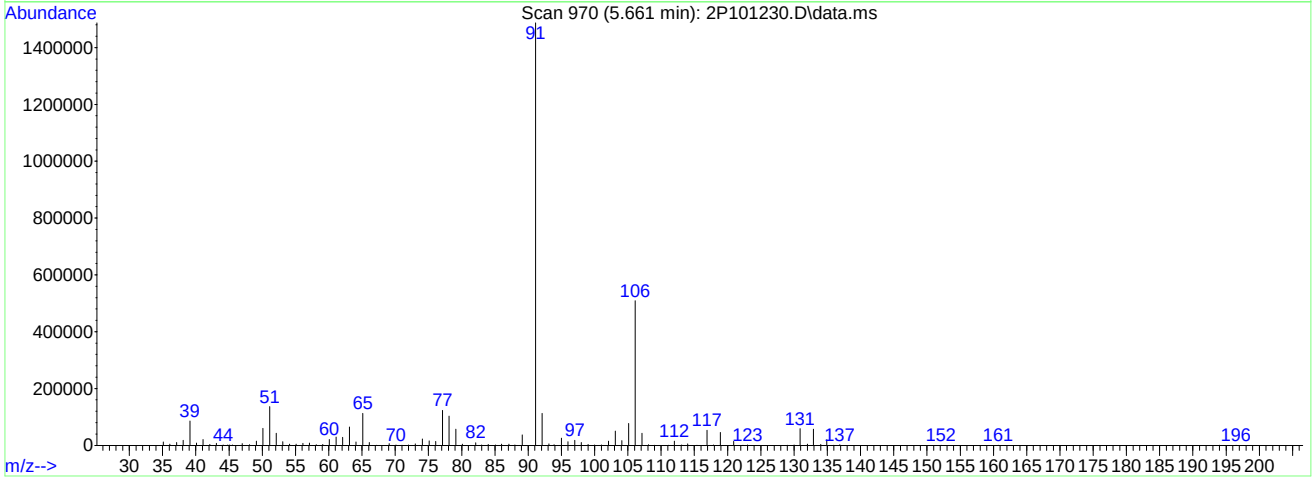

TIC: 2P101230.D\data.ms

(77) Ethylbenzene (C)

5.661min (-0.069) 39.14ug/L m

response 1688788

Ion	Exp%	Act%
91.00	100	100
106.00	33.50	34.20
65.00	8.10	7.60
51.00	9.70	9.16

2P101231.D

Manual Integrations APPROVED (compounds with "m" flag)

Karen Watson 09/08/23 07:54

Quantitation Report (QT Reviewed)

Data Path : C:\msdchem\1\DATA\2023-09-06\
Data File : 2P101231.D
Acq On : 6 Sep 2023 11:42 am
Operator : joannel
Sample : IC3836-6 Inst : MSVOA13-P
Misc : MS54514,V2P3836,,,,,
ALS Vial : 8 Sample Multiplier: 1

Quant Time: Sep 06 12:00:01 2023
Quant Method : C:\msdchem\1\METHODS\V2P_2023-9-06.M
Quant Title : SW-846 Method 5035A/8260B
QLast Update : Thu Aug 24 13:13:39 2023
Response via : Initial Calibration

Internal Standards	R.T.	QIon	Response	Conc	Units	Dev(Min)
1) Fluorobenzene	3.700	96	2209272	50.00	ug/L	-0.03
62) Chlorobenzene-d5	5.619	117	1816115	50.00	ug/L	-0.07
85) 1,4-Dichlorobenzene-d4	7.309	152	977668	50.00	ug/L	-0.12
System Monitoring Compounds						
39) Dibromofluoromethane	3.245	113	488797	50.42	ug/L	-0.02
Spiked Amount 50.000	Range 83 - 118		Recovery = 100.84%			
49) 1,2-Dichloroethane-d4	3.533	65	521316	49.68	ug/L	-0.02
Spiked Amount 50.000	Range 79 - 125		Recovery = 99.36%			
63) Toluene-d8	4.626	98	2363790	46.97	ug/L	-0.05
Spiked Amount 50.000	Range 85 - 112		Recovery = 93.94%			
86) 4-Bromofluorobenzene	6.472	174	775664	51.33	ug/L	-0.09
Spiked Amount 50.000	Range 83 - 118		Recovery = 102.66%			
Target Compounds						Qvalue
2) Dichlorodifluoromethane	1.116	85	512255	91.00	ug/L	97
3) Chloromethane	1.242	50	629195	85.42	ug/L	99
4) 1,3-butadiene	1.310	39	739627	75.17	ug/L	95
5) Vinyl Chloride	1.299	62	657518	83.28	ug/L	99
6) Bromomethane	1.498	94	333794	79.96	ug/L	96
7) Chloroethane	1.571	64	227048	83.05	ug/L	99
8) Trichlorofluoromethane	1.660	101	382626	38.94	ug/L	97
9) Ethyl Ether	1.869	59	665106	80.10	ug/L	99
10) Ethanol	2.000	45	341189	1844.91	ug/L	97
11) 1,2-Dichlorotrifluoroe...	1.964	67	704484	82.69	ug/L	96
12) 1,1-Dichloroethene	1.964	61	894238	84.90	ug/L	95
13) Freon 113	2.000	101	538096	82.20	ug/L	96
14) Carbon Disulfide	1.985	76	1654233	80.32	ug/L	99
15) Iodomethane	2.042	142	584383	76.83	ug/L	98
16) Acrolein	2.141	56	915455	397.52	ug/L	100
17) Allyl chloride	2.230	41	956187	87.06	ug/L	97
18) Methylene Chloride	2.288	49	833124	82.13	ug/L	99
19) Acetone	2.309	43	1965074	423.41	ug/L	99
20) Methyl acetate	2.382	43	5304823	434.59	ug/L	98
21) trans-1,2-Dichloroethene	2.387	61	907205	83.91	ug/L	96
22) Hexane	2.450	56	521046	78.61	ug/L	96
23) Methyl Tert Butyl Ether	2.455	73	2117190	83.51	ug/L	98
24) Tert Butyl Alcohol	2.508	59	2306101	782.65	ug/L	96
25) Acetonitrile	2.544	41	2045588m	800.54	ug/L	
26) Di-isopropyl ether	2.670	45	2345539	85.65	ug/L	98
27) Chloroprene	2.712	53	3578430	89.84	ug/L	98
28) 1,1-Dichloroethane	2.712	63	1219305	84.68	ug/L	100
29) Acrylonitrile	2.712	52	2241998	446.39	ug/L	98
30) ETBE	2.868	59	2208340	92.15	ug/L	99
31) Vinyl acetate	2.842	43	10035031	454.41	ug/L	96
32) cis-1,2-Dichloroethene	3.004	96	731956	79.38	ug/L	98
33) 2,2-Dichloropropane	3.067	77	885273	83.49	ug/L	99
34) Bromochloromethane	3.109	128	324902	74.22	ug/L	98
35) Cyclohexane	3.140	56	1133382	84.96	ug/L	97
36) Chloroform	3.151	83	1166793	83.17	ug/L	99
37) Ethyl acetate	3.214	43	6842505	456.35	ug/L	100
38) Tetrahydrofuran	3.245	42	494912	84.89	ug/L	96
40) Carbon Tetrachloride	3.250	117	779285m	83.06	ug/L	
41) 1,1,1-Trichloroethane	3.276	97	936007	80.90	ug/L	99
42) 2-Butanone	3.303	43	3679460	428.82	ug/L	97
43) 1,1-Dichloropropene	3.344	75	861959	83.39	ug/L	98
44) tert-Butyl formate	3.391	59	1853264	395.52	ug/L	96
45) Propionitrile	3.449	54	2030633	793.92	ug/L	89
46) Methacrylonitrile	3.465	41	8184150	852.30	ug/L	98
47) Benzene	3.475	78	3025615	86.33	ug/L	95
48) TAME	3.548	73	2035054	94.52	ug/L	98
50) Isobutyl alcohol	3.601	43	1335314m	1504.10	ug/L	
51) 1,2-Dichloroethane	3.569	62	857789	81.55	ug/L	99

Quantitation Report (QT Reviewed)

Data Path : C:\msdchem\1\DATA\2023-09-06\
Data File : 2P101231.D
Acq On : 6 Sep 2023 11:42 am
Operator : joannel
Sample : IC3836-6 Inst : MSVOA13-P
Misc : MS54514,V2P3836,,,,,
ALS Vial : 8 Sample Multiplier: 1

Quant Time: Sep 06 12:00:01 2023
Quant Method : C:\msdchem\1\METHODS\V2P_2023-9-06.M
Quant Title : SW-846 Method 5035A/8260B
QLast Update : Thu Aug 24 13:13:39 2023
Response via : Initial Calibration

Internal Standards	R.T.	QIon	Response	Conc	Units		Dev(Min)
52) Tert Amyl Alcohol	3.648	59	1836415	892.94	ug/L		95
53) Trichloroethene	3.805	95	682910	80.07	ug/L		98
54) Methylcyclohexane	3.820	83	1107048	83.78	ug/L		97
55) Dibromomethane	4.030	93	390735	83.97	ug/L		93
56) 1,2-Dichloropropane	4.087	63	659953	84.34	ug/L		98
57) Bromodichloromethane	4.124	83	841920	89.93	ug/L		100
58) Methyl methacrylate	4.218	41	956847	80.29	ug/L		98
59) 1,4-Dioxane	4.254	88	356912	1812.07	ug/L		96
60) 2-Chloroethyl vinyl ether	4.458	63	843865	382.76	ug/L		98
61) cis-1,3-Dichloropropene	4.500	75	1049950	80.72	ug/L		100
64) Toluene	4.657	91	3076992	71.88	ug/L		100
65) 2-Nitropropane	4.751	41	1683420	369.79	ug/L		99
66) 4-Methyl-2-pentanone	4.872	43	6923663	414.89	ug/L		99
67) trans-1,3-Dichloropropene	4.898	75	967349	72.24	ug/L		94
68) Tetrachloroethene	4.913	166	763958	71.68	ug/L		97
69) Ethyl methacrylate	5.008	69	988525	70.48	ug/L		90
70) 1,1,2-Trichloroethane	4.997	83	534253	72.82	ug/L		97
71) Dibromochloromethane	5.123	129	641350	77.14	ug/L		99
72) 1,3-Dichloropropane	5.170	76	1082052	73.16	ug/L		97
73) 1,2-Dibromoethane	5.274	107	686746	75.79	ug/L		97
74) 3,3-dimethyl-1-butanol	5.410	57	10198135	3714.92	ug/L		99
75) 2-hexanone	5.410	43	7572298	371.56	ug/L		95
76) 1-Chlorohexane	5.625	91	973599m	72.91	ug/L		
77) Ethylbenzene	5.661	91	3359898m	73.85	ug/L		
78) Chlorobenzene	5.630	112	1906513	70.08	ug/L		92
79) 1,1,1,2-Tetrachloroethane	5.672	131	638423	73.14	ug/L		99
80) m,p-Xylene	5.761	91	5364824	153.93	ug/L		98
81) o-Xylene	6.054	91	2580017	71.83	ug/L		96
82) Styrene	6.085	104	2144803	73.98	ug/L		97
83) Bromoform	6.095	173	415828	71.17	ug/L		95
84) Isopropylbenzene	6.284	105	3216027	73.43	ug/L		98
87) cis-1,4-Dichloro-2-butene	6.503	53	236667	68.00	ug/L		98
88) n-Propylbenzene	6.587	91	3623667	73.97	ug/L		99
89) Bromobenzene	6.550	156	748181	67.40	ug/L		95
90) 1,1,2,2-Tetrachloroethane	6.608	83	982949	70.72	ug/L		99
91) 1,3,5-Trimethylbenzene	6.734	105	2550354	72.63	ug/L		97
92) 2-Chlorotoluene	6.692	91	2071668	73.95	ug/L		99
93) trans-1,4-Dichloro-2-B...	6.734	53	329833	70.03	ug/L		95
94) 1,2,3-Trichloropropane	6.702	110	321956	64.88	ug/L		92
95) Cyclohexanone	6.728	55	290978	376.31	ug/L		94
96) 4-Chlorotoluene	6.812	91	2208319	72.12	ug/L		99
97) tert-Butylbenzene	6.969	91	1336819	72.81	ug/L		96
99) 1,2,4-Trimethylbenzene	7.021	105	2464259	71.93	ug/L		96
100) Pentachloroethane	6.974	167	396709	66.49	ug/L	#	90
101) sec-Butylbenzene	7.105	105	3030380	72.15	ug/L		98
102) 4-Isopropyltoluene	7.220	119	2568882	72.00	ug/L		97
103) 1,3-Dichlorobenzene	7.257	146	1391673	69.51	ug/L		98
104) 1,2,3-Trimethylbenzene	7.351	105	2497334	69.76	ug/L		98
105) 1,4-Dichlorobenzene	7.319	146	1400001	64.88	ug/L		99
106) n-Butylbenzene	7.534	92	1043216	67.02	ug/L		97
107) Benzyl Chloride	7.497	126	382231	67.68	ug/L		96
108) 1,2-Dichlorobenzene	7.628	146	1299386	69.78	ug/L		93
109) 1,2-Dibromo-3-Chloropr...	8.182	75	210971	74.25	ug/L		89
110) Hexachlorobutadiene	8.663	225	254065	67.83	ug/L		97
111) 1,2,4-Trichlorobenzene	8.663	180	737523	74.82	ug/L		97
112) Naphthalene	8.862	128	2662994	66.08	ug/L		100
113) 1,2,3-Trichlorobenzene	8.988	180	689205	71.40	ug/L		97

(#) = qualifier out of range (m) = manual integration (+) = signals summed

Quantitation Report (QT Reviewed)

Data Path : C:\msdchem\1\DATA\2023-09-06\
Data File : 2P101231.D
Acq On : 6 Sep 2023 11:42 am
Operator : joannel
Sample : IC3836-6 Inst : MSVOA13-P
Misc : MS54514,V2P3836,,,,,
ALS Vial : 8 Sample Multiplier: 1

Quant Time: Sep 06 12:00:01 2023
Quant Method : C:\msdchem\1\METHODS\V2P_2023-9-06.M
Quant Title : SW-846 Method 5035A/8260B
QLast Update : Thu Aug 24 13:13:39 2023
Response via : Initial Calibration

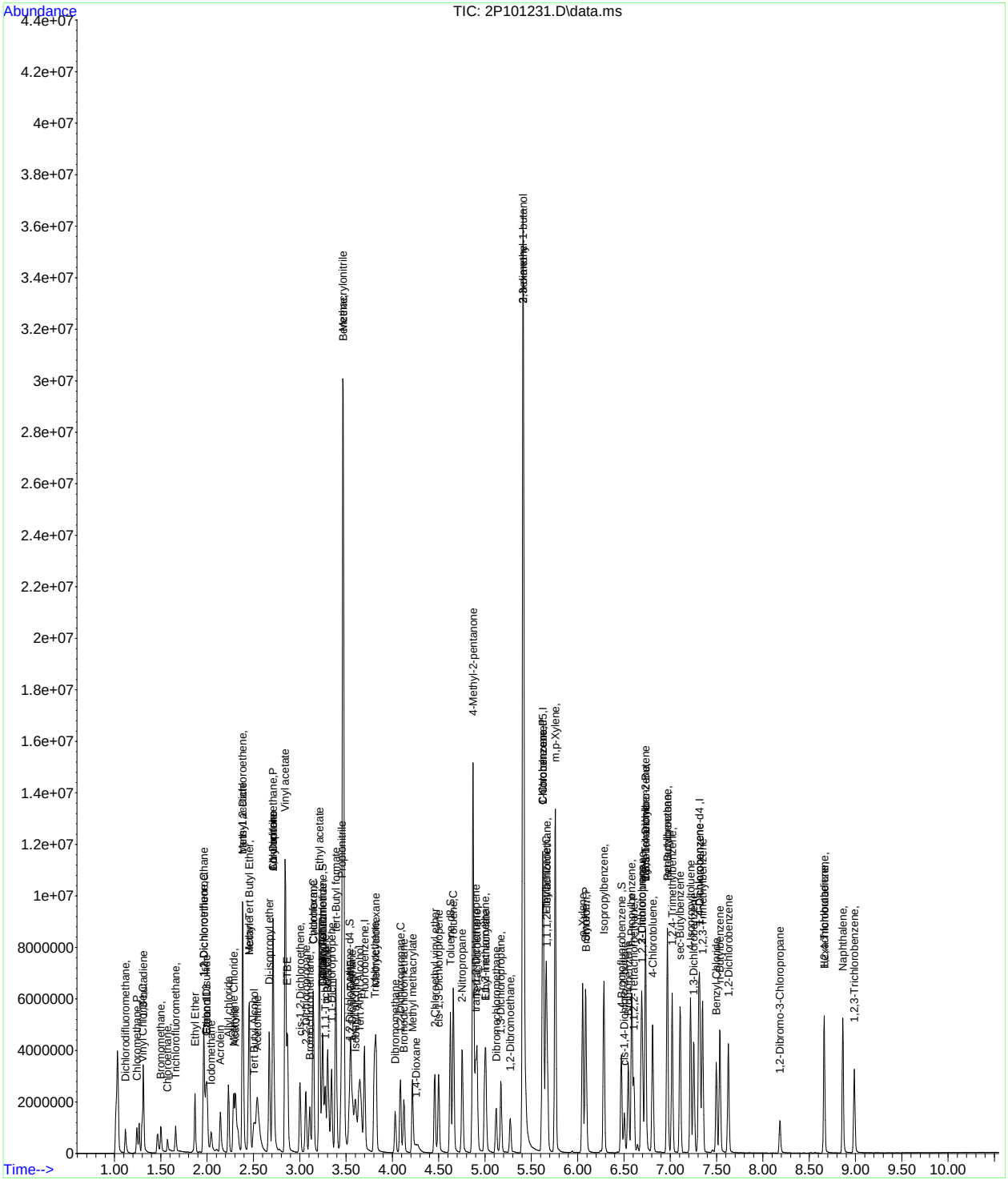

Manual Integration Approval Summary

Sample Number: V2P3836-IC3836
Lab FileID: 2P101231.D
Injection Time: 09/06/23 11:42
Method: SW846 8260D
Analyst approved: 09/06/23 14:52 Jo-Ann Lugo De Jesus
Supervisor approved: 09/08/23 07:54 Karen Watson

Parameter	CAS	Sig#	R.T. (min.)	Reason
Acetonitrile	75-05-8		2.54	Overlapping peak
Carbon Tetrachloride	56-23-5		3.25	Overlapping peak
Isobutyl Alcohol	78-83-1		3.60	Poor instrument integration
1-Chlorohexane	544-10-5		5.62	Poor instrument integration
Ethylbenzene	100-41-4		5.66	Poor instrument integration

Quantitation Report (Qedit)

Data Path : C:\msdchem\1\DATA\2023-09-06\
Data File : 2P101231.D
Acq On : 6 Sep 2023 11:42 am
Operator : joannel
Sample : IC3836-6 Inst : MSVOA13-P
Misc : MS54514,V2P3836,,,,,
ALS Vial : 8 Sample Multiplier: 1

Quant Time: Sep 06 11:58:47 2023
Quant Method : C:\msdchem\1\METHODS\V2P_2023-9-06.M
Quant Title : SW-846 Method 5035A/8260B
QLast Update : Thu Aug 24 13:13:39 2023
Response via : Initial Calibration

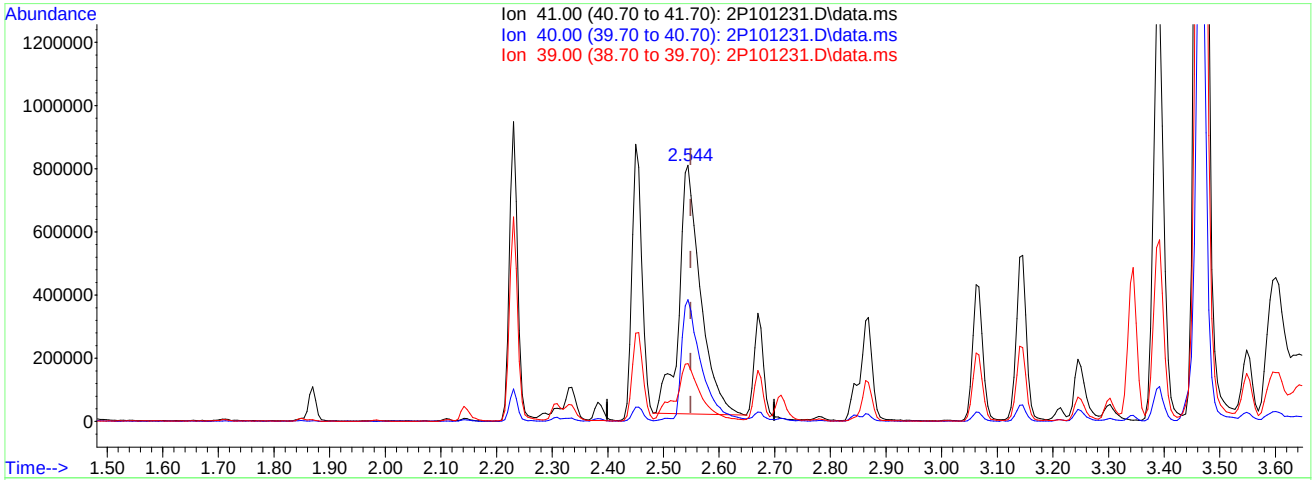

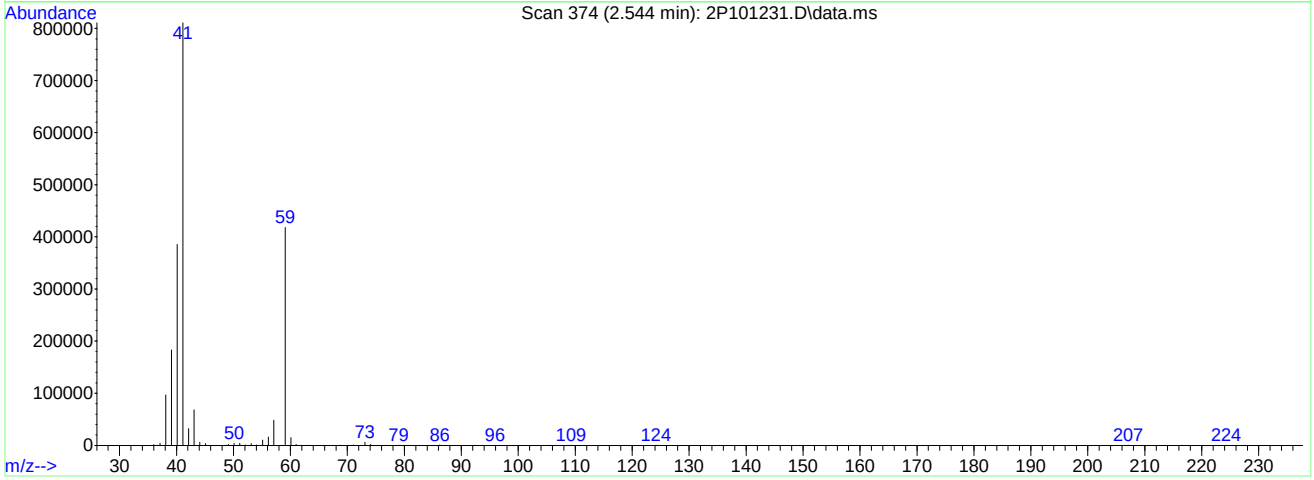

TIC: 2P101231.D\data.ms

(25) Acetonitrile

2.544min (-0.005) 828.21ug/L

response 2121631

Ion	Exp%	Act%
41.00	100	100
40.00	49.60	48.47
39.00	19.90	22.30
0.00	0.00	0.00

Quantitation Report (Qedit)

Data Path : C:\msdchem\1\DATA\2023-09-06\
Data File : 2P101231.D
Acq On : 6 Sep 2023 11:42 am
Operator : joannel
Sample : IC3836-6 Inst : MSVOA13-P
Misc : MS54514,V2P3836,,,,,
ALS Vial : 8 Sample Multiplier: 1

Quant Time: Sep 06 11:58:47 2023
Quant Method : C:\msdchem\1\METHODS\V2P_2023-9-06.M
Quant Title : SW-846 Method 5035A/8260B
QLast Update : Thu Aug 24 13:13:39 2023
Response via : Initial Calibration

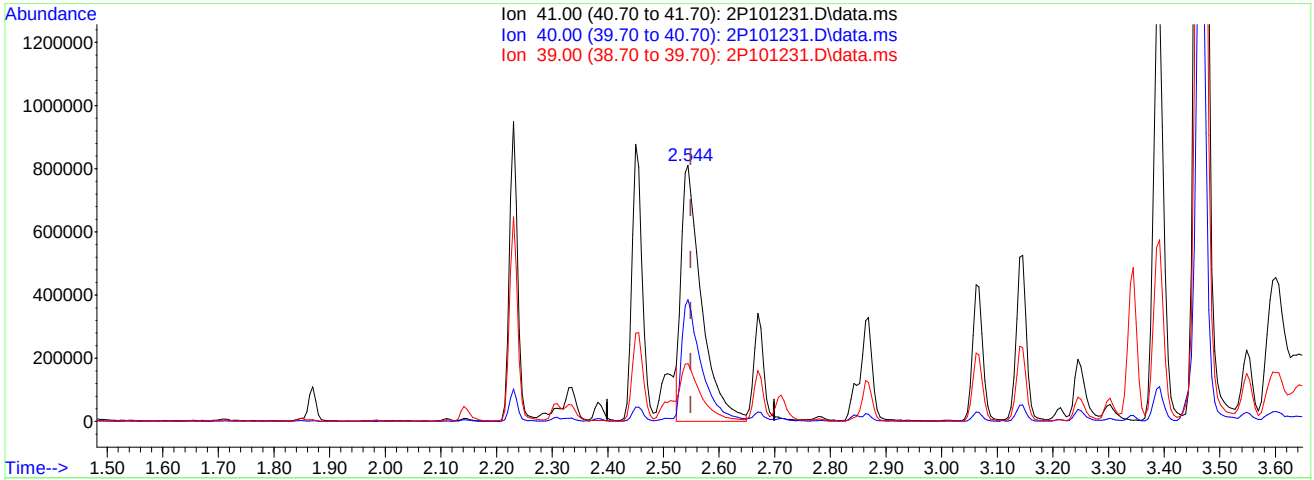

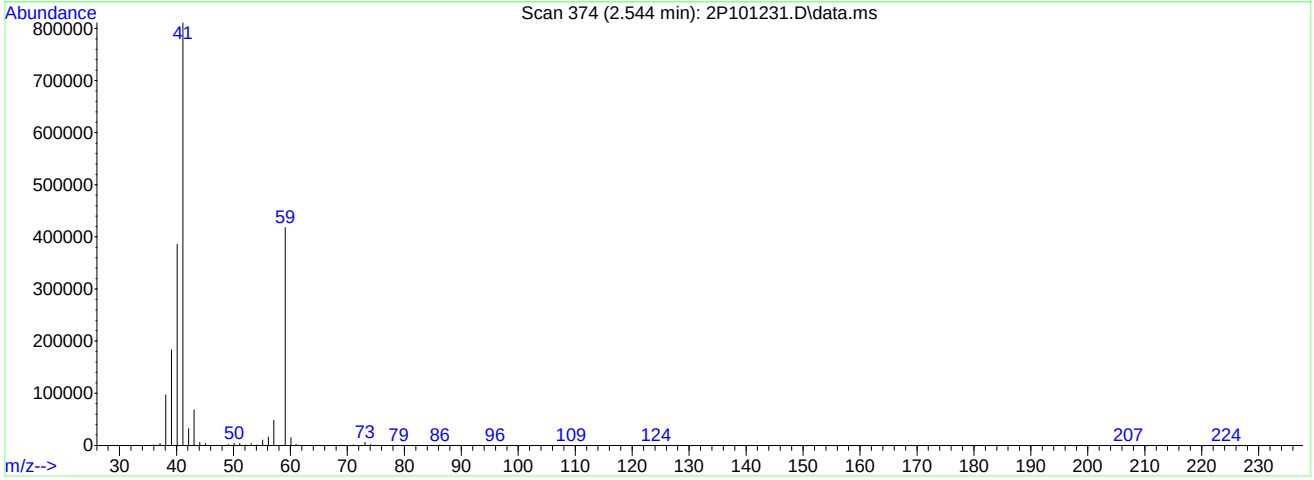

TIC: 2P101231.D\data.ms

(25) Acetonitrile

2.544min (-0.005) 800.54ug/L m

response 2045588

Ion	Exp%	Act%
41.00	100	100
40.00	49.60	47.53
39.00	19.90	22.57
0.00	0.00	0.00

Quantitation Report (Qedit)

Data Path : C:\msdchem\1\DATA\2023-09-06\
Data File : 2P101231.D
Acq On : 6 Sep 2023 11:42 am
Operator : joannel
Sample : IC3836-6 Inst : MSVOA13-P
Misc : MS54514,V2P3836,,,,,
ALS Vial : 8 Sample Multiplier: 1

Quant Time: Sep 06 11:58:47 2023
Quant Method : C:\msdchem\1\METHODS\V2P_2023-9-06.M
Quant Title : SW-846 Method 5035A/8260B
QLast Update : Thu Aug 24 13:13:39 2023
Response via : Initial Calibration

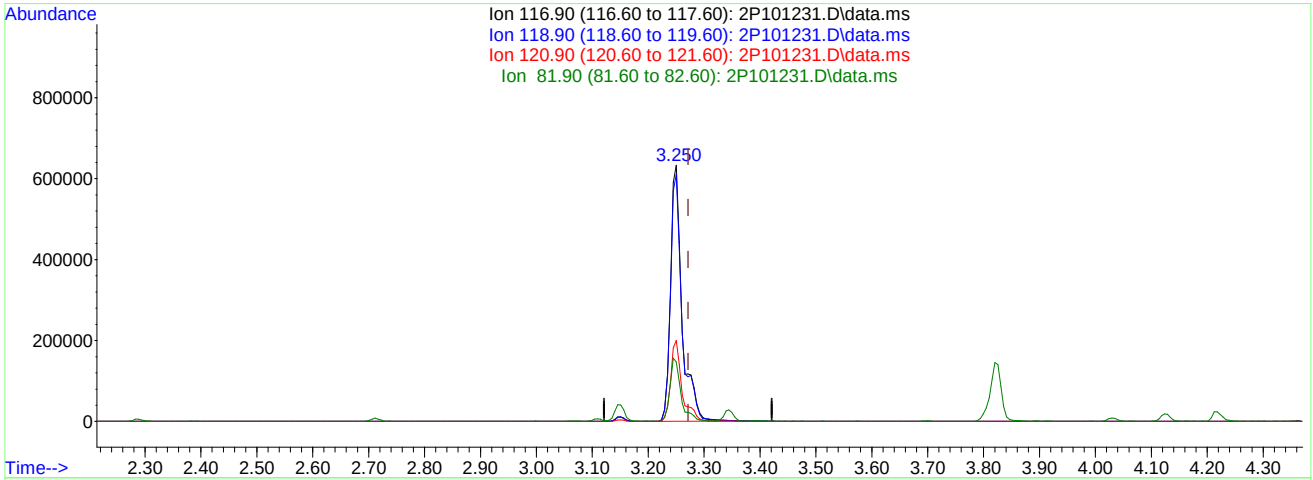

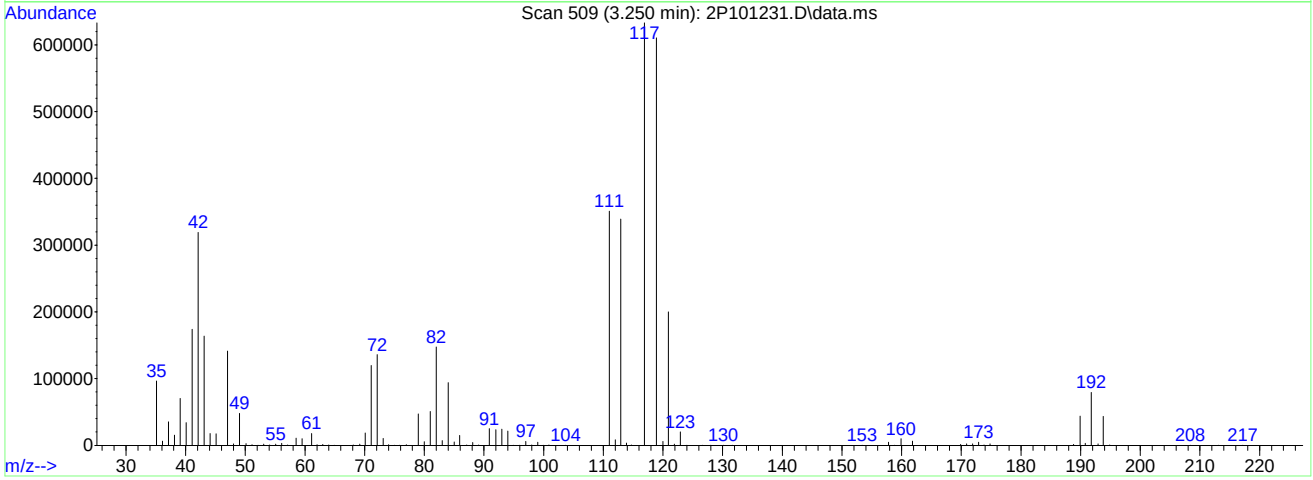

TIC: 2P101231.D\data.ms

(40) Carbon Tetrachloride ( )

3.250min (-0.021) 97.18ug/L

response 911785

Ion	Exp%	Act%
116.90	100	100
118.90	94.20	96.40
120.90	31.40	31.59
81.90	24.30	23.16

Quantitation Report (Qedit)

Data Path : C:\msdchem\1\DATA\2023-09-06\
Data File : 2P101231.D
Acq On : 6 Sep 2023 11:42 am
Operator : joannel
Sample : IC3836-6 Inst : MSVOA13-P
Misc : MS54514,V2P3836,,,,,
ALS Vial : 8 Sample Multiplier: 1

Quant Time: Sep 06 11:58:47 2023
Quant Method : C:\msdchem\1\METHODS\V2P_2023-9-06.M
Quant Title : SW-846 Method 5035A/8260B
QLast Update : Thu Aug 24 13:13:39 2023
Response via : Initial Calibration

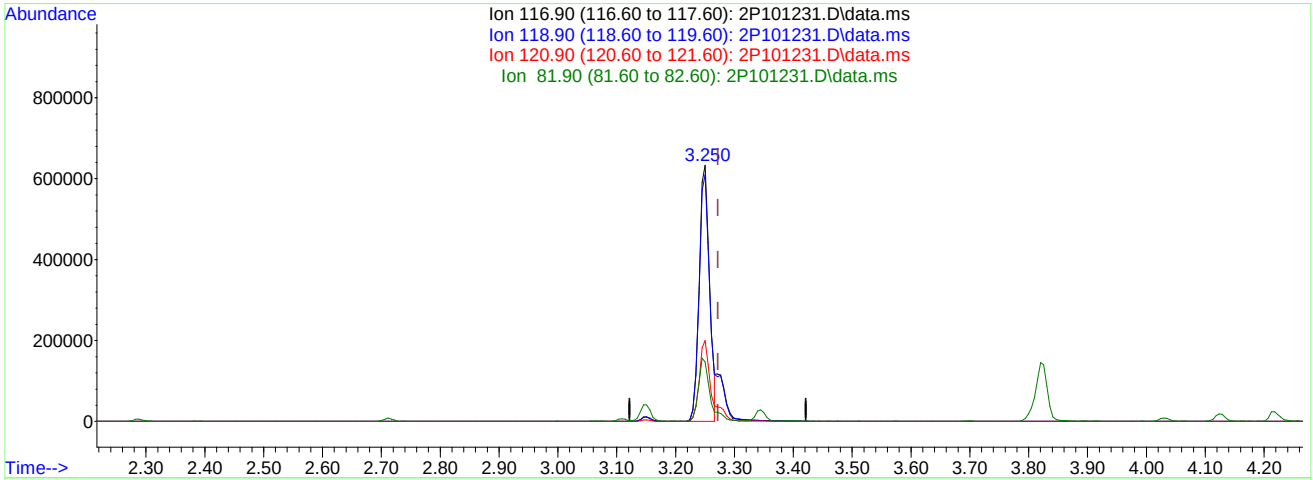

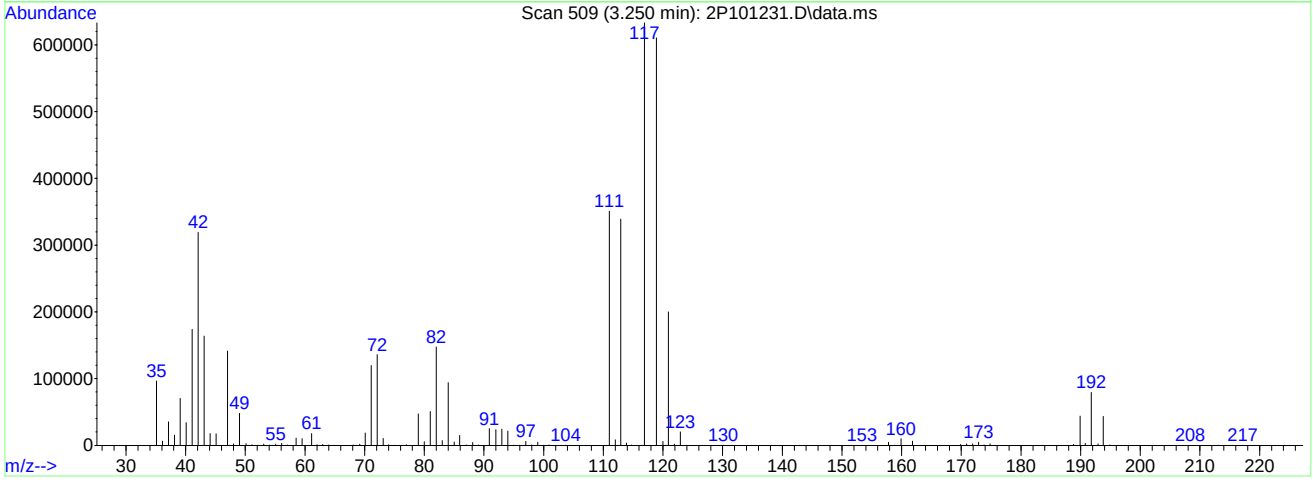

TIC: 2P101231.D\data.ms

(40) Carbon Tetrachloride ( )

3.250min (-0.021) 83.06ug/L m

response 779285

Ion	Exp%	Act%
116.90	100	100
118.90	94.20	96.40
120.90	31.40	31.59
81.90	24.30	23.25

Quantitation Report (Qedit)

Data Path : C:\msdchem\1\DATA\2023-09-06\
Data File : 2P101231.D
Acq On : 6 Sep 2023 11:42 am
Operator : joannel
Sample : IC3836-6 Inst : MSVOA13-P
Misc : MS54514,V2P3836,,,,,
ALS Vial : 8 Sample Multiplier: 1

Quant Time: Sep 06 11:58:47 2023
Quant Method : C:\msdchem\1\METHODS\V2P_2023-9-06.M
Quant Title : SW-846 Method 5035A/8260B
QLast Update : Thu Aug 24 13:13:39 2023
Response via : Initial Calibration

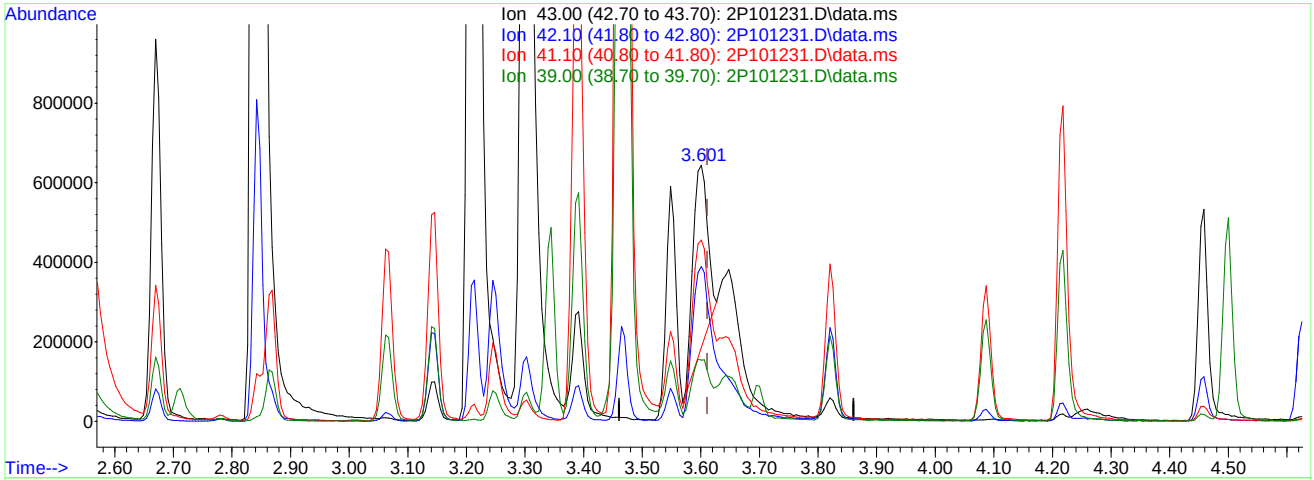

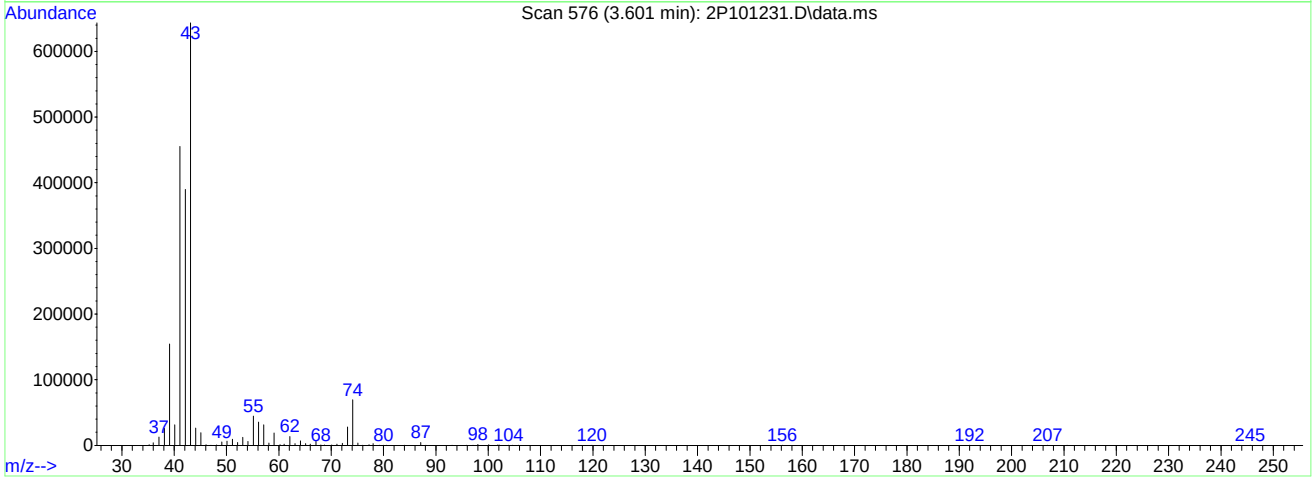

TIC: 2P101231.D\data.ms

(50) Isobutyl alcohol

3.601min (-0.010) 984.93ug/L

response 837584

Ion	Exp%	Act%
43.00	100	100
42.10	58.10	63.52
41.10	70.70	70.70
39.00	25.60	22.69

Quantitation Report (Qedit)

Data Path : C:\msdchem\1\DATA\2023-09-06\
Data File : 2P101231.D
Acq On : 6 Sep 2023 11:42 am
Operator : joannel
Sample : IC3836-6 Inst : MSVOA13-P
Misc : MS54514,V2P3836,,,,,
ALS Vial : 8 Sample Multiplier: 1

Quant Time: Sep 06 11:58:47 2023
Quant Method : C:\msdchem\1\METHODS\V2P_2023-9-06.M
Quant Title : SW-846 Method 5035A/8260B
QLast Update : Thu Aug 24 13:13:39 2023
Response via : Initial Calibration

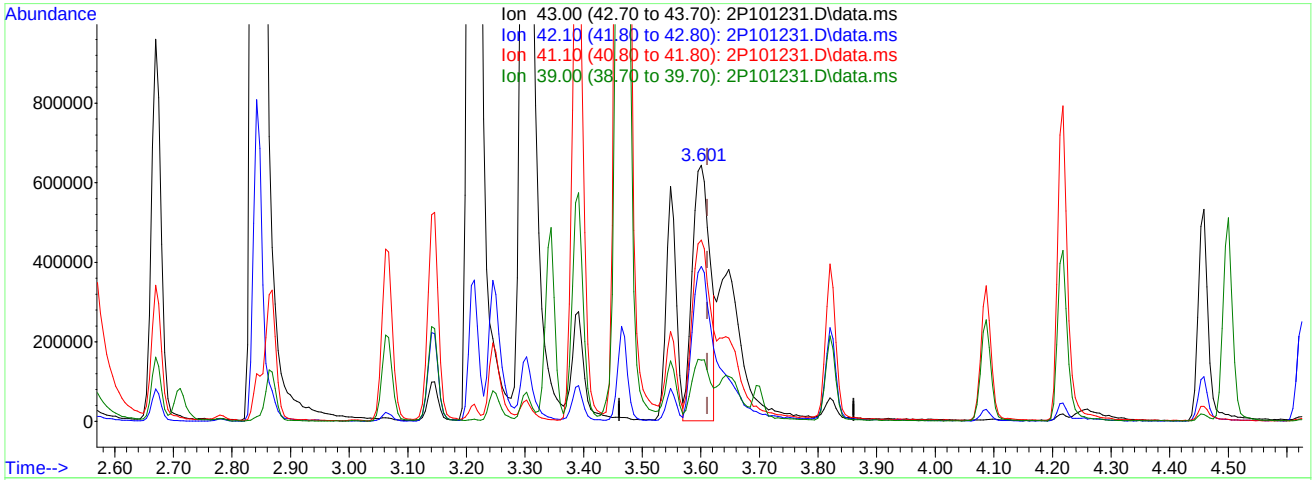

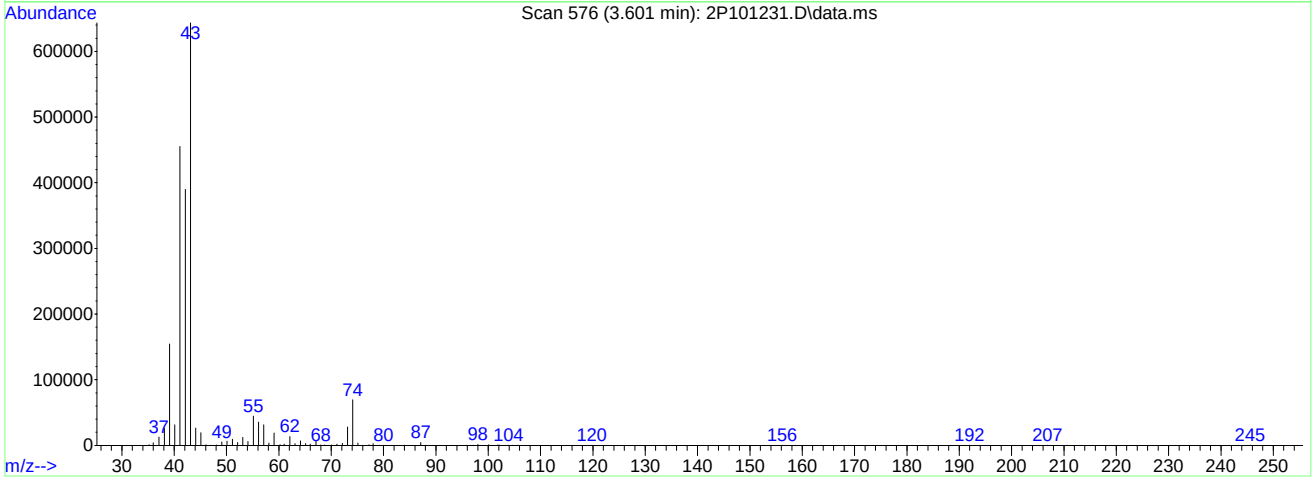

TIC: 2P101231.D\data.ms

(50) Isobutyl alcohol

3.601min (-0.010) 1504.10ug/L m

response 1335314

Ion	Exp%	Act%
43.00	100	100
42.10	58.10	60.55
41.10	70.70	70.77
39.00	25.60	23.96

Quantitation Report (Qedit)

Data Path : C:\msdchem\1\DATA\2023-09-06\
Data File : 2P101231.D
Acq On : 6 Sep 2023 11:42 am
Operator : joannel
Sample : IC3836-6 Inst : MSVOA13-P
Misc : MS54514,V2P3836,,,,,
ALS Vial : 8 Sample Multiplier: 1

Quant Time: Sep 06 11:58:47 2023
Quant Method : C:\msdchem\1\METHODS\V2P_2023-9-06.M
Quant Title : SW-846 Method 5035A/8260B
QLast Update : Thu Aug 24 13:13:39 2023
Response via : Initial Calibration

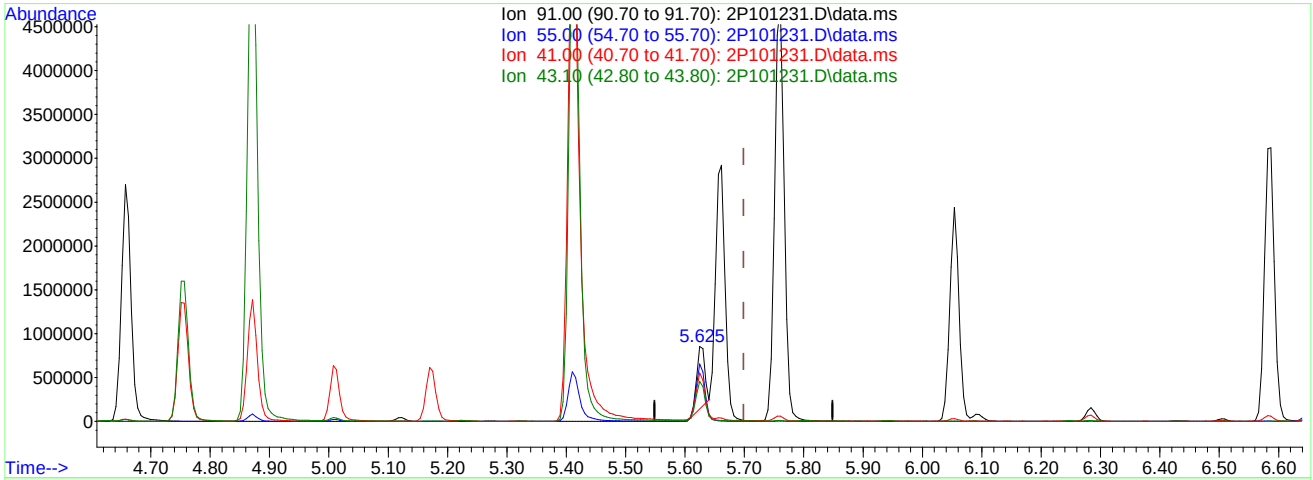

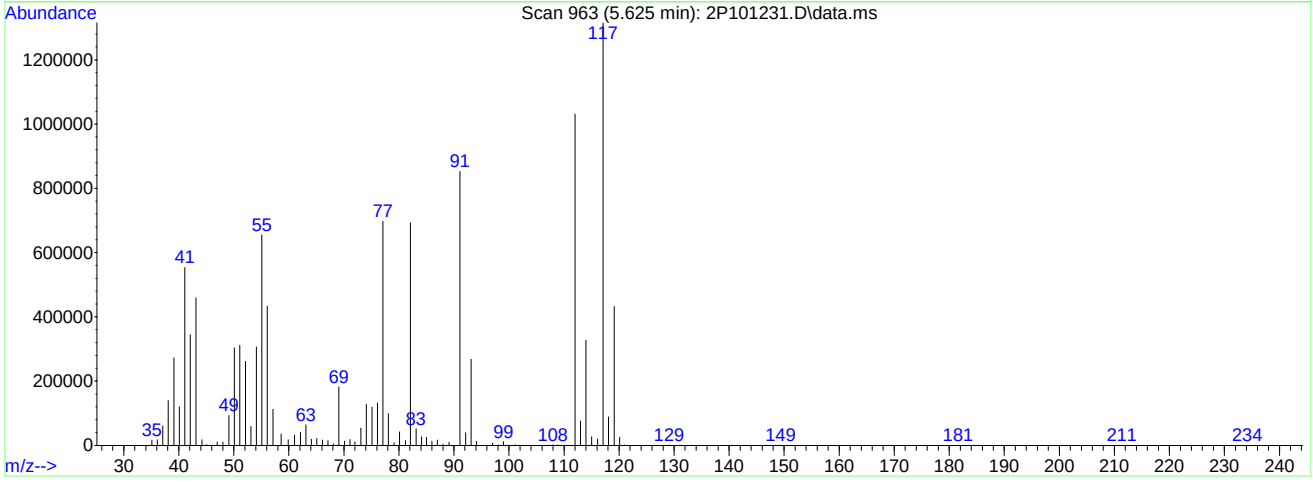

TIC: 2P101231.D\data.ms

(76) 1-Chlorohexane

5.625min (-0.074) 52.63ug/L

response 702730

Ion	Exp%	Act%
91.00	100	100
55.00	71.50	75.56
41.00	59.20	62.06
43.10	51.50	52.04

Quantitation Report (Qedit)

Data Path : C:\msdchem\1\DATA\2023-09-06\
Data File : 2P101231.D
Acq On : 6 Sep 2023 11:42 am
Operator : joannel
Sample : IC3836-6 Inst : MSVOA13-P
Misc : MS54514,V2P3836,,,,,
ALS Vial : 8 Sample Multiplier: 1

Quant Time: Sep 06 11:58:47 2023
Quant Method : C:\msdchem\1\METHODS\V2P_2023-9-06.M
Quant Title : SW-846 Method 5035A/8260B
QLast Update : Thu Aug 24 13:13:39 2023
Response via : Initial Calibration

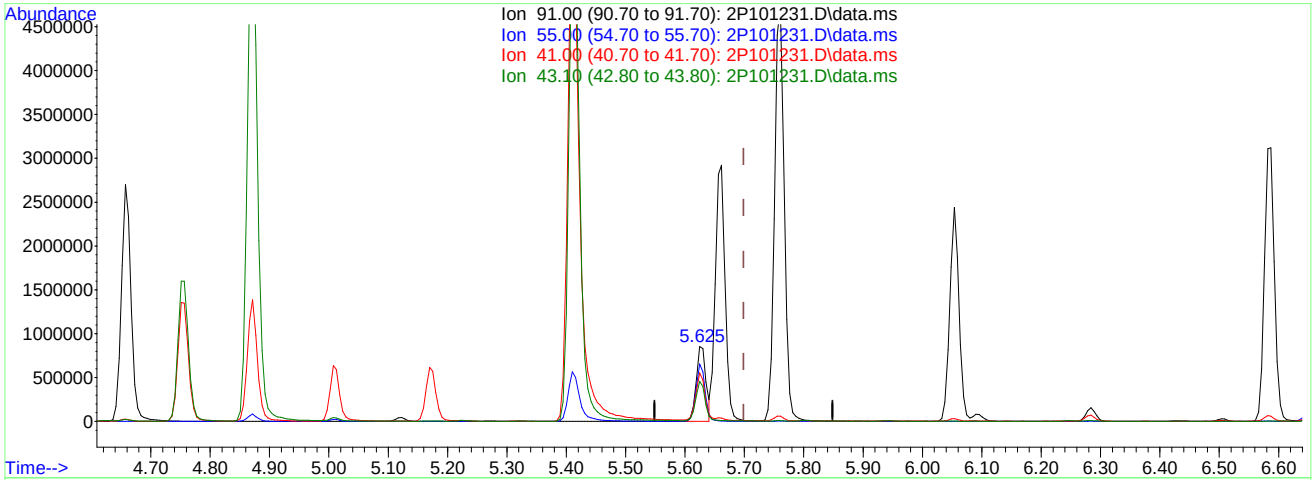

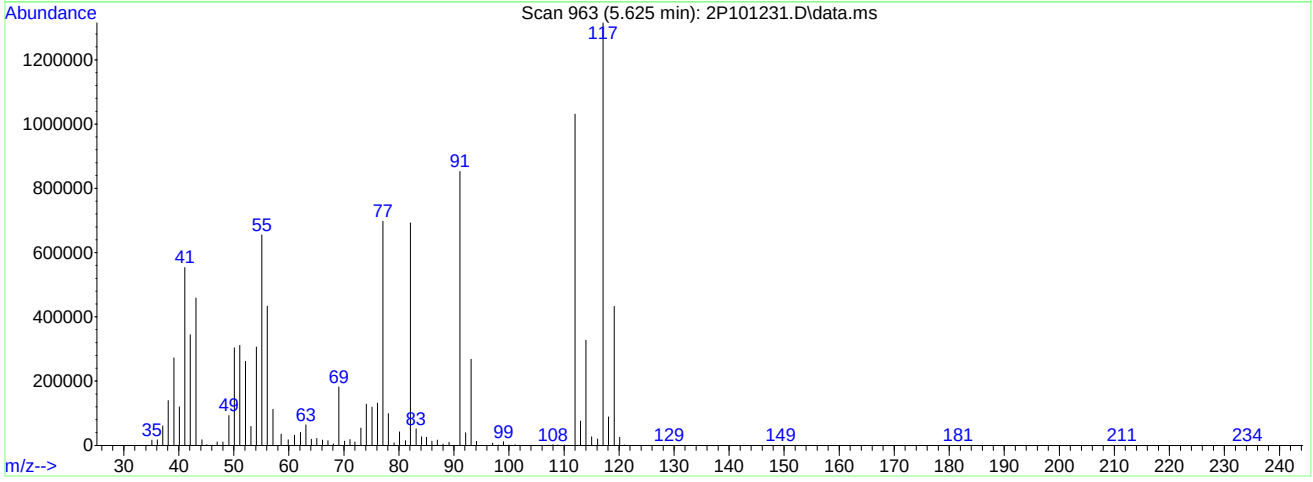

TIC: 2P101231.D\data.ms

(76) 1-Chlorohexane

5.625min (-0.074) 72.91ug/L m

response 973599

Ion	Exp%	Act%
91.00	100	100
55.00	71.50	76.84
41.00	59.20	64.89
43.10	51.50	53.74

Quantitation Report (Qedit)

Data Path : C:\msdchem\1\DATA\2023-09-06\
Data File : 2P101231.D
Acq On : 6 Sep 2023 11:42 am
Operator : joannel
Sample : IC3836-6 Inst : MSVOA13-P
Misc : MS54514,V2P3836,,,,,
ALS Vial : 8 Sample Multiplier: 1

Quant Time: Sep 06 11:58:47 2023
Quant Method : C:\msdchem\1\METHODS\V2P_2023-9-06.M
Quant Title : SW-846 Method 5035A/8260B
QLast Update : Thu Aug 24 13:13:39 2023
Response via : Initial Calibration

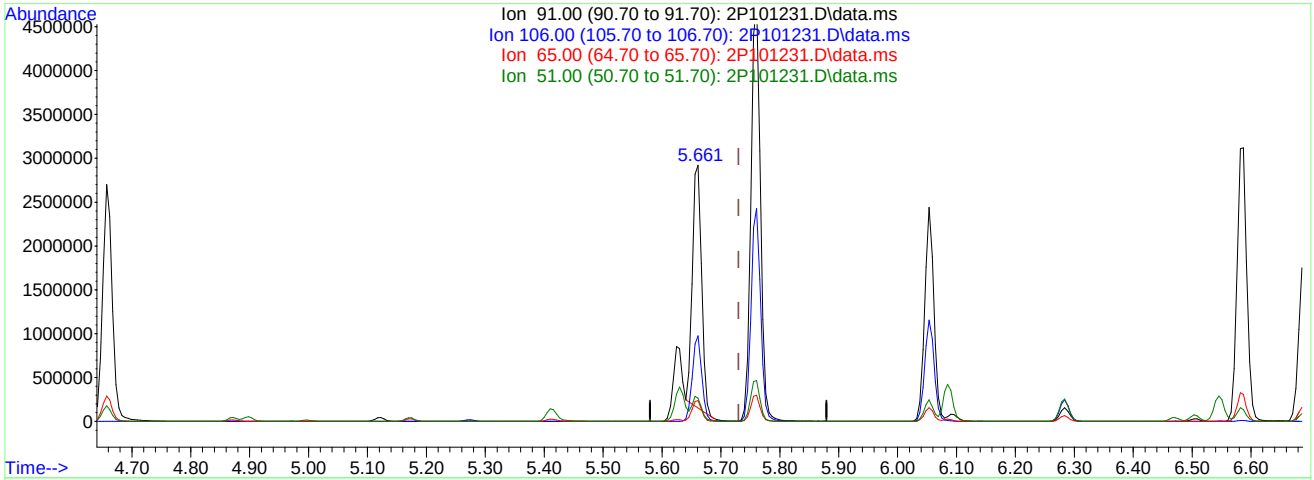

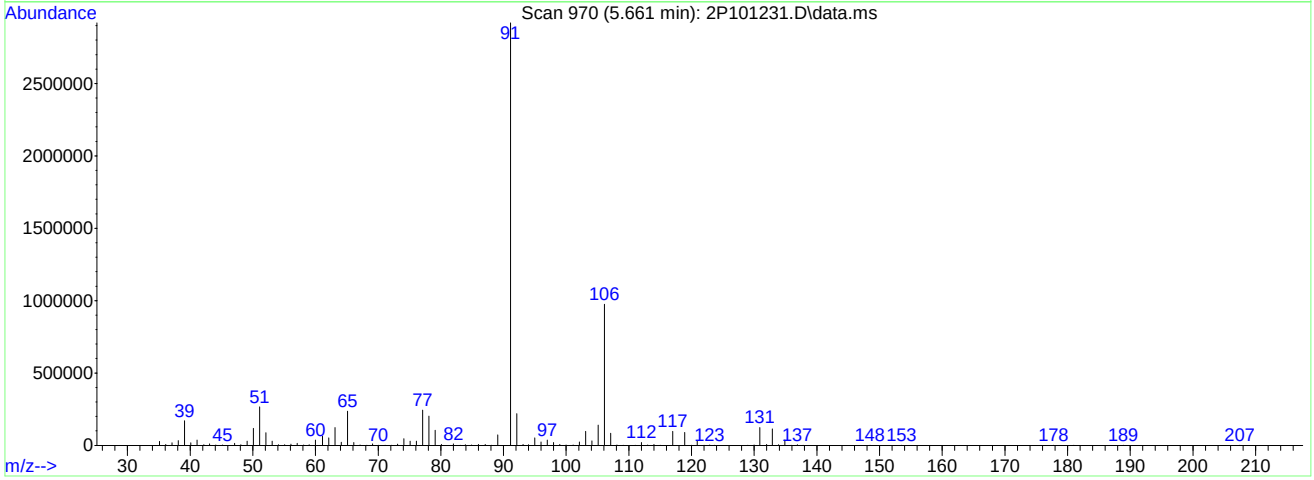

TIC: 2P101231.D\data.ms

(77) Ethylbenzene (C)

5.661min (-0.069) 64.63ug/L

response 2940537

Ion	Exp%	Act%
91.00	100	100
106.00	33.50	33.40
65.00	8.10	8.07
51.00	9.70	8.99

Quantitation Report (Qedit)

Data Path : C:\msdchem\1\DATA\2023-09-06\
Data File : 2P101231.D
Acq On : 6 Sep 2023 11:42 am
Operator : joannel
Sample : IC3836-6 Inst : MSVOA13-P
Misc : MS54514,V2P3836,,,,,
ALS Vial : 8 Sample Multiplier: 1

Quant Time: Sep 06 11:58:47 2023
Quant Method : C:\msdchem\1\METHODS\V2P_2023-9-06.M
Quant Title : SW-846 Method 5035A/8260B
QLast Update : Thu Aug 24 13:13:39 2023
Response via : Initial Calibration

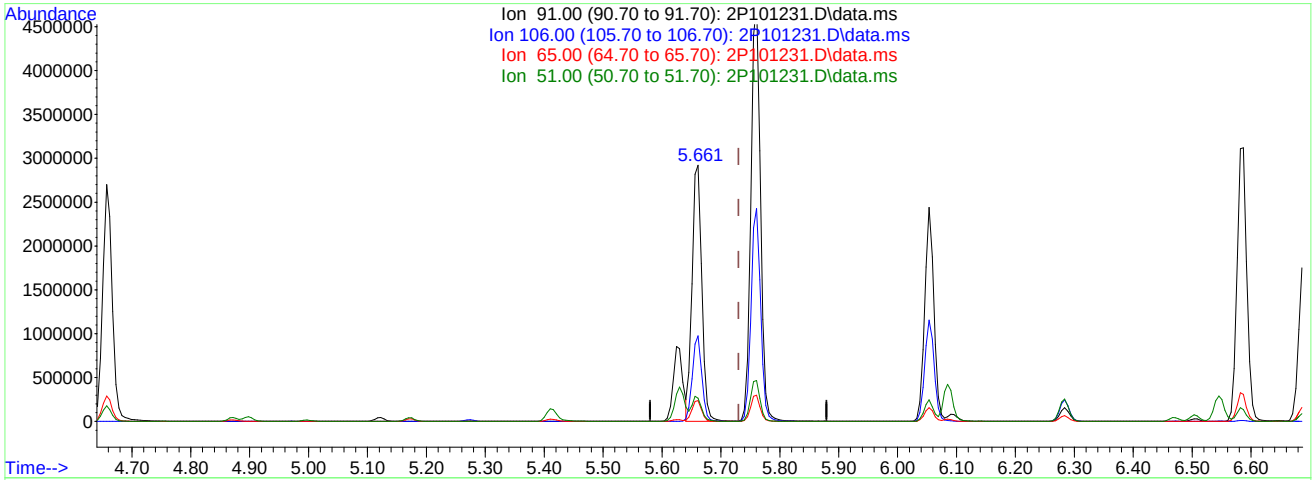

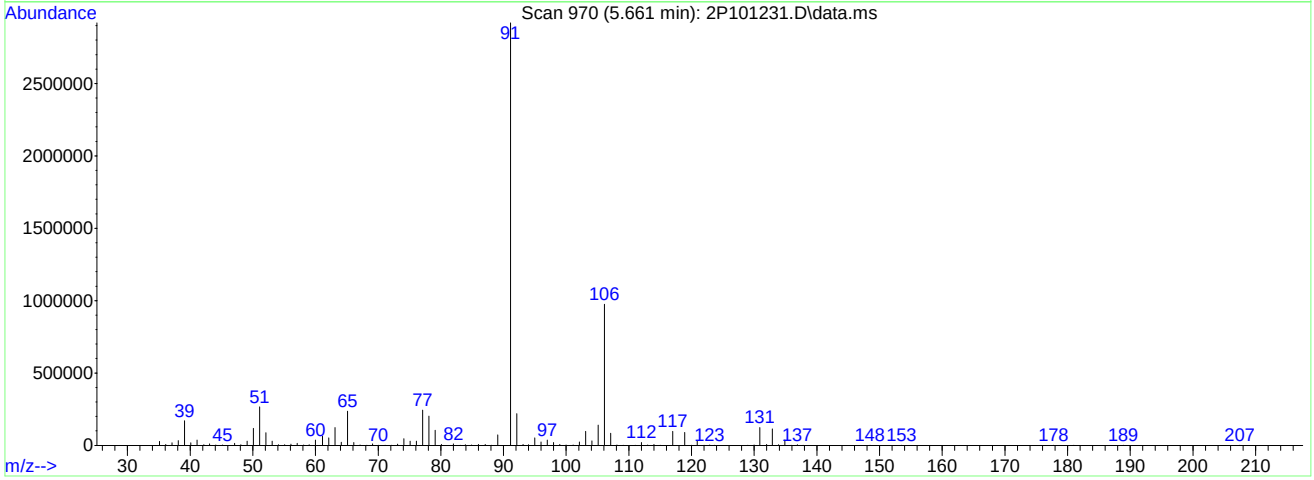

TIC: 2P101231.D\data.ms

(77) Ethylbenzene (C)

5.661min (-0.069) 73.85ug/L m

response 3359898

Ion	Exp%	Act%
91.00	100	100
106.00	33.50	33.38
65.00	8.10	8.09
51.00	9.70	9.11

Manual Integrations APPROVED (compounds with "m" flag)
Karen Watson 09/08/23 07:54

Quantitation Report (QT Reviewed)

Data Path : C:\msdchem\1\DATA\2023-09-06\
Data File : 2P101232.D
Acq On : 6 Sep 2023 12:08 pm
Operator : joannel
Sample : IC3836-7 Inst : MSVOA13-P
Misc : MS54514,V2P3836,,,,,
ALS Vial : 9 Sample Multiplier: 1

Quant Time: Sep 06 12:35:13 2023
Quant Method : C:\msdchem\1\METHODS\V2P_2023-9-06.M
Quant Title : SW-846 Method 5035A/8260B
QLast Update : Thu Aug 24 13:13:39 2023
Response via : Initial Calibration

Internal Standards	R.T.	QIon	Response	Conc	Units	Dev(Min)
1) Fluorobenzene	3.700	96	2343199	50.00	ug/L	-0.03
62) Chlorobenzene-d5	5.619	117	1934866	50.00	ug/L	-0.07
85) 1,4-Dichlorobenzene-d4	7.308	152	1021799	50.00	ug/L	-0.12
System Monitoring Compounds						
39) Dibromofluoromethane	3.245	113	519967	50.56	ug/L	-0.02
Spiked Amount 50.000	Range 83 - 118		Recovery = 101.12%			
49) 1,2-Dichloroethane-d4	3.532	65	561722	50.47	ug/L	-0.02
Spiked Amount 50.000	Range 79 - 125		Recovery = 100.94%			
63) Toluene-d8	4.625	98	2506940	46.75	ug/L	-0.05
Spiked Amount 50.000	Range 85 - 112		Recovery = 93.50%			
86) 4-Bromofluorobenzene	6.472	174	812193	51.43	ug/L	-0.10
Spiked Amount 50.000	Range 83 - 118		Recovery = 102.86%			
Target Compounds						Qvalue
2) Dichlorodifluoromethane	1.116	85	809135	131.25	ug/L	98
3) Chloromethane	1.236	50	950333	125.24	ug/L	100
4) 1,3-butadiene	1.310	39	1134965	108.75	ug/L	98
5) Vinyl Chloride	1.294	62	1060653	126.66	ug/L	100
6) Bromomethane	1.498	94	496628	117.09	ug/L	94
7) Chloroethane	1.571	64	339600	133.47	ug/L	99
8) Trichlorofluoromethane	1.655	101	564172	65.56	ug/L	100
9) Ethyl Ether	1.869	59	1025966	108.14	ug/L	98
10) Ethanol	2.016	45	435169	2993.42	ug/L	89
11) 1,2-Dichlorotrifluoroe...	1.958	67	1091634	120.81	ug/L	96
12) 1,1-Dichloroethene	1.958	61	1387050	124.16	ug/L	93
13) Freon 113	1.989	101	801045	115.38	ug/L	98
14) Carbon Disulfide	1.979	76	2522218	115.47	ug/L	98
15) Iodomethane	2.036	142	822811	100.64	ug/L	97
16) Acrolein	2.141	56	1339425	522.14	ug/L	97
17) Allyl chloride	2.225	41	1438741	123.51	ug/L	95
18) Methylene Chloride	2.282	49	1222620	120.54	ug/L	98
19) Acetone	2.308	43	2831026	593.87	ug/L	97
20) Methyl acetate	2.382	43	8028808	620.16	ug/L	98
21) trans-1,2-Dichloroethene	2.382	61	1403281	122.38	ug/L	97
22) Hexane	2.444	56	820422	109.91	ug/L #	83
23) Methyl Tert Butyl Ether	2.455	73	3189604	118.62	ug/L	79
24) Tert Butyl Alcohol	2.455	59	5390	1.72	ug/L #	1
25) Acetonitrile	2.544	41	3208729m	1147.69	ug/L	
26) Di-isopropyl ether	2.669	45	3535390	121.72	ug/L	99
27) Chloroprene	2.711	53	5515300	130.56	ug/L	97
28) 1,1-Dichloroethane	2.706	63	1887142	123.58	ug/L	99
29) Acrylonitrile	2.711	52	3456461	648.85	ug/L	94
30) ETBE	2.868	59	3389821	133.36	ug/L	98
31) Vinyl acetate	2.837	43	12541886	535.47	ug/L	92
32) cis-1,2-Dichloroethene	2.999	96	1093473	111.81	ug/L	94
33) 2,2-Dichloropropane	3.062	77	1331432	118.39	ug/L	98
34) Bromochloromethane	3.109	128	488220	105.16	ug/L	97
35) Cyclohexane	3.140	56	1834804	129.68	ug/L	97
36) Chloroform	3.145	83	1739376	116.90	ug/L	98
37) Ethyl acetate	3.213	43	10232719	643.45	ug/L	97
38) Tetrahydrofuran	3.245	42	744066	120.33	ug/L	98
40) Carbon Tetrachloride	3.245	117	1213321m	121.92	ug/L	
41) 1,1,1-Trichloroethane	3.271	97	1460143	118.98	ug/L	97
42) 2-Butanone	3.302	43	5482590	602.45	ug/L	95
43) 1,1-Dichloropropene	3.344	75	1317108	120.14	ug/L	100
44) tert-Butyl formate	3.391	59	3045772	549.55	ug/L	96
45) Propionitrile	3.449	54	3110333	1104.01	ug/L	89
46) Methacrylonitrile	3.464	41	11466083	1102.02	ug/L	87
47) Benzene	3.475	78	4695765	126.33	ug/L	98
48) TAME	3.548	73	3060980	134.04	ug/L	97
50) Isobutyl alcohol	3.606	43	1885161m	1934.55	ug/L	
51) 1,2-Dichloroethane	3.569	62	1340247	120.13	ug/L	100

Quantitation Report (QT Reviewed)

Data Path : C:\msdchem\1\DATA\2023-09-06\
Data File : 2P101232.D
Acq On : 6 Sep 2023 12:08 pm
Operator : joannel
Sample : IC3836-7 Inst : MSVOA13-P
Misc : MS54514,V2P3836,,,,,
ALS Vial : 9 Sample Multiplier: 1

Quant Time: Sep 06 12:35:13 2023
Quant Method : C:\msdchem\1\METHODS\V2P_2023-9-06.M
Quant Title : SW-846 Method 5035A/8260B
QLast Update : Thu Aug 24 13:13:39 2023
Response via : Initial Calibration

Internal Standards	R.T.	QIon	Response	Conc	Units		Dev(Min)
52) Tert Amyl Alcohol	3.658	59	2889068	1324.49	ug/L		97
53) Trichloroethene	3.804	95	1056064	116.74	ug/L		97
54) Methylcyclohexane	3.820	83	1712758	122.22	ug/L		96
55) Dibromomethane	4.029	93	585502	118.64	ug/L		93
56) 1,2-Dichloropropane	4.087	63	987907	119.04	ug/L		97
57) Bromodichloromethane	4.123	83	1258503	126.74	ug/L		99
58) Methyl methacrylate	4.217	41	1458987	108.99	ug/L		98
59) 1,4-Dioxane	4.259	88	512601	2453.77	ug/L		97
60) 2-Chloroethyl vinyl ether	4.458	63	1371728	496.50	ug/L		99
61) cis-1,3-Dichloropropene	4.500	75	1572995	108.17	ug/L		99
64) Toluene	4.657	91	4633991	101.60	ug/L		98
65) 2-Nitropropane	4.756	41	2605958	498.03	ug/L		97
66) 4-Methyl-2-pentanone	4.871	43	10247725	576.39	ug/L		96
67) trans-1,3-Dichloropropene	4.897	75	1494348	98.96	ug/L		99
68) Tetrachloroethene	4.913	166	1146453	100.97	ug/L		98
69) Ethyl methacrylate	5.012	69	1507880	96.41	ug/L		97
70) 1,1,2-Trichloroethane	4.997	83	799484	102.29	ug/L		96
71) Dibromochloromethane	5.122	129	954971	107.82	ug/L		99
72) 1,3-Dichloropropane	5.175	76	1626620	103.23	ug/L		99
73) 1,2-Dibromoethane	5.274	107	1026528	106.34	ug/L		97
74) 3,3-dimethyl-1-butanol	5.410	57	14331366	4775.41	ug/L		91
75) 2-hexanone	5.415	43	10954556	480.27	ug/L		91
76) 1-Chlorohexane	5.624	91	1512250m	106.30	ug/L		
77) Ethylbenzene	5.661	91	5136674m	105.97	ug/L		
78) Chlorobenzene	5.630	112	2874263	99.18	ug/L		93
79) 1,1,1,2-Tetrachloroethane	5.677	131	949003	102.05	ug/L		99
80) m,p-Xylene	5.760	91	8081029	217.63	ug/L		99
81) o-Xylene	6.053	91	3928548	102.66	ug/L		97
82) Styrene	6.085	104	3226266	102.78	ug/L		96
83) Bromoform	6.095	173	640974	96.91	ug/L		98
84) Isopropylbenzene	6.283	105	4913862	105.30	ug/L		97
87) cis-1,4-Dichloro-2-butene	6.503	53	367730	95.13	ug/L		93
88) n-Propylbenzene	6.587	91	5529487	108.00	ug/L		99
89) Bromobenzene	6.545	156	1099335	94.76	ug/L		92
90) 1,1,2,2-Tetrachloroethane	6.608	83	1454235	100.12	ug/L		99
91) 1,3,5-Trimethylbenzene	6.733	105	3901484	106.31	ug/L		97
92) 2-Chlorotoluene	6.686	91	3162832	108.03	ug/L		96
93) trans-1,4-Dichloro-2-B...	6.733	53	526713	97.08	ug/L		95
94) 1,2,3-Trichloropropane	6.702	110	474248	91.44	ug/L		91
95) Cyclohexanone	6.728	55	431455	501.93	ug/L		97
96) 4-Chlorotoluene	6.806	91	3367895	105.24	ug/L		93
97) tert-Butylbenzene	6.968	91	2080955	108.45	ug/L		92
99) 1,2,4-Trimethylbenzene	7.021	105	3723459	103.99	ug/L		96
100) Pentachloroethane	6.974	167	570687	89.18	ug/L	#	89
101) sec-Butylbenzene	7.104	105	4571791	104.15	ug/L		98
102) 4-Isopropyltoluene	7.220	119	3864373	103.63	ug/L		96
103) 1,3-Dichlorobenzene	7.256	146	2053876	98.16	ug/L		98
104) 1,2,3-Trimethylbenzene	7.350	105	3777504	100.97	ug/L		97
105) 1,4-Dichlorobenzene	7.319	146	2048470	90.83	ug/L		97
106) n-Butylbenzene	7.533	92	1605497	92.82	ug/L		97
107) Benzyl Chloride	7.497	126	566970	89.61	ug/L	#	91
108) 1,2-Dichlorobenzene	7.628	146	1921674	98.75	ug/L		96
109) 1,2-Dibromo-3-Chloropr...	8.182	75	324283	109.20	ug/L		89
110) Hexachlorobutadiene	8.668	225	375328	91.26	ug/L		90
111) 1,2,4-Trichlorobenzene	8.663	180	1094268	106.22	ug/L		98
112) Naphthalene	8.862	128	4099869	91.68	ug/L		99
113) 1,2,3-Trichlorobenzene	8.987	180	1030438	102.14	ug/L		96

(#) = qualifier out of range (m) = manual integration (+) = signals summed

Quantitation Report (QT Reviewed)

Data Path : C:\msdchem\1\DATA\2023-09-06\
Data File : 2P101232.D
Acq On : 6 Sep 2023 12:08 pm
Operator : joannel
Sample : IC3836-7 Inst : MSVOA13-P
Misc : MS54514,V2P3836,,,,,
ALS Vial : 9 Sample Multiplier: 1

Quant Time: Sep 06 12:35:13 2023
Quant Method : C:\msdchem\1\METHODS\V2P_2023-9-06.M
Quant Title : SW-846 Method 5035A/8260B
QLast Update : Thu Aug 24 13:13:39 2023
Response via : Initial Calibration

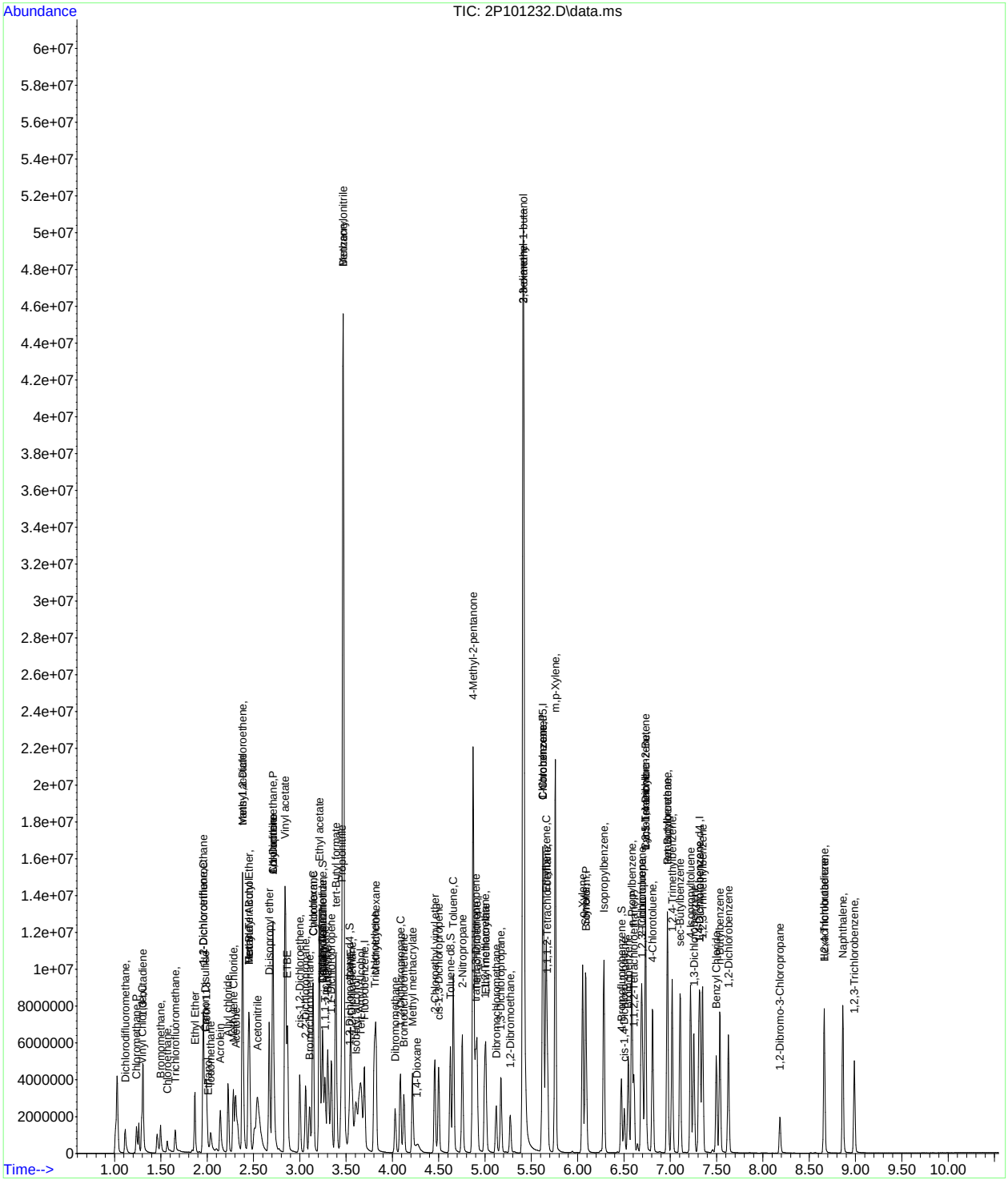

Manual Integration Approval Summary

Sample Number: V2P3836-IC3836
Lab FileID: 2P101232.D
Injection Time: 09/06/23 12:08
Method: SW846 8260D
Analyst approved: 09/06/23 14:52 Jo-Ann Lugo De Jesus
Supervisor approved: 09/08/23 07:54 Karen Watson

Parameter	CAS	Sig#	R.T. (min.)	Reason
Acetonitrile	75-05-8		2.54	Overlapping peak
Carbon Tetrachloride	56-23-5		3.24	Overlapping peak
Isobutyl Alcohol	78-83-1		3.61	Poor instrument integration
1-Chlorohexane	544-10-5		5.62	Poor instrument integration
Ethylbenzene	100-41-4		5.66	Poor instrument integration

Quantitation Report (Qedit)

Data Path : C:\msdchem\1\DATA\2023-09-06\
Data File : 2P101232.D
Acq On : 6 Sep 2023 12:08 pm
Operator : joannel
Sample : IC3836-7 Inst : MSVOA13-P
Misc : MS54514,V2P3836,,,,,
ALS Vial : 9 Sample Multiplier: 1

Quant Time: Sep 06 12:34:12 2023
Quant Method : C:\msdchem\1\METHODS\V2P_2023-9-06.M
Quant Title : SW-846 Method 5035A/8260B
QLast Update : Thu Aug 24 13:13:39 2023
Response via : Initial Calibration

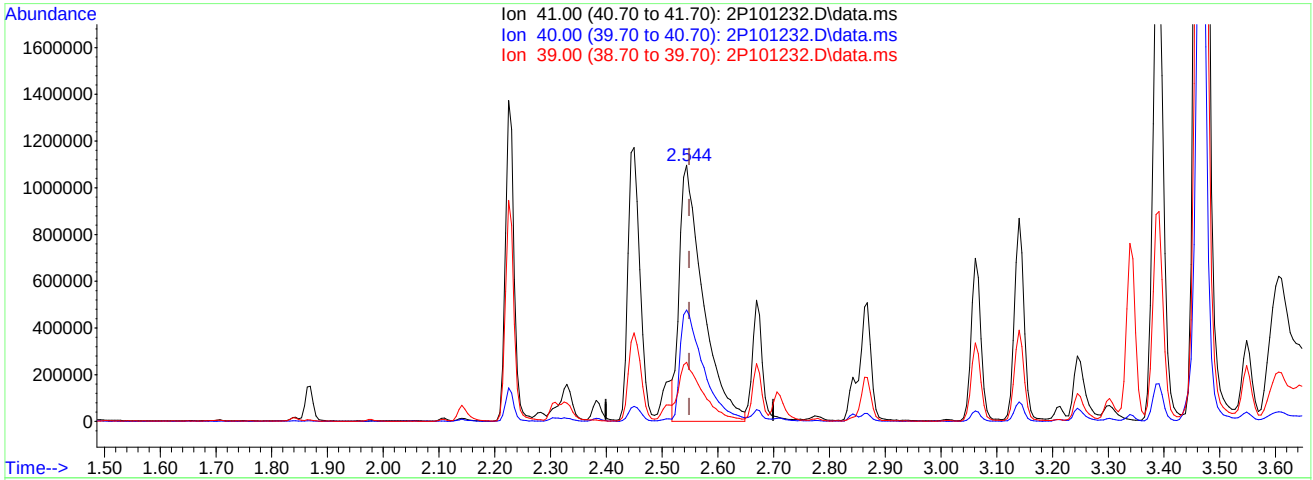

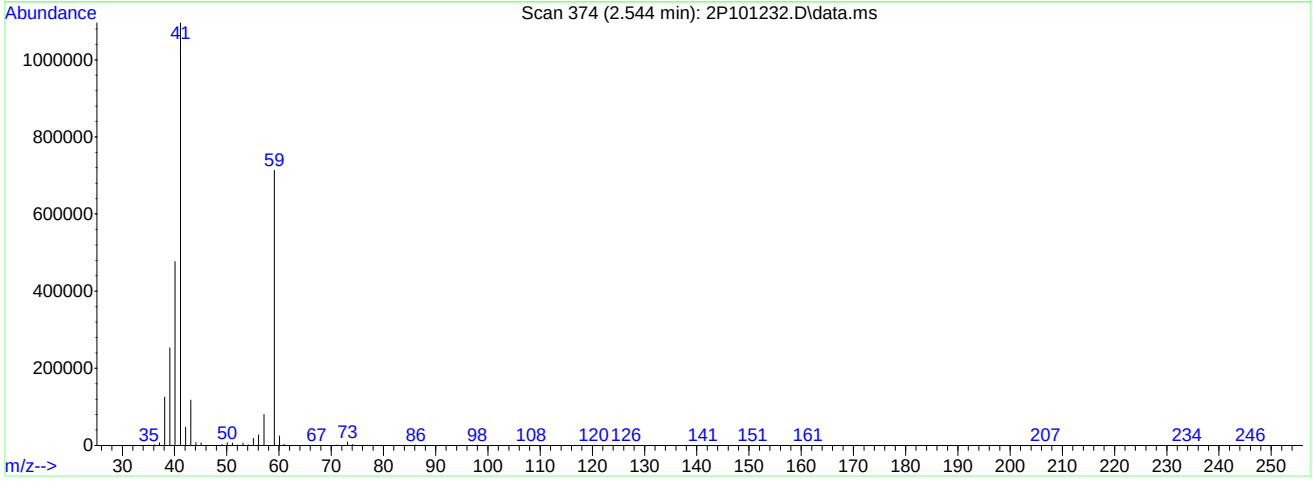

TIC: 2P101232.D\data.ms

(25) Acetonitrile

2.544min (-0.005) 1147.69ug/L m

response 3208729

Ion	Exp%	Act%
41.00	100	100
40.00	49.60	43.50
39.00	19.90	23.06
0.00	0.00	0.00

Quantitation Report (Qedit)

Data Path : C:\msdchem\1\DATA\2023-09-06\
Data File : 2P101232.D
Acq On : 6 Sep 2023 12:08 pm
Operator : joannel
Sample : IC3836-7 Inst : MSVOA13-P
Misc : MS54514,V2P3836,,,,,
ALS Vial : 9 Sample Multiplier: 1

Quant Time: Sep 06 12:34:12 2023
Quant Method : C:\msdchem\1\METHODS\V2P_2023-9-06.M
Quant Title : SW-846 Method 5035A/8260B
QLast Update : Thu Aug 24 13:13:39 2023
Response via : Initial Calibration

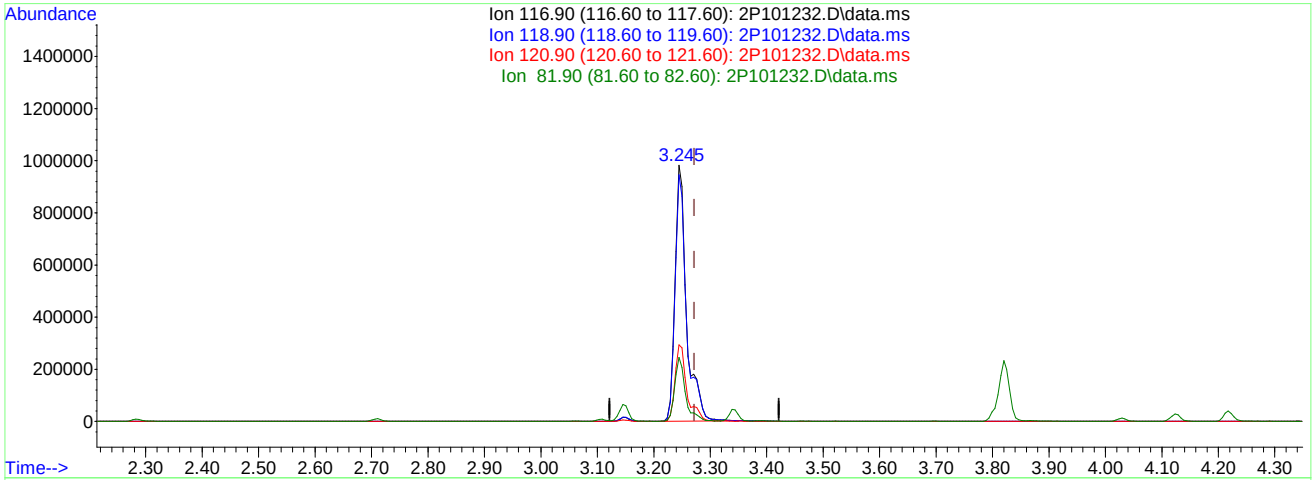

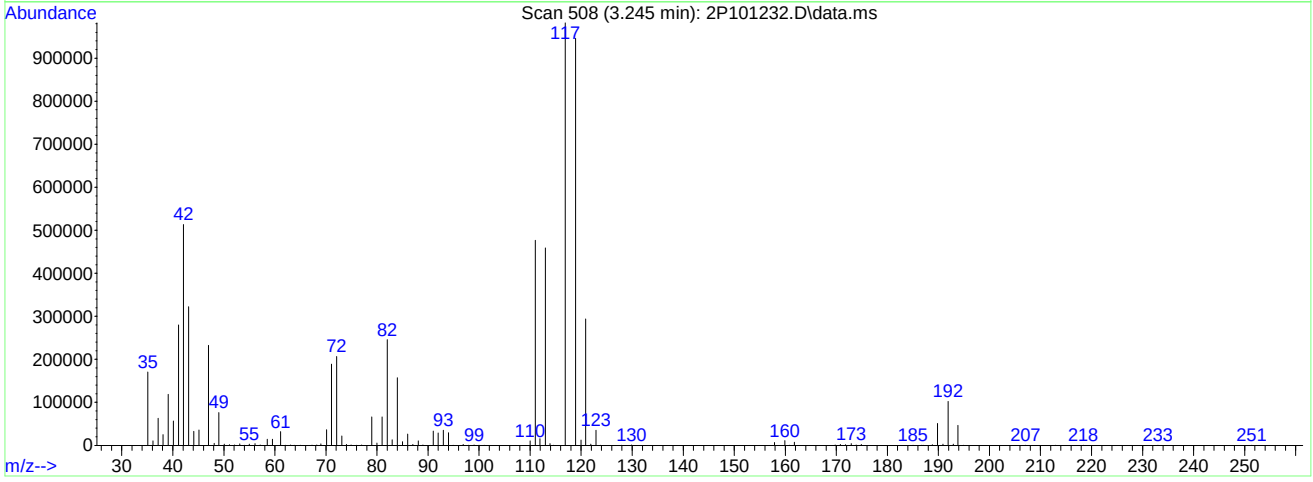

TIC: 2P101232.D\data.ms

(40) Carbon Tetrachloride ( )

3.245min (-0.027) 139.11ug/L

response 1384317

Ion	Exp%	Act%
116.90	100	100
118.90	94.20	96.28
120.90	31.40	29.92
81.90	24.30	24.91

Quantitation Report (Qedit)

Data Path : C:\msdchem\1\DATA\2023-09-06\
Data File : 2P101232.D
Acq On : 6 Sep 2023 12:08 pm
Operator : joannel
Sample : IC3836-7 Inst : MSVOA13-P
Misc : MS54514,V2P3836,,,,,
ALS Vial : 9 Sample Multiplier: 1

Quant Time: Sep 06 12:34:12 2023
Quant Method : C:\msdchem\1\METHODS\V2P_2023-9-06.M
Quant Title : SW-846 Method 5035A/8260B
QLast Update : Thu Aug 24 13:13:39 2023
Response via : Initial Calibration

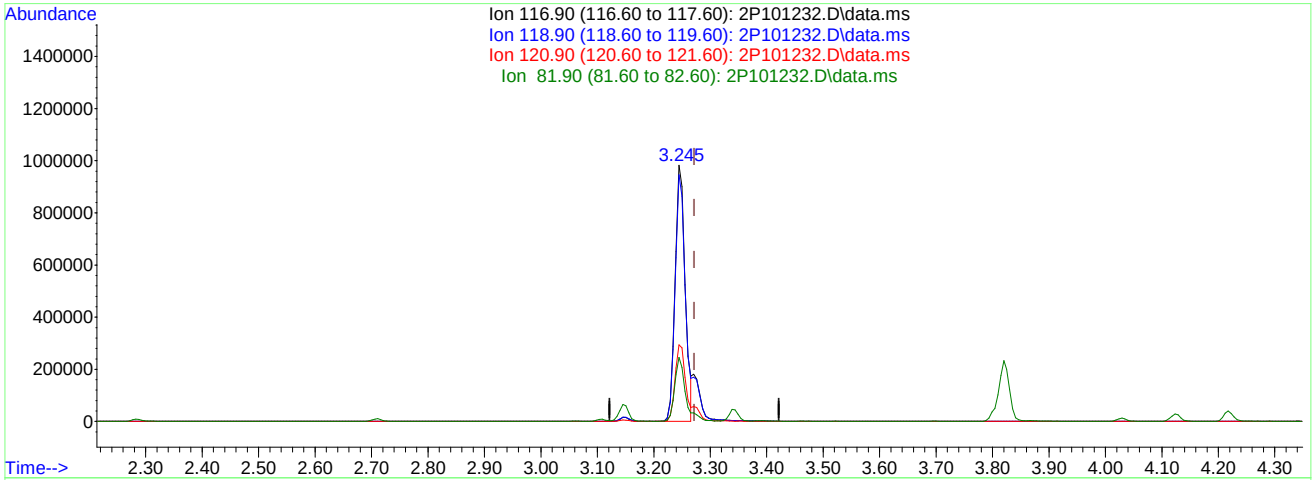

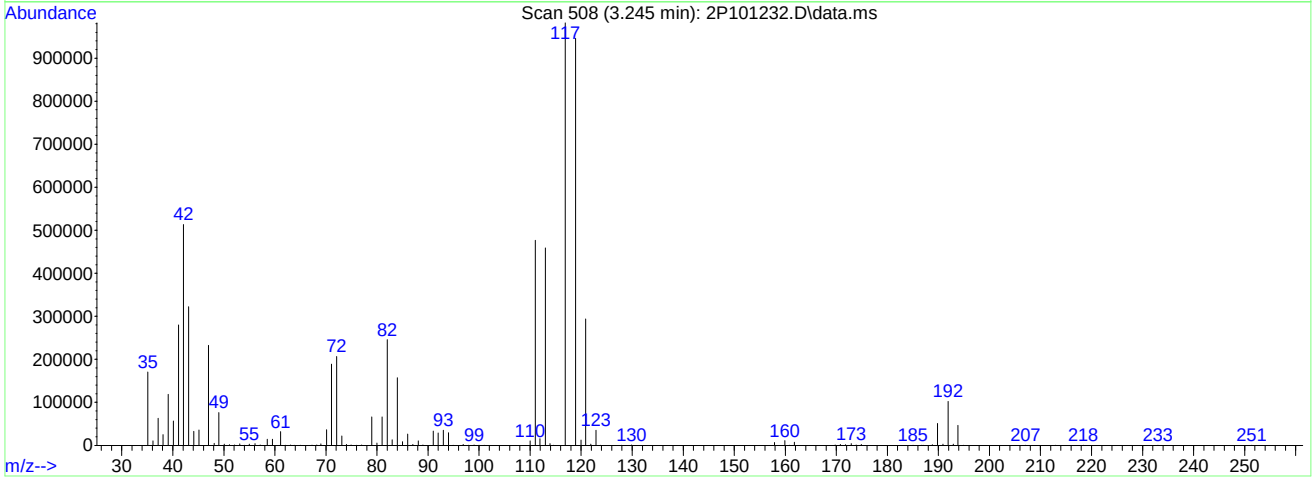

TIC: 2P101232.D\data.ms

(40) Carbon Tetrachloride ( )

3.245min (-0.027) 121.92ug/L m

response 1213321

Ion	Exp%	Act%
116.90	100	100
118.90	94.20	96.32
120.90	31.40	29.94
81.90	24.30	25.00

Quantitation Report (Qedit)

Data Path : C:\msdchem\1\DATA\2023-09-06\
Data File : 2P101232.D
Acq On : 6 Sep 2023 12:08 pm
Operator : joannel
Sample : IC3836-7 Inst : MSVOA13-P
Misc : MS54514,V2P3836,,,,,
ALS Vial : 9 Sample Multiplier: 1

Quant Time: Sep 06 12:34:12 2023
Quant Method : C:\msdchem\1\METHODS\V2P_2023-9-06.M
Quant Title : SW-846 Method 5035A/8260B
QLast Update : Thu Aug 24 13:13:39 2023
Response via : Initial Calibration

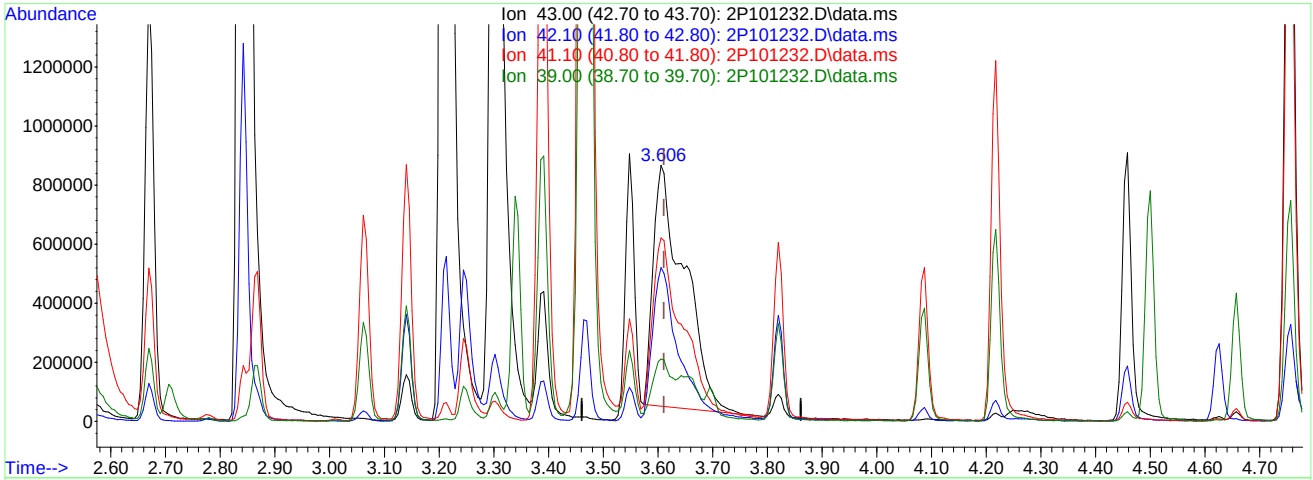

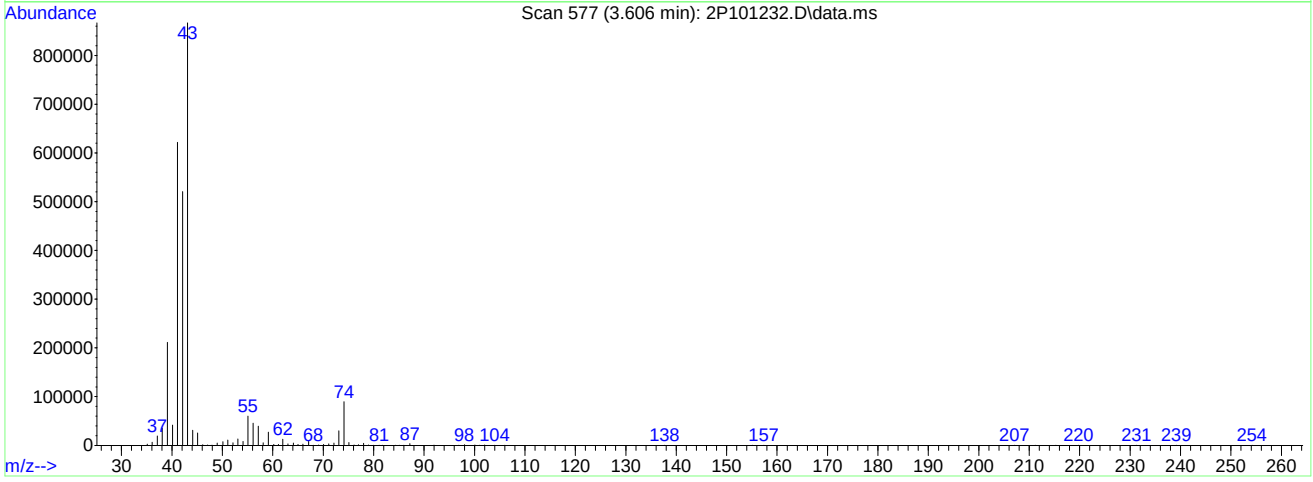

TIC: 2P101232.D\data.ms

(50) Isobutyl alcohol

3.606min (-0.005) 3041.57ug/L

response 3221053

Ion	Exp%	Act%
43.00	100	100
42.10	58.10	60.19
41.10	70.70	71.57
39.00	25.60	24.28

Quantitation Report (Qedit)

Data Path : C:\msdchem\1\DATA\2023-09-06\
Data File : 2P101232.D
Acq On : 6 Sep 2023 12:08 pm
Operator : joannel
Sample : IC3836-7 Inst : MSVOA13-P
Misc : MS54514,V2P3836,,,,,
ALS Vial : 9 Sample Multiplier: 1

Quant Time: Sep 06 12:34:12 2023
Quant Method : C:\msdchem\1\METHODS\V2P_2023-9-06.M
Quant Title : SW-846 Method 5035A/8260B
QLast Update : Thu Aug 24 13:13:39 2023
Response via : Initial Calibration

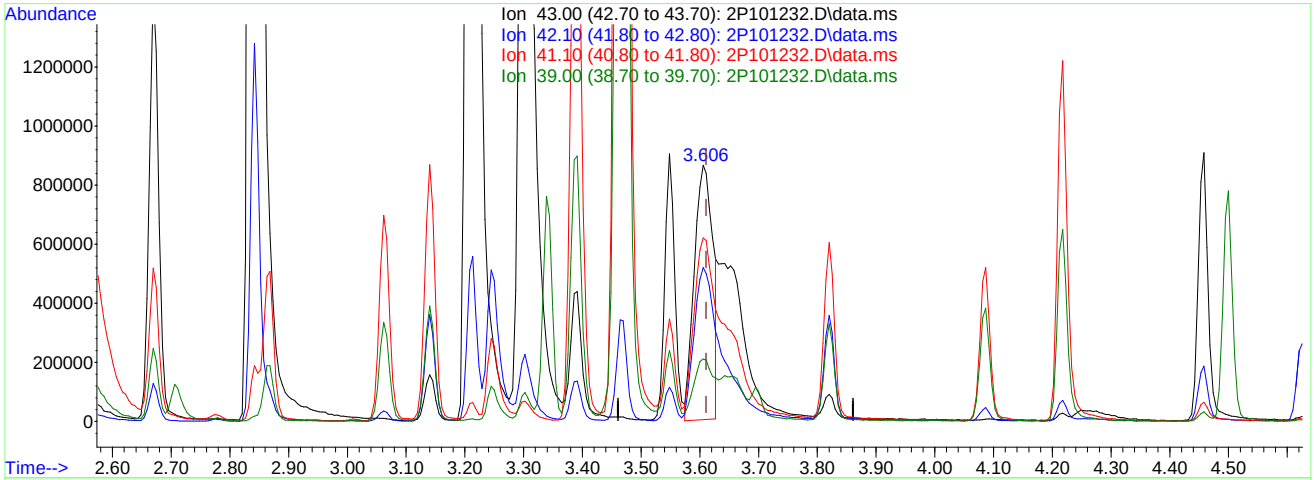

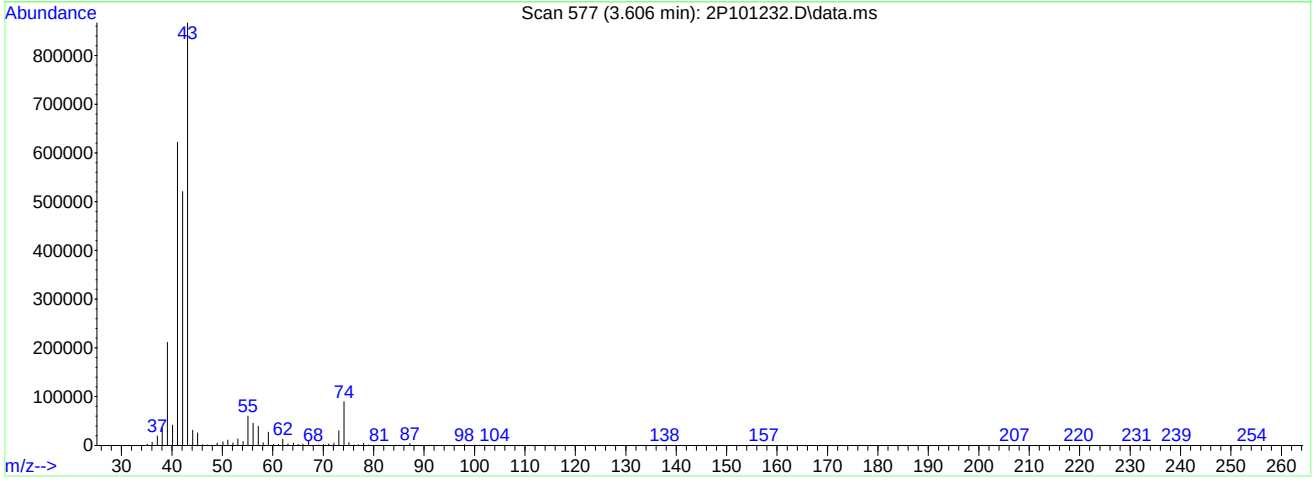

TIC: 2P101232.D\data.ms

(50) Isobutyl alcohol

3.606min (-0.005) 1934.55ug/L m

response 1885161

Ion	Exp%	Act%
43.00	100	100
42.10	58.10	60.03
41.10	70.70	71.68
39.00	25.60	24.40

Quantitation Report (Qedit)

Data Path : C:\msdchem\1\DATA\2023-09-06\
Data File : 2P101232.D
Acq On : 6 Sep 2023 12:08 pm
Operator : joannel
Sample : IC3836-7 Inst : MSVOA13-P
Misc : MS54514,V2P3836,,,,,
ALS Vial : 9 Sample Multiplier: 1

Quant Time: Sep 06 12:34:12 2023
Quant Method : C:\msdchem\1\METHODS\V2P_2023-9-06.M
Quant Title : SW-846 Method 5035A/8260B
QLast Update : Thu Aug 24 13:13:39 2023
Response via : Initial Calibration

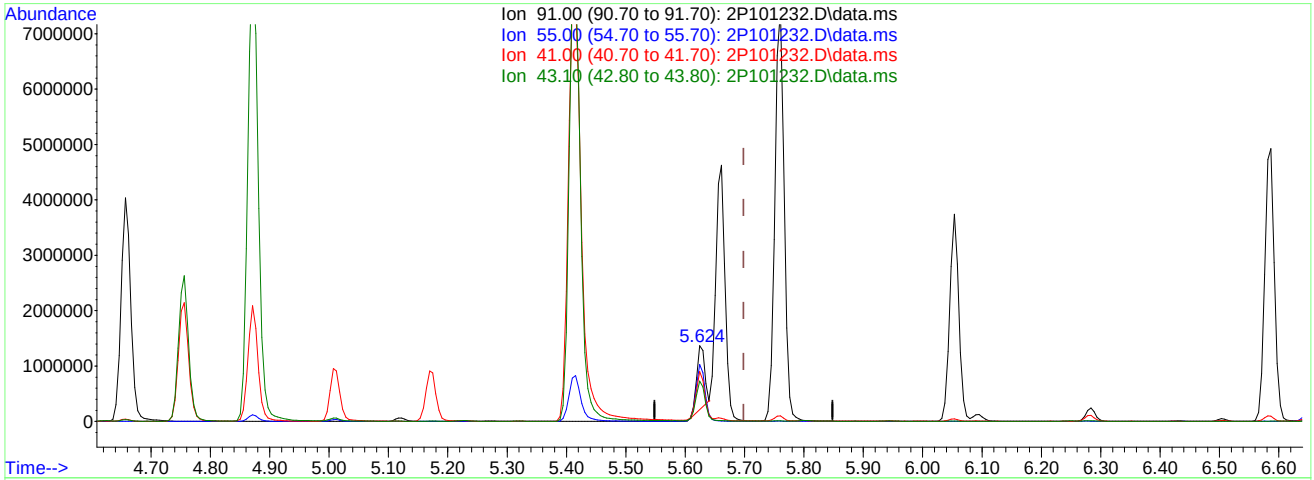

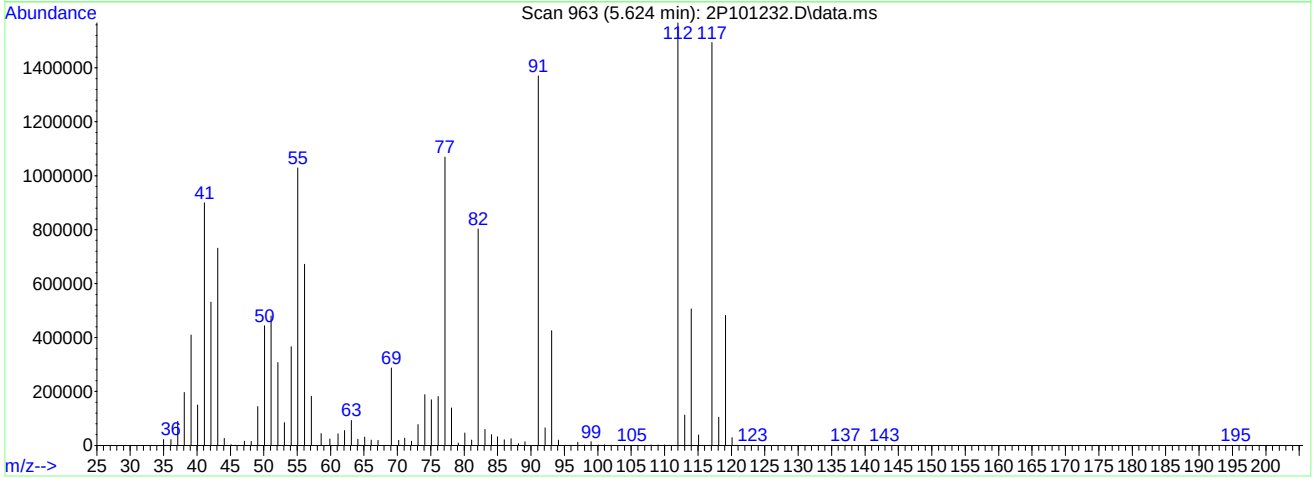

TIC: 2P101232.D\data.ms

(76) 1-Chlorohexane

5.624min (-0.074) 77.84ug/L

response 1107365

Ion	Exp%	Act%
91.00	100	100
55.00	71.50	73.96
41.00	59.20	63.46
43.10	51.50	51.84

Quantitation Report (Qedit)

Data Path : C:\msdchem\1\DATA\2023-09-06\
Data File : 2P101232.D
Acq On : 6 Sep 2023 12:08 pm
Operator : joannel
Sample : IC3836-7 Inst : MSVOA13-P
Misc : MS54514,V2P3836,,,,,
ALS Vial : 9 Sample Multiplier: 1

Quant Time: Sep 06 12:34:12 2023
Quant Method : C:\msdchem\1\METHODS\V2P_2023-9-06.M
Quant Title : SW-846 Method 5035A/8260B
QLast Update : Thu Aug 24 13:13:39 2023
Response via : Initial Calibration

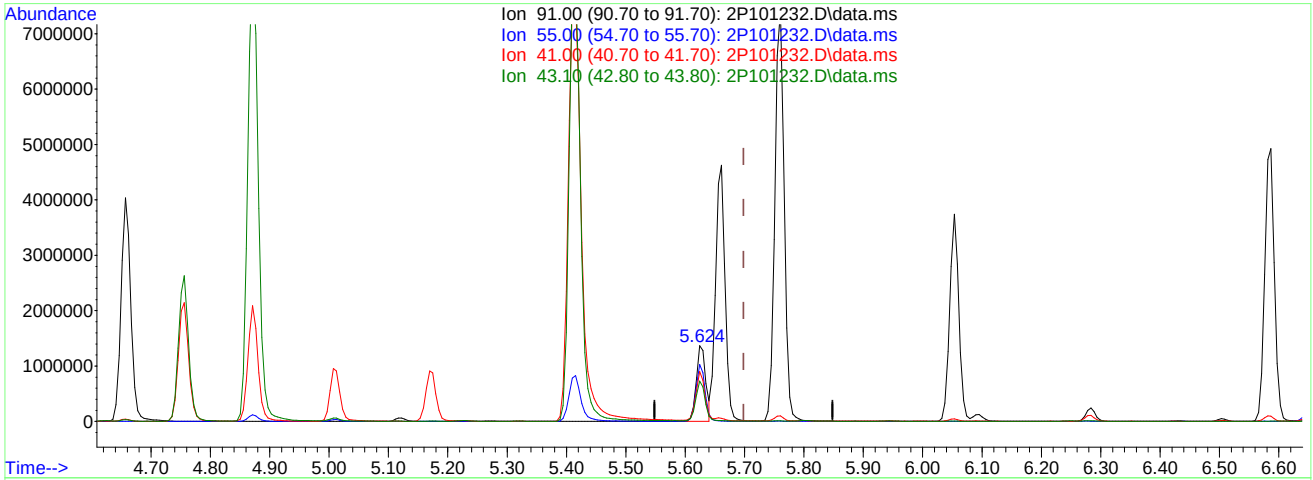

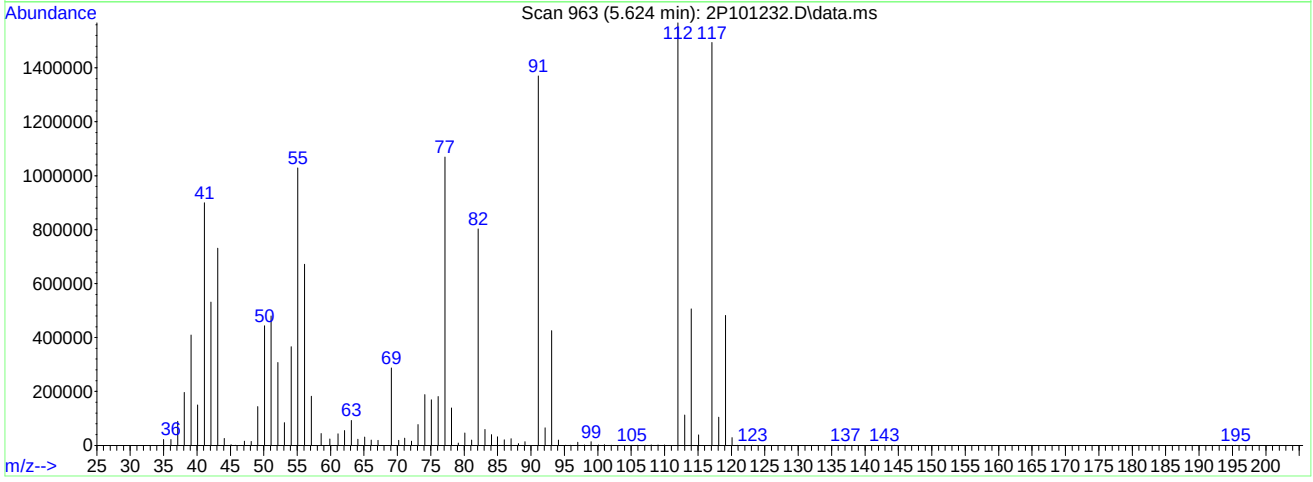

TIC: 2P101232.D\data.ms

(76) 1-Chlorohexane

5.624min (-0.074) 106.30ug/L m

response 1512250

Ion	Exp%	Act%
91.00	100	100
55.00	71.50	75.12
41.00	59.20	65.71
43.10	51.50	53.38

Quantitation Report (Qedit)

Data Path : C:\msdchem\1\DATA\2023-09-06\
Data File : 2P101232.D
Acq On : 6 Sep 2023 12:08 pm
Operator : joannel
Sample : IC3836-7 Inst : MSVOA13-P
Misc : MS54514,V2P3836,,,,,
ALS Vial : 9 Sample Multiplier: 1

Quant Time: Sep 06 12:34:12 2023
Quant Method : C:\msdchem\1\METHODS\V2P_2023-9-06.M
Quant Title : SW-846 Method 5035A/8260B
QLast Update : Thu Aug 24 13:13:39 2023
Response via : Initial Calibration

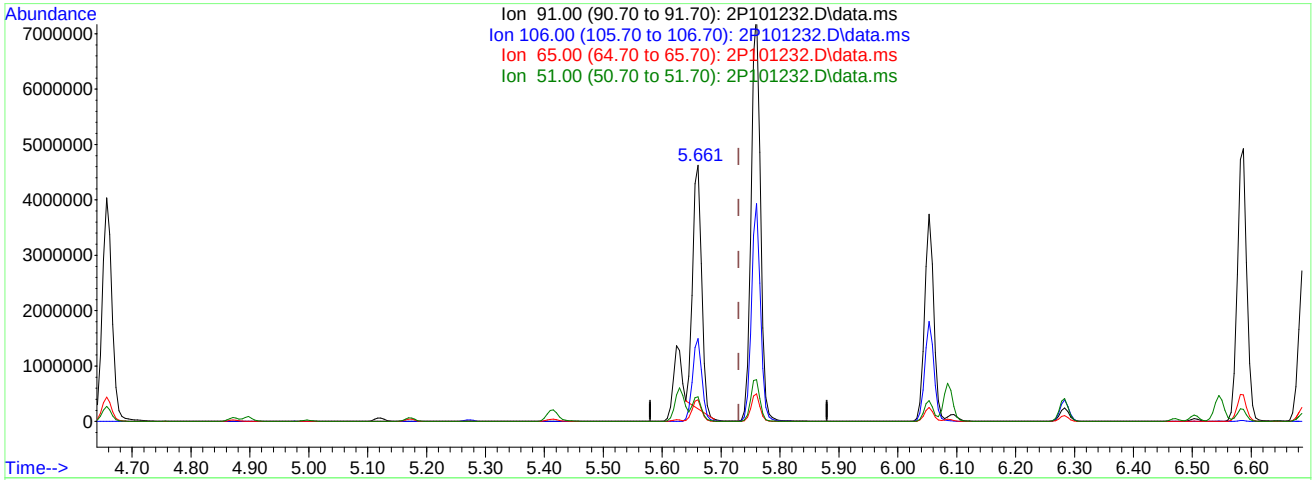

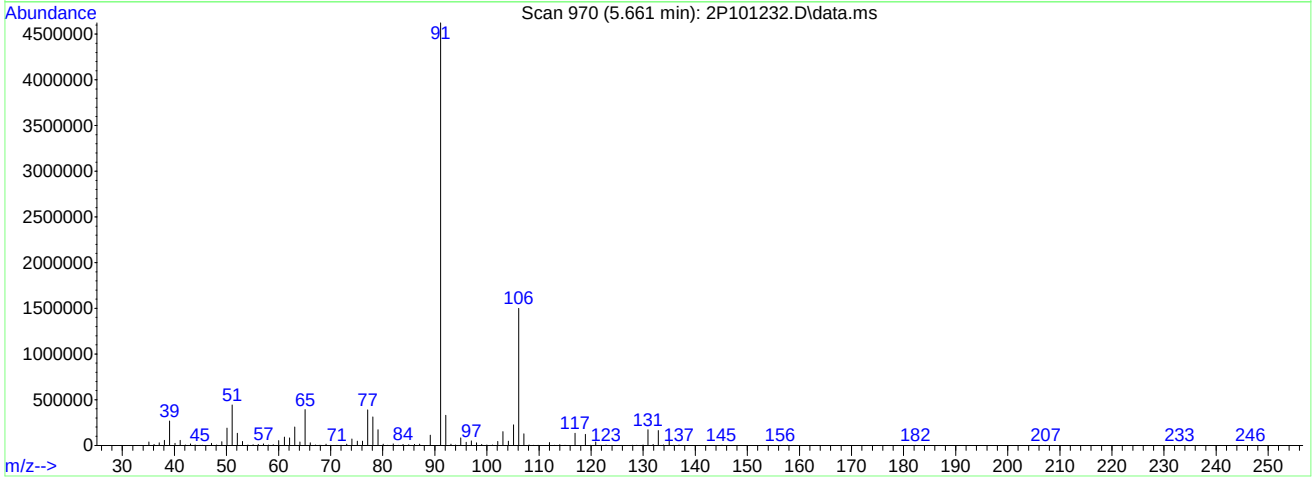

TIC: 2P101232.D\data.ms

(77) Ethylbenzene (C)

5.661min (-0.069) 93.54ug/L

response 4534006

Ion	Exp%	Act%
91.00	100	100
106.00	33.50	32.39
65.00	8.10	8.47
51.00	9.70	9.48

Quantitation Report (Qedit)

Data Path : C:\msdchem\1\DATA\2023-09-06\
Data File : 2P101232.D
Acq On : 6 Sep 2023 12:08 pm
Operator : joannel
Sample : IC3836-7 Inst : MSVOA13-P
Misc : MS54514,V2P3836,,,,,
ALS Vial : 9 Sample Multiplier: 1

Quant Time: Sep 06 12:34:12 2023
Quant Method : C:\msdchem\1\METHODS\V2P_2023-9-06.M
Quant Title : SW-846 Method 5035A/8260B
QLast Update : Thu Aug 24 13:13:39 2023
Response via : Initial Calibration

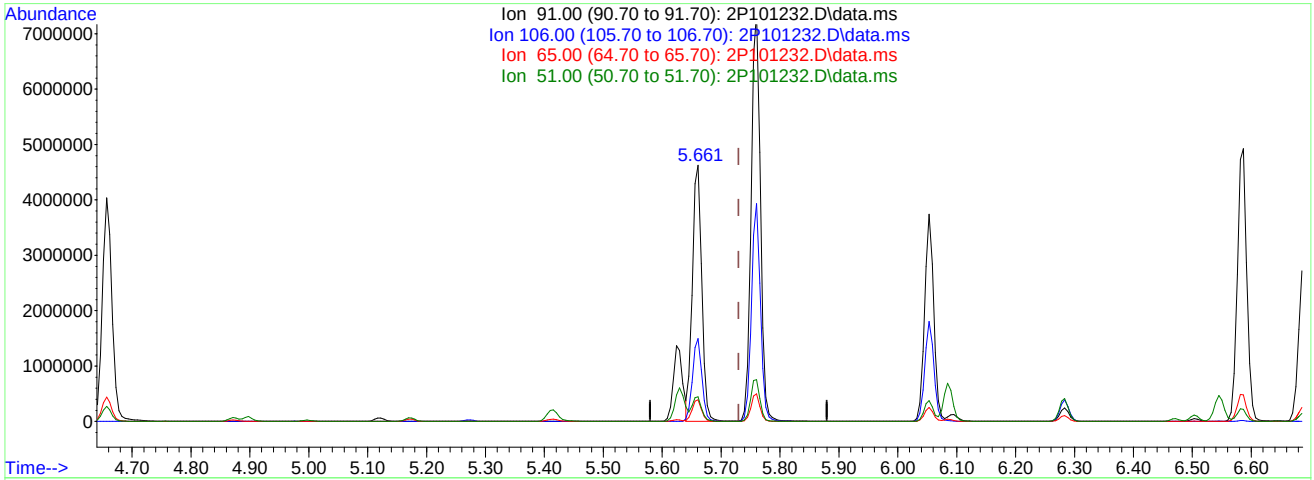

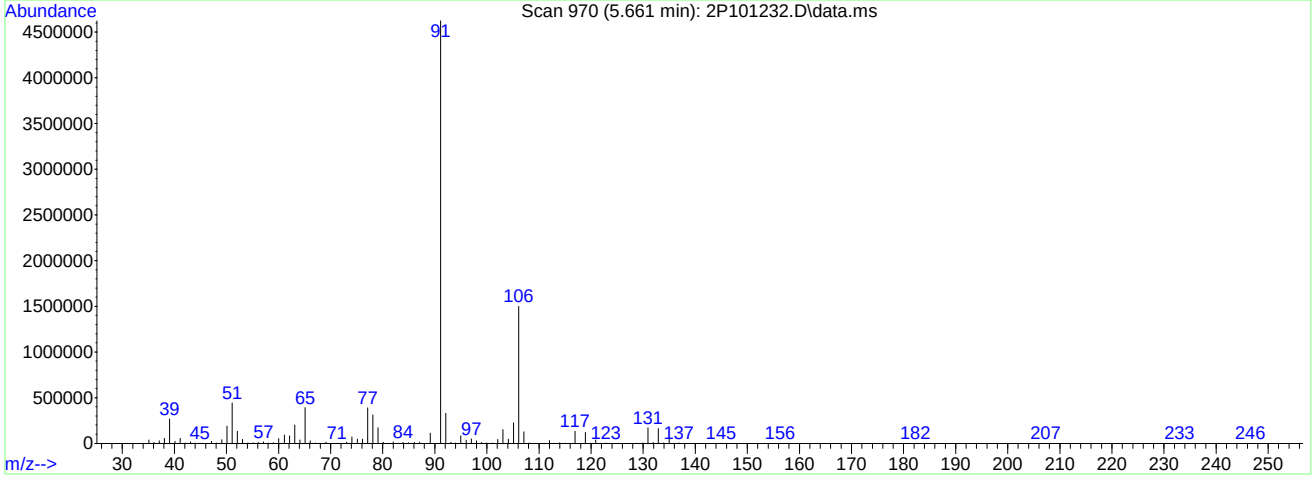

TIC: 2P101232.D\data.ms

(77) Ethylbenzene (C)

5.661min (-0.069) 105.97ug/L m

response 5136674

Ion	Exp%	Act%
91.00	100	100
106.00	33.50	32.39
65.00	8.10	8.48
51.00	9.70	9.56

Manual Integrations APPROVED (compounds with "m" flag)
Karen Watson
09/08/23 07:54

Quantitation Report (QT Reviewed)

Data Path : C:\msdchem\1\DATA\2023-09-06\
Data File : 2P101234.D
Acq On : 6 Sep 2023 12:59 pm
Operator : joannel
Sample : ICV3836-5 Inst : MSVOA13-P
Misc : MS54514,V2P3836,,,,,
ALS Vial : 11 Sample Multiplier: 1

Quant Time: Sep 06 14:42:09 2023
Quant Method : C:\msdchem\1\METHODS\V2P_2023-9-06.M
Quant Title : SW-846 Method 5035A/8260B
QLast Update : Wed Sep 06 14:19:37 2023
Response via : Initial Calibration

Internal Standards	R.T.	QIon	Response	Conc	Units	Dev(Min)
1) Fluorobenzene	3.701	96	2169894	50.00	ug/L	0.00
62) Chlorobenzene-d5	5.620	117	1807318	50.00	ug/L	0.00
85) 1,4-Dichlorobenzene-d4	7.310	152	986682	50.00	ug/L	0.00
System Monitoring Compounds						
39) Dibromofluoromethane	3.246	113	489038	50.59	ug/L	0.00
Spiked Amount 50.000	Range 83 - 118		Recovery = 101.18%			
49) 1,2-Dichloroethane-d4	3.534	65	523996	49.97	ug/L	0.00
Spiked Amount 50.000	Range 79 - 125		Recovery = 99.94%			
63) Toluene-d8	4.627	98	2369690	50.27	ug/L	0.00
Spiked Amount 50.000	Range 85 - 112		Recovery = 100.54%			
86) 4-Bromofluorobenzene	6.473	174	768655	49.73	ug/L	0.00
Spiked Amount 50.000	Range 83 - 118		Recovery = 99.46%			
Target Compounds						Qvalue
2) Dichlorodifluoromethane	1.117	85	325680	45.11	ug/L	99
3) Chloromethane	1.243	50	395183	44.26	ug/L	99
4) 1,3-butadiene	1.311	39	459154	43.33	ug/L	93
5) Vinyl Chloride	1.300	62	421323	46.31	ug/L	100
6) Bromomethane	1.499	94	225952	45.49	ug/L	100
7) Chloroethane	1.572	64	144361	42.56	ug/L	96
9) Ethyl Ether	1.871	59	401825	46.18	ug/L	98
10) Ethanol	1.970	45	228466	857.58	ug/L	93
11) 1,2-Dichlorotrifluoroe...	1.965	67	439543	44.57	ug/L	97
12) 1,1-Dichloroethene	1.970	61	513878	42.35	ug/L	99
13) Freon 113	2.001	101	364542	50.39	ug/L	97
14) Carbon Disulfide	1.991	76	1024227	45.46	ug/L	99
15) Iodomethane	2.048	142	338300	43.97	ug/L	99
16) Acrolein	2.142	56	601051	254.01	ug/L	99
17) Allyl chloride	2.231	41	602087	45.64	ug/L	99
18) Methylene Chloride	2.289	49	531774	42.38	ug/L	99
19) Acetone	2.305	43	1495887	255.96	ug/L	99
20) Methyl acetate	2.383	43	2928086	204.71	ug/L	100
21) trans-1,2-Dichloroethene	2.388	61	533552	42.70	ug/L	98
22) Hexane	2.451	56	316963	47.00	ug/L	94
23) Methyl Tert Butyl Ether	2.456	73	1325942	45.21	ug/L	98
24) Tert Butyl Alcohol	2.498	59	1433978	423.17	ug/L	99
25) Acetonitrile	2.540	41	1165764m	417.38	ug/L	
26) Di-isopropyl ether	2.671	45	1418535	44.89	ug/L	99
27) Chloroprene	2.713	53	1975595	41.37	ug/L	97
28) 1,1-Dichloroethane	2.713	63	705399	42.41	ug/L	98
29) Acrylonitrile	2.713	52	1256887	212.84	ug/L	98
30) ETBE	2.864	59	1369111	46.58	ug/L	98
31) Vinyl acetate	2.843	43	5721579	214.57	ug/L	100
32) cis-1,2-Dichloroethene	3.005	96	434721	42.55	ug/L	98
33) 2,2-Dichloropropane	3.068	77	557174	46.45	ug/L	99
34) Bromochloromethane	3.110	128	213090	43.46	ug/L	94
35) Cyclohexane	3.147	56	678406	44.60	ug/L	100
36) Chloroform	3.152	83	699245	43.76	ug/L	98
37) Ethyl acetate	3.209	43	3924052	216.77	ug/L	99
38) Tetrahydrofuran	3.246	42	278622	42.02	ug/L	96
40) Carbon Tetrachloride	3.251	117	480261m	45.64	ug/L	
41) 1,1,1-Trichloroethane	3.277	97	547278	41.98	ug/L	98
42) 2-Butanone	3.298	43	2351408	238.32	ug/L	98
43) 1,1-Dichloropropene	3.345	75	528370	44.32	ug/L	96
44) tert-Butyl formate	3.387	59	1309386	272.31	ug/L	98
45) Propionitrile	3.445	54	1197961	418.87	ug/L	98
46) Methacrylonitrile	3.466	41	4813584	441.49	ug/L	98
47) Benzene	3.476	78	1755210	43.32	ug/L	92
48) TAME	3.549	73	1243089	45.66	ug/L	99
50) Isobutyl alcohol	3.586	43	922431m	967.06	ug/L	
51) 1,2-Dichloroethane	3.570	62	535507	43.68	ug/L	99
52) Tert Amyl Alcohol	3.638	59	1113427	447.12	ug/L	98

Quantitation Report (QT Reviewed)

Data Path : C:\msdchem\1\DATA\2023-09-06\
Data File : 2P101234.D
Acq On : 6 Sep 2023 12:59 pm
Operator : joannel
Sample : ICV3836-5 Inst : MSVOA13-P
Misc : MS54514,V2P3836,,,,,
ALS Vial : 11 Sample Multiplier: 1

Quant Time: Sep 06 14:42:09 2023
Quant Method : C:\msdchem\1\METHODS\V2P_2023-9-06.M
Quant Title : SW-846 Method 5035A/8260B
QLast Update : Wed Sep 06 14:19:37 2023
Response via : Initial Calibration

Internal Standards	R.T.	QIon	Response	Conc	Units		Dev(Min)
53) Trichloroethene	3.806	95	414985	43.63	ug/L		97
54) Methylcyclohexane	3.821	83	633740	43.72	ug/L		97
55) Dibromomethane	4.031	93	239038	44.88	ug/L		99
56) 1,2-Dichloropropane	4.088	63	399415	44.41	ug/L		95
57) Bromodichloromethane	4.125	83	483970	45.01	ug/L		98
58) Methyl methacrylate	4.219	41	535540	41.94	ug/L		99
59) 1,4-Dioxane	4.250	88	199643	808.77	ug/L		96
60) 2-Chloroethyl vinyl ether	4.459	63	425750	233.66	ug/L		96
61) cis-1,3-Dichloropropene	4.501	75	633340	45.80	ug/L		98
64) Toluene	4.658	91	1850048	42.81	ug/L		99
65) 2-Nitropropane	4.752	41	961471	219.74	ug/L		100
66) 4-Methyl-2-pentanone	4.867	43	3858409	214.47	ug/L		99
67) trans-1,3-Dichloropropene	4.899	75	540052	42.10	ug/L		95
68) Tetrachloroethene	4.914	166	452268	41.24	ug/L		97
69) Ethyl methacrylate	5.009	69	645729	47.08	ug/L		97
70) 1,1,2-Trichloroethane	4.998	83	323564	41.57	ug/L		94
71) Dibromochloromethane	5.118	129	392411	48.01	ug/L		93
72) 1,3-Dichloropropane	5.171	76	683312	45.46	ug/L		96
73) 1,2-Dibromoethane	5.270	107	412671	46.08	ug/L		98
74) 3,3-dimethyl-1-butanol	5.411	57	5463364	2143.34	ug/L		99
75) 2-hexanone	5.411	43	4307770	228.66	ug/L		90
76) 1-Chlorohexane	5.626	91	569245m	43.78	ug/L		
77) Ethylbenzene	5.657	91	2031649m	43.01	ug/L		
78) Chlorobenzene	5.631	112	1140110	41.75	ug/L		98
79) 1,1,1,2-Tetrachloroethane	5.673	131	381458	43.41	ug/L		99
80) m,p-Xylene	5.756	91	3144776	87.40	ug/L		97
81) o-Xylene	6.055	91	1495667	41.03	ug/L		99
82) Styrene	6.086	104	1273688	43.43	ug/L		98
83) Bromoform	6.096	173	240959	42.91	ug/L		98
84) Isopropylbenzene	6.285	105	1884794	42.69	ug/L		99
87) cis-1,4-Dichloro-2-butene	6.504	53	162016	49.42	ug/L		91
88) n-Propylbenzene	6.583	91	2123712	43.46	ug/L		97
89) Bromobenzene	6.546	156	476465	43.71	ug/L		96
90) 1,1,2,2-Tetrachloroethane	6.604	83	599966	42.62	ug/L		98
91) 1,3,5-Trimethylbenzene	6.735	105	1550643	44.80	ug/L		98
92) 2-Chlorotoluene	6.687	91	1240306	43.97	ug/L		99
93) trans-1,4-Dichloro-2-B...	6.735	53	201194	46.81	ug/L		98
94) 1,2,3-Trichloropropane	6.703	110	207777	42.68	ug/L		96
95) Cyclohexanone	6.724	55	382363	454.18	ug/L		96
96) 4-Chlorotoluene	6.808	91	1312516	42.90	ug/L		97
97) tert-Butylbenzene	6.970	91	773110	42.73	ug/L		99
99) 1,2,4-Trimethylbenzene	7.022	105	1462554	43.87	ug/L		99
100) Pentachloroethane	6.970	167	237256	42.03	ug/L	#	46
101) sec-Butylbenzene	7.106	105	1673652	41.28	ug/L		99
102) 4-Isopropyltoluene	7.221	119	1459931	42.74	ug/L		99
103) 1,3-Dichlorobenzene	7.258	146	832391	42.32	ug/L		99
104) 1,2,3-Trimethylbenzene	7.346	105	1447345	41.18	ug/L		97
105) 1,4-Dichlorobenzene	7.320	146	847728	39.72	ug/L		98
106) n-Butylbenzene	7.535	92	638098	46.34	ug/L		97
107) Benzyl Chloride	7.498	126	224534	44.86	ug/L		93
108) 1,2-Dichlorobenzene	7.629	146	784730	41.48	ug/L		97
109) 1,2-Dibromo-3-Chloropr...	8.183	75	129989	45.25	ug/L		83
110) Hexachlorobutadiene	8.664	225	158066	45.65	ug/L		92
111) 1,2,4-Trichlorobenzene	8.664	180	441614	45.63	ug/L		98
112) Naphthalene	8.863	128	1542417	42.63	ug/L		100
113) 1,2,3-Trichlorobenzene	8.989	180	409752	42.57	ug/L		94

(#) = qualifier out of range (m) = manual integration (+) = signals summed

Quantitation Report (QT Reviewed)

Data Path : C:\msdchem\1\DATA\2023-09-06\
Data File : 2P101234.D
Acq On : 6 Sep 2023 12:59 pm
Operator : joannel
Sample : ICV3836-5 Inst : MSVOA13-P
Misc : MS54514,V2P3836,,,,,
ALS Vial : 11 Sample Multiplier: 1

Quant Time: Sep 06 14:42:09 2023
Quant Method : C:\msdchem\1\METHODS\V2P_2023-9-06.M
Quant Title : SW-846 Method 5035A/8260B
QLast Update : Wed Sep 06 14:19:37 2023
Response via : Initial Calibration

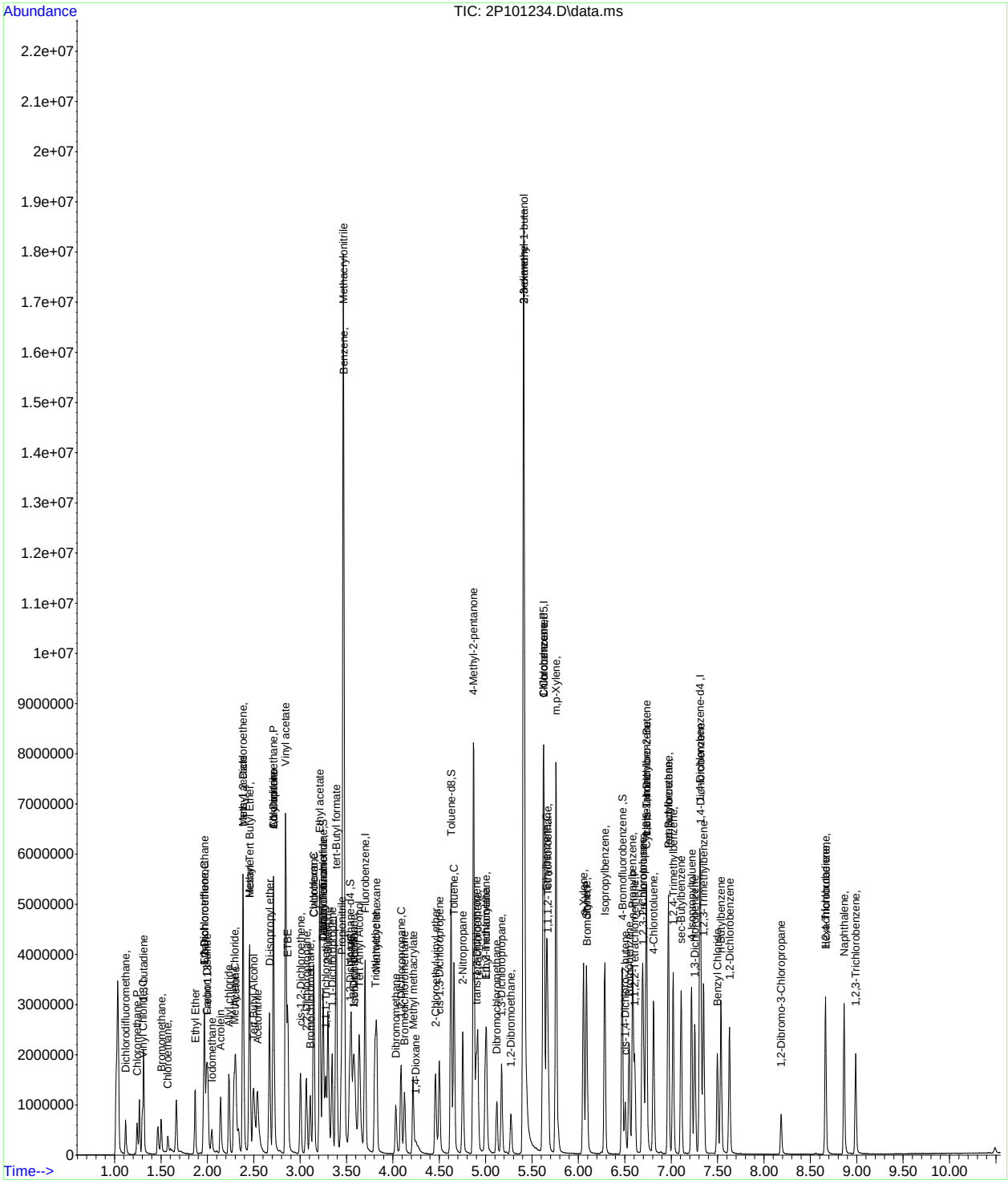

Manual Integration Approval Summary

Sample Number: V2P3836-ICV3836
Lab FileID: 2P101234.D
Injection Time: 09/06/23 12:59
Method: SW846 8260D
Analyst approved: 09/06/23 14:52 Jo-Ann Lugo De Jesus
Supervisor approved: 09/08/23 07:54 Karen Watson

Parameter	CAS	Sig#	R.T. (min.)	Reason
Acetonitrile	75-05-8		2.54	Overlapping peak
Carbon Tetrachloride	56-23-5		3.25	Overlapping peak
Isobutyl Alcohol	78-83-1		3.59	Poor instrument integration
1-Chlorohexane	544-10-5		5.63	Poor instrument integration
Ethylbenzene	100-41-4		5.66	Poor instrument integration

Quantitation Report (Qedit)

Data Path : C:\msdchem\1\DATA\2023-09-06\
Data File : 2P101234.D
Acq On : 6 Sep 2023 12:59 pm
Operator : joannel
Sample : ICV3836-5 Inst : MSVOA13-P
Misc : MS54514,V2P3836,,,,,
ALS Vial : 11 Sample Multiplier: 1

Quant Time: Sep 06 14:19:52 2023
Quant Method : C:\msdchem\1\METHODS\V2P_2023-9-06.M
Quant Title : SW-846 Method 5035A/8260B
QLast Update : Wed Sep 06 14:19:37 2023
Response via : Initial Calibration

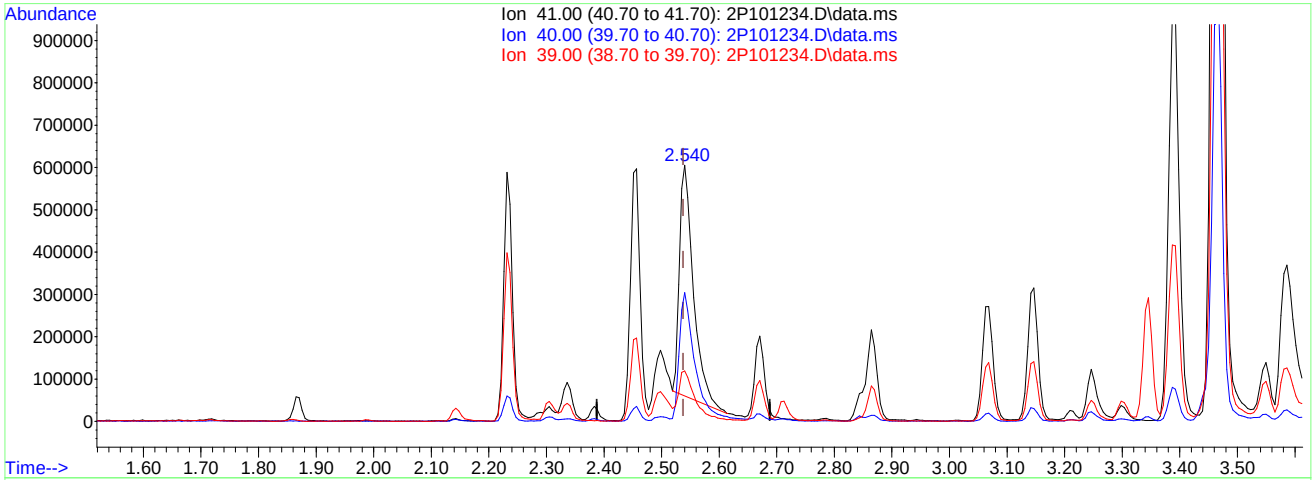

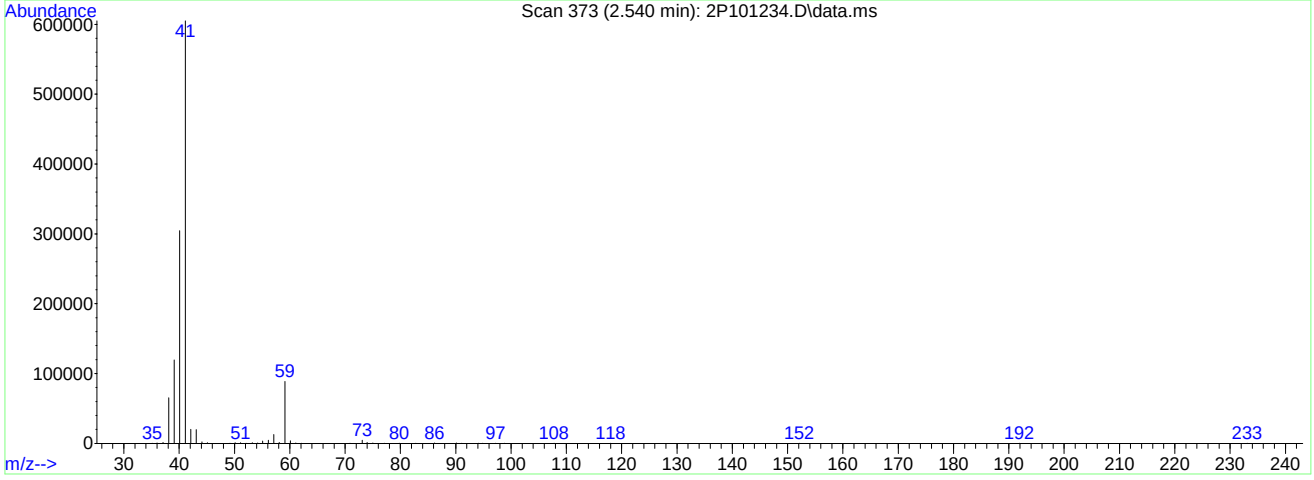

TIC: 2P101234.D\data.ms

(25) Acetonitrile

2.540min (+0.002) 326.56ug/L

response 904222

Ion	Exp%	Act%
41.00	100	100
40.00	49.20	50.84
39.00	20.70	19.65
0.00	0.00	0.00

Quantitation Report (Qedit)

Data Path : C:\msdchem\1\DATA\2023-09-06\
Data File : 2P101234.D
Acq On : 6 Sep 2023 12:59 pm
Operator : joannel
Sample : ICV3836-5 Inst : MSVOA13-P
Misc : MS54514,V2P3836,,,,,
ALS Vial : 11 Sample Multiplier: 1

Quant Time: Sep 06 14:19:52 2023
Quant Method : C:\msdchem\1\METHODS\V2P_2023-9-06.M
Quant Title : SW-846 Method 5035A/8260B
QLast Update : Wed Sep 06 14:19:37 2023
Response via : Initial Calibration

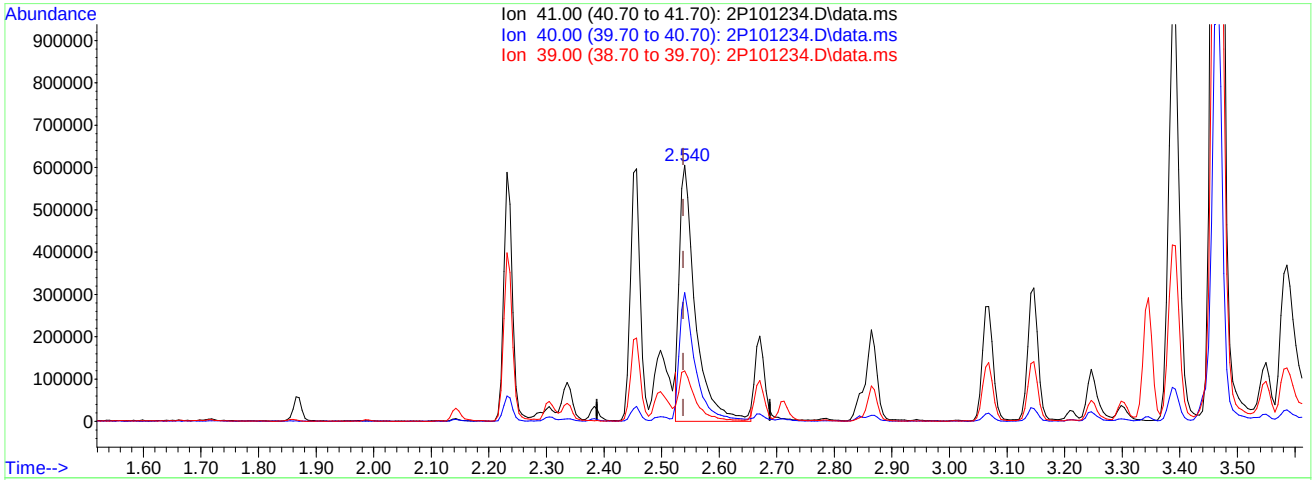

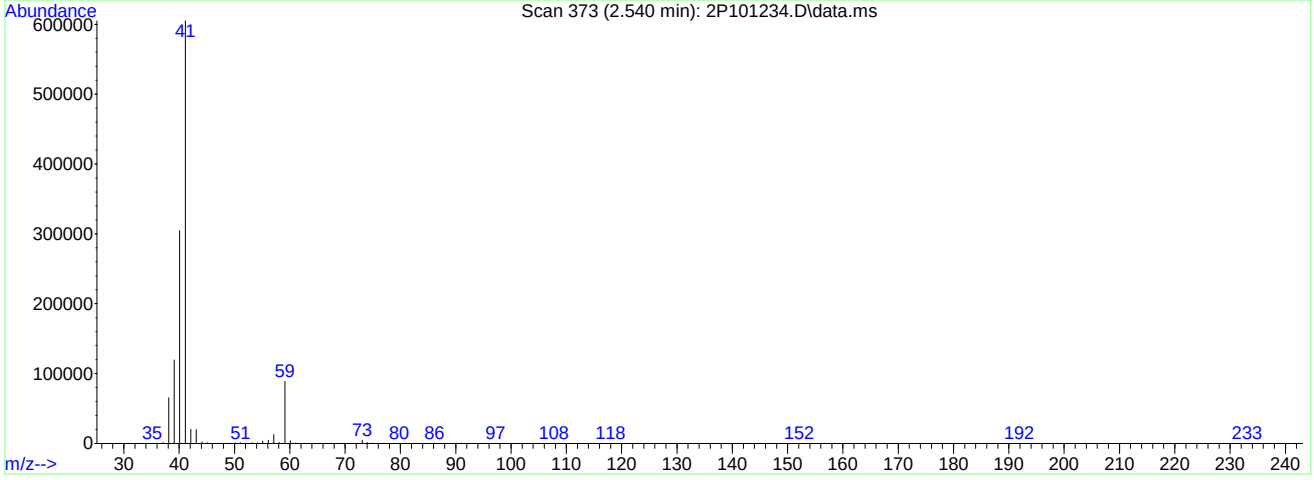

TIC: 2P101234.D\data.ms

(25) Acetonitrile

2.540min (+0.002) 417.38ug/L m

response 1165764

Ion	Exp%	Act%
41.00	100	100
40.00	49.20	50.32
39.00	20.70	19.72
0.00	0.00	0.00

Quantitation Report (Qedit)

Data Path : C:\msdchem\1\DATA\2023-09-06\
Data File : 2P101234.D
Acq On : 6 Sep 2023 12:59 pm
Operator : joannel
Sample : ICV3836-5 Inst : MSVOA13-P
Misc : MS54514,V2P3836,,,,,
ALS Vial : 11 Sample Multiplier: 1

Quant Time: Sep 06 14:19:52 2023
Quant Method : C:\msdchem\1\METHODS\V2P_2023-9-06.M
Quant Title : SW-846 Method 5035A/8260B
QLast Update : Wed Sep 06 14:19:37 2023
Response via : Initial Calibration

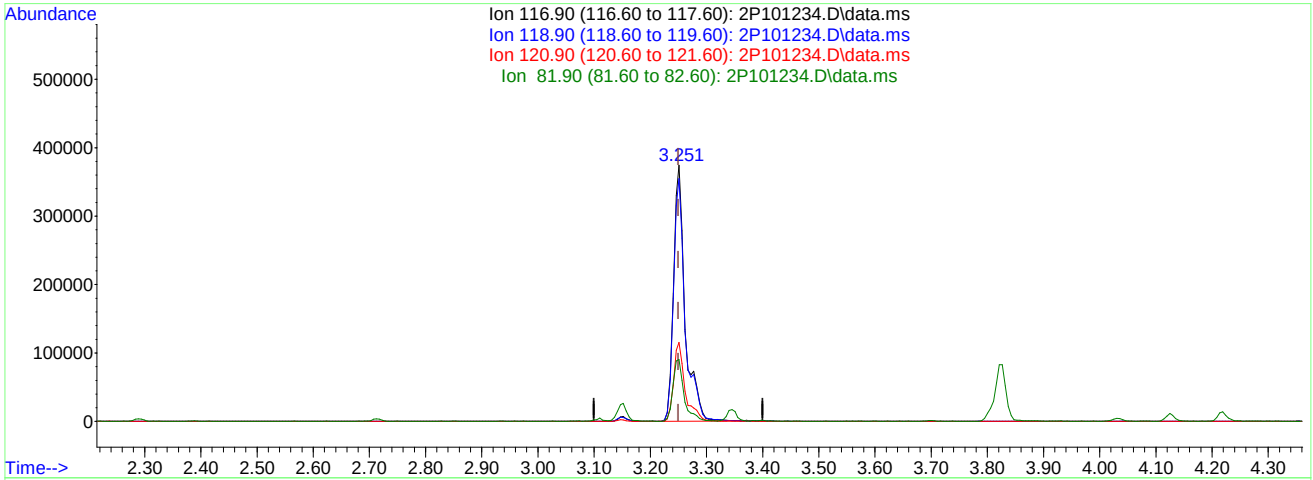

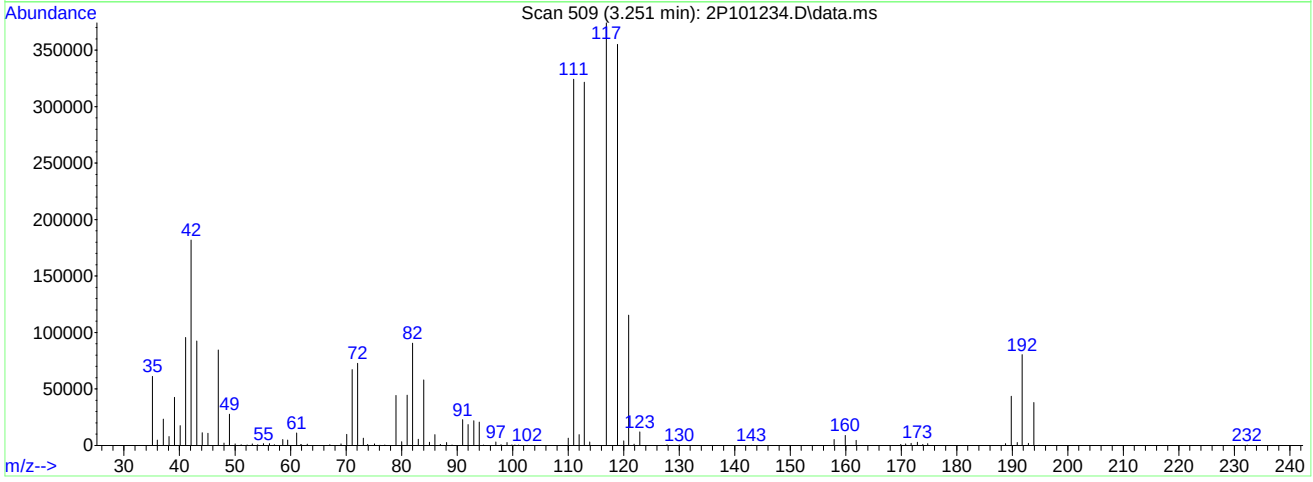

TIC: 2P101234.D\data.ms

(40) Carbon Tetrachloride ( )

3.251min (+0.002) 51.11ug/L

response 537876

Ion	Exp%	Act%
116.90	100	100
118.90	95.30	94.87
120.90	30.00	30.84
81.90	24.00	24.11

Quantitation Report (Qedit)

Data Path : C:\msdchem\1\DATA\2023-09-06\
Data File : 2P101234.D
Acq On : 6 Sep 2023 12:59 pm
Operator : joannel
Sample : ICV3836-5 Inst : MSVOA13-P
Misc : MS54514,V2P3836,,,,,
ALS Vial : 11 Sample Multiplier: 1

Quant Time: Sep 06 14:19:52 2023
Quant Method : C:\msdchem\1\METHODS\V2P_2023-9-06.M
Quant Title : SW-846 Method 5035A/8260B
QLast Update : Wed Sep 06 14:19:37 2023
Response via : Initial Calibration

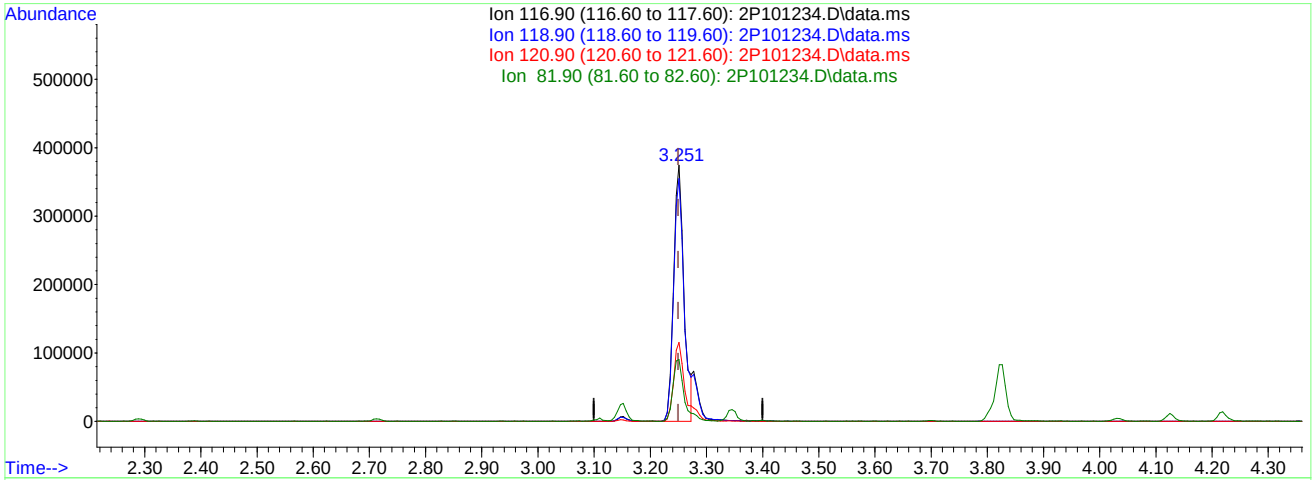

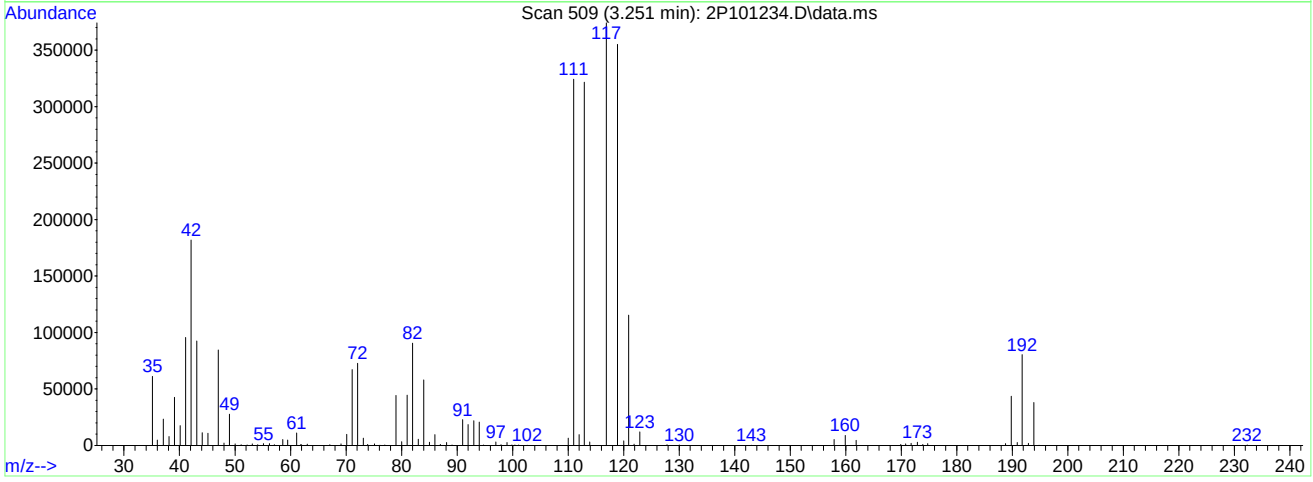

TIC: 2P101234.D\data.ms

(40) Carbon Tetrachloride ( )

3.251min (+0.002) 45.64ug/L m

response 480261

Ion	Exp%	Act%
116.90	100	100
118.90	95.30	94.87
120.90	30.00	30.84
81.90	24.00	24.18

Quantitation Report (Qedit)

Data Path : C:\msdchem\1\DATA\2023-09-06\
Data File : 2P101234.D
Acq On : 6 Sep 2023 12:59 pm
Operator : joannel
Sample : ICV3836-5 Inst : MSVOA13-P
Misc : MS54514,V2P3836,,,,,
ALS Vial : 11 Sample Multiplier: 1

Quant Time: Sep 06 14:19:52 2023
Quant Method : C:\msdchem\1\METHODS\V2P_2023-9-06.M
Quant Title : SW-846 Method 5035A/8260B
QLast Update : Wed Sep 06 14:19:37 2023
Response via : Initial Calibration

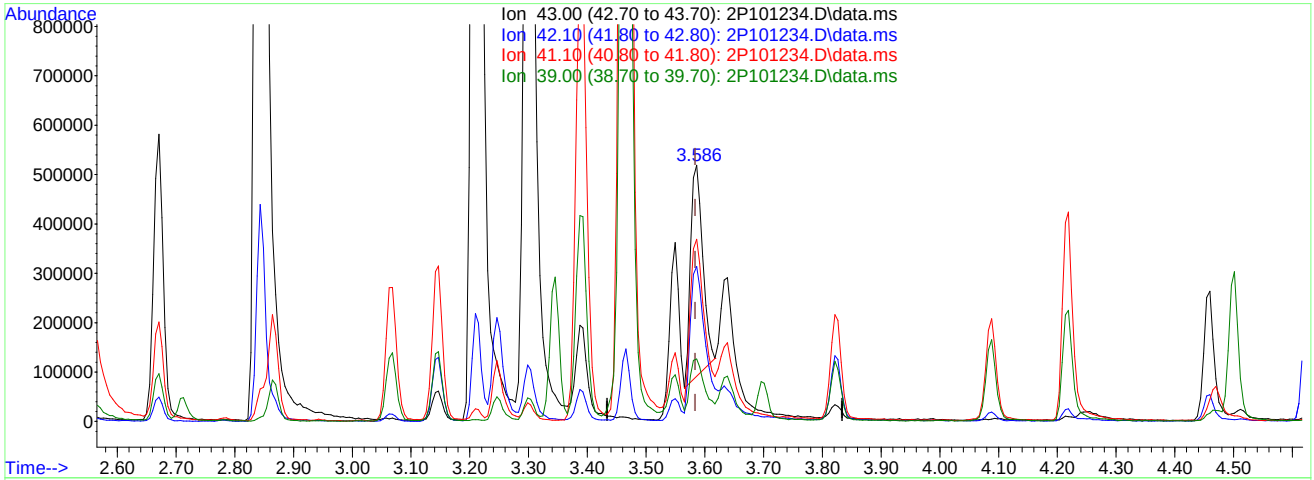

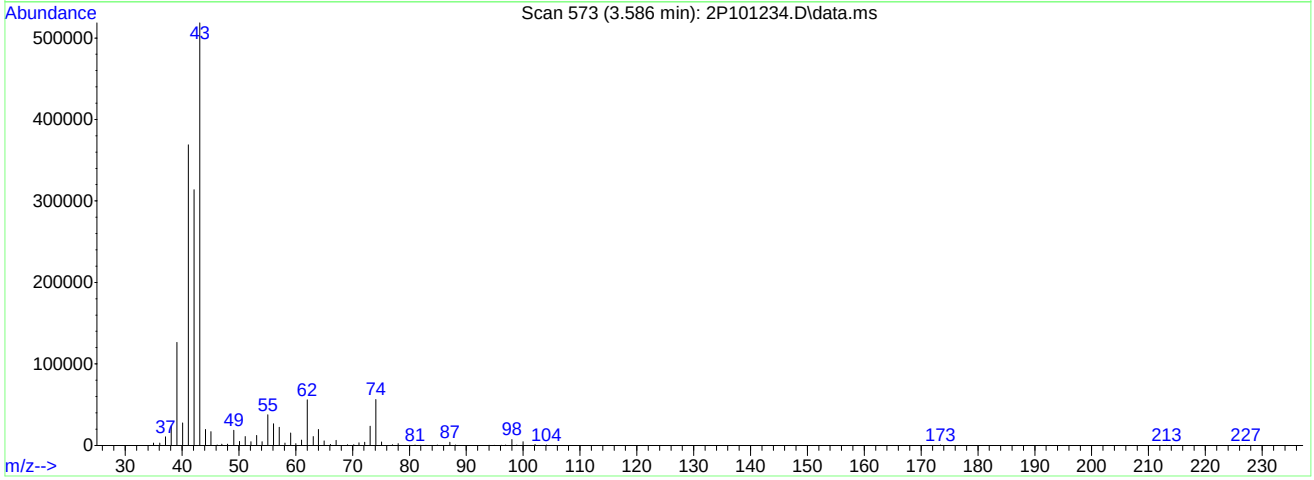

TIC: 2P101234.D\data.ms

(50) Isobutyl alcohol

3.586min (+0.002) 637.05ug/L

response 621688

Ion	Exp%	Act%
43.00	100	100
42.10	58.90	65.85
41.10	72.20	73.06
39.00	25.70	23.19

Quantitation Report (Qedit)

Data Path : C:\msdchem\1\DATA\2023-09-06\
Data File : 2P101234.D
Acq On : 6 Sep 2023 12:59 pm
Operator : joannel
Sample : ICV3836-5 Inst : MSVOA13-P
Misc : MS54514,V2P3836,,,,,
ALS Vial : 11 Sample Multiplier: 1

Quant Time: Sep 06 14:19:52 2023
Quant Method : C:\msdchem\1\METHODS\V2P_2023-9-06.M
Quant Title : SW-846 Method 5035A/8260B
QLast Update : Wed Sep 06 14:19:37 2023
Response via : Initial Calibration

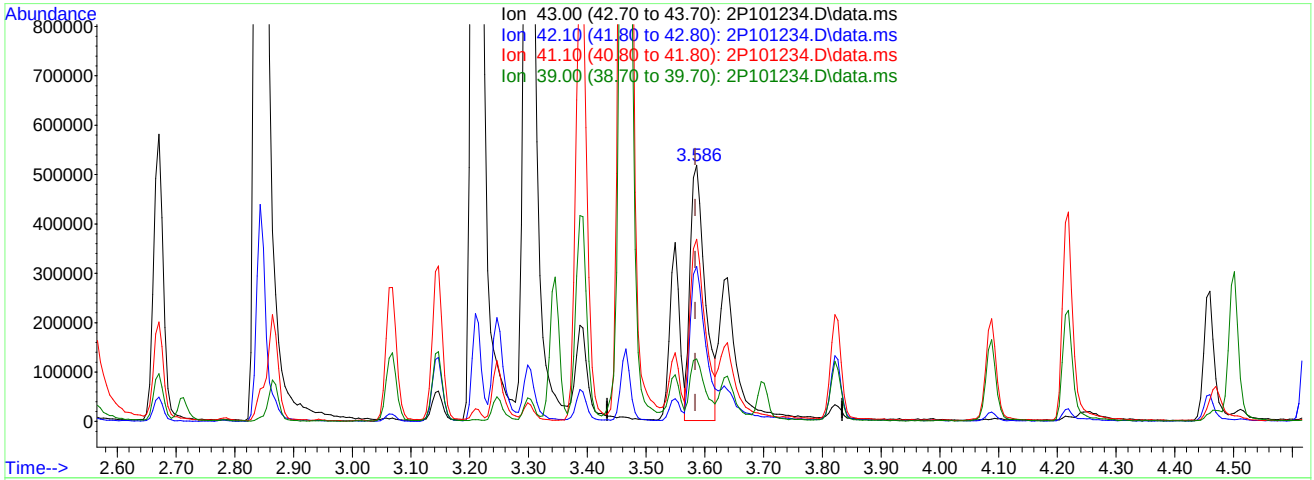

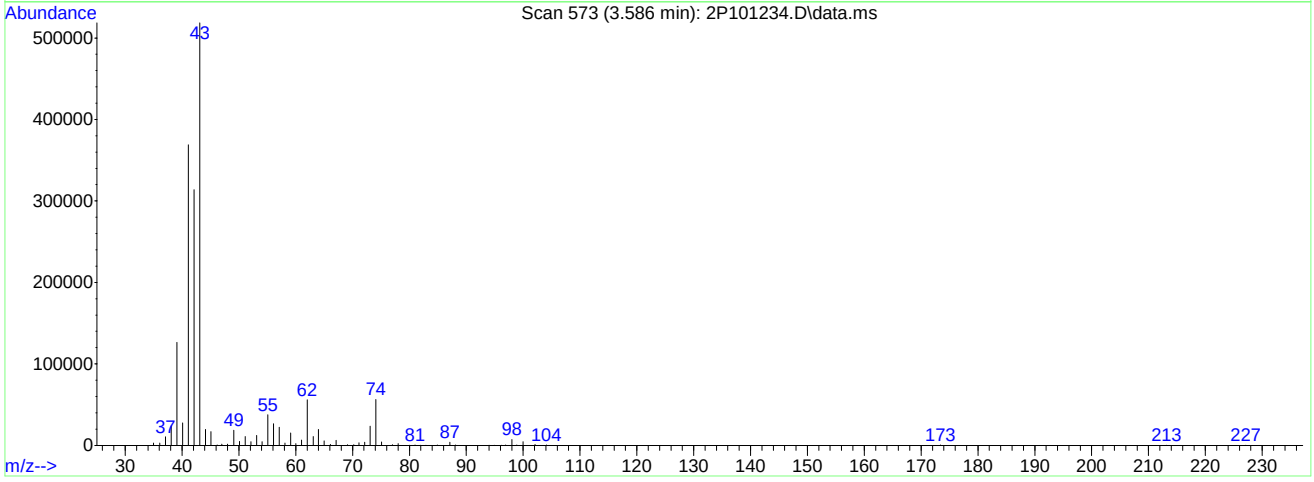

TIC: 2P101234.D\data.ms

(50) Isobutyl alcohol

3.586min (+0.002) 967.06ug/L m

response 922431

Ion	Exp%	Act%
43.00	100	100
42.10	58.90	60.47
41.10	72.20	71.15
39.00	25.70	24.40

Quantitation Report (Qedit)

Data Path : C:\msdchem\1\DATA\2023-09-06\
Data File : 2P101234.D
Acq On : 6 Sep 2023 12:59 pm
Operator : joannel
Sample : ICV3836-5 Inst : MSVOA13-P
Misc : MS54514,V2P3836,,,,,
ALS Vial : 11 Sample Multiplier: 1

Quant Time: Sep 06 14:19:52 2023
Quant Method : C:\msdchem\1\METHODS\V2P_2023-9-06.M
Quant Title : SW-846 Method 5035A/8260B
QLast Update : Wed Sep 06 14:19:37 2023
Response via : Initial Calibration

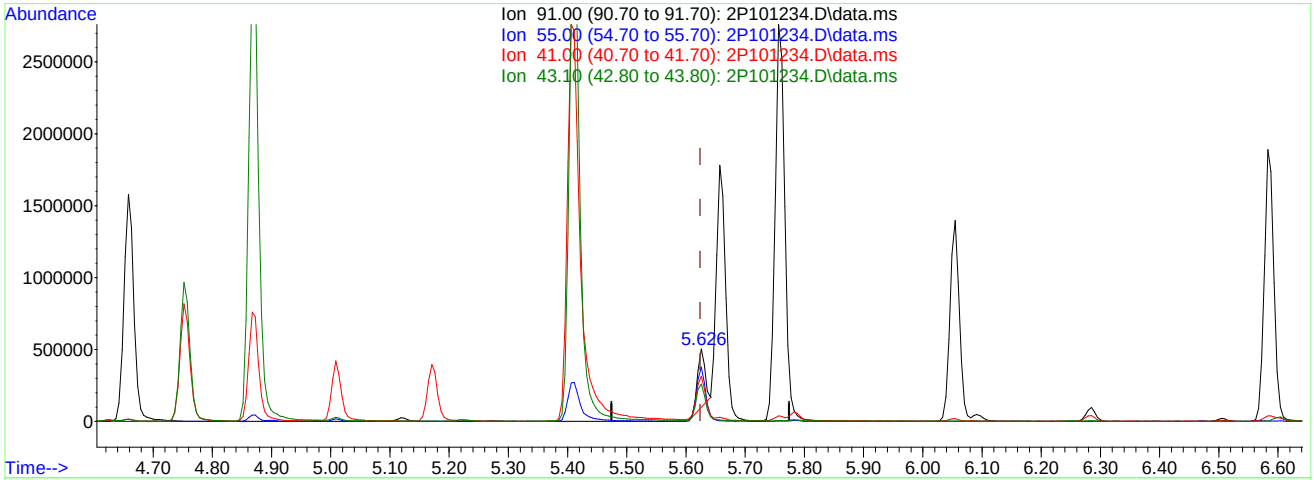

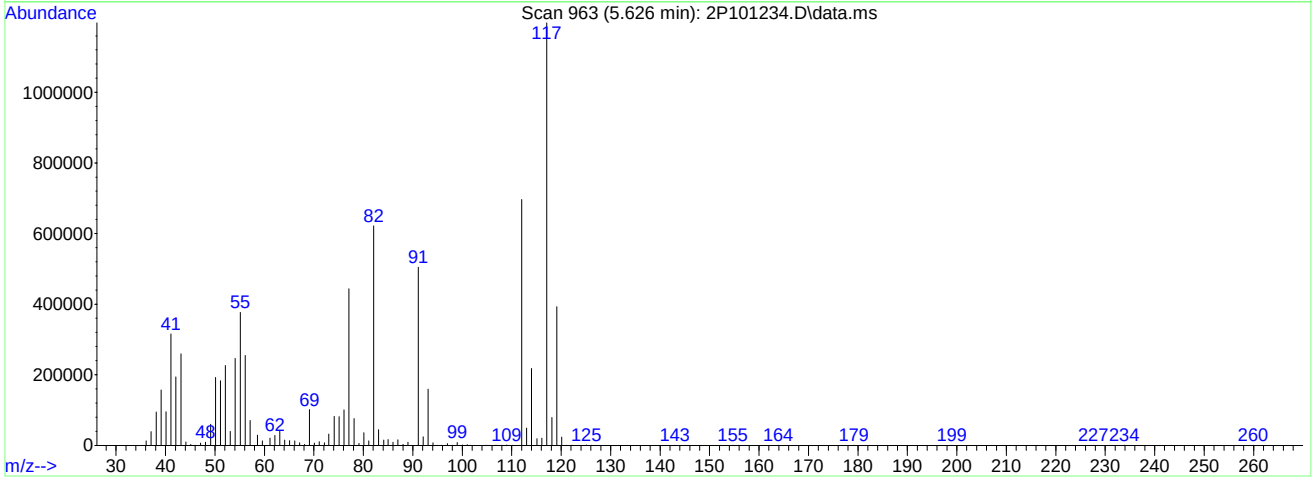

TIC: 2P101234.D\data.ms

(76) 1-Chlorohexane

5.626min (+0.001) 29.21ug/L

response 379817

Ion	Exp%	Act%
91.00	100	100
55.00	73.90	73.88
41.00	64.30	59.80
43.10	53.90	50.02

Quantitation Report (Qedit)

Data Path : C:\msdchem\1\DATA\2023-09-06\
Data File : 2P101234.D
Acq On : 6 Sep 2023 12:59 pm
Operator : joannel
Sample : ICV3836-5 Inst : MSVOA13-P
Misc : MS54514,V2P3836,,,,,
ALS Vial : 11 Sample Multiplier: 1

Quant Time: Sep 06 14:19:52 2023
Quant Method : C:\msdchem\1\METHODS\V2P_2023-9-06.M
Quant Title : SW-846 Method 5035A/8260B
QLast Update : Wed Sep 06 14:19:37 2023
Response via : Initial Calibration

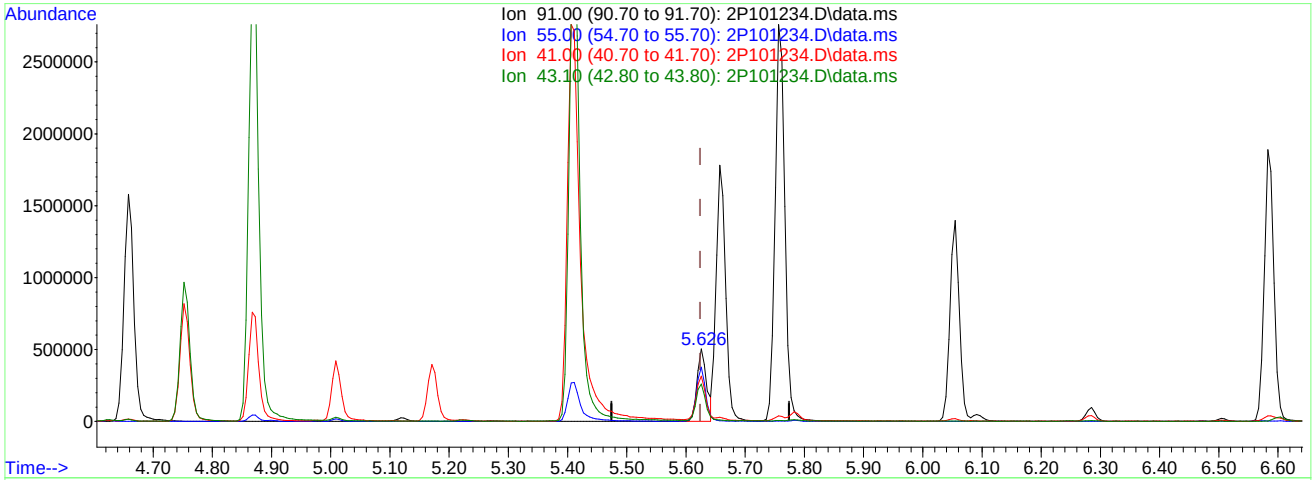

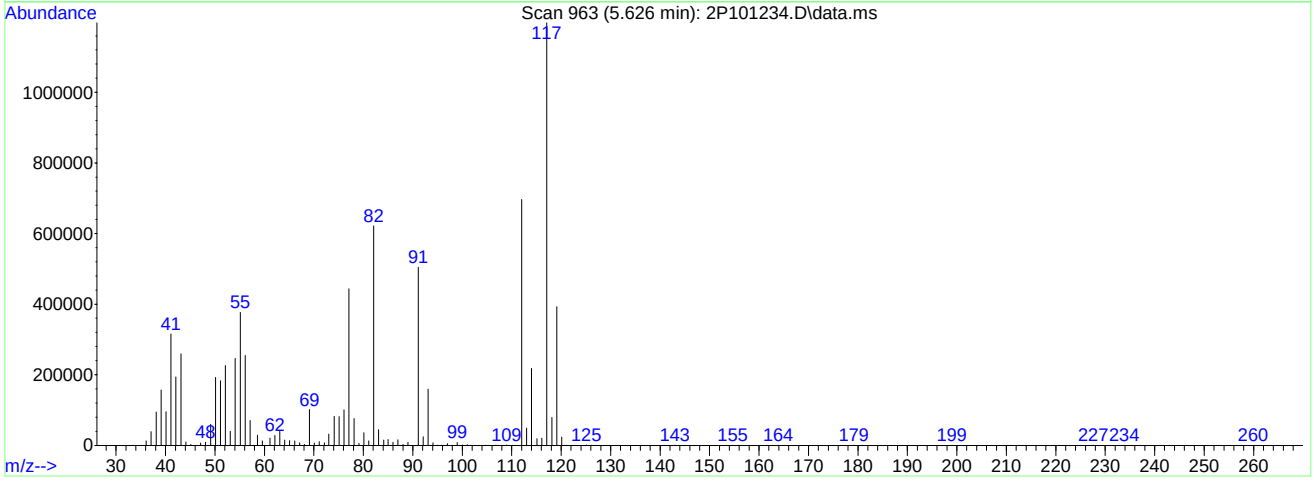

TIC: 2P101234.D\data.ms

(76) 1-Chlorohexane

5.626min (+0.001) 43.78ug/L m

response 569245

Ion	Exp%	Act%
91.00	100	100
55.00	73.90	74.68
41.00	64.30	62.63
43.10	53.90	51.45

Quantitation Report (Qedit)

Data Path : C:\msdchem\1\DATA\2023-09-06\
Data File : 2P101234.D
Acq On : 6 Sep 2023 12:59 pm
Operator : joannel
Sample : ICV3836-5 Inst : MSVOA13-P
Misc : MS54514,V2P3836,,,,,
ALS Vial : 11 Sample Multiplier: 1

Quant Time: Sep 06 14:19:52 2023
Quant Method : C:\msdchem\1\METHODS\V2P_2023-9-06.M
Quant Title : SW-846 Method 5035A/8260B
QLast Update : Wed Sep 06 14:19:37 2023
Response via : Initial Calibration

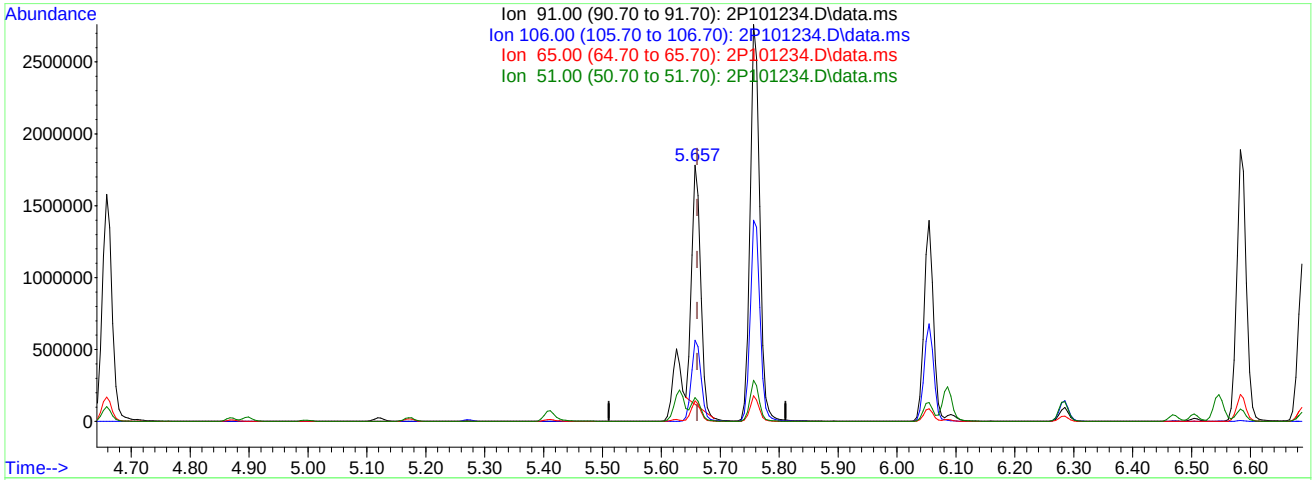

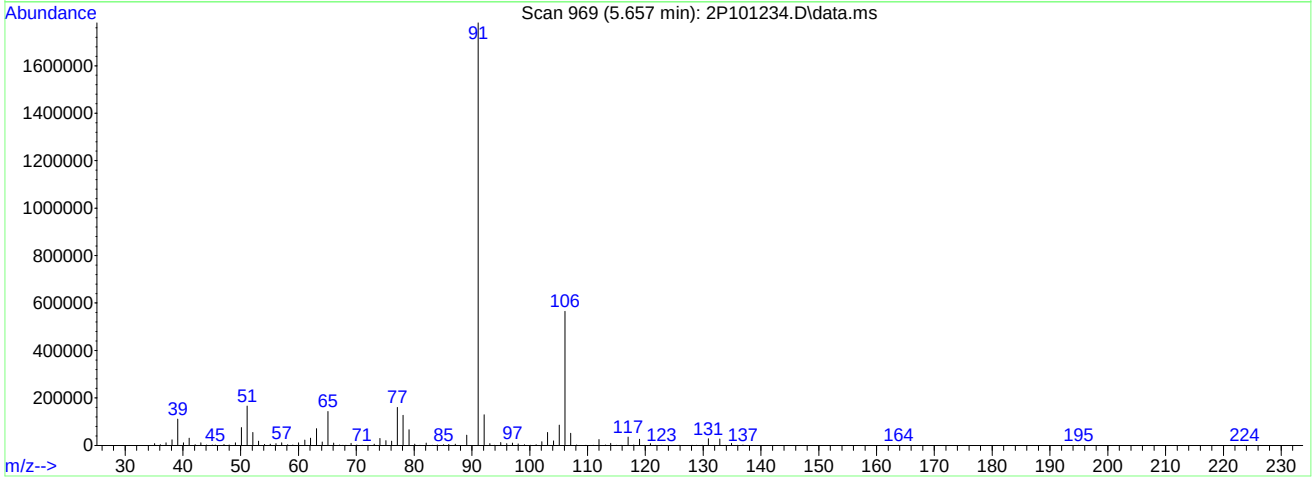

TIC: 2P101234.D\data.ms

(77) Ethylbenzene (C)

5.657min (-0.004) 36.06ug/L

response 1703660

Ion	Exp%	Act%
91.00	100	100
106.00	34.20	31.63
65.00	7.60	7.95
51.00	9.20	9.21

Quantitation Report (Qedit)

Data Path : C:\msdchem\1\DATA\2023-09-06\
Data File : 2P101234.D
Acq On : 6 Sep 2023 12:59 pm
Operator : joannel
Sample : ICV3836-5 Inst : MSVOA13-P
Misc : MS54514,V2P3836,,,,,
ALS Vial : 11 Sample Multiplier: 1

Quant Time: Sep 06 14:19:52 2023
Quant Method : C:\msdchem\1\METHODS\V2P_2023-9-06.M
Quant Title : SW-846 Method 5035A/8260B
QLast Update : Wed Sep 06 14:19:37 2023
Response via : Initial Calibration

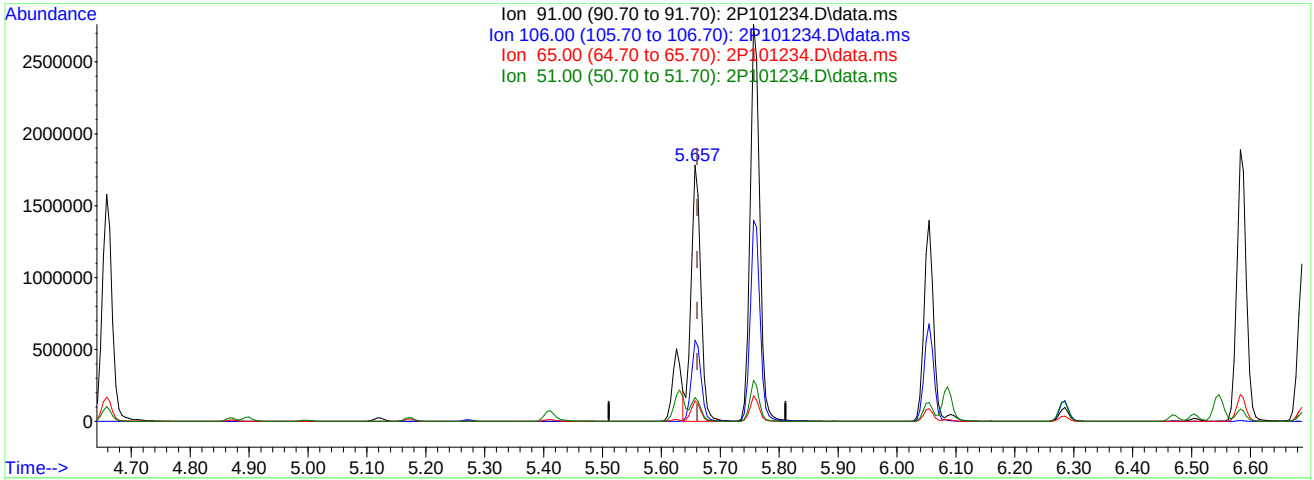

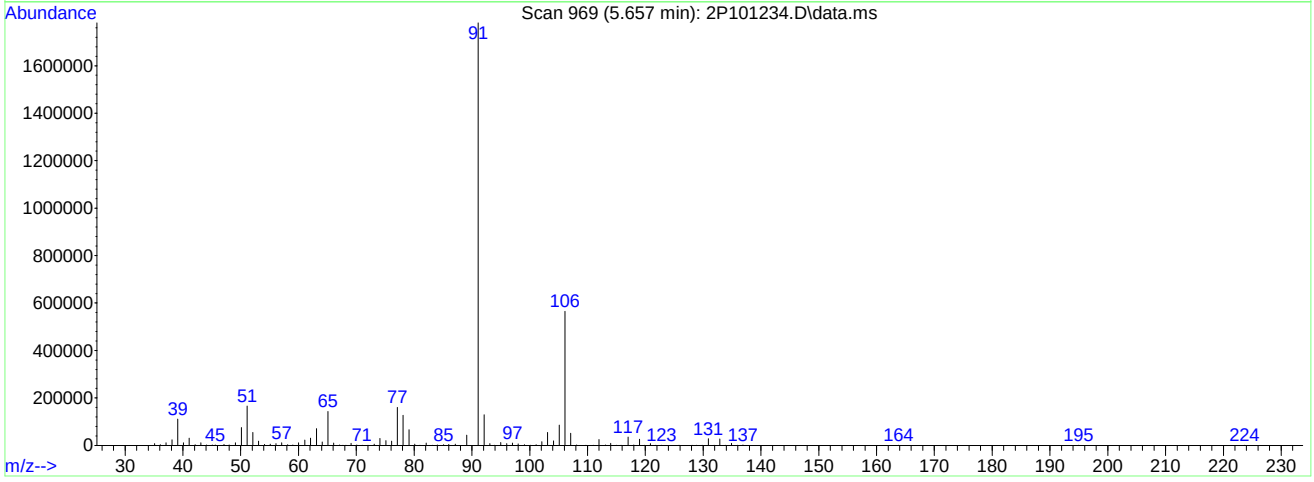

TIC: 2P101234.D\data.ms

(77) Ethylbenzene (C)

5.657min (-0.004) 43.01ug/L m

response 2031649

Ion	Exp%	Act%
91.00	100	100
106.00	34.20	31.72
65.00	7.60	7.99
51.00	9.20	9.31

Quantitation Report (QT Reviewed)

Data Path : C:\msdchem\1\DATA\2023-09-06\
Data File : 2P101235.D
Acq On : 6 Sep 2023 1:25 pm
Operator : joannel
Sample : ICV3836-4 Inst : MSVOA13-P
Misc : MS54514,V2P3836,,,,,
ALS Vial : 12 Sample Multiplier: 1

Quant Time: Sep 06 14:44:18 2023
Quant Method : C:\msdchem\1\METHODS\V2P_2023-9-06.M
Quant Title : SW-846 Method 5035A/8260B
QLast Update : Wed Sep 06 14:19:37 2023
Response via : Initial Calibration

Internal Standards	R.T.	QIon	Response	Conc	Units	Dev(Min)
1) Fluorobenzene	3.701	96	2124376	50.00	ug/L	0.00
62) Chlorobenzene-d5	5.620	117	1761867	50.00	ug/L	0.00
85) 1,4-Dichlorobenzene-d4	7.309	152	981142	50.00	ug/L	0.00
System Monitoring Compounds						
39) Dibromofluoromethane	3.246	113	479300	50.65	ug/L	0.00
Spiked Amount 50.000	Range 83 - 118		Recovery = 101.30%			
49) 1,2-Dichloroethane-d4	3.528	65	543218	52.91	ug/L	0.00
Spiked Amount 50.000	Range 79 - 125		Recovery = 105.82%			
63) Toluene-d8	4.626	98	2306568	50.20	ug/L	0.00
Spiked Amount 50.000	Range 85 - 112		Recovery = 100.40%			
86) 4-Bromofluorobenzene	6.473	174	770129	50.11	ug/L	0.00
Spiked Amount 50.000	Range 83 - 118		Recovery = 100.22%			
Target Compounds						Qvalue
8) Trichlorofluoromethane	1.666	101	333473	31.95	ug/L	100

(#) = qualifier out of range (m) = manual integration (+) = signals summed

Quantitation Report (QT Reviewed)

Data Path : C:\msdchem\1\DATA\2023-09-06\
Data File : 2P101235.D
Acq On : 6 Sep 2023 1:25 pm
Operator : joannel
Sample : ICV3836-4 Inst : MSVOA13-P
Misc : MS54514,V2P3836,,,,,
ALS Vial : 12 Sample Multiplier: 1

Quant Time: Sep 06 14:44:18 2023
Quant Method : C:\msdchem\1\METHODS\V2P_2023-9-06.M
Quant Title : SW-846 Method 5035A/8260B
QLast Update : Wed Sep 06 14:19:37 2023
Response via : Initial Calibration

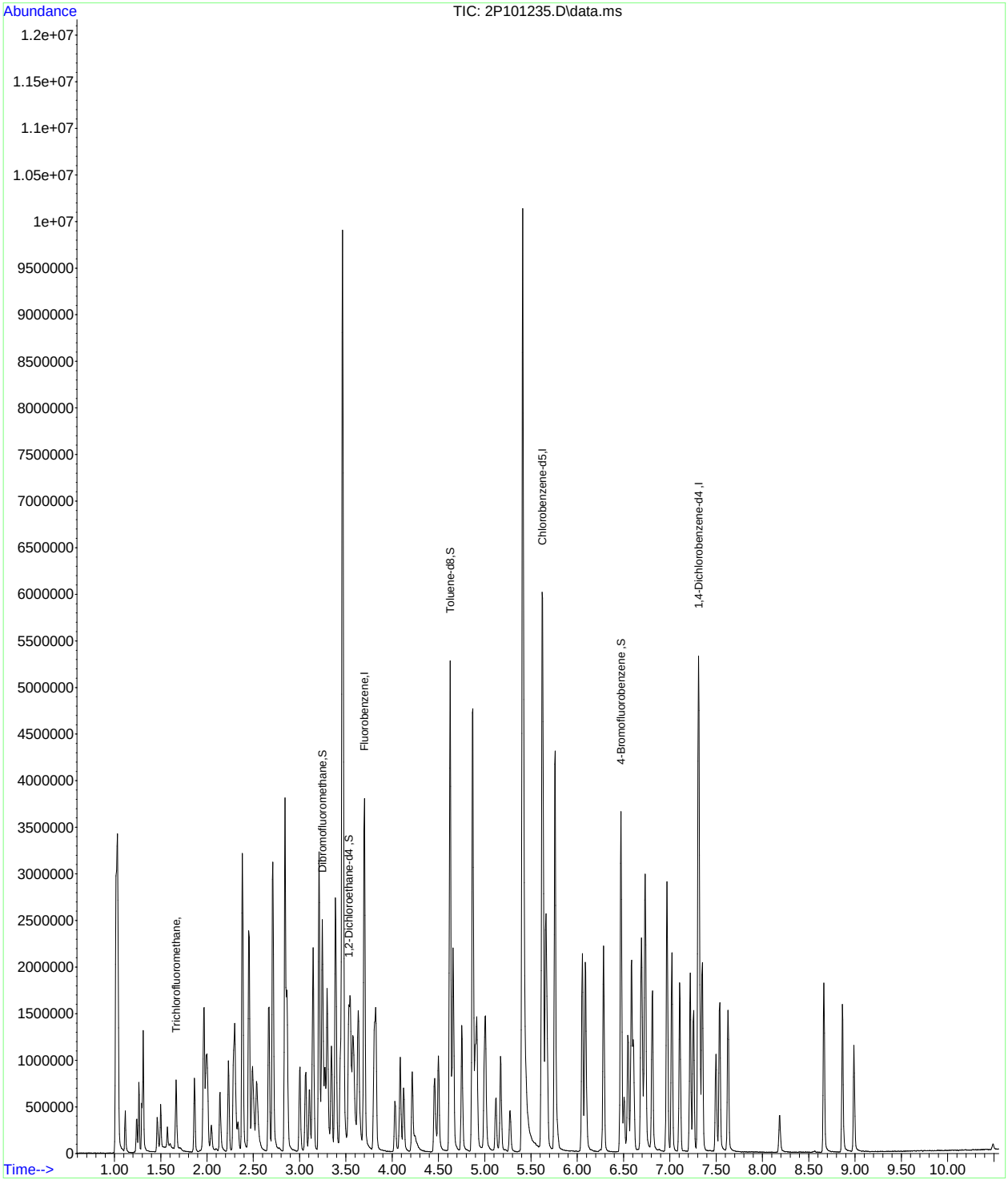

Manual Integrations APPROVED (compounds with "m" flag)
Neil Christiana 09/11/23 11:32

Quantitation Report (QT Reviewed)

Data Path : C:\msdchem\1\DATA\2023-09-08\
Data File : 2P101281.D
Acq On : 8 Sep 2023 10:39 am
Operator : joannel
Sample : CC3836-4 Inst : MSVOA13-P
Misc : MS54514,V2P3838,,,,,
ALS Vial : 2 Sample Multiplier: 1

Quant Time: Sep 08 11:05:35 2023
Quant Method : C:\msdchem\1\METHODS\V2P_2023-9-06.M
Quant Title : SW-846 Method 5035A/8260B
QLast Update : Wed Sep 06 14:19:37 2023
Response via : Initial Calibration

Internal Standards	R.T.	QIon	Response	Conc	Units	Dev(Min)
1) Fluorobenzene	3.702	96	1891348	50.00	ug/L	0.00
62) Chlorobenzene-d5	5.621	117	1574671	50.00	ug/L	0.00
85) 1,4-Dichlorobenzene-d4	7.305	152	890413	50.00	ug/L	0.00
System Monitoring Compounds						
39) Dibromofluoromethane	3.247	113	426446	50.61	ug/L	0.00
Spiked Amount 50.000	Range 83 - 118		Recovery = 101.22%			
49) 1,2-Dichloroethane-d4	3.529	65	470004	51.42	ug/L	0.00
Spiked Amount 50.000	Range 79 - 125		Recovery = 102.84%			
63) Toluene-d8	4.628	98	2046158	49.82	ug/L	0.00
Spiked Amount 50.000	Range 85 - 112		Recovery = 99.64%			
86) 4-Bromofluorobenzene	6.474	174	688973	49.40	ug/L	0.00
Spiked Amount 50.000	Range 83 - 118		Recovery = 98.80%			
Target Compounds						Qvalue
2) Dichlorodifluoromethane	1.118	85	172551	27.42	ug/L	99
3) Chloromethane	1.244	50	209485	26.73	ug/L	99
4) 1,3-butadiene	1.312	39	214334	23.01	ug/L	91
5) Vinyl Chloride	1.301	62	214640	27.70	ug/L	96
6) Bromomethane	1.500	94	111525	24.88	ug/L	97
7) Chloroethane	1.573	64	82707	27.28	ug/L	98
8) Trichlorofluoromethane	1.667	101	298270	32.21	ug/L	99
9) Ethyl Ether	1.866	59	187818	24.77	ug/L	98
10) Ethanol	1.960	45	133241	536.86	ug/L	93
11) 1,2-Dichlorotrifluoroe...	1.965	67	214657	24.97	ug/L	96
12) 1,1-Dichloroethene	1.971	61	269237	25.46	ug/L	99
13) Freon 113	2.002	101	157378	25.40	ug/L	98
14) Carbon Disulfide	1.992	76	501112	25.52	ug/L	98
15) Iodomethane	2.049	142	168083	25.26	ug/L	97
16) Acrolein	2.143	56	294089	147.42	ug/L	99
17) Allyl chloride	2.232	41	287120	25.04	ug/L	97
18) Methylene Chloride	2.284	49	261629	22.99	ug/L	96
19) Acetone	2.305	43	629130	132.58	ug/L	100
20) Methyl acetate	2.384	43	1542523	123.72	ug/L	99
21) trans-1,2-Dichloroethene	2.389	61	269443	24.74	ug/L	97
22) Hexane	2.452	56	154796	26.34	ug/L #	91
23) Methyl Tert Butyl Ether	2.457	73	649163	25.39	ug/L	94
24) Tert Butyl Alcohol	2.494	59	773440	255.14	ug/L	99
25) Acetonitrile	2.541	41	610146m	254.57	ug/L	
26) Di-isopropyl ether	2.672	45	709466	25.76	ug/L	98
27) Chloroprene	2.713	53	1067931	25.66	ug/L	97
28) 1,1-Dichloroethane	2.713	63	367276	25.33	ug/L	98
29) Acrylonitrile	2.713	52	678044	131.73	ug/L	96
30) ETBE	2.865	59	659319	25.74	ug/L	97
31) Vinyl acetate	2.844	43	2997242	125.85	ug/L	100
32) cis-1,2-Dichloroethene	3.006	96	228121	25.61	ug/L	98
33) 2,2-Dichloropropane	3.069	77	265491	25.39	ug/L	97
34) Bromochloromethane	3.111	128	110875	25.94	ug/L	94
35) Cyclohexane	3.142	56	340153	25.66	ug/L	97
36) Chloroform	3.147	83	362023	25.99	ug/L	96
37) Ethyl acetate	3.210	43	1993170	128.89	ug/L	99
38) Tetrahydrofuran	3.247	42	150900	26.11	ug/L	98
40) Carbon Tetrachloride	3.252	117	231954m	25.29	ug/L	
41) 1,1,1-Trichloroethane	3.273	97	292194	25.72	ug/L	99
42) 2-Butanone	3.299	43	1143529	135.43	ug/L	99
43) 1,1-Dichloropropene	3.346	75	258755	24.90	ug/L	99
44) tert-Butyl formate	3.388	59	509676	136.64	ug/L	97
45) Propionitrile	3.440	54	626139	251.00	ug/L	98
46) Methacrylonitrile	3.466	41	2341003	245.71	ug/L	98
47) Benzene	3.477	78	870029	24.63	ug/L	87
48) TAME	3.550	73	608124	25.63	ug/L	99
50) Isobutyl alcohol	3.582	43	470109m	549.38	ug/L	
51) 1,2-Dichloroethane	3.571	62	263702	24.68	ug/L	99

Quantitation Report (QT Reviewed)

Data Path : C:\msdchem\1\DATA\2023-09-08\
Data File : 2P101281.D
Acq On : 8 Sep 2023 10:39 am
Operator : joannel
Sample : CC3836-4 Inst : MSVOA13-P
Misc : MS54514,V2P3838,,,,,
ALS Vial : 2 Sample Multiplier: 1

Quant Time: Sep 08 11:05:35 2023
Quant Method : C:\msdchem\1\METHODS\V2P_2023-9-06.M
Quant Title : SW-846 Method 5035A/8260B
QLast Update : Wed Sep 06 14:19:37 2023
Response via : Initial Calibration

Internal Standards	R.T.	QIon	Response	Conc	Units		Dev(Min)
52) Tert Amyl Alcohol	3.634	59	597061	275.07	ug/L		100
53) Trichloroethene	3.806	95	213539	25.76	ug/L		97
54) Methylcyclohexane	3.822	83	328178	25.98	ug/L		98
55) Dibromomethane	4.031	93	115657	24.91	ug/L		94
56) 1,2-Dichloropropane	4.089	63	203285	25.93	ug/L		98
57) Bromodichloromethane	4.125	83	250063	26.68	ug/L		100
58) Methyl methacrylate	4.214	41	275569	25.23	ug/L		96
59) 1,4-Dioxane	4.246	88	114375	528.93	ug/L		99
60) 2-Chloroethyl vinyl ether	4.460	63	173182	131.48	ug/L		97
61) cis-1,3-Dichloropropene	4.502	75	310960	26.48	ug/L		96
64) Toluene	4.659	91	943328	25.05	ug/L		99
65) 2-Nitropropane	4.753	41	496333	135.50	ug/L		98
66) 4-Methyl-2-pentanone	4.868	43	2016781	132.29	ug/L		99
67) trans-1,3-Dichloropropene	4.900	75	284043	26.15	ug/L		96
68) Tetrachloroethene	4.915	166	246365	25.78	ug/L		98
69) Ethyl methacrylate	5.009	69	292039	24.76	ug/L		96
70) 1,1,2-Trichloroethane	4.999	83	169348	24.97	ug/L		94
71) Dibromochloromethane	5.119	129	197881	27.79	ug/L		95
72) 1,3-Dichloropropane	5.172	76	336774	25.72	ug/L		100
73) 1,2-Dibromoethane	5.271	107	209316	26.82	ug/L		95
74) 3,3-dimethyl-1-butanol	5.407	57	2661472	1238.35	ug/L		100
75) 2-hexanone	5.412	43	2049576	131.30	ug/L		87
76) 1-Chlorohexane	5.627	91	272354m	24.04	ug/L		
77) Ethylbenzene	5.658	91	988166m	24.01	ug/L		
78) Chlorobenzene	5.632	112	594060	24.97	ug/L		96
79) 1,1,1,2-Tetrachloroethane	5.674	131	197181	25.76	ug/L		96
80) m,p-Xylene	5.757	91	1565086	49.92	ug/L		99
81) o-Xylene	6.055	91	775533	24.42	ug/L		99
82) Styrene	6.087	104	645546	25.58	ug/L		98
83) Bromoform	6.092	173	132166	27.60	ug/L		95
84) Isopropylbenzene	6.286	105	979572	25.46	ug/L		100
87) cis-1,4-Dichloro-2-butene	6.505	53	84326	29.49	ug/L		96
88) n-Propylbenzene	6.584	91	1093642	24.80	ug/L		99
89) Bromobenzene	6.547	156	243916	24.80	ug/L		91
90) 1,1,2,2-Tetrachloroethane	6.605	83	316754	24.93	ug/L		98
91) 1,3,5-Trimethylbenzene	6.730	105	789886	25.29	ug/L		100
92) 2-Chlorotoluene	6.688	91	639486	25.12	ug/L		98
93) trans-1,4-Dichloro-2-B...	6.735	53	103670	28.67	ug/L		88
94) 1,2,3-Trichloropropane	6.699	110	109653	24.96	ug/L		95
95) Cyclohexanone	6.730	55	80208	121.23	ug/L		95
96) 4-Chlorotoluene	6.809	91	689051	24.96	ug/L		99
97) tert-Butylbenzene	6.971	91	397872	24.37	ug/L		96
99) 1,2,4-Trimethylbenzene	7.023	105	764584	25.41	ug/L		99
100) Pentachloroethane	6.971	167	122518	23.92	ug/L	#	58
101) sec-Butylbenzene	7.107	105	921420	25.18	ug/L		98
102) 4-Isopropyltoluene	7.216	119	788382	25.58	ug/L		99
103) 1,3-Dichlorobenzene	7.253	146	442642	24.94	ug/L		97
104) 1,2,3-Trimethylbenzene	7.347	105	780103	24.60	ug/L		99
105) 1,4-Dichlorobenzene	7.321	146	445743	23.14	ug/L		98
106) n-Butylbenzene	7.536	92	311618	26.44	ug/L		98
107) Benzyl Chloride	7.499	126	108181	25.05	ug/L	#	92
108) 1,2-Dichlorobenzene	7.630	146	418883	24.54	ug/L		96
109) 1,2-Dibromo-3-Chloropr...	8.184	75	64145	24.74	ug/L		84
110) Hexachlorobutadiene	8.665	225	79925	25.58	ug/L		94
111) 1,2,4-Trichlorobenzene	8.665	180	224745	25.74	ug/L		97
112) Naphthalene	8.864	128	791362	25.02	ug/L		100
113) 1,2,3-Trichlorobenzene	8.989	180	212575	24.47	ug/L		94

(#) = qualifier out of range (m) = manual integration (+) = signals summed

Quantitation Report (QT Reviewed)

Data Path : C:\msdchem\1\DATA\2023-09-08\
Data File : 2P101281.D
Acq On : 8 Sep 2023 10:39 am
Operator : joannel
Sample : CC3836-4 Inst : MSVOA13-P
Misc : MS54514,V2P3838,,,,,
ALS Vial : 2 Sample Multiplier: 1

Quant Time: Sep 08 11:05:35 2023
Quant Method : C:\msdchem\1\METHODS\V2P_2023-9-06.M
Quant Title : SW-846 Method 5035A/8260B
QLast Update : Wed Sep 06 14:19:37 2023
Response via : Initial Calibration

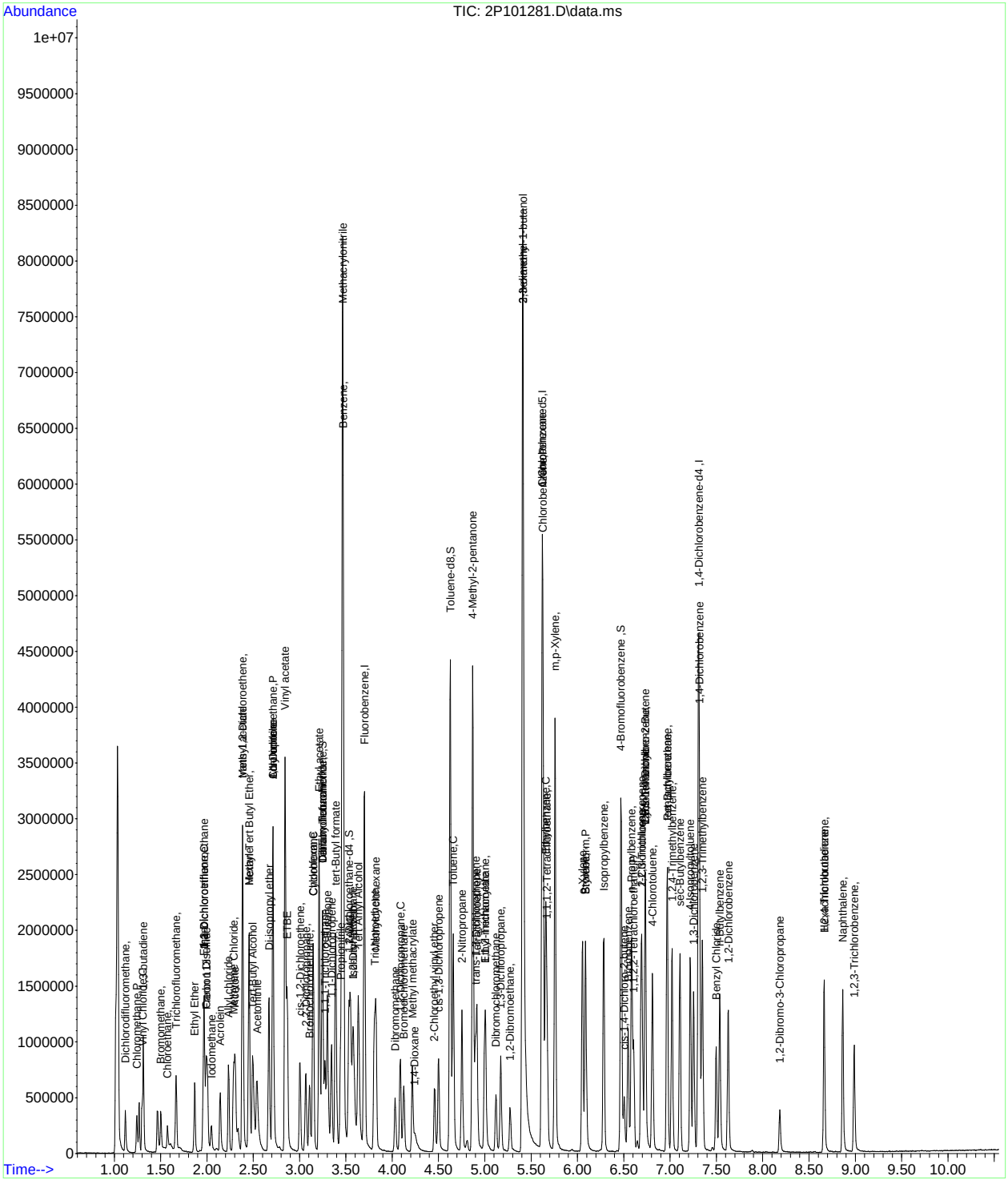

Manual Integration Approval Summary

Sample Number: V2P3838-CC3836 **Method:** SW846 8260D
Lab FileID: 2P101281.D **Analyst approved:** 09/08/23 11:35 Jo-Ann Lugo De Jesus
Injection Time: 09/08/23 10:39 **Supervisor approved:** 09/11/23 11:32 Neil Christiana

Parameter	CAS	Sig#	R.T. (min.)	Reason
Acetonitrile	75-05-8		2.54	Poor instrument integration
Carbon Tetrachloride	56-23-5		3.25	Overlapping peak
Isobutyl Alcohol	78-83-1		3.58	Poor instrument integration
1-Chlorohexane	544-10-5		5.63	Poor instrument integration
Ethylbenzene	100-41-4		5.66	Poor instrument integration

Quantitation Report (Qedit)

Data Path : C:\msdchem\1\DATA\2023-09-08\
Data File : 2P101281.D
Acq On : 8 Sep 2023 10:39 am
Operator : joannel
Sample : CC3836-4 Inst : MSVOA13-P
Misc : MS54514,V2P3838,,,,,
ALS Vial : 2 Sample Multiplier: 1

Quant Time: Sep 08 11:04:45 2023
Quant Method : C:\msdchem\1\METHODS\V2P_2023-9-06.M
Quant Title : SW-846 Method 5035A/8260B
QLast Update : Wed Sep 06 14:19:37 2023
Response via : Initial Calibration

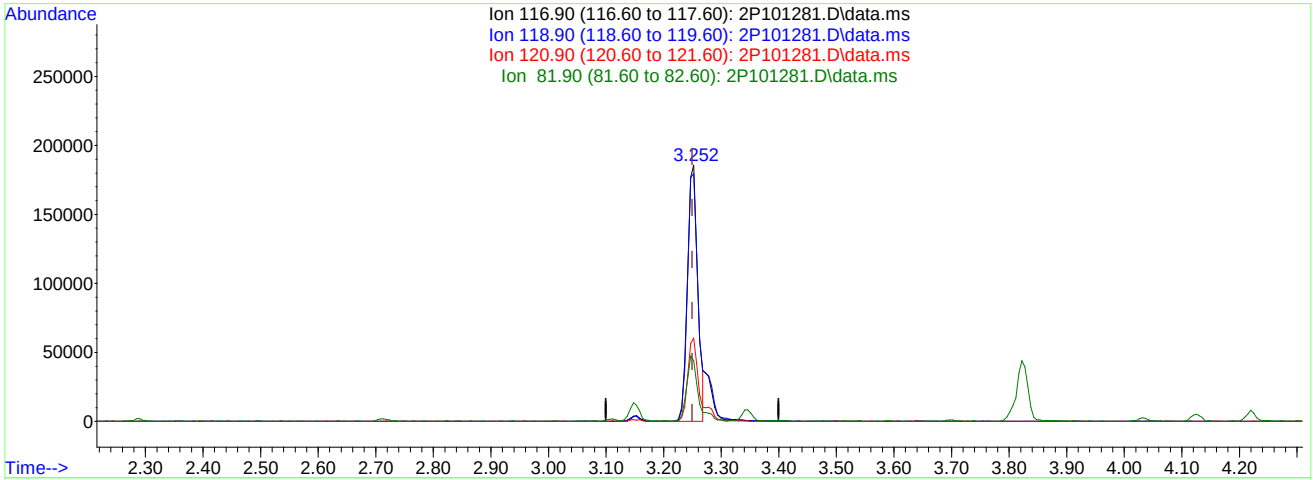

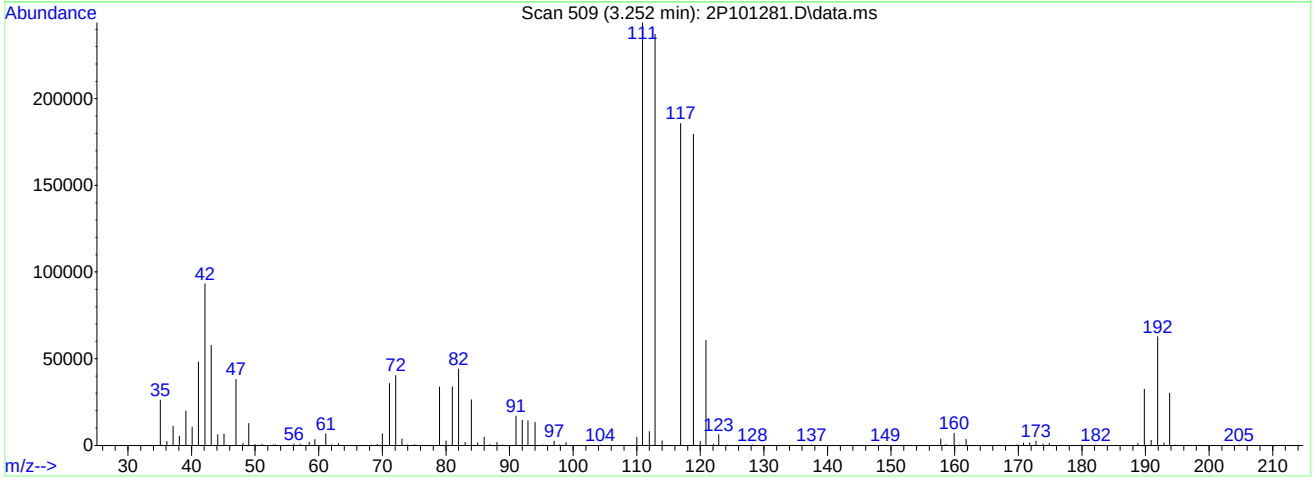

TIC: 2P101281.D\data.ms

(40) Carbon Tetrachloride ( )

3.252min (+0.002) 25.29ug/L m

response 231954

Ion	Exp%	Act%
116.90	100	100
118.90	95.30	96.72
120.90	30.00	32.58
81.90	24.00	23.74

Quantitation Report (Qedit)

Data Path : C:\msdchem\1\DATA\2023-09-08\
Data File : 2P101281.D
Acq On : 8 Sep 2023 10:39 am
Operator : joannel
Sample : CC3836-4 Inst : MSVOA13-P
Misc : MS54514,V2P3838,,,,,
ALS Vial : 2 Sample Multiplier: 1

Quant Time: Sep 08 11:04:45 2023
Quant Method : C:\msdchem\1\METHODS\V2P_2023-9-06.M
Quant Title : SW-846 Method 5035A/8260B
QLast Update : Wed Sep 06 14:19:37 2023
Response via : Initial Calibration

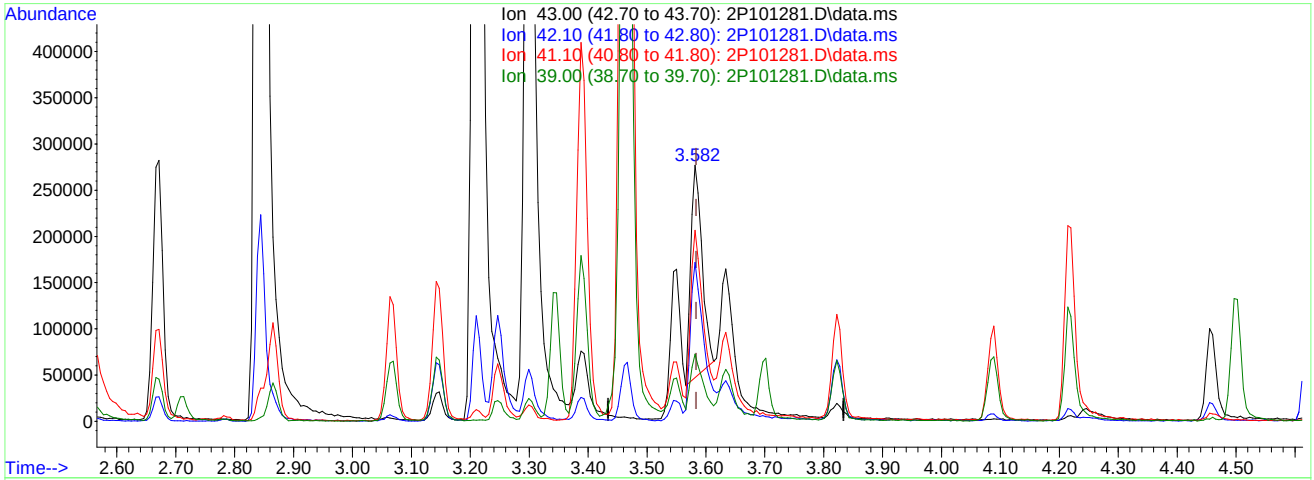

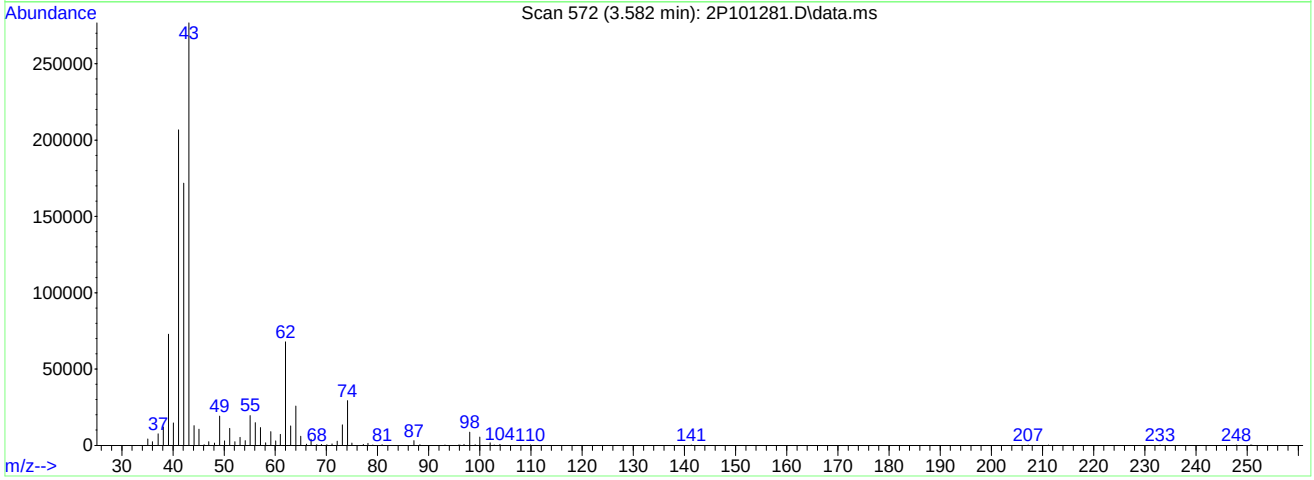

TIC: 2P101281.D\data.ms

(50) Isobutyl alcohol

3.582min (-0.002) 352.22ug/L

response 305438

Ion	Exp%	Act%
43.00	100	100
42.10	58.90	66.94
41.10	72.20	76.15
39.00	25.70	25.05

Quantitation Report (Qedit)

Data Path : C:\msdchem\1\DATA\2023-09-08\
Data File : 2P101281.D
Acq On : 8 Sep 2023 10:39 am
Operator : joannel
Sample : CC3836-4 Inst : MSVOA13-P
Misc : MS54514,V2P3838,,,,,
ALS Vial : 2 Sample Multiplier: 1

Quant Time: Sep 08 11:04:45 2023
Quant Method : C:\msdchem\1\METHODS\V2P_2023-9-06.M
Quant Title : SW-846 Method 5035A/8260B
QLast Update : Wed Sep 06 14:19:37 2023
Response via : Initial Calibration

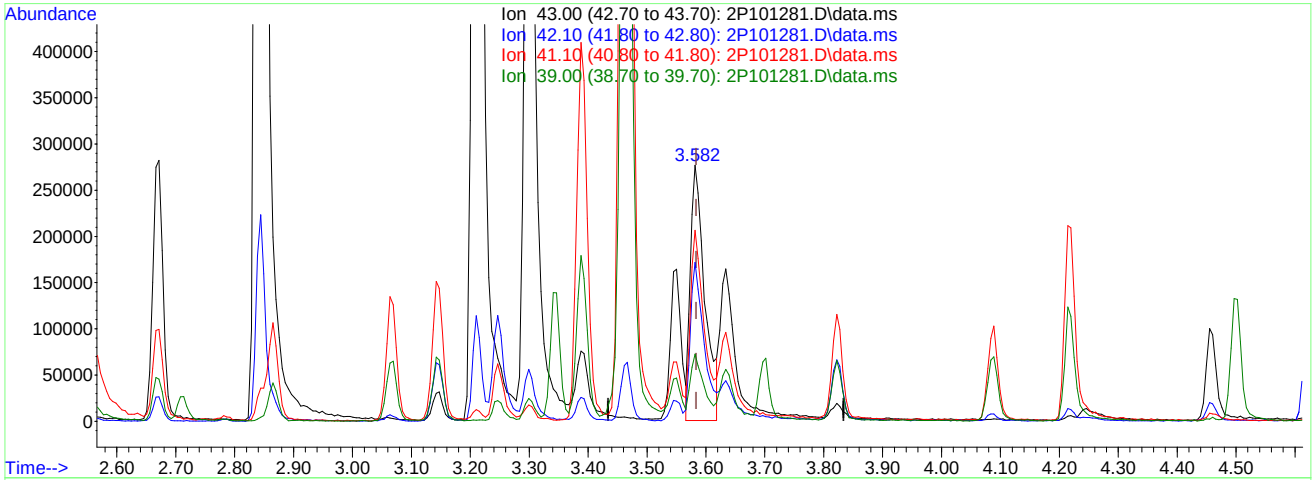

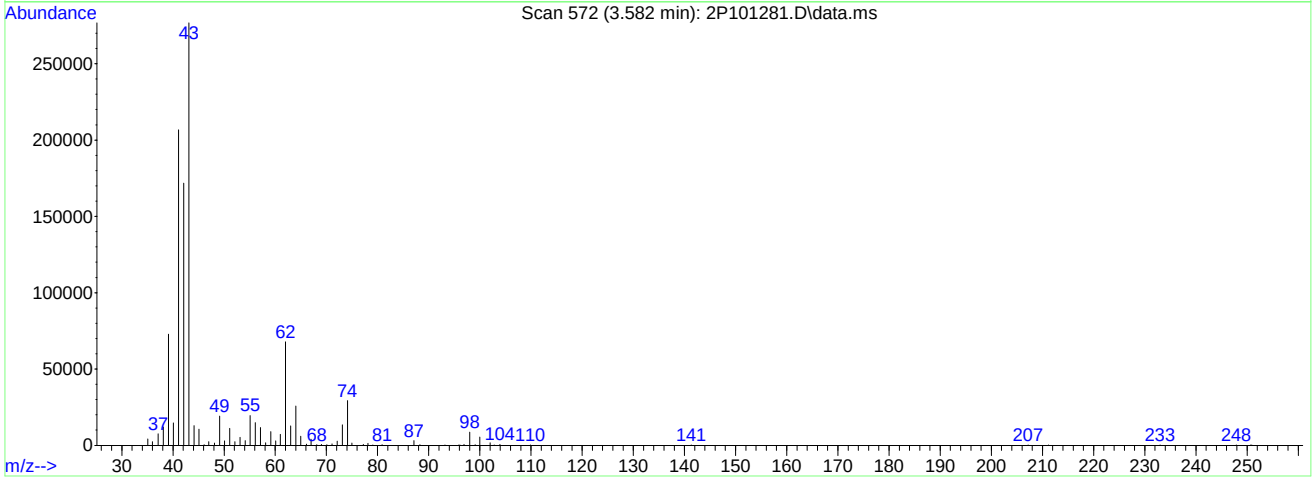

TIC: 2P101281.D\data.ms

(50) Isobutyl alcohol

3.582min (-0.002) 549.38ug/L m

response 470109

Ion	Exp%	Act%
43.00	100	100
42.10	58.90	62.04
41.10	72.20	74.66
39.00	25.70	26.29

Quantitation Report (Qedit)

Data Path : C:\msdchem\1\DATA\2023-09-08\
Data File : 2P101281.D
Acq On : 8 Sep 2023 10:39 am
Operator : joannel
Sample : CC3836-4 Inst : MSVOA13-P
Misc : MS54514,V2P3838,,,,,
ALS Vial : 2 Sample Multiplier: 1

Quant Time: Sep 08 11:04:45 2023
Quant Method : C:\msdchem\1\METHODS\V2P_2023-9-06.M
Quant Title : SW-846 Method 5035A/8260B
QLast Update : Wed Sep 06 14:19:37 2023
Response via : Initial Calibration

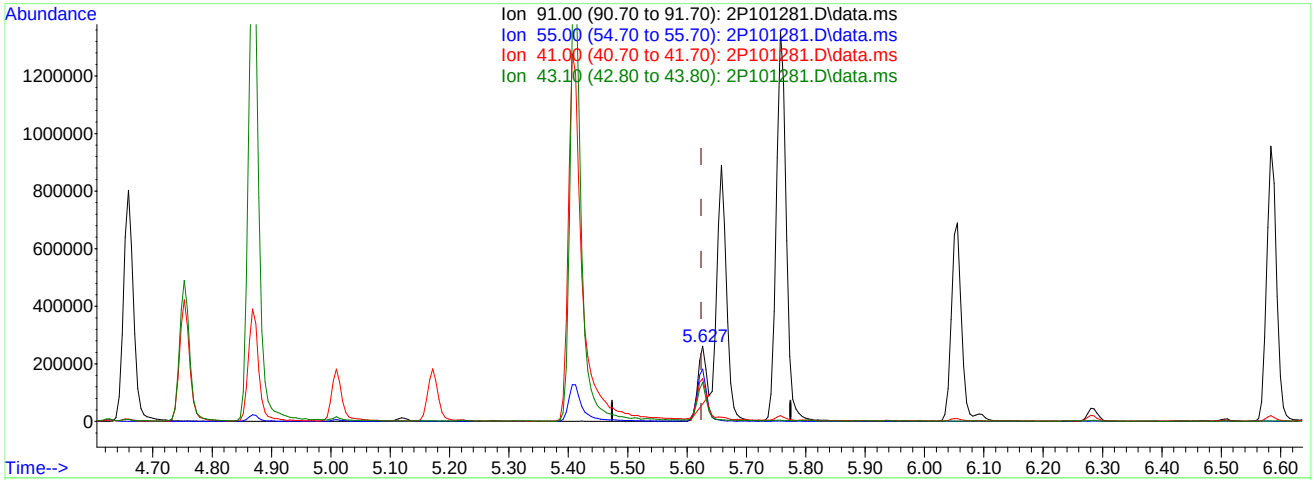

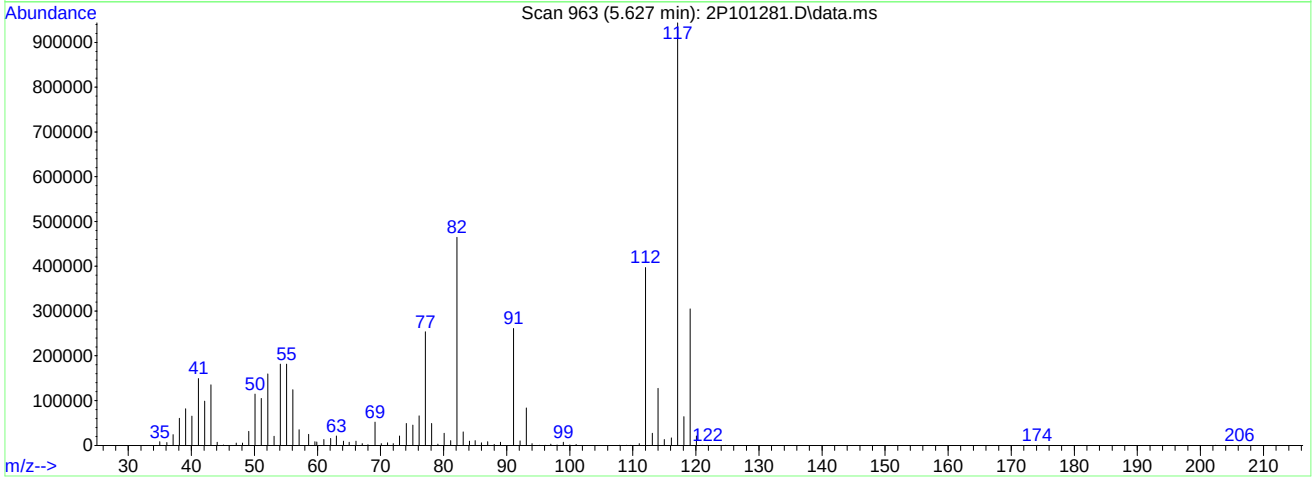

TIC: 2P101281.D\data.ms

(76) 1-Chlorohexane

5.627min (+0.002) 16.26ug/L

response 184228

Ion	Exp%	Act%
91.00	100	100
55.00	73.90	67.55
41.00	64.30	53.30
43.10	53.90	49.63

Quantitation Report (Qedit)

Data Path : C:\msdchem\1\DATA\2023-09-08\
Data File : 2P101281.D
Acq On : 8 Sep 2023 10:39 am
Operator : joannel
Sample : CC3836-4 Inst : MSVOA13-P
Misc : MS54514,V2P3838,,,,,
ALS Vial : 2 Sample Multiplier: 1

Quant Time: Sep 08 11:04:45 2023
Quant Method : C:\msdchem\1\METHODS\V2P_2023-9-06.M
Quant Title : SW-846 Method 5035A/8260B
QLast Update : Wed Sep 06 14:19:37 2023
Response via : Initial Calibration

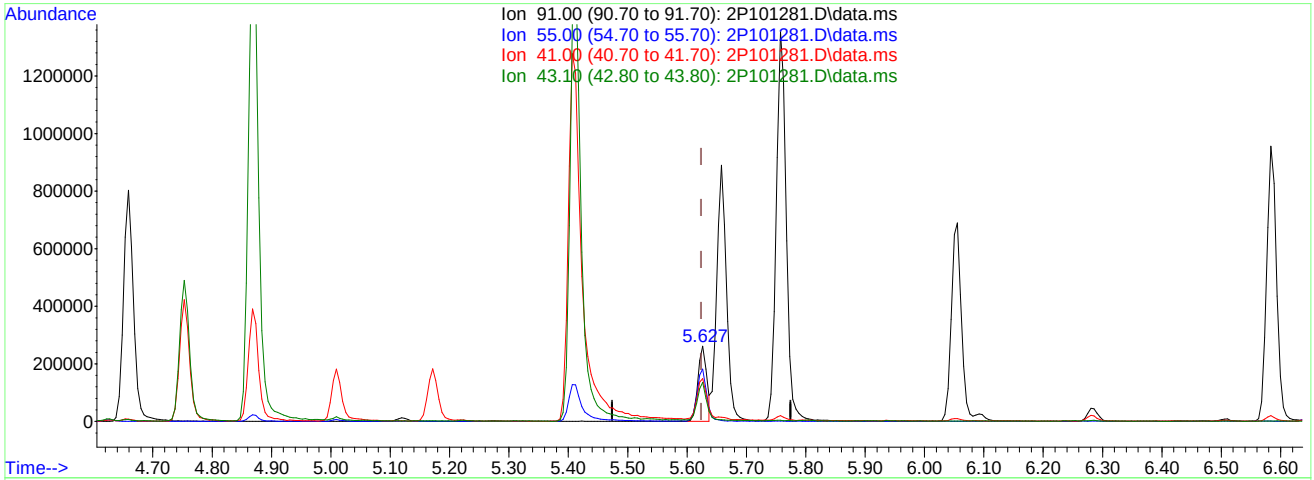

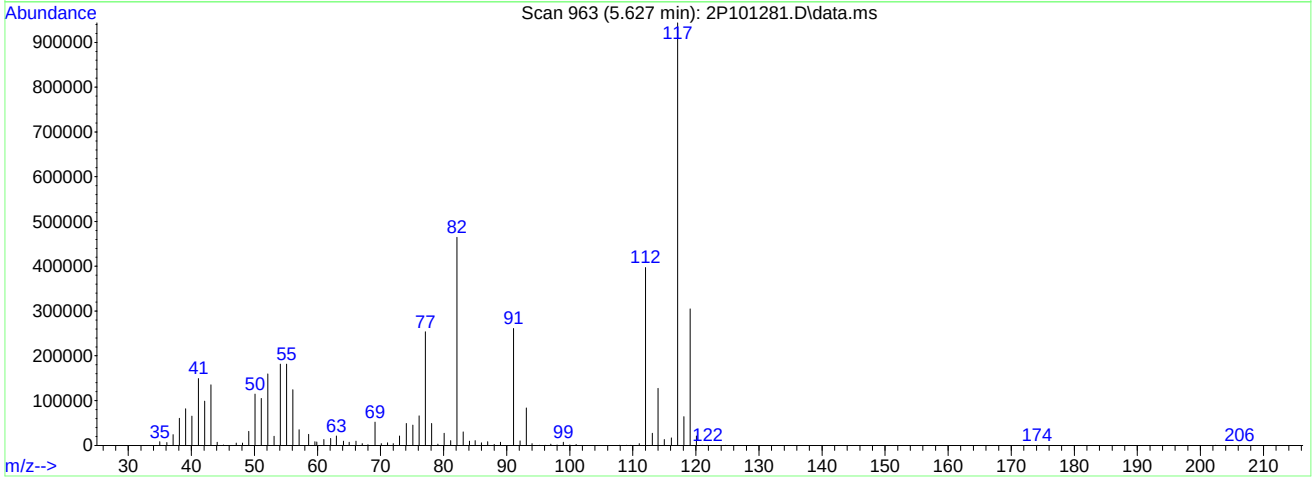

TIC: 2P101281.D\data.ms

(76) 1-Chlorohexane

5.627min (+0.002) 24.04ug/L m

response 272354

Ion	Exp%	Act%
91.00	100	100
55.00	73.90	69.47
41.00	64.30	57.09
43.10	53.90	51.73

Quantitation Report (Qedit)

Data Path : C:\msdchem\1\DATA\2023-09-08\
Data File : 2P101281.D
Acq On : 8 Sep 2023 10:39 am
Operator : joannel
Sample : CC3836-4 Inst : MSVOA13-P
Misc : MS54514,V2P3838,,,,,
ALS Vial : 2 Sample Multiplier: 1

Quant Time: Sep 08 11:04:45 2023
Quant Method : C:\msdchem\1\METHODS\V2P_2023-9-06.M
Quant Title : SW-846 Method 5035A/8260B
QLast Update : Wed Sep 06 14:19:37 2023
Response via : Initial Calibration

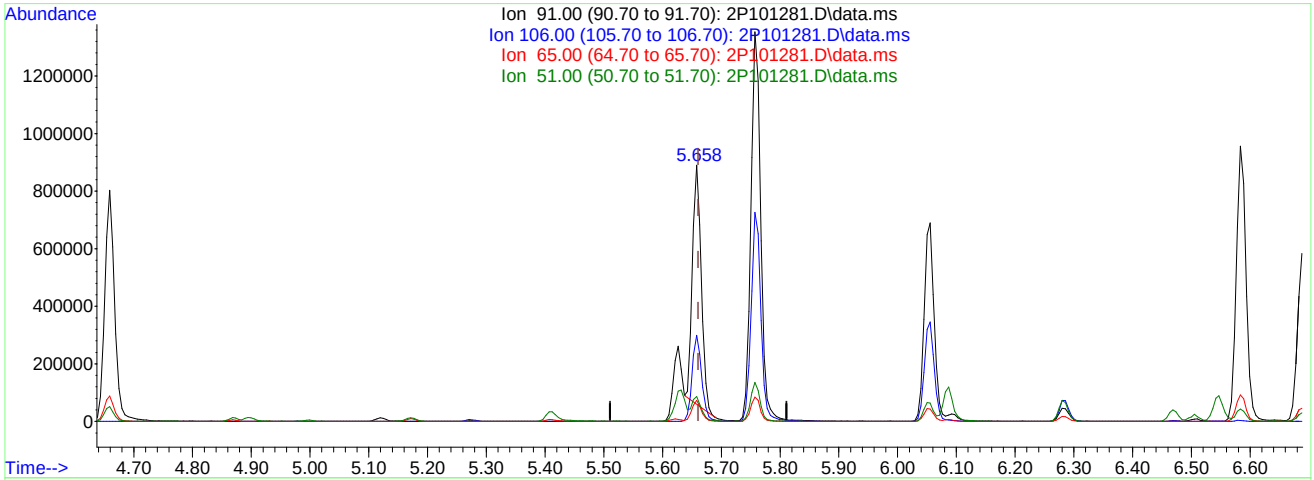

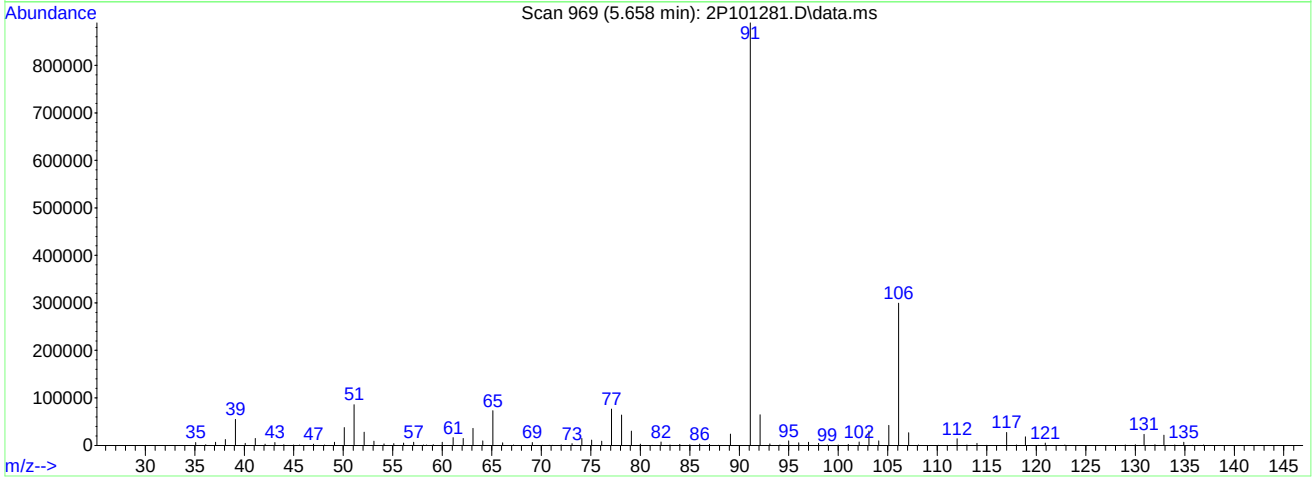

TIC: 2P101281.D\data.ms

(77) Ethylbenzene (C)

5.658min (-0.003) 20.65ug/L

response 849964

Ion	Exp%	Act%
91.00	100	100
106.00	34.20	33.87
65.00	7.60	8.18
51.00	9.20	9.56

Quantitation Report (Qedit)

Data Path : C:\msdchem\1\DATA\2023-09-08\
Data File : 2P101281.D
Acq On : 8 Sep 2023 10:39 am
Operator : joannel
Sample : CC3836-4 Inst : MSVOA13-P
Misc : MS54514,V2P3838,,,,,
ALS Vial : 2 Sample Multiplier: 1

Quant Time: Sep 08 11:04:45 2023
Quant Method : C:\msdchem\1\METHODS\V2P_2023-9-06.M
Quant Title : SW-846 Method 5035A/8260B
QLast Update : Wed Sep 06 14:19:37 2023
Response via : Initial Calibration

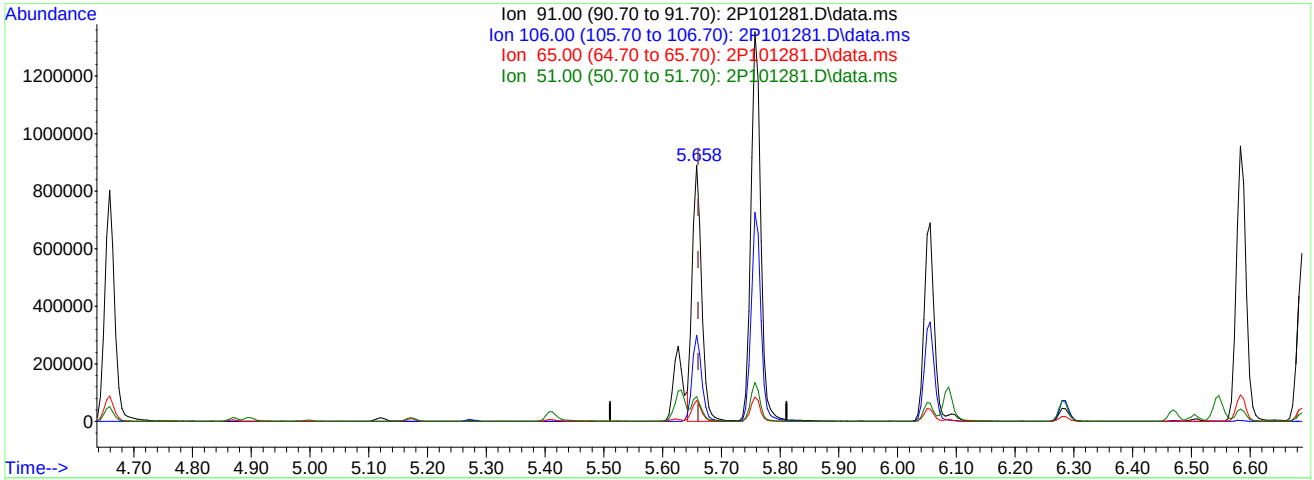

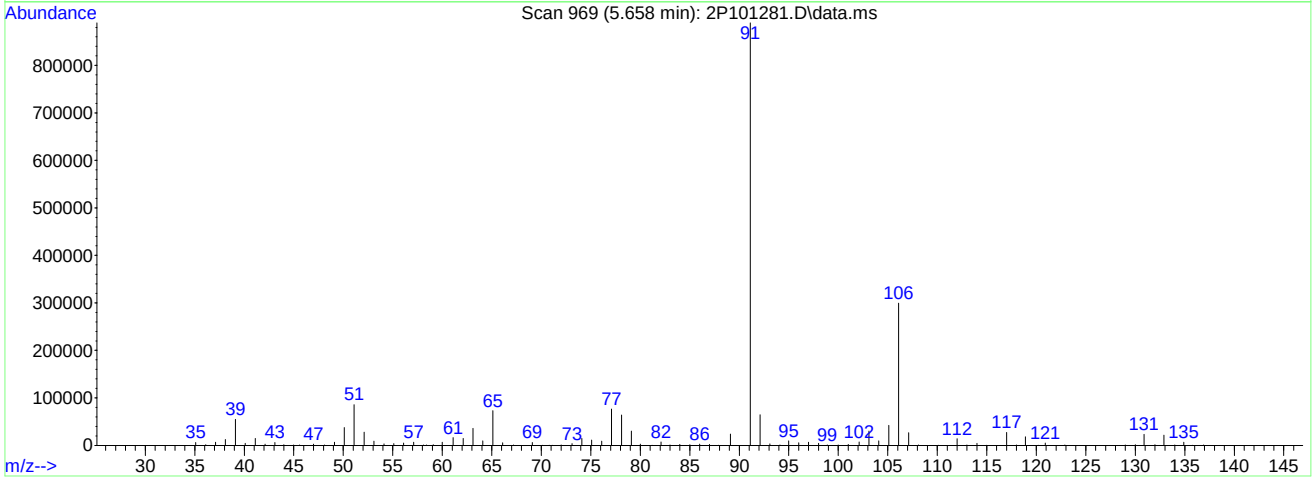

TIC: 2P101281.D\data.ms

(77) Ethylbenzene (C)

5.658min (-0.003) 24.01ug/L m

response 988166

Ion	Exp%	Act%
91.00	100	100
106.00	34.20	33.64
65.00	7.60	8.19
51.00	9.20	9.66

Manual Integrations APPROVED (compounds with "m" flag)
Neil Christiana 09/11/23 11:32

Quantitation Report (QT Reviewed)

Data Path : R:\GBS Manila Data Validator\jenniferf\09-11-2023\V2P3838\V2P3838\
Data File : 2P101308.D
Acq On : 8 Sep 2023 10:28 pm
Operator : joannel
Sample : ECC3836-4 Inst : MSVOA13-P
Misc : MS54794,V2P3838,,,,,
ALS Vial : 29 Sample Multiplier: 1

Quant Time: Sep 10 18:51:12 2023
Quant Method : R:\GBS Manila Data Validator\jenniferf\09-11-2023\V2P3838\METHOD\V2P_2023-9-06.M
Quant Title : SW-846 Method 5035A/8260B
QLast Update : Wed Sep 06 14:19:37 2023
Response via : Initial Calibration

Compound	R.T.	QIon	Response	Conc	Units	Dev(Min)
Internal Standards						
1) Fluorobenzene	3.700	96	1790991	50.00	ug/L	0.00
62) Chlorobenzene-d5	5.619	117	1488354	50.00	ug/L	0.00
85) 1,4-Dichlorobenzene-d4	7.309	152	828924	50.00	ug/L	0.00
System Monitoring Compounds						
39) Dibromofluoromethane	3.245	113	401977	50.38	ug/L	0.00
Spiked Amount 50.000	Range 83 - 118		Recovery = 100.76%			
49) 1,2-Dichloroethane-d4	3.533	65	437668	50.56	ug/L	0.00
Spiked Amount 50.000	Range 79 - 125		Recovery = 101.12%			
63) Toluene-d8	4.626	98	1943726	50.07	ug/L	0.00
Spiked Amount 50.000	Range 85 - 112		Recovery = 100.14%			
86) 4-Bromofluorobenzene	6.472	174	634803	48.89	ug/L	0.00
Spiked Amount 50.000	Range 83 - 118		Recovery = 97.78%			
Target Compounds						Qvalue
2) Dichlorodifluoromethane	1.121	85	155411	26.0818	ug/L	97
3) Chloromethane	1.242	50	194772	26.2369	ug/L	97
4) 1,3-butadiene	1.315	39	219937	24.9593	ug/L	96
5) Vinyl Chloride	1.299	62	201192	27.4261	ug/L	95
6) Bromomethane	1.503	94	105306	24.8031	ug/L	99
7) Chloroethane	1.577	64	79603	27.7490	ug/L	97
8) Trichlorofluoromethane	1.671	101	294968	34.8600	ug/L	98
9) Ethyl Ether	1.869	59	170557	23.7497	ug/L	96
10) Ethanol	1.953	45	96378	399.0487	ug/L	98
11) 1,2-Dichlorotrifluoroe...	1.964	67	193802	23.8116	ug/L	98
12) 1,1-Dichloroethene	1.974	61	246000	24.5651	ug/L	97
13) Freon 113	2.005	101	139695	23.8361	ug/L	91
14) Carbon Disulfide	1.995	76	454994	24.4690	ug/L	96
15) Iodomethane	2.047	142	184786	29.2821	ug/L	97
16) Acrolein	2.141	56	249035	132.4565	ug/L	98
17) Allyl chloride	2.236	41	263862	24.3011	ug/L	97
18) Methylene Chloride	2.288	49	243025	22.5345	ug/L	95
19) Acetone	2.304	43	581335	129.6017	ug/L	99
20) Methyl acetate	2.382	43	1486736	125.9294	ug/L	100
21) trans-1,2-Dichloroethene	2.387	61	246040	23.8577	ug/L	98
22) Hexane	2.455	56	119740	21.5135	ug/L	96
23) Methyl Tert Butyl Ether	2.455	73	601167	24.8338	ug/L	95
24) Tert Butyl Alcohol	2.492	59	672687	233.5641	ug/L	100
25) Acetonitrile	2.539	41	527077m	232.7224	ug/L	
26) Di-isopropyl ether	2.670	45	654627	25.1001	ug/L	97
27) Chloroprene	2.711	53	976231	24.7694	ug/L	98
28) 1,1-Dichloroethane	2.711	63	339229	24.7071	ug/L	99
29) Acrylonitrile	2.711	52	618290	126.8526	ug/L	98
30) ETBE	2.863	59	606610	25.0049	ug/L	98
31) Vinyl acetate	2.842	43	2745603	121.6066	ug/L	99
32) cis-1,2-Dichloroethene	3.004	96	214208	25.4003	ug/L	99
33) 2,2-Dichloropropane	3.067	77	199092	20.1082	ug/L	97
34) Bromochloromethane	3.109	128	101907	25.1786	ug/L	90
35) Cyclohexane	3.146	56	313942	25.0085	ug/L	98
36) Chloroform	3.151	83	330881	25.0893	ug/L	97
37) Ethyl acetate	3.214	43	1848161	126.2846	ug/L	99
38) Tetrahydrofuran	3.245	42	140150	25.6071	ug/L	98
40) Carbon Tetrachloride	3.250	117	217439m	25.0336	ug/L	
41) 1,1,1-Trichloroethane	3.276	97	264216	24.5568	ug/L	97
42) 2-Butanone	3.297	43	1047524	131.1126	ug/L	98
43) 1,1-Dichloropropene	3.344	75	240793	24.4707	ug/L	99
44) tert-Butyl formate	3.391	59	492807	139.1932	ug/L	99

Quantitation Report (QT Reviewed)

Data Path : R:\GBS Manila Data Validator\jenniferf\09-11-2023\V2P3838\V2P3838\
Data File : 2P101308.D
Acq On : 8 Sep 2023 10:28 pm
Operator : joannel
Sample : ECC3836-4 Inst : MSVOA13-P
Misc : MS54794,V2P3838,,,,,
ALS Vial : 29 Sample Multiplier: 1

Quant Time: Sep 10 18:51:12 2023
Quant Method : R:\GBS Manila Data Validator\jenniferf\09-11-2023\V2P3838\METHOD\V2P_2023-9-06.M
Quant Title : SW-846 Method 5035A/8260B
QLast Update : Wed Sep 06 14:19:37 2023
Response via : Initial Calibration

	Compound	R.T.	QIon	Response	Conc	Units		Dev(Min)
45)	Propionitrile	3.444	54	574131	243.0369	ug/L		98
46)	Methacrylonitrile	3.465	41	2149815	238.2629	ug/L		99
47)	Benzene	3.475	78	813099	24.3118	ug/L		93
48)	TAME	3.548	73	562056	25.0123	ug/L		98
50)	Isobutyl alcohol	3.580	43	397818m	488.9360	ug/L		
51)	1,2-Dichloroethane	3.569	62	246697	24.3822	ug/L		98
52)	Tert Amyl Alcohol	3.632	59	532491	259.0687	ug/L		96
53)	Trichloroethene	3.805	95	192163	24.4793	ug/L		96
54)	Methylcyclohexane	3.825	83	291129	24.3353	ug/L		97
55)	Dibromomethane	4.029	93	112077	25.4962	ug/L		97
56)	1,2-Dichloropropane	4.087	63	188953	25.4564	ug/L		97
57)	Bromodichloromethane	4.124	83	220540	24.8514	ug/L		97
58)	Methyl methacrylate	4.218	41	258245	24.9749	ug/L		96
59)	1,4-Dioxane	4.244	88	75517	367.7378	ug/L		99
60)	2-Chloroethyl vinyl ether	4.458	63	175628	138.7694	ug/L		99
61)	cis-1,3-Dichloropropene	4.500	75	275722	24.8499	ug/L		100
64)	Toluene	4.657	91	871735	24.4924	ug/L		99
65)	2-Nitropropane	4.751	41	418393	121.6575	ug/L		99
66)	4-Methyl-2-pentanone	4.872	43	1870330	129.9063	ug/L		99
67)	trans-1,3-Dichloropropene	4.898	75	248280	24.2658	ug/L		99
68)	Tetrachloroethene	4.913	166	229999	25.4679	ug/L		97
69)	Ethyl methacrylate	5.008	69	275827	24.7451	ug/L		97
70)	1,1,2-Trichloroethane	4.997	83	157286	24.5393	ug/L		96
71)	Dibromochloromethane	5.123	129	176490	26.2202	ug/L		93
72)	1,3-Dichloropropane	5.175	76	310394	25.0783	ug/L		97
73)	1,2-Dibromoethane	5.274	107	194448	26.3638	ug/L		99
74)	3,3-dimethyl-1-butanol	5.405	57	2557919	1258.2732	ug/L		99
75)	2-hexanone	5.410	43	1934268	131.1129	ug/L		91
76)	1-Chlorohexane	5.625	91	260543m	24.3343	ug/L		
77)	Ethylbenzene	5.656	91	918829m	23.6192	ug/L		
78)	Chlorobenzene	5.630	112	558638	24.8392	ug/L		97
79)	1,1,1,2-Tetrachloroethane	5.672	131	184729	25.5285	ug/L		98
80)	m,p-Xylene	5.761	91	1440533	48.6143	ug/L		99
81)	o-Xylene	6.054	91	720947	24.0178	ug/L		99
82)	Styrene	6.085	104	585058	24.5416	ug/L		100
83)	Bromoform	6.095	173	106018	23.5593	ug/L		97
84)	Isopropylbenzene	6.284	105	892798	24.5531	ug/L		98
87)	cis-1,4-Dichloro-2-butene	6.503	53	56797	21.6323	ug/L		94
88)	n-Propylbenzene	6.582	91	1002781	24.4252	ug/L		98
89)	Bromobenzene	6.550	156	222536	24.3006	ug/L		85
90)	1,1,2,2-Tetrachloroethane	6.608	83	297613	25.1659	ug/L		98
91)	1,3,5-Trimethylbenzene	6.733	105	714579	24.5742	ug/L		95
92)	2-Chlorotoluene	6.686	91	576005	24.3052	ug/L		99
93)	trans-1,4-Dichloro-2-B...	6.733	53	75674	23.0033	ug/L		99
94)	1,2,3-Trichloropropane	6.702	110	101544	24.8285	ug/L		96
95)	Cyclohexanone	6.728	55	63897	104.5159	ug/L		98
96)	4-Chlorotoluene	6.812	91	633314	24.6395	ug/L		100
97)	tert-Butylbenzene	6.969	91	366880	24.1343	ug/L		98
99)	1,2,4-Trimethylbenzene	7.021	105	691792	24.6977	ug/L		98
100)	Pentachloroethane	6.969	167	104429	21.8829	ug/L	#	31
101)	sec-Butylbenzene	7.105	105	828343	24.3194	ug/L		100
102)	4-Isopropyltoluene	7.220	119	714874	24.9135	ug/L		99
103)	1,3-Dichlorobenzene	7.256	146	408719	24.7337	ug/L		97
104)	1,2,3-Trimethylbenzene	7.351	105	712856	24.1436	ug/L		98
105)	1,4-Dichlorobenzene	7.319	146	410239	22.8815	ug/L		99
106)	n-Butylbenzene	7.539	92	272547	24.9377	ug/L		97
107)	Benzyl Chloride	7.497	126	66826	16.9375	ug/L		96
108)	1,2-Dichlorobenzene	7.628	146	393089	24.7348	ug/L		98

Quantitation Report (QT Reviewed)

Data Path : R:\GBS Manila Data Validator\jenniferf\09-11-2023\V2P3838\V2P3838\
Data File : 2P101308.D
Acq On : 8 Sep 2023 10:28 pm
Operator : joannel
Sample : ECC3836-4 Inst : MSVOA13-P
Misc : MS54794,V2P3838,,,,,
ALS Vial : 29 Sample Multiplier: 1

Quant Time: Sep 10 18:51:12 2023
Quant Method : R:\GBS Manila Data Validator\jenniferf\09-11-2023\V2P3838\METHOD\V2P_2023-9-06.M
Quant Title : SW-846 Method 5035A/8260B
QLast Update : Wed Sep 06 14:19:37 2023
Response via : Initial Calibration

Compound	R.T.	QIon	Response	Conc	Units	Dev(Min)
109) 1,2-Dibromo-3-Chloropr...	8.182	75	56278	23.3188	ug/L	78
110) Hexachlorobutadiene	8.663	225	67595	23.2391	ug/L	90
111) 1,2,4-Trichlorobenzene	8.663	180	197951	24.3484	ug/L	99
112) Naphthalene	8.862	128	728531	24.7583	ug/L	98
113) 1,2,3-Trichlorobenzene	8.988	180	196109	24.2507	ug/L	99

(#) = qualifier out of range (m) = manual integration (+) = signals summed

Quantitation Report (QT Reviewed)

Data Path : R:\GBS Manila Data Validator\jenniferf\09-11-2023\V2P3838\V2P3838\
Data File : 2P101308.D
Acq On : 8 Sep 2023 10:28 pm
Operator : joannel
Sample : ECC3836-4 Inst : MSVOA13-P
Misc : MS54794,V2P3838,,,,,
ALS Vial : 29 Sample Multiplier: 1

Quant Time: Sep 10 18:51:12 2023
Quant Method : R:\GBS Manila Data Validator\jenniferf\09-11-2023\V2P3838\METHOD\V2P_2023-9-06.M
Quant Title : SW-846 Method 5035A/8260B
QLast Update : Wed Sep 06 14:19:37 2023
Response via : Initial Calibration

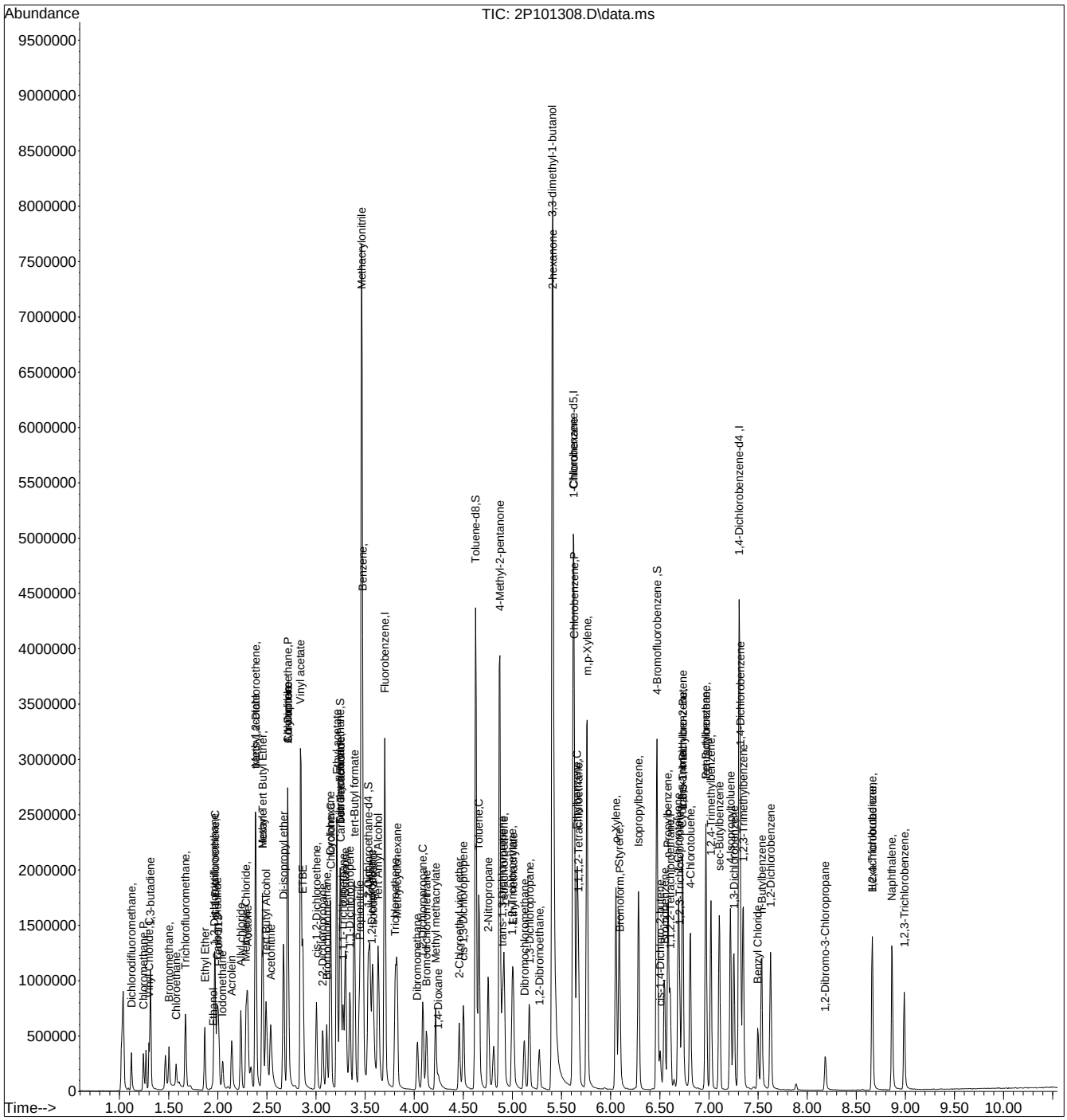

Manual Integration Approval Summary

Sample Number: V2P3838-ECC3836 **Method:** SW846 8260D
Lab FileID: 2P101308.D **Analyst approved:** 09/10/23 15:13 Jennifer Fereira
Injection Time: 09/08/23 22:28 **Supervisor approved:** 09/11/23 11:32 Neil Christiana

Parameter	CAS	Sig#	R.T. (min.)	Reason
Acetonitrile	75-05-8		2.54	Poor instrument integration
Carbon Tetrachloride	56-23-5		3.25	Overlapping peak
Isobutyl Alcohol	78-83-1		3.58	Poor instrument integration
1-Chlorohexane	544-10-5		5.62	Poor instrument integration
Ethylbenzene	100-41-4		5.66	Poor instrument integration

Quantitation Report (Qedit)

Data Path : R:\GBS Manila Data Validator\jenniferf\09-11-2023\V2P3838\V2P3838\
Data File : 2P101308.D
Acq On : 8 Sep 2023 10:28 pm
Operator : joannel
Sample : ECC3836-4 Inst : MSVOA13-P
Misc : MS54794,V2P3838,,,,,
ALS Vial : 29 Sample Multiplier: 1

Quant Time: Sep 10 18:18:35 2023
Quant Method : R:\GBS Manila Data Validator\jenniferf\09-11-2023\V2P3838\METHOD\V2P_2023-9-06.M
Quant Title : SW-846 Method 5035A/8260B
QLast Update : Wed Sep 06 14:19:37 2023
Response via : Initial Calibration

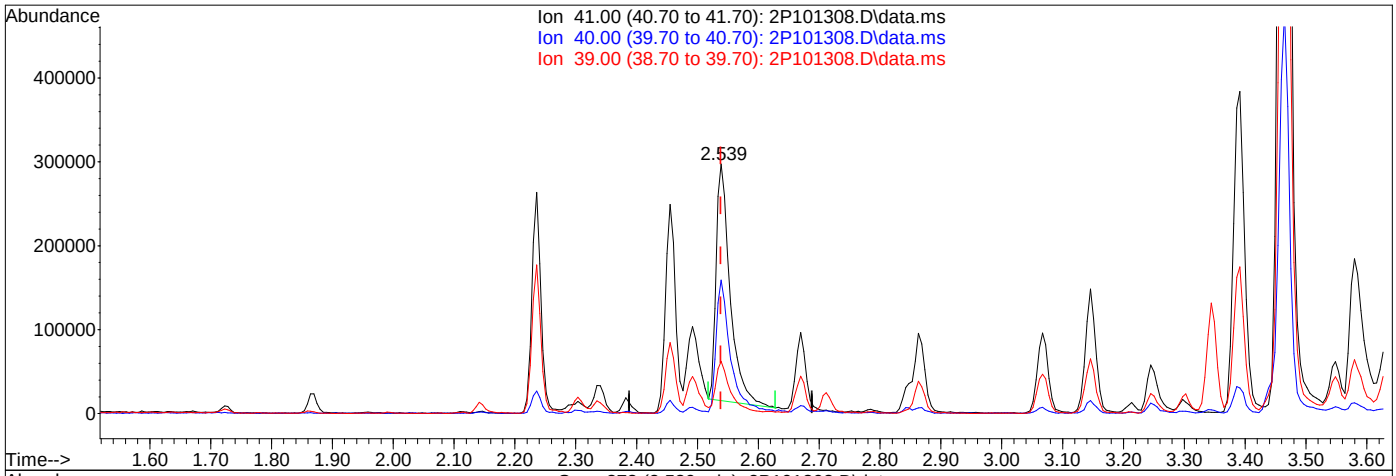

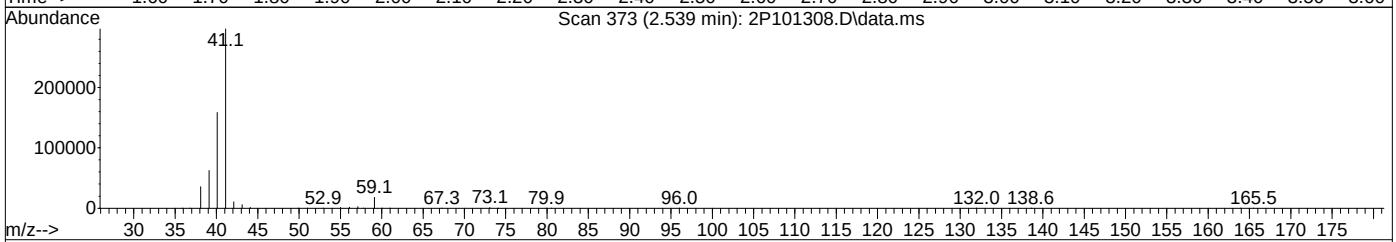

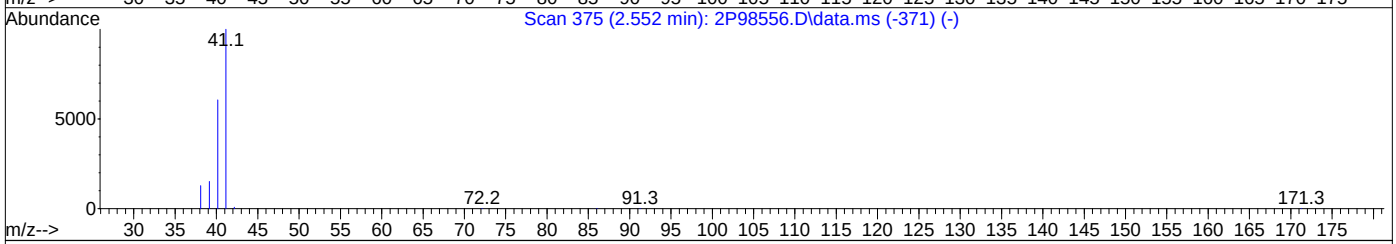

TIC: 2P101308.D\data.ms

(25) Acetonitrile

2.539min (+0.001) 198.12ug/L

response 447213

Ion	Exp%	Act%
41.00	100	100
40.00	49.20	53.95
39.00	20.70	20.84
0.00	0.00	0.00

Quantitation Report (Qedit)

Data Path : R:\GBS Manila Data Validator\jenniferf\09-11-2023\V2P3838\V2P3838\
Data File : 2P101308.D
Acq On : 8 Sep 2023 10:28 pm
Operator : joannel
Sample : ECC3836-4 Inst : MSVOA13-P
Misc : MS54794,V2P3838,,,,,
ALS Vial : 29 Sample Multiplier: 1

Quant Time: Sep 10 18:18:35 2023
Quant Method : R:\GBS Manila Data Validator\jenniferf\09-11-2023\V2P3838\METHOD\V2P_2023-9-06.M
Quant Title : SW-846 Method 5035A/8260B
QLast Update : Wed Sep 06 14:19:37 2023
Response via : Initial Calibration

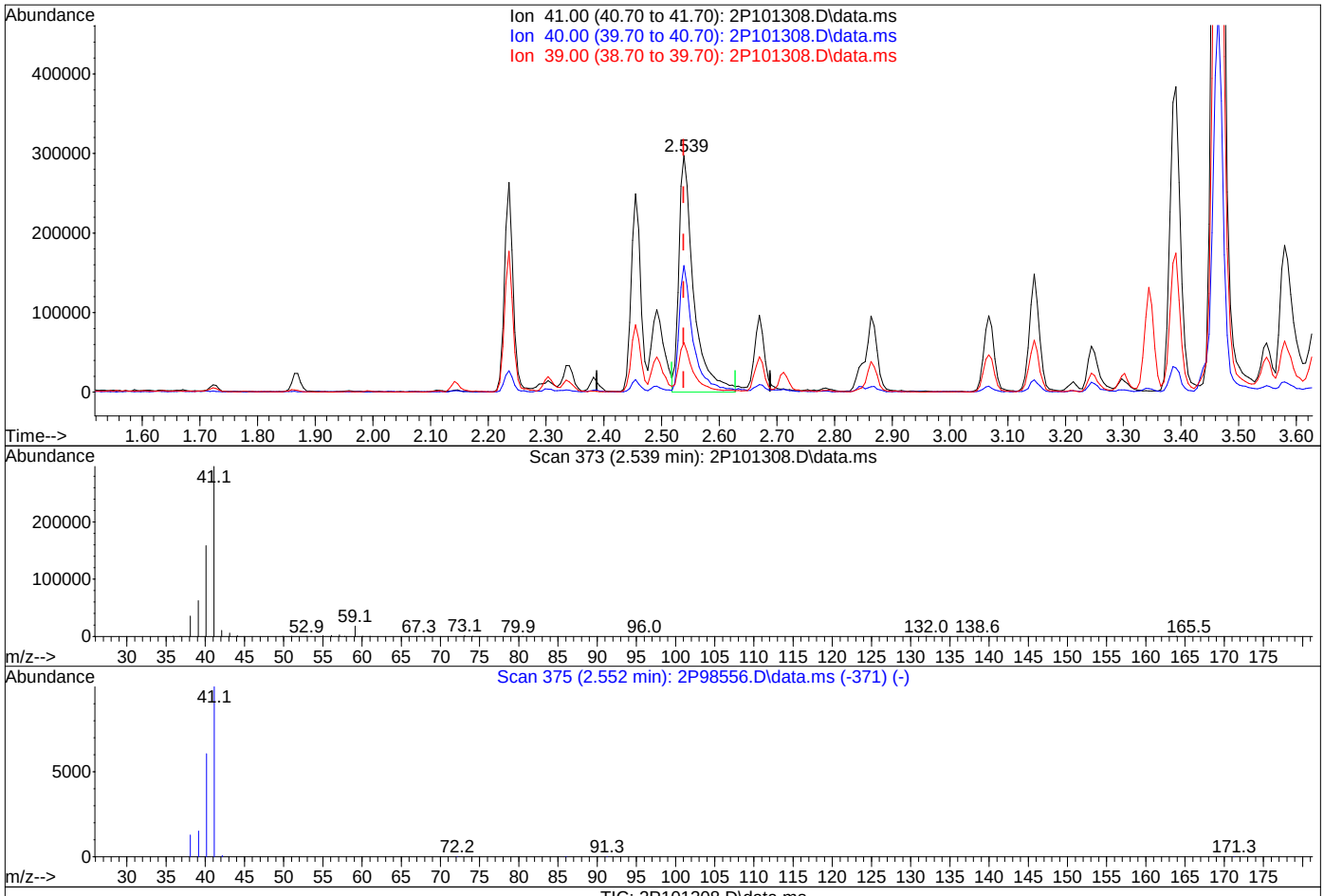

TIC: 2P101308.D\data.ms

(25) Acetonitrile

2.539min (+0.001) 232.72ug/L m

response 527077

Ion	Exp%	Act%
41.00	100	100
40.00	49.20	53.43
39.00	20.70	20.98
0.00	0.00	0.00

Quantitation Report (Qedit)

Data Path : R:\GBS Manila Data Validator\jenniferf\09-11-2023\V2P3838\V2P3838\
Data File : 2P101308.D
Acq On : 8 Sep 2023 10:28 pm
Operator : joannel
Sample : ECC3836-4 Inst : MSVOA13-P
Misc : MS54794,V2P3838,,,,,
ALS Vial : 29 Sample Multiplier: 1

Quant Time: Sep 10 18:18:35 2023
Quant Method : R:\GBS Manila Data Validator\jenniferf\09-11-2023\V2P3838\METHOD\V2P_2023-9-06.M
Quant Title : SW-846 Method 5035A/8260B
QLast Update : Wed Sep 06 14:19:37 2023
Response via : Initial Calibration

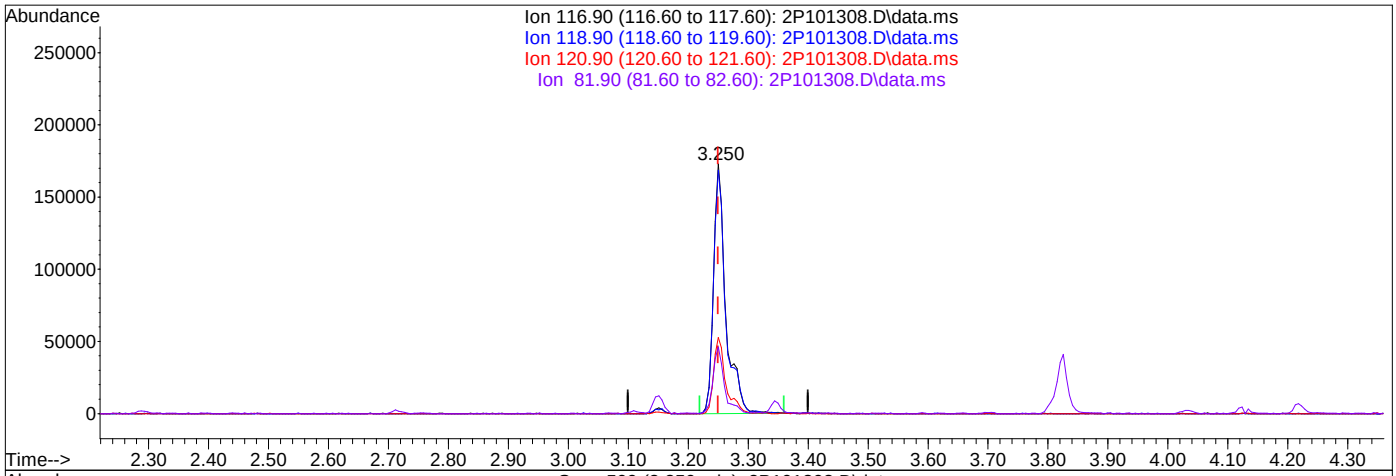

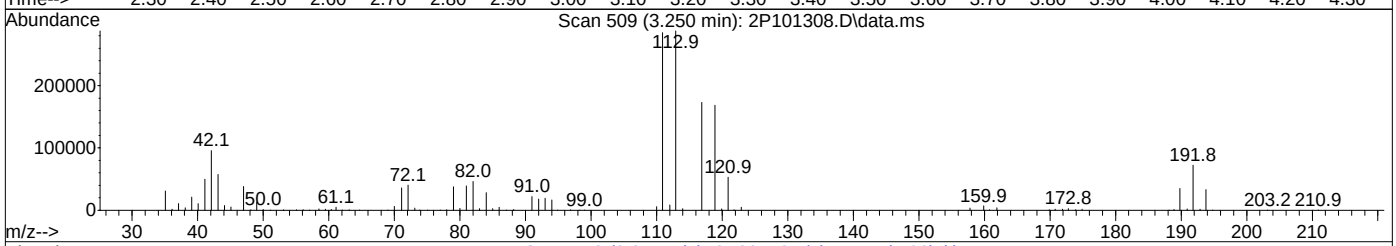

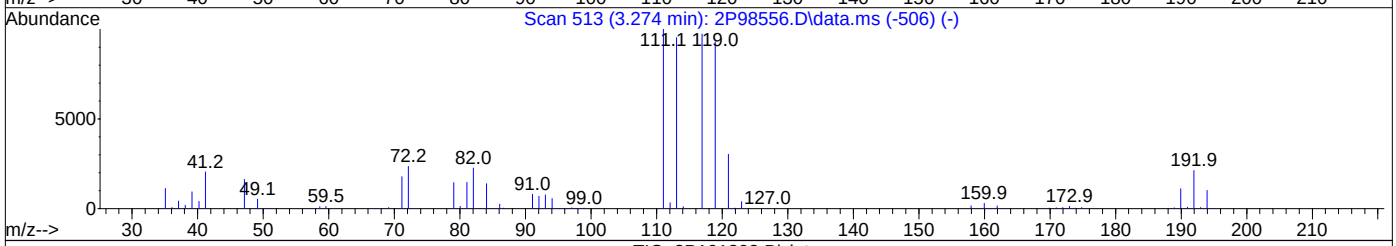

TIC: 2P101308.D\data.ms

(40) Carbon Tetrachloride ( )

3.250min (+0.000) 28.65ug/L

response 248850

Ion	Exp%	Act%
116.90	100	100
118.90	95.30	97.33
120.90	30.00	30.51
81.90	24.00	26.68

Quantitation Report (Qedit)

Data Path : R:\GBS Manila Data Validator\jenniferf\09-11-2023\V2P3838\V2P3838\
Data File : 2P101308.D
Acq On : 8 Sep 2023 10:28 pm
Operator : joannel
Sample : ECC3836-4 Inst : MSVOA13-P
Misc : MS54794,V2P3838,,,,,
ALS Vial : 29 Sample Multiplier: 1

Quant Time: Sep 10 18:18:35 2023
Quant Method : R:\GBS Manila Data Validator\jenniferf\09-11-2023\V2P3838\METHOD\V2P_2023-9-06.M
Quant Title : SW-846 Method 5035A/8260B
QLast Update : Wed Sep 06 14:19:37 2023
Response via : Initial Calibration

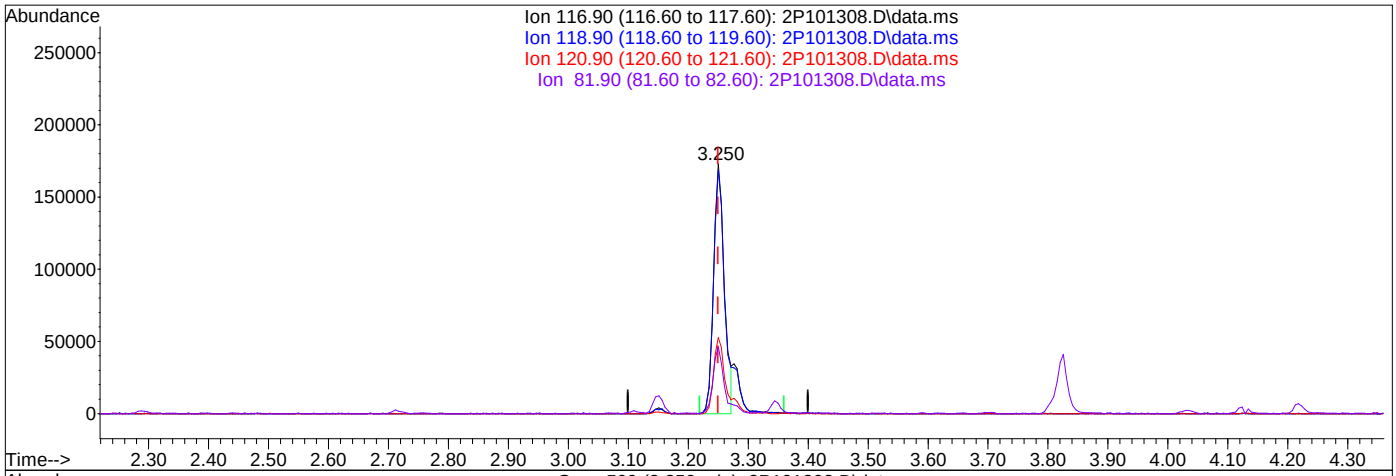

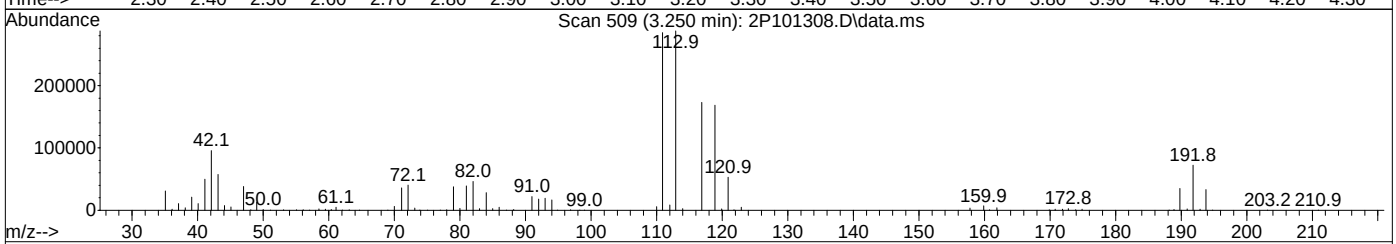

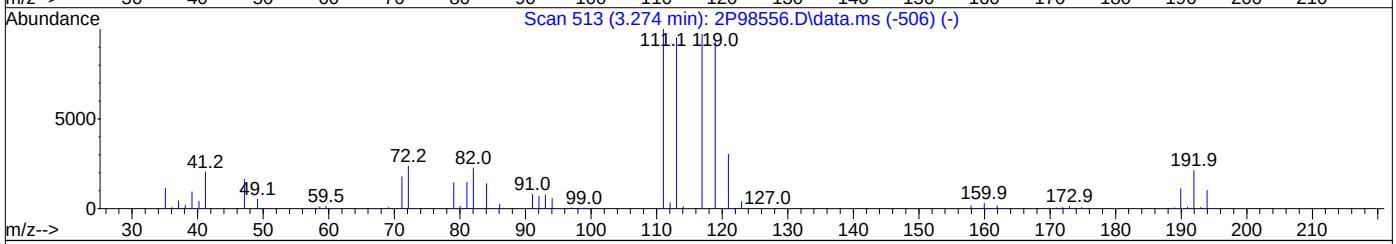

TIC: 2P101308.D\data.ms

(40) Carbon Tetrachloride ( )

3.250min (+0.000) 25.03ug/L m

response 217439

Ion	Exp%	Act%
116.90	100	100
118.90	95.30	97.48
120.90	30.00	30.51
81.90	24.00	26.68

Quantitation Report (Qedit)

Data Path : R:\GBS Manila Data Validator\jenniferf\09-11-2023\V2P3838\V2P3838\
Data File : 2P101308.D
Acq On : 8 Sep 2023 10:28 pm
Operator : joannel
Sample : ECC3836-4 Inst : MSVOA13-P
Misc : MS54794,V2P3838,,,,,
ALS Vial : 29 Sample Multiplier: 1

Quant Time: Sep 10 18:18:35 2023
Quant Method : R:\GBS Manila Data Validator\jenniferf\09-11-2023\V2P3838\METHOD\V2P_2023-9-06.M
Quant Title : SW-846 Method 5035A/8260B
QLast Update : Wed Sep 06 14:19:37 2023
Response via : Initial Calibration

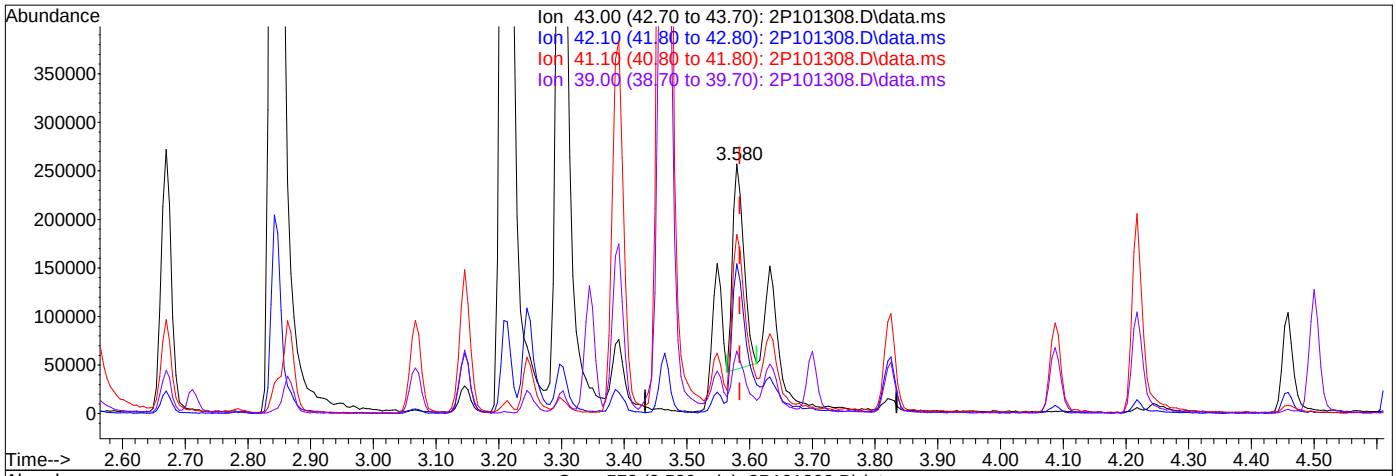

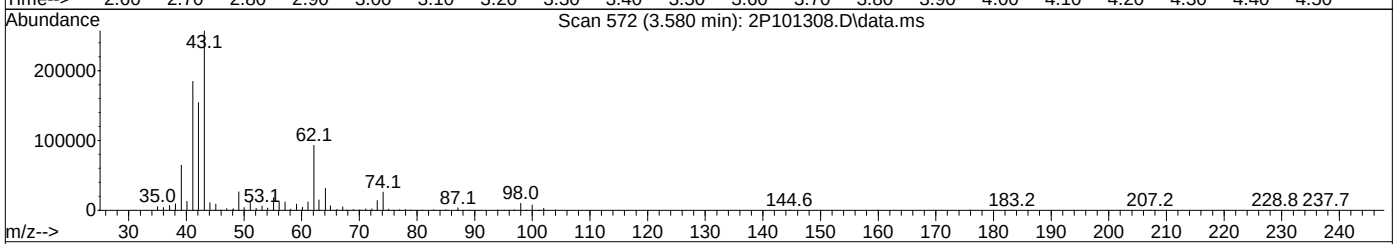

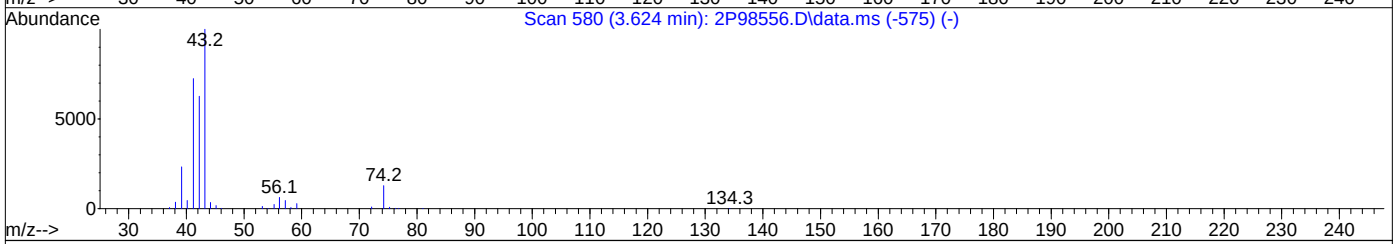

TIC: 2P101308.D\data.ms

(50) Isobutyl alcohol

3.580min (-0.004) 322.69ug/L

response 265506

Ion	Exp%	Act%
43.00	100	100
42.10	58.90	66.21
41.10	72.20	74.91
39.00	25.70	23.67

Quantitation Report (Qedit)

Data Path : R:\GBS Manila Data Validator\jenniferf\09-11-2023\V2P3838\V2P3838\
Data File : 2P101308.D
Acq On : 8 Sep 2023 10:28 pm
Operator : joannel
Sample : ECC3836-4 Inst : MSVOA13-P
Misc : MS54794,V2P3838,,,,,
ALS Vial : 29 Sample Multiplier: 1

Quant Time: Sep 10 18:18:35 2023
Quant Method : R:\GBS Manila Data Validator\jenniferf\09-11-2023\V2P3838\METHOD\V2P_2023-9-06.M
Quant Title : SW-846 Method 5035A/8260B
QLast Update : Wed Sep 06 14:19:37 2023
Response via : Initial Calibration

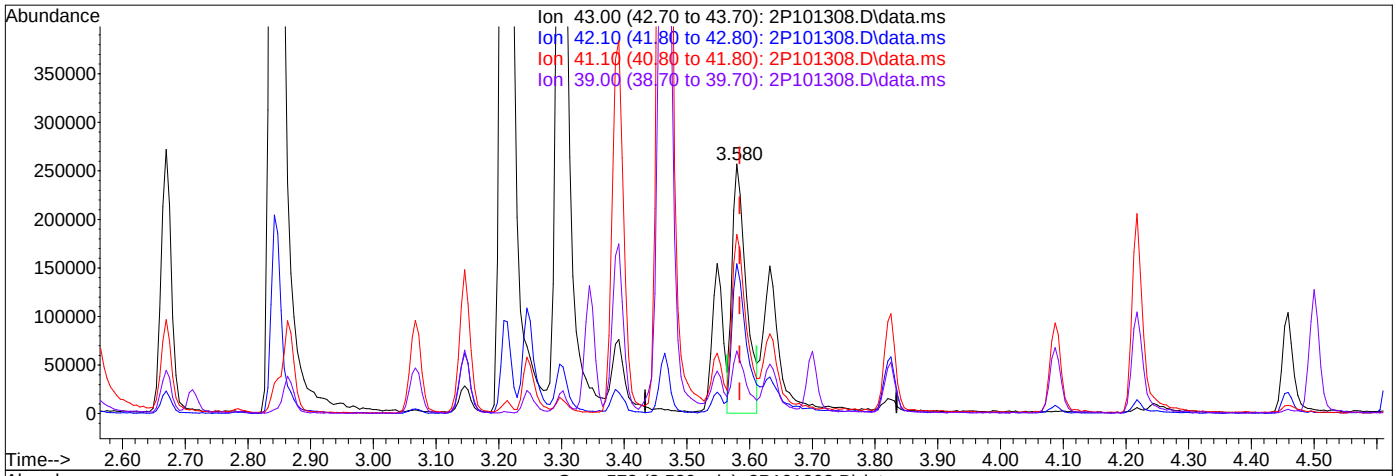

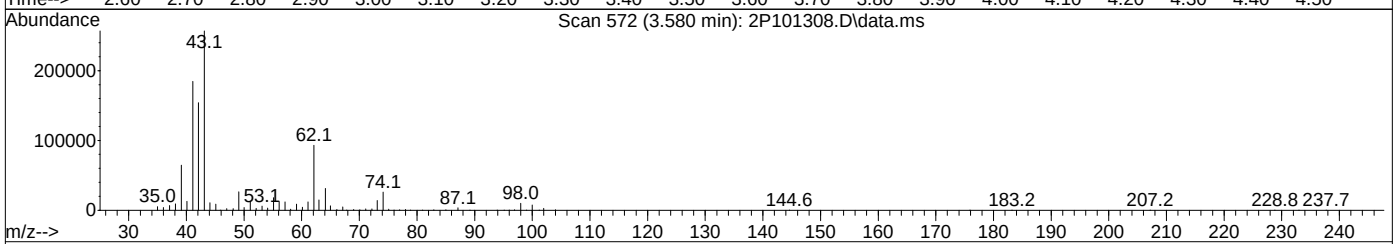

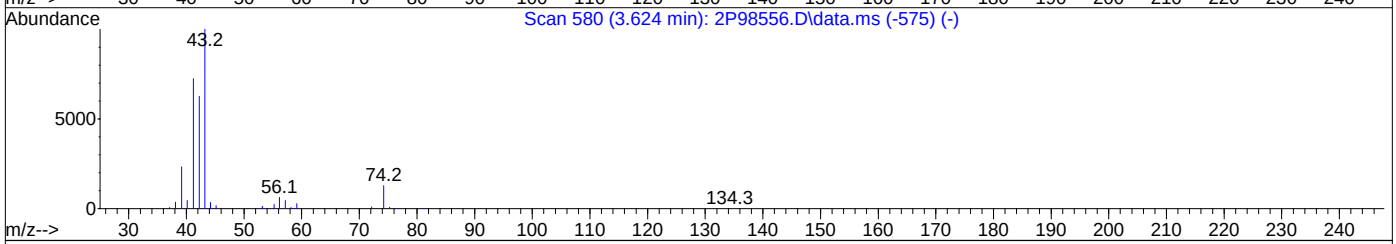

TIC: 2P101308.D\data.ms

(50) Isobutyl alcohol

3.580min (-0.004) 488.94ug/L m

response 397818

Ion	Exp%	Act%
43.00	100	100
42.10	58.90	59.98
41.10	72.20	71.80
39.00	25.70	25.05

Quantitation Report (Qedit)

Data Path : R:\GBS Manila Data Validator\jenniferf\09-11-2023\V2P3838\V2P3838\
Data File : 2P101308.D
Acq On : 8 Sep 2023 10:28 pm
Operator : joannel
Sample : ECC3836-4 Inst : MSVOA13-P
Misc : MS54794,V2P3838,,,,,
ALS Vial : 29 Sample Multiplier: 1

Quant Time: Sep 10 18:18:35 2023
Quant Method : R:\GBS Manila Data Validator\jenniferf\09-11-2023\V2P3838\METHOD\V2P_2023-9-06.M
Quant Title : SW-846 Method 5035A/8260B
QLast Update : Wed Sep 06 14:19:37 2023
Response via : Initial Calibration

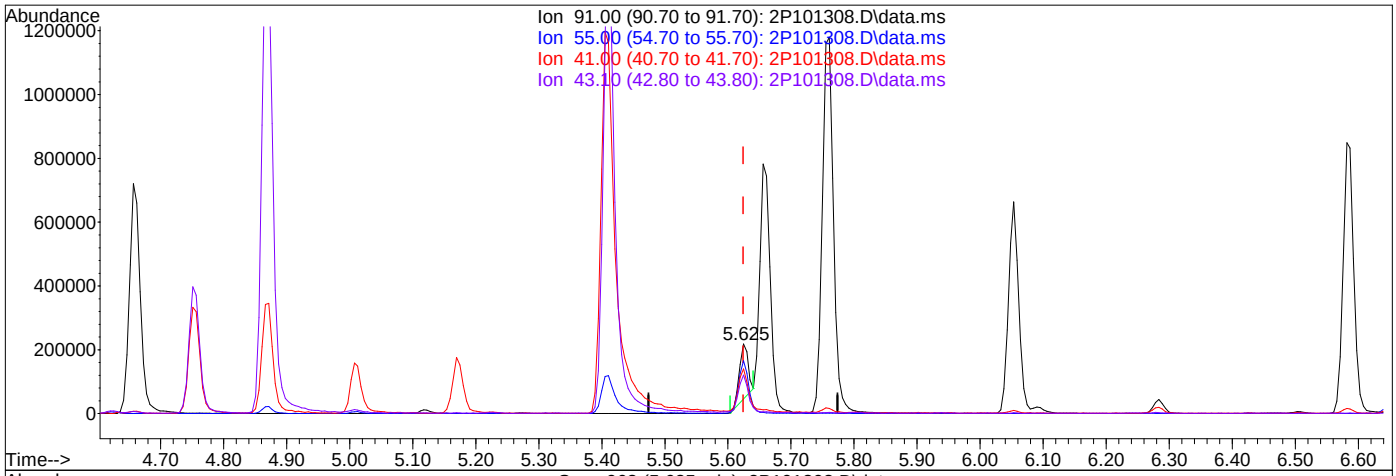

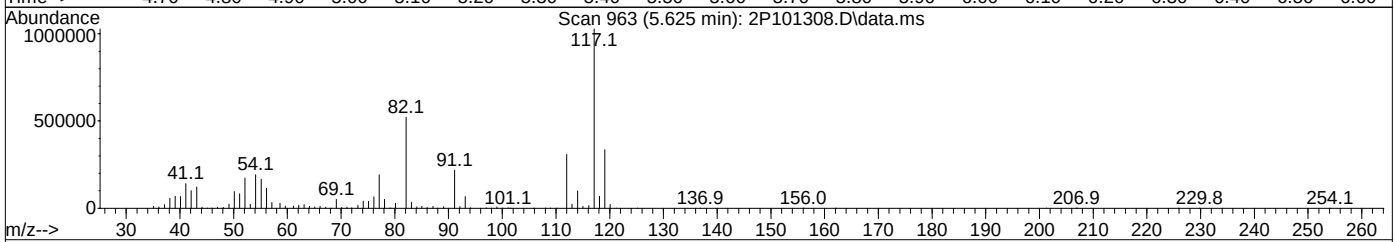

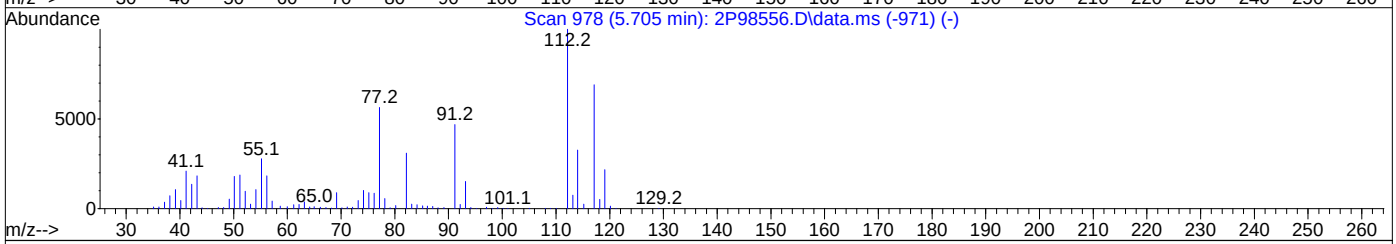

TIC: 2P101308.D\data.ms

(76) 1-Chlorohexane

5.625min (+0.000) 16.13ug/L

response 172736

Ion	Exp%	Act%
91.00	100	100
55.00	73.90	75.09
41.00	64.30	60.44
43.10	53.90	53.20

Quantitation Report (Qedit)

Data Path : R:\GBS Manila Data Validator\jenniferf\09-11-2023\V2P3838\V2P3838\
Data File : 2P101308.D
Acq On : 8 Sep 2023 10:28 pm
Operator : joannel
Sample : ECC3836-4 Inst : MSVOA13-P
Misc : MS54794,V2P3838,,,,,
ALS Vial : 29 Sample Multiplier: 1

Quant Time: Sep 10 18:18:35 2023
Quant Method : R:\GBS Manila Data Validator\jenniferf\09-11-2023\V2P3838\METHOD\V2P_2023-9-06.M
Quant Title : SW-846 Method 5035A/8260B
QLast Update : Wed Sep 06 14:19:37 2023
Response via : Initial Calibration

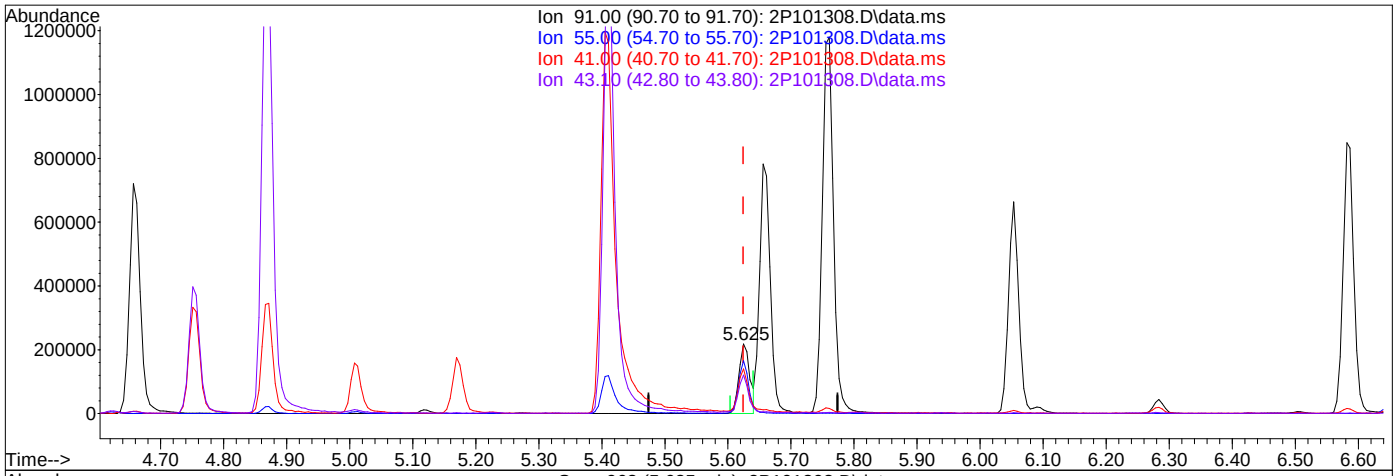

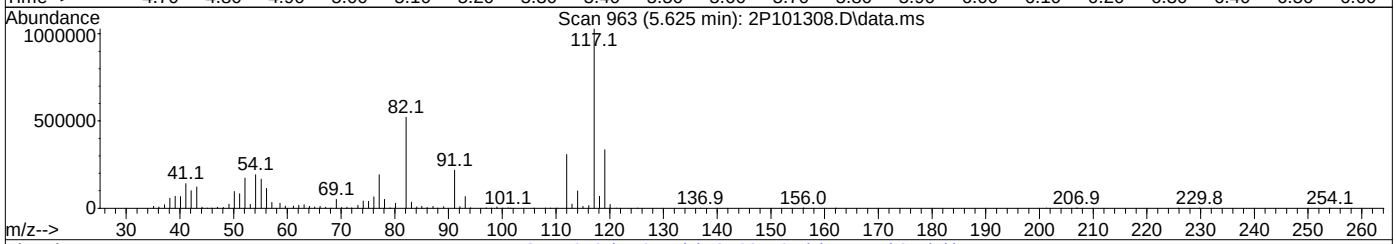

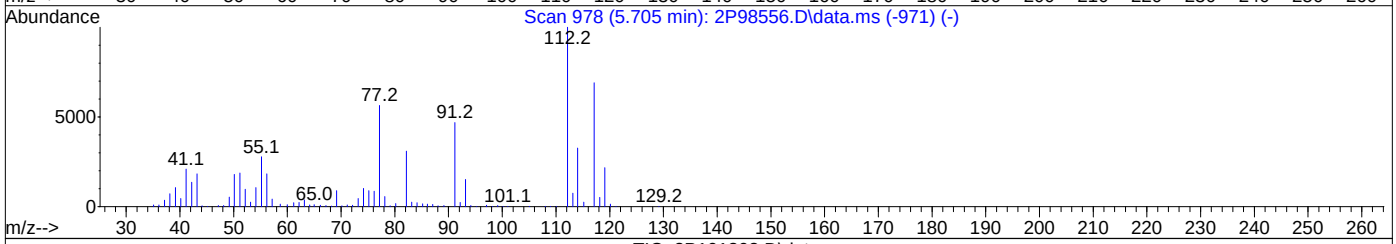

TIC: 2P101308.D\data.ms

(76) 1-Chlorohexane

5.625min (+0.000) 24.33ug/L m

response 260543

Ion	Exp%	Act%
91.00	100	100
55.00	73.90	76.07
41.00	64.30	64.13
43.10	53.90	55.51

Quantitation Report (Qedit)

Data Path : R:\GBS Manila Data Validator\jenniferf\09-11-2023\V2P3838\V2P3838\
Data File : 2P101308.D
Acq On : 8 Sep 2023 10:28 pm
Operator : joannel
Sample : ECC3836-4 Inst : MSVOA13-P
Misc : MS54794,V2P3838,,,,,
ALS Vial : 29 Sample Multiplier: 1

Quant Time: Sep 10 18:18:35 2023
Quant Method : R:\GBS Manila Data Validator\jenniferf\09-11-2023\V2P3838\METHOD\V2P_2023-9-06.M
Quant Title : SW-846 Method 5035A/8260B
QLast Update : Wed Sep 06 14:19:37 2023
Response via : Initial Calibration

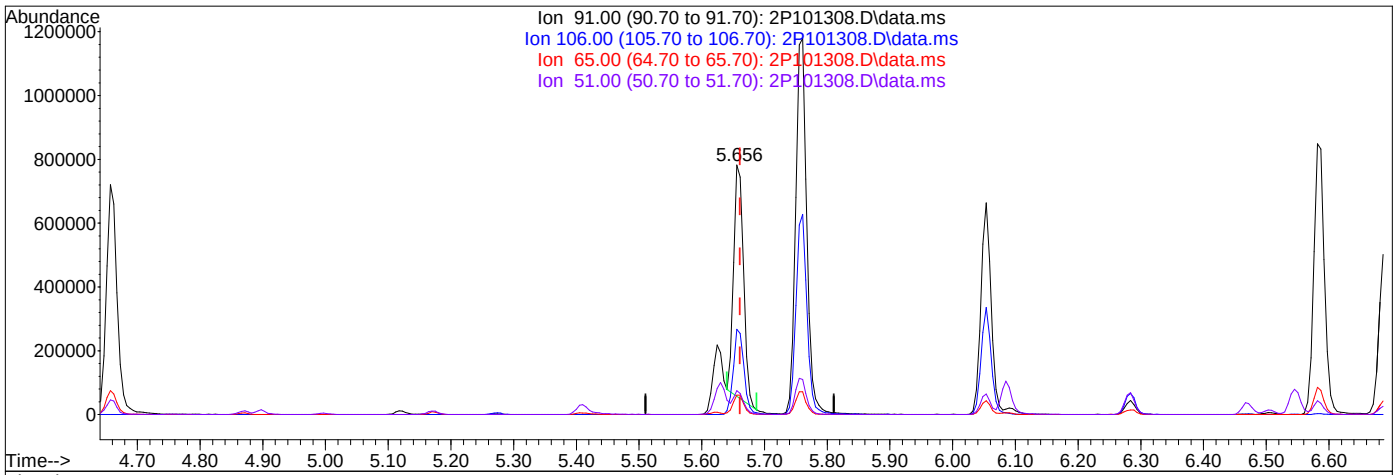

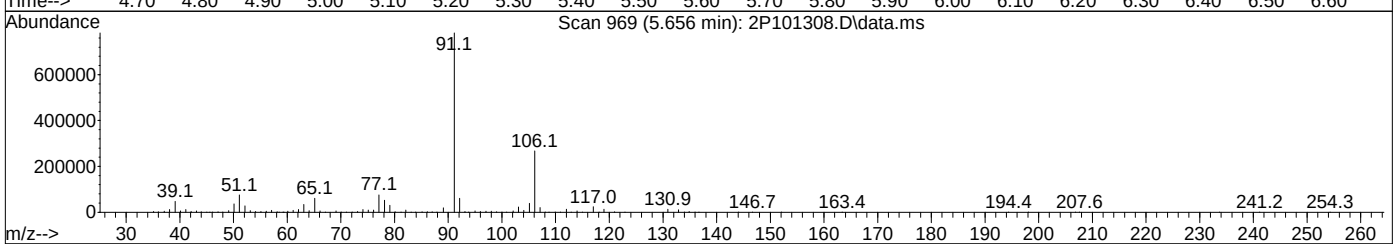

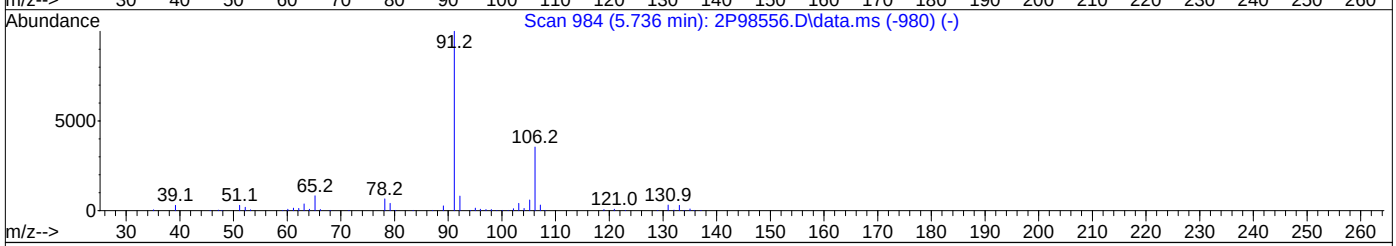

TIC: 2P101308.D\data.ms

(77) Ethylbenzene (C)

5.656min (-0.005) 20.24ug/L

response 787436

Ion	Exp%	Act%
91.00	100	100
106.00	34.20	34.06
65.00	7.60	7.75
51.00	9.20	9.47

Quantitation Report (Qedit)

Data Path : R:\GBS Manila Data Validator\jenniferf\09-11-2023\V2P3838\V2P3838\
Data File : 2P101308.D
Acq On : 8 Sep 2023 10:28 pm
Operator : joannel
Sample : ECC3836-4 Inst : MSVOA13-P
Misc : MS54794,V2P3838,,,,,
ALS Vial : 29 Sample Multiplier: 1

Quant Time: Sep 10 18:18:35 2023
Quant Method : R:\GBS Manila Data Validator\jenniferf\09-11-2023\V2P3838\METHOD\V2P_2023-9-06.M
Quant Title : SW-846 Method 5035A/8260B
QLast Update : Wed Sep 06 14:19:37 2023
Response via : Initial Calibration

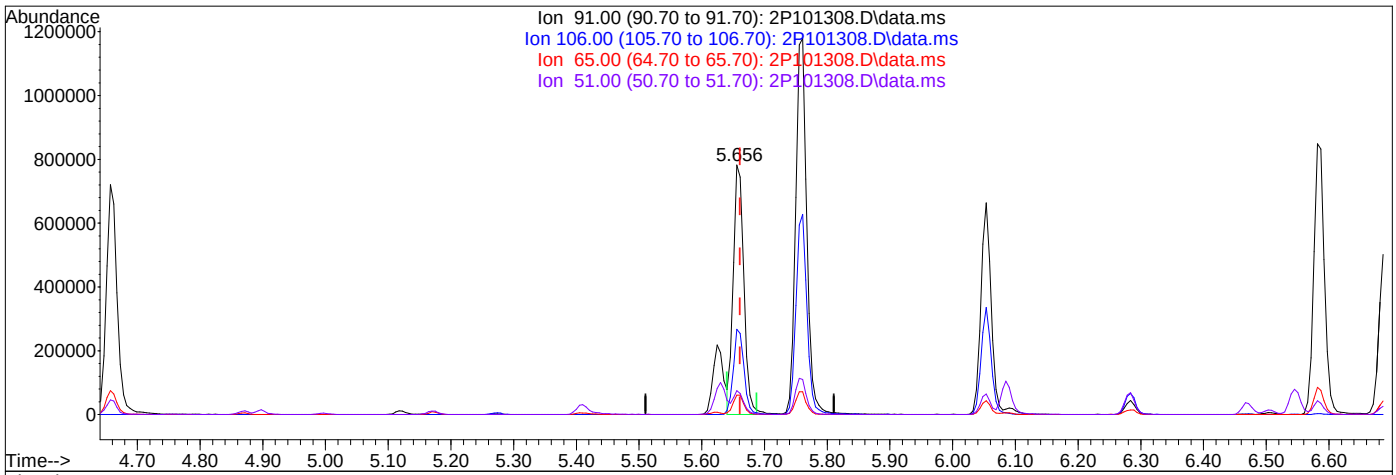

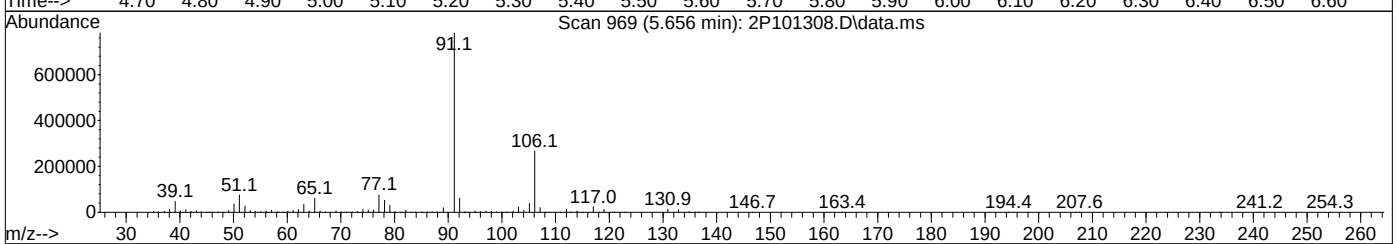

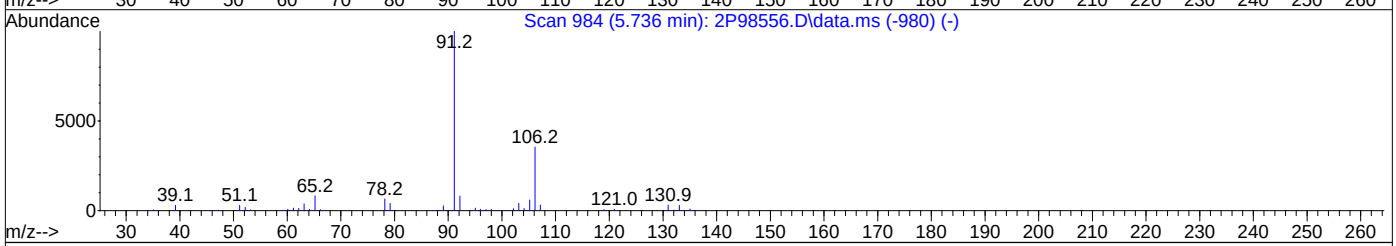

TIC: 2P101308.D\data.ms

(77) Ethylbenzene (C)

5.656min (-0.005) 23.62ug/L m

response 918829

Ion	Exp%	Act%
91.00	100	100
106.00	34.20	34.13
65.00	7.60	7.76
51.00	9.20	9.54

Manual Integrations APPROVED (compounds with "m" flag)
Karen Watson
09/01/23 11:25

Quantitation Report (QT Reviewed)

Data Path : C:\msdchem\1\data\08-31-2023\
Data File : 5E41932.D
Acq On : 31 Aug 2023 9:31 am
Operator : joannel
Sample : IC1873-1
Misc : MS54638,V5E1873,,,,,
ALS Vial : 2 Sample Multiplier: 1

Quant Time: Aug 31 10:56:47 2023
Quant Method : C:\msdchem\1\methods\appIX08-31-2023_.M
Quant Title : SW-846 Method 5030B/8260B & EPA 624
QLast Update : Thu Aug 10 14:31:23 2023
Response via : Initial Calibration

Compound	R.T.	QIon	Response	Conc	Units		Dev(Min)
Internal Standards							
1) Fluorobenzene	8.463	96	641431	50.00	ug/L		0.00
61) Chlorobenzene-d5	11.603	117	540927	50.00	ug/L		0.00
85) 1,4-Dichlorobenzene-d4	13.956	152	330671	50.00	ug/L		0.00
System Monitoring Compounds							
39) Dibromofluoromethane	7.610	113	193200	54.93	ug/L		0.00
Spiked Amount 50.000	Range 83 - 118		Recovery = 109.86%				
49) 1,2-Dichloroethane-d4	8.183	65	205597	50.81	ug/L		0.00
Spiked Amount 50.000	Range 79 - 125		Recovery = 101.62%				
62) Toluene-d8	10.036	98	675847	45.64	ug/L		0.00
Spiked Amount 50.000	Range 85 - 112		Recovery = 91.28%				
86) 4-Bromofluorobenzene	12.816	95	263727	50.04	ug/L		0.00
Spiked Amount 50.000	Range 83 - 118		Recovery = 100.08%				
Target Compounds							Qvalue
2) Dichlorodifluoromethane	2.806	85	3255	1.44	ug/L		91
3) Chloromethane	3.135	50	3282	1.16	ug/L		94
4) Vinyl Chloride	3.263	62	3064	1.30	ug/L		80
5) 1,3-Butadiene	3.300	39	2525	1.19	ug/L		98
6) Bromomethane	3.769	94	2480	1.94	ug/L		90
7) Chloroethane	3.958	64	1910	1.08	ug/L		81
8) Trichlorofluoromethane	4.165	101	4684	1.28	ug/L		97
9) Ethyl Ether	4.586	59	1614	0.77	ug/L	#	81
11) 1,2-Dichlorotrifluoroe...	4.836	67	2480	0.88	ug/L		93
12) 1,1-Dichloroethene	4.867	61	2920	0.77	ug/L		91
13) Freon 113	4.909	101	2008	0.89	ug/L	#	79
14) Carbon Disulfide	4.921	76	10207	1.39	ug/L		93
15) Iodomethane	5.062	142	1097	0.42	ug/L		83
16) Acrolein	5.305	56	1839	3.61	ug/L		99
17) Allyl chloride	5.464	41	3696	1.29	ug/L		91
18) Methylene Chloride	5.592	49	5925	1.44	ug/L		99
19) Acetone	5.659	43	4411	4.50	ug/L		87
20) Methyl acetate	5.799	43	6518	3.01	ug/L		96
21) trans-1,2-Dichloroethene	5.799	61	3151	0.87	ug/L		87
22) Hexane	5.866	56	6059	2.33	ug/L	#	67
23) Methyl Tert Butyl Ether	5.903	73	6683	0.93	ug/L		90
24) Acetonitrile	6.232	41	11078	30.98	ug/L		98
25) Di-isopropyl ether	6.324	45	5813	0.72	ug/L		85
26) Chloroprene	6.500	53	5040	1.44	ug/L		95
27) 1,1-Dichloroethane	6.525	63	4136	0.85	ug/L		88
28) Acrylonitrile	6.598	53	4083	3.75	ug/L		87
29) ETBE	6.750	59	6745	0.83	ug/L		93
30) Tert Butyl Alcohol	5.976	59	4733	10.74	ug/L		86
31) Vinyl acetate	6.787	43	18690	3.31	ug/L		82
32) cis-1,2-Dichloroethene	7.140	96	2431	0.88	ug/L	#	70
33) 2,2-Dichloropropane	7.256	77	3206	0.91	ug/L		93
34) Bromochloromethane	7.360	128	1281	0.95	ug/L	#	78
35) Cyclohexane	7.372	56	3347	0.74	ug/L		90
36) Chloroform	7.415	83	4378	0.90	ug/L		91

Quantitation Report (QT Reviewed)

Data Path : C:\msdchem\1\data\08-31-2023\
Data File : 5E41932.D
Acq On : 31 Aug 2023 9:31 am
Operator : joannel
Sample : IC1873-1
Misc : MS54638,V5E1873,,,,,
ALS Vial : 2 Sample Multiplier: 1

Quant Time: Aug 31 10:56:47 2023
Quant Method : C:\msdchem\1\methods\appIX08-31-2023_.M
Quant Title : SW-846 Method 5030B/8260B & EPA 624
QLast Update : Thu Aug 10 14:31:23 2023
Response via : Initial Calibration

Compound	R.T.	QIon	Response	Conc	Units		Dev(Min)
37) Ethyl acetate	7.518	43	10791	3.70	ug/L		95
38) Tetrahydrofuran	7.610	42	525	0.49	ug/L	#	63
40) Carbon Tetrachloride	7.585	117	3492	1.04	ug/L		87
41) 1,1,1-Trichloroethane	7.665	97	4006	1.01	ug/L		88
42) 2-Butanone	7.744	43	7377	5.18	ug/L		90
43) 1,1-Dichloropropene	7.793	75	2858	0.89	ug/L		91
44) tert-Butyl formate	7.878	59	11344	12.25	ug/L		88
45) Propionitrile	8.061	54	6055	11.27	ug/L		97
46) Methacrylonitrile	8.079	41	24944	12.61	ug/L		91
47) Benzene	8.055	78	8632	0.86	ug/L		92
48) TAME	8.122	73	6571	0.91	ug/L		91
50) 1,2-Dichloroethane	8.256	62	3438	0.91	ug/L		90
51) tert Amyl alcohol	8.287	59	3238	9.94	ug/L		86
52) Trichloroethene	8.652	95	2820	1.03	ug/L		88
53) Methylcyclohexane	8.646	83	3695	0.88	ug/L	#	82
54) Dibromomethane	9.091	93	1301	0.72	ug/L		82
55) 1,2-Dichloropropane	9.183	63	2016	0.75	ug/L		87
56) Bromodichloromethane	9.232	83	3116	0.87	ug/L		94
57) Methyl methacrylate	9.347	41	2203	0.96	ug/L		89
58) 1,4-Dioxane	9.433	88	450m	12.84	ug/L		
59) 2-Chloroethyl vinyl ether	9.774	63	1739	1.95	ug/L		78
60) cis-1,3-Dichloropropene	9.866	75	2968	0.80	ug/L		72
63) Toluene	10.091	91	10337	0.79	ug/L		99
64) Isobutyl alcohol	8.189	43	4064	24.76	ug/L	#	57
65) 2-Nitropropane	10.323	41	3097	3.25	ug/L		93
66) 4-Methyl-2-pentanone	10.439	43	14699	3.90	ug/L		94
67) trans-1,3-Dichloropropene	10.500	75	2441	0.60	ug/L		92
68) Tetrachloroethene	10.500	166	2901	0.83	ug/L		92
69) Ethyl methacrylate	10.615	69	3460	1.03	ug/L	#	80
70) 1,1,2-Trichloroethane	10.658	83	1862	0.71	ug/L		85
71) Dibromochloromethane	10.853	129	2479	0.76	ug/L		95
72) 1,3-Dichloropropane	10.945	76	3555	0.75	ug/L		91
73) 1,2-Dibromoethane	11.134	107	2074	0.65	ug/L		79
74) 3,3-Dimethyl-1-butanol	11.201	57	10964	38.61	ug/L		92
75) 2-hexanone	11.268	43	7703	3.07	ug/L		71
76) 1-Chlorohexane	11.548	91	2712	0.68	ug/L		93
77) Ethylbenzene	11.615	91	12293	0.83	ug/L		85
78) Chlorobenzene	11.621	112	7043	0.81	ug/L		96
79) 1,1,1,2-Tetrachloroethane	11.670	131	2560	0.80	ug/L	#	35
80) m,p-Xylene	11.755	91	16802	1.54	ug/L		95
81) o-Xylene	12.200	91	8200	0.77	ug/L		93
82) Styrene	12.261	104	5375	0.69	ug/L		82
83) Bromoform	12.316	173	1437	0.64	ug/L		89
84) Isopropylbenzene	12.499	105	9892	0.74	ug/L		98
87) cis-1,4-Dichloro-2-butene	12.871	53	799	0.81	ug/L	#	43
88) n-Propylbenzene	12.920	91	12323	0.69	ug/L		93
89) Bromobenzene	12.950	156	2896	0.78	ug/L	#	70
90) 1,1,2,2-Tetrachloroethane	12.987	83	3571	0.73	ug/L		96
91) 1,3,5-Trimethylbenzene	13.103	105	8305	0.70	ug/L		89
92) 2-Chlorotoluene	13.115	91	8082	0.71	ug/L		91

Quantitation Report (QT Reviewed)

Data Path : C:\msdchem\1\data\08-31-2023\
Data File : 5E41932.D
Acq On : 31 Aug 2023 9:31 am
Operator : joannel
Sample : IC1873-1
Misc : MS54638,V5E1873,,,,,
ALS Vial : 2 Sample Multiplier: 1

Quant Time: Aug 31 10:56:47 2023
Quant Method : C:\msdchem\1\methods\appIX08-31-2023_.M
Quant Title : SW-846 Method 5030B/8260B & EPA 624
QLast Update : Thu Aug 10 14:31:23 2023
Response via : Initial Calibration

Compound	R.T.	QIon	Response	Conc	Units		Dev(Min)
94) 1,2,3-Trichloropropane	13.151	110	904	0.66	ug/L		89
96) 4-Chlorotoluene	13.286	91	8047	0.78	ug/L		92
98) tert-Butylbenzene	13.444	91	5329	0.80	ug/L		89
99) 1,2,4-Trimethylbenzene	13.511	105	7310	0.63	ug/L		94
100) Pentachloroethane	13.505	167	2664	1.31	ug/L	#	73
101) sec-Butylbenzene	13.627	105	11028	0.71	ug/L		95
102) 4-Isopropyltoluene	13.755	119	8936	0.71	ug/L		90
103) 1,3-Dichlorobenzene	13.895	146	5239	0.70	ug/L		97
104) 1,2,3-Trimethylbenzene	13.968	105	8954	0.71	ug/L	#	56
105) 1,4-Dichlorobenzene	13.974	146	6729m	0.81	ug/L		
106) n-Butylbenzene	14.182	92	3885	0.57	ug/L	#	77
107) Benzyl Chloride	14.212	126	267m	0.22	ug/L		
108) 1,2-Dichlorobenzene	14.401	146	5129	0.71	ug/L		87
109) 1,2-Dibromo-3-Chloropr...	15.133	75	465m	0.63	ug/L		
110) Hexachlorobutadiene	15.657	225	1660	0.88	ug/L		90
111) 1,2,4-Trichlorobenzene	15.730	180	3336	0.74	ug/L		95
112) Naphthalene	16.029	128	7347	0.67	ug/L		89
113) 1,2,3-Trichlorobenzene	16.194	180	2946	0.75	ug/L		96

(#) = qualifier out of range (m) = manual integration (+) = signals summed

Quantitation Report (QT Reviewed)

Data Path : C:\msdchem\1\data\08-31-2023\
Data File : 5E41932.D
Acq On : 31 Aug 2023 9:31 am
Operator : joannel
Sample : IC1873-1
Misc : MS54638,V5E1873,,,,,
ALS Vial : 2 Sample Multiplier: 1

Quant Time: Aug 31 10:56:47 2023
Quant Method : C:\msdchem\1\methods\appIX08-31-2023_.M
Quant Title : SW-846 Method 5030B/8260B & EPA 624
QLast Update : Thu Aug 10 14:31:23 2023
Response via : Initial Calibration

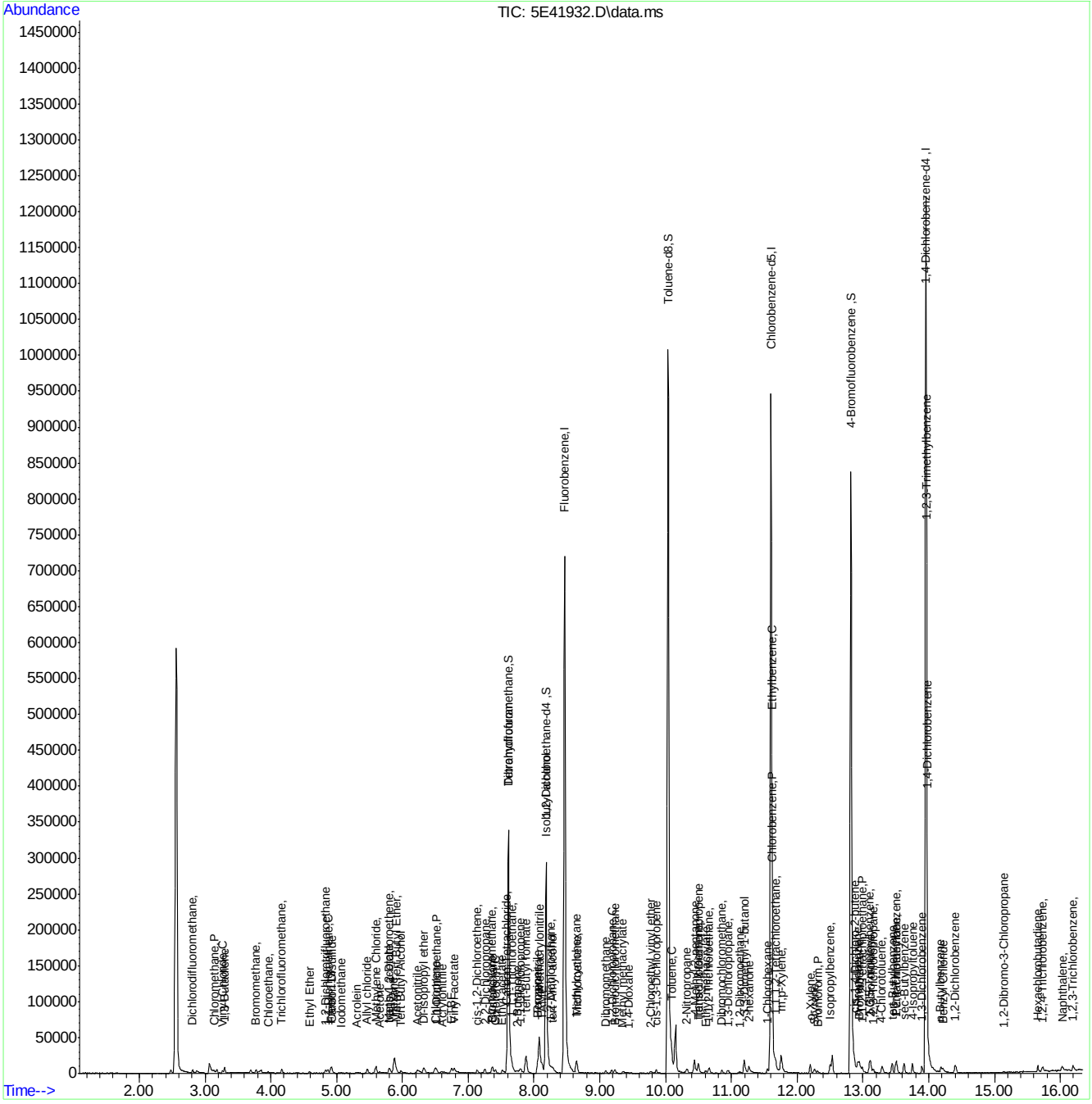

Manual Integration Approval Summary

Sample Number: V5E1873-IC1873
Lab FileID: 5E41932.D
Injection Time: 08/31/23 09:31
Method: SW846 8260D
Analyst approved: 08/31/23 13:57 Jo-Ann Lugo De Jesus
Supervisor approved: 09/01/23 11:25 Karen Watson

Parameter	CAS	Sig#	R.T. (min.)	Reason
1,4-Dioxane	123-91-1		9.43	Missed peak
1,4-Dichlorobenzene	106-46-7		13.97	Missed peak
Benzyl Chloride	100-44-7		14.21	Missed peak
1,2-Dibromo-3-chloropropane	96-12-8		15.13	Missed peak

Quantitation Report (Qedit)

Data Path : C:\msdchem\1\data\08-31-2023\
Data File : 5E41932.D
Acq On : 31 Aug 2023 9:31 am
Operator : joannel
Sample : IC1873-1
Misc : MS54638,V5E1873,,,,,
ALS Vial : 2 Sample Multiplier: 1

Quant Time: Aug 31 10:54:31 2023
Quant Method : C:\msdchem\1\methods\appIX08-31-2023_.M
Quant Title : SW-846 Method 5030B/8260B & EPA 624
QLast Update : Thu Aug 10 14:31:23 2023
Response via : Initial Calibration

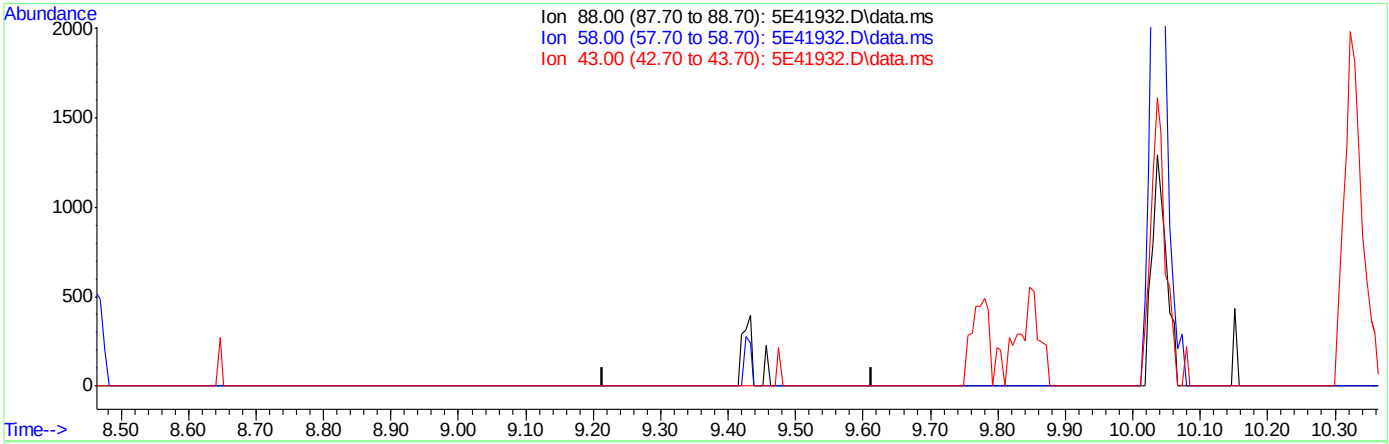

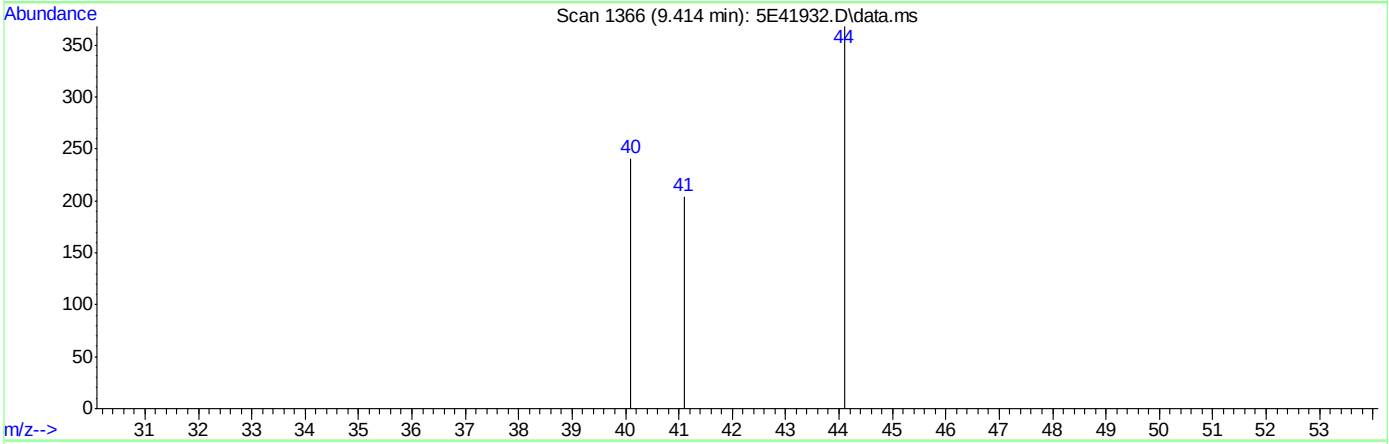

TIC: 5E41932.D\data.ms

(58) 1,4-Dioxane

9.414min (-9.414) 0.00ug/L

response 0

Ion	Exp%	Act%
88.00	100	0.00
58.00	69.20	0.00#
43.00	29.90	0.00
0.00	0.00	0.00

Quantitation Report (Qedit)

Data Path : C:\msdchem\1\data\08-31-2023\
Data File : 5E41932.D
Acq On : 31 Aug 2023 9:31 am
Operator : joannel
Sample : IC1873-1
Misc : MS54638,V5E1873,,,,,
ALS Vial : 2 Sample Multiplier: 1

Quant Time: Aug 31 10:54:31 2023
Quant Method : C:\msdchem\1\methods\appIX08-31-2023_.M
Quant Title : SW-846 Method 5030B/8260B & EPA 624
QLast Update : Thu Aug 10 14:31:23 2023
Response via : Initial Calibration

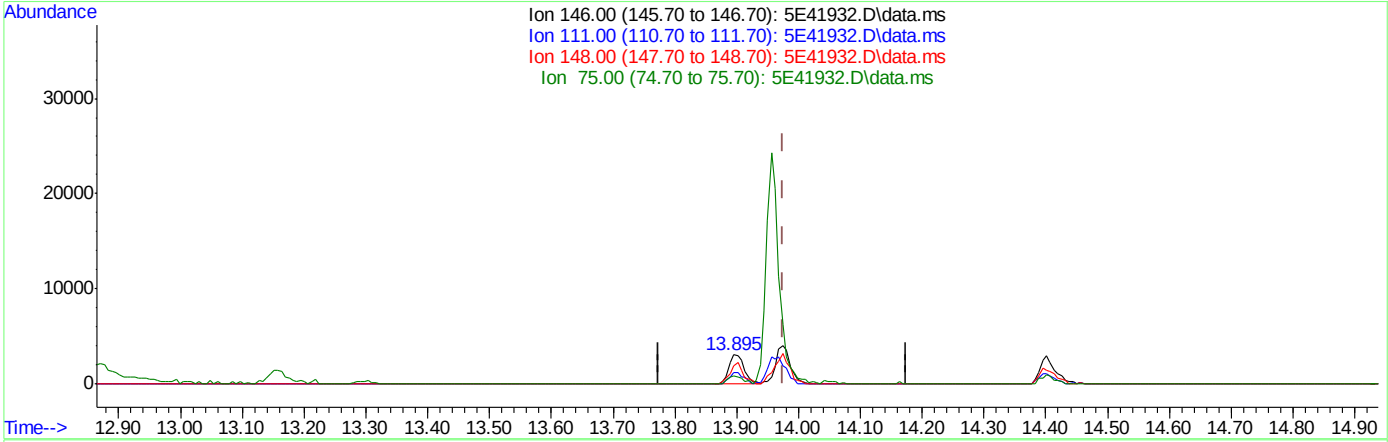

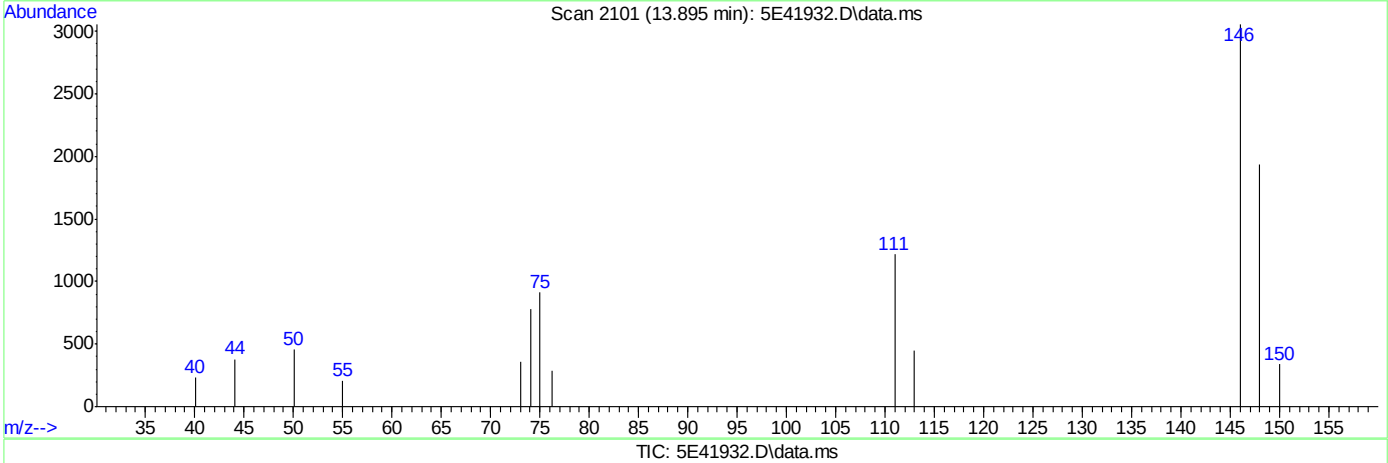

TIC: 5E41932.D\data.ms

(105) 1,4-Dichlorobenzene

13.895min (-0.080) 0.63ug/L

response 5239

Ion	Exp%	Act%
146.00	100	100
111.00	35.20	39.78
148.00	65.80	63.29
75.00	28.80	29.90

Quantitation Report (Qedit)

Data Path : C:\msdchem\1\data\08-31-2023\
Data File : 5E41932.D
Acq On : 31 Aug 2023 9:31 am
Operator : joannel
Sample : IC1873-1
Misc : MS54638,V5E1873,,,,,
ALS Vial : 2 Sample Multiplier: 1

Quant Time: Aug 31 10:54:31 2023
Quant Method : C:\msdchem\1\methods\appIX08-31-2023_.M
Quant Title : SW-846 Method 5030B/8260B & EPA 624
QLast Update : Thu Aug 10 14:31:23 2023
Response via : Initial Calibration

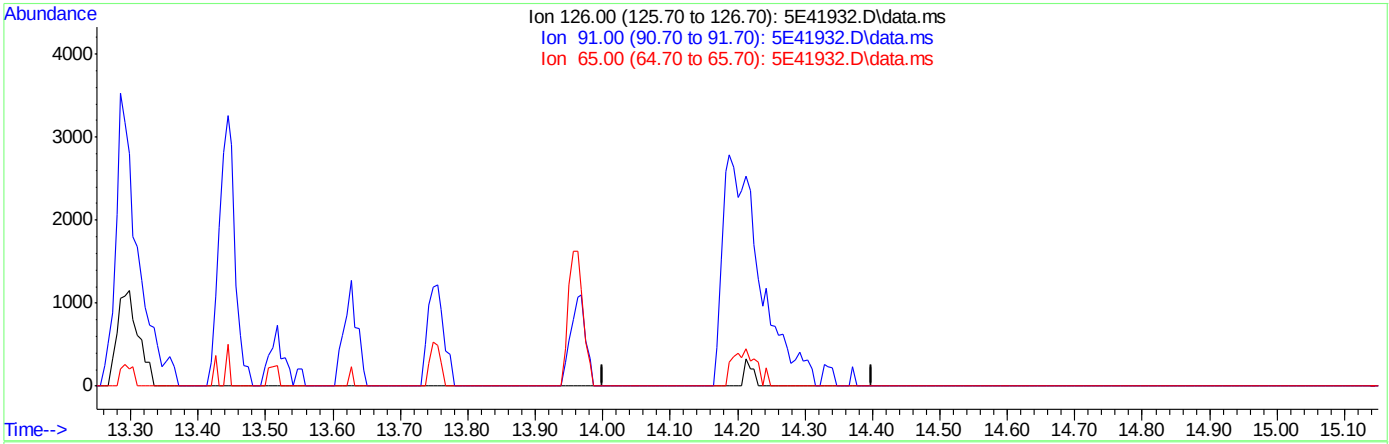

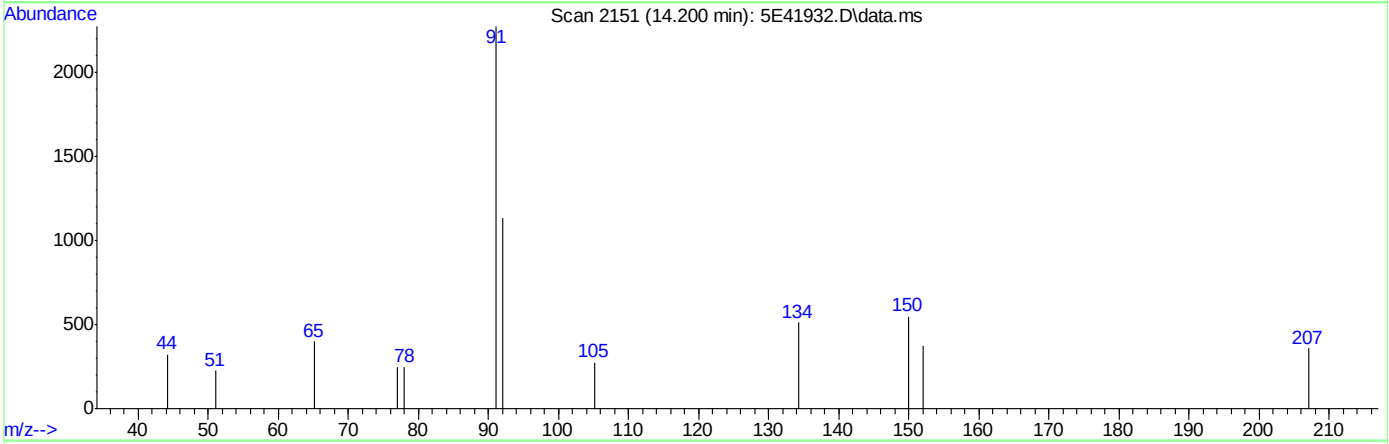

TIC: 5E41932.D\data.ms

(107) Benzyl Chloride

14.200min (-14.200) 0.00ug/L

response 0

Ion	Exp%	Act%
126.00	100	0.00
91.00	490.40	0.00#
65.00	58.80	0.00#
0.00	0.00	0.00

Quantitation Report (Qedit)

Data Path : C:\msdchem\1\data\08-31-2023\
Data File : 5E41932.D
Acq On : 31 Aug 2023 9:31 am
Operator : joannel
Sample : IC1873-1
Misc : MS54638,V5E1873,,,,,
ALS Vial : 2 Sample Multiplier: 1

Quant Time: Aug 31 10:54:31 2023
Quant Method : C:\msdchem\1\methods\appIX08-31-2023_.M
Quant Title : SW-846 Method 5030B/8260B & EPA 624
QLast Update : Thu Aug 10 14:31:23 2023
Response via : Initial Calibration

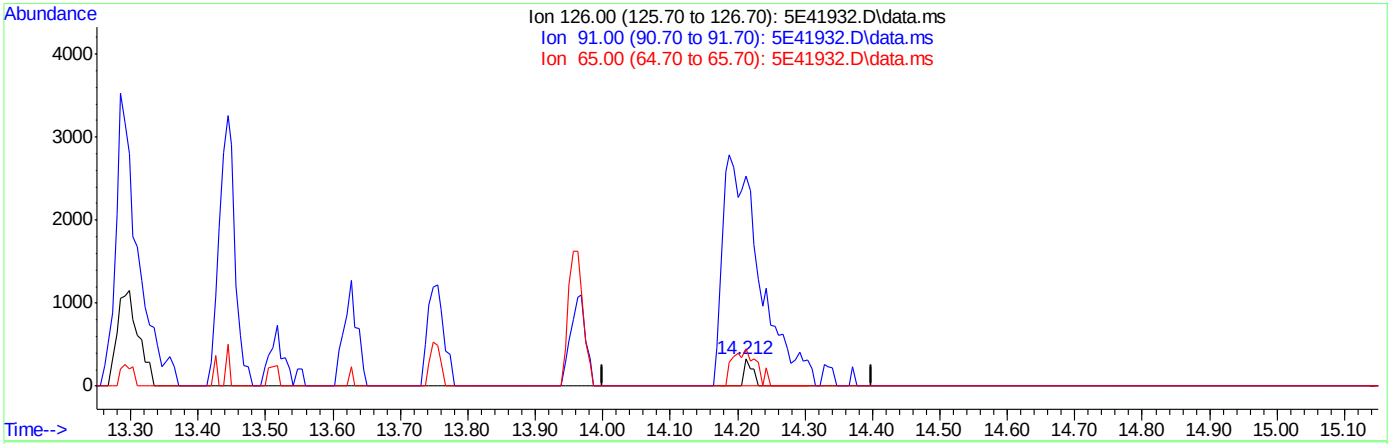

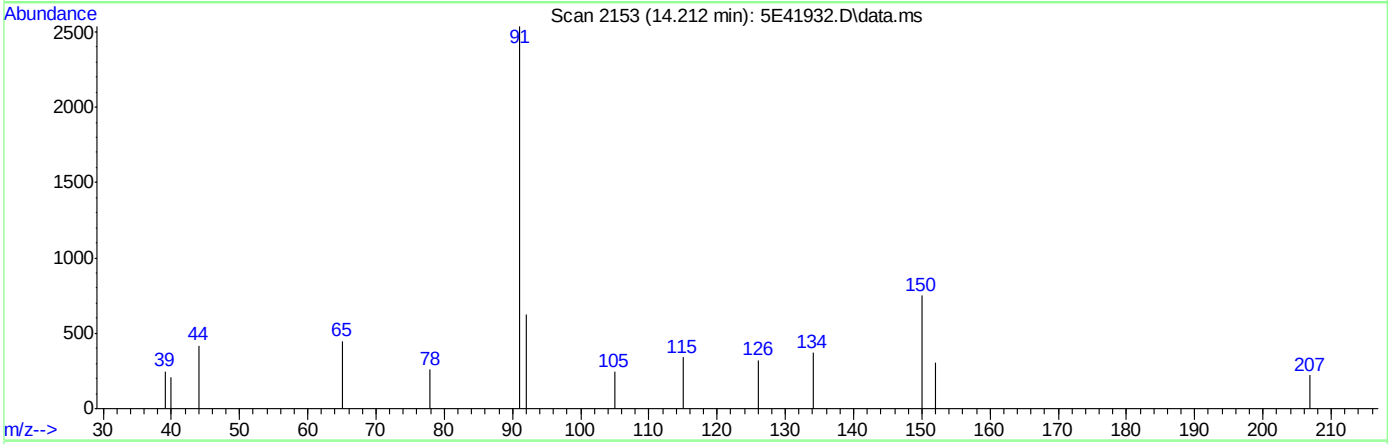

TIC: 5E41932.D\data.ms

(107) Benzyl Chloride

14.212min (+0.012) 0.22ug/L m

response 267

Ion	Exp%	Act%
126.00	100	100
91.00	490.40	785.14#
65.00	58.80	138.39#
0.00	0.00	0.00

Quantitation Report (Qedit)

Data Path : C:\msdchem\1\data\08-31-2023\
Data File : 5E41932.D
Acq On : 31 Aug 2023 9:31 am
Operator : joannel
Sample : IC1873-1
Misc : MS54638,V5E1873,,,,,
ALS Vial : 2 Sample Multiplier: 1

Quant Time: Aug 31 10:54:31 2023
Quant Method : C:\msdchem\1\methods\appIX08-31-2023_.M
Quant Title : SW-846 Method 5030B/8260B & EPA 624
QLast Update : Thu Aug 10 14:31:23 2023
Response via : Initial Calibration

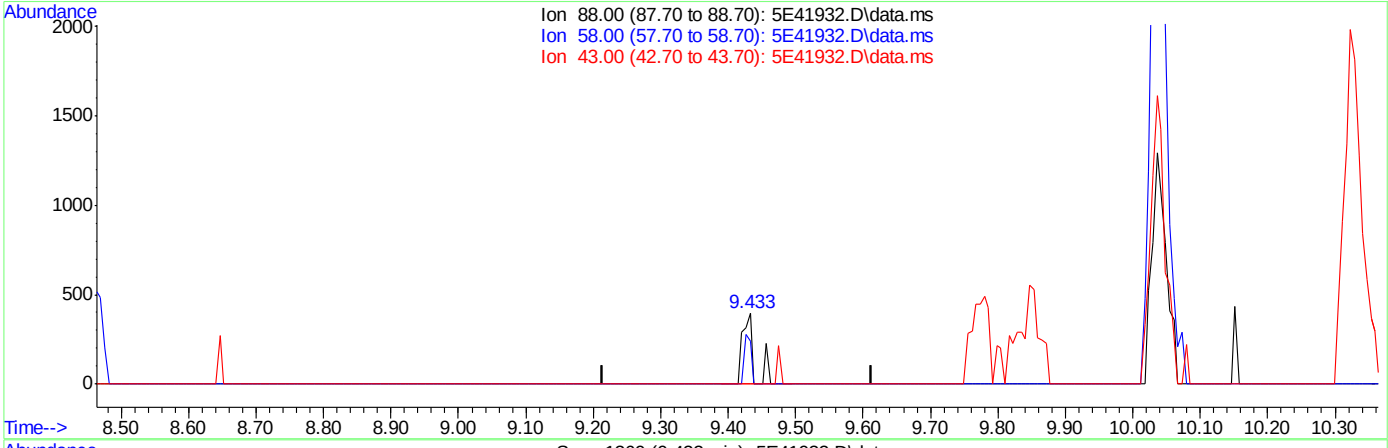

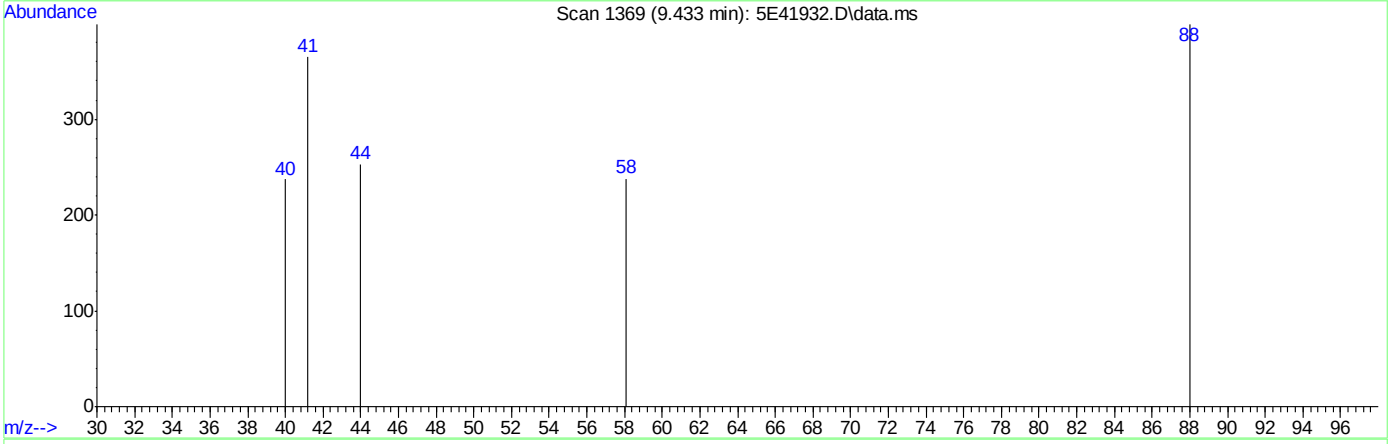

TIC: 5E41932.D\data.ms

(58) 1,4-Dioxane

9.433min (+0.019) 12.84ug/L m

response 450

Ion	Exp%	Act%
88.00	100	100
58.00	69.20	59.65
43.00	29.90	0.00
0.00	0.00	0.00

Quantitation Report (Qedit)

Data Path : C:\msdchem\1\data\08-31-2023\
Data File : 5E41932.D
Acq On : 31 Aug 2023 9:31 am
Operator : joannel
Sample : IC1873-1
Misc : MS54638,V5E1873,,,,,
ALS Vial : 2 Sample Multiplier: 1

Quant Time: Aug 31 10:54:31 2023
Quant Method : C:\msdchem\1\methods\appIX08-31-2023_.M
Quant Title : SW-846 Method 5030B/8260B & EPA 624
QLast Update : Thu Aug 10 14:31:23 2023
Response via : Initial Calibration

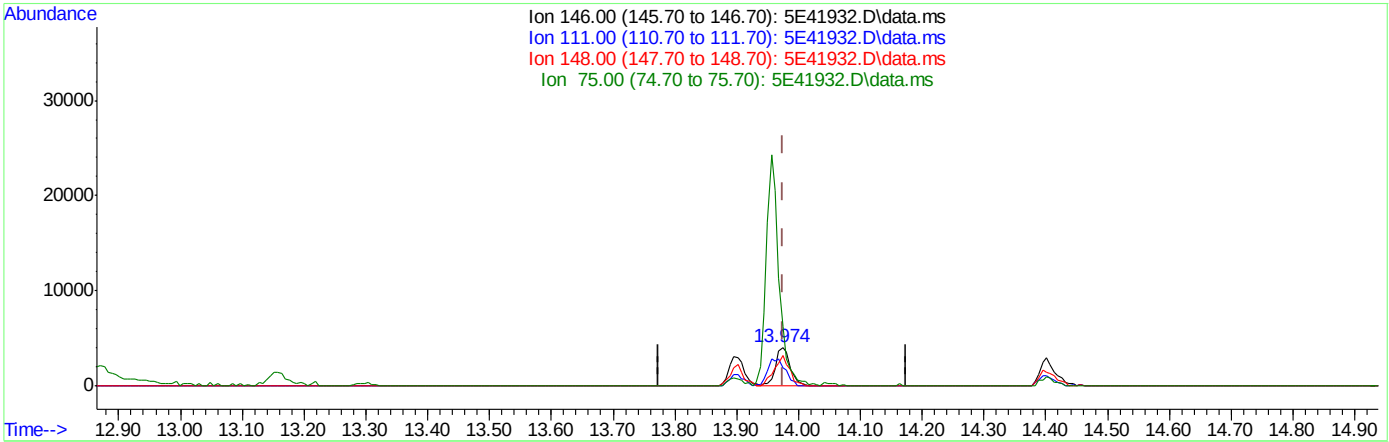

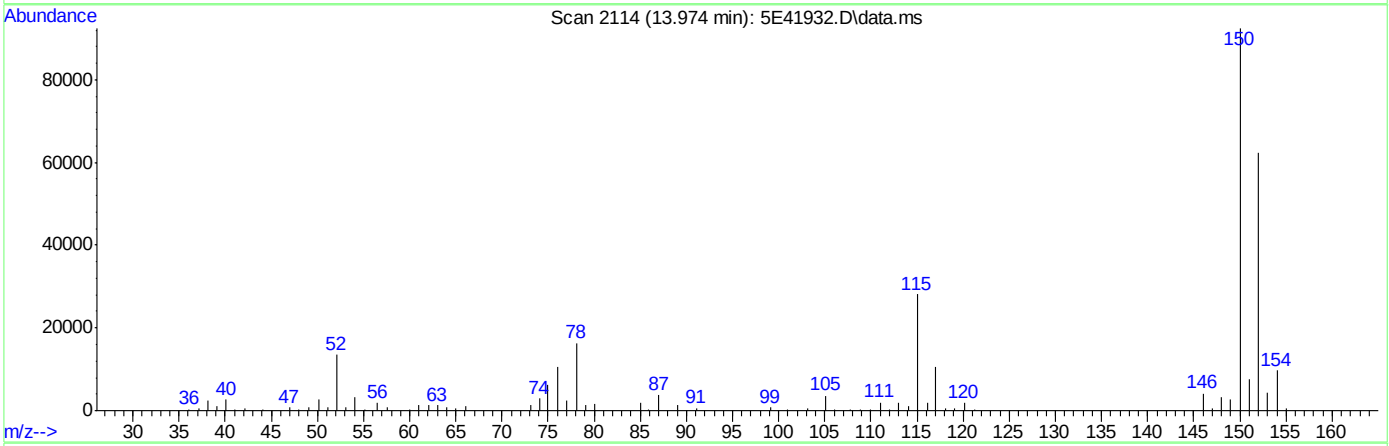

TIC: 5E41932.D\data.ms

(105) 1,4-Dichlorobenzene

13.974min (-0.001) 0.81ug/L m

response 6729

Ion	Exp%	Act%
146.00	100	100
111.00	35.20	47.57
148.00	65.80	78.69
75.00	28.80	152.84#

Manual Integrations APPROVED (compounds with "m" flag)
Karen Watson
09/01/23 11:25

Quantitation Report (QT Reviewed)

Data Path : C:\msdchem\1\data\08-31-2023\
Data File : 5E41933.D
Acq On : 31 Aug 2023 9:54 am
Operator : joannel
Sample : IC1873-8
Misc : MS54638,V5E1873,,,,,
ALS Vial : 3 Sample Multiplier: 1

Quant Time: Aug 31 10:57:37 2023
Quant Method : C:\msdchem\1\methods\appIX08-31-2023_.M
Quant Title : SW-846 Method 5030B/8260B & EPA 624
QLast Update : Thu Aug 10 14:31:23 2023
Response via : Initial Calibration

Compound	R.T.	QIon	Response	Conc	Units	Dev(Min)
Internal Standards						
1) Fluorobenzene	8.463	96	645233	50.00	ug/L	0.00
61) Chlorobenzene-d5	11.603	117	544594	50.00	ug/L	0.00
85) 1,4-Dichlorobenzene-d4	13.956	152	330656	50.00	ug/L	0.00
System Monitoring Compounds						
39) Dibromofluoromethane	7.610	113	194209	54.89	ug/L	0.00
Spiked Amount 50.000	Range 83 - 118		Recovery = 109.78%			
49) 1,2-Dichloroethane-d4	8.183	65	203669	50.04	ug/L	0.00
Spiked Amount 50.000	Range 79 - 125		Recovery = 100.08%			
62) Toluene-d8	10.036	98	672561	45.12	ug/L	0.00
Spiked Amount 50.000	Range 85 - 112		Recovery = 90.24%			
86) 4-Bromofluorobenzene	12.816	95	262100	49.74	ug/L	0.00
Spiked Amount 50.000	Range 83 - 118		Recovery = 99.48%			
Target Compounds						Qvalue
2) Dichlorodifluoromethane	2.806	85	5947	2.61	ug/L	99
3) Chloromethane	3.141	50	5960	2.10	ug/L	99
4) Vinyl Chloride	3.269	62	5667	2.40	ug/L	98
5) 1,3-Butadiene	3.294	39	4590	2.15	ug/L	96
6) Bromomethane	3.775	94	4609	3.58	ug/L	98
7) Chloroethane	3.958	64	3969	2.22	ug/L	93
8) Trichlorofluoromethane	4.166	101	8485	2.31	ug/L	99
9) Ethyl Ether	4.580	59	4430	2.09	ug/L	91
11) 1,2-Dichlorotrifluoroe...	4.830	67	6359	2.25	ug/L	92
12) 1,1-Dichloroethene	4.867	61	7549	1.98	ug/L	94
13) Freon 113	4.909	101	4809	2.12	ug/L	90
14) Carbon Disulfide	4.921	76	18912	2.56	ug/L	97
15) Iodomethane	5.062	142	3209	1.21	ug/L	92
16) Acrolein	5.306	56	5048	9.84	ug/L	91
17) Allyl chloride	5.464	41	6102	2.12	ug/L	92
18) Methylene Chloride	5.592	49	9081	2.19	ug/L	88
19) Acetone	5.659	43	8611	8.75	ug/L	97
20) Methyl acetate	5.793	43	18875	8.68	ug/L	96
21) trans-1,2-Dichloroethene	5.799	61	7503	2.07	ug/L	88
22) Hexane	5.872	56	7758	2.97	ug/L #	88
23) Methyl Tert Butyl Ether	5.903	73	16817	2.32	ug/L	88
24) Acetonitrile	6.220	41	10689	29.72	ug/L	85
25) Di-isopropyl ether	6.324	45	14674	1.81	ug/L	93
26) Chloroprene	6.494	53	8159	2.32	ug/L	91
27) 1,1-Dichloroethane	6.519	63	10041	2.05	ug/L	97
28) Acrylonitrile	6.592	53	14125	12.87	ug/L	94
29) ETBE	6.750	59	16578	2.02	ug/L	89
30) Tert Butyl Alcohol	5.976	59	10481	23.63	ug/L	91
31) Vinyl acetate	6.781	43	55725	9.79	ug/L	99
32) cis-1,2-Dichloroethene	7.134	96	5832	2.11	ug/L	97
33) 2,2-Dichloropropane	7.256	77	7373	2.09	ug/L	94
34) Bromochloromethane	7.354	128	3166	2.33	ug/L #	54
35) Cyclohexane	7.366	56	8378	1.85	ug/L	93
36) Chloroform	7.415	83	10418	2.13	ug/L	96

Quantitation Report (QT Reviewed)

Data Path : C:\msdchem\1\data\08-31-2023\
Data File : 5E41933.D
Acq On : 31 Aug 2023 9:54 am
Operator : joannel
Sample : IC1873-8
Misc : MS54638,V5E1873,,,,,
ALS Vial : 3 Sample Multiplier: 1

Quant Time: Aug 31 10:57:37 2023
Quant Method : C:\msdchem\1\methods\appIX08-31-2023_.M
Quant Title : SW-846 Method 5030B/8260B & EPA 624
QLast Update : Thu Aug 10 14:31:23 2023
Response via : Initial Calibration

Compound	R.T.	QIon	Response	Conc	Units		Dev(Min)
37) Ethyl acetate	7.512	43	32594	11.10	ug/L		96
38) Tetrahydrofuran	7.604	42	1926	1.80	ug/L		87
40) Carbon Tetrachloride	7.586	117	7698	2.27	ug/L		97
41) 1,1,1-Trichloroethane	7.659	97	7956	1.99	ug/L		93
42) 2-Butanone	7.738	43	11549	8.07	ug/L		87
43) 1,1-Dichloropropene	7.787	75	6751	2.08	ug/L		98
44) tert-Butyl formate	7.878	59	17550	18.83	ug/L		97
45) Propionitrile	8.061	54	12184	22.53	ug/L		94
46) Methacrylonitrile	8.079	41	41207	20.71	ug/L		94
47) Benzene	8.049	78	21070	2.10	ug/L		88
48) TAME	8.122	73	15691	2.15	ug/L		92
50) 1,2-Dichloroethane	8.262	62	8316	2.19	ug/L		87
51) tert Amyl alcohol	8.293	59	7354	22.38	ug/L		90
52) Trichloroethene	8.646	95	6143	2.23	ug/L		95
53) Methylcyclohexane	8.646	83	8323	1.96	ug/L		89
54) Dibromomethane	9.097	93	3711	2.05	ug/L		91
55) 1,2-Dichloropropane	9.183	63	5229	1.93	ug/L		98
56) Bromodichloromethane	9.226	83	7659	2.13	ug/L		98
57) Methyl methacrylate	9.335	41	4128	1.79	ug/L	#	81
58) 1,4-Dioxane	9.427	88	804	22.78	ug/L		91
59) 2-Chloroethyl vinyl ether	9.762	63	7953	8.84	ug/L		89
60) cis-1,3-Dichloropropene	9.853	75	7687	2.07	ug/L		97
63) Toluene	10.091	91	22756	1.72	ug/L		93
64) Isobutyl alcohol	8.183	43	6177	37.35	ug/L	#	87
65) 2-Nitropropane	10.323	41	8053	8.40	ug/L		96
66) 4-Methyl-2-pentanone	10.433	43	28623	7.55	ug/L		93
67) trans-1,3-Dichloropropene	10.500	75	6514	1.59	ug/L		95
68) Tetrachloroethene	10.494	166	6173	1.76	ug/L		92
69) Ethyl methacrylate	10.603	69	6140	1.81	ug/L		98
70) 1,1,2-Trichloroethane	10.664	83	4983	1.89	ug/L		85
71) Dibromochloromethane	10.853	129	6498	1.98	ug/L		97
72) 1,3-Dichloropropane	10.945	76	9217	1.94	ug/L		99
73) 1,2-Dibromoethane	11.128	107	5751	1.78	ug/L		94
74) 3,3-Dimethyl-1-butanol	11.195	57	22912	79.92	ug/L		97
75) 2-hexanone	11.262	43	15633	6.18	ug/L		87
76) 1-Chlorohexane	11.548	91	6484	1.62	ug/L		96
77) Ethylbenzene	11.615	91	27975	1.88	ug/L		92
78) Chlorobenzene	11.621	112	16538	1.89	ug/L		89
79) 1,1,1,2-Tetrachloroethane	11.664	131	5664	1.75	ug/L	#	73
80) m,p-Xylene	11.756	91	39027	3.56	ug/L		98
81) o-Xylene	12.201	91	19929	1.85	ug/L		97
82) Styrene	12.255	104	13340	1.70	ug/L		93
83) Bromoform	12.310	173	4959	2.17	ug/L		88
84) Isopropylbenzene	12.499	105	23565	1.75	ug/L		99
87) cis-1,4-Dichloro-2-butene	12.859	53	1424	1.45	ug/L	#	25
88) n-Propylbenzene	12.920	91	28863	1.63	ug/L		98
89) Bromobenzene	12.950	156	6535	1.76	ug/L		97
90) 1,1,2,2-Tetrachloroethane	12.987	83	8669	1.76	ug/L		98
91) 1,3,5-Trimethylbenzene	13.097	105	19734	1.67	ug/L		99
92) 2-Chlorotoluene	13.115	91	21053	1.85	ug/L		94

Quantitation Report (QT Reviewed)

Data Path : C:\msdchem\1\data\08-31-2023\
Data File : 5E41933.D
Acq On : 31 Aug 2023 9:54 am
Operator : joannel
Sample : IC1873-8
Misc : MS54638,V5E1873,,,,,
ALS Vial : 3 Sample Multiplier: 1

Quant Time: Aug 31 10:57:37 2023
Quant Method : C:\msdchem\1\methods\appIX08-31-2023_.M
Quant Title : SW-846 Method 5030B/8260B & EPA 624
QLast Update : Thu Aug 10 14:31:23 2023
Response via : Initial Calibration

	Compound	R.T.	QIon	Response	Conc	Units		Dev(Min)
93)	trans-1,4-Dichloro-2-B...	13.188	53	1266	1.22	ug/L	#	54
94)	1,2,3-Trichloropropane	13.158	110	2253	1.64	ug/L		86
95)	Cyclohexanone	13.231	55	1177	8.50	ug/L	#	85
96)	4-Chlorotoluene	13.286	91	18463	1.79	ug/L		94
98)	tert-Butylbenzene	13.438	91	10980	1.65	ug/L		100
99)	1,2,4-Trimethylbenzene	13.511	105	19340	1.68	ug/L		96
100)	Pentachloroethane	13.493	167	4229	2.08	ug/L		85
101)	sec-Butylbenzene	13.621	105	26226	1.69	ug/L		99
102)	4-Isopropyltoluene	13.749	119	20600	1.64	ug/L		95
103)	1,3-Dichlorobenzene	13.895	146	12892	1.73	ug/L		95
104)	1,2,3-Trimethylbenzene	13.968	105	21311	1.70	ug/L		80
105)	1,4-Dichlorobenzene	13.975	146	16014m	1.93	ug/L		
106)	n-Butylbenzene	14.182	92	9658	1.43	ug/L		95
107)	Benzyl Chloride	14.206	126	1907	1.55	ug/L	#	55
108)	1,2-Dichlorobenzene	14.401	146	12667	1.75	ug/L		90
109)	1,2-Dibromo-3-Chloropr...	15.133	75	1326	1.80	ug/L		91
110)	Hexachlorobutadiene	15.657	225	3637	1.93	ug/L		91
111)	1,2,4-Trichlorobenzene	15.724	180	8244	1.84	ug/L		94
112)	Naphthalene	16.017	128	19392	1.78	ug/L		95
113)	1,2,3-Trichlorobenzene	16.188	180	7863	2.00	ug/L		90

(#) = qualifier out of range (m) = manual integration (+) = signals summed

Quantitation Report (QT Reviewed)

Data Path : C:\msdchem\1\data\08-31-2023\
Data File : 5E41933.D
Acq On : 31 Aug 2023 9:54 am
Operator : joannel
Sample : IC1873-8
Misc : MS54638,V5E1873,,,,,
ALS Vial : 3 Sample Multiplier: 1

Quant Time: Aug 31 10:57:37 2023
Quant Method : C:\msdchem\1\methods\appIX08-31-2023_.M
Quant Title : SW-846 Method 5030B/8260B & EPA 624
QLast Update : Thu Aug 10 14:31:23 2023
Response via : Initial Calibration

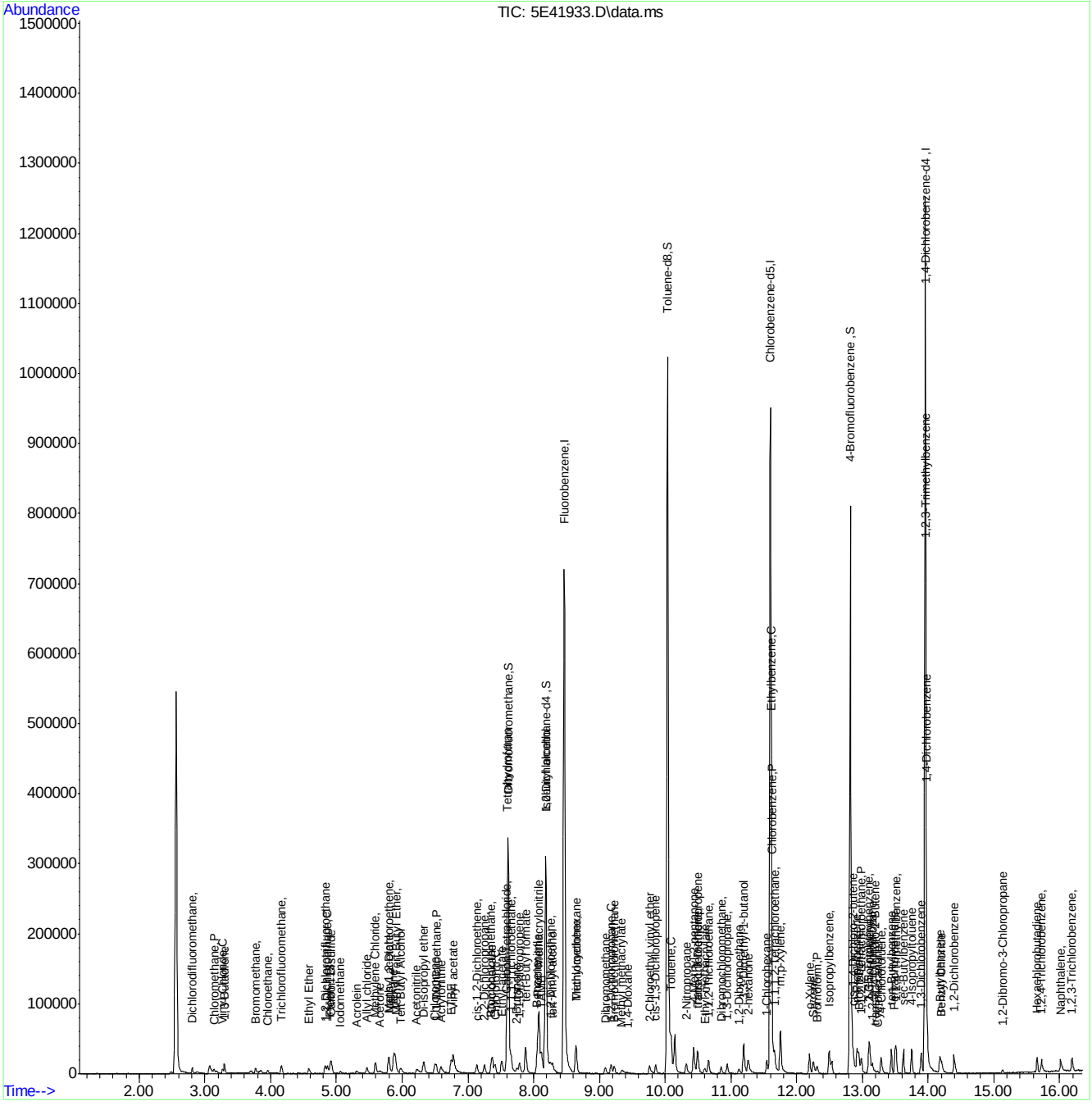

Manual Integration Approval Summary

Sample Number: V5E1873-IC1873
Lab FileID: 5E41933.D
Injection Time: 08/31/23 09:54
Method: SW846 8260D
Analyst approved: 08/31/23 13:57 Jo-Ann Lugo De Jesus
Supervisor approved: 09/01/23 11:25 Karen Watson

Parameter	CAS	Sig#	R.T. (min.)	Reason
1,4-Dichlorobenzene	106-46-7		13.97	Missed peak

Quantitation Report (Qedit)

Data Path : C:\msdchem\1\data\08-31-2023\
Data File : 5E41933.D
Acq On : 31 Aug 2023 9:54 am
Operator : joannel
Sample : IC1873-8
Misc : MS54638,V5E1873,,,,,
ALS Vial : 3 Sample Multiplier: 1

Quant Time: Aug 31 10:54:33 2023
Quant Method : C:\msdchem\1\methods\appIX08-31-2023_.M
Quant Title : SW-846 Method 5030B/8260B & EPA 624
QLast Update : Thu Aug 10 14:31:23 2023
Response via : Initial Calibration

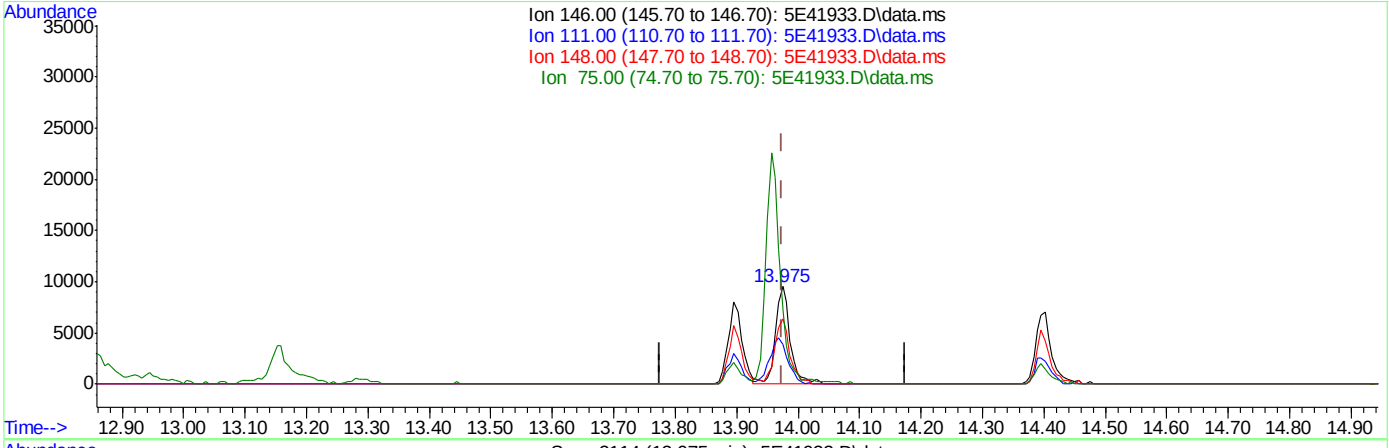

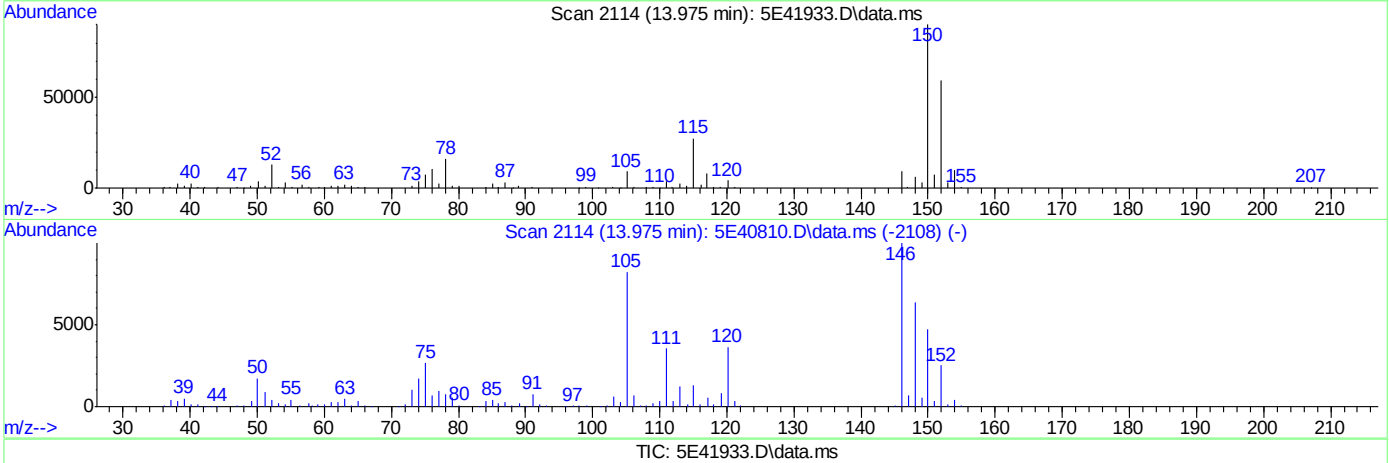

TIC: 5E41933.D\data.ms

(105) 1,4-Dichlorobenzene

13.975min (-0.000) 1.93ug/L m

response 16014

Ion	Exp%	Act%
146.00	100	100
111.00	35.20	40.55
148.00	65.80	66.70
75.00	28.80	76.58#

Quantitation Report (QT Reviewed)

Data Path : C:\msdchem\1\data\08-31-2023\
Data File : 5E41934.D
Acq On : 31 Aug 2023 10:17 am
Operator : joannel
Sample : IC1873-2
Misc : MS54638,V5E1873,,,,,
ALS Vial : 4 Sample Multiplier: 1

Quant Time: Aug 31 10:54:35 2023
Quant Method : C:\msdchem\1\methods\appIX08-31-2023_.M
Quant Title : SW-846 Method 5030B/8260B & EPA 624
QLast Update : Thu Aug 10 14:31:23 2023
Response via : Initial Calibration

Compound	R.T.	QIon	Response	Conc	Units		Dev(Min)
Internal Standards							
1) Fluorobenzene	8.463	96	634706	50.00	ug/L		0.00
61) Chlorobenzene-d5	11.603	117	527861	50.00	ug/L		0.00
85) 1,4-Dichlorobenzene-d4	13.956	152	330285	50.00	ug/L		0.00
System Monitoring Compounds							
39) Dibromofluoromethane	7.610	113	190955	54.86	ug/L		0.00
Spiked Amount 50.000	Range 83 - 118		Recovery = 109.72%				
49) 1,2-Dichloroethane-d4	8.183	65	202285	50.52	ug/L		0.00
Spiked Amount 50.000	Range 79 - 125		Recovery = 101.04%				
62) Toluene-d8	10.036	98	674367	46.67	ug/L		0.00
Spiked Amount 50.000	Range 85 - 112		Recovery = 93.34%				
86) 4-Bromofluorobenzene	12.816	95	259869	49.37	ug/L		0.00
Spiked Amount 50.000	Range 83 - 118		Recovery = 98.74%				
Target Compounds							Qvalue
2) Dichlorodifluoromethane	2.806	85	12356	5.51	ug/L		90
3) Chloromethane	3.141	50	12656	4.53	ug/L		93
4) Vinyl Chloride	3.263	62	12394	5.33	ug/L		96
5) 1,3-Butadiene	3.294	39	8184	3.90	ug/L		97
6) Bromomethane	3.769	94	8727	6.86	ug/L		88
7) Chloroethane	3.952	64	8438	4.80	ug/L		98
8) Trichlorofluoromethane	4.165	101	19000	5.25	ug/L		92
9) Ethyl Ether	4.586	59	13370	6.42	ug/L		88
10) Ethanol	4.787	45	2135	58.92	ug/L		84
11) 1,2-Dichlorotrifluoroe...	4.830	67	18640	6.70	ug/L		92
12) 1,1-Dichloroethene	4.866	61	24248	6.47	ug/L		96
13) Freon 113	4.903	101	14884	6.66	ug/L		96
14) Carbon Disulfide	4.921	76	48109	6.62	ug/L		95
15) Iodomethane	5.062	142	12190	4.65	ug/L		97
16) Acrolein	5.299	56	10384	20.59	ug/L		94
17) Allyl chloride	5.464	41	10832	3.82	ug/L	#	75
18) Methylene Chloride	5.592	49	21815	5.40	ug/L		96
19) Acetone	5.653	43	25555	26.48	ug/L		99
20) Methyl acetate	5.787	43	56155	26.25	ug/L		92
21) trans-1,2-Dichloroethene	5.799	61	22577	6.33	ug/L		88
22) Hexane	5.872	56	16908	6.61	ug/L	#	82
23) Methyl Tert Butyl Ether	5.903	73	48517	6.79	ug/L		82
24) Acetonitrile	6.226	41	16093	45.50	ug/L		95
25) Di-isopropyl ether	6.323	45	42307	5.31	ug/L		94
26) Chloroprene	6.500	53	16348	4.72	ug/L		95
27) 1,1-Dichloroethane	6.525	63	30326	6.29	ug/L		97
28) Acrylonitrile	6.586	53	24781	22.87	ug/L		97
29) ETBE	6.744	59	50763	6.30	ug/L		97
30) Tert Butyl Alcohol	5.976	59	30269	69.13	ug/L		94
31) Vinyl acetate	6.775	43	118848	21.13	ug/L		95
32) cis-1,2-Dichloroethene	7.134	96	18391	6.75	ug/L		92
33) 2,2-Dichloropropane	7.250	77	23533	6.78	ug/L		97
34) Bromochloromethane	7.360	128	10062	7.53	ug/L	#	83
35) Cyclohexane	7.372	56	25835	5.79	ug/L		90

Quantitation Report (QT Reviewed)

Data Path : C:\msdchem\1\data\08-31-2023\
Data File : 5E41934.D
Acq On : 31 Aug 2023 10:17 am
Operator : joannel
Sample : IC1873-2
Misc : MS54638,V5E1873,,,,,
ALS Vial : 4 Sample Multiplier: 1

Quant Time: Aug 31 10:54:35 2023
Quant Method : C:\msdchem\1\methods\appIX08-31-2023_.M
Quant Title : SW-846 Method 5030B/8260B & EPA 624
QLast Update : Thu Aug 10 14:31:23 2023
Response via : Initial Calibration

Compound	R.T.	QIon	Response	Conc	Units		Dev(Min)
36) Chloroform	7.409	83	32617	6.78	ug/L		98
37) Ethyl acetate	7.506	43	65271	22.60	ug/L		94
38) Tetrahydrofuran	7.604	42	6538	6.20	ug/L		82
40) Carbon Tetrachloride	7.592	117	24290	7.28	ug/L		94
41) 1,1,1-Trichloroethane	7.659	97	27854	7.09	ug/L		100
42) 2-Butanone	7.732	43	37638	26.73	ug/L		98
43) 1,1-Dichloropropene	7.787	75	21613	6.77	ug/L		94
44) tert-Butyl formate	7.878	59	45076	49.18	ug/L		98
45) Propionitrile	8.165	54	854	1.61	ug/L		84
46) Methacrylonitrile	8.079	41	77201	39.43	ug/L		95
47) Benzene	8.049	78	65144	6.59	ug/L		90
48) TAME	8.122	73	47735	6.65	ug/L		94
50) 1,2-Dichloroethane	8.256	62	25056	6.72	ug/L		95
51) tert Amyl alcohol	8.287	59	23657	72.49	ug/L		94
52) Trichloroethene	8.646	95	18428	6.82	ug/L		97
53) Methylcyclohexane	8.646	83	27671	6.63	ug/L		88
54) Dibromomethane	9.085	93	11623	6.54	ug/L		97
55) 1,2-Dichloropropane	9.177	63	15157	5.68	ug/L		88
56) Bromodichloromethane	9.225	83	24516	6.94	ug/L		97
57) Methyl methacrylate	9.341	41	10163	4.46	ug/L		92
58) 1,4-Dioxane	9.420	88	4999	141.67	ug/L		94
59) 2-Chloroethyl vinyl ether	9.756	63	22538	25.36	ug/L		85
60) cis-1,3-Dichloropropene	9.853	75	24262	6.63	ug/L		95
63) Toluene	10.091	91	71864	5.62	ug/L		98
64) Isobutyl alcohol	8.183	43	11579	72.03	ug/L	#	80
65) 2-Nitropropane	10.323	41	25092	27.00	ug/L		92
66) 4-Methyl-2-pentanone	10.432	43	87235	23.75	ug/L		96
67) trans-1,3-Dichloropropene	10.493	75	22727	5.71	ug/L		91
68) Tetrachloroethene	10.493	166	20900	6.16	ug/L		97
69) Ethyl methacrylate	10.597	69	12636	3.83	ug/L		94
70) 1,1,2-Trichloroethane	10.658	83	14359	5.63	ug/L		97
71) Dibromochloromethane	10.853	129	20568	6.48	ug/L		99
72) 1,3-Dichloropropane	10.945	76	25961	5.63	ug/L		89
73) 1,2-Dibromoethane	11.121	107	17207	5.51	ug/L		92
74) 3,3-Dimethyl-1-butanol	11.194	57	60337	215.10	ug/L		95
75) 2-hexanone	11.255	43	55828	22.78	ug/L		90
76) 1-Chlorohexane	11.548	91	21857	5.62	ug/L		92
77) Ethylbenzene	11.615	91	80617	5.60	ug/L		98
78) Chlorobenzene	11.621	112	48835	5.75	ug/L		98
79) 1,1,1,2-Tetrachloroethane	11.664	131	18841	6.00	ug/L		92
80) m,p-Xylene	11.749	91	119363	11.24	ug/L		99
81) o-Xylene	12.194	91	60353	5.78	ug/L		96
82) Styrene	12.249	104	44593	5.87	ug/L		97
83) Bromoform	12.310	173	14302	6.39	ug/L		93
84) Isopropylbenzene	12.499	105	77167	5.91	ug/L		98
87) cis-1,4-Dichloro-2-butene	12.859	53	3986	4.07	ug/L	#	63
88) n-Propylbenzene	12.920	91	96468	5.44	ug/L		99
89) Bromobenzene	12.944	156	20511	5.51	ug/L		91
90) 1,1,2,2-Tetrachloroethane	12.987	83	25872	5.27	ug/L		97
91) 1,3,5-Trimethylbenzene	13.097	105	64630	5.48	ug/L		97

Quantitation Report (QT Reviewed)

Data Path : C:\msdchem\1\data\08-31-2023\
Data File : 5E41934.D
Acq On : 31 Aug 2023 10:17 am
Operator : joannel
Sample : IC1873-2
Misc : MS54638,V5E1873,,,,,
ALS Vial : 4 Sample Multiplier: 1

Quant Time: Aug 31 10:54:35 2023
Quant Method : C:\msdchem\1\methods\appIX08-31-2023_.M
Quant Title : SW-846 Method 5030B/8260B & EPA 624
QLast Update : Thu Aug 10 14:31:23 2023
Response via : Initial Calibration

	Compound	R.T.	QIon	Response	Conc	Units		Dev(Min)
92)	2-Chlorotoluene	13.109	91	61313	5.39	ug/L		97
93)	trans-1,4-Dichloro-2-B...	13.176	53	5148	4.93	ug/L		88
94)	1,2,3-Trichloropropane	13.158	110	6999	5.10	ug/L		96
95)	Cyclohexanone	13.231	55	3105	22.35	ug/L		90
96)	4-Chlorotoluene	13.279	91	53459	5.18	ug/L		97
98)	tert-Butylbenzene	13.438	91	36543	5.49	ug/L		98
99)	1,2,4-Trimethylbenzene	13.511	105	63932	5.55	ug/L		98
100)	Pentachloroethane	13.499	167	8216	4.04	ug/L		95
101)	sec-Butylbenzene	13.621	105	83459	5.38	ug/L		98
102)	4-Isopropyltoluene	13.749	119	68879	5.49	ug/L		98
103)	1,3-Dichlorobenzene	13.895	146	39224	5.28	ug/L		97
104)	1,2,3-Trimethylbenzene	13.962	105	67994	5.43	ug/L		93
105)	1,4-Dichlorobenzene	13.974	146	45533	5.48	ug/L		94
106)	n-Butylbenzene	14.176	92	35299	5.23	ug/L		94
107)	Benzyl Chloride	14.206	126	6360	5.10	ug/L	#	81
108)	1,2-Dichlorobenzene	14.395	146	40226	5.56	ug/L		96
109)	1,2-Dibromo-3-Chloropr...	15.127	75	4189	5.66	ug/L		87
110)	Hexachlorobutadiene	15.657	225	11929	6.34	ug/L		92
111)	1,2,4-Trichlorobenzene	15.718	180	27741	6.19	ug/L		96
112)	Naphthalene	16.017	128	59690	5.47	ug/L		99
113)	1,2,3-Trichlorobenzene	16.187	180	24095	6.14	ug/L		94

(#) = qualifier out of range (m) = manual integration (+) = signals summed

Quantitation Report (QT Reviewed)

Data Path : C:\msdchem\1\data\08-31-2023\
Data File : 5E41934.D
Acq On : 31 Aug 2023 10:17 am
Operator : joannel
Sample : IC1873-2
Misc : MS54638,V5E1873,,,,,
ALS Vial : 4 Sample Multiplier: 1

Quant Time: Aug 31 10:54:35 2023
Quant Method : C:\msdchem\1\methods\appIX08-31-2023_.M
Quant Title : SW-846 Method 5030B/8260B & EPA 624
QLast Update : Thu Aug 10 14:31:23 2023
Response via : Initial Calibration

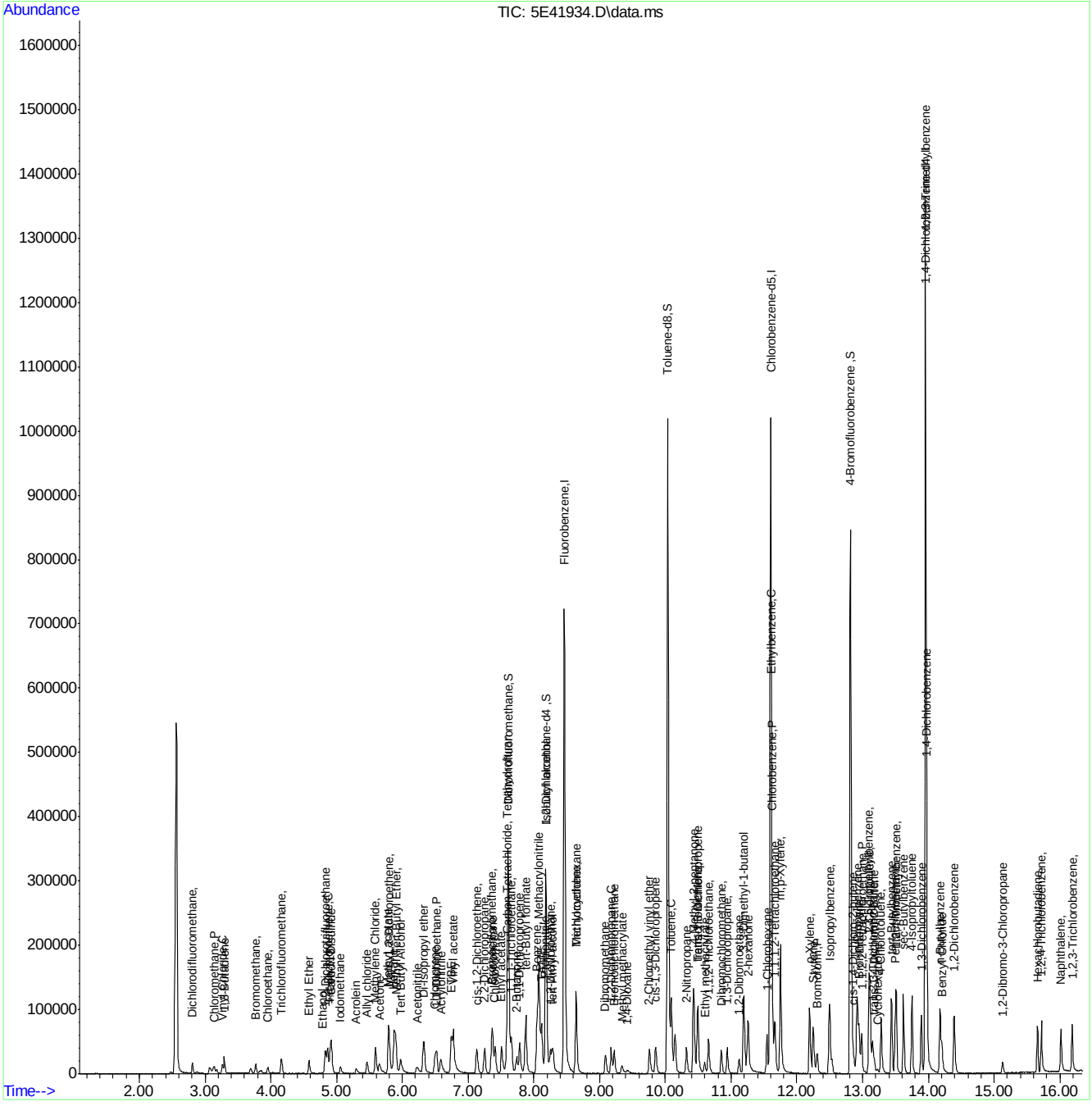

Quantitation Report (QT Reviewed)

Data Path : C:\msdchem\1\data\08-31-2023\
Data File : 5E41935.D
Acq On : 31 Aug 2023 10:40 am
Operator : joannel
Sample : IC1873-3
Misc : MS54638,V5E1873,,,,,
ALS Vial : 5 Sample Multiplier: 1

Quant Time: Aug 31 10:58:30 2023
Quant Method : C:\msdchem\1\methods\appIX08-31-2023_.M
Quant Title : SW-846 Method 5030B/8260B & EPA 624
QLast Update : Thu Aug 10 14:31:23 2023
Response via : Initial Calibration

Compound	R.T.	QIon	Response	Conc	Units	Dev(Min)
Internal Standards						
1) Fluorobenzene	8.463	96	647294	50.00	ug/L	0.00
61) Chlorobenzene-d5	11.603	117	536132	50.00	ug/L	0.00
85) 1,4-Dichlorobenzene-d4	13.956	152	339414	50.00	ug/L	0.00
System Monitoring Compounds						
39) Dibromofluoromethane	7.610	113	193002	54.37	ug/L	0.00
Spiked Amount 50.000	Range 83 - 118		Recovery = 108.74%			
49) 1,2-Dichloroethane-d4	8.183	65	204544	50.09	ug/L	0.00
Spiked Amount 50.000	Range 79 - 125		Recovery = 100.18%			
62) Toluene-d8	10.036	98	681276	46.42	ug/L	0.00
Spiked Amount 50.000	Range 85 - 112		Recovery = 92.84%			
86) 4-Bromofluorobenzene	12.816	95	266492	49.27	ug/L	0.00
Spiked Amount 50.000	Range 83 - 118		Recovery = 98.54%			
Target Compounds						Qvalue
2) Dichlorodifluoromethane	2.806	85	26362	11.53	ug/L	97
3) Chloromethane	3.135	50	24323	8.54	ug/L	100
4) Vinyl Chloride	3.263	62	24302	10.25	ug/L	99
5) 1,3-Butadiene	3.294	39	18298	8.56	ug/L	86
6) Bromomethane	3.769	94	15589	11.94	ug/L	95
7) Chloroethane	3.958	64	17196	9.60	ug/L	92
8) Trichlorofluoromethane	4.165	101	37550	10.17	ug/L	94
9) Ethyl Ether	4.580	59	22106	10.42	ug/L	88
10) Ethanol	4.799	45	5506	148.99	ug/L	94
11) 1,2-Dichlorotrifluoroe...	4.830	67	28145	9.91	ug/L	90
12) 1,1-Dichloroethene	4.860	61	36352	9.51	ug/L	91
13) Freon 113	4.909	101	22255	9.76	ug/L	94
14) Carbon Disulfide	4.921	76	72761	9.82	ug/L	97
15) Iodomethane	5.062	142	19055	7.10	ug/L	92
16) Acrolein	5.299	56	20538	39.93	ug/L	93
17) Allyl chloride	5.464	41	25672	8.88	ug/L	82
18) Methylene Chloride	5.592	49	34054	8.33	ug/L	86
19) Acetone	5.647	43	40961	41.74	ug/L	97
20) Methyl acetate	5.787	43	94886	43.49	ug/L	90
21) trans-1,2-Dichloroethene	5.793	61	36761	10.10	ug/L	91
22) Hexane	5.872	56	24637	9.47	ug/L	89
23) Methyl Tert Butyl Ether	5.897	73	83268	11.43	ug/L	92
24) Acetonitrile	6.220	41	31836	88.34	ug/L	93
25) Di-isopropyl ether	6.324	45	73016	8.99	ug/L	94
26) Chloroprene	6.494	53	35373	10.01	ug/L	92
27) 1,1-Dichloroethane	6.519	63	50081	10.18	ug/L	97
28) Acrylonitrile	6.580	53	55871	50.11	ug/L	94
29) ETBE	6.744	59	87952	10.70	ug/L	98
30) Tert Butyl Alcohol	5.970	59	49064	109.53	ug/L	92
31) Vinyl acetate	6.775	43	277010	47.84	ug/L	97
32) cis-1,2-Dichloroethene	7.134	96	30674	11.04	ug/L	97
33) 2,2-Dichloropropane	7.250	77	38174	10.78	ug/L	97
34) Bromochloromethane	7.360	128	16762	12.30	ug/L #	80
35) Cyclohexane	7.372	56	39948	8.77	ug/L	90

Quantitation Report (QT Reviewed)

Data Path : C:\msdchem\1\data\08-31-2023\
Data File : 5E41935.D
Acq On : 31 Aug 2023 10:40 am
Operator : joannel
Sample : IC1873-3
Misc : MS54638,V5E1873,,,,,
ALS Vial : 5 Sample Multiplier: 1

Quant Time: Aug 31 10:58:30 2023
Quant Method : C:\msdchem\1\methods\appIX08-31-2023_.M
Quant Title : SW-846 Method 5030B/8260B & EPA 624
QLast Update : Thu Aug 10 14:31:23 2023
Response via : Initial Calibration

Compound	R.T.	QIon	Response	Conc	Units		Dev(Min)
36) Chloroform	7.409	83	54293	11.06	ug/L		94
37) Ethyl acetate	7.506	43	146833	49.84	ug/L		97
38) Tetrahydrofuran	7.604	42	11231	10.44	ug/L		98
40) Carbon Tetrachloride	7.592	117	38369	11.28	ug/L		99
41) 1,1,1-Trichloroethane	7.659	97	43988	10.99	ug/L		97
42) 2-Butanone	7.732	43	63595	44.28	ug/L		79
43) 1,1-Dichloropropene	7.787	75	33895	10.41	ug/L		94
44) tert-Butyl formate	7.878	59	127847	136.77	ug/L		99
45) Propionitrile	8.055	54	56731	104.15	ug/L		95
46) Methacrylonitrile	8.073	41	186214	93.27	ug/L		96
47) Benzene	8.049	78	105653	10.48	ug/L		95
48) TAME	8.122	73	79608	10.87	ug/L		96
50) 1,2-Dichloroethane	8.256	62	42780	11.25	ug/L		92
51) tert Amyl alcohol	8.287	59	36312	108.35	ug/L		88
52) Trichloroethene	8.646	95	29441	10.68	ug/L		93
53) Methylcyclohexane	8.640	83	41565	9.77	ug/L		91
54) Dibromomethane	9.085	93	20122	11.10	ug/L		93
55) 1,2-Dichloropropane	9.177	63	27723	10.19	ug/L		97
56) Bromodichloromethane	9.219	83	39820	11.05	ug/L		96
57) Methyl methacrylate	9.335	41	23689	10.13	ug/L	#	78
58) 1,4-Dioxane	9.421	88	8467	232.41	ug/L		88
59) 2-Chloroethyl vinyl ether	9.756	63	79243	86.06	ug/L		88
60) cis-1,3-Dichloropropene	9.853	75	42324	11.35	ug/L		92
63) Toluene	10.091	91	116221	8.94	ug/L		99
64) Isobutyl alcohol	8.177	43	23991	146.12	ug/L	#	82
65) 2-Nitropropane	10.323	41	43254	45.82	ug/L		95
66) 4-Methyl-2-pentanone	10.433	43	141762	38.00	ug/L		91
67) trans-1,3-Dichloropropene	10.493	75	40531	10.03	ug/L		91
68) Tetrachloroethene	10.493	166	33812	9.81	ug/L		98
69) Ethyl methacrylate	10.591	69	32927	9.74	ug/L		97
70) 1,1,2-Trichloroethane	10.658	83	23520	9.08	ug/L		93
71) Dibromochloromethane	10.853	129	33180	10.29	ug/L		96
72) 1,3-Dichloropropane	10.939	76	44737	9.56	ug/L		92
73) 1,2-Dibromoethane	11.115	107	31417	9.90	ug/L		99
74) 3,3-Dimethyl-1-butanol	11.195	57	174405	596.42	ug/L		93
75) 2-hexanone	11.256	43	98921	39.74	ug/L		93
76) 1-Chlorohexane	11.548	91	34538	8.72	ug/L		91
77) Ethylbenzene	11.615	91	130363	8.91	ug/L		98
78) Chlorobenzene	11.621	112	80129	9.30	ug/L		97
79) 1,1,1,2-Tetrachloroethane	11.670	131	30608	9.60	ug/L		94
80) m,p-Xylene	11.749	91	196768	18.24	ug/L		97
81) o-Xylene	12.194	91	102291	9.64	ug/L		95
82) Styrene	12.249	104	73220	9.48	ug/L		97
83) Bromoform	12.310	173	24489	10.66	ug/L		91
84) Isopropylbenzene	12.493	105	126653	9.54	ug/L		98
87) cis-1,4-Dichloro-2-butene	12.859	53	8236	8.18	ug/L	#	76
88) n-Propylbenzene	12.920	91	150644	8.27	ug/L		94
89) Bromobenzene	12.944	156	34496	9.03	ug/L		93
90) 1,1,2,2-Tetrachloroethane	12.987	83	43741	8.67	ug/L		96
91) 1,3,5-Trimethylbenzene	13.097	105	106327	8.78	ug/L		99

Quantitation Report (QT Reviewed)

Data Path : C:\msdchem\1\data\08-31-2023\
Data File : 5E41935.D
Acq On : 31 Aug 2023 10:40 am
Operator : joannel
Sample : IC1873-3
Misc : MS54638,V5E1873,,,,,
ALS Vial : 5 Sample Multiplier: 1

Quant Time: Aug 31 10:58:30 2023
Quant Method : C:\msdchem\1\methods\appIX08-31-2023_.M
Quant Title : SW-846 Method 5030B/8260B & EPA 624
QLast Update : Thu Aug 10 14:31:23 2023
Response via : Initial Calibration

	Compound	R.T.	QIon	Response	Conc	Units		Dev(Min)
92)	2-Chlorotoluene	13.109	91	102361	8.75	ug/L		99
93)	trans-1,4-Dichloro-2-B...	13.170	53	9517	8.79	ug/L	#	74
94)	1,2,3-Trichloropropane	13.152	110	13045	9.24	ug/L		87
95)	Cyclohexanone	13.231	55	5693	39.65	ug/L		87
96)	4-Chlorotoluene	13.280	91	88186	8.31	ug/L		99
98)	tert-Butylbenzene	13.438	91	57071	8.35	ug/L		94
99)	1,2,4-Trimethylbenzene	13.511	105	107115	9.05	ug/L		97
100)	Pentachloroethane	13.499	167	20644	9.89	ug/L		93
101)	sec-Butylbenzene	13.621	105	133816	8.40	ug/L		99
102)	4-Isopropyltoluene	13.749	119	113645	8.81	ug/L		100
103)	1,3-Dichlorobenzene	13.889	146	67948	8.89	ug/L		97
104)	1,2,3-Trimethylbenzene	13.962	105	114183	8.88	ug/L		94
105)	1,4-Dichlorobenzene	13.975	146	75463	8.84	ug/L		96
106)	n-Butylbenzene	14.176	92	57117	8.23	ug/L		92
107)	Benzyl Chloride	14.206	126	12109	9.28	ug/L	#	88
108)	1,2-Dichlorobenzene	14.395	146	67718	9.11	ug/L		98
109)	1,2-Dibromo-3-Chloropr...	15.127	75	7489	9.77	ug/L		84
110)	Hexachlorobutadiene	15.657	225	18098	9.36	ug/L		94
111)	1,2,4-Trichlorobenzene	15.718	180	46768	10.15	ug/L		91
112)	Naphthalene	16.017	128	103648	9.25	ug/L		100
113)	1,2,3-Trichlorobenzene	16.188	180	42103	10.43	ug/L		96

(#) = qualifier out of range (m) = manual integration (+) = signals summed

7.6.16

7

Quantitation Report (QT Reviewed)

Data Path : C:\msdchem\1\data\08-31-2023\
Data File : 5E41935.D
Acq On : 31 Aug 2023 10:40 am
Operator : joannel
Sample : IC1873-3
Misc : MS54638,V5E1873,,,,,
ALS Vial : 5 Sample Multiplier: 1

Quant Time: Aug 31 10:58:30 2023
Quant Method : C:\msdchem\1\methods\appIX08-31-2023_.M
Quant Title : SW-846 Method 5030B/8260B & EPA 624
QLast Update : Thu Aug 10 14:31:23 2023
Response via : Initial Calibration

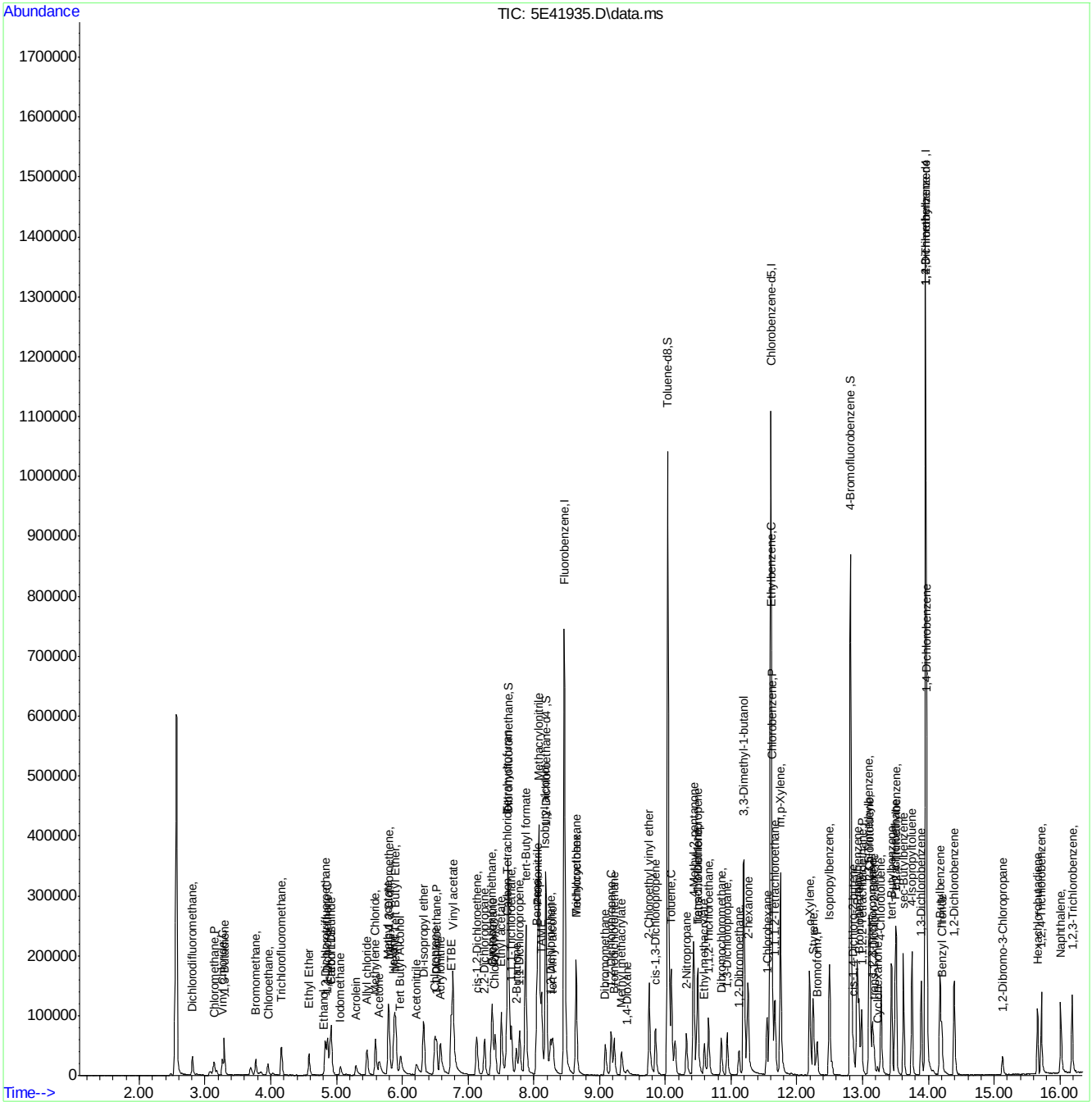

Quantitation Report (QT Reviewed)

Data Path : C:\msdchem\1\data\08-31-2023\
Data File : 5E41936.D
Acq On : 31 Aug 2023 11:03 am
Operator : joannel
Sample : IC1873-4
Misc : MS54638,V5E1873,,,,,
ALS Vial : 6 Sample Multiplier: 1

Quant Time: Aug 31 11:21:22 2023
Quant Method : C:\msdchem\1\methods\appIX08-31-2023_.M
Quant Title : SW-846 Method 5030B/8260B & EPA 624
QLast Update : Thu Aug 10 14:31:23 2023
Response via : Initial Calibration

Compound	R.T.	QIon	Response	Conc	Units	Dev(Min)
Internal Standards						
1) Fluorobenzene	8.463	96	656908	50.00	ug/L	0.00
61) Chlorobenzene-d5	11.603	117	552373	50.00	ug/L	0.00
85) 1,4-Dichlorobenzene-d4	13.956	152	355581	50.00	ug/L	0.00
System Monitoring Compounds						
39) Dibromofluoromethane	7.610	113	196997	54.69	ug/L	0.00
Spiked Amount 50.000	Range 83 - 118		Recovery = 109.38%			
49) 1,2-Dichloroethane-d4	8.183	65	207546	50.09	ug/L	0.00
Spiked Amount 50.000	Range 79 - 125		Recovery = 100.18%			
62) Toluene-d8	10.036	98	691761	45.75	ug/L	0.00
Spiked Amount 50.000	Range 85 - 112		Recovery = 91.50%			
86) 4-Bromofluorobenzene	12.816	95	275695	48.65	ug/L	0.00
Spiked Amount 50.000	Range 83 - 118		Recovery = 97.30%			
Target Compounds						Qvalue
2) Dichlorodifluoromethane	2.806	85	78677	33.92	ug/L	98
3) Chloromethane	3.135	50	68731	23.79	ug/L	94
4) Vinyl Chloride	3.263	62	74259	30.87	ug/L	99
5) 1,3-Butadiene	3.294	39	44889	20.68	ug/L	91
6) Bromomethane	3.769	94	38786	28.62	ug/L	99
7) Chloroethane	3.946	64	50582	27.82	ug/L	94
8) Trichlorofluoromethane	4.159	101	114779	30.64	ug/L	98
9) Ethyl Ether	4.580	59	53317	24.75	ug/L	91
10) Ethanol	4.781	45	17875	476.61	ug/L	94
11) 1,2-Dichlorotrifluoroe...	4.830	67	77619	26.94	ug/L	93
12) 1,1-Dichloroethene	4.860	61	97338	25.09	ug/L	93
13) Freon 113	4.903	101	63678	27.52	ug/L	96
14) Carbon Disulfide	4.921	76	185076	24.61	ug/L	94
15) Iodomethane	5.062	142	69940	24.95	ug/L	93
16) Acrolein	5.293	56	57444	110.04	ug/L	98
17) Allyl chloride	5.464	41	63383	21.61	ug/L	85
18) Methylene Chloride	5.592	49	81093	20.18	ug/L	90
19) Acetone	5.647	43	121228	123.70	ug/L	97
20) Methyl acetate	5.781	43	255534	115.41	ug/L	92
21) trans-1,2-Dichloroethene	5.793	61	95395	25.82	ug/L	96
22) Hexane	5.872	56	58938	22.65	ug/L	94
23) Methyl Tert Butyl Ether	5.897	73	203014	27.45	ug/L	89
24) Acetonitrile	6.214	41	80359	220.36	ug/L	96
25) Di-isopropyl ether	6.324	45	179963	21.83	ug/L	90
26) Chloroprene	6.494	53	90658	25.27	ug/L	94
27) 1,1-Dichloroethane	6.519	63	124809	25.00	ug/L	95
28) Acrylonitrile	6.573	53	138908	119.98	ug/L	96
29) ETBE	6.744	59	215440	25.82	ug/L	95
30) Tert Butyl Alcohol	5.976	59	126425	274.60	ug/L	94
31) Vinyl acetate	6.769	43	676682	112.57	ug/L	97
32) cis-1,2-Dichloroethene	7.128	96	77343	27.44	ug/L	97
33) 2,2-Dichloropropane	7.250	77	96590	26.88	ug/L	97
34) Bromochloromethane	7.354	128	40324	29.15	ug/L	91
35) Cyclohexane	7.366	56	111229	24.07	ug/L	92

Quantitation Report (QT Reviewed)

Data Path : C:\msdchem\1\data\08-31-2023\
Data File : 5E41936.D
Acq On : 31 Aug 2023 11:03 am
Operator : joannel
Sample : IC1873-4
Misc : MS54638,V5E1873,,,,,
ALS Vial : 6 Sample Multiplier: 1

Quant Time: Aug 31 11:21:22 2023
Quant Method : C:\msdchem\1\methods\appIX08-31-2023_.M
Quant Title : SW-846 Method 5030B/8260B & EPA 624
QLast Update : Thu Aug 10 14:31:23 2023
Response via : Initial Calibration

Compound	R.T.	QIon	Response	Conc	Units	Dev(Min)
36) Chloroform	7.409	83	133040	26.71	ug/L	95
37) Ethyl acetate	7.500	43	353992	118.40	ug/L	96
38) Tetrahydrofuran	7.604	42	23610	21.63	ug/L	84
40) Carbon Tetrachloride	7.585	117	102011	29.54	ug/L	99
41) 1,1,1-Trichloroethane	7.659	97	114940	28.28	ug/L	97
42) 2-Butanone	7.732	43	198249	136.01	ug/L	87
43) 1,1-Dichloropropene	7.787	75	90815	27.48	ug/L	93
44) tert-Butyl formate	7.878	59	255965	269.82	ug/L	95
45) Propionitrile	8.055	54	140526	252.35	ug/L	99
46) Methacrylonitrile	8.073	41	461153	227.60	ug/L	95
47) Benzene	8.049	78	272349	26.63	ug/L	97
48) TAME	8.122	73	201627	27.14	ug/L	95
50) 1,2-Dichloroethane	8.250	62	103227	26.75	ug/L	94
51) tert Amyl alcohol	8.287	59	97833	278.64	ug/L	96
52) Trichloroethene	8.640	95	77147	27.57	ug/L	98
53) Methylcyclohexane	8.646	83	117917	27.31	ug/L	91
54) Dibromomethane	9.085	93	51602	28.05	ug/L	95
55) 1,2-Dichloropropane	9.177	63	68569	24.83	ug/L	96
56) Bromodichloromethane	9.219	83	101518	27.76	ug/L	95
57) Methyl methacrylate	9.329	41	60501	25.07	ug/L	89
58) 1,4-Dioxane	9.414	88	22301	576.46	ug/L	93
59) 2-Chloroethyl vinyl ether	9.750	63	147763	155.33	ug/L	94
60) cis-1,3-Dichloropropene	9.847	75	106513	28.14	ug/L	95
63) Toluene	10.091	91	293324	21.90	ug/L	98
64) Isobutyl alcohol	8.177	43	70122	406.53	ug/L	92
65) 2-Nitropropane	10.323	41	114528	117.77	ug/L	97
66) 4-Methyl-2-pentanone	10.426	43	422797	109.99	ug/L	93
67) trans-1,3-Dichloropropene	10.487	75	103301	24.81	ug/L	93
68) Tetrachloroethene	10.493	166	90073	25.37	ug/L	95
69) Ethyl methacrylate	10.591	69	84028	23.58	ug/L	95
70) 1,1,2-Trichloroethane	10.658	83	60592	22.70	ug/L	96
71) Dibromochloromethane	10.853	129	86336	25.98	ug/L	98
72) 1,3-Dichloropropane	10.938	76	108316	22.46	ug/L	94
73) 1,2-Dibromoethane	11.115	107	80114	24.51	ug/L	97
74) 3,3-Dimethyl-1-butanol	11.195	57	400613	1271.81	ug/L	95
75) 2-hexanone	11.256	43	304050	118.55	ug/L	92
76) 1-Chlorohexane	11.548	91	96749	23.29	ug/L	92
77) Ethylbenzene	11.609	91	340305	22.58	ug/L	97
78) Chlorobenzene	11.621	112	202328	22.78	ug/L	96
79) 1,1,1,2-Tetrachloroethane	11.670	131	79099	24.08	ug/L	97
80) m,p-Xylene	11.749	91	519904	46.78	ug/L	99
81) o-Xylene	12.194	91	266603	24.38	ug/L	98
82) Styrene	12.243	104	197936	24.89	ug/L	97
83) Bromoform	12.310	173	65788	26.76	ug/L	97
84) Isopropylbenzene	12.493	105	336759	24.63	ug/L	100
87) cis-1,4-Dichloro-2-butene	12.853	53	22978	21.77	ug/L	92
88) n-Propylbenzene	12.914	91	404467	21.19	ug/L	99
89) Bromobenzene	12.944	156	90214	22.53	ug/L	93
90) 1,1,2,2-Tetrachloroethane	12.981	83	112296	21.25	ug/L	97
91) 1,3,5-Trimethylbenzene	13.097	105	282631	22.27	ug/L	98

Quantitation Report (QT Reviewed)

Data Path : C:\msdchem\1\data\08-31-2023\
Data File : 5E41936.D
Acq On : 31 Aug 2023 11:03 am
Operator : joannel
Sample : IC1873-4
Misc : MS54638,V5E1873,,,,,
ALS Vial : 6 Sample Multiplier: 1

Quant Time: Aug 31 11:21:22 2023
Quant Method : C:\msdchem\1\methods\appIX08-31-2023_.M
Quant Title : SW-846 Method 5030B/8260B & EPA 624
QLast Update : Thu Aug 10 14:31:23 2023
Response via : Initial Calibration

	Compound	R.T.	QIon	Response	Conc	Units	Dev(Min)
92)	2-Chlorotoluene	13.109	91	260124	21.23	ug/L	100
93)	trans-1,4-Dichloro-2-B...	13.170	53	25873	22.20	ug/L	89
94)	1,2,3-Trichloropropane	13.151	110	33179	22.44	ug/L	91
95)	Cyclohexanone	13.225	55	15039	98.03	ug/L	88
96)	4-Chlorotoluene	13.280	91	238397	21.44	ug/L	99
98)	tert-Butylbenzene	13.438	91	155225	21.67	ug/L	96
99)	1,2,4-Trimethylbenzene	13.505	105	281228	22.68	ug/L	96
100)	Pentachloroethane	13.499	167	52896	24.19	ug/L	97
101)	sec-Butylbenzene	13.621	105	366358	21.95	ug/L	98
102)	4-Isopropyltoluene	13.749	119	319038	23.60	ug/L	98
103)	1,3-Dichlorobenzene	13.889	146	177984	22.23	ug/L	98
104)	1,2,3-Trimethylbenzene	13.962	105	291765	21.65	ug/L	97
105)	1,4-Dichlorobenzene	13.974	146	190086	21.25	ug/L	99
106)	n-Butylbenzene	14.176	92	164130	22.58	ug/L	95
107)	Benzyl Chloride	14.200	126	36188	24.80	ug/L	99
108)	1,2-Dichlorobenzene	14.389	146	172663	22.17	ug/L	99
109)	1,2-Dibromo-3-Chloropr...	15.127	75	18954	23.05	ug/L	84
110)	Hexachlorobutadiene	15.657	225	49221	24.31	ug/L	98
111)	1,2,4-Trichlorobenzene	15.718	180	123619	25.61	ug/L	97
112)	Naphthalene	16.011	128	283654	24.16	ug/L	99
113)	1,2,3-Trichlorobenzene	16.187	180	110625	26.17	ug/L	97

(#) = qualifier out of range (m) = manual integration (+) = signals summed

Quantitation Report (QT Reviewed)

Data Path : C:\msdchem\1\data\08-31-2023\
Data File : 5E41936.D
Acq On : 31 Aug 2023 11:03 am
Operator : joannel
Sample : IC1873-4
Misc : MS54638,V5E1873,,,,,
ALS Vial : 6 Sample Multiplier: 1

Quant Time: Aug 31 11:21:22 2023
Quant Method : C:\msdchem\1\methods\appIX08-31-2023_.M
Quant Title : SW-846 Method 5030B/8260B & EPA 624
QLast Update : Thu Aug 10 14:31:23 2023
Response via : Initial Calibration

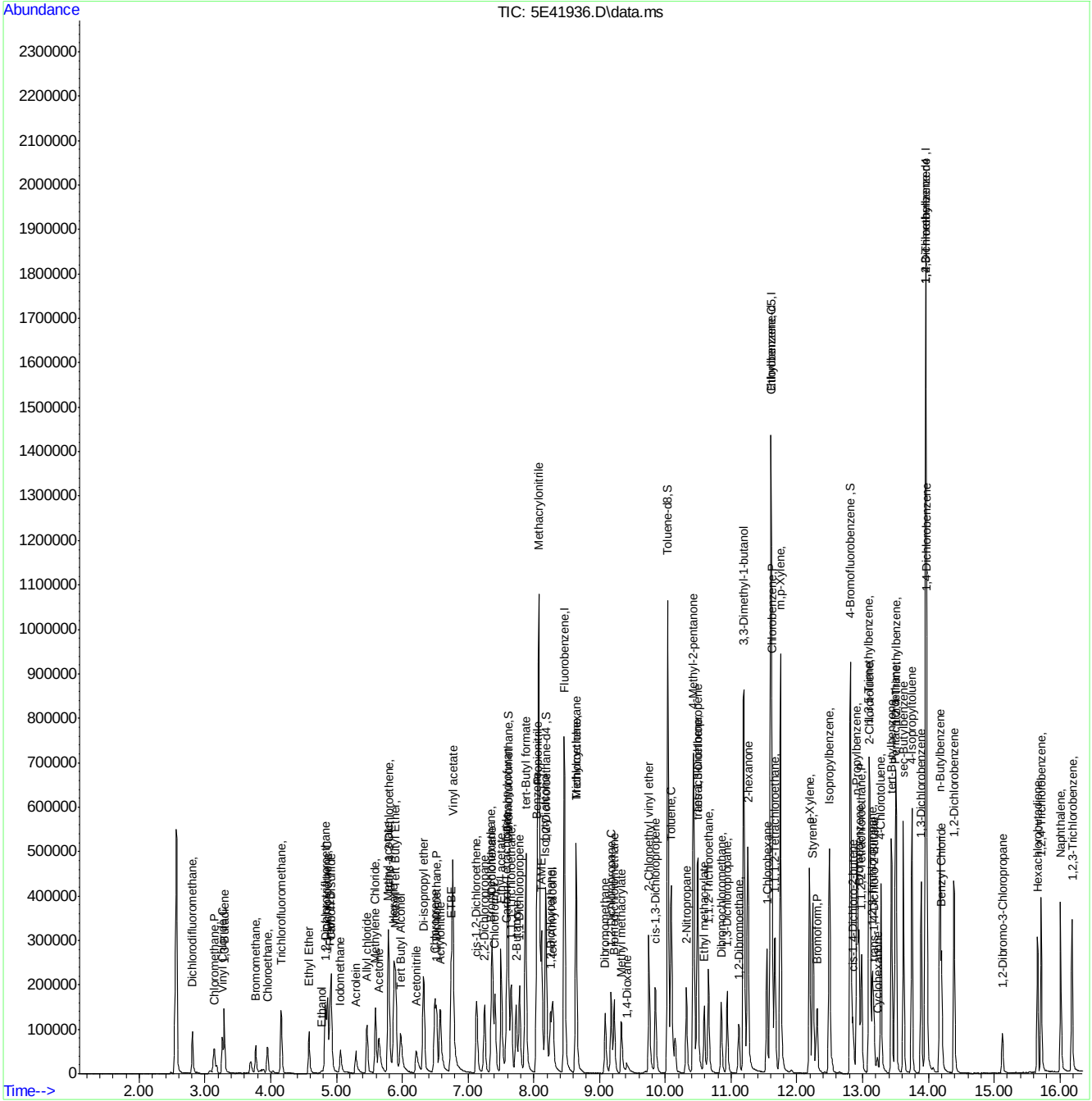

Quantitation Report (QT Reviewed)

Data Path : C:\msdchem\1\data\08-31-2023\
Data File : 5E41937.D
Acq On : 31 Aug 2023 11:26 am
Operator : joannel
Sample : ICC1873-5
Misc : MS54638,V5E1873,,,,,
ALS Vial : 7 Sample Multiplier: 1

Quant Time: Aug 31 11:44:45 2023
Quant Method : C:\msdchem\1\methods\appIX08-31-2023_.M
Quant Title : SW-846 Method 5030B/8260B & EPA 624
QLast Update : Thu Aug 10 14:31:23 2023
Response via : Initial Calibration

Compound	R.T.	QIon	Response	Conc	Units		Dev(Min)
Internal Standards							
1) Fluorobenzene	8.463	96	670378	50.00	ug/L		0.00
61) Chlorobenzene-d5	11.603	117	575171	50.00	ug/L		0.00
85) 1,4-Dichlorobenzene-d4	13.956	152	378118	50.00	ug/L		0.00
System Monitoring Compounds							
39) Dibromofluoromethane	7.610	113	200921	54.65	ug/L		0.00
Spiked Amount 50.000	Range 83 - 118		Recovery = 109.30%				
49) 1,2-Dichloroethane-d4	8.183	65	207939	49.17	ug/L		0.00
Spiked Amount 50.000	Range 79 - 125		Recovery = 98.34%				
62) Toluene-d8	10.036	98	714075	45.35	ug/L		0.00
Spiked Amount 50.000	Range 85 - 112		Recovery = 90.70%				
86) 4-Bromofluorobenzene	12.816	95	294531	48.88	ug/L		0.00
Spiked Amount 50.000	Range 83 - 118		Recovery = 97.76%				
Target Compounds							Qvalue
2) Dichlorodifluoromethane	2.806	85	128242	54.18	ug/L		98
3) Chloromethane	3.141	50	111662	37.87	ug/L		94
4) Vinyl Chloride	3.263	62	121406	49.46	ug/L		97
5) 1,3-Butadiene	3.294	39	79792	36.02	ug/L		99
6) Bromomethane	3.775	94	60391	42.87	ug/L		98
7) Chloroethane	3.940	64	90502	48.78	ug/L		96
8) Trichlorofluoromethane	4.159	101	190864	49.93	ug/L		100
9) Ethyl Ether	4.580	59	95340	43.37	ug/L		93
10) Ethanol	4.781	45	31051	811.30	ug/L		100
11) 1,2-Dichlorotrifluoroe...	4.830	67	132281	44.99	ug/L		95
12) 1,1-Dichloroethene	4.860	61	166505	42.06	ug/L		93
13) Freon 113	4.903	101	108103	45.77	ug/L		97
14) Carbon Disulfide	4.921	76	307066	40.01	ug/L		96
15) Iodomethane	5.062	142	146357	49.25	ug/L		98
16) Acrolein	5.293	56	110641	207.68	ug/L		98
17) Allyl chloride	5.464	41	111179	37.14	ug/L		86
18) Methylene Chloride	5.592	49	130534	32.99	ug/L		90
19) Acetone	5.647	43	181127	183.26	ug/L		95
20) Methyl acetate	5.781	43	423119	187.26	ug/L		91
21) trans-1,2-Dichloroethene	5.793	61	155873	41.35	ug/L		94
22) Hexane	5.872	56	102950	39.48	ug/L		93
23) Methyl Tert Butyl Ether	5.897	73	342830	45.42	ug/L		92
24) Acetonitrile	6.214	41	134390	362.25	ug/L		99
25) Di-isopropyl ether	6.324	45	300321	35.69	ug/L		91
26) Chloroprene	6.494	53	162500	44.38	ug/L		92
27) 1,1-Dichloroethane	6.519	63	211762	41.57	ug/L		96
28) Acrylonitrile	6.574	53	254806	209.57	ug/L		100
29) ETBE	6.744	59	363332	42.68	ug/L		97
30) Tert Butyl Alcohol	5.982	59	207513	436.29	ug/L		96
31) Vinyl acetate	6.769	43	1283069	202.82	ug/L		98
32) cis-1,2-Dichloroethene	7.128	96	133552	46.42	ug/L		98
33) 2,2-Dichloropropane	7.250	77	165612	45.16	ug/L		99
34) Bromochloromethane	7.354	128	67638	47.90	ug/L	#	82
35) Cyclohexane	7.372	56	193981	41.13	ug/L		89

Quantitation Report (QT Reviewed)

Data Path : C:\msdchem\1\data\08-31-2023\
Data File : 5E41937.D
Acq On : 31 Aug 2023 11:26 am
Operator : joannel
Sample : ICC1873-5
Misc : MS54638,V5E1873,,,,,
ALS Vial : 7 Sample Multiplier: 1

Quant Time: Aug 31 11:44:45 2023
Quant Method : C:\msdchem\1\methods\appIX08-31-2023_.M
Quant Title : SW-846 Method 5030B/8260B & EPA 624
QLast Update : Thu Aug 10 14:31:23 2023
Response via : Initial Calibration

Compound	R.T.	QIon	Response	Conc	Units	Dev(Min)
36) Chloroform	7.409	83	227013	44.65	ug/L	98
37) Ethyl acetate	7.500	43	627541	205.68	ug/L	96
38) Tetrahydrofuran	7.598	42	38532	34.58	ug/L	85
40) Carbon Tetrachloride	7.586	117	173919	49.36	ug/L	97
41) 1,1,1-Trichloroethane	7.659	97	199988	48.23	ug/L	97
42) 2-Butanone	7.726	43	286854	192.85	ug/L	88
43) 1,1-Dichloropropene	7.787	75	153551	45.53	ug/L	96
44) tert-Butyl formate	7.878	59	432269	446.52	ug/L	95
45) Propionitrile	8.055	54	232790	406.53	ug/L	99
46) Methacrylonitrile	8.073	41	779899	377.18	ug/L	97
47) Benzene	8.049	78	445847	42.71	ug/L	97
48) TAME	8.122	73	343246	45.27	ug/L	95
50) 1,2-Dichloroethane	8.256	62	174569	44.32	ug/L	94
51) tert Amyl alcohol	8.287	59	160269	434.79	ug/L	94
52) Trichloroethene	8.640	95	130124	45.56	ug/L	97
53) Methylcyclohexane	8.646	83	214052	48.57	ug/L	90
54) Dibromomethane	9.085	93	86839	46.25	ug/L	96
55) 1,2-Dichloropropane	9.177	63	114809	40.75	ug/L	95
56) Bromodichloromethane	9.219	83	174061	46.64	ug/L	98
57) Methyl methacrylate	9.329	41	104341	41.59	ug/L	88
58) 1,4-Dioxane	9.414	88	40993	986.31	ug/L	89
59) 2-Chloroethyl vinyl ether	9.750	63	205972	209.28	ug/L	92
60) cis-1,3-Dichloropropene	9.847	75	181926	47.10	ug/L	94
63) Toluene	10.091	91	493265	35.38	ug/L	97
64) Isobutyl alcohol	8.177	43	119678	654.30	ug/L	96
65) 2-Nitropropane	10.317	41	192092	189.69	ug/L	96
66) 4-Methyl-2-pentanone	10.426	43	621604	155.30	ug/L	93
67) trans-1,3-Dichloropropene	10.487	75	179222	41.34	ug/L	93
68) Tetrachloroethene	10.493	166	155911	42.17	ug/L	97
69) Ethyl methacrylate	10.591	69	153511	40.29	ug/L	92
70) 1,1,2-Trichloroethane	10.658	83	103340	37.18	ug/L	93
71) Dibromochloromethane	10.853	129	149621	43.25	ug/L	97
72) 1,3-Dichloropropane	10.939	76	188159	37.47	ug/L	94
73) 1,2-Dibromoethane	11.115	107	137580	40.42	ug/L	98
74) 3,3-Dimethyl-1-butanol	11.195	57	631736	1856.14	ug/L	94
75) 2-hexanone	11.256	43	448590	167.98	ug/L	92
76) 1-Chlorohexane	11.548	91	174406	39.56	ug/L	89
77) Ethylbenzene	11.615	91	580014	36.96	ug/L	99
78) Chlorobenzene	11.621	112	341610	36.94	ug/L	97
79) 1,1,1,2-Tetrachloroethane	11.670	131	135863	39.72	ug/L	98
80) m,p-Xylene	11.749	91	893640	77.22	ug/L	99
81) o-Xylene	12.194	91	451570	39.66	ug/L	100
82) Styrene	12.243	104	344860	41.64	ug/L	98
83) Bromoform	12.310	173	115355	43.38	ug/L	100
84) Isopropylbenzene	12.493	105	584341	41.05	ug/L	99
87) cis-1,4-Dichloro-2-butene	12.853	53	40061	35.70	ug/L	91
88) n-Propylbenzene	12.914	91	706586	34.80	ug/L	99
89) Bromobenzene	12.944	156	155209	36.45	ug/L	91
90) 1,1,2,2-Tetrachloroethane	12.987	83	190967	33.98	ug/L	97
91) 1,3,5-Trimethylbenzene	13.097	105	495714	36.74	ug/L	98

Quantitation Report (QT Reviewed)

Data Path : C:\msdchem\1\data\08-31-2023\
Data File : 5E41937.D
Acq On : 31 Aug 2023 11:26 am
Operator : joannel
Sample : ICC1873-5
Misc : MS54638,V5E1873,,,,,
ALS Vial : 7 Sample Multiplier: 1

Quant Time: Aug 31 11:44:45 2023
Quant Method : C:\msdchem\1\methods\appIX08-31-2023_.M
Quant Title : SW-846 Method 5030B/8260B & EPA 624
QLast Update : Thu Aug 10 14:31:23 2023
Response via : Initial Calibration

Compound	R.T.	QIon	Response	Conc	Units		Dev(Min)
92) 2-Chlorotoluene	13.109	91	445517	34.20	ug/L		99
93) trans-1,4-Dichloro-2-B...	13.170	53	44059	34.67	ug/L		86
94) 1,2,3-Trichloropropane	13.152	110	56193	35.75	ug/L		88
95) Cyclohexanone	13.225	55	28219	169.00	ug/L		90
96) 4-Chlorotoluene	13.280	91	411768	34.82	ug/L		98
98) tert-Butylbenzene	13.438	91	278188	36.53	ug/L		96
99) 1,2,4-Trimethylbenzene	13.511	105	492387	37.34	ug/L		98
100) Pentachloroethane	13.499	167	94462	40.62	ug/L		95
101) sec-Butylbenzene	13.621	105	656895	37.01	ug/L		99
102) 4-Isopropyltoluene	13.749	119	570673	39.70	ug/L		100
103) 1,3-Dichlorobenzene	13.889	146	308182	36.21	ug/L		98
104) 1,2,3-Trimethylbenzene	13.962	105	513489	35.83	ug/L		99
105) 1,4-Dichlorobenzene	13.975	146	329466	34.64	ug/L		97
106) n-Butylbenzene	14.176	92	292823	37.88	ug/L		97
107) Benzyl Chloride	14.200	126	61864	37.88	ug/L	#	91
108) 1,2-Dichlorobenzene	14.395	146	301261	36.38	ug/L		97
109) 1,2-Dibromo-3-Chloropr...	15.121	75	32996	36.83	ug/L		89
110) Hexachlorobutadiene	15.657	225	92577	42.99	ug/L		99
111) 1,2,4-Trichlorobenzene	15.712	180	220864	43.03	ug/L		99
112) Naphthalene	16.011	128	486201	38.94	ug/L		99
113) 1,2,3-Trichlorobenzene	16.187	180	193498	43.04	ug/L		94

(#) = qualifier out of range (m) = manual integration (+) = signals summed

Quantitation Report (QT Reviewed)

Data Path : C:\msdchem\1\data\08-31-2023\
Data File : 5E41937.D
Acq On : 31 Aug 2023 11:26 am
Operator : joannel
Sample : ICC1873-5
Misc : MS54638,V5E1873,,,,,
ALS Vial : 7 Sample Multiplier: 1

Quant Time: Aug 31 11:44:45 2023
Quant Method : C:\msdchem\1\methods\appIX08-31-2023_.M
Quant Title : SW-846 Method 5030B/8260B & EPA 624
QLast Update : Thu Aug 10 14:31:23 2023
Response via : Initial Calibration

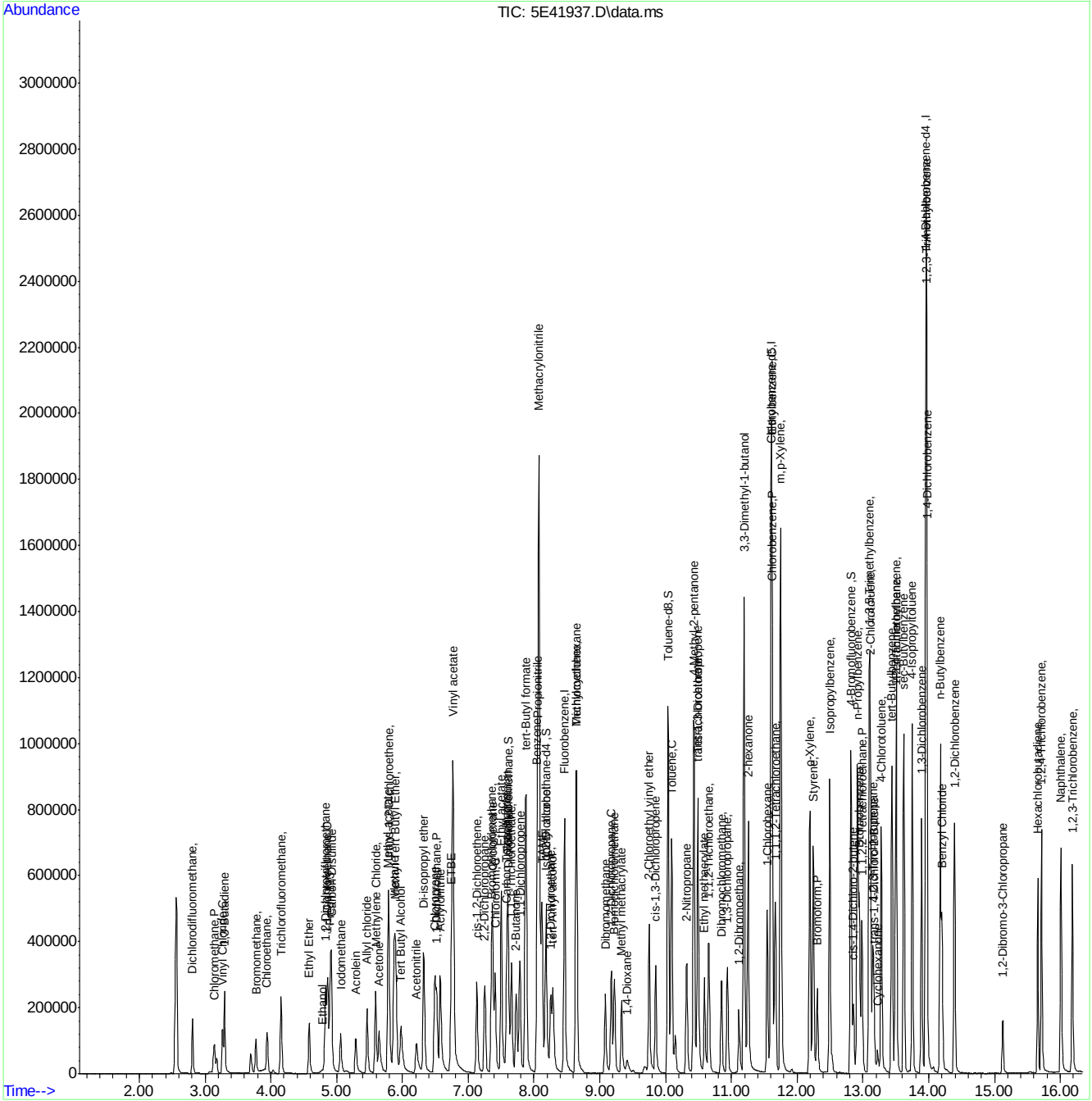

Quantitation Report (QT Reviewed)

Data Path : C:\msdchem\1\data\08-31-2023\
Data File : 5E41938.D
Acq On : 31 Aug 2023 11:49 am
Operator : joannel
Sample : IC1873-6
Misc : MS54638,V5E1873,,,,,
ALS Vial : 8 Sample Multiplier: 1

Quant Time: Aug 31 12:34:08 2023
Quant Method : C:\msdchem\1\methods\appIX08-31-2023_.M
Quant Title : SW-846 Method 5030B/8260B & EPA 624
QLast Update : Thu Aug 10 14:31:23 2023
Response via : Initial Calibration

Compound	R.T.	QIon	Response	Conc	Units		Dev(Min)
Internal Standards							
1) Fluorobenzene	8.463	96	712080	50.00	ug/L		0.00
61) Chlorobenzene-d5	11.603	117	618836	50.00	ug/L		0.00
85) 1,4-Dichlorobenzene-d4	13.956	152	411644	50.00	ug/L		0.00
System Monitoring Compounds							
39) Dibromofluoromethane	7.610	113	212121	54.32	ug/L		0.00
Spiked Amount 50.000	Range 83 - 118		Recovery = 108.64%				
49) 1,2-Dichloroethane-d4	8.183	65	216369	48.17	ug/L		0.00
Spiked Amount 50.000	Range 79 - 125		Recovery = 96.34%				
62) Toluene-d8	10.036	98	760079	44.87	ug/L		0.00
Spiked Amount 50.000	Range 85 - 112		Recovery = 89.74%				
86) 4-Bromofluorobenzene	12.816	95	313346	47.76	ug/L		0.00
Spiked Amount 50.000	Range 83 - 118		Recovery = 95.52%				
Target Compounds							Qvalue
2) Dichlorodifluoromethane	2.806	85	243057	96.67	ug/L		99
3) Chloromethane	3.141	50	204315	65.23	ug/L		93
4) Vinyl Chloride	3.263	62	231504	88.79	ug/L		97
5) 1,3-Butadiene	3.294	39	143167	60.85	ug/L		90
6) Bromomethane	3.769	94	121329	77.62	ug/L		98
7) Chloroethane	3.946	64	177927	90.29	ug/L		97
8) Trichlorofluoromethane	4.147	101	357566	88.05	ug/L		97
9) Ethyl Ether	4.586	59	173203	74.18	ug/L		90
10) Ethanol	4.793	45	58796	1446.25	ug/L		92
11) 1,2-Dichlorotrifluoroe...	4.830	67	240741	77.08	ug/L		93
12) 1,1-Dichloroethene	4.860	61	307563	73.15	ug/L		94
13) Freon 113	4.903	101	199439	79.50	ug/L		95
14) Carbon Disulfide	4.915	76	571255	70.08	ug/L		95
15) Iodomethane	5.062	142	265256	80.20	ug/L		93
16) Acrolein	5.293	56	220301	389.30	ug/L		96
17) Allyl chloride	5.458	41	207536	65.28	ug/L		88
18) Methylene Chloride	5.592	49	235638	60.91	ug/L		87
19) Acetone	5.647	43	372459	368.37	ug/L		95
20) Methyl acetate	5.781	43	856433	356.84	ug/L		93
21) trans-1,2-Dichloroethene	5.793	61	292172	72.97	ug/L		94
22) Hexane	5.872	56	185003	69.03	ug/L		92
23) Methyl Tert Butyl Ether	5.897	73	637116	79.47	ug/L		88
24) Acetonitrile	6.214	41	273800	700.00	ug/L		97
25) Di-isopropyl ether	6.324	45	561637	62.84	ug/L		92
26) Chloroprene	6.488	53	307154	78.98	ug/L		95
27) 1,1-Dichloroethane	6.519	63	391021	72.26	ug/L		95
28) Acrylonitrile	6.574	53	498900	367.91	ug/L		98
29) ETBE	6.744	59	673571	74.48	ug/L		98
30) Tert Butyl Alcohol	5.988	59	432506	831.36	ug/L		96
31) Vinyl acetate	6.769	43	2383650	339.20	ug/L		98
32) cis-1,2-Dichloroethene	7.128	96	245524	80.35	ug/L		98
33) 2,2-Dichloropropane	7.250	77	311318	79.92	ug/L		99
34) Bromochloromethane	7.354	128	123185	82.14	ug/L	#	79
35) Cyclohexane	7.366	56	357850	71.43	ug/L		90

Quantitation Report (QT Reviewed)

Data Path : C:\msdchem\1\data\08-31-2023\
Data File : 5E41938.D
Acq On : 31 Aug 2023 11:49 am
Operator : joannel
Sample : IC1873-6
Misc : MS54638,V5E1873,,,,,
ALS Vial : 8 Sample Multiplier: 1

Quant Time: Aug 31 12:34:08 2023
Quant Method : C:\msdchem\1\methods\appIX08-31-2023_.M
Quant Title : SW-846 Method 5030B/8260B & EPA 624
QLast Update : Thu Aug 10 14:31:23 2023
Response via : Initial Calibration

Compound	R.T.	QIon	Response	Conc	Units	Dev(Min)
36) Chloroform	7.409	83	423336	78.39	ug/L	98
37) Ethyl acetate	7.500	43	1227648	378.81	ug/L	97
38) Tetrahydrofuran	7.604	42	76495	64.64	ug/L	92
40) Carbon Tetrachloride	7.585	117	324065	86.58	ug/L	97
41) 1,1,1-Trichloroethane	7.659	97	366431	83.19	ug/L	99
42) 2-Butanone	7.732	43	599325	379.33	ug/L	87
43) 1,1-Dichloropropene	7.787	75	287187	80.17	ug/L	95
44) tert-Butyl formate	7.878	59	836562	813.53	ug/L	96
45) Propionitrile	8.055	54	474556	766.62	ug/L	96
46) Methacrylonitrile	8.079	41	1543467	702.74	ug/L	97
47) Benzene	8.049	78	844327	76.15	ug/L	96
48) TAME	8.122	73	641677	79.68	ug/L	95
50) 1,2-Dichloroethane	8.256	62	318445	76.12	ug/L	93
51) tert Amyl alcohol	8.293	59	344343	822.38	ug/L	94
52) Trichloroethene	8.640	95	241403	79.58	ug/L	95
53) Methylcyclohexane	8.640	83	394834	84.35	ug/L	91
54) Dibromomethane	9.085	93	161171	80.82	ug/L	95
55) 1,2-Dichloropropane	9.177	63	212012	70.84	ug/L	94
56) Bromodichloromethane	9.219	83	325902	82.21	ug/L	96
57) Methyl methacrylate	9.329	41	202581	73.42	ug/L	87
58) 1,4-Dioxane	9.421	88	85094	1760.76	ug/L	87
59) 2-Chloroethyl vinyl ether	9.750	63	419739	384.56	ug/L	91
60) cis-1,3-Dichloropropene	9.847	75	341279	83.18	ug/L	94
63) Toluene	10.091	91	930350	62.01	ug/L	100
64) Isobutyl alcohol	8.183	43	256508	1249.28	ug/L	99
65) 2-Nitropropane	10.317	41	388075	356.19	ug/L	99
66) 4-Methyl-2-pentanone	10.426	43	1258186	292.17	ug/L	92
67) trans-1,3-Dichloropropene	10.487	75	333892	71.59	ug/L	93
68) Tetrachloroethene	10.493	166	289621	72.81	ug/L	98
69) Ethyl methacrylate	10.591	69	295755	69.04	ug/L	92
70) 1,1,2-Trichloroethane	10.652	83	192187	64.26	ug/L	94
71) Dibromochloromethane	10.847	129	281068	75.51	ug/L	98
72) 1,3-Dichloropropane	10.938	76	347178	64.27	ug/L	92
73) 1,2-Dibromoethane	11.115	107	255248	69.70	ug/L	100
74) 3,3-Dimethyl-1-butanol	11.195	57	1483639	3646.14	ug/L	95
75) 2-hexanone	11.249	43	940429	327.31	ug/L	94
76) 1-Chlorohexane	11.542	91	326347	66.71	ug/L	92
77) Ethylbenzene	11.609	91	1083399	64.17	ug/L	96
78) Chlorobenzene	11.621	112	648288	65.16	ug/L	95
79) 1,1,1,2-Tetrachloroethane	11.670	131	256178	69.60	ug/L	96
80) m,p-Xylene	11.749	91	1693002	135.97	ug/L	99
81) o-Xylene	12.194	91	854210	69.73	ug/L	99
82) Styrene	12.243	104	668766	75.05	ug/L	96
83) Bromoform	12.304	173	225089	73.67	ug/L	99
84) Isopropylbenzene	12.493	105	1112445	72.63	ug/L	99
87) cis-1,4-Dichloro-2-butene	12.853	53	83853	68.63	ug/L	93
88) n-Propylbenzene	12.914	91	1342396	60.74	ug/L	98
89) Bromobenzene	12.944	156	294306	63.49	ug/L	88
90) 1,1,2,2-Tetrachloroethane	12.981	83	371102	60.66	ug/L	96
91) 1,3,5-Trimethylbenzene	13.097	105	945025	64.34	ug/L	98

Quantitation Report (QT Reviewed)

Data Path : C:\msdchem\1\data\08-31-2023\
Data File : 5E41938.D
Acq On : 31 Aug 2023 11:49 am
Operator : joannel
Sample : IC1873-6
Misc : MS54638,V5E1873,,,,,
ALS Vial : 8 Sample Multiplier: 1

Quant Time: Aug 31 12:34:08 2023
Quant Method : C:\msdchem\1\methods\appIX08-31-2023_.M
Quant Title : SW-846 Method 5030B/8260B & EPA 624
QLast Update : Thu Aug 10 14:31:23 2023
Response via : Initial Calibration

	Compound	R.T.	QIon	Response	Conc	Units	Dev(Min)
92)	2-Chlorotoluene	13.109	91	850634	59.98	ug/L	98
93)	trans-1,4-Dichloro-2-B...	13.170	53	88749	60.96	ug/L	91
94)	1,2,3-Trichloropropane	13.151	110	109603	64.04	ug/L	88
95)	Cyclohexanone	13.225	55	65329	340.43	ug/L	92
96)	4-Chlorotoluene	13.280	91	791208	61.46	ug/L	99
98)	tert-Butylbenzene	13.438	91	524460	63.26	ug/L	96
99)	1,2,4-Trimethylbenzene	13.505	105	936394	65.22	ug/L	95
100)	Pentachloroethane	13.493	167	183560	72.50	ug/L	97
101)	sec-Butylbenzene	13.621	105	1244326	64.40	ug/L	99
102)	4-Isopropyltoluene	13.749	119	1090019	69.65	ug/L	99
103)	1,3-Dichlorobenzene	13.889	146	591838	63.87	ug/L	99
104)	1,2,3-Trimethylbenzene	13.962	105	981640	62.93	ug/L	99
105)	1,4-Dichlorobenzene	13.975	146	621844	60.06	ug/L	97
106)	n-Butylbenzene	14.176	92	571776	67.95	ug/L	96
107)	Benzyl Chloride	14.200	126	135237	68.15	ug/L	97
108)	1,2-Dichlorobenzene	14.389	146	580462	64.39	ug/L	99
109)	1,2-Dibromo-3-Chloropr...	15.121	75	70507	68.52	ug/L	92
110)	Hexachlorobutadiene	15.657	225	176512	75.30	ug/L	99
111)	1,2,4-Trichlorobenzene	15.712	180	436195	78.06	ug/L	97
112)	Naphthalene	16.011	128	1022104	75.20	ug/L	100
113)	1,2,3-Trichlorobenzene	16.181	180	384598	78.58	ug/L	96

(#) = qualifier out of range (m) = manual integration (+) = signals summed

Quantitation Report (QT Reviewed)

Data Path : C:\msdchem\1\data\08-31-2023\
Data File : 5E41938.D
Acq On : 31 Aug 2023 11:49 am
Operator : joannel
Sample : IC1873-6
Misc : MS54638,V5E1873,,,,,
ALS Vial : 8 Sample Multiplier: 1

Quant Time: Aug 31 12:34:08 2023
Quant Method : C:\msdchem\1\methods\appIX08-31-2023_.M
Quant Title : SW-846 Method 5030B/8260B & EPA 624
QLast Update : Thu Aug 10 14:31:23 2023
Response via : Initial Calibration

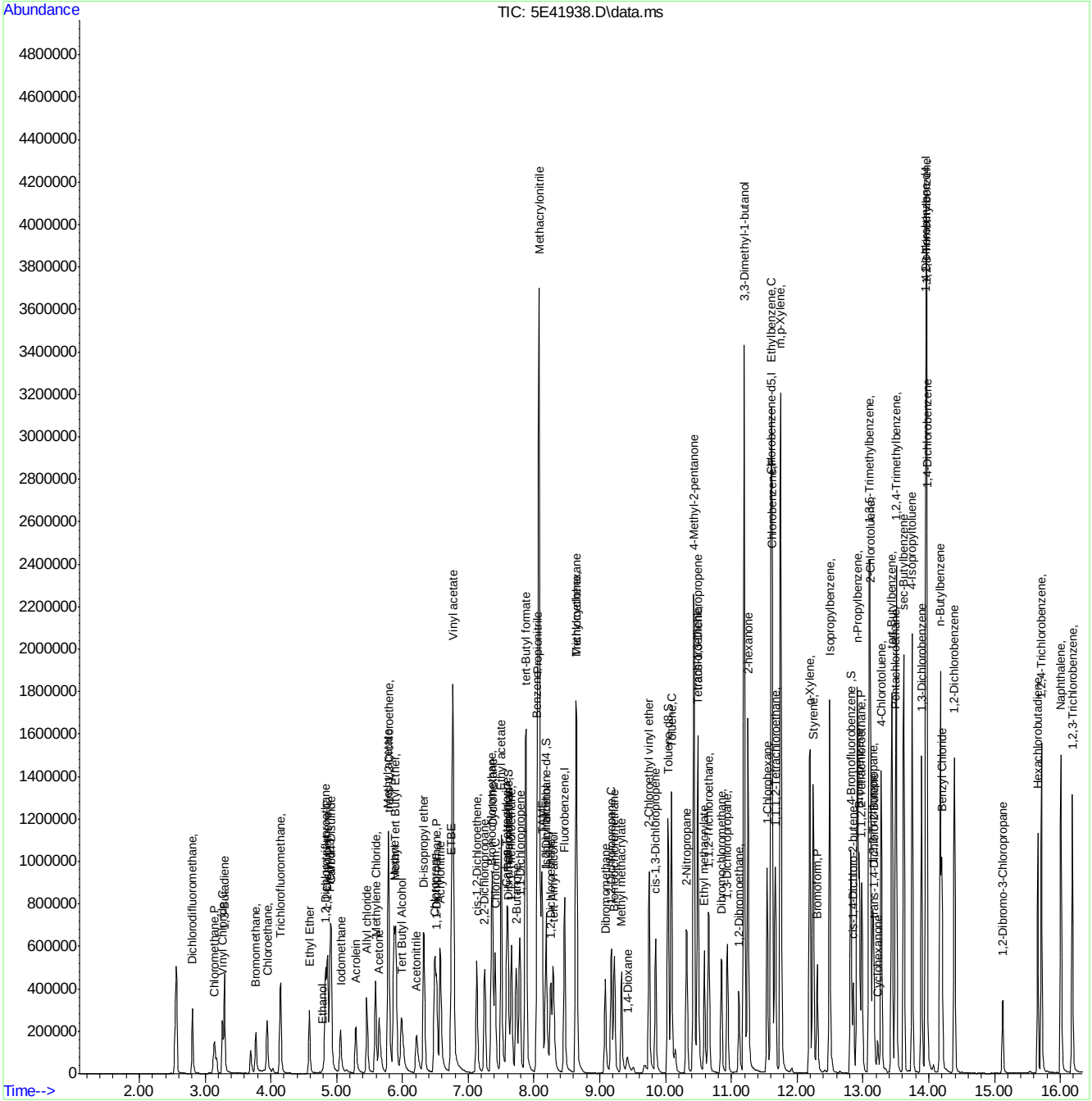

Quantitation Report (QT Reviewed)

Data Path : C:\msdchem\1\data\08-31-2023\
Data File : 5E41939.D
Acq On : 31 Aug 2023 12:12 pm
Operator : joannel
Sample : IC1873-7
Misc : MS54638,V5E1873,,,,,
ALS Vial : 9 Sample Multiplier: 1

Quant Time: Aug 31 12:34:11 2023
Quant Method : C:\msdchem\1\methods\appIX08-31-2023_.M
Quant Title : SW-846 Method 5030B/8260B & EPA 624
QLast Update : Thu Aug 10 14:31:23 2023
Response via : Initial Calibration

Compound	R.T.	QIon	Response	Conc	Units		Dev(Min)
Internal Standards							
1) Fluorobenzene	8.463	96	745720	50.00	ug/L		0.00
61) Chlorobenzene-d5	11.603	117	653959	50.00	ug/L		0.00
85) 1,4-Dichlorobenzene-d4	13.956	152	432245	50.00	ug/L		0.00
System Monitoring Compounds							
39) Dibromofluoromethane	7.610	113	220200	53.85	ug/L		0.00
Spiked Amount 50.000	Range 83 - 118		Recovery = 107.70%				
49) 1,2-Dichloroethane-d4	8.183	65	222673	47.34	ug/L		0.00
Spiked Amount 50.000	Range 79 - 125		Recovery = 94.68%				
62) Toluene-d8	10.036	98	793434	44.32	ug/L		0.00
Spiked Amount 50.000	Range 85 - 112		Recovery = 88.64%				
86) 4-Bromofluorobenzene	12.816	95	329563	47.84	ug/L		0.00
Spiked Amount 50.000	Range 83 - 118		Recovery = 95.68%				
Target Compounds							Qvalue
2) Dichlorodifluoromethane	2.806	85	374981	142.40	ug/L		99
3) Chloromethane	3.141	50	310750	94.74	ug/L		95
4) Vinyl Chloride	3.263	62	351982	128.91	ug/L		99
5) 1,3-Butadiene	3.294	39	218920	88.85	ug/L		92
6) Bromomethane	3.769	94	198748	115.95	ug/L		100
7) Chloroethane	3.940	64	257365	124.71	ug/L		97
8) Trichlorofluoromethane	4.141	101	557190	131.02	ug/L		99
9) Ethyl Ether	4.586	59	262311	107.28	ug/L		92
10) Ethanol	4.800	45	81386	1911.60	ug/L		90
11) 1,2-Dichlorotrifluoroe...	4.830	67	370680	113.33	ug/L		91
12) 1,1-Dichloroethene	4.861	61	468503	106.40	ug/L		90
13) Freon 113	4.903	101	307691	117.12	ug/L		97
14) Carbon Disulfide	4.915	76	876149	102.63	ug/L		95
15) Iodomethane	5.062	142	415308	114.19	ug/L		96
16) Acrolein	5.293	56	317533	535.81	ug/L		99
17) Allyl chloride	5.458	41	312614	93.89	ug/L		88
18) Methylene Chloride	5.592	49	360029	101.69	ug/L		87
19) Acetone	5.647	43	513361	498.21	ug/L		94
20) Methyl acetate	5.781	43	1234312	491.08	ug/L		94
21) trans-1,2-Dichloroethene	5.793	61	449591	107.21	ug/L		92
22) Hexane	5.873	56	277935	102.98	ug/L		92
23) Methyl Tert Butyl Ether	5.897	73	969441	115.47	ug/L		86
24) Acetonitrile	6.214	41	377085	925.18	ug/L		98
25) Di-isopropyl ether	6.324	45	858378	91.72	ug/L		94
26) Chloroprene	6.488	53	468854	115.12	ug/L		95
27) 1,1-Dichloroethane	6.519	63	592894	104.62	ug/L		96
28) Acrylonitrile	6.574	53	730934	495.67	ug/L		97
29) ETBE	6.744	59	1025747	108.31	ug/L		97
30) Tert Butyl Alcohol	5.994	59	588495	1062.25	ug/L		95
31) Vinyl acetate	6.769	43	3551832	464.04	ug/L		99
32) cis-1,2-Dichloroethene	7.128	96	366515	114.53	ug/L		98
33) 2,2-Dichloropropane	7.250	77	471668	115.63	ug/L		99
34) Bromochloromethane	7.354	128	184508	117.47	ug/L	#	82
35) Cyclohexane	7.366	56	552763	105.36	ug/L		90

Quantitation Report (QT Reviewed)

Data Path : C:\msdchem\1\data\08-31-2023\
Data File : 5E41939.D
Acq On : 31 Aug 2023 12:12 pm
Operator : joannel
Sample : IC1873-7
Misc : MS54638,V5E1873,,,,,
ALS Vial : 9 Sample Multiplier: 1

Quant Time: Aug 31 12:34:11 2023
Quant Method : C:\msdchem\1\methods\appIX08-31-2023_.M
Quant Title : SW-846 Method 5030B/8260B & EPA 624
QLast Update : Thu Aug 10 14:31:23 2023
Response via : Initial Calibration

Compound	R.T.	QIon	Response	Conc	Units	Dev(Min)
36) Chloroform	7.409	83	641749	113.48	ug/L	97
37) Ethyl acetate	7.500	43	1738577	512.26	ug/L	96
38) Tetrahydrofuran	7.598	42	107132	86.44	ug/L	89
40) Carbon Tetrachloride	7.586	117	500004	127.56	ug/L	98
41) 1,1,1-Trichloroethane	7.659	97	564698	122.41	ug/L	98
42) 2-Butanone	7.732	43	829149	501.11	ug/L	86
43) 1,1-Dichloropropene	7.781	75	441813	117.78	ug/L	96
44) tert-Butyl formate	7.878	59	1245580	1156.64	ug/L	95
45) Propionitrile	8.061	54	660186	1006.71	ug/L	89
46) Methacrylonitrile	8.079	41	2205063	958.67	ug/L	97
47) Benzene	8.049	78	1292125	111.28	ug/L	94
48) TAME	8.122	73	972453	115.31	ug/L	94
50) 1,2-Dichloroethane	8.256	62	479927	109.54	ug/L	93
51) tert Amyl alcohol	8.299	59	468228	1031.66	ug/L	92
52) Trichloroethene	8.640	95	370608	116.66	ug/L	95
53) Methylcyclohexane	8.640	83	610799	124.60	ug/L	90
54) Dibromomethane	9.085	93	239999	114.92	ug/L	94
55) 1,2-Dichloropropane	9.177	63	324362	103.49	ug/L	94
56) Bromodichloromethane	9.219	83	493458	118.86	ug/L	98
57) Methyl methacrylate	9.329	41	292842	98.67	ug/L	84
58) 1,4-Dioxane	9.421	88	116265	2191.72	ug/L	93
59) 2-Chloroethyl vinyl ether	9.750	63	586854	499.57	ug/L	91
60) cis-1,3-Dichloropropene	9.847	75	525633	122.34	ug/L	92
63) Toluene	10.091	91	1423675	89.80	ug/L	100
64) Isobutyl alcohol	8.183	43	343857	1551.96	ug/L	98
65) 2-Nitropropane	10.323	41	548826	476.68	ug/L	100
66) 4-Methyl-2-pentanone	10.427	43	1769834	388.91	ug/L	92
67) trans-1,3-Dichloropropene	10.487	75	511108	103.70	ug/L	91
68) Tetrachloroethene	10.494	166	445407	105.97	ug/L	97
69) Ethyl methacrylate	10.591	69	441130	93.94	ug/L	91
70) 1,1,2-Trichloroethane	10.652	83	292317	92.50	ug/L	95
71) Dibromochloromethane	10.847	129	431456	109.68	ug/L	97
72) 1,3-Dichloropropane	10.939	76	531471	93.10	ug/L	92
73) 1,2-Dibromoethane	11.115	107	387112	100.03	ug/L	97
74) 3,3-Dimethyl-1-butanol	11.195	57	2029584	4503.95	ug/L	95
75) 2-hexanone	11.250	43	1303025	429.15	ug/L	93
76) 1-Chlorohexane	11.542	91	512183	95.94	ug/L	90
77) Ethylbenzene	11.609	91	1679024	94.11	ug/L	97
78) Chlorobenzene	11.621	112	989722	94.13	ug/L	95
79) 1,1,1,2-Tetrachloroethane	11.670	131	386959	99.49	ug/L	98
80) m,p-Xylene	11.749	91	2620023	199.13	ug/L	99
81) o-Xylene	12.194	91	1324818	102.34	ug/L	99
82) Styrene	12.243	104	1030623	109.45	ug/L	97
83) Bromoform	12.304	173	345170	101.08	ug/L	99
84) Isopropylbenzene	12.493	105	1719180	106.21	ug/L	99
87) cis-1,4-Dichloro-2-butene	12.853	53	123324	96.13	ug/L	88
88) n-Propylbenzene	12.914	91	2072362	89.30	ug/L	98
89) Bromobenzene	12.944	156	454186	93.31	ug/L	88
90) 1,1,2,2-Tetrachloroethane	12.981	83	546295	85.04	ug/L	98
91) 1,3,5-Trimethylbenzene	13.097	105	1462559	94.82	ug/L	98

Quantitation Report (QT Reviewed)

Data Path : C:\msdchem\1\data\08-31-2023\
Data File : 5E41939.D
Acq On : 31 Aug 2023 12:12 pm
Operator : joannel
Sample : IC1873-7
Misc : MS54638,V5E1873,,,,,
ALS Vial : 9 Sample Multiplier: 1

Quant Time: Aug 31 12:34:11 2023
Quant Method : C:\msdchem\1\methods\appIX08-31-2023_.M
Quant Title : SW-846 Method 5030B/8260B & EPA 624
QLast Update : Thu Aug 10 14:31:23 2023
Response via : Initial Calibration

Compound	R.T.	QIon	Response	Conc	Units	Dev(Min)
92) 2-Chlorotoluene	13.109	91	1315096	88.31	ug/L	98
93) trans-1,4-Dichloro-2-B...	13.170	53	130941	82.34	ug/L	87
94) 1,2,3-Trichloropropane	13.152	110	160949	89.56	ug/L	88
95) Cyclohexanone	13.225	55	83477	406.07	ug/L	91
96) 4-Chlorotoluene	13.280	91	1213424	89.77	ug/L	99
98) tert-Butylbenzene	13.438	91	810165	93.06	ug/L	96
99) 1,2,4-Trimethylbenzene	13.505	105	1453905	96.45	ug/L	96
100) Pentachloroethane	13.493	167	283100	106.48	ug/L	96
101) sec-Butylbenzene	13.621	105	1940111	95.62	ug/L	99
102) 4-Isopropyltoluene	13.749	119	1686226	102.61	ug/L	100
103) 1,3-Dichlorobenzene	13.889	146	913754	93.91	ug/L	98
104) 1,2,3-Trimethylbenzene	13.962	105	1505365	91.90	ug/L	98
105) 1,4-Dichlorobenzene	13.975	146	963225	88.59	ug/L	97
106) n-Butylbenzene	14.176	92	884212	100.07	ug/L	96
107) Benzyl Chloride	14.200	126	205496	91.34	ug/L	93
108) 1,2-Dichlorobenzene	14.389	146	901797	95.27	ug/L	98
109) 1,2-Dibromo-3-Chloropr...	15.121	75	98666	88.41	ug/L	86
110) Hexachlorobutadiene	15.657	225	278498	113.14	ug/L	98
111) 1,2,4-Trichlorobenzene	15.712	180	665830	113.48	ug/L	98
112) Naphthalene	16.011	128	1485963	104.12	ug/L	100
113) 1,2,3-Trichlorobenzene	16.182	180	574575	111.80	ug/L	98

(#) = qualifier out of range (m) = manual integration (+) = signals summed

Quantitation Report (QT Reviewed)

Data Path : C:\msdchem\1\data\08-31-2023\
Data File : 5E41939.D
Acq On : 31 Aug 2023 12:12 pm
Operator : joannel
Sample : IC1873-7
Misc : MS54638,V5E1873,,,,,
ALS Vial : 9 Sample Multiplier: 1

Quant Time: Aug 31 12:34:11 2023
Quant Method : C:\msdchem\1\methods\appIX08-31-2023_.M
Quant Title : SW-846 Method 5030B/8260B & EPA 624
QLast Update : Thu Aug 10 14:31:23 2023
Response via : Initial Calibration

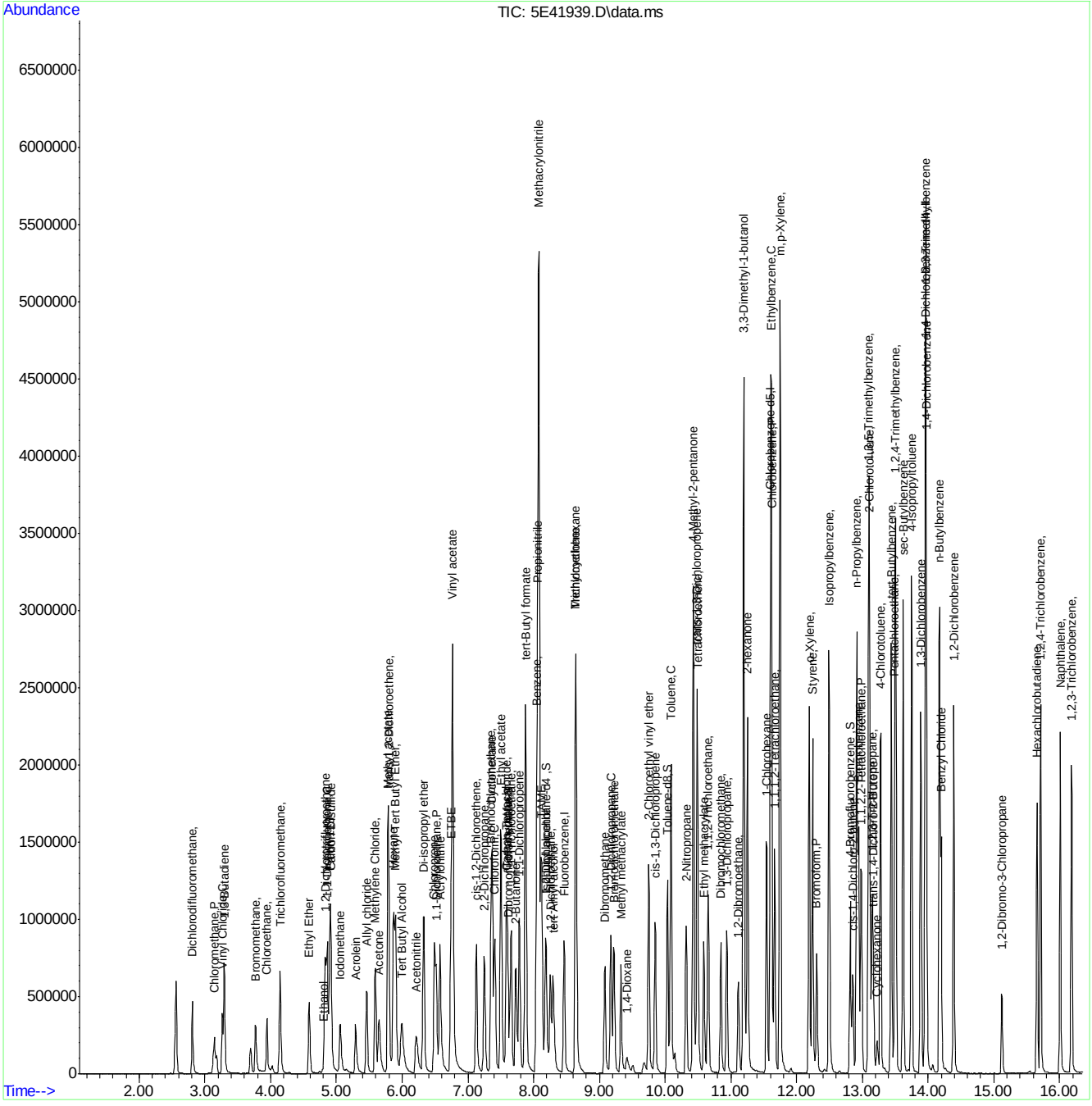

Quantitation Report (QT Reviewed)

Data Path : C:\msdchem\1\data\08-31-2023\
Data File : 5E41941.D
Acq On : 31 Aug 2023 12:59 pm
Operator : joannel
Sample : ICV1873-5
Misc : MS54638,V5E1873,,,,,
ALS Vial : 11 Sample Multiplier: 1

Quant Time: Aug 31 13:41:46 2023
Quant Method : C:\msdchem\1\methods\appIX08-31-2023_.M
Quant Title : SW-846 Method 5030B/8260B & EPA 624
QLast Update : Thu Aug 31 13:41:31 2023
Response via : Initial Calibration

Compound	R.T.	QIon	Response	Conc	Units	Dev(Min)
Internal Standards						
1) Fluorobenzene	8.463	96	707723	50.00	ug/L	0.00
61) Chlorobenzene-d5	11.603	117	609026	50.00	ug/L	0.00
85) 1,4-Dichlorobenzene-d4	13.956	152	395625	50.00	ug/L	0.00
System Monitoring Compounds						
39) Dibromofluoromethane	7.610	113	212553	50.18	ug/L	0.00
Spiked Amount 50.000	Range 83 - 118		Recovery = 100.36%			
49) 1,2-Dichloroethane-d4	8.183	65	216007	48.84	ug/L	0.00
Spiked Amount 50.000	Range 79 - 125		Recovery = 97.68%			
62) Toluene-d8	10.036	98	747388	49.24	ug/L	0.00
Spiked Amount 50.000	Range 85 - 112		Recovery = 98.48%			
86) 4-Bromofluorobenzene	12.816	95	308048	49.91	ug/L	0.00
Spiked Amount 50.000	Range 83 - 118		Recovery = 99.82%			
Target Compounds						Qvalue
2) Dichlorodifluoromethane	2.806	85	131927	40.17	ug/L	98
3) Chloromethane	3.141	50	114608	38.00	ug/L	96
4) Vinyl Chloride	3.263	62	120930	38.79	ug/L	99
5) 1,3-Butadiene	3.294	39	73958	36.32	ug/L	92
6) Bromomethane	3.769	94	70665	41.03	ug/L	96
7) Chloroethane	3.946	64	82673	37.61	ug/L	100
8) Trichlorofluoromethane	4.153	101	189517	39.37	ug/L	98
9) Ethyl Ether	4.580	59	101692	42.00	ug/L	97
10) Ethanol	4.787	45	27683	724.88	ug/L	88
11) 1,2-Dichlorotrifluoroe...	4.830	67	132814	39.02	ug/L	96
12) 1,1-Dichloroethene	4.860	61	155956	36.01	ug/L	99
13) Freon 113	4.903	101	119869	43.68	ug/L	97
14) Carbon Disulfide	4.921	76	303939	36.57	ug/L	99
15) Iodomethane	5.062	142	128012	38.74	ug/L	97
16) Acrolein	5.287	56	127376	228.02	ug/L	98
17) Allyl chloride	5.464	41	121142	42.10	ug/L	98
18) Methylene Chloride	5.592	49	133362	36.79	ug/L	97
19) Acetone	5.641	43	184802	185.12	ug/L	99
20) Methyl acetate	5.781	43	417071	184.44	ug/L	100
21) trans-1,2-Dichloroethene	5.793	61	156523	37.62	ug/L	99
22) Hexane	5.872	56	99784	35.58	ug/L	96
23) Methyl Tert Butyl Ether	5.897	73	365768	40.33	ug/L	96
24) Acetonitrile	6.208	41	144873	389.33	ug/L	98
25) Di-isopropyl ether	6.324	45	307020	38.57	ug/L	98
26) Chloroprene	6.494	53	133364	32.32	ug/L	99
27) 1,1-Dichloroethane	6.519	63	201716	36.30	ug/L	98
28) Acrylonitrile	6.574	53	245027	188.32	ug/L	98
29) ETBE	6.744	59	387905	41.03	ug/L	98
30) Tert Butyl Alcohol	5.976	59	206449	356.97	ug/L	99
31) Vinyl acetate	6.769	43	1164544	183.95	ug/L	99
32) cis-1,2-Dichloroethene	7.128	96	127147	37.45	ug/L	98
33) 2,2-Dichloropropane	7.250	77	173769	40.37	ug/L	98
34) Bromochloromethane	7.354	128	68102	38.23	ug/L	95
35) Cyclohexane	7.366	56	183167	37.91	ug/L	99

Quantitation Report (QT Reviewed)

Data Path : C:\msdchem\1\data\08-31-2023\
Data File : 5E41941.D
Acq On : 31 Aug 2023 12:59 pm
Operator : joannel
Sample : ICV1873-5
Misc : MS54638,V5E1873,,,,,
ALS Vial : 11 Sample Multiplier: 1

Quant Time: Aug 31 13:41:46 2023
Quant Method : C:\msdchem\1\methods\appIX08-31-2023_.M
Quant Title : SW-846 Method 5030B/8260B & EPA 624
QLast Update : Thu Aug 31 13:41:31 2023
Response via : Initial Calibration

Compound	R.T.	QIon	Response	Conc	Units	Dev(Min)
36) Chloroform	7.409	83	227352	38.23	ug/L	98
37) Ethyl acetate	7.500	43	626572	198.69	ug/L	99
38) Tetrahydrofuran	7.598	42	36167	33.36	ug/L	95
40) Carbon Tetrachloride	7.586	117	167070	37.11	ug/L	99
41) 1,1,1-Trichloroethane	7.659	97	193157	38.06	ug/L	99
42) 2-Butanone	7.726	43	293912	188.67	ug/L	100
43) 1,1-Dichloropropene	7.787	75	153683	38.88	ug/L	97
44) tert-Butyl formate	7.872	59	576700	494.48	ug/L	98
45) Propionitrile	8.055	54	230778	361.88	ug/L	97
46) Methacrylonitrile	8.073	41	790832	369.99	ug/L	99
47) Benzene	8.049	78	453053	38.19	ug/L	98
48) TAME	8.116	73	353524	39.67	ug/L	99
50) 1,2-Dichloroethane	8.256	62	175589	38.22	ug/L	100
51) tert Amyl alcohol	8.287	59	158460	366.06	ug/L	97
52) Trichloroethene	8.640	95	128358	37.32	ug/L	99
53) Methylcyclohexane	8.640	83	196464	36.65	ug/L	97
54) Dibromomethane	9.085	93	88341	38.98	ug/L	96
55) 1,2-Dichloropropane	9.177	63	120448	40.87	ug/L	98
56) Bromodichloromethane	9.219	83	171653	38.42	ug/L	99
57) Methyl methacrylate	9.329	41	98820	38.44	ug/L	96
58) 1,4-Dioxane	9.414	88	38595	737.07	ug/L	95
59) 2-Chloroethyl vinyl ether	9.750	63	180272	148.47	ug/L	98
60) cis-1,3-Dichloropropene	9.847	75	183927	40.03	ug/L	97
63) Toluene	10.091	91	495455	37.22	ug/L	100
64) Isobutyl alcohol	8.177	43	119609	745.27	ug/L	96
65) 2-Nitropropane	10.323	41	181072	175.45	ug/L	98
66) 4-Methyl-2-pentanone	10.426	43	615406	178.30	ug/L	99
67) trans-1,3-Dichloropropene	10.487	75	167054	35.95	ug/L	99
68) Tetrachloroethene	10.493	166	148477	37.47	ug/L	98
69) Ethyl methacrylate	10.591	69	168770	44.97	ug/L	98
70) 1,1,2-Trichloroethane	10.652	83	103427	38.13	ug/L	95
71) Dibromochloromethane	10.847	129	156160	40.72	ug/L	98
72) 1,3-Dichloropropane	10.939	76	201757	40.54	ug/L	98
73) 1,2-Dibromoethane	11.115	107	138281	40.29	ug/L	97
74) 3,3-Dimethyl-1-butanol	11.188	57	619343	1722.72	ug/L	100
75) 2-hexanone	11.249	43	454964	182.62	ug/L	96
76) 1-Chlorohexane	11.542	91	162673	36.74	ug/L	96
77) Ethylbenzene	11.609	91	562467	36.25	ug/L	98
78) Chlorobenzene	11.615	112	343538	37.22	ug/L	94
79) 1,1,1,2-Tetrachloroethane	11.664	131	135420	38.47	ug/L	96
80) m,p-Xylene	11.749	91	877875	75.75	ug/L	99
81) o-Xylene	12.194	91	436029	37.12	ug/L	98
82) Styrene	12.243	104	345894	38.37	ug/L	99
83) Bromoform	12.304	173	112548	37.43	ug/L	98
84) Isopropylbenzene	12.493	105	563237	38.03	ug/L	99
87) cis-1,4-Dichloro-2-butene	12.853	53	45393	44.98	ug/L	93
88) n-Propylbenzene	12.914	91	668304	36.48	ug/L	100
89) Bromobenzene	12.944	156	162334	39.86	ug/L	98
90) 1,1,2,2-Tetrachloroethane	12.981	83	186170	36.47	ug/L	98
91) 1,3,5-Trimethylbenzene	13.097	105	486884	38.37	ug/L	98

Quantitation Report (QT Reviewed)

Data Path : C:\msdchem\1\data\08-31-2023\
Data File : 5E41941.D
Acq On : 31 Aug 2023 12:59 pm
Operator : joannel
Sample : ICV1873-5
Misc : MS54638,V5E1873,,,,,
ALS Vial : 11 Sample Multiplier: 1

Quant Time: Aug 31 13:41:46 2023
Quant Method : C:\msdchem\1\methods\appIX08-31-2023_.M
Quant Title : SW-846 Method 5030B/8260B & EPA 624
QLast Update : Thu Aug 31 13:41:31 2023
Response via : Initial Calibration

Compound	R.T.	QIon	Response	Conc	Units		Dev(Min)
92) 2-Chlorotoluene	13.109	91	439077	36.65	ug/L		99
93) trans-1,4-Dichloro-2-B...	13.170	53	39568	34.21	ug/L		97
94) 1,2,3-Trichloropropane	13.145	110	59998	41.55	ug/L		97
95) Cyclohexanone	13.225	55	108481	732.98	ug/L		97
96) 4-Chlorotoluene	13.280	91	402004	36.92	ug/L		100
98) tert-Butylbenzene	13.438	91	260249	36.43	ug/L		98
99) 1,2,4-Trimethylbenzene	13.505	105	486992	38.02	ug/L		96
100) Pentachloroethane	13.493	167	97811	39.07	ug/L		91
101) sec-Butylbenzene	13.621	105	588066	35.42	ug/L		99
102) 4-Isopropyltoluene	13.749	119	518751	36.96	ug/L		100
103) 1,3-Dichlorobenzene	13.889	146	301317	37.80	ug/L		98
104) 1,2,3-Trimethylbenzene	13.962	105	505663	37.90	ug/L		99
105) 1,4-Dichlorobenzene	13.975	146	326647	36.41	ug/L		99
106) n-Butylbenzene	14.176	92	282620	37.78	ug/L		98
107) Benzyl Chloride	14.200	126	61433	37.83	ug/L	#	93
108) 1,2-Dichlorobenzene	14.389	146	298170	37.84	ug/L		99
109) 1,2-Dibromo-3-Chloropr...	15.121	75	33393	37.53	ug/L		95
110) Hexachlorobutadiene	15.657	225	83980	35.90	ug/L		99
111) 1,2,4-Trichlorobenzene	15.712	180	216006	38.94	ug/L		99
112) Naphthalene	16.011	128	472917	37.93	ug/L		99
113) 1,2,3-Trichlorobenzene	16.181	180	188600	38.26	ug/L		98

(#) = qualifier out of range (m) = manual integration (+) = signals summed

Quantitation Report (QT Reviewed)

Data Path : C:\msdchem\1\data\08-31-2023\
Data File : 5E41941.D
Acq On : 31 Aug 2023 12:59 pm
Operator : joannel
Sample : ICV1873-5
Misc : MS54638,V5E1873,,,,,
ALS Vial : 11 Sample Multiplier: 1

Quant Time: Aug 31 13:41:46 2023
Quant Method : C:\msdchem\1\methods\appIX08-31-2023_.M
Quant Title : SW-846 Method 5030B/8260B & EPA 624
QLast Update : Thu Aug 31 13:41:31 2023
Response via : Initial Calibration

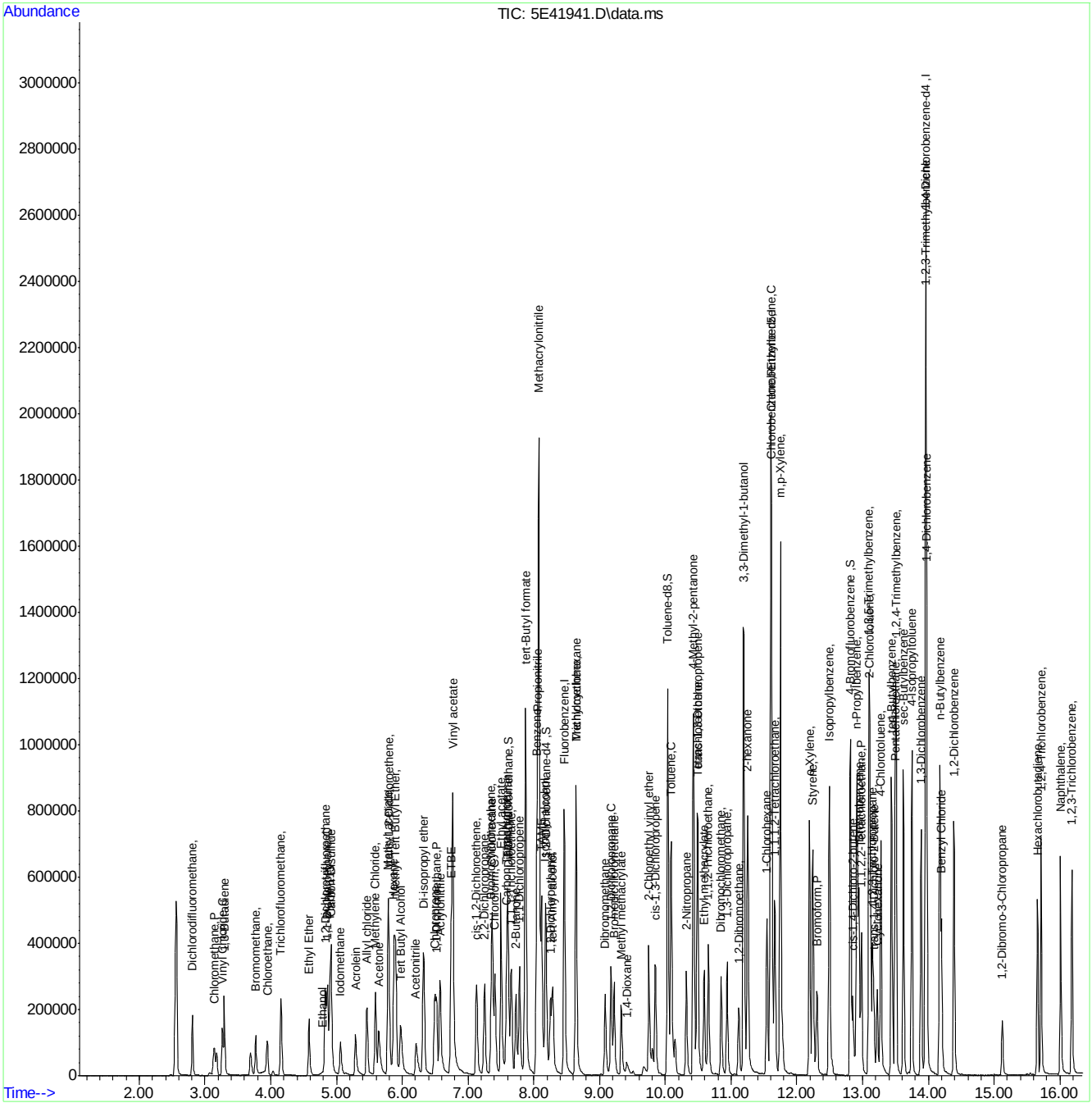

Quantitation Report (QT Reviewed)

Data Path : C:\msdchem\1\data\09-08-2023\
Data File : 5E42115.D
Acq On : 8 Sep 2023 10:42 am
Operator : joannel
Sample : CC1873-5
Misc : MS54638,V5E1881,,,,,
ALS Vial : 2 Sample Multiplier: 1

Quant Time: Sep 08 11:03:41 2023
Quant Method : C:\msdchem\1\methods\appIX08-31-2023_.M
Quant Title : SW-846 Method 5030B/8260B & EPA 624
QLast Update : Thu Aug 31 13:41:31 2023
Response via : Initial Calibration

Compound	R.T.	QIon	Response	Conc	Units	Dev(Min)
Internal Standards						
1) Fluorobenzene	8.463	96	760534	50.00	ug/L	0.00
61) Chlorobenzene-d5	11.603	117	587396	50.00	ug/L	0.00
85) 1,4-Dichlorobenzene-d4	13.956	152	372710	50.00	ug/L	0.00
System Monitoring Compounds						
39) Dibromofluoromethane	7.610	113	220335	48.41	ug/L	0.00
Spiked Amount 50.000	Range 83 - 118		Recovery = 96.82%			
49) 1,2-Dichloroethane-d4	8.183	65	227925	47.96	ug/L	0.00
Spiked Amount 50.000	Range 79 - 125		Recovery = 95.92%			
62) Toluene-d8	10.036	98	771639	52.71	ug/L	0.00
Spiked Amount 50.000	Range 85 - 112		Recovery = 105.42%			
86) 4-Bromofluorobenzene	12.816	95	289629	49.81	ug/L	0.00
Spiked Amount 50.000	Range 83 - 118		Recovery = 99.62%			
Target Compounds						Qvalue
2) Dichlorodifluoromethane	2.806	85	113148	32.06	ug/L	98
3) Chloromethane	3.135	50	111389	34.36	ug/L	98
4) Vinyl Chloride	3.263	62	120752	36.04	ug/L	97
5) 1,3-Butadiene	3.294	39	91482	41.75	ug/L	99
6) Bromomethane	3.769	94	60949	33.22	ug/L	97
7) Chloroethane	3.946	64	84858	35.93	ug/L	96
8) Trichlorofluoromethane	4.159	101	192804	37.27	ug/L	97
9) Ethyl Ether	4.580	59	95753	36.80	ug/L	95
10) Ethanol	4.775	45	26630	650.88	ug/L	85
11) 1,2-Dichlorotrifluoroe...	4.830	67	135976	37.17	ug/L	94
12) 1,1-Dichloroethene	4.860	61	168201	36.14	ug/L	98
13) Freon 113	4.903	101	111675	37.87	ug/L	97
14) Carbon Disulfide	4.921	76	310433	34.75	ug/L	100
15) Iodomethane	5.062	142	111177	32.10	ug/L	95
16) Acrolein	5.287	56	107897	183.23	ug/L	94
17) Allyl chloride	5.458	41	118637	38.45	ug/L	96
18) Methylene Chloride	5.592	49	137180	35.14	ug/L	99
19) Acetone	5.641	43	183607	171.15	ug/L	97
20) Methyl acetate	5.781	43	438927	180.74	ug/L	98
21) trans-1,2-Dichloroethene	5.793	61	164506	36.79	ug/L	98
22) Hexane	5.872	56	103206	34.18	ug/L	98
23) Methyl Tert Butyl Ether	5.897	73	341464	35.03	ug/L	97
24) Acetonitrile	6.208	41	136034	339.55	ug/L	100
25) Di-isopropyl ether	6.323	45	320592	37.48	ug/L	97
26) Chloroprene	6.494	53	169021	37.85	ug/L	97
27) 1,1-Dichloroethane	6.519	63	216070	36.18	ug/L	100
28) Acrylonitrile	6.573	53	258996	185.39	ug/L	98
29) ETBE	6.744	59	371134	36.53	ug/L	100
30) Tert Butyl Alcohol	5.976	59	196586	316.06	ug/L	97
31) Vinyl acetate	6.769	43	1272834	186.94	ug/L	99
32) cis-1,2-Dichloroethene	7.128	96	128849	35.32	ug/L	97
33) 2,2-Dichloropropane	7.250	77	172886	37.38	ug/L	99
34) Bromochloromethane	7.354	128	67186	35.10	ug/L	93
35) Cyclohexane	7.366	56	201582	38.82	ug/L	96

Quantitation Report (QT Reviewed)

Data Path : C:\msdchem\1\data\09-08-2023\
Data File : 5E42115.D
Acq On : 8 Sep 2023 10:42 am
Operator : joannel
Sample : CC1873-5
Misc : MS54638,V5E1881,,,,,
ALS Vial : 2 Sample Multiplier: 1

Quant Time: Sep 08 11:03:41 2023
Quant Method : C:\msdchem\1\methods\appIX08-31-2023_.M
Quant Title : SW-846 Method 5030B/8260B & EPA 624
QLast Update : Thu Aug 31 13:41:31 2023
Response via : Initial Calibration

Compound	R.T.	QIon	Response	Conc	Units	Dev(Min)
36) Chloroform	7.409	83	230488	36.06	ug/L	98
37) Ethyl acetate	7.500	43	632589	186.67	ug/L	99
38) Tetrahydrofuran	7.604	42	38149	32.72	ug/L	98
40) Carbon Tetrachloride	7.585	117	172092	35.57	ug/L	98
41) 1,1,1-Trichloroethane	7.659	97	200445	36.76	ug/L	98
42) 2-Butanone	7.726	43	301396	180.04	ug/L	98
43) 1,1-Dichloropropene	7.787	75	157628	37.11	ug/L	97
44) tert-Butyl formate	7.872	59	426667	342.01	ug/L	98
45) Propionitrile	8.055	54	236972	345.78	ug/L	97
46) Methacrylonitrile	8.073	41	808607	352.04	ug/L	99
47) Benzene	8.049	78	466801	36.61	ug/L	99
48) TAME	8.116	73	339509	35.45	ug/L	99
50) 1,2-Dichloroethane	8.256	62	176829	35.82	ug/L	100
51) tert Amyl alcohol	8.287	59	155420	334.11	ug/L	97
52) Trichloroethene	8.640	95	132141	35.76	ug/L	98
53) Methylcyclohexane	8.640	83	214415	37.19	ug/L	98
54) Dibromomethane	9.085	93	86536	35.55	ug/L	99
55) 1,2-Dichloropropane	9.177	63	119634	37.77	ug/L	97
56) Bromodichloromethane	9.219	83	175890	36.64	ug/L	99
57) Methyl methacrylate	9.329	41	106238	38.45	ug/L	97
58) 1,4-Dioxane	9.414	88	36851	659.07	ug/L	82
59) 2-Chloroethyl vinyl ether	9.750	63	180600	138.09	ug/L	96
60) cis-1,3-Dichloropropene	9.853	75	183460	37.16	ug/L	98
63) Toluene	10.091	91	510961	39.80	ug/L	100
64) Isobutyl alcohol	8.177	43	116068	749.73	ug/L	97
65) 2-Nitropropane	10.317	41	187806	188.59	ug/L	96
66) 4-Methyl-2-pentanone	10.426	43	644080	193.48	ug/L	99
67) trans-1,3-Dichloropropene	10.487	75	177266	39.50	ug/L	98
68) Tetrachloroethene	10.493	166	154504	40.43	ug/L	98
69) Ethyl methacrylate	10.591	69	152015	42.00	ug/L	97
70) 1,1,2-Trichloroethane	10.652	83	104227	39.84	ug/L	97
71) Dibromochloromethane	10.847	129	147558	39.90	ug/L	98
72) 1,3-Dichloropropane	10.938	76	189692	39.52	ug/L	99
73) 1,2-Dibromoethane	11.115	107	136721	41.30	ug/L	98
74) 3,3-Dimethyl-1-butanol	11.194	57	600585	1731.62	ug/L	99
75) 2-hexanone	11.249	43	459501	191.23	ug/L	99
76) 1-Chlorohexane	11.542	91	174984	40.77	ug/L	95
77) Ethylbenzene	11.609	91	584637	39.07	ug/L	97
78) Chlorobenzene	11.615	112	349395	39.25	ug/L	91
79) 1,1,1,2-Tetrachloroethane	11.670	131	135871	40.02	ug/L	97
80) m,p-Xylene	11.749	91	908691	81.30	ug/L	99
81) o-Xylene	12.194	91	455874	40.23	ug/L	98
82) Styrene	12.243	104	352155	40.41	ug/L	99
83) Bromoform	12.304	173	109987	37.91	ug/L	98
84) Isopropylbenzene	12.493	105	591700	41.42	ug/L	99
87) cis-1,4-Dichloro-2-butene	12.853	53	35340	37.17	ug/L	89
88) n-Propylbenzene	12.914	91	711738	41.24	ug/L	99
89) Bromobenzene	12.944	156	156670	40.83	ug/L	98
90) 1,1,2,2-Tetrachloroethane	12.981	83	189302	39.36	ug/L	98
91) 1,3,5-Trimethylbenzene	13.097	105	496009	41.49	ug/L	100

Quantitation Report (QT Reviewed)

Data Path : C:\msdchem\1\data\09-08-2023\
Data File : 5E42115.D
Acq On : 8 Sep 2023 10:42 am
Operator : joannel
Sample : CC1873-5
Misc : MS54638,V5E1881,,,,,
ALS Vial : 2 Sample Multiplier: 1

Quant Time: Sep 08 11:03:41 2023
Quant Method : C:\msdchem\1\methods\appIX08-31-2023_.M
Quant Title : SW-846 Method 5030B/8260B & EPA 624
QLast Update : Thu Aug 31 13:41:31 2023
Response via : Initial Calibration

Compound	R.T.	QIon	Response	Conc	Units	Dev(Min)
92) 2-Chlorotoluene	13.109	91	451394	40.00	ug/L	100
93) trans-1,4-Dichloro-2-B...	13.170	53	37386	34.31	ug/L	92
94) 1,2,3-Trichloropropane	13.151	110	56417	41.48	ug/L	95
95) Cyclohexanone	13.225	55	29512	211.66	ug/L	94
96) 4-Chlorotoluene	13.279	91	413835	40.34	ug/L	99
98) tert-Butylbenzene	13.438	91	275289	40.90	ug/L	99
99) 1,2,4-Trimethylbenzene	13.505	105	496696	41.09	ug/L	95
100) Pentachloroethane	13.493	167	95720	40.58	ug/L	90
101) sec-Butylbenzene	13.621	105	659297	42.16	ug/L	99
102) 4-Isopropyltoluene	13.749	119	569479	43.07	ug/L	100
103) 1,3-Dichlorobenzene	13.889	146	315934	42.07	ug/L	97
104) 1,2,3-Trimethylbenzene	13.962	105	514840	40.96	ug/L	99
105) 1,4-Dichlorobenzene	13.974	146	329137	38.95	ug/L	98
106) n-Butylbenzene	14.176	92	296984	41.90	ug/L	95
107) Benzyl Chloride	14.200	126	61137	39.74	ug/L	100
108) 1,2-Dichlorobenzene	14.389	146	303175	40.84	ug/L	99
109) 1,2-Dibromo-3-Chloropr...	15.121	75	31796	37.92	ug/L	93
110) Hexachlorobutadiene	15.657	225	88483	40.15	ug/L	99
111) 1,2,4-Trichlorobenzene	15.712	180	219262	41.95	ug/L	99
112) Naphthalene	16.011	128	476443	40.56	ug/L	97
113) 1,2,3-Trichlorobenzene	16.181	180	192589	41.47	ug/L	99

(#) = qualifier out of range (m) = manual integration (+) = signals summed

Quantitation Report (QT Reviewed)

Data Path : C:\msdchem\1\data\09-08-2023\
Data File : 5E42115.D
Acq On : 8 Sep 2023 10:42 am
Operator : joannel
Sample : CC1873-5
Misc : MS54638,V5E1881,,,,,
ALS Vial : 2 Sample Multiplier: 1

Quant Time: Sep 08 11:03:41 2023
Quant Method : C:\msdchem\1\methods\appIX08-31-2023_.M
Quant Title : SW-846 Method 5030B/8260B & EPA 624
QLast Update : Thu Aug 31 13:41:31 2023
Response via : Initial Calibration

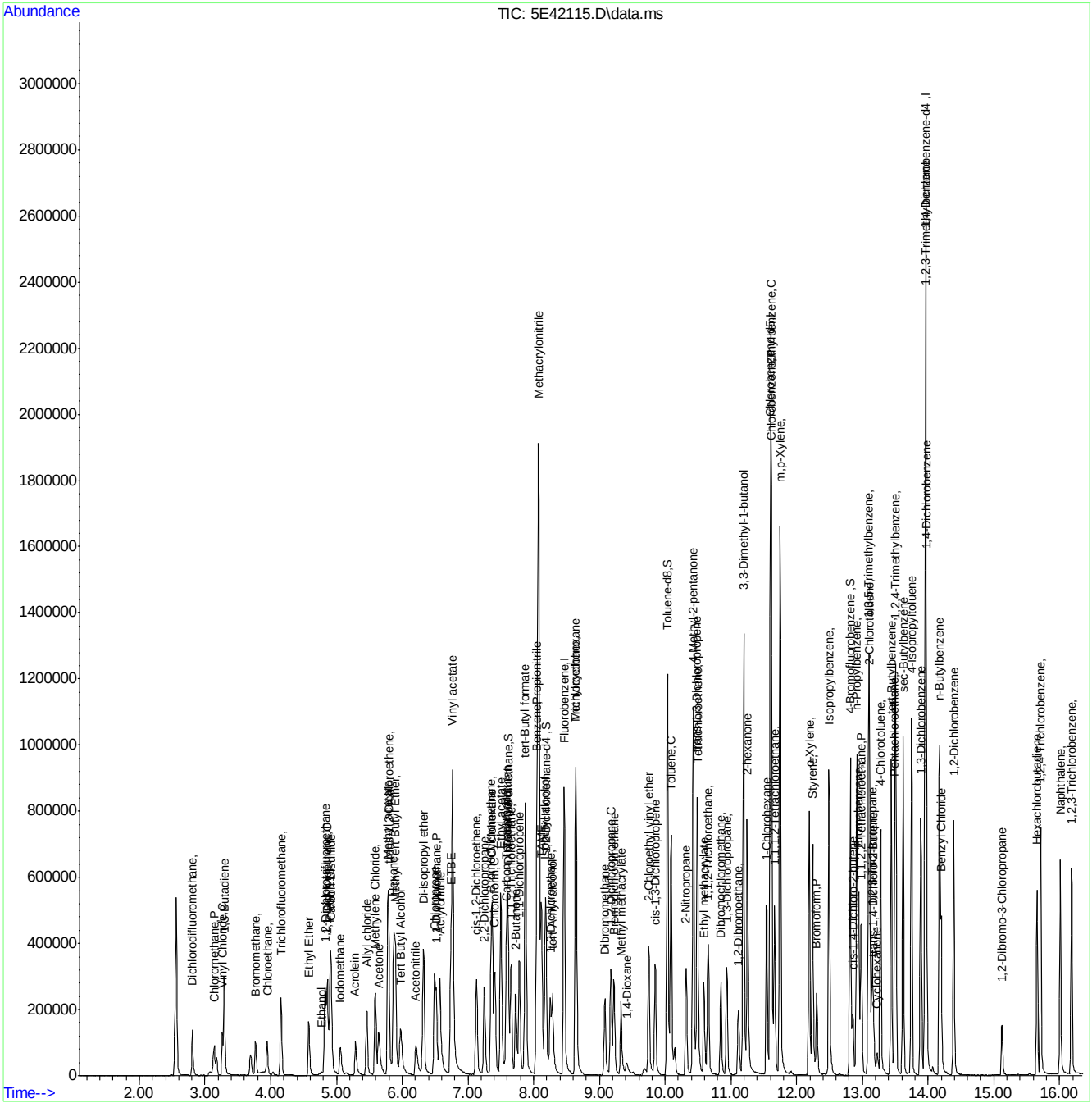

Quantitation Report (QT Reviewed)

Data Path : R:\GBS Manila Data Validator\jenniferf\09-11-2023\V5E1881\V5e1881\
Data File : 5E42142.d
Acq On : 8 Sep 2023 9:29 pm
Operator : joannel
Sample : ECC1873-5 Inst : MSVOA20
Misc : MS54795,V5E1881,,,,,
ALS Vial : 29 Sample Multiplier: 1

Quant Time: Sep 10 15:01:11 2023
Quant Method : R:\GBS Manila Data Validator\jenniferf\09-11-2023\V5E1881\METHOD\appIX08-31-2023_.M
Quant Title : SW-846 Method 5030B/8260B & EPA 624
QLast Update : Thu Aug 31 13:41:31 2023
Response via : Initial Calibration

Compound	R.T.	QIon	Response	Conc	Units	Dev(Min)
Internal Standards						
1) Fluorobenzene	8.464	96	754092	50.00	ug/L	0.00
61) Chlorobenzene-d5	11.603	117	580801	50.00	ug/L	0.00
85) 1,4-Dichlorobenzene-d4	13.956	152	364937	50.00	ug/L	0.00
System Monitoring Compounds						
39) Dibromofluoromethane	7.610	113	216196	47.90	ug/L	0.00
Spiked Amount 50.000	Range 83 - 118		Recovery = 95.80%			
49) 1,2-Dichloroethane-d4	8.183	65	223467	47.42	ug/L	0.00
Spiked Amount 50.000	Range 79 - 125		Recovery = 94.84%			
62) Toluene-d8	10.036	98	759945	52.51	ug/L	0.00
Spiked Amount 50.000	Range 85 - 112		Recovery = 105.02%			
86) 4-Bromofluorobenzene	12.816	95	285032	50.07	ug/L	0.00
Spiked Amount 50.000	Range 83 - 118		Recovery = 100.14%			
Target Compounds						Qvalue
2) Dichlorodifluoromethane	2.806	85	115097	32.8882	ug/L	94
3) Chloromethane	3.141	50	115417	35.9112	ug/L	100
4) Vinyl Chloride	3.263	62	128320	38.6280	ug/L	98
5) 1,3-Butadiene	3.294	39	99730	45.8480	ug/L	98
6) Bromomethane	3.769	94	61709	33.8988	ug/L	99
7) Chloroethane	3.946	64	85212	36.3859	ug/L	98
8) Trichlorofluoromethane	4.153	101	192675	37.5621	ug/L	99
9) Ethyl Ether	4.580	59	97105	37.6363	ug/L	95
10) Ethanol	4.775	45	32376	793.3970	ug/L	89
11) 1,2-Dichlorotrifluoroe...	4.830	67	135656	37.4041	ug/L	97
12) 1,1-Dichloroethene	4.861	61	172196	37.3005	ug/L	98
13) Freon 113	4.903	101	109844	37.5648	ug/L	98
14) Carbon Disulfide	4.922	76	312951	35.3339	ug/L	100
15) Iodomethane	5.062	142	124217	35.6835	ug/L	95
16) Acrolein	5.293	56	107135	183.4740	ug/L	95
17) Allyl chloride	5.464	41	120006	39.2093	ug/L	95
18) Methylene Chloride	5.592	49	143329	37.1292	ug/L	99
19) Acetone	5.647	43	194452	182.8069	ug/L	99
20) Methyl acetate	5.781	43	482196	199.5954	ug/L	96
21) trans-1,2-Dichloroethene	5.793	61	166358	37.5245	ug/L	97
22) Hexane	5.873	56	93997	31.2848	ug/L	97
23) Methyl Tert Butyl Ether	5.897	73	348921	36.1024	ug/L	98
24) Acetonitrile	6.214	41	144527	364.1724	ug/L	98
25) Di-isopropyl ether	6.324	45	336839	39.7133	ug/L	96
26) Chloroprene	6.494	53	172821	38.9768	ug/L	97
27) 1,1-Dichloroethane	6.519	63	225269	38.0461	ug/L	98
28) Acrylonitrile	6.574	53	269578	194.1282	ug/L	99
29) ETBE	6.744	59	381365	37.8533	ug/L	99
30) Tert Butyl Alcohol	5.976	59	218148	353.9879	ug/L	99
31) Vinyl acetate	6.769	43	1235294	183.1618	ug/L	98
32) cis-1,2-Dichloroethene	7.135	96	137825	38.1030	ug/L	99
33) 2,2-Dichloropropane	7.250	77	134823	29.3983	ug/L	97
34) Bromochloromethane	7.354	128	69053	36.3847	ug/L	97
35) Cyclohexane	7.372	56	205973	40.0051	ug/L	95
36) Chloroform	7.409	83	235509	37.1632	ug/L	97
37) Ethyl acetate	7.500	43	660064	196.4417	ug/L	98
38) Tetrahydrofuran	7.604	42	42167	36.6026	ug/L	92
40) Carbon Tetrachloride	7.586	117	170975	35.6390	ug/L	98
41) 1,1,1-Trichloroethane	7.659	97	195171	36.0945	ug/L	98
42) 2-Butanone	7.726	43	319351	192.3940	ug/L	98
43) 1,1-Dichloropropene	7.787	75	156500	37.1624	ug/L	96
44) tert-Butyl formate	7.878	59	433017	349.9840	ug/L	97

Quantitation Report (QT Reviewed)

Data Path : R:\GBS Manila Data Validator\jenniferf\09-11-2023\V5E1881\V5e1881\
Data File : 5E42142.d
Acq On : 8 Sep 2023 9:29 pm
Operator : joannel
Sample : ECC1873-5 Inst : MSVOA20
Misc : MS54795,V5E1881,,,,,
ALS Vial : 29 Sample Multiplier: 1

Quant Time: Sep 10 15:01:11 2023
Quant Method : R:\GBS Manila Data Validator\jenniferf\09-11-2023\V5E1881\METHOD\appIX08-31-2023_.M
Quant Title : SW-846 Method 5030B/8260B & EPA 624
QLast Update : Thu Aug 31 13:41:31 2023
Response via : Initial Calibration

	Compound	R.T.	QIon	Response	Conc	Units	Dev(Min)
45)	Propionitrile	8.055	54	258273	380.1090	ug/L	99
46)	Methacrylonitrile	8.073	41	845621	371.2958	ug/L	99
47)	Benzene	8.049	78	472326	37.3632	ug/L	98
48)	TAME	8.116	73	344482	36.2786	ug/L	98
50)	1,2-Dichloroethane	8.256	62	175061	35.7642	ug/L	99
51)	tert Amyl alcohol	8.287	59	168557	365.4417	ug/L	96
52)	Trichloroethene	8.640	95	131113	35.7802	ug/L	99
53)	Methylcyclohexane	8.646	83	209078	36.6049	ug/L	98
54)	Dibromomethane	9.085	93	87827	36.3851	ug/L	97
55)	1,2-Dichloropropane	9.177	63	123359	39.2837	ug/L	97
56)	Bromodichloromethane	9.220	83	177349	37.2580	ug/L	100
57)	Methyl methacrylate	9.329	41	108940	39.7678	ug/L	99
58)	1,4-Dioxane	9.415	88	38829	698.1497	ug/L	88
59)	2-Chloroethyl vinyl ether	9.750	63	220967	171.6867	ug/L	99
60)	cis-1,3-Dichloropropene	9.847	75	179457	36.6590	ug/L	99
63)	Toluene	10.091	91	512896	40.4073	ug/L	98
64)	Isobutyl alcohol	8.177	43	130870	852.0406	ug/L	97
65)	2-Nitropropane	10.323	41	189011	191.9272	ug/L	97
66)	4-Methyl-2-pentanone	10.427	43	681422	207.0218	ug/L	99
67)	trans-1,3-Dichloropropene	10.488	75	171647	38.6913	ug/L	99
68)	Tetrachloroethene	10.494	166	163977	43.3918	ug/L	98
69)	Ethyl methacrylate	10.591	69	158075	44.1712	ug/L	97
70)	1,1,2-Trichloroethane	10.658	83	105898	40.9380	ug/L	96
71)	Dibromochloromethane	10.853	129	145472	39.7790	ug/L	99
72)	1,3-Dichloropropane	10.939	76	190675	40.1717	ug/L	98
73)	1,2-Dibromoethane	11.115	107	136469	41.6913	ug/L	98
74)	3,3-Dimethyl-1-butanol	11.195	57	694799	2010.0631	ug/L	97
75)	2-hexanone	11.250	43	491056	206.6820	ug/L	98
76)	1-Chlorohexane	11.542	91	172734	40.7056	ug/L	94
77)	Ethylbenzene	11.609	91	585264	39.5541	ug/L	98
78)	Chlorobenzene	11.621	112	352595	40.0542	ug/L	99
79)	1,1,1,2-Tetrachloroethane	11.670	131	133421	39.7397	ug/L	95
80)	m,p-Xylene	11.749	91	908580	82.2109	ug/L	99
81)	o-Xylene	12.195	91	459343	41.0010	ug/L	99
82)	Styrene	12.243	104	350580	40.6729	ug/L	98
83)	Bromoform	12.310	173	106167	37.0461	ug/L	99
84)	Isopropylbenzene	12.493	105	594193	42.0713	ug/L	99
87)	cis-1,4-Dichloro-2-butene	12.853	53	30991	33.2920	ug/L	88
88)	n-Propylbenzene	12.914	91	708320	41.9144	ug/L	100
89)	Bromobenzene	12.944	156	154927	41.2392	ug/L	94
90)	1,1,2,2-Tetrachloroethane	12.981	83	193291	41.0436	ug/L	98
91)	1,3,5-Trimethylbenzene	13.097	105	494887	42.2754	ug/L	100
92)	2-Chlorotoluene	13.109	91	462549	41.8611	ug/L	99
93)	trans-1,4-Dichloro-2-B...	13.170	53	32746	30.7679	ug/L	94
94)	1,2,3-Trichloropropane	13.152	110	54866	41.1941	ug/L	97
95)	Cyclohexanone	13.225	55	31064	227.5415	ug/L	96
96)	4-Chlorotoluene	13.280	91	414211	41.2396	ug/L	100
98)	tert-Butylbenzene	13.438	91	273274	41.4688	ug/L	97
99)	1,2,4-Trimethylbenzene	13.505	105	493649	41.6987	ug/L	97
100)	Pentachloroethane	13.493	167	84625	36.6448	ug/L	93
101)	sec-Butylbenzene	13.621	105	650494	42.4802	ug/L	99
102)	4-Isopropyltoluene	13.749	119	549209	42.4189	ug/L	98
103)	1,3-Dichlorobenzene	13.889	146	307130	41.7703	ug/L	99
104)	1,2,3-Trimethylbenzene	13.962	105	509236	41.3787	ug/L	99
105)	1,4-Dichlorobenzene	13.975	146	327941	39.6303	ug/L	99
106)	n-Butylbenzene	14.176	92	276885	39.9980	ug/L	98
107)	Benzyl Chloride	14.200	126	44032	30.0778	ug/L	96
108)	1,2-Dichlorobenzene	14.389	146	304496	41.8959	ug/L	98

Quantitation Report (QT Reviewed)

Data Path : R:\GBS Manila Data Validator\jenniferf\09-11-2023\V5E1881\V5e1881\
Data File : 5E42142.d
Acq On : 8 Sep 2023 9:29 pm
Operator : joannel
Sample : ECC1873-5 Inst : MSVOA20
Misc : MS54795,V5E1881,,,,,
ALS Vial : 29 Sample Multiplier: 1

Quant Time: Sep 10 15:01:11 2023
Quant Method : R:\GBS Manila Data Validator\jenniferf\09-11-2023\V5E1881\METHOD\appIX08-31-2023_.M
Quant Title : SW-846 Method 5030B/8260B & EPA 624
QLast Update : Thu Aug 31 13:41:31 2023
Response via : Initial Calibration

Compound	R.T.	QIon	Response	Conc	Units	Dev(Min)
109) 1,2-Dibromo-3-Chloropr...	15.121	75	32255	39.2518	ug/L	95
110) Hexachlorobutadiene	15.657	225	82380	38.1781	ug/L	97
111) 1,2,4-Trichlorobenzene	15.712	180	213327	41.6862	ug/L	99
112) Naphthalene	16.011	128	487803	42.4127	ug/L	99
113) 1,2,3-Trichlorobenzene	16.182	180	184952	40.6778	ug/L	98

(#) = qualifier out of range (m) = manual integration (+) = signals summed

7.6.23

7

Quantitation Report (QT Reviewed)

Data Path : R:\GBS Manila Data Validator\jenniferf\09-11-2023\V5E1881\V5e1881\
Data File : 5E42142.d
Acq On : 8 Sep 2023 9:29 pm
Operator : joannel
Sample : ECC1873-5 Inst : MSVOA20
Misc : MS54795,V5E1881,,,,,
ALS Vial : 29 Sample Multiplier: 1

Quant Time: Sep 10 15:01:11 2023
Quant Method : R:\GBS Manila Data Validator\jenniferf\09-11-2023\V5E1881\METHOD\appIX08-31-2023_.M
Quant Title : SW-846 Method 5030B/8260B & EPA 624
QLast Update : Thu Aug 31 13:41:31 2023
Response via : Initial Calibration

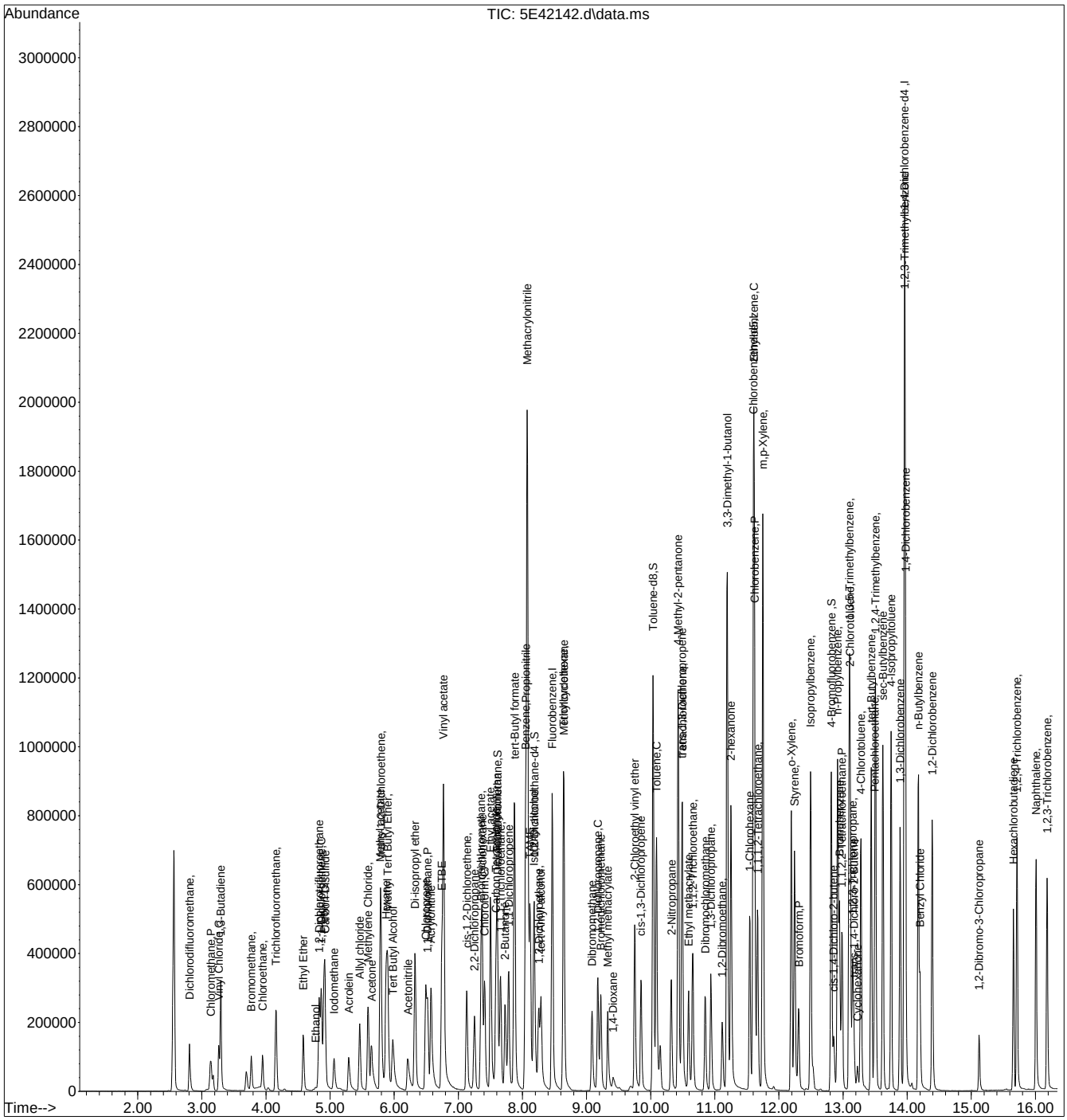

Quantitation Report (QT Reviewed)

Data Path : C:\msdchem\1\data\09-11-2023\
Data File : 5E42144.D
Acq On : 11 Sep 2023 9:23 am
Operator : joannel
Sample : CC1873-5
Misc : MS54638,V5E1882,,,,,
ALS Vial : 2 Sample Multiplier: 1

Quant Time: Sep 11 09:40:14 2023
Quant Method : C:\msdchem\1\methods\appIX08-31-2023_.M
Quant Title : SW-846 Method 5030B/8260B & EPA 624
QLast Update : Thu Aug 31 13:41:31 2023
Response via : Initial Calibration

Compound	R.T.	QIon	Response	Conc	Units	Dev(Min)
Internal Standards						
1) Fluorobenzene	8.463	96	782459	50.00	ug/L	0.00
61) Chlorobenzene-d5	11.603	117	604881	50.00	ug/L	0.00
85) 1,4-Dichlorobenzene-d4	13.956	152	386490	50.00	ug/L	0.00
System Monitoring Compounds						
39) Dibromofluoromethane	7.610	113	225267	48.10	ug/L	0.00
Spiked Amount 50.000	Range 83 - 118		Recovery = 96.20%			
49) 1,2-Dichloroethane-d4	8.183	65	243778	49.86	ug/L	0.00
Spiked Amount 50.000	Range 79 - 125		Recovery = 99.72%			
62) Toluene-d8	10.036	98	785311	52.10	ug/L	0.00
Spiked Amount 50.000	Range 85 - 112		Recovery = 104.20%			
86) 4-Bromofluorobenzene	12.816	95	300747	49.88	ug/L	0.00
Spiked Amount 50.000	Range 83 - 118		Recovery = 99.76%			
Target Compounds						Qvalue
2) Dichlorodifluoromethane	2.806	85	115441	31.79	ug/L	99
3) Chloromethane	3.135	50	125316	37.58	ug/L	96
4) Vinyl Chloride	3.263	62	132307	38.38	ug/L	96
5) 1,3-Butadiene	3.294	39	93646	41.54	ug/L	95
6) Bromomethane	3.769	94	71579	37.73	ug/L	98
7) Chloroethane	3.946	64	89850	36.98	ug/L	95
8) Trichlorofluoromethane	4.159	101	200657	37.70	ug/L	97
9) Ethyl Ether	4.580	59	101445	37.89	ug/L	91
10) Ethanol	4.775	45	26769	636.33	ug/L	83
11) 1,2-Dichlorotrifluoroe...	4.830	67	148333	39.42	ug/L	98
12) 1,1-Dichloroethene	4.861	61	184617	38.52	ug/L	99
13) Freon 113	4.903	101	121645	40.09	ug/L	98
14) Carbon Disulfide	4.921	76	346065	37.68	ug/L	98
15) Iodomethane	5.062	142	141572	38.75	ug/L	99
16) Acrolein	5.287	56	113851	187.57	ug/L	93
17) Allyl chloride	5.464	41	120888	38.09	ug/L	97
18) Methylene Chloride	5.592	49	151079	37.75	ug/L	99
19) Acetone	5.641	43	181927	164.83	ug/L	99
20) Methyl acetate	5.781	43	477726	190.87	ug/L	96
21) trans-1,2-Dichloroethene	5.793	61	180432	39.22	ug/L	100
22) Hexane	5.873	56	115284	37.25	ug/L	99
23) Methyl Tert Butyl Ether	5.897	73	371210	37.02	ug/L	99
24) Acetonitrile	6.214	41	134747	326.76	ug/L	97
25) Di-isopropyl ether	6.324	45	352683	40.07	ug/L	99
26) Chloroprene	6.494	53	165878	36.18	ug/L	97
27) 1,1-Dichloroethane	6.519	63	235433	38.32	ug/L	99
28) Acrylonitrile	6.574	53	262017	182.44	ug/L	99
29) ETBE	6.744	59	401543	38.41	ug/L	96
30) Tert Butyl Alcohol	5.976	59	209483	327.43	ug/L	99
31) Vinyl acetate	6.769	43	1293550	184.77	ug/L	98
32) cis-1,2-Dichloroethene	7.128	96	141154	37.61	ug/L	98
33) 2,2-Dichloropropane	7.250	77	182100	38.27	ug/L	98
34) Bromochloromethane	7.354	128	74373	37.77	ug/L	95
35) Cyclohexane	7.372	56	221103	41.39	ug/L	99

Quantitation Report (QT Reviewed)

Data Path : C:\msdchem\1\data\09-11-2023\
Data File : 5E42144.D
Acq On : 11 Sep 2023 9:23 am
Operator : joannel
Sample : CC1873-5
Misc : MS54638,V5E1882,,,,,
ALS Vial : 2 Sample Multiplier: 1

Quant Time: Sep 11 09:40:14 2023
Quant Method : C:\msdchem\1\methods\appIX08-31-2023_.M
Quant Title : SW-846 Method 5030B/8260B & EPA 624
QLast Update : Thu Aug 31 13:41:31 2023
Response via : Initial Calibration

Compound	R.T.	QIon	Response	Conc	Units	Dev(Min)
36) Chloroform	7.409	83	248606	37.81	ug/L	99
37) Ethyl acetate	7.500	43	641560	184.01	ug/L	98
38) Tetrahydrofuran	7.598	42	41465	34.63	ug/L	93
40) Carbon Tetrachloride	7.592	117	189661	38.10	ug/L	99
41) 1,1,1-Trichloroethane	7.659	97	212275	37.83	ug/L	98
42) 2-Butanone	7.732	43	301590	175.11	ug/L	98
43) 1,1-Dichloropropene	7.787	75	171818	39.32	ug/L	98
44) tert-Butyl formate	7.872	59	475517	370.17	ug/L	98
45) Propionitrile	8.055	54	230256	326.56	ug/L	93
46) Methacrylonitrile	8.073	41	791201	334.81	ug/L	99
47) Benzene	8.049	78	498218	37.98	ug/L	99
48) TAME	8.116	73	365990	37.15	ug/L	97
50) 1,2-Dichloroethane	8.256	62	185011	36.43	ug/L	98
51) tert Amyl alcohol	8.287	59	154321	322.45	ug/L	99
52) Trichloroethene	8.640	95	142179	37.39	ug/L	98
53) Methylcyclohexane	8.646	83	231667	38.96	ug/L	99
54) Dibromomethane	9.085	93	92506	36.93	ug/L	98
55) 1,2-Dichloropropane	9.177	63	128792	39.53	ug/L	98
56) Bromodichloromethane	9.219	83	187737	38.01	ug/L	99
57) Methyl methacrylate	9.329	41	107389	37.78	ug/L	95
58) 1,4-Dioxane	9.421	88	39271	681.43	ug/L	93
59) 2-Chloroethyl vinyl ether	9.750	63	167184	123.86	ug/L	96
60) cis-1,3-Dichloropropene	9.853	75	197565	38.89	ug/L	97
63) Toluene	10.091	91	541382	40.95	ug/L	96
64) Isobutyl alcohol	8.177	43	112801	708.54	ug/L	95
65) 2-Nitropropane	10.323	41	200405	195.37	ug/L	97
66) 4-Methyl-2-pentanone	10.427	43	643961	187.85	ug/L	99
67) trans-1,3-Dichloropropene	10.487	75	190850	41.27	ug/L	99
68) Tetrachloroethene	10.494	166	166205	42.23	ug/L	97
69) Ethyl methacrylate	10.591	69	149587	40.14	ug/L	99
70) 1,1,2-Trichloroethane	10.652	83	109649	40.70	ug/L	98
71) Dibromochloromethane	10.853	129	158135	41.52	ug/L	100
72) 1,3-Dichloropropane	10.939	76	200548	40.57	ug/L	98
73) 1,2-Dibromoethane	11.115	107	143490	42.09	ug/L	99
74) 3,3-Dimethyl-1-butanol	11.195	57	623551	1745.20	ug/L	96
75) 2-hexanone	11.250	43	450777	182.18	ug/L	97
76) 1-Chlorohexane	11.548	91	190663	43.02	ug/L	98
77) Ethylbenzene	11.609	91	623520	40.46	ug/L	98
78) Chlorobenzene	11.621	112	369659	40.32	ug/L	98
79) 1,1,1,2-Tetrachloroethane	11.664	131	144479	41.32	ug/L	97
80) m,p-Xylene	11.749	91	964261	83.78	ug/L	100
81) o-Xylene	12.194	91	482223	41.33	ug/L	98
82) Styrene	12.243	104	369251	41.11	ug/L	98
83) Bromoform	12.304	173	114991	38.46	ug/L	97
84) Isopropylbenzene	12.493	105	633875	43.09	ug/L	99
87) cis-1,4-Dichloro-2-butene	12.853	53	33414	33.89	ug/L	92
88) n-Propylbenzene	12.914	91	768691	42.95	ug/L	100
89) Bromobenzene	12.944	156	166861	41.94	ug/L	97
90) 1,1,2,2-Tetrachloroethane	12.981	83	197458	39.59	ug/L	98
91) 1,3,5-Trimethylbenzene	13.097	105	536622	43.28	ug/L	99

Quantitation Report (QT Reviewed)

Data Path : C:\msdchem\1\data\09-11-2023\
Data File : 5E42144.D
Acq On : 11 Sep 2023 9:23 am
Operator : joannel
Sample : CC1873-5
Misc : MS54638,V5E1882,,,,,
ALS Vial : 2 Sample Multiplier: 1

Quant Time: Sep 11 09:40:14 2023
Quant Method : C:\msdchem\1\methods\appIX08-31-2023_.M
Quant Title : SW-846 Method 5030B/8260B & EPA 624
QLast Update : Thu Aug 31 13:41:31 2023
Response via : Initial Calibration

Compound	R.T.	QIon	Response	Conc	Units		Dev(Min)
92) 2-Chlorotoluene	13.109	91	479468	40.97	ug/L		99
93) trans-1,4-Dichloro-2-B...	13.170	53	38133	33.76	ug/L		96
94) 1,2,3-Trichloropropane	13.152	110	56460	40.03	ug/L		96
95) Cyclohexanone	13.225	55	26184	181.10	ug/L		97
96) 4-Chlorotoluene	13.280	91	442271	41.58	ug/L		98
98) tert-Butylbenzene	13.438	91	295972	42.41	ug/L		99
99) 1,2,4-Trimethylbenzene	13.511	105	528199	42.12	ug/L		98
100) Pentachloroethane	13.499	167	94090	38.47	ug/L		94
101) sec-Butylbenzene	13.621	105	710048	43.78	ug/L		99
102) 4-Isopropyltoluene	13.749	119	609759	44.47	ug/L		99
103) 1,3-Dichlorobenzene	13.889	146	327834	42.10	ug/L		98
104) 1,2,3-Trimethylbenzene	13.962	105	544387	41.77	ug/L		99
105) 1,4-Dichlorobenzene	13.975	146	348912	39.81	ug/L		98
106) n-Butylbenzene	14.176	92	314518	42.74	ug/L		98
107) Benzyl Chloride	14.200	126	64862	40.56	ug/L	#	93
108) 1,2-Dichlorobenzene	14.389	146	322839	41.94	ug/L		99
109) 1,2-Dibromo-3-Chloropr...	15.121	75	32737	37.66	ug/L		97
110) Hexachlorobutadiene	15.657	225	95493	41.79	ug/L		99
111) 1,2,4-Trichlorobenzene	15.712	180	235088	43.38	ug/L		98
112) Naphthalene	16.011	128	480197	39.42	ug/L		100
113) 1,2,3-Trichlorobenzene	16.181	180	198819	41.29	ug/L		97

(#) = qualifier out of range (m) = manual integration (+) = signals summed

Quantitation Report (QT Reviewed)

Data Path : C:\msdchem\1\data\09-11-2023\
Data File : 5E42144.D
Acq On : 11 Sep 2023 9:23 am
Operator : joannel
Sample : CC1873-5
Misc : MS54638,V5E1882,,,,,
ALS Vial : 2 Sample Multiplier: 1

Quant Time: Sep 11 09:40:14 2023
Quant Method : C:\msdchem\1\methods\appIX08-31-2023_.M
Quant Title : SW-846 Method 5030B/8260B & EPA 624
QLast Update : Thu Aug 31 13:41:31 2023
Response via : Initial Calibration

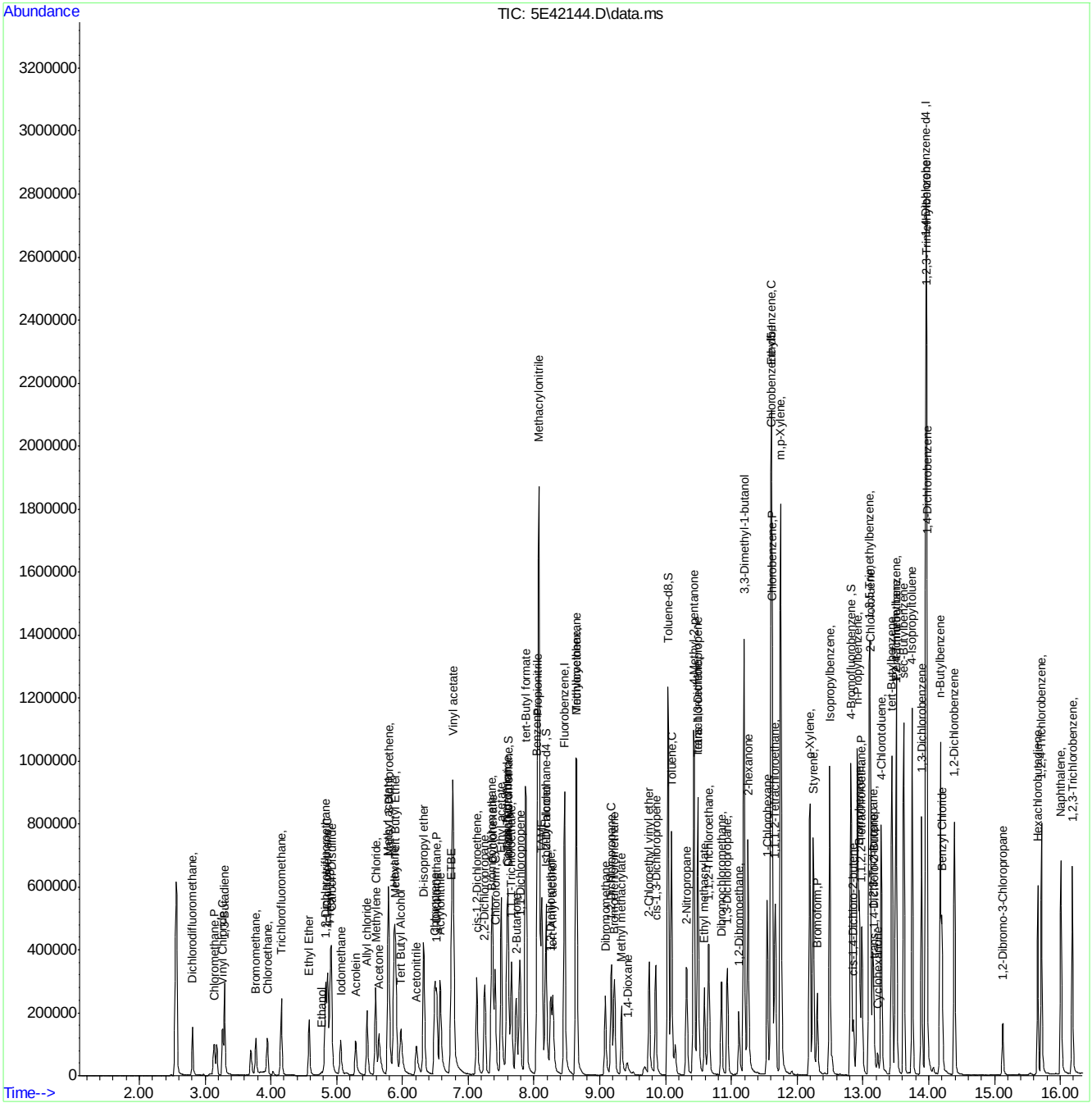

Quantitation Report (QT Reviewed)

Data Path : X:\Orlando VOA\celinec\September 2023\09-12-2023\V5E1882\V5E1882\
Data File : 5E42171.d
Acq On : 11 Sep 2023 7:57 pm
Operator : joannel
Sample : ECC1873-5 Inst : MSVOA20
Misc : MS54805,V5E1882,,,,,
ALS Vial : 29 Sample Multiplier: 1

Quant Time: Sep 12 05:44:46 2023
Quant Method : X:\Orlando VOA\celinec\September 2023\09-12-2023\V5E1882\METHOD\appIX08-31-2023_.M
Quant Title : SW-846 Method 5030B/8260B & EPA 624
QLast Update : Thu Aug 31 13:41:31 2023
Response via : Initial Calibration

Compound	R.T.	QIon	Response	Conc	Units	Dev(Min)
Internal Standards						
1) Fluorobenzene	8.463	96	741245	50.00	ug/L	0.00
61) Chlorobenzene-d5	11.597	117	586566	50.00	ug/L	0.00
85) 1,4-Dichlorobenzene-d4	13.956	152	372208	50.00	ug/L	0.00
System Monitoring Compounds						
39) Dibromofluoromethane	7.604	113	213070	48.03	ug/L	0.00
Spiked Amount 50.000	Range 83 - 118		Recovery = 96.06%			
49) 1,2-Dichloroethane-d4	8.183	65	230110	49.68	ug/L	0.00
Spiked Amount 50.000	Range 79 - 125		Recovery = 99.36%			
62) Toluene-d8	10.036	98	752095	51.45	ug/L	0.00
Spiked Amount 50.000	Range 85 - 112		Recovery = 102.90%			
86) 4-Bromofluorobenzene	12.816	95	287043	49.43	ug/L	0.00
Spiked Amount 50.000	Range 83 - 118		Recovery = 98.86%			
Target Compounds						Qvalue
2) Dichlorodifluoromethane	2.806	85	108538	31.5516	ug/L	98
3) Chloromethane	3.135	50	120679	38.1992	ug/L	99
4) Vinyl Chloride	3.263	62	128317	39.2966	ug/L	98
5) 1,3-Butadiene	3.294	39	89211	41.7690	ug/L	92
6) Bromomethane	3.769	94	55873	31.3179	ug/L	99
7) Chloroethane	3.946	64	88785	38.5687	ug/L	93
8) Trichlorofluoromethane	4.159	101	186243	36.9375	ug/L	99
9) Ethyl Ether	4.580	59	98566	38.8647	ug/L	96
10) Ethanol	4.775	45	34083	847.8043	ug/L	92
11) 1,2-Dichlorotrifluoroe...	4.830	67	139257	39.0625	ug/L	97
12) 1,1-Dichloroethene	4.860	61	176315	38.8317	ug/L	97
13) Freon 113	4.903	101	111916	38.9367	ug/L	99
14) Carbon Disulfide	4.921	76	319183	36.6728	ug/L	98
15) Iodomethane	5.062	142	132474	38.3358	ug/L	99
16) Acrolein	5.293	56	115269	199.4441	ug/L	95
17) Allyl chloride	5.458	41	114971	38.2378	ug/L	94
18) Methylene Chloride	5.592	49	144572	38.1516	ug/L	98
19) Acetone	5.647	43	199416	190.7228	ug/L	98
20) Methyl acetate	5.781	43	513659	215.6984	ug/L	98
21) trans-1,2-Dichloroethene	5.793	61	168739	38.7213	ug/L	97
22) Hexane	5.872	56	98182	33.3283	ug/L	93
23) Methyl Tert Butyl Ether	5.897	73	347720	36.6017	ug/L	98
24) Acetonitrile	6.214	41	142918	366.3903	ug/L	96
25) Di-isopropyl ether	6.324	45	338481	40.5986	ug/L	97
26) Chloroprene	6.488	53	159319	36.6596	ug/L	96
27) 1,1-Dichloroethane	6.519	63	224866	38.6363	ug/L	99
28) Acrylonitrile	6.574	53	278517	203.5036	ug/L	97
29) ETBE	6.744	59	382340	38.6078	ug/L	98
30) Tert Butyl Alcohol	5.976	59	232567	384.1601	ug/L	98
31) Vinyl acetate	6.769	43	1227321	185.0418	ug/L	98
32) cis-1,2-Dichloroethene	7.128	96	138315	38.9012	ug/L	97
33) 2,2-Dichloropropane	7.250	77	135235	29.9992	ug/L	97
34) Bromochloromethane	7.354	128	68073	36.4900	ug/L	96
35) Cyclohexane	7.372	56	216266	42.7323	ug/L	95
36) Chloroform	7.409	83	234560	37.6550	ug/L	98
37) Ethyl acetate	7.500	43	674220	204.1324	ug/L	99
38) Tetrahydrofuran	7.598	42	44889	39.7487	ug/L	90
40) Carbon Tetrachloride	7.585	117	175474	37.2107	ug/L	97
41) 1,1,1-Trichloroethane	7.659	97	204618	38.4975	ug/L	100
42) 2-Butanone	7.726	43	330204	202.3802	ug/L	99
43) 1,1-Dichloropropene	7.781	75	160546	38.7839	ug/L	98
44) tert-Butyl formate	7.872	59	463465	380.7291	ug/L	96

Quantitation Report (QT Reviewed)

Data Path : X:\Orlando VOA\celinec\September 2023\09-12-2023\V5E1882\V5E1882\
Data File : 5E42171.d
Acq On : 11 Sep 2023 7:57 pm
Operator : joannel
Sample : ECC1873-5 Inst : MSVOA20
Misc : MS54805,V5E1882,,,,,
ALS Vial : 29 Sample Multiplier: 1

Quant Time: Sep 12 05:44:46 2023
Quant Method : X:\Orlando VOA\celinec\September 2023\09-12-2023\V5E1882\METHOD\appIX08-31-2023_.M
Quant Title : SW-846 Method 5030B/8260B & EPA 624
QLast Update : Thu Aug 31 13:41:31 2023
Response via : Initial Calibration

	Compound	R.T.	QIon	Response	Conc	Units	Dev(Min)
45)	Propionitrile	8.055	54	256729	384.3882	ug/L	97
46)	Methacrylonitrile	8.073	41	826982	369.4051	ug/L	99
47)	Benzene	8.049	78	479176	38.5620	ug/L	98
48)	TAME	8.116	73	346674	37.1423	ug/L	97
50)	1,2-Dichloroethane	8.250	62	176358	36.6537	ug/L	99
51)	tert Amyl alcohol	8.287	59	181340	399.9701	ug/L	97
52)	Trichloroethene	8.640	95	137149	38.0761	ug/L	97
53)	Methylcyclohexane	8.646	83	217243	38.5892	ug/L	98
54)	Dibromomethane	9.085	93	86500	36.4561	ug/L	98
55)	1,2-Dichloropropane	9.177	63	124570	40.3569	ug/L	97
56)	Bromodichloromethane	9.219	83	175712	37.5539	ug/L	98
57)	Methyl methacrylate	9.329	41	106612	39.5925	ug/L	97
58)	1,4-Dioxane	9.421	88	41598	757.2578	ug/L	91
59)	2-Chloroethyl vinyl ether	9.750	63	230878	182.9585	ug/L	96
60)	cis-1,3-Dichloropropene	9.847	75	179167	37.2341	ug/L	98
63)	Toluene	10.091	91	518558	40.4519	ug/L	98
64)	Isobutyl alcohol	8.177	43	130646	842.4893	ug/L	96
65)	2-Nitropropane	10.317	41	201845	202.8654	ug/L	99
66)	4-Methyl-2-pentanone	10.426	43	693221	208.5365	ug/L	99
67)	trans-1,3-Dichloropropene	10.487	75	171123	38.2014	ug/L	99
68)	Tetrachloroethene	10.493	166	157911	41.3759	ug/L	98
69)	Ethyl methacrylate	10.591	69	148677	41.1368	ug/L	96
70)	1,1,2-Trichloroethane	10.652	83	106346	40.7071	ug/L	97
71)	Dibromochloromethane	10.847	129	150757	40.8190	ug/L	99
72)	1,3-Dichloropropane	10.938	76	195181	40.7169	ug/L	98
73)	1,2-Dibromoethane	11.115	107	137634	41.6340	ug/L	100
74)	3,3-Dimethyl-1-butanol	11.195	57	798354	2270.2497	ug/L	97
75)	2-hexanone	11.249	43	507911	211.6736	ug/L	99
76)	1-Chlorohexane	11.548	91	175318	40.8987	ug/L	97
77)	Ethylbenzene	11.609	91	592194	39.6291	ug/L	99
78)	Chlorobenzene	11.621	112	359968	40.4899	ug/L	97
79)	1,1,1,2-Tetrachloroethane	11.664	131	137148	40.4483	ug/L	93
80)	m,p-Xylene	11.749	91	923118	82.7055	ug/L	100
81)	o-Xylene	12.194	91	459975	40.6539	ug/L	100
82)	Styrene	12.243	104	356651	40.9575	ug/L	99
83)	Bromoform	12.304	173	111072	38.3174	ug/L	97
84)	Isopropylbenzene	12.493	105	599417	42.0240	ug/L	99
87)	cis-1,4-Dichloro-2-butene	12.853	53	29685	31.2660	ug/L	95
88)	n-Propylbenzene	12.914	91	717066	41.6030	ug/L	100
89)	Bromobenzene	12.944	156	156770	40.9145	ug/L	98
90)	1,1,2,2-Tetrachloroethane	12.981	83	199039	41.4386	ug/L	99
91)	1,3,5-Trimethylbenzene	13.097	105	501513	42.0045	ug/L	99
92)	2-Chlorotoluene	13.109	91	468186	41.5435	ug/L	99
93)	trans-1,4-Dichloro-2-B...	13.170	53	35174	32.3656	ug/L	98
94)	1,2,3-Trichloropropane	13.151	110	56953	41.9257	ug/L	94
95)	Cyclohexanone	13.225	55	33623	241.4748	ug/L	97
96)	4-Chlorotoluene	13.280	91	420088	41.0077	ug/L	100
98)	tert-Butylbenzene	13.438	91	281033	41.8131	ug/L	99
99)	1,2,4-Trimethylbenzene	13.505	105	500817	41.4825	ug/L	97
100)	Pentachloroethane	13.493	167	88246	37.4663	ug/L	92
101)	sec-Butylbenzene	13.621	105	661482	42.3539	ug/L	99
102)	4-Isopropyltoluene	13.749	119	567914	43.0067	ug/L	99
103)	1,3-Dichlorobenzene	13.889	146	315588	42.0822	ug/L	95
104)	1,2,3-Trimethylbenzene	13.962	105	523350	41.6948	ug/L	99
105)	1,4-Dichlorobenzene	13.975	146	333755	39.5450	ug/L	99
106)	n-Butylbenzene	14.176	92	282369	39.9936	ug/L	94
107)	Benzyl Chloride	14.200	126	44527	29.8428	ug/L	97
108)	1,2-Dichlorobenzene	14.389	146	311712	42.0510	ug/L	99

Quantitation Report (QT Reviewed)

Data Path : X:\Orlando VOA\celinec\September 2023\09-12-2023\V5E1882\V5E1882\
Data File : 5E42171.d
Acq On : 11 Sep 2023 7:57 pm
Operator : joannel
Sample : ECC1873-5 Inst : MSVOA20
Misc : MS54805,V5E1882,,,,,
ALS Vial : 29 Sample Multiplier: 1

Quant Time: Sep 12 05:44:46 2023
Quant Method : X:\Orlando VOA\celinec\September 2023\09-12-2023\V5E1882\METHOD\appIX08-31-2023_.M
Quant Title : SW-846 Method 5030B/8260B & EPA 624
QLast Update : Thu Aug 31 13:41:31 2023
Response via : Initial Calibration

Compound	R.T.	QIon	Response	Conc	Units	Dev(Min)
109) 1,2-Dibromo-3-Chloropr...	15.121	75	34146	40.7034	ug/L	95
110) Hexachlorobutadiene	15.657	225	85010	38.6274	ug/L	97
111) 1,2,4-Trichlorobenzene	15.712	180	214595	41.1148	ug/L	99
112) Naphthalene	16.011	128	503785	42.9466	ug/L	99
113) 1,2,3-Trichlorobenzene	16.181	180	190620	41.1055	ug/L	98

(#) = qualifier out of range (m) = manual integration (+) = signals summed

Quantitation Report (QT Reviewed)

Data Path : X:\Orlando VOA\celinec\September 2023\09-12-2023\V5E1882\V5E1882\
Data File : 5E42171.d
Acq On : 11 Sep 2023 7:57 pm
Operator : joannel
Sample : ECC1873-5 Inst : MSVOA20
Misc : MS54805,V5E1882,,,,,
ALS Vial : 29 Sample Multiplier: 1

Quant Time: Sep 12 05:44:46 2023
Quant Method : X:\Orlando VOA\celinec\September 2023\09-12-2023\V5E1882\METHOD\appIX08-31-2023_.M
Quant Title : SW-846 Method 5030B/8260B & EPA 624
QLast Update : Thu Aug 31 13:41:31 2023
Response via : Initial Calibration

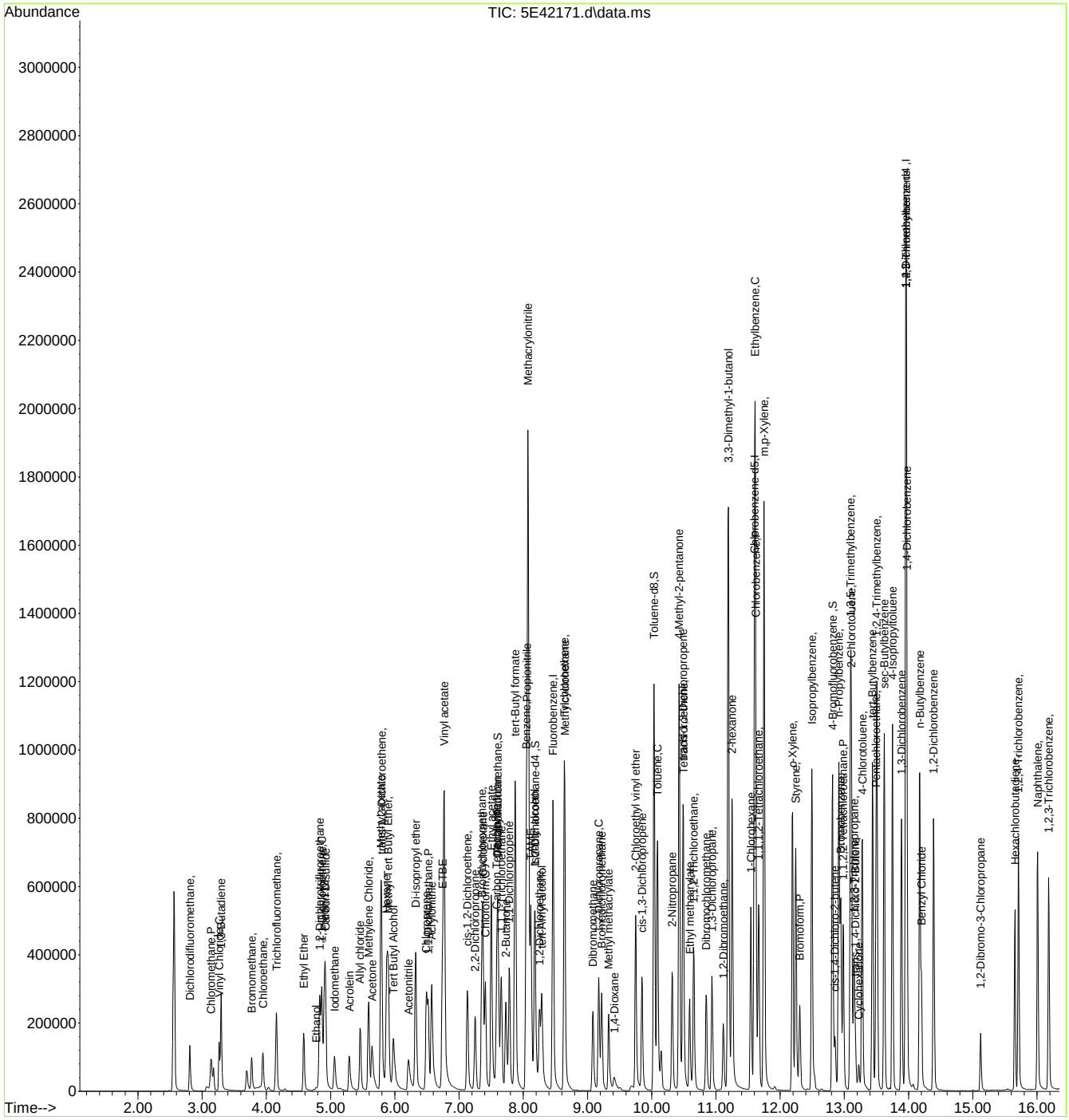

SGS -ORLANDO

VOA-GCMS ANALYSIS LOG

Instrument:	MSVOA13-1P
Date:	09/06/2023
Analyst:	JoAnn L
Column Type	RTXVMS
Detector	5973MSD
Purge Pressure	1.4 PSI
Purge Volume	5 mL

Method(s):	8260
Method File:	V2P_2023-9-06.M
Calibration Date:	09/06/2023
Acq. Method:	RTXFAST
EM Voltage:	1600V
Run ID:	**V2P3836**

BFB:	VS3305
ICAL/CC:	VS3397, VS3363, VS3386
VS3389, VS3388, VS3387,\	
ICV/BS:	VS3398, VS3366, VS3403
VS3404, VS3402, VS3400,	
ISTD/Surr.:	VS3305

pH Paper Lot#:	206122
KI Paper Lot#:	14-860/0529
AFA Lot#:	VS3301
Data processed by:	JoAnn L /
Sample ID Ver. by:	J
Date Verified:	09/06

Run Sequence#: V2P3836

Data File	Sample ID	Dilution Factor	Vial #	Matrix	A.S. Pos.	Work Group	pH	CI? (Y/N)	RR	Comments and Manually Integrated Peaks (Peak # and Rational)
2P101224	BFB	-	-	Water	1	-	-	-	-	Passed autofind✓
2P101225	IC3836-1	-	-	Water	2	-	-	-	-	1uL(-)100mL✓
2P101226	IC3836-8	-	-	Water	3	-	-	-	-	2uL(-)100mL✓
2P101227	IC3836-2	-	-	Water	4	-	-	-	-	5uL(-)100mL✓
2P101228	IC3836-3	-	-	Water	5	-	-	-	-	5uL(-)50mL✓
2P101229	IC3836-4	-	-	Water	6	-	-	-	-	12.5uL(-)50mL✓
2P101230/A	ICC3836-5/CC38	-	-	Water	7	-	-	-	-	CC5 uploaded for ISTD reference only; 20uL(-)50mL✓
2P101231	IC3836-6	-	-	Water	8	-	-	-	-	35uL(-)50mL✓
2P101232	IC3836-7	-	-	Water	9	-	-	-	-	50uL(-)50mL✓
2P101233	BLANK	-	-	Water	10	-	-	-	-	-
2P101234	ICV3836-5	-	-	Water	11	-	-	-	-	20uL(-)50mL✓
2P101235/A	ICV3836-4/BS	-	-	Water	12	-	-	-	-	ICV4 TCFM only;12.5uL(-)50mL✓
2P101236	RINSE	-	-	Water	13	-	-	-	-	-
2P101237	MB	-	-	Water	14	-	-	-	-	ND✓
2P101238	FC9266-3	-	1	Water	15	MS54779	1	N	-	CF✓
2P101239	FC9166-3	-	3	Water	16	MS54779	1	N	-	Bubble>6mm; EB/NAPH/MPXYL/XYL/OXYL only✓
2P101240	FC9166-9	-	1	Water	17	MS54779	1	N	-	Bubble>6mm, all vials received; ND ✓
2P101241	FC9166-1	-	3	Water	18	MS54779	1	N	-	✓
2P101242	FC9166-4	-	3	Water	19	MS54779	1	N	-	✓
2P101243	FC9166-6	-	3	Water	20	MS54779	1	N	-	ND ✓
2P101244	FC9166-8	-	1	Water	21	MS54779	1	N	-	EB/NAPH/MPXYL/XYL/OXYL only✓
2P101245	FC9166-2 10X	10X	3	Water	22	MS54779	1	N	-	Ecombine; 5mL(-)50mL ✓
2P101246	FC9166-5 10X	10X	3	Water	23	MS54779	1	N	-	Ecombine; 5mL(-)50mL ✓
2P101247	FC9166-7 10X	10X	3	Water	24	MS54779	1	N	-	Ecombine; 5mL(-)50mL ✓
2P101248	FC9266-1 2X	2X	1	Water	25	MS54779	1	N	-	Ecombine; 25mL(-)50mL ✓
2P101249	FC9166-5MS 10	10X	3	Water	26	MS54779	-	-	-	10mL(-)100mL; 25uL(-)100mL✓
2P101250	FC9166-5MSD 1	10X	3	Water	27	MS54779	-	-	-	10mL(-)100mL; 25uL(-)100mL✓
2P101251	ECC3836-5	-	-	Water	28	-	-	-	-	20uL(-)50mL✓

Matrix: Designate "W" for Water "S" for soil, "O" for Oil, "Liq" for Non-aquous Liquid, and "TCLP" or "SPLP" for Leachate
Manual Integration Rational SOP QA029: MP Missed Peak, OP Overlapping Peak, SP Split Peak, PDB Poorly Defined Baseline, BR Baseline Ripple, PII Poor Instrument

SGS -ORLANDO

VOA-GCMS ANALYSIS LOG

Instrument:	MSVOA13-1P
Date:	09/08/2023
Analyst:	JoAnn L
Column Type	RTXVMS
Detector	5973MSD
Purge Pressure	1.4 PSI
Purge Volume	5 mL

Method(s):	8260
Method File:	V2P_2023-9-06.M
Calibration Date:	09/06/2023
Acq. Method:	RTXFAST
EM Voltage:	1600V
Run ID:	**V2P3838**

BFB:	VS3305
ICAL/CC:	VS3397, VS3363, VS3386
VS3389, VS3388, VS3387,\	
ICV/BS:	VS3398, VS3366, VS3403
VS3404, VS3402, VS3400,	
ISTD/Surr.:	VS3305

pH Paper Lot#:	206822
KI Paper Lot#:	14-860/0529
AFA Lot#:	VS3301
Data processed by:	JoAnn L
Sample ID Ver. by:	J
Date Verified:	09/08

Data File	Sample ID	Dilution Factor	Vial #	Matrix	A.S. Pos.	Work Group	pH	CI? (Y/N)	RR	Comments and Manually Integrated Peaks (Peak # and Rational)
2P101280	BFB	-	-	Water	1	-	-	-	-	Passed autofind✓
2P101281	CC3836-4	-	-	Water	2	-	-	-	-	12.5uL(-)50mL✓
2P101282	BS	-	-	Water	3	-	-	-	-	12.5uL(-)50mL✓
2P101283	CC3836-1	-	-	Water	4	-	-	-	-	1uL(-)100mL✓
2P101284	BLANK	-	-	Water	5	-	-	-	-	
2P101285	MB(AFA)	-	-	Water	6	-	-	-	-	ND✓
2P101286	FC9339-10	-	1	Water	7	MS54794	1	N	-	✓
2P101287	FC9339-1	-	4	Water	8	MS54794	1	N	-	✓
2P101288	FC9339-2	-	4	Water	9	MS54794	1	N	-	✓
2P101289	FC9339-3	-	4	Water	10	MS54794	1	N	-	✓
2P101290	**FC9339-4**	**-**	**4**	**Water**	**11**	**MS54794**	**1**	**N**	**1x**	**Bubble>6mm, all vials received; AFA; SS4↓, ACETONE ICV↑ with hit**
2P101291	FC9339-5	-	1	Water	12	MS54794	1	N	-	ND✓
2P101292	FC9339-6	-	1	Water	13	MS54794	1	N	-	✓
2P101293	FC9339-7	-	3	Water	14	MS54794	1	N	-	ND✓
2P101294	FC9339-8	-	1	Water	15	MS54794	1	N	-	✓
2P101295	FC9339-9	-	3	Water	16	MS54794	1	N	-	✓
2P101296	FC9339-11	-	1	Water	17	MS54794	1	N	-	ND✓
2P101297	FC9339-12	-	1	Water	18	MS54794	1	N	-	Bubble>6mm, all vials received✓
2P101298	FC9339-13	-	2	Water	19	MS54794	1	N	-	✓
2P101299	FC9339-14	-	1	Water	20	MS54794	1	N	-	ND✓
2P101300	**FC9357-2**	**-**	**1**	**Water**	**21**	**MS54794**	**1**	**N**	**1X**	**AFA, ACETONE ICV↑ with hit**
2P101301	**FC9357-3**	**-**	**2**	**Water**	**22**	**MS54794**	**1**	**N**	**1X**	**Bubble>6mm, all vials received; ACETONE ICV↑ with hit**
2P101302	**FC9357-4**	**-**	**1**	**Water**	**23**	**MS54794**	**1**	**N**	**1X**	**ACETONE ICV↑ with hit**
2P101303	**FC9357-5**	**-**	**1**	**Water**	**24**	**MS54794**	**1**	**N**	**1X**	**ACETONE ICV↑ with hit**
2P101304	**FC9357-6**	**-**	**2**	**Water**	**25**	**MS54794**	**1**	**N**	**1X**	**ACETONE ICV↑ with hit**
2P101305	**FC9357-7**	**-**	**1**	**Water**	**26**	**MS54794**	**1**	**N**	**1X**	**ACETONE ICV↑ with hit**
2P101306	FC9339-10MS	-	2	Water	27	MS54794	1	N	-	10.5uL(-)40mL✓
2P101307	FC9339-10MSD	-	3	Water	28	MS54794	1	N	-	10.5uL(-)40mL✓
										50mL✓

Matrix: Designate "W" for Water "S" for soil, "O" for Oil, "Liq" for Non-aquous Liquid, and "TCLP" or "SPLP" for Leachate
Manual Integration Rational SOP QA029: MP Missed Peak, OP Overlapping Peak, SP Split Peak, PDB Poorly Defined Baseline, BR Baseline Ripple, PII Poor Instrument

SGS -ORLANDO **VOA-GCMS ANALYSIS LOG**

Instrument:	MSVOA20-5E
Date:	8/31/2023
Analyst:	JoAnn L
Column Type	RTXVMS
Detector	5975 MSD
Purge Pressure	1.1 PSI
Purge Volume	5 mL

Method(s):	8260
Method File:	applX08-31-2023_.M
Calibration Date:	8/31/2023
Acq. Method:	8260VMSVI
EM Voltage:	1459V
Run ID:	**V5E1873**

BFB:	VS3306
ICAL/CC:	VS3375, VS3363, VS3386
VS3389, VS3388, VS3387,\	
ICV/BS:	VS3380, VS3366, VS3372
VS3374, VS3373, VS3391,	
ISTD/Surr.:	VS3306

pH Paper Lot#:	206722
KI Paper Lot#:	14-860;05/09/2022
AFA Lot#:	VS3301A
Data processed by:	JoAnn L
Sample ID Ver. by:	JoAnn L/Manila
Date Verified:	8/31/2023

Data File	Sample ID	Dilution Factor	Vial #	Matrix	A.S. Pos.	Work Group	pH	CI? (Y/N)	RR	Comments and Manually Integrated Peaks (Peak # and Rational)
5E41931	BFB	-	-	Water	1	-	-	-	-	Passed autofind✓
5E41932	IC1873-1	-	-	Water	2	-	-	-	-	1uL(-)100mL ✓
5E41933	IC1873-8	-	-	Water	3	-	-	-	-	2uL(-)100mL ✓
5E41934	IC1873-2	-	-	Water	4	-	-	-	-	5uL(-)100mL ✓
5E41935	IC1873-3	-	-	Water	5	-	-	-	-	5uL(-)50mL ✓
5E41936	IC1873-4	-	-	Water	6	-	-	-	-	12.5uL(-)50mL ✓
5E41937/A	IC1873-5	-	-	Water	7	-	-	-	-	ICC uploaded as CCV for ISTD reference; 20uL(-)50mL ✓
5E41938	IC1873-6	-	-	Water	8	-	-	-	-	35uL(-)50mL ✓
5E41939	IC1873-7	-	-	Water	9	-	-	-	-	50uL(-)50mL ✓
5E41940	BLANK	-	-	Water	10	-	-	-	-	
5E41941	ICV1873-5	-	-	Water	11	-	-	-	-	20uL(-)50mL ✓
5E41942	BS	-	-	Water	12	-	-	-	-	12.5uL(-)50mL ✓
5E41943	CC1873-1	-	-	Water	13	-	-	-	-	1uL(-)100mL ✓
5E41944	BLANK	-	-	Water	14	-	-	-	-	
5E41945	MB(AFA)	-	-	Water	15	-	-	-	-	ND✓
5E41946	FC8975-17	-	2	Water	16	MS54752	1	N	-	Bubble>6mm, all vials received; MEC/NAPH only✓
5E41947	FC9008-7	-	2	Water	17	MS54752	1	N	-	Bubble>6mm; cis12/TCE/PCE only✓
5E41948	FC8975-3	-	2	Water	18	MS54752	1	N	-	PCE only✓
5E41949	FC8942-10	-	2	Water	19	MS54752	1	N	-	Bubble>6mm; VC only✓
5E41950	FC8975-4	-	2	Water	20	MS54752	1	N	-	VC only✓
5E41951	FC8975-14	-	2	Water	21	MS54752	1	N	-	Bubble>6mm; Ecombine✓
5E41952	FC9000-6	-	2	Water	22	MS54752	1	N	-	AFA✓
5E41953	FC8942-11 2X	2X	2	Water	23	MS54752	1	N	-	25mL(-)50mL✓
5E41954	FC8975-11 2.5X	2.5X	3	Water	24	MS54752	1	N	-	20mL(-)50mL; Bubble>6mm, all vials received✓
5E41955	**FC8975-16 10X**	**10X**	**3**	**Water**	**25**	**MS54752**	**1**	**N**	**1x**	**5mL(-)50mL; Bubble>6mm, all vials received; Overdiluted**
5E41956	FC9000-4 25X	25X	3	Water	26	MS54752	1	N	-	2mL(-)50mL✓
5E41957	FC9008-1 10X	10X	8	Water	27	MS54752	1	N	-	5mL(-)50mL; Bubble>6mm✓
5E41958	FC9008-6 50X	50X	2	Water	28	MS54752	1	N	-	1mL(-)50mL; Ecombine✓
5E41959	FC8975-16MS 1	10X	3	Water	29	MS54752	1	N	-	10mL(-)100mL; 25uL(-)100mL ✓
5E41960	FC8975-16MSD	10X	3	Water	30	MS54752	1	N	-	10mL(-)100mL; 25uL(-)100mL ✓

Matrix: Designate "W" for Water "S" for soil, "O" for Oil, "Liq" for Non-aquous Liquid, and "TCLP" or "SPLP" for Leachate
Manual Integration Rational SOP QA029: MP Missed Peak, OP Overlapping Peak, SP Split Peak, PDB Poorly Defined Baseline, BR Baseline Ripple, PII Poor Instrument

SGS -ORLANDO **VOA-GCMS ANALYSIS LOG**

Instrument:	MSVOA20-5E
Date:	9/8/2023
Analyst:	JoAnn L
Column Type	RTXVMS
Detector	5975 MSD
Purge Pressure	1.1 PSI
Purge Volume	5 mL

Method(s):	8260
Method File:	applX08-31-2023_.M
Calibration Date:	8/31/2023
Acq. Method:	8260VMSVI
EM Voltage:	1459V
Run ID:	**V5E1881**

BFB:	VS3306
ICAL/CC:	VS3375, VS3363, VS3386
VS3389, VS3388, VS3387,\	
ICV/BS:	VS3380, VS3366, VS3372
VS3374, VS3373, VS3400,	
ISTD/Surr.:	VS3306

pH Paper Lot#:	206722
KI Paper Lot#:	14-860;05/09/2022
AFA Lot#:	VS3301A
Data processed by:	JoAnn L/Manila
Sample ID Ver. by:	JoAnn L
Date Verified:	9/8/2023

Data File	Sample ID	Dilution Factor	Vial #	Matrix	A.S. Pos.	Work Group	pH	CI? (Y/N)	RR	Comments and Manually Integrated Peaks (Peak # and Rational)
5E42114	BFB	-	-	Water	1	-	-	-	-	Passed autofind✓
5E42115	CC1873-5	-	-	Water	2	-	-	-	-	40uL(-)100mL ✓
5E42116	BS	-	-	Water	3	-	-	-	-	12.5uL(-)50mL ✓
5E42117	CC1873-1	-	-	Water	4	-	-	-	-	1uL(-)100mL ✓
5E42118	BLANK	-	-	Water	5	-	-	-	-	
5E42119	MB(AFA)	-	-	Water	6	-	-	-	-	ND✓
5E42120	FC9357-1	-	5	Water	7	MS54795	1	N	-	Bubble>6mm, all vials received✓
5E42121	FC9357-8	-	1	Water	8	MS54795	1	N	-	✓
5E42122	FC9357-9	-	1	Water	9	MS54795	1	N	-	Bubble>6mm, all vials received✓
5E42123	FC9357-10	-	1	Water	10	MS54795	1	N	-	Bubble>6mm, all vials received✓
5E42124	FC9357-11	-	1	Water	11	MS54795	1	N	-	✓
5E42125	FC9357-12	-	1	Water	12	MS54795	1	N	-	✓
5E42126	FC9299-5	-	2	Water	13	MS54795	1	N	-	ND✓
5E42127	FC9299-6	-	1	Water	14	MS54795	1	N	-	✓
5E42128	FC9299-7	-	1	Water	15	MS54795	1	N	-	✓
5E42129	FC9299-8	-	1	Water	16	MS54795	1	N	-	✓
5E42130	FC9328-1	-	1	Water	17	MS54795	1	N	-	Bubble>6mm, all vials received✓
5E42131	FC9328-2	-	1	Water	18	MS54795	1	N	-	AFA✓
5E42132	FC9328-4	-	1	Water	19	MS54795	7	N	-	Bubble>6mm, all vials received✓
5E42133	FC9328-5	-	2	Water	20	MS54795	1	N	-	✓
5E42134	FC9324-5	-	1	Water	21	MS54795	1	N	-	Bubble>6mm, all vials received; ND✓
5E42135	FC9371-1	-	2	Water	22	MS54795	1	N	-	✓
5E42136	**FC9328-3 2X**	**2X**	**1**	**Water**	**23**	**MS54795**	**1**	**N**	**1x**	**25mL(-)50mL; Overdiluted**
5E42137	FC9265-3 500X	500X	2	Water	24	MS54795	1	N	-	100uL(-)50mL; Ecombine✓
5E42138	FC9284-5 5X	5X	2	Water	25	MS54795	1	N	-	Bubble>6mm, all vials received; 10mL(-)50mL; Ecombine✓
5E42139	FC9299-4 2X	2X	3	Water	26	MS54795	1	N	-	25mL(-)50mL; Ecombine✓
5E42140	FC9357-1MS	-	1	Water	27	MS54795	1	N	-	10mL(-)100mL; 25uL(-)100mL ✓
5E42141	FC9357-1MSD	-	2	Water	28	MS54795	1	N	-	10mL(-)100mL; 25uL(-)100mL ✓
5E42142	ECC1873-5	-	-	Water	29	-	-	-	-	40uL(-)100mL ✓

Matrix: Designate "W" for Water "S" for soil, "O" for Oil, "Liq" for Non-aquous Liquid, and "TCLP" or "SPLP" for Leachate
Manual Integration Rational SOP QA029: MP Missed Peak, OP Overlapping Peak, SP Split Peak, PDB Poorly Defined Baseline, BR Baseline Ripple, PII Poor Instrument

SGS -ORLANDO **VOA-GCMS ANALYSIS LOG**

Instrument:	MSVOA20-5E
Date:	9/11/2023
Analyst:	JoAnn L
Column Type	RTXVMS
Detector	5975 MSD
Purge Pressure	1.1 PSI
Purge Volume	5 mL

Method(s):	8260
Method File:	applX08-31-2023_.M
Calibration Date:	8/31/2023
Acq. Method:	8260VMSVI
EM Voltage:	1459V
Run ID:	**V5E1882**

BFB:	VS3306
ICAL/CC:	VS3375, VS3408, VS3386
VS3389, VS3388, VS3387,\	
ICV/BS:	VS3380, VS3366, VS3372
VS3374, VS3373, VS3400,	
ISTD/Surr.:	VS3306

pH Paper Lot#:	206722
KI Paper Lot#:	14-860;05/09/2022
AFA Lot#:	VS3301A
Data processed by:	JoAnn L/Manila
Sample ID Ver. by:	JoAnn L
Date Verified:	9/11/2023

Data File	Sample ID	Dilution Factor	Vial #	Matrix	A.S. Pos.	Work Group	pH	CI? (Y/N)	RR	Comments and Manually Integrated Peaks (Peak # and Rational)
5E42143	BFB	-	-	Water	1	-	-	-	-	Passed autofind✓
5E42144	CC1873-5	-	-	Water	2	-	-	-	-	40uL(-)100mL ✓
5E42145	BS	-	-	Water	3	-	-	-	-	12.5uL(-)50mL ✓
5E42146	CC1873-1	-	-	Water	4	-	-	-	-	1uL(-)100mL ✓
5E42147	BLANK	-	-	Water	5	-	-	-	-	
5E42148	MB(AFA)	-	-	Water	6	-	-	-	-	ND✓
5E42149	FC9373-5	-	3	Water	7	MS54805	7	N	-	✓
5E42150	**FC9339-4**	**-**	**9**	**Water**	**8**	**MS54805**	**1**	**N**	**1x**	**AFA; DCFM CCV low**
5E42151	FC9357-2	-	3	Water	9	MS54805	1	N	-	✓
5E42152	FC9357-3	-	3	Water	10	MS54805	1	N	-	Bubble>6mm, all vials received✓
5E42153	FC9357-4	-	2	Water	11	MS54805	1	N	-	✓
5E42154	FC9357-5	-	2	Water	12	MS54805	1	N	-	✓
5E42155	FC9357-6	-	1	Water	13	MS54805	1	N	-	✓
5E42156	FC9357-7	-	2	Water	14	MS54805	1	N	-	✓
5E42157	FC9420-3	-	2	Water	15	MS54805	1	N	-	✓
5E42158	FC9420-5	-	2	Water	16	MS54805	1	N	-	✓
5E42159	FC9420-7	-	2	Water	17	MS54805	1	N	-	AFA; ND✓
5E42160	FC9432-16	-	1	Water	18	MS54805	1	N	-	ND✓
5E42161	FC9432-23	-	1	Water	19	MS54805	1	N	-	✓
5E42162	FC9432-24	-	1	Water	20	MS54805	1	N	-	ND✓
5E42163	FC9432-25	-	1	Water	21	MS54805	1	N	-	ND✓
5E42164	FC9432-26	-	1	Water	22	MS54805	1	N	-	ND✓
5E42165	FC9373-2 10X	10X	3	Water	23	MS54805	7	N	-	5mL(-)50mL; Ecombine✓
5E42166	FC9373-3 10X	10X	3	Water	24	MS54805	7	N	-	5mL(-)50mL✓
5E42167	FC9324-2 2.5X	2.5X	3	Water	25	MS54805	1	N	-	20mL(-)50mL✓
5E42168	FC9327-6 10X	10X	5	Water	26	MS54805	1	N	-	5mL(-)50mL; Ecombine✓
5E42169	FC9373-5MS 5X	5X	3	Water	27	MS54805	7	N	-	20mL(-)100mL; 25uL(-)100mL ✓
5E42170	FC9373-5MSD 5	5X	3	Water	28	MS54805	7	N	-	20mL(-)100mL; 25uL(-)100mL ✓
5E42171	ECC1873-5	-	-	Water	29	-	-	-	-	40uL(-)100mL ✓

Matrix: Designate "W" for Water "S" for soil, "O" for Oil, "Liq" for Non-aquous Liquid, and "TCLP" or "SPLP" for Leachate
Manual Integration Rational SOP QA029: MP Missed Peak, OP Overlapping Peak, SP Split Peak, PDB Poorly Defined Baseline, BR Baseline Ripple, PII Poor Instrument

This page intentionally left blank.

Appendix F-4
2023 Quarter 4 Laboratory Data Package

This page intentionally left blank

The results set forth herein are provided by SGS North America Inc.

e-Hardcopy 2.0
Automated Report

Technical Report for

Bhate Environmental

Griffiss AFB; Rome, NY

GRFIS-BECOS

SGS Job Number: FC10637

Sampling Dates: 10/18/23 - 10/19/23



Report to:

Bhate Environmental
1608 13th Ave S Suite 300
Birmingham, AL 35205
dbadio@bhate.com; tcalhoun@bhate.com

ATTN: David Badio

Total number of pages in report: 706

Test results contained within this data package meet the requirements of the National Environmental Laboratory Accreditation Program and/or state specific certification programs as applicable unless noted in the narrative, comments or footnotes.

Norm Farmer
Technical Director

Client Service contact: Jean Dent-Smith 407-425-6700

Certifications: FL(E83510), LA(03051), KS(E-10327), NC(573), NJ(FL002), NY(12022), SC(96038001) DoD ELAP(ANAB L2229), AZ(AZ0806), CA(2937), TX(T104704404), PA(68-03573), VA(460177), AL, AK, AR, CT, IA, KY, MA, MI. MS, ND, NH, NV, OK, OR, IL, UT, VT, WA, WI, WV

This report shall not be reproduced, except in its entirety, without the written approval of SGS.
Test results relate only to samples analyzed.

SGS is the sole authority for authorizing edits or modifications to this document.
Unauthorized modification of this report is strictly prohibited.
Review standard terms at: http://www.sgs.com/en/terms-and-conditions

Please share your ideas about how we can serve you better at:
EHS.US.CustomerCare@sgs.com

Table of Contents

Section 1: Sample Summary **3**
Section 2: Case Narrative/Conformance Summary **5**
Section 3: Summary of Hits **7**
Section 4: Sample Results **10**
4.1: FC10637-1: 789MW-135_1023 11
4.2: FC10637-2: 789MW-46R_1023 14
4.3: FC10637-3: 789MW-83_1023 17
4.4: FC10637-4: 789MW-95_1023 20
4.5: FC10637-5: 789MW-98_1023 23
4.6: FC10637-6: 789MW-99_1023 26
4.7: FC10637-7: 789MW-99_1023-A 29
4.8: FC10637-8: 789MW-216_1023 32
4.9: FC10637-9: 789MW-222_1023 35
4.10: FC10637-12: 789MW-251_1023 38
4.11: FC10637-13: 789SW-02_1023 41
4.12: FC10637-14: 789SW-03_1023 44
4.13: FC10637-15: 789SW-04_1023 47
4.14: FC10637-16: 789-AB01_1023-D 50
4.15: FC10637-17: 789-TB01_1023-C 53
Section 5: Misc. Forms **56**
5.1: Chain of Custody 57
5.2: QC Evaluation: DOD QSM5.x Limits 60
Section 6: MS Volatiles - QC Data Summaries **81**
6.1: Method Blank Summary 82
6.2: Blank Spike Summary 91
6.3: Matrix Spike/Matrix Spike Duplicate Summary 100
6.4: Instrument Performance Checks (BFB) 109
6.5: Internal Standard Area Summaries 122
6.6: Surrogate Recovery Summaries 130
6.7: Initial and Continuing Calibration Summaries 131
6.8: Run Sequence Reports 175
Section 7: MS Volatiles - Raw Data **182**
7.1: Samples 183
7.2: Method Blanks 325
7.3: Blank Spikes 338
7.4: Matrix Spike/Matrix Spike Duplicates 371
7.5: Instrument Performance Checks (BFB) 449
7.6: Initial and Continuing Calibrations 456
7.7: Instrument Run Logs 700

SGS North America Inc.

Sample Summary

Bhate Environmental

Job No: FC10637

Griffiss AFB; Rome, NY
Project No: GRFIS-BECOS

Sample Number	Collected Date	Time	By	Received	Matrix Code	Type	Client Sample ID
FC10637-1	10/19/23	14:30	BP	10/21/23	AQ	Ground Water	789MW-135_1023
FC10637-2	10/19/23	11:30	BP	10/21/23	AQ	Ground Water	789MW-46R_1023
FC10637-3	10/19/23	15:00	BP	10/21/23	AQ	Ground Water	789MW-83_1023
FC10637-4	10/19/23	09:45	BP	10/21/23	AQ	Ground Water	789MW-95_1023
FC10637-5	10/19/23	10:00	BP	10/21/23	AQ	Ground Water	789MW-98_1023
FC10637-6	10/19/23	17:00	BP	10/21/23	AQ	Ground Water	789MW-99_1023
FC10637-7	10/19/23	17:00	BP	10/21/23	AQ	Ground Water	789MW-99_1023-A
FC10637-8	10/19/23	15:30	BP	10/21/23	AQ	Ground Water	789MW-216_1023
FC10637-9	10/19/23	13:00	BP	10/21/23	AQ	Ground Water	789MW-222_1023
FC10637-9D	10/19/23	13:00	BP	10/21/23	AQ	Water Dup/MSD	789MW-222_1023
FC10637-9S	10/19/23	13:00	BP	10/21/23	AQ	Water Matrix Spike	789MW-222_1023
FC10637-12	10/19/23	09:30	BP	10/21/23	AQ	Ground Water	789MW-251_1023
FC10637-13	10/18/23	15:30	BP	10/21/23	AQ	Surface Water	789SW-02_1023

Sample Summary
(continued)

Bhate Environmental

Job No: FC10637

Griffiss AFB; Rome, NY
Project No: GRFIS-BECOS

Sample Number	Collected Date	Time	By	Received	Matrix Code	Type	Client Sample ID
FC10637-14	10/18/23	15:15	BP	10/21/23	AQ	Surface Water	789SW-03_1023
FC10637-15	10/18/23	15:00	BP	10/21/23	AQ	Surface Water	789SW-04_1023
FC10637-16	10/19/23	16:00	BP	10/21/23	AQ	Water	789-AB01_1023-D
FC10637-17	10/18/23	07:30	BP	10/21/23	AQ	Trip Blank Water	789-TB01_1023-C

SAMPLE DELIVERY GROUP CASE NARRATIVE

Client: Bhate Environmental **Job No:** FC10637

Site: Griffiss AFB; Rome, NY **Report Date:** 11/7/2023 1:09:55 PM

On 10/21/2023, 14 Sample(s), 1 Trip Blank(s) and 0 Field Blank(s) were received at SGS North America Inc - Orlando. at a maximum corrected temperature of 4.8 C. Samples were intact and chemically preserved, unless noted below. A SGS North America Inc. - Orlando Job Number of FC10637 was assigned to the project.

Laboratory sample ID, client sample ID and dates of sample collection are detailed in the report's Results Summary Section. Specified quality control criteria were achieved for this job except as noted below. For more information, please refer to the analytical results and QC summary pages.

MS Volatiles By Method SW846 8260D

Matrix: AQ **Batch ID:** V1A1964

Sample(s) FC10637-9MS, FC10637-9MSD were used as the QC samples indicated.

Matrix Spike Recovery(s) for 1,1,1,2-Tetrachloroethane, 1,1,1-Trichloroethane, 1,1,2,2-Tetrachloroethane, 1,1,2-Trichloroethane, 1,1-Dichloroethane, 1,1-Dichloroethylene, 1,1-Dichloropropene, 1,2,3-Trichloropropane, 1,2,4-Trimethylbenzene, 1,2-Dibromoethane, 1,2-Dichloroethane, 1,2-Dichloroethene (total), 1,2-Dichloropropane, 1,3,5-Trimethylbenzene, 1,3-Dichloropropane, 1,4-Dichlorobenzene, 2,2-Dichloropropane, 2-Hexanone, 4-Methyl-2-pentanone (MIBK), Benzene, Bromobenzene, Bromochloromethane, Bromodichloromethane, Bromoform, Carbon Disulfide, Carbon Tetrachloride, Chlorobenzene, Chloroethane, Chloroform, cis-1,2-Dichloroethylene, cis-1,3-Dichloropropene, Dibromochloromethane, Ethylbenzene, m,p-Xylene, Methyl Tert Butyl Ether, Methylene Bromide, Methylene Chloride, n-Butylbenzene, o-Xylene, Styrene, Toluene, trans-1,2-Dichloroethylene, trans-1,3-Dichloropropene, Trichloroethylene, Xylene (total) are outside control limits. Probable cause is due to matrix interference.

Matrix Spike Duplicate Recovery(s) for 1,1,1,2-Tetrachloroethane, 1,1,1-Trichloroethane, 1,1,2,2-Tetrachloroethane, 1,1,2-Trichloroethane, 1,1-Dichloroethane, 1,1-Dichloroethylene, 1,1-Dichloropropene, 1,2,3-Trichloropropane, 1,2,4-Trimethylbenzene, 1,2-Dibromo-3-chloropropane, 1,2-Dibromoethane, 1,2-Dichlorobenzene, 1,2-Dichloroethane, 1,2-Dichloroethene (total), 1,2-Dichloropropane, 1,3,5-Trimethylbenzene, 1,3-Dichlorobenzene, 1,3-Dichloropropane, 1,4-Dichlorobenzene, 2,2-Dichloropropane, Benzene, Bromobenzene, Bromochloromethane, Bromodichloromethane, Bromoform, Carbon Disulfide, Carbon Tetrachloride, Chlorobenzene, Chloroethane, Chloroform, cis-1,2-Dichloroethylene, cis-1,3-Dichloropropene, Dibromochloromethane, Dichlorodifluoromethane, Ethylbenzene, Isopropylbenzene, m,p-Xylene, Methyl Bromide, Methyl Tert Butyl Ether, Methylene Bromide, Methylene Chloride, n-Butylbenzene, n-Propylbenzene, o-Chlorotoluene, o-Xylene, p-Chlorotoluene, p-Isopropyltoluene, Styrene, tert-Butylbenzene, Toluene, trans-1,2-Dichloroethylene, trans-1,3-Dichloropropene, Trichloroethylene, Trichlorofluoromethane, Xylene (total) are outside control limits. Probable cause is due to matrix interference.

RPD(s) for MSD for Methyl Bromide are outside control limits for sample FC10637-9MSD. Probable cause is due to sample non-homogeneity.

V1A1964-MB: Sample was treated with an anti-foaming agent.

FC10637-2: Sample was treated with an anti-foaming agent.

FC10637-5: Confirmation run.

Matrix: AQ **Batch ID:** V1A1966

Sample(s) FC10632-4MS, FC10632-4MSD were used as the QC samples indicated.

Blank Spike Recovery(s) for Methylene Chloride are outside control limits.

Matrix Spike Duplicate Recovery(s) for 1,2-Dichlorobenzene, 1,3-Dichlorobenzene, Naphthalene, n-Propylbenzene, o-Chlorotoluene, p-Chlorotoluene, Styrene, trans-1,3-Dichloropropene are outside control limits. Probable cause is due to matrix interference.

RPD(s) for MSD for 1,1,2-Trichloroethane, Bromochloromethane, Hexachlorobutadiene, Styrene are outside control limits for sample FC10632-4MSD. Probable cause is due to sample non-homogeneity.

V1A1966-MB: Sample was treated with an anti-foaming agent.

FC10637-16 for Methylene Chloride: Associated CCV and BS recovery outside DOD QSM control limits high. Confirmed by re-analysis.

FC10637-17 for Methylene Chloride: Associated CCV and BS recovery outside DOD QSM control limits high, sample is ND.

Matrix: AQ **Batch ID:** V1A1968

Sample(s) FC10714-15MS, FC10714-15MSD were used as the QC samples indicated.

Blank Spike Recovery(s) for Methylene Chloride are outside control limits.

MS Volatiles By Method SW846 8260D

Matrix: AQ **Batch ID:** V1A1968

Matrix Spike Recovery(s) for 1,1,1,2-Tetrachloroethane, 1,1,1-Trichloroethane, 1,1,2-Trichloroethane, 1,1-Dichloroethane, 1,1-Dichloroethylene, 1,1-Dichloropropene, 1,2,3-Trichloropropane, 1,2,4-Trimethylbenzene, 1,2-Dibromoethane, 1,2-Dichloroethane, 1,2-Dichloroethene (total), 1,2-Dichloropropane, 1,3,5-Trimethylbenzene, 1,3-Dichloropropane, 2,2-Dichloropropane, 2-Hexanone, 4-Methyl-2-pentanone (MIBK), Benzene, Bromobenzene, Bromochloromethane, Bromodichloromethane, Bromoform, Carbon Disulfide, Carbon Tetrachloride, Chlorobenzene, Chloroethane, Chloroform, cis-1,2-Dichloroethylene, cis-1,3-Dichloropropene, Dibromochloromethane, Dichlorodifluoromethane, Ethylbenzene, Hexachlorobutadiene, Isopropylbenzene, m,p-Xylene, Methyl Tert Butyl Ether, Methylene Bromide, o-Xylene, Styrene, Toluene, trans-1,2-Dichloroethylene, trans-1,3-Dichloropropene, Trichloroethylene, Trichlorofluoromethane, Xylene (total) are outside control limits. Probable cause is due to matrix interference.

Matrix Spike Duplicate Recovery(s) for 1,1,1,2-Tetrachloroethane, 1,1,1-Trichloroethane, 1,1,2,2-Tetrachloroethane, 1,1,2-Trichloroethane, 1,1-Dichloroethane, 1,1-Dichloroethylene, 1,1-Dichloropropene, 1,2,3-Trichloropropane, 1,2,4-Trimethylbenzene, 1,2-Dibromo-3-chloropropane, 1,2-Dibromoethane, 1,2-Dichlorobenzene, 1,2-Dichloroethane, 1,2-Dichloroethene (total), 1,2-Dichloropropane, 1,3,5-Trimethylbenzene, 1,3-Dichlorobenzene, 1,3-Dichloropropane, 1,4-Dichlorobenzene, 2,2-Dichloropropane, 2-Butanone (MEK), 2-Hexanone, 4-Methyl-2-pentanone (MIBK), Acetone, Benzene, Bromobenzene, Bromochloromethane, Bromodichloromethane, Bromoform, Carbon Disulfide, Carbon Tetrachloride, Chlorobenzene, Chloroethane, Chloroform, cis-1,2-Dichloroethylene, cis-1,3-Dichloropropene, Dibromochloromethane, Ethylbenzene, Hexachlorobutadiene, Isopropylbenzene, m,p-Xylene, Methyl Chloride, Methyl Tert Butyl Ether, Methylene Bromide, Methylene Chloride, n-Butylbenzene, n-Propylbenzene, o-Chlorotoluene, o-Xylene, p-Chlorotoluene, p-Isopropyltoluene, Styrene, tert-Butylbenzene, Tetrachloroethylene, Toluene, trans-1,2-Dichloroethylene, trans-1,3-Dichloropropene, Trichloroethylene, Trichlorofluoromethane, Vinyl Acetate, Xylene (total) are outside control limits. Probable cause is due to matrix interference.

RPD(s) for MSD for 1,1,1,2-Tetrachloroethane, 1,1,2,2-Tetrachloroethane, 1,1,2-Trichloroethane, 1,1-Dichloroethane, 1,1-Dichloropropene, 1,2,3-Trichloropropane, 1,2,4-Trimethylbenzene, 1,2-Dibromo-3-chloropropane, 1,2-Dibromoethane, 1,2-Dichlorobenzene, 1,2-Dichloroethane, 1,2-Dichloroethene (total), 1,2-Dichloropropane, 1,3-Dichlorobenzene, 1,3-Dichloropropane, 1,4-Dichlorobenzene, 2,2-Dichloropropane, Benzene, Bromobenzene, Bromochloromethane, Bromodichloromethane, Bromoform, Chlorobenzene, Chloroform, cis-1,2-Dichloroethylene, Dibromochloromethane, Ethylbenzene, m,p-Xylene, Methyl Bromide, Methyl Tert Butyl Ether, Methylene Bromide, Methylene Chloride, Naphthalene, n-Butylbenzene, n-Propylbenzene, o-Chlorotoluene, o-Xylene, p-Chlorotoluene, Toluene, trans-1,2-Dichloroethylene, trans-1,3-Dichloropropene, Xylene (total) are outside control limits for sample FC10714-15MSD. Probable cause is due to sample non-homogeneity.

V1A1968-MB: Sample was treated with an anti-foaming agent.

FC10637-5: Sample was treated with an anti-foaming agent.

FC10637-5 for 2,2-Dichloropropane: Associated CCV outside of DOD QSM control limits high, sample is ND.

FC10637-5 for Methylene Chloride: Suspected laboratory contaminant. Associated CCV and BS recovery outside control limits high.

Matrix: AQ **Batch ID:** V5E1945

FC10637-16: No ECC available for this run. Confirmation run.

SGS North America Inc. - Orlando certifies that data reported for samples received, listed on the associated custody chain or analytical task order, were produced to specifications meeting the Quality System precision, accuracy and completeness objectives except as noted. Estimated non-standard method measurement uncertainty data is available on request, based on quality control bias and implicit for standard methods. Acceptable uncertainty requires tested parameter quality control data to meet method criteria. SGS North America Inc.- Orlando is not responsible for data quality assumptions if partial reports are used and recommends that this report be used in its entirety.

Narrative prepared by:

_____

Kim Benham, Client Services *(Signature on File)*

Summary of Hits

Job Number: FC10637
Account: Bhate Environmental
Project: Griffiss AFB; Rome, NY
Collected: 10/18/23 thru 10/19/23

Lab Sample ID / Analyte	Client Sample ID	Result/ Qual	LOQ	LOD	Units	Method
FC10637-1	**789MW-135_1023**					
No hits reported in this sample.						
FC10637-2	**789MW-46R_1023**					
Benzene [a]		0.37 J	1.0	0.50	ug/l	SW846 8260D
Ethylbenzene [a]		0.49 J	1.0	0.50	ug/l	SW846 8260D
Isopropylbenzene [a]		0.24 J	1.0	0.50	ug/l	SW846 8260D
FC10637-3	**789MW-83_1023**					
No hits reported in this sample.						
FC10637-4	**789MW-95_1023**					
No hits reported in this sample.						
FC10637-5	**789MW-98_1023**					
Benzene [a]		139	2.0	1.0	ug/l	SW846 8260D
2-Butanone (MEK) [a]		6.1 J	10	7.0	ug/l	SW846 8260D
n-Butylbenzene [a]		1.7 J	2.0	1.0	ug/l	SW846 8260D
sec-Butylbenzene [a]		0.73 J	2.0	1.0	ug/l	SW846 8260D
Ethylbenzene [a]		9.5	2.0	1.0	ug/l	SW846 8260D
Isopropylbenzene [a]		0.71 J	2.0	1.0	ug/l	SW846 8260D
p-Isopropyltoluene [a]		1.2 J	2.0	1.0	ug/l	SW846 8260D
Methylene Chloride [b]		20.4	10	8.0	ug/l	SW846 8260D
4-Methyl-2-pentanone (MIBK) [a]		18.9	10	4.0	ug/l	SW846 8260D
Naphthalene [a]		4.3 J	10	4.0	ug/l	SW846 8260D
n-Propylbenzene [a]		1.3 J	2.0	1.0	ug/l	SW846 8260D
Toluene [a]		4.2	2.0	1.0	ug/l	SW846 8260D
1,2,4-Trimethylbenzene [a]		20.5	2.0	1.0	ug/l	SW846 8260D
1,3,5-Trimethylbenzene [a]		14.6	2.0	1.0	ug/l	SW846 8260D
m,p-Xylene [a]		48.0	4.0	2.0	ug/l	SW846 8260D
o-Xylene [a]		7.8	2.0	1.0	ug/l	SW846 8260D
Xylene (total) [a]		55.8	6.0	3.0	ug/l	SW846 8260D
FC10637-6	**789MW-99_1023**					
Benzene		1.4	1.0	0.50	ug/l	SW846 8260D
n-Butylbenzene		0.51 J	1.0	0.50	ug/l	SW846 8260D
sec-Butylbenzene		1.0	1.0	0.50	ug/l	SW846 8260D
Ethylbenzene		1.2	1.0	0.50	ug/l	SW846 8260D
Isopropylbenzene		0.89 J	1.0	0.50	ug/l	SW846 8260D

Summary of Hits

Job Number: FC10637
Account: Bhate Environmental
Project: Griffiss AFB; Rome, NY
Collected: 10/18/23 thru 10/19/23

Lab Sample ID / Analyte	Client Sample ID	Result/ Qual	LOQ	LOD	Units	Method
Naphthalene		2.2 J	5.0	2.0	ug/l	SW846 8260D
n-Propylbenzene		1.6	1.0	0.50	ug/l	SW846 8260D
Toluene		0.72 J	1.0	0.50	ug/l	SW846 8260D
o-Xylene		0.30 J	1.0	0.50	ug/l	SW846 8260D
FC10637-7	**789MW-99_1023-A**					
Benzene		1.4	1.0	0.50	ug/l	SW846 8260D
n-Butylbenzene		0.56 J	1.0	0.50	ug/l	SW846 8260D
sec-Butylbenzene		1.0	1.0	0.50	ug/l	SW846 8260D
Ethylbenzene		1.2	1.0	0.50	ug/l	SW846 8260D
Isopropylbenzene		0.89 J	1.0	0.50	ug/l	SW846 8260D
Naphthalene		2.4 J	5.0	2.0	ug/l	SW846 8260D
n-Propylbenzene		1.6	1.0	0.50	ug/l	SW846 8260D
Toluene		0.68 J	1.0	0.50	ug/l	SW846 8260D
FC10637-8	**789MW-216_1023**					
No hits reported in this sample.						
FC10637-9	**789MW-222_1023**					
No hits reported in this sample.						
FC10637-12	**789MW-251_1023**					
Benzene		1.7	1.0	0.50	ug/l	SW846 8260D
Ethylbenzene		0.58 J	1.0	0.50	ug/l	SW846 8260D
1,2,4-Trimethylbenzene		0.44 J	1.0	0.50	ug/l	SW846 8260D
m,p-Xylene		1.9 J	2.0	1.0	ug/l	SW846 8260D
o-Xylene		1.1	1.0	0.50	ug/l	SW846 8260D
Xylene (total)		3.0	3.0	1.5	ug/l	SW846 8260D
FC10637-13	**789SW-02_1023**					
Chloroform		0.31 J	1.0	0.50	ug/l	SW846 8260D
FC10637-14	**789SW-03_1023**					
Benzene		2.3	1.0	0.50	ug/l	SW846 8260D
FC10637-15	**789SW-04_1023**					
Benzene		1.0	1.0	0.50	ug/l	SW846 8260D

Summary of Hits

Job Number: FC10637
Account: Bhate Environmental
Project: Griffiss AFB; Rome, NY
Collected: 10/18/23 thru 10/19/23

Lab Sample ID / Analyte	Client Sample ID	Result/ Qual	LOQ	LOD	Units	Method
FC10637-16	**789-AB01_1023-D**					
Methylene Chloride [c]		3.6 J	5.0	4.0	ug/l	SW846 8260D
FC10637-17	**789-TB01_1023-C**					
No hits reported in this sample.						

(a) Sample was treated with an anti-foaming agent.
(b) Sample was treated with an anti-foaming agent. Suspected laboratory contaminant. Associated CCV and BS recovery outside control limits high.
(c) Associated CCV and BS recovery outside DOD QSM control limits high. Confirmed by re-analysis.

Sample Results

Report of Analysis

SGS North America Inc.

Report of Analysis

Client Sample ID:	789MW-135_1023		
Lab Sample ID:	FC10637-1	**Date Sampled:**	10/19/23
Matrix:	AQ - Ground Water	**Date Received:**	10/21/23
Method:	SW846 8260D	**Percent Solids:**	n/a
Project:	Griffiss AFB; Rome, NY		

	File ID	DF	Analyzed	By	Prep Date	Prep Batch	Analytical Batch
Run #1	1A50217.D	1	10/25/23 11:16	JW	n/a	n/a	V1A1964
Run #2							

	Purge Volume
Run #1	5.0 ml
Run #2	

VOA 8260 List

CAS No.	Compound	Result	LOQ	LOD	DL	Units	Q
67-64-1	Acetone	20 U	25	20	10	ug/l	
71-43-2	Benzene	0.50 U	1.0	0.50	0.31	ug/l	
108-86-1	Bromobenzene	0.50 U	1.0	0.50	0.37	ug/l	
74-97-5	Bromochloromethane	0.50 U	1.0	0.50	0.45	ug/l	
75-27-4	Bromodichloromethane	0.50 U	1.0	0.50	0.24	ug/l	
75-25-2	Bromoform	0.50 U	1.0	0.50	0.41	ug/l	
78-93-3	2-Butanone (MEK)	3.5 U	5.0	3.5	2.0	ug/l	
104-51-8	n-Butylbenzene	0.50 U	1.0	0.50	0.23	ug/l	
135-98-8	sec-Butylbenzene	0.50 U	1.0	0.50	0.24	ug/l	
98-06-6	tert-Butylbenzene	0.50 U	1.0	0.50	0.31	ug/l	
75-15-0	Carbon Disulfide	1.0 U	2.0	1.0	0.53	ug/l	
56-23-5	Carbon Tetrachloride	0.50 U	1.0	0.50	0.36	ug/l	
108-90-7	Chlorobenzene	0.50 U	1.0	0.50	0.20	ug/l	
75-00-3	Chloroethane	1.0 U	2.0	1.0	0.67	ug/l	
67-66-3	Chloroform	0.50 U	1.0	0.50	0.30	ug/l	
95-49-8	o-Chlorotoluene	0.50 U	1.0	0.50	0.22	ug/l	
106-43-4	p-Chlorotoluene	0.50 U	1.0	0.50	0.31	ug/l	
124-48-1	Dibromochloromethane	0.50 U	1.0	0.50	0.28	ug/l	
96-12-8	1,2-Dibromo-3-chloropropane	2.0 U	5.0	2.0	1.0	ug/l	
106-93-4	1,2-Dibromoethane	1.0 U	2.0	1.0	0.28	ug/l	
75-71-8	Dichlorodifluoromethane	1.0 U	2.0	1.0	0.50	ug/l	
95-50-1	1,2-Dichlorobenzene	0.50 U	1.0	0.50	0.32	ug/l	
541-73-1	1,3-Dichlorobenzene	0.50 U	1.0	0.50	0.22	ug/l	
106-46-7	1,4-Dichlorobenzene	0.50 U	1.0	0.50	0.26	ug/l	
75-34-3	1,1-Dichloroethane	0.50 U	1.0	0.50	0.34	ug/l	
107-06-2	1,2-Dichloroethane	0.50 U	1.0	0.50	0.31	ug/l	
75-35-4	1,1-Dichloroethylene	0.50 U	1.0	0.50	0.32	ug/l	
156-59-2	cis-1,2-Dichloroethylene	0.50 U	1.0	0.50	0.28	ug/l	
156-60-5	trans-1,2-Dichloroethylene	0.50 U	1.0	0.50	0.22	ug/l	
540-59-0	1,2-Dichloroethene (total)	1.0 U	2.0	1.0	0.50	ug/l	
78-87-5	1,2-Dichloropropane	0.50 U	1.0	0.50	0.43	ug/l	
142-28-9	1,3-Dichloropropane	0.50 U	1.0	0.50	0.31	ug/l	

U = Not detected LOD = Limit of Detection J = Indicates an estimated value
LOQ = Limit of Quantitation DL = Detection Limit B = Indicates analyte found in associated method blank
E = Indicates value exceeds calibration range N = Indicates presumptive evidence of a compound

Report of Analysis

Client Sample ID:	789MW-135_1023		
Lab Sample ID:	FC10637-1	**Date Sampled:**	10/19/23
Matrix:	AQ - Ground Water	**Date Received:**	10/21/23
Method:	SW846 8260D	**Percent Solids:**	n/a
Project:	Griffiss AFB; Rome, NY		

VOA 8260 List

CAS No.	Compound	Result	LOQ	LOD	DL	Units	Q
594-20-7	2,2-Dichloropropane	0.50 U	1.0	0.50	0.24	ug/l	
563-58-6	1,1-Dichloropropene	0.50 U	1.0	0.50	0.34	ug/l	
10061-01-5	cis-1,3-Dichloropropene	0.50 U	1.0	0.50	0.29	ug/l	
10061-02-6	trans-1,3-Dichloropropene	0.50 U	1.0	0.50	0.21	ug/l	
100-41-4	Ethylbenzene	0.50 U	1.0	0.50	0.36	ug/l	
87-68-3	Hexachlorobutadiene	1.0 U	2.0	1.0	0.30	ug/l	
591-78-6	2-Hexanone	5.0 U	10	5.0	2.0	ug/l	
98-82-8	Isopropylbenzene	0.50 U	1.0	0.50	0.22	ug/l	
99-87-6	p-Isopropyltoluene	0.50 U	1.0	0.50	0.21	ug/l	
74-83-9	Methyl Bromide	4.0 U	5.0	4.0	2.0	ug/l	
74-87-3	Methyl Chloride	1.0 U	2.0	1.0	0.50	ug/l	
74-95-3	Methylene Bromide	0.50 U	2.0	0.50	0.37	ug/l	
75-09-2	Methylene Chloride	4.0 U	5.0	4.0	2.0	ug/l	
108-10-1	4-Methyl-2-pentanone (MIBK)	2.0 U	5.0	2.0	1.0	ug/l	
1634-04-4	Methyl Tert Butyl Ether	0.50 U	1.0	0.50	0.23	ug/l	
91-20-3	Naphthalene	2.0 U	5.0	2.0	1.0	ug/l	
103-65-1	n-Propylbenzene	0.50 U	1.0	0.50	0.29	ug/l	
100-42-5	Styrene	0.50 U	1.0	0.50	0.22	ug/l	
630-20-6	1,1,1,2-Tetrachloroethane	0.50 U	1.0	0.50	0.28	ug/l	
79-34-5	1,1,2,2-Tetrachloroethane	0.50 U	1.0	0.50	0.30	ug/l	
127-18-4	Tetrachloroethylene	0.50 U	1.0	0.50	0.22	ug/l	
108-88-3	Toluene	0.50 U	1.0	0.50	0.30	ug/l	
87-61-6	1,2,3-Trichlorobenzene	1.0 U	2.0	1.0	0.61	ug/l	
120-82-1	1,2,4-Trichlorobenzene	1.0 U	2.0	1.0	0.50	ug/l	
71-55-6	1,1,1-Trichloroethane	0.50 U	1.0	0.50	0.25	ug/l	
79-00-5	1,1,2-Trichloroethane	0.50 U	1.0	0.50	0.47	ug/l	
79-01-6	Trichloroethylene	0.50 U	1.0	0.50	0.35	ug/l	
75-69-4	Trichlorofluoromethane	1.0 U	2.0	1.0	0.50	ug/l	
96-18-4	1,2,3-Trichloropropane	1.0 U	2.0	1.0	0.63	ug/l	
95-63-6	1,2,4-Trimethylbenzene	0.50 U	1.0	0.50	0.32	ug/l	
108-67-8	1,3,5-Trimethylbenzene	0.50 U	1.0	0.50	0.27	ug/l	
108-05-4	Vinyl Acetate	5.0 U	10	5.0	2.0	ug/l	
75-01-4	Vinyl Chloride	0.50 U	1.0	0.50	0.41	ug/l	
	m,p-Xylene	1.0 U	2.0	1.0	0.47	ug/l	
95-47-6	o-Xylene	0.50 U	1.0	0.50	0.26	ug/l	
1330-20-7	Xylene (total)	1.5 U	3.0	1.5	0.72	ug/l	

CAS No.	Surrogate Recoveries	Run# 1	Run# 2	Limits
1868-53-7	Dibromofluoromethane	106%		83-118%

U = Not detected LOD = Limit of Detection J = Indicates an estimated value
LOQ = Limit of Quantitation DL = Detection Limit B = Indicates analyte found in associated method blank
E = Indicates value exceeds calibration range N = Indicates presumptive evidence of a compound

Report of Analysis

Client Sample ID:	789MW-135_1023		
Lab Sample ID:	FC10637-1	**Date Sampled:**	10/19/23
Matrix:	AQ - Ground Water	**Date Received:**	10/21/23
Method:	SW846 8260D	**Percent Solids:**	n/a
Project:	Griffiss AFB; Rome, NY		

VOA 8260 List

CAS No.	Surrogate Recoveries	Run# 1	Run# 2	Limits
17060-07-0	1,2-Dichloroethane-D4	108%		79-125%
2037-26-5	Toluene-D8	98%		85-112%
460-00-4	4-Bromofluorobenzene	99%		83-118%

U = Not detected LOD = Limit of Detection J = Indicates an estimated value
LOQ = Limit of Quantitation DL = Detection Limit B = Indicates analyte found in associated method blank
E = Indicates value exceeds calibration range N = Indicates presumptive evidence of a compound

SGS North America Inc.

Report of Analysis

Client Sample ID: 789MW-46R_1023
Lab Sample ID: FC10637-2
Matrix: AQ - Ground Water
Method: SW846 8260D
Project: Griffiss AFB; Rome, NY

Date Sampled: 10/19/23
Date Received: 10/21/23
Percent Solids: n/a

	File ID	DF	Analyzed	By	Prep Date	Prep Batch	Analytical Batch
Run #1 [a]	1A50218.D	1	10/25/23 11:40	JW	n/a	n/a	V1A1964
Run #2							

	Purge Volume
Run #1	5.0 ml
Run #2	

VOA 8260 List

CAS No.	Compound	Result	LOQ	LOD	DL	Units	Q
67-64-1	Acetone	20 U	25	20	10	ug/l	
71-43-2	Benzene	0.37	1.0	0.50	0.31	ug/l	J
108-86-1	Bromobenzene	0.50 U	1.0	0.50	0.37	ug/l	
74-97-5	Bromochloromethane	0.50 U	1.0	0.50	0.45	ug/l	
75-27-4	Bromodichloromethane	0.50 U	1.0	0.50	0.24	ug/l	
75-25-2	Bromoform	0.50 U	1.0	0.50	0.41	ug/l	
78-93-3	2-Butanone (MEK)	3.5 U	5.0	3.5	2.0	ug/l	
104-51-8	n-Butylbenzene	0.50 U	1.0	0.50	0.23	ug/l	
135-98-8	sec-Butylbenzene	0.50 U	1.0	0.50	0.24	ug/l	
98-06-6	tert-Butylbenzene	0.50 U	1.0	0.50	0.31	ug/l	
75-15-0	Carbon Disulfide	1.0 U	2.0	1.0	0.53	ug/l	
56-23-5	Carbon Tetrachloride	0.50 U	1.0	0.50	0.36	ug/l	
108-90-7	Chlorobenzene	0.50 U	1.0	0.50	0.20	ug/l	
75-00-3	Chloroethane	1.0 U	2.0	1.0	0.67	ug/l	
67-66-3	Chloroform	0.50 U	1.0	0.50	0.30	ug/l	
95-49-8	o-Chlorotoluene	0.50 U	1.0	0.50	0.22	ug/l	
106-43-4	p-Chlorotoluene	0.50 U	1.0	0.50	0.31	ug/l	
124-48-1	Dibromochloromethane	0.50 U	1.0	0.50	0.28	ug/l	
96-12-8	1,2-Dibromo-3-chloropropane	2.0 U	5.0	2.0	1.0	ug/l	
106-93-4	1,2-Dibromoethane	1.0 U	2.0	1.0	0.28	ug/l	
75-71-8	Dichlorodifluoromethane	1.0 U	2.0	1.0	0.50	ug/l	
95-50-1	1,2-Dichlorobenzene	0.50 U	1.0	0.50	0.32	ug/l	
541-73-1	1,3-Dichlorobenzene	0.50 U	1.0	0.50	0.22	ug/l	
106-46-7	1,4-Dichlorobenzene	0.50 U	1.0	0.50	0.26	ug/l	
75-34-3	1,1-Dichloroethane	0.50 U	1.0	0.50	0.34	ug/l	
107-06-2	1,2-Dichloroethane	0.50 U	1.0	0.50	0.31	ug/l	
75-35-4	1,1-Dichloroethylene	0.50 U	1.0	0.50	0.32	ug/l	
156-59-2	cis-1,2-Dichloroethylene	0.50 U	1.0	0.50	0.28	ug/l	
156-60-5	trans-1,2-Dichloroethylene	0.50 U	1.0	0.50	0.22	ug/l	
540-59-0	1,2-Dichloroethene (total)	1.0 U	2.0	1.0	0.50	ug/l	
78-87-5	1,2-Dichloropropane	0.50 U	1.0	0.50	0.43	ug/l	
142-28-9	1,3-Dichloropropane	0.50 U	1.0	0.50	0.31	ug/l	

U = Not detected LOD = Limit of Detection J = Indicates an estimated value
LOQ = Limit of Quantitation DL = Detection Limit B = Indicates analyte found in associated method blank
E = Indicates value exceeds calibration range N = Indicates presumptive evidence of a compound

Report of Analysis

Client Sample ID: 789MW-46R_1023
Lab Sample ID: FC10637-2
Matrix: AQ - Ground Water
Method: SW846 8260D
Project: Griffiss AFB; Rome, NY

Date Sampled: 10/19/23
Date Received: 10/21/23
Percent Solids: n/a

VOA 8260 List

CAS No.	Compound	Result	LOQ	LOD	DL	Units	Q
594-20-7	2,2-Dichloropropane	0.50 U	1.0	0.50	0.24	ug/l	
563-58-6	1,1-Dichloropropene	0.50 U	1.0	0.50	0.34	ug/l	
10061-01-5	cis-1,3-Dichloropropene	0.50 U	1.0	0.50	0.29	ug/l	
10061-02-6	trans-1,3-Dichloropropene	0.50 U	1.0	0.50	0.21	ug/l	
100-41-4	Ethylbenzene	0.49	1.0	0.50	0.36	ug/l	J
87-68-3	Hexachlorobutadiene	1.0 U	2.0	1.0	0.30	ug/l	
591-78-6	2-Hexanone	5.0 U	10	5.0	2.0	ug/l	
98-82-8	Isopropylbenzene	0.24	1.0	0.50	0.22	ug/l	J
99-87-6	p-Isopropyltoluene	0.50 U	1.0	0.50	0.21	ug/l	
74-83-9	Methyl Bromide	4.0 U	5.0	4.0	2.0	ug/l	
74-87-3	Methyl Chloride	1.0 U	2.0	1.0	0.50	ug/l	
74-95-3	Methylene Bromide	0.50 U	2.0	0.50	0.37	ug/l	
75-09-2	Methylene Chloride	4.0 U	5.0	4.0	2.0	ug/l	
108-10-1	4-Methyl-2-pentanone (MIBK)	2.0 U	5.0	2.0	1.0	ug/l	
1634-04-4	Methyl Tert Butyl Ether	0.50 U	1.0	0.50	0.23	ug/l	
91-20-3	Naphthalene	2.0 U	5.0	2.0	1.0	ug/l	
103-65-1	n-Propylbenzene	0.50 U	1.0	0.50	0.29	ug/l	
100-42-5	Styrene	0.50 U	1.0	0.50	0.22	ug/l	
630-20-6	1,1,1,2-Tetrachloroethane	0.50 U	1.0	0.50	0.28	ug/l	
79-34-5	1,1,2,2-Tetrachloroethane	0.50 U	1.0	0.50	0.30	ug/l	
127-18-4	Tetrachloroethylene	0.50 U	1.0	0.50	0.22	ug/l	
108-88-3	Toluene	0.50 U	1.0	0.50	0.30	ug/l	
87-61-6	1,2,3-Trichlorobenzene	1.0 U	2.0	1.0	0.61	ug/l	
120-82-1	1,2,4-Trichlorobenzene	1.0 U	2.0	1.0	0.50	ug/l	
71-55-6	1,1,1-Trichloroethane	0.50 U	1.0	0.50	0.25	ug/l	
79-00-5	1,1,2-Trichloroethane	0.50 U	1.0	0.50	0.47	ug/l	
79-01-6	Trichloroethylene	0.50 U	1.0	0.50	0.35	ug/l	
75-69-4	Trichlorofluoromethane	1.0 U	2.0	1.0	0.50	ug/l	
96-18-4	1,2,3-Trichloropropane	1.0 U	2.0	1.0	0.63	ug/l	
95-63-6	1,2,4-Trimethylbenzene	0.50 U	1.0	0.50	0.32	ug/l	
108-67-8	1,3,5-Trimethylbenzene	0.50 U	1.0	0.50	0.27	ug/l	
108-05-4	Vinyl Acetate	5.0 U	10	5.0	2.0	ug/l	
75-01-4	Vinyl Chloride	0.50 U	1.0	0.50	0.41	ug/l	
	m,p-Xylene	1.0 U	2.0	1.0	0.47	ug/l	
95-47-6	o-Xylene	0.50 U	1.0	0.50	0.26	ug/l	
1330-20-7	Xylene (total)	1.5 U	3.0	1.5	0.72	ug/l	

CAS No.	Surrogate Recoveries	Run# 1	Run# 2	Limits
1868-53-7	Dibromofluoromethane	103%		83-118%

U = Not detected LOD = Limit of Detection J = Indicates an estimated value
LOQ = Limit of Quantitation DL = Detection Limit B = Indicates analyte found in associated method blank
E = Indicates value exceeds calibration range N = Indicates presumptive evidence of a compound

Report of Analysis

Client Sample ID:	789MW-46R_1023		
Lab Sample ID:	FC10637-2	**Date Sampled:**	10/19/23
Matrix:	AQ - Ground Water	**Date Received:**	10/21/23
Method:	SW846 8260D	**Percent Solids:**	n/a
Project:	Griffiss AFB; Rome, NY		

VOA 8260 List

CAS No.	Surrogate Recoveries	Run# 1	Run# 2	Limits
17060-07-0	1,2-Dichloroethane-D4	104%		79-125%
2037-26-5	Toluene-D8	101%		85-112%
460-00-4	4-Bromofluorobenzene	103%		83-118%

(a) Sample was treated with an anti-foaming agent.

U = Not detected LOD = Limit of Detection J = Indicates an estimated value
LOQ = Limit of Quantitation DL = Detection Limit B = Indicates analyte found in associated method blank
E = Indicates value exceeds calibration range N = Indicates presumptive evidence of a compound

SGS North America Inc.

Report of Analysis

Client Sample ID:	789MW-83_1023		
Lab Sample ID:	FC10637-3	**Date Sampled:**	10/19/23
Matrix:	AQ - Ground Water	**Date Received:**	10/21/23
Method:	SW846 8260D	**Percent Solids:**	n/a
Project:	Griffiss AFB; Rome, NY		

	File ID	DF	Analyzed	By	Prep Date	Prep Batch	Analytical Batch
Run #1	1A50219.D	1	10/25/23 12:04	JW	n/a	n/a	V1A1964
Run #2							

	Purge Volume
Run #1	5.0 ml
Run #2	

VOA 8260 List

CAS No.	Compound	Result	LOQ	LOD	DL	Units	Q
67-64-1	Acetone	20 U	25	20	10	ug/l	
71-43-2	Benzene	0.50 U	1.0	0.50	0.31	ug/l	
108-86-1	Bromobenzene	0.50 U	1.0	0.50	0.37	ug/l	
74-97-5	Bromochloromethane	0.50 U	1.0	0.50	0.45	ug/l	
75-27-4	Bromodichloromethane	0.50 U	1.0	0.50	0.24	ug/l	
75-25-2	Bromoform	0.50 U	1.0	0.50	0.41	ug/l	
78-93-3	2-Butanone (MEK)	3.5 U	5.0	3.5	2.0	ug/l	
104-51-8	n-Butylbenzene	0.50 U	1.0	0.50	0.23	ug/l	
135-98-8	sec-Butylbenzene	0.50 U	1.0	0.50	0.24	ug/l	
98-06-6	tert-Butylbenzene	0.50 U	1.0	0.50	0.31	ug/l	
75-15-0	Carbon Disulfide	1.0 U	2.0	1.0	0.53	ug/l	
56-23-5	Carbon Tetrachloride	0.50 U	1.0	0.50	0.36	ug/l	
108-90-7	Chlorobenzene	0.50 U	1.0	0.50	0.20	ug/l	
75-00-3	Chloroethane	1.0 U	2.0	1.0	0.67	ug/l	
67-66-3	Chloroform	0.50 U	1.0	0.50	0.30	ug/l	
95-49-8	o-Chlorotoluene	0.50 U	1.0	0.50	0.22	ug/l	
106-43-4	p-Chlorotoluene	0.50 U	1.0	0.50	0.31	ug/l	
124-48-1	Dibromochloromethane	0.50 U	1.0	0.50	0.28	ug/l	
96-12-8	1,2-Dibromo-3-chloropropane	2.0 U	5.0	2.0	1.0	ug/l	
106-93-4	1,2-Dibromoethane	1.0 U	2.0	1.0	0.28	ug/l	
75-71-8	Dichlorodifluoromethane	1.0 U	2.0	1.0	0.50	ug/l	
95-50-1	1,2-Dichlorobenzene	0.50 U	1.0	0.50	0.32	ug/l	
541-73-1	1,3-Dichlorobenzene	0.50 U	1.0	0.50	0.22	ug/l	
106-46-7	1,4-Dichlorobenzene	0.50 U	1.0	0.50	0.26	ug/l	
75-34-3	1,1-Dichloroethane	0.50 U	1.0	0.50	0.34	ug/l	
107-06-2	1,2-Dichloroethane	0.50 U	1.0	0.50	0.31	ug/l	
75-35-4	1,1-Dichloroethylene	0.50 U	1.0	0.50	0.32	ug/l	
156-59-2	cis-1,2-Dichloroethylene	0.50 U	1.0	0.50	0.28	ug/l	
156-60-5	trans-1,2-Dichloroethylene	0.50 U	1.0	0.50	0.22	ug/l	
540-59-0	1,2-Dichloroethene (total)	1.0 U	2.0	1.0	0.50	ug/l	
78-87-5	1,2-Dichloropropane	0.50 U	1.0	0.50	0.43	ug/l	
142-28-9	1,3-Dichloropropane	0.50 U	1.0	0.50	0.31	ug/l	

U = Not detected LOD = Limit of Detection J = Indicates an estimated value
LOQ = Limit of Quantitation DL = Detection Limit B = Indicates analyte found in associated method blank
E = Indicates value exceeds calibration range N = Indicates presumptive evidence of a compound

Report of Analysis

Client Sample ID:	789MW-83_1023		
Lab Sample ID:	FC10637-3	**Date Sampled:**	10/19/23
Matrix:	AQ - Ground Water	**Date Received:**	10/21/23
Method:	SW846 8260D	**Percent Solids:**	n/a
Project:	Griffiss AFB; Rome, NY		

VOA 8260 List

CAS No.	Compound	Result	LOQ	LOD	DL	Units	Q
594-20-7	2,2-Dichloropropane	0.50 U	1.0	0.50	0.24	ug/l	
563-58-6	1,1-Dichloropropene	0.50 U	1.0	0.50	0.34	ug/l	
10061-01-5	cis-1,3-Dichloropropene	0.50 U	1.0	0.50	0.29	ug/l	
10061-02-6	trans-1,3-Dichloropropene	0.50 U	1.0	0.50	0.21	ug/l	
100-41-4	Ethylbenzene	0.50 U	1.0	0.50	0.36	ug/l	
87-68-3	Hexachlorobutadiene	1.0 U	2.0	1.0	0.30	ug/l	
591-78-6	2-Hexanone	5.0 U	10	5.0	2.0	ug/l	
98-82-8	Isopropylbenzene	0.50 U	1.0	0.50	0.22	ug/l	
99-87-6	p-Isopropyltoluene	0.50 U	1.0	0.50	0.21	ug/l	
74-83-9	Methyl Bromide	4.0 U	5.0	4.0	2.0	ug/l	
74-87-3	Methyl Chloride	1.0 U	2.0	1.0	0.50	ug/l	
74-95-3	Methylene Bromide	0.50 U	2.0	0.50	0.37	ug/l	
75-09-2	Methylene Chloride	4.0 U	5.0	4.0	2.0	ug/l	
108-10-1	4-Methyl-2-pentanone (MIBK)	2.0 U	5.0	2.0	1.0	ug/l	
1634-04-4	Methyl Tert Butyl Ether	0.50 U	1.0	0.50	0.23	ug/l	
91-20-3	Naphthalene	2.0 U	5.0	2.0	1.0	ug/l	
103-65-1	n-Propylbenzene	0.50 U	1.0	0.50	0.29	ug/l	
100-42-5	Styrene	0.50 U	1.0	0.50	0.22	ug/l	
630-20-6	1,1,1,2-Tetrachloroethane	0.50 U	1.0	0.50	0.28	ug/l	
79-34-5	1,1,2,2-Tetrachloroethane	0.50 U	1.0	0.50	0.30	ug/l	
127-18-4	Tetrachloroethylene	0.50 U	1.0	0.50	0.22	ug/l	
108-88-3	Toluene	0.50 U	1.0	0.50	0.30	ug/l	
87-61-6	1,2,3-Trichlorobenzene	1.0 U	2.0	1.0	0.61	ug/l	
120-82-1	1,2,4-Trichlorobenzene	1.0 U	2.0	1.0	0.50	ug/l	
71-55-6	1,1,1-Trichloroethane	0.50 U	1.0	0.50	0.25	ug/l	
79-00-5	1,1,2-Trichloroethane	0.50 U	1.0	0.50	0.47	ug/l	
79-01-6	Trichloroethylene	0.50 U	1.0	0.50	0.35	ug/l	
75-69-4	Trichlorofluoromethane	1.0 U	2.0	1.0	0.50	ug/l	
96-18-4	1,2,3-Trichloropropane	1.0 U	2.0	1.0	0.63	ug/l	
95-63-6	1,2,4-Trimethylbenzene	0.50 U	1.0	0.50	0.32	ug/l	
108-67-8	1,3,5-Trimethylbenzene	0.50 U	1.0	0.50	0.27	ug/l	
108-05-4	Vinyl Acetate	5.0 U	10	5.0	2.0	ug/l	
75-01-4	Vinyl Chloride	0.50 U	1.0	0.50	0.41	ug/l	
	m,p-Xylene	1.0 U	2.0	1.0	0.47	ug/l	
95-47-6	o-Xylene	0.50 U	1.0	0.50	0.26	ug/l	
1330-20-7	Xylene (total)	1.5 U	3.0	1.5	0.72	ug/l	

CAS No.	Surrogate Recoveries	Run# 1	Run# 2	Limits
1868-53-7	Dibromofluoromethane	105%		83-118%

U = Not detected LOD = Limit of Detection J = Indicates an estimated value
LOQ = Limit of Quantitation DL = Detection Limit B = Indicates analyte found in associated method blank
E = Indicates value exceeds calibration range N = Indicates presumptive evidence of a compound

Report of Analysis

Client Sample ID:	789MW-83_1023		
Lab Sample ID:	FC10637-3	**Date Sampled:**	10/19/23
Matrix:	AQ - Ground Water	**Date Received:**	10/21/23
Method:	SW846 8260D	**Percent Solids:**	n/a
Project:	Griffiss AFB; Rome, NY		

VOA 8260 List

CAS No.	Surrogate Recoveries	Run# 1	Run# 2	Limits
17060-07-0	1,2-Dichloroethane-D4	109%		79-125%
2037-26-5	Toluene-D8	98%		85-112%
460-00-4	4-Bromofluorobenzene	100%		83-118%

U = Not detected LOD = Limit of Detection J = Indicates an estimated value
LOQ = Limit of Quantitation DL = Detection Limit B = Indicates analyte found in associated method blank
E = Indicates value exceeds calibration range N = Indicates presumptive evidence of a compound

SGS North America Inc.

Report of Analysis

Client Sample ID:	789MW-95_1023		
Lab Sample ID:	FC10637-4	**Date Sampled:**	10/19/23
Matrix:	AQ - Ground Water	**Date Received:**	10/21/23
Method:	SW846 8260D	**Percent Solids:**	n/a
Project:	Griffiss AFB; Rome, NY		

	File ID	DF	Analyzed	By	Prep Date	Prep Batch	Analytical Batch
Run #1	1A50220.D	1	10/25/23 12:29	JW	n/a	n/a	V1A1964
Run #2							

	Purge Volume
Run #1	5.0 ml
Run #2	

VOA 8260 List

CAS No.	Compound	Result	LOQ	LOD	DL	Units	Q
67-64-1	Acetone	20 U	25	20	10	ug/l	
71-43-2	Benzene	0.50 U	1.0	0.50	0.31	ug/l	
108-86-1	Bromobenzene	0.50 U	1.0	0.50	0.37	ug/l	
74-97-5	Bromochloromethane	0.50 U	1.0	0.50	0.45	ug/l	
75-27-4	Bromodichloromethane	0.50 U	1.0	0.50	0.24	ug/l	
75-25-2	Bromoform	0.50 U	1.0	0.50	0.41	ug/l	
78-93-3	2-Butanone (MEK)	3.5 U	5.0	3.5	2.0	ug/l	
104-51-8	n-Butylbenzene	0.50 U	1.0	0.50	0.23	ug/l	
135-98-8	sec-Butylbenzene	0.50 U	1.0	0.50	0.24	ug/l	
98-06-6	tert-Butylbenzene	0.50 U	1.0	0.50	0.31	ug/l	
75-15-0	Carbon Disulfide	1.0 U	2.0	1.0	0.53	ug/l	
56-23-5	Carbon Tetrachloride	0.50 U	1.0	0.50	0.36	ug/l	
108-90-7	Chlorobenzene	0.50 U	1.0	0.50	0.20	ug/l	
75-00-3	Chloroethane	1.0 U	2.0	1.0	0.67	ug/l	
67-66-3	Chloroform	0.50 U	1.0	0.50	0.30	ug/l	
95-49-8	o-Chlorotoluene	0.50 U	1.0	0.50	0.22	ug/l	
106-43-4	p-Chlorotoluene	0.50 U	1.0	0.50	0.31	ug/l	
124-48-1	Dibromochloromethane	0.50 U	1.0	0.50	0.28	ug/l	
96-12-8	1,2-Dibromo-3-chloropropane	2.0 U	5.0	2.0	1.0	ug/l	
106-93-4	1,2-Dibromoethane	1.0 U	2.0	1.0	0.28	ug/l	
75-71-8	Dichlorodifluoromethane	1.0 U	2.0	1.0	0.50	ug/l	
95-50-1	1,2-Dichlorobenzene	0.50 U	1.0	0.50	0.32	ug/l	
541-73-1	1,3-Dichlorobenzene	0.50 U	1.0	0.50	0.22	ug/l	
106-46-7	1,4-Dichlorobenzene	0.50 U	1.0	0.50	0.26	ug/l	
75-34-3	1,1-Dichloroethane	0.50 U	1.0	0.50	0.34	ug/l	
107-06-2	1,2-Dichloroethane	0.50 U	1.0	0.50	0.31	ug/l	
75-35-4	1,1-Dichloroethylene	0.50 U	1.0	0.50	0.32	ug/l	
156-59-2	cis-1,2-Dichloroethylene	0.50 U	1.0	0.50	0.28	ug/l	
156-60-5	trans-1,2-Dichloroethylene	0.50 U	1.0	0.50	0.22	ug/l	
540-59-0	1,2-Dichloroethene (total)	1.0 U	2.0	1.0	0.50	ug/l	
78-87-5	1,2-Dichloropropane	0.50 U	1.0	0.50	0.43	ug/l	
142-28-9	1,3-Dichloropropane	0.50 U	1.0	0.50	0.31	ug/l	

U = Not detected LOD = Limit of Detection J = Indicates an estimated value
LOQ = Limit of Quantitation DL = Detection Limit B = Indicates analyte found in associated method blank
E = Indicates value exceeds calibration range N = Indicates presumptive evidence of a compound

Report of Analysis

Client Sample ID:	789MW-95_1023		
Lab Sample ID:	FC10637-4	**Date Sampled:**	10/19/23
Matrix:	AQ - Ground Water	**Date Received:**	10/21/23
Method:	SW846 8260D	**Percent Solids:**	n/a
Project:	Griffiss AFB; Rome, NY		

VOA 8260 List

CAS No.	Compound	Result	LOQ	LOD	DL	Units	Q
594-20-7	2,2-Dichloropropane	0.50 U	1.0	0.50	0.24	ug/l	
563-58-6	1,1-Dichloropropene	0.50 U	1.0	0.50	0.34	ug/l	
10061-01-5	cis-1,3-Dichloropropene	0.50 U	1.0	0.50	0.29	ug/l	
10061-02-6	trans-1,3-Dichloropropene	0.50 U	1.0	0.50	0.21	ug/l	
100-41-4	Ethylbenzene	0.50 U	1.0	0.50	0.36	ug/l	
87-68-3	Hexachlorobutadiene	1.0 U	2.0	1.0	0.30	ug/l	
591-78-6	2-Hexanone	5.0 U	10	5.0	2.0	ug/l	
98-82-8	Isopropylbenzene	0.50 U	1.0	0.50	0.22	ug/l	
99-87-6	p-Isopropyltoluene	0.50 U	1.0	0.50	0.21	ug/l	
74-83-9	Methyl Bromide	4.0 U	5.0	4.0	2.0	ug/l	
74-87-3	Methyl Chloride	1.0 U	2.0	1.0	0.50	ug/l	
74-95-3	Methylene Bromide	0.50 U	2.0	0.50	0.37	ug/l	
75-09-2	Methylene Chloride	4.0 U	5.0	4.0	2.0	ug/l	
108-10-1	4-Methyl-2-pentanone (MIBK)	2.0 U	5.0	2.0	1.0	ug/l	
1634-04-4	Methyl Tert Butyl Ether	0.50 U	1.0	0.50	0.23	ug/l	
91-20-3	Naphthalene	2.0 U	5.0	2.0	1.0	ug/l	
103-65-1	n-Propylbenzene	0.50 U	1.0	0.50	0.29	ug/l	
100-42-5	Styrene	0.50 U	1.0	0.50	0.22	ug/l	
630-20-6	1,1,1,2-Tetrachloroethane	0.50 U	1.0	0.50	0.28	ug/l	
79-34-5	1,1,2,2-Tetrachloroethane	0.50 U	1.0	0.50	0.30	ug/l	
127-18-4	Tetrachloroethylene	0.50 U	1.0	0.50	0.22	ug/l	
108-88-3	Toluene	0.50 U	1.0	0.50	0.30	ug/l	
87-61-6	1,2,3-Trichlorobenzene	1.0 U	2.0	1.0	0.61	ug/l	
120-82-1	1,2,4-Trichlorobenzene	1.0 U	2.0	1.0	0.50	ug/l	
71-55-6	1,1,1-Trichloroethane	0.50 U	1.0	0.50	0.25	ug/l	
79-00-5	1,1,2-Trichloroethane	0.50 U	1.0	0.50	0.47	ug/l	
79-01-6	Trichloroethylene	0.50 U	1.0	0.50	0.35	ug/l	
75-69-4	Trichlorofluoromethane	1.0 U	2.0	1.0	0.50	ug/l	
96-18-4	1,2,3-Trichloropropane	1.0 U	2.0	1.0	0.63	ug/l	
95-63-6	1,2,4-Trimethylbenzene	0.50 U	1.0	0.50	0.32	ug/l	
108-67-8	1,3,5-Trimethylbenzene	0.50 U	1.0	0.50	0.27	ug/l	
108-05-4	Vinyl Acetate	5.0 U	10	5.0	2.0	ug/l	
75-01-4	Vinyl Chloride	0.50 U	1.0	0.50	0.41	ug/l	
	m,p-Xylene	1.0 U	2.0	1.0	0.47	ug/l	
95-47-6	o-Xylene	0.50 U	1.0	0.50	0.26	ug/l	
1330-20-7	Xylene (total)	1.5 U	3.0	1.5	0.72	ug/l	

CAS No.	Surrogate Recoveries	Run# 1	Run# 2	Limits
1868-53-7	Dibromofluoromethane	107%		83-118%

U = Not detected LOD = Limit of Detection J = Indicates an estimated value
LOQ = Limit of Quantitation DL = Detection Limit B = Indicates analyte found in associated method blank
E = Indicates value exceeds calibration range N = Indicates presumptive evidence of a compound

Report of Analysis

Client Sample ID:	789MW-95_1023		
Lab Sample ID:	FC10637-4	**Date Sampled:**	10/19/23
Matrix:	AQ - Ground Water	**Date Received:**	10/21/23
Method:	SW846 8260D	**Percent Solids:**	n/a
Project:	Griffiss AFB; Rome, NY		

VOA 8260 List

CAS No.	Surrogate Recoveries	Run# 1	Run# 2	Limits
17060-07-0	1,2-Dichloroethane-D4	108%		79-125%
2037-26-5	Toluene-D8	98%		85-112%
460-00-4	4-Bromofluorobenzene	102%		83-118%

U = Not detected LOD = Limit of Detection J = Indicates an estimated value
LOQ = Limit of Quantitation DL = Detection Limit B = Indicates analyte found in associated method blank
E = Indicates value exceeds calibration range N = Indicates presumptive evidence of a compound

SGS North America Inc.

Report of Analysis

Client Sample ID:	789MW-98_1023		
Lab Sample ID:	FC10637-5	**Date Sampled:**	10/19/23
Matrix:	AQ - Ground Water	**Date Received:**	10/21/23
Method:	SW846 8260D	**Percent Solids:**	n/a
Project:	Griffiss AFB; Rome, NY		

	File ID	DF	Analyzed	By	Prep Date	Prep Batch	Analytical Batch
Run #1 [a]	1A50344.D	2	10/30/23 18:31	JW	n/a	n/a	V1A1968
Run #2 [b]	1A50230.D	5	10/25/23 16:32	JW	n/a	n/a	V1A1964

	Purge Volume
Run #1	5.0 ml
Run #2	5.0 ml

VOA 8260 List

CAS No.	Compound	Result	LOQ	LOD	DL	Units	Q
67-64-1	Acetone	40 U	50	40	20	ug/l	
71-43-2	Benzene	139	2.0	1.0	0.62	ug/l	
108-86-1	Bromobenzene	1.0 U	2.0	1.0	0.73	ug/l	
74-97-5	Bromochloromethane	1.0 U	2.0	1.0	0.90	ug/l	
75-27-4	Bromodichloromethane	1.0 U	2.0	1.0	0.48	ug/l	
75-25-2	Bromoform	1.0 U	2.0	1.0	0.81	ug/l	
78-93-3	2-Butanone (MEK)	6.1	10	7.0	4.0	ug/l	J
104-51-8	n-Butylbenzene	1.7	2.0	1.0	0.46	ug/l	J
135-98-8	sec-Butylbenzene	0.73	2.0	1.0	0.49	ug/l	J
98-06-6	tert-Butylbenzene	1.0 U	2.0	1.0	0.63	ug/l	
75-15-0	Carbon Disulfide	2.0 U	4.0	2.0	1.1	ug/l	
56-23-5	Carbon Tetrachloride [c]	1.0 U	2.0	1.0	0.71	ug/l	
108-90-7	Chlorobenzene	1.0 U	2.0	1.0	0.40	ug/l	
75-00-3	Chloroethane	2.0 U	4.0	2.0	1.3	ug/l	
67-66-3	Chloroform	1.0 U	2.0	1.0	0.60	ug/l	
95-49-8	o-Chlorotoluene	1.0 U	2.0	1.0	0.44	ug/l	
106-43-4	p-Chlorotoluene	1.0 U	2.0	1.0	0.61	ug/l	
124-48-1	Dibromochloromethane	1.0 U	2.0	1.0	0.55	ug/l	
96-12-8	1,2-Dibromo-3-chloropropane	4.0 U	10	4.0	2.1	ug/l	
106-93-4	1,2-Dibromoethane	2.0 U	4.0	2.0	0.55	ug/l	
75-71-8	Dichlorodifluoromethane	2.0 U	4.0	2.0	1.0	ug/l	
95-50-1	1,2-Dichlorobenzene	1.0 U	2.0	1.0	0.65	ug/l	
541-73-1	1,3-Dichlorobenzene	1.0 U	2.0	1.0	0.43	ug/l	
106-46-7	1,4-Dichlorobenzene	1.0 U	2.0	1.0	0.51	ug/l	
75-34-3	1,1-Dichloroethane	1.0 U	2.0	1.0	0.68	ug/l	
107-06-2	1,2-Dichloroethane	1.0 U	2.0	1.0	0.62	ug/l	
75-35-4	1,1-Dichloroethylene	1.0 U	2.0	1.0	0.64	ug/l	
156-59-2	cis-1,2-Dichloroethylene	1.0 U	2.0	1.0	0.55	ug/l	
156-60-5	trans-1,2-Dichloroethylene	1.0 U	2.0	1.0	0.44	ug/l	
540-59-0	1,2-Dichloroethene (total)	2.0 U	4.0	2.0	0.99	ug/l	
78-87-5	1,2-Dichloropropane	1.0 U	2.0	1.0	0.85	ug/l	
142-28-9	1,3-Dichloropropane	1.0 U	2.0	1.0	0.62	ug/l	

U = Not detected LOD = Limit of Detection J = Indicates an estimated value
LOQ = Limit of Quantitation DL = Detection Limit B = Indicates analyte found in associated method blank
E = Indicates value exceeds calibration range N = Indicates presumptive evidence of a compound

Report of Analysis

Client Sample ID:	789MW-98_1023		
Lab Sample ID:	FC10637-5	**Date Sampled:**	10/19/23
Matrix:	AQ - Ground Water	**Date Received:**	10/21/23
Method:	SW846 8260D	**Percent Solids:**	n/a
Project:	Griffiss AFB; Rome, NY		

VOA 8260 List

CAS No.	Compound	Result	LOQ	LOD	DL	Units	Q
594-20-7	2,2-Dichloropropane [c]	1.0 U	2.0	1.0	0.48	ug/l	
563-58-6	1,1-Dichloropropene	1.0 U	2.0	1.0	0.67	ug/l	
10061-01-5	cis-1,3-Dichloropropene	1.0 U	2.0	1.0	0.58	ug/l	
10061-02-6	trans-1,3-Dichloropropene	1.0 U	2.0	1.0	0.43	ug/l	
100-41-4	Ethylbenzene	9.5	2.0	1.0	0.71	ug/l	
87-68-3	Hexachlorobutadiene	2.0 U	4.0	2.0	0.59	ug/l	
591-78-6	2-Hexanone	10 U	20	10	4.0	ug/l	
98-82-8	Isopropylbenzene	0.71	2.0	1.0	0.44	ug/l	J
99-87-6	p-Isopropyltoluene	1.2	2.0	1.0	0.43	ug/l	J
74-83-9	Methyl Bromide	8.0 U	10	8.0	4.0	ug/l	
74-87-3	Methyl Chloride	2.0 U	4.0	2.0	1.0	ug/l	
74-95-3	Methylene Bromide	1.0 U	4.0	1.0	0.74	ug/l	
75-09-2	Methylene Chloride [d]	20.4	10	8.0	4.0	ug/l	
108-10-1	4-Methyl-2-pentanone (MIBK)	18.9	10	4.0	2.0	ug/l	
1634-04-4	Methyl Tert Butyl Ether	1.0 U	2.0	1.0	0.46	ug/l	
91-20-3	Naphthalene	4.3	10	4.0	2.0	ug/l	J
103-65-1	n-Propylbenzene	1.3	2.0	1.0	0.57	ug/l	J
100-42-5	Styrene	1.0 U	2.0	1.0	0.44	ug/l	
630-20-6	1,1,1,2-Tetrachloroethane	1.0 U	2.0	1.0	0.55	ug/l	
79-34-5	1,1,2,2-Tetrachloroethane	1.0 U	2.0	1.0	0.60	ug/l	
127-18-4	Tetrachloroethylene	1.0 U	2.0	1.0	0.43	ug/l	
108-88-3	Toluene	4.2	2.0	1.0	0.60	ug/l	
87-61-6	1,2,3-Trichlorobenzene	2.0 U	4.0	2.0	1.2	ug/l	
120-82-1	1,2,4-Trichlorobenzene	2.0 U	4.0	2.0	1.0	ug/l	
71-55-6	1,1,1-Trichloroethane	1.0 U	2.0	1.0	0.50	ug/l	
79-00-5	1,1,2-Trichloroethane	1.0 U	2.0	1.0	0.93	ug/l	
79-01-6	Trichloroethylene	1.0 U	2.0	1.0	0.69	ug/l	
75-69-4	Trichlorofluoromethane	2.0 U	4.0	2.0	1.0	ug/l	
96-18-4	1,2,3-Trichloropropane	2.0 U	4.0	2.0	1.3	ug/l	
95-63-6	1,2,4-Trimethylbenzene	20.5	2.0	1.0	0.65	ug/l	
108-67-8	1,3,5-Trimethylbenzene	14.6	2.0	1.0	0.55	ug/l	
108-05-4	Vinyl Acetate	10 U	20	10	4.0	ug/l	
75-01-4	Vinyl Chloride	1.0 U	2.0	1.0	0.82	ug/l	
	m,p-Xylene	48.0	4.0	2.0	0.93	ug/l	
95-47-6	o-Xylene	7.8	2.0	1.0	0.51	ug/l	
1330-20-7	Xylene (total)	55.8	6.0	3.0	1.4	ug/l	

CAS No.	Surrogate Recoveries	Run# 1	Run# 2	Limits
1868-53-7	Dibromofluoromethane	111%	102%	83-118%

U = Not detected LOD = Limit of Detection J = Indicates an estimated value
LOQ = Limit of Quantitation DL = Detection Limit B = Indicates analyte found in associated method blank
E = Indicates value exceeds calibration range N = Indicates presumptive evidence of a compound

Report of Analysis

Client Sample ID:	789MW-98_1023		
Lab Sample ID:	FC10637-5	**Date Sampled:**	10/19/23
Matrix:	AQ - Ground Water	**Date Received:**	10/21/23
Method:	SW846 8260D	**Percent Solids:**	n/a
Project:	Griffiss AFB; Rome, NY		

VOA 8260 List

CAS No.	Surrogate Recoveries	Run# 1	Run# 2	Limits
17060-07-0	1,2-Dichloroethane-D4	116%	106%	79-125%
2037-26-5	Toluene-D8	96%	99%	85-112%
460-00-4	4-Bromofluorobenzene	102%	102%	83-118%

(a) Sample was treated with an anti-foaming agent.
(b) Confirmation run.
(c) Associated CCV outside of DOD QSM control limits high, sample is ND.
(d) Suspected laboratory contaminant. Associated CCV and BS recovery outside control limits high.

U = Not detected LOD = Limit of Detection J = Indicates an estimated value
LOQ = Limit of Quantitation DL = Detection Limit B = Indicates analyte found in associated method blank
E = Indicates value exceeds calibration range N = Indicates presumptive evidence of a compound

SGS North America Inc.

Report of Analysis

Client Sample ID:	789MW-99_1023		
Lab Sample ID:	FC10637-6	**Date Sampled:**	10/19/23
Matrix:	AQ - Ground Water	**Date Received:**	10/21/23
Method:	SW846 8260D	**Percent Solids:**	n/a
Project:	Griffiss AFB; Rome, NY		

	File ID	DF	Analyzed	By	Prep Date	Prep Batch	Analytical Batch
Run #1	1A50221.D	1	10/25/23 12:53	JW	n/a	n/a	V1A1964
Run #2							

	Purge Volume
Run #1	5.0 ml
Run #2	

VOA 8260 List

CAS No.	Compound	Result	LOQ	LOD	DL	Units	Q
67-64-1	Acetone	20 U	25	20	10	ug/l	
71-43-2	Benzene	1.4	1.0	0.50	0.31	ug/l	
108-86-1	Bromobenzene	0.50 U	1.0	0.50	0.37	ug/l	
74-97-5	Bromochloromethane	0.50 U	1.0	0.50	0.45	ug/l	
75-27-4	Bromodichloromethane	0.50 U	1.0	0.50	0.24	ug/l	
75-25-2	Bromoform	0.50 U	1.0	0.50	0.41	ug/l	
78-93-3	2-Butanone (MEK)	3.5 U	5.0	3.5	2.0	ug/l	
104-51-8	n-Butylbenzene	0.51	1.0	0.50	0.23	ug/l	J
135-98-8	sec-Butylbenzene	1.0	1.0	0.50	0.24	ug/l	
98-06-6	tert-Butylbenzene	0.50 U	1.0	0.50	0.31	ug/l	
75-15-0	Carbon Disulfide	1.0 U	2.0	1.0	0.53	ug/l	
56-23-5	Carbon Tetrachloride	0.50 U	1.0	0.50	0.36	ug/l	
108-90-7	Chlorobenzene	0.50 U	1.0	0.50	0.20	ug/l	
75-00-3	Chloroethane	1.0 U	2.0	1.0	0.67	ug/l	
67-66-3	Chloroform	0.50 U	1.0	0.50	0.30	ug/l	
95-49-8	o-Chlorotoluene	0.50 U	1.0	0.50	0.22	ug/l	
106-43-4	p-Chlorotoluene	0.50 U	1.0	0.50	0.31	ug/l	
124-48-1	Dibromochloromethane	0.50 U	1.0	0.50	0.28	ug/l	
96-12-8	1,2-Dibromo-3-chloropropane	2.0 U	5.0	2.0	1.0	ug/l	
106-93-4	1,2-Dibromoethane	1.0 U	2.0	1.0	0.28	ug/l	
75-71-8	Dichlorodifluoromethane	1.0 U	2.0	1.0	0.50	ug/l	
95-50-1	1,2-Dichlorobenzene	0.50 U	1.0	0.50	0.32	ug/l	
541-73-1	1,3-Dichlorobenzene	0.50 U	1.0	0.50	0.22	ug/l	
106-46-7	1,4-Dichlorobenzene	0.50 U	1.0	0.50	0.26	ug/l	
75-34-3	1,1-Dichloroethane	0.50 U	1.0	0.50	0.34	ug/l	
107-06-2	1,2-Dichloroethane	0.50 U	1.0	0.50	0.31	ug/l	
75-35-4	1,1-Dichloroethylene	0.50 U	1.0	0.50	0.32	ug/l	
156-59-2	cis-1,2-Dichloroethylene	0.50 U	1.0	0.50	0.28	ug/l	
156-60-5	trans-1,2-Dichloroethylene	0.50 U	1.0	0.50	0.22	ug/l	
540-59-0	1,2-Dichloroethene (total)	1.0 U	2.0	1.0	0.50	ug/l	
78-87-5	1,2-Dichloropropane	0.50 U	1.0	0.50	0.43	ug/l	
142-28-9	1,3-Dichloropropane	0.50 U	1.0	0.50	0.31	ug/l	

U = Not detected LOD = Limit of Detection J = Indicates an estimated value
LOQ = Limit of Quantitation DL = Detection Limit B = Indicates analyte found in associated method blank
E = Indicates value exceeds calibration range N = Indicates presumptive evidence of a compound

Report of Analysis

Client Sample ID: 789MW-99_1023
Lab Sample ID: FC10637-6
Matrix: AQ - Ground Water
Method: SW846 8260D
Project: Griffiss AFB; Rome, NY

Date Sampled: 10/19/23
Date Received: 10/21/23
Percent Solids: n/a

VOA 8260 List

CAS No.	Compound	Result	LOQ	LOD	DL	Units	Q
594-20-7	2,2-Dichloropropane	0.50 U	1.0	0.50	0.24	ug/l	
563-58-6	1,1-Dichloropropene	0.50 U	1.0	0.50	0.34	ug/l	
10061-01-5	cis-1,3-Dichloropropene	0.50 U	1.0	0.50	0.29	ug/l	
10061-02-6	trans-1,3-Dichloropropene	0.50 U	1.0	0.50	0.21	ug/l	
100-41-4	Ethylbenzene	1.2	1.0	0.50	0.36	ug/l	
87-68-3	Hexachlorobutadiene	1.0 U	2.0	1.0	0.30	ug/l	
591-78-6	2-Hexanone	5.0 U	10	5.0	2.0	ug/l	
98-82-8	Isopropylbenzene	0.89	1.0	0.50	0.22	ug/l	J
99-87-6	p-Isopropyltoluene	0.50 U	1.0	0.50	0.21	ug/l	
74-83-9	Methyl Bromide	4.0 U	5.0	4.0	2.0	ug/l	
74-87-3	Methyl Chloride	1.0 U	2.0	1.0	0.50	ug/l	
74-95-3	Methylene Bromide	0.50 U	2.0	0.50	0.37	ug/l	
75-09-2	Methylene Chloride	4.0 U	5.0	4.0	2.0	ug/l	
108-10-1	4-Methyl-2-pentanone (MIBK)	2.0 U	5.0	2.0	1.0	ug/l	
1634-04-4	Methyl Tert Butyl Ether	0.50 U	1.0	0.50	0.23	ug/l	
91-20-3	Naphthalene	2.2	5.0	2.0	1.0	ug/l	J
103-65-1	n-Propylbenzene	1.6	1.0	0.50	0.29	ug/l	
100-42-5	Styrene	0.50 U	1.0	0.50	0.22	ug/l	
630-20-6	1,1,1,2-Tetrachloroethane	0.50 U	1.0	0.50	0.28	ug/l	
79-34-5	1,1,2,2-Tetrachloroethane	0.50 U	1.0	0.50	0.30	ug/l	
127-18-4	Tetrachloroethylene	0.50 U	1.0	0.50	0.22	ug/l	
108-88-3	Toluene	0.72	1.0	0.50	0.30	ug/l	J
87-61-6	1,2,3-Trichlorobenzene	1.0 U	2.0	1.0	0.61	ug/l	
120-82-1	1,2,4-Trichlorobenzene	1.0 U	2.0	1.0	0.50	ug/l	
71-55-6	1,1,1-Trichloroethane	0.50 U	1.0	0.50	0.25	ug/l	
79-00-5	1,1,2-Trichloroethane	0.50 U	1.0	0.50	0.47	ug/l	
79-01-6	Trichloroethylene	0.50 U	1.0	0.50	0.35	ug/l	
75-69-4	Trichlorofluoromethane	1.0 U	2.0	1.0	0.50	ug/l	
96-18-4	1,2,3-Trichloropropane	1.0 U	2.0	1.0	0.63	ug/l	
95-63-6	1,2,4-Trimethylbenzene	0.50 U	1.0	0.50	0.32	ug/l	
108-67-8	1,3,5-Trimethylbenzene	0.50 U	1.0	0.50	0.27	ug/l	
108-05-4	Vinyl Acetate	5.0 U	10	5.0	2.0	ug/l	
75-01-4	Vinyl Chloride	0.50 U	1.0	0.50	0.41	ug/l	
	m,p-Xylene	1.0 U	2.0	1.0	0.47	ug/l	
95-47-6	o-Xylene	0.30	1.0	0.50	0.26	ug/l	J
1330-20-7	Xylene (total)	1.5 U	3.0	1.5	0.72	ug/l	

CAS No.	Surrogate Recoveries	Run# 1	Run# 2	Limits
1868-53-7	Dibromofluoromethane	105%		83-118%

U = Not detected LOD = Limit of Detection J = Indicates an estimated value
LOQ = Limit of Quantitation DL = Detection Limit B = Indicates analyte found in associated method blank
E = Indicates value exceeds calibration range N = Indicates presumptive evidence of a compound

Report of Analysis

Client Sample ID:	789MW-99_1023		
Lab Sample ID:	FC10637-6	**Date Sampled:**	10/19/23
Matrix:	AQ - Ground Water	**Date Received:**	10/21/23
Method:	SW846 8260D	**Percent Solids:**	n/a
Project:	Griffiss AFB; Rome, NY		

VOA 8260 List

CAS No.	Surrogate Recoveries	Run# 1	Run# 2	Limits
17060-07-0	1,2-Dichloroethane-D4	104%		79-125%
2037-26-5	Toluene-D8	101%		85-112%
460-00-4	4-Bromofluorobenzene	101%		83-118%

U = Not detected LOD = Limit of Detection J = Indicates an estimated value
LOQ = Limit of Quantitation DL = Detection Limit B = Indicates analyte found in associated method blank
E = Indicates value exceeds calibration range N = Indicates presumptive evidence of a compound

SGS North America Inc.

Report of Analysis

Client Sample ID:	789MW-99_1023-A		
Lab Sample ID:	FC10637-7	**Date Sampled:**	10/19/23
Matrix:	AQ - Ground Water	**Date Received:**	10/21/23
Method:	SW846 8260D	**Percent Solids:**	n/a
Project:	Griffiss AFB; Rome, NY		

	File ID	DF	Analyzed	By	Prep Date	Prep Batch	Analytical Batch
Run #1	1A50222.D	1	10/25/23 13:17	JW	n/a	n/a	V1A1964
Run #2							

	Purge Volume
Run #1	5.0 ml
Run #2	

VOA 8260 List

CAS No.	Compound	Result	LOQ	LOD	DL	Units	Q
67-64-1	Acetone	20 U	25	20	10	ug/l	
71-43-2	Benzene	1.4	1.0	0.50	0.31	ug/l	
108-86-1	Bromobenzene	0.50 U	1.0	0.50	0.37	ug/l	
74-97-5	Bromochloromethane	0.50 U	1.0	0.50	0.45	ug/l	
75-27-4	Bromodichloromethane	0.50 U	1.0	0.50	0.24	ug/l	
75-25-2	Bromoform	0.50 U	1.0	0.50	0.41	ug/l	
78-93-3	2-Butanone (MEK)	3.5 U	5.0	3.5	2.0	ug/l	
104-51-8	n-Butylbenzene	0.56	1.0	0.50	0.23	ug/l	J
135-98-8	sec-Butylbenzene	1.0	1.0	0.50	0.24	ug/l	
98-06-6	tert-Butylbenzene	0.50 U	1.0	0.50	0.31	ug/l	
75-15-0	Carbon Disulfide	1.0 U	2.0	1.0	0.53	ug/l	
56-23-5	Carbon Tetrachloride	0.50 U	1.0	0.50	0.36	ug/l	
108-90-7	Chlorobenzene	0.50 U	1.0	0.50	0.20	ug/l	
75-00-3	Chloroethane	1.0 U	2.0	1.0	0.67	ug/l	
67-66-3	Chloroform	0.50 U	1.0	0.50	0.30	ug/l	
95-49-8	o-Chlorotoluene	0.50 U	1.0	0.50	0.22	ug/l	
106-43-4	p-Chlorotoluene	0.50 U	1.0	0.50	0.31	ug/l	
124-48-1	Dibromochloromethane	0.50 U	1.0	0.50	0.28	ug/l	
96-12-8	1,2-Dibromo-3-chloropropane	2.0 U	5.0	2.0	1.0	ug/l	
106-93-4	1,2-Dibromoethane	1.0 U	2.0	1.0	0.28	ug/l	
75-71-8	Dichlorodifluoromethane	1.0 U	2.0	1.0	0.50	ug/l	
95-50-1	1,2-Dichlorobenzene	0.50 U	1.0	0.50	0.32	ug/l	
541-73-1	1,3-Dichlorobenzene	0.50 U	1.0	0.50	0.22	ug/l	
106-46-7	1,4-Dichlorobenzene	0.50 U	1.0	0.50	0.26	ug/l	
75-34-3	1,1-Dichloroethane	0.50 U	1.0	0.50	0.34	ug/l	
107-06-2	1,2-Dichloroethane	0.50 U	1.0	0.50	0.31	ug/l	
75-35-4	1,1-Dichloroethylene	0.50 U	1.0	0.50	0.32	ug/l	
156-59-2	cis-1,2-Dichloroethylene	0.50 U	1.0	0.50	0.28	ug/l	
156-60-5	trans-1,2-Dichloroethylene	0.50 U	1.0	0.50	0.22	ug/l	
540-59-0	1,2-Dichloroethene (total)	1.0 U	2.0	1.0	0.50	ug/l	
78-87-5	1,2-Dichloropropane	0.50 U	1.0	0.50	0.43	ug/l	
142-28-9	1,3-Dichloropropane	0.50 U	1.0	0.50	0.31	ug/l	

U = Not detected LOD = Limit of Detection J = Indicates an estimated value
LOQ = Limit of Quantitation DL = Detection Limit B = Indicates analyte found in associated method blank
E = Indicates value exceeds calibration range N = Indicates presumptive evidence of a compound

Report of Analysis

Client Sample ID: 789MW-99_1023-A
Lab Sample ID: FC10637-7
Matrix: AQ - Ground Water
Method: SW846 8260D
Project: Griffiss AFB; Rome, NY

Date Sampled: 10/19/23
Date Received: 10/21/23
Percent Solids: n/a

VOA 8260 List

CAS No.	Compound	Result	LOQ	LOD	DL	Units	Q
594-20-7	2,2-Dichloropropane	0.50 U	1.0	0.50	0.24	ug/l	
563-58-6	1,1-Dichloropropene	0.50 U	1.0	0.50	0.34	ug/l	
10061-01-5	cis-1,3-Dichloropropene	0.50 U	1.0	0.50	0.29	ug/l	
10061-02-6	trans-1,3-Dichloropropene	0.50 U	1.0	0.50	0.21	ug/l	
100-41-4	Ethylbenzene	1.2	1.0	0.50	0.36	ug/l	
87-68-3	Hexachlorobutadiene	1.0 U	2.0	1.0	0.30	ug/l	
591-78-6	2-Hexanone	5.0 U	10	5.0	2.0	ug/l	
98-82-8	Isopropylbenzene	0.89	1.0	0.50	0.22	ug/l	J
99-87-6	p-Isopropyltoluene	0.50 U	1.0	0.50	0.21	ug/l	
74-83-9	Methyl Bromide	4.0 U	5.0	4.0	2.0	ug/l	
74-87-3	Methyl Chloride	1.0 U	2.0	1.0	0.50	ug/l	
74-95-3	Methylene Bromide	0.50 U	2.0	0.50	0.37	ug/l	
75-09-2	Methylene Chloride	4.0 U	5.0	4.0	2.0	ug/l	
108-10-1	4-Methyl-2-pentanone (MIBK)	2.0 U	5.0	2.0	1.0	ug/l	
1634-04-4	Methyl Tert Butyl Ether	0.50 U	1.0	0.50	0.23	ug/l	
91-20-3	Naphthalene	2.4	5.0	2.0	1.0	ug/l	J
103-65-1	n-Propylbenzene	1.6	1.0	0.50	0.29	ug/l	
100-42-5	Styrene	0.50 U	1.0	0.50	0.22	ug/l	
630-20-6	1,1,1,2-Tetrachloroethane	0.50 U	1.0	0.50	0.28	ug/l	
79-34-5	1,1,2,2-Tetrachloroethane	0.50 U	1.0	0.50	0.30	ug/l	
127-18-4	Tetrachloroethylene	0.50 U	1.0	0.50	0.22	ug/l	
108-88-3	Toluene	0.68	1.0	0.50	0.30	ug/l	J
87-61-6	1,2,3-Trichlorobenzene	1.0 U	2.0	1.0	0.61	ug/l	
120-82-1	1,2,4-Trichlorobenzene	1.0 U	2.0	1.0	0.50	ug/l	
71-55-6	1,1,1-Trichloroethane	0.50 U	1.0	0.50	0.25	ug/l	
79-00-5	1,1,2-Trichloroethane	0.50 U	1.0	0.50	0.47	ug/l	
79-01-6	Trichloroethylene	0.50 U	1.0	0.50	0.35	ug/l	
75-69-4	Trichlorofluoromethane	1.0 U	2.0	1.0	0.50	ug/l	
96-18-4	1,2,3-Trichloropropane	1.0 U	2.0	1.0	0.63	ug/l	
95-63-6	1,2,4-Trimethylbenzene	0.50 U	1.0	0.50	0.32	ug/l	
108-67-8	1,3,5-Trimethylbenzene	0.50 U	1.0	0.50	0.27	ug/l	
108-05-4	Vinyl Acetate	5.0 U	10	5.0	2.0	ug/l	
75-01-4	Vinyl Chloride	0.50 U	1.0	0.50	0.41	ug/l	
	m,p-Xylene	1.0 U	2.0	1.0	0.47	ug/l	
95-47-6	o-Xylene	0.50 U	1.0	0.50	0.26	ug/l	
1330-20-7	Xylene (total)	1.5 U	3.0	1.5	0.72	ug/l	

CAS No.	Surrogate Recoveries	Run# 1	Run# 2	Limits
1868-53-7	Dibromofluoromethane	104%		83-118%

U = Not detected LOD = Limit of Detection
LOQ = Limit of Quantitation DL = Detection Limit
E = Indicates value exceeds calibration range

J = Indicates an estimated value
B = Indicates analyte found in associated method blank
N = Indicates presumptive evidence of a compound

Report of Analysis

Client Sample ID:	789MW-99_1023-A		
Lab Sample ID:	FC10637-7	**Date Sampled:**	10/19/23
Matrix:	AQ - Ground Water	**Date Received:**	10/21/23
Method:	SW846 8260D	**Percent Solids:**	n/a
Project:	Griffiss AFB; Rome, NY		

VOA 8260 List

CAS No.	Surrogate Recoveries	Run# 1	Run# 2	Limits
17060-07-0	1,2-Dichloroethane-D4	105%		79-125%
2037-26-5	Toluene-D8	101%		85-112%
460-00-4	4-Bromofluorobenzene	101%		83-118%

U = Not detected LOD = Limit of Detection J = Indicates an estimated value
LOQ = Limit of Quantitation DL = Detection Limit B = Indicates analyte found in associated method blank
E = Indicates value exceeds calibration range N = Indicates presumptive evidence of a compound

SGS North America Inc.

Report of Analysis

Client Sample ID:	789MW-216_1023		
Lab Sample ID:	FC10637-8	**Date Sampled:**	10/19/23
Matrix:	AQ - Ground Water	**Date Received:**	10/21/23
Method:	SW846 8260D	**Percent Solids:**	n/a
Project:	Griffiss AFB; Rome, NY		

	File ID	DF	Analyzed	By	Prep Date	Prep Batch	Analytical Batch
Run #1	1A50223.D	1	10/25/23 13:42	JW	n/a	n/a	V1A1964
Run #2							

	Purge Volume
Run #1	5.0 ml
Run #2	

VOA 8260 List

CAS No.	Compound	Result	LOQ	LOD	DL	Units	Q
67-64-1	Acetone	20 U	25	20	10	ug/l	
71-43-2	Benzene	0.50 U	1.0	0.50	0.31	ug/l	
108-86-1	Bromobenzene	0.50 U	1.0	0.50	0.37	ug/l	
74-97-5	Bromochloromethane	0.50 U	1.0	0.50	0.45	ug/l	
75-27-4	Bromodichloromethane	0.50 U	1.0	0.50	0.24	ug/l	
75-25-2	Bromoform	0.50 U	1.0	0.50	0.41	ug/l	
78-93-3	2-Butanone (MEK)	3.5 U	5.0	3.5	2.0	ug/l	
104-51-8	n-Butylbenzene	0.50 U	1.0	0.50	0.23	ug/l	
135-98-8	sec-Butylbenzene	0.50 U	1.0	0.50	0.24	ug/l	
98-06-6	tert-Butylbenzene	0.50 U	1.0	0.50	0.31	ug/l	
75-15-0	Carbon Disulfide	1.0 U	2.0	1.0	0.53	ug/l	
56-23-5	Carbon Tetrachloride	0.50 U	1.0	0.50	0.36	ug/l	
108-90-7	Chlorobenzene	0.50 U	1.0	0.50	0.20	ug/l	
75-00-3	Chloroethane	1.0 U	2.0	1.0	0.67	ug/l	
67-66-3	Chloroform	0.50 U	1.0	0.50	0.30	ug/l	
95-49-8	o-Chlorotoluene	0.50 U	1.0	0.50	0.22	ug/l	
106-43-4	p-Chlorotoluene	0.50 U	1.0	0.50	0.31	ug/l	
124-48-1	Dibromochloromethane	0.50 U	1.0	0.50	0.28	ug/l	
96-12-8	1,2-Dibromo-3-chloropropane	2.0 U	5.0	2.0	1.0	ug/l	
106-93-4	1,2-Dibromoethane	1.0 U	2.0	1.0	0.28	ug/l	
75-71-8	Dichlorodifluoromethane	1.0 U	2.0	1.0	0.50	ug/l	
95-50-1	1,2-Dichlorobenzene	0.50 U	1.0	0.50	0.32	ug/l	
541-73-1	1,3-Dichlorobenzene	0.50 U	1.0	0.50	0.22	ug/l	
106-46-7	1,4-Dichlorobenzene	0.50 U	1.0	0.50	0.26	ug/l	
75-34-3	1,1-Dichloroethane	0.50 U	1.0	0.50	0.34	ug/l	
107-06-2	1,2-Dichloroethane	0.50 U	1.0	0.50	0.31	ug/l	
75-35-4	1,1-Dichloroethylene	0.50 U	1.0	0.50	0.32	ug/l	
156-59-2	cis-1,2-Dichloroethylene	0.50 U	1.0	0.50	0.28	ug/l	
156-60-5	trans-1,2-Dichloroethylene	0.50 U	1.0	0.50	0.22	ug/l	
540-59-0	1,2-Dichloroethene (total)	1.0 U	2.0	1.0	0.50	ug/l	
78-87-5	1,2-Dichloropropane	0.50 U	1.0	0.50	0.43	ug/l	
142-28-9	1,3-Dichloropropane	0.50 U	1.0	0.50	0.31	ug/l	

U = Not detected LOD = Limit of Detection J = Indicates an estimated value
LOQ = Limit of Quantitation DL = Detection Limit B = Indicates analyte found in associated method blank
E = Indicates value exceeds calibration range N = Indicates presumptive evidence of a compound

Report of Analysis

Client Sample ID:	789MW-216_1023		
Lab Sample ID:	FC10637-8	**Date Sampled:**	10/19/23
Matrix:	AQ - Ground Water	**Date Received:**	10/21/23
Method:	SW846 8260D	**Percent Solids:**	n/a
Project:	Griffiss AFB; Rome, NY		

VOA 8260 List

CAS No.	Compound	Result	LOQ	LOD	DL	Units	Q
594-20-7	2,2-Dichloropropane	0.50 U	1.0	0.50	0.24	ug/l	
563-58-6	1,1-Dichloropropene	0.50 U	1.0	0.50	0.34	ug/l	
10061-01-5	cis-1,3-Dichloropropene	0.50 U	1.0	0.50	0.29	ug/l	
10061-02-6	trans-1,3-Dichloropropene	0.50 U	1.0	0.50	0.21	ug/l	
100-41-4	Ethylbenzene	0.50 U	1.0	0.50	0.36	ug/l	
87-68-3	Hexachlorobutadiene	1.0 U	2.0	1.0	0.30	ug/l	
591-78-6	2-Hexanone	5.0 U	10	5.0	2.0	ug/l	
98-82-8	Isopropylbenzene	0.50 U	1.0	0.50	0.22	ug/l	
99-87-6	p-Isopropyltoluene	0.50 U	1.0	0.50	0.21	ug/l	
74-83-9	Methyl Bromide	4.0 U	5.0	4.0	2.0	ug/l	
74-87-3	Methyl Chloride	1.0 U	2.0	1.0	0.50	ug/l	
74-95-3	Methylene Bromide	0.50 U	2.0	0.50	0.37	ug/l	
75-09-2	Methylene Chloride	4.0 U	5.0	4.0	2.0	ug/l	
108-10-1	4-Methyl-2-pentanone (MIBK)	2.0 U	5.0	2.0	1.0	ug/l	
1634-04-4	Methyl Tert Butyl Ether	0.50 U	1.0	0.50	0.23	ug/l	
91-20-3	Naphthalene	2.0 U	5.0	2.0	1.0	ug/l	
103-65-1	n-Propylbenzene	0.50 U	1.0	0.50	0.29	ug/l	
100-42-5	Styrene	0.50 U	1.0	0.50	0.22	ug/l	
630-20-6	1,1,1,2-Tetrachloroethane	0.50 U	1.0	0.50	0.28	ug/l	
79-34-5	1,1,2,2-Tetrachloroethane	0.50 U	1.0	0.50	0.30	ug/l	
127-18-4	Tetrachloroethylene	0.50 U	1.0	0.50	0.22	ug/l	
108-88-3	Toluene	0.50 U	1.0	0.50	0.30	ug/l	
87-61-6	1,2,3-Trichlorobenzene	1.0 U	2.0	1.0	0.61	ug/l	
120-82-1	1,2,4-Trichlorobenzene	1.0 U	2.0	1.0	0.50	ug/l	
71-55-6	1,1,1-Trichloroethane	0.50 U	1.0	0.50	0.25	ug/l	
79-00-5	1,1,2-Trichloroethane	0.50 U	1.0	0.50	0.47	ug/l	
79-01-6	Trichloroethylene	0.50 U	1.0	0.50	0.35	ug/l	
75-69-4	Trichlorofluoromethane	1.0 U	2.0	1.0	0.50	ug/l	
96-18-4	1,2,3-Trichloropropane	1.0 U	2.0	1.0	0.63	ug/l	
95-63-6	1,2,4-Trimethylbenzene	0.50 U	1.0	0.50	0.32	ug/l	
108-67-8	1,3,5-Trimethylbenzene	0.50 U	1.0	0.50	0.27	ug/l	
108-05-4	Vinyl Acetate	5.0 U	10	5.0	2.0	ug/l	
75-01-4	Vinyl Chloride	0.50 U	1.0	0.50	0.41	ug/l	
	m,p-Xylene	1.0 U	2.0	1.0	0.47	ug/l	
95-47-6	o-Xylene	0.50 U	1.0	0.50	0.26	ug/l	
1330-20-7	Xylene (total)	1.5 U	3.0	1.5	0.72	ug/l	

CAS No.	Surrogate Recoveries	Run# 1	Run# 2	Limits
1868-53-7	Dibromofluoromethane	105%		83-118%

U = Not detected LOD = Limit of Detection J = Indicates an estimated value
LOQ = Limit of Quantitation DL = Detection Limit B = Indicates analyte found in associated method blank
E = Indicates value exceeds calibration range N = Indicates presumptive evidence of a compound

Report of Analysis

Client Sample ID:	789MW-216_1023		
Lab Sample ID:	FC10637-8	**Date Sampled:**	10/19/23
Matrix:	AQ - Ground Water	**Date Received:**	10/21/23
Method:	SW846 8260D	**Percent Solids:**	n/a
Project:	Griffiss AFB; Rome, NY		

VOA 8260 List

CAS No.	Surrogate Recoveries	Run# 1	Run# 2	Limits
17060-07-0	1,2-Dichloroethane-D4	108%		79-125%
2037-26-5	Toluene-D8	98%		85-112%
460-00-4	4-Bromofluorobenzene	101%		83-118%

U = Not detected LOD = Limit of Detection J = Indicates an estimated value
LOQ = Limit of Quantitation DL = Detection Limit B = Indicates analyte found in associated method blank
E = Indicates value exceeds calibration range N = Indicates presumptive evidence of a compound

SGS North America Inc.

Report of Analysis

Client Sample ID:	789MW-222_1023		
Lab Sample ID:	FC10637-9	**Date Sampled:**	10/19/23
Matrix:	AQ - Ground Water	**Date Received:**	10/21/23
Method:	SW846 8260D	**Percent Solids:**	n/a
Project:	Griffiss AFB; Rome, NY		

	File ID	DF	Analyzed	By	Prep Date	Prep Batch	Analytical Batch
Run #1	1A50216.D	1	10/25/23 10:51	JW	n/a	n/a	V1A1964
Run #2							

	Purge Volume
Run #1	5.0 ml
Run #2	

VOA 8260 List

CAS No.	Compound	Result	LOQ	LOD	DL	Units	Q
67-64-1	Acetone	20 U	25	20	10	ug/l	
71-43-2	Benzene	0.50 U	1.0	0.50	0.31	ug/l	
108-86-1	Bromobenzene	0.50 U	1.0	0.50	0.37	ug/l	
74-97-5	Bromochloromethane	0.50 U	1.0	0.50	0.45	ug/l	
75-27-4	Bromodichloromethane	0.50 U	1.0	0.50	0.24	ug/l	
75-25-2	Bromoform	0.50 U	1.0	0.50	0.41	ug/l	
78-93-3	2-Butanone (MEK)	3.5 U	5.0	3.5	2.0	ug/l	
104-51-8	n-Butylbenzene	0.50 U	1.0	0.50	0.23	ug/l	
135-98-8	sec-Butylbenzene	0.50 U	1.0	0.50	0.24	ug/l	
98-06-6	tert-Butylbenzene	0.50 U	1.0	0.50	0.31	ug/l	
75-15-0	Carbon Disulfide	1.0 U	2.0	1.0	0.53	ug/l	
56-23-5	Carbon Tetrachloride	0.50 U	1.0	0.50	0.36	ug/l	
108-90-7	Chlorobenzene	0.50 U	1.0	0.50	0.20	ug/l	
75-00-3	Chloroethane	1.0 U	2.0	1.0	0.67	ug/l	
67-66-3	Chloroform	0.50 U	1.0	0.50	0.30	ug/l	
95-49-8	o-Chlorotoluene	0.50 U	1.0	0.50	0.22	ug/l	
106-43-4	p-Chlorotoluene	0.50 U	1.0	0.50	0.31	ug/l	
124-48-1	Dibromochloromethane	0.50 U	1.0	0.50	0.28	ug/l	
96-12-8	1,2-Dibromo-3-chloropropane	2.0 U	5.0	2.0	1.0	ug/l	
106-93-4	1,2-Dibromoethane	1.0 U	2.0	1.0	0.28	ug/l	
75-71-8	Dichlorodifluoromethane	1.0 U	2.0	1.0	0.50	ug/l	
95-50-1	1,2-Dichlorobenzene	0.50 U	1.0	0.50	0.32	ug/l	
541-73-1	1,3-Dichlorobenzene	0.50 U	1.0	0.50	0.22	ug/l	
106-46-7	1,4-Dichlorobenzene	0.50 U	1.0	0.50	0.26	ug/l	
75-34-3	1,1-Dichloroethane	0.50 U	1.0	0.50	0.34	ug/l	
107-06-2	1,2-Dichloroethane	0.50 U	1.0	0.50	0.31	ug/l	
75-35-4	1,1-Dichloroethylene	0.50 U	1.0	0.50	0.32	ug/l	
156-59-2	cis-1,2-Dichloroethylene	0.50 U	1.0	0.50	0.28	ug/l	
156-60-5	trans-1,2-Dichloroethylene	0.50 U	1.0	0.50	0.22	ug/l	
540-59-0	1,2-Dichloroethene (total)	1.0 U	2.0	1.0	0.50	ug/l	
78-87-5	1,2-Dichloropropane	0.50 U	1.0	0.50	0.43	ug/l	
142-28-9	1,3-Dichloropropane	0.50 U	1.0	0.50	0.31	ug/l	

U = Not detected LOD = Limit of Detection J = Indicates an estimated value
LOQ = Limit of Quantitation DL = Detection Limit B = Indicates analyte found in associated method blank
E = Indicates value exceeds calibration range N = Indicates presumptive evidence of a compound

Report of Analysis

Client Sample ID: 789MW-222_1023
Lab Sample ID: FC10637-9
Matrix: AQ - Ground Water
Method: SW846 8260D
Project: Griffiss AFB; Rome, NY

Date Sampled: 10/19/23
Date Received: 10/21/23
Percent Solids: n/a

VOA 8260 List

CAS No.	Compound	Result	LOQ	LOD	DL	Units	Q
594-20-7	2,2-Dichloropropane	0.50 U	1.0	0.50	0.24	ug/l	
563-58-6	1,1-Dichloropropene	0.50 U	1.0	0.50	0.34	ug/l	
10061-01-5	cis-1,3-Dichloropropene	0.50 U	1.0	0.50	0.29	ug/l	
10061-02-6	trans-1,3-Dichloropropene	0.50 U	1.0	0.50	0.21	ug/l	
100-41-4	Ethylbenzene	0.50 U	1.0	0.50	0.36	ug/l	
87-68-3	Hexachlorobutadiene	1.0 U	2.0	1.0	0.30	ug/l	
591-78-6	2-Hexanone	5.0 U	10	5.0	2.0	ug/l	
98-82-8	Isopropylbenzene	0.50 U	1.0	0.50	0.22	ug/l	
99-87-6	p-Isopropyltoluene	0.50 U	1.0	0.50	0.21	ug/l	
74-83-9	Methyl Bromide	4.0 U	5.0	4.0	2.0	ug/l	
74-87-3	Methyl Chloride	1.0 U	2.0	1.0	0.50	ug/l	
74-95-3	Methylene Bromide	0.50 U	2.0	0.50	0.37	ug/l	
75-09-2	Methylene Chloride	4.0 U	5.0	4.0	2.0	ug/l	
108-10-1	4-Methyl-2-pentanone (MIBK)	2.0 U	5.0	2.0	1.0	ug/l	
1634-04-4	Methyl Tert Butyl Ether	0.50 U	1.0	0.50	0.23	ug/l	
91-20-3	Naphthalene	2.0 U	5.0	2.0	1.0	ug/l	
103-65-1	n-Propylbenzene	0.50 U	1.0	0.50	0.29	ug/l	
100-42-5	Styrene	0.50 U	1.0	0.50	0.22	ug/l	
630-20-6	1,1,1,2-Tetrachloroethane	0.50 U	1.0	0.50	0.28	ug/l	
79-34-5	1,1,2,2-Tetrachloroethane	0.50 U	1.0	0.50	0.30	ug/l	
127-18-4	Tetrachloroethylene	0.50 U	1.0	0.50	0.22	ug/l	
108-88-3	Toluene	0.50 U	1.0	0.50	0.30	ug/l	
87-61-6	1,2,3-Trichlorobenzene	1.0 U	2.0	1.0	0.61	ug/l	
120-82-1	1,2,4-Trichlorobenzene	1.0 U	2.0	1.0	0.50	ug/l	
71-55-6	1,1,1-Trichloroethane	0.50 U	1.0	0.50	0.25	ug/l	
79-00-5	1,1,2-Trichloroethane	0.50 U	1.0	0.50	0.47	ug/l	
79-01-6	Trichloroethylene	0.50 U	1.0	0.50	0.35	ug/l	
75-69-4	Trichlorofluoromethane	1.0 U	2.0	1.0	0.50	ug/l	
96-18-4	1,2,3-Trichloropropane	1.0 U	2.0	1.0	0.63	ug/l	
95-63-6	1,2,4-Trimethylbenzene	0.50 U	1.0	0.50	0.32	ug/l	
108-67-8	1,3,5-Trimethylbenzene	0.50 U	1.0	0.50	0.27	ug/l	
108-05-4	Vinyl Acetate	5.0 U	10	5.0	2.0	ug/l	
75-01-4	Vinyl Chloride	0.50 U	1.0	0.50	0.41	ug/l	
	m,p-Xylene	1.0 U	2.0	1.0	0.47	ug/l	
95-47-6	o-Xylene	0.50 U	1.0	0.50	0.26	ug/l	
1330-20-7	Xylene (total)	1.5 U	3.0	1.5	0.72	ug/l	

CAS No.	Surrogate Recoveries	Run# 1	Run# 2	Limits
1868-53-7	Dibromofluoromethane	105%		83-118%

U = Not detected LOD = Limit of Detection
LOQ = Limit of Quantitation DL = Detection Limit
E = Indicates value exceeds calibration range

J = Indicates an estimated value
B = Indicates analyte found in associated method blank
N = Indicates presumptive evidence of a compound

Report of Analysis

Client Sample ID:	789MW-222_1023		
Lab Sample ID:	FC10637-9	**Date Sampled:**	10/19/23
Matrix:	AQ - Ground Water	**Date Received:**	10/21/23
Method:	SW846 8260D	**Percent Solids:**	n/a
Project:	Griffiss AFB; Rome, NY		

VOA 8260 List

CAS No.	Surrogate Recoveries	Run# 1	Run# 2	Limits
17060-07-0	1,2-Dichloroethane-D4	106%		79-125%
2037-26-5	Toluene-D8	100%		85-112%
460-00-4	4-Bromofluorobenzene	101%		83-118%

U = Not detected LOD = Limit of Detection J = Indicates an estimated value
LOQ = Limit of Quantitation DL = Detection Limit B = Indicates analyte found in associated method blank
E = Indicates value exceeds calibration range N = Indicates presumptive evidence of a compound

SGS North America Inc.

Report of Analysis

Client Sample ID:	789MW-251_1023		
Lab Sample ID:	FC10637-12	**Date Sampled:**	10/19/23
Matrix:	AQ - Ground Water	**Date Received:**	10/21/23
Method:	SW846 8260D	**Percent Solids:**	n/a
Project:	Griffiss AFB; Rome, NY		

	File ID	DF	Analyzed	By	Prep Date	Prep Batch	Analytical Batch
Run #1	1A50224.D	1	10/25/23 14:06	JW	n/a	n/a	V1A1964
Run #2							

	Purge Volume
Run #1	5.0 ml
Run #2	

VOA 8260 List

CAS No.	Compound	Result	LOQ	LOD	DL	Units	Q
67-64-1	Acetone	20 U	25	20	10	ug/l	
71-43-2	Benzene	1.7	1.0	0.50	0.31	ug/l	
108-86-1	Bromobenzene	0.50 U	1.0	0.50	0.37	ug/l	
74-97-5	Bromochloromethane	0.50 U	1.0	0.50	0.45	ug/l	
75-27-4	Bromodichloromethane	0.50 U	1.0	0.50	0.24	ug/l	
75-25-2	Bromoform	0.50 U	1.0	0.50	0.41	ug/l	
78-93-3	2-Butanone (MEK)	3.5 U	5.0	3.5	2.0	ug/l	
104-51-8	n-Butylbenzene	0.50 U	1.0	0.50	0.23	ug/l	
135-98-8	sec-Butylbenzene	0.50 U	1.0	0.50	0.24	ug/l	
98-06-6	tert-Butylbenzene	0.50 U	1.0	0.50	0.31	ug/l	
75-15-0	Carbon Disulfide	1.0 U	2.0	1.0	0.53	ug/l	
56-23-5	Carbon Tetrachloride	0.50 U	1.0	0.50	0.36	ug/l	
108-90-7	Chlorobenzene	0.50 U	1.0	0.50	0.20	ug/l	
75-00-3	Chloroethane	1.0 U	2.0	1.0	0.67	ug/l	
67-66-3	Chloroform	0.50 U	1.0	0.50	0.30	ug/l	
95-49-8	o-Chlorotoluene	0.50 U	1.0	0.50	0.22	ug/l	
106-43-4	p-Chlorotoluene	0.50 U	1.0	0.50	0.31	ug/l	
124-48-1	Dibromochloromethane	0.50 U	1.0	0.50	0.28	ug/l	
96-12-8	1,2-Dibromo-3-chloropropane	2.0 U	5.0	2.0	1.0	ug/l	
106-93-4	1,2-Dibromoethane	1.0 U	2.0	1.0	0.28	ug/l	
75-71-8	Dichlorodifluoromethane	1.0 U	2.0	1.0	0.50	ug/l	
95-50-1	1,2-Dichlorobenzene	0.50 U	1.0	0.50	0.32	ug/l	
541-73-1	1,3-Dichlorobenzene	0.50 U	1.0	0.50	0.22	ug/l	
106-46-7	1,4-Dichlorobenzene	0.50 U	1.0	0.50	0.26	ug/l	
75-34-3	1,1-Dichloroethane	0.50 U	1.0	0.50	0.34	ug/l	
107-06-2	1,2-Dichloroethane	0.50 U	1.0	0.50	0.31	ug/l	
75-35-4	1,1-Dichloroethylene	0.50 U	1.0	0.50	0.32	ug/l	
156-59-2	cis-1,2-Dichloroethylene	0.50 U	1.0	0.50	0.28	ug/l	
156-60-5	trans-1,2-Dichloroethylene	0.50 U	1.0	0.50	0.22	ug/l	
540-59-0	1,2-Dichloroethene (total)	1.0 U	2.0	1.0	0.50	ug/l	
78-87-5	1,2-Dichloropropane	0.50 U	1.0	0.50	0.43	ug/l	
142-28-9	1,3-Dichloropropane	0.50 U	1.0	0.50	0.31	ug/l	

U = Not detected LOD = Limit of Detection J = Indicates an estimated value
LOQ = Limit of Quantitation DL = Detection Limit B = Indicates analyte found in associated method blank
E = Indicates value exceeds calibration range N = Indicates presumptive evidence of a compound

Report of Analysis

Client Sample ID:	789MW-251_1023		
Lab Sample ID:	FC10637-12	**Date Sampled:**	10/19/23
Matrix:	AQ - Ground Water	**Date Received:**	10/21/23
Method:	SW846 8260D	**Percent Solids:**	n/a
Project:	Griffiss AFB; Rome, NY		

VOA 8260 List

CAS No.	Compound	Result	LOQ	LOD	DL	Units	Q
594-20-7	2,2-Dichloropropane	0.50 U	1.0	0.50	0.24	ug/l	
563-58-6	1,1-Dichloropropene	0.50 U	1.0	0.50	0.34	ug/l	
10061-01-5	cis-1,3-Dichloropropene	0.50 U	1.0	0.50	0.29	ug/l	
10061-02-6	trans-1,3-Dichloropropene	0.50 U	1.0	0.50	0.21	ug/l	
100-41-4	Ethylbenzene	0.58	1.0	0.50	0.36	ug/l	J
87-68-3	Hexachlorobutadiene	1.0 U	2.0	1.0	0.30	ug/l	
591-78-6	2-Hexanone	5.0 U	10	5.0	2.0	ug/l	
98-82-8	Isopropylbenzene	0.50 U	1.0	0.50	0.22	ug/l	
99-87-6	p-Isopropyltoluene	0.50 U	1.0	0.50	0.21	ug/l	
74-83-9	Methyl Bromide	4.0 U	5.0	4.0	2.0	ug/l	
74-87-3	Methyl Chloride	1.0 U	2.0	1.0	0.50	ug/l	
74-95-3	Methylene Bromide	0.50 U	2.0	0.50	0.37	ug/l	
75-09-2	Methylene Chloride	4.0 U	5.0	4.0	2.0	ug/l	
108-10-1	4-Methyl-2-pentanone (MIBK)	2.0 U	5.0	2.0	1.0	ug/l	
1634-04-4	Methyl Tert Butyl Ether	0.50 U	1.0	0.50	0.23	ug/l	
91-20-3	Naphthalene	2.0 U	5.0	2.0	1.0	ug/l	
103-65-1	n-Propylbenzene	0.50 U	1.0	0.50	0.29	ug/l	
100-42-5	Styrene	0.50 U	1.0	0.50	0.22	ug/l	
630-20-6	1,1,1,2-Tetrachloroethane	0.50 U	1.0	0.50	0.28	ug/l	
79-34-5	1,1,2,2-Tetrachloroethane	0.50 U	1.0	0.50	0.30	ug/l	
127-18-4	Tetrachloroethylene	0.50 U	1.0	0.50	0.22	ug/l	
108-88-3	Toluene	0.50 U	1.0	0.50	0.30	ug/l	
87-61-6	1,2,3-Trichlorobenzene	1.0 U	2.0	1.0	0.61	ug/l	
120-82-1	1,2,4-Trichlorobenzene	1.0 U	2.0	1.0	0.50	ug/l	
71-55-6	1,1,1-Trichloroethane	0.50 U	1.0	0.50	0.25	ug/l	
79-00-5	1,1,2-Trichloroethane	0.50 U	1.0	0.50	0.47	ug/l	
79-01-6	Trichloroethylene	0.50 U	1.0	0.50	0.35	ug/l	
75-69-4	Trichlorofluoromethane	1.0 U	2.0	1.0	0.50	ug/l	
96-18-4	1,2,3-Trichloropropane	1.0 U	2.0	1.0	0.63	ug/l	
95-63-6	1,2,4-Trimethylbenzene	0.44	1.0	0.50	0.32	ug/l	J
108-67-8	1,3,5-Trimethylbenzene	0.50 U	1.0	0.50	0.27	ug/l	
108-05-4	Vinyl Acetate	5.0 U	10	5.0	2.0	ug/l	
75-01-4	Vinyl Chloride	0.50 U	1.0	0.50	0.41	ug/l	
	m,p-Xylene	1.9	2.0	1.0	0.47	ug/l	J
95-47-6	o-Xylene	1.1	1.0	0.50	0.26	ug/l	
1330-20-7	Xylene (total)	3.0	3.0	1.5	0.72	ug/l	

CAS No.	Surrogate Recoveries	Run# 1	Run# 2	Limits
1868-53-7	Dibromofluoromethane	103%		83-118%

U = Not detected LOD = Limit of Detection J = Indicates an estimated value
LOQ = Limit of Quantitation DL = Detection Limit B = Indicates analyte found in associated method blank
E = Indicates value exceeds calibration range N = Indicates presumptive evidence of a compound

Report of Analysis

Client Sample ID:	789MW-251_1023		
Lab Sample ID:	FC10637-12	**Date Sampled:**	10/19/23
Matrix:	AQ - Ground Water	**Date Received:**	10/21/23
Method:	SW846 8260D	**Percent Solids:**	n/a
Project:	Griffiss AFB; Rome, NY		

VOA 8260 List

CAS No.	Surrogate Recoveries	Run# 1	Run# 2	Limits
17060-07-0	1,2-Dichloroethane-D4	105%		79-125%
2037-26-5	Toluene-D8	100%		85-112%
460-00-4	4-Bromofluorobenzene	100%		83-118%

U = Not detected LOD = Limit of Detection J = Indicates an estimated value
LOQ = Limit of Quantitation DL = Detection Limit B = Indicates analyte found in associated method blank
E = Indicates value exceeds calibration range N = Indicates presumptive evidence of a compound

SGS North America Inc.

Report of Analysis

Client Sample ID:	789SW-02_1023		
Lab Sample ID:	FC10637-13	**Date Sampled:**	10/18/23
Matrix:	AQ - Surface Water	**Date Received:**	10/21/23
Method:	SW846 8260D	**Percent Solids:**	n/a
Project:	Griffiss AFB; Rome, NY		

	File ID	DF	Analyzed	By	Prep Date	Prep Batch	Analytical Batch
Run #1	1A50225.D	1	10/25/23 14:30	JW	n/a	n/a	V1A1964
Run #2							

	Purge Volume
Run #1	5.0 ml
Run #2	

VOA 8260 List

CAS No.	Compound	Result	LOQ	LOD	DL	Units	Q
67-64-1	Acetone	20 U	25	20	10	ug/l	
71-43-2	Benzene	0.50 U	1.0	0.50	0.31	ug/l	
108-86-1	Bromobenzene	0.50 U	1.0	0.50	0.37	ug/l	
74-97-5	Bromochloromethane	0.50 U	1.0	0.50	0.45	ug/l	
75-27-4	Bromodichloromethane	0.50 U	1.0	0.50	0.24	ug/l	
75-25-2	Bromoform	0.50 U	1.0	0.50	0.41	ug/l	
78-93-3	2-Butanone (MEK)	3.5 U	5.0	3.5	2.0	ug/l	
104-51-8	n-Butylbenzene	0.50 U	1.0	0.50	0.23	ug/l	
135-98-8	sec-Butylbenzene	0.50 U	1.0	0.50	0.24	ug/l	
98-06-6	tert-Butylbenzene	0.50 U	1.0	0.50	0.31	ug/l	
75-15-0	Carbon Disulfide	1.0 U	2.0	1.0	0.53	ug/l	
56-23-5	Carbon Tetrachloride	0.50 U	1.0	0.50	0.36	ug/l	
108-90-7	Chlorobenzene	0.50 U	1.0	0.50	0.20	ug/l	
75-00-3	Chloroethane	1.0 U	2.0	1.0	0.67	ug/l	
67-66-3	Chloroform	0.31	1.0	0.50	0.30	ug/l	J
95-49-8	o-Chlorotoluene	0.50 U	1.0	0.50	0.22	ug/l	
106-43-4	p-Chlorotoluene	0.50 U	1.0	0.50	0.31	ug/l	
124-48-1	Dibromochloromethane	0.50 U	1.0	0.50	0.28	ug/l	
96-12-8	1,2-Dibromo-3-chloropropane	2.0 U	5.0	2.0	1.0	ug/l	
106-93-4	1,2-Dibromoethane	1.0 U	2.0	1.0	0.28	ug/l	
75-71-8	Dichlorodifluoromethane	1.0 U	2.0	1.0	0.50	ug/l	
95-50-1	1,2-Dichlorobenzene	0.50 U	1.0	0.50	0.32	ug/l	
541-73-1	1,3-Dichlorobenzene	0.50 U	1.0	0.50	0.22	ug/l	
106-46-7	1,4-Dichlorobenzene	0.50 U	1.0	0.50	0.26	ug/l	
75-34-3	1,1-Dichloroethane	0.50 U	1.0	0.50	0.34	ug/l	
107-06-2	1,2-Dichloroethane	0.50 U	1.0	0.50	0.31	ug/l	
75-35-4	1,1-Dichloroethylene	0.50 U	1.0	0.50	0.32	ug/l	
156-59-2	cis-1,2-Dichloroethylene	0.50 U	1.0	0.50	0.28	ug/l	
156-60-5	trans-1,2-Dichloroethylene	0.50 U	1.0	0.50	0.22	ug/l	
540-59-0	1,2-Dichloroethene (total)	1.0 U	2.0	1.0	0.50	ug/l	
78-87-5	1,2-Dichloropropane	0.50 U	1.0	0.50	0.43	ug/l	
142-28-9	1,3-Dichloropropane	0.50 U	1.0	0.50	0.31	ug/l	

U = Not detected LOD = Limit of Detection J = Indicates an estimated value
LOQ = Limit of Quantitation DL = Detection Limit B = Indicates analyte found in associated method blank
E = Indicates value exceeds calibration range N = Indicates presumptive evidence of a compound

Report of Analysis

Client Sample ID:	789SW-02_1023		
Lab Sample ID:	FC10637-13	**Date Sampled:**	10/18/23
Matrix:	AQ - Surface Water	**Date Received:**	10/21/23
Method:	SW846 8260D	**Percent Solids:**	n/a
Project:	Griffiss AFB; Rome, NY		

VOA 8260 List

CAS No.	Compound	Result	LOQ	LOD	DL	Units	Q
594-20-7	2,2-Dichloropropane	0.50 U	1.0	0.50	0.24	ug/l	
563-58-6	1,1-Dichloropropene	0.50 U	1.0	0.50	0.34	ug/l	
10061-01-5	cis-1,3-Dichloropropene	0.50 U	1.0	0.50	0.29	ug/l	
10061-02-6	trans-1,3-Dichloropropene	0.50 U	1.0	0.50	0.21	ug/l	
100-41-4	Ethylbenzene	0.50 U	1.0	0.50	0.36	ug/l	
87-68-3	Hexachlorobutadiene	1.0 U	2.0	1.0	0.30	ug/l	
591-78-6	2-Hexanone	5.0 U	10	5.0	2.0	ug/l	
98-82-8	Isopropylbenzene	0.50 U	1.0	0.50	0.22	ug/l	
99-87-6	p-Isopropyltoluene	0.50 U	1.0	0.50	0.21	ug/l	
74-83-9	Methyl Bromide	4.0 U	5.0	4.0	2.0	ug/l	
74-87-3	Methyl Chloride	1.0 U	2.0	1.0	0.50	ug/l	
74-95-3	Methylene Bromide	0.50 U	2.0	0.50	0.37	ug/l	
75-09-2	Methylene Chloride	4.0 U	5.0	4.0	2.0	ug/l	
108-10-1	4-Methyl-2-pentanone (MIBK)	2.0 U	5.0	2.0	1.0	ug/l	
1634-04-4	Methyl Tert Butyl Ether	0.50 U	1.0	0.50	0.23	ug/l	
91-20-3	Naphthalene	2.0 U	5.0	2.0	1.0	ug/l	
103-65-1	n-Propylbenzene	0.50 U	1.0	0.50	0.29	ug/l	
100-42-5	Styrene	0.50 U	1.0	0.50	0.22	ug/l	
630-20-6	1,1,1,2-Tetrachloroethane	0.50 U	1.0	0.50	0.28	ug/l	
79-34-5	1,1,2,2-Tetrachloroethane	0.50 U	1.0	0.50	0.30	ug/l	
127-18-4	Tetrachloroethylene	0.50 U	1.0	0.50	0.22	ug/l	
108-88-3	Toluene	0.50 U	1.0	0.50	0.30	ug/l	
87-61-6	1,2,3-Trichlorobenzene	1.0 U	2.0	1.0	0.61	ug/l	
120-82-1	1,2,4-Trichlorobenzene	1.0 U	2.0	1.0	0.50	ug/l	
71-55-6	1,1,1-Trichloroethane	0.50 U	1.0	0.50	0.25	ug/l	
79-00-5	1,1,2-Trichloroethane	0.50 U	1.0	0.50	0.47	ug/l	
79-01-6	Trichloroethylene	0.50 U	1.0	0.50	0.35	ug/l	
75-69-4	Trichlorofluoromethane	1.0 U	2.0	1.0	0.50	ug/l	
96-18-4	1,2,3-Trichloropropane	1.0 U	2.0	1.0	0.63	ug/l	
95-63-6	1,2,4-Trimethylbenzene	0.50 U	1.0	0.50	0.32	ug/l	
108-67-8	1,3,5-Trimethylbenzene	0.50 U	1.0	0.50	0.27	ug/l	
108-05-4	Vinyl Acetate	5.0 U	10	5.0	2.0	ug/l	
75-01-4	Vinyl Chloride	0.50 U	1.0	0.50	0.41	ug/l	
	m,p-Xylene	1.0 U	2.0	1.0	0.47	ug/l	
95-47-6	o-Xylene	0.50 U	1.0	0.50	0.26	ug/l	
1330-20-7	Xylene (total)	1.5 U	3.0	1.5	0.72	ug/l	

CAS No.	Surrogate Recoveries	Run# 1	Run# 2	Limits
1868-53-7	Dibromofluoromethane	105%		83-118%

U = Not detected LOD = Limit of Detection J = Indicates an estimated value
LOQ = Limit of Quantitation DL = Detection Limit B = Indicates analyte found in associated method blank
E = Indicates value exceeds calibration range N = Indicates presumptive evidence of a compound

Report of Analysis

Client Sample ID:	789SW-02_1023		
Lab Sample ID:	FC10637-13	**Date Sampled:**	10/18/23
Matrix:	AQ - Surface Water	**Date Received:**	10/21/23
Method:	SW846 8260D	**Percent Solids:**	n/a
Project:	Griffiss AFB; Rome, NY		

VOA 8260 List

CAS No.	Surrogate Recoveries	Run# 1	Run# 2	Limits
17060-07-0	1,2-Dichloroethane-D4	106%		79-125%
2037-26-5	Toluene-D8	98%		85-112%
460-00-4	4-Bromofluorobenzene	99%		83-118%

U = Not detected LOD = Limit of Detection J = Indicates an estimated value
LOQ = Limit of Quantitation DL = Detection Limit B = Indicates analyte found in associated method blank
E = Indicates value exceeds calibration range N = Indicates presumptive evidence of a compound

SGS North America Inc.

Report of Analysis

Client Sample ID:	789SW-03_1023		
Lab Sample ID:	FC10637-14	**Date Sampled:**	10/18/23
Matrix:	AQ - Surface Water	**Date Received:**	10/21/23
Method:	SW846 8260D	**Percent Solids:**	n/a
Project:	Griffiss AFB; Rome, NY		

	File ID	DF	Analyzed	By	Prep Date	Prep Batch	Analytical Batch
Run #1	1A50226.D	1	10/25/23 14:54	JW	n/a	n/a	V1A1964
Run #2							

	Purge Volume
Run #1	5.0 ml
Run #2	

VOA 8260 List

CAS No.	Compound	Result	LOQ	LOD	DL	Units	Q
67-64-1	Acetone	20 U	25	20	10	ug/l	
71-43-2	Benzene	2.3	1.0	0.50	0.31	ug/l	
108-86-1	Bromobenzene	0.50 U	1.0	0.50	0.37	ug/l	
74-97-5	Bromochloromethane	0.50 U	1.0	0.50	0.45	ug/l	
75-27-4	Bromodichloromethane	0.50 U	1.0	0.50	0.24	ug/l	
75-25-2	Bromoform	0.50 U	1.0	0.50	0.41	ug/l	
78-93-3	2-Butanone (MEK)	3.5 U	5.0	3.5	2.0	ug/l	
104-51-8	n-Butylbenzene	0.50 U	1.0	0.50	0.23	ug/l	
135-98-8	sec-Butylbenzene	0.50 U	1.0	0.50	0.24	ug/l	
98-06-6	tert-Butylbenzene	0.50 U	1.0	0.50	0.31	ug/l	
75-15-0	Carbon Disulfide	1.0 U	2.0	1.0	0.53	ug/l	
56-23-5	Carbon Tetrachloride	0.50 U	1.0	0.50	0.36	ug/l	
108-90-7	Chlorobenzene	0.50 U	1.0	0.50	0.20	ug/l	
75-00-3	Chloroethane	1.0 U	2.0	1.0	0.67	ug/l	
67-66-3	Chloroform	0.50 U	1.0	0.50	0.30	ug/l	
95-49-8	o-Chlorotoluene	0.50 U	1.0	0.50	0.22	ug/l	
106-43-4	p-Chlorotoluene	0.50 U	1.0	0.50	0.31	ug/l	
124-48-1	Dibromochloromethane	0.50 U	1.0	0.50	0.28	ug/l	
96-12-8	1,2-Dibromo-3-chloropropane	2.0 U	5.0	2.0	1.0	ug/l	
106-93-4	1,2-Dibromoethane	1.0 U	2.0	1.0	0.28	ug/l	
75-71-8	Dichlorodifluoromethane	1.0 U	2.0	1.0	0.50	ug/l	
95-50-1	1,2-Dichlorobenzene	0.50 U	1.0	0.50	0.32	ug/l	
541-73-1	1,3-Dichlorobenzene	0.50 U	1.0	0.50	0.22	ug/l	
106-46-7	1,4-Dichlorobenzene	0.50 U	1.0	0.50	0.26	ug/l	
75-34-3	1,1-Dichloroethane	0.50 U	1.0	0.50	0.34	ug/l	
107-06-2	1,2-Dichloroethane	0.50 U	1.0	0.50	0.31	ug/l	
75-35-4	1,1-Dichloroethylene	0.50 U	1.0	0.50	0.32	ug/l	
156-59-2	cis-1,2-Dichloroethylene	0.50 U	1.0	0.50	0.28	ug/l	
156-60-5	trans-1,2-Dichloroethylene	0.50 U	1.0	0.50	0.22	ug/l	
540-59-0	1,2-Dichloroethene (total)	1.0 U	2.0	1.0	0.50	ug/l	
78-87-5	1,2-Dichloropropane	0.50 U	1.0	0.50	0.43	ug/l	
142-28-9	1,3-Dichloropropane	0.50 U	1.0	0.50	0.31	ug/l	

U = Not detected LOD = Limit of Detection J = Indicates an estimated value
LOQ = Limit of Quantitation DL = Detection Limit B = Indicates analyte found in associated method blank
E = Indicates value exceeds calibration range N = Indicates presumptive evidence of a compound

Report of Analysis

Client Sample ID:	789SW-03_1023		
Lab Sample ID:	FC10637-14	**Date Sampled:**	10/18/23
Matrix:	AQ - Surface Water	**Date Received:**	10/21/23
Method:	SW846 8260D	**Percent Solids:**	n/a
Project:	Griffiss AFB; Rome, NY		

VOA 8260 List

CAS No.	Compound	Result	LOQ	LOD	DL	Units	Q
594-20-7	2,2-Dichloropropane	0.50 U	1.0	0.50	0.24	ug/l	
563-58-6	1,1-Dichloropropene	0.50 U	1.0	0.50	0.34	ug/l	
10061-01-5	cis-1,3-Dichloropropene	0.50 U	1.0	0.50	0.29	ug/l	
10061-02-6	trans-1,3-Dichloropropene	0.50 U	1.0	0.50	0.21	ug/l	
100-41-4	Ethylbenzene	0.50 U	1.0	0.50	0.36	ug/l	
87-68-3	Hexachlorobutadiene	1.0 U	2.0	1.0	0.30	ug/l	
591-78-6	2-Hexanone	5.0 U	10	5.0	2.0	ug/l	
98-82-8	Isopropylbenzene	0.50 U	1.0	0.50	0.22	ug/l	
99-87-6	p-Isopropyltoluene	0.50 U	1.0	0.50	0.21	ug/l	
74-83-9	Methyl Bromide	4.0 U	5.0	4.0	2.0	ug/l	
74-87-3	Methyl Chloride	1.0 U	2.0	1.0	0.50	ug/l	
74-95-3	Methylene Bromide	0.50 U	2.0	0.50	0.37	ug/l	
75-09-2	Methylene Chloride	4.0 U	5.0	4.0	2.0	ug/l	
108-10-1	4-Methyl-2-pentanone (MIBK)	2.0 U	5.0	2.0	1.0	ug/l	
1634-04-4	Methyl Tert Butyl Ether	0.50 U	1.0	0.50	0.23	ug/l	
91-20-3	Naphthalene	2.0 U	5.0	2.0	1.0	ug/l	
103-65-1	n-Propylbenzene	0.50 U	1.0	0.50	0.29	ug/l	
100-42-5	Styrene	0.50 U	1.0	0.50	0.22	ug/l	
630-20-6	1,1,1,2-Tetrachloroethane	0.50 U	1.0	0.50	0.28	ug/l	
79-34-5	1,1,2,2-Tetrachloroethane	0.50 U	1.0	0.50	0.30	ug/l	
127-18-4	Tetrachloroethylene	0.50 U	1.0	0.50	0.22	ug/l	
108-88-3	Toluene	0.50 U	1.0	0.50	0.30	ug/l	
87-61-6	1,2,3-Trichlorobenzene	1.0 U	2.0	1.0	0.61	ug/l	
120-82-1	1,2,4-Trichlorobenzene	1.0 U	2.0	1.0	0.50	ug/l	
71-55-6	1,1,1-Trichloroethane	0.50 U	1.0	0.50	0.25	ug/l	
79-00-5	1,1,2-Trichloroethane	0.50 U	1.0	0.50	0.47	ug/l	
79-01-6	Trichloroethylene	0.50 U	1.0	0.50	0.35	ug/l	
75-69-4	Trichlorofluoromethane	1.0 U	2.0	1.0	0.50	ug/l	
96-18-4	1,2,3-Trichloropropane	1.0 U	2.0	1.0	0.63	ug/l	
95-63-6	1,2,4-Trimethylbenzene	0.50 U	1.0	0.50	0.32	ug/l	
108-67-8	1,3,5-Trimethylbenzene	0.50 U	1.0	0.50	0.27	ug/l	
108-05-4	Vinyl Acetate	5.0 U	10	5.0	2.0	ug/l	
75-01-4	Vinyl Chloride	0.50 U	1.0	0.50	0.41	ug/l	
	m,p-Xylene	1.0 U	2.0	1.0	0.47	ug/l	
95-47-6	o-Xylene	0.50 U	1.0	0.50	0.26	ug/l	
1330-20-7	Xylene (total)	1.5 U	3.0	1.5	0.72	ug/l	

CAS No.	Surrogate Recoveries	Run# 1	Run# 2	Limits
1868-53-7	Dibromofluoromethane	105%		83-118%

U = Not detected LOD = Limit of Detection J = Indicates an estimated value
LOQ = Limit of Quantitation DL = Detection Limit B = Indicates analyte found in associated method blank
E = Indicates value exceeds calibration range N = Indicates presumptive evidence of a compound

Report of Analysis

Client Sample ID:	789SW-03_1023		
Lab Sample ID:	FC10637-14	**Date Sampled:**	10/18/23
Matrix:	AQ - Surface Water	**Date Received:**	10/21/23
Method:	SW846 8260D	**Percent Solids:**	n/a
Project:	Griffiss AFB; Rome, NY		

VOA 8260 List

CAS No.	Surrogate Recoveries	Run# 1	Run# 2	Limits
17060-07-0	1,2-Dichloroethane-D4	107%		79-125%
2037-26-5	Toluene-D8	98%		85-112%
460-00-4	4-Bromofluorobenzene	100%		83-118%

U = Not detected LOD = Limit of Detection J = Indicates an estimated value
LOQ = Limit of Quantitation DL = Detection Limit B = Indicates analyte found in associated method blank
E = Indicates value exceeds calibration range N = Indicates presumptive evidence of a compound

SGS North America Inc.

Report of Analysis

Client Sample ID:	789SW-04_1023		
Lab Sample ID:	FC10637-15	**Date Sampled:**	10/18/23
Matrix:	AQ - Surface Water	**Date Received:**	10/21/23
Method:	SW846 8260D	**Percent Solids:**	n/a
Project:	Griffiss AFB; Rome, NY		

	File ID	DF	Analyzed	By	Prep Date	Prep Batch	Analytical Batch
Run #1	1A50227.D	1	10/25/23 15:19	JW	n/a	n/a	V1A1964
Run #2							

	Purge Volume
Run #1	5.0 ml
Run #2	

VOA 8260 List

CAS No.	Compound	Result	LOQ	LOD	DL	Units	Q
67-64-1	Acetone	20 U	25	20	10	ug/l	
71-43-2	Benzene	1.0	1.0	0.50	0.31	ug/l	
108-86-1	Bromobenzene	0.50 U	1.0	0.50	0.37	ug/l	
74-97-5	Bromochloromethane	0.50 U	1.0	0.50	0.45	ug/l	
75-27-4	Bromodichloromethane	0.50 U	1.0	0.50	0.24	ug/l	
75-25-2	Bromoform	0.50 U	1.0	0.50	0.41	ug/l	
78-93-3	2-Butanone (MEK)	3.5 U	5.0	3.5	2.0	ug/l	
104-51-8	n-Butylbenzene	0.50 U	1.0	0.50	0.23	ug/l	
135-98-8	sec-Butylbenzene	0.50 U	1.0	0.50	0.24	ug/l	
98-06-6	tert-Butylbenzene	0.50 U	1.0	0.50	0.31	ug/l	
75-15-0	Carbon Disulfide	1.0 U	2.0	1.0	0.53	ug/l	
56-23-5	Carbon Tetrachloride	0.50 U	1.0	0.50	0.36	ug/l	
108-90-7	Chlorobenzene	0.50 U	1.0	0.50	0.20	ug/l	
75-00-3	Chloroethane	1.0 U	2.0	1.0	0.67	ug/l	
67-66-3	Chloroform	0.50 U	1.0	0.50	0.30	ug/l	
95-49-8	o-Chlorotoluene	0.50 U	1.0	0.50	0.22	ug/l	
106-43-4	p-Chlorotoluene	0.50 U	1.0	0.50	0.31	ug/l	
124-48-1	Dibromochloromethane	0.50 U	1.0	0.50	0.28	ug/l	
96-12-8	1,2-Dibromo-3-chloropropane	2.0 U	5.0	2.0	1.0	ug/l	
106-93-4	1,2-Dibromoethane	1.0 U	2.0	1.0	0.28	ug/l	
75-71-8	Dichlorodifluoromethane	1.0 U	2.0	1.0	0.50	ug/l	
95-50-1	1,2-Dichlorobenzene	0.50 U	1.0	0.50	0.32	ug/l	
541-73-1	1,3-Dichlorobenzene	0.50 U	1.0	0.50	0.22	ug/l	
106-46-7	1,4-Dichlorobenzene	0.50 U	1.0	0.50	0.26	ug/l	
75-34-3	1,1-Dichloroethane	0.50 U	1.0	0.50	0.34	ug/l	
107-06-2	1,2-Dichloroethane	0.50 U	1.0	0.50	0.31	ug/l	
75-35-4	1,1-Dichloroethylene	0.50 U	1.0	0.50	0.32	ug/l	
156-59-2	cis-1,2-Dichloroethylene	0.50 U	1.0	0.50	0.28	ug/l	
156-60-5	trans-1,2-Dichloroethylene	0.50 U	1.0	0.50	0.22	ug/l	
540-59-0	1,2-Dichloroethene (total)	1.0 U	2.0	1.0	0.50	ug/l	
78-87-5	1,2-Dichloropropane	0.50 U	1.0	0.50	0.43	ug/l	
142-28-9	1,3-Dichloropropane	0.50 U	1.0	0.50	0.31	ug/l	

U = Not detected LOD = Limit of Detection J = Indicates an estimated value
LOQ = Limit of Quantitation DL = Detection Limit B = Indicates analyte found in associated method blank
E = Indicates value exceeds calibration range N = Indicates presumptive evidence of a compound

Report of Analysis

Client Sample ID:	789SW-04_1023		
Lab Sample ID:	FC10637-15	**Date Sampled:**	10/18/23
Matrix:	AQ - Surface Water	**Date Received:**	10/21/23
Method:	SW846 8260D	**Percent Solids:**	n/a
Project:	Griffiss AFB; Rome, NY		

VOA 8260 List

CAS No.	Compound	Result	LOQ	LOD	DL	Units	Q
594-20-7	2,2-Dichloropropane	0.50 U	1.0	0.50	0.24	ug/l	
563-58-6	1,1-Dichloropropene	0.50 U	1.0	0.50	0.34	ug/l	
10061-01-5	cis-1,3-Dichloropropene	0.50 U	1.0	0.50	0.29	ug/l	
10061-02-6	trans-1,3-Dichloropropene	0.50 U	1.0	0.50	0.21	ug/l	
100-41-4	Ethylbenzene	0.50 U	1.0	0.50	0.36	ug/l	
87-68-3	Hexachlorobutadiene	1.0 U	2.0	1.0	0.30	ug/l	
591-78-6	2-Hexanone	5.0 U	10	5.0	2.0	ug/l	
98-82-8	Isopropylbenzene	0.50 U	1.0	0.50	0.22	ug/l	
99-87-6	p-Isopropyltoluene	0.50 U	1.0	0.50	0.21	ug/l	
74-83-9	Methyl Bromide	4.0 U	5.0	4.0	2.0	ug/l	
74-87-3	Methyl Chloride	1.0 U	2.0	1.0	0.50	ug/l	
74-95-3	Methylene Bromide	0.50 U	2.0	0.50	0.37	ug/l	
75-09-2	Methylene Chloride	4.0 U	5.0	4.0	2.0	ug/l	
108-10-1	4-Methyl-2-pentanone (MIBK)	2.0 U	5.0	2.0	1.0	ug/l	
1634-04-4	Methyl Tert Butyl Ether	0.50 U	1.0	0.50	0.23	ug/l	
91-20-3	Naphthalene	2.0 U	5.0	2.0	1.0	ug/l	
103-65-1	n-Propylbenzene	0.50 U	1.0	0.50	0.29	ug/l	
100-42-5	Styrene	0.50 U	1.0	0.50	0.22	ug/l	
630-20-6	1,1,1,2-Tetrachloroethane	0.50 U	1.0	0.50	0.28	ug/l	
79-34-5	1,1,2,2-Tetrachloroethane	0.50 U	1.0	0.50	0.30	ug/l	
127-18-4	Tetrachloroethylene	0.50 U	1.0	0.50	0.22	ug/l	
108-88-3	Toluene	0.50 U	1.0	0.50	0.30	ug/l	
87-61-6	1,2,3-Trichlorobenzene	1.0 U	2.0	1.0	0.61	ug/l	
120-82-1	1,2,4-Trichlorobenzene	1.0 U	2.0	1.0	0.50	ug/l	
71-55-6	1,1,1-Trichloroethane	0.50 U	1.0	0.50	0.25	ug/l	
79-00-5	1,1,2-Trichloroethane	0.50 U	1.0	0.50	0.47	ug/l	
79-01-6	Trichloroethylene	0.50 U	1.0	0.50	0.35	ug/l	
75-69-4	Trichlorofluoromethane	1.0 U	2.0	1.0	0.50	ug/l	
96-18-4	1,2,3-Trichloropropane	1.0 U	2.0	1.0	0.63	ug/l	
95-63-6	1,2,4-Trimethylbenzene	0.50 U	1.0	0.50	0.32	ug/l	
108-67-8	1,3,5-Trimethylbenzene	0.50 U	1.0	0.50	0.27	ug/l	
108-05-4	Vinyl Acetate	5.0 U	10	5.0	2.0	ug/l	
75-01-4	Vinyl Chloride	0.50 U	1.0	0.50	0.41	ug/l	
	m,p-Xylene	1.0 U	2.0	1.0	0.47	ug/l	
95-47-6	o-Xylene	0.50 U	1.0	0.50	0.26	ug/l	
1330-20-7	Xylene (total)	1.5 U	3.0	1.5	0.72	ug/l	

CAS No.	Surrogate Recoveries	Run# 1	Run# 2	Limits
1868-53-7	Dibromofluoromethane	107%		83-118%

U = Not detected LOD = Limit of Detection J = Indicates an estimated value
LOQ = Limit of Quantitation DL = Detection Limit B = Indicates analyte found in associated method blank
E = Indicates value exceeds calibration range N = Indicates presumptive evidence of a compound

Report of Analysis

Client Sample ID:	789SW-04_1023		
Lab Sample ID:	FC10637-15	**Date Sampled:**	10/18/23
Matrix:	AQ - Surface Water	**Date Received:**	10/21/23
Method:	SW846 8260D	**Percent Solids:**	n/a
Project:	Griffiss AFB; Rome, NY		

VOA 8260 List

CAS No.	Surrogate Recoveries	Run# 1	Run# 2	Limits
17060-07-0	1,2-Dichloroethane-D4	110%		79-125%
2037-26-5	Toluene-D8	98%		85-112%
460-00-4	4-Bromofluorobenzene	99%		83-118%

U = Not detected LOD = Limit of Detection J = Indicates an estimated value
LOQ = Limit of Quantitation DL = Detection Limit B = Indicates analyte found in associated method blank
E = Indicates value exceeds calibration range N = Indicates presumptive evidence of a compound

SGS North America Inc.

Report of Analysis

Client Sample ID: 789-AB01_1023-D
Lab Sample ID: FC10637-16
Matrix: AQ - Water
Method: SW846 8260D
Project: Griffiss AFB; Rome, NY

Date Sampled: 10/19/23
Date Received: 10/21/23
Percent Solids: n/a

	File ID	DF	Analyzed	By	Prep Date	Prep Batch	Analytical Batch
Run #1	1A50273.D	1	10/26/23 13:41	JW	n/a	n/a	V1A1966
Run #2 [a]	5E43561.D	1	10/31/23 10:48	NMC	n/a	n/a	V5E1945

	Purge Volume
Run #1	5.0 ml
Run #2	5.0 ml

VOA 8260 List

CAS No.	Compound	Result	LOQ	LOD	DL	Units	Q
67-64-1	Acetone	20 U	25	20	10	ug/l	
71-43-2	Benzene	0.50 U	1.0	0.50	0.31	ug/l	
108-86-1	Bromobenzene	0.50 U	1.0	0.50	0.37	ug/l	
74-97-5	Bromochloromethane	0.50 U	1.0	0.50	0.45	ug/l	
75-27-4	Bromodichloromethane	0.50 U	1.0	0.50	0.24	ug/l	
75-25-2	Bromoform	0.50 U	1.0	0.50	0.41	ug/l	
78-93-3	2-Butanone (MEK)	3.5 U	5.0	3.5	2.0	ug/l	
104-51-8	n-Butylbenzene	0.50 U	1.0	0.50	0.23	ug/l	
135-98-8	sec-Butylbenzene	0.50 U	1.0	0.50	0.24	ug/l	
98-06-6	tert-Butylbenzene	0.50 U	1.0	0.50	0.31	ug/l	
75-15-0	Carbon Disulfide	1.0 U	2.0	1.0	0.53	ug/l	
56-23-5	Carbon Tetrachloride	0.50 U	1.0	0.50	0.36	ug/l	
108-90-7	Chlorobenzene	0.50 U	1.0	0.50	0.20	ug/l	
75-00-3	Chloroethane	1.0 U	2.0	1.0	0.67	ug/l	
67-66-3	Chloroform	0.50 U	1.0	0.50	0.30	ug/l	
95-49-8	o-Chlorotoluene	0.50 U	1.0	0.50	0.22	ug/l	
106-43-4	p-Chlorotoluene	0.50 U	1.0	0.50	0.31	ug/l	
124-48-1	Dibromochloromethane	0.50 U	1.0	0.50	0.28	ug/l	
96-12-8	1,2-Dibromo-3-chloropropane	2.0 U	5.0	2.0	1.0	ug/l	
106-93-4	1,2-Dibromoethane	1.0 U	2.0	1.0	0.28	ug/l	
75-71-8	Dichlorodifluoromethane	1.0 U	2.0	1.0	0.50	ug/l	
95-50-1	1,2-Dichlorobenzene	0.50 U	1.0	0.50	0.32	ug/l	
541-73-1	1,3-Dichlorobenzene	0.50 U	1.0	0.50	0.22	ug/l	
106-46-7	1,4-Dichlorobenzene	0.50 U	1.0	0.50	0.26	ug/l	
75-34-3	1,1-Dichloroethane	0.50 U	1.0	0.50	0.34	ug/l	
107-06-2	1,2-Dichloroethane	0.50 U	1.0	0.50	0.31	ug/l	
75-35-4	1,1-Dichloroethylene	0.50 U	1.0	0.50	0.32	ug/l	
156-59-2	cis-1,2-Dichloroethylene	0.50 U	1.0	0.50	0.28	ug/l	
156-60-5	trans-1,2-Dichloroethylene	0.50 U	1.0	0.50	0.22	ug/l	
540-59-0	1,2-Dichloroethene (total)	1.0 U	2.0	1.0	0.50	ug/l	
78-87-5	1,2-Dichloropropane	0.50 U	1.0	0.50	0.43	ug/l	
142-28-9	1,3-Dichloropropane	0.50 U	1.0	0.50	0.31	ug/l	

U = Not detected LOD = Limit of Detection
LOQ = Limit of Quantitation DL = Detection Limit
E = Indicates value exceeds calibration range

J = Indicates an estimated value
B = Indicates analyte found in associated method blank
N = Indicates presumptive evidence of a compound

Report of Analysis

Client Sample ID:	789-AB01_1023-D		
Lab Sample ID:	FC10637-16	**Date Sampled:**	10/19/23
Matrix:	AQ - Water	**Date Received:**	10/21/23
Method:	SW846 8260D	**Percent Solids:**	n/a
Project:	Griffiss AFB; Rome, NY		

VOA 8260 List

CAS No.	Compound	Result	LOQ	LOD	DL	Units	Q
594-20-7	2,2-Dichloropropane	0.50 U	1.0	0.50	0.24	ug/l	
563-58-6	1,1-Dichloropropene	0.50 U	1.0	0.50	0.34	ug/l	
10061-01-5	cis-1,3-Dichloropropene	0.50 U	1.0	0.50	0.29	ug/l	
10061-02-6	trans-1,3-Dichloropropene	0.50 U	1.0	0.50	0.21	ug/l	
100-41-4	Ethylbenzene	0.50 U	1.0	0.50	0.36	ug/l	
87-68-3	Hexachlorobutadiene	1.0 U	2.0	1.0	0.30	ug/l	
591-78-6	2-Hexanone	5.0 U	10	5.0	2.0	ug/l	
98-82-8	Isopropylbenzene	0.50 U	1.0	0.50	0.22	ug/l	
99-87-6	p-Isopropyltoluene	0.50 U	1.0	0.50	0.21	ug/l	
74-83-9	Methyl Bromide	4.0 U	5.0	4.0	2.0	ug/l	
74-87-3	Methyl Chloride	1.0 U	2.0	1.0	0.50	ug/l	
74-95-3	Methylene Bromide	0.50 U	2.0	0.50	0.37	ug/l	
75-09-2	Methylene Chloride [b]	3.6	5.0	4.0	2.0	ug/l	J
108-10-1	4-Methyl-2-pentanone (MIBK)	2.0 U	5.0	2.0	1.0	ug/l	
1634-04-4	Methyl Tert Butyl Ether	0.50 U	1.0	0.50	0.23	ug/l	
91-20-3	Naphthalene	2.0 U	5.0	2.0	1.0	ug/l	
103-65-1	n-Propylbenzene	0.50 U	1.0	0.50	0.29	ug/l	
100-42-5	Styrene	0.50 U	1.0	0.50	0.22	ug/l	
630-20-6	1,1,1,2-Tetrachloroethane	0.50 U	1.0	0.50	0.28	ug/l	
79-34-5	1,1,2,2-Tetrachloroethane	0.50 U	1.0	0.50	0.30	ug/l	
127-18-4	Tetrachloroethylene	0.50 U	1.0	0.50	0.22	ug/l	
108-88-3	Toluene	0.50 U	1.0	0.50	0.30	ug/l	
87-61-6	1,2,3-Trichlorobenzene	1.0 U	2.0	1.0	0.61	ug/l	
120-82-1	1,2,4-Trichlorobenzene	1.0 U	2.0	1.0	0.50	ug/l	
71-55-6	1,1,1-Trichloroethane	0.50 U	1.0	0.50	0.25	ug/l	
79-00-5	1,1,2-Trichloroethane	0.50 U	1.0	0.50	0.47	ug/l	
79-01-6	Trichloroethylene	0.50 U	1.0	0.50	0.35	ug/l	
75-69-4	Trichlorofluoromethane	1.0 U	2.0	1.0	0.50	ug/l	
96-18-4	1,2,3-Trichloropropane	1.0 U	2.0	1.0	0.63	ug/l	
95-63-6	1,2,4-Trimethylbenzene	0.50 U	1.0	0.50	0.32	ug/l	
108-67-8	1,3,5-Trimethylbenzene	0.50 U	1.0	0.50	0.27	ug/l	
108-05-4	Vinyl Acetate	5.0 U	10	5.0	2.0	ug/l	
75-01-4	Vinyl Chloride	0.50 U	1.0	0.50	0.41	ug/l	
	m,p-Xylene	1.0 U	2.0	1.0	0.47	ug/l	
95-47-6	o-Xylene	0.50 U	1.0	0.50	0.26	ug/l	
1330-20-7	Xylene (total)	1.5 U	3.0	1.5	0.72	ug/l	

CAS No.	Surrogate Recoveries	Run# 1	Run# 2	Limits
1868-53-7	Dibromofluoromethane	108%	104%	83-118%

U = Not detected LOD = Limit of Detection J = Indicates an estimated value
LOQ = Limit of Quantitation DL = Detection Limit B = Indicates analyte found in associated method blank
E = Indicates value exceeds calibration range N = Indicates presumptive evidence of a compound

Report of Analysis

Client Sample ID:	789-AB01_1023-D		
Lab Sample ID:	FC10637-16	**Date Sampled:**	10/19/23
Matrix:	AQ - Water	**Date Received:**	10/21/23
Method:	SW846 8260D	**Percent Solids:**	n/a
Project:	Griffiss AFB; Rome, NY		

VOA 8260 List

CAS No.	Surrogate Recoveries	Run# 1	Run# 2	Limits
17060-07-0	1,2-Dichloroethane-D4	110%	109%	79-125%
2037-26-5	Toluene-D8	97%	97%	85-112%
460-00-4	4-Bromofluorobenzene	98%	100%	83-118%

(a) No ECC available for this run. Confirmation run.
(b) Associated CCV and BS recovery outside DOD QSM control limits high. Confirmed by re-analysis.

U = Not detected LOD = Limit of Detection J = Indicates an estimated value
LOQ = Limit of Quantitation DL = Detection Limit B = Indicates analyte found in associated method blank
E = Indicates value exceeds calibration range N = Indicates presumptive evidence of a compound

SGS North America Inc.

Report of Analysis

Client Sample ID:	789-TB01_1023-C		
Lab Sample ID:	FC10637-17	**Date Sampled:**	10/18/23
Matrix:	AQ - Trip Blank Water	**Date Received:**	10/21/23
Method:	SW846 8260D	**Percent Solids:**	n/a
Project:	Griffiss AFB; Rome, NY		

	File ID	DF	Analyzed	By	Prep Date	Prep Batch	Analytical Batch
Run #1	1A50270.D	1	10/26/23 12:28	JW	n/a	n/a	V1A1966
Run #2							

	Purge Volume
Run #1	5.0 ml
Run #2	

VOA 8260 List

CAS No.	Compound	Result	LOQ	LOD	DL	Units	Q
67-64-1	Acetone	20 U	25	20	10	ug/l	
71-43-2	Benzene	0.50 U	1.0	0.50	0.31	ug/l	
108-86-1	Bromobenzene	0.50 U	1.0	0.50	0.37	ug/l	
74-97-5	Bromochloromethane	0.50 U	1.0	0.50	0.45	ug/l	
75-27-4	Bromodichloromethane	0.50 U	1.0	0.50	0.24	ug/l	
75-25-2	Bromoform	0.50 U	1.0	0.50	0.41	ug/l	
78-93-3	2-Butanone (MEK)	3.5 U	5.0	3.5	2.0	ug/l	
104-51-8	n-Butylbenzene	0.50 U	1.0	0.50	0.23	ug/l	
135-98-8	sec-Butylbenzene	0.50 U	1.0	0.50	0.24	ug/l	
98-06-6	tert-Butylbenzene	0.50 U	1.0	0.50	0.31	ug/l	
75-15-0	Carbon Disulfide	1.0 U	2.0	1.0	0.53	ug/l	
56-23-5	Carbon Tetrachloride	0.50 U	1.0	0.50	0.36	ug/l	
108-90-7	Chlorobenzene	0.50 U	1.0	0.50	0.20	ug/l	
75-00-3	Chloroethane	1.0 U	2.0	1.0	0.67	ug/l	
67-66-3	Chloroform	0.50 U	1.0	0.50	0.30	ug/l	
95-49-8	o-Chlorotoluene	0.50 U	1.0	0.50	0.22	ug/l	
106-43-4	p-Chlorotoluene	0.50 U	1.0	0.50	0.31	ug/l	
124-48-1	Dibromochloromethane	0.50 U	1.0	0.50	0.28	ug/l	
96-12-8	1,2-Dibromo-3-chloropropane	2.0 U	5.0	2.0	1.0	ug/l	
106-93-4	1,2-Dibromoethane	1.0 U	2.0	1.0	0.28	ug/l	
75-71-8	Dichlorodifluoromethane	1.0 U	2.0	1.0	0.50	ug/l	
95-50-1	1,2-Dichlorobenzene	0.50 U	1.0	0.50	0.32	ug/l	
541-73-1	1,3-Dichlorobenzene	0.50 U	1.0	0.50	0.22	ug/l	
106-46-7	1,4-Dichlorobenzene	0.50 U	1.0	0.50	0.26	ug/l	
75-34-3	1,1-Dichloroethane	0.50 U	1.0	0.50	0.34	ug/l	
107-06-2	1,2-Dichloroethane	0.50 U	1.0	0.50	0.31	ug/l	
75-35-4	1,1-Dichloroethylene	0.50 U	1.0	0.50	0.32	ug/l	
156-59-2	cis-1,2-Dichloroethylene	0.50 U	1.0	0.50	0.28	ug/l	
156-60-5	trans-1,2-Dichloroethylene	0.50 U	1.0	0.50	0.22	ug/l	
540-59-0	1,2-Dichloroethene (total)	1.0 U	2.0	1.0	0.50	ug/l	
78-87-5	1,2-Dichloropropane	0.50 U	1.0	0.50	0.43	ug/l	
142-28-9	1,3-Dichloropropane	0.50 U	1.0	0.50	0.31	ug/l	

U = Not detected LOD = Limit of Detection J = Indicates an estimated value
LOQ = Limit of Quantitation DL = Detection Limit B = Indicates analyte found in associated method blank
E = Indicates value exceeds calibration range N = Indicates presumptive evidence of a compound

Report of Analysis

Client Sample ID: 789-TB01_1023-C
Lab Sample ID: FC10637-17
Matrix: AQ - Trip Blank Water
Method: SW846 8260D
Project: Griffiss AFB; Rome, NY

Date Sampled: 10/18/23
Date Received: 10/21/23
Percent Solids: n/a

VOA 8260 List

CAS No.	Compound	Result	LOQ	LOD	DL	Units	Q
594-20-7	2,2-Dichloropropane	0.50 U	1.0	0.50	0.24	ug/l	
563-58-6	1,1-Dichloropropene	0.50 U	1.0	0.50	0.34	ug/l	
10061-01-5	cis-1,3-Dichloropropene	0.50 U	1.0	0.50	0.29	ug/l	
10061-02-6	trans-1,3-Dichloropropene	0.50 U	1.0	0.50	0.21	ug/l	
100-41-4	Ethylbenzene	0.50 U	1.0	0.50	0.36	ug/l	
87-68-3	Hexachlorobutadiene	1.0 U	2.0	1.0	0.30	ug/l	
591-78-6	2-Hexanone	5.0 U	10	5.0	2.0	ug/l	
98-82-8	Isopropylbenzene	0.50 U	1.0	0.50	0.22	ug/l	
99-87-6	p-Isopropyltoluene	0.50 U	1.0	0.50	0.21	ug/l	
74-83-9	Methyl Bromide	4.0 U	5.0	4.0	2.0	ug/l	
74-87-3	Methyl Chloride	1.0 U	2.0	1.0	0.50	ug/l	
74-95-3	Methylene Bromide	0.50 U	2.0	0.50	0.37	ug/l	
75-09-2	Methylene Chloride [a]	4.0 U	5.0	4.0	2.0	ug/l	
108-10-1	4-Methyl-2-pentanone (MIBK)	2.0 U	5.0	2.0	1.0	ug/l	
1634-04-4	Methyl Tert Butyl Ether	0.50 U	1.0	0.50	0.23	ug/l	
91-20-3	Naphthalene	2.0 U	5.0	2.0	1.0	ug/l	
103-65-1	n-Propylbenzene	0.50 U	1.0	0.50	0.29	ug/l	
100-42-5	Styrene	0.50 U	1.0	0.50	0.22	ug/l	
630-20-6	1,1,1,2-Tetrachloroethane	0.50 U	1.0	0.50	0.28	ug/l	
79-34-5	1,1,2,2-Tetrachloroethane	0.50 U	1.0	0.50	0.30	ug/l	
127-18-4	Tetrachloroethylene	0.50 U	1.0	0.50	0.22	ug/l	
108-88-3	Toluene	0.50 U	1.0	0.50	0.30	ug/l	
87-61-6	1,2,3-Trichlorobenzene	1.0 U	2.0	1.0	0.61	ug/l	
120-82-1	1,2,4-Trichlorobenzene	1.0 U	2.0	1.0	0.50	ug/l	
71-55-6	1,1,1-Trichloroethane	0.50 U	1.0	0.50	0.25	ug/l	
79-00-5	1,1,2-Trichloroethane	0.50 U	1.0	0.50	0.47	ug/l	
79-01-6	Trichloroethylene	0.50 U	1.0	0.50	0.35	ug/l	
75-69-4	Trichlorofluoromethane	1.0 U	2.0	1.0	0.50	ug/l	
96-18-4	1,2,3-Trichloropropane	1.0 U	2.0	1.0	0.63	ug/l	
95-63-6	1,2,4-Trimethylbenzene	0.50 U	1.0	0.50	0.32	ug/l	
108-67-8	1,3,5-Trimethylbenzene	0.50 U	1.0	0.50	0.27	ug/l	
108-05-4	Vinyl Acetate	5.0 U	10	5.0	2.0	ug/l	
75-01-4	Vinyl Chloride	0.50 U	1.0	0.50	0.41	ug/l	
	m,p-Xylene	1.0 U	2.0	1.0	0.47	ug/l	
95-47-6	o-Xylene	0.50 U	1.0	0.50	0.26	ug/l	
1330-20-7	Xylene (total)	1.5 U	3.0	1.5	0.72	ug/l	

CAS No.	Surrogate Recoveries	Run# 1	Run# 2	Limits
1868-53-7	Dibromofluoromethane	107%		83-118%

U = Not detected LOD = Limit of Detection
LOQ = Limit of Quantitation DL = Detection Limit
E = Indicates value exceeds calibration range

J = Indicates an estimated value
B = Indicates analyte found in associated method blank
N = Indicates presumptive evidence of a compound

Report of Analysis

Client Sample ID:	789-TB01_1023-C		
Lab Sample ID:	FC10637-17	**Date Sampled:**	10/18/23
Matrix:	AQ - Trip Blank Water	**Date Received:**	10/21/23
Method:	SW846 8260D	**Percent Solids:**	n/a
Project:	Griffiss AFB; Rome, NY		

VOA 8260 List

CAS No.	Surrogate Recoveries	Run# 1	Run# 2	Limits
17060-07-0	1,2-Dichloroethane-D4	110%		79-125%
2037-26-5	Toluene-D8	99%		85-112%
460-00-4	4-Bromofluorobenzene	101%		83-118%

(a) Associated CCV and BS recovery outside DOD QSM control limits high, sample is ND.

U = Not detected LOD = Limit of Detection J = Indicates an estimated value
LOQ = Limit of Quantitation DL = Detection Limit B = Indicates analyte found in associated method blank
E = Indicates value exceeds calibration range N = Indicates presumptive evidence of a compound

Misc. Forms

Custody Documents and Other Forms

Includes the following where applicable:

- Chain of Custody
- QC Evaluation: DOD QSM5.x Limits

FC10637

CHAIN-OF-CUSTODY RECORD

BEAB
Todd Calhoun
445 Union Boulevard, Suite 129 Lakewood, CO 80228
Please add area code, 720.463.3906, , add e-mail

COC # SS067GWQ4

Custody Seal # 9318

Project Name: Griffiss Air Force Base, BECOS	Laboratory: SGS North America, Inc., Orlando, FL	Event: 2023 Griffiss Petro Q4
Project Number: GRFIS-BECOS	POC: Please insert point of contact, insert laboratory phone number, insert email	
WBS Code: 4055.009 Griffiss RAO	Ship to:	

Comments:
SW8260D (A) = VOCs SGS

Equipment:
2" Bailers (weighted)
YSI 600XL + Hach 2100Q (for turbidity)

Code	Matrix
WG	Ground Water
WQ	Water Quality Control Matrix
WS	Surface Water

Code	Container/Preservative
31	3x 40 mL glass volatile vials, HCl to pH < 2; Cool to 0-6 °C; no headspace

	Sample ID	Matrix	Date	Time	Samp Init.	Analytical Test Method: SW8260D (A)	Location ID	Sample Type	Depth (ft bgs) Top	Depth (ft bgs) Bottom	Cooler	Comments
	Event: 2023 Griffiss Petro Q4					31						
1	789MW-135_1023	WG	10/19/23	1400	BP	X	WL-789MW-135	N1	23.00	33.00	1	
2	789MW-46R_1023	WG	10/19/23	1138		X	WL-789MW-46R	N1	14.00	29.00	1	
3	789MW-83_1023	WG	10/19/23	1500		X	WL-789MW-83	N1	21.00	31.00	1	
4	789MW-95_1023	WG	10/19/23	0945		X	WL-789MW-95	N1	10.50	20.50	1	
5	789MW-98_1023	WG	10/19/23	1000		X	WL-789MW-98	N1	10.00	20.00	1	
6	789MW-99_1023	WG	10/18/23	1700		X	WL-789MW-99	N1	14.50	24.50	1	
7	789MW-99_1023-A	WG	10/18/23	1700		X	WL-789MW-99	FD1	14.50	24.50	1	
8	789MW-216_1023	WG	10/19/23	~~1300~~ 1530		X	WL-789MW-216	N1	19.00	29.00	1	
9	789MW-222_1023	WG	10/19/23	1300		X	WL-789MW-222	N1	18.00	28.00	1	
9	789MW-222_1023-MS	WG	10/19/23	1300		X	WL-789MW-222	MS1	18.00	28.00	1	
9	789MW-222_1023-SD	WG	10/19/23	1300		X	WL-789MW-222	SD1	18.00	28.00	1	

Relinquished by: *(Signature)*	Date	Time	Received by: *(Signature)*	Date	Time
B Pollard (B_RPoll) ECC Private	10/19/23	1800	FedEx		
			SGS	21007/23	1030
			INITIAL ASSESSMENT		
			LABEL VERIFICATION		

Shipping Date / Carrier / Airbill Number
Shipping Date: 10/19/23

Received by Laboratory: *(Signature, Date, Time)* **& condition**
SGS 21007/23 GOOD

4 IRFI

FC10637: Chain of Custody
Page 1 of 3

FC 10637

CHAIN-OF-CUSTODY RECORD

BEAB
Todd Calhoun
445 Union Boulevard, Suite 129 Lakewood, CO 80228
Please add area code, 720.463.3906, , add e-mail

COC # SS067GWQ4

Project Name: Griffiss Air Force Base, BECOS	Laboratory: SGS North America, Inc., Orlando, FL	Event: 2023 Griffiss Petro Q4
Project Number: GRFIS-BECOS	POC: Please insert point of contact, insert laboratory phone number, insert email	
WBS Code:	Ship to:	

Comments:
SW8260D (A) = VOCs SGS

Equipment:
← SAME →
↓

Code	Matrix
WG	Ground Water
WQ	Water Quality Control Matrix
WS	Surface Water

Code	Container/Preservative
31	3x 40 mL glass volatile vials, HCl to pH < 2; Cool to 0-6 °C; no headspace

						Analytical Test Method	SW8260D (A)															
	Event: 2023 Griffiss Petro Q4						31															
	Sample ID	Matrix	Date	Time	Samp Init.											Location ID	Sample Type	Depth (ft bgs) Top	Depth (ft bgs) Bottom	Cooler	Comments
12	789MW-251_1023	WG	10/19/23	0930	BP		X									WL-789MW-251	N1	4.80	29.80	1	
BP 13	~~789MW-102_1023~~	~~WG~~					X									~~WL-789MW-102~~	~~N1~~	~~5.00~~	~~15.00~~	~~1~~	BP
13	789SW-02_1023	WS	10/18/23	1530			X									789SW-02	N1	0.00	0.00	1	
14	789SW-03_1023	WS	10/18/23	1515			X									789SW-03	N1	0.00	0.00	1	
15	789SW-04_1023	WS	10/18/23	1500			X									789SW-04	N1	0.00	0.00	1	
16	789-AB01_1023-D	WQ	10/19/23	1600			X									FIELDQC	AB1	0.00	0.00	1	
17	789-TB01_1023-C	WQ	10/18/23	0730	↓		X									FIELDQC	TB1	0.00	0.00	1	
	Turnaround Time: NA																					

Relinquished by: *(Signature)*	Date	Time	Received by: *(Signature)*	Date	Time	Shipping Date / Carrier / Airbill Number
SAME as pg 1						Shipping Date:
			SGS	21OCT23	1030	**Received by Laboratory:** *(Signature, Date, Time)* **& condition**
						SGS 21OCT23 1030 GOOD

ENV.COC_Field
October 16, 2023

Page 2 of 2

5.1 5

FC10637: Chain of Custody
Page 2 of 3

SGS Sample Receipt Summary

Job Number: fc10637 **Client:** BEAB **Project:** GRIFFISS AIR FORCE BASE, BECOS

Date / Time Received: 10/21/2023 10:30:00 AM **Delivery Method:** FED EX **Airbill #'s:** 7852 9009 6064

Cooler Temps (Raw Measured) °C: Cooler 1: (4.4);

Cooler Temps (Corrected) °C: Cooler 1: (4.8);

Cooler Information	Y	or	N
1. Custody Seals Present:	☑		☐
2. Custody Seals Intact:	☑		☐
3. Temp criteria achieved:	☑		☐
4. Cooler temp verification:	IR Gun		
5. Cooler media:	Ice (Bag)		

Trip Blank Information	Y	or	N	N/A
1. Trip Blank present / cooler:	☑		☐	☐
2. Trip Blank listed on COC:	☑		☐	☐

	W	or	S	N/A
3. Type of TB Received	☑		☐	☐

Sample Information	Y	or	N	N/A
1. Sample labels present on bottles:	☑		☐	
2. Samples presented properly	☑		☐	
3. Suffiient volume/containers recv'd for analysis	☑		☐	
4. Condition of sample:	Intact			
5. Sample recv'd within HT	☑		☐	
6. Dates/Times/IDs on COC match sample label	☐		☐	
7. VOCs have headspace	☑		☐	☐
8. Bottles received for unspecified tests	☐		☑	
9. Compositing instructions clear	☐		☐	☑
10. Voa Soil Kits/Jars received past 48hrs?	☐		☐	☑
11. % Solids Jar Received?	☐		☐	☑
12. Residual Chlorine Present?	☐		☐	☑

Misc Information

Number of Encores: 25 Gram 5 Gram Number of Lab Filtered Metals:

Test Strip Lot #s: pH 0-3: 226422 pH 10-12: Other: (Specify) pH 1.0 - 12.0 222221

Residual Chlorine Test Strip Lot #

Comments

SM001
Rev. Date 05/04/17

Technician: TORYW Date: 10/21/2023 4:54:25 PM Reviewer: Date:

QC Evaluation: DOD QSM5.x Limits

Job Number: FC10637
Account: Bhate Environmental
Project: Griffiss AFB; Rome, NY
Collected: 10/18/23 thru 10/19/23

QC Sample ID	CAS#	Analyte	Sample Type	Result Type	Result	Units	Limits
V1A1964	SW846 8260D						
V1A1964-BS	67-64-1	Acetone	BSP	REC	121	%	39-160
V1A1964-BS	71-43-2	Benzene	BSP	REC	104	%	79-120
V1A1964-BS	108-86-1	Bromobenzene	BSP	REC	100	%	80-120
V1A1964-BS	74-97-5	Bromochloromethane	BSP	REC	95	%	78-123
V1A1964-BS	75-27-4	Bromodichloromethane	BSP	REC	94	%	79-125
V1A1964-BS	75-25-2	Bromoform	BSP	REC	95	%	66-130
V1A1964-BS	78-93-3	2-Butanone (MEK)	BSP	REC	110	%	56-143
V1A1964-BS	104-51-8	n-Butylbenzene	BSP	REC	104	%	75-128
V1A1964-BS	135-98-8	sec-Butylbenzene	BSP	REC	98	%	77-126
V1A1964-BS	98-06-6	tert-Butylbenzene	BSP	REC	102	%	78-124
V1A1964-BS	75-15-0	Carbon Disulfide	BSP	REC	119	%	64-133
V1A1964-BS	56-23-5	Carbon Tetrachloride	BSP	REC	102	%	72-136
V1A1964-BS	108-90-7	Chlorobenzene	BSP	REC	95	%	82-118
V1A1964-BS	75-00-3	Chloroethane	BSP	REC	115	%	60-138
V1A1964-BS	67-66-3	Chloroform	BSP	REC	101	%	79-124
V1A1964-BS	95-49-8	o-Chlorotoluene	BSP	REC	98	%	79-122
V1A1964-BS	106-43-4	p-Chlorotoluene	BSP	REC	97	%	78-122
V1A1964-BS	124-48-1	Dibromochloromethane	BSP	REC	100	%	74-126
V1A1964-BS	96-12-8	1,2-Dibromo-3-chloropropane	BSP	REC	96	%	62-128
V1A1964-BS	106-93-4	1,2-Dibromoethane	BSP	REC	92	%	77-121
V1A1964-BS	75-71-8	Dichlorodifluoromethane	BSP	REC	112	%	32-152
V1A1964-BS	95-50-1	1,2-Dichlorobenzene	BSP	REC	96	%	80-119
V1A1964-BS	541-73-1	1,3-Dichlorobenzene	BSP	REC	98	%	80-119
V1A1964-BS	106-46-7	1,4-Dichlorobenzene	BSP	REC	96	%	79-118
V1A1964-BS	75-34-3	1,1-Dichloroethane	BSP	REC	100	%	77-125
V1A1964-BS	107-06-2	1,2-Dichloroethane	BSP	REC	103	%	73-128
V1A1964-BS	75-35-4	1,1-Dichloroethylene	BSP	REC	107	%	71-131
V1A1964-BS	156-59-2	cis-1,2-Dichloroethylene	BSP	REC	98	%	78-123
V1A1964-BS	156-60-5	trans-1,2-Dichloroethylene	BSP	REC	105	%	75-124
V1A1964-BS	540-59-0	1,2-Dichloroethene (total)	BSP	REC	101	%	79-121
V1A1964-BS	78-87-5	1,2-Dichloropropane	BSP	REC	98	%	78-122
V1A1964-BS	142-28-9	1,3-Dichloropropane	BSP	REC	99	%	80-119
V1A1964-BS	594-20-7	2,2-Dichloropropane	BSP	REC	113	%	60-139
V1A1964-BS	563-58-6	1,1-Dichloropropene	BSP	REC	106	%	79-125
V1A1964-BS	10061-01-5	cis-1,3-Dichloropropene	BSP	REC	98	%	75-124
V1A1964-BS	10061-02-6	trans-1,3-Dichloropropene	BSP	REC	90	%	73-127
V1A1964-BS	100-41-4	Ethylbenzene	BSP	REC	100	%	79-121
V1A1964-BS	87-68-3	Hexachlorobutadiene	BSP	REC	110	%	66-134
V1A1964-BS	591-78-6	2-Hexanone	BSP	REC	106	%	57-139
V1A1964-BS	98-82-8	Isopropylbenzene	BSP	REC	100	%	72-131
V1A1964-BS	99-87-6	p-Isopropyltoluene	BSP	REC	102	%	77-127
V1A1964-BS	74-83-9	Methyl Bromide	BSP	REC	114	%	53-141

* Sample used for QC is not from job FC10637

QC Evaluation: DOD QSM5.x Limits

Job Number: FC10637
Account: Bhate Environmental
Project: Griffiss AFB; Rome, NY
Collected: 10/18/23 thru 10/19/23

QC Sample ID	CAS#	Analyte	Sample Type	Result Type	Result	Units	Limits
V1A1964-BS	74-87-3	Methyl Chloride	BSP	REC	106	%	50-139
V1A1964-BS	74-95-3	Methylene Bromide	BSP	REC	97	%	79-123
V1A1964-BS	75-09-2	Methylene Chloride	BSP	REC	123	%	74-124
V1A1964-BS	108-10-1	4-Methyl-2-pentanone (MIBK)	BSP	REC	100	%	67-130
V1A1964-BS	1634-04-4	Methyl Tert Butyl Ether	BSP	REC	102	%	71-124
V1A1964-BS	91-20-3	Naphthalene	BSP	REC	90	%	61-128
V1A1964-BS	103-65-1	n-Propylbenzene	BSP	REC	100	%	76-126
V1A1964-BS	100-42-5	Styrene	BSP	REC	102	%	78-123
V1A1964-BS	630-20-6	1,1,1,2-Tetrachloroethane	BSP	REC	96	%	78-124
V1A1964-BS	79-34-5	1,1,2,2-Tetrachloroethane	BSP	REC	91	%	71-121
V1A1964-BS	127-18-4	Tetrachloroethylene	BSP	REC	90	%	74-129
V1A1964-BS	108-88-3	Toluene	BSP	REC	98	%	80-121
V1A1964-BS	87-61-6	1,2,3-Trichlorobenzene	BSP	REC	99	%	69-129
V1A1964-BS	120-82-1	1,2,4-Trichlorobenzene	BSP	REC	95	%	69-130
V1A1964-BS	71-55-6	1,1,1-Trichloroethane	BSP	REC	102	%	74-131
V1A1964-BS	79-00-5	1,1,2-Trichloroethane	BSP	REC	92	%	80-119
V1A1964-BS	79-01-6	Trichloroethylene	BSP	REC	101	%	79-123
V1A1964-BS	75-69-4	Trichlorofluoromethane	BSP	REC	109	%	65-141
V1A1964-BS	96-18-4	1,2,3-Trichloropropane	BSP	REC	101	%	73-122
V1A1964-BS	95-63-6	1,2,4-Trimethylbenzene	BSP	REC	104	%	76-124
V1A1964-BS	108-67-8	1,3,5-Trimethylbenzene	BSP	REC	104	%	75-124
V1A1964-BS	108-05-4	Vinyl Acetate	BSP	REC	101	%	54-146
V1A1964-BS	75-01-4	Vinyl Chloride	BSP	REC	103	%	58-137
V1A1964-BS		m,p-Xylene	BSP	REC	100	%	80-121
V1A1964-BS	95-47-6	o-Xylene	BSP	REC	97	%	78-122
V1A1964-BS	1330-20-7	Xylene (total)	BSP	REC	99	%	79-121
V1A1964-BS	1868-53-7	Dibromofluoromethane	BSP	SURR	100	%	80-119
V1A1964-BS	17060-07-0	1,2-Dichloroethane-D4	BSP	SURR	103	%	81-118
V1A1964-BS	2037-26-5	Toluene-D8	BSP	SURR	98	%	89-112
V1A1964-BS	460-00-4	4-Bromofluorobenzene	BSP	SURR	101	%	85-114
FC10637-9MS	67-64-1	Acetone	MS	REC	137	%	39-160
FC10637-9MS	71-43-2	Benzene	MS	REC	139	%	79-120
FC10637-9MS	108-86-1	Bromobenzene	MS	REC	130	%	80-120
FC10637-9MS	74-97-5	Bromochloromethane	MS	REC	131	%	78-123
FC10637-9MS	75-27-4	Bromodichloromethane	MS	REC	130	%	79-125
FC10637-9MS	75-25-2	Bromoform	MS	REC	127	%	66-130
FC10637-9MS	78-93-3	2-Butanone (MEK)	MS	REC	141	%	56-143
FC10637-9MS	104-51-8	n-Butylbenzene	MS	REC	128	%	75-128
FC10637-9MS	135-98-8	sec-Butylbenzene	MS	REC	120	%	77-126
FC10637-9MS	98-06-6	tert-Butylbenzene	MS	REC	128	%	78-124
FC10637-9MS	75-15-0	Carbon Disulfide	MS	REC	153	%	64-133
FC10637-9MS	56-23-5	Carbon Tetrachloride	MS	REC	147	%	72-136
FC10637-9MS	108-90-7	Chlorobenzene	MS	REC	128	%	82-118
FC10637-9MS	75-00-3	Chloroethane	MS	REC	149	%	60-138
FC10637-9MS	67-66-3	Chloroform	MS	REC	139	%	79-124

* Sample used for QC is not from job FC10637

QC Evaluation: DOD QSM5.x Limits

Job Number: FC10637
Account: Bhate Environmental
Project: Griffiss AFB; Rome, NY
Collected: 10/18/23 thru 10/19/23

QC Sample ID	CAS#	Analyte	Sample Type	Result Type	Result	Units	Limits
FC10637-9MS	95-49-8	o-Chlorotoluene	MS	REC	122	%	79-122
FC10637-9MS	106-43-4	p-Chlorotoluene	MS	REC	122	%	78-122
FC10637-9MS	124-48-1	Dibromochloromethane	MS	REC	135	%	74-126
FC10637-9MS	96-12-8	1,2-Dibromo-3-chloropropane	MS	REC	122	%	62-128
FC10637-9MS	106-93-4	1,2-Dibromoethane	MS	REC	128	%	77-121
FC10637-9MS	75-71-8	Dichlorodifluoromethane	MS	REC	156	%	32-152
FC10637-9MS	95-50-1	1,2-Dichlorobenzene	MS	REC	124	%	80-119
FC10637-9MS	541-73-1	1,3-Dichlorobenzene	MS	REC	123	%	80-119
FC10637-9MS	106-46-7	1,4-Dichlorobenzene	MS	REC	122	%	79-118
FC10637-9MS	75-34-3	1,1-Dichloroethane	MS	REC	136	%	77-125
FC10637-9MS	107-06-2	1,2-Dichloroethane	MS	REC	142	%	73-128
FC10637-9MS	75-35-4	1,1-Dichloroethylene	MS	REC	146	%	71-131
FC10637-9MS	156-59-2	cis-1,2-Dichloroethylene	MS	REC	128	%	78-123
FC10637-9MS	156-60-5	trans-1,2-Dichloroethylene	MS	REC	141	%	75-124
FC10637-9MS	540-59-0	1,2-Dichloroethene (total)	MS	REC	135	%	79-121
FC10637-9MS	78-87-5	1,2-Dichloropropane	MS	REC	134	%	78-122
FC10637-9MS	142-28-9	1,3-Dichloropropane	MS	REC	134	%	80-119
FC10637-9MS	594-20-7	2,2-Dichloropropane	MS	REC	142	%	60-139
FC10637-9MS	563-58-6	1,1-Dichloropropene	MS	REC	145	%	79-125
FC10637-9MS	10061-01-5	cis-1,3-Dichloropropene	MS	REC	124	%	75-124
FC10637-9MS	10061-02-6	trans-1,3-Dichloropropene	MS	REC	122	%	73-127
FC10637-9MS	100-41-4	Ethylbenzene	MS	REC	130	%	79-121
FC10637-9MS	87-68-3	Hexachlorobutadiene	MS	REC	132	%	66-134
FC10637-9MS	591-78-6	2-Hexanone	MS	REC	138	%	57-139
FC10637-9MS	98-82-8	Isopropylbenzene	MS	REC	132	%	72-131
FC10637-9MS	99-87-6	p-Isopropyltoluene	MS	REC	125	%	77-127
FC10637-9MS	74-83-9	Methyl Bromide	MS	REC	112	%	53-141
FC10637-9MS	74-87-3	Methyl Chloride	MS	REC	136	%	50-139
FC10637-9MS	74-95-3	Methylene Bromide	MS	REC	132	%	79-123
FC10637-9MS	75-09-2	Methylene Chloride	MS	REC	146	%	74-124
FC10637-9MS	108-10-1	4-Methyl-2-pentanone (MIBK)	MS	REC	136	%	67-130
FC10637-9MS	1634-04-4	Methyl Tert Butyl Ether	MS	REC	135	%	71-124
FC10637-9MS	91-20-3	Naphthalene	MS	REC	101	%	61-128
FC10637-9MS	103-65-1	n-Propylbenzene	MS	REC	124	%	76-126
FC10637-9MS	100-42-5	Styrene	MS	REC	136	%	78-123
FC10637-9MS	630-20-6	1,1,1,2-Tetrachloroethane	MS	REC	135	%	78-124
FC10637-9MS	79-34-5	1,1,2,2-Tetrachloroethane	MS	REC	122	%	71-121
FC10637-9MS	127-18-4	Tetrachloroethylene	MS	REC	110	%	74-129
FC10637-9MS	108-88-3	Toluene	MS	REC	131	%	80-121
FC10637-9MS	87-61-6	1,2,3-Trichlorobenzene	MS	REC	110	%	69-129
FC10637-9MS	120-82-1	1,2,4-Trichlorobenzene	MS	REC	112	%	69-130
FC10637-9MS	71-55-6	1,1,1-Trichloroethane	MS	REC	146	%	74-131
FC10637-9MS	79-00-5	1,1,2-Trichloroethane	MS	REC	127	%	80-119
FC10637-9MS	79-01-6	Trichloroethylene	MS	REC	132	%	79-123
FC10637-9MS	75-69-4	Trichlorofluoromethane	MS	REC	154	%	65-141

* Sample used for QC is not from job FC10637

QC Evaluation: DOD QSM5.x Limits

Job Number: FC10637
Account: Bhate Environmental
Project: Griffiss AFB; Rome, NY
Collected: 10/18/23 thru 10/19/23

QC Sample ID	CAS#	Analyte	Sample Type	Result Type	Result	Units	Limits
FC10637-9MS	96-18-4	1,2,3-Trichloropropane	MS	REC	133	%	73-122
FC10637-9MS	95-63-6	1,2,4-Trimethylbenzene	MS	REC	133	%	76-124
FC10637-9MS	108-67-8	1,3,5-Trimethylbenzene	MS	REC	133	%	75-124
FC10637-9MS	108-05-4	Vinyl Acetate	MS	REC	118	%	54-146
FC10637-9MS	75-01-4	Vinyl Chloride	MS	REC	136	%	58-137
FC10637-9MS		m,p-Xylene	MS	REC	135	%	80-121
FC10637-9MS	95-47-6	o-Xylene	MS	REC	130	%	78-122
FC10637-9MS	1330-20-7	Xylene (total)	MS	REC	133	%	79-121
FC10637-9MS	1868-53-7	Dibromofluoromethane	MS	SURR	104	%	80-119
FC10637-9MS	17060-07-0	1,2-Dichloroethane-D4	MS	SURR	108	%	81-118
FC10637-9MS	2037-26-5	Toluene-D8	MS	SURR	98	%	89-112
FC10637-9MS	460-00-4	4-Bromofluorobenzene	MS	SURR	98	%	85-114
FC10637-9MSD	67-64-1	Acetone	MSD	REC	125	%	39-160
FC10637-9MSD	67-64-1	Acetone	MSD	RPD	9	%	20
FC10637-9MSD	71-43-2	Benzene	MSD	REC	146	%	79-120
FC10637-9MSD	71-43-2	Benzene	MSD	RPD	5	%	20
FC10637-9MSD	108-86-1	Bromobenzene	MSD	REC	141	%	80-120
FC10637-9MSD	108-86-1	Bromobenzene	MSD	RPD	8	%	20
FC10637-9MSD	74-97-5	Bromochloromethane	MSD	REC	139	%	78-123
FC10637-9MSD	74-97-5	Bromochloromethane	MSD	RPD	6	%	20
FC10637-9MSD	75-27-4	Bromodichloromethane	MSD	REC	140	%	79-125
FC10637-9MSD	75-27-4	Bromodichloromethane	MSD	RPD	7	%	20
FC10637-9MSD	75-25-2	Bromoform	MSD	REC	133	%	66-130
FC10637-9MSD	75-25-2	Bromoform	MSD	RPD	4	%	20
FC10637-9MSD	78-93-3	2-Butanone (MEK)	MSD	REC	124	%	56-143
FC10637-9MSD	78-93-3	2-Butanone (MEK)	MSD	RPD	13	%	20
FC10637-9MSD	104-51-8	n-Butylbenzene	MSD	REC	136	%	75-128
FC10637-9MSD	104-51-8	n-Butylbenzene	MSD	RPD	6	%	20
FC10637-9MSD	135-98-8	sec-Butylbenzene	MSD	REC	130	%	77-126
FC10637-9MSD	135-98-8	sec-Butylbenzene	MSD	RPD	8	%	20
FC10637-9MSD	98-06-6	tert-Butylbenzene	MSD	REC	139	%	78-124
FC10637-9MSD	98-06-6	tert-Butylbenzene	MSD	RPD	8	%	20
FC10637-9MSD	75-15-0	Carbon Disulfide	MSD	REC	165	%	64-133
FC10637-9MSD	75-15-0	Carbon Disulfide	MSD	RPD	7	%	20
FC10637-9MSD	56-23-5	Carbon Tetrachloride	MSD	REC	155	%	72-136
FC10637-9MSD	56-23-5	Carbon Tetrachloride	MSD	RPD	6	%	20
FC10637-9MSD	108-90-7	Chlorobenzene	MSD	REC	135	%	82-118
FC10637-9MSD	108-90-7	Chlorobenzene	MSD	RPD	5	%	20
FC10637-9MSD	75-00-3	Chloroethane	MSD	REC	162	%	60-138
FC10637-9MSD	75-00-3	Chloroethane	MSD	RPD	8	%	20
FC10637-9MSD	67-66-3	Chloroform	MSD	REC	148	%	79-124
FC10637-9MSD	67-66-3	Chloroform	MSD	RPD	7	%	20
FC10637-9MSD	95-49-8	o-Chlorotoluene	MSD	REC	135	%	79-122
FC10637-9MSD	95-49-8	o-Chlorotoluene	MSD	RPD	10	%	20
FC10637-9MSD	106-43-4	p-Chlorotoluene	MSD	REC	133	%	78-122

* Sample used for QC is not from job FC10637

QC Evaluation: DOD QSM5.x Limits

Job Number: FC10637
Account: Bhate Environmental
Project: Griffiss AFB; Rome, NY
Collected: 10/18/23 thru 10/19/23

QC Sample ID	CAS#	Analyte	Sample Type	Result Type	Result	Units	Limits
FC10637-9MSD	106-43-4	p-Chlorotoluene	MSD	RPD	9	%	20
FC10637-9MSD	124-48-1	Dibromochloromethane	MSD	REC	144	%	74-126
FC10637-9MSD	124-48-1	Dibromochloromethane	MSD	RPD	7	%	20
FC10637-9MSD	96-12-8	1,2-Dibromo-3-chloropropane	MSD	REC	140	%	62-128
FC10637-9MSD	96-12-8	1,2-Dibromo-3-chloropropane	MSD	RPD	14	%	20
FC10637-9MSD	106-93-4	1,2-Dibromoethane	MSD	REC	137	%	77-121
FC10637-9MSD	106-93-4	1,2-Dibromoethane	MSD	RPD	6	%	20
FC10637-9MSD	75-71-8	Dichlorodifluoromethane	MSD	REC	168	%	32-152
FC10637-9MSD	75-71-8	Dichlorodifluoromethane	MSD	RPD	8	%	20
FC10637-9MSD	95-50-1	1,2-Dichlorobenzene	MSD	REC	134	%	80-119
FC10637-9MSD	95-50-1	1,2-Dichlorobenzene	MSD	RPD	7	%	20
FC10637-9MSD	541-73-1	1,3-Dichlorobenzene	MSD	REC	135	%	80-119
FC10637-9MSD	541-73-1	1,3-Dichlorobenzene	MSD	RPD	9	%	20
FC10637-9MSD	106-46-7	1,4-Dichlorobenzene	MSD	REC	131	%	79-118
FC10637-9MSD	106-46-7	1,4-Dichlorobenzene	MSD	RPD	7	%	20
FC10637-9MSD	75-34-3	1,1-Dichloroethane	MSD	REC	146	%	77-125
FC10637-9MSD	75-34-3	1,1-Dichloroethane	MSD	RPD	7	%	20
FC10637-9MSD	107-06-2	1,2-Dichloroethane	MSD	REC	151	%	73-128
FC10637-9MSD	107-06-2	1,2-Dichloroethane	MSD	RPD	6	%	20
FC10637-9MSD	75-35-4	1,1-Dichloroethylene	MSD	REC	156	%	71-131
FC10637-9MSD	75-35-4	1,1-Dichloroethylene	MSD	RPD	7	%	20
FC10637-9MSD	156-59-2	cis-1,2-Dichloroethylene	MSD	REC	141	%	78-123
FC10637-9MSD	156-59-2	cis-1,2-Dichloroethylene	MSD	RPD	10	%	20
FC10637-9MSD	156-60-5	trans-1,2-Dichloroethylene	MSD	REC	150	%	75-124
FC10637-9MSD	156-60-5	trans-1,2-Dichloroethylene	MSD	RPD	6	%	20
FC10637-9MSD	540-59-0	1,2-Dichloroethene (total)	MSD	REC	145	%	79-121
FC10637-9MSD	540-59-0	1,2-Dichloroethene (total)	MSD	RPD	8	%	20
FC10637-9MSD	78-87-5	1,2-Dichloropropane	MSD	REC	142	%	78-122
FC10637-9MSD	78-87-5	1,2-Dichloropropane	MSD	RPD	5	%	20
FC10637-9MSD	142-28-9	1,3-Dichloropropane	MSD	REC	143	%	80-119
FC10637-9MSD	142-28-9	1,3-Dichloropropane	MSD	RPD	6	%	20
FC10637-9MSD	594-20-7	2,2-Dichloropropane	MSD	REC	152	%	60-139
FC10637-9MSD	594-20-7	2,2-Dichloropropane	MSD	RPD	7	%	20
FC10637-9MSD	563-58-6	1,1-Dichloropropene	MSD	REC	152	%	79-125
FC10637-9MSD	563-58-6	1,1-Dichloropropene	MSD	RPD	5	%	20
FC10637-9MSD	10061-01-5	cis-1,3-Dichloropropene	MSD	REC	134	%	75-124
FC10637-9MSD	10061-01-5	cis-1,3-Dichloropropene	MSD	RPD	8	%	20
FC10637-9MSD	10061-02-6	trans-1,3-Dichloropropene	MSD	REC	127	%	73-127
FC10637-9MSD	10061-02-6	trans-1,3-Dichloropropene	MSD	RPD	4	%	20
FC10637-9MSD	100-41-4	Ethylbenzene	MSD	REC	139	%	79-121
FC10637-9MSD	100-41-4	Ethylbenzene	MSD	RPD	7	%	20
FC10637-9MSD	87-68-3	Hexachlorobutadiene	MSD	REC	140	%	66-134
FC10637-9MSD	87-68-3	Hexachlorobutadiene	MSD	RPD	6	%	20
FC10637-9MSD	591-78-6	2-Hexanone	MSD	REC	125	%	57-139
FC10637-9MSD	591-78-6	2-Hexanone	MSD	RPD	10	%	20

* Sample used for QC is not from job FC10637

QC Evaluation: DOD QSM5.x Limits

Job Number: FC10637
Account: Bhate Environmental
Project: Griffiss AFB; Rome, NY
Collected: 10/18/23 thru 10/19/23

QC Sample ID	CAS#	Analyte	Sample Type	Result Type	Result	Units	Limits
FC10637-9MSD	98-82-8	Isopropylbenzene	MSD	REC	142	%	72-131
FC10637-9MSD	98-82-8	Isopropylbenzene	MSD	RPD	7	%	20
FC10637-9MSD	99-87-6	p-Isopropyltoluene	MSD	REC	134	%	77-127
FC10637-9MSD	99-87-6	p-Isopropyltoluene	MSD	RPD	7	%	20
FC10637-9MSD	74-83-9	Methyl Bromide	MSD	REC	144	%	53-141
FC10637-9MSD	74-83-9	Methyl Bromide	MSD	RPD	25	%	20
FC10637-9MSD	74-87-3	Methyl Chloride	MSD	REC	150	%	50-139
FC10637-9MSD	74-87-3	Methyl Chloride	MSD	RPD	10	%	20
FC10637-9MSD	74-95-3	Methylene Bromide	MSD	REC	145	%	79-123
FC10637-9MSD	74-95-3	Methylene Bromide	MSD	RPD	9	%	20
FC10637-9MSD	75-09-2	Methylene Chloride	MSD	REC	157	%	74-124
FC10637-9MSD	75-09-2	Methylene Chloride	MSD	RPD	7	%	20
FC10637-9MSD	108-10-1	4-Methyl-2-pentanone (MIBK)	MSD	REC	120	%	67-130
FC10637-9MSD	108-10-1	4-Methyl-2-pentanone (MIBK)	MSD	RPD	13	%	20
FC10637-9MSD	1634-04-4	Methyl Tert Butyl Ether	MSD	REC	151	%	71-124
FC10637-9MSD	1634-04-4	Methyl Tert Butyl Ether	MSD	RPD	11	%	20
FC10637-9MSD	91-20-3	Naphthalene	MSD	REC	118	%	61-128
FC10637-9MSD	91-20-3	Naphthalene	MSD	RPD	16	%	20
FC10637-9MSD	103-65-1	n-Propylbenzene	MSD	REC	135	%	76-126
FC10637-9MSD	103-65-1	n-Propylbenzene	MSD	RPD	8	%	20
FC10637-9MSD	100-42-5	Styrene	MSD	REC	146	%	78-123
FC10637-9MSD	100-42-5	Styrene	MSD	RPD	7	%	20
FC10637-9MSD	630-20-6	1,1,1,2-Tetrachloroethane	MSD	REC	142	%	78-124
FC10637-9MSD	630-20-6	1,1,1,2-Tetrachloroethane	MSD	RPD	5	%	20
FC10637-9MSD	79-34-5	1,1,2,2-Tetrachloroethane	MSD	REC	130	%	71-121
FC10637-9MSD	79-34-5	1,1,2,2-Tetrachloroethane	MSD	RPD	6	%	20
FC10637-9MSD	127-18-4	Tetrachloroethylene	MSD	REC	118	%	74-129
FC10637-9MSD	127-18-4	Tetrachloroethylene	MSD	RPD	6	%	20
FC10637-9MSD	108-88-3	Toluene	MSD	REC	139	%	80-121
FC10637-9MSD	108-88-3	Toluene	MSD	RPD	6	%	20
FC10637-9MSD	87-61-6	1,2,3-Trichlorobenzene	MSD	REC	124	%	69-129
FC10637-9MSD	87-61-6	1,2,3-Trichlorobenzene	MSD	RPD	12	%	20
FC10637-9MSD	120-82-1	1,2,4-Trichlorobenzene	MSD	REC	123	%	69-130
FC10637-9MSD	120-82-1	1,2,4-Trichlorobenzene	MSD	RPD	10	%	20
FC10637-9MSD	71-55-6	1,1,1-Trichloroethane	MSD	REC	154	%	74-131
FC10637-9MSD	71-55-6	1,1,1-Trichloroethane	MSD	RPD	6	%	20
FC10637-9MSD	79-00-5	1,1,2-Trichloroethane	MSD	REC	132	%	80-119
FC10637-9MSD	79-00-5	1,1,2-Trichloroethane	MSD	RPD	4	%	20
FC10637-9MSD	79-01-6	Trichloroethylene	MSD	REC	143	%	79-123
FC10637-9MSD	79-01-6	Trichloroethylene	MSD	RPD	8	%	20
FC10637-9MSD	75-69-4	Trichlorofluoromethane	MSD	REC	167	%	65-141
FC10637-9MSD	75-69-4	Trichlorofluoromethane	MSD	RPD	8	%	20
FC10637-9MSD	96-18-4	1,2,3-Trichloropropane	MSD	REC	143	%	73-122
FC10637-9MSD	96-18-4	1,2,3-Trichloropropane	MSD	RPD	7	%	20
FC10637-9MSD	95-63-6	1,2,4-Trimethylbenzene	MSD	REC	144	%	76-124

* Sample used for QC is not from job FC10637

QC Evaluation: DOD QSM5.x Limits

Job Number: FC10637
Account: Bhate Environmental
Project: Griffiss AFB; Rome, NY
Collected: 10/18/23 thru 10/19/23

QC Sample ID	CAS#	Analyte	Sample Type	Result Type	Result	Units	Limits
FC10637-9MSD	95-63-6	1,2,4-Trimethylbenzene	MSD	RPD	8	%	20
FC10637-9MSD	108-67-8	1,3,5-Trimethylbenzene	MSD	REC	141	%	75-124
FC10637-9MSD	108-67-8	1,3,5-Trimethylbenzene	MSD	RPD	6	%	20
FC10637-9MSD	108-05-4	Vinyl Acetate	MSD	REC	128	%	54-146
FC10637-9MSD	108-05-4	Vinyl Acetate	MSD	RPD	8	%	20
FC10637-9MSD	75-01-4	Vinyl Chloride	MSD	REC	148	%	58-137
FC10637-9MSD	75-01-4	Vinyl Chloride	MSD	RPD	9	%	20
FC10637-9MSD		m,p-Xylene	MSD	REC	140	%	80-121
FC10637-9MSD		m,p-Xylene	MSD	RPD	4	%	20
FC10637-9MSD	95-47-6	o-Xylene	MSD	REC	138	%	78-122
FC10637-9MSD	95-47-6	o-Xylene	MSD	RPD	6	%	20
FC10637-9MSD	1330-20-7	Xylene (total)	MSD	REC	140	%	79-121
FC10637-9MSD	1330-20-7	Xylene (total)	MSD	RPD	5	%	20
FC10637-9MSD	1868-53-7	Dibromofluoromethane	MSD	SURR	100	%	80-119
FC10637-9MSD	17060-07-0	1,2-Dichloroethane-D4	MSD	SURR	108	%	81-118
FC10637-9MSD	2037-26-5	Toluene-D8	MSD	SURR	97	%	89-112
FC10637-9MSD	460-00-4	4-Bromofluorobenzene	MSD	SURR	100	%	85-114
V1A1964-MB	1868-53-7	Dibromofluoromethane	MB	SURR	105	%	80-119
V1A1964-MB	17060-07-0	1,2-Dichloroethane-D4	MB	SURR	105	%	81-118
V1A1964-MB	2037-26-5	Toluene-D8	MB	SURR	98	%	89-112
V1A1964-MB	460-00-4	4-Bromofluorobenzene	MB	SURR	98	%	85-114
FC10637-1	1868-53-7	Dibromofluoromethane	SAMP	SURR	106	%	80-119
FC10637-1	17060-07-0	1,2-Dichloroethane-D4	SAMP	SURR	108	%	81-118
FC10637-1	2037-26-5	Toluene-D8	SAMP	SURR	98	%	89-112
FC10637-1	460-00-4	4-Bromofluorobenzene	SAMP	SURR	99	%	85-114
FC10637-2	1868-53-7	Dibromofluoromethane	SAMP	SURR	103	%	80-119
FC10637-2	17060-07-0	1,2-Dichloroethane-D4	SAMP	SURR	104	%	81-118
FC10637-2	2037-26-5	Toluene-D8	SAMP	SURR	101	%	89-112
FC10637-2	460-00-4	4-Bromofluorobenzene	SAMP	SURR	103	%	85-114
FC10637-3	1868-53-7	Dibromofluoromethane	SAMP	SURR	105	%	80-119
FC10637-3	17060-07-0	1,2-Dichloroethane-D4	SAMP	SURR	109	%	81-118
FC10637-3	2037-26-5	Toluene-D8	SAMP	SURR	98	%	89-112
FC10637-3	460-00-4	4-Bromofluorobenzene	SAMP	SURR	100	%	85-114
FC10637-4	1868-53-7	Dibromofluoromethane	SAMP	SURR	107	%	80-119
FC10637-4	17060-07-0	1,2-Dichloroethane-D4	SAMP	SURR	108	%	81-118
FC10637-4	2037-26-5	Toluene-D8	SAMP	SURR	98	%	89-112
FC10637-4	460-00-4	4-Bromofluorobenzene	SAMP	SURR	102	%	85-114
FC10637-5	1868-53-7	Dibromofluoromethane	SAMP	SURR	102	%	80-119
FC10637-5	17060-07-0	1,2-Dichloroethane-D4	SAMP	SURR	106	%	81-118
FC10637-5	2037-26-5	Toluene-D8	SAMP	SURR	99	%	89-112
FC10637-5	460-00-4	4-Bromofluorobenzene	SAMP	SURR	102	%	85-114
FC10637-6	1868-53-7	Dibromofluoromethane	SAMP	SURR	105	%	80-119
FC10637-6	17060-07-0	1,2-Dichloroethane-D4	SAMP	SURR	104	%	81-118
FC10637-6	2037-26-5	Toluene-D8	SAMP	SURR	101	%	89-112
FC10637-6	460-00-4	4-Bromofluorobenzene	SAMP	SURR	101	%	85-114

* Sample used for QC is not from job FC10637

QC Evaluation: DOD QSM5.x Limits

Job Number: FC10637
Account: Bhate Environmental
Project: Griffiss AFB; Rome, NY
Collected: 10/18/23 thru 10/19/23

QC Sample ID	CAS#	Analyte	Sample Type	Result Type	Result	Units	Limits
FC10637-7	1868-53-7	Dibromofluoromethane	SAMP	SURR	104	%	80-119
FC10637-7	17060-07-0	1,2-Dichloroethane-D4	SAMP	SURR	105	%	81-118
FC10637-7	2037-26-5	Toluene-D8	SAMP	SURR	101	%	89-112
FC10637-7	460-00-4	4-Bromofluorobenzene	SAMP	SURR	101	%	85-114
FC10637-8	1868-53-7	Dibromofluoromethane	SAMP	SURR	105	%	80-119
FC10637-8	17060-07-0	1,2-Dichloroethane-D4	SAMP	SURR	108	%	81-118
FC10637-8	2037-26-5	Toluene-D8	SAMP	SURR	98	%	89-112
FC10637-8	460-00-4	4-Bromofluorobenzene	SAMP	SURR	101	%	85-114
FC10637-9	1868-53-7	Dibromofluoromethane	SAMP	SURR	105	%	80-119
FC10637-9	17060-07-0	1,2-Dichloroethane-D4	SAMP	SURR	106	%	81-118
FC10637-9	2037-26-5	Toluene-D8	SAMP	SURR	100	%	89-112
FC10637-9	460-00-4	4-Bromofluorobenzene	SAMP	SURR	101	%	85-114
FC10637-12	1868-53-7	Dibromofluoromethane	SAMP	SURR	103	%	80-119
FC10637-12	17060-07-0	1,2-Dichloroethane-D4	SAMP	SURR	105	%	81-118
FC10637-12	2037-26-5	Toluene-D8	SAMP	SURR	100	%	89-112
FC10637-12	460-00-4	4-Bromofluorobenzene	SAMP	SURR	100	%	85-114
FC10637-13	1868-53-7	Dibromofluoromethane	SAMP	SURR	105	%	80-119
FC10637-13	17060-07-0	1,2-Dichloroethane-D4	SAMP	SURR	106	%	81-118
FC10637-13	2037-26-5	Toluene-D8	SAMP	SURR	98	%	89-112
FC10637-13	460-00-4	4-Bromofluorobenzene	SAMP	SURR	99	%	85-114
FC10637-14	1868-53-7	Dibromofluoromethane	SAMP	SURR	105	%	80-119
FC10637-14	17060-07-0	1,2-Dichloroethane-D4	SAMP	SURR	107	%	81-118
FC10637-14	2037-26-5	Toluene-D8	SAMP	SURR	98	%	89-112
FC10637-14	460-00-4	4-Bromofluorobenzene	SAMP	SURR	100	%	85-114
FC10637-15	1868-53-7	Dibromofluoromethane	SAMP	SURR	107	%	80-119
FC10637-15	17060-07-0	1,2-Dichloroethane-D4	SAMP	SURR	110	%	81-118
FC10637-15	2037-26-5	Toluene-D8	SAMP	SURR	98	%	89-112
FC10637-15	460-00-4	4-Bromofluorobenzene	SAMP	SURR	99	%	85-114
V1A1966	SW846 8260D						
V1A1966-BS	67-64-1	Acetone	BSP	REC	142	%	39-160
V1A1966-BS	71-43-2	Benzene	BSP	REC	101	%	79-120
V1A1966-BS	108-86-1	Bromobenzene	BSP	REC	97	%	80-120
V1A1966-BS	74-97-5	Bromochloromethane	BSP	REC	100	%	78-123
V1A1966-BS	75-27-4	Bromodichloromethane	BSP	REC	94	%	79-125
V1A1966-BS	75-25-2	Bromoform	BSP	REC	94	%	66-130
V1A1966-BS	78-93-3	2-Butanone (MEK)	BSP	REC	118	%	56-143
V1A1966-BS	104-51-8	n-Butylbenzene	BSP	REC	107	%	75-128
V1A1966-BS	135-98-8	sec-Butylbenzene	BSP	REC	98	%	77-126
V1A1966-BS	98-06-6	tert-Butylbenzene	BSP	REC	101	%	78-124
V1A1966-BS	75-15-0	Carbon Disulfide	BSP	REC	119	%	64-133
V1A1966-BS	56-23-5	Carbon Tetrachloride	BSP	REC	106	%	72-136
V1A1966-BS	108-90-7	Chlorobenzene	BSP	REC	96	%	82-118
V1A1966-BS	75-00-3	Chloroethane	BSP	REC	106	%	60-138

* Sample used for QC is not from job FC10637

QC Evaluation: DOD QSM5.x Limits

Job Number: FC10637
Account: Bhate Environmental
Project: Griffiss AFB; Rome, NY
Collected: 10/18/23 thru 10/19/23

QC Sample ID	CAS#	Analyte	Sample Type	Result Type	Result	Units	Limits
V1A1966-BS	67-66-3	Chloroform	BSP	REC	101	%	79-124
V1A1966-BS	95-49-8	o-Chlorotoluene	BSP	REC	94	%	79-122
V1A1966-BS	106-43-4	p-Chlorotoluene	BSP	REC	95	%	78-122
V1A1966-BS	124-48-1	Dibromochloromethane	BSP	REC	101	%	74-126
V1A1966-BS	96-12-8	1,2-Dibromo-3-chloropropane	BSP	REC	94	%	62-128
V1A1966-BS	106-93-4	1,2-Dibromoethane	BSP	REC	93	%	77-121
V1A1966-BS	75-71-8	Dichlorodifluoromethane	BSP	REC	118	%	32-152
V1A1966-BS	95-50-1	1,2-Dichlorobenzene	BSP	REC	95	%	80-119
V1A1966-BS	541-73-1	1,3-Dichlorobenzene	BSP	REC	97	%	80-119
V1A1966-BS	106-46-7	1,4-Dichlorobenzene	BSP	REC	94	%	79-118
V1A1966-BS	75-34-3	1,1-Dichloroethane	BSP	REC	100	%	77-125
V1A1966-BS	107-06-2	1,2-Dichloroethane	BSP	REC	102	%	73-128
V1A1966-BS	75-35-4	1,1-Dichloroethylene	BSP	REC	106	%	71-131
V1A1966-BS	156-59-2	cis-1,2-Dichloroethylene	BSP	REC	96	%	78-123
V1A1966-BS	156-60-5	trans-1,2-Dichloroethylene	BSP	REC	104	%	75-124
V1A1966-BS	540-59-0	1,2-Dichloroethene (total)	BSP	REC	100	%	79-121
V1A1966-BS	78-87-5	1,2-Dichloropropane	BSP	REC	100	%	78-122
V1A1966-BS	142-28-9	1,3-Dichloropropane	BSP	REC	99	%	80-119
V1A1966-BS	594-20-7	2,2-Dichloropropane	BSP	REC	114	%	60-139
V1A1966-BS	563-58-6	1,1-Dichloropropene	BSP	REC	107	%	79-125
V1A1966-BS	10061-01-5	cis-1,3-Dichloropropene	BSP	REC	97	%	75-124
V1A1966-BS	10061-02-6	trans-1,3-Dichloropropene	BSP	REC	89	%	73-127
V1A1966-BS	100-41-4	Ethylbenzene	BSP	REC	98	%	79-121
V1A1966-BS	87-68-3	Hexachlorobutadiene	BSP	REC	117	%	66-134
V1A1966-BS	591-78-6	2-Hexanone	BSP	REC	107	%	57-139
V1A1966-BS	98-82-8	Isopropylbenzene	BSP	REC	101	%	72-131
V1A1966-BS	99-87-6	p-Isopropyltoluene	BSP	REC	102	%	77-127
V1A1966-BS	74-83-9	Methyl Bromide	BSP	REC	104	%	53-141
V1A1966-BS	74-87-3	Methyl Chloride	BSP	REC	101	%	50-139
V1A1966-BS	74-95-3	Methylene Bromide	BSP	REC	97	%	79-123
V1A1966-BS	75-09-2	Methylene Chloride	BSP	REC	153	%	74-124
V1A1966-BS	108-10-1	4-Methyl-2-pentanone (MIBK)	BSP	REC	100	%	67-130
V1A1966-BS	1634-04-4	Methyl Tert Butyl Ether	BSP	REC	100	%	71-124
V1A1966-BS	91-20-3	Naphthalene	BSP	REC	89	%	61-128
V1A1966-BS	103-65-1	n-Propylbenzene	BSP	REC	97	%	76-126
V1A1966-BS	100-42-5	Styrene	BSP	REC	103	%	78-123
V1A1966-BS	630-20-6	1,1,1,2-Tetrachloroethane	BSP	REC	101	%	78-124
V1A1966-BS	79-34-5	1,1,2,2-Tetrachloroethane	BSP	REC	89	%	71-121
V1A1966-BS	127-18-4	Tetrachloroethylene	BSP	REC	90	%	74-129
V1A1966-BS	108-88-3	Toluene	BSP	REC	98	%	80-121
V1A1966-BS	87-61-6	1,2,3-Trichlorobenzene	BSP	REC	98	%	69-129
V1A1966-BS	120-82-1	1,2,4-Trichlorobenzene	BSP	REC	100	%	69-130
V1A1966-BS	71-55-6	1,1,1-Trichloroethane	BSP	REC	107	%	74-131
V1A1966-BS	79-00-5	1,1,2-Trichloroethane	BSP	REC	91	%	80-119
V1A1966-BS	79-01-6	Trichloroethylene	BSP	REC	98	%	79-123

* Sample used for QC is not from job FC10637

QC Evaluation: DOD QSM5.x Limits

Job Number: FC10637
Account: Bhate Environmental
Project: Griffiss AFB; Rome, NY
Collected: 10/18/23 thru 10/19/23

QC Sample ID	CAS#	Analyte	Sample Type	Result Type	Result	Units	Limits
V1A1966-BS	75-69-4	Trichlorofluoromethane	BSP	REC	112	%	65-141
V1A1966-BS	96-18-4	1,2,3-Trichloropropane	BSP	REC	100	%	73-122
V1A1966-BS	95-63-6	1,2,4-Trimethylbenzene	BSP	REC	102	%	76-124
V1A1966-BS	108-67-8	1,3,5-Trimethylbenzene	BSP	REC	104	%	75-124
V1A1966-BS	108-05-4	Vinyl Acetate	BSP	REC	102	%	54-146
V1A1966-BS	75-01-4	Vinyl Chloride	BSP	REC	100	%	58-137
V1A1966-BS		m,p-Xylene	BSP	REC	101	%	80-121
V1A1966-BS	95-47-6	o-Xylene	BSP	REC	96	%	78-122
V1A1966-BS	1330-20-7	Xylene (total)	BSP	REC	99	%	79-121
V1A1966-BS	1868-53-7	Dibromofluoromethane	BSP	SURR	101	%	80-119
V1A1966-BS	17060-07-0	1,2-Dichloroethane-D4	BSP	SURR	103	%	81-118
V1A1966-BS	2037-26-5	Toluene-D8	BSP	SURR	98	%	89-112
V1A1966-BS	460-00-4	4-Bromofluorobenzene	BSP	SURR	99	%	85-114
FC10632-4MS*	67-64-1	Acetone	MS	REC	97	%	39-160
FC10632-4MS*	71-43-2	Benzene	MS	REC	100	%	79-120
FC10632-4MS*	108-86-1	Bromobenzene	MS	REC	93	%	80-120
FC10632-4MS*	74-97-5	Bromochloromethane	MS	REC	100	%	78-123
FC10632-4MS*	75-27-4	Bromodichloromethane	MS	REC	95	%	79-125
FC10632-4MS*	75-25-2	Bromoform	MS	REC	90	%	66-130
FC10632-4MS*	78-93-3	2-Butanone (MEK)	MS	REC	94	%	56-143
FC10632-4MS*	104-51-8	n-Butylbenzene	MS	REC	100	%	75-128
FC10632-4MS*	135-98-8	sec-Butylbenzene	MS	REC	94	%	77-126
FC10632-4MS*	98-06-6	tert-Butylbenzene	MS	REC	97	%	78-124
FC10632-4MS*	75-15-0	Carbon Disulfide	MS	REC	118	%	64-133
FC10632-4MS*	56-23-5	Carbon Tetrachloride	MS	REC	110	%	72-136
FC10632-4MS*	108-90-7	Chlorobenzene	MS	REC	92	%	82-118
FC10632-4MS*	75-00-3	Chloroethane	MS	REC	112	%	60-138
FC10632-4MS*	67-66-3	Chloroform	MS	REC	100	%	79-124
FC10632-4MS*	95-49-8	o-Chlorotoluene	MS	REC	89	%	79-122
FC10632-4MS*	106-43-4	p-Chlorotoluene	MS	REC	90	%	78-122
FC10632-4MS*	124-48-1	Dibromochloromethane	MS	REC	96	%	74-126
FC10632-4MS*	96-12-8	1,2-Dibromo-3-chloropropane	MS	REC	85	%	62-128
FC10632-4MS*	106-93-4	1,2-Dibromoethane	MS	REC	90	%	77-121
FC10632-4MS*	75-71-8	Dichlorodifluoromethane	MS	REC	115	%	32-152
FC10632-4MS*	95-50-1	1,2-Dichlorobenzene	MS	REC	90	%	80-119
FC10632-4MS*	541-73-1	1,3-Dichlorobenzene	MS	REC	91	%	80-119
FC10632-4MS*	106-46-7	1,4-Dichlorobenzene	MS	REC	89	%	79-118
FC10632-4MS*	75-34-3	1,1-Dichloroethane	MS	REC	101	%	77-125
FC10632-4MS*	107-06-2	1,2-Dichloroethane	MS	REC	102	%	73-128
FC10632-4MS*	75-35-4	1,1-Dichloroethylene	MS	REC	109	%	71-131
FC10632-4MS*	156-59-2	cis-1,2-Dichloroethylene	MS	REC	95	%	78-123
FC10632-4MS*	156-60-5	trans-1,2-Dichloroethylene	MS	REC	104	%	75-124
FC10632-4MS*	540-59-0	1,2-Dichloroethene (total)	MS	REC	100	%	79-121
FC10632-4MS*	78-87-5	1,2-Dichloropropane	MS	REC	95	%	78-122
FC10632-4MS*	142-28-9	1,3-Dichloropropane	MS	REC	96	%	80-119

* Sample used for QC is not from job FC10637

QC Evaluation: DOD QSM5.x Limits

Job Number: FC10637
Account: Bhate Environmental
Project: Griffiss AFB; Rome, NY
Collected: 10/18/23 thru 10/19/23

QC Sample ID	CAS#	Analyte	Sample Type	Result Type	Result	Units	Limits
FC10632-4MS*	594-20-7	2,2-Dichloropropane	MS	REC	106	%	60-139
FC10632-4MS*	563-58-6	1,1-Dichloropropene	MS	REC	106	%	79-125
FC10632-4MS*	10061-01-5	cis-1,3-Dichloropropene	MS	REC	92	%	75-124
FC10632-4MS*	10061-02-6	trans-1,3-Dichloropropene	MS	REC	84	%	73-127
FC10632-4MS*	100-41-4	Ethylbenzene	MS	REC	95	%	79-121
FC10632-4MS*	87-68-3	Hexachlorobutadiene	MS	REC	111	%	66-134
FC10632-4MS*	591-78-6	2-Hexanone	MS	REC	90	%	57-139
FC10632-4MS*	98-82-8	Isopropylbenzene	MS	REC	97	%	72-131
FC10632-4MS*	99-87-6	p-Isopropyltoluene	MS	REC	97	%	77-127
FC10632-4MS*	74-83-9	Methyl Bromide	MS	REC	81	%	53-141
FC10632-4MS*	74-87-3	Methyl Chloride	MS	REC	103	%	50-139
FC10632-4MS*	74-95-3	Methylene Bromide	MS	REC	97	%	79-123
FC10632-4MS*	75-09-2	Methylene Chloride	MS	REC	108	%	74-124
FC10632-4MS*	108-10-1	4-Methyl-2-pentanone (MIBK)	MS	REC	90	%	67-130
FC10632-4MS*	1634-04-4	Methyl Tert Butyl Ether	MS	REC	97	%	71-124
FC10632-4MS*	91-20-3	Naphthalene	MS	REC	65	%	61-128
FC10632-4MS*	103-65-1	n-Propylbenzene	MS	REC	90	%	76-126
FC10632-4MS*	100-42-5	Styrene	MS	REC	95	%	78-123
FC10632-4MS*	630-20-6	1,1,1,2-Tetrachloroethane	MS	REC	96	%	78-124
FC10632-4MS*	79-34-5	1,1,2,2-Tetrachloroethane	MS	REC	83	%	71-121
FC10632-4MS*	127-18-4	Tetrachloroethylene	MS	REC	85	%	74-129
FC10632-4MS*	108-88-3	Toluene	MS	REC	96	%	80-121
FC10632-4MS*	87-61-6	1,2,3-Trichlorobenzene	MS	REC	80	%	69-129
FC10632-4MS*	120-82-1	1,2,4-Trichlorobenzene	MS	REC	83	%	69-130
FC10632-4MS*	71-55-6	1,1,1-Trichloroethane	MS	REC	110	%	74-131
FC10632-4MS*	79-00-5	1,1,2-Trichloroethane	MS	REC	90	%	80-119
FC10632-4MS*	79-01-6	Trichloroethylene	MS	REC	99	%	79-123
FC10632-4MS*	75-69-4	Trichlorofluoromethane	MS	REC	118	%	65-141
FC10632-4MS*	96-18-4	1,2,3-Trichloropropane	MS	REC	93	%	73-122
FC10632-4MS*	95-63-6	1,2,4-Trimethylbenzene	MS	REC	98	%	76-124
FC10632-4MS*	108-67-8	1,3,5-Trimethylbenzene	MS	REC	97	%	75-124
FC10632-4MS*	108-05-4	Vinyl Acetate	MS	REC	99	%	54-146
FC10632-4MS*	75-01-4	Vinyl Chloride	MS	REC	104	%	58-137
FC10632-4MS*		m,p-Xylene	MS	REC	98	%	80-121
FC10632-4MS*	95-47-6	o-Xylene	MS	REC	92	%	78-122
FC10632-4MS*	1330-20-7	Xylene (total)	MS	REC	96	%	79-121
FC10632-4MS*	1868-53-7	Dibromofluoromethane	MS	SURR	104	%	80-119
FC10632-4MS*	17060-07-0	1,2-Dichloroethane-D4	MS	SURR	107	%	81-118
FC10632-4MS*	2037-26-5	Toluene-D8	MS	SURR	97	%	89-112
FC10632-4MS*	460-00-4	4-Bromofluorobenzene	MS	SURR	98	%	85-114
FC10632-4MSD*	67-64-1	Acetone	MSD	REC	90	%	39-160
FC10632-4MSD*	67-64-1	Acetone	MSD	RPD	8	%	20
FC10632-4MSD*	71-43-2	Benzene	MSD	REC	92	%	79-120
FC10632-4MSD*	71-43-2	Benzene	MSD	RPD	9	%	20
FC10632-4MSD*	108-86-1	Bromobenzene	MSD	REC	82	%	80-120

* Sample used for QC is not from job FC10637

QC Evaluation: DOD QSM5.x Limits

Job Number: FC10637
Account: Bhate Environmental
Project: Griffiss AFB; Rome, NY
Collected: 10/18/23 thru 10/19/23

QC Sample ID	CAS#	Analyte	Sample Type	Result Type	Result	Units	Limits
FC10632-4MSD*	108-86-1	Bromobenzene	MSD	RPD	13	%	20
FC10632-4MSD*	74-97-5	Bromochloromethane	MSD	REC	86	%	78-123
FC10632-4MSD*	74-97-5	Bromochloromethane	MSD	RPD	15	%	20
FC10632-4MSD*	75-27-4	Bromodichloromethane	MSD	REC	86	%	79-125
FC10632-4MSD*	75-27-4	Bromodichloromethane	MSD	RPD	11	%	20
FC10632-4MSD*	75-25-2	Bromoform	MSD	REC	80	%	66-130
FC10632-4MSD*	75-25-2	Bromoform	MSD	RPD	12	%	20
FC10632-4MSD*	78-93-3	2-Butanone (MEK)	MSD	REC	86	%	56-143
FC10632-4MSD*	78-93-3	2-Butanone (MEK)	MSD	RPD	8	%	20
FC10632-4MSD*	104-51-8	n-Butylbenzene	MSD	REC	88	%	75-128
FC10632-4MSD*	104-51-8	n-Butylbenzene	MSD	RPD	12	%	20
FC10632-4MSD*	135-98-8	sec-Butylbenzene	MSD	REC	83	%	77-126
FC10632-4MSD*	135-98-8	sec-Butylbenzene	MSD	RPD	12	%	20
FC10632-4MSD*	98-06-6	tert-Butylbenzene	MSD	REC	85	%	78-124
FC10632-4MSD*	98-06-6	tert-Butylbenzene	MSD	RPD	13	%	20
FC10632-4MSD*	75-15-0	Carbon Disulfide	MSD	REC	107	%	64-133
FC10632-4MSD*	75-15-0	Carbon Disulfide	MSD	RPD	10	%	20
FC10632-4MSD*	56-23-5	Carbon Tetrachloride	MSD	REC	98	%	72-136
FC10632-4MSD*	56-23-5	Carbon Tetrachloride	MSD	RPD	11	%	20
FC10632-4MSD*	108-90-7	Chlorobenzene	MSD	REC	84	%	82-118
FC10632-4MSD*	108-90-7	Chlorobenzene	MSD	RPD	10	%	20
FC10632-4MSD*	75-00-3	Chloroethane	MSD	REC	102	%	60-138
FC10632-4MSD*	75-00-3	Chloroethane	MSD	RPD	9	%	20
FC10632-4MSD*	67-66-3	Chloroform	MSD	REC	92	%	79-124
FC10632-4MSD*	67-66-3	Chloroform	MSD	RPD	9	%	20
FC10632-4MSD*	95-49-8	o-Chlorotoluene	MSD	REC	79	%	79-122
FC10632-4MSD*	95-49-8	o-Chlorotoluene	MSD	RPD	12	%	20
FC10632-4MSD*	106-43-4	p-Chlorotoluene	MSD	REC	78	%	78-122
FC10632-4MSD*	106-43-4	p-Chlorotoluene	MSD	RPD	14	%	20
FC10632-4MSD*	124-48-1	Dibromochloromethane	MSD	REC	86	%	74-126
FC10632-4MSD*	124-48-1	Dibromochloromethane	MSD	RPD	11	%	20
FC10632-4MSD*	96-12-8	1,2-Dibromo-3-chloropropane	MSD	REC	80	%	62-128
FC10632-4MSD*	96-12-8	1,2-Dibromo-3-chloropropane	MSD	RPD	6	%	20
FC10632-4MSD*	106-93-4	1,2-Dibromoethane	MSD	REC	82	%	77-121
FC10632-4MSD*	106-93-4	1,2-Dibromoethane	MSD	RPD	9	%	20
FC10632-4MSD*	75-71-8	Dichlorodifluoromethane	MSD	REC	105	%	32-152
FC10632-4MSD*	75-71-8	Dichlorodifluoromethane	MSD	RPD	9	%	20
FC10632-4MSD*	95-50-1	1,2-Dichlorobenzene	MSD	REC	79	%	80-119
FC10632-4MSD*	95-50-1	1,2-Dichlorobenzene	MSD	RPD	14	%	20
FC10632-4MSD*	541-73-1	1,3-Dichlorobenzene	MSD	REC	80	%	80-119
FC10632-4MSD*	541-73-1	1,3-Dichlorobenzene	MSD	RPD	13	%	20
FC10632-4MSD*	106-46-7	1,4-Dichlorobenzene	MSD	REC	80	%	79-118
FC10632-4MSD*	106-46-7	1,4-Dichlorobenzene	MSD	RPD	11	%	20
FC10632-4MSD*	75-34-3	1,1-Dichloroethane	MSD	REC	89	%	77-125
FC10632-4MSD*	75-34-3	1,1-Dichloroethane	MSD	RPD	12	%	20

* Sample used for QC is not from job FC10637

QC Evaluation: DOD QSM5.x Limits

Job Number: FC10637
Account: Bhate Environmental
Project: Griffiss AFB; Rome, NY
Collected: 10/18/23 thru 10/19/23

QC Sample ID	CAS#	Analyte	Sample Type	Result Type	Result	Units	Limits
FC10632-4MSD*	107-06-2	1,2-Dichloroethane	MSD	REC	92	%	73-128
FC10632-4MSD*	107-06-2	1,2-Dichloroethane	MSD	RPD	11	%	20
FC10632-4MSD*	75-35-4	1,1-Dichloroethylene	MSD	REC	100	%	71-131
FC10632-4MSD*	75-35-4	1,1-Dichloroethylene	MSD	RPD	9	%	20
FC10632-4MSD*	156-59-2	cis-1,2-Dichloroethylene	MSD	REC	83	%	78-123
FC10632-4MSD*	156-59-2	cis-1,2-Dichloroethylene	MSD	RPD	13	%	20
FC10632-4MSD*	156-60-5	trans-1,2-Dichloroethylene	MSD	REC	95	%	75-124
FC10632-4MSD*	156-60-5	trans-1,2-Dichloroethylene	MSD	RPD	9	%	20
FC10632-4MSD*	540-59-0	1,2-Dichloroethene (total)	MSD	REC	89	%	79-121
FC10632-4MSD*	540-59-0	1,2-Dichloroethene (total)	MSD	RPD	11	%	20
FC10632-4MSD*	78-87-5	1,2-Dichloropropane	MSD	REC	86	%	78-122
FC10632-4MSD*	78-87-5	1,2-Dichloropropane	MSD	RPD	10	%	20
FC10632-4MSD*	142-28-9	1,3-Dichloropropane	MSD	REC	86	%	80-119
FC10632-4MSD*	142-28-9	1,3-Dichloropropane	MSD	RPD	11	%	20
FC10632-4MSD*	594-20-7	2,2-Dichloropropane	MSD	REC	97	%	60-139
FC10632-4MSD*	594-20-7	2,2-Dichloropropane	MSD	RPD	9	%	20
FC10632-4MSD*	563-58-6	1,1-Dichloropropene	MSD	REC	98	%	79-125
FC10632-4MSD*	563-58-6	1,1-Dichloropropene	MSD	RPD	9	%	20
FC10632-4MSD*	10061-01-5	cis-1,3-Dichloropropene	MSD	REC	78	%	75-124
FC10632-4MSD*	10061-01-5	cis-1,3-Dichloropropene	MSD	RPD	16	%	20
FC10632-4MSD*	10061-02-6	trans-1,3-Dichloropropene	MSD	REC	75	%	73-127
FC10632-4MSD*	10061-02-6	trans-1,3-Dichloropropene	MSD	RPD	12	%	20
FC10632-4MSD*	100-41-4	Ethylbenzene	MSD	REC	87	%	79-121
FC10632-4MSD*	100-41-4	Ethylbenzene	MSD	RPD	8	%	20
FC10632-4MSD*	87-68-3	Hexachlorobutadiene	MSD	REC	90	%	66-134
FC10632-4MSD*	87-68-3	Hexachlorobutadiene	MSD	RPD	21	%	20
FC10632-4MSD*	591-78-6	2-Hexanone	MSD	REC	82	%	57-139
FC10632-4MSD*	591-78-6	2-Hexanone	MSD	RPD	8	%	20
FC10632-4MSD*	98-82-8	Isopropylbenzene	MSD	REC	87	%	72-131
FC10632-4MSD*	98-82-8	Isopropylbenzene	MSD	RPD	10	%	20
FC10632-4MSD*	99-87-6	p-Isopropyltoluene	MSD	REC	86	%	77-127
FC10632-4MSD*	99-87-6	p-Isopropyltoluene	MSD	RPD	13	%	20
FC10632-4MSD*	74-83-9	Methyl Bromide	MSD	REC	81	%	53-141
FC10632-4MSD*	74-83-9	Methyl Bromide	MSD	RPD	0	%	20
FC10632-4MSD*	74-87-3	Methyl Chloride	MSD	REC	91	%	50-139
FC10632-4MSD*	74-87-3	Methyl Chloride	MSD	RPD	13	%	20
FC10632-4MSD*	74-95-3	Methylene Bromide	MSD	REC	84	%	79-123
FC10632-4MSD*	74-95-3	Methylene Bromide	MSD	RPD	14	%	20
FC10632-4MSD*	75-09-2	Methylene Chloride	MSD	REC	95	%	74-124
FC10632-4MSD*	75-09-2	Methylene Chloride	MSD	RPD	13	%	20
FC10632-4MSD*	108-10-1	4-Methyl-2-pentanone (MIBK)	MSD	REC	82	%	67-130
FC10632-4MSD*	108-10-1	4-Methyl-2-pentanone (MIBK)	MSD	RPD	10	%	20
FC10632-4MSD*	1634-04-4	Methyl Tert Butyl Ether	MSD	REC	90	%	71-124
FC10632-4MSD*	1634-04-4	Methyl Tert Butyl Ether	MSD	RPD	8	%	20
FC10632-4MSD*	91-20-3	Naphthalene	MSD	REC	60	%	61-128

* Sample used for QC is not from job FC10637

QC Evaluation: DOD QSM5.x Limits

Job Number: FC10637
Account: Bhate Environmental
Project: Griffiss AFB; Rome, NY
Collected: 10/18/23 thru 10/19/23

QC Sample ID	CAS#	Analyte	Sample Type	Result Type	Result	Units	Limits
FC10632-4MSD*	91-20-3	Naphthalene	MSD	RPD	9	%	20
FC10632-4MSD*	103-65-1	n-Propylbenzene	MSD	REC	81	%	76-126
FC10632-4MSD*	103-65-1	n-Propylbenzene	MSD	RPD	11	%	20
FC10632-4MSD*	100-42-5	Styrene	MSD	REC	74	%	78-123
FC10632-4MSD*	100-42-5	Styrene	MSD	RPD	25	%	20
FC10632-4MSD*	630-20-6	1,1,1,2-Tetrachloroethane	MSD	REC	86	%	78-124
FC10632-4MSD*	630-20-6	1,1,1,2-Tetrachloroethane	MSD	RPD	11	%	20
FC10632-4MSD*	79-34-5	1,1,2,2-Tetrachloroethane	MSD	REC	72	%	71-121
FC10632-4MSD*	79-34-5	1,1,2,2-Tetrachloroethane	MSD	RPD	14	%	20
FC10632-4MSD*	127-18-4	Tetrachloroethylene	MSD	REC	78	%	74-129
FC10632-4MSD*	127-18-4	Tetrachloroethylene	MSD	RPD	8	%	20
FC10632-4MSD*	108-88-3	Toluene	MSD	REC	86	%	80-121
FC10632-4MSD*	108-88-3	Toluene	MSD	RPD	11	%	20
FC10632-4MSD*	87-61-6	1,2,3-Trichlorobenzene	MSD	REC	72	%	69-129
FC10632-4MSD*	87-61-6	1,2,3-Trichlorobenzene	MSD	RPD	11	%	20
FC10632-4MSD*	120-82-1	1,2,4-Trichlorobenzene	MSD	REC	73	%	69-130
FC10632-4MSD*	120-82-1	1,2,4-Trichlorobenzene	MSD	RPD	13	%	20
FC10632-4MSD*	71-55-6	1,1,1-Trichloroethane	MSD	REC	99	%	74-131
FC10632-4MSD*	71-55-6	1,1,1-Trichloroethane	MSD	RPD	11	%	20
FC10632-4MSD*	79-00-5	1,1,2-Trichloroethane	MSD	REC	78	%	80-119
FC10632-4MSD*	79-00-5	1,1,2-Trichloroethane	MSD	RPD	15	%	20
FC10632-4MSD*	79-01-6	Trichloroethylene	MSD	REC	90	%	79-123
FC10632-4MSD*	79-01-6	Trichloroethylene	MSD	RPD	10	%	20
FC10632-4MSD*	75-69-4	Trichlorofluoromethane	MSD	REC	109	%	65-141
FC10632-4MSD*	75-69-4	Trichlorofluoromethane	MSD	RPD	8	%	20
FC10632-4MSD*	96-18-4	1,2,3-Trichloropropane	MSD	REC	85	%	73-122
FC10632-4MSD*	96-18-4	1,2,3-Trichloropropane	MSD	RPD	9	%	20
FC10632-4MSD*	95-63-6	1,2,4-Trimethylbenzene	MSD	REC	84	%	76-124
FC10632-4MSD*	95-63-6	1,2,4-Trimethylbenzene	MSD	RPD	15	%	20
FC10632-4MSD*	108-67-8	1,3,5-Trimethylbenzene	MSD	REC	86	%	75-124
FC10632-4MSD*	108-67-8	1,3,5-Trimethylbenzene	MSD	RPD	13	%	20
FC10632-4MSD*	108-05-4	Vinyl Acetate	MSD	REC	88	%	54-146
FC10632-4MSD*	108-05-4	Vinyl Acetate	MSD	RPD	12	%	20
FC10632-4MSD*	75-01-4	Vinyl Chloride	MSD	REC	95	%	58-137
FC10632-4MSD*	75-01-4	Vinyl Chloride	MSD	RPD	9	%	20
FC10632-4MSD*		m,p-Xylene	MSD	REC	89	%	80-121
FC10632-4MSD*		m,p-Xylene	MSD	RPD	10	%	20
FC10632-4MSD*	95-47-6	o-Xylene	MSD	REC	83	%	78-122
FC10632-4MSD*	95-47-6	o-Xylene	MSD	RPD	10	%	20
FC10632-4MSD*	1330-20-7	Xylene (total)	MSD	REC	87	%	79-121
FC10632-4MSD*	1330-20-7	Xylene (total)	MSD	RPD	10	%	20
FC10632-4MSD*	1868-53-7	Dibromofluoromethane	MSD	SURR	103	%	80-119
FC10632-4MSD*	17060-07-0	1,2-Dichloroethane-D4	MSD	SURR	108	%	81-118
FC10632-4MSD*	2037-26-5	Toluene-D8	MSD	SURR	96	%	89-112
FC10632-4MSD*	460-00-4	4-Bromofluorobenzene	MSD	SURR	96	%	85-114

* Sample used for QC is not from job FC10637

QC Evaluation: DOD QSM5.x Limits

Job Number: FC10637
Account: Bhate Environmental
Project: Griffiss AFB; Rome, NY
Collected: 10/18/23 thru 10/19/23

QC Sample ID	CAS#	Analyte	Sample Type	Result Type	Result	Units	Limits
V1A1966-MB	1868-53-7	Dibromofluoromethane	MB	SURR	104	%	80-119
V1A1966-MB	17060-07-0	1,2-Dichloroethane-D4	MB	SURR	106	%	81-118
V1A1966-MB	2037-26-5	Toluene-D8	MB	SURR	99	%	89-112
V1A1966-MB	460-00-4	4-Bromofluorobenzene	MB	SURR	100	%	85-114
FC10637-16	1868-53-7	Dibromofluoromethane	SAMP	SURR	108	%	80-119
FC10637-16	17060-07-0	1,2-Dichloroethane-D4	SAMP	SURR	110	%	81-118
FC10637-16	2037-26-5	Toluene-D8	SAMP	SURR	97	%	89-112
FC10637-16	460-00-4	4-Bromofluorobenzene	SAMP	SURR	98	%	85-114
FC10637-17	1868-53-7	Dibromofluoromethane	SAMP	SURR	107	%	80-119
FC10637-17	17060-07-0	1,2-Dichloroethane-D4	SAMP	SURR	110	%	81-118
FC10637-17	2037-26-5	Toluene-D8	SAMP	SURR	99	%	89-112
FC10637-17	460-00-4	4-Bromofluorobenzene	SAMP	SURR	101	%	85-114
V1A1968	SW846 8260D						
V1A1968-BS	67-64-1	Acetone	BSP	REC	134	%	39-160
V1A1968-BS	71-43-2	Benzene	BSP	REC	100	%	79-120
V1A1968-BS	108-86-1	Bromobenzene	BSP	REC	102	%	80-120
V1A1968-BS	74-97-5	Bromochloromethane	BSP	REC	96	%	78-123
V1A1968-BS	75-27-4	Bromodichloromethane	BSP	REC	98	%	79-125
V1A1968-BS	75-25-2	Bromoform	BSP	REC	104	%	66-130
V1A1968-BS	78-93-3	2-Butanone (MEK)	BSP	REC	110	%	56-143
V1A1968-BS	104-51-8	n-Butylbenzene	BSP	REC	102	%	75-128
V1A1968-BS	135-98-8	sec-Butylbenzene	BSP	REC	95	%	77-126
V1A1968-BS	98-06-6	tert-Butylbenzene	BSP	REC	102	%	78-124
V1A1968-BS	75-15-0	Carbon Disulfide	BSP	REC	118	%	64-133
V1A1968-BS	56-23-5	Carbon Tetrachloride	BSP	REC	115	%	72-136
V1A1968-BS	108-90-7	Chlorobenzene	BSP	REC	95	%	82-118
V1A1968-BS	75-00-3	Chloroethane	BSP	REC	105	%	60-138
V1A1968-BS	67-66-3	Chloroform	BSP	REC	106	%	79-124
V1A1968-BS	95-49-8	o-Chlorotoluene	BSP	REC	94	%	79-122
V1A1968-BS	106-43-4	p-Chlorotoluene	BSP	REC	94	%	78-122
V1A1968-BS	124-48-1	Dibromochloromethane	BSP	REC	105	%	74-126
V1A1968-BS	96-12-8	1,2-Dibromo-3-chloropropane	BSP	REC	105	%	62-128
V1A1968-BS	106-93-4	1,2-Dibromoethane	BSP	REC	99	%	77-121
V1A1968-BS	75-71-8	Dichlorodifluoromethane	BSP	REC	118	%	32-152
V1A1968-BS	95-50-1	1,2-Dichlorobenzene	BSP	REC	94	%	80-119
V1A1968-BS	541-73-1	1,3-Dichlorobenzene	BSP	REC	96	%	80-119
V1A1968-BS	106-46-7	1,4-Dichlorobenzene	BSP	REC	94	%	79-118
V1A1968-BS	75-34-3	1,1-Dichloroethane	BSP	REC	100	%	77-125
V1A1968-BS	107-06-2	1,2-Dichloroethane	BSP	REC	107	%	73-128
V1A1968-BS	75-35-4	1,1-Dichloroethylene	BSP	REC	108	%	71-131
V1A1968-BS	156-59-2	cis-1,2-Dichloroethylene	BSP	REC	99	%	78-123
V1A1968-BS	156-60-5	trans-1,2-Dichloroethylene	BSP	REC	105	%	75-124
V1A1968-BS	540-59-0	1,2-Dichloroethene (total)	BSP	REC	102	%	79-121

* Sample used for QC is not from job FC10637

QC Evaluation: DOD QSM5.x Limits

Job Number: FC10637
Account: Bhate Environmental
Project: Griffiss AFB; Rome, NY
Collected: 10/18/23 thru 10/19/23

QC Sample ID	CAS#	Analyte	Sample Type	Result Type	Result	Units	Limits
V1A1968-BS	78-87-5	1,2-Dichloropropane	BSP	REC	96	%	78-122
V1A1968-BS	142-28-9	1,3-Dichloropropane	BSP	REC	97	%	80-119
V1A1968-BS	594-20-7	2,2-Dichloropropane	BSP	REC	122	%	60-139
V1A1968-BS	563-58-6	1,1-Dichloropropene	BSP	REC	108	%	79-125
V1A1968-BS	10061-01-5	cis-1,3-Dichloropropene	BSP	REC	94	%	75-124
V1A1968-BS	10061-02-6	trans-1,3-Dichloropropene	BSP	REC	93	%	73-127
V1A1968-BS	100-41-4	Ethylbenzene	BSP	REC	99	%	79-121
V1A1968-BS	87-68-3	Hexachlorobutadiene	BSP	REC	114	%	66-134
V1A1968-BS	591-78-6	2-Hexanone	BSP	REC	101	%	57-139
V1A1968-BS	98-82-8	Isopropylbenzene	BSP	REC	102	%	72-131
V1A1968-BS	99-87-6	p-Isopropyltoluene	BSP	REC	100	%	77-127
V1A1968-BS	74-83-9	Methyl Bromide	BSP	REC	98	%	53-141
V1A1968-BS	74-87-3	Methyl Chloride	BSP	REC	95	%	50-139
V1A1968-BS	74-95-3	Methylene Bromide	BSP	REC	98	%	79-123
V1A1968-BS	75-09-2	Methylene Chloride	BSP	REC	152	%	74-124
V1A1968-BS	108-10-1	4-Methyl-2-pentanone (MIBK)	BSP	REC	95	%	67-130
V1A1968-BS	1634-04-4	Methyl Tert Butyl Ether	BSP	REC	103	%	71-124
V1A1968-BS	91-20-3	Naphthalene	BSP	REC	94	%	61-128
V1A1968-BS	103-65-1	n-Propylbenzene	BSP	REC	95	%	76-126
V1A1968-BS	100-42-5	Styrene	BSP	REC	104	%	78-123
V1A1968-BS	630-20-6	1,1,1,2-Tetrachloroethane	BSP	REC	104	%	78-124
V1A1968-BS	79-34-5	1,1,2,2-Tetrachloroethane	BSP	REC	84	%	71-121
V1A1968-BS	127-18-4	Tetrachloroethylene	BSP	REC	94	%	74-129
V1A1968-BS	108-88-3	Toluene	BSP	REC	98	%	80-121
V1A1968-BS	87-61-6	1,2,3-Trichlorobenzene	BSP	REC	103	%	69-129
V1A1968-BS	120-82-1	1,2,4-Trichlorobenzene	BSP	REC	101	%	69-130
V1A1968-BS	71-55-6	1,1,1-Trichloroethane	BSP	REC	116	%	74-131
V1A1968-BS	79-00-5	1,1,2-Trichloroethane	BSP	REC	90	%	80-119
V1A1968-BS	79-01-6	Trichloroethylene	BSP	REC	102	%	79-123
V1A1968-BS	75-69-4	Trichlorofluoromethane	BSP	REC	118	%	65-141
V1A1968-BS	96-18-4	1,2,3-Trichloropropane	BSP	REC	104	%	73-122
V1A1968-BS	95-63-6	1,2,4-Trimethylbenzene	BSP	REC	101	%	76-124
V1A1968-BS	108-67-8	1,3,5-Trimethylbenzene	BSP	REC	102	%	75-124
V1A1968-BS	108-05-4	Vinyl Acetate	BSP	REC	99	%	54-146
V1A1968-BS	75-01-4	Vinyl Chloride	BSP	REC	93	%	58-137
V1A1968-BS		m,p-Xylene	BSP	REC	103	%	80-121
V1A1968-BS	95-47-6	o-Xylene	BSP	REC	98	%	78-122
V1A1968-BS	1330-20-7	Xylene (total)	BSP	REC	102	%	79-121
V1A1968-BS	1868-53-7	Dibromofluoromethane	BSP	SURR	106	%	80-119
V1A1968-BS	17060-07-0	1,2-Dichloroethane-D4	BSP	SURR	107	%	81-118
V1A1968-BS	2037-26-5	Toluene-D8	BSP	SURR	99	%	89-112
V1A1968-BS	460-00-4	4-Bromofluorobenzene	BSP	SURR	102	%	85-114
FC10714-15MS*	67-64-1	Acetone	MS	REC	142	%	39-160
FC10714-15MS*	71-43-2	Benzene	MS	REC	141	%	79-120
FC10714-15MS*	108-86-1	Bromobenzene	MS	REC	133	%	80-120

* Sample used for QC is not from job FC10637

QC Evaluation: DOD QSM5.x Limits

Job Number: FC10637
Account: Bhate Environmental
Project: Griffiss AFB; Rome, NY
Collected: 10/18/23 thru 10/19/23

QC Sample ID	CAS#	Analyte	Sample Type	Result Type	Result	Units	Limits
FC10714-15MS*	74-97-5	Bromochloromethane	MS	REC	142	%	78-123
FC10714-15MS*	75-27-4	Bromodichloromethane	MS	REC	143	%	79-125
FC10714-15MS*	75-25-2	Bromoform	MS	REC	141	%	66-130
FC10714-15MS*	78-93-3	2-Butanone (MEK)	MS	REC	141	%	56-143
FC10714-15MS*	104-51-8	n-Butylbenzene	MS	REC	113	%	75-128
FC10714-15MS*	135-98-8	sec-Butylbenzene	MS	REC	113	%	77-126
FC10714-15MS*	98-06-6	tert-Butylbenzene	MS	REC	131	%	78-124
FC10714-15MS*	75-15-0	Carbon Disulfide	MS	REC	150	%	64-133
FC10714-15MS*	56-23-5	Carbon Tetrachloride	MS	REC	166	%	72-136
FC10714-15MS*	108-90-7	Chlorobenzene	MS	REC	129	%	82-118
FC10714-15MS*	75-00-3	Chloroethane	MS	REC	148	%	60-138
FC10714-15MS*	67-66-3	Chloroform	MS	REC	152	%	79-124
FC10714-15MS*	95-49-8	o-Chlorotoluene	MS	REC	118	%	79-122
FC10714-15MS*	106-43-4	p-Chlorotoluene	MS	REC	119	%	78-122
FC10714-15MS*	124-48-1	Dibromochloromethane	MS	REC	143	%	74-126
FC10714-15MS*	96-12-8	1,2-Dibromo-3-chloropropane	MS	REC	122	%	62-128
FC10714-15MS*	106-93-4	1,2-Dibromoethane	MS	REC	131	%	77-121
FC10714-15MS*	75-71-8	Dichlorodifluoromethane	MS	REC	175	%	32-152
FC10714-15MS*	95-50-1	1,2-Dichlorobenzene	MS	REC	122	%	80-119
FC10714-15MS*	541-73-1	1,3-Dichlorobenzene	MS	REC	122	%	80-119
FC10714-15MS*	106-46-7	1,4-Dichlorobenzene	MS	REC	117	%	79-118
FC10714-15MS*	75-34-3	1,1-Dichloroethane	MS	REC	139	%	77-125
FC10714-15MS*	107-06-2	1,2-Dichloroethane	MS	REC	153	%	73-128
FC10714-15MS*	75-35-4	1,1-Dichloroethylene	MS	REC	150	%	71-131
FC10714-15MS*	156-59-2	cis-1,2-Dichloroethylene	MS	REC	136	%	78-123
FC10714-15MS*	156-60-5	trans-1,2-Dichloroethylene	MS	REC	142	%	75-124
FC10714-15MS*	540-59-0	1,2-Dichloroethene (total)	MS	REC	139	%	79-121
FC10714-15MS*	78-87-5	1,2-Dichloropropane	MS	REC	133	%	78-122
FC10714-15MS*	142-28-9	1,3-Dichloropropane	MS	REC	137	%	80-119
FC10714-15MS*	594-20-7	2,2-Dichloropropane	MS	REC	161	%	60-139
FC10714-15MS*	563-58-6	1,1-Dichloropropene	MS	REC	148	%	79-125
FC10714-15MS*	10061-01-5	cis-1,3-Dichloropropene	MS	REC	138	%	75-124
FC10714-15MS*	10061-02-6	trans-1,3-Dichloropropene	MS	REC	127	%	73-127
FC10714-15MS*	100-41-4	Ethylbenzene	MS	REC	133	%	79-121
FC10714-15MS*	87-68-3	Hexachlorobutadiene	MS	REC	145	%	66-134
FC10714-15MS*	591-78-6	2-Hexanone	MS	REC	134	%	57-139
FC10714-15MS*	98-82-8	Isopropylbenzene	MS	REC	135	%	72-131
FC10714-15MS*	99-87-6	p-Isopropyltoluene	MS	REC	122	%	77-127
FC10714-15MS*	74-83-9	Methyl Bromide	MS	REC	104	%	53-141
FC10714-15MS*	74-87-3	Methyl Chloride	MS	REC	140	%	50-139
FC10714-15MS*	74-95-3	Methylene Bromide	MS	REC	140	%	79-123
FC10714-15MS*	75-09-2	Methylene Chloride	MS	REC	112	%	74-124
FC10714-15MS*	108-10-1	4-Methyl-2-pentanone (MIBK)	MS	REC	133	%	67-130
FC10714-15MS*	1634-04-4	Methyl Tert Butyl Ether	MS	REC	148	%	71-124
FC10714-15MS*	91-20-3	Naphthalene	MS	REC	93	%	61-128

* Sample used for QC is not from job FC10637

QC Evaluation: DOD QSM5.x Limits

Job Number: FC10637
Account: Bhate Environmental
Project: Griffiss AFB; Rome, NY
Collected: 10/18/23 thru 10/19/23

QC Sample ID	CAS#	Analyte	Sample Type	Result Type	Result	Units	Limits
FC10714-15MS*	103-65-1	n-Propylbenzene	MS	REC	117	%	76-126
FC10714-15MS*	100-42-5	Styrene	MS	REC	140	%	78-123
FC10714-15MS*	630-20-6	1,1,1,2-Tetrachloroethane	MS	REC	144	%	78-124
FC10714-15MS*	79-34-5	1,1,2,2-Tetrachloroethane	MS	REC	110	%	71-121
FC10714-15MS*	127-18-4	Tetrachloroethylene	MS	REC	118	%	74-129
FC10714-15MS*	108-88-3	Toluene	MS	REC	132	%	80-121
FC10714-15MS*	87-61-6	1,2,3-Trichlorobenzene	MS	REC	101	%	69-129
FC10714-15MS*	120-82-1	1,2,4-Trichlorobenzene	MS	REC	100	%	69-130
FC10714-15MS*	71-55-6	1,1,1-Trichloroethane	MS	REC	166	%	74-131
FC10714-15MS*	79-00-5	1,1,2-Trichloroethane	MS	REC	124	%	80-119
FC10714-15MS*	79-01-6	Trichloroethylene	MS	REC	142	%	79-123
FC10714-15MS*	75-69-4	Trichlorofluoromethane	MS	REC	178	%	65-141
FC10714-15MS*	96-18-4	1,2,3-Trichloropropane	MS	REC	130	%	73-122
FC10714-15MS*	95-63-6	1,2,4-Trimethylbenzene	MS	REC	129	%	76-124
FC10714-15MS*	108-67-8	1,3,5-Trimethylbenzene	MS	REC	132	%	75-124
FC10714-15MS*	108-05-4	Vinyl Acetate	MS	REC	150	%	54-146
FC10714-15MS*	75-01-4	Vinyl Chloride	MS	REC	134	%	58-137
FC10714-15MS*		m,p-Xylene	MS	REC	136	%	80-121
FC10714-15MS*	95-47-6	o-Xylene	MS	REC	132	%	78-122
FC10714-15MS*	1330-20-7	Xylene (total)	MS	REC	135	%	79-121
FC10714-15MS*	1868-53-7	Dibromofluoromethane	MS	SURR	105	%	80-119
FC10714-15MS*	17060-07-0	1,2-Dichloroethane-D4	MS	SURR	115	%	81-118
FC10714-15MS*	2037-26-5	Toluene-D8	MS	SURR	98	%	89-112
FC10714-15MS*	460-00-4	4-Bromofluorobenzene	MS	SURR	100	%	85-114
FC10714-15MSD*	67-64-1	Acetone	MSD	REC	150	%	39-160
FC10714-15MSD*	67-64-1	Acetone	MSD	RPD	6	%	20
FC10714-15MSD*	71-43-2	Benzene	MSD	REC	172	%	79-120
FC10714-15MSD*	71-43-2	Benzene	MSD	RPD	20	%	20
FC10714-15MSD*	108-86-1	Bromobenzene	MSD	REC	161	%	80-120
FC10714-15MSD*	108-86-1	Bromobenzene	MSD	RPD	19	%	20
FC10714-15MSD*	74-97-5	Bromochloromethane	MSD	REC	178	%	78-123
FC10714-15MSD*	74-97-5	Bromochloromethane	MSD	RPD	23	%	20
FC10714-15MSD*	75-27-4	Bromodichloromethane	MSD	REC	180	%	79-125
FC10714-15MSD*	75-27-4	Bromodichloromethane	MSD	RPD	23	%	20
FC10714-15MSD*	75-25-2	Bromoform	MSD	REC	179	%	66-130
FC10714-15MSD*	75-25-2	Bromoform	MSD	RPD	24	%	20
FC10714-15MSD*	78-93-3	2-Butanone (MEK)	MSD	REC	146	%	56-143
FC10714-15MSD*	78-93-3	2-Butanone (MEK)	MSD	RPD	4	%	20
FC10714-15MSD*	104-51-8	n-Butylbenzene	MSD	REC	135	%	75-128
FC10714-15MSD*	104-51-8	n-Butylbenzene	MSD	RPD	18	%	20
FC10714-15MSD*	135-98-8	sec-Butylbenzene	MSD	REC	131	%	77-126
FC10714-15MSD*	135-98-8	sec-Butylbenzene	MSD	RPD	15	%	20
FC10714-15MSD*	98-06-6	tert-Butylbenzene	MSD	REC	151	%	78-124
FC10714-15MSD*	98-06-6	tert-Butylbenzene	MSD	RPD	14	%	20
FC10714-15MSD*	75-15-0	Carbon Disulfide	MSD	REC	180	%	64-133

* Sample used for QC is not from job FC10637

QC Evaluation: DOD QSM5.x Limits

Job Number: FC10637
Account: Bhate Environmental
Project: Griffiss AFB; Rome, NY
Collected: 10/18/23 thru 10/19/23

QC Sample ID	CAS#	Analyte	Sample Type	Result Type	Result	Units	Limits
FC10714-15MSD*	75-15-0	Carbon Disulfide	MSD	RPD	18	%	20
FC10714-15MSD*	56-23-5	Carbon Tetrachloride	MSD	REC	190	%	72-136
FC10714-15MSD*	56-23-5	Carbon Tetrachloride	MSD	RPD	13	%	20
FC10714-15MSD*	108-90-7	Chlorobenzene	MSD	REC	157	%	82-118
FC10714-15MSD*	108-90-7	Chlorobenzene	MSD	RPD	19	%	20
FC10714-15MSD*	75-00-3	Chloroethane	MSD	REC	171	%	60-138
FC10714-15MSD*	75-00-3	Chloroethane	MSD	RPD	15	%	20
FC10714-15MSD*	67-66-3	Chloroform	MSD	REC	185	%	79-124
FC10714-15MSD*	67-66-3	Chloroform	MSD	RPD	19	%	20
FC10714-15MSD*	95-49-8	o-Chlorotoluene	MSD	REC	146	%	79-122
FC10714-15MSD*	95-49-8	o-Chlorotoluene	MSD	RPD	21	%	20
FC10714-15MSD*	106-43-4	p-Chlorotoluene	MSD	REC	144	%	78-122
FC10714-15MSD*	106-43-4	p-Chlorotoluene	MSD	RPD	19	%	20
FC10714-15MSD*	124-48-1	Dibromochloromethane	MSD	REC	181	%	74-126
FC10714-15MSD*	124-48-1	Dibromochloromethane	MSD	RPD	23	%	20
FC10714-15MSD*	96-12-8	1,2-Dibromo-3-chloropropane	MSD	REC	160	%	62-128
FC10714-15MSD*	96-12-8	1,2-Dibromo-3-chloropropane	MSD	RPD	27	%	20
FC10714-15MSD*	106-93-4	1,2-Dibromoethane	MSD	REC	164	%	77-121
FC10714-15MSD*	106-93-4	1,2-Dibromoethane	MSD	RPD	23	%	20
FC10714-15MSD*	75-71-8	Dichlorodifluoromethane	MSD	REC	164	%	32-152
FC10714-15MSD*	75-71-8	Dichlorodifluoromethane	MSD	RPD	7	%	20
FC10714-15MSD*	95-50-1	1,2-Dichlorobenzene	MSD	REC	148	%	80-119
FC10714-15MSD*	95-50-1	1,2-Dichlorobenzene	MSD	RPD	20	%	20
FC10714-15MSD*	541-73-1	1,3-Dichlorobenzene	MSD	REC	146	%	80-119
FC10714-15MSD*	541-73-1	1,3-Dichlorobenzene	MSD	RPD	18	%	20
FC10714-15MSD*	106-46-7	1,4-Dichlorobenzene	MSD	REC	146	%	79-118
FC10714-15MSD*	106-46-7	1,4-Dichlorobenzene	MSD	RPD	22	%	20
FC10714-15MSD*	75-34-3	1,1-Dichloroethane	MSD	REC	172	%	77-125
FC10714-15MSD*	75-34-3	1,1-Dichloroethane	MSD	RPD	21	%	20
FC10714-15MSD*	107-06-2	1,2-Dichloroethane	MSD	REC	193	%	73-128
FC10714-15MSD*	107-06-2	1,2-Dichloroethane	MSD	RPD	23	%	20
FC10714-15MSD*	75-35-4	1,1-Dichloroethylene	MSD	REC	175	%	71-131
FC10714-15MSD*	75-35-4	1,1-Dichloroethylene	MSD	RPD	15	%	20
FC10714-15MSD*	156-59-2	cis-1,2-Dichloroethylene	MSD	REC	168	%	78-123
FC10714-15MSD*	156-59-2	cis-1,2-Dichloroethylene	MSD	RPD	21	%	20
FC10714-15MSD*	156-60-5	trans-1,2-Dichloroethylene	MSD	REC	173	%	75-124
FC10714-15MSD*	156-60-5	trans-1,2-Dichloroethylene	MSD	RPD	20	%	20
FC10714-15MSD*	540-59-0	1,2-Dichloroethene (total)	MSD	REC	170	%	79-121
FC10714-15MSD*	540-59-0	1,2-Dichloroethene (total)	MSD	RPD	21	%	20
FC10714-15MSD*	78-87-5	1,2-Dichloropropane	MSD	REC	166	%	78-122
FC10714-15MSD*	78-87-5	1,2-Dichloropropane	MSD	RPD	22	%	20
FC10714-15MSD*	142-28-9	1,3-Dichloropropane	MSD	REC	168	%	80-119
FC10714-15MSD*	142-28-9	1,3-Dichloropropane	MSD	RPD	20	%	20
FC10714-15MSD*	594-20-7	2,2-Dichloropropane	MSD	REC	194	%	60-139
FC10714-15MSD*	594-20-7	2,2-Dichloropropane	MSD	RPD	19	%	20

* Sample used for QC is not from job FC10637

QC Evaluation: DOD QSM5.x Limits

Job Number: FC10637
Account: Bhate Environmental
Project: Griffiss AFB; Rome, NY
Collected: 10/18/23 thru 10/19/23

QC Sample ID	CAS#	Analyte	Sample Type	Result Type	Result	Units	Limits
FC10714-15MSD*	563-58-6	1,1-Dichloropropene	MSD	REC	176	%	79-125
FC10714-15MSD*	563-58-6	1,1-Dichloropropene	MSD	RPD	18	%	20
FC10714-15MSD*	10061-01-5	cis-1,3-Dichloropropene	MSD	REC	169	%	75-124
FC10714-15MSD*	10061-01-5	cis-1,3-Dichloropropene	MSD	RPD	21	%	20
FC10714-15MSD*	10061-02-6	trans-1,3-Dichloropropene	MSD	REC	162	%	73-127
FC10714-15MSD*	10061-02-6	trans-1,3-Dichloropropene	MSD	RPD	24	%	20
FC10714-15MSD*	100-41-4	Ethylbenzene	MSD	REC	166	%	79-121
FC10714-15MSD*	100-41-4	Ethylbenzene	MSD	RPD	22	%	20
FC10714-15MSD*	87-68-3	Hexachlorobutadiene	MSD	REC	158	%	66-134
FC10714-15MSD*	87-68-3	Hexachlorobutadiene	MSD	RPD	8	%	20
FC10714-15MSD*	591-78-6	2-Hexanone	MSD	REC	143	%	57-139
FC10714-15MSD*	591-78-6	2-Hexanone	MSD	RPD	7	%	20
FC10714-15MSD*	98-82-8	Isopropylbenzene	MSD	REC	157	%	72-131
FC10714-15MSD*	98-82-8	Isopropylbenzene	MSD	RPD	15	%	20
FC10714-15MSD*	99-87-6	p-Isopropyltoluene	MSD	REC	143	%	77-127
FC10714-15MSD*	99-87-6	p-Isopropyltoluene	MSD	RPD	16	%	20
FC10714-15MSD*	74-83-9	Methyl Bromide	MSD	REC	142	%	53-141
FC10714-15MSD*	74-83-9	Methyl Bromide	MSD	RPD	31	%	20
FC10714-15MSD*	74-87-3	Methyl Chloride	MSD	REC	168	%	50-139
FC10714-15MSD*	74-87-3	Methyl Chloride	MSD	RPD	18	%	20
FC10714-15MSD*	74-95-3	Methylene Bromide	MSD	REC	179	%	79-123
FC10714-15MSD*	74-95-3	Methylene Bromide	MSD	RPD	25	%	20
FC10714-15MSD*	75-09-2	Methylene Chloride	MSD	REC	160	%	74-124
FC10714-15MSD*	75-09-2	Methylene Chloride	MSD	RPD	24	%	20
FC10714-15MSD*	108-10-1	4-Methyl-2-pentanone (MIBK)	MSD	REC	140	%	67-130
FC10714-15MSD*	108-10-1	4-Methyl-2-pentanone (MIBK)	MSD	RPD	5	%	20
FC10714-15MSD*	1634-04-4	Methyl Tert Butyl Ether	MSD	REC	193	%	71-124
FC10714-15MSD*	1634-04-4	Methyl Tert Butyl Ether	MSD	RPD	26	%	20
FC10714-15MSD*	91-20-3	Naphthalene	MSD	REC	126	%	61-128
FC10714-15MSD*	91-20-3	Naphthalene	MSD	RPD	30	%	20
FC10714-15MSD*	103-65-1	n-Propylbenzene	MSD	REC	137	%	76-126
FC10714-15MSD*	103-65-1	n-Propylbenzene	MSD	RPD	16	%	20
FC10714-15MSD*	100-42-5	Styrene	MSD	REC	168	%	78-123
FC10714-15MSD*	100-42-5	Styrene	MSD	RPD	18	%	20
FC10714-15MSD*	630-20-6	1,1,1,2-Tetrachloroethane	MSD	REC	177	%	78-124
FC10714-15MSD*	630-20-6	1,1,1,2-Tetrachloroethane	MSD	RPD	21	%	20
FC10714-15MSD*	79-34-5	1,1,2,2-Tetrachloroethane	MSD	REC	142	%	71-121
FC10714-15MSD*	79-34-5	1,1,2,2-Tetrachloroethane	MSD	RPD	26	%	20
FC10714-15MSD*	127-18-4	Tetrachloroethylene	MSD	REC	138	%	74-129
FC10714-15MSD*	127-18-4	Tetrachloroethylene	MSD	RPD	16	%	20
FC10714-15MSD*	108-88-3	Toluene	MSD	REC	158	%	80-121
FC10714-15MSD*	108-88-3	Toluene	MSD	RPD	18	%	20
FC10714-15MSD*	87-61-6	1,2,3-Trichlorobenzene	MSD	REC	130	%	69-129
FC10714-15MSD*	87-61-6	1,2,3-Trichlorobenzene	MSD	RPD	25	%	20
FC10714-15MSD*	120-82-1	1,2,4-Trichlorobenzene	MSD	REC	123	%	69-130

* Sample used for QC is not from job FC10637

QC Evaluation: DOD QSM5.x Limits

Job Number: FC10637
Account: Bhate Environmental
Project: Griffiss AFB; Rome, NY
Collected: 10/18/23 thru 10/19/23

QC Sample ID	CAS#	Analyte	Sample Type	Result Type	Result	Units	Limits
FC10714-15MSD*	120-82-1	1,2,4-Trichlorobenzene	MSD	RPD	20	%	20
FC10714-15MSD*	71-55-6	1,1,1-Trichloroethane	MSD	REC	194	%	74-131
FC10714-15MSD*	71-55-6	1,1,1-Trichloroethane	MSD	RPD	16	%	20
FC10714-15MSD*	79-00-5	1,1,2-Trichloroethane	MSD	REC	156	%	80-119
FC10714-15MSD*	79-00-5	1,1,2-Trichloroethane	MSD	RPD	22	%	20
FC10714-15MSD*	79-01-6	Trichloroethylene	MSD	REC	162	%	79-123
FC10714-15MSD*	79-01-6	Trichloroethylene	MSD	RPD	13	%	20
FC10714-15MSD*	75-69-4	Trichlorofluoromethane	MSD	REC	175	%	65-141
FC10714-15MSD*	75-69-4	Trichlorofluoromethane	MSD	RPD	1	%	20
FC10714-15MSD*	96-18-4	1,2,3-Trichloropropane	MSD	REC	170	%	73-122
FC10714-15MSD*	96-18-4	1,2,3-Trichloropropane	MSD	RPD	26	%	20
FC10714-15MSD*	95-63-6	1,2,4-Trimethylbenzene	MSD	REC	158	%	76-124
FC10714-15MSD*	95-63-6	1,2,4-Trimethylbenzene	MSD	RPD	20	%	20
FC10714-15MSD*	108-67-8	1,3,5-Trimethylbenzene	MSD	REC	158	%	75-124
FC10714-15MSD*	108-67-8	1,3,5-Trimethylbenzene	MSD	RPD	18	%	20
FC10714-15MSD*	108-05-4	Vinyl Acetate	MSD	REC	167	%	54-146
FC10714-15MSD*	108-05-4	Vinyl Acetate	MSD	RPD	11	%	20
FC10714-15MSD*	75-01-4	Vinyl Chloride	MSD	REC	150	%	58-137
FC10714-15MSD*	75-01-4	Vinyl Chloride	MSD	RPD	11	%	20
FC10714-15MSD*		m,p-Xylene	MSD	REC	162	%	80-121
FC10714-15MSD*		m,p-Xylene	MSD	RPD	17	%	20
FC10714-15MSD*	95-47-6	o-Xylene	MSD	REC	160	%	78-122
FC10714-15MSD*	95-47-6	o-Xylene	MSD	RPD	19	%	20
FC10714-15MSD*	1330-20-7	Xylene (total)	MSD	REC	161	%	79-121
FC10714-15MSD*	1330-20-7	Xylene (total)	MSD	RPD	18	%	20
FC10714-15MSD*	1868-53-7	Dibromofluoromethane	MSD	SURR	107	%	80-119
FC10714-15MSD*	17060-07-0	1,2-Dichloroethane-D4	MSD	SURR	114	%	81-118
FC10714-15MSD*	2037-26-5	Toluene-D8	MSD	SURR	97	%	89-112
FC10714-15MSD*	460-00-4	4-Bromofluorobenzene	MSD	SURR	101	%	85-114
V1A1968-MB	1868-53-7	Dibromofluoromethane	MB	SURR	112	%	80-119
V1A1968-MB	17060-07-0	1,2-Dichloroethane-D4	MB	SURR	112	%	81-118
V1A1968-MB	2037-26-5	Toluene-D8	MB	SURR	99	%	89-112
V1A1968-MB	460-00-4	4-Bromofluorobenzene	MB	SURR	101	%	85-114
FC10637-5	1868-53-7	Dibromofluoromethane	SAMP	SURR	111	%	80-119
FC10637-5	17060-07-0	1,2-Dichloroethane-D4	SAMP	SURR	116	%	81-118
FC10637-5	2037-26-5	Toluene-D8	SAMP	SURR	96	%	89-112
FC10637-5	460-00-4	4-Bromofluorobenzene	SAMP	SURR	102	%	85-114

* Sample used for QC is not from job FC10637

MS Volatiles

QC Data Summaries

Includes the following where applicable:

- Method Blank Summaries
- Blank Spike Summaries
- Matrix Spike and Duplicate Summaries
- Instrument Performance Checks (BFB)
- Internal Standard Area Summaries
- Surrogate Recovery Summaries
- Initial and Continuing Calibration Summaries
- Run Sequence Reports

Method Blank Summary

Job Number: FC10637
Account: BHATALB Bhate Environmental
Project: Griffiss AFB; Rome, NY

Sample	File ID	DF	Analyzed	By	Prep Date	Prep Batch	Analytical Batch
V1A1964-MB [a]	1A50215.D	1	10/25/23	JW	n/a	n/a	V1A1964

The QC reported here applies to the following samples: **Method:** SW846 8260D

FC10637-1, FC10637-2, FC10637-3, FC10637-4, FC10637-6, FC10637-7, FC10637-8, FC10637-9, FC10637-12, FC10637-13, FC10637-14, FC10637-15

CAS No.	Compound	Result	RL	MDL	Units	Q
67-64-1	Acetone	ND	25	10	ug/l	
71-43-2	Benzene	ND	1.0	0.31	ug/l	
108-86-1	Bromobenzene	ND	1.0	0.37	ug/l	
74-97-5	Bromochloromethane	ND	1.0	0.45	ug/l	
75-27-4	Bromodichloromethane	ND	1.0	0.24	ug/l	
75-25-2	Bromoform	ND	1.0	0.41	ug/l	
78-93-3	2-Butanone (MEK)	ND	5.0	2.0	ug/l	
104-51-8	n-Butylbenzene	ND	1.0	0.23	ug/l	
135-98-8	sec-Butylbenzene	ND	1.0	0.24	ug/l	
98-06-6	tert-Butylbenzene	ND	1.0	0.31	ug/l	
75-15-0	Carbon Disulfide	ND	2.0	0.53	ug/l	
56-23-5	Carbon Tetrachloride	ND	1.0	0.36	ug/l	
108-90-7	Chlorobenzene	ND	1.0	0.20	ug/l	
75-00-3	Chloroethane	ND	2.0	0.67	ug/l	
67-66-3	Chloroform	ND	1.0	0.30	ug/l	
95-49-8	o-Chlorotoluene	ND	1.0	0.22	ug/l	
106-43-4	p-Chlorotoluene	ND	1.0	0.31	ug/l	
124-48-1	Dibromochloromethane	ND	1.0	0.28	ug/l	
96-12-8	1,2-Dibromo-3-chloropropane	ND	5.0	1.0	ug/l	
106-93-4	1,2-Dibromoethane	ND	2.0	0.28	ug/l	
75-71-8	Dichlorodifluoromethane	ND	2.0	0.50	ug/l	
95-50-1	1,2-Dichlorobenzene	ND	1.0	0.32	ug/l	
541-73-1	1,3-Dichlorobenzene	ND	1.0	0.22	ug/l	
106-46-7	1,4-Dichlorobenzene	ND	1.0	0.26	ug/l	
75-34-3	1,1-Dichloroethane	ND	1.0	0.34	ug/l	
107-06-2	1,2-Dichloroethane	ND	1.0	0.31	ug/l	
75-35-4	1,1-Dichloroethylene	ND	1.0	0.32	ug/l	
156-59-2	cis-1,2-Dichloroethylene	ND	1.0	0.28	ug/l	
156-60-5	trans-1,2-Dichloroethylene	ND	1.0	0.22	ug/l	
540-59-0	1,2-Dichloroethene (total)	ND	2.0	0.50	ug/l	
78-87-5	1,2-Dichloropropane	ND	1.0	0.43	ug/l	
142-28-9	1,3-Dichloropropane	ND	1.0	0.31	ug/l	
594-20-7	2,2-Dichloropropane	ND	1.0	0.24	ug/l	
563-58-6	1,1-Dichloropropene	ND	1.0	0.34	ug/l	
10061-01-5	cis-1,3-Dichloropropene	ND	1.0	0.29	ug/l	
10061-02-6	trans-1,3-Dichloropropene	ND	1.0	0.21	ug/l	

Method Blank Summary

Job Number: FC10637
Account: BHATALB Bhate Environmental
Project: Griffiss AFB; Rome, NY

Sample	File ID	DF	Analyzed	By	Prep Date	Prep Batch	Analytical Batch
V1A1964-MB [a]	1A50215.D	1	10/25/23	JW	n/a	n/a	V1A1964

The QC reported here applies to the following samples: **Method:** SW846 8260D

FC10637-1, FC10637-2, FC10637-3, FC10637-4, FC10637-6, FC10637-7, FC10637-8, FC10637-9, FC10637-12, FC10637-13, FC10637-14, FC10637-15

CAS No.	Compound	Result	RL	MDL	Units	Q
100-41-4	Ethylbenzene	ND	1.0	0.36	ug/l	
87-68-3	Hexachlorobutadiene	ND	2.0	0.30	ug/l	
591-78-6	2-Hexanone	ND	10	2.0	ug/l	
98-82-8	Isopropylbenzene	ND	1.0	0.22	ug/l	
99-87-6	p-Isopropyltoluene	ND	1.0	0.21	ug/l	
74-83-9	Methyl Bromide	ND	5.0	2.0	ug/l	
74-87-3	Methyl Chloride	ND	2.0	0.50	ug/l	
74-95-3	Methylene Bromide	ND	2.0	0.37	ug/l	
75-09-2	Methylene Chloride	ND	5.0	2.0	ug/l	
108-10-1	4-Methyl-2-pentanone (MIBK)	ND	5.0	1.0	ug/l	
1634-04-4	Methyl Tert Butyl Ether	ND	1.0	0.23	ug/l	
91-20-3	Naphthalene	ND	5.0	1.0	ug/l	
103-65-1	n-Propylbenzene	ND	1.0	0.29	ug/l	
100-42-5	Styrene	ND	1.0	0.22	ug/l	
630-20-6	1,1,1,2-Tetrachloroethane	ND	1.0	0.28	ug/l	
79-34-5	1,1,2,2-Tetrachloroethane	ND	1.0	0.30	ug/l	
127-18-4	Tetrachloroethylene	ND	1.0	0.22	ug/l	
108-88-3	Toluene	ND	1.0	0.30	ug/l	
87-61-6	1,2,3-Trichlorobenzene	ND	2.0	0.61	ug/l	
120-82-1	1,2,4-Trichlorobenzene	ND	2.0	0.50	ug/l	
71-55-6	1,1,1-Trichloroethane	ND	1.0	0.25	ug/l	
79-00-5	1,1,2-Trichloroethane	ND	1.0	0.47	ug/l	
79-01-6	Trichloroethylene	ND	1.0	0.35	ug/l	
75-69-4	Trichlorofluoromethane	ND	2.0	0.50	ug/l	
96-18-4	1,2,3-Trichloropropane	ND	2.0	0.63	ug/l	
95-63-6	1,2,4-Trimethylbenzene	ND	1.0	0.32	ug/l	
108-67-8	1,3,5-Trimethylbenzene	ND	1.0	0.27	ug/l	
108-05-4	Vinyl Acetate	ND	10	2.0	ug/l	
75-01-4	Vinyl Chloride	ND	1.0	0.41	ug/l	
	m,p-Xylene	ND	2.0	0.47	ug/l	
95-47-6	o-Xylene	ND	1.0	0.26	ug/l	
1330-20-7	Xylene (total)	ND	3.0	0.72	ug/l	

Method Blank Summary

Job Number: FC10637
Account: BHATALB Bhate Environmental
Project: Griffiss AFB; Rome, NY

Sample	File ID	DF	Analyzed	By	Prep Date	Prep Batch	Analytical Batch
V1A1964-MB [a]	1A50215.D	1	10/25/23	JW	n/a	n/a	V1A1964

The QC reported here applies to the following samples: **Method:** SW846 8260D

FC10637-1, FC10637-2, FC10637-3, FC10637-4, FC10637-6, FC10637-7, FC10637-8, FC10637-9, FC10637-12, FC10637-13, FC10637-14, FC10637-15

CAS No.	Surrogate Recoveries		Limits
1868-53-7	Dibromofluoromethane	105%	83-118%
17060-07-0	1,2-Dichloroethane-D4	105%	79-125%
2037-26-5	Toluene-D8	98%	85-112%
460-00-4	4-Bromofluorobenzene	98%	83-118%

(a) Sample was treated with an anti-foaming agent.

Method Blank Summary

Job Number: FC10637
Account: BHATALB Bhate Environmental
Project: Griffiss AFB; Rome, NY

Sample	File ID	DF	Analyzed	By	Prep Date	Prep Batch	Analytical Batch
V1A1966-MB [a]	1A50268.D	1	10/26/23	JW	n/a	n/a	V1A1966

The QC reported here applies to the following samples: **Method:** SW846 8260D

FC10637-16, FC10637-17

CAS No.	Compound	Result	RL	MDL	Units	Q
67-64-1	Acetone	ND	25	10	ug/l	
71-43-2	Benzene	ND	1.0	0.31	ug/l	
108-86-1	Bromobenzene	ND	1.0	0.37	ug/l	
74-97-5	Bromochloromethane	ND	1.0	0.45	ug/l	
75-27-4	Bromodichloromethane	ND	1.0	0.24	ug/l	
75-25-2	Bromoform	ND	1.0	0.41	ug/l	
78-93-3	2-Butanone (MEK)	ND	5.0	2.0	ug/l	
104-51-8	n-Butylbenzene	ND	1.0	0.23	ug/l	
135-98-8	sec-Butylbenzene	ND	1.0	0.24	ug/l	
98-06-6	tert-Butylbenzene	ND	1.0	0.31	ug/l	
75-15-0	Carbon Disulfide	ND	2.0	0.53	ug/l	
56-23-5	Carbon Tetrachloride	ND	1.0	0.36	ug/l	
108-90-7	Chlorobenzene	ND	1.0	0.20	ug/l	
75-00-3	Chloroethane	ND	2.0	0.67	ug/l	
67-66-3	Chloroform	ND	1.0	0.30	ug/l	
95-49-8	o-Chlorotoluene	ND	1.0	0.22	ug/l	
106-43-4	p-Chlorotoluene	ND	1.0	0.31	ug/l	
124-48-1	Dibromochloromethane	ND	1.0	0.28	ug/l	
96-12-8	1,2-Dibromo-3-chloropropane	ND	5.0	1.0	ug/l	
106-93-4	1,2-Dibromoethane	ND	2.0	0.28	ug/l	
75-71-8	Dichlorodifluoromethane	ND	2.0	0.50	ug/l	
95-50-1	1,2-Dichlorobenzene	ND	1.0	0.32	ug/l	
541-73-1	1,3-Dichlorobenzene	ND	1.0	0.22	ug/l	
106-46-7	1,4-Dichlorobenzene	ND	1.0	0.26	ug/l	
75-34-3	1,1-Dichloroethane	ND	1.0	0.34	ug/l	
107-06-2	1,2-Dichloroethane	ND	1.0	0.31	ug/l	
75-35-4	1,1-Dichloroethylene	ND	1.0	0.32	ug/l	
156-59-2	cis-1,2-Dichloroethylene	ND	1.0	0.28	ug/l	
156-60-5	trans-1,2-Dichloroethylene	ND	1.0	0.22	ug/l	
540-59-0	1,2-Dichloroethene (total)	ND	2.0	0.50	ug/l	
78-87-5	1,2-Dichloropropane	ND	1.0	0.43	ug/l	
142-28-9	1,3-Dichloropropane	ND	1.0	0.31	ug/l	
594-20-7	2,2-Dichloropropane	ND	1.0	0.24	ug/l	
563-58-6	1,1-Dichloropropene	ND	1.0	0.34	ug/l	
10061-01-5	cis-1,3-Dichloropropene	ND	1.0	0.29	ug/l	
10061-02-6	trans-1,3-Dichloropropene	ND	1.0	0.21	ug/l	

Method Blank Summary

Job Number: FC10637
Account: BHATALB Bhate Environmental
Project: Griffiss AFB; Rome, NY

Sample	File ID	DF	Analyzed	By	Prep Date	Prep Batch	Analytical Batch
V1A1966-MB [a]	1A50268.D	1	10/26/23	JW	n/a	n/a	V1A1966

The QC reported here applies to the following samples: **Method:** SW846 8260D

FC10637-16, FC10637-17

CAS No.	Compound	Result	RL	MDL	Units	Q
100-41-4	Ethylbenzene	ND	1.0	0.36	ug/l	
87-68-3	Hexachlorobutadiene	ND	2.0	0.30	ug/l	
591-78-6	2-Hexanone	ND	10	2.0	ug/l	
98-82-8	Isopropylbenzene	ND	1.0	0.22	ug/l	
99-87-6	p-Isopropyltoluene	ND	1.0	0.21	ug/l	
74-83-9	Methyl Bromide	ND	5.0	2.0	ug/l	
74-87-3	Methyl Chloride	ND	2.0	0.50	ug/l	
74-95-3	Methylene Bromide	ND	2.0	0.37	ug/l	
75-09-2	Methylene Chloride	ND	5.0	2.0	ug/l	
108-10-1	4-Methyl-2-pentanone (MIBK)	ND	5.0	1.0	ug/l	
1634-04-4	Methyl Tert Butyl Ether	ND	1.0	0.23	ug/l	
91-20-3	Naphthalene	ND	5.0	1.0	ug/l	
103-65-1	n-Propylbenzene	ND	1.0	0.29	ug/l	
100-42-5	Styrene	ND	1.0	0.22	ug/l	
630-20-6	1,1,1,2-Tetrachloroethane	ND	1.0	0.28	ug/l	
79-34-5	1,1,2,2-Tetrachloroethane	ND	1.0	0.30	ug/l	
127-18-4	Tetrachloroethylene	ND	1.0	0.22	ug/l	
108-88-3	Toluene	ND	1.0	0.30	ug/l	
87-61-6	1,2,3-Trichlorobenzene	ND	2.0	0.61	ug/l	
120-82-1	1,2,4-Trichlorobenzene	ND	2.0	0.50	ug/l	
71-55-6	1,1,1-Trichloroethane	ND	1.0	0.25	ug/l	
79-00-5	1,1,2-Trichloroethane	ND	1.0	0.47	ug/l	
79-01-6	Trichloroethylene	ND	1.0	0.35	ug/l	
75-69-4	Trichlorofluoromethane	ND	2.0	0.50	ug/l	
96-18-4	1,2,3-Trichloropropane	ND	2.0	0.63	ug/l	
95-63-6	1,2,4-Trimethylbenzene	ND	1.0	0.32	ug/l	
108-67-8	1,3,5-Trimethylbenzene	ND	1.0	0.27	ug/l	
108-05-4	Vinyl Acetate	ND	10	2.0	ug/l	
75-01-4	Vinyl Chloride	ND	1.0	0.41	ug/l	
	m,p-Xylene	ND	2.0	0.47	ug/l	
95-47-6	o-Xylene	ND	1.0	0.26	ug/l	
1330-20-7	Xylene (total)	ND	3.0	0.72	ug/l	

Method Blank Summary

Job Number: FC10637
Account: BHATALB Bhate Environmental
Project: Griffiss AFB; Rome, NY

Sample	File ID	DF	Analyzed	By	Prep Date	Prep Batch	Analytical Batch
V1A1966-MB [a]	1A50268.D	1	10/26/23	JW	n/a	n/a	V1A1966

The QC reported here applies to the following samples: **Method:** SW846 8260D

FC10637-16, FC10637-17

CAS No.	Surrogate Recoveries		Limits
1868-53-7	Dibromofluoromethane	104%	83-118%
17060-07-0	1,2-Dichloroethane-D4	106%	79-125%
2037-26-5	Toluene-D8	99%	85-112%
460-00-4	4-Bromofluorobenzene	100%	83-118%

(a) Sample was treated with an anti-foaming agent.

Method Blank Summary

Job Number: FC10637
Account: BHATALB Bhate Environmental
Project: Griffiss AFB; Rome, NY

Sample	File ID	DF	Analyzed	By	Prep Date	Prep Batch	Analytical Batch
V1A1968-MB [a]	1A50324.D	1	10/30/23	JW	n/a	n/a	V1A1968

The QC reported here applies to the following samples: **Method:** SW846 8260D

FC10637-5

CAS No.	Compound	Result	RL	MDL	Units	Q
67-64-1	Acetone	ND	25	10	ug/l	
71-43-2	Benzene	ND	1.0	0.31	ug/l	
108-86-1	Bromobenzene	ND	1.0	0.37	ug/l	
74-97-5	Bromochloromethane	ND	1.0	0.45	ug/l	
75-27-4	Bromodichloromethane	ND	1.0	0.24	ug/l	
75-25-2	Bromoform	ND	1.0	0.41	ug/l	
78-93-3	2-Butanone (MEK)	ND	5.0	2.0	ug/l	
104-51-8	n-Butylbenzene	ND	1.0	0.23	ug/l	
135-98-8	sec-Butylbenzene	ND	1.0	0.24	ug/l	
98-06-6	tert-Butylbenzene	ND	1.0	0.31	ug/l	
75-15-0	Carbon Disulfide	ND	2.0	0.53	ug/l	
56-23-5	Carbon Tetrachloride	ND	1.0	0.36	ug/l	
108-90-7	Chlorobenzene	ND	1.0	0.20	ug/l	
75-00-3	Chloroethane	ND	2.0	0.67	ug/l	
67-66-3	Chloroform	ND	1.0	0.30	ug/l	
95-49-8	o-Chlorotoluene	ND	1.0	0.22	ug/l	
106-43-4	p-Chlorotoluene	ND	1.0	0.31	ug/l	
124-48-1	Dibromochloromethane	ND	1.0	0.28	ug/l	
96-12-8	1,2-Dibromo-3-chloropropane	ND	5.0	1.0	ug/l	
106-93-4	1,2-Dibromoethane	ND	2.0	0.28	ug/l	
75-71-8	Dichlorodifluoromethane	ND	2.0	0.50	ug/l	
95-50-1	1,2-Dichlorobenzene	ND	1.0	0.32	ug/l	
541-73-1	1,3-Dichlorobenzene	ND	1.0	0.22	ug/l	
106-46-7	1,4-Dichlorobenzene	ND	1.0	0.26	ug/l	
75-34-3	1,1-Dichloroethane	ND	1.0	0.34	ug/l	
107-06-2	1,2-Dichloroethane	ND	1.0	0.31	ug/l	
75-35-4	1,1-Dichloroethylene	ND	1.0	0.32	ug/l	
156-59-2	cis-1,2-Dichloroethylene	ND	1.0	0.28	ug/l	
156-60-5	trans-1,2-Dichloroethylene	ND	1.0	0.22	ug/l	
540-59-0	1,2-Dichloroethene (total)	ND	2.0	0.50	ug/l	
78-87-5	1,2-Dichloropropane	ND	1.0	0.43	ug/l	
142-28-9	1,3-Dichloropropane	ND	1.0	0.31	ug/l	
594-20-7	2,2-Dichloropropane	ND	1.0	0.24	ug/l	
563-58-6	1,1-Dichloropropene	ND	1.0	0.34	ug/l	
10061-01-5	cis-1,3-Dichloropropene	ND	1.0	0.29	ug/l	
10061-02-6	trans-1,3-Dichloropropene	ND	1.0	0.21	ug/l	

Method Blank Summary

Job Number: FC10637
Account: BHATALB Bhate Environmental
Project: Griffiss AFB; Rome, NY

Sample	File ID	DF	Analyzed	By	Prep Date	Prep Batch	Analytical Batch
V1A1968-MB [a]	1A50324.D	1	10/30/23	JW	n/a	n/a	V1A1968

The QC reported here applies to the following samples: **Method:** SW846 8260D

FC10637-5

CAS No.	Compound	Result	RL	MDL	Units	Q
100-41-4	Ethylbenzene	ND	1.0	0.36	ug/l	
87-68-3	Hexachlorobutadiene	ND	2.0	0.30	ug/l	
591-78-6	2-Hexanone	ND	10	2.0	ug/l	
98-82-8	Isopropylbenzene	ND	1.0	0.22	ug/l	
99-87-6	p-Isopropyltoluene	ND	1.0	0.21	ug/l	
74-83-9	Methyl Bromide	ND	5.0	2.0	ug/l	
74-87-3	Methyl Chloride	ND	2.0	0.50	ug/l	
74-95-3	Methylene Bromide	ND	2.0	0.37	ug/l	
75-09-2	Methylene Chloride	2.8	5.0	2.0	ug/l	J
108-10-1	4-Methyl-2-pentanone (MIBK)	ND	5.0	1.0	ug/l	
1634-04-4	Methyl Tert Butyl Ether	ND	1.0	0.23	ug/l	
91-20-3	Naphthalene	ND	5.0	1.0	ug/l	
103-65-1	n-Propylbenzene	ND	1.0	0.29	ug/l	
100-42-5	Styrene	ND	1.0	0.22	ug/l	
630-20-6	1,1,1,2-Tetrachloroethane	ND	1.0	0.28	ug/l	
79-34-5	1,1,2,2-Tetrachloroethane	ND	1.0	0.30	ug/l	
127-18-4	Tetrachloroethylene	ND	1.0	0.22	ug/l	
108-88-3	Toluene	ND	1.0	0.30	ug/l	
87-61-6	1,2,3-Trichlorobenzene	ND	2.0	0.61	ug/l	
120-82-1	1,2,4-Trichlorobenzene	ND	2.0	0.50	ug/l	
71-55-6	1,1,1-Trichloroethane	ND	1.0	0.25	ug/l	
79-00-5	1,1,2-Trichloroethane	ND	1.0	0.47	ug/l	
79-01-6	Trichloroethylene	ND	1.0	0.35	ug/l	
75-69-4	Trichlorofluoromethane	ND	2.0	0.50	ug/l	
96-18-4	1,2,3-Trichloropropane	ND	2.0	0.63	ug/l	
95-63-6	1,2,4-Trimethylbenzene	ND	1.0	0.32	ug/l	
108-67-8	1,3,5-Trimethylbenzene	ND	1.0	0.27	ug/l	
108-05-4	Vinyl Acetate	ND	10	2.0	ug/l	
75-01-4	Vinyl Chloride	ND	1.0	0.41	ug/l	
	m,p-Xylene	ND	2.0	0.47	ug/l	
95-47-6	o-Xylene	ND	1.0	0.26	ug/l	
1330-20-7	Xylene (total)	ND	3.0	0.72	ug/l	

Method Blank Summary

Job Number: FC10637
Account: BHATALB Bhate Environmental
Project: Griffiss AFB; Rome, NY

Sample	File ID	DF	Analyzed	By	Prep Date	Prep Batch	Analytical Batch
V1A1968-MB [a]	1A50324.D	1	10/30/23	JW	n/a	n/a	V1A1968

The QC reported here applies to the following samples: **Method:** SW846 8260D

FC10637-5

CAS No.	Surrogate Recoveries		Limits
1868-53-7	Dibromofluoromethane	112%	83-118%
17060-07-0	1,2-Dichloroethane-D4	112%	79-125%
2037-26-5	Toluene-D8	99%	85-112%
460-00-4	4-Bromofluorobenzene	101%	83-118%

(a) Sample was treated with an anti-foaming agent.

Blank Spike Summary

Job Number: FC10637
Account: BHATALB Bhate Environmental
Project: Griffiss AFB; Rome, NY

Sample	File ID	DF	Analyzed	By	Prep Date	Prep Batch	Analytical Batch
V1A1964-BS	1A50213.D	1	10/25/23	JW	n/a	n/a	V1A1964

The QC reported here applies to the following samples: **Method:** SW846 8260D

FC10637-1, FC10637-2, FC10637-3, FC10637-4, FC10637-6, FC10637-7, FC10637-8, FC10637-9, FC10637-12, FC10637-13, FC10637-14, FC10637-15

CAS No.	Compound	Spike ug/l	BSP ug/l	BSP %	Limits
67-64-1	Acetone	125	151	121	50-147
71-43-2	Benzene	25	26.0	104	81-122
108-86-1	Bromobenzene	25	24.9	100	80-121
74-97-5	Bromochloromethane	25	23.8	95	76-123
75-27-4	Bromodichloromethane	25	23.4	94	79-123
75-25-2	Bromoform	25	23.7	95	66-123
78-93-3	2-Butanone (MEK)	125	138	110	56-143
104-51-8	n-Butylbenzene	25	26.1	104	79-126
135-98-8	sec-Butylbenzene	25	24.5	98	83-133
98-06-6	tert-Butylbenzene	25	25.4	102	80-133
75-15-0	Carbon Disulfide	25	29.8	119	66-148
56-23-5	Carbon Tetrachloride	25	25.6	102	76-136
108-90-7	Chlorobenzene	25	23.7	95	82-124
75-00-3	Chloroethane	25	28.8	115	62-144
67-66-3	Chloroform	25	25.3	101	80-124
95-49-8	o-Chlorotoluene	25	24.5	98	81-127
106-43-4	p-Chlorotoluene	25	24.2	97	83-130
124-48-1	Dibromochloromethane	25	25.0	100	78-122
96-12-8	1,2-Dibromo-3-chloropropane	25	24.0	96	64-123
106-93-4	1,2-Dibromoethane	25	23.0	92	75-120
75-71-8	Dichlorodifluoromethane	25	28.0	112	42-167
95-50-1	1,2-Dichlorobenzene	25	23.9	96	82-124
541-73-1	1,3-Dichlorobenzene	25	24.4	98	84-125
106-46-7	1,4-Dichlorobenzene	25	23.9	96	78-120
75-34-3	1,1-Dichloroethane	25	25.1	100	81-122
107-06-2	1,2-Dichloroethane	25	25.7	103	75-125
75-35-4	1,1-Dichloroethylene	25	26.7	107	78-137
156-59-2	cis-1,2-Dichloroethylene	25	24.5	98	78-120
156-60-5	trans-1,2-Dichloroethylene	25	26.2	105	76-127
540-59-0	1,2-Dichloroethene (total)	50	50.7	101	77-122
78-87-5	1,2-Dichloropropane	25	24.4	98	76-124
142-28-9	1,3-Dichloropropane	25	24.8	99	80-118
594-20-7	2,2-Dichloropropane	25	28.2	113	74-139
563-58-6	1,1-Dichloropropene	25	26.6	106	79-131
10061-01-5	cis-1,3-Dichloropropene	25	24.4	98	75-118
10061-02-6	trans-1,3-Dichloropropene	25	22.6	90	80-120

* = Outside of Control Limits.

Blank Spike Summary

Job Number: FC10637
Account: BHATALB Bhate Environmental
Project: Griffiss AFB; Rome, NY

Sample	File ID	DF	Analyzed	By	Prep Date	Prep Batch	Analytical Batch
V1A1964-BS	1A50213.D	1	10/25/23	JW	n/a	n/a	V1A1964

The QC reported here applies to the following samples: **Method:** SW846 8260D

FC10637-1, FC10637-2, FC10637-3, FC10637-4, FC10637-6, FC10637-7, FC10637-8, FC10637-9, FC10637-12, FC10637-13, FC10637-14, FC10637-15

CAS No.	Compound	Spike ug/l	BSP ug/l	BSP %	Limits
100-41-4	Ethylbenzene	25	25.1	100	81-121
87-68-3	Hexachlorobutadiene	25	27.4	110	75-142
591-78-6	2-Hexanone	125	132	106	61-129
98-82-8	Isopropylbenzene	25	24.9	100	83-132
99-87-6	p-Isopropyltoluene	25	25.4	102	79-130
74-83-9	Methyl Bromide	25	28.6	114	59-143
74-87-3	Methyl Chloride	25	26.6	106	50-159
74-95-3	Methylene Bromide	25	24.3	97	78-119
75-09-2	Methylene Chloride	25	30.7	123	69-135
108-10-1	4-Methyl-2-pentanone (MIBK)	125	125	100	66-122
1634-04-4	Methyl Tert Butyl Ether	25	25.5	102	72-117
91-20-3	Naphthalene	25	22.6	90	63-132
103-65-1	n-Propylbenzene	25	24.9	100	82-133
100-42-5	Styrene	25	25.5	102	78-119
630-20-6	1,1,1,2-Tetrachloroethane	25	24.0	96	77-122
79-34-5	1,1,2,2-Tetrachloroethane	25	22.8	91	72-120
127-18-4	Tetrachloroethylene	25	22.6	90	76-135
108-88-3	Toluene	25	24.5	98	80-120
87-61-6	1,2,3-Trichlorobenzene	25	24.8	99	68-131
120-82-1	1,2,4-Trichlorobenzene	25	23.7	95	73-129
71-55-6	1,1,1-Trichloroethane	25	25.6	102	75-130
79-00-5	1,1,2-Trichloroethane	25	23.1	92	76-119
79-01-6	Trichloroethylene	25	25.2	101	81-126
75-69-4	Trichlorofluoromethane	25	27.3	109	71-156
96-18-4	1,2,3-Trichloropropane	25	25.3	101	77-120
95-63-6	1,2,4-Trimethylbenzene	25	25.9	104	79-120
108-67-8	1,3,5-Trimethylbenzene	25	26.0	104	79-120
108-05-4	Vinyl Acetate	125	126	101	43-154
75-01-4	Vinyl Chloride	25	25.8	103	69-159
	m,p-Xylene	50	50.2	100	79-126
95-47-6	o-Xylene	25	24.3	97	80-127
1330-20-7	Xylene (total)	75	74.5	99	80-126

* = Outside of Control Limits.

Blank Spike Summary

Job Number: FC10637
Account: BHATALB Bhate Environmental
Project: Griffiss AFB; Rome, NY

Sample	File ID	DF	Analyzed	By	Prep Date	Prep Batch	Analytical Batch
V1A1964-BS	1A50213.D	1	10/25/23	JW	n/a	n/a	V1A1964

The QC reported here applies to the following samples: **Method:** SW846 8260D

FC10637-1, FC10637-2, FC10637-3, FC10637-4, FC10637-6, FC10637-7, FC10637-8, FC10637-9, FC10637-12, FC10637-13, FC10637-14, FC10637-15

CAS No.	Surrogate Recoveries	BSP	Limits
1868-53-7	Dibromofluoromethane	100%	83-118%
17060-07-0	1,2-Dichloroethane-D4	103%	79-125%
2037-26-5	Toluene-D8	98%	85-112%
460-00-4	4-Bromofluorobenzene	101%	83-118%

* = Outside of Control Limits.

Blank Spike Summary

Job Number: FC10637
Account: BHATALB Bhate Environmental
Project: Griffiss AFB; Rome, NY

Sample	File ID	DF	Analyzed	By	Prep Date	Prep Batch	Analytical Batch
V1A1966-BS	1A50265.D	1	10/26/23	JW	n/a	n/a	V1A1966

The QC reported here applies to the following samples: **Method:** SW846 8260D

FC10637-16, FC10637-17

CAS No.	Compound	Spike ug/l	BSP ug/l	BSP %	Limits
67-64-1	Acetone	125	177	142	50-147
71-43-2	Benzene	25	25.3	101	81-122
108-86-1	Bromobenzene	25	24.3	97	80-121
74-97-5	Bromochloromethane	25	25.0	100	76-123
75-27-4	Bromodichloromethane	25	23.6	94	79-123
75-25-2	Bromoform	25	23.4	94	66-123
78-93-3	2-Butanone (MEK)	125	148	118	56-143
104-51-8	n-Butylbenzene	25	26.7	107	79-126
135-98-8	sec-Butylbenzene	25	24.6	98	83-133
98-06-6	tert-Butylbenzene	25	25.2	101	80-133
75-15-0	Carbon Disulfide	25	29.8	119	66-148
56-23-5	Carbon Tetrachloride	25	26.4	106	76-136
108-90-7	Chlorobenzene	25	24.0	96	82-124
75-00-3	Chloroethane	25	26.5	106	62-144
67-66-3	Chloroform	25	25.2	101	80-124
95-49-8	o-Chlorotoluene	25	23.4	94	81-127
106-43-4	p-Chlorotoluene	25	23.7	95	83-130
124-48-1	Dibromochloromethane	25	25.3	101	78-122
96-12-8	1,2-Dibromo-3-chloropropane	25	23.5	94	64-123
106-93-4	1,2-Dibromoethane	25	23.3	93	75-120
75-71-8	Dichlorodifluoromethane	25	29.5	118	42-167
95-50-1	1,2-Dichlorobenzene	25	23.7	95	82-124
541-73-1	1,3-Dichlorobenzene	25	24.2	97	84-125
106-46-7	1,4-Dichlorobenzene	25	23.6	94	78-120
75-34-3	1,1-Dichloroethane	25	24.9	100	81-122
107-06-2	1,2-Dichloroethane	25	25.6	102	75-125
75-35-4	1,1-Dichloroethylene	25	26.5	106	78-137
156-59-2	cis-1,2-Dichloroethylene	25	23.9	96	78-120
156-60-5	trans-1,2-Dichloroethylene	25	26.1	104	76-127
540-59-0	1,2-Dichloroethene (total)	50	49.9	100	77-122
78-87-5	1,2-Dichloropropane	25	24.9	100	76-124
142-28-9	1,3-Dichloropropane	25	24.7	99	80-118
594-20-7	2,2-Dichloropropane	25	28.4	114	74-139
563-58-6	1,1-Dichloropropene	25	26.7	107	79-131
10061-01-5	cis-1,3-Dichloropropene	25	24.2	97	75-118
10061-02-6	trans-1,3-Dichloropropene	25	22.3	89	80-120

* = Outside of Control Limits.

Blank Spike Summary

Job Number: FC10637
Account: BHATALB Bhate Environmental
Project: Griffiss AFB; Rome, NY

Sample	File ID	DF	Analyzed	By	Prep Date	Prep Batch	Analytical Batch
V1A1966-BS	1A50265.D	1	10/26/23	JW	n/a	n/a	V1A1966

The QC reported here applies to the following samples: **Method:** SW846 8260D

FC10637-16, FC10637-17

CAS No.	Compound	Spike ug/l	BSP ug/l	BSP %	Limits
100-41-4	Ethylbenzene	25	24.5	98	81-121
87-68-3	Hexachlorobutadiene	25	29.2	117	75-142
591-78-6	2-Hexanone	125	134	107	61-129
98-82-8	Isopropylbenzene	25	25.2	101	83-132
99-87-6	p-Isopropyltoluene	25	25.5	102	79-130
74-83-9	Methyl Bromide	25	26.0	104	59-143
74-87-3	Methyl Chloride	25	25.3	101	50-159
74-95-3	Methylene Bromide	25	24.3	97	78-119
75-09-2	Methylene Chloride	25	38.2	153*	69-135
108-10-1	4-Methyl-2-pentanone (MIBK)	125	125	100	66-122
1634-04-4	Methyl Tert Butyl Ether	25	24.9	100	72-117
91-20-3	Naphthalene	25	22.3	89	63-132
103-65-1	n-Propylbenzene	25	24.2	97	82-133
100-42-5	Styrene	25	25.7	103	78-119
630-20-6	1,1,1,2-Tetrachloroethane	25	25.2	101	77-122
79-34-5	1,1,2,2-Tetrachloroethane	25	22.3	89	72-120
127-18-4	Tetrachloroethylene	25	22.4	90	76-135
108-88-3	Toluene	25	24.4	98	80-120
87-61-6	1,2,3-Trichlorobenzene	25	24.6	98	68-131
120-82-1	1,2,4-Trichlorobenzene	25	25.0	100	73-129
71-55-6	1,1,1-Trichloroethane	25	26.7	107	75-130
79-00-5	1,1,2-Trichloroethane	25	22.7	91	76-119
79-01-6	Trichloroethylene	25	24.6	98	81-126
75-69-4	Trichlorofluoromethane	25	28.0	112	71-156
96-18-4	1,2,3-Trichloropropane	25	25.1	100	77-120
95-63-6	1,2,4-Trimethylbenzene	25	25.5	102	79-120
108-67-8	1,3,5-Trimethylbenzene	25	26.0	104	79-120
108-05-4	Vinyl Acetate	125	128	102	43-154
75-01-4	Vinyl Chloride	25	25.1	100	69-159
	m,p-Xylene	50	50.3	101	79-126
95-47-6	o-Xylene	25	24.0	96	80-127
1330-20-7	Xylene (total)	75	74.3	99	80-126

* = Outside of Control Limits.

Blank Spike Summary

Job Number: FC10637
Account: BHATALB Bhate Environmental
Project: Griffiss AFB; Rome, NY

Sample	File ID	DF	Analyzed	By	Prep Date	Prep Batch	Analytical Batch
V1A1966-BS	1A50265.D	1	10/26/23	JW	n/a	n/a	V1A1966

The QC reported here applies to the following samples: **Method:** SW846 8260D

FC10637-16, FC10637-17

CAS No.	Surrogate Recoveries	BSP	Limits
1868-53-7	Dibromofluoromethane	101%	83-118%
17060-07-0	1,2-Dichloroethane-D4	103%	79-125%
2037-26-5	Toluene-D8	98%	85-112%
460-00-4	4-Bromofluorobenzene	99%	83-118%

* = Outside of Control Limits.

Blank Spike Summary

Job Number: FC10637
Account: BHATALB Bhate Environmental
Project: Griffiss AFB; Rome, NY

Sample	File ID	DF	Analyzed	By	Prep Date	Prep Batch	Analytical Batch
V1A1968-BS	1A50322.D	1	10/30/23	JW	n/a	n/a	V1A1968

The QC reported here applies to the following samples: **Method:** SW846 8260D

FC10637-5

CAS No.	Compound	Spike ug/l	BSP ug/l	BSP %	Limits
67-64-1	Acetone	125	168	134	50-147
71-43-2	Benzene	25	24.9	100	81-122
108-86-1	Bromobenzene	25	25.5	102	80-121
74-97-5	Bromochloromethane	25	24.1	96	76-123
75-27-4	Bromodichloromethane	25	24.5	98	79-123
75-25-2	Bromoform	25	26.1	104	66-123
78-93-3	2-Butanone (MEK)	125	138	110	56-143
104-51-8	n-Butylbenzene	25	25.4	102	79-126
135-98-8	sec-Butylbenzene	25	23.8	95	83-133
98-06-6	tert-Butylbenzene	25	25.4	102	80-133
75-15-0	Carbon Disulfide	25	29.5	118	66-148
56-23-5	Carbon Tetrachloride	25	28.7	115	76-136
108-90-7	Chlorobenzene	25	23.7	95	82-124
75-00-3	Chloroethane	25	26.3	105	62-144
67-66-3	Chloroform	25	26.6	106	80-124
95-49-8	o-Chlorotoluene	25	23.4	94	81-127
106-43-4	p-Chlorotoluene	25	23.5	94	83-130
124-48-1	Dibromochloromethane	25	26.3	105	78-122
96-12-8	1,2-Dibromo-3-chloropropane	25	26.3	105	64-123
106-93-4	1,2-Dibromoethane	25	24.8	99	75-120
75-71-8	Dichlorodifluoromethane	25	29.5	118	42-167
95-50-1	1,2-Dichlorobenzene	25	23.5	94	82-124
541-73-1	1,3-Dichlorobenzene	25	23.9	96	84-125
106-46-7	1,4-Dichlorobenzene	25	23.6	94	78-120
75-34-3	1,1-Dichloroethane	25	25.1	100	81-122
107-06-2	1,2-Dichloroethane	25	26.8	107	75-125
75-35-4	1,1-Dichloroethylene	25	27.1	108	78-137
156-59-2	cis-1,2-Dichloroethylene	25	24.8	99	78-120
156-60-5	trans-1,2-Dichloroethylene	25	26.2	105	76-127
540-59-0	1,2-Dichloroethene (total)	50	51.0	102	77-122
78-87-5	1,2-Dichloropropane	25	23.9	96	76-124
142-28-9	1,3-Dichloropropane	25	24.2	97	80-118
594-20-7	2,2-Dichloropropane	25	30.5	122	74-139
563-58-6	1,1-Dichloropropene	25	26.9	108	79-131
10061-01-5	cis-1,3-Dichloropropene	25	23.5	94	75-118
10061-02-6	trans-1,3-Dichloropropene	25	23.3	93	80-120

* = Outside of Control Limits.

Blank Spike Summary

Job Number: FC10637
Account: BHATALB Bhate Environmental
Project: Griffiss AFB; Rome, NY

Sample	File ID	DF	Analyzed	By	Prep Date	Prep Batch	Analytical Batch
V1A1968-BS	1A50322.D	1	10/30/23	JW	n/a	n/a	V1A1968

The QC reported here applies to the following samples: **Method:** SW846 8260D

FC10637-5

CAS No.	Compound	Spike ug/l	BSP ug/l	BSP %	Limits
100-41-4	Ethylbenzene	25	24.7	99	81-121
87-68-3	Hexachlorobutadiene	25	28.4	114	75-142
591-78-6	2-Hexanone	125	126	101	61-129
98-82-8	Isopropylbenzene	25	25.4	102	83-132
99-87-6	p-Isopropyltoluene	25	25.0	100	79-130
74-83-9	Methyl Bromide	25	24.5	98	59-143
74-87-3	Methyl Chloride	25	23.8	95	50-159
74-95-3	Methylene Bromide	25	24.4	98	78-119
75-09-2	Methylene Chloride	25	37.9	152*	69-135
108-10-1	4-Methyl-2-pentanone (MIBK)	125	119	95	66-122
1634-04-4	Methyl Tert Butyl Ether	25	25.7	103	72-117
91-20-3	Naphthalene	25	23.4	94	63-132
103-65-1	n-Propylbenzene	25	23.7	95	82-133
100-42-5	Styrene	25	25.9	104	78-119
630-20-6	1,1,1,2-Tetrachloroethane	25	25.9	104	77-122
79-34-5	1,1,2,2-Tetrachloroethane	25	20.9	84	72-120
127-18-4	Tetrachloroethylene	25	23.4	94	76-135
108-88-3	Toluene	25	24.6	98	80-120
87-61-6	1,2,3-Trichlorobenzene	25	25.8	103	68-131
120-82-1	1,2,4-Trichlorobenzene	25	25.2	101	73-129
71-55-6	1,1,1-Trichloroethane	25	29.0	116	75-130
79-00-5	1,1,2-Trichloroethane	25	22.4	90	76-119
79-01-6	Trichloroethylene	25	25.5	102	81-126
75-69-4	Trichlorofluoromethane	25	29.6	118	71-156
96-18-4	1,2,3-Trichloropropane	25	26.0	104	77-120
95-63-6	1,2,4-Trimethylbenzene	25	25.3	101	79-120
108-67-8	1,3,5-Trimethylbenzene	25	25.5	102	79-120
108-05-4	Vinyl Acetate	125	124	99	43-154
75-01-4	Vinyl Chloride	25	23.3	93	69-159
	m,p-Xylene	50	51.5	103	79-126
95-47-6	o-Xylene	25	24.6	98	80-127
1330-20-7	Xylene (total)	75	76.2	102	80-126

* = Outside of Control Limits.

Blank Spike Summary

Job Number: FC10637
Account: BHATALB Bhate Environmental
Project: Griffiss AFB; Rome, NY

Sample	File ID	DF	Analyzed	By	Prep Date	Prep Batch	Analytical Batch
V1A1968-BS	1A50322.D	1	10/30/23	JW	n/a	n/a	V1A1968

The QC reported here applies to the following samples: **Method:** SW846 8260D

FC10637-5

CAS No.	Surrogate Recoveries	BSP	Limits
1868-53-7	Dibromofluoromethane	106%	83-118%
17060-07-0	1,2-Dichloroethane-D4	107%	79-125%
2037-26-5	Toluene-D8	99%	85-112%
460-00-4	4-Bromofluorobenzene	102%	83-118%

* = Outside of Control Limits.

Matrix Spike/Matrix Spike Duplicate Summary

Job Number: FC10637
Account: BHATALB Bhate Environmental
Project: Griffiss AFB; Rome, NY

Sample	File ID	DF	Analyzed	By	Prep Date	Prep Batch	Analytical Batch
FC10637-9MS	1A50236.D	1	10/25/23	JW	n/a	n/a	V1A1964
FC10637-9MSD	1A50237.D	1	10/25/23	JW	n/a	n/a	V1A1964
FC10637-9	1A50216.D	1	10/25/23	JW	n/a	n/a	V1A1964

The QC reported here applies to the following samples: **Method:** SW846 8260D

FC10637-1, FC10637-2, FC10637-3, FC10637-4, FC10637-6, FC10637-7, FC10637-8, FC10637-9, FC10637-12, FC10637-13, FC10637-14, FC10637-15

CAS No.	Compound	FC10637-9 ug/l	Q	Spike ug/l	MS ug/l	MS %	Spike ug/l	MSD ug/l	MSD %	RPD	Limits Rec/RPD
67-64-1	Acetone	25	U	125	171	137	125	156	125	9	50-147/21
71-43-2	Benzene	1.0	U	25	34.8	139*	25	36.6	146*	5	81-122/14
108-86-1	Bromobenzene	1.0	U	25	32.6	130*	25	35.3	141*	8	80-121/14
74-97-5	Bromochloromethane	1.0	U	25	32.7	131*	25	34.8	139*	6	76-123/14
75-27-4	Bromodichloromethane	1.0	U	25	32.5	130*	25	34.9	140*	7	79-123/19
75-25-2	Bromoform	1.0	U	25	31.8	127*	25	33.2	133*	4	66-123/21
78-93-3	2-Butanone (MEK)	5.0	U	125	176	141	125	155	124	13	56-143/18
104-51-8	n-Butylbenzene	1.0	U	25	31.9	128*	25	34.0	136*	6	79-126/16
135-98-8	sec-Butylbenzene	1.0	U	25	30.1	120	25	32.5	130	8	83-133/16
98-06-6	tert-Butylbenzene	1.0	U	25	32.1	128	25	34.7	139*	8	80-133/16
75-15-0	Carbon Disulfide	2.0	U	25	38.3	153*	25	41.2	165*	7	66-148/23
56-23-5	Carbon Tetrachloride	1.0	U	25	36.7	147*	25	38.8	155*	6	76-136/23
108-90-7	Chlorobenzene	1.0	U	25	32.0	128*	25	33.7	135*	5	82-124/14
75-00-3	Chloroethane	2.0	U	25	37.2	149*	25	40.4	162*	8	62-144/20
67-66-3	Chloroform	1.0	U	25	34.7	139*	25	37.1	148*	7	80-124/15
95-49-8	o-Chlorotoluene	1.0	U	25	30.5	122	25	33.7	135*	10	81-127/15
106-43-4	p-Chlorotoluene	1.0	U	25	30.4	122	25	33.2	133*	9	83-130/15
124-48-1	Dibromochloromethane	1.0	U	25	33.8	135*	25	36.1	144*	7	78-122/19
96-12-8	1,2-Dibromo-3-chloropropane	5.0	U	25	30.6	122	25	35.1	140*	14	64-123/18
106-93-4	1,2-Dibromoethane	2.0	U	25	32.1	128*	25	34.2	137*	6	75-120/13
75-71-8	Dichlorodifluoromethane	2.0	U	25	38.9	156	25	42.1	168*	8	42-167/19
95-50-1	1,2-Dichlorobenzene	1.0	U	25	31.1	124	25	33.5	134*	7	82-124/14
541-73-1	1,3-Dichlorobenzene	1.0	U	25	30.7	123	25	33.7	135*	9	84-125/14
106-46-7	1,4-Dichlorobenzene	1.0	U	25	30.5	122*	25	32.7	131*	7	78-120/15
75-34-3	1,1-Dichloroethane	1.0	U	25	34.1	136*	25	36.5	146*	7	81-122/15
107-06-2	1,2-Dichloroethane	1.0	U	25	35.4	142*	25	37.7	151*	6	75-125/14
75-35-4	1,1-Dichloroethylene	1.0	U	25	36.5	146*	25	39.1	156*	7	78-137/18
156-59-2	cis-1,2-Dichloroethylene	1.0	U	25	32.0	128*	25	35.2	141*	10	78-120/15
156-60-5	trans-1,2-Dichloroethylene	1.0	U	25	35.3	141*	25	37.4	150*	6	76-127/17
540-59-0	1,2-Dichloroethene (total)	2.0	U	50	67.3	135*	50	72.6	145*	8	77-122/15
78-87-5	1,2-Dichloropropane	1.0	U	25	33.6	134*	25	35.5	142*	5	76-124/14
142-28-9	1,3-Dichloropropane	1.0	U	25	33.5	134*	25	35.7	143*	6	80-118/13
594-20-7	2,2-Dichloropropane	1.0	U	25	35.4	142*	25	38.0	152*	7	74-139/17
563-58-6	1,1-Dichloropropene	1.0	U	25	36.3	145*	25	38.0	152*	5	79-131/16
10061-01-5	cis-1,3-Dichloropropene	1.0	U	25	31.0	124*	25	33.5	134*	8	75-118/23
10061-02-6	trans-1,3-Dichloropropene	1.0	U	25	30.6	122*	25	31.7	127*	4	80-120/22

* = Outside of Control Limits.

Matrix Spike/Matrix Spike Duplicate Summary

Job Number: FC10637
Account: BHATALB Bhate Environmental
Project: Griffiss AFB; Rome, NY

Sample	File ID	DF	Analyzed	By	Prep Date	Prep Batch	Analytical Batch
FC10637-9MS	1A50236.D	1	10/25/23	JW	n/a	n/a	V1A1964
FC10637-9MSD	1A50237.D	1	10/25/23	JW	n/a	n/a	V1A1964
FC10637-9	1A50216.D	1	10/25/23	JW	n/a	n/a	V1A1964

The QC reported here applies to the following samples: **Method:** SW846 8260D

FC10637-1, FC10637-2, FC10637-3, FC10637-4, FC10637-6, FC10637-7, FC10637-8, FC10637-9, FC10637-12, FC10637-13, FC10637-14, FC10637-15

CAS No.	Compound	FC10637-9 ug/l	Q	Spike ug/l	MS ug/l	MS %	Spike ug/l	MSD ug/l	MSD %	RPD	Limits Rec/RPD
100-41-4	Ethylbenzene	1.0 U		25	32.5	130*	25	34.7	139*	7	81-121/14
87-68-3	Hexachlorobutadiene	2.0 U		25	33.0	132	25	35.1	140	6	75-142/19
591-78-6	2-Hexanone	10 U		125	172	138*	125	156	125	10	61-129/18
98-82-8	Isopropylbenzene	1.0 U		25	32.9	132	25	35.4	142*	7	83-132/15
99-87-6	p-Isopropyltoluene	1.0 U		25	31.2	125	25	33.5	134*	7	79-130/16
74-83-9	Methyl Bromide	5.0 U		25	28.1	112	25	36.1	144*	25*	59-143/19
74-87-3	Methyl Chloride	2.0 U		25	34.1	136	25	37.6	150	10	50-159/19
74-95-3	Methylene Bromide	2.0 U		25	33.0	132*	25	36.2	145*	9	78-119/14
75-09-2	Methylene Chloride	5.0 U		25	36.4	146*	25	39.2	157*	7	69-135/16
108-10-1	4-Methyl-2-pentanone (MIBK)	5.0 U		125	170	136*	125	150	120	13	66-122/16
1634-04-4	Methyl Tert Butyl Ether	1.0 U		25	33.7	135*	25	37.7	151*	11	72-117/14
91-20-3	Naphthalene	5.0 U		25	25.2	101	25	29.5	118	16	63-132/25
103-65-1	n-Propylbenzene	1.0 U		25	31.0	124	25	33.7	135*	8	82-133/15
100-42-5	Styrene	1.0 U		25	34.0	136*	25	36.6	146*	7	78-119/23
630-20-6	1,1,1,2-Tetrachloroethane	1.0 U		25	33.7	135*	25	35.5	142*	5	77-122/19
79-34-5	1,1,2,2-Tetrachloroethane	1.0 U		25	30.5	122*	25	32.5	130*	6	72-120/14
127-18-4	Tetrachloroethylene	1.0 U		25	27.6	110	25	29.4	118	6	76-135/16
108-88-3	Toluene	1.0 U		25	32.8	131*	25	34.8	139*	6	80-120/14
87-61-6	1,2,3-Trichlorobenzene	2.0 U		25	27.5	110	25	30.9	124	12	68-131/25
120-82-1	1,2,4-Trichlorobenzene	2.0 U		25	27.9	112	25	30.8	123	10	73-129/20
71-55-6	1,1,1-Trichloroethane	1.0 U		25	36.4	146*	25	38.5	154*	6	75-130/16
79-00-5	1,1,2-Trichloroethane	1.0 U		25	31.8	127*	25	33.0	132*	4	76-119/14
79-01-6	Trichloroethylene	1.0 U		25	33.0	132*	25	35.7	143*	8	81-126/15
75-69-4	Trichlorofluoromethane	2.0 U		25	38.4	154	25	41.7	167*	8	71-156/21
96-18-4	1,2,3-Trichloropropane	2.0 U		25	33.3	133*	25	35.8	143*	7	77-120/16
95-63-6	1,2,4-Trimethylbenzene	1.0 U		25	33.3	133*	25	35.9	144*	8	79-120/18
108-67-8	1,3,5-Trimethylbenzene	1.0 U		25	33.2	133*	25	35.2	141*	6	79-120/19
108-05-4	Vinyl Acetate	10 U		125	148	118	125	160	128	8	43-154/14
75-01-4	Vinyl Chloride	1.0 U		25	33.9	136	25	37.1	148	9	69-159/18
	m,p-Xylene	2.0 U		50	67.4	135*	50	70.2	140*	4	79-126/15
95-47-6	o-Xylene	1.0 U		25	32.5	130*	25	34.4	138*	6	80-127/14
1330-20-7	Xylene (total)	3.0 U		75	99.9	133*	75	105	140*	5	80-126/15

* = Outside of Control Limits.

Matrix Spike/Matrix Spike Duplicate Summary

Job Number: FC10637
Account: BHATALB Bhate Environmental
Project: Griffiss AFB; Rome, NY

Sample	File ID	DF	Analyzed	By	Prep Date	Prep Batch	Analytical Batch
FC10637-9MS	1A50236.D	1	10/25/23	JW	n/a	n/a	V1A1964
FC10637-9MSD	1A50237.D	1	10/25/23	JW	n/a	n/a	V1A1964
FC10637-9	1A50216.D	1	10/25/23	JW	n/a	n/a	V1A1964

The QC reported here applies to the following samples: **Method:** SW846 8260D

FC10637-1, FC10637-2, FC10637-3, FC10637-4, FC10637-6, FC10637-7, FC10637-8, FC10637-9, FC10637-12, FC10637-13, FC10637-14, FC10637-15

CAS No.	Surrogate Recoveries	MS	MSD	FC10637-9	Limits
1868-53-7	Dibromofluoromethane	104%	100%	105%	83-118%
17060-07-0	1,2-Dichloroethane-D4	108%	108%	106%	79-125%
2037-26-5	Toluene-D8	98%	97%	100%	85-112%
460-00-4	4-Bromofluorobenzene	98%	100%	101%	83-118%

* = Outside of Control Limits.

Matrix Spike/Matrix Spike Duplicate Summary

Job Number: FC10637
Account: BHATALB Bhate Environmental
Project: Griffiss AFB; Rome, NY

Sample	File ID	DF	Analyzed	By	Prep Date	Prep Batch	Analytical Batch
FC10632-4MS	1A50289.D	1	10/26/23	JW	n/a	n/a	V1A1966
FC10632-4MSD	1A50290.D	1	10/26/23	JW	n/a	n/a	V1A1966
FC10632-4	1A50271.D	1	10/26/23	JW	n/a	n/a	V1A1966

The QC reported here applies to the following samples: **Method:** SW846 8260D

FC10637-16, FC10637-17

CAS No.	Compound	FC10632-4 ug/l	Q	Spike ug/l	MS ug/l	MS %	Spike ug/l	MSD ug/l	MSD %	RPD	Limits Rec/RPD
67-64-1	Acetone	ND		125	121	97	125	112	90	8	50-147/21
71-43-2	Benzene	ND		25	25.1	100	25	23.0	92	9	81-122/14
108-86-1	Bromobenzene	ND		25	23.3	93	25	20.5	82	13	80-121/14
74-97-5	Bromochloromethane	ND		25	25.0	100	25	21.6	86	15*	76-123/14
75-27-4	Bromodichloromethane	ND		25	23.8	95	25	21.4	86	11	79-123/19
75-25-2	Bromoform	ND		25	22.5	90	25	20.0	80	12	66-123/21
78-93-3	2-Butanone (MEK)	ND		125	117	94	125	108	86	8	56-143/18
104-51-8	n-Butylbenzene	ND		25	25.0	100	25	22.1	88	12	79-126/16
135-98-8	sec-Butylbenzene	ND		25	23.4	94	25	20.8	83	12	83-133/16
98-06-6	tert-Butylbenzene	ND		25	24.2	97	25	21.3	85	13	80-133/16
75-15-0	Carbon Disulfide	ND		25	29.6	118	25	26.7	107	10	66-148/23
56-23-5	Carbon Tetrachloride	ND		25	27.5	110	25	24.6	98	11	76-136/23
108-90-7	Chlorobenzene	ND		25	23.1	92	25	20.9	84	10	82-124/14
75-00-3	Chloroethane	ND		25	27.9	112	25	25.5	102	9	62-144/20
67-66-3	Chloroform	ND		25	25.1	100	25	23.0	92	9	80-124/15
95-49-8	o-Chlorotoluene	ND		25	22.2	89	25	19.7	79*	12	81-127/15
106-43-4	p-Chlorotoluene	ND		25	22.6	90	25	19.6	78*	14	83-130/15
124-48-1	Dibromochloromethane	ND		25	24.1	96	25	21.5	86	11	78-122/19
96-12-8	1,2-Dibromo-3-chloropropane	ND		25	21.3	85	25	20.0	80	6	64-123/18
106-93-4	1,2-Dibromoethane	ND		25	22.4	90	25	20.4	82	9	75-120/13
75-71-8	Dichlorodifluoromethane	ND		25	28.8	115	25	26.2	105	9	42-167/19
95-50-1	1,2-Dichlorobenzene	ND		25	22.6	90	25	19.7	79*	14	82-124/14
541-73-1	1,3-Dichlorobenzene	ND		25	22.7	91	25	20.0	80*	13	84-125/14
106-46-7	1,4-Dichlorobenzene	ND		25	22.2	89	25	19.9	80	11	78-120/15
75-34-3	1,1-Dichloroethane	ND		25	25.2	101	25	22.3	89	12	81-122/15
107-06-2	1,2-Dichloroethane	ND		25	25.6	102	25	23.0	92	11	75-125/14
75-35-4	1,1-Dichloroethylene	ND		25	27.2	109	25	24.9	100	9	78-137/18
156-59-2	cis-1,2-Dichloroethylene	ND		25	23.8	95	25	20.8	83	13	78-120/15
156-60-5	trans-1,2-Dichloroethylene	ND		25	26.0	104	25	23.7	95	9	76-127/17
540-59-0	1,2-Dichloroethene (total)	ND		50	49.8	100	50	44.5	89	11	77-122/15
78-87-5	1,2-Dichloropropane	ND		25	23.8	95	25	21.6	86	10	76-124/14
142-28-9	1,3-Dichloropropane	ND		25	24.0	96	25	21.6	86	11	80-118/13
594-20-7	2,2-Dichloropropane	ND		25	26.5	106	25	24.2	97	9	74-139/17
563-58-6	1,1-Dichloropropene	ND		25	26.6	106	25	24.4	98	9	79-131/16
10061-01-5	cis-1,3-Dichloropropene	ND		25	22.9	92	25	19.6	78	16	75-118/23
10061-02-6	trans-1,3-Dichloropropene	ND		25	21.1	84	25	18.8	75*	12	80-120/22

* = Outside of Control Limits.

Matrix Spike/Matrix Spike Duplicate Summary

Job Number: FC10637
Account: BHATALB Bhate Environmental
Project: Griffiss AFB; Rome, NY

Sample	File ID	DF	Analyzed	By	Prep Date	Prep Batch	Analytical Batch
FC10632-4MS	1A50289.D	1	10/26/23	JW	n/a	n/a	V1A1966
FC10632-4MSD	1A50290.D	1	10/26/23	JW	n/a	n/a	V1A1966
FC10632-4	1A50271.D	1	10/26/23	JW	n/a	n/a	V1A1966

The QC reported here applies to the following samples: **Method:** SW846 8260D

FC10637-16, FC10637-17

CAS No.	Compound	FC10632-4 ug/l	Q	Spike ug/l	MS ug/l	MS %	Spike ug/l	MSD ug/l	MSD %	RPD	Limits Rec/RPD
100-41-4	Ethylbenzene	ND		25	23.7	95	25	21.8	87	8	81-121/14
87-68-3	Hexachlorobutadiene	ND		25	27.8	111	25	22.5	90	21*	75-142/19
591-78-6	2-Hexanone	ND		125	112	90	125	103	82	8	61-129/18
98-82-8	Isopropylbenzene	ND		25	24.2	97	25	21.8	87	10	83-132/15
99-87-6	p-Isopropyltoluene	ND		25	24.3	97	25	21.4	86	13	79-130/16
74-83-9	Methyl Bromide	ND		25	20.3	81	25	20.2	81	0	59-143/19
74-87-3	Methyl Chloride	ND		25	25.8	103	25	22.7	91	13	50-159/19
74-95-3	Methylene Bromide	ND		25	24.2	97	25	21.1	84	14	78-119/14
75-09-2	Methylene Chloride	ND		25	26.9	108	25	23.7	95	13	69-135/16
108-10-1	4-Methyl-2-pentanone (MIBK)	ND		125	113	90	125	102	82	10	66-122/16
1634-04-4	Methyl Tert Butyl Ether	ND		25	24.2	97	25	22.4	90	8	72-117/14
91-20-3	Naphthalene	ND		25	16.3	65	25	14.9	60*	9	63-132/25
103-65-1	n-Propylbenzene	ND		25	22.6	90	25	20.3	81*	11	82-133/15
100-42-5	Styrene	ND		25	23.7	95	25	18.5	74*	25*	78-119/23
630-20-6	1,1,1,2-Tetrachloroethane	ND		25	23.9	96	25	21.4	86	11	77-122/19
79-34-5	1,1,2,2-Tetrachloroethane	ND		25	20.8	83	25	18.1	72	14	72-120/14
127-18-4	Tetrachloroethylene	ND		25	21.2	85	25	19.5	78	8	76-135/16
108-88-3	Toluene	ND		25	24.0	96	25	21.6	86	11	80-120/14
87-61-6	1,2,3-Trichlorobenzene	ND		25	19.9	80	25	17.9	72	11	68-131/25
120-82-1	1,2,4-Trichlorobenzene	ND		25	20.7	83	25	18.2	73	13	73-129/20
71-55-6	1,1,1-Trichloroethane	ND		25	27.6	110	25	24.7	99	11	75-130/16
79-00-5	1,1,2-Trichloroethane	ND		25	22.6	90	25	19.5	78	15*	76-119/14
79-01-6	Trichloroethylene	ND		25	24.8	99	25	22.4	90	10	81-126/15
75-69-4	Trichlorofluoromethane	ND		25	29.4	118	25	27.2	109	8	71-156/21
96-18-4	1,2,3-Trichloropropane	ND		25	23.3	93	25	21.3	85	9	77-120/16
95-63-6	1,2,4-Trimethylbenzene	ND		25	24.4	98	25	21.0	84	15	79-120/18
108-67-8	1,3,5-Trimethylbenzene	ND		25	24.3	97	25	21.4	86	13	79-120/19
108-05-4	Vinyl Acetate	ND		125	124	99	125	110	88	12	43-154/14
75-01-4	Vinyl Chloride	ND		25	26.0	104	25	23.7	95	9	69-159/18
	m,p-Xylene	ND		50	48.9	98	50	44.4	89	10	79-126/15
95-47-6	o-Xylene	ND		25	23.0	92	25	20.8	83	10	80-127/14
1330-20-7	Xylene (total)	ND		75	71.9	96	75	65.1	87	10	80-126/15

* = Outside of Control Limits.

Matrix Spike/Matrix Spike Duplicate Summary

Job Number: FC10637
Account: BHATALB Bhate Environmental
Project: Griffiss AFB; Rome, NY

Sample	File ID	DF	Analyzed	By	Prep Date	Prep Batch	Analytical Batch
FC10632-4MS	1A50289.D	1	10/26/23	JW	n/a	n/a	V1A1966
FC10632-4MSD	1A50290.D	1	10/26/23	JW	n/a	n/a	V1A1966
FC10632-4	1A50271.D	1	10/26/23	JW	n/a	n/a	V1A1966

The QC reported here applies to the following samples: **Method:** SW846 8260D

FC10637-16, FC10637-17

CAS No.	Surrogate Recoveries	MS	MSD	FC10632-4	Limits
1868-53-7	Dibromofluoromethane	104%	103%	107%	83-118%
17060-07-0	1,2-Dichloroethane-D4	107%	108%	109%	79-125%
2037-26-5	Toluene-D8	97%	96%	97%	85-112%
460-00-4	4-Bromofluorobenzene	98%	96%	98%	83-118%

* = Outside of Control Limits.

Matrix Spike/Matrix Spike Duplicate Summary

Job Number: FC10637
Account: BHATALB Bhate Environmental
Project: Griffiss AFB; Rome, NY

Sample	File ID	DF	Analyzed	By	Prep Date	Prep Batch	Analytical Batch
FC10714-15MS	1A50345.D	10	10/30/23	JW	n/a	n/a	V1A1968
FC10714-15MSD	1A50346.D	10	10/30/23	JW	n/a	n/a	V1A1968
FC10714-15 [a]	1A50325.D	10	10/30/23	JW	n/a	n/a	V1A1968

The QC reported here applies to the following samples: **Method:** SW846 8260D

FC10637-5

CAS No.	Compound	FC10714-15 ug/l	Q	Spike ug/l	MS ug/l	MS %	Spike ug/l	MSD ug/l	MSD %	RPD	Limits Rec/RPD
67-64-1	Acetone	250 U		1250	1770	142	1250	1880	150*	6	50-147/21
71-43-2	Benzene	10 U		250	352	141*	250	429	172*	20*	81-122/14
108-86-1	Bromobenzene	10 U		250	332	133*	250	402	161*	19*	80-121/14
74-97-5	Bromochloromethane	10 U		250	354	142*	250	444	178*	23*	76-123/14
75-27-4	Bromodichloromethane	10 U		250	358	143*	250	449	180*	23*	79-123/19
75-25-2	Bromoform	10 U		250	352	141*	250	448	179*	24*	66-123/21
78-93-3	2-Butanone (MEK)	50 U		1250	1760	141	1250	1830	146*	4	56-143/18
104-51-8	n-Butylbenzene	10 U		250	282	113	250	338	135*	18*	79-126/16
135-98-8	sec-Butylbenzene	10 U		250	283	113	250	328	131	15	83-133/16
98-06-6	tert-Butylbenzene	10 U		250	327	131	250	378	151*	14	80-133/16
75-15-0	Carbon Disulfide	20 U		250	376	150*	250	450	180*	18	66-148/23
56-23-5	Carbon Tetrachloride	10 U		250	416	166*	250	476	190*	13	76-136/23
108-90-7	Chlorobenzene	10 U		250	323	129*	250	392	157*	19*	82-124/14
75-00-3	Chloroethane	20 U		250	369	148*	250	427	171*	15	62-144/20
67-66-3	Chloroform	10 U		250	381	152*	250	462	185*	19*	80-124/15
95-49-8	o-Chlorotoluene	10 U		250	295	118	250	366	146*	21*	81-127/15
106-43-4	p-Chlorotoluene	10 U		250	297	119	250	361	144*	19*	83-130/15
124-48-1	Dibromochloromethane	10 U		250	358	143*	250	452	181*	23*	78-122/19
96-12-8	1,2-Dibromo-3-chloropropane	50 U		250	306	122	250	401	160*	27*	64-123/18
106-93-4	1,2-Dibromoethane	20 U		250	327	131*	250	410	164*	23*	75-120/13
75-71-8	Dichlorodifluoromethane	20 U		250	438	175*	250	409	164	7	42-167/19
95-50-1	1,2-Dichlorobenzene	10 U		250	304	122	250	370	148*	20*	82-124/14
541-73-1	1,3-Dichlorobenzene	10 U		250	305	122	250	366	146*	18*	84-125/14
106-46-7	1,4-Dichlorobenzene	10 U		250	293	117	250	364	146*	22*	78-120/15
75-34-3	1,1-Dichloroethane	10 U		250	348	139*	250	429	172*	21*	81-122/15
107-06-2	1,2-Dichloroethane	10 U		250	382	153*	250	483	193*	23*	75-125/14
75-35-4	1,1-Dichloroethylene	10 U		250	375	150*	250	437	175*	15	78-137/18
156-59-2	cis-1,2-Dichloroethylene	10 U		250	339	136*	250	420	168*	21*	78-120/15
156-60-5	trans-1,2-Dichloroethylene	10 U		250	354	142*	250	432	173*	20*	76-127/17
540-59-0	1,2-Dichloroethene (total)	20 U		500	693	139*	500	852	170*	21*	77-122/15
78-87-5	1,2-Dichloropropane	10 U		250	333	133*	250	415	166*	22*	76-124/14
142-28-9	1,3-Dichloropropane	10 U		250	343	137*	250	421	168*	20*	80-118/13
594-20-7	2,2-Dichloropropane	10 U		250	402	161*	250	484	194*	19*	74-139/17
563-58-6	1,1-Dichloropropene	10 U		250	369	148*	250	441	176*	18*	79-131/16
10061-01-5	cis-1,3-Dichloropropene	10 U		250	344	138*	250	423	169*	21	75-118/23
10061-02-6	trans-1,3-Dichloropropene	10 U		250	317	127*	250	405	162*	24*	80-120/22

* = Outside of Control Limits.

Matrix Spike/Matrix Spike Duplicate Summary

Job Number: FC10637
Account: BHATALB Bhate Environmental
Project: Griffiss AFB; Rome, NY

Sample	File ID	DF	Analyzed	By	Prep Date	Prep Batch	Analytical Batch
FC10714-15MS	1A50345.D	10	10/30/23	JW	n/a	n/a	V1A1968
FC10714-15MSD	1A50346.D	10	10/30/23	JW	n/a	n/a	V1A1968
FC10714-15 [a]	1A50325.D	10	10/30/23	JW	n/a	n/a	V1A1968

The QC reported here applies to the following samples: **Method:** SW846 8260D

FC10637-5

CAS No.	Compound	FC10714-15 ug/l	Q	Spike ug/l	MS ug/l	MS %	Spike ug/l	MSD ug/l	MSD %	RPD	Limits Rec/RPD
100-41-4	Ethylbenzene	10 U		250	333	133*	250	415	166*	22*	81-121/14
87-68-3	Hexachlorobutadiene	20 U		250	363	145*	250	394	158*	8	75-142/19
591-78-6	2-Hexanone	100 U		1250	1670	134*	1250	1790	143*	7	61-129/18
98-82-8	Isopropylbenzene	10 U		250	338	135*	250	392	157*	15	83-132/15
99-87-6	p-Isopropyltoluene	10 U		250	305	122	250	358	143*	16	79-130/16
74-83-9	Methyl Bromide	50 U		250	260	104	250	356	142	31*	59-143/19
74-87-3	Methyl Chloride	20 U		250	351	140	250	419	168*	18	50-159/19
74-95-3	Methylene Bromide	20 U		250	349	140*	250	448	179*	25*	78-119/14
75-09-2	Methylene Chloride	164		250	443	112	250	565	160*	24*	69-135/16
108-10-1	4-Methyl-2-pentanone (MIBK)	50 U		1250	1660	133*	1250	1750	140*	5	66-122/16
1634-04-4	Methyl Tert Butyl Ether	10 U		250	371	148*	250	482	193*	26*	72-117/14
91-20-3	Naphthalene	50 U		250	233	93	250	315	126	30*	63-132/25
103-65-1	n-Propylbenzene	10 U		250	292	117	250	342	137*	16*	82-133/15
100-42-5	Styrene	10 U		250	351	140*	250	421	168*	18	78-119/23
630-20-6	1,1,1,2-Tetrachloroethane	10 U		250	359	144*	250	442	177*	21*	77-122/19
79-34-5	1,1,2,2-Tetrachloroethane	10 U		250	274	110	250	355	142*	26*	72-120/14
127-18-4	Tetrachloroethylene	10 U		250	294	118	250	344	138*	16	76-135/16
108-88-3	Toluene	10 U		250	331	132*	250	396	158*	18*	80-120/14
87-61-6	1,2,3-Trichlorobenzene	20 U		250	252	101	250	324	130	25	68-131/25
120-82-1	1,2,4-Trichlorobenzene	20 U		250	251	100	250	307	123	20	73-129/20
71-55-6	1,1,1-Trichloroethane	10 U		250	414	166*	250	485	194*	16	75-130/16
79-00-5	1,1,2-Trichloroethane	10 U		250	311	124*	250	389	156*	22*	76-119/14
79-01-6	Trichloroethylene	10 U		250	356	142*	250	406	162*	13	81-126/15
75-69-4	Trichlorofluoromethane	20 U		250	444	178*	250	438	175*	1	71-156/21
96-18-4	1,2,3-Trichloropropane	20 U		250	326	130*	250	425	170*	26*	77-120/16
95-63-6	1,2,4-Trimethylbenzene	10 U		250	323	129*	250	394	158*	20*	79-120/18
108-67-8	1,3,5-Trimethylbenzene	10 U		250	330	132*	250	394	158*	18	79-120/19
108-05-4	Vinyl Acetate	100 U		1250	1870	150	1250	2090	167*	11	43-154/14
75-01-4	Vinyl Chloride	10 U		250	336	134	250	375	150	11	69-159/18
	m,p-Xylene	20 U		500	680	136*	500	809	162*	17*	79-126/15
95-47-6	o-Xylene	10 U		250	330	132*	250	400	160*	19*	80-127/14
1330-20-7	Xylene (total)	30 U		750	1010	135*	750	1210	161*	18*	80-126/15

* = Outside of Control Limits.

Matrix Spike/Matrix Spike Duplicate Summary

Job Number: FC10637
Account: BHATALB Bhate Environmental
Project: Griffiss AFB; Rome, NY

Sample	File ID	DF	Analyzed	By	Prep Date	Prep Batch	Analytical Batch
FC10714-15MS	1A50345.D	10	10/30/23	JW	n/a	n/a	V1A1968
FC10714-15MSD	1A50346.D	10	10/30/23	JW	n/a	n/a	V1A1968
FC10714-15 [a]	1A50325.D	10	10/30/23	JW	n/a	n/a	V1A1968

The QC reported here applies to the following samples: **Method:** SW846 8260D

FC10637-5

CAS No.	Surrogate Recoveries	MS	MSD	FC10714-15	Limits
1868-53-7	Dibromofluoromethane	105%	107%	111%	83-118%
17060-07-0	1,2-Dichloroethane-D4	115%	114%	114%	79-125%
2037-26-5	Toluene-D8	98%	97%	94%	85-112%
460-00-4	4-Bromofluorobenzene	100%	101%	102%	83-118%

(a) Dilution required due to high silt content in the sample.

* = Outside of Control Limits.

Instrument Performance Check (BFB)

Job Number: FC10637
Account: BHATALB Bhate Environmental
Project: Griffiss AFB; Rome, NY

Sample: V1A1961-BFB
Lab File ID: 1A50133.D
Instrument ID: GCMS1A
Injection Date: 10/23/23
Injection Time: 08:49

m/e	Ion Abundance Criteria	Raw Abundance	% Relative Abundance		Pass/Fail
50	15.0 - 40.0% of mass 95	16804	24.4		Pass
75	30.0 - 60.0% of mass 95	31551	45.8		Pass
95	Base peak, 100% relative abundance	68835	100.0		Pass
96	5.0 - 9.0% of mass 95	4591	6.67		Pass
173	Less than 2.0% of mass 174	538	0.78	(0.86) [a]	Pass
174	50.0 - 100.0% of mass 95	62365	90.6		Pass
175	5.0 - 9.0% of mass 174	4595	6.68	(7.37) [a]	Pass
176	95.0 - 101.0% of mass 174	59501	86.4	(95.4) [a]	Pass
177	5.0 - 9.0% of mass 176	4038	5.87	(6.79) [b]	Pass

(a) Value is % of mass 174
(b) Value is % of mass 176

This check applies to the following Samples, MS, MSD, Blanks, and Standards:

Lab Sample ID	Lab File ID	Date Analyzed	Time Analyzed	Hours Lapsed	Client Sample ID
V1A1961-IC1961	1A50134.D	10/23/23	09:13	00:24	Initial cal 1
V1A1961-IC1961	1A50135.D	10/23/23	09:38	00:49	Initial cal 8
V1A1961-IC1961	1A50136.D	10/23/23	10:02	01:13	Initial cal 2
V1A1961-IC1961	1A50137.D	10/23/23	10:26	01:37	Initial cal 3
V1A1961-IC1961	1A50138.D	10/23/23	11:07	02:18	Initial cal 4
V1A1961-ICC1961	1A50139.D	10/23/23	11:32	02:43	Initial cal 5
V1A1961-IC1961	1A50140.D	10/23/23	11:56	03:07	Initial cal 6
V1A1961-IC1961	1A50141.D	10/23/23	12:20	03:31	Initial cal 7
V1A1961-CC1961	1A50143A.D	10/23/23	13:23	04:34	Continuing cal 5
V1A1961-ICV1961	1A50143.D	10/23/23	13:23	04:34	Initial cal verification 5
V1A1961-BS	1A50144.D	10/23/23	13:47	04:58	Blank Spike
V1A1961-MB	1A50146.D	10/23/23	14:35	05:46	Method Blank
ZZZZZZ	1A50147.D	10/23/23	15:05	06:16	(unrelated sample)
FC10579-9	1A50148.D	10/23/23	15:29	06:40	(used for QC only; not part of job FC10637)
ZZZZZZ	1A50149.D	10/23/23	15:54	07:05	(unrelated sample)
ZZZZZZ	1A50150.D	10/23/23	16:18	07:29	(unrelated sample)
ZZZZZZ	1A50151.D	10/23/23	16:42	07:53	(unrelated sample)
ZZZZZZ	1A50152.D	10/23/23	17:07	08:18	(unrelated sample)
ZZZZZZ	1A50153.D	10/23/23	17:31	08:42	(unrelated sample)
ZZZZZZ	1A50154.D	10/23/23	17:55	09:06	(unrelated sample)
ZZZZZZ	1A50155.D	10/23/23	18:19	09:30	(unrelated sample)
ZZZZZZ	1A50156.D	10/23/23	18:44	09:55	(unrelated sample)
FC10579-9MS	1A50157.D	10/23/23	19:08	10:19	Matrix Spike
FC10579-9MSD	1A50158.D	10/23/23	19:32	10:43	Matrix Spike Duplicate

Instrument Performance Check (BFB)

Job Number: FC10637
Account: BHATALB Bhate Environmental
Project: Griffiss AFB; Rome, NY

Sample:	V1A1961-BFB	**Injection Date:**	10/23/23
Lab File ID:	1A50133.D	**Injection Time:**	08:49
Instrument ID:	GCMS1A		

Lab Sample ID	Lab File ID	Date Analyzed	Time Analyzed	Hours Lapsed	Client Sample ID
V1A1961-ECC1961	1A50159.D	10/23/23	19:57	11:08	Ending cal 5

Instrument Performance Check (BFB)

Job Number: FC10637
Account: BHATALB Bhate Environmental
Project: Griffiss AFB; Rome, NY

Sample: V1A1964-BFB
Lab File ID: 1A50211.D
Instrument ID: GCMS1A
Injection Date: 10/25/23
Injection Time: 08:49

m/e	Ion Abundance Criteria	Raw Abundance	% Relative Abundance		Pass/Fail
50	15.0 - 40.0% of mass 95	15123	25.8		Pass
75	30.0 - 60.0% of mass 95	28348	48.4		Pass
95	Base peak, 100% relative abundance	58528	100.0		Pass
96	5.0 - 9.0% of mass 95	4019	6.87		Pass
173	Less than 2.0% of mass 174	599	1.02	(1.10) [a]	Pass
174	50.0 - 100.0% of mass 95	54293	92.8		Pass
175	5.0 - 9.0% of mass 174	3722	6.36	(6.86) [a]	Pass
176	95.0 - 101.0% of mass 174	52280	89.3	(96.3) [a]	Pass
177	5.0 - 9.0% of mass 176	3505	5.99	(6.70) [b]	Pass

(a) Value is % of mass 174
(b) Value is % of mass 176

This check applies to the following Samples, MS, MSD, Blanks, and Standards:

Lab Sample ID	Lab File ID	Date Analyzed	Time Analyzed	Hours Lapsed	Client Sample ID
V1A1964-CC1961	1A50212.D	10/25/23	09:13	00:24	Continuing cal 5
V1A1964-BS	1A50213.D	10/25/23	09:38	00:49	Blank Spike
V1A1964-MB	1A50215.D	10/25/23	10:26	01:37	Method Blank
FC10637-9	1A50216.D	10/25/23	10:51	02:02	789MW-222_1023
FC10637-1	1A50217.D	10/25/23	11:16	02:27	789MW-135_1023
FC10637-2	1A50218.D	10/25/23	11:40	02:51	789MW-46R_1023
FC10637-3	1A50219.D	10/25/23	12:04	03:15	789MW-83_1023
FC10637-4	1A50220.D	10/25/23	12:29	03:40	789MW-95_1023
FC10637-6	1A50221.D	10/25/23	12:53	04:04	789MW-99_1023
FC10637-7	1A50222.D	10/25/23	13:17	04:28	789MW-99_1023-A
FC10637-8	1A50223.D	10/25/23	13:42	04:53	789MW-216_1023
FC10637-12	1A50224.D	10/25/23	14:06	05:17	789MW-251_1023
FC10637-13	1A50225.D	10/25/23	14:30	05:41	789SW-02_1023
FC10637-14	1A50226.D	10/25/23	14:54	06:05	789SW-03_1023
FC10637-15	1A50227.D	10/25/23	15:19	06:30	789SW-04_1023
ZZZZZZ	1A50228.D	10/25/23	15:43	06:54	(unrelated sample)
ZZZZZZ	1A50229.D	10/25/23	16:07	07:18	(unrelated sample)
FC10637-5	1A50230.D	10/25/23	16:32	07:43	789MW-98_1023
ZZZZZZ	1A50231.D	10/25/23	16:56	08:07	(unrelated sample)
ZZZZZZ	1A50232.D	10/25/23	17:20	08:31	(unrelated sample)
ZZZZZZ	1A50235.D	10/25/23	18:33	09:44	(unrelated sample)
FC10637-9MS	1A50236.D	10/25/23	18:57	10:08	Matrix Spike
FC10637-9MSD	1A50237.D	10/25/23	19:22	10:33	Matrix Spike Duplicate
V1A1964-ECC1961	1A50238.D	10/25/23	19:46	10:57	Ending cal 5

Instrument Performance Check (BFB)

Job Number: FC10637
Account: BHATALB Bhate Environmental
Project: Griffiss AFB; Rome, NY

Sample:	V1A1964-BFB	**Injection Date:**	10/25/23
Lab File ID:	1A50211.D	**Injection Time:**	08:49
Instrument ID:	GCMS1A		

Lab Sample ID	Lab File ID	Date Analyzed	Time Analyzed	Hours Lapsed	Client Sample ID
V1A1965-CC1961	1A50240.D	10/25/23	20:35	11:46	Continuing cal 5
V1A1965-BS	1A50241.D	10/25/23	20:59	12:10	Blank Spike
FC10583-8MS	1A50242.D	10/25/23	21:23	12:34	Matrix Spike
FC10583-8MSD	1A50243.D	10/25/23	21:48	12:59	Matrix Spike Duplicate
V1A1965-MB	1A50245.D	10/25/23	22:36	13:47	Method Blank
FC10583-8	1A50246.D	10/25/23	23:01	14:12	(used for QC only; not part of job FC10637)
ZZZZZZ	1A50247.D	10/25/23	23:25	14:36	(unrelated sample)
ZZZZZZ	1A50248.D	10/25/23	23:49	15:00	(unrelated sample)
ZZZZZZ	1A50249.D	10/26/23	00:14	15:25	(unrelated sample)
ZZZZZZ	1A50250.D	10/26/23	00:38	15:49	(unrelated sample)
ZZZZZZ	1A50251.D	10/26/23	01:02	16:13	(unrelated sample)
ZZZZZZ	1A50252.D	10/26/23	01:26	16:37	(unrelated sample)
ZZZZZZ	1A50253.D	10/26/23	01:51	17:02	(unrelated sample)
ZZZZZZ	1A50254.D	10/26/23	02:15	17:26	(unrelated sample)
ZZZZZZ	1A50255.D	10/26/23	02:39	17:50	(unrelated sample)
ZZZZZZ	1A50256.D	10/26/23	03:04	18:15	(unrelated sample)
ZZZZZZ	1A50257.D	10/26/23	03:28	18:39	(unrelated sample)
ZZZZZZ	1A50258.D	10/26/23	03:52	19:03	(unrelated sample)
ZZZZZZ	1A50259.D	10/26/23	04:17	19:28	(unrelated sample)
ZZZZZZ	1A50260.D	10/26/23	04:41	19:52	(unrelated sample)
V1A1965-ECC1961	1A50261.D	10/26/23	05:05	20:16	Ending cal 5

Instrument Performance Check (BFB)

Job Number: FC10637
Account: BHATALB Bhate Environmental
Project: Griffiss AFB; Rome, NY

Sample: V1A1966-BFB
Lab File ID: 1A50263.D
Instrument ID: GCMS1A
Injection Date: 10/26/23
Injection Time: 09:18

m/e	Ion Abundance Criteria	Raw Abundance	% Relative Abundance		Pass/Fail
50	15.0 - 40.0% of mass 95	14779	26.6		Pass
75	30.0 - 60.0% of mass 95	26219	47.2		Pass
95	Base peak, 100% relative abundance	55523	100.0		Pass
96	5.0 - 9.0% of mass 95	3623	6.53		Pass
173	Less than 2.0% of mass 174	440	0.79	(0.94) [a]	Pass
174	50.0 - 100.0% of mass 95	46707	84.1		Pass
175	5.0 - 9.0% of mass 174	3352	6.04	(7.18) [a]	Pass
176	95.0 - 101.0% of mass 174	44757	80.6	(95.8) [a]	Pass
177	5.0 - 9.0% of mass 176	3079	5.55	(6.88) [b]	Pass

(a) Value is % of mass 174
(b) Value is % of mass 176

This check applies to the following Samples, MS, MSD, Blanks, and Standards:

Lab Sample ID	Lab File ID	Date Analyzed	Time Analyzed	Hours Lapsed	Client Sample ID
V1A1966-CC1961	1A50264.D	10/26/23	09:42	00:24	Continuing cal 5
V1A1966-BS	1A50265.D	10/26/23	10:07	00:49	Blank Spike
V1A1966-MB	1A50268.D	10/26/23	11:39	02:21	Method Blank
ZZZZZZ	1A50269.D	10/26/23	12:03	02:45	(unrelated sample)
FC10637-17	1A50270.D	10/26/23	12:28	03:10	789-TB01_1023-C
FC10632-4	1A50271.D	10/26/23	12:52	03:34	(used for QC only; not part of job FC10637)
ZZZZZZ	1A50272.D	10/26/23	13:17	03:59	(unrelated sample)
FC10637-16	1A50273.D	10/26/23	13:41	04:23	789-AB01_1023-D
ZZZZZZ	1A50274.D	10/26/23	14:05	04:47	(unrelated sample)
ZZZZZZ	1A50275.D	10/26/23	14:29	05:11	(unrelated sample)
ZZZZZZ	1A50276.D	10/26/23	14:54	05:36	(unrelated sample)
ZZZZZZ	1A50277.D	10/26/23	15:18	06:00	(unrelated sample)
ZZZZZZ	1A50278.D	10/26/23	15:42	06:24	(unrelated sample)
ZZZZZZ	1A50279.D	10/26/23	16:07	06:49	(unrelated sample)
ZZZZZZ	1A50280.D	10/26/23	16:31	07:13	(unrelated sample)
ZZZZZZ	1A50281.D	10/26/23	16:55	07:37	(unrelated sample)
ZZZZZZ	1A50282.D	10/26/23	17:20	08:02	(unrelated sample)
ZZZZZZ	1A50283.D	10/26/23	17:44	08:26	(unrelated sample)
ZZZZZZ	1A50284.D	10/26/23	18:08	08:50	(unrelated sample)
ZZZZZZ	1A50285.D	10/26/23	18:32	09:14	(unrelated sample)
ZZZZZZ	1A50286.D	10/26/23	18:57	09:39	(unrelated sample)
ZZZZZZ	1A50287.D	10/26/23	19:21	10:03	(unrelated sample)
ZZZZZZ	1A50288.D	10/26/23	19:45	10:27	(unrelated sample)
FC10632-4MS	1A50289.D	10/26/23	20:10	10:52	Matrix Spike

Instrument Performance Check (BFB)

Job Number: FC10637
Account: BHATALB Bhate Environmental
Project: Griffiss AFB; Rome, NY

Sample:	V1A1966-BFB	**Injection Date:**	10/26/23
Lab File ID:	1A50263.D	**Injection Time:**	09:18
Instrument ID:	GCMS1A		

Lab Sample ID	Lab File ID	Date Analyzed	Time Analyzed	Hours Lapsed	Client Sample ID
FC10632-4MSD	1A50290.D	10/26/23	20:34	11:16	Matrix Spike Duplicate
V1A1966-ECC1961	1A50291.D	10/26/23	20:58	11:40	Ending cal 5

Instrument Performance Check (BFB)

Job Number: FC10637
Account: BHATALB Bhate Environmental
Project: Griffiss AFB; Rome, NY

Sample: V1A1968-BFB
Lab File ID: 1A50320.D
Instrument ID: GCMS1A
Injection Date: 10/30/23
Injection Time: 08:33

m/e	Ion Abundance Criteria	Raw Abundance	% Relative Abundance		Pass/Fail
50	15.0 - 40.0% of mass 95	11528	25.9		Pass
75	30.0 - 60.0% of mass 95	22896	51.5		Pass
95	Base peak, 100% relative abundance	44443	100.0		Pass
96	5.0 - 9.0% of mass 95	2957	6.65		Pass
173	Less than 2.0% of mass 174	455	1.02	(1.18) [a]	Pass
174	50.0 - 100.0% of mass 95	38704	87.1		Pass
175	5.0 - 9.0% of mass 174	2780	6.26	(7.18) [a]	Pass
176	95.0 - 101.0% of mass 174	37039	83.3	(95.7) [a]	Pass
177	5.0 - 9.0% of mass 176	2498	5.62	(6.74) [b]	Pass

(a) Value is % of mass 174
(b) Value is % of mass 176

This check applies to the following Samples, MS, MSD, Blanks, and Standards:

Lab Sample ID	Lab File ID	Date Analyzed	Time Analyzed	Hours Lapsed	Client Sample ID
V1A1968-CC1961	1A50321.D	10/30/23	08:57	00:24	Continuing cal 5
V1A1968-BS	1A50322.D	10/30/23	09:22	00:49	Blank Spike
V1A1968-MB	1A50324.D	10/30/23	10:11	01:38	Method Blank
FC10714-15	1A50325.D	10/30/23	10:40	02:07	(used for QC only; not part of job FC10637)
ZZZZZZ	1A50326.D	10/30/23	11:04	02:31	(unrelated sample)
ZZZZZZ	1A50327.D	10/30/23	11:29	02:56	(unrelated sample)
ZZZZZZ	1A50328.D	10/30/23	11:54	03:21	(unrelated sample)
ZZZZZZ	1A50329.D	10/30/23	12:19	03:46	(unrelated sample)
ZZZZZZ	1A50330.D	10/30/23	12:44	04:11	(unrelated sample)
ZZZZZZ	1A50331.D	10/30/23	13:08	04:35	(unrelated sample)
ZZZZZZ	1A50332.D	10/30/23	13:33	05:00	(unrelated sample)
ZZZZZZ	1A50333.D	10/30/23	13:58	05:25	(unrelated sample)
ZZZZZZ	1A50334.D	10/30/23	14:23	05:50	(unrelated sample)
ZZZZZZ	1A50335.D	10/30/23	14:48	06:15	(unrelated sample)
ZZZZZZ	1A50336.D	10/30/23	15:12	06:39	(unrelated sample)
ZZZZZZ	1A50337.D	10/30/23	15:37	07:04	(unrelated sample)
ZZZZZZ	1A50338.D	10/30/23	16:02	07:29	(unrelated sample)
ZZZZZZ	1A50339.D	10/30/23	16:27	07:54	(unrelated sample)
ZZZZZZ	1A50340.D	10/30/23	16:52	08:19	(unrelated sample)
ZZZZZZ	1A50341.D	10/30/23	17:17	08:44	(unrelated sample)
ZZZZZZ	1A50342.D	10/30/23	17:42	09:09	(unrelated sample)
ZZZZZZ	1A50343.D	10/30/23	18:07	09:34	(unrelated sample)
FC10637-5	1A50344.D	10/30/23	18:31	09:58	789MW-98_1023
FC10714-15MS	1A50345.D	10/30/23	18:56	10:23	Matrix Spike

Instrument Performance Check (BFB)

Job Number: FC10637
Account: BHATALB Bhate Environmental
Project: Griffiss AFB; Rome, NY

Sample:	V1A1968-BFB	**Injection Date:**	10/30/23
Lab File ID:	1A50320.D	**Injection Time:**	08:33
Instrument ID:	GCMS1A		

Lab Sample ID	Lab File ID	Date Analyzed	Time Analyzed	Hours Lapsed	Client Sample ID
FC10714-15MSD	1A50346.D	10/30/23	19:21	10:48	Matrix Spike Duplicate
V1A1968-ECC1961	1A50347.D	10/30/23	19:46	11:13	Ending cal 5
V1A1969-CC1961	1A50349.D	10/30/23	20:36	12:03	Continuing cal 5
V1A1969-BS	1A50350.D	10/30/23	21:01	12:28	Blank Spike
FC10737-5MS	1A50351.D	10/30/23	21:25	12:52	Matrix Spike
FC10737-5MSD	1A50352.D	10/30/23	21:50	13:17	Matrix Spike Duplicate
V1A1969-MB	1A50354.D	10/30/23	22:40	14:07	Method Blank
FC10737-5	1A50355.D	10/30/23	23:05	14:32	(used for QC only; not part of job FC10637)
ZZZZZZ	1A50356.D	10/30/23	23:30	14:57	(unrelated sample)
ZZZZZZ	1A50357.D	10/30/23	23:55	15:22	(unrelated sample)
ZZZZZZ	1A50358.D	10/31/23	00:20	15:47	(unrelated sample)
ZZZZZZ	1A50359.D	10/31/23	00:45	16:12	(unrelated sample)
ZZZZZZ	1A50360.D	10/31/23	01:09	16:36	(unrelated sample)
ZZZZZZ	1A50361.D	10/31/23	01:35	17:02	(unrelated sample)
ZZZZZZ	1A50362.D	10/31/23	02:00	17:27	(unrelated sample)
ZZZZZZ	1A50363.D	10/31/23	02:25	17:52	(unrelated sample)
ZZZZZZ	1A50364.D	10/31/23	02:50	18:17	(unrelated sample)
ZZZZZZ	1A50365.D	10/31/23	03:15	18:42	(unrelated sample)
ZZZZZZ	1A50366.D	10/31/23	03:40	19:07	(unrelated sample)
V1A1969-ECC1961	1A50367.D	10/31/23	04:05	19:32	Ending cal 5

Instrument Performance Check (BFB)

Job Number: FC10637
Account: BHATALB Bhate Environmental
Project: Griffiss AFB; Rome, NY

Sample: V5E1919-BFB
Lab File ID: 5E42941.D
Instrument ID: GCMS5E
Injection Date: 10/11/23
Injection Time: 13:38

m/e	Ion Abundance Criteria	Raw Abundance	% Relative Abundance		Pass/Fail
50	15.0 - 40.0% of mass 95	10660	20.4		Pass
75	30.0 - 60.0% of mass 95	25323	48.5		Pass
95	Base peak, 100% relative abundance	52219	100.0		Pass
96	5.0 - 9.0% of mass 95	3539	6.78		Pass
173	Less than 2.0% of mass 174	390	0.75	(0.89) [a]	Pass
174	50.0 - 100.0% of mass 95	43576	83.4		Pass
175	5.0 - 9.0% of mass 174	3448	6.60	(7.91) [a]	Pass
176	95.0 - 101.0% of mass 174	42040	80.5	(96.5) [a]	Pass
177	5.0 - 9.0% of mass 176	2807	5.38	(6.68) [b]	Pass

(a) Value is % of mass 174
(b) Value is % of mass 176

This check applies to the following Samples, MS, MSD, Blanks, and Standards:

Lab Sample ID	Lab File ID	Date Analyzed	Time Analyzed	Hours Lapsed	Client Sample ID
V5E1919-IC1919	5E42942.D	10/11/23	15:14	01:36	Initial cal 1
V5E1919-IC1919	5E42943.D	10/11/23	15:37	01:59	Initial cal 8
V5E1919-IC1919	5E42944.D	10/11/23	16:01	02:23	Initial cal 2
V5E1919-IC1919	5E42945.D	10/11/23	16:24	02:46	Initial cal 3
V5E1919-IC1919	5E42946.D	10/11/23	16:47	03:09	Initial cal 4
V5E1919-ICC1919	5E42947.D	10/11/23	17:11	03:33	Initial cal 5
V5E1919-IC1919	5E42948.D	10/11/23	17:35	03:57	Initial cal 6
V5E1919-IC1919	5E42949.D	10/11/23	17:58	04:20	Initial cal 7
V5E1919-ICV1919	5E42951.D	10/11/23	18:45	05:07	Initial cal verification 5

Instrument Performance Check (BFB)

Job Number: FC10637
Account: BHATALB Bhate Environmental
Project: Griffiss AFB; Rome, NY

Sample: V5E1920-BFB
Lab File ID: 5E42953.D
Instrument ID: GCMS5E
Injection Date: 10/12/23
Injection Time: 09:01

m/e	Ion Abundance Criteria	Raw Abundance	% Relative Abundance		Pass/Fail
50	15.0 - 40.0% of mass 95	12262	18.7		Pass
75	30.0 - 60.0% of mass 95	30005	45.7		Pass
95	Base peak, 100% relative abundance	65659	100.0		Pass
96	5.0 - 9.0% of mass 95	4327	6.59		Pass
173	Less than 2.0% of mass 174	363	0.55	(0.65) [a]	Pass
174	50.0 - 100.0% of mass 95	55944	85.2		Pass
175	5.0 - 9.0% of mass 174	4040	6.15	(7.22) [a]	Pass
176	95.0 - 101.0% of mass 174	53336	81.2	(95.3) [a]	Pass
177	5.0 - 9.0% of mass 176	3427	5.22	(6.43) [b]	Pass

(a) Value is % of mass 174
(b) Value is % of mass 176

This check applies to the following Samples, MS, MSD, Blanks, and Standards:

Lab Sample ID	Lab File ID	Date Analyzed	Time Analyzed	Hours Lapsed	Client Sample ID
V5E1920-CC1919	5E42954.D	10/12/23	09:33	00:32	Continuing cal 5
V5E1919-ICV1919	5E42955A.D	10/12/23	10:07	01:06	Initial cal verification 4
V5E1920-BS	5E42955.D	10/12/23	10:07	01:06	Blank Spike
V5E1920-MB	5E42957.D	10/12/23	10:54	01:53	Method Blank
ZZZZZZ	5E42958.D	10/12/23	12:01	03:00	(unrelated sample)
FC10336-22	5E42959.D	10/12/23	12:25	03:24	(used for QC only; not part of job FC10637)
ZZZZZZ	5E42960.D	10/12/23	12:48	03:47	(unrelated sample)
ZZZZZZ	5E42961.D	10/12/23	13:12	04:11	(unrelated sample)
ZZZZZZ	5E42962.D	10/12/23	13:36	04:35	(unrelated sample)
ZZZZZZ	5E42963.D	10/12/23	13:59	04:58	(unrelated sample)
ZZZZZZ	5E42964.D	10/12/23	14:23	05:22	(unrelated sample)
ZZZZZZ	5E42965.D	10/12/23	14:46	05:45	(unrelated sample)
ZZZZZZ	5E42966.D	10/12/23	15:10	06:09	(unrelated sample)
ZZZZZZ	5E42967.D	10/12/23	15:33	06:32	(unrelated sample)
ZZZZZZ	5E42968.D	10/12/23	15:57	06:56	(unrelated sample)
ZZZZZZ	5E42969.D	10/12/23	16:20	07:19	(unrelated sample)
ZZZZZZ	5E42970.D	10/12/23	16:44	07:43	(unrelated sample)
FC10354-5	5E42971.D	10/12/23	17:08	08:07	(used for QC only; not part of job FC10637)
ZZZZZZ	5E42972.D	10/12/23	17:31	08:30	(unrelated sample)
ZZZZZZ	5E42973.D	10/12/23	17:55	08:54	(unrelated sample)
ZZZZZZ	5E42974.D	10/12/23	18:19	09:18	(unrelated sample)
ZZZZZZ	5E42975.D	10/12/23	18:42	09:41	(unrelated sample)
ZZZZZZ	5E42976.D	10/12/23	19:06	10:05	(unrelated sample)
FC10354-5MS	5E42977.D	10/12/23	19:29	10:28	Matrix Spike

Instrument Performance Check (BFB)

Job Number: FC10637
Account: BHATALB Bhate Environmental
Project: Griffiss AFB; Rome, NY

Sample:	V5E1920-BFB	**Injection Date:**	10/12/23
Lab File ID:	5E42953.D	**Injection Time:**	09:01
Instrument ID:	GCMS5E		

Lab Sample ID	Lab File ID	Date Analyzed	Time Analyzed	Hours Lapsed	Client Sample ID
FC10354-5MSD	5E42978.D	10/12/23	19:53	10:52	Matrix Spike Duplicate
V5E1920-ECC1919	5E42981.D	10/12/23	21:04	12:03	Ending cal 5

Instrument Performance Check (BFB)

Job Number: FC10637
Account: BHATALB Bhate Environmental
Project: Griffiss AFB; Rome, NY

Sample: V5E1945-BFB
Lab File ID: 5E43552.D
Instrument ID: GCMS5E
Injection Date: 10/31/23
Injection Time: 06:59

m/e	Ion Abundance Criteria	Raw Abundance	% Relative Abundance		Pass/Fail
50	15.0 - 40.0% of mass 95	11772	19.6		Pass
75	30.0 - 60.0% of mass 95	28987	48.2		Pass
95	Base peak, 100% relative abundance	60189	100.0		Pass
96	5.0 - 9.0% of mass 95	3981	6.61		Pass
173	Less than 2.0% of mass 174	644	1.07	(1.24) [a]	Pass
174	50.0 - 100.0% of mass 95	52045	86.5		Pass
175	5.0 - 9.0% of mass 174	4220	7.01	(8.11) [a]	Pass
176	95.0 - 101.0% of mass 174	50101	83.2	(96.3) [a]	Pass
177	5.0 - 9.0% of mass 176	3549	5.90	(7.08) [b]	Pass

(a) Value is % of mass 174
(b) Value is % of mass 176

This check applies to the following Samples, MS, MSD, Blanks, and Standards:

Lab Sample ID	Lab File ID	Date Analyzed	Time Analyzed	Hours Lapsed	Client Sample ID
V5E1945-CC1919	5E43553.D	10/31/23	07:28	00:29	Continuing cal 5
V5E1945-BS	5E43554.D	10/31/23	07:56	00:57	Blank Spike
V5E1945-MB	5E43556.D	10/31/23	08:42	01:43	Method Blank
FC10596-7	5E43557.D	10/31/23	09:15	02:16	(used for QC only; not part of job FC10637)
ZZZZZZ	5E43558.D	10/31/23	09:39	02:40	(unrelated sample)
ZZZZZZ	5E43559.D	10/31/23	10:02	03:03	(unrelated sample)
ZZZZZZ	5E43560.D	10/31/23	10:25	03:26	(unrelated sample)
FC10637-16	5E43561.D	10/31/23	10:48	03:49	789-AB01_1023-D
ZZZZZZ	5E43562.D	10/31/23	11:11	04:12	(unrelated sample)
ZZZZZZ	5E43563.D	10/31/23	11:34	04:35	(unrelated sample)
ZZZZZZ	5E43564.D	10/31/23	11:57	04:58	(unrelated sample)
ZZZZZZ	5E43565.D	10/31/23	12:21	05:22	(unrelated sample)
ZZZZZZ	5E43566.D	10/31/23	12:44	05:45	(unrelated sample)
ZZZZZZ	5E43567.D	10/31/23	13:07	06:08	(unrelated sample)
ZZZZZZ	5E43568.D	10/31/23	13:30	06:31	(unrelated sample)
ZZZZZZ	5E43569.D	10/31/23	13:53	06:54	(unrelated sample)
ZZZZZZ	5E43570.D	10/31/23	14:17	07:18	(unrelated sample)
ZZZZZZ	5E43571.D	10/31/23	14:40	07:41	(unrelated sample)
ZZZZZZ	5E43572.D	10/31/23	15:03	08:04	(unrelated sample)
ZZZZZZ	5E43573.D	10/31/23	15:26	08:27	(unrelated sample)
ZZZZZZ	5E43574.D	10/31/23	15:49	08:50	(unrelated sample)
ZZZZZZ	5E43575.D	10/31/23	16:12	09:13	(unrelated sample)
ZZZZZZ	5E43576.D	10/31/23	16:35	09:36	(unrelated sample)
FC10596-7MS	5E43577.D	10/31/23	16:58	09:59	Matrix Spike

Instrument Performance Check (BFB)

Job Number: FC10637
Account: BHATALB Bhate Environmental
Project: Griffiss AFB; Rome, NY

Sample:	V5E1945-BFB	**Injection Date:**	10/31/23
Lab File ID:	5E43552.D	**Injection Time:**	06:59
Instrument ID:	GCMS5E		

Lab Sample ID	Lab File ID	Date Analyzed	Time Analyzed	Hours Lapsed	Client Sample ID
FC10596-7MSD	5E43578.D	10/31/23	17:22	10:23	Matrix Spike Duplicate

Internal Standard Area Summary

Job Number: FC10637
Account: BHATALB Bhate Environmental
Project: Griffiss AFB; Rome, NY

Check Std:	V1A1964-CC1961	**Injection Date:**	10/25/23
Lab File ID:	1A50212.D	**Injection Time:**	09:13
Instrument ID:	GCMS1A	**Method:**	SW846 8260D

	IS 1 AREA	RT	IS 2 AREA	RT	IS 3 AREA	RT
Initial Cal [a]	350721	3.40	260330	5.35	130763	7.10
Check Std [b]	309332	3.40	234451	5.35	119457	7.10
Upper Limit [c]	618664	3.57	468902	5.52	238914	7.27
Lower Limit [d]	154666	3.23	117226	5.18	59729	6.93

Lab Sample ID	IS 1 AREA	RT	IS 2 AREA	RT	IS 3 AREA	RT
V1A1964-BS	296142	3.40	215848	5.35	108417	7.10
V1A1964-MB [e]	263093	3.40	187438	5.35	97046	7.10
FC10637-9	259910	3.40	184453	5.35	92024	7.10
FC10637-1	257616	3.40	183930	5.35	94226	7.10
FC10637-2 [e]	271924	3.40	192244	5.35	96933	7.10
FC10637-3	256298	3.40	186567	5.35	94983	7.10
FC10637-4	256486	3.40	185652	5.35	92118	7.10
FC10637-6	268567	3.40	191185	5.35	97059	7.10
FC10637-7	273457	3.40	192958	5.35	97041	7.10
FC10637-8	256525	3.40	184193	5.35	93706	7.10
FC10637-12	263279	3.40	184078	5.35	94756	7.10
FC10637-13	262015	3.40	185380	5.35	95636	7.10
FC10637-14	255779	3.40	182209	5.35	92649	7.10
FC10637-15	250811	3.40	180622	5.35	91370	7.10
ZZZZZZ	253804	3.40	180401	5.35	90545	7.10
ZZZZZZ	267268	3.40	197096	5.35	101585	7.10
FC10637-5 [f]	267649	3.40	188169	5.35	95750	7.10
ZZZZZZ	268334	3.40	193669	5.35	99153	7.10
ZZZZZZ	265616	3.40	189296	5.35	96296	7.10
ZZZZZZ	251381	3.40	180973	5.35	92347	7.10
FC10637-9MS	286173	3.40	210589	5.35	111677	7.10
FC10637-9MSD	291477	3.40	215661	5.35	112377	7.10
V1A1964-ECC1961	296242	3.40	215822	5.35	115297	7.10

IS 1 = Fluorobenzene
IS 2 = Chlorobenzene-D5
IS 3 = 1,4-Dichlorobenzene-d4

(a) Initial Cal is: V1A1961-ICC1961 1A50139.D 10/23/23 11:32
(b) Check Std Limit = -50 to + 100% of initial cal area.
(c) Upper Limit = + 100% of check standard area; Retention time + 0.167 minutes.
(d) Lower Limit = -50% of check standard area; Retention time -0.167 minutes.
(e) Sample was treated with an anti-foaming agent.

Internal Standard Area Summary

Job Number: FC10637
Account: BHATALB Bhate Environmental
Project: Griffiss AFB; Rome, NY

Check Std:	V1A1964-CC1961	**Injection Date:**	10/25/23
Lab File ID:	1A50212.D	**Injection Time:**	09:13
Instrument ID:	GCMS1A	**Method:**	SW846 8260D

Lab Sample ID	IS 1 AREA	IS 1 RT	IS 2 AREA	IS 2 RT	IS 3 AREA	IS 3 RT

(f) Confirmation run.

Internal Standard Area Summary

Job Number: FC10637
Account: BHATALB Bhate Environmental
Project: Griffiss AFB; Rome, NY

Check Std:	V1A1966-CC1961	**Injection Date:**	10/26/23
Lab File ID:	1A50264.D	**Injection Time:**	09:42
Instrument ID:	GCMS1A	**Method:**	SW846 8260D

	IS 1 AREA	RT	IS 2 AREA	RT	IS 3 AREA	RT
Initial Cal [a]	350721	3.40	260330	5.35	130763	7.10
Check Std [b]	289729	3.40	211139	5.35	111265	7.10
Upper Limit [c]	579458	3.57	422278	5.52	222530	7.27
Lower Limit [d]	144865	3.23	105570	5.18	55633	6.93

Lab Sample ID	IS 1 AREA	RT	IS 2 AREA	RT	IS 3 AREA	RT
V1A1966-BS	296038	3.40	216141	5.35	112246	7.10
V1A1966-MB [e]	258134	3.40	184834	5.35	95590	7.10
ZZZZZZ	254201	3.40	185056	5.35	91014	7.10
FC10637-17	248166	3.40	182985	5.35	93688	7.10
FC10632-4	240782	3.40	174887	5.35	89618	7.10
ZZZZZZ	251321	3.40	181090	5.35	94433	7.10
FC10637-16	250732	3.40	184222	5.35	95405	7.10
ZZZZZZ	245854	3.40	183865	5.35	90896	7.10
ZZZZZZ	244314	3.40	177098	5.35	91325	7.10
ZZZZZZ	241083	3.40	180867	5.35	93576	7.10
ZZZZZZ	240620	3.40	178909	5.35	95651	7.10
ZZZZZZ	237930	3.40	175811	5.35	89389	7.10
ZZZZZZ	240664	3.40	175653	5.35	90286	7.10
ZZZZZZ	241454	3.40	177536	5.35	98730	7.10
ZZZZZZ	267272	3.40	187773	5.35	94643	7.10
ZZZZZZ	246850	3.40	182067	5.35	92891	7.10
ZZZZZZ	245358	3.40	181030	5.35	93823	7.10
ZZZZZZ	251553	3.40	182494	5.35	92349	7.10
ZZZZZZ	241413	3.40	176170	5.35	89128	7.10
ZZZZZZ	241691	3.40	172011	5.35	88120	7.10
ZZZZZZ	243803	3.40	177155	5.35	91004	7.10
ZZZZZZ	245849	3.40	180423	5.35	92082	7.10
FC10632-4MS	266784	3.40	197934	5.35	105728	7.10
FC10632-4MSD	293047	3.40	216877	5.35	118194	7.10
V1A1966-ECC1961	282345	3.40	208869	5.35	111606	7.10

IS 1 = Fluorobenzene
IS 2 = Chlorobenzene-D5
IS 3 = 1,4-Dichlorobenzene-d4

(a) Initial Cal is: V1A1961-ICC1961 1A50139.D 10/23/23 11:32
(b) Check Std Limit = -50 to + 100% of initial cal area.
(c) Upper Limit = + 100% of check standard area; Retention time + 0.167 minutes.

Internal Standard Area Summary

Job Number: FC10637
Account: BHATALB Bhate Environmental
Project: Griffiss AFB; Rome, NY

Check Std:	V1A1966-CC1961	**Injection Date:**	10/26/23
Lab File ID:	1A50264.D	**Injection Time:**	09:42
Instrument ID:	GCMS1A	**Method:**	SW846 8260D

Lab Sample ID	IS 1 AREA	IS 1 RT	IS 2 AREA	IS 2 RT	IS 3 AREA	IS 3 RT

(d) Lower Limit = -50% of check standard area; Retention time -0.167 minutes.
(e) Sample was treated with an anti-foaming agent.

Internal Standard Area Summary

Job Number: FC10637
Account: BHATALB Bhate Environmental
Project: Griffiss AFB; Rome, NY

Check Std:	V1A1968-CC1961	**Injection Date:**	10/30/23
Lab File ID:	1A50321.D	**Injection Time:**	08:57
Instrument ID:	GCMS1A	**Method:**	SW846 8260D

	IS 1 AREA	RT	IS 2 AREA	RT	IS 3 AREA	RT
Initial Cal [a]	350721	3.40	260330	5.35	130763	7.10
Check Std [b]	234094	3.40	171306	5.35	89601	7.10
Upper Limit [c]	468188	3.57	342612	5.52	179202	7.27
Lower Limit [d]	117047	3.23	85653	5.18	44801	6.93

Lab Sample ID	IS 1 AREA	RT	IS 2 AREA	RT	IS 3 AREA	RT
V1A1968-BS	236374	3.40	173115	5.35	91838	7.10
V1A1968-MB [e]	208491	3.40	153235	5.35	82079	7.10
FC10714-15	204711	3.40	152281	5.36	78363	7.10
ZZZZZZ	203106	3.40	149017	5.35	76304	7.10
ZZZZZZ	205434	3.40	154537	5.35	79651	7.10
ZZZZZZ	203653	3.40	155003	5.35	80098	7.10
ZZZZZZ	201313	3.40	149365	5.35	76184	7.10
ZZZZZZ	196712	3.40	148974	5.35	76077	7.10
ZZZZZZ	196754	3.40	147941	5.35	76844	7.10
ZZZZZZ	194781	3.40	144454	5.35	77580	7.10
ZZZZZZ	193455	3.40	144019	5.35	75497	7.10
ZZZZZZ	194717	3.40	145855	5.35	77009	7.10
ZZZZZZ	189900	3.40	143579	5.35	73279	7.10
ZZZZZZ	193702	3.40	143461	5.35	73477	7.10
ZZZZZZ	194453	3.40	144530	5.35	74476	7.10
ZZZZZZ	192550	3.40	141795	5.35	74453	7.10
ZZZZZZ	190722	3.40	144161	5.35	73615	7.10
ZZZZZZ	188299	3.40	137216	5.35	61674	7.10
ZZZZZZ	190315	3.40	142853	5.35	73563	7.10
ZZZZZZ	188568	3.40	143484	5.35	72922	7.10
ZZZZZZ	185756	3.40	137720	5.35	71245	7.10
FC10637-5 [e]	201488	3.40	152525	5.35	80881	7.10
FC10714-15MS	216306	3.40	163348	5.35	90378	7.10
FC10714-15MSD	227788	3.40	171027	5.35	92629	7.10
V1A1968-ECC1962	220958	3.40	169313	5.35	90726	7.10

IS 1 = Fluorobenzene
IS 2 = Chlorobenzene-D5
IS 3 = 1,4-Dichlorobenzene-d4

(a) Initial Cal is: V1A1961-ICC1961 1A50139.D 10/23/23 11:32
(b) Check Std Limit = -50 to + 100% of initial cal area.
(c) Upper Limit = + 100% of check standard area; Retention time + 0.167 minutes.

Internal Standard Area Summary

Job Number: FC10637
Account: BHATALB Bhate Environmental
Project: Griffiss AFB; Rome, NY

Check Std:	V1A1968-CC1961	**Injection Date:**	10/30/23
Lab File ID:	1A50321.D	**Injection Time:**	08:57
Instrument ID:	GCMS1A	**Method:**	SW846 8260D

Lab Sample ID	IS 1 AREA	IS 1 RT	IS 2 AREA	IS 2 RT	IS 3 AREA	IS 3 RT

(d) Lower Limit = -50% of check standard area; Retention time -0.167 minutes.
(e) Sample was treated with an anti-foaming agent.

Internal Standard Area Summary

Job Number: FC10637
Account: BHATALB Bhate Environmental
Project: Griffiss AFB; Rome, NY

Check Std:	V5E1945-CC1919	**Injection Date:**	10/31/23
Lab File ID:	5E43553.D	**Injection Time:**	07:28
Instrument ID:	GCMS5E	**Method:**	SW846 8260D

	IS 1 AREA	RT	IS 2 AREA	RT	IS 3 AREA	RT
Initial Cal [a]	276093	8.46	205486	11.60	121755	13.96
Check Std [b]	247297	8.46	191065	11.60	116083	13.96
Upper Limit [c]	494594	8.63	382130	11.77	232166	14.13
Lower Limit [d]	123649	8.29	95533	11.43	58042	13.79

Lab Sample ID	IS 1 AREA	RT	IS 2 AREA	RT	IS 3 AREA	RT
V5E1945-BS	247368	8.46	190755	11.60	112211	13.96
V5E1945-MB	246070	8.46	189153	11.60	103497	13.96
FC10596-7	244435	8.46	182910	11.60	102566	13.96
ZZZZZZ	230927	8.46	172374	11.60	96488	13.96
ZZZZZZ	217083	8.46	169992	11.60	97207	13.96
ZZZZZZ	223241	8.46	171398	11.60	94613	13.96
FC10637-16 [e]	205949	8.46	156654	11.60	87325	13.96
ZZZZZZ	211898	8.46	161488	11.60	90502	13.96
ZZZZZZ	199549	8.46	155307	11.60	86453	13.96
ZZZZZZ	198026	8.46	153496	11.60	89630	13.96
ZZZZZZ	203586	8.46	160977	11.60	89574	13.96
ZZZZZZ	198214	8.46	154027	11.60	86855	13.96
ZZZZZZ	199318	8.46	150159	11.60	84786	13.96
ZZZZZZ	195045	8.46	145839	11.60	82883	13.96
ZZZZZZ	196264	8.46	149333	11.60	84775	13.96
ZZZZZZ	200978	8.46	157212	11.60	90444	13.96
ZZZZZZ	199675	8.46	151867	11.60	86116	13.96
ZZZZZZ	191866	8.46	147072	11.60	83410	13.96
ZZZZZZ	201004	8.46	152085	11.60	93009	13.96
ZZZZZZ	200533	8.46	155620	11.60	88409	13.96
ZZZZZZ	200129	8.46	156754	11.60	90074	13.96
ZZZZZZ	201151	8.46	154746	11.60	89061	13.96
FC10596-7MS	209579	8.46	158650	11.60	96346	13.96
FC10596-7MSD	215489	8.46	163079	11.60	97583	13.96

IS 1 = Fluorobenzene
IS 2 = Chlorobenzene-D5
IS 3 = 1,4-Dichlorobenzene-d4

(a) Initial Cal is: V5E1919-ICC1919 5E42947.D 10/11/23 17:11
(b) Check Std Limit = -50 to + 100% of initial cal area.
(c) Upper Limit = + 100% of check standard area; Retention time + 0.167 minutes.
(d) Lower Limit = -50% of check standard area; Retention time -0.167 minutes.

Internal Standard Area Summary

Job Number: FC10637
Account: BHATALB Bhate Environmental
Project: Griffiss AFB; Rome, NY

Check Std:	V5E1945-CC1919	**Injection Date:**	10/31/23
Lab File ID:	5E43553.D	**Injection Time:**	07:28
Instrument ID:	GCMS5E	**Method:**	SW846 8260D

Lab Sample ID	IS 1 AREA	IS 1 RT	IS 2 AREA	IS 2 RT	IS 3 AREA	IS 3 RT

(e) No ECC available for this run. Confirmation run.

Surrogate Recovery Summary

Job Number: FC10637
Account: BHATALB Bhate Environmental
Project: Griffiss AFB; Rome, NY

Method: SW846 8260D **Matrix:** AQ

Samples and QC shown here apply to the above method

Lab Sample ID	Lab File ID	S1	S2	S3	S4
FC10637-1	1A50217.D	106	108	98	99
FC10637-2	1A50218.D	103	104	101	103
FC10637-3	1A50219.D	105	109	98	100
FC10637-4	1A50220.D	107	108	98	102
FC10637-5	1A50344.D	111	116	96	102
FC10637-5	1A50230.D	102	106	99	102
FC10637-6	1A50221.D	105	104	101	101
FC10637-7	1A50222.D	104	105	101	101
FC10637-8	1A50223.D	105	108	98	101
FC10637-9	1A50216.D	105	106	100	101
FC10637-12	1A50224.D	103	105	100	100
FC10637-13	1A50225.D	105	106	98	99
FC10637-14	1A50226.D	105	107	98	100
FC10637-15	1A50227.D	107	110	98	99
FC10637-16	5E43561.D	104	109	97	100
FC10637-16	1A50273.D	108	110	97	98
FC10637-17	1A50270.D	107	110	99	101
FC10632-4MS	1A50289.D	104	107	97	98
FC10632-4MSD	1A50290.D	103	108	96	96
FC10637-9MS	1A50236.D	104	108	98	98
FC10637-9MSD	1A50237.D	100	108	97	100
FC10714-15MS	1A50345.D	105	115	98	100
FC10714-15MSD	1A50346.D	107	114	97	101
V1A1964-BS	1A50213.D	100	103	98	101
V1A1964-MB	1A50215.D	105	105	98	98
V1A1966-BS	1A50265.D	101	103	98	99
V1A1966-MB	1A50268.D	104	106	99	100
V1A1968-BS	1A50322.D	106	107	99	102
V1A1968-MB	1A50324.D	112	112	99	101

Surrogate Compounds	Recovery Limits
S1 = Dibromofluoromethane	83-118%
S2 = 1,2-Dichloroethane-D4	79-125%
S3 = Toluene-D8	85-112%
S4 = 4-Bromofluorobenzene	83-118%

Initial Calibration Summary

Job Number: FC10637
Account: BHATALB Bhate Environmental
Project: Griffiss AFB; Rome, NY

Sample: V1A1961-ICC1961
Lab FileID: 1A50139.D

Response Factor Report MSVOA17

Method : C:\msdchem\1\MET...V1A_10-23-2023.M (RTE Integrator)
Title : SW-846 Method 5035A/8260B
Last Update : Mon Oct 23 13:18:22 2023
Response via : Initial Calibration

Calibration Files
1 =1A50134.D 2 =1A50136.D 3 =1A50137.D 4 =1A50138.D
5 =1A50139.D 6 =1A50140.D 7 =1A50141.D 8 =1A50135.D

Compound	1	2	3	4	5	6	7	8	Avg	%RSD
1) I Fluorobenzene	----------	----------	----------	ISTD	----------	----------	----------	----------		
2) Dichlorodifl	0.268	0.233	0.221	0.209	0.215	0.213	0.201	0.258	0.227	10.52
3) Chloromethan	0.543	0.458	0.477	0.423	0.418	0.420	0.401	0.505	0.456	10.87
4) 1,3-butadien	0.523	0.360	0.340	0.322	0.325	0.312	0.325	0.401	0.363	19.41
---- Linear regr., Force(0,0) ---- Coefficient = 0.9996										
Response Ratio = 0.00000 + 0.32372 *A										
5) Vinyl Chlori	0.423	0.362	0.365	0.340	0.345	0.342	0.337	0.405	0.365	8.93
6) Bromomethane	0.122	0.108	0.103	0.092	0.091	0.093	0.091	0.110	0.101	11.33
7) Chloroethane	0.304	0.194	0.192	0.165	0.156	0.142	0.135	0.239	0.191	29.78
---- Quadratic regr., Force(0,0) ---- Coefficient = 0.9984										
Response Ratio = 0.00000 + 0.18453 *A + -0.02684 *A^2										
8) Trichloroflu	0.474	0.382	0.378	0.379	0.375	0.370	0.337	0.408	0.388	10.30
9) Ethyl Ether	0.516	0.323	0.321	0.280	0.263	0.298	0.272	0.360	0.329	24.85
---- Linear regr., Force(0,0) ---- Coefficient = 0.9970										
Response Ratio = 0.00000 + 0.28348 *A										
10) Ethanol	0.014	0.011	0.008	0.008	0.007	0.007	0.006	0.011	0.009	28.58
---- Linear regr., Force(0,0) ---- Coefficient = 0.9933										
Response Ratio = 0.00000 + 0.00716 *A										
11) 1,2-Dichloro	0.389	0.299	0.318	0.264	0.280	0.305	0.289	0.318	0.308	12.20
12) 1,1-Dichloro	0.589	0.466	0.489	0.421	0.436	0.472	0.452	0.537	0.483	11.47
13) Freon 113	0.253	0.226	0.235	0.202	0.208	0.227	0.215	0.256	0.228	8.64
14) Carbon Disul	0.999	0.695	0.719	0.611	0.633	0.680	0.650	0.867	0.732	18.24
---- Linear regr., Force(0,0) ---- Coefficient = 0.9983										
Response Ratio = 0.00000 + 0.65862 *A										
15) Iodomethane	0.109	0.091	0.124	0.152	0.165	0.196	0.189	0.103	0.141	28.44
---- Quadratic regr., Force(0,0) ---- Coefficient = 0.9947										
Response Ratio = 0.00000 + 0.13599 *A + 0.03082 *A^2										
16) Acrolein	0.100	0.108	0.105	0.095	0.094	0.099	0.093	0.105	0.100	5.53
17) Allyl chlori	0.638	0.521	0.504	0.482	0.469	0.499	0.509	0.611	0.529	11.61
18) Methylene Ch	1.942	0.803	0.677	0.529	0.512	0.526	0.495	1.269	0.844	60.86
---- Linear regr., Force(0,0) ---- Coefficient = 0.9988										
Response Ratio = 0.00000 + 0.53483 *A										
19) Acetone	0.648	0.263	0.221	0.152	0.148	0.152	0.142	0.441	0.271	67.44
---- Linear regr., Force(0,0) ---- Coefficient = 0.9960										
Response Ratio = 0.00000 + 0.15648 *A										
20) Methyl aceta	0.562	0.470	0.442	0.414	0.401	0.441	0.412	0.499	0.455	11.87
21) trans-1,2-Di	0.576	0.474	0.500	0.447	0.455	0.490	0.467	0.558	0.496	9.57
22) Hexane	0.495	0.392	0.417	0.361	0.368	0.400	0.365	0.437	0.404	11.18

Initial Calibration Summary

Job Number: FC10637
Account: BHATALB Bhate Environmental
Project: Griffiss AFB; Rome, NY

Sample: V1A1961-ICC1961
Lab FileID: 1A50139.D

```
23) Methyl Tert  0.907 0.752 0.756 0.708 0.702 0.756 0.728 0.776 0.761   8.47
24) Acetonitrile 0.133 0.082 0.074 0.067 0.062 0.061 0.056 0.099 0.079  32.25
            ---- Linear regr., Force(0,0) ----  Coefficient =  0.9966
              Response Ratio = 0.00000 + 0.06150 *A

25) Tert Butyl A 0.094 0.073 0.077 0.068 0.067 0.071 0.064 0.077 0.074  12.61
26) Di-isopropyl 1.534 1.325 1.367 1.252 1.255 1.367 1.306 1.365 1.346   6.63
27) Chloroprene  1.921 1.735 1.728 1.589 1.576 1.633 1.617 1.713 1.689   6.67
28) 1,1-Dichloro 0.706 0.599 0.627 0.571 0.577 0.618 0.598 0.697 0.624   8.23
29) Acrylonitril 0.227 0.218 0.223 0.200 0.198 0.204 0.198 0.205 0.209   5.61
30) ETBE         1.213 1.127 1.115 1.069 1.065 1.145 1.094 1.142 1.121   4.27
31) Vinyl acetat 0.930 0.879 0.948 0.937 0.939 0.950 0.915 0.834 0.916   4.41
32) cis-1,2-Dich 0.354 0.308 0.291 0.272 0.265 0.284 0.272 0.302 0.293   9.86
33) 2,2-Dichloro 0.440 0.353 0.368 0.337 0.347 0.371 0.359 0.395 0.371   8.88
34) Bromochlorom 0.170 0.150 0.147 0.135 0.131 0.132 0.122 0.157 0.143  10.97
35) Cyclohexane  0.702 0.697 0.714 0.628 0.675 0.723 0.683 0.756 0.697   5.37
36) Chloroform   0.612 0.491 0.488 0.469 0.467 0.492 0.472 0.552 0.505  10.08
37) Ethyl acetat 0.597 0.559 0.593 0.535 0.548 0.560 0.553 0.514 0.557   4.96
38) Tetrahydrofu 0.252 0.189 0.213 0.191 0.195 0.192 0.180 0.208 0.203  11.10
39) Dibromofluor 0.282 0.269 0.274 0.275 0.274 0.278 0.271 0.284 0.276   1.84
40) Carbon Tetra 0.502 0.369 0.385 0.346 0.357 0.388 0.368 0.420 0.392  12.69
41) 1,1,1-Trichl 0.527 0.395 0.417 0.374 0.396 0.414 0.398 0.446 0.421  11.33
42) 2-Butanone   0.320 0.310 0.313 0.283 0.286 0.298 0.284 0.304 0.300   4.77
43) 1,1-Dichloro 0.428 0.338 0.356 0.314 0.333 0.360 0.347 0.390 0.358  10.03
44) tert-Butyl f 0.306 0.332 0.303 0.327 0.323 0.332 0.336 0.331 0.324   3.84
45) Propionitril 0.136 0.109 0.102 0.087 0.084 0.085 0.083 0.113 0.100  18.94
            ---- Linear regr., Force(0,0) ----  Coefficient =  0.9983
              Response Ratio = 0.00000 + 0.08546 *A

46) Methacryloni 0.432 0.374 0.348 0.317 0.312 0.320 0.320 0.371 0.349  11.88
47) Benzene      1.304 1.072 1.079 1.015 1.017 1.066 1.043 1.092 1.086   8.52
48) TAME         0.900 0.725 0.745 0.695 0.724 0.766 0.745 0.730 0.754   8.30
49) 1,2-Dichloro 0.349 0.344 0.358 0.361 0.366 0.383 0.343 0.360 0.358   3.67
50) 1,2-Dichloro 0.587 0.466 0.483 0.445 0.437 0.455 0.443 0.522 0.480  10.71
51) Isobutyl Alc 0.063 0.055 0.053 0.048 0.046 0.044 0.040 0.056 0.051  14.48
52) Tert Amyl Al 0.067 0.061 0.064 0.059 0.058 0.061 0.056 0.059 0.061   5.69
53) Trichloroeth 0.369 0.298 0.311 0.264 0.269 0.286 0.279 0.331 0.301  11.71
54) Methylcycloh 0.477 0.445 0.481 0.424 0.468 0.492 0.478 0.474 0.467   4.77
55) Dibromometha 0.229 0.193 0.182 0.176 0.170 0.174 0.175 0.201 0.188  10.61
56) 1,2-Dichloro 0.455 0.403 0.364 0.333 0.334 0.351 0.357 0.391 0.373  11.00
57) Bromodichlor 0.492 0.399 0.380 0.350 0.345 0.371 0.371 0.403 0.389  11.95
58) Methyl metha 0.589 0.484 0.464 0.410 0.415 0.436 0.466 0.490 0.469  12.12
59) 1,4-Dioxane  0.004 0.004 0.005 0.004 0.004 0.004 0.004 0.004 0.004   6.25
60) 2-Chloroethy 0.140 0.211 0.212 0.217 0.220 0.222 0.234 0.174 0.204  15.13
            ---- Linear regr., Force(0,0) ----  Coefficient =  0.9992
              Response Ratio = 0.00000 + 0.22444 *A

61) cis-1,3-Dich 0.480 0.452 0.439 0.418 0.426 0.440 0.444 0.454 0.444   4.27

62) I   Chlorobenzene-d5      ----------------ISTD--------------------
63) Toluene-d8   1.318 1.367 1.316 1.332 1.348 1.325 1.403 1.331 1.342   2.20
64) Toluene      1.830 1.624 1.574 1.429 1.463 1.521 1.588 1.678 1.588   8.02
65) 2-Nitropropa 0.196 0.188 0.177 0.169 0.171 0.171 0.178 0.181 0.179   5.18
66) 4-Methyl-2-p 0.778 0.875 0.832 0.747 0.786 0.794 0.836 0.785 0.804   5.07
67) trans-1,3-Di 0.685 0.578 0.586 0.536 0.557 0.566 0.585 0.562 0.582   7.70
68) Tetrachloroe 0.619 0.592 0.586 0.413 0.458 0.501 0.535 0.569 0.534  13.46
69) Ethyl methac 0.546 0.502 0.487 0.418 0.427 0.449 0.489 0.480 0.475   8.87
70) 1,1,2-Trichl 0.375 0.354 0.321 0.289 0.288 0.293 0.304 0.336 0.320  10.20
71) Dibromochlor 0.441 0.423 0.414 0.386 0.380 0.396 0.408 0.415 0.408   4.92
72) 1,3-Dichloro 0.694 0.629 0.602 0.558 0.560 0.567 0.585 0.622 0.602   7.66
```

Initial Calibration Summary

Job Number: FC10637
Account: BHATALB Bhate Environmental
Project: Griffiss AFB; Rome, NY
Sample: V1A1961-ICC1961
Lab FileID: 1A50139.D

```
 73) 1,2-Dibromoe 0.468 0.398 0.399 0.362 0.353 0.374 0.378 0.397 0.391   9.06
 74) 3,3-Dimethyl 0.093 0.110 0.112 0.098 0.099 0.104 0.112 0.094 0.103   7.75
 75) 2-hexanone   0.740 0.841 0.834 0.723 0.748 0.746 0.783 0.739 0.769   5.91
 76) 1-Chlorohexa 0.724 0.576 0.635 0.516 0.550 0.561 0.556 0.536 0.582  11.54
 77) Ethylbenzene 1.938 1.699 1.667 1.558 1.558 1.630 1.637 1.763 1.681   7.39
 78) Chlorobenzen 1.324 1.086 1.081 0.988 0.971 1.001 0.996 1.130 1.072  10.87
 79) 1,1,1,2-Tetr 0.450 0.404 0.408 0.372 0.357 0.381 0.378 0.410 0.395   7.41
 80) m,p-Xylene   1.549 1.326 1.382 1.286 1.283 1.323 1.323 1.374 1.356   6.33
 81) o-Xylene     1.529 1.400 1.366 1.320 1.311 1.375 1.369 1.391 1.383   4.83
 82) Styrene      1.059 1.005 1.020 1.020 1.009 1.066 1.049 0.960 1.023   3.37
 83) Bromoform    0.333 0.298 0.301 0.291 0.276 0.292 0.285 0.288 0.296   5.80
 84) Isopropylben 1.700 1.571 1.612 1.561 1.544 1.626 1.627 1.535 1.597   3.44

 85) I   1,4-Dichlorobenzene-d ----------------ISTD---------------------
 86) 4-Bromofluor 0.846 0.831 0.834 0.824 0.833 0.821 0.851 0.833 0.834   1.21
 87) cis-1,4-Dich 0.569 0.418 0.414 0.359 0.356 0.356 0.391 0.473 0.417  17.62
            ---- Linear regr., Force(0,0) ----  Coefficient =  0.9971
              Response Ratio = 0.00000 + 0.37538 *A

 88) n-Propylbenz 4.167 3.769 3.835 3.549 3.552 3.753 3.893 3.996 3.814   5.51
 89) Bromobenzene 0.955 0.859 0.822 0.744 0.733 0.771 0.773 0.965 0.828  11.02
 90) 1,1,2,2-Tetr 1.261 1.071 1.023 0.974 0.907 0.951 0.972 1.176 1.042  11.65
 91) 1,3,5-Trimet 2.654 2.544 2.652 2.470 2.502 2.600 2.660 2.476 2.570   3.19
 92) 2-Chlorotolu 2.635 2.234 2.280 2.055 2.102 2.170 2.213 2.396 2.261   8.15
 93) trans-1,4-Di 0.570 0.499 0.529 0.461 0.481 0.487 0.493 0.475 0.499   6.93
 94) 1,2,3-Trichl 0.371 0.304 0.299 0.271 0.258 0.275 0.272 0.309 0.295  12.05
 95) Cyclohexanon 0.067 0.067 0.068 0.061 0.060 0.061 0.063 0.054 0.063   7.65
 96) 4-Chlorotolu 2.594 2.408 2.418 2.231 2.233 2.284 2.360 2.451 2.372   5.18
 97) tert-Butylbe 1.504 1.399 1.477 1.379 1.423 1.449 1.489 1.430 1.444   3.06
 98) 1,2,4-Trimet 2.405 2.396 2.510 2.373 2.440 2.511 2.602 2.288 2.441   4.01
 99) Pentachloroe 0.584 0.347 0.324 0.429 0.381 0.358 0.360 0.450 0.404  20.77
            ---- Linear regr., Force(0,0) ----  Coefficient =  0.9950
              Response Ratio = 0.00000 + 0.36965 *A

100) sec-Butylben 3.192 3.039 3.298 3.114 3.203 3.274 3.372 3.078 3.196   3.61
101) 4-Isopropylt 2.357 2.488 2.706 2.561 2.630 2.707 2.771 2.424 2.581   5.75
102) 1,3-Dichloro 1.662 1.611 1.543 1.453 1.452 1.462 1.478 1.609 1.534   5.49
103) 1,2,3-Trimet 2.726 2.442 2.535 2.367 2.412 2.482 2.504 2.455 2.490   4.37
104) 1,4-Dichloro 1.873 1.646 1.606 1.445 1.443 1.487 1.484 1.771 1.595  10.07
105) n-Butylbenze 1.102 1.173 1.223 1.202 1.261 1.290 1.327 1.206 1.223   5.75
106) Benzyl Chlor 0.367 0.295 0.309 0.324 0.324 0.345 0.344 0.313 0.328   7.15
107) 1,2-Dichloro 1.651 1.408 1.402 1.265 1.294 1.329 1.315 1.419 1.385   8.78
108) 1,2-Dibromo- 0.160 0.149 0.145 0.144 0.140 0.159 0.157 0.163 0.152   5.66
109) Hexachlorobu 0.215 0.234 0.243 0.222 0.225 0.220 0.210 0.300 0.234  12.31
110) 1,2,4-Trichl 0.612 0.550 0.557 0.521 0.528 0.578 0.573 0.567 0.561   5.18
111) Naphthalene  1.115 1.043 1.086 1.054 1.096 1.334 1.380 1.208 1.164  11.12
112) 1,2,3-Trichl 0.398 0.402 0.385 0.364 0.369 0.410 0.420 0.421 0.396   5.49
 ----------------------------------------------------------------------------
 (#) = Out of Range  ###  Number of calibration levels exceeded format  ###

           V1A_10-23-2023.M        Tue Oct 24 09:34:49 2023
```

Initial Calibration Verification

Job Number: FC10637
Account: BHATALB Bhate Environmental
Project: Griffiss AFB; Rome, NY

Sample: V1A1961-ICV1961
Lab FileID: 1A50143.D

Evaluate Continuing Calibration Report

Data File : C:\msdchem\1\DATA\10-23-2023\1A50143.D Vial: 11
Acq On : 23 Oct 2023 1:23 pm Operator: jeniferw
Sample : ICV1961-5 Inst : MSVOA17
Misc : MS55077,V1A1961,,,,, Multiplr: 1.00
MS Integration Params: big.p

Method : C:\msdchem\1\MET...V1A_10-23-2023.M (RTE Integrator)
Title : SW-846 Method 5035A/8260B
Last Update : Mon Oct 23 13:18:22 2023
Response via : Multiple Level Calibration

Min. RRF : 0.000 Min. Rel. Area : 50% Max. R.T. Dev 0.50min
Max. RRF Dev : 20% Max. Rel. Area : 200%

	Compound	AvgRF	CCRF	%Dev	Area%	Dev(min)	R.T.
1 I	Fluorobenzene	1.000	1.000	0.0	103	0.00	3.40
2	Dichlorodifluoromethane	0.227	0.234	-3.1	112	0.00	1.02
3	Chloromethane	0.456	0.437	4.2	108	0.00	1.13
		Amount	Calc.	%Drift			
4	1,3-butadiene	40.000	61.481	-53.7#	158	0.00	1.18
		AvgRF	CCRF	%Dev			
5	Vinyl Chloride	0.365	0.352	3.6	106	0.00	1.17
6	Bromomethane	0.101	0.098	3.0	111	0.00	1.34
		Amount	Calc.	%Drift			
7	Chloroethane	40.000	39.744	0.6	107	0.00	1.40
		AvgRF	CCRF	%Dev			
8	Trichlorofluoromethane	0.388	0.360	7.2	99	0.00	1.49
		Amount	Calc.	%Drift			
9	Ethyl Ether	40.000	44.770	-11.9	125	0.00	1.66
10	Ethanol	800.000	873.898	-9.2	113	0.00	1.71
		AvgRF	CCRF	%Dev			
11	1,2-Dichlorotrifluoroetha	0.308	0.335	-8.8	124	0.00	1.74
12	1,1-Dichloroethene	0.483	0.478	1.0	113	0.00	1.76
13	Freon 113	0.228	0.273	-19.7	136	0.00	1.78
		Amount	Calc.	%Drift			
14	Carbon Disulfide	40.000	44.852	-12.1	120	0.00	1.78
15	Iodomethane	40.000	41.439	-3.6	104	0.00	1.83
		AvgRF	CCRF	%Dev			
16	Acrolein	0.100	0.096	4.0	105	0.00	1.90
17	Allyl chloride	0.529	0.536	-1.3	118	0.00	2.00
		Amount	Calc.	%Drift			
18	Methylene Chloride	40.000	41.393	-3.5	112	0.00	2.04
19	Acetone	200.000	189.708	5.1	104	0.00	2.05
		AvgRF	CCRF	%Dev			
20	Methyl acetate	0.455	0.402	11.6	104	0.00	2.12
21	trans-1,2-Dichloroethene	0.496	0.489	1.4	111	0.00	2.13
22	Hexane	0.404	0.434	-7.4	122	0.00	2.20

Initial Calibration Verification

Job Number: FC10637
Account: BHATALB Bhate Environmental
Project: Griffiss AFB; Rome, NY

Sample: V1A1961-ICV1961
Lab FileID: 1A50143.D

			Amount	Calc.	%Drift			
23		Methyl Tert Butyl Ether	0.761	0.777	-2.1	114	0.00	2.20
			Amount	Calc.	%Drift			
24		Acetonitrile	400.000	430.828	-7.7	110	0.00	2.27
			AvgRF	CCRF	%Dev			
25		Tert Butyl Alcohol	0.074	0.070	5.4	109	0.00	2.21
26		Di-isopropyl ether	1.346	1.337	0.7	110	0.00	2.40
27		Chloroprene	1.689	1.593	5.7	104	0.00	2.44
28		1,1-Dichloroethane	0.624	0.592	5.1	106	0.00	2.44
29		Acrylonitrile	0.209	0.204	2.4	106	0.00	2.44
30		ETBE	1.121	1.171	-4.5	113	0.00	2.58
31		Vinyl acetate	0.916	0.949	-3.6	104	0.00	2.56
32		cis-1,2-Dichloroethene	0.293	0.276	5.8	108	0.00	2.72
33		2,2-Dichloropropane	0.371	0.402	-8.4	120	0.00	2.78
34		Bromochloromethane	0.143	0.136	4.9	107	0.00	2.82
35		Cyclohexane	0.697	0.746	-7.0	114	0.00	2.86
36		Chloroform	0.505	0.484	4.2	107	0.00	2.86
37		Ethyl acetate	0.557	0.569	-2.2	107	0.00	2.91
38		Tetrahydrofuran	0.203	0.191	5.9	101	0.00	2.94
39	S	Dibromofluoromethane	0.276	0.273	1.1	103	0.00	2.95
40		Carbon Tetrachloride	0.392	0.387	1.3	112	0.00	2.96
41		1,1,1-Trichloroethane	0.421	0.411	2.4	107	0.00	2.99
42		2-Butanone	0.300	0.294	2.0	106	0.00	3.00
43		1,1-Dichloropropene	0.358	0.366	-2.2	113	0.00	3.05
44		tert-Butyl formate	0.324	0.353	-9.0	113	0.00	3.10
			Amount	Calc.	%Drift			
45		Propionitrile	400.000	418.903	-4.7	110	0.00	3.14
			AvgRF	CCRF	%Dev			
46		Methacrylonitrile	0.349	0.330	5.4	109	0.00	3.17
47		Benzene	1.086	1.085	0.1	110	0.00	3.18
48		TAME	0.754	0.768	-1.9	109	0.00	3.25
49	S	1,2-Dichloroethane-d4	0.358	0.364	-1.7	103	0.00	3.24
50		1,2-Dichloroethane	0.480	0.453	5.6	107	0.00	3.27
51		Isobutyl Alcohol	0.051	0.049	3.9	110	0.00	3.26
52		Tert Amyl Alcohol	0.061	0.059	3.3	104	0.00	3.33
53		Trichloroethene	0.301	0.288	4.3	110	0.00	3.51
54		Methylcyclohexane	0.467	0.509	-9.0	112	0.00	3.53
55		Dibromomethane	0.188	0.183	2.7	111	0.00	3.74
56		1,2-Dichloropropane	0.373	0.366	1.9	113	0.00	3.80
57		Bromodichloromethane	0.389	0.357	8.2	107	0.00	3.83
58		Methyl methacrylate	0.469	0.442	5.8	110	0.00	3.92
59		1,4-Dioxane	0.004	0.004	0.0	95	0.00	3.94
			Amount	Calc.	%Drift			
60		2-Chloroethyl vinyl ether	200.000	194.251	2.9	102	0.00	4.17
			AvgRF	CCRF	%Dev			
61		cis-1,3-Dichloropropene	0.444	0.440	0.9	107	0.00	4.21
62	I	Chlorobenzene-d5	1.000	1.000	0.0	99	0.00	5.35
63	S	Toluene-d8	1.342	1.359	-1.3	99	0.00	4.34
64		Toluene	1.588	1.574	0.9	106	0.00	4.37
65		2-Nitropropane	0.179	0.168	6.1	97	0.00	4.47
66		4-Methyl-2-pentanone	0.804	0.799	0.6	100	0.00	4.58
67		trans-1,3-Dichloropropene	0.582	0.553	5.0	98	0.00	4.61
68		Tetrachloroethene	0.534	0.457	14.4	98	0.00	4.64
69		Ethyl methacrylate	0.475	0.480	-1.1	111	0.00	4.73

Initial Calibration Verification

Job Number: FC10637
Account: BHATALB Bhate Environmental
Project: Griffiss AFB; Rome, NY

Sample: V1A1961-ICV1961
Lab FileID: 1A50143.D

70		1,1,2-Trichloroethane	0.320	0.303	5.3	104	0.00	4.72
71		Dibromochloromethane	0.408	0.417	-2.2	108	0.00	4.84
72		1,3-Dichloropropane	0.602	0.615	-2.2	108	0.00	4.90
73		1,2-Dibromoethane	0.391	0.378	3.3	106	0.00	5.00
74		3,3-Dimethyl-1-Butanol	0.103	0.102	1.0	102	0.00	5.13
75		2-hexanone	0.769	0.788	-2.5	104	0.00	5.14
76		1-Chlorohexane	0.582	0.583	-0.2	104	0.00	5.37
77		Ethylbenzene	1.681	1.682	-0.1	106	0.00	5.40
78		Chlorobenzene	1.072	1.025	4.4	104	0.00	5.37
79		1,1,1,2-Tetrachloroethane	0.395	0.391	1.0	108	0.00	5.41
80		m,p-Xylene	1.356	1.371	-1.1	105	0.00	5.50
81		o-Xylene	1.383	1.394	-0.8	105	0.00	5.81
82		Styrene	1.023	1.080	-5.6	106	0.00	5.84
83		Bromoform	0.296	0.283	4.4	101	0.00	5.84
84		Isopropylbenzene	1.597	1.630	-2.1	104	0.00	6.04
85	I	1,4-Dichlorobenzene-d4	1.000	1.000	0.0	102	0.00	7.10
86	S	4-Bromofluorobenzene	0.834	0.845	-1.3	103	0.00	6.24

		Amount	Calc.	%Drift			
87	cis-1,4-Dichloro-2-butene	40.000	38.625	3.4	104	0.00	6.27

		AvgRF	CCRF	%Dev			
88	n-Propylbenzene	3.814	3.779	0.9	109	0.00	6.35
89	Bromobenzene	0.828	0.816	1.4	114	0.00	6.31
90	1,1,2,2-Tetrachloroethane	1.042	0.966	7.3	109	0.00	6.38
91	1,3,5-Trimethylbenzene	2.570	2.689	-4.6	110	0.00	6.51
92	2-Chlorotoluene	2.261	2.173	3.9	106	0.00	6.46
93	trans-1,4-Dichloro-2-Bute	0.499	0.478	4.2	101	0.00	6.51
94	1,2,3-Trichloropropane	0.295	0.296	-0.3	117	0.00	6.47
95	Cyclohexanone	0.063	0.083	-31.7#	142	0.00	6.48
96	4-Chlorotoluene	2.372	2.297	3.2	105	0.00	6.58
97	tert-Butylbenzene	1.444	1.470	-1.8	105	0.00	6.75
98	1,2,4-Trimethylbenzene	2.441	2.563	-5.0	107	0.00	6.81

		Amount	Calc.	%Drift			
99	Pentachloroethane	40.000	50.220	-25.5#	124	0.00	6.75

		AvgRF	CCRF	%Dev			
100	sec-Butylbenzene	3.196	3.197	-0.0	102	0.00	6.89
101	4-Isopropyltoluene	2.581	2.696	-4.5	105	0.00	7.01
102	1,3-Dichlorobenzene	1.534	1.468	4.3	103	0.00	7.04
103	1,2,3-Trimethylbenzene	2.490	2.344	5.9	99	0.00	7.15
104	1,4-Dichlorobenzene	1.595	1.514	5.1	107	0.00	7.11
105	n-Butylbenzene	1.223	1.377	-12.6	111	0.00	7.35
106	Benzyl Chloride	0.328	0.335	-2.1	106	0.00	7.30
107	1,2-Dichlorobenzene	1.385	1.314	5.1	104	0.00	7.43
108	1,2-Dibromo-3-Chloropropa	0.152	0.149	2.0	109	0.00	8.01
109	Hexachlorobutadiene	0.234	0.243	-3.8	110	0.00	8.52
110	1,2,4-Trichlorobenzene	0.561	0.569	-1.4	110	0.00	8.51
111	Naphthalene	1.164	1.211	-4.0	113	0.00	8.72
112	1,2,3-Trichlorobenzene	0.396	0.403	-1.8	111	0.00	8.84

(#) = Out of Range SPCC's out = 0 CCC's out = 0

1A50139.D V1A_10-23-2023.M Tue Oct 24 09:35:00 2023

Continuing Calibration Summary

Job Number: FC10637
Account: BHATALB Bhate Environmental
Project: Griffiss AFB; Rome, NY

Sample: V1A1964-CC1961
Lab FileID: 1A50212.D

Evaluate Continuing Calibration Report

Data File : C:\msdchem\1\DATA\10-25-2023\1A50212.D Vial: 2
Acq On : 25 Oct 2023 9:13 am Operator: jeniferw
Sample : CC1961-5 Inst : MSVOA17
Misc : MS55126,V1A1964,,,,, Multiplr: 1.00
MS Integration Params: big.p

Method : C:\msdchem\1\MET...V1A_10-23-2023.M (RTE Integrator)
Title : SW-846 Method 5035A/8260B
Last Update : Mon Oct 23 13:18:22 2023
Response via : Multiple Level Calibration

Min. RRF : 0.000 Min. Rel. Area : 50% Max. R.T. Dev 0.50min
Max. RRF Dev : 20% Max. Rel. Area : 200%

	Compound	AvgRF	CCRF	%Dev	Area%	Dev(min)	R.T.
1 I	Fluorobenzene	1.000	1.000	0.0	88	0.00	3.40
2	Dichlorodifluoromethane	0.227	0.219	3.5	90	0.00	1.01
3	Chloromethane	0.456	0.433	5.0	91	0.00	1.13
		Amount	Calc.	%Drift			
4	1,3-butadiene	40.000	47.442	-18.6	104	0.00	1.18
		AvgRF	CCRF	%Dev			
5	Vinyl Chloride	0.365	0.341	6.6	87	0.00	1.17
6	Bromomethane	0.101	0.101	0.0	98	0.00	1.34
		Amount	Calc.	%Drift			
7	Chloroethane	40.000	40.341	-0.9	93	0.00	1.40
		AvgRF	CCRF	%Dev			
8	Trichlorofluoromethane	0.388	0.394	-1.5	93	0.00	1.49
		Amount	Calc.	%Drift			
9	Ethyl Ether	40.000	40.017	-0.0	95	0.00	1.65
10	Ethanol	800.000	828.382	-3.5	91	0.00	1.71
		AvgRF	CCRF	%Dev			
11	1,2-Dichlorotrifluoroetha	0.308	0.290	5.8	91	0.00	1.74
12	1,1-Dichloroethene	0.483	0.507	-5.0	102	0.00	1.75
13	Freon 113	0.228	0.226	0.9	96	0.00	1.78
		Amount	Calc.	%Drift			
14	Carbon Disulfide	40.000	42.958	-7.4	99	0.00	1.77
15	Iodomethane	40.000	51.162	-27.9#	114	0.00	1.83
		AvgRF	CCRF	%Dev			
16	Acrolein	0.100	0.103	-3.0	96	0.00	1.90
17	Allyl chloride	0.529	0.526	0.6	99	0.00	1.99
		Amount	Calc.	%Drift			
18	Methylene Chloride	40.000	45.053	-12.6	104	0.00	2.04
19	Acetone	200.000	196.782	1.6	92	0.00	2.05
		AvgRF	CCRF	%Dev			
20	Methyl acetate	0.455	0.454	0.2	100	0.00	2.12
21	trans-1,2-Dichloroethene	0.496	0.513	-3.4	99	0.00	2.13
22	Hexane	0.404	0.397	1.7	95	0.00	2.19

Continuing Calibration Summary

Job Number: FC10637
Account: BHATALB Bhate Environmental
Project: Griffiss AFB; Rome, NY

Sample: V1A1964-CC1961
Lab FileID: 1A50212.D

23		Methyl Tert Butyl Ether	0.761	0.715	6.0	90	0.00	2.19
			Amount	Calc.	%Drift			
24		Acetonitrile	400.000	412.883	-3.2	90	0.00	2.27
			AvgRF	CCRF	%Dev			
25		Tert Butyl Alcohol	0.074	0.068	8.1	90	0.00	2.21
26		Di-isopropyl ether	1.346	1.327	1.4	93	0.00	2.39
27		Chloroprene	1.689	1.657	1.9	93	0.00	2.44
28		1,1-Dichloroethane	0.624	0.633	-1.4	97	0.00	2.44
29		Acrylonitrile	0.209	0.206	1.4	92	0.00	2.44
30		ETBE	1.121	1.104	1.5	91	0.00	2.58
31		Vinyl acetate	0.916	0.932	-1.7	88	0.00	2.56
32		cis-1,2-Dichloroethene	0.293	0.283	3.4	94	0.00	2.72
33		2,2-Dichloropropane	0.371	0.386	-4.0	98	0.00	2.78
34		Bromochloromethane	0.143	0.134	6.3	90	0.00	2.82
35		Cyclohexane	0.697	0.704	-1.0	92	0.00	2.86
36		Chloroform	0.505	0.499	1.2	94	0.00	2.86
37		Ethyl acetate	0.557	0.551	1.1	89	0.00	2.91
38		Tetrahydrofuran	0.203	0.209	-3.0	94	0.00	2.94
39	S	Dibromofluoromethane	0.276	0.272	1.4	88	0.00	2.95
40		Carbon Tetrachloride	0.392	0.401	-2.3	99	0.00	2.96
41		1,1,1-Trichloroethane	0.421	0.425	-1.0	95	0.00	2.99
42		2-Butanone	0.300	0.297	1.0	91	0.00	3.00
43		1,1-Dichloropropene	0.358	0.357	0.3	94	0.00	3.05
44		tert-Butyl formate	0.324	0.319	1.5	87	0.00	3.10
			Amount	Calc.	%Drift			
45		Propionitrile	400.000	406.371	-1.6	92	0.00	3.14
			AvgRF	CCRF	%Dev			
46		Methacrylonitrile	0.349	0.325	6.9	92	0.00	3.17
47		Benzene	1.086	1.088	-0.2	94	0.00	3.18
48		TAME	0.754	0.707	6.2	86	0.00	3.25
49	S	1,2-Dichloroethane-d4	0.358	0.374	-4.5	90	0.00	3.24
50		1,2-Dichloroethane	0.480	0.470	2.1	95	0.00	3.27
51		Isobutyl Alcohol	0.051	0.047	7.8	90	0.00	3.26
52		Tert Amyl Alcohol	0.061	0.058	4.9	87	0.00	3.33
53		Trichloroethene	0.301	0.293	2.7	96	0.00	3.51
54		Methylcyclohexane	0.467	0.459	1.7	87	0.00	3.53
55		Dibromomethane	0.188	0.179	4.8	93	0.00	3.74
56		1,2-Dichloropropane	0.373	0.353	5.4	93	0.00	3.79
57		Bromodichloromethane	0.389	0.368	5.4	94	0.00	3.83
58		Methyl methacrylate	0.469	0.419	10.7	89	0.00	3.92
59		1,4-Dioxane	0.004	0.004	0.0	89	0.00	3.94
			Amount	Calc.	%Drift			
60		2-Chloroethyl vinyl ether	200.000	191.074	4.5	86	0.00	4.17
			AvgRF	CCRF	%Dev			
61		cis-1,3-Dichloropropene	0.444	0.430	3.2	89	0.00	4.21
62	I	Chlorobenzene-d5	1.000	1.000	0.0	90	0.00	5.35
63	S	Toluene-d8	1.342	1.311	2.3	88	0.00	4.34
64		Toluene	1.588	1.540	3.0	95	0.00	4.37
65		2-Nitropropane	0.179	0.179	0.0	94	0.00	4.47
66		4-Methyl-2-pentanone	0.804	0.801	0.4	92	0.00	4.58
67		trans-1,3-Dichloropropene	0.582	0.555	4.6	90	0.00	4.61
68		Tetrachloroethene	0.534	0.462	13.5	91	0.00	4.63
69		Ethyl methacrylate	0.475	0.409	13.9	86	0.00	4.73

Continuing Calibration Summary

Job Number: FC10637
Account: BHATALB Bhate Environmental
Project: Griffiss AFB; Rome, NY

Sample: V1A1964-CC1961
Lab FileID: 1A50212.D

70		1,1,2-Trichloroethane	0.320	0.304	5.0	95	0.00	4.71
71		Dibromochloromethane	0.408	0.386	5.4	91	0.00	4.84
72		1,3-Dichloropropane	0.602	0.567	5.8	91	0.00	4.90
73		1,2-Dibromoethane	0.391	0.374	4.3	96	0.00	5.00
74		3,3-Dimethyl-1-Butanol	0.103	0.098	4.9	89	0.00	5.13
75		2-hexanone	0.769	0.772	-0.4	93	0.00	5.14
76		1-Chlorohexane	0.582	0.564	3.1	92	0.00	5.37
77		Ethylbenzene	1.681	1.643	2.3	95	0.00	5.40
78		Chlorobenzene	1.072	1.012	5.6	94	0.00	5.37
79		1,1,1,2-Tetrachloroethane	0.395	0.385	2.5	97	0.00	5.41
80		m,p-Xylene	1.356	1.357	-0.1	95	0.00	5.50
81		o-Xylene	1.383	1.359	1.7	93	0.00	5.81
82		Styrene	1.023	1.050	-2.6	94	0.00	5.84
83		Bromoform	0.296	0.288	2.7	94	0.00	5.84
84		Isopropylbenzene	1.597	1.574	1.4	92	0.00	6.04
85	I	1,4-Dichlorobenzene-d4	1.000	1.000	0.0	91	0.00	7.10
86	S	4-Bromofluorobenzene	0.834	0.821	1.6	90	0.00	6.23
		----------	Amount	Calc.	%Drift	----------		
87		cis-1,4-Dichloro-2-butene	40.000	33.421	16.4	81	0.00	6.27
		----------	AvgRF	CCRF	%Dev	----------		
88		n-Propylbenzene	3.814	3.740	1.9	96	0.00	6.35
89		Bromobenzene	0.828	0.770	7.0	96	0.00	6.31
90		1,1,2,2-Tetrachloroethane	1.042	0.977	6.2	98	0.00	6.38
91		1,3,5-Trimethylbenzene	2.570	2.560	0.4	93	0.00	6.51
92		2-Chlorotoluene	2.261	2.137	5.5	93	0.00	6.45
93		trans-1,4-Dichloro-2-Bute	0.499	0.453	9.2	86	0.00	6.51
94		1,2,3-Trichloropropane	0.295	0.287	2.7	101	0.00	6.47
95		Cyclohexanone	0.063	0.060	4.8	92	0.00	6.48
96		4-Chlorotoluene	2.372	2.270	4.3	93	0.00	6.58
97		tert-Butylbenzene	1.444	1.405	2.7	90	0.00	6.75
98		1,2,4-Trimethylbenzene	2.441	2.447	-0.2	92	0.00	6.81
		----------	Amount	Calc.	%Drift	----------		
99		Pentachloroethane	40.000	44.405	-11.0	98	0.00	6.75
		----------	AvgRF	CCRF	%Dev	----------		
100		sec-Butylbenzene	3.196	3.168	0.9	90	0.00	6.89
101		4-Isopropyltoluene	2.581	2.588	-0.3	90	0.00	7.01
102		1,3-Dichlorobenzene	1.534	1.446	5.7	91	0.00	7.04
103		1,2,3-Trimethylbenzene	2.490	2.394	3.9	91	0.00	7.15
104		1,4-Dichlorobenzene	1.595	1.461	8.4	92	0.00	7.11
105		n-Butylbenzene	1.223	1.202	1.7	87	0.00	7.35
106		Benzyl Chloride	0.328	0.323	1.5	91	0.00	7.30
107		1,2-Dichlorobenzene	1.385	1.299	6.2	92	0.00	7.43
108		1,2-Dibromo-3-Chloropropa	0.152	0.144	5.3	94	0.00	8.01
109		Hexachlorobutadiene	0.234	0.217	7.3	88	0.00	8.52
110		1,2,4-Trichlorobenzene	0.561	0.498	11.2	86	0.00	8.51
111		Naphthalene	1.164	1.024	12.0	85	0.00	8.72
112		1,2,3-Trichlorobenzene	0.396	0.358	9.6	88	0.00	8.84

(#) = Out of Range SPCC's out = 0 CCC's out = 0

1A50139.D V1A_10-23-2023.M Wed Oct 25 09:45:15 2023

Continuing Calibration Summary

Job Number: FC10637
Account: BHATALB Bhate Environmental
Project: Griffiss AFB; Rome, NY

Sample: V1A1964-ECC1961
Lab FileID: 1A50238.D

Evaluate Continuing Calibration Report

Data File : X:\Orlando VOA\celin...964\V1A1964\1A50238.d Vial: 28
Acq On : 25 Oct 2023 7:46 pm Operator: jeniferw
Sample : ECC1961-5 Inst : MSVOA17
Misc : MS55129,V1A1964,,,,, Multiplr: 1.00
MS Integration Params: big.p

Method : X:\Orlando VOA\c...V1A_10-23-2023.M (RTE Integrator)
Title : SW-846 Method 5035A/8260B
Last Update : Mon Oct 23 13:18:22 2023
Response via : Multiple Level Calibration

Min. RRF : 0.000 Min. Rel. Area : 50% Max. R.T. Dev 0.50min
Max. RRF Dev : 50% Max. Rel. Area : 200%

	Compound	AvgRF	CCRF	%Dev	Area%	Dev(min)	R.T.
1 I	Fluorobenzene	1.000	1.000	0.0	84	0.00	3.40
2	Dichlorodifluoromethane	0.227	0.225	0.9	88	0.00	1.02
3	Chloromethane	0.456	0.435	4.6	88	0.00	1.13
		True	Calc.	% Drift			
4	1,3-butadiene	40.000	52.320	-30.8	110	0.00	1.18
		AvgRF	CCRF	% Dev			
5	Vinyl Chloride	0.365	0.341	6.6	84	0.00	1.17
6	Bromomethane	0.101	0.101	0.0	94	0.00	1.34
		True	Calc.	% Drift			
7	Chloroethane	40.000	39.603	1.0	88	0.00	1.40
		AvgRF	CCRF	% Dev			
8	Trichlorofluoromethane	0.388	0.402	-3.6	91	0.00	1.49
		True	Calc.	% Drift			
9	Ethyl Ether	40.000	44.442	-11.1	101	0.00	1.66
10	Ethanol	800.000	926.335	-15.8	98	0.00	1.72
		AvgRF	CCRF	% Dev			
11	1,2-Dichlorotrifluoroetha	0.308	0.312	-1.3	94	0.00	1.74
12	1,1-Dichloroethene	0.483	0.539	-11.6	104	0.00	1.76
13	Freon 113	0.228	0.249	-9.2	101	0.00	1.78
		True	Calc.	% Drift			
14	Carbon Disulfide	40.000	43.899	-9.7	96	0.00	1.78
15	Iodomethane	40.000	59.396	-48.5	131	0.00	1.83
		AvgRF	CCRF	% Dev			
16	Acrolein	0.100	0.072	28.0	64	0.00	1.90
17	Allyl chloride	0.529	0.492	7.0	89	0.00	2.00
		True	Calc.	% Drift			
18	Methylene Chloride	40.000	47.647	-19.1	105	0.00	2.04
19	Acetone	200.000	203.182	-1.6	91	0.00	2.05
		AvgRF	CCRF	% Dev			
20	Methyl acetate	0.455	0.531	-16.7	112	0.00	2.13
21	trans-1,2-Dichloroethene	0.496	0.529	-6.7	98	0.00	2.13
22	Hexane	0.404	0.430	-6.4	99	0.00	2.20

Continuing Calibration Summary

Job Number: FC10637
Account: BHATALB Bhate Environmental
Project: Griffiss AFB; Rome, NY

Sample: V1A1964-ECC1961
Lab FileID: 1A50238.D

23		Methyl Tert Butyl Ether	0.761	0.791	-3.9	95	0.00	2.20
			True	Calc.	% Drift			
24		Acetonitrile	400.000	473.366	-18.3	99	0.00	2.27
			AvgRF	CCRF	% Dev			
25		Tert Butyl Alcohol	0.074	0.074	0.0	94	0.00	2.21
26		Di-isopropyl ether	1.346	1.428	-6.1	96	0.00	2.40
27		Chloroprene	1.689	1.727	-2.2	93	0.00	2.43
28		1,1-Dichloroethane	0.624	0.659	-5.6	97	0.00	2.44
29		Acrylonitrile	0.209	0.215	-2.9	92	0.00	2.43
30		ETBE	1.121	1.203	-7.3	95	0.00	2.58
31		Vinyl acetate	0.916	0.761	16.9	68	0.00	2.56
32		cis-1,2-Dichloroethene	0.293	0.292	0.3	93	0.00	2.72
33		2,2-Dichloropropane	0.371	0.367	1.1	89	0.00	2.78
34		Bromochloromethane	0.143	0.142	0.7	92	0.00	2.82
35		Cyclohexane	0.697	0.758	-8.8	95	0.00	2.86
36		Chloroform	0.505	0.531	-5.1	96	0.00	2.86
37		Ethyl acetate	0.557	0.537	3.6	83	0.00	2.91
38		Tetrahydrofuran	0.203	0.216	-6.4	93	0.00	2.95
39	S	Dibromofluoromethane	0.276	0.282	-2.2	87	0.00	2.96
40		Carbon Tetrachloride	0.392	0.414	-5.6	98	0.00	2.96
41		1,1,1-Trichloroethane	0.421	0.444	-5.5	95	0.00	2.99
42		2-Butanone	0.300	0.304	-1.3	90	0.00	3.00
43		1,1-Dichloropropene	0.358	0.374	-4.5	95	0.00	3.05
44		tert-Butyl formate	0.324	0.307	5.2	80	0.00	3.10
			True	Calc.	% Drift			
45		Propionitrile	400.000	417.691	-4.4	90	0.00	3.14
			AvgRF	CCRF	% Dev			
46		Methacrylonitrile	0.349	0.332	4.9	90	0.00	3.17
47		Benzene	1.086	1.105	-1.7	92	0.00	3.18
48		TAME	0.754	0.779	-3.3	91	0.00	3.25
49	S	1,2-Dichloroethane-d4	0.358	0.385	-7.5	89	0.00	3.24
50		1,2-Dichloroethane	0.480	0.501	-4.4	97	0.00	3.27
51		Isobutyl Alcohol	0.051	0.049	3.9	90	0.00	3.26
52		Tert Amyl Alcohol	0.061	0.061	0.0	88	0.00	3.33
53		Trichloroethene	0.301	0.298	1.0	94	0.00	3.51
54		Methylcyclohexane	0.467	0.500	-7.1	90	0.00	3.53
55		Dibromomethane	0.188	0.187	0.5	93	0.00	3.74
56		1,2-Dichloropropane	0.373	0.365	2.1	92	0.00	3.79
57		Bromodichloromethane	0.389	0.378	2.8	93	0.00	3.83
58		Methyl methacrylate	0.469	0.437	6.8	89	0.00	3.92
59		1,4-Dioxane	0.004	0.004	0.0	85	0.00	3.94
			True	Calc.	% Drift			
60		2-Chloroethyl vinyl ether	200.000	193.627	3.2	83	0.00	4.17
			AvgRF	CCRF	% Dev			
61		cis-1,3-Dichloropropene	0.444	0.437	1.6	87	0.00	4.21
62	I	Chlorobenzene-d5	1.000	1.000	0.0	83	0.00	5.35
63	S	Toluene-d8	1.342	1.327	1.1	82	0.00	4.34
64		Toluene	1.588	1.553	2.2	88	0.00	4.37
65		2-Nitropropane	0.179	0.175	2.2	85	0.00	4.47
66		4-Methyl-2-pentanone	0.804	0.795	1.1	84	0.00	4.58
67		trans-1,3-Dichloropropene	0.582	0.570	2.1	85	0.00	4.61
68		Tetrachloroethene	0.534	0.623	-16.7	113	0.00	4.64
69		Ethyl methacrylate	0.475	0.424	10.7	82	0.00	4.73

Continuing Calibration Summary

Job Number: FC10637
Account: BHATALB Bhate Environmental
Project: Griffiss AFB; Rome, NY

Sample: V1A1964-ECC1961
Lab FileID: 1A50238.D

70		1,1,2-Trichloroethane	0.320	0.307	4.1	88	0.00	4.72
71		Dibromochloromethane	0.408	0.408	0.0	89	0.00	4.84
72		1,3-Dichloropropane	0.602	0.590	2.0	87	0.00	4.90
73		1,2-Dibromoethane	0.391	0.386	1.3	91	0.00	5.00
74		3,3-Dimethyl-1-Butanol	0.103	0.097	5.8	81	0.00	5.13
75		2-hexanone	0.769	0.751	2.3	83	0.00	5.14
76		1-Chlorohexane	0.582	0.572	1.7	86	0.00	5.37
77		Ethylbenzene	1.681	1.686	-0.3	90	0.00	5.40
78		Chlorobenzene	1.072	1.055	1.6	90	0.00	5.37
79		1,1,1,2-Tetrachloroethane	0.395	0.397	-0.5	92	0.00	5.41
80		m,p-Xylene	1.356	1.370	-1.0	89	0.00	5.50
81		o-Xylene	1.383	1.392	-0.7	88	0.00	5.81
82		Styrene	1.023	1.081	-5.7	89	0.00	5.84
83		Bromoform	0.296	0.294	0.7	88	0.00	5.84
84		Isopropylbenzene	1.597	1.654	-3.6	89	0.00	6.04
85	I	1,4-Dichlorobenzene-d4	1.000	1.000	0.0	88	0.00	7.10
86	S	4-Bromofluorobenzene	0.834	0.818	1.9	87	0.00	6.23
		----------	True	Calc.	% Drift	----------		
87		cis-1,4-Dichloro-2-butene	40.000	26.962	32.6	63	0.00	6.27
		----------	AvgRF	CCRF	% Dev	----------		
88		n-Propylbenzene	3.814	3.690	3.3	92	0.00	6.35
89		Bromobenzene	0.828	0.783	5.4	94	0.00	6.31
90		1,1,2,2-Tetrachloroethane	1.042	0.918	11.9	89	0.00	6.38
91		1,3,5-Trimethylbenzene	2.570	2.604	-1.3	92	0.00	6.51
92		2-Chlorotoluene	2.261	2.139	5.4	90	0.00	6.46
93		trans-1,4-Dichloro-2-Bute	0.499	0.405	18.8	74	0.00	6.51
94		1,2,3-Trichloropropane	0.295	0.280	5.1	96	0.00	6.47
95		Cyclohexanone	0.063	0.058	7.9	86	0.00	6.48
96		4-Chlorotoluene	2.372	2.290	3.5	90	0.00	6.58
97		tert-Butylbenzene	1.444	1.454	-0.7	90	0.00	6.75
98		1,2,4-Trimethylbenzene	2.441	2.523	-3.4	91	0.00	6.81
		----------	True	Calc.	% Drift	----------		
99		Pentachloroethane	40.000	25.944	35.1	55	0.00	6.75
		----------	AvgRF	CCRF	% Dev	----------		
100		sec-Butylbenzene	3.196	3.259	-2.0	90	0.00	6.89
101		4-Isopropyltoluene	2.581	2.675	-3.6	90	0.00	7.01
102		1,3-Dichlorobenzene	1.534	1.493	2.7	91	0.00	7.04
103		1,2,3-Trimethylbenzene	2.490	2.454	1.4	90	0.00	7.15
104		1,4-Dichlorobenzene	1.595	1.494	6.3	91	0.00	7.11
105		n-Butylbenzene	1.223	1.247	-2.0	87	0.00	7.35
106		Benzyl Chloride	0.328	0.286	12.8	78	0.00	7.30
107		1,2-Dichlorobenzene	1.385	1.350	2.5	92	0.00	7.43
108		1,2-Dibromo-3-Chloropropa	0.152	0.138	9.2	87	0.00	8.01
109		Hexachlorobutadiene	0.234	0.258	-10.3	101	0.00	8.52
110		1,2,4-Trichlorobenzene	0.561	0.535	4.6	89	0.00	8.51
111		Naphthalene	1.164	1.030	11.5	83	0.00	8.72
112		1,2,3-Trichlorobenzene	0.396	0.375	5.3	89	0.00	8.84

(#) = Out of Range SPCC's out = 0 CCC's out = 0
1A50139.D V1A_10-23-2023.M Thu Oct 26 00:47:46 2023

Continuing Calibration Summary

Job Number: FC10637
Account: BHATALB Bhate Environmental
Project: Griffiss AFB; Rome, NY

Sample: V1A1966-CC1961
Lab FileID: 1A50264.D

Evaluate Continuing Calibration Report

Data File : C:\msdchem\1\DATA\10-26-2023\1A50264.D Vial: 2
Acq On : 26 Oct 2023 9:42 am Operator: jeniferw
Sample : CC1961-5 Inst : MSVOA17
Misc : MS55134,V1A1966,,,,, Multiplr: 1.00
MS Integration Params: big.p

Method : C:\msdchem\1\MET...V1A_10-23-2023.M (RTE Integrator)
Title : SW-846 Method 5035A/8260B
Last Update : Mon Oct 23 13:18:22 2023
Response via : Multiple Level Calibration

Min. RRF : 0.000 Min. Rel. Area : 50% Max. R.T. Dev 0.50min
Max. RRF Dev : 20% Max. Rel. Area : 200%

	Compound	AvgRF	CCRF	%Dev	Area%	Dev(min)	R.T.
1 I	Fluorobenzene	1.000	1.000	0.0	83	0.00	3.40
2	Dichlorodifluoromethane	0.227	0.238	-4.8	91	0.00	1.02
3	Chloromethane	0.456	0.447	2.0	88	0.00	1.13
	----------	Amount	Calc.	%Drift	----------		
4	1,3-butadiene	40.000	55.289	-38.2#	114	0.00	1.18
	----------	AvgRF	CCRF	%Dev	----------		
5	Vinyl Chloride	0.365	0.356	2.5	85	0.00	1.17
6	Bromomethane	0.101	0.099	2.0	90	0.00	1.34
	----------	Amount	Calc.	%Drift	----------		
7	Chloroethane	40.000	43.335	-8.3	93	0.00	1.41
	----------	AvgRF	CCRF	%Dev	----------		
8	Trichlorofluoromethane	0.388	0.432	-11.3	95	0.00	1.50
	----------	Amount	Calc.	%Drift	----------		
9	Ethyl Ether	40.000	42.323	-5.8	94	0.00	1.66
10	Ethanol	800.000	881.925	-10.2	91	0.00	1.71
	----------	AvgRF	CCRF	%Dev	----------		
11	1,2-Dichlorotrifluoroetha	0.308	0.322	-4.5	95	0.00	1.74
12	1,1-Dichloroethene	0.483	0.561	-16.1	106	0.00	1.76
13	Freon 113	0.228	0.256	-12.3	102	0.00	1.78
	----------	Amount	Calc.	%Drift	----------		
14	Carbon Disulfide	40.000	46.977	-17.4	101	0.00	1.78
15	Iodomethane	40.000	55.621	-39.1#	118	0.00	1.83
	----------	AvgRF	CCRF	%Dev	----------		
16	Acrolein	0.100	0.103	-3.0	90	0.00	1.91
17	Allyl chloride	0.529	0.559	-5.7	98	0.00	2.00
	----------	Amount	Calc.	%Drift	----------		
18	Methylene Chloride	40.000	50.306	-25.8#	109	0.00	2.04
19	Acetone	200.000	204.091	-2.0	89	0.00	2.05
	----------	AvgRF	CCRF	%Dev	----------		
20	Methyl acetate	0.455	0.457	-0.4	94	0.00	2.13
21	trans-1,2-Dichloroethene	0.496	0.553	-11.5	100	0.00	2.13
22	Hexane	0.404	0.455	-12.6	102	0.00	2.20

Continuing Calibration Summary

Job Number: FC10637
Account: BHATALB Bhate Environmental
Project: Griffiss AFB; Rome, NY

Sample: V1A1966-CC1961
Lab FileID: 1A50264.D

23		Methyl Tert Butyl Ether	0.761	0.767	-0.8	90	0.00	2.20
			Amount	Calc.	%Drift			
24		Acetonitrile	400.000	427.462	-6.9	87	0.00	2.27
			AvgRF	CCRF	%Dev			
25		Tert Butyl Alcohol	0.074	0.070	5.4	87	0.00	2.21
26		Di-isopropyl ether	1.346	1.370	-1.8	90	0.00	2.40
27		Chloroprene	1.689	1.760	-4.2	92	0.00	2.44
28		1,1-Dichloroethane	0.624	0.678	-8.7	97	0.00	2.44
29		Acrylonitrile	0.209	0.216	-3.3	90	0.00	2.44
30		ETBE	1.121	1.167	-4.1	91	0.00	2.58
31		Vinyl acetate	0.916	1.002	-9.4	88	0.00	2.57
32		cis-1,2-Dichloroethene	0.293	0.304	-3.8	95	0.00	2.72
33		2,2-Dichloropropane	0.371	0.417	-12.4	99	0.00	2.78
34		Bromochloromethane	0.143	0.143	0.0	90	0.00	2.83
35		Cyclohexane	0.697	0.791	-13.5	97	0.00	2.86
36		Chloroform	0.505	0.531	-5.1	94	0.00	2.86
37		Ethyl acetate	0.557	0.571	-2.5	86	0.00	2.91
38		Tetrahydrofuran	0.203	0.193	4.9	82	0.00	2.95
39	S	Dibromofluoromethane	0.276	0.277	-0.4	84	0.00	2.96
40		Carbon Tetrachloride	0.392	0.435	-11.0	101	0.00	2.96
41		1,1,1-Trichloroethane	0.421	0.475	-12.8	99	0.00	2.99
42		2-Butanone	0.300	0.304	-1.3	88	0.00	3.00
43		1,1-Dichloropropene	0.358	0.387	-8.1	96	0.00	3.06
44		tert-Butyl formate	0.324	0.334	-3.1	85	0.00	3.10
			Amount	Calc.	%Drift			
45		Propionitrile	400.000	418.725	-4.7	88	0.00	3.14
			AvgRF	CCRF	%Dev			
46		Methacrylonitrile	0.349	0.333	4.6	88	0.00	3.17
47		Benzene	1.086	1.168	-7.6	95	0.00	3.18
48		TAME	0.754	0.755	-0.1	86	0.00	3.25
49	S	1,2-Dichloroethane-d4	0.358	0.388	-8.4	88	0.00	3.24
50		1,2-Dichloroethane	0.480	0.508	-5.8	96	0.00	3.27
51		Isobutyl Alcohol	0.051	0.048	5.9	86	0.00	3.26
52		Tert Amyl Alcohol	0.061	0.061	0.0	86	0.00	3.33
53		Trichloroethene	0.301	0.315	-4.7	97	0.00	3.51
54		Methylcyclohexane	0.467	0.517	-10.7	91	0.00	3.53
55		Dibromomethane	0.188	0.186	1.1	90	0.00	3.74
56		1,2-Dichloropropane	0.373	0.366	1.9	90	0.00	3.80
57		Bromodichloromethane	0.389	0.389	0.0	93	0.00	3.83
58		Methyl methacrylate	0.469	0.427	9.0	85	0.00	3.92
59		1,4-Dioxane	0.004	0.004	0.0	84	0.00	3.94
			Amount	Calc.	%Drift			
60		2-Chloroethyl vinyl ether	200.000	186.019	7.0	78	0.00	4.17
			AvgRF	CCRF	%Dev			
61		cis-1,3-Dichloropropene	0.444	0.439	1.1	85	0.00	4.21
62	I	Chlorobenzene-d5	1.000	1.000	0.0	81	0.00	5.35
63	S	Toluene-d8	1.342	1.331	0.8	80	0.00	4.34
64		Toluene	1.588	1.626	-2.4	90	0.00	4.37
65		2-Nitropropane	0.179	0.183	-2.2	87	0.00	4.47
66		4-Methyl-2-pentanone	0.804	0.802	0.2	83	0.00	4.58
67		trans-1,3-Dichloropropene	0.582	0.577	0.9	84	0.00	4.61
68		Tetrachloroethene	0.534	0.506	5.2	90	0.00	4.64
69		Ethyl methacrylate	0.475	0.418	12.0	79	0.00	4.73

Continuing Calibration Summary

Job Number: FC10637
Account: BHATALB Bhate Environmental
Project: Griffiss AFB; Rome, NY

Sample: V1A1966-CC1961
Lab FileID: 1A50264.D

70		1,1,2-Trichloroethane	0.320	0.301	5.9	85	0.00	4.72
71		Dibromochloromethane	0.408	0.406	0.5	86	0.00	4.84
72		1,3-Dichloropropane	0.602	0.574	4.7	83	0.00	4.90
73		1,2-Dibromoethane	0.391	0.384	1.8	88	0.00	5.00
74		3,3-Dimethyl-1-Butanol	0.103	0.095	7.8	78	0.00	5.13
75		2-hexanone	0.769	0.753	2.1	82	0.00	5.14
76		1-Chlorohexane	0.582	0.597	-2.6	88	0.00	5.37
77		Ethylbenzene	1.681	1.750	-4.1	91	0.00	5.40
78		Chlorobenzene	1.072	1.066	0.6	89	0.00	5.37
79		1,1,1,2-Tetrachloroethane	0.395	0.405	-2.5	92	0.00	5.41
80		m,p-Xylene	1.356	1.423	-4.9	90	0.00	5.50
81		o-Xylene	1.383	1.435	-3.8	89	0.00	5.81
82		Styrene	1.023	1.090	-6.5	88	0.00	5.84
83		Bromoform	0.296	0.294	0.7	86	0.00	5.84
84		Isopropylbenzene	1.597	1.702	-6.6	89	0.00	6.04
85	I	1,4-Dichlorobenzene-d4	1.000	1.000	0.0	85	0.00	7.10
86	S	4-Bromofluorobenzene	0.834	0.800	4.1	82	0.00	6.24
		----------	Amount	Calc.	%Drift	----------		
87		cis-1,4-Dichloro-2-butene	40.000	26.866	32.8#	60	0.00	6.27
		----------	AvgRF	CCRF	%Dev	----------		
88		n-Propylbenzene	3.814	3.818	-0.1	91	0.00	6.35
89		Bromobenzene	0.828	0.799	3.5	93	0.00	6.31
90		1,1,2,2-Tetrachloroethane	1.042	0.930	10.7	87	0.00	6.38
91		1,3,5-Trimethylbenzene	2.570	2.689	-4.6	91	0.00	6.51
92		2-Chlorotoluene	2.261	2.197	2.8	89	0.00	6.45
93		trans-1,4-Dichloro-2-Bute	0.499	0.389	22.0#	69	0.00	6.51
94		1,2,3-Trichloropropane	0.295	0.276	6.4	91	0.00	6.47
95		Cyclohexanone	0.063	0.059	6.3	84	0.00	6.48
96		4-Chlorotoluene	2.372	2.324	2.0	89	0.00	6.58
97		tert-Butylbenzene	1.444	1.504	-4.2	90	0.00	6.75
98		1,2,4-Trimethylbenzene	2.441	2.572	-5.4	90	0.00	6.81
		----------	Amount	Calc.	%Drift	----------		
99		Pentachloroethane	40.000	47.545	-18.9	98	0.00	6.75
		----------	AvgRF	CCRF	%Dev	----------		
100		sec-Butylbenzene	3.196	3.315	-3.7	88	0.00	6.89
101		4-Isopropyltoluene	2.581	2.721	-5.4	88	0.00	7.01
102		1,3-Dichlorobenzene	1.534	1.516	1.2	89	0.00	7.04
103		1,2,3-Trimethylbenzene	2.490	2.469	0.8	87	0.00	7.15
104		1,4-Dichlorobenzene	1.595	1.520	4.7	90	0.00	7.11
105		n-Butylbenzene	1.223	1.274	-4.2	86	0.00	7.35
106		Benzyl Chloride	0.328	0.327	0.3	86	0.00	7.30
107		1,2-Dichlorobenzene	1.385	1.325	4.3	87	0.00	7.43
108		1,2-Dibromo-3-Chloropropa	0.152	0.141	7.2	86	0.00	8.01
109		Hexachlorobutadiene	0.234	0.268	-14.5	102	0.00	8.52
110		1,2,4-Trichlorobenzene	0.561	0.528	5.9	85	0.00	8.51
111		Naphthalene	1.164	1.029	11.6	80	0.00	8.72
112		1,2,3-Trichlorobenzene	0.396	0.373	5.8	86	0.00	8.84

(#) = Out of Range SPCC's out = 0 CCC's out = 0
1A50139.D V1A_10-23-2023.M Thu Oct 26 09:59:06 2023

Continuing Calibration Summary

Job Number: FC10637
Account: BHATALB Bhate Environmental
Project: Griffiss AFB; Rome, NY

Sample: V1A1966-ECC1961
Lab FileID: 1A50291.D

Evaluate Continuing Calibration Report

Data File : X:\Orlando VOA\celin...966\V1A1966\1A50291.d Vial: 29
Acq On : 26 Oct 2023 8:58 pm Operator: jeniferw
Sample : ECC1961-5 Inst : MSVOA17
Misc : MS55144,V1A1966,,,,, Multiplr: 1.00
MS Integration Params: big.p

Method : X:\Orlando VOA\c...V1A_10-23-2023.M (RTE Integrator)
Title : SW-846 Method 5035A/8260B
Last Update : Mon Oct 23 13:18:22 2023
Response via : Multiple Level Calibration

Min. RRF : 0.000 Min. Rel. Area : 50% Max. R.T. Dev 0.50min
Max. RRF Dev : 50% Max. Rel. Area : 200%

	Compound	AvgRF	CCRF	%Dev	Area%	Dev(min)	R.T.
1 I	Fluorobenzene	1.000	1.000	0.0	81	0.00	3.40
2	Dichlorodifluoromethane	0.227	0.222	2.2	83	0.00	1.02
3	Chloromethane	0.456	0.420	7.9	81	0.00	1.13
	----------	True	Calc.	% Drift	----------		
4	1,3-butadiene	40.000	53.471	-33.7	107	0.00	1.18
	----------	AvgRF	CCRF	% Dev	----------		
5	Vinyl Chloride	0.365	0.334	8.5	78	0.00	1.17
6	Bromomethane	0.101	0.090	10.9	80	0.00	1.34
	----------	True	Calc.	% Drift	----------		
7	Chloroethane	40.000	38.787	3.0	82	0.00	1.40
	----------	AvgRF	CCRF	% Dev	----------		
8	Trichlorofluoromethane	0.388	0.412	-6.2	89	0.00	1.49
	----------	True	Calc.	% Drift	----------		
9	Ethyl Ether	40.000	43.948	-9.9	95	0.00	1.66
10	Ethanol	800.000	849.866	-6.2	86	0.00	1.71
	----------	AvgRF	CCRF	% Dev	----------		
11	1,2-Dichlorotrifluoroetha	0.308	0.323	-4.9	93	0.00	1.74
12	1,1-Dichloroethene	0.483	0.552	-14.3	102	0.00	1.76
13	Freon 113	0.228	0.251	-10.1	97	0.00	1.78
	----------	True	Calc.	% Drift	----------		
14	Carbon Disulfide	40.000	45.326	-13.3	95	0.00	1.78
15	Iodomethane	40.000	47.281	-18.2	95	0.00	1.83
	----------	AvgRF	CCRF	% Dev	----------		
16	Acrolein	0.100	0.093	7.0	79	0.00	1.91
17	Allyl chloride	0.529	0.518	2.1	89	0.00	2.00
	----------	True	Calc.	% Drift	----------		
18	Methylene Chloride	40.000	53.896	-34.7	113	0.00	2.04
19	Acetone	200.000	193.962	3.0	83	0.00	2.05
	----------	AvgRF	CCRF	% Dev	----------		
20	Methyl acetate	0.455	0.493	-8.4	99	0.00	2.13
21	trans-1,2-Dichloroethene	0.496	0.547	-10.3	97	0.00	2.13
22	Hexane	0.404	0.431	-6.7	94	0.00	2.20

Continuing Calibration Summary

Job Number: FC10637
Account: BHATALB Bhate Environmental
Project: Griffiss AFB; Rome, NY

Sample: V1A1966-ECC1961
Lab FileID: 1A50291.D

23		Methyl Tert Butyl Ether	0.761	0.800	-5.1	92	0.00	2.20
			True	Calc.	% Drift			
24		Acetonitrile	400.000	441.615	-10.4	88	0.00	2.27
			AvgRF	CCRF	% Dev			
25		Tert Butyl Alcohol	0.074	0.075	-1.4	91	0.00	2.21
26		Di-isopropyl ether	1.346	1.436	-6.7	92	0.00	2.40
27		Chloroprene	1.689	1.698	-0.5	87	0.00	2.44
28		1,1-Dichloroethane	0.624	0.674	-8.0	94	0.00	2.44
29		Acrylonitrile	0.209	0.206	1.4	84	0.00	2.44
30		ETBE	1.121	1.204	-7.4	91	0.00	2.58
31		Vinyl acetate	0.916	0.704	23.1	60	0.00	2.57
32		cis-1,2-Dichloroethene	0.293	0.303	-3.4	92	0.00	2.72
33		2,2-Dichloropropane	0.371	0.385	-3.8	89	0.00	2.78
34		Bromochloromethane	0.143	0.145	-1.4	89	0.00	2.82
35		Cyclohexane	0.697	0.791	-13.5	94	0.00	2.86
36		Chloroform	0.505	0.536	-6.1	93	0.00	2.86
37		Ethyl acetate	0.557	0.535	3.9	79	0.00	2.91
38		Tetrahydrofuran	0.203	0.214	-5.4	88	0.00	2.95
39	S	Dibromofluoromethane	0.276	0.282	-2.2	83	0.00	2.96
40		Carbon Tetrachloride	0.392	0.436	-11.2	98	0.00	2.96
41		1,1,1-Trichloroethane	0.421	0.471	-11.9	96	0.00	2.99
42		2-Butanone	0.300	0.288	4.0	81	0.00	3.00
43		1,1-Dichloropropene	0.358	0.386	-7.8	93	0.00	3.05
44		tert-Butyl formate	0.324	0.281	13.3	70	0.00	3.10
			True	Calc.	% Drift			
45		Propionitrile	400.000	393.636	1.6	81	0.00	3.14
			AvgRF	CCRF	% Dev			
46		Methacrylonitrile	0.349	0.316	9.5	82	0.00	3.17
47		Benzene	1.086	1.161	-6.9	92	0.00	3.18
48		TAME	0.754	0.793	-5.2	88	0.00	3.25
49	S	1,2-Dichloroethane-d4	0.358	0.388	-8.4	85	0.00	3.24
50		1,2-Dichloroethane	0.480	0.527	-9.8	97	0.00	3.27
51		Isobutyl Alcohol	0.051	0.048	5.9	83	0.00	3.26
52		Tert Amyl Alcohol	0.061	0.061	0.0	84	0.00	3.33
53		Trichloroethene	0.301	0.321	-6.6	96	0.00	3.51
54		Methylcyclohexane	0.467	0.520	-11.3	90	0.00	3.53
55		Dibromomethane	0.188	0.190	-1.1	90	0.00	3.74
56		1,2-Dichloropropane	0.373	0.377	-1.1	91	0.00	3.80
57		Bromodichloromethane	0.389	0.399	-2.6	93	0.00	3.83
58		Methyl methacrylate	0.469	0.411	12.4	80	0.00	3.92
59		1,4-Dioxane	0.004	0.004	0.0	85	0.00	3.94
			True	Calc.	% Drift			
60		2-Chloroethyl vinyl ether	200.000	184.658	7.7	76	0.00	4.17
			AvgRF	CCRF	% Dev			
61		cis-1,3-Dichloropropene	0.444	0.452	-1.8	85	0.00	4.21
62	I	Chlorobenzene-d5	1.000	1.000	0.0	80	0.00	5.35
63	S	Toluene-d8	1.342	1.331	0.8	79	0.00	4.34
64		Toluene	1.588	1.609	-1.3	88	0.00	4.37
65		2-Nitropropane	0.179	0.175	2.2	82	0.00	4.47
66		4-Methyl-2-pentanone	0.804	0.757	5.8	77	0.00	4.58
67		trans-1,3-Dichloropropene	0.582	0.579	0.5	83	0.00	4.61
68		Tetrachloroethene	0.534	0.725	-35.8	127	0.00	4.64
69		Ethyl methacrylate	0.475	0.404	14.9	76	0.00	4.73

Continuing Calibration Summary

Job Number: FC10637
Account: BHATALB Bhate Environmental
Project: Griffiss AFB; Rome, NY

Sample: V1A1966-ECC1961
Lab FileID: 1A50291.D

70		1,1,2-Trichloroethane	0.320	0.308	3.8	86	0.00	4.72
71		Dibromochloromethane	0.408	0.419	-2.7	88	0.00	4.84
72		1,3-Dichloropropane	0.602	0.584	3.0	84	0.00	4.90
73		1,2-Dibromoethane	0.391	0.389	0.5	88	0.00	5.00
74		3,3-Dimethyl-1-Butanol	0.103	0.094	8.7	76	0.00	5.13
75		2-hexanone	0.769	0.717	6.8	77	0.00	5.14
76		1-Chlorohexane	0.582	0.585	-0.5	85	0.00	5.37
77		Ethylbenzene	1.681	1.721	-2.4	89	0.00	5.40
78		Chlorobenzene	1.072	1.078	-0.6	89	0.00	5.37
79		1,1,1,2-Tetrachloroethane	0.395	0.423	-7.1	95	0.00	5.41
80		m,p-Xylene	1.356	1.408	-3.8	88	0.00	5.50
81		o-Xylene	1.383	1.430	-3.4	88	0.00	5.81
82		Styrene	1.023	1.106	-8.1	88	0.00	5.84
83		Bromoform	0.296	0.299	-1.0	87	0.00	5.84
84		Isopropylbenzene	1.597	1.726	-8.1	90	0.00	6.04
85	I	1,4-Dichlorobenzene-d4	1.000	1.000	0.0	85	0.00	7.10
86	S	4-Bromofluorobenzene	0.834	0.837	-0.4	86	0.00	6.23
		----------	True	Calc.	% Drift	----------		
87		cis-1,4-Dichloro-2-butene	40.000	24.565	38.6	55	0.00	6.27
		----------	AvgRF	CCRF	% Dev	----------		
88		n-Propylbenzene	3.814	3.846	-0.8	92	0.00	6.35
89		Bromobenzene	0.828	0.802	3.1	93	0.00	6.31
90		1,1,2,2-Tetrachloroethane	1.042	0.942	9.6	89	0.00	6.38
91		1,3,5-Trimethylbenzene	2.570	2.701	-5.1	92	0.00	6.51
92		2-Chlorotoluene	2.261	2.242	0.8	91	0.00	6.46
93		trans-1,4-Dichloro-2-Bute	0.499	0.353	29.3	63	0.00	6.51
94		1,2,3-Trichloropropane	0.295	0.284	3.7	94	0.00	6.47
95		Cyclohexanone	0.063	0.057	9.5	82	0.00	6.48
96		4-Chlorotoluene	2.372	2.338	1.4	89	0.00	6.58
97		tert-Butylbenzene	1.444	1.515	-4.9	91	0.00	6.75
98		1,2,4-Trimethylbenzene	2.441	2.622	-7.4	92	0.00	6.81
		----------	True	Calc.	% Drift	----------		
99		Pentachloroethane	40.000	15.687	60.8#	32	0.00	6.75
		----------	AvgRF	CCRF	% Dev	----------		
100		sec-Butylbenzene	3.196	3.420	-7.0	91	0.00	6.89
101		4-Isopropyltoluene	2.581	2.761	-7.0	90	0.00	7.01
102		1,3-Dichlorobenzene	1.534	1.567	-2.2	92	0.00	7.04
103		1,2,3-Trimethylbenzene	2.490	2.566	-3.1	91	0.00	7.15
104		1,4-Dichlorobenzene	1.595	1.540	3.4	91	0.00	7.11
105		n-Butylbenzene	1.223	1.295	-5.9	88	0.00	7.35
106		Benzyl Chloride	0.328	0.285	13.1	75	0.00	7.30
107		1,2-Dichlorobenzene	1.385	1.393	-0.6	92	0.00	7.43
108		1,2-Dibromo-3-Chloropropa	0.152	0.150	1.3	92	0.00	8.01
109		Hexachlorobutadiene	0.234	0.263	-12.4	100	0.00	8.52
110		1,2,4-Trichlorobenzene	0.561	0.534	4.8	86	0.00	8.51
111		Naphthalene	1.164	1.060	8.9	83	0.00	8.72
112		1,2,3-Trichlorobenzene	0.396	0.384	3.0	89	0.00	8.84

(#) = Out of Range SPCC's out = 0 CCC's out = 0

1A50139.D V1A_10-23-2023.M Fri Oct 27 01:22:51 2023

Continuing Calibration Summary

Job Number: FC10637
Account: BHATALB Bhate Environmental
Project: Griffiss AFB; Rome, NY

Sample: V1A1968-CC1961
Lab FileID: 1A50321.D

Evaluate Continuing Calibration Report

Data File : C:\msdchem\1\DATA\10-30-2023\1A50321.D Vial: 2
Acq On : 30 Oct 2023 8:57 am Operator: jeniferw
Sample : CC1961-5 Inst : MSVOA17
Misc : MS55153,V1A1968,,,,, Multiplr: 1.00
MS Integration Params: big.p

Method : C:\msdchem\1\MET...V1A_10-23-2023.M (RTE Integrator)
Title : SW-846 Method 5035A/8260B
Last Update : Mon Oct 23 13:18:22 2023
Response via : Multiple Level Calibration

Min. RRF : 0.000 Min. Rel. Area : 50% Max. R.T. Dev 0.50min
Max. RRF Dev : 20% Max. Rel. Area : 200%

	Compound	AvgRF	CCRF	%Dev	Area%	Dev(min)	R.T.
1 I	Fluorobenzene	1.000	1.000	0.0	67	0.00	3.40
2	Dichlorodifluoromethane	0.227	0.216	4.8	67	0.00	1.02
3	Chloromethane	0.456	0.407	10.7	65	0.00	1.13
		Amount	Calc.	%Drift			
4	1,3-butadiene	40.000	42.144	-5.4	70	0.00	1.18
		AvgRF	CCRF	%Dev			
5	Vinyl Chloride	0.365	0.318	12.9	62	0.00	1.17
6	Bromomethane	0.101	0.097	4.0	71	0.00	1.34
		Amount	Calc.	%Drift			
7	Chloroethane	40.000	38.367	4.1	67	0.00	1.40
		AvgRF	CCRF	%Dev			
8	Trichlorofluoromethane	0.388	0.439	-13.1	78	0.00	1.49
		Amount	Calc.	%Drift			
9	Ethyl Ether	40.000	38.233	4.4	69	0.00	1.66
10	Ethanol	800.000	788.762	1.4	66	0.00	1.71
		AvgRF	CCRF	%Dev			
11	1,2-Dichlorotrifluoroetha	0.308	0.310	-0.6	74	0.00	1.74
12	1,1-Dichloroethene	0.483	0.556	-15.1	85	0.00	1.76
13	Freon 113	0.228	0.256	-12.3	82	0.00	1.78
		Amount	Calc.	%Drift			
14	Carbon Disulfide	40.000	46.295	-15.7	80	0.00	1.78
15	Iodomethane	40.000	48.412	-21.0#	81	0.00	1.83
		AvgRF	CCRF	%Dev			
16	Acrolein	0.100	0.106	-6.0	75	0.00	1.90
17	Allyl chloride	0.529	0.539	-1.9	77	0.00	2.00
		Amount	Calc.	%Drift			
18	Methylene Chloride	40.000	52.641	-31.6#	92	0.00	2.04
19	Acetone	200.000	195.496	2.3	69	0.00	2.05
		AvgRF	CCRF	%Dev			
20	Methyl acetate	0.455	0.448	1.5	75	0.00	2.13
21	trans-1,2-Dichloroethene	0.496	0.560	-12.9	82	0.00	2.13
22	Hexane	0.404	0.433	-7.2	79	0.00	2.20

Continuing Calibration Summary

Job Number: FC10637
Account: BHATALB Bhate Environmental
Project: Griffiss AFB; Rome, NY

Sample: V1A1968-CC1961
Lab FileID: 1A50321.D

23		Methyl Tert Butyl Ether	0.761	0.787	-3.4	75	0.00	2.20
			Amount	Calc.	%Drift			
24		Acetonitrile	400.000	409.860	-2.5	68	0.00	2.27
			AvgRF	CCRF	%Dev			
25		Tert Butyl Alcohol	0.074	0.074	0.0	74	0.00	2.21
26		Di-isopropyl ether	1.346	1.290	4.2	69	0.00	2.40
27		Chloroprene	1.689	1.769	-4.7	75	0.00	2.44
28		1,1-Dichloroethane	0.624	0.668	-7.1	77	0.00	2.44
29		Acrylonitrile	0.209	0.218	-4.3	73	0.00	2.44
30		ETBE	1.121	1.179	-5.2	74	0.00	2.58
31		Vinyl acetate	0.916	0.970	-5.9	69	0.00	2.56
32		cis-1,2-Dichloroethene	0.293	0.303	-3.4	76	0.00	2.72
33		2,2-Dichloropropane	0.371	0.450	-21.3#	86	0.00	2.78
34		Bromochloromethane	0.143	0.141	1.4	72	0.00	2.82
35		Cyclohexane	0.697	0.763	-9.5	75	0.00	2.86
36		Chloroform	0.505	0.565	-11.9	81	0.00	2.86
37		Ethyl acetate	0.557	0.559	-0.4	68	0.00	2.91
38		Tetrahydrofuran	0.203	0.211	-3.9	72	0.00	2.95
39	S	Dibromofluoromethane	0.276	0.292	-5.8	71	0.00	2.96
40		Carbon Tetrachloride	0.392	0.485	-23.7#	91	0.00	2.96
41		1,1,1-Trichloroethane	0.421	0.505	-20.0	85	0.00	2.99
42		2-Butanone	0.300	0.291	3.0	68	0.00	3.00
43		1,1-Dichloropropene	0.358	0.388	-8.4	78	0.00	3.05
44		tert-Butyl formate	0.324	0.347	-7.1	72	0.00	3.10
			Amount	Calc.	%Drift			
45		Propionitrile	400.000	423.224	-5.8	72	0.00	3.14
			AvgRF	CCRF	%Dev			
46		Methacrylonitrile	0.349	0.319	8.6	68	0.00	3.17
47		Benzene	1.086	1.127	-3.8	74	0.00	3.18
48		TAME	0.754	0.761	-0.9	70	0.00	3.25
49	S	1,2-Dichloroethane-d4	0.358	0.401	-12.0	73	0.00	3.24
50		1,2-Dichloroethane	0.480	0.528	-10.0	81	0.00	3.27
51		Isobutyl Alcohol	0.051	0.046	9.8	67	0.00	3.26
52		Tert Amyl Alcohol	0.061	0.063	-3.3	72	0.00	3.33
53		Trichloroethene	0.301	0.315	-4.7	78	0.00	3.51
54		Methylcyclohexane	0.467	0.498	-6.6	71	0.00	3.53
55		Dibromomethane	0.188	0.186	1.1	73	0.00	3.74
56		1,2-Dichloropropane	0.373	0.349	6.4	70	0.00	3.80
57		Bromodichloromethane	0.389	0.408	-4.9	79	0.00	3.83
58		Methyl methacrylate	0.469	0.417	11.1	67	0.00	3.92
59		1,4-Dioxane	0.004	0.004	0.0	68	0.00	3.94
			Amount	Calc.	%Drift			
60		2-Chloroethyl vinyl ether	200.000	183.595	8.2	62	0.00	4.17
			AvgRF	CCRF	%Dev			
61		cis-1,3-Dichloropropene	0.444	0.433	2.5	68	0.00	4.21
62	I	Chlorobenzene-d5	1.000	1.000	0.0	66	0.00	5.35
63	S	Toluene-d8	1.342	1.338	0.3	65	0.00	4.34
64		Toluene	1.588	1.615	-1.7	73	0.00	4.37
65		2-Nitropropane	0.179	0.184	-2.8	71	0.00	4.47
66		4-Methyl-2-pentanone	0.804	0.763	5.1	64	0.00	4.58
67		trans-1,3-Dichloropropene	0.582	0.602	-3.4	71	0.00	4.61
68		Tetrachloroethene	0.534	0.523	2.1	75	0.00	4.64
69		Ethyl methacrylate	0.475	0.412	13.3	63	0.00	4.73

Continuing Calibration Summary

Job Number: FC10637
Account: BHATALB Bhate Environmental
Project: Griffiss AFB; Rome, NY

Sample: V1A1968-CC1961
Lab FileID: 1A50321.D

70		1,1,2-Trichloroethane	0.320	0.295	7.8	67	0.00	4.72
71		Dibromochloromethane	0.408	0.442	-8.3	76	0.00	4.84
72		1,3-Dichloropropane	0.602	0.568	5.6	67	0.00	4.90
73		1,2-Dibromoethane	0.391	0.387	1.0	72	0.00	5.00
74		3,3-Dimethyl-1-Butanol	0.103	0.095	7.8	63	0.00	5.13
75		2-hexanone	0.769	0.722	6.1	64	0.00	5.14
76		1-Chlorohexane	0.582	0.597	-2.6	71	0.00	5.37
77		Ethylbenzene	1.681	1.748	-4.0	74	0.00	5.40
78		Chlorobenzene	1.072	1.069	0.3	72	0.00	5.37
79		1,1,1,2-Tetrachloroethane	0.395	0.423	-7.1	78	0.00	5.41
80		m,p-Xylene	1.356	1.443	-6.4	74	0.00	5.50
81		o-Xylene	1.383	1.447	-4.6	73	0.00	5.81
82		Styrene	1.023	1.096	-7.1	71	0.00	5.84
83		Bromoform	0.296	0.330	-11.5	79	0.00	5.84
84		Isopropylbenzene	1.597	1.727	-8.1	74	0.00	6.04
85	I	1,4-Dichlorobenzene-d4	1.000	1.000	0.0	69	0.00	7.10
86	S	4-Bromofluorobenzene	0.834	0.851	-2.0	70	0.00	6.24
		----------	Amount	Calc.	%Drift	----------		
87		cis-1,4-Dichloro-2-butene	40.000	38.571	3.6	70	0.00	6.27
		----------	AvgRF	CCRF	%Dev	----------		
88		n-Propylbenzene	3.814	3.838	-0.6	74	0.00	6.35
89		Bromobenzene	0.828	0.831	-0.4	78	0.00	6.31
90		1,1,2,2-Tetrachloroethane	1.042	0.942	9.6	71	0.00	6.38
91		1,3,5-Trimethylbenzene	2.570	2.707	-5.3	74	0.00	6.51
92		2-Chlorotoluene	2.261	2.227	1.5	73	0.00	6.46
93		trans-1,4-Dichloro-2-Bute	0.499	0.515	-3.2	73	0.00	6.51
94		1,2,3-Trichloropropane	0.295	0.296	-0.3	79	0.00	6.47
95		Cyclohexanone	0.063	0.058	7.9	67	0.00	6.48
96		4-Chlorotoluene	2.372	2.314	2.4	71	0.00	6.58
97		tert-Butylbenzene	1.444	1.513	-4.8	73	0.00	6.75
98		1,2,4-Trimethylbenzene	2.441	2.599	-6.5	73	0.00	6.81
		----------	Amount	Calc.	%Drift	----------		
99		Pentachloroethane	40.000	50.988	-27.5#	85	0.00	6.75
		----------	AvgRF	CCRF	%Dev	----------		
100		sec-Butylbenzene	3.196	3.333	-4.3	71	0.00	6.89
101		4-Isopropyltoluene	2.581	2.750	-6.5	72	0.00	7.01
102		1,3-Dichlorobenzene	1.534	1.559	-1.6	74	0.00	7.04
103		1,2,3-Trimethylbenzene	2.490	2.499	-0.4	71	0.00	7.15
104		1,4-Dichlorobenzene	1.595	1.569	1.6	74	0.00	7.11
105		n-Butylbenzene	1.223	1.224	-0.1	67	0.00	7.35
106		Benzyl Chloride	0.328	0.354	-7.9	75	0.00	7.30
107		1,2-Dichlorobenzene	1.385	1.344	3.0	71	0.00	7.43
108		1,2-Dibromo-3-Chloropropa	0.152	0.160	-5.3	78	0.00	8.01
109		Hexachlorobutadiene	0.234	0.255	-9.0	78	0.00	8.52
110		1,2,4-Trichlorobenzene	0.561	0.560	0.2	73	0.00	8.51
111		Naphthalene	1.164	1.126	3.3	70	0.00	8.72
112		1,2,3-Trichlorobenzene	0.396	0.388	2.0	72	0.00	8.84

(#) = Out of Range SPCC's out = 0 CCC's out = 0

1A50139.D V1A_10-23-2023.M Mon Oct 30 09:14:52 2023

Continuing Calibration Summary

Job Number: FC10637
Account: BHATALB Bhate Environmental
Project: Griffiss AFB; Rome, NY

Sample: V1A1968-ECC1961
Lab FileID: 1A50347.D

Evaluate Continuing Calibration Report

Data File : X:\Orlando VOA\celin...968\V1A1968\1A50347.d Vial: 28
Acq On : 30 Oct 2023 7:46 pm Operator: jeniferw
Sample : ECC1961-5 Inst : MSVOA17
Misc : MS55164,V1A1968,,,,, Multiplr: 1.00
MS Integration Params: big.p

Method : X:\Orlando VOA\c...V1A_10-23-2023.M (RTE Integrator)
Title : SW-846 Method 5035A/8260B
Last Update : Mon Oct 23 13:18:22 2023
Response via : Multiple Level Calibration

Min. RRF : 0.000 Min. Rel. Area : 50% Max. R.T. Dev 0.50min
Max. RRF Dev : 50% Max. Rel. Area : 200%

	Compound	AvgRF	CCRF	%Dev	Area%	Dev(min)	R.T.
1 I	Fluorobenzene	1.000	1.000	0.0	63	0.00	3.40
2	Dichlorodifluoromethane	0.227	0.223	1.8	65	0.00	1.01
3	Chloromethane	0.456	0.400	12.3	60	0.00	1.13
		True	Calc.	% Drift			
4	1,3-butadiene	40.000	46.174	-15.4	73	0.00	1.18
		AvgRF	CCRF	% Dev			
5	Vinyl Chloride	0.365	0.318	12.9	58	0.00	1.17
6	Bromomethane	0.101	0.093	7.9	65	0.00	1.34
		True	Calc.	% Drift			
7	Chloroethane	40.000	40.630	-1.6	67	0.00	1.40
		AvgRF	CCRF	% Dev			
8	Trichlorofluoromethane	0.388	0.448	-15.5	75	0.00	1.49
		True	Calc.	% Drift			
9	Ethyl Ether	40.000	39.354	1.6	67	0.00	1.65
10	Ethanol	800.000	774.534	3.2	61	0.00	1.71
		AvgRF	CCRF	% Dev			
11	1,2-Dichlorotrifluoroetha	0.308	0.265	14.0	60	0.00	1.74
12	1,1-Dichloroethene	0.483	0.508	-5.2	73	0.00	1.75
13	Freon 113	0.228	0.249	-9.2	75	0.00	1.78
		True	Calc.	% Drift			
14	Carbon Disulfide	40.000	43.841	-9.6	72	0.00	1.77
15	Iodomethane	40.000	59.476	-48.7	98	0.00	1.83
		AvgRF	CCRF	% Dev			
16	Acrolein	0.100	0.100	0.0	66	0.00	1.90
17	Allyl chloride	0.529	0.532	-0.6	71	0.00	1.99
		True	Calc.	% Drift			
18	Methylene Chloride	40.000	55.319	-38.3	91	0.00	2.04
19	Acetone	200.000	193.146	3.4	64	0.00	2.05
		AvgRF	CCRF	% Dev			
20	Methyl acetate	0.455	0.453	0.4	71	0.00	2.12
21	trans-1,2-Dichloroethene	0.496	0.537	-8.3	74	0.00	2.13
22	Hexane	0.404	0.412	-2.0	71	0.00	2.19

Continuing Calibration Summary

Job Number: FC10637
Account: BHATALB Bhate Environmental
Project: Griffiss AFB; Rome, NY

Sample: V1A1968-ECC1961
Lab FileID: 1A50347.D

23		Methyl Tert Butyl Ether	0.761	0.829	-8.9	74	0.00	2.19
			True	Calc.	% Drift			
24		Acetonitrile	400.000	469.505	-17.4	73	0.00	2.27
			AvgRF	CCRF	% Dev			
25		Tert Butyl Alcohol	0.074	0.078	-5.4	74	0.00	2.21
26		Di-isopropyl ether	1.346	1.350	-0.3	68	0.00	2.39
27		Chloroprene	1.689	1.783	-5.6	71	0.00	2.44
28		1,1-Dichloroethane	0.624	0.670	-7.4	73	0.00	2.44
29		Acrylonitrile	0.209	0.217	-3.8	69	0.00	2.44
30		ETBE	1.121	1.220	-8.8	72	0.00	2.58
31		Vinyl acetate	0.916	0.887	3.2	60	0.00	2.56
32		cis-1,2-Dichloroethene	0.293	0.305	-4.1	72	0.00	2.72
33		2,2-Dichloropropane	0.371	0.414	-11.6	75	0.00	2.78
34		Bromochloromethane	0.143	0.152	-6.3	73	0.00	2.82
35		Cyclohexane	0.697	0.746	-7.0	70	0.00	2.86
36		Chloroform	0.505	0.559	-10.7	75	0.00	2.86
37		Ethyl acetate	0.557	0.552	0.9	63	0.00	2.91
38		Tetrahydrofuran	0.203	0.200	1.5	65	0.00	2.94
39	S	Dibromofluoromethane	0.276	0.298	-8.0	68	0.00	2.95
40		Carbon Tetrachloride	0.392	0.470	-19.9	83	0.00	2.96
41		1,1,1-Trichloroethane	0.421	0.499	-18.5	79	0.00	2.99
42		2-Butanone	0.300	0.283	5.7	62	0.00	3.00
43		1,1-Dichloropropene	0.358	0.381	-6.4	72	0.00	3.05
44		tert-Butyl formate	0.324	0.332	-2.5	65	0.00	3.10
			True	Calc.	% Drift			
45		Propionitrile	400.000	428.260	-7.1	69	0.00	3.14
			AvgRF	CCRF	% Dev			
46		Methacrylonitrile	0.349	0.331	5.2	67	0.00	3.17
47		Benzene	1.086	1.123	-3.4	70	0.00	3.18
48		TAME	0.754	0.811	-7.6	71	0.00	3.25
49	S	1,2-Dichloroethane-d4	0.358	0.413	-15.4	71	0.00	3.24
50		1,2-Dichloroethane	0.480	0.554	-15.4	80	0.00	3.27
51		Isobutyl Alcohol	0.051	0.049	3.9	67	0.00	3.26
52		Tert Amyl Alcohol	0.061	0.064	-4.9	69	0.00	3.33
53		Trichloroethene	0.301	0.314	-4.3	74	0.00	3.51
54		Methylcyclohexane	0.467	0.491	-5.1	66	0.00	3.53
55		Dibromomethane	0.188	0.195	-3.7	72	0.00	3.74
56		1,2-Dichloropropane	0.373	0.354	5.1	67	0.00	3.79
57		Bromodichloromethane	0.389	0.418	-7.5	76	0.00	3.83
58		Methyl methacrylate	0.469	0.429	8.5	65	0.00	3.92
59		1,4-Dioxane	0.004	0.005	-25.0	70	0.00	3.94
			True	Calc.	% Drift			
60		2-Chloroethyl vinyl ether	200.000	182.483	8.8	59	0.00	4.17
			AvgRF	CCRF	% Dev			
61		cis-1,3-Dichloropropene	0.444	0.454	-2.3	67	0.00	4.21
62	I	Chlorobenzene-d5	1.000	1.000	0.0	65	0.00	5.35
63	S	Toluene-d8	1.342	1.315	2.0	63	0.00	4.34
64		Toluene	1.588	1.538	3.1	68	0.00	4.37
65		2-Nitropropane	0.179	0.174	2.8	66	0.00	4.47
66		4-Methyl-2-pentanone	0.804	0.709	11.8	59	0.00	4.58
67		trans-1,3-Dichloropropene	0.582	0.587	-0.9	69	0.00	4.61
68		Tetrachloroethene	0.534	0.611	-14.4	87	0.00	4.63
69		Ethyl methacrylate	0.475	0.419	11.8	64	0.00	4.73

Continuing Calibration Summary

Job Number: FC10637
Account: BHATALB Bhate Environmental
Project: Griffiss AFB; Rome, NY

Sample: V1A1968-ECC1961
Lab FileID: 1A50347.D

70		1,1,2-Trichloroethane	0.320	0.287	10.3	65	0.00	4.72
71		Dibromochloromethane	0.408	0.432	-5.9	74	0.00	4.84
72		1,3-Dichloropropane	0.602	0.572	5.0	66	0.00	4.90
73		1,2-Dibromoethane	0.391	0.385	1.5	71	0.00	5.00
74		3,3-Dimethyl-1-Butanol	0.103	0.093	9.7	61	0.00	5.13
75		2-hexanone	0.769	0.679	11.7	59	0.00	5.14
76		1-Chlorohexane	0.582	0.563	3.3	67	0.00	5.37
77		Ethylbenzene	1.681	1.645	2.1	69	0.00	5.40
78		Chlorobenzene	1.072	1.027	4.2	69	0.00	5.37
79		1,1,1,2-Tetrachloroethane	0.395	0.419	-6.1	76	0.00	5.41
80		m,p-Xylene	1.356	1.377	-1.5	70	0.00	5.50
81		o-Xylene	1.383	1.400	-1.2	69	0.00	5.81
82		Styrene	1.023	1.065	-4.1	69	0.00	5.84
83		Bromoform	0.296	0.316	-6.8	74	0.00	5.84
84		Isopropylbenzene	1.597	1.676	-4.9	71	0.00	6.04
85	I	1,4-Dichlorobenzene-d4	1.000	1.000	0.0	69	0.00	7.10
86	S	4-Bromofluorobenzene	0.834	0.848	-1.7	71	0.00	6.23
		----------	True	Calc.	% Drift	----------		
87		cis-1,4-Dichloro-2-butene	40.000	28.783	28.0	53	0.00	6.27
		----------	AvgRF	CCRF	% Dev	----------		
88		n-Propylbenzene	3.814	3.623	5.0	71	0.00	6.35
89		Bromobenzene	0.828	0.821	0.8	78	0.00	6.31
90		1,1,2,2-Tetrachloroethane	1.042	0.878	15.7	67	0.00	6.38
91		1,3,5-Trimethylbenzene	2.570	2.638	-2.6	73	0.00	6.51
92		2-Chlorotoluene	2.261	2.172	3.9	72	0.00	6.45
93		trans-1,4-Dichloro-2-Bute	0.499	0.399	20.0	58	0.00	6.51
94		1,2,3-Trichloropropane	0.295	0.288	2.4	77	0.00	6.47
95		Cyclohexanone	0.063	0.056	11.1	65	0.00	6.48
96		4-Chlorotoluene	2.372	2.251	5.1	70	0.00	6.58
97		tert-Butylbenzene	1.444	1.484	-2.8	72	0.00	6.75
98		1,2,4-Trimethylbenzene	2.441	2.525	-3.4	72	0.00	6.81
		----------	True	Calc.	% Drift	----------		
99		Pentachloroethane	40.000	34.713	13.2	58	0.00	6.75
		----------	AvgRF	CCRF	% Dev	----------		
100		sec-Butylbenzene	3.196	3.208	-0.4	69	0.00	6.89
101		4-Isopropyltoluene	2.581	2.709	-5.0	71	0.00	7.01
102		1,3-Dichlorobenzene	1.534	1.545	-0.7	74	0.00	7.04
103		1,2,3-Trimethylbenzene	2.490	2.504	-0.6	72	0.00	7.15
104		1,4-Dichlorobenzene	1.595	1.550	2.8	75	0.00	7.11
105		n-Butylbenzene	1.223	1.217	0.5	67	0.00	7.35
106		Benzyl Chloride	0.328	0.290	11.6	62	0.00	7.30
107		1,2-Dichlorobenzene	1.385	1.369	1.2	73	0.00	7.43
108		1,2-Dibromo-3-Chloropropa	0.152	0.140	7.9	70	0.00	8.01
109		Hexachlorobutadiene	0.234	0.293	-25.2	91	0.00	8.52
110		1,2,4-Trichlorobenzene	0.561	0.561	0.0	74	0.00	8.51
111		Naphthalene	1.164	1.078	7.4	68	0.00	8.72
112		1,2,3-Trichlorobenzene	0.396	0.405	-2.3	76	0.00	8.84

(#) = Out of Range SPCC's out = 0 CCC's out = 0
1A50139.D V1A_10-23-2023.M Tue Oct 31 00:53:49 2023

Initial Calibration Summary

Job Number: FC10637
Account: BHATALB Bhate Environmental
Project: Griffiss AFB; Rome, NY

Sample: V5E1919-ICC1919
Lab FileID: 5E42947.D

Response Factor Report MSVOA20

Method : C:\msdchem\1\met...pIX10-11-2023_.M (RTE Integrator)
Title : SW-846 Method 5030B/8260B & EPA 624
Last Update : Thu Oct 12 08:18:51 2023
Response via : Initial Calibration

Calibration Files
1 =5E42942.D 2 =5E42944.D 3 =5E42945.D 4 =5E42946.D
5 =5E42947.D 6 =5E42948.D 7 =5E42949.D 8 =5E42943.D

Compound	1	2	3	4	5	6	7	8	Avg	%RSD
1) I Fluorobenzene	----------	----------	ISTD	----------	----------	----------	----------	----------		
2) Dichlorodifl	0.130	0.137	0.124	0.153	0.152	0.163	0.163	0.171	0.149	11.49
	---- Quadratic regr., Force(0,0) ---- Coefficient = 0.9984									
	Response Ratio = 0.00000 + 0.14303 *A + 0.01110 *A^2									
3) Chloromethan	0.216	0.210	0.195	0.213	0.209	0.223	0.220	0.281	0.221	11.64
4) Vinyl Chlori	0.165	0.158	0.153	0.177	0.185	0.197	0.189	0.186	0.176	8.99
5) 1,3-Butadien	0.277	0.221	0.203	0.222	0.205	0.248	0.229	0.248	0.232	10.72
6) Bromomethane	0.081	0.065	0.065	0.077	0.077	0.088	0.092	0.073	0.077	12.65
7) Chloroethane	0.157	0.101	0.101	0.122	0.115	0.115	0.105	0.112	0.116	15.69
	---- Quadratic regr., Force(0,0) ---- Coefficient = 0.9968									
	Response Ratio = 0.00000 + 0.11901 *A + -0.00572 *A^2									
8) Trichloroflu	0.320	0.297	0.277	0.328	0.334	0.351	0.337	0.345	0.324	7.77
9) Ethyl Ether	0.171	0.165	0.168	0.183	0.173	0.179	0.174	0.140	0.169	7.72
10) Ethanol		0.000	0.001	0.003	0.003	0.003	0.003		0.002	51.60
	---- Linear regr., Force(0,0) ---- Coefficient = 0.9945									
	Response Ratio = 0.00000 + 0.00319 *A									
11) 1,2-Dichloro	0.218	0.199	0.183	0.212	0.210	0.230	0.223	0.201	0.210	7.12
12) 1,1-Dichloro	0.304	0.301	0.277	0.308	0.313	0.328	0.319	0.273	0.303	6.33
13) Freon 113	0.178	0.199	0.176	0.190	0.188	0.211	0.200	0.191	0.192	5.98
	---- Quadratic regr., Force(0,0) ---- Coefficient = 0.9983									
	Response Ratio = 0.00000 + 0.18738 *A + 0.00832 *A^2									
14) Carbon Disul	0.697	0.587	0.515	0.562	0.562	0.594	0.581	0.580	0.585	8.82
15) Iodomethane		0.050	0.063	0.119	0.142	0.157	0.155	0.034	0.103	50.93
	---- Quadratic regr., Force(0,0) ---- Coefficient = 0.9961									
	Response Ratio = 0.00000 + 0.12657 *A + 0.01569 *A^2									
16) Acrolein	0.011	0.043	0.044	0.055	0.053	0.055	0.055	0.040	0.045	33.35
	---- Quadratic regr., Force(0,0) ---- Coefficient = 0.9982									
	Response Ratio = 0.00000 + 0.04924 *A + 0.00069 *A^2									
17) Allyl chlori	0.195	0.255	0.238	0.258	0.251	0.273	0.267	0.255	0.249	9.78
18) Methylene Ch	1.038	0.388	0.321	0.324	0.319	0.310	0.296	0.511	0.439	57.49
	---- Quadratic regr., Force(0,0) ---- Coefficient = 0.9921									
	Response Ratio = 0.00000 + 0.36239 *A + -0.03550 *A^2									
19) Acetone		0.078	0.069	0.081	0.074	0.074	0.073		0.075	5.44
20) Methyl aceta	0.190	0.197	0.181	0.221	0.209	0.210	0.210	0.180	0.200	7.55
21) trans-1,2-Di	0.306	0.303	0.271	0.308	0.300	0.306	0.301	0.255	0.294	6.73
22) Hexane	0.213	0.201	0.195	0.200	0.192	0.218	0.213	0.194	0.203	4.92
23) Methyl Tert	0.626	0.634	0.565	0.660	0.614	0.626	0.607	0.553	0.611	5.84
24) Acetonitrile	0.029	0.030	0.027	0.032	0.032	0.032	0.033	0.031	0.031	6.27
25) Di-isopropyl	0.696	0.707	0.671	0.754	0.717	0.735	0.716	0.634	0.704	5.37

Initial Calibration Summary

Job Number: FC10637
Account: BHATALB Bhate Environmental
Project: Griffiss AFB; Rome, NY
Sample: V5E1919-ICC1919
Lab FileID: 5E42947.D

```
26) Chloroprene  0.257 0.294 0.284 0.303 0.297 0.347 0.342 0.305 0.304   9.64
27) 1,1-Dichloro 0.393 0.387 0.354 0.405 0.388 0.399 0.393 0.360 0.385   4.73
28) Acrylonitril 0.111 0.095 0.091 0.103 0.103 0.108 0.110 0.084 0.101   9.61
29) ETBE         0.717 0.681 0.650 0.733 0.695 0.709 0.694 0.611 0.686   5.72
30) Tert Butyl A 0.025 0.037 0.037 0.042 0.039 0.039 0.038 0.063 0.040  26.84
            ---- Quadratic regr., Force(0,0) ----  Coefficient =  0.9967
              Response Ratio = 0.00000 + 0.04049 *A + -0.00011 *A^2

31) Vinyl acetat 0.650 0.471 0.456 0.508 0.510 0.543 0.529 0.410 0.510  13.97
32) cis-1,2-Dich 0.214 0.213 0.201 0.231 0.221 0.237 0.229 0.190 0.217   7.36
33) 2,2-Dichloro 0.315 0.305 0.275 0.304 0.301 0.317 0.309 0.253 0.297   7.45
34) Bromochlorom 0.097 0.110 0.104 0.118 0.110 0.117 0.109 0.087 0.107   9.75
35) Cyclohexane  0.329 0.354 0.342 0.386 0.380 0.426 0.423 0.338 0.372  10.15
36) Chloroform   0.403 0.394 0.383 0.421 0.400 0.412 0.401 0.343 0.395   6.02
37) Ethyl acetat 0.348 0.268 0.255 0.280 0.277 0.290 0.287 0.264 0.284  10.13
38) Tetrahydrofu 0.086 0.088 0.101 0.113 0.097 0.099 0.094 0.070 0.093  13.37
39) Dibromofluor 0.303 0.307 0.311 0.298 0.303 0.299 0.294 0.305 0.303   1.72
40) Carbon Tetra 0.323 0.326 0.295 0.335 0.330 0.349 0.336 0.293 0.323   6.04
41) 1,1,1-Trichl 0.328 0.356 0.328 0.366 0.371 0.384 0.370 0.340 0.355   5.92
42) 2-Butanone   0.117 0.127 0.120 0.140 0.131 0.136 0.136 0.114 0.128   7.64
            ---- Quadratic regr., Force(0,0) ----  Coefficient =  0.9992
              Response Ratio = 0.00000 + 0.12985 *A + 0.00074 *A^2

43) 1,1-Dichloro 0.239 0.250 0.230 0.277 0.277 0.299 0.292 0.229 0.262  10.70
44) tert-Butyl f 0.082 0.113 0.085 0.104 0.102 0.103 0.101 0.094 0.098  10.64
45) Propionitril 0.030 0.000 0.043 0.048 0.047 0.049 0.049 0.046 0.039  42.94
            ---- Quadratic regr., Force(0,0) ----  Coefficient =  0.9981
              Response Ratio = 0.00000 + 0.04556 *A + 0.00020 *A^2

46) Methacryloni 0.192 0.182 0.165 0.179 0.177 0.183 0.182 0.200 0.182   5.59
47) Benzene      0.769 0.786 0.732 0.802 0.780 0.802 0.795 0.716 0.773   4.18
48) TAME         0.598 0.622 0.565 0.650 0.617 0.616 0.602 0.548 0.602   5.41
49) 1,2-Dichloro 0.341 0.356 0.352 0.352 0.330 0.326 0.313 0.341 0.339   4.37
50) 1,2-Dichloro 0.302 0.343 0.310 0.343 0.320 0.322 0.303 0.304 0.318   5.27
51) tert Amyl al 0.016 0.029 0.027 0.034 0.032 0.033 0.032 0.022 0.028  22.13
            ---- Quadratic regr., Force(0,0) ----  Coefficient =  0.9983
              Response Ratio = 0.00000 + 0.03100 *A + 0.00009 *A^2

52) Trichloroeth 0.209 0.223 0.209 0.228 0.227 0.239 0.231 0.231 0.225   4.74
53) Methylcycloh 0.296 0.345 0.316 0.356 0.355 0.410 0.401 0.309 0.349  11.93
54) Dibromometha 0.071 0.140 0.137 0.156 0.143 0.149 0.143 0.096 0.129  22.84
            ---- Quadratic regr., Force(0,0) ----  Coefficient =  0.9986
              Response Ratio = 0.00000 + 0.14451 *A + 0.00025 *A^2

55) 1,2-Dichloro 0.167 0.203 0.181 0.210 0.210 0.215 0.211 0.170 0.196  10.08
56) Bromodichlor 0.339 0.301 0.279 0.323 0.308 0.318 0.303 0.272 0.305   7.23
57) Methyl metha 0.014 0.209 0.206 0.231 0.239 0.245 0.245 0.212 0.200  38.52
            ---- Quadratic regr., Force(0,0) ----  Coefficient =  0.9983
              Response Ratio = 0.00000 + 0.21826 *A + 0.01540 *A^2

58) 1,4-Dioxane        0.002 0.002 0.003 0.003 0.003 0.003 0.000 0.002  43.14
            ---- Quadratic regr., Force(0,0) ----  Coefficient =  0.9952
              Response Ratio = 0.00000 + 0.00257 *A + 0.00001 *A^2

59) 2-Chloroethy 0.061 0.124 0.090 0.117 0.116 0.121 0.121 0.092 0.105  21.13
            ---- Quadratic regr., Force(0,0) ----  Coefficient =  0.9978
              Response Ratio = 0.00000 + 0.10822 *A + 0.00146 *A^2

60) cis-1,3-Dich 0.280 0.287 0.278 0.333 0.319 0.338 0.329 0.256 0.302  10.24
```

Initial Calibration Summary

Job Number: FC10637
Account: BHATALB Bhate Environmental
Project: Griffiss AFB; Rome, NY

Sample: V5E1919-ICC1919
Lab FileID: 5E42947.D

```
61) I   Chlorobenzene-d5      ----------------ISTD--------------------
62) Toluene-d8   1.341 1.367 1.365 1.345 1.332 1.337 1.333 1.332 1.344   1.06
63) Toluene      1.299 1.220 1.067 1.191 1.151 1.191 1.188 1.093 1.175   6.18
64) Isobutyl alc 0.007 0.018 0.018 0.019 0.020 0.021 0.021 0.020 0.018  24.75
            ---- Quadratic regr., Force(0,0) ----  Coefficient =  0.9989
              Response Ratio = 0.00000 + 0.01827 *A + 0.00008 *A^2

65) 2-Nitropropa 0.094 0.104 0.092 0.115 0.105 0.107 0.104 0.094 0.102   7.73
66) 4-Methyl-2-p 0.289 0.420 0.357 0.411 0.377 0.392 0.389 0.291 0.366  13.85
67) trans-1,3-Di 0.344 0.371 0.357 0.433 0.410 0.435 0.430 0.291 0.384  13.57
68) Tetrachloroe 0.271 0.359 0.346 0.384 0.368 0.402 0.408 0.308 0.356  13.19
            ---- Quadratic regr., Force(0,0) ----  Coefficient =  0.9995
              Response Ratio = 0.00000 + 0.35291 *A + 0.02933 *A^2

69) Ethyl methac 0.104 0.290 0.298 0.331 0.335 0.367 0.368 0.262 0.295  28.94
            ---- Quadratic regr., Force(0,0) ----  Coefficient =  0.9991
              Response Ratio = 0.00000 + 0.30421 *A + 0.03562 *A^2

70) 1,1,2-Trichl 0.205 0.225 0.213 0.245 0.222 0.235 0.230 0.181 0.219   9.11
71) Dibromochlor 0.287 0.342 0.327 0.376 0.345 0.365 0.351 0.289 0.335   9.74
72) 1,3-Dichloro 0.395 0.414 0.407 0.471 0.427 0.451 0.440 0.329 0.417  10.37
73) 1,2-Dibromoe 0.238 0.298 0.274 0.322 0.301 0.316 0.312 0.217 0.285  13.57
74) 3,3-Dimethyl 0.029 0.046 0.032 0.039 0.040 0.041 0.042 0.040 0.039  14.89
            ---- Quadratic regr., Force(0,0) ----  Coefficient =  0.9976
              Response Ratio = 0.00000 + 0.03765 *A + 0.00005 *A^2

75) 2-hexanone   0.116 0.265 0.246 0.299 0.275 0.289 0.291 0.163 0.243  27.66
            ---- Quadratic regr., Force(0,0) ----  Coefficient =  0.9984
              Response Ratio = 0.00000 + 0.26510 *A + 0.00286 *A^2

76) 1-Chlorohexa 0.286 0.361 0.347 0.386 0.392 0.439 0.438 0.281 0.366  16.47
            ---- Quadratic regr., Force(0,0) ----  Coefficient =  0.9990
              Response Ratio = 0.00000 + 0.35941 *A + 0.04346 *A^2

77) Ethylbenzene 1.494 1.413 1.267 1.372 1.327 1.413 1.383 1.338 1.376   4.96
78) Chlorobenzen 0.877 0.836 0.745 0.839 0.793 0.828 0.811 0.709 0.805   6.78
79) 1,1,1,2-Tetr 0.306 0.320 0.285 0.338 0.315 0.329 0.320 0.268 0.310   7.51
80) m,p-Xylene   1.096 1.071 0.991 1.090 1.059 1.119 1.101 0.963 1.061   5.23
81) o-Xylene     1.068 1.067 0.973 1.130 1.085 1.139 1.122 0.960 1.068   6.42
82) Styrene      0.570 0.762 0.684 0.840 0.826 0.872 0.851 0.636 0.755  14.89
            ---- Quadratic regr., Force(0,0) ----  Coefficient =  0.9986
              Response Ratio = 0.00000 + 0.78073 *A + 0.04386 *A^2

83) Bromoform    0.203 0.232 0.212 0.267 0.250 0.264 0.260 0.188 0.234  12.97
84) Isopropylben 1.290 1.334 1.240 1.392 1.365 1.487 1.459 1.149 1.339   8.37

85) I   1,4-Dichlorobenzene-d ----------------ISTD--------------------
86) 4-Bromofluor 0.896 0.883 0.881 0.876 0.874 0.854 0.856 0.882 0.875   1.60
87) cis-1,4-Dich       0.119 0.126 0.156 0.155 0.176 0.176 0.070 0.140  27.02
            ---- Quadratic regr., Force(0,0) ----  Coefficient =  0.9981
              Response Ratio = 0.00000 + 0.13649 *A + 0.02191 *A^2

88) n-Propylbenz 2.902 2.730 2.520 2.803 2.769 2.880 2.854 2.514 2.747   5.55
89) Bromobenzene 0.566 0.537 0.514 0.606 0.576 0.590 0.583 0.545 0.564   5.42
90) 1,1,2,2-Tetr 0.699 0.720 0.647 0.762 0.707 0.723 0.717 0.627 0.700   6.24
91) 1,3,5-Trimet 2.041 1.936 1.769 2.070 1.993 2.088 2.061 1.739 1.962   7.01
92) 2-Chlorotolu 1.958 1.899 1.703 1.910 1.849 1.851 1.821 1.758 1.844   4.49
93) trans-1,4-Di       0.125 0.115 0.184 0.171 0.191 0.185 0.038 0.144  38.80
            ---- Quadratic regr., Force(0,0) ----  Coefficient =  0.9942
              Response Ratio = 0.00000 + 0.15177 *A + 0.01999 *A^2
```

Initial Calibration Summary

Job Number: FC10637
Account: BHATALB Bhate Environmental
Project: Griffiss AFB; Rome, NY

Sample: V5E1919-ICC1919
Lab FileID: 5E42947.D

```
 94) 1,2,3-Trichl 0.182 0.212 0.201 0.236 0.224 0.220 0.217 0.161 0.206  11.86
 95) Cyclohexanon       0.017 0.018 0.025 0.027 0.028 0.028 0.004 0.021  42.39
             ---- Quadratic regr., Force(0,0) ----  Coefficient =  0.9961
               Response Ratio = 0.00000 + 0.02162 *A + 0.00073 *A^2

 96) 4-Chlorotolu 1.627 1.737 1.515 1.730 1.684 1.709 1.707 1.499 1.651   5.77
 97) a-Methyl sty                                                0.000  -1.00
 98) tert-Butylbe 1.231 1.111 1.036 1.189 1.133 1.196 1.167 1.034 1.137   6.43
 99) 1,2,4-Trimet 1.833 1.853 1.745 2.040 1.983 2.073 2.037 1.686 1.906   7.72
100) Pentachloroe 0.255 0.301 0.272 0.302 0.313 0.315 0.302 0.333 0.299   8.29
101) sec-Butylben 2.585 2.417 2.223 2.573 2.526 2.748 2.696 2.224 2.499   7.90
102) 4-Isopropylt 1.897 2.048 1.930 2.247 2.251 2.421 2.376 1.822 2.124  10.81
103) 1,3-Dichloro 1.235 1.143 1.037 1.208 1.162 1.198 1.202 1.010 1.149   7.21
104) 1,2,3-Trimet 2.169 1.986 1.870 2.136 2.062 2.104 2.094 1.799 2.027   6.50
105) 1,4-Dichloro 1.325 1.187 1.105 1.282 1.217 1.260 1.228 1.176 1.222   5.59
106) n-Butylbenze 0.833 1.003 0.937 1.173 1.157 1.265 1.240 0.872 1.060  16.02
             ---- Quadratic regr., Force(0,0) ----  Coefficient =  0.9983
               Response Ratio = 0.00000 + 1.06853 *A + 0.10078 *A^2

107) Benzyl Chlor 0.037 0.183 0.179 0.252 0.245 0.268 0.276 0.133 0.197  41.67
             ---- Quadratic regr., Force(0,0) ----  Coefficient =  0.9976
               Response Ratio = 0.00000 + 0.20903 *A + 0.03669 *A^2

108) 1,2-Dichloro 1.061 1.108 0.997 1.175 1.116 1.174 1.160 0.984 1.097   6.93
109) 1,2-Dibromo-       0.115 0.117 0.153 0.141 0.151 0.150 0.018 0.121  39.85
             ---- Quadratic regr., Force(0,0) ----  Coefficient =  0.9963
               Response Ratio = 0.00000 + 0.13058 *A + 0.01126 *A^2

110) Hexachlorobu 0.270 0.293 0.265 0.298 0.304 0.355 0.341 0.274 0.300  11.00
111) 1,2,4-Trichl 0.625 0.659 0.658 0.811 0.772 0.815 0.806 0.566 0.714  13.75
112) Naphthalene  1.445 1.731 1.600 2.101 2.028 2.109 2.117 1.308 1.805  18.15
             ---- Quadratic regr., Force(0,0) ----  Coefficient =  0.9981
               Response Ratio = 0.00000 + 1.87120 *A + 0.13969 *A^2

113) 1,2,3-Trichl 0.556 0.621 0.578 0.723 0.682 0.714 0.713 0.518 0.638  12.61
 ---------------------------------------------------------------------------
 (#) = Out of Range  ###  Number of calibration levels exceeded format  ###

           appIX10-11-2023_.M        Thu Oct 12 08:25:40 2023
```

Initial Calibration Verification

Job Number: FC10637
Account: BHATALB Bhate Environmental
Project: Griffiss AFB; Rome, NY

Sample: V5E1919-ICV1919
Lab FileID: 5E42951.D

Evaluate Continuing Calibration Report

Data File : C:\msdchem\1\data\10-11-2023\5E42951.D Vial: 11
Acq On : 11 Oct 2023 6:45 pm Operator: joannel
Sample : ICV1919-5 Inst : MSVOA20
Misc : MS54902,V5E1919,,,,, Multiplr: 1.00
MS Integration Params: ult...ll.p

Method : C:\msdchem\1\met...pIX10-11-2023_.M (RTE Integrator)
Title : SW-846 Method 5030B/8260B & EPA 624
Last Update : Thu Oct 12 08:18:51 2023
Response via : Multiple Level Calibration

Min. RRF : 0.000 Min. Rel. Area : 50% Max. R.T. Dev 0.50min
Max. RRF Dev : 20% Max. Rel. Area : 200%

		Compound	AvgRF	CCRF	%Dev	Area%	Dev(min)	R.T.
1	I	Fluorobenzene	1.000	1.000	0.0	120	0.00	8.46
			Amount	Calc.	%Drift			
2		Dichlorodifluoromethane			NA			
			AvgRF	CCRF	%Dev			
3	P	Chloromethane	0.221	0.233	-5.4	133	0.00	3.14
4	C	Vinyl Chloride	0.176	0.203	-15.3	131	0.00	3.26
5		1,3-Butadiene	0.232	0.251	-8.2	146	0.00	3.29
6		Bromomethane	0.077	0.091	-18.2	141	0.00	3.77
			Amount	Calc.	%Drift			
7		Chloroethane	40.000	42.571	-6.4	127	0.00	3.95
			AvgRF	CCRF	%Dev			
8		Trichlorofluoromethane	0.324	0.325	-0.3	116	0.00	4.16
9		Ethyl Ether	0.169	0.193	-14.2	134	0.00	4.58
			Amount	Calc.	%Drift			
10		Ethanol	800.000	807.995	-1.0	116	-0.02	4.77
			AvgRF	CCRF	%Dev			
11		1,2-Dichlorotrifluoroetha	0.210	0.244	-16.2	139	0.00	4.83
12	C	1,1-Dichloroethene	0.303	0.318	-5.0	122	0.00	4.86
			Amount	Calc.	%Drift			
13		Freon 113	40.000	47.513	-18.8	148	0.00	4.90
			AvgRF	CCRF	%Dev			
14		Carbon Disulfide	0.585	0.610	-4.3	130	0.00	4.92
			Amount	Calc.	%Drift			
15		Iodomethane	40.000	40.405	-1.0	118	0.00	5.06
16		Acrolein	200.000	200.293	-0.1	116	0.00	5.29
			AvgRF	CCRF	%Dev			
17		Allyl chloride	0.249	0.279	-12.0	133	0.00	5.46
			Amount	Calc.	%Drift			
18		Methylene Chloride	40.000	40.697	-1.7	127	0.00	5.59
			AvgRF	CCRF	%Dev			

Initial Calibration Verification

Job Number: FC10637
Account: BHATALB Bhate Environmental
Project: Griffiss AFB; Rome, NY

Sample: V5E1919-ICV1919
Lab FileID: 5E42951.D

19		Acetone			----------NA----------				
20		Methyl acetate		0.200	0.199	0.5	114	0.00	5.78
21		trans-1,2-Dichloroethene		0.294	0.314	-6.8	125	0.00	5.79
22		Hexane		0.203	0.215	-5.9	134	0.00	5.87
23		Methyl Tert Butyl Ether		0.611	0.639	-4.6	125	0.00	5.90
24		Acetonitrile		0.031	0.031	0.0	118	0.00	6.21
25		Di-isopropyl ether		0.704	0.744	-5.7	124	0.00	6.32
26		Chloroprene		0.304	0.269	11.5	108	0.00	6.49
27	P	1,1-Dichloroethane		0.385	0.393	-2.1	121	0.00	6.52
28		Acrylonitrile		0.101	0.106	-5.0	123	0.00	6.57
29		ETBE		0.686	0.734	-7.0	126	0.00	6.74
			Amount	Calc.		%Drift			
30		Tert Butyl Alcohol	400.000	375.457		6.1	113	0.00	5.98
			AvgRF	CCRF		%Dev			
31		Vinyl acetate		0.510	0.485	4.9	114	0.00	6.77
32		cis-1,2-Dichloroethene		0.217	0.225	-3.7	122	0.00	7.13
33		2,2-Dichloropropane		0.297	0.317	-6.7	126	0.00	7.25
34		Bromochloromethane		0.107	0.113	-5.6	123	0.00	7.35
35		Cyclohexane		0.372	0.417	-12.1	131	0.00	7.37
36	C	Chloroform		0.395	0.415	-5.1	124	0.00	7.41
37		Ethyl acetate		0.284	0.286	-0.7	123	0.00	7.50
38		Tetrahydrofuran		0.093	0.089	4.3	111	0.00	7.60
39	S	Dibromofluoromethane		0.303	0.297	2.0	117	0.00	7.61
40		Carbon Tetrachloride		0.323	0.327	-1.2	118	0.00	7.59
41		1,1,1-Trichloroethane		0.355	0.368	-3.7	119	0.00	7.66
			Amount	Calc.		%Drift			
42		2-Butanone			----------NA----------				
			AvgRF	CCRF		%Dev			
43		1,1-Dichloropropene		0.262	0.303	-15.6	131	0.00	7.78
44		tert-Butyl formate		0.098	0.099	-1.0	117	0.00	7.87
			Amount	Calc.		%Drift			
45		Propionitrile	400.000	389.402		2.6	116	0.00	8.05
			AvgRF	CCRF		%Dev			
46		Methacrylonitrile		0.182	0.176	3.3	119	0.00	8.07
47		Benzene		0.773	0.828	-7.1	127	0.00	8.05
48		TAME		0.602	0.621	-3.2	120	0.00	8.12
49	S	1,2-Dichloroethane-d4		0.339	0.331	2.4	120	0.00	8.18
50		1,2-Dichloroethane		0.318	0.316	0.6	118	0.00	8.26
			Amount	Calc.		%Drift			
51		tert Amyl alcohol	400.000	387.240		3.2	114	0.00	8.29
			AvgRF	CCRF		%Dev			
52		Trichloroethene		0.225	0.237	-5.3	125	0.00	8.64
53		Methylcyclohexane		0.349	0.388	-11.2	130	0.00	8.64
			Amount	Calc.		%Drift			
54		Dibromomethane	40.000	42.103		-5.3	127	0.00	9.09
			AvgRF	CCRF		%Dev			
55	C	1,2-Dichloropropane		0.196	0.230	-17.3	131	0.00	9.18
56		Bromodichloromethane		0.305	0.301	1.3	117	0.00	9.22
			Amount	Calc.		%Drift			

Initial Calibration Verification

Job Number: FC10637
Account: BHATALB Bhate Environmental
Project: Griffiss AFB; Rome, NY

Sample: V5E1919-ICV1919
Lab FileID: 5E42951.D

57		Methyl methacrylate	40.000	38.756	3.1	112	0.00	9.33
58		1,4-Dioxane	800.000	779.523	2.6	111	0.00	9.41
59		2-Chloroethyl vinyl ether	200.000	196.666	1.7	116	0.00	9.75
			AvgRF	CCRF	%Dev			
60		cis-1,3-Dichloropropene	0.302	0.340	-12.6	128	0.00	9.85
61	I	Chlorobenzene-d5	1.000	1.000	0.0	117	0.00	11.60
62	S	Toluene-d8	1.344	1.351	-0.5	118	0.00	10.04
63	C	Toluene	1.175	1.251	-6.5	127	0.00	10.09
			Amount	Calc.	%Drift			
64		Isobutyl alcohol	800.000	803.939	-0.5	116	0.00	8.18
			AvgRF	CCRF	%Dev			
65		2-Nitropropane	0.102	0.097	4.9	107	0.00	10.32
66		4-Methyl-2-pentanone	0.366	0.403	-10.1	125	0.00	10.43
67		trans-1,3-Dichloropropene	0.384	0.418	-8.9	119	0.00	10.49
			Amount	Calc.	%Drift			
68		Tetrachloroethene	40.000	45.406	-13.5	137	0.00	10.49
69		Ethyl methacrylate	40.000	45.471	-13.7	133	0.00	10.59
			AvgRF	CCRF	%Dev			
70		1,1,2-Trichloroethane	0.219	0.243	-11.0	128	0.00	10.65
71		Dibromochloromethane	0.335	0.376	-12.2	127	0.00	10.85
72		1,3-Dichloropropane	0.417	0.491	-17.7	134	0.00	10.94
73		1,2-Dibromoethane	0.285	0.323	-13.3	125	0.00	11.12
			Amount	Calc.	%Drift			
74		3,3-Dimethyl-1-butanol	2000.000	1963.603	1.8	114	0.00	11.19
75		2-hexanone	200.000	233.801	-16.9	138	0.00	11.25
76		1-Chlorohexane	40.000	42.539	-6.3	125	0.00	11.54
			AvgRF	CCRF	%Dev			
77	C	Ethylbenzene	1.376	1.420	-3.2	125	0.00	11.61
78	P	Chlorobenzene	0.805	0.842	-4.6	124	0.00	11.62
79		1,1,1,2-Tetrachloroethane	0.310	0.329	-6.1	122	0.00	11.67
80		m,p-Xylene	1.061	1.122	-5.7	124	0.00	11.75
81		o-Xylene	1.068	1.116	-4.5	120	0.00	12.19
			Amount	Calc.	%Drift			
82		Styrene	40.000	42.415	-6.0	123	0.00	12.24
			AvgRF	CCRF	%Dev			
83	P	Bromoform	0.234	0.250	-6.8	117	0.00	12.30
84		Isopropylbenzene	1.339	1.461	-9.1	125	0.00	12.49
85	I	1,4-Dichlorobenzene-d4	1.000	1.000	0.0	118	0.00	13.96
86	S	4-Bromofluorobenzene	0.875	0.874	0.1	118	0.00	12.82
			Amount	Calc.	%Drift			
87		cis-1,4-Dichloro-2-butene	40.000	45.892	-14.7	137	0.00	12.85
			AvgRF	CCRF	%Dev			
88		n-Propylbenzene	2.747	2.864	-4.3	122	0.00	12.91
89		Bromobenzene	0.564	0.617	-9.4	126	0.00	12.94
90	P	1,1,2,2-Tetrachloroethane	0.700	0.744	-6.3	124	0.00	12.98
91		1,3,5-Trimethylbenzene	1.962	2.111	-7.6	125	0.00	13.10
92		2-Chlorotoluene	1.844	1.873	-1.6	119	0.00	13.11

Initial Calibration Verification

Job Number: FC10637
Account: BHATALB Bhate Environmental
Project: Griffiss AFB; Rome, NY
Sample: V5E1919-ICV1919
Lab FileID: 5E42951.D

		Amount	Calc.	%Drift			
93	trans-1,4-Dichloro-2-Bute	40.000	40.981	-2.5	119	0.00	13.17
		AvgRF	CCRF	%Dev			
94	1,2,3-Trichloropropane	0.206	0.229	-11.2	121	0.00	13.15
		Amount	Calc.	%Drift			
95	Cyclohexanone	200.000	308.484	-54.2#	176	0.00	13.22
		AvgRF	CCRF	%Dev			
96	4-Chlorotoluene	1.651	1.704	-3.2	119	0.00	13.28
97	a-Methyl styrene			NA			
98	tert-Butylbenzene	1.137	1.187	-4.4	123	0.00	13.44
99	1,2,4-Trimethylbenzene	1.906	2.089	-9.6	124	0.00	13.51
100	Pentachloroethane	0.299	0.261	12.7	98	0.00	13.49
101	sec-Butylbenzene	2.499	2.621	-4.9	122	0.00	13.62
102	4-Isopropyltoluene	2.124	2.304	-8.5	121	0.00	13.75
103	1,3-Dichlorobenzene	1.149	1.195	-4.0	121	0.00	13.89
104	1,2,3-Trimethylbenzene	2.027	2.121	-4.6	121	0.00	13.96
105	1,4-Dichlorobenzene	1.222	1.269	-3.8	123	0.00	13.97
		Amount	Calc.	%Drift			
106	n-Butylbenzene	40.000	43.339	-8.3	128	0.00	14.18
107	Benzyl Chloride	40.000	39.920	0.2	114	0.00	14.20
		AvgRF	CCRF	%Dev			
108	1,2-Dichlorobenzene	1.097	1.173	-6.9	124	0.00	14.39
		Amount	Calc.	%Drift			
109	1,2-Dibromo-3-Chloropropa	40.000	43.072	-7.7	127	0.00	15.12
		AvgRF	CCRF	%Dev			
110	Hexachlorobutadiene	0.300	0.336	-12.0	130	0.00	15.66
111	1,2,4-Trichlorobenzene	0.714	0.795	-11.3	122	0.00	15.71
		Amount	Calc.	%Drift			
112	Naphthalene	40.000	40.861	-2.2	118	0.00	16.01
		AvgRF	CCRF	%Dev			
113	1,2,3-Trichlorobenzene	0.638	0.706	-10.7	122	0.00	16.18

(#) = Out of Range SPCC's out = 0 CCC's out = 0
5E42947.D appIX10-11-2023_.M Thu Oct 12 11:24:24 2023

Initial Calibration Verification

Job Number: FC10637
Account: BHATALB Bhate Environmental
Project: Griffiss AFB; Rome, NY

Sample: V5E1919-ICV1919
Lab FileID: 5E42955A.D

Evaluate Continuing Calibration Report

Data File : C:\msdchem\1\data\10-12-2023\5E42955A.D Vial: 3
Acq On : 12 Oct 2023 10:07 am Operator: joannel
Sample : ICV1919-4 Inst : MSVOA20
Misc : MS54902,V5E1919,,,,, Multiplr: 1.00
MS Integration Params: ult...ll.p

Method : C:\msdchem\1\met...pIX10-11-2023_.M (RTE Integrator)
Title : SW-846 Method 5030B/8260B & EPA 624
Last Update : Thu Oct 12 08:18:51 2023
Response via : Multiple Level Calibration

Min. RRF : 0.000 Min. Rel. Area : 50% Max. R.T. Dev 0.50min
Max. RRF Dev : 20% Max. Rel. Area : 200%

		Compound	AvgRF	CCRF	%Dev	Area%	Dev(min)	R.T.
1	I	Fluorobenzene	1.000	1.000	0.0	135	0.00	8.46
			Amount	Calc.	%Drift			
2		Dichlorodifluoromethane	25.000	27.503	-10.0	145	0.00	2.81
			AvgRF	CCRF	%Dev			
3	P	Chloromethane			NA			
4	C	Vinyl Chloride			NA			
5		1,3-Butadiene			NA			
6		Bromomethane			NA			
			Amount	Calc.	%Drift			
7		Chloroethane			NA			
			AvgRF	CCRF	%Dev			
8		Trichlorofluoromethane			NA			
9		Ethyl Ether			NA			
			Amount	Calc.	%Drift			
10		Ethanol			NA			
			AvgRF	CCRF	%Dev			
11		1,2-Dichlorotrifluoroetha			NA			
12	C	1,1-Dichloroethene			NA			
			Amount	Calc.	%Drift			
13		Freon 113			NA			
			AvgRF	CCRF	%Dev			
14		Carbon Disulfide			NA			
			Amount	Calc.	%Drift			
15		Iodomethane			NA			
16		Acrolein			NA			
			AvgRF	CCRF	%Dev			
17		Allyl chloride			NA			
			Amount	Calc.	%Drift			
18		Methylene Chloride			NA			
			AvgRF	CCRF	%Dev			

Initial Calibration Verification

Job Number: FC10637
Account: BHATALB Bhate Environmental
Project: Griffiss AFB; Rome, NY

Sample: V5E1919-ICV1919
Lab FileID: 5E42955A.D

19		Acetone	0.075	0.088	-17.3	146	0.00	5.64
20		Methyl acetate		----------NA----------				
21		trans-1,2-Dichloroethene		----------NA----------				
22		Hexane		----------NA----------				
23		Methyl Tert Butyl Ether		----------NA----------				
24		Acetonitrile		----------NA----------				
25		Di-isopropyl ether		----------NA----------				
26		Chloroprene		----------NA----------				
27	P	1,1-Dichloroethane		----------NA----------				
28		Acrylonitrile		----------NA----------				
29		ETBE		----------NA----------				
		----------	Amount	Calc.	%Drift	----------		
30		Tert Butyl Alcohol		----------NA----------				
		----------	AvgRF	CCRF	%Dev	----------		
31		Vinyl acetate		----------NA----------				
32		cis-1,2-Dichloroethene		----------NA----------				
33		2,2-Dichloropropane		----------NA----------				
34		Bromochloromethane		----------NA----------				
35		Cyclohexane		----------NA----------				
36	C	Chloroform		----------NA----------				
37		Ethyl acetate		----------NA----------				
38		Tetrahydrofuran		----------NA----------				
39	S	Dibromofluoromethane	0.303	0.291	4.0	132	0.00	7.60
40		Carbon Tetrachloride		----------NA----------				
41		1,1,1-Trichloroethane		----------NA----------				
		----------	Amount	Calc.	%Drift	----------		
42		2-Butanone	125.000	128.308	-2.6	130	0.00	7.73
		----------	AvgRF	CCRF	%Dev	----------		
43		1,1-Dichloropropene		----------NA----------				
44		tert-Butyl formate		----------NA----------				
		----------	Amount	Calc.	%Drift	----------		
45		Propionitrile		----------NA----------				
		----------	AvgRF	CCRF	%Dev	----------		
46		Methacrylonitrile		----------NA----------				
47		Benzene		----------NA----------				
48		TAME		----------NA----------				
49	S	1,2-Dichloroethane-d4	0.339	0.318	6.2	122	0.00	8.18
50		1,2-Dichloroethane		----------NA----------				
		----------	Amount	Calc.	%Drift	----------		
51		tert Amyl alcohol		----------NA----------				
		----------	AvgRF	CCRF	%Dev	----------		
52		Trichloroethene		----------NA----------				
53		Methylcyclohexane		----------NA----------				
		----------	Amount	Calc.	%Drift	----------		
54		Dibromomethane		----------NA----------				
		----------	AvgRF	CCRF	%Dev	----------		
55	C	1,2-Dichloropropane		----------NA----------				
56		Bromodichloromethane		----------NA----------				
		----------	Amount	Calc.	%Drift	----------		

Initial Calibration Verification

Job Number: FC10637
Account: BHATALB Bhate Environmental
Project: Griffiss AFB; Rome, NY

Sample: V5E1919-ICV1919
Lab FileID: 5E42955A.D

57		Methyl methacrylate		----------NA----------				
58		1,4-Dioxane		----------NA----------				
59		2-Chloroethyl vinyl ether		----------NA----------				
		----------	AvgRF	CCRF	%Dev	----------		
60		cis-1,3-Dichloropropene		----------NA----------				
61	I	Chlorobenzene-d5	1.000	1.000	0.0	134	0.00	11.60
62	S	Toluene-d8	1.344	1.348	-0.3	134	0.00	10.04
63	C	Toluene		----------NA----------				
		----------	Amount	Calc.	%Drift	----------		
64		Isobutyl alcohol		----------NA----------				
		----------	AvgRF	CCRF	%Dev	----------		
65		2-Nitropropane		----------NA----------				
66		4-Methyl-2-pentanone		----------NA----------				
67		trans-1,3-Dichloropropene		----------NA----------				
		----------	Amount	Calc.	%Drift	----------		
68		Tetrachloroethene		----------NA----------				
69		Ethyl methacrylate		----------NA----------				
		----------	AvgRF	CCRF	%Dev	----------		
70		1,1,2-Trichloroethane		----------NA----------				
71		Dibromochloromethane		----------NA----------				
72		1,3-Dichloropropane		----------NA----------				
73		1,2-Dibromoethane		----------NA----------				
		----------	Amount	Calc.	%Drift	----------		
74		3,3-Dimethyl-1-butanol		----------NA----------				
75		2-hexanone		----------NA----------				
76		1-Chlorohexane		----------NA----------				
		----------	AvgRF	CCRF	%Dev	----------		
77	C	Ethylbenzene		----------NA----------				
78	P	Chlorobenzene		----------NA----------				
79		1,1,1,2-Tetrachloroethane		----------NA----------				
80		m,p-Xylene		----------NA----------				
81		o-Xylene		----------NA----------				
		----------	Amount	Calc.	%Drift	----------		
82		Styrene		----------NA----------				
		----------	AvgRF	CCRF	%Dev	----------		
83	P	Bromoform		----------NA----------				
84		Isopropylbenzene		----------NA----------				
85	I	1,4-Dichlorobenzene-d4	1.000	1.000	0.0	128	0.00	13.96
86	S	4-Bromofluorobenzene	0.875	0.897	-2.5	131	0.00	12.82
		----------	Amount	Calc.	%Drift	----------		
87		cis-1,4-Dichloro-2-butene		----------NA----------				
		----------	AvgRF	CCRF	%Dev	----------		
88		n-Propylbenzene		----------NA----------				
89		Bromobenzene		----------NA----------				
90	P	1,1,2,2-Tetrachloroethane		----------NA----------				
91		1,3,5-Trimethylbenzene		----------NA----------				
92		2-Chlorotoluene		----------NA----------				

Initial Calibration Verification

Job Number: FC10637
Account: BHATALB Bhate Environmental
Project: Griffiss AFB; Rome, NY

Sample: V5E1919-ICV1919
Lab FileID: 5E42955A.D

		Amount	Calc.	%Drift	
93	trans-1,4-Dichloro-2-Bute		NA		
		AvgRF	CCRF	%Dev	
94	1,2,3-Trichloropropane		NA		
		Amount	Calc.	%Drift	
95	Cyclohexanone		NA		
		AvgRF	CCRF	%Dev	
96	4-Chlorotoluene		NA		
97	a-Methyl styrene		NA		
98	tert-Butylbenzene		NA		
99	1,2,4-Trimethylbenzene		NA		
100	Pentachloroethane		NA		
101	sec-Butylbenzene		NA		
102	4-Isopropyltoluene		NA		
103	1,3-Dichlorobenzene		NA		
104	1,2,3-Trimethylbenzene		NA		
105	1,4-Dichlorobenzene		NA		
		Amount	Calc.	%Drift	
106	n-Butylbenzene		NA		
107	Benzyl Chloride		NA		
		AvgRF	CCRF	%Dev	
108	1,2-Dichlorobenzene		NA		
		Amount	Calc.	%Drift	
109	1,2-Dibromo-3-Chloropropa		NA		
		AvgRF	CCRF	%Dev	
110	Hexachlorobutadiene		NA		
111	1,2,4-Trichlorobenzene		NA		
		Amount	Calc.	%Drift	
112	Naphthalene		NA		
		AvgRF	CCRF	%Dev	
113	1,2,3-Trichlorobenzene		NA		

(#) = Out of Range SPCC's out = 5 CCC's out = 6
5E42946.D appIX10-11-2023_.M Thu Oct 12 10:47:40 2023

Continuing Calibration Summary

Job Number: FC10637
Account: BHATALB Bhate Environmental
Project: Griffiss AFB; Rome, NY

Sample: V5E1945-CC1919
Lab FileID: 5E43553.D

Evaluate Continuing Calibration Report

Data File : C:\msdchem\1\data\10-31-2023\5E43553.D Vial: 2
Acq On : 31 Oct 2023 7:28 am Operator: neilc1
Sample : CC1919-5 Inst : MSVOA20
Misc : MS55162,V5E1945,,,,, Multiplr: 1.00
MS Integration Params: ult...ll.p

Method : C:\msdchem\1\met...pIX10-11-2023_.M (RTE Integrator)
Title : SW-846 Method 5030B/8260B & EPA 624
Last Update : Thu Oct 12 08:18:51 2023
Response via : Multiple Level Calibration

Min. RRF : 0.000 Min. Rel. Area : 50% Max. R.T. Dev 0.50min
Max. RRF Dev : 20% Max. Rel. Area : 200%

		Compound	AvgRF	CCRF	%Dev	Area%	Dev(min)	R.T.
1	I	Fluorobenzene	1.000	1.000	0.0	90	0.00	8.46
			Amount	Calc.	%Drift			
2		Dichlorodifluoromethane	40.000	48.539	-21.3#	110	0.00	2.81
			AvgRF	CCRF	%Dev			
3	P	Chloromethane	0.221	0.215	2.7	92	0.00	3.13
4	C	Vinyl Chloride	0.176	0.185	-5.1	90	0.00	3.26
5		1,3-Butadiene	0.232	0.241	-3.9	105	0.00	3.29
6		Bromomethane	0.077	0.082	-6.5	95	0.00	3.77
			Amount	Calc.	%Drift			
7		Chloroethane	40.000	41.323	-3.3	92	0.00	3.95
			AvgRF	CCRF	%Dev			
8		Trichlorofluoromethane	0.324	0.379	-17.0	102	0.00	4.16
9		Ethyl Ether	0.169	0.161	4.7	83	0.00	4.58
			Amount	Calc.	%Drift			
10		Ethanol	800.000	275.993	65.5#	30	-0.02	4.77
			AvgRF	CCRF	%Dev			
11		1,2-Dichlorotrifluoroetha	0.210	0.203	3.3	87	0.00	4.83
12	C	1,1-Dichloroethene	0.303	0.333	-9.9	95	0.00	4.86
			Amount	Calc.	%Drift			
13		Freon 113	40.000	41.876	-4.7	97	0.00	4.90
			AvgRF	CCRF	%Dev			
14		Carbon Disulfide	0.585	0.560	4.3	89	0.00	4.92
			Amount	Calc.	%Drift			
15		Iodomethane	40.000	39.520	1.2	87	0.00	5.06
16		Acrolein	200.000	172.236	13.9	74	0.00	5.29
			AvgRF	CCRF	%Dev			
17		Allyl chloride	0.249	0.258	-3.6	92	0.00	5.46
			Amount	Calc.	%Drift			
18		Methylene Chloride	40.000	39.700	0.7	93	0.00	5.59
			AvgRF	CCRF	%Dev			

Continuing Calibration Summary

Job Number: FC10637
Account: BHATALB Bhate Environmental
Project: Griffiss AFB; Rome, NY

Sample: V5E1945-CC1919
Lab FileID: 5E43553.D

19		Acetone	0.075	0.064	14.7	77	0.00	5.64
20		Methyl acetate	0.200	0.168	16.0	72	0.00	5.77
21		trans-1,2-Dichloroethene	0.294	0.311	-5.8	93	0.00	5.79
22		Hexane	0.203	0.199	2.0	93	0.00	5.87
23		Methyl Tert Butyl Ether	0.611	0.607	0.7	89	0.00	5.89
24		Acetonitrile	0.031	0.023	25.8#	66	0.00	6.21
25		Di-isopropyl ether	0.704	0.689	2.1	86	0.00	6.32
26		Chloroprene	0.304	0.333	-9.5	101	0.00	6.49
27	P	1,1-Dichloroethane	0.385	0.386	-0.3	89	0.00	6.52
28		Acrylonitrile	0.101	0.089	11.9	78	0.00	6.57
29		ETBE	0.686	0.679	1.0	87	0.00	6.74
			Amount	Calc.	%Drift			
30		Tert Butyl Alcohol	400.000	277.610	30.6#	63	0.00	5.97
			AvgRF	CCRF	%Dev			
31		Vinyl acetate	0.510	0.485	4.9	85	0.00	6.77
32		cis-1,2-Dichloroethene	0.217	0.225	-3.7	91	0.00	7.13
33		2,2-Dichloropropane	0.297	0.348	-17.2	104	0.00	7.25
34		Bromochloromethane	0.107	0.119	-11.2	97	0.00	7.35
35		Cyclohexane	0.372	0.393	-5.6	93	0.00	7.37
36	C	Chloroform	0.395	0.423	-7.1	95	0.00	7.41
37		Ethyl acetate	0.284	0.231	18.7	75	0.00	7.50
38		Tetrahydrofuran	0.093	0.074	20.4#	68	0.00	7.60
39	S	Dibromofluoromethane	0.303	0.305	-0.7	90	0.00	7.60
40		Carbon Tetrachloride	0.323	0.373	-15.5	101	0.00	7.59
41		1,1,1-Trichloroethane	0.355	0.410	-15.5	99	0.00	7.66
			Amount	Calc.	%Drift			
42		2-Butanone	200.000	160.249	19.9	72	0.00	7.73
			AvgRF	CCRF	%Dev			
43		1,1-Dichloropropene	0.262	0.298	-13.7	96	0.00	7.78
44		tert-Butyl formate	0.098	0.113	-15.3	99	0.00	7.87
			Amount	Calc.	%Drift			
45		Propionitrile	400.000	327.952	18.0	73	0.00	8.05
			AvgRF	CCRF	%Dev			
46		Methacrylonitrile	0.182	0.152	16.5	77	0.00	8.07
47		Benzene	0.773	0.790	-2.2	91	0.00	8.04
48		TAME	0.602	0.596	1.0	87	0.00	8.12
49	S	1,2-Dichloroethane-d4	0.339	0.365	-7.7	99	0.00	8.18
50		1,2-Dichloroethane	0.318	0.338	-6.3	95	0.00	8.25
			Amount	Calc.	%Drift			
51		tert Amyl alcohol	400.000	280.305	29.9#	61	0.00	8.29
			AvgRF	CCRF	%Dev			
52		Trichloroethene	0.225	0.240	-6.7	95	0.00	8.64
53		Methylcyclohexane	0.349	0.383	-9.7	96	0.00	8.64
			Amount	Calc.	%Drift			
54		Dibromomethane	40.000	41.455	-3.6	94	0.00	9.08
			AvgRF	CCRF	%Dev			
55	C	1,2-Dichloropropane	0.196	0.203	-3.6	87	0.00	9.18
56		Bromodichloromethane	0.305	0.325	-6.6	94	0.00	9.22
			Amount	Calc.	%Drift			

Continuing Calibration Summary

Job Number: FC10637
Account: BHATALB Bhate Environmental
Project: Griffiss AFB; Rome, NY

Sample: V5E1945-CC1919
Lab FileID: 5E43553.D

57		Methyl methacrylate	40.000	37.219	7.0	80	0.00	9.33
58		1,4-Dioxane	800.000	663.743	17.0	70	0.00	9.41
59		2-Chloroethyl vinyl ether	200.000	160.785	19.6	70	0.00	9.75
			AvgRF	CCRF	%Dev			
60		cis-1,3-Dichloropropene	0.302	0.335	-10.9	94	0.00	9.85
61	I	Chlorobenzene-d5	1.000	1.000	0.0	93	0.00	11.60
62	S	Toluene-d8	1.344	1.315	2.2	92	0.00	10.04
63	C	Toluene	1.175	1.162	1.1	94	0.00	10.09
			Amount	Calc.	%Drift			
64		Isobutyl alcohol	800.000	532.148	33.5#	60	0.00	8.17
			AvgRF	CCRF	%Dev			
65		2-Nitropropane	0.102	0.095	6.9	83	0.00	10.32
66		4-Methyl-2-pentanone	0.366	0.312	14.8	77	0.00	10.43
67		trans-1,3-Dichloropropene	0.384	0.426	-10.9	97	0.00	10.49
			Amount	Calc.	%Drift			
68		Tetrachloroethene	40.000	38.718	3.2	92	0.00	10.49
69		Ethyl methacrylate	40.000	35.801	10.5	82	0.00	10.59
			AvgRF	CCRF	%Dev			
70		1,1,2-Trichloroethane	0.219	0.224	-2.3	94	0.00	10.65
71		Dibromochloromethane	0.335	0.353	-5.4	95	0.00	10.85
72		1,3-Dichloropropane	0.417	0.426	-2.2	93	0.00	10.94
73		1,2-Dibromoethane	0.285	0.304	-6.7	94	0.00	11.12
			Amount	Calc.	%Drift			
74		3,3-Dimethyl-1-butanol	2000.000	1382.925	30.9#	63	0.00	11.19
75		2-hexanone	200.000	159.259	20.4#	74	0.00	11.25
76		1-Chlorohexane	40.000	41.234	-3.1	97	0.00	11.54
			AvgRF	CCRF	%Dev			
77	C	Ethylbenzene	1.376	1.383	-0.5	97	0.00	11.61
78	P	Chlorobenzene	0.805	0.823	-2.2	96	0.00	11.62
79		1,1,1,2-Tetrachloroethane	0.310	0.332	-7.1	98	0.00	11.66
80		m,p-Xylene	1.061	1.106	-4.2	97	0.00	11.75
81		o-Xylene	1.068	1.107	-3.7	95	0.00	12.19
			Amount	Calc.	%Drift			
82		Styrene	40.000	40.571	-1.4	93	0.00	12.24
			AvgRF	CCRF	%Dev			
83	P	Bromoform	0.234	0.222	5.1	83	0.00	12.30
84		Isopropylbenzene	1.339	1.433	-7.0	98	0.00	12.49
85	I	1,4-Dichlorobenzene-d4	1.000	1.000	0.0	95	0.00	13.96
86	S	4-Bromofluorobenzene	0.875	0.855	2.3	93	0.00	12.81
			Amount	Calc.	%Drift			
87		cis-1,4-Dichloro-2-butene	40.000	19.817	50.5#	44	0.00	12.85
			AvgRF	CCRF	%Dev			
88		n-Propylbenzene	2.747	2.758	-0.4	95	0.00	12.91
89		Bromobenzene	0.564	0.588	-4.3	97	0.00	12.94
90	P	1,1,2,2-Tetrachloroethane	0.700	0.617	11.9	83	0.00	12.98
91		1,3,5-Trimethylbenzene	1.962	1.990	-1.4	95	0.00	13.10
92		2-Chlorotoluene	1.844	1.813	1.7	93	0.00	13.11

Continuing Calibration Summary

Job Number: FC10637
Account: BHATALB Bhate Environmental
Project: Griffiss AFB; Rome, NY

Sample: V5E1945-CC1919
Lab FileID: 5E43553.D

		Amount	Calc.	%Drift			
93	trans-1,4-Dichloro-2-Bute	40.000	22.005	45.0#	49	0.00	13.17
		AvgRF	CCRF	%Dev			
94	1,2,3-Trichloropropane	0.206	0.197	4.4	84	0.00	13.15
		Amount	Calc.	%Drift			
95	Cyclohexanone	200.000	149.057	25.5#	63	0.00	13.22
		AvgRF	CCRF	%Dev			
96	4-Chlorotoluene	1.651	1.666	-0.9	94	0.00	13.27
97	a-Methyl styrene		----------NA----------				
98	tert-Butylbenzene	1.137	1.144	-0.6	96	0.00	13.44
99	1,2,4-Trimethylbenzene	1.906	1.975	-3.6	95	0.00	13.50
100	Pentachloroethane	0.299	0.336	-12.4	102	0.00	13.49
101	sec-Butylbenzene	2.499	2.527	-1.1	95	0.00	13.62
102	4-Isopropyltoluene	2.124	2.221	-4.6	94	0.00	13.75
103	1,3-Dichlorobenzene	1.149	1.158	-0.8	95	0.00	13.89
104	1,2,3-Trimethylbenzene	2.027	2.010	0.8	93	0.00	13.96
105	1,4-Dichlorobenzene	1.222	1.221	0.1	96	0.00	13.97
		Amount	Calc.	%Drift			
106	n-Butylbenzene	40.000	37.594	6.0	89	0.00	14.17
107	Benzyl Chloride	40.000	40.936	-2.3	95	0.00	14.20
		AvgRF	CCRF	%Dev			
108	1,2-Dichlorobenzene	1.097	1.111	-1.3	95	0.00	14.39
		Amount	Calc.	%Drift			
109	1,2-Dibromo-3-Chloropropa	40.000	33.499	16.3	78	0.00	15.12
		AvgRF	CCRF	%Dev			
110	Hexachlorobutadiene	0.300	0.270	10.0	84	0.00	15.66
111	1,2,4-Trichlorobenzene	0.714	0.593	16.9	73	0.00	15.71
		Amount	Calc.	%Drift			
112	Naphthalene	40.000	26.477	33.8#	61	0.00	16.01
		AvgRF	CCRF	%Dev			
113	1,2,3-Trichlorobenzene	0.638	0.433	32.1#	61	0.00	16.18

(#) = Out of Range SPCC's out = 0 CCC's out = 0
5E42947.D appIX10-11-2023_.M Tue Oct 31 11:00:56 2023

Continuing Calibration Summary

Job Number: FC10637
Account: BHATALB Bhate Environmental
Project: Griffiss AFB; Rome, NY

Sample: V5E1947-CC1919
Lab FileID: 5E43581.D

Evaluate Continuing Calibration Report

Data File : C:\msdchem\1\data\11-01-2023\5E43581.D Vial: 2
Acq On : 1 Nov 2023 7:26 am Operator: neilc1
Sample : CC1919-5 Inst : MSVOA20
Misc : MS55171,V5E1947,,,,, Multiplr: 1.00
MS Integration Params: ult...ll.p

Method : C:\msdchem\1\met...pIX10-11-2023_.M (RTE Integrator)
Title : SW-846 Method 5030B/8260B & EPA 624
Last Update : Thu Oct 12 08:18:51 2023
Response via : Multiple Level Calibration

Min. RRF : 0.000 Min. Rel. Area : 50% Max. R.T. Dev 0.50min
Max. RRF Dev : 20% Max. Rel. Area : 200%

		Compound	AvgRF	CCRF	%Dev	Area%	Dev(min)	R.T.
1	I	Fluorobenzene	1.000	1.000	0.0	80	0.00	8.46
			Amount	Calc.	%Drift			
2		Dichlorodifluoromethane	40.000	52.638	-31.6#	107	0.00	2.81
			AvgRF	CCRF	%Dev			
3	P	Chloromethane	0.221	0.225	-1.8	86	0.00	3.14
4	C	Vinyl Chloride	0.176	0.193	-9.7	84	0.00	3.26
5		1,3-Butadiene	0.232	0.253	-9.1	98	0.00	3.29
6		Bromomethane	0.077	0.082	-6.5	84	0.00	3.77
			Amount	Calc.	%Drift			
7		Chloroethane	40.000	42.719	-6.8	85	0.00	3.95
			AvgRF	CCRF	%Dev			
8		Trichlorofluoromethane	0.324	0.403	-24.4#	96	0.00	4.16
9		Ethyl Ether	0.169	0.169	0.0	78	0.00	4.58
			Amount	Calc.	%Drift			
10		Ethanol	800.000	488.215	39.0#	47	-0.02	4.76
			AvgRF	CCRF	%Dev			
11		1,2-Dichlorotrifluoroetha	0.210	0.210	0.0	80	0.00	4.83
12	C	1,1-Dichloroethene	0.303	0.346	-14.2	88	0.00	4.86
			Amount	Calc.	%Drift			
13		Freon 113	40.000	44.045	-10.1	91	0.00	4.90
			AvgRF	CCRF	%Dev			
14		Carbon Disulfide	0.585	0.585	0.0	83	0.00	4.92
			Amount	Calc.	%Drift			
15		Iodomethane	40.000	46.232	-15.6	92	0.00	5.06
16		Acrolein	200.000	177.444	11.3	69	0.00	5.29
			AvgRF	CCRF	%Dev			
17		Allyl chloride	0.249	0.257	-3.2	82	0.00	5.46
			Amount	Calc.	%Drift			
18		Methylene Chloride	40.000	38.610	3.5	81	0.00	5.59
			AvgRF	CCRF	%Dev			

Continuing Calibration Summary

Job Number: FC10637
Account: BHATALB Bhate Environmental
Project: Griffiss AFB; Rome, NY

Sample: V5E1947-CC1919
Lab FileID: 5E43581.D

19		Acetone	0.075	0.061	18.7	66	0.00	5.64
20		Methyl acetate	0.200	0.168	16.0	64	0.00	5.78
21		trans-1,2-Dichloroethene	0.294	0.318	-8.2	85	0.00	5.79
22		Hexane	0.203	0.203	0.0	84	0.00	5.87
23		Methyl Tert Butyl Ether	0.611	0.644	-5.4	84	0.00	5.90
24		Acetonitrile	0.031	0.024	22.6#	60	0.00	6.21
25		Di-isopropyl ether	0.704	0.691	1.8	77	0.00	6.32
26		Chloroprene	0.304	0.343	-12.8	92	0.00	6.49
27	P	1,1-Dichloroethane	0.385	0.406	-5.5	84	0.00	6.52
28		Acrylonitrile	0.101	0.087	13.9	67	0.00	6.57
29		ETBE	0.686	0.709	-3.4	81	0.00	6.74
			Amount	Calc.	%Drift			
30		Tert Butyl Alcohol	400.000	303.491	24.1#	61	0.00	5.98
			AvgRF	CCRF	%Dev			
31		Vinyl acetate	0.510	0.482	5.5	75	0.00	6.77
32		cis-1,2-Dichloroethene	0.217	0.235	-8.3	85	0.00	7.13
33		2,2-Dichloropropane	0.297	0.369	-24.2#	98	0.00	7.25
34		Bromochloromethane	0.107	0.121	-13.1	88	0.00	7.35
35		Cyclohexane	0.372	0.393	-5.6	83	0.00	7.37
36	C	Chloroform	0.395	0.446	-12.9	89	0.00	7.41
37		Ethyl acetate	0.284	0.229	19.4	66	0.00	7.50
38		Tetrahydrofuran	0.093	0.079	15.1	65	0.00	7.60
39	S	Dibromofluoromethane	0.303	0.315	-4.0	83	0.00	7.60
40		Carbon Tetrachloride	0.323	0.404	-25.1#	98	0.00	7.59
41		1,1,1-Trichloroethane	0.355	0.440	-23.9#	95	0.00	7.65
			Amount	Calc.	%Drift			
42		2-Butanone	200.000	158.123	20.9#	64	0.00	7.73
			AvgRF	CCRF	%Dev			
43		1,1-Dichloropropene	0.262	0.310	-18.3	89	0.00	7.78
44		tert-Butyl formate	0.098	0.116	-18.4	91	0.00	7.87
			Amount	Calc.	%Drift			
45		Propionitrile	400.000	319.992	20.0#	63	0.00	8.05
			AvgRF	CCRF	%Dev			
46		Methacrylonitrile	0.182	0.150	17.6	68	0.00	8.07
47		Benzene	0.773	0.809	-4.7	83	0.00	8.04
48		TAME	0.602	0.636	-5.6	82	0.00	8.12
49	S	1,2-Dichloroethane-d4	0.339	0.377	-11.2	91	0.00	8.18
50		1,2-Dichloroethane	0.318	0.363	-14.2	91	0.00	8.25
			Amount	Calc.	%Drift			
51		tert Amyl alcohol	400.000	286.426	28.4#	56	0.00	8.29
			AvgRF	CCRF	%Dev			
52		Trichloroethene	0.225	0.246	-9.3	87	0.00	8.64
53		Methylcyclohexane	0.349	0.383	-9.7	86	0.00	8.64
			Amount	Calc.	%Drift			
54		Dibromomethane	40.000	42.979	-7.4	87	0.00	9.09
			AvgRF	CCRF	%Dev			
55	C	1,2-Dichloropropane	0.196	0.205	-4.6	78	0.00	9.18
56		Bromodichloromethane	0.305	0.340	-11.5	88	0.00	9.22
			Amount	Calc.	%Drift			

Continuing Calibration Summary

Job Number: FC10637
Account: BHATALB Bhate Environmental
Project: Griffiss AFB; Rome, NY

Sample: V5E1947-CC1919
Lab FileID: 5E43581.D

57		Methyl methacrylate	40.000	36.880	7.8	71	0.00	9.33
58		1,4-Dioxane	800.000	695.426	13.1	66	0.00	9.41
59		2-Chloroethyl vinyl ether	200.000	142.500	28.7#	55	0.00	9.75
			AvgRF	CCRF	%Dev			
60		cis-1,3-Dichloropropene	0.302	0.343	-13.6	86	0.00	9.85
61	I	Chlorobenzene-d5	1.000	1.000	0.0	83	0.00	11.60
62	S	Toluene-d8	1.344	1.295	3.6	81	0.00	10.04
63	C	Toluene	1.175	1.175	0.0	85	0.00	10.09
			Amount	Calc.	%Drift			
64		Isobutyl alcohol	800.000	523.842	34.5#	52	0.00	8.17
			AvgRF	CCRF	%Dev			
65		2-Nitropropane	0.102	0.097	4.9	76	0.00	10.32
66		4-Methyl-2-pentanone	0.366	0.297	18.9	65	0.00	10.43
67		trans-1,3-Dichloropropene	0.384	0.439	-14.3	89	0.00	10.49
			Amount	Calc.	%Drift			
68		Tetrachloroethene	40.000	39.342	1.6	83	0.00	10.49
69		Ethyl methacrylate	40.000	35.516	11.2	73	0.00	10.59
			AvgRF	CCRF	%Dev			
70		1,1,2-Trichloroethane	0.219	0.221	-0.9	83	0.00	10.65
71		Dibromochloromethane	0.335	0.367	-9.6	88	0.00	10.85
72		1,3-Dichloropropane	0.417	0.432	-3.6	84	0.00	10.94
73		1,2-Dibromoethane	0.285	0.303	-6.3	84	0.00	11.12
			Amount	Calc.	%Drift			
74		3,3-Dimethyl-1-butanol	2000.000	1215.347	39.2#	49	0.00	11.19
75		2-hexanone	200.000	151.103	24.4#	62	0.00	11.25
76		1-Chlorohexane	40.000	41.307	-3.3	86	0.00	11.54
			AvgRF	CCRF	%Dev			
77	C	Ethylbenzene	1.376	1.392	-1.2	87	0.00	11.61
78	P	Chlorobenzene	0.805	0.827	-2.7	87	0.00	11.62
79		1,1,1,2-Tetrachloroethane	0.310	0.348	-12.3	92	0.00	11.66
80		m,p-Xylene	1.061	1.119	-5.5	88	0.00	11.75
81		o-Xylene	1.068	1.129	-5.7	86	0.00	12.19
			Amount	Calc.	%Drift			
82		Styrene	40.000	40.748	-1.9	84	0.00	12.24
			AvgRF	CCRF	%Dev			
83	P	Bromoform	0.234	0.248	-6.0	83	0.00	12.30
84		Isopropylbenzene	1.339	1.436	-7.2	87	0.00	12.49
85	I	1,4-Dichlorobenzene-d4	1.000	1.000	0.0	87	0.00	13.96
86	S	4-Bromofluorobenzene	0.875	0.847	3.2	84	0.00	12.81
			Amount	Calc.	%Drift			
87		cis-1,4-Dichloro-2-butene	40.000	19.376	51.6#	39	0.00	12.85
			AvgRF	CCRF	%Dev			
88		n-Propylbenzene	2.747	2.687	2.2	84	0.00	12.91
89		Bromobenzene	0.564	0.590	-4.6	89	0.00	12.94
90	P	1,1,2,2-Tetrachloroethane	0.700	0.600	14.3	74	0.00	12.98
91		1,3,5-Trimethylbenzene	1.962	2.009	-2.4	87	0.00	13.10
92		2-Chlorotoluene	1.844	1.837	0.4	86	0.00	13.11

Continuing Calibration Summary

Job Number: FC10637
Account: BHATALB Bhate Environmental
Project: Griffiss AFB; Rome, NY

Sample: V5E1947-CC1919
Lab FileID: 5E43581.D

		Amount	Calc.	%Drift				
93	trans-1,4-Dichloro-2-Bute	40.000	20.283	49.3#	41	0.00	13.17	
		AvgRF	CCRF	%Dev				
94	1,2,3-Trichloropropane	0.206	0.201	2.4	78	0.00	13.15	
		Amount	Calc.	%Drift				
95	Cyclohexanone	200.000	136.853	31.6#	52	0.00	13.22	
		AvgRF	CCRF	%Dev				
96	4-Chlorotoluene	1.651	1.655	-0.2	85	0.00	13.28	
97	a-Methyl styrene		----------NA----------					
98	tert-Butylbenzene	1.137	1.140	-0.3	87	0.00	13.44	
99	1,2,4-Trimethylbenzene	1.906	1.966	-3.1	86	0.00	13.51	
100	Pentachloroethane	0.299	0.353	-18.1	98	0.00	13.49	
101	sec-Butylbenzene	2.499	2.492	0.3	85	0.00	13.62	
102	4-Isopropyltoluene	2.124	2.202	-3.7	85	0.00	13.75	
103	1,3-Dichlorobenzene	1.149	1.168	-1.7	87	0.00	13.89	
104	1,2,3-Trimethylbenzene	2.027	2.002	1.2	84	0.00	13.96	
105	1,4-Dichlorobenzene	1.222	1.255	-2.7	89	0.00	13.97	
		Amount	Calc.	%Drift				
106	n-Butylbenzene	40.000	37.839	5.4	81	0.00	14.17	
107	Benzyl Chloride	40.000	41.065	-2.7	87	0.00	14.20	
		AvgRF	CCRF	%Dev				
108	1,2-Dichlorobenzene	1.097	1.114	-1.5	86	0.00	14.39	
		Amount	Calc.	%Drift				
109	1,2-Dibromo-3-Chloropropa	40.000	32.697	18.3	70	0.00	15.12	
		AvgRF	CCRF	%Dev				
110	Hexachlorobutadiene	0.300	0.283	5.7	81	0.00	15.66	
111	1,2,4-Trichlorobenzene	0.714	0.628	12.0	71	0.00	15.71	
		Amount	Calc.	%Drift				
112	Naphthalene	40.000	28.378	29.1#	59	0.00	16.01	
		AvgRF	CCRF	%Dev				
113	1,2,3-Trichlorobenzene	0.638	0.489	23.4#	62	0.00	16.18	

(#) = Out of Range SPCC's out = 0 CCC's out = 0
5E42947.D appIX10-11-2023_.M Wed Nov 01 07:46:13 2023

Run Sequence Report

Job Number: FC10637
Account: BHATALB Bhate Environmental
Project: Griffiss AFB; Rome, NY

Run ID: V1A1961 **Method:** SW846 8260D **Instrument ID:** GCMS1A

Lab Sample ID	Lab File ID	Date/Time Analyzed	Prep QC Batch	Client Sample ID
V1A1961-BFB	1A50133.D	10/23/23 08:49	n/a	BFB Tune
V1A1961-IC1961	1A50134.D	10/23/23 09:13	n/a	Initial cal 1
V1A1961-IC1961	1A50135.D	10/23/23 09:38	n/a	Initial cal 8
V1A1961-IC1961	1A50136.D	10/23/23 10:02	n/a	Initial cal 2
V1A1961-IC1961	1A50137.D	10/23/23 10:26	n/a	Initial cal 3
V1A1961-IC1961	1A50138.D	10/23/23 11:07	n/a	Initial cal 4
V1A1961-ICC1961	1A50139.D	10/23/23 11:32	n/a	Initial cal 5
V1A1961-IC1961	1A50140.D	10/23/23 11:56	n/a	Initial cal 6
V1A1961-IC1961	1A50141.D	10/23/23 12:20	n/a	Initial cal 7
V1A1961-CC1961	1A50143A.D	10/23/23 13:23	n/a	Continuing cal 5
V1A1961-ICV1961	1A50143.D	10/23/23 13:23	n/a	Initial cal verification 5
V1A1961-BS	1A50144.D	10/23/23 13:47	n/a	Blank Spike
V1A1961-MB	1A50146.D	10/23/23 14:35	n/a	Method Blank
ZZZZZZ	1A50147.D	10/23/23 15:05	n/a	(unrelated sample)
FC10579-9	1A50148.D	10/23/23 15:29	n/a	(used for QC only; not part of job FC10637)
ZZZZZZ	1A50149.D	10/23/23 15:54	n/a	(unrelated sample)
ZZZZZZ	1A50150.D	10/23/23 16:18	n/a	(unrelated sample)
ZZZZZZ	1A50151.D	10/23/23 16:42	n/a	(unrelated sample)
ZZZZZZ	1A50152.D	10/23/23 17:07	n/a	(unrelated sample)
ZZZZZZ	1A50153.D	10/23/23 17:31	n/a	(unrelated sample)
ZZZZZZ	1A50154.D	10/23/23 17:55	n/a	(unrelated sample)
ZZZZZZ	1A50155.D	10/23/23 18:19	n/a	(unrelated sample)
ZZZZZZ	1A50156.D	10/23/23 18:44	n/a	(unrelated sample)
FC10579-9MS	1A50157.D	10/23/23 19:08	n/a	Matrix Spike
FC10579-9MSD	1A50158.D	10/23/23 19:32	n/a	Matrix Spike Duplicate
V1A1961-ECC1961	1A50159.D	10/23/23 19:57	n/a	Ending cal 5

Run Sequence Report

Job Number: FC10637
Account: BHATALB Bhate Environmental
Project: Griffiss AFB; Rome, NY

Run ID: V1A1964 **Method:** SW846 8260D **Instrument ID:** GCMS1A

Lab Sample ID	Lab File ID	Date/Time Analyzed	Prep QC Batch	Client Sample ID
V1A1964-BFB	1A50211.D	10/25/23 08:49	n/a	BFB Tune
V1A1964-CC1961	1A50212.D	10/25/23 09:13	n/a	Continuing cal 5
V1A1964-BS	1A50213.D	10/25/23 09:38	n/a	Blank Spike
V1A1964-MB	1A50215.D	10/25/23 10:26	n/a	Method Blank
FC10637-9	1A50216.D	10/25/23 10:51	n/a	789MW-222_1023
FC10637-1	1A50217.D	10/25/23 11:16	n/a	789MW-135_1023
FC10637-2	1A50218.D	10/25/23 11:40	n/a	789MW-46R_1023
FC10637-3	1A50219.D	10/25/23 12:04	n/a	789MW-83_1023
FC10637-4	1A50220.D	10/25/23 12:29	n/a	789MW-95_1023
FC10637-6	1A50221.D	10/25/23 12:53	n/a	789MW-99_1023
FC10637-7	1A50222.D	10/25/23 13:17	n/a	789MW-99_1023-A
FC10637-8	1A50223.D	10/25/23 13:42	n/a	789MW-216_1023
FC10637-12	1A50224.D	10/25/23 14:06	n/a	789MW-251_1023
FC10637-13	1A50225.D	10/25/23 14:30	n/a	789SW-02_1023
FC10637-14	1A50226.D	10/25/23 14:54	n/a	789SW-03_1023
FC10637-15	1A50227.D	10/25/23 15:19	n/a	789SW-04_1023
ZZZZZZ	1A50228.D	10/25/23 15:43	n/a	(unrelated sample)
ZZZZZZ	1A50229.D	10/25/23 16:07	n/a	(unrelated sample)
FC10637-5	1A50230.D	10/25/23 16:32	n/a	789MW-98_1023
ZZZZZZ	1A50231.D	10/25/23 16:56	n/a	(unrelated sample)
ZZZZZZ	1A50232.D	10/25/23 17:20	n/a	(unrelated sample)
ZZZZZZ	1A50235.D	10/25/23 18:33	n/a	(unrelated sample)
FC10637-9MS	1A50236.D	10/25/23 18:57	n/a	Matrix Spike
FC10637-9MSD	1A50237.D	10/25/23 19:22	n/a	Matrix Spike Duplicate
V1A1964-ECC1961	1A50238.D	10/25/23 19:46	n/a	Ending cal 5

Run Sequence Report

Job Number: FC10637
Account: BHATALB Bhate Environmental
Project: Griffiss AFB; Rome, NY

Run ID: V1A1966 **Method:** SW846 8260D **Instrument ID:** GCMS1A

Lab Sample ID	Lab File ID	Date/Time Analyzed	Prep QC Batch	Client Sample ID
V1A1966-BFB	1A50263.D	10/26/23 09:18	n/a	BFB Tune
V1A1966-CC1961	1A50264.D	10/26/23 09:42	n/a	Continuing cal 5
V1A1966-BS	1A50265.D	10/26/23 10:07	n/a	Blank Spike
V1A1966-MB	1A50268.D	10/26/23 11:39	n/a	Method Blank
ZZZZZZ	1A50269.D	10/26/23 12:03	n/a	(unrelated sample)
FC10637-17	1A50270.D	10/26/23 12:28	n/a	789-TB01_1023-C
FC10632-4	1A50271.D	10/26/23 12:52	n/a	(used for QC only; not part of job FC10637)
ZZZZZZ	1A50272.D	10/26/23 13:17	n/a	(unrelated sample)
FC10637-16	1A50273.D	10/26/23 13:41	n/a	789-AB01_1023-D
ZZZZZZ	1A50274.D	10/26/23 14:05	n/a	(unrelated sample)
ZZZZZZ	1A50275.D	10/26/23 14:29	n/a	(unrelated sample)
ZZZZZZ	1A50276.D	10/26/23 14:54	n/a	(unrelated sample)
ZZZZZZ	1A50277.D	10/26/23 15:18	n/a	(unrelated sample)
ZZZZZZ	1A50278.D	10/26/23 15:42	n/a	(unrelated sample)
ZZZZZZ	1A50279.D	10/26/23 16:07	n/a	(unrelated sample)
ZZZZZZ	1A50280.D	10/26/23 16:31	n/a	(unrelated sample)
ZZZZZZ	1A50281.D	10/26/23 16:55	n/a	(unrelated sample)
ZZZZZZ	1A50282.D	10/26/23 17:20	n/a	(unrelated sample)
ZZZZZZ	1A50283.D	10/26/23 17:44	n/a	(unrelated sample)
ZZZZZZ	1A50284.D	10/26/23 18:08	n/a	(unrelated sample)
ZZZZZZ	1A50285.D	10/26/23 18:32	n/a	(unrelated sample)
ZZZZZZ	1A50286.D	10/26/23 18:57	n/a	(unrelated sample)
ZZZZZZ	1A50287.D	10/26/23 19:21	n/a	(unrelated sample)
ZZZZZZ	1A50288.D	10/26/23 19:45	n/a	(unrelated sample)
FC10632-4MS	1A50289.D	10/26/23 20:10	n/a	Matrix Spike
FC10632-4MSD	1A50290.D	10/26/23 20:34	n/a	Matrix Spike Duplicate
V1A1966-ECC1961	1A50291.D	10/26/23 20:58	n/a	Ending cal 5

Run Sequence Report

Job Number: FC10637
Account: BHATALB Bhate Environmental
Project: Griffiss AFB; Rome, NY

Run ID: V1A1968 **Method:** SW846 8260D **Instrument ID:** GCMS1A

Lab Sample ID	Lab File ID	Date/Time Analyzed	Prep QC Batch	Client Sample ID
V1A1968-BFB	1A50320.D	10/30/23 08:33	n/a	BFB Tune
V1A1968-CC1961	1A50321.D	10/30/23 08:57	n/a	Continuing cal 5
V1A1968-BS	1A50322.D	10/30/23 09:22	n/a	Blank Spike
V1A1968-MB	1A50324.D	10/30/23 10:11	n/a	Method Blank
FC10714-15	1A50325.D	10/30/23 10:40	n/a	(used for QC only; not part of job FC10637)
ZZZZZZ	1A50326.D	10/30/23 11:04	n/a	(unrelated sample)
ZZZZZZ	1A50327.D	10/30/23 11:29	n/a	(unrelated sample)
ZZZZZZ	1A50328.D	10/30/23 11:54	n/a	(unrelated sample)
ZZZZZZ	1A50329.D	10/30/23 12:19	n/a	(unrelated sample)
ZZZZZZ	1A50330.D	10/30/23 12:44	n/a	(unrelated sample)
ZZZZZZ	1A50331.D	10/30/23 13:08	n/a	(unrelated sample)
ZZZZZZ	1A50332.D	10/30/23 13:33	n/a	(unrelated sample)
ZZZZZZ	1A50333.D	10/30/23 13:58	n/a	(unrelated sample)
ZZZZZZ	1A50334.D	10/30/23 14:23	n/a	(unrelated sample)
ZZZZZZ	1A50335.D	10/30/23 14:48	n/a	(unrelated sample)
ZZZZZZ	1A50336.D	10/30/23 15:12	n/a	(unrelated sample)
ZZZZZZ	1A50337.D	10/30/23 15:37	n/a	(unrelated sample)
ZZZZZZ	1A50338.D	10/30/23 16:02	n/a	(unrelated sample)
ZZZZZZ	1A50339.D	10/30/23 16:27	n/a	(unrelated sample)
ZZZZZZ	1A50340.D	10/30/23 16:52	n/a	(unrelated sample)
ZZZZZZ	1A50341.D	10/30/23 17:17	n/a	(unrelated sample)
ZZZZZZ	1A50342.D	10/30/23 17:42	n/a	(unrelated sample)
ZZZZZZ	1A50343.D	10/30/23 18:07	n/a	(unrelated sample)
FC10637-5	1A50344.D	10/30/23 18:31	n/a	789MW-98_1023
FC10714-15MS	1A50345.D	10/30/23 18:56	n/a	Matrix Spike
FC10714-15MSD	1A50346.D	10/30/23 19:21	n/a	Matrix Spike Duplicate
V1A1968-ECC1961	1A50347.D	10/30/23 19:46	n/a	Ending cal 5

Run Sequence Report

Job Number: FC10637
Account: BHATALB Bhate Environmental
Project: Griffiss AFB; Rome, NY

Run ID: V5E1919 **Method:** SW846 8260D **Instrument ID:** GCMS5E

Lab Sample ID	Lab File ID	Date/Time Analyzed	Prep QC Batch	Client Sample ID
V5E1919-BFB	5E42941.D	10/11/23 13:38	n/a	BFB Tune
V5E1919-IC1919	5E42942.D	10/11/23 15:14	n/a	Initial cal 1
V5E1919-IC1919	5E42943.D	10/11/23 15:37	n/a	Initial cal 8
V5E1919-IC1919	5E42944.D	10/11/23 16:01	n/a	Initial cal 2
V5E1919-IC1919	5E42945.D	10/11/23 16:24	n/a	Initial cal 3
V5E1919-IC1919	5E42946.D	10/11/23 16:47	n/a	Initial cal 4
V5E1919-ICC1919	5E42947.D	10/11/23 17:11	n/a	Initial cal 5
V5E1919-IC1919	5E42948.D	10/11/23 17:35	n/a	Initial cal 6
V5E1919-IC1919	5E42949.D	10/11/23 17:58	n/a	Initial cal 7
V5E1919-ICV1919	5E42951.D	10/11/23 18:45	n/a	Initial cal verification 5
V5E1919-ICV1919	5E42955A.D	10/12/23 10:07	n/a	Initial cal verification 4

Run Sequence Report

Job Number: FC10637
Account: BHATALB Bhate Environmental
Project: Griffiss AFB; Rome, NY

Run ID: V5E1945	**Method:** SW846 8260D	**Instrument ID:** GCMS5E

Lab Sample ID	Lab File ID	Date/Time Analyzed	Prep QC Batch	Client Sample ID
V5E1945-BFB	5E43552.D	10/31/23 06:59	n/a	BFB Tune
V5E1945-CC1919	5E43553.D	10/31/23 07:28	n/a	Continuing cal 5
V5E1945-BS	5E43554.D	10/31/23 07:56	n/a	Blank Spike
V5E1945-MB	5E43556.D	10/31/23 08:42	n/a	Method Blank
FC10596-7	5E43557.D	10/31/23 09:15	n/a	(used for QC only; not part of job FC10637)
ZZZZZZ	5E43558.D	10/31/23 09:39	n/a	(unrelated sample)
ZZZZZZ	5E43559.D	10/31/23 10:02	n/a	(unrelated sample)
ZZZZZZ	5E43560.D	10/31/23 10:25	n/a	(unrelated sample)
FC10637-16	5E43561.D	10/31/23 10:48	n/a	789-AB01_1023-D
ZZZZZZ	5E43562.D	10/31/23 11:11	n/a	(unrelated sample)
ZZZZZZ	5E43563.D	10/31/23 11:34	n/a	(unrelated sample)
ZZZZZZ	5E43564.D	10/31/23 11:57	n/a	(unrelated sample)
ZZZZZZ	5E43565.D	10/31/23 12:21	n/a	(unrelated sample)
ZZZZZZ	5E43566.D	10/31/23 12:44	n/a	(unrelated sample)
ZZZZZZ	5E43567.D	10/31/23 13:07	n/a	(unrelated sample)
ZZZZZZ	5E43568.D	10/31/23 13:30	n/a	(unrelated sample)
ZZZZZZ	5E43569.D	10/31/23 13:53	n/a	(unrelated sample)
ZZZZZZ	5E43570.D	10/31/23 14:17	n/a	(unrelated sample)
ZZZZZZ	5E43571.D	10/31/23 14:40	n/a	(unrelated sample)
ZZZZZZ	5E43572.D	10/31/23 15:03	n/a	(unrelated sample)
ZZZZZZ	5E43573.D	10/31/23 15:26	n/a	(unrelated sample)
ZZZZZZ	5E43574.D	10/31/23 15:49	n/a	(unrelated sample)
ZZZZZZ	5E43575.D	10/31/23 16:12	n/a	(unrelated sample)
ZZZZZZ	5E43576.D	10/31/23 16:35	n/a	(unrelated sample)
FC10596-7MS	5E43577.D	10/31/23 16:58	n/a	Matrix Spike
FC10596-7MSD	5E43578.D	10/31/23 17:22	n/a	Matrix Spike Duplicate

Run Sequence Report

Job Number: FC10637
Account: BHATALB Bhate Environmental
Project: Griffiss AFB; Rome, NY

Run ID: V5E1947	**Method:** SW846 8260D	**Instrument ID:** GCMS5E

Lab Sample ID	Lab File ID	Date/Time Analyzed	Prep QC Batch	Client Sample ID
V5E1947-BFB	5E43580.D	11/01/23 06:56	n/a	BFB Tune
V5E1947-CC1919	5E43581.D	11/01/23 07:26	n/a	Continuing cal 5
V5E1947-BS	5E43582.D	11/01/23 07:54	n/a	Blank Spike
V5E1947-MB	5E43584.D	11/01/23 08:41	n/a	Method Blank
FC10844-1	5E43585.D	11/01/23 09:13	n/a	(used for QC only; not part of job FC10637)
ZZZZZZ	5E43586.D	11/01/23 09:36	n/a	(unrelated sample)
ZZZZZZ	5E43587.D	11/01/23 09:59	n/a	(unrelated sample)
ZZZZZZ	5E43588.D	11/01/23 10:23	n/a	(unrelated sample)
ZZZZZZ	5E43589.D	11/01/23 10:46	n/a	(unrelated sample)
ZZZZZZ	5E43590.D	11/01/23 11:09	n/a	(unrelated sample)
ZZZZZZ	5E43591.D	11/01/23 11:32	n/a	(unrelated sample)
ZZZZZZ	5E43592.D	11/01/23 11:55	n/a	(unrelated sample)
ZZZZZZ	5E43593.D	11/01/23 12:18	n/a	(unrelated sample)
ZZZZZZ	5E43594.D	11/01/23 12:41	n/a	(unrelated sample)
ZZZZZZ	5E43595.D	11/01/23 13:05	n/a	(unrelated sample)
ZZZZZZ	5E43596.D	11/01/23 13:28	n/a	(unrelated sample)
ZZZZZZ	5E43597.D	11/01/23 13:51	n/a	(unrelated sample)
ZZZZZZ	5E43598.D	11/01/23 14:14	n/a	(unrelated sample)
FC10844-1MS	5E43599.D	11/01/23 14:38	n/a	Matrix Spike
FC10844-1MSD	5E43600.D	11/01/23 15:01	n/a	Matrix Spike Duplicate
V5E1947-ECC1919	5E43601.D	11/01/23 15:24	n/a	Ending cal 5

MS Volatiles

Raw Data

Quantitation Report (QT Reviewed)

Data Path : D:\stuff\10262023 runlogsM\V1A1964-1965 files\
Data File : 1A50217.d
Acq On : 25 Oct 2023 11:16 am
Operator : jeniferw
Sample : FC10637-1
Misc : MS55129,V1A1964,,,,,
ALS Vial : 7 Sample Multiplier: 1

Quant Time: Oct 25 20:26:04 2023
Quant Method : X:\Orlando VOA\celinec\October 2023\10-26-2023\V1A1964\method\V1A_10-23-2023.M
Quant Title : SW-846 Method 5035A/8260B
QLast Update : Mon Oct 23 13:18:22 2023
Response via : Initial Calibration

Compound	R.T.	QIon	Response	Conc	Units		Dev(Min)
Internal Standards							
1) Fluorobenzene	3.405	96	257616	50.00	ug/L		0.00
62) Chlorobenzene-d5	5.352	117	183930	50.00	ug/L		0.00
85) 1,4-Dichlorobenzene-d4	7.099	152	94226	50.00	ug/L		0.00
System Monitoring Compounds							
39) Dibromofluoromethane	2.951	113	75010	52.80	ug/L		0.00
Spiked Amount 50.000	Range 83 - 118		Recovery = 105.60%				
49) 1,2-Dichloroethane-d4	3.235	65	99463	53.91	ug/L		0.00
Spiked Amount 50.000	Range 79 - 125		Recovery = 107.82%				
63) Toluene-d8	4.336	98	241851	48.98	ug/L		0.00
Spiked Amount 50.000	Range 85 - 112		Recovery = 97.96%				
86) 4-Bromofluorobenzene	6.229	174	78046	49.65	ug/L		0.00
Spiked Amount 50.000	Range 83 - 118		Recovery = 99.30%				
Target Compounds							Qvalue
18) Methylene Chloride	2.042	49	812	0.29	ug/L	#	65
19) Acetone	2.050	43	1210	1.50	ug/L		86
46) Methacrylonitrile	3.235	41	47	0.03	ug/L	#	1
77) Ethylbenzene	5.352	91	352	0.06	ug/L	#	1
88) n-Propylbenzene	6.229	91	254	0.04	ug/L		50

(#) = qualifier out of range (m) = manual integration (+) = signals summed

Quantitation Report (QT Reviewed)

Data Path : D:\stuff\10262023 runlogsM\V1A1964-1965 files\
Data File : 1A50217.d
Acq On : 25 Oct 2023 11:16 am
Operator : jeniferw
Sample : FC10637-1
Misc : MS55129,V1A1964,,,,,
ALS Vial : 7 Sample Multiplier: 1

Quant Time: Oct 25 20:26:04 2023
Quant Method : X:\Orlando VOA\celinec\October 2023\10-26-2023\V1A1964\method\V1A_10-23-2023.M
Quant Title : SW-846 Method 5035A/8260B
QLast Update : Mon Oct 23 13:18:22 2023
Response via : Initial Calibration

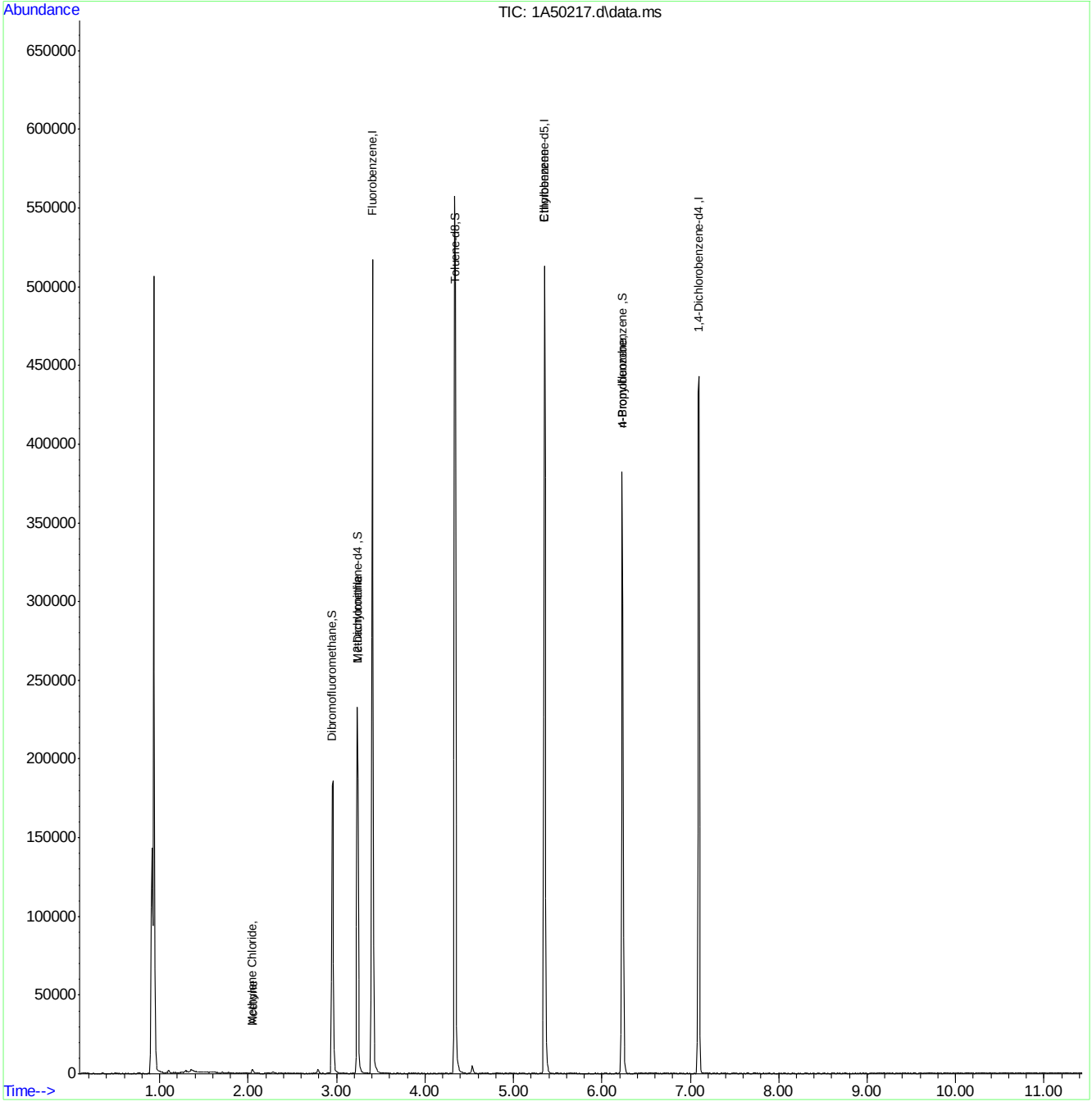

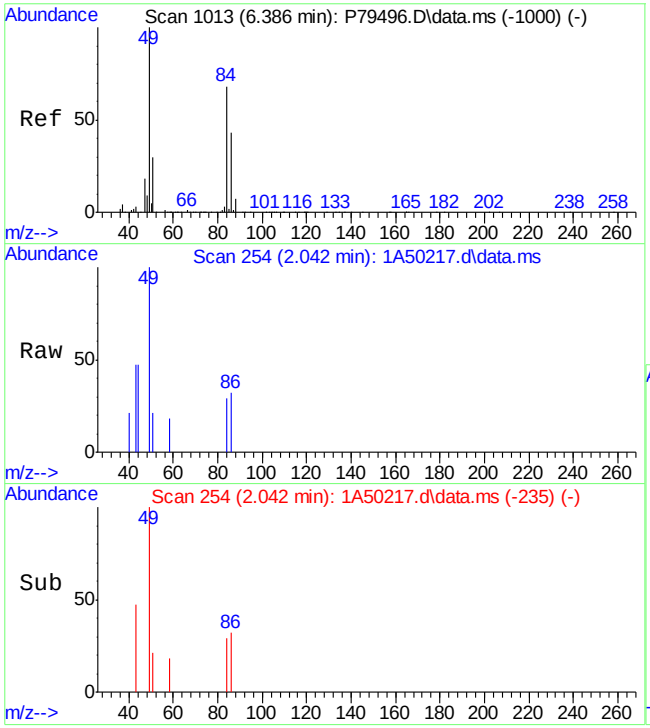

#18
Methylene Chloride
Concen: 0.29 ug/L
RT: 2.042 min Scan# 254
Delta R.T. -0.001 min
Lab File: 1A50217.d
Acq: 25 Oct 2023 11:16 am

Tgt Ion: 49 Resp: 812

Ion	Ratio	Lower	Upper
49	100		
84	28.6	41.8	101.8#
86	31.5	15.6	75.6
51	21.5	0.0	59.7

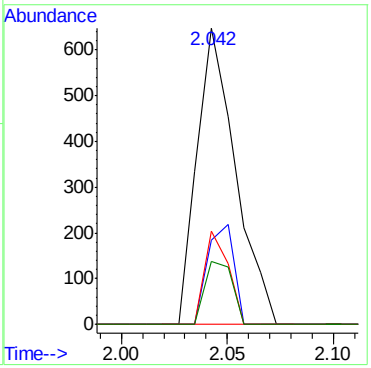

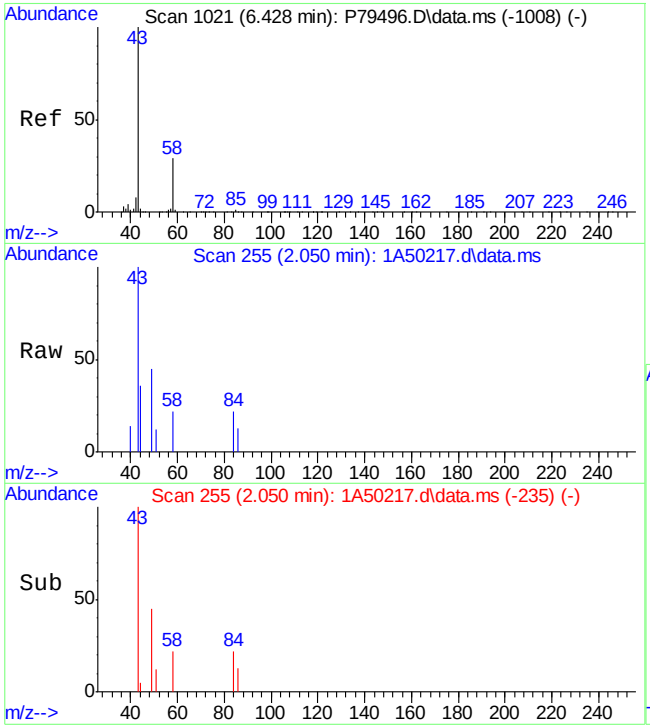

#19
Acetone
Concen: 1.50 ug/L
RT: 2.050 min Scan# 255
Delta R.T. 0.000 min
Lab File: 1A50217.d
Acq: 25 Oct 2023 11:16 am

Tgt Ion: 43 Resp: 1210

Ion	Ratio	Lower	Upper
43	100		
58	21.9	0.0	59.6

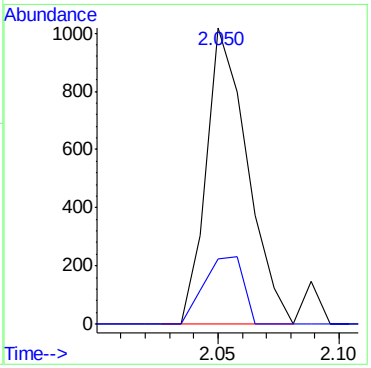

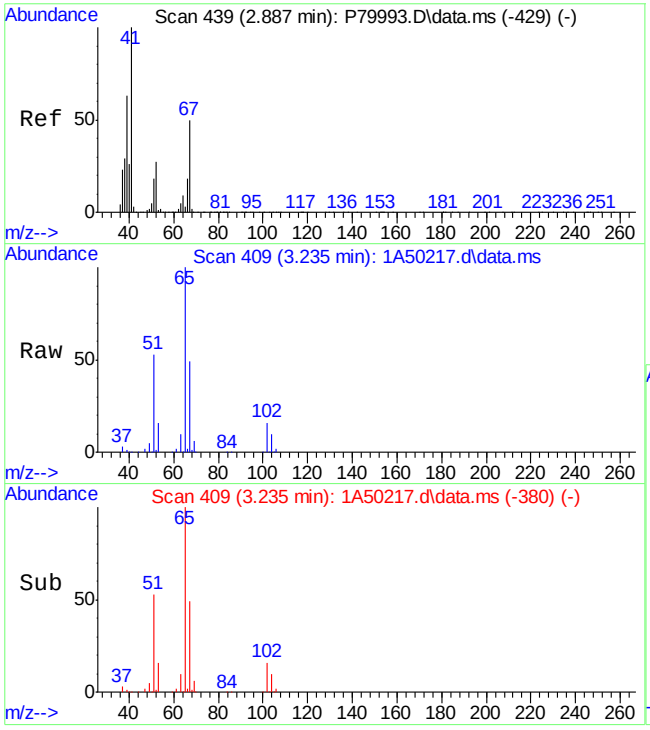

#46
Methacrylonitrile
Concen: 0.03 ug/L
RT: 3.235 min Scan# 409
Delta R.T. 0.069 min
Lab File: 1A50217.d
Acq: 25 Oct 2023 11:16 am

Tgt Ion: 41 Resp: 47

Ion	Ratio	Lower	Upper
41	100		
39	608.9	33.8	73.8#
40	121.8	5.7	45.7#
52	566.3	10.8	50.8#

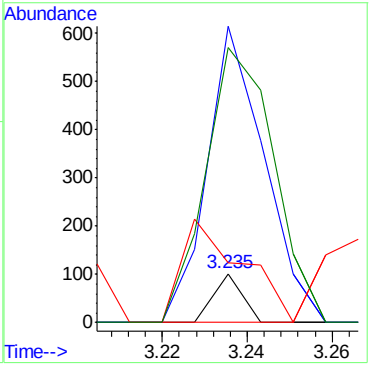

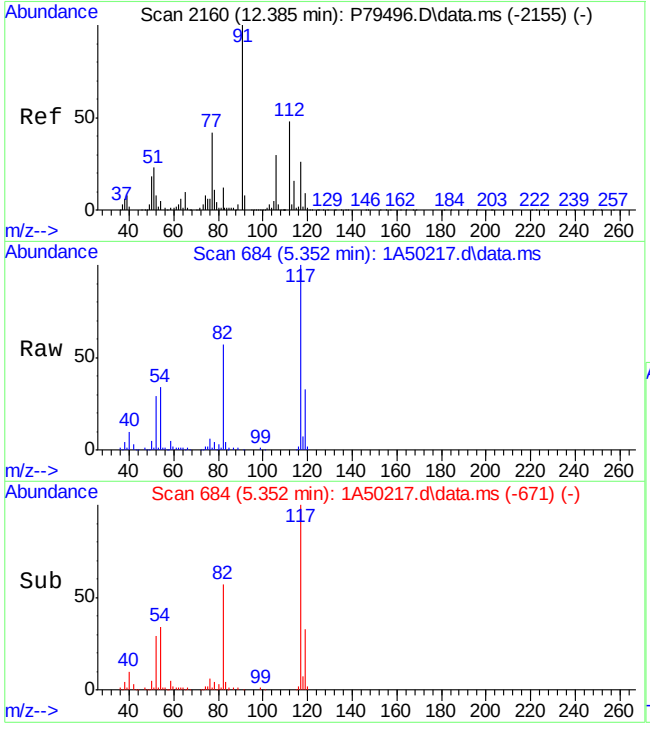

#77
Ethylbenzene
Concen: 0.06 ug/L
RT: 5.352 min Scan# 684
Delta R.T. -0.046 min
Lab File: 1A50217.d
Acq: 25 Oct 2023 11:16 am

Tgt Ion: 91 Resp: 352

Ion	Ratio	Lower	Upper
91	100		
106	0.0	2.0	62.0#
65	131.2	0.0	38.3#
51	207.7	0.0	40.1#

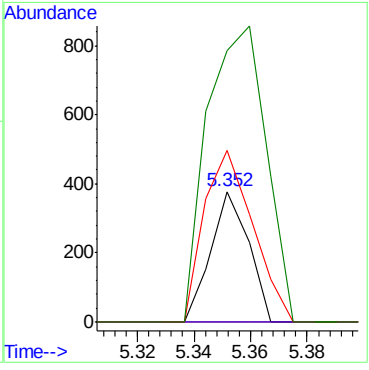

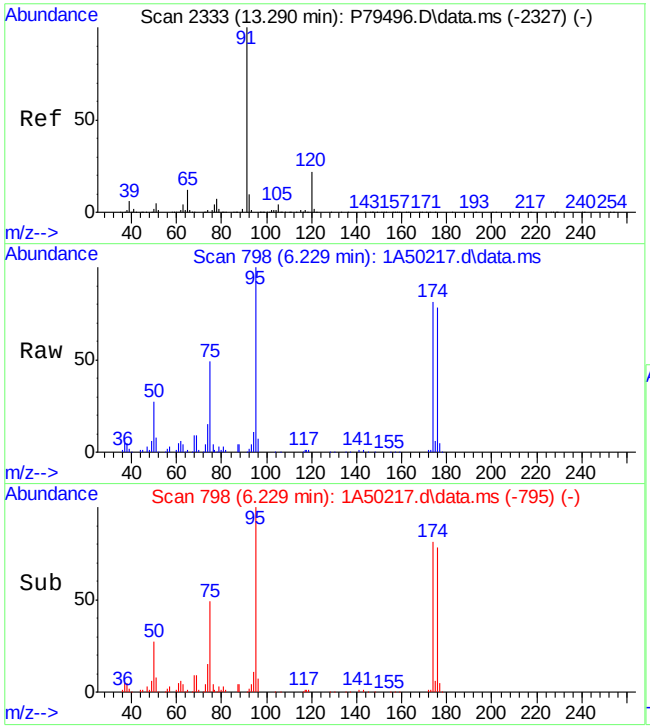

#88
n-Propylbenzene
Concen: 0.04 ug/L
RT: 6.229 min Scan# 798
Delta R.T. -0.124 min
Lab File: 1A50217.d
Acq: 25 Oct 2023 11:16 am

Tgt Ion: 91 Resp: 254

Ion	Ratio	Lower	Upper
91	100		
120	0.0	0.0	54.8

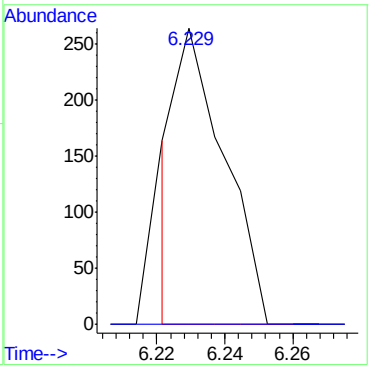

Quantitation Report (QT Reviewed)

Data Path : D:\stuff\10262023 runlogsM\V1A1964-1965 files\
Data File : 1A50218.d
Acq On : 25 Oct 2023 11:40 am
Operator : jeniferw
Sample : FC10637-2
Misc : MS55129,V1A1964,,,,,
ALS Vial : 8 Sample Multiplier: 1

Quant Time: Oct 25 20:29:58 2023
Quant Method : X:\Orlando VOA\celinec\October 2023\10-26-2023\V1A1964\method\V1A_10-23-2023.M
Quant Title : SW-846 Method 5035A/8260B
QLast Update : Mon Oct 23 13:18:22 2023
Response via : Initial Calibration

Compound	R.T.	QIon	Response	Conc	Units		Dev(Min)
Internal Standards							
1) Fluorobenzene	3.405	96	271924	50.00	ug/L		0.00
62) Chlorobenzene-d5	5.352	117	192244	50.00	ug/L		0.00
85) 1,4-Dichlorobenzene-d4	7.099	152	96933	50.00	ug/L		0.00
System Monitoring Compounds							
39) Dibromofluoromethane	2.951	113	77488	51.67	ug/L		0.00
Spiked Amount 50.000	Range 83 - 118		Recovery = 103.34%				
49) 1,2-Dichloroethane-d4	3.235	65	101655	52.20	ug/L		0.00
Spiked Amount 50.000	Range 79 - 125		Recovery = 104.40%				
63) Toluene-d8	4.336	98	260839	50.54	ug/L		0.00
Spiked Amount 50.000	Range 85 - 112		Recovery = 101.08%				
86) 4-Bromofluorobenzene	6.229	174	82906	51.27	ug/L		0.00
Spiked Amount 50.000	Range 83 - 118		Recovery = 102.54%				
Target Compounds							Qvalue
21) trans-1,2-Dichloroethene	2.066	61	66	0.02	ug/L	#	1
22) Hexane	2.196	56	90717	41.24	ug/L	#	70
35) Cyclohexane	2.858	56	114160	30.11	ug/L	#	73
41) 1,1,1-Trichloroethane	3.074	97	53	0.02	ug/L	#	25
47) Benzene	3.182	78	2186	0.37	ug/L		88
54) Methylcyclohexane	3.528	83	41944	16.51	ug/L	#	68
64) Toluene	4.382	91	531	0.09	ug/L		64
67) trans-1,3-Dichloropropene	4.528	75	62	0.03	ug/L	#	1
77) Ethylbenzene	5.398	91	3178	0.49	ug/L		85
80) m,p-Xylene	5.498	91	1319	0.25	ug/L		97
84) Isopropylbenzene	6.045	105	1446	0.24	ug/L		81
88) n-Propylbenzene	6.353	91	1736	0.23	ug/L		85
91) 1,3,5-Trimethylbenzene	6.506	105	455	0.09	ug/L		88
98) 1,2,4-Trimethylbenzene	6.807	105	314	0.07	ug/L	#	38
100) sec-Butylbenzene	6.899	105	345	0.06	ug/L		56
101) 4-Isopropyltoluene	6.984	119	164	0.03	ug/L		49

(#) = qualifier out of range (m) = manual integration (+) = signals summed

Quantitation Report (QT Reviewed)

Data Path : D:\stuff\10262023 runlogsM\V1A1964-1965 files\
Data File : 1A50218.d
Acq On : 25 Oct 2023 11:40 am
Operator : jeniferw
Sample : FC10637-2
Misc : MS55129,V1A1964,,,,,
ALS Vial : 8 Sample Multiplier: 1

Quant Time: Oct 25 20:29:58 2023
Quant Method : X:\Orlando VOA\celinec\October 2023\10-26-2023\V1A1964\method\V1A_10-23-2023.M
Quant Title : SW-846 Method 5035A/8260B
QLast Update : Mon Oct 23 13:18:22 2023
Response via : Initial Calibration

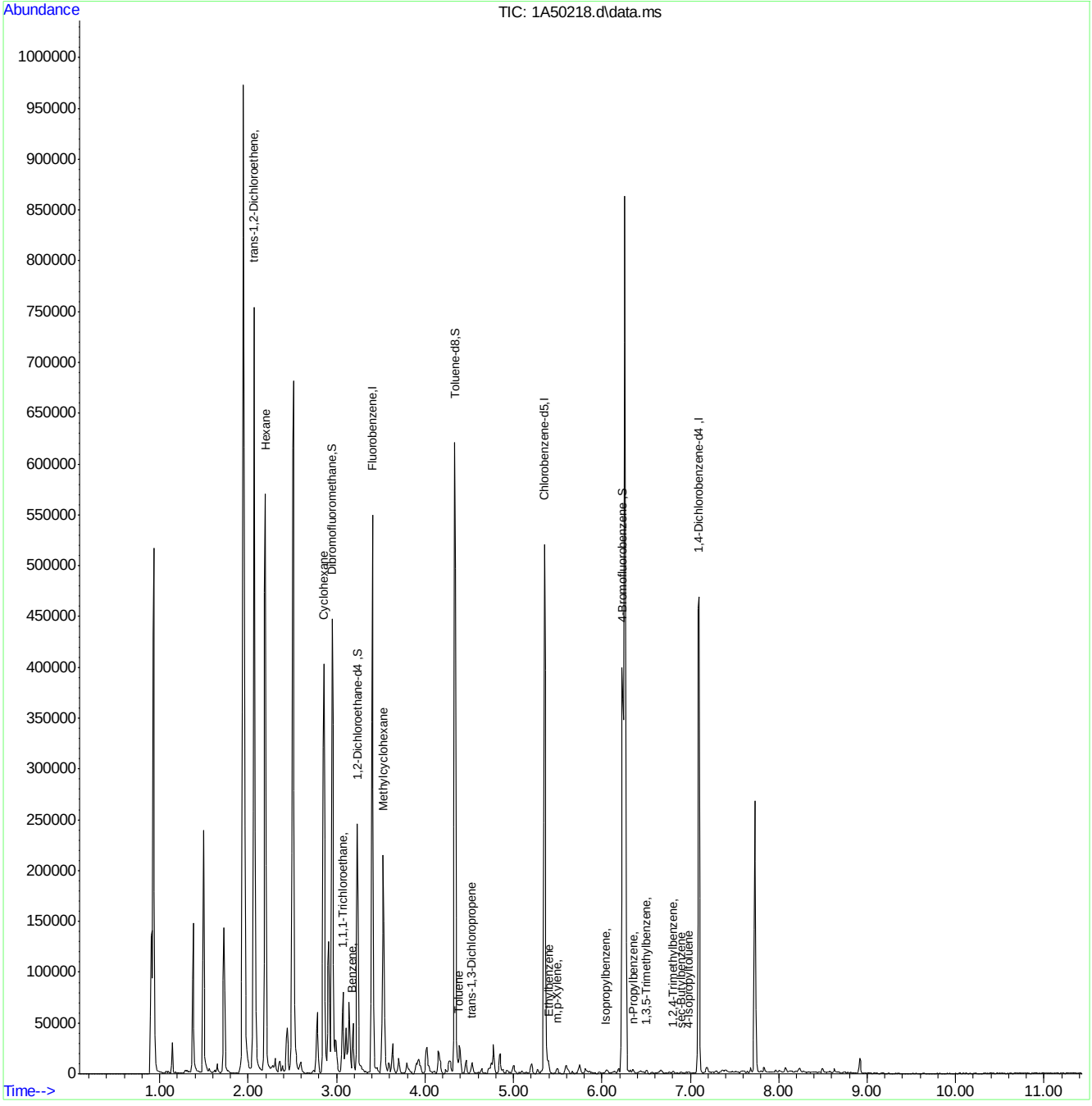

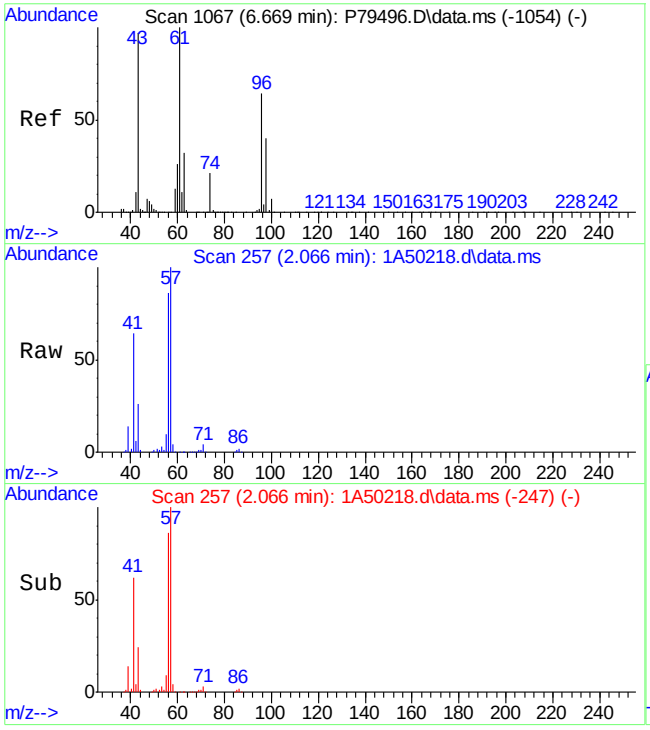

#21
trans-1,2-Dichloroethene
Concen: 0.02 ug/L
RT: 2.066 min Scan# 257
Delta R.T. -0.069 min
Lab File: 1A50218.d
Acq: 25 Oct 2023 11:40 am

Tgt Ion: 61 Resp: 66

Ion	Ratio	Lower	Upper
61	100		
96	0.0	37.3	97.3#
98	0.0	16.1	76.1#
63	312.6	3.3	63.3#

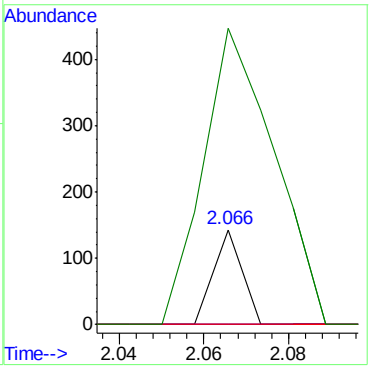

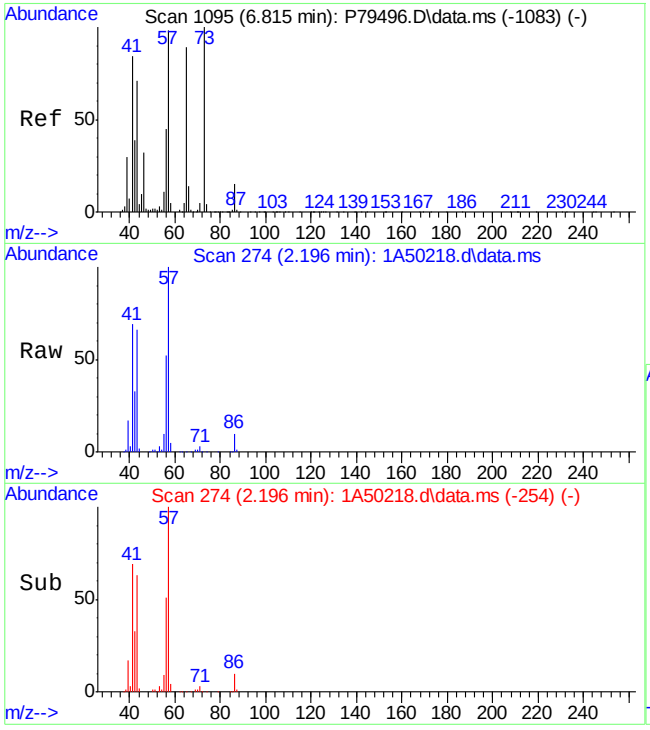

#22
Hexane
Concen: 41.24 ug/L
RT: 2.196 min Scan# 274
Delta R.T. 0.000 min
Lab File: 1A50218.d
Acq: 25 Oct 2023 11:40 am

Tgt Ion: 56 Resp: 90717

Ion	Ratio	Lower	Upper
56	100		
57	194.3	218.4	258.4#
43	127.4	145.0	185.0#
41	134.2	167.0	207.0#

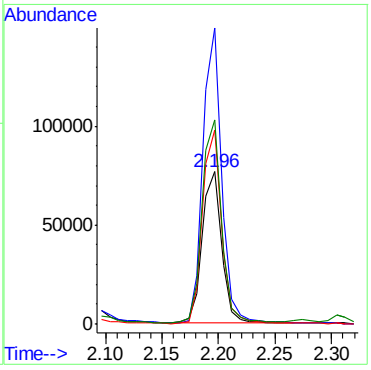

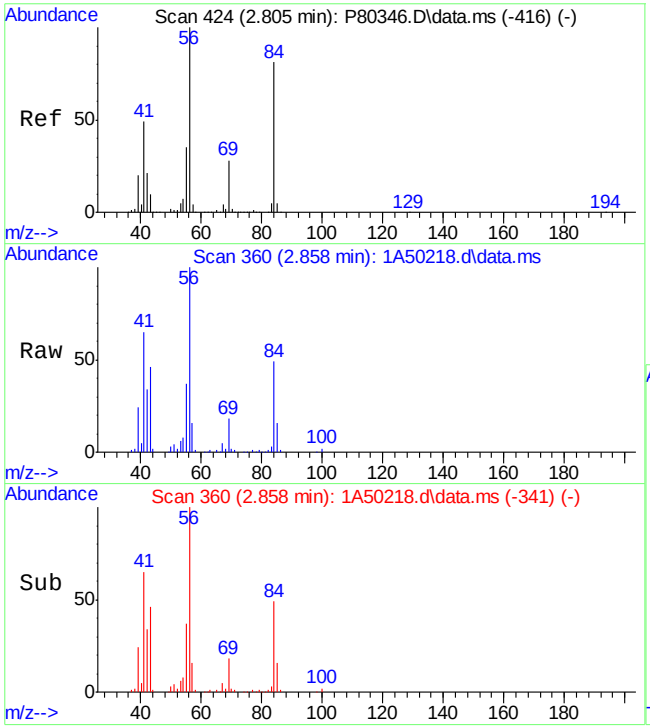

#35
Cyclohexane
Concen: 30.11 ug/L
RT: 2.858 min Scan# 360
Delta R.T. -0.000 min
Lab File: 1A50218.d
Acq: 25 Oct 2023 11:40 am

Tgt Ion: 56 Resp: 114160

Ion	Ratio	Lower	Upper
56	100		
84	48.9	69.1	109.1#
41	64.8	33.6	73.6
55	36.8	19.7	59.7

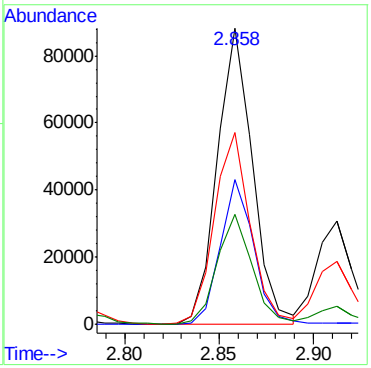

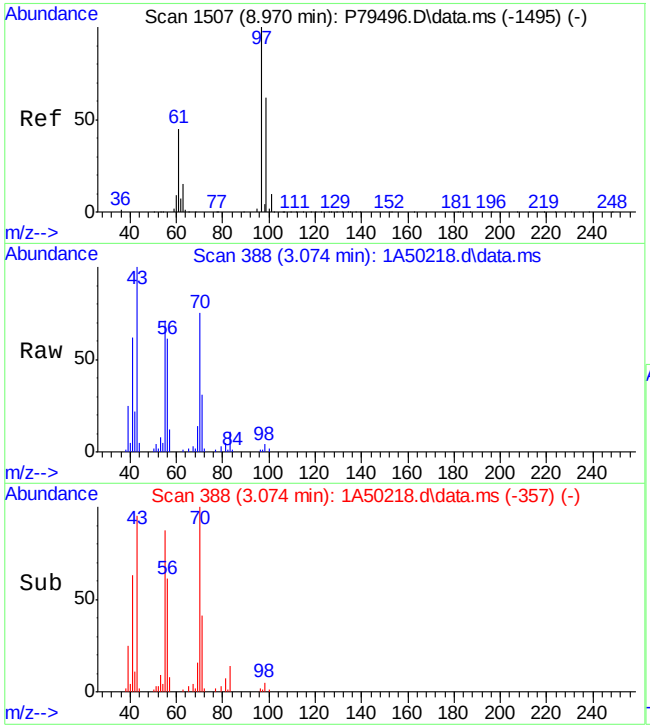

#41
1,1,1-Trichloroethane
Concen: 0.02 ug/L
RT: 3.074 min Scan# 388
Delta R.T. 0.085 min
Lab File: 1A50218.d
Acq: 25 Oct 2023 11:40 am

Tgt Ion: 97 Resp: 53

Ion	Ratio	Lower	Upper
97	100		
99	0.0	34.1	94.1#
61	0.0	8.8	68.8#

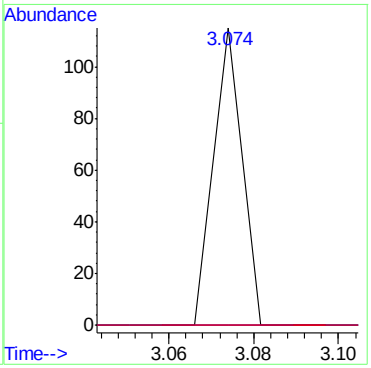

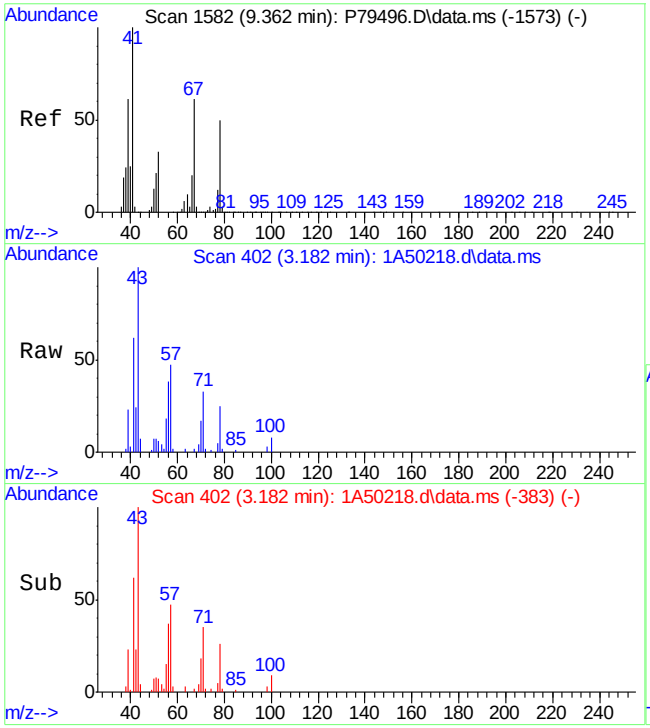

#47
Benzene
Concen: 0.37 ug/L
RT: 3.182 min Scan# 402
Delta R.T. -0.000 min
Lab File: 1A50218.d
Acq: 25 Oct 2023 11:40 am

Tgt Ion: 78 Resp: 2186

Ion	Ratio	Lower	Upper
78	100		
51	19.5	0.0	54.6
77	20.8	0.0	53.3
52	25.3	5.0	65.0

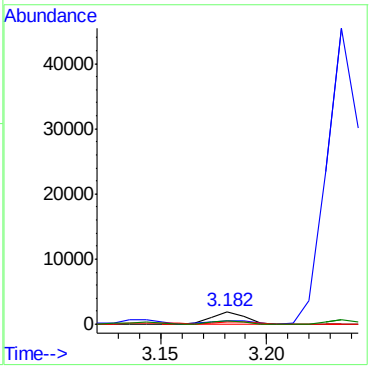

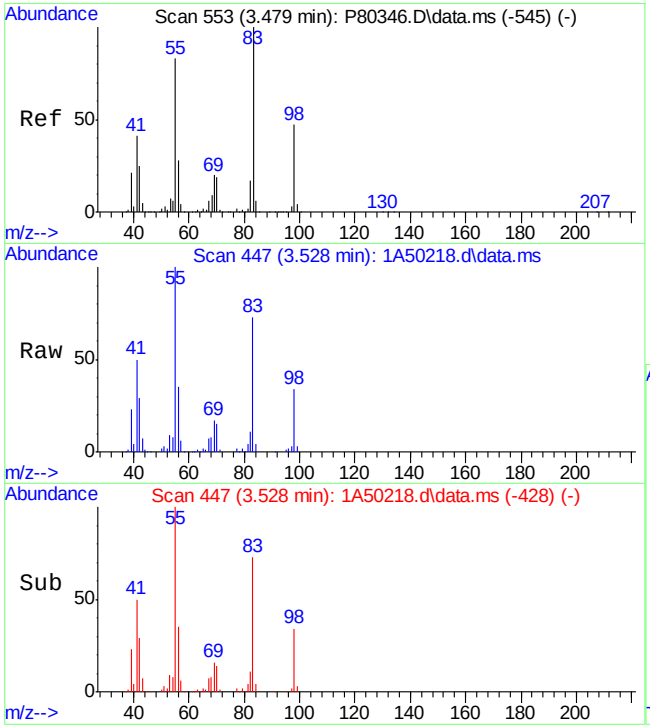

#54
Methylcyclohexane
Concen: 16.51 ug/L
RT: 3.528 min Scan# 447
Delta R.T. -0.000 min
Lab File: 1A50218.d
Acq: 25 Oct 2023 11:40 am

Tgt Ion: 83 Resp: 41944

Ion	Ratio	Lower	Upper
83	100		
55	137.5	71.3	111.3#
98	46.5	26.2	66.2
42	39.5	5.3	45.3

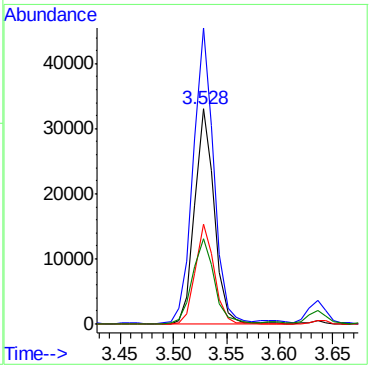

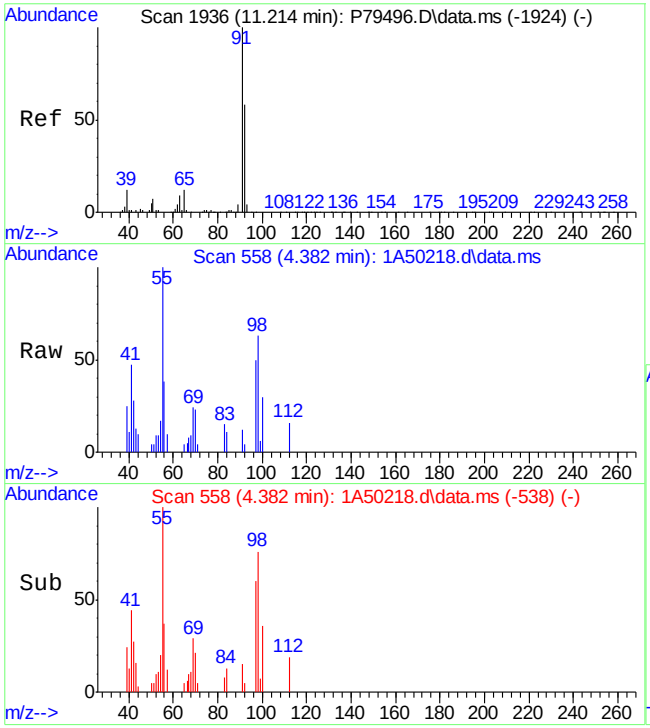

#64
Toluene
Concen: 0.09 ug/L
RT: 4.382 min Scan# 558
Delta R.T. 0.008 min
Lab File: 1A50218.d
Acq: 25 Oct 2023 11:40 am

Tgt Ion: 91 Resp: 531

Ion	Ratio	Lower	Upper
91	100		
92	32.4	29.5	89.5

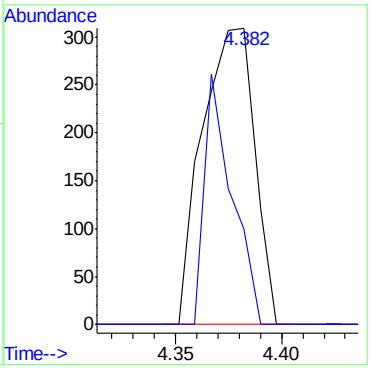

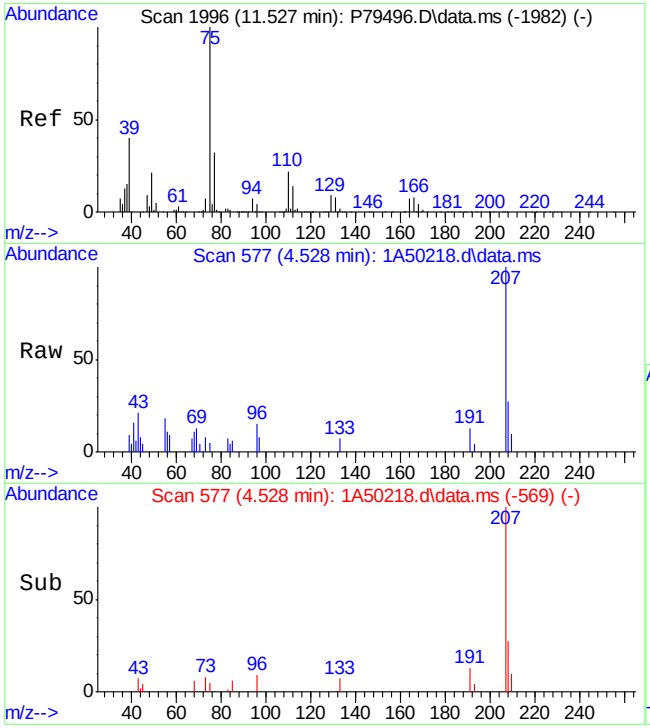

#67
trans-1,3-Dichloropropene
Concen: 0.03 ug/L
RT: 4.528 min Scan# 577
Delta R.T. -0.085 min
Lab File: 1A50218.d
Acq: 25 Oct 2023 11:40 am

Tgt Ion: 75 Resp: 62

Ion	Ratio	Lower	Upper
75	100		
77	0.0	1.7	61.7#
39	210.4	18.5	78.5#
49	0.0	0.0	51.0

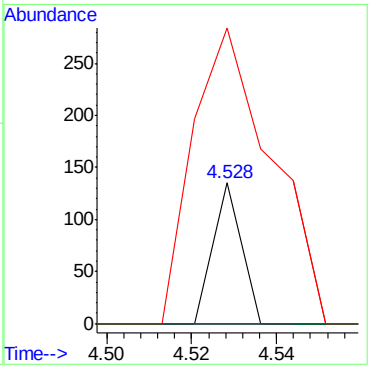

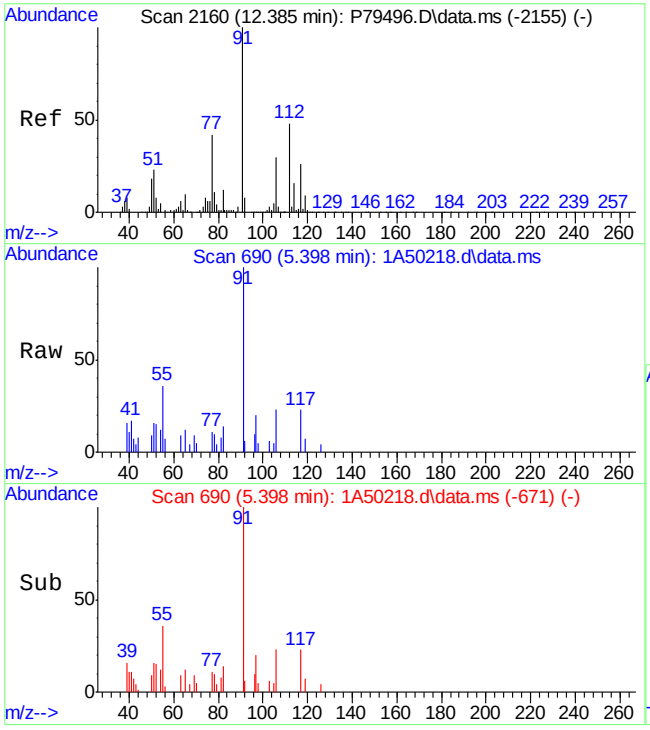

#77
Ethylbenzene
Concen: 0.49 ug/L
RT: 5.398 min Scan# 690
Delta R.T. -0.000 min
Lab File: 1A50218.d
Acq: 25 Oct 2023 11:40 am

Tgt Ion: 91 Resp: 3178

Ion	Ratio	Lower	Upper
91	100		
106	23.1	2.0	62.0
65	11.7	0.0	38.3
51	16.3	0.0	40.1

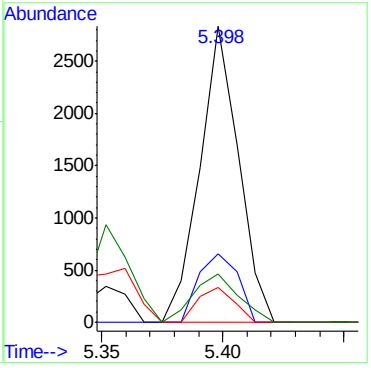

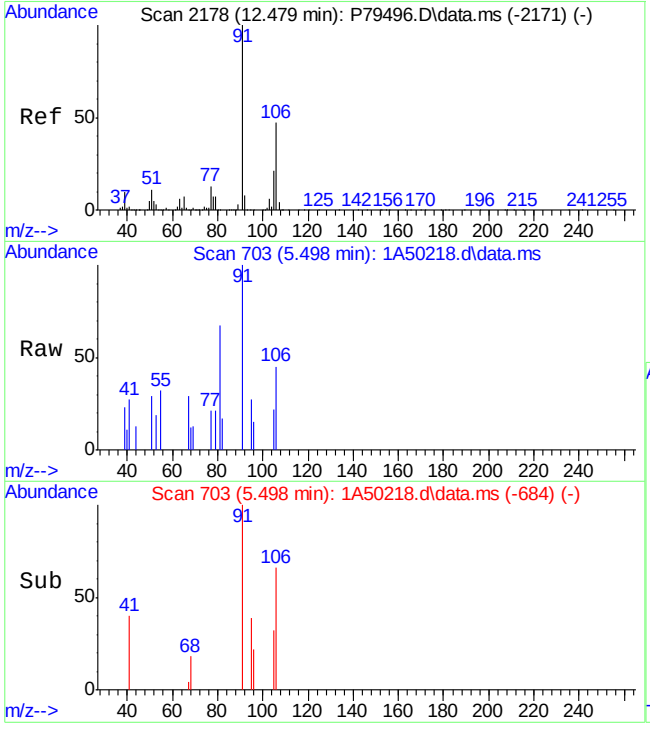

#80
m,p-Xylene
Concen: 0.25 ug/L
RT: 5.498 min Scan# 703
Delta R.T. -0.000 min
Lab File: 1A50218.d
Acq: 25 Oct 2023 11:40 am

Tgt Ion: 91 Resp: 1319

Ion	Ratio	Lower	Upper
91	100		
106	45.0	18.3	78.3
105	21.9	0.0	51.8

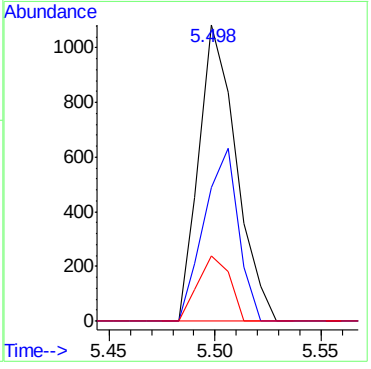

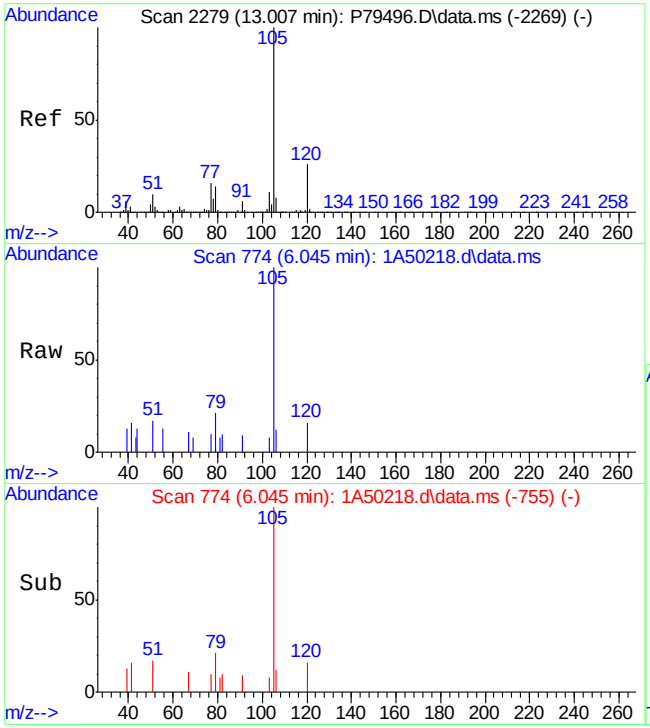

#84
Isopropylbenzene
Concen: 0.24 ug/L
RT: 6.045 min Scan# 774
Delta R.T. -0.000 min
Lab File: 1A50218.d
Acq: 25 Oct 2023 11:40 am

Tgt Ion:105 Resp: 1446

Ion	Ratio	Lower	Upper
105	100		
120	16.3	0.0	57.8
79	21.2	0.0	42.8
77	9.6	0.0	44.5

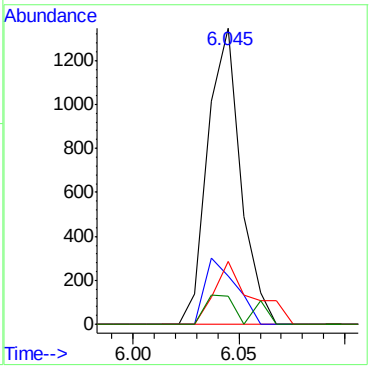

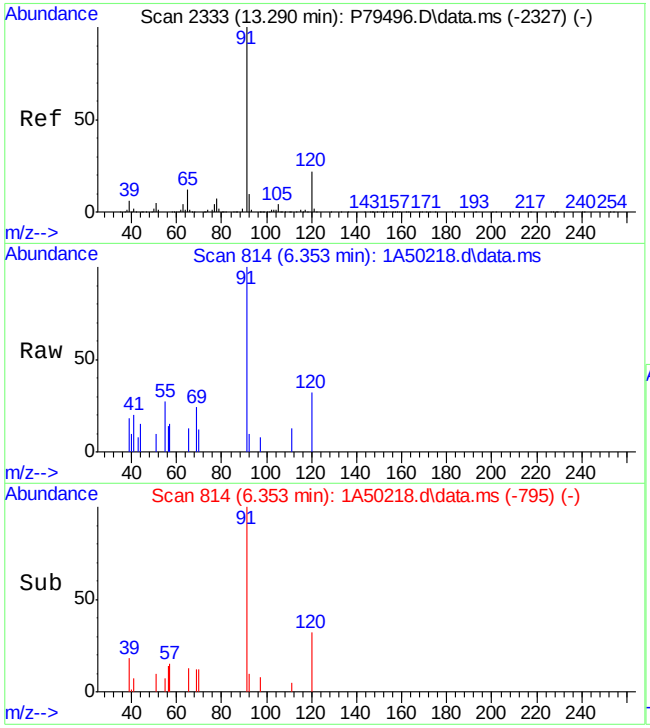

#88
n-Propylbenzene
Concen: 0.23 ug/L
RT: 6.353 min Scan# 814
Delta R.T. -0.000 min
Lab File: 1A50218.d
Acq: 25 Oct 2023 11:40 am

Tgt Ion: 91 Resp: 1736

Ion	Ratio	Lower	Upper
91	100		
120	32.1	0.0	54.8

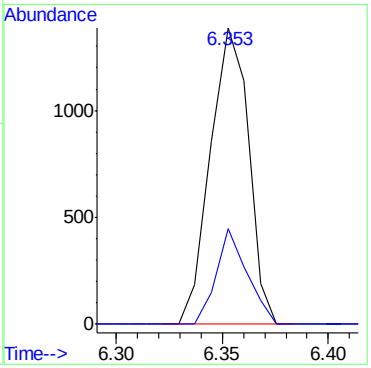

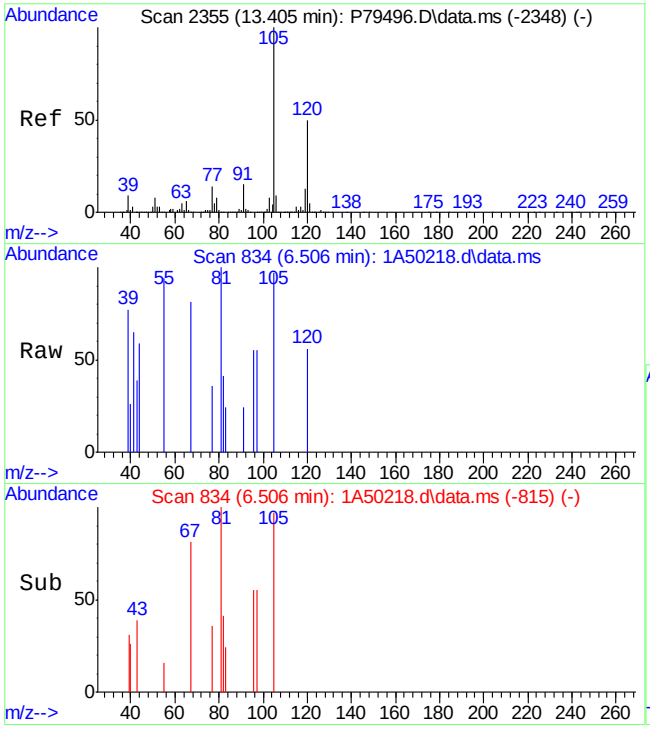

#91
1,3,5-Trimethylbenzene
Concen: 0.09 ug/L
RT: 6.506 min Scan# 834
Delta R.T. -0.000 min
Lab File: 1A50218.d
Acq: 25 Oct 2023 11:40 am

Tgt Ion:105 Resp: 455

Ion	Ratio	Lower	Upper
105	100		
120	58.1	19.9	79.9

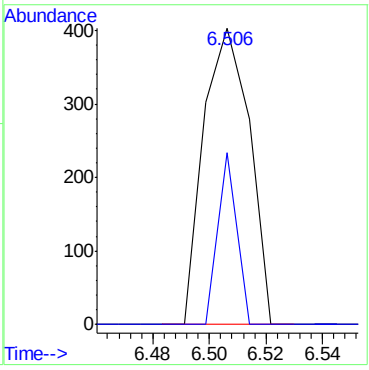

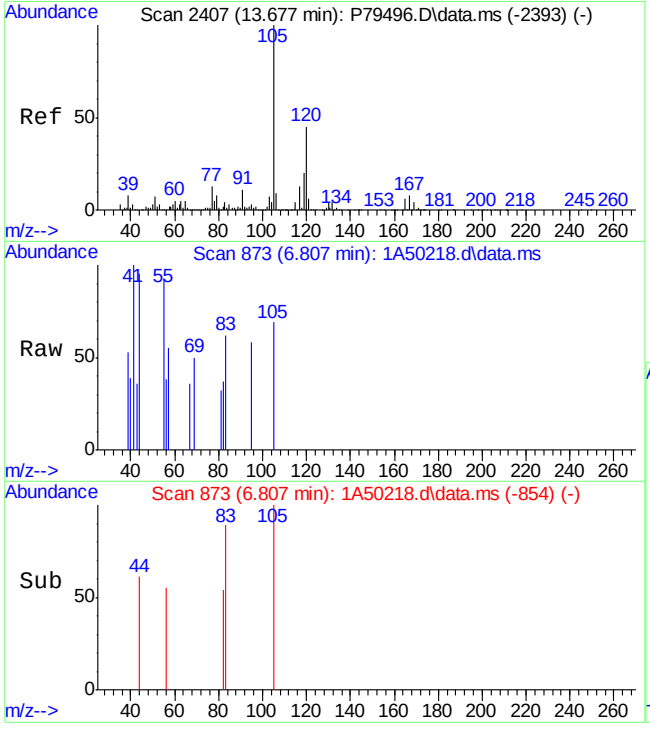

#98
1,2,4-Trimethylbenzene
Concen: 0.07 ug/L
RT: 6.807 min Scan# 873
Delta R.T. -0.000 min
Lab File: 1A50218.d
Acq: 25 Oct 2023 11:40 am

Tgt Ion:105 Resp: 314

Ion	Ratio	Lower	Upper
105	100		
120	0.0	16.0	76.0#
119	0.0	0.0	42.3

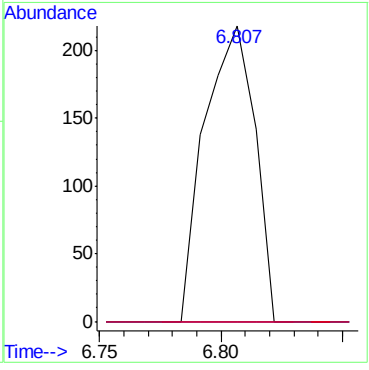

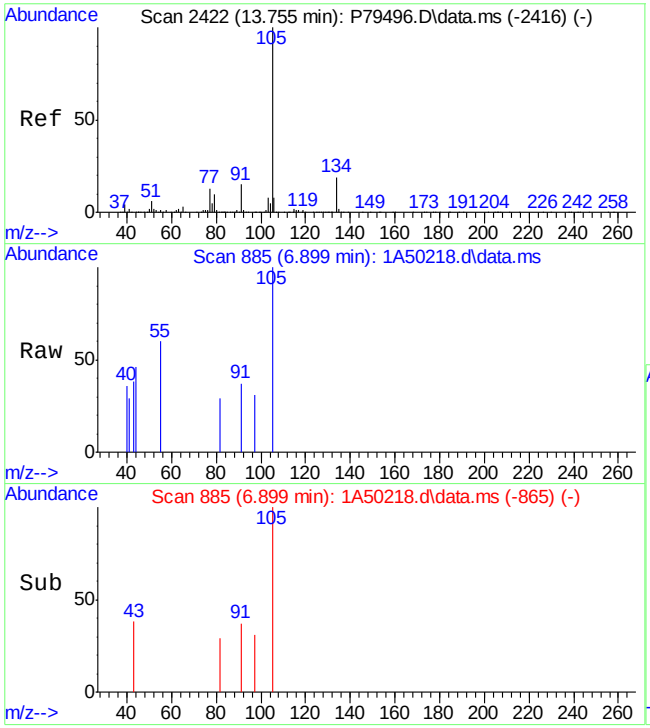

#100
sec-Butylbenzene
Concen: 0.06 ug/L
RT: 6.899 min Scan# 885
Delta R.T. 0.008 min
Lab File: 1A50218.d
Acq: 25 Oct 2023 11:40 am

Tgt Ion:105 Resp: 345

Ion	Ratio	Lower	Upper
105	100		
134	0.0	0.0	52.6
91	37.0	0.0	46.4
77	0.0	0.0	42.9

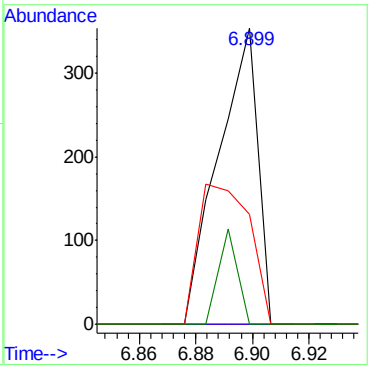

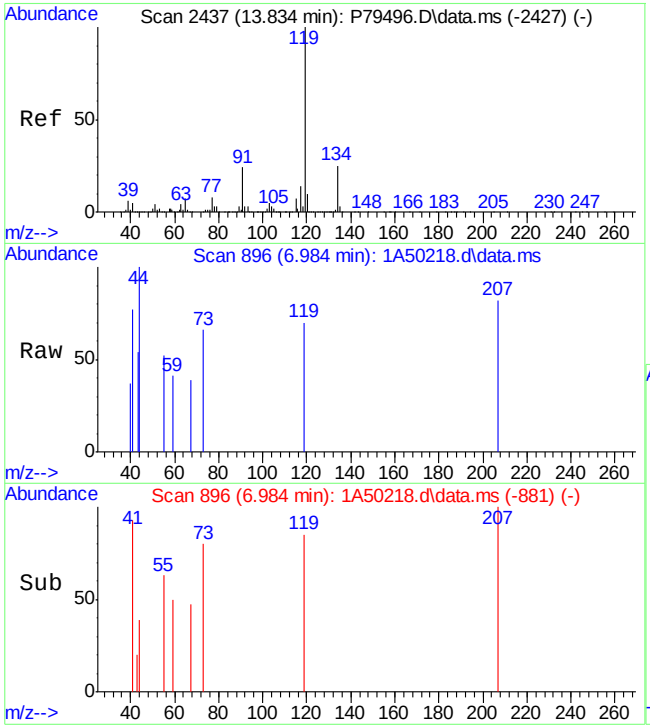

#101
4-Isopropyltoluene
Concen: 0.03 ug/L
RT: 6.984 min Scan# 896
Delta R.T. -0.031 min
Lab File: 1A50218.d
Acq: 25 Oct 2023 11:40 am

Tgt Ion:119 Resp: 164

Ion	Ratio	Lower	Upper
119	100		
134	0.0	0.0	57.0
91	0.0	0.0	54.5

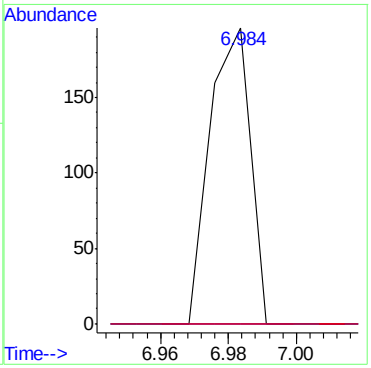

Quantitation Report (QT Reviewed)

Data Path : D:\stuff\10262023 runlogsM\V1A1964-1965 files\
Data File : 1A50219.d
Acq On : 25 Oct 2023 12:04 pm
Operator : jeniferw
Sample : FC10637-3
Misc : MS55129,V1A1964,,,,,
ALS Vial : 9 Sample Multiplier: 1

Quant Time: Oct 25 20:30:24 2023
Quant Method : X:\Orlando VOA\celinec\October 2023\10-26-2023\V1A1964\method\V1A_10-23-2023.M
Quant Title : SW-846 Method 5035A/8260B
QLast Update : Mon Oct 23 13:18:22 2023
Response via : Initial Calibration

Compound	R.T.	QIon	Response	Conc	Units		Dev(Min)
Internal Standards							
1) Fluorobenzene	3.405	96	256298	50.00	ug/L		0.00
62) Chlorobenzene-d5	5.352	117	186567	50.00	ug/L		0.00
85) 1,4-Dichlorobenzene-d4	7.099	152	94983	50.00	ug/L		0.00
System Monitoring Compounds							
39) Dibromofluoromethane	2.958	113	74210	52.50	ug/L		0.00
Spiked Amount 50.000	Range 83 - 118		Recovery = 105.00%				
49) 1,2-Dichloroethane-d4	3.235	65	99954	54.46	ug/L		0.00
Spiked Amount 50.000	Range 79 - 125		Recovery = 108.92%				
63) Toluene-d8	4.336	98	244959	48.91	ug/L		0.00
Spiked Amount 50.000	Range 85 - 112		Recovery = 97.82%				
86) 4-Bromofluorobenzene	6.229	174	78938	49.81	ug/L		0.00
Spiked Amount 50.000	Range 83 - 118		Recovery = 99.62%				
Target Compounds							Qvalue
17) Allyl chloride	1.989	41	55	0.02	ug/L	#	28
19) Acetone	2.050	43	945	1.18	ug/L		91
31) Vinyl acetate	2.589	43	173	0.04	ug/L		77
77) Ethylbenzene	5.352	91	406	0.06	ug/L	#	1
80) m,p-Xylene	5.498	91	109	0.02	ug/L	#	37
88) n-Propylbenzene	6.353	91	190	0.03	ug/L		50
92) 2-Chlorotoluene	6.353	91	190	0.04	ug/L	#	52
96) 4-Chlorotoluene	6.668	91	256	0.06	ug/L	#	49
97) tert-Butylbenzene	6.760	91	111	0.04	ug/L	#	44
100) sec-Butylbenzene	6.899	105	419	0.07	ug/L		59
103) 1,2,3-Trimethylbenzene	7.145	105	257	0.05	ug/L	#	47
111) Naphthalene	8.738	128	117	0.05	ug/L		66

(#) = qualifier out of range (m) = manual integration (+) = signals summed

Quantitation Report (QT Reviewed)

Data Path : D:\stuff\10262023 runlogsM\V1A1964-1965 files\
Data File : 1A50219.d
Acq On : 25 Oct 2023 12:04 pm
Operator : jeniferw
Sample : FC10637-3
Misc : MS55129,V1A1964,,,,,
ALS Vial : 9 Sample Multiplier: 1

Quant Time: Oct 25 20:30:24 2023
Quant Method : X:\Orlando VOA\celinec\October 2023\10-26-2023\V1A1964\method\V1A_10-23-2023.M
Quant Title : SW-846 Method 5035A/8260B
QLast Update : Mon Oct 23 13:18:22 2023
Response via : Initial Calibration

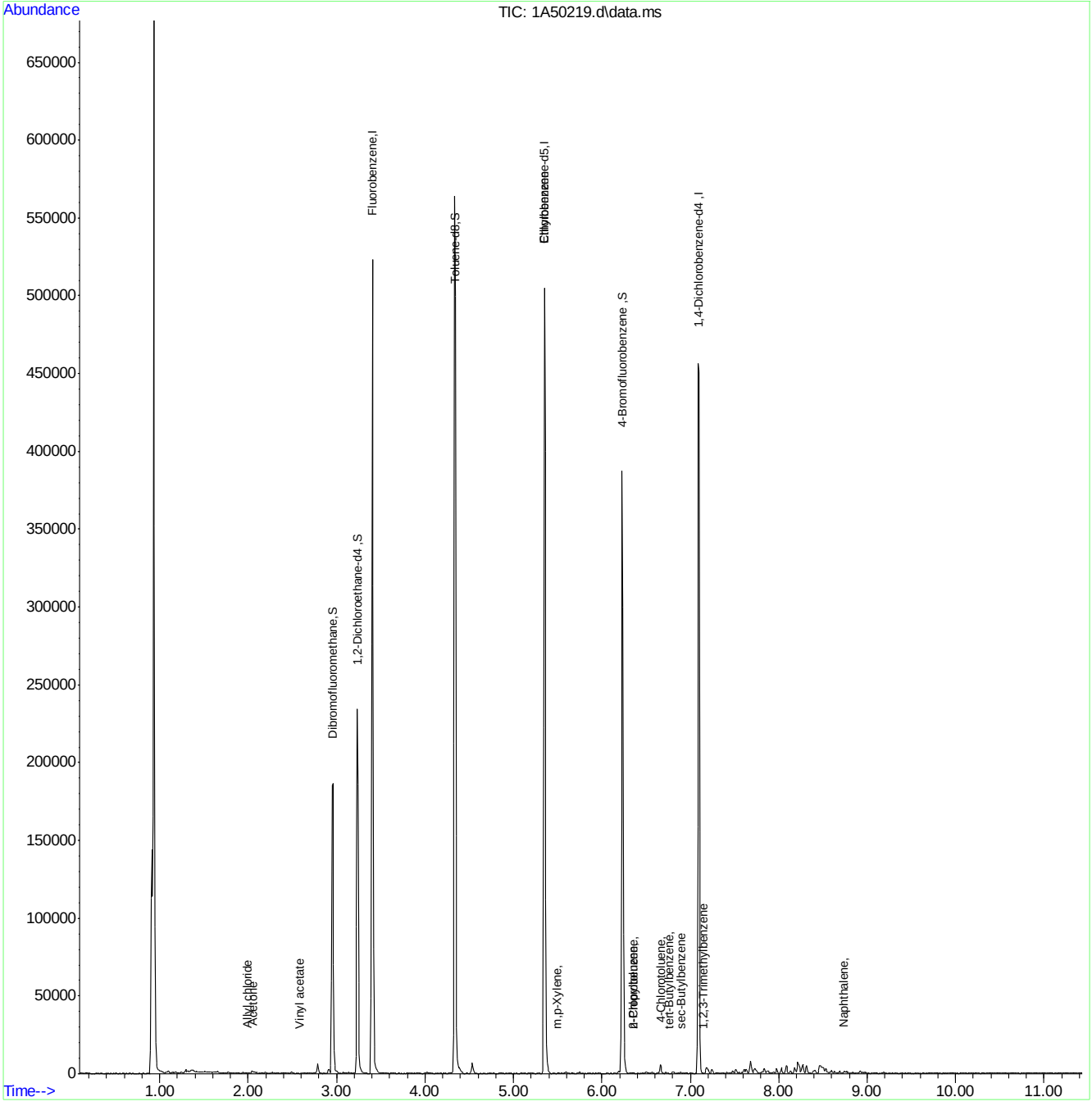

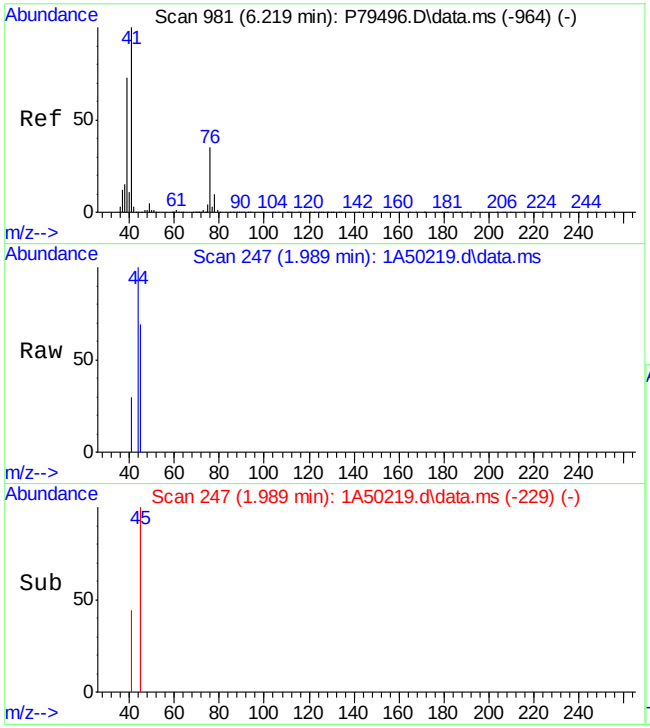

#17
Allyl chloride
Concen: 0.02 ug/L
RT: 1.989 min Scan# 247
Delta R.T. -0.008 min
Lab File: 1A50219.d
Acq: 25 Oct 2023 12:04 pm

Tgt Ion: 41 Resp: 55

Ion	Ratio	Lower	Upper
41	100		
39	0.0	49.0	89.0#
38	0.0	0.0	34.1
76	0.0	19.5	59.5#

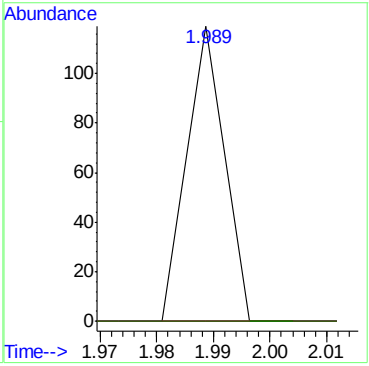

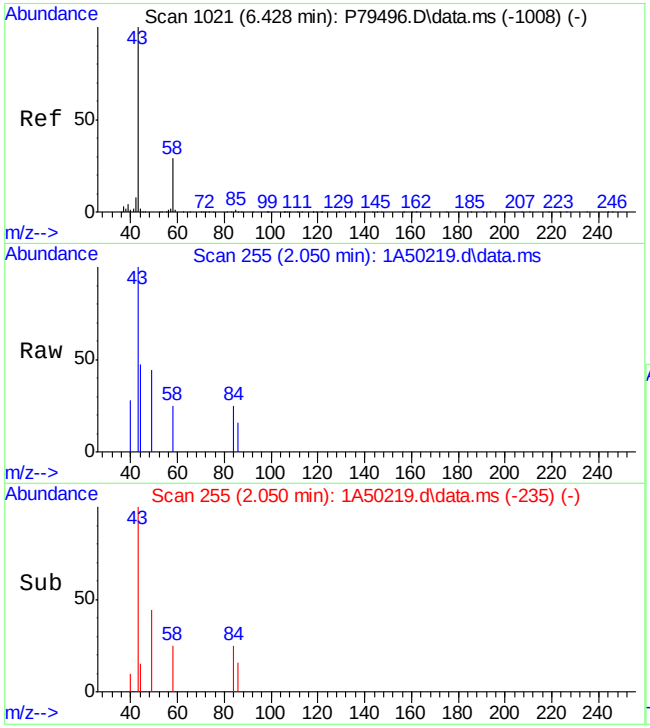

#19
Acetone
Concen: 1.18 ug/L
RT: 2.050 min Scan# 255
Delta R.T. 0.000 min
Lab File: 1A50219.d
Acq: 25 Oct 2023 12:04 pm

Tgt Ion: 43 Resp: 945

Ion	Ratio	Lower	Upper
43	100		
58	24.7	0.0	59.6

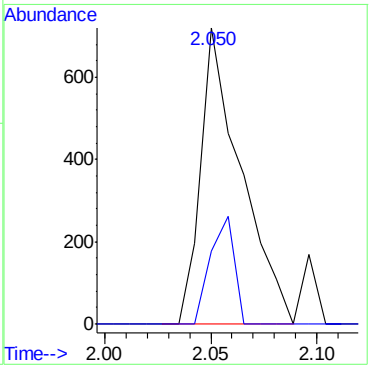

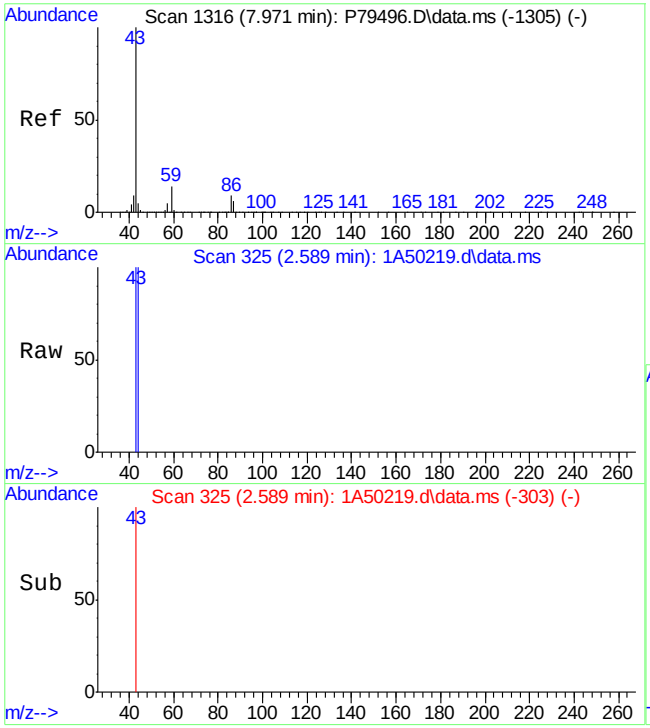

#31
Vinyl acetate
Concen: 0.04 ug/L
RT: 2.589 min Scan# 325
Delta R.T. 0.023 min
Lab File: 1A50219.d
Acq: 25 Oct 2023 12:04 pm

Tgt Ion: 43 Resp: 173

Ion	Ratio	Lower	Upper
43	100		
42	0.0	0.0	38.3

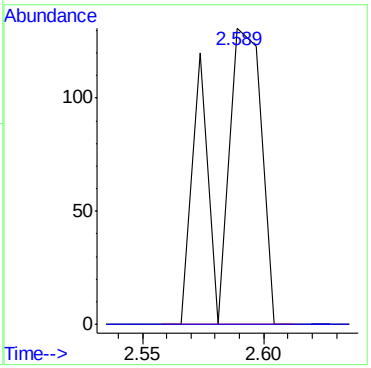

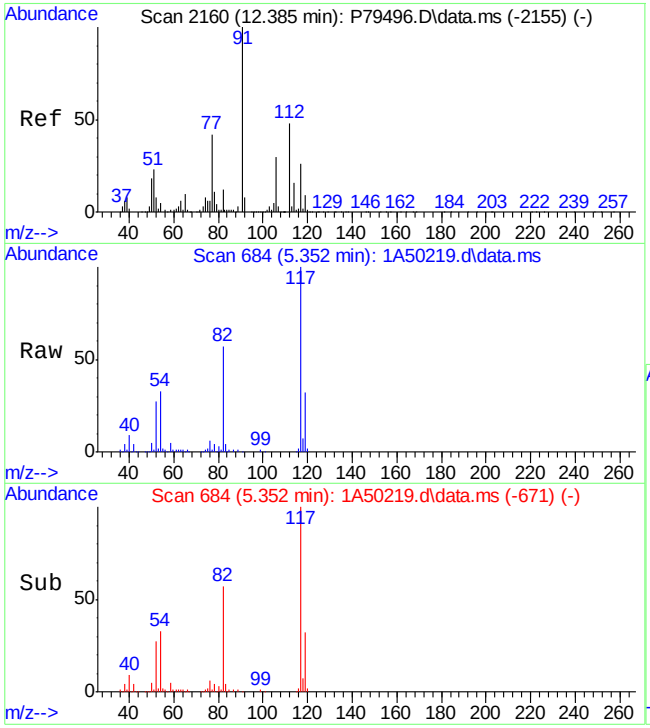

#77
Ethylbenzene
Concen: 0.06 ug/L
RT: 5.352 min Scan# 684
Delta R.T. -0.046 min
Lab File: 1A50219.d
Acq: 25 Oct 2023 12:04 pm

Tgt Ion: 91 Resp: 406

Ion	Ratio	Lower	Upper
91	100		
106	0.0	2.0	62.0#
65	193.7	0.0	38.3#
51	296.4	0.0	40.1#

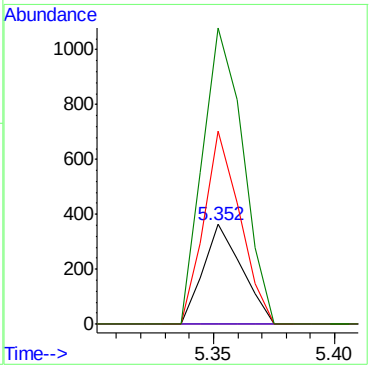

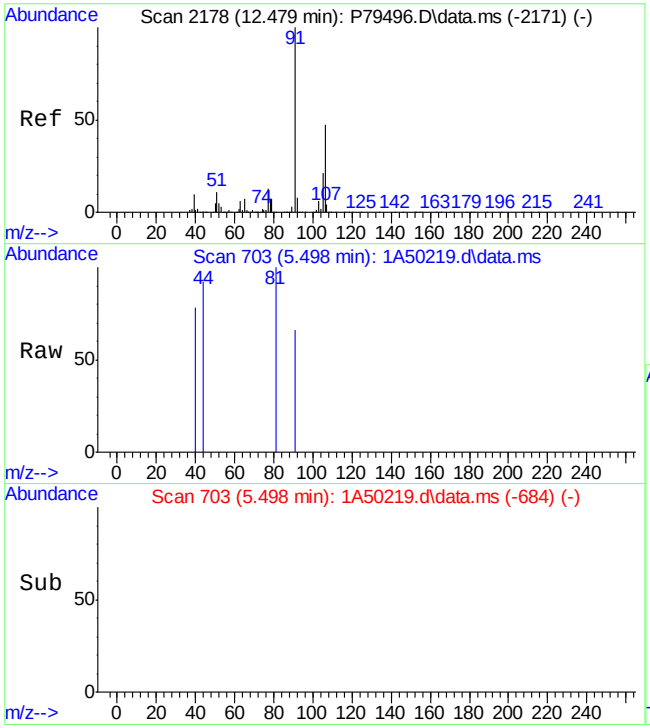

#80
m,p-Xylene
Concen: 0.02 ug/L
RT: 5.498 min Scan# 703
Delta R.T. 0.000 min
Lab File: 1A50219.d
Acq: 25 Oct 2023 12:04 pm

Tgt Ion: 91 Resp: 109

Ion	Ratio	Lower	Upper
91	100		
106	0.0	18.3	78.3#
105	0.0	0.0	51.8

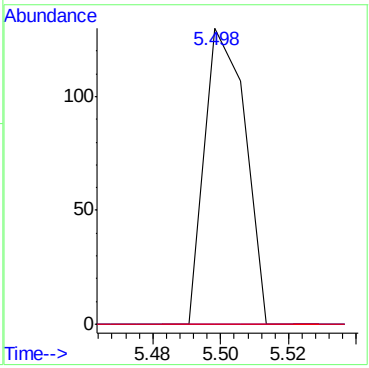

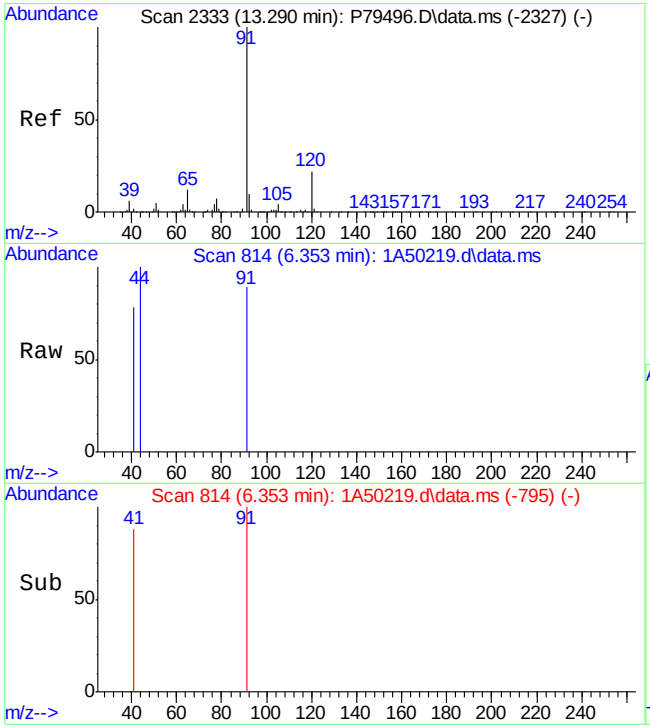

#88
n-Propylbenzene
Concen: 0.03 ug/L
RT: 6.353 min Scan# 814
Delta R.T. -0.000 min
Lab File: 1A50219.d
Acq: 25 Oct 2023 12:04 pm

Tgt Ion: 91 Resp: 190

Ion	Ratio	Lower	Upper
91	100		
120	0.0	0.0	54.8

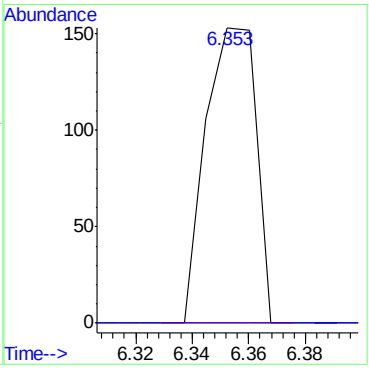

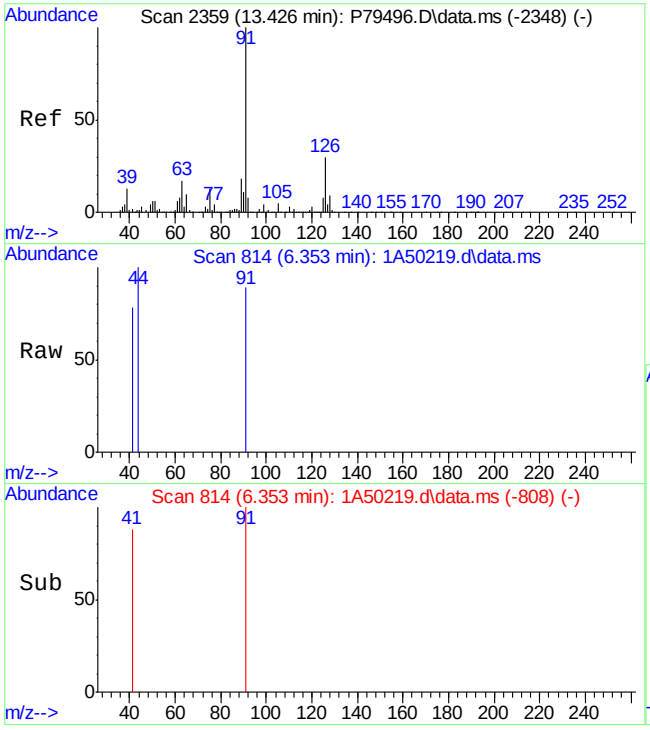

#92
2-Chlorotoluene
Concen: 0.04 ug/L
RT: 6.353 min Scan# 814
Delta R.T. -0.107 min
Lab File: 1A50219.d
Acq: 25 Oct 2023 12:04 pm

Tgt Ion: 91 Resp: 190

Ion	Ratio	Lower	Upper
91	100		
126	0.0	3.3	63.3#
89	0.0	0.0	48.6
128	0.0	0.0	41.0

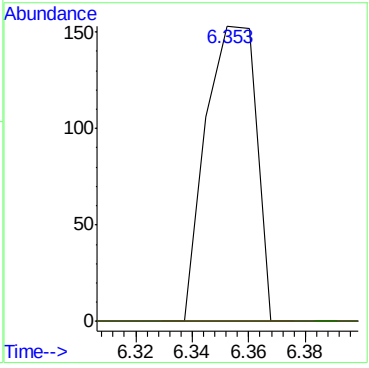

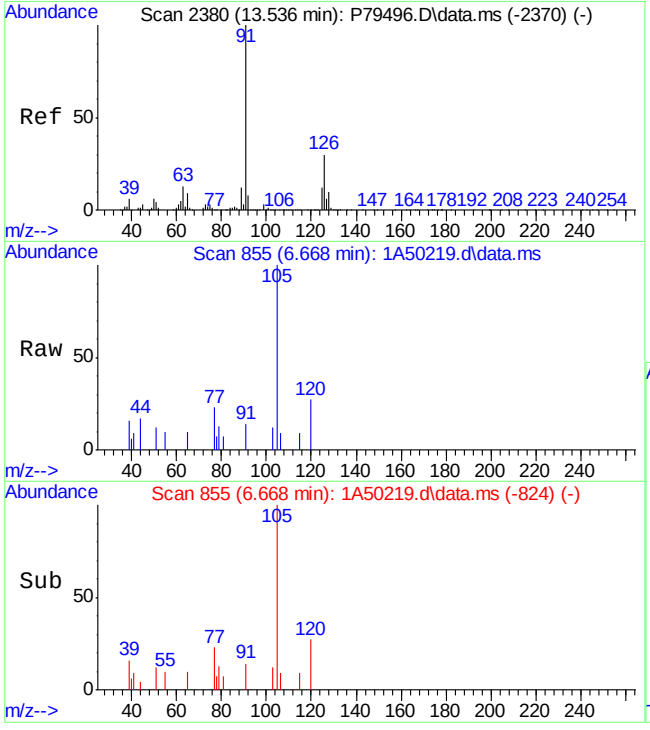

#96
4-Chlorotoluene
Concen: 0.06 ug/L
RT: 6.668 min Scan# 855
Delta R.T. 0.085 min
Lab File: 1A50219.d
Acq: 25 Oct 2023 12:04 pm

Tgt Ion: 91 Resp: 256

Ion	Ratio	Lower	Upper
91	100		
126	0.0	3.1	63.1#
63	0.0	0.0	42.7

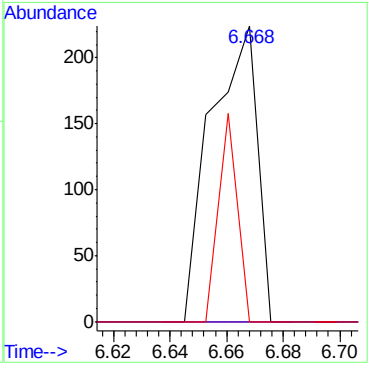

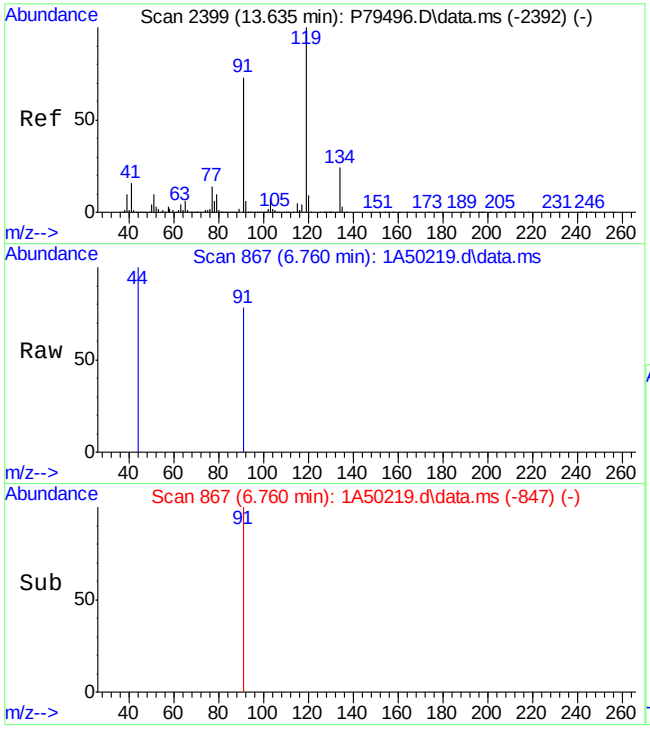

#97
tert-Butylbenzene
Concen: 0.04 ug/L
RT: 6.760 min Scan# 867
Delta R.T. 0.008 min
Lab File: 1A50219.d
Acq: 25 Oct 2023 12:04 pm

Tgt Ion: 91 Resp: 111

Ion	Ratio	Lower	Upper
91	100		
41	0.0	0.0	48.8
134	0.0	8.3	68.3#

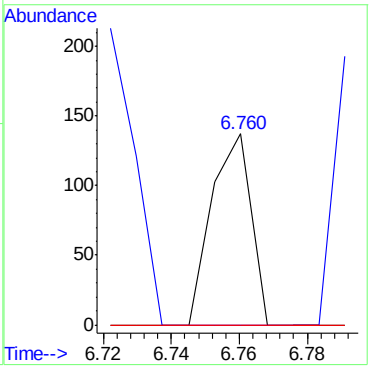

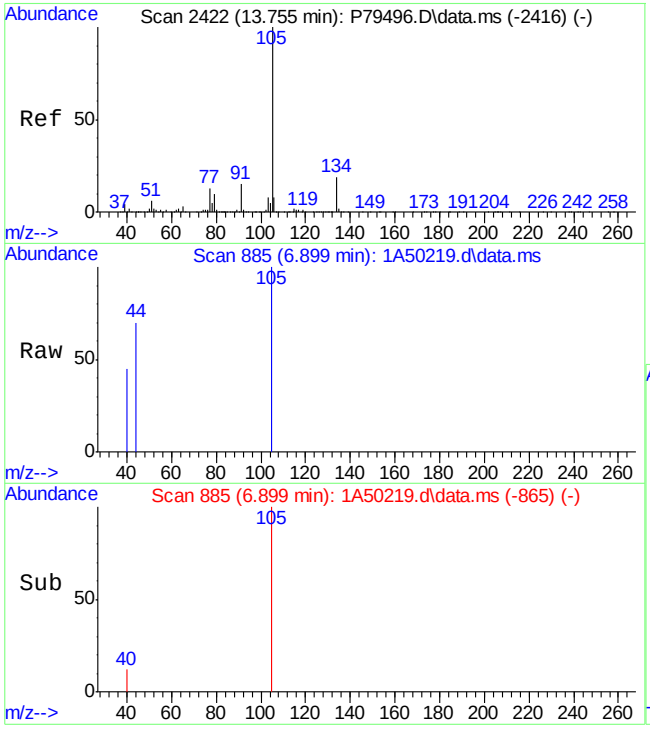

#100
sec-Butylbenzene
Concen: 0.07 ug/L
RT: 6.899 min Scan# 885
Delta R.T. 0.008 min
Lab File: 1A50219.d
Acq: 25 Oct 2023 12:04 pm

Tgt Ion:105 Resp: 419

Ion	Ratio	Lower	Upper
105	100		
134	0.0	0.0	52.6
91	0.0	0.0	46.4
77	0.0	0.0	42.9

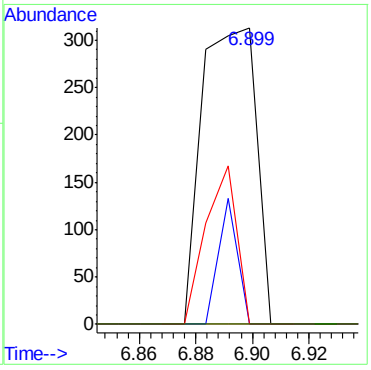

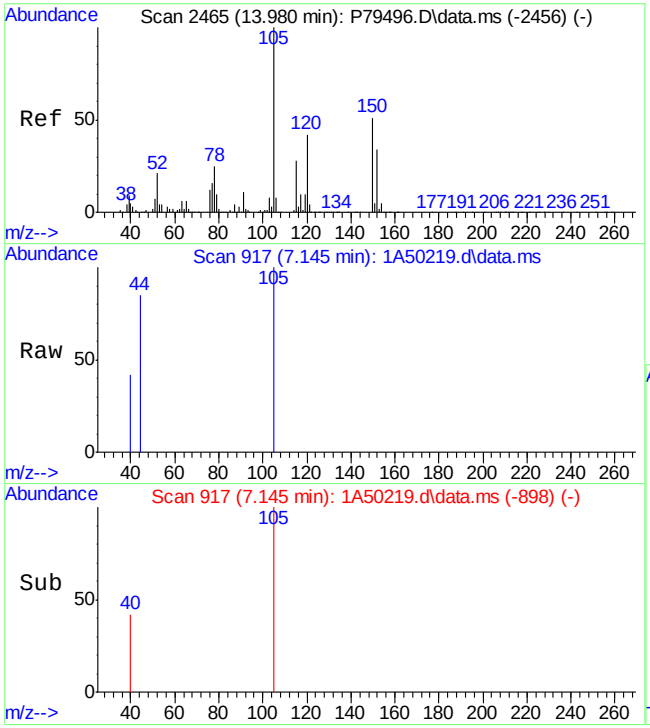

#103
1,2,3-Trimethylbenzene
Concen: 0.05 ug/L
RT: 7.145 min Scan# 917
Delta R.T. -0.000 min
Lab File: 1A50219.d
Acq: 25 Oct 2023 12:04 pm

Tgt Ion:105 Resp: 257

Ion	Ratio	Lower	Upper
105	100		
120	0.0	11.4	71.4#
119	0.0	0.0	39.5
77	0.0	0.0	42.2

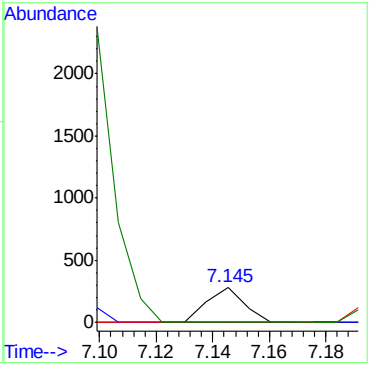

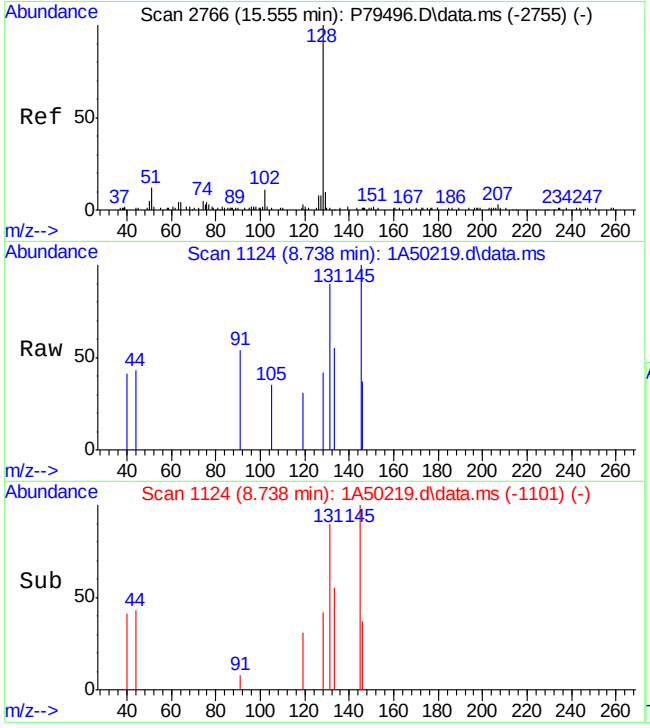

#111
Naphthalene
Concen: 0.05 ug/L
RT: 8.738 min Scan# 1124
Delta R.T. 0.023 min
Lab File: 1A50219.d
Acq: 25 Oct 2023 12:04 pm

Tgt Ion:128 Resp: 117

Ion	Ratio	Lower	Upper
128	100		
127	0.0	0.0	43.5

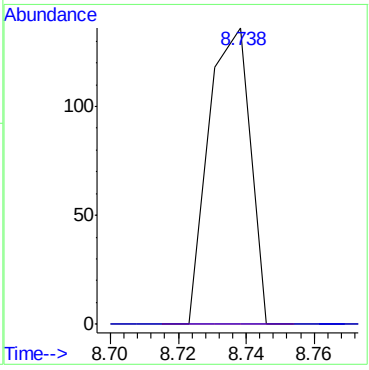

Quantitation Report (QT Reviewed)

Data Path : D:\stuff\10262023 runlogsM\V1A1964-1965 files\
Data File : 1A50220.d
Acq On : 25 Oct 2023 12:29 pm
Operator : jeniferw
Sample : FC10637-4
Misc : MS55129,V1A1964,,,,,
ALS Vial : 10 Sample Multiplier: 1

Quant Time: Oct 25 20:30:36 2023
Quant Method : X:\Orlando VOA\celinec\October 2023\10-26-2023\V1A1964\method\V1A_10-23-2023.M
Quant Title : SW-846 Method 5035A/8260B
QLast Update : Mon Oct 23 13:18:22 2023
Response via : Initial Calibration

Compound	R.T.	QIon	Response	Conc	Units	Dev(Min)
Internal Standards						
1) Fluorobenzene	3.405	96	256486	50.00	ug/L	0.00
62) Chlorobenzene-d5	5.352	117	185652	50.00	ug/L	0.00
85) 1,4-Dichlorobenzene-d4	7.099	152	92118	50.00	ug/L	0.00
System Monitoring Compounds						
39) Dibromofluoromethane	2.951	113	75889	53.65	ug/L	0.00
Spiked Amount 50.000	Range 83 - 118		Recovery = 107.30%			
49) 1,2-Dichloroethane-d4	3.235	65	99194	54.00	ug/L	0.00
Spiked Amount 50.000	Range 79 - 125		Recovery = 108.00%			
63) Toluene-d8	4.336	98	243336	48.82	ug/L	0.00
Spiked Amount 50.000	Range 85 - 112		Recovery = 97.64%			
86) 4-Bromofluorobenzene	6.229	174	78479	51.07	ug/L	0.00
Spiked Amount 50.000	Range 83 - 118		Recovery = 102.14%			
Target Compounds						Qvalue
16) Acrolein	1.912	56	49	0.10	ug/L #	12
18) Methylene Chloride	2.043	49	725	0.26	ug/L #	79
19) Acetone	2.050	43	1956	2.44	ug/L	91
75) 2-hexanone	5.152	43	59	0.02	ug/L #	19
77) Ethylbenzene	5.352	91	396	0.06	ug/L #	1
88) n-Propylbenzene	6.229	91	219	0.03	ug/L	50

(#) = qualifier out of range (m) = manual integration (+) = signals summed

Quantitation Report (QT Reviewed)

Data Path : D:\stuff\10262023 runlogsM\V1A1964-1965 files\
Data File : 1A50220.d
Acq On : 25 Oct 2023 12:29 pm
Operator : jeniferw
Sample : FC10637-4
Misc : MS55129,V1A1964,,,,,
ALS Vial : 10 Sample Multiplier: 1

Quant Time: Oct 25 20:30:36 2023
Quant Method : X:\Orlando VOA\celinec\October 2023\10-26-2023\V1A1964\method\V1A_10-23-2023.M
Quant Title : SW-846 Method 5035A/8260B
QLast Update : Mon Oct 23 13:18:22 2023
Response via : Initial Calibration

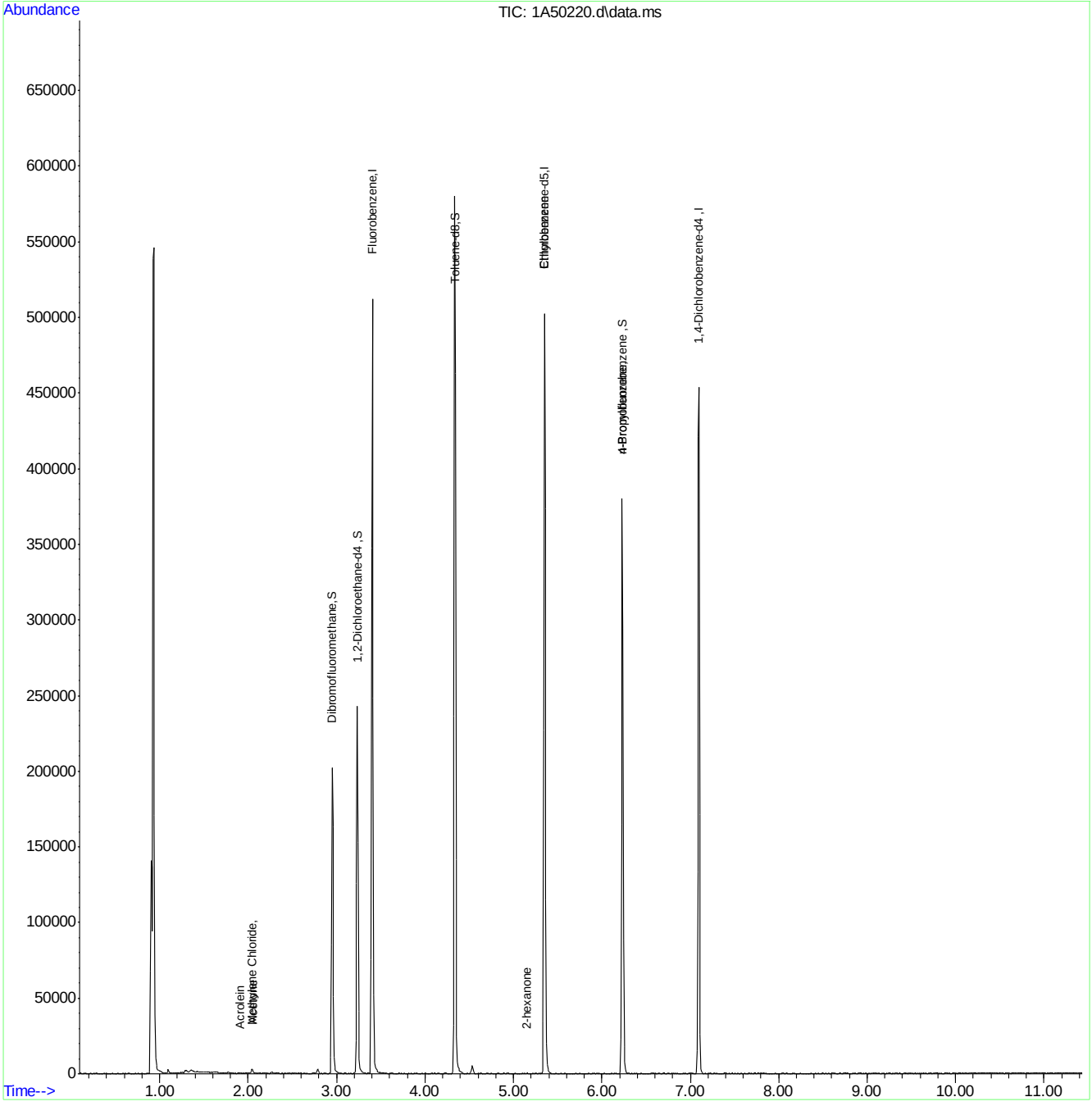

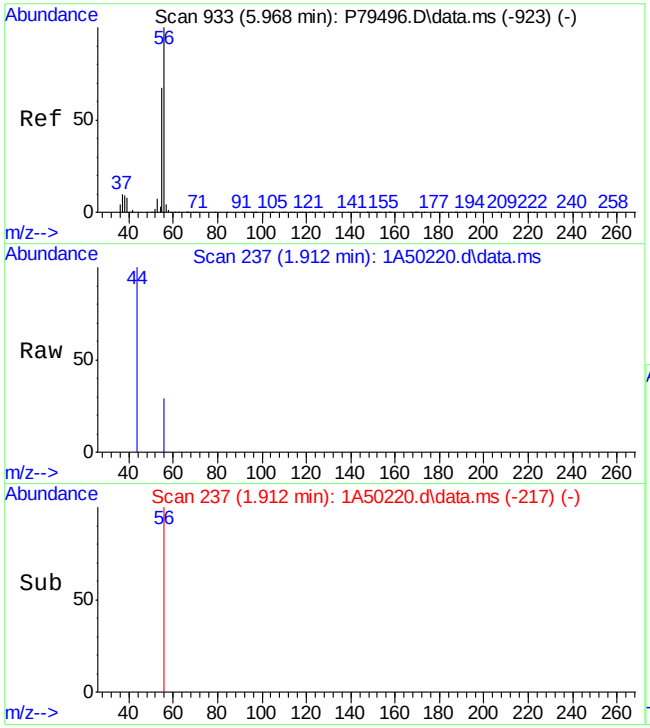

#16
Acrolein
Concen: 0.10 ug/L
RT: 1.912 min Scan# 237
Delta R.T. 0.008 min
Lab File: 1A50220.d
Acq: 25 Oct 2023 12:29 pm

Tgt Ion: 56 Resp: 49

Ion	Ratio	Lower	Upper
56	100		
55	0.0	44.0	104.0#

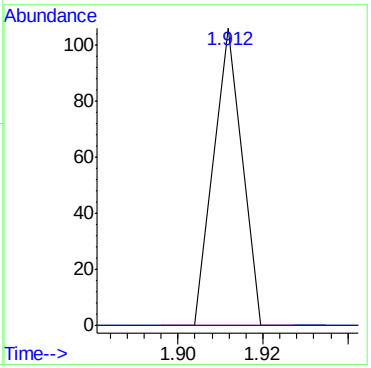

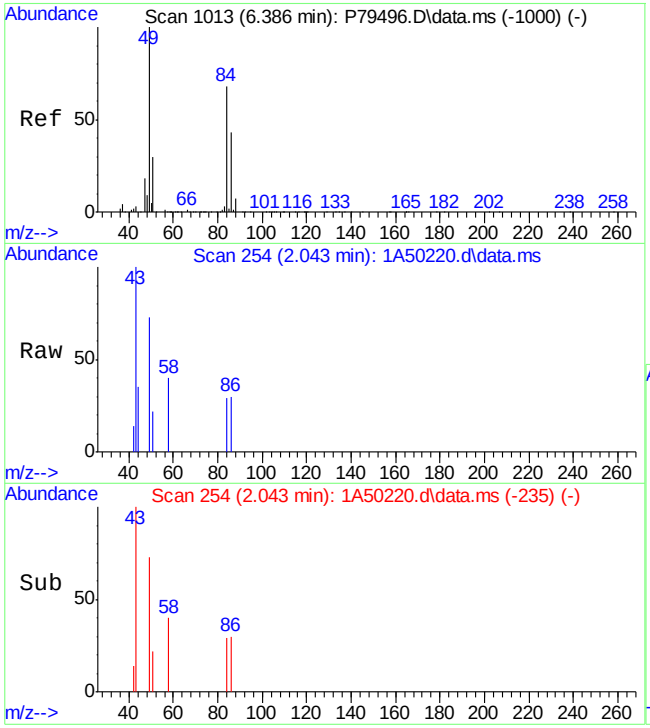

#18
Methylene Chloride
Concen: 0.26 ug/L
RT: 2.043 min Scan# 254
Delta R.T. -0.000 min
Lab File: 1A50220.d
Acq: 25 Oct 2023 12:29 pm

Tgt Ion: 49 Resp: 725

Ion	Ratio	Lower	Upper
49	100		
84	39.6	41.8	101.8#
86	41.8	15.6	75.6
51	30.6	0.0	59.7

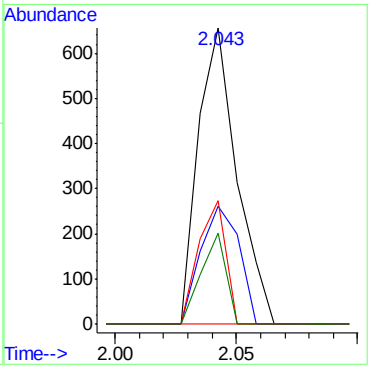

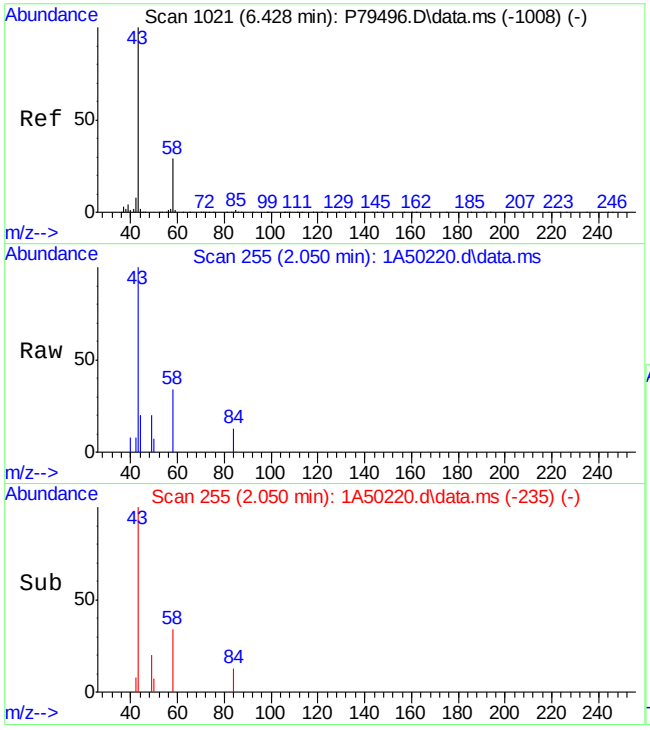

#19
Acetone
Concen: 2.44 ug/L
RT: 2.050 min Scan# 255
Delta R.T. 0.000 min
Lab File: 1A50220.d
Acq: 25 Oct 2023 12:29 pm

Tgt Ion: 43 Resp: 1956

Ion	Ratio	Lower	Upper
43	100		
58	34.3	0.0	59.6

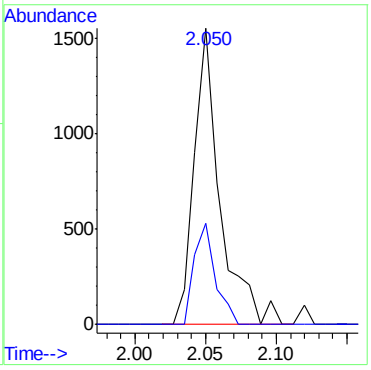

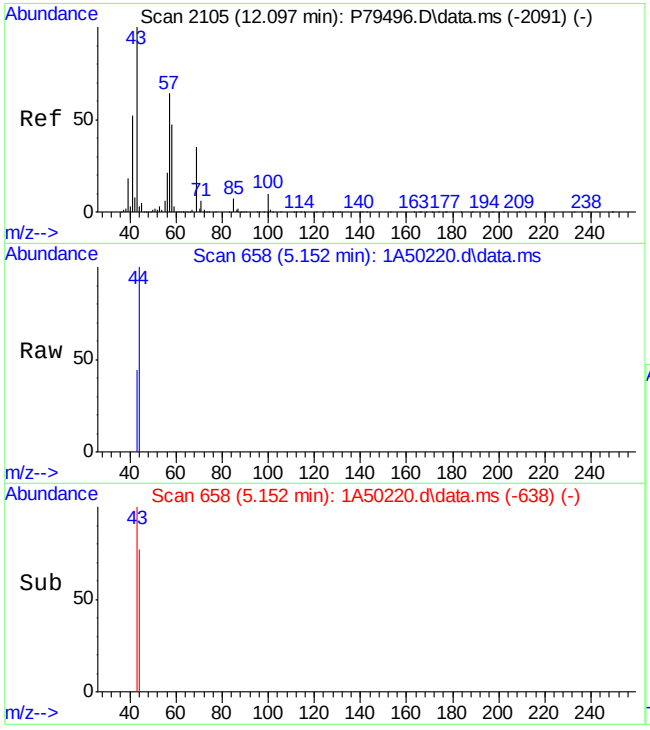

#75
2-hexanone
Concen: 0.02 ug/L
RT: 5.152 min Scan# 658
Delta R.T. 0.008 min
Lab File: 1A50220.d
Acq: 25 Oct 2023 12:29 pm

Tgt Ion: 43 Resp: 59

Ion	Ratio	Lower	Upper
43	100		
58	0.0	22.5	82.5#
57	0.0	40.1	100.1#

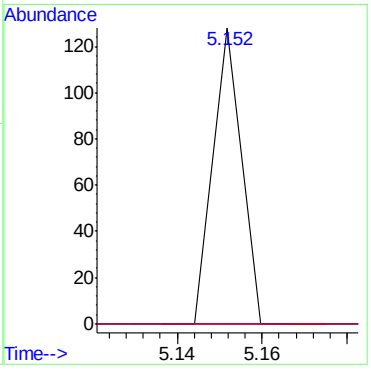

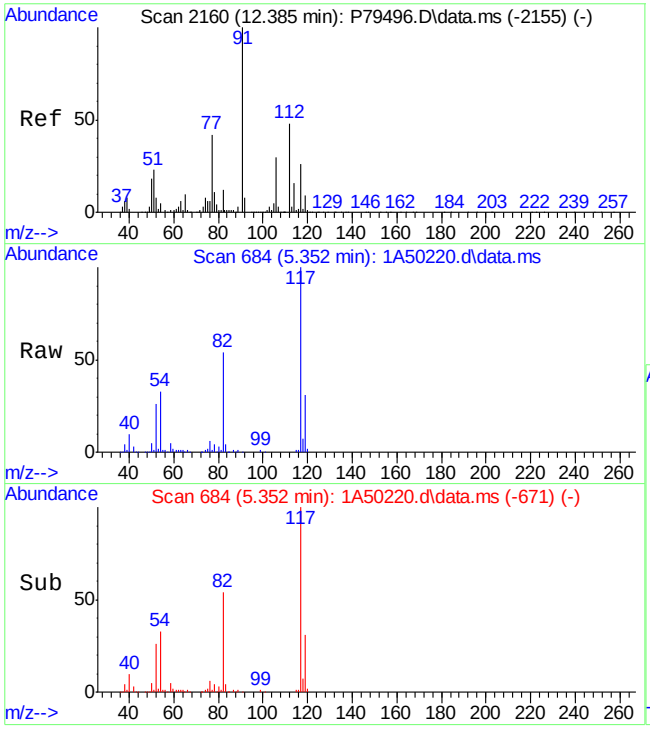

#77
Ethylbenzene
Concen: 0.06 ug/L
RT: 5.352 min Scan# 684
Delta R.T. -0.046 min
Lab File: 1A50220.d
Acq: 25 Oct 2023 12:29 pm

Tgt Ion: 91 Resp: 396

Ion	Ratio	Lower	Upper
91	100		
106	0.0	2.0	62.0#
65	125.2	0.0	38.3#
51	220.2	0.0	40.1#

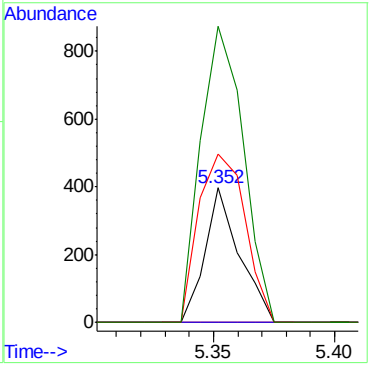

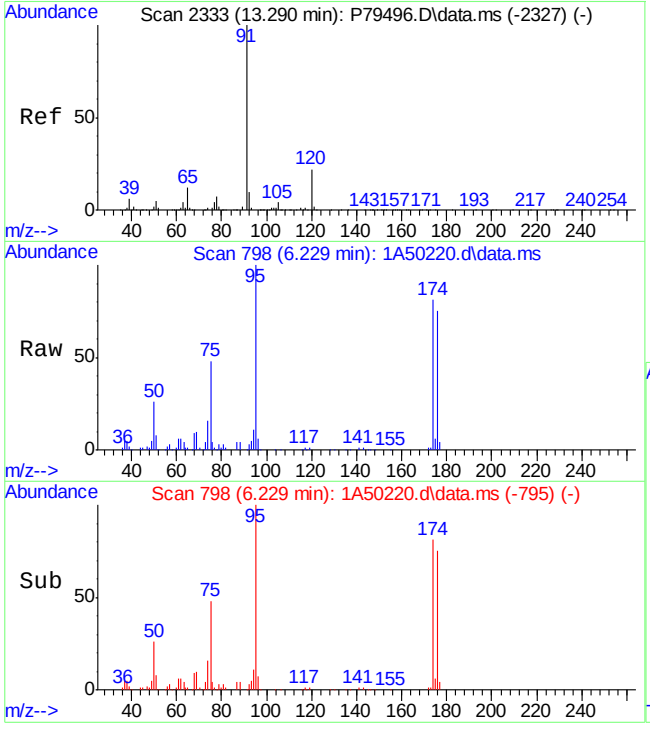

#88
n-Propylbenzene
Concen: 0.03 ug/L
RT: 6.229 min Scan# 798
Delta R.T. -0.124 min
Lab File: 1A50220.d
Acq: 25 Oct 2023 12:29 pm

Tgt Ion: 91 Resp: 219

Ion	Ratio	Lower	Upper
91	100		
120	0.0	0.0	54.8

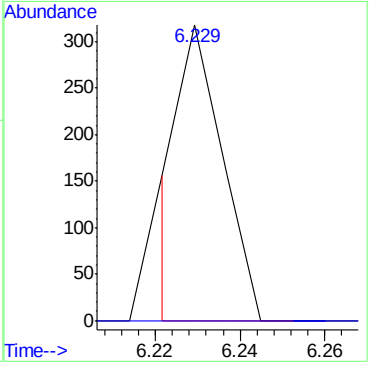

Manual Integrations APPROVED (compounds with "m" flag)
Karen Watson
10/31/23 12:18

Quantitation Report (QT Reviewed)

Data Path : X:\Orlando VOA\celinec\October 2023\10-31-2023\V1A1968\V1A1968\
Data File : 1A50344.d
Acq On : 30 Oct 2023 6:31 pm
Operator : jeniferw
Sample : FC10637-5 2x Inst : MSVOA17
Misc : MS55164,V1A1968,,,,,2
ALS Vial : 25 Sample Multiplier: 1

Quant Time: Oct 31 00:52:48 2023
Quant Method : X:\Orlando VOA\celinec\October 2023\10-31-2023\V1A1968\method\V1A_10-23-2023.M
Quant Title : SW-846 Method 5035A/8260B
QLast Update : Mon Oct 23 13:18:22 2023
Response via : Initial Calibration

Compound		R.T.	QIon	Response	Conc	Units	Dev(Min)
Internal Standards							
1) Fluorobenzene		3.405	96	201488	50.00	ug/L	0.00
62) Chlorobenzene-d5		5.352	117	152525	50.00	ug/L	0.00
85) 1,4-Dichlorobenzene-d4		7.099	152	80881	50.00	ug/L	0.00
System Monitoring Compounds							
39) Dibromofluoromethane		2.951	113	61752	55.57	ug/L	0.00
Spiked Amount	50.000	Range 83 - 118		Recovery =	111.14%		
49) 1,2-Dichloroethane-d4		3.235	65	83470	57.84	ug/L	0.00
Spiked Amount	50.000	Range 79 - 125		Recovery =	115.68%		
63) Toluene-d8		4.336	98	196823	48.07	ug/L	0.00
Spiked Amount	50.000	Range 85 - 112		Recovery =	96.14%		
86) 4-Bromofluorobenzene		6.229	174	68830	51.01	ug/L	0.00
Spiked Amount	50.000	Range 83 - 118		Recovery =	102.02%		
Target Compounds							Qvalue
18) Methylene Chloride		2.042	49	22001	10.2082	ug/L	76
22) Hexane		2.196	56	37095	22.7592	ug/L #	70
35) Cyclohexane		2.858	56	112411	40.0143	ug/L #	72
42) 2-Butanone		3.005	43	3682	3.0478	ug/L	87
47) Benzene		3.182	78	303596	69.3725	ug/L	93
52) Tert Amyl Alcohol		3.320	59	15304	62.6680	ug/L	78
54) Methylcyclohexane		3.528	83	30503	16.2027	ug/L #	67
64) Toluene		4.374	91	10098	2.0844	ug/L	95
66) 4-Methyl-2-pentanone		4.582	43	23190	9.4553	ug/L	98
77) Ethylbenzene		5.398	91	24315	4.7411	ug/L	95
80) m,p-Xylene		5.498	91	99175	23.9795	ug/L	99
81) o-Xylene		5.806	91	16480	3.9075	ug/L	98
84) Isopropylbenzene		6.045	105	1727	0.3545	ug/L	96
88) n-Propylbenzene		6.352	91	3956	0.6412	ug/L	96
91) 1,3,5-Trimethylbenzene		6.506	105	30415	7.3171	ug/L	98
98) 1,2,4-Trimethylbenzene		6.806	105	40371	10.2254	ug/L	98
100) sec-Butylbenzene		6.891	105	1895m	0.3665	ug/L	
101) 4-Isopropyltoluene		7.014	119	2560m	0.6132	ug/L	
103) 1,2,3-Trimethylbenzene		7.145	105	49595	12.3121	ug/L	99
105) n-Butylbenzene		7.345	92	1655	0.8366	ug/L #	70
111) Naphthalene		8.715	128	4005	2.1262	ug/L	95

(#) = qualifier out of range (m) = manual integration (+) = signals summed

Quantitation Report (QT Reviewed)

Data Path : X:\Orlando VOA\celinec\October 2023\10-31-2023\V1A1968\V1A1968\
Data File : 1A50344.d
Acq On : 30 Oct 2023 6:31 pm
Operator : jeniferw
Sample : FC10637-5 2x Inst : MSVOA17
Misc : MS55164,V1A1968,,,,,2
ALS Vial : 25 Sample Multiplier: 1

Quant Time: Oct 31 00:52:48 2023
Quant Method : X:\Orlando VOA\celinec\October 2023\10-31-2023\V1A1968\method\V1A_10-23-2023.M
Quant Title : SW-846 Method 5035A/8260B
QLast Update : Mon Oct 23 13:18:22 2023
Response via : Initial Calibration

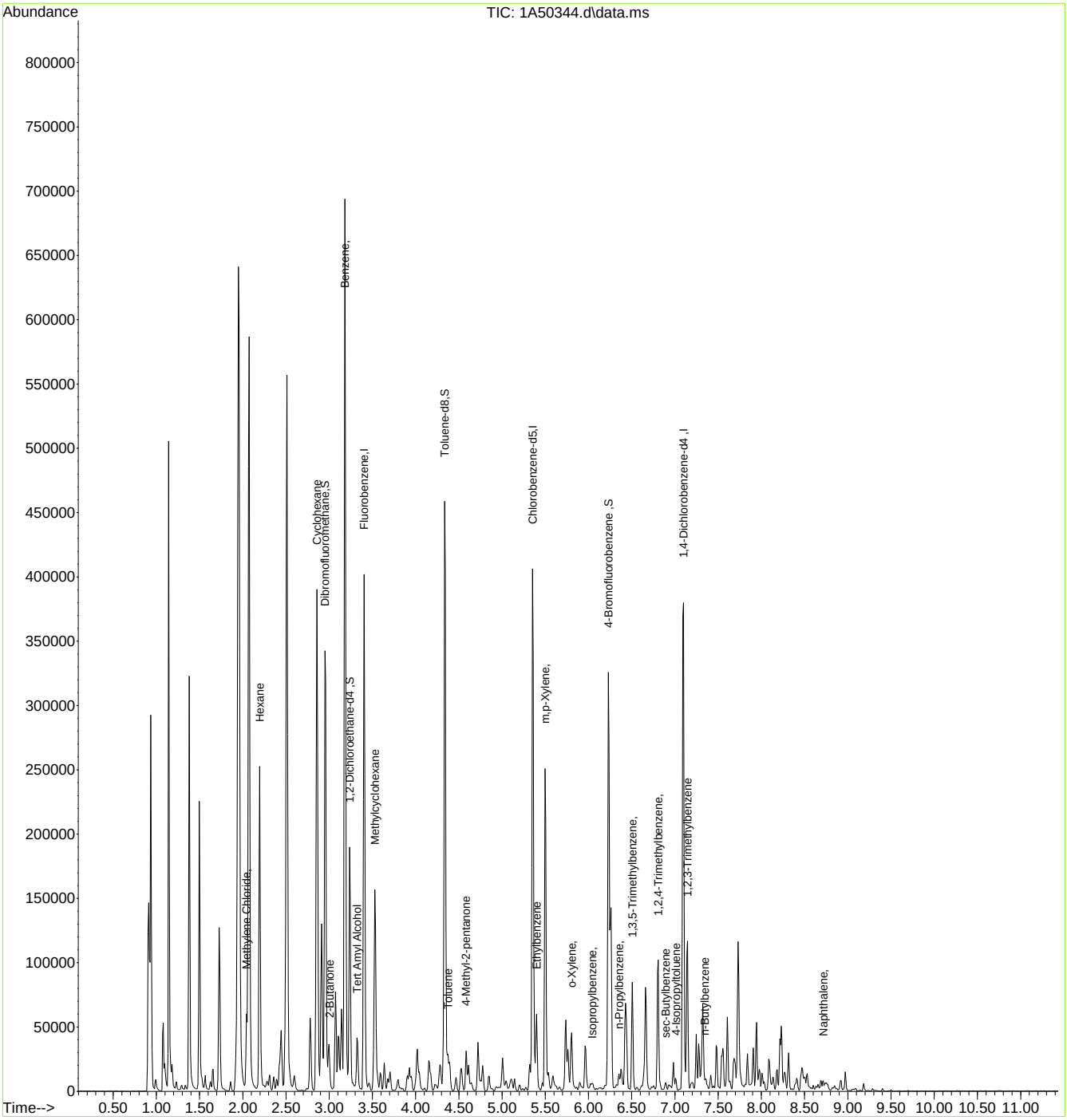

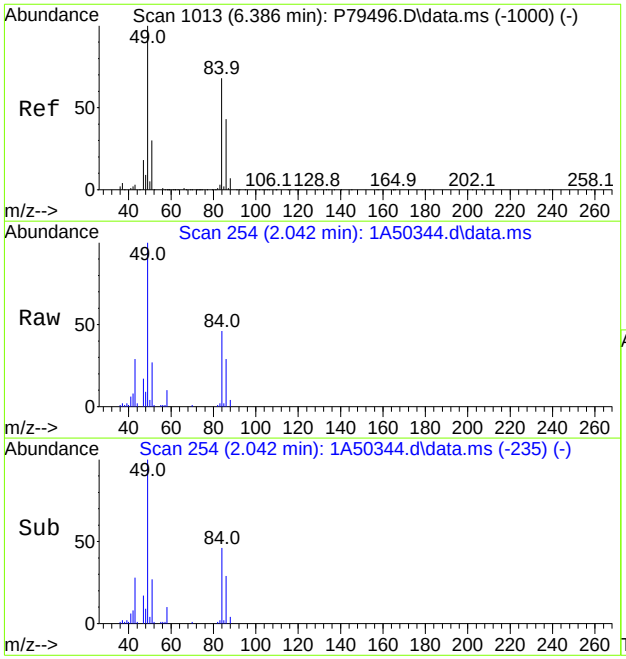

#18
Methylene Chloride
Concen: 10.2082 ug/L
RT: 2.042 min Scan# 254
Delta R.T. -0.001 min
Lab File: 1A50344.d
Acq: 30 Oct 2023 6:31 pm

Tgt Ion: 49 Resp: 22001

Ion	Ratio	Lower	Upper
49	100		
84	45.5	41.8	101.8
86	29.4	15.6	75.6
51	27.4	0.0	59.7

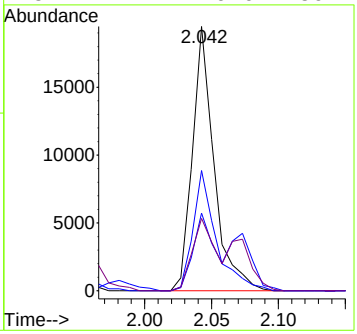

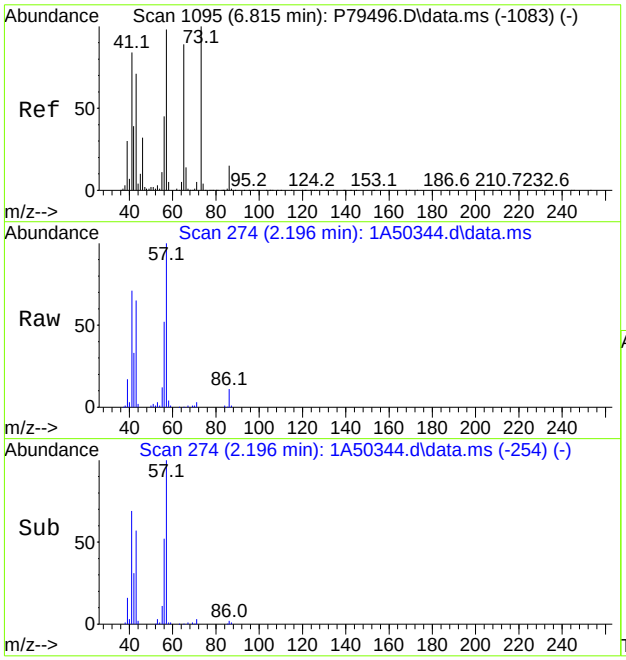

#22
Hexane
Concen: 22.7592 ug/L
RT: 2.196 min Scan# 274
Delta R.T. 0.000 min
Lab File: 1A50344.d
Acq: 30 Oct 2023 6:31 pm

Tgt Ion: 56 Resp: 37095

Ion	Ratio	Lower	Upper
56	100		
57	194.0	218.4	258.4#
43	126.8	145.0	185.0#
41	136.5	167.0	207.0#

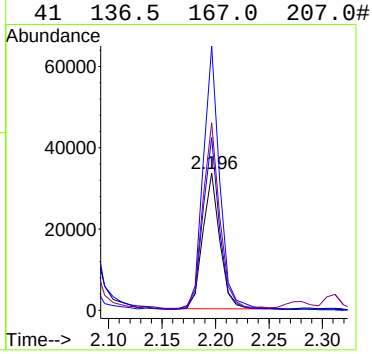

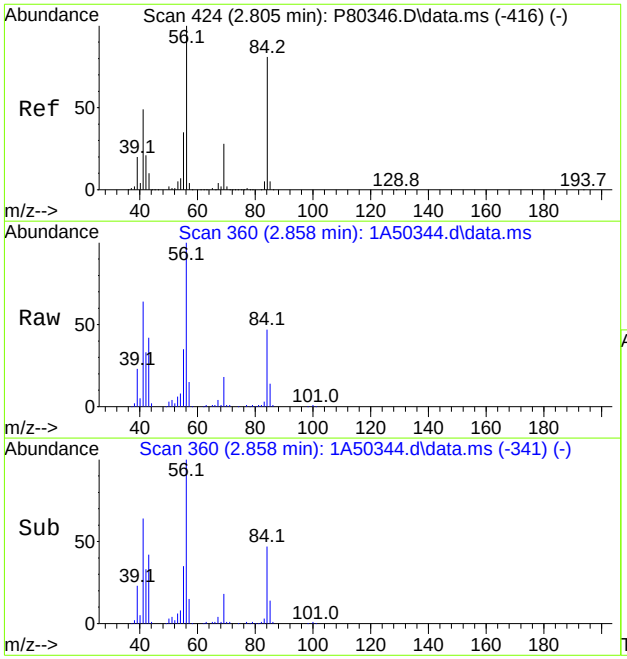

#35
Cyclohexane
Concen: 40.0143 ug/L
RT: 2.858 min Scan# 360
Delta R.T. -0.000 min
Lab File: 1A50344.d
Acq: 30 Oct 2023 6:31 pm

Tgt Ion: 56 Resp: 112411

Ion	Ratio	Lower	Upper
56	100		
84	47.4	69.1	109.1#
41	63.7	33.6	73.6
55	35.0	19.7	59.7

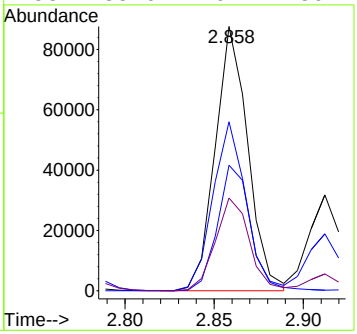

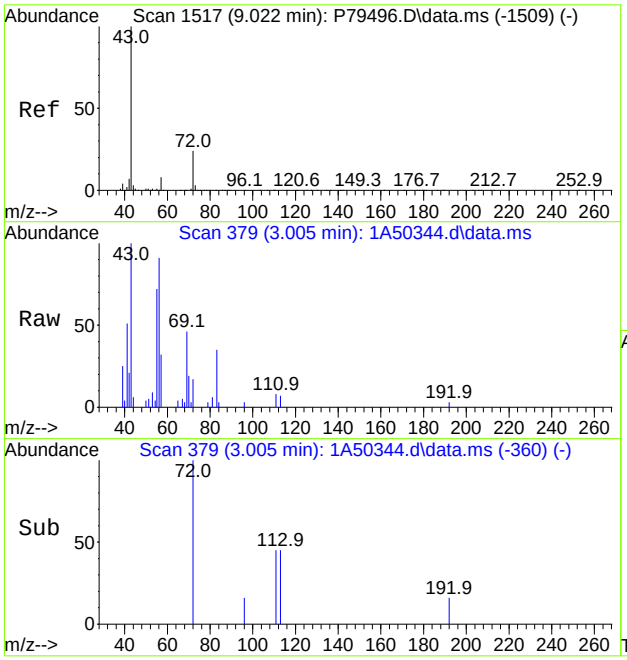

#42
2-Butanone
Concen: 3.0478 ug/L
RT: 3.005 min Scan# 379
Delta R.T. -0.000 min
Lab File: 1A50344.d
Acq: 30 Oct 2023 6:31 pm

Tgt Ion: 43 Resp: 3682

Ion	Ratio	Lower	Upper
43	100		
72	18.8	0.0	55.5

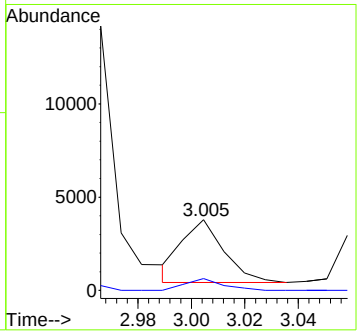

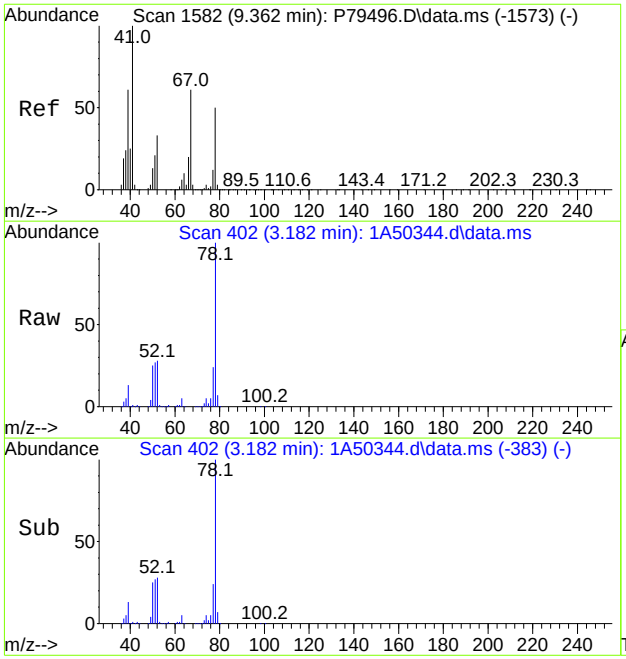

#47
Benzene
Concen: 69.3725 ug/L
RT: 3.182 min Scan# 402
Delta R.T. -0.000 min
Lab File: 1A50344.d
Acq: 30 Oct 2023 6:31 pm

Tgt Ion: 78 Resp: 303596

Ion	Ratio	Lower	Upper
78	100		
51	27.3	0.0	54.6
77	23.8	0.0	53.3
52	27.8	5.0	65.0

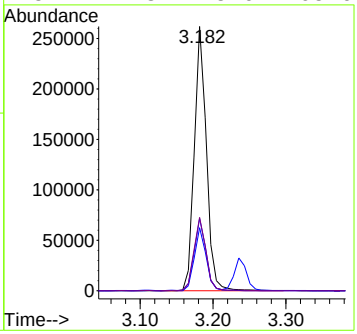

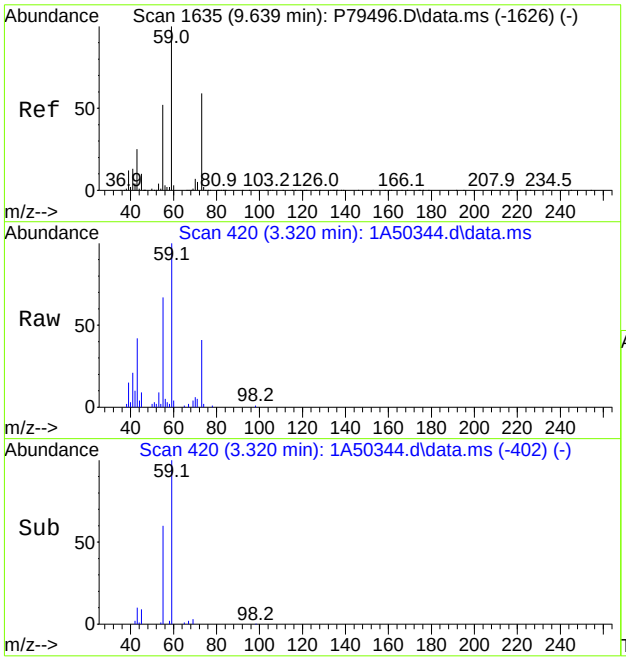

#52
Tert Amyl Alcohol
Concen: 62.6680 ug/L
RT: 3.320 min Scan# 420
Delta R.T. -0.008 min
Lab File: 1A50344.d
Acq: 30 Oct 2023 6:31 pm

Tgt Ion: 59 Resp: 15304

Ion	Ratio	Lower	Upper
59	100		
55	64.7	23.2	83.2
73	41.4	32.0	92.0

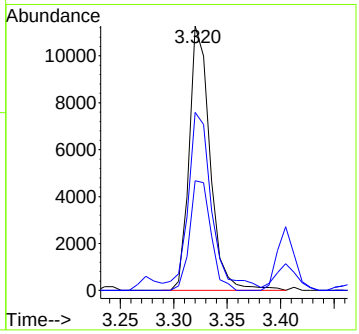

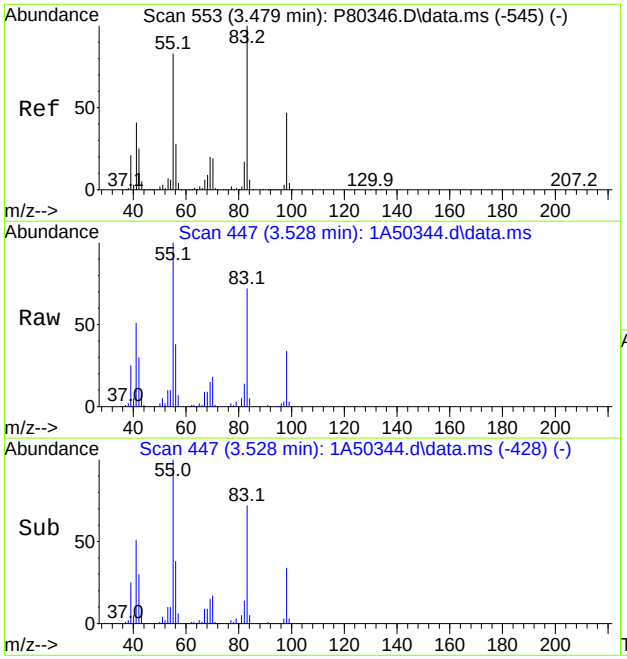

#54
Methylcyclohexane
Concen: 16.2027 ug/L
RT: 3.528 min Scan# 447
Delta R.T. -0.000 min
Lab File: 1A50344.d
Acq: 30 Oct 2023 6:31 pm

Tgt Ion: 83 Resp: 30503

Ion	Ratio	Lower	Upper
83	100		
55	139.1	71.3	111.3#
98	47.0	26.2	66.2
42	41.2	5.3	45.3

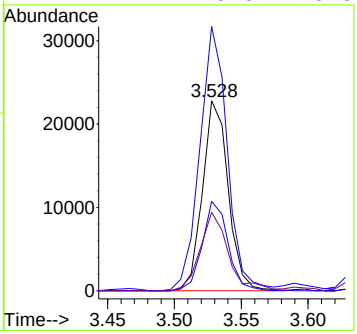

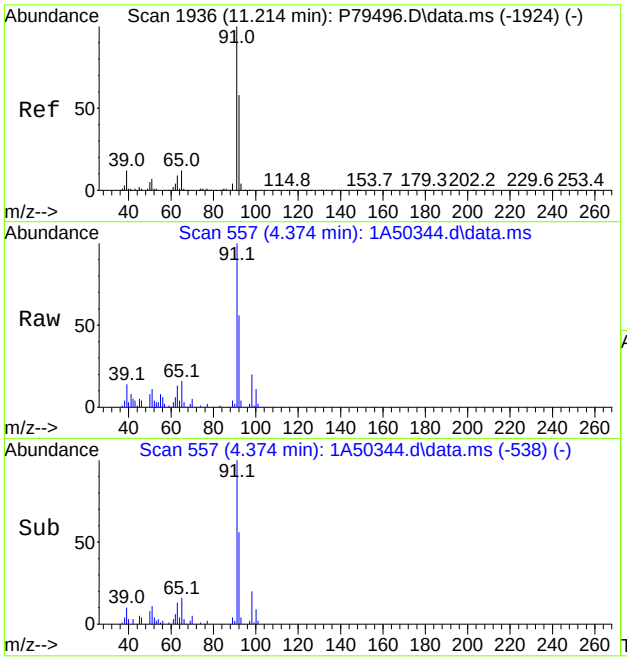

#64
Toluene
Concen: 2.0844 ug/L
RT: 4.374 min Scan# 557
Delta R.T. -0.000 min
Lab File: 1A50344.d
Acq: 30 Oct 2023 6:31 pm

Tgt Ion: 91 Resp: 10098

Ion	Ratio	Lower	Upper
91	100		
92	55.6	29.5	89.5

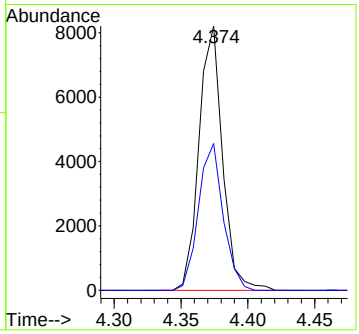

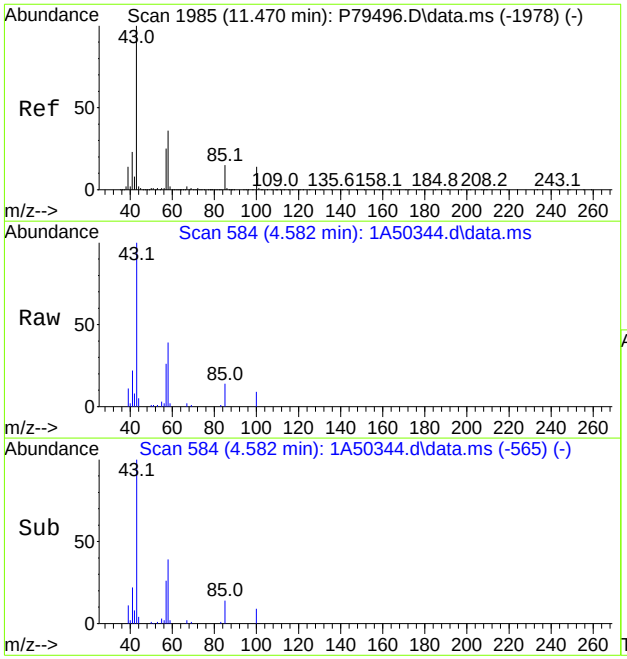

#66
4-Methyl-2-pentanone
Concen: 9.4553 ug/L
RT: 4.582 min Scan# 584
Delta R.T. -0.000 min
Lab File: 1A50344.d
Acq: 30 Oct 2023 6:31 pm

Tgt Ion: 43 Resp: 23190

Ion	Ratio	Lower	Upper
43	100		
58	39.3	8.8	68.8
57	26.0	0.0	57.2
41	21.9	0.0	54.2

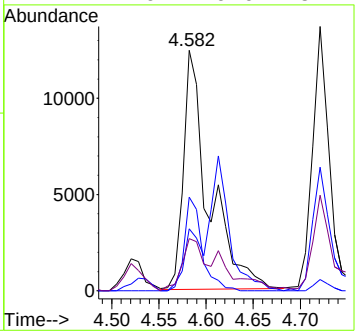

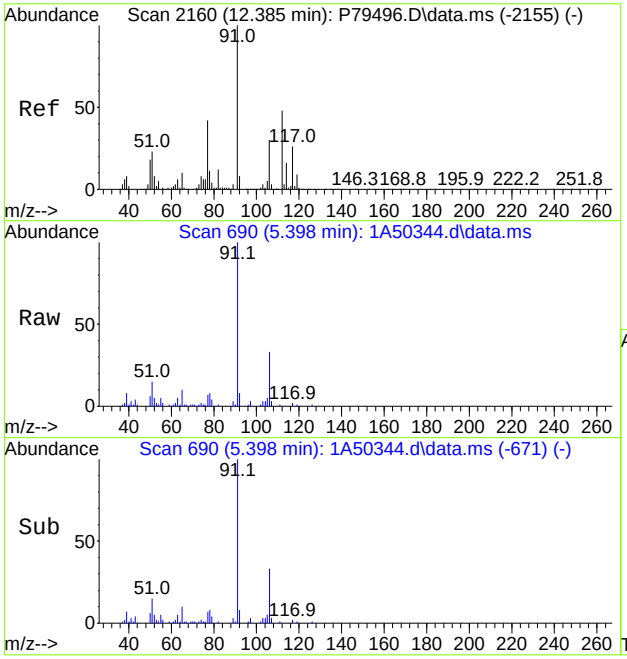

#77
Ethylbenzene
Concen: 4.7411 ug/L
RT: 5.398 min Scan# 690
Delta R.T. -0.000 min
Lab File: 1A50344.d
Acq: 30 Oct 2023 6:31 pm

Tgt Ion: 91 Resp: 24315

Ion	Ratio	Lower	Upper
91	100		
106	33.3	2.0	62.0
65	10.3	0.0	38.3
51	15.1	0.0	40.1

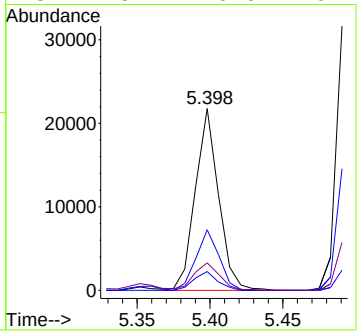

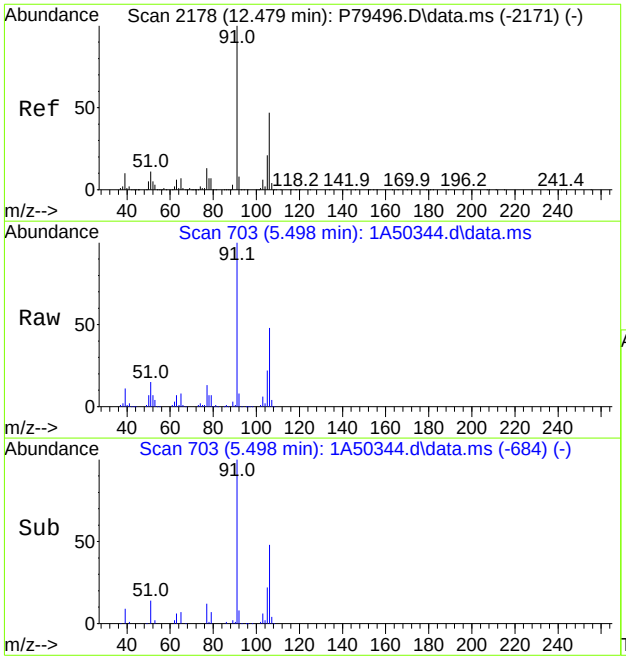

#80
m,p-Xylene
Concen: 23.9795 ug/L
RT: 5.498 min Scan# 703
Delta R.T. -0.000 min
Lab File: 1A50344.d
Acq: 30 Oct 2023 6:31 pm

Tgt Ion: 91 Resp: 99175

Ion	Ratio	Lower	Upper
91	100		
106	47.7	18.3	78.3
105	21.7	0.0	51.8

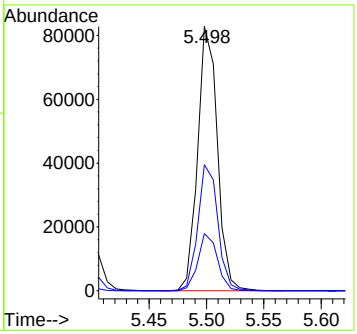

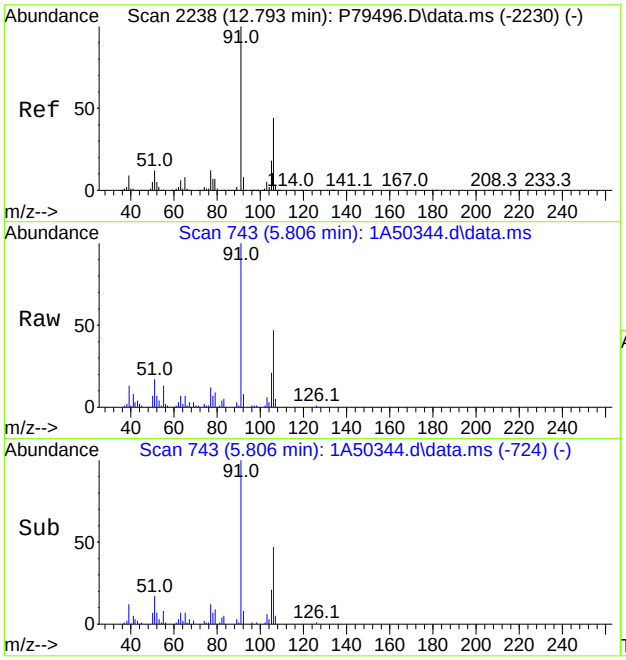

#81
o-Xylene
Concen: 3.9075 ug/L
RT: 5.806 min Scan# 743
Delta R.T. -0.000 min
Lab File: 1A50344.d
Acq: 30 Oct 2023 6:31 pm

Tgt Ion: 91 Resp: 16480

Ion	Ratio	Lower	Upper
91	100		
106	46.5	17.1	77.1
105	20.6	0.0	48.8

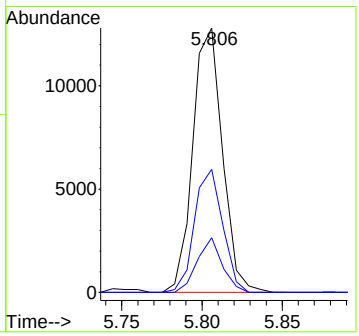

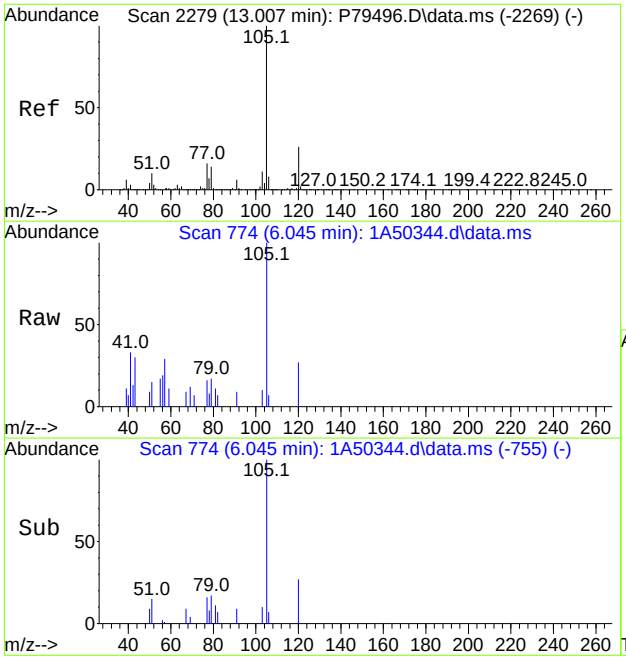

#84
Isopropylbenzene
Concen: 0.3545 ug/L
RT: 6.045 min Scan# 774
Delta R.T. -0.000 min
Lab File: 1A50344.d
Acq: 30 Oct 2023 6:31 pm

Tgt Ion:105 Resp: 1727

Ion	Ratio	Lower	Upper
105	100		
120	27.0	0.0	57.8
79	17.3	0.0	42.8
77	16.1	0.0	44.5

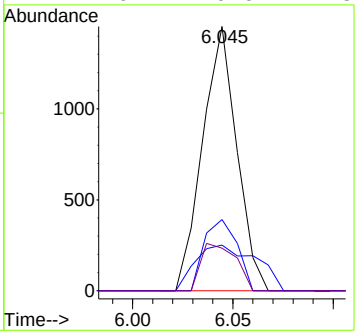

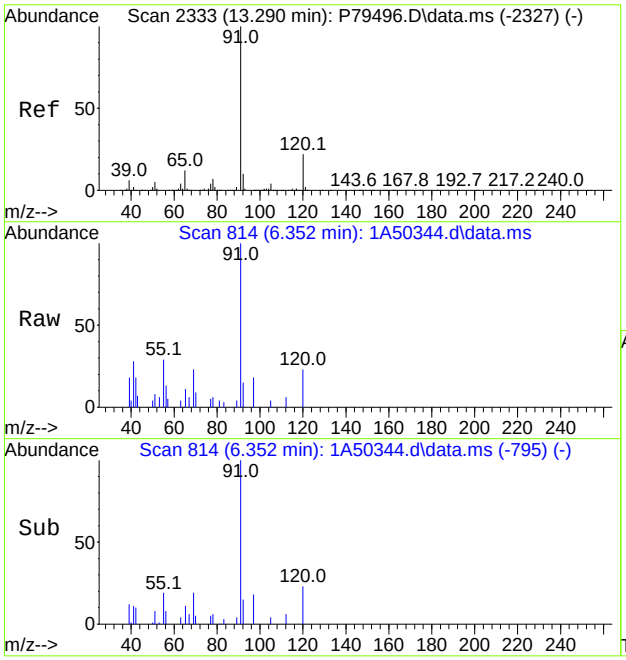

#88
n-Propylbenzene
Concen: 0.6412 ug/L
RT: 6.352 min Scan# 814
Delta R.T. -0.001 min
Lab File: 1A50344.d
Acq: 30 Oct 2023 6:31 pm

Tgt Ion: 91 Resp: 3956

Ion	Ratio	Lower	Upper
91	100		
120	22.8	0.0	54.8

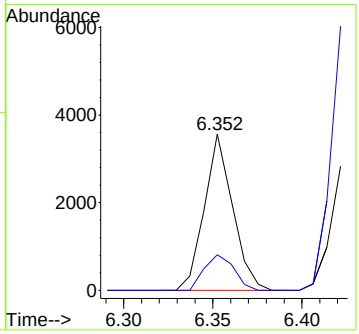

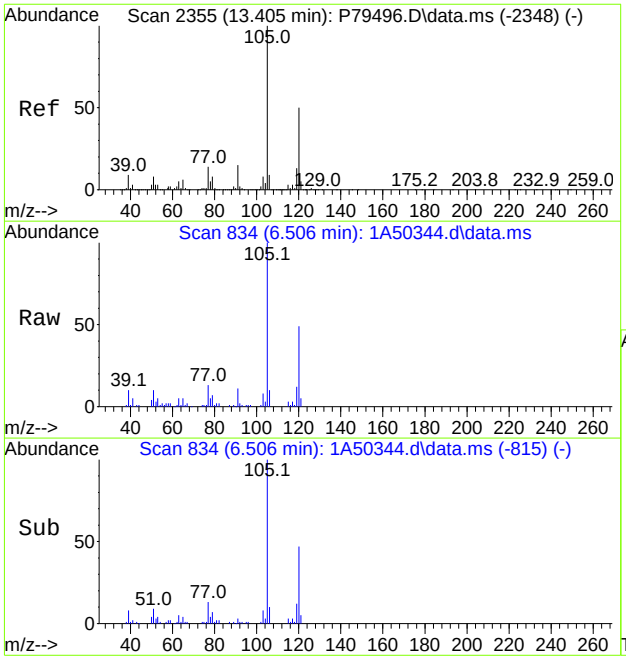

#91
1,3,5-Trimethylbenzene
Concen: 7.3171 ug/L
RT: 6.506 min Scan# 834
Delta R.T. -0.000 min
Lab File: 1A50344.d
Acq: 30 Oct 2023 6:31 pm

Tgt Ion:105 Resp: 30415

Ion	Ratio	Lower	Upper
105	100		
120	48.8	19.9	79.9

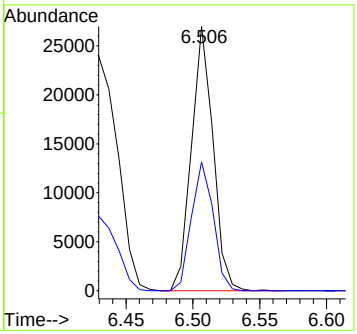

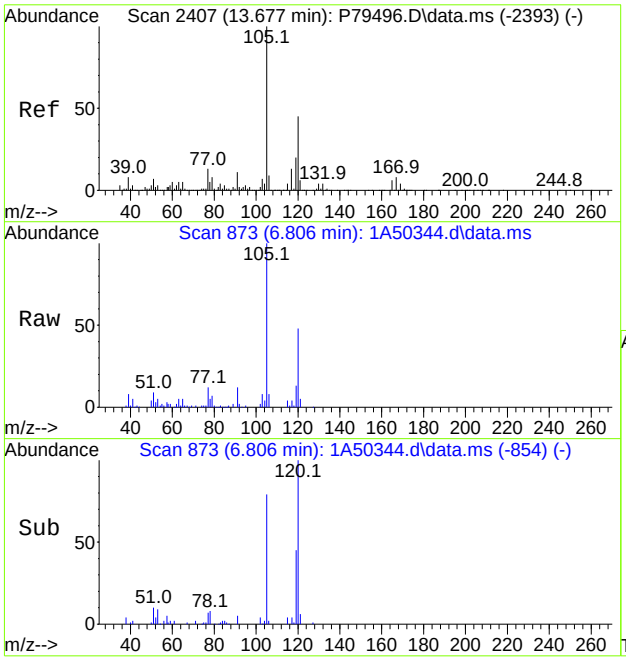

#98
1,2,4-Trimethylbenzene
Concen: 10.2254 ug/L
RT: 6.806 min Scan# 873
Delta R.T. -0.000 min
Lab File: 1A50344.d
Acq: 30 Oct 2023 6:31 pm

Tgt Ion:105 Resp: 40371

Ion	Ratio	Lower	Upper
105	100		
120	47.5	16.0	76.0
119	12.8	0.0	42.3

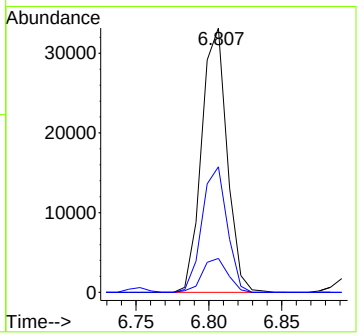

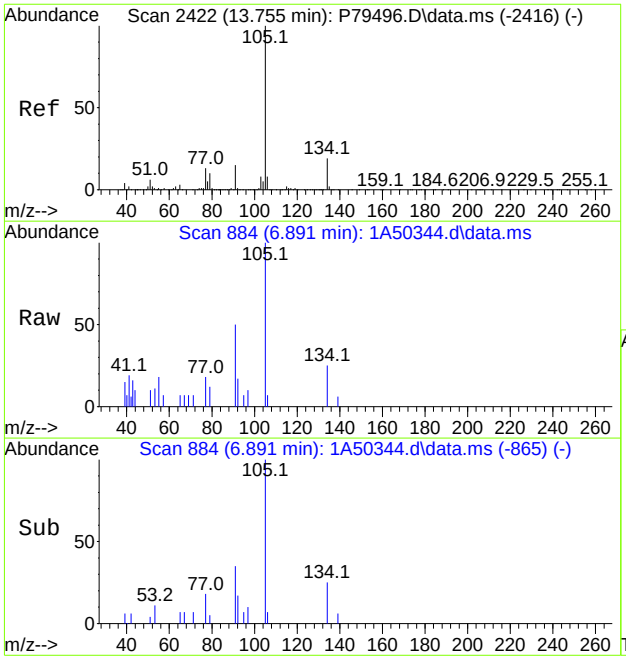

#100
sec-Butylbenzene
Concen: 0.3665 ug/L m
RT: 6.891 min Scan# 884
Delta R.T. -0.000 min
Lab File: 1A50344.d
Acq: 30 Oct 2023 6:31 pm

Tgt Ion:105 Resp: 1895

Ion	Ratio	Lower	Upper
105	100		
134	25.3	0.0	52.6
91	49.6	0.0	46.4#
77	17.7	0.0	42.9

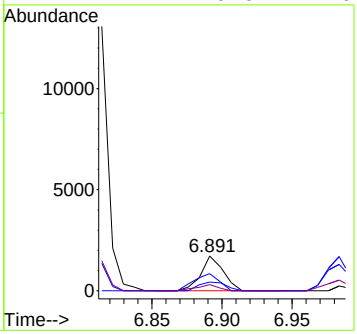

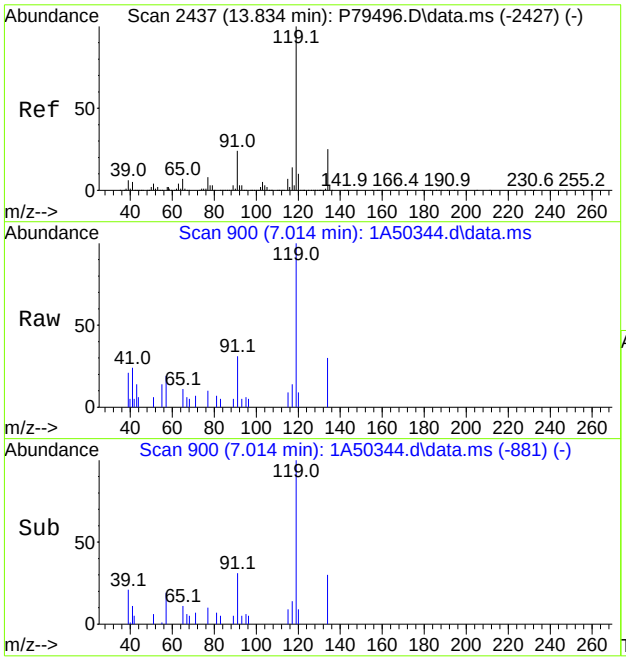

#101
4-Isopropyltoluene
Concen: 0.6132 ug/L m
RT: 7.014 min Scan# 900
Delta R.T. -0.000 min
Lab File: 1A50344.d
Acq: 30 Oct 2023 6:31 pm

Tgt Ion:119 Resp: 2560

Ion	Ratio	Lower	Upper
119	100		
134	30.1	0.0	57.0
91	30.8	0.0	54.5

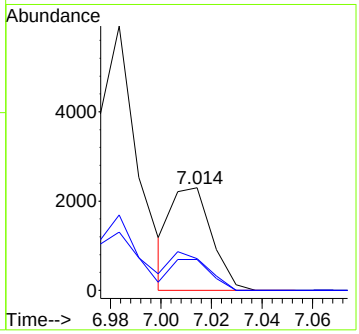

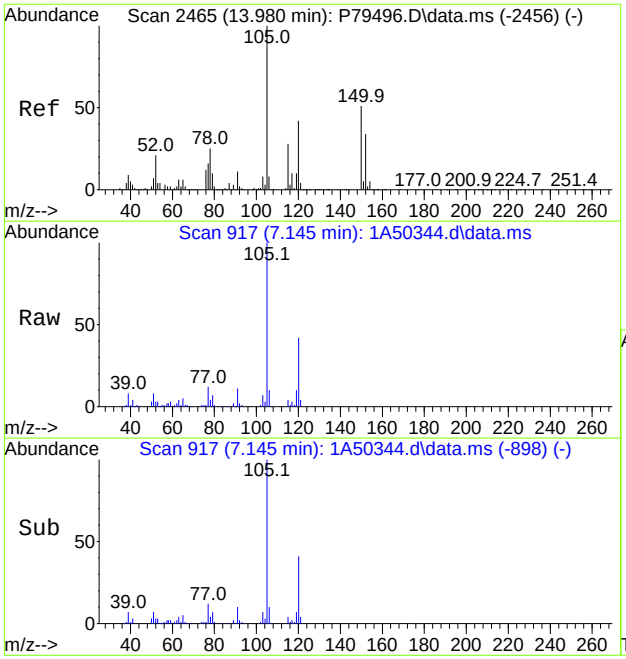

#103
1,2,3-Trimethylbenzene
Concen: 12.3121 ug/L
RT: 7.145 min Scan# 917
Delta R.T. -0.000 min
Lab File: 1A50344.d
Acq: 30 Oct 2023 6:31 pm

Tgt Ion:105 Resp: 49595

Ion	Ratio	Lower	Upper
105	100		
120	41.5	11.4	71.4
119	10.0	0.0	39.5
77	11.6	0.0	42.2

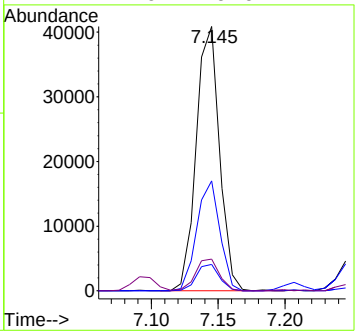

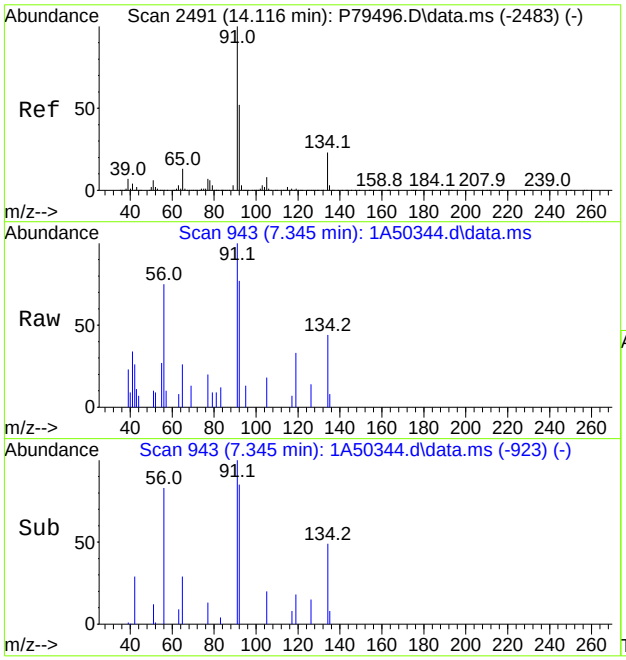

#105
n-Butylbenzene
Concen: 0.8366 ug/L
RT: 7.345 min Scan# 943
Delta R.T. 0.000 min
Lab File: 1A50344.d
Acq: 30 Oct 2023 6:31 pm

Tgt Ion: 92 Resp: 1655

Ion	Ratio	Lower	Upper
92	100		
91	129.9	152.1	212.1#
134	57.6	23.5	83.5

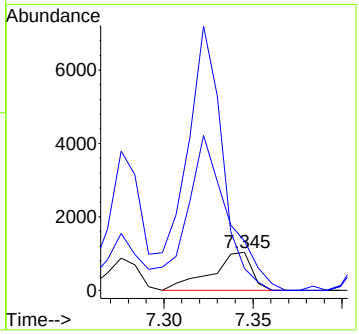

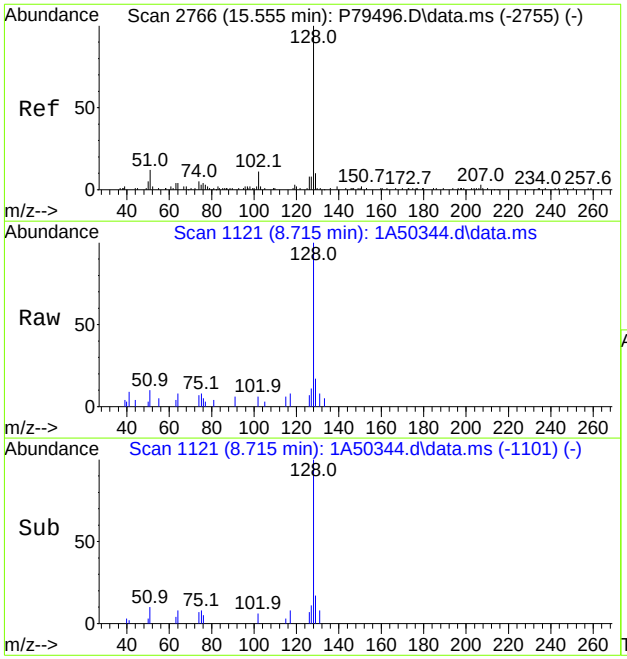

#111
Naphthalene
Concen: 2.1262 ug/L
RT: 8.715 min Scan# 1121
Delta R.T. 0.000 min
Lab File: 1A50344.d
Acq: 30 Oct 2023 6:31 pm

Tgt Ion:128 Resp: 4005

Ion	Ratio	Lower	Upper
128	100		
127	11.4	0.0	43.5

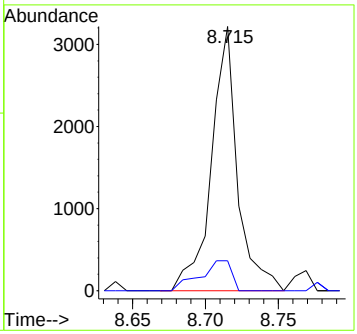

Manual Integration Approval Summary

Sample Number: FC10637-5
Lab FileID: 1A50344.D
Injection Time: 10/30/23 18:31
Method: SW846 8260D
Analyst approved: 10/31/23 08:21 Jenifer Willis
Supervisor approved: 10/31/23 12:18 Karen Watson

Parameter	CAS	Sig#	R.T. (min.)	Reason
sec-Butylbenzene	135-98-8		6.89	Missed peak
p-Isopropyltoluene	99-87-6		7.01	Overlapping peak

Quantitation Report (Qedit)

Data Path : X:\Orlando VOA\celinec\October 2023\10-31-2023\V1A1968\V1A1968\
Data File : 1A50344.d
Acq On : 30 Oct 2023 6:31 pm
Operator : jeniferw
Sample : FC10637-5 2x Inst : MSVOA17
Misc : MS55164,V1A1968,,,,,2
ALS Vial : 25 Sample Multiplier: 1

Quant Time: Oct 31 00:09:50 2023
Quant Method : X:\Orlando VOA\celinec\October 2023\10-31-2023\V1A1968\method\V1A_10-23-2023.M
Quant Title : SW-846 Method 5035A/8260B
QLast Update : Mon Oct 23 13:18:22 2023
Response via : Initial Calibration

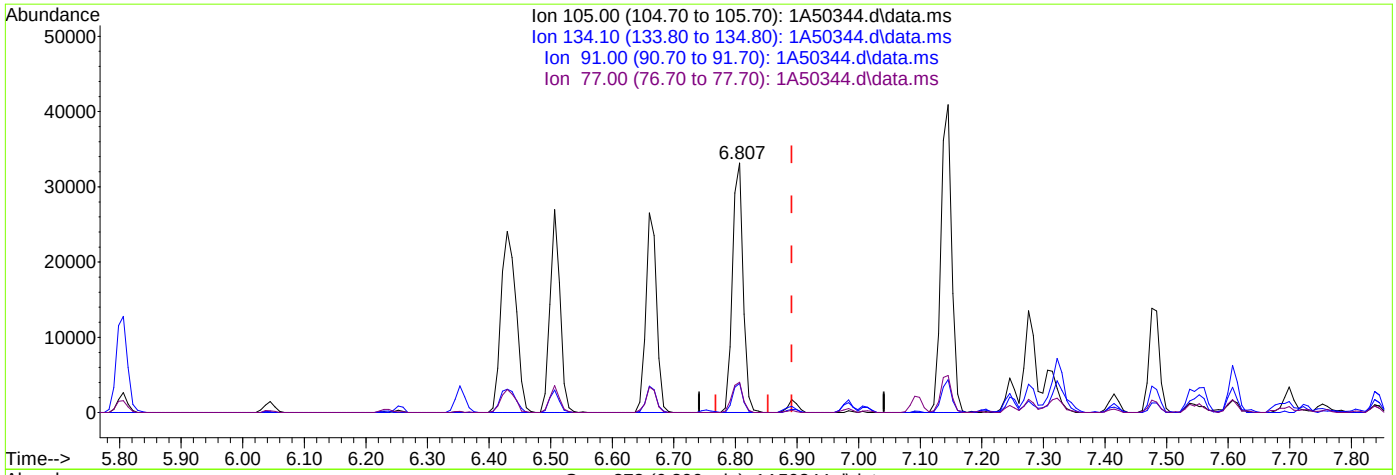

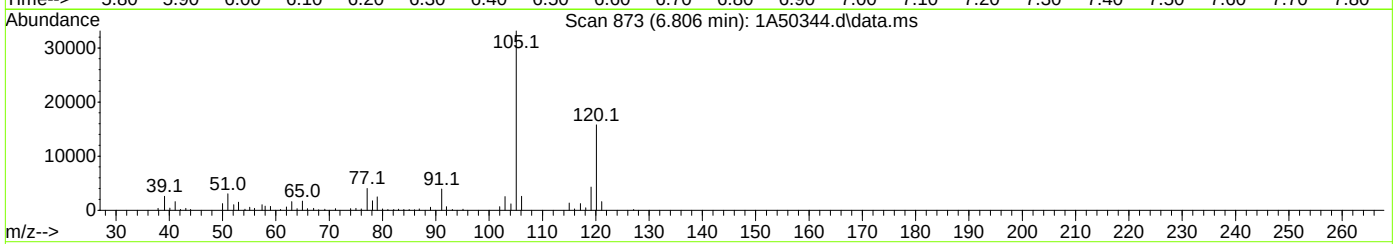

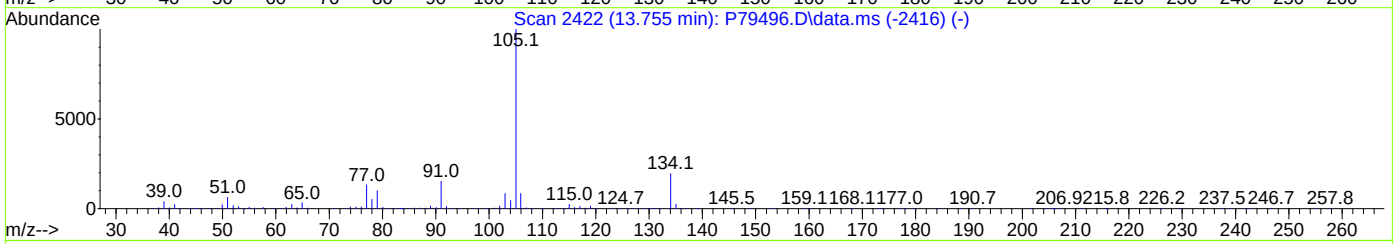

TIC: 1A50344.d\data.ms

(100) sec-Butylbenzene

6.806min (-0.085) 7.81ug/L

response 40371

Ion	Exp%	Act%
105.00	100	100
134.10	22.60	0.00
91.00	16.40	11.77
77.00	12.90	12.14

Quantitation Report (Qedit)

Data Path : X:\Orlando VOA\celinec\October 2023\10-31-2023\V1A1968\V1A1968\
Data File : 1A50344.d
Acq On : 30 Oct 2023 6:31 pm
Operator : jeniferw
Sample : FC10637-5 2x Inst : MSVOA17
Misc : MS55164,V1A1968,,,,,2
ALS Vial : 25 Sample Multiplier: 1

Quant Time: Oct 31 00:09:50 2023
Quant Method : X:\Orlando VOA\celinec\October 2023\10-31-2023\V1A1968\method\V1A_10-23-2023.M
Quant Title : SW-846 Method 5035A/8260B
QLast Update : Mon Oct 23 13:18:22 2023
Response via : Initial Calibration

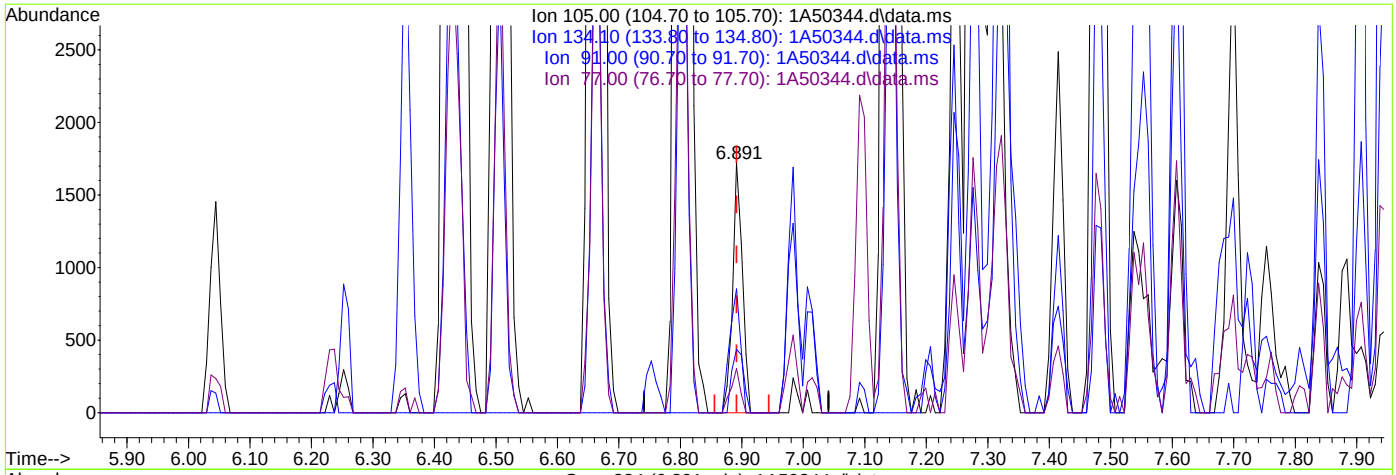

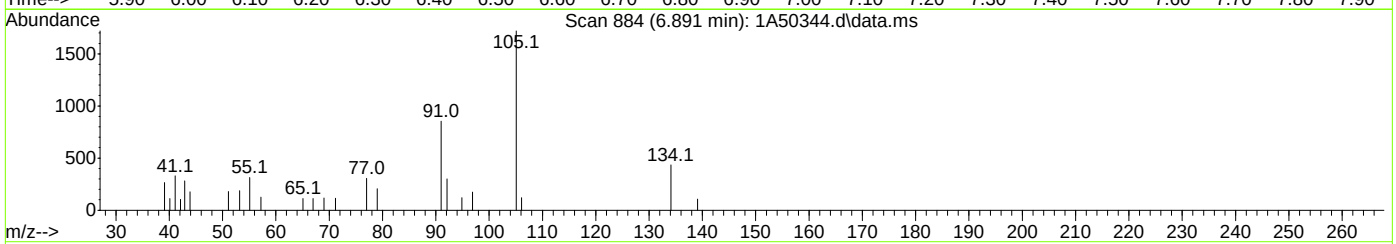

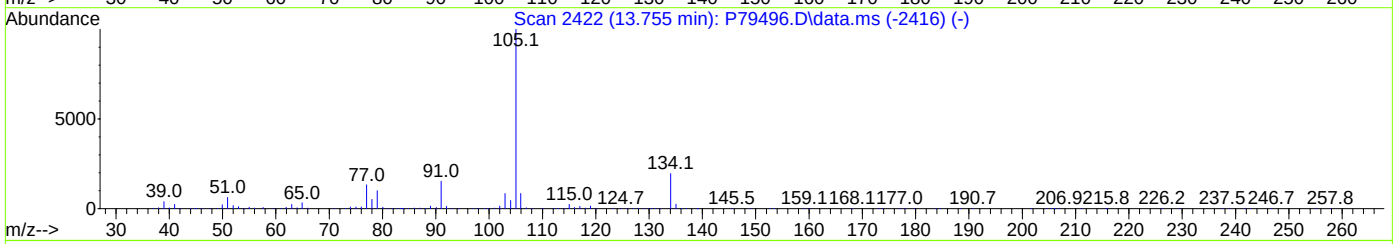

TIC: 1A50344.d\data.ms

(100) sec-Butylbenzene

6.891min (-0.000) 0.37ug/L m

response 1895

Ion	Exp%	Act%
105.00	100	100
134.10	22.60	25.28
91.00	16.40	49.56#
77.00	12.90	17.66

Quantitation Report (Qedit)

Data Path : X:\Orlando VOA\celinec\October 2023\10-31-2023\V1A1968\V1A1968\
Data File : 1A50344.d
Acq On : 30 Oct 2023 6:31 pm
Operator : jeniferw
Sample : FC10637-5 2x Inst : MSVOA17
Misc : MS55164,V1A1968,,,,,2
ALS Vial : 25 Sample Multiplier: 1

Quant Time: Oct 31 00:09:50 2023
Quant Method : X:\Orlando VOA\celinec\October 2023\10-31-2023\V1A1968\method\V1A_10-23-2023.M
Quant Title : SW-846 Method 5035A/8260B
QLast Update : Mon Oct 23 13:18:22 2023
Response via : Initial Calibration

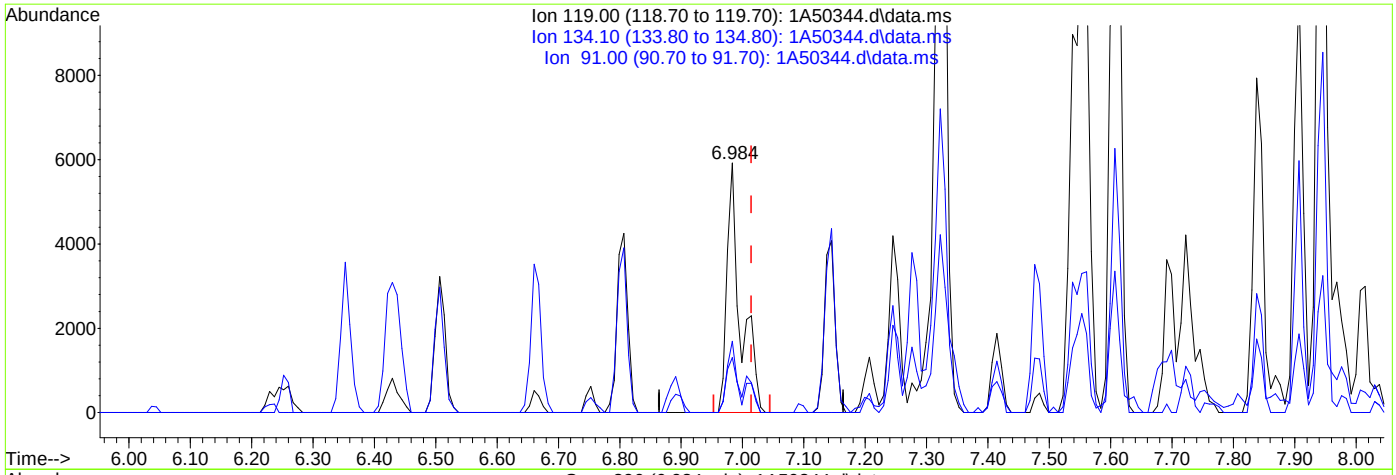

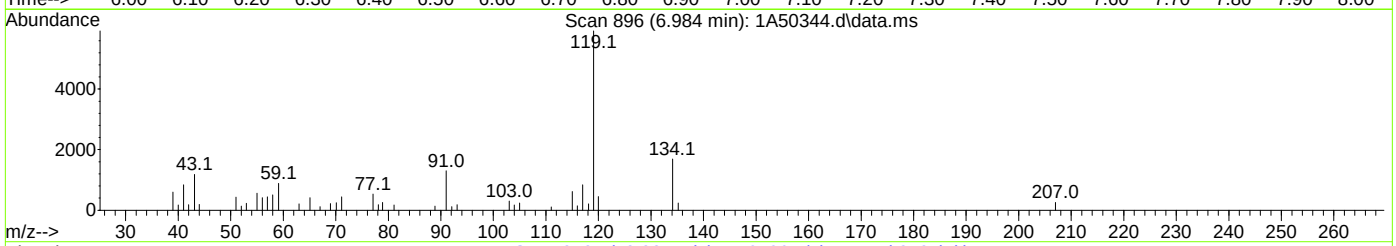

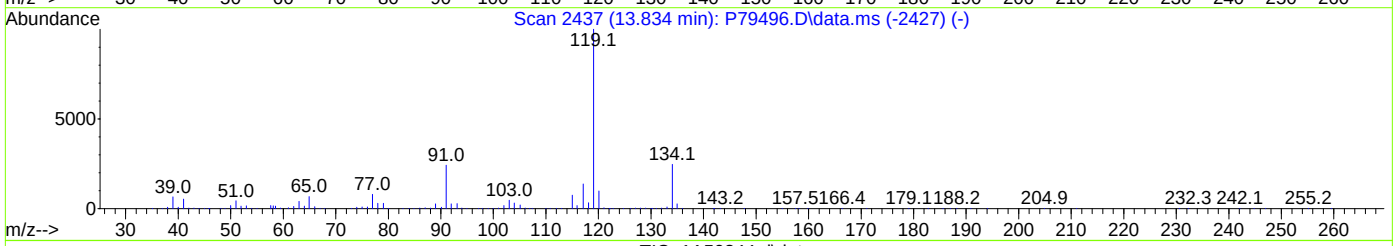

TIC: 1A50344.d\data.ms

(101) 4-Isopropyltoluene

6.984min (-0.031) 2.20ug/L

response 9175

Ion	Exp%	Act%
119.00	100	100
134.10	27.00	28.54
91.00	24.50	22.03
0.00	0.00	0.00

Quantitation Report (Qedit)

Data Path : X:\Orlando VOA\celinec\October 2023\10-31-2023\V1A1968\V1A1968\
Data File : 1A50344.d
Acq On : 30 Oct 2023 6:31 pm
Operator : jeniferw
Sample : FC10637-5 2x Inst : MSVOA17
Misc : MS55164,V1A1968,,,,,2
ALS Vial : 25 Sample Multiplier: 1

Quant Time: Oct 31 00:09:50 2023
Quant Method : X:\Orlando VOA\celinec\October 2023\10-31-2023\V1A1968\method\V1A_10-23-2023.M
Quant Title : SW-846 Method 5035A/8260B
QLast Update : Mon Oct 23 13:18:22 2023
Response via : Initial Calibration

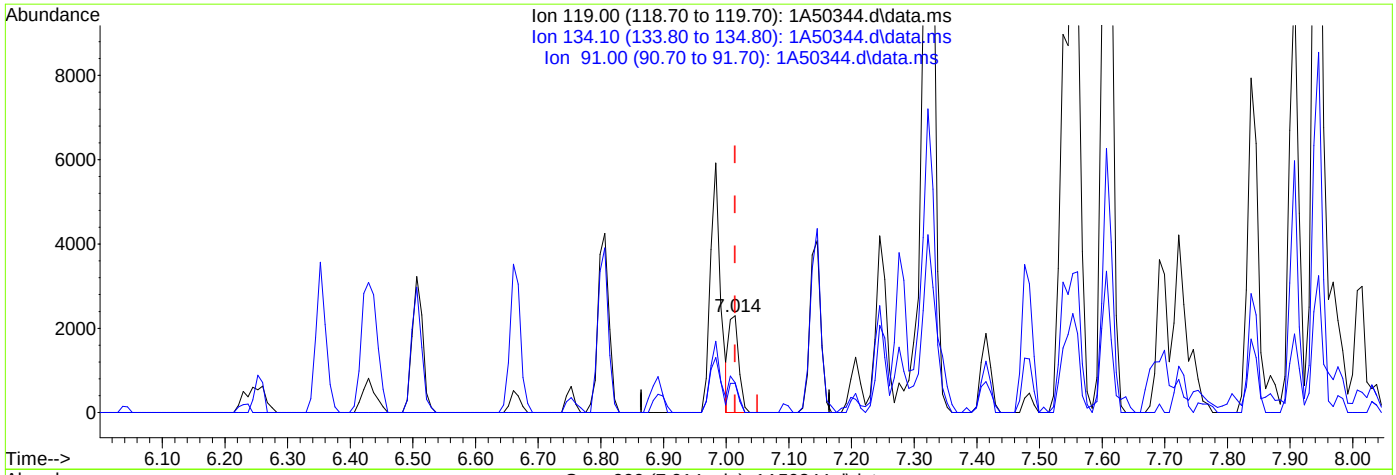

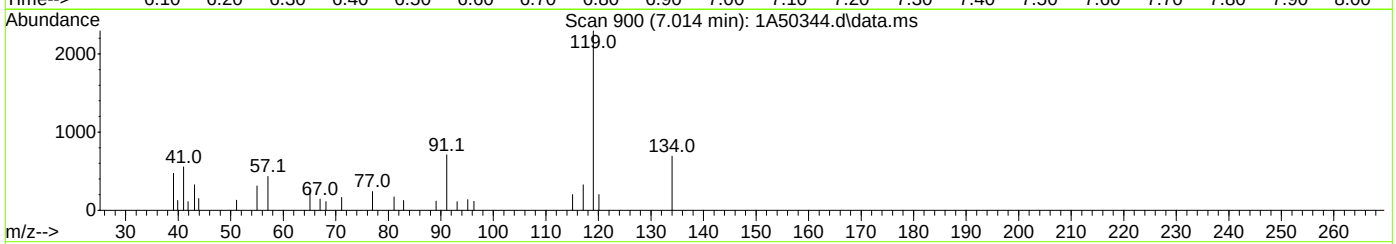

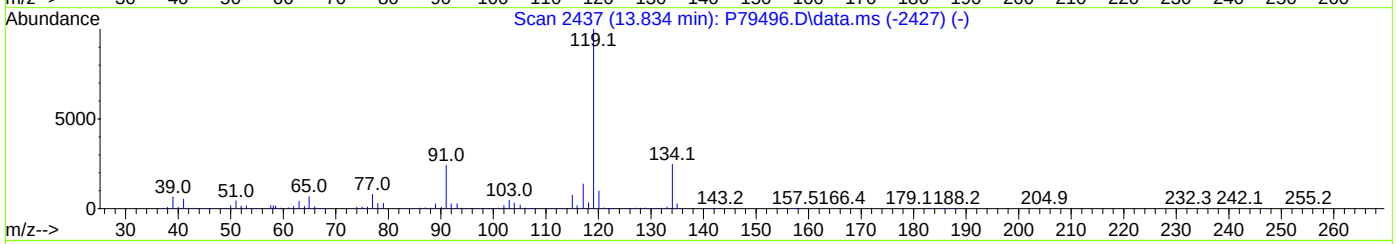

TIC: 1A50344.d\data.ms

(101) 4-Isopropyltoluene

7.014min (-0.000) 0.61ug/L m

response 2560

Ion	Exp%	Act%
119.00	100	100
134.10	27.00	30.14
91.00	24.50	30.84
0.00	0.00	0.00

Quantitation Report (QT Reviewed)

Data Path : D:\stuff\10262023 runlogsM\V1A1964-1965 files\
Data File : 1A50230.d
Acq On : 25 Oct 2023 4:32 pm
Operator : jeniferw
Sample : FC10637-5 5X
Misc : MS55129,V1A1964,,,,,5
ALS Vial : 20 Sample Multiplier: 1

Quant Time: Oct 25 20:41:38 2023
Quant Method : X:\Orlando VOA\celinec\October 2023\10-26-2023\V1A1964\method\V1A_10-23-2023.M
Quant Title : SW-846 Method 5035A/8260B
QLast Update : Mon Oct 23 13:18:22 2023
Response via : Initial Calibration

Compound	R.T.	QIon	Response	Conc	Units		Dev(Min)
Internal Standards							
1) Fluorobenzene	3.405	96	267649	50.00	ug/L		0.00
62) Chlorobenzene-d5	5.352	117	188169	50.00	ug/L		0.00
85) 1,4-Dichlorobenzene-d4	7.099	152	95750	50.00	ug/L		0.00
System Monitoring Compounds							
39) Dibromofluoromethane	2.951	113	75208	50.95	ug/L		0.00
Spiked Amount 50.000	Range 83 - 118		Recovery = 101.90%				
49) 1,2-Dichloroethane-d4	3.235	65	101213	52.80	ug/L		0.00
Spiked Amount 50.000	Range 79 - 125		Recovery = 105.60%				
63) Toluene-d8	4.336	98	250486	49.59	ug/L		0.00
Spiked Amount 50.000	Range 85 - 112		Recovery = 99.18%				
86) 4-Bromofluorobenzene	6.229	174	81740	51.17	ug/L		0.00
Spiked Amount 50.000	Range 83 - 118		Recovery = 102.34%				
Target Compounds							Qvalue
3) Chloromethane	1.142	50	2151	0.88	ug/L		83
14) Carbon Disulfide	1.773	76	262	0.07	ug/L		39
18) Methylene Chloride	2.043	49	6016	2.10	ug/L	#	73
22) Hexane	2.196	56	22987	10.62	ug/L	#	67
33) 2,2-Dichloropropane	2.781	77	53	0.03	ug/L	#	1
35) Cyclohexane	2.858	56	56344	15.10	ug/L	#	72
47) Benzene	3.182	78	160295	27.57	ug/L		93
52) Tert Amyl Alcohol	3.320	59	6824	21.04	ug/L		79
53) Trichloroethene	3.536	95	141	0.09	ug/L	#	1
54) Methylcyclohexane	3.528	83	16701	6.68	ug/L	#	70
64) Toluene	4.375	91	10513	1.76	ug/L		95
66) 4-Methyl-2-pentanone	4.582	43	11593	3.83	ug/L		90
77) Ethylbenzene	5.398	91	12444	1.97	ug/L		95
80) m,p-Xylene	5.498	91	47167	9.24	ug/L		99
81) o-Xylene	5.806	91	7935	1.53	ug/L		95
88) n-Propylbenzene	6.353	91	2018	0.28	ug/L		95
91) 1,3,5-Trimethylbenzene	6.506	105	14903	3.03	ug/L		98
97) tert-Butylbenzene	6.753	91	229	0.08	ug/L	#	1
98) 1,2,4-Trimethylbenzene	6.807	105	19441	4.16	ug/L		99
103) 1,2,3-Trimethylbenzene	7.138	105	23938	5.02	ug/L		99
111) Naphthalene	8.715	128	1690	0.76	ug/L		84

(#) = qualifier out of range (m) = manual integration (+) = signals summed

Quantitation Report (QT Reviewed)

Data Path : D:\stuff\10262023 runlogsM\V1A1964-1965 files\
Data File : 1A50230.d
Acq On : 25 Oct 2023 4:32 pm
Operator : jeniferw
Sample : FC10637-5 5X
Misc : MS55129,V1A1964,,,,,5
ALS Vial : 20 Sample Multiplier: 1

Quant Time: Oct 25 20:41:38 2023
Quant Method : X:\Orlando VOA\celinec\October 2023\10-26-2023\V1A1964\method\V1A_10-23-2023.M
Quant Title : SW-846 Method 5035A/8260B
QLast Update : Mon Oct 23 13:18:22 2023
Response via : Initial Calibration

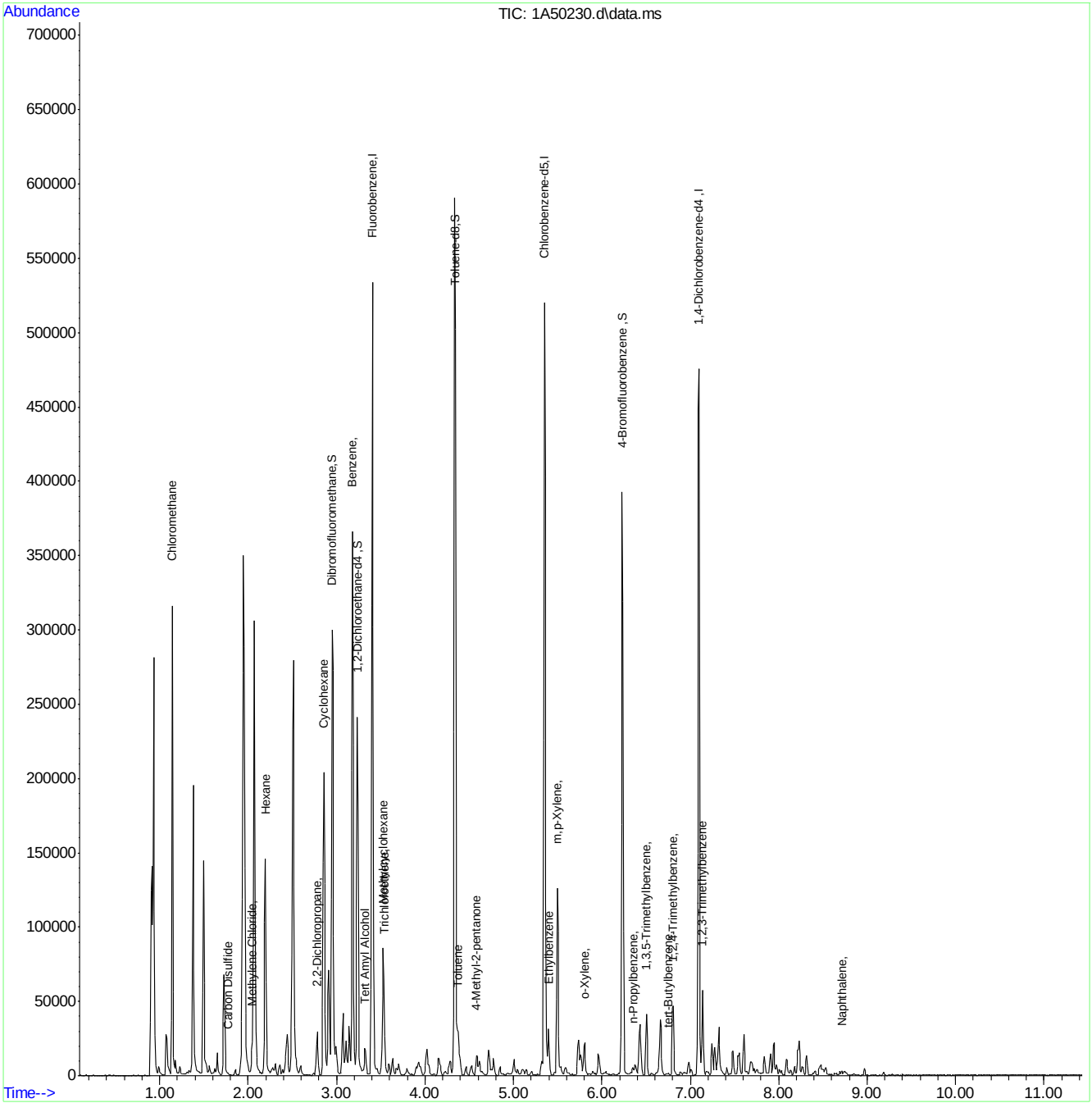

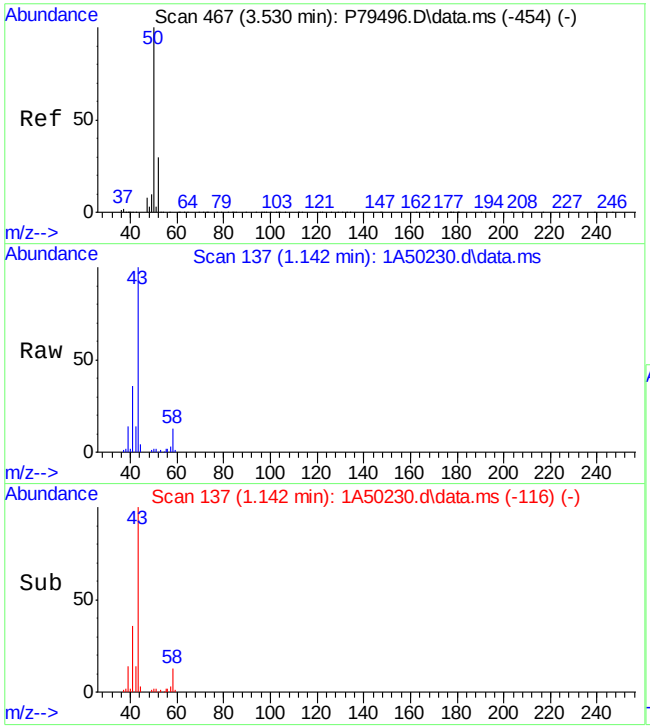

#3
Chloromethane
Concen: 0.88 ug/L
RT: 1.142 min Scan# 137
Delta R.T. 0.008 min
Lab File: 1A50230.d
Acq: 25 Oct 2023 4:32 pm

Tgt Ion: 50 Resp: 2151

Ion	Ratio	Lower	Upper
50	100		
52	24.3	4.0	64.0

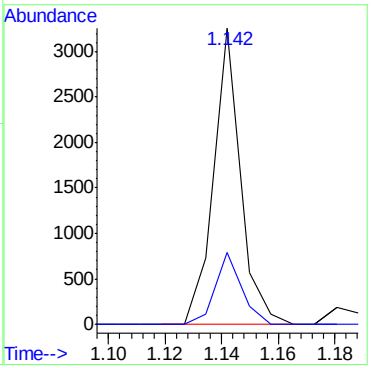

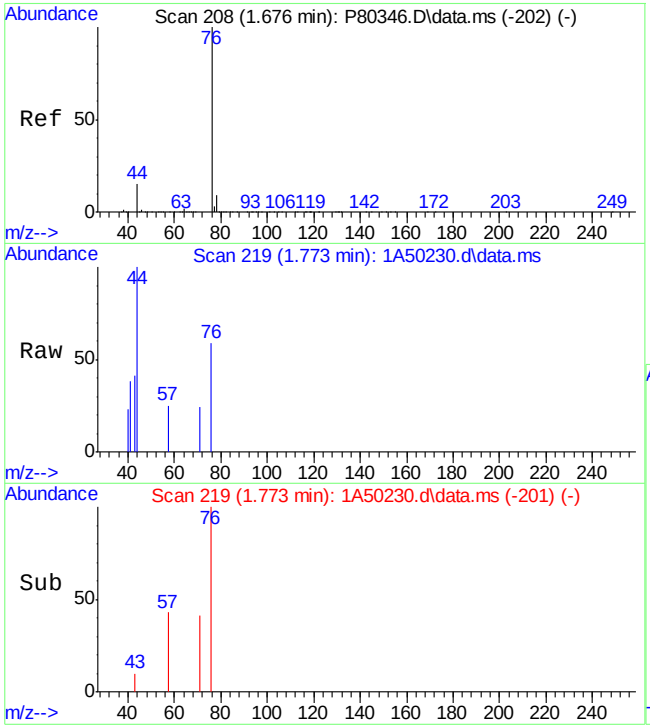

#14
Carbon Disulfide
Concen: 0.07 ug/L
RT: 1.773 min Scan# 219
Delta R.T. -0.008 min
Lab File: 1A50230.d
Acq: 25 Oct 2023 4:32 pm

Tgt Ion: 76 Resp: 262

Ion	Ratio	Lower	Upper
76	100		
44	38.0	0.0	43.6

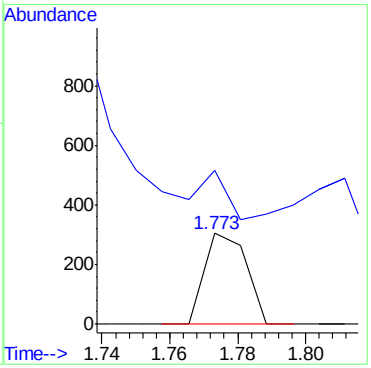

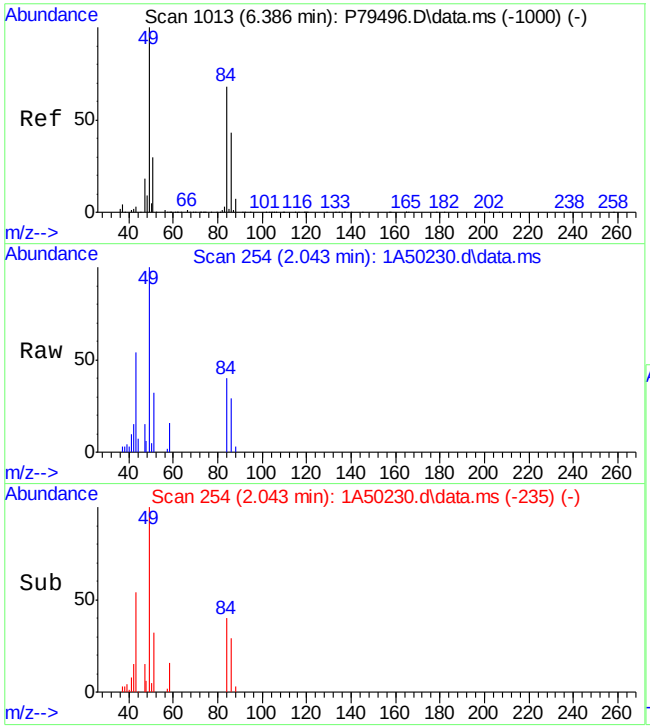

#18
Methylene Chloride
Concen: 2.10 ug/L
RT: 2.043 min Scan# 254
Delta R.T. -0.000 min
Lab File: 1A50230.d
Acq: 25 Oct 2023 4:32 pm

Tgt Ion: 49 Resp: 6016

Ion	Ratio	Lower	Upper
49	100		
84	40.0	41.8	101.8#
86	29.1	15.6	75.6
51	32.4	0.0	59.7

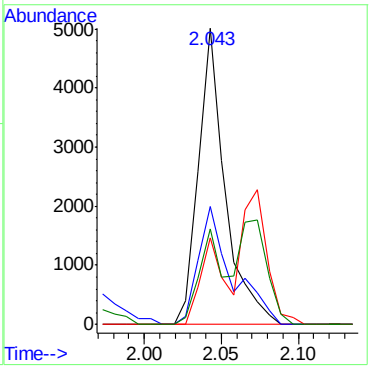

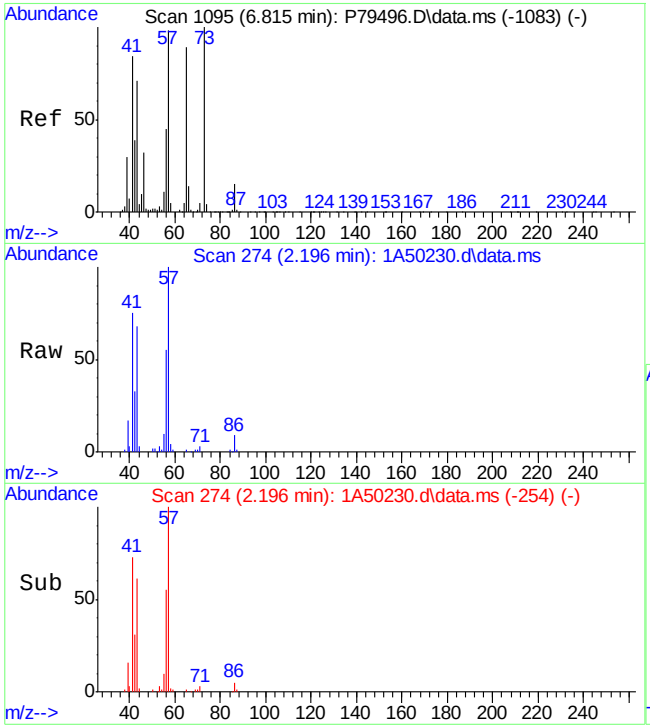

#22
Hexane
Concen: 10.62 ug/L
RT: 2.196 min Scan# 274
Delta R.T. 0.000 min
Lab File: 1A50230.d
Acq: 25 Oct 2023 4:32 pm

Tgt Ion: 56 Resp: 22987

Ion	Ratio	Lower	Upper
56	100		
57	182.3	218.4	258.4#
43	123.4	145.0	185.0#
41	135.4	167.0	207.0#

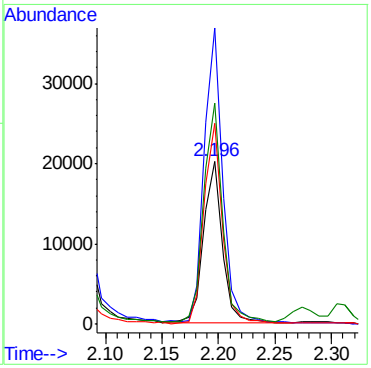

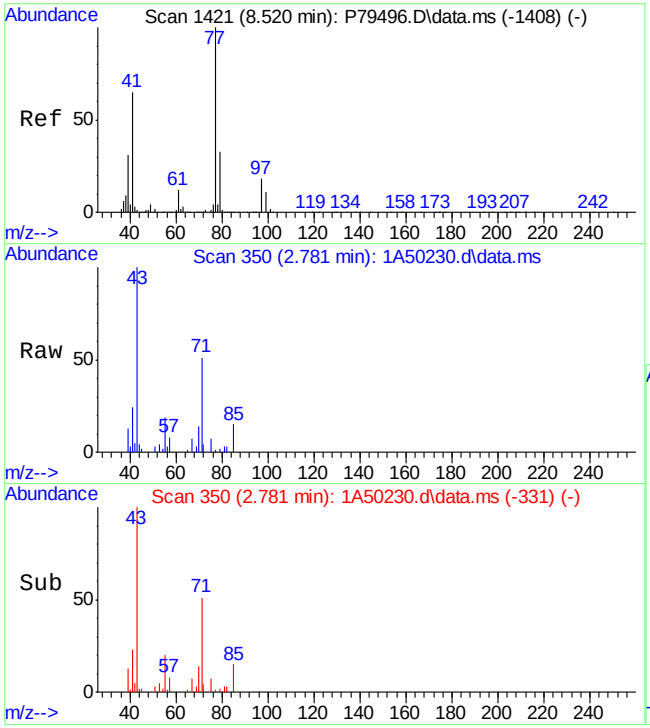

#33
2,2-Dichloropropane
Concen: 0.03 ug/L
RT: 2.781 min Scan# 350
Delta R.T. 0.000 min
Lab File: 1A50230.d
Acq: 25 Oct 2023 4:32 pm

Tgt Ion: 77 Resp: 53

Ion	Ratio	Lower	Upper
77	100		
97	0.0	0.0	48.7
99	0.0	0.0	42.5
79	200.0	3.5	63.5#

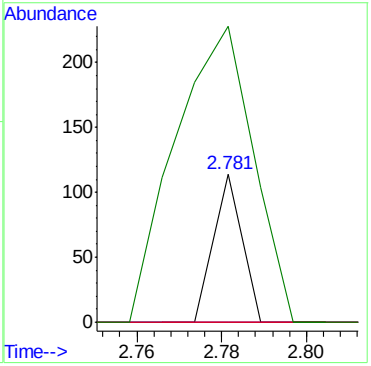

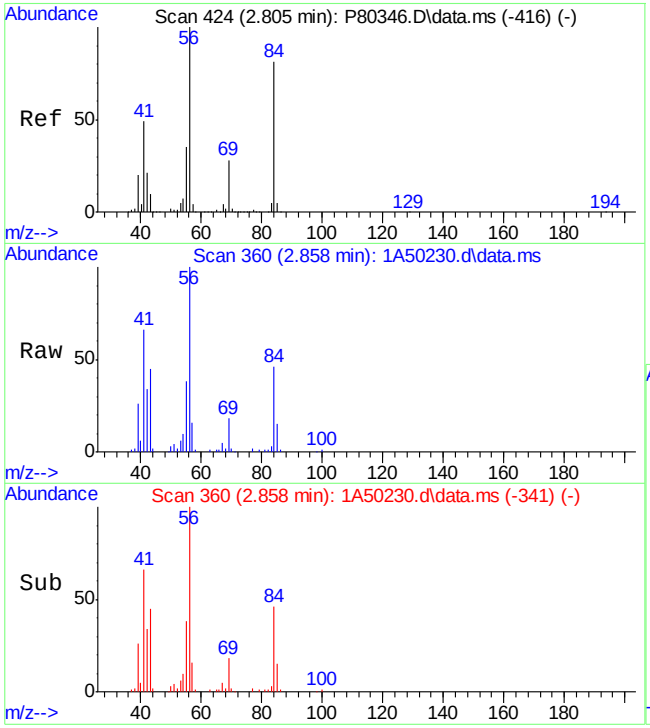

#35
Cyclohexane
Concen: 15.10 ug/L
RT: 2.858 min Scan# 360
Delta R.T. 0.000 min
Lab File: 1A50230.d
Acq: 25 Oct 2023 4:32 pm

Tgt Ion: 56 Resp: 56344

Ion	Ratio	Lower	Upper
56	100		
84	46.4	69.1	109.1#
41	65.9	33.6	73.6
55	38.4	19.7	59.7

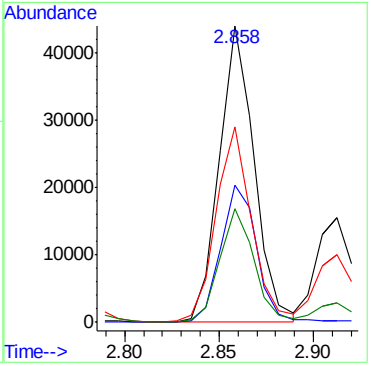

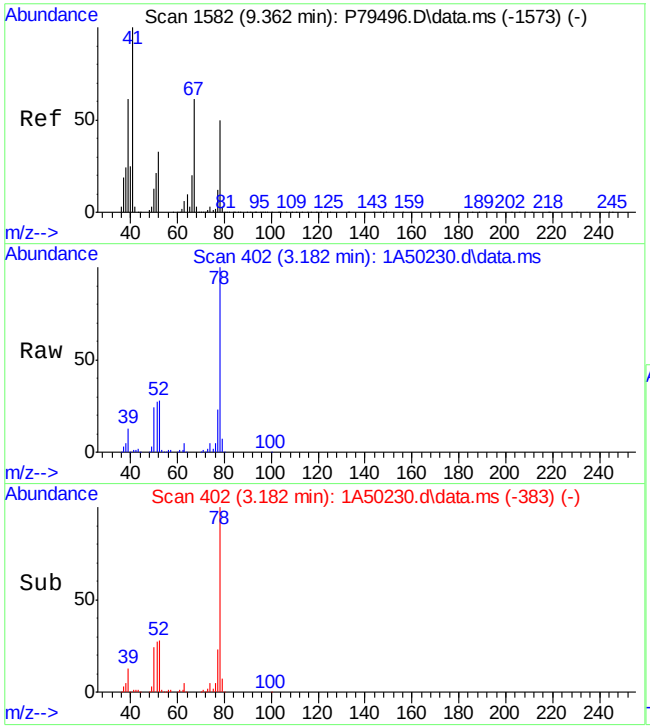

#47
Benzene
Concen: 27.57 ug/L
RT: 3.182 min Scan# 402
Delta R.T. 0.000 min
Lab File: 1A50230.d
Acq: 25 Oct 2023 4:32 pm

Tgt Ion: 78 Resp: 160295

Ion	Ratio	Lower	Upper
78	100		
51	26.5	0.0	54.6
77	22.9	0.0	53.3
52	27.9	5.0	65.0

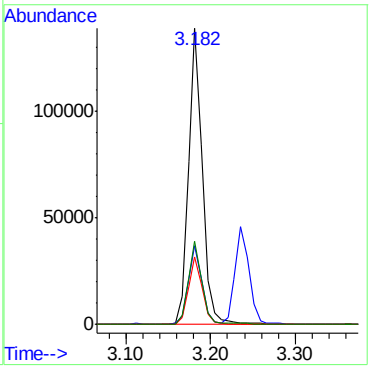

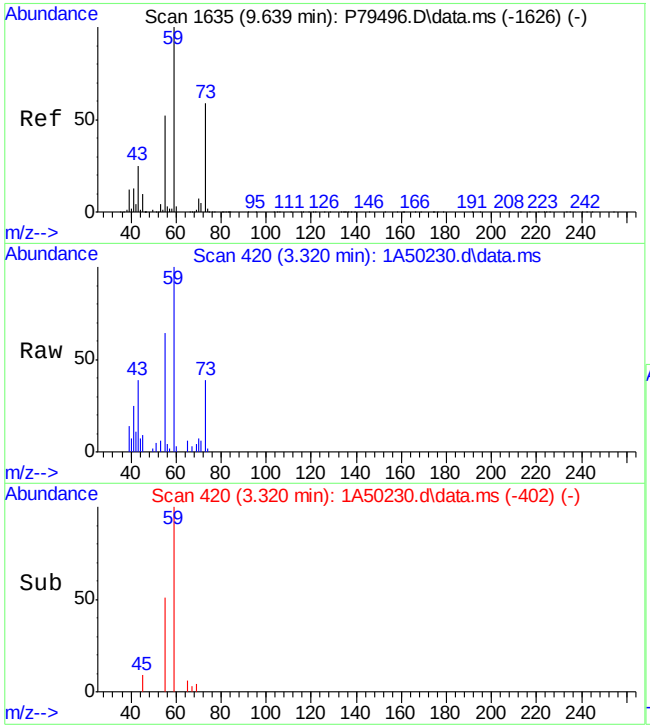

#52
Tert Amyl Alcohol
Concen: 21.04 ug/L
RT: 3.320 min Scan# 420
Delta R.T. -0.008 min
Lab File: 1A50230.d
Acq: 25 Oct 2023 4:32 pm

Tgt Ion: 59 Resp: 6824

Ion	Ratio	Lower	Upper
59	100		
55	61.5	23.2	83.2
73	39.5	32.0	92.0

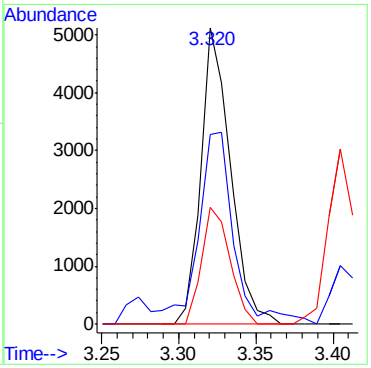

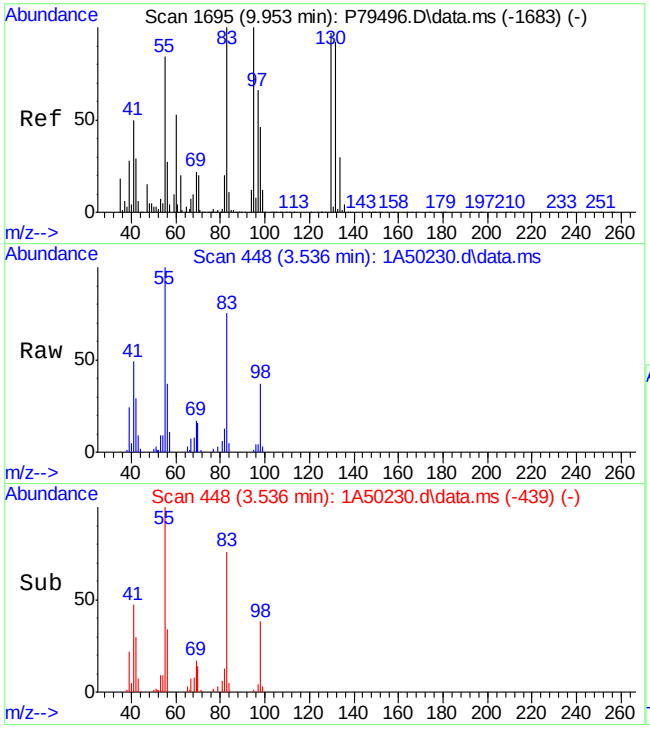

#53
Trichloroethene
Concen: 0.09 ug/L
RT: 3.536 min Scan# 448
Delta R.T. 0.023 min
Lab File: 1A50230.d
Acq: 25 Oct 2023 4:32 pm

Tgt Ion: 95 Resp: 141

Ion	Ratio	Lower	Upper
95	100		
130	0.0	76.8	136.8#
97	325.3	34.1	94.1#
132	0.0	81.1	141.1#

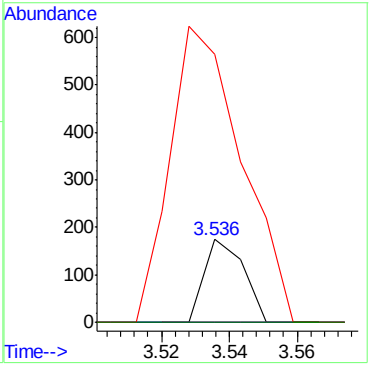

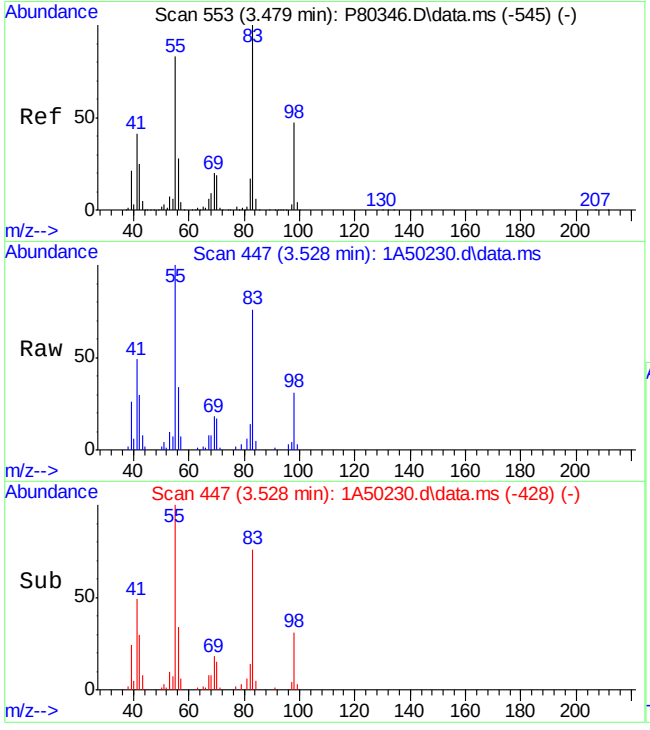

#54
Methylcyclohexane
Concen: 6.68 ug/L
RT: 3.528 min Scan# 447
Delta R.T. 0.000 min
Lab File: 1A50230.d
Acq: 25 Oct 2023 4:32 pm

Tgt Ion: 83 Resp: 16701

Ion	Ratio	Lower	Upper
83	100		
55	131.6	71.3	111.3#
98	40.8	26.2	66.2
42	38.9	5.3	45.3

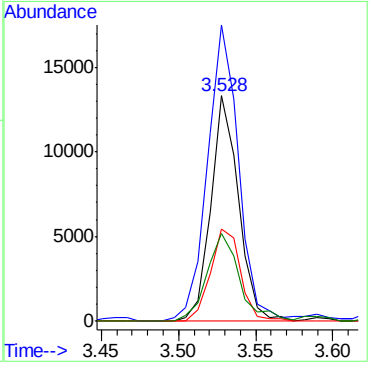

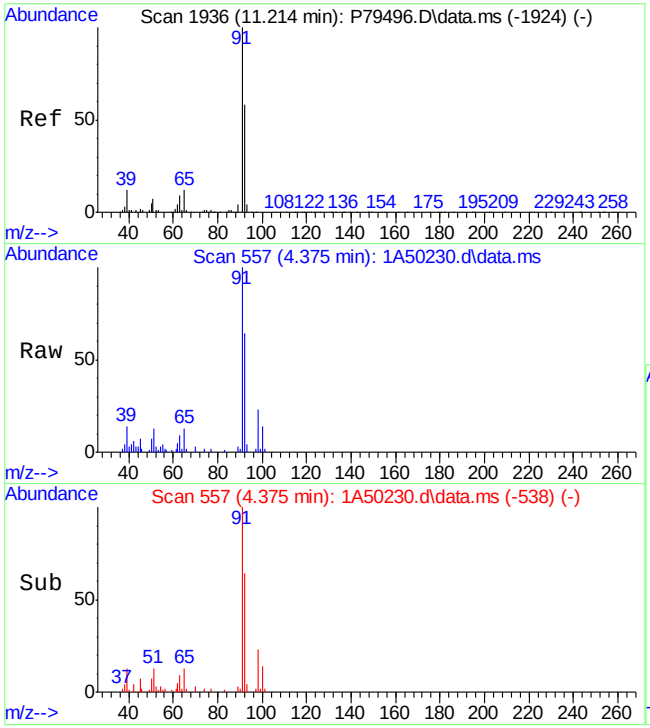

#64
Toluene
Concen: 1.76 ug/L
RT: 4.375 min Scan# 557
Delta R.T. 0.000 min
Lab File: 1A50230.d
Acq: 25 Oct 2023 4:32 pm

Tgt Ion: 91 Resp: 10513

Ion	Ratio	Lower	Upper
91	100		
92	63.5	29.5	89.5

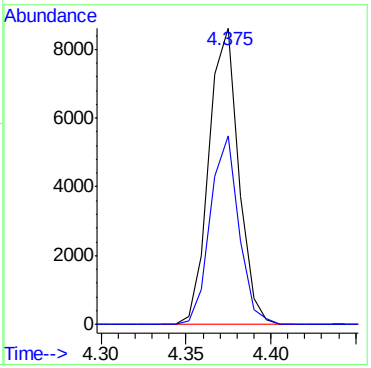

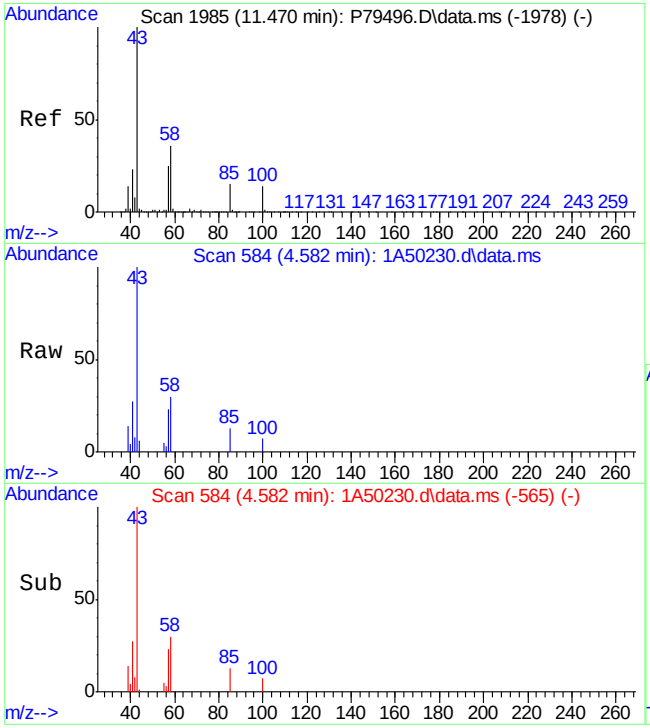

#66
4-Methyl-2-pentanone
Concen: 3.83 ug/L
RT: 4.582 min Scan# 584
Delta R.T. 0.000 min
Lab File: 1A50230.d
Acq: 25 Oct 2023 4:32 pm

Tgt Ion: 43 Resp: 11593

Ion	Ratio	Lower	Upper
43	100		
58	30.4	8.8	68.8
57	22.7	0.0	57.2
41	27.0	0.0	54.2

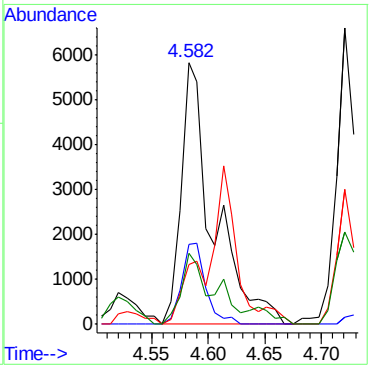

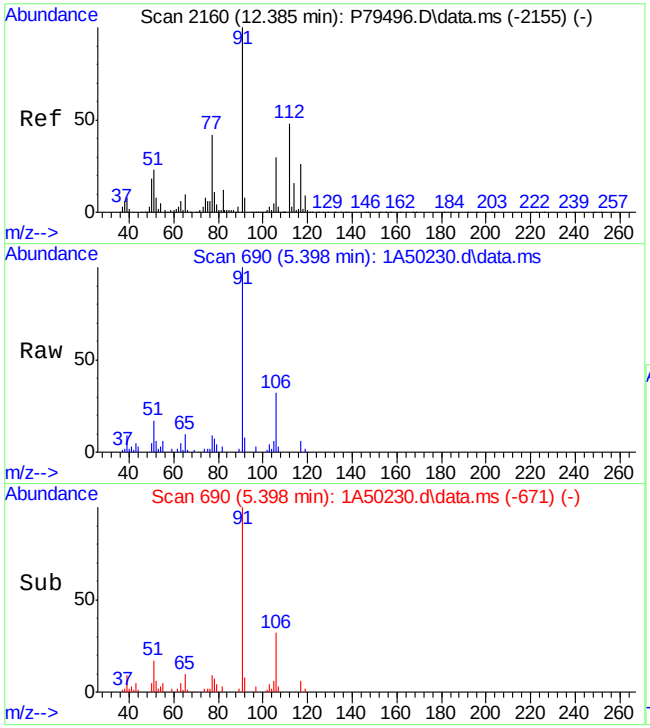

#77
Ethylbenzene
Concen: 1.97 ug/L
RT: 5.398 min Scan# 690
Delta R.T. 0.000 min
Lab File: 1A50230.d
Acq: 25 Oct 2023 4:32 pm

Tgt Ion: 91 Resp: 12444

Ion	Ratio	Lower	Upper
91	100		
106	31.7	2.0	62.0
65	9.5	0.0	38.3
51	16.8	0.0	40.1

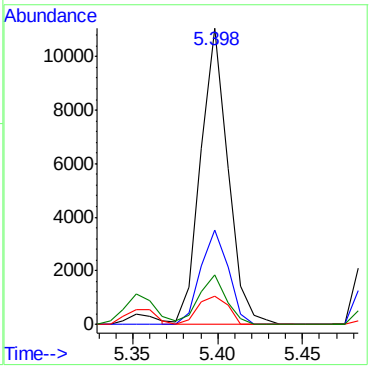

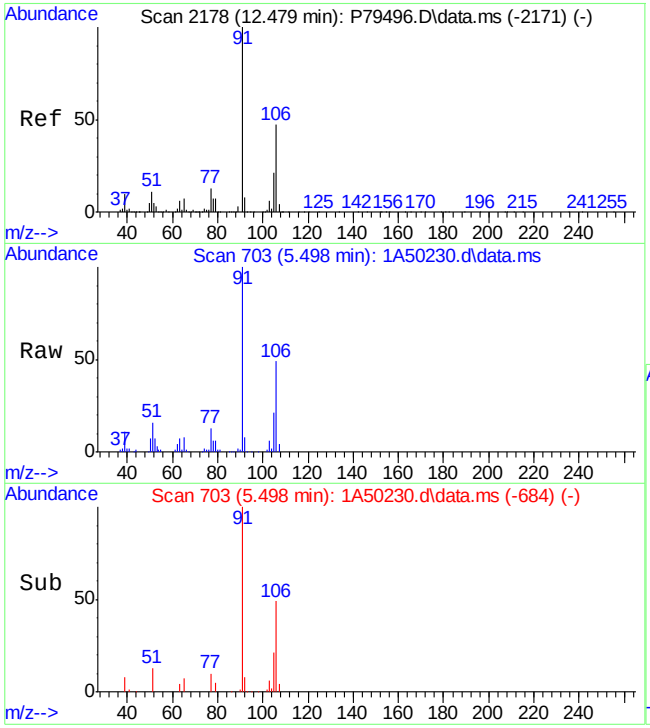

#80
m,p-Xylene
Concen: 9.24 ug/L
RT: 5.498 min Scan# 703
Delta R.T. 0.000 min
Lab File: 1A50230.d
Acq: 25 Oct 2023 4:32 pm

Tgt Ion: 91 Resp: 47167

Ion	Ratio	Lower	Upper
91	100		
106	48.6	18.3	78.3
105	21.3	0.0	51.8

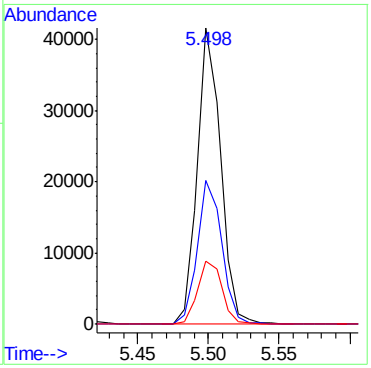

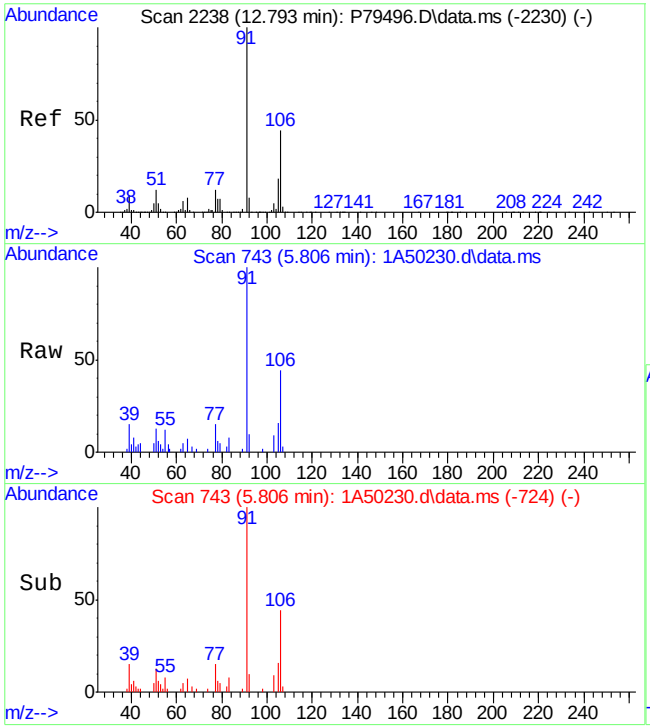

#81
o-Xylene
Concen: 1.53 ug/L
RT: 5.806 min Scan# 743
Delta R.T. -0.000 min
Lab File: 1A50230.d
Acq: 25 Oct 2023 4:32 pm

Tgt Ion: 91 Resp: 7935

Ion	Ratio	Lower	Upper
91	100		
106	44.1	17.1	77.1
105	15.9	0.0	48.8

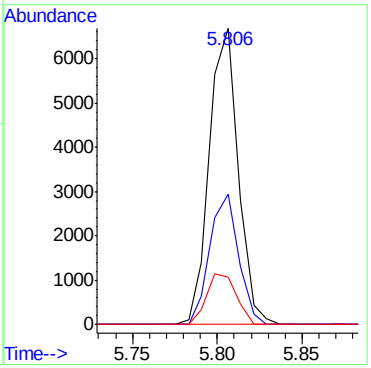

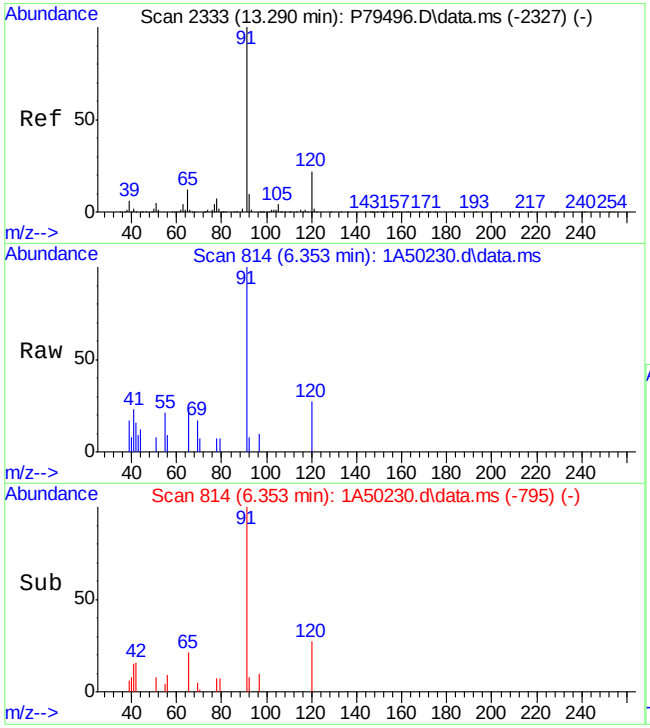

#88
n-Propylbenzene
Concen: 0.28 ug/L
RT: 6.353 min Scan# 814
Delta R.T. -0.000 min
Lab File: 1A50230.d
Acq: 25 Oct 2023 4:32 pm

Tgt Ion: 91 Resp: 2018

Ion	Ratio	Lower	Upper
91	100		
120	27.1	0.0	54.8

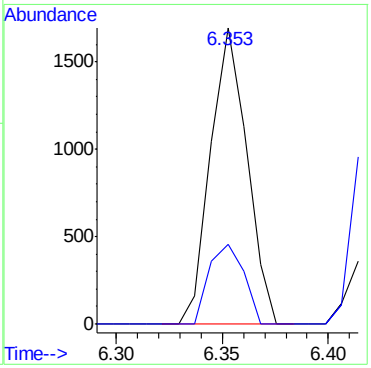

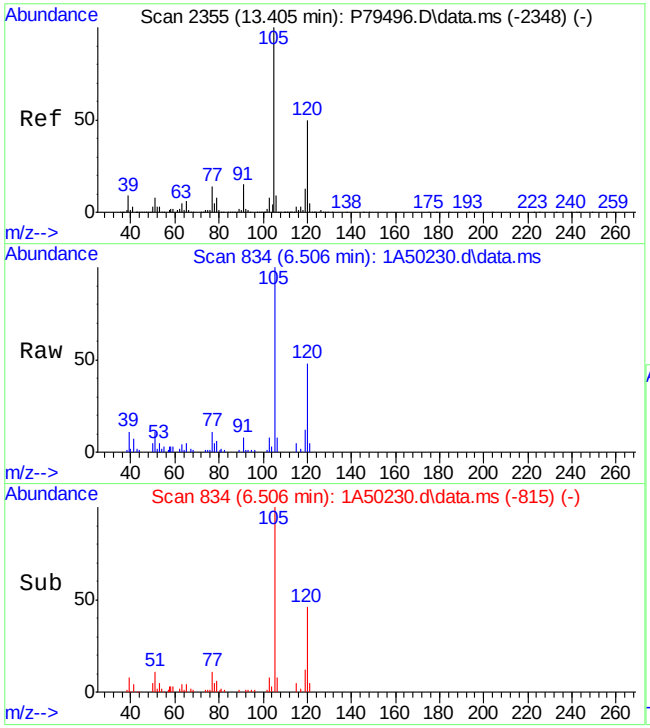

#91
1,3,5-Trimethylbenzene
Concen: 3.03 ug/L
RT: 6.506 min Scan# 834
Delta R.T. 0.000 min
Lab File: 1A50230.d
Acq: 25 Oct 2023 4:32 pm

Tgt Ion:105 Resp: 14903

Ion	Ratio	Lower	Upper
105	100		
120	48.4	19.9	79.9

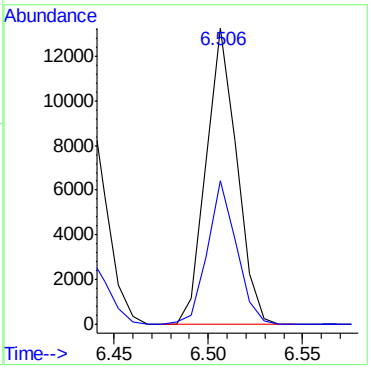

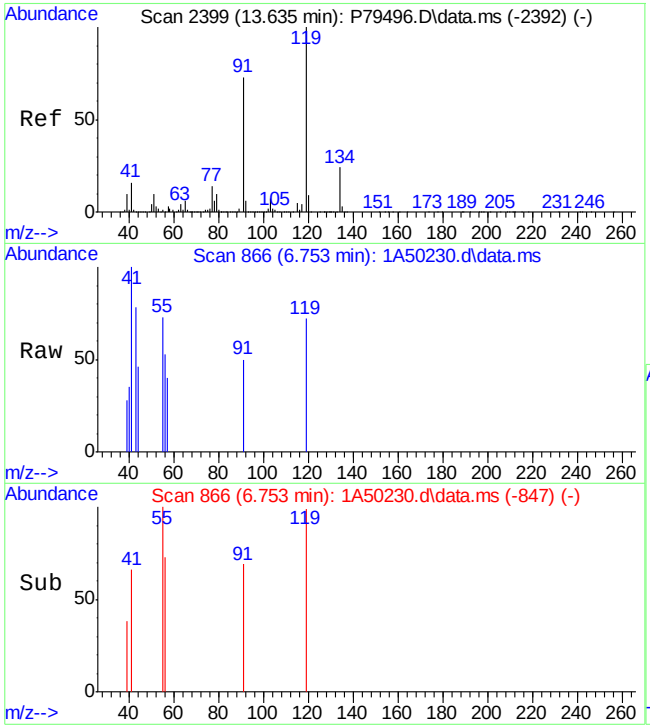

#97
tert-Butylbenzene
Concen: 0.08 ug/L
RT: 6.753 min Scan# 866
Delta R.T. 0.000 min
Lab File: 1A50230.d
Acq: 25 Oct 2023 4:32 pm

Tgt Ion: 91 Resp: 229

Ion	Ratio	Lower	Upper
91	100		
41	136.0	0.0	48.8#
134	0.0	8.3	68.3#

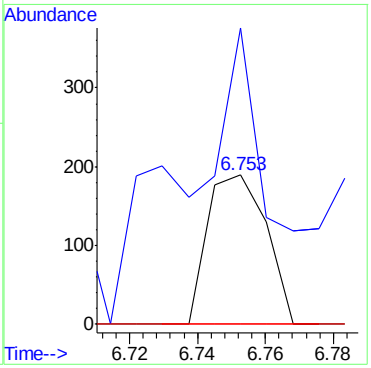

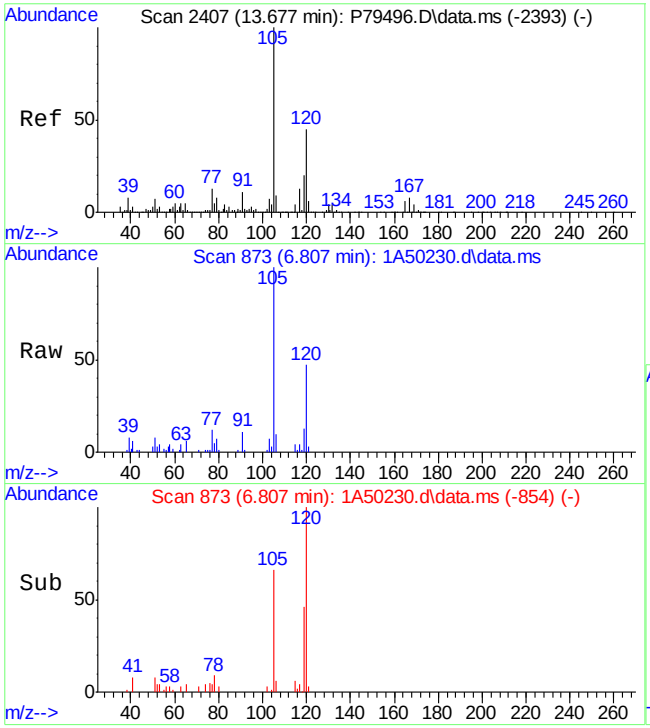

#98
1,2,4-Trimethylbenzene
Concen: 4.16 ug/L
RT: 6.807 min Scan# 873
Delta R.T. 0.000 min
Lab File: 1A50230.d
Acq: 25 Oct 2023 4:32 pm

Tgt Ion:105 Resp: 19441

Ion	Ratio	Lower	Upper
105	100		
120	46.6	16.0	76.0
119	12.9	0.0	42.3

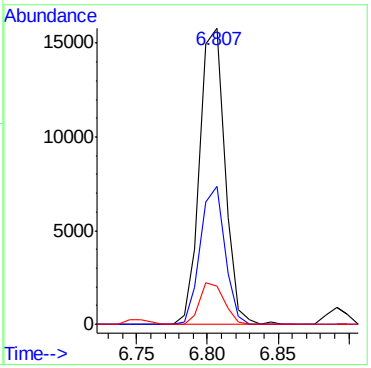

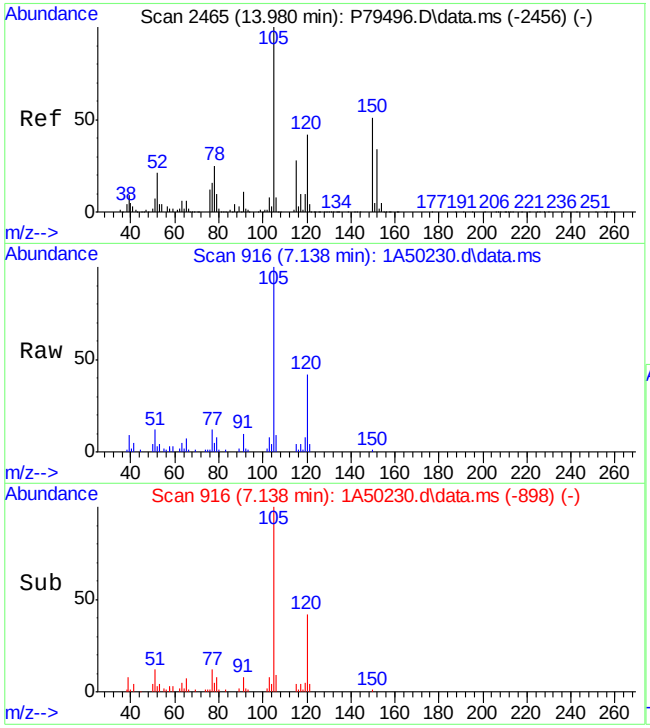

#103
1,2,3-Trimethylbenzene
Concen: 5.02 ug/L
RT: 7.138 min Scan# 916
Delta R.T. -0.008 min
Lab File: 1A50230.d
Acq: 25 Oct 2023 4:32 pm

Tgt Ion:105 Resp: 23938

Ion	Ratio	Lower	Upper
105	100		
120	41.6	11.4	71.4
119	8.4	0.0	39.5
77	12.2	0.0	42.2

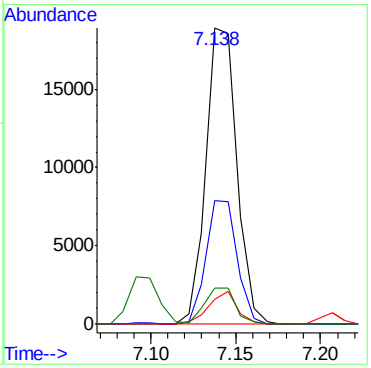

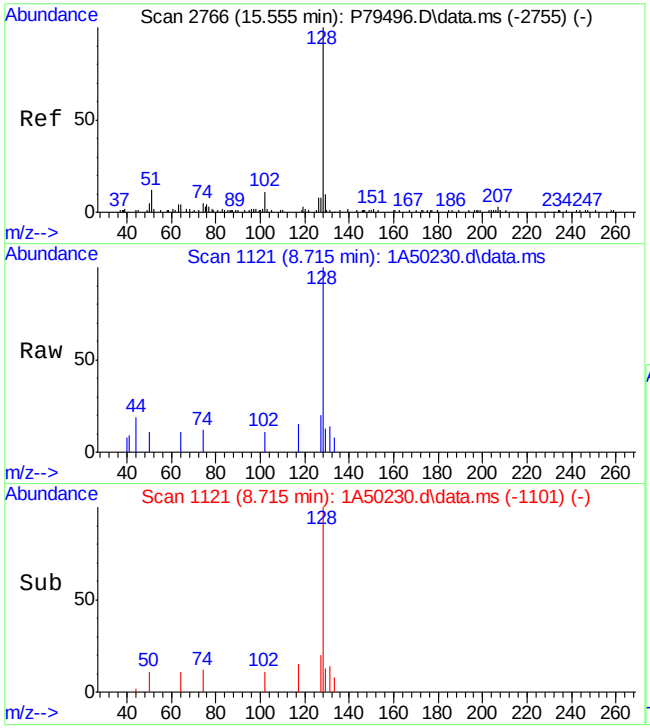

#111
Naphthalene
Concen: 0.76 ug/L
RT: 8.715 min Scan# 1121
Delta R.T. 0.000 min
Lab File: 1A50230.d
Acq: 25 Oct 2023 4:32 pm

Tgt Ion:128 Resp: 1690

Ion	Ratio	Lower	Upper
128	100		
127	19.9	0.0	43.5

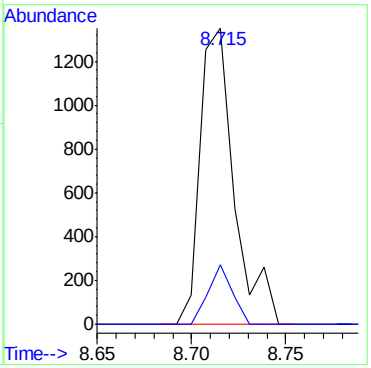

7.1.6

7

Quantitation Report (QT Reviewed)

Data Path : D:\stuff\10262023 runlogsM\V1A1964-1965 files\
Data File : 1A50221.d
Acq On : 25 Oct 2023 12:53 pm
Operator : jeniferw
Sample : FC10637-6
Misc : MS55129,V1A1964,,,,,
ALS Vial : 11 Sample Multiplier: 1

Quant Time: Oct 25 20:32:00 2023
Quant Method : X:\Orlando VOA\celinec\October 2023\10-26-2023\V1A1964\method\V1A_10-23-2023.M
Quant Title : SW-846 Method 5035A/8260B
QLast Update : Mon Oct 23 13:18:22 2023
Response via : Initial Calibration

Compound	R.T.	QIon	Response	Conc	Units		Dev(Min)
Internal Standards							
1) Fluorobenzene	3.405	96	268567	50.00	ug/L		0.00
62) Chlorobenzene-d5	5.352	117	191185	50.00	ug/L		0.00
85) 1,4-Dichlorobenzene-d4	7.099	152	97059	50.00	ug/L		0.00
System Monitoring Compounds							
39) Dibromofluoromethane	2.958	113	77501	52.33	ug/L		0.00
Spiked Amount 50.000	Range 83 - 118		Recovery = 104.66%				
49) 1,2-Dichloroethane-d4	3.235	65	99990	51.99	ug/L		0.00
Spiked Amount 50.000	Range 79 - 125		Recovery = 103.98%				
63) Toluene-d8	4.336	98	257919	50.25	ug/L		0.00
Spiked Amount 50.000	Range 85 - 112		Recovery = 100.50%				
86) 4-Bromofluorobenzene	6.229	174	82160	50.74	ug/L		0.00
Spiked Amount 50.000	Range 83 - 118		Recovery = 101.48%				
Target Compounds							Qvalue
3) Chloromethane	1.142	50	1199	0.49	ug/L		69
21) trans-1,2-Dichloroethene	2.073	61	171	0.06	ug/L	#	1
22) Hexane	2.196	56	93892	43.22	ug/L	#	70
28) 1,1-Dichloroethane	2.443	63	101	0.03	ug/L	#	1
35) Cyclohexane	2.858	56	108378	28.94	ug/L	#	52
41) 1,1,1-Trichloroethane	3.074	97	208	0.09	ug/L	#	25
47) Benzene	3.181	78	8159	1.40	ug/L		94
54) Methylcyclohexane	3.528	83	34811	13.87	ug/L	#	67
64) Toluene	4.374	91	4372	0.72	ug/L		96
69) Ethyl methacrylate	4.690	69	139	0.08	ug/L	#	54
77) Ethylbenzene	5.398	91	7692	1.20	ug/L		92
80) m,p-Xylene	5.506	91	1213	0.23	ug/L		81
81) o-Xylene	5.806	91	1567	0.30	ug/L		96
84) Isopropylbenzene	6.045	105	5459	0.89	ug/L		98
88) n-Propylbenzene	6.352	91	12164	1.64	ug/L		99
91) 1,3,5-Trimethylbenzene	6.506	105	195	0.04	ug/L	#	27
98) 1,2,4-Trimethylbenzene	6.806	105	239	0.05	ug/L	#	38
100) sec-Butylbenzene	6.891	105	6407	1.03	ug/L		83
103) 1,2,3-Trimethylbenzene	7.145	105	27442	5.68	ug/L		97
105) n-Butylbenzene	7.345	92	1202	0.51	ug/L	#	72
111) Naphthalene	8.715	128	5081	2.25	ug/L		93

(#) = qualifier out of range (m) = manual integration (+) = signals summed

Quantitation Report (QT Reviewed)

Data Path : D:\stuff\10262023 runlogsM\V1A1964-1965 files\
Data File : 1A50221.d
Acq On : 25 Oct 2023 12:53 pm
Operator : jeniferw
Sample : FC10637-6
Misc : MS55129,V1A1964,,,,,
ALS Vial : 11 Sample Multiplier: 1

Quant Time: Oct 25 20:32:00 2023
Quant Method : X:\Orlando VOA\celinec\October 2023\10-26-2023\V1A1964\method\V1A_10-23-2023.M
Quant Title : SW-846 Method 5035A/8260B
QLast Update : Mon Oct 23 13:18:22 2023
Response via : Initial Calibration

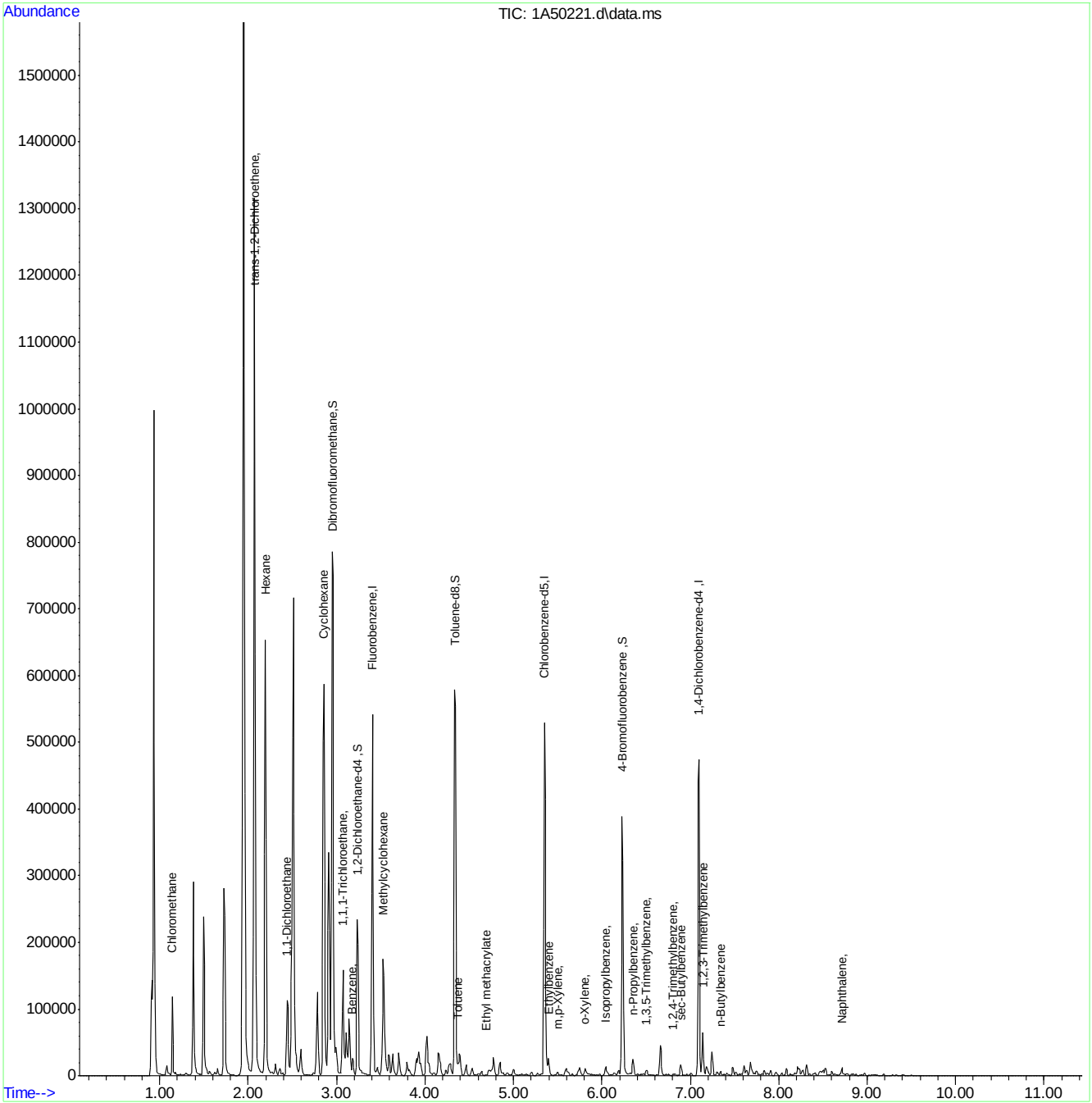

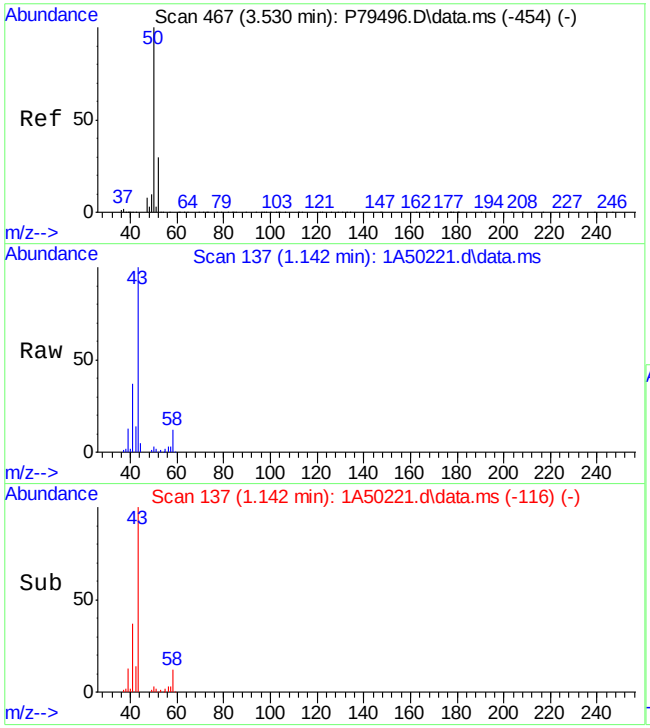

#3
Chloromethane
Concen: 0.49 ug/L
RT: 1.142 min Scan# 137
Delta R.T. 0.008 min
Lab File: 1A50221.d
Acq: 25 Oct 2023 12:53 pm

Tgt Ion: 50 Resp: 1199

Ion	Ratio	Lower	Upper
50	100		
52	16.5	4.0	64.0

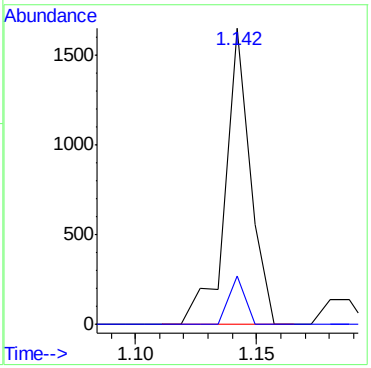

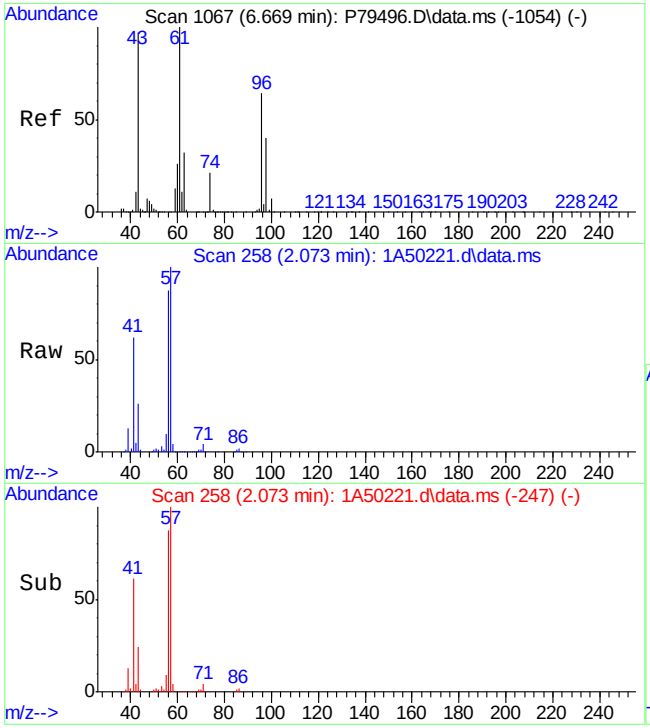

#21
trans-1,2-Dichloroethene
Concen: 0.06 ug/L
RT: 2.073 min Scan# 258
Delta R.T. -0.062 min
Lab File: 1A50221.d
Acq: 25 Oct 2023 12:53 pm

Tgt Ion: 61 Resp: 171

Ion	Ratio	Lower	Upper
61	100		
96	0.0	37.3	97.3#
98	0.0	16.1	76.1#
63	328.6	3.3	63.3#

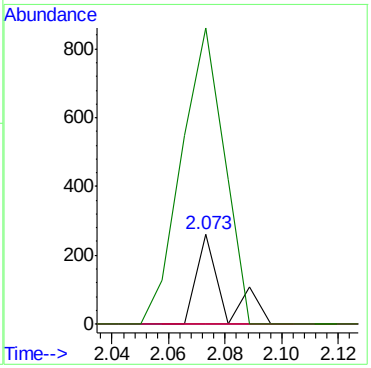

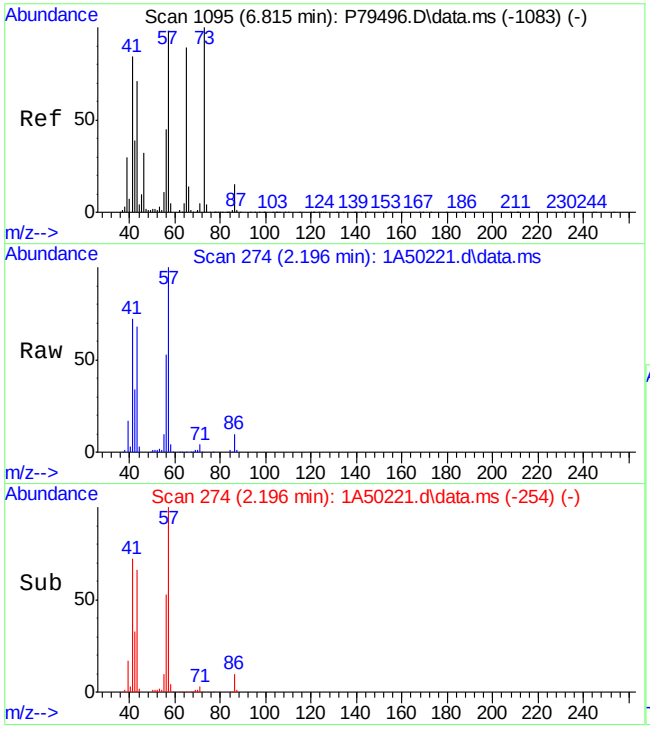

#22
Hexane
Concen: 43.22 ug/L
RT: 2.196 min Scan# 274
Delta R.T. 0.000 min
Lab File: 1A50221.d
Acq: 25 Oct 2023 12:53 pm

Tgt Ion: 56 Resp: 93892

Ion	Ratio	Lower	Upper
56	100		
57	189.8	218.4	258.4#
43	128.7	145.0	185.0#
41	136.6	167.0	207.0#

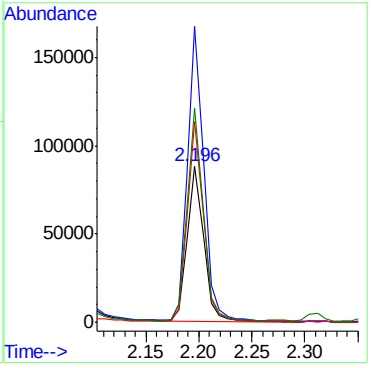

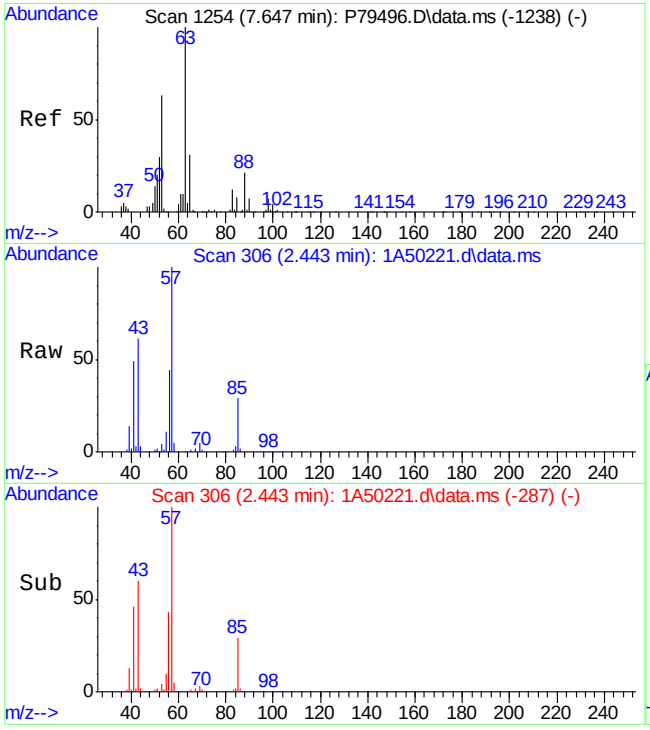

#28
1,1-Dichloroethane
Concen: 0.03 ug/L
RT: 2.443 min Scan# 306
Delta R.T. -0.000 min
Lab File: 1A50221.d
Acq: 25 Oct 2023 12:53 pm

Tgt Ion: 63 Resp: 101

Ion	Ratio	Lower	Upper
63	100		
65	157.0	0.0	59.8#
83	220.2	0.0	43.5#

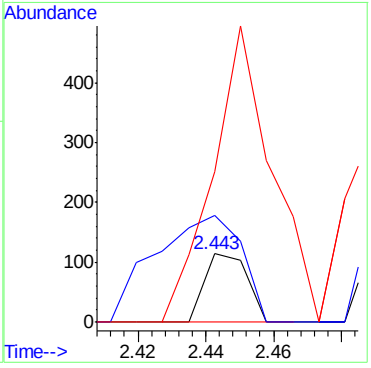

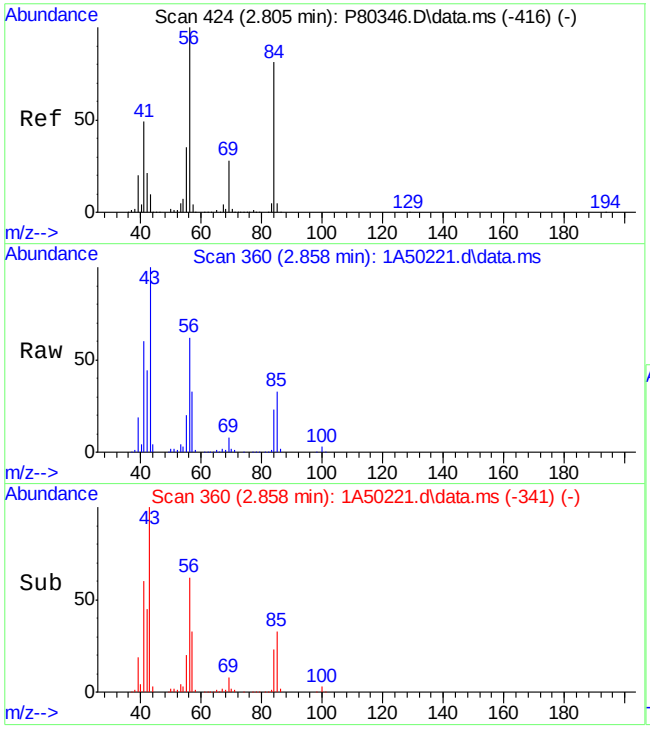

#35
Cyclohexane
Concen: 28.94 ug/L
RT: 2.858 min Scan# 360
Delta R.T. -0.000 min
Lab File: 1A50221.d
Acq: 25 Oct 2023 12:53 pm

Tgt Ion: 56 Resp: 108378

Ion	Ratio	Lower	Upper
56	100		
84	37.3	69.1	109.1#
41	97.4	33.6	73.6#
55	32.4	19.7	59.7

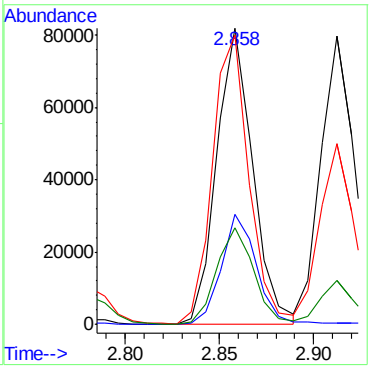

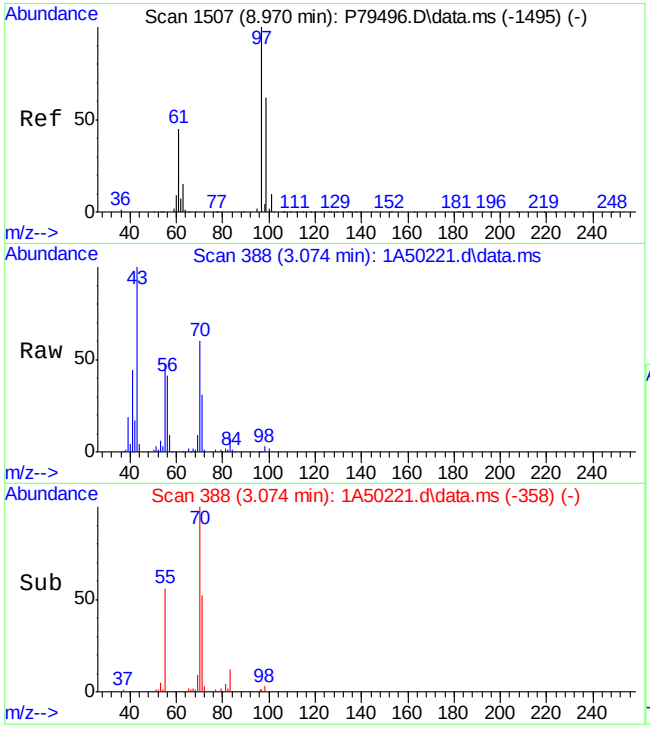

#41
1,1,1-Trichloroethane
Concen: 0.09 ug/L
RT: 3.074 min Scan# 388
Delta R.T. 0.085 min
Lab File: 1A50221.d
Acq: 25 Oct 2023 12:53 pm

Tgt Ion: 97 Resp: 208

Ion	Ratio	Lower	Upper
97	100		
99	0.0	34.1	94.1#
61	0.0	8.8	68.8#

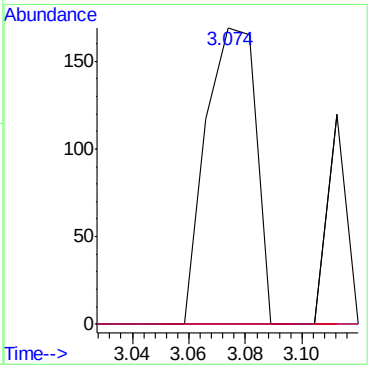

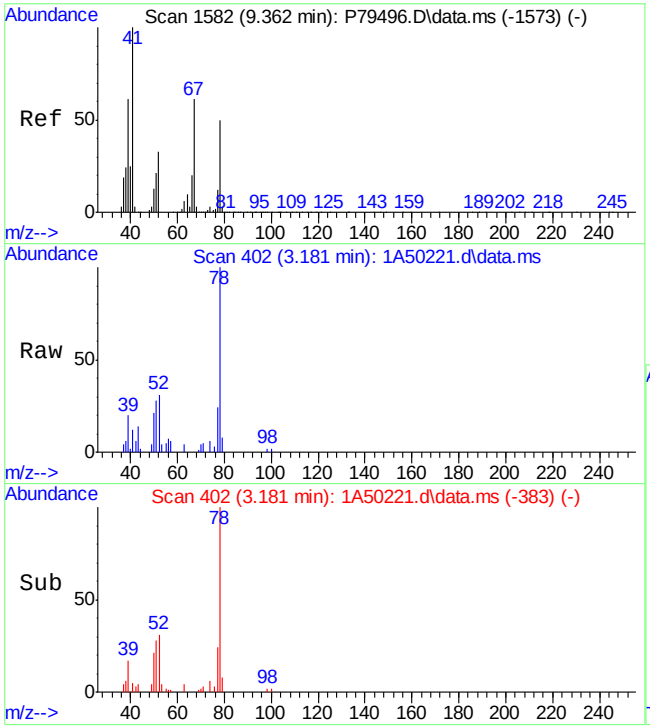

#47
Benzene
Concen: 1.40 ug/L
RT: 3.181 min Scan# 402
Delta R.T. -0.000 min
Lab File: 1A50221.d
Acq: 25 Oct 2023 12:53 pm

Tgt Ion: 78 Resp: 8159

Ion	Ratio	Lower	Upper
78	100		
51	21.0	0.0	54.6
77	23.9	0.0	53.3
52	30.6	5.0	65.0

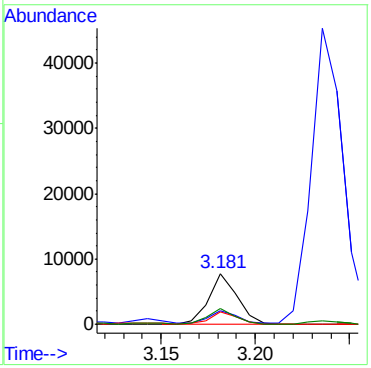

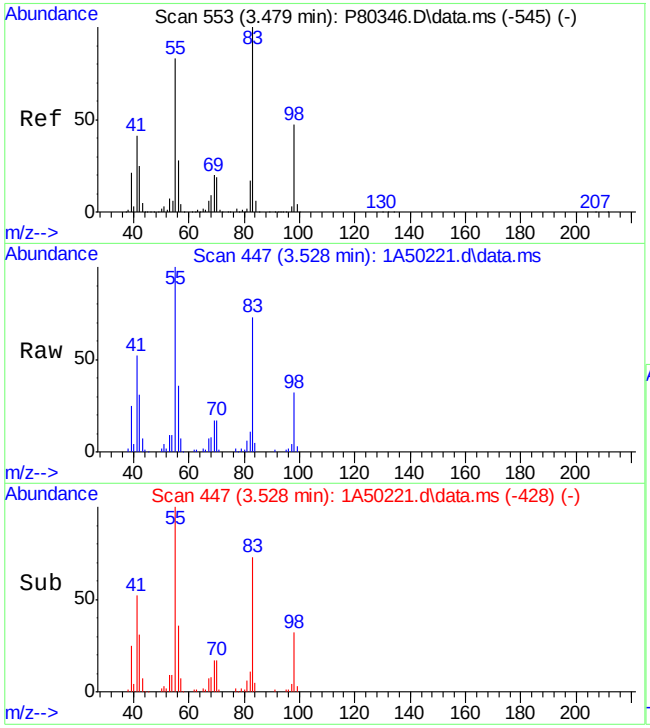

#54
Methylcyclohexane
Concen: 13.87 ug/L
RT: 3.528 min Scan# 447
Delta R.T. -0.000 min
Lab File: 1A50221.d
Acq: 25 Oct 2023 12:53 pm

Tgt Ion: 83 Resp: 34811

Ion	Ratio	Lower	Upper
83	100		
55	136.1	71.3	111.3#
98	42.9	26.2	66.2
42	42.3	5.3	45.3

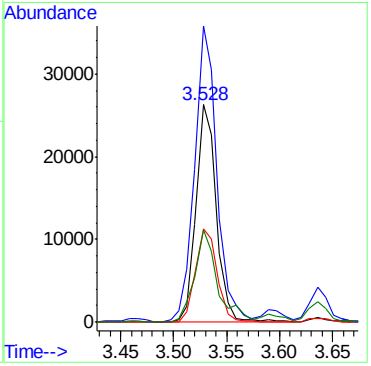

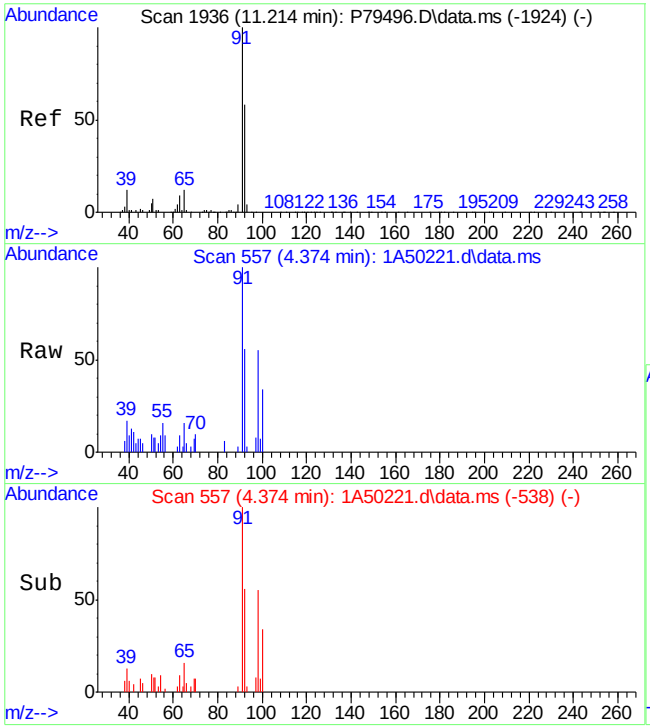

#64
Toluene
Concen: 0.72 ug/L
RT: 4.374 min Scan# 557
Delta R.T. -0.000 min
Lab File: 1A50221.d
Acq: 25 Oct 2023 12:53 pm

Tgt Ion: 91 Resp: 4372

Ion	Ratio	Lower	Upper
91	100		
92	56.2	29.5	89.5

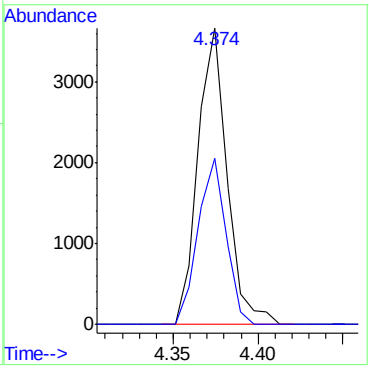

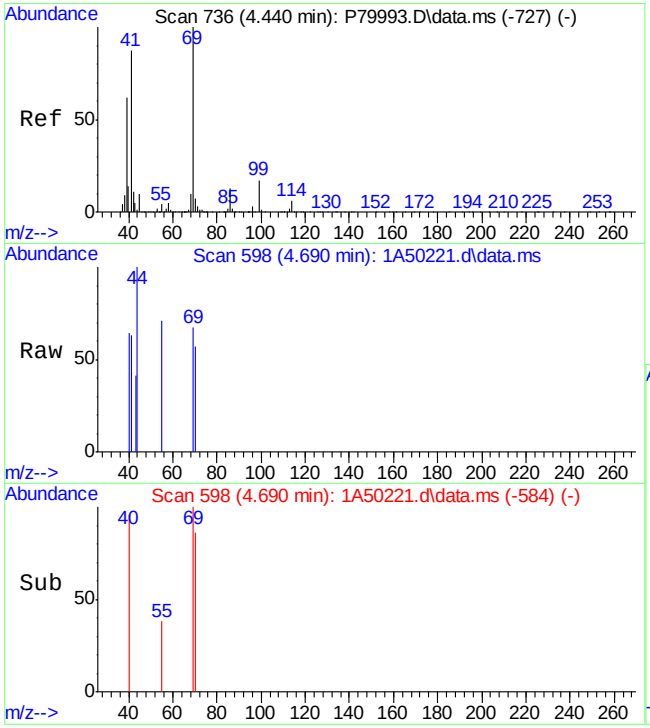

#69
Ethyl methacrylate
Concen: 0.08 ug/L
RT: 4.690 min Scan# 598
Delta R.T. -0.039 min
Lab File: 1A50221.d
Acq: 25 Oct 2023 12:53 pm

Tgt Ion: 69 Resp: 139

Ion	Ratio	Lower	Upper
69	100		
41	94.2	51.1	91.1#
39	0.0	18.1	58.1#
99	0.0	16.8	56.8#

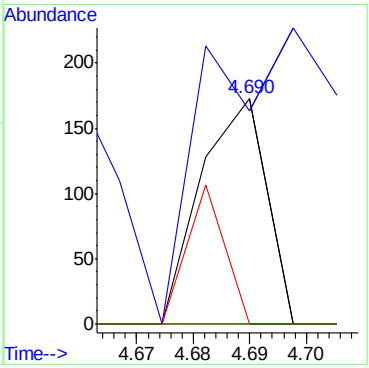

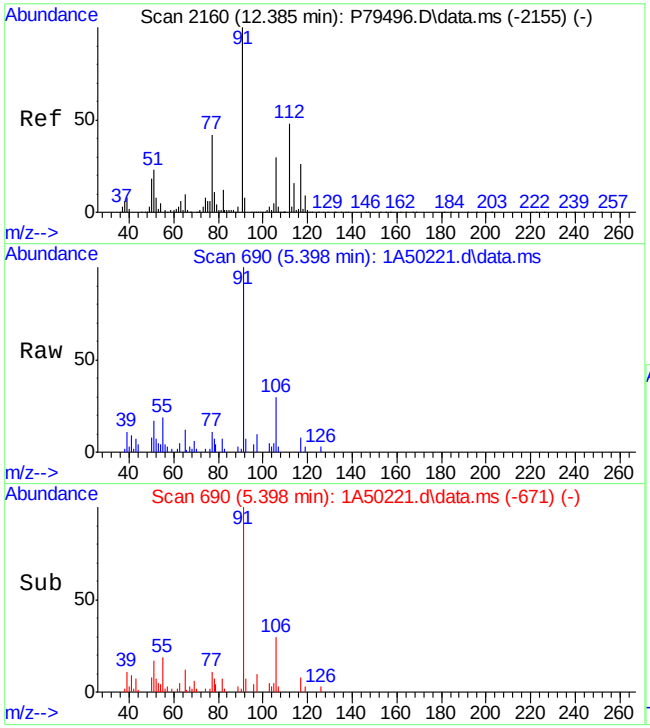

#77
Ethylbenzene
Concen: 1.20 ug/L
RT: 5.398 min Scan# 690
Delta R.T. -0.000 min
Lab File: 1A50221.d
Acq: 25 Oct 2023 12:53 pm

Tgt Ion: 91 Resp: 7692

Ion	Ratio	Lower	Upper
91	100		
106	29.9	2.0	62.0
65	12.4	0.0	38.3
51	16.9	0.0	40.1

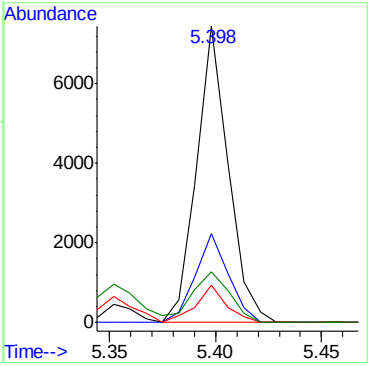

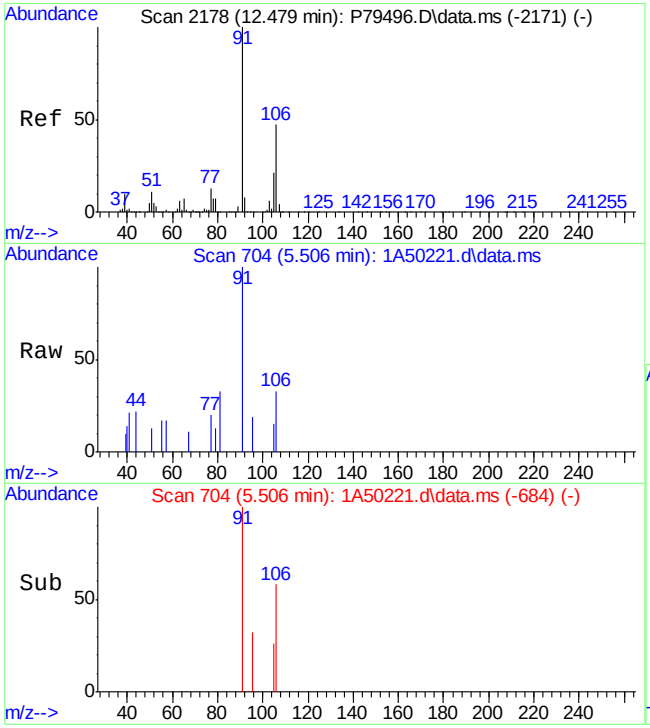

#80
m,p-Xylene
Concen: 0.23 ug/L
RT: 5.506 min Scan# 704
Delta R.T. 0.008 min
Lab File: 1A50221.d
Acq: 25 Oct 2023 12:53 pm

Tgt Ion: 91 Resp: 1213

Ion	Ratio	Lower	Upper
91	100		
106	33.4	18.3	78.3
105	15.3	0.0	51.8

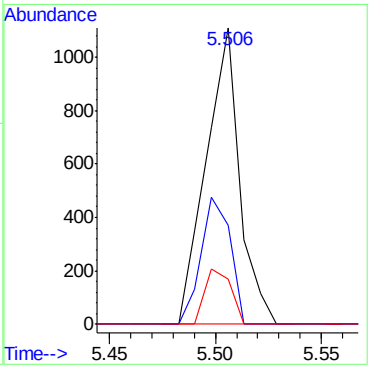

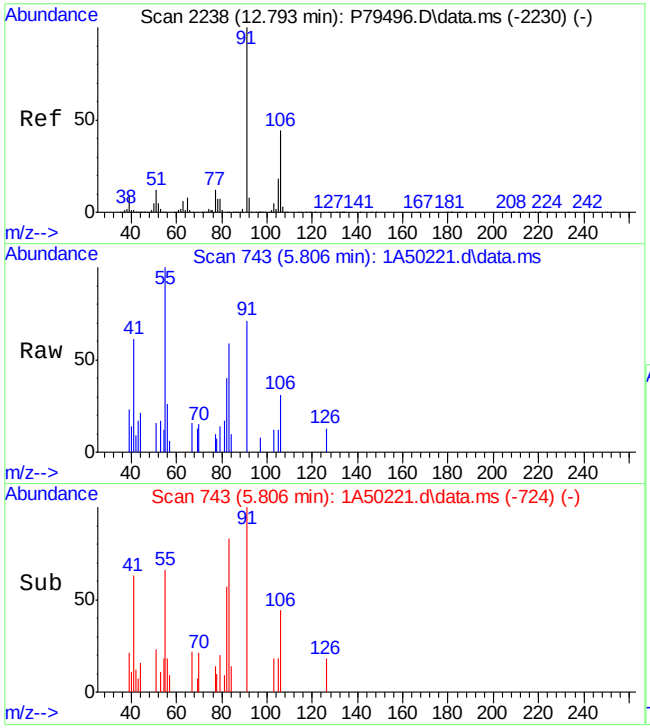

#81
o-Xylene
Concen: 0.30 ug/L
RT: 5.806 min Scan# 743
Delta R.T. -0.000 min
Lab File: 1A50221.d
Acq: 25 Oct 2023 12:53 pm

Tgt Ion: 91 Resp: 1567

Ion	Ratio	Lower	Upper
91	100		
106	43.9	17.1	77.1
105	17.5	0.0	48.8

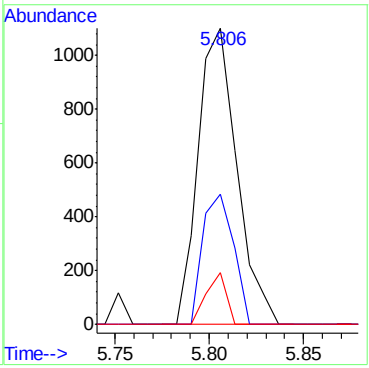

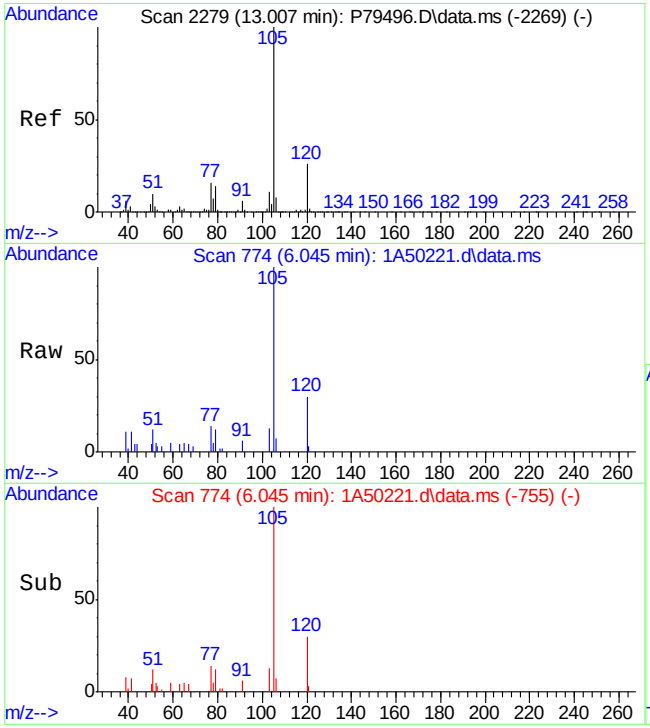

#84
Isopropylbenzene
Concen: 0.89 ug/L
RT: 6.045 min Scan# 774
Delta R.T. -0.000 min
Lab File: 1A50221.d
Acq: 25 Oct 2023 12:53 pm

Tgt Ion:105 Resp: 5459

Ion	Ratio	Lower	Upper
105	100		
120	29.6	0.0	57.8
79	12.0	0.0	42.8
77	14.1	0.0	44.5

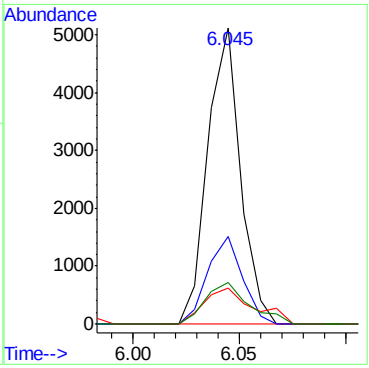

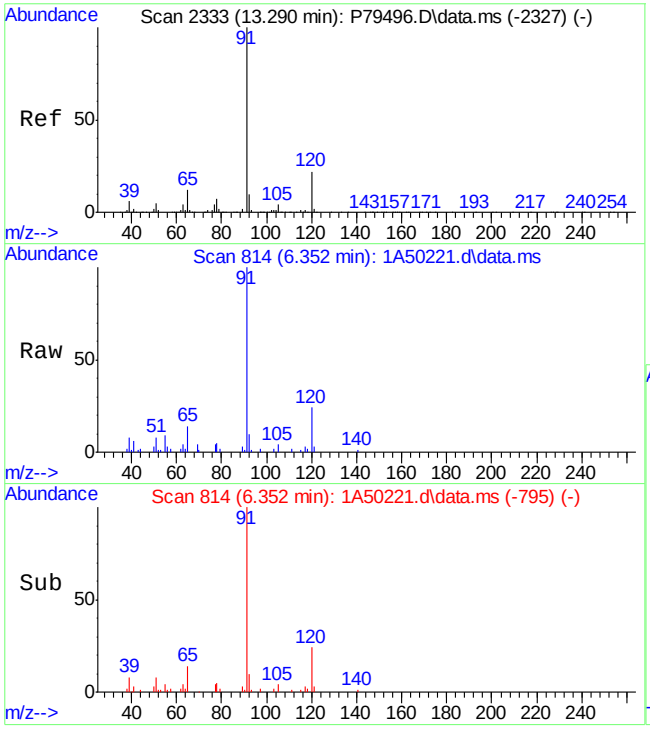

#88
n-Propylbenzene
Concen: 1.64 ug/L
RT: 6.352 min Scan# 814
Delta R.T. -0.001 min
Lab File: 1A50221.d
Acq: 25 Oct 2023 12:53 pm

Tgt Ion: 91 Resp: 12164

Ion	Ratio	Lower	Upper
91	100		
120	24.3	0.0	54.8

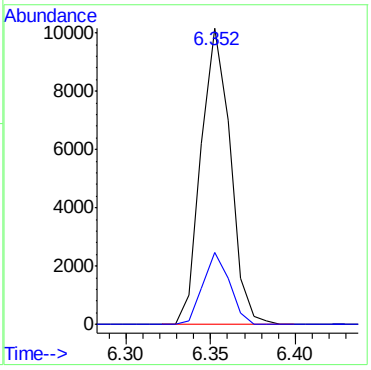

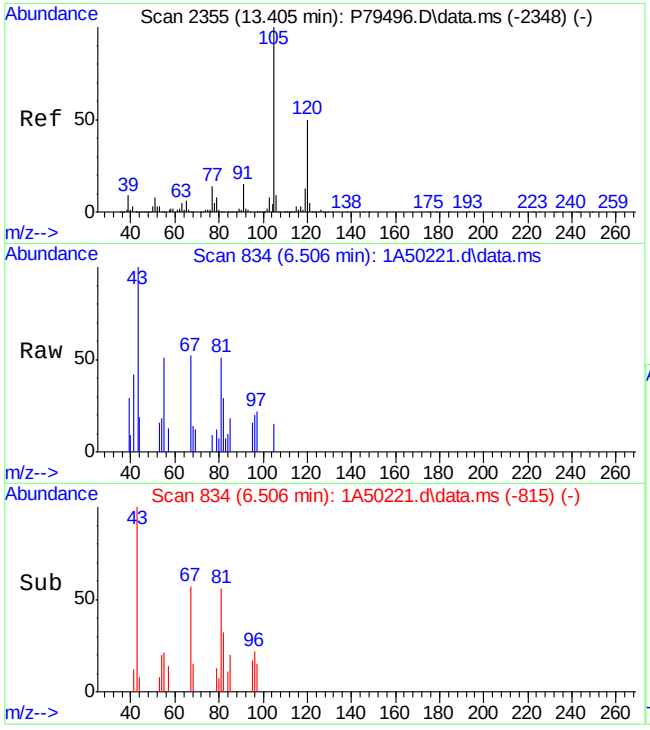

#91
1,3,5-Trimethylbenzene
Concen: 0.04 ug/L
RT: 6.506 min Scan# 834
Delta R.T. -0.000 min
Lab File: 1A50221.d
Acq: 25 Oct 2023 12:53 pm

Tgt Ion:105 Resp: 195

Ion	Ratio	Lower	Upper
105	100		
120	0.0	19.9	79.9#

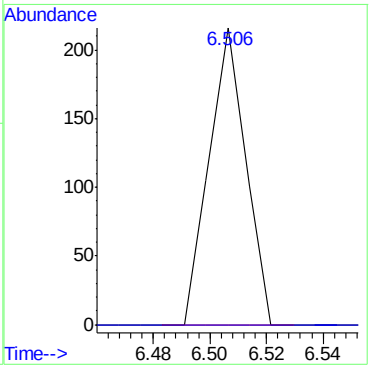

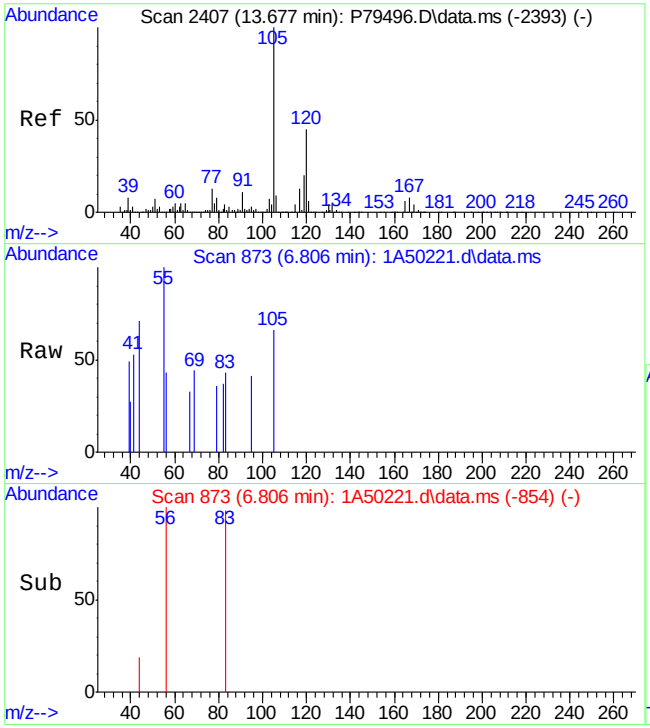

#98
1,2,4-Trimethylbenzene
Concen: 0.05 ug/L
RT: 6.806 min Scan# 873
Delta R.T. -0.000 min
Lab File: 1A50221.d
Acq: 25 Oct 2023 12:53 pm

Tgt Ion:105 Resp: 239

Ion	Ratio	Lower	Upper
105	100		
120	0.0	16.0	76.0#
119	0.0	0.0	42.3

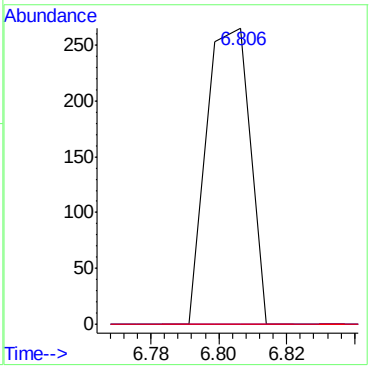

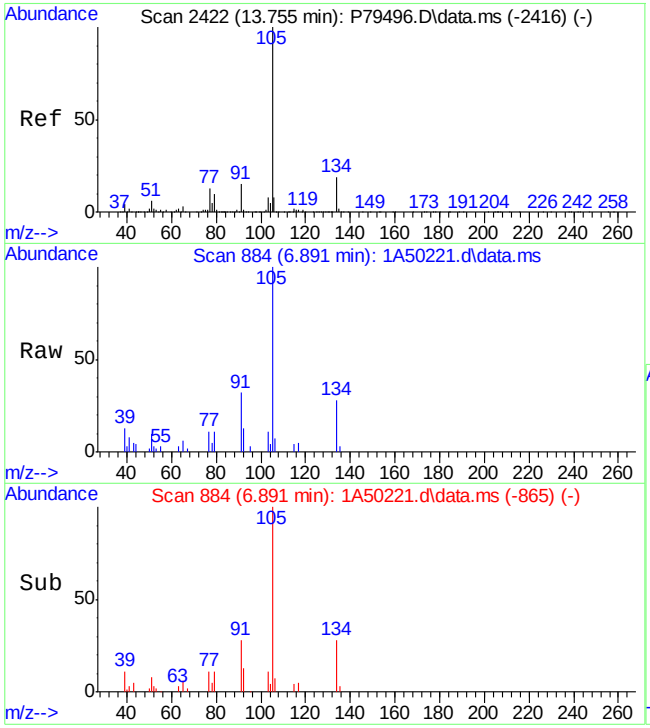

#100
sec-Butylbenzene
Concen: 1.03 ug/L
RT: 6.891 min Scan# 884
Delta R.T. -0.000 min
Lab File: 1A50221.d
Acq: 25 Oct 2023 12:53 pm

Tgt Ion:105 Resp: 6407

Ion	Ratio	Lower	Upper
105	100		
134	27.8	0.0	52.6
91	31.9	0.0	46.4
77	11.5	0.0	42.9

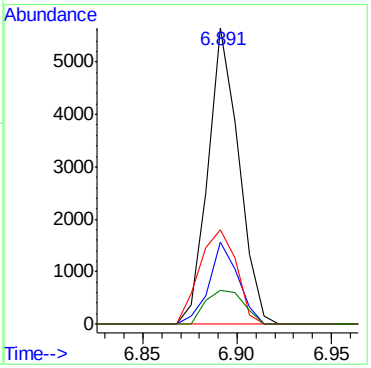

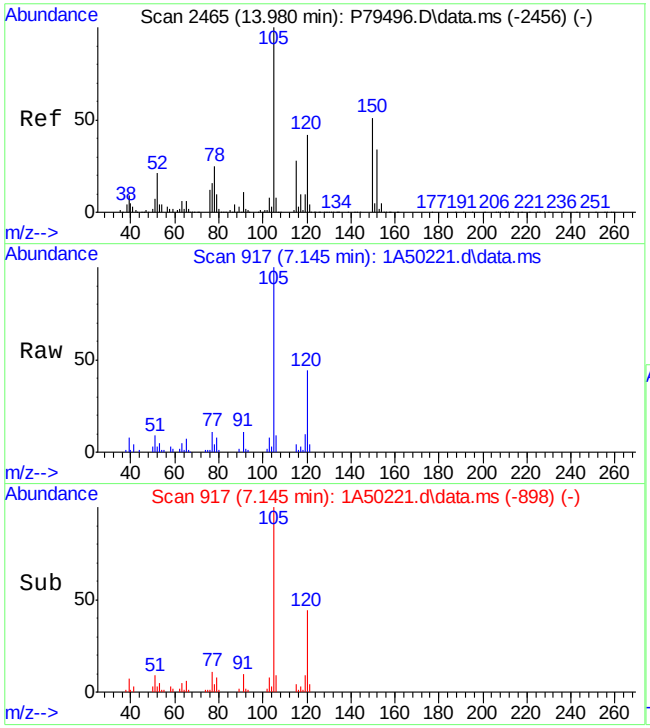

#103
1,2,3-Trimethylbenzene
Concen: 5.68 ug/L
RT: 7.145 min Scan# 917
Delta R.T. -0.000 min
Lab File: 1A50221.d
Acq: 25 Oct 2023 12:53 pm

Tgt Ion:105 Resp: 27442

Ion	Ratio	Lower	Upper
105	100		
120	43.6	11.4	71.4
119	9.9	0.0	39.5
77	10.4	0.0	42.2

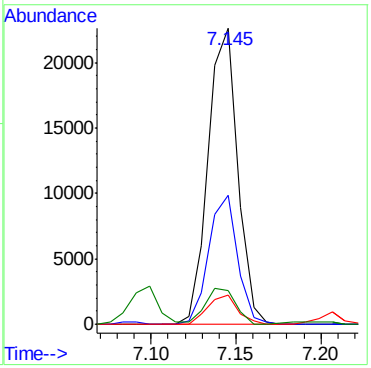

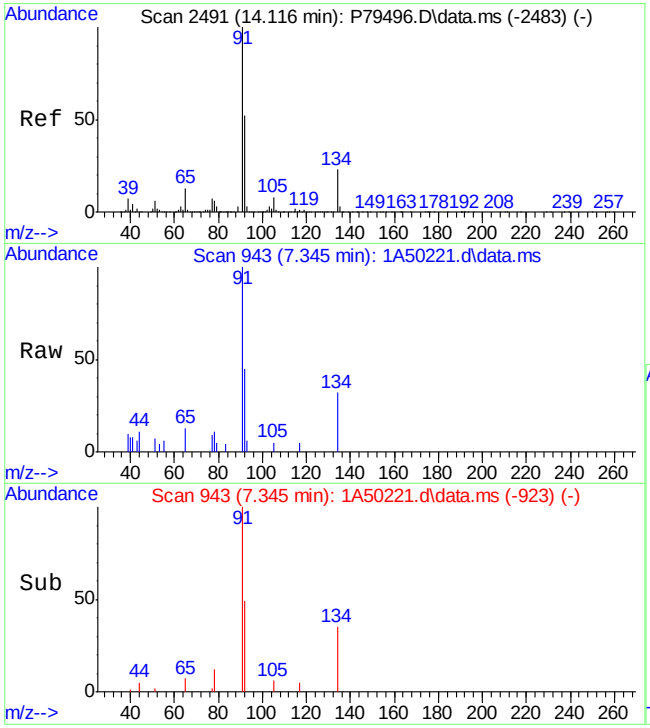

#105
n-Butylbenzene
Concen: 0.51 ug/L
RT: 7.345 min Scan# 943
Delta R.T. 0.000 min
Lab File: 1A50221.d
Acq: 25 Oct 2023 12:53 pm

Tgt Ion: 92 Resp: 1202

Ion	Ratio	Lower	Upper
92	100		
91	223.6	152.1	212.1#
134	70.5	23.5	83.5

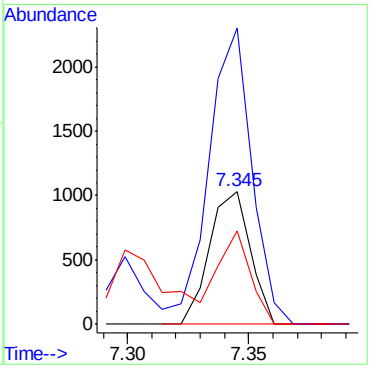

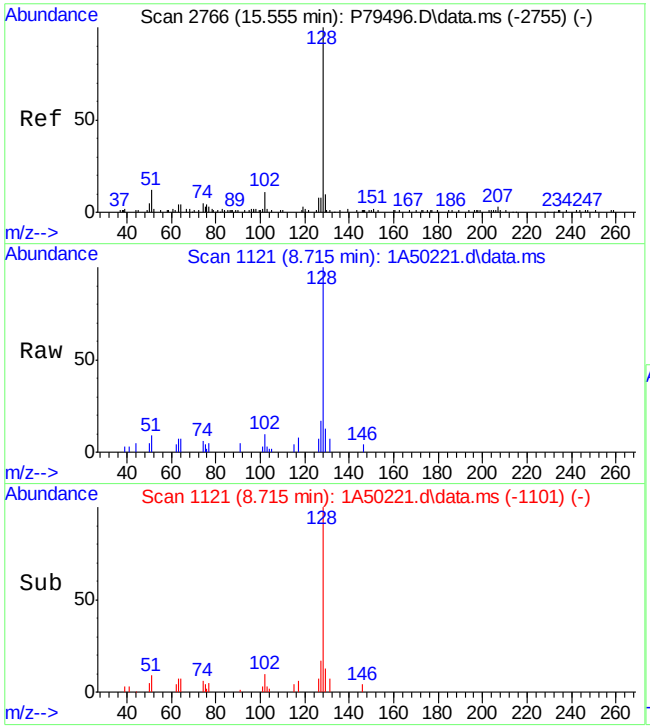

#111
Naphthalene
Concen: 2.25 ug/L
RT: 8.715 min Scan# 1121
Delta R.T. 0.000 min
Lab File: 1A50221.d
Acq: 25 Oct 2023 12:53 pm

Tgt Ion:128 Resp: 5081

Ion	Ratio	Lower	Upper
128	100		
127	16.5	0.0	43.5

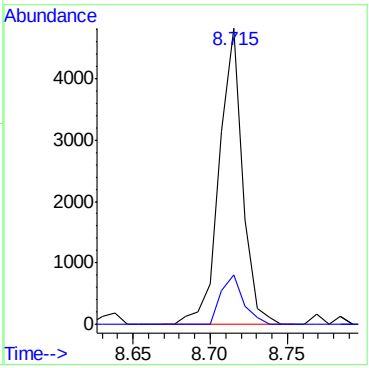

Quantitation Report (QT Reviewed)

Data Path : D:\stuff\10262023 runlogsM\V1A1964-1965 files\
Data File : 1A50222.d
Acq On : 25 Oct 2023 1:17 pm
Operator : jeniferw
Sample : FC10637-7
Misc : MS55129,V1A1964,,,,,
ALS Vial : 12 Sample Multiplier: 1

Quant Time: Oct 25 20:34:20 2023
Quant Method : X:\Orlando VOA\celinec\October 2023\10-26-2023\V1A1964\method\V1A_10-23-2023.M
Quant Title : SW-846 Method 5035A/8260B
QLast Update : Mon Oct 23 13:18:22 2023
Response via : Initial Calibration

Compound	R.T.	QIon	Response	Conc	Units	Dev(Min)
Internal Standards						
1) Fluorobenzene	3.405	96	273457	50.00	ug/L	0.00
62) Chlorobenzene-d5	5.352	117	192958	50.00	ug/L	0.00
85) 1,4-Dichlorobenzene-d4	7.099	152	97041	50.00	ug/L	0.00
System Monitoring Compounds						
39) Dibromofluoromethane	2.958	113	78771	52.23	ug/L	0.00
Spiked Amount 50.000	Range 83 - 118		Recovery = 104.46%			
49) 1,2-Dichloroethane-d4	3.235	65	102477	52.33	ug/L	0.00
Spiked Amount 50.000	Range 79 - 125		Recovery = 104.66%			
63) Toluene-d8	4.336	98	261959	50.57	ug/L	0.00
Spiked Amount 50.000	Range 85 - 112		Recovery = 101.14%			
86) 4-Bromofluorobenzene	6.229	174	81647	50.43	ug/L	0.00
Spiked Amount 50.000	Range 83 - 118		Recovery = 100.86%			
Target Compounds						Qvalue
21) trans-1,2-Dichloroethene	2.073	61	161	0.06	ug/L	# 1
22) Hexane	2.196	56	105314	47.61	ug/L	# 70
41) 1,1,1-Trichloroethane	3.074	97	64	0.03	ug/L	# 25
47) Benzene	3.182	78	8190	1.38	ug/L	83
54) Methylcyclohexane	3.528	83	37321	14.61	ug/L	# 66
64) Toluene	4.374	91	4164	0.68	ug/L	98
77) Ethylbenzene	5.398	91	8056	1.24	ug/L	94
80) m,p-Xylene	5.506	91	1036	0.20	ug/L	84
81) o-Xylene	5.806	91	1371	0.26	ug/L	93
84) Isopropylbenzene	6.045	105	5475	0.89	ug/L	95
88) n-Propylbenzene	6.352	91	12104	1.64	ug/L	100
91) 1,3,5-Trimethylbenzene	6.506	105	187	0.04	ug/L	63
98) 1,2,4-Trimethylbenzene	6.806	105	281	0.06	ug/L	91
100) sec-Butylbenzene	6.891	105	6375	1.03	ug/L	77
103) 1,2,3-Trimethylbenzene	7.145	105	27400	5.67	ug/L	96
105) n-Butylbenzene	7.345	92	1338	0.56	ug/L	91
111) Naphthalene	8.715	128	5376	2.38	ug/L	96

(#) = qualifier out of range (m) = manual integration (+) = signals summed

Quantitation Report (QT Reviewed)

Data Path : D:\stuff\10262023 runlogsM\V1A1964-1965 files\
Data File : 1A50222.d
Acq On : 25 Oct 2023 1:17 pm
Operator : jeniferw
Sample : FC10637-7
Misc : MS55129,V1A1964,,,,,
ALS Vial : 12 Sample Multiplier: 1

Quant Time: Oct 25 20:34:20 2023
Quant Method : X:\Orlando VOA\celinec\October 2023\10-26-2023\V1A1964\method\V1A_10-23-2023.M
Quant Title : SW-846 Method 5035A/8260B
QLast Update : Mon Oct 23 13:18:22 2023
Response via : Initial Calibration

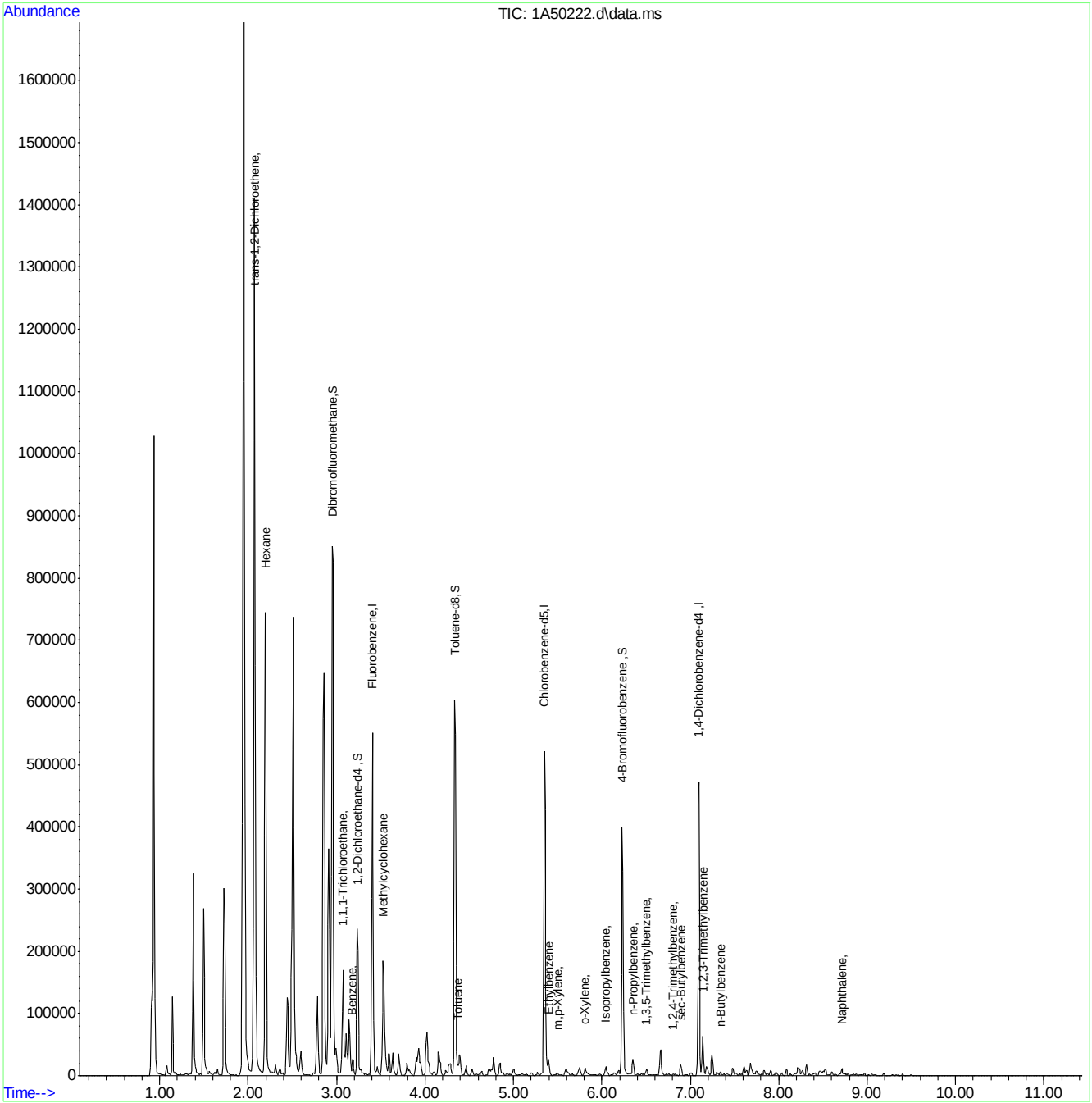

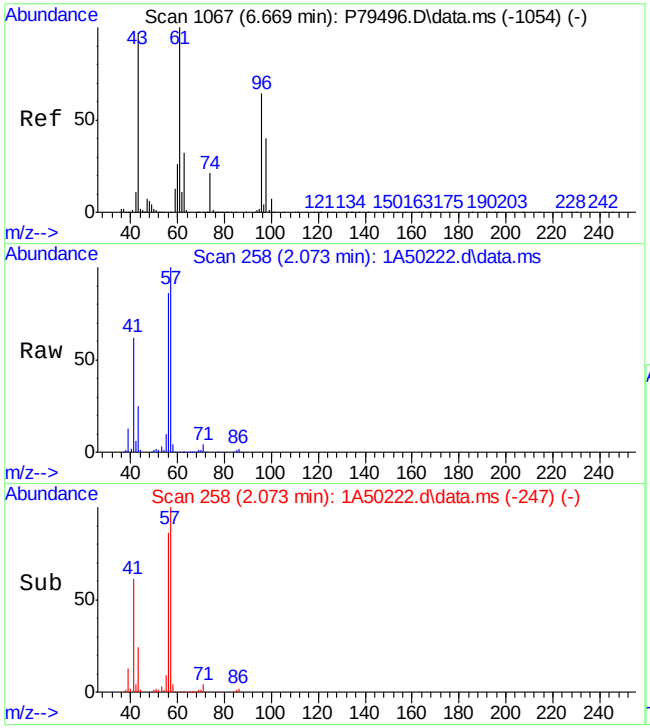

#21
trans-1,2-Dichloroethene
Concen: 0.06 ug/L
RT: 2.073 min Scan# 258
Delta R.T. -0.062 min
Lab File: 1A50222.d
Acq: 25 Oct 2023 1:17 pm

Tgt Ion: 61 Resp: 161

Ion	Ratio	Lower	Upper
61	100		
96	0.0	37.3	97.3#
98	0.0	16.1	76.1#
63	400.5	3.3	63.3#

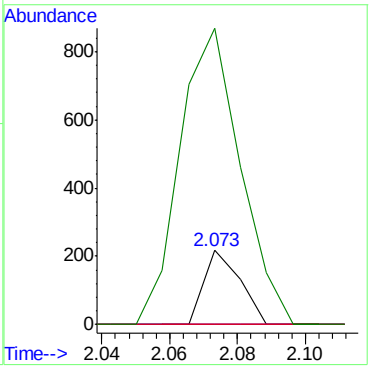

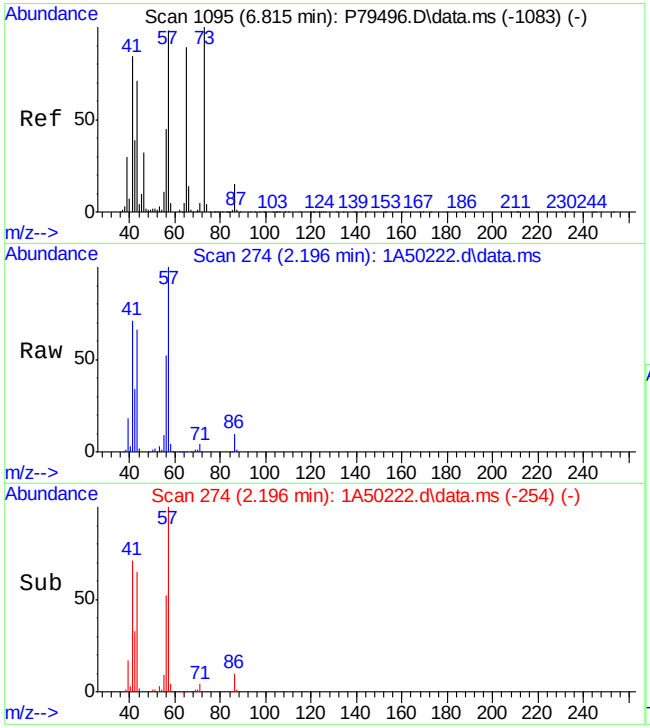

#22
Hexane
Concen: 47.61 ug/L
RT: 2.196 min Scan# 274
Delta R.T. 0.000 min
Lab File: 1A50222.d
Acq: 25 Oct 2023 1:17 pm

Tgt Ion: 56 Resp: 105314

Ion	Ratio	Lower	Upper
56	100		
57	192.5	218.4	258.4#
43	127.6	145.0	185.0#
41	137.0	167.0	207.0#

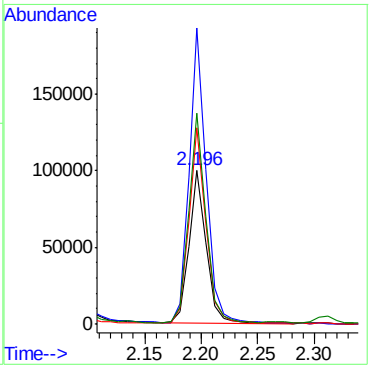

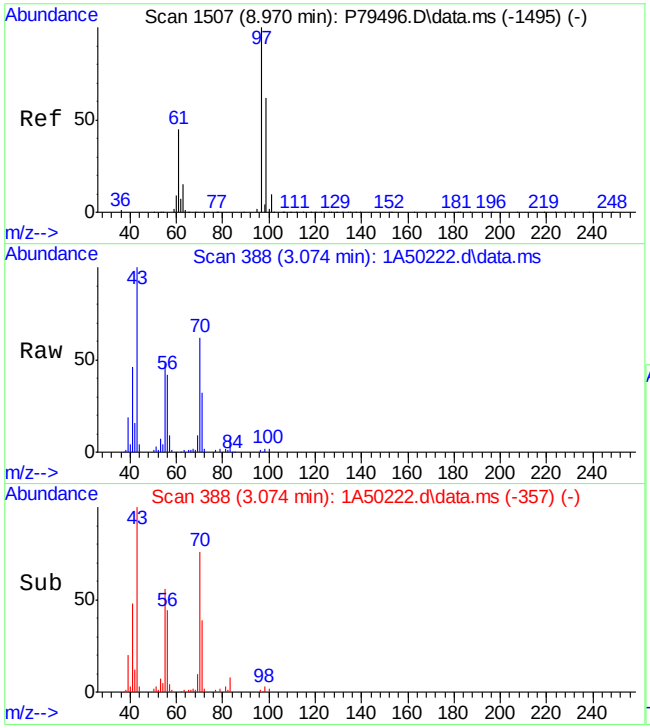

#41
1,1,1-Trichloroethane
Concen: 0.03 ug/L
RT: 3.074 min Scan# 388
Delta R.T. 0.085 min
Lab File: 1A50222.d
Acq: 25 Oct 2023 1:17 pm

Tgt Ion: 97 Resp: 64

Ion	Ratio	Lower	Upper
97	100		
99	0.0	34.1	94.1#
61	0.0	8.8	68.8#

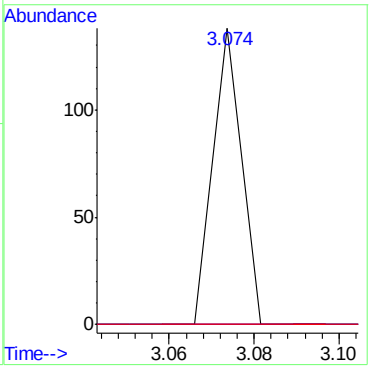

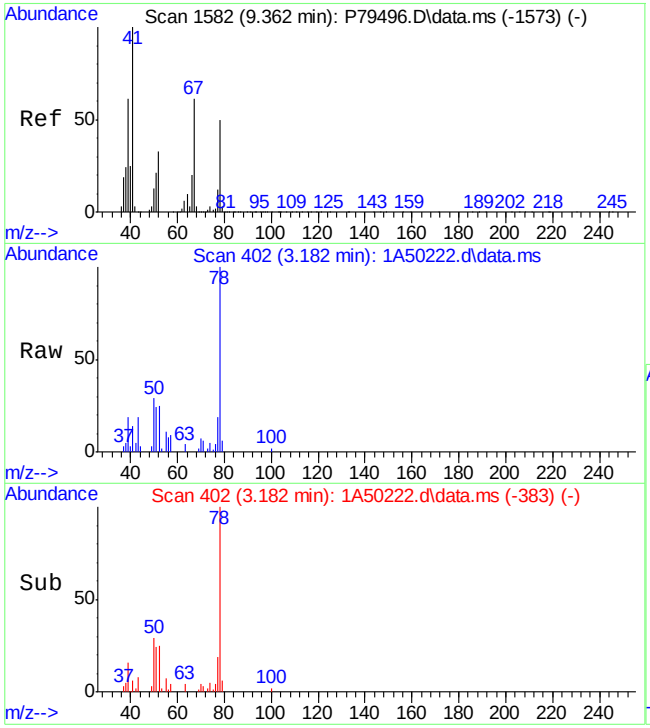

#47
Benzene
Concen: 1.38 ug/L
RT: 3.182 min Scan# 402
Delta R.T. -0.000 min
Lab File: 1A50222.d
Acq: 25 Oct 2023 1:17 pm

Tgt Ion: 78 Resp: 8190

Ion	Ratio	Lower	Upper
78	100		
51	16.5	0.0	54.6
77	19.3	0.0	53.3
52	22.1	5.0	65.0

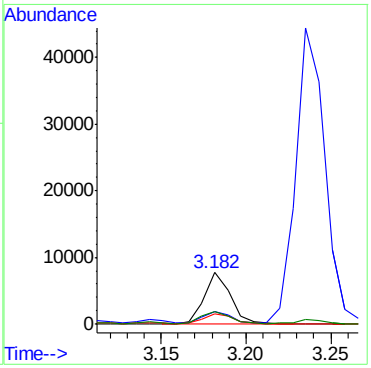

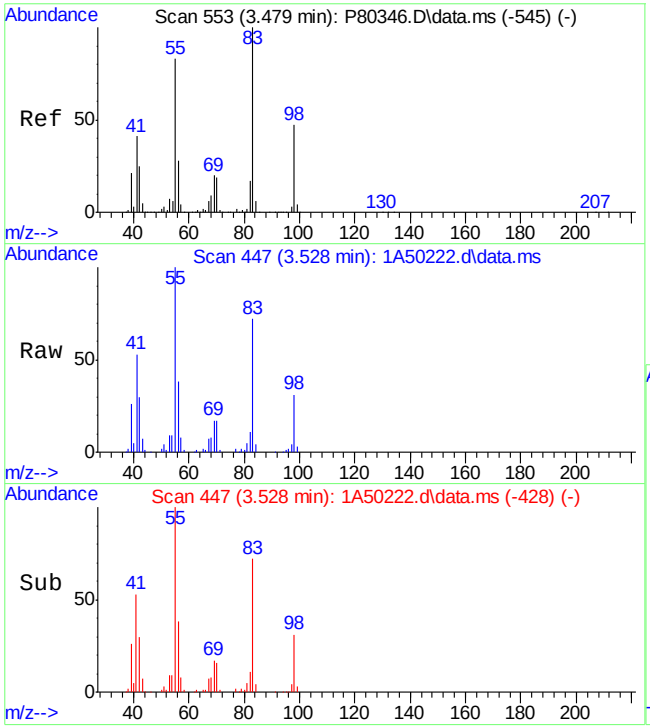

#54
Methylcyclohexane
Concen: 14.61 ug/L
RT: 3.528 min Scan# 447
Delta R.T. -0.000 min
Lab File: 1A50222.d
Acq: 25 Oct 2023 1:17 pm

Tgt Ion: 83 Resp: 37321

Ion	Ratio	Lower	Upper
83	100		
55	138.2	71.3	111.3#
98	43.3	26.2	66.2
42	41.9	5.3	45.3

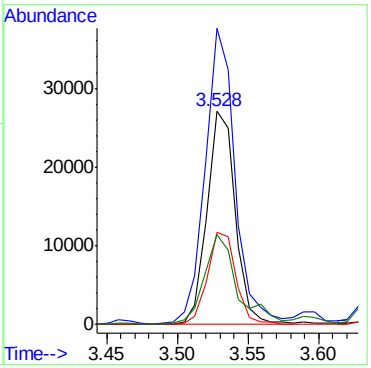

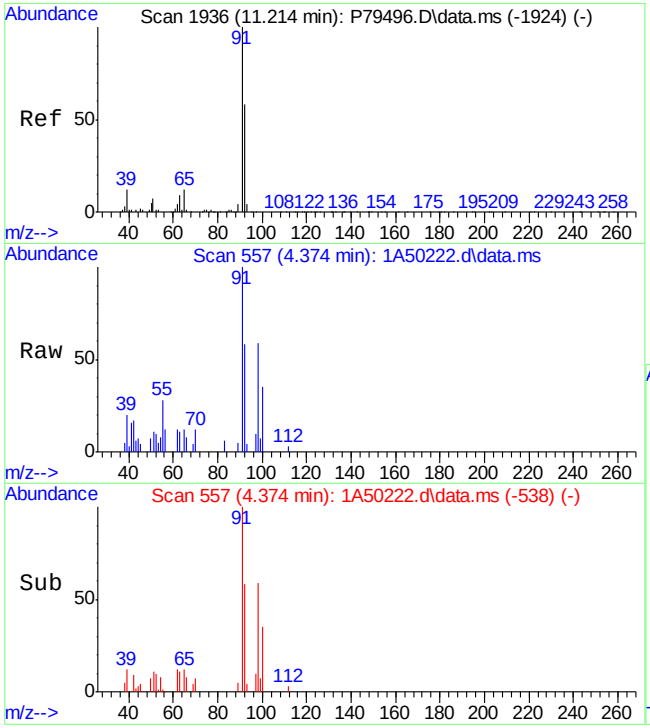

#64
Toluene
Concen: 0.68 ug/L
RT: 4.374 min Scan# 557
Delta R.T. -0.000 min
Lab File: 1A50222.d
Acq: 25 Oct 2023 1:17 pm

Tgt Ion: 91 Resp: 4164

Ion	Ratio	Lower	Upper
91	100		
92	58.1	29.5	89.5

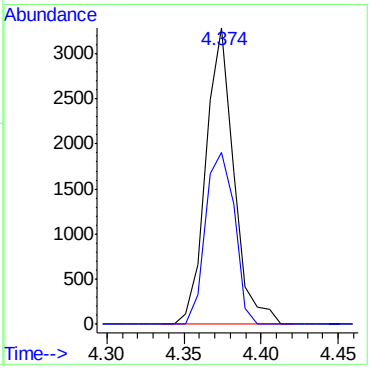

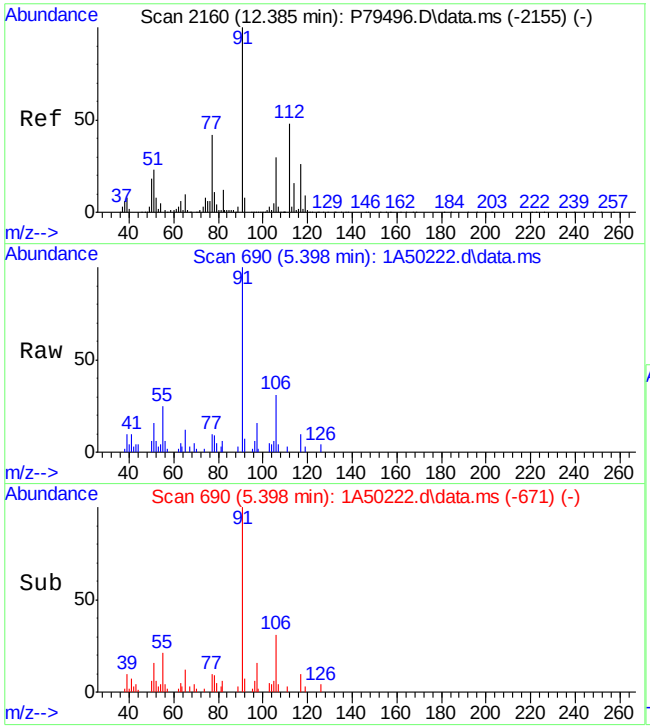

#77
Ethylbenzene
Concen: 1.24 ug/L
RT: 5.398 min Scan# 690
Delta R.T. -0.000 min
Lab File: 1A50222.d
Acq: 25 Oct 2023 1:17 pm

Tgt Ion: 91 Resp: 8056

Ion	Ratio	Lower	Upper
91	100		
106	30.7	2.0	62.0
65	11.5	0.0	38.3
51	15.8	0.0	40.1

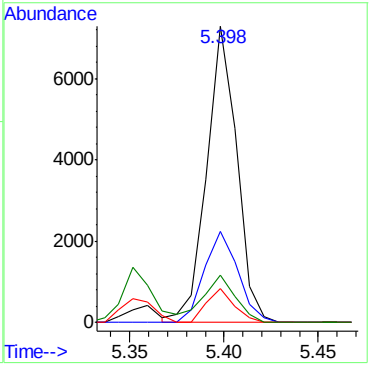

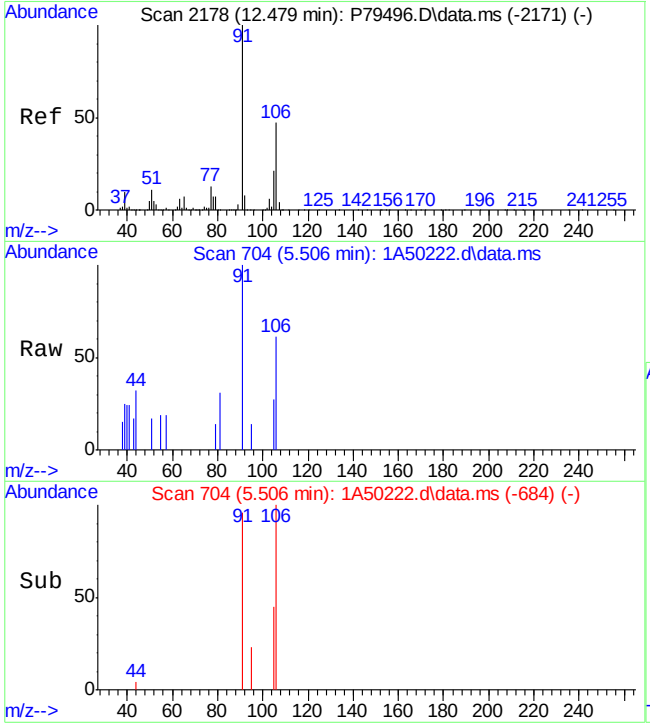

#80
m,p-Xylene
Concen: 0.20 ug/L
RT: 5.506 min Scan# 704
Delta R.T. 0.008 min
Lab File: 1A50222.d
Acq: 25 Oct 2023 1:17 pm

Tgt Ion: 91 Resp: 1036

Ion	Ratio	Lower	Upper
91	100		
106	60.7	18.3	78.3
105	27.2	0.0	51.8

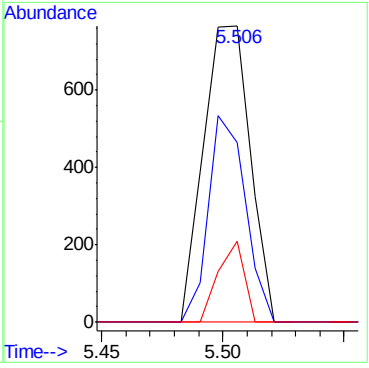

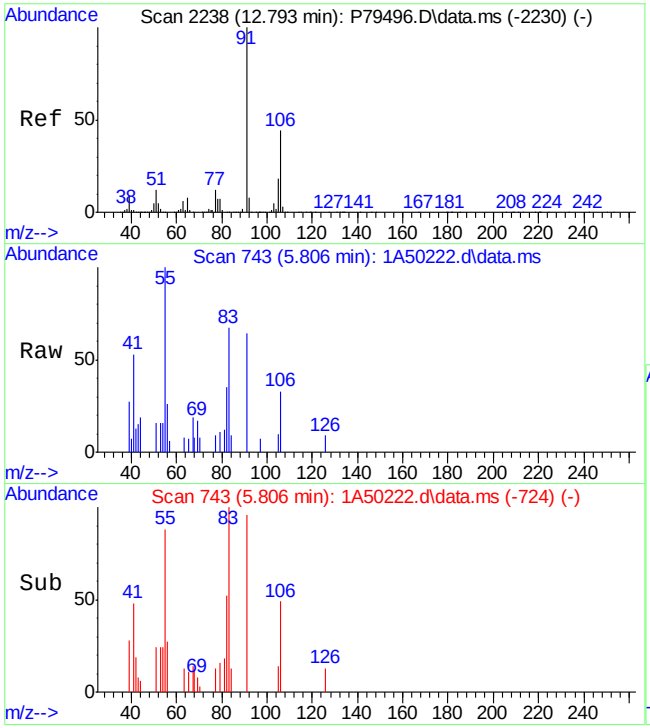

#81
o-Xylene
Concen: 0.26 ug/L
RT: 5.806 min Scan# 743
Delta R.T. -0.000 min
Lab File: 1A50222.d
Acq: 25 Oct 2023 1:17 pm

Tgt Ion: 91 Resp: 1371

Ion	Ratio	Lower	Upper
91	100		
106	51.5	17.1	77.1
105	14.9	0.0	48.8

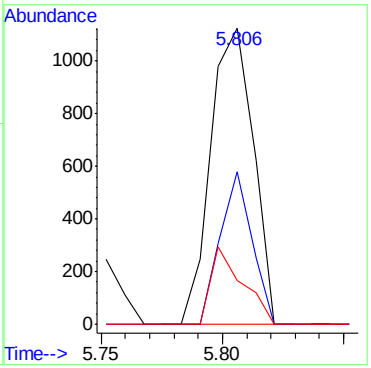

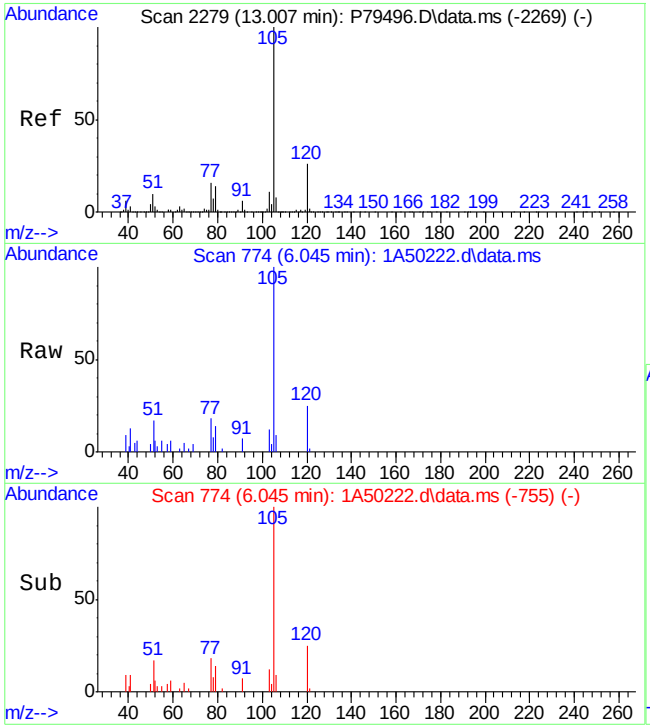

#84
Isopropylbenzene
Concen: 0.89 ug/L
RT: 6.045 min Scan# 774
Delta R.T. -0.000 min
Lab File: 1A50222.d
Acq: 25 Oct 2023 1:17 pm

Tgt Ion:105 Resp: 5475

Ion	Ratio	Lower	Upper
105	100		
120	25.1	0.0	57.8
79	13.9	0.0	42.8
77	17.7	0.0	44.5

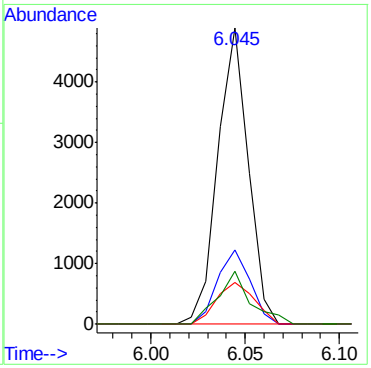

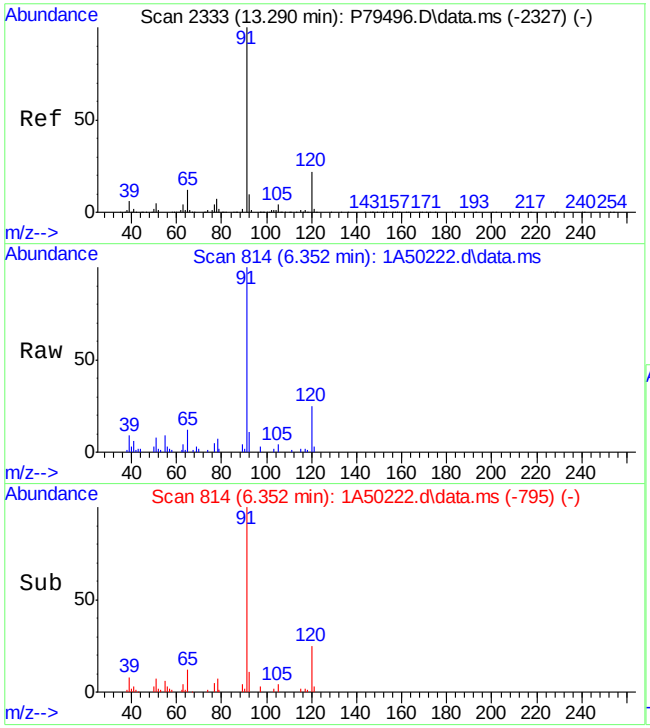

#88
n-Propylbenzene
Concen: 1.64 ug/L
RT: 6.352 min Scan# 814
Delta R.T. -0.001 min
Lab File: 1A50222.d
Acq: 25 Oct 2023 1:17 pm

Tgt Ion: 91 Resp: 12104

Ion	Ratio	Lower	Upper
91	100		
120	24.9	0.0	54.8

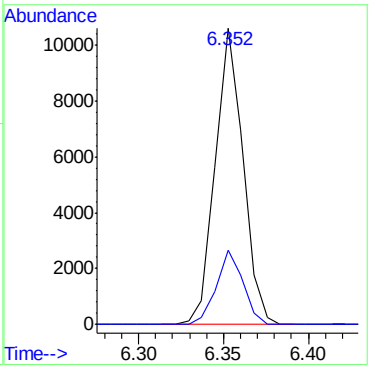

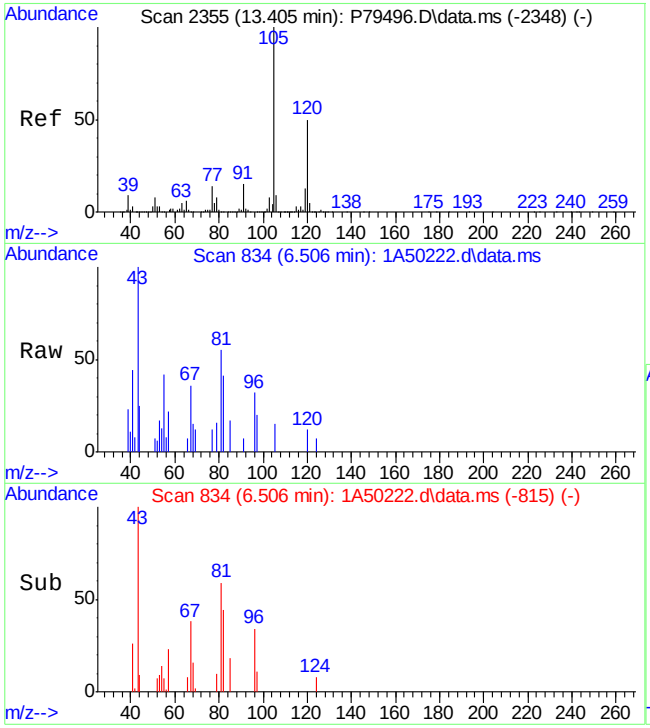

#91
1,3,5-Trimethylbenzene
Concen: 0.04 ug/L
RT: 6.506 min Scan# 834
Delta R.T. -0.000 min
Lab File: 1A50222.d
Acq: 25 Oct 2023 1:17 pm

Tgt Ion:105 Resp: 187

Ion	Ratio	Lower	Upper
105	100		
120	75.7	19.9	79.9

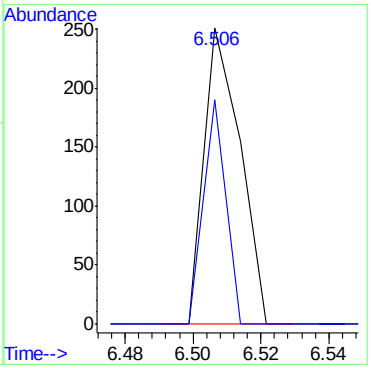

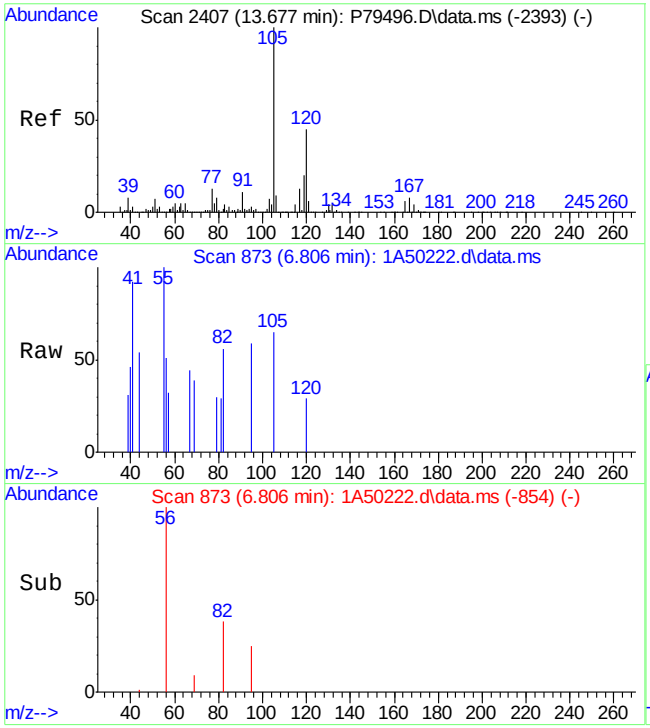

#98
1,2,4-Trimethylbenzene
Concen: 0.06 ug/L
RT: 6.806 min Scan# 873
Delta R.T. -0.000 min
Lab File: 1A50222.d
Acq: 25 Oct 2023 1:17 pm

Tgt Ion:105 Resp: 281

Ion	Ratio	Lower	Upper
105	100		
120	43.7	16.0	76.0
119	0.0	0.0	42.3

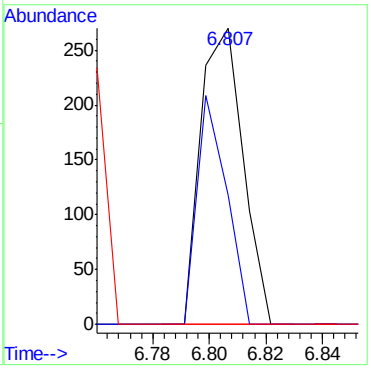

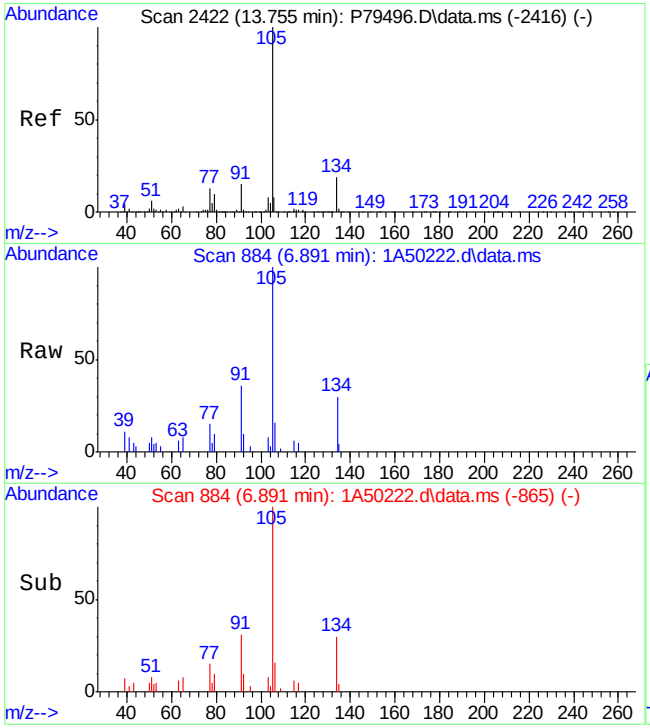

#100
sec-Butylbenzene
Concen: 1.03 ug/L
RT: 6.891 min Scan# 884
Delta R.T. -0.000 min
Lab File: 1A50222.d
Acq: 25 Oct 2023 1:17 pm

Tgt Ion:105 Resp: 6375

Ion	Ratio	Lower	Upper
105	100		
134	30.0	0.0	52.6
91	36.5	0.0	46.4
77	14.8	0.0	42.9

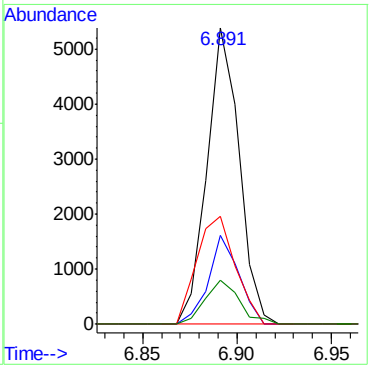

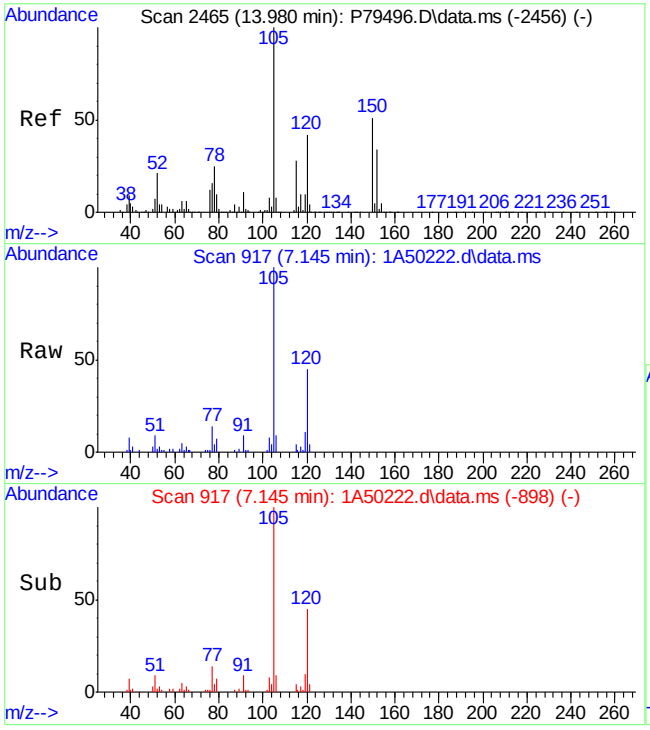

#103
1,2,3-Trimethylbenzene
Concen: 5.67 ug/L
RT: 7.145 min Scan# 917
Delta R.T. -0.000 min
Lab File: 1A50222.d
Acq: 25 Oct 2023 1:17 pm

Tgt Ion:105 Resp: 27400

Ion	Ratio	Lower	Upper
105	100		
120	45.1	11.4	71.4
119	10.9	0.0	39.5
77	12.2	0.0	42.2

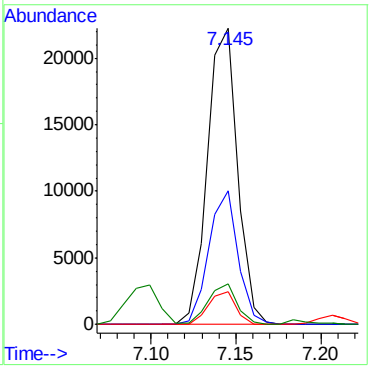

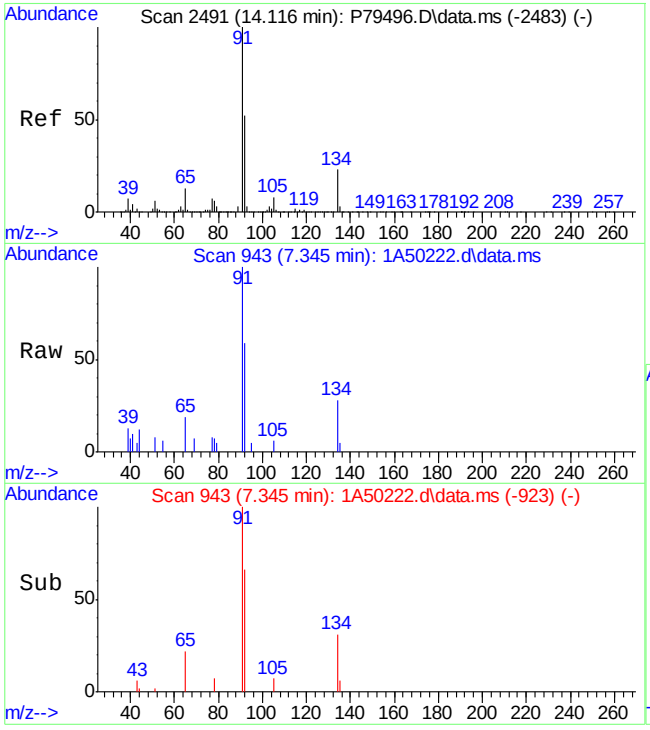

#105
n-Butylbenzene
Concen: 0.56 ug/L
RT: 7.345 min Scan# 943
Delta R.T. 0.000 min
Lab File: 1A50222.d
Acq: 25 Oct 2023 1:17 pm

Tgt Ion: 92 Resp: 1338

Ion	Ratio	Lower	Upper
92	100		
91	168.4	152.1	212.1
134	47.4	23.5	83.5

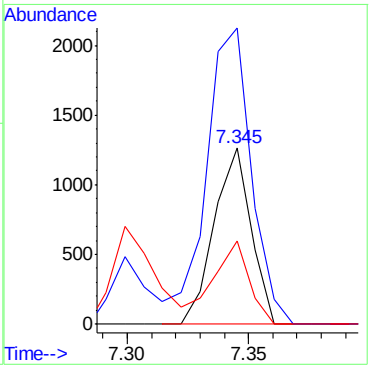

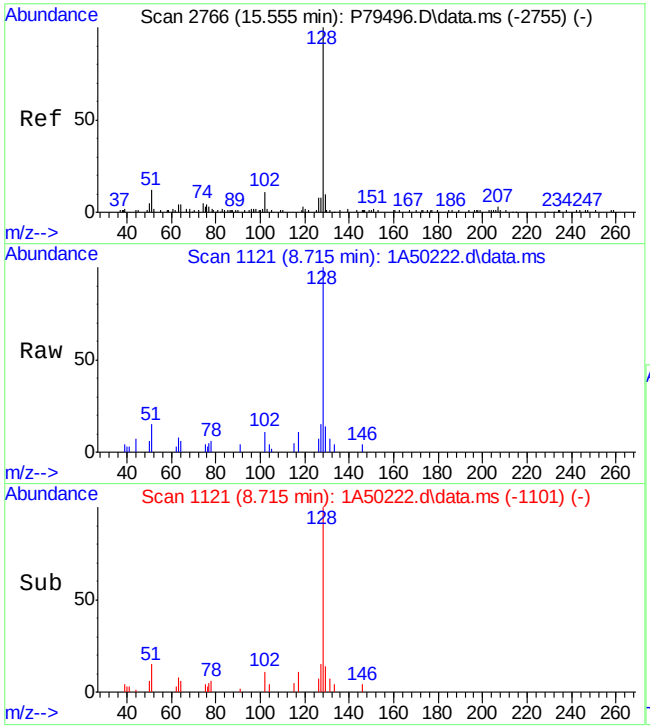

#111
Naphthalene
Concen: 2.38 ug/L
RT: 8.715 min Scan# 1121
Delta R.T. 0.000 min
Lab File: 1A50222.d
Acq: 25 Oct 2023 1:17 pm

Tgt Ion:128 Resp: 5376

Ion	Ratio	Lower	Upper
128	100		
127	15.3	0.0	43.5

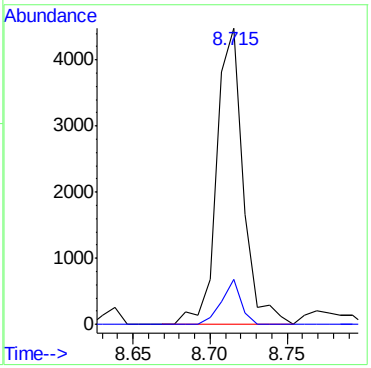

7.1.8

7

Quantitation Report (QT Reviewed)

Data Path : D:\stuff\10262023 runlogsM\V1A1964-1965 files\
Data File : 1A50223.d
Acq On : 25 Oct 2023 1:42 pm
Operator : jeniferw
Sample : FC10637-8
Misc : MS55129,V1A1964,,,,,
ALS Vial : 13 Sample Multiplier: 1

Quant Time: Oct 25 20:35:02 2023
Quant Method : X:\Orlando VOA\celinec\October 2023\10-26-2023\V1A1964\method\V1A_10-23-2023.M
Quant Title : SW-846 Method 5035A/8260B
QLast Update : Mon Oct 23 13:18:22 2023
Response via : Initial Calibration

Compound	R.T.	QIon	Response	Conc	Units		Dev(Min)
Internal Standards							
1) Fluorobenzene	3.405	96	256525	50.00	ug/L		0.00
62) Chlorobenzene-d5	5.352	117	184193	50.00	ug/L		0.00
85) 1,4-Dichlorobenzene-d4	7.099	152	93706	50.00	ug/L		0.00
System Monitoring Compounds							
39) Dibromofluoromethane	2.950	113	74238	52.48	ug/L		0.00
Spiked Amount 50.000	Range 83 - 118		Recovery = 104.96%				
49) 1,2-Dichloroethane-d4	3.235	65	99405	54.11	ug/L		0.00
Spiked Amount 50.000	Range 79 - 125		Recovery = 108.22%				
63) Toluene-d8	4.336	98	241208	48.78	ug/L		0.00
Spiked Amount 50.000	Range 85 - 112		Recovery = 97.56%				
86) 4-Bromofluorobenzene	6.229	174	79081	50.59	ug/L		0.00
Spiked Amount 50.000	Range 83 - 118		Recovery = 101.18%				
Target Compounds							Qvalue
18) Methylene Chloride	2.042	49	677	0.25	ug/L		71
19) Acetone	2.050	43	4817	6.00	ug/L		95
46) Methacrylonitrile	3.074	41	127	0.07	ug/L	#	36
75) 2-hexanone	5.152	43	169	0.06	ug/L	#	19
77) Ethylbenzene	5.352	91	206	0.03	ug/L	#	1
88) n-Propylbenzene	6.229	91	250	0.03	ug/L		50
97) tert-Butylbenzene	6.745	91	245	0.09	ug/L	#	44
100) sec-Butylbenzene	6.891	105	543	0.09	ug/L	#	1

(#) = qualifier out of range (m) = manual integration (+) = signals summed

Quantitation Report (QT Reviewed)

Data Path : D:\stuff\10262023 runlogsM\V1A1964-1965 files\
Data File : 1A50223.d
Acq On : 25 Oct 2023 1:42 pm
Operator : jeniferw
Sample : FC10637-8
Misc : MS55129,V1A1964,,,,,
ALS Vial : 13 Sample Multiplier: 1

Quant Time: Oct 25 20:35:02 2023
Quant Method : X:\Orlando VOA\celinec\October 2023\10-26-2023\V1A1964\method\V1A_10-23-2023.M
Quant Title : SW-846 Method 5035A/8260B
QLast Update : Mon Oct 23 13:18:22 2023
Response via : Initial Calibration

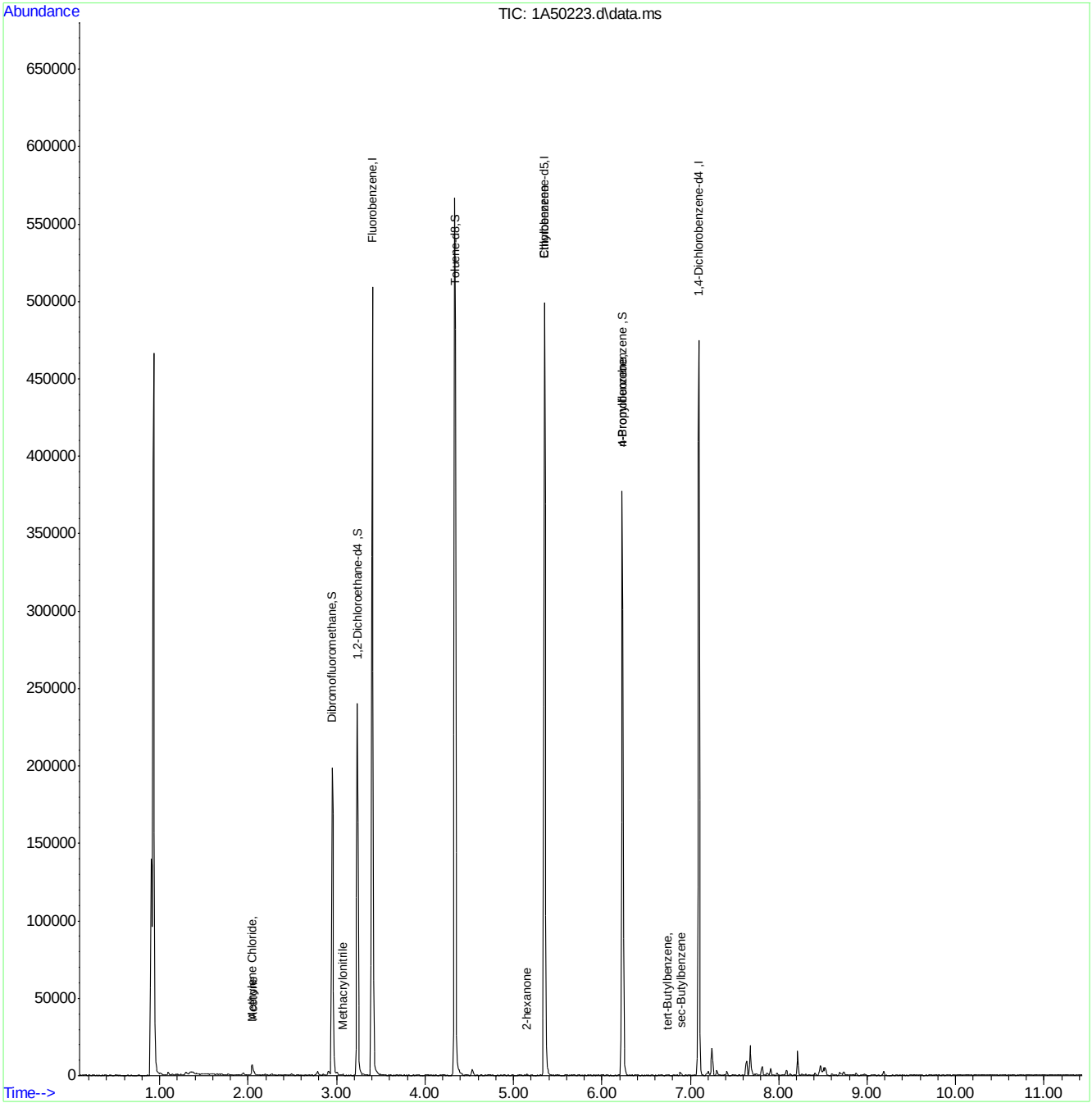

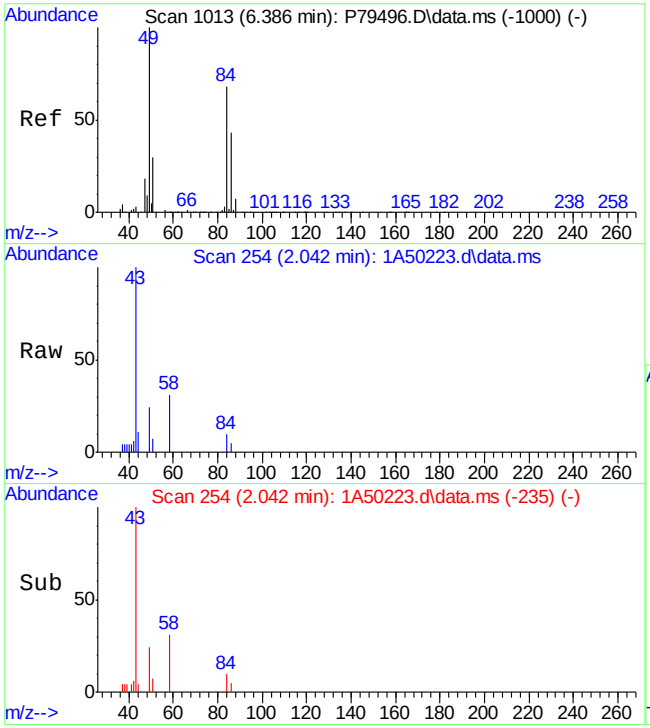

#18
Methylene Chloride
Concen: 0.25 ug/L
RT: 2.042 min Scan# 254
Delta R.T. -0.001 min
Lab File: 1A50223.d
Acq: 25 Oct 2023 1:42 pm

Tgt Ion: 49 Resp: 677

Ion	Ratio	Lower	Upper
49	100		
84	43.1	41.8	101.8
86	20.7	15.6	75.6
51	29.0	0.0	59.7

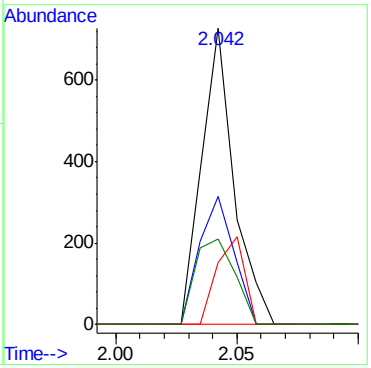

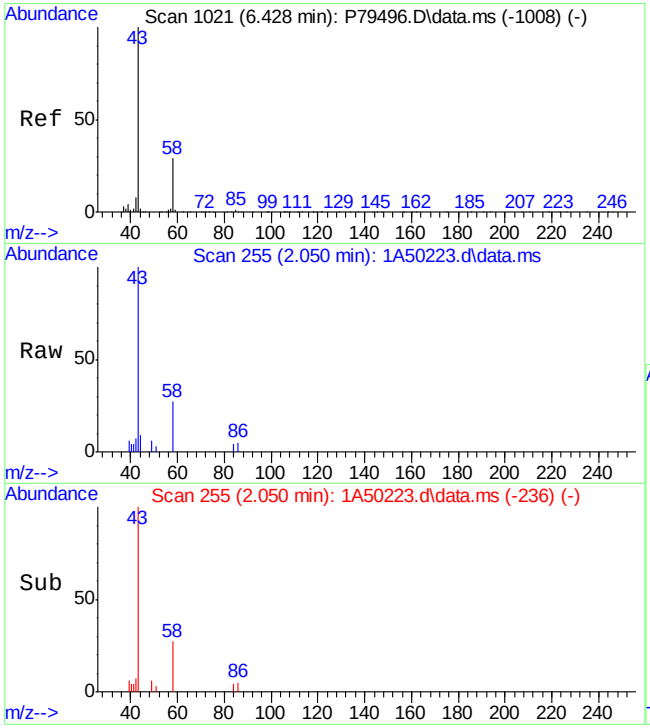

#19
Acetone
Concen: 6.00 ug/L
RT: 2.050 min Scan# 255
Delta R.T. 0.000 min
Lab File: 1A50223.d
Acq: 25 Oct 2023 1:42 pm

Tgt Ion: 43 Resp: 4817

Ion	Ratio	Lower	Upper
43	100		
58	27.1	0.0	59.6

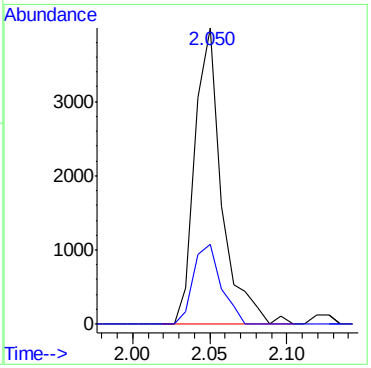

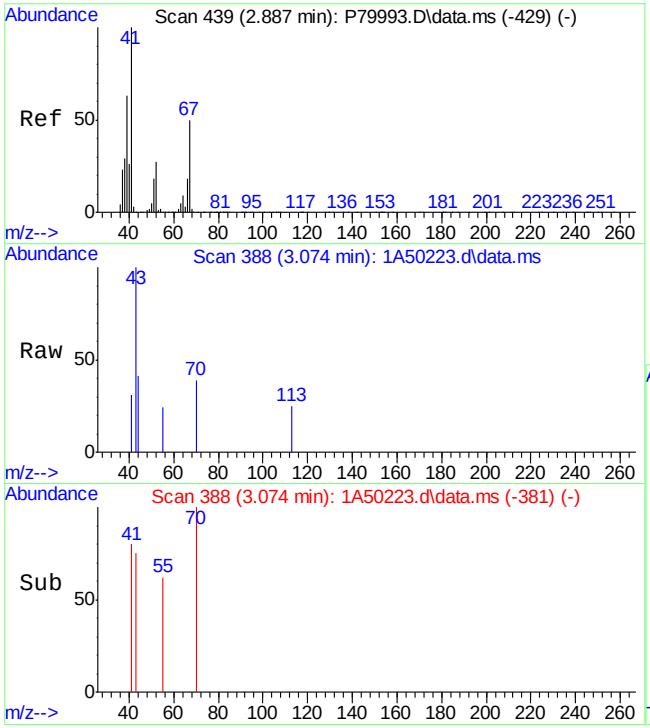

#46
Methacrylonitrile
Concen: 0.07 ug/L
RT: 3.074 min Scan# 388
Delta R.T. -0.092 min
Lab File: 1A50223.d
Acq: 25 Oct 2023 1:42 pm

Tgt Ion: 41 Resp: 127

Ion	Ratio	Lower	Upper
41	100		
39	0.0	33.8	73.8#
40	0.0	5.7	45.7#
52	0.0	10.8	50.8#

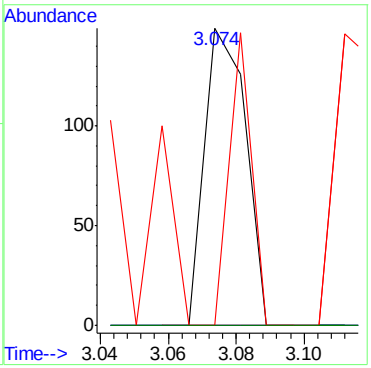

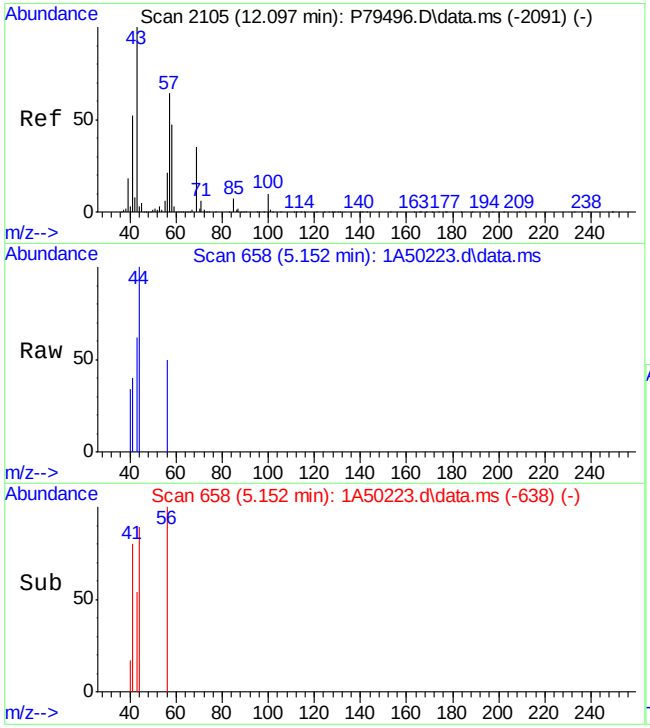

#75
2-hexanone
Concen: 0.06 ug/L
RT: 5.152 min Scan# 658
Delta R.T. 0.007 min
Lab File: 1A50223.d
Acq: 25 Oct 2023 1:42 pm

Tgt Ion: 43 Resp: 169

Ion	Ratio	Lower	Upper
43	100		
58	0.0	22.5	82.5#
57	0.0	40.1	100.1#

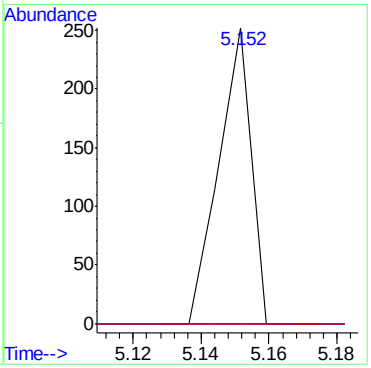

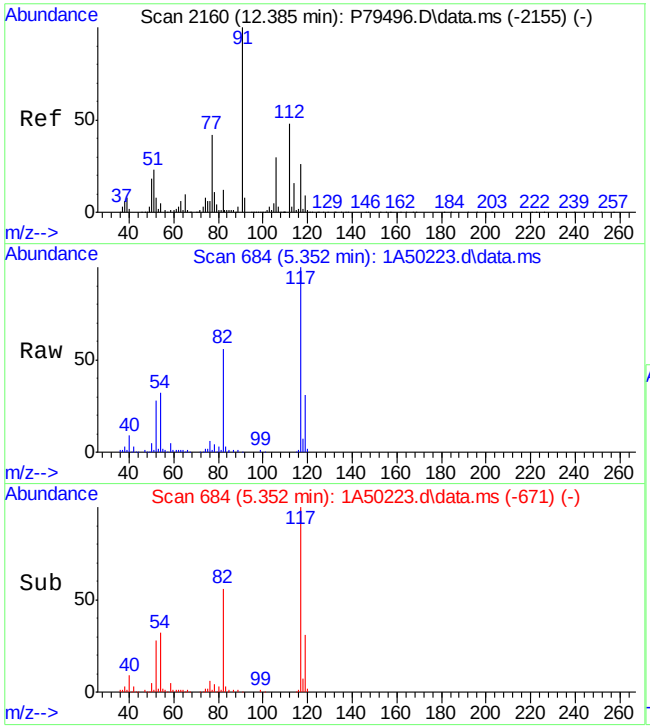

#77
Ethylbenzene
Concen: 0.03 ug/L
RT: 5.352 min Scan# 684
Delta R.T. -0.046 min
Lab File: 1A50223.d
Acq: 25 Oct 2023 1:42 pm

Tgt Ion: 91 Resp: 206

Ion	Ratio	Lower	Upper
91	100		
106	0.0	2.0	62.0#
65	249.4	0.0	38.3#
51	358.0	0.0	40.1#

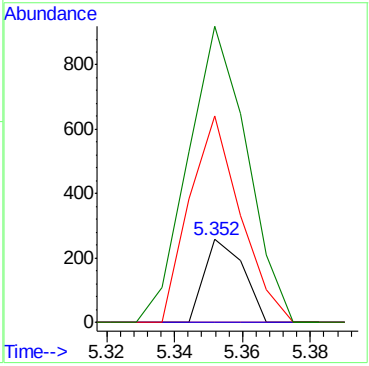

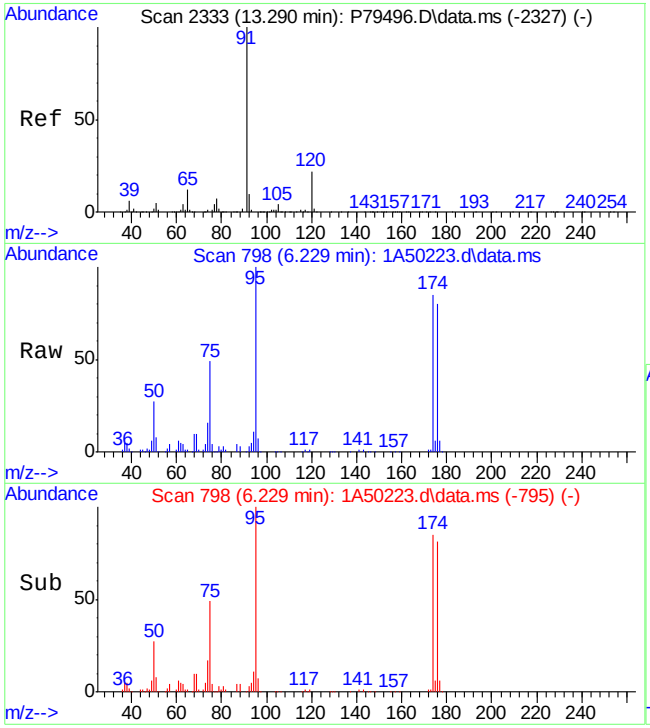

#88
n-Propylbenzene
Concen: 0.03 ug/L
RT: 6.229 min Scan# 798
Delta R.T. -0.124 min
Lab File: 1A50223.d
Acq: 25 Oct 2023 1:42 pm

Tgt Ion: 91 Resp: 250

Ion	Ratio	Lower	Upper
91	100		
120	0.0	0.0	54.8

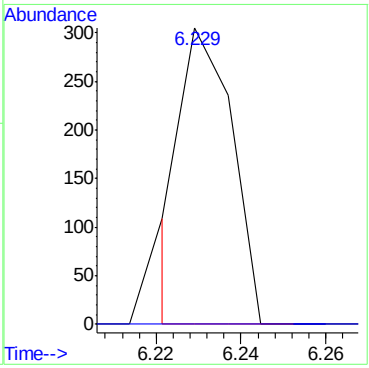

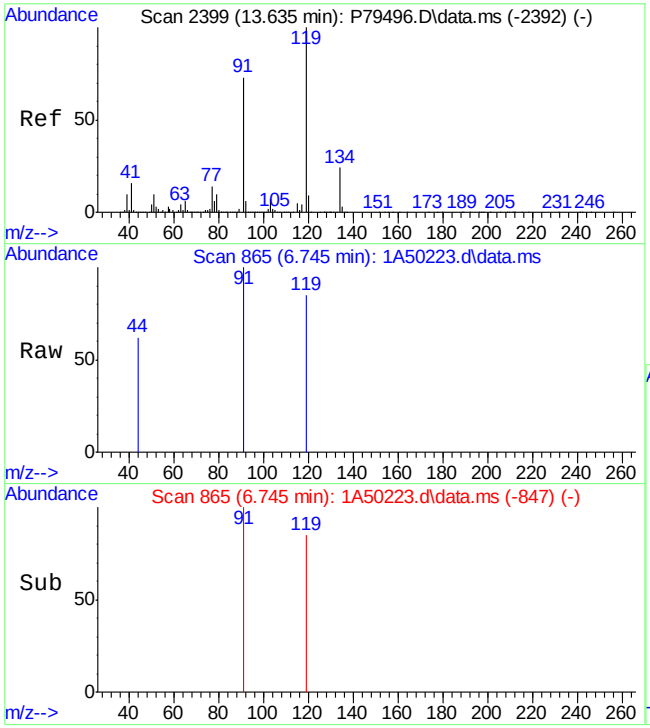

#97
tert-Butylbenzene
Concen: 0.09 ug/L
RT: 6.745 min Scan# 865
Delta R.T. -0.008 min
Lab File: 1A50223.d
Acq: 25 Oct 2023 1:42 pm

Tgt Ion: 91 Resp: 245

Ion	Ratio	Lower	Upper
91	100		
41	0.0	0.0	48.8
134	0.0	8.3	68.3#

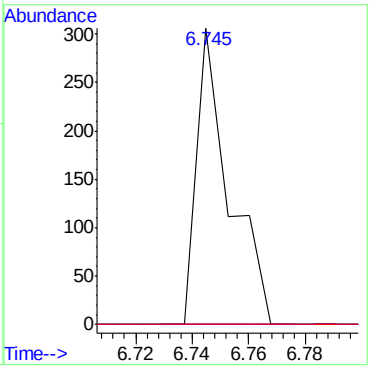

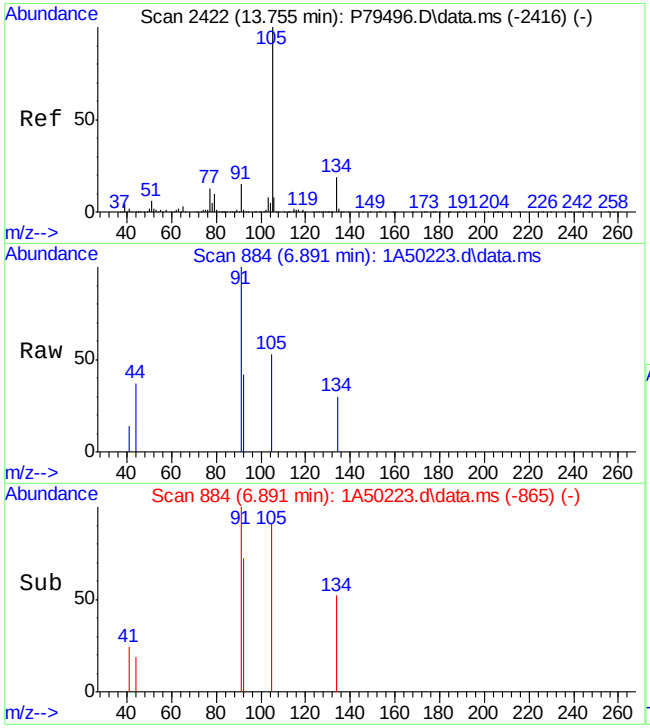

#100
sec-Butylbenzene
Concen: 0.09 ug/L
RT: 6.891 min Scan# 884
Delta R.T. -0.000 min
Lab File: 1A50223.d
Acq: 25 Oct 2023 1:42 pm

Tgt Ion:105 Resp: 543

Ion	Ratio	Lower	Upper
105	100		
134	56.6	0.0	52.6#
91	187.3	0.0	46.4#
77	0.0	0.0	42.9

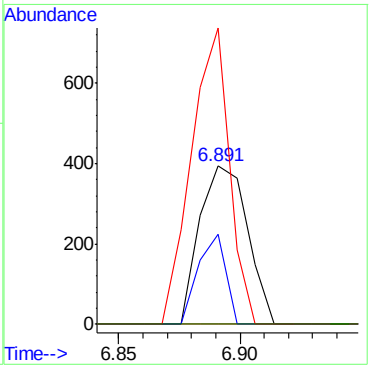

Quantitation Report (QT Reviewed)

Data Path : D:\stuff\10262023 runlogsM\V1A1964-1965 files\
Data File : 1A50216.d
Acq On : 25 Oct 2023 10:51 am
Operator : jeniferw
Sample : FC10637-9
Misc : MS55129,V1A1964,,,,,
ALS Vial : 6 Sample Multiplier: 1

Quant Time: Oct 25 20:25:48 2023
Quant Method : X:\Orlando VOA\celinec\October 2023\10-26-2023\V1A1964\method\V1A_10-23-2023.M
Quant Title : SW-846 Method 5035A/8260B
QLast Update : Mon Oct 23 13:18:22 2023
Response via : Initial Calibration

Compound	R.T.	QIon	Response	Conc	Units	Dev(Min)
Internal Standards						
1) Fluorobenzene	3.405	96	259910	50.00	ug/L	0.00
62) Chlorobenzene-d5	5.352	117	184453	50.00	ug/L	0.00
85) 1,4-Dichlorobenzene-d4	7.099	152	92024	50.00	ug/L	0.00
System Monitoring Compounds						
39) Dibromofluoromethane	2.958	113	75556	52.71	ug/L	0.00
Spiked Amount 50.000	Range 83 - 118		Recovery = 105.42%			
49) 1,2-Dichloroethane-d4	3.235	65	98442	52.89	ug/L	0.00
Spiked Amount 50.000	Range 79 - 125		Recovery = 105.78%			
63) Toluene-d8	4.344	98	246934	49.87	ug/L	0.00
Spiked Amount 50.000	Range 85 - 112		Recovery = 99.74%			
86) 4-Bromofluorobenzene	6.237	174	77288	50.34	ug/L	0.00
Spiked Amount 50.000	Range 83 - 118		Recovery = 100.68%			
Target Compounds						Qvalue
19) Acetone	2.050	43	1062	1.31	ug/L	92
31) Vinyl acetate	2.566	43	130	0.03	ug/L	77
77) Ethylbenzene	5.359	91	226	0.04	ug/L #	1

(#) = qualifier out of range (m) = manual integration (+) = signals summed

Quantitation Report (QT Reviewed)

Data Path : D:\stuff\10262023 runlogsM\V1A1964-1965 files\
Data File : 1A50216.d
Acq On : 25 Oct 2023 10:51 am
Operator : jeniferw
Sample : FC10637-9
Misc : MS55129,V1A1964,,,,,
ALS Vial : 6 Sample Multiplier: 1

Quant Time: Oct 25 20:25:48 2023
Quant Method : X:\Orlando VOA\celinec\October 2023\10-26-2023\V1A1964\method\V1A_10-23-2023.M
Quant Title : SW-846 Method 5035A/8260B
QLast Update : Mon Oct 23 13:18:22 2023
Response via : Initial Calibration

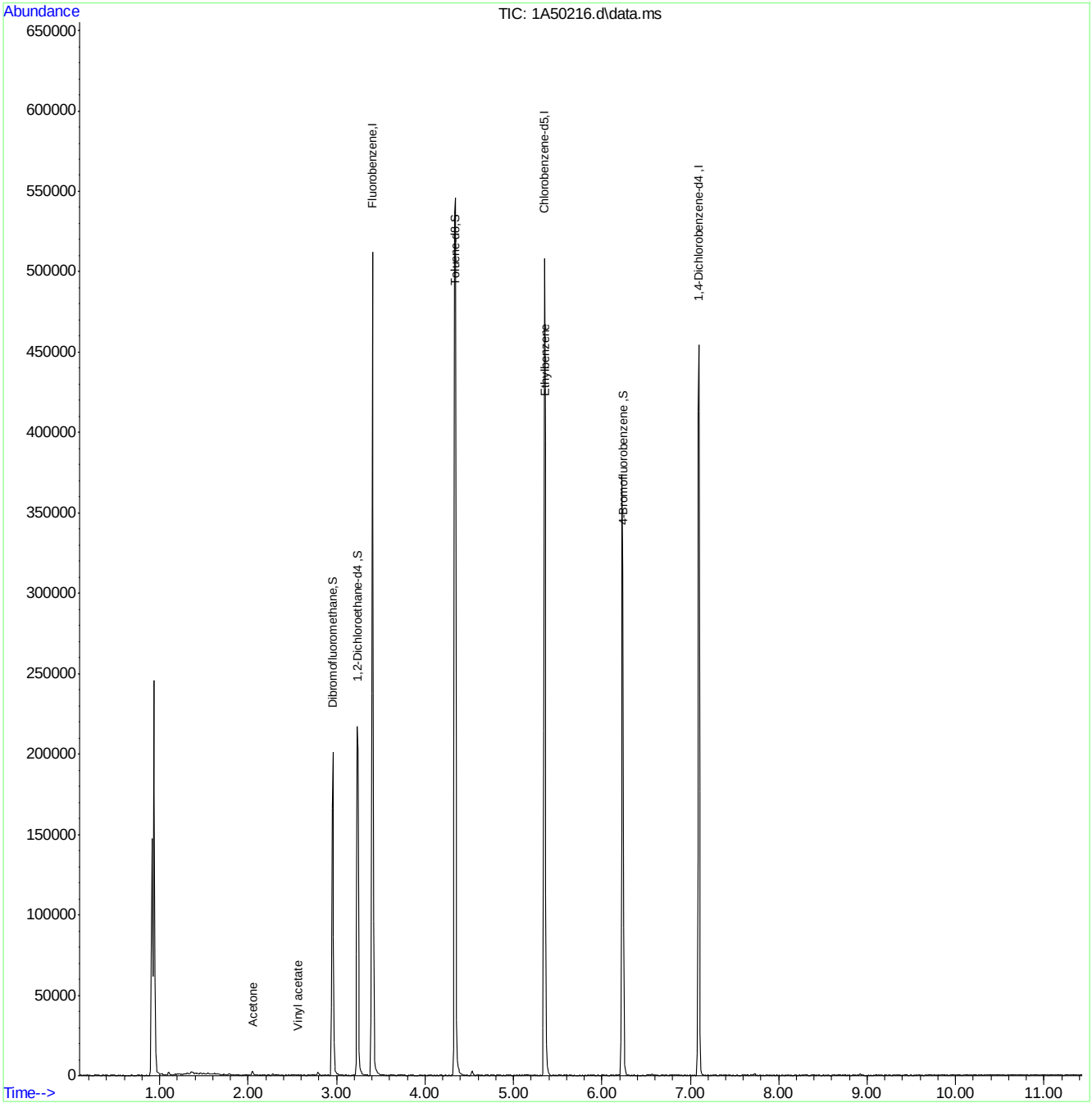

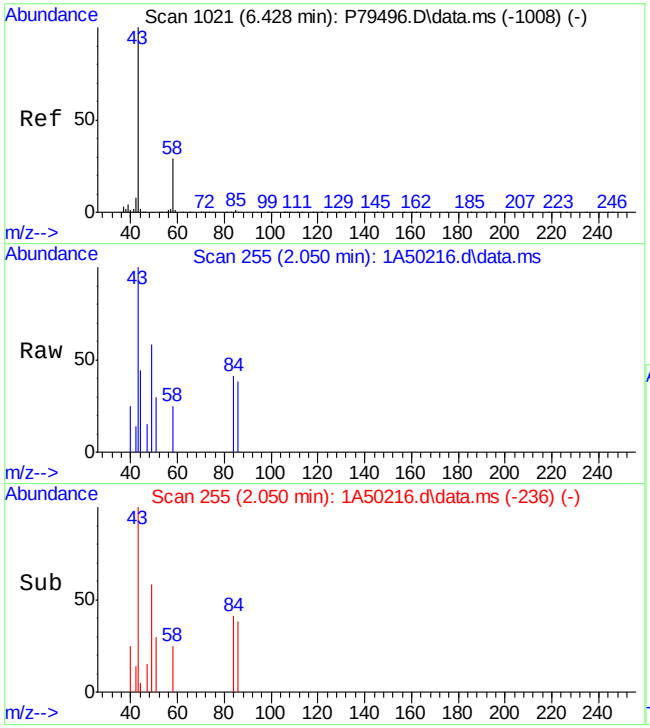

#19
Acetone
Concen: 1.31 ug/L
RT: 2.050 min Scan# 255
Delta R.T. 0.000 min
Lab File: 1A50216.d
Acq: 25 Oct 2023 10:51 am

Tgt Ion: 43 Resp: 1062

Ion	Ratio	Lower	Upper
43	100		
58	25.3	0.0	59.6

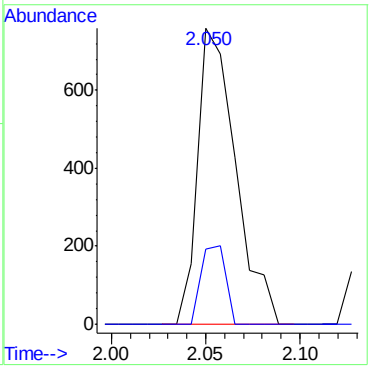

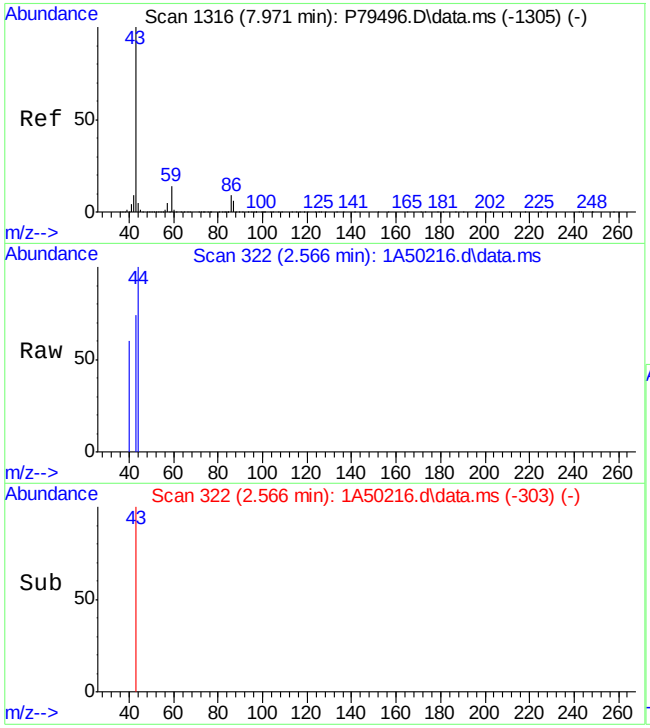

#31
Vinyl acetate
Concen: 0.03 ug/L
RT: 2.566 min Scan# 322
Delta R.T. -0.000 min
Lab File: 1A50216.d
Acq: 25 Oct 2023 10:51 am

Tgt Ion: 43 Resp: 130

Ion	Ratio	Lower	Upper
43	100		
42	0.0	0.0	38.3

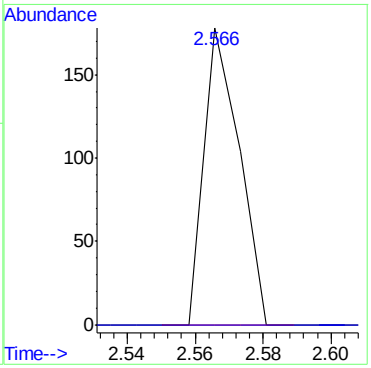

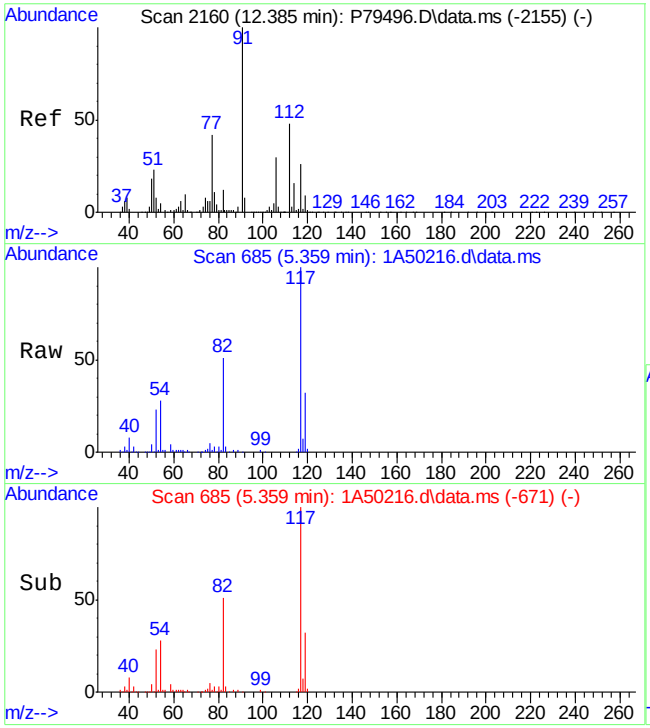

#77
Ethylbenzene
Concen: 0.04 ug/L
RT: 5.359 min Scan# 685
Delta R.T. -0.039 min
Lab File: 1A50216.d
Acq: 25 Oct 2023 10:51 am

Tgt Ion: 91 Resp: 226

Ion	Ratio	Lower	Upper
91	100		
106	0.0	2.0	62.0#
65	150.0	0.0	38.3#
51	238.3	0.0	40.1#

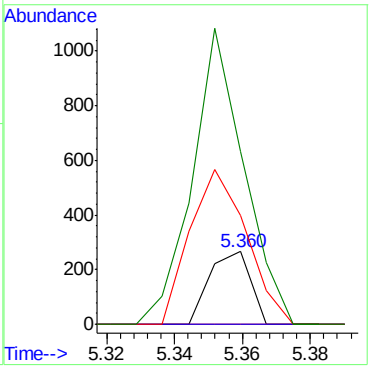

Quantitation Report (QT Reviewed)

Data Path : D:\stuff\10262023 runlogsM\V1A1964-1965 files\
Data File : 1A50224.d
Acq On : 25 Oct 2023 2:06 pm
Operator : jeniferw
Sample : FC10637-12
Misc : MS55129,V1A1964,,,,,
ALS Vial : 14 Sample Multiplier: 1

Quant Time: Oct 25 20:36:14 2023
Quant Method : X:\Orlando VOA\celinec\October 2023\10-26-2023\V1A1964\method\V1A_10-23-2023.M
Quant Title : SW-846 Method 5035A/8260B
QLast Update : Mon Oct 23 13:18:22 2023
Response via : Initial Calibration

Compound	R.T.	QIon	Response	Conc	Units		Dev(Min)
Internal Standards							
1) Fluorobenzene	3.405	96	263279	50.00	ug/L		0.00
62) Chlorobenzene-d5	5.352	117	184078	50.00	ug/L		0.00
85) 1,4-Dichlorobenzene-d4	7.099	152	94756	50.00	ug/L		0.00
System Monitoring Compounds							
39) Dibromofluoromethane	2.958	113	74942	51.62	ug/L		0.00
Spiked Amount 50.000	Range 83 - 118		Recovery = 103.24%				
49) 1,2-Dichloroethane-d4	3.236	65	99107	52.56	ug/L		0.00
Spiked Amount 50.000	Range 79 - 125		Recovery = 105.12%				
63) Toluene-d8	4.336	98	246113	49.80	ug/L		0.00
Spiked Amount 50.000	Range 85 - 112		Recovery = 99.60%				
86) 4-Bromofluorobenzene	6.237	174	78670	49.76	ug/L		0.00
Spiked Amount 50.000	Range 83 - 118		Recovery = 99.52%				
Target Compounds							Qvalue
22) Hexane	2.197	56	8931	4.19	ug/L	#	66
33) 2,2-Dichloropropane	2.781	77	55	0.03	ug/L	#	1
35) Cyclohexane	2.858	56	22956	6.25	ug/L	#	78
47) Benzene	3.182	78	9926	1.74	ug/L		93
48) TAME	3.182	73	182	0.05	ug/L	#	40
52) Tert Amyl Alcohol	3.328	59	1236	3.87	ug/L		73
54) Methylcyclohexane	3.528	83	3893	1.58	ug/L	#	54
77) Ethylbenzene	5.398	91	3605	0.58	ug/L		92
80) m,p-Xylene	5.498	91	9395	1.88	ug/L		96
81) o-Xylene	5.806	91	5457	1.07	ug/L		93
84) Isopropylbenzene	6.037	105	212	0.04	ug/L		56
88) n-Propylbenzene	6.353	91	219	0.03	ug/L		50
91) 1,3,5-Trimethylbenzene	6.506	105	310	0.06	ug/L		96
92) 2-Chlorotoluene	6.430	91	202	0.05	ug/L	#	52
96) 4-Chlorotoluene	6.660	91	121	0.03	ug/L	#	49
97) tert-Butylbenzene	6.799	91	177	0.06	ug/L	#	31
98) 1,2,4-Trimethylbenzene	6.807	105	2052	0.44	ug/L		86
103) 1,2,3-Trimethylbenzene	7.145	105	2765	0.59	ug/L		97

(#) = qualifier out of range (m) = manual integration (+) = signals summed

Quantitation Report (QT Reviewed)

Data Path : D:\stuff\10262023 runlogsM\V1A1964-1965 files\
Data File : 1A50224.d
Acq On : 25 Oct 2023 2:06 pm
Operator : jeniferw
Sample : FC10637-12
Misc : MS55129,V1A1964,,,,,
ALS Vial : 14 Sample Multiplier: 1

Quant Time: Oct 25 20:36:14 2023
Quant Method : X:\Orlando VOA\celinec\October 2023\10-26-2023\V1A1964\method\V1A_10-23-2023.M
Quant Title : SW-846 Method 5035A/8260B
QLast Update : Mon Oct 23 13:18:22 2023
Response via : Initial Calibration

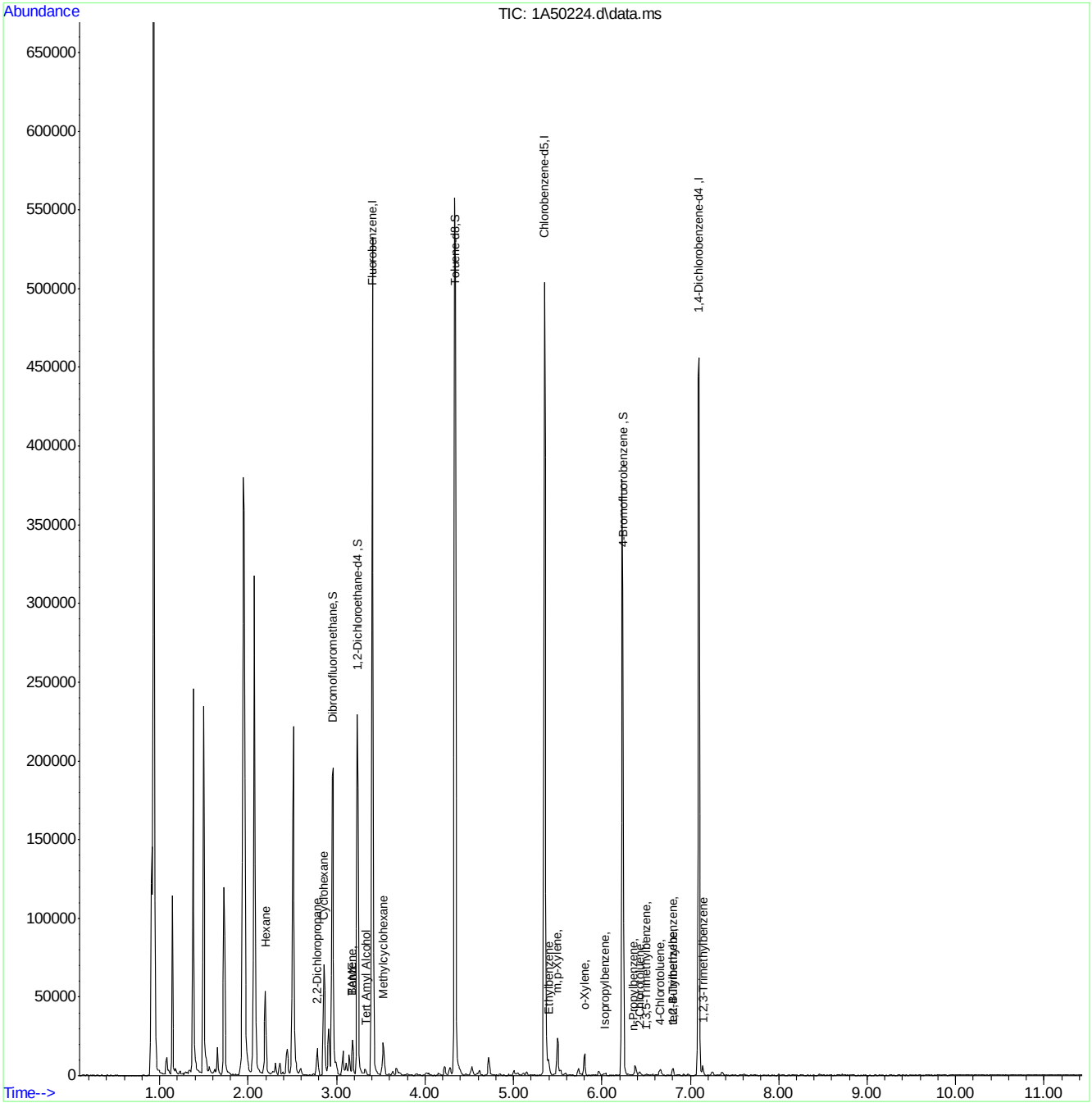

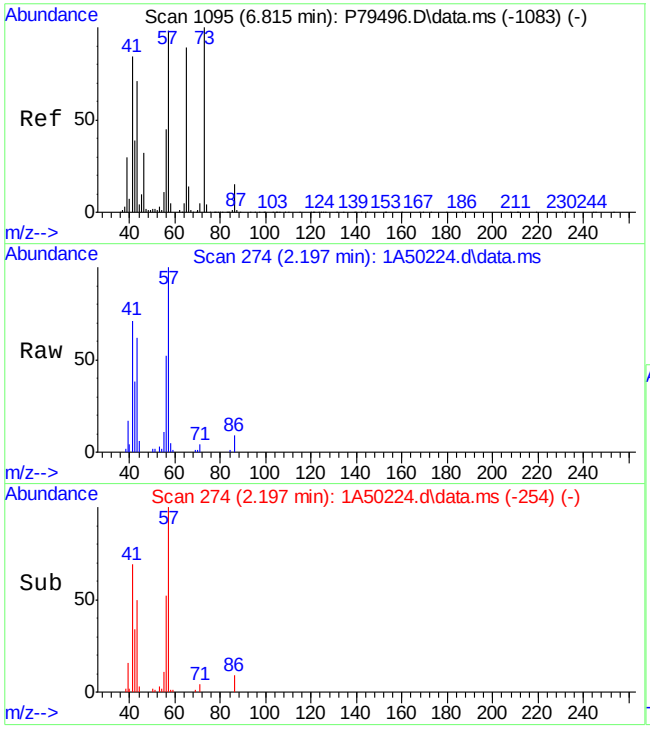

#22
Hexane
Concen: 4.19 ug/L
RT: 2.197 min Scan# 274
Delta R.T. 0.001 min
Lab File: 1A50224.d
Acq: 25 Oct 2023 2:06 pm

Tgt Ion: 56 Resp: 8931

Ion	Ratio	Lower	Upper
56	100		
57	189.3	218.4	258.4#
43	117.3	145.0	185.0#
41	131.3	167.0	207.0#

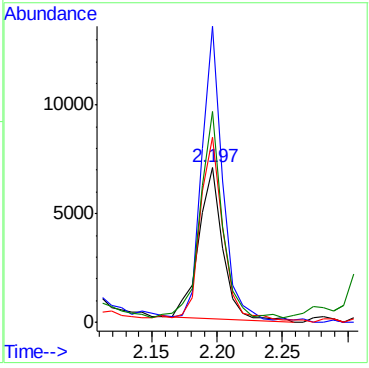

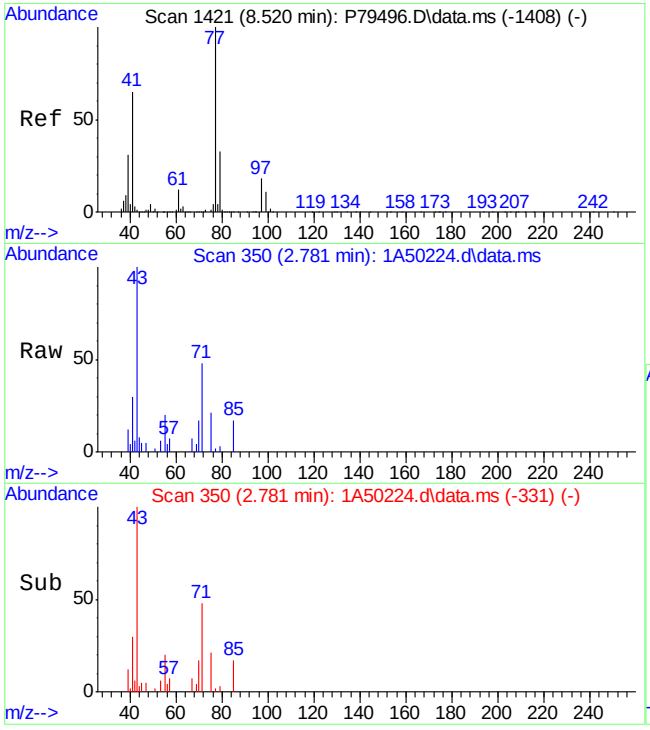

#33
2,2-Dichloropropane
Concen: 0.03 ug/L
RT: 2.781 min Scan# 350
Delta R.T. 0.000 min
Lab File: 1A50224.d
Acq: 25 Oct 2023 2:06 pm

Tgt Ion: 77 Resp: 55

Ion	Ratio	Lower	Upper
77	100		
97	0.0	0.0	48.7
99	0.0	0.0	42.5
79	152.1	3.5	63.5#

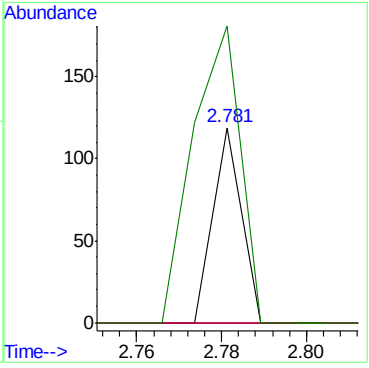

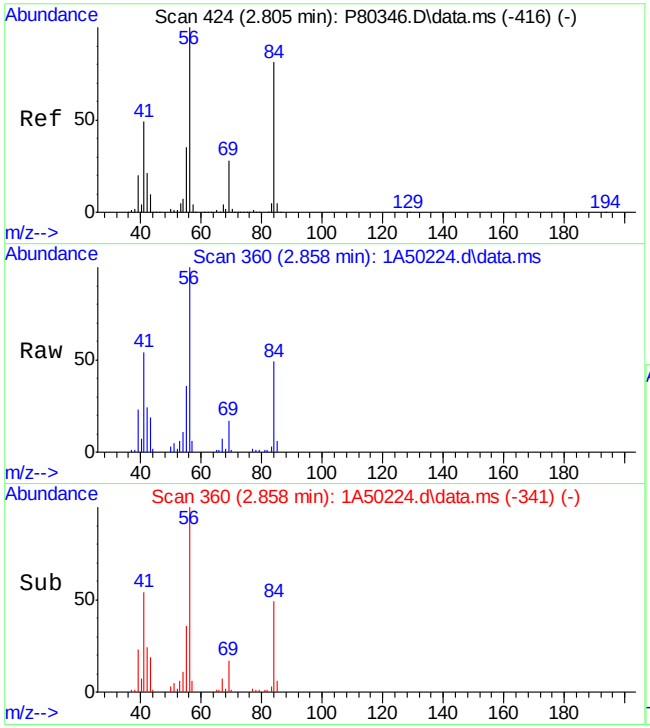

#35
Cyclohexane
Concen: 6.25 ug/L
RT: 2.858 min Scan# 360
Delta R.T. 0.000 min
Lab File: 1A50224.d
Acq: 25 Oct 2023 2:06 pm

Tgt Ion: 56 Resp: 22956

Ion	Ratio	Lower	Upper
56	100		
84	49.4	69.1	109.1#
41	53.5	33.6	73.6
55	36.3	19.7	59.7

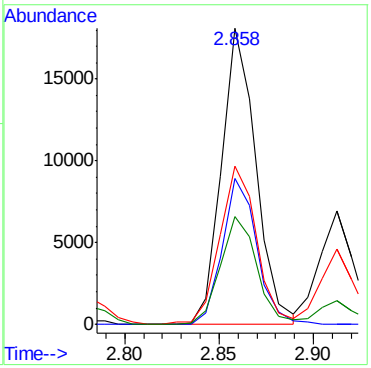

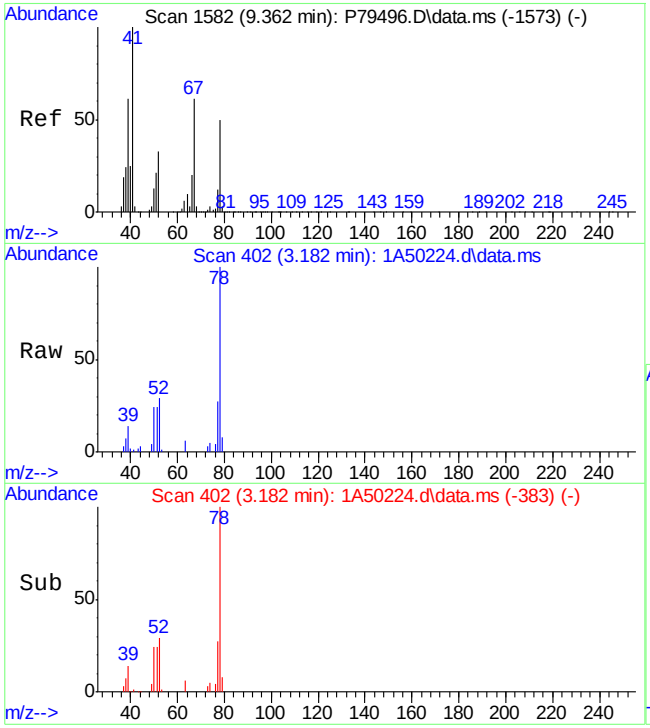

#47
Benzene
Concen: 1.74 ug/L
RT: 3.182 min Scan# 402
Delta R.T. 0.000 min
Lab File: 1A50224.d
Acq: 25 Oct 2023 2:06 pm

Tgt Ion: 78 Resp: 9926

Ion	Ratio	Lower	Upper
78	100		
51	24.4	0.0	54.6
77	26.6	0.0	53.3
52	28.6	5.0	65.0

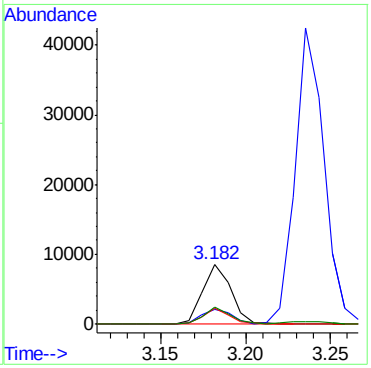

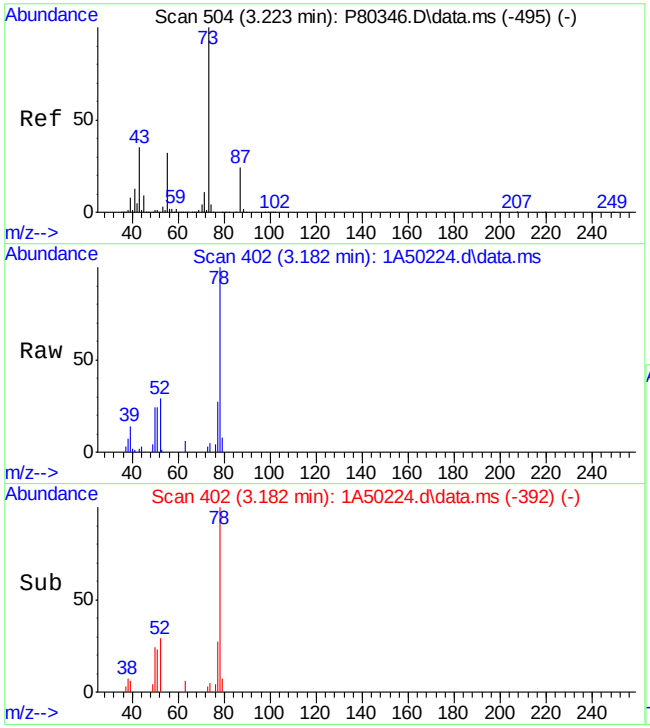

#48
TAME
Concen: 0.05 ug/L
RT: 3.182 min Scan# 402
Delta R.T. -0.069 min
Lab File: 1A50224.d
Acq: 25 Oct 2023 2:06 pm

Tgt Ion: 73 Resp: 182

Ion	Ratio	Lower	Upper
73	100		
43	4.9	26.5	66.5#
55	0.0	9.2	49.2#

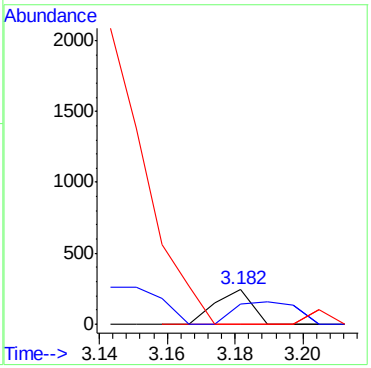

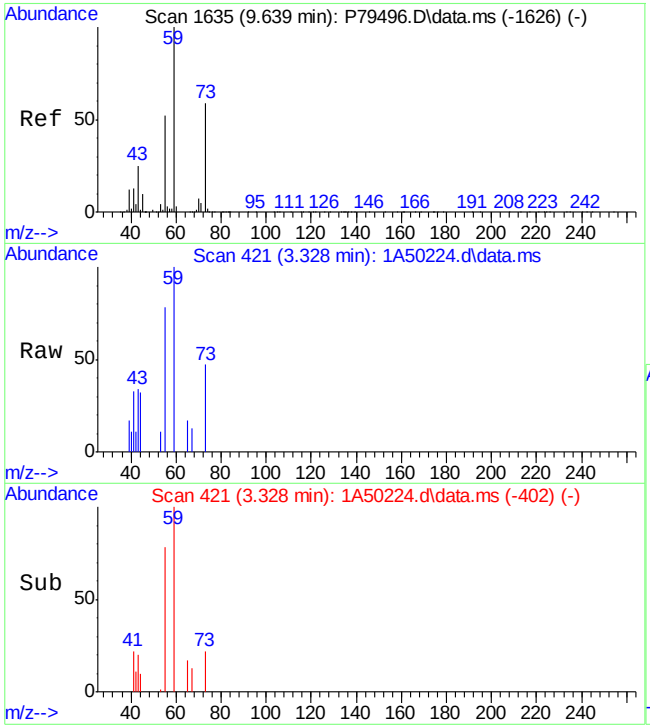

#52
Tert Amyl Alcohol
Concen: 3.87 ug/L
RT: 3.328 min Scan# 421
Delta R.T. 0.000 min
Lab File: 1A50224.d
Acq: 25 Oct 2023 2:06 pm

Tgt Ion: 59 Resp: 1236

Ion	Ratio	Lower	Upper
59	100		
55	78.2	23.2	83.2
73	46.6	32.0	92.0

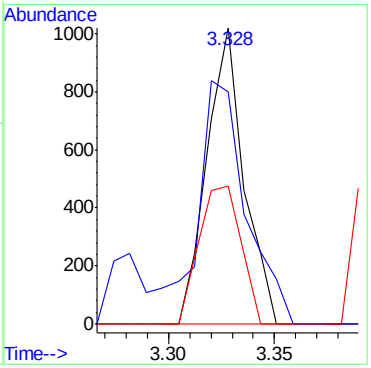

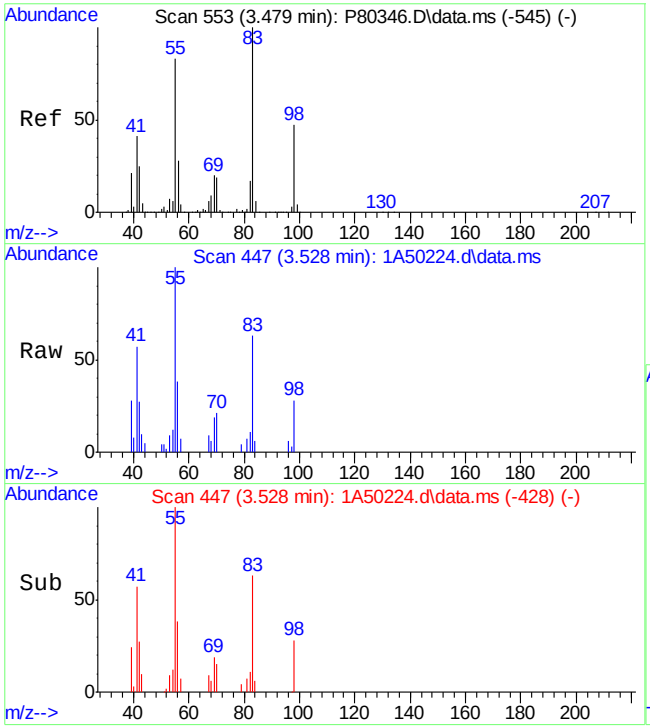

#54
Methylcyclohexane
Concen: 1.58 ug/L
RT: 3.528 min Scan# 447
Delta R.T. 0.000 min
Lab File: 1A50224.d
Acq: 25 Oct 2023 2:06 pm

Tgt Ion: 83 Resp: 3893

Ion	Ratio	Lower	Upper
83	100		
55	159.1	71.3	111.3#
98	44.8	26.2	66.2
42	42.8	5.3	45.3

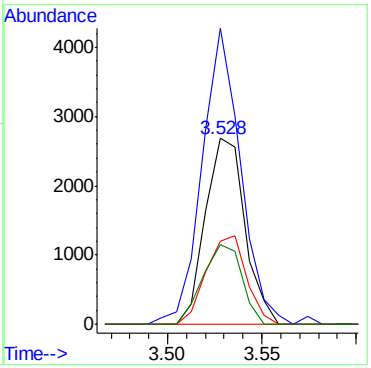

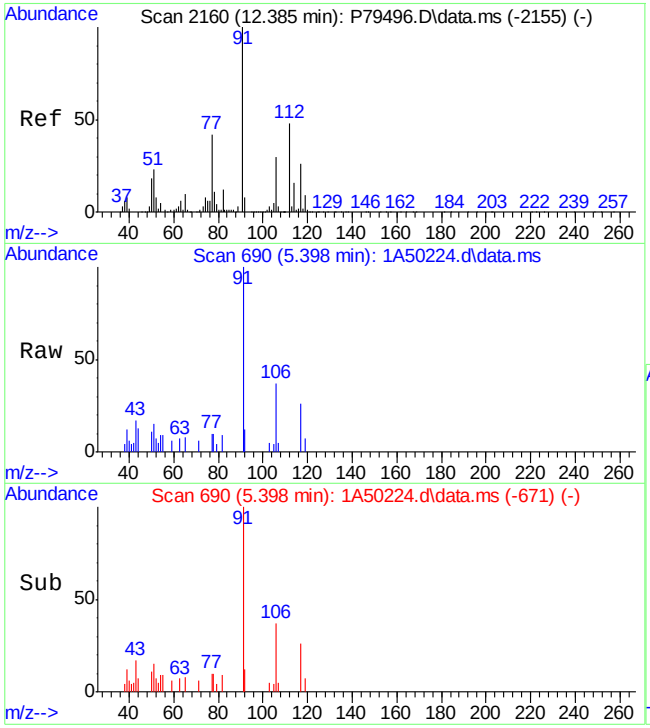

#77
Ethylbenzene
Concen: 0.58 ug/L
RT: 5.398 min Scan# 690
Delta R.T. 0.000 min
Lab File: 1A50224.d
Acq: 25 Oct 2023 2:06 pm

Tgt Ion: 91 Resp: 3605

Ion	Ratio	Lower	Upper
91	100		
106	36.7	2.0	62.0
65	8.1	0.0	38.3
51	14.9	0.0	40.1

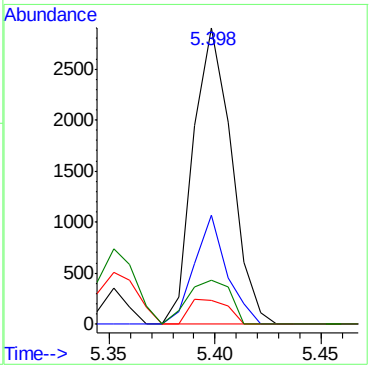

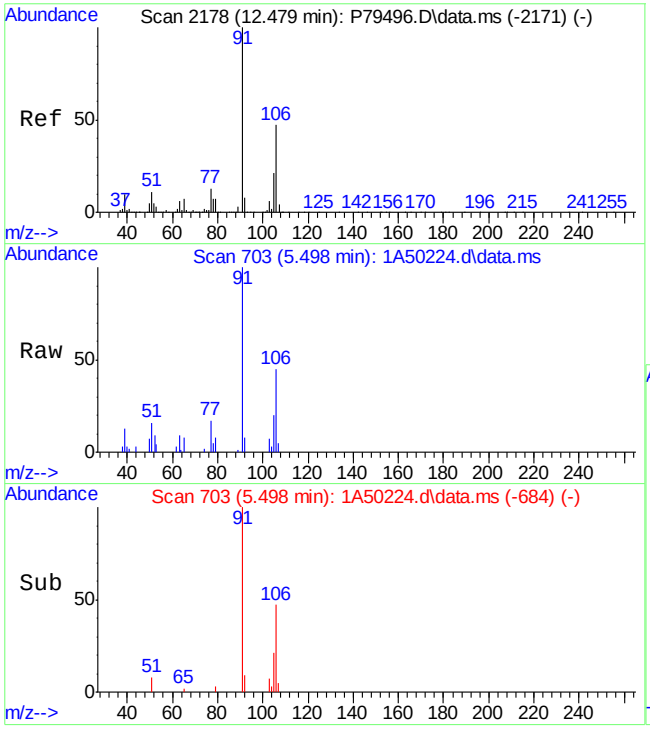

#80
m,p-Xylene
Concen: 1.88 ug/L
RT: 5.498 min Scan# 703
Delta R.T. 0.000 min
Lab File: 1A50224.d
Acq: 25 Oct 2023 2:06 pm

Tgt Ion: 91 Resp: 9395

Ion	Ratio	Lower	Upper
91	100		
106	45.4	18.3	78.3
105	19.7	0.0	51.8

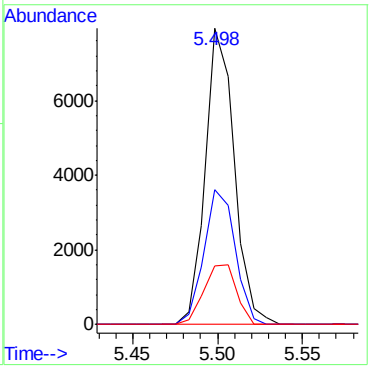

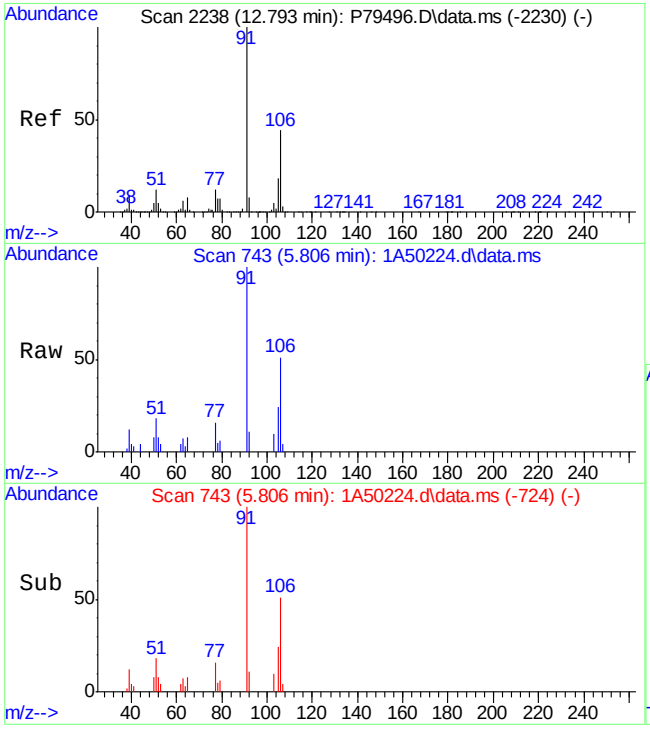

#81
o-Xylene
Concen: 1.07 ug/L
RT: 5.806 min Scan# 743
Delta R.T. 0.000 min
Lab File: 1A50224.d
Acq: 25 Oct 2023 2:06 pm

Tgt Ion: 91 Resp: 5457

Ion	Ratio	Lower	Upper
91	100		
106	51.2	17.1	77.1
105	23.7	0.0	48.8

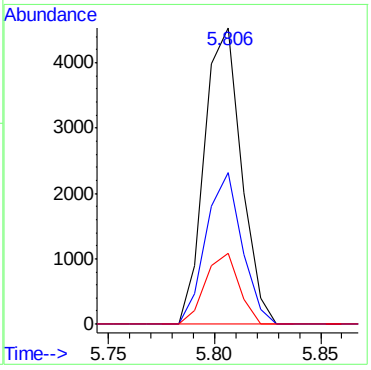

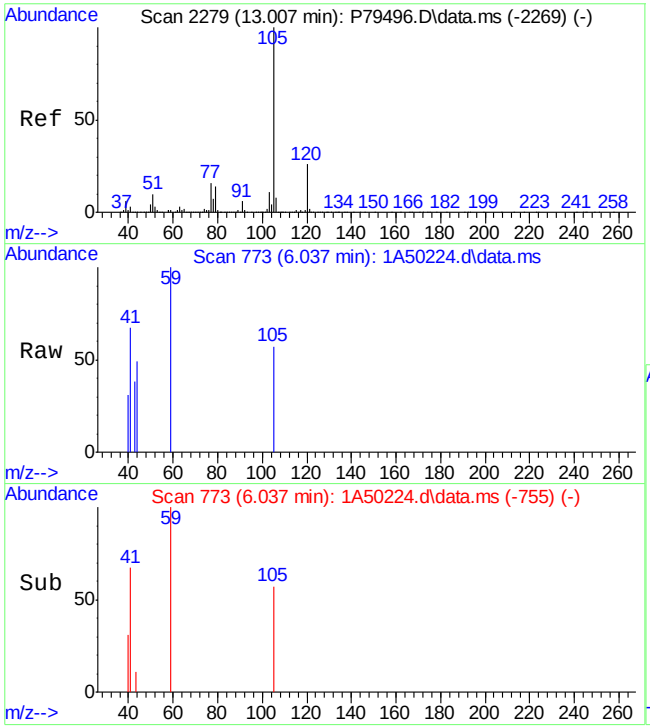

#84
Isopropylbenzene
Concen: 0.04 ug/L
RT: 6.037 min Scan# 773
Delta R.T. -0.008 min
Lab File: 1A50224.d
Acq: 25 Oct 2023 2:06 pm

Tgt Ion:105 Resp: 212

Ion	Ratio	Lower	Upper
105	100		
120	0.0	0.0	57.8
79	0.0	0.0	42.8
77	0.0	0.0	44.5

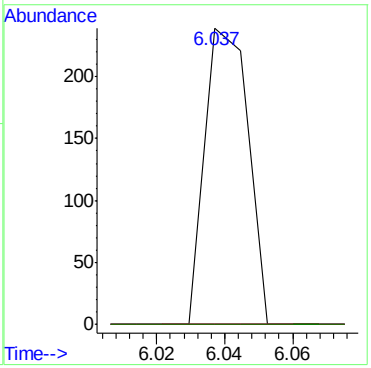

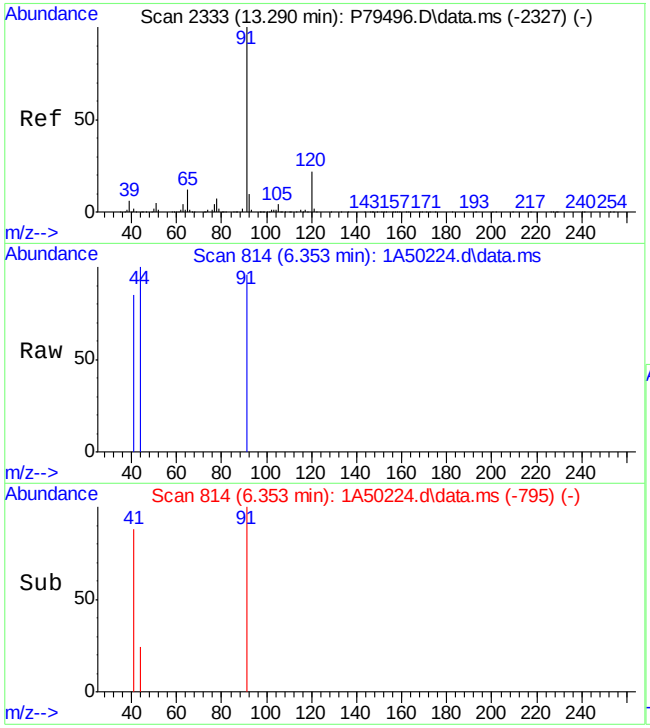

#88
n-Propylbenzene
Concen: 0.03 ug/L
RT: 6.353 min Scan# 814
Delta R.T. -0.000 min
Lab File: 1A50224.d
Acq: 25 Oct 2023 2:06 pm

Tgt Ion: 91 Resp: 219

Ion	Ratio	Lower	Upper
91	100		
120	0.0	0.0	54.8

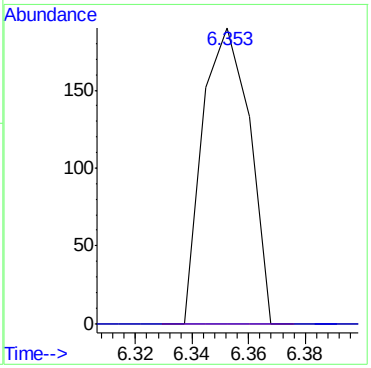

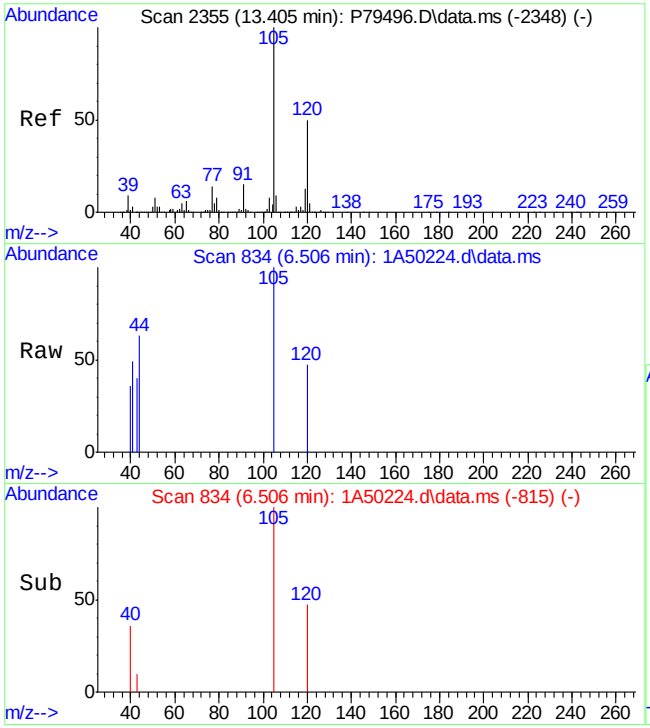

#91
1,3,5-Trimethylbenzene
Concen: 0.06 ug/L
RT: 6.506 min Scan# 834
Delta R.T. 0.000 min
Lab File: 1A50224.d
Acq: 25 Oct 2023 2:06 pm

Tgt Ion:105 Resp: 310

Ion	Ratio	Lower	Upper
105	100		
120	47.1	19.9	79.9

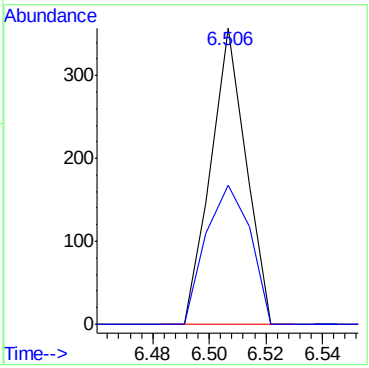

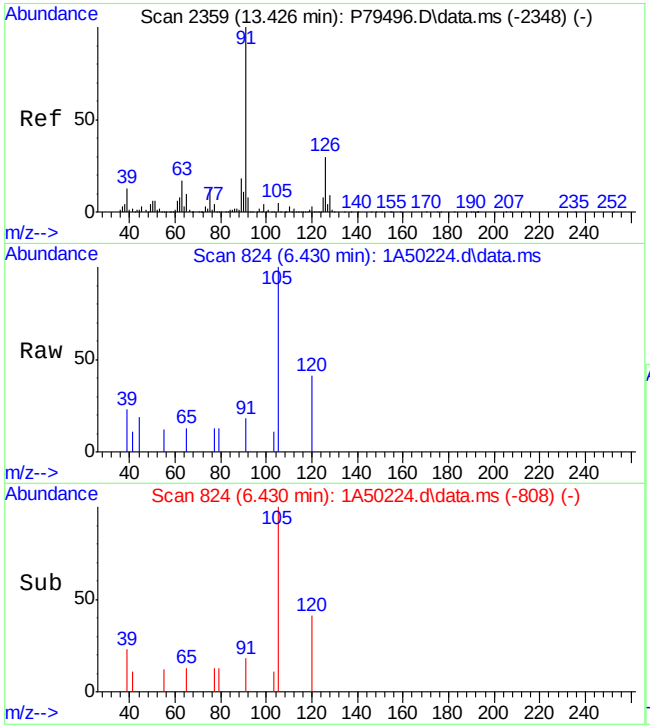

#92
2-Chlorotoluene
Concen: 0.05 ug/L
RT: 6.430 min Scan# 824
Delta R.T. -0.030 min
Lab File: 1A50224.d
Acq: 25 Oct 2023 2:06 pm

Tgt Ion: 91 Resp: 202

Ion	Ratio	Lower	Upper
91	100		
126	0.0	3.3	63.3#
89	0.0	0.0	48.6
128	0.0	0.0	41.0

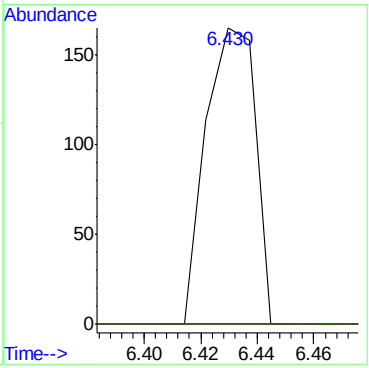

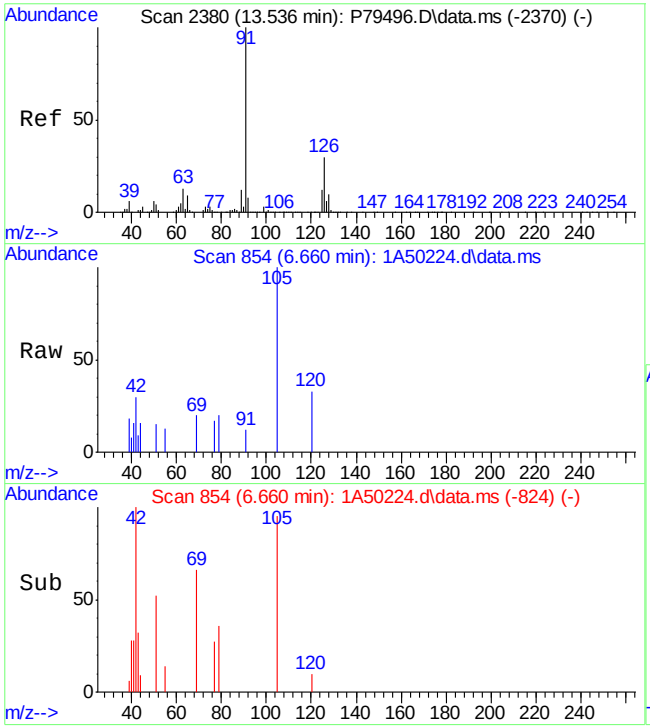

#96
4-Chlorotoluene
Concen: 0.03 ug/L
RT: 6.660 min Scan# 854
Delta R.T. 0.077 min
Lab File: 1A50224.d
Acq: 25 Oct 2023 2:06 pm

Tgt Ion: 91 Resp: 121

Ion	Ratio	Lower	Upper
91	100		
126	0.0	3.1	63.1#
63	0.0	0.0	42.7

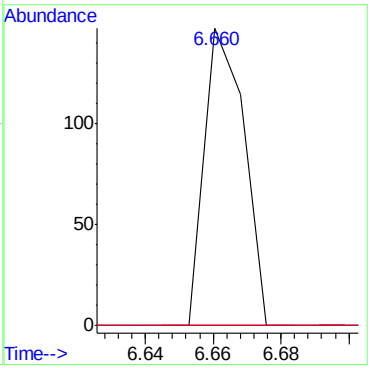

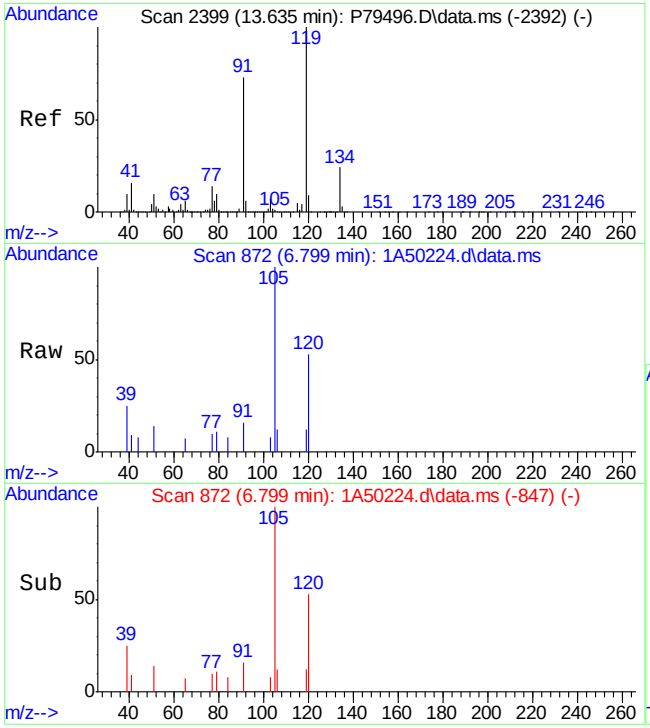

#97
tert-Butylbenzene
Concen: 0.06 ug/L
RT: 6.799 min Scan# 872
Delta R.T. 0.046 min
Lab File: 1A50224.d
Acq: 25 Oct 2023 2:06 pm

Tgt Ion: 91 Resp: 177

Ion	Ratio	Lower	Upper
91	100		
41	54.8	0.0	48.8#
134	0.0	8.3	68.3#

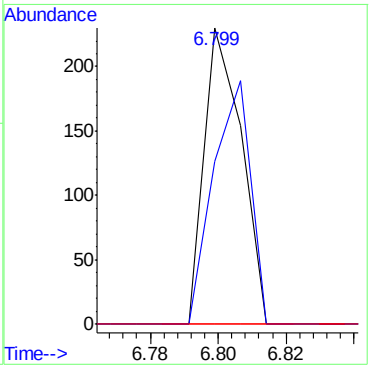

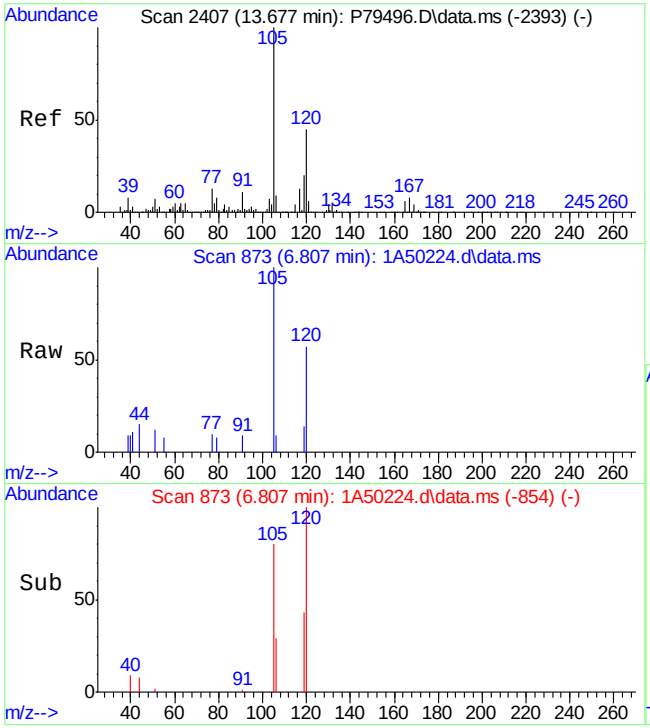

#98
1,2,4-Trimethylbenzene
Concen: 0.44 ug/L
RT: 6.807 min Scan# 873
Delta R.T. 0.000 min
Lab File: 1A50224.d
Acq: 25 Oct 2023 2:06 pm

Tgt Ion:105 Resp: 2052

Ion	Ratio	Lower	Upper
105	100		
120	56.7	16.0	76.0
119	14.1	0.0	42.3

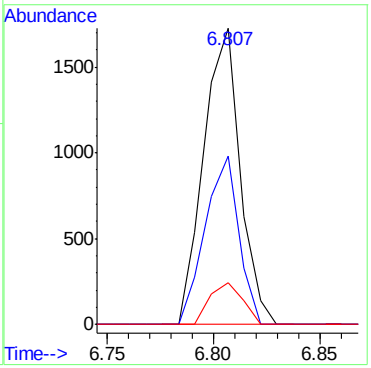

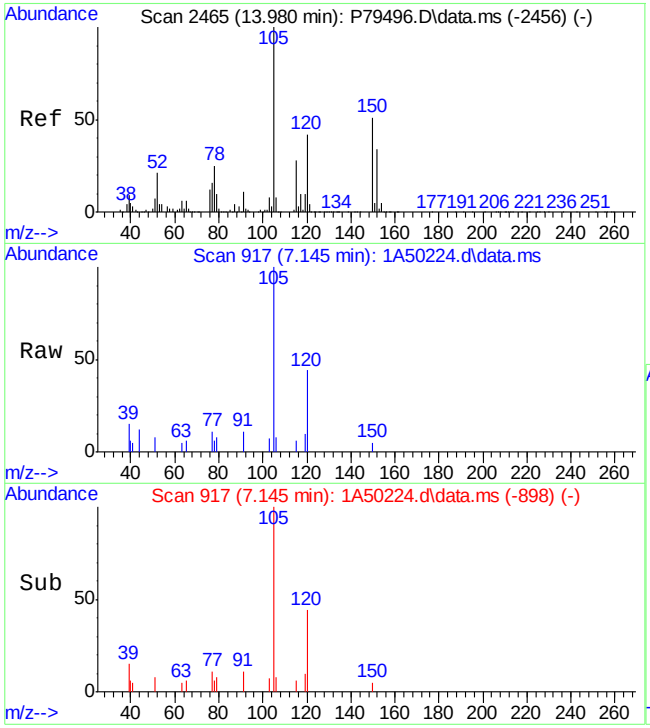

#103
1,2,3-Trimethylbenzene
Concen: 0.59 ug/L
RT: 7.145 min Scan# 917
Delta R.T. 0.000 min
Lab File: 1A50224.d
Acq: 25 Oct 2023 2:06 pm

Tgt Ion:105 Resp: 2765

Ion	Ratio	Lower	Upper
105	100		
120	43.7	11.4	71.4
119	10.5	0.0	39.5
77	11.2	0.0	42.2

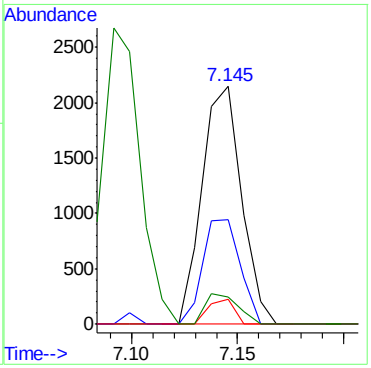

Quantitation Report (QT Reviewed)

Data Path : D:\stuff\10262023 runlogsM\V1A1964-1965 files\
Data File : 1A50225.d
Acq On : 25 Oct 2023 2:30 pm
Operator : jeniferw
Sample : FC10637-13
Misc : MS55129,V1A1964,,,,,
ALS Vial : 15 Sample Multiplier: 1

Quant Time: Oct 25 20:36:48 2023
Quant Method : X:\Orlando VOA\celinec\October 2023\10-26-2023\V1A1964\method\V1A_10-23-2023.M
Quant Title : SW-846 Method 5035A/8260B
QLast Update : Mon Oct 23 13:18:22 2023
Response via : Initial Calibration

Compound	R.T.	QIon	Response	Conc	Units	Dev(Min)
Internal Standards						
1) Fluorobenzene	3.405	96	262015	50.00	ug/L	0.00
62) Chlorobenzene-d5	5.352	117	185380	50.00	ug/L	0.00
85) 1,4-Dichlorobenzene-d4	7.099	152	95636	50.00	ug/L	0.00
System Monitoring Compounds						
39) Dibromofluoromethane	2.958	113	75945	52.56	ug/L	0.00
Spiked Amount 50.000	Range 83 - 118		Recovery = 105.12%			
49) 1,2-Dichloroethane-d4	3.235	65	99479	53.01	ug/L	0.00
Spiked Amount 50.000	Range 79 - 125		Recovery = 106.02%			
63) Toluene-d8	4.344	98	244156	49.06	ug/L	0.00
Spiked Amount 50.000	Range 85 - 112		Recovery = 98.12%			
86) 4-Bromofluorobenzene	6.229	174	78844	49.42	ug/L	0.00
Spiked Amount 50.000	Range 83 - 118		Recovery = 98.84%			
Target Compounds						Qvalue
5) Vinyl Chloride	1.173	62	81	0.04	ug/L #	44
18) Methylene Chloride	2.042	49	708	0.25	ug/L	81
19) Acetone	2.058	43	1959	2.39	ug/L	85
23) Methyl Tert Butyl Ether	2.196	73	903	0.23	ug/L	86
36) Chloroform	2.858	83	821	0.31	ug/L	85
47) Benzene	3.181	78	1642	0.29	ug/L	92
77) Ethylbenzene	5.352	91	428	0.07	ug/L #	1
88) n-Propylbenzene	6.229	91	286	0.04	ug/L	50
101) 4-Isopropyltoluene	7.014	119	258	0.05	ug/L	61
103) 1,2,3-Trimethylbenzene	7.145	105	227	0.05	ug/L	89

(#) = qualifier out of range (m) = manual integration (+) = signals summed

Quantitation Report (QT Reviewed)

Data Path : D:\stuff\10262023 runlogsM\V1A1964-1965 files\
Data File : 1A50225.d
Acq On : 25 Oct 2023 2:30 pm
Operator : jeniferw
Sample : FC10637-13
Misc : MS55129,V1A1964,,,,,
ALS Vial : 15 Sample Multiplier: 1

Quant Time: Oct 25 20:36:48 2023
Quant Method : X:\Orlando VOA\celinec\October 2023\10-26-2023\V1A1964\method\V1A_10-23-2023.M
Quant Title : SW-846 Method 5035A/8260B
QLast Update : Mon Oct 23 13:18:22 2023
Response via : Initial Calibration

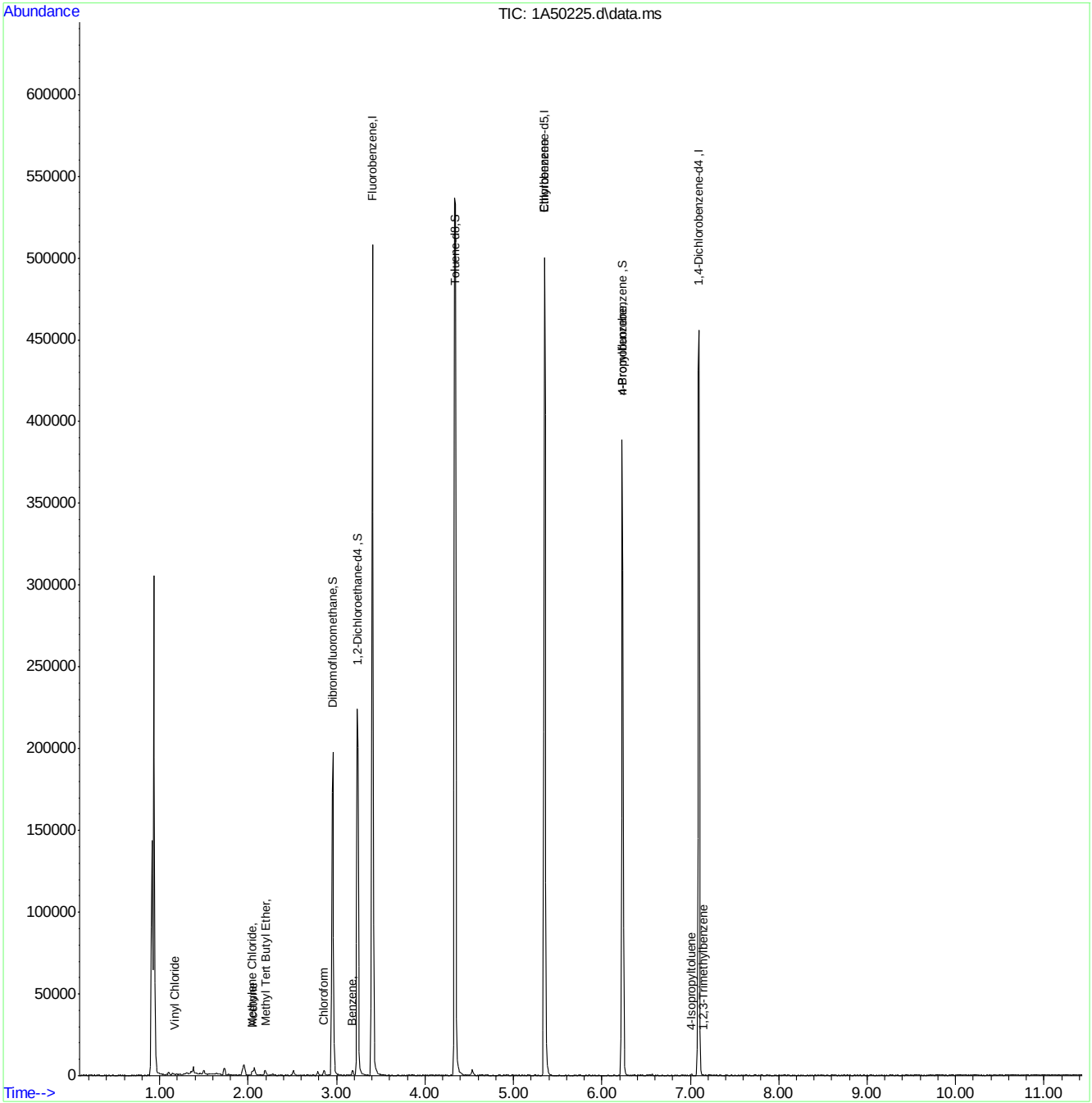

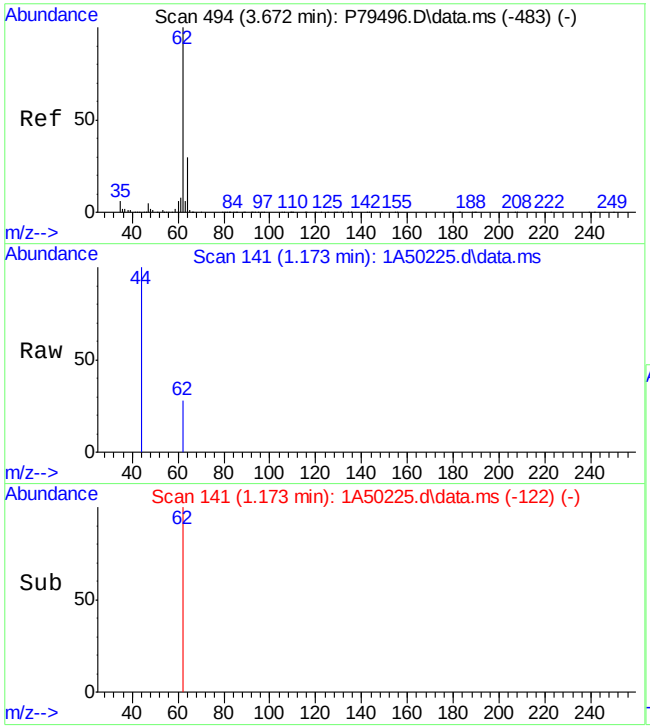

#5
Vinyl Chloride
Concen: 0.04 ug/L
RT: 1.173 min Scan# 141
Delta R.T. -0.000 min
Lab File: 1A50225.d
Acq: 25 Oct 2023 2:30 pm

Tgt Ion: 62 Resp: 81

Ion	Ratio	Lower	Upper
62	100		
64	0.0	0.7	60.7#

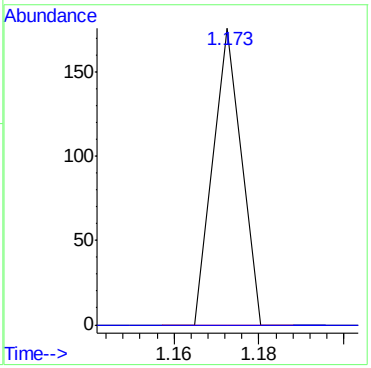

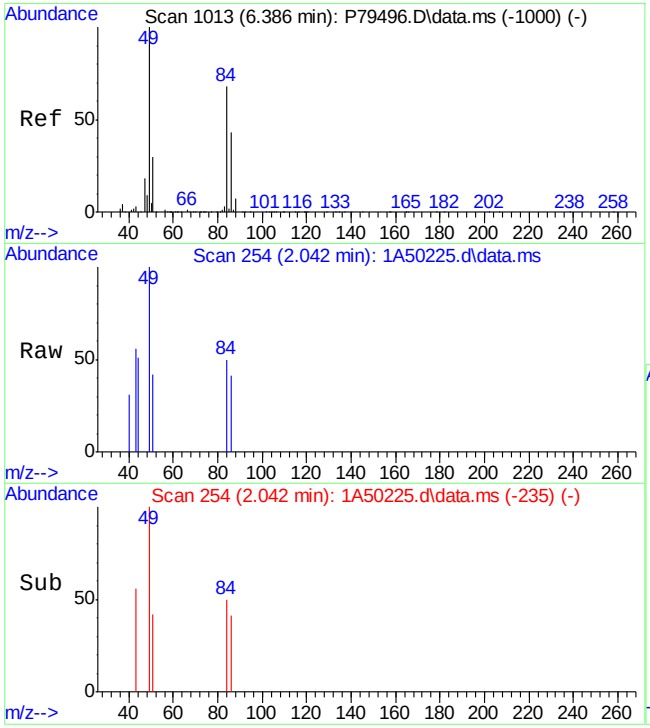

#18
Methylene Chloride
Concen: 0.25 ug/L
RT: 2.042 min Scan# 254
Delta R.T. -0.001 min
Lab File: 1A50225.d
Acq: 25 Oct 2023 2:30 pm

Tgt Ion: 49 Resp: 708

Ion	Ratio	Lower	Upper
49	100		
84	50.2	41.8	101.8
86	41.0	15.6	75.6
51	41.7	0.0	59.7

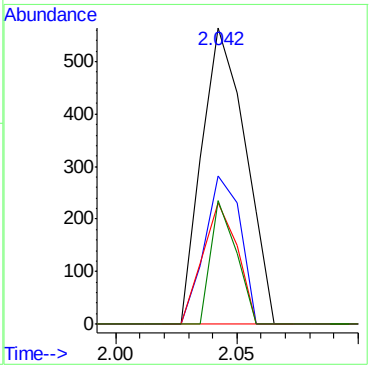

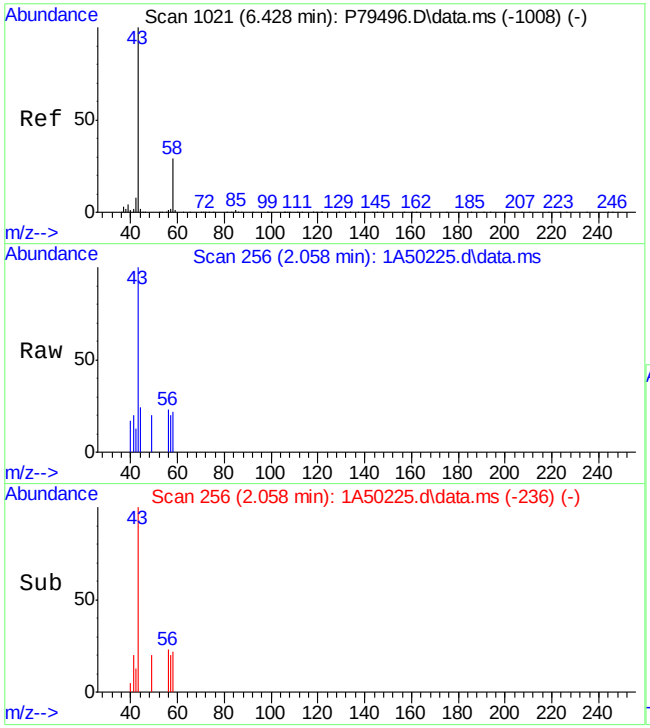

#19
Acetone
Concen: 2.39 ug/L
RT: 2.058 min Scan# 256
Delta R.T. 0.008 min
Lab File: 1A50225.d
Acq: 25 Oct 2023 2:30 pm

Tgt Ion: 43 Resp: 1959

Ion	Ratio	Lower	Upper
43	100		
58	21.5	0.0	59.6

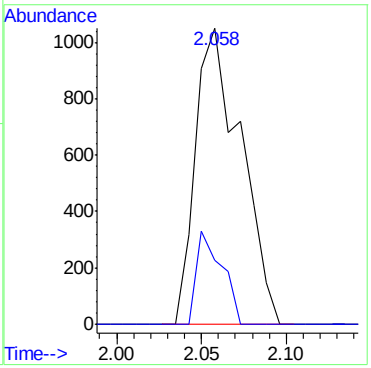

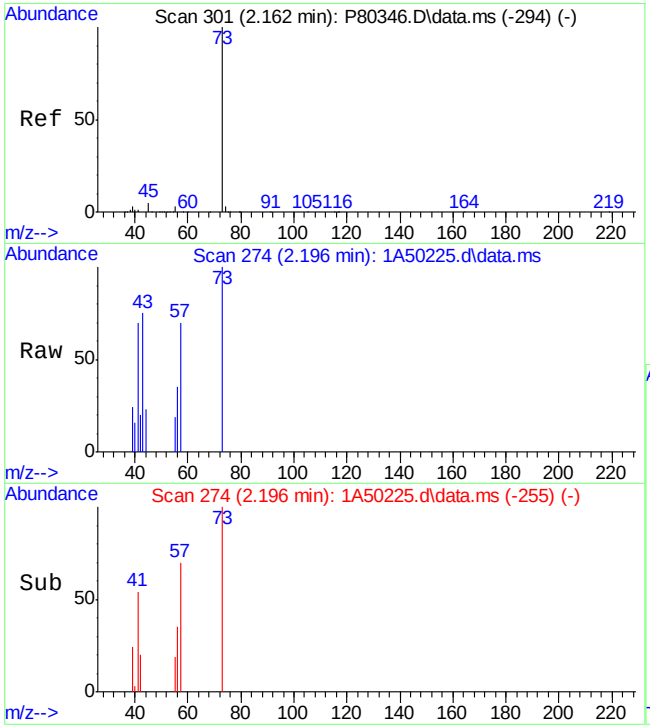

#23
Methyl Tert Butyl Ether
Concen: 0.23 ug/L
RT: 2.196 min Scan# 274
Delta R.T. -0.000 min
Lab File: 1A50225.d
Acq: 25 Oct 2023 2:30 pm

Tgt Ion: 73 Resp: 903

Ion	Ratio	Lower	Upper
73	100		
57	69.7	52.2	112.2
43	74.7	27.2	87.2
41	69.7	34.5	94.5

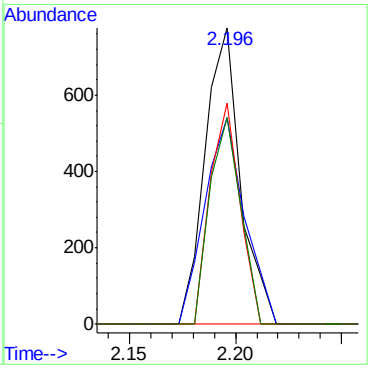

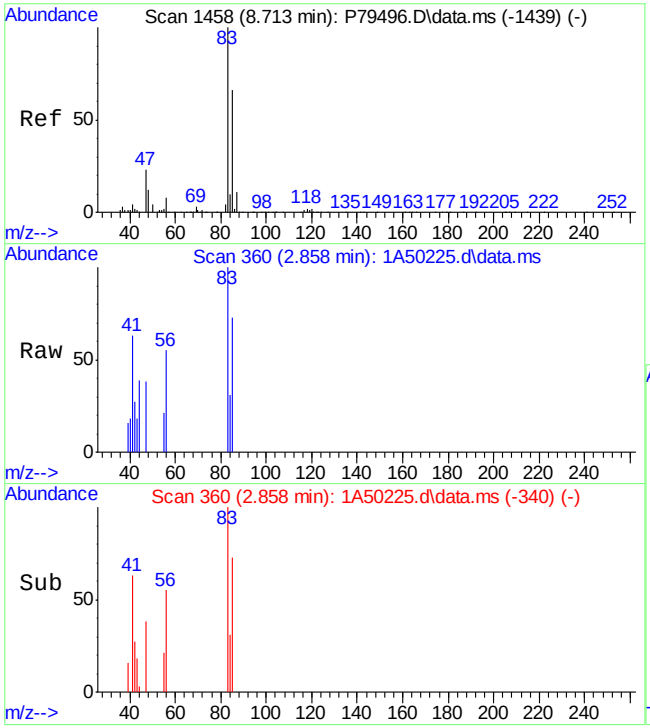

#36
Chloroform
Concen: 0.31 ug/L
RT: 2.858 min Scan# 360
Delta R.T. 0.000 min
Lab File: 1A50225.d
Acq: 25 Oct 2023 2:30 pm

Tgt Ion: 83 Resp: 821

Ion	Ratio	Lower	Upper
83	100		
85	73.2	36.2	96.2
47	37.6	0.0	50.9

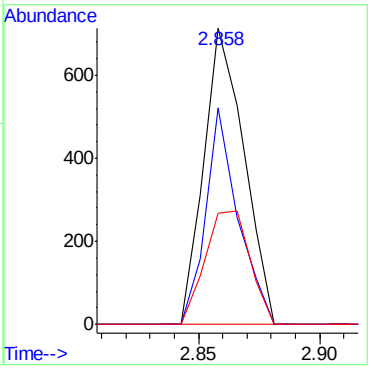

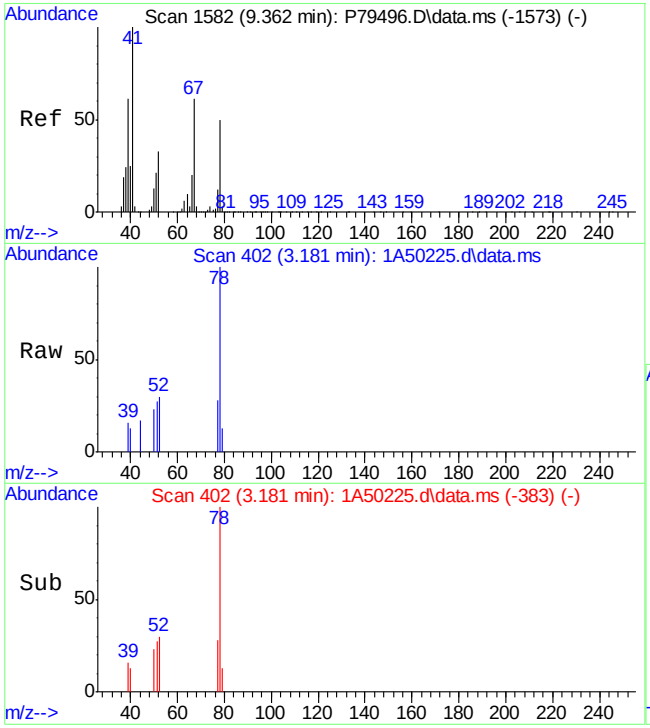

#47
Benzene
Concen: 0.29 ug/L
RT: 3.181 min Scan# 402
Delta R.T. -0.000 min
Lab File: 1A50225.d
Acq: 25 Oct 2023 2:30 pm

Tgt Ion: 78 Resp: 1642

Ion	Ratio	Lower	Upper
78	100		
51	26.8	0.0	54.6
77	28.0	0.0	53.3
52	29.8	5.0	65.0

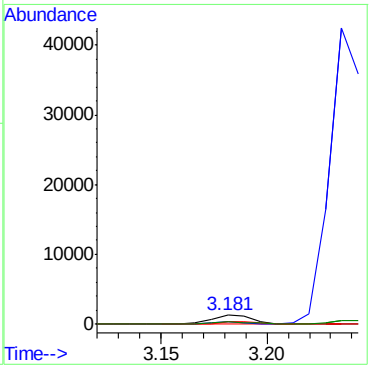

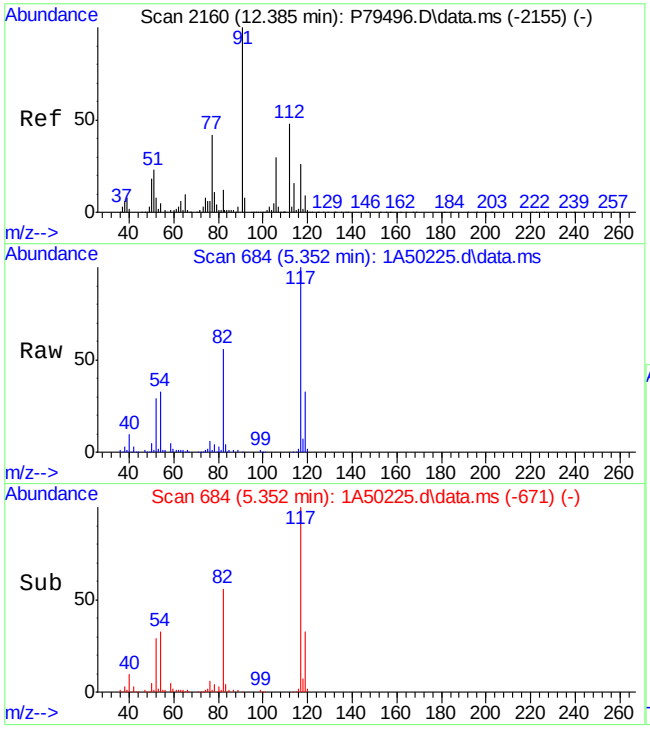

#77
Ethylbenzene
Concen: 0.07 ug/L
RT: 5.352 min Scan# 684
Delta R.T. -0.046 min
Lab File: 1A50225.d
Acq: 25 Oct 2023 2:30 pm

Tgt Ion: 91 Resp: 428

Ion	Ratio	Lower	Upper
91	100		
106	0.0	2.0	62.0#
65	140.2	0.0	38.3#
51	226.0	0.0	40.1#

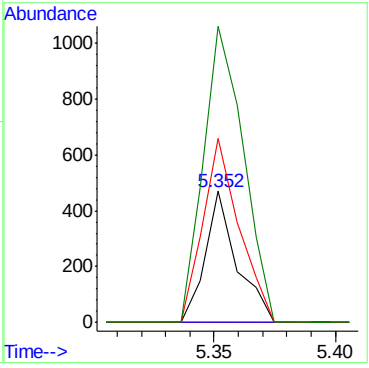

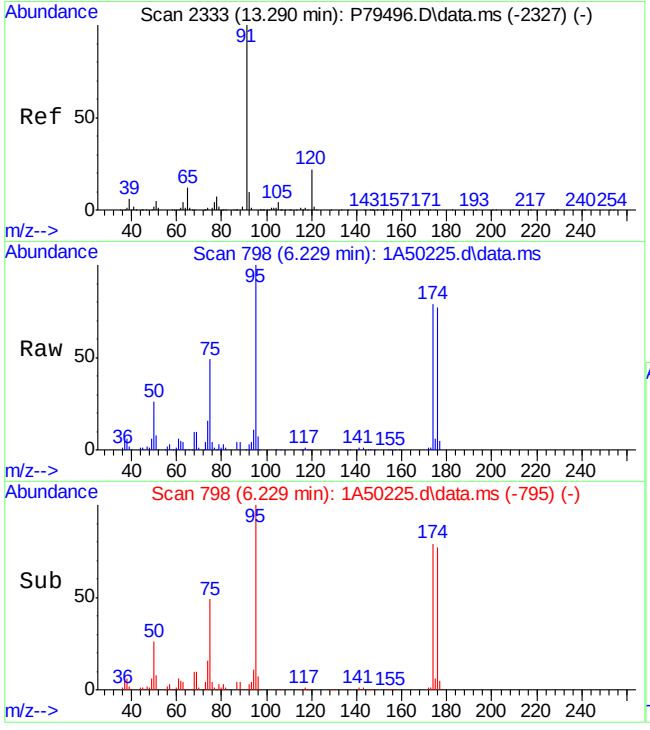

#88
n-Propylbenzene
Concen: 0.04 ug/L
RT: 6.229 min Scan# 798
Delta R.T. -0.124 min
Lab File: 1A50225.d
Acq: 25 Oct 2023 2:30 pm

Tgt Ion: 91 Resp: 286

Ion	Ratio	Lower	Upper
91	100		
120	0.0	0.0	54.8

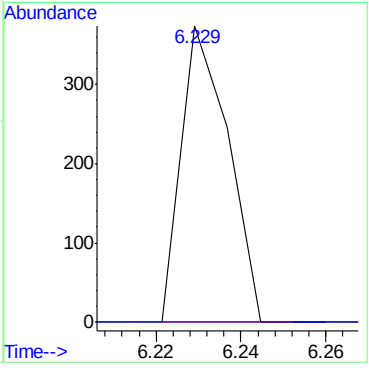

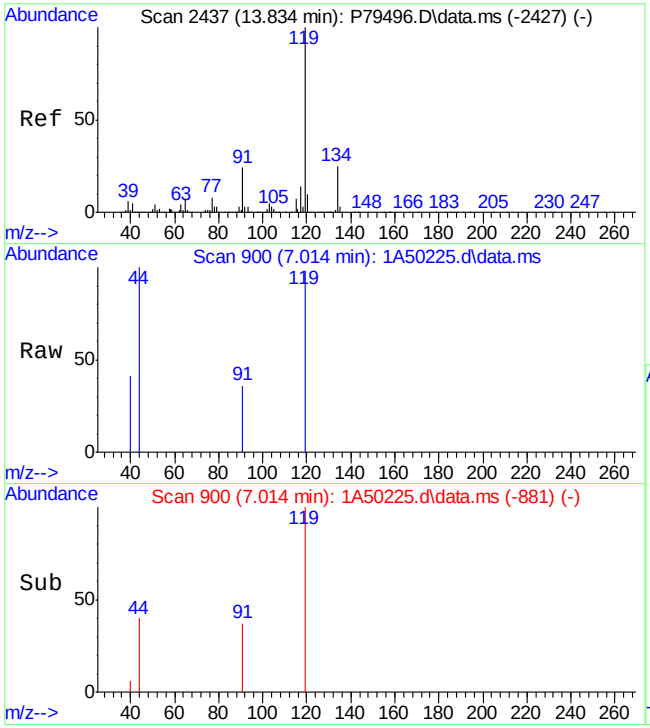

#101
4-Isopropyltoluene
Concen: 0.05 ug/L
RT: 7.014 min Scan# 900
Delta R.T. -0.000 min
Lab File: 1A50225.d
Acq: 25 Oct 2023 2:30 pm

Tgt Ion:119 Resp: 258

Ion	Ratio	Lower	Upper
119	100		
134	0.0	0.0	57.0
91	36.7	0.0	54.5

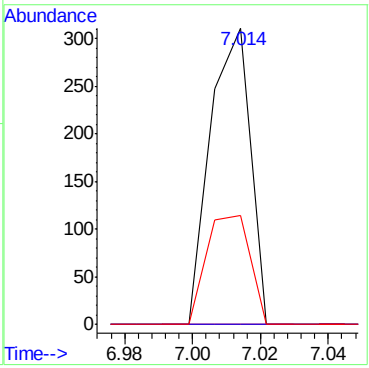

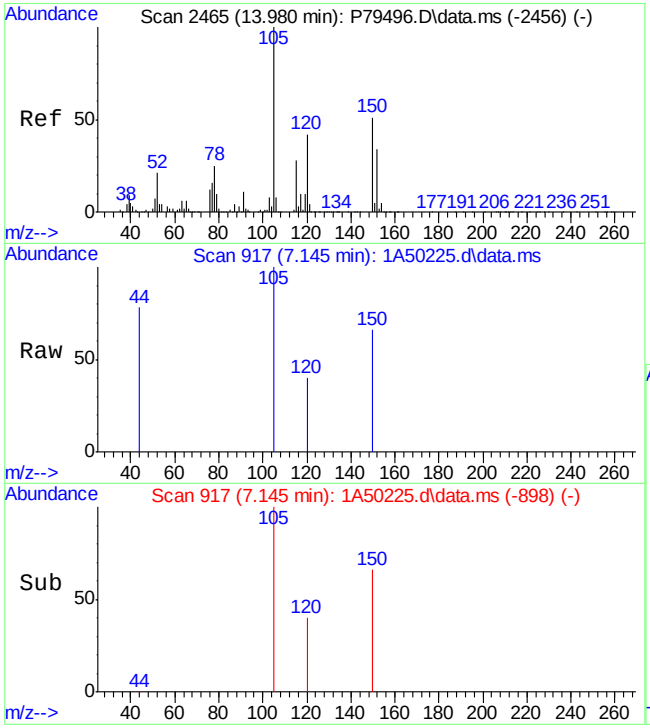

#103
1,2,3-Trimethylbenzene
Concen: 0.05 ug/L
RT: 7.145 min Scan# 917
Delta R.T. -0.000 min
Lab File: 1A50225.d
Acq: 25 Oct 2023 2:30 pm

Tgt Ion:105 Resp: 227

Ion	Ratio	Lower	Upper
105	100		
120	40.3	11.4	71.4
119	0.0	0.0	39.5
77	0.0	0.0	42.2

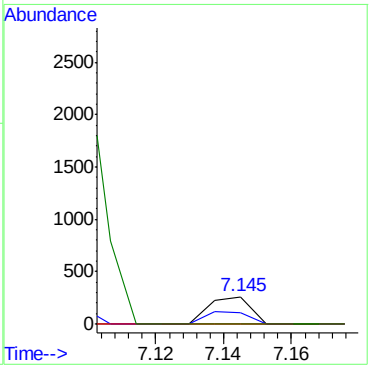

Quantitation Report (QT Reviewed)

Data Path : D:\stuff\10262023 runlogsM\V1A1964-1965 files\
Data File : 1A50226.d
Acq On : 25 Oct 2023 2:54 pm
Operator : jeniferw
Sample : FC10637-14
Misc : MS55129,V1A1964,,,,,
ALS Vial : 16 Sample Multiplier: 1

Quant Time: Oct 25 20:38:02 2023
Quant Method : X:\Orlando VOA\celinec\October 2023\10-26-2023\V1A1964\method\V1A_10-23-2023.M
Quant Title : SW-846 Method 5035A/8260B
QLast Update : Mon Oct 23 13:18:22 2023
Response via : Initial Calibration

Compound	R.T.	QIon	Response	Conc	Units		Dev(Min)
Internal Standards							
1) Fluorobenzene	3.405	96	255779	50.00	ug/L		0.00
62) Chlorobenzene-d5	5.352	117	182209	50.00	ug/L		0.00
85) 1,4-Dichlorobenzene-d4	7.099	152	92649	50.00	ug/L		0.00
System Monitoring Compounds							
39) Dibromofluoromethane	2.951	113	74396	52.74	ug/L		0.00
Spiked Amount 50.000	Range 83 - 118		Recovery = 105.48%				
49) 1,2-Dichloroethane-d4	3.235	65	98449	53.74	ug/L		0.00
Spiked Amount 50.000	Range 79 - 125		Recovery = 107.48%				
63) Toluene-d8	4.336	98	240604	49.19	ug/L		0.00
Spiked Amount 50.000	Range 85 - 112		Recovery = 98.38%				
86) 4-Bromofluorobenzene	6.237	174	77111	49.89	ug/L		0.00
Spiked Amount 50.000	Range 83 - 118		Recovery = 99.78%				
Target Compounds							Qvalue
18) Methylene Chloride	2.042	49	893	0.33	ug/L		79
19) Acetone	2.065	43	4956	6.19	ug/L		84
23) Methyl Tert Butyl Ether	2.189	73	819	0.21	ug/L	#	76
35) Cyclohexane	2.858	56	4540	1.27	ug/L	#	76
47) Benzene	3.181	78	12570	2.26	ug/L		92
48) TAME	3.181	73	157	0.04	ug/L	#	36
53) Trichloroethene	3.512	95	66	0.04	ug/L	#	1
54) Methylcyclohexane	3.528	83	836	0.35	ug/L	#	52
64) Toluene	4.374	91	163	0.03	ug/L		92
77) Ethylbenzene	5.506	91	308	0.05	ug/L		87
80) m,p-Xylene	5.506	91	308	0.06	ug/L		72
84) Isopropylbenzene	6.037	105	555	0.10	ug/L		56
88) n-Propylbenzene	6.352	91	683	0.10	ug/L		95
91) 1,3,5-Trimethylbenzene	6.506	105	226	0.05	ug/L		87
97) tert-Butylbenzene	6.660	91	57	0.02	ug/L	#	44
103) 1,2,3-Trimethylbenzene	7.145	105	2310	0.50	ug/L		89
111) Naphthalene	8.715	128	56	0.03	ug/L		66

(#) = qualifier out of range (m) = manual integration (+) = signals summed

Quantitation Report (QT Reviewed)

Data Path : D:\stuff\10262023 runlogsM\V1A1964-1965 files\
Data File : 1A50226.d
Acq On : 25 Oct 2023 2:54 pm
Operator : jeniferw
Sample : FC10637-14
Misc : MS55129,V1A1964,,,,,
ALS Vial : 16 Sample Multiplier: 1

Quant Time: Oct 25 20:38:02 2023
Quant Method : X:\Orlando VOA\celinec\October 2023\10-26-2023\V1A1964\method\V1A_10-23-2023.M
Quant Title : SW-846 Method 5035A/8260B
QLast Update : Mon Oct 23 13:18:22 2023
Response via : Initial Calibration

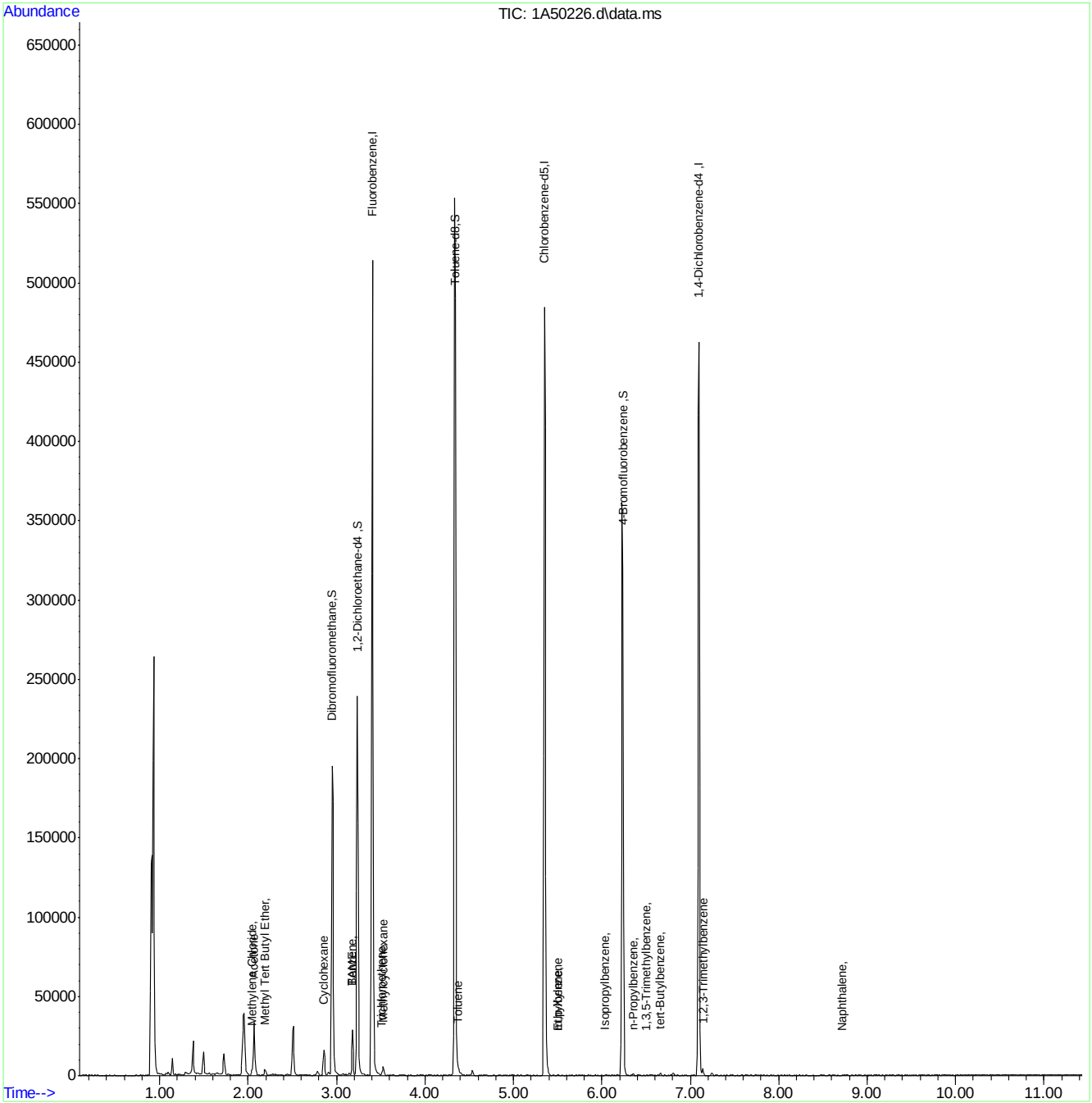

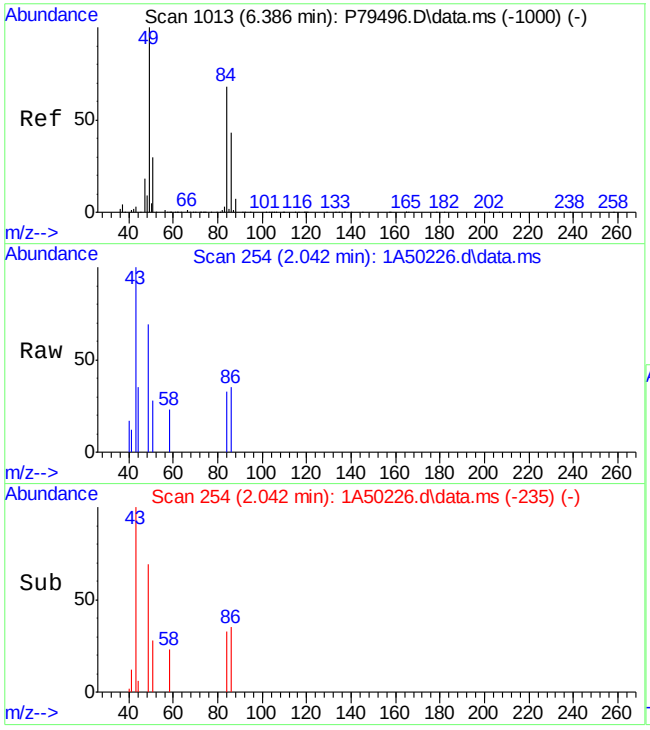

#18
Methylene Chloride
Concen: 0.33 ug/L
RT: 2.042 min Scan# 254
Delta R.T. -0.001 min
Lab File: 1A50226.d
Acq: 25 Oct 2023 2:54 pm

Tgt Ion: 49 Resp: 893

Ion	Ratio	Lower	Upper
49	100		
84	46.9	41.8	101.8
86	51.1	15.6	75.6
51	41.0	0.0	59.7

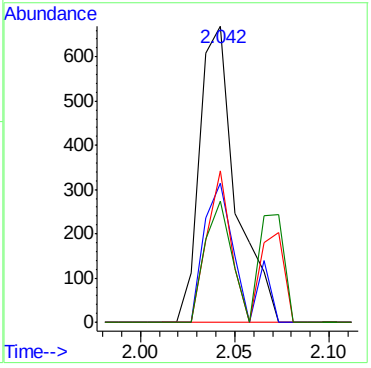

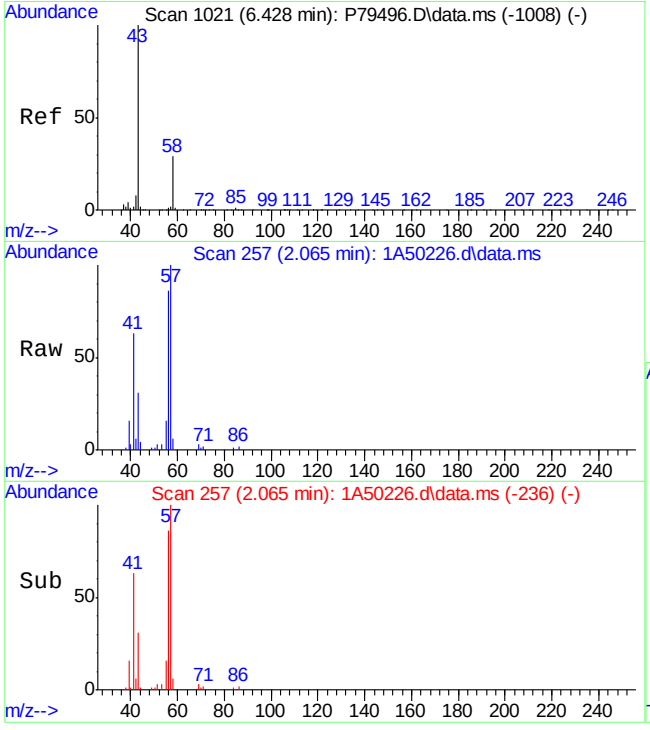

#19
Acetone
Concen: 6.19 ug/L
RT: 2.065 min Scan# 257
Delta R.T. 0.015 min
Lab File: 1A50226.d
Acq: 25 Oct 2023 2:54 pm

Tgt Ion: 43 Resp: 4956

Ion	Ratio	Lower	Upper
43	100		
58	20.9	0.0	59.6

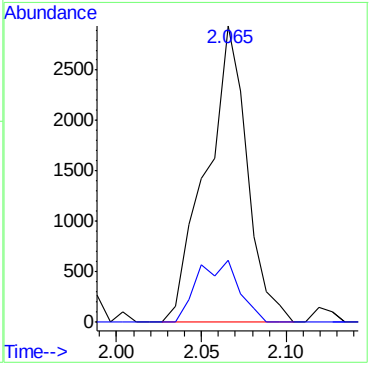

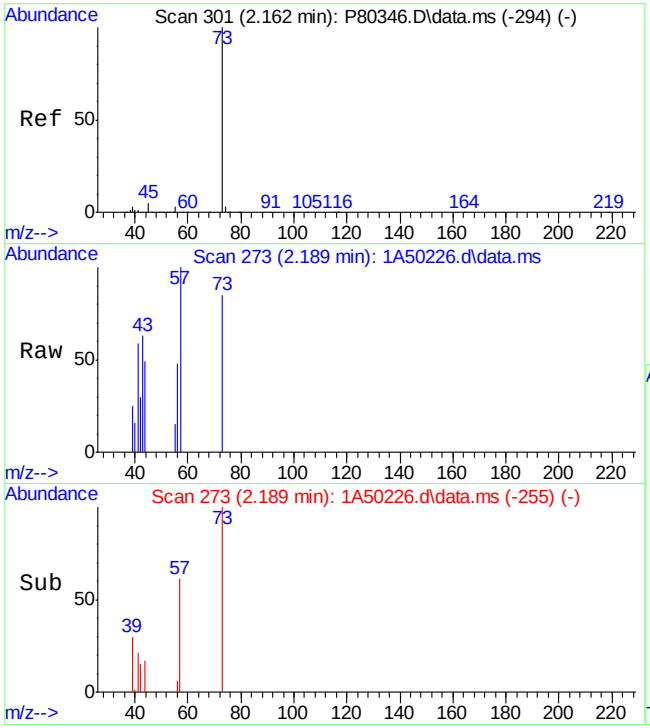

#23
Methyl Tert Butyl Ether
Concen: 0.21 ug/L
RT: 2.189 min Scan# 273
Delta R.T. -0.008 min
Lab File: 1A50226.d
Acq: 25 Oct 2023 2:54 pm

Tgt Ion: 73 Resp: 819

Ion	Ratio	Lower	Upper
73	100		
57	117.5	52.2	112.2#
43	74.2	27.2	87.2
41	69.7	34.5	94.5

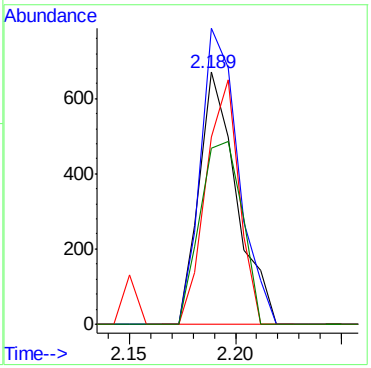

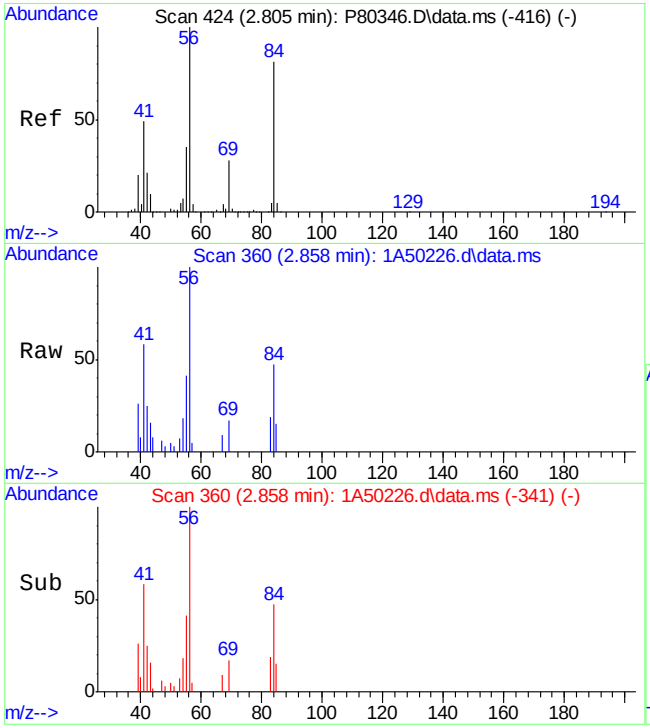

#35
Cyclohexane
Concen: 1.27 ug/L
RT: 2.858 min Scan# 360
Delta R.T. -0.000 min
Lab File: 1A50226.d
Acq: 25 Oct 2023 2:54 pm

Tgt Ion: 56 Resp: 4540

Ion	Ratio	Lower	Upper
56	100		
84	46.5	69.1	109.1#
41	57.7	33.6	73.6
55	40.5	19.7	59.7

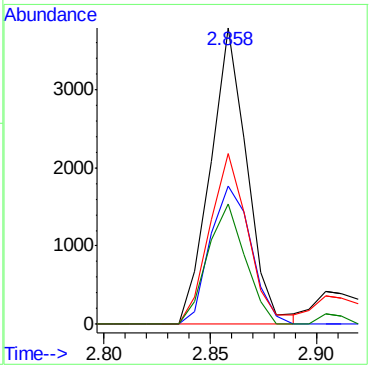

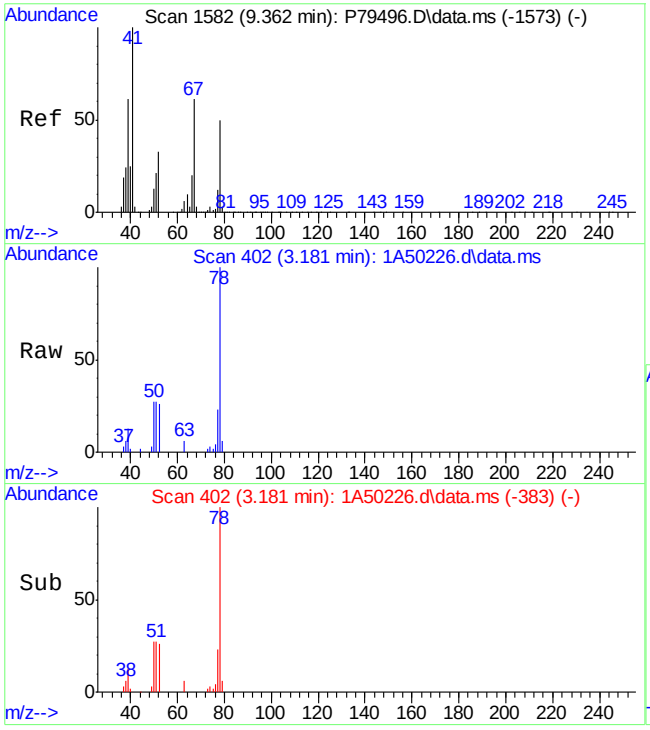

#47
Benzene
Concen: 2.26 ug/L
RT: 3.181 min Scan# 402
Delta R.T. -0.000 min
Lab File: 1A50226.d
Acq: 25 Oct 2023 2:54 pm

Tgt Ion: 78 Resp: 12570

Ion	Ratio	Lower	Upper
78	100		
51	27.0	0.0	54.6
77	23.0	0.0	53.3
52	26.4	5.0	65.0

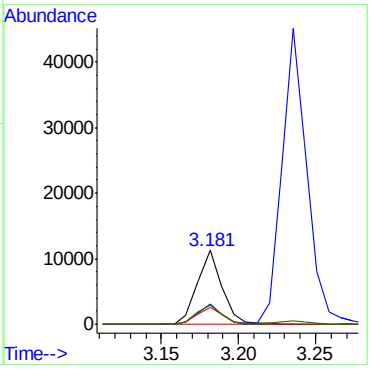

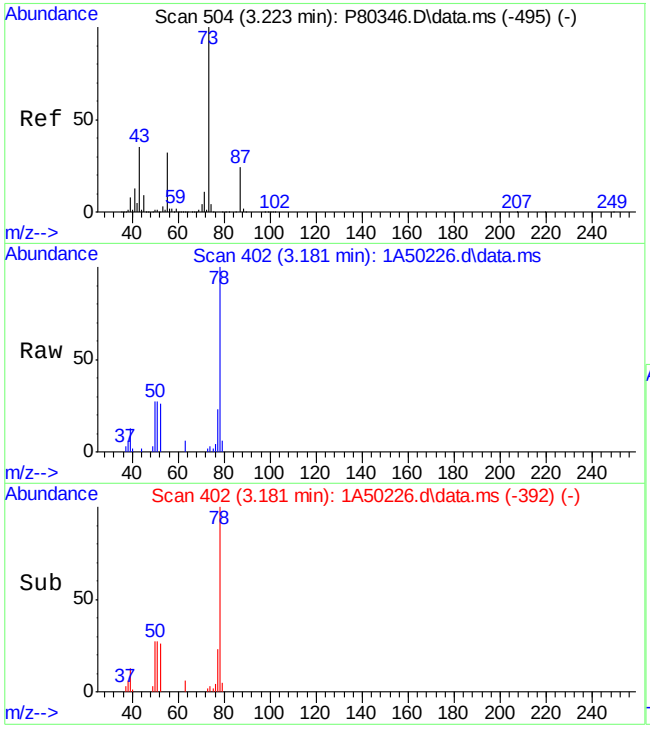

#48
TAME
Concen: 0.04 ug/L
RT: 3.181 min Scan# 402
Delta R.T. -0.069 min
Lab File: 1A50226.d
Acq: 25 Oct 2023 2:54 pm

Tgt Ion: 73 Resp: 157

Ion	Ratio	Lower	Upper
73	100		
43	0.0	26.5	66.5#
55	0.0	9.2	49.2#

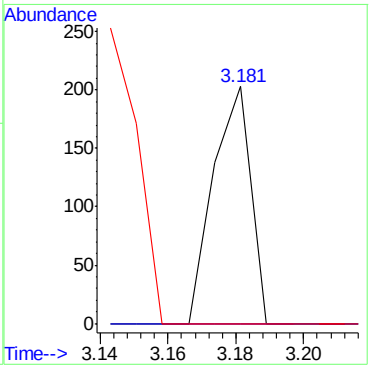

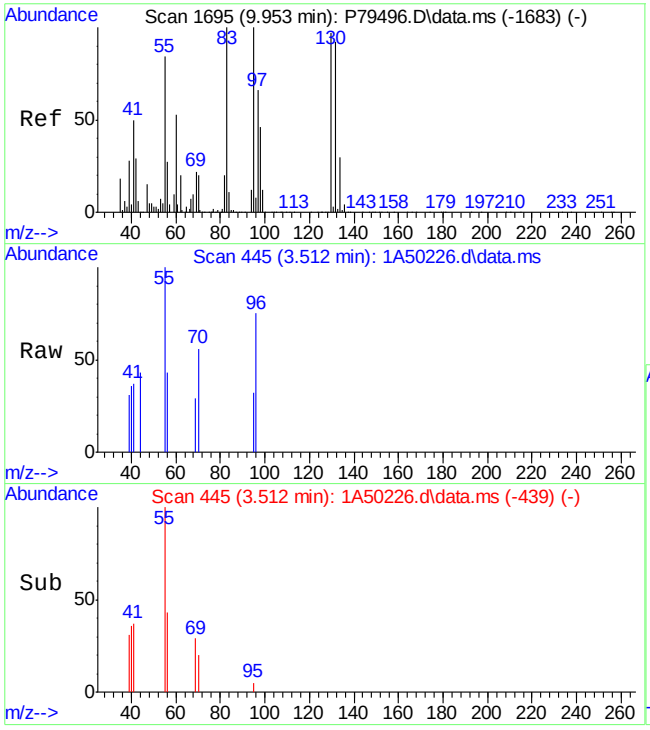

#53
Trichloroethene
Concen: 0.04 ug/L
RT: 3.512 min Scan# 445
Delta R.T. -0.001 min
Lab File: 1A50226.d
Acq: 25 Oct 2023 2:54 pm

Tgt Ion: 95 Resp: 66

Ion	Ratio	Lower	Upper
95	100		
130	0.0	76.8	136.8#
97	0.0	34.1	94.1#
132	0.0	81.1	141.1#

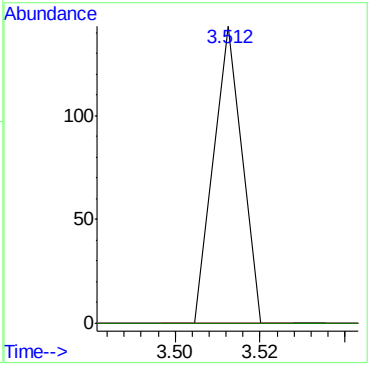

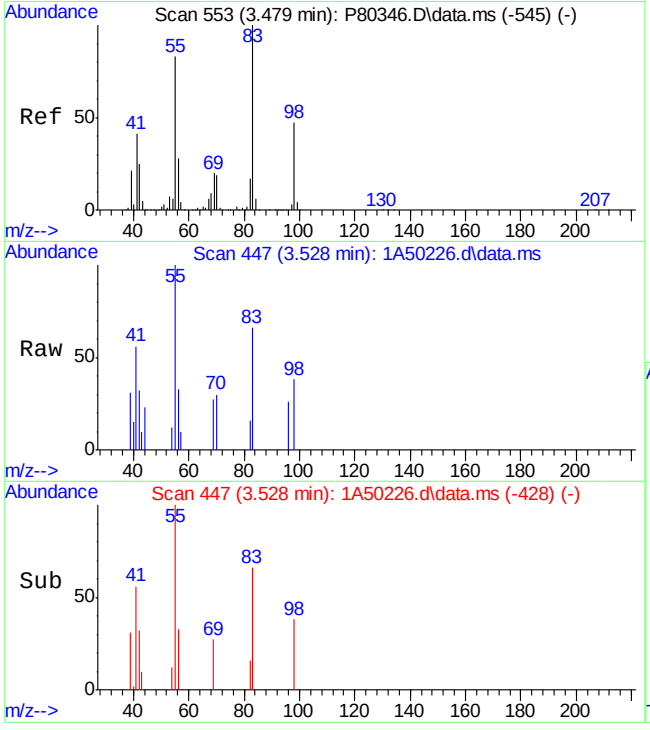

#54
Methylcyclohexane
Concen: 0.35 ug/L
RT: 3.528 min Scan# 447
Delta R.T. -0.000 min
Lab File: 1A50226.d
Acq: 25 Oct 2023 2:54 pm

Tgt Ion: 83 Resp: 836

Ion	Ratio	Lower	Upper
83	100		
55	152.0	71.3	111.3#
98	57.9	26.2	66.2
42	48.6	5.3	45.3#

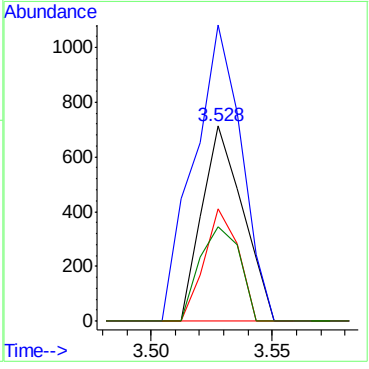

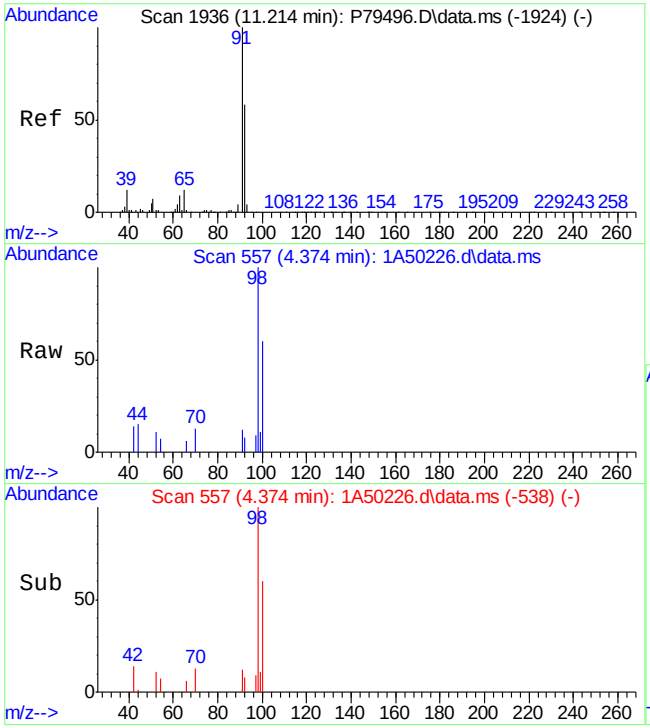

#64
Toluene
Concen: 0.03 ug/L
RT: 4.374 min Scan# 557
Delta R.T. -0.000 min
Lab File: 1A50226.d
Acq: 25 Oct 2023 2:54 pm

Tgt Ion: 91 Resp: 163

Ion	Ratio	Lower	Upper
91	100		
92	65.2	29.5	89.5

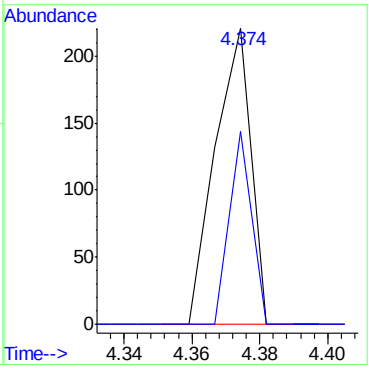

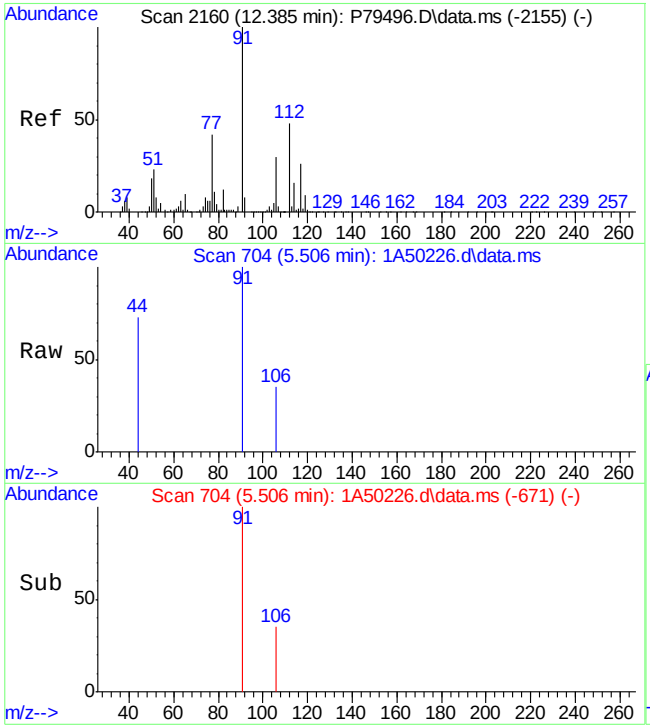

#77
Ethylbenzene
Concen: 0.05 ug/L
RT: 5.506 min Scan# 704
Delta R.T. 0.108 min
Lab File: 1A50226.d
Acq: 25 Oct 2023 2:54 pm

Tgt Ion: 91 Resp: 308

Ion	Ratio	Lower	Upper
91	100		
106	35.0	2.0	62.0
65	0.0	0.0	38.3
51	0.0	0.0	40.1

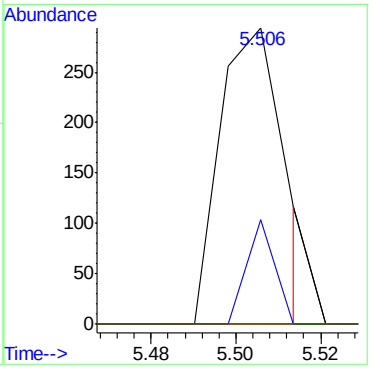

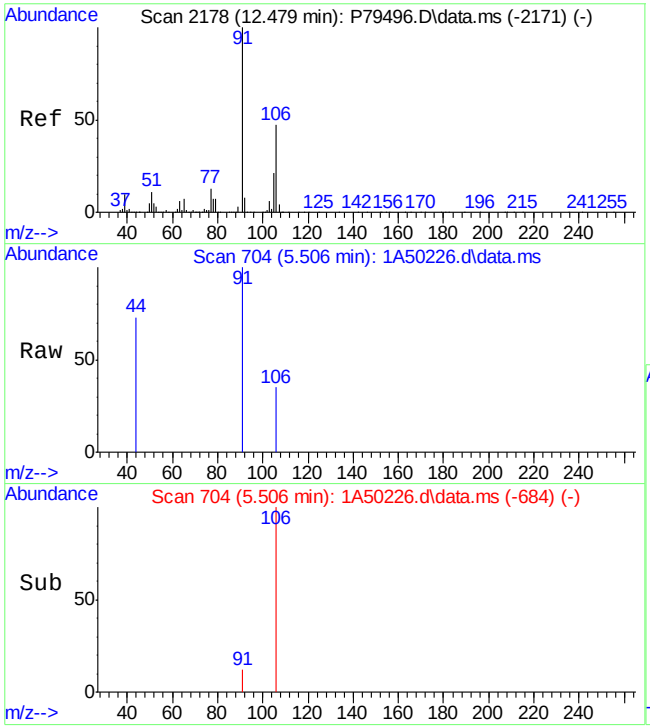

#80
m,p-Xylene
Concen: 0.06 ug/L
RT: 5.506 min Scan# 704
Delta R.T. 0.008 min
Lab File: 1A50226.d
Acq: 25 Oct 2023 2:54 pm

Tgt Ion: 91 Resp: 308

Ion	Ratio	Lower	Upper
91	100		
106	35.0	18.3	78.3
105	0.0	0.0	51.8

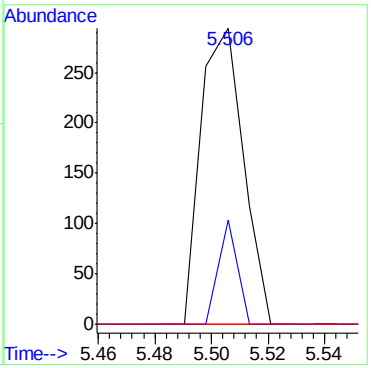

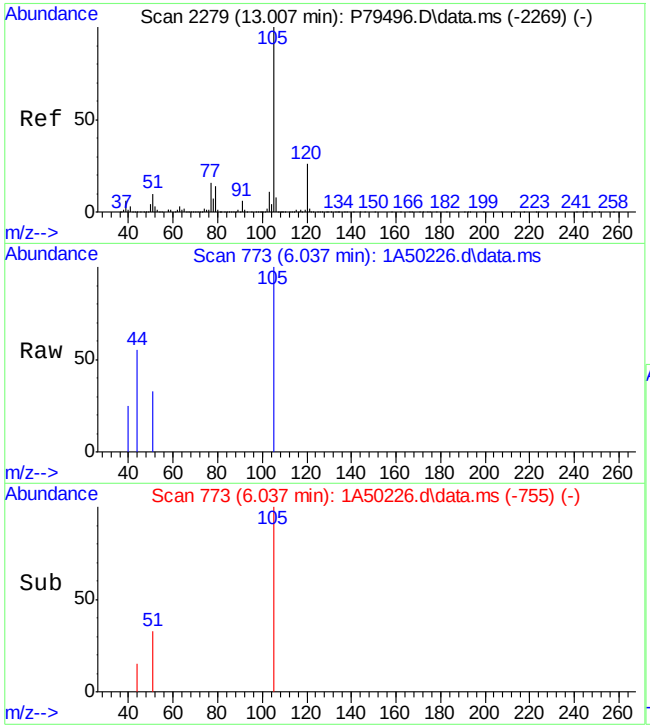

#84
Isopropylbenzene
Concen: 0.10 ug/L
RT: 6.037 min Scan# 773
Delta R.T. -0.008 min
Lab File: 1A50226.d
Acq: 25 Oct 2023 2:54 pm

Tgt Ion:105 Resp: 555

Ion	Ratio	Lower	Upper
105	100		
120	0.0	0.0	57.8
79	0.0	0.0	42.8
77	0.0	0.0	44.5

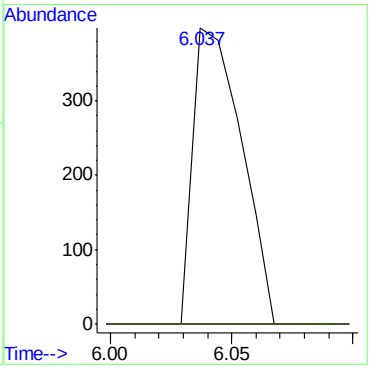

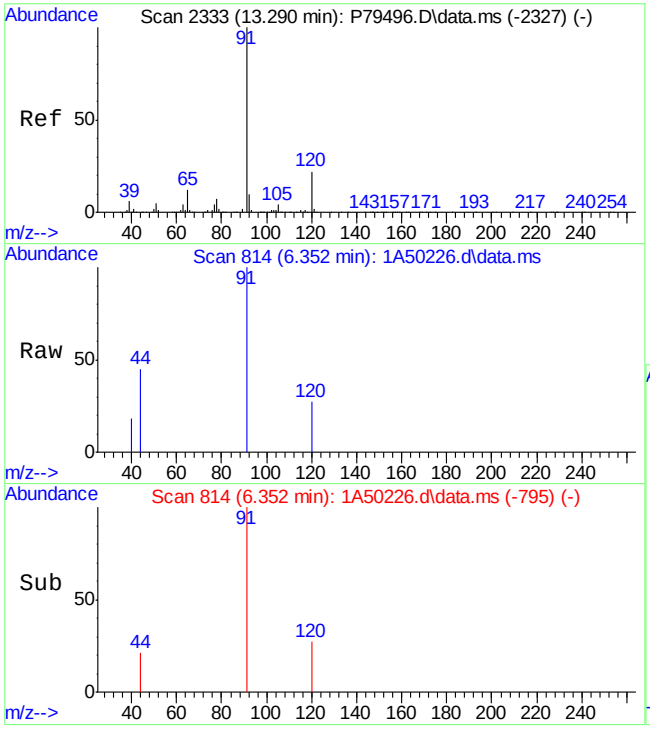

#88
n-Propylbenzene
Concen: 0.10 ug/L
RT: 6.352 min Scan# 814
Delta R.T. -0.001 min
Lab File: 1A50226.d
Acq: 25 Oct 2023 2:54 pm

Tgt Ion: 91 Resp: 683

Ion	Ratio	Lower	Upper
91	100		
120	27.1	0.0	54.8

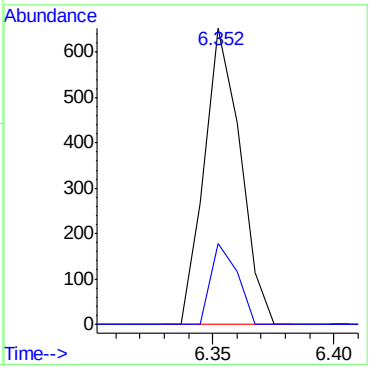

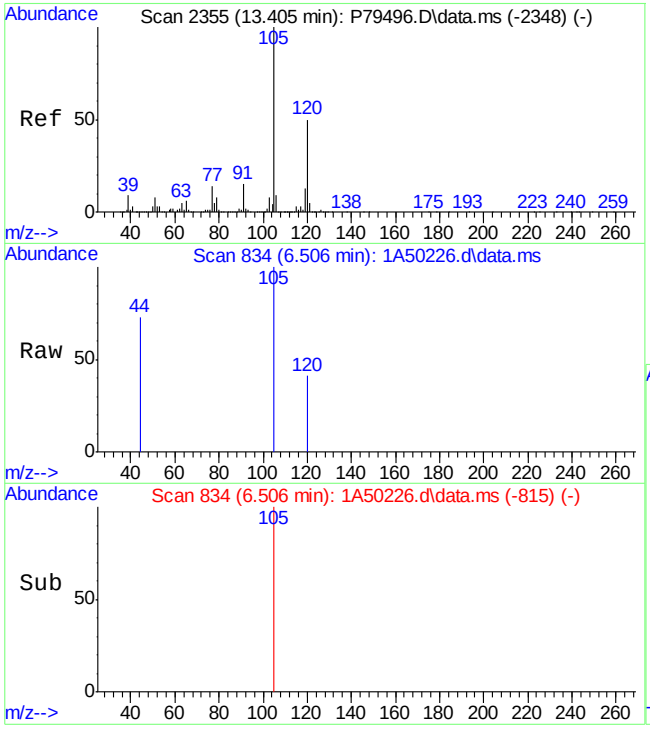

#91
1,3,5-Trimethylbenzene
Concen: 0.05 ug/L
RT: 6.506 min Scan# 834
Delta R.T. -0.000 min
Lab File: 1A50226.d
Acq: 25 Oct 2023 2:54 pm

Tgt Ion:105 Resp: 226

Ion	Ratio	Lower	Upper
105	100		
120	41.0	19.9	79.9

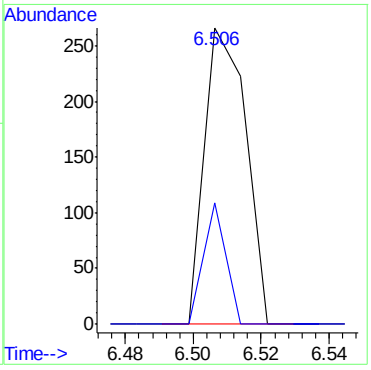

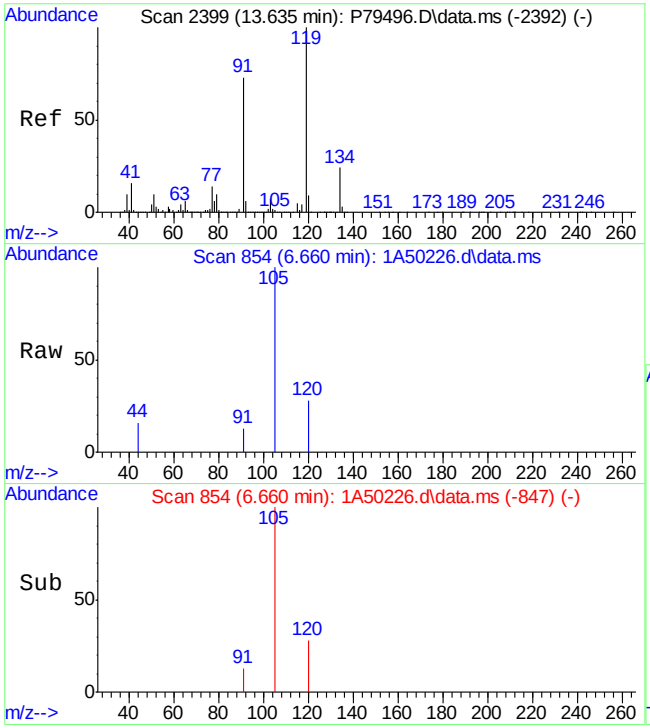

#97
tert-Butylbenzene
Concen: 0.02 ug/L
RT: 6.660 min Scan# 854
Delta R.T. -0.093 min
Lab File: 1A50226.d
Acq: 25 Oct 2023 2:54 pm

Tgt Ion: 91 Resp: 57

Ion	Ratio	Lower	Upper
91	100		
41	0.0	0.0	48.8
134	0.0	8.3	68.3#

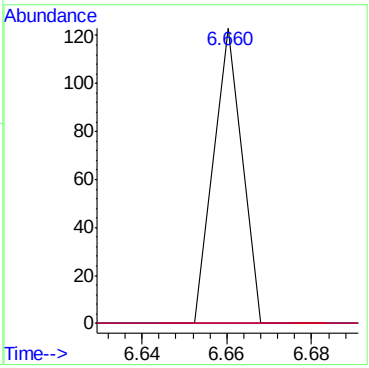

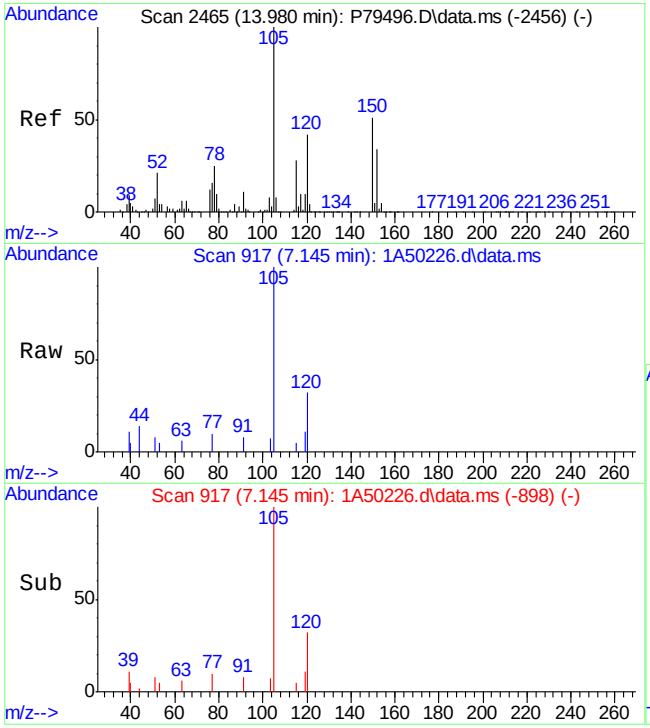

#103
1,2,3-Trimethylbenzene
Concen: 0.50 ug/L
RT: 7.145 min Scan# 917
Delta R.T. -0.000 min
Lab File: 1A50226.d
Acq: 25 Oct 2023 2:54 pm

Tgt Ion:105 Resp: 2310

Ion	Ratio	Lower	Upper
105	100		
120	32.3	11.4	71.4
119	10.8	0.0	39.5
77	10.4	0.0	42.2

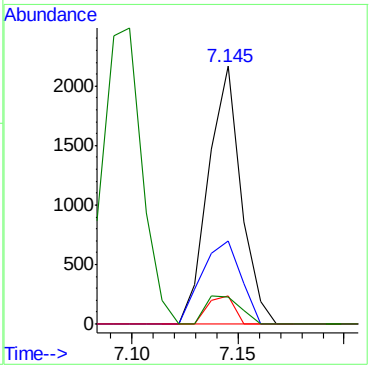

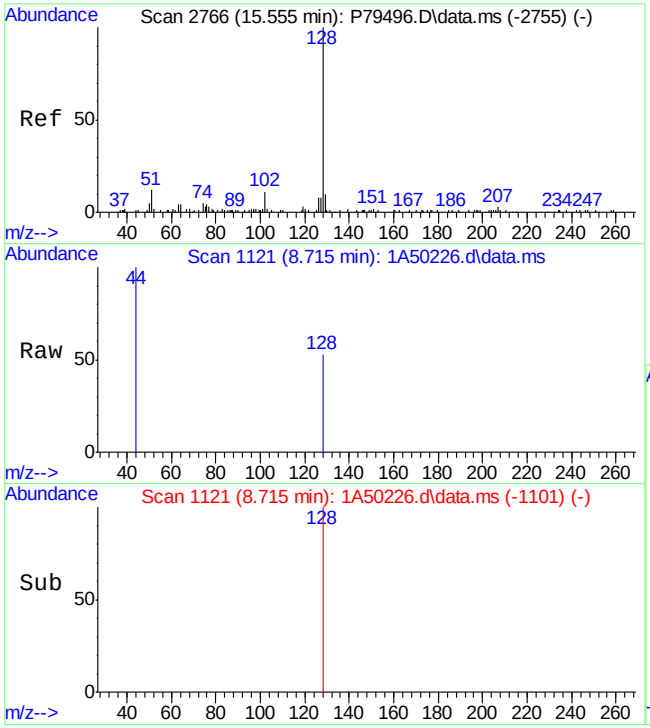

#111
Naphthalene
Concen: 0.03 ug/L
RT: 8.715 min Scan# 1121
Delta R.T. 0.000 min
Lab File: 1A50226.d
Acq: 25 Oct 2023 2:54 pm

Tgt Ion:128 Resp: 56

Ion	Ratio	Lower	Upper
128	100		
127	0.0	0.0	43.5

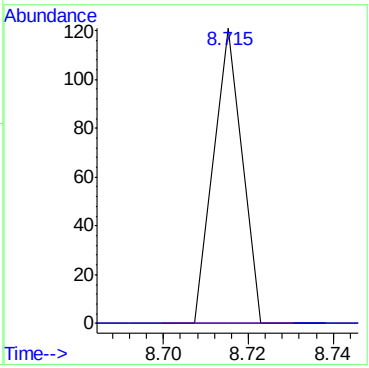

Quantitation Report (QT Reviewed)

Data Path : D:\stuff\10262023 runlogsM\V1A1964-1965 files\
Data File : 1A50227.d
Acq On : 25 Oct 2023 3:19 pm
Operator : jeniferw
Sample : FC10637-15
Misc : MS55129,V1A1964,,,,,
ALS Vial : 17 Sample Multiplier: 1

Quant Time: Oct 25 20:38:52 2023
Quant Method : X:\Orlando VOA\celinec\October 2023\10-26-2023\V1A1964\method\V1A_10-23-2023.M
Quant Title : SW-846 Method 5035A/8260B
QLast Update : Mon Oct 23 13:18:22 2023
Response via : Initial Calibration

Compound	R.T.	QIon	Response	Conc	Units		Dev(Min)
Internal Standards							
1) Fluorobenzene	3.405	96	250811	50.00	ug/L		0.00
62) Chlorobenzene-d5	5.352	117	180622	50.00	ug/L		0.00
85) 1,4-Dichlorobenzene-d4	7.099	152	91370	50.00	ug/L		0.00
System Monitoring Compounds							
39) Dibromofluoromethane	2.958	113	74168	53.62	ug/L		0.00
Spiked Amount 50.000	Range 83 - 118		Recovery = 107.24%				
49) 1,2-Dichloroethane-d4	3.235	65	98855	55.03	ug/L		0.00
Spiked Amount 50.000	Range 79 - 125		Recovery = 110.06%				
63) Toluene-d8	4.336	98	236786	48.83	ug/L		0.00
Spiked Amount 50.000	Range 85 - 112		Recovery = 97.66%				
86) 4-Bromofluorobenzene	6.229	174	75214	49.34	ug/L		0.00
Spiked Amount 50.000	Range 83 - 118		Recovery = 98.68%				
Target Compounds							Qvalue
18) Methylene Chloride	2.042	49	759	0.28	ug/L	#	61
19) Acetone	2.073	43	3105	3.96	ug/L		75
23) Methyl Tert Butyl Ether	2.196	73	789	0.21	ug/L	#	40
35) Cyclohexane	2.858	56	2173	0.62	ug/L	#	75
46) Methacrylonitrile	3.143	41	70	0.04	ug/L	#	14
47) Benzene	3.181	78	5455	1.00	ug/L		96
53) Trichloroethene	3.512	95	48	0.03	ug/L	#	71
77) Ethylbenzene	5.498	91	220	0.04	ug/L		71
80) m,p-Xylene	5.498	91	220	0.04	ug/L		84
84) Isopropylbenzene	6.044	105	241	0.04	ug/L		56
88) n-Propylbenzene	6.352	91	293	0.04	ug/L		50
92) 2-Chlorotoluene	6.352	91	293	0.07	ug/L	#	52
98) 1,2,4-Trimethylbenzene	6.806	105	399	0.09	ug/L		82
100) sec-Butylbenzene	6.806	105	399	0.07	ug/L		59
103) 1,2,3-Trimethylbenzene	7.145	105	931	0.20	ug/L		82

(#) = qualifier out of range (m) = manual integration (+) = signals summed

Quantitation Report (QT Reviewed)

Data Path : D:\stuff\10262023 runlogsM\V1A1964-1965 files\
Data File : 1A50227.d
Acq On : 25 Oct 2023 3:19 pm
Operator : jeniferw
Sample : FC10637-15
Misc : MS55129,V1A1964,,,,,
ALS Vial : 17 Sample Multiplier: 1

Quant Time: Oct 25 20:38:52 2023
Quant Method : X:\Orlando VOA\celinec\October 2023\10-26-2023\V1A1964\method\V1A_10-23-2023.M
Quant Title : SW-846 Method 5035A/8260B
QLast Update : Mon Oct 23 13:18:22 2023
Response via : Initial Calibration

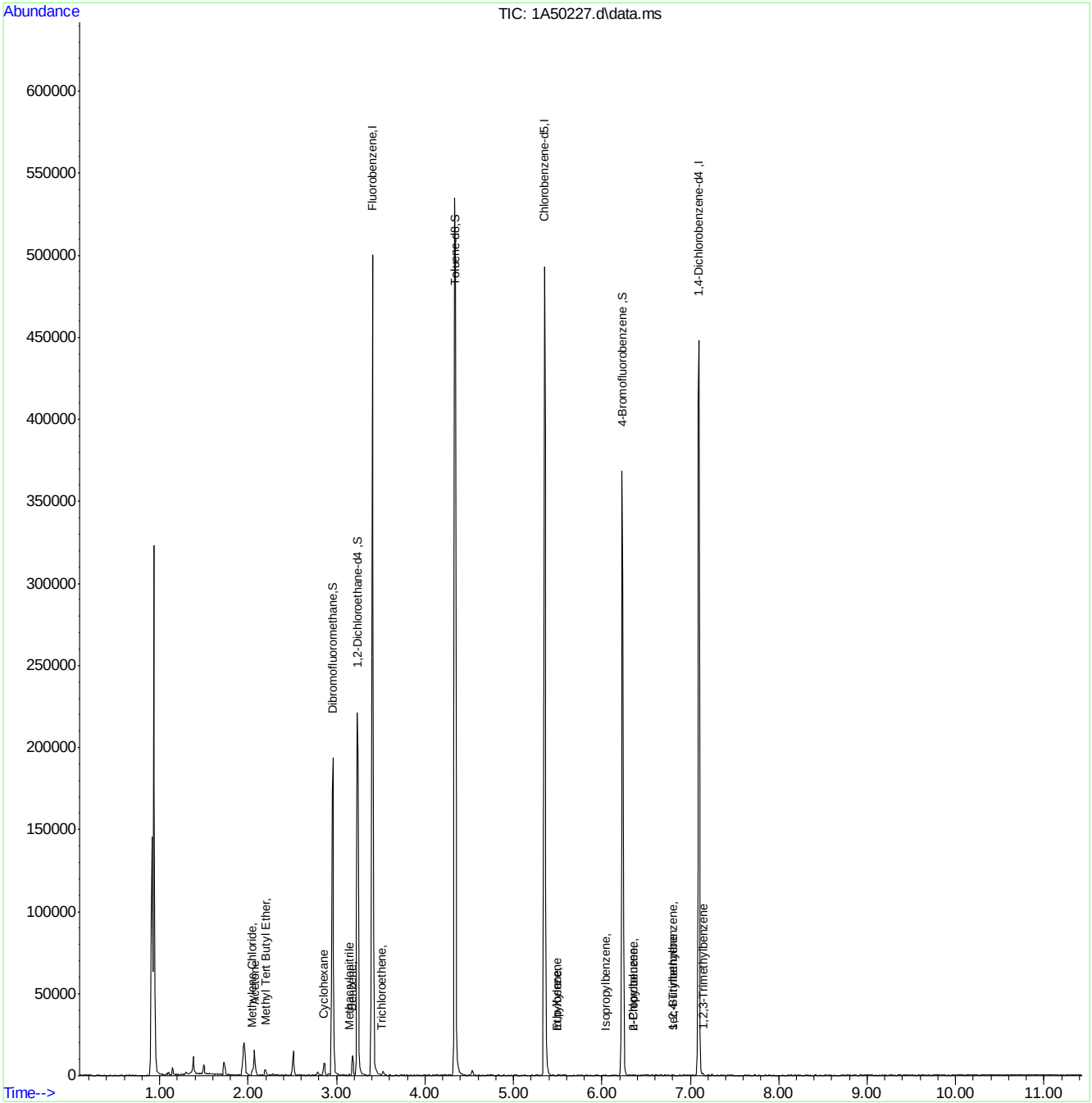

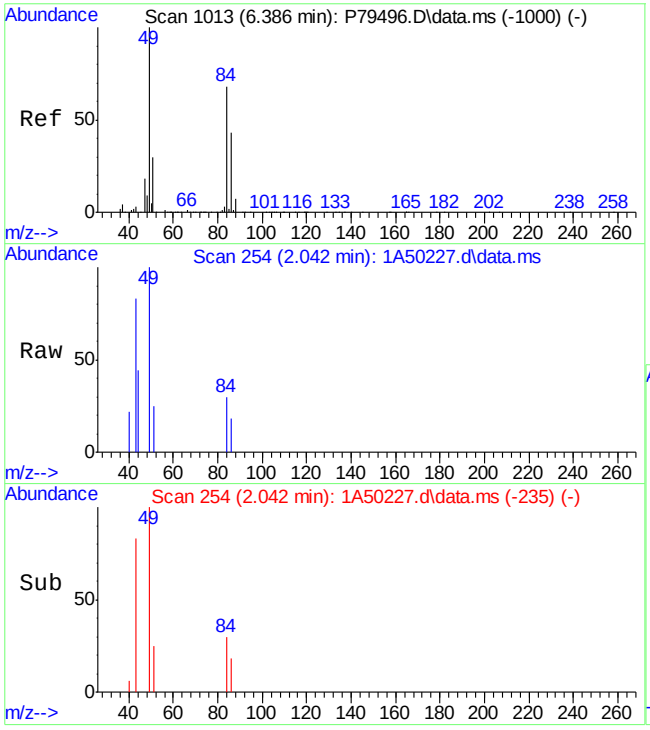

#18
Methylene Chloride
Concen: 0.28 ug/L
RT: 2.042 min Scan# 254
Delta R.T. -0.001 min
Lab File: 1A50227.d
Acq: 25 Oct 2023 3:19 pm

Tgt Ion: 49 Resp: 759

Ion	Ratio	Lower	Upper
49	100		
84	30.4	41.8	101.8#
86	17.7	15.6	75.6
51	24.7	0.0	59.7

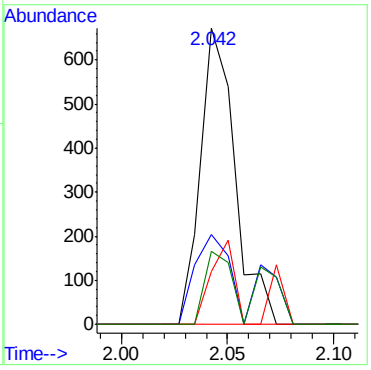

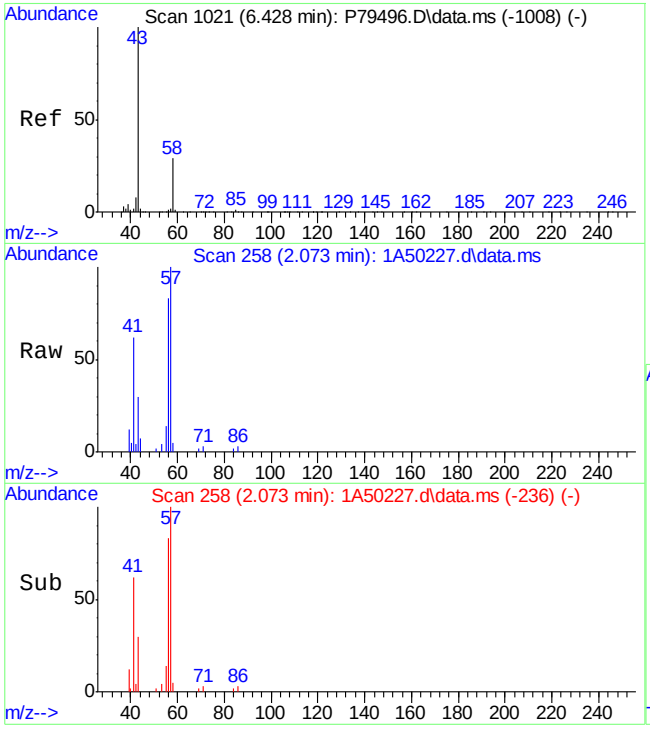

#19
Acetone
Concen: 3.96 ug/L
RT: 2.073 min Scan# 258
Delta R.T. 0.023 min
Lab File: 1A50227.d
Acq: 25 Oct 2023 3:19 pm

Tgt Ion: 43 Resp: 3105

Ion	Ratio	Lower	Upper
43	100		
58	16.0	0.0	59.6

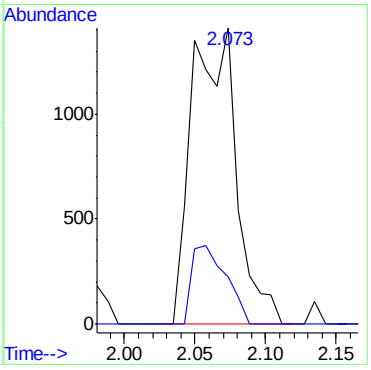

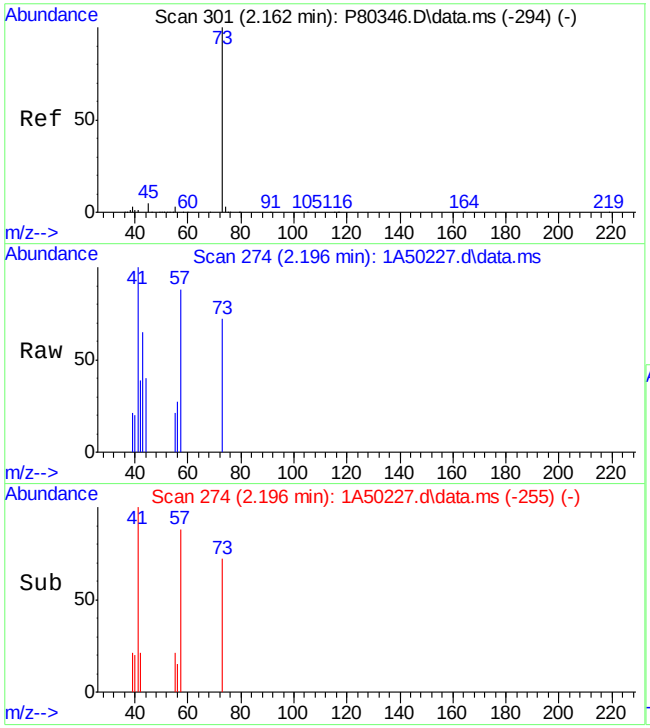

#23
Methyl Tert Butyl Ether
Concen: 0.21 ug/L
RT: 2.196 min Scan# 274
Delta R.T. -0.000 min
Lab File: 1A50227.d
Acq: 25 Oct 2023 3:19 pm

Tgt Ion: 73 Resp: 789

Ion	Ratio	Lower	Upper
73	100		
57	121.2	52.2	112.2#
43	90.2	27.2	87.2#
41	138.5	34.5	94.5#

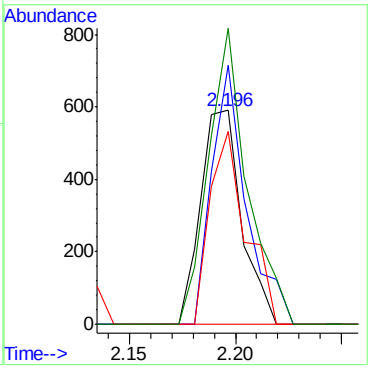

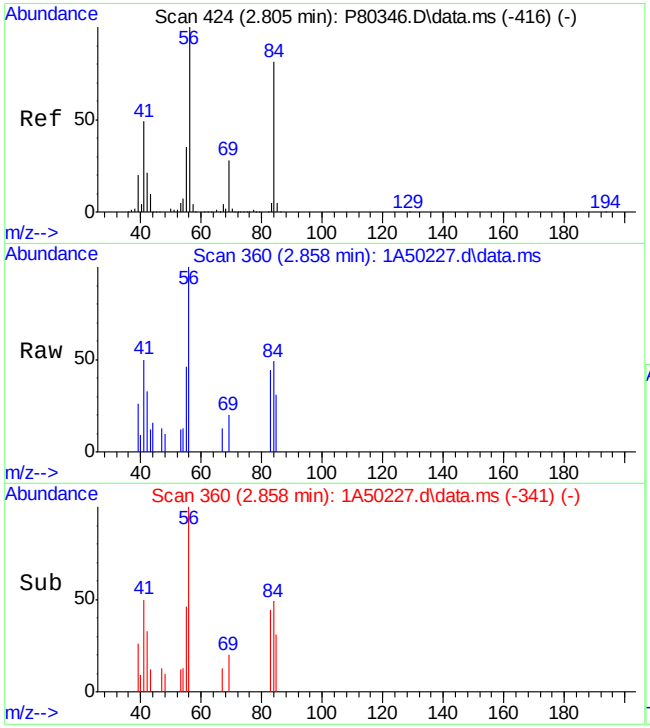

#35
Cyclohexane
Concen: 0.62 ug/L
RT: 2.858 min Scan# 360
Delta R.T. -0.000 min
Lab File: 1A50227.d
Acq: 25 Oct 2023 3:19 pm

Tgt Ion: 56 Resp: 2173

Ion	Ratio	Lower	Upper
56	100		
84	48.7	69.1	109.1#
41	49.6	33.6	73.6
55	45.7	19.7	59.7

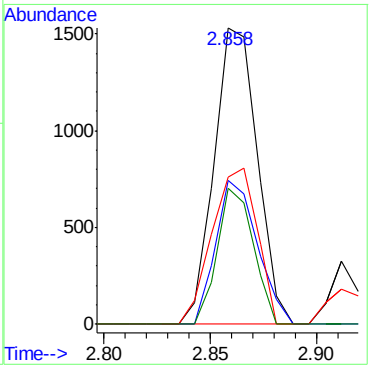

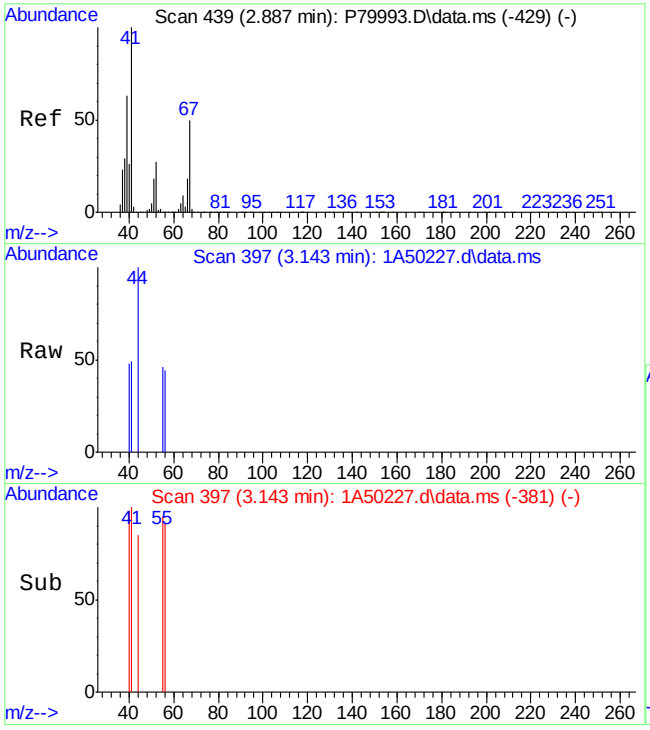

#46
Methacrylonitrile
Concen: 0.04 ug/L
RT: 3.143 min Scan# 397
Delta R.T. -0.023 min
Lab File: 1A50227.d
Acq: 25 Oct 2023 3:19 pm

Tgt Ion: 41 Resp: 70

Ion	Ratio	Lower	Upper
41	100		
39	0.0	33.8	73.8#
40	98.0	5.7	45.7#
52	0.0	10.8	50.8#

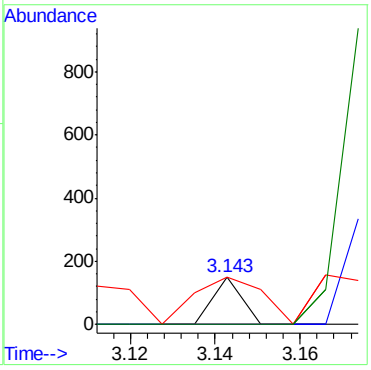

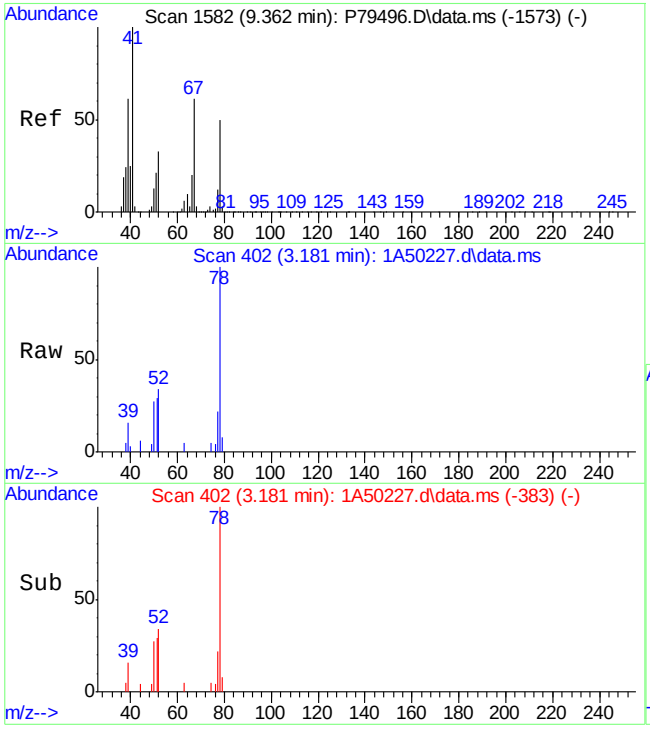

#47
Benzene
Concen: 1.00 ug/L
RT: 3.181 min Scan# 402
Delta R.T. -0.000 min
Lab File: 1A50227.d
Acq: 25 Oct 2023 3:19 pm

Tgt Ion: 78 Resp: 5455

Ion	Ratio	Lower	Upper
78	100		
51	28.5	0.0	54.6
77	22.2	0.0	53.3
52	33.5	5.0	65.0

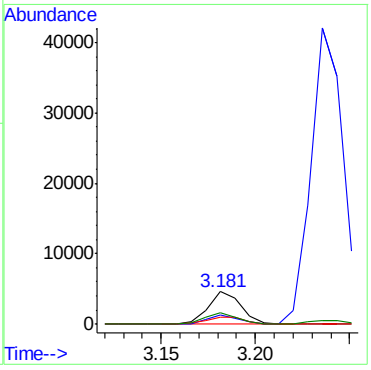

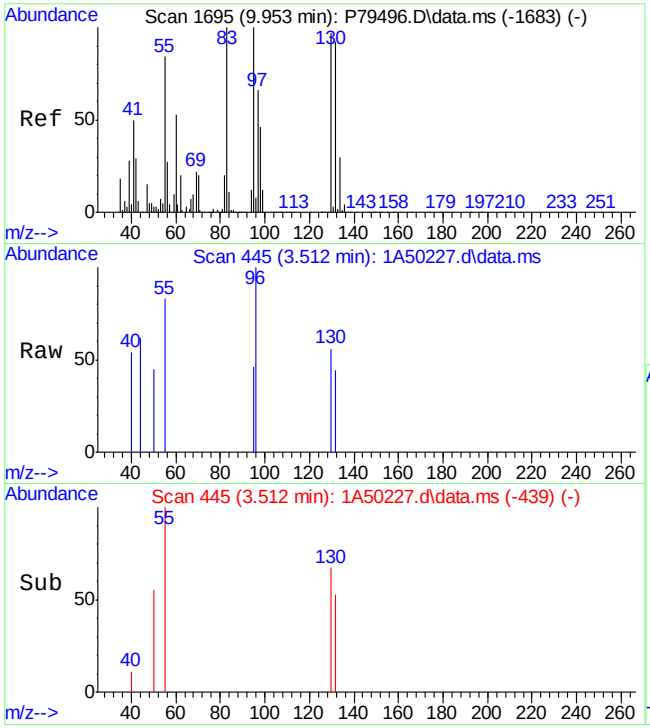

#53
Trichloroethene
Concen: 0.03 ug/L
RT: 3.512 min Scan# 445
Delta R.T. -0.001 min
Lab File: 1A50227.d
Acq: 25 Oct 2023 3:19 pm

Tgt Ion: 95 Resp: 48

Ion	Ratio	Lower	Upper
95	100		
130	121.2	76.8	136.8
97	0.0	34.1	94.1#
132	96.2	81.1	141.1

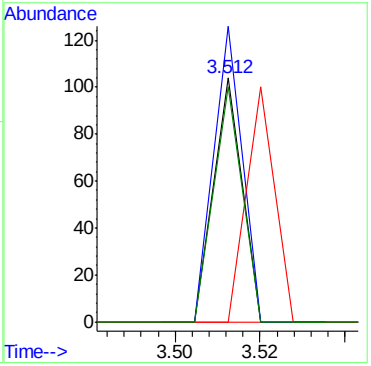

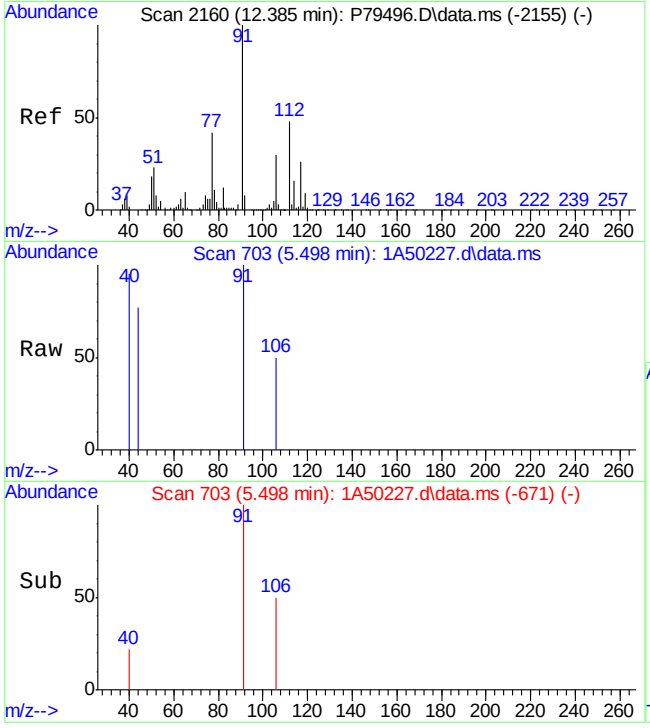

#77
Ethylbenzene
Concen: 0.04 ug/L
RT: 5.498 min Scan# 703
Delta R.T. 0.100 min
Lab File: 1A50227.d
Acq: 25 Oct 2023 3:19 pm

Tgt Ion: 91 Resp: 220

Ion	Ratio	Lower	Upper
91	100		
106	49.5	2.0	62.0
65	0.0	0.0	38.3
51	0.0	0.0	40.1

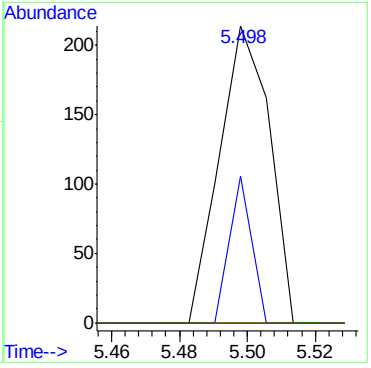

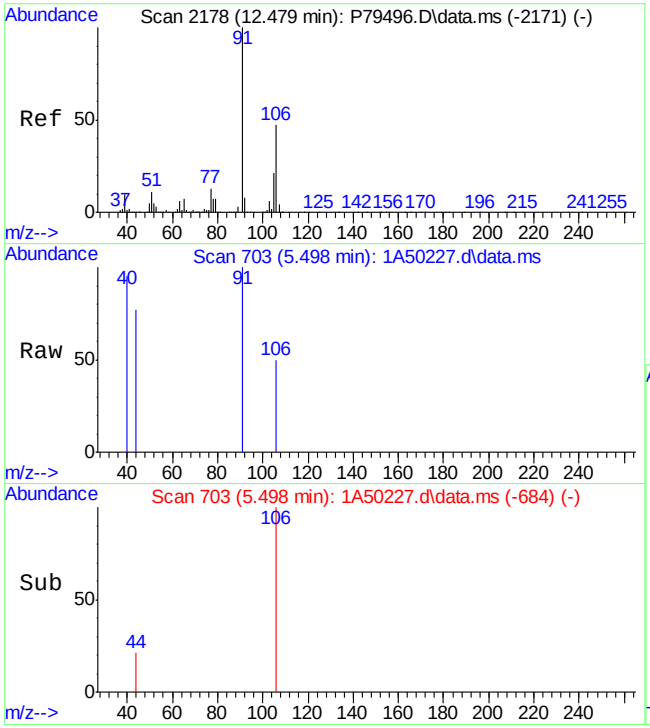

#80
m,p-Xylene
Concen: 0.04 ug/L
RT: 5.498 min Scan# 703
Delta R.T. -0.000 min
Lab File: 1A50227.d
Acq: 25 Oct 2023 3:19 pm

Tgt Ion: 91 Resp: 220

Ion	Ratio	Lower	Upper
91	100		
106	49.5	18.3	78.3
105	0.0	0.0	51.8

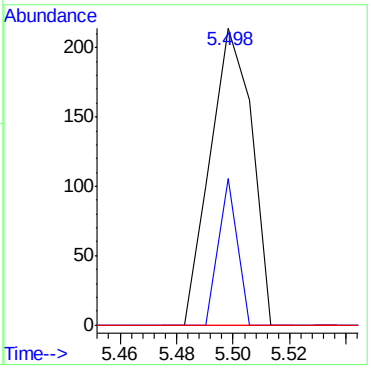

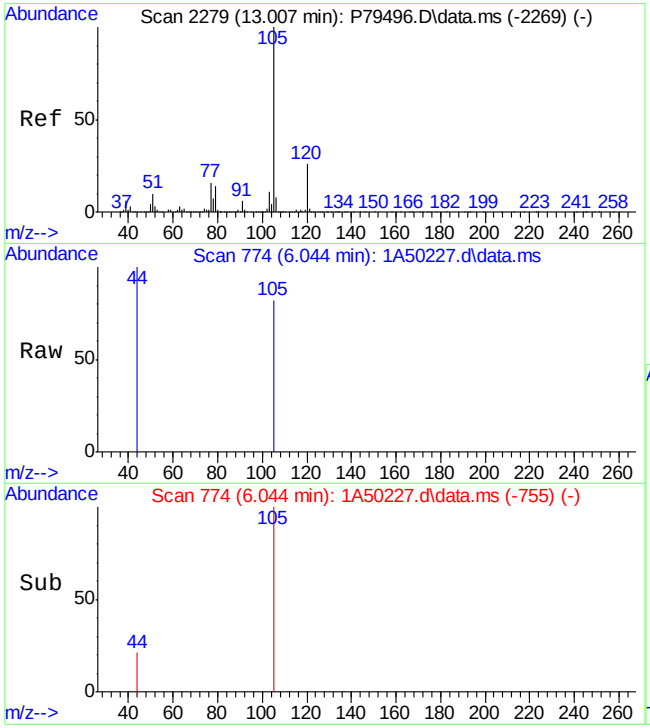

#84
Isopropylbenzene
Concen: 0.04 ug/L
RT: 6.044 min Scan# 774
Delta R.T. -0.000 min
Lab File: 1A50227.d
Acq: 25 Oct 2023 3:19 pm

Tgt Ion:105 Resp: 241

Ion	Ratio	Lower	Upper
105	100		
120	0.0	0.0	57.8
79	0.0	0.0	42.8
77	0.0	0.0	44.5

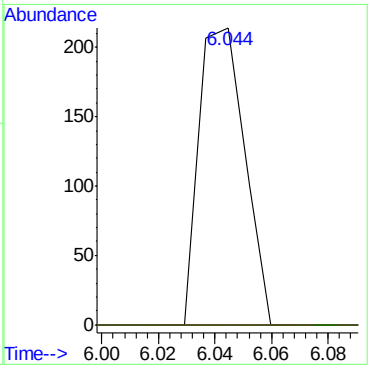

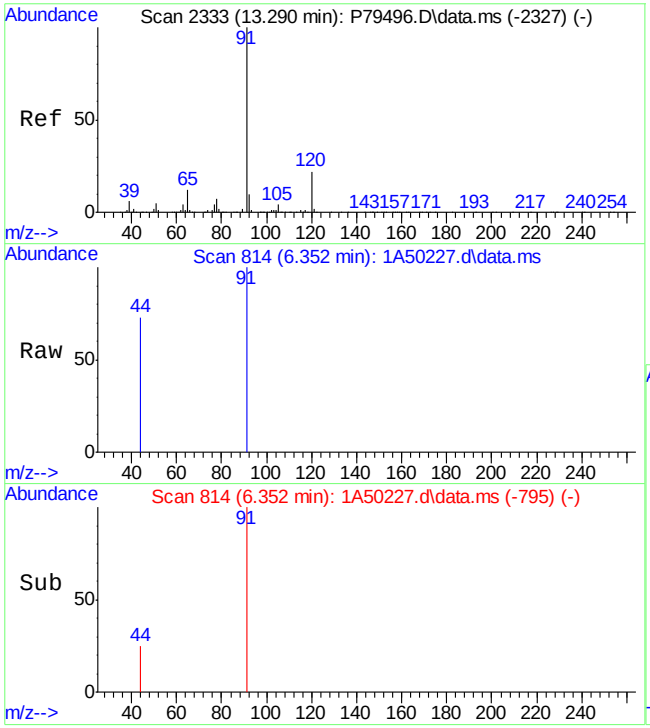

#88
n-Propylbenzene
Concen: 0.04 ug/L
RT: 6.352 min Scan# 814
Delta R.T. -0.001 min
Lab File: 1A50227.d
Acq: 25 Oct 2023 3:19 pm

Tgt Ion: 91 Resp: 293

Ion	Ratio	Lower	Upper
91	100		
120	0.0	0.0	54.8

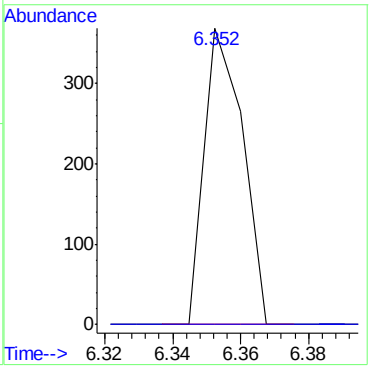

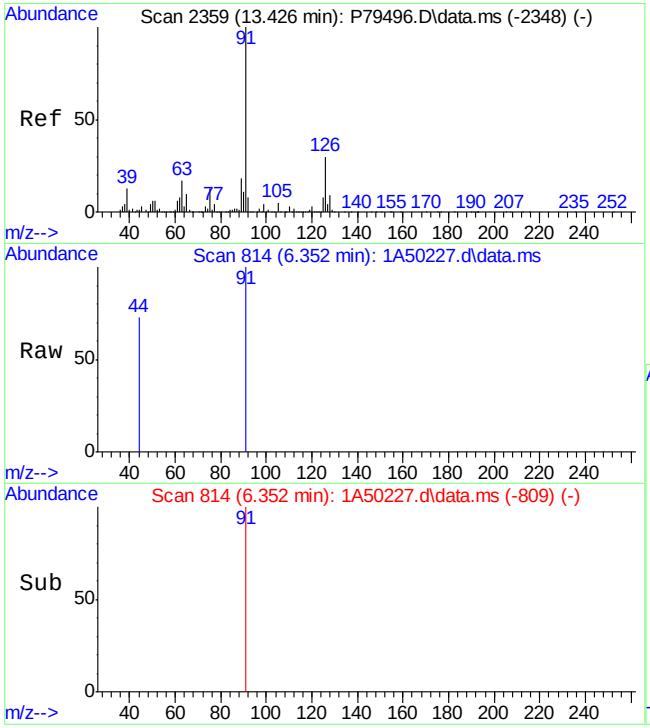

#92
2-Chlorotoluene
Concen: 0.07 ug/L
RT: 6.352 min Scan# 814
Delta R.T. -0.108 min
Lab File: 1A50227.d
Acq: 25 Oct 2023 3:19 pm

Tgt Ion: 91 Resp: 293

Ion	Ratio	Lower	Upper
91	100		
126	0.0	3.3	63.3#
89	0.0	0.0	48.6
128	0.0	0.0	41.0

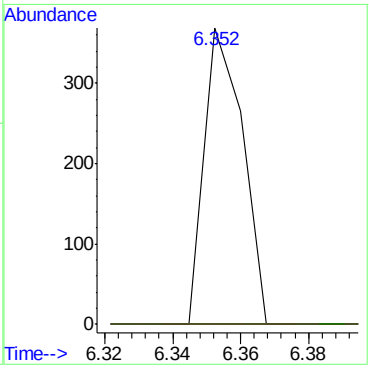

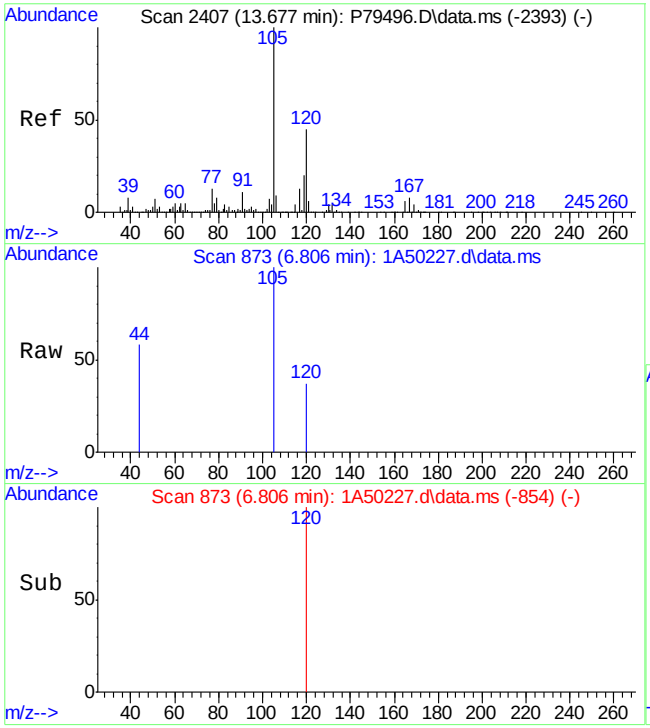

#98
1,2,4-Trimethylbenzene
Concen: 0.09 ug/L
RT: 6.806 min Scan# 873
Delta R.T. -0.000 min
Lab File: 1A50227.d
Acq: 25 Oct 2023 3:19 pm

Tgt Ion:105 Resp: 399

Ion	Ratio	Lower	Upper
105	100		
120	36.8	16.0	76.0
119	0.0	0.0	42.3

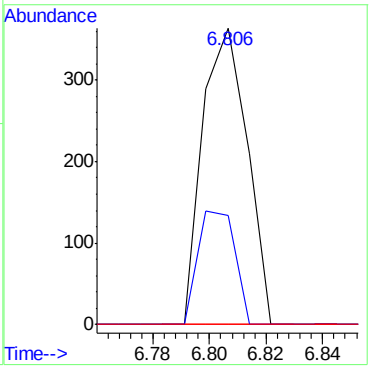

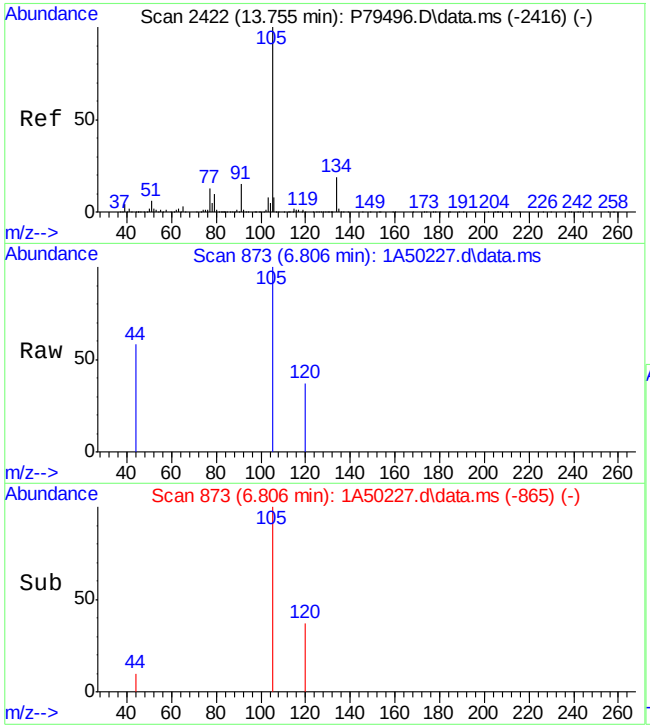

#100
sec-Butylbenzene
Concen: 0.07 ug/L
RT: 6.806 min Scan# 873
Delta R.T. -0.085 min
Lab File: 1A50227.d
Acq: 25 Oct 2023 3:19 pm

Tgt Ion:105 Resp: 399

Ion	Ratio	Lower	Upper
105	100		
134	0.0	0.0	52.6
91	0.0	0.0	46.4
77	0.0	0.0	42.9

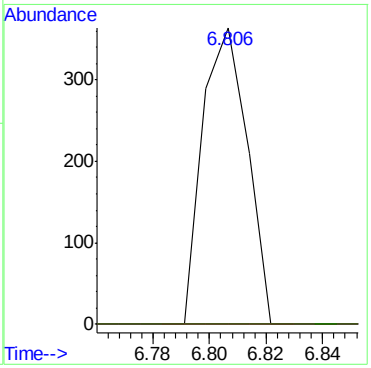

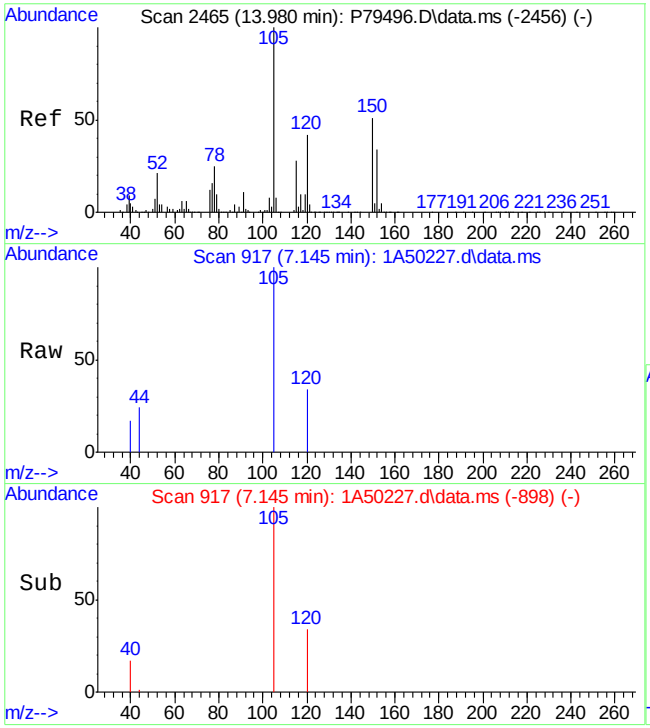

#103
1,2,3-Trimethylbenzene
Concen: 0.20 ug/L
RT: 7.145 min Scan# 917
Delta R.T. -0.000 min
Lab File: 1A50227.d
Acq: 25 Oct 2023 3:19 pm

Tgt Ion:105 Resp: 931

Ion	Ratio	Lower	Upper
105	100		
120	34.1	11.4	71.4
119	0.0	0.0	39.5
77	0.0	0.0	42.2

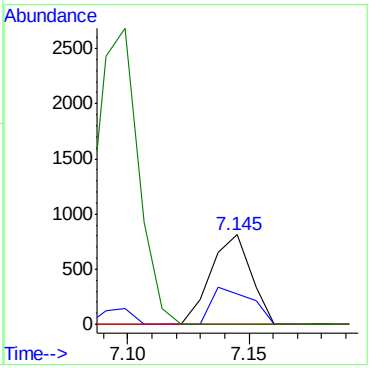

Quantitation Report (QT Reviewed)

Data Path : X:\Orlando VOA\celinec\October 2023\10-27-2023\V1A1966\V1A1966\
Data File : 1A50273.d
Acq On : 26 Oct 2023 1:41 pm
Operator : jeniferw
Sample : FC10637-16 Inst : MSVOA17
Misc : MS55144,V1A1966,,,,,
ALS Vial : 11 Sample Multiplier: 1

Quant Time: Oct 26 23:57:37 2023
Quant Method : X:\Orlando VOA\celinec\October 2023\10-27-2023\V1A1966\Method\V1A_10-23-2023.M
Quant Title : SW-846 Method 5035A/8260B
QLast Update : Mon Oct 23 13:18:22 2023
Response via : Initial Calibration

Compound		R.T.	QIon	Response	Conc	Units	Dev(Min)
Internal Standards							
1) Fluorobenzene		3.405	96	250732	50.00	ug/L	0.00
62) Chlorobenzene-d5		5.352	117	184222	50.00	ug/L	0.00
85) 1,4-Dichlorobenzene-d4		7.099	152	95405	50.00	ug/L	0.00
System Monitoring Compounds							
39) Dibromofluoromethane		2.951	113	74364	53.78	ug/L	0.00
Spiked Amount	50.000	Range 83 - 118		Recovery =	107.56%		
49) 1,2-Dichloroethane-d4		3.235	65	99026	55.15	ug/L	0.00
Spiked Amount	50.000	Range 79 - 125		Recovery =	110.30%		
63) Toluene-d8		4.336	98	240949	48.72	ug/L	0.00
Spiked Amount	50.000	Range 85 - 112		Recovery =	97.44%		
86) 4-Bromofluorobenzene		6.229	174	78345	49.22	ug/L	0.00
Spiked Amount	50.000	Range 83 - 118		Recovery =	98.44%		
Target Compounds							Qvalue
18) Methylene Chloride		2.042	49	9537	3.5560	ug/L	76
19) Acetone		2.050	43	1165	1.4847	ug/L	85
64) Toluene		4.374	91	1437	0.2456	ug/L	71

(#) = qualifier out of range (m) = manual integration (+) = signals summed

Quantitation Report (QT Reviewed)

Data Path : X:\Orlando VOA\celinec\October 2023\10-27-2023\V1A1966\V1A1966\
Data File : 1A50273.d
Acq On : 26 Oct 2023 1:41 pm
Operator : jeniferw
Sample : FC10637-16 Inst : MSVOA17
Misc : MS55144,V1A1966,,,,,
ALS Vial : 11 Sample Multiplier: 1

Quant Time: Oct 26 23:57:37 2023
Quant Method : X:\Orlando VOA\celinec\October 2023\10-27-2023\V1A1966\Method\V1A_10-23-2023.M
Quant Title : SW-846 Method 5035A/8260B
QLast Update : Mon Oct 23 13:18:22 2023
Response via : Initial Calibration



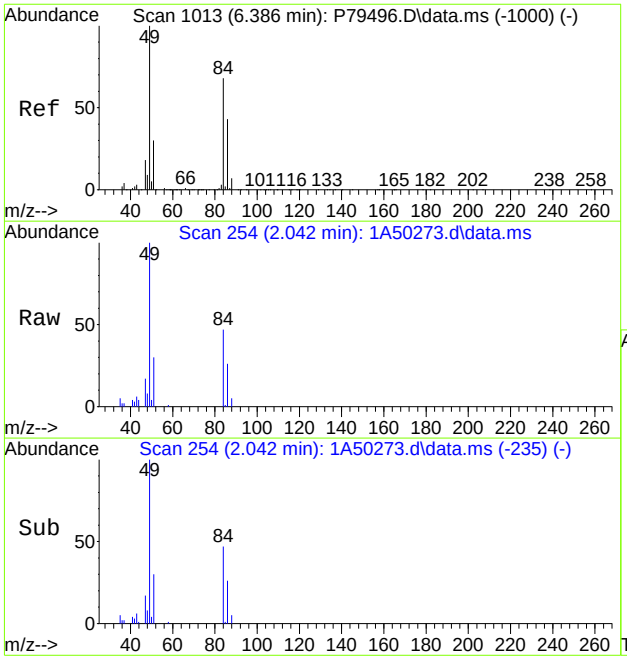

#18
Methylene Chloride
Concen: 3.5560 ug/L
RT: 2.042 min Scan# 254
Delta R.T. -0.001 min
Lab File: 1A50273.d
Acq: 26 Oct 2023 1:41 pm

Tgt Ion: 49 Resp: 9537

Ion	Ratio	Lower	Upper
49	100		
84	46.9	41.8	101.8
86	25.9	15.6	75.6
51	30.3	0.0	59.7

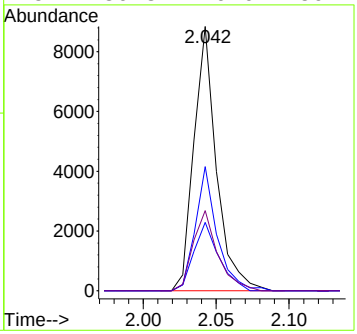

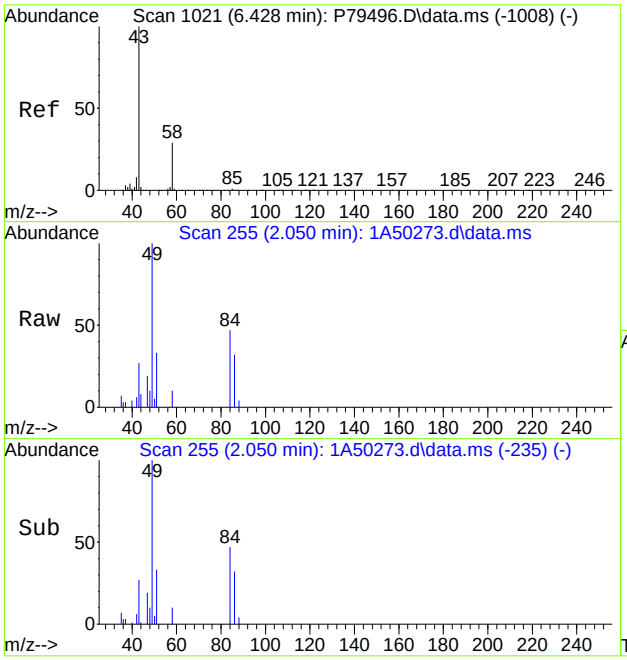

#19
Acetone
Concen: 1.4847 ug/L
RT: 2.050 min Scan# 255
Delta R.T. 0.000 min
Lab File: 1A50273.d
Acq: 26 Oct 2023 1:41 pm

Tgt Ion: 43 Resp: 1165

Ion	Ratio	Lower	Upper
43	100		
58	37.7	0.0	59.6

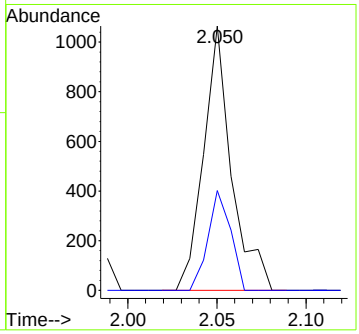

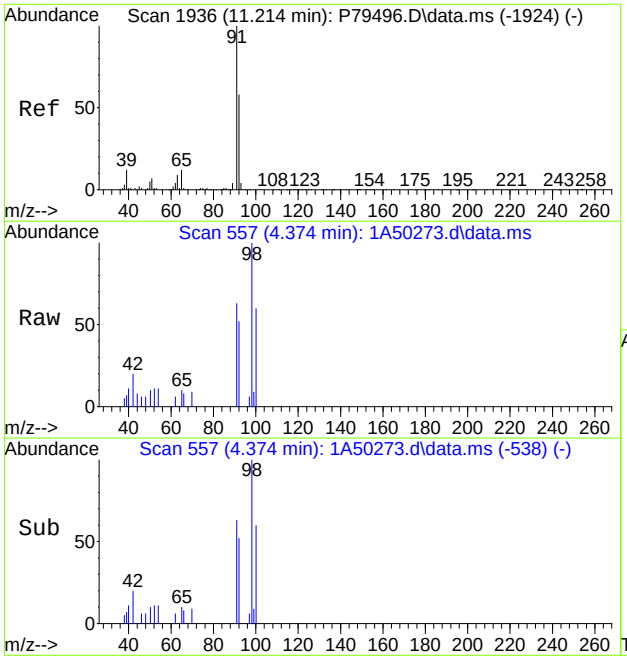

#64
Toluene
Concen: 0.2456 ug/L
RT: 4.374 min Scan# 557
Delta R.T. -0.000 min
Lab File: 1A50273.d
Acq: 26 Oct 2023 1:41 pm

Tgt Ion: 91 Resp: 1437

Ion	Ratio	Lower	Upper
91	100		
92	81.6	29.5	89.5

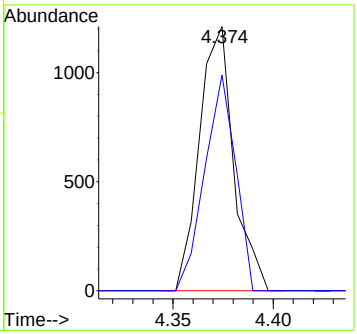

Quantitation Report (QT Reviewed)

Data Path : X:\Orlando VOA\celinec\November 2023\11-01-2023\V5E1945\V5E1945\
Data File : 5E43561.d
Acq On : 31 Oct 2023 10:48 am
Operator : neilc1
Sample : fc10637-16 Inst : MSVOA20
Misc : MS55171,V5E1945,,,,,
ALS Vial : 10 Sample Multiplier: 1

Quant Time: Nov 01 00:57:14 2023
Quant Method : X:\Orlando VOA\celinec\November 2023\11-01-2023\V5E1945\method\appIX10-11-2023_.M
Quant Title : SW-846 Method 5030B/8260B & EPA 624
QLast Update : Thu Oct 12 08:18:51 2023
Response via : Initial Calibration

Compound	R.T.	QIon	Response	Conc	Units	Dev(Min)
Internal Standards						
1) Fluorobenzene	8.464	96	205949	50.00	ug/L	0.00
61) Chlorobenzene-d5	11.597	117	156654	50.00	ug/L	0.00
85) 1,4-Dichlorobenzene-d4	13.956	152	87325	50.00	ug/L	0.00
System Monitoring Compounds						
39) Dibromofluoromethane	7.610	113	64524	51.77	ug/L	0.00
Spiked Amount 50.000	Range 83 - 118		Recovery = 103.54%			
49) 1,2-Dichloroethane-d4	8.183	65	75989	54.45	ug/L	0.00
Spiked Amount 50.000	Range 79 - 125		Recovery = 108.90%			
62) Toluene-d8	10.036	98	204714	48.62	ug/L	0.00
Spiked Amount 50.000	Range 85 - 112		Recovery = 97.24%			
86) 4-Bromofluorobenzene	12.816	95	76730	50.19	ug/L	0.00
Spiked Amount 50.000	Range 83 - 118		Recovery = 100.38%			
Target Compounds						Qvalue
18) Methylene Chloride	5.592	49	4226	2.8471	ug/L	92
63) Toluene	10.091	91	822	0.2233	ug/L	96

(#) = qualifier out of range (m) = manual integration (+) = signals summed

Quantitation Report (QT Reviewed)

Data Path : X:\Orlando VOA\celinec\November 2023\11-01-2023\V5E1945\V5E1945\
Data File : 5E43561.d
Acq On : 31 Oct 2023 10:48 am
Operator : neilc1
Sample : fc10637-16 Inst : MSVOA20
Misc : MS55171,V5E1945,,,,,
ALS Vial : 10 Sample Multiplier: 1

Quant Time: Nov 01 00:57:14 2023
Quant Method : X:\Orlando VOA\celinec\November 2023\11-01-2023\V5E1945\method\appIX10-11-2023_.M
Quant Title : SW-846 Method 5030B/8260B & EPA 624
QLast Update : Thu Oct 12 08:18:51 2023
Response via : Initial Calibration



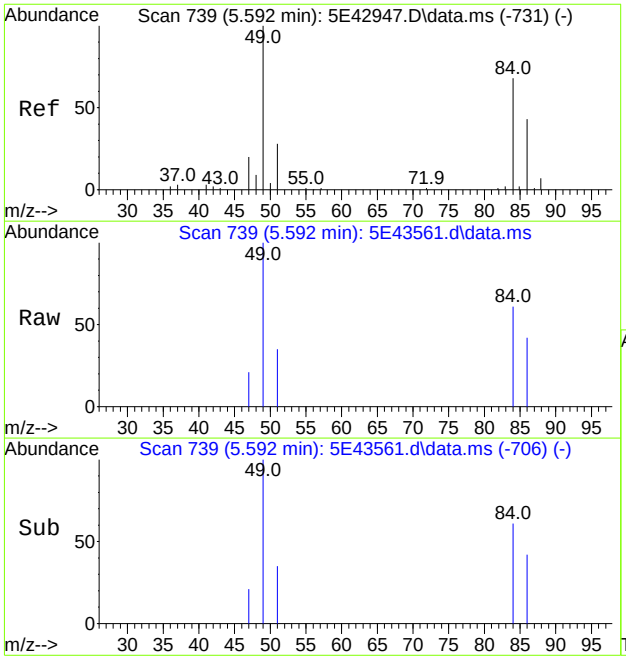

#18
Methylene Chloride
Concen: 2.8471 ug/L
RT: 5.592 min Scan# 739
Delta R.T. 0.000 min
Lab File: 5E43561.d
Acq: 31 Oct 2023 10:48 am

Tgt Ion: 49 Resp: 4226

Ion	Ratio	Lower	Upper
49	100		
84	60.8	38.3	98.3
86	42.3	13.4	73.4
51	34.8	0.0	58.5

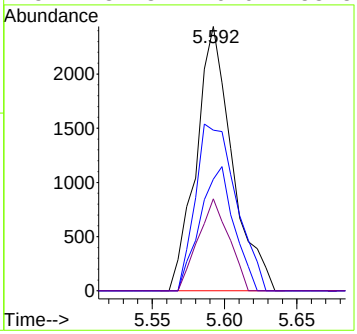

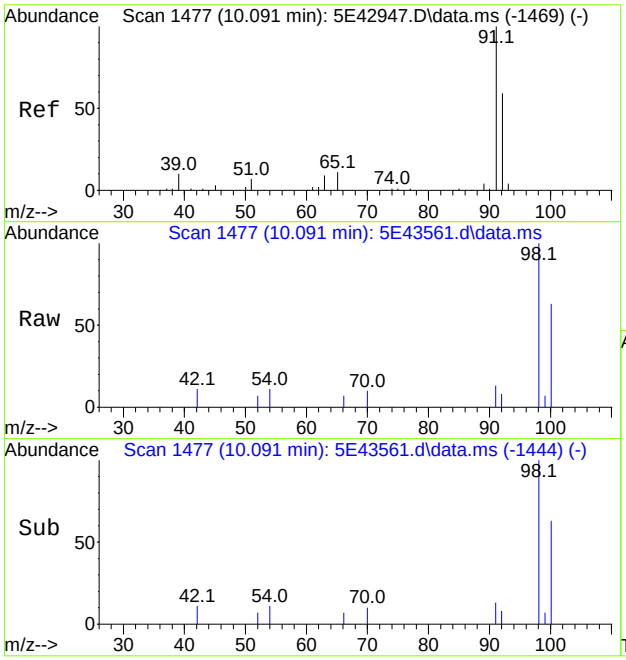

#63
Toluene
Concen: 0.2233 ug/L
RT: 10.091 min Scan# 1477
Delta R.T. 0.000 min
Lab File: 5E43561.d
Acq: 31 Oct 2023 10:48 am

Tgt Ion: 91 Resp: 822

Ion	Ratio	Lower	Upper
91	100		
92	61.6	28.6	88.6

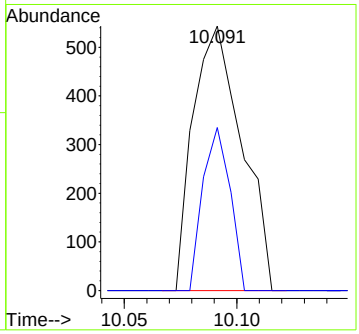

Quantitation Report (QT Reviewed)

Data Path : X:\Orlando VOA\celinec\October 2023\10-27-2023\V1A1966\V1A1966\
Data File : 1A50270.d
Acq On : 26 Oct 2023 12:28 pm
Operator : jeniferw
Sample : FC10637-17 Inst : MSVOA17
Misc : MS55144,V1A1966,,,,,
ALS Vial : 8 Sample Multiplier: 1

Quant Time: Oct 26 23:56:30 2023
Quant Method : X:\Orlando VOA\celinec\October 2023\10-27-2023\V1A1966\Method\V1A_10-23-2023.M
Quant Title : SW-846 Method 5035A/8260B
QLast Update : Mon Oct 23 13:18:22 2023
Response via : Initial Calibration

Compound	R.T.	QIon	Response	Conc	Units	Dev(Min)
Internal Standards						
1) Fluorobenzene	3.405	96	248166	50.00	ug/L	0.00
62) Chlorobenzene-d5	5.352	117	182985	50.00	ug/L	0.00
85) 1,4-Dichlorobenzene-d4	7.099	152	93688	50.00	ug/L	0.00
System Monitoring Compounds						
39) Dibromofluoromethane	2.958	113	72958	53.31	ug/L	0.00
Spiked Amount 50.000	Range 83 - 118		Recovery = 106.62%			
49) 1,2-Dichloroethane-d4	3.235	65	97465	54.84	ug/L	0.00
Spiked Amount 50.000	Range 79 - 125		Recovery = 109.68%			
63) Toluene-d8	4.344	98	242941	49.46	ug/L	0.00
Spiked Amount 50.000	Range 85 - 112		Recovery = 98.92%			
86) 4-Bromofluorobenzene	6.237	174	79113	50.62	ug/L	0.00
Spiked Amount 50.000	Range 83 - 118		Recovery = 101.24%			
Target Compounds						Qvalue
18) Methylene Chloride	2.042	49	1476	0.5560	ug/L #	67
19) Acetone	2.058	43	872	1.1228	ug/L	94

(#) = qualifier out of range (m) = manual integration (+) = signals summed

Quantitation Report (QT Reviewed)

Data Path : X:\Orlando VOA\celinec\October 2023\10-27-2023\V1A1966\V1A1966\
Data File : 1A50270.d
Acq On : 26 Oct 2023 12:28 pm
Operator : jeniferw
Sample : FC10637-17 Inst : MSVOA17
Misc : MS55144,V1A1966,,,,,
ALS Vial : 8 Sample Multiplier: 1

Quant Time: Oct 26 23:56:30 2023
Quant Method : X:\Orlando VOA\celinec\October 2023\10-27-2023\V1A1966\Method\V1A_10-23-2023.M
Quant Title : SW-846 Method 5035A/8260B
QLast Update : Mon Oct 23 13:18:22 2023
Response via : Initial Calibration



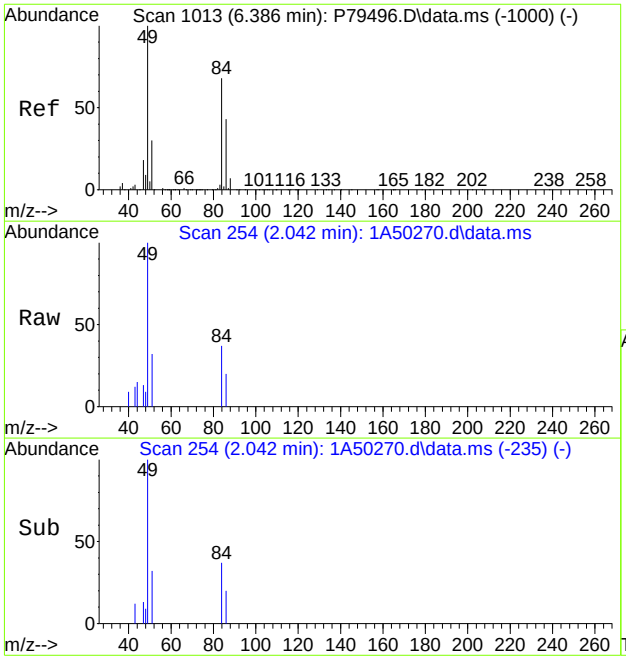

#18
Methylene Chloride
Concen: 0.5560 ug/L
RT: 2.042 min Scan# 254
Delta R.T. -0.001 min
Lab File: 1A50270.d
Acq: 26 Oct 2023 12:28 pm

Tgt Ion: 49 Resp: 1476

Ion	Ratio	Lower	Upper
49	100		
84	36.7	41.8	101.8#
86	20.0	15.6	75.6
51	31.6	0.0	59.7

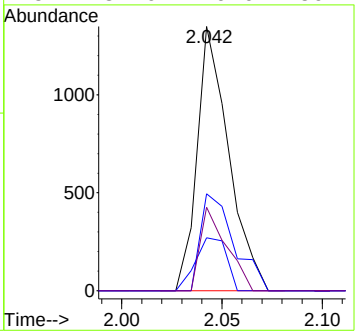

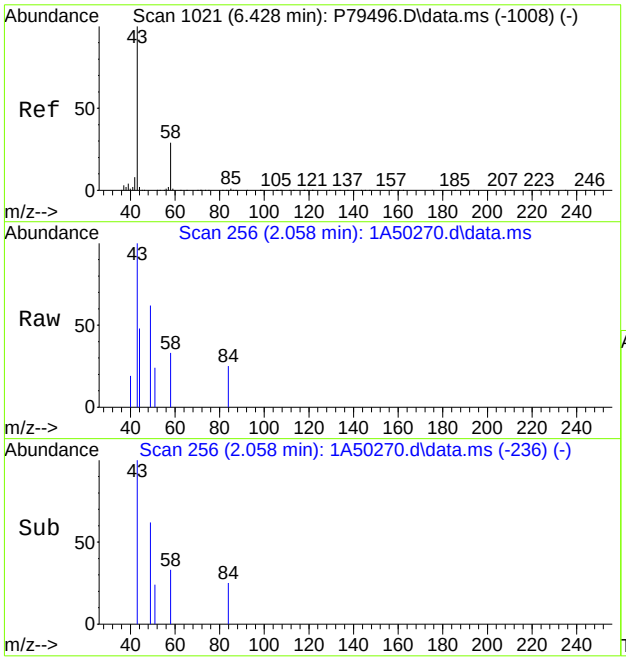

#19
Acetone
Concen: 1.1228 ug/L
RT: 2.058 min Scan# 256
Delta R.T. 0.008 min
Lab File: 1A50270.d
Acq: 26 Oct 2023 12:28 pm

Tgt Ion: 43 Resp: 872

Ion	Ratio	Lower	Upper
43	100		
58	32.9	0.0	59.6

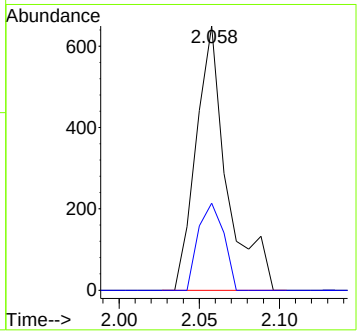

Quantitation Report (QT Reviewed)

Data Path : D:\stuff\10262023 runlogsM\V1A1964-1965 files\
Data File : 1A50215.d
Acq On : 25 Oct 2023 10:26 am
Operator : jeniferw
Sample : MB
Misc : MS55126,V1A1964,,,,,
ALS Vial : 5 Sample Multiplier: 1

Quant Time: Oct 25 20:25:32 2023
Quant Method : X:\Orlando VOA\celinec\October 2023\10-26-2023\V1A1964\method\V1A_10-23-2023.M
Quant Title : SW-846 Method 5035A/8260B
QLast Update : Mon Oct 23 13:18:22 2023
Response via : Initial Calibration

Compound	R.T.	QIon	Response	Conc	Units		Dev(Min)
Internal Standards							
1) Fluorobenzene	3.405	96	263093	50.00	ug/L		0.00
62) Chlorobenzene-d5	5.352	117	187438	50.00	ug/L		0.00
85) 1,4-Dichlorobenzene-d4	7.099	152	97046	50.00	ug/L		0.00
System Monitoring Compounds							
39) Dibromofluoromethane	2.951	113	76298	52.59	ug/L		0.00
Spiked Amount 50.000	Range 83 - 118		Recovery = 105.18%				
49) 1,2-Dichloroethane-d4	3.236	65	99214	52.66	ug/L		0.00
Spiked Amount 50.000	Range 79 - 125		Recovery = 105.32%				
63) Toluene-d8	4.336	98	246376	48.96	ug/L		0.00
Spiked Amount 50.000	Range 85 - 112		Recovery = 97.92%				
86) 4-Bromofluorobenzene	6.229	174	78976	48.78	ug/L		0.00
Spiked Amount 50.000	Range 83 - 118		Recovery = 97.56%				
Target Compounds							Qvalue
18) Methylene Chloride	2.043	49	2278	0.81	ug/L		78
19) Acetone	2.050	43	1073	1.30	ug/L		100
24) Acetonitrile	2.273	41	1869	5.78	ug/L		95
31) Vinyl acetate	2.566	43	237	0.05	ug/L		77
46) Methacrylonitrile	3.174	41	143	0.08	ug/L	#	13
75) 2-hexanone	5.144	43	156	0.05	ug/L	#	34
77) Ethylbenzene	5.352	91	462	0.07	ug/L	#	1
88) n-Propylbenzene	6.229	91	513	0.07	ug/L		50
111) Naphthalene	8.715	128	212	0.09	ug/L		66

(#) = qualifier out of range (m) = manual integration (+) = signals summed

Quantitation Report (QT Reviewed)

Data Path : D:\stuff\10262023 runlogsM\V1A1964-1965 files\
Data File : 1A50215.d
Acq On : 25 Oct 2023 10:26 am
Operator : jeniferw
Sample : MB
Misc : MS55126,V1A1964,,,,,
ALS Vial : 5 Sample Multiplier: 1

Quant Time: Oct 25 20:25:32 2023
Quant Method : X:\Orlando VOA\celinec\October 2023\10-26-2023\V1A1964\method\V1A_10-23-2023.M
Quant Title : SW-846 Method 5035A/8260B
QLast Update : Mon Oct 23 13:18:22 2023
Response via : Initial Calibration

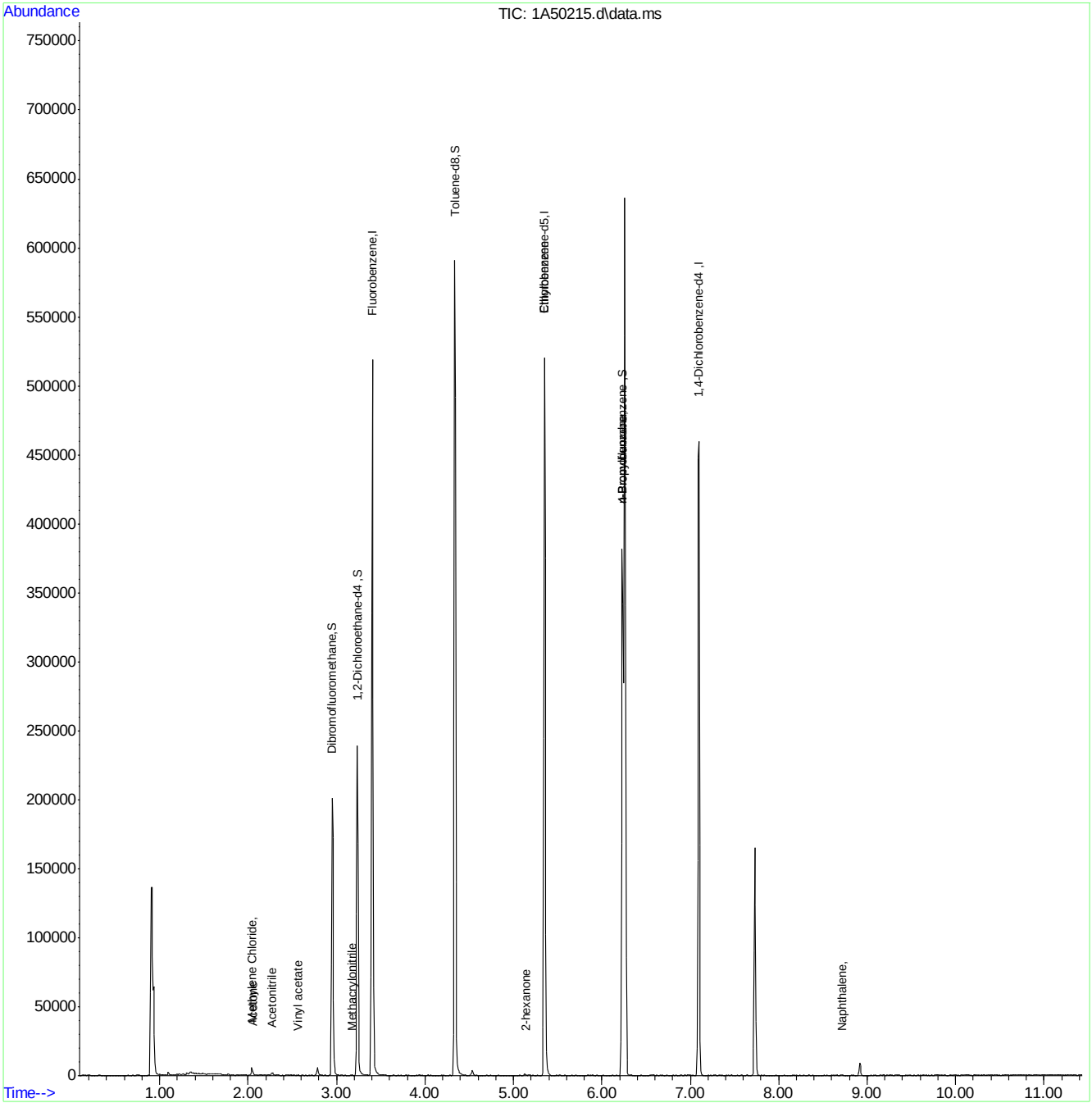

V1A_10-23-2023.M Thu Oct 26 12:36:31 2023 Page: 2

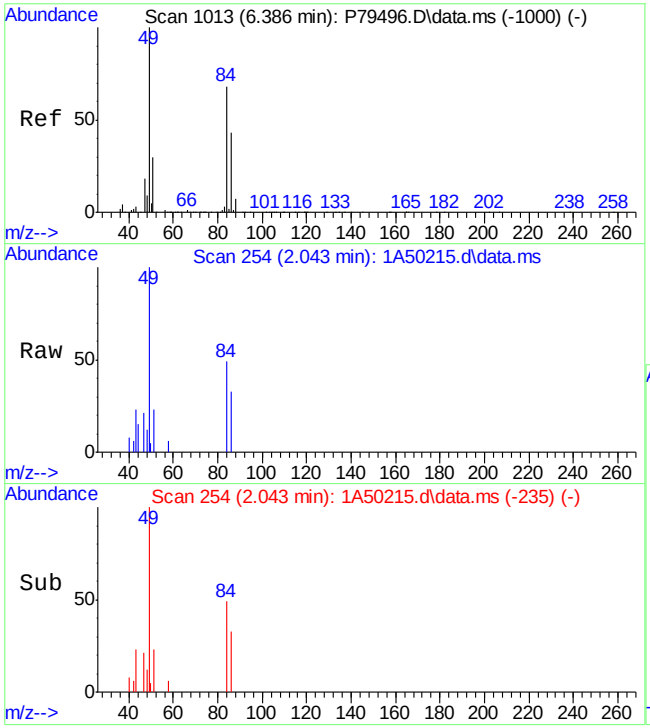

#18
Methylene Chloride
Concen: 0.81 ug/L
RT: 2.043 min Scan# 254
Delta R.T. -0.000 min
Lab File: 1A50215.d
Acq: 25 Oct 2023 10:26 am

Tgt Ion: 49 Resp: 2278

Ion	Ratio	Lower	Upper
49	100		
84	49.2	41.8	101.8
86	32.5	15.6	75.6
51	22.7	0.0	59.7

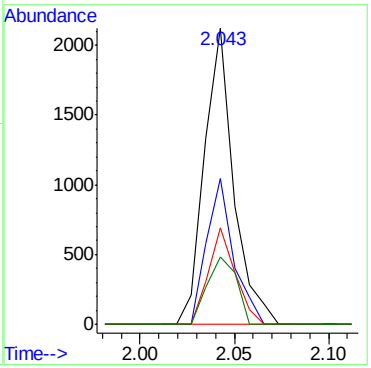

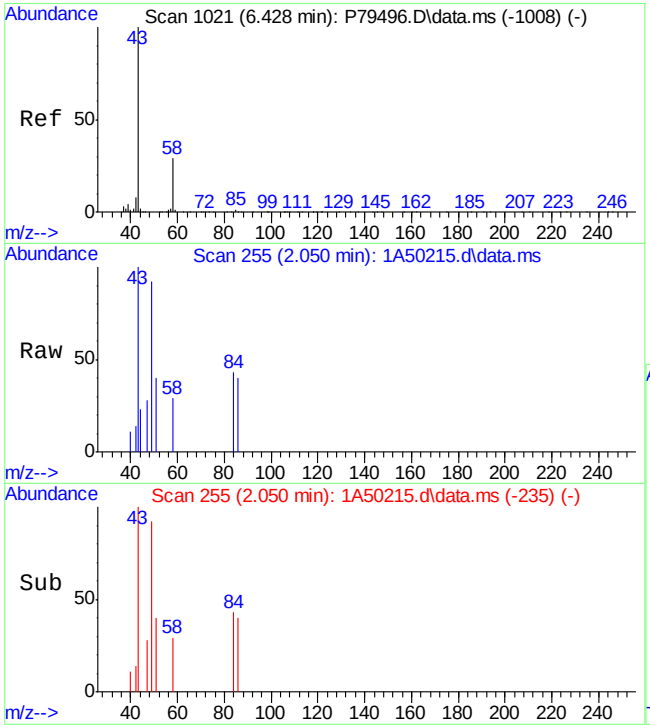

#19
Acetone
Concen: 1.30 ug/L
RT: 2.050 min Scan# 255
Delta R.T. 0.000 min
Lab File: 1A50215.d
Acq: 25 Oct 2023 10:26 am

Tgt Ion: 43 Resp: 1073

Ion	Ratio	Lower	Upper
43	100		
58	29.5	0.0	59.6

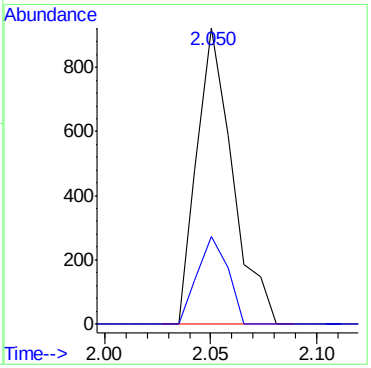

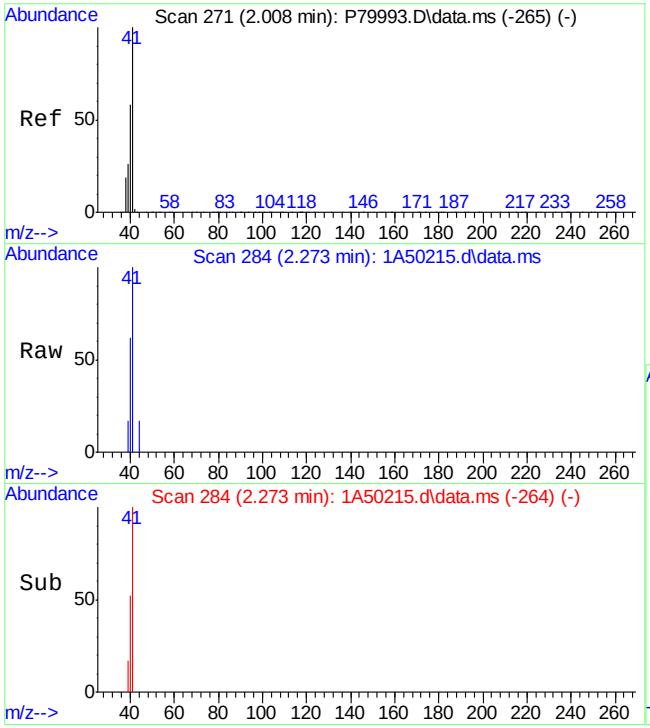

#24
Acetonitrile
Concen: 5.78 ug/L
RT: 2.273 min Scan# 284
Delta R.T. 0.000 min
Lab File: 1A50215.d
Acq: 25 Oct 2023 10:26 am

Tgt Ion: 41 Resp: 1869

Ion	Ratio	Lower	Upper
41	100		
40	51.7	34.1	74.1
39	17.5	1.1	41.1

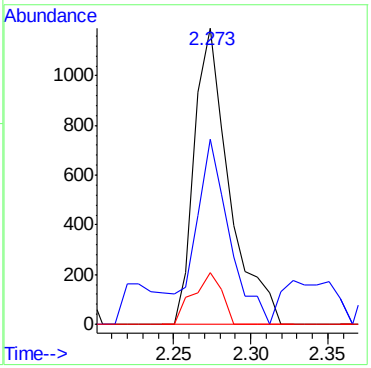

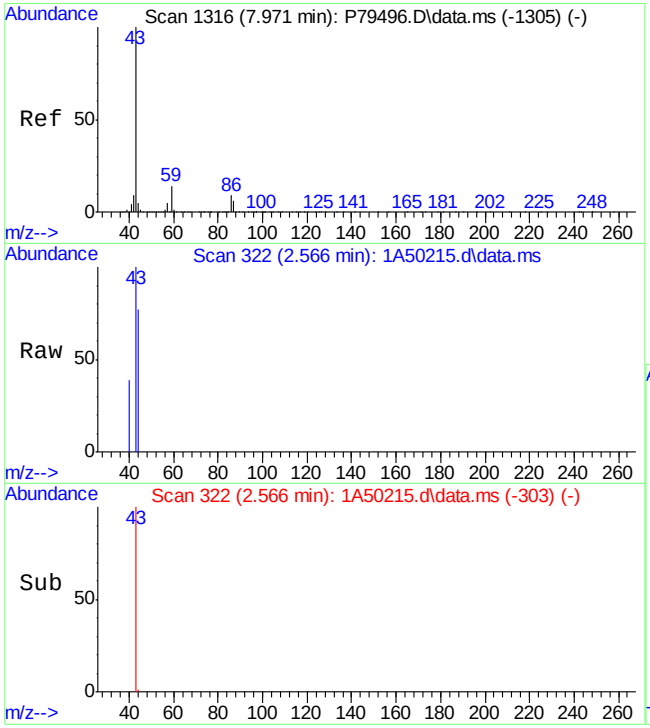

#31
Vinyl acetate
Concen: 0.05 ug/L
RT: 2.566 min Scan# 322
Delta R.T. 0.000 min
Lab File: 1A50215.d
Acq: 25 Oct 2023 10:26 am

Tgt Ion: 43 Resp: 237

Ion	Ratio	Lower	Upper
43	100		
42	0.0	0.0	38.3

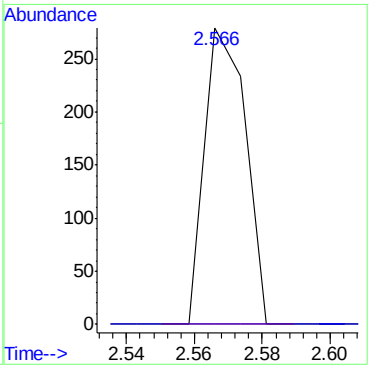

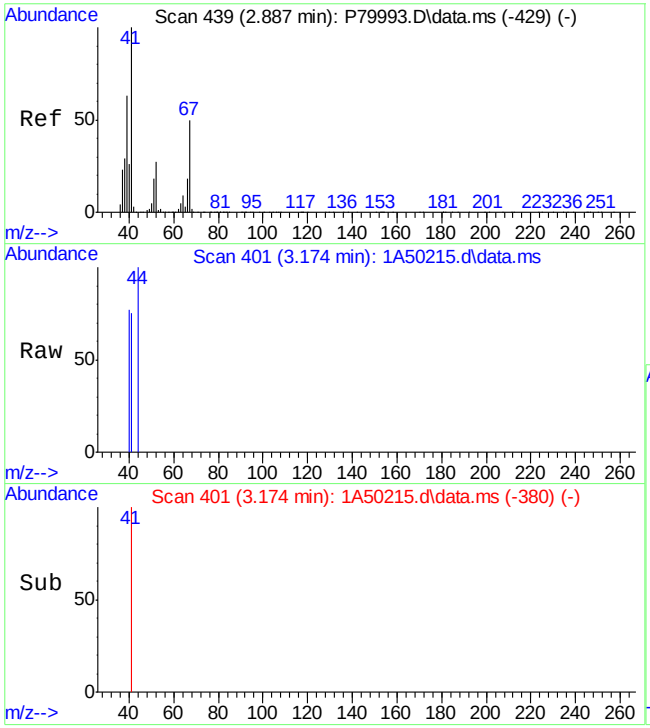

#46
Methacrylonitrile
Concen: 0.08 ug/L
RT: 3.174 min Scan# 401
Delta R.T. 0.008 min
Lab File: 1A50215.d
Acq: 25 Oct 2023 10:26 am

Tgt Ion: 41 Resp: 143

Ion	Ratio	Lower	Upper
41	100		
39	0.0	33.8	73.8#
40	101.8	5.7	45.7#
52	0.0	10.8	50.8#

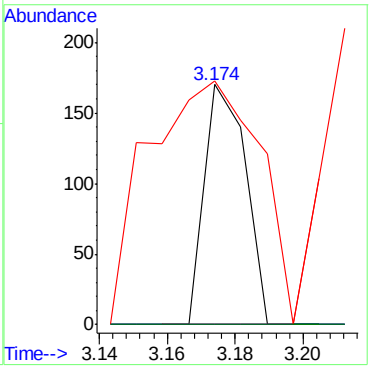

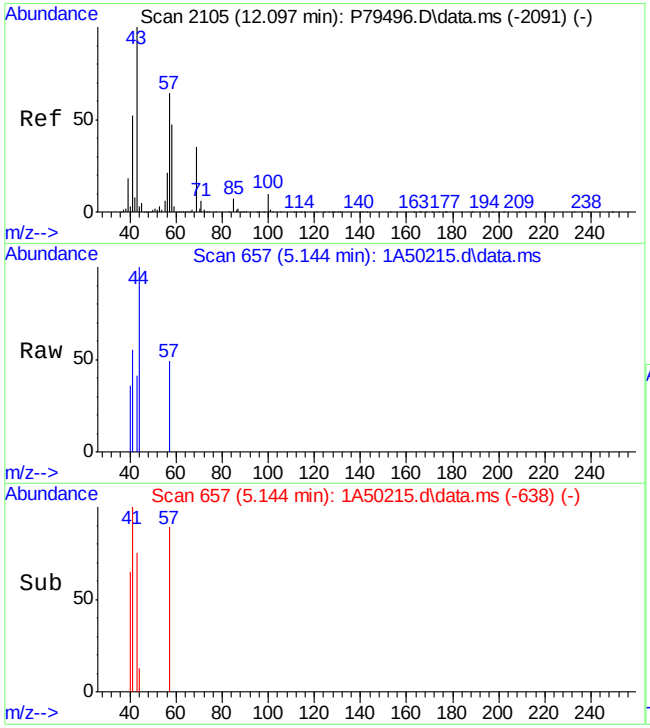

#75
2-hexanone
Concen: 0.05 ug/L
RT: 5.144 min Scan# 657
Delta R.T. 0.000 min
Lab File: 1A50215.d
Acq: 25 Oct 2023 10:26 am

Tgt Ion: 43 Resp: 156

Ion	Ratio	Lower	Upper
43	100		
58	0.0	22.5	82.5#
57	118.5	40.1	100.1#

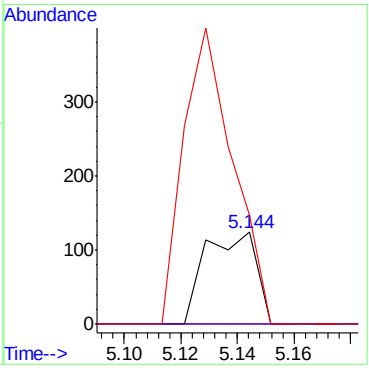

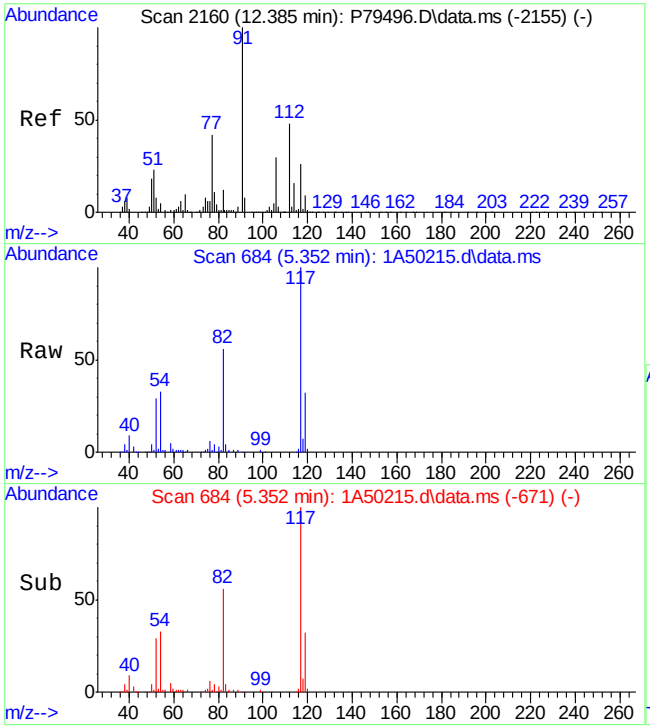

#77
Ethylbenzene
Concen: 0.07 ug/L
RT: 5.352 min Scan# 684
Delta R.T. -0.046 min
Lab File: 1A50215.d
Acq: 25 Oct 2023 10:26 am

Tgt Ion: 91 Resp: 462

Ion	Ratio	Lower	Upper
91	100		
106	0.0	2.0	62.0#
65	139.4	0.0	38.3#
51	228.0	0.0	40.1#

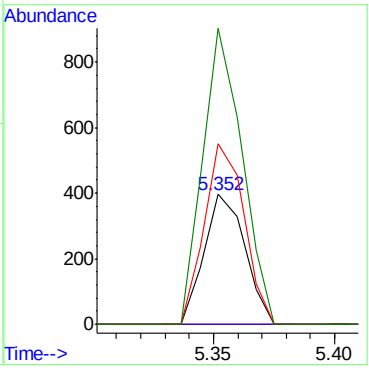

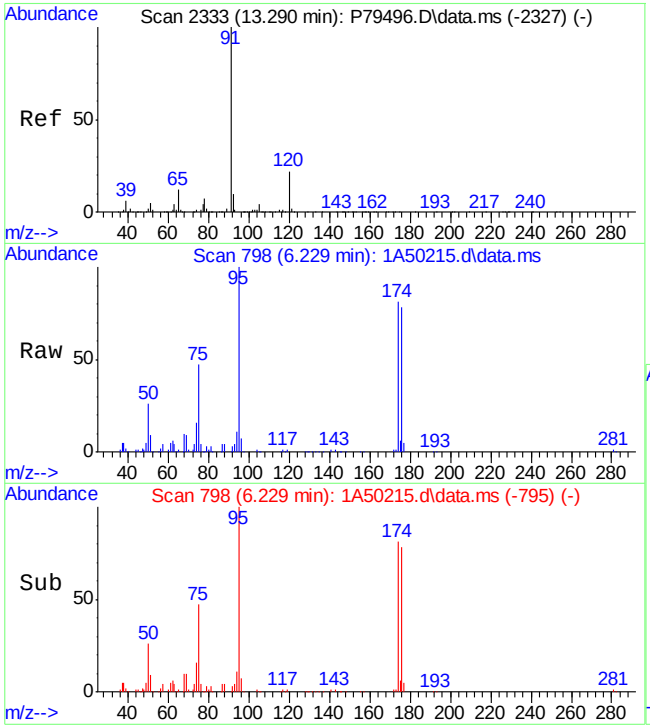

#88
n-Propylbenzene
Concen: 0.07 ug/L
RT: 6.229 min Scan# 798
Delta R.T. -0.124 min
Lab File: 1A50215.d
Acq: 25 Oct 2023 10:26 am

Tgt Ion: 91 Resp: 513

Ion	Ratio	Lower	Upper
91	100		
120	0.0	0.0	54.8

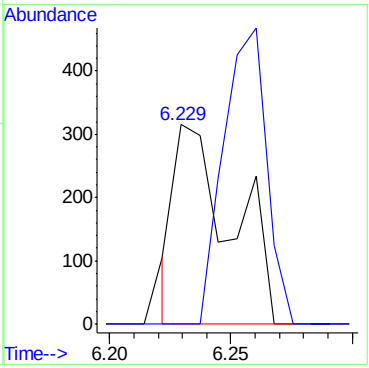

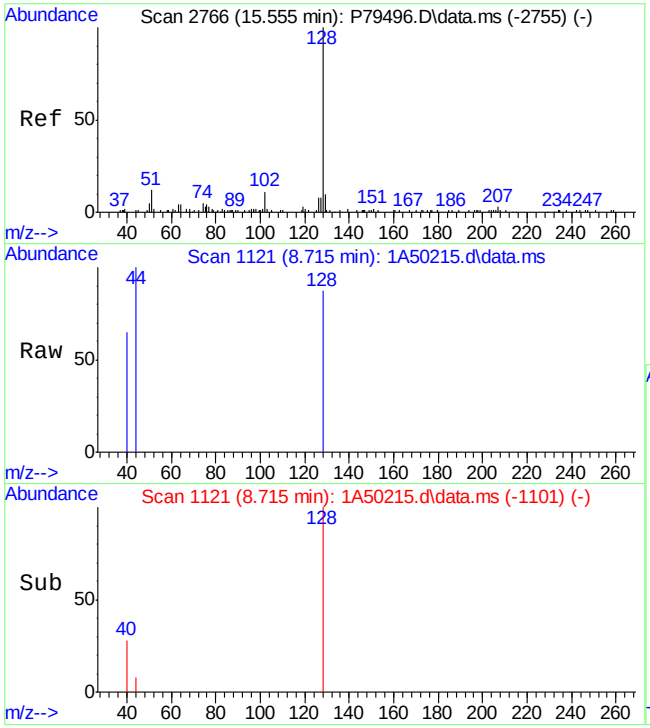

#111
Naphthalene
Concen: 0.09 ug/L
RT: 8.715 min Scan# 1121
Delta R.T. 0.000 min
Lab File: 1A50215.d
Acq: 25 Oct 2023 10:26 am

Tgt Ion:128 Resp: 212

Ion	Ratio	Lower	Upper
128	100		
127	0.0	0.0	43.5

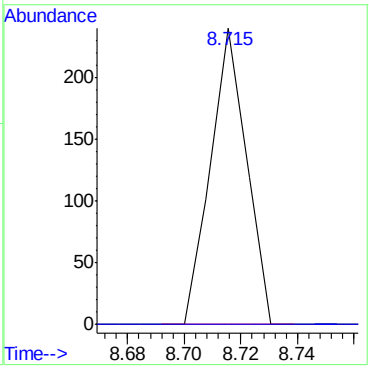

Quantitation Report (QT Reviewed)

Data Path : C:\msdchem\1\DATA\10-26-2023\
Data File : 1A50268.D
Acq On : 26 Oct 2023 11:39 am
Operator : jeniferw
Sample : MB
Misc : MS55134,V1A1966,,,,,
ALS Vial : 6 Sample Multiplier: 1

Quant Time: Oct 27 10:10:56 2023
Quant Method : C:\msdchem\1\METHODS\V1A_10-23-2023.M
Quant Title : SW-846 Method 5035A/8260B
QLast Update : Mon Oct 23 13:18:22 2023
Response via : Initial Calibration

Compound	R.T.	QIon	Response	Conc	Units	Dev(Min)
Internal Standards						
1) Fluorobenzene	3.405	96	258134	50.00	ug/L	0.00
62) Chlorobenzene-d5	5.352	117	184834	50.00	ug/L	0.00
85) 1,4-Dichlorobenzene-d4	7.099	152	95590	50.00	ug/L	0.00
System Monitoring Compounds						
39) Dibromofluoromethane	2.958	113	73895	51.91	ug/L	0.00
Spiked Amount 50.000	Range 83 - 118		Recovery = 103.82%			
49) 1,2-Dichloroethane-d4	3.235	65	98179	53.11	ug/L	0.00
Spiked Amount 50.000	Range 79 - 125		Recovery = 106.22%			
63) Toluene-d8	4.344	98	244657	49.31	ug/L	0.00
Spiked Amount 50.000	Range 85 - 112		Recovery = 98.62%			
86) 4-Bromofluorobenzene	6.237	174	79974	50.15	ug/L	0.00
Spiked Amount 50.000	Range 83 - 118		Recovery = 100.30%			
Target Compounds						Qvalue
18) Methylene Chloride	2.042	49	4916	1.78	ug/L	75
19) Acetone	2.050	43	1506	1.86	ug/L	99

(#) = qualifier out of range (m) = manual integration (+) = signals summed

Quantitation Report (QT Reviewed)

Data Path : C:\msdchem\1\DATA\10-26-2023\
Data File : 1A50268.D
Acq On : 26 Oct 2023 11:39 am
Operator : jeniferw
Sample : MB
Misc : MS55134,V1A1966,,,,,
ALS Vial : 6 Sample Multiplier: 1

Quant Time: Oct 27 10:10:56 2023
Quant Method : C:\msdchem\1\METHODS\V1A_10-23-2023.M
Quant Title : SW-846 Method 5035A/8260B
QLast Update : Mon Oct 23 13:18:22 2023
Response via : Initial Calibration

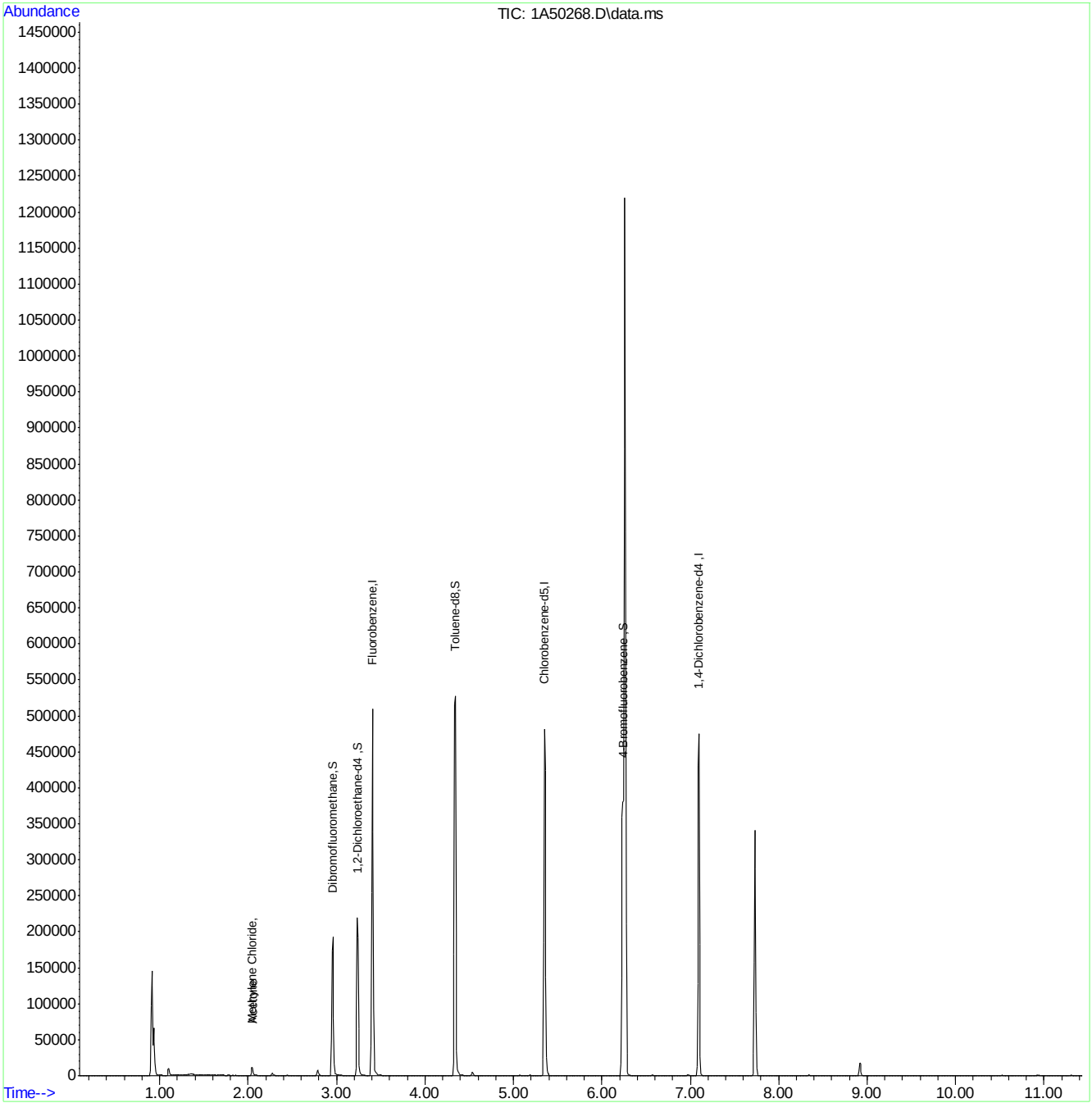

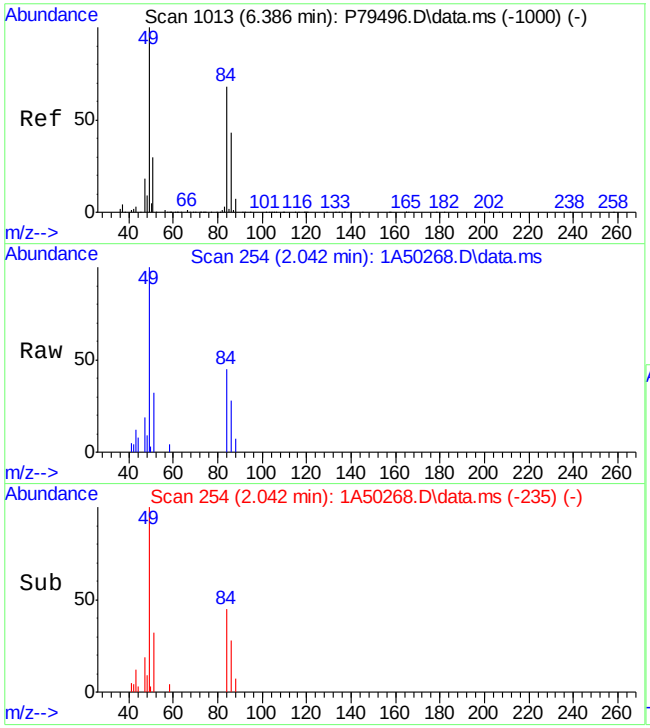

#18
Methylene Chloride
Concen: 1.78 ug/L
RT: 2.042 min Scan# 254
Delta R.T. -0.001 min
Lab File: 1A50268.D
Acq: 26 Oct 2023 11:39 am

Tgt Ion: 49 Resp: 4916

Ion	Ratio	Lower	Upper
49	100		
84	45.2	41.8	101.8
86	27.7	15.6	75.6
51	31.8	0.0	59.7

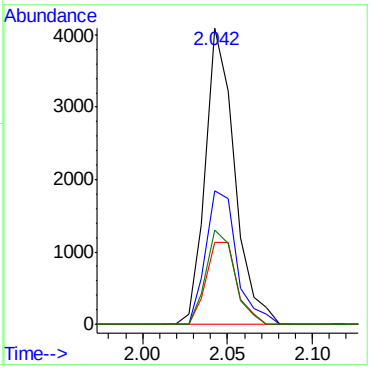

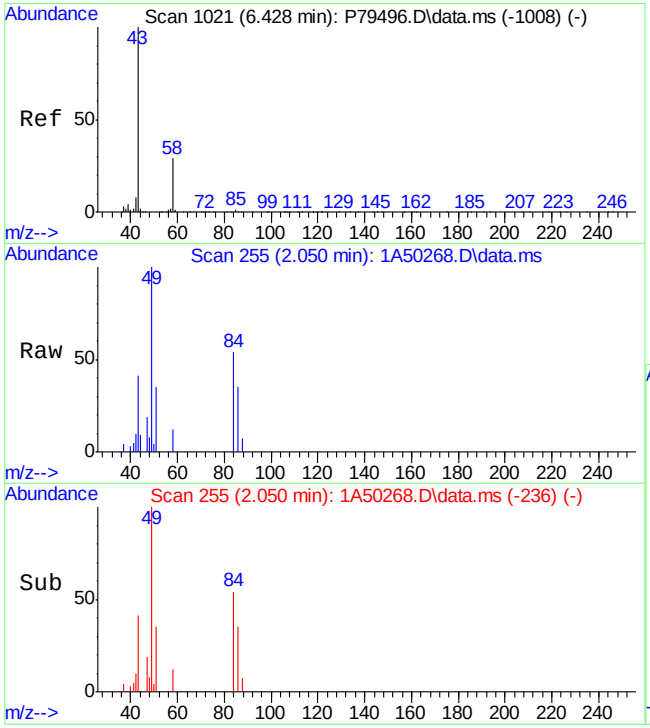

#19
Acetone
Concen: 1.86 ug/L
RT: 2.050 min Scan# 255
Delta R.T. 0.000 min
Lab File: 1A50268.D
Acq: 26 Oct 2023 11:39 am

Tgt Ion: 43 Resp: 1506

Ion	Ratio	Lower	Upper
43	100		
58	29.2	0.0	59.6

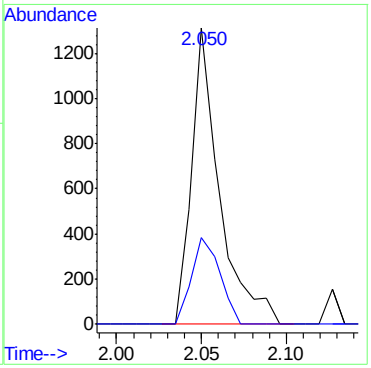

Quantitation Report (QT Reviewed)

Data Path : C:\msdchem\1\DATA\10-30-2023\
Data File : 1A50324.D
Acq On : 30 Oct 2023 10:11 am
Operator : jeniferw
Sample : MB
Misc : MS55153,V1A1968,,,,,
ALS Vial : 5 Sample Multiplier: 1

Quant Time: Oct 30 11:36:17 2023
Quant Method : C:\msdchem\1\METHODS\V1A_10-23-2023.M
Quant Title : SW-846 Method 5035A/8260B
QLast Update : Mon Oct 23 13:18:22 2023
Response via : Initial Calibration

Compound	R.T.	QIon	Response	Conc	Units	Dev(Min)
Internal Standards						
1) Fluorobenzene	3.405	96	208491	50.00	ug/L	0.00
62) Chlorobenzene-d5	5.352	117	153235	50.00	ug/L	0.00
85) 1,4-Dichlorobenzene-d4	7.099	152	82079	50.00	ug/L	0.00
System Monitoring Compounds						
39) Dibromofluoromethane	2.958	113	64487	56.09	ug/L	0.00
Spiked Amount 50.000	Range 83 - 118		Recovery = 112.18%			
49) 1,2-Dichloroethane-d4	3.235	65	83256	55.76	ug/L	0.00
Spiked Amount 50.000	Range 79 - 125		Recovery = 111.52%			
63) Toluene-d8	4.336	98	202774	49.29	ug/L	0.00
Spiked Amount 50.000	Range 85 - 112		Recovery = 98.58%			
86) 4-Bromofluorobenzene	6.237	174	69468	50.73	ug/L	0.00
Spiked Amount 50.000	Range 83 - 118		Recovery = 101.46%			
Target Compounds						Qvalue
18) Methylene Chloride	2.042	49	6291	2.82	ug/L	81

(#) = qualifier out of range (m) = manual integration (+) = signals summed

Quantitation Report (QT Reviewed)

Data Path : C:\msdchem\1\DATA\10-30-2023\
Data File : 1A50324.D
Acq On : 30 Oct 2023 10:11 am
Operator : jeniferw
Sample : MB
Misc : MS55153,V1A1968,,,,,
ALS Vial : 5 Sample Multiplier: 1

Quant Time: Oct 30 11:36:17 2023
Quant Method : C:\msdchem\1\METHODS\V1A_10-23-2023.M
Quant Title : SW-846 Method 5035A/8260B
QLast Update : Mon Oct 23 13:18:22 2023
Response via : Initial Calibration

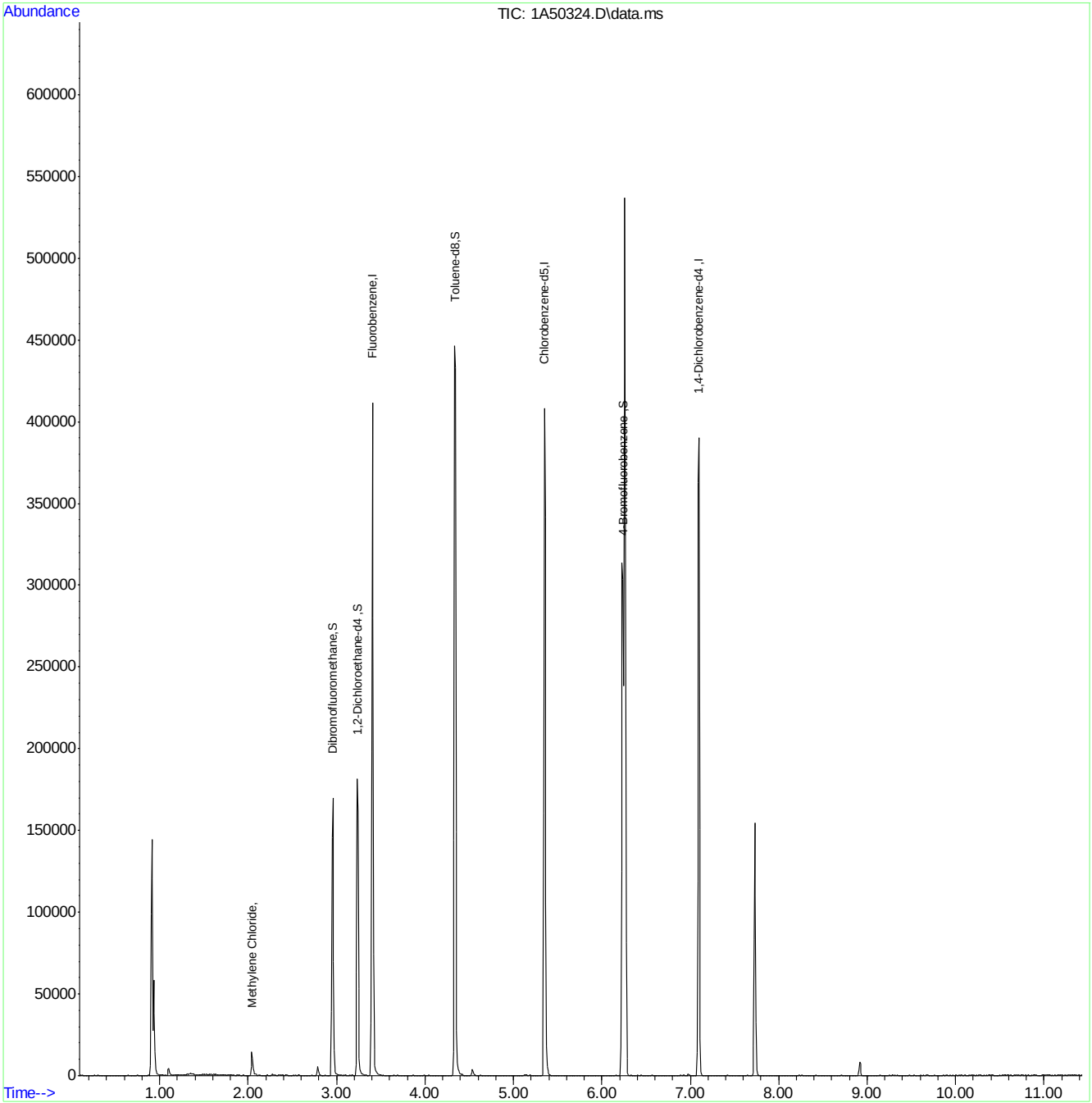

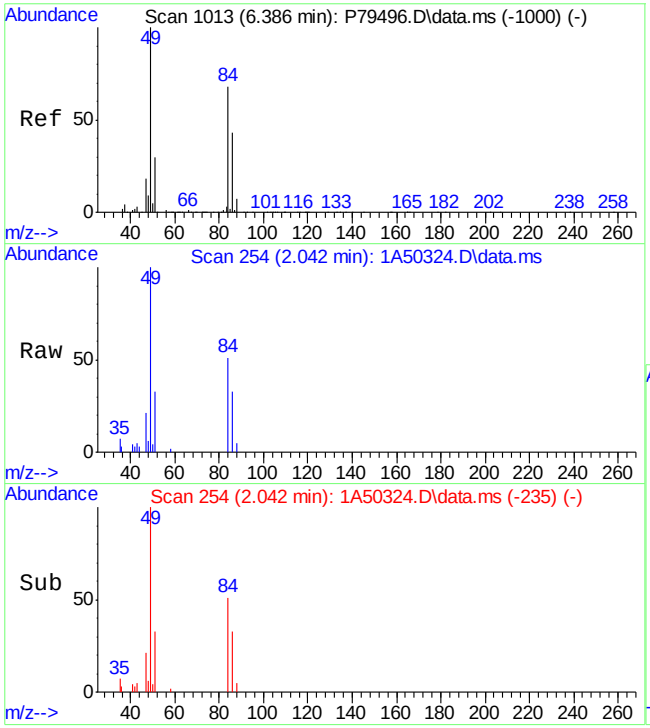

#18
Methylene Chloride
Concen: 2.82 ug/L
RT: 2.042 min Scan# 254
Delta R.T. -0.001 min
Lab File: 1A50324.D
Acq: 30 Oct 2023 10:11 am

Tgt Ion: 49 Resp: 6291

Ion	Ratio	Lower	Upper
49	100		
84	51.0	41.8	101.8
86	33.0	15.6	75.6
51	33.2	0.0	59.7

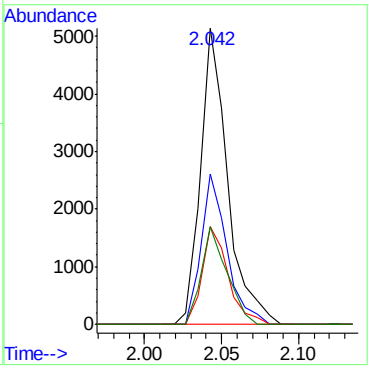

Manual Integrations APPROVED (compounds with "m" flag)
Neil Christiana 10/26/23 13:27

Quantitation Report (QT Reviewed)

Data Path : C:\msdchem\1\DATA\10-25-2023\
Data File : 1A50213.D
Acq On : 25 Oct 2023 9:38 am
Operator : jeniferw
Sample : BS
Misc : MS55126,V1A1964,,,,,
ALS Vial : 3 Sample Multiplier: 1

Quant Time: Oct 25 09:51:10 2023
Quant Method : C:\msdchem\1\METHODS\V1A_10-23-2023.M
Quant Title : SW-846 Method 5035A/8260B
QLast Update : Mon Oct 23 13:18:22 2023
Response via : Initial Calibration

Compound	R.T.	QIon	Response	Conc	Units		Dev(Min)
Internal Standards							
1) Fluorobenzene	3.405	96	296142	50.00	ug/L		0.00
62) Chlorobenzene-d5	5.352	117	215848	50.00	ug/L		0.00
85) 1,4-Dichlorobenzene-d4	7.099	152	108417	50.00	ug/L		0.00
System Monitoring Compounds							
39) Dibromofluoromethane	2.958	113	81927	50.16	ug/L		0.00
Spiked Amount 50.000	Range 83 - 118		Recovery = 100.32%				
49) 1,2-Dichloroethane-d4	3.243	65	109396	51.58	ug/L		0.00
Spiked Amount 50.000	Range 79 - 125		Recovery = 103.16%				
63) Toluene-d8	4.344	98	284679	49.13	ug/L		0.00
Spiked Amount 50.000	Range 85 - 112		Recovery = 98.26%				
86) 4-Bromofluorobenzene	6.229	174	91474	50.57	ug/L		0.00
Spiked Amount 50.000	Range 83 - 118		Recovery = 101.14%				
Target Compounds							Qvalue
2) Dichlorodifluoromethane	1.019	85	37621	27.95	ug/L		96
3) Chloromethane	1.134	50	71830	26.62	ug/L		95
4) 1,3-butadiene	1.188	39	82424	42.99	ug/L		92
5) Vinyl Chloride	1.173	62	55811	25.83	ug/L		96
6) Bromomethane	1.350	94	17129	28.57	ug/L		96
7) Chloroethane	1.411	64	28867	28.83	ug/L		86
8) Trichlorofluoromethane	1.496	101	62669	27.29	ug/L		99
9) Ethyl Ether	1.658	59	46251	27.55	ug/L	#	79
10) Ethanol	1.712	45	25506	601.11	ug/L		98
11) 1,2-Dichlorotrifluoroe...	1.742	67	50985	27.97	ug/L	#	85
12) 1,1-Dichloroethene	1.758	61	76420	26.73	ug/L		84
13) Freon 113	1.788	101	44194	32.76	ug/L		96
14) Carbon Disulfide	1.781	76	116160	29.78	ug/L		84
15) Iodomethane	1.835	142	32868	35.19	ug/L		95
16) Acrolein	1.912	56	75508	127.71	ug/L		98
17) Allyl chloride	1.996	41	86095	27.47	ug/L		84
18) Methylene Chloride	2.042	49	97398	30.75	ug/L		74
19) Acetone	2.050	43	139503	150.52	ug/L		96
20) Methyl acetate	2.127	43	333193	123.61	ug/L		88
21) trans-1,2-Dichloroethene	2.135	61	77033	26.22	ug/L		80
22) Hexane	2.196	56	68197	28.47	ug/L		92
23) Methyl Tert Butyl Ether	2.196	73	114909	25.51	ug/L	#	49
24) Acetonitrile	2.273	41	107570	295.31	ug/L		95
25) Tert Butyl Alcohol	2.212	59	108549	248.52	ug/L		77
26) Di-isopropyl ether	2.396	45	201448	25.26	ug/L		90
27) Chloroprene	2.443	53	249493	24.94	ug/L		93
28) 1,1-Dichloroethane	2.443	63	92648	25.06	ug/L		95
29) Acrylonitrile	2.443	52	160022	129.19	ug/L		96
30) ETBE	2.581	59	173121	26.07	ug/L		87
31) Vinyl acetate	2.566	43	685422	126.28	ug/L		98
32) cis-1,2-Dichloroethene	2.720	96	42558	24.49	ug/L	#	73
33) 2,2-Dichloropropane	2.789	77	62002	28.20	ug/L		96
34) Bromochloromethane	2.827	128	20142	23.77	ug/L	#	51
35) Cyclohexane	2.858	56	111101	26.91	ug/L	#	80

Quantitation Report (QT Reviewed)

Data Path : C:\msdchem\1\DATA\10-25-2023\
Data File : 1A50213.D
Acq On : 25 Oct 2023 9:38 am
Operator : jeniferw
Sample : BS
Misc : MS55126,V1A1964,,,,,
ALS Vial : 3 Sample Multiplier: 1

Quant Time: Oct 25 09:51:10 2023
Quant Method : C:\msdchem\1\METHODS\V1A_10-23-2023.M
Quant Title : SW-846 Method 5035A/8260B
QLast Update : Mon Oct 23 13:18:22 2023
Response via : Initial Calibration

Compound	R.T.	QIon	Response	Conc	Units		Dev(Min)
36) Chloroform	2.858	83	75852	25.34	ug/L		92
37) Ethyl acetate	2.920	43	424989	128.71	ug/L		97
38) Tetrahydrofuran	2.951	42	28283	23.58	ug/L		80
40) Carbon Tetrachloride	2.966	117	59460m	25.62	ug/L		
41) 1,1,1-Trichloroethane	2.989	97	63764	25.58	ug/L		90
42) 2-Butanone	3.004	43	245158	138.07	ug/L		80
43) 1,1-Dichloropropene	3.058	75	56373	26.57	ug/L		88
44) tert-Butyl formate	3.097	59	252399	131.71	ug/L		89
45) Propionitrile	3.143	54	139943	276.48	ug/L		98
46) Methacrylonitrile	3.174	41	511915	247.48	ug/L		97
47) Benzene	3.182	78	167307	26.01	ug/L		72
48) TAME	3.251	73	108769	24.36	ug/L	#	64
50) 1,2-Dichloroethane	3.274	62	72958	25.68	ug/L		89
51) Isobutyl Alcohol	3.258	43	151300	504.19	ug/L		95
52) Tert Amyl Alcohol	3.328	59	87979	245.11	ug/L		85
53) Trichloroethene	3.512	95	44916	25.21	ug/L		95
54) Methylcyclohexane	3.528	83	70343	25.42	ug/L	#	73
55) Dibromomethane	3.736	93	26983	24.27	ug/L		85
56) 1,2-Dichloropropane	3.797	63	53906	24.37	ug/L		91
57) Bromodichloromethane	3.828	83	53931	23.42	ug/L	#	94
58) Methyl methacrylate	3.920	41	65512	23.58	ug/L	#	76
59) 1,4-Dioxane	3.943	88	11470	472.21	ug/L	#	60
60) 2-Chloroethyl vinyl ether	4.167	63	154193	115.99	ug/L		81
61) cis-1,3-Dichloropropene	4.213	75	64090	24.36	ug/L		82
64) Toluene	4.374	91	167881	24.49	ug/L		100
65) 2-Nitropropane	4.467	41	90664	117.38	ug/L		97
66) 4-Methyl-2-pentanone	4.582	43	434005	125.04	ug/L		94
67) trans-1,3-Dichloropropene	4.613	75	56698	22.57	ug/L		83
68) Tetrachloroethene	4.636	166	52074	22.59	ug/L		97
69) Ethyl methacrylate	4.728	69	46343	22.61	ug/L	#	72
70) 1,1,2-Trichloroethane	4.721	83	31895	23.08	ug/L		95
71) Dibromochloromethane	4.844	129	43950	24.96	ug/L		99
72) 1,3-Dichloropropane	4.898	76	64399	24.78	ug/L	#	74
73) 1,2-Dibromoethane	4.998	107	38796	22.98	ug/L		96
74) 3,3-Dimethyl-1-Butanol	5.129	57	528771	1190.87	ug/L		83
75) 2-hexanone	5.144	43	439085	132.20	ug/L	#	72
76) 1-Chlorohexane	5.367	91	60883m	24.24	ug/L		
77) Ethylbenzene	5.398	91	182087m	25.09	ug/L		
78) Chlorobenzene	5.367	112	109639	23.69	ug/L		92
79) 1,1,1,2-Tetrachloroethane	5.413	131	40871	23.97	ug/L		94
80) m,p-Xylene	5.498	91	294027	50.24	ug/L		99
81) o-Xylene	5.806	91	144783	24.26	ug/L		100
82) Styrene	5.837	104	112571	25.48	ug/L		92
83) Bromoform	5.844	173	30188	23.66	ug/L		99
84) Isopropylbenzene	6.045	105	171423	24.86	ug/L		99
87) cis-1,4-Dichloro-2-butene	6.268	53	17082	20.99	ug/L	#	73
88) n-Propylbenzene	6.352	91	205900	24.90	ug/L		97
89) Bromobenzene	6.306	156	44721	24.92	ug/L	#	80
90) 1,1,2,2-Tetrachloroethane	6.375	83	51619	22.85	ug/L		96
91) 1,3,5-Trimethylbenzene	6.506	105	144597	25.95	ug/L		99

Quantitation Report (QT Reviewed)

Data Path : C:\msdchem\1\DATA\10-25-2023\
Data File : 1A50213.D
Acq On : 25 Oct 2023 9:38 am
Operator : jeniferw
Sample : BS
Misc : MS55126,V1A1964,,,,,
ALS Vial : 3 Sample Multiplier: 1

Quant Time: Oct 25 09:51:10 2023
Quant Method : C:\msdchem\1\METHODS\V1A_10-23-2023.M
Quant Title : SW-846 Method 5035A/8260B
QLast Update : Mon Oct 23 13:18:22 2023
Response via : Initial Calibration

	Compound	R.T.	QIon	Response	Conc	Units		Dev(Min)
92)	2-Chlorotoluene	6.460	91	119924	24.47	ug/L		96
93)	trans-1,4-Dichloro-2-B...	6.506	53	24556	22.67	ug/L	#	71
94)	1,2,3-Trichloropropane	6.468	110	16204	25.34	ug/L	#	71
95)	Cyclohexanone	6.483	55	24076	176.99	ug/L		86
96)	4-Chlorotoluene	6.583	91	124629	24.23	ug/L		97
97)	tert-Butylbenzene	6.753	91	79656	25.45	ug/L		89
98)	1,2,4-Trimethylbenzene	6.806	105	136953	25.88	ug/L		98
99)	Pentachloroethane	6.753	167	24563	30.65	ug/L	#	69
100)	sec-Butylbenzene	6.891	105	169459	24.45	ug/L		97
101)	4-Isopropyltoluene	7.014	119	142287	25.43	ug/L		98
102)	1,3-Dichlorobenzene	7.037	146	81101	24.39	ug/L		96
103)	1,2,3-Trimethylbenzene	7.145	105	125063	23.16	ug/L		98
104)	1,4-Dichlorobenzene	7.107	146	82675	23.91	ug/L		95
105)	n-Butylbenzene	7.345	92	69131	26.07	ug/L		96
106)	Benzyl Chloride	7.299	126	17395	24.49	ug/L	#	91
107)	1,2-Dichlorobenzene	7.430	146	71655	23.85	ug/L		97
108)	1,2-Dibromo-3-Chloropr...	8.007	75	7931	24.04	ug/L	#	85
109)	Hexachlorobutadiene	8.515	225	13894	27.43	ug/L		94
110)	1,2,4-Trichlorobenzene	8.507	180	28849	23.73	ug/L		95
111)	Naphthalene	8.715	128	57084	22.61	ug/L		98
112)	1,2,3-Trichlorobenzene	8.838	180	21334	24.83	ug/L		94

(#) = qualifier out of range (m) = manual integration (+) = signals summed

Quantitation Report (QT Reviewed)

Data Path : C:\msdchem\1\DATA\10-25-2023\
Data File : 1A50213.D
Acq On : 25 Oct 2023 9:38 am
Operator : jeniferw
Sample : BS
Misc : MS55126,V1A1964,,,,,
ALS Vial : 3 Sample Multiplier: 1

Quant Time: Oct 25 09:51:10 2023
Quant Method : C:\msdchem\1\METHODS\V1A_10-23-2023.M
Quant Title : SW-846 Method 5035A/8260B
QLast Update : Mon Oct 23 13:18:22 2023
Response via : Initial Calibration

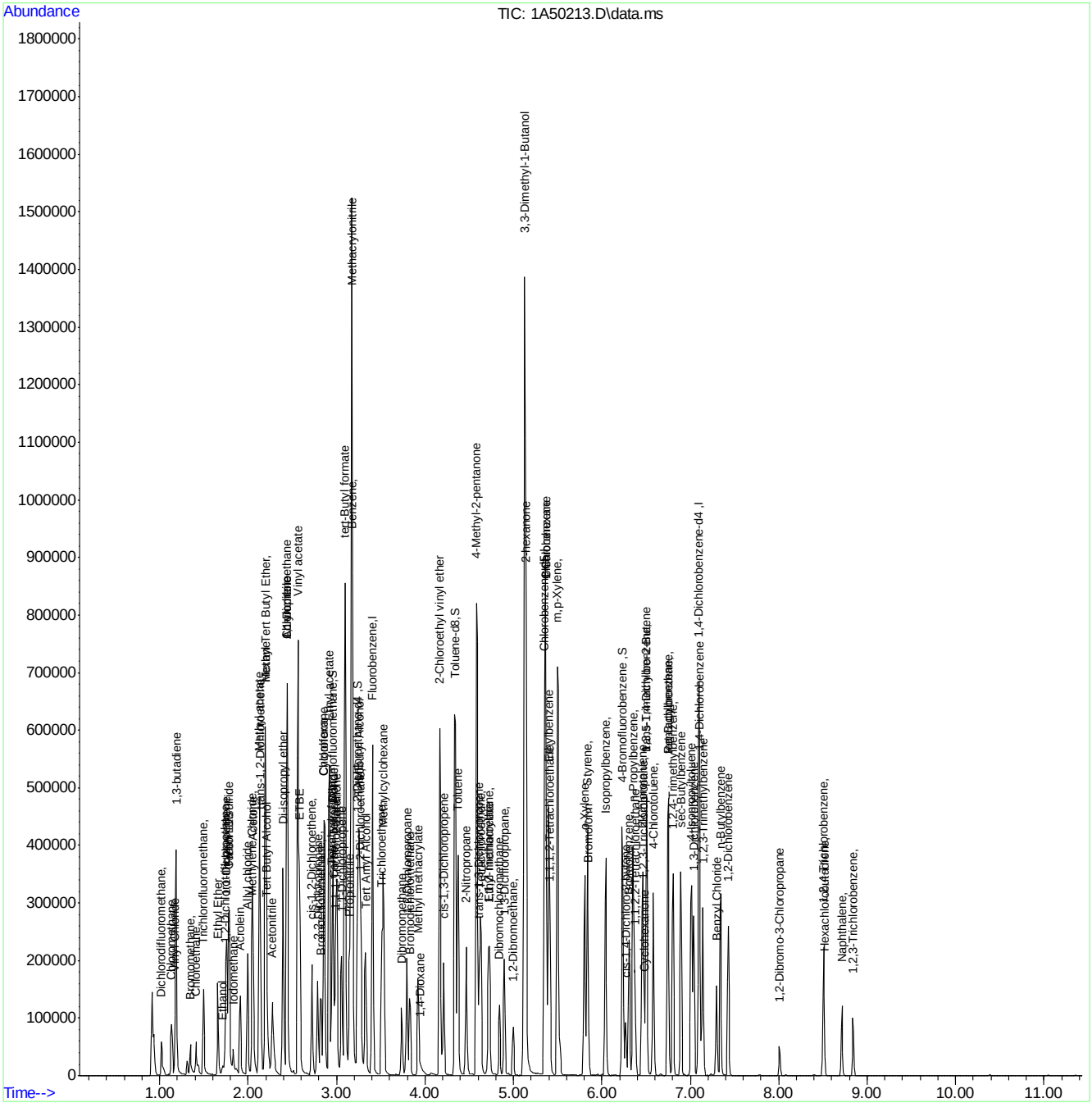

Manual Integration Approval Summary

Sample Number: V1A1964-BS
Lab FileID: 1A50213.D
Injection Time: 10/25/23 09:38
Method: SW846 8260D
Analyst approved: 10/25/23 09:53 Jenifer Willis
Supervisor approved: 10/26/23 13:27 Neil Christiana

Parameter	CAS	Sig#	R.T. (min.)	Reason
Carbon Tetrachloride	56-23-5		2.97	Overlapping peak
1-Chlorohexane	544-10-5		5.37	Overlapping peak
Ethylbenzene	100-41-4		5.40	Overlapping peak

Quantitation Report (Qedit)

Data Path : C:\msdchem\1\DATA\10-25-2023\
Data File : 1A50213.D
Acq On : 25 Oct 2023 9:38 am
Operator : jeniferw
Sample : BS
Misc : MS55126,V1A1964,,,,,
ALS Vial : 3 Sample Multiplier: 1

Quant Time: Oct 25 09:50:45 2023
Quant Method : C:\msdchem\1\METHODS\V1A_10-23-2023.M
Quant Title : SW-846 Method 5035A/8260B
QLast Update : Mon Oct 23 13:18:22 2023
Response via : Initial Calibration

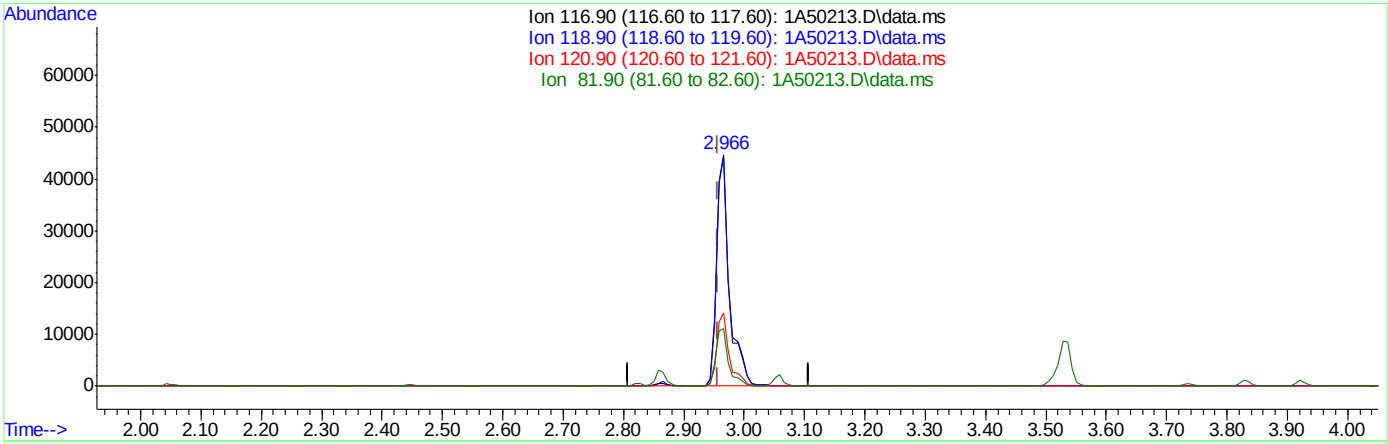

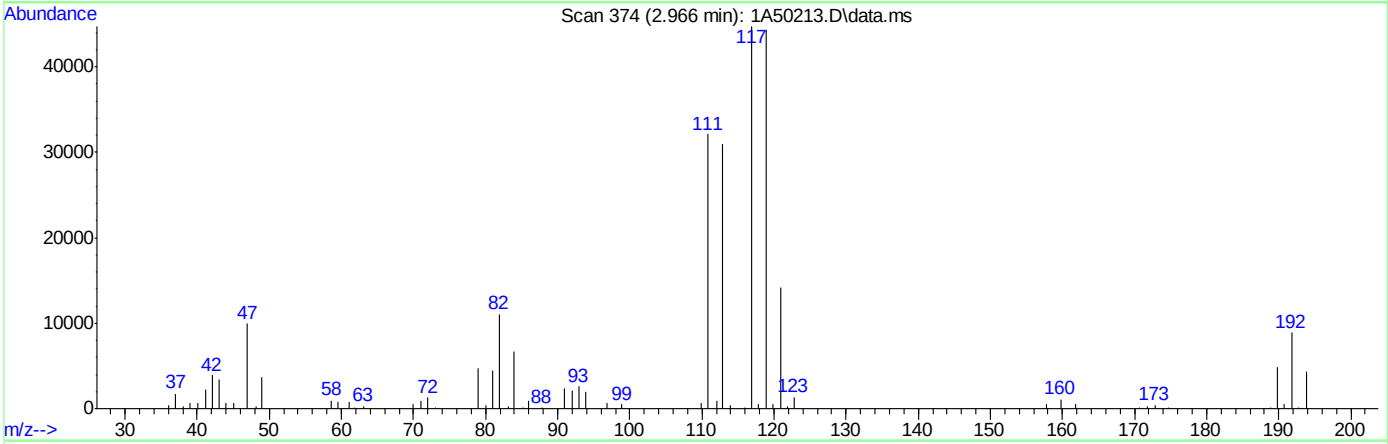

TIC: 1A50213.D\data.ms

(40) Carbon Tetrachloride ( )

2.966min (+0.008) 29.15ug/L

response 67658

Ion	Exp%	Act%
116.90	100	100
118.90	94.50	99.12
120.90	31.10	31.60
81.90	25.40	24.78

Quantitation Report (Qedit)

Data Path : C:\msdchem\1\DATA\10-25-2023\
Data File : 1A50213.D
Acq On : 25 Oct 2023 9:38 am
Operator : jeniferw
Sample : BS
Misc : MS55126,V1A1964,,,,,
ALS Vial : 3 Sample Multiplier: 1

Quant Time: Oct 25 09:50:45 2023
Quant Method : C:\msdchem\1\METHODS\V1A_10-23-2023.M
Quant Title : SW-846 Method 5035A/8260B
QLast Update : Mon Oct 23 13:18:22 2023
Response via : Initial Calibration

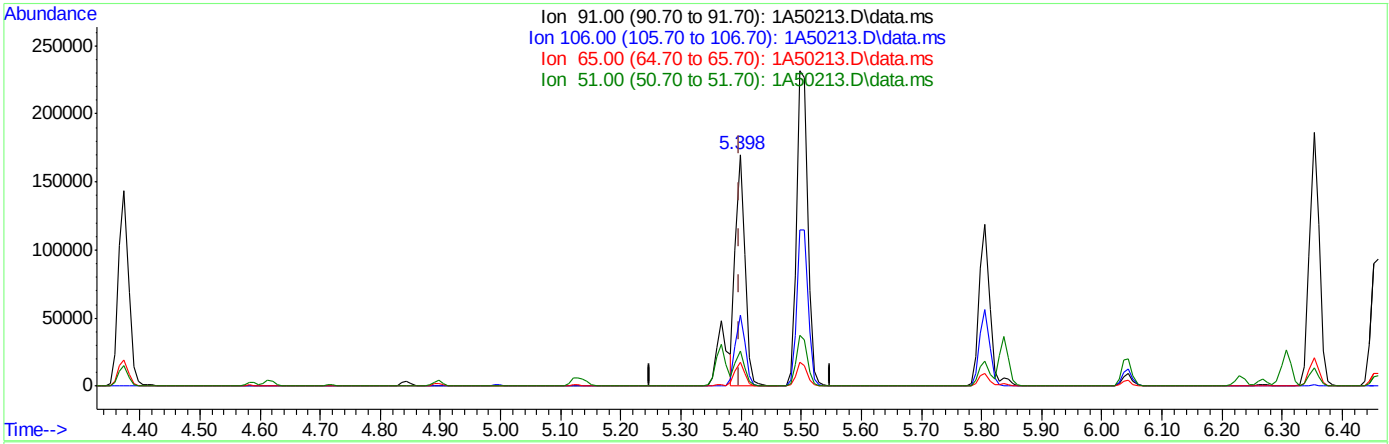

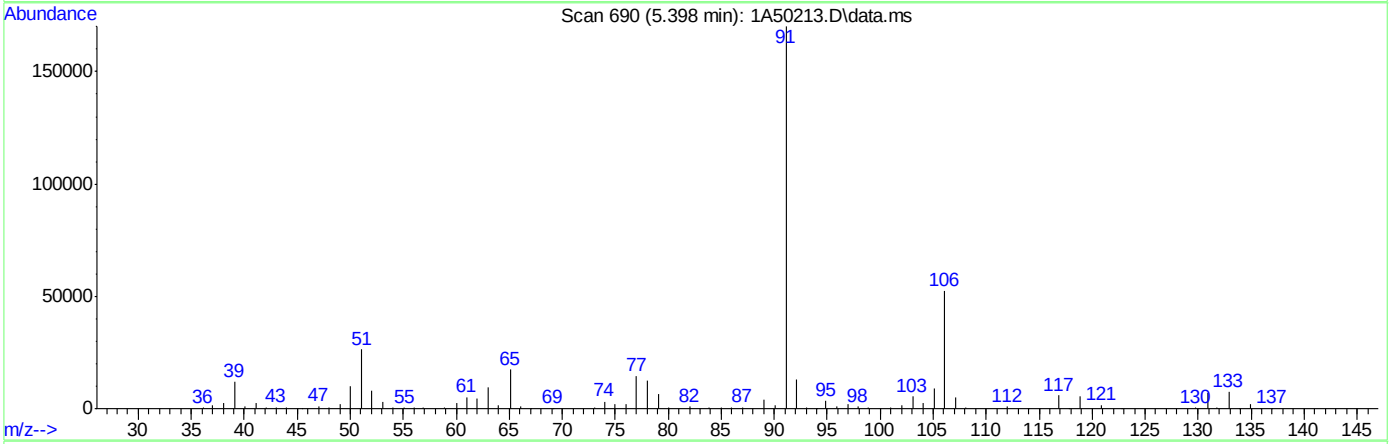

TIC: 1A50213.D\data.ms

(77) Ethylbenzene

5.398min (-0.000) 25.09ug/L m

response 182087

Ion	Exp%	Act%
91.00	100	100
106.00	32.00	30.66
65.00	8.30	10.17
51.00	10.10	15.41

Quantitation Report (Qedit)

Data Path : C:\msdchem\1\DATA\10-25-2023\
Data File : 1A50213.D
Acq On : 25 Oct 2023 9:38 am
Operator : jeniferw
Sample : BS
Misc : MS55126,V1A1964,,,,,
ALS Vial : 3 Sample Multiplier: 1

Quant Time: Oct 25 09:50:45 2023
Quant Method : C:\msdchem\1\METHODS\V1A_10-23-2023.M
Quant Title : SW-846 Method 5035A/8260B
QLast Update : Mon Oct 23 13:18:22 2023
Response via : Initial Calibration

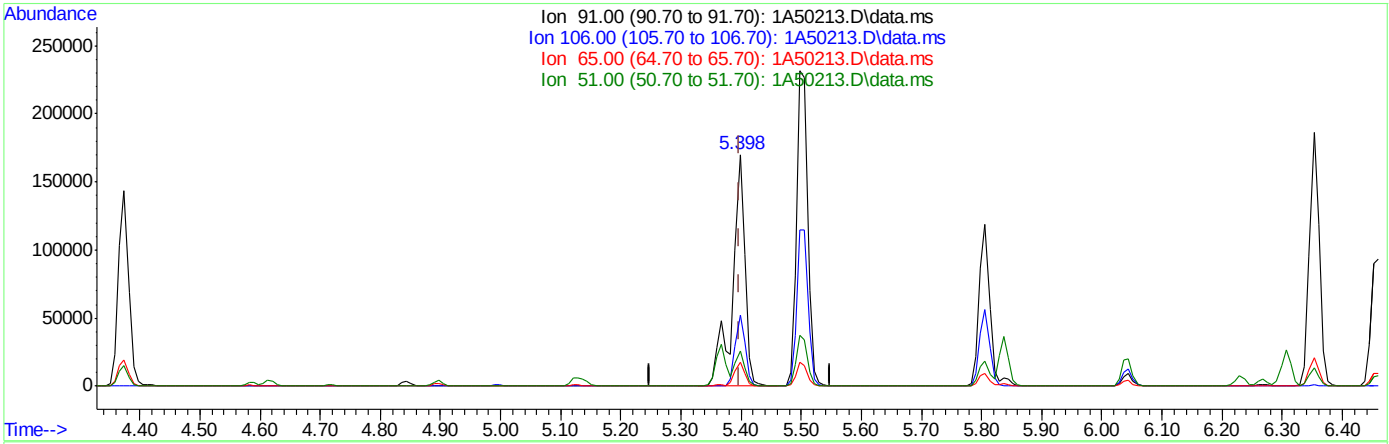

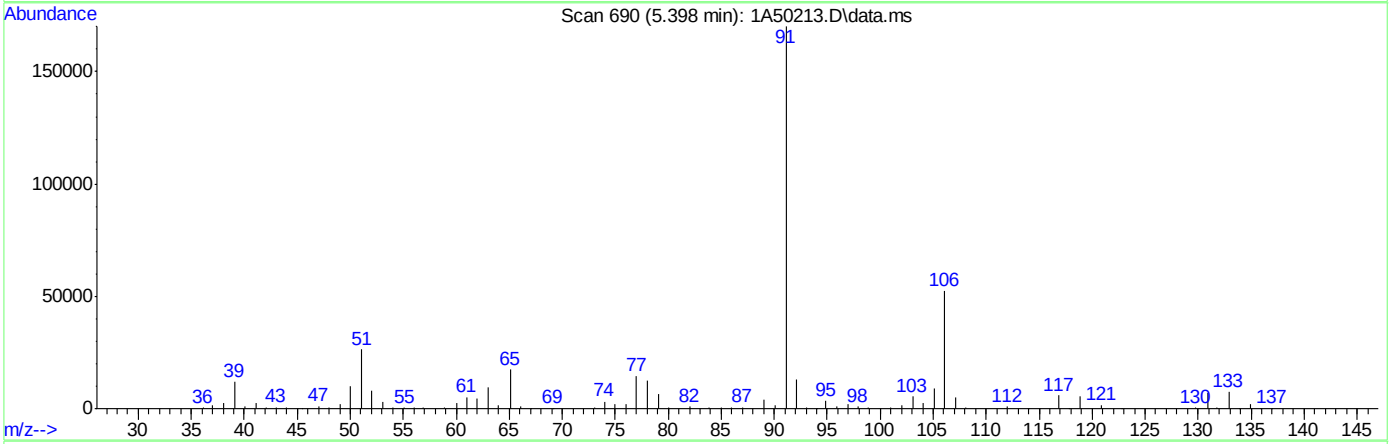

TIC: 1A50213.D\data.ms

(77) Ethylbenzene

5.398min (-0.000) 33.47ug/L

response 242951

Ion	Exp%	Act%
91.00	100	100
106.00	32.00	30.66
65.00	8.30	10.17
51.00	10.10	15.41

Quantitation Report (Qedit)

Data Path : C:\msdchem\1\DATA\10-25-2023\
Data File : 1A50213.D
Acq On : 25 Oct 2023 9:38 am
Operator : jeniferw
Sample : BS
Misc : MS55126,V1A1964,,,,,
ALS Vial : 3 Sample Multiplier: 1

Quant Time: Oct 25 09:50:45 2023
Quant Method : C:\msdchem\1\METHODS\V1A_10-23-2023.M
Quant Title : SW-846 Method 5035A/8260B
QLast Update : Mon Oct 23 13:18:22 2023
Response via : Initial Calibration

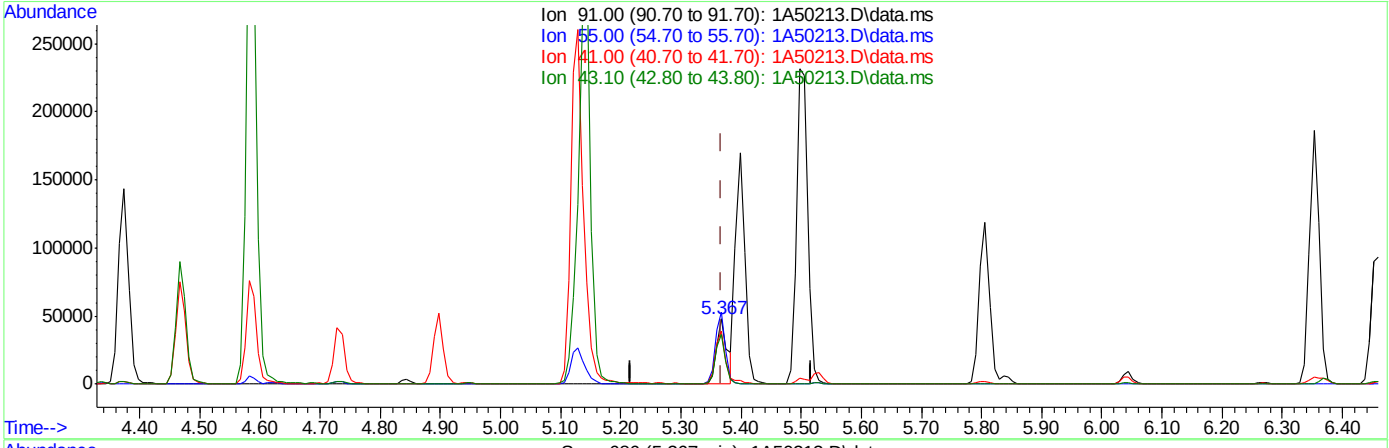

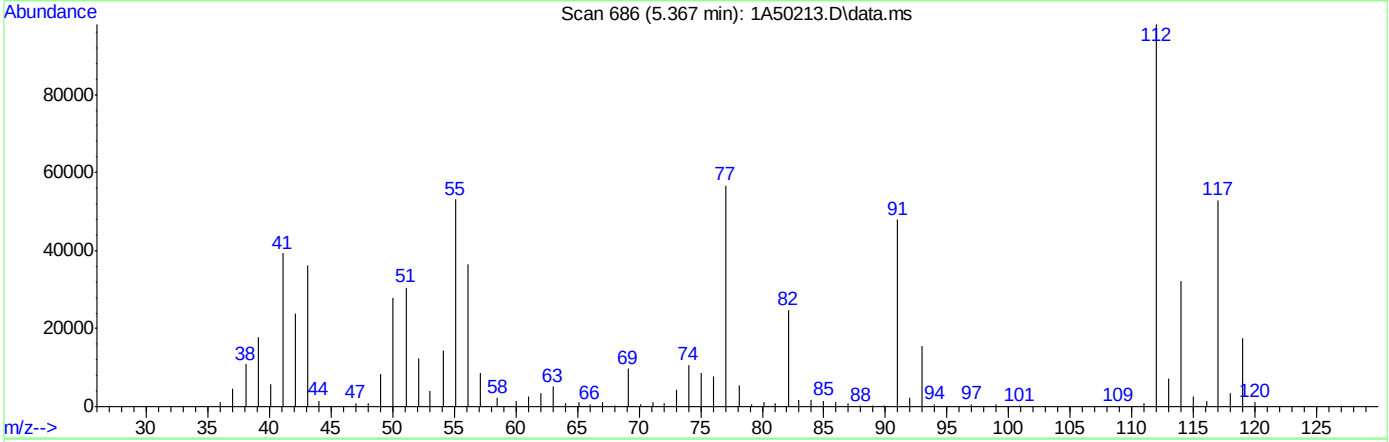

TIC: 1A50213.D\data.ms

(76) 1-Chlorohexane

5.367min (-0.000) 24.24ug/L m

response 60883

Ion	Exp%	Act%
91.00	100	100
55.00	74.60	110.76#
41.00	53.90	81.85#
43.10	42.90	75.76#

Quantitation Report (Qedit)

Data Path : C:\msdchem\1\DATA\10-25-2023\
Data File : 1A50213.D
Acq On : 25 Oct 2023 9:38 am
Operator : jeniferw
Sample : BS
Misc : MS55126,V1A1964,,,,,
ALS Vial : 3 Sample Multiplier: 1

Quant Time: Oct 25 09:50:45 2023
Quant Method : C:\msdchem\1\METHODS\V1A_10-23-2023.M
Quant Title : SW-846 Method 5035A/8260B
QLast Update : Mon Oct 23 13:18:22 2023
Response via : Initial Calibration

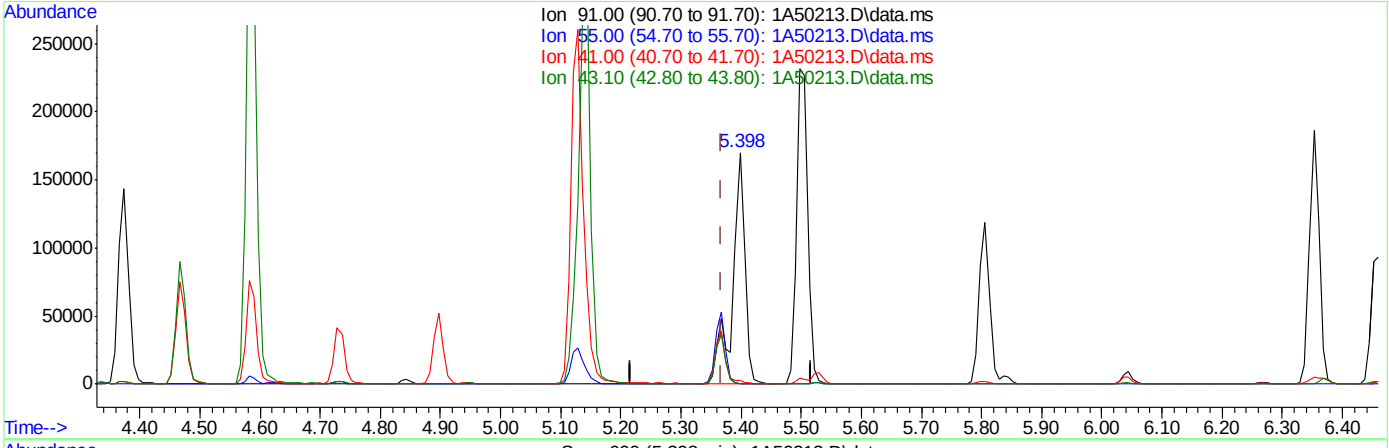

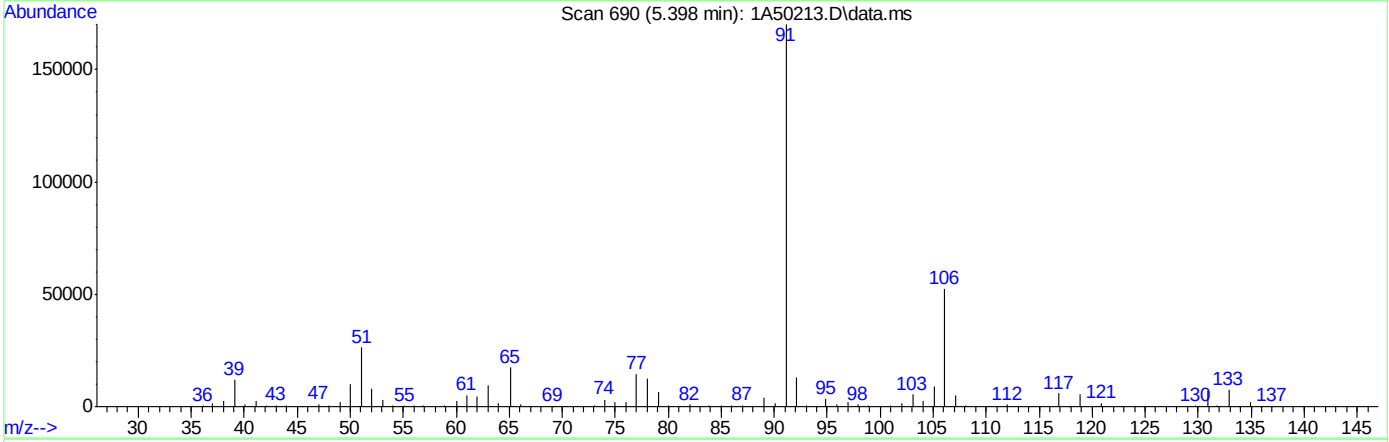

TIC: 1A50213.D\data.ms

(76) 1-Chlorohexane

5.398min (+0.031) 96.72ug/L

response 242951

Ion	Exp%	Act%
91.00	100	100
55.00	74.60	0.27#
41.00	53.90	1.29#
43.10	42.90	0.30#

Quantitation Report (Qedit)

Data Path : C:\msdchem\1\DATA\10-25-2023\
Data File : 1A50213.D
Acq On : 25 Oct 2023 9:38 am
Operator : jeniferw
Sample : BS
Misc : MS55126,V1A1964,,,,,
ALS Vial : 3 Sample Multiplier: 1

Quant Time: Oct 25 09:50:45 2023
Quant Method : C:\msdchem\1\METHODS\V1A_10-23-2023.M
Quant Title : SW-846 Method 5035A/8260B
QLast Update : Mon Oct 23 13:18:22 2023
Response via : Initial Calibration

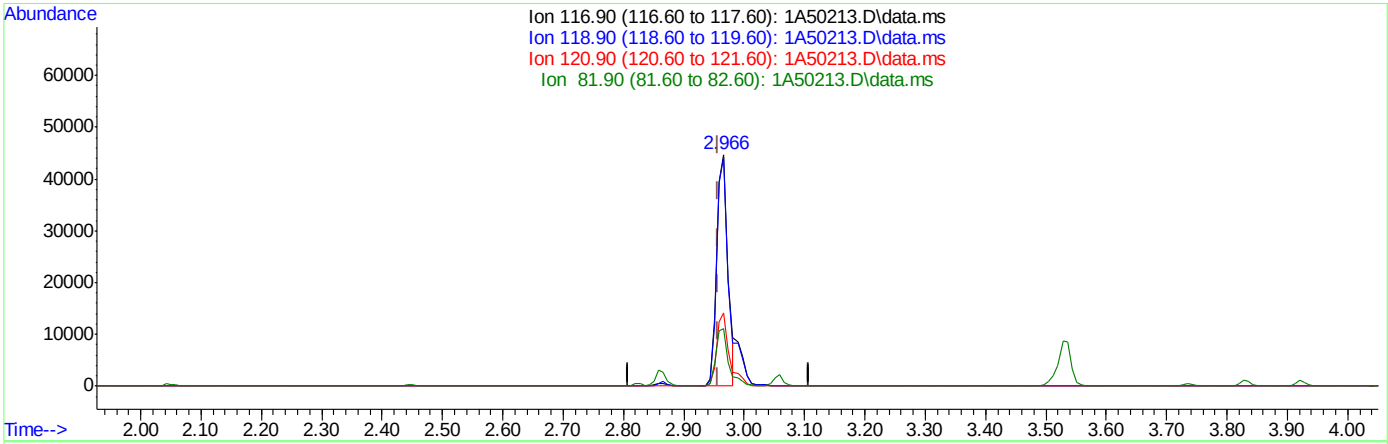

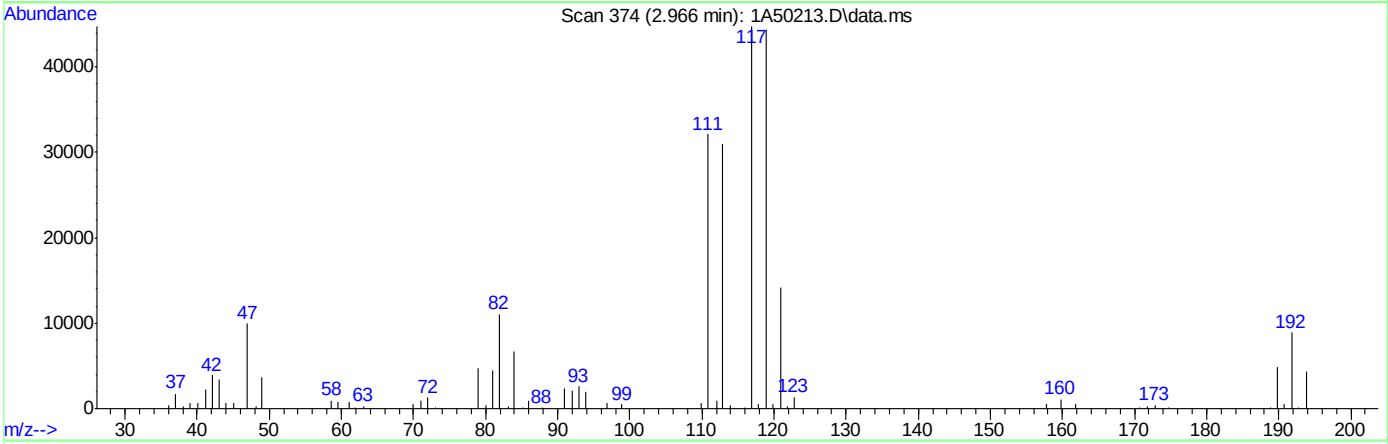

TIC: 1A50213.D\data.ms

(40) Carbon Tetrachloride ( )

2.966min (+0.008) 25.62ug/L m

response 59460

Ion	Exp%	Act%
116.90	100	100
118.90	94.50	99.12
120.90	31.10	31.60
81.90	25.40	24.78

Manual Integrations APPROVED (compounds with "m" flag)
Neil Christiana 10/27/23 10:16

Quantitation Report (QT Reviewed)

Data Path : C:\msdchem\1\DATA\10-26-2023\
Data File : 1A50265.D
Acq On : 26 Oct 2023 10:07 am
Operator : jeniferw
Sample : BS
Misc : MS55134,V1A1966,,,,,
ALS Vial : 3 Sample Multiplier: 1

Quant Time: Oct 26 10:22:26 2023
Quant Method : C:\msdchem\1\METHODS\V1A_10-23-2023.M
Quant Title : SW-846 Method 5035A/8260B
QLast Update : Mon Oct 23 13:18:22 2023
Response via : Initial Calibration

Compound	R.T.	QIon	Response	Conc	Units		Dev(Min)
Internal Standards							
1) Fluorobenzene	3.405	96	296038	50.00	ug/L		0.00
62) Chlorobenzene-d5	5.352	117	216141	50.00	ug/L		0.00
85) 1,4-Dichlorobenzene-d4	7.099	152	112246	50.00	ug/L		0.00
System Monitoring Compounds							
39) Dibromofluoromethane	2.958	113	82448	50.50	ug/L		0.00
Spiked Amount 50.000	Range 83 - 118		Recovery = 101.00%				
49) 1,2-Dichloroethane-d4	3.235	65	109089	51.45	ug/L		0.00
Spiked Amount 50.000	Range 79 - 125		Recovery = 102.90%				
63) Toluene-d8	4.336	98	285428	49.19	ug/L		0.00
Spiked Amount 50.000	Range 85 - 112		Recovery = 98.38%				
86) 4-Bromofluorobenzene	6.229	174	92415	49.35	ug/L		0.00
Spiked Amount 50.000	Range 83 - 118		Recovery = 98.70%				
Target Compounds							Qvalue
2) Dichlorodifluoromethane	1.019	85	39658	29.48	ug/L		98
3) Chloromethane	1.127	50	68115	25.26	ug/L		94
4) 1,3-butadiene	1.180	39	86166	44.96	ug/L		96
5) Vinyl Chloride	1.173	62	54293	25.14	ug/L		97
6) Bromomethane	1.342	94	15559	25.96	ug/L		96
7) Chloroethane	1.411	64	26714	26.49	ug/L		94
8) Trichlorofluoromethane	1.496	101	64245	27.98	ug/L		98
9) Ethyl Ether	1.658	59	48301	28.78	ug/L	#	84
10) Ethanol	1.711	45	24628	580.62	ug/L		93
11) 1,2-Dichlorotrifluoroe...	1.742	67	51403	28.21	ug/L		90
12) 1,1-Dichloroethene	1.758	61	75769	26.51	ug/L		84
13) Freon 113	1.781	101	44453	32.96	ug/L		93
14) Carbon Disulfide	1.781	76	116281	29.82	ug/L		90
15) Iodomethane	1.827	142	35327	37.50	ug/L		97
16) Acrolein	1.904	56	74527	126.09	ug/L		100
17) Allyl chloride	1.996	41	84992	27.13	ug/L		84
18) Methylene Chloride	2.042	49	120856	38.17	ug/L		76
19) Acetone	2.050	43	164404	177.45	ug/L		96
20) Methyl acetate	2.127	43	317127	117.69	ug/L		89
21) trans-1,2-Dichloroethene	2.135	61	76593	26.08	ug/L		83
22) Hexane	2.196	56	66885	27.93	ug/L	#	89
23) Methyl Tert Butyl Ether	2.196	73	112251	24.93	ug/L	#	33
24) Acetonitrile	2.273	41	102026	280.19	ug/L		95
25) Tert Butyl Alcohol	2.212	59	106121	243.04	ug/L		91
26) Di-isopropyl ether	2.396	45	199764	25.06	ug/L		92
27) Chloroprene	2.435	53	247244	24.72	ug/L		91
28) 1,1-Dichloroethane	2.443	63	92034	24.91	ug/L		96
29) Acrylonitrile	2.435	52	156365	126.28	ug/L		98
30) ETBE	2.581	59	174529	26.29	ug/L		89
31) Vinyl acetate	2.558	43	695643	128.21	ug/L		97
32) cis-1,2-Dichloroethene	2.720	96	41449	23.86	ug/L	#	71
33) 2,2-Dichloropropane	2.781	77	62459	28.42	ug/L		97
34) Bromochloromethane	2.820	128	21203	25.03	ug/L	#	43
35) Cyclohexane	2.858	56	111321	26.97	ug/L	#	81

Quantitation Report (QT Reviewed)

Data Path : C:\msdchem\1\DATA\10-26-2023\
Data File : 1A50265.D
Acq On : 26 Oct 2023 10:07 am
Operator : jeniferw
Sample : BS
Misc : MS55134,V1A1966,,,,,
ALS Vial : 3 Sample Multiplier: 1

Quant Time: Oct 26 10:22:26 2023
Quant Method : C:\msdchem\1\METHODS\V1A_10-23-2023.M
Quant Title : SW-846 Method 5035A/8260B
QLast Update : Mon Oct 23 13:18:22 2023
Response via : Initial Calibration

Compound	R.T.	QIon	Response	Conc	Units		Dev(Min)
36) Chloroform	2.858	83	75471	25.22	ug/L		94
37) Ethyl acetate	2.912	43	420153	127.29	ug/L		96
38) Tetrahydrofuran	2.951	42	29581	24.67	ug/L		85
40) Carbon Tetrachloride	2.958	117	61157m	26.36	ug/L		
41) 1,1,1-Trichloroethane	2.989	97	66421	26.65	ug/L		89
42) 2-Butanone	3.004	43	263433	148.42	ug/L		81
43) 1,1-Dichloropropene	3.051	75	56656	26.72	ug/L		89
44) tert-Butyl formate	3.097	59	263662	137.63	ug/L		89
45) Propionitrile	3.143	54	135802	268.39	ug/L		98
46) Methacrylonitrile	3.166	41	503768	243.63	ug/L		96
47) Benzene	3.181	78	162975	25.35	ug/L		81
48) TAME	3.251	73	111049	24.88	ug/L	#	58
50) 1,2-Dichloroethane	3.274	62	72671	25.58	ug/L		90
51) Isobutyl Alcohol	3.258	43	148592	495.34	ug/L		96
52) Tert Amyl Alcohol	3.328	59	87062	242.64	ug/L		82
53) Trichloroethene	3.512	95	43777	24.58	ug/L		97
54) Methylcyclohexane	3.528	83	74484	26.93	ug/L	#	73
55) Dibromomethane	3.736	93	26959	24.26	ug/L		87
56) 1,2-Dichloropropane	3.797	63	55053	24.90	ug/L		89
57) Bromodichloromethane	3.828	83	54364	23.62	ug/L	#	94
58) Methyl methacrylate	3.920	41	63748	22.95	ug/L	#	78
59) 1,4-Dioxane	3.943	88	11546	475.50	ug/L	#	56
60) 2-Chloroethyl vinyl ether	4.167	63	155827	117.26	ug/L		84
61) cis-1,3-Dichloropropene	4.213	75	63509	24.15	ug/L		81
64) Toluene	4.374	91	167196	24.35	ug/L		99
65) 2-Nitropropane	4.467	41	89371	115.55	ug/L		98
66) 4-Methyl-2-pentanone	4.582	43	435357	125.26	ug/L		95
67) trans-1,3-Dichloropropene	4.613	75	56193	22.34	ug/L		83
68) Tetrachloroethene	4.636	166	51664	22.38	ug/L		99
69) Ethyl methacrylate	4.728	69	46101	22.47	ug/L	#	71
70) 1,1,2-Trichloroethane	4.721	83	31425	22.71	ug/L		89
71) Dibromochloromethane	4.844	129	44528	25.25	ug/L		95
72) 1,3-Dichloropropane	4.898	76	64267	24.69	ug/L		80
73) 1,2-Dibromoethane	4.998	107	39418	23.32	ug/L		100
74) 3,3-Dimethyl-1-Butanol	5.129	57	538016	1210.04	ug/L		83
75) 2-hexanone	5.136	43	446145	134.15	ug/L		94
76) 1-Chlorohexane	5.367	91	63495m	25.24	ug/L		
77) Ethylbenzene	5.398	91	178368m	24.54	ug/L		
78) Chlorobenzene	5.367	112	111402	24.04	ug/L		95
79) 1,1,1,2-Tetrachloroethane	5.413	131	42969	25.17	ug/L		97
80) m,p-Xylene	5.498	91	294714	50.29	ug/L		99
81) o-Xylene	5.806	91	143581	24.02	ug/L		99
82) Styrene	5.837	104	113583	25.67	ug/L		93
83) Bromoform	5.844	173	29924	23.42	ug/L		99
84) Isopropylbenzene	6.045	105	174018	25.21	ug/L		99
87) cis-1,4-Dichloro-2-butene	6.268	53	13920	16.52	ug/L	#	73
88) n-Propylbenzene	6.352	91	206967	24.17	ug/L		96
89) Bromobenzene	6.306	156	45148	24.30	ug/L	#	80
90) 1,1,2,2-Tetrachloroethane	6.375	83	52053	22.26	ug/L		98
91) 1,3,5-Trimethylbenzene	6.506	105	150243	26.04	ug/L		97

Quantitation Report (QT Reviewed)

Data Path : C:\msdchem\1\DATA\10-26-2023\
Data File : 1A50265.D
Acq On : 26 Oct 2023 10:07 am
Operator : jeniferw
Sample : BS
Misc : MS55134,V1A1966,,,,,
ALS Vial : 3 Sample Multiplier: 1

Quant Time: Oct 26 10:22:26 2023
Quant Method : C:\msdchem\1\METHODS\V1A_10-23-2023.M
Quant Title : SW-846 Method 5035A/8260B
QLast Update : Mon Oct 23 13:18:22 2023
Response via : Initial Calibration

	Compound	R.T.	QIon	Response	Conc	Units		Dev(Min)
92)	2-Chlorotoluene	6.460	91	118736	23.40	ug/L		97
93)	trans-1,4-Dichloro-2-B...	6.506	53	21448	19.13	ug/L	#	75
94)	1,2,3-Trichloropropane	6.468	110	16625	25.11	ug/L	#	73
95)	Cyclohexanone	6.483	55	25033	177.75	ug/L		88
96)	4-Chlorotoluene	6.583	91	125986	23.66	ug/L		95
97)	tert-Butylbenzene	6.753	91	81553	25.16	ug/L		90
98)	1,2,4-Trimethylbenzene	6.806	105	139617	25.48	ug/L		99
99)	Pentachloroethane	6.745	167	25201	30.37	ug/L		92
100)	sec-Butylbenzene	6.891	105	176174	24.55	ug/L		98
101)	4-Isopropyltoluene	7.014	119	147911	25.53	ug/L		97
102)	1,3-Dichlorobenzene	7.037	146	83378	24.22	ug/L		96
103)	1,2,3-Trimethylbenzene	7.145	105	128730	23.03	ug/L		97
104)	1,4-Dichlorobenzene	7.107	146	84485	23.60	ug/L		97
105)	n-Butylbenzene	7.345	92	73166	26.65	ug/L		98
106)	Benzyl Chloride	7.299	126	17473	23.76	ug/L		99
107)	1,2-Dichlorobenzene	7.430	146	73846	23.74	ug/L		95
108)	1,2-Dibromo-3-Chloropr...	8.007	75	8042	23.55	ug/L	#	85
109)	Hexachlorobutadiene	8.515	225	15297	29.17	ug/L		93
110)	1,2,4-Trichlorobenzene	8.507	180	31498	25.02	ug/L		98
111)	Naphthalene	8.715	128	58348	22.32	ug/L		99
112)	1,2,3-Trichlorobenzene	8.838	180	21862	24.58	ug/L		96

(#) = qualifier out of range (m) = manual integration (+) = signals summed

Quantitation Report (QT Reviewed)

Data Path : C:\msdchem\1\DATA\10-26-2023\
Data File : 1A50265.D
Acq On : 26 Oct 2023 10:07 am
Operator : jeniferw
Sample : BS
Misc : MS55134,V1A1966,,,,,
ALS Vial : 3 Sample Multiplier: 1

Quant Time: Oct 26 10:22:26 2023
Quant Method : C:\msdchem\1\METHODS\V1A_10-23-2023.M
Quant Title : SW-846 Method 5035A/8260B
QLast Update : Mon Oct 23 13:18:22 2023
Response via : Initial Calibration

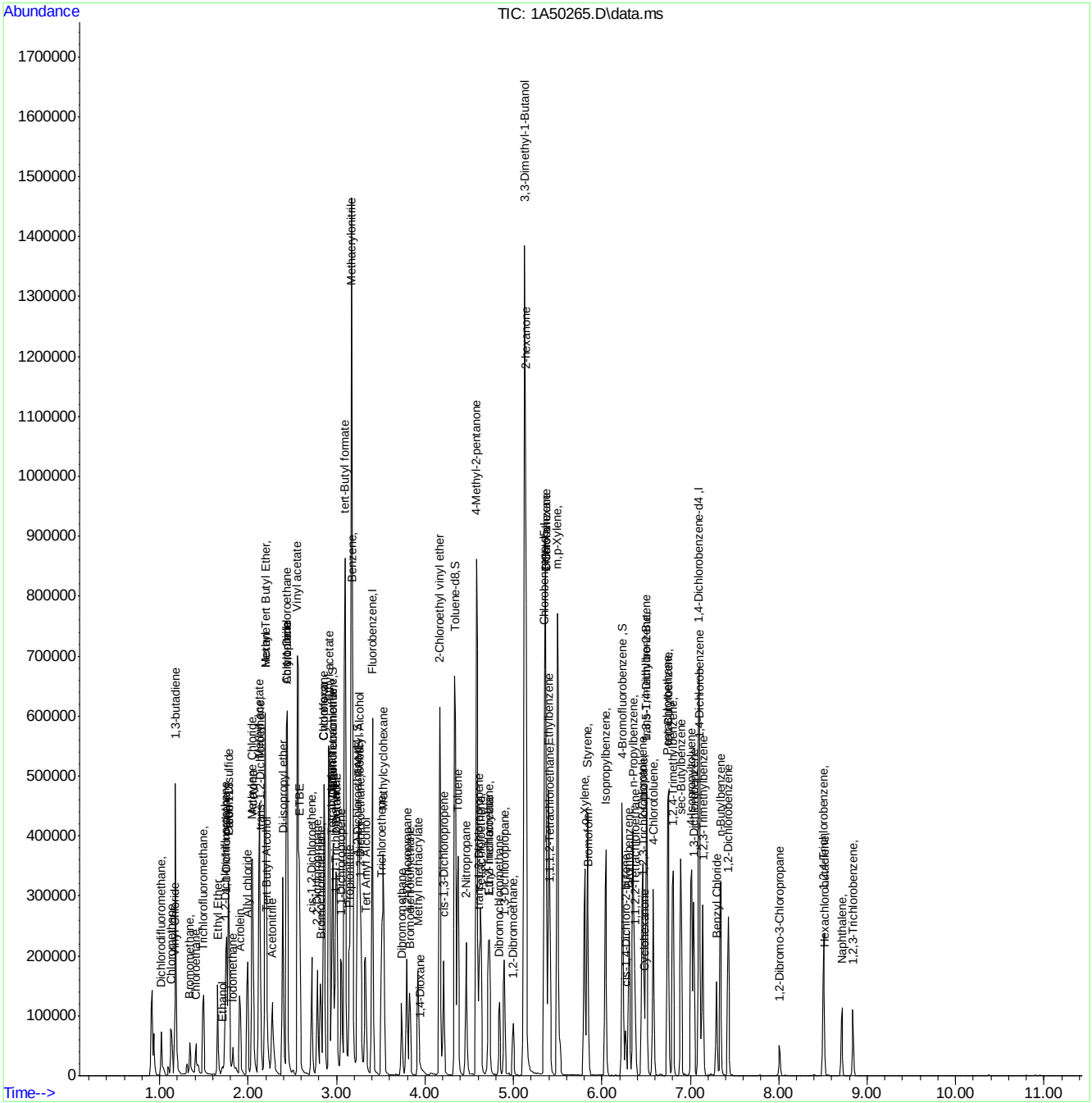

Manual Integration Approval Summary

Sample Number:	V1A1966-BS	**Method:**	SW846 8260D
Lab FileID:	1A50265.D	**Analyst approved:**	10/26/23 10:23 Jenifer Willis
Injection Time:	10/26/23 10:07	**Supervisor approved:**	10/27/23 10:16 Neil Christiana

Parameter	CAS	Sig#	R.T. (min.)	Reason
Carbon Tetrachloride	56-23-5		2.96	Overlapping peak
1-Chlorohexane	544-10-5		5.37	Overlapping peak
Ethylbenzene	100-41-4		5.40	Overlapping peak

Quantitation Report (Qedit)

Data Path : C:\msdchem\1\DATA\10-26-2023\
Data File : 1A50265.D
Acq On : 26 Oct 2023 10:07 am
Operator : jeniferw
Sample : BS
Misc : MS55134,V1A1966,,,,,
ALS Vial : 3 Sample Multiplier: 1

Quant Time: Oct 26 10:22:01 2023
Quant Method : C:\msdchem\1\METHODS\V1A_10-23-2023.M
Quant Title : SW-846 Method 5035A/8260B
QLast Update : Mon Oct 23 13:18:22 2023
Response via : Initial Calibration

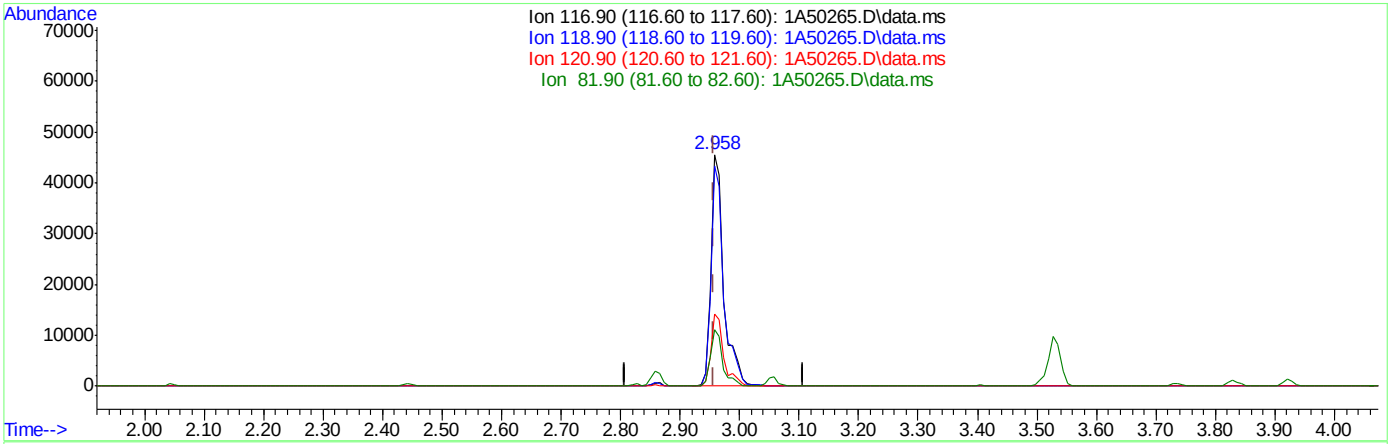

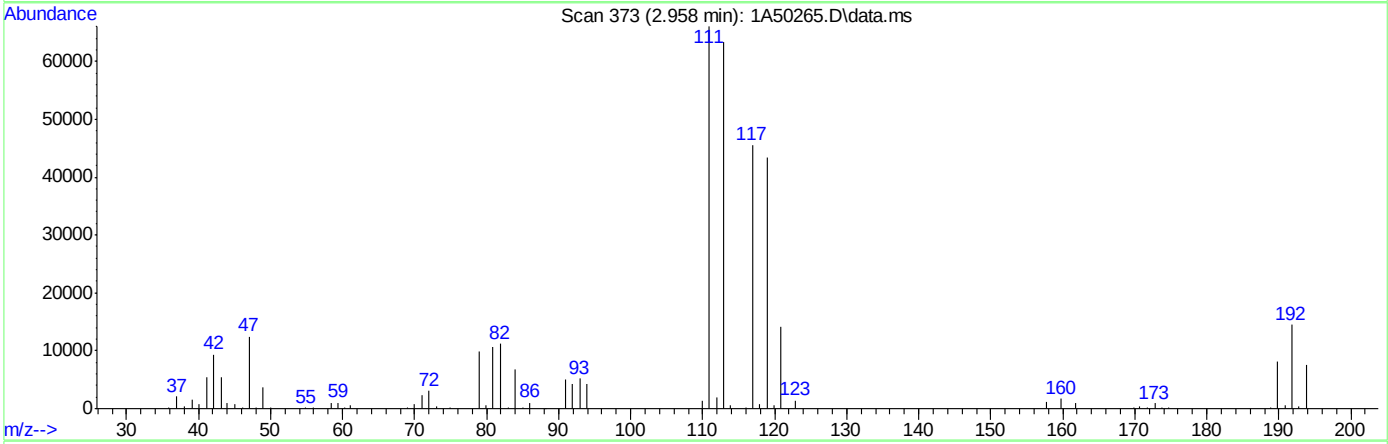

TIC: 1A50265.D\data.ms

(40) Carbon Tetrachloride ( )

2.958min (+0.000) 29.50ug/L

response 68430

Ion	Exp%	Act%
116.90	100	100
118.90	94.50	95.16
120.90	31.10	30.92
81.90	25.40	24.56

Quantitation Report (Qedit)

Data Path : C:\msdchem\1\DATA\10-26-2023\
Data File : 1A50265.D
Acq On : 26 Oct 2023 10:07 am
Operator : jeniferw
Sample : BS
Misc : MS55134,V1A1966,,,,,
ALS Vial : 3 Sample Multiplier: 1

Quant Time: Oct 26 10:22:01 2023
Quant Method : C:\msdchem\1\METHODS\V1A_10-23-2023.M
Quant Title : SW-846 Method 5035A/8260B
QLast Update : Mon Oct 23 13:18:22 2023
Response via : Initial Calibration

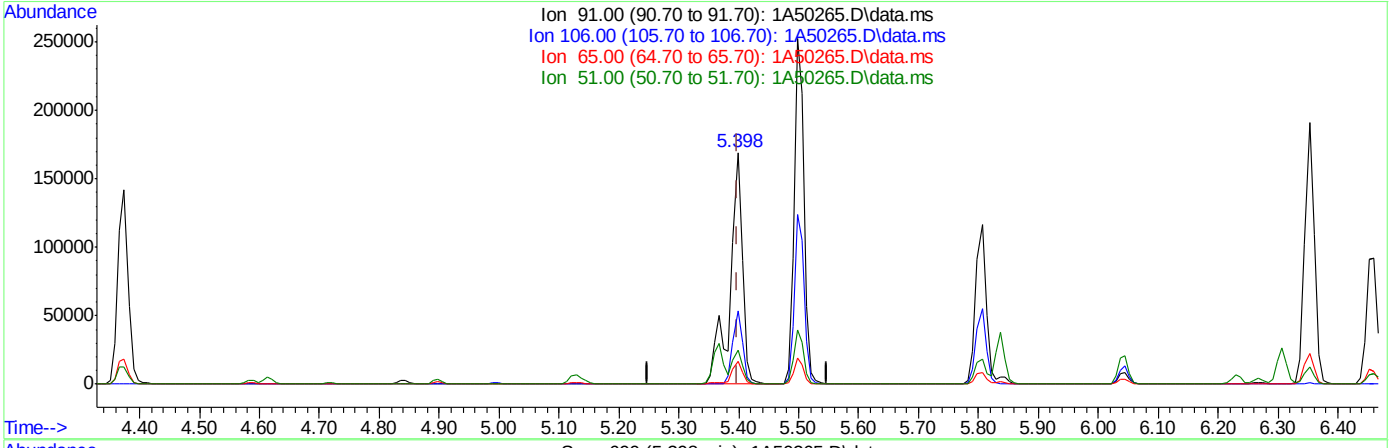

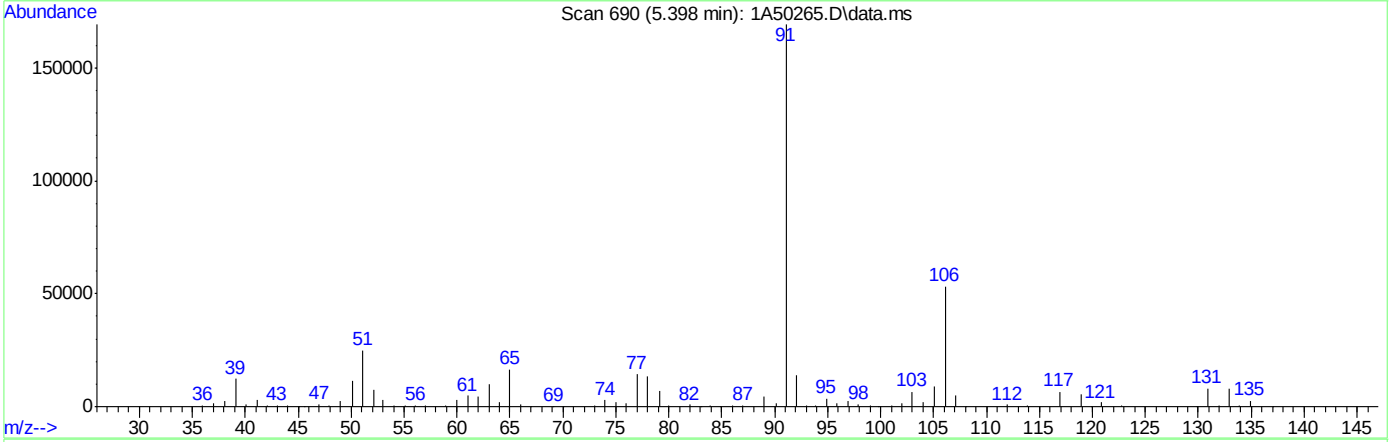

TIC: 1A50265.D\data.ms

(77) Ethylbenzene

5.398min (-0.000) 33.28ug/L

response 241855

Ion	Exp%	Act%
91.00	100	100
106.00	32.00	31.50
65.00	8.30	9.73
51.00	10.10	14.69

Quantitation Report (Qedit)

Data Path : C:\msdchem\1\DATA\10-26-2023\
Data File : 1A50265.D
Acq On : 26 Oct 2023 10:07 am
Operator : jeniferw
Sample : BS
Misc : MS55134,V1A1966,,,,,
ALS Vial : 3 Sample Multiplier: 1

Quant Time: Oct 26 10:22:01 2023
Quant Method : C:\msdchem\1\METHODS\V1A_10-23-2023.M
Quant Title : SW-846 Method 5035A/8260B
QLast Update : Mon Oct 23 13:18:22 2023
Response via : Initial Calibration

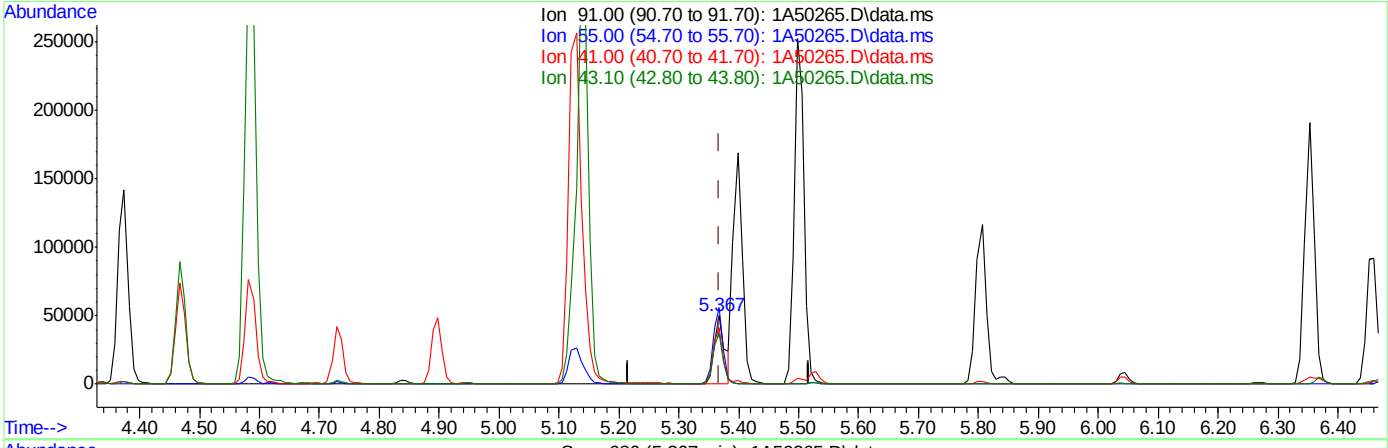

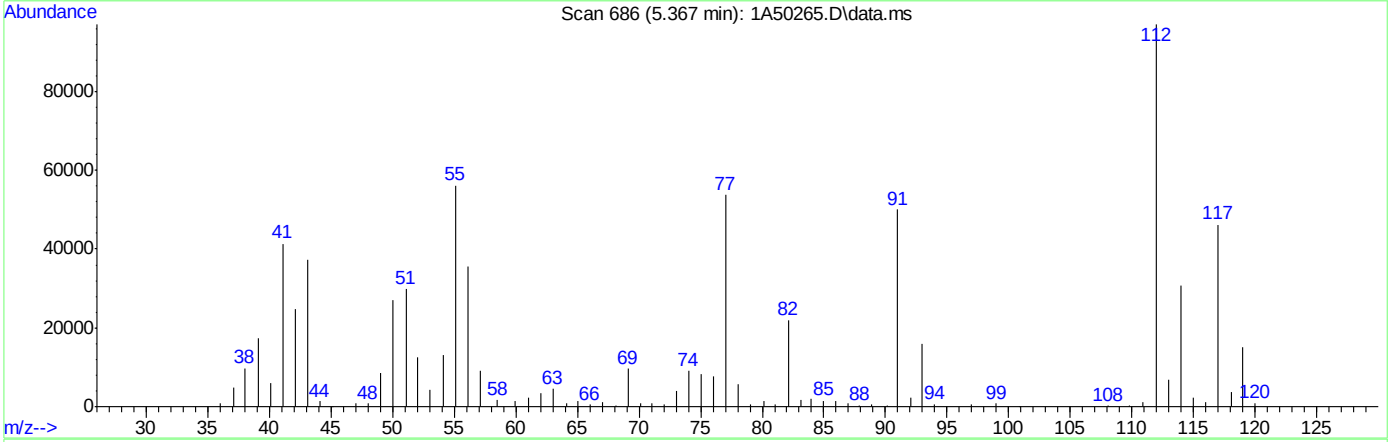

TIC: 1A50265.D\data.ms

(76) 1-Chlorohexane

5.367min (-0.000) 25.24ug/L m

response 63495

Ion	Exp%	Act%
91.00	100	100
55.00	74.60	112.20#
41.00	53.90	82.62#
43.10	42.90	74.42#

Quantitation Report (Qedit)

Data Path : C:\msdchem\1\DATA\10-26-2023\
Data File : 1A50265.D
Acq On : 26 Oct 2023 10:07 am
Operator : jeniferw
Sample : BS
Misc : MS55134,V1A1966,,,,,
ALS Vial : 3 Sample Multiplier: 1

Quant Time: Oct 26 10:22:01 2023
Quant Method : C:\msdchem\1\METHODS\V1A_10-23-2023.M
Quant Title : SW-846 Method 5035A/8260B
QLast Update : Mon Oct 23 13:18:22 2023
Response via : Initial Calibration

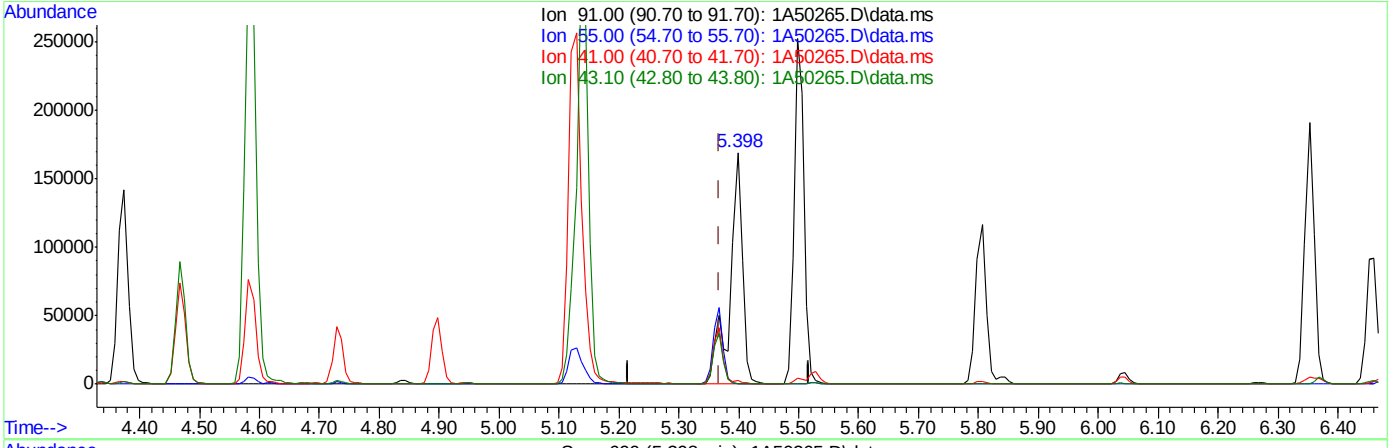

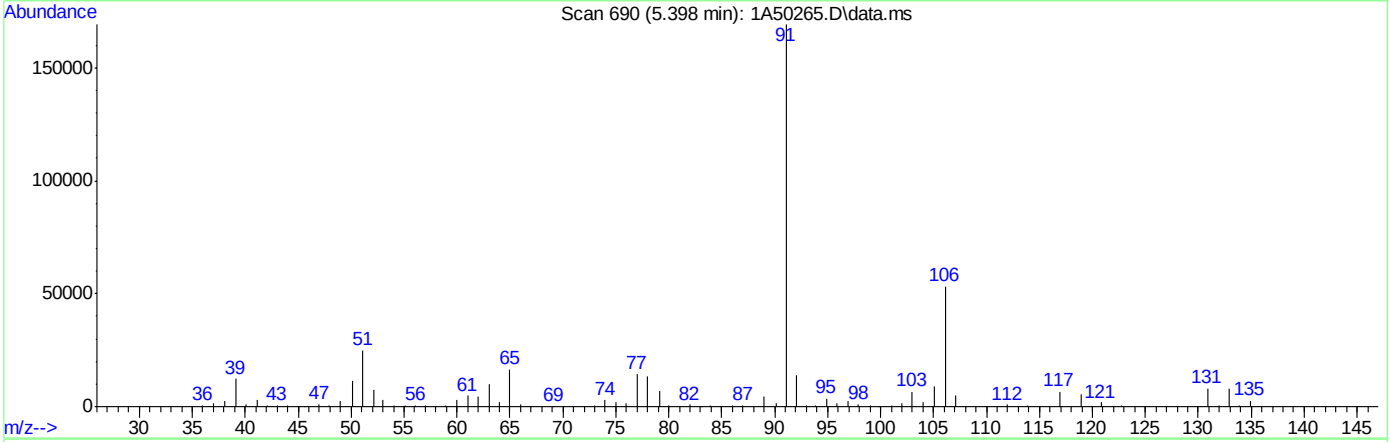

TIC: 1A50265.D\data.ms

(76) 1-Chlorohexane

5.398min (+0.031) 96.15ug/L

response 241855

Ion	Exp%	Act%
91.00	100	100
55.00	74.60	0.27#
41.00	53.90	1.58#
43.10	42.90	0.24#

Quantitation Report (Qedit)

Data Path : C:\msdchem\1\DATA\10-26-2023\
Data File : 1A50265.D
Acq On : 26 Oct 2023 10:07 am
Operator : jeniferw
Sample : BS
Misc : MS55134,V1A1966,,,,,
ALS Vial : 3 Sample Multiplier: 1

Quant Time: Oct 26 10:22:01 2023
Quant Method : C:\msdchem\1\METHODS\V1A_10-23-2023.M
Quant Title : SW-846 Method 5035A/8260B
QLast Update : Mon Oct 23 13:18:22 2023
Response via : Initial Calibration

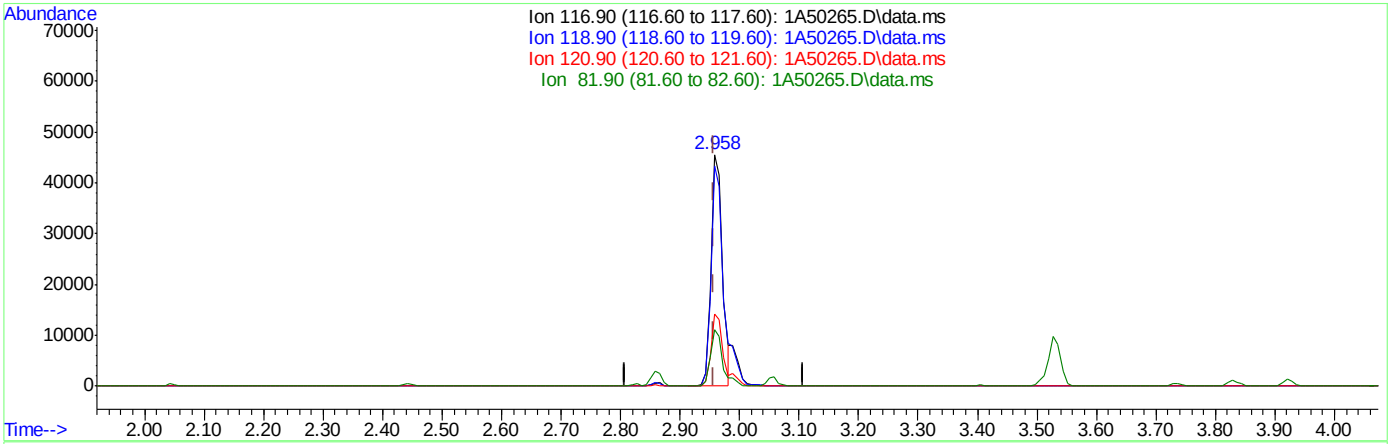

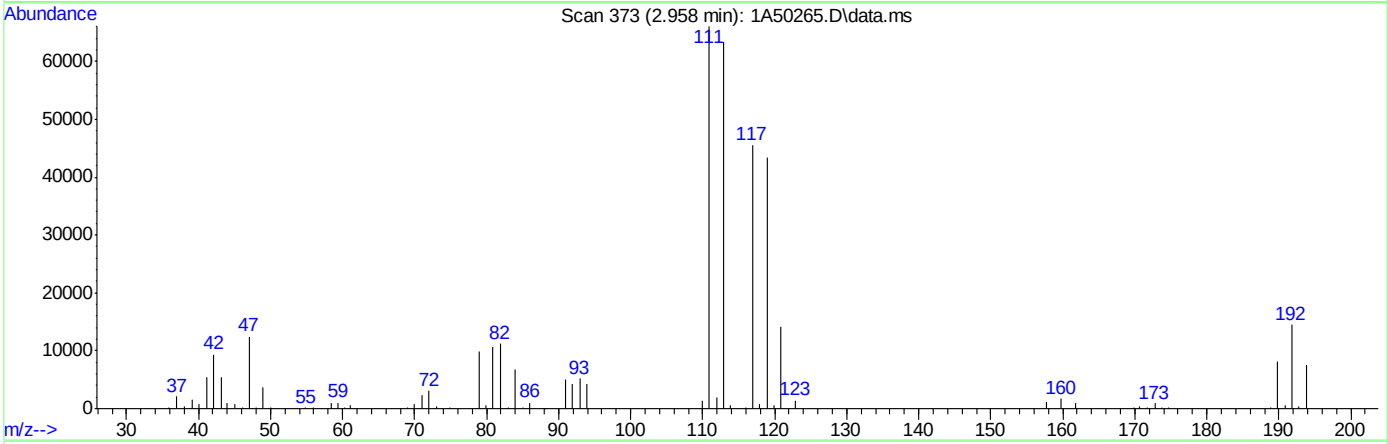

TIC: 1A50265.D\data.ms

(40) Carbon Tetrachloride ( )

2.958min (+0.000) 26.36ug/L m

response 61157

Ion	Exp%	Act%
116.90	100	100
118.90	94.50	95.16
120.90	31.10	30.92
81.90	25.40	24.56

Quantitation Report (Qedit)

Data Path : C:\msdchem\1\DATA\10-26-2023\
Data File : 1A50265.D
Acq On : 26 Oct 2023 10:07 am
Operator : jeniferw
Sample : BS
Misc : MS55134,V1A1966,,,,,
ALS Vial : 3 Sample Multiplier: 1

Quant Time: Oct 26 10:22:01 2023
Quant Method : C:\msdchem\1\METHODS\V1A_10-23-2023.M
Quant Title : SW-846 Method 5035A/8260B
QLast Update : Mon Oct 23 13:18:22 2023
Response via : Initial Calibration

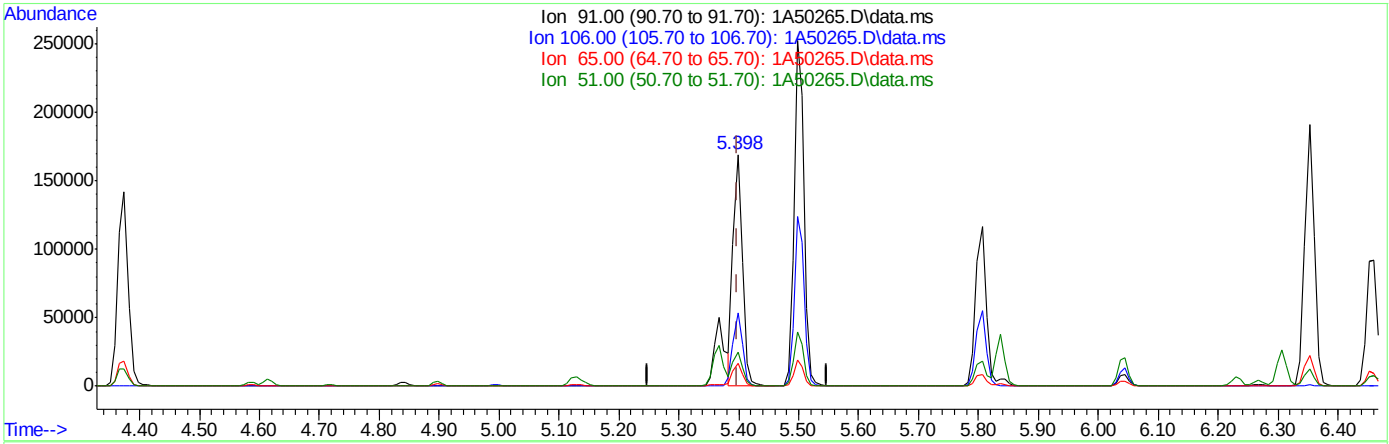

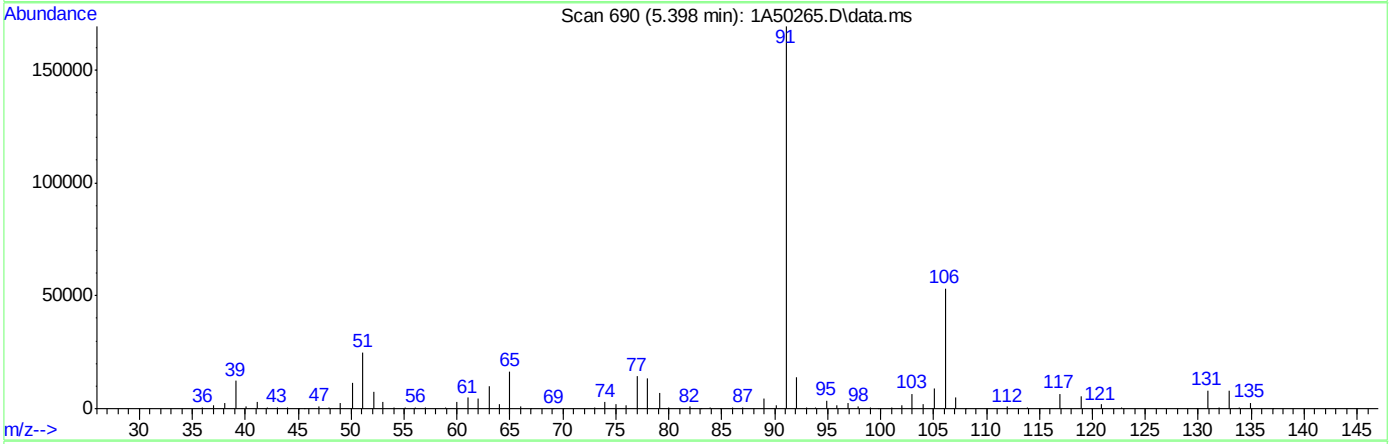

TIC: 1A50265.D\data.ms

(77) Ethylbenzene

5.398min (-0.000) 24.54ug/L m

response 178368

Ion	Exp%	Act%
91.00	100	100
106.00	32.00	31.50
65.00	8.30	9.73
51.00	10.10	14.69

Manual Integrations APPROVED (compounds with "m" flag)
Karen Watson
10/31/23 12:18

Quantitation Report (QT Reviewed)

Data Path : C:\msdchem\1\DATA\10-30-2023\
Data File : 1A50322.D
Acq On : 30 Oct 2023 9:22 am
Operator : jeniferw
Sample : BS
Misc : MS55153,V1A1968,,,,,
ALS Vial : 3 Sample Multiplier: 1

Quant Time: Oct 30 11:35:19 2023
Quant Method : C:\msdchem\1\METHODS\V1A_10-23-2023.M
Quant Title : SW-846 Method 5035A/8260B
QLast Update : Mon Oct 23 13:18:22 2023
Response via : Initial Calibration

Compound	R.T.	QIon	Response	Conc	Units		Dev(Min)
Internal Standards							
1) Fluorobenzene	3.405	96	236374	50.00	ug/L		0.00
62) Chlorobenzene-d5	5.352	117	173115	50.00	ug/L		0.00
85) 1,4-Dichlorobenzene-d4	7.099	152	91838	50.00	ug/L		0.00
System Monitoring Compounds							
39) Dibromofluoromethane	2.958	113	68961	52.90	ug/L		0.00
Spiked Amount 50.000	Range 83 - 118		Recovery = 105.80%				
49) 1,2-Dichloroethane-d4	3.243	65	90152	53.25	ug/L		0.00
Spiked Amount 50.000	Range 79 - 125		Recovery = 106.50%				
63) Toluene-d8	4.344	98	229775	49.44	ug/L		0.00
Spiked Amount 50.000	Range 85 - 112		Recovery = 98.88%				
86) 4-Bromofluorobenzene	6.229	174	77987	50.90	ug/L		0.00
Spiked Amount 50.000	Range 83 - 118		Recovery = 101.80%				
Target Compounds							Qvalue
2) Dichlorodifluoromethane	1.027	85	31725	29.53	ug/L		100
3) Chloromethane	1.134	50	51147	23.75	ug/L		93
4) 1,3-butadiene	1.188	39	51846	33.88	ug/L		84
5) Vinyl Chloride	1.173	62	40249	23.34	ug/L		97
6) Bromomethane	1.350	94	11736	24.52	ug/L		99
7) Chloroethane	1.411	64	21165	26.27	ug/L		94
8) Trichlorofluoromethane	1.496	101	54281	29.61	ug/L		99
9) Ethyl Ether	1.658	59	31988	23.87	ug/L	#	84
10) Ethanol	1.719	45	20643	609.52	ug/L		99
11) 1,2-Dichlorotrifluoroe...	1.750	67	40663	27.95	ug/L		93
12) 1,1-Dichloroethene	1.758	61	61769	27.07	ug/L		80
13) Freon 113	1.789	101	35279	32.76	ug/L		98
14) Carbon Disulfide	1.781	76	91734	29.46	ug/L		87
15) Iodomethane	1.835	142	21875	29.96	ug/L		97
16) Acrolein	1.912	56	62240	131.89	ug/L		98
17) Allyl chloride	1.996	41	66456	26.57	ug/L		84
18) Methylene Chloride	2.050	49	95778	37.88	ug/L		82
19) Acetone	2.058	43	124012	167.64	ug/L		93
20) Methyl acetate	2.127	43	244181	113.49	ug/L		88
21) trans-1,2-Dichloroethene	2.143	61	61477	26.22	ug/L		88
22) Hexane	2.197	56	51490	26.93	ug/L		94
23) Methyl Tert Butyl Ether	2.197	73	92421	25.71	ug/L	#	57
24) Acetonitrile	2.281	41	79100	272.06	ug/L		93
25) Tert Butyl Alcohol	2.220	59	90007	258.17	ug/L		93
26) Di-isopropyl ether	2.397	45	148494	23.33	ug/L		92
27) Chloroprene	2.443	53	196774	24.64	ug/L		93
28) 1,1-Dichloroethane	2.443	63	73975	25.07	ug/L		95
29) Acrylonitrile	2.443	52	125596	127.04	ug/L		99
30) ETBE	2.581	59	138419	26.11	ug/L		88
31) Vinyl acetate	2.566	43	537563	124.08	ug/L		98
32) cis-1,2-Dichloroethene	2.720	96	34444	24.83	ug/L	#	70
33) 2,2-Dichloropropane	2.789	77	53441	30.45	ug/L		96
34) Bromochloromethane	2.828	128	16275	24.07	ug/L	#	72
35) Cyclohexane	2.866	56	86473	26.24	ug/L	#	84

Quantitation Report (QT Reviewed)

Data Path : C:\msdchem\1\DATA\10-30-2023\
Data File : 1A50322.D
Acq On : 30 Oct 2023 9:22 am
Operator : jeniferw
Sample : BS
Misc : MS55153,V1A1968,,,,,
ALS Vial : 3 Sample Multiplier: 1

Quant Time: Oct 30 11:35:19 2023
Quant Method : C:\msdchem\1\METHODS\V1A_10-23-2023.M
Quant Title : SW-846 Method 5035A/8260B
QLast Update : Mon Oct 23 13:18:22 2023
Response via : Initial Calibration

Compound	R.T.	QIon	Response	Conc Units		Dev(Min)
36) Chloroform	2.866	83	63674	26.65 ug/L		98
37) Ethyl acetate	2.920	43	326354	123.83 ug/L		97
38) Tetrahydrofuran	2.951	42	21633	22.59 ug/L		84
40) Carbon Tetrachloride	2.966	117	53142m	28.69 ug/L		
41) 1,1,1-Trichloroethane	2.989	97	57701	29.00 ug/L		93
42) 2-Butanone	3.005	43	195506	137.95 ug/L		82
43) 1,1-Dichloropropene	3.059	75	45499	26.87 ug/L		91
44) tert-Butyl formate	3.097	59	221484	144.80 ug/L		90
45) Propionitrile	3.151	54	110919	274.55 ug/L		99
46) Methacrylonitrile	3.174	41	388293	235.18 ug/L		97
47) Benzene	3.182	78	128016	24.93 ug/L	#	63
48) TAME	3.251	73	87919	24.67 ug/L		74
50) 1,2-Dichloroethane	3.274	62	60893	26.85 ug/L		92
51) Isobutyl Alcohol	3.259	43	115450	482.00 ug/L		92
52) Tert Amyl Alcohol	3.328	59	69993	244.31 ug/L		85
53) Trichloroethene	3.513	95	36192	25.45 ug/L		97
54) Methylcyclohexane	3.528	83	56023	25.37 ug/L	#	71
55) Dibromomethane	3.736	93	21639	24.39 ug/L		89
56) 1,2-Dichloropropane	3.797	63	42199	23.90 ug/L		92
57) Bromodichloromethane	3.828	83	44989	24.48 ug/L	#	93
58) Methyl methacrylate	3.921	41	49738	22.43 ug/L	#	80
59) 1,4-Dioxane	3.944	88	8882	458.12 ug/L	#	57
60) 2-Chloroethyl vinyl ether	4.167	63	122164	115.14 ug/L		85
61) cis-1,3-Dichloropropene	4.213	75	49241	23.45 ug/L		80
64) Toluene	4.375	91	135291	24.60 ug/L		100
65) 2-Nitropropane	4.467	41	73658	118.90 ug/L		98
66) 4-Methyl-2-pentanone	4.582	43	331230	118.99 ug/L		96
67) trans-1,3-Dichloropropene	4.613	75	46931	23.29 ug/L		85
68) Tetrachloroethene	4.636	166	43267	23.40 ug/L		98
69) Ethyl methacrylate	4.729	69	36376	22.13 ug/L	#	69
70) 1,1,2-Trichloroethane	4.721	83	24852	22.43 ug/L		89
71) Dibromochloromethane	4.844	129	37149	26.30 ug/L		99
72) 1,3-Dichloropropane	4.898	76	50384	24.17 ug/L		79
73) 1,2-Dibromoethane	4.998	107	33624	24.84 ug/L		93
74) 3,3-Dimethyl-1-Butanol	5.129	57	427621	1200.79 ug/L		83
75) 2-hexanone	5.144	43	336784	126.43 ug/L	#	72
76) 1-Chlorohexane	5.367	91	48054m	23.85 ug/L		
77) Ethylbenzene	5.398	91	143853m	24.71 ug/L		
78) Chlorobenzene	5.367	112	88110	23.74 ug/L		93
79) 1,1,1,2-Tetrachloroethane	5.414	131	35473	25.94 ug/L		98
80) m,p-Xylene	5.498	91	241835	51.52 ug/L		99
81) o-Xylene	5.806	91	117936	24.64 ug/L		98
82) Styrene	5.837	104	91747	25.89 ug/L		94
83) Bromoform	5.845	173	26721	26.11 ug/L		96
84) Isopropylbenzene	6.045	105	140417	25.39 ug/L		97
87) cis-1,4-Dichloro-2-butene	6.268	53	16568	24.03 ug/L	#	80
88) n-Propylbenzene	6.353	91	166325	23.74 ug/L		99
89) Bromobenzene	6.306	156	38802	25.52 ug/L		89
90) 1,1,2,2-Tetrachloroethane	6.376	83	40035	20.92 ug/L		95
91) 1,3,5-Trimethylbenzene	6.506	105	120413	25.51 ug/L		95

Quantitation Report (QT Reviewed)

Data Path : C:\msdchem\1\DATA\10-30-2023\
Data File : 1A50322.D
Acq On : 30 Oct 2023 9:22 am
Operator : jeniferw
Sample : BS
Misc : MS55153,V1A1968,,,,,
ALS Vial : 3 Sample Multiplier: 1

Quant Time: Oct 30 11:35:19 2023
Quant Method : C:\msdchem\1\METHODS\V1A_10-23-2023.M
Quant Title : SW-846 Method 5035A/8260B
QLast Update : Mon Oct 23 13:18:22 2023
Response via : Initial Calibration

	Compound	R.T.	QIon	Response	Conc	Units		Dev(Min)
92)	2-Chlorotoluene	6.460	91	97338	23.44	ug/L		96
93)	trans-1,4-Dichloro-2-B...	6.506	53	22115	24.11	ug/L	#	74
94)	1,2,3-Trichloropropane	6.468	110	14097	26.02	ug/L	#	75
95)	Cyclohexanone	6.483	55	22132	192.08	ug/L		89
96)	4-Chlorotoluene	6.583	91	102526	23.53	ug/L		96
97)	tert-Butylbenzene	6.753	91	67464	25.44	ug/L		94
98)	1,2,4-Trimethylbenzene	6.807	105	113282	25.27	ug/L		99
99)	Pentachloroethane	6.753	167	22841	33.64	ug/L	#	81
100)	sec-Butylbenzene	6.891	105	139432	23.75	ug/L		98
101)	4-Isopropyltoluene	7.014	119	118663	25.03	ug/L		100
102)	1,3-Dichlorobenzene	7.038	146	67423	23.93	ug/L		96
103)	1,2,3-Trimethylbenzene	7.145	105	103242	22.57	ug/L		96
104)	1,4-Dichlorobenzene	7.107	146	69147	23.61	ug/L		96
105)	n-Butylbenzene	7.338	92	56989	25.37	ug/L		98
106)	Benzyl Chloride	7.299	126	15274	25.38	ug/L	#	92
107)	1,2-Dichlorobenzene	7.430	146	59691	23.46	ug/L		97
108)	1,2-Dibromo-3-Chloropr...	8.007	75	7348	26.30	ug/L		85
109)	Hexachlorobutadiene	8.515	225	12169	28.36	ug/L		92
110)	1,2,4-Trichlorobenzene	8.500	180	25915	25.16	ug/L		94
111)	Naphthalene	8.715	128	49975	23.37	ug/L		100
112)	1,2,3-Trichlorobenzene	8.838	180	18812	25.85	ug/L		95

(#) = qualifier out of range (m) = manual integration (+) = signals summed

Quantitation Report (QT Reviewed)

Data Path : C:\msdchem\1\DATA\10-30-2023\
Data File : 1A50322.D
Acq On : 30 Oct 2023 9:22 am
Operator : jeniferw
Sample : BS
Misc : MS55153,V1A1968,,,,,
ALS Vial : 3 Sample Multiplier: 1

Quant Time: Oct 30 11:35:19 2023
Quant Method : C:\msdchem\1\METHODS\V1A_10-23-2023.M
Quant Title : SW-846 Method 5035A/8260B
QLast Update : Mon Oct 23 13:18:22 2023
Response via : Initial Calibration

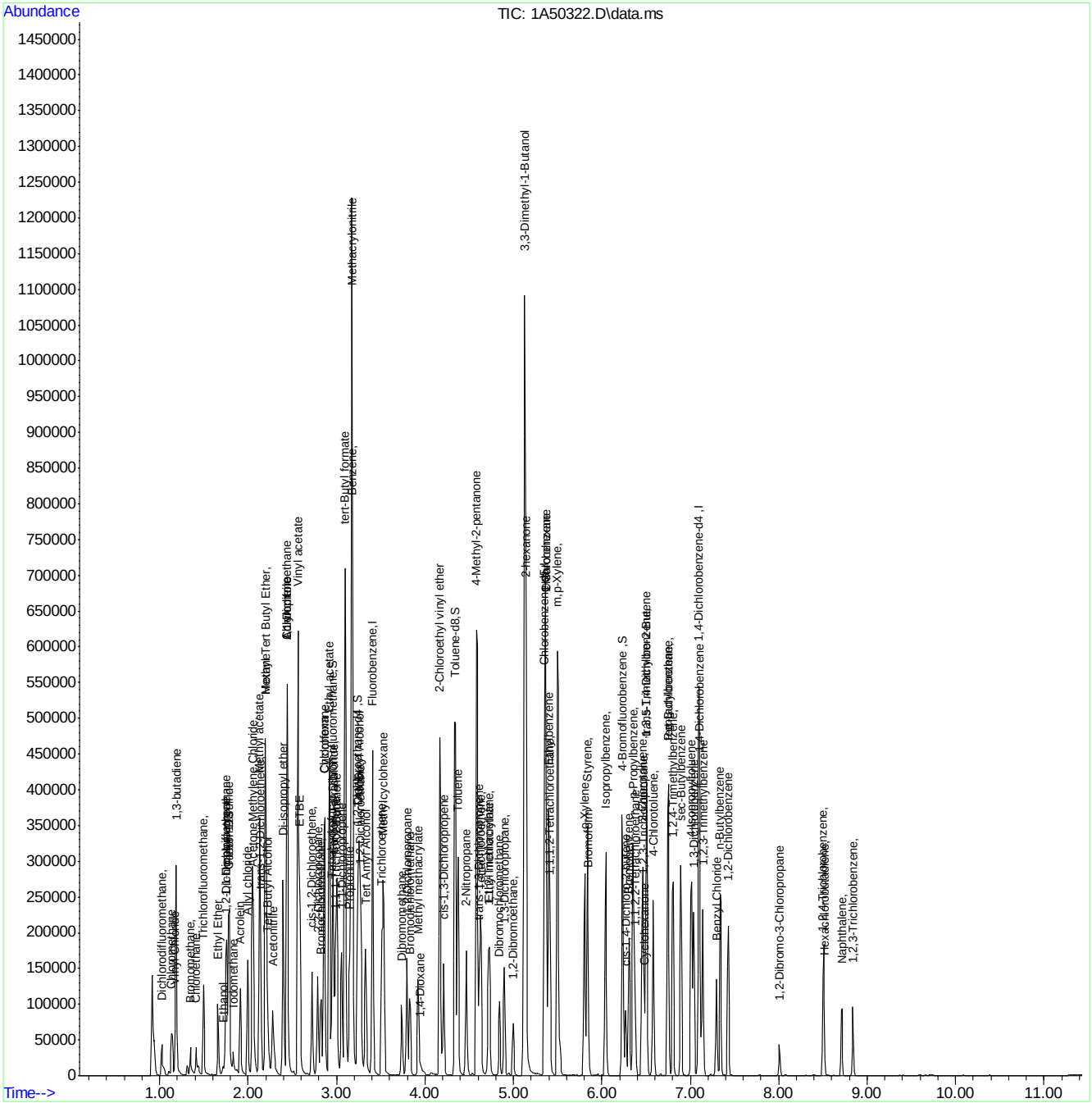

Manual Integration Approval Summary

Sample Number: V1A1968-BS
Lab FileID: 1A50322.D
Injection Time: 10/30/23 09:22
Method: SW846 8260D
Analyst approved: 10/30/23 11:32 Jenifer Willis
Supervisor approved: 10/31/23 12:18 Karen Watson

Parameter	CAS	Sig#	R.T. (min.)	Reason
Carbon Tetrachloride	56-23-5		2.97	Overlapping peak
1-Chlorohexane	544-10-5		5.37	Overlapping peak
Ethylbenzene	100-41-4		5.40	Overlapping peak

Quantitation Report (Qedit)

Data Path : C:\msdchem\1\DATA\10-30-2023\
Data File : 1A50322.D
Acq On : 30 Oct 2023 9:22 am
Operator : jeniferw
Sample : BS
Misc : MS55153,V1A1968,,,,,
ALS Vial : 3 Sample Multiplier: 1

Quant Time: Oct 30 11:34:58 2023
Quant Method : C:\msdchem\1\METHODS\V1A_10-23-2023.M
Quant Title : SW-846 Method 5035A/8260B
QLast Update : Mon Oct 23 13:18:22 2023
Response via : Initial Calibration

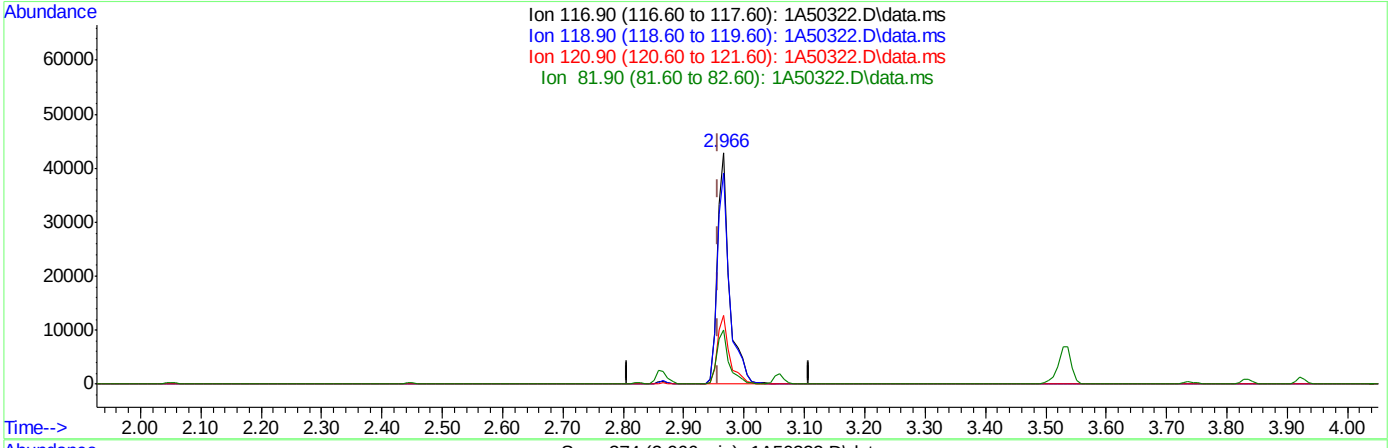

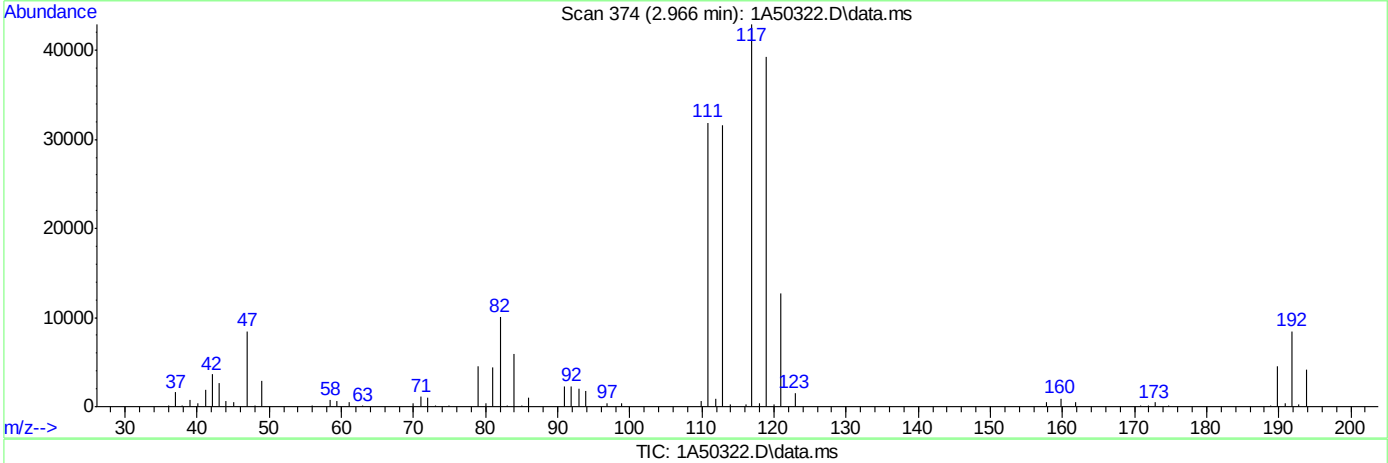

TIC: 1A50322.D\data.ms

(40) Carbon Tetrachloride ( )

2.966min (+0.008) 32.32ug/L

response 59863

Ion	Exp%	Act%
116.90	100	100
118.90	94.50	91.37
120.90	31.10	29.57
81.90	25.40	23.34

Quantitation Report (Qedit)

Data Path : C:\msdchem\1\DATA\10-30-2023\
Data File : 1A50322.D
Acq On : 30 Oct 2023 9:22 am
Operator : jeniferw
Sample : BS
Misc : MS55153,V1A1968,,,,,
ALS Vial : 3 Sample Multiplier: 1

Quant Time: Oct 30 11:34:58 2023
Quant Method : C:\msdchem\1\METHODS\V1A_10-23-2023.M
Quant Title : SW-846 Method 5035A/8260B
QLast Update : Mon Oct 23 13:18:22 2023
Response via : Initial Calibration

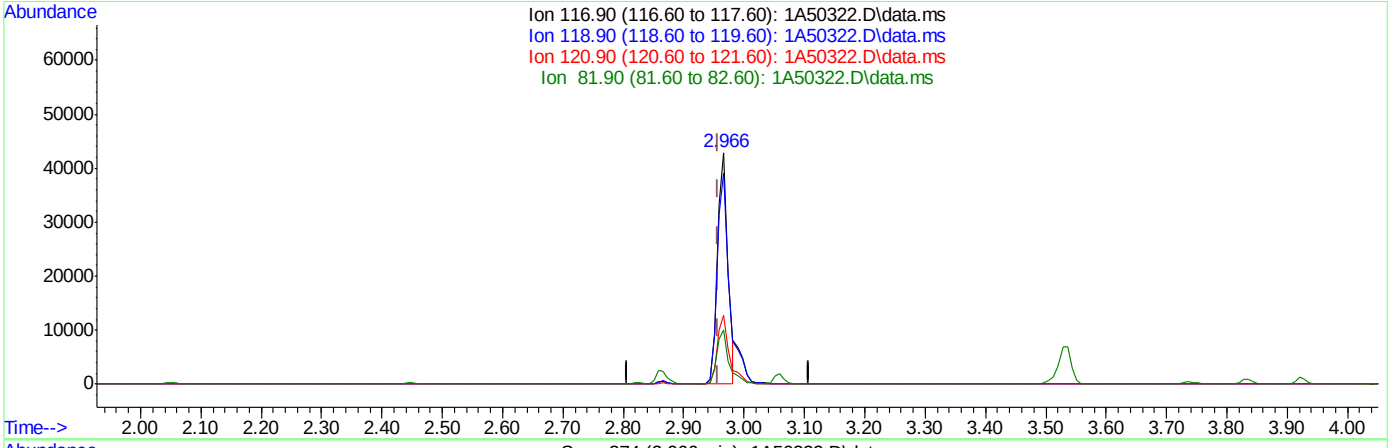

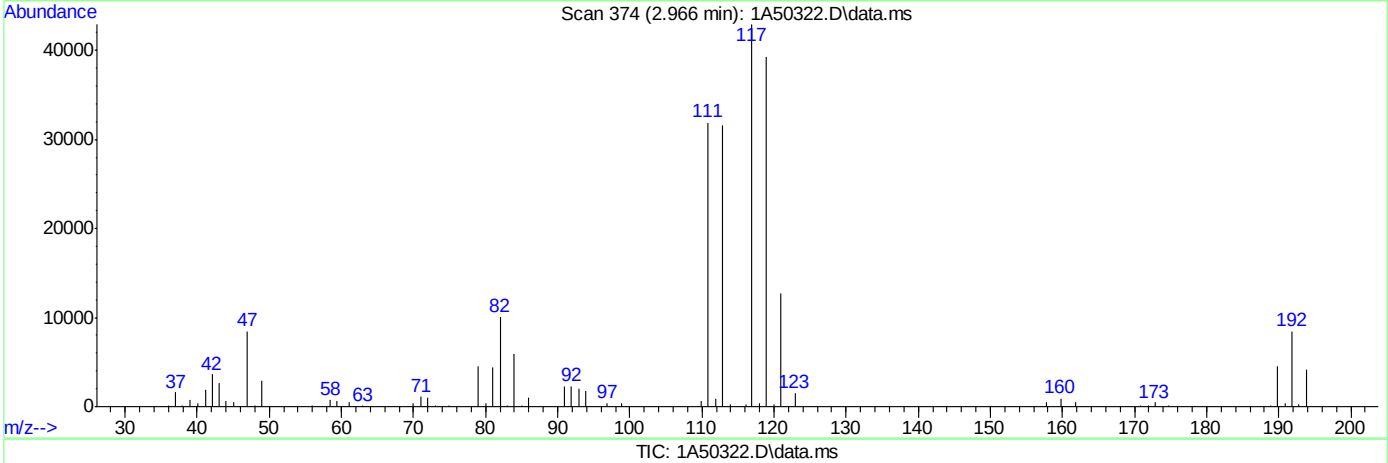

TIC: 1A50322.D\data.ms

(40) Carbon Tetrachloride ( )

2.966min (+0.008) 28.69ug/L m

response 53142

Ion	Exp%	Act%
116.90	100	100
118.90	94.50	91.37
120.90	31.10	29.57
81.90	25.40	23.34

Quantitation Report (Qedit)

Data Path : C:\msdchem\1\DATA\10-30-2023\
Data File : 1A50322.D
Acq On : 30 Oct 2023 9:22 am
Operator : jeniferw
Sample : BS
Misc : MS55153,V1A1968,,,,,
ALS Vial : 3 Sample Multiplier: 1

Quant Time: Oct 30 11:34:58 2023
Quant Method : C:\msdchem\1\METHODS\V1A_10-23-2023.M
Quant Title : SW-846 Method 5035A/8260B
QLast Update : Mon Oct 23 13:18:22 2023
Response via : Initial Calibration

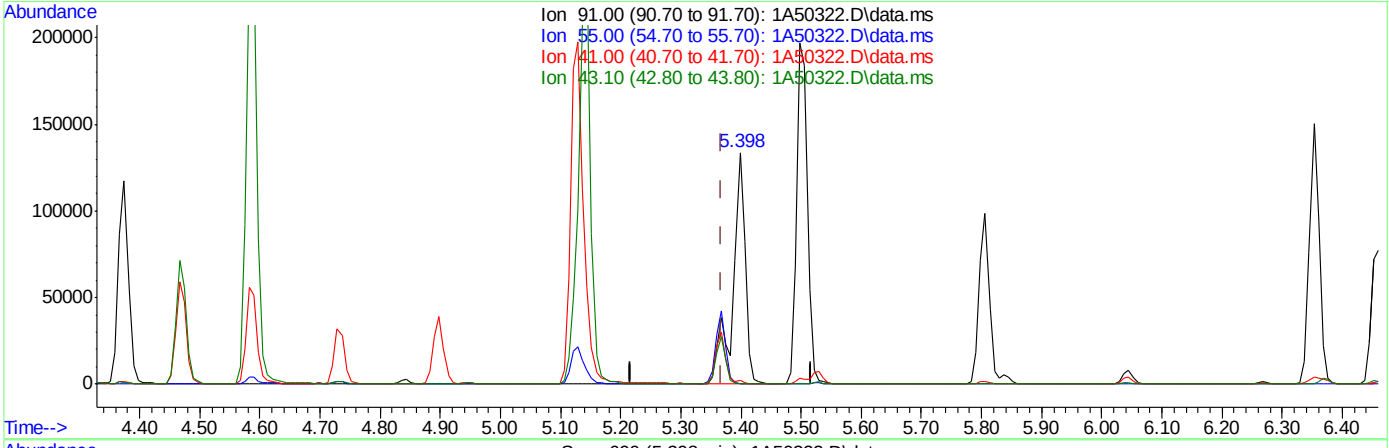

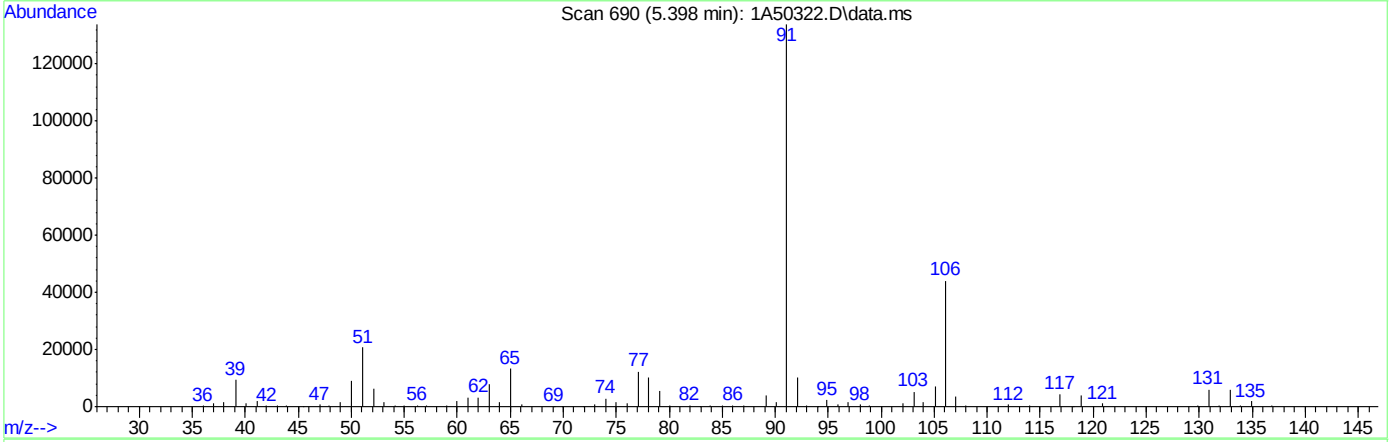

TIC: 1A50322.D\data.ms

(76) 1-Chlorohexane

5.398min (+0.031) 95.27ug/L

response 191922

Ion	Exp%	Act%
91.00	100	100
55.00	74.60	0.26#
41.00	53.90	1.17#
43.10	42.90	0.27#

Quantitation Report (Qedit)

Data Path : C:\msdchem\1\DATA\10-30-2023\
Data File : 1A50322.D
Acq On : 30 Oct 2023 9:22 am
Operator : jeniferw
Sample : BS
Misc : MS55153,V1A1968,,,,,
ALS Vial : 3 Sample Multiplier: 1

Quant Time: Oct 30 11:34:58 2023
Quant Method : C:\msdchem\1\METHODS\V1A_10-23-2023.M
Quant Title : SW-846 Method 5035A/8260B
QLast Update : Mon Oct 23 13:18:22 2023
Response via : Initial Calibration

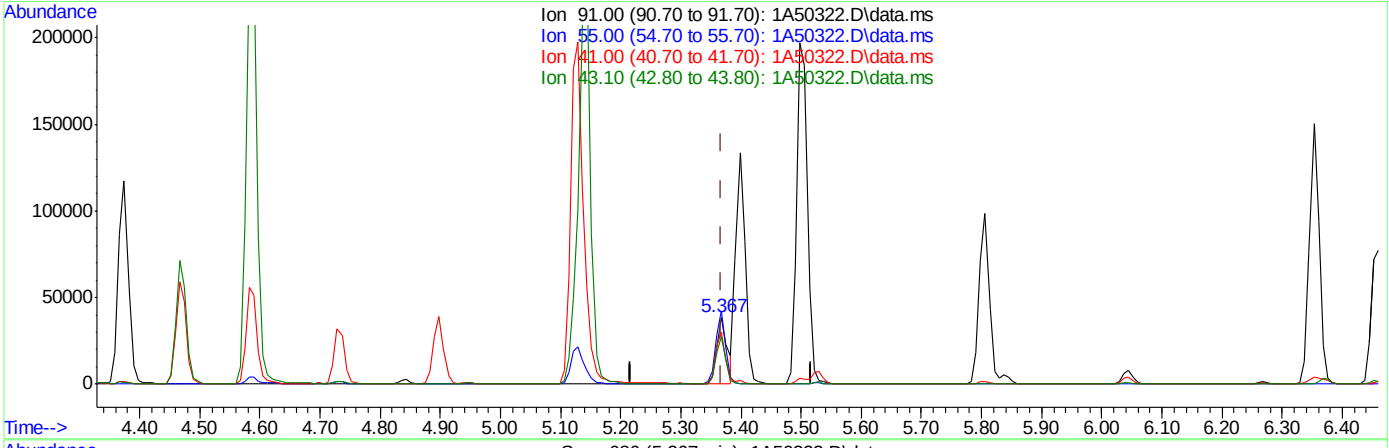

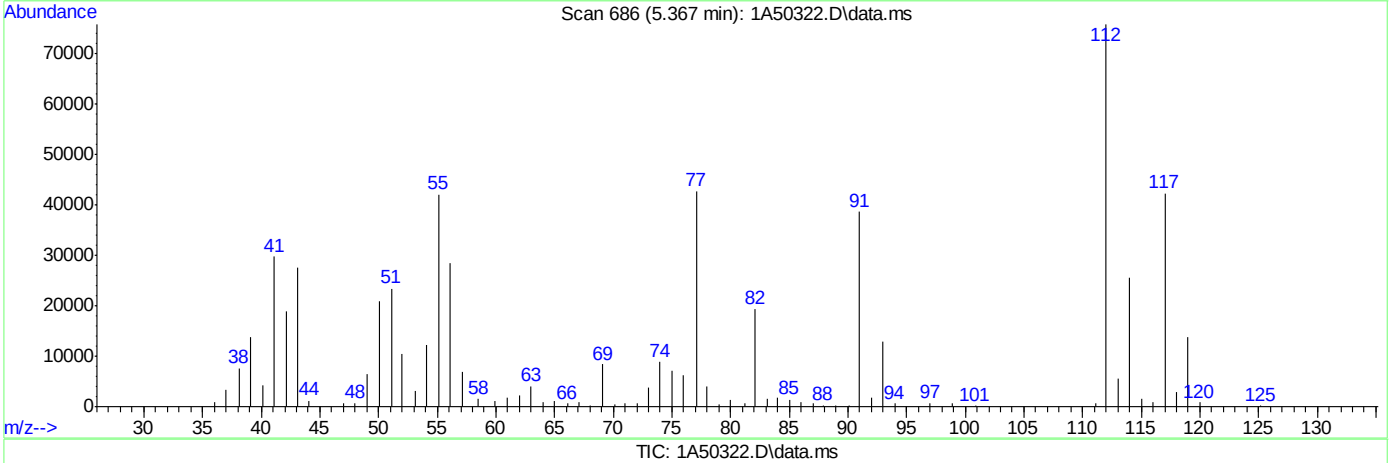

TIC: 1A50322.D\data.ms

(76) 1-Chlorohexane

5.367min (+0.000) 23.85ug/L m

response 48054

Ion	Exp%	Act%
91.00	100	100
55.00	74.60	109.13#
41.00	53.90	77.01#
43.10	42.90	71.64#

Quantitation Report (Qedit)

Data Path : C:\msdchem\1\DATA\10-30-2023\
Data File : 1A50322.D
Acq On : 30 Oct 2023 9:22 am
Operator : jeniferw
Sample : BS
Misc : MS55153,V1A1968,,,,,
ALS Vial : 3 Sample Multiplier: 1

Quant Time: Oct 30 11:34:58 2023
Quant Method : C:\msdchem\1\METHODS\V1A_10-23-2023.M
Quant Title : SW-846 Method 5035A/8260B
QLast Update : Mon Oct 23 13:18:22 2023
Response via : Initial Calibration

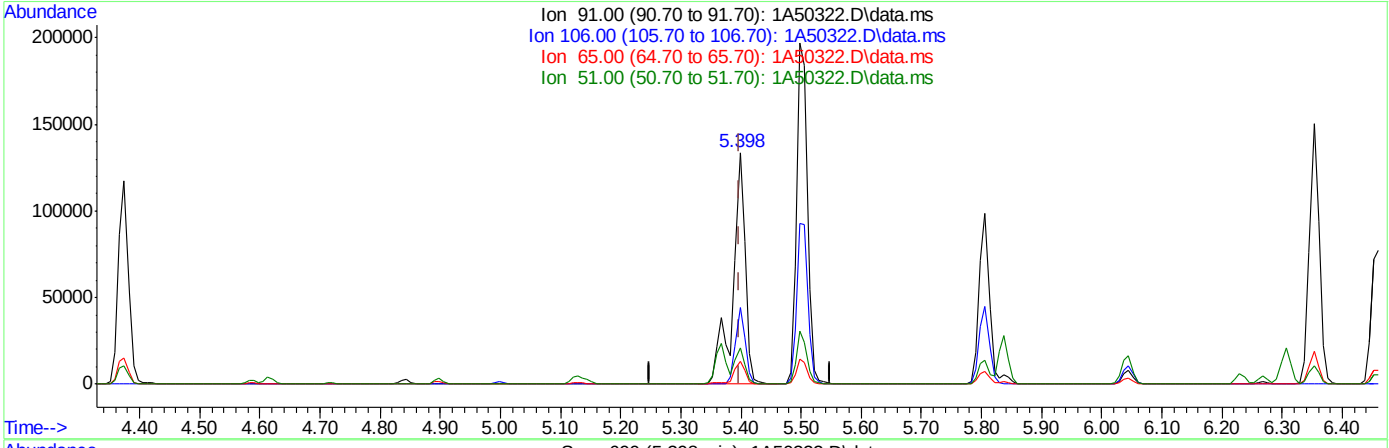

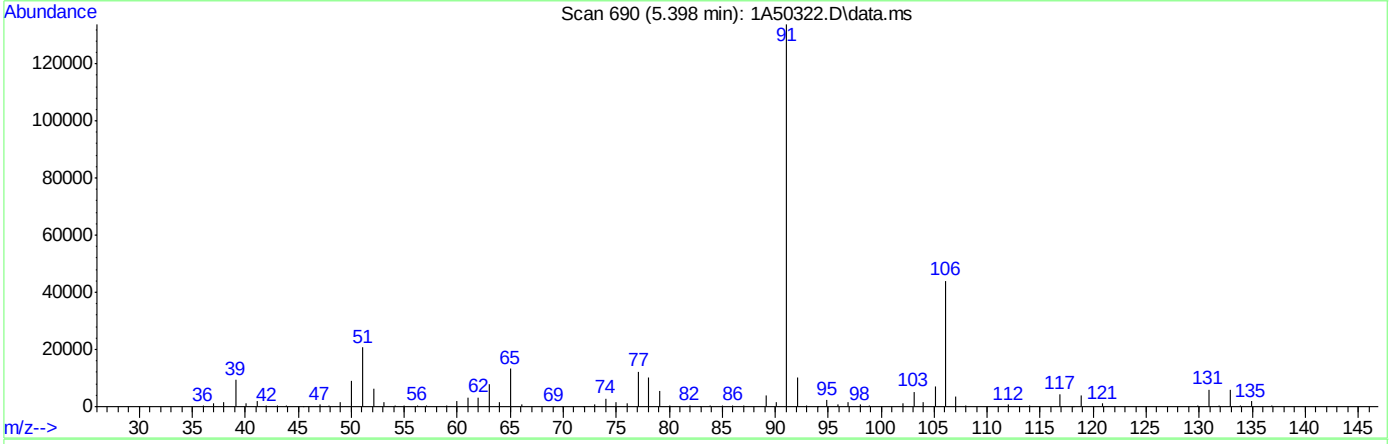

TIC: 1A50322.D\data.ms

(77) Ethylbenzene

5.398min (+0.000) 32.97ug/L

response 191922

Ion	Exp%	Act%
91.00	100	100
106.00	32.00	32.99
65.00	8.30	9.87
51.00	10.10	15.43

Quantitation Report (Qedit)

Data Path : C:\msdchem\1\DATA\10-30-2023\
Data File : 1A50322.D
Acq On : 30 Oct 2023 9:22 am
Operator : jeniferw
Sample : BS
Misc : MS55153,V1A1968,,,,,
ALS Vial : 3 Sample Multiplier: 1

Quant Time: Oct 30 11:34:58 2023
Quant Method : C:\msdchem\1\METHODS\V1A_10-23-2023.M
Quant Title : SW-846 Method 5035A/8260B
QLast Update : Mon Oct 23 13:18:22 2023
Response via : Initial Calibration

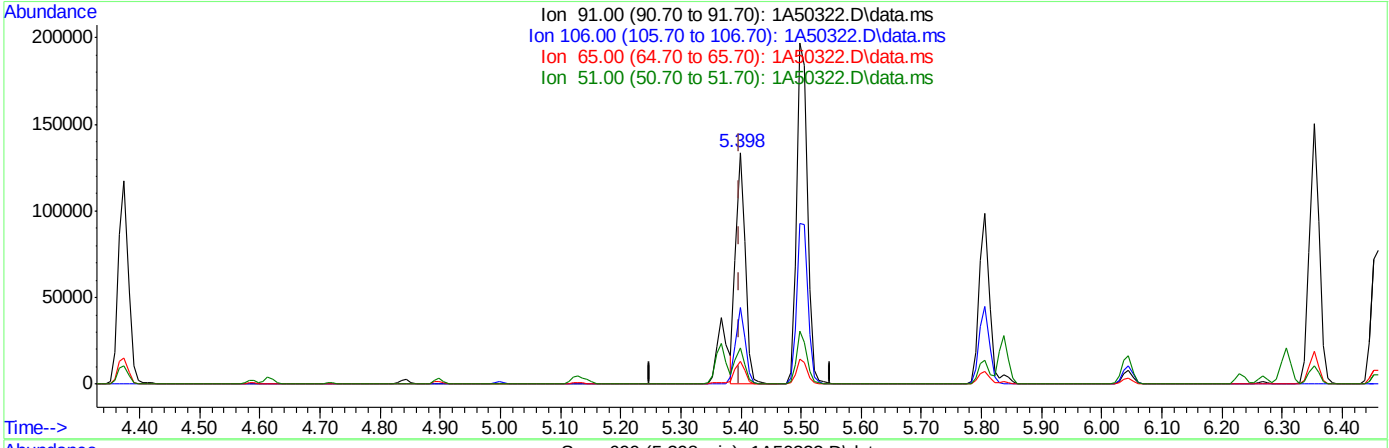

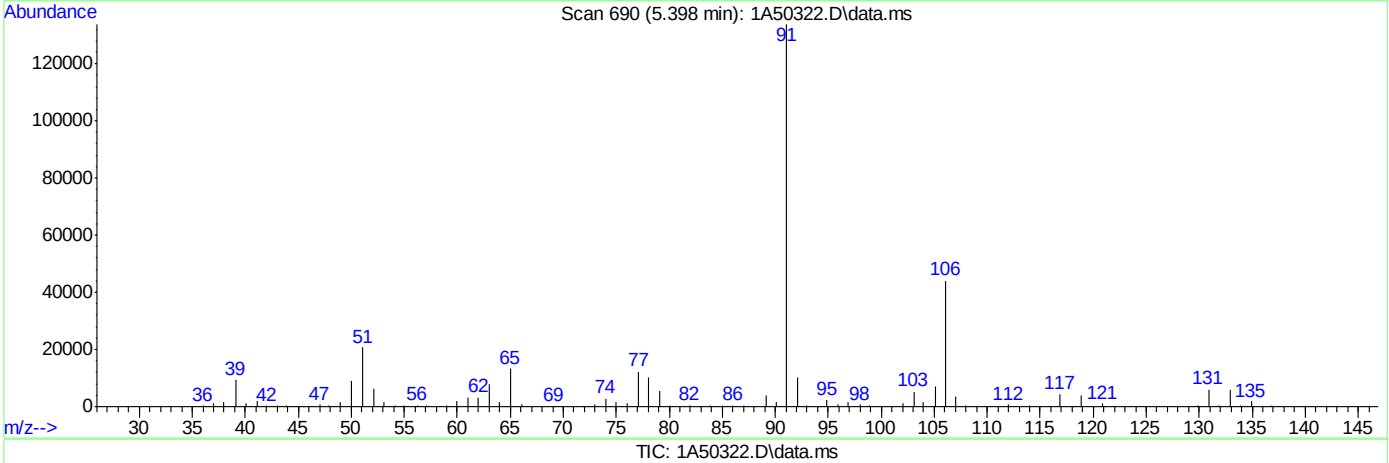

TIC: 1A50322.D\data.ms

(77) Ethylbenzene

5.398min (+0.000) 24.71ug/L m

response 143853

Ion	Exp%	Act%
91.00	100	100
106.00	32.00	32.99
65.00	8.30	9.87
51.00	10.10	15.43

Manual Integrations APPROVED (compounds with "m" flag)
Neil Christiana 10/26/23 13:27

Quantitation Report (QT Reviewed)

Data Path : D:\stuff\10262023 runlogsM\V1A1964-1965 files\
Data File : 1A50236.d
Acq On : 25 Oct 2023 6:57 pm
Operator : jeniferw
Sample : FC10637-9MS
Misc : MS55129,V1A1964,,,,,
ALS Vial : 26 Sample Multiplier: 1

Quant Time: Oct 25 20:23:20 2023
Quant Method : X:\Orlando VOA\celinec\October 2023\10-26-2023\V1A1964\method\V1A_10-23-2023.M
Quant Title : SW-846 Method 5035A/8260B
QLast Update : Mon Oct 23 13:18:22 2023
Response via : Initial Calibration

Compound	R.T.	QIon	Response	Conc	Units		Dev(Min)
Internal Standards							
1) Fluorobenzene	3.405	96	286173	50.00	ug/L		0.00
62) Chlorobenzene-d5	5.352	117	210589	50.00	ug/L		0.00
85) 1,4-Dichlorobenzene-d4	7.099	152	111677	50.00	ug/L		0.00
System Monitoring Compounds							
39) Dibromofluoromethane	2.958	113	81766	51.81	ug/L		0.00
Spiked Amount 50.000	Range 83 - 118		Recovery = 103.62%				
49) 1,2-Dichloroethane-d4	3.235	65	110783	54.05	ug/L		0.00
Spiked Amount 50.000	Range 79 - 125		Recovery = 108.10%				
63) Toluene-d8	4.336	98	276631	48.93	ug/L		0.00
Spiked Amount 50.000	Range 85 - 112		Recovery = 97.86%				
86) 4-Bromofluorobenzene	6.229	174	91521	49.12	ug/L		0.00
Spiked Amount 50.000	Range 83 - 118		Recovery = 98.24%				
Target Compounds							Qvalue
2) Dichlorodifluoromethane	1.019	85	50577	38.89	ug/L		96
3) Chloromethane	1.134	50	88921	34.11	ug/L		95
4) 1,3-butadiene	1.180	39	110721	59.76	ug/L		95
5) Vinyl Chloride	1.173	62	70683	33.85	ug/L		100
6) Bromomethane	1.342	94	16266	28.07	ug/L		94
7) Chloroethane	1.404	64	35057	37.22	ug/L		91
8) Trichlorofluoromethane	1.488	101	85333	38.45	ug/L		98
9) Ethyl Ether	1.658	59	63670	39.24	ug/L	#	79
10) Ethanol	1.711	45	33784	823.94	ug/L		96
11) 1,2-Dichlorotrifluoroe...	1.742	67	69509	39.46	ug/L		86
12) 1,1-Dichloroethene	1.758	61	100785	36.48	ug/L		84
13) Freon 113	1.781	101	55732	42.75	ug/L		93
14) Carbon Disulfide	1.781	76	144444	38.32	ug/L		88
15) Iodomethane	1.827	142	37541	40.72	ug/L		94
16) Acrolein	1.904	56	93335	163.36	ug/L		99
17) Allyl chloride	1.996	41	113774	37.57	ug/L		82
18) Methylene Chloride	2.042	49	111393	36.39	ug/L		75
19) Acetone	2.050	43	152943	170.77	ug/L		97
20) Methyl acetate	2.127	43	391221	150.19	ug/L		88
21) trans-1,2-Dichloroethene	2.135	61	100194	35.29	ug/L		83
22) Hexane	2.196	56	82653	35.70	ug/L		95
23) Methyl Tert Butyl Ether	2.196	73	146644	33.69	ug/L	#	49
24) Acetonitrile	2.273	41	149051m	423.45	ug/L		
25) Tert Butyl Alcohol	2.212	59	180788	428.32	ug/L		97
26) Di-isopropyl ether	2.396	45	269555	34.98	ug/L		89
27) Chloroprene	2.435	53	296216	30.64	ug/L		93
28) 1,1-Dichloroethane	2.443	63	121923	34.13	ug/L		95
29) Acrylonitrile	2.435	52	182337	152.34	ug/L		97
30) ETBE	2.581	59	233717	36.42	ug/L		88
31) Vinyl acetate	2.558	43	773798	147.53	ug/L		98
32) cis-1,2-Dichloroethene	2.720	96	53803	32.04	ug/L	#	70
33) 2,2-Dichloropropane	2.781	77	75248	35.42	ug/L		97
34) Bromochloromethane	2.820	128	26753	32.68	ug/L	#	32
35) Cyclohexane	2.858	56	146773	36.79	ug/L	#	79

Quantitation Report (QT Reviewed)

Data Path : D:\stuff\10262023 runlogsM\V1A1964-1965 files\
Data File : 1A50236.d
Acq On : 25 Oct 2023 6:57 pm
Operator : jeniferw
Sample : FC10637-9MS
Misc : MS55129,V1A1964,,,,,
ALS Vial : 26 Sample Multiplier: 1

Quant Time: Oct 25 20:23:20 2023
Quant Method : X:\Orlando VOA\celinec\October 2023\10-26-2023\V1A1964\method\V1A_10-23-2023.M
Quant Title : SW-846 Method 5035A/8260B
QLast Update : Mon Oct 23 13:18:22 2023
Response via : Initial Calibration

Compound	R.T.	QIon	Response	Conc	Units		Dev(Min)
36) Chloroform	2.858	83	100268	34.66	ug/L		94
37) Ethyl acetate	2.912	43	457880	143.50	ug/L		96
38) Tetrahydrofuran	2.943	42	37970	32.76	ug/L		82
40) Carbon Tetrachloride	2.958	117	82358m	36.72	ug/L		
41) 1,1,1-Trichloroethane	2.989	97	87713	36.41	ug/L		90
42) 2-Butanone	3.004	43	301184	175.53	ug/L		80
43) 1,1-Dichloropropene	3.051	75	74465	36.33	ug/L		87
44) tert-Butyl formate	3.097	59	11478	6.20	ug/L		79
45) Propionitrile	3.143	54	182292	372.69	ug/L		97
46) Methacrylonitrile	3.166	41	693748	347.07	ug/L		96
47) Benzene	3.181	78	216369	34.81	ug/L		79
48) TAME	3.251	73	144797	33.56	ug/L	#	61
50) 1,2-Dichloroethane	3.274	62	97128	35.37	ug/L		89
51) Isobutyl Alcohol	3.258	43	197772	682.01	ug/L		95
52) Tert Amyl Alcohol	3.328	59	114760	330.87	ug/L		85
53) Trichloroethene	3.512	95	56822	33.01	ug/L		97
54) Methylcyclohexane	3.528	83	89471	33.46	ug/L	#	69
55) Dibromomethane	3.736	93	35498	33.05	ug/L		89
56) 1,2-Dichloropropane	3.797	63	71834	33.61	ug/L		91
57) Bromodichloromethane	3.828	83	72321	32.51	ug/L	#	94
58) Methyl methacrylate	3.920	41	88152	32.83	ug/L	#	78
59) 1,4-Dioxane	3.943	88	15162	645.95	ug/L	#	67
60) 2-Chloroethyl vinyl ether	4.213	63	513	0.40	ug/L	#	1
61) cis-1,3-Dichloropropene	4.213	75	78707	30.96	ug/L		82
64) Toluene	4.374	91	219076	32.75	ug/L		100
65) 2-Nitropropane	4.467	41	118043	156.64	ug/L		96
66) 4-Methyl-2-pentanone	4.582	43	575397	169.92	ug/L		94
67) trans-1,3-Dichloropropene	4.613	75	74920	30.57	ug/L		84
68) Tetrachloroethene	4.636	166	62189	27.65	ug/L		98
69) Ethyl methacrylate	4.728	69	63150	31.58	ug/L	#	72
70) 1,1,2-Trichloroethane	4.721	83	42889	31.81	ug/L		92
71) Dibromochloromethane	4.844	129	58044	33.78	ug/L		98
72) 1,3-Dichloropropane	4.898	76	84891	33.48	ug/L	#	75
73) 1,2-Dibromoethane	4.998	107	52877	32.11	ug/L		97
74) 3,3-Dimethyl-1-Butanol	5.129	57	675574	1559.48	ug/L		83
75) 2-hexanone	5.144	43	557295	171.99	ug/L	#	73
76) 1-Chlorohexane	5.367	91	79190m	32.31	ug/L		
77) Ethylbenzene	5.398	91	229835m	32.46	ug/L		
78) Chlorobenzene	5.367	112	144404	31.98	ug/L		93
79) 1,1,1,2-Tetrachloroethane	5.413	131	56126	33.74	ug/L		96
80) m,p-Xylene	5.498	91	384880	67.40	ug/L		99
81) o-Xylene	5.806	91	188989	32.46	ug/L		98
82) Styrene	5.837	104	146630	34.02	ug/L		92
83) Bromoform	5.844	173	39653	31.85	ug/L		98
84) Isopropylbenzene	6.045	105	221183	32.88	ug/L		99
87) cis-1,4-Dichloro-2-butene	6.268	53	22025	26.27	ug/L	#	69
88) n-Propylbenzene	6.352	91	264115	31.00	ug/L		98
89) Bromobenzene	6.306	156	60242	32.58	ug/L		83
90) 1,1,2,2-Tetrachloroethane	6.375	83	71013	30.52	ug/L		96
91) 1,3,5-Trimethylbenzene	6.506	105	190662	33.22	ug/L		99

Quantitation Report (QT Reviewed)

Data Path : D:\stuff\10262023 runlogsM\V1A1964-1965 files\
Data File : 1A50236.d
Acq On : 25 Oct 2023 6:57 pm
Operator : jeniferw
Sample : FC10637-9MS
Misc : MS55129,V1A1964,,,,,
ALS Vial : 26 Sample Multiplier: 1

Quant Time: Oct 25 20:23:20 2023
Quant Method : X:\Orlando VOA\celinec\October 2023\10-26-2023\V1A1964\method\V1A_10-23-2023.M
Quant Title : SW-846 Method 5035A/8260B
QLast Update : Mon Oct 23 13:18:22 2023
Response via : Initial Calibration

	Compound	R.T.	QIon	Response	Conc	Units		Dev(Min)
92)	2-Chlorotoluene	6.460	91	153785	30.46	ug/L		97
93)	trans-1,4-Dichloro-2-B...	6.506	53	29775	26.69	ug/L	#	73
94)	1,2,3-Trichloropropane	6.468	110	21918	33.27	ug/L	#	73
95)	Cyclohexanone	6.483	55	17976	128.29	ug/L		89
96)	4-Chlorotoluene	6.583	91	161035	30.39	ug/L		95
97)	tert-Butylbenzene	6.753	91	103670	32.15	ug/L		88
98)	1,2,4-Trimethylbenzene	6.806	105	181274	33.25	ug/L		100
99)	Pentachloroethane	6.753	167	36539	44.26	ug/L	#	88
100)	sec-Butylbenzene	6.891	105	214597	30.06	ug/L		98
101)	4-Isopropyltoluene	7.014	119	179804	31.19	ug/L		99
102)	1,3-Dichlorobenzene	7.037	146	105005	30.65	ug/L		95
103)	1,2,3-Trimethylbenzene	7.145	105	164700	29.61	ug/L		96
104)	1,4-Dichlorobenzene	7.107	146	108731	30.53	ug/L		96
105)	n-Butylbenzene	7.345	92	87257	31.95	ug/L		98
106)	Benzyl Chloride	7.299	126	20051	27.40	ug/L		93
107)	1,2-Dichlorobenzene	7.430	146	96292	31.12	ug/L		97
108)	1,2-Dibromo-3-Chloropr...	8.007	75	10391	30.58	ug/L		92
109)	Hexachlorobutadiene	8.515	225	17218	33.00	ug/L		91
110)	1,2,4-Trichlorobenzene	8.507	180	34997	27.94	ug/L		96
111)	Naphthalene	8.715	128	65415	25.15	ug/L		98
112)	1,2,3-Trichlorobenzene	8.838	180	24325	27.48	ug/L		96

(#) = qualifier out of range (m) = manual integration (+) = signals summed

Quantitation Report (QT Reviewed)

Data Path : D:\stuff\10262023 runlogsM\V1A1964-1965 files\
Data File : 1A50236.d
Acq On : 25 Oct 2023 6:57 pm
Operator : jeniferw
Sample : FC10637-9MS
Misc : MS55129,V1A1964,,,,,
ALS Vial : 26 Sample Multiplier: 1

Quant Time: Oct 25 20:23:20 2023
Quant Method : X:\Orlando VOA\celinec\October 2023\10-26-2023\V1A1964\method\V1A_10-23-2023.M
Quant Title : SW-846 Method 5035A/8260B
QLast Update : Mon Oct 23 13:18:22 2023
Response via : Initial Calibration

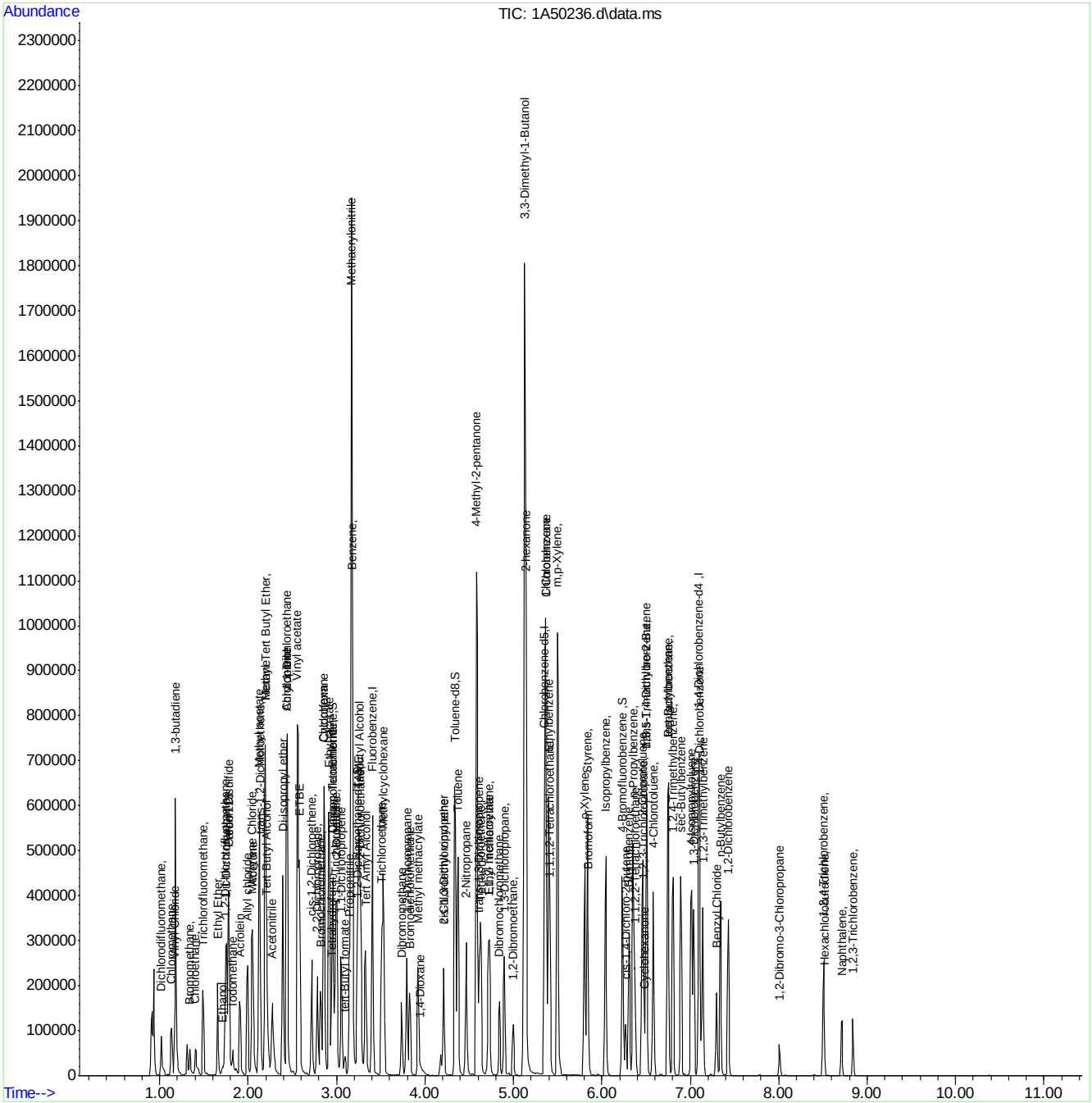

Manual Integration Approval Summary

Sample Number: FC10637-9MS
Lab FileID: 1A50236.D
Injection Time: 10/25/23 18:57
Method: SW846 8260D
Analyst approved: 10/25/23 20:50 Celine Celis
Supervisor approved: 10/26/23 13:27 Neil Christiana

Parameter	CAS	Sig#	R.T. (min.)	Reason
Acetonitrile	75-05-8		2.27	Poor instrument integration
Carbon Tetrachloride	56-23-5		2.96	Overlapping peak
1-Chlorohexane	544-10-5		5.37	Overlapping peak
Ethylbenzene	100-41-4		5.40	Overlapping peak

Quantitation Report (Qedit)

Data Path : X:\Orlando VOA\celinec\October 2023\10-26-2023\V1A1964\V1A1964\
Data File : 1A50236.d
Acq On : 25 Oct 2023 6:57 pm
Operator : jeniferw
Sample : FC10637-9MS Inst : MSVOA17
Misc : MS55129,V1A1964,,,,,
ALS Vial : 26 Sample Multiplier: 1

Quant Time: Oct 26 00:13:37 2023
Quant Method : X:\Orlando VOA\celinec\October 2023\10-26-2023\V1A1964\method\V1A_10-23-2023.M
Quant Title : SW-846 Method 5035A/8260B
QLast Update : Mon Oct 23 13:18:22 2023
Response via : Initial Calibration

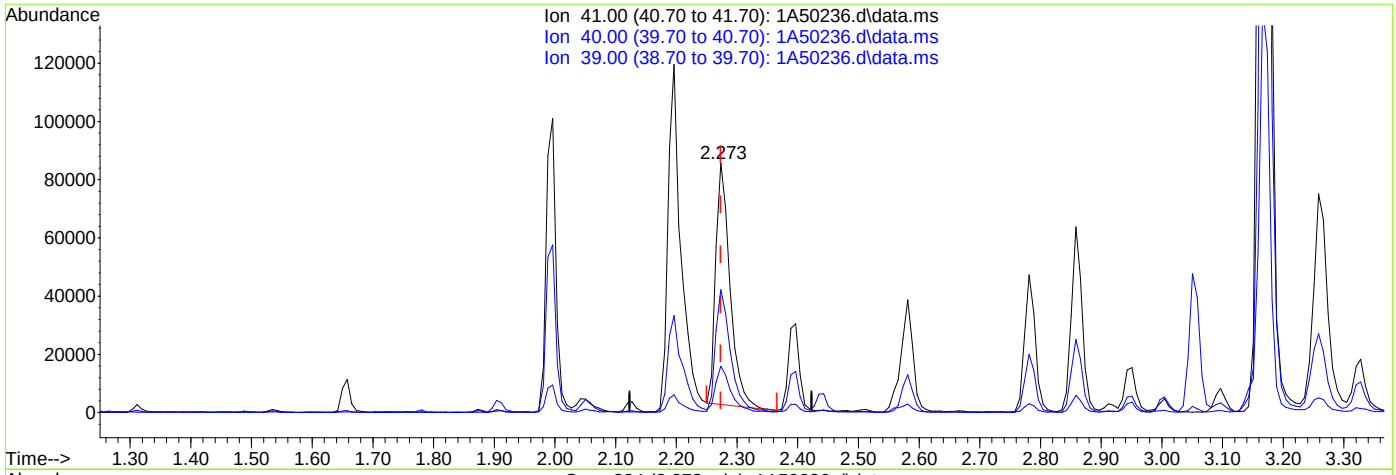

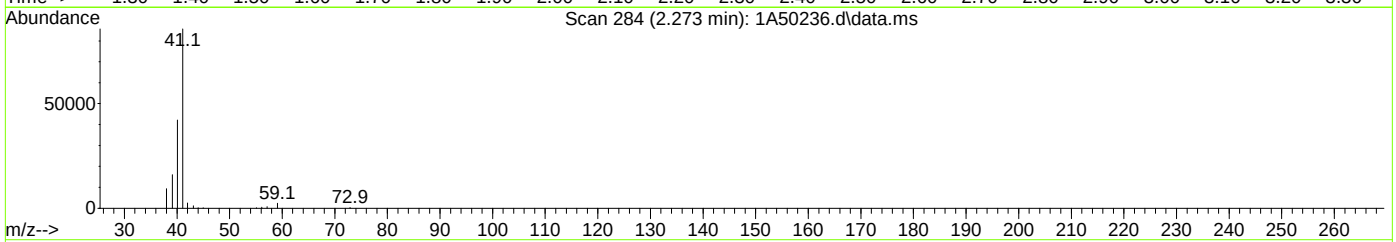

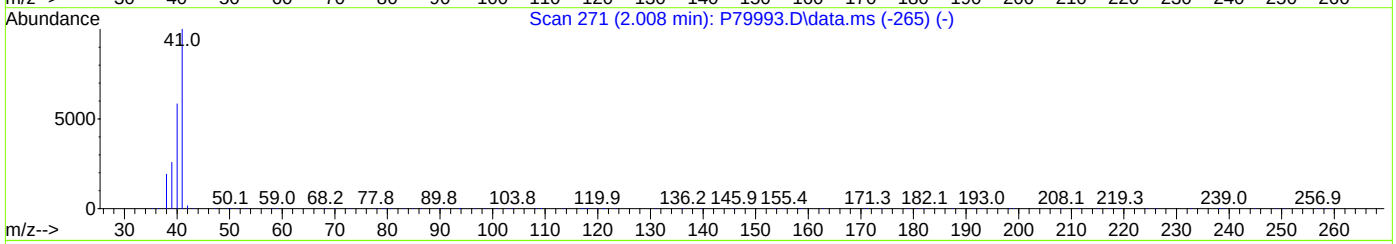

TIC: 1A50236.d\data.ms

(24) Acetonitrile

2.273min (+0.000) 383.82ug/L

response 135101

Ion	Exp%	Act%
41.00	100	100
40.00	54.10	49.16
39.00	21.10	18.53
0.00	0.00	0.00

Quantitation Report (Qedit)

Data Path : X:\Orlando VOA\celinec\October 2023\10-26-2023\V1A1964\V1A1964\
Data File : 1A50236.d
Acq On : 25 Oct 2023 6:57 pm
Operator : jeniferw
Sample : FC10637-9MS Inst : MSVOA17
Misc : MS55129,V1A1964,,,,,
ALS Vial : 26 Sample Multiplier: 1

Quant Time: Oct 26 00:13:37 2023
Quant Method : X:\Orlando VOA\celinec\October 2023\10-26-2023\V1A1964\method\V1A_10-23-2023.M
Quant Title : SW-846 Method 5035A/8260B
QLast Update : Mon Oct 23 13:18:22 2023
Response via : Initial Calibration

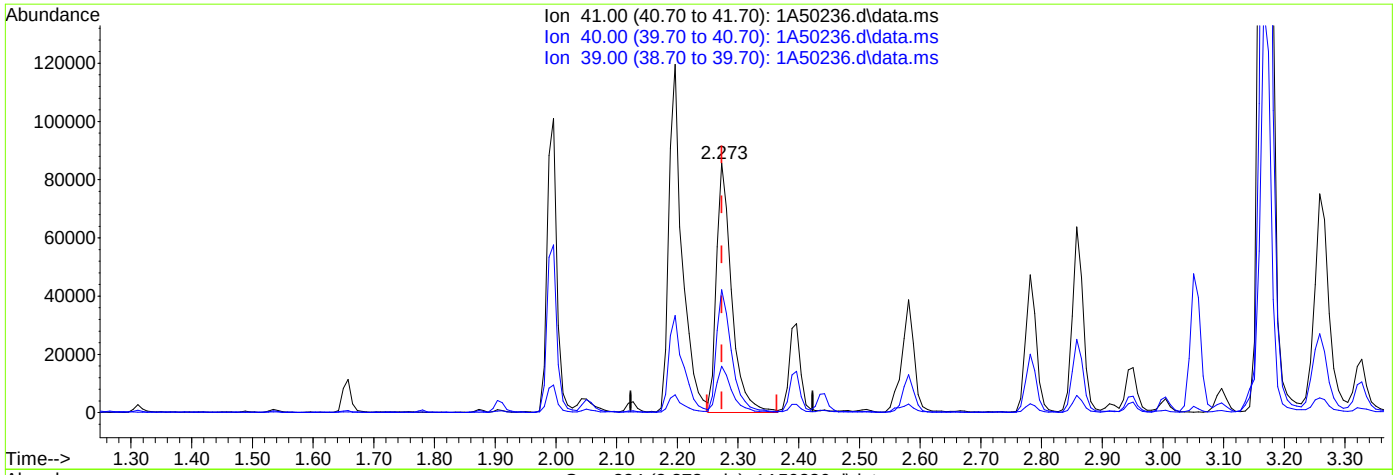

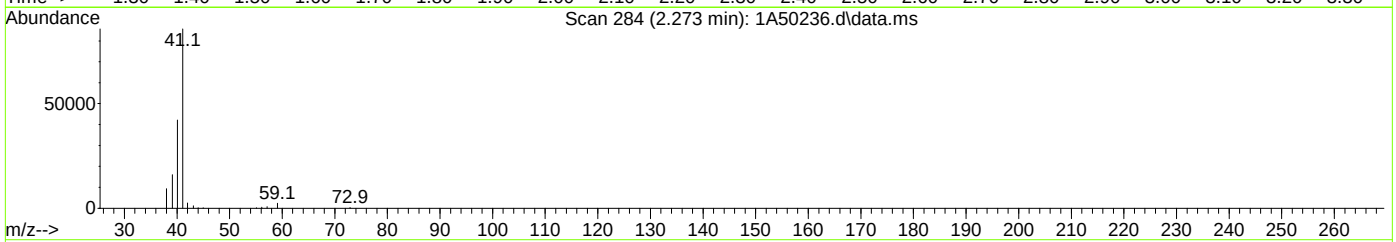

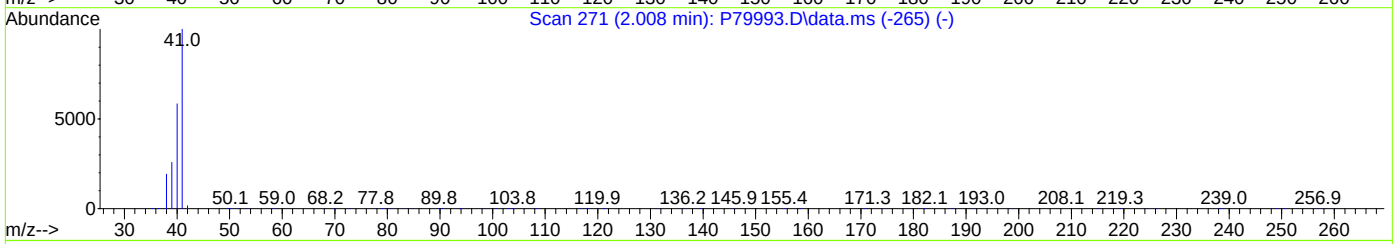

TIC: 1A50236.d\data.ms

(24) Acetonitrile

2.273min (+0.000) 423.45ug/L m

response 149051

Ion	Exp%	Act%
41.00	100	100
40.00	54.10	49.21
39.00	21.10	18.62
0.00	0.00	0.00

Quantitation Report (Qedit)

Data Path : X:\Orlando VOA\celinec\October 2023\10-26-2023\V1A1964\V1A1964\
Data File : 1A50236.d
Acq On : 25 Oct 2023 6:57 pm
Operator : jeniferw
Sample : FC10637-9MS Inst : MSVOA17
Misc : MS55129,V1A1964,,,,,
ALS Vial : 26 Sample Multiplier: 1

Quant Time: Oct 26 00:13:37 2023
Quant Method : X:\Orlando VOA\celinec\October 2023\10-26-2023\V1A1964\method\V1A_10-23-2023.M
Quant Title : SW-846 Method 5035A/8260B
QLast Update : Mon Oct 23 13:18:22 2023
Response via : Initial Calibration

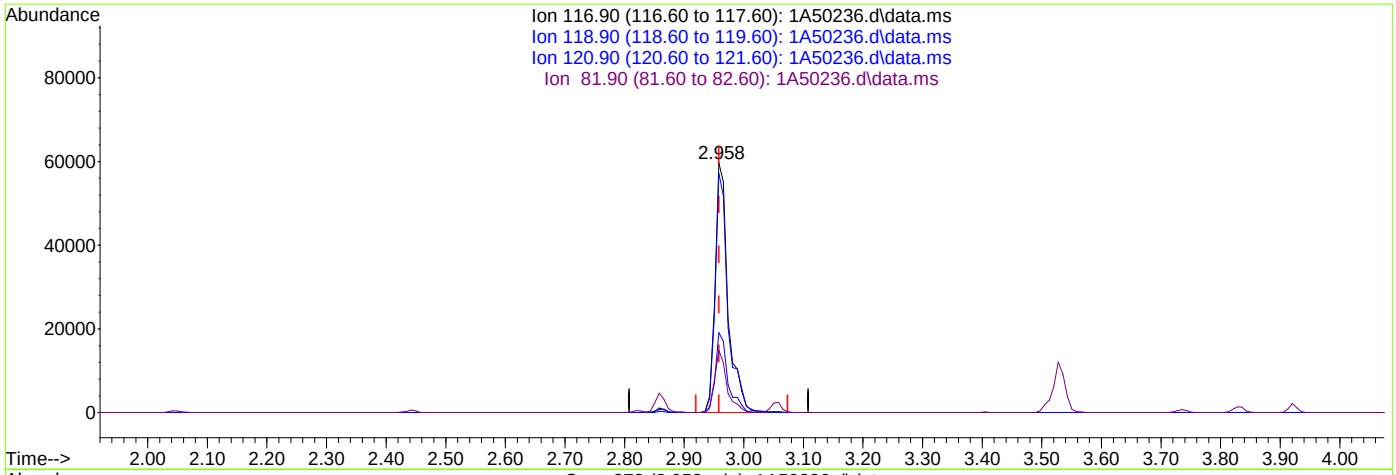

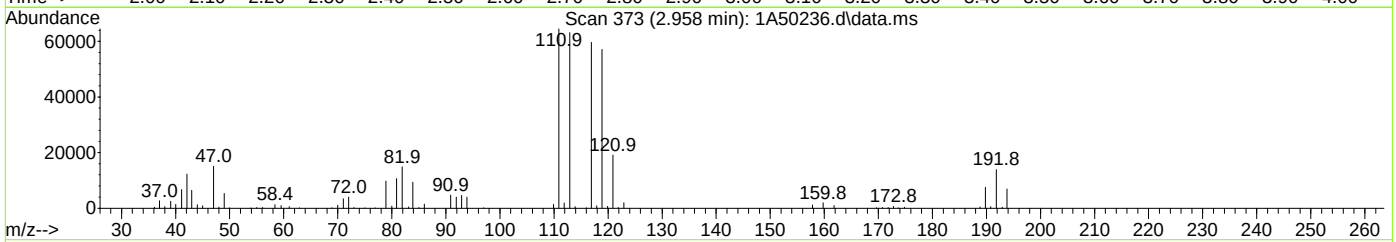

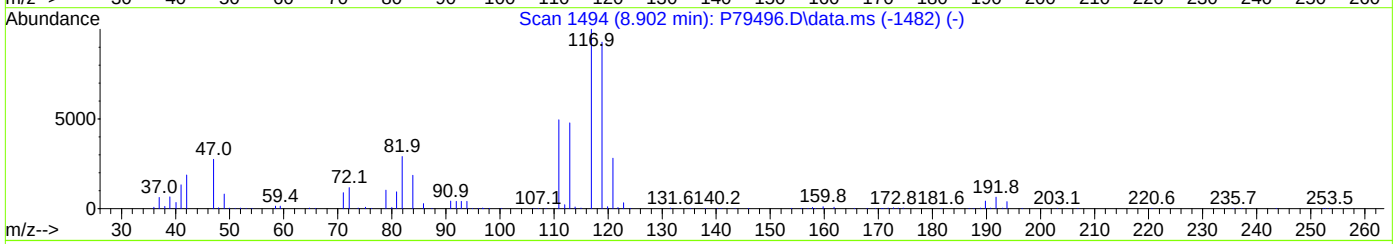

TIC: 1A50236.d\data.ms

(40) Carbon Tetrachloride ( )

2.958min (+0.000) 40.72ug/L

response 91330

Ion	Exp%	Act%
116.90	100	100
118.90	94.50	95.79
120.90	31.10	32.07
81.90	25.40	24.97

Quantitation Report (Qedit)

Data Path : X:\Orlando VOA\celinec\October 2023\10-26-2023\V1A1964\V1A1964\
Data File : 1A50236.d
Acq On : 25 Oct 2023 6:57 pm
Operator : jeniferw
Sample : FC10637-9MS Inst : MSVOA17
Misc : MS55129,V1A1964,,,,,
ALS Vial : 26 Sample Multiplier: 1

Quant Time: Oct 26 00:13:37 2023
Quant Method : X:\Orlando VOA\celinec\October 2023\10-26-2023\V1A1964\method\V1A_10-23-2023.M
Quant Title : SW-846 Method 5035A/8260B
QLast Update : Mon Oct 23 13:18:22 2023
Response via : Initial Calibration

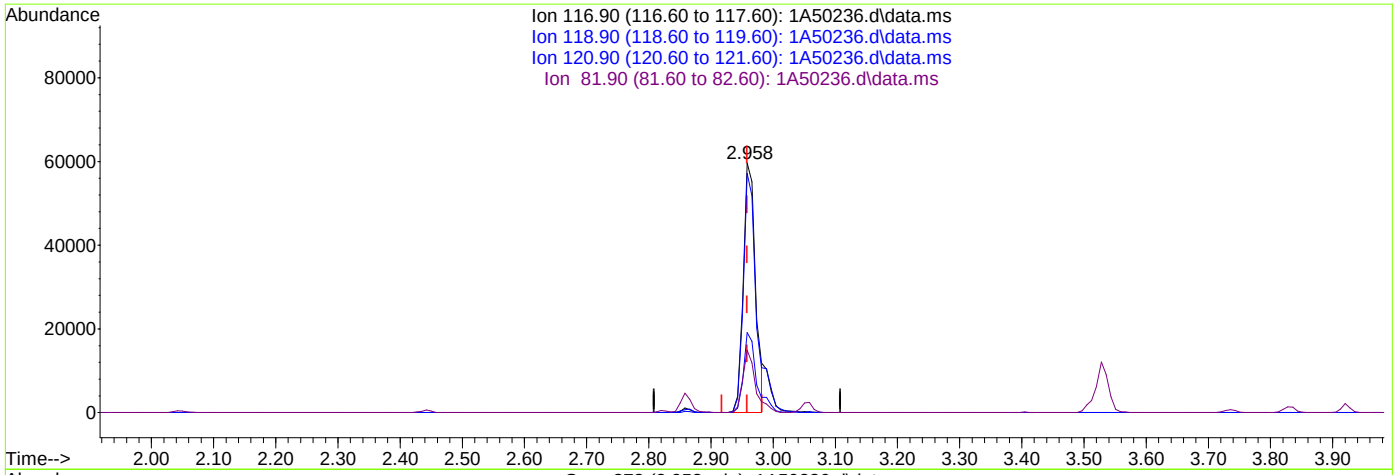

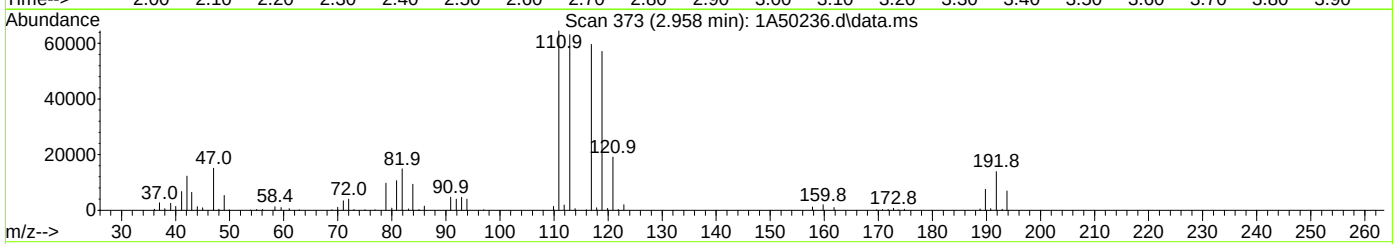

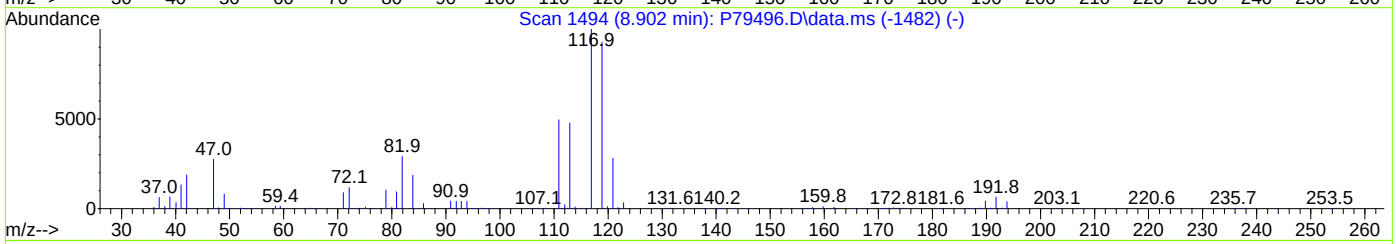

TIC: 1A50236.d\data.ms

(40) Carbon Tetrachloride ( )

2.958min (+0.000) 36.72ug/L m

response 82358

Ion	Exp%	Act%
116.90	100	100
118.90	94.50	95.79
120.90	31.10	32.07
81.90	25.40	24.97

Quantitation Report (Qedit)

Data Path : X:\Orlando VOA\celinec\October 2023\10-26-2023\V1A1964\V1A1964\
Data File : 1A50236.d
Acq On : 25 Oct 2023 6:57 pm
Operator : jeniferw
Sample : FC10637-9MS Inst : MSVOA17
Misc : MS55129,V1A1964,,,,,
ALS Vial : 26 Sample Multiplier: 1

Quant Time: Oct 26 00:13:37 2023
Quant Method : X:\Orlando VOA\celinec\October 2023\10-26-2023\V1A1964\method\V1A_10-23-2023.M
Quant Title : SW-846 Method 5035A/8260B
QLast Update : Mon Oct 23 13:18:22 2023
Response via : Initial Calibration

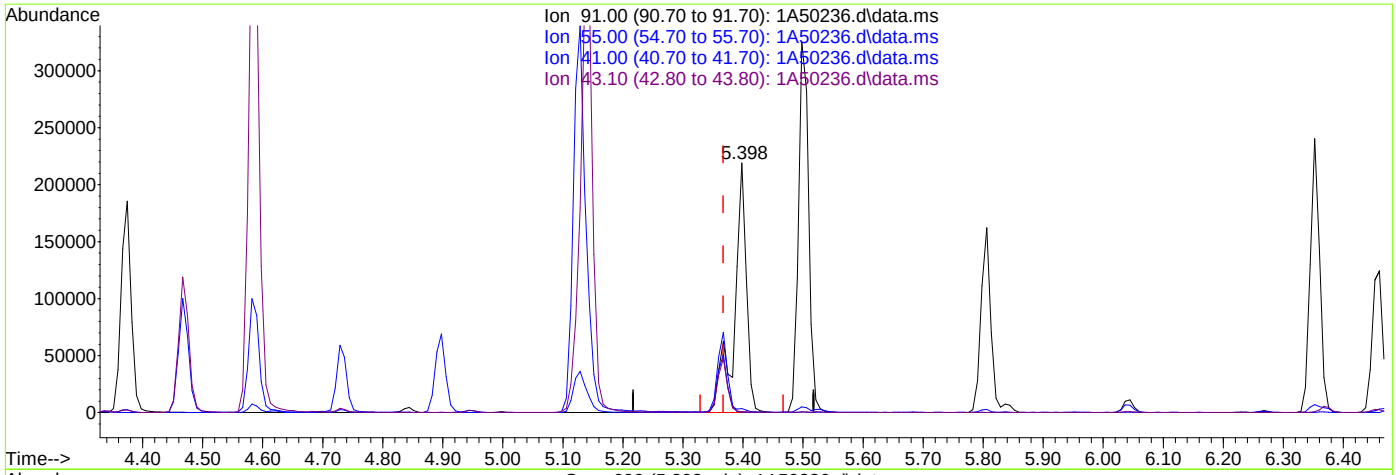

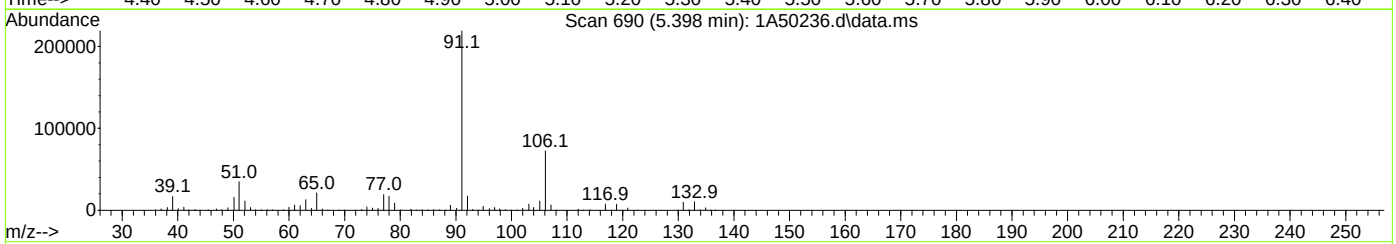

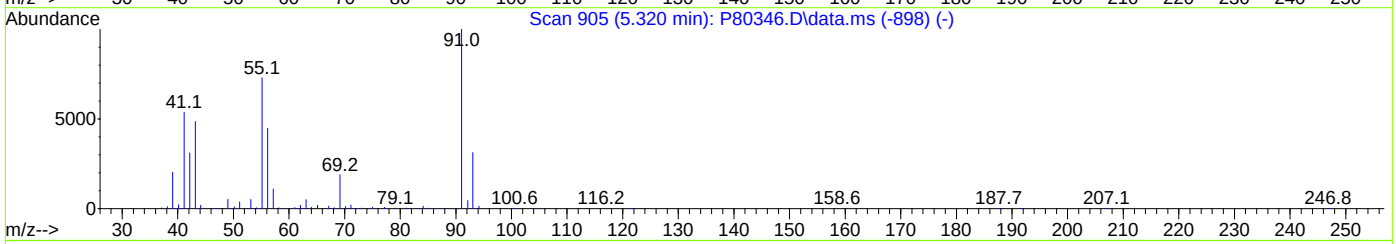

TIC: 1A50236.d\data.ms

(76) 1-Chlorohexane

5.398min (+0.031) 126.10ug/L

response 309024

Ion	Exp%	Act%
91.00	100	100
55.00	74.60	0.30#
41.00	53.90	1.45#
43.10	42.90	0.25#

Quantitation Report (Qedit)

Data Path : X:\Orlando VOA\celinec\October 2023\10-26-2023\V1A1964\V1A1964\
Data File : 1A50236.d
Acq On : 25 Oct 2023 6:57 pm
Operator : jeniferw
Sample : FC10637-9MS Inst : MSVOA17
Misc : MS55129,V1A1964,,,,,
ALS Vial : 26 Sample Multiplier: 1

Quant Time: Oct 26 00:13:37 2023
Quant Method : X:\Orlando VOA\celinec\October 2023\10-26-2023\V1A1964\method\V1A_10-23-2023.M
Quant Title : SW-846 Method 5035A/8260B
QLast Update : Mon Oct 23 13:18:22 2023
Response via : Initial Calibration

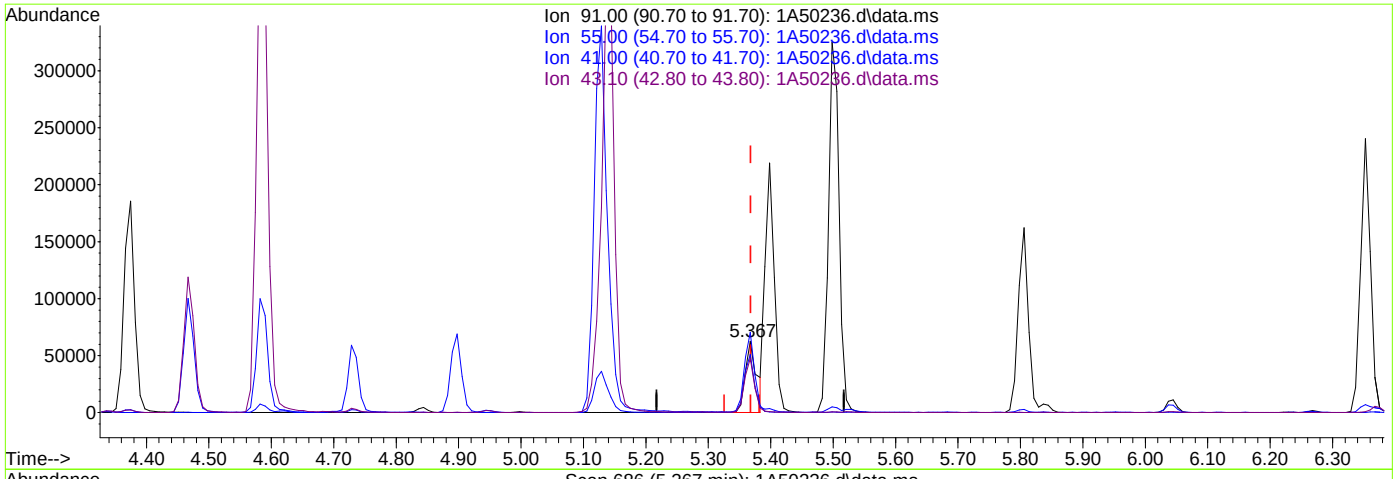

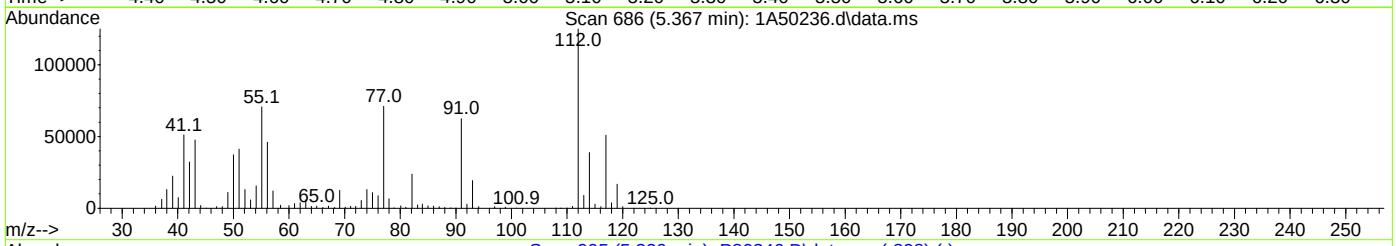

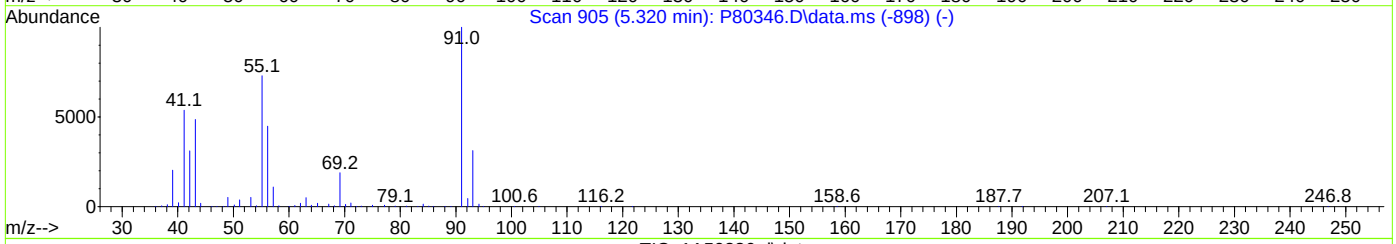

TIC: 1A50236.d\data.ms

(76) 1-Chlorohexane

5.367min (-0.000) 32.31ug/L m

response 79190

Ion	Exp%	Act%
91.00	100	100
55.00	74.60	112.86#
41.00	53.90	81.72#
43.10	42.90	76.13#

Quantitation Report (Qedit)

Data Path : X:\Orlando VOA\celinec\October 2023\10-26-2023\V1A1964\V1A1964\
Data File : 1A50236.d
Acq On : 25 Oct 2023 6:57 pm
Operator : jeniferw
Sample : FC10637-9MS Inst : MSVOA17
Misc : MS55129,V1A1964,,,,,
ALS Vial : 26 Sample Multiplier: 1

Quant Time: Oct 26 00:13:37 2023
Quant Method : X:\Orlando VOA\celinec\October 2023\10-26-2023\V1A1964\method\V1A_10-23-2023.M
Quant Title : SW-846 Method 5035A/8260B
QLast Update : Mon Oct 23 13:18:22 2023
Response via : Initial Calibration

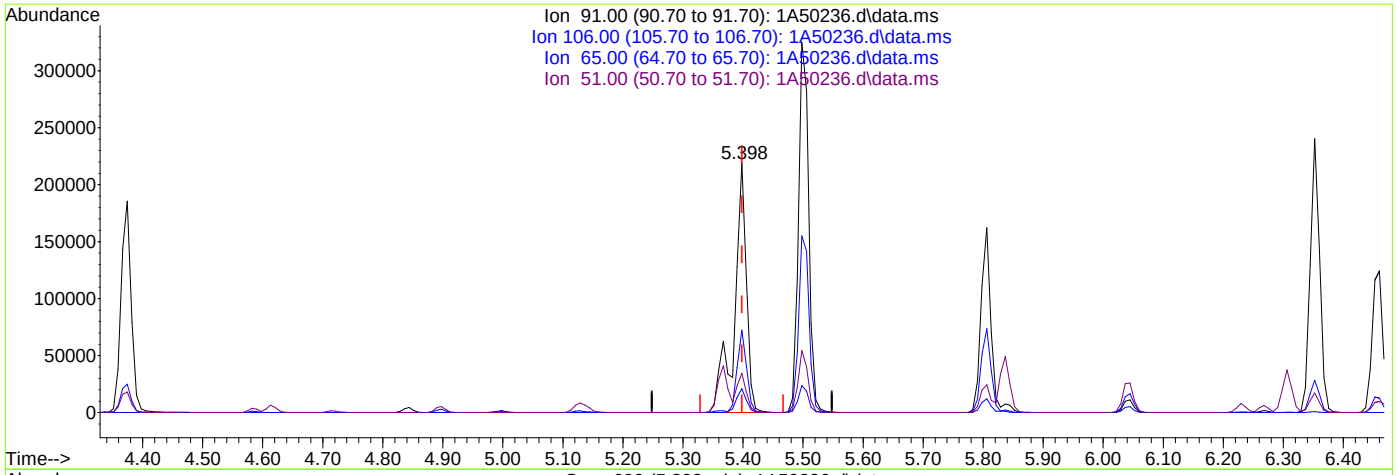

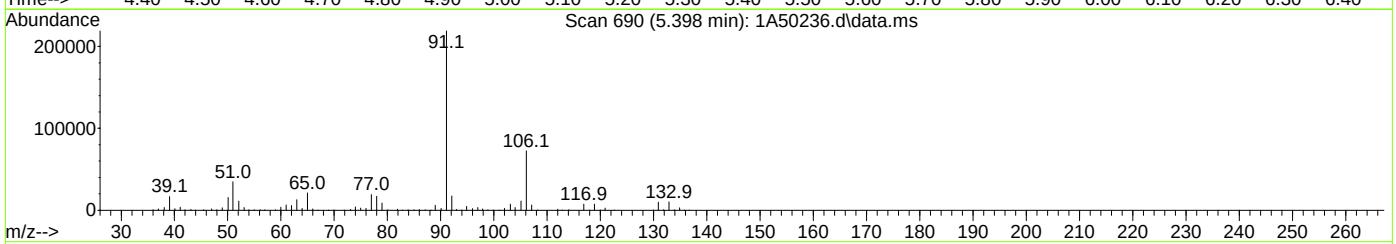

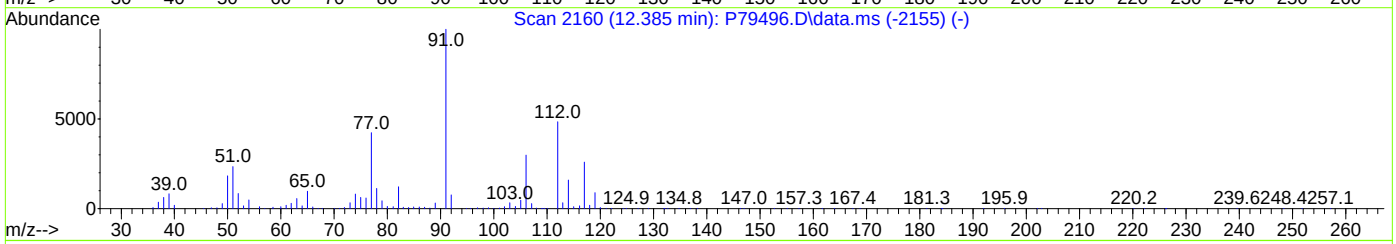

TIC: 1A50236.d\data.ms

(77) Ethylbenzene

5.398min (-0.000) 43.64ug/L

response 309024

Ion	Exp%	Act%
91.00	100	100
106.00	32.00	33.01
65.00	8.30	9.64
51.00	10.10	15.81

Quantitation Report (Qedit)

Data Path : X:\Orlando VOA\celinec\October 2023\10-26-2023\V1A1964\V1A1964\
Data File : 1A50236.d
Acq On : 25 Oct 2023 6:57 pm
Operator : jeniferw
Sample : FC10637-9MS Inst : MSVOA17
Misc : MS55129,V1A1964,,,,,
ALS Vial : 26 Sample Multiplier: 1

Quant Time: Oct 26 00:13:37 2023
Quant Method : X:\Orlando VOA\celinec\October 2023\10-26-2023\V1A1964\method\V1A_10-23-2023.M
Quant Title : SW-846 Method 5035A/8260B
QLast Update : Mon Oct 23 13:18:22 2023
Response via : Initial Calibration

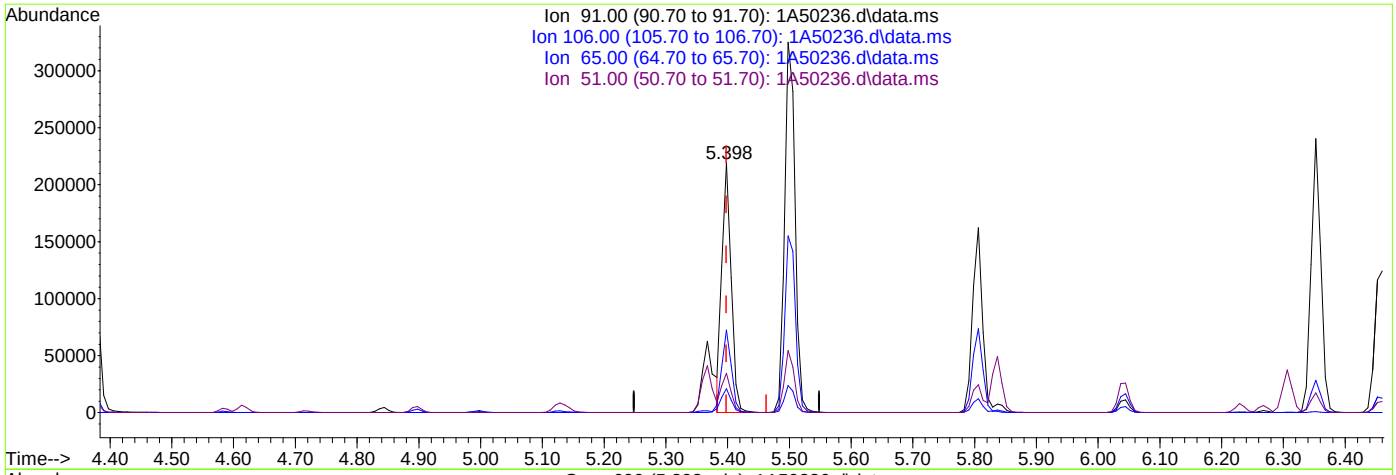

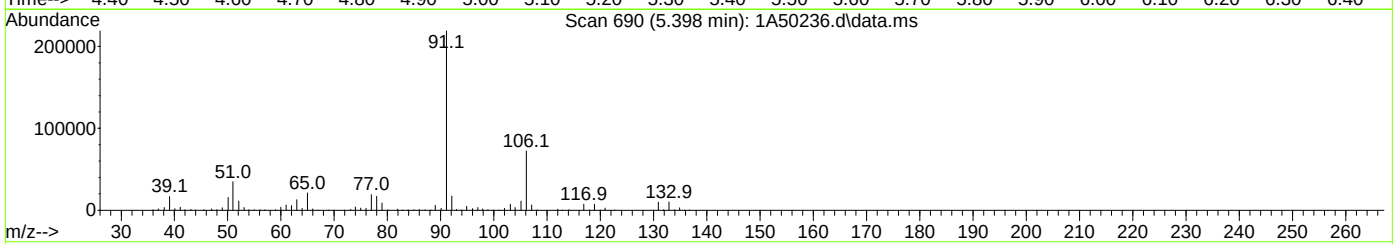

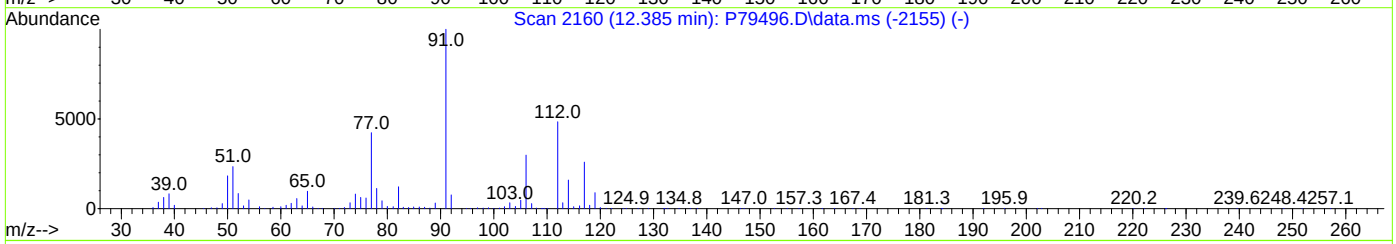

TIC: 1A50236.d\data.ms

(77) Ethylbenzene

5.398min (-0.000) 32.46ug/L m

response 229835

Ion	Exp%	Act%
91.00	100	100
106.00	32.00	33.01
65.00	8.30	9.64
51.00	10.10	15.81

Manual Integrations APPROVED (compounds with "m" flag)
Neil Christiana 10/26/23 13:27

Quantitation Report (QT Reviewed)

Data Path : D:\stuff\10262023 runlogsM\V1A1964-1965 files\
Data File : 1A50237.d
Acq On : 25 Oct 2023 7:22 pm
Operator : jeniferw
Sample : FC10637-9MSD
Misc : MS55129,V1A1964,,,,,
ALS Vial : 27 Sample Multiplier: 1

Quant Time: Oct 25 20:24:06 2023
Quant Method : X:\Orlando VOA\celinec\October 2023\10-26-2023\V1A1964\method\V1A_10-23-2023.M
Quant Title : SW-846 Method 5035A/8260B
QLast Update : Mon Oct 23 13:18:22 2023
Response via : Initial Calibration

Compound	R.T.	QIon	Response	Conc	Units		Dev(Min)
Internal Standards							
1) Fluorobenzene	3.405	96	291477	50.00	ug/L		0.00
62) Chlorobenzene-d5	5.352	117	215661	50.00	ug/L		0.00
85) 1,4-Dichlorobenzene-d4	7.099	152	112377	50.00	ug/L		0.00
System Monitoring Compounds							
39) Dibromofluoromethane	2.958	113	80624	50.16	ug/L		0.00
Spiked Amount 50.000	Range 83 - 118		Recovery = 100.32%				
49) 1,2-Dichloroethane-d4	3.235	65	112286	53.79	ug/L		0.00
Spiked Amount 50.000	Range 79 - 125		Recovery = 107.58%				
63) Toluene-d8	4.344	98	281411	48.61	ug/L		0.00
Spiked Amount 50.000	Range 85 - 112		Recovery = 97.22%				
86) 4-Bromofluorobenzene	6.229	174	93528	49.89	ug/L		0.00
Spiked Amount 50.000	Range 83 - 118		Recovery = 99.78%				
Target Compounds							Qvalue
2) Dichlorodifluoromethane	1.019	85	55710	42.05	ug/L		99
3) Chloromethane	1.134	50	99947	37.64	ug/L		97
4) 1,3-butadiene	1.180	39	117879	62.46	ug/L		100
5) Vinyl Chloride	1.173	62	78885	37.09	ug/L		97
6) Bromomethane	1.350	94	21279	36.06	ug/L		95
7) Chloroethane	1.411	64	38364	40.41	ug/L		88
8) Trichlorofluoromethane	1.496	101	94158	41.65	ug/L		97
9) Ethyl Ether	1.658	59	66715	40.37	ug/L	#	80
10) Ethanol	1.712	45	36560	875.42	ug/L		92
11) 1,2-Dichlorotrifluoroe...	1.742	67	75273	41.96	ug/L		85
12) 1,1-Dichloroethene	1.758	61	109973	39.08	ug/L		83
13) Freon 113	1.788	101	61450	46.28	ug/L		94
14) Carbon Disulfide	1.781	76	158363	41.25	ug/L		90
15) Iodomethane	1.835	142	51820	52.75	ug/L		96
16) Acrolein	1.912	56	101082	173.70	ug/L		97
17) Allyl chloride	1.996	41	119894	38.87	ug/L		82
18) Methylene Chloride	2.042	49	122163	39.18	ug/L		74
19) Acetone	2.050	43	142426	156.14	ug/L		98
20) Methyl acetate	2.127	43	422139	159.11	ug/L		87
21) trans-1,2-Dichloroethene	2.135	61	108102	37.38	ug/L		79
22) Hexane	2.196	56	90247	38.28	ug/L		95
23) Methyl Tert Butyl Ether	2.196	73	167359	37.75	ug/L	#	59
24) Acetonitrile	2.273	41	157396m	439.02	ug/L		
25) Tert Butyl Alcohol	2.212	59	193841	450.89	ug/L		90
26) Di-isopropyl ether	2.396	45	294704	37.55	ug/L		89
27) Chloroprene	2.443	53	321773	32.68	ug/L		94
28) 1,1-Dichloroethane	2.443	63	132798	36.50	ug/L		95
29) Acrylonitrile	2.443	52	198110	162.50	ug/L		99
30) ETBE	2.581	59	256239	39.20	ug/L		87
31) Vinyl acetate	2.566	43	855475	160.14	ug/L		98
32) cis-1,2-Dichloroethene	2.720	96	60270	35.24	ug/L	#	71
33) 2,2-Dichloropropane	2.781	77	82172	37.97	ug/L		99
34) Bromochloromethane	2.827	128	28993	34.77	ug/L	#	51
35) Cyclohexane	2.858	56	160622	39.52	ug/L	#	80

Quantitation Report (QT Reviewed)

Data Path : D:\stuff\10262023 runlogsM\V1A1964-1965 files\
Data File : 1A50237.d
Acq On : 25 Oct 2023 7:22 pm
Operator : jeniferw
Sample : FC10637-9MSD
Misc : MS55129,V1A1964,,,,,
ALS Vial : 27 Sample Multiplier: 1

Quant Time: Oct 25 20:24:06 2023
Quant Method : X:\Orlando VOA\celinec\October 2023\10-26-2023\V1A1964\method\V1A_10-23-2023.M
Quant Title : SW-846 Method 5035A/8260B
QLast Update : Mon Oct 23 13:18:22 2023
Response via : Initial Calibration

Compound	R.T.	QIon	Response	Conc	Units		Dev(Min)
36) Chloroform	2.858	83	109285	37.09	ug/L		93
37) Ethyl acetate	2.920	43	504731	155.30	ug/L		96
38) Tetrahydrofuran	2.951	42	42586	36.07	ug/L		88
40) Carbon Tetrachloride	2.966	117	88646m	38.81	ug/L		
41) 1,1,1-Trichloroethane	2.989	97	94564	38.54	ug/L		92
42) 2-Butanone	3.005	43	271653	155.44	ug/L		80
43) 1,1-Dichloropropene	3.058	75	79314	37.99	ug/L		90
44) tert-Butyl formate	3.097	59	6553	3.47	ug/L	#	81
45) Propionitrile	3.143	54	192661	386.72	ug/L		98
46) Methacrylonitrile	3.174	41	721668	354.46	ug/L		98
47) Benzene	3.182	78	231999	36.65	ug/L		71
48) TAME	3.251	73	158327	36.03	ug/L	#	65
50) 1,2-Dichloroethane	3.274	62	105379	37.68	ug/L		89
51) Isobutyl Alcohol	3.258	43	210403	712.36	ug/L		95
52) Tert Amyl Alcohol	3.328	59	125734	355.91	ug/L		84
53) Trichloroethene	3.512	95	62631	35.72	ug/L		95
54) Methylcyclohexane	3.528	83	96850	35.56	ug/L	#	70
55) Dibromomethane	3.736	93	39604	36.20	ug/L		85
56) 1,2-Dichloropropane	3.797	63	77280	35.50	ug/L		90
57) Bromodichloromethane	3.828	83	79137	34.92	ug/L	#	94
58) Methyl methacrylate	3.920	41	93086	34.04	ug/L	#	79
59) 1,4-Dioxane	3.943	88	16402	686.06	ug/L		69
60) 2-Chloroethyl vinyl ether	4.205	63	440	0.34	ug/L	#	58
61) cis-1,3-Dichloropropene	4.213	75	86852	33.55	ug/L		82
64) Toluene	4.374	91	238417	34.81	ug/L		98
65) 2-Nitropropane	4.467	41	129595	167.92	ug/L		97
66) 4-Methyl-2-pentanone	4.582	43	519819	149.90	ug/L		95
67) trans-1,3-Dichloropropene	4.613	75	79483	31.67	ug/L		83
68) Tetrachloroethene	4.636	166	67783	29.42	ug/L		98
69) Ethyl methacrylate	4.728	69	65429	31.95	ug/L	#	68
70) 1,1,2-Trichloroethane	4.721	83	45593	33.02	ug/L		86
71) Dibromochloromethane	4.844	129	63538	36.11	ug/L		100
72) 1,3-Dichloropropane	4.898	76	92601	35.66	ug/L	#	77
73) 1,2-Dibromoethane	4.998	107	57691	34.21	ug/L		100
74) 3,3-Dimethyl-1-Butanol	5.129	57	718286	1619.08	ug/L		83
75) 2-hexanone	5.144	43	516606	155.68	ug/L	#	75
76) 1-Chlorohexane	5.367	91	85374m	34.02	ug/L		
77) Ethylbenzene	5.398	91	251630m	34.70	ug/L		
78) Chlorobenzene	5.367	112	155700	33.67	ug/L		90
79) 1,1,1,2-Tetrachloroethane	5.413	131	60404	35.46	ug/L		95
80) m,p-Xylene	5.498	91	410514	70.20	ug/L		98
81) o-Xylene	5.806	91	205278	34.42	ug/L		98
82) Styrene	5.837	104	161747	36.64	ug/L		91
83) Bromoform	5.844	173	42381	33.24	ug/L		99
84) Isopropylbenzene	6.045	105	243567	35.36	ug/L		98
87) cis-1,4-Dichloro-2-butene	6.268	53	22761	26.98	ug/L	#	79
88) n-Propylbenzene	6.352	91	289092	33.72	ug/L		96
89) Bromobenzene	6.306	156	65635	35.28	ug/L		83
90) 1,1,2,2-Tetrachloroethane	6.375	83	76029	32.47	ug/L		97
91) 1,3,5-Trimethylbenzene	6.506	105	203574	35.25	ug/L		100

Quantitation Report (QT Reviewed)

Data Path : D:\stuff\10262023 runlogsM\V1A1964-1965 files\
Data File : 1A50237.d
Acq On : 25 Oct 2023 7:22 pm
Operator : jeniferw
Sample : FC10637-9MSD
Misc : MS55129,V1A1964,,,,,
ALS Vial : 27 Sample Multiplier: 1

Quant Time: Oct 25 20:24:06 2023
Quant Method : X:\Orlando VOA\celinec\October 2023\10-26-2023\V1A1964\method\V1A_10-23-2023.M
Quant Title : SW-846 Method 5035A/8260B
QLast Update : Mon Oct 23 13:18:22 2023
Response via : Initial Calibration

	Compound	R.T.	QIon	Response	Conc	Units		Dev(Min)
92)	2-Chlorotoluene	6.460	91	171134	33.68	ug/L		97
93)	trans-1,4-Dichloro-2-B...	6.506	53	32674	29.11	ug/L	#	74
94)	1,2,3-Trichloropropane	6.468	110	23754	35.83	ug/L	#	69
95)	Cyclohexanone	6.483	55	20284	143.86	ug/L		85
96)	4-Chlorotoluene	6.583	91	176777	33.15	ug/L		95
97)	tert-Butylbenzene	6.753	91	112581	34.70	ug/L		87
98)	1,2,4-Trimethylbenzene	6.806	105	196768	35.87	ug/L		98
99)	Pentachloroethane	6.753	167	38400	46.22	ug/L	#	83
100)	sec-Butylbenzene	6.891	105	233439	32.50	ug/L		98
101)	4-Isopropyltoluene	7.014	119	194541	33.54	ug/L		97
102)	1,3-Dichlorobenzene	7.037	146	116104	33.68	ug/L		95
103)	1,2,3-Trimethylbenzene	7.145	105	178978	31.98	ug/L		97
104)	1,4-Dichlorobenzene	7.107	146	117138	32.68	ug/L		96
105)	n-Butylbenzene	7.345	92	93425	33.99	ug/L		98
106)	Benzyl Chloride	7.299	126	22057	29.96	ug/L		96
107)	1,2-Dichlorobenzene	7.430	146	104296	33.50	ug/L		96
108)	1,2-Dibromo-3-Chloropr...	8.007	75	12003	35.11	ug/L		81
109)	Hexachlorobutadiene	8.515	225	18433	35.10	ug/L		95
110)	1,2,4-Trichlorobenzene	8.507	180	38799	30.79	ug/L		97
111)	Naphthalene	8.715	128	77175	29.49	ug/L		98
112)	1,2,3-Trichlorobenzene	8.838	180	27493	30.87	ug/L		95

(#) = qualifier out of range (m) = manual integration (+) = signals summed

Quantitation Report (QT Reviewed)

Data Path : D:\stuff\10262023 runlogsM\V1A1964-1965 files\
Data File : 1A50237.d
Acq On : 25 Oct 2023 7:22 pm
Operator : jeniferw
Sample : FC10637-9MSD
Misc : MS55129,V1A1964,,,,,
ALS Vial : 27 Sample Multiplier: 1

Quant Time: Oct 25 20:24:06 2023
Quant Method : X:\Orlando VOA\celinec\October 2023\10-26-2023\V1A1964\method\V1A_10-23-2023.M
Quant Title : SW-846 Method 5035A/8260B
QLast Update : Mon Oct 23 13:18:22 2023
Response via : Initial Calibration

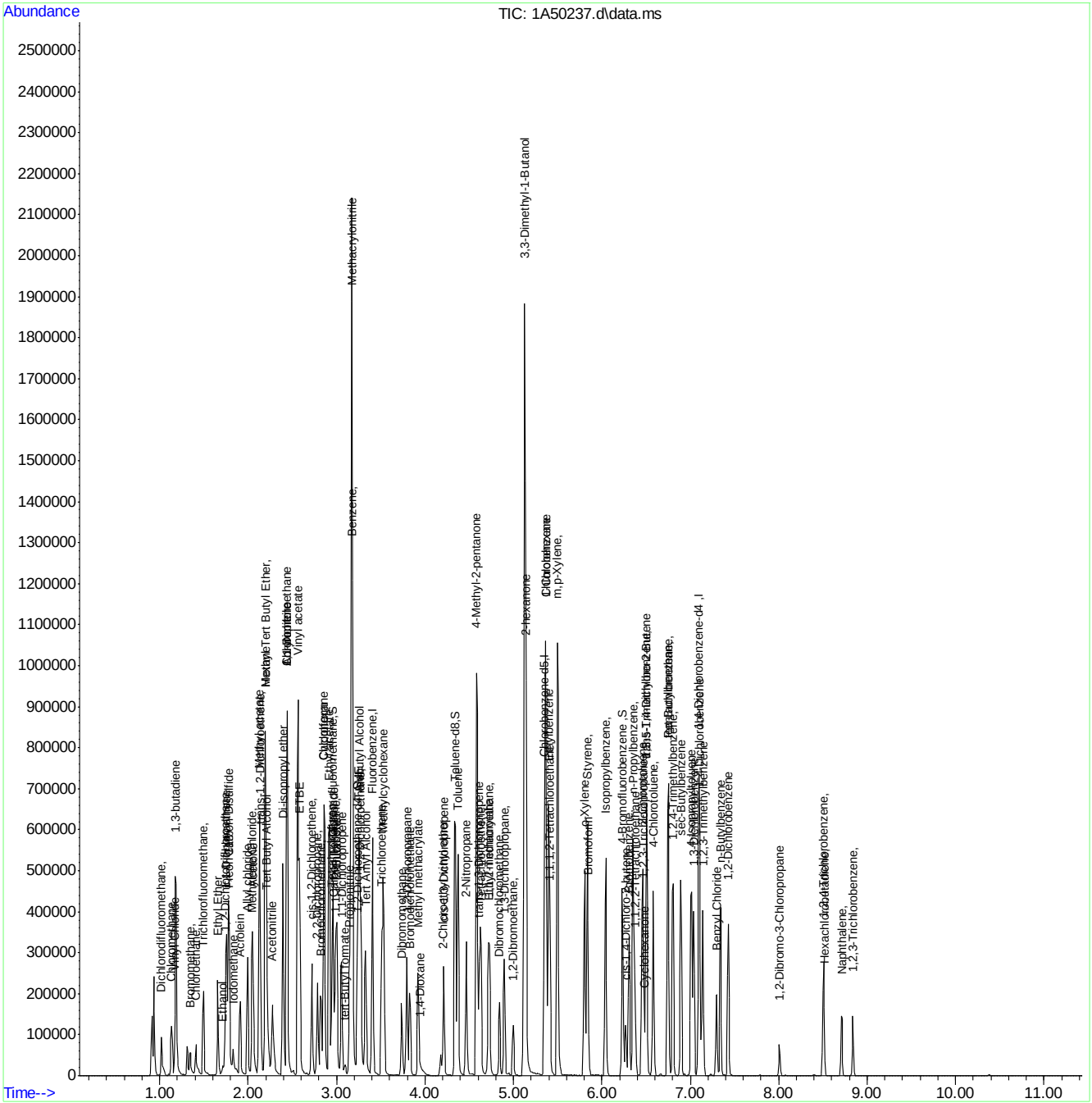

Manual Integration Approval Summary

Sample Number: FC10637-9MSD
Lab FileID: 1A50237.D
Injection Time: 10/25/23 19:22

Method: SW846 8260D
Analyst approved: 10/25/23 20:50 Celine Celis
Supervisor approved: 10/26/23 13:27 Neil Christiana

Parameter	CAS	Sig#	R.T. (min.)	Reason
Acetonitrile	75-05-8		2.27	Poor instrument integration
Carbon Tetrachloride	56-23-5		2.97	Overlapping peak
1-Chlorohexane	544-10-5		5.37	Overlapping peak
Ethylbenzene	100-41-4		5.40	Overlapping peak

Quantitation Report (Qedit)

Data Path : X:\Orlando VOA\celinec\October 2023\10-26-2023\V1A1964\V1A1964\
Data File : 1A50237.d
Acq On : 25 Oct 2023 7:22 pm
Operator : jeniferw
Sample : FC10637-9MSD Inst : MSVOA17
Misc : MS55129,V1A1964,,,,,
ALS Vial : 27 Sample Multiplier: 1

Quant Time: Oct 26 00:13:44 2023
Quant Method : X:\Orlando VOA\celinec\October 2023\10-26-2023\V1A1964\method\V1A_10-23-2023.M
Quant Title : SW-846 Method 5035A/8260B
QLast Update : Mon Oct 23 13:18:22 2023
Response via : Initial Calibration

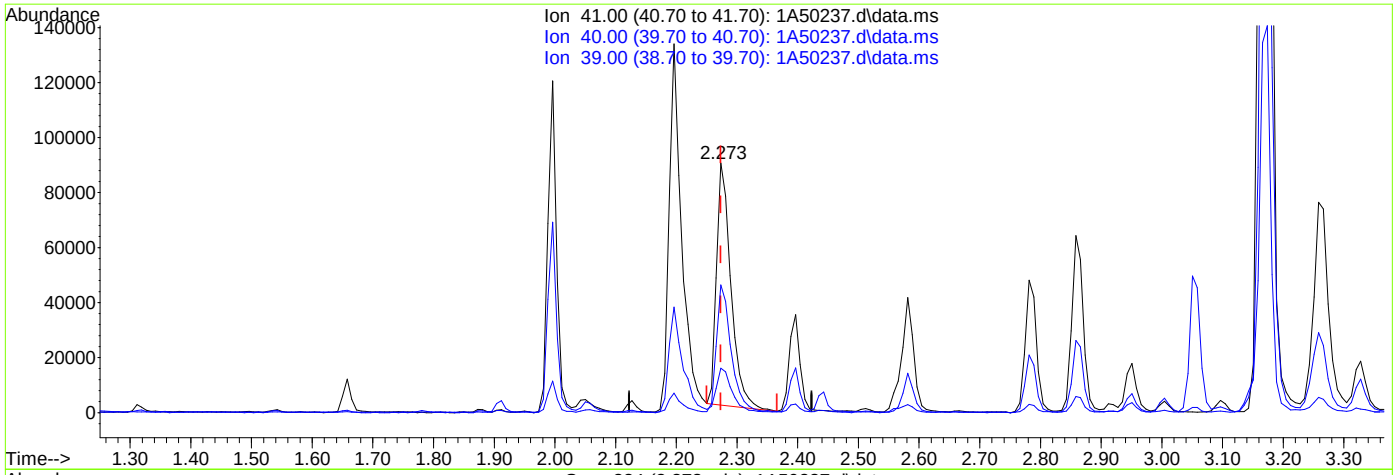

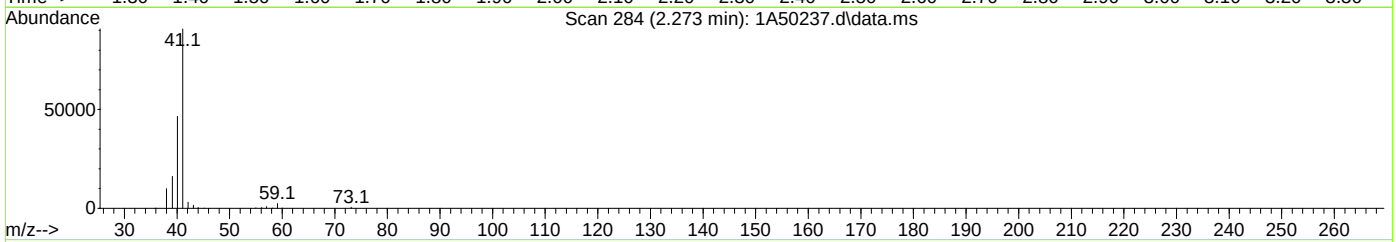

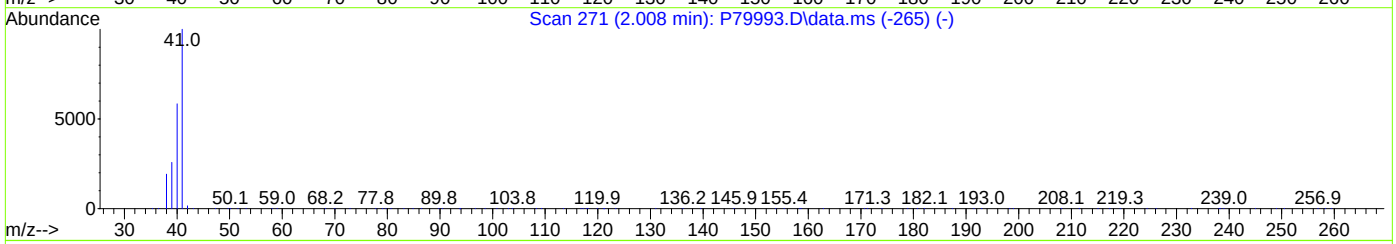

TIC: 1A50237.d\data.ms

(24) Acetonitrile

2.273min (+0.000) 402.39ug/L

response 144266

Ion	Exp%	Act%
41.00	100	100
40.00	54.10	50.97
39.00	21.10	17.50
0.00	0.00	0.00

Quantitation Report (Qedit)

Data Path : X:\Orlando VOA\celinec\October 2023\10-26-2023\V1A1964\V1A1964\
Data File : 1A50237.d
Acq On : 25 Oct 2023 7:22 pm
Operator : jeniferw
Sample : FC10637-9MSD Inst : MSVOA17
Misc : MS55129,V1A1964,,,,,
ALS Vial : 27 Sample Multiplier: 1

Quant Time: Oct 26 00:13:44 2023
Quant Method : X:\Orlando VOA\celinec\October 2023\10-26-2023\V1A1964\method\V1A_10-23-2023.M
Quant Title : SW-846 Method 5035A/8260B
QLast Update : Mon Oct 23 13:18:22 2023
Response via : Initial Calibration

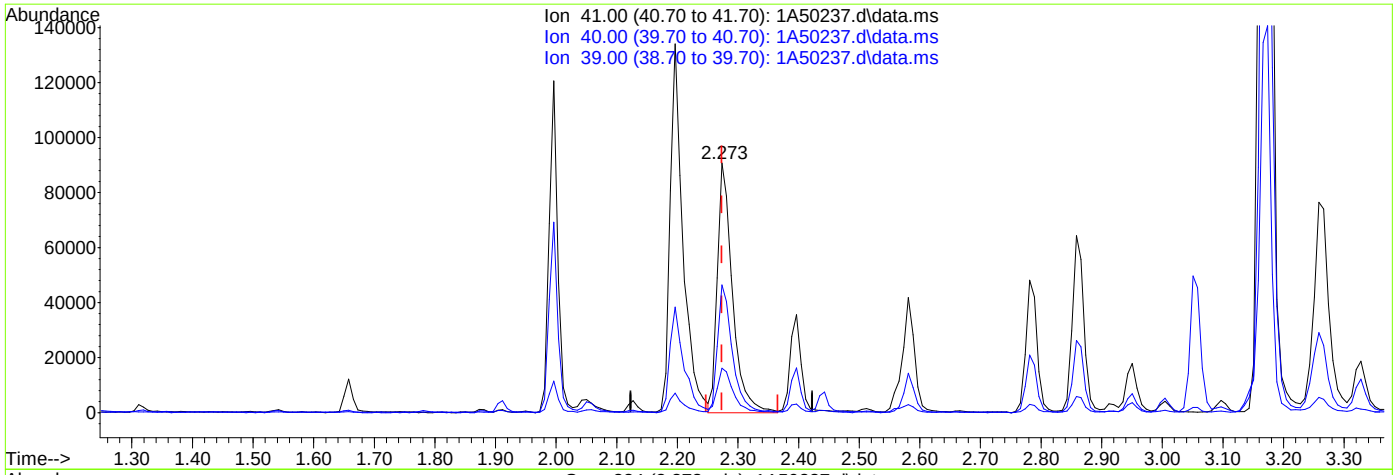

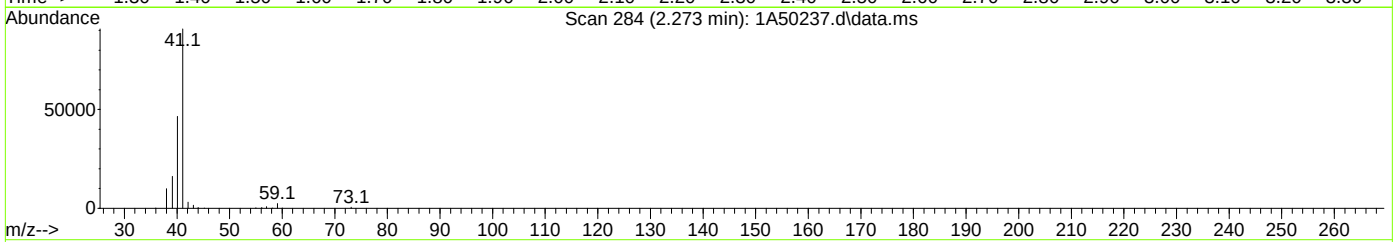

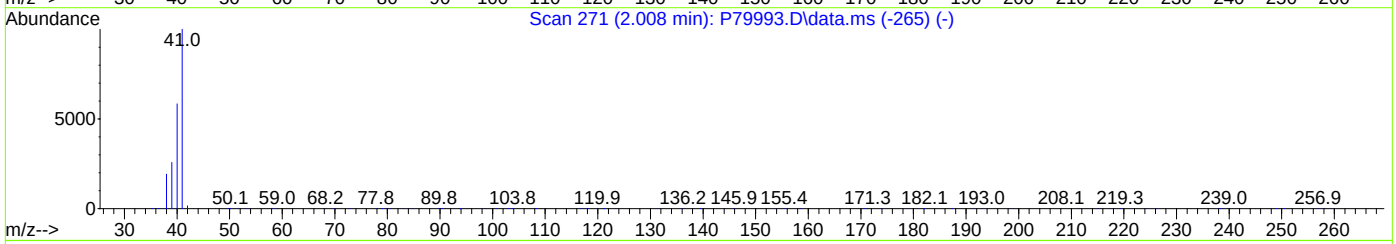

TIC: 1A50237.d\data.ms

(24) Acetonitrile

2.273min (+0.000) 439.02ug/L m

response 157396

Ion	Exp%	Act%
41.00	100	100
40.00	54.10	51.13
39.00	21.10	17.74
0.00	0.00	0.00

Quantitation Report (Qedit)

Data Path : X:\Orlando VOA\celinec\October 2023\10-26-2023\V1A1964\V1A1964\
Data File : 1A50237.d
Acq On : 25 Oct 2023 7:22 pm
Operator : jeniferw
Sample : FC10637-9MSD Inst : MSVOA17
Misc : MS55129,V1A1964,,,,,
ALS Vial : 27 Sample Multiplier: 1

Quant Time: Oct 26 00:13:44 2023
Quant Method : X:\Orlando VOA\celinec\October 2023\10-26-2023\V1A1964\method\V1A_10-23-2023.M
Quant Title : SW-846 Method 5035A/8260B
QLast Update : Mon Oct 23 13:18:22 2023
Response via : Initial Calibration

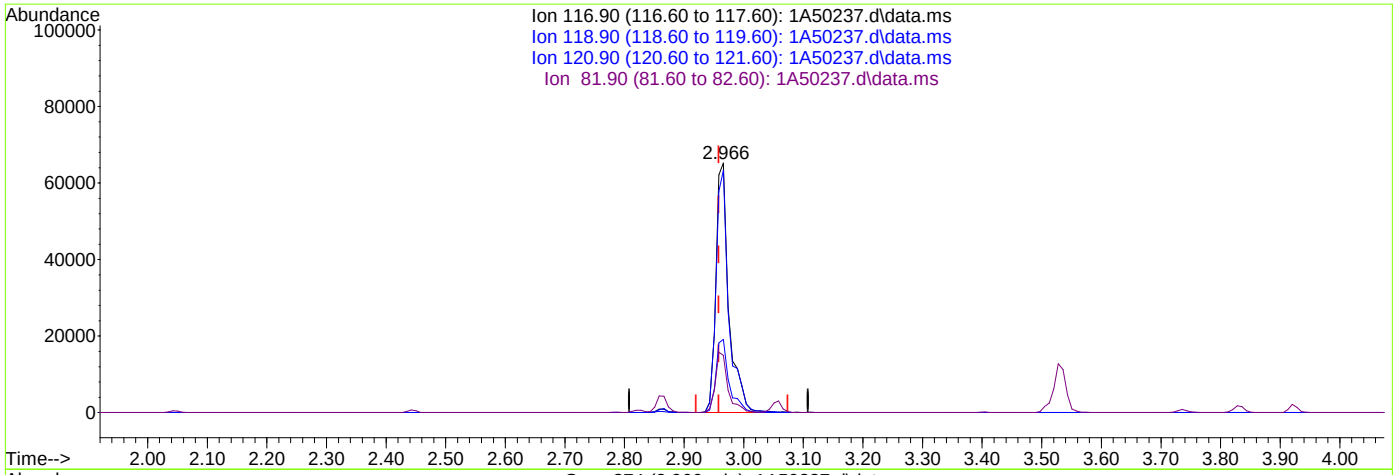

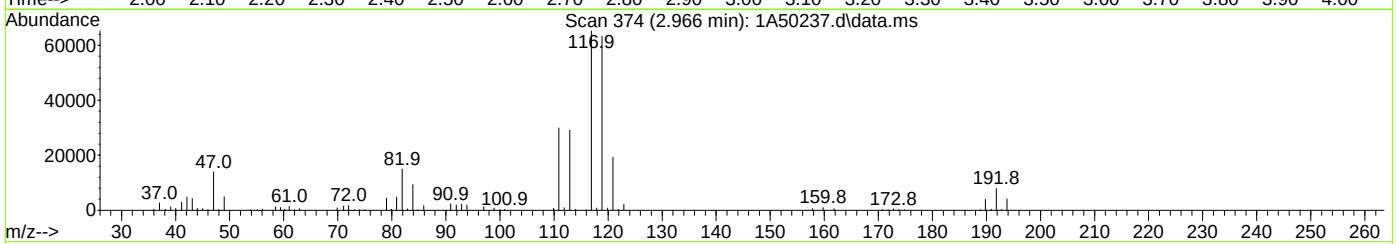

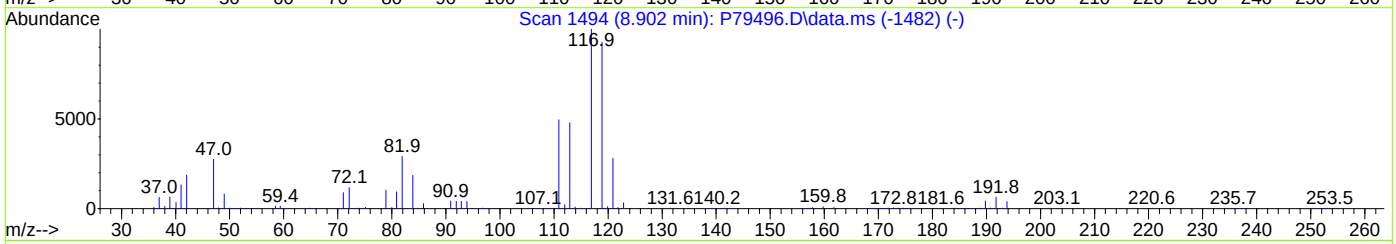

TIC: 1A50237.d\data.ms

(40) Carbon Tetrachloride ( )

2.966min (+0.008) 43.57ug/L

response 99520

Ion	Exp%	Act%
116.90	100	100
118.90	94.50	96.98
120.90	31.10	29.39
81.90	25.40	22.95

Quantitation Report (Qedit)

Data Path : X:\Orlando VOA\celinec\October 2023\10-26-2023\V1A1964\V1A1964\
Data File : 1A50237.d
Acq On : 25 Oct 2023 7:22 pm
Operator : jeniferw
Sample : FC10637-9MSD Inst : MSVOA17
Misc : MS55129,V1A1964,,,,,
ALS Vial : 27 Sample Multiplier: 1

Quant Time: Oct 26 00:13:44 2023
Quant Method : X:\Orlando VOA\celinec\October 2023\10-26-2023\V1A1964\method\V1A_10-23-2023.M
Quant Title : SW-846 Method 5035A/8260B
QLast Update : Mon Oct 23 13:18:22 2023
Response via : Initial Calibration

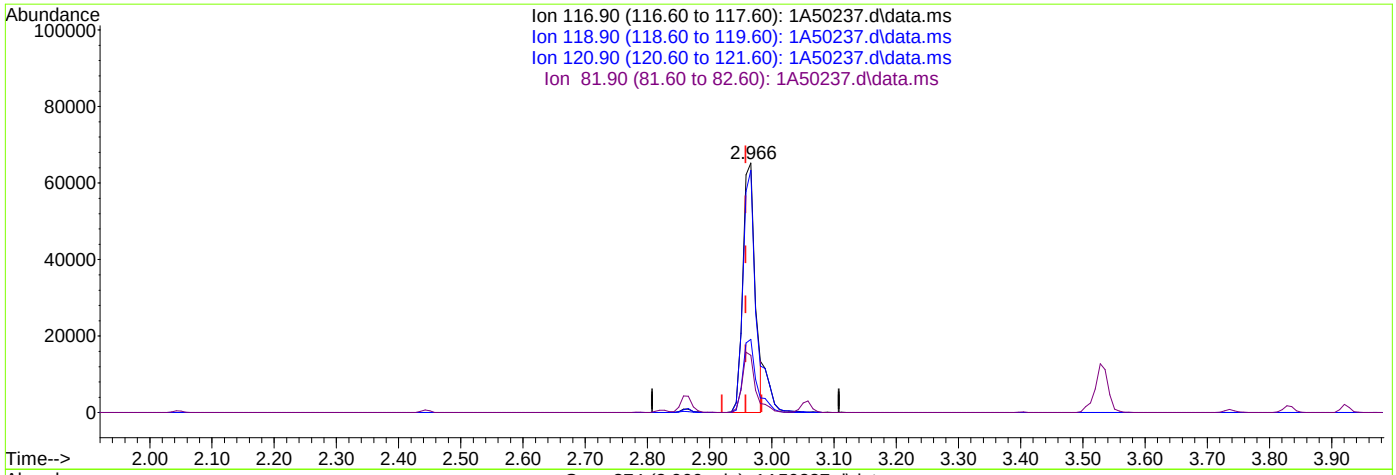

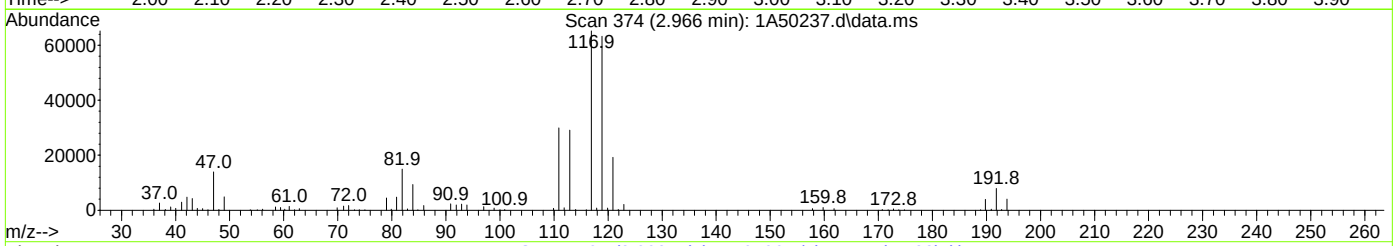

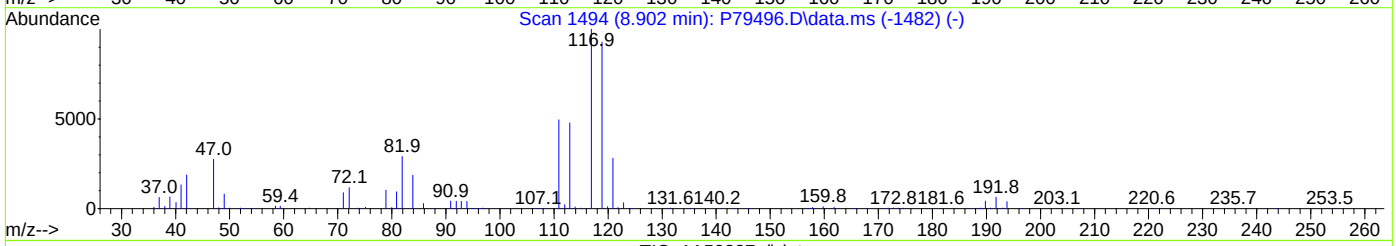

TIC: 1A50237.d\data.ms

(40) Carbon Tetrachloride ( )

2.966min (+0.008) 38.81ug/L m

response 88646

Ion	Exp%	Act%
116.90	100	100
118.90	94.50	96.98
120.90	31.10	29.39
81.90	25.40	22.95

Quantitation Report (Qedit)

Data Path : X:\Orlando VOA\celinec\October 2023\10-26-2023\V1A1964\V1A1964\
Data File : 1A50237.d
Acq On : 25 Oct 2023 7:22 pm
Operator : jeniferw
Sample : FC10637-9MSD Inst : MSVOA17
Misc : MS55129,V1A1964,,,,,
ALS Vial : 27 Sample Multiplier: 1

Quant Time: Oct 26 00:13:44 2023
Quant Method : X:\Orlando VOA\celinec\October 2023\10-26-2023\V1A1964\method\V1A_10-23-2023.M
Quant Title : SW-846 Method 5035A/8260B
QLast Update : Mon Oct 23 13:18:22 2023
Response via : Initial Calibration

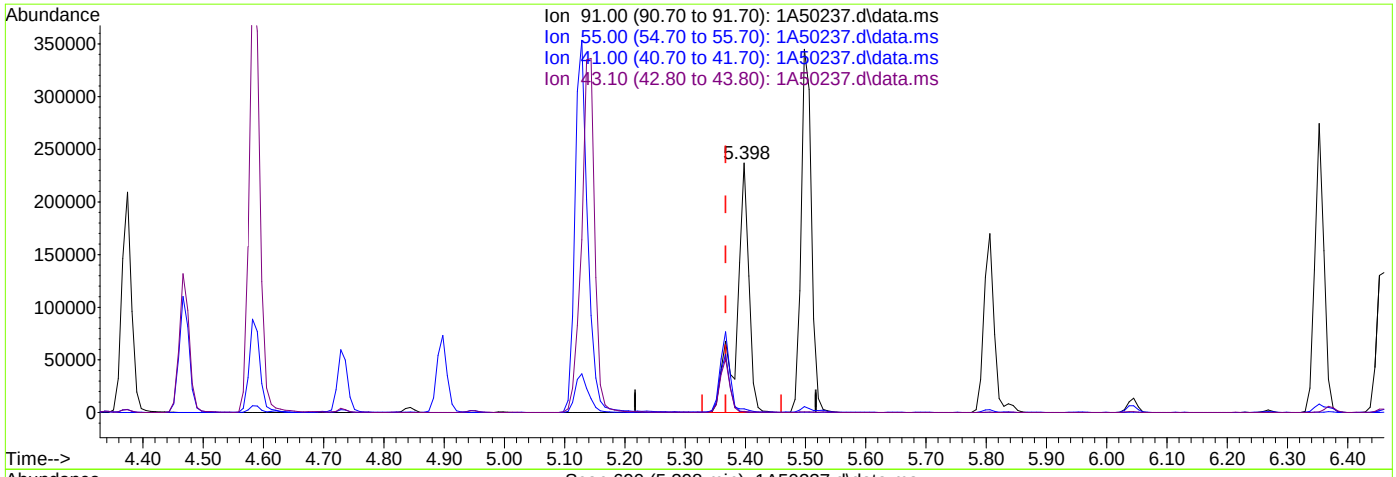

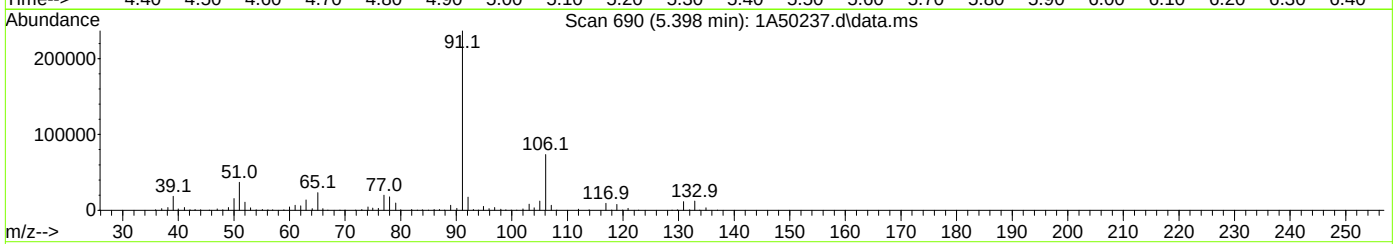

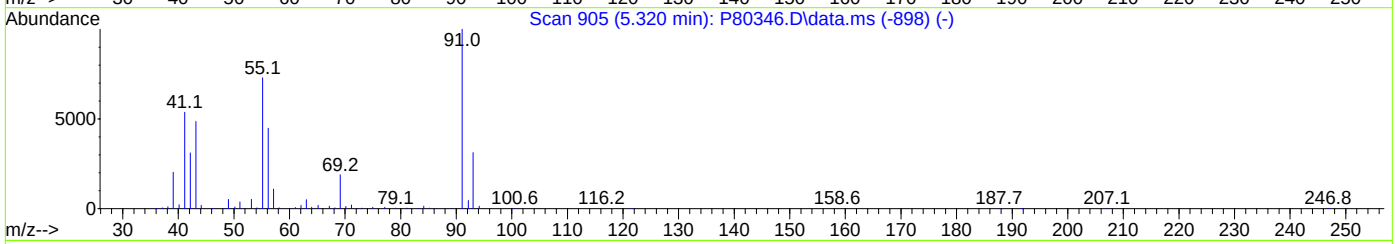

TIC: 1A50237.d\data.ms

(76) 1-Chlorohexane

5.398min (+0.031) 134.29ug/L

response 337023

Ion	Exp%	Act%
91.00	100	100
55.00	74.60	0.34#
41.00	53.90	1.39#
43.10	42.90	0.37#

Quantitation Report (Qedit)

Data Path : X:\Orlando VOA\celinec\October 2023\10-26-2023\V1A1964\V1A1964\
Data File : 1A50237.d
Acq On : 25 Oct 2023 7:22 pm
Operator : jeniferw
Sample : FC10637-9MSD Inst : MSVOA17
Misc : MS55129,V1A1964,,,,,
ALS Vial : 27 Sample Multiplier: 1

Quant Time: Oct 26 00:13:44 2023
Quant Method : X:\Orlando VOA\celinec\October 2023\10-26-2023\V1A1964\method\V1A_10-23-2023.M
Quant Title : SW-846 Method 5035A/8260B
QLast Update : Mon Oct 23 13:18:22 2023
Response via : Initial Calibration

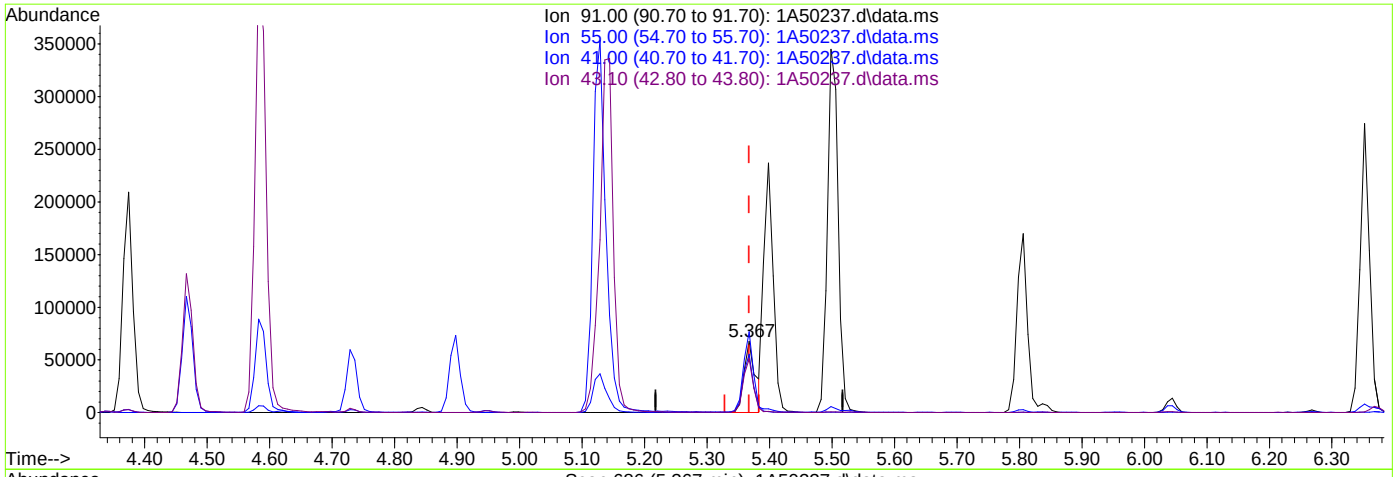

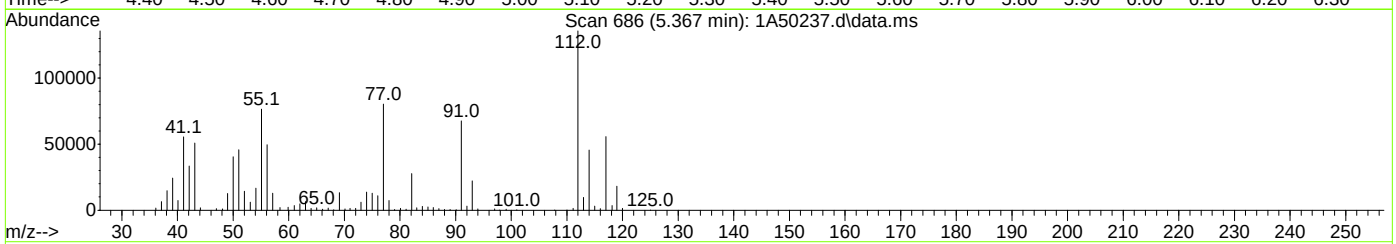

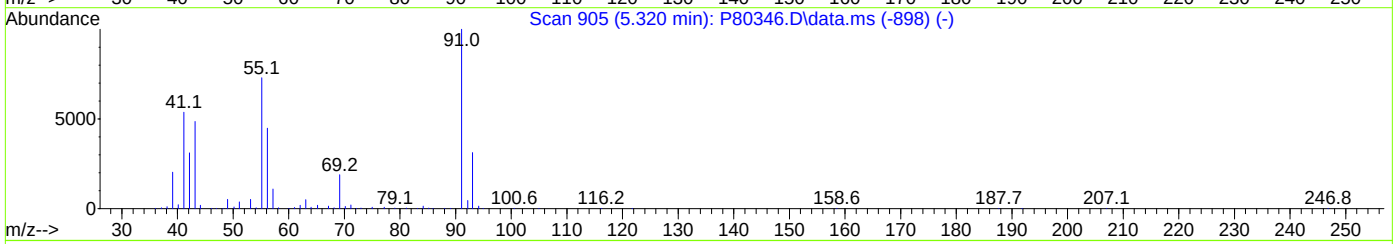

TIC: 1A50237.d\data.ms

(76) 1-Chlorohexane

5.367min (-0.000) 34.02ug/L m

response 85374

Ion	Exp%	Act%
91.00	100	100
55.00	74.60	113.29#
41.00	53.90	82.02#
43.10	42.90	75.22#

Quantitation Report (Qedit)

Data Path : X:\Orlando VOA\celinec\October 2023\10-26-2023\V1A1964\V1A1964\
Data File : 1A50237.d
Acq On : 25 Oct 2023 7:22 pm
Operator : jeniferw
Sample : FC10637-9MSD Inst : MSVOA17
Misc : MS55129,V1A1964,,,,,
ALS Vial : 27 Sample Multiplier: 1

Quant Time: Oct 26 00:13:44 2023
Quant Method : X:\Orlando VOA\celinec\October 2023\10-26-2023\V1A1964\method\V1A_10-23-2023.M
Quant Title : SW-846 Method 5035A/8260B
QLast Update : Mon Oct 23 13:18:22 2023
Response via : Initial Calibration

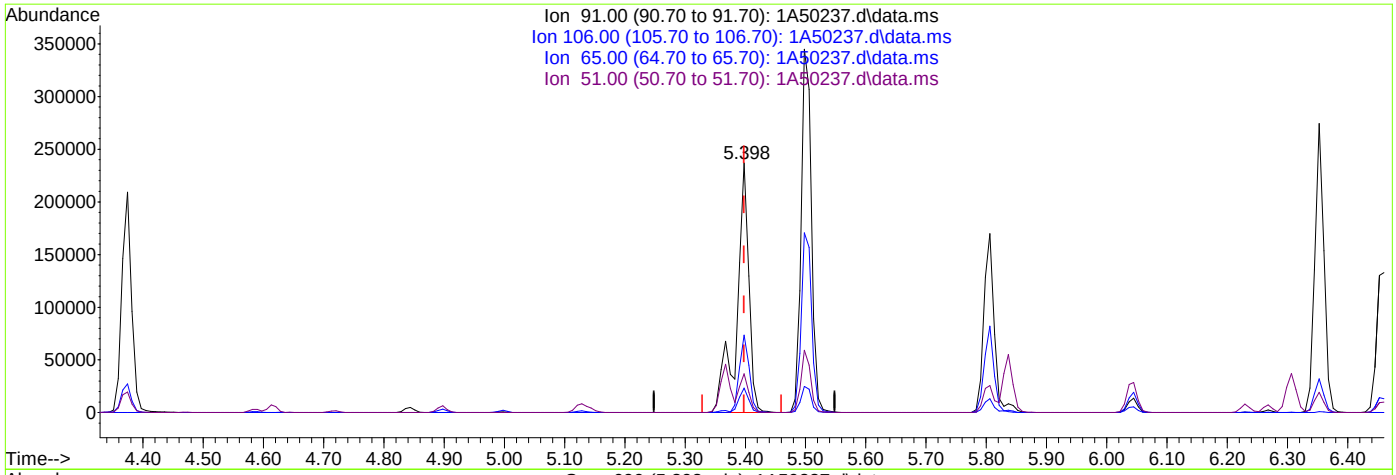

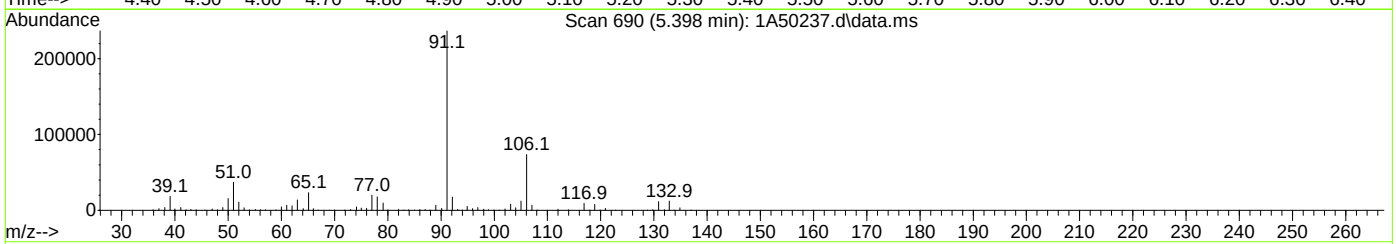

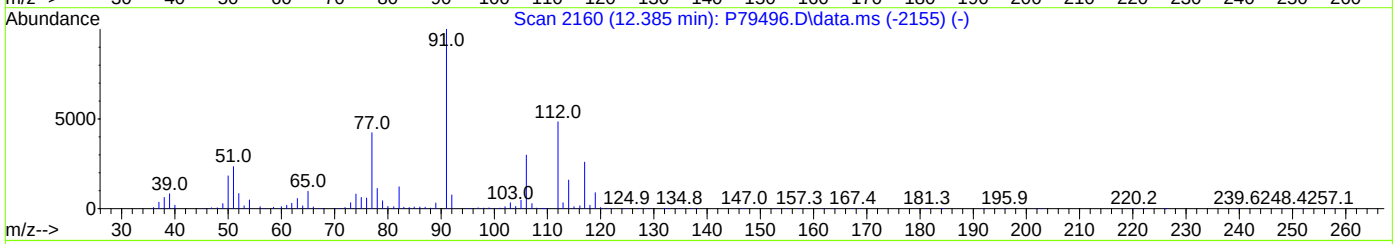

TIC: 1A50237.d\data.ms

(77) Ethylbenzene

5.398min (-0.000) 46.48ug/L

response 337023

Ion	Exp%	Act%
91.00	100	100
106.00	32.00	31.04
65.00	8.30	9.83
51.00	10.10	15.53

Quantitation Report (Qedit)

Data Path : X:\Orlando VOA\celinec\October 2023\10-26-2023\V1A1964\V1A1964\
Data File : 1A50237.d
Acq On : 25 Oct 2023 7:22 pm
Operator : jeniferw
Sample : FC10637-9MSD Inst : MSVOA17
Misc : MS55129,V1A1964,,,,,
ALS Vial : 27 Sample Multiplier: 1

Quant Time: Oct 26 00:13:44 2023
Quant Method : X:\Orlando VOA\celinec\October 2023\10-26-2023\V1A1964\method\V1A_10-23-2023.M
Quant Title : SW-846 Method 5035A/8260B
QLast Update : Mon Oct 23 13:18:22 2023
Response via : Initial Calibration

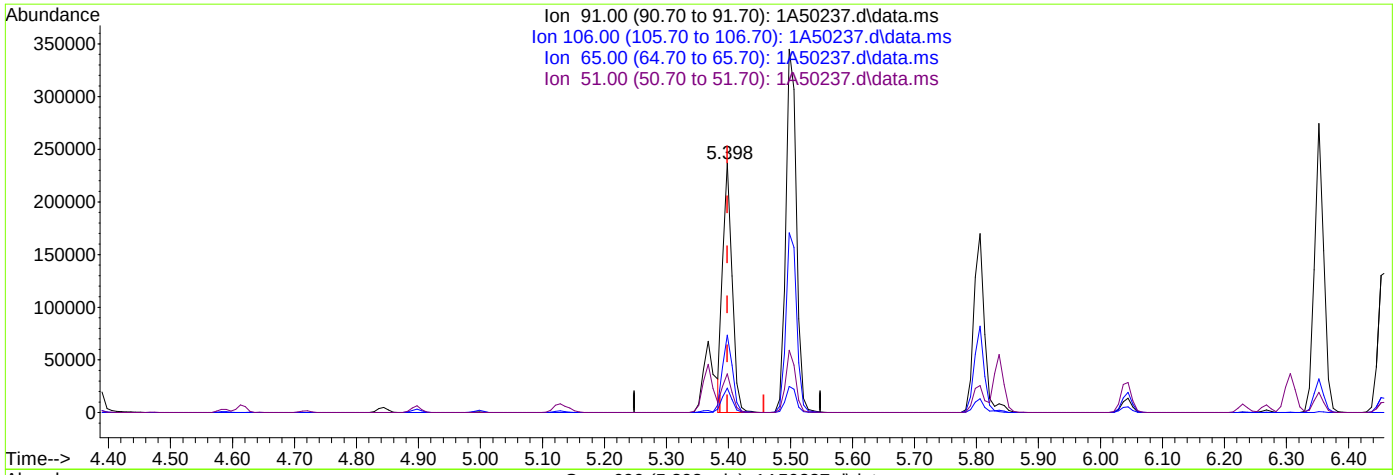

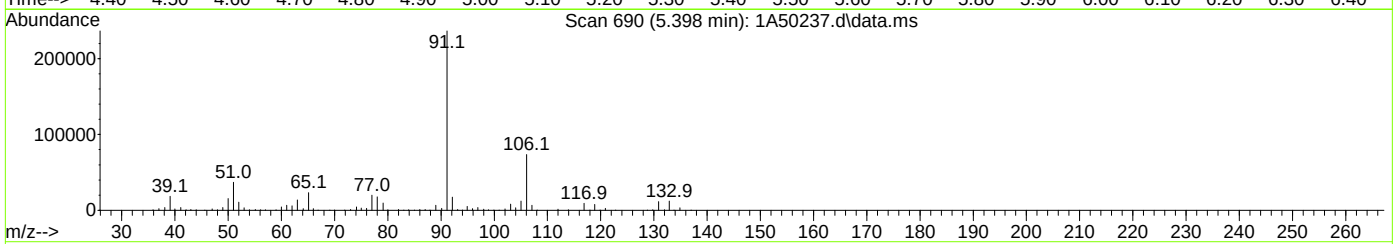

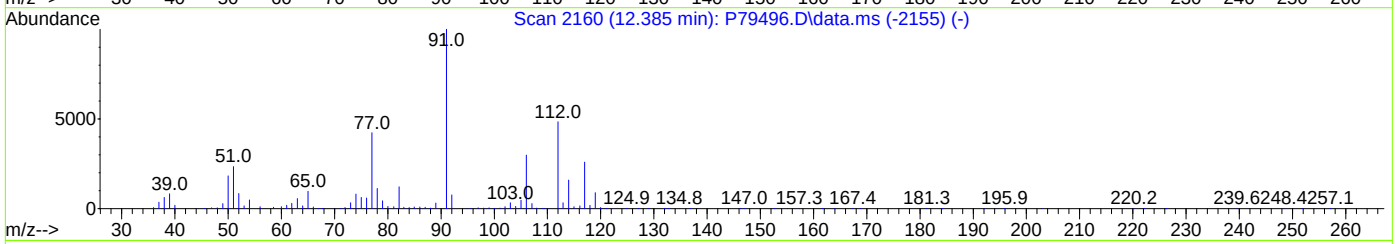

TIC: 1A50237.d\data.ms

(77) Ethylbenzene

5.398min (-0.000) 34.70ug/L m

response 251630

Ion	Exp%	Act%
91.00	100	100
106.00	32.00	31.04
65.00	8.30	9.83
51.00	10.10	15.53

Manual Integrations APPROVED (compounds with "m" flag)
Neil Christiana 10/27/23 10:16

Quantitation Report (QT Reviewed)

Data Path : X:\Orlando VOA\celinec\October 2023\10-27-2023\V1A1966\V1A1966\
Data File : 1A50289.d
Acq On : 26 Oct 2023 8:10 pm
Operator : jeniferw
Sample : FC10632-4MS Inst : MSVOA17
Misc : MS55144,V1A1966,,,,,
ALS Vial : 27 Sample Multiplier: 1

Quant Time: Oct 27 00:56:43 2023
Quant Method : X:\Orlando VOA\celinec\October 2023\10-27-2023\V1A1966\Method\V1A_10-23-2023.M
Quant Title : SW-846 Method 5035A/8260B
QLast Update : Mon Oct 23 13:18:22 2023
Response via : Initial Calibration

Compound	R.T.	QIon	Response	Conc	Units	Dev(Min)
Internal Standards						
1) Fluorobenzene	3.405	96	266784	50.00	ug/L	0.00
62) Chlorobenzene-d5	5.352	117	197934	50.00	ug/L	0.00
85) 1,4-Dichlorobenzene-d4	7.099	152	105728	50.00	ug/L	0.00
System Monitoring Compounds						
39) Dibromofluoromethane	2.951	113	76532	52.02	ug/L	0.00
Spiked Amount 50.000	Range 83 - 118		Recovery = 104.04%			
49) 1,2-Dichloroethane-d4	3.235	65	102607	53.70	ug/L	0.00
Spiked Amount 50.000	Range 79 - 125		Recovery = 107.40%			
63) Toluene-d8	4.336	98	257105	48.39	ug/L	0.00
Spiked Amount 50.000	Range 85 - 112		Recovery = 96.78%			
86) 4-Bromofluorobenzene	6.229	174	86125	48.83	ug/L	0.00
Spiked Amount 50.000	Range 83 - 118		Recovery = 97.66%			
Target Compounds						Qvalue
2) Dichlorodifluoromethane	1.019	85	34871	28.7599	ug/L	100
3) Chloromethane	1.126	50	62797	25.8370	ug/L	95
4) 1,3-butadiene	1.180	39	78360	45.3662	ug/L	94
5) Vinyl Chloride	1.173	62	50694	26.0423	ug/L	97
6) Bromomethane	1.342	94	10960	20.2912	ug/L	92
7) Chloroethane	1.411	64	25203	27.8541	ug/L	95
8) Trichlorofluoromethane	1.488	101	60804	29.3879	ug/L	99
9) Ethyl Ether	1.658	59	40590	26.8353	ug/L #	80
10) Ethanol	1.711	45	20636	539.8560	ug/L	99
11) 1,2-Dichlorotrifluoroe...	1.742	67	47685	29.0389	ug/L	89
12) 1,1-Dichloroethene	1.758	61	70019	27.1856	ug/L	83
13) Freon 113	1.781	101	49458	40.6918	ug/L	93
14) Carbon Disulfide	1.781	76	104020	29.6000	ug/L	91
15) Iodomethane	1.827	142	17256	21.6558	ug/L	96
16) Acrolein	1.904	56	59205	111.1552	ug/L	99
17) Allyl chloride	1.996	41	71651	25.3791	ug/L	83
18) Methylene Chloride	2.042	49	76904	26.9492	ug/L	76
19) Acetone	2.050	43	101432	121.4880	ug/L	97
20) Methyl acetate	2.119	43	257471	106.0258	ug/L	86
21) trans-1,2-Dichloroethene	2.135	61	68734	25.9698	ug/L	82
22) Hexane	2.196	56	62965	29.1763	ug/L #	88
23) Methyl Tert Butyl Ether	2.189	73	98282	24.2205	ug/L #	62
24) Acetonitrile	2.273	41	94883m	289.1485	ug/L	
25) Tert Butyl Alcohol	2.212	59	108207	274.9951	ug/L	96
26) Di-isopropyl ether	2.389	45	173466	24.1458	ug/L	91
27) Chloroprene	2.435	53	216300	24.0022	ug/L	92
28) 1,1-Dichloroethane	2.443	63	83842	25.1773	ug/L	97
29) Acrylonitrile	2.435	52	137800	123.4936	ug/L	96
30) ETBE	2.581	59	154019	25.7439	ug/L	87
31) Vinyl acetate	2.558	43	606528	124.0447	ug/L	98
32) cis-1,2-Dichloroethene	2.720	96	37252	23.7948	ug/L #	76
33) 2,2-Dichloropropane	2.781	77	52399	26.4570	ug/L	98
34) Bromochloromethane	2.820	128	19082	25.0011	ug/L #	55
35) Cyclohexane	2.858	56	101266	27.2245	ug/L #	80
36) Chloroform	2.858	83	67770	25.1280	ug/L	92
37) Ethyl acetate	2.912	43	350648	117.8803	ug/L	96
38) Tetrahydrofuran	2.943	42	24870	23.0149	ug/L	86
40) Carbon Tetrachloride	2.958	117	57505m	27.5042	ug/L	
41) 1,1,1-Trichloroethane	2.989	97	61938	27.5788	ug/L	92
42) 2-Butanone	3.004	43	187927	117.4864	ug/L	81
43) 1,1-Dichloropropene	3.051	75	50899	26.6342	ug/L	88
44) tert-Butyl formate	3.097	59	24756	14.3397	ug/L	88

Quantitation Report (QT Reviewed)

Data Path : X:\Orlando VOA\celinec\October 2023\10-27-2023\V1A1966\V1A1966\
Data File : 1A50289.d
Acq On : 26 Oct 2023 8:10 pm
Operator : jeniferw
Sample : FC10632-4MS Inst : MSVOA17
Misc : MS55144,V1A1966,,,,,
ALS Vial : 27 Sample Multiplier: 1

Quant Time: Oct 27 00:56:43 2023
Quant Method : X:\Orlando VOA\celinec\October 2023\10-27-2023\V1A1966\Method\V1A_10-23-2023.M
Quant Title : SW-846 Method 5035A/8260B
QLast Update : Mon Oct 23 13:18:22 2023
Response via : Initial Calibration

Compound	R.T.	QIon	Response	Conc	Units		Dev(Min)
45) Propionitrile	3.143	54	116340	255.1394	ug/L		99
46) Methacrylonitrile	3.166	41	429014	230.2245	ug/L		96
47) Benzene	3.181	78	145430	25.0977	ug/L		85
48) TAME	3.251	73	95044	23.6291	ug/L	#	55
50) 1,2-Dichloroethane	3.274	62	65504	25.5905	ug/L		89
51) Isobutyl Alcohol	3.258	43	120967	447.4654	ug/L		95
52) Tert Amyl Alcohol	3.328	59	69624	215.3223	ug/L		84
53) Trichloroethene	3.512	95	39811	24.8061	ug/L		97
54) Methylcyclohexane	3.528	83	67359	27.0228	ug/L	#	71
55) Dibromomethane	3.736	93	24263	24.2299	ug/L		88
56) 1,2-Dichloropropane	3.789	63	47334	23.7535	ug/L		90
57) Bromodichloromethane	3.828	83	49391	23.8128	ug/L	#	94
58) Methyl methacrylate	3.920	41	53394	21.3306	ug/L	#	80
59) 1,4-Dioxane	3.936	88	9502	434.2342	ug/L	#	60
60) 2-Chloroethyl vinyl ether	4.213	63	271	0.2263	ug/L	#	1
61) cis-1,3-Dichloropropene	4.213	75	54383	22.9495	ug/L		84
64) Toluene	4.374	91	150847	23.9941	ug/L		97
65) 2-Nitropropane	4.467	41	76329	107.7622	ug/L		99
66) 4-Methyl-2-pentanone	4.582	43	358703	112.7011	ug/L		95
67) trans-1,3-Dichloropropene	4.613	75	48557	21.0798	ug/L		83
68) Tetrachloroethene	4.636	166	44764	21.1722	ug/L		99
69) Ethyl methacrylate	4.728	69	37663	20.0417	ug/L	#	71
70) 1,1,2-Trichloroethane	4.721	83	28674	22.6296	ug/L		92
71) Dibromochloromethane	4.844	129	38849	24.0574	ug/L		100
72) 1,3-Dichloropropane	4.898	76	57117	23.9658	ug/L	#	74
73) 1,2-Dibromoethane	4.998	107	34630	22.3717	ug/L		99
74) 3,3-Dimethyl-1-Butanol	5.129	57	409240	1005.0802	ug/L		82
75) 2-hexanone	5.144	43	340133	111.6799	ug/L	#	72
76) 1-Chlorohexane	5.367	91	54819m	23.7993	ug/L		
77) Ethylbenzene	5.398	91	157900m	23.7249	ug/L		
78) Chlorobenzene	5.367	112	98140	23.1247	ug/L		92
79) 1,1,1,2-Tetrachloroethane	5.413	131	37299	23.8571	ug/L		97
80) m,p-Xylene	5.498	91	262659	48.9386	ug/L		99
81) o-Xylene	5.806	91	125854	22.9949	ug/L		98
82) Styrene	5.837	104	96127	23.7271	ug/L		91
83) Bromoform	5.844	173	26372	22.5364	ug/L		98
84) Isopropylbenzene	6.044	105	153085	24.2141	ug/L		99
87) cis-1,4-Dichloro-2-butene	6.268	53	10615	13.3730	ug/L	#	67
88) n-Propylbenzene	6.352	91	182602	22.6396	ug/L		97
89) Bromobenzene	6.306	156	40714	23.2604	ug/L		81
90) 1,1,2,2-Tetrachloroethane	6.375	83	45881	20.8257	ug/L		93
91) 1,3,5-Trimethylbenzene	6.506	105	131832	24.2623	ug/L		97
92) 2-Chlorotoluene	6.460	91	106197	22.2169	ug/L		95
93) trans-1,4-Dichloro-2-B...	6.506	53	16873	15.9759	ug/L	#	70
94) 1,2,3-Trichloropropane	6.468	110	14546	23.3217	ug/L	#	72
95) Cyclohexanone	6.483	55	12281	92.5800	ug/L		93
96) 4-Chlorotoluene	6.583	91	113318	22.5893	ug/L		96
97) tert-Butylbenzene	6.753	91	73777	24.1667	ug/L		89
98) 1,2,4-Trimethylbenzene	6.806	105	126080	24.4293	ug/L		99
99) Pentachloroethane	6.745	167	23791	30.4374	ug/L		92
100) sec-Butylbenzene	6.891	105	157896	23.3630	ug/L		98
101) 4-Isopropyltoluene	7.014	119	132573	24.2945	ug/L		98
102) 1,3-Dichlorobenzene	7.037	146	73737	22.7360	ug/L		96
103) 1,2,3-Trimethylbenzene	7.145	105	112139	21.2964	ug/L		98
104) 1,4-Dichlorobenzene	7.107	146	74917	22.2185	ug/L		97
105) n-Butylbenzene	7.345	92	64697	25.0185	ug/L		96
106) Benzyl Chloride	7.299	126	12977	18.7326	ug/L		95
107) 1,2-Dichlorobenzene	7.430	146	66225	22.6060	ug/L		97

Quantitation Report (QT Reviewed)

Data Path : X:\Orlando VOA\celinec\October 2023\10-27-2023\V1A1966\V1A1966\
Data File : 1A50289.d
Acq On : 26 Oct 2023 8:10 pm
Operator : jeniferw
Sample : FC10632-4MS Inst : MSVOA17
Misc : MS55144,V1A1966,,,,,
ALS Vial : 27 Sample Multiplier: 1

Quant Time: Oct 27 00:56:43 2023
Quant Method : X:\Orlando VOA\celinec\October 2023\10-27-2023\V1A1966\Method\V1A_10-23-2023.M
Quant Title : SW-846 Method 5035A/8260B
QLast Update : Mon Oct 23 13:18:22 2023
Response via : Initial Calibration

Compound	R.T.	QIon	Response	Conc	Units	Dev(Min)
108) 1,2-Dibromo-3-Chloropr...	8.007	75	6838	21.2567	ug/L	83
109) Hexachlorobutadiene	8.515	225	13710	27.7519	ug/L	95
110) 1,2,4-Trichlorobenzene	8.507	180	24553	20.7081	ug/L	95
111) Naphthalene	8.715	128	40043	16.2625	ug/L	97
112) 1,2,3-Trichlorobenzene	8.838	180	16699	19.9294	ug/L	92

(#) = qualifier out of range (m) = manual integration (+) = signals summed

Quantitation Report (QT Reviewed)

Data Path : X:\Orlando VOA\celinec\October 2023\10-27-2023\V1A1966\V1A1966\
Data File : 1A50289.d
Acq On : 26 Oct 2023 8:10 pm
Operator : jeniferw
Sample : FC10632-4MS Inst : MSVOA17
Misc : MS55144,V1A1966,,,,,
ALS Vial : 27 Sample Multiplier: 1

Quant Time: Oct 27 00:56:43 2023
Quant Method : X:\Orlando VOA\celinec\October 2023\10-27-2023\V1A1966\Method\V1A_10-23-2023.M
Quant Title : SW-846 Method 5035A/8260B
QLast Update : Mon Oct 23 13:18:22 2023
Response via : Initial Calibration

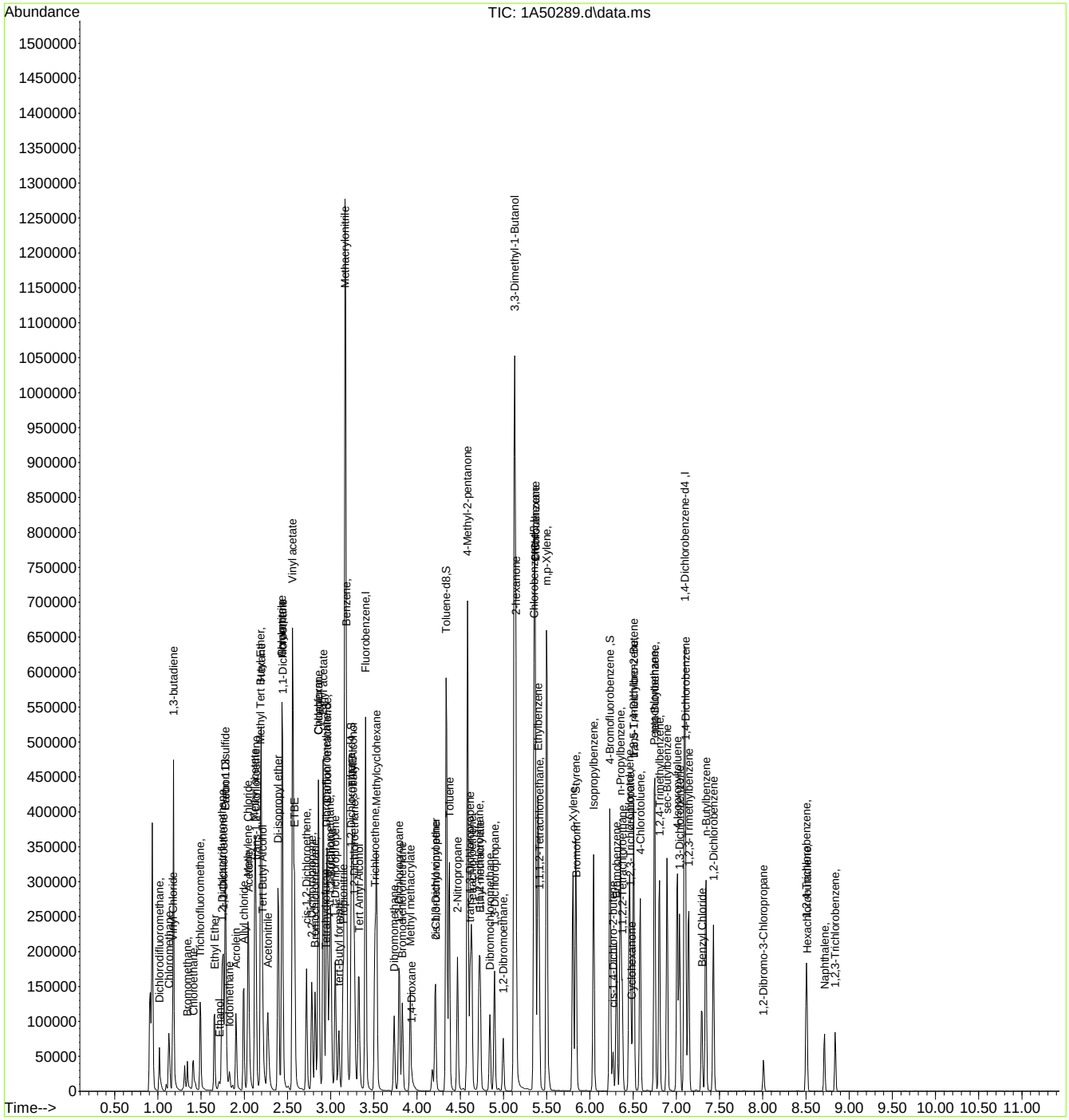

Manual Integration Approval Summary

Sample Number: FC10632-4MS
Lab FileID: 1A50289.D
Injection Time: 10/26/23 20:10
Method: SW846 8260D
Analyst approved: 10/26/23 21:27 Celine Celis
Supervisor approved: 10/27/23 10:16 Neil Christiana

Parameter	CAS	Sig#	R.T. (min.)	Reason
Acetonitrile	75-05-8		2.27	Poor instrument integration
Carbon Tetrachloride	56-23-5		2.96	Overlapping peak
1-Chlorohexane	544-10-5		5.37	Overlapping peak
Ethylbenzene	100-41-4		5.40	Overlapping peak

Quantitation Report (Qedit)

Data Path : X:\Orlando VOA\celinec\October 2023\10-27-2023\V1A1966\V1A1966\
Data File : 1A50289.d
Acq On : 26 Oct 2023 8:10 pm
Operator : jeniferw
Sample : FC10632-4MS Inst : MSVOA17
Misc : MS55144,V1A1966,,,,,
ALS Vial : 27 Sample Multiplier: 1

Quant Time: Oct 27 00:54:52 2023
Quant Method : X:\Orlando VOA\celinec\October 2023\10-27-2023\V1A1966\Method\V1A_10-23-2023.M
Quant Title : SW-846 Method 5035A/8260B
QLast Update : Mon Oct 23 13:18:22 2023
Response via : Initial Calibration

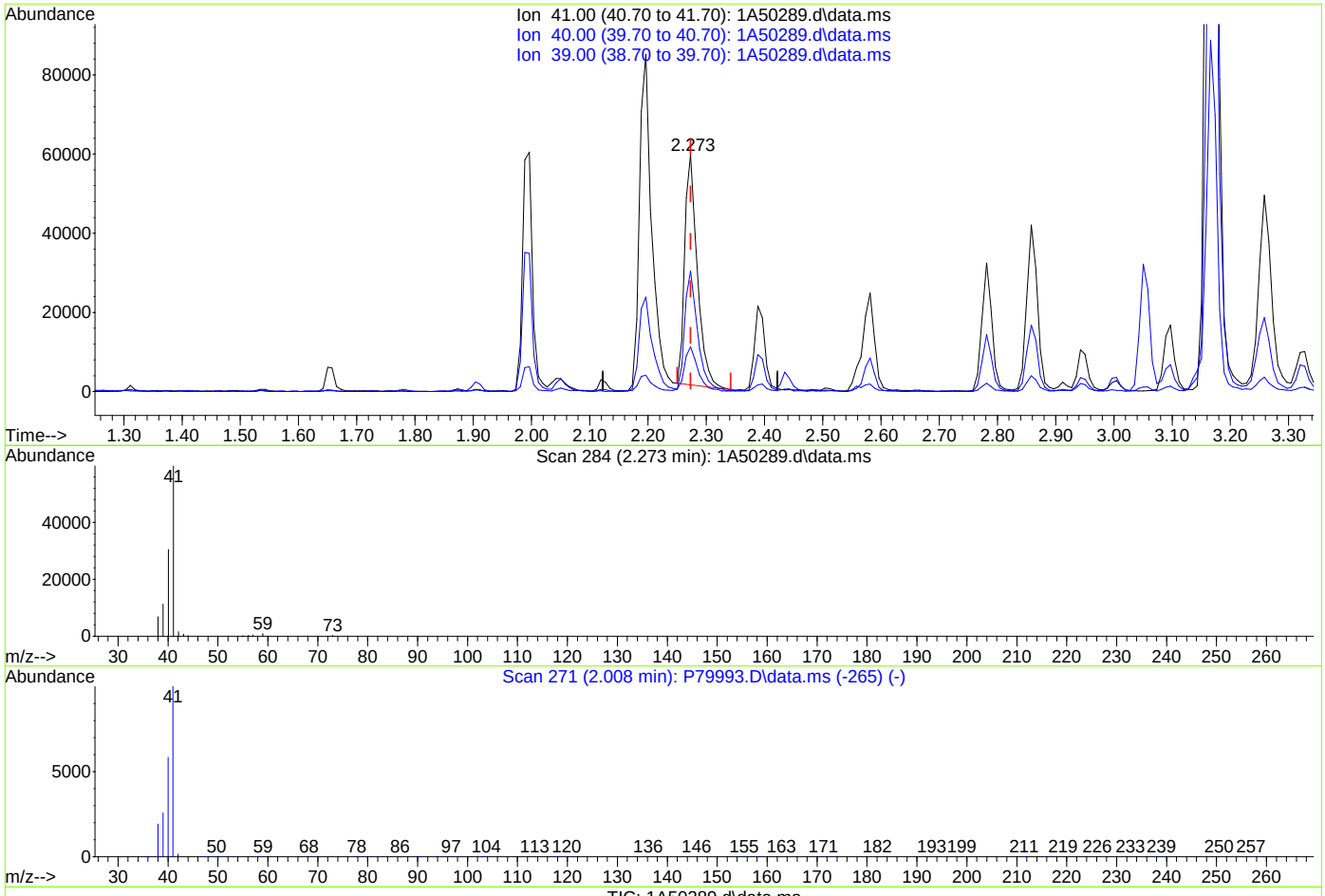

TIC: 1A50289.d\data.ms

(24) Acetonitrile

2.273min (+0.000) 267.31ug/L

response 87718

Ion	Exp%	Act%
41.00	100	100
40.00	54.10	50.65
39.00	21.10	18.73
0.00	0.00	0.00

Quantitation Report (Qedit)

Data Path : X:\Orlando VOA\celinec\October 2023\10-27-2023\V1A1966\V1A1966\
Data File : 1A50289.d
Acq On : 26 Oct 2023 8:10 pm
Operator : jeniferw
Sample : FC10632-4MS Inst : MSVOA17
Misc : MS55144,V1A1966,,,,,
ALS Vial : 27 Sample Multiplier: 1

Quant Time: Oct 27 00:54:52 2023
Quant Method : X:\Orlando VOA\celinec\October 2023\10-27-2023\V1A1966\Method\V1A_10-23-2023.M
Quant Title : SW-846 Method 5035A/8260B
QLast Update : Mon Oct 23 13:18:22 2023
Response via : Initial Calibration

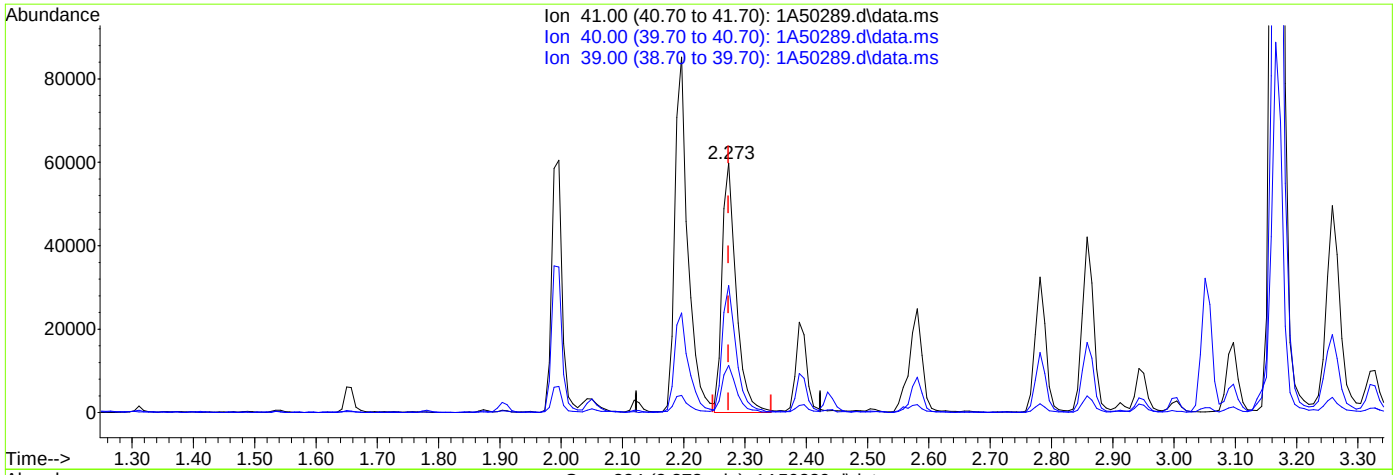

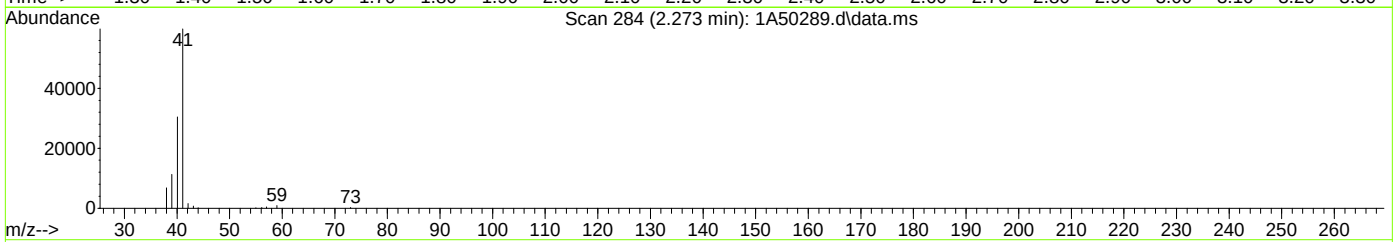

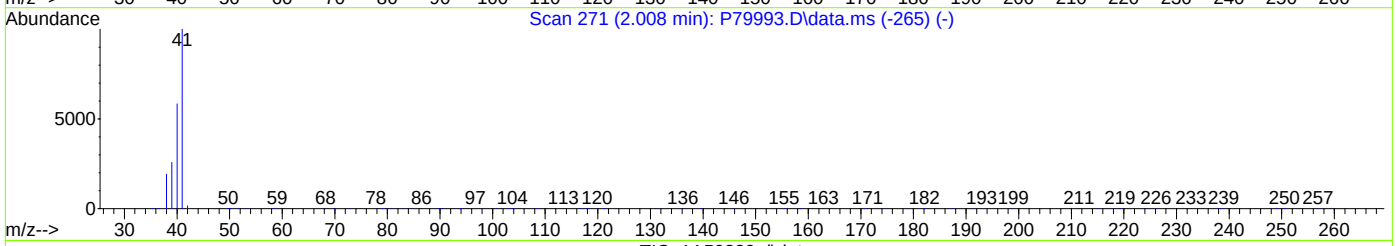

TIC: 1A50289.d\data.ms

(24) Acetonitrile

2.273min (+0.000) 289.15ug/L m

response 94883

Ion	Exp%	Act%
41.00	100	100
40.00	54.10	50.86
39.00	21.10	18.86
0.00	0.00	0.00

Quantitation Report (Qedit)

Data Path : X:\Orlando VOA\celinec\October 2023\10-27-2023\V1A1966\V1A1966\
Data File : 1A50289.d
Acq On : 26 Oct 2023 8:10 pm
Operator : jeniferw
Sample : FC10632-4MS Inst : MSVOA17
Misc : MS55144,V1A1966,,,,,
ALS Vial : 27 Sample Multiplier: 1

Quant Time: Oct 27 00:54:52 2023
Quant Method : X:\Orlando VOA\celinec\October 2023\10-27-2023\V1A1966\Method\V1A_10-23-2023.M
Quant Title : SW-846 Method 5035A/8260B
QLast Update : Mon Oct 23 13:18:22 2023
Response via : Initial Calibration

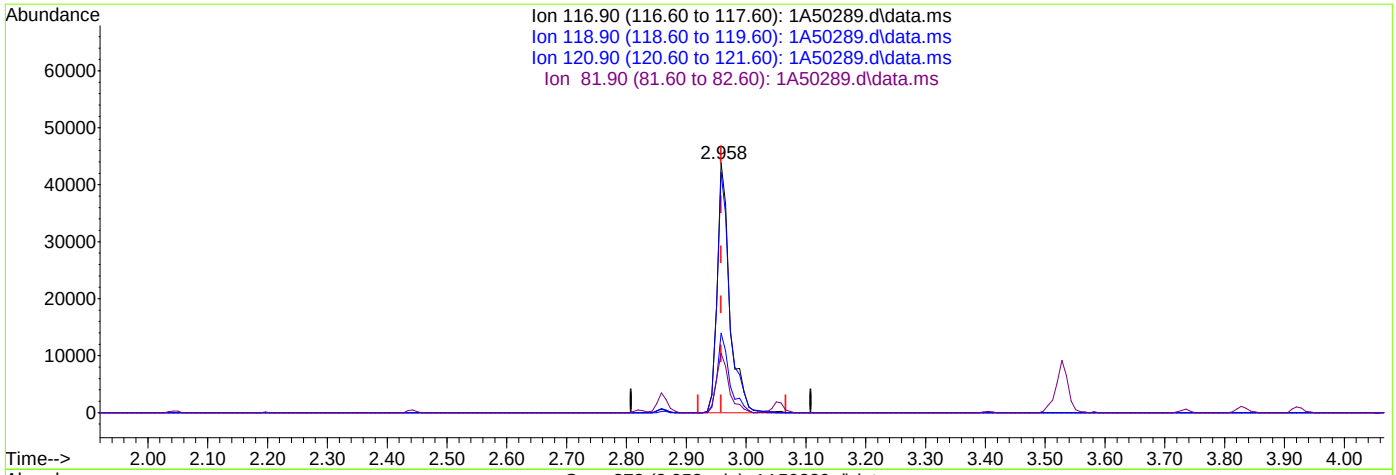

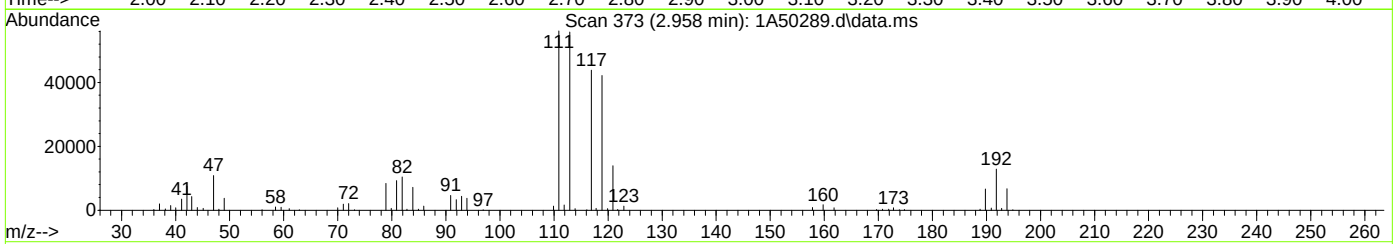

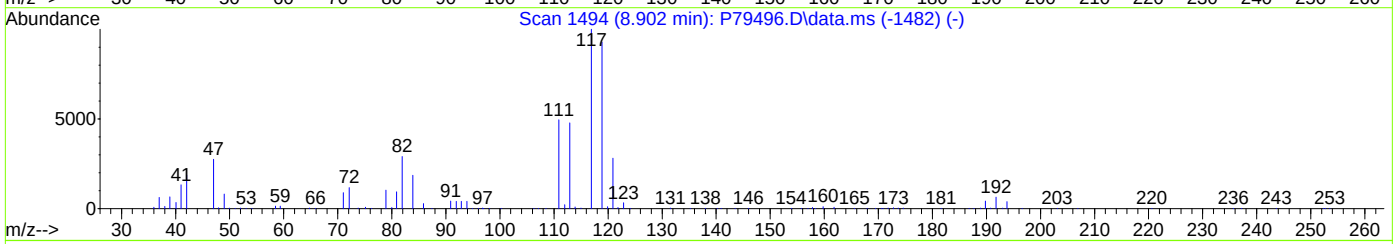

TIC: 1A50289.d\data.ms

(40) Carbon Tetrachloride ( )

2.958min (+0.000) 30.59ug/L

response 63965

Ion	Exp%	Act%
116.90	100	100
118.90	94.50	96.17
120.90	31.10	31.81
81.90	25.40	23.71

Quantitation Report (Qedit)

Data Path : X:\Orlando VOA\celinec\October 2023\10-27-2023\V1A1966\V1A1966\
Data File : 1A50289.d
Acq On : 26 Oct 2023 8:10 pm
Operator : jeniferw
Sample : FC10632-4MS Inst : MSVOA17
Misc : MS55144,V1A1966,,,,,
ALS Vial : 27 Sample Multiplier: 1

Quant Time: Oct 27 00:54:52 2023
Quant Method : X:\Orlando VOA\celinec\October 2023\10-27-2023\V1A1966\Method\V1A_10-23-2023.M
Quant Title : SW-846 Method 5035A/8260B
QLast Update : Mon Oct 23 13:18:22 2023
Response via : Initial Calibration

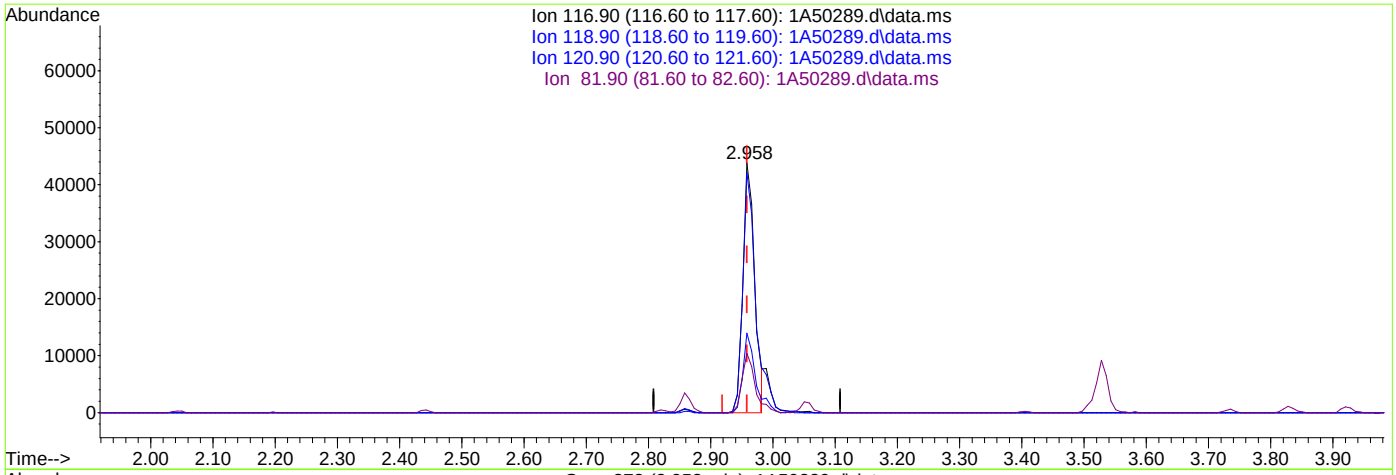

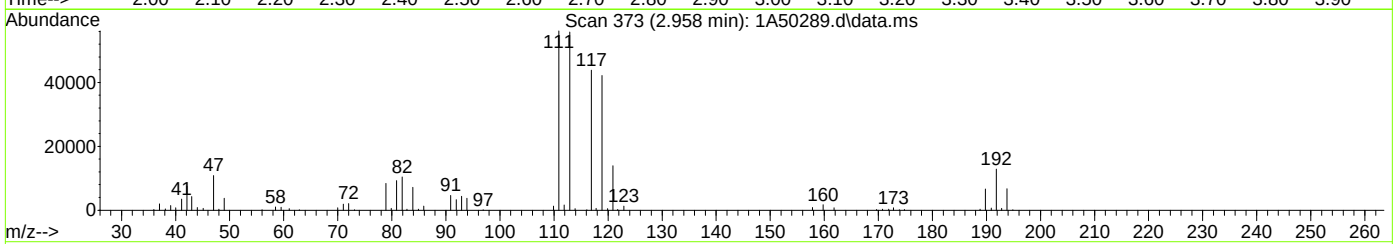

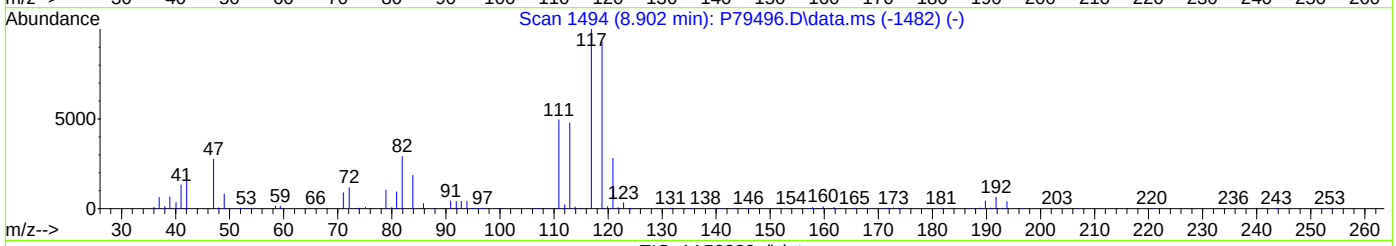

TIC: 1A50289.d\data.ms

(40) Carbon Tetrachloride ( )

2.958min (+0.000) 27.50ug/L m

response 57505

Ion	Exp%	Act%
116.90	100	100
118.90	94.50	96.17
120.90	31.10	31.81
81.90	25.40	23.71

Quantitation Report (Qedit)

Data Path : X:\Orlando VOA\celinec\October 2023\10-27-2023\V1A1966\V1A1966\
Data File : 1A50289.d
Acq On : 26 Oct 2023 8:10 pm
Operator : jeniferw
Sample : FC10632-4MS Inst : MSVOA17
Misc : MS55144,V1A1966,,,,,
ALS Vial : 27 Sample Multiplier: 1

Quant Time: Oct 27 00:54:52 2023
Quant Method : X:\Orlando VOA\celinec\October 2023\10-27-2023\V1A1966\Method\V1A_10-23-2023.M
Quant Title : SW-846 Method 5035A/8260B
QLast Update : Mon Oct 23 13:18:22 2023
Response via : Initial Calibration

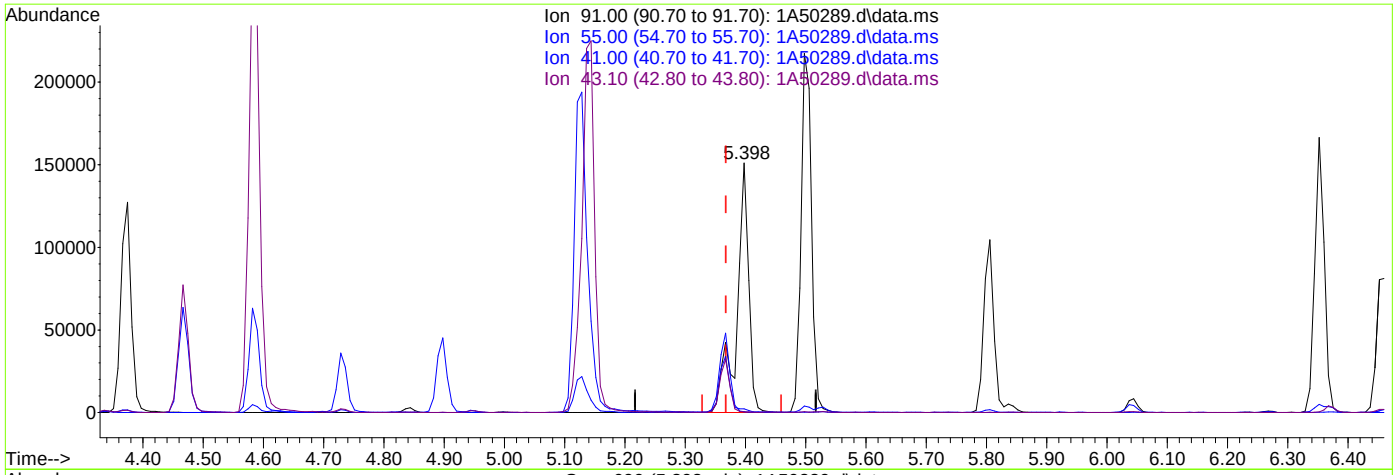

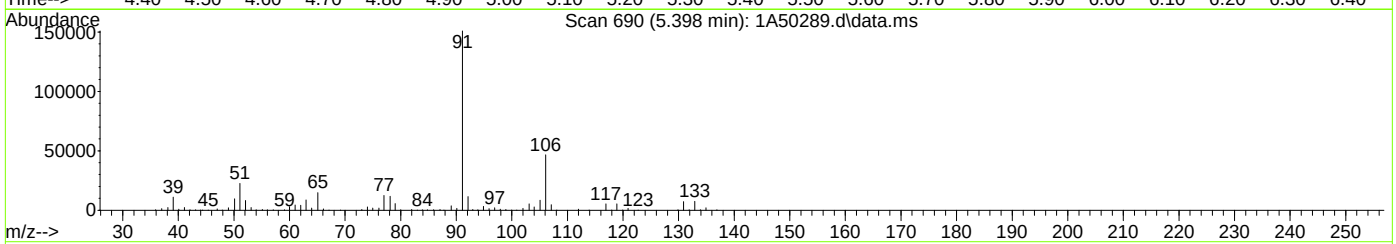

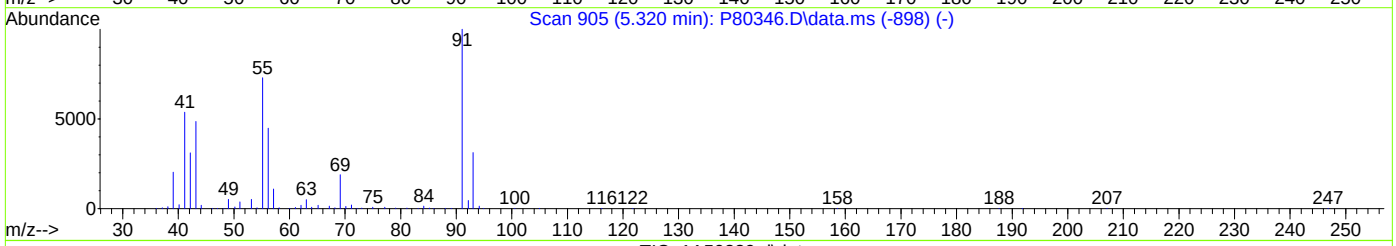

TIC: 1A50289.d\data.ms

(76) 1-Chlorohexane

5.398min (+0.031) 92.35ug/L

response 212713

Ion	Exp%	Act%
91.00	100	100
55.00	74.60	0.37#
41.00	53.90	1.23#
43.10	42.90	0.20#

Quantitation Report (Qedit)

Data Path : X:\Orlando VOA\celinec\October 2023\10-27-2023\V1A1966\V1A1966\
Data File : 1A50289.d
Acq On : 26 Oct 2023 8:10 pm
Operator : jeniferw
Sample : FC10632-4MS Inst : MSVOA17
Misc : MS55144,V1A1966,,,,,
ALS Vial : 27 Sample Multiplier: 1

Quant Time: Oct 27 00:54:52 2023
Quant Method : X:\Orlando VOA\celinec\October 2023\10-27-2023\V1A1966\Method\V1A_10-23-2023.M
Quant Title : SW-846 Method 5035A/8260B
QLast Update : Mon Oct 23 13:18:22 2023
Response via : Initial Calibration

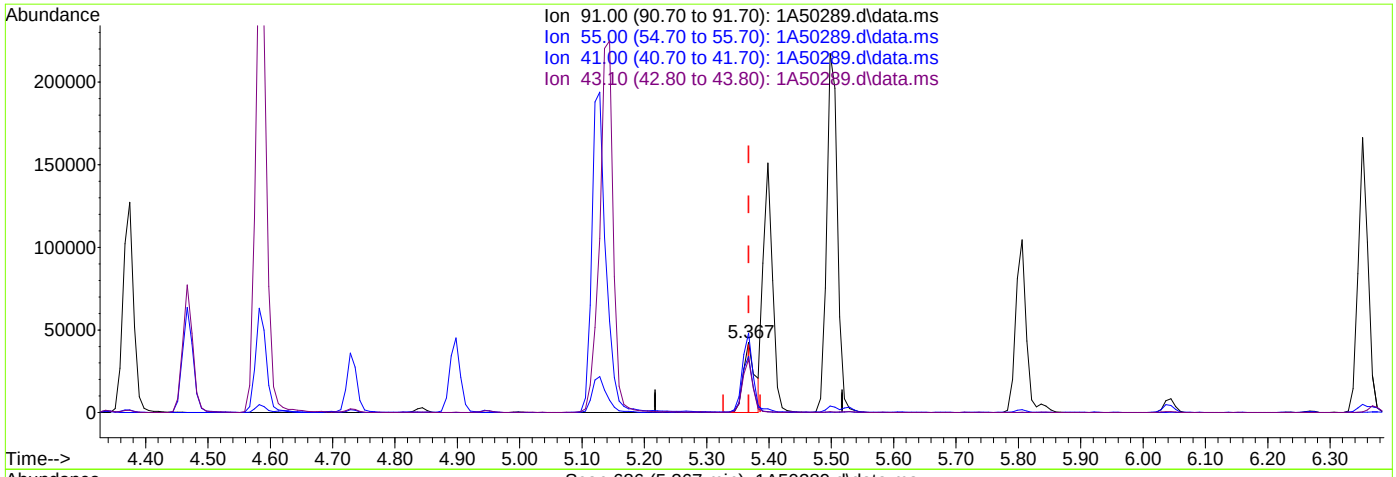

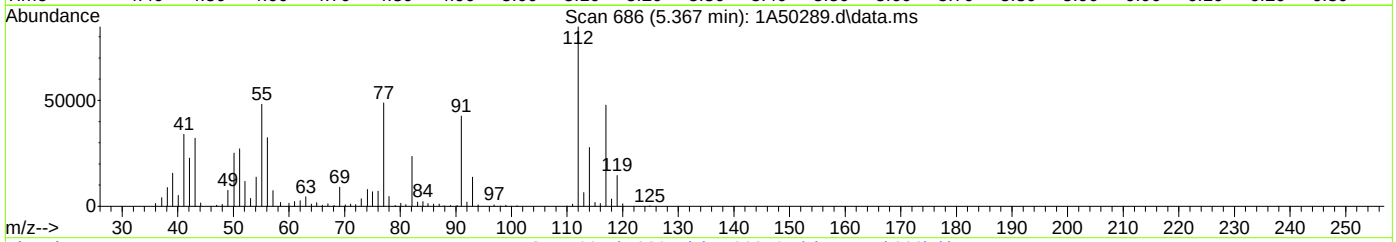

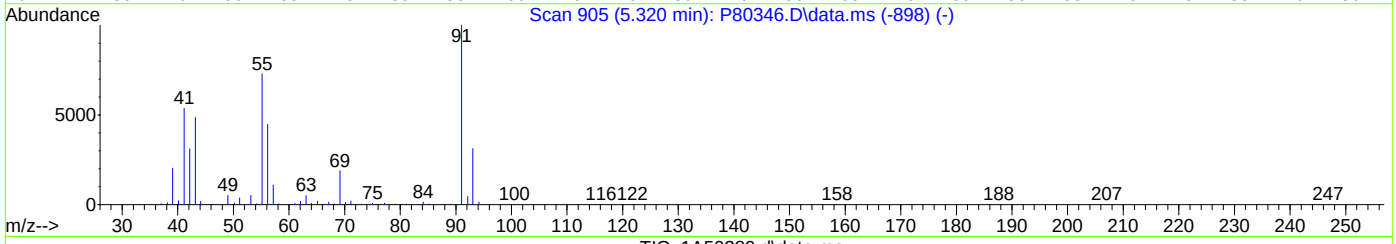

TIC: 1A50289.d\data.ms

(76) 1-Chlorohexane

5.367min (-0.000) 23.80ug/L m

response 54819

Ion	Exp%	Act%
91.00	100	100
55.00	74.60	113.17#
41.00	53.90	79.91#
43.10	42.90	75.54#

Quantitation Report (Qedit)

Data Path : X:\Orlando VOA\celinec\October 2023\10-27-2023\V1A1966\V1A1966\
Data File : 1A50289.d
Acq On : 26 Oct 2023 8:10 pm
Operator : jeniferw
Sample : FC10632-4MS Inst : MSVOA17
Misc : MS55144,V1A1966,,,,,
ALS Vial : 27 Sample Multiplier: 1

Quant Time: Oct 27 00:54:52 2023
Quant Method : X:\Orlando VOA\celinec\October 2023\10-27-2023\V1A1966\Method\V1A_10-23-2023.M
Quant Title : SW-846 Method 5035A/8260B
QLast Update : Mon Oct 23 13:18:22 2023
Response via : Initial Calibration

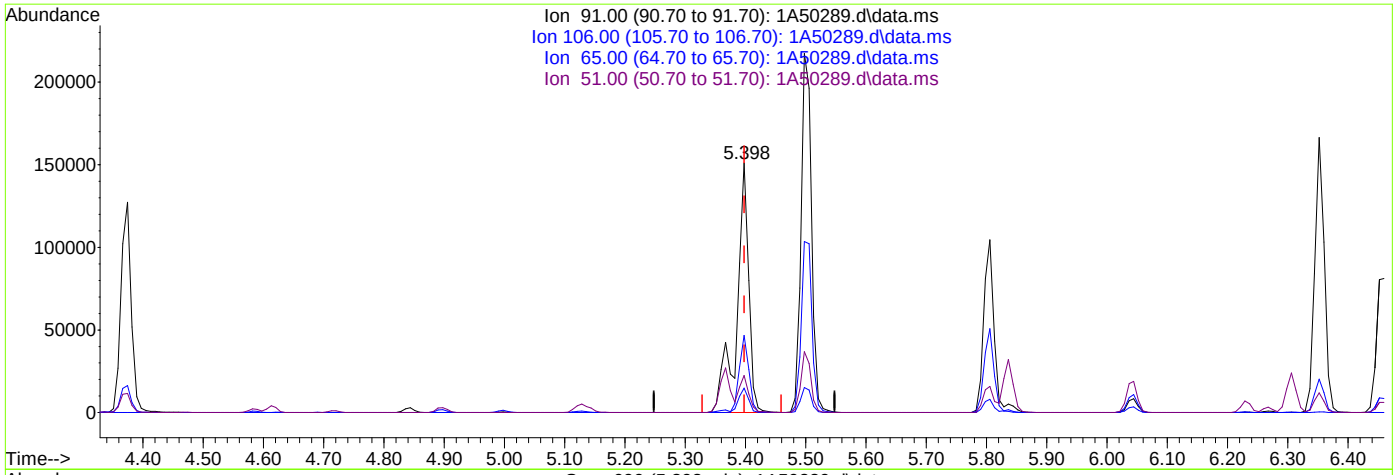

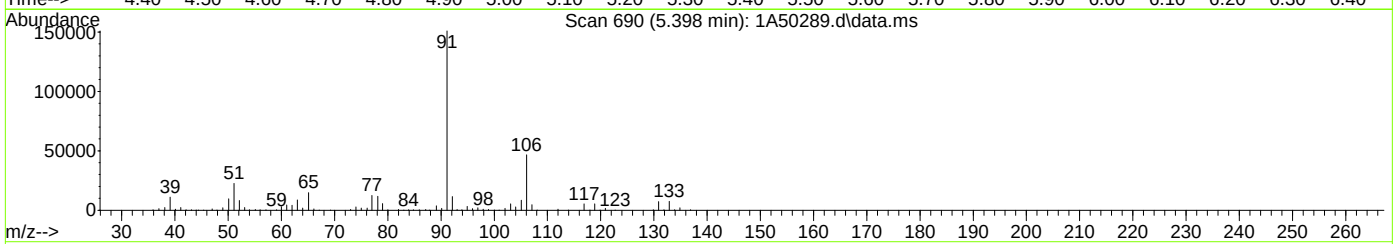

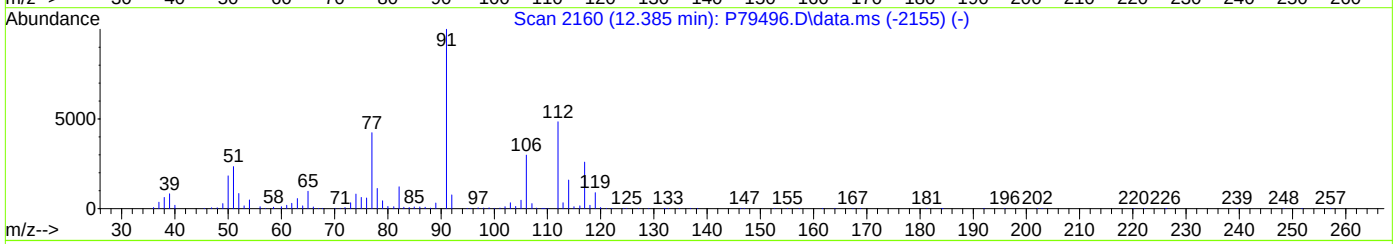

TIC: 1A50289.d\data.ms

(77) Ethylbenzene

5.398min (-0.000) 31.96ug/L

response 212713

Ion	Exp%	Act%
91.00	100	100
106.00	32.00	30.90
65.00	8.30	9.81
51.00	10.10	14.89

Quantitation Report (Qedit)

Data Path : X:\Orlando VOA\celinec\October 2023\10-27-2023\V1A1966\V1A1966\
Data File : 1A50289.d
Acq On : 26 Oct 2023 8:10 pm
Operator : jeniferw
Sample : FC10632-4MS Inst : MSVOA17
Misc : MS55144,V1A1966,,,,,
ALS Vial : 27 Sample Multiplier: 1

Quant Time: Oct 27 00:54:52 2023
Quant Method : X:\Orlando VOA\celinec\October 2023\10-27-2023\V1A1966\Method\V1A_10-23-2023.M
Quant Title : SW-846 Method 5035A/8260B
QLast Update : Mon Oct 23 13:18:22 2023
Response via : Initial Calibration

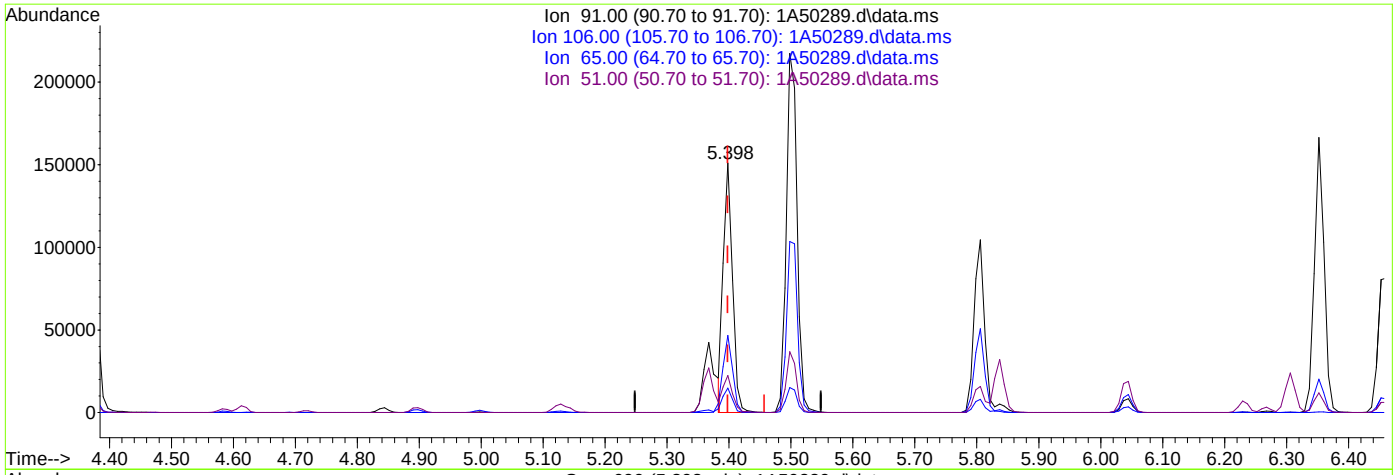

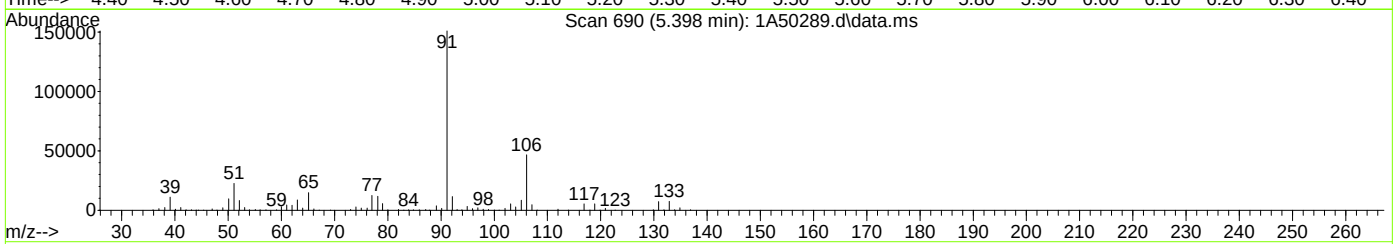

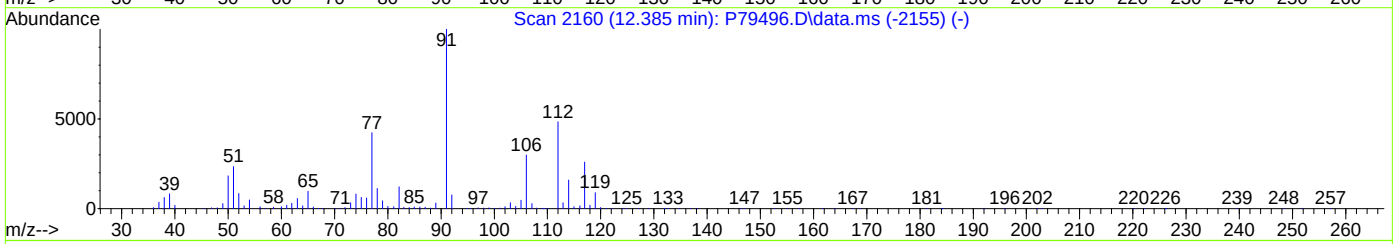

TIC: 1A50289.d\data.ms

(77) Ethylbenzene

5.398min (-0.000) 23.72ug/L m

response 157900

Ion	Exp%	Act%
91.00	100	100
106.00	32.00	30.90
65.00	8.30	9.81
51.00	10.10	14.89

Manual Integrations APPROVED (compounds with "m" flag)
Neil Christiana 10/27/23 10:16

Quantitation Report (QT Reviewed)

Data Path : X:\Orlando VOA\celinec\October 2023\10-27-2023\V1A1966\V1A1966\
Data File : 1A50290.d
Acq On : 26 Oct 2023 8:34 pm
Operator : jeniferw
Sample : FC10632-4MSD Inst : MSVOA17
Misc : MS55144,V1A1966,,,,,
ALS Vial : 28 Sample Multiplier: 1

Quant Time: Oct 27 00:57:33 2023
Quant Method : X:\Orlando VOA\celinec\October 2023\10-27-2023\V1A1966\Method\V1A_10-23-2023.M
Quant Title : SW-846 Method 5035A/8260B
QLast Update : Mon Oct 23 13:18:22 2023
Response via : Initial Calibration

Compound	R.T.	QIon	Response	Conc	Units	Dev(Min)
Internal Standards						
1) Fluorobenzene	3.405	96	293047	50.00	ug/L	0.00
62) Chlorobenzene-d5	5.352	117	216877	50.00	ug/L	0.00
85) 1,4-Dichlorobenzene-d4	7.099	152	118194	50.00	ug/L	0.00
System Monitoring Compounds						
39) Dibromofluoromethane	2.958	113	83006	51.36	ug/L	0.00
Spiked Amount 50.000	Range 83 - 118		Recovery = 102.72%			
49) 1,2-Dichloroethane-d4	3.243	65	112851	53.77	ug/L	0.00
Spiked Amount 50.000	Range 79 - 125		Recovery = 107.54%			
63) Toluene-d8	4.344	98	280253	48.14	ug/L	0.00
Spiked Amount 50.000	Range 85 - 112		Recovery = 96.28%			
86) 4-Bromofluorobenzene	6.229	174	94976	48.17	ug/L	0.00
Spiked Amount 50.000	Range 83 - 118		Recovery = 96.34%			
Target Compounds						Qvalue
2) Dichlorodifluoromethane	1.026	85	34867	26.1794	ug/L	99
3) Chloromethane	1.134	50	60735	22.7492	ug/L	98
4) 1,3-butadiene	1.188	39	78393	41.3179	ug/L	91
5) Vinyl Chloride	1.173	62	50606	23.6672	ug/L	97
6) Bromomethane	1.350	94	11982	20.1952	ug/L	99
7) Chloroethane	1.411	64	25508	25.4727	ug/L	90
8) Trichlorofluoromethane	1.496	101	61900	27.2364	ug/L	99
9) Ethyl Ether	1.658	59	40039	24.0987	ug/L #	77
10) Ethanol	1.719	45	21773	518.5530	ug/L	90
11) 1,2-Dichlorotrifluoroe...	1.750	67	48475	26.8744	ug/L	91
12) 1,1-Dichloroethene	1.765	61	70432	24.8952	ug/L	87
13) Freon 113	1.788	101	50713	37.9850	ug/L	95
14) Carbon Disulfide	1.788	76	103219	26.7397	ug/L	92
15) Iodomethane	1.835	142	22128	24.9428	ug/L	96
16) Acrolein	1.912	56	62088	106.1211	ug/L	99
17) Allyl chloride	1.996	41	73057	23.5580	ug/L	82
18) Methylene Chloride	2.050	49	74251	23.6876	ug/L	81
19) Acetone	2.058	43	103151	112.4746	ug/L	98
20) Methyl acetate	2.127	43	255777	95.8887	ug/L	88
21) trans-1,2-Dichloroethene	2.142	61	68859	23.6854	ug/L	87
22) Hexane	2.196	56	62557	26.3894	ug/L	95
23) Methyl Tert Butyl Ether	2.196	73	99839	22.3992	ug/L #	49
24) Acetonitrile	2.273	41	96343m	267.2854	ug/L	
25) Tert Butyl Alcohol	2.219	59	111224	257.3301	ug/L	97
26) Di-isopropyl ether	2.396	45	173274	21.9575	ug/L	90
27) Chloroprene	2.443	53	216063	21.8272	ug/L	92
28) 1,1-Dichloroethane	2.443	63	81540	22.2916	ug/L	97
29) Acrylonitrile	2.443	52	138491	112.9898	ug/L	97
30) ETBE	2.581	59	153576	23.3693	ug/L	86
31) Vinyl acetate	2.566	43	593177	110.4420	ug/L	98
32) cis-1,2-Dichloroethene	2.720	96	35844	20.8436	ug/L #	64
33) 2,2-Dichloropropane	2.789	77	52721	24.2340	ug/L	97
34) Bromochloromethane	2.827	128	18138	21.6345	ug/L #	50
35) Cyclohexane	2.866	56	102374	25.0558	ug/L #	81
36) Chloroform	2.866	83	68003	22.9547	ug/L	93
37) Ethyl acetate	2.920	43	352445	107.8658	ug/L	97
38) Tetrahydrofuran	2.951	42	24315	20.4847	ug/L	85
40) Carbon Tetrachloride	2.966	117	56588m	24.6400	ug/L	
41) 1,1,1-Trichloroethane	2.989	97	60978	24.7181	ug/L	91
42) 2-Butanone	3.004	43	189281	107.7278	ug/L	82
43) 1,1-Dichloropropene	3.058	75	51216	24.3983	ug/L	91
44) tert-Butyl formate	3.097	59	20601	10.8635	ug/L	85

Quantitation Report (QT Reviewed)

Data Path : X:\Orlando VOA\celinec\October 2023\10-27-2023\V1A1966\V1A1966\
Data File : 1A50290.d
Acq On : 26 Oct 2023 8:34 pm
Operator : jeniferw
Sample : FC10632-4MSD Inst : MSVOA17
Misc : MS55144,V1A1966,,,,,
ALS Vial : 28 Sample Multiplier: 1

Quant Time: Oct 27 00:57:33 2023
Quant Method : X:\Orlando VOA\celinec\October 2023\10-27-2023\V1A1966\Method\V1A_10-23-2023.M
Quant Title : SW-846 Method 5035A/8260B
QLast Update : Mon Oct 23 13:18:22 2023
Response via : Initial Calibration

Compound	R.T.	QIon	Response	Conc	Units		Dev(Min)
45) Propionitrile	3.143	54	117922	235.4322	ug/L		96
46) Methacrylonitrile	3.174	41	425446	207.8486	ug/L		97
47) Benzene	3.181	78	146551	23.0246	ug/L	#	66
48) TAME	3.251	73	93411	21.1419	ug/L	#	65
50) 1,2-Dichloroethane	3.281	62	64539	22.9538	ug/L		89
51) Isobutyl Alcohol	3.258	43	121003	407.4846	ug/L		98
52) Tert Amyl Alcohol	3.328	59	70327	198.0043	ug/L		82
53) Trichloroethene	3.512	95	39459	22.3833	ug/L		96
54) Methylcyclohexane	3.535	83	67243	24.5586	ug/L	#	76
55) Dibromomethane	3.736	93	23234	21.1229	ug/L		84
56) 1,2-Dichloropropane	3.797	63	47366	21.6394	ug/L		90
57) Bromodichloromethane	3.828	83	48848	21.4404	ug/L	#	91
58) Methyl methacrylate	3.920	41	54246	19.7288	ug/L	#	80
59) 1,4-Dioxane	3.943	88	9554	397.4813	ug/L	#	36
60) 2-Chloroethyl vinyl ether	4.205	63	350	0.2661	ug/L	#	53
61) cis-1,3-Dichloropropene	4.213	75	50952	19.5746	ug/L		82
64) Toluene	4.374	91	148797	21.6008	ug/L		100
65) 2-Nitropropane	4.467	41	74616	96.1426	ug/L		96
66) 4-Methyl-2-pentanone	4.590	43	356728	102.2909	ug/L		96
67) trans-1,3-Dichloropropene	4.613	75	47363	18.7656	ug/L		84
68) Tetrachloroethene	4.636	166	45148	19.4887	ug/L		98
69) Ethyl methacrylate	4.728	69	37757	18.3368	ug/L	#	67
70) 1,1,2-Trichloroethane	4.721	83	27057	19.4883	ug/L		86
71) Dibromochloromethane	4.844	129	37970	21.4593	ug/L		100
72) 1,3-Dichloropropane	4.898	76	56387	21.5930	ug/L		77
73) 1,2-Dibromoethane	4.998	107	34629	20.4171	ug/L		100
74) 3,3-Dimethyl-1-Butanol	5.129	57	425307	953.3054	ug/L		83
75) 2-hexanone	5.144	43	343536	102.9451	ug/L	#	73
76) 1-Chlorohexane	5.367	91	52673m	20.8703	ug/L		
77) Ethylbenzene	5.398	91	158913m	21.7916	ug/L		
78) Chlorobenzene	5.367	112	97004	20.8606	ug/L		93
79) 1,1,1,2-Tetrachloroethane	5.413	131	36588	21.3583	ug/L		96
80) m,p-Xylene	5.498	91	260824	44.3520	ug/L		99
81) o-Xylene	5.806	91	124668	20.7887	ug/L		99
82) Styrene	5.837	104	82172	18.5110	ug/L		92
83) Bromoform	5.844	173	25598	19.9643	ug/L		98
84) Isopropylbenzene	6.045	105	151070	21.8083	ug/L		99
87) cis-1,4-Dichloro-2-butene	6.268	53	11044	12.4460	ug/L	#	71
88) n-Propylbenzene	6.352	91	183415	20.3420	ug/L		96
89) Bromobenzene	6.306	156	40194	20.5413	ug/L	#	78
90) 1,1,2,2-Tetrachloroethane	6.375	83	44455	18.0502	ug/L		96
91) 1,3,5-Trimethylbenzene	6.506	105	129891	21.3838	ug/L		100
92) 2-Chlorotoluene	6.460	91	105054	19.6597	ug/L		95
93) trans-1,4-Dichloro-2-B...	6.506	53	15999	13.5506	ug/L	#	71
94) 1,2,3-Trichloropropane	6.468	110	14824	21.2606	ug/L		77
95) Cyclohexanone	6.483	55	12807	86.3625	ug/L		90
96) 4-Chlorotoluene	6.583	91	110005	19.6160	ug/L		94
97) tert-Butylbenzene	6.753	91	72798	21.3309	ug/L		87
98) 1,2,4-Trimethylbenzene	6.806	105	121042	20.9795	ug/L		99
99) Pentachloroethane	6.745	167	23817	27.2569	ug/L		95
100) sec-Butylbenzene	6.891	105	156801	20.7539	ug/L		97
101) 4-Isopropyltoluene	7.014	119	130691	21.4236	ug/L		97
102) 1,3-Dichlorobenzene	7.037	146	72513	20.0004	ug/L		96
103) 1,2,3-Trimethylbenzene	7.145	105	111258	18.9006	ug/L		98
104) 1,4-Dichlorobenzene	7.107	146	74890	19.8680	ug/L		96
105) n-Butylbenzene	7.345	92	63779	22.0623	ug/L		96
106) Benzyl Chloride	7.299	126	12341	15.9356	ug/L	#	92
107) 1,2-Dichlorobenzene	7.430	146	64411	19.6678	ug/L		96

Quantitation Report (QT Reviewed)

Data Path : X:\Orlando VOA\celinec\October 2023\10-27-2023\V1A1966\V1A1966\
Data File : 1A50290.d
Acq On : 26 Oct 2023 8:34 pm
Operator : jeniferw
Sample : FC10632-4MSD Inst : MSVOA17
Misc : MS55144,V1A1966,,,,,
ALS Vial : 28 Sample Multiplier: 1

Quant Time: Oct 27 00:57:33 2023
Quant Method : X:\Orlando VOA\celinec\October 2023\10-27-2023\V1A1966\Method\V1A_10-23-2023.M
Quant Title : SW-846 Method 5035A/8260B
QLast Update : Mon Oct 23 13:18:22 2023
Response via : Initial Calibration

Compound	R.T.	QIon	Response	Conc	Units	Dev(Min)
108) 1,2-Dibromo-3-Chloropr...	8.007	75	7200	20.0214	ug/L	82
109) Hexachlorobutadiene	8.515	225	12446	22.5361	ug/L	93
110) 1,2,4-Trichlorobenzene	8.507	180	24166	18.2320	ug/L	94
111) Naphthalene	8.715	128	41099	14.9309	ug/L	98
112) 1,2,3-Trichlorobenzene	8.838	180	16810	17.9459	ug/L	96

(#) = qualifier out of range (m) = manual integration (+) = signals summed

7.4.4

7

Quantitation Report (QT Reviewed)

Data Path : X:\Orlando VOA\celinec\October 2023\10-27-2023\V1A1966\V1A1966\
Data File : 1A50290.d
Acq On : 26 Oct 2023 8:34 pm
Operator : jeniferw
Sample : FC10632-4MSD Inst : MSVOA17
Misc : MS55144,V1A1966,,,,,
ALS Vial : 28 Sample Multiplier: 1

Quant Time: Oct 27 00:57:33 2023
Quant Method : X:\Orlando VOA\celinec\October 2023\10-27-2023\V1A1966\Method\V1A_10-23-2023.M
Quant Title : SW-846 Method 5035A/8260B
QLast Update : Mon Oct 23 13:18:22 2023
Response via : Initial Calibration

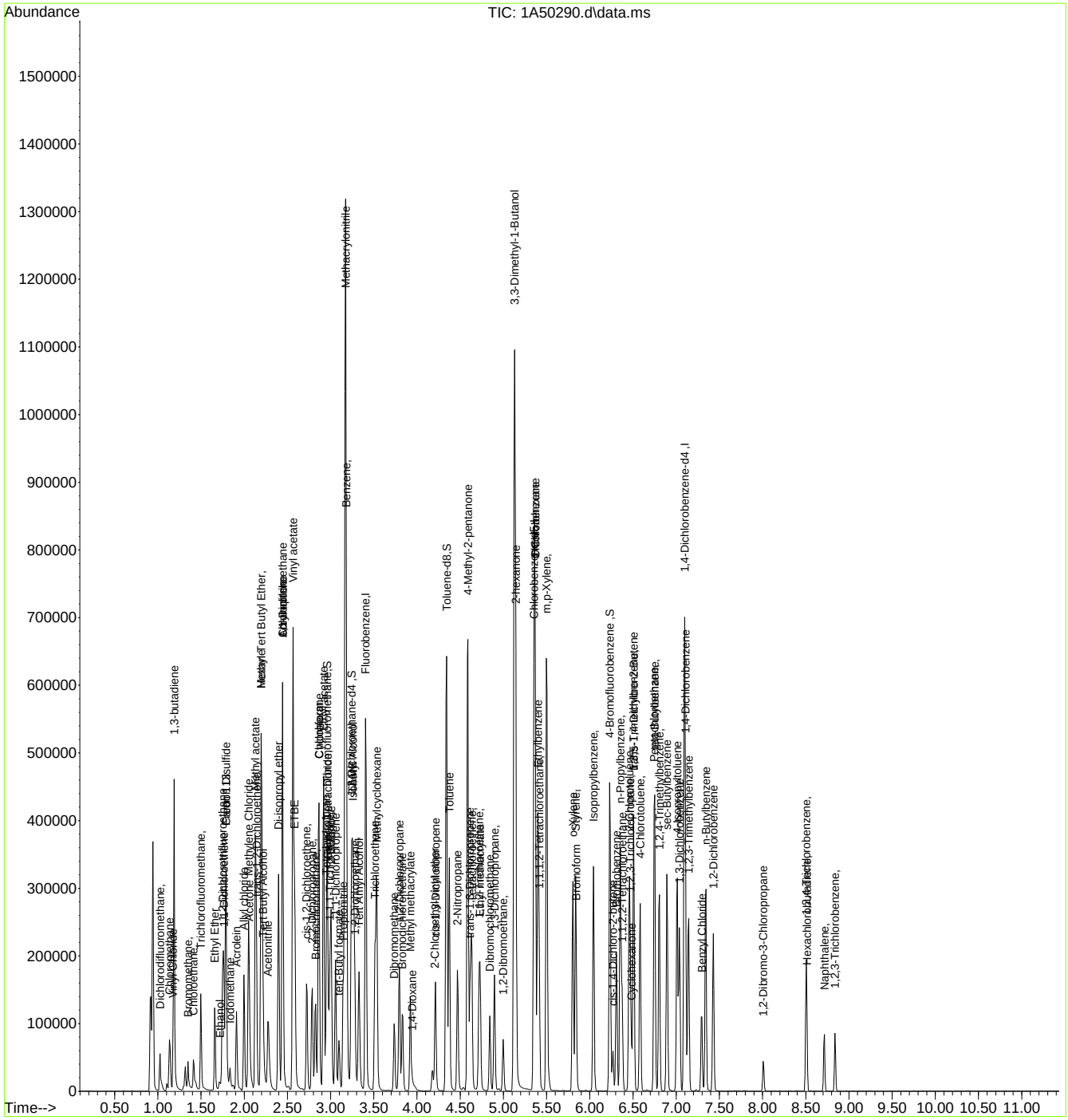

Manual Integration Approval Summary

Sample Number: FC10632-4MSD
Lab FileID: 1A50290.D
Injection Time: 10/26/23 20:34
Method: SW846 8260D
Analyst approved: 10/26/23 21:27 Celine Celis
Supervisor approved: 10/27/23 10:16 Neil Christiana

Parameter	CAS	Sig#	R.T. (min.)	Reason
Acetonitrile	75-05-8		2.27	Poor instrument integration
Carbon Tetrachloride	56-23-5		2.97	Overlapping peak
1-Chlorohexane	544-10-5		5.37	Overlapping peak
Ethylbenzene	100-41-4		5.40	Overlapping peak

Quantitation Report (Qedit)

Data Path : X:\Orlando VOA\celinec\October 2023\10-27-2023\V1A1966\V1A1966\
Data File : 1A50290.d
Acq On : 26 Oct 2023 8:34 pm
Operator : jeniferw
Sample : FC10632-4MSD Inst : MSVOA17
Misc : MS55144,V1A1966,,,,,
ALS Vial : 28 Sample Multiplier: 1

Quant Time: Oct 27 00:54:59 2023
Quant Method : X:\Orlando VOA\celinec\October 2023\10-27-2023\V1A1966\Method\V1A_10-23-2023.M
Quant Title : SW-846 Method 5035A/8260B
QLast Update : Mon Oct 23 13:18:22 2023
Response via : Initial Calibration

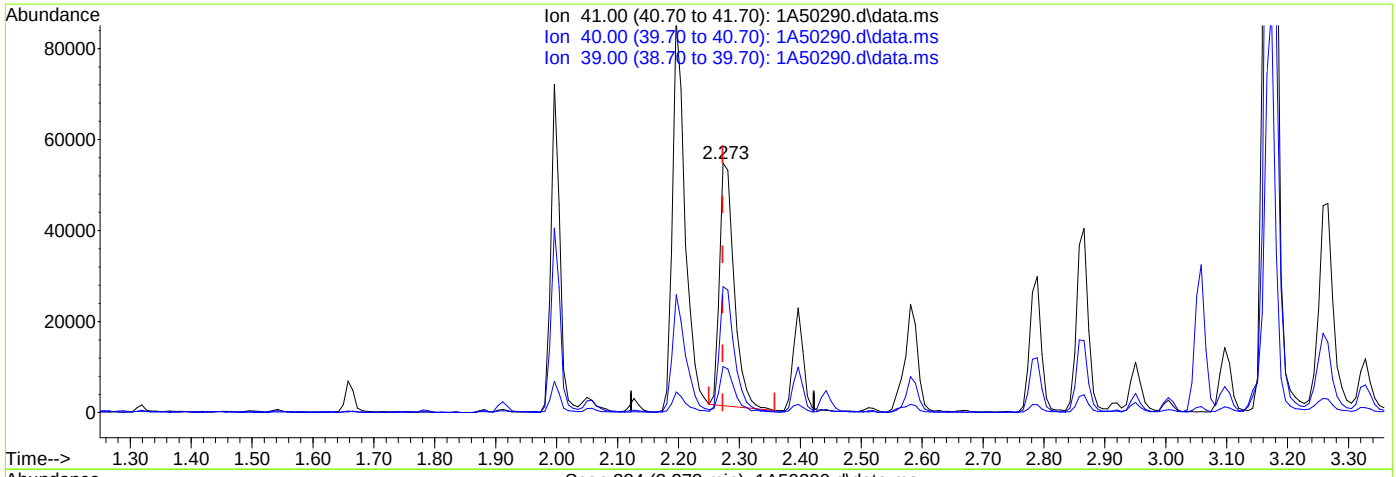

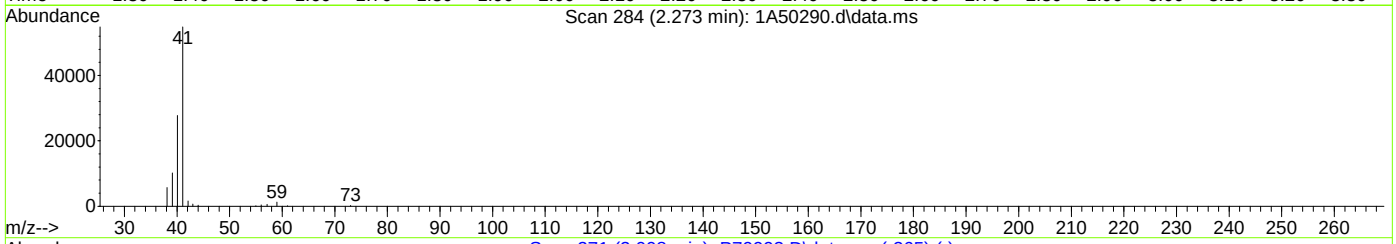

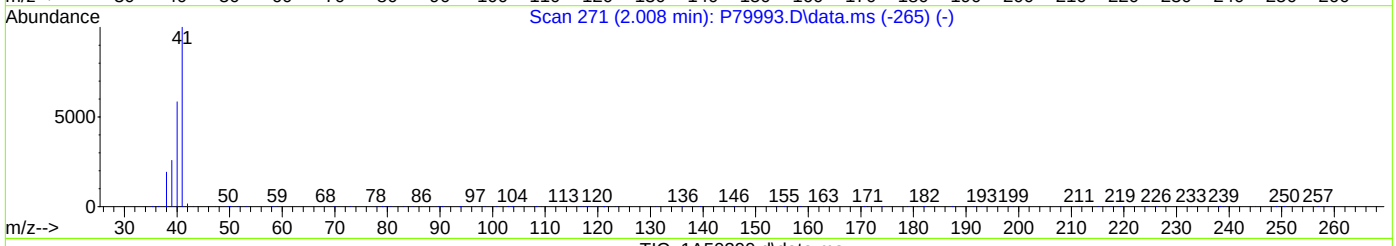

TIC: 1A50290.d\data.ms

(24) Acetonitrile

2.273min (+0.000) 246.38ug/L

response 88806

Ion	Exp%	Act%
41.00	100	100
40.00	54.10	50.40
39.00	21.10	18.38
0.00	0.00	0.00

Quantitation Report (Qedit)

Data Path : X:\Orlando VOA\celinec\October 2023\10-27-2023\V1A1966\V1A1966\
Data File : 1A50290.d
Acq On : 26 Oct 2023 8:34 pm
Operator : jeniferw
Sample : FC10632-4MSD Inst : MSVOA17
Misc : MS55144,V1A1966,,,,,
ALS Vial : 28 Sample Multiplier: 1

Quant Time: Oct 27 00:54:59 2023
Quant Method : X:\Orlando VOA\celinec\October 2023\10-27-2023\V1A1966\Method\V1A_10-23-2023.M
Quant Title : SW-846 Method 5035A/8260B
QLast Update : Mon Oct 23 13:18:22 2023
Response via : Initial Calibration

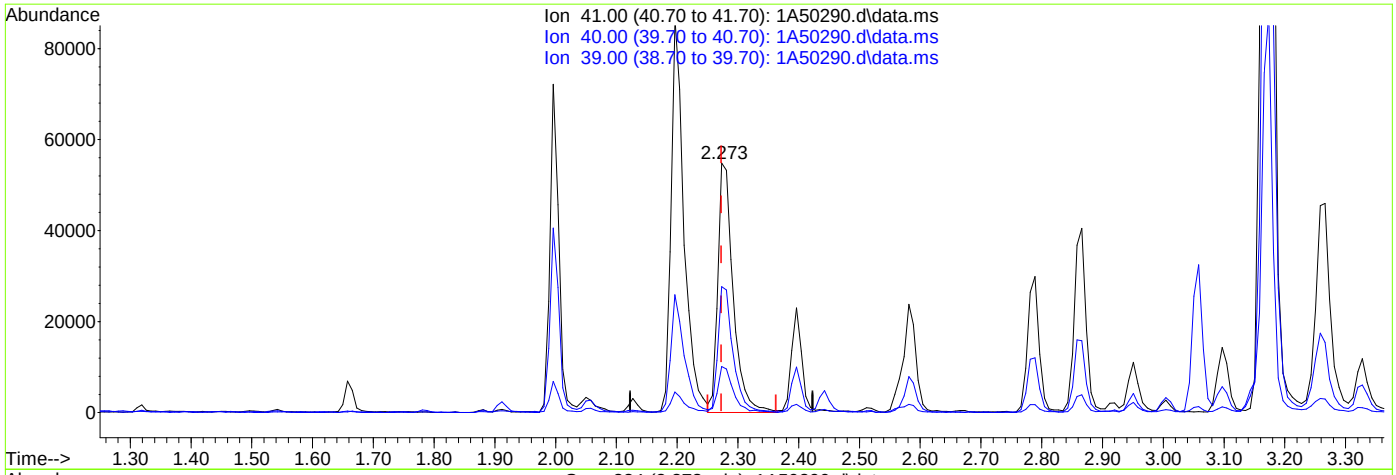

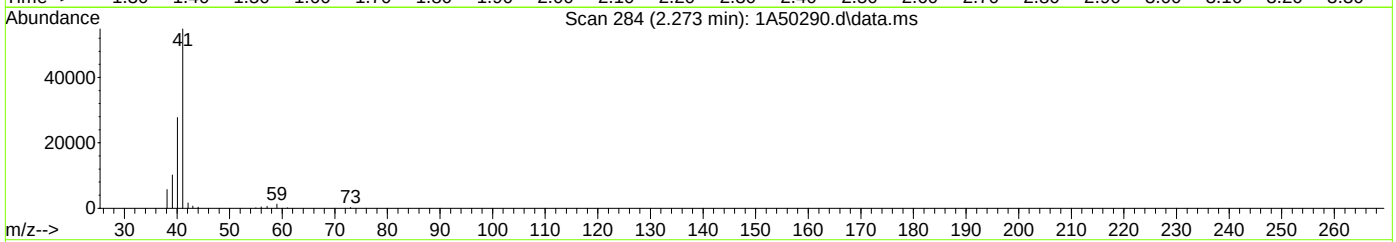

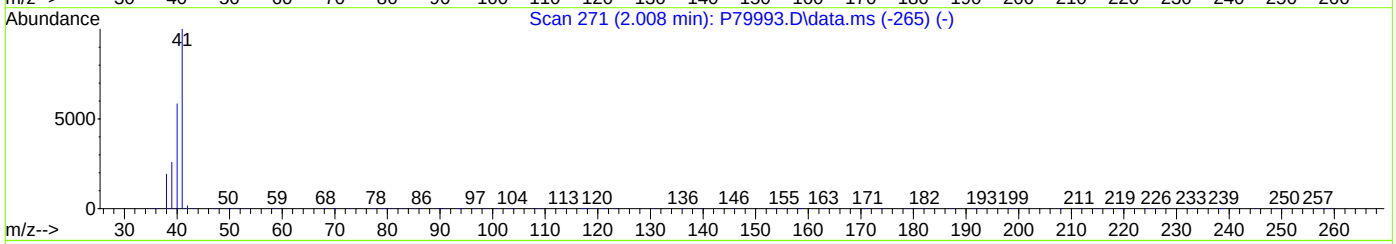

TIC: 1A50290.d\data.ms

(24) Acetonitrile

2.273min (+0.000) 267.29ug/L m

response 96343

Ion	Exp%	Act%
41.00	100	100
40.00	54.10	50.49
39.00	21.10	18.48
0.00	0.00	0.00

Quantitation Report (Qedit)

Data Path : X:\Orlando VOA\celinec\October 2023\10-27-2023\V1A1966\V1A1966\
Data File : 1A50290.d
Acq On : 26 Oct 2023 8:34 pm
Operator : jeniferw
Sample : FC10632-4MSD Inst : MSVOA17
Misc : MS55144,V1A1966,,,,,
ALS Vial : 28 Sample Multiplier: 1

Quant Time: Oct 27 00:54:59 2023
Quant Method : X:\Orlando VOA\celinec\October 2023\10-27-2023\V1A1966\Method\V1A_10-23-2023.M
Quant Title : SW-846 Method 5035A/8260B
QLast Update : Mon Oct 23 13:18:22 2023
Response via : Initial Calibration

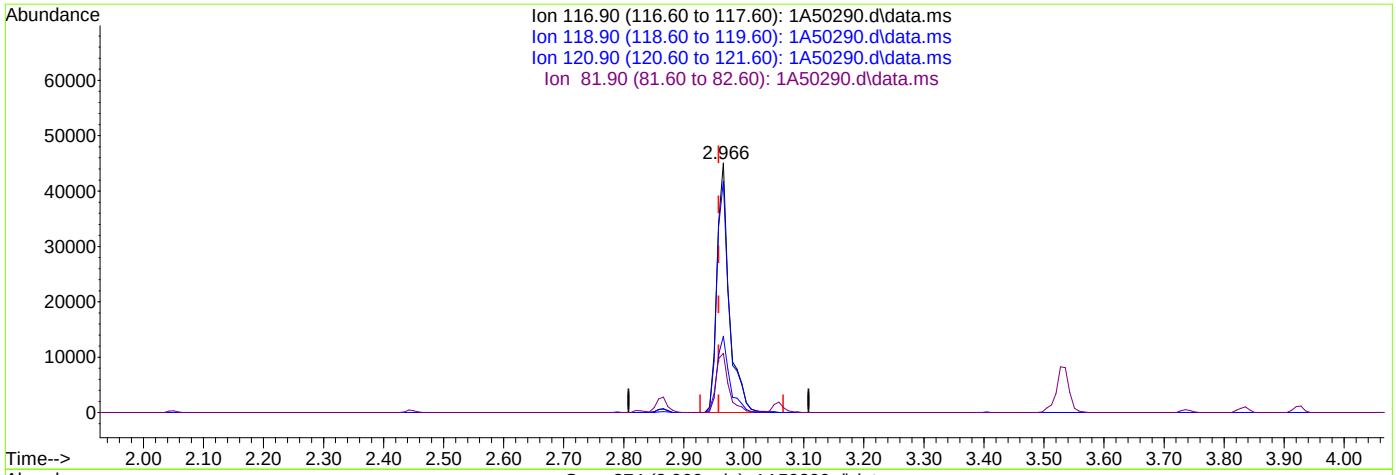

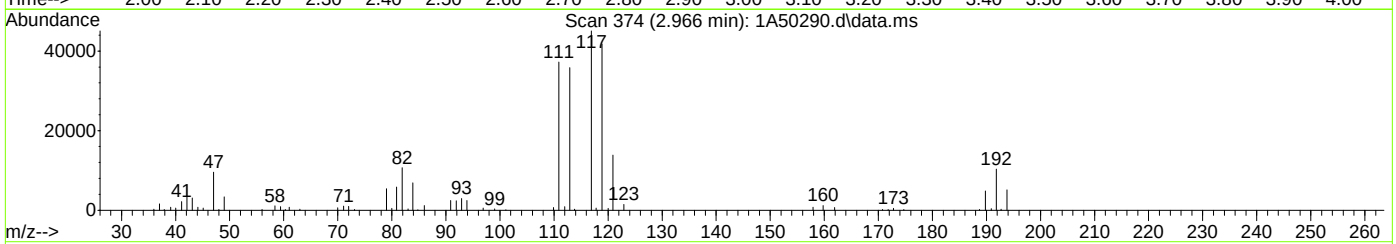

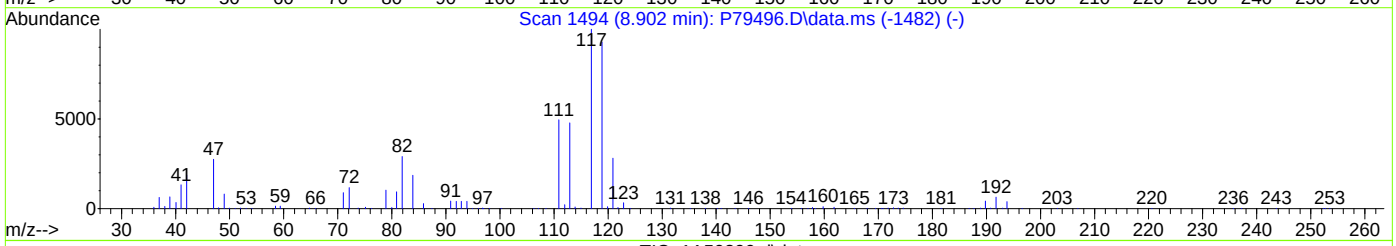

TIC: 1A50290.d\data.ms

(40) Carbon Tetrachloride ( )

2.966min (+0.008) 27.94ug/L

response 64171

Ion	Exp%	Act%
116.90	100	100
118.90	94.50	92.60
120.90	31.10	30.63
81.90	25.40	23.73

Quantitation Report (Qedit)

Data Path : X:\Orlando VOA\celinec\October 2023\10-27-2023\V1A1966\V1A1966\
Data File : 1A50290.d
Acq On : 26 Oct 2023 8:34 pm
Operator : jeniferw
Sample : FC10632-4MSD Inst : MSVOA17
Misc : MS55144,V1A1966,,,,,
ALS Vial : 28 Sample Multiplier: 1

Quant Time: Oct 27 00:54:59 2023
Quant Method : X:\Orlando VOA\celinec\October 2023\10-27-2023\V1A1966\Method\V1A_10-23-2023.M
Quant Title : SW-846 Method 5035A/8260B
QLast Update : Mon Oct 23 13:18:22 2023
Response via : Initial Calibration

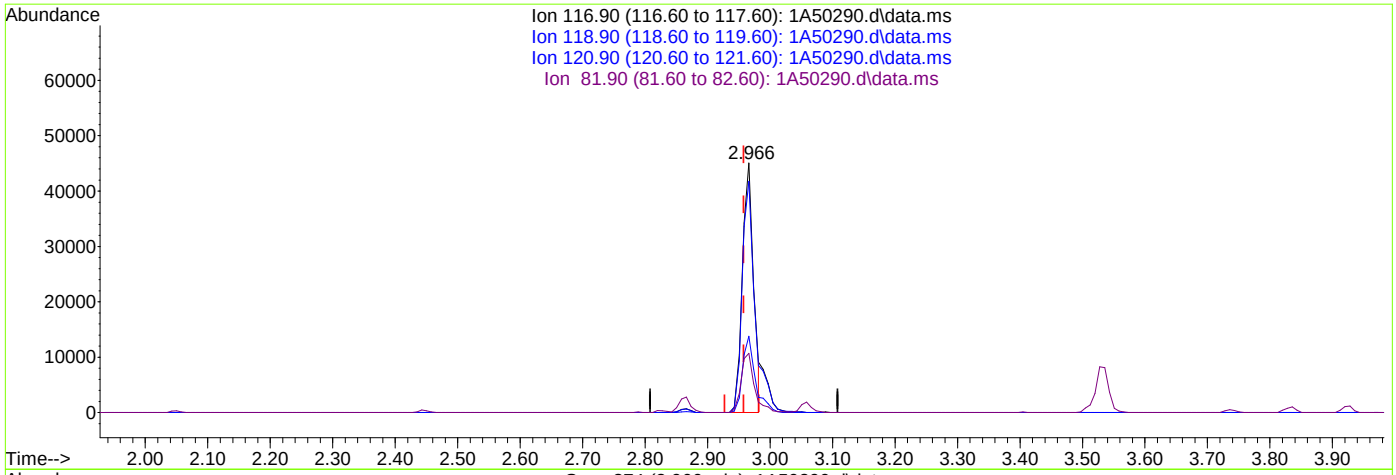

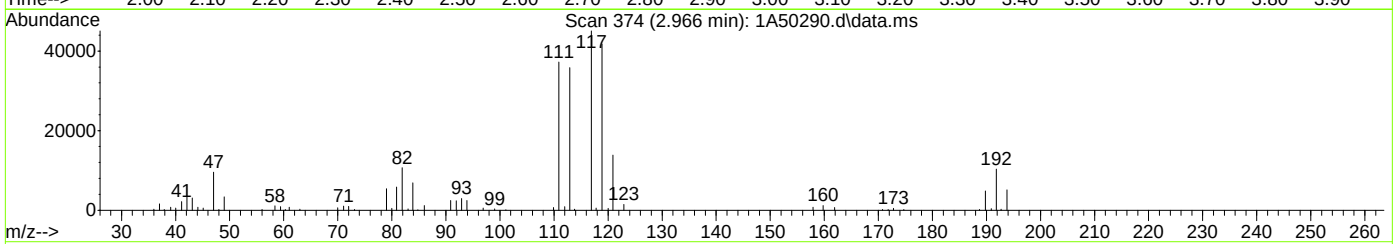

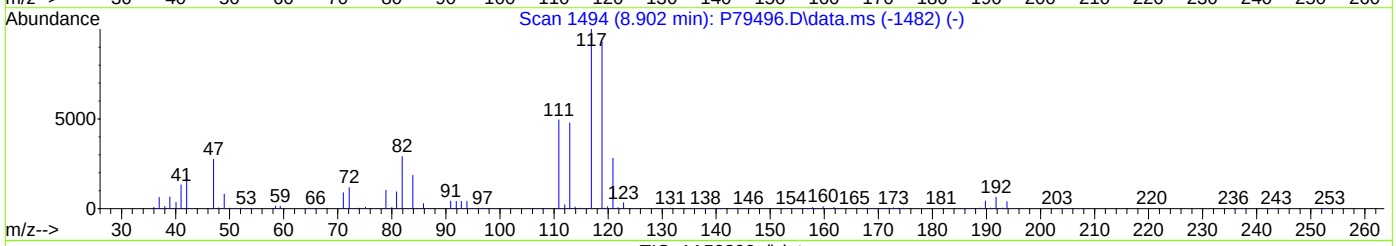

TIC: 1A50290.d\data.ms

(40) Carbon Tetrachloride ( )

2.966min (+0.008) 24.64ug/L m

response 56588

Ion	Exp%	Act%
116.90	100	100
118.90	94.50	92.60
120.90	31.10	30.63
81.90	25.40	23.73

Quantitation Report (Qedit)

Data Path : X:\Orlando VOA\celinec\October 2023\10-27-2023\V1A1966\V1A1966\
Data File : 1A50290.d
Acq On : 26 Oct 2023 8:34 pm
Operator : jeniferw
Sample : FC10632-4MSD Inst : MSVOA17
Misc : MS55144,V1A1966,,,,,
ALS Vial : 28 Sample Multiplier: 1

Quant Time: Oct 27 00:54:59 2023
Quant Method : X:\Orlando VOA\celinec\October 2023\10-27-2023\V1A1966\Method\V1A_10-23-2023.M
Quant Title : SW-846 Method 5035A/8260B
QLast Update : Mon Oct 23 13:18:22 2023
Response via : Initial Calibration

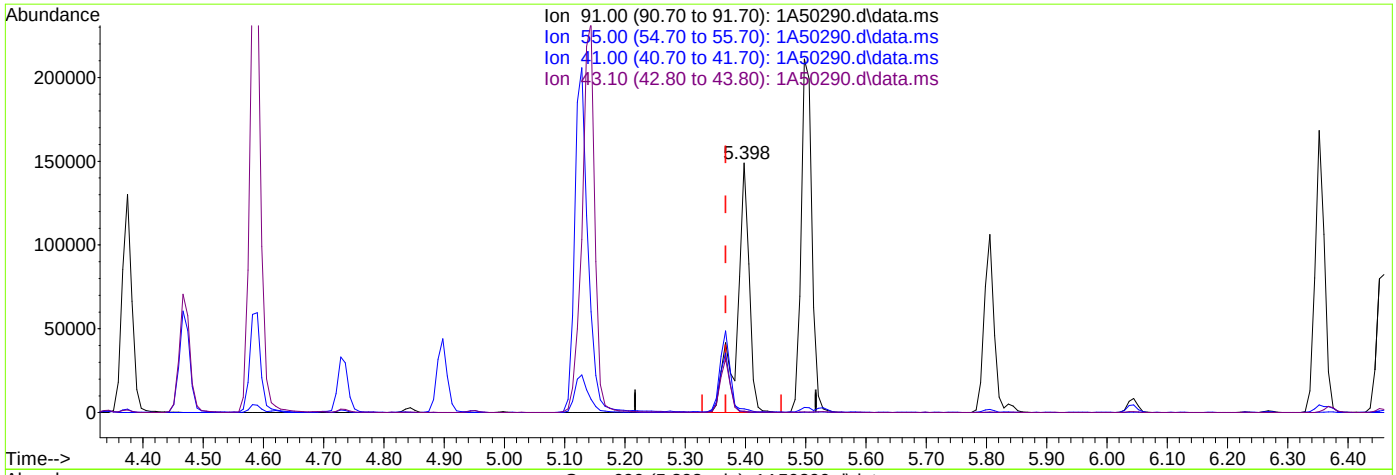

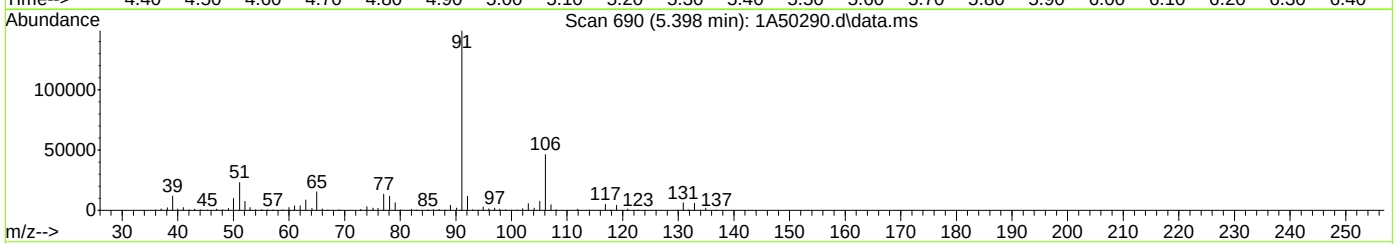

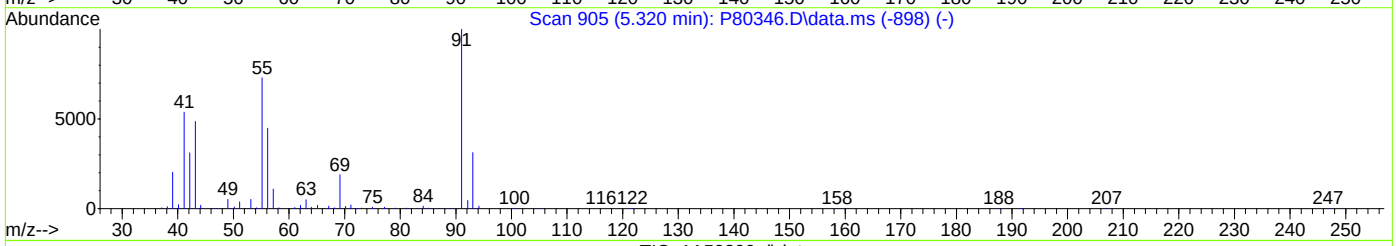

TIC: 1A50290.d\data.ms

(76) 1-Chlorohexane

5.398min (+0.031) 83.84ug/L

response 211590

Ion	Exp%	Act%
91.00	100	100
55.00	74.60	0.37#
41.00	53.90	1.33#
43.10	42.90	0.61#

Quantitation Report (Qedit)

Data Path : X:\Orlando VOA\celinec\October 2023\10-27-2023\V1A1966\V1A1966\
Data File : 1A50290.d
Acq On : 26 Oct 2023 8:34 pm
Operator : jeniferw
Sample : FC10632-4MSD Inst : MSVOA17
Misc : MS55144,V1A1966,,,,,
ALS Vial : 28 Sample Multiplier: 1

Quant Time: Oct 27 00:54:59 2023
Quant Method : X:\Orlando VOA\celinec\October 2023\10-27-2023\V1A1966\Method\V1A_10-23-2023.M
Quant Title : SW-846 Method 5035A/8260B
QLast Update : Mon Oct 23 13:18:22 2023
Response via : Initial Calibration

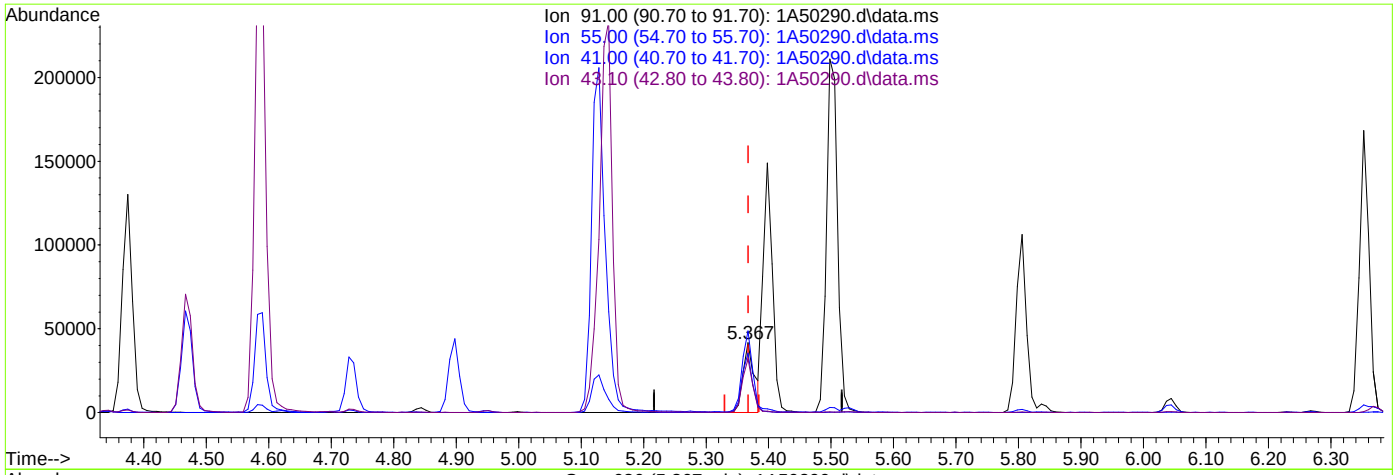

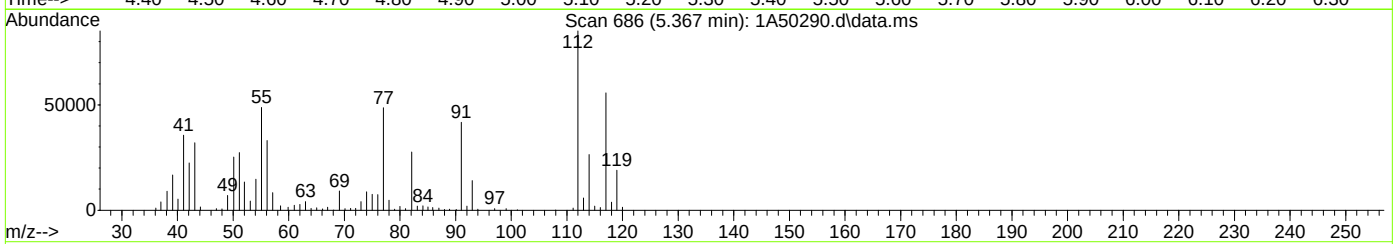

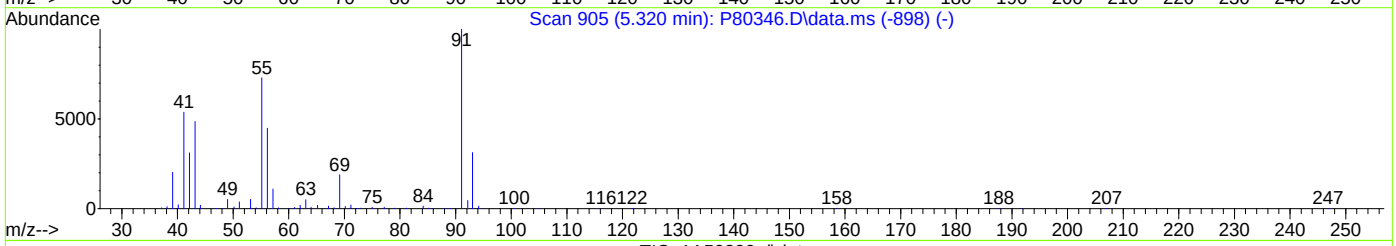

TIC: 1A50290.d\data.ms

(76) 1-Chlorohexane

5.367min (-0.000) 20.87ug/L m

response 52673

Ion	Exp%	Act%
91.00	100	100
55.00	74.60	116.62#
41.00	53.90	85.24#
43.10	42.90	76.68#

Quantitation Report (Qedit)

Data Path : X:\Orlando VOA\celinec\October 2023\10-27-2023\V1A1966\V1A1966\
Data File : 1A50290.d
Acq On : 26 Oct 2023 8:34 pm
Operator : jeniferw
Sample : FC10632-4MSD Inst : MSVOA17
Misc : MS55144,V1A1966,,,,,
ALS Vial : 28 Sample Multiplier: 1

Quant Time: Oct 27 00:54:59 2023
Quant Method : X:\Orlando VOA\celinec\October 2023\10-27-2023\V1A1966\Method\V1A_10-23-2023.M
Quant Title : SW-846 Method 5035A/8260B
QLast Update : Mon Oct 23 13:18:22 2023
Response via : Initial Calibration

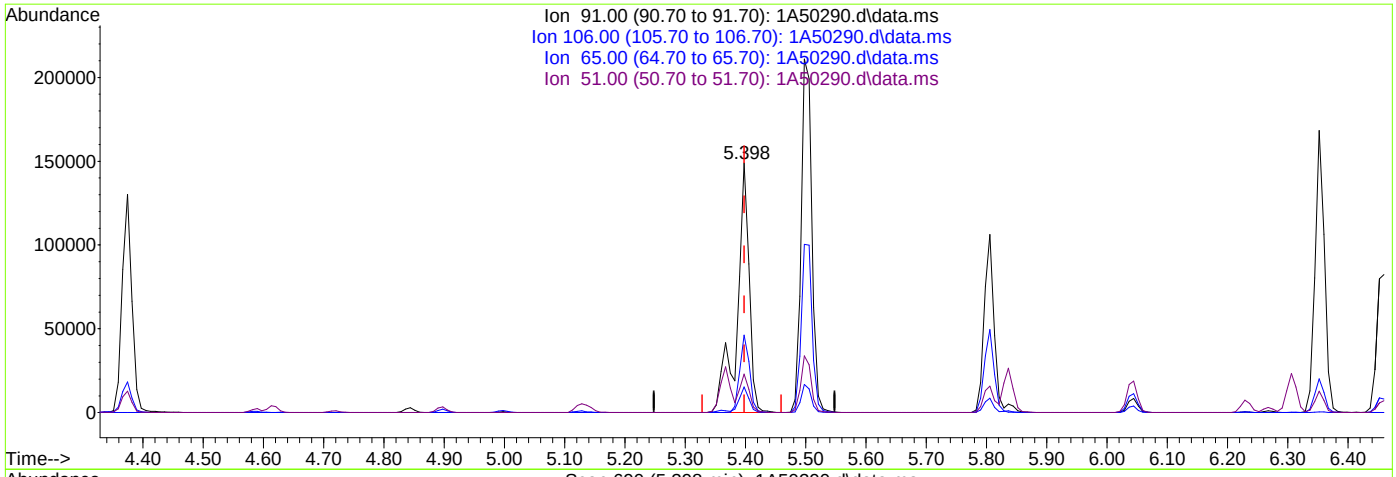

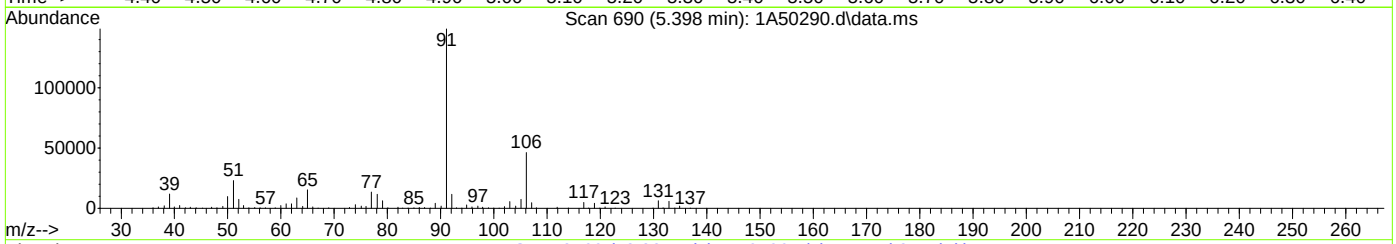



TIC: 1A50290.d\data.ms

(77) Ethylbenzene

5.398min (-0.000) 29.02ug/L

response 211590

Ion	Exp%	Act%
91.00	100	100
106.00	32.00	31.01
65.00	8.30	10.31
51.00	10.10	15.40

Quantitation Report (Qedit)

Data Path : X:\Orlando VOA\celinec\October 2023\10-27-2023\V1A1966\V1A1966\
Data File : 1A50290.d
Acq On : 26 Oct 2023 8:34 pm
Operator : jeniferw
Sample : FC10632-4MSD Inst : MSVOA17
Misc : MS55144,V1A1966,,,,,
ALS Vial : 28 Sample Multiplier: 1

Quant Time: Oct 27 00:54:59 2023
Quant Method : X:\Orlando VOA\celinec\October 2023\10-27-2023\V1A1966\Method\V1A_10-23-2023.M
Quant Title : SW-846 Method 5035A/8260B
QLast Update : Mon Oct 23 13:18:22 2023
Response via : Initial Calibration

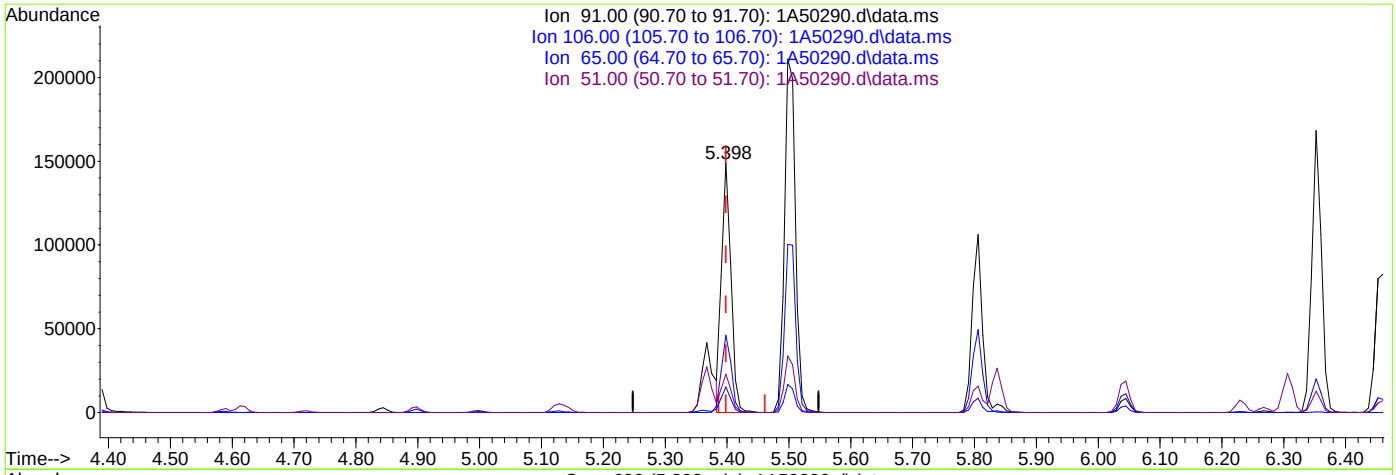

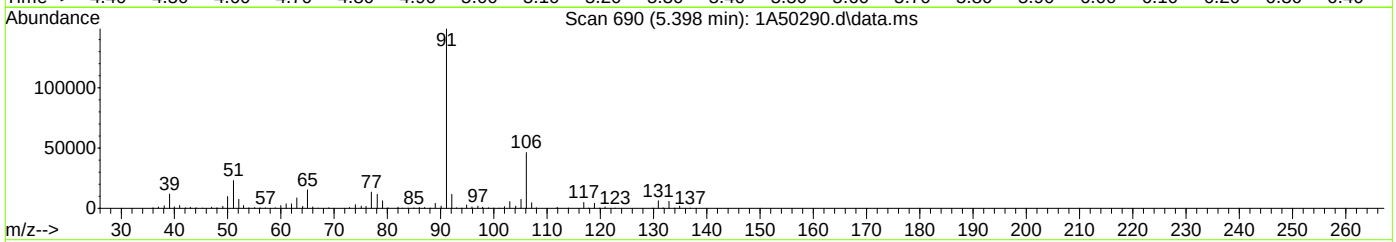

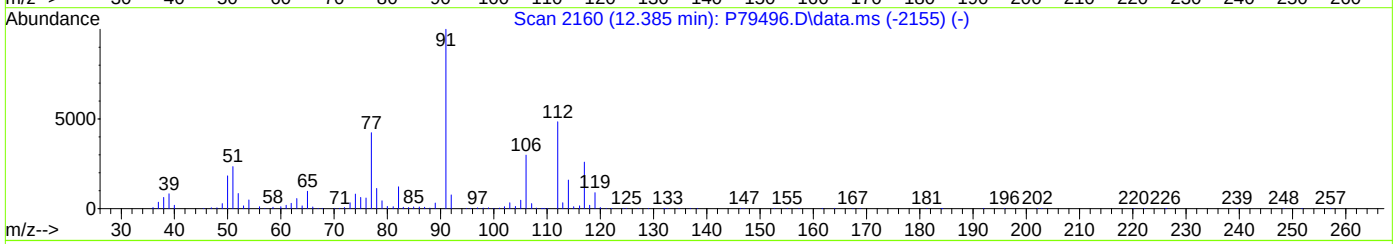

TIC: 1A50290.d\data.ms

(77) Ethylbenzene

5.398min (-0.000) 21.79ug/L m

response 158913

Ion	Exp%	Act%
91.00	100	100
106.00	32.00	31.01
65.00	8.30	10.31
51.00	10.10	15.40

Manual Integrations APPROVED (compounds with "m" flag)
Karen Watson
10/31/23 12:18

Quantitation Report (QT Reviewed)

Data Path : X:\Orlando VOA\celinec\October 2023\10-31-2023\V1A1968\V1A1968\
Data File : 1A50345.d
Acq On : 30 Oct 2023 6:56 pm
Operator : jeniferw
Sample : FC10714-15MS Inst : MSVOA17
Misc : MS55164,V1A1968,,,,,10
ALS Vial : 26 Sample Multiplier: 1

Quant Time: Oct 31 00:36:28 2023
Quant Method : X:\Orlando VOA\celinec\October 2023\10-31-2023\V1A1968\method\V1A_10-23-2023.M
Quant Title : SW-846 Method 5035A/8260B
QLast Update : Mon Oct 23 13:18:22 2023
Response via : Initial Calibration

Compound	R.T.	QIon	Response	Conc	Units	Dev(Min)
Internal Standards						
1) Fluorobenzene	3.405	96	216306	50.00	ug/L	0.00
62) Chlorobenzene-d5	5.352	117	163348	50.00	ug/L	0.00
85) 1,4-Dichlorobenzene-d4	7.099	152	90378	50.00	ug/L	0.00
System Monitoring Compounds						
39) Dibromofluoromethane	2.958	113	62373	52.29	ug/L	0.00
Spiked Amount 50.000	Range 83 - 118		Recovery = 104.58%			
49) 1,2-Dichloroethane-d4	3.235	65	89010	57.46	ug/L	0.00
Spiked Amount 50.000	Range 79 - 125		Recovery = 114.92%			
63) Toluene-d8	4.336	98	213935	48.79	ug/L	0.00
Spiked Amount 50.000	Range 85 - 112		Recovery = 97.58%			
86) 4-Bromofluorobenzene	6.237	174	75705	50.21	ug/L	0.00
Spiked Amount 50.000	Range 83 - 118		Recovery = 100.42%			
Target Compounds						Qvalue
2) Dichlorodifluoromethane	1.019	85	43073	43.8147	ug/L	97
3) Chloromethane	1.127	50	69209	35.1202	ug/L	98
4) 1,3-butadiene	1.180	39	72664	51.8858	ug/L	92
5) Vinyl Chloride	1.173	62	52962	33.5566	ug/L	98
6) Bromomethane	1.342	94	11368	25.9581	ug/L	95
7) Chloroethane	1.404	64	26286	36.8848	ug/L	94
8) Trichlorofluoromethane	1.488	101	74451	44.3810	ug/L	99
9) Ethyl Ether	1.658	59	49361	40.2497	ug/L #	88
10) Ethanol	1.711	45	24320	784.7064	ug/L	98
11) 1,2-Dichlorotrifluoroe...	1.742	67	53074	39.8632	ug/L	91
12) 1,1-Dichloroethene	1.758	61	78363	37.5253	ug/L	85
13) Freon 113	1.781	101	43298	43.9369	ug/L	94
14) Carbon Disulfide	1.781	76	107002	37.5541	ug/L	91
15) Iodomethane	1.827	142	28276	40.5931	ug/L	98
16) Acrolein	1.904	56	77349	179.1090	ug/L	97
17) Allyl chloride	1.996	41	80917	35.3497	ug/L	83
18) Methylene Chloride	2.042	49	102439	44.2744	ug/L	78
19) Acetone	2.050	43	120107	177.4263	ug/L	97
20) Methyl acetate	2.119	43	300466	152.6054	ug/L	86
21) trans-1,2-Dichloroethene	2.135	61	76053	35.4409	ug/L	83
22) Hexane	2.196	56	60725	34.7048	ug/L	93
23) Methyl Tert Butyl Ether	2.196	73	122109	37.1149	ug/L #	63
24) Acetonitrile	2.273	41	106936m	401.9275	ug/L	
25) Tert Butyl Alcohol	2.212	59	108519	340.1469	ug/L	99
26) Di-isopropyl ether	2.396	45	194439	33.3812	ug/L	90
27) Chloroprene	2.435	53	252929	34.6166	ug/L	92
28) 1,1-Dichloroethane	2.443	63	93943	34.7940	ug/L	97
29) Acrylonitrile	2.435	52	161583	178.6002	ug/L	98
30) ETBE	2.581	59	180996	37.3130	ug/L	89
31) Vinyl acetate	2.558	43	743194	187.4653	ug/L	98
32) cis-1,2-Dichloroethene	2.720	96	43038	33.9060	ug/L #	76
33) 2,2-Dichloropropane	2.781	77	64562	40.2056	ug/L	99
34) Bromochloromethane	2.820	128	21920	35.4215	ug/L #	50
35) Cyclohexane	2.858	56	108620	36.0161	ug/L #	81
36) Chloroform	2.858	83	83310	38.0986	ug/L	95
37) Ethyl acetate	2.912	43	430467	178.4846	ug/L	97
38) Tetrahydrofuran	2.943	42	28548	32.5837	ug/L	84
40) Carbon Tetrachloride	2.958	117	70604m	41.6499	ug/L	
41) 1,1,1-Trichloroethane	2.989	97	75472	41.4473	ug/L	94
42) 2-Butanone	3.004	43	227688	175.5617	ug/L	81
43) 1,1-Dichloropropene	3.051	75	57167	36.8950	ug/L	89
44) tert-Butyl formate	3.097	59	288085	205.8126	ug/L	93

Quantitation Report (QT Reviewed)

Data Path : X:\Orlando VOA\celinec\October 2023\10-31-2023\V1A1968\V1A1968\
Data File : 1A50345.d
Acq On : 30 Oct 2023 6:56 pm
Operator : jeniferw
Sample : FC10714-15MS Inst : MSVOA17
Misc : MS55164,V1A1968,,,,,10
ALS Vial : 26 Sample Multiplier: 1

Quant Time: Oct 31 00:36:28 2023
Quant Method : X:\Orlando VOA\celinec\October 2023\10-31-2023\V1A1968\method\V1A_10-23-2023.M
Quant Title : SW-846 Method 5035A/8260B
QLast Update : Mon Oct 23 13:18:22 2023
Response via : Initial Calibration

	Compound	R.T.	QIon	Response	Conc	Units		Dev(Min)
45)	Propionitrile	3.143	54	135896	367.5753	ug/L		97
46)	Methacrylonitrile	3.166	41	482033	319.0422	ug/L		97
47)	Benzene	3.181	78	165431	35.2118	ug/L		81
48)	TAME	3.251	73	115566	35.4360	ug/L	#	68
50)	1,2-Dichloroethane	3.274	62	79321	38.2200	ug/L		91
51)	Isobutyl Alcohol	3.258	43	145220	662.5371	ug/L		96
52)	Tert Amyl Alcohol	3.328	59	89979	343.2119	ug/L		86
53)	Trichloroethene	3.512	95	46282	35.5680	ug/L		97
54)	Methylcyclohexane	3.528	83	67003	33.1527	ug/L	#	70
55)	Dibromomethane	3.736	93	28355	34.9243	ug/L		90
56)	1,2-Dichloropropane	3.797	63	53841	33.3242	ug/L		92
57)	Bromodichloromethane	3.828	83	60286	35.8485	ug/L	#	96
58)	Methyl methacrylate	3.920	41	62476	30.7833	ug/L	#	82
59)	1,4-Dioxane	3.943	88	11477	646.8873	ug/L	#	47
60)	2-Chloroethyl vinyl ether	4.167	63	152309	156.8631	ug/L		84
61)	cis-1,3-Dichloropropene	4.213	75	66018	34.3608	ug/L		85
64)	Toluene	4.374	91	171587	33.0719	ug/L		99
65)	2-Nitropropane	4.467	41	93090	159.2526	ug/L		99
66)	4-Methyl-2-pentanone	4.582	43	435914	165.9589	ug/L		97
67)	trans-1,3-Dichloropropene	4.613	75	60236	31.6868	ug/L		87
68)	Tetrachloroethene	4.636	166	51306	29.4044	ug/L		98
69)	Ethyl methacrylate	4.728	69	46677	30.0974	ug/L	#	76
70)	1,1,2-Trichloroethane	4.721	83	32522	31.1008	ug/L		90
71)	Dibromochloromethane	4.844	129	47661	35.7634	ug/L		98
72)	1,3-Dichloropropane	4.898	76	67383	34.2597	ug/L		78
73)	1,2-Dibromoethane	4.998	107	41768	32.6962	ug/L		94
74)	3,3-Dimethyl-1-Butanol	5.129	57	556844	1657.1535	ug/L		83
75)	2-hexanone	5.144	43	418565	166.5313	ug/L	#	73
76)	1-Chlorohexane	5.367	91	57945m	30.4828	ug/L		
77)	Ethylbenzene	5.398	91	182757m	33.2739	ug/L		
78)	Chlorobenzene	5.367	112	113158	32.3089	ug/L		92
79)	1,1,1,2-Tetrachloroethane	5.413	131	46322	35.9016	ug/L		98
80)	m,p-Xylene	5.498	91	301387	68.0440	ug/L		99
81)	o-Xylene	5.806	91	149060	33.0014	ug/L		99
82)	Styrene	5.837	104	117278	35.0770	ug/L		94
83)	Bromoform	5.844	173	33965	35.1706	ug/L		97
84)	Isopropylbenzene	6.045	105	176277	33.7862	ug/L		98
87)	cis-1,4-Dichloro-2-butene	6.268	53	14736	21.7178	ug/L	#	78
88)	n-Propylbenzene	6.352	91	201518	29.2284	ug/L		97
89)	Bromobenzene	6.306	156	49604	33.1526	ug/L		83
90)	1,1,2,2-Tetrachloroethane	6.375	83	51558	27.3773	ug/L		97
91)	1,3,5-Trimethylbenzene	6.506	105	153504	33.0489	ug/L		98
92)	2-Chlorotoluene	6.460	91	120378	29.4608	ug/L		95
93)	trans-1,4-Dichloro-2-B...	6.506	53	21390	23.6925	ug/L	#	73
94)	1,2,3-Trichloropropane	6.468	110	17396	32.6282	ug/L	#	70
95)	Cyclohexanone	6.483	55	17622	155.4053	ug/L		91
96)	4-Chlorotoluene	6.583	91	127193	29.6616	ug/L		96
97)	tert-Butylbenzene	6.753	91	85349	32.7056	ug/L		94
98)	1,2,4-Trimethylbenzene	6.806	105	142715	32.3491	ug/L		99
99)	Pentachloroethane	6.753	167	29686	44.4298	ug/L	#	76
100)	sec-Butylbenzene	6.891	105	163765	28.3469	ug/L		99
101)	4-Isopropyltoluene	7.014	119	142182	30.4806	ug/L		98
102)	1,3-Dichlorobenzene	7.037	146	84526	30.4892	ug/L		96
103)	1,2,3-Trimethylbenzene	7.145	105	133665	29.6958	ug/L		97
104)	1,4-Dichlorobenzene	7.107	146	84400	29.2822	ug/L		97
105)	n-Butylbenzene	7.345	92	62293	28.1802	ug/L		97
106)	Benzyl Chloride	7.299	126	16961	28.6419	ug/L		96
107)	1,2-Dichlorobenzene	7.430	146	76036	30.3633	ug/L		96

Quantitation Report (QT Reviewed)

Data Path : X:\Orlando VOA\celinec\October 2023\10-31-2023\V1A1968\V1A1968\
Data File : 1A50345.d
Acq On : 30 Oct 2023 6:56 pm
Operator : jeniferw
Sample : FC10714-15MS Inst : MSVOA17
Misc : MS55164,V1A1968,,,,,10
ALS Vial : 26 Sample Multiplier: 1

Quant Time: Oct 31 00:36:28 2023
Quant Method : X:\Orlando VOA\celinec\October 2023\10-31-2023\V1A1968\method\V1A_10-23-2023.M
Quant Title : SW-846 Method 5035A/8260B
QLast Update : Mon Oct 23 13:18:22 2023
Response via : Initial Calibration

Compound	R.T.	QIon	Response	Conc	Units	Dev(Min)
108) 1,2-Dibromo-3-Chloropr...	8.007	75	8415	30.6019	ug/L	86
109) Hexachlorobutadiene	8.515	225	15347	36.3417	ug/L	95
110) 1,2,4-Trichlorobenzene	8.507	180	25392	25.0530	ug/L	96
111) Naphthalene	8.715	128	49079	23.3176	ug/L	98
112) 1,2,3-Trichlorobenzene	8.838	180	18066	25.2228	ug/L	93

(#) = qualifier out of range (m) = manual integration (+) = signals summed

Quantitation Report (QT Reviewed)

Data Path : X:\Orlando VOA\celinec\October 2023\10-31-2023\V1A1968\V1A1968\
Data File : 1A50345.d
Acq On : 30 Oct 2023 6:56 pm
Operator : jeniferw
Sample : FC10714-15MS Inst : MSVOA17
Misc : MS55164,V1A1968,,,,,10
ALS Vial : 26 Sample Multiplier: 1

Quant Time: Oct 31 00:36:28 2023
Quant Method : X:\Orlando VOA\celinec\October 2023\10-31-2023\V1A1968\method\V1A_10-23-2023.M
Quant Title : SW-846 Method 5035A/8260B
QLast Update : Mon Oct 23 13:18:22 2023
Response via : Initial Calibration

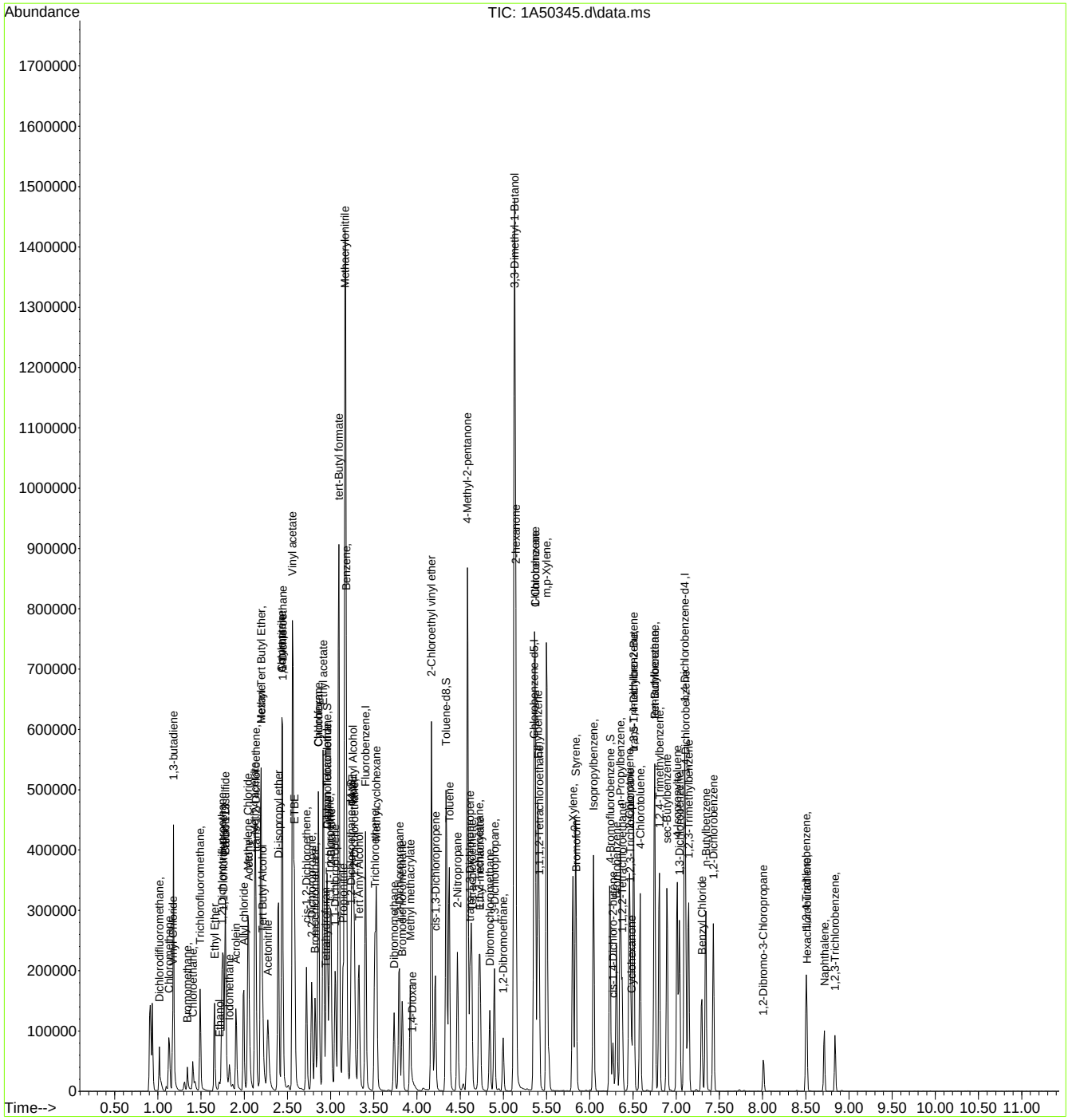

Manual Integration Approval Summary

Sample Number: FC10714-15MS
Lab FileID: 1A50345.D
Injection Time: 10/30/23 18:56
Method: SW846 8260D
Analyst approved: 10/30/23 21:00 Celine Celis
Supervisor approved: 10/31/23 12:18 Karen Watson

Parameter	CAS	Sig#	R.T. (min.)	Reason
Acetonitrile	75-05-8		2.27	Poor instrument integration
Carbon Tetrachloride	56-23-5		2.96	Overlapping peak
1-Chlorohexane	544-10-5		5.37	Overlapping peak
Ethylbenzene	100-41-4		5.40	Overlapping peak

Quantitation Report (Qedit)

Data Path : X:\Orlando VOA\celinec\October 2023\10-31-2023\V1A1968\V1A1968\
Data File : 1A50345.d
Acq On : 30 Oct 2023 6:56 pm
Operator : jeniferw
Sample : FC10714-15MS Inst : MSVOA17
Misc : MS55164,V1A1968,,,,,10
ALS Vial : 26 Sample Multiplier: 1

Quant Time: Oct 31 00:09:58 2023
Quant Method : X:\Orlando VOA\celinec\October 2023\10-31-2023\V1A1968\method\V1A_10-23-2023.M
Quant Title : SW-846 Method 5035A/8260B
QLast Update : Mon Oct 23 13:18:22 2023
Response via : Initial Calibration

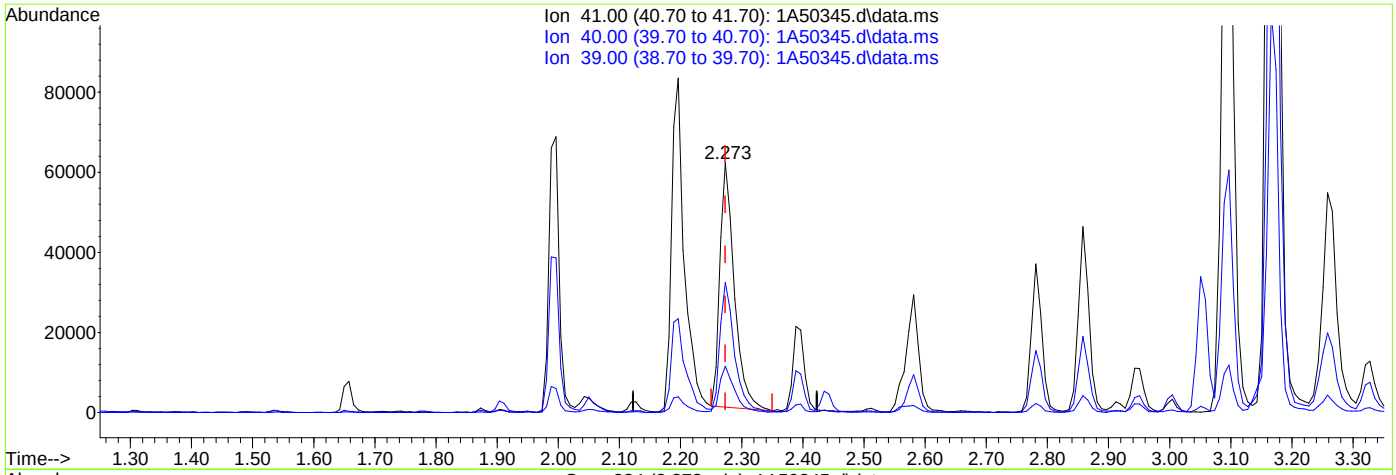

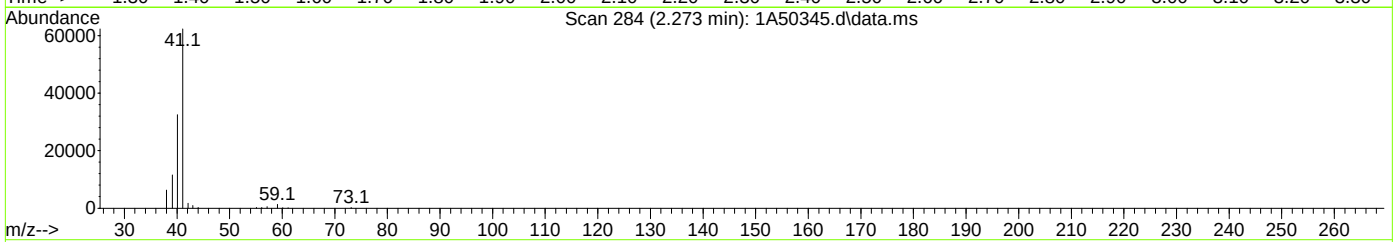

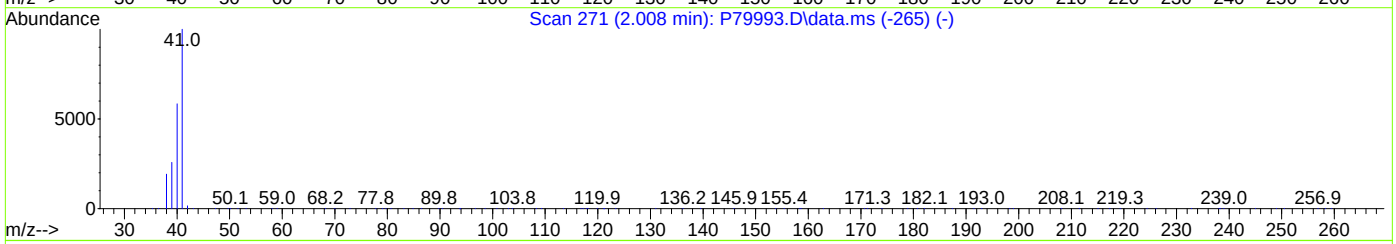

TIC: 1A50345.d\data.ms

(24) Acetonitrile

2.273min (+0.000) 377.04ug/L

response 100315

Ion	Exp%	Act%
41.00	100	100
40.00	54.10	51.97
39.00	21.10	18.34
0.00	0.00	0.00

Quantitation Report (Qedit)

Data Path : X:\Orlando VOA\celinec\October 2023\10-31-2023\V1A1968\V1A1968\
Data File : 1A50345.d
Acq On : 30 Oct 2023 6:56 pm
Operator : jeniferw
Sample : FC10714-15MS Inst : MSVOA17
Misc : MS55164,V1A1968,,,,,10
ALS Vial : 26 Sample Multiplier: 1

Quant Time: Oct 31 00:09:58 2023
Quant Method : X:\Orlando VOA\celinec\October 2023\10-31-2023\V1A1968\method\V1A_10-23-2023.M
Quant Title : SW-846 Method 5035A/8260B
QLast Update : Mon Oct 23 13:18:22 2023
Response via : Initial Calibration

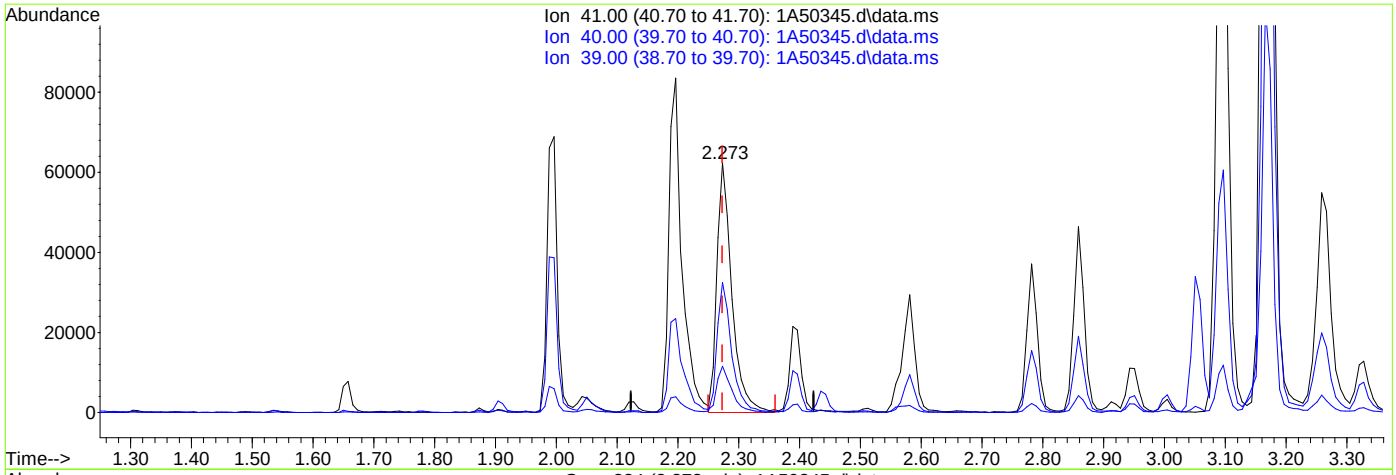

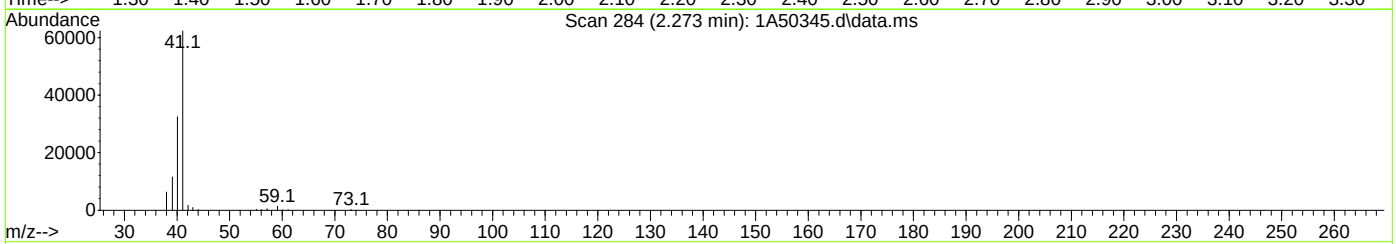

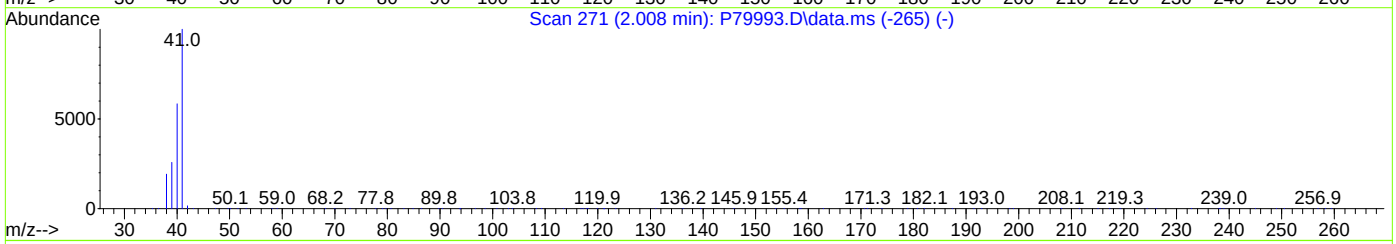

TIC: 1A50345.d\data.ms

(24) Acetonitrile

2.273min (+0.000) 401.93ug/L m

response 106936

Ion	Exp%	Act%
41.00	100	100
40.00	54.10	52.16
39.00	21.10	18.53
0.00	0.00	0.00

Quantitation Report (Qedit)

Data Path : X:\Orlando VOA\celinec\October 2023\10-31-2023\V1A1968\V1A1968\
Data File : 1A50345.d
Acq On : 30 Oct 2023 6:56 pm
Operator : jeniferw
Sample : FC10714-15MS Inst : MSVOA17
Misc : MS55164,V1A1968,,,,,10
ALS Vial : 26 Sample Multiplier: 1

Quant Time: Oct 31 00:09:58 2023
Quant Method : X:\Orlando VOA\celinec\October 2023\10-31-2023\V1A1968\method\V1A_10-23-2023.M
Quant Title : SW-846 Method 5035A/8260B
QLast Update : Mon Oct 23 13:18:22 2023
Response via : Initial Calibration

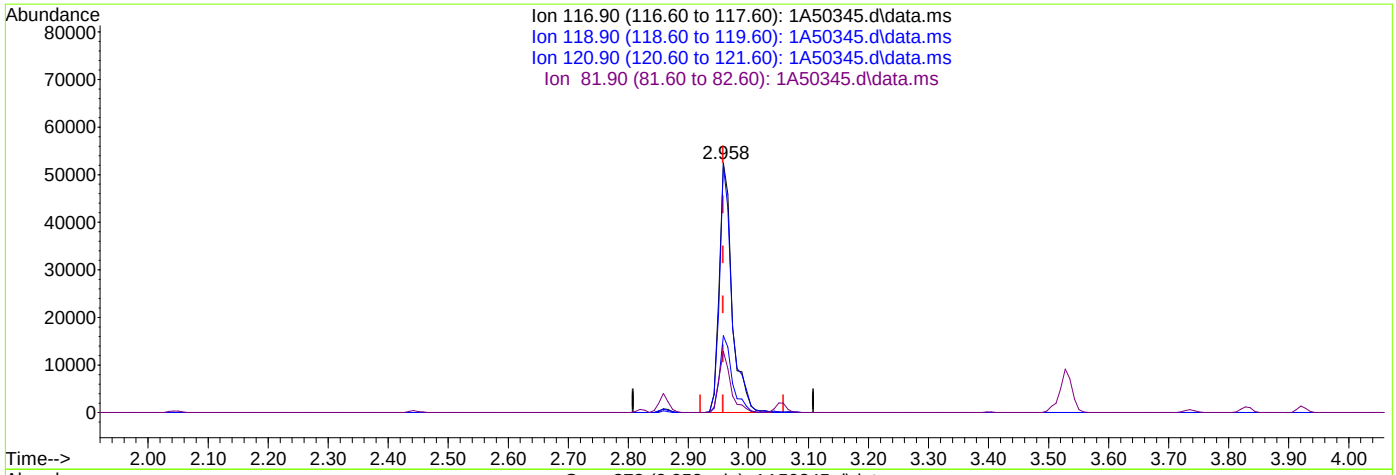

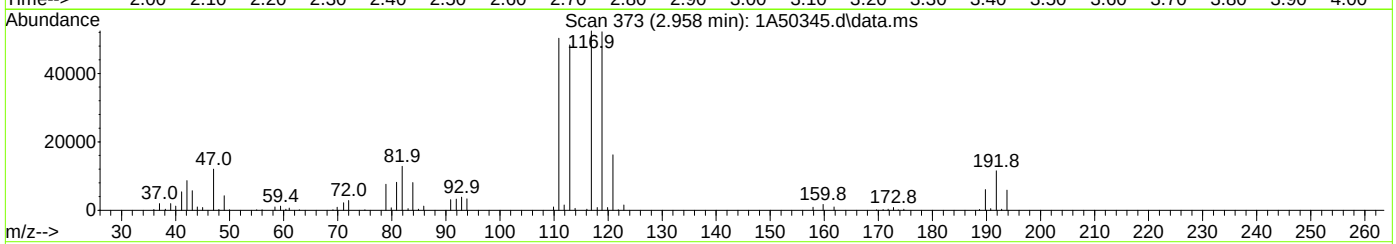

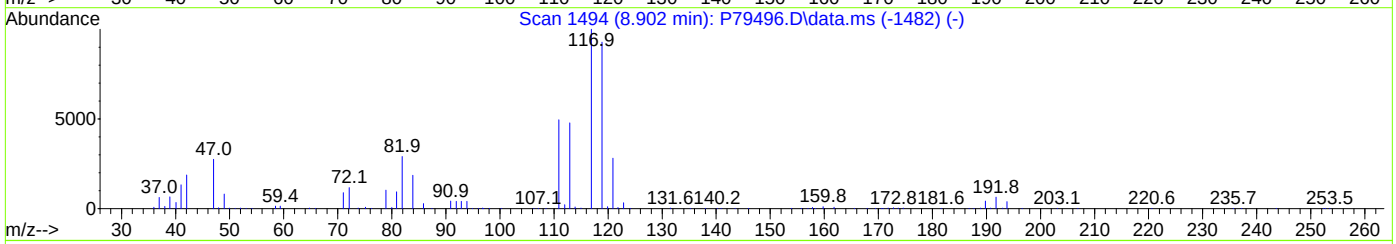

TIC: 1A50345.d\data.ms

(40) Carbon Tetrachloride ( )

2.958min (+0.000) 45.99ug/L

response 77961

Ion	Exp%	Act%
116.90	100	100
118.90	94.50	99.50
120.90	31.10	30.81
81.90	25.40	24.50

Quantitation Report (Qedit)

Data Path : X:\Orlando VOA\celinec\October 2023\10-31-2023\V1A1968\V1A1968\
Data File : 1A50345.d
Acq On : 30 Oct 2023 6:56 pm
Operator : jeniferw
Sample : FC10714-15MS Inst : MSVOA17
Misc : MS55164,V1A1968,,,,,10
ALS Vial : 26 Sample Multiplier: 1

Quant Time: Oct 31 00:09:58 2023
Quant Method : X:\Orlando VOA\celinec\October 2023\10-31-2023\V1A1968\method\V1A_10-23-2023.M
Quant Title : SW-846 Method 5035A/8260B
QLast Update : Mon Oct 23 13:18:22 2023
Response via : Initial Calibration

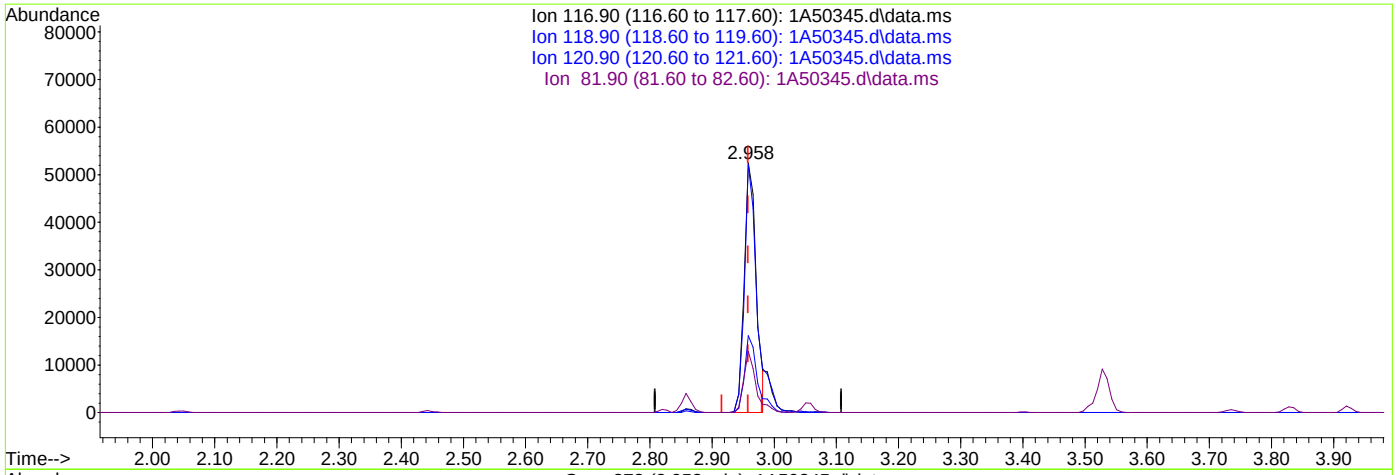

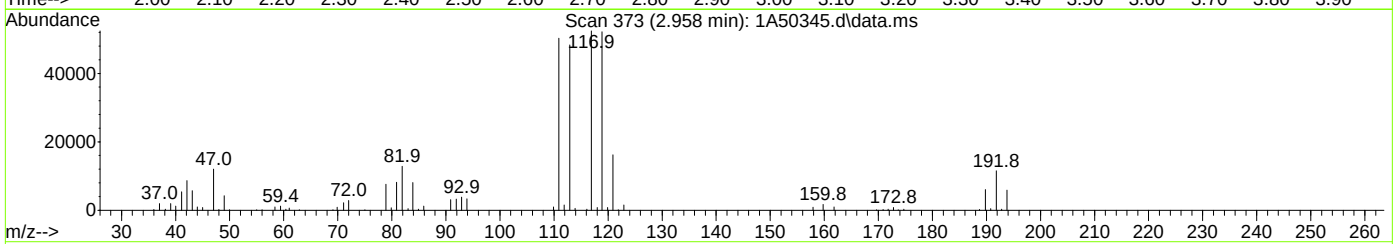

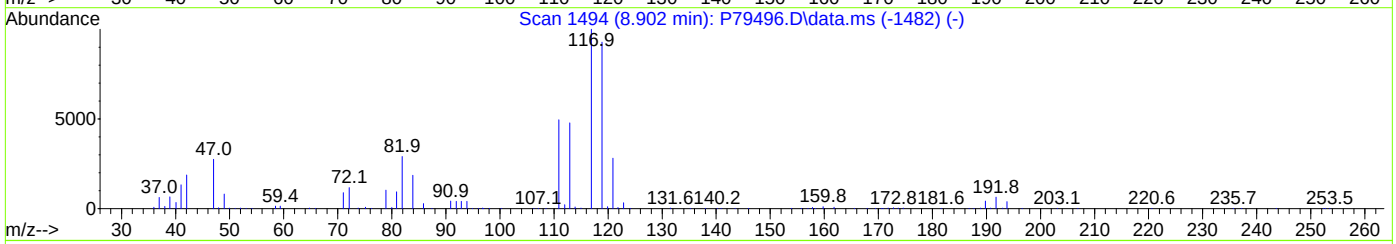

TIC: 1A50345.d\data.ms

(40) Carbon Tetrachloride ( )

2.958min (+0.000) 41.65ug/L m

response 70604

Ion	Exp%	Act%
116.90	100	100
118.90	94.50	99.50
120.90	31.10	30.81
81.90	25.40	24.50

Quantitation Report (Qedit)

Data Path : X:\Orlando VOA\celinec\October 2023\10-31-2023\V1A1968\V1A1968\
Data File : 1A50345.d
Acq On : 30 Oct 2023 6:56 pm
Operator : jeniferw
Sample : FC10714-15MS Inst : MSVOA17
Misc : MS55164,V1A1968,,,,,10
ALS Vial : 26 Sample Multiplier: 1

Quant Time: Oct 31 00:09:58 2023
Quant Method : X:\Orlando VOA\celinec\October 2023\10-31-2023\V1A1968\method\V1A_10-23-2023.M
Quant Title : SW-846 Method 5035A/8260B
QLast Update : Mon Oct 23 13:18:22 2023
Response via : Initial Calibration

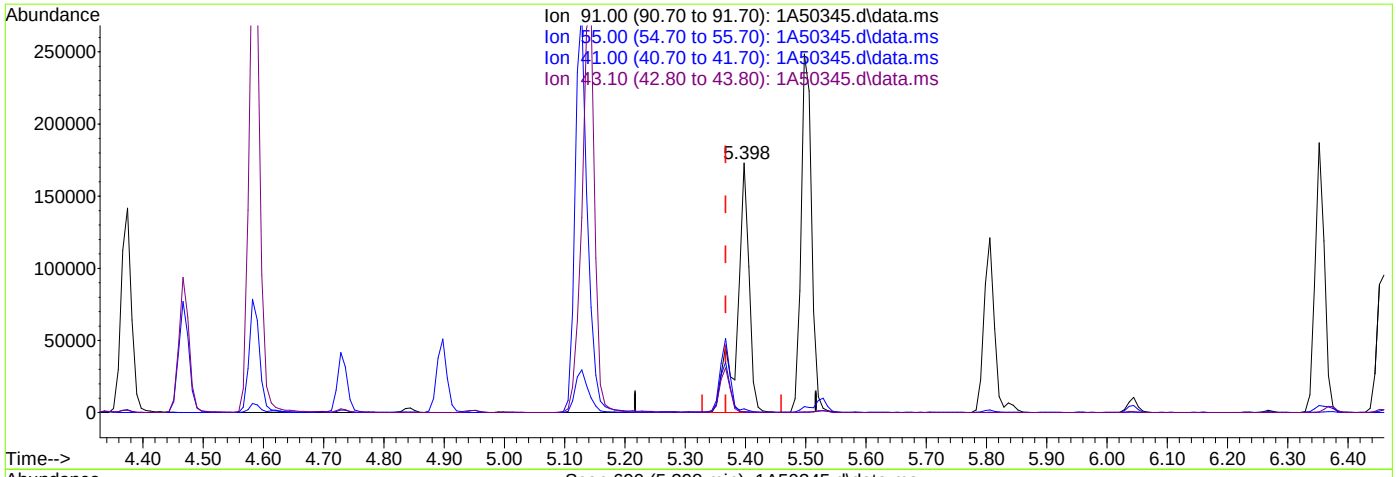

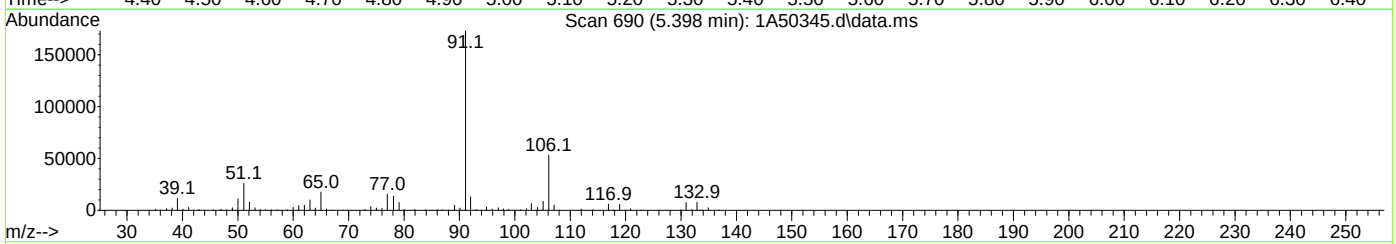

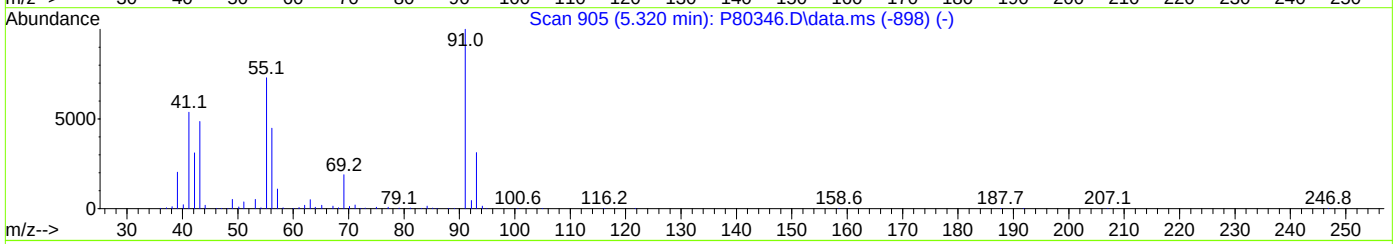

TIC: 1A50345.d\data.ms

(76) 1-Chlorohexane

5.398min (+0.031) 126.63ug/L

response 240716

Ion	Exp%	Act%
91.00	100	100
55.00	74.60	0.23#
41.00	53.90	1.29#
43.10	42.90	0.28#

Quantitation Report (Qedit)

Data Path : X:\Orlando VOA\celinec\October 2023\10-31-2023\V1A1968\V1A1968\
Data File : 1A50345.d
Acq On : 30 Oct 2023 6:56 pm
Operator : jeniferw
Sample : FC10714-15MS Inst : MSVOA17
Misc : MS55164,V1A1968,,,,,10
ALS Vial : 26 Sample Multiplier: 1

Quant Time: Oct 31 00:09:58 2023
Quant Method : X:\Orlando VOA\celinec\October 2023\10-31-2023\V1A1968\method\V1A_10-23-2023.M
Quant Title : SW-846 Method 5035A/8260B
QLast Update : Mon Oct 23 13:18:22 2023
Response via : Initial Calibration

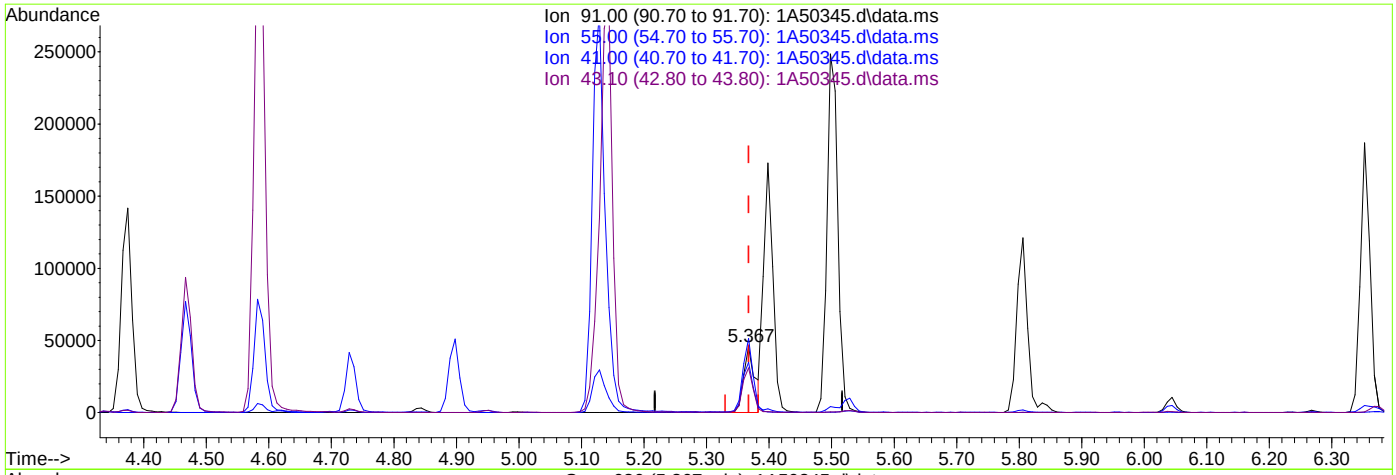

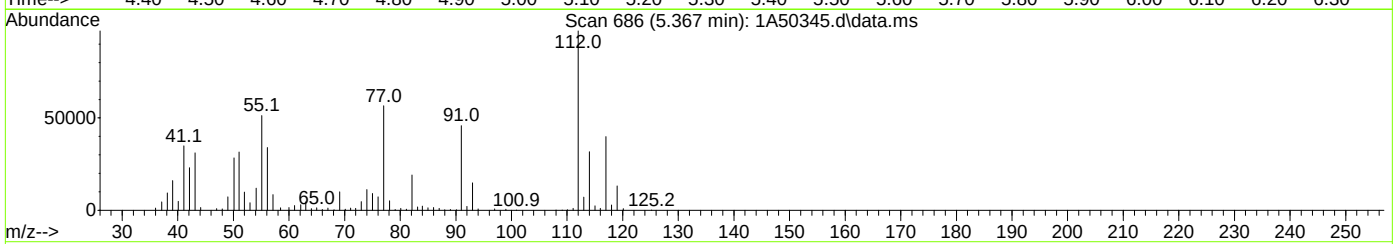

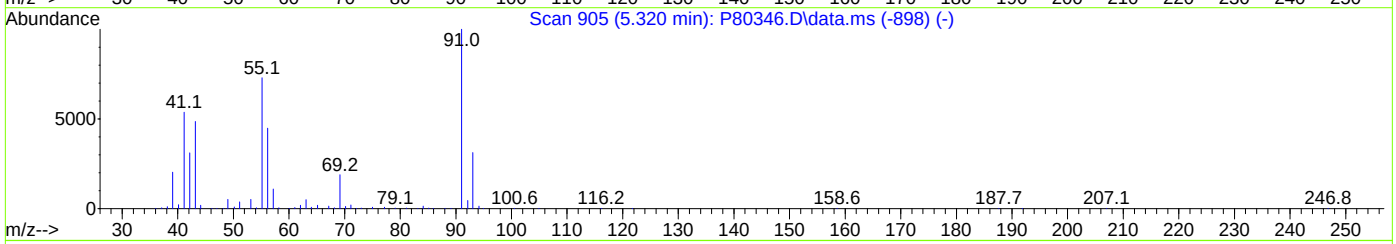

TIC: 1A50345.d\data.ms

(76) 1-Chlorohexane

5.367min (-0.000) 30.48ug/L m

response 57945

Ion	Exp%	Act%
91.00	100	100
55.00	74.60	112.09#
41.00	53.90	76.25#
43.10	42.90	67.83#

Quantitation Report (Qedit)

Data Path : X:\Orlando VOA\celinec\October 2023\10-31-2023\V1A1968\V1A1968\
Data File : 1A50345.d
Acq On : 30 Oct 2023 6:56 pm
Operator : jeniferw
Sample : FC10714-15MS Inst : MSVOA17
Misc : MS55164,V1A1968,,,,,10
ALS Vial : 26 Sample Multiplier: 1

Quant Time: Oct 31 00:09:58 2023
Quant Method : X:\Orlando VOA\celinec\October 2023\10-31-2023\V1A1968\method\V1A_10-23-2023.M
Quant Title : SW-846 Method 5035A/8260B
QLast Update : Mon Oct 23 13:18:22 2023
Response via : Initial Calibration

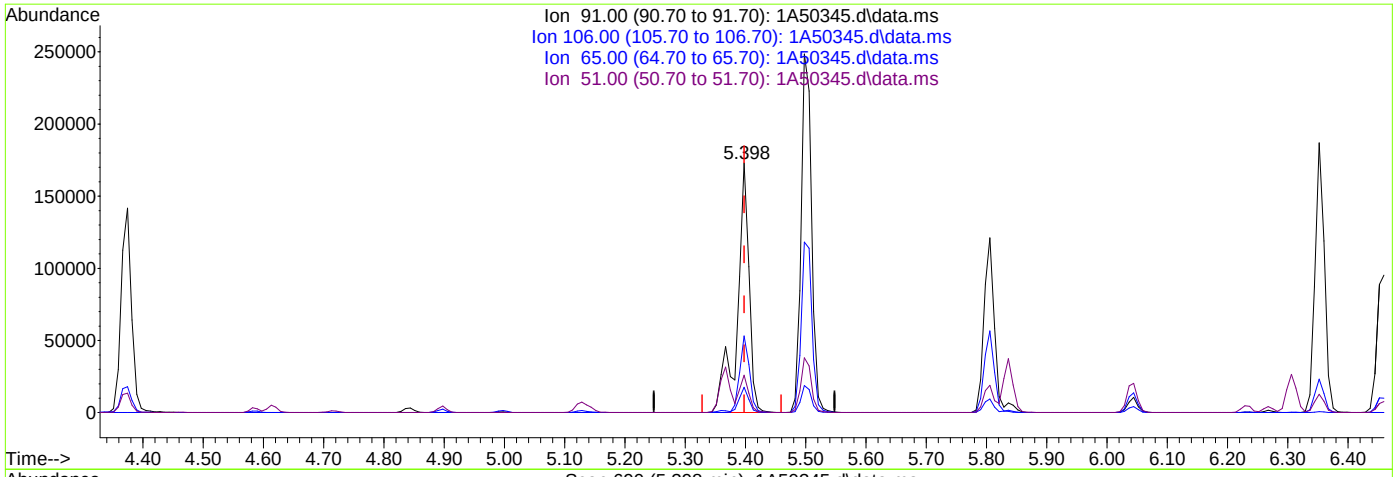

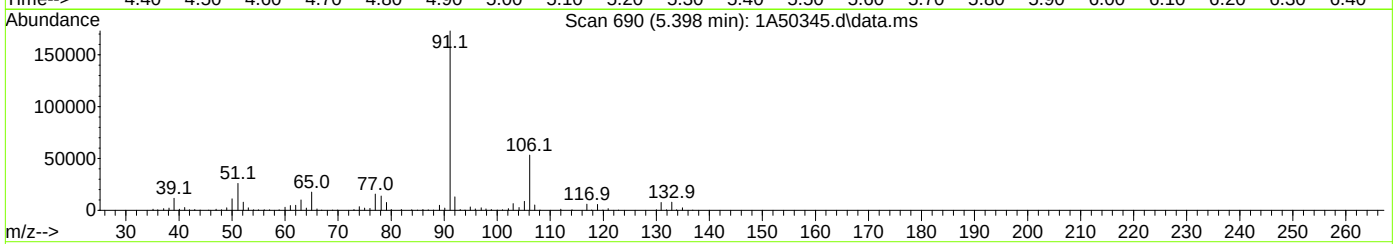

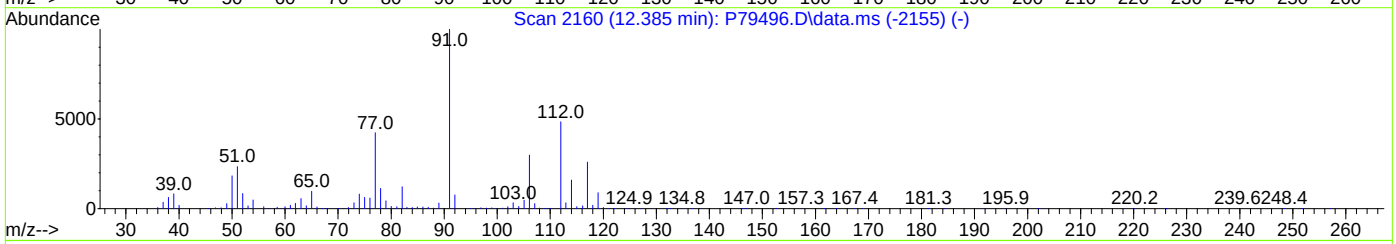

TIC: 1A50345.d\data.ms

(77) Ethylbenzene

5.398min (-0.000) 43.83ug/L

response 240716

Ion	Exp%	Act%
91.00	100	100
106.00	32.00	30.75
65.00	8.30	10.11
51.00	10.10	14.93

Quantitation Report (Qedit)

Data Path : X:\Orlando VOA\celinec\October 2023\10-31-2023\V1A1968\V1A1968\
Data File : 1A50345.d
Acq On : 30 Oct 2023 6:56 pm
Operator : jeniferw
Sample : FC10714-15MS Inst : MSVOA17
Misc : MS55164,V1A1968,,,,,10
ALS Vial : 26 Sample Multiplier: 1

Quant Time: Oct 31 00:09:58 2023
Quant Method : X:\Orlando VOA\celinec\October 2023\10-31-2023\V1A1968\method\V1A_10-23-2023.M
Quant Title : SW-846 Method 5035A/8260B
QLast Update : Mon Oct 23 13:18:22 2023
Response via : Initial Calibration

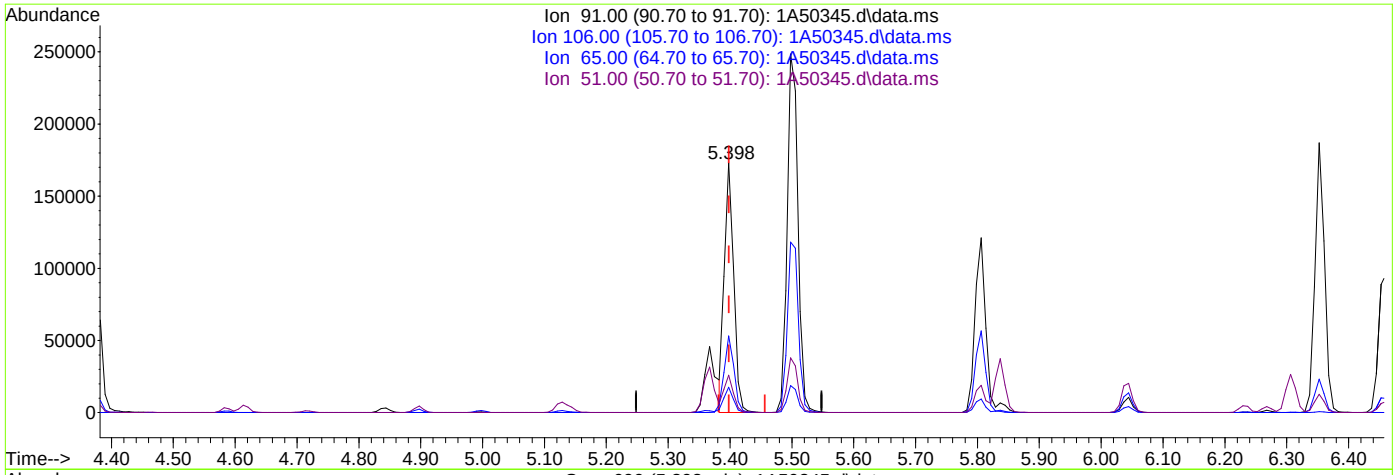

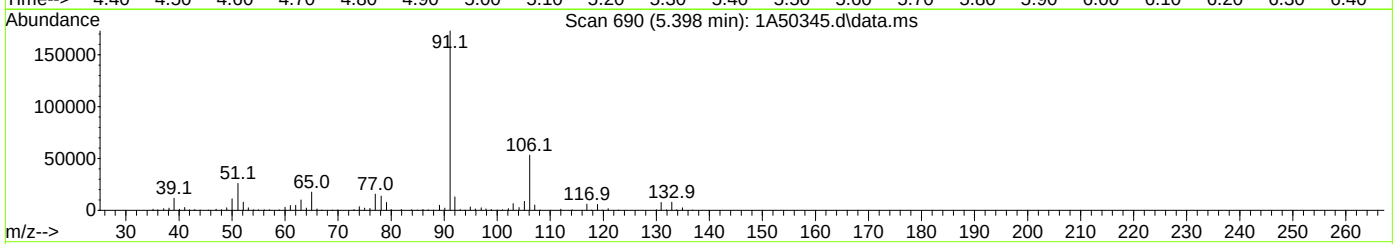

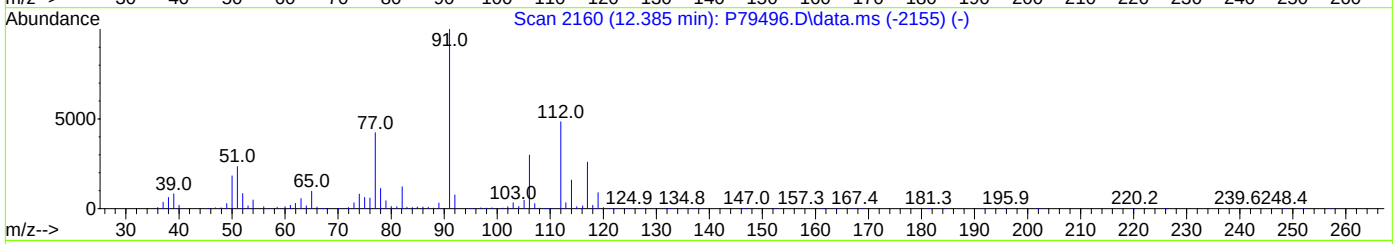

TIC: 1A50345.d\data.ms

(77) Ethylbenzene

5.398min (-0.000) 33.27ug/L m

response 182757

Ion	Exp%	Act%
91.00	100	100
106.00	32.00	30.75
65.00	8.30	10.11
51.00	10.10	14.93

Manual Integrations APPROVED (compounds with "m" flag)
Karen Watson
10/31/23 12:18

Quantitation Report (QT Reviewed)

Data Path : X:\Orlando VOA\celinec\October 2023\10-31-2023\V1A1968\V1A1968\
Data File : 1A50346.d
Acq On : 30 Oct 2023 7:21 pm
Operator : jeniferw
Sample : FC10714-15MSD Inst : MSVOA17
Misc : MS55164,V1A1968,,,,,10
ALS Vial : 27 Sample Multiplier: 1

Quant Time: Oct 31 00:37:26 2023
Quant Method : X:\Orlando VOA\celinec\October 2023\10-31-2023\V1A1968\method\V1A_10-23-2023.M
Quant Title : SW-846 Method 5035A/8260B
QLast Update : Mon Oct 23 13:18:22 2023
Response via : Initial Calibration

Compound	R.T.	QIon	Response	Conc	Units		Dev(Min)
Internal Standards							
1) Fluorobenzene	3.405	96	227788	50.00	ug/L		0.00
62) Chlorobenzene-d5	5.352	117	171027	50.00	ug/L		0.00
85) 1,4-Dichlorobenzene-d4	7.099	152	92629	50.00	ug/L		0.00
System Monitoring Compounds							
39) Dibromofluoromethane	2.951	113	67092	53.41	ug/L		0.00
Spiked Amount 50.000	Range 83 - 118		Recovery = 106.82%				
49) 1,2-Dichloroethane-d4	3.235	65	93174	57.11	ug/L		0.00
Spiked Amount 50.000	Range 79 - 125		Recovery = 114.22%				
63) Toluene-d8	4.336	98	222505	48.46	ug/L		0.00
Spiked Amount 50.000	Range 85 - 112		Recovery = 96.92%				
86) 4-Bromofluorobenzene	6.237	174	77742	50.31	ug/L		0.00
Spiked Amount 50.000	Range 83 - 118		Recovery = 100.62%				
Target Compounds							Qvalue
2) Dichlorodifluoromethane	1.019	85	42327	40.8855	ug/L		97
3) Chloromethane	1.127	50	86929	41.8887	ug/L		97
4) 1,3-butadiene	1.180	39	75527	51.2117	ug/L		92
5) Vinyl Chloride	1.165	62	62264	37.4618	ug/L		99
6) Bromomethane	1.342	94	16434	35.6344	ug/L		90
7) Chloroethane	1.404	64	31423	42.6757	ug/L		99
8) Trichlorofluoromethane	1.488	101	77386	43.8053	ug/L		99
9) Ethyl Ether	1.658	59	63654	49.2881	ug/L	#	84
10) Ethanol	1.711	45	27399	839.4910	ug/L		95
11) 1,2-Dichlorotrifluoroe...	1.742	67	62970	44.9119	ug/L		92
12) 1,1-Dichloroethene	1.758	61	96131	43.7134	ug/L		87
13) Freon 113	1.781	101	49590	47.7852	ug/L		96
14) Carbon Disulfide	1.781	76	135171	45.0492	ug/L		93
15) Iodomethane	1.827	142	50438	63.2667	ug/L		96
16) Acrolein	1.904	56	88855	195.3810	ug/L		99
17) Allyl chloride	1.989	41	90720	37.6345	ug/L		86
18) Methylene Chloride	2.042	49	137585	56.4672	ug/L		79
19) Acetone	2.050	43	133837	187.7429	ug/L		96
20) Methyl acetate	2.119	43	397952	191.9300	ug/L		87
21) trans-1,2-Dichloroethene	2.135	61	97645	43.2092	ug/L		83
22) Hexane	2.196	56	74182	40.2585	ug/L		92
23) Methyl Tert Butyl Ether	2.189	73	167046	48.2141	ug/L		87
24) Acetonitrile	2.273	41	123185m	439.6624	ug/L		
25) Tert Butyl Alcohol	2.212	59	145128	431.9661	ug/L		99
26) Di-isopropyl ether	2.389	45	262087	42.7269	ug/L		89
27) Chloroprene	2.435	53	288887	37.5449	ug/L		92
28) 1,1-Dichloroethane	2.443	63	121867	42.8611	ug/L		97
29) Acrylonitrile	2.435	52	187954	197.2766	ug/L		95
30) ETBE	2.581	59	245885	48.1350	ug/L		89
31) Vinyl acetate	2.558	43	873166	209.1478	ug/L		98
32) cis-1,2-Dichloroethene	2.720	96	56133	41.9933	ug/L	#	77
33) 2,2-Dichloropropane	2.781	77	81872	48.4153	ug/L		98
34) Bromochloromethane	2.820	128	28917	44.3728	ug/L	#	60
35) Cyclohexane	2.858	56	127068	40.0093	ug/L	#	80
36) Chloroform	2.858	83	106304	46.1635	ug/L		97
37) Ethyl acetate	2.912	43	505267	198.9389	ug/L		97
38) Tetrahydrofuran	2.943	42	37875	41.0501	ug/L		85
40) Carbon Tetrachloride	2.958	117	84902m	47.5598	ug/L		
41) 1,1,1-Trichloroethane	2.989	97	93019	48.5087	ug/L		95
42) 2-Butanone	3.004	43	250409	183.3484	ug/L		81
43) 1,1-Dichloropropene	3.051	75	71931	44.0835	ug/L		88
44) tert-Butyl formate	3.097	59	350885	238.0422	ug/L		93

Quantitation Report (QT Reviewed)

Data Path : X:\Orlando VOA\celinec\October 2023\10-31-2023\V1A1968\V1A1968\
Data File : 1A50346.d
Acq On : 30 Oct 2023 7:21 pm
Operator : jeniferw
Sample : FC10714-15MSD Inst : MSVOA17
Misc : MS55164,V1A1968,,,,,10
ALS Vial : 27 Sample Multiplier: 1

Quant Time: Oct 31 00:37:26 2023
Quant Method : X:\Orlando VOA\celinec\October 2023\10-31-2023\V1A1968\method\V1A_10-23-2023.M
Quant Title : SW-846 Method 5035A/8260B
QLast Update : Mon Oct 23 13:18:22 2023
Response via : Initial Calibration

Compound	R.T.	QIon	Response	Conc	Units		Dev(Min)
45) Propionitrile	3.143	54	154465	396.7414	ug/L		96
46) Methacrylonitrile	3.166	41	546427	343.4324	ug/L		97
47) Benzene	3.182	78	212249	42.8998	ug/L		87
48) TAME	3.251	73	157419	45.8362	ug/L		73
50) 1,2-Dichloroethane	3.274	62	105551	48.2950	ug/L		93
51) Isobutyl Alcohol	3.258	43	177800	770.2882	ug/L		94
52) Tert Amyl Alcohol	3.328	59	121415	439.7758	ug/L		86
53) Trichloroethene	3.512	95	55626	40.5941	ug/L		98
54) Methylcyclohexane	3.528	83	75947	35.6840	ug/L	#	71
55) Dibromomethane	3.736	93	38323	44.8224	ug/L		90
56) 1,2-Dichloropropane	3.789	63	70573	41.4785	ug/L		93
57) Bromodichloromethane	3.828	83	79446	44.8605	ug/L	#	95
58) Methyl methacrylate	3.920	41	71269	33.3457	ug/L	#	81
59) 1,4-Dioxane	3.943	88	16109	862.1970	ug/L		73
60) 2-Chloroethyl vinyl ether	4.167	63	185598	181.5124	ug/L		86
61) cis-1,3-Dichloropropene	4.213	75	85543	42.2789	ug/L		81
64) Toluene	4.374	91	215075	39.5926	ug/L		98
65) 2-Nitropropane	4.467	41	122844	200.7181	ug/L		98
66) 4-Methyl-2-pentanone	4.582	43	481797	175.1914	ug/L		97
67) trans-1,3-Dichloropropene	4.613	75	80537	40.4638	ug/L		87
68) Tetrachloroethene	4.636	166	62883	34.4212	ug/L		94
69) Ethyl methacrylate	4.728	69	52567	32.3734	ug/L	#	71
70) 1,1,2-Trichloroethane	4.721	83	42622	38.9294	ug/L		89
71) Dibromochloromethane	4.844	129	63083	45.2102	ug/L		98
72) 1,3-Dichloropropane	4.898	76	86787	42.1442	ug/L		80
73) 1,2-Dibromoethane	4.998	107	54803	40.9738	ug/L		100
74) 3,3-Dimethyl-1-Butanol	5.129	57	654859	1861.3419	ug/L		84
75) 2-hexanone	5.144	43	469839	178.5382	ug/L	#	74
76) 1-Chlorohexane	5.367	91	56582m	28.4293	ug/L		
77) Ethylbenzene	5.398	91	238940m	41.5496	ug/L		
78) Chlorobenzene	5.367	112	143744	39.1990	ug/L		95
79) 1,1,1,2-Tetrachloroethane	5.413	131	59658	44.1616	ug/L		97
80) m,p-Xylene	5.498	91	375100	80.8839	ug/L		99
81) o-Xylene	5.806	91	189069	39.9798	ug/L		99
82) Styrene	5.837	104	147441	42.1185	ug/L		93
83) Bromoform	5.844	173	45303	44.8048	ug/L		97
84) Isopropylbenzene	6.045	105	214249	39.2203	ug/L		98
87) cis-1,4-Dichloro-2-butene	6.268	53	17606	25.3170	ug/L	#	72
88) n-Propylbenzene	6.352	91	241427	34.1658	ug/L		99
89) Bromobenzene	6.306	156	61695	40.2315	ug/L		84
90) 1,1,2,2-Tetrachloroethane	6.375	83	68556	35.5186	ug/L		96
91) 1,3,5-Trimethylbenzene	6.506	105	187337	39.3529	ug/L		98
92) 2-Chlorotoluene	6.460	91	153358	36.6202	ug/L		98
93) trans-1,4-Dichloro-2-B...	6.506	53	27905	30.1577	ug/L	#	75
94) 1,2,3-Trichloropropane	6.468	110	23218	42.4898	ug/L		79
95) Cyclohexanone	6.483	55	21275	183.0611	ug/L		86
96) 4-Chlorotoluene	6.583	91	158642	36.0965	ug/L		96
97) tert-Butylbenzene	6.753	91	101163	37.8234	ug/L		93
98) 1,2,4-Trimethylbenzene	6.806	105	178223	39.4159	ug/L		99
99) Pentachloroethane	6.753	167	32843	47.9602	ug/L	#	78
100) sec-Butylbenzene	6.891	105	194450	32.8403	ug/L		97
101) 4-Isopropyltoluene	7.014	119	171137	35.7964	ug/L		97
102) 1,3-Dichlorobenzene	7.037	146	104048	36.6189	ug/L		95
103) 1,2,3-Trimethylbenzene	7.145	105	164519	35.6623	ug/L		97
104) 1,4-Dichlorobenzene	7.107	146	107521	36.3975	ug/L		96
105) n-Butylbenzene	7.345	92	76530	33.7795	ug/L		99
106) Benzyl Chloride	7.299	126	22185	36.5533	ug/L		96
107) 1,2-Dichlorobenzene	7.430	146	94955	36.9967	ug/L		95

Quantitation Report (QT Reviewed)

Data Path : X:\Orlando VOA\celinec\October 2023\10-31-2023\V1A1968\V1A1968\
Data File : 1A50346.d
Acq On : 30 Oct 2023 7:21 pm
Operator : jeniferw
Sample : FC10714-15MSD Inst : MSVOA17
Misc : MS55164,V1A1968,,,,,10
ALS Vial : 27 Sample Multiplier: 1

Quant Time: Oct 31 00:37:26 2023
Quant Method : X:\Orlando VOA\celinec\October 2023\10-31-2023\V1A1968\method\V1A_10-23-2023.M
Quant Title : SW-846 Method 5035A/8260B
QLast Update : Mon Oct 23 13:18:22 2023
Response via : Initial Calibration

Compound	R.T.	QIon	Response	Conc	Units	Dev(Min)
108) 1,2-Dibromo-3-Chloropr...	8.007	75	11294	40.0735	ug/L	87
109) Hexachlorobutadiene	8.515	225	17065	39.4280	ug/L	93
110) 1,2,4-Trichlorobenzene	8.507	180	31849	30.6602	ug/L	94
111) Naphthalene	8.715	128	67862	31.4580	ug/L	98
112) 1,2,3-Trichlorobenzene	8.838	180	23820	32.4481	ug/L	86

(#) = qualifier out of range (m) = manual integration (+) = signals summed

Quantitation Report (QT Reviewed)

Data Path : X:\Orlando VOA\celinec\October 2023\10-31-2023\V1A1968\V1A1968\
Data File : 1A50346.d
Acq On : 30 Oct 2023 7:21 pm
Operator : jeniferw
Sample : FC10714-15MSD Inst : MSVOA17
Misc : MS55164,V1A1968,,,,,10
ALS Vial : 27 Sample Multiplier: 1

Quant Time: Oct 31 00:37:26 2023
Quant Method : X:\Orlando VOA\celinec\October 2023\10-31-2023\V1A1968\method\V1A_10-23-2023.M
Quant Title : SW-846 Method 5035A/8260B
QLast Update : Mon Oct 23 13:18:22 2023
Response via : Initial Calibration

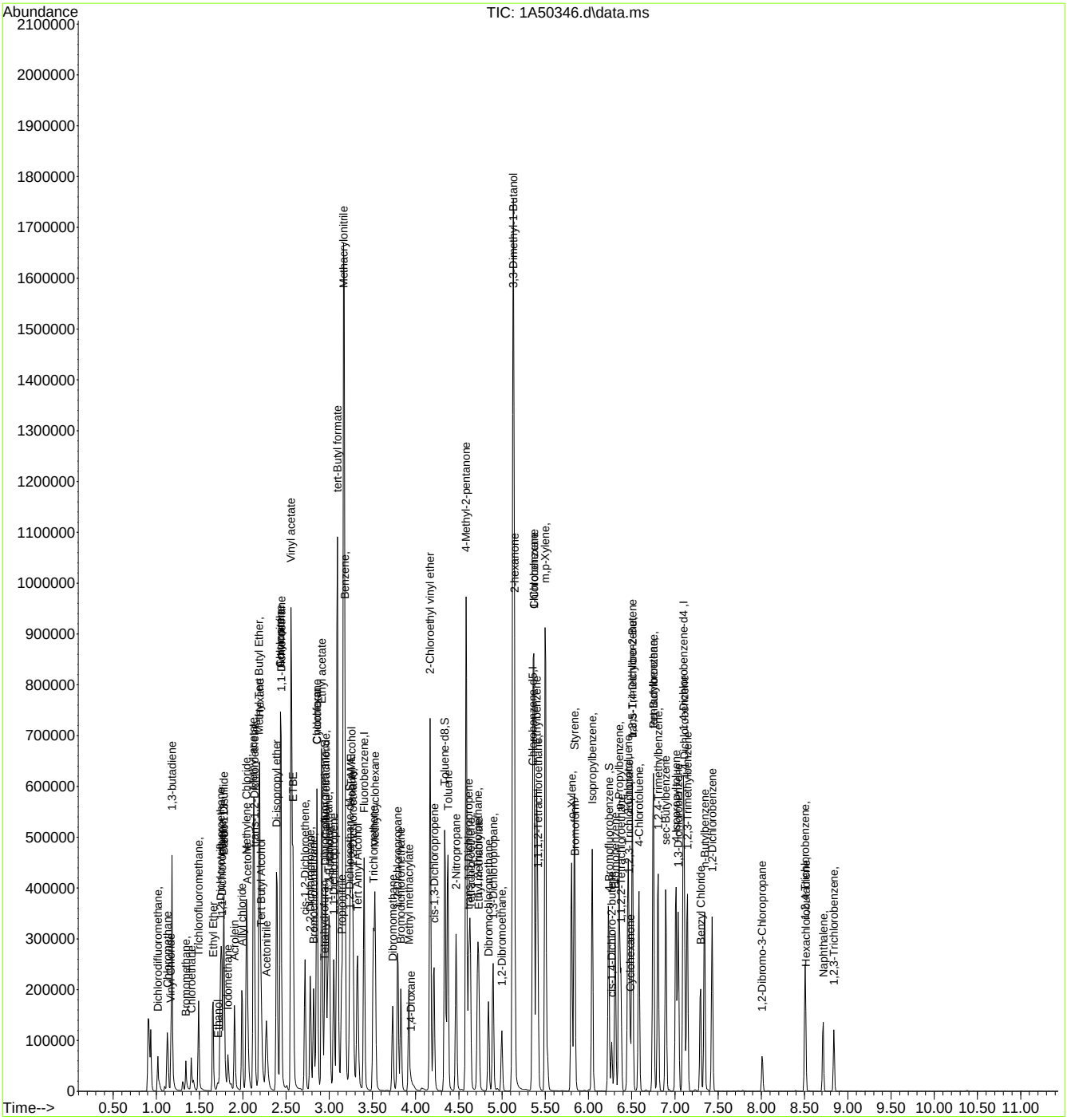

Manual Integration Approval Summary

Sample Number: FC10714-15MSD
Lab FileID: 1A50346.D
Injection Time: 10/30/23 19:21
Method: SW846 8260D
Analyst approved: 10/30/23 21:00 Celine Celis
Supervisor approved: 10/31/23 12:18 Karen Watson

Parameter	CAS	Sig#	R.T. (min.)	Reason
Acetonitrile	75-05-8		2.27	Poor instrument integration
Carbon Tetrachloride	56-23-5		2.96	Overlapping peak
1-Chlorohexane	544-10-5		5.37	Overlapping peak
Ethylbenzene	100-41-4		5.40	Overlapping peak

Quantitation Report (Qedit)

Data Path : X:\Orlando VOA\celinec\October 2023\10-31-2023\V1A1968\V1A1968\
Data File : 1A50346.d
Acq On : 30 Oct 2023 7:21 pm
Operator : jeniferw
Sample : FC10714-15MSD Inst : MSVOA17
Misc : MS55164,V1A1968,,,,,10
ALS Vial : 27 Sample Multiplier: 1

Quant Time: Oct 31 00:10:07 2023
Quant Method : X:\Orlando VOA\celinec\October 2023\10-31-2023\V1A1968\method\V1A_10-23-2023.M
Quant Title : SW-846 Method 5035A/8260B
QLast Update : Mon Oct 23 13:18:22 2023
Response via : Initial Calibration

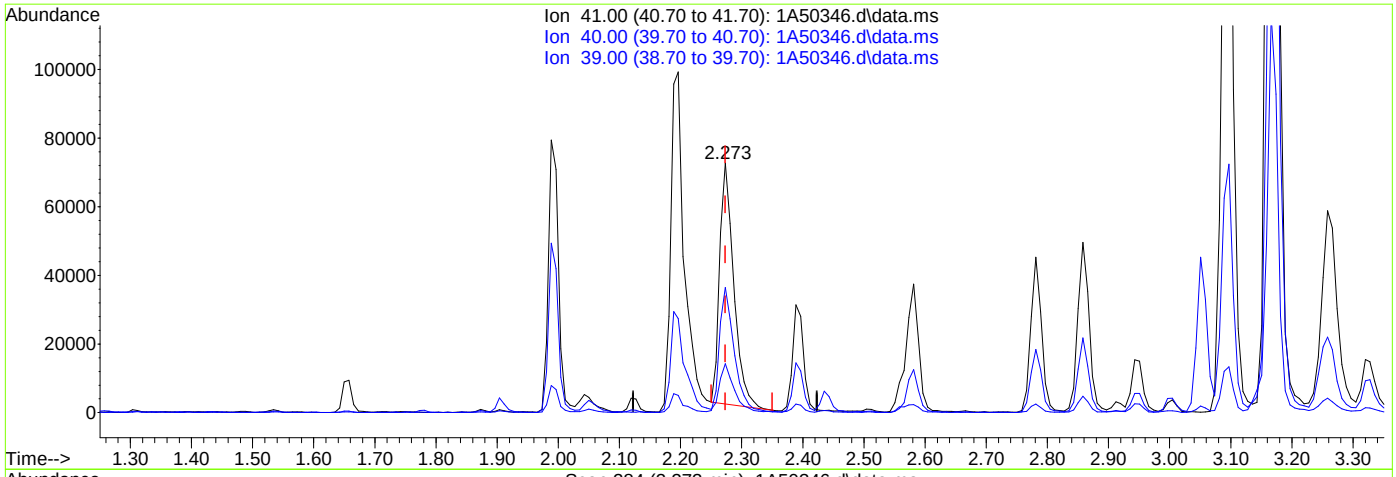

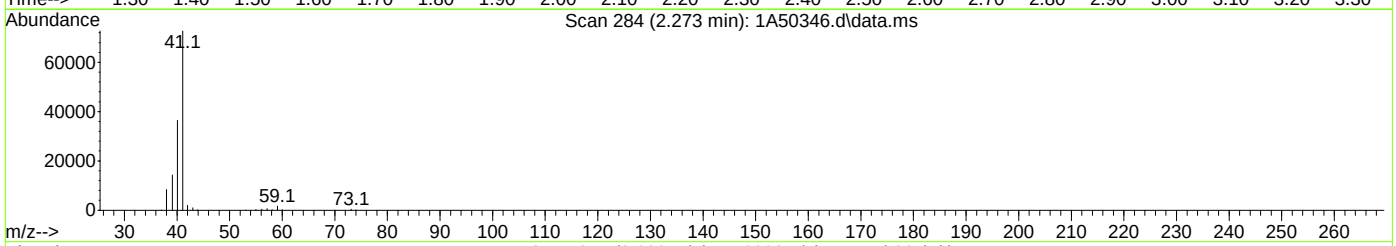

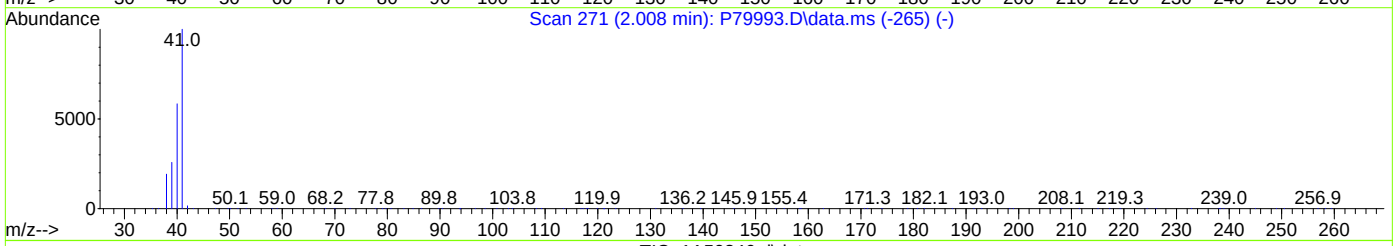

TIC: 1A50346.d\data.ms

(24) Acetonitrile

2.273min (+0.000) 398.91ug/L

response 111767

Ion	Exp%	Act%
41.00	100	100
40.00	54.10	50.14
39.00	21.10	19.52
0.00	0.00	0.00

Quantitation Report (Qedit)

Data Path : X:\Orlando VOA\celinec\October 2023\10-31-2023\V1A1968\V1A1968\
Data File : 1A50346.d
Acq On : 30 Oct 2023 7:21 pm
Operator : jeniferw
Sample : FC10714-15MSD Inst : MSVOA17
Misc : MS55164,V1A1968,,,,,10
ALS Vial : 27 Sample Multiplier: 1

Quant Time: Oct 31 00:10:07 2023
Quant Method : X:\Orlando VOA\celinec\October 2023\10-31-2023\V1A1968\method\V1A_10-23-2023.M
Quant Title : SW-846 Method 5035A/8260B
QLast Update : Mon Oct 23 13:18:22 2023
Response via : Initial Calibration

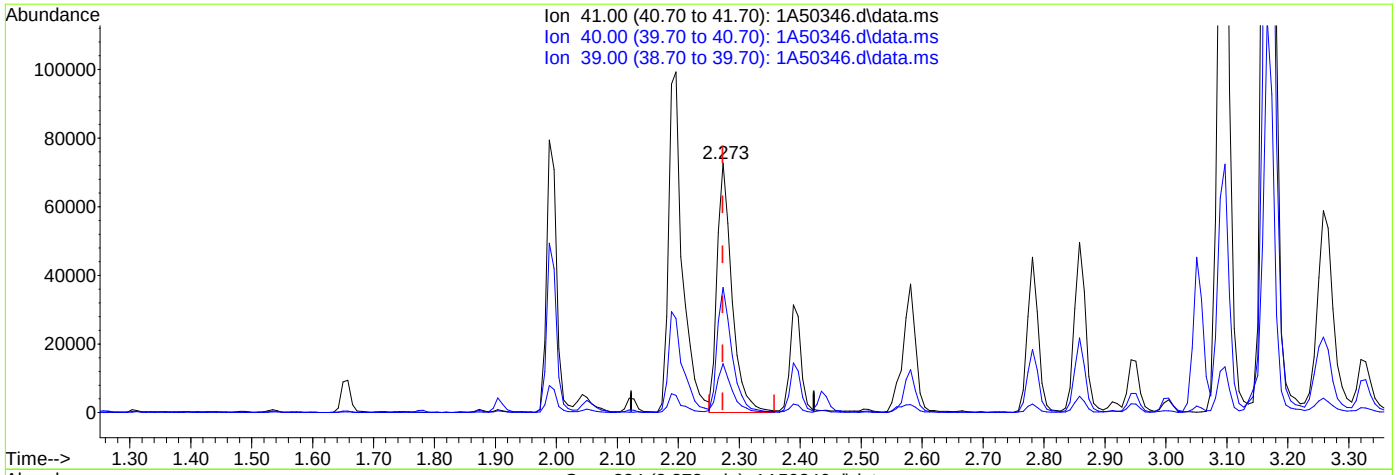

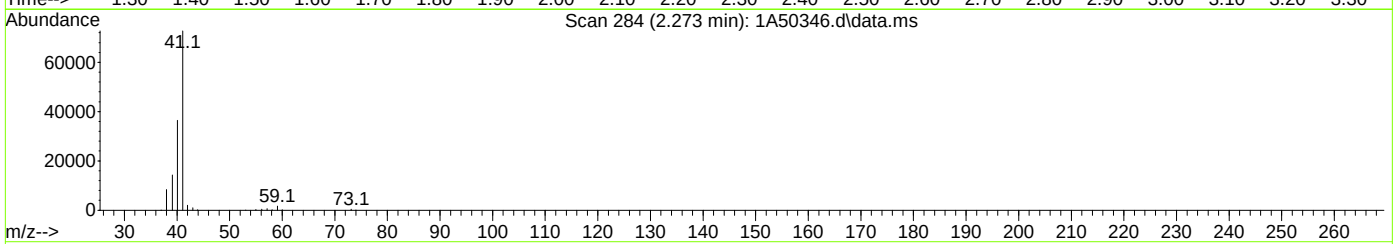

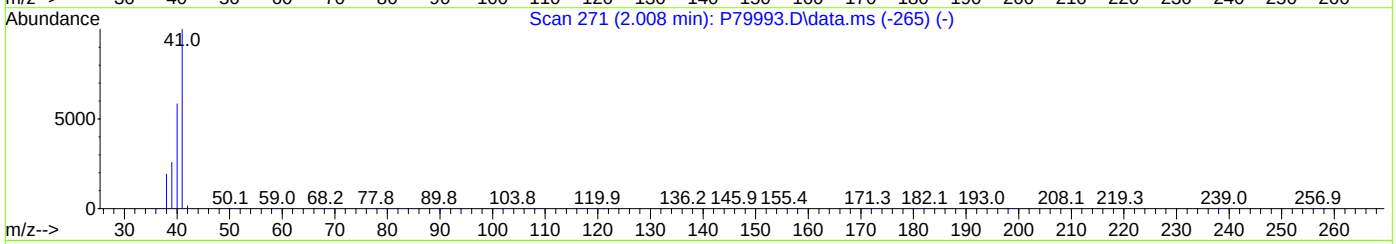

TIC: 1A50346.d\data.ms

(24) Acetonitrile

2.273min (+0.000) 439.66ug/L m

response 123185

Ion	Exp%	Act%
41.00	100	100
40.00	54.10	50.12
39.00	21.10	19.58
0.00	0.00	0.00

Quantitation Report (Qedit)

Data Path : X:\Orlando VOA\celinec\October 2023\10-31-2023\V1A1968\V1A1968\
Data File : 1A50346.d
Acq On : 30 Oct 2023 7:21 pm
Operator : jeniferw
Sample : FC10714-15MSD Inst : MSVOA17
Misc : MS55164,V1A1968,,,,,10
ALS Vial : 27 Sample Multiplier: 1

Quant Time: Oct 31 00:10:07 2023
Quant Method : X:\Orlando VOA\celinec\October 2023\10-31-2023\V1A1968\method\V1A_10-23-2023.M
Quant Title : SW-846 Method 5035A/8260B
QLast Update : Mon Oct 23 13:18:22 2023
Response via : Initial Calibration

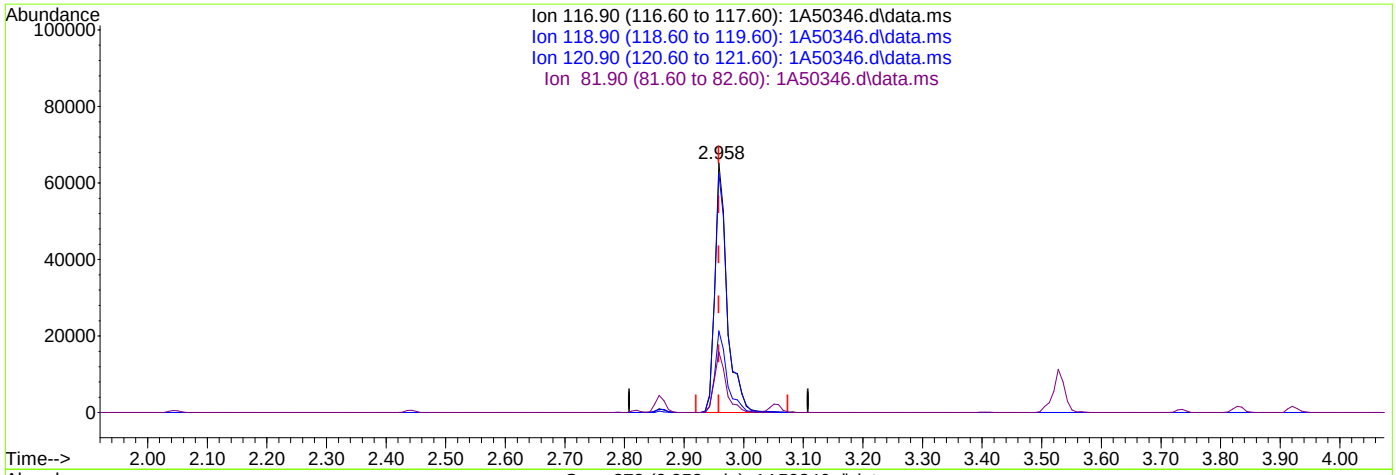

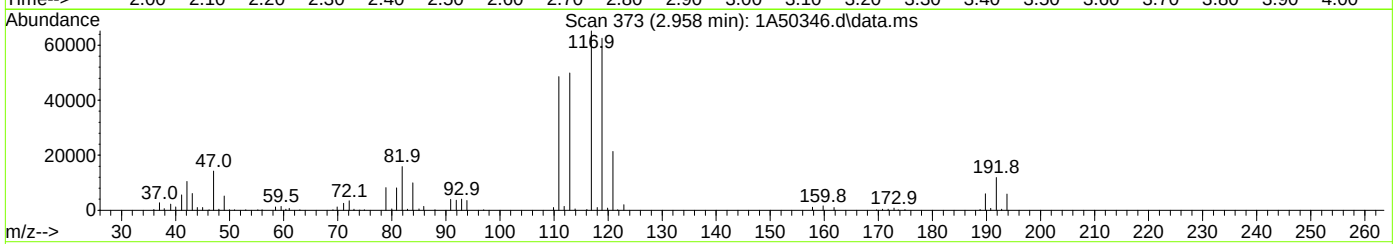

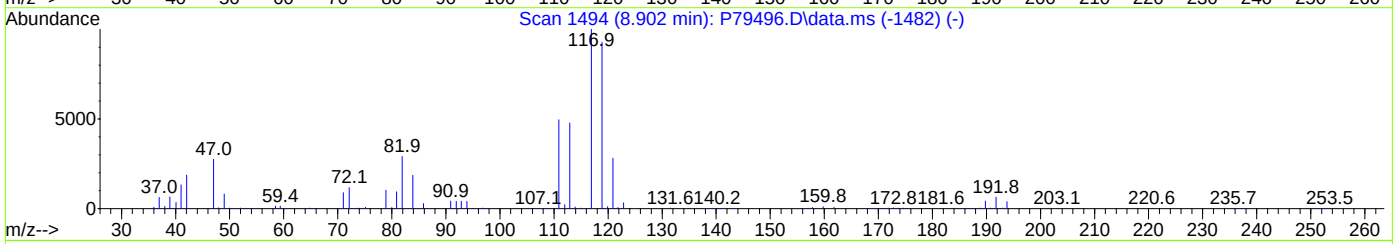

TIC: 1A50346.d\data.ms

(40) Carbon Tetrachloride ( )

2.958min (+0.000) 52.59ug/L

response 93889

Ion	Exp%	Act%
116.90	100	100
118.90	94.50	95.79
120.90	31.10	32.73
81.90	25.40	24.33

Quantitation Report (Qedit)

Data Path : X:\Orlando VOA\celinec\October 2023\10-31-2023\V1A1968\V1A1968\
Data File : 1A50346.d
Acq On : 30 Oct 2023 7:21 pm
Operator : jeniferw
Sample : FC10714-15MSD Inst : MSVOA17
Misc : MS55164,V1A1968,,,,,10
ALS Vial : 27 Sample Multiplier: 1

Quant Time: Oct 31 00:10:07 2023
Quant Method : X:\Orlando VOA\celinec\October 2023\10-31-2023\V1A1968\method\V1A_10-23-2023.M
Quant Title : SW-846 Method 5035A/8260B
QLast Update : Mon Oct 23 13:18:22 2023
Response via : Initial Calibration

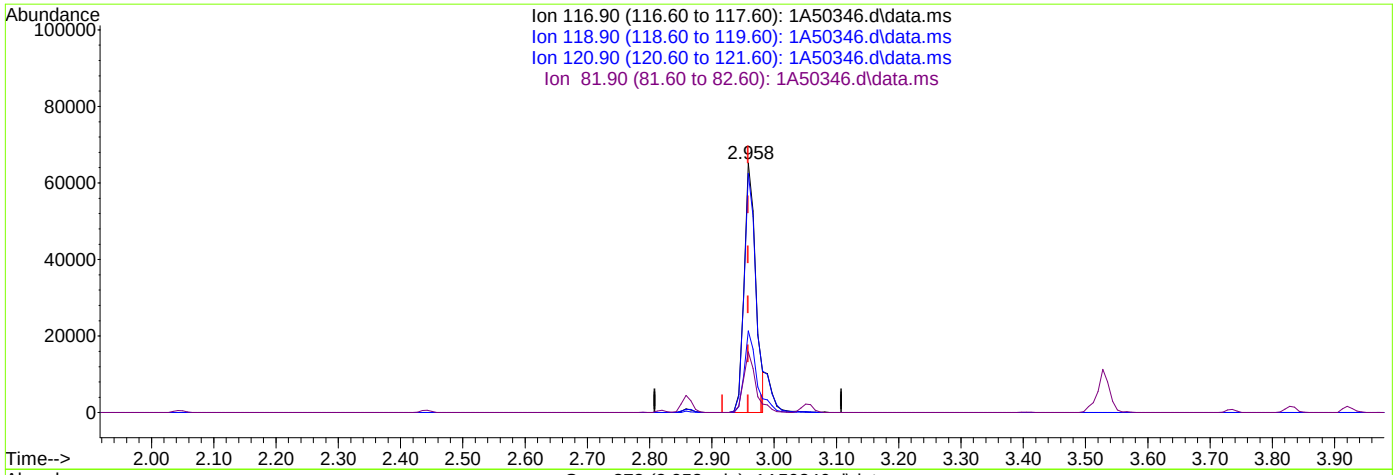

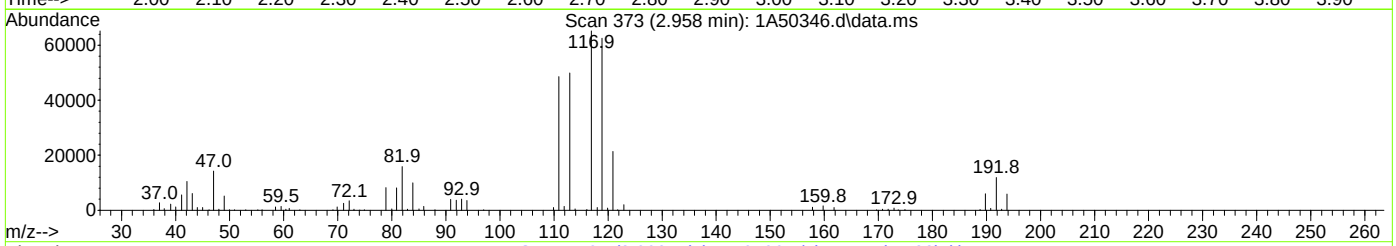

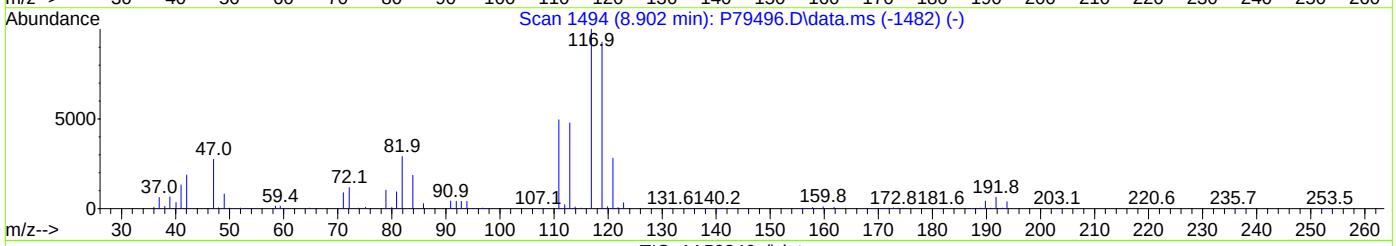

TIC: 1A50346.d\data.ms

(40) Carbon Tetrachloride ( )

2.958min (+0.000) 47.56ug/L m

response 84902

Ion	Exp%	Act%
116.90	100	100
118.90	94.50	95.79
120.90	31.10	32.73
81.90	25.40	24.33

Quantitation Report (Qedit)

Data Path : X:\Orlando VOA\celinec\October 2023\10-31-2023\V1A1968\V1A1968\
Data File : 1A50346.d
Acq On : 30 Oct 2023 7:21 pm
Operator : jeniferw
Sample : FC10714-15MSD Inst : MSVOA17
Misc : MS55164,V1A1968,,,,,10
ALS Vial : 27 Sample Multiplier: 1

Quant Time: Oct 31 00:10:07 2023
Quant Method : X:\Orlando VOA\celinec\October 2023\10-31-2023\V1A1968\method\V1A_10-23-2023.M
Quant Title : SW-846 Method 5035A/8260B
QLast Update : Mon Oct 23 13:18:22 2023
Response via : Initial Calibration

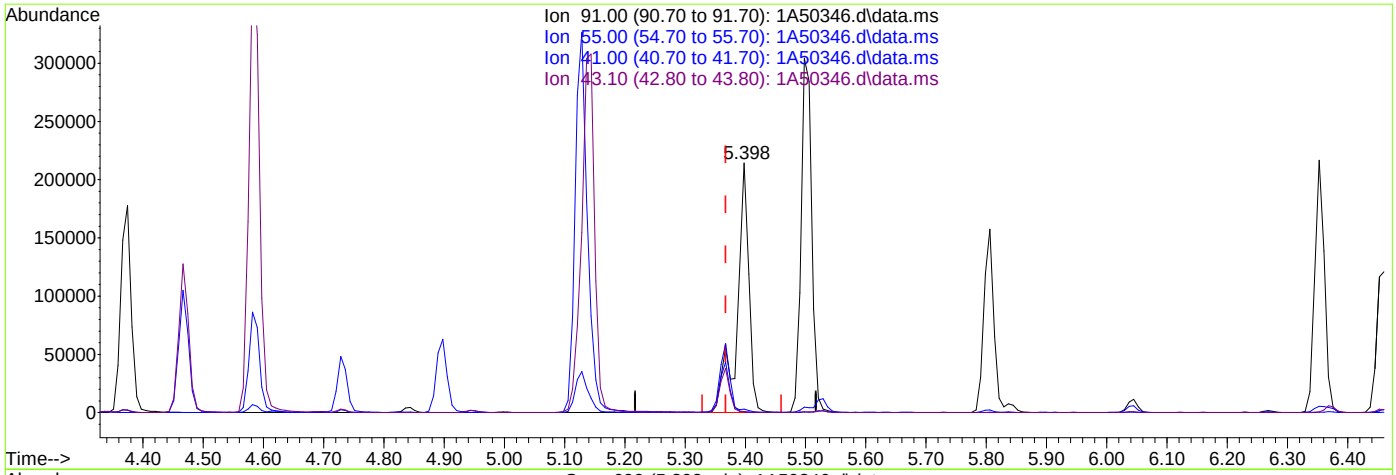

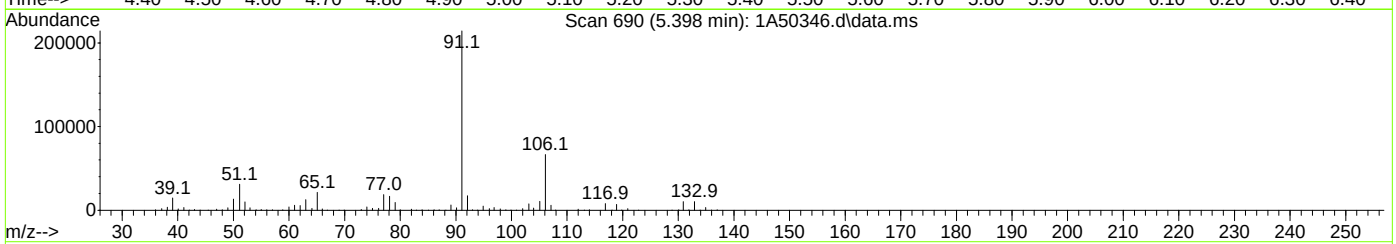

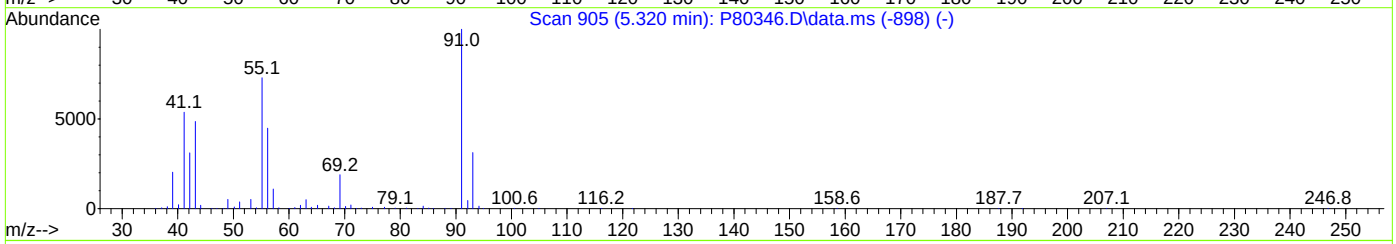

TIC: 1A50346.d\data.ms

(76) 1-Chlorohexane

5.398min (+0.031) 148.48ug/L

response 295506

Ion	Exp%	Act%
91.00	100	100
55.00	74.60	0.31#
41.00	53.90	1.27#
43.10	42.90	0.33#

Quantitation Report (Qedit)

Data Path : X:\Orlando VOA\celinec\October 2023\10-31-2023\V1A1968\V1A1968\
Data File : 1A50346.d
Acq On : 30 Oct 2023 7:21 pm
Operator : jeniferw
Sample : FC10714-15MSD Inst : MSVOA17
Misc : MS55164,V1A1968,,,,,10
ALS Vial : 27 Sample Multiplier: 1

Quant Time: Oct 31 00:10:07 2023
Quant Method : X:\Orlando VOA\celinec\October 2023\10-31-2023\V1A1968\method\V1A_10-23-2023.M
Quant Title : SW-846 Method 5035A/8260B
QLast Update : Mon Oct 23 13:18:22 2023
Response via : Initial Calibration

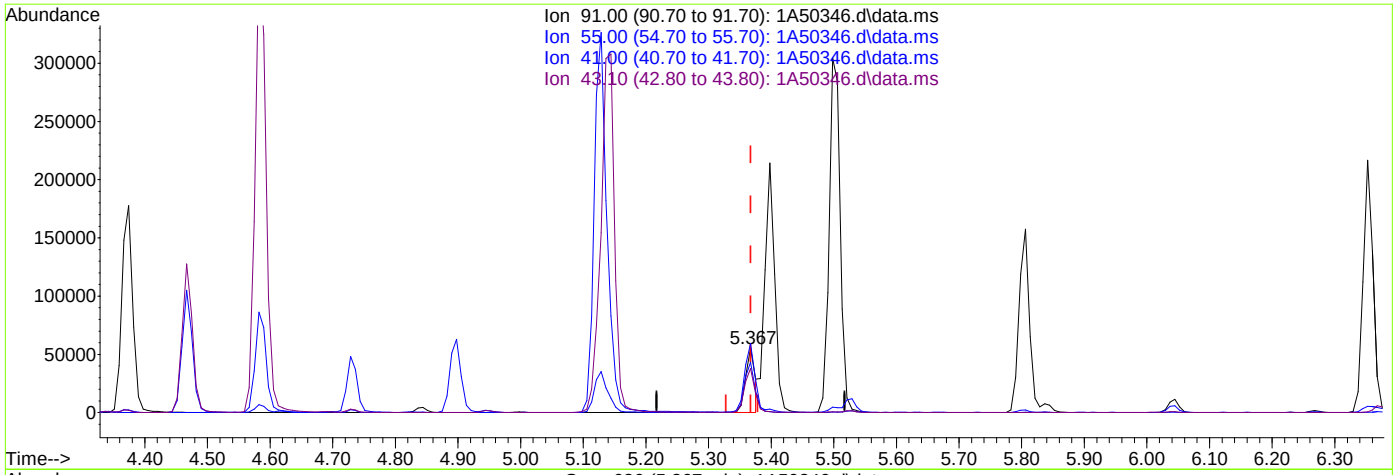

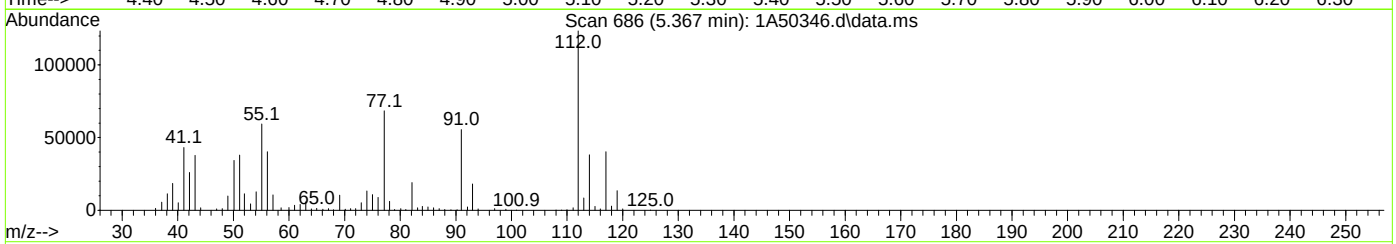

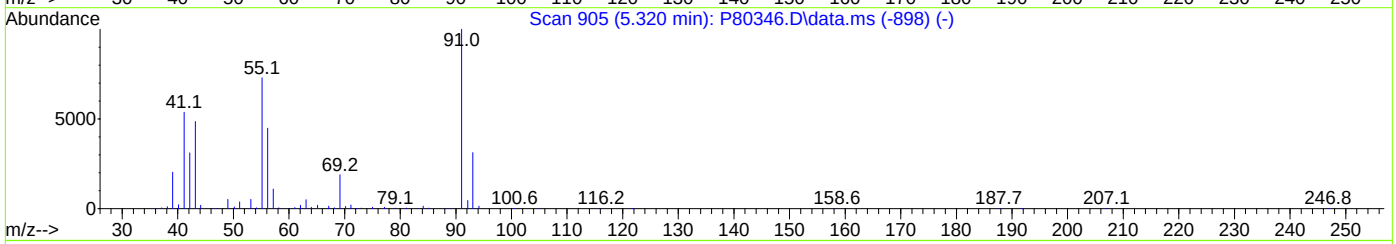

TIC: 1A50346.d\data.ms

(76) 1-Chlorohexane

5.367min (-0.000) 28.43ug/L m

response 56582

Ion	Exp%	Act%
91.00	100	100
55.00	74.60	106.95#
41.00	53.90	77.83#
43.10	42.90	68.26#

Quantitation Report (Qedit)

Data Path : X:\Orlando VOA\celinec\October 2023\10-31-2023\V1A1968\V1A1968\
Data File : 1A50346.d
Acq On : 30 Oct 2023 7:21 pm
Operator : jeniferw
Sample : FC10714-15MSD Inst : MSVOA17
Misc : MS55164,V1A1968,,,,,10
ALS Vial : 27 Sample Multiplier: 1

Quant Time: Oct 31 00:10:07 2023
Quant Method : X:\Orlando VOA\celinec\October 2023\10-31-2023\V1A1968\method\V1A_10-23-2023.M
Quant Title : SW-846 Method 5035A/8260B
QLast Update : Mon Oct 23 13:18:22 2023
Response via : Initial Calibration

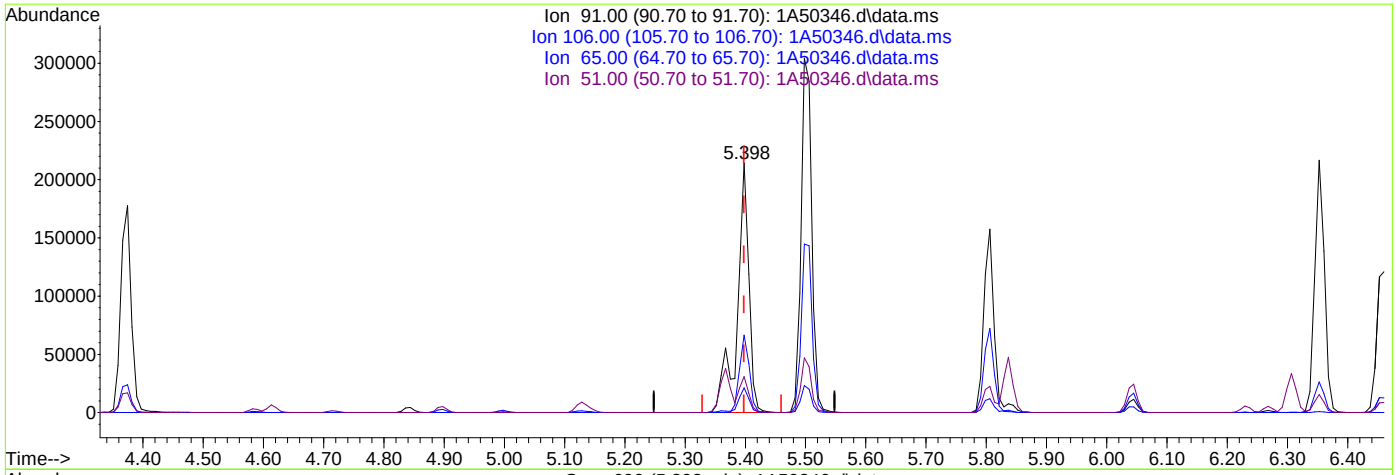

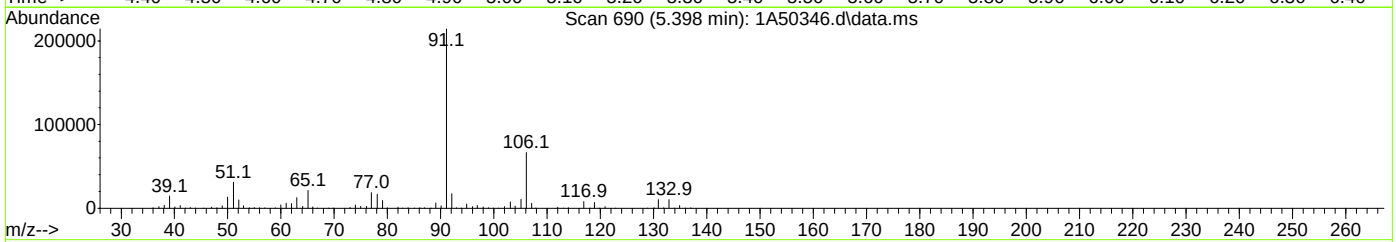

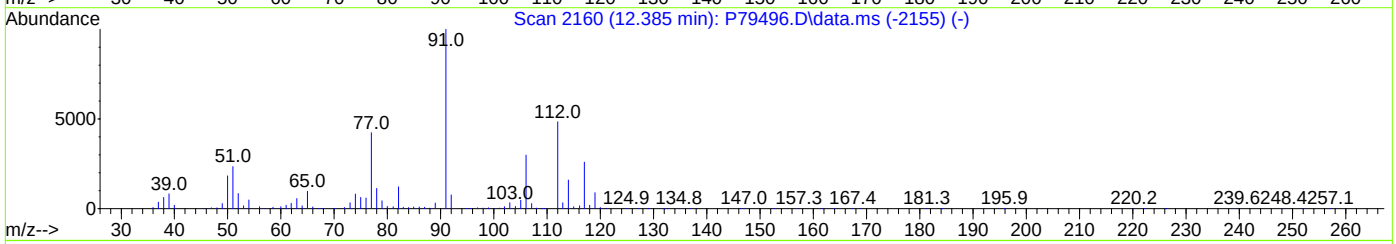

TIC: 1A50346.d\data.ms

(77) Ethylbenzene

5.398min (-0.000) 51.39ug/L

response 295506

Ion	Exp%	Act%
91.00	100	100
106.00	32.00	31.04
65.00	8.30	9.94
51.00	10.10	14.41

Quantitation Report (Qedit)

Data Path : X:\Orlando VOA\celinec\October 2023\10-31-2023\V1A1968\V1A1968\
Data File : 1A50346.d
Acq On : 30 Oct 2023 7:21 pm
Operator : jeniferw
Sample : FC10714-15MSD Inst : MSVOA17
Misc : MS55164,V1A1968,,,,,10
ALS Vial : 27 Sample Multiplier: 1

Quant Time: Oct 31 00:10:07 2023
Quant Method : X:\Orlando VOA\celinec\October 2023\10-31-2023\V1A1968\method\V1A_10-23-2023.M
Quant Title : SW-846 Method 5035A/8260B
QLast Update : Mon Oct 23 13:18:22 2023
Response via : Initial Calibration

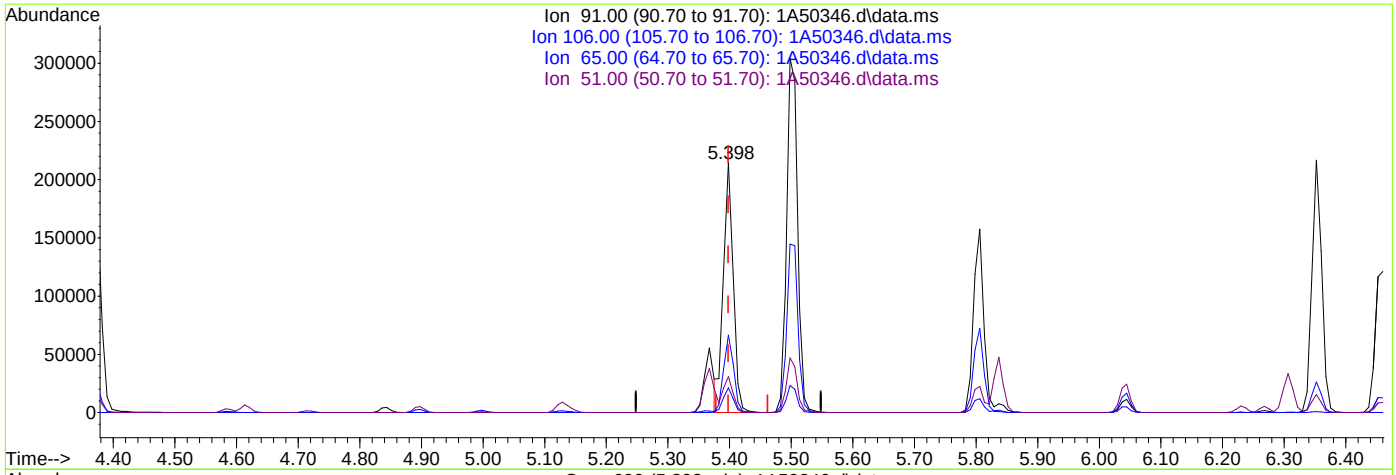

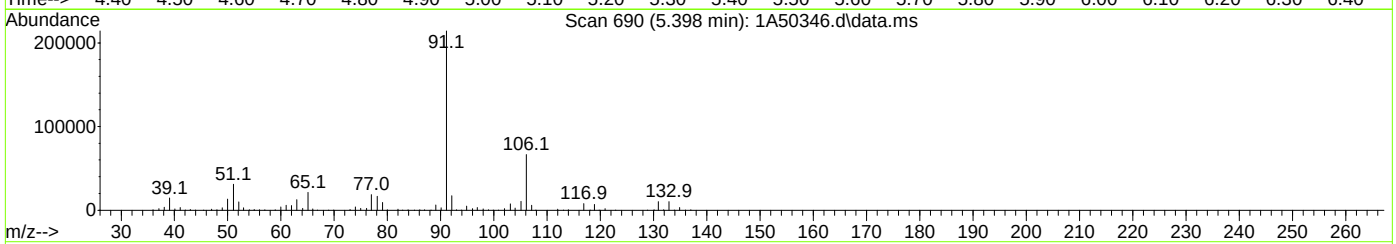

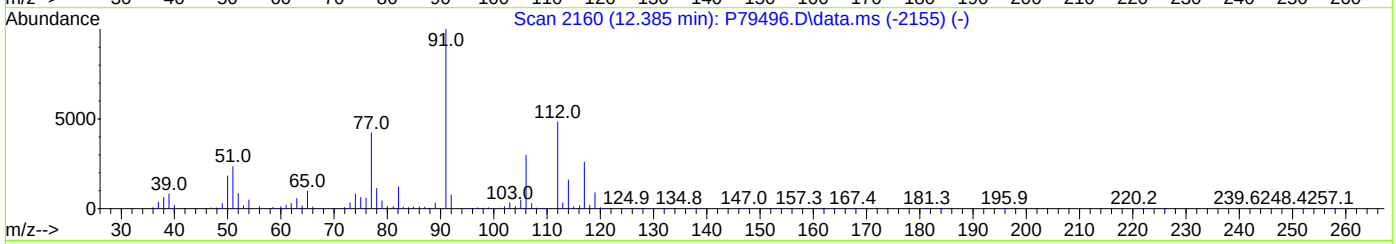

TIC: 1A50346.d\data.ms

(77) Ethylbenzene

5.398min (-0.000) 41.55ug/L m

response 238940

Ion	Exp%	Act%
91.00	100	100
106.00	32.00	31.04
65.00	8.30	9.94
51.00	10.10	14.41

Methods: SW-846 8260B

Data File : C:\msdchem\1\DATA\10-23-2023\1A50133.D Vial: 1
Acq On : 23 Oct 2023 8:49 am Operator: jeniferw
Sample : BFB Inst : MSVOA17
Misc : MS55077,V1A1961,,,,, Multiplr: 1.00
MS Integration Params: big.p

Method : C:\msdchem\1\MET...V1A_10-23-2023.M (RTE Integrator)
Title : SW-846 Method 5035A/8260B

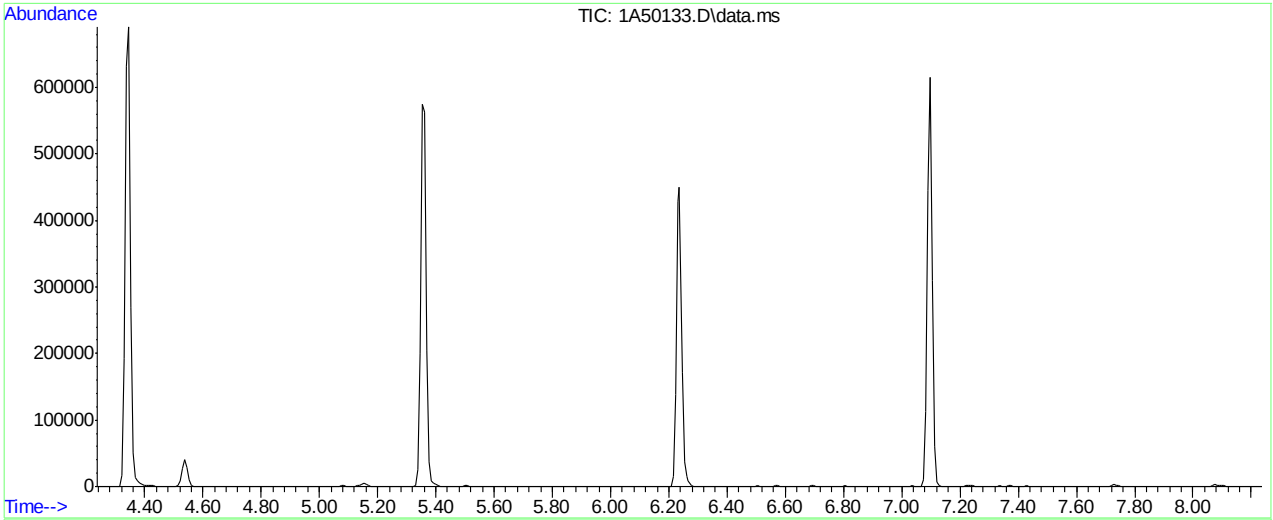

AutoFind: Scans 798, 799, 800; Background Corrected with Scan 792

Target Mass	Rel. to Mass	Lower Limit%	Upper Limit%	Rel. Abn%	Raw Abn	Result Pass/Fail
50	95	15	40	24.4	16804	PASS
75	95	30	60	45.8	31551	PASS
95	95	100	100	100.0	68835	PASS
96	95	5	9	6.7	4591	PASS
173	174	0.00	2	0.9	538	PASS
174	95	50	100	90.6	62365	PASS
175	174	5	9	7.4	4595	PASS
176	174	95	101	95.4	59501	PASS
177	176	5	9	6.8	4038	PASS

1A50133.D V1A_10-23-2023.M Tue Oct 24 10:01:45 2023

Methods: SW-846 8260B

Data File : C:\msdchem\1\DATA\10-25-2023\1A50211.D Vial: 1
Acq On : 25 Oct 2023 8:49 am Operator: jeniferw
Sample : BFB Inst : MSVOA17
Misc : MS55126,V1A1964,,,,, Multiplr: 1.00
MS Integration Params: big.p

Method : C:\msdchem\1\MET...V1A_10-23-2023.M (RTE Integrator)
Title : SW-846 Method 5035A/8260B

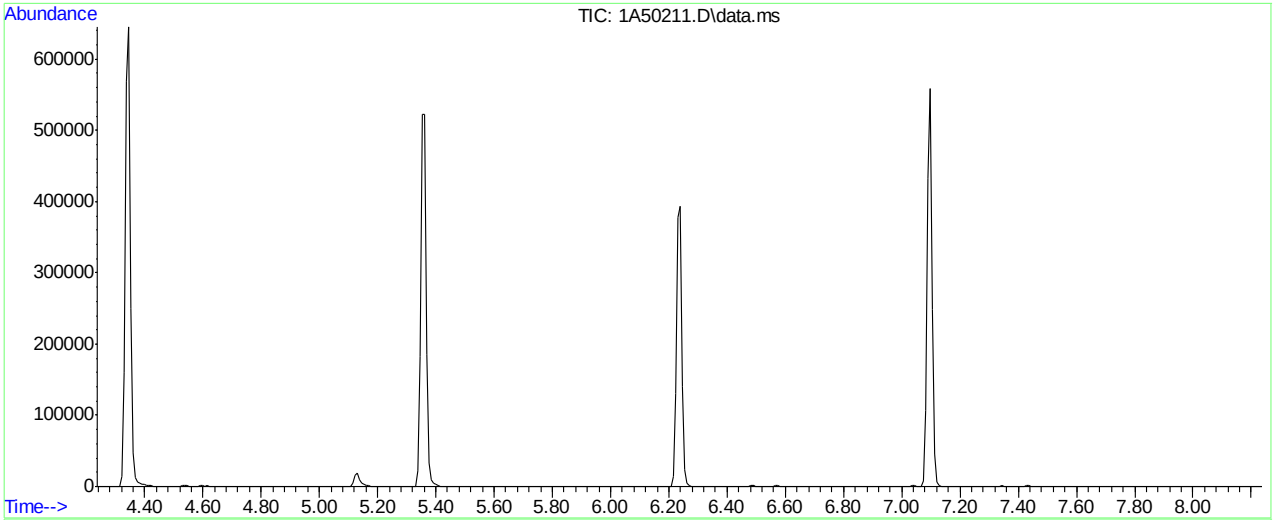

AutoFind: Scans 798, 799, 800; Background Corrected with Scan 792

Target Mass	Rel. to Mass	Lower Limit%	Upper Limit%	Rel. Abn%	Raw Abn	Result Pass/Fail
50	95	15	40	25.8	15123	PASS
75	95	30	60	48.4	28348	PASS
95	95	100	100	100.0	58528	PASS
96	95	5	9	6.9	4019	PASS
173	174	0.00	2	1.1	599	PASS
174	95	50	100	92.8	54293	PASS
175	174	5	9	6.9	3722	PASS
176	174	95	101	96.3	52280	PASS
177	176	5	9	6.7	3505	PASS

1A50211.D V1A_10-23-2023.M Wed Oct 25 09:43:50 2023

Methods: SW-846 8260B

Data File : C:\msdchem\1\DATA\10-26-2023\1A50263.D Vial: 1
Acq On : 26 Oct 2023 9:18 am Operator: jeniferw
Sample : BFB Inst : MSVOA17
Misc : MS55134,V1A1966,,,,, Multiplr: 1.00
MS Integration Params: big.p

Method : C:\msdchem\1\MET...V1A_10-23-2023.M (RTE Integrator)
Title : SW-846 Method 5035A/8260B

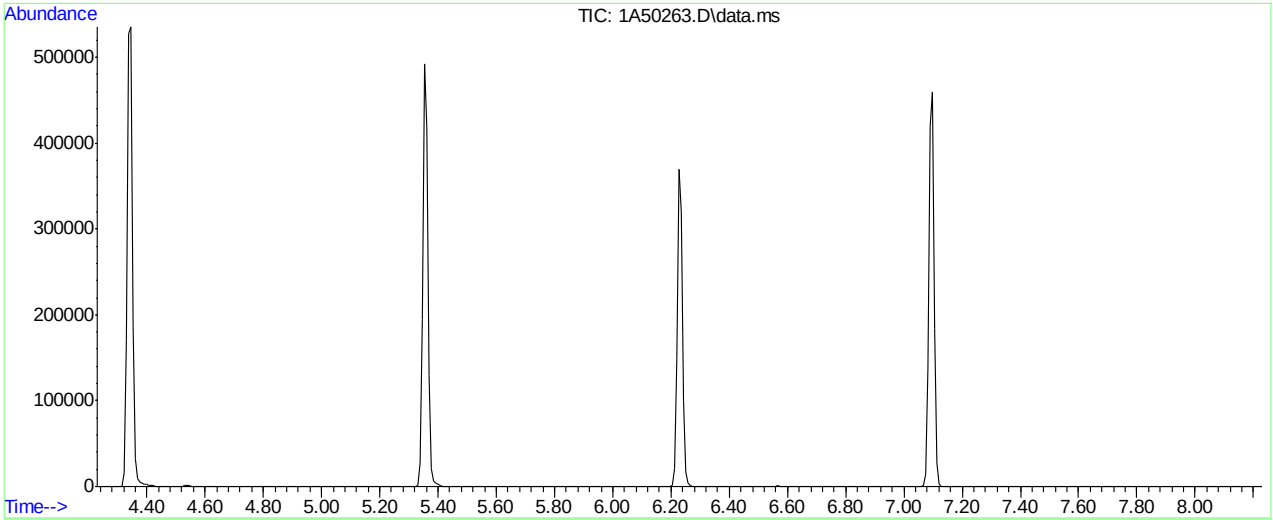

AutoFind: Scans 797, 798, 799; Background Corrected with Scan 792

Target Mass	Rel. to Mass	Lower Limit%	Upper Limit%	Rel. Abn%	Raw Abn	Result Pass/Fail
50	95	15	40	26.6	14779	PASS
75	95	30	60	47.2	26219	PASS
95	95	100	100	100.0	55523	PASS
96	95	5	9	6.5	3623	PASS
173	174	0.00	2	0.9	440	PASS
174	95	50	100	84.1	46707	PASS
175	174	5	9	7.2	3352	PASS
176	174	95	101	95.8	44757	PASS
177	176	5	9	6.9	3079	PASS

1A50263.D V1A_10-23-2023.M Thu Oct 26 09:58:28 2023

Methods: SW-846 8260B

Data File : C:\msdchem\1\DATA\10-30-2023\1A50320.D Vial: 1
Acq On : 30 Oct 2023 8:33 am Operator: jeniferw
Sample : BFB Inst : MSVOA17
Misc : MS55153,V1A1968,,,,, Multiplr: 1.00
MS Integration Params: big.p

Method : C:\msdchem\1\MET...V1A_10-23-2023.M (RTE Integrator)
Title : SW-846 Method 5035A/8260B

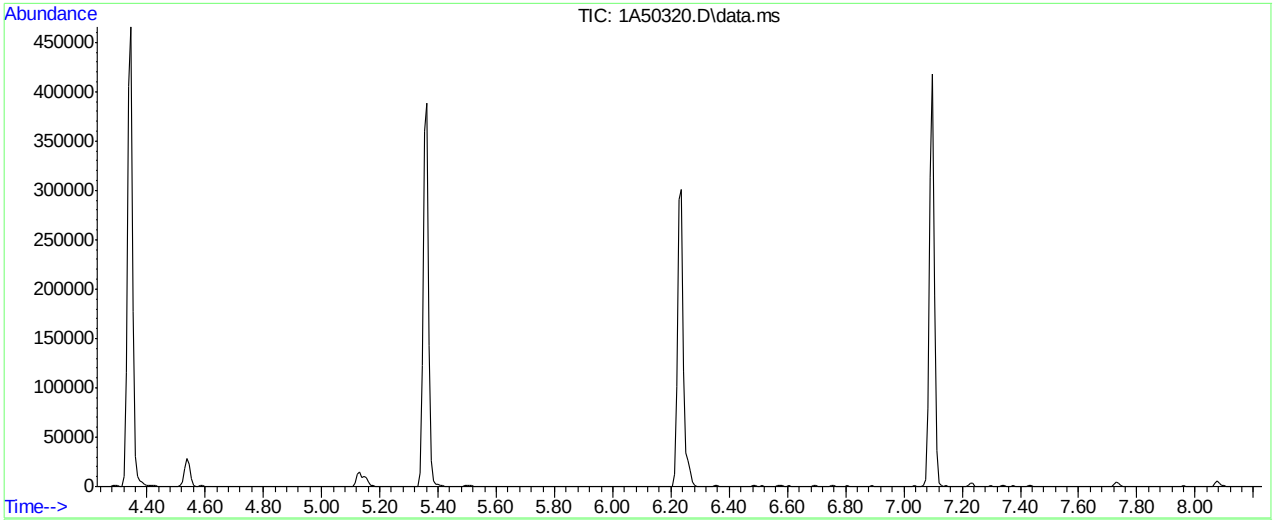

AutoFind: Scans 797, 798, 799; Background Corrected with Scan 793

Target Mass	Rel. to Mass	Lower Limit%	Upper Limit%	Rel. Abn%	Raw Abn	Result Pass/Fail
50	95	15	40	25.9	11528	PASS
75	95	30	60	51.5	22896	PASS
95	95	100	100	100.0	44443	PASS
96	95	5	9	6.7	2957	PASS
173	174	0.00	2	1.2	455	PASS
174	95	50	100	87.1	38704	PASS
175	174	5	9	7.2	2780	PASS
176	174	95	101	95.7	37039	PASS
177	176	5	9	6.7	2498	PASS

1A50320.D V1A_10-23-2023.M Mon Oct 30 11:35:37 2023

Methods: SW-846 8260B

Data File : C:\msdchem\1\data\10-11-2023\5E42941.D Vial: 2
Acq On : 11 Oct 2023 1:38 pm Operator: joannel
Sample : BFB Inst : MSVOA20
Misc : MS54902,V5E1919,,,,, Multiplr: 1.00
MS Integration Params: ult...ll.p

Method : C:\msdchem\1\met...pIX10-11-2023_.M (RTE Integrator)
Title : SW-846 Method 5030B/8260B & EPA 624

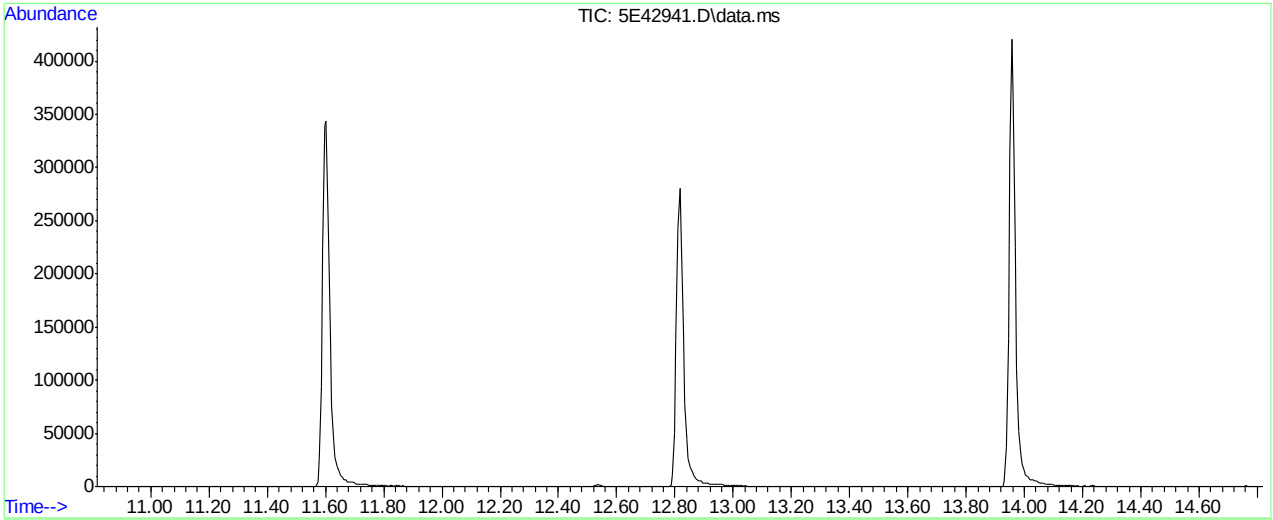

AutoFind: Scans 1923, 1924, 1925; Background Corrected with Scan 1916

Target Mass	Rel. to Mass	Lower Limit%	Upper Limit%	Rel. Abn%	Raw Abn	Result Pass/Fail
50	95	15	40	20.4	10660	PASS
75	95	30	60	48.5	25323	PASS
95	95	100	100	100.0	52219	PASS
96	95	5	9	6.8	3539	PASS
173	174	0.00	2	0.9	390	PASS
174	95	50	100	83.4	43576	PASS
175	174	5	9	7.9	3448	PASS
176	174	95	101	96.5	42040	PASS
177	176	5	9	6.7	2807	PASS

5E42941.D appIX10-11-2023_.M Thu Oct 12 08:38:28 2023

Methods: SW-846 8260B

```
Data File : C:\msdchem\1\data\10-12-2023\5E42953.D       Vial: 1
Acq On    : 12 Oct 2023   9:01 am                    Operator: joannel
Sample    : BFB                                      Inst    : MSVOA20
Misc      : MS54902,V5E1920,,,,,                     Multiplr: 1.00
MS Integration Params: ult...ll.p

Method   : C:\msdchem\1\met...pIX10-11-2023_.M (RTE Integrator)
Title    : SW-846 Method 5030B/8260B & EPA 624
```

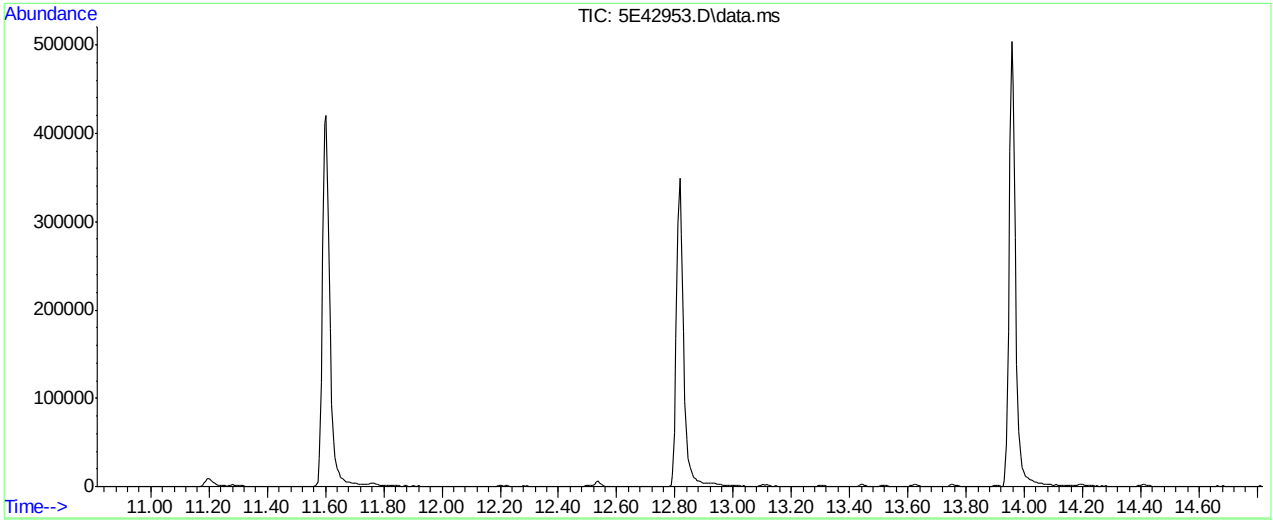

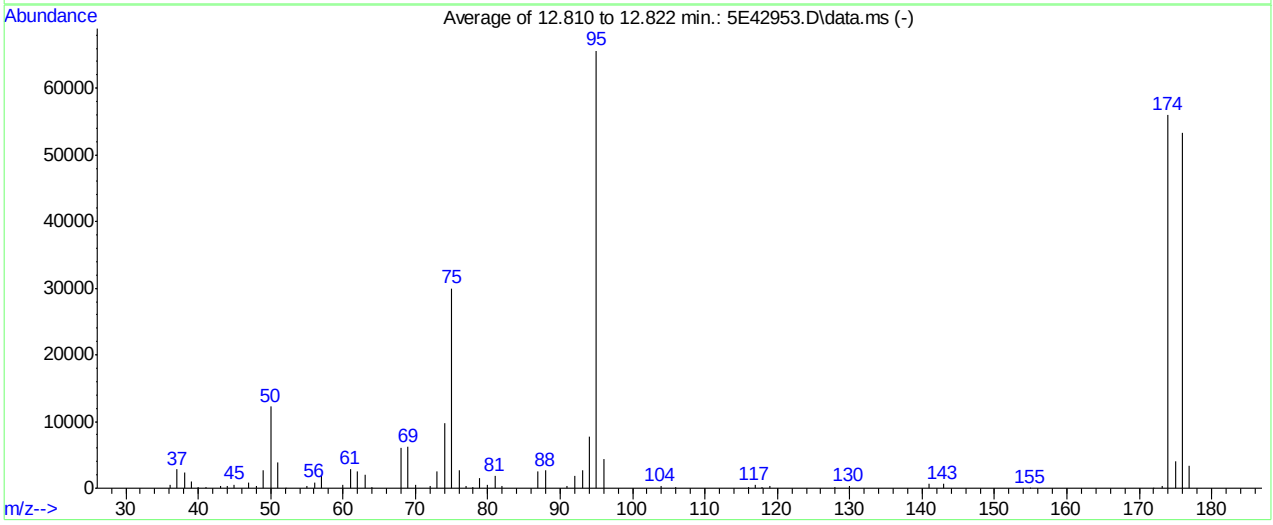

AutoFind: Scans 1923, 1924, 1925; Background Corrected with Scan 1916

Target Mass	Rel. to Mass	Lower Limit%	Upper Limit%	Rel. Abn%	Raw Abn	Result Pass/Fail
50	95	15	40	18.7	12262	PASS
75	95	30	60	45.7	30005	PASS
95	95	100	100	100.0	65659	PASS
96	95	5	9	6.6	4327	PASS
173	174	0.00	2	0.6	363	PASS
174	95	50	100	85.2	55944	PASS
175	174	5	9	7.2	4040	PASS
176	174	95	101	95.3	53336	PASS
177	176	5	9	6.4	3427	PASS

5E42953.D appIX10-11-2023_.M Thu Oct 12 10:24:23 2023

Methods: SW-846 8260B

```
Data File : C:\msdchem\1\data\10-31-2023\5E43552.D       Vial: 1
Acq On    : 31 Oct 2023   6:59 am                    Operator: neilc1
Sample    : BFB                                     Inst    : MSVOA20
Misc      : MS55162,V5E1945,,,,,                    Multiplr: 1.00
MS Integration Params: ult...ll.p

Method   : C:\msdchem\1\met...pIX10-11-2023_.M (RTE Integrator)
Title    : SW-846 Method 5030B/8260B & EPA 624
```

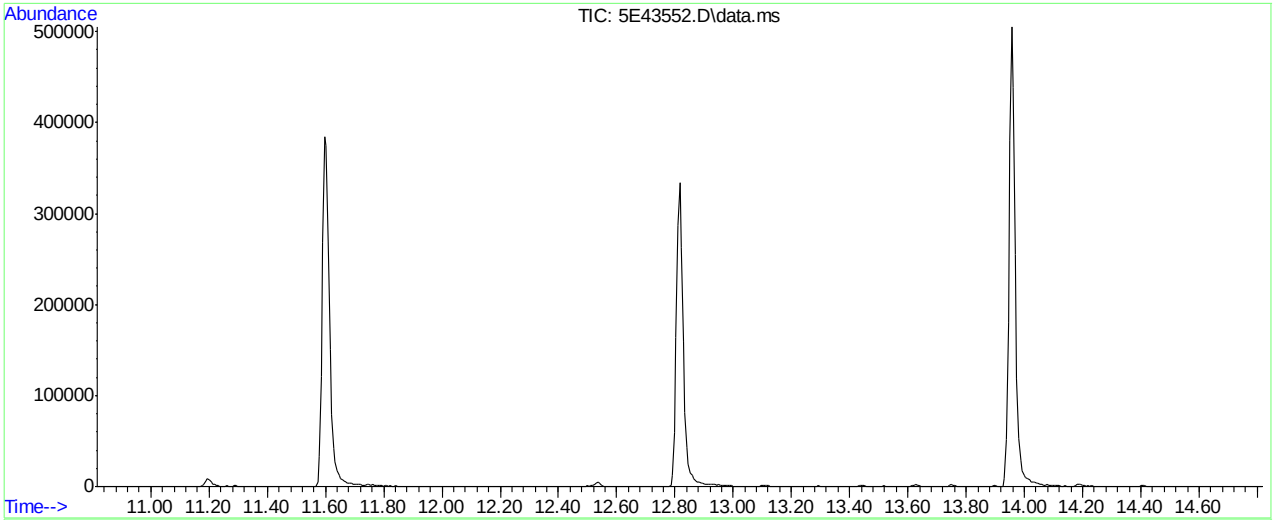

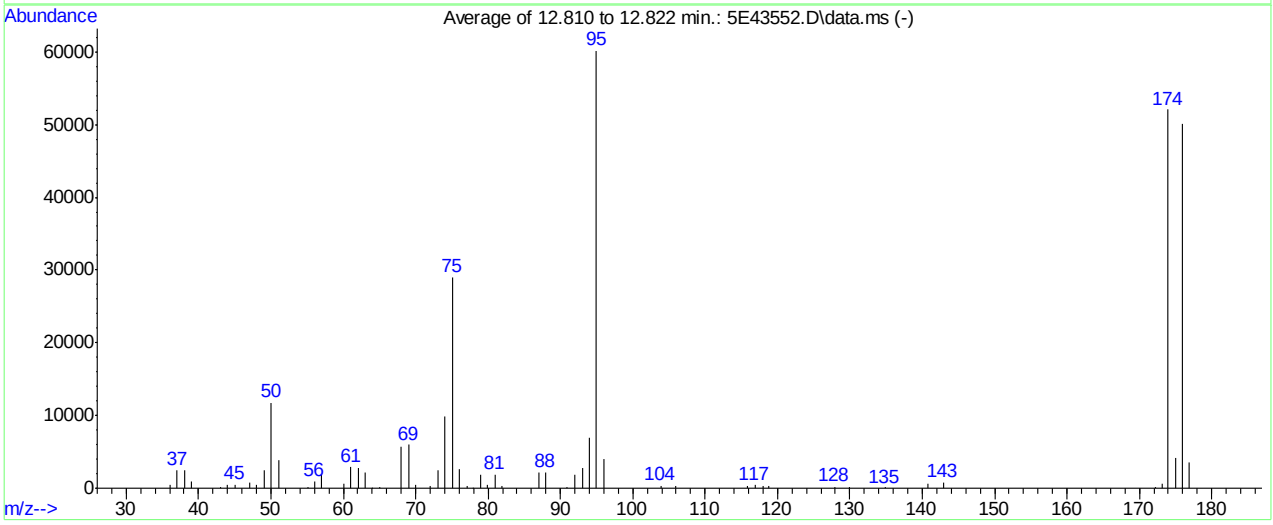

AutoFind: Scans 1923, 1924, 1925; Background Corrected with Scan 1916

Target Mass	Rel. to Mass	Lower Limit%	Upper Limit%	Rel. Abn%	Raw Abn	Result Pass/Fail
50	95	15	40	19.6	11772	PASS
75	95	30	60	48.2	28987	PASS
95	95	100	100	100.0	60189	PASS
96	95	5	9	6.6	3981	PASS
173	174	0.00	2	1.2	644	PASS
174	95	50	100	86.5	52045	PASS
175	174	5	9	8.1	4220	PASS
176	174	95	101	96.3	50101	PASS
177	176	5	9	7.1	3549	PASS

5E43552.D appIX10-11-2023_.M Tue Oct 31 10:58:46 2023

Manual Integrations APPROVED (compounds with "m" flag)
Neil Christiana 10/24/23 10:18

Quantitation Report (QT Reviewed)

Data Path : C:\msdchem\1\DATA\10-23-2023\
Data File : 1A50134.D
Acq On : 23 Oct 2023 9:13 am
Operator : jeniferw
Sample : IC1961-1
Misc : MS55077,V1A1961,,,,,
ALS Vial : 2 Sample Multiplier: 1

Quant Time: Oct 23 12:52:21 2023
Quant Method : C:\msdchem\1\METHODS\V1A_10-23-2023.M
Quant Title : SW-846 Method 5035A/8260B
QLast Update : Mon Oct 02 13:54:42 2023
Response via : Initial Calibration

Compound	R.T.	QIon	Response	Conc	Units		Dev(Min)
Internal Standards							
1) Fluorobenzene	3.405	96	309757	50.00	ug/L		0.00
62) Chlorobenzene-d5	5.352	117	221290	50.00	ug/L		0.00
85) 1,4-Dichlorobenzene-d4	7.099	152	114054	50.00	ug/L		0.00
System Monitoring Compounds							
39) Dibromofluoromethane	2.958	113	87301	46.27	ug/L		0.00
Spiked Amount 50.000	Range 83 - 118		Recovery = 92.54%				
49) 1,2-Dichloroethane-d4	3.235	65	108186	56.16	ug/L		0.00
Spiked Amount 50.000	Range 79 - 125		Recovery = 112.32%				
63) Toluene-d8	4.344	98	291668	56.85	ug/L		0.00
Spiked Amount 50.000	Range 85 - 112		Recovery = 113.70%#				
86) 4-Bromofluorobenzene	6.237	174	96493	53.94	ug/L		0.00
Spiked Amount 50.000	Range 83 - 118		Recovery = 107.88%				
Target Compounds							Qvalue
2) Dichlorodifluoromethane	1.019	85	1660	1.20	ug/L		97
3) Chloromethane	1.134	50	3362	2.02	ug/L		99
4) 1,3-butadiene	1.180	39	3242	1.88	ug/L		94
5) Vinyl Chloride	1.173	62	2623	1.74	ug/L		94
6) Bromomethane	1.350	94	756m	1.15	ug/L		
7) Chloroethane	1.411	64	1883	2.33	ug/L		87
8) Trichlorofluoromethane	1.496	101	2937	1.12	ug/L		99
9) Ethyl Ether	1.658	59	3196	2.36	ug/L	#	77
10) Ethanol	1.704	45	1769	64.73	ug/L		76
11) 1,2-Dichlorotrifluoroe...	1.750	67	2407	1.40	ug/L	#	82
12) 1,1-Dichloroethene	1.758	61	3647	1.51	ug/L		81
13) Freon 113	1.788	101	1568	0.93	ug/L		89
14) Carbon Disulfide	1.781	76	6188	1.39	ug/L		78
15) Iodomethane	1.835	142	676m	0.64	ug/L		
16) Acrolein	1.912	56	3088	7.66	ug/L		98
17) Allyl chloride	1.996	41	3951	1.81	ug/L		90
18) Methylene Chloride	2.042	49	12030	5.03	ug/L		74
19) Acetone	2.050	43	20060	33.92	ug/L		93
20) Methyl acetate	2.127	43	17418	9.59	ug/L		89
21) trans-1,2-Dichloroethene	2.135	61	3570	1.55	ug/L		80
22) Hexane	2.196	56	3065	1.72	ug/L	#	93
23) Methyl Tert Butyl Ether	2.196	73	5618	1.15	ug/L		70
24) Acetonitrile	2.273	41	8221	28.92	ug/L		95
25) Tert Butyl Alcohol	2.212	59	5793	16.65	ug/L		91
26) Di-isopropyl ether	2.396	45	9506	1.72	ug/L		93
27) Chloroprene	2.443	53	11898	1.78	ug/L		93
28) 1,1-Dichloroethane	2.443	63	4375	1.34	ug/L		94
29) Acrylonitrile	2.443	52	7036	8.48	ug/L		92
30) ETBE	2.581	59	7514	1.43	ug/L		77
31) Vinyl acetate	2.566	43	28816	7.79	ug/L		99
32) cis-1,2-Dichloroethene	2.720	96	2195	1.14	ug/L	#	81
33) 2,2-Dichloropropane	2.781	77	2726	1.10	ug/L		94
34) Bromochloromethane	2.827	128	1051	0.99	ug/L	#	61
35) Cyclohexane	2.866	56	4349	1.51	ug/L	#	78

Quantitation Report (QT Reviewed)

Data Path : C:\msdchem\1\DATA\10-23-2023\
Data File : 1A50134.D
Acq On : 23 Oct 2023 9:13 am
Operator : jeniferw
Sample : IC1961-1
Misc : MS55077,V1A1961,,,,,
ALS Vial : 2 Sample Multiplier: 1

Quant Time: Oct 23 12:52:21 2023
Quant Method : C:\msdchem\1\METHODS\V1A_10-23-2023.M
Quant Title : SW-846 Method 5035A/8260B
QLast Update : Mon Oct 02 13:54:42 2023
Response via : Initial Calibration

Compound	R.T.	QIon	Response	Conc	Units		Dev(Min)
36) Chloroform	2.866	83	3793	1.19	ug/L		96
37) Ethyl acetate	2.920	43	18507	8.54	ug/L		94
38) Tetrahydrofuran	2.951	42	1561	2.05	ug/L		88
40) Carbon Tetrachloride	2.966	117	3108m	1.03	ug/L		
41) 1,1,1-Trichloroethane	2.989	97	3263	1.10	ug/L		88
42) 2-Butanone	3.004	43	9906	8.86	ug/L		81
43) 1,1-Dichloropropene	3.058	75	2651	1.20	ug/L		90
44) tert-Butyl formate	3.097	59	9475	9.00	ug/L		89
45) Propionitrile	3.143	54	8397	23.69	ug/L		98
46) Methacrylonitrile	3.166	41	26739	21.08	ug/L		95
47) Benzene	3.182	78	8079	1.19	ug/L		77
48) TAME	3.251	73	5576	1.21	ug/L	#	69
50) 1,2-Dichloroethane	3.274	62	3636	1.41	ug/L		91
51) Isobutyl Alcohol	3.258	43	7790	41.79	ug/L		94
52) Tert Amyl Alcohol	3.328	59	4125	15.64	ug/L		84
53) Trichloroethene	3.512	95	2285	1.18	ug/L		91
54) Methylcyclohexane	3.536	83	2952	0.99	ug/L	#	68
55) Dibromomethane	3.736	93	1421	1.22	ug/L	#	84
56) 1,2-Dichloropropane	3.797	63	2817	1.69	ug/L		84
57) Bromodichloromethane	3.828	83	3046	1.21	ug/L	#	92
58) Methyl methacrylate	3.920	41	3649	2.31	ug/L	#	80
59) 1,4-Dioxane	3.943	88	466m	17.94	ug/L		
60) 2-Chloroethyl vinyl ether	4.167	63	4349	4.63	ug/L		80
61) cis-1,3-Dichloropropene	4.213	75	2976	1.15	ug/L		84
64) Toluene	4.374	91	8098	1.39	ug/L		99
65) 2-Nitropropane	4.467	41	4344	9.75	ug/L		95
66) 4-Methyl-2-pentanone	4.590	43	17208	10.41	ug/L		97
67) trans-1,3-Dichloropropene	4.613	75	3031	1.55	ug/L		83
68) Tetrachloroethene	4.636	166	2741	1.31	ug/L		94
69) Ethyl methacrylate	4.728	69	2418	1.81	ug/L	#	82
70) 1,1,2-Trichloroethane	4.713	83	1661	1.57	ug/L		88
71) Dibromochloromethane	4.844	129	1953	1.09	ug/L		90
72) 1,3-Dichloropropane	4.898	76	3073	1.63	ug/L	#	62
73) 1,2-Dibromoethane	4.998	107	2070	1.35	ug/L		93
74) 3,3-Dimethyl-1-Butanol	5.121	57	20652	95.45	ug/L	#	82
75) 2-hexanone	5.144	43	16376	10.51	ug/L	#	72
76) 1-Chlorohexane	5.367	91	3205m	1.52	ug/L		
77) Ethylbenzene	5.398	91	8576	1.38	ug/L		95
78) Chlorobenzene	5.367	112	5858	1.43	ug/L		87
79) 1,1,1,2-Tetrachloroethane	5.413	131	1992	1.16	ug/L		92
80) m,p-Xylene	5.498	91	13713	2.70	ug/L		93
81) o-Xylene	5.806	91	6766	1.31	ug/L		94
82) Styrene	5.837	104	4688	1.17	ug/L		89
83) Bromoform	5.844	173	1476	1.17	ug/L		91
84) Isopropylbenzene	6.045	105	7523	1.21	ug/L		97
87) cis-1,4-Dichloro-2-butene	6.268	53	1298	4.34	ug/L	#	60
88) n-Propylbenzene	6.352	91	9506	1.58	ug/L		98
89) Bromobenzene	6.306	156	2179	1.40	ug/L	#	60
90) 1,1,2,2-Tetrachloroethane	6.375	83	2876	1.90	ug/L		96
91) 1,3,5-Trimethylbenzene	6.506	105	6054	1.31	ug/L		93

Quantitation Report (QT Reviewed)

Data Path : C:\msdchem\1\DATA\10-23-2023\
Data File : 1A50134.D
Acq On : 23 Oct 2023 9:13 am
Operator : jeniferw
Sample : IC1961-1
Misc : MS55077,V1A1961,,,,,
ALS Vial : 2 Sample Multiplier: 1

Quant Time: Oct 23 12:52:21 2023
Quant Method : C:\msdchem\1\METHODS\V1A_10-23-2023.M
Quant Title : SW-846 Method 5035A/8260B
QLast Update : Mon Oct 02 13:54:42 2023
Response via : Initial Calibration

	Compound	R.T.	QIon	Response	Conc	Units		Dev(Min)
92)	2-Chlorotoluene	6.460	91	6010	1.70	ug/L		96
93)	trans-1,4-Dichloro-2-B...	6.506	53	1300	2.93	ug/L	#	77
94)	1,2,3-Trichloropropane	6.476	110	846m	1.66	ug/L		
95)	Cyclohexanone	6.483	55	769m	13.37	ug/L		
96)	4-Chlorotoluene	6.583	91	5917	1.58	ug/L		99
97)	tert-Butylbenzene	6.745	91	3430	1.42	ug/L		81
98)	1,2,4-Trimethylbenzene	6.806	105	5487	1.25	ug/L		97
99)	Pentachloroethane	6.753	167	1332	1.64	ug/L	#	86
100)	sec-Butylbenzene	6.891	105	7281	1.30	ug/L		92
101)	4-Isopropyltoluene	7.014	119	5377	1.05	ug/L		98
102)	1,3-Dichlorobenzene	7.037	146	3791	1.28	ug/L		95
103)	1,2,3-Trimethylbenzene	7.145	105	6219	1.42	ug/L		98
104)	1,4-Dichlorobenzene	7.107	146	4273m	1.45	ug/L		
105)	n-Butylbenzene	7.338	92	2514	1.24	ug/L		96
106)	Benzyl Chloride	7.291	126	838m	1.39	ug/L		
107)	1,2-Dichlorobenzene	7.430	146	3767	1.43	ug/L		84
108)	1,2-Dibromo-3-Chloropr...	8.015	75	365m	1.62	ug/L		
109)	Hexachlorobutadiene	8.515	225	490m	0.83	ug/L		
110)	1,2,4-Trichlorobenzene	8.507	180	1396	1.10	ug/L		87
111)	Naphthalene	8.715	128	2543	1.35	ug/L		75
112)	1,2,3-Trichlorobenzene	8.838	180	909m	1.02	ug/L		

(#) = qualifier out of range (m) = manual integration (+) = signals summed

Quantitation Report (QT Reviewed)

Data Path : C:\msdchem\1\DATA\10-23-2023\
Data File : 1A50134.D
Acq On : 23 Oct 2023 9:13 am
Operator : jeniferw
Sample : IC1961-1
Misc : MS55077,V1A1961,,,,,
ALS Vial : 2 Sample Multiplier: 1

Quant Time: Oct 23 12:52:21 2023
Quant Method : C:\msdchem\1\METHODS\V1A_10-23-2023.M
Quant Title : SW-846 Method 5035A/8260B
QLast Update : Mon Oct 02 13:54:42 2023
Response via : Initial Calibration

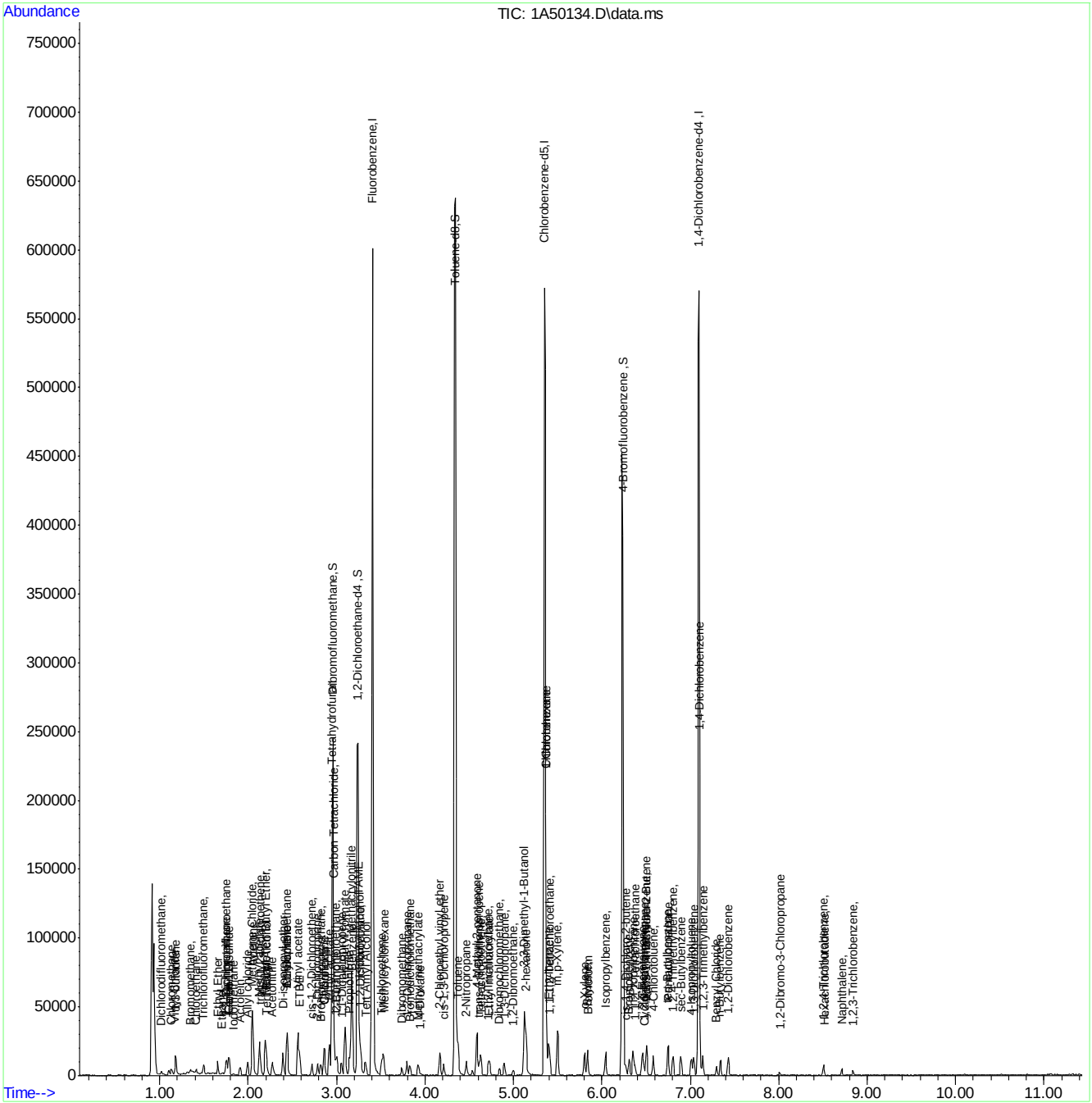

Manual Integration Approval Summary

Sample Number: V1A1961-IC1961
Lab FileID: 1A50134.D
Injection Time: 10/23/23 09:13

Method: SW846 8260D
Analyst approved: 10/23/23 14:29 Jenifer Willis
Supervisor approved: 10/24/23 10:18 Neil Christiana

Parameter	CAS	Sig#	R.T. (min.)	Reason
Methyl Bromide	74-83-9		1.35	Missed peak
Methyl Iodide	74-88-4		1.83	Missed peak
Carbon Tetrachloride	56-23-5		2.97	Overlapping peak
1,4-Dioxane	123-91-1		3.94	Missed peak
1-Chlorohexane	544-10-5		5.37	Poorly defined baseline
Cyclohexanone	108-94-1		6.48	Missed peak
1,2,3-Trichloropropane	96-18-4		6.48	Missed peak
1,4-Dichlorobenzene	106-46-7		7.11	Missed peak
Benzyl Chloride	100-44-7		7.29	Missed peak
1,2-Dibromo-3-chloropropane	96-12-8		8.01	Missed peak
Hexachlorobutadiene	87-68-3		8.52	Missed peak
1,2,3-Trichlorobenzene	87-61-6		8.84	Missed peak

Quantitation Report (Qedit)

Data Path : C:\msdchem\1\DATA\10-23-2023\
Data File : 1A50134.D
Acq On : 23 Oct 2023 9:13 am
Operator : jeniferw
Sample : IC1961-1
Misc : MS55077,V1A1961,,,,,
ALS Vial : 2 Sample Multiplier: 1

Quant Time: Oct 23 12:49:17 2023
Quant Method : C:\msdchem\1\METHODS\V1A_10-23-2023.M
Quant Title : SW-846 Method 5035A/8260B
QLast Update : Mon Oct 02 13:54:42 2023
Response via : Initial Calibration

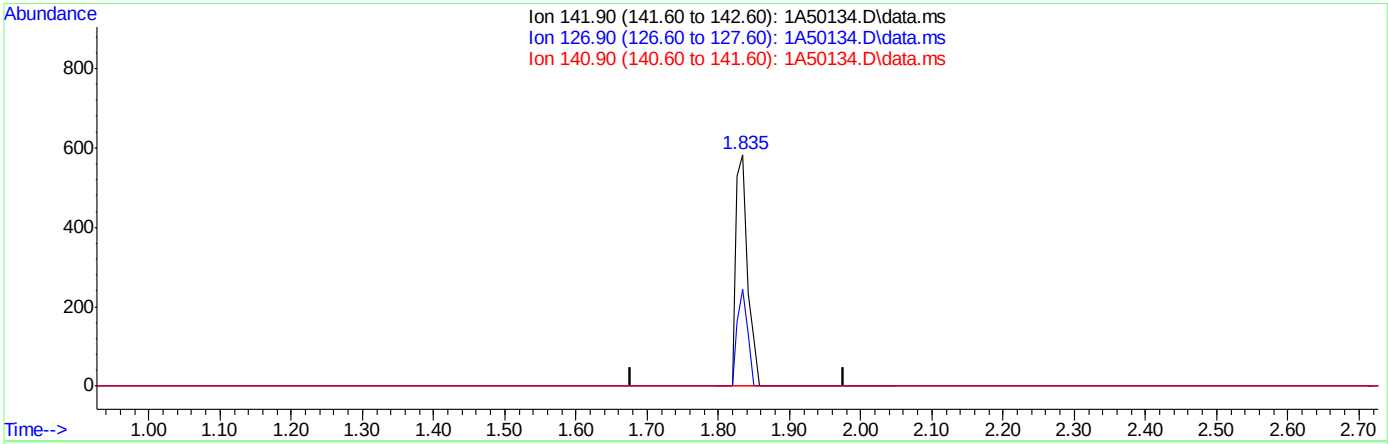

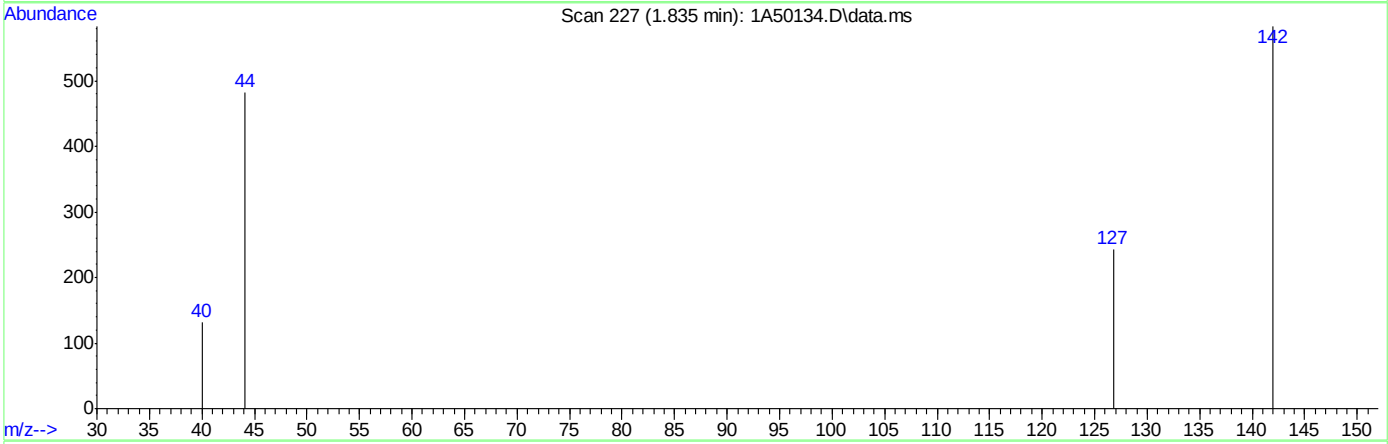

TIC: 1A50134.D\data.ms

(15) Iodomethane

1.835min (+0.008) 0.64ug/L m

response 676

Ion	Exp%	Act%
141.90	100	100
126.90	46.70	41.68
140.90	14.30	0.00
0.00	0.00	0.00

Quantitation Report (Qedit)

Data Path : C:\msdchem\1\DATA\10-23-2023\
Data File : 1A50134.D
Acq On : 23 Oct 2023 9:13 am
Operator : jeniferw
Sample : IC1961-1
Misc : MS55077,V1A1961,,,,,
ALS Vial : 2 Sample Multiplier: 1

Quant Time: Oct 23 12:49:17 2023
Quant Method : C:\msdchem\1\METHODS\V1A_10-23-2023.M
Quant Title : SW-846 Method 5035A/8260B
QLast Update : Mon Oct 02 13:54:42 2023
Response via : Initial Calibration

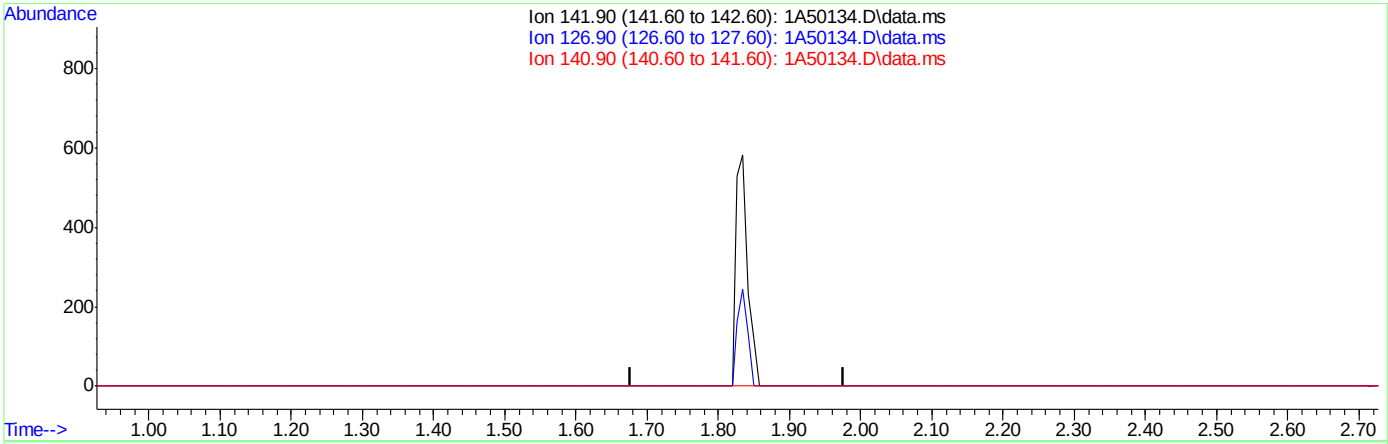

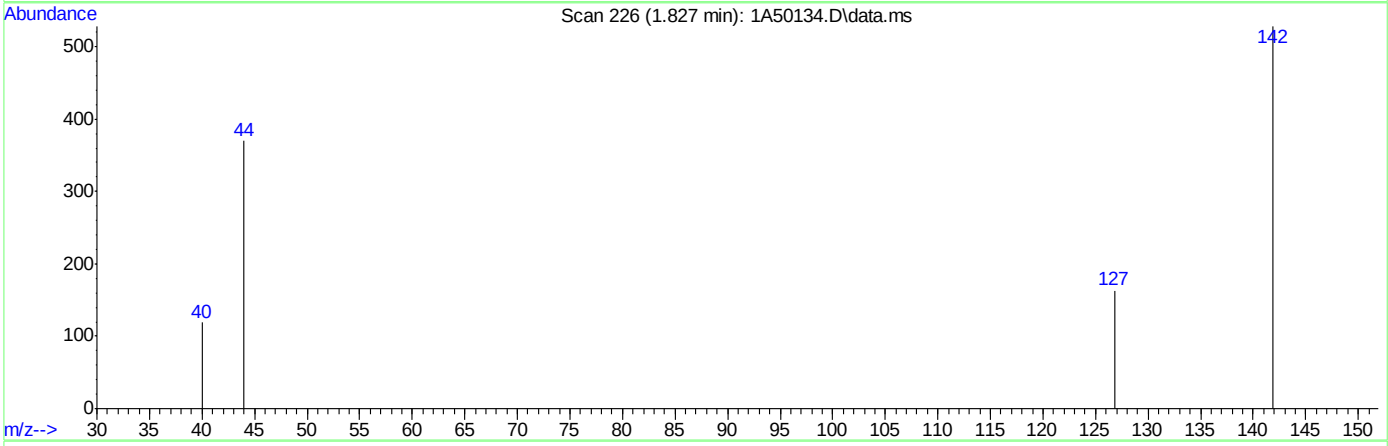

TIC: 1A50134.D\data.ms

(15) Iodomethane

1.827min (-1.827) 0.00ug/L

response 0

Ion	Exp%	Act%
141.90	100	0.00
126.90	46.70	0.00#
140.90	14.30	0.00
0.00	0.00	0.00

Quantitation Report (Qedit)

Data Path : C:\msdchem\1\DATA\10-23-2023\
Data File : 1A50134.D
Acq On : 23 Oct 2023 9:13 am
Operator : jeniferw
Sample : IC1961-1
Misc : MS55077,V1A1961,,,,,
ALS Vial : 2 Sample Multiplier: 1

Quant Time: Oct 23 12:49:17 2023
Quant Method : C:\msdchem\1\METHODS\V1A_10-23-2023.M
Quant Title : SW-846 Method 5035A/8260B
QLast Update : Mon Oct 02 13:54:42 2023
Response via : Initial Calibration

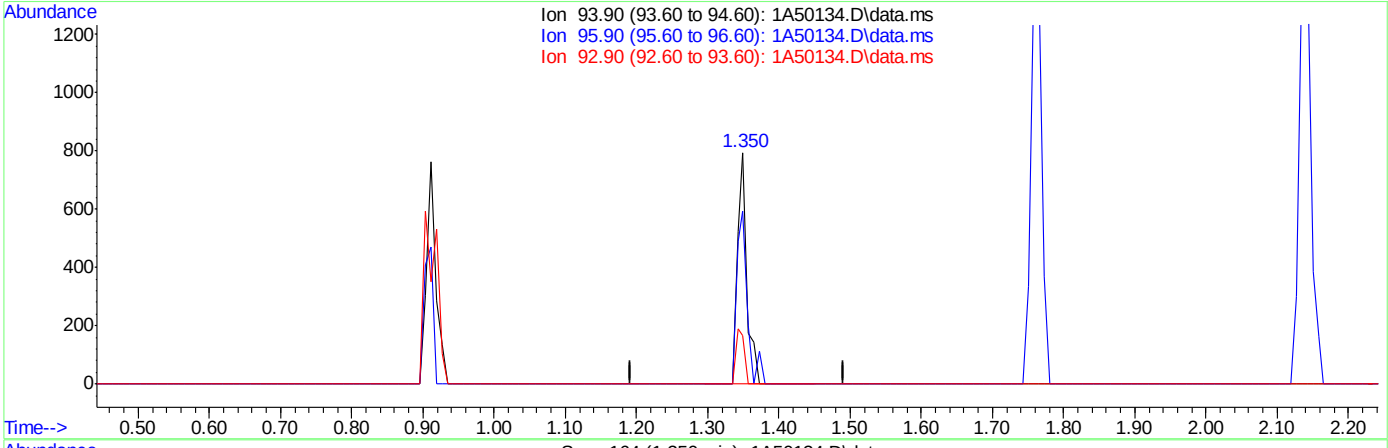

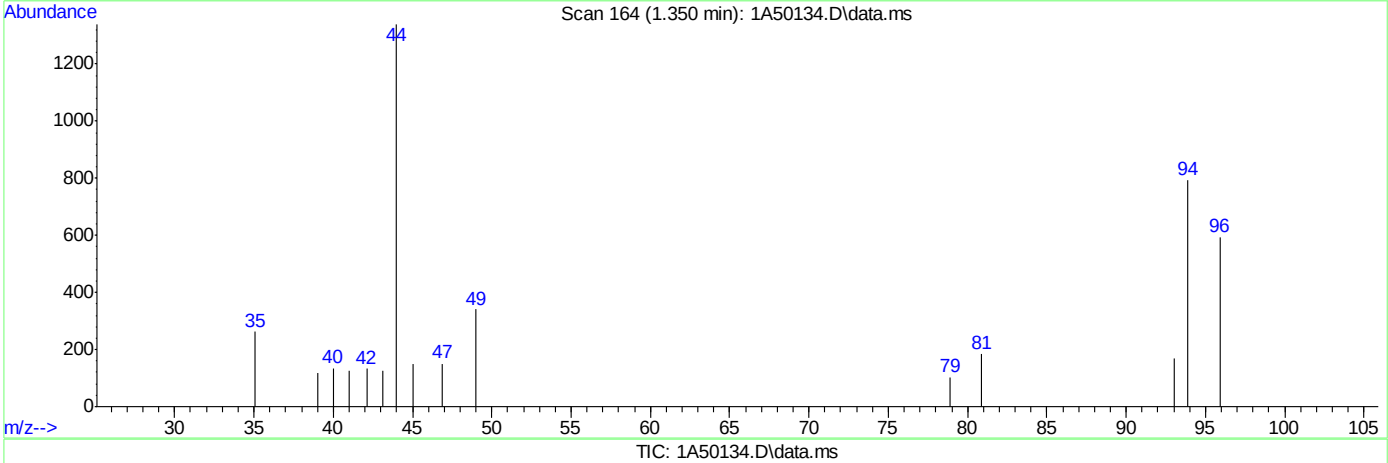

TIC: 1A50134.D\data.ms

(6) Bromomethane ( )

1.350min (+0.008) 1.15ug/L m

response 756

Ion	Exp%	Act%
93.90	100	100
95.90	88.70	74.72
92.90	19.40	21.13
0.00	0.00	0.00

Quantitation Report (Qedit)

Data Path : C:\msdchem\1\DATA\10-23-2023\
Data File : 1A50134.D
Acq On : 23 Oct 2023 9:13 am
Operator : jeniferw
Sample : IC1961-1
Misc : MS55077,V1A1961,,,,,
ALS Vial : 2 Sample Multiplier: 1

Quant Time: Oct 23 12:49:17 2023
Quant Method : C:\msdchem\1\METHODS\V1A_10-23-2023.M
Quant Title : SW-846 Method 5035A/8260B
QLast Update : Mon Oct 02 13:54:42 2023
Response via : Initial Calibration

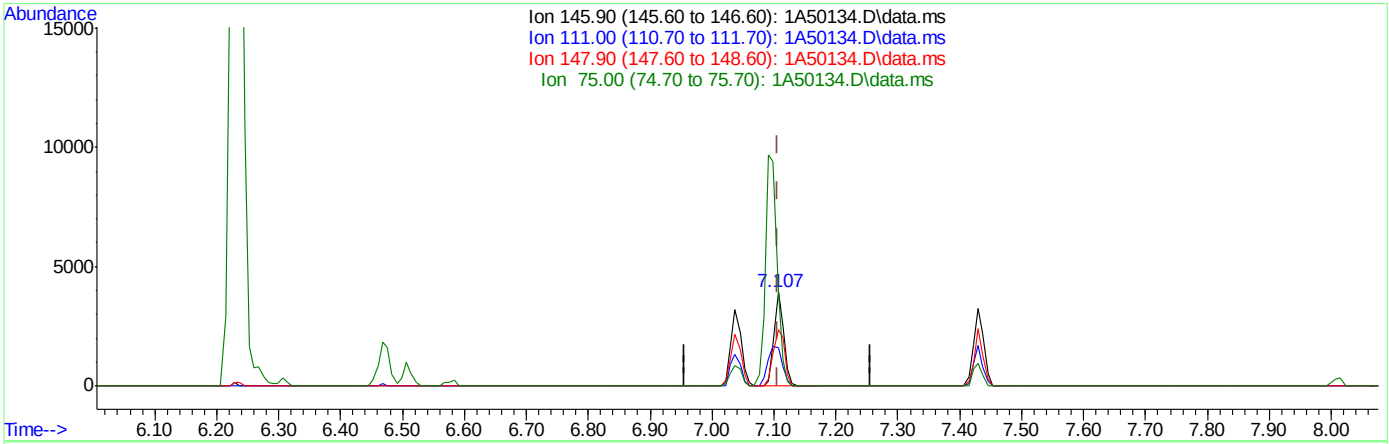

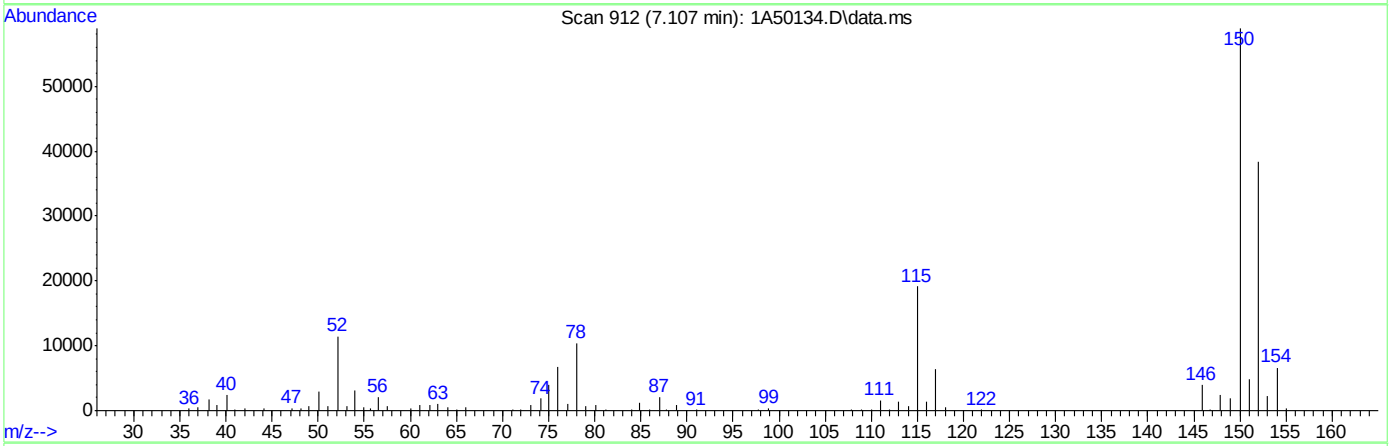

TIC: 1A50134.D\data.ms

(104) 1,4-Dichlorobenzene

7.107min (-0.000) 1.45ug/L m

response 4273

Ion	Exp%	Act%
145.90	100	100
111.00	38.00	41.37
147.90	65.40	59.69
75.00	26.40	99.52#

Quantitation Report (Qedit)

Data Path : C:\msdchem\1\DATA\10-23-2023\
Data File : 1A50134.D
Acq On : 23 Oct 2023 9:13 am
Operator : jeniferw
Sample : IC1961-1
Misc : MS55077,V1A1961,,,,,
ALS Vial : 2 Sample Multiplier: 1

Quant Time: Oct 23 12:49:17 2023
Quant Method : C:\msdchem\1\METHODS\V1A_10-23-2023.M
Quant Title : SW-846 Method 5035A/8260B
QLast Update : Mon Oct 02 13:54:42 2023
Response via : Initial Calibration

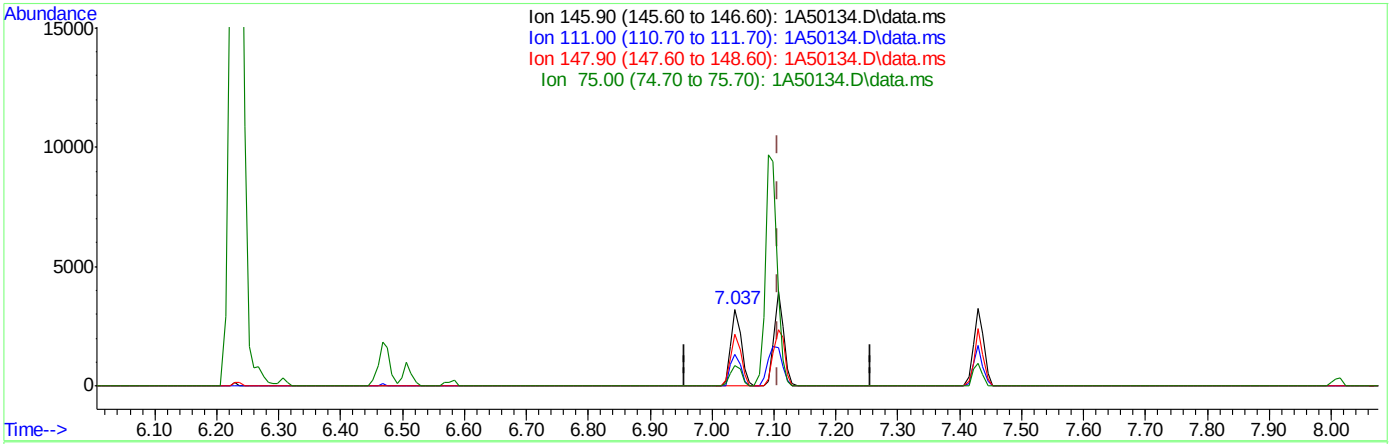

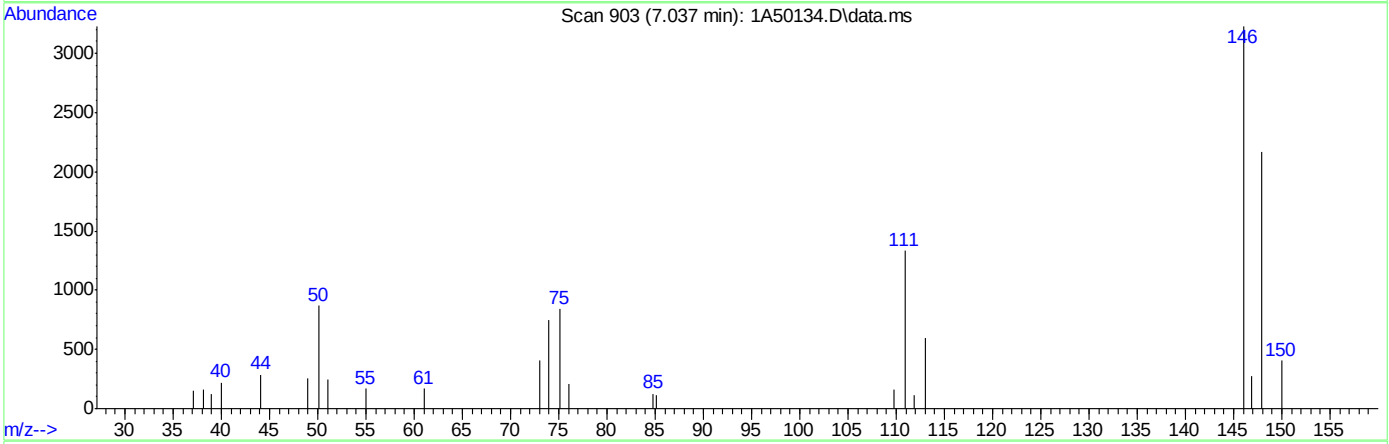

TIC: 1A50134.D\data.ms

(104) 1,4-Dichlorobenzene

7.037min (-0.070) 1.29ug/L

response 3791

Ion	Exp%	Act%
145.90	100	100
111.00	38.00	41.31
147.90	65.40	67.21
75.00	26.40	26.00

Quantitation Report (Qedit)

Data Path : C:\msdchem\1\DATA\10-23-2023\
Data File : 1A50134.D
Acq On : 23 Oct 2023 9:13 am
Operator : jeniferw
Sample : IC1961-1
Misc : MS55077,V1A1961,,,,,
ALS Vial : 2 Sample Multiplier: 1

Quant Time: Oct 23 12:49:17 2023
Quant Method : C:\msdchem\1\METHODS\V1A_10-23-2023.M
Quant Title : SW-846 Method 5035A/8260B
QLast Update : Mon Oct 02 13:54:42 2023
Response via : Initial Calibration

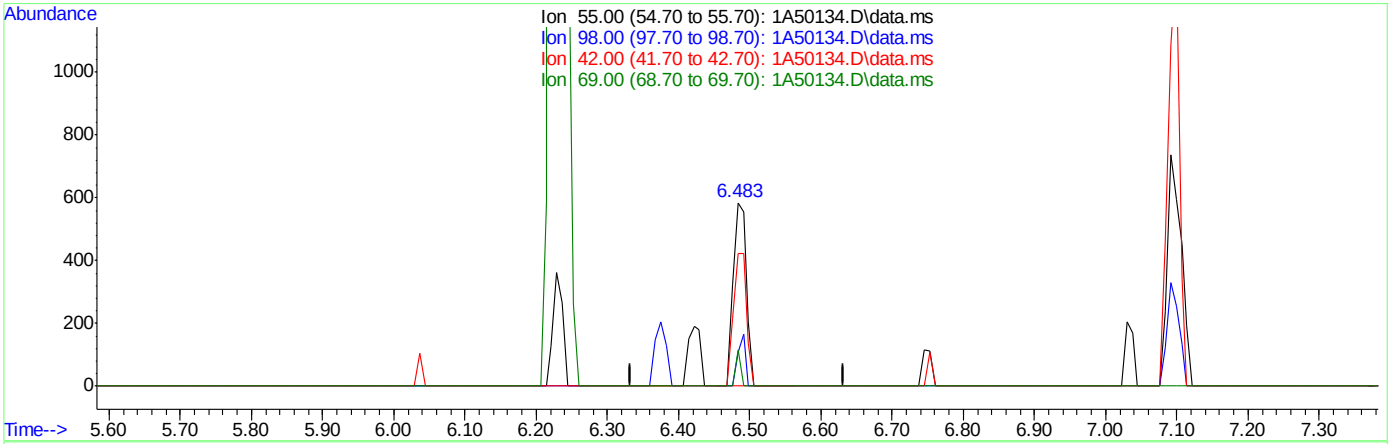

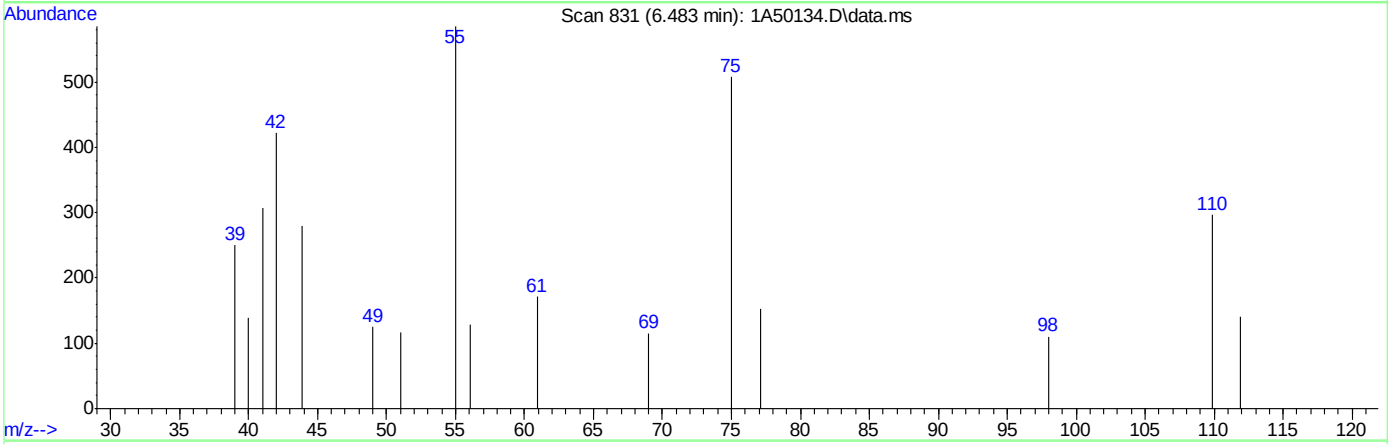

TIC: 1A50134.D\data.ms

(95) Cyclohexanone

6.483min (+0.000) 13.37ug/L m

response 769

Ion	Exp%	Act%
55.00	100	100
98.00	41.70	18.80#
42.00	67.70	72.14
69.00	27.00	19.66

Quantitation Report (Qedit)

Data Path : C:\msdchem\1\DATA\10-23-2023\
Data File : 1A50134.D
Acq On : 23 Oct 2023 9:13 am
Operator : jeniferw
Sample : IC1961-1
Misc : MS55077,V1A1961,,,,,
ALS Vial : 2 Sample Multiplier: 1

Quant Time: Oct 23 12:49:17 2023
Quant Method : C:\msdchem\1\METHODS\V1A_10-23-2023.M
Quant Title : SW-846 Method 5035A/8260B
QLast Update : Mon Oct 02 13:54:42 2023
Response via : Initial Calibration

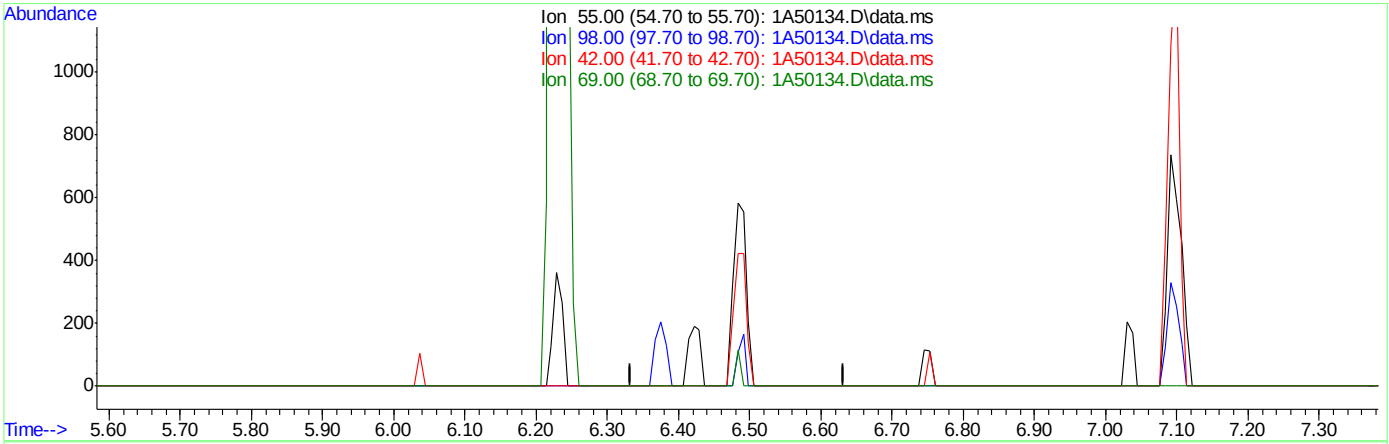

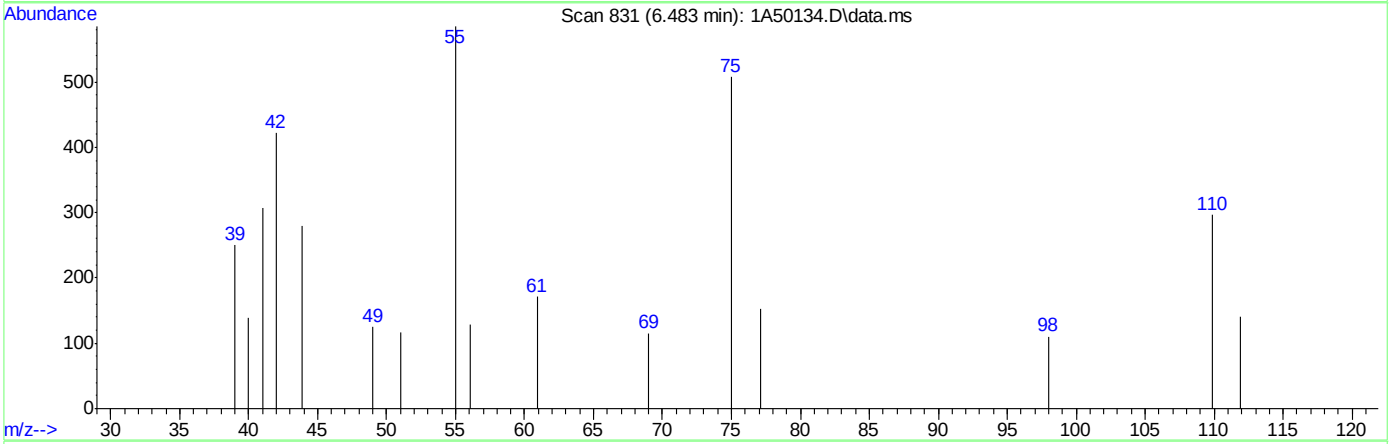

TIC: 1A50134.D\data.ms

(95) Cyclohexanone

6.483min (-6.483) 0.00ug/L

response 0

Ion	Exp%	Act%
55.00	100	0.00
98.00	41.70	0.00#
42.00	67.70	0.00#
69.00	27.00	0.00#

Quantitation Report (Qedit)

Data Path : C:\msdchem\1\DATA\10-23-2023\
Data File : 1A50134.D
Acq On : 23 Oct 2023 9:13 am
Operator : jeniferw
Sample : IC1961-1
Misc : MS55077,V1A1961,,,,,
ALS Vial : 2 Sample Multiplier: 1

Quant Time: Oct 23 12:49:17 2023
Quant Method : C:\msdchem\1\METHODS\V1A_10-23-2023.M
Quant Title : SW-846 Method 5035A/8260B
QLast Update : Mon Oct 02 13:54:42 2023
Response via : Initial Calibration

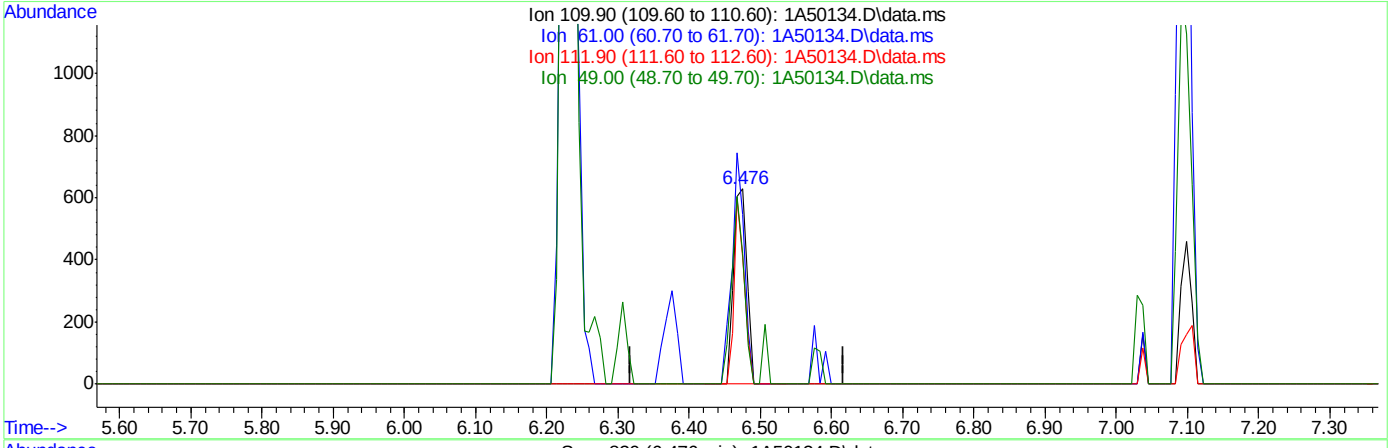

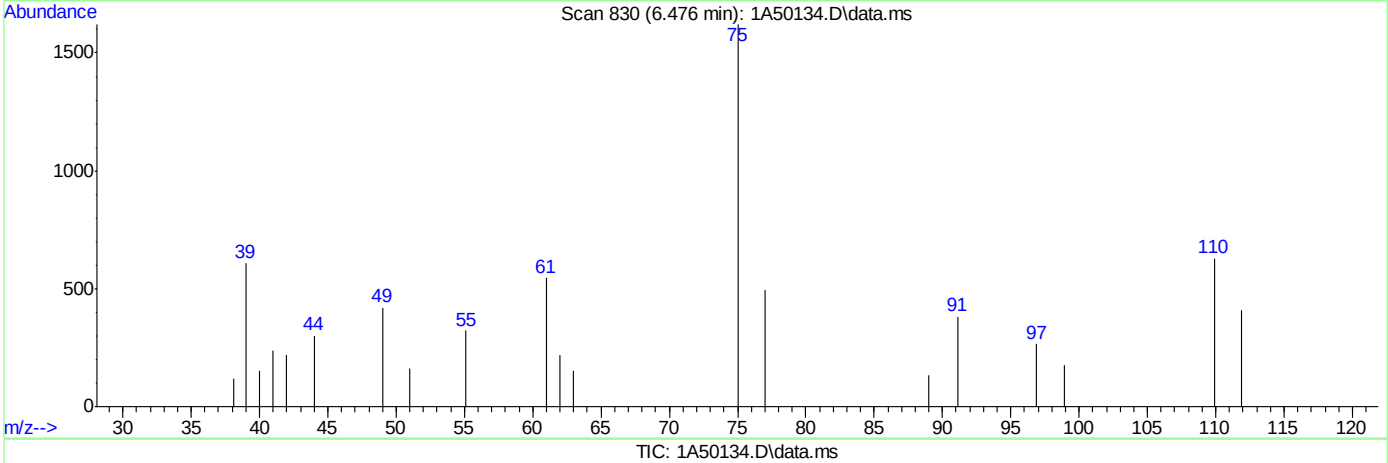

TIC: 1A50134.D\data.ms

(94) 1,2,3-Trichloropropane ( )

6.476min (+0.008) 1.66ug/L m

response 846

Ion	Exp%	Act%
109.90	100	100
61.00	66.40	86.78
111.90	64.30	65.29
49.00	57.90	66.72

Quantitation Report (Qedit)

Data Path : C:\msdchem\1\DATA\10-23-2023\
Data File : 1A50134.D
Acq On : 23 Oct 2023 9:13 am
Operator : jeniferw
Sample : IC1961-1
Misc : MS55077,V1A1961,,,,,
ALS Vial : 2 Sample Multiplier: 1

Quant Time: Oct 23 12:49:17 2023
Quant Method : C:\msdchem\1\METHODS\V1A_10-23-2023.M
Quant Title : SW-846 Method 5035A/8260B
QLast Update : Mon Oct 02 13:54:42 2023
Response via : Initial Calibration

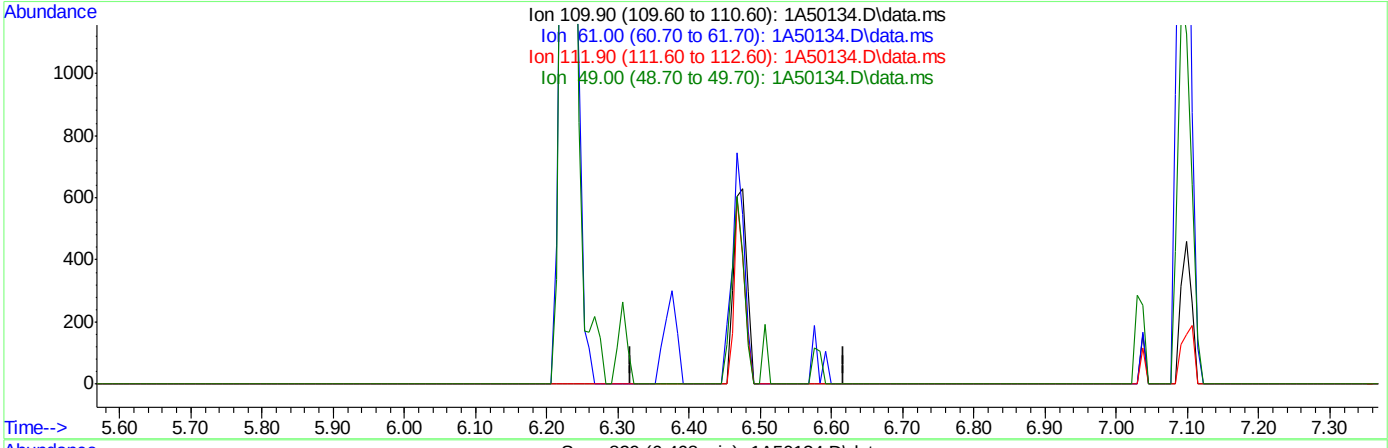

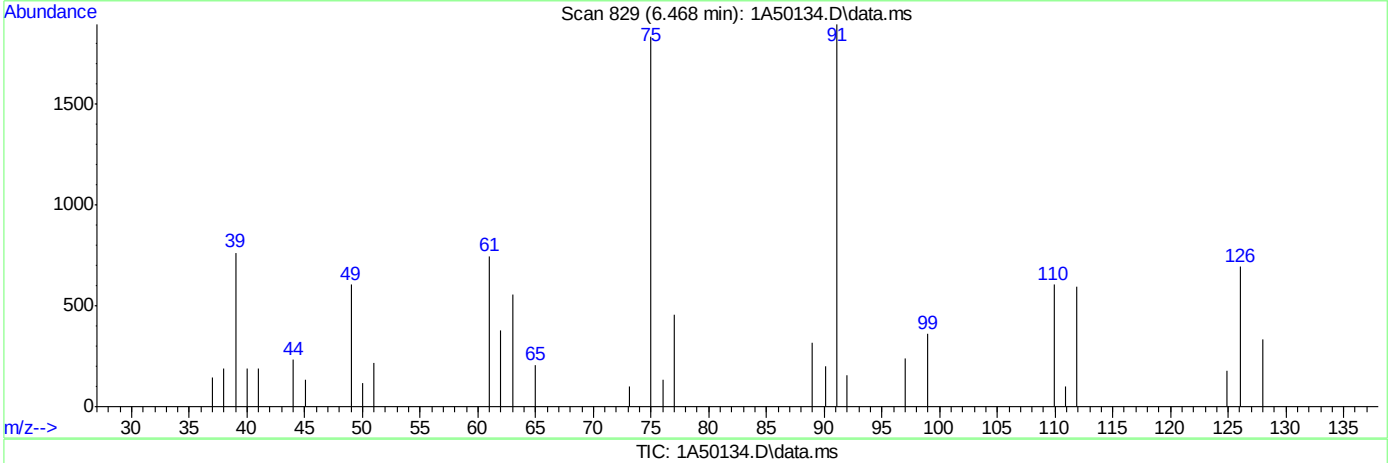

TIC: 1A50134.D\data.ms

(94) 1,2,3-Trichloropropane ( )

6.468min (-6.468) 0.00ug/L

response 0

Ion	Exp%	Act%
109.90	100	0.00
61.00	66.40	0.00#
111.90	64.30	0.00#
49.00	57.90	0.00#

Quantitation Report (Qedit)

Data Path : C:\msdchem\1\DATA\10-23-2023\
Data File : 1A50134.D
Acq On : 23 Oct 2023 9:13 am
Operator : jeniferw
Sample : IC1961-1
Misc : MS55077,V1A1961,,,,,
ALS Vial : 2 Sample Multiplier: 1

Quant Time: Oct 23 12:49:17 2023
Quant Method : C:\msdchem\1\METHODS\V1A_10-23-2023.M
Quant Title : SW-846 Method 5035A/8260B
QLast Update : Mon Oct 02 13:54:42 2023
Response via : Initial Calibration

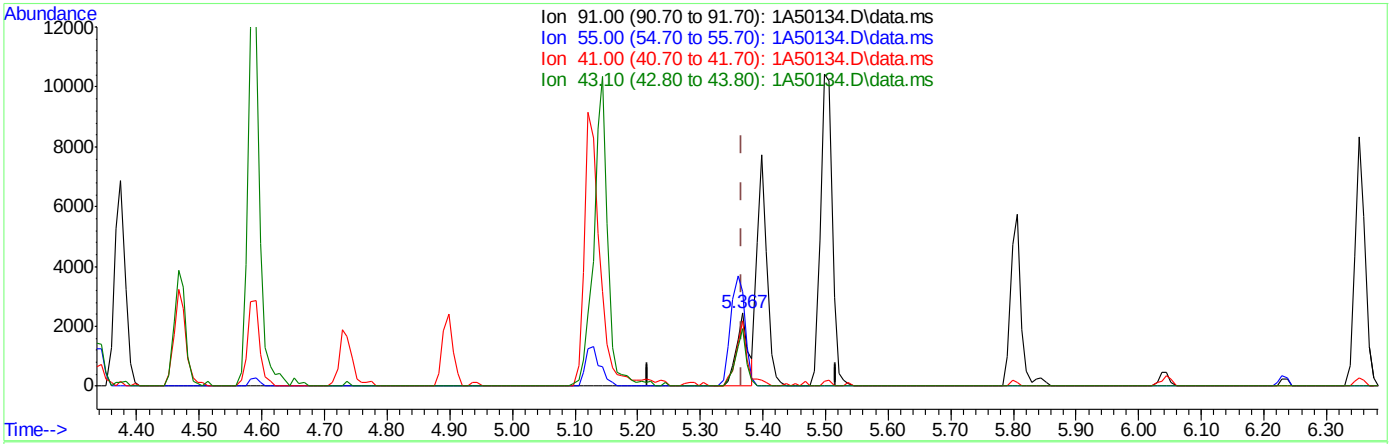

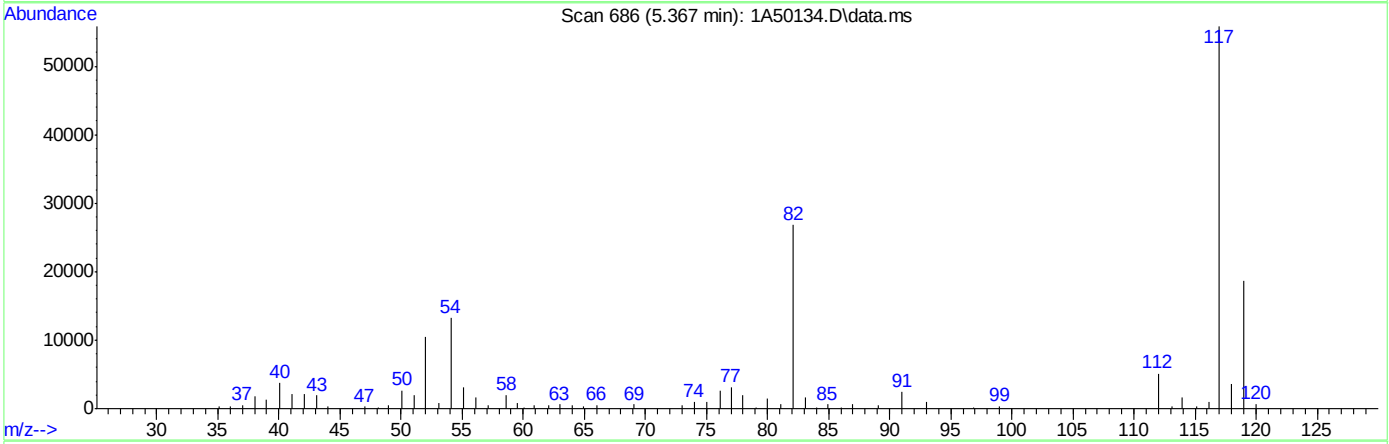

TIC: 1A50134.D\data.ms

(76) 1-Chlorohexane

5.367min (+0.000) 1.52ug/L m

response 3205

Ion	Exp%	Act%
91.00	100	100
55.00	74.60	129.67#
41.00	53.90	90.29#
43.10	42.90	78.40#

Quantitation Report (Qedit)

Data Path : C:\msdchem\1\DATA\10-23-2023\
Data File : 1A50134.D
Acq On : 23 Oct 2023 9:13 am
Operator : jeniferw
Sample : IC1961-1
Misc : MS55077,V1A1961,,,,,
ALS Vial : 2 Sample Multiplier: 1

Quant Time: Oct 23 12:49:17 2023
Quant Method : C:\msdchem\1\METHODS\V1A_10-23-2023.M
Quant Title : SW-846 Method 5035A/8260B
QLast Update : Mon Oct 02 13:54:42 2023
Response via : Initial Calibration

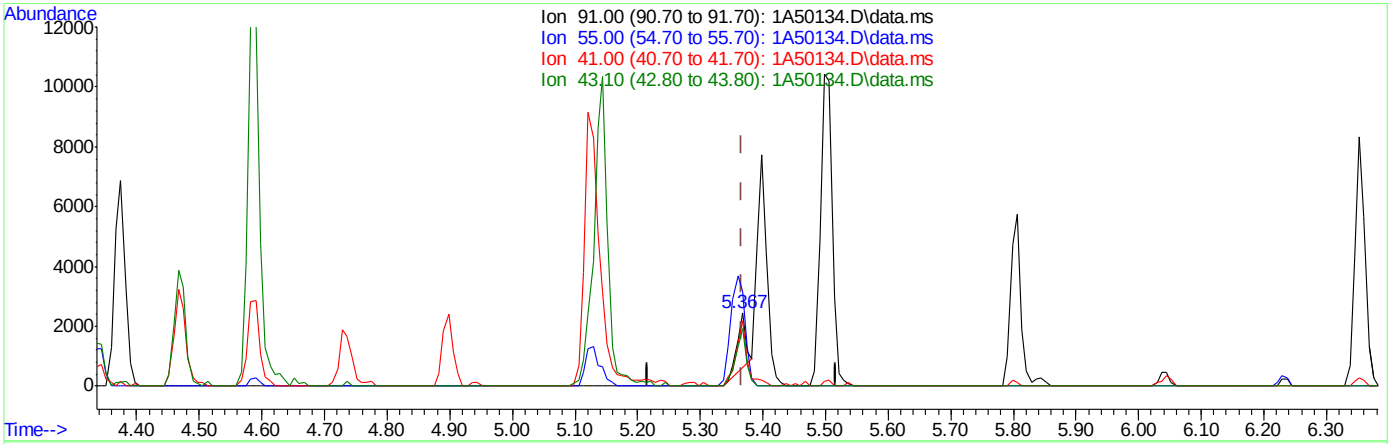

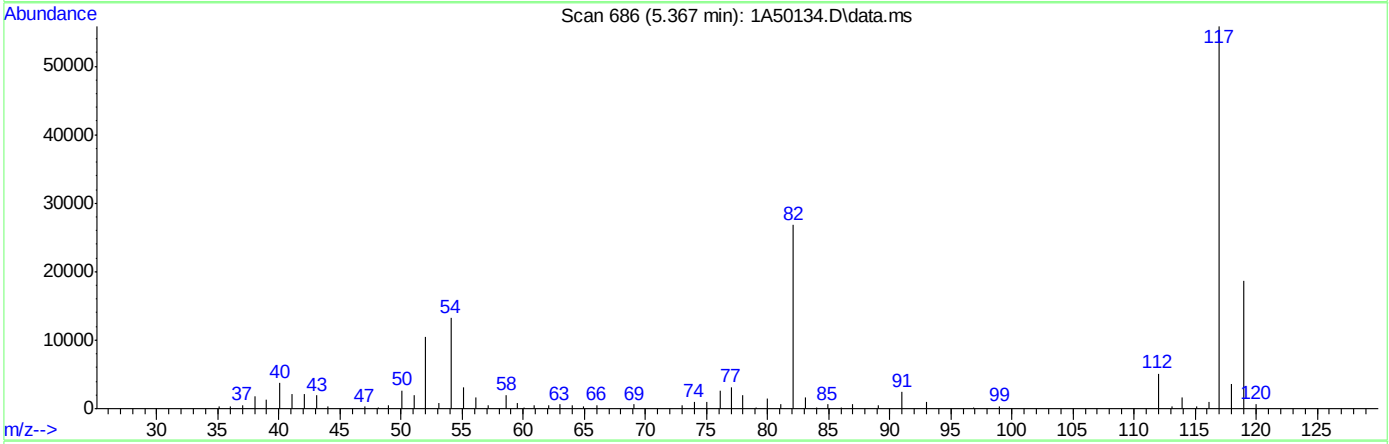

TIC: 1A50134.D\data.ms

(76) 1-Chlorohexane

5.367min (+0.000) 0.91ug/L

response 1915

Ion	Exp%	Act%
91.00	100	100
55.00	74.60	121.23#
41.00	53.90	90.29#
43.10	42.90	78.40#

Quantitation Report (Qedit)

Data Path : C:\msdchem\1\DATA\10-23-2023\
Data File : 1A50134.D
Acq On : 23 Oct 2023 9:13 am
Operator : jeniferw
Sample : IC1961-1
Misc : MS55077,V1A1961,,,,,
ALS Vial : 2 Sample Multiplier: 1

Quant Time: Oct 23 12:49:17 2023
Quant Method : C:\msdchem\1\METHODS\V1A_10-23-2023.M
Quant Title : SW-846 Method 5035A/8260B
QLast Update : Mon Oct 02 13:54:42 2023
Response via : Initial Calibration

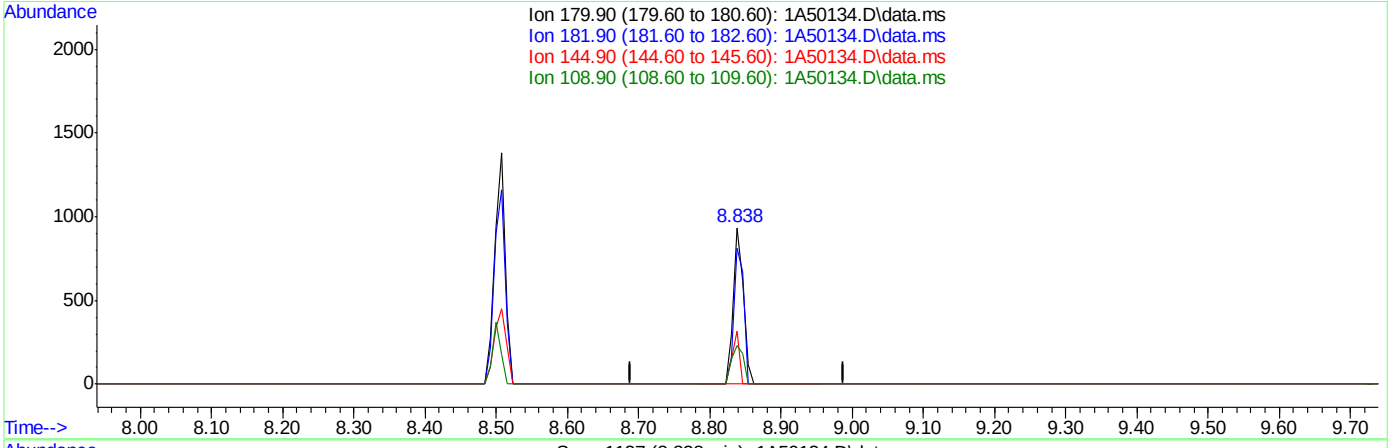

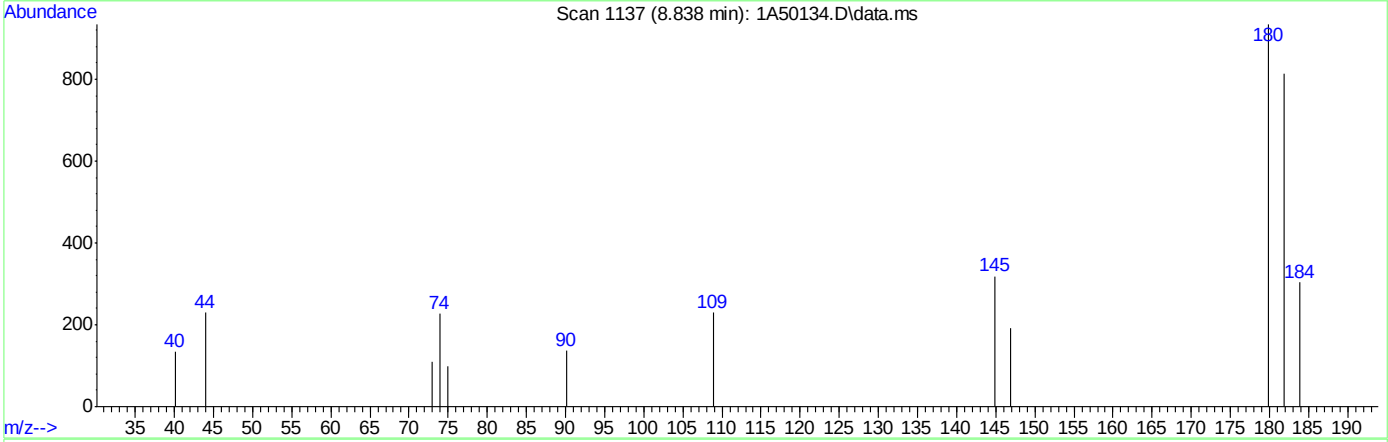

TIC: 1A50134.D\data.ms

(112) 1,2,3-Trichlorobenzene ( )

8.838min (-0.001) 1.02ug/L m

response 909

Ion	Exp%	Act%
179.90	100	100
181.90	97.70	87.15
144.90	27.30	34.15
108.90	20.90	24.52

Quantitation Report (Qedit)

Data Path : C:\msdchem\1\DATA\10-23-2023\
Data File : 1A50134.D
Acq On : 23 Oct 2023 9:13 am
Operator : jeniferw
Sample : IC1961-1
Misc : MS55077,V1A1961,,,,,
ALS Vial : 2 Sample Multiplier: 1

Quant Time: Oct 23 12:49:17 2023
Quant Method : C:\msdchem\1\METHODS\V1A_10-23-2023.M
Quant Title : SW-846 Method 5035A/8260B
QLast Update : Mon Oct 02 13:54:42 2023
Response via : Initial Calibration

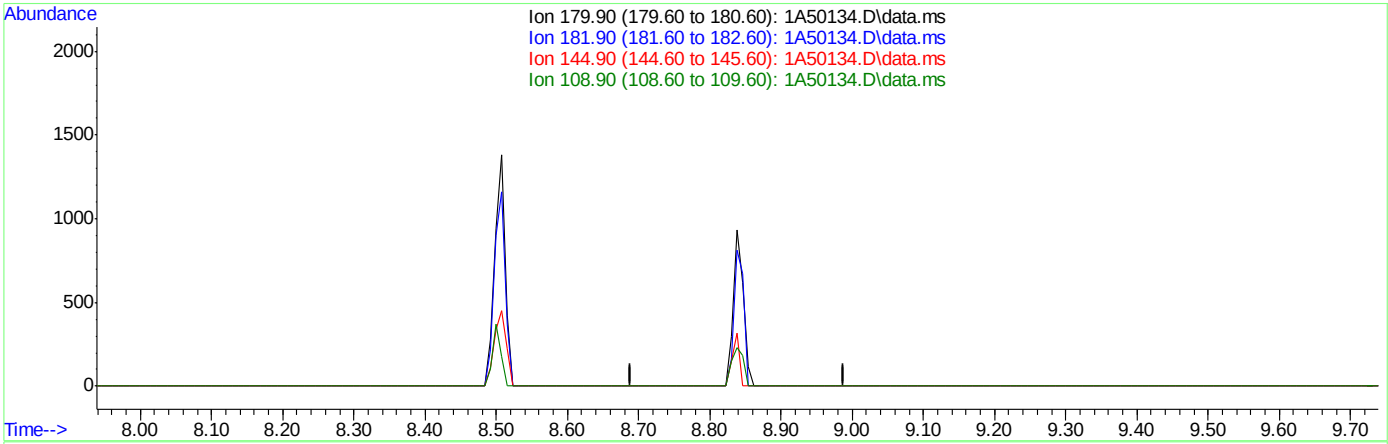

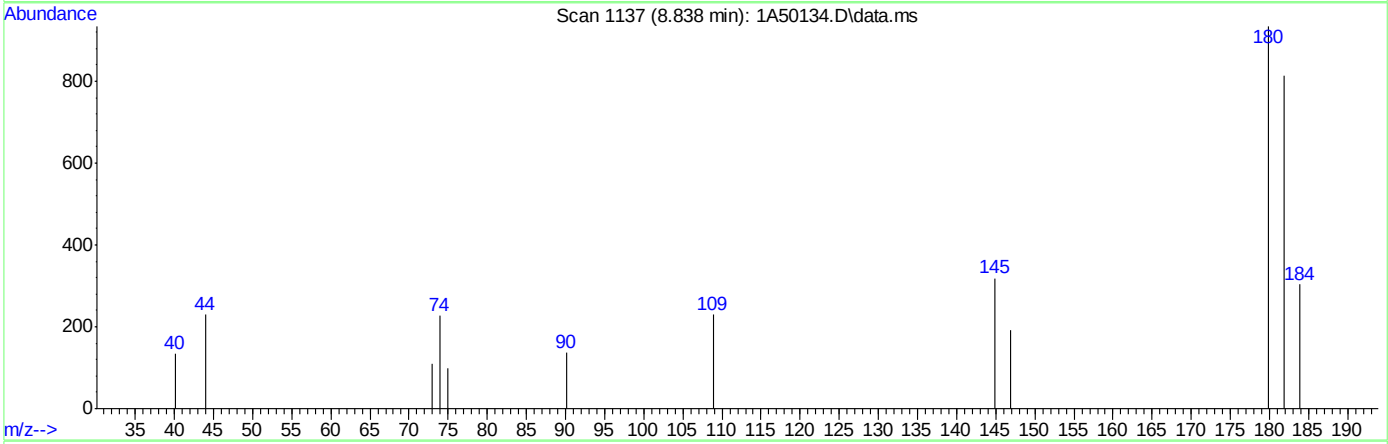

TIC: 1A50134.D\data.ms

(112) 1,2,3-Trichlorobenzene ( )

8.839min (-8.839) 0.00ug/L

response 0

Ion	Exp%	Act%
179.90	100	0.00
181.90	97.70	0.00#
144.90	27.30	0.00
108.90	20.90	0.00

Quantitation Report (Qedit)

Data Path : C:\msdchem\1\DATA\10-23-2023\
Data File : 1A50134.D
Acq On : 23 Oct 2023 9:13 am
Operator : jeniferw
Sample : IC1961-1
Misc : MS55077,V1A1961,,,,,
ALS Vial : 2 Sample Multiplier: 1

Quant Time: Oct 23 12:49:17 2023
Quant Method : C:\msdchem\1\METHODS\V1A_10-23-2023.M
Quant Title : SW-846 Method 5035A/8260B
QLast Update : Mon Oct 02 13:54:42 2023
Response via : Initial Calibration

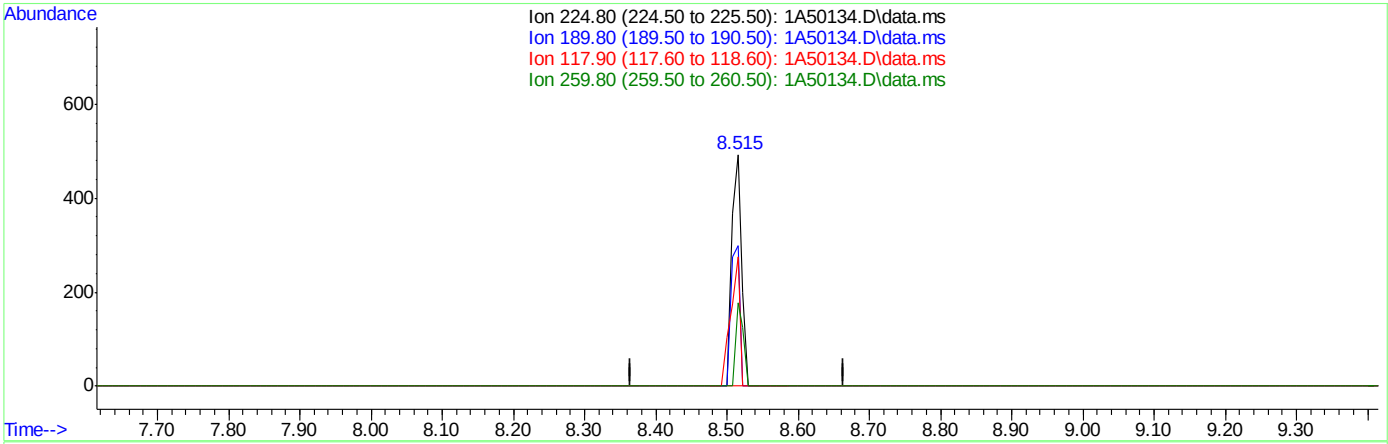

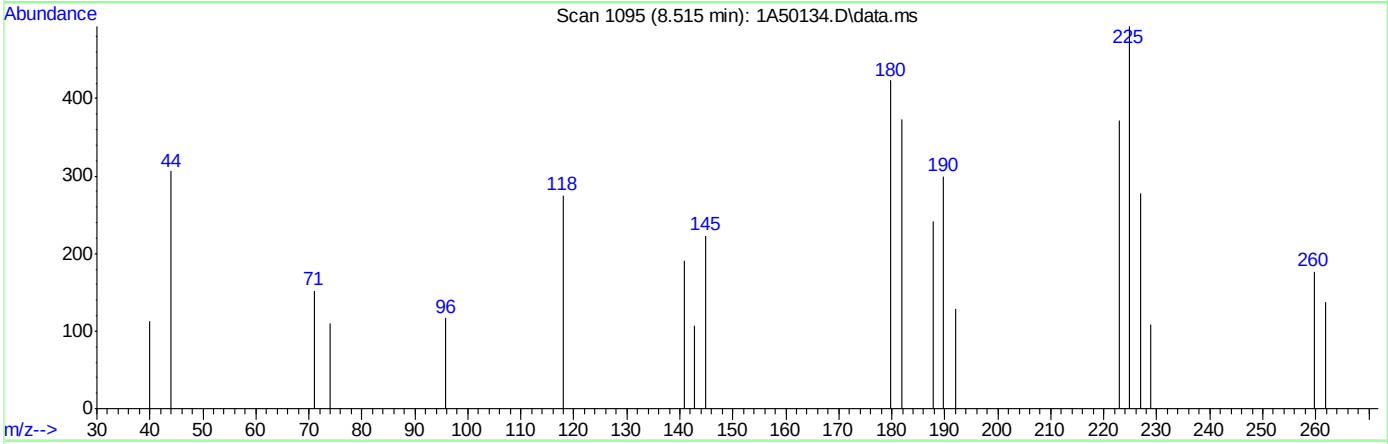

TIC: 1A50134.D\data.ms

(109) Hexachlorobutadiene ( )

8.515min (+0.000) 0.83ug/L m

response 490

Ion	Exp%	Act%
224.80	100	100
189.80	44.60	60.85
117.90	34.60	55.78
259.80	28.20	35.90

Quantitation Report (Qedit)

Data Path : C:\msdchem\1\DATA\10-23-2023\
Data File : 1A50134.D
Acq On : 23 Oct 2023 9:13 am
Operator : jeniferw
Sample : IC1961-1
Misc : MS55077,V1A1961,,,,,
ALS Vial : 2 Sample Multiplier: 1

Quant Time: Oct 23 12:49:17 2023
Quant Method : C:\msdchem\1\METHODS\V1A_10-23-2023.M
Quant Title : SW-846 Method 5035A/8260B
QLast Update : Mon Oct 02 13:54:42 2023
Response via : Initial Calibration

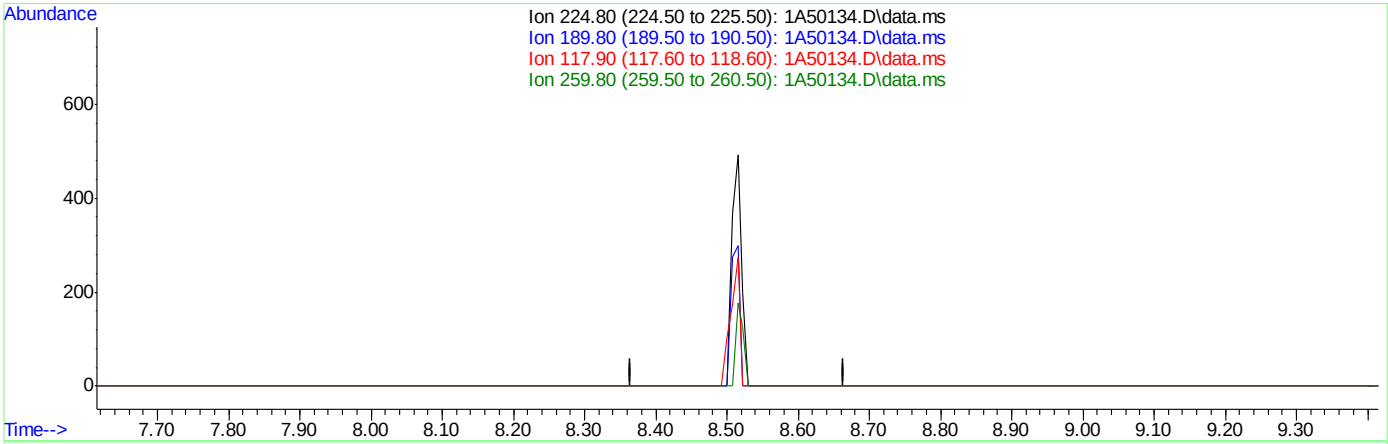

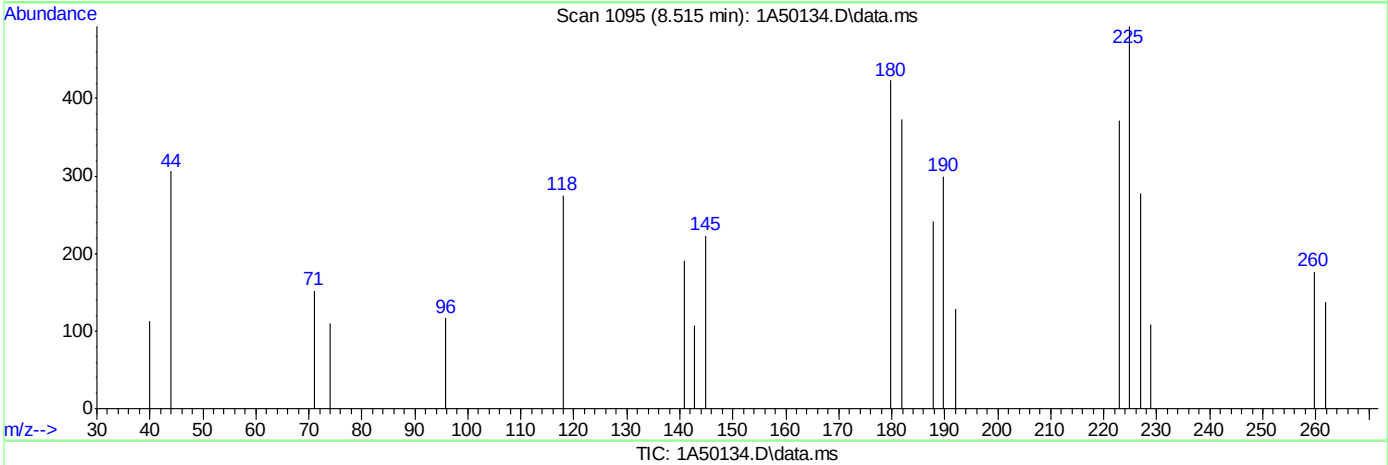

TIC: 1A50134.D\data.ms

(109) Hexachlorobutadiene ( )

8.515min (-8.515) 0.00ug/L

response 0

Ion	Exp%	Act%
224.80	100	0.00
189.80	44.60	0.00#
117.90	34.60	0.00#
259.80	28.20	0.00

Quantitation Report (Qedit)

Data Path : C:\msdchem\1\DATA\10-23-2023\
Data File : 1A50134.D
Acq On : 23 Oct 2023 9:13 am
Operator : jeniferw
Sample : IC1961-1
Misc : MS55077,V1A1961,,,,,
ALS Vial : 2 Sample Multiplier: 1

Quant Time: Oct 23 12:49:17 2023
Quant Method : C:\msdchem\1\METHODS\V1A_10-23-2023.M
Quant Title : SW-846 Method 5035A/8260B
QLast Update : Mon Oct 02 13:54:42 2023
Response via : Initial Calibration

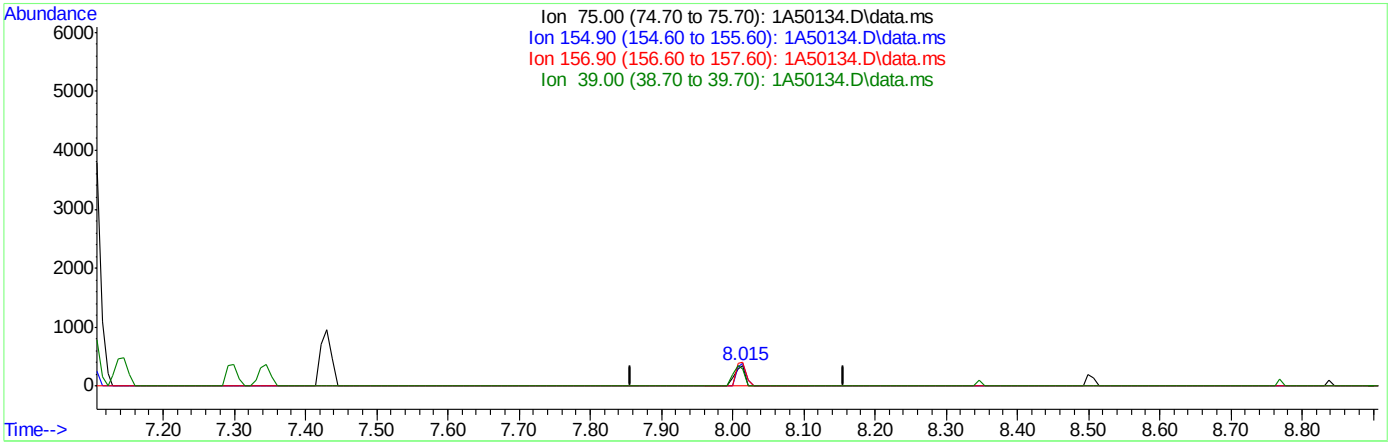

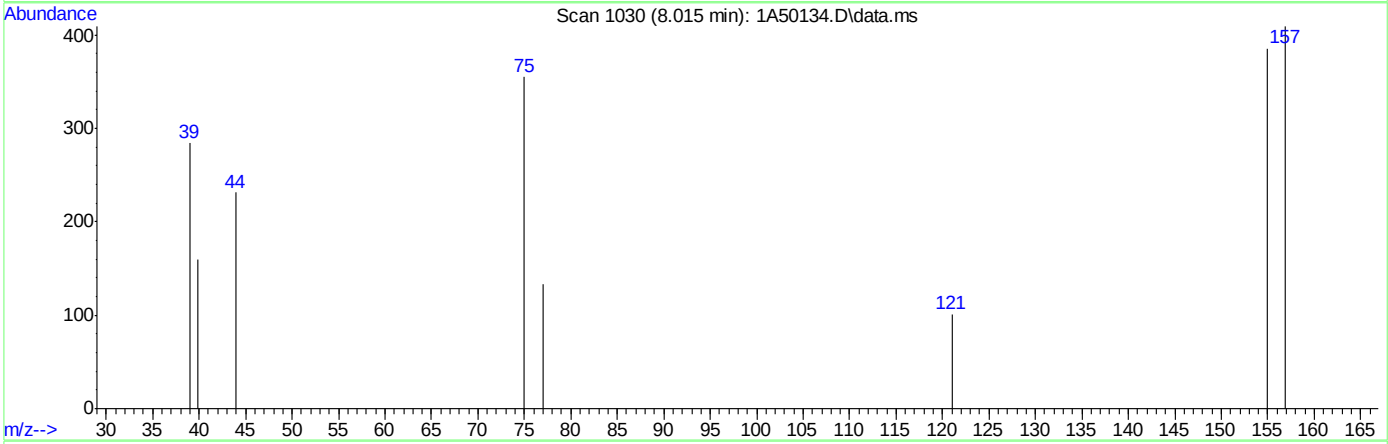

TIC: 1A50134.D\data.ms

(108) 1,2-Dibromo-3-Chloropropane

8.015min (+0.008) 1.62ug/L m

response 365

Ion	Exp%	Act%
75.00	100	100
154.90	86.70	108.45
156.90	114.50	115.21
39.00	63.50	80.00

Quantitation Report (Qedit)

Data Path : C:\msdchem\1\DATA\10-23-2023\
Data File : 1A50134.D
Acq On : 23 Oct 2023 9:13 am
Operator : jeniferw
Sample : IC1961-1
Misc : MS55077,V1A1961,,,,,
ALS Vial : 2 Sample Multiplier: 1

Quant Time: Oct 23 12:49:17 2023
Quant Method : C:\msdchem\1\METHODS\V1A_10-23-2023.M
Quant Title : SW-846 Method 5035A/8260B
QLast Update : Mon Oct 02 13:54:42 2023
Response via : Initial Calibration

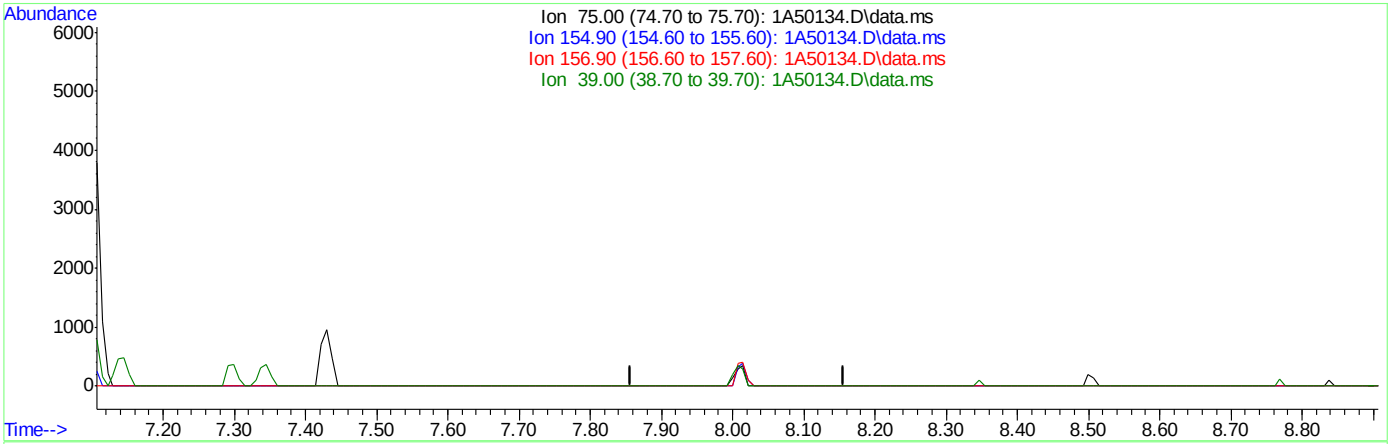

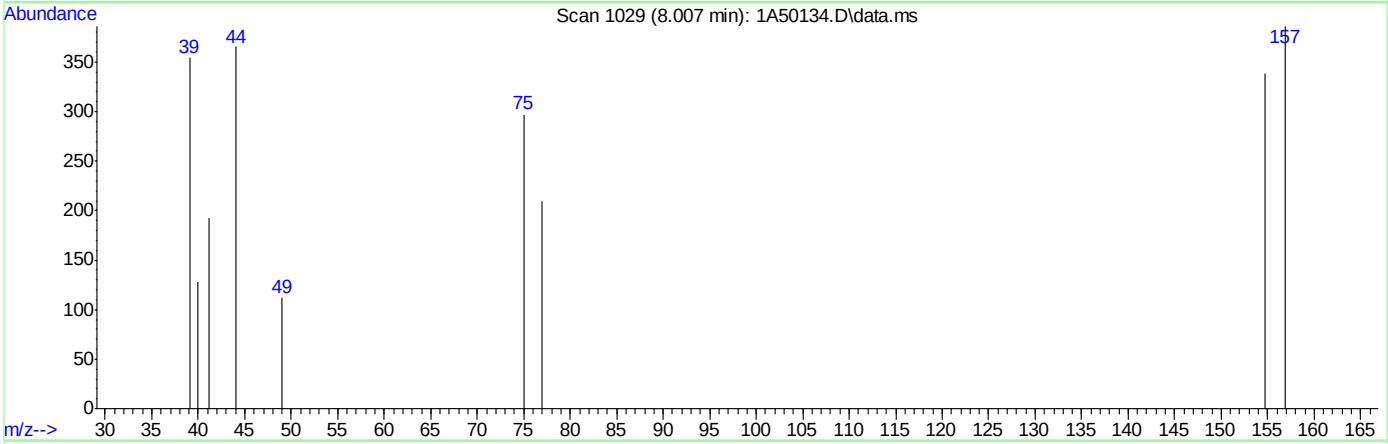

TIC: 1A50134.D\data.ms

(108) 1,2-Dibromo-3-Chloropropane

8.007min (-8.007) 0.00ug/L

response 0

Ion	Exp%	Act%
75.00	100	0.00
154.90	86.70	0.00#
156.90	114.50	0.00#
39.00	63.50	0.00#

Quantitation Report (Qedit)

Data Path : C:\msdchem\1\DATA\10-23-2023\
Data File : 1A50134.D
Acq On : 23 Oct 2023 9:13 am
Operator : jeniferw
Sample : IC1961-1
Misc : MS55077,V1A1961,,,,,
ALS Vial : 2 Sample Multiplier: 1

Quant Time: Oct 23 12:49:17 2023
Quant Method : C:\msdchem\1\METHODS\V1A_10-23-2023.M
Quant Title : SW-846 Method 5035A/8260B
QLast Update : Mon Oct 02 13:54:42 2023
Response via : Initial Calibration

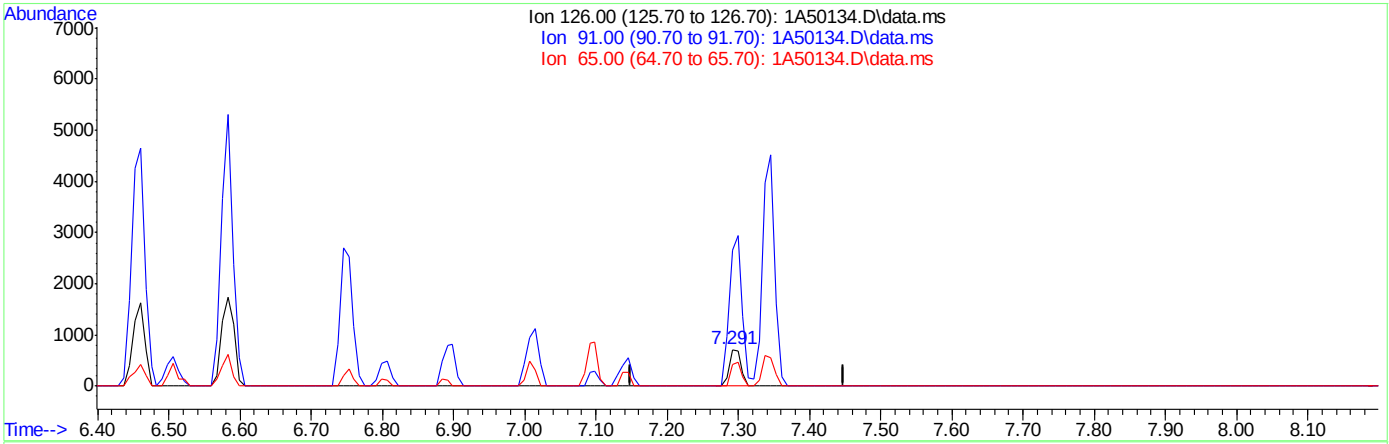

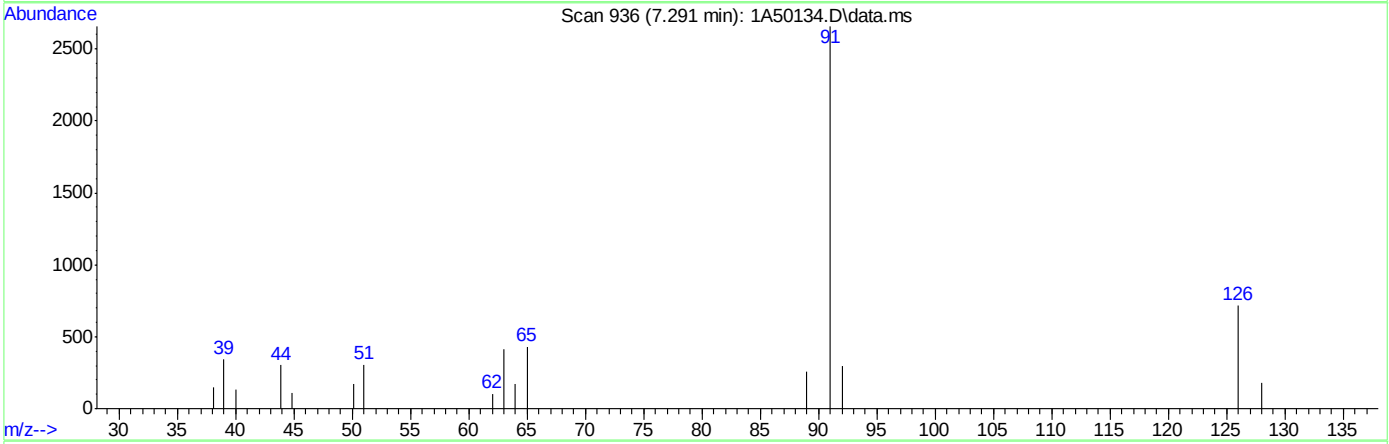

TIC: 1A50134.D\data.ms

(106) Benzyl Chloride

7.291min (-0.008) 1.39ug/L m

response 838

Ion	Exp%	Act%
126.00	100	100
91.00	460.20	370.06#
65.00	60.50	59.89
0.00	0.00	0.00

Quantitation Report (Qedit)

Data Path : C:\msdchem\1\DATA\10-23-2023\
Data File : 1A50134.D
Acq On : 23 Oct 2023 9:13 am
Operator : jeniferw
Sample : IC1961-1
Misc : MS55077,V1A1961,,,,,
ALS Vial : 2 Sample Multiplier: 1

Quant Time: Oct 23 12:49:17 2023
Quant Method : C:\msdchem\1\METHODS\V1A_10-23-2023.M
Quant Title : SW-846 Method 5035A/8260B
QLast Update : Mon Oct 02 13:54:42 2023
Response via : Initial Calibration

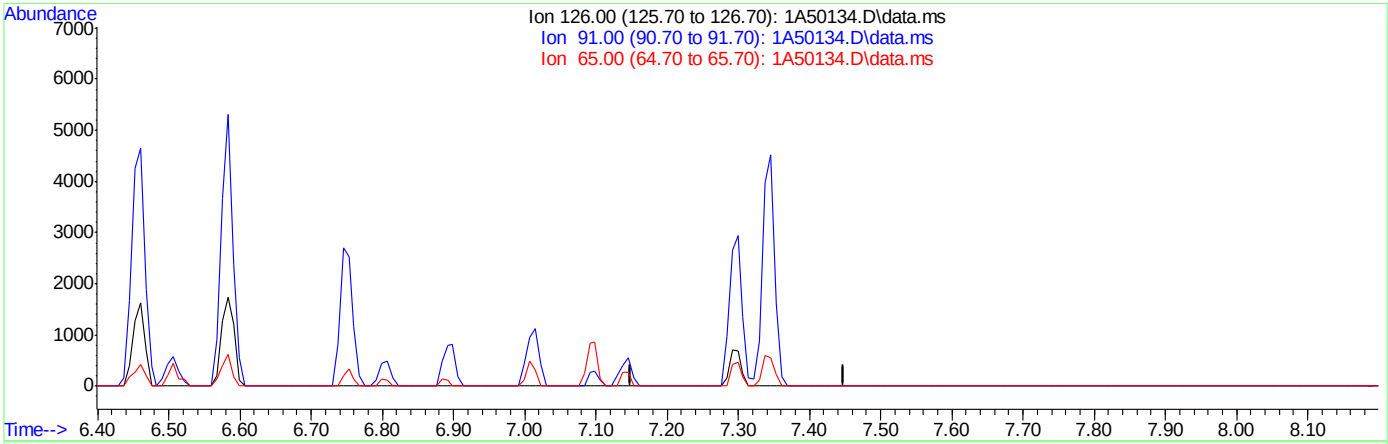

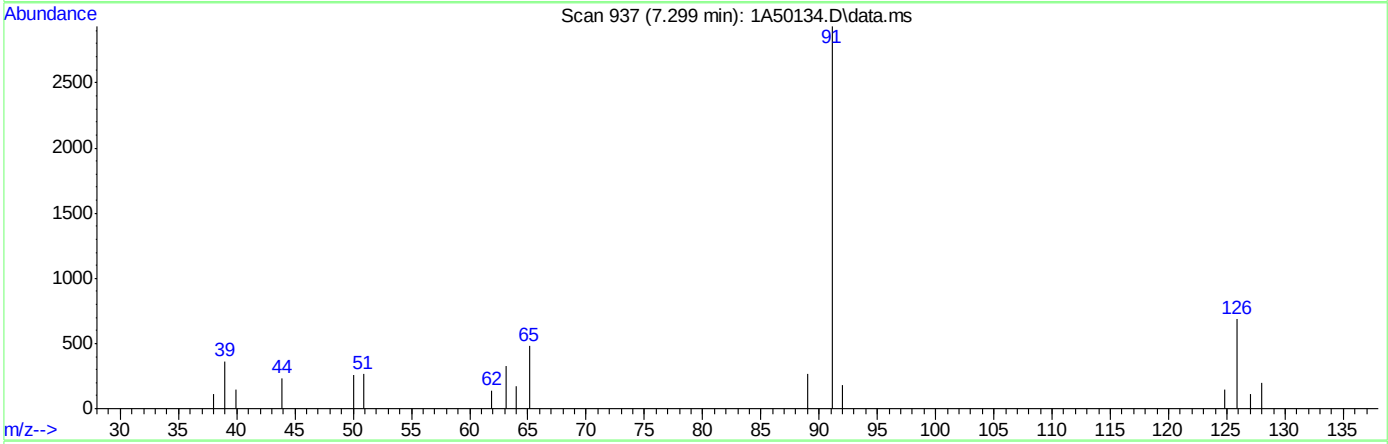

TIC: 1A50134.D\data.ms

(106) Benzyl Chloride

7.299min (-7.299) 0.00ug/L

response 0

Ion	Exp%	Act%
126.00	100	0.00
91.00	460.20	0.00#
65.00	60.50	0.00#
0.00	0.00	0.00

SGS FC10637

Manual Integrations APPROVED (compounds with "m" flag)
Neil Christiana 10/24/23 10:18

Quantitation Report (QT Reviewed)

Data Path : C:\msdchem\1\DATA\10-23-2023\
Data File : 1A50135.D
Acq On : 23 Oct 2023 9:38 am
Operator : jeniferw
Sample : IC1961-8
Misc : MS55077,V1A1961,,,,,
ALS Vial : 3 Sample Multiplier: 1

Quant Time: Oct 23 12:55:01 2023
Quant Method : C:\msdchem\1\METHODS\V1A_10-23-2023.M
Quant Title : SW-846 Method 5035A/8260B
QLast Update : Mon Oct 02 13:54:42 2023
Response via : Initial Calibration

Compound	R.T.	QIon	Response	Conc	Units		Dev(Min)
Internal Standards							
1) Fluorobenzene	3.405	96	303934	50.00	ug/L		0.00
62) Chlorobenzene-d5	5.352	117	228889	50.00	ug/L		0.00
85) 1,4-Dichlorobenzene-d4	7.099	152	115972	50.00	ug/L		0.00
System Monitoring Compounds							
39) Dibromofluoromethane	2.951	113	86228	46.58	ug/L		0.00
Spiked Amount 50.000	Range 83 - 118		Recovery = 93.16%				
49) 1,2-Dichloroethane-d4	3.236	65	109486	57.93	ug/L		0.00
Spiked Amount 50.000	Range 79 - 125		Recovery = 115.86%				
63) Toluene-d8	4.336	98	304550	57.39	ug/L		0.00
Spiked Amount 50.000	Range 85 - 112		Recovery = 114.78%#				
86) 4-Bromofluorobenzene	6.229	174	96647	53.13	ug/L		0.00
Spiked Amount 50.000	Range 83 - 118		Recovery = 106.26%				
Target Compounds							Qvalue
2) Dichlorodifluoromethane	1.019	85	3131	2.31	ug/L		95
3) Chloromethane	1.127	50	6140	3.77	ug/L		99
4) 1,3-butadiene	1.181	39	4876	2.88	ug/L		88
5) Vinyl Chloride	1.173	62	4925	3.33	ug/L		95
6) Bromomethane	1.342	94	1333	2.07	ug/L		99
7) Chloroethane	1.412	64	2905	3.67	ug/L		93
8) Trichlorofluoromethane	1.496	101	4959	1.93	ug/L		93
9) Ethyl Ether	1.650	59	4382	3.29	ug/L	#	71
10) Ethanol	1.704	45	2579	96.18	ug/L		99
11) 1,2-Dichlorotrifluoroe...	1.742	67	3870	2.30	ug/L		84
12) 1,1-Dichloroethene	1.758	61	6528	2.75	ug/L		84
13) Freon 113	1.781	101	3115	1.88	ug/L	#	86
14) Carbon Disulfide	1.781	76	10542	2.41	ug/L		91
15) Iodomethane	1.827	142	1255	1.20	ug/L		84
16) Acrolein	1.904	56	6373	16.11	ug/L		99
17) Allyl chloride	1.996	41	7434	3.47	ug/L		80
18) Methylene Chloride	2.043	49	15424	6.57	ug/L		77
19) Acetone	2.050	43	26794	46.18	ug/L		96
20) Methyl acetate	2.120	43	30310	17.01	ug/L		86
21) trans-1,2-Dichloroethene	2.135	61	6789	3.00	ug/L		77
22) Hexane	2.197	56	5317	3.05	ug/L		99
23) Methyl Tert Butyl Ether	2.189	73	9439	1.98	ug/L		74
24) Acetonitrile	2.274	41	12043	43.18	ug/L		95
25) Tert Butyl Alcohol	2.212	59	9379	27.47	ug/L		94
26) Di-isopropyl ether	2.389	45	16590	3.07	ug/L		90
27) Chloroprene	2.435	53	20821	3.18	ug/L		91
28) 1,1-Dichloroethane	2.443	63	8475	2.64	ug/L		89
29) Acrylonitrile	2.435	52	12465	15.31	ug/L		96
30) ETBE	2.581	59	13878	2.69	ug/L		89
31) Vinyl acetate	2.558	43	50693	13.96	ug/L		99
32) cis-1,2-Dichloroethene	2.720	96	3671	1.94	ug/L	#	75
33) 2,2-Dichloropropane	2.781	77	4808	1.97	ug/L		97
34) Bromochloromethane	2.820	128	1910	1.84	ug/L	#	37
35) Cyclohexane	2.858	56	9186	3.24	ug/L	#	79

Quantitation Report (QT Reviewed)

Data Path : C:\msdchem\1\DATA\10-23-2023\
Data File : 1A50135.D
Acq On : 23 Oct 2023 9:38 am
Operator : jeniferw
Sample : IC1961-8
Misc : MS55077,V1A1961,,,,,
ALS Vial : 3 Sample Multiplier: 1

Quant Time: Oct 23 12:55:01 2023
Quant Method : C:\msdchem\1\METHODS\V1A_10-23-2023.M
Quant Title : SW-846 Method 5035A/8260B
QLast Update : Mon Oct 02 13:54:42 2023
Response via : Initial Calibration

Compound	R.T.	QIon	Response	Conc	Units		Dev(Min)
36) Chloroform	2.858	83	6709	2.14	ug/L		95
37) Ethyl acetate	2.912	43	31240	14.69	ug/L		96
38) Tetrahydrofuran	2.951	42	2527	3.38	ug/L		81
40) Carbon Tetrachloride	2.958	117	5106m	1.72	ug/L		
41) 1,1,1-Trichloroethane	2.989	97	5422	1.86	ug/L		90
42) 2-Butanone	3.005	43	18488	16.85	ug/L		81
43) 1,1-Dichloropropene	3.051	75	4744	2.18	ug/L		91
44) tert-Butyl formate	3.097	59	20119	19.47	ug/L		89
45) Propionitrile	3.143	54	13768	39.59	ug/L		97
46) Methacrylonitrile	3.166	41	45163	36.28	ug/L		98
47) Benzene	3.182	78	13280	1.99	ug/L		87
48) TAME	3.251	73	8880	1.96	ug/L	#	38
50) 1,2-Dichloroethane	3.274	62	6351	2.51	ug/L		86
51) Isobutyl Alcohol	3.259	43	13535	73.99	ug/L		94
52) Tert Amyl Alcohol	3.320	59	7204	27.83	ug/L		87
53) Trichloroethene	3.513	95	4020	2.12	ug/L		97
54) Methylcyclohexane	3.528	83	5763	1.96	ug/L	#	72
55) Dibromomethane	3.736	93	2447	2.15	ug/L		87
56) 1,2-Dichloropropane	3.797	63	4754	2.91	ug/L		88
57) Bromodichloromethane	3.828	83	4903	1.99	ug/L	#	86
58) Methyl methacrylate	3.921	41	5959	3.84	ug/L	#	84
59) 1,4-Dioxane	3.944	88	956m	37.51	ug/L		
60) 2-Chloroethyl vinyl ether	4.167	63	10604	11.49	ug/L		81
61) cis-1,3-Dichloropropene	4.213	75	5515	2.17	ug/L		79
64) Toluene	4.375	91	15361	2.54	ug/L		99
65) 2-Nitropropane	4.467	41	8269	17.93	ug/L		97
66) 4-Methyl-2-pentanone	4.582	43	35942	21.03	ug/L		94
67) trans-1,3-Dichloropropene	4.613	75	5150	2.54	ug/L		80
68) Tetrachloroethene	4.636	166	5213	2.40	ug/L		95
69) Ethyl methacrylate	4.729	69	4391	3.19	ug/L	#	73
70) 1,1,2-Trichloroethane	4.713	83	3077	2.82	ug/L		94
71) Dibromochloromethane	4.844	129	3800	2.05	ug/L		97
72) 1,3-Dichloropropane	4.898	76	5695	2.92	ug/L		82
73) 1,2-Dibromoethane	4.998	107	3633	2.29	ug/L		88
74) 3,3-Dimethyl-1-Butanol	5.121	57	42879	191.61	ug/L		83
75) 2-hexanone	5.144	43	33833	21.00	ug/L	#	70
76) 1-Chlorohexane	5.367	91	4910m	2.25	ug/L		
77) Ethylbenzene	5.398	91	16145	2.51	ug/L		91
78) Chlorobenzene	5.367	112	10343	2.43	ug/L		92
79) 1,1,1,2-Tetrachloroethane	5.414	131	3752	2.11	ug/L		81
80) m,p-Xylene	5.498	91	25152	4.79	ug/L		98
81) o-Xylene	5.806	91	12732	2.39	ug/L		93
82) Styrene	5.837	104	8789	2.13	ug/L		90
83) Bromoform	5.845	173	2636	2.03	ug/L		96
84) Isopropylbenzene	6.045	105	14056	2.19	ug/L		98
87) cis-1,4-Dichloro-2-butene	6.268	53	2193	7.20	ug/L	#	73
88) n-Propylbenzene	6.353	91	18537	3.03	ug/L		96
89) Bromobenzene	6.306	156	4475	2.84	ug/L		83
90) 1,1,2,2-Tetrachloroethane	6.376	83	5457	3.54	ug/L		90
91) 1,3,5-Trimethylbenzene	6.507	105	11484	2.44	ug/L		98

Quantitation Report (QT Reviewed)

Data Path : C:\msdchem\1\DATA\10-23-2023\
Data File : 1A50135.D
Acq On : 23 Oct 2023 9:38 am
Operator : jeniferw
Sample : IC1961-8
Misc : MS55077,V1A1961,,,,,
ALS Vial : 3 Sample Multiplier: 1

Quant Time: Oct 23 12:55:01 2023
Quant Method : C:\msdchem\1\METHODS\V1A_10-23-2023.M
Quant Title : SW-846 Method 5035A/8260B
QLast Update : Mon Oct 02 13:54:42 2023
Response via : Initial Calibration

	Compound	R.T.	QIon	Response	Conc	Units		Dev(Min)
92)	2-Chlorotoluene	6.453	91	11114	3.10	ug/L		96
93)	trans-1,4-Dichloro-2-B...	6.507	53	2203	4.88	ug/L	#	76
94)	1,2,3-Trichloropropane	6.468	110	1432m	2.76	ug/L		
95)	Cyclohexanone	6.483	55	1254m	21.43	ug/L		
96)	4-Chlorotoluene	6.583	91	11369	2.99	ug/L		93
97)	tert-Butylbenzene	6.753	91	6635	2.69	ug/L		86
98)	1,2,4-Trimethylbenzene	6.807	105	10613	2.38	ug/L		99
99)	Pentachloroethane	6.745	167	2089	2.53	ug/L	#	79
100)	sec-Butylbenzene	6.891	105	14277	2.50	ug/L		96
101)	4-Isopropyltoluene	7.014	119	11244	2.17	ug/L		95
102)	1,3-Dichlorobenzene	7.038	146	7463	2.47	ug/L		88
103)	1,2,3-Trimethylbenzene	7.145	105	11387	2.55	ug/L		95
104)	1,4-Dichlorobenzene	7.107	146	8216m	2.74	ug/L		
105)	n-Butylbenzene	7.338	92	5595	2.71	ug/L		82
106)	Benzyl Chloride	7.292	126	1451m	2.37	ug/L		
107)	1,2-Dichlorobenzene	7.430	146	6584	2.46	ug/L		96
108)	1,2-Dibromo-3-Chloropr...	8.007	75	756m	3.29	ug/L		
109)	Hexachlorobutadiene	8.515	225	1391	2.31	ug/L		95
110)	1,2,4-Trichlorobenzene	8.508	180	2629	2.03	ug/L		86
111)	Naphthalene	8.715	128	5606	2.90	ug/L		90
112)	1,2,3-Trichlorobenzene	8.839	180	1955	2.17	ug/L		98

(#) = qualifier out of range (m) = manual integration (+) = signals summed

Quantitation Report (QT Reviewed)

Data Path : C:\msdchem\1\DATA\10-23-2023\
Data File : 1A50135.D
Acq On : 23 Oct 2023 9:38 am
Operator : jeniferw
Sample : IC1961-8
Misc : MS55077,V1A1961,,,,,
ALS Vial : 3 Sample Multiplier: 1

Quant Time: Oct 23 12:55:01 2023
Quant Method : C:\msdchem\1\METHODS\V1A_10-23-2023.M
Quant Title : SW-846 Method 5035A/8260B
QLast Update : Mon Oct 02 13:54:42 2023
Response via : Initial Calibration

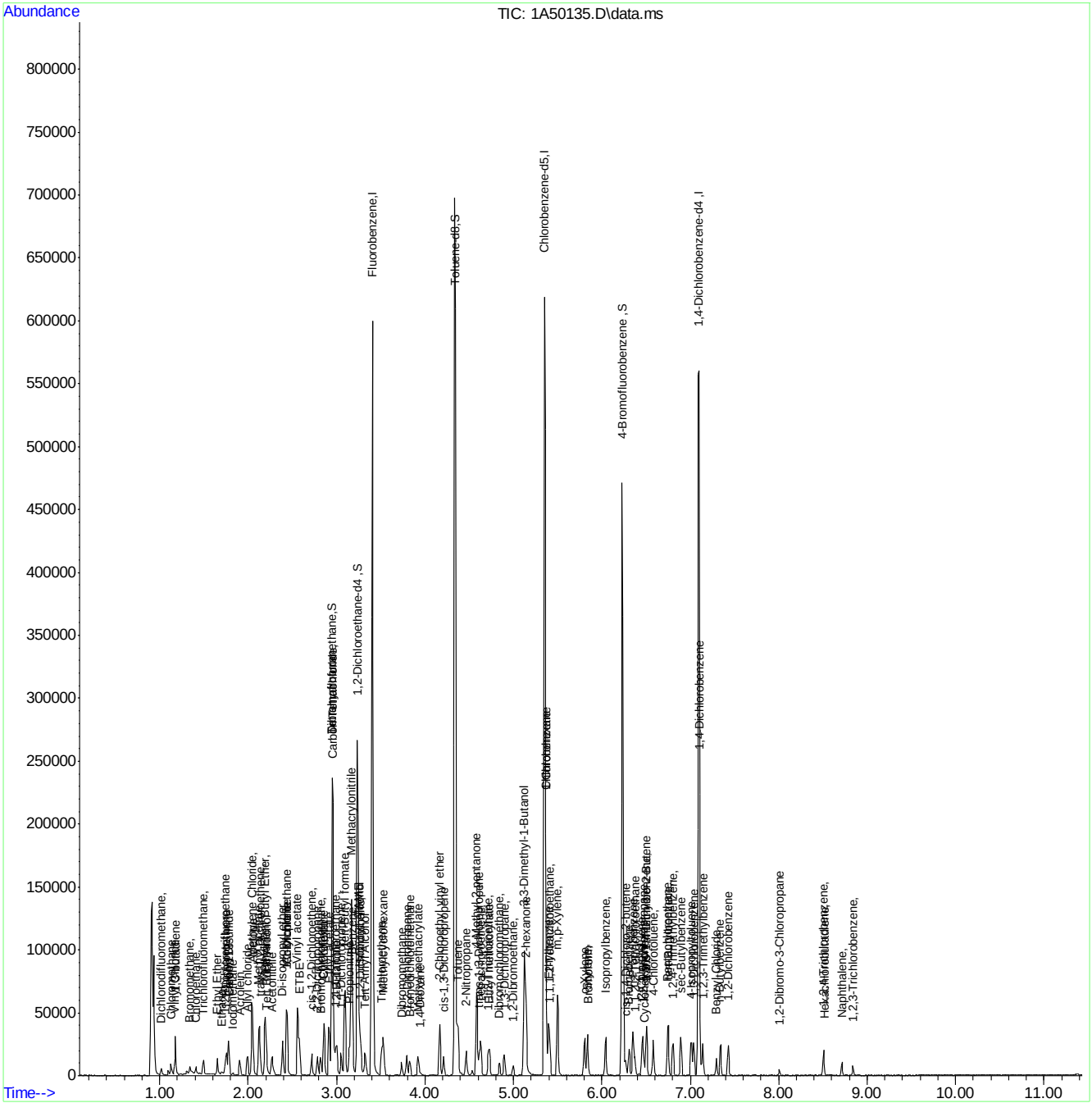

V1A_10-23-2023.M Mon Oct 23 14:03:39 2023 Page: 4

Manual Integration Approval Summary

Sample Number: V1A1961-IC1961
Lab FileID: 1A50135.D
Injection Time: 10/23/23 09:38
Method: SW846 8260D
Analyst approved: 10/23/23 14:29 Jenifer Willis
Supervisor approved: 10/24/23 10:18 Neil Christiana

Parameter	CAS	Sig#	R.T. (min.)	Reason
Carbon Tetrachloride	56-23-5		2.96	Overlapping peak
1,4-Dioxane	123-91-1		3.94	Missed peak
1-Chlorohexane	544-10-5		5.37	Poorly defined baseline
1,2,3-Trichloropropane	96-18-4		6.47	Missed peak
Cyclohexanone	108-94-1		6.48	Missed peak
1,4-Dichlorobenzene	106-46-7		7.11	Missed peak
Benzyl Chloride	100-44-7		7.29	Missed peak
1,2-Dibromo-3-chloropropane	96-12-8		8.01	Missed peak

Quantitation Report (Qedit)

Data Path : C:\msdchem\1\DATA\10-23-2023\
Data File : 1A50135.D
Acq On : 23 Oct 2023 9:38 am
Operator : jeniferw
Sample : IC1961-8
Misc : MS55077,V1A1961,,,,,
ALS Vial : 3 Sample Multiplier: 1

Quant Time: Oct 23 12:49:20 2023
Quant Method : C:\msdchem\1\METHODS\V1A_10-23-2023.M
Quant Title : SW-846 Method 5035A/8260B
QLast Update : Mon Oct 02 13:54:42 2023
Response via : Initial Calibration

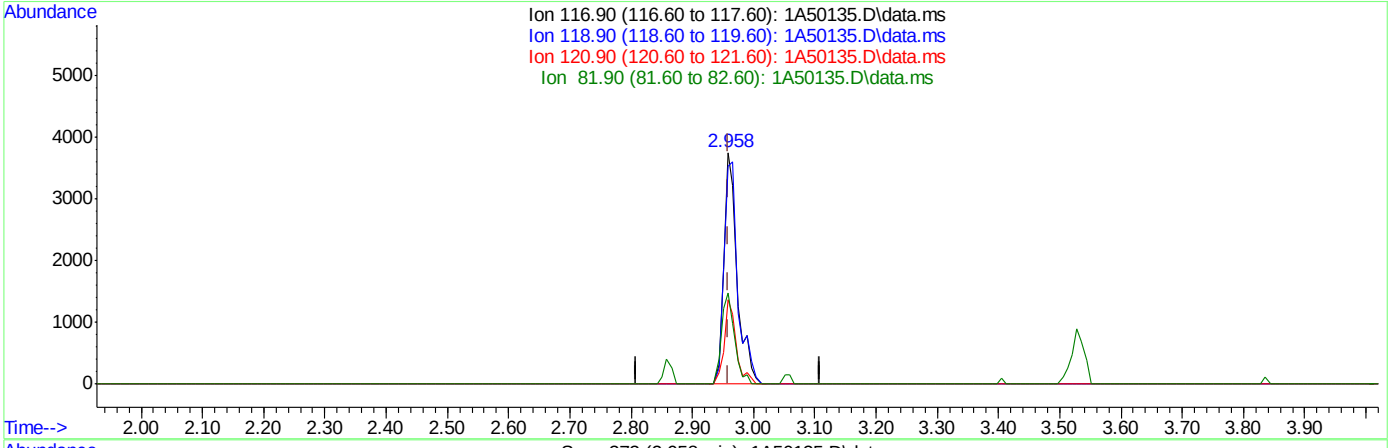

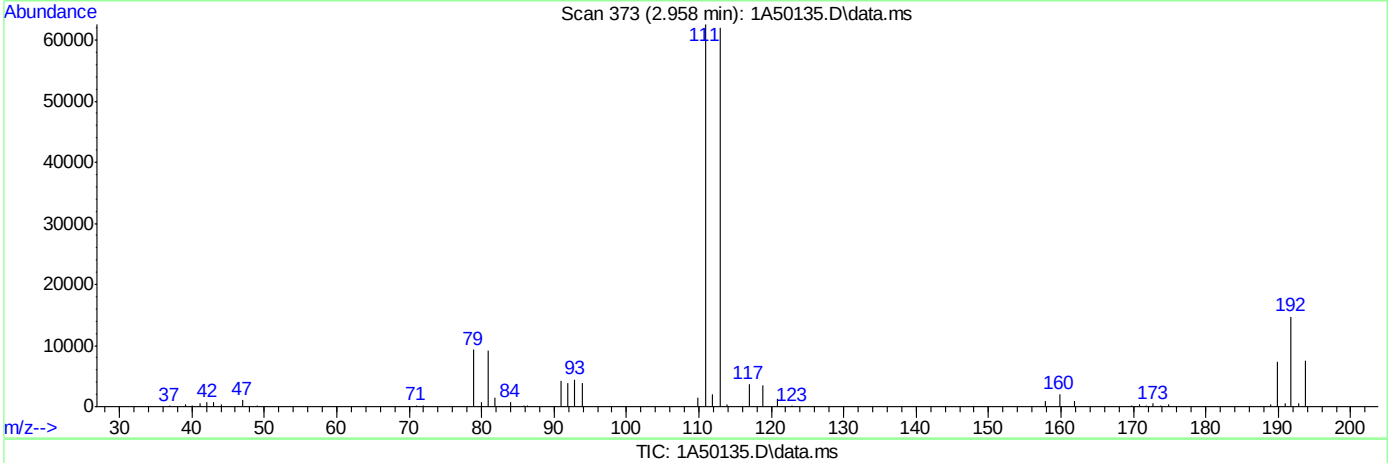

TIC: 1A50135.D\data.ms

(40) Carbon Tetrachloride ( )

2.958min (-0.001) 1.90ug/L

response 5639

Ion	Exp%	Act%
116.90	100	100
118.90	94.50	94.11
120.90	31.10	36.57
81.90	25.40	39.21

Quantitation Report (Qedit)

Data Path : C:\msdchem\1\DATA\10-23-2023\
Data File : 1A50135.D
Acq On : 23 Oct 2023 9:38 am
Operator : jeniferw
Sample : IC1961-8
Misc : MS55077,V1A1961,,,,,
ALS Vial : 3 Sample Multiplier: 1

Quant Time: Oct 23 12:49:20 2023
Quant Method : C:\msdchem\1\METHODS\V1A_10-23-2023.M
Quant Title : SW-846 Method 5035A/8260B
QLast Update : Mon Oct 02 13:54:42 2023
Response via : Initial Calibration

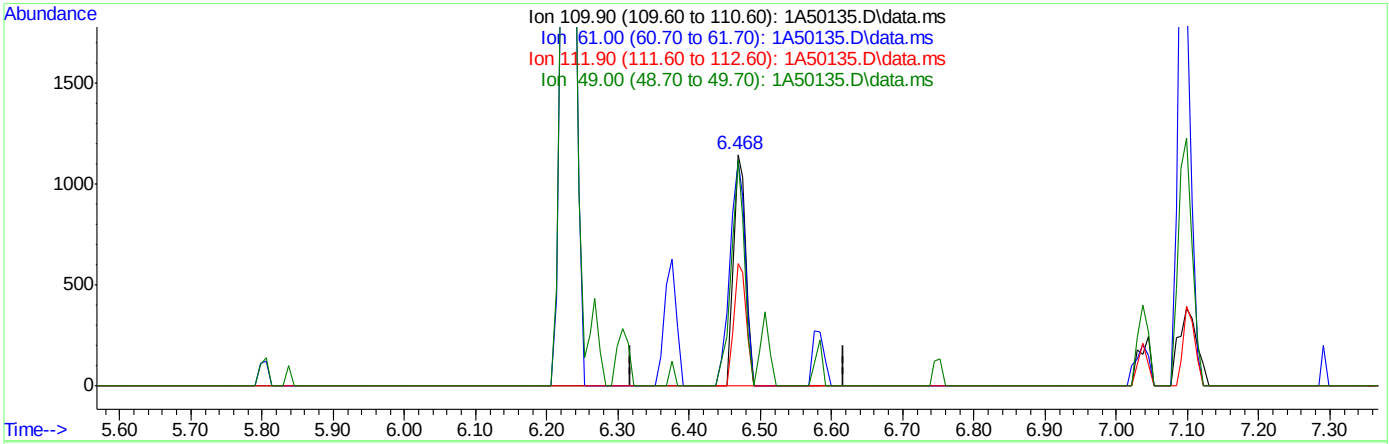

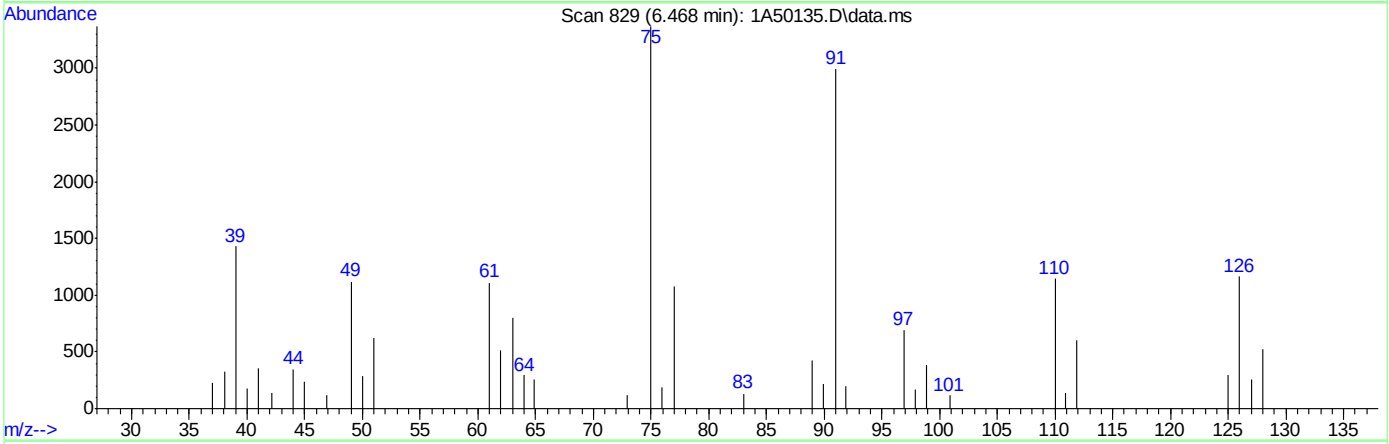

TIC: 1A50135.D\data.ms

(94) 1,2,3-Trichloropropane ( )

6.468min (+0.000) 2.76ug/L m

response 1432

Ion	Exp%	Act%
109.90	100	100
61.00	66.40	96.86#
111.90	64.30	52.66
49.00	57.90	97.55#

Quantitation Report (Qedit)

Data Path : C:\msdchem\1\DATA\10-23-2023\
Data File : 1A50135.D
Acq On : 23 Oct 2023 9:38 am
Operator : jeniferw
Sample : IC1961-8
Misc : MS55077,V1A1961,,,,,
ALS Vial : 3 Sample Multiplier: 1

Quant Time: Oct 23 12:49:20 2023
Quant Method : C:\msdchem\1\METHODS\V1A_10-23-2023.M
Quant Title : SW-846 Method 5035A/8260B
QLast Update : Mon Oct 02 13:54:42 2023
Response via : Initial Calibration

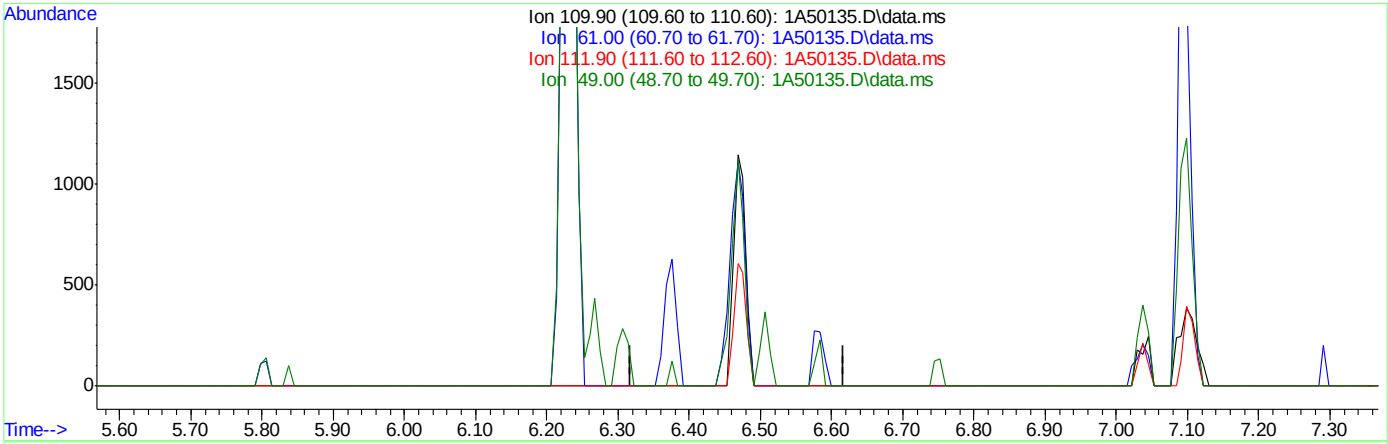

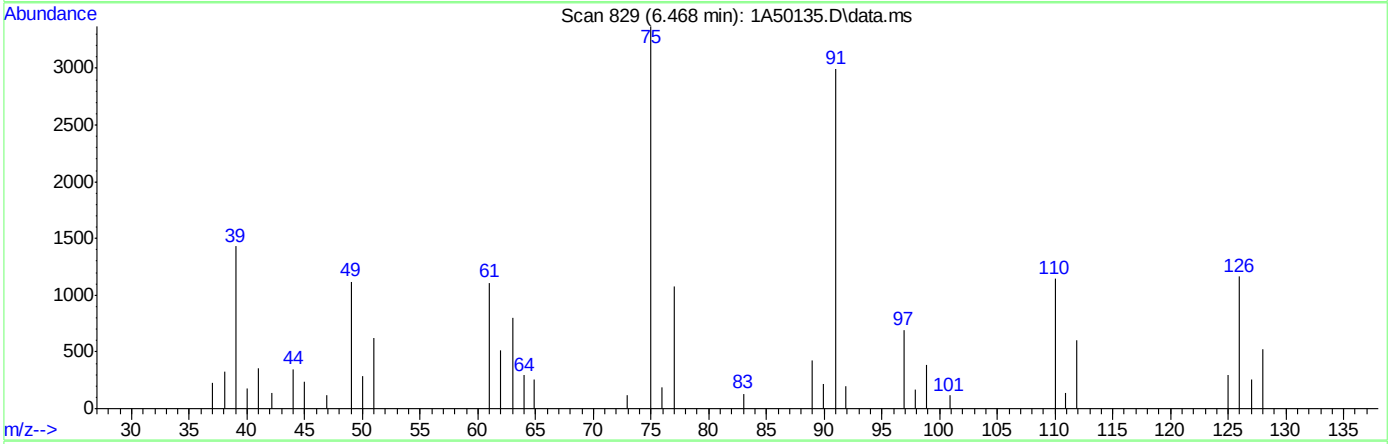

TIC: 1A50135.D\data.ms

(94) 1,2,3-Trichloropropane ( )

6.468min (-6.468) 0.00ug/L

response 0

Ion	Exp%	Act%
109.90	100	0.00
61.00	66.40	0.00#
111.90	64.30	0.00#
49.00	57.90	0.00#

Quantitation Report (Qedit)

Data Path : C:\msdchem\1\DATA\10-23-2023\
Data File : 1A50135.D
Acq On : 23 Oct 2023 9:38 am
Operator : jeniferw
Sample : IC1961-8
Misc : MS55077,V1A1961,,,,,
ALS Vial : 3 Sample Multiplier: 1

Quant Time: Oct 23 12:49:20 2023
Quant Method : C:\msdchem\1\METHODS\V1A_10-23-2023.M
Quant Title : SW-846 Method 5035A/8260B
QLast Update : Mon Oct 02 13:54:42 2023
Response via : Initial Calibration

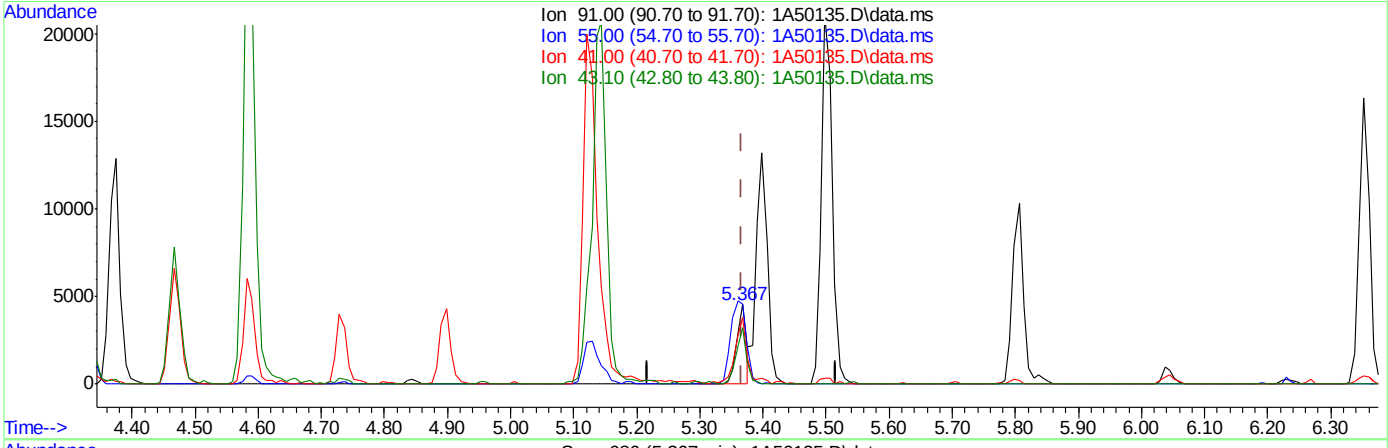

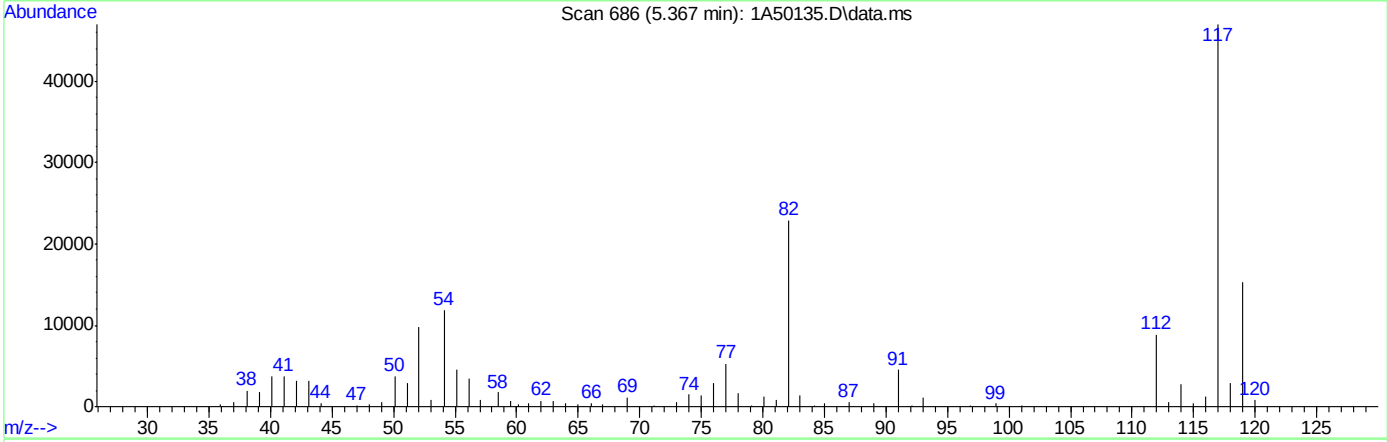

TIC: 1A50135.D\data.ms

(76) 1-Chlorohexane

5.367min (+0.000) 2.25ug/L m

response 4910

Ion	Exp%	Act%
91.00	100	100
55.00	74.60	99.82#
41.00	53.90	83.16#
43.10	42.90	70.57#

Quantitation Report (Qedit)

Data Path : C:\msdchem\1\DATA\10-23-2023\
Data File : 1A50135.D
Acq On : 23 Oct 2023 9:38 am
Operator : jeniferw
Sample : IC1961-8
Misc : MS55077,V1A1961,,,,,
ALS Vial : 3 Sample Multiplier: 1

Quant Time: Oct 23 12:49:20 2023
Quant Method : C:\msdchem\1\METHODS\V1A_10-23-2023.M
Quant Title : SW-846 Method 5035A/8260B
QLast Update : Mon Oct 02 13:54:42 2023
Response via : Initial Calibration

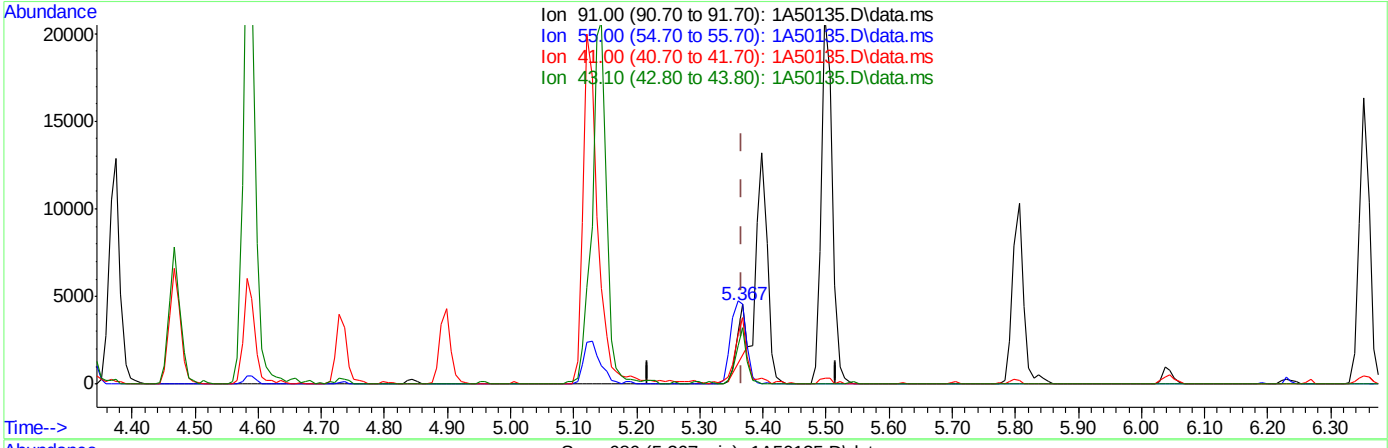

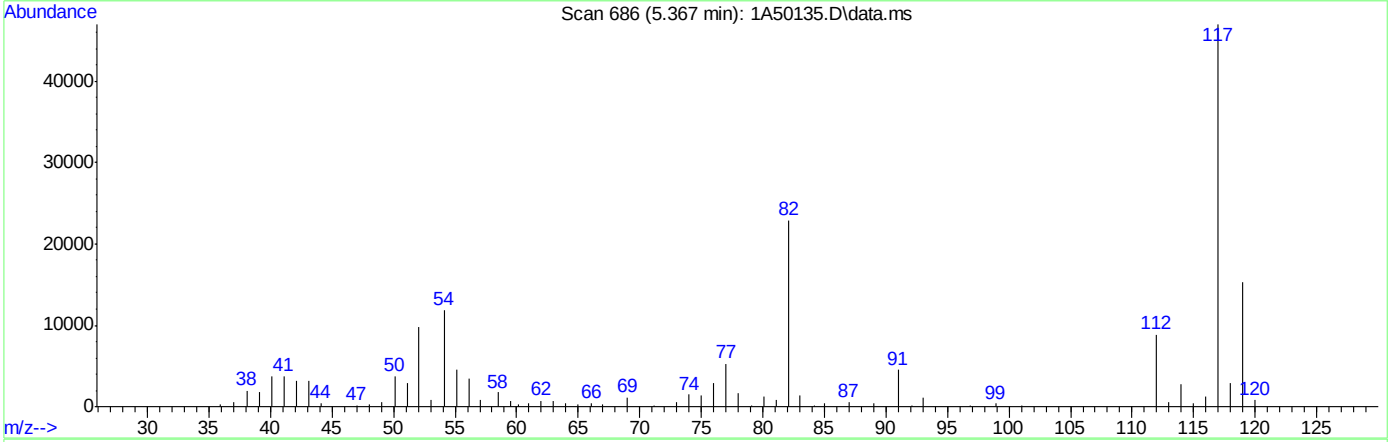

TIC: 1A50135.D\data.ms

(76) 1-Chlorohexane

5.367min (+0.000) 1.29ug/L

response 2812

Ion	Exp%	Act%
91.00	100	100
55.00	74.60	65.63
41.00	53.90	76.72#
43.10	42.90	68.31#

Quantitation Report (Qedit)

Data Path : C:\msdchem\1\DATA\10-23-2023\
Data File : 1A50135.D
Acq On : 23 Oct 2023 9:38 am
Operator : jeniferw
Sample : IC1961-8
Misc : MS55077,V1A1961,,,,,
ALS Vial : 3 Sample Multiplier: 1

Quant Time: Oct 23 12:49:20 2023
Quant Method : C:\msdchem\1\METHODS\V1A_10-23-2023.M
Quant Title : SW-846 Method 5035A/8260B
QLast Update : Mon Oct 02 13:54:42 2023
Response via : Initial Calibration

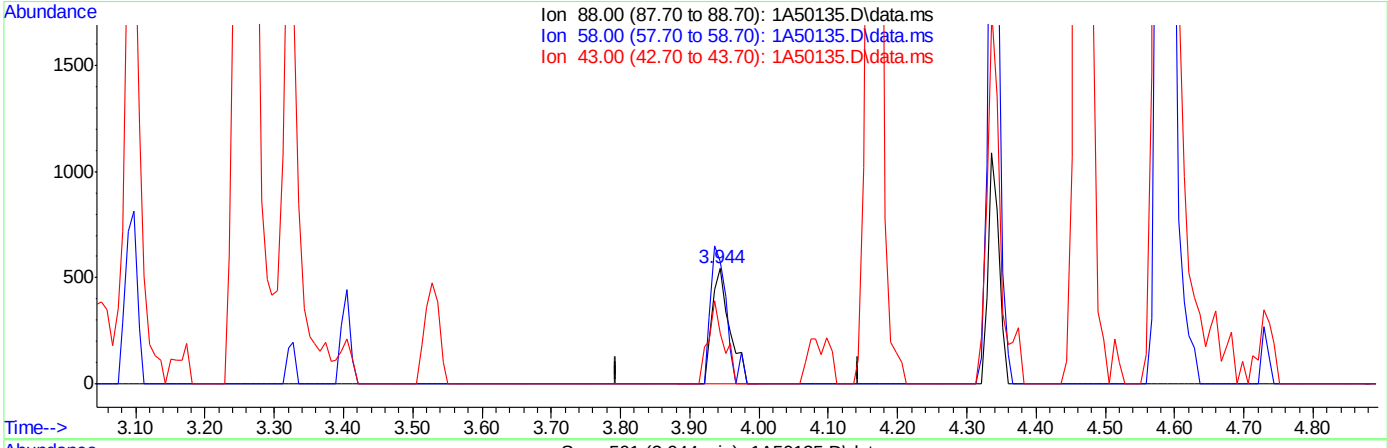

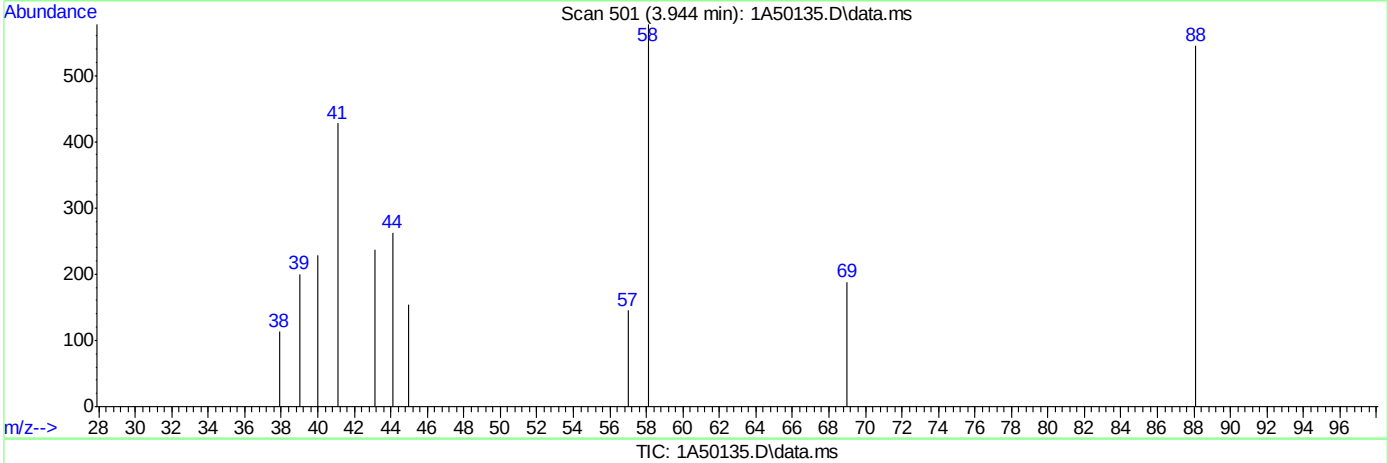

TIC: 1A50135.D\data.ms

(59) 1,4-Dioxane

3.944min (-0.000) 37.51ug/L m

response 956

Ion	Exp%	Act%
88.00	100	100
58.00	69.70	105.87#
43.00	26.80	43.49
0.00	0.00	0.00

Quantitation Report (Qedit)

Data Path : C:\msdchem\1\DATA\10-23-2023\
Data File : 1A50135.D
Acq On : 23 Oct 2023 9:38 am
Operator : jeniferw
Sample : IC1961-8
Misc : MS55077,V1A1961,,,,,
ALS Vial : 3 Sample Multiplier: 1

Quant Time: Oct 23 12:49:20 2023
Quant Method : C:\msdchem\1\METHODS\V1A_10-23-2023.M
Quant Title : SW-846 Method 5035A/8260B
QLast Update : Mon Oct 02 13:54:42 2023
Response via : Initial Calibration

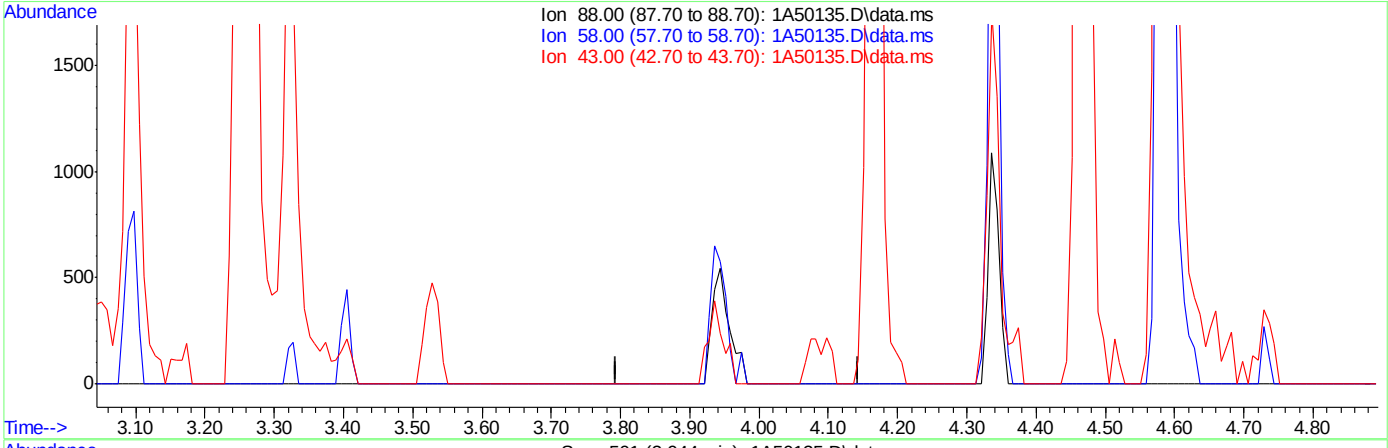

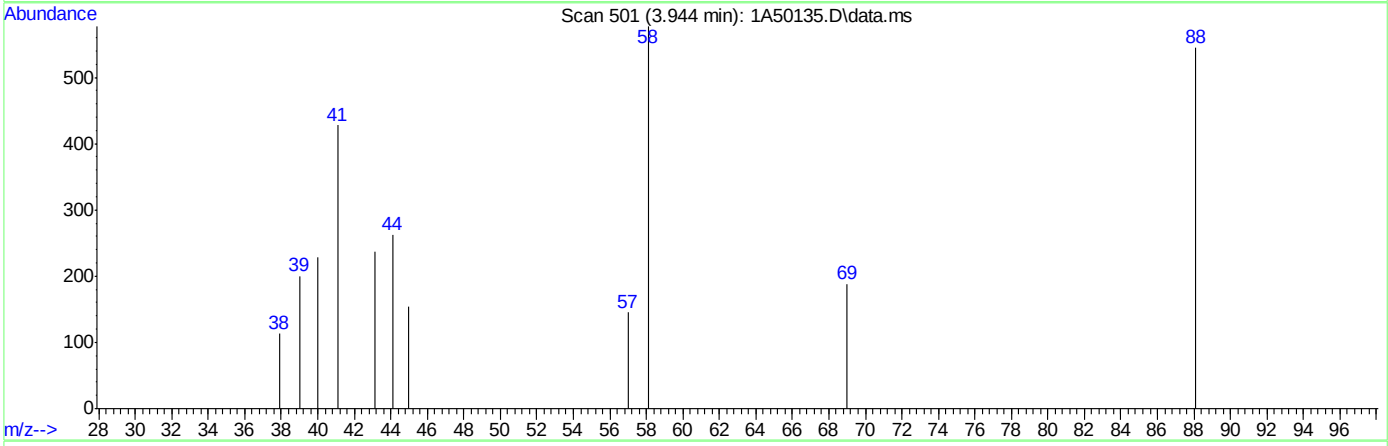

TIC: 1A50135.D\data.ms

(59) 1,4-Dioxane

3.944min (-3.944) 0.00ug/L

response 0

Ion	Exp%	Act%
88.00	100	0.00
58.00	69.70	0.00#
43.00	26.80	0.00
0.00	0.00	0.00

Quantitation Report (Qedit)

Data Path : C:\msdchem\1\DATA\10-23-2023\
Data File : 1A50135.D
Acq On : 23 Oct 2023 9:38 am
Operator : jeniferw
Sample : IC1961-8
Misc : MS55077,V1A1961,,,,,
ALS Vial : 3 Sample Multiplier: 1

Quant Time: Oct 23 12:49:20 2023
Quant Method : C:\msdchem\1\METHODS\V1A_10-23-2023.M
Quant Title : SW-846 Method 5035A/8260B
QLast Update : Mon Oct 02 13:54:42 2023
Response via : Initial Calibration

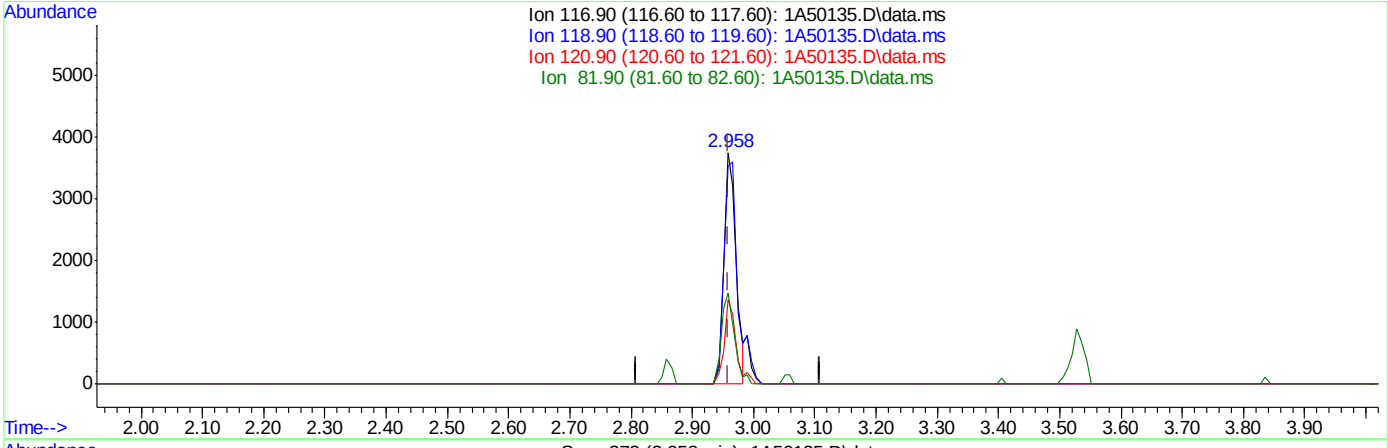

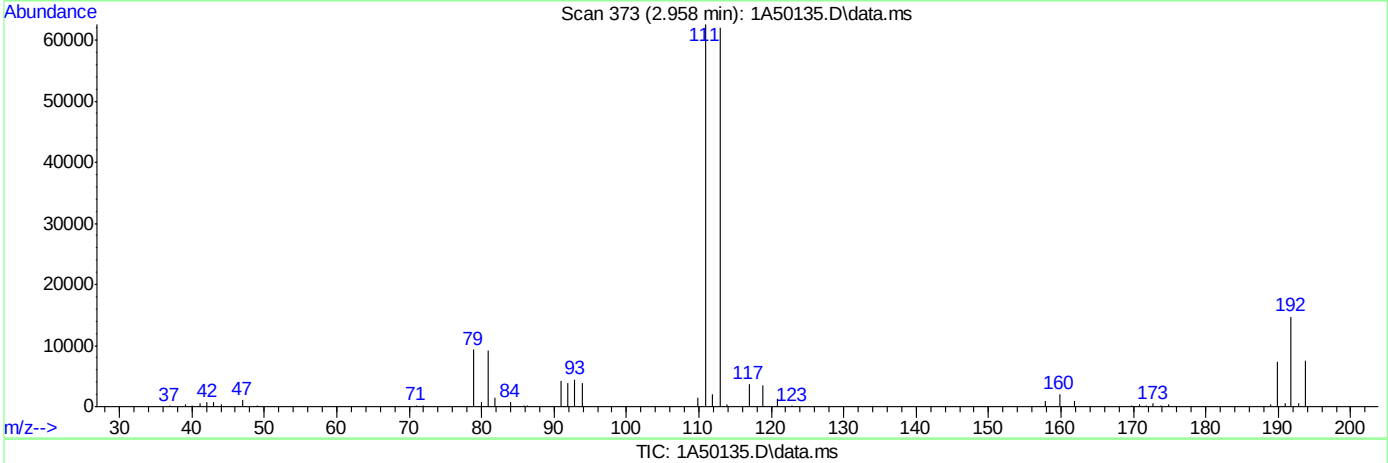

TIC: 1A50135.D\data.ms

(40) Carbon Tetrachloride ( )

2.958min (-0.001) 1.72ug/L m

response 5106

Ion	Exp%	Act%
116.90	100	100
118.90	94.50	94.11
120.90	31.10	36.57
81.90	25.40	39.21

Quantitation Report (Qedit)

Data Path : C:\msdchem\1\DATA\10-23-2023\
Data File : 1A50135.D
Acq On : 23 Oct 2023 9:38 am
Operator : jeniferw
Sample : IC1961-8
Misc : MS55077,V1A1961,,,,,
ALS Vial : 3 Sample Multiplier: 1

Quant Time: Oct 23 12:49:20 2023
Quant Method : C:\msdchem\1\METHODS\V1A_10-23-2023.M
Quant Title : SW-846 Method 5035A/8260B
QLast Update : Mon Oct 02 13:54:42 2023
Response via : Initial Calibration

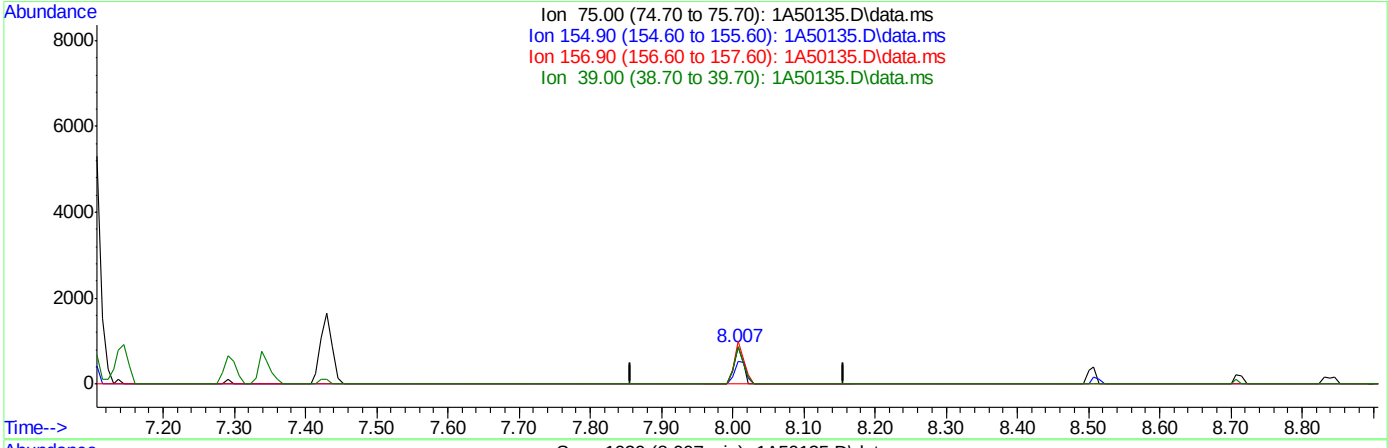

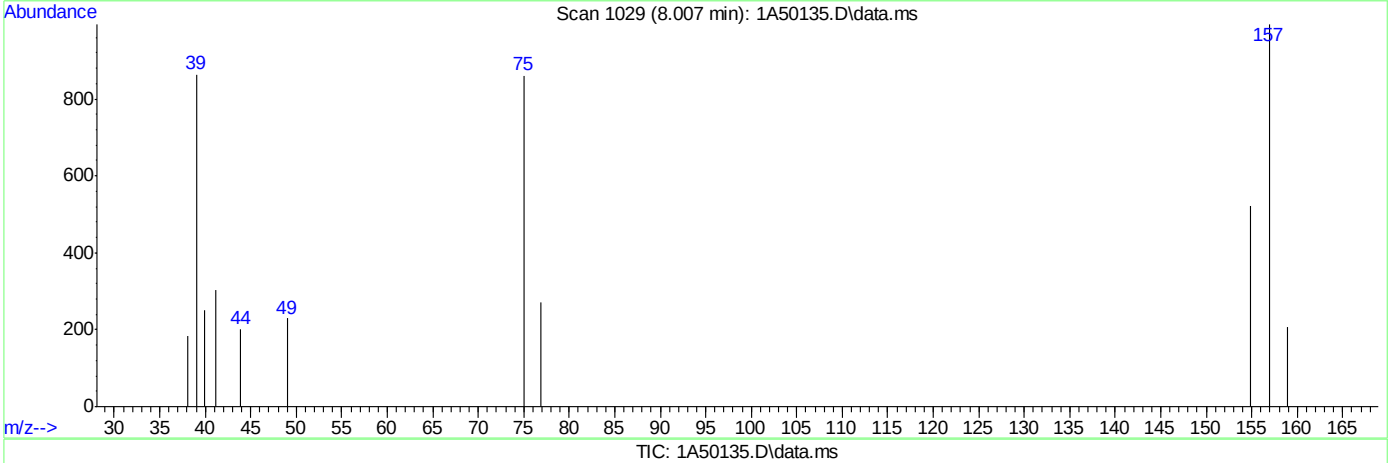

TIC: 1A50135.D\data.ms

(108) 1,2-Dibromo-3-Chloropropane

8.007min (+0.000) 3.29ug/L m

response 756

Ion	Exp%	Act%
75.00	100	100
154.90	86.70	60.74
156.90	114.50	115.45
39.00	63.50	100.23#

Quantitation Report (Qedit)

Data Path : C:\msdchem\1\DATA\10-23-2023\
Data File : 1A50135.D
Acq On : 23 Oct 2023 9:38 am
Operator : jeniferw
Sample : IC1961-8
Misc : MS55077,V1A1961,,,,,
ALS Vial : 3 Sample Multiplier: 1

Quant Time: Oct 23 12:49:20 2023
Quant Method : C:\msdchem\1\METHODS\V1A_10-23-2023.M
Quant Title : SW-846 Method 5035A/8260B
QLast Update : Mon Oct 02 13:54:42 2023
Response via : Initial Calibration

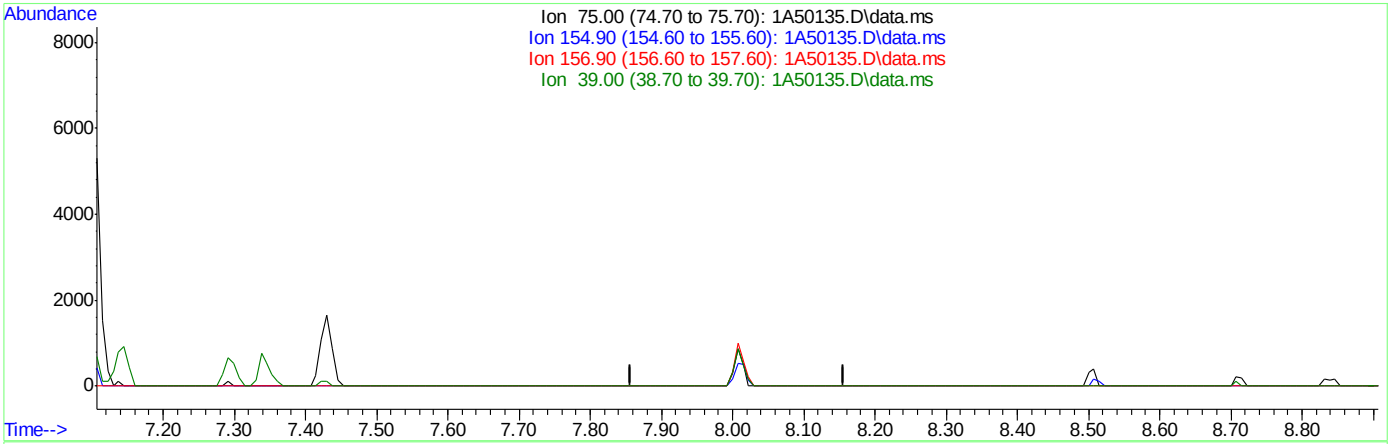

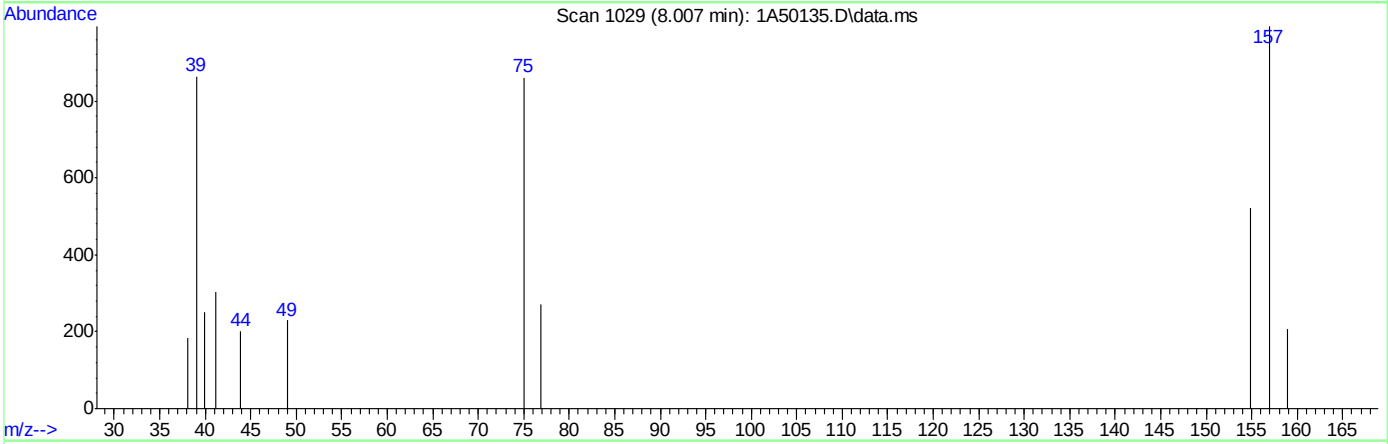

TIC: 1A50135.D\data.ms

(108) 1,2-Dibromo-3-Chloropropane

8.007min (-8.007) 0.00ug/L

response 0

Ion	Exp%	Act%
75.00	100	0.00
154.90	86.70	0.00#
156.90	114.50	0.00#
39.00	63.50	0.00#

Quantitation Report (Qedit)

Data Path : C:\msdchem\1\DATA\10-23-2023\
Data File : 1A50135.D
Acq On : 23 Oct 2023 9:38 am
Operator : jeniferw
Sample : IC1961-8
Misc : MS55077,V1A1961,,,,,
ALS Vial : 3 Sample Multiplier: 1

Quant Time: Oct 23 12:49:20 2023
Quant Method : C:\msdchem\1\METHODS\V1A_10-23-2023.M
Quant Title : SW-846 Method 5035A/8260B
QLast Update : Mon Oct 02 13:54:42 2023
Response via : Initial Calibration

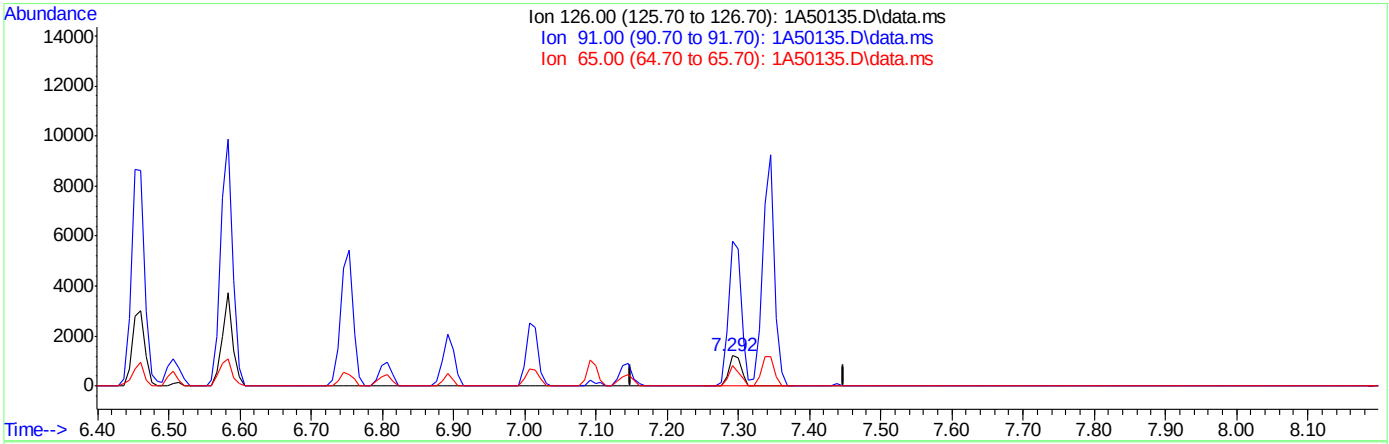

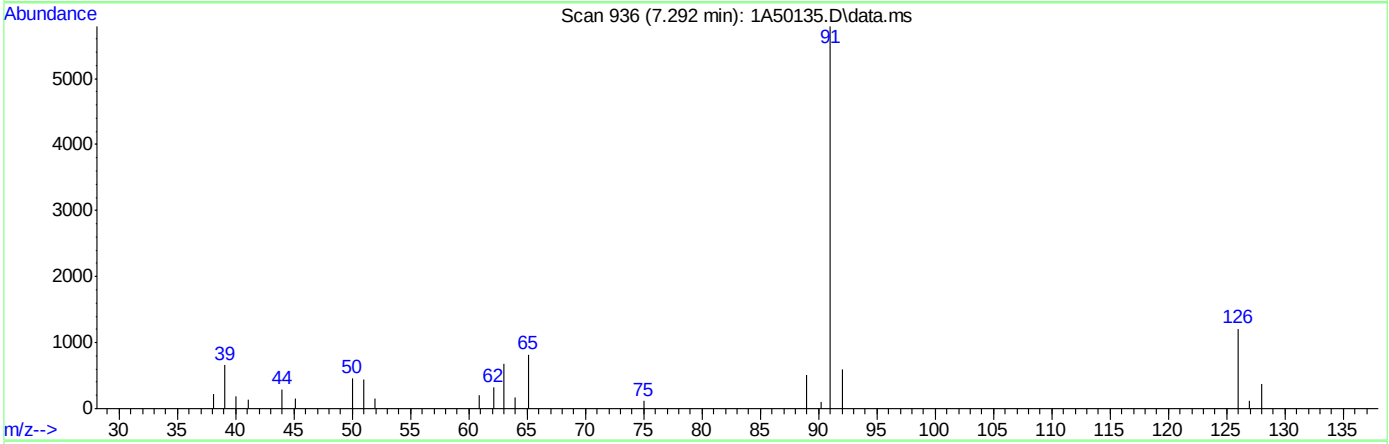

TIC: 1A50135.D\data.ms

(106) Benzyl Chloride

7.292min (-0.007) 2.37ug/L m

response 1451

Ion	Exp%	Act%
126.00	100	100
91.00	460.20	479.39
65.00	60.50	68.05
0.00	0.00	0.00

Quantitation Report (Qedit)

Data Path : C:\msdchem\1\DATA\10-23-2023\
Data File : 1A50135.D
Acq On : 23 Oct 2023 9:38 am
Operator : jeniferw
Sample : IC1961-8
Misc : MS55077,V1A1961,,,,,
ALS Vial : 3 Sample Multiplier: 1

Quant Time: Oct 23 12:49:20 2023
Quant Method : C:\msdchem\1\METHODS\V1A_10-23-2023.M
Quant Title : SW-846 Method 5035A/8260B
QLast Update : Mon Oct 02 13:54:42 2023
Response via : Initial Calibration

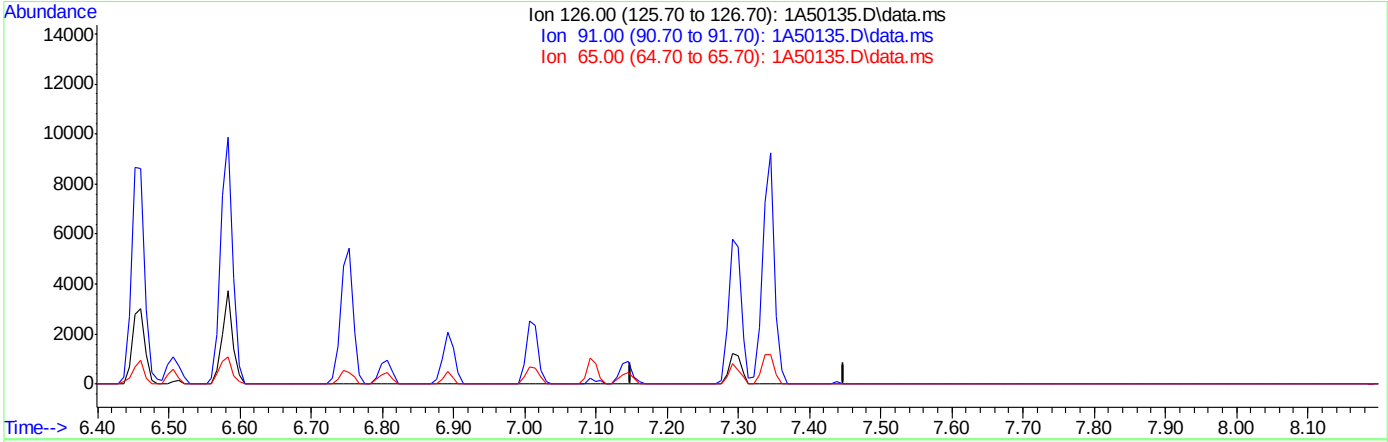

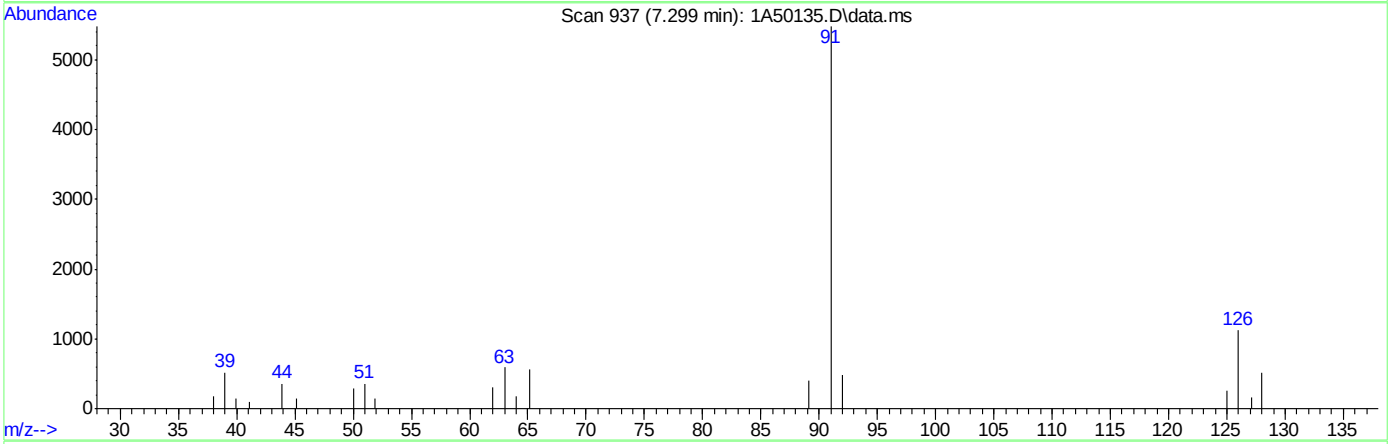

TIC: 1A50135.D\data.ms

(106) Benzyl Chloride

7.299min (-7.299) 0.00ug/L

response 0

Ion	Exp%	Act%
126.00	100	0.00
91.00	460.20	0.00#
65.00	60.50	0.00#
0.00	0.00	0.00

Quantitation Report (Qedit)

Data Path : C:\msdchem\1\DATA\10-23-2023\
Data File : 1A50135.D
Acq On : 23 Oct 2023 9:38 am
Operator : jeniferw
Sample : IC1961-8
Misc : MS55077,V1A1961,,,,,
ALS Vial : 3 Sample Multiplier: 1

Quant Time: Oct 23 12:49:20 2023
Quant Method : C:\msdchem\1\METHODS\V1A_10-23-2023.M
Quant Title : SW-846 Method 5035A/8260B
QLast Update : Mon Oct 02 13:54:42 2023
Response via : Initial Calibration

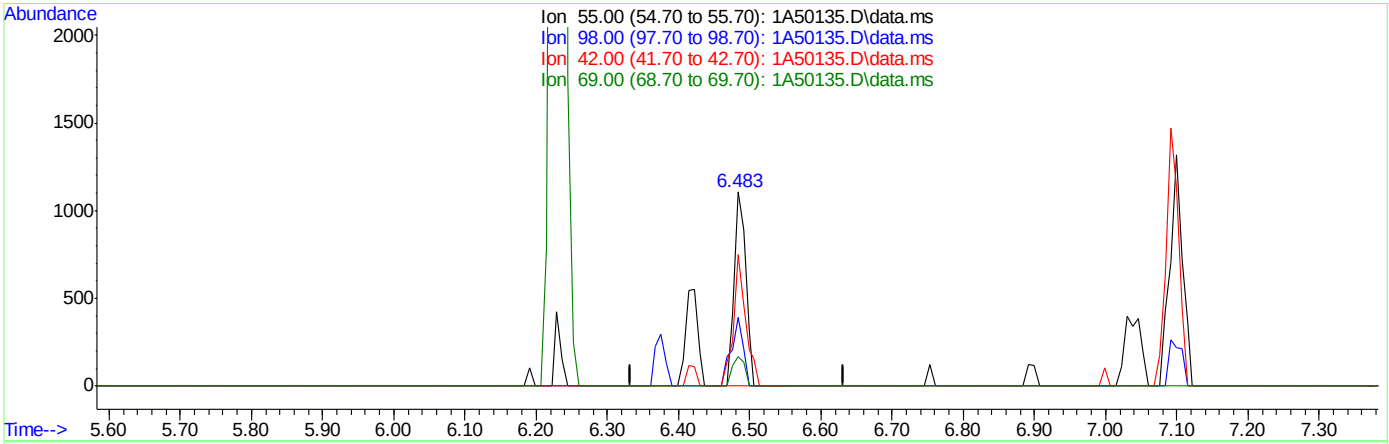

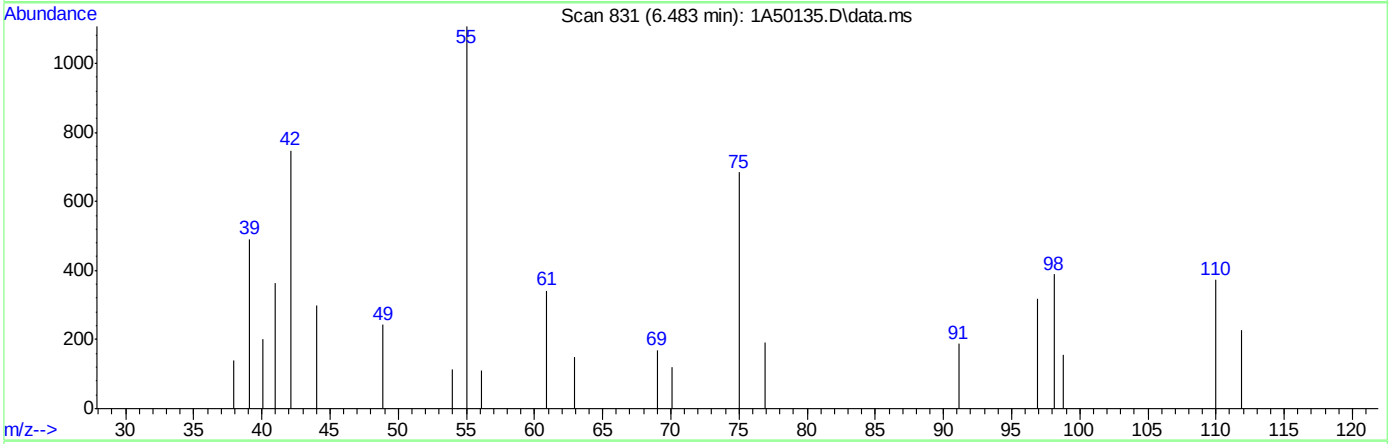

TIC: 1A50135.D\data.ms

(95) Cyclohexanone

6.483min (+0.000) 21.43ug/L m

response 1254

Ion	Exp%	Act%
55.00	100	100
98.00	41.70	35.14
42.00	67.70	67.48
69.00	27.00	15.36

Quantitation Report (Qedit)

Data Path : C:\msdchem\1\DATA\10-23-2023\
Data File : 1A50135.D
Acq On : 23 Oct 2023 9:38 am
Operator : jeniferw
Sample : IC1961-8
Misc : MS55077,V1A1961,,,,,
ALS Vial : 3 Sample Multiplier: 1

Quant Time: Oct 23 12:49:20 2023
Quant Method : C:\msdchem\1\METHODS\V1A_10-23-2023.M
Quant Title : SW-846 Method 5035A/8260B
QLast Update : Mon Oct 02 13:54:42 2023
Response via : Initial Calibration

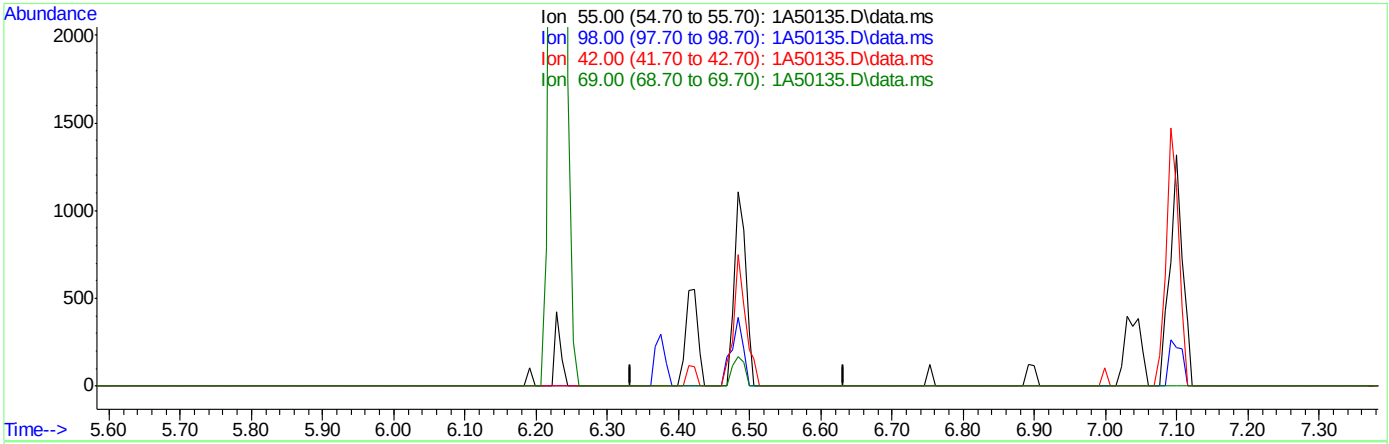

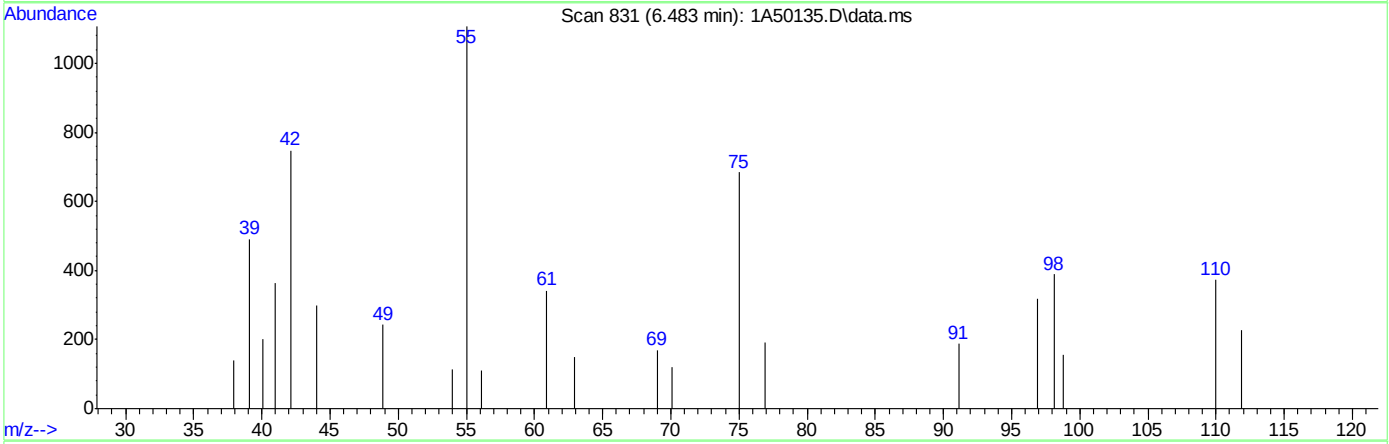

TIC: 1A50135.D\data.ms

(95) Cyclohexanone

6.483min (-6.483) 0.00ug/L

response 0

Ion	Exp%	Act%
55.00	100	0.00
98.00	41.70	0.00#
42.00	67.70	0.00#
69.00	27.00	0.00#

Quantitation Report (Qedit)

Data Path : C:\msdchem\1\DATA\10-23-2023\
Data File : 1A50135.D
Acq On : 23 Oct 2023 9:38 am
Operator : jeniferw
Sample : IC1961-8
Misc : MS55077,V1A1961,,,,,
ALS Vial : 3 Sample Multiplier: 1

Quant Time: Oct 23 12:53:54 2023
Quant Method : C:\msdchem\1\METHODS\V1A_10-23-2023.M
Quant Title : SW-846 Method 5035A/8260B
QLast Update : Mon Oct 02 13:54:42 2023
Response via : Initial Calibration

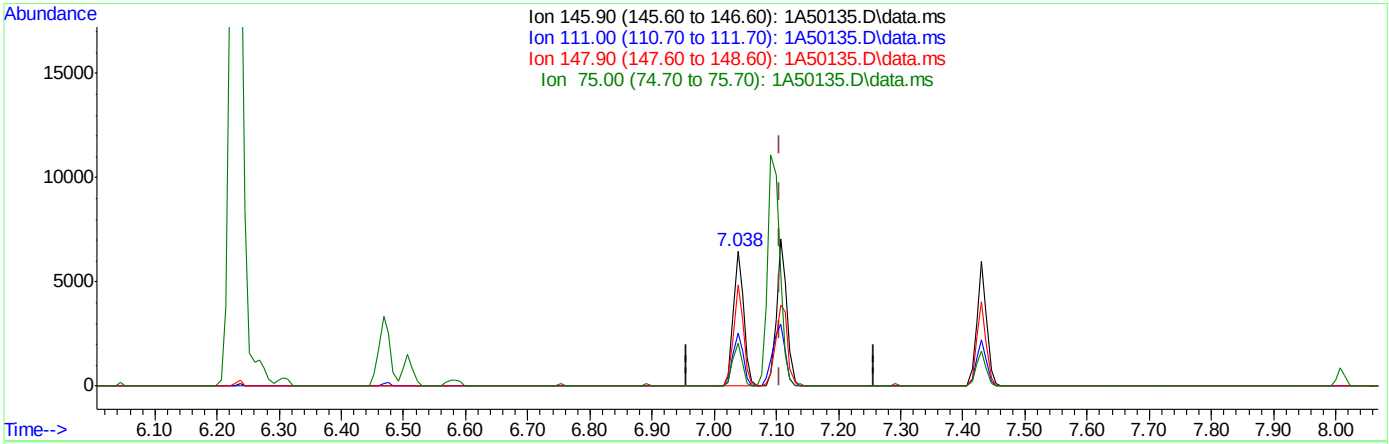

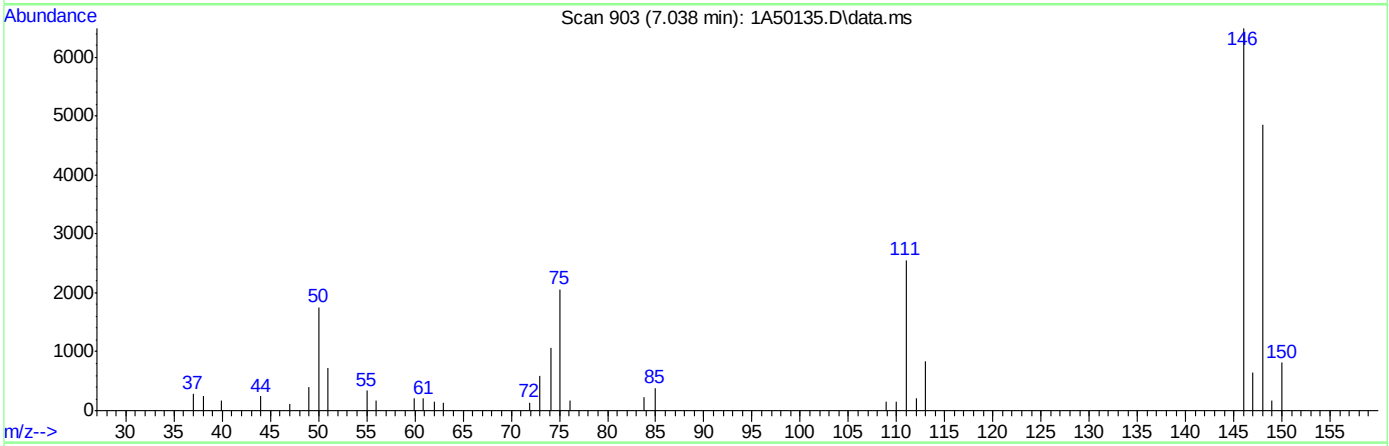

TIC: 1A50135.D\data.ms

(104) 1,4-Dichlorobenzene

7.038min (-0.069) 2.49ug/L

response 7463

Ion	Exp%	Act%
145.90	100	100
111.00	38.00	39.41
147.90	65.40	74.78
75.00	26.40	31.71

Quantitation Report (Qedit)

Data Path : C:\msdchem\1\DATA\10-23-2023\
Data File : 1A50135.D
Acq On : 23 Oct 2023 9:38 am
Operator : jeniferw
Sample : IC1961-8
Misc : MS55077,V1A1961,,,,,
ALS Vial : 3 Sample Multiplier: 1

Quant Time: Oct 23 12:53:54 2023
Quant Method : C:\msdchem\1\METHODS\V1A_10-23-2023.M
Quant Title : SW-846 Method 5035A/8260B
QLast Update : Mon Oct 02 13:54:42 2023
Response via : Initial Calibration

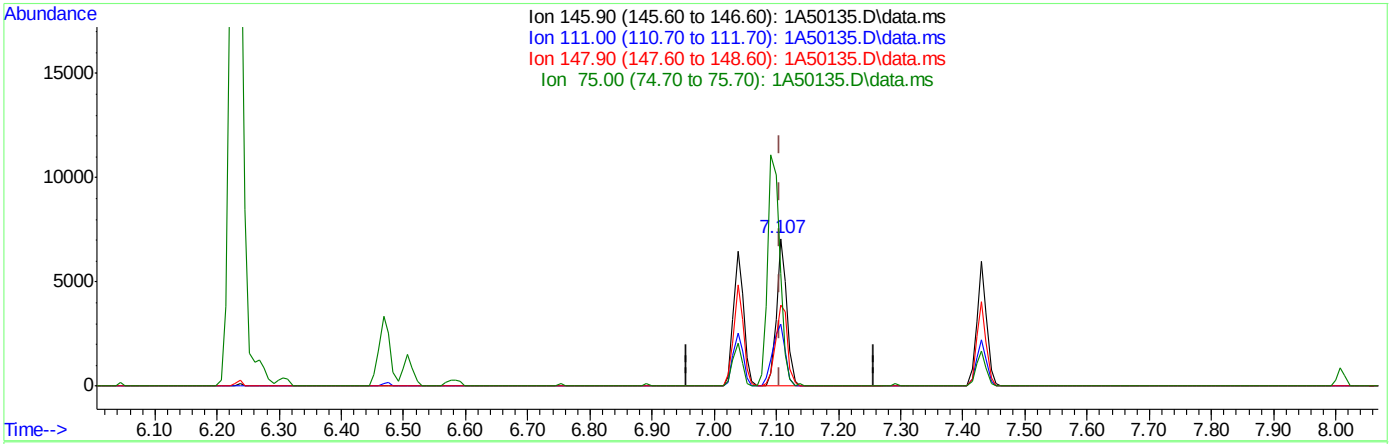

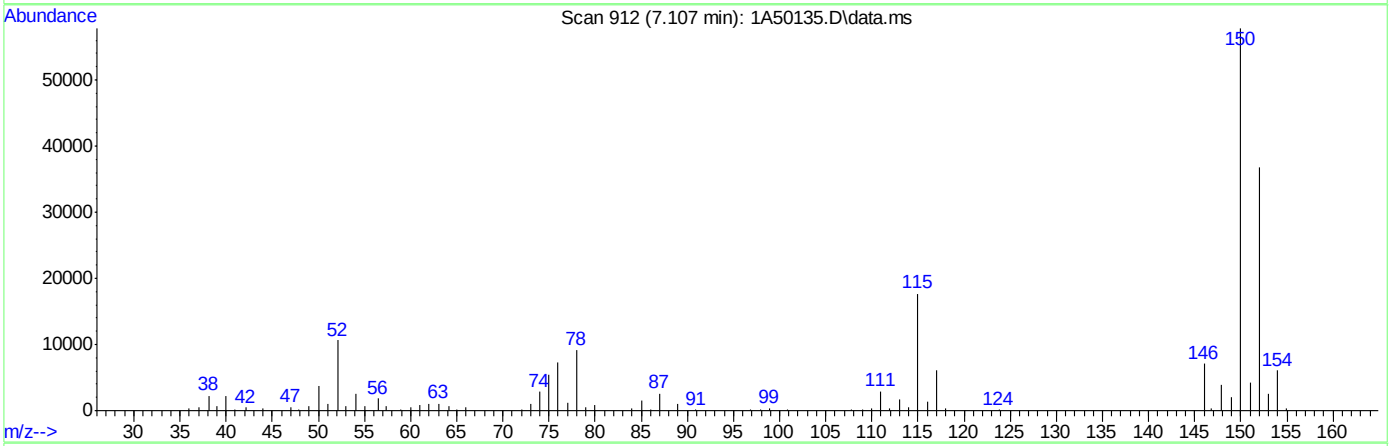

TIC: 1A50135.D\data.ms

(104) 1,4-Dichlorobenzene

7.107min (-0.000) 2.74ug/L m

response 8216

Ion	Exp%	Act%
145.90	100	100
111.00	38.00	41.89
147.90	65.40	55.38
75.00	26.40	76.30#

Manual Integrations APPROVED (compounds with "m" flag)
Neil Christiana 10/24/23 10:18

Quantitation Report (QT Reviewed)

Data Path : C:\msdchem\1\DATA\10-23-2023\
Data File : 1A50136.D
Acq On : 23 Oct 2023 10:02 am
Operator : jeniferw
Sample : IC1961-2
Misc : MS55077,V1A1961,,,,,
ALS Vial : 4 Sample Multiplier: 1

Quant Time: Oct 23 12:54:33 2023
Quant Method : C:\msdchem\1\METHODS\V1A_10-23-2023.M
Quant Title : SW-846 Method 5035A/8260B
QLast Update : Mon Oct 02 13:54:42 2023
Response via : Initial Calibration

Compound	R.T.	QIon	Response	Conc	Units		Dev(Min)
Internal Standards							
1) Fluorobenzene	3.405	96	328264	50.00	ug/L		0.00
62) Chlorobenzene-d5	5.352	117	228956	50.00	ug/L		0.00
85) 1,4-Dichlorobenzene-d4	7.099	152	119354	50.00	ug/L		0.00
System Monitoring Compounds							
39) Dibromofluoromethane	2.958	113	88388	44.21	ug/L		0.00
Spiked Amount 50.000	Range 83 - 118		Recovery = 88.42%				
49) 1,2-Dichloroethane-d4	3.243	65	112765	55.24	ug/L		0.00
Spiked Amount 50.000	Range 79 - 125		Recovery = 110.48%				
63) Toluene-d8	4.344	98	312891	58.94	ug/L		0.00
Spiked Amount 50.000	Range 85 - 112		Recovery = 117.88%#				
86) 4-Bromofluorobenzene	6.237	174	99201	52.99	ug/L		0.00
Spiked Amount 50.000	Range 83 - 118		Recovery = 105.98%				
Target Compounds							Qvalue
2) Dichlorodifluoromethane	1.019	85	7642	5.22	ug/L		99
3) Chloromethane	1.134	50	15026	8.58	ug/L		97
4) 1,3-butadiene	1.180	39	11804	6.44	ug/L		92
5) Vinyl Chloride	1.173	62	11897	7.46	ug/L		97
6) Bromomethane	1.350	94	3554	5.12	ug/L		98
7) Chloroethane	1.419	64	6353	7.50	ug/L		95
8) Trichlorofluoromethane	1.496	101	12543	4.52	ug/L		96
9) Ethyl Ether	1.658	59	10593	7.37	ug/L	#	83
10) Ethanol	1.711	45	6899	238.21	ug/L		95
11) 1,2-Dichlorotrifluoroe...	1.742	67	9808	5.39	ug/L		85
12) 1,1-Dichloroethene	1.758	61	15288	5.97	ug/L		80
13) Freon 113	1.788	101	7429	4.15	ug/L		91
14) Carbon Disulfide	1.781	76	22810	4.84	ug/L		87
15) Iodomethane	1.835	142	2989	2.63	ug/L		95
16) Acrolein	1.912	56	17680	41.39	ug/L		95
17) Allyl chloride	1.996	41	17094	7.38	ug/L		79
18) Methylene Chloride	2.042	49	26358	10.40	ug/L		76
19) Acetone	2.050	43	43112	68.79	ug/L		95
20) Methyl acetate	2.127	43	77109	40.08	ug/L		88
21) trans-1,2-Dichloroethene	2.135	61	15557	6.36	ug/L		84
22) Hexane	2.196	56	12872	6.83	ug/L		95
23) Methyl Tert Butyl Ether	2.196	73	24670	4.78	ug/L	#	62
24) Acetonitrile	2.273	41	26844	89.12	ug/L		96
25) Tert Butyl Alcohol	2.212	59	23844	64.66	ug/L		91
26) Di-isopropyl ether	2.396	45	43487	7.44	ug/L		91
27) Chloroprene	2.443	53	56950	8.05	ug/L		93
28) 1,1-Dichloroethane	2.443	63	19670	5.68	ug/L		97
29) Acrylonitrile	2.443	52	35801	40.72	ug/L		97
30) ETBE	2.581	59	36989	6.64	ug/L		87
31) Vinyl acetate	2.566	43	144224	36.78	ug/L		99
32) cis-1,2-Dichloroethene	2.720	96	10109	4.96	ug/L	#	75
33) 2,2-Dichloropropane	2.789	77	11588	4.41	ug/L		92
34) Bromochloromethane	2.827	128	4923	4.39	ug/L	#	62
35) Cyclohexane	2.858	56	22877	7.47	ug/L	#	77

Quantitation Report (QT Reviewed)

Data Path : C:\msdchem\1\DATA\10-23-2023\
Data File : 1A50136.D
Acq On : 23 Oct 2023 10:02 am
Operator : jeniferw
Sample : IC1961-2
Misc : MS55077,V1A1961,,,,,
ALS Vial : 4 Sample Multiplier: 1

Quant Time: Oct 23 12:54:33 2023
Quant Method : C:\msdchem\1\METHODS\V1A_10-23-2023.M
Quant Title : SW-846 Method 5035A/8260B
QLast Update : Mon Oct 02 13:54:42 2023
Response via : Initial Calibration

Compound	R.T.	QIon	Response	Conc	Units		Dev(Min)
36) Chloroform	2.858	83	16129	4.77	ug/L		87
37) Ethyl acetate	2.920	43	91745	39.93	ug/L		97
38) Tetrahydrofuran	2.951	42	6207	7.68	ug/L		92
40) Carbon Tetrachloride	2.966	117	12105m	3.78	ug/L		
41) 1,1,1-Trichloroethane	2.989	97	12961	4.12	ug/L		87
42) 2-Butanone	3.004	43	50894	42.94	ug/L		82
43) 1,1-Dichloropropene	3.058	75	11092	4.72	ug/L		88
44) tert-Butyl formate	3.097	59	54417	48.76	ug/L		86
45) Propionitrile	3.143	54	35667	94.96	ug/L		98
46) Methacrylonitrile	3.166	41	122748	91.29	ug/L		94
47) Benzene	3.181	78	35174	4.89	ug/L		76
48) TAME	3.251	73	23795	4.87	ug/L	#	55
50) 1,2-Dichloroethane	3.274	62	15297	5.61	ug/L		84
51) Isobutyl Alcohol	3.258	43	36037	182.41	ug/L		95
52) Tert Amyl Alcohol	3.328	59	20130	72.00	ug/L		84
53) Trichloroethene	3.512	95	9785	4.77	ug/L		95
54) Methylcyclohexane	3.535	83	14596	4.61	ug/L	#	80
55) Dibromomethane	3.736	93	6343	5.16	ug/L		87
56) 1,2-Dichloropropane	3.797	63	13225	7.49	ug/L		91
57) Bromodichloromethane	3.828	83	13108	4.91	ug/L	#	93
58) Methyl methacrylate	3.920	41	15878	9.48	ug/L	#	83
59) 1,4-Dioxane	3.943	88	2751	99.95	ug/L	#	63
60) 2-Chloroethyl vinyl ether	4.167	63	34563	34.69	ug/L		85
61) cis-1,3-Dichloropropene	4.213	75	14844	5.42	ug/L		83
64) Toluene	4.374	91	37175	6.15	ug/L		92
65) 2-Nitropropane	4.467	41	21469	46.55	ug/L		97
66) 4-Methyl-2-pentanone	4.582	43	100207	58.61	ug/L		95
67) trans-1,3-Dichloropropene	4.613	75	13240	6.52	ug/L		80
68) Tetrachloroethene	4.636	166	13554	6.25	ug/L		98
69) Ethyl methacrylate	4.736	69	11494	8.34	ug/L		84
70) 1,1,2-Trichloroethane	4.721	83	8115	7.43	ug/L		94
71) Dibromochloromethane	4.844	129	9679	5.22	ug/L		98
72) 1,3-Dichloropropane	4.898	76	14394	7.37	ug/L		77
73) 1,2-Dibromoethane	4.998	107	9115	5.75	ug/L		96
74) 3,3-Dimethyl-1-Butanol	5.129	57	126438	564.82	ug/L	#	82
75) 2-hexanone	5.144	43	96311	59.76	ug/L	#	73
76) 1-Chlorohexane	5.367	91	13193m	6.06	ug/L		
77) Ethylbenzene	5.398	91	38896m	6.04	ug/L		
78) Chlorobenzene	5.367	112	24861	5.85	ug/L		89
79) 1,1,1,2-Tetrachloroethane	5.413	131	9244	5.19	ug/L		95
80) m,p-Xylene	5.498	91	60713	11.55	ug/L		97
81) o-Xylene	5.806	91	32043	6.01	ug/L		94
82) Styrene	5.837	104	23000	5.57	ug/L		90
83) Bromoform	5.844	173	6818	5.25	ug/L		96
84) Isopropylbenzene	6.044	105	35961	5.59	ug/L		98
87) cis-1,4-Dichloro-2-butene	6.268	53	4989	15.93	ug/L	#	70
88) n-Propylbenzene	6.352	91	44986	7.14	ug/L		99
89) Bromobenzene	6.306	156	10253	6.31	ug/L	#	77
90) 1,1,2,2-Tetrachloroethane	6.375	83	12781	8.06	ug/L		99
91) 1,3,5-Trimethylbenzene	6.506	105	30364	6.27	ug/L		99

Quantitation Report (QT Reviewed)

Data Path : C:\msdchem\1\DATA\10-23-2023\
Data File : 1A50136.D
Acq On : 23 Oct 2023 10:02 am
Operator : jeniferw
Sample : IC1961-2
Misc : MS55077,V1A1961,,,,,
ALS Vial : 4 Sample Multiplier: 1

Quant Time: Oct 23 12:54:33 2023
Quant Method : C:\msdchem\1\METHODS\V1A_10-23-2023.M
Quant Title : SW-846 Method 5035A/8260B
QLast Update : Mon Oct 02 13:54:42 2023
Response via : Initial Calibration

	Compound	R.T.	QIon	Response	Conc	Units		Dev(Min)
92)	2-Chlorotoluene	6.460	91	26660	7.22	ug/L		94
93)	trans-1,4-Dichloro-2-B...	6.506	53	5951	12.80	ug/L	#	71
94)	1,2,3-Trichloropropane	6.468	110	3625	6.78	ug/L	#	60
95)	Cyclohexanone	6.491	55	4001	66.45	ug/L		81
96)	4-Chlorotoluene	6.583	91	28736	7.33	ug/L		95
97)	tert-Butylbenzene	6.753	91	16698	6.58	ug/L		89
98)	1,2,4-Trimethylbenzene	6.806	105	28603	6.23	ug/L		99
99)	Pentachloroethane	6.745	167	4145	4.89	ug/L	#	49
100)	sec-Butylbenzene	6.891	105	36266	6.18	ug/L		97
101)	4-Isopropyltoluene	7.014	119	29696	5.56	ug/L		97
102)	1,3-Dichlorobenzene	7.037	146	19231	6.19	ug/L		95
103)	1,2,3-Trimethylbenzene	7.145	105	29149	6.35	ug/L		99
104)	1,4-Dichlorobenzene	7.107	146	19647	6.38	ug/L		88
105)	n-Butylbenzene	7.345	92	13996	6.58	ug/L		97
106)	Benzyl Chloride	7.291	126	3517	5.57	ug/L		93
107)	1,2-Dichlorobenzene	7.430	146	16800	6.10	ug/L		94
108)	1,2-Dibromo-3-Chloropr...	8.007	75	1784	7.55	ug/L	#	86
109)	Hexachlorobutadiene	8.515	225	2793	4.50	ug/L		87
110)	1,2,4-Trichlorobenzene	8.507	180	6563	4.92	ug/L		92
111)	Naphthalene	8.715	128	12445	6.16	ug/L		100
112)	1,2,3-Trichlorobenzene	8.838	180	4794	5.16	ug/L		96

(#) = qualifier out of range (m) = manual integration (+) = signals summed

Quantitation Report (QT Reviewed)

Data Path : C:\msdchem\1\DATA\10-23-2023\
Data File : 1A50136.D
Acq On : 23 Oct 2023 10:02 am
Operator : jeniferw
Sample : IC1961-2
Misc : MS55077,V1A1961,,,,,
ALS Vial : 4 Sample Multiplier: 1

Quant Time: Oct 23 12:54:33 2023
Quant Method : C:\msdchem\1\METHODS\V1A_10-23-2023.M
Quant Title : SW-846 Method 5035A/8260B
QLast Update : Mon Oct 02 13:54:42 2023
Response via : Initial Calibration

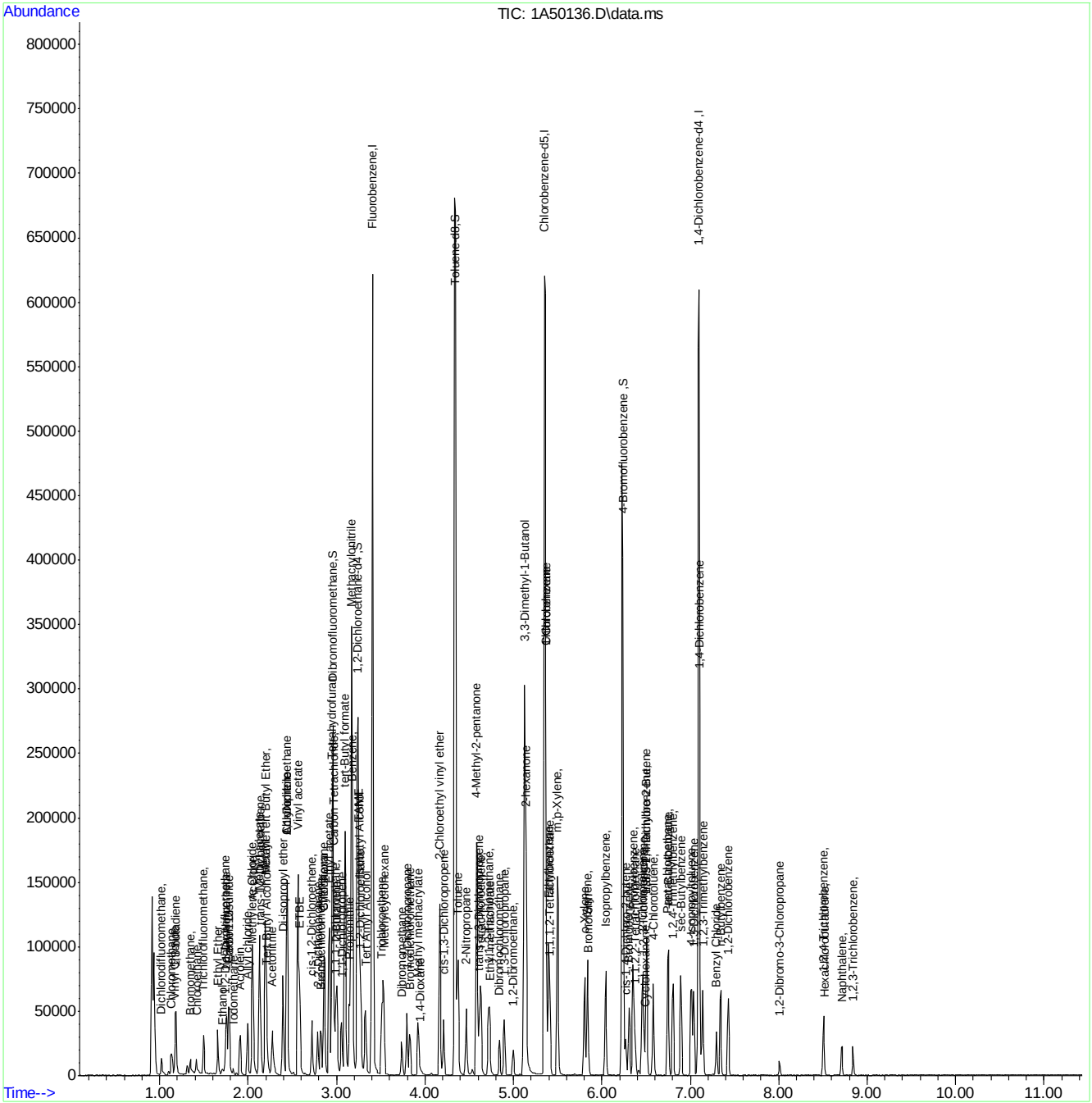

Manual Integration Approval Summary

Sample Number: V1A1961-IC1961
Lab FileID: 1A50136.D
Injection Time: 10/23/23 10:02
Method: SW846 8260D
Analyst approved: 10/23/23 14:29 Jenifer Willis
Supervisor approved: 10/24/23 10:18 Neil Christiana

Parameter	CAS	Sig#	R.T. (min.)	Reason
Carbon Tetrachloride	56-23-5		2.97	Overlapping peak
1-Chlorohexane	544-10-5		5.37	Overlapping peak
Ethylbenzene	100-41-4		5.40	Overlapping peak

Quantitation Report (Qedit)

Data Path : C:\msdchem\1\DATA\10-23-2023\
Data File : 1A50136.D
Acq On : 23 Oct 2023 10:02 am
Operator : jeniferw
Sample : IC1961-2
Misc : MS55077,V1A1961,,,,,
ALS Vial : 4 Sample Multiplier: 1

Quant Time: Oct 23 12:49:22 2023
Quant Method : C:\msdchem\1\METHODS\V1A_10-23-2023.M
Quant Title : SW-846 Method 5035A/8260B
QLast Update : Mon Oct 02 13:54:42 2023
Response via : Initial Calibration

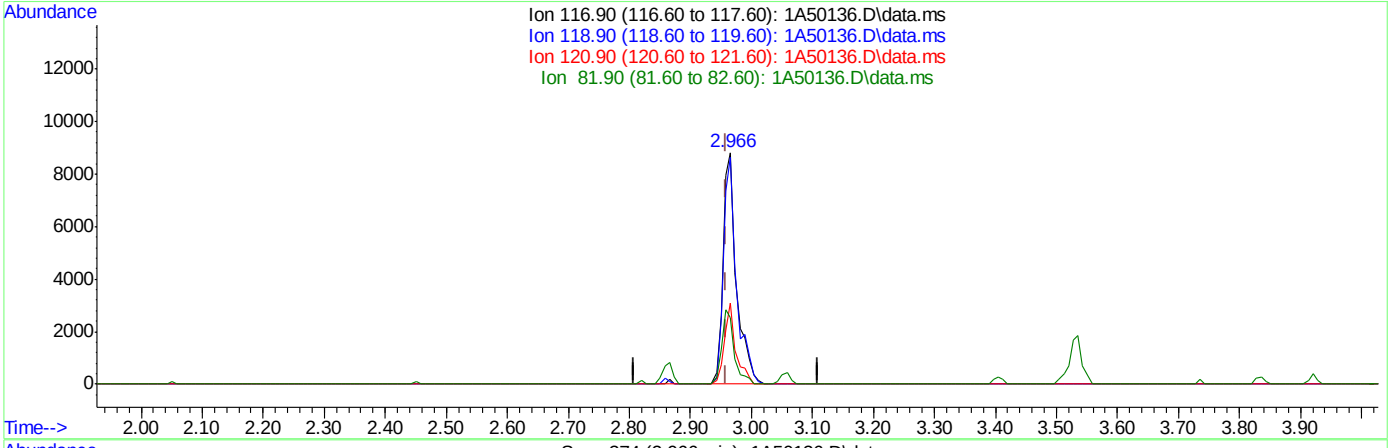

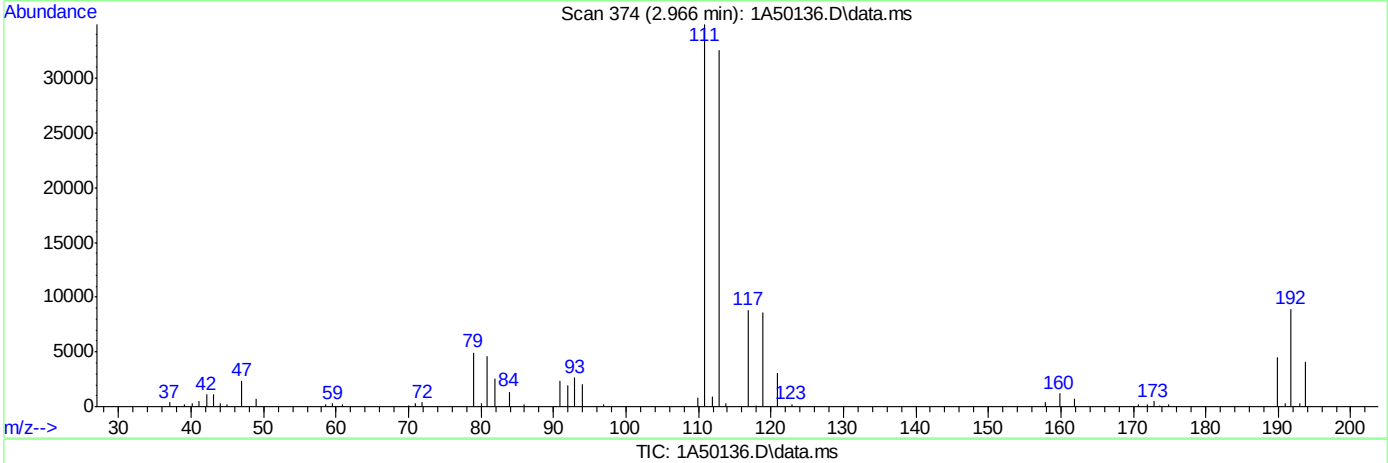

TIC: 1A50136.D\data.ms

(40) Carbon Tetrachloride ( )

2.966min (+0.007) 4.24ug/L

response 13606

Ion	Exp%	Act%
116.90	100	100
118.90	94.50	97.74
120.90	31.10	34.95
81.90	25.40	28.52

Quantitation Report (Qedit)

Data Path : C:\msdchem\1\DATA\10-23-2023\
Data File : 1A50136.D
Acq On : 23 Oct 2023 10:02 am
Operator : jeniferw
Sample : IC1961-2
Misc : MS55077,V1A1961,,,,,
ALS Vial : 4 Sample Multiplier: 1

Quant Time: Oct 23 12:49:22 2023
Quant Method : C:\msdchem\1\METHODS\V1A_10-23-2023.M
Quant Title : SW-846 Method 5035A/8260B
QLast Update : Mon Oct 02 13:54:42 2023
Response via : Initial Calibration

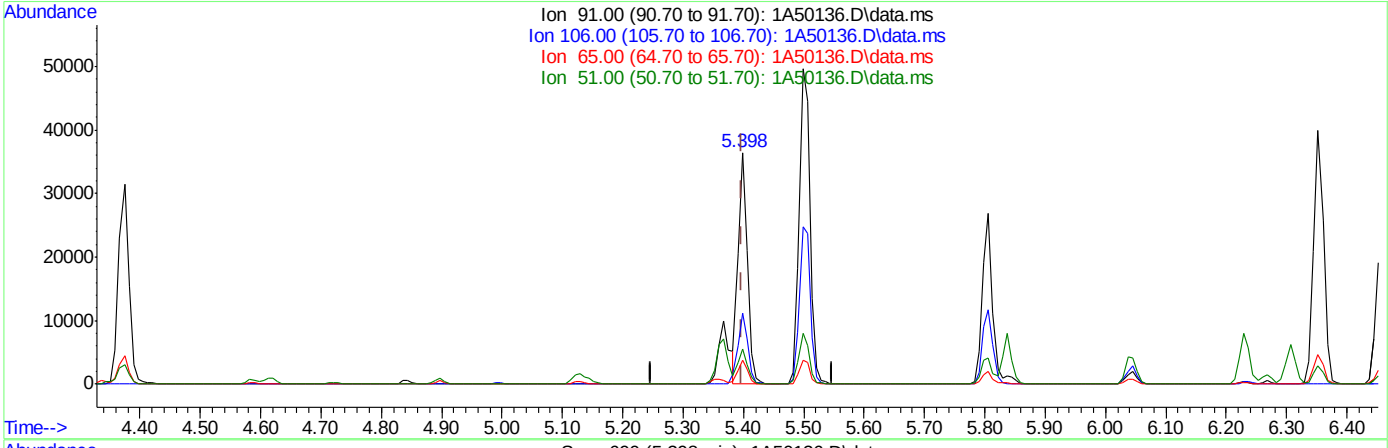

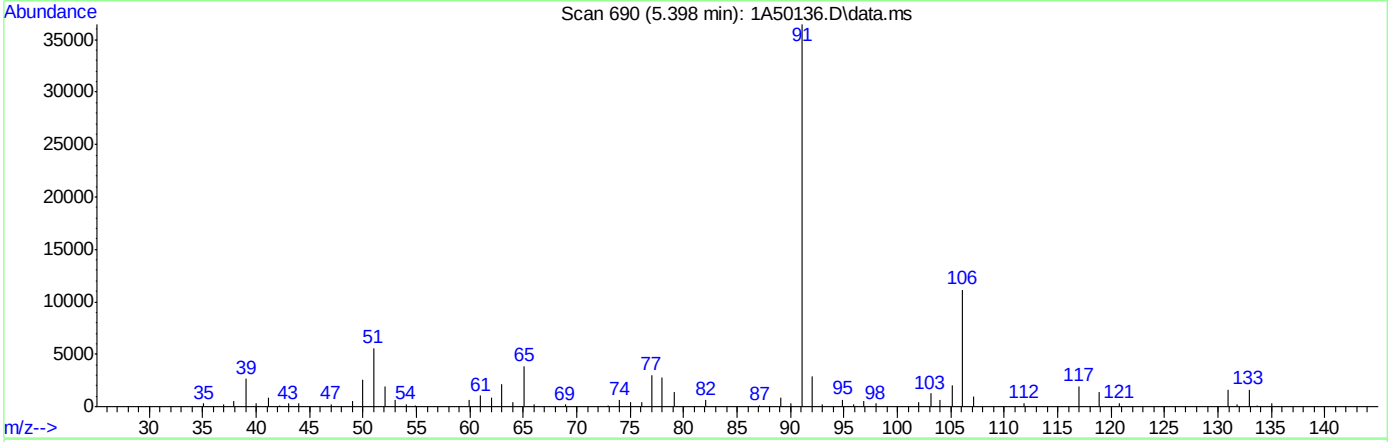

TIC: 1A50136.D\data.ms

(77) Ethylbenzene

5.398min (-0.000) 6.04ug/L m

response 38896

Ion	Exp%	Act%
91.00	100	100
106.00	32.00	30.53
65.00	8.30	10.56
51.00	10.10	15.34

Quantitation Report (Qedit)

Data Path : C:\msdchem\1\DATA\10-23-2023\
Data File : 1A50136.D
Acq On : 23 Oct 2023 10:02 am
Operator : jeniferw
Sample : IC1961-2
Misc : MS55077,V1A1961,,,,,
ALS Vial : 4 Sample Multiplier: 1

Quant Time: Oct 23 12:49:22 2023
Quant Method : C:\msdchem\1\METHODS\V1A_10-23-2023.M
Quant Title : SW-846 Method 5035A/8260B
QLast Update : Mon Oct 02 13:54:42 2023
Response via : Initial Calibration

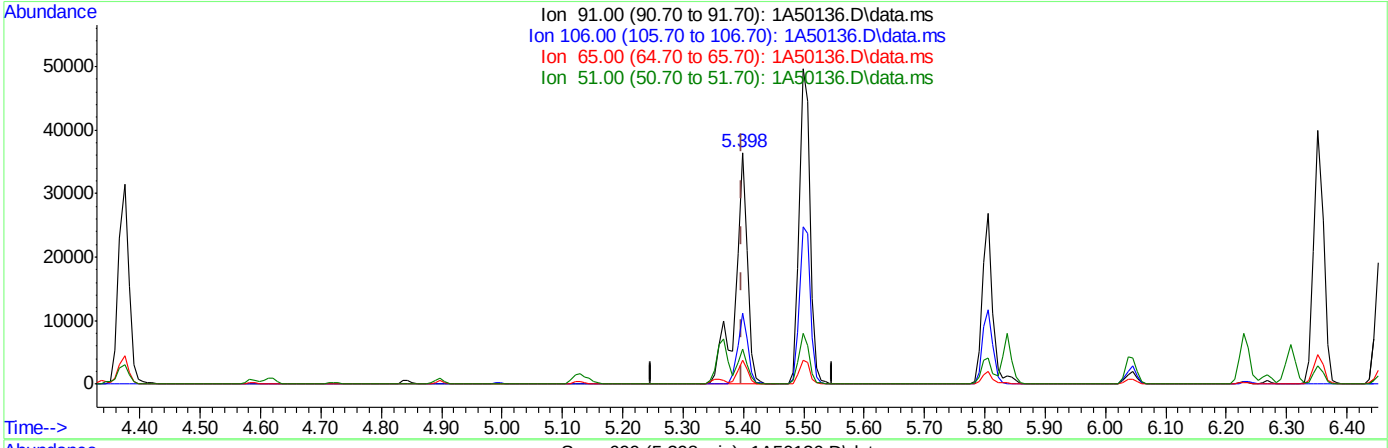

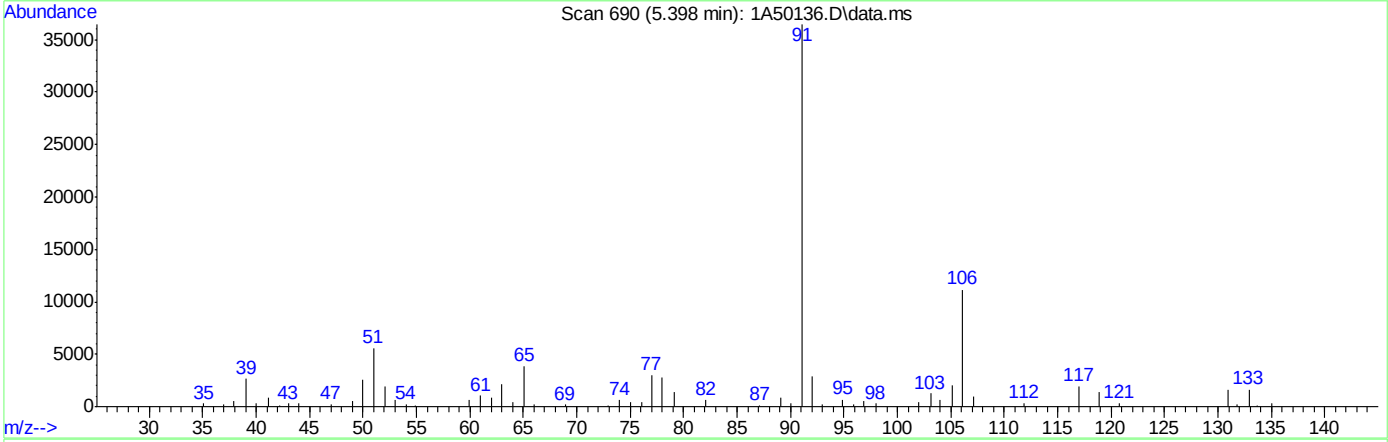

TIC: 1A50136.D\data.ms

(77) Ethylbenzene

5.398min (-0.000) 8.09ug/L

response 52083

Ion	Exp%	Act%
91.00	100	100
106.00	32.00	30.53
65.00	8.30	10.56
51.00	10.10	15.34

Quantitation Report (Qedit)

Data Path : C:\msdchem\1\DATA\10-23-2023\
Data File : 1A50136.D
Acq On : 23 Oct 2023 10:02 am
Operator : jeniferw
Sample : IC1961-2
Misc : MS55077,V1A1961,,,,,
ALS Vial : 4 Sample Multiplier: 1

Quant Time: Oct 23 12:49:22 2023
Quant Method : C:\msdchem\1\METHODS\V1A_10-23-2023.M
Quant Title : SW-846 Method 5035A/8260B
QLast Update : Mon Oct 02 13:54:42 2023
Response via : Initial Calibration

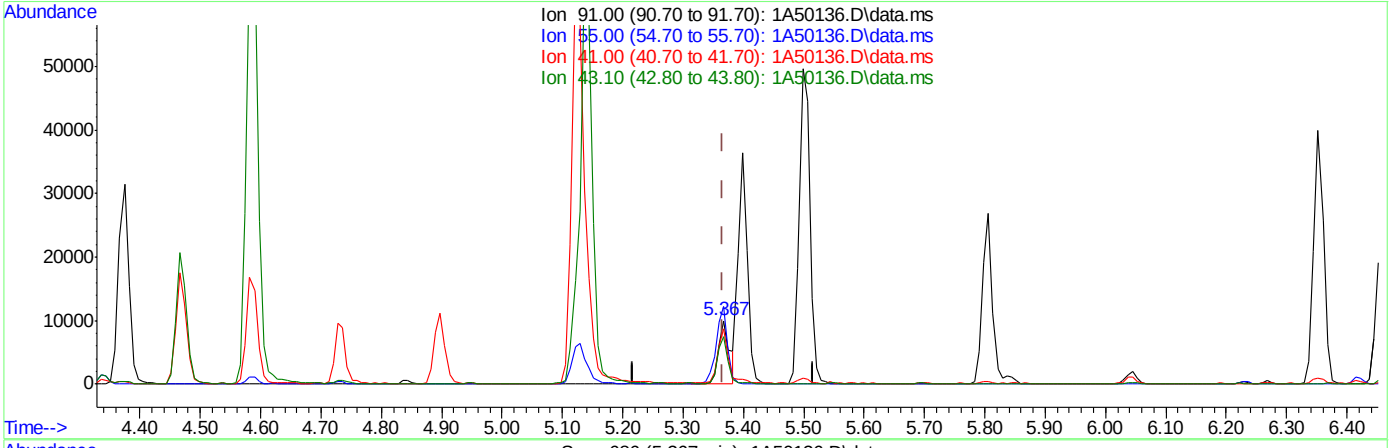

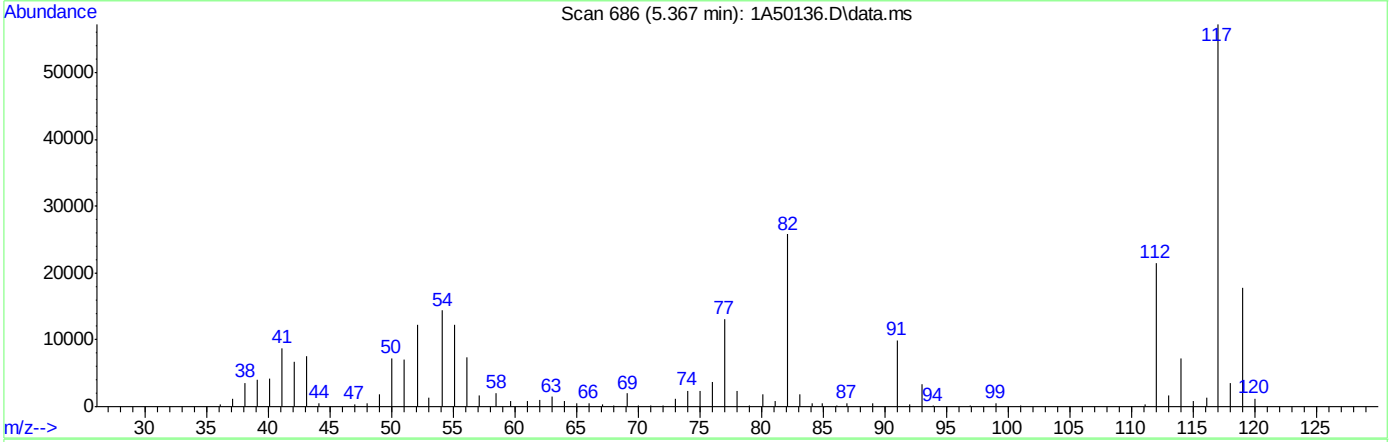

TIC: 1A50136.D\data.ms

(76) 1-Chlorohexane

5.367min (+0.000) 6.06ug/L m

response 13193

Ion	Exp%	Act%
91.00	100	100
55.00	74.60	122.70#
41.00	53.90	87.97#
43.10	42.90	75.07#

Quantitation Report (Qedit)

Data Path : C:\msdchem\1\DATA\10-23-2023\
Data File : 1A50136.D
Acq On : 23 Oct 2023 10:02 am
Operator : jeniferw
Sample : IC1961-2
Misc : MS55077,V1A1961,,,,,
ALS Vial : 4 Sample Multiplier: 1

Quant Time: Oct 23 12:49:22 2023
Quant Method : C:\msdchem\1\METHODS\V1A_10-23-2023.M
Quant Title : SW-846 Method 5035A/8260B
QLast Update : Mon Oct 02 13:54:42 2023
Response via : Initial Calibration

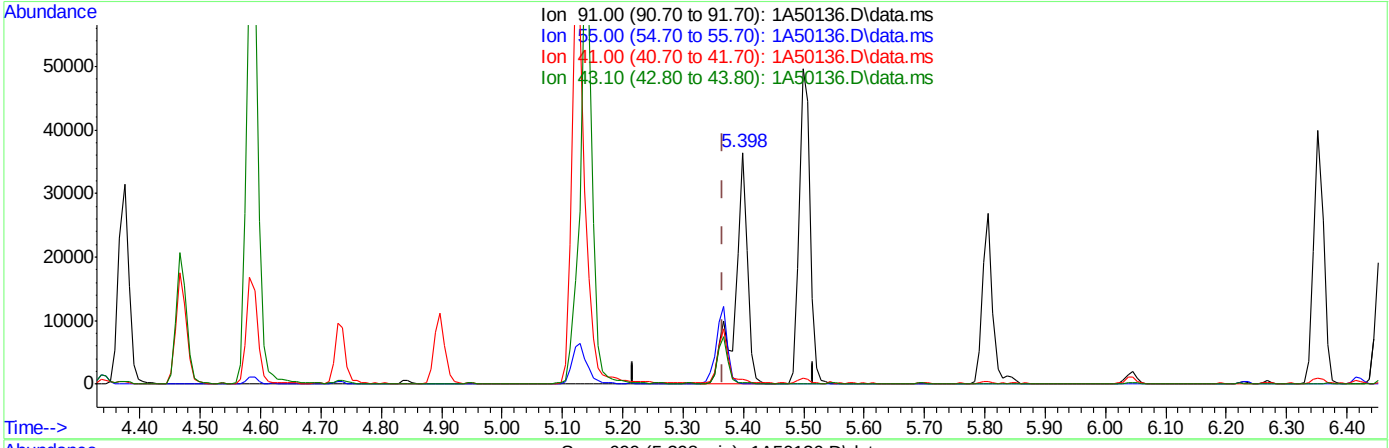

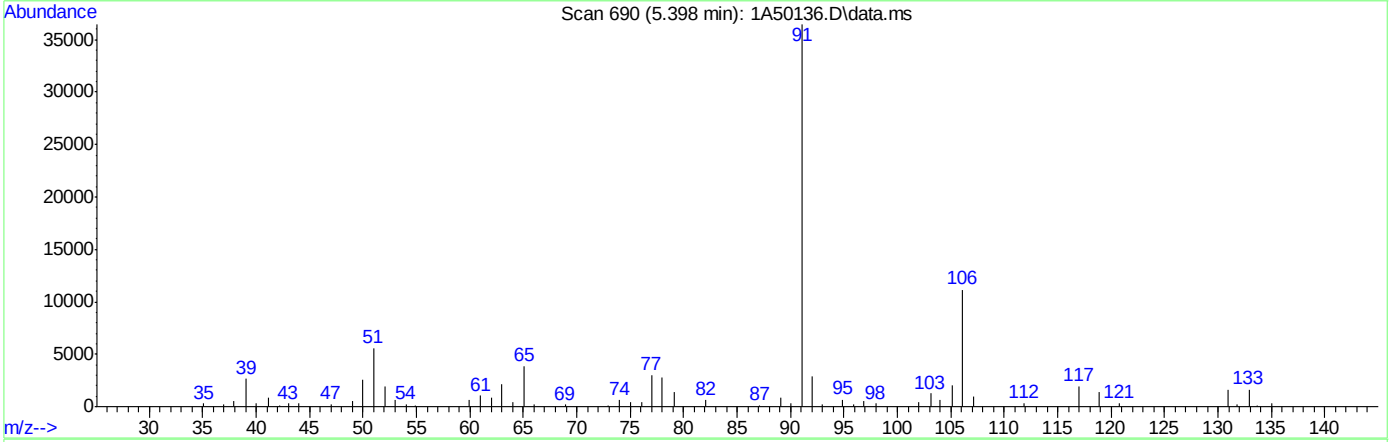

TIC: 1A50136.D\data.ms

(76) 1-Chlorohexane

5.398min (+0.031) 23.91ug/L

response 52083

Ion	Exp%	Act%
91.00	100	100
55.00	74.60	0.39#
41.00	53.90	1.89#
43.10	42.90	0.51#

Quantitation Report (Qedit)

Data Path : C:\msdchem\1\DATA\10-23-2023\
Data File : 1A50136.D
Acq On : 23 Oct 2023 10:02 am
Operator : jeniferw
Sample : IC1961-2
Misc : MS55077,V1A1961,,,,,
ALS Vial : 4 Sample Multiplier: 1

Quant Time: Oct 23 12:49:22 2023
Quant Method : C:\msdchem\1\METHODS\V1A_10-23-2023.M
Quant Title : SW-846 Method 5035A/8260B
QLast Update : Mon Oct 02 13:54:42 2023
Response via : Initial Calibration

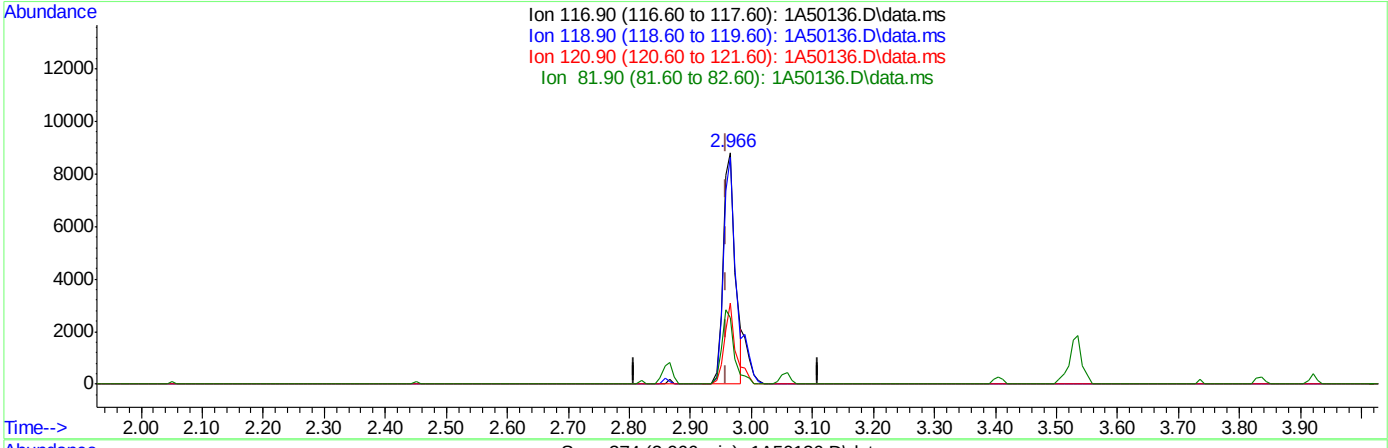

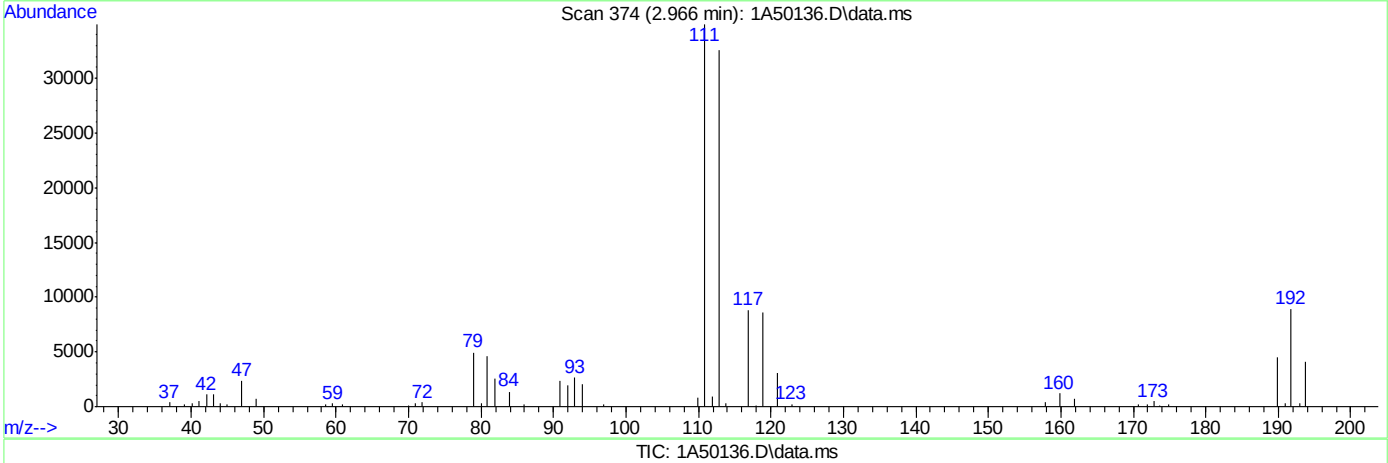

TIC: 1A50136.D\data.ms

(40) Carbon Tetrachloride ( )

2.966min (+0.007) 3.78ug/L m

response 12105

Ion	Exp%	Act%
116.90	100	100
118.90	94.50	97.74
120.90	31.10	34.95
81.90	25.40	28.52

Manual Integrations APPROVED (compounds with "m" flag)
Neil Christiana 10/24/23 10:18

Quantitation Report (QT Reviewed)

Data Path : C:\msdchem\1\DATA\10-23-2023\
Data File : 1A50137.D
Acq On : 23 Oct 2023 10:26 am
Operator : jeniferw
Sample : IC1961-3
Misc : MS55077,V1A1961,,,,,
ALS Vial : 5 Sample Multiplier: 1

Quant Time: Oct 23 12:55:41 2023
Quant Method : C:\msdchem\1\METHODS\V1A_10-23-2023.M
Quant Title : SW-846 Method 5035A/8260B
QLast Update : Mon Oct 02 13:54:42 2023
Response via : Initial Calibration

Compound	R.T.	QIon	Response	Conc	Units		Dev(Min)
Internal Standards							
1) Fluorobenzene	3.405	96	320116	50.00	ug/L		0.00
62) Chlorobenzene-d5	5.352	117	235263	50.00	ug/L		0.00
85) 1,4-Dichlorobenzene-d4	7.099	152	121748	50.00	ug/L		0.00
System Monitoring Compounds							
39) Dibromofluoromethane	2.951	113	87582	44.92	ug/L		0.00
Spiked Amount 50.000	Range 83 - 118		Recovery = 89.84%				
49) 1,2-Dichloroethane-d4	3.235	65	114644	57.59	ug/L		0.00
Spiked Amount 50.000	Range 79 - 125		Recovery = 115.18%				
63) Toluene-d8	4.336	98	309489	56.74	ug/L		0.00
Spiked Amount 50.000	Range 85 - 112		Recovery = 113.48%#				
86) 4-Bromofluorobenzene	6.229	174	101550	53.18	ug/L		0.00
Spiked Amount 50.000	Range 83 - 118		Recovery = 106.36%				
Target Compounds							Qvalue
2) Dichlorodifluoromethane	1.019	85	14166	9.92	ug/L		97
3) Chloromethane	1.127	50	30508	18.08	ug/L		99
4) 1,3-butadiene	1.181	39	21776	12.19	ug/L		91
5) Vinyl Chloride	1.165	62	23371	15.02	ug/L		96
6) Bromomethane	1.342	94	6600	9.79	ug/L		91
7) Chloroethane	1.411	64	12276	15.12	ug/L		91
8) Trichlorofluoromethane	1.488	101	24177	8.93	ug/L		94
9) Ethyl Ether	1.650	59	20568	14.67	ug/L	#	81
10) Ethanol	1.704	45	10529	372.80	ug/L		97
11) 1,2-Dichlorotrifluoroe...	1.742	67	20381	11.49	ug/L		87
12) 1,1-Dichloroethene	1.758	61	31277	12.53	ug/L		88
13) Freon 113	1.781	101	15020	8.61	ug/L		90
14) Carbon Disulfide	1.781	76	46051	10.01	ug/L		88
15) Iodomethane	1.827	142	7925	7.01	ug/L		98
16) Acrolein	1.904	56	33597	80.65	ug/L		97
17) Allyl chloride	1.989	41	32262	14.29	ug/L		83
18) Methylene Chloride	2.042	49	43329	17.53	ug/L		80
19) Acetone	2.050	43	70875	115.98	ug/L		98
20) Methyl acetate	2.119	43	141525	75.43	ug/L		88
21) trans-1,2-Dichloroethene	2.135	61	32038	13.43	ug/L		85
22) Hexane	2.196	56	26722	14.53	ug/L		92
23) Methyl Tert Butyl Ether	2.189	73	48392	9.62	ug/L		74
24) Acetonitrile	2.273	41	47367	161.25	ug/L		96
25) Tert Butyl Alcohol	2.212	59	49354	137.25	ug/L		97
26) Di-isopropyl ether	2.389	45	87493	15.35	ug/L		88
27) Chloroprene	2.435	53	110630	16.05	ug/L		92
28) 1,1-Dichloroethane	2.443	63	40118	11.88	ug/L		96
29) Acrylonitrile	2.435	52	71284	83.14	ug/L		98
30) ETBE	2.581	59	71395	13.13	ug/L		87
31) Vinyl acetate	2.558	43	303318	79.32	ug/L		98
32) cis-1,2-Dichloroethene	2.720	96	18625	9.37	ug/L	#	73
33) 2,2-Dichloropropane	2.781	77	23550	9.18	ug/L		97
34) Bromochloromethane	2.820	128	9422	8.66	ug/L	#	57
35) Cyclohexane	2.858	56	45693	15.31	ug/L	#	80

Quantitation Report (QT Reviewed)

Data Path : C:\msdchem\1\DATA\10-23-2023\
Data File : 1A50137.D
Acq On : 23 Oct 2023 10:26 am
Operator : jeniferw
Sample : IC1961-3
Misc : MS55077,V1A1961,,,,,
ALS Vial : 5 Sample Multiplier: 1

Quant Time: Oct 23 12:55:41 2023
Quant Method : C:\msdchem\1\METHODS\V1A_10-23-2023.M
Quant Title : SW-846 Method 5035A/8260B
QLast Update : Mon Oct 02 13:54:42 2023
Response via : Initial Calibration

Compound	R.T.	QIon	Response	Conc	Units		Dev(Min)
36) Chloroform	2.858	83	31271	9.47	ug/L		93
37) Ethyl acetate	2.912	43	189761	84.70	ug/L		97
38) Tetrahydrofuran	2.943	42	13614	17.27	ug/L		84
40) Carbon Tetrachloride	2.958	117	24664m	7.89	ug/L		
41) 1,1,1-Trichloroethane	2.989	97	26729	8.71	ug/L		92
42) 2-Butanone	3.005	43	100269	86.76	ug/L		83
43) 1,1-Dichloropropene	3.051	75	22771	9.93	ug/L		87
44) tert-Butyl formate	3.097	59	96968	89.10	ug/L		87
45) Propionitrile	3.143	54	65115	177.78	ug/L		99
46) Methacrylonitrile	3.166	41	223044	170.11	ug/L		98
47) Benzene	3.182	78	69090	9.84	ug/L		91
48) TAME	3.251	73	47715	10.02	ug/L	#	47
50) 1,2-Dichloroethane	3.274	62	30892	11.61	ug/L		89
51) Isobutyl Alcohol	3.259	43	68492	355.51	ug/L		90
52) Tert Amyl Alcohol	3.320	59	40858	149.87	ug/L		83
53) Trichloroethene	3.513	95	19885	9.93	ug/L		95
54) Methylcyclohexane	3.528	83	30794	9.97	ug/L	#	74
55) Dibromomethane	3.736	93	11683	9.74	ug/L		87
56) 1,2-Dichloropropane	3.790	63	23292	13.53	ug/L		90
57) Bromodichloromethane	3.828	83	24304	9.34	ug/L	#	92
58) Methyl methacrylate	3.920	41	29692	18.17	ug/L	#	83
59) 1,4-Dioxane	3.943	88	5951	221.71	ug/L	#	56
60) 2-Chloroethyl vinyl ether	4.167	63	67768	69.74	ug/L		85
61) cis-1,3-Dichloropropene	4.213	75	28087	10.51	ug/L		84
64) Toluene	4.374	91	74039	11.91	ug/L		96
65) 2-Nitropropane	4.467	41	41728	88.05	ug/L		98
66) 4-Methyl-2-pentanone	4.582	43	195804	111.45	ug/L		96
67) trans-1,3-Dichloropropene	4.613	75	27581	13.23	ug/L		83
68) Tetrachloroethene	4.636	166	27553	12.37	ug/L		96
69) Ethyl methacrylate	4.729	69	22915	16.18	ug/L	#	72
70) 1,1,2-Trichloroethane	4.713	83	15085	13.44	ug/L		90
71) Dibromochloromethane	4.844	129	19486	10.22	ug/L		99
72) 1,3-Dichloropropane	4.898	76	28320	14.12	ug/L		76
73) 1,2-Dibromoethane	4.998	107	18781	11.52	ug/L		94
74) 3,3-Dimethyl-1-Butanol	5.121	57	264080	1148.07	ug/L		83
75) 2-hexanone	5.136	43	196247	118.51	ug/L		93
76) 1-Chlorohexane	5.367	91	29872m	13.35	ug/L		
77) Ethylbenzene	5.398	91	78448m	11.86	ug/L		
78) Chlorobenzene	5.367	112	50878	11.65	ug/L		93
79) 1,1,1,2-Tetrachloroethane	5.414	131	19219	10.51	ug/L		97
80) m,p-Xylene	5.498	91	130073	24.08	ug/L		99
81) o-Xylene	5.806	91	64289	11.74	ug/L		98
82) Styrene	5.837	104	47996	11.31	ug/L		89
83) Bromoform	5.845	173	14174	10.61	ug/L		97
84) Isopropylbenzene	6.045	105	75858	11.47	ug/L		98
87) cis-1,4-Dichloro-2-butene	6.268	53	10078	31.54	ug/L	#	68
88) n-Propylbenzene	6.352	91	93389	14.54	ug/L		96
89) Bromobenzene	6.306	156	20018	12.08	ug/L	#	76
90) 1,1,2,2-Tetrachloroethane	6.376	83	24901	15.39	ug/L		98
91) 1,3,5-Trimethylbenzene	6.506	105	64583	13.08	ug/L		98

Quantitation Report (QT Reviewed)

Data Path : C:\msdchem\1\DATA\10-23-2023\
Data File : 1A50137.D
Acq On : 23 Oct 2023 10:26 am
Operator : jeniferw
Sample : IC1961-3
Misc : MS55077,V1A1961,,,,,
ALS Vial : 5 Sample Multiplier: 1

Quant Time: Oct 23 12:55:41 2023
Quant Method : C:\msdchem\1\METHODS\V1A_10-23-2023.M
Quant Title : SW-846 Method 5035A/8260B
QLast Update : Mon Oct 02 13:54:42 2023
Response via : Initial Calibration

	Compound	R.T.	QIon	Response	Conc	Units		Dev(Min)
92)	2-Chlorotoluene	6.452	91	55515	14.74	ug/L		98
93)	trans-1,4-Dichloro-2-B...	6.506	53	12881	27.15	ug/L	#	71
94)	1,2,3-Trichloropropane	6.468	110	7286	13.36	ug/L	#	70
95)	Cyclohexanone	6.483	55	8301	135.16	ug/L		86
96)	4-Chlorotoluene	6.583	91	58878	14.73	ug/L		99
97)	tert-Butylbenzene	6.753	91	35974	13.91	ug/L		86
98)	1,2,4-Trimethylbenzene	6.807	105	61128	13.06	ug/L		99
99)	Pentachloroethane	6.745	167	7886	9.12	ug/L	#	36
100)	sec-Butylbenzene	6.891	105	80296	13.41	ug/L		98
101)	4-Isopropyltoluene	7.014	119	65898	12.09	ug/L		95
102)	1,3-Dichlorobenzene	7.037	146	37562	11.86	ug/L		95
103)	1,2,3-Trimethylbenzene	7.145	105	61720	13.19	ug/L		96
104)	1,4-Dichlorobenzene	7.107	146	39107	12.44	ug/L		94
105)	n-Butylbenzene	7.338	92	29770	13.71	ug/L		96
106)	Benzyl Chloride	7.299	126	7529	11.70	ug/L	#	84
107)	1,2-Dichlorobenzene	7.430	146	34130	12.14	ug/L		98
108)	1,2-Dibromo-3-Chloropr...	8.007	75	3529	14.65	ug/L	#	80
109)	Hexachlorobutadiene	8.515	225	5923	9.36	ug/L		92
110)	1,2,4-Trichlorobenzene	8.507	180	13563	9.97	ug/L		97
111)	Naphthalene	8.715	128	26437	12.44	ug/L		96
112)	1,2,3-Trichlorobenzene	8.838	180	9375	9.89	ug/L		97

(#) = qualifier out of range (m) = manual integration (+) = signals summed

Quantitation Report (QT Reviewed)

Data Path : C:\msdchem\1\DATA\10-23-2023\
Data File : 1A50137.D
Acq On : 23 Oct 2023 10:26 am
Operator : jeniferw
Sample : IC1961-3
Misc : MS55077,V1A1961,,,,,
ALS Vial : 5 Sample Multiplier: 1

Quant Time: Oct 23 12:55:41 2023
Quant Method : C:\msdchem\1\METHODS\V1A_10-23-2023.M
Quant Title : SW-846 Method 5035A/8260B
QLast Update : Mon Oct 02 13:54:42 2023
Response via : Initial Calibration

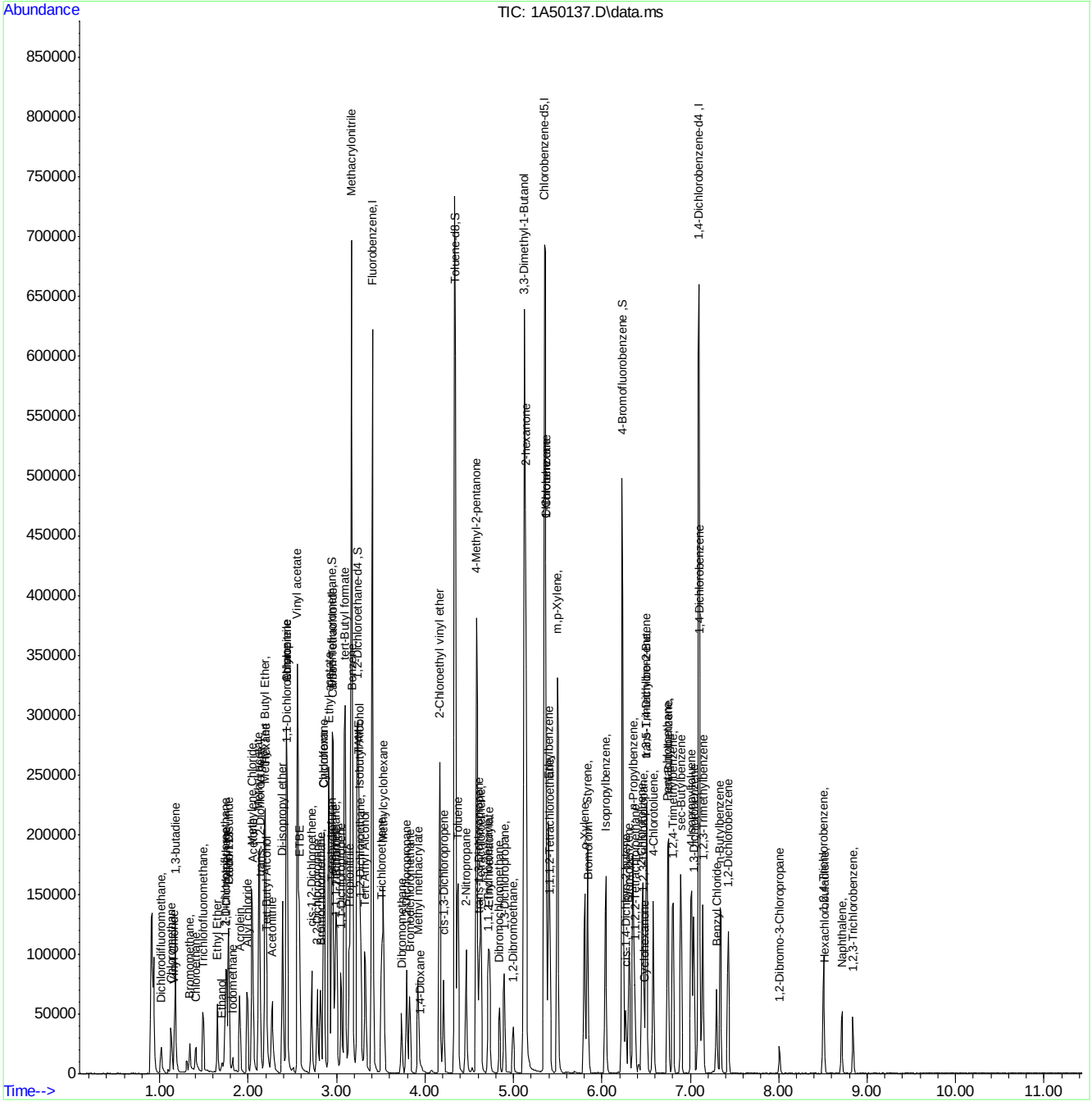

Manual Integration Approval Summary

Sample Number: V1A1961-IC1961
Lab FileID: 1A50137.D
Injection Time: 10/23/23 10:26

Method: SW846 8260D
Analyst approved: 10/23/23 14:29 Jenifer Willis
Supervisor approved: 10/24/23 10:18 Neil Christiana

Parameter	CAS	Sig#	R.T. (min.)	Reason
Carbon Tetrachloride	56-23-5		2.96	Overlapping peak
1-Chlorohexane	544-10-5		5.37	Overlapping peak
Ethylbenzene	100-41-4		5.40	Overlapping peak

Quantitation Report (Qedit)

Data Path : C:\msdchem\1\DATA\10-23-2023\
Data File : 1A50137.D
Acq On : 23 Oct 2023 10:26 am
Operator : jeniferw
Sample : IC1961-3
Misc : MS55077,V1A1961,,,,,
ALS Vial : 5 Sample Multiplier: 1

Quant Time: Oct 23 12:49:24 2023
Quant Method : C:\msdchem\1\METHODS\V1A_10-23-2023.M
Quant Title : SW-846 Method 5035A/8260B
QLast Update : Mon Oct 02 13:54:42 2023
Response via : Initial Calibration

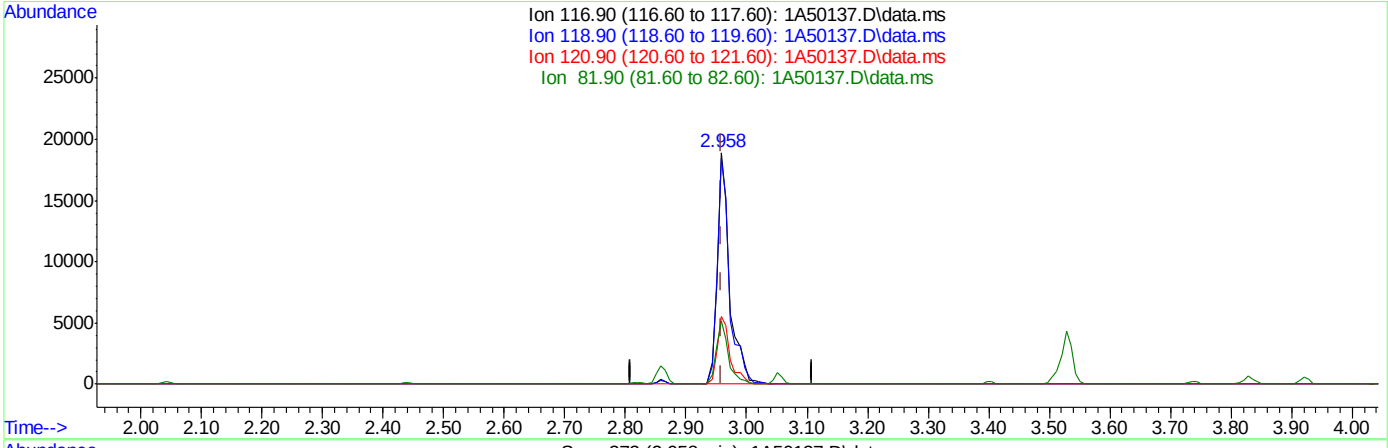

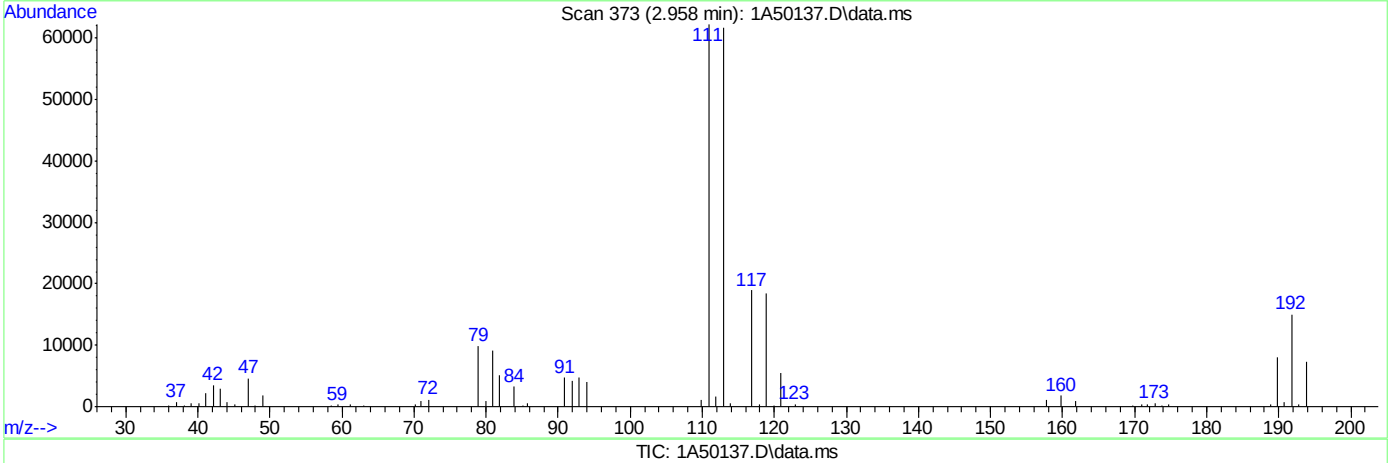

TIC: 1A50137.D\data.ms

(40) Carbon Tetrachloride ( )

2.958min (-0.001) 8.71ug/L

response 27240

Ion	Exp%	Act%
116.90	100	100
118.90	94.50	97.21
120.90	31.10	29.17
81.90	25.40	27.46

Quantitation Report (Qedit)

Data Path : C:\msdchem\1\DATA\10-23-2023\
Data File : 1A50137.D
Acq On : 23 Oct 2023 10:26 am
Operator : jeniferw
Sample : IC1961-3
Misc : MS55077,V1A1961,,,,,
ALS Vial : 5 Sample Multiplier: 1

Quant Time: Oct 23 12:49:24 2023
Quant Method : C:\msdchem\1\METHODS\V1A_10-23-2023.M
Quant Title : SW-846 Method 5035A/8260B
QLast Update : Mon Oct 02 13:54:42 2023
Response via : Initial Calibration

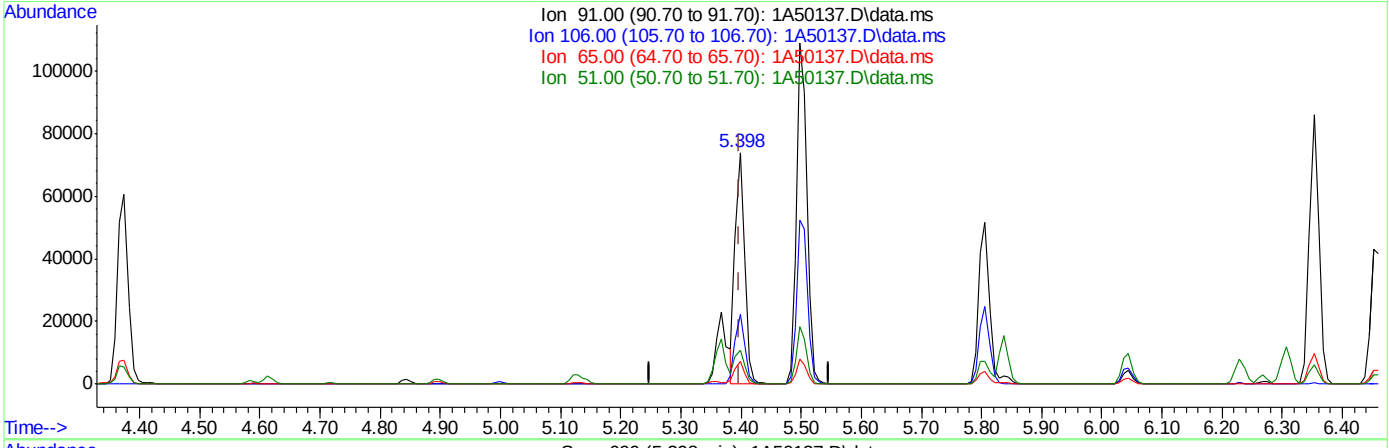

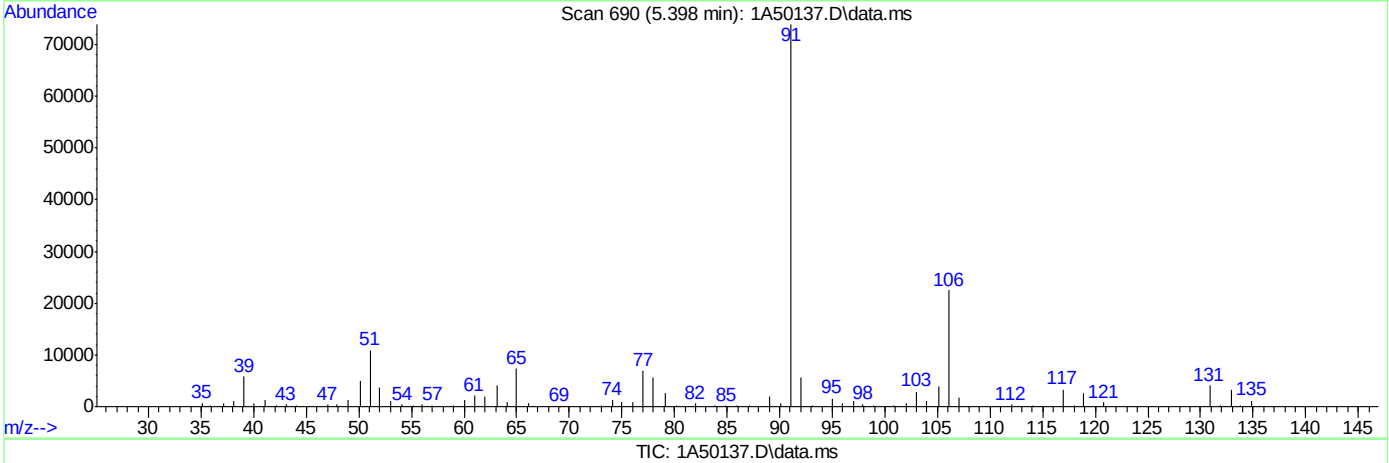

TIC: 1A50137.D\data.ms

(77) Ethylbenzene

5.398min (+0.000) 11.86ug/L m

response 78448

Ion	Exp%	Act%
91.00	100	100
106.00	32.00	30.39
65.00	8.30	9.93
51.00	10.10	14.70

Quantitation Report (Qedit)

Data Path : C:\msdchem\1\DATA\10-23-2023\
Data File : 1A50137.D
Acq On : 23 Oct 2023 10:26 am
Operator : jeniferw
Sample : IC1961-3
Misc : MS55077,V1A1961,,,,,
ALS Vial : 5 Sample Multiplier: 1

Quant Time: Oct 23 12:49:24 2023
Quant Method : C:\msdchem\1\METHODS\V1A_10-23-2023.M
Quant Title : SW-846 Method 5035A/8260B
QLast Update : Mon Oct 02 13:54:42 2023
Response via : Initial Calibration

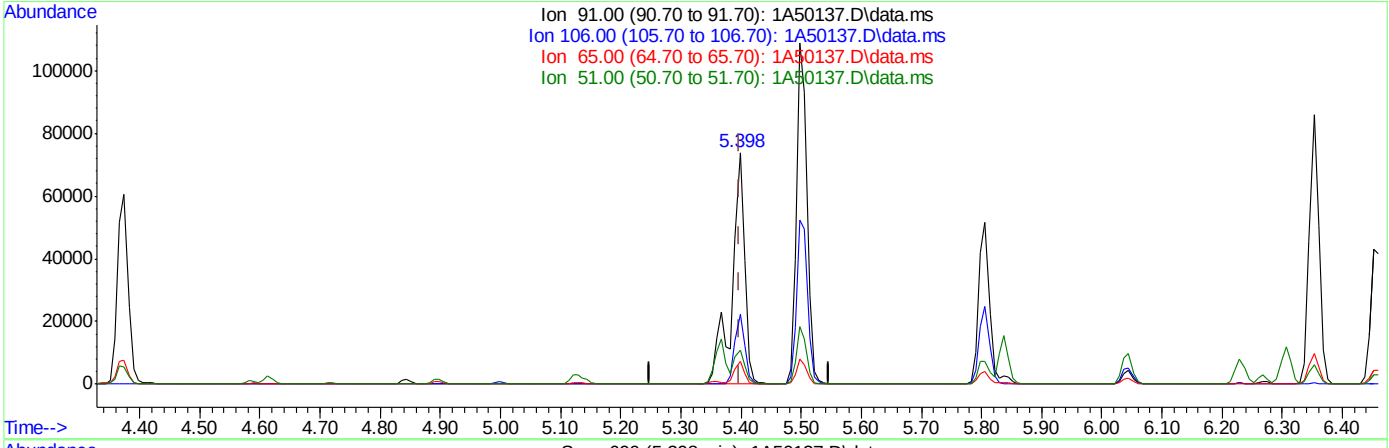

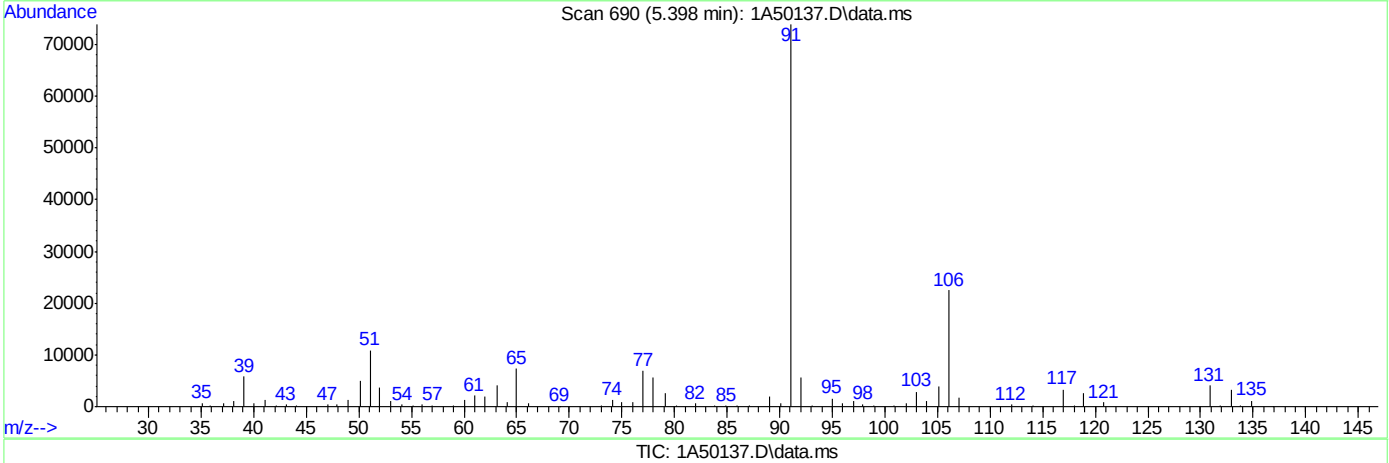

TIC: 1A50137.D\data.ms

(77) Ethylbenzene

5.398min (+0.000) 16.38ug/L

response 108325

Ion	Exp%	Act%
91.00	100	100
106.00	32.00	30.39
65.00	8.30	9.93
51.00	10.10	14.70

Quantitation Report (Qedit)

Data Path : C:\msdchem\1\DATA\10-23-2023\
Data File : 1A50137.D
Acq On : 23 Oct 2023 10:26 am
Operator : jeniferw
Sample : IC1961-3
Misc : MS55077,V1A1961,,,,,
ALS Vial : 5 Sample Multiplier: 1

Quant Time: Oct 23 12:49:24 2023
Quant Method : C:\msdchem\1\METHODS\V1A_10-23-2023.M
Quant Title : SW-846 Method 5035A/8260B
QLast Update : Mon Oct 02 13:54:42 2023
Response via : Initial Calibration

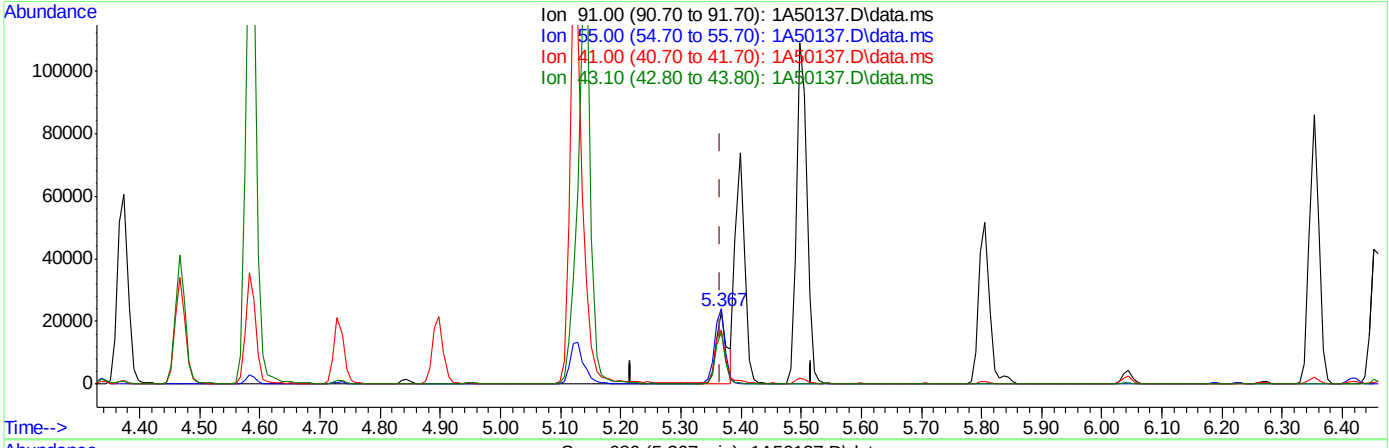

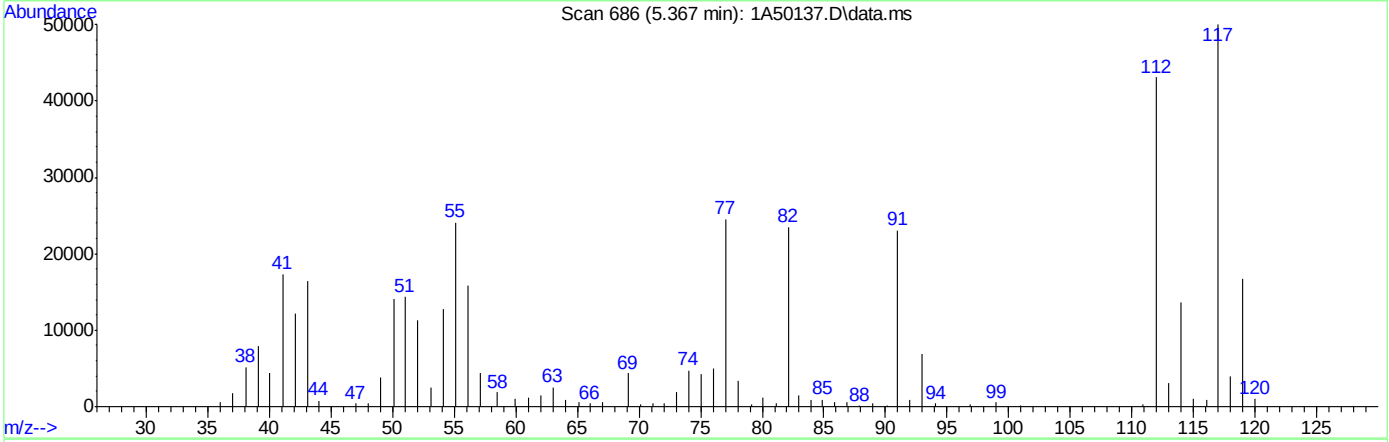

TIC: 1A50137.D\data.ms

(76) 1-Chlorohexane

5.367min (+0.000) 13.35ug/L m

response 29872

Ion	Exp%	Act%
91.00	100	100
55.00	74.60	104.36#
41.00	53.90	75.21#
43.10	42.90	71.30#

Quantitation Report (Qedit)

Data Path : C:\msdchem\1\DATA\10-23-2023\
Data File : 1A50137.D
Acq On : 23 Oct 2023 10:26 am
Operator : jeniferw
Sample : IC1961-3
Misc : MS55077,V1A1961,,,,,
ALS Vial : 5 Sample Multiplier: 1

Quant Time: Oct 23 12:49:24 2023
Quant Method : C:\msdchem\1\METHODS\V1A_10-23-2023.M
Quant Title : SW-846 Method 5035A/8260B
QLast Update : Mon Oct 02 13:54:42 2023
Response via : Initial Calibration

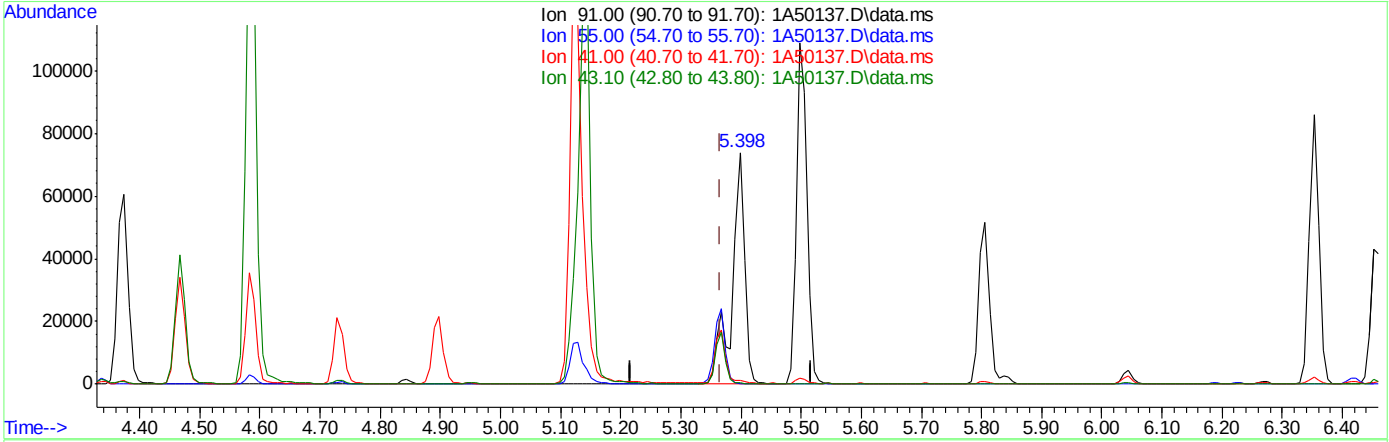

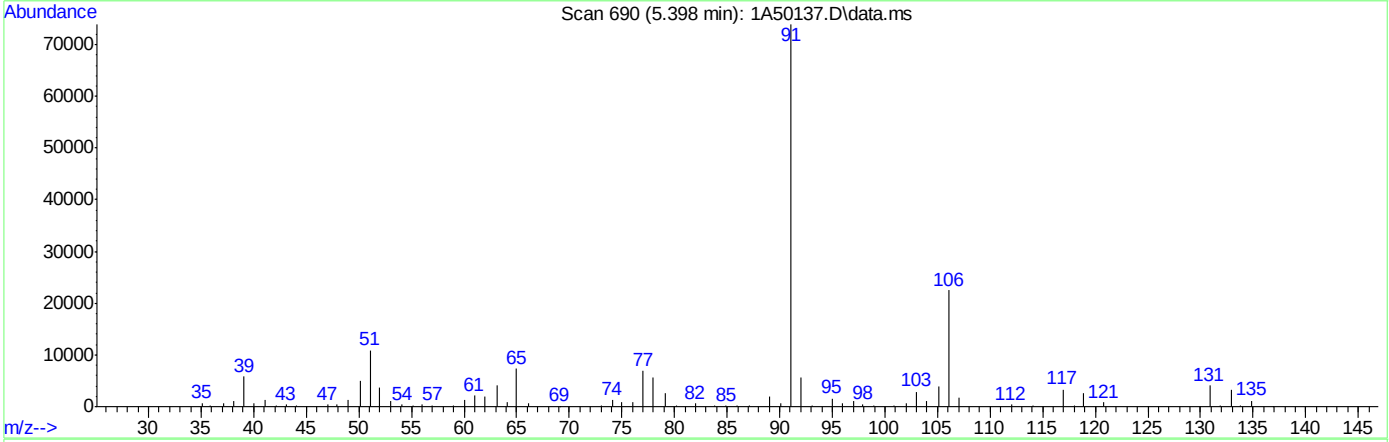

TIC: 1A50137.D\data.ms

(76) 1-Chlorohexane

5.398min (+0.031) 48.39ug/L

response 108325

Ion	Exp%	Act%
91.00	100	100
55.00	74.60	0.22#
41.00	53.90	1.62#
43.10	42.90	0.46#

Quantitation Report (Qedit)

Data Path : C:\msdchem\1\DATA\10-23-2023\
Data File : 1A50137.D
Acq On : 23 Oct 2023 10:26 am
Operator : jeniferw
Sample : IC1961-3
Misc : MS55077,V1A1961,,,,,
ALS Vial : 5 Sample Multiplier: 1

Quant Time: Oct 23 12:49:24 2023
Quant Method : C:\msdchem\1\METHODS\V1A_10-23-2023.M
Quant Title : SW-846 Method 5035A/8260B
QLast Update : Mon Oct 02 13:54:42 2023
Response via : Initial Calibration

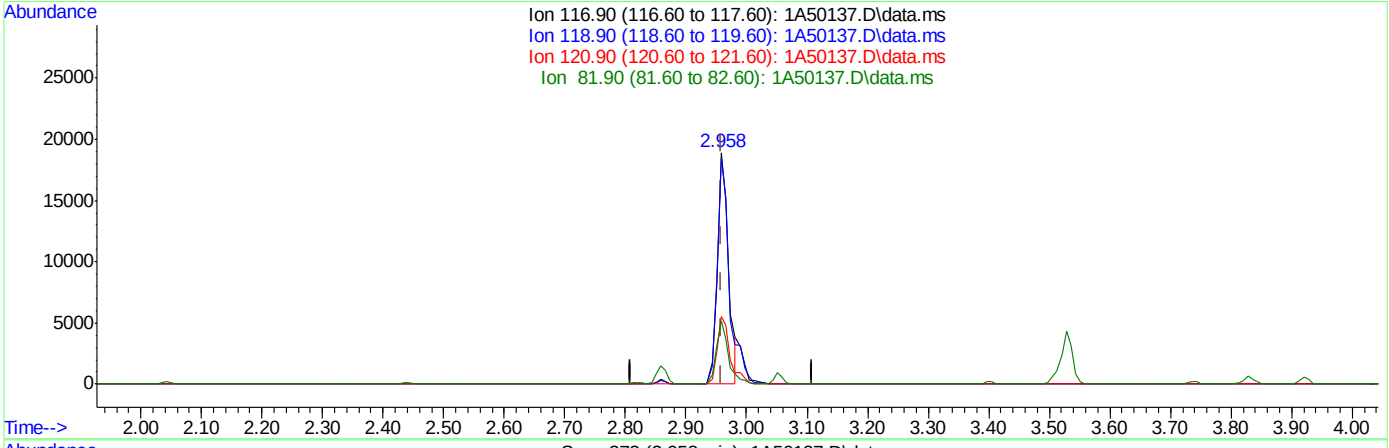

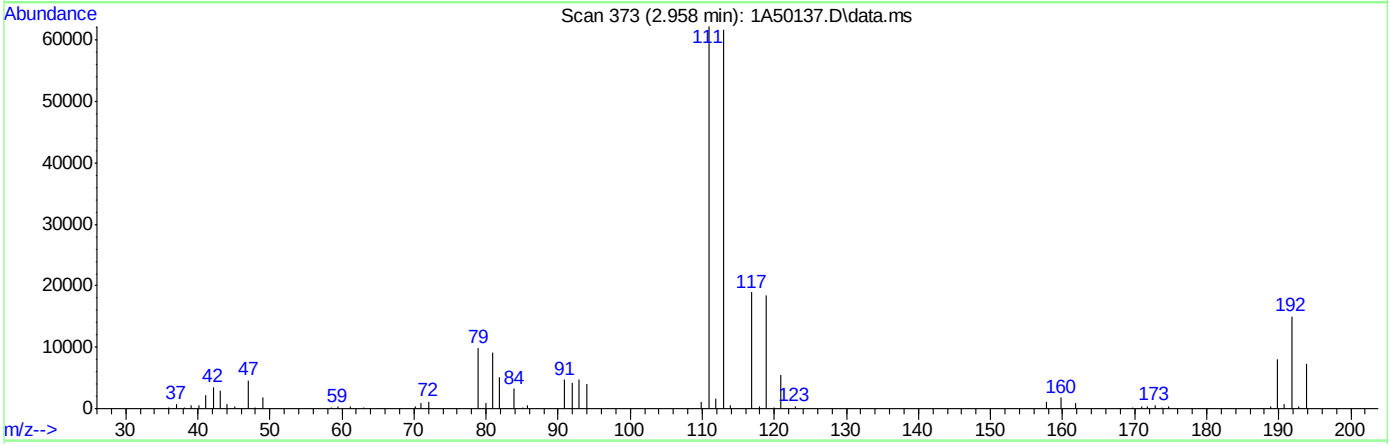

TIC: 1A50137.D\data.ms

(40) Carbon Tetrachloride ( )

2.958min (-0.001) 7.89ug/L m

response 24664

Ion	Exp%	Act%
116.90	100	100
118.90	94.50	97.21
120.90	31.10	29.17
81.90	25.40	27.46

Manual Integrations APPROVED (compounds with "m" flag)
Neil Christiana 10/24/23 10:18

Quantitation Report (QT Reviewed)

Data Path : C:\msdchem\1\DATA\10-23-2023\
Data File : 1A50138.D
Acq On : 23 Oct 2023 11:07 am
Operator : jeniferw
Sample : IC1961-4
Misc : MS55077,V1A1961,,,,,
ALS Vial : 6 Sample Multiplier: 1

Quant Time: Oct 23 12:56:15 2023
Quant Method : C:\msdchem\1\METHODS\V1A_10-23-2023.M
Quant Title : SW-846 Method 5035A/8260B
QLast Update : Mon Oct 02 13:54:42 2023
Response via : Initial Calibration

Compound	R.T.	QIon	Response	Conc	Units		Dev(Min)
Internal Standards							
1) Fluorobenzene	3.405	96	326727	50.00	ug/L		0.00
62) Chlorobenzene-d5	5.352	117	236189	50.00	ug/L		0.00
85) 1,4-Dichlorobenzene-d4	7.099	152	126940	50.00	ug/L		0.00
System Monitoring Compounds							
39) Dibromofluoromethane	2.951	113	89716	45.08	ug/L		0.00
Spiked Amount 50.000	Range 83 - 118		Recovery = 90.16%				
49) 1,2-Dichloroethane-d4	3.235	65	118060	58.11	ug/L		0.00
Spiked Amount 50.000	Range 79 - 125		Recovery = 116.22%				
63) Toluene-d8	4.336	98	314522	57.43	ug/L		0.00
Spiked Amount 50.000	Range 85 - 112		Recovery = 114.86%#				
86) 4-Bromofluorobenzene	6.237	174	104553	52.51	ug/L		0.00
Spiked Amount 50.000	Range 83 - 118		Recovery = 105.02%				
Target Compounds							Qvalue
2) Dichlorodifluoromethane	1.019	85	34105	23.39	ug/L		99
3) Chloromethane	1.127	50	69040	41.23	ug/L		96
4) 1,3-butadiene	1.181	39	52653	28.88	ug/L		91
5) Vinyl Chloride	1.165	62	55517	34.96	ug/L		96
6) Bromomethane	1.342	94	15042	22.03	ug/L		97
7) Chloroethane	1.404	64	26874	33.83	ug/L		92
8) Trichlorofluoromethane	1.488	101	61963	22.42	ug/L		96
9) Ethyl Ether	1.650	59	45820	32.02	ug/L	#	78
10) Ethanol	1.704	45	26241	910.31	ug/L		94
11) 1,2-Dichlorotrifluoroe...	1.742	67	43133	23.82	ug/L		89
12) 1,1-Dichloroethene	1.758	61	68847	27.02	ug/L		90
13) Freon 113	1.781	101	33020	18.55	ug/L		92
14) Carbon Disulfide	1.781	76	99860	21.27	ug/L		91
15) Iodomethane	1.827	142	24845	20.27	ug/L		96
16) Acrolein	1.904	56	77865	183.14	ug/L		97
17) Allyl chloride	1.989	41	78717	34.16	ug/L		81
18) Methylene Chloride	2.043	49	86454	34.27	ug/L		78
19) Acetone	2.050	43	124227	199.16	ug/L		93
20) Methyl acetate	2.119	43	338360	176.68	ug/L		87
21) trans-1,2-Dichloroethene	2.135	61	73076	30.01	ug/L		84
22) Hexane	2.196	56	59041	31.45	ug/L		96
23) Methyl Tert Butyl Ether	2.189	73	115721	22.54	ug/L		72
24) Acetonitrile	2.273	41	109385	364.85	ug/L		98
25) Tert Butyl Alcohol	2.212	59	110795	301.87	ug/L		98
26) Di-isopropyl ether	2.389	45	204551	35.16	ug/L		89
27) Chloroprene	2.435	53	259647	36.90	ug/L		92
28) 1,1-Dichloroethane	2.443	63	93249	27.06	ug/L		96
29) Acrylonitrile	2.435	52	163199	186.49	ug/L		98
30) ETBE	2.581	59	174674	31.48	ug/L		89
31) Vinyl acetate	2.558	43	765404	196.12	ug/L		98
32) cis-1,2-Dichloroethene	2.720	96	44370	21.86	ug/L	#	80
33) 2,2-Dichloropropane	2.781	77	54993	21.01	ug/L		98
34) Bromochloromethane	2.820	128	22044	20.08	ug/L	#	45
35) Cyclohexane	2.858	56	102587	33.67	ug/L	#	80

Quantitation Report (QT Reviewed)

Data Path : C:\msdchem\1\DATA\10-23-2023\
Data File : 1A50138.D
Acq On : 23 Oct 2023 11:07 am
Operator : jeniferw
Sample : IC1961-4
Misc : MS55077,V1A1961,,,,,
ALS Vial : 6 Sample Multiplier: 1

Quant Time: Oct 23 12:56:15 2023
Quant Method : C:\msdchem\1\METHODS\V1A_10-23-2023.M
Quant Title : SW-846 Method 5035A/8260B
QLast Update : Mon Oct 02 13:54:42 2023
Response via : Initial Calibration

Compound	R.T.	QIon	Response	Conc	Units		Dev(Min)
36) Chloroform	2.858	83	76698	22.77	ug/L		95
37) Ethyl acetate	2.912	43	437285	191.23	ug/L		97
38) Tetrahydrofuran	2.943	42	31241	38.84	ug/L		86
40) Carbon Tetrachloride	2.958	117	56594m	17.74	ug/L		
41) 1,1,1-Trichloroethane	2.989	97	61036	19.50	ug/L		92
42) 2-Butanone	3.005	43	231354	196.13	ug/L		80
43) 1,1-Dichloropropene	3.051	75	51227	21.90	ug/L		89
44) tert-Butyl formate	3.097	59	266830	240.23	ug/L		90
45) Propionitrile	3.143	54	142078	380.07	ug/L		96
46) Methacrylonitrile	3.166	41	517241	386.51	ug/L		96
47) Benzene	3.182	78	165743	23.13	ug/L		87
48) TAME	3.251	73	113539	23.36	ug/L	#	56
50) 1,2-Dichloroethane	3.274	62	72690	26.77	ug/L		90
51) Isobutyl Alcohol	3.259	43	156503	795.89	ug/L		94
52) Tert Amyl Alcohol	3.328	59	95655	343.76	ug/L		87
53) Trichloroethene	3.513	95	43088	21.03	ug/L		95
54) Methylcyclohexane	3.528	83	69197	21.94	ug/L	#	73
55) Dibromomethane	3.736	93	28692	23.44	ug/L		85
56) 1,2-Dichloropropane	3.790	63	54356	30.93	ug/L		91
57) Bromodichloromethane	3.828	83	57183	21.54	ug/L	#	93
58) Methyl methacrylate	3.920	41	66972	40.16	ug/L	#	80
59) 1,4-Dioxane	3.944	88	13203	481.94	ug/L	#	66
60) 2-Chloroethyl vinyl ether	4.167	63	177092	178.56	ug/L		84
61) cis-1,3-Dichloropropene	4.213	75	68329	25.05	ug/L		85
64) Toluene	4.375	91	168729	27.05	ug/L		98
65) 2-Nitropropane	4.467	41	99907	209.99	ug/L		98
66) 4-Methyl-2-pentanone	4.582	43	441035	250.06	ug/L		95
67) trans-1,3-Dichloropropene	4.613	75	63251	30.22	ug/L		84
68) Tetrachloroethene	4.636	166	48716	21.78	ug/L		99
69) Ethyl methacrylate	4.729	69	49359	34.71	ug/L	#	71
70) 1,1,2-Trichloroethane	4.721	83	34101	30.27	ug/L		92
71) Dibromochloromethane	4.844	129	45546	23.81	ug/L		98
72) 1,3-Dichloropropane	4.898	76	65849	32.70	ug/L		78
73) 1,2-Dibromoethane	4.998	107	42762	26.13	ug/L		97
74) 3,3-Dimethyl-1-Butanol	5.129	57	579729	2510.46	ug/L		84
75) 2-hexanone	5.144	43	426778	256.71	ug/L	#	74
76) 1-Chlorohexane	5.367	91	60993m	27.14	ug/L		
77) Ethylbenzene	5.398	91	184000m	27.71	ug/L		
78) Chlorobenzene	5.367	112	116637	26.60	ug/L		93
79) 1,1,1,2-Tetrachloroethane	5.414	131	43935	23.92	ug/L		95
80) m,p-Xylene	5.498	91	303813	56.02	ug/L		98
81) o-Xylene	5.806	91	155868	28.34	ug/L		99
82) Styrene	5.837	104	120400	28.27	ug/L		92
83) Bromoform	5.845	173	34398	25.65	ug/L		99
84) Isopropylbenzene	6.045	105	184379	27.78	ug/L		98
87) cis-1,4-Dichloro-2-butene	6.268	53	22758	68.31	ug/L	#	72
88) n-Propylbenzene	6.352	91	225250	33.63	ug/L		95
89) Bromobenzene	6.306	156	47213	27.34	ug/L	#	76
90) 1,1,2,2-Tetrachloroethane	6.376	83	61822	36.64	ug/L		95
91) 1,3,5-Trimethylbenzene	6.506	105	156746	30.45	ug/L		99

Quantitation Report (QT Reviewed)

Data Path : C:\msdchem\1\DATA\10-23-2023\
Data File : 1A50138.D
Acq On : 23 Oct 2023 11:07 am
Operator : jeniferw
Sample : IC1961-4
Misc : MS55077,V1A1961,,,,,
ALS Vial : 6 Sample Multiplier: 1

Quant Time: Oct 23 12:56:15 2023
Quant Method : C:\msdchem\1\METHODS\V1A_10-23-2023.M
Quant Title : SW-846 Method 5035A/8260B
QLast Update : Mon Oct 02 13:54:42 2023
Response via : Initial Calibration

	Compound	R.T.	QIon	Response	Conc	Units		Dev(Min)
92)	2-Chlorotoluene	6.460	91	130411	33.20	ug/L		96
93)	trans-1,4-Dichloro-2-B...	6.506	53	29291	59.22	ug/L		81
94)	1,2,3-Trichloropropane	6.468	110	17206	30.25	ug/L	#	72
95)	Cyclohexanone	6.483	55	19352	302.21	ug/L		88
96)	4-Chlorotoluene	6.583	91	141624	33.98	ug/L		96
97)	tert-Butylbenzene	6.753	91	87522	32.45	ug/L		87
98)	1,2,4-Trimethylbenzene	6.807	105	150615	30.85	ug/L		97
99)	Pentachloroethane	6.753	167	27224	30.36	ug/L	#	74
100)	sec-Butylbenzene	6.891	105	197635	31.65	ug/L		96
101)	4-Isopropyltoluene	7.014	119	162574	28.61	ug/L		98
102)	1,3-Dichlorobenzene	7.037	146	92237	27.93	ug/L		96
103)	1,2,3-Trimethylbenzene	7.145	105	150210	30.79	ug/L		98
104)	1,4-Dichlorobenzene	7.107	146	91739	27.99	ug/L		94
105)	n-Butylbenzene	7.345	92	76283	33.70	ug/L		96
106)	Benzyl Chloride	7.299	126	20538	30.60	ug/L		98
107)	1,2-Dichlorobenzene	7.430	146	80293	27.39	ug/L		95
108)	1,2-Dibromo-3-Chloropr...	8.007	75	9135	36.37	ug/L		86
109)	Hexachlorobutadiene	8.515	225	14122	21.40	ug/L		93
110)	1,2,4-Trichlorobenzene	8.507	180	33083	23.33	ug/L		98
111)	Naphthalene	8.715	128	66886	28.09	ug/L		99
112)	1,2,3-Trichlorobenzene	8.838	180	23107	23.38	ug/L		96

(#) = qualifier out of range (m) = manual integration (+) = signals summed

Quantitation Report (QT Reviewed)

Data Path : C:\msdchem\1\DATA\10-23-2023\
Data File : 1A50138.D
Acq On : 23 Oct 2023 11:07 am
Operator : jeniferw
Sample : IC1961-4
Misc : MS55077,V1A1961,,,,,
ALS Vial : 6 Sample Multiplier: 1

Quant Time: Oct 23 12:56:15 2023
Quant Method : C:\msdchem\1\METHODS\V1A_10-23-2023.M
Quant Title : SW-846 Method 5035A/8260B
QLast Update : Mon Oct 02 13:54:42 2023
Response via : Initial Calibration

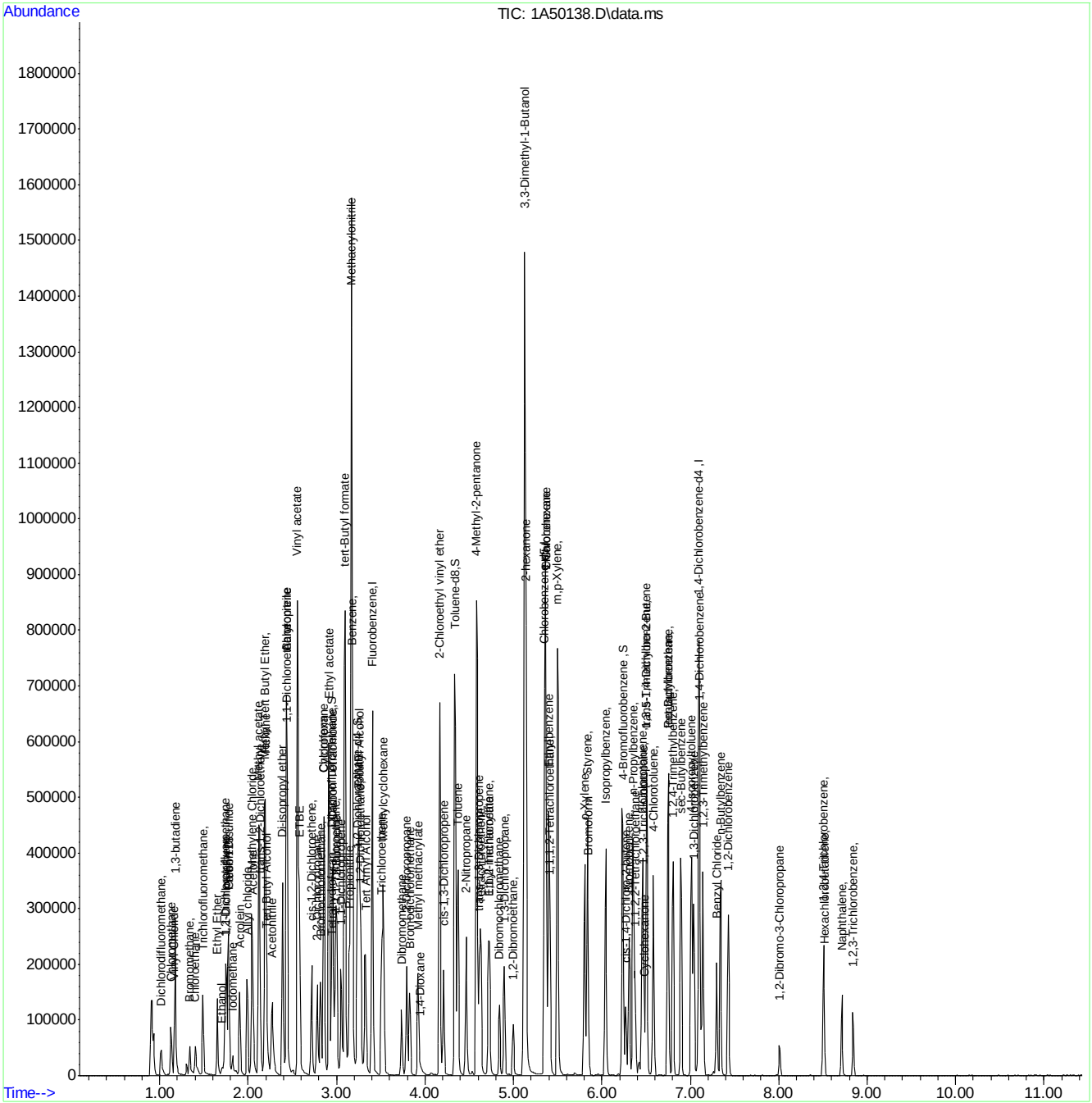

Manual Integration Approval Summary

Sample Number: V1A1961-IC1961
Lab FileID: 1A50138.D
Injection Time: 10/23/23 11:07

Method: SW846 8260D
Analyst approved: 10/23/23 14:29 Jenifer Willis
Supervisor approved: 10/24/23 10:18 Neil Christiana

Parameter	CAS	Sig#	R.T. (min.)	Reason
Carbon Tetrachloride	56-23-5		2.96	Overlapping peak
1-Chlorohexane	544-10-5		5.37	Overlapping peak
Ethylbenzene	100-41-4		5.40	Overlapping peak

Quantitation Report (Qedit)

Data Path : C:\msdchem\1\DATA\10-23-2023\
Data File : 1A50138.D
Acq On : 23 Oct 2023 11:07 am
Operator : jeniferw
Sample : IC1961-4
Misc : MS55077,V1A1961,,,,,
ALS Vial : 6 Sample Multiplier: 1

Quant Time: Oct 23 12:49:26 2023
Quant Method : C:\msdchem\1\METHODS\V1A_10-23-2023.M
Quant Title : SW-846 Method 5035A/8260B
QLast Update : Mon Oct 02 13:54:42 2023
Response via : Initial Calibration

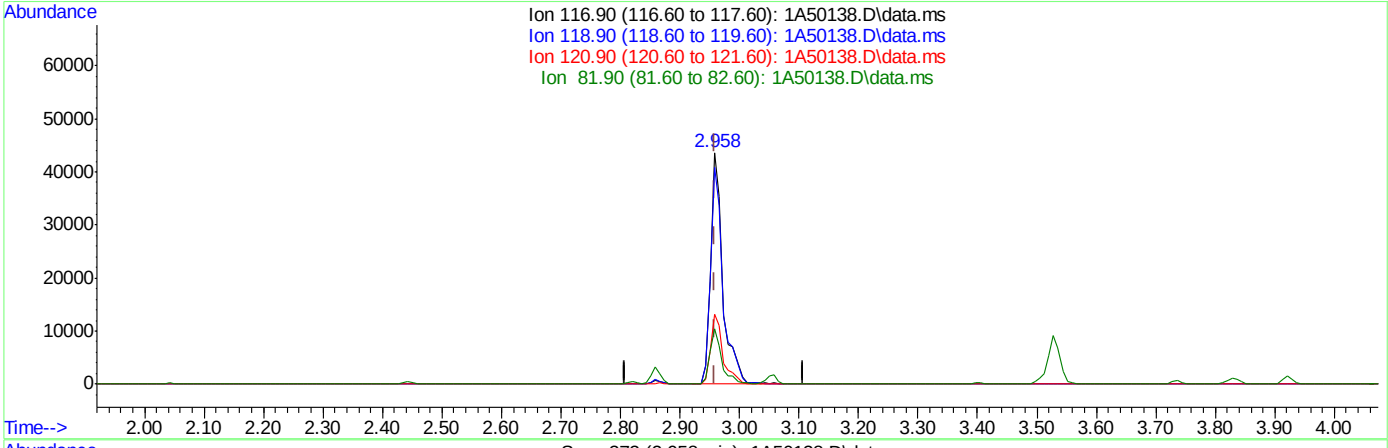

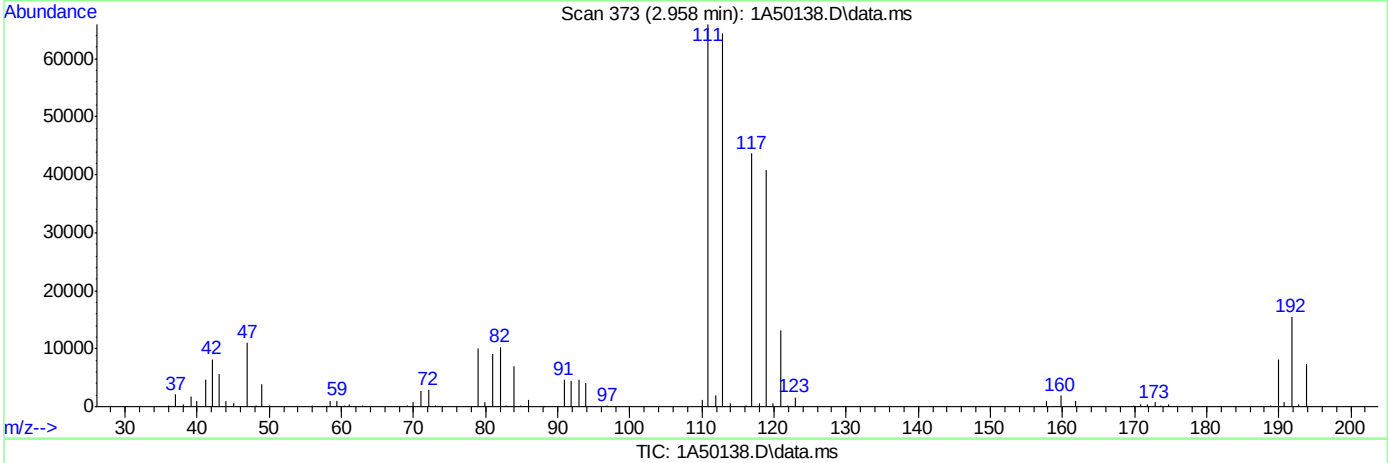

TIC: 1A50138.D\data.ms

(40) Carbon Tetrachloride ( )

2.958min (-0.001) 19.76ug/L

response 63044

Ion	Exp%	Act%
116.90	100	100
118.90	94.50	93.66
120.90	31.10	30.25
81.90	25.40	23.66

Quantitation Report (Qedit)

Data Path : C:\msdchem\1\DATA\10-23-2023\
Data File : 1A50138.D
Acq On : 23 Oct 2023 11:07 am
Operator : jeniferw
Sample : IC1961-4
Misc : MS55077,V1A1961,,,,,
ALS Vial : 6 Sample Multiplier: 1

Quant Time: Oct 23 12:49:26 2023
Quant Method : C:\msdchem\1\METHODS\V1A_10-23-2023.M
Quant Title : SW-846 Method 5035A/8260B
QLast Update : Mon Oct 02 13:54:42 2023
Response via : Initial Calibration

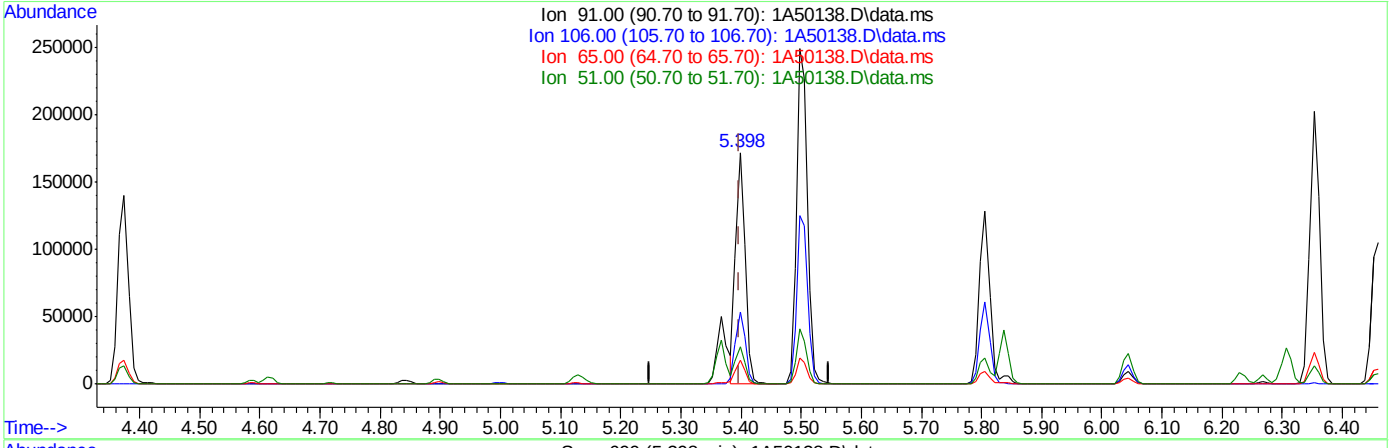

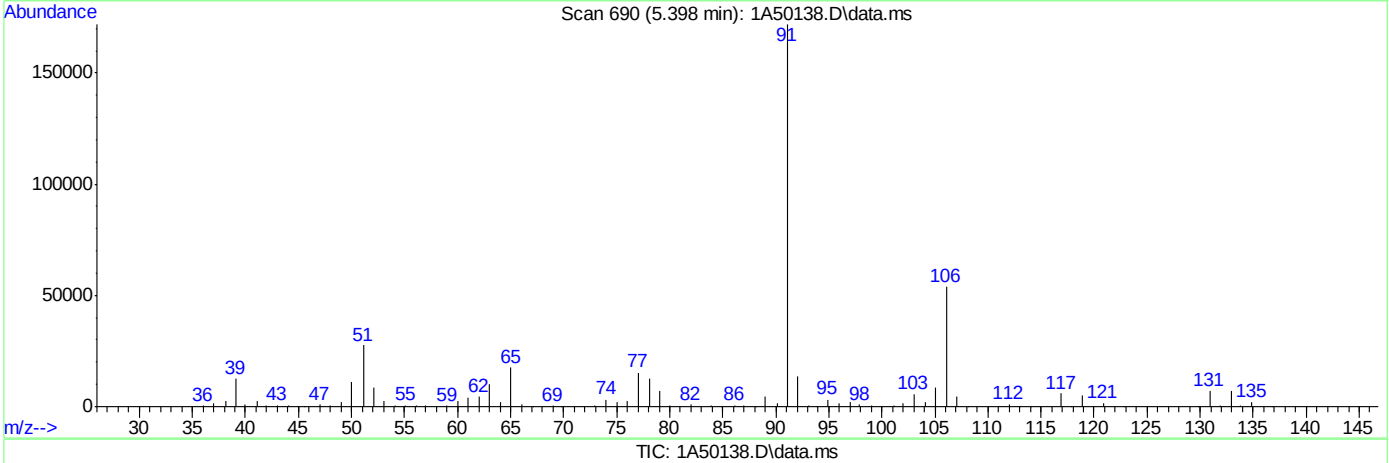

TIC: 1A50138.D\data.ms

(77) Ethylbenzene

5.398min (+0.000) 27.71ug/L m

response 184000

Ion	Exp%	Act%
91.00	100	100
106.00	32.00	31.37
65.00	8.30	10.17
51.00	10.10	16.08

Quantitation Report (Qedit)

Data Path : C:\msdchem\1\DATA\10-23-2023\
Data File : 1A50138.D
Acq On : 23 Oct 2023 11:07 am
Operator : jeniferw
Sample : IC1961-4
Misc : MS55077,V1A1961,,,,,
ALS Vial : 6 Sample Multiplier: 1

Quant Time: Oct 23 12:49:26 2023
Quant Method : C:\msdchem\1\METHODS\V1A_10-23-2023.M
Quant Title : SW-846 Method 5035A/8260B
QLast Update : Mon Oct 02 13:54:42 2023
Response via : Initial Calibration

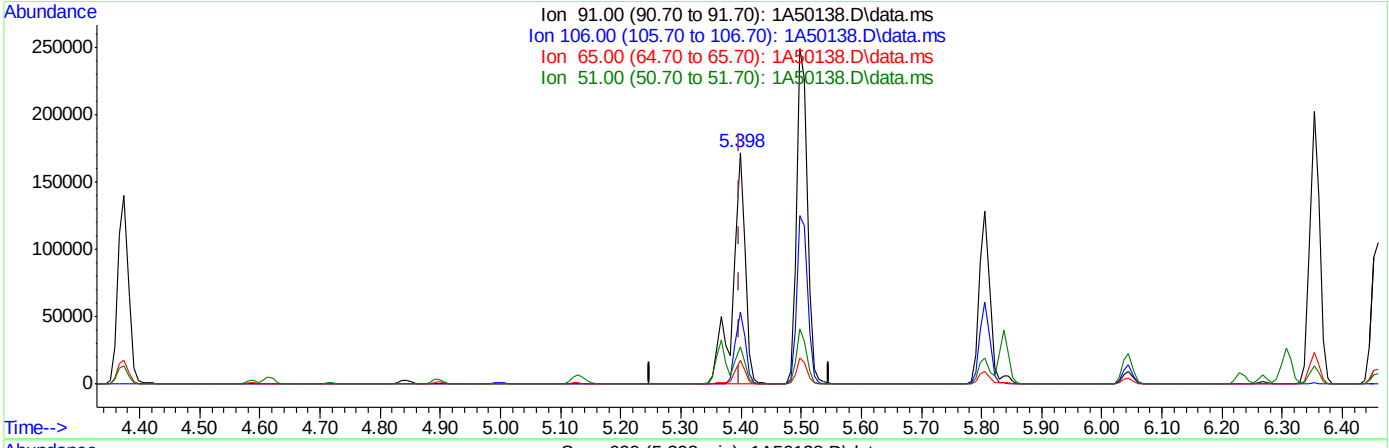

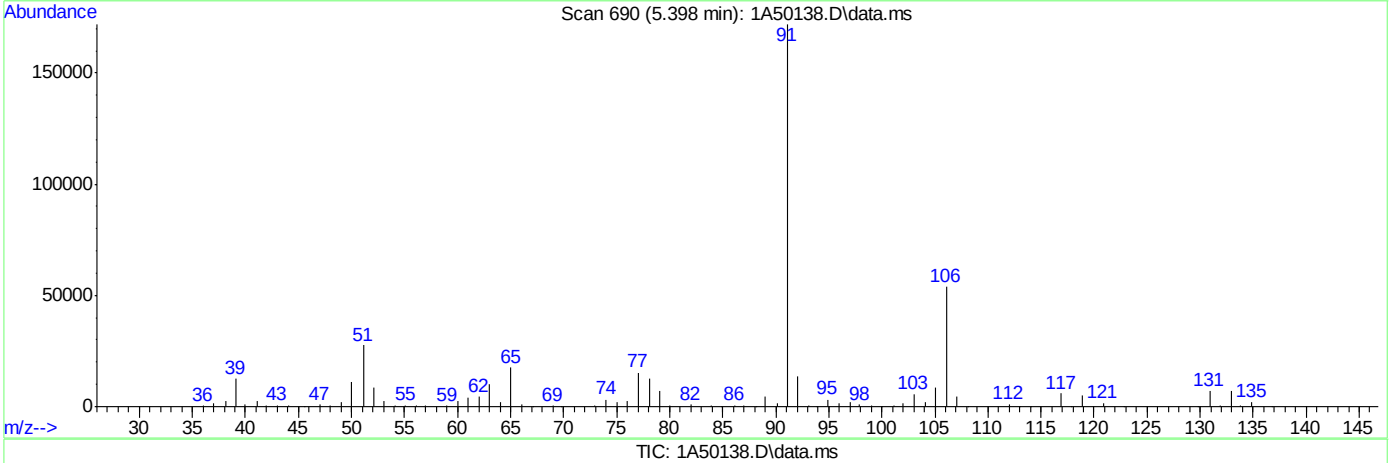

TIC: 1A50138.D\data.ms

(77) Ethylbenzene

5.398min (+0.000) 36.90ug/L

response 245014

Ion	Exp%	Act%
91.00	100	100
106.00	32.00	31.37
65.00	8.30	10.17
51.00	10.10	16.08

Quantitation Report (Qedit)

Data Path : C:\msdchem\1\DATA\10-23-2023\
Data File : 1A50138.D
Acq On : 23 Oct 2023 11:07 am
Operator : jeniferw
Sample : IC1961-4
Misc : MS55077,V1A1961,,,,,
ALS Vial : 6 Sample Multiplier: 1

Quant Time: Oct 23 12:49:26 2023
Quant Method : C:\msdchem\1\METHODS\V1A_10-23-2023.M
Quant Title : SW-846 Method 5035A/8260B
QLast Update : Mon Oct 02 13:54:42 2023
Response via : Initial Calibration

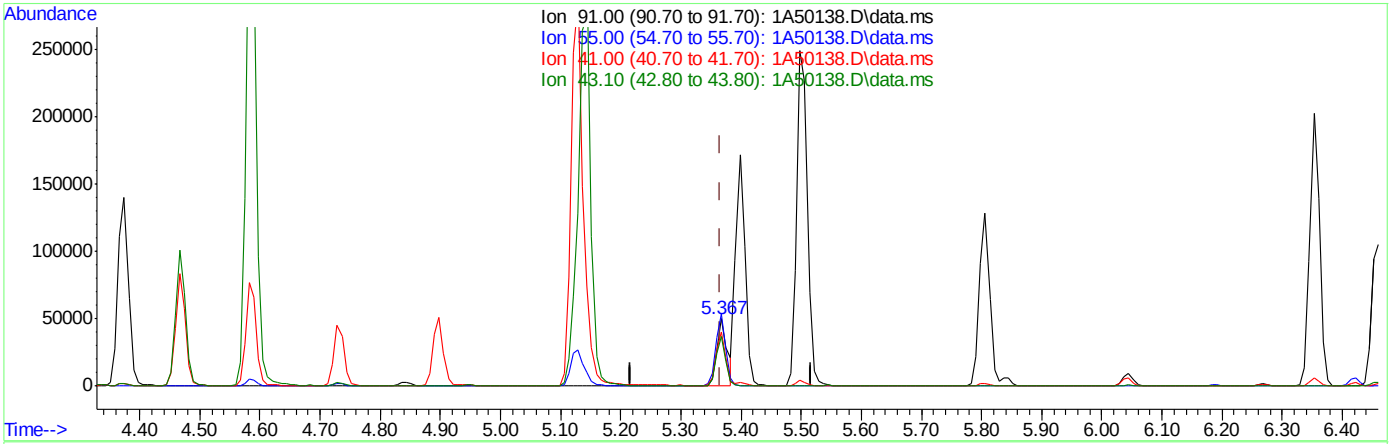

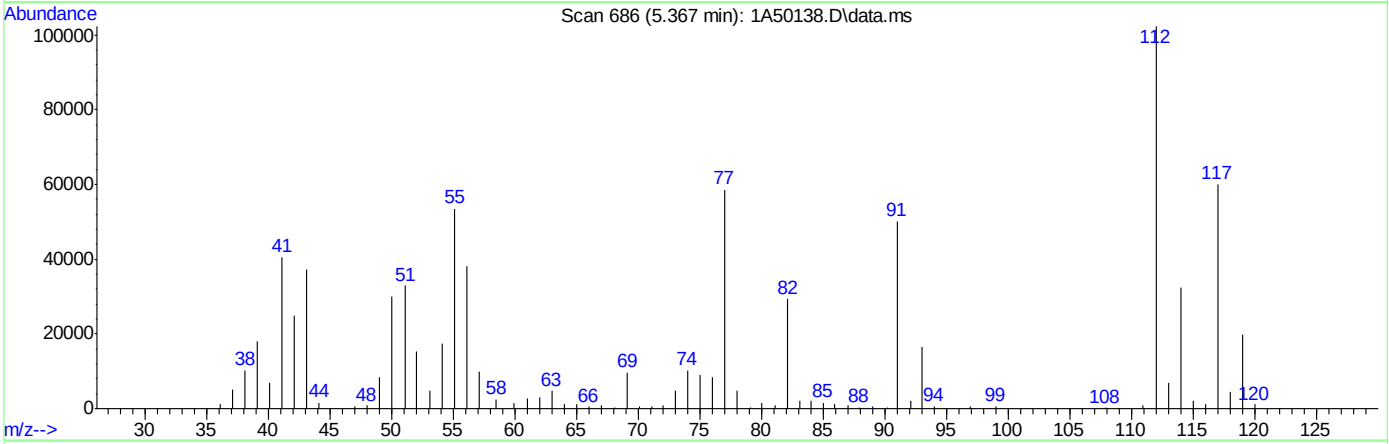

TIC: 1A50138.D\data.ms

(76) 1-Chlorohexane

5.367min (+0.000) 27.14ug/L m

response 60993

Ion	Exp%	Act%
91.00	100	100
55.00	74.60	106.71#
41.00	53.90	80.87#
43.10	42.90	74.37#

Quantitation Report (Qedit)

Data Path : C:\msdchem\1\DATA\10-23-2023\
Data File : 1A50138.D
Acq On : 23 Oct 2023 11:07 am
Operator : jeniferw
Sample : IC1961-4
Misc : MS55077,V1A1961,,,,,
ALS Vial : 6 Sample Multiplier: 1

Quant Time: Oct 23 12:49:26 2023
Quant Method : C:\msdchem\1\METHODS\V1A_10-23-2023.M
Quant Title : SW-846 Method 5035A/8260B
QLast Update : Mon Oct 02 13:54:42 2023
Response via : Initial Calibration

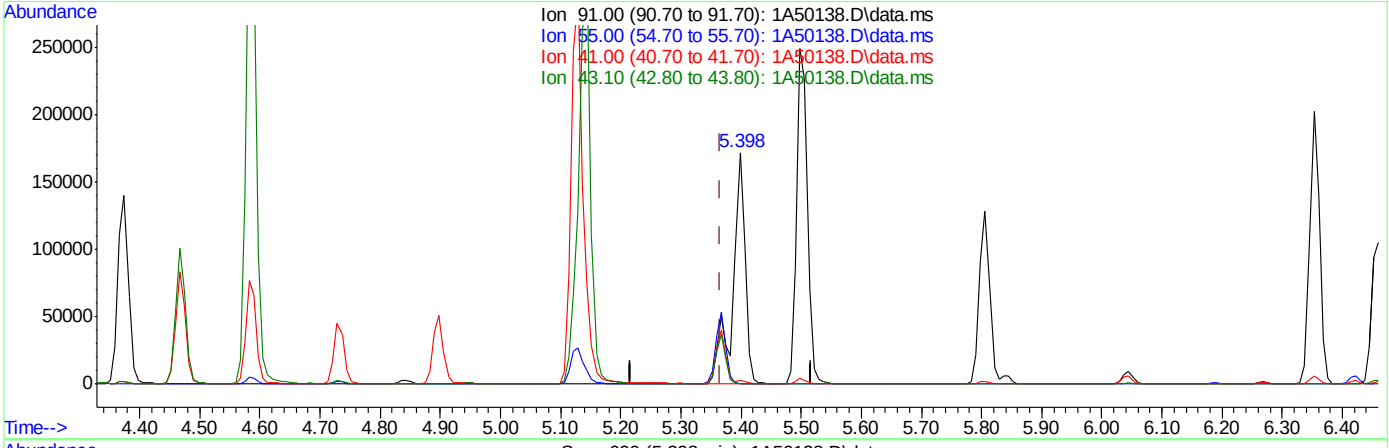

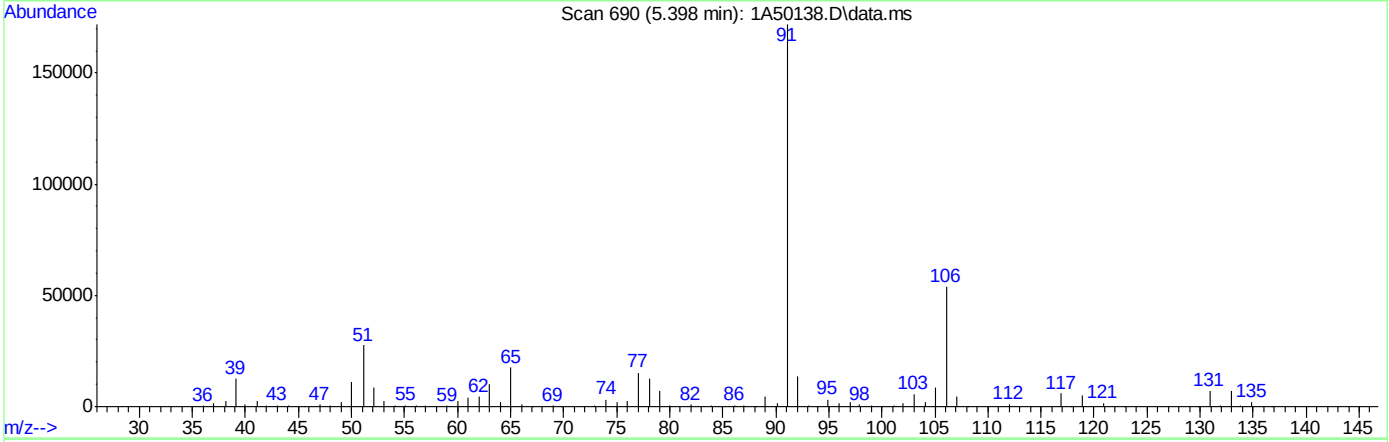

TIC: 1A50138.D\data.ms

(76) 1-Chlorohexane

5.398min (+0.031) 109.03ug/L

response 245014

Ion	Exp%	Act%
91.00	100	100
55.00	74.60	0.32#
41.00	53.90	1.26#
43.10	42.90	0.28#

Quantitation Report (Qedit)

Data Path : C:\msdchem\1\DATA\10-23-2023\
Data File : 1A50138.D
Acq On : 23 Oct 2023 11:07 am
Operator : jeniferw
Sample : IC1961-4
Misc : MS55077,V1A1961,,,,,
ALS Vial : 6 Sample Multiplier: 1

Quant Time: Oct 23 12:49:26 2023
Quant Method : C:\msdchem\1\METHODS\V1A_10-23-2023.M
Quant Title : SW-846 Method 5035A/8260B
QLast Update : Mon Oct 02 13:54:42 2023
Response via : Initial Calibration

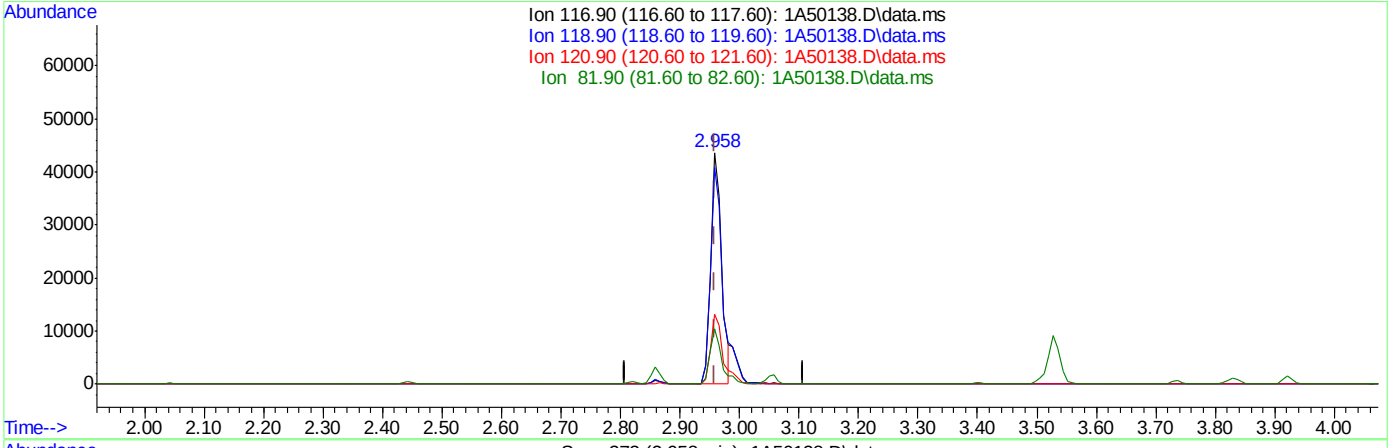

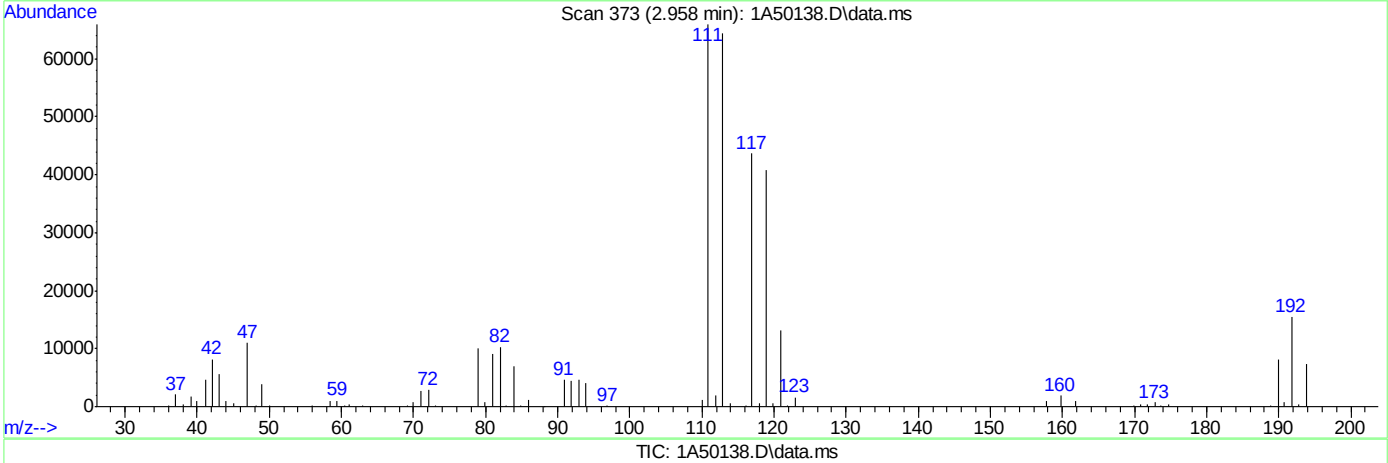

TIC: 1A50138.D\data.ms

(40) Carbon Tetrachloride ( )

2.958min (-0.001) 17.74ug/L m

response 56594

Ion	Exp%	Act%
116.90	100	100
118.90	94.50	93.66
120.90	31.10	30.25
81.90	25.40	23.66

Manual Integrations APPROVED (compounds with "m" flag)
Neil Christiana 10/24/23 10:18

Quantitation Report (QT Reviewed)

Data Path : C:\msdchem\1\DATA\10-23-2023\
Data File : 1A50139.D
Acq On : 23 Oct 2023 11:32 am
Operator : jeniferw
Sample : ICC1961-5
Misc : MS55077,V1A1961,,,,,
ALS Vial : 7 Sample Multiplier: 1

Quant Time: Oct 23 12:56:58 2023
Quant Method : C:\msdchem\1\METHODS\V1A_10-23-2023.M
Quant Title : SW-846 Method 5035A/8260B
QLast Update : Mon Oct 02 13:54:42 2023
Response via : Initial Calibration

Compound	R.T.	QIon	Response	Conc	Units		Dev(Min)
Internal Standards							
1) Fluorobenzene	3.405	96	350721	50.00	ug/L		0.00
62) Chlorobenzene-d5	5.352	117	260330	50.00	ug/L		0.00
85) 1,4-Dichlorobenzene-d4	7.099	152	130763	50.00	ug/L		0.00
System Monitoring Compounds							
39) Dibromofluoromethane	2.958	113	96123	45.00	ug/L		0.00
Spiked Amount 50.000	Range 83 - 118		Recovery = 90.00%				
49) 1,2-Dichloroethane-d4	3.235	65	128320	58.84	ug/L		0.00
Spiked Amount 50.000	Range 79 - 125		Recovery = 117.68%				
63) Toluene-d8	4.336	98	350879	58.13	ug/L		0.00
Spiked Amount 50.000	Range 85 - 112		Recovery = 116.26%#				
86) 4-Bromofluorobenzene	6.229	174	108962	53.12	ug/L		0.00
Spiked Amount 50.000	Range 83 - 118		Recovery = 106.24%				
Target Compounds							Qvalue
2) Dichlorodifluoromethane	1.019	85	60357	38.56	ug/L		97
3) Chloromethane	1.134	50	117336	67.47	ug/L		94
4) 1,3-butadiene	1.181	39	91079	46.54	ug/L		97
5) Vinyl Chloride	1.173	62	96663	56.70	ug/L		99
6) Bromomethane	1.342	94	25457	35.03	ug/L		94
7) Chloroethane	1.411	64	43749	53.79	ug/L		92
8) Trichlorofluoromethane	1.488	101	105103	35.42	ug/L		100
9) Ethyl Ether	1.658	59	73725	48.00	ug/L	#	82
10) Ethanol	1.712	45	40209	1299.44	ug/L		95
11) 1,2-Dichlorotrifluoroe...	1.742	67	78583	40.44	ug/L		86
12) 1,1-Dichloroethene	1.758	61	122455	44.78	ug/L		85
13) Freon 113	1.781	101	58359	30.55	ug/L		93
14) Carbon Disulfide	1.781	76	177663	35.26	ug/L		92
15) Iodomethane	1.827	142	46397	33.35	ug/L		93
16) Acrolein	1.904	56	132444	290.20	ug/L		98
17) Allyl chloride	1.996	41	131685	53.24	ug/L		84
18) Methylene Chloride	2.043	49	143636	53.05	ug/L		76
19) Acetone	2.050	43	207332	309.66	ug/L		97
20) Methyl acetate	2.127	43	562104	273.43	ug/L		89
21) trans-1,2-Dichloroethene	2.135	61	127648	48.84	ug/L		82
22) Hexane	2.196	56	103167	51.20	ug/L		97
23) Methyl Tert Butyl Ether	2.196	73	196885	35.72	ug/L	#	53
24) Acetonitrile	2.273	41	174589	542.49	ug/L		95
25) Tert Butyl Alcohol	2.212	59	186987	474.61	ug/L		90
26) Di-isopropyl ether	2.397	45	352217	56.40	ug/L		90
27) Chloroprene	2.443	53	442273	58.55	ug/L		92
28) 1,1-Dichloroethane	2.443	63	161919	43.77	ug/L		96
29) Acrylonitrile	2.443	52	277782	295.71	ug/L		98
30) ETBE	2.581	59	298817	50.17	ug/L		87
31) Vinyl acetate	2.566	43	1317062	314.39	ug/L		97
32) cis-1,2-Dichloroethene	2.720	96	74308	34.10	ug/L	#	72
33) 2,2-Dichloropropane	2.781	77	97330	34.64	ug/L		97
34) Bromochloromethane	2.820	128	36807	31.62	ug/L	#	45
35) Cyclohexane	2.858	56	189456	57.92	ug/L	#	80

Quantitation Report (QT Reviewed)

Data Path : C:\msdchem\1\DATA\10-23-2023\
Data File : 1A50139.D
Acq On : 23 Oct 2023 11:32 am
Operator : jeniferw
Sample : ICC1961-5
Misc : MS55077,V1A1961,,,,,
ALS Vial : 7 Sample Multiplier: 1

Quant Time: Oct 23 12:56:58 2023
Quant Method : C:\msdchem\1\METHODS\V1A_10-23-2023.M
Quant Title : SW-846 Method 5035A/8260B
QLast Update : Mon Oct 02 13:54:42 2023
Response via : Initial Calibration

Compound	R.T.	QIon	Response	Conc	Units		Dev(Min)
36) Chloroform	2.858	83	130918	36.20	ug/L		96
37) Ethyl acetate	2.912	43	769299	313.40	ug/L		96
38) Tetrahydrofuran	2.951	42	54678	63.32	ug/L		85
40) Carbon Tetrachloride	2.958	117	100135m	29.24	ug/L		
41) 1,1,1-Trichloroethane	2.989	97	111082	33.05	ug/L		92
42) 2-Butanone	3.005	43	401301	316.93	ug/L		82
43) 1,1-Dichloropropene	3.058	75	93552	37.25	ug/L		94
44) tert-Butyl formate	3.097	59	453376	380.25	ug/L		90
45) Propionitrile	3.143	54	234800	585.13	ug/L		97
46) Methacrylonitrile	3.166	41	876498	610.16	ug/L		96
47) Benzene	3.182	78	285357	37.10	ug/L		80
48) TAME	3.251	73	203203	38.95	ug/L	#	73
50) 1,2-Dichloroethane	3.274	62	122712	42.09	ug/L		87
51) Isobutyl Alcohol	3.259	43	257860	1221.62	ug/L		95
52) Tert Amyl Alcohol	3.328	59	163736	548.18	ug/L		84
53) Trichloroethene	3.513	95	75453	34.20	ug/L		96
54) Methylcyclohexane	3.528	83	131203	38.76	ug/L	#	73
55) Dibromomethane	3.736	93	47783	36.37	ug/L		86
56) 1,2-Dichloropropane	3.790	63	93848	49.74	ug/L		89
57) Bromodichloromethane	3.828	83	96671	33.93	ug/L	#	94
58) Methyl methacrylate	3.920	41	116434	65.04	ug/L	#	80
59) 1,4-Dioxane	3.944	88	23104	785.65	ug/L	#	69
60) 2-Chloroethyl vinyl ether	4.167	63	309035	290.28	ug/L		85
61) cis-1,3-Dichloropropene	4.213	75	119546	40.83	ug/L		84
64) Toluene	4.375	91	304667	44.31	ug/L		100
65) 2-Nitropropane	4.467	41	178145	339.72	ug/L		98
66) 4-Methyl-2-pentanone	4.582	43	818017	420.79	ug/L		96
67) trans-1,3-Dichloropropene	4.613	75	115991	50.27	ug/L		84
68) Tetrachloroethene	4.636	166	95329	38.66	ug/L		98
69) Ethyl methacrylate	4.729	69	88945	56.75	ug/L	#	68
70) 1,1,2-Trichloroethane	4.721	83	60084	48.38	ug/L		90
71) Dibromochloromethane	4.844	129	79199	37.56	ug/L		98
72) 1,3-Dichloropropane	4.898	76	116666	52.56	ug/L		80
73) 1,2-Dibromoethane	4.998	107	73523	40.76	ug/L		97
74) 3,3-Dimethyl-1-Butanol	5.129	57	1028414	4040.47	ug/L		84
75) 2-hexanone	5.144	43	779141	425.20	ug/L	#	74
76) 1-Chlorohexane	5.367	91	114604m	46.27	ug/L		
77) Ethylbenzene	5.398	91	324522m	44.34	ug/L		
78) Chlorobenzene	5.367	112	202138	41.82	ug/L		93
79) 1,1,1,2-Tetrachloroethane	5.414	131	74352	36.73	ug/L		95
80) m,p-Xylene	5.498	91	534491	89.41	ug/L		99
81) o-Xylene	5.806	91	273087	45.05	ug/L		98
82) Styrene	5.837	104	210204	44.77	ug/L		92
83) Bromoform	5.845	173	57521	38.92	ug/L		96
84) Isopropylbenzene	6.045	105	321537	43.95	ug/L		99
87) cis-1,4-Dichloro-2-butene	6.268	53	37206	108.41	ug/L	#	68
88) n-Propylbenzene	6.353	91	371536	53.85	ug/L		96
89) Bromobenzene	6.306	156	76642	43.08	ug/L		82
90) 1,1,2,2-Tetrachloroethane	6.376	83	94884	54.59	ug/L		94
91) 1,3,5-Trimethylbenzene	6.506	105	261729	49.36	ug/L		98

Quantitation Report (QT Reviewed)

Data Path : C:\msdchem\1\DATA\10-23-2023\
Data File : 1A50139.D
Acq On : 23 Oct 2023 11:32 am
Operator : jeniferw
Sample : ICC1961-5
Misc : MS55077,V1A1961,,,,,
ALS Vial : 7 Sample Multiplier: 1

Quant Time: Oct 23 12:56:58 2023
Quant Method : C:\msdchem\1\METHODS\V1A_10-23-2023.M
Quant Title : SW-846 Method 5035A/8260B
QLast Update : Mon Oct 02 13:54:42 2023
Response via : Initial Calibration

Compound	R.T.	QIon	Response	Conc	Units		Dev(Min)
92) 2-Chlorotoluene	6.460	91	219884	54.34	ug/L		97
93) trans-1,4-Dichloro-2-B...	6.506	53	50338	98.79	ug/L	#	75
94) 1,2,3-Trichloropropane	6.468	110	27031	46.13	ug/L	#	66
95) Cyclohexanone	6.483	55	31237	473.54	ug/L		89
96) 4-Chlorotoluene	6.583	91	233599	54.41	ug/L		96
97) tert-Butylbenzene	6.753	91	148835	53.56	ug/L		89
98) 1,2,4-Trimethylbenzene	6.807	105	255212	50.75	ug/L		99
99) Pentachloroethane	6.745	167	39873	43.29	ug/L	#	76
100) sec-Butylbenzene	6.891	105	335108	52.09	ug/L		97
101) 4-Isopropyltoluene	7.014	119	275103	47.00	ug/L		99
102) 1,3-Dichlorobenzene	7.037	146	151892	44.65	ug/L		95
103) 1,2,3-Trimethylbenzene	7.145	105	252269	50.20	ug/L		98
104) 1,4-Dichlorobenzene	7.107	146	151000	44.72	ug/L		95
105) n-Butylbenzene	7.345	92	131885	56.57	ug/L		99
106) Benzyl Chloride	7.299	126	33883	49.01	ug/L		99
107) 1,2-Dichlorobenzene	7.430	146	135346	44.82	ug/L		95
108) 1,2-Dibromo-3-Chloropr...	8.007	75	14649	56.62	ug/L		85
109) Hexachlorobutadiene	8.515	225	23515	34.60	ug/L		96
110) 1,2,4-Trichlorobenzene	8.508	180	55188	37.78	ug/L		98
111) Naphthalene	8.715	128	114678	43.72	ug/L		99
112) 1,2,3-Trichlorobenzene	8.838	180	38646	37.97	ug/L		95

(#) = qualifier out of range (m) = manual integration (+) = signals summed

Quantitation Report (QT Reviewed)

Data Path : C:\msdchem\1\DATA\10-23-2023\
Data File : 1A50139.D
Acq On : 23 Oct 2023 11:32 am
Operator : jeniferw
Sample : ICC1961-5
Misc : MS55077,V1A1961,,,,,
ALS Vial : 7 Sample Multiplier: 1

Quant Time: Oct 23 12:56:58 2023
Quant Method : C:\msdchem\1\METHODS\V1A_10-23-2023.M
Quant Title : SW-846 Method 5035A/8260B
QLast Update : Mon Oct 02 13:54:42 2023
Response via : Initial Calibration

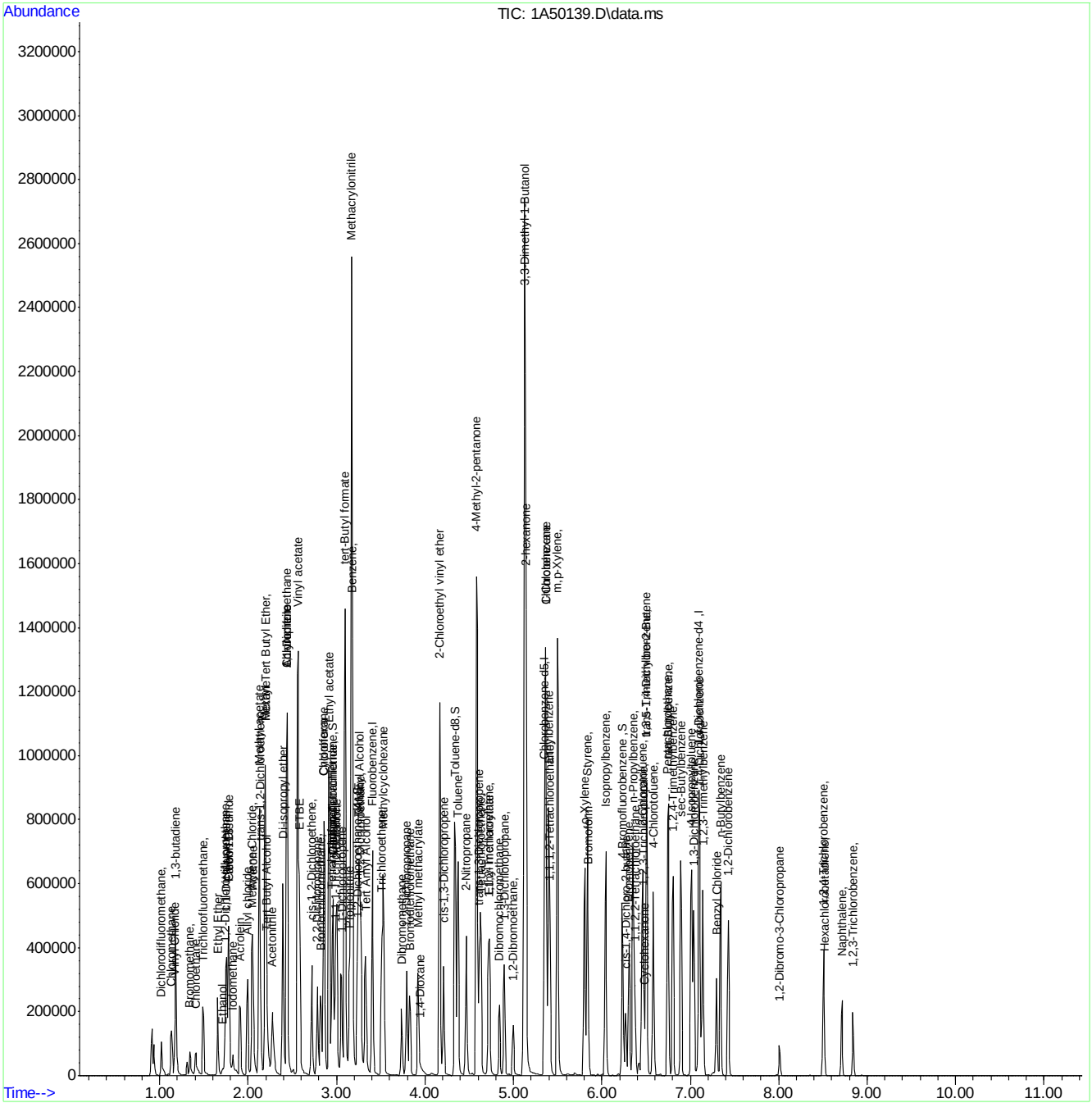

Manual Integration Approval Summary

Sample Number: V1A1961-ICC1961 **Method:** SW846 8260D
Lab FileID: 1A50139.D **Analyst approved:** 10/23/23 14:29 Jenifer Willis
Injection Time: 10/23/23 11:32 **Supervisor approved:** 10/24/23 10:18 Neil Christiana

Parameter	CAS	Sig#	R.T. (min.)	Reason
Carbon Tetrachloride	56-23-5		2.96	Overlapping peak
1-Chlorohexane	544-10-5		5.37	Overlapping peak
Ethylbenzene	100-41-4		5.40	Overlapping peak

Quantitation Report (Qedit)

Data Path : C:\msdchem\1\DATA\10-23-2023\
Data File : 1A50139.D
Acq On : 23 Oct 2023 11:32 am
Operator : jeniferw
Sample : ICC1961-5
Misc : MS55077,V1A1961,,,,,
ALS Vial : 7 Sample Multiplier: 1

Quant Time: Oct 23 12:49:28 2023
Quant Method : C:\msdchem\1\METHODS\V1A_10-23-2023.M
Quant Title : SW-846 Method 5035A/8260B
QLast Update : Mon Oct 02 13:54:42 2023
Response via : Initial Calibration

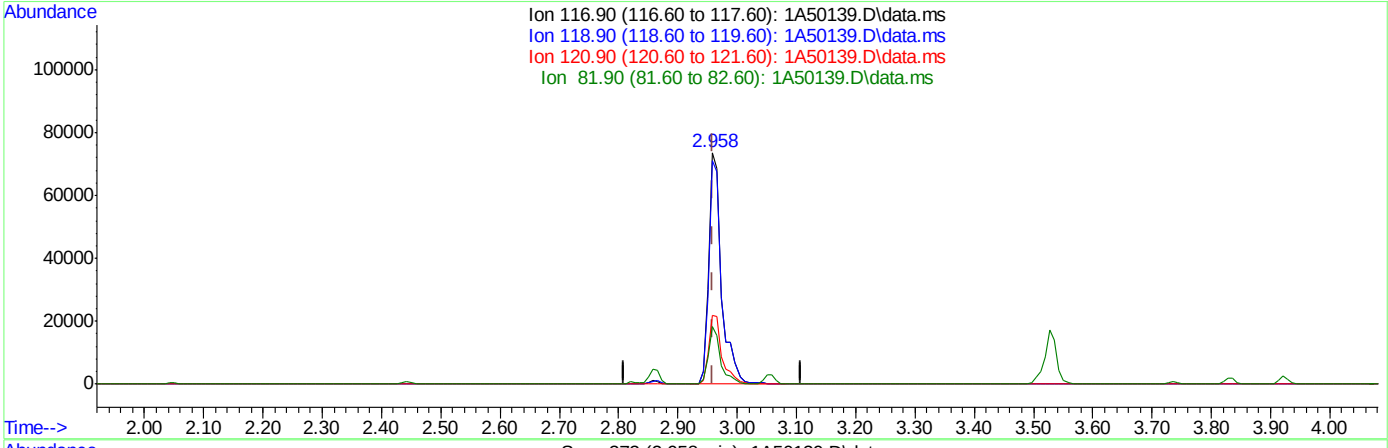

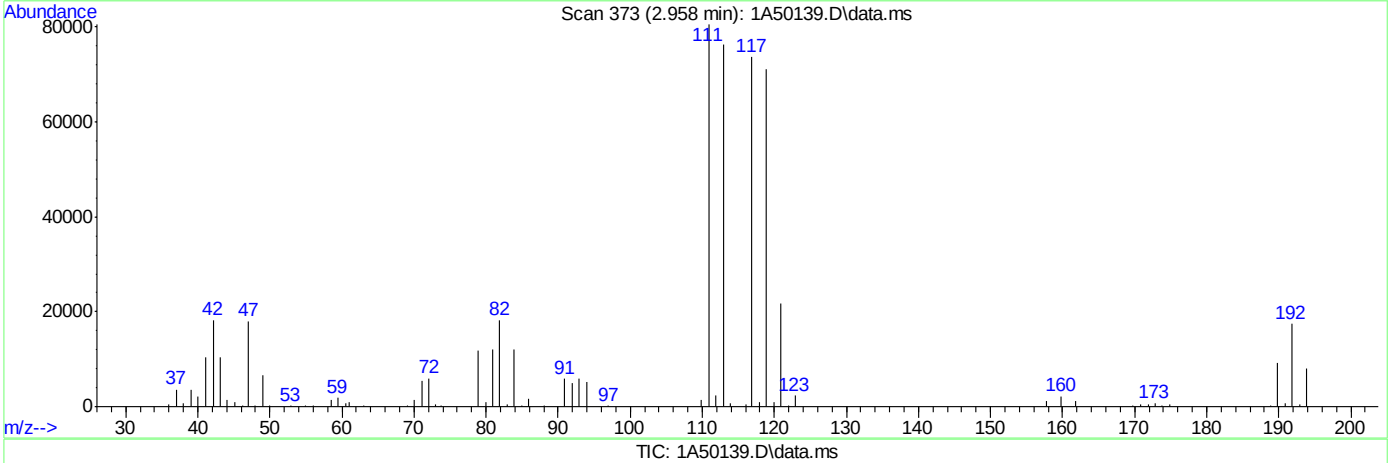

TIC: 1A50139.D\data.ms

(40) Carbon Tetrachloride ( )

2.958min (-0.001) 32.75ug/L

response 112162

Ion	Exp%	Act%
116.90	100	100
118.90	94.50	96.36
120.90	31.10	29.50
81.90	25.40	24.73

Quantitation Report (Qedit)

Data Path : C:\msdchem\1\DATA\10-23-2023\
Data File : 1A50139.D
Acq On : 23 Oct 2023 11:32 am
Operator : jeniferw
Sample : ICC1961-5
Misc : MS55077,V1A1961,,,,,
ALS Vial : 7 Sample Multiplier: 1

Quant Time: Oct 23 12:49:28 2023
Quant Method : C:\msdchem\1\METHODS\V1A_10-23-2023.M
Quant Title : SW-846 Method 5035A/8260B
QLast Update : Mon Oct 02 13:54:42 2023
Response via : Initial Calibration

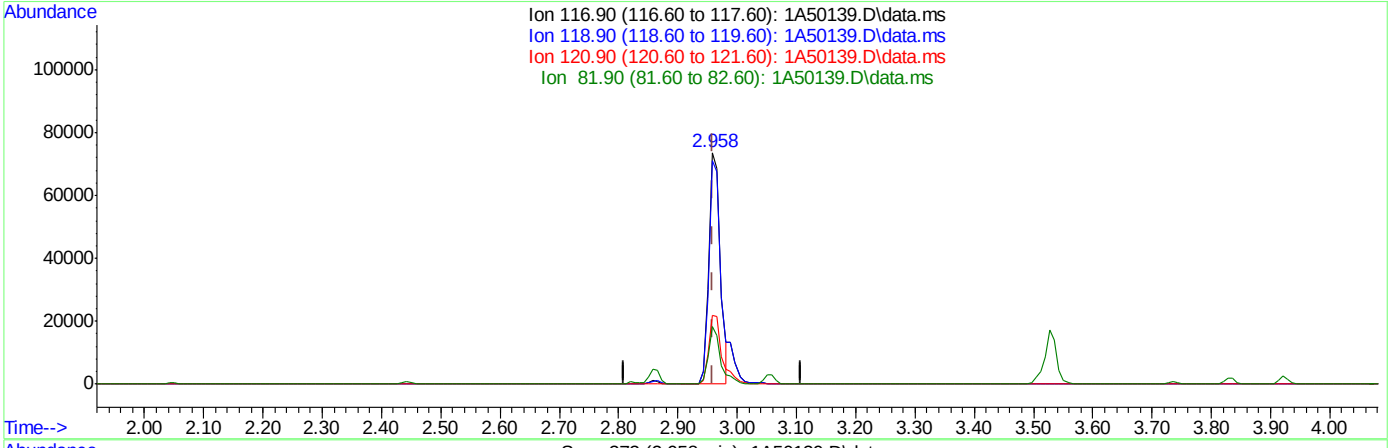

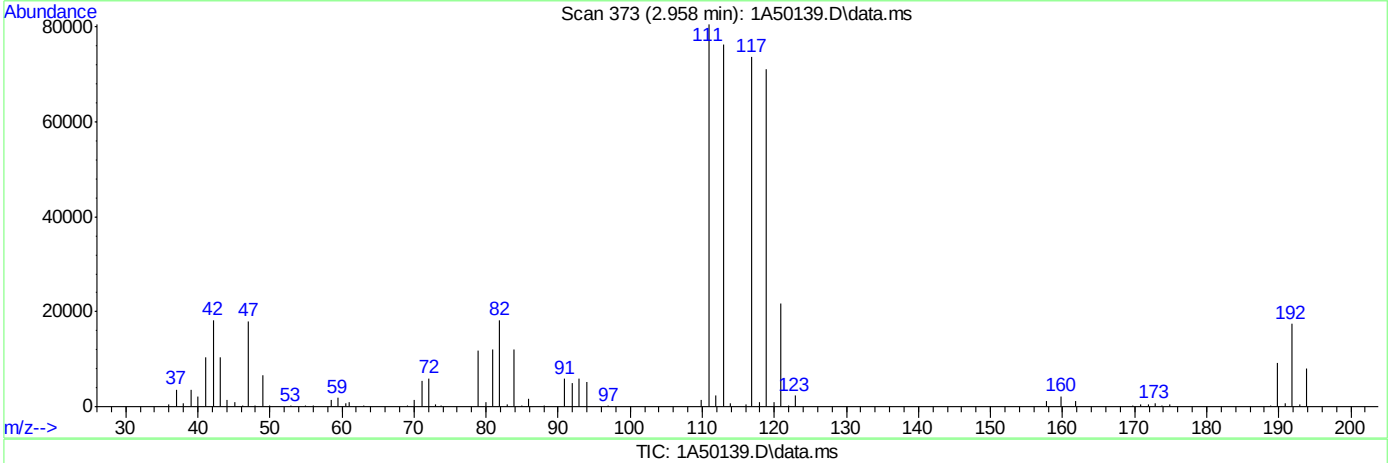

TIC: 1A50139.D\data.ms

(40) Carbon Tetrachloride ( )

2.958min (-0.001) 29.24ug/L m

response 100135

Ion	Exp%	Act%
116.90	100	100
118.90	94.50	96.36
120.90	31.10	29.50
81.90	25.40	24.73

Quantitation Report (Qedit)

Data Path : C:\msdchem\1\DATA\10-23-2023\
Data File : 1A50139.D
Acq On : 23 Oct 2023 11:32 am
Operator : jeniferw
Sample : ICC1961-5
Misc : MS55077,V1A1961,,,,,
ALS Vial : 7 Sample Multiplier: 1

Quant Time: Oct 23 12:49:28 2023
Quant Method : C:\msdchem\1\METHODS\V1A_10-23-2023.M
Quant Title : SW-846 Method 5035A/8260B
QLast Update : Mon Oct 02 13:54:42 2023
Response via : Initial Calibration

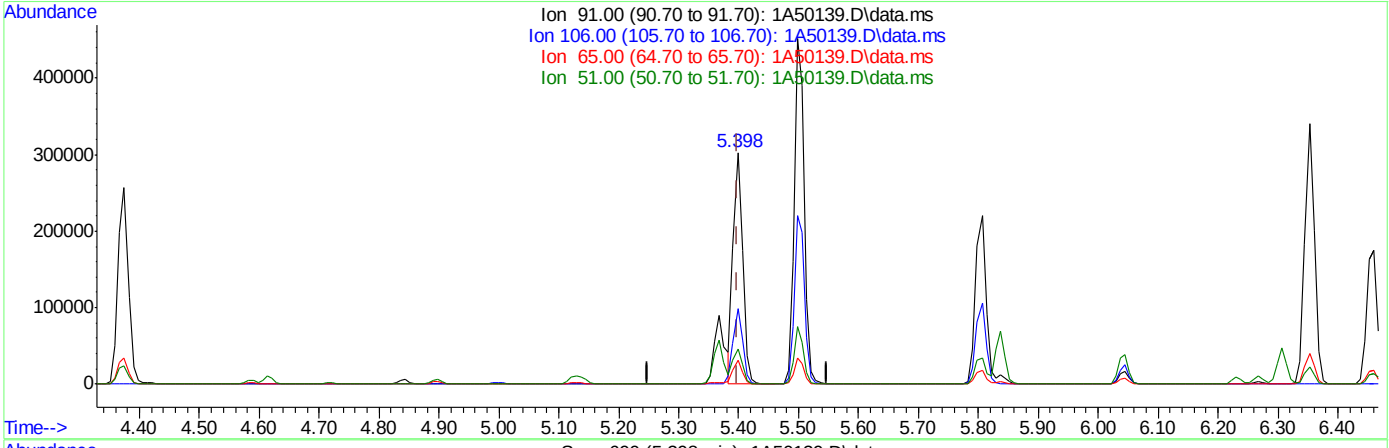

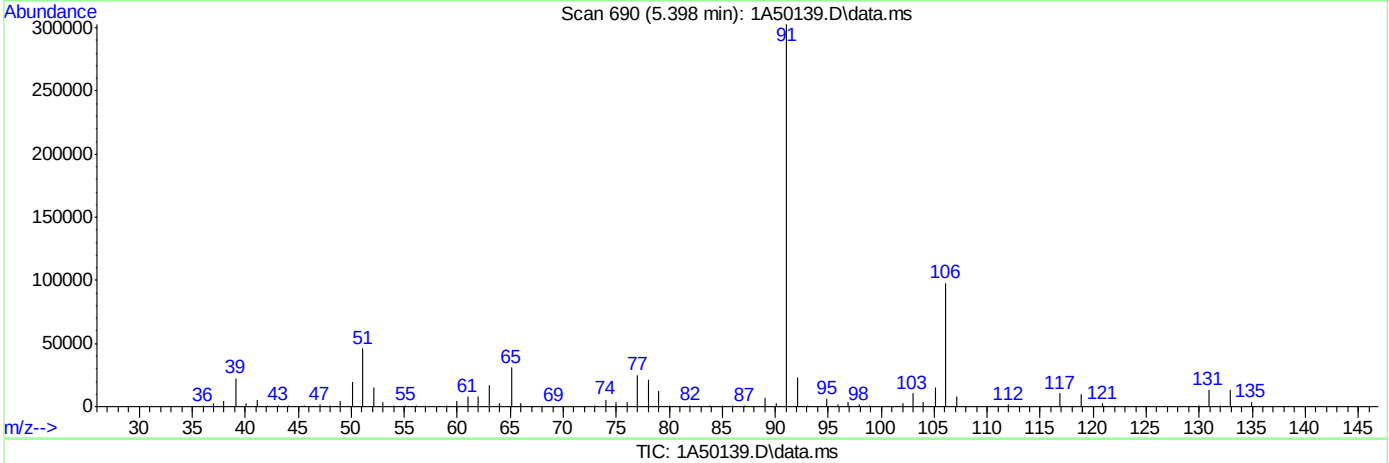

TIC: 1A50139.D\data.ms

(77) Ethylbenzene

5.398min (+0.000) 44.34ug/L m

response 324522

Ion	Exp%	Act%
91.00	100	100
106.00	32.00	32.38
65.00	8.30	10.21
51.00	10.10	15.18

Quantitation Report (Qedit)

Data Path : C:\msdchem\1\DATA\10-23-2023\
Data File : 1A50139.D
Acq On : 23 Oct 2023 11:32 am
Operator : jeniferw
Sample : ICC1961-5
Misc : MS55077,V1A1961,,,,,
ALS Vial : 7 Sample Multiplier: 1

Quant Time: Oct 23 12:49:28 2023
Quant Method : C:\msdchem\1\METHODS\V1A_10-23-2023.M
Quant Title : SW-846 Method 5035A/8260B
QLast Update : Mon Oct 02 13:54:42 2023
Response via : Initial Calibration

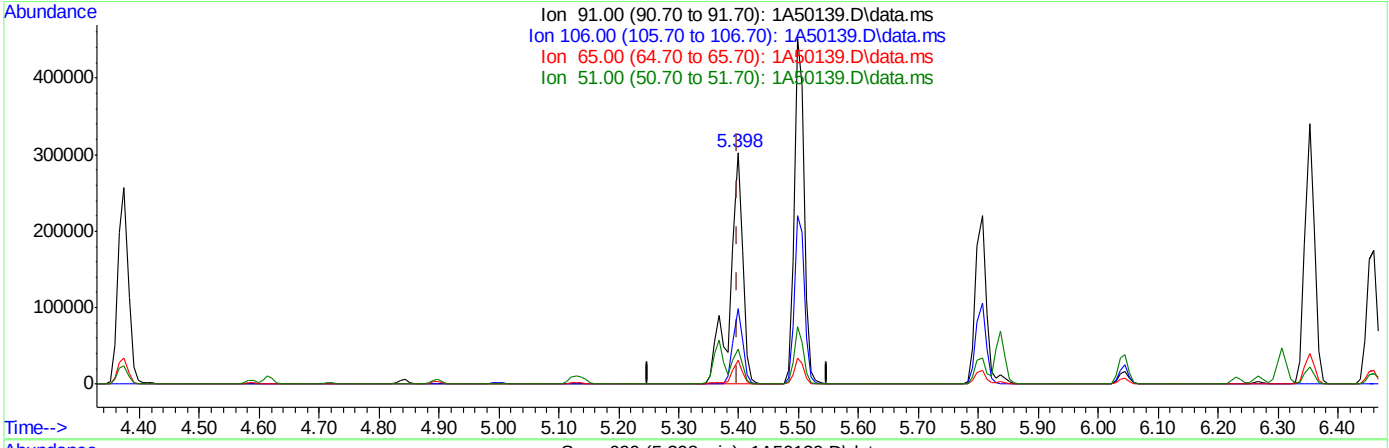

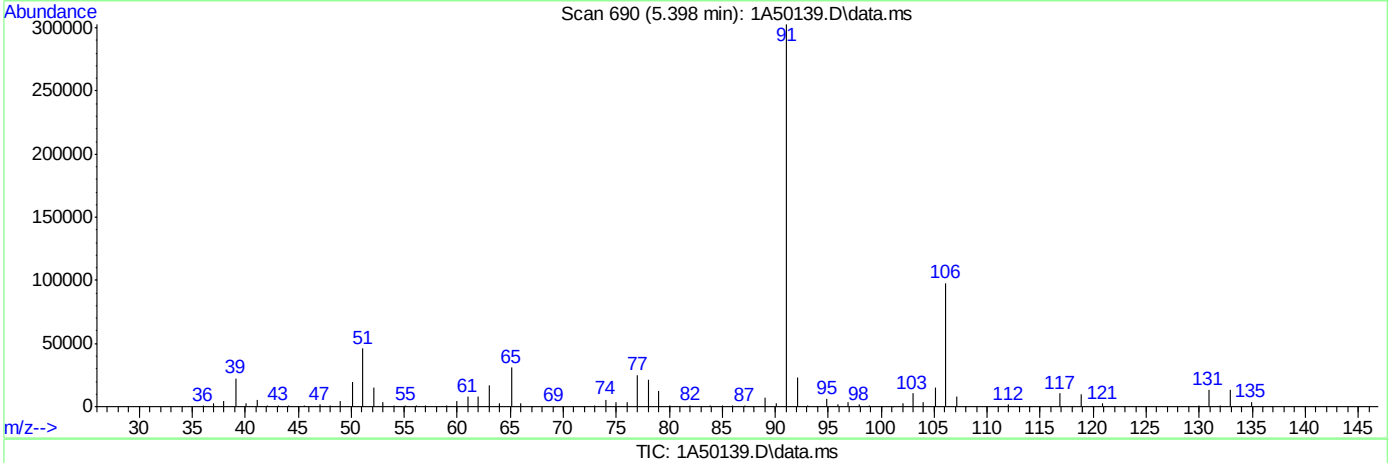

TIC: 1A50139.D\data.ms

(77) Ethylbenzene

5.398min (+0.000) 60.01ug/L

response 439209

Ion	Exp%	Act%
91.00	100	100
106.00	32.00	32.38
65.00	8.30	10.21
51.00	10.10	15.18

Quantitation Report (Qedit)

Data Path : C:\msdchem\1\DATA\10-23-2023\
Data File : 1A50139.D
Acq On : 23 Oct 2023 11:32 am
Operator : jeniferw
Sample : ICC1961-5
Misc : MS55077,V1A1961,,,,,
ALS Vial : 7 Sample Multiplier: 1

Quant Time: Oct 23 12:49:28 2023
Quant Method : C:\msdchem\1\METHODS\V1A_10-23-2023.M
Quant Title : SW-846 Method 5035A/8260B
QLast Update : Mon Oct 02 13:54:42 2023
Response via : Initial Calibration

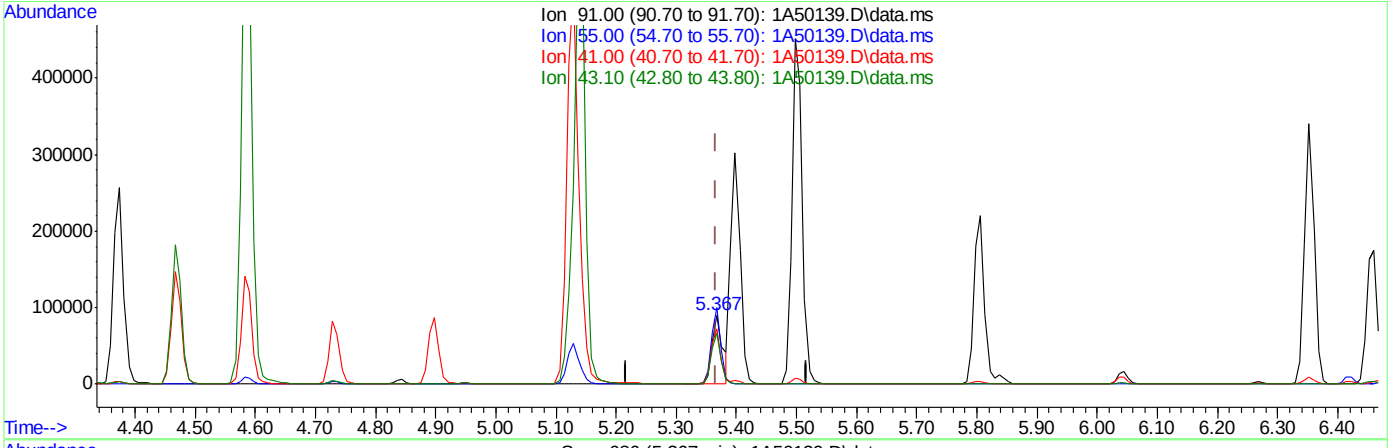

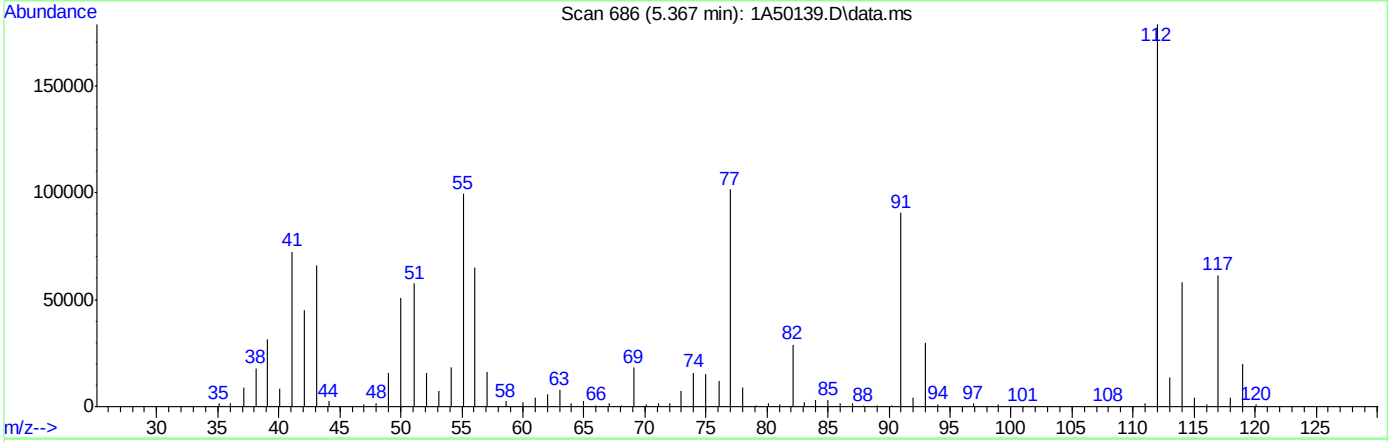

TIC: 1A50139.D\data.ms

(76) 1-Chlorohexane

5.367min (+0.000) 46.27ug/L m

response 114604

Ion	Exp%	Act%
91.00	100	100
55.00	74.60	110.04#
41.00	53.90	80.10#
43.10	42.90	73.30#

Quantitation Report (Qedit)

Data Path : C:\msdchem\1\DATA\10-23-2023\
Data File : 1A50139.D
Acq On : 23 Oct 2023 11:32 am
Operator : jeniferw
Sample : ICC1961-5
Misc : MS55077,V1A1961,,,,,
ALS Vial : 7 Sample Multiplier: 1

Quant Time: Oct 23 12:49:28 2023
Quant Method : C:\msdchem\1\METHODS\V1A_10-23-2023.M
Quant Title : SW-846 Method 5035A/8260B
QLast Update : Mon Oct 02 13:54:42 2023
Response via : Initial Calibration

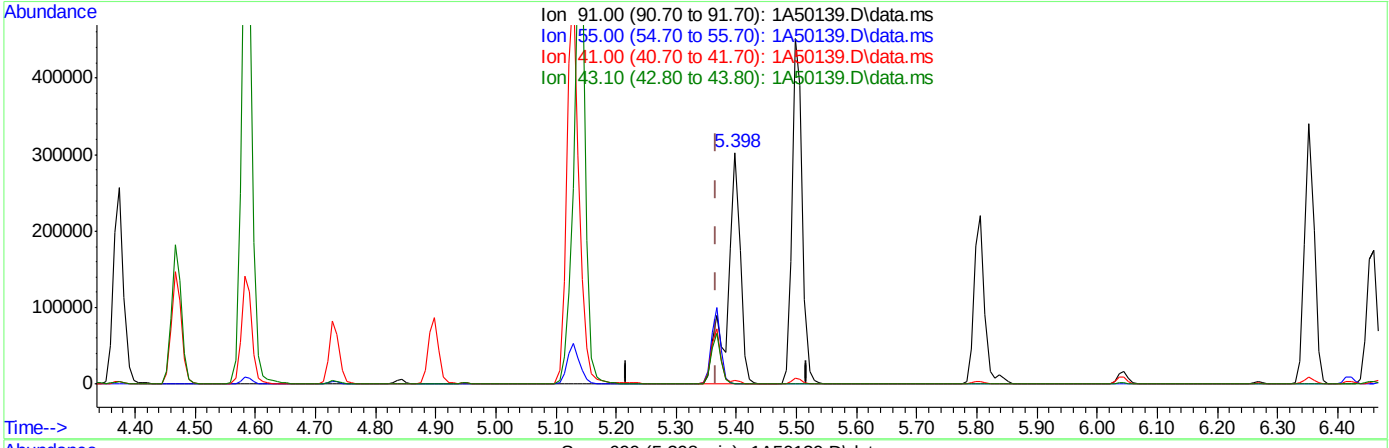

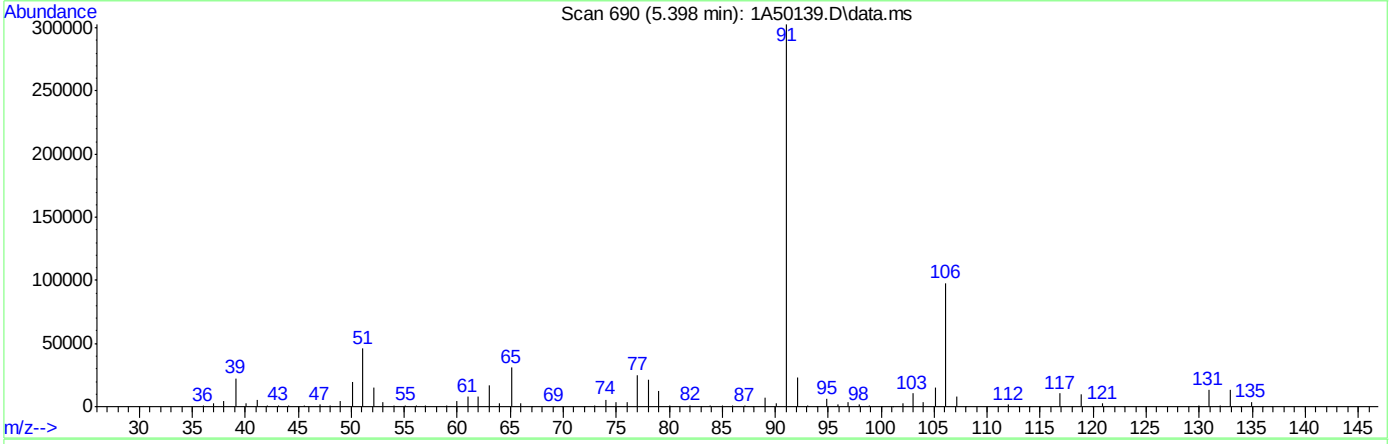

TIC: 1A50139.D\data.ms

(76) 1-Chlorohexane

5.398min (+0.031) 177.13ug/L

response 438725

Ion	Exp%	Act%
91.00	100	100
55.00	74.60	0.37#
41.00	53.90	1.50#
43.10	42.90	0.25#

1A50140.D

Manual Integrations APPROVED (compounds with "m" flag)

Neil Christiana 10/24/23 10:18

Quantitation Report (QT Reviewed)

Data Path : C:\msdchem\1\DATA\10-23-2023\
Data File : 1A50140.D
Acq On : 23 Oct 2023 11:56 am
Operator : jeniferw
Sample : IC1961-6
Misc : MS55077,V1A1961,,,,,
ALS Vial : 8 Sample Multiplier: 1

Quant Time: Oct 23 12:57:29 2023
Quant Method : C:\msdchem\1\METHODS\V1A_10-23-2023.M
Quant Title : SW-846 Method 5035A/8260B
QLast Update : Mon Oct 02 13:54:42 2023
Response via : Initial Calibration

Compound	R.T.	QIon	Response	Conc	Units		Dev(Min)
Internal Standards							
1) Fluorobenzene	3.405	96	349439	50.00	ug/L		0.00
62) Chlorobenzene-d5	5.352	117	256546	50.00	ug/L		0.00
85) 1,4-Dichlorobenzene-d4	7.099	152	131318	50.00	ug/L		0.00
System Monitoring Compounds							
39) Dibromofluoromethane	2.958	113	97116	45.63	ug/L		0.00
Spiked Amount 50.000	Range 83 - 118		Recovery = 91.26%				
49) 1,2-Dichloroethane-d4	3.235	65	133858	61.60	ug/L		0.00
Spiked Amount 50.000	Range 79 - 125		Recovery = 123.20%				
63) Toluene-d8	4.336	98	340011	57.16	ug/L		0.00
Spiked Amount 50.000	Range 85 - 112		Recovery = 114.32%#				
86) 4-Bromofluorobenzene	6.229	174	107796	52.33	ug/L		0.00
Spiked Amount 50.000	Range 83 - 118		Recovery = 104.66%				
Target Compounds							Qvalue
2) Dichlorodifluoromethane	1.019	85	104327	66.90	ug/L		99
3) Chloromethane	1.134	50	205503	128.68	ug/L		97
4) 1,3-butadiene	1.181	39	152664	78.30	ug/L		99
5) Vinyl Chloride	1.173	62	167175	98.42	ug/L		98
6) Bromomethane	1.342	94	45283	63.76	ug/L		92
7) Chloroethane	1.404	64	69538	95.48	ug/L		95
8) Trichlorofluoromethane	1.488	101	181014	61.23	ug/L		99
9) Ethyl Ether	1.658	59	146004	95.40	ug/L	#	81
10) Ethanol	1.727	45	71215	2309.91	ug/L		98
11) 1,2-Dichlorotrifluoroe...	1.742	67	149155	77.03	ug/L		87
12) 1,1-Dichloroethene	1.758	61	230834	84.72	ug/L		86
13) Freon 113	1.781	101	110970	58.30	ug/L		93
14) Carbon Disulfide	1.781	76	332861	66.31	ug/L		93
15) Iodomethane	1.827	142	96058	61.97	ug/L		95
16) Acrolein	1.912	56	241807	531.77	ug/L		98
17) Allyl chloride	1.996	41	243918	98.97	ug/L		83
18) Methylene Chloride	2.043	49	257267	95.36	ug/L		78
19) Acetone	2.058	43	371258	556.53	ug/L		94
20) Methyl acetate	2.127	43	1078382	526.50	ug/L		88
21) trans-1,2-Dichloroethene	2.135	61	239568	91.99	ug/L		83
22) Hexane	2.196	56	195468	97.37	ug/L		94
23) Methyl Tert Butyl Ether	2.196	73	369657	67.31	ug/L	#	59
24) Acetonitrile	2.281	41	299076	932.72	ug/L		94
25) Tert Butyl Alcohol	2.220	59	349014	889.11	ug/L		90
26) Di-isopropyl ether	2.397	45	668963	107.50	ug/L		89
27) Chloroprene	2.443	53	798746	106.13	ug/L		92
28) 1,1-Dichloroethane	2.443	63	302098	81.96	ug/L		97
29) Acrylonitrile	2.443	52	499392	533.57	ug/L		98
30) ETBE	2.581	59	560210	94.41	ug/L		88
31) Vinyl acetate	2.566	43	2322855	556.50	ug/L		97
32) cis-1,2-Dichloroethene	2.720	96	139042	64.05	ug/L	#	75
33) 2,2-Dichloropropane	2.781	77	181290	64.75	ug/L		98
34) Bromochloromethane	2.820	128	64527	57.21	ug/L	#	42
35) Cyclohexane	2.858	56	353466	108.47	ug/L	#	80

Quantitation Report (QT Reviewed)

Data Path : C:\msdchem\1\DATA\10-23-2023\
Data File : 1A50140.D
Acq On : 23 Oct 2023 11:56 am
Operator : jeniferw
Sample : IC1961-6
Misc : MS55077,V1A1961,,,,,
ALS Vial : 8 Sample Multiplier: 1

Quant Time: Oct 23 12:57:29 2023
Quant Method : C:\msdchem\1\METHODS\V1A_10-23-2023.M
Quant Title : SW-846 Method 5035A/8260B
QLast Update : Mon Oct 02 13:54:42 2023
Response via : Initial Calibration

Compound	R.T.	QIon	Response	Conc	Units		Dev(Min)
36) Chloroform	2.858	83	240536	66.76	ug/L		94
37) Ethyl acetate	2.920	43	1370569	560.40	ug/L		98
38) Tetrahydrofuran	2.951	42	93997	109.26	ug/L		84
40) Carbon Tetrachloride	2.958	117	189817m	55.63	ug/L		
41) 1,1,1-Trichloroethane	2.989	97	202665	60.52	ug/L		91
42) 2-Butanone	3.005	43	729045	577.87	ug/L		81
43) 1,1-Dichloropropene	3.051	75	176001	70.35	ug/L		90
44) tert-Butyl formate	3.097	59	811100	682.77	ug/L		90
45) Propionitrile	3.151	54	414158	1035.88	ug/L		97
46) Methacrylonitrile	3.174	41	1565263	1093.63	ug/L		98
47) Benzene	3.182	78	521735	68.08	ug/L		68
48) TAME	3.251	73	374602	72.07	ug/L		82
50) 1,2-Dichloroethane	3.274	62	222520	76.61	ug/L		88
51) Isobutyl Alcohol	3.259	43	431143	2050.05	ug/L		88
52) Tert Amyl Alcohol	3.328	59	299967	1007.95	ug/L		85
53) Trichloroethene	3.513	95	139969	63.24	ug/L		96
54) Methylcyclohexane	3.528	83	240938	71.44	ug/L	#	74
55) Dibromomethane	3.736	93	85221	65.10	ug/L		86
56) 1,2-Dichloropropane	3.797	63	171601	91.29	ug/L		88
57) Bromodichloromethane	3.828	83	181399	63.89	ug/L	#	93
58) Methyl methacrylate	3.920	41	213125	119.49	ug/L	#	79
59) 1,4-Dioxane	3.944	88	40013	1365.62	ug/L	#	62
60) 2-Chloroethyl vinyl ether	4.167	63	542528	511.47	ug/L		86
61) cis-1,3-Dichloropropene	4.213	75	215053	73.72	ug/L		85
64) Toluene	4.375	91	546153	80.59	ug/L		100
65) 2-Nitropropane	4.467	41	307182	594.43	ug/L		97
66) 4-Methyl-2-pentanone	4.582	43	1425253	743.97	ug/L		95
67) trans-1,3-Dichloropropene	4.613	75	203177	89.36	ug/L		86
68) Tetrachloroethene	4.636	166	180084	74.11	ug/L		99
69) Ethyl methacrylate	4.729	69	161167	104.34	ug/L	#	74
70) 1,1,2-Trichloroethane	4.721	83	105067	85.85	ug/L		93
71) Dibromochloromethane	4.844	129	142312	68.48	ug/L		99
72) 1,3-Dichloropropane	4.898	76	203516	93.04	ug/L		79
73) 1,2-Dibromoethane	4.998	107	134193	75.49	ug/L		97
74) 3,3-Dimethyl-1-Butanol	5.129	57	1871775	7462.36	ug/L		84
75) 2-hexanone	5.144	43	1340201	742.17	ug/L		82
76) 1-Chlorohexane	5.367	91	201512m	82.56	ug/L		
77) Ethylbenzene	5.398	91	585306	81.15	ug/L		96
78) Chlorobenzene	5.367	112	359645	75.50	ug/L		93
79) 1,1,1,2-Tetrachloroethane	5.414	131	136762	68.56	ug/L		97
80) m,p-Xylene	5.498	91	950507	161.36	ug/L		100
81) o-Xylene	5.806	91	493793	82.66	ug/L		99
82) Styrene	5.837	104	382766	82.73	ug/L		93
83) Bromoform	5.845	173	104996	72.09	ug/L		98
84) Isopropylbenzene	6.045	105	584178	81.03	ug/L		99
87) cis-1,4-Dichloro-2-butene	6.268	53	65487	190.00	ug/L	#	73
88) n-Propylbenzene	6.353	91	689977	99.58	ug/L		96
89) Bromobenzene	6.306	156	141820	79.38	ug/L	#	76
90) 1,1,2,2-Tetrachloroethane	6.376	83	174890	100.19	ug/L		97
91) 1,3,5-Trimethylbenzene	6.506	105	477922	89.74	ug/L		98

Quantitation Report (QT Reviewed)

Data Path : C:\msdchem\1\DATA\10-23-2023\
Data File : 1A50140.D
Acq On : 23 Oct 2023 11:56 am
Operator : jeniferw
Sample : IC1961-6
Misc : MS55077,V1A1961,,,,,
ALS Vial : 8 Sample Multiplier: 1

Quant Time: Oct 23 12:57:29 2023
Quant Method : C:\msdchem\1\METHODS\V1A_10-23-2023.M
Quant Title : SW-846 Method 5035A/8260B
QLast Update : Mon Oct 02 13:54:42 2023
Response via : Initial Calibration

	Compound	R.T.	QIon	Response	Conc	Units		Dev(Min)
92)	2-Chlorotoluene	6.460	91	398990	98.19	ug/L		97
93)	trans-1,4-Dichloro-2-B...	6.506	53	89618	175.14	ug/L		81
94)	1,2,3-Trichloropropane	6.468	110	50623	86.03	ug/L	#	73
95)	Cyclohexanone	6.483	55	56034	845.87	ug/L		88
96)	4-Chlorotoluene	6.583	91	419900	97.39	ug/L		97
97)	tert-Butylbenzene	6.753	91	266321	95.44	ug/L		90
98)	1,2,4-Trimethylbenzene	6.807	105	461559	91.39	ug/L		99
99)	Pentachloroethane	6.753	167	65774	71.58	ug/L	#	31
100)	sec-Butylbenzene	6.891	105	601859	93.17	ug/L		97
101)	4-Isopropyltoluene	7.014	119	497740	84.68	ug/L		97
102)	1,3-Dichlorobenzene	7.037	146	268751	78.67	ug/L		95
103)	1,2,3-Trimethylbenzene	7.145	105	456223	90.40	ug/L		98
104)	1,4-Dichlorobenzene	7.107	146	273388	80.63	ug/L		96
105)	n-Butylbenzene	7.345	92	237206	101.31	ug/L		99
106)	Benzyl Chloride	7.299	126	63439	91.37	ug/L		100
107)	1,2-Dichlorobenzene	7.430	146	244406	80.60	ug/L		97
108)	1,2-Dibromo-3-Chloropr...	8.007	75	29215	112.44	ug/L		83
109)	Hexachlorobutadiene	8.515	225	40490	59.32	ug/L		94
110)	1,2,4-Trichlorobenzene	8.508	180	106319	72.47	ug/L		97
111)	Naphthalene	8.715	128	245159	80.68	ug/L		97
112)	1,2,3-Trichlorobenzene	8.838	180	75317	73.68	ug/L		94

(#) = qualifier out of range (m) = manual integration (+) = signals summed

Quantitation Report (QT Reviewed)

Data Path : C:\msdchem\1\DATA\10-23-2023\
Data File : 1A50140.D
Acq On : 23 Oct 2023 11:56 am
Operator : jeniferw
Sample : IC1961-6
Misc : MS55077,V1A1961,,,,,
ALS Vial : 8 Sample Multiplier: 1

Quant Time: Oct 23 12:57:29 2023
Quant Method : C:\msdchem\1\METHODS\V1A_10-23-2023.M
Quant Title : SW-846 Method 5035A/8260B
QLast Update : Mon Oct 02 13:54:42 2023
Response via : Initial Calibration

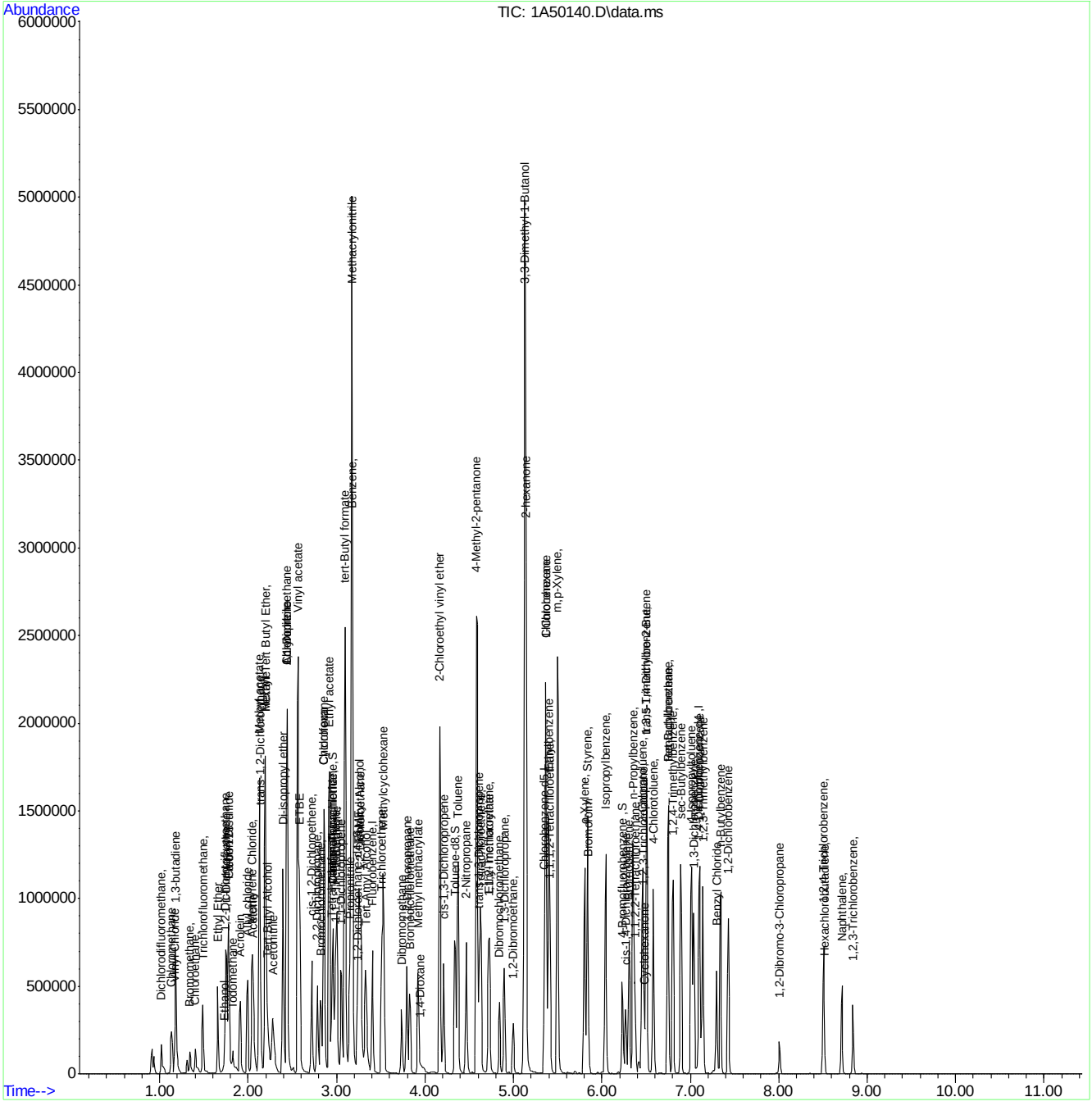

Manual Integration Approval Summary

Sample Number: V1A1961-IC1961
Lab FileID: 1A50140.D
Injection Time: 10/23/23 11:56
Method: SW846 8260D
Analyst approved: 10/23/23 14:29 Jenifer Willis
Supervisor approved: 10/24/23 10:18 Neil Christiana

Parameter	CAS	Sig#	R.T. (min.)	Reason
Carbon Tetrachloride	56-23-5		2.96	Overlapping peak
1-Chlorohexane	544-10-5		5.37	Overlapping peak

Quantitation Report (Qedit)

Data Path : C:\msdchem\1\DATA\10-23-2023\
Data File : 1A50140.D
Acq On : 23 Oct 2023 11:56 am
Operator : jeniferw
Sample : IC1961-6
Misc : MS55077,V1A1961,,,,,
ALS Vial : 8 Sample Multiplier: 1

Quant Time: Oct 23 12:49:30 2023
Quant Method : C:\msdchem\1\METHODS\V1A_10-23-2023.M
Quant Title : SW-846 Method 5035A/8260B
QLast Update : Mon Oct 02 13:54:42 2023
Response via : Initial Calibration

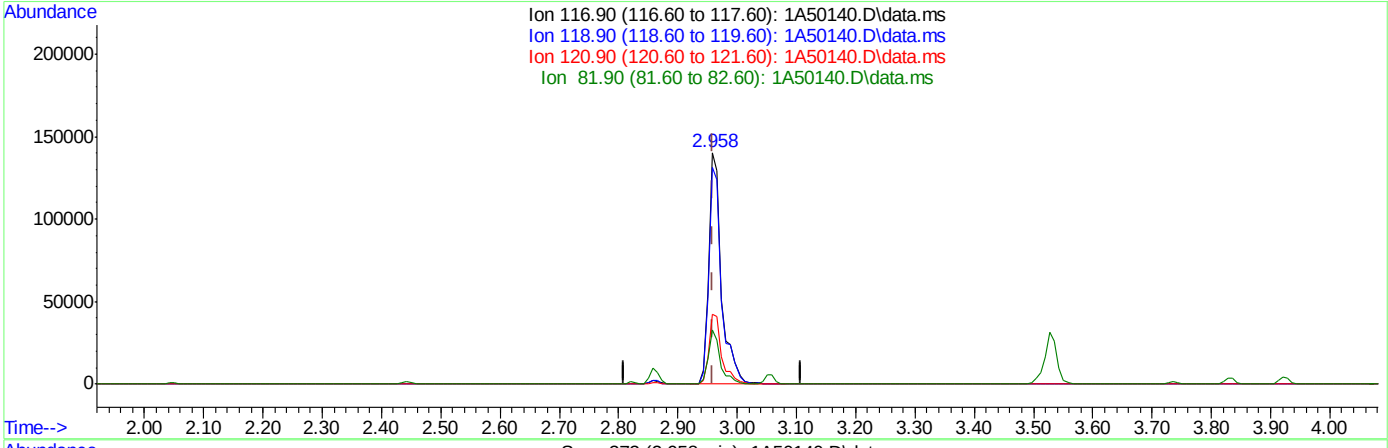

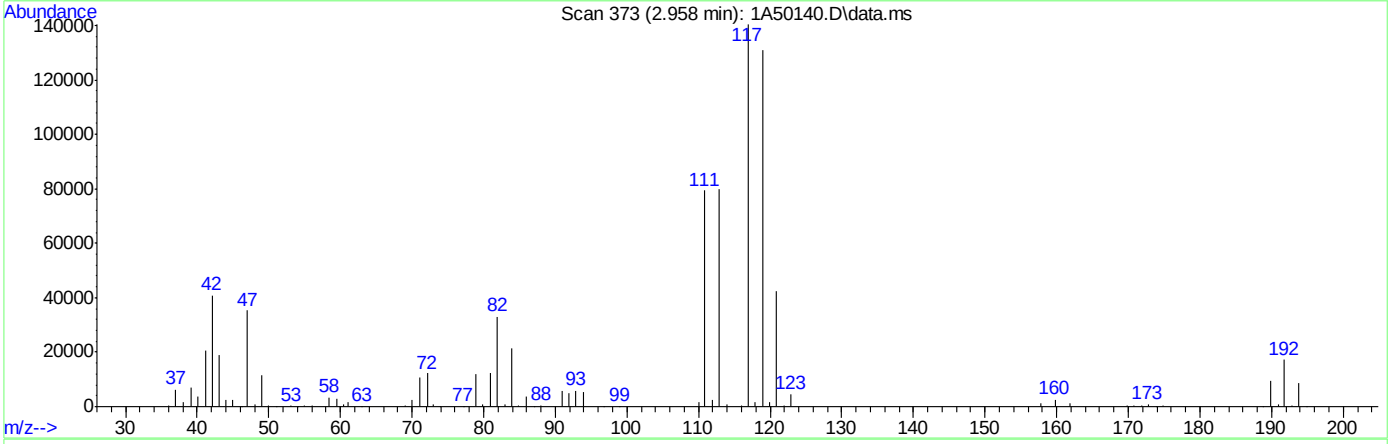

TIC: 1A50140.D\data.ms

(40) Carbon Tetrachloride ( )

2.958min (-0.001) 62.11ug/L

response 211936

Ion	Exp%	Act%
116.90	100	100
118.90	94.50	93.35
120.90	31.10	30.09
81.90	25.40	23.51

Quantitation Report (Qedit)

Data Path : C:\msdchem\1\DATA\10-23-2023\
Data File : 1A50140.D
Acq On : 23 Oct 2023 11:56 am
Operator : jeniferw
Sample : IC1961-6
Misc : MS55077,V1A1961,,,,,
ALS Vial : 8 Sample Multiplier: 1

Quant Time: Oct 23 12:49:30 2023
Quant Method : C:\msdchem\1\METHODS\V1A_10-23-2023.M
Quant Title : SW-846 Method 5035A/8260B
QLast Update : Mon Oct 02 13:54:42 2023
Response via : Initial Calibration

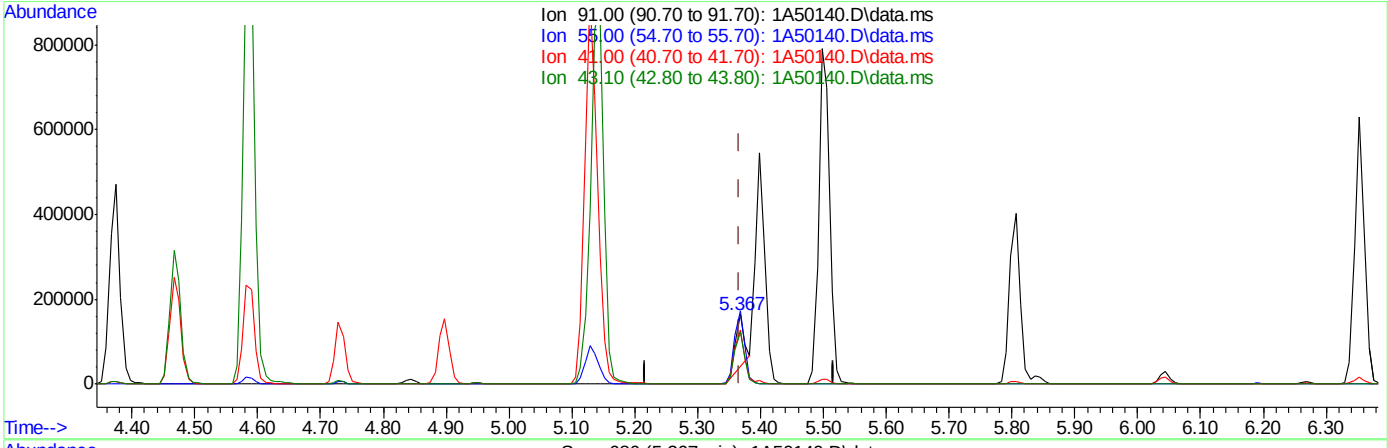

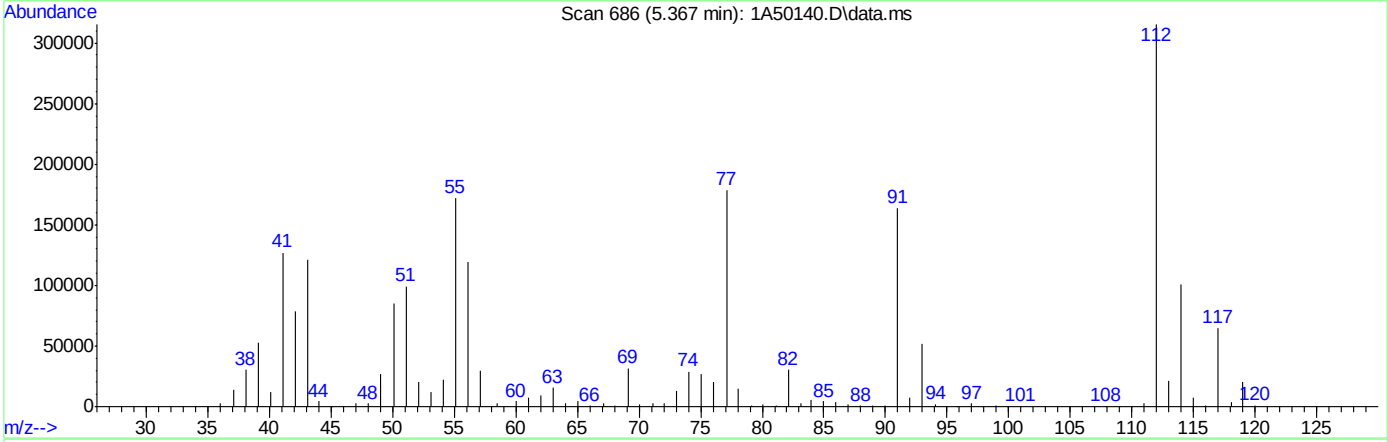

TIC: 1A50140.D\data.ms

(76) 1-Chlorohexane

5.367min (+0.000) 49.95ug/L

response 121929

Ion	Exp%	Act%
91.00	100	100
55.00	74.60	104.34#
41.00	53.90	76.84#
43.10	42.90	73.72#

Quantitation Report (Qedit)

Data Path : C:\msdchem\1\DATA\10-23-2023\
Data File : 1A50140.D
Acq On : 23 Oct 2023 11:56 am
Operator : jeniferw
Sample : IC1961-6
Misc : MS55077,V1A1961,,,,,
ALS Vial : 8 Sample Multiplier: 1

Quant Time: Oct 23 12:49:30 2023
Quant Method : C:\msdchem\1\METHODS\V1A_10-23-2023.M
Quant Title : SW-846 Method 5035A/8260B
QLast Update : Mon Oct 02 13:54:42 2023
Response via : Initial Calibration

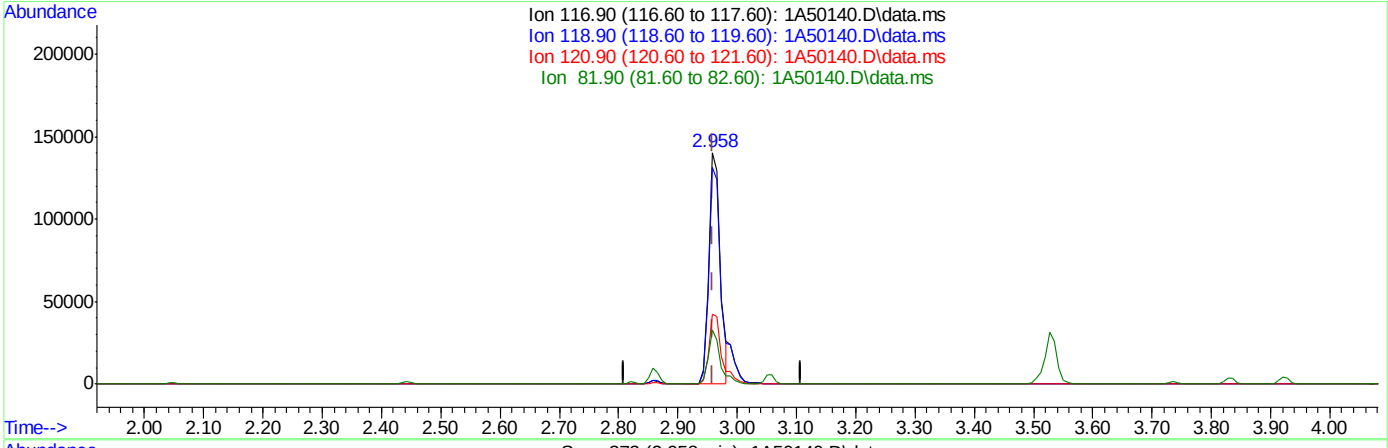

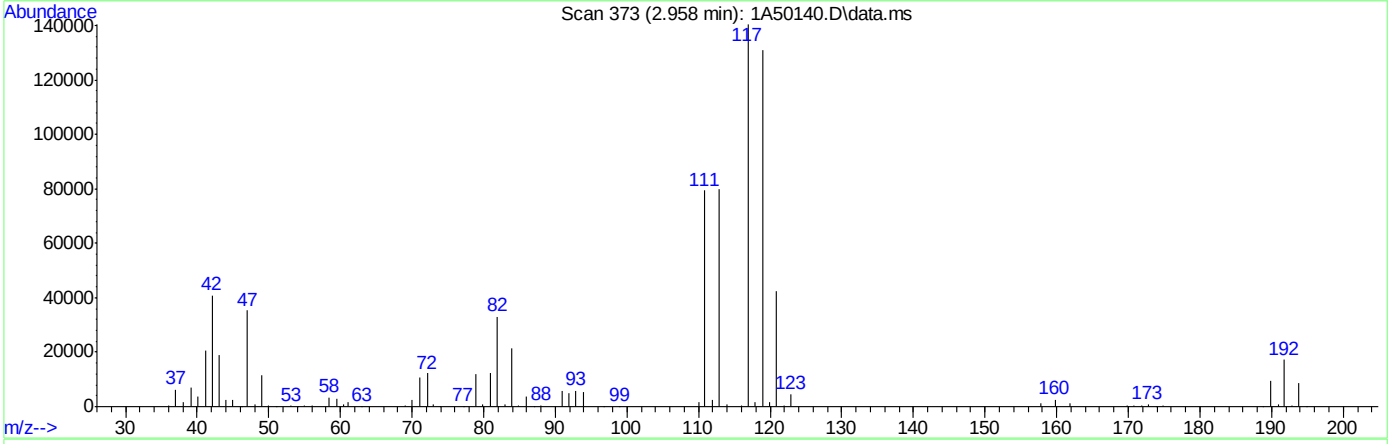

TIC: 1A50140.D\data.ms

(40) Carbon Tetrachloride ( )

2.958min (-0.001) 55.63ug/L m

response 189817

Ion	Exp%	Act%
116.90	100	100
118.90	94.50	93.35
120.90	31.10	30.09
81.90	25.40	23.51

Manual Integrations APPROVED (compounds with "m" flag)
Neil Christiana 10/24/23 10:18

Quantitation Report (QT Reviewed)

Data Path : C:\msdchem\1\DATA\10-23-2023\
Data File : 1A50141.D
Acq On : 23 Oct 2023 12:20 pm
Operator : jeniferw
Sample : IC1961-7
Misc : MS55077,V1A1961,,,,,
ALS Vial : 9 Sample Multiplier: 1

Quant Time: Oct 23 12:58:05 2023
Quant Method : C:\msdchem\1\METHODS\V1A_10-23-2023.M
Quant Title : SW-846 Method 5035A/8260B
QLast Update : Mon Oct 02 13:54:42 2023
Response via : Initial Calibration

Compound	R.T.	QIon	Response	Conc	Units		Dev(Min)
Internal Standards							
1) Fluorobenzene	3.405	96	373240	50.00	ug/L		0.00
62) Chlorobenzene-d5	5.352	117	263983	50.00	ug/L		0.00
85) 1,4-Dichlorobenzene-d4	7.099	152	133225	50.00	ug/L		0.00
System Monitoring Compounds							
39) Dibromofluoromethane	2.958	113	101121	44.48	ug/L		0.00
Spiked Amount 50.000	Range 83 - 118		Recovery = 88.96%				
49) 1,2-Dichloroethane-d4	3.243	65	128119	55.20	ug/L		0.00
Spiked Amount 50.000	Range 79 - 125		Recovery = 110.40%				
63) Toluene-d8	4.344	98	370286	60.50	ug/L		0.00
Spiked Amount 50.000	Range 85 - 112		Recovery = 121.00%#				
86) 4-Bromofluorobenzene	6.229	174	113360	54.25	ug/L		0.00
Spiked Amount 50.000	Range 83 - 118		Recovery = 108.50%				
Target Compounds							Qvalue
2) Dichlorodifluoromethane	1.019	85	150218	90.19	ug/L		99
3) Chloromethane	1.134	50	299555	192.76	ug/L		95
4) 1,3-butadiene	1.188	39	242536	116.46	ug/L		91
5) Vinyl Chloride	1.173	62	251252	138.48	ug/L		95
6) Bromomethane	1.350	94	68263	91.74	ug/L		95
7) Chloroethane	1.404	64	100463	152.86	ug/L		96
8) Trichlorofluoromethane	1.488	101	251227	79.56	ug/L		99
9) Ethyl Ether	1.658	59	203371	124.41	ug/L	#	80
10) Ethanol	1.758	45	96347	2925.81	ug/L		100
11) 1,2-Dichlorotrifluoroe...	1.742	67	215809	104.35	ug/L		86
12) 1,1-Dichloroethene	1.758	61	337467	115.96	ug/L		87
13) Freon 113	1.781	101	160604	79.00	ug/L		92
14) Carbon Disulfide	1.781	76	485159	90.48	ug/L		93
15) Iodomethane	1.827	142	140884	79.82	ug/L		92
16) Acrolein	1.912	56	346383	713.17	ug/L		98
17) Allyl chloride	1.996	41	380185	144.43	ug/L		83
18) Methylene Chloride	2.043	49	369737	128.31	ug/L		77
19) Acetone	2.058	43	529780	743.51	ug/L		95
20) Methyl acetate	2.127	43	1539028	703.49	ug/L		88
21) trans-1,2-Dichloroethene	2.135	61	348834	125.40	ug/L		83
22) Hexane	2.197	56	272807	127.22	ug/L		97
23) Methyl Tert Butyl Ether	2.197	73	543218	92.61	ug/L	#	62
24) Acetonitrile	2.281	41	420845	1228.78	ug/L		95
25) Tert Butyl Alcohol	2.220	59	476139	1135.61	ug/L		97
26) Di-isopropyl ether	2.397	45	975038	146.70	ug/L		89
27) Chloroprene	2.443	53	1207186	150.16	ug/L		93
28) 1,1-Dichloroethane	2.443	63	446647	113.44	ug/L		97
29) Acrylonitrile	2.443	52	739225	739.45	ug/L		98
30) ETBE	2.581	59	816975	128.90	ug/L		88
31) Vinyl acetate	2.566	43	3415874	766.18	ug/L		97
32) cis-1,2-Dichloroethene	2.720	96	202672	87.41	ug/L	#	73
33) 2,2-Dichloropropane	2.781	77	268022	89.63	ug/L		98
34) Bromochloromethane	2.828	128	91410	77.61	ug/L	#	61
35) Cyclohexane	2.858	56	509943	146.50	ug/L	#	80

Quantitation Report (QT Reviewed)

Data Path : C:\msdchem\1\DATA\10-23-2023\
Data File : 1A50141.D
Acq On : 23 Oct 2023 12:20 pm
Operator : jeniferw
Sample : IC1961-7
Misc : MS55077,V1A1961,,,,,
ALS Vial : 9 Sample Multiplier: 1

Quant Time: Oct 23 12:58:05 2023
Quant Method : C:\msdchem\1\METHODS\V1A_10-23-2023.M
Quant Title : SW-846 Method 5035A/8260B
QLast Update : Mon Oct 02 13:54:42 2023
Response via : Initial Calibration

Compound	R.T.	QIon	Response	Conc	Units		Dev(Min)
36) Chloroform	2.858	83	352383	91.57	ug/L		94
37) Ethyl acetate	2.920	43	2063136	789.79	ug/L		97
38) Tetrahydrofuran	2.951	42	134655	146.53	ug/L		84
40) Carbon Tetrachloride	2.958	117	274546m	75.33	ug/L		
41) 1,1,1-Trichloroethane	2.989	97	297467	83.17	ug/L		91
42) 2-Butanone	3.005	43	1058884	785.79	ug/L		81
43) 1,1-Dichloropropene	3.059	75	258900	96.88	ug/L		96
44) tert-Butyl formate	3.097	59	1252943	987.44	ug/L		92
45) Propionitrile	3.151	54	615941	1442.34	ug/L		99
46) Methacrylonitrile	3.174	41	2385628	1560.52	ug/L		97
47) Benzene	3.182	78	778455	95.10	ug/L	#	54
48) TAME	3.251	73	556305	100.20	ug/L		86
50) 1,2-Dichloroethane	3.274	62	330598	106.57	ug/L		89
51) Isobutyl Alcohol	3.259	43	604562	2691.33	ug/L		82
52) Tert Amyl Alcohol	3.328	59	415052	1305.72	ug/L		83
53) Trichloroethene	3.513	95	208499	87.70	ug/L		96
54) Methylcyclohexane	3.528	83	356456	98.95	ug/L	#	73
55) Dibromomethane	3.736	93	130555	93.37	ug/L		85
56) 1,2-Dichloropropane	3.797	63	266749	132.85	ug/L		89
57) Bromodichloromethane	3.828	83	276618	91.22	ug/L	#	93
58) Methyl methacrylate	3.921	41	347769	182.55	ug/L	#	78
59) 1,4-Dioxane	3.951	88	60175	1922.78	ug/L		71
60) 2-Chloroethyl vinyl ether	4.167	63	872173	769.82	ug/L		85
61) cis-1,3-Dichloropropene	4.213	75	331533	106.40	ug/L		84
64) Toluene	4.375	91	838369	120.23	ug/L		100
65) 2-Nitropropane	4.467	41	470509	884.83	ug/L		98
66) 4-Methyl-2-pentanone	4.590	43	2205587	1118.86	ug/L		96
67) trans-1,3-Dichloropropene	4.613	75	308868	132.02	ug/L		84
68) Tetrachloroethene	4.636	166	282344	112.93	ug/L		99
69) Ethyl methacrylate	4.729	69	258156	162.42	ug/L	#	74
70) 1,1,2-Trichloroethane	4.721	83	160740	127.64	ug/L		94
71) Dibromochloromethane	4.844	129	215419	100.74	ug/L		98
72) 1,3-Dichloropropane	4.898	76	308832	137.21	ug/L		77
73) 1,2-Dibromoethane	4.998	107	199390	109.00	ug/L		97
74) 3,3-Dimethyl-1-Butanol	5.129	57	2956160	11453.54	ug/L		84
75) 2-hexanone	5.144	43	2066836	1112.32	ug/L		93
76) 1-Chlorohexane	5.367	91	293289m	116.77	ug/L		
77) Ethylbenzene	5.398	91	864112	116.44	ug/L		96
78) Chlorobenzene	5.367	112	526103	107.33	ug/L		93
79) 1,1,1,2-Tetrachloroethane	5.414	131	199355	97.12	ug/L		97
80) m,p-Xylene	5.506	91	1396636	230.41	ug/L		97
81) o-Xylene	5.806	91	722948	117.61	ug/L		100
82) Styrene	5.837	104	553800	116.33	ug/L		93
83) Bromoform	5.845	173	150249	100.25	ug/L		99
84) Isopropylbenzene	6.045	105	858831	115.78	ug/L		98
87) cis-1,4-Dichloro-2-butene	6.268	53	104189	297.97	ug/L	#	68
88) n-Propylbenzene	6.353	91	1037336	147.57	ug/L		95
89) Bromobenzene	6.306	156	206001	113.65	ug/L	#	72
90) 1,1,2,2-Tetrachloroethane	6.376	83	258972	146.23	ug/L		96
91) 1,3,5-Trimethylbenzene	6.506	105	708731	131.18	ug/L		97

Quantitation Report (QT Reviewed)

Data Path : C:\msdchem\1\DATA\10-23-2023\
Data File : 1A50141.D
Acq On : 23 Oct 2023 12:20 pm
Operator : jeniferw
Sample : IC1961-7
Misc : MS55077,V1A1961,,,,,
ALS Vial : 9 Sample Multiplier: 1

Quant Time: Oct 23 12:58:05 2023
Quant Method : C:\msdchem\1\METHODS\V1A_10-23-2023.M
Quant Title : SW-846 Method 5035A/8260B
QLast Update : Mon Oct 02 13:54:42 2023
Response via : Initial Calibration

	Compound	R.T.	QIon	Response	Conc	Units		Dev(Min)
92)	2-Chlorotoluene	6.460	91	589698	143.05	ug/L		98
93)	trans-1,4-Dichloro-2-B...	6.506	53	131408	253.13	ug/L		82
94)	1,2,3-Trichloropropane	6.468	110	72561	121.55	ug/L	#	67
95)	Cyclohexanone	6.483	55	84586	1258.60	ug/L		86
96)	4-Chlorotoluene	6.583	91	628792	143.76	ug/L		98
97)	tert-Butylbenzene	6.753	91	396762	140.15	ug/L		92
98)	1,2,4-Trimethylbenzene	6.807	105	693353	135.33	ug/L		100
99)	Pentachloroethane	6.753	167	96048	103.81	ug/L	#	31
100)	sec-Butylbenzene	6.891	105	898542	137.10	ug/L		97
101)	4-Isopropyltoluene	7.014	119	738351	123.82	ug/L		98
102)	1,3-Dichlorobenzene	7.038	146	393885	113.65	ug/L		94
103)	1,2,3-Trimethylbenzene	7.145	105	667109	130.30	ug/L		98
104)	1,4-Dichlorobenzene	7.107	146	395461	114.96	ug/L		97
105)	n-Butylbenzene	7.345	92	353614	148.86	ug/L		99
106)	Benzyl Chloride	7.299	126	91736	130.24	ug/L		99
107)	1,2-Dichlorobenzene	7.430	146	350390	113.89	ug/L		96
108)	1,2-Dibromo-3-Chloropr...	8.007	75	41774	158.47	ug/L		86
109)	Hexachlorobutadiene	8.515	225	55841	80.64	ug/L		96
110)	1,2,4-Trichlorobenzene	8.508	180	152684	102.58	ug/L		98
111)	Naphthalene	8.715	128	367772	108.46	ug/L		97
112)	1,2,3-Trichlorobenzene	8.838	180	111981	107.98	ug/L		93

(#) = qualifier out of range (m) = manual integration (+) = signals summed

Quantitation Report (QT Reviewed)

Data Path : C:\msdchem\1\DATA\10-23-2023\
Data File : 1A50141.D
Acq On : 23 Oct 2023 12:20 pm
Operator : jeniferw
Sample : IC1961-7
Misc : MS55077,V1A1961,,,,,
ALS Vial : 9 Sample Multiplier: 1

Quant Time: Oct 23 12:58:05 2023
Quant Method : C:\msdchem\1\METHODS\V1A_10-23-2023.M
Quant Title : SW-846 Method 5035A/8260B
QLast Update : Mon Oct 02 13:54:42 2023
Response via : Initial Calibration

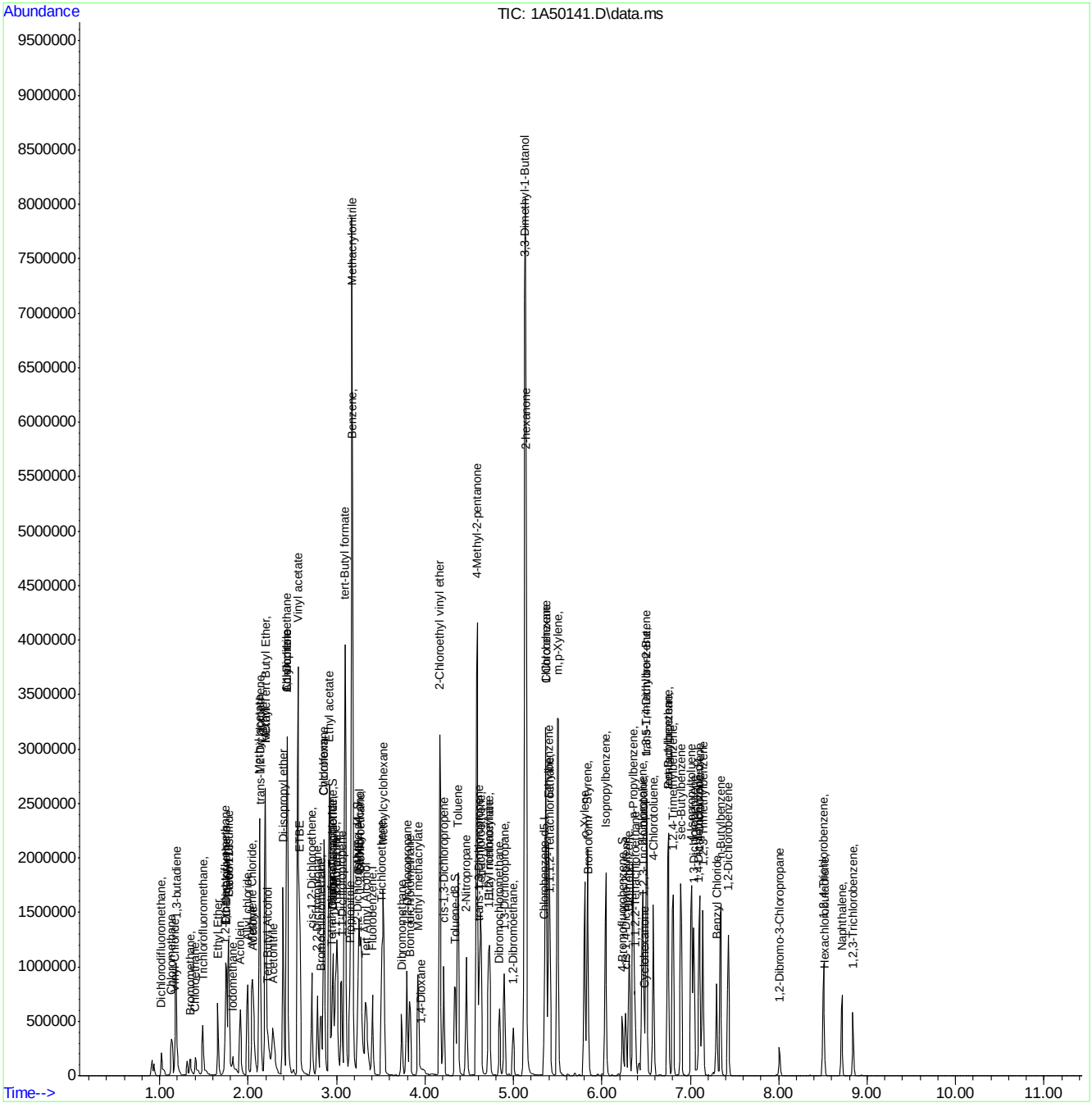

V1A_10-23-2023.M Mon Oct 23 14:03:53 2023 Page: 4

Manual Integration Approval Summary

Sample Number: V1A1961-IC1961
Lab FileID: 1A50141.D
Injection Time: 10/23/23 12:20

Method: SW846 8260D
Analyst approved: 10/23/23 14:29 Jenifer Willis
Supervisor approved: 10/24/23 10:18 Neil Christiana

Parameter	CAS	Sig#	R.T. (min.)	Reason
Carbon Tetrachloride	56-23-5		2.96	Overlapping peak
1-Chlorohexane	544-10-5		5.37	Overlapping peak

Quantitation Report (Qedit)

Data Path : C:\msdchem\1\DATA\10-23-2023\
Data File : 1A50141.D
Acq On : 23 Oct 2023 12:20 pm
Operator : jeniferw
Sample : IC1961-7
Misc : MS55077,V1A1961,,,,,
ALS Vial : 9 Sample Multiplier: 1

Quant Time: Oct 23 12:49:32 2023
Quant Method : C:\msdchem\1\METHODS\V1A_10-23-2023.M
Quant Title : SW-846 Method 5035A/8260B
QLast Update : Mon Oct 02 13:54:42 2023
Response via : Initial Calibration

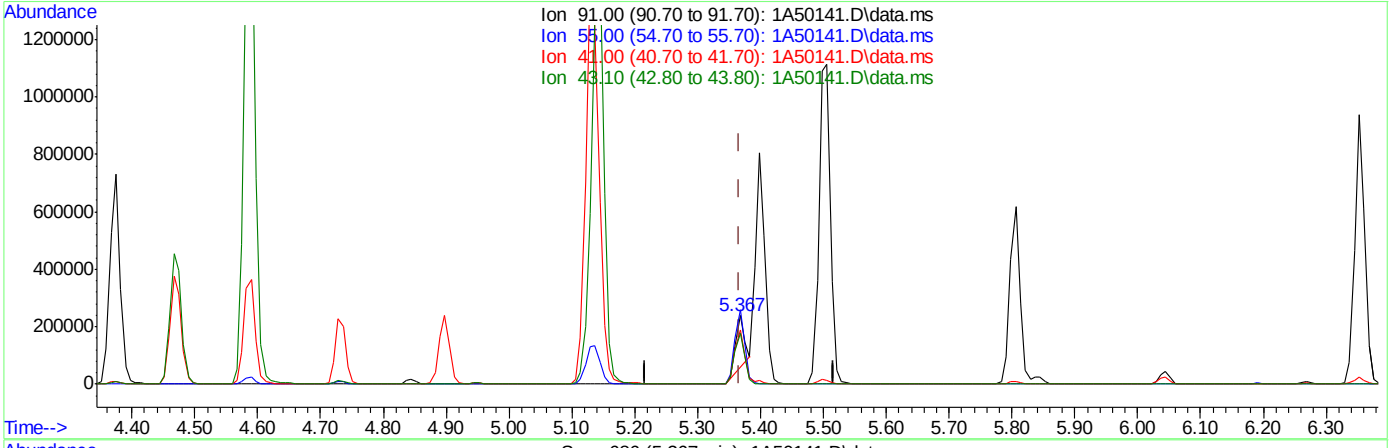

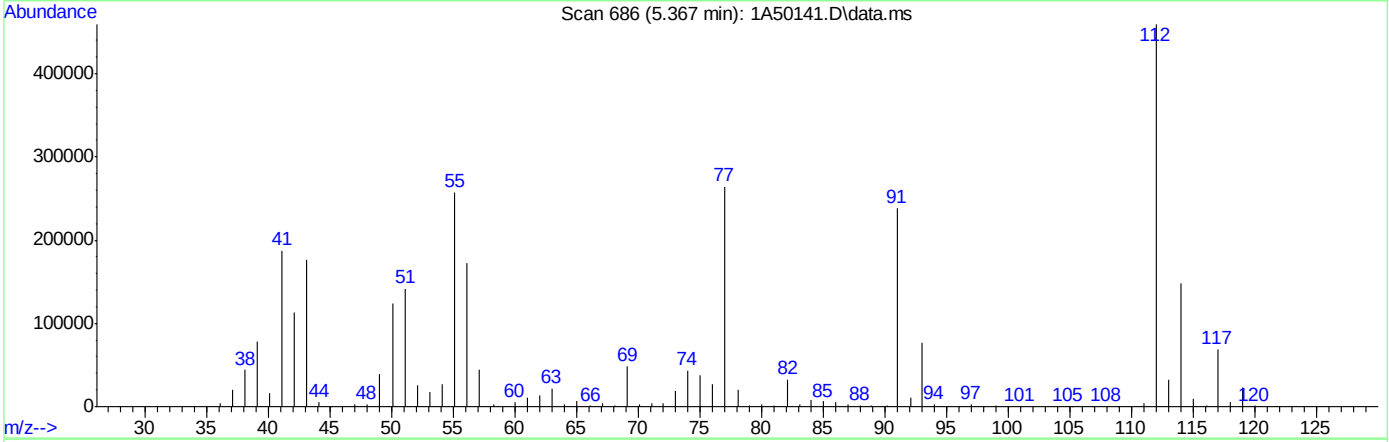

TIC: 1A50141.D\data.ms

(76) 1-Chlorohexane

5.367min (+0.000) 72.30ug/L

response 181601

Ion	Exp%	Act%
91.00	100	100
55.00	74.60	107.20#
41.00	53.90	77.85#
43.10	42.90	73.49#

Quantitation Report (Qedit)

Data Path : C:\msdchem\1\DATA\10-23-2023\
Data File : 1A50141.D
Acq On : 23 Oct 2023 12:20 pm
Operator : jeniferw
Sample : IC1961-7
Misc : MS55077,V1A1961,,,,,
ALS Vial : 9 Sample Multiplier: 1

Quant Time: Oct 23 12:49:32 2023
Quant Method : C:\msdchem\1\METHODS\V1A_10-23-2023.M
Quant Title : SW-846 Method 5035A/8260B
QLast Update : Mon Oct 02 13:54:42 2023
Response via : Initial Calibration

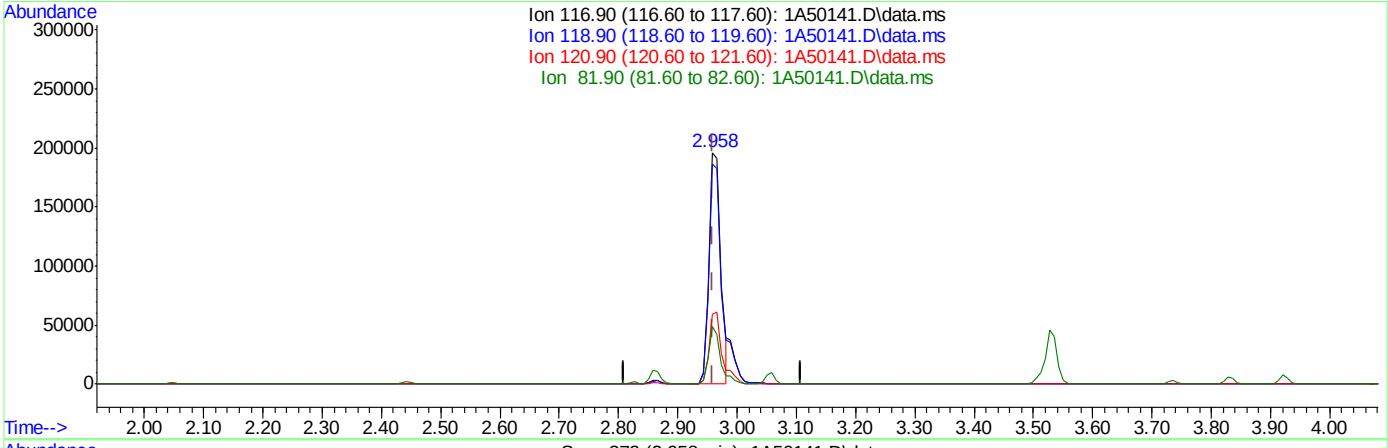

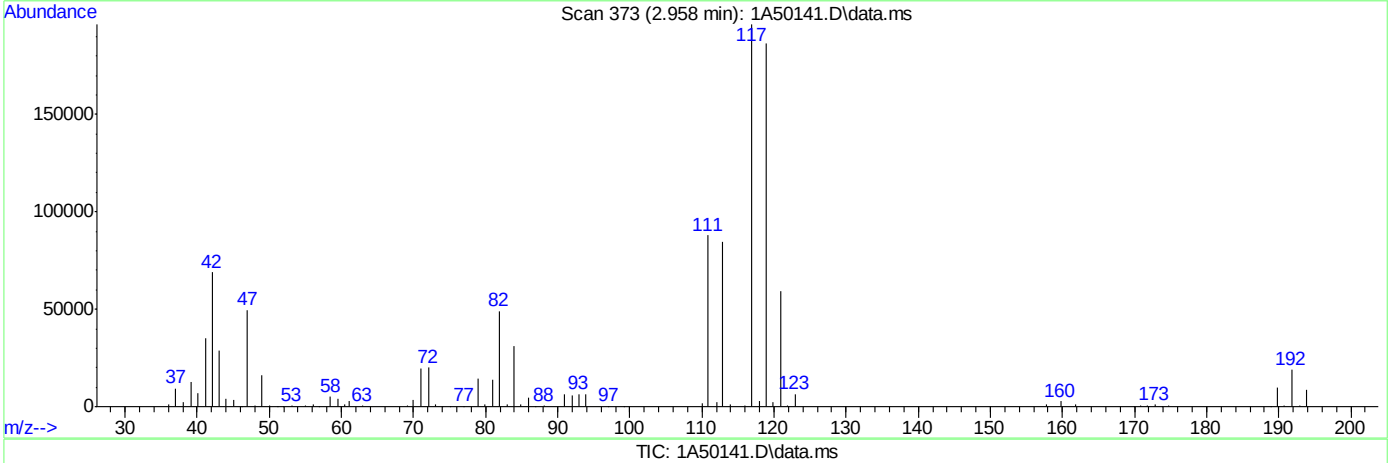

TIC: 1A50141.D\data.ms

(40) Carbon Tetrachloride ( )

2.958min (-0.001) 75.33ug/L m

response 274546

Ion	Exp%	Act%
116.90	100	100
118.90	94.50	95.11
120.90	31.10	30.30
81.90	25.40	25.07

Quantitation Report (Qedit)

Data Path : C:\msdchem\1\DATA\10-23-2023\
Data File : 1A50141.D
Acq On : 23 Oct 2023 12:20 pm
Operator : jeniferw
Sample : IC1961-7
Misc : MS55077,V1A1961,,,,,
ALS Vial : 9 Sample Multiplier: 1

Quant Time: Oct 23 12:49:32 2023
Quant Method : C:\msdchem\1\METHODS\V1A_10-23-2023.M
Quant Title : SW-846 Method 5035A/8260B
QLast Update : Mon Oct 02 13:54:42 2023
Response via : Initial Calibration

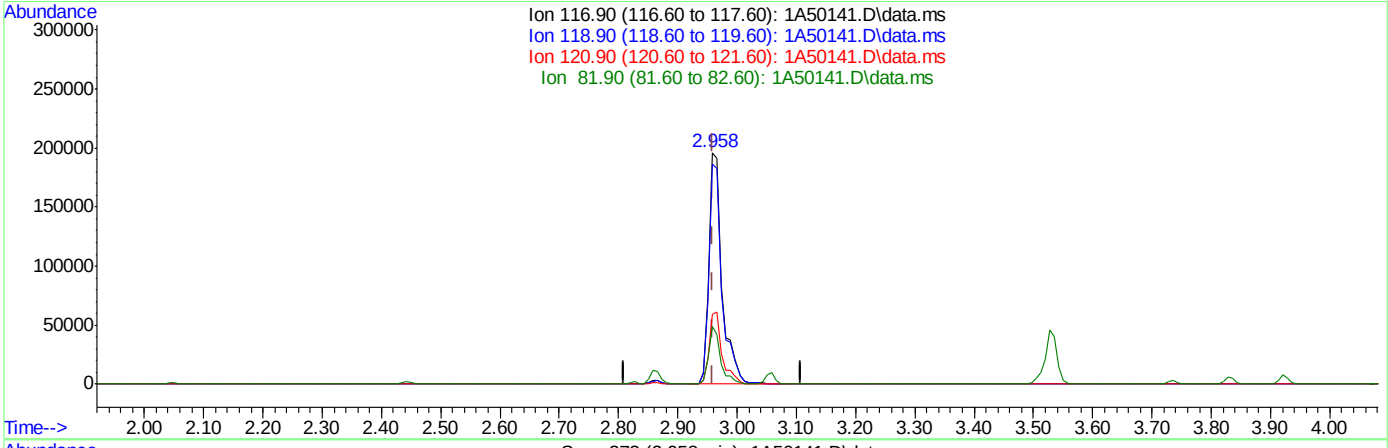

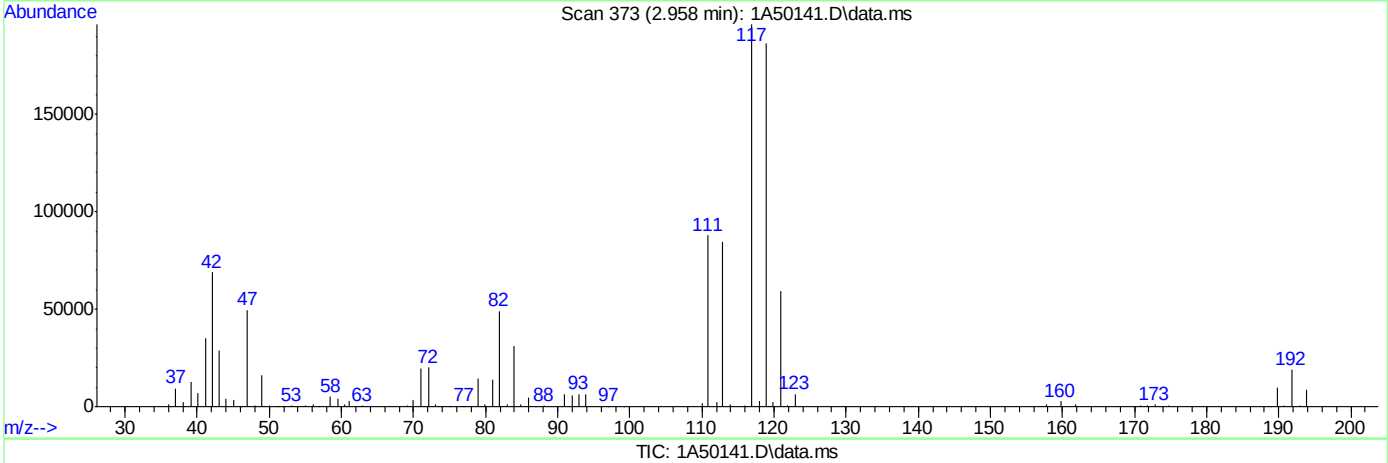

TIC: 1A50141.D\data.ms

(40) Carbon Tetrachloride ( )

2.958min (-0.001) 84.84ug/L

response 309199

Ion	Exp%	Act%
116.90	100	100
118.90	94.50	95.11
120.90	31.10	30.30
81.90	25.40	25.07

Quantitation Report (Qedit)

Data Path : C:\msdchem\1\DATA\10-23-2023\
Data File : 1A50141.D
Acq On : 23 Oct 2023 12:20 pm
Operator : jeniferw
Sample : IC1961-7
Misc : MS55077,V1A1961,,,,,
ALS Vial : 9 Sample Multiplier: 1

Quant Time: Oct 23 12:49:32 2023
Quant Method : C:\msdchem\1\METHODS\V1A_10-23-2023.M
Quant Title : SW-846 Method 5035A/8260B
QLast Update : Mon Oct 02 13:54:42 2023
Response via : Initial Calibration

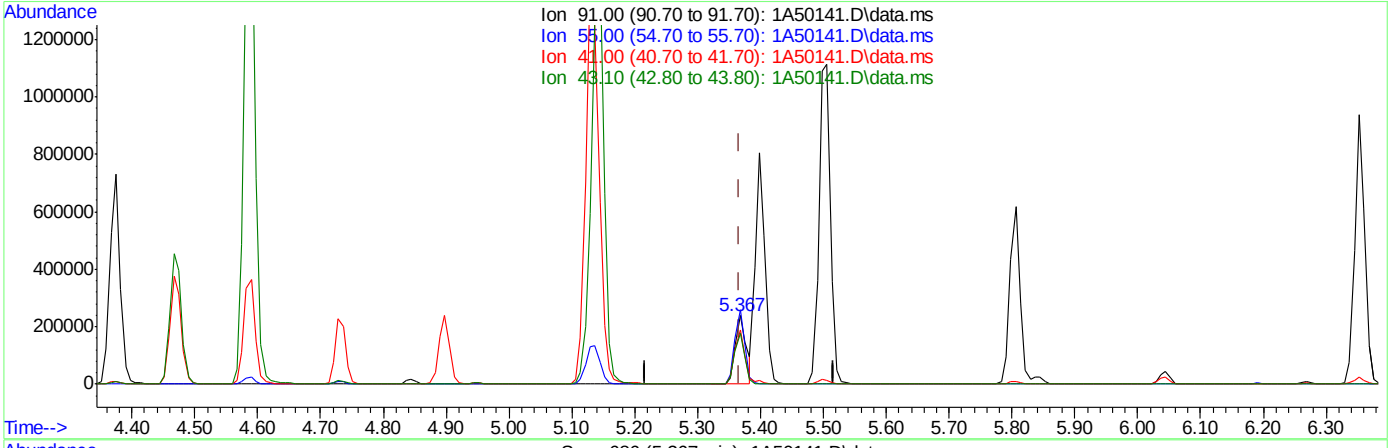

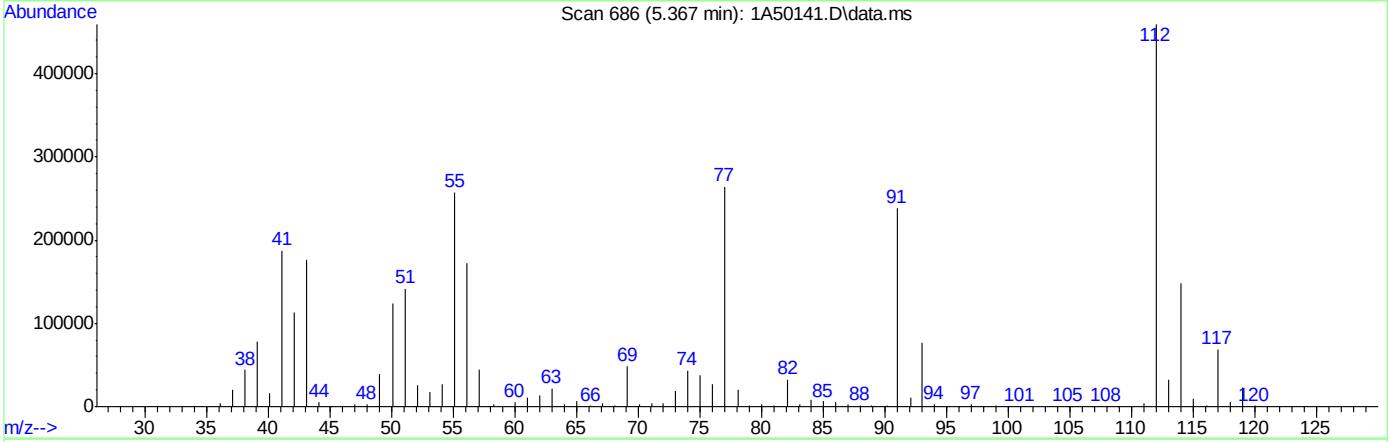

TIC: 1A50141.D\data.ms

(76) 1-Chlorohexane

5.367min (+0.000) 116.77ug/L m

response 293289

Ion	Exp%	Act%
91.00	100	100
55.00	74.60	107.93#
41.00	53.90	78.44#
43.10	42.90	73.94#

Manual Integrations APPROVED (compounds with "m" flag)
Neil Christiana 10/24/23 10:18

Quantitation Report (QT Reviewed)

Data Path : C:\msdchem\1\DATA\10-23-2023\
Data File : 1A50143.D
Acq On : 23 Oct 2023 1:23 pm
Operator : jeniferw
Sample : ICV1961-5
Misc : MS55077,V1A1961,,,,,
ALS Vial : 11 Sample Multiplier: 1

Quant Time: Oct 23 14:04:49 2023
Quant Method : C:\msdchem\1\METHODS\V1A_10-23-2023.M
Quant Title : SW-846 Method 5035A/8260B
QLast Update : Mon Oct 23 13:18:22 2023
Response via : Initial Calibration

Compound	R.T.	QIon	Response	Conc	Units		Dev(Min)
Internal Standards							
1) Fluorobenzene	3.405	96	361944	50.00	ug/L		0.00
62) Chlorobenzene-d5	5.352	117	256752	50.00	ug/L		0.00
85) 1,4-Dichlorobenzene-d4	7.099	152	133448	50.00	ug/L		0.00
System Monitoring Compounds							
39) Dibromofluoromethane	2.951	113	98734	49.47	ug/L		0.00
Spiked Amount 50.000	Range 83 - 118		Recovery = 98.94%				
49) 1,2-Dichloroethane-d4	3.235	65	131580	50.76	ug/L		0.00
Spiked Amount 50.000	Range 79 - 125		Recovery = 101.52%				
63) Toluene-d8	4.336	98	349023	50.64	ug/L		0.00
Spiked Amount 50.000	Range 85 - 112		Recovery = 101.28%				
86) 4-Bromofluorobenzene	6.237	174	112756	50.65	ug/L		0.00
Spiked Amount 50.000	Range 83 - 118		Recovery = 101.30%				
Target Compounds							Qvalue
2) Dichlorodifluoromethane	1.019	85	67762	41.19	ug/L		99
3) Chloromethane	1.127	50	126502	38.36	ug/L		96
4) 1,3-butadiene	1.180	39	144073	61.48	ug/L		97
5) Vinyl Chloride	1.173	62	102062	38.65	ug/L		98
6) Bromomethane	1.342	94	28344	38.68	ug/L		91
7) Chloroethane	1.404	64	46952	39.74	ug/L		91
8) Trichlorofluoromethane	1.488	101	104340	37.17	ug/L		98
9) Ethyl Ether	1.658	59	91872	44.77	ug/L	#	83
10) Ethanol	1.712	45	45320	873.90	ug/L		96
11) 1,2-Dichlorotrifluoroe...	1.742	67	97096	43.58	ug/L		86
12) 1,1-Dichloroethene	1.758	61	138490	39.63	ug/L		87
13) Freon 113	1.781	101	79136	47.99	ug/L		93
14) Carbon Disulfide	1.781	76	213842	44.85	ug/L		92
15) Iodomethane	1.827	142	48456	41.44	ug/L		95
16) Acrolein	1.904	56	139364	192.86	ug/L		99
17) Allyl chloride	1.996	41	155182	40.51	ug/L		84
18) Methylene Chloride	2.042	49	160254	41.39	ug/L		79
19) Acetone	2.050	43	214886	189.71	ug/L		94
20) Methyl acetate	2.119	43	582213	176.72	ug/L		87
21) trans-1,2-Dichloroethene	2.135	61	141661	39.45	ug/L		83
22) Hexane	2.196	56	125657	42.92	ug/L		91
23) Methyl Tert Butyl Ether	2.196	73	224855	40.84	ug/L	#	42
24) Acetonitrile	2.273	41	191802	430.83	ug/L		94
25) Tert Butyl Alcohol	2.212	59	203168	380.58	ug/L		97
26) Di-isopropyl ether	2.397	45	387214	39.73	ug/L		90
27) Chloroprene	2.435	53	461189	37.72	ug/L		92
28) 1,1-Dichloroethane	2.443	63	171488	37.96	ug/L		96
29) Acrylonitrile	2.435	52	295154	194.97	ug/L		97
30) ETBE	2.581	59	339071	41.77	ug/L		88
31) Vinyl acetate	2.558	43	1374232	207.16	ug/L		97
32) cis-1,2-Dichloroethene	2.720	96	79918	37.63	ug/L	#	76
33) 2,2-Dichloropropane	2.781	77	116436	43.33	ug/L		99
34) Bromochloromethane	2.820	128	39473	38.12	ug/L	#	47
35) Cyclohexane	2.858	56	215912	42.78	ug/L	#	80

Quantitation Report (QT Reviewed)

Data Path : C:\msdchem\1\DATA\10-23-2023\
Data File : 1A50143.D
Acq On : 23 Oct 2023 1:23 pm
Operator : jeniferw
Sample : ICV1961-5
Misc : MS55077,V1A1961,,,,,
ALS Vial : 11 Sample Multiplier: 1

Quant Time: Oct 23 14:04:49 2023
Quant Method : C:\msdchem\1\METHODS\V1A_10-23-2023.M
Quant Title : SW-846 Method 5035A/8260B
QLast Update : Mon Oct 23 13:18:22 2023
Response via : Initial Calibration

Compound	R.T.	QIon	Response	Conc	Units		Dev(Min)
36) Chloroform	2.858	83	140262	38.33	ug/L		91
37) Ethyl acetate	2.912	43	824024	204.19	ug/L		96
38) Tetrahydrofuran	2.943	42	55353	37.76	ug/L		85
40) Carbon Tetrachloride	2.958	117	112176m	39.55	ug/L		
41) 1,1,1-Trichloroethane	2.989	97	118938	39.04	ug/L		90
42) 2-Butanone	3.005	43	425483	196.06	ug/L		83
43) 1,1-Dichloropropene	3.051	75	105975	40.87	ug/L		88
44) tert-Butyl formate	3.097	59	511162	218.24	ug/L		90
45) Propionitrile	3.143	54	259147	418.90	ug/L		98
46) Methacrylonitrile	3.166	41	955695	378.02	ug/L		95
47) Benzene	3.182	78	314305	39.98	ug/L		82
48) TAME	3.251	73	222302	40.74	ug/L	#	72
50) 1,2-Dichloroethane	3.274	62	131205	37.78	ug/L		89
51) Isobutyl Alcohol	3.259	43	282474	770.18	ug/L		94
52) Tert Amyl Alcohol	3.328	59	170112	387.78	ug/L		87
53) Trichloroethene	3.512	95	83270	38.24	ug/L		96
54) Methylcyclohexane	3.528	83	147368	43.58	ug/L	#	78
55) Dibromomethane	3.736	93	52865	38.91	ug/L		85
56) 1,2-Dichloropropane	3.797	63	105845	39.15	ug/L		88
57) Bromodichloromethane	3.828	83	103395	36.74	ug/L	#	92
58) Methyl methacrylate	3.920	41	128001	37.69	ug/L	#	81
59) 1,4-Dioxane	3.943	88	21856	736.20	ug/L	#	61
60) 2-Chloroethyl vinyl ether	4.167	63	315602	194.25	ug/L		87
61) cis-1,3-Dichloropropene	4.213	75	127525	39.67	ug/L		86
64) Toluene	4.374	91	323242	39.64	ug/L		100
65) 2-Nitropropane	4.467	41	172299	187.53	ug/L		98
66) 4-Methyl-2-pentanone	4.582	43	820786	198.81	ug/L		96
67) trans-1,3-Dichloropropene	4.613	75	113597	38.02	ug/L		86
68) Tetrachloroethene	4.636	166	93798	34.20	ug/L		99
69) Ethyl methacrylate	4.729	69	98612	40.45	ug/L	#	78
70) 1,1,2-Trichloroethane	4.721	83	62291	37.90	ug/L		93
71) Dibromochloromethane	4.844	129	85626	40.88	ug/L		97
72) 1,3-Dichloropropane	4.898	76	126359	40.87	ug/L		79
73) 1,2-Dibromoethane	4.998	107	77716	38.70	ug/L		98
74) 3,3-Dimethyl-1-Butanol	5.129	57	1045720	1979.91	ug/L		84
75) 2-hexanone	5.144	43	809551	204.92	ug/L	#	74
76) 1-Chlorohexane	5.367	91	119676m	40.05	ug/L		
77) Ethylbenzene	5.398	91	345409m	40.01	ug/L		
78) Chlorobenzene	5.367	112	210554	38.25	ug/L		93
79) 1,1,1,2-Tetrachloroethane	5.414	131	80324	39.61	ug/L		96
80) m,p-Xylene	5.498	91	563306	80.91	ug/L		99
81) o-Xylene	5.806	91	286339	40.33	ug/L		100
82) Styrene	5.837	104	221815	42.21	ug/L		91
83) Bromoform	5.844	173	58084	38.27	ug/L		98
84) Isopropylbenzene	6.045	105	334740	40.82	ug/L		99
87) cis-1,4-Dichloro-2-butene	6.268	53	38697	38.62	ug/L	#	70
88) n-Propylbenzene	6.352	91	403470	39.63	ug/L		95
89) Bromobenzene	6.306	156	87142	39.44	ug/L	#	72
90) 1,1,2,2-Tetrachloroethane	6.376	83	103112	37.08	ug/L		96
91) 1,3,5-Trimethylbenzene	6.506	105	287025	41.85	ug/L		97

Quantitation Report (QT Reviewed)

Data Path : C:\msdchem\1\DATA\10-23-2023\
Data File : 1A50143.D
Acq On : 23 Oct 2023 1:23 pm
Operator : jeniferw
Sample : ICV1961-5
Misc : MS55077,V1A1961,,,,,
ALS Vial : 11 Sample Multiplier: 1

Quant Time: Oct 23 14:04:49 2023
Quant Method : C:\msdchem\1\METHODS\V1A_10-23-2023.M
Quant Title : SW-846 Method 5035A/8260B
QLast Update : Mon Oct 23 13:18:22 2023
Response via : Initial Calibration

	Compound	R.T.	QIon	Response	Conc	Units		Dev(Min)
92)	2-Chlorotoluene	6.460	91	231978	38.45	ug/L		97
93)	trans-1,4-Dichloro-2-B...	6.506	53	50979	38.24	ug/L	#	79
94)	1,2,3-Trichloropropane	6.468	110	31637	40.19	ug/L	#	72
95)	Cyclohexanone	6.483	55	44427	265.34	ug/L		88
96)	4-Chlorotoluene	6.583	91	245277	38.74	ug/L		98
97)	tert-Butylbenzene	6.753	91	156906	40.72	ug/L		90
98)	1,2,4-Trimethylbenzene	6.807	105	273642	42.01	ug/L		98
99)	Pentachloroethane	6.753	167	49545	50.22	ug/L	#	75
100)	sec-Butylbenzene	6.891	105	341324	40.01	ug/L		97
101)	4-Isopropyltoluene	7.014	119	287809	41.79	ug/L		97
102)	1,3-Dichlorobenzene	7.037	146	156726	38.29	ug/L		96
103)	1,2,3-Trimethylbenzene	7.145	105	250194	37.64	ug/L		97
104)	1,4-Dichlorobenzene	7.107	146	161682	37.99	ug/L		95
105)	n-Butylbenzene	7.345	92	146961	45.03	ug/L		97
106)	Benzyl Chloride	7.299	126	35761	40.90	ug/L		98
107)	1,2-Dichlorobenzene	7.430	146	140260	37.93	ug/L		97
108)	1,2-Dibromo-3-Chloropr...	8.007	75	15895	39.15	ug/L	#	85
109)	Hexachlorobutadiene	8.515	225	25944	41.61	ug/L		95
110)	1,2,4-Trichlorobenzene	8.507	180	60742	40.59	ug/L		97
111)	Naphthalene	8.715	128	129284	41.60	ug/L		97
112)	1,2,3-Trichlorobenzene	8.838	180	43024	40.68	ug/L		94

(#) = qualifier out of range (m) = manual integration (+) = signals summed

Quantitation Report (QT Reviewed)

Data Path : C:\msdchem\1\DATA\10-23-2023\
Data File : 1A50143.D
Acq On : 23 Oct 2023 1:23 pm
Operator : jeniferw
Sample : ICV1961-5
Misc : MS55077,V1A1961,,,,,
ALS Vial : 11 Sample Multiplier: 1

Quant Time: Oct 23 14:04:49 2023
Quant Method : C:\msdchem\1\METHODS\V1A_10-23-2023.M
Quant Title : SW-846 Method 5035A/8260B
QLast Update : Mon Oct 23 13:18:22 2023
Response via : Initial Calibration

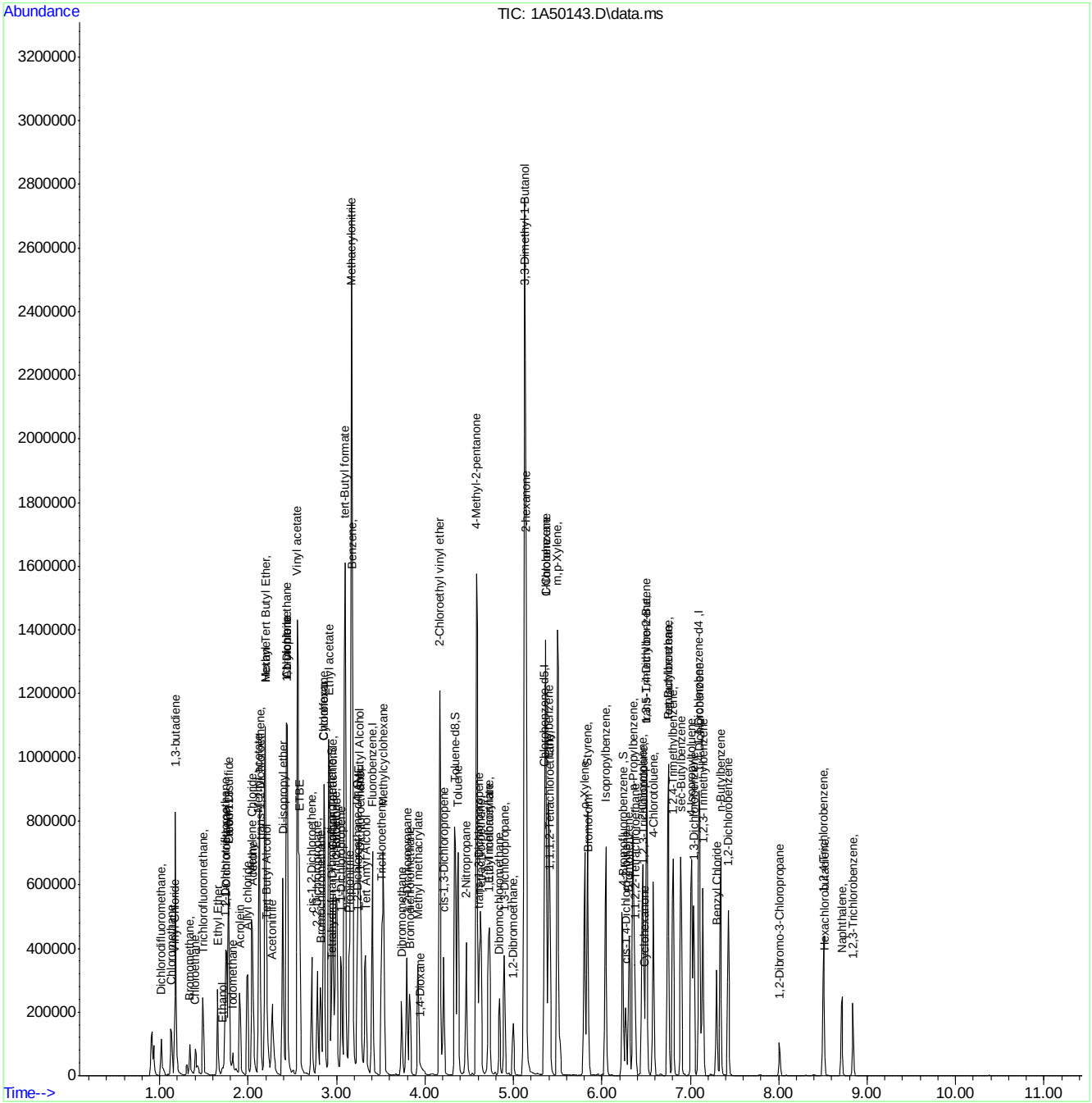

Manual Integration Approval Summary

Sample Number: V1A1961-ICV1961
Lab FileID: 1A50143.D
Injection Time: 10/23/23 13:23

Method: SW846 8260D
Analyst approved: 10/24/23 09:37 Jenifer Willis
Supervisor approved: 10/24/23 10:18 Neil Christiana

Parameter	CAS	Sig#	R.T. (min.)	Reason
Carbon Tetrachloride	56-23-5		2.96	Overlapping peak
1-Chlorohexane	544-10-5		5.37	Overlapping peak
Ethylbenzene	100-41-4		5.40	Overlapping peak

Quantitation Report (Qedit)

Data Path : C:\msdchem\1\DATA\10-23-2023\
Data File : 1A50143.D
Acq On : 23 Oct 2023 1:23 pm
Operator : jeniferw
Sample : ICV1961-5
Misc : MS55077,V1A1961,,,,,
ALS Vial : 11 Sample Multiplier: 1

Quant Time: Oct 23 14:04:21 2023
Quant Method : C:\msdchem\1\METHODS\V1A_10-23-2023.M
Quant Title : SW-846 Method 5035A/8260B
QLast Update : Mon Oct 23 13:18:22 2023
Response via : Initial Calibration

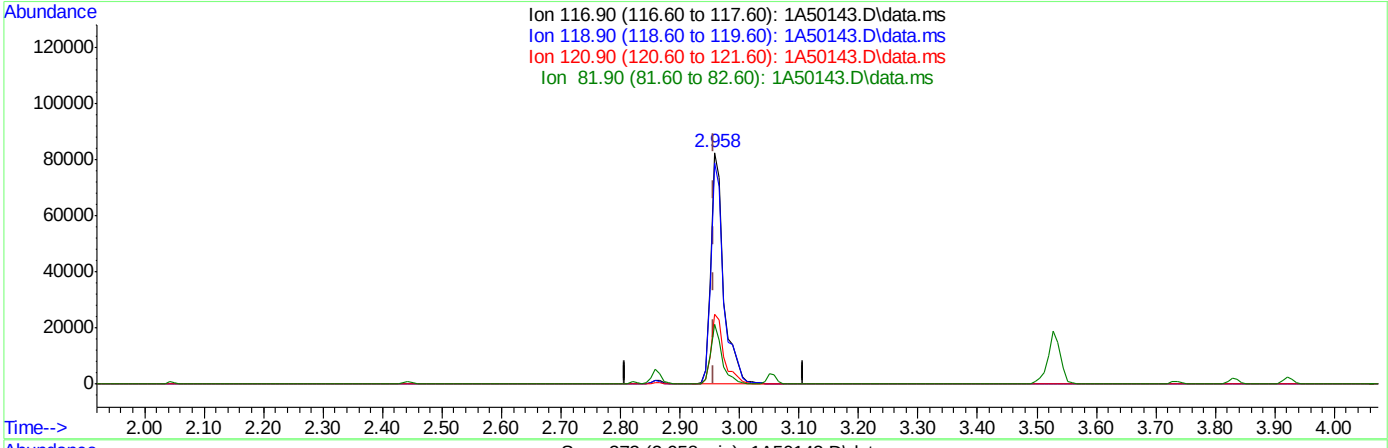

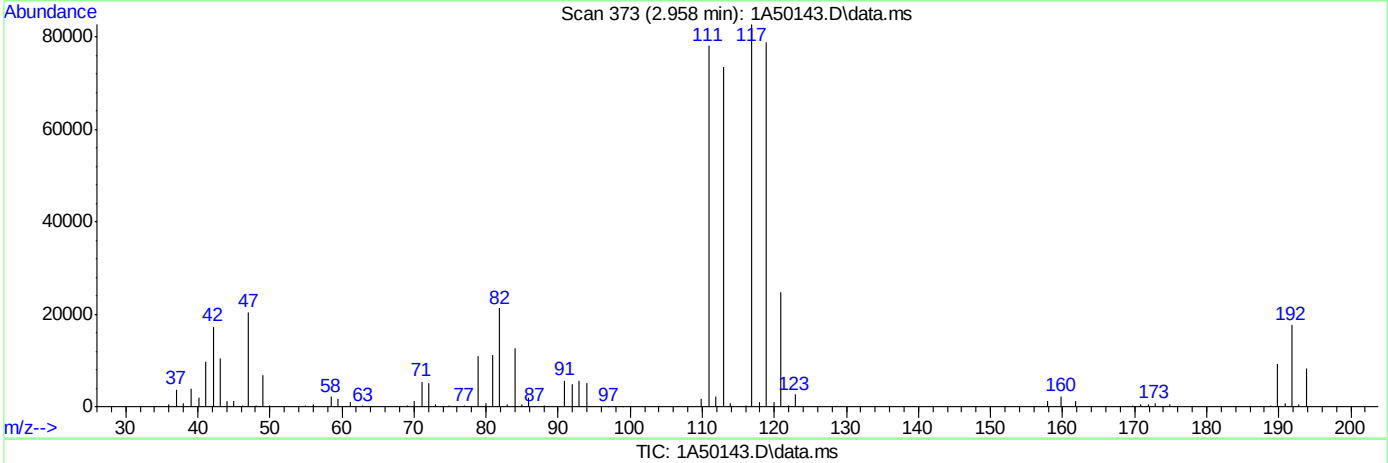

TIC: 1A50143.D\data.ms

(40) Carbon Tetrachloride ( )

2.958min (+0.000) 44.08ug/L

response 125029

Ion	Exp%	Act%
116.90	100	100
118.90	94.50	95.41
120.90	31.10	29.96
81.90	25.40	25.68

Quantitation Report (Qedit)

Data Path : C:\msdchem\1\DATA\10-23-2023\
Data File : 1A50143.D
Acq On : 23 Oct 2023 1:23 pm
Operator : jeniferw
Sample : ICV1961-5
Misc : MS55077,V1A1961,,,,,
ALS Vial : 11 Sample Multiplier: 1

Quant Time: Oct 23 14:04:21 2023
Quant Method : C:\msdchem\1\METHODS\V1A_10-23-2023.M
Quant Title : SW-846 Method 5035A/8260B
QLast Update : Mon Oct 23 13:18:22 2023
Response via : Initial Calibration

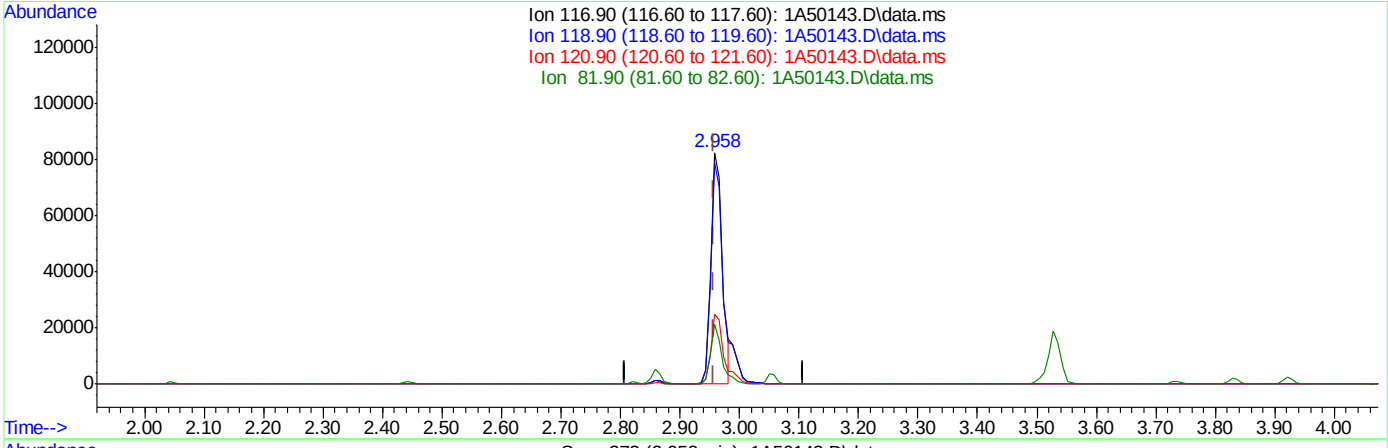

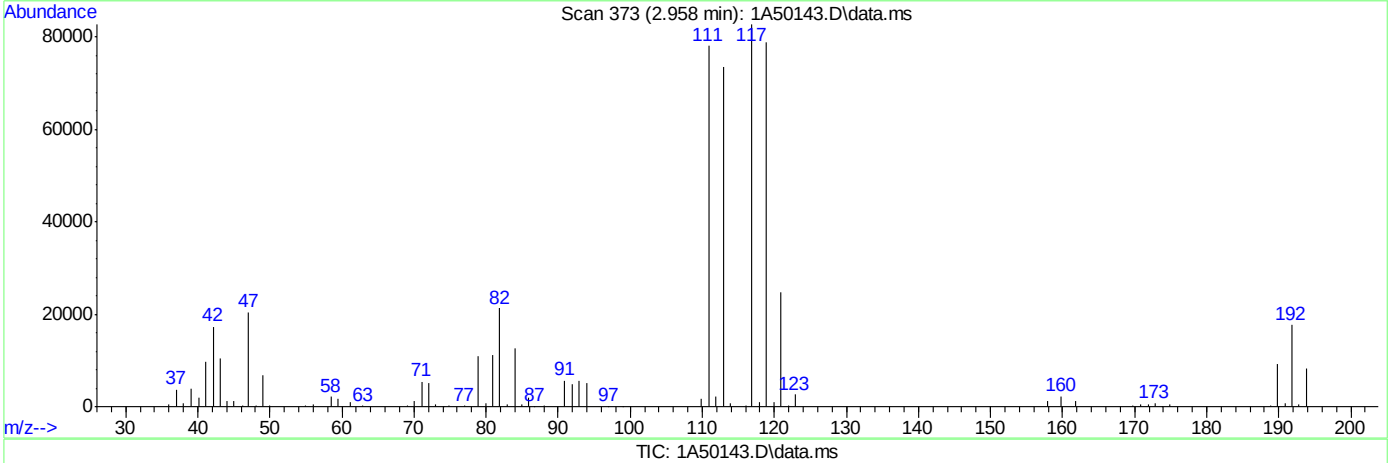

TIC: 1A50143.D\data.ms

(40) Carbon Tetrachloride ( )

2.958min (+0.000) 39.55ug/L m

response 112176

Ion	Exp%	Act%
116.90	100	100
118.90	94.50	95.41
120.90	31.10	29.96
81.90	25.40	25.68

Quantitation Report (Qedit)

Data Path : C:\msdchem\1\DATA\10-23-2023\
Data File : 1A50143.D
Acq On : 23 Oct 2023 1:23 pm
Operator : jeniferw
Sample : ICV1961-5
Misc : MS55077,V1A1961,,,,,
ALS Vial : 11 Sample Multiplier: 1

Quant Time: Oct 23 14:04:21 2023
Quant Method : C:\msdchem\1\METHODS\V1A_10-23-2023.M
Quant Title : SW-846 Method 5035A/8260B
QLast Update : Mon Oct 23 13:18:22 2023
Response via : Initial Calibration

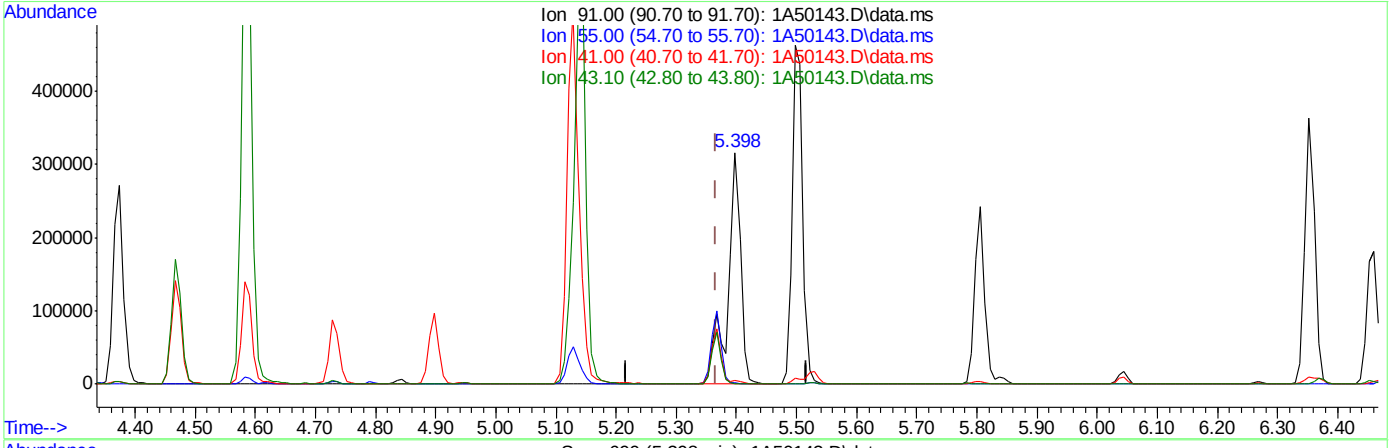

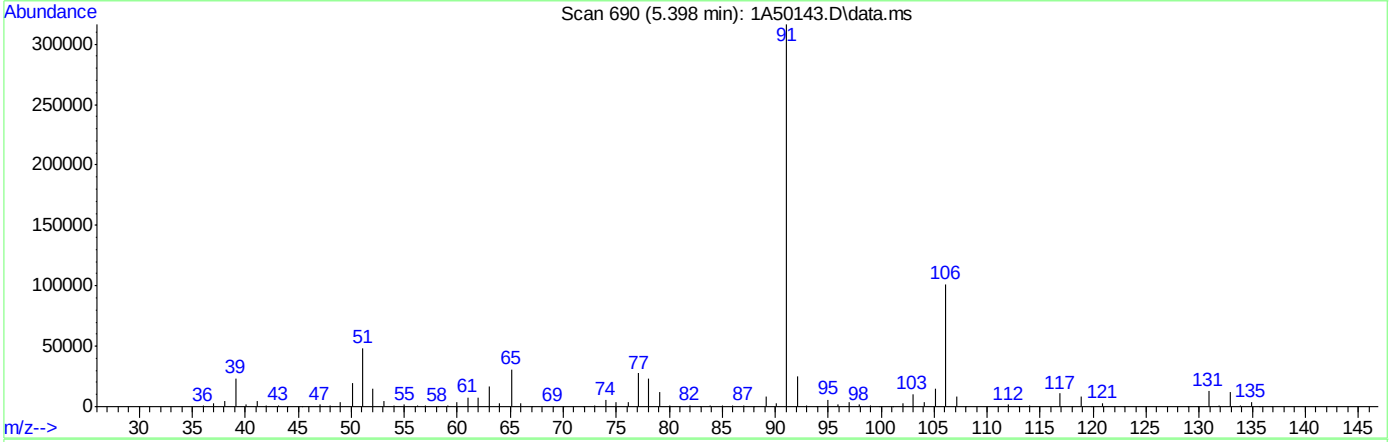

TIC: 1A50143.D\data.ms

(76) 1-Chlorohexane

5.398min (+0.031) 155.53ug/L

response 464699

Ion	Exp%	Act%
91.00	100	100
55.00	74.60	0.48#
41.00	53.90	1.42#
43.10	42.90	0.26#

Quantitation Report (Qedit)

Data Path : C:\msdchem\1\DATA\10-23-2023\
Data File : 1A50143.D
Acq On : 23 Oct 2023 1:23 pm
Operator : jeniferw
Sample : ICV1961-5
Misc : MS55077,V1A1961,,,,,
ALS Vial : 11 Sample Multiplier: 1

Quant Time: Oct 23 14:04:21 2023
Quant Method : C:\msdchem\1\METHODS\V1A_10-23-2023.M
Quant Title : SW-846 Method 5035A/8260B
QLast Update : Mon Oct 23 13:18:22 2023
Response via : Initial Calibration

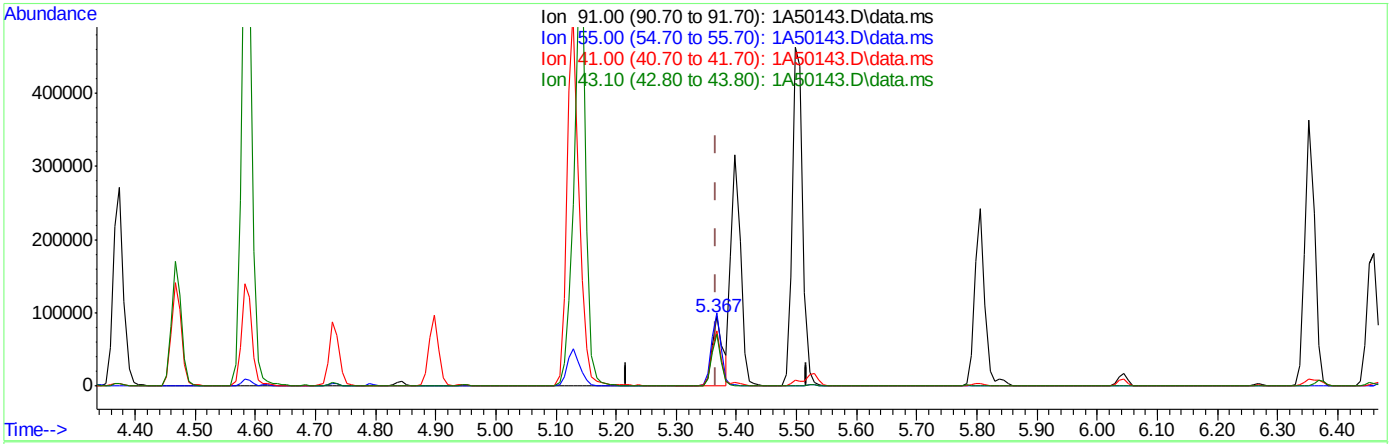

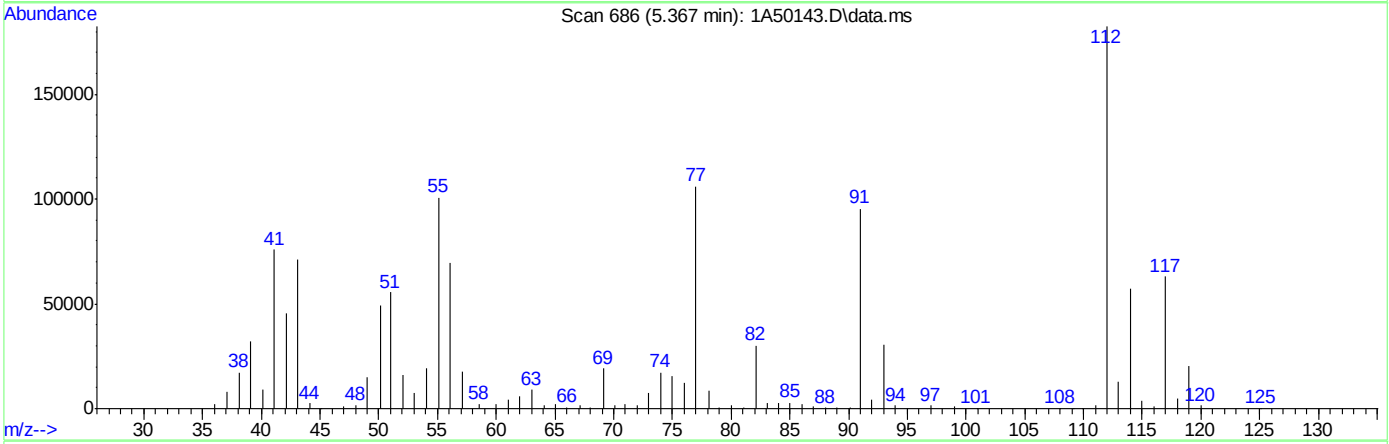

TIC: 1A50143.D\data.ms

(76) 1-Chlorohexane

5.367min (-0.000) 40.05ug/L m

response 119676

Ion	Exp%	Act%
91.00	100	100
55.00	74.60	105.59#
41.00	53.90	79.50#
43.10	42.90	74.75#

Quantitation Report (Qedit)

Data Path : C:\msdchem\1\DATA\10-23-2023\
Data File : 1A50143.D
Acq On : 23 Oct 2023 1:23 pm
Operator : jeniferw
Sample : ICV1961-5
Misc : MS55077,V1A1961,,,,,
ALS Vial : 11 Sample Multiplier: 1

Quant Time: Oct 23 14:04:21 2023
Quant Method : C:\msdchem\1\METHODS\V1A_10-23-2023.M
Quant Title : SW-846 Method 5035A/8260B
QLast Update : Mon Oct 23 13:18:22 2023
Response via : Initial Calibration

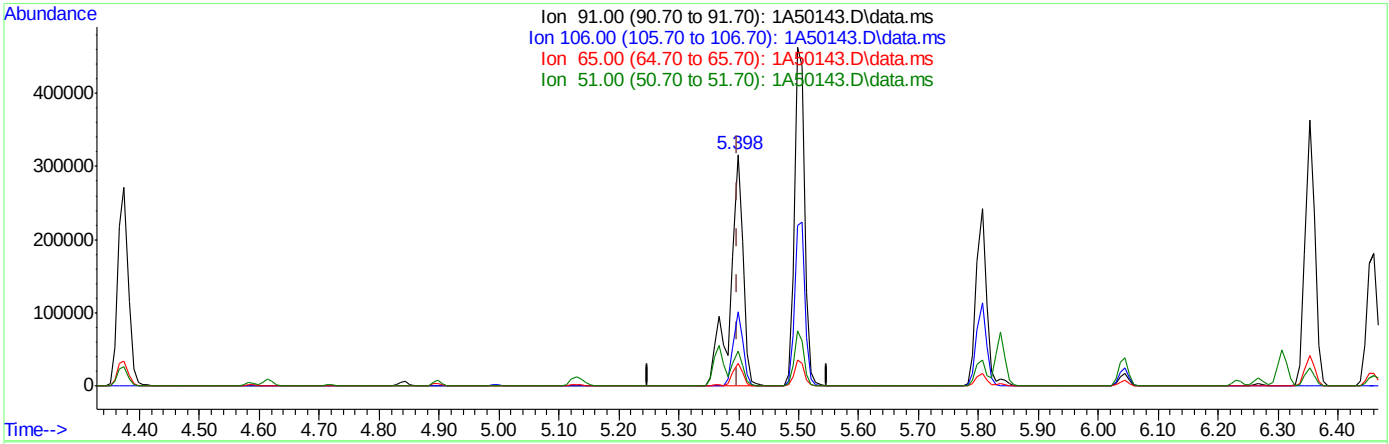

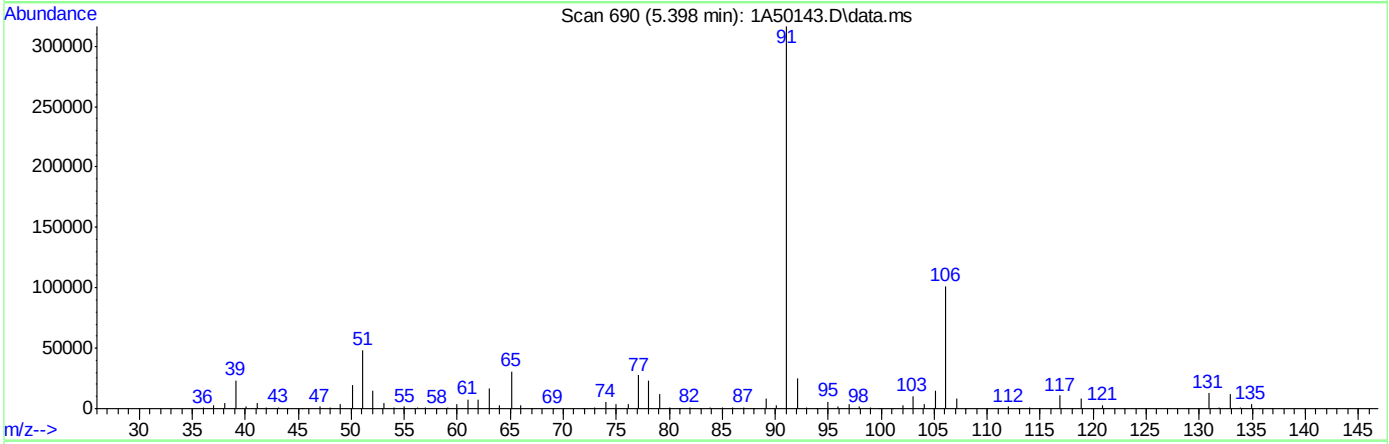

TIC: 1A50143.D\data.ms

(77) Ethylbenzene

5.398min (-0.000) 53.88ug/L

response 465132

Ion	Exp%	Act%
91.00	100	100
106.00	32.00	32.01
65.00	8.30	9.73
51.00	10.10	15.28

Quantitation Report (Qedit)

Data Path : C:\msdchem\1\DATA\10-23-2023\
Data File : 1A50143.D
Acq On : 23 Oct 2023 1:23 pm
Operator : jeniferw
Sample : ICV1961-5
Misc : MS55077,V1A1961,,,,,
ALS Vial : 11 Sample Multiplier: 1

Quant Time: Oct 23 14:04:21 2023
Quant Method : C:\msdchem\1\METHODS\V1A_10-23-2023.M
Quant Title : SW-846 Method 5035A/8260B
QLast Update : Mon Oct 23 13:18:22 2023
Response via : Initial Calibration

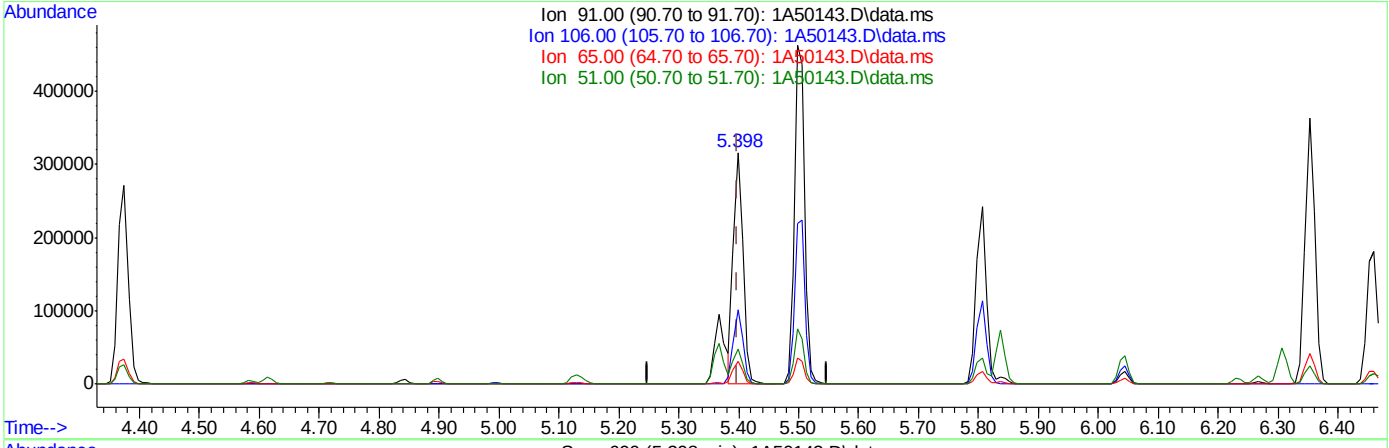

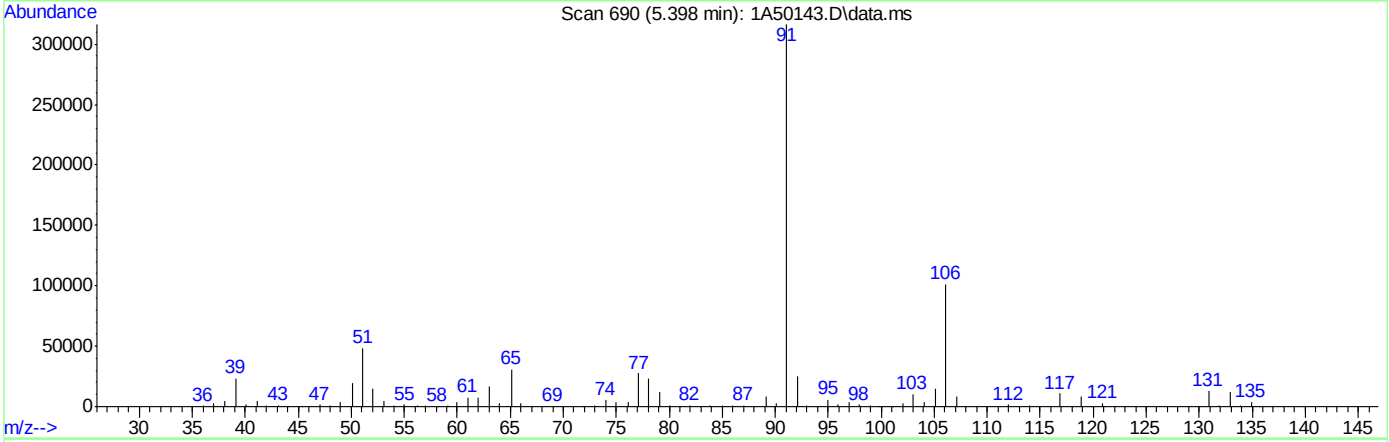

TIC: 1A50143.D\data.ms

(77) Ethylbenzene

5.398min (-0.000) 40.01ug/L m

response 345409

Ion	Exp%	Act%
91.00	100	100
106.00	32.00	32.01
65.00	8.30	9.73
51.00	10.10	15.28

Manual Integrations APPROVED (compounds with "m" flag)
Neil Christiana 10/26/23 13:27

Quantitation Report (QT Reviewed)

Data Path : C:\msdchem\1\DATA\10-25-2023\
Data File : 1A50212.D
Acq On : 25 Oct 2023 9:13 am
Operator : jeniferw
Sample : CC1961-5
Misc : MS55126,V1A1964,,,,,
ALS Vial : 2 Sample Multiplier: 1

Quant Time: Oct 25 09:44:38 2023
Quant Method : C:\msdchem\1\METHODS\V1A_10-23-2023.M
Quant Title : SW-846 Method 5035A/8260B
QLast Update : Mon Oct 23 13:18:22 2023
Response via : Initial Calibration

Compound	R.T.	QIon	Response	Conc	Units		Dev(Min)
Internal Standards							
1) Fluorobenzene	3.405	96	309332	50.00	ug/L		0.00
62) Chlorobenzene-d5	5.352	117	234451	50.00	ug/L		0.00
85) 1,4-Dichlorobenzene-d4	7.099	152	119457	50.00	ug/L		0.00
System Monitoring Compounds							
39) Dibromofluoromethane	2.951	113	84252	49.39	ug/L		0.00
Spiked Amount 50.000	Range 83 - 118		Recovery = 98.78%				
49) 1,2-Dichloroethane-d4	3.235	65	115839	52.29	ug/L		0.00
Spiked Amount 50.000	Range 79 - 125		Recovery = 104.58%				
63) Toluene-d8	4.336	98	307429	48.85	ug/L		0.00
Spiked Amount 50.000	Range 85 - 112		Recovery = 97.70%				
86) 4-Bromofluorobenzene	6.229	174	98021	49.18	ug/L		0.00
Spiked Amount 50.000	Range 83 - 118		Recovery = 98.36%				
Target Compounds							Qvalue
2) Dichlorodifluoromethane	1.011	85	54222	38.57	ug/L		97
3) Chloromethane	1.127	50	107035	37.98	ug/L		96
4) 1,3-butadiene	1.181	39	95015	47.44	ug/L		92
5) Vinyl Chloride	1.165	62	84313	37.36	ug/L		94
6) Bromomethane	1.342	94	25050	40.00	ug/L		97
7) Chloroethane	1.404	64	40650	40.34	ug/L		92
8) Trichlorofluoromethane	1.488	101	97553	40.66	ug/L		99
9) Ethyl Ether	1.650	59	70181	40.02	ug/L	#	75
10) Ethanol	1.712	45	36715	828.38	ug/L		96
11) 1,2-Dichlorotrifluoroe...	1.742	67	71693	37.65	ug/L		94
12) 1,1-Dichloroethene	1.750	61	125464	42.01	ug/L		81
13) Freon 113	1.781	101	55845	39.63	ug/L		95
14) Carbon Disulfide	1.773	76	175040	42.96	ug/L		85
15) Iodomethane	1.827	142	53027	51.16	ug/L		95
16) Acrolein	1.904	56	127254	206.05	ug/L		98
17) Allyl chloride	1.989	41	130045	39.73	ug/L		82
18) Methylene Chloride	2.043	49	149072	45.05	ug/L		78
19) Acetone	2.050	43	190499	196.78	ug/L		96
20) Methyl acetate	2.119	43	561641	199.47	ug/L		87
21) trans-1,2-Dichloroethene	2.135	61	126867	41.34	ug/L		85
22) Hexane	2.189	56	98129	39.22	ug/L		96
23) Methyl Tert Butyl Ether	2.189	73	176925	37.60	ug/L	#	61
24) Acetonitrile	2.273	41	157094	412.88	ug/L		95
25) Tert Butyl Alcohol	2.212	59	168441	369.19	ug/L		97
26) Di-isopropyl ether	2.389	45	328305	39.41	ug/L		90
27) Chloroprene	2.435	53	409995	39.24	ug/L		94
28) 1,1-Dichloroethane	2.443	63	156749	40.60	ug/L		97
29) Acrylonitrile	2.435	52	254729	196.88	ug/L		99
30) ETBE	2.581	59	273301	39.40	ug/L		89
31) Vinyl acetate	2.558	43	1153482	203.46	ug/L		97
32) cis-1,2-Dichloroethene	2.720	96	70014	38.57	ug/L	#	78
33) 2,2-Dichloropropane	2.781	77	95616	41.64	ug/L		99
34) Bromochloromethane	2.820	128	33206	37.52	ug/L	#	50
35) Cyclohexane	2.858	56	174167	40.38	ug/L	#	79

Quantitation Report (QT Reviewed)

Data Path : C:\msdchem\1\DATA\10-25-2023\
Data File : 1A50212.D
Acq On : 25 Oct 2023 9:13 am
Operator : jeniferw
Sample : CC1961-5
Misc : MS55126,V1A1964,,,,,
ALS Vial : 2 Sample Multiplier: 1

Quant Time: Oct 25 09:44:38 2023
Quant Method : C:\msdchem\1\METHODS\V1A_10-23-2023.M
Quant Title : SW-846 Method 5035A/8260B
QLast Update : Mon Oct 23 13:18:22 2023
Response via : Initial Calibration

Compound	R.T.	QIon	Response	Conc	Units		Dev(Min)
36) Chloroform	2.858	83	123534	39.50	ug/L		93
37) Ethyl acetate	2.912	43	681594	197.62	ug/L		96
38) Tetrahydrofuran	2.943	42	51628	41.21	ug/L		85
40) Carbon Tetrachloride	2.958	117	99316m	40.97	ug/L		
41) 1,1,1-Trichloroethane	2.989	97	105283	40.43	ug/L		90
42) 2-Butanone	2.997	43	367019	197.89	ug/L		78
43) 1,1-Dichloropropene	3.051	75	88331	39.86	ug/L		88
44) tert-Butyl formate	3.097	59	394175	196.92	ug/L		87
45) Propionitrile	3.143	54	214852	406.37	ug/L		97
46) Methacrylonitrile	3.166	41	803469	371.86	ug/L		96
47) Benzene	3.182	78	269334	40.09	ug/L		88
48) TAME	3.251	73	175029	37.53	ug/L	#	56
50) 1,2-Dichloroethane	3.274	62	116302	39.19	ug/L		90
51) Isobutyl Alcohol	3.259	43	231185	737.54	ug/L		94
52) Tert Amyl Alcohol	3.328	59	142876	381.09	ug/L		83
53) Trichloroethene	3.513	95	72473	38.95	ug/L		99
54) Methylcyclohexane	3.528	83	113493	39.27	ug/L	#	74
55) Dibromomethane	3.736	93	44337	38.19	ug/L		88
56) 1,2-Dichloropropane	3.790	63	87299	37.78	ug/L		90
57) Bromodichloromethane	3.828	83	91024	37.85	ug/L	#	92
58) Methyl methacrylate	3.920	41	103598	35.69	ug/L	#	78
59) 1,4-Dioxane	3.944	88	20656	814.12	ug/L	#	61
60) 2-Chloroethyl vinyl ether	4.167	63	265315	191.07	ug/L		83
61) cis-1,3-Dichloropropene	4.213	75	106497	38.76	ug/L		82
64) Toluene	4.375	91	288794	38.78	ug/L		98
65) 2-Nitropropane	4.467	41	168300	200.60	ug/L		97
66) 4-Methyl-2-pentanone	4.582	43	751191	199.26	ug/L		94
67) trans-1,3-Dichloropropene	4.613	75	104064	38.14	ug/L		81
68) Tetrachloroethene	4.628	166	86588	34.58	ug/L		95
69) Ethyl methacrylate	4.729	69	76684	34.45	ug/L	#	69
70) 1,1,2-Trichloroethane	4.713	83	56994	37.97	ug/L		90
71) Dibromochloromethane	4.844	129	72306	37.80	ug/L		99
72) 1,3-Dichloropropane	4.898	76	106401	37.69	ug/L	#	76
73) 1,2-Dibromoethane	4.998	107	70232	38.30	ug/L		97
74) 3,3-Dimethyl-1-Butanol	5.129	57	914856	1896.90	ug/L		83
75) 2-hexanone	5.136	43	724321	200.78	ug/L		93
76) 1-Chlorohexane	5.367	91	105851m	38.80	ug/L		
77) Ethylbenzene	5.398	91	308181m	39.09	ug/L		
78) Chlorobenzene	5.367	112	189767	37.75	ug/L		94
79) 1,1,1,2-Tetrachloroethane	5.414	131	72250	39.01	ug/L		97
80) m,p-Xylene	5.498	91	508893	80.05	ug/L		98
81) o-Xylene	5.806	91	254913	39.32	ug/L		97
82) Styrene	5.837	104	196895	41.03	ug/L		92
83) Bromoform	5.845	173	54053	39.00	ug/L		98
84) Isopropylbenzene	6.045	105	295307	39.43	ug/L		99
87) cis-1,4-Dichloro-2-butene	6.268	53	29973	33.42	ug/L	#	68
88) n-Propylbenzene	6.352	91	357450	39.22	ug/L		98
89) Bromobenzene	6.306	156	73582	37.21	ug/L	#	80
90) 1,1,2,2-Tetrachloroethane	6.376	83	93396	37.52	ug/L		96
91) 1,3,5-Trimethylbenzene	6.506	105	244656	39.85	ug/L		99

Quantitation Report (QT Reviewed)

Data Path : C:\msdchem\1\DATA\10-25-2023\
Data File : 1A50212.D
Acq On : 25 Oct 2023 9:13 am
Operator : jeniferw
Sample : CC1961-5
Misc : MS55126,V1A1964,,,,,
ALS Vial : 2 Sample Multiplier: 1

Quant Time: Oct 25 09:44:38 2023
Quant Method : C:\msdchem\1\METHODS\V1A_10-23-2023.M
Quant Title : SW-846 Method 5035A/8260B
QLast Update : Mon Oct 23 13:18:22 2023
Response via : Initial Calibration

	Compound	R.T.	QIon	Response	Conc	Units		Dev(Min)
92)	2-Chlorotoluene	6.453	91	204196	37.81	ug/L		99
93)	trans-1,4-Dichloro-2-B...	6.506	53	43279	36.27	ug/L	#	74
94)	1,2,3-Trichloropropane	6.468	110	27436	38.93	ug/L	#	69
95)	Cyclohexanone	6.483	55	28782	192.04	ug/L		88
96)	4-Chlorotoluene	6.583	91	216918	38.27	ug/L		97
97)	tert-Butylbenzene	6.753	91	134240	38.92	ug/L		89
98)	1,2,4-Trimethylbenzene	6.807	105	233865	40.11	ug/L		99
99)	Pentachloroethane	6.753	167	39216	44.41	ug/L	#	57
100)	sec-Butylbenzene	6.891	105	302740	39.65	ug/L		97
101)	4-Isopropyltoluene	7.014	119	247323	40.11	ug/L		97
102)	1,3-Dichlorobenzene	7.037	146	138175	37.71	ug/L		96
103)	1,2,3-Trimethylbenzene	7.145	105	228821	38.46	ug/L		97
104)	1,4-Dichlorobenzene	7.107	146	139627	36.65	ug/L		95
105)	n-Butylbenzene	7.345	92	114907	39.33	ug/L		99
106)	Benzyl Chloride	7.299	126	30901	39.48	ug/L	#	93
107)	1,2-Dichlorobenzene	7.430	146	124183	37.52	ug/L		96
108)	1,2-Dibromo-3-Chloropr...	8.007	75	13748	37.83	ug/L	#	81
109)	Hexachlorobutadiene	8.515	225	20732	37.14	ug/L		93
110)	1,2,4-Trichlorobenzene	8.507	180	47565	35.51	ug/L		95
111)	Naphthalene	8.715	128	97832	35.17	ug/L		98
112)	1,2,3-Trichlorobenzene	8.838	180	34190	36.11	ug/L		91

(#) = qualifier out of range (m) = manual integration (+) = signals summed

Quantitation Report (QT Reviewed)

Data Path : C:\msdchem\1\DATA\10-25-2023\
Data File : 1A50212.D
Acq On : 25 Oct 2023 9:13 am
Operator : jeniferw
Sample : CC1961-5
Misc : MS55126,V1A1964,,,,,
ALS Vial : 2 Sample Multiplier: 1

Quant Time: Oct 25 09:44:38 2023
Quant Method : C:\msdchem\1\METHODS\V1A_10-23-2023.M
Quant Title : SW-846 Method 5035A/8260B
QLast Update : Mon Oct 23 13:18:22 2023
Response via : Initial Calibration

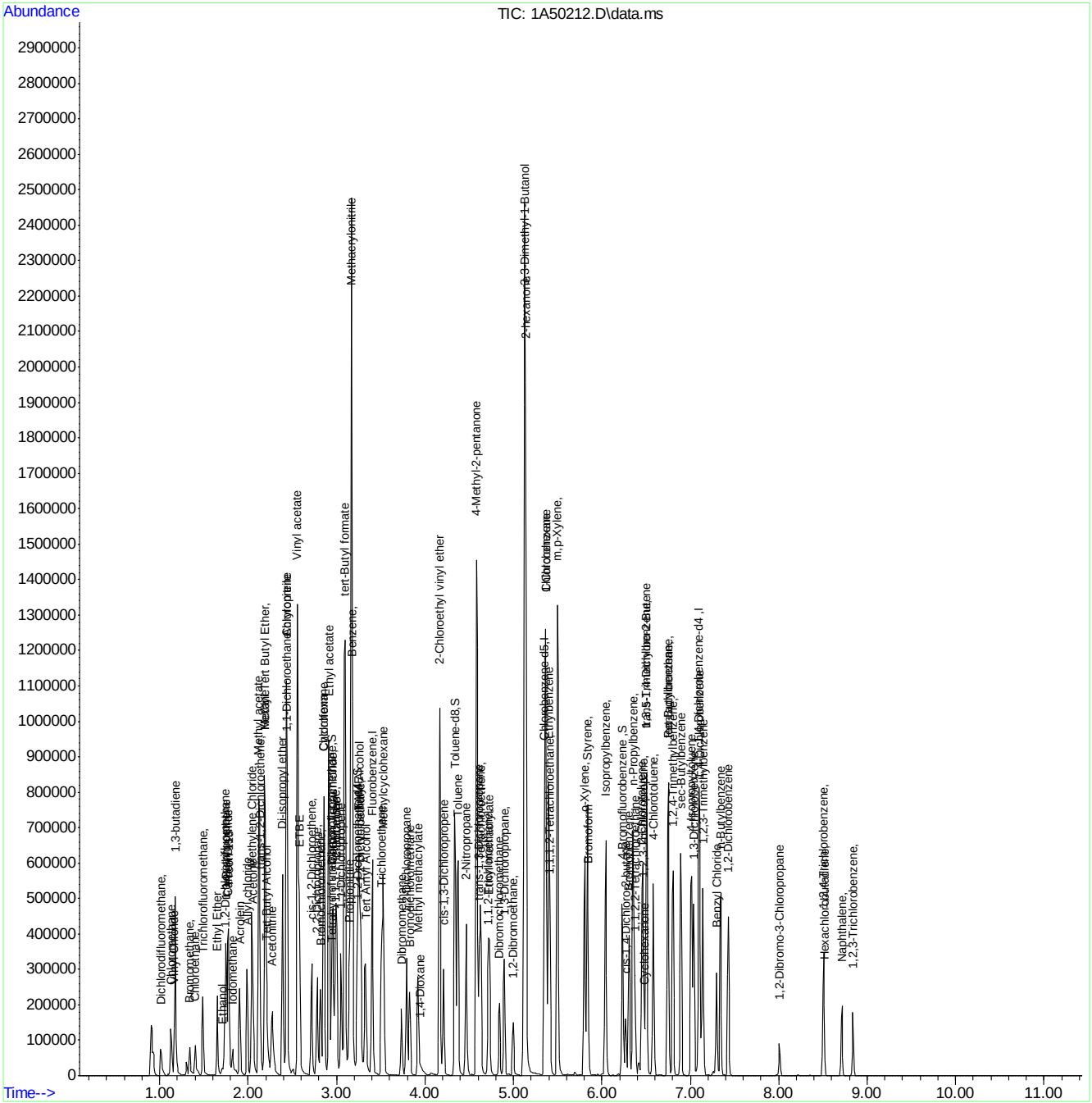

Manual Integration Approval Summary

Sample Number: V1A1964-CC1961
Lab FileID: 1A50212.D
Injection Time: 10/25/23 09:13

Method: SW846 8260D
Analyst approved: 10/25/23 09:53 Jenifer Willis
Supervisor approved: 10/26/23 13:27 Neil Christiana

Parameter	CAS	Sig#	R.T. (min.)	Reason
Carbon Tetrachloride	56-23-5		2.96	Overlapping peak
1-Chlorohexane	544-10-5		5.37	Overlapping peak
Ethylbenzene	100-41-4		5.40	Overlapping peak

Quantitation Report (Qedit)

Data Path : C:\msdchem\1\DATA\10-25-2023\
Data File : 1A50212.D
Acq On : 25 Oct 2023 9:13 am
Operator : jeniferw
Sample : CC1961-5
Misc : MS55126,V1A1964,,,,,
ALS Vial : 2 Sample Multiplier: 1

Quant Time: Oct 25 09:44:13 2023
Quant Method : C:\msdchem\1\METHODS\V1A_10-23-2023.M
Quant Title : SW-846 Method 5035A/8260B
QLast Update : Mon Oct 23 13:18:22 2023
Response via : Initial Calibration

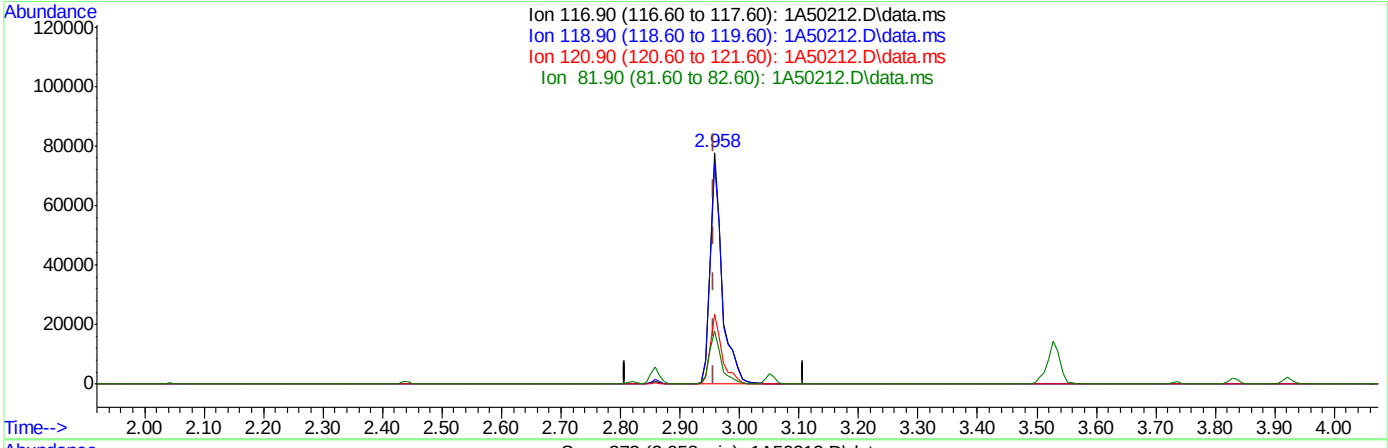

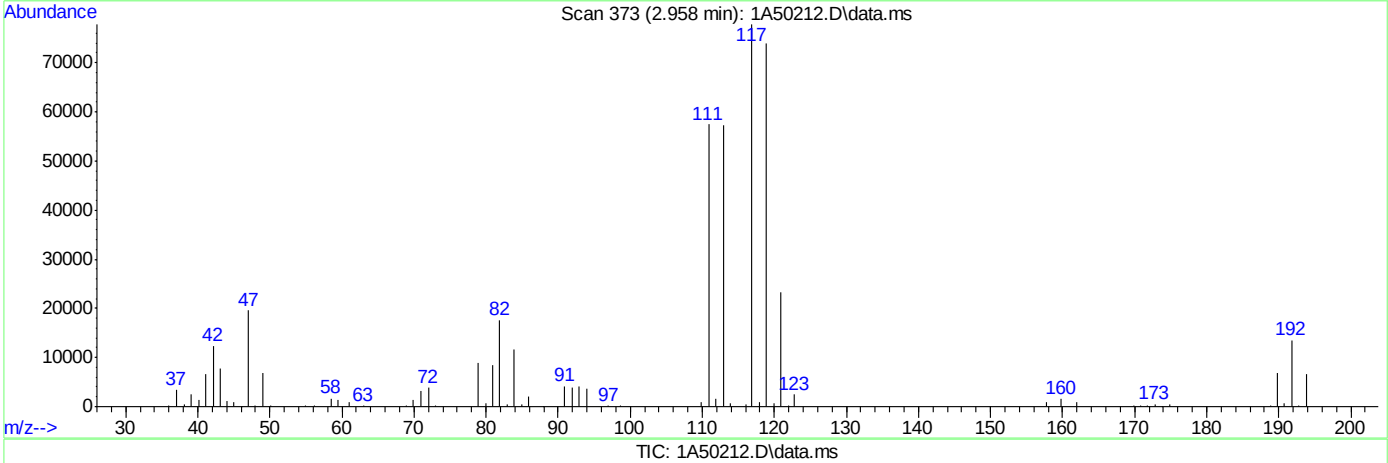

TIC: 1A50212.D\data.ms

(40) Carbon Tetrachloride ( )

2.958min (+0.000) 44.92ug/L

response 108904

Ion	Exp%	Act%
116.90	100	100
118.90	94.50	94.96
120.90	31.10	29.95
81.90	25.40	22.74

Quantitation Report (Qedit)

Data Path : C:\msdchem\1\DATA\10-25-2023\
Data File : 1A50212.D
Acq On : 25 Oct 2023 9:13 am
Operator : jeniferw
Sample : CC1961-5
Misc : MS55126,V1A1964,,,,,
ALS Vial : 2 Sample Multiplier: 1

Quant Time: Oct 25 09:44:13 2023
Quant Method : C:\msdchem\1\METHODS\V1A_10-23-2023.M
Quant Title : SW-846 Method 5035A/8260B
QLast Update : Mon Oct 23 13:18:22 2023
Response via : Initial Calibration

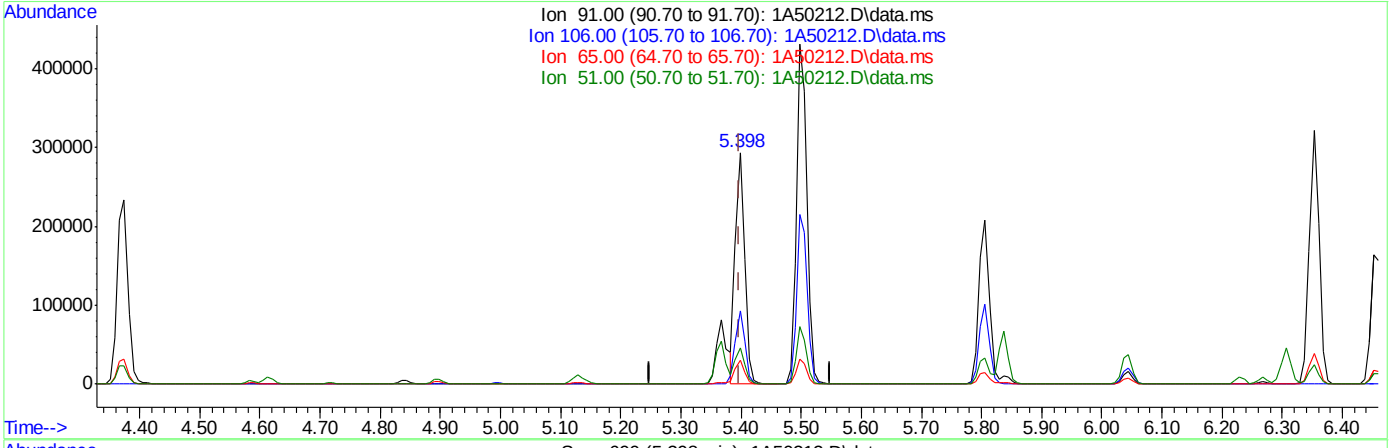

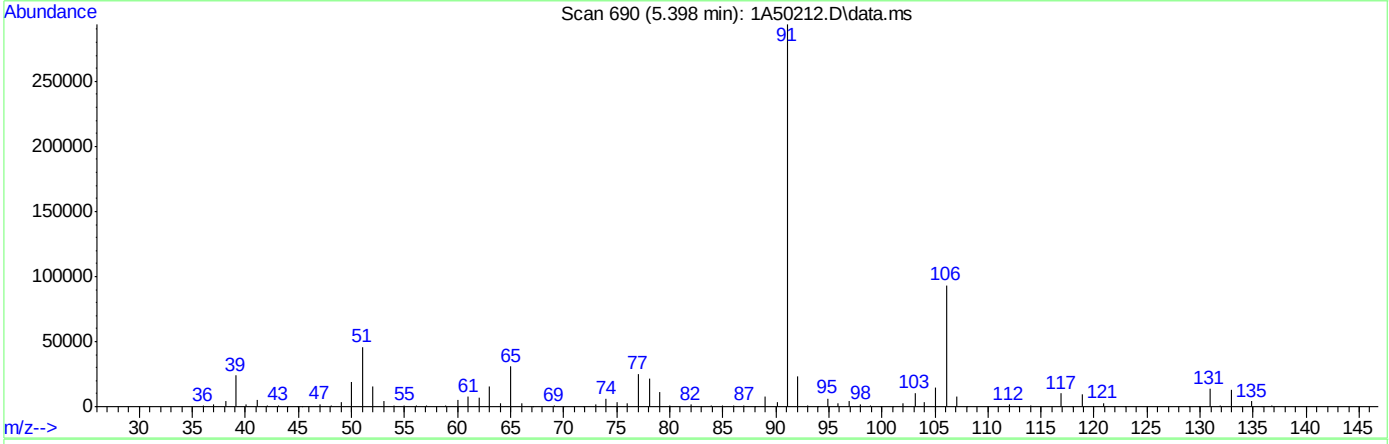

TIC: 1A50212.D\data.ms

(77) Ethylbenzene

5.398min (-0.000) 39.09ug/L m

response 308181

Ion	Exp%	Act%
91.00	100	100
106.00	32.00	31.81
65.00	8.30	10.49
51.00	10.10	15.66

Quantitation Report (Qedit)

Data Path : C:\msdchem\1\DATA\10-25-2023\
Data File : 1A50212.D
Acq On : 25 Oct 2023 9:13 am
Operator : jeniferw
Sample : CC1961-5
Misc : MS55126,V1A1964,,,,,
ALS Vial : 2 Sample Multiplier: 1

Quant Time: Oct 25 09:44:13 2023
Quant Method : C:\msdchem\1\METHODS\V1A_10-23-2023.M
Quant Title : SW-846 Method 5035A/8260B
QLast Update : Mon Oct 23 13:18:22 2023
Response via : Initial Calibration

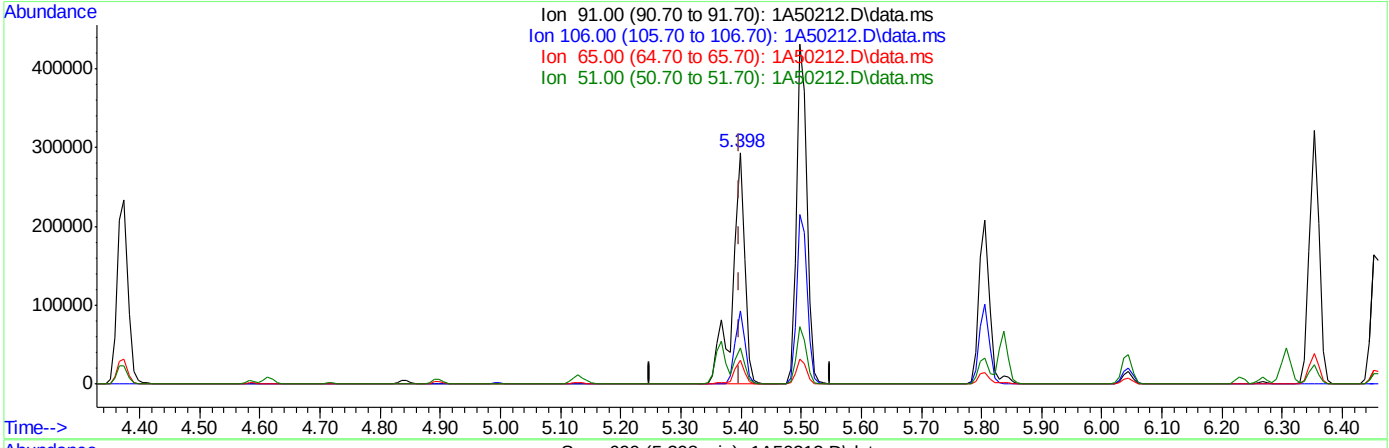

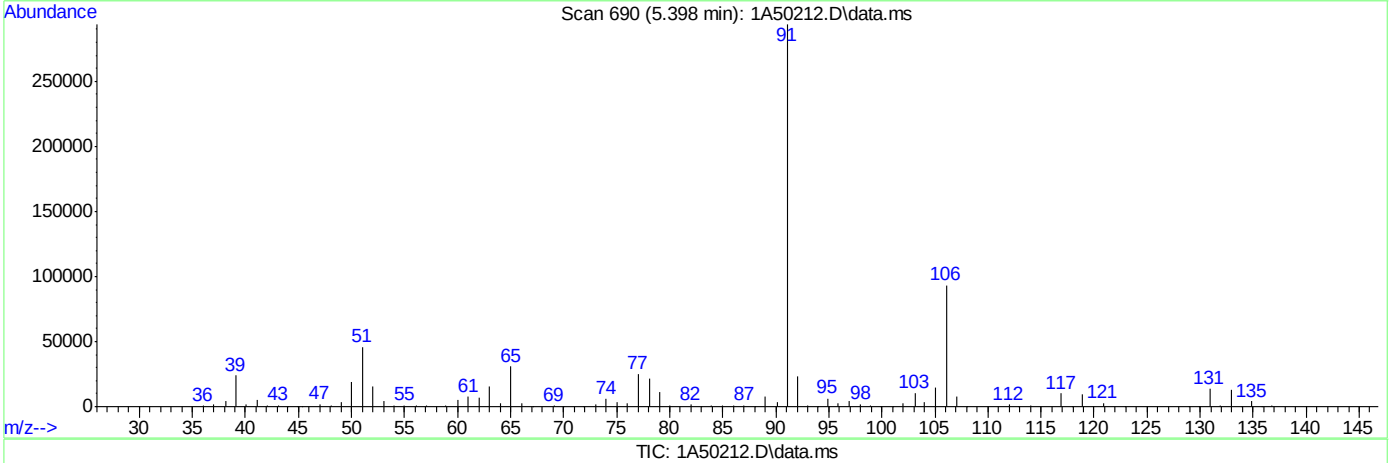

TIC: 1A50212.D\data.ms

(77) Ethylbenzene

5.398min (-0.000) 52.52ug/L

response 414059

Ion	Exp%	Act%
91.00	100	100
106.00	32.00	31.81
65.00	8.30	10.49
51.00	10.10	15.66

Quantitation Report (Qedit)

Data Path : C:\msdchem\1\DATA\10-25-2023\
Data File : 1A50212.D
Acq On : 25 Oct 2023 9:13 am
Operator : jeniferw
Sample : CC1961-5
Misc : MS55126,V1A1964,,,,,
ALS Vial : 2 Sample Multiplier: 1

Quant Time: Oct 25 09:44:13 2023
Quant Method : C:\msdchem\1\METHODS\V1A_10-23-2023.M
Quant Title : SW-846 Method 5035A/8260B
QLast Update : Mon Oct 23 13:18:22 2023
Response via : Initial Calibration

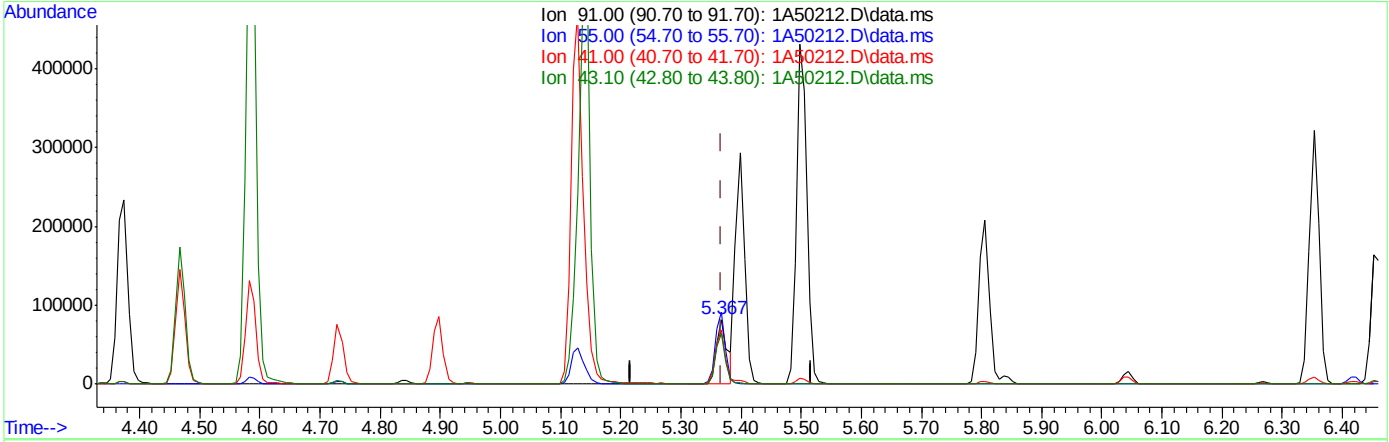

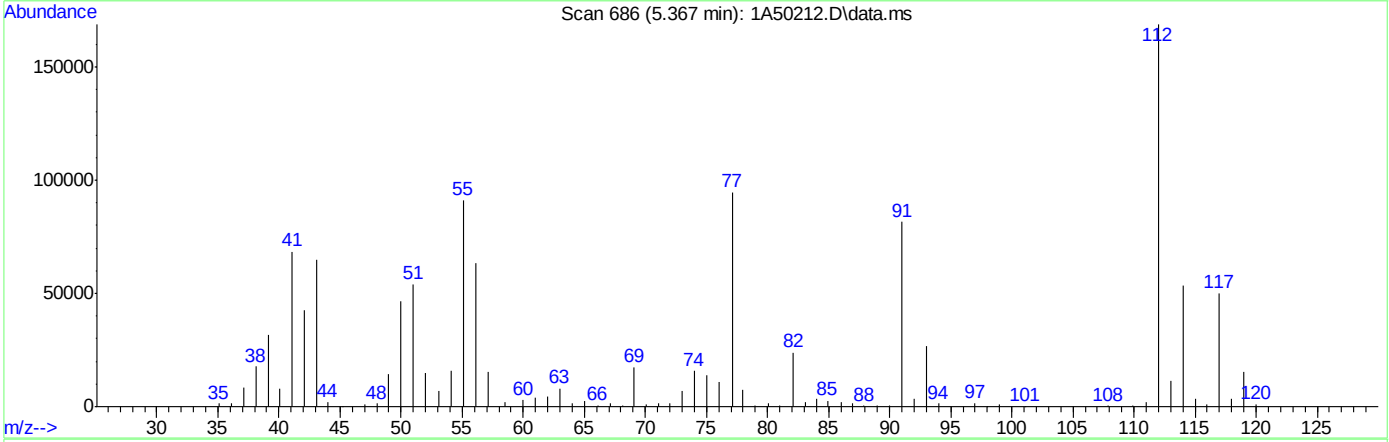

TIC: 1A50212.D\data.ms

(76) 1-Chlorohexane

5.367min (-0.000) 38.80ug/L m

response 105851

Ion	Exp%	Act%
91.00	100	100
55.00	74.60	112.02#
41.00	53.90	83.83#
43.10	42.90	79.73#

Quantitation Report (Qedit)

Data Path : C:\msdchem\1\DATA\10-25-2023\
Data File : 1A50212.D
Acq On : 25 Oct 2023 9:13 am
Operator : jeniferw
Sample : CC1961-5
Misc : MS55126,V1A1964,,,,,
ALS Vial : 2 Sample Multiplier: 1

Quant Time: Oct 25 09:44:13 2023
Quant Method : C:\msdchem\1\METHODS\V1A_10-23-2023.M
Quant Title : SW-846 Method 5035A/8260B
QLast Update : Mon Oct 23 13:18:22 2023
Response via : Initial Calibration

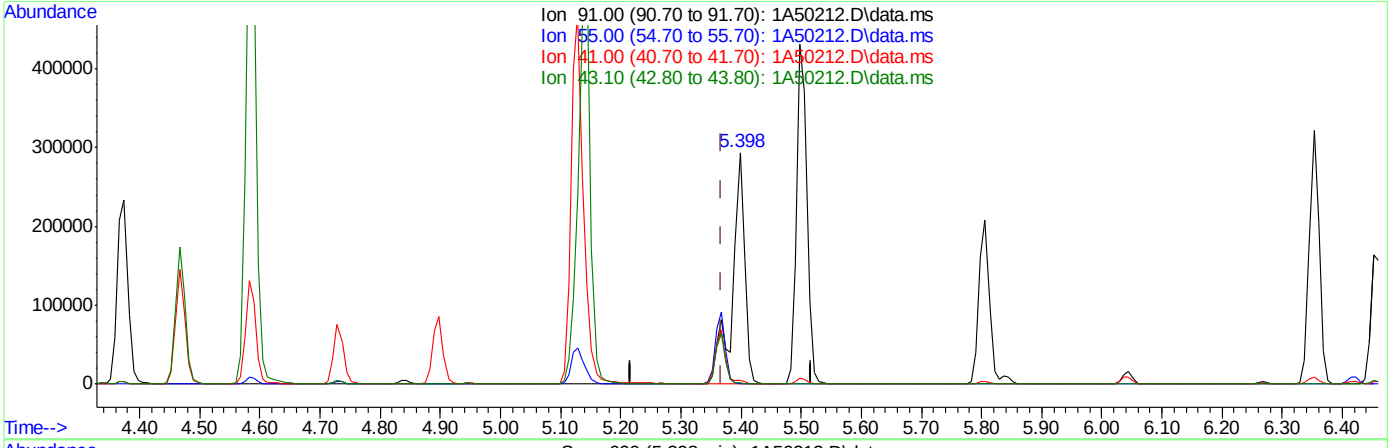

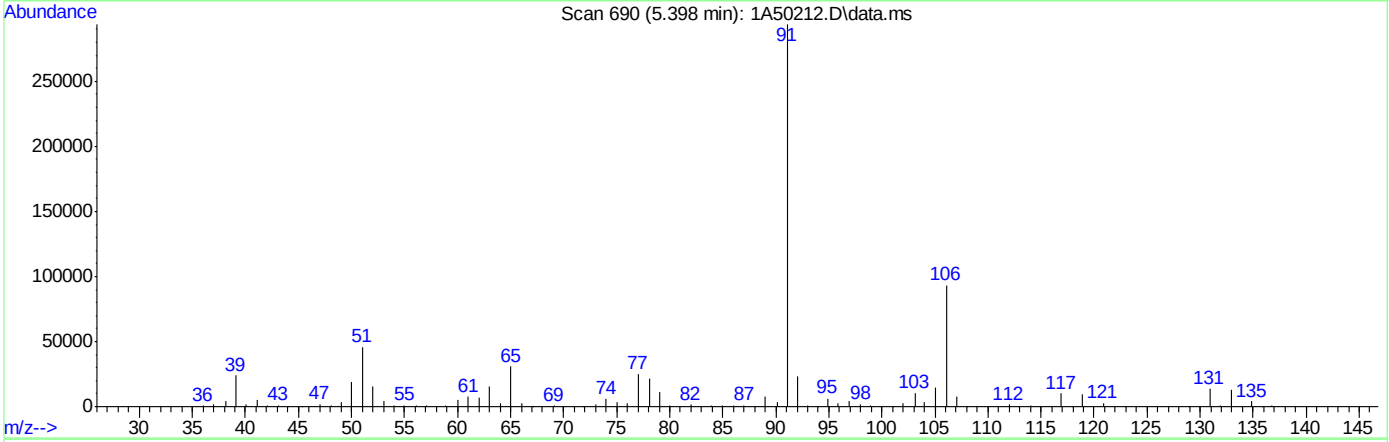

TIC: 1A50212.D\data.ms

(76) 1-Chlorohexane

5.398min (+0.031) 151.76ug/L

response 414059

Ion	Exp%	Act%
91.00	100	100
55.00	74.60	0.36#
41.00	53.90	1.53#
43.10	42.90	0.35#

Quantitation Report (Qedit)

Data Path : C:\msdchem\1\DATA\10-25-2023\
Data File : 1A50212.D
Acq On : 25 Oct 2023 9:13 am
Operator : jeniferw
Sample : CC1961-5
Misc : MS55126,V1A1964,,,,,
ALS Vial : 2 Sample Multiplier: 1

Quant Time: Oct 25 09:44:13 2023
Quant Method : C:\msdchem\1\METHODS\V1A_10-23-2023.M
Quant Title : SW-846 Method 5035A/8260B
QLast Update : Mon Oct 23 13:18:22 2023
Response via : Initial Calibration

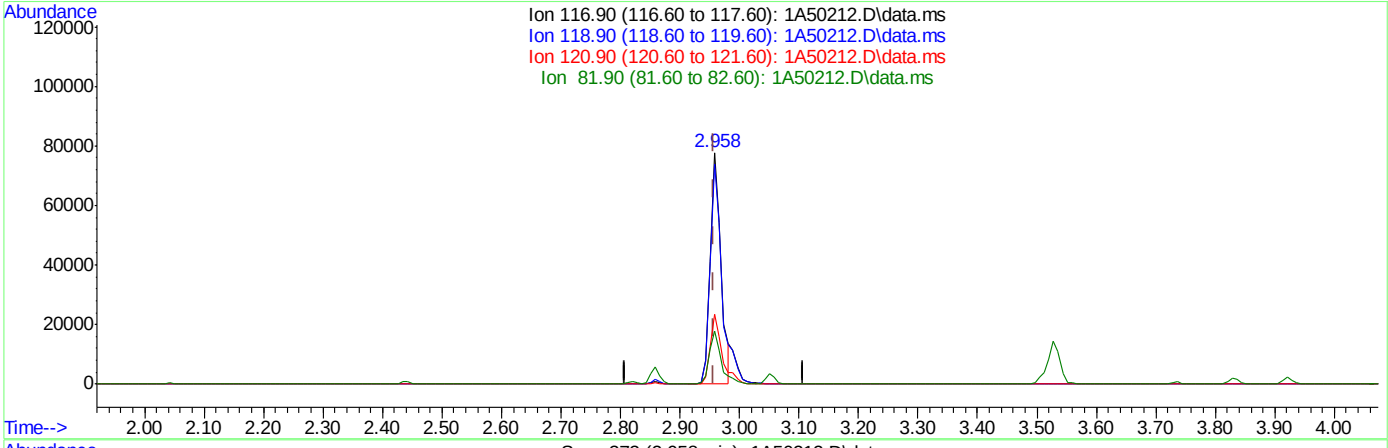

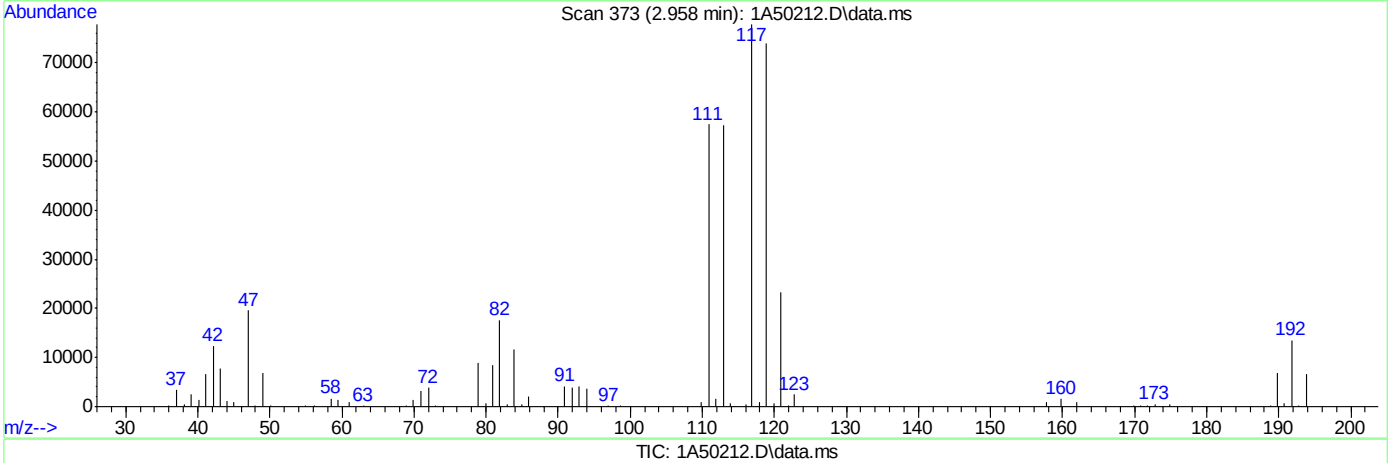

TIC: 1A50212.D\data.ms

(40) Carbon Tetrachloride ( )

2.958min (+0.000) 40.97ug/L m

response 99316

Ion	Exp%	Act%
116.90	100	100
118.90	94.50	94.96
120.90	31.10	29.95
81.90	25.40	22.74

Manual Integrations APPROVED (compounds with "m" flag)
Neil Christiana 10/26/23 13:27

Quantitation Report (QT Reviewed)

Data Path : D:\stuff\10262023 runlogsM\V1A1964-1965 files\
Data File : 1A50238.d
Acq On : 25 Oct 2023 7:46 pm
Operator : jeniferw
Sample : ECC1961-5
Misc : MS55129,V1A1964,,,,,
ALS Vial : 28 Sample Multiplier: 1

Quant Time: Oct 25 20:24:48 2023
Quant Method : X:\Orlando VOA\celinec\October 2023\10-26-2023\V1A1964\method\V1A_10-23-2023.M
Quant Title : SW-846 Method 5035A/8260B
QLast Update : Mon Oct 23 13:18:22 2023
Response via : Initial Calibration

Compound	R.T.	QIon	Response	Conc	Units		Dev(Min)
Internal Standards							
1) Fluorobenzene	3.405	96	296242	50.00	ug/L		0.00
62) Chlorobenzene-d5	5.352	117	215822	50.00	ug/L		0.00
85) 1,4-Dichlorobenzene-d4	7.099	152	115297	50.00	ug/L		0.00
System Monitoring Compounds							
39) Dibromofluoromethane	2.958	113	83611	51.18	ug/L		0.00
Spiked Amount 50.000	Range 83 - 118		Recovery = 102.36%				
49) 1,2-Dichloroethane-d4	3.235	65	114162	53.81	ug/L		0.00
Spiked Amount 50.000	Range 79 - 125		Recovery = 107.62%				
63) Toluene-d8	4.336	98	286352	49.42	ug/L		0.00
Spiked Amount 50.000	Range 85 - 112		Recovery = 98.84%				
86) 4-Bromofluorobenzene	6.229	174	94314	49.03	ug/L		0.00
Spiked Amount 50.000	Range 83 - 118		Recovery = 98.06%				
Target Compounds							Qvalue
2) Dichlorodifluoromethane	1.019	85	53344	39.62	ug/L		98
3) Chloromethane	1.127	50	103131	38.21	ug/L		97
4) 1,3-butadiene	1.180	39	100349	52.32	ug/L		94
5) Vinyl Chloride	1.173	62	80739	37.35	ug/L		99
6) Bromomethane	1.342	94	23821	39.72	ug/L		98
7) Chloroethane	1.404	64	38311	39.60	ug/L		92
8) Trichlorofluoromethane	1.488	101	95320	41.49	ug/L		99
9) Ethyl Ether	1.658	59	74644	44.44	ug/L	#	79
10) Ethanol	1.719	45	39319	926.33	ug/L		94
11) 1,2-Dichlorotrifluoroe...	1.742	67	73981	40.57	ug/L		88
12) 1,1-Dichloroethene	1.758	61	127779	44.68	ug/L		86
13) Freon 113	1.781	101	59115	43.80	ug/L		92
14) Carbon Disulfide	1.781	76	171304	43.90	ug/L		90
15) Iodomethane	1.827	142	60742	59.40	ug/L		94
16) Acrolein	1.904	56	84933	143.60	ug/L		99
17) Allyl chloride	1.996	41	116711	37.23	ug/L		83
18) Methylene Chloride	2.042	49	150982	47.65	ug/L		77
19) Acetone	2.050	43	188371	203.18	ug/L		96
20) Methyl acetate	2.127	43	629736	233.54	ug/L		88
21) trans-1,2-Dichloroethene	2.135	61	125423	42.68	ug/L		80
22) Hexane	2.196	56	101844	42.50	ug/L		92
23) Methyl Tert Butyl Ether	2.196	73	187547	41.62	ug/L	#	55
24) Acetonitrile	2.273	41	172485m	473.37	ug/L		
25) Tert Butyl Alcohol	2.212	59	176353	403.61	ug/L		91
26) Di-isopropyl ether	2.396	45	338375	42.42	ug/L		89
27) Chloroprene	2.435	53	409302	40.90	ug/L		94
28) 1,1-Dichloroethane	2.443	63	156275	42.26	ug/L		97
29) Acrylonitrile	2.435	52	254605	205.48	ug/L		97
30) ETBE	2.581	59	285002	42.90	ug/L		87
31) Vinyl acetate	2.558	43	901299	166.00	ug/L		97
32) cis-1,2-Dichloroethene	2.720	96	69172	39.79	ug/L	#	75
33) 2,2-Dichloropropane	2.781	77	86995	39.56	ug/L		96
34) Bromochloromethane	2.820	128	33769	39.84	ug/L	#	39
35) Cyclohexane	2.858	56	179556	43.47	ug/L	#	79

Quantitation Report (QT Reviewed)

Data Path : D:\stuff\10262023 runlogsM\V1A1964-1965 files\
Data File : 1A50238.d
Acq On : 25 Oct 2023 7:46 pm
Operator : jeniferw
Sample : ECC1961-5
Misc : MS55129,V1A1964,,,,,
ALS Vial : 28 Sample Multiplier: 1

Quant Time: Oct 25 20:24:48 2023
Quant Method : X:\Orlando VOA\celinec\October 2023\10-26-2023\V1A1964\method\V1A_10-23-2023.M
Quant Title : SW-846 Method 5035A/8260B
QLast Update : Mon Oct 23 13:18:22 2023
Response via : Initial Calibration

Compound	R.T.	QIon	Response	Conc	Units		Dev(Min)
36) Chloroform	2.858	83	125917	42.05	ug/L		95
37) Ethyl acetate	2.912	43	636293	192.64	ug/L		96
38) Tetrahydrofuran	2.951	42	51084	42.57	ug/L		86
40) Carbon Tetrachloride	2.958	117	98160m	42.28	ug/L		
41) 1,1,1-Trichloroethane	2.989	97	105218	42.19	ug/L		91
42) 2-Butanone	3.005	43	360074	202.72	ug/L		80
43) 1,1-Dichloropropene	3.051	75	88720	41.81	ug/L		86
44) tert-Butyl formate	3.097	59	363360	189.54	ug/L		88
45) Propionitrile	3.143	54	211492	417.69	ug/L		97
46) Methacrylonitrile	3.166	41	786727	380.20	ug/L		96
47) Benzene	3.182	78	261873	40.70	ug/L		79
48) TAME	3.251	73	184652	41.34	ug/L	#	67
50) 1,2-Dichloroethane	3.274	62	118743	41.78	ug/L		88
51) Isobutyl Alcohol	3.258	43	232161	773.38	ug/L		96
52) Tert Amyl Alcohol	3.328	59	144309	401.92	ug/L		84
53) Trichloroethene	3.512	95	70741	39.70	ug/L		99
54) Methylcyclohexane	3.528	83	118400	42.78	ug/L	#	72
55) Dibromomethane	3.736	93	44428	39.96	ug/L		87
56) 1,2-Dichloropropane	3.790	63	86421	39.06	ug/L		91
57) Bromodichloromethane	3.828	83	89596	38.90	ug/L	#	94
58) Methyl methacrylate	3.920	41	103582	37.27	ug/L	#	79
59) 1,4-Dioxane	3.943	88	19705	810.96	ug/L	#	52
60) 2-Chloroethyl vinyl ether	4.167	63	257483	193.63	ug/L		86
61) cis-1,3-Dichloropropene	4.213	75	103651	39.39	ug/L		84
64) Toluene	4.374	91	268210	39.13	ug/L		97
65) 2-Nitropropane	4.467	41	151136	195.69	ug/L		98
66) 4-Methyl-2-pentanone	4.582	43	686425	197.79	ug/L		95
67) trans-1,3-Dichloropropene	4.613	75	98498	39.22	ug/L		83
68) Tetrachloroethene	4.636	166	107621	46.68	ug/L		98
69) Ethyl methacrylate	4.728	69	73145	35.70	ug/L	#	71
70) 1,1,2-Trichloroethane	4.721	83	53017	38.37	ug/L		90
71) Dibromochloromethane	4.844	129	70412	39.99	ug/L		98
72) 1,3-Dichloropropane	4.898	76	101820	39.18	ug/L	#	77
73) 1,2-Dibromoethane	4.998	107	66661	39.50	ug/L		99
74) 3,3-Dimethyl-1-Butanol	5.129	57	834573	1879.80	ug/L		83
75) 2-hexanone	5.144	43	647952	195.12	ug/L	#	73
76) 1-Chlorohexane	5.367	91	98787m	39.33	ug/L		
77) Ethylbenzene	5.398	91	291143m	40.12	ug/L		
78) Chlorobenzene	5.367	112	182143	39.36	ug/L		94
79) 1,1,1,2-Tetrachloroethane	5.413	131	68492	40.18	ug/L		98
80) m,p-Xylene	5.498	91	473036	80.83	ug/L		100
81) o-Xylene	5.806	91	240365	40.28	ug/L		97
82) Styrene	5.837	104	186660	42.25	ug/L		93
83) Bromoform	5.844	173	50727	39.76	ug/L		99
84) Isopropylbenzene	6.045	105	285582	41.43	ug/L		99
87) cis-1,4-Dichloro-2-butene	6.268	53	23338	26.96	ug/L	#	68
88) n-Propylbenzene	6.352	91	340329	38.69	ug/L		98
89) Bromobenzene	6.306	156	72252	37.85	ug/L	#	78
90) 1,1,2,2-Tetrachloroethane	6.376	83	84630	35.23	ug/L		98
91) 1,3,5-Trimethylbenzene	6.506	105	240231	40.54	ug/L		100

Quantitation Report (QT Reviewed)

Data Path : D:\stuff\10262023 runlogsM\V1A1964-1965 files\
Data File : 1A50238.d
Acq On : 25 Oct 2023 7:46 pm
Operator : jeniferw
Sample : ECC1961-5
Misc : MS55129,V1A1964,,,,,
ALS Vial : 28 Sample Multiplier: 1

Quant Time: Oct 25 20:24:48 2023
Quant Method : X:\Orlando VOA\celinec\October 2023\10-26-2023\V1A1964\method\V1A_10-23-2023.M
Quant Title : SW-846 Method 5035A/8260B
QLast Update : Mon Oct 23 13:18:22 2023
Response via : Initial Calibration

	Compound	R.T.	QIon	Response	Conc	Units		Dev(Min)
92)	2-Chlorotoluene	6.460	91	197291	37.85	ug/L		97
93)	trans-1,4-Dichloro-2-B...	6.506	53	37392	32.47	ug/L	#	73
94)	1,2,3-Trichloropropane	6.468	110	25870	38.04	ug/L	#	70
95)	Cyclohexanone	6.483	55	26839	185.53	ug/L		86
96)	4-Chlorotoluene	6.583	91	211191	38.61	ug/L		97
97)	tert-Butylbenzene	6.753	91	134134	40.29	ug/L		93
98)	1,2,4-Trimethylbenzene	6.806	105	232682	41.34	ug/L		99
99)	Pentachloroethane	6.753	167	22114	25.94	ug/L	#	1
100)	sec-Butylbenzene	6.891	105	300623	40.79	ug/L		96
101)	4-Isopropyltoluene	7.014	119	246712	41.46	ug/L		98
102)	1,3-Dichlorobenzene	7.037	146	137670	38.93	ug/L		95
103)	1,2,3-Trimethylbenzene	7.145	105	226313	39.41	ug/L		98
104)	1,4-Dichlorobenzene	7.107	146	137811	37.48	ug/L		97
105)	n-Butylbenzene	7.345	92	115048	40.80	ug/L		95
106)	Benzyl Chloride	7.299	126	26356	34.89	ug/L	#	92
107)	1,2-Dichlorobenzene	7.430	146	124533	38.98	ug/L		98
108)	1,2-Dibromo-3-Chloropr...	8.007	75	12690	36.17	ug/L		88
109)	Hexachlorobutadiene	8.515	225	23841	44.25	ug/L		94
110)	1,2,4-Trichlorobenzene	8.507	180	49325	38.15	ug/L		98
111)	Naphthalene	8.715	128	95040	35.39	ug/L		99
112)	1,2,3-Trichlorobenzene	8.838	180	34574	37.84	ug/L		94

(#) = qualifier out of range (m) = manual integration (+) = signals summed

Quantitation Report (QT Reviewed)

Data Path : D:\stuff\10262023 runlogsM\V1A1964-1965 files\
Data File : 1A50238.d
Acq On : 25 Oct 2023 7:46 pm
Operator : jeniferw
Sample : ECC1961-5
Misc : MS55129,V1A1964,,,,,
ALS Vial : 28 Sample Multiplier: 1

Quant Time: Oct 25 20:24:48 2023
Quant Method : X:\Orlando VOA\celinec\October 2023\10-26-2023\V1A1964\method\V1A_10-23-2023.M
Quant Title : SW-846 Method 5035A/8260B
QLast Update : Mon Oct 23 13:18:22 2023
Response via : Initial Calibration

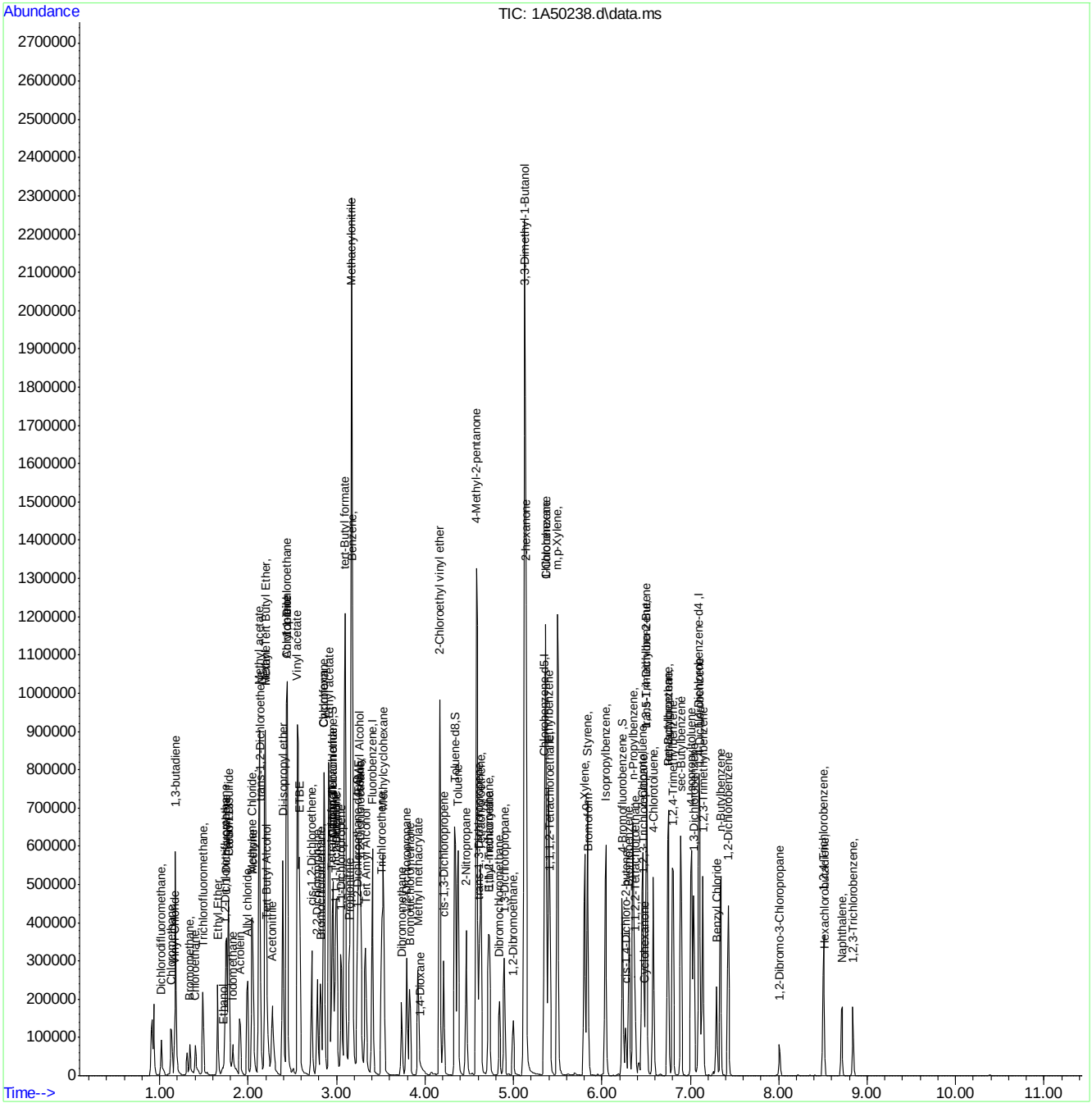

Manual Integration Approval Summary

Sample Number: V1A1964-ECC1961 **Method:** SW846 8260D
Lab FileID: 1A50238.D **Analyst approved:** 10/25/23 20:50 Celine Celis
Injection Time: 10/25/23 19:46 **Supervisor approved:** 10/26/23 13:27 Neil Christiana

Parameter	CAS	Sig#	R.T. (min.)	Reason
Acetonitrile	75-05-8		2.27	Poor instrument integration
Carbon Tetrachloride	56-23-5		2.96	Overlapping peak
1-Chlorohexane	544-10-5		5.37	Overlapping peak
Ethylbenzene	100-41-4		5.40	Overlapping peak

Quantitation Report (Qedit)

Data Path : X:\Orlando VOA\celinec\October 2023\10-26-2023\V1A1964\V1A1964\
Data File : 1A50238.d
Acq On : 25 Oct 2023 7:46 pm
Operator : jeniferw
Sample : ECC1961-5 Inst : MSVOA17
Misc : MS55129,V1A1964,,,,,
ALS Vial : 28 Sample Multiplier: 1

Quant Time: Oct 26 00:13:51 2023
Quant Method : X:\Orlando VOA\celinec\October 2023\10-26-2023\V1A1964\method\V1A_10-23-2023.M
Quant Title : SW-846 Method 5035A/8260B
QLast Update : Mon Oct 23 13:18:22 2023
Response via : Initial Calibration

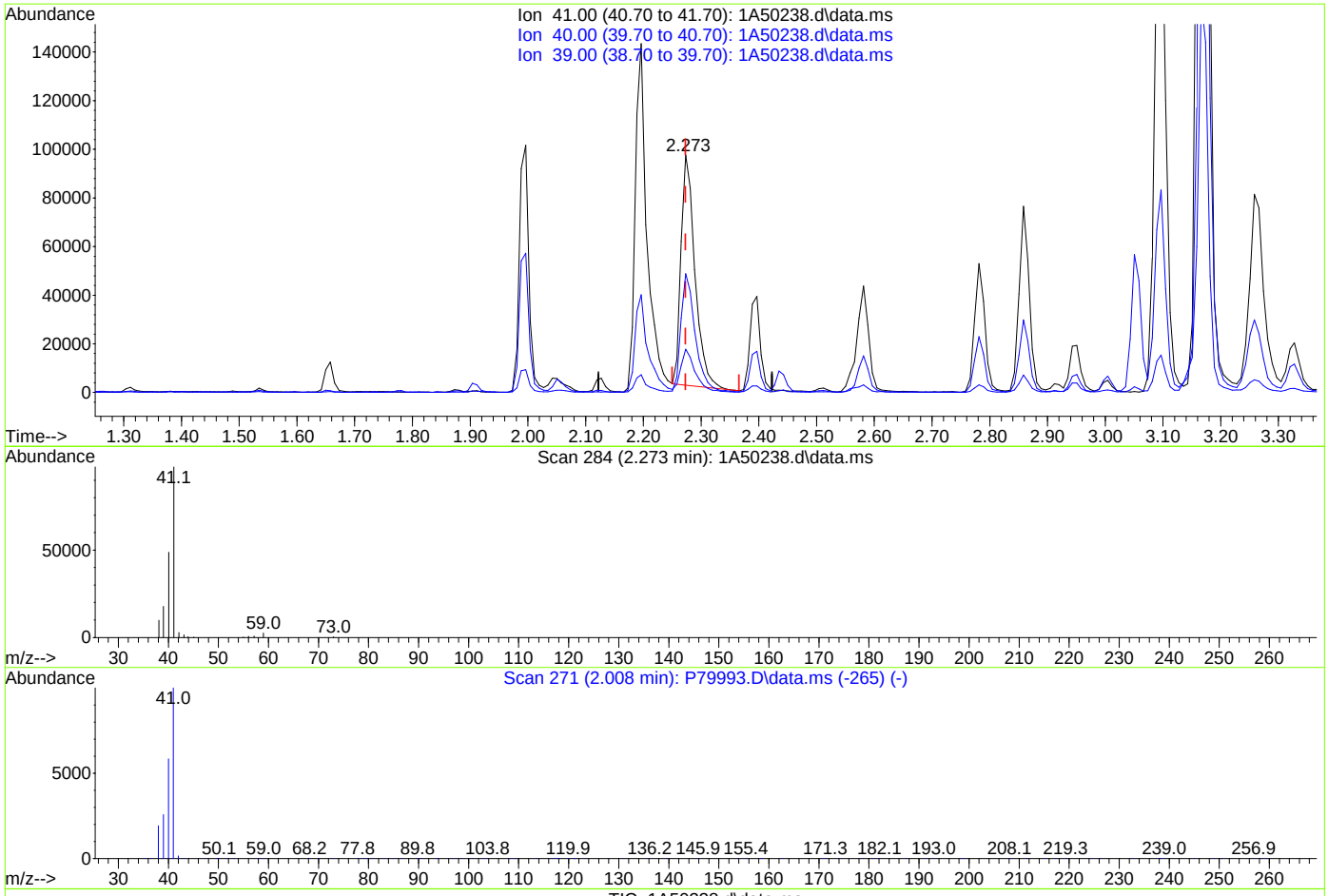

TIC: 1A50238.d\data.ms

(24) Acetonitrile

2.273min (+0.000) 432.64ug/L

response 157644

Ion	Exp%	Act%
41.00	100	100
40.00	54.10	50.08
39.00	21.10	18.12
0.00	0.00	0.00

Quantitation Report (Qedit)

Data Path : X:\Orlando VOA\celinec\October 2023\10-26-2023\V1A1964\V1A1964\
Data File : 1A50238.d
Acq On : 25 Oct 2023 7:46 pm
Operator : jeniferw
Sample : ECC1961-5 Inst : MSVOA17
Misc : MS55129,V1A1964,,,,,
ALS Vial : 28 Sample Multiplier: 1

Quant Time: Oct 26 00:13:51 2023
Quant Method : X:\Orlando VOA\celinec\October 2023\10-26-2023\V1A1964\method\V1A_10-23-2023.M
Quant Title : SW-846 Method 5035A/8260B
QLast Update : Mon Oct 23 13:18:22 2023
Response via : Initial Calibration

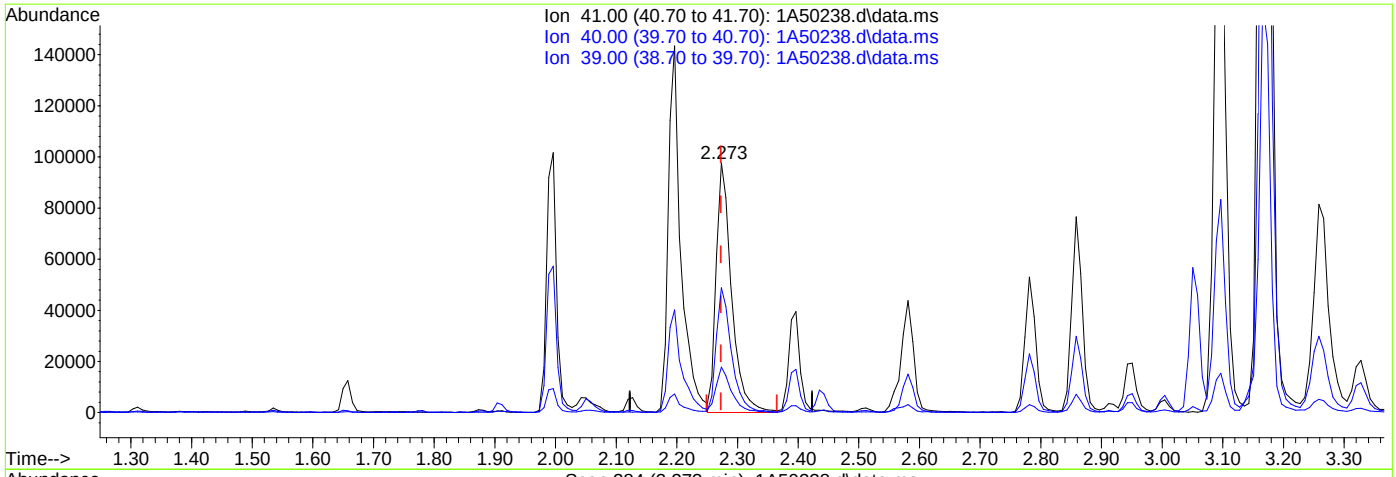

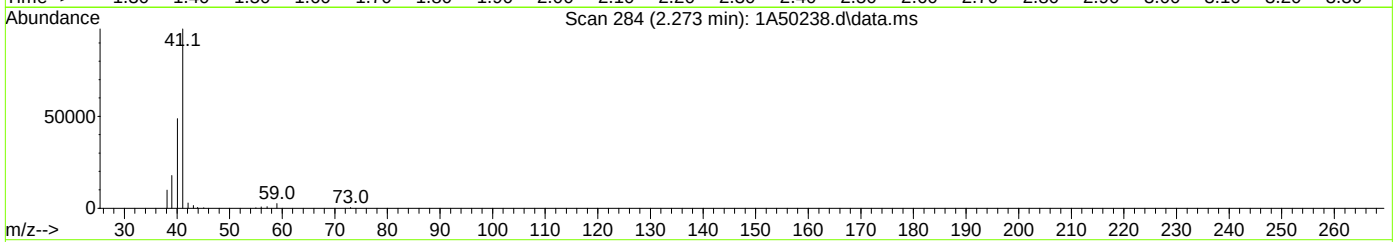

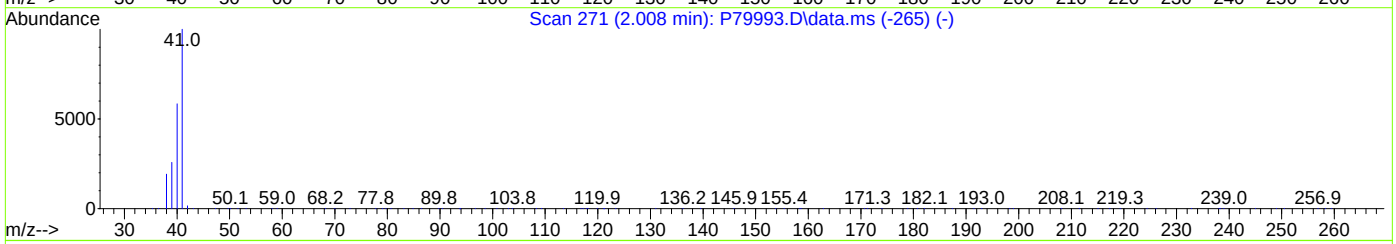

TIC: 1A50238.d\data.ms

(24) Acetonitrile

2.273min (+0.000) 473.37ug/L m

response 172485

Ion	Exp%	Act%
41.00	100	100
40.00	54.10	49.98
39.00	21.10	18.19
0.00	0.00	0.00

Quantitation Report (Qedit)

Data Path : X:\Orlando VOA\celinec\October 2023\10-26-2023\V1A1964\V1A1964\
Data File : 1A50238.d
Acq On : 25 Oct 2023 7:46 pm
Operator : jeniferw
Sample : ECC1961-5 Inst : MSVOA17
Misc : MS55129,V1A1964,,,,,
ALS Vial : 28 Sample Multiplier: 1

Quant Time: Oct 26 00:13:51 2023
Quant Method : X:\Orlando VOA\celinec\October 2023\10-26-2023\V1A1964\method\V1A_10-23-2023.M
Quant Title : SW-846 Method 5035A/8260B
QLast Update : Mon Oct 23 13:18:22 2023
Response via : Initial Calibration

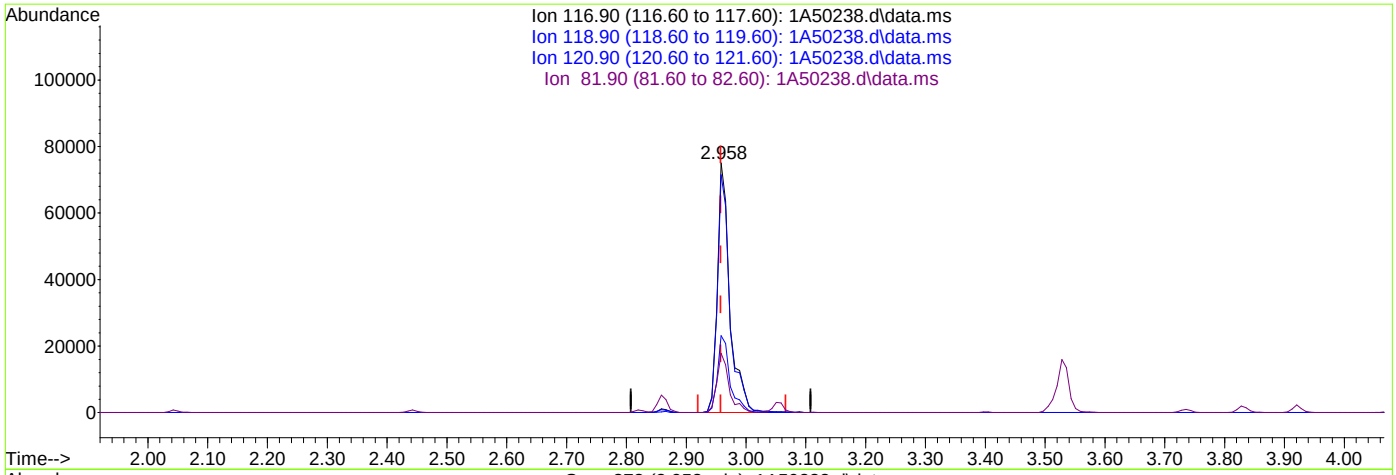

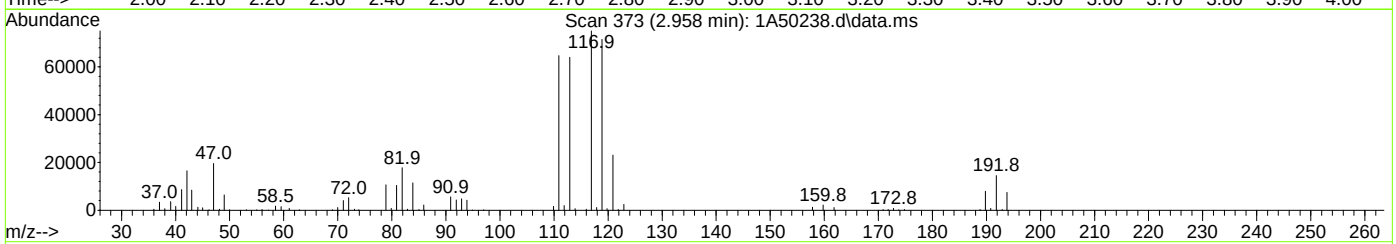

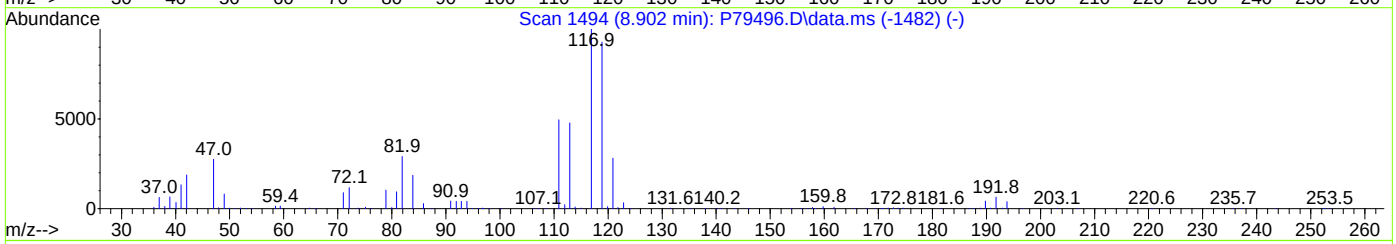

TIC: 1A50238.d\data.ms

(40) Carbon Tetrachloride ( )

2.958min (+0.000) 47.13ug/L

response 109418

Ion	Exp%	Act%
116.90	100	100
118.90	94.50	95.28
120.90	31.10	30.77
81.90	25.40	23.73

Quantitation Report (Qedit)

Data Path : X:\Orlando VOA\celinec\October 2023\10-26-2023\V1A1964\V1A1964\
Data File : 1A50238.d
Acq On : 25 Oct 2023 7:46 pm
Operator : jeniferw
Sample : ECC1961-5 Inst : MSVOA17
Misc : MS55129,V1A1964,,,,,
ALS Vial : 28 Sample Multiplier: 1

Quant Time: Oct 26 00:13:51 2023
Quant Method : X:\Orlando VOA\celinec\October 2023\10-26-2023\V1A1964\method\V1A_10-23-2023.M
Quant Title : SW-846 Method 5035A/8260B
QLast Update : Mon Oct 23 13:18:22 2023
Response via : Initial Calibration

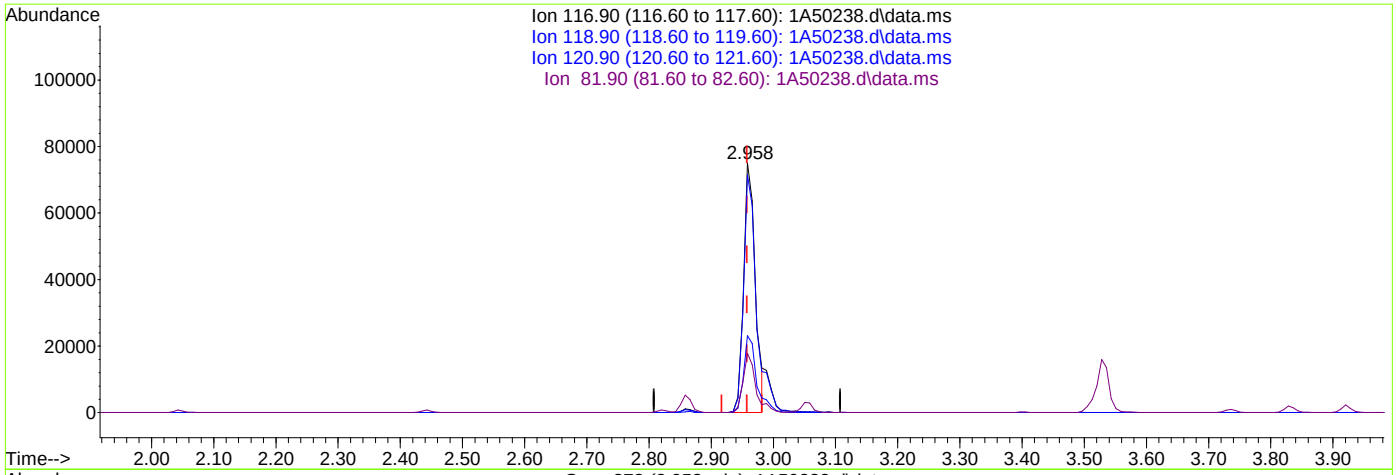

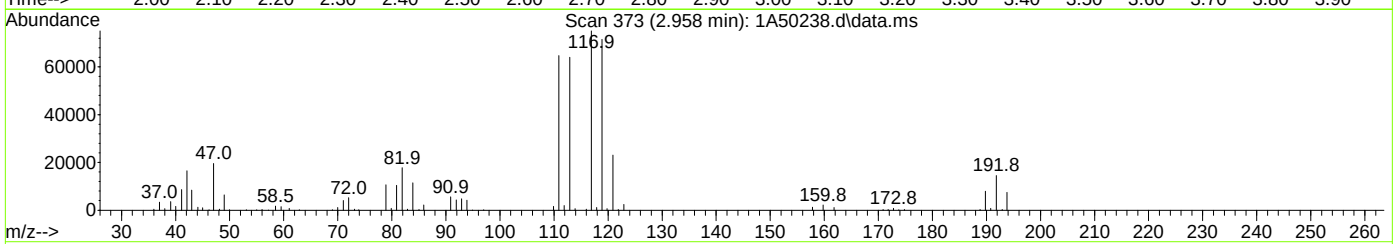

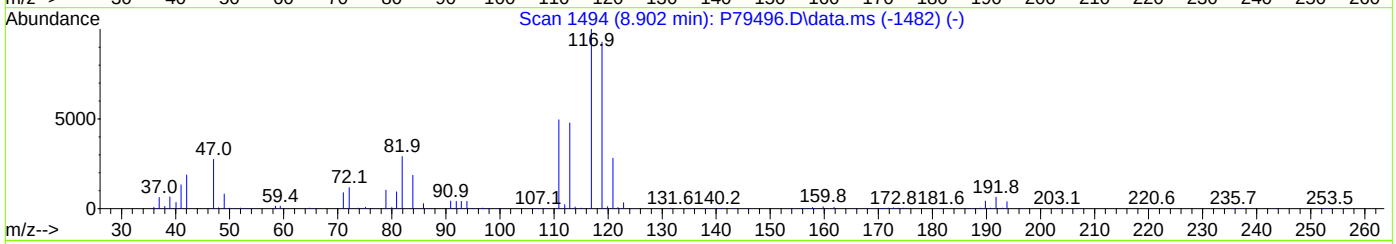

TIC: 1A50238.d\data.ms

(40) Carbon Tetrachloride ( )

2.958min (+0.000) 42.28ug/L m

response 98160

Ion	Exp%	Act%
116.90	100	100
118.90	94.50	95.28
120.90	31.10	30.77
81.90	25.40	23.73

Quantitation Report (Qedit)

Data Path : X:\Orlando VOA\celinec\October 2023\10-26-2023\V1A1964\V1A1964\
Data File : 1A50238.d
Acq On : 25 Oct 2023 7:46 pm
Operator : jeniferw
Sample : ECC1961-5 Inst : MSVOA17
Misc : MS55129,V1A1964,,,,,
ALS Vial : 28 Sample Multiplier: 1

Quant Time: Oct 26 00:13:51 2023
Quant Method : X:\Orlando VOA\celinec\October 2023\10-26-2023\V1A1964\method\V1A_10-23-2023.M
Quant Title : SW-846 Method 5035A/8260B
QLast Update : Mon Oct 23 13:18:22 2023
Response via : Initial Calibration

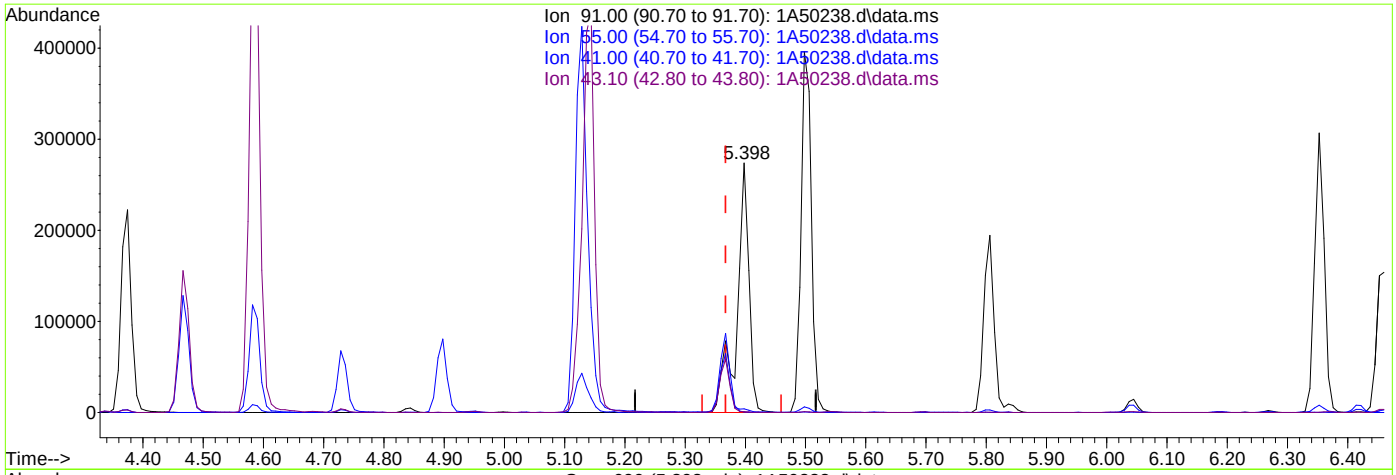

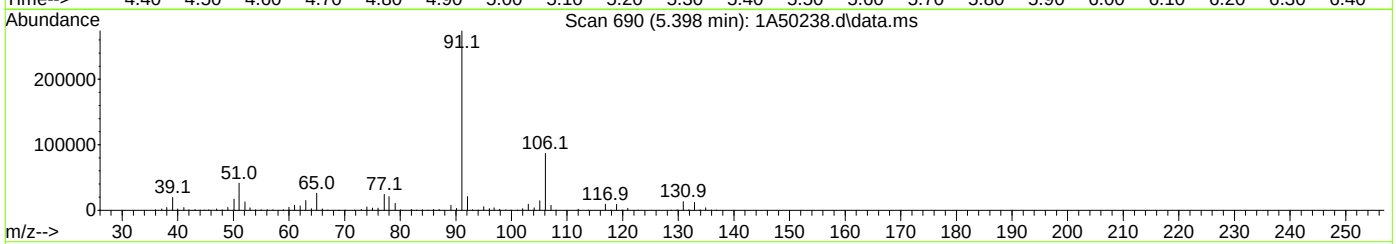

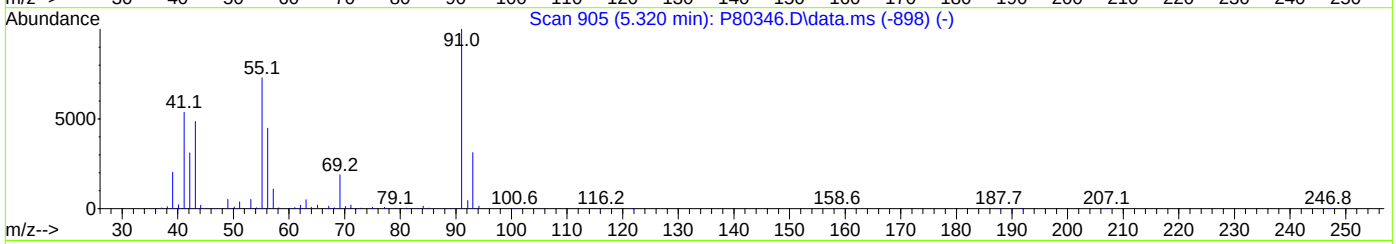

TIC: 1A50238.d\data.ms

(76) 1-Chlorohexane

5.398min (+0.031) 155.26ug/L

response 389951

Ion	Exp%	Act%
91.00	100	100
55.00	74.60	0.28#
41.00	53.90	1.31#
43.10	42.90	0.25#

Quantitation Report (Qedit)

Data Path : X:\Orlando VOA\celinec\October 2023\10-26-2023\V1A1964\V1A1964\
Data File : 1A50238.d
Acq On : 25 Oct 2023 7:46 pm
Operator : jeniferw
Sample : ECC1961-5 Inst : MSVOA17
Misc : MS55129,V1A1964,,,,,
ALS Vial : 28 Sample Multiplier: 1

Quant Time: Oct 26 00:13:51 2023
Quant Method : X:\Orlando VOA\celinec\October 2023\10-26-2023\V1A1964\method\V1A_10-23-2023.M
Quant Title : SW-846 Method 5035A/8260B
QLast Update : Mon Oct 23 13:18:22 2023
Response via : Initial Calibration

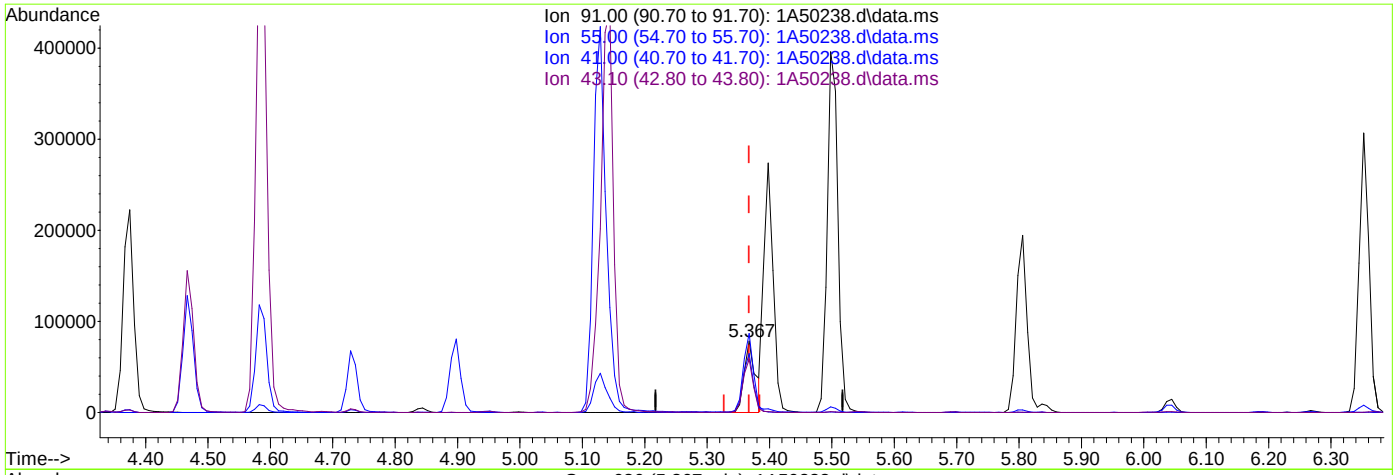

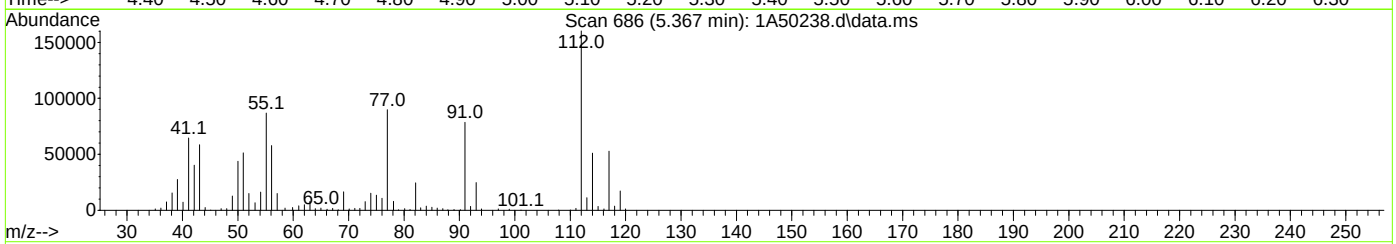

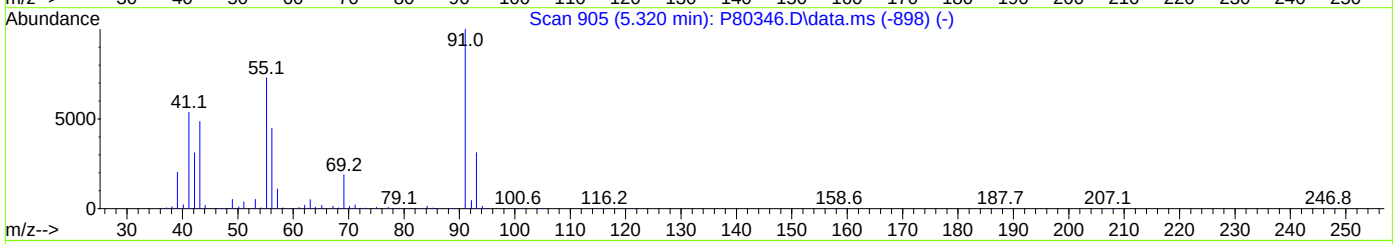

TIC: 1A50238.d\data.ms

(76) 1-Chlorohexane

5.367min (-0.000) 39.33ug/L m

response 98787

Ion	Exp%	Act%
91.00	100	100
55.00	74.60	110.49#
41.00	53.90	82.17#
43.10	42.90	74.48#

Quantitation Report (Qedit)

Data Path : X:\Orlando VOA\celinec\October 2023\10-26-2023\V1A1964\V1A1964\
Data File : 1A50238.d
Acq On : 25 Oct 2023 7:46 pm
Operator : jeniferw
Sample : ECC1961-5 Inst : MSVOA17
Misc : MS55129,V1A1964,,,,,
ALS Vial : 28 Sample Multiplier: 1

Quant Time: Oct 26 00:13:51 2023
Quant Method : X:\Orlando VOA\celinec\October 2023\10-26-2023\V1A1964\method\V1A_10-23-2023.M
Quant Title : SW-846 Method 5035A/8260B
QLast Update : Mon Oct 23 13:18:22 2023
Response via : Initial Calibration

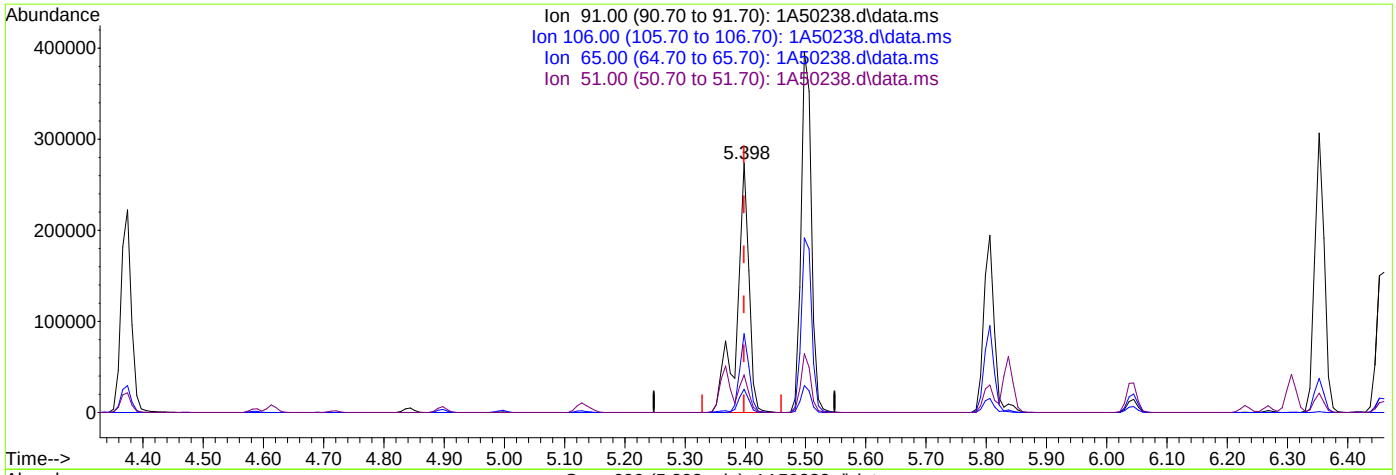

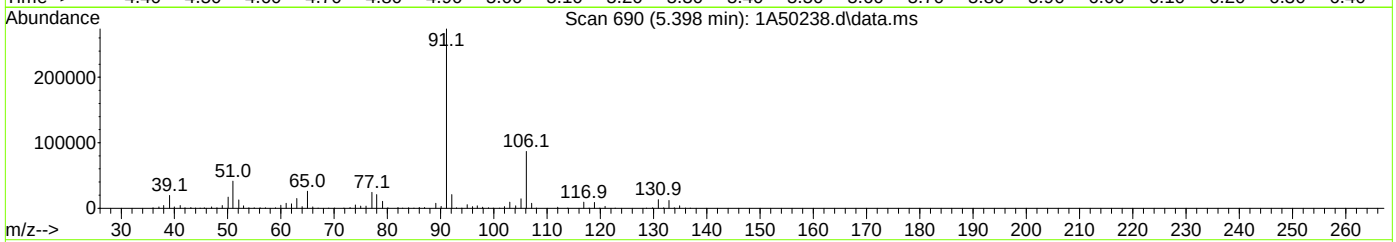

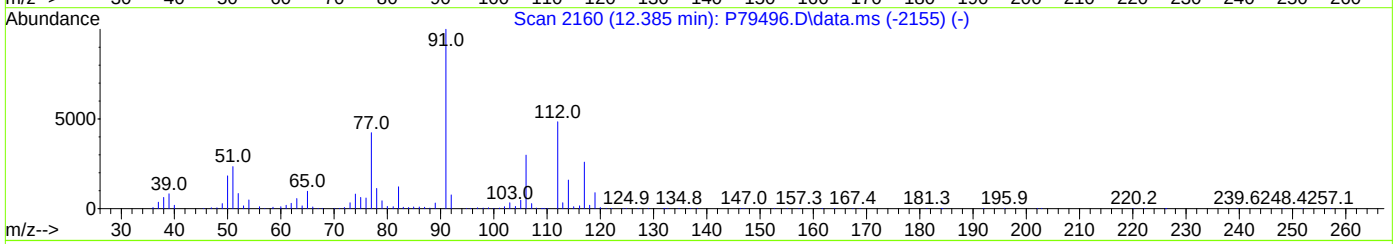

TIC: 1A50238.d\data.ms

(77) Ethylbenzene

5.398min (-0.000) 53.74ug/L

response 389951

Ion	Exp%	Act%
91.00	100	100
106.00	32.00	31.60
65.00	8.30	9.41
51.00	10.10	15.12

Quantitation Report (Qedit)

Data Path : X:\Orlando VOA\celinec\October 2023\10-26-2023\V1A1964\V1A1964\
Data File : 1A50238.d
Acq On : 25 Oct 2023 7:46 pm
Operator : jeniferw
Sample : ECC1961-5 Inst : MSVOA17
Misc : MS55129,V1A1964,,,,,
ALS Vial : 28 Sample Multiplier: 1

Quant Time: Oct 26 00:13:51 2023
Quant Method : X:\Orlando VOA\celinec\October 2023\10-26-2023\V1A1964\method\V1A_10-23-2023.M
Quant Title : SW-846 Method 5035A/8260B
QLast Update : Mon Oct 23 13:18:22 2023
Response via : Initial Calibration

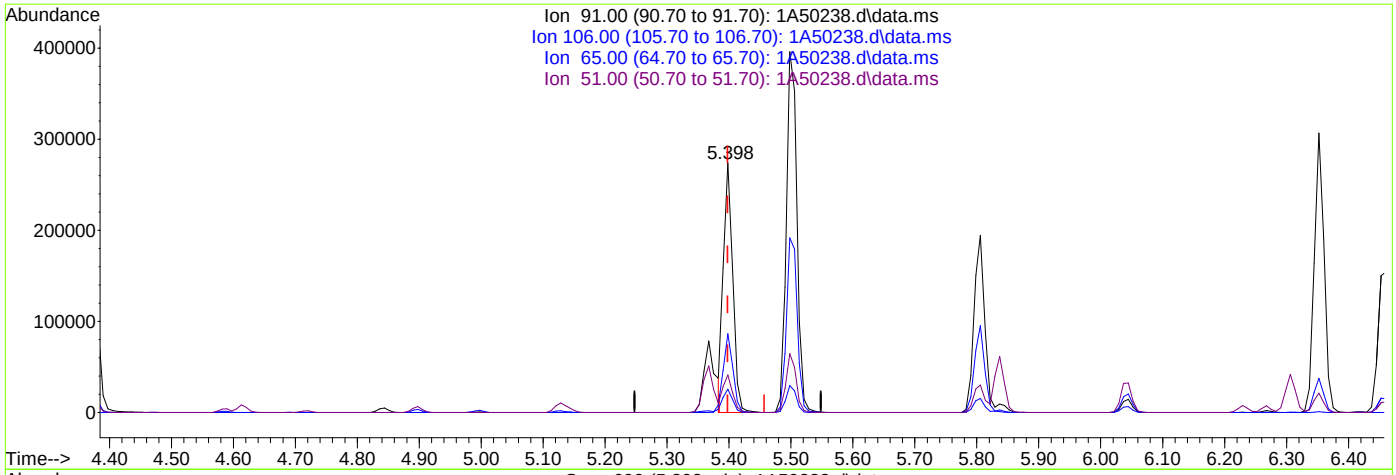

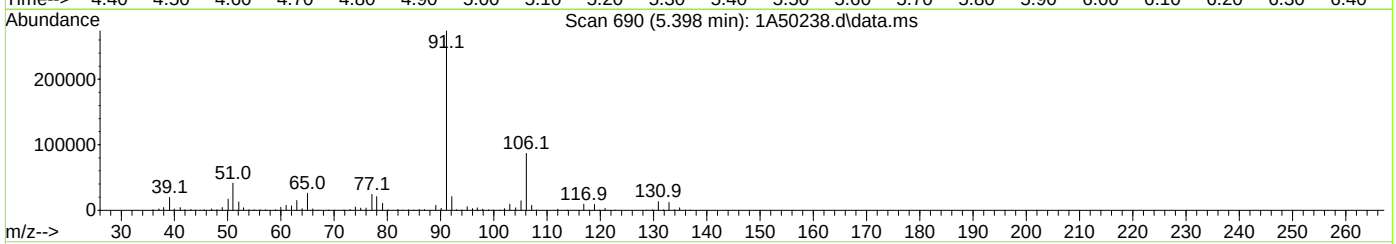

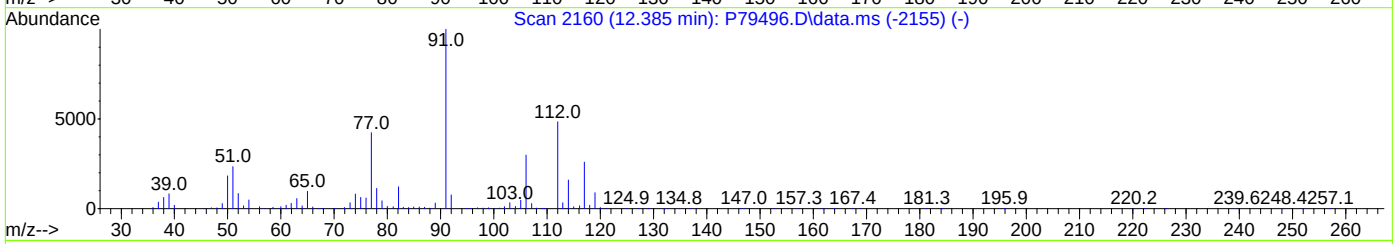

TIC: 1A50238.d\data.ms

(77) Ethylbenzene

5.398min (-0.000) 40.12ug/L m

response 291143

Ion	Exp%	Act%
91.00	100	100
106.00	32.00	31.60
65.00	8.30	9.41
51.00	10.10	15.12

Manual Integrations APPROVED (compounds with "m" flag)
Neil Christiana 10/27/23 10:16

Quantitation Report (QT Reviewed)

Data Path : C:\msdchem\1\DATA\10-26-2023\
Data File : 1A50264.D
Acq On : 26 Oct 2023 9:42 am
Operator : jeniferw
Sample : CC1961-5
Misc : MS55134,V1A1966,,,,,
ALS Vial : 2 Sample Multiplier: 1

Quant Time: Oct 26 09:58:17 2023
Quant Method : C:\msdchem\1\METHODS\V1A_10-23-2023.M
Quant Title : SW-846 Method 5035A/8260B
QLast Update : Mon Oct 23 13:18:22 2023
Response via : Initial Calibration

Compound	R.T.	QIon	Response	Conc	Units		Dev(Min)
Internal Standards							
1) Fluorobenzene	3.405	96	289729	50.00	ug/L		0.00
62) Chlorobenzene-d5	5.352	117	211139	50.00	ug/L		0.00
85) 1,4-Dichlorobenzene-d4	7.099	152	111265	50.00	ug/L		0.00
System Monitoring Compounds							
39) Dibromofluoromethane	2.958	113	80285	50.25	ug/L		0.00
Spiked Amount 50.000	Range 83 - 118		Recovery = 100.50%				
49) 1,2-Dichloroethane-d4	3.235	65	112395	54.17	ug/L		0.00
Spiked Amount 50.000	Range 79 - 125		Recovery = 108.34%				
63) Toluene-d8	4.336	98	280986	49.57	ug/L		0.00
Spiked Amount 50.000	Range 85 - 112		Recovery = 99.14%				
86) 4-Bromofluorobenzene	6.237	174	89031	47.96	ug/L		0.00
Spiked Amount 50.000	Range 83 - 118		Recovery = 95.92%				
Target Compounds							Qvalue
2) Dichlorodifluoromethane	1.019	85	55163	41.89	ug/L		95
3) Chloromethane	1.134	50	103506	39.21	ug/L		96
4) 1,3-butadiene	1.181	39	103713	55.29	ug/L		99
5) Vinyl Chloride	1.173	62	82543	39.05	ug/L		99
6) Bromomethane	1.342	94	23001	39.21	ug/L		96
7) Chloroethane	1.411	64	40496	43.33	ug/L		96
8) Trichlorofluoromethane	1.496	101	100234	44.61	ug/L		98
9) Ethyl Ether	1.658	59	69522	42.32	ug/L	#	79
10) Ethanol	1.712	45	36611	881.93	ug/L		98
11) 1,2-Dichlorotrifluoroe...	1.742	67	74540	41.80	ug/L		86
12) 1,1-Dichloroethene	1.758	61	130015	46.48	ug/L		83
13) Freon 113	1.781	101	59309	44.93	ug/L		91
14) Carbon Disulfide	1.781	76	179284	46.98	ug/L		87
15) Iodomethane	1.835	142	54881	55.62	ug/L		96
16) Acrolein	1.912	56	119487	206.57	ug/L		98
17) Allyl chloride	1.996	41	129529	42.25	ug/L		83
18) Methylene Chloride	2.043	49	155904	50.31	ug/L		75
19) Acetone	2.050	43	185054	204.09	ug/L		97
20) Methyl acetate	2.127	43	529561	200.80	ug/L		88
21) trans-1,2-Dichloroethene	2.135	61	128224	44.61	ug/L		80
22) Hexane	2.196	56	105362	44.96	ug/L		92
23) Methyl Tert Butyl Ether	2.196	73	177840	40.36	ug/L	#	41
24) Acetonitrile	2.273	41	152334	427.46	ug/L		96
25) Tert Butyl Alcohol	2.212	59	161747	378.51	ug/L		83
26) Di-isopropyl ether	2.397	45	317505	40.70	ug/L		90
27) Chloroprene	2.443	53	408007	41.69	ug/L		93
28) 1,1-Dichloroethane	2.443	63	157070	43.43	ug/L		95
29) Acrylonitrile	2.443	52	250074	206.36	ug/L		97
30) ETBE	2.581	59	270434	41.62	ug/L		87
31) Vinyl acetate	2.566	43	1161792	218.79	ug/L		98
32) cis-1,2-Dichloroethene	2.720	96	70462	41.44	ug/L	#	72
33) 2,2-Dichloropropane	2.781	77	96711	44.96	ug/L		99
34) Bromochloromethane	2.828	128	33246	40.11	ug/L	#	62
35) Cyclohexane	2.858	56	183362	45.39	ug/L	#	80

Quantitation Report (QT Reviewed)

Data Path : C:\msdchem\1\DATA\10-26-2023\
Data File : 1A50264.D
Acq On : 26 Oct 2023 9:42 am
Operator : jeniferw
Sample : CC1961-5
Misc : MS55134,V1A1966,,,,,
ALS Vial : 2 Sample Multiplier: 1

Quant Time: Oct 26 09:58:17 2023
Quant Method : C:\msdchem\1\METHODS\V1A_10-23-2023.M
Quant Title : SW-846 Method 5035A/8260B
QLast Update : Mon Oct 23 13:18:22 2023
Response via : Initial Calibration

Compound	R.T.	QIon	Response	Conc	Units		Dev(Min)
36) Chloroform	2.858	83	123170	42.05	ug/L		93
37) Ethyl acetate	2.912	43	661295	204.71	ug/L		95
38) Tetrahydrofuran	2.951	42	44844	38.21	ug/L		85
40) Carbon Tetrachloride	2.958	117	100732m	44.36	ug/L		
41) 1,1,1-Trichloroethane	2.989	97	110035	45.11	ug/L		91
42) 2-Butanone	3.005	43	352265	202.78	ug/L		81
43) 1,1-Dichloropropene	3.058	75	89657	43.20	ug/L		88
44) tert-Butyl formate	3.097	59	387178	206.51	ug/L		89
45) Propionitrile	3.143	54	207354	418.72	ug/L		97
46) Methacrylonitrile	3.174	41	771920	381.43	ug/L		97
47) Benzene	3.182	78	270767	43.03	ug/L		77
48) TAME	3.251	73	175041	40.07	ug/L	#	71
50) 1,2-Dichloroethane	3.274	62	117807	42.38	ug/L		89
51) Isobutyl Alcohol	3.259	43	221706	755.16	ug/L		95
52) Tert Amyl Alcohol	3.328	59	140799	400.96	ug/L		83
53) Trichloroethene	3.513	95	73000	41.88	ug/L		96
54) Methylcyclohexane	3.528	83	119888	44.29	ug/L	#	71
55) Dibromomethane	3.736	93	43159	39.69	ug/L		88
56) 1,2-Dichloropropane	3.797	63	84932	39.25	ug/L		89
57) Bromodichloromethane	3.828	83	90200	40.04	ug/L	#	91
58) Methyl methacrylate	3.920	41	98862	36.37	ug/L	#	77
59) 1,4-Dioxane	3.944	88	19314	812.74	ug/L	#	62
60) 2-Chloroethyl vinyl ether	4.167	63	241928	186.02	ug/L		83
61) cis-1,3-Dichloropropene	4.213	75	101791	39.55	ug/L		81
64) Toluene	4.375	91	274698	40.96	ug/L		99
65) 2-Nitropropane	4.467	41	154711	204.76	ug/L		98
66) 4-Methyl-2-pentanone	4.582	43	677577	199.57	ug/L		95
67) trans-1,3-Dichloropropene	4.613	75	97421	39.65	ug/L		84
68) Tetrachloroethene	4.636	166	85412	37.87	ug/L		98
69) Ethyl methacrylate	4.729	69	70525	35.18	ug/L	#	70
70) 1,1,2-Trichloroethane	4.721	83	50774	37.56	ug/L		91
71) Dibromochloromethane	4.844	129	68499	39.77	ug/L		100
72) 1,3-Dichloropropane	4.898	76	96900	38.12	ug/L		77
73) 1,2-Dibromoethane	4.998	107	64818	39.25	ug/L		91
74) 3,3-Dimethyl-1-Butanol	5.129	57	803016	1848.84	ug/L		83
75) 2-hexanone	5.136	43	635571	195.63	ug/L		89
76) 1-Chlorohexane	5.367	91	100888m	41.06	ug/L		
77) Ethylbenzene	5.398	91	295647m	41.64	ug/L		
78) Chlorobenzene	5.367	112	179998	39.76	ug/L		95
79) 1,1,1,2-Tetrachloroethane	5.414	131	68490	41.07	ug/L		96
80) m,p-Xylene	5.498	91	480566	83.94	ug/L		99
81) o-Xylene	5.806	91	242323	41.51	ug/L		99
82) Styrene	5.837	104	184086	42.60	ug/L		92
83) Bromoform	5.845	173	49631	39.76	ug/L		96
84) Isopropylbenzene	6.045	105	287571	42.64	ug/L		99
87) cis-1,4-Dichloro-2-butene	6.268	53	22442	26.87	ug/L	#	74
88) n-Propylbenzene	6.353	91	339877	40.04	ug/L		98
89) Bromobenzene	6.306	156	71120	38.61	ug/L		82
90) 1,1,2,2-Tetrachloroethane	6.376	83	82774	35.70	ug/L		96
91) 1,3,5-Trimethylbenzene	6.506	105	239369	41.86	ug/L		96

Quantitation Report (QT Reviewed)

Data Path : C:\msdchem\1\DATA\10-26-2023\
Data File : 1A50264.D
Acq On : 26 Oct 2023 9:42 am
Operator : jeniferw
Sample : CC1961-5
Misc : MS55134,V1A1966,,,,,
ALS Vial : 2 Sample Multiplier: 1

Quant Time: Oct 26 09:58:17 2023
Quant Method : C:\msdchem\1\METHODS\V1A_10-23-2023.M
Quant Title : SW-846 Method 5035A/8260B
QLast Update : Mon Oct 23 13:18:22 2023
Response via : Initial Calibration

	Compound	R.T.	QIon	Response	Conc	Units		Dev(Min)
92)	2-Chlorotoluene	6.453	91	195550	38.87	ug/L		99
93)	trans-1,4-Dichloro-2-B...	6.506	53	34656	31.18	ug/L	#	72
94)	1,2,3-Trichloropropane	6.468	110	24574	37.44	ug/L	#	69
95)	Cyclohexanone	6.483	55	26135	187.21	ug/L		88
96)	4-Chlorotoluene	6.583	91	206855	39.18	ug/L		97
97)	tert-Butylbenzene	6.753	91	133876	41.67	ug/L		91
98)	1,2,4-Trimethylbenzene	6.807	105	228968	42.16	ug/L		99
99)	Pentachloroethane	6.753	167	39109	47.54	ug/L	#	64
100)	sec-Butylbenzene	6.891	105	295112	41.49	ug/L		97
101)	4-Isopropyltoluene	7.014	119	242234	42.18	ug/L		97
102)	1,3-Dichlorobenzene	7.037	146	134906	39.53	ug/L		95
103)	1,2,3-Trimethylbenzene	7.145	105	219810	39.67	ug/L		97
104)	1,4-Dichlorobenzene	7.107	146	135342	38.14	ug/L		96
105)	n-Butylbenzene	7.345	92	113363	41.66	ug/L		97
106)	Benzyl Chloride	7.299	126	29089	39.90	ug/L		100
107)	1,2-Dichlorobenzene	7.430	146	117946	38.26	ug/L		96
108)	1,2-Dibromo-3-Chloropr...	8.007	75	12545	37.06	ug/L		84
109)	Hexachlorobutadiene	8.515	225	23899	45.97	ug/L		93
110)	1,2,4-Trichlorobenzene	8.507	180	46994	37.66	ug/L		98
111)	Naphthalene	8.715	128	91573	35.34	ug/L		97
112)	1,2,3-Trichlorobenzene	8.838	180	33161	37.61	ug/L		95

(#) = qualifier out of range (m) = manual integration (+) = signals summed

Quantitation Report (QT Reviewed)

Data Path : C:\msdchem\1\DATA\10-26-2023\
Data File : 1A50264.D
Acq On : 26 Oct 2023 9:42 am
Operator : jeniferw
Sample : CC1961-5
Misc : MS55134,V1A1966,,,,,
ALS Vial : 2 Sample Multiplier: 1

Quant Time: Oct 26 09:58:17 2023
Quant Method : C:\msdchem\1\METHODS\V1A_10-23-2023.M
Quant Title : SW-846 Method 5035A/8260B
QLast Update : Mon Oct 23 13:18:22 2023
Response via : Initial Calibration

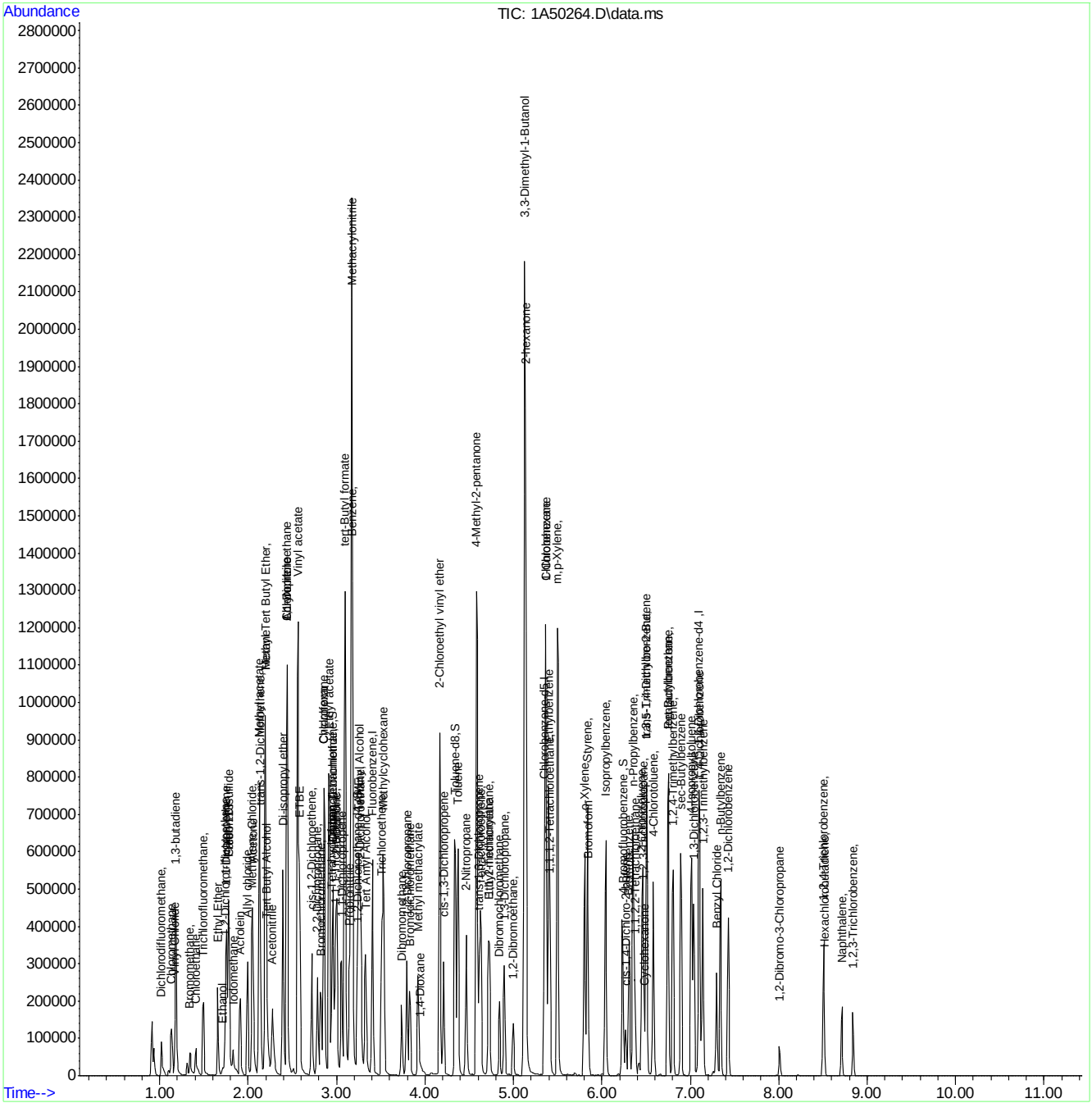

Manual Integration Approval Summary

Sample Number: V1A1966-CC1961
Lab FileID: 1A50264.D
Injection Time: 10/26/23 09:42

Method: SW846 8260D
Analyst approved: 10/26/23 10:23 Jenifer Willis
Supervisor approved: 10/27/23 10:16 Neil Christiana

Parameter	CAS	Sig#	R.T. (min.)	Reason
Carbon Tetrachloride	56-23-5		2.96	Overlapping peak
1-Chlorohexane	544-10-5		5.37	Overlapping peak
Ethylbenzene	100-41-4		5.40	Overlapping peak

Quantitation Report (Qedit)

Data Path : C:\msdchem\1\DATA\10-26-2023\
Data File : 1A50264.D
Acq On : 26 Oct 2023 9:42 am
Operator : jeniferw
Sample : CC1961-5
Misc : MS55134,V1A1966,,,,,
ALS Vial : 2 Sample Multiplier: 1

Quant Time: Oct 26 09:55:58 2023
Quant Method : C:\msdchem\1\METHODS\V1A_10-23-2023.M
Quant Title : SW-846 Method 5035A/8260B
QLast Update : Mon Oct 23 13:18:22 2023
Response via : Initial Calibration

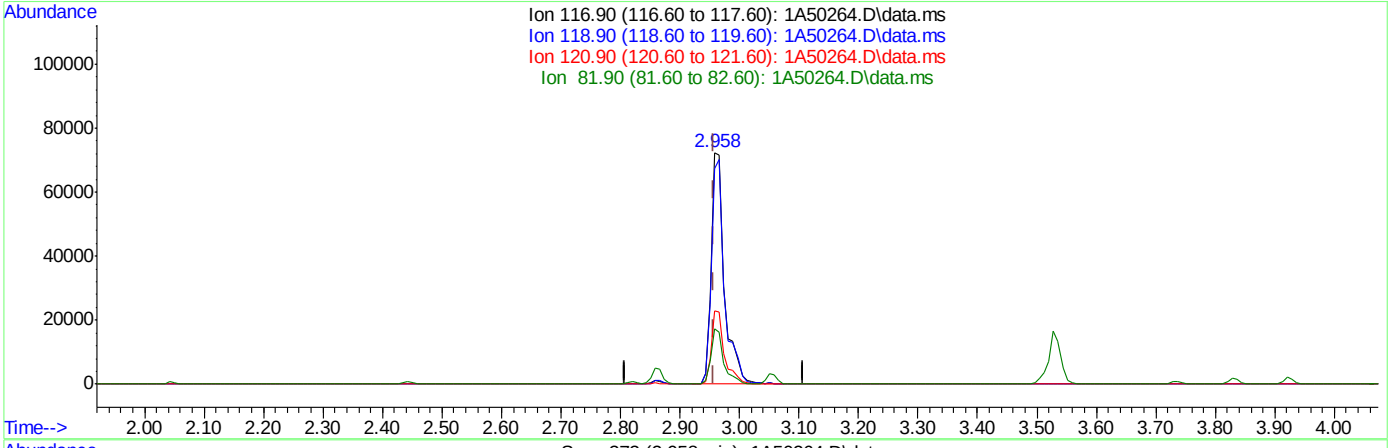

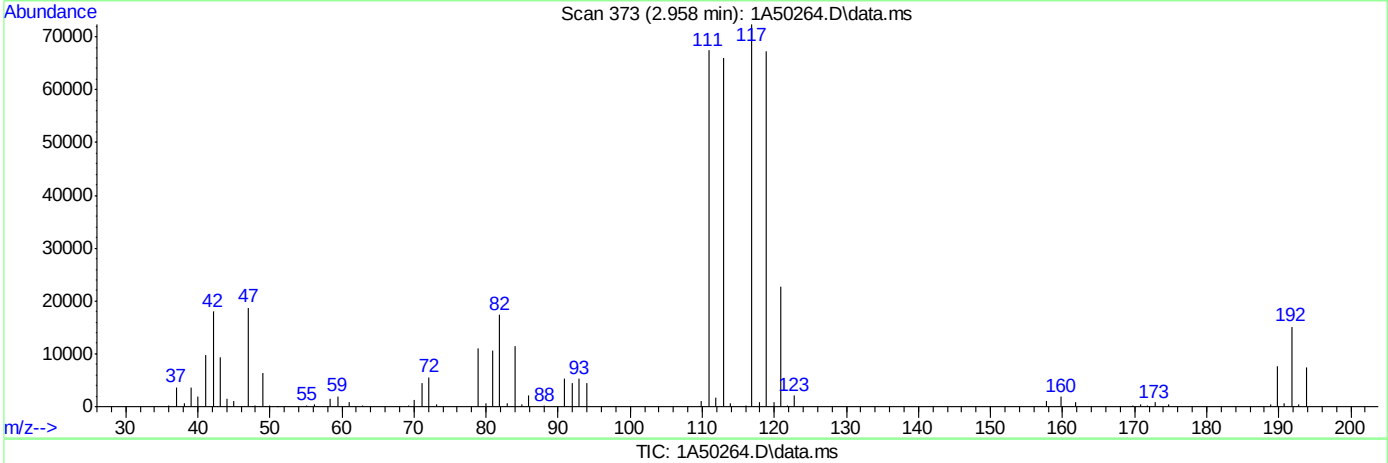

TIC: 1A50264.D\data.ms

(40) Carbon Tetrachloride ( )

2.958min (+0.000) 49.94ug/L

response 113395

Ion	Exp%	Act%
116.90	100	100
118.90	94.50	92.93
120.90	31.10	31.49
81.90	25.40	24.04

Quantitation Report (Qedit)

Data Path : C:\msdchem\1\DATA\10-26-2023\
Data File : 1A50264.D
Acq On : 26 Oct 2023 9:42 am
Operator : jeniferw
Sample : CC1961-5
Misc : MS55134,V1A1966,,,,,
ALS Vial : 2 Sample Multiplier: 1

Quant Time: Oct 26 09:55:58 2023
Quant Method : C:\msdchem\1\METHODS\V1A_10-23-2023.M
Quant Title : SW-846 Method 5035A/8260B
QLast Update : Mon Oct 23 13:18:22 2023
Response via : Initial Calibration

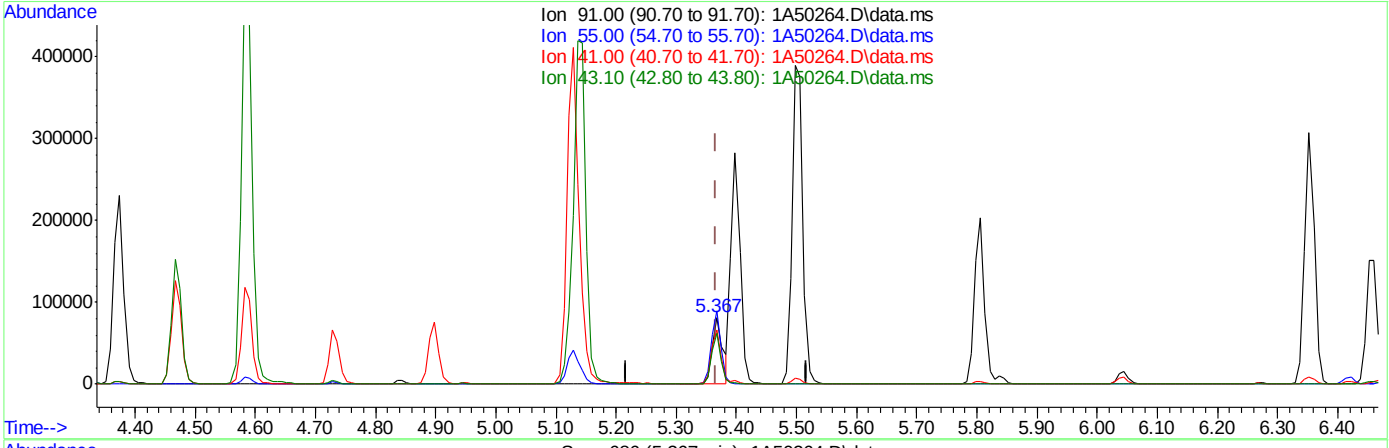

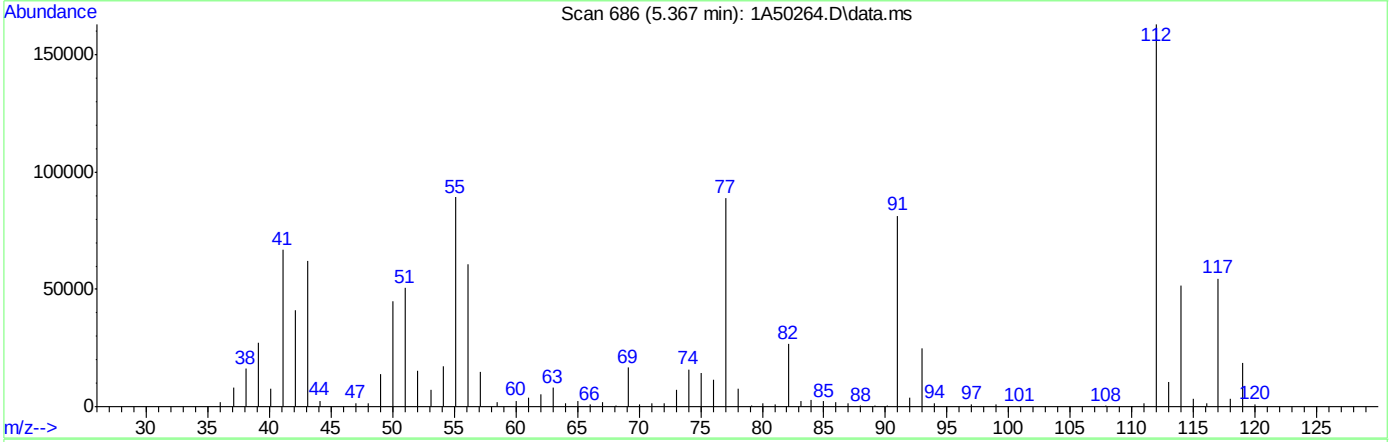

TIC: 1A50264.D\data.ms

(76) 1-Chlorohexane

5.367min (-0.000) 41.06ug/L m

response 100888

Ion	Exp%	Act%
91.00	100	100
55.00	74.60	109.67#
41.00	53.90	82.23#
43.10	42.90	76.55#

Quantitation Report (Qedit)

Data Path : C:\msdchem\1\DATA\10-26-2023\
Data File : 1A50264.D
Acq On : 26 Oct 2023 9:42 am
Operator : jeniferw
Sample : CC1961-5
Misc : MS55134,V1A1966,,,,,
ALS Vial : 2 Sample Multiplier: 1

Quant Time: Oct 26 09:55:58 2023
Quant Method : C:\msdchem\1\METHODS\V1A_10-23-2023.M
Quant Title : SW-846 Method 5035A/8260B
QLast Update : Mon Oct 23 13:18:22 2023
Response via : Initial Calibration

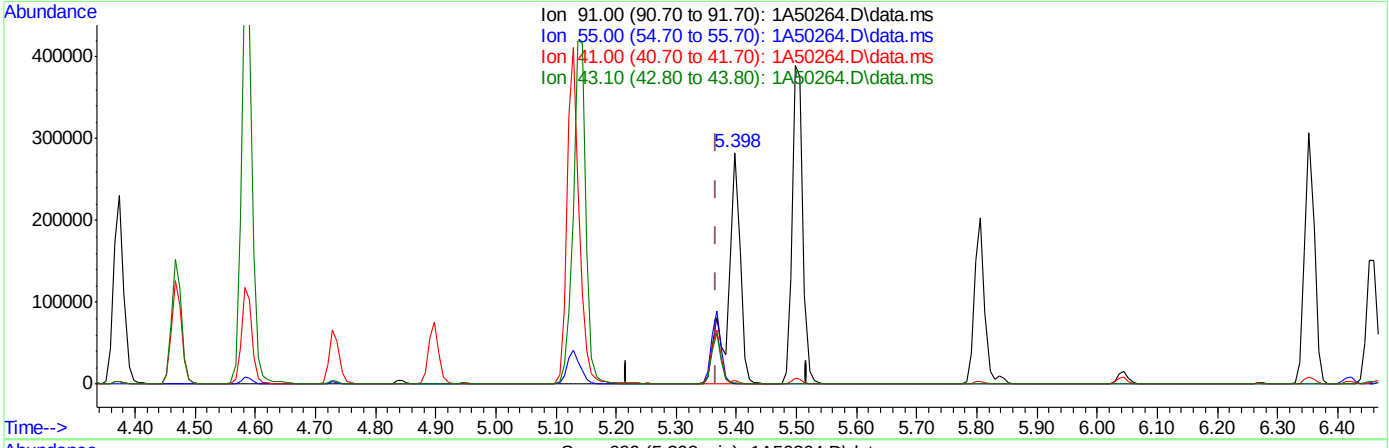

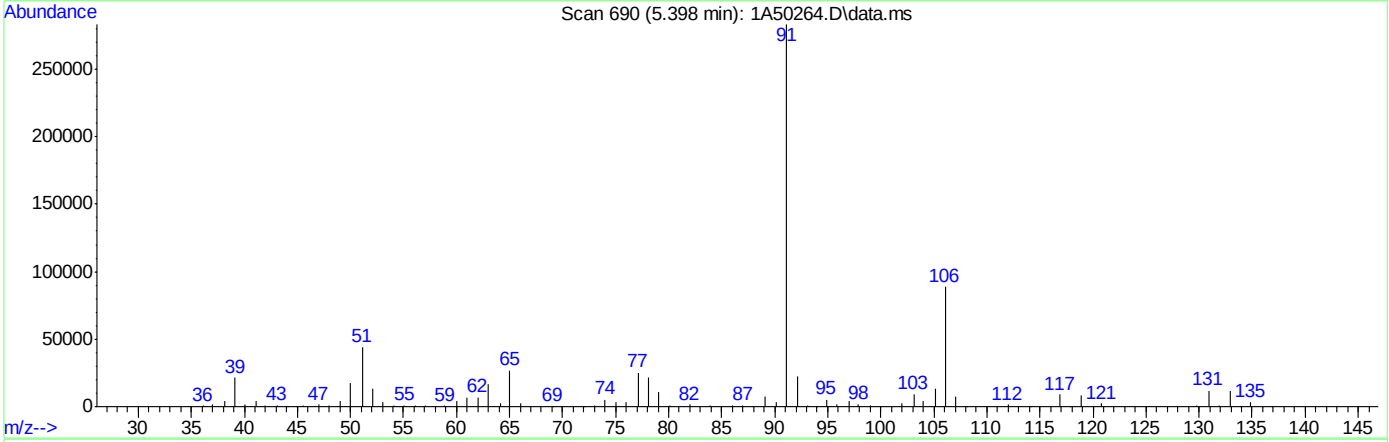

TIC: 1A50264.D\data.ms

(76) 1-Chlorohexane

5.398min (+0.031) 161.23ug/L

response 396143

Ion	Exp%	Act%
91.00	100	100
55.00	74.60	0.30#
41.00	53.90	1.23#
43.10	42.90	0.43#

Quantitation Report (Qedit)

Data Path : C:\msdchem\1\DATA\10-26-2023\
Data File : 1A50264.D
Acq On : 26 Oct 2023 9:42 am
Operator : jeniferw
Sample : CC1961-5
Misc : MS55134,V1A1966,,,,,
ALS Vial : 2 Sample Multiplier: 1

Quant Time: Oct 26 09:55:58 2023
Quant Method : C:\msdchem\1\METHODS\V1A_10-23-2023.M
Quant Title : SW-846 Method 5035A/8260B
QLast Update : Mon Oct 23 13:18:22 2023
Response via : Initial Calibration

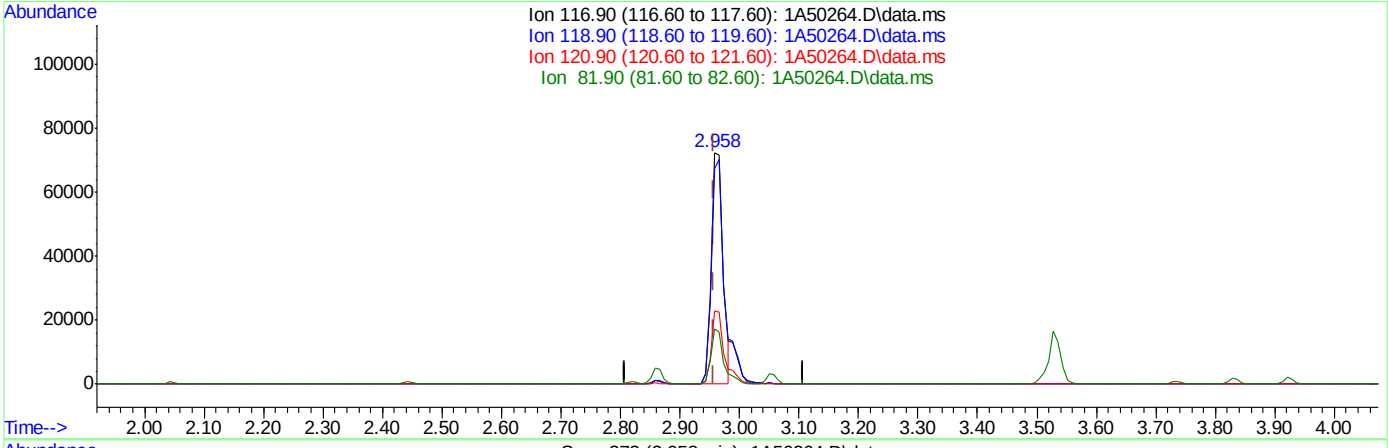

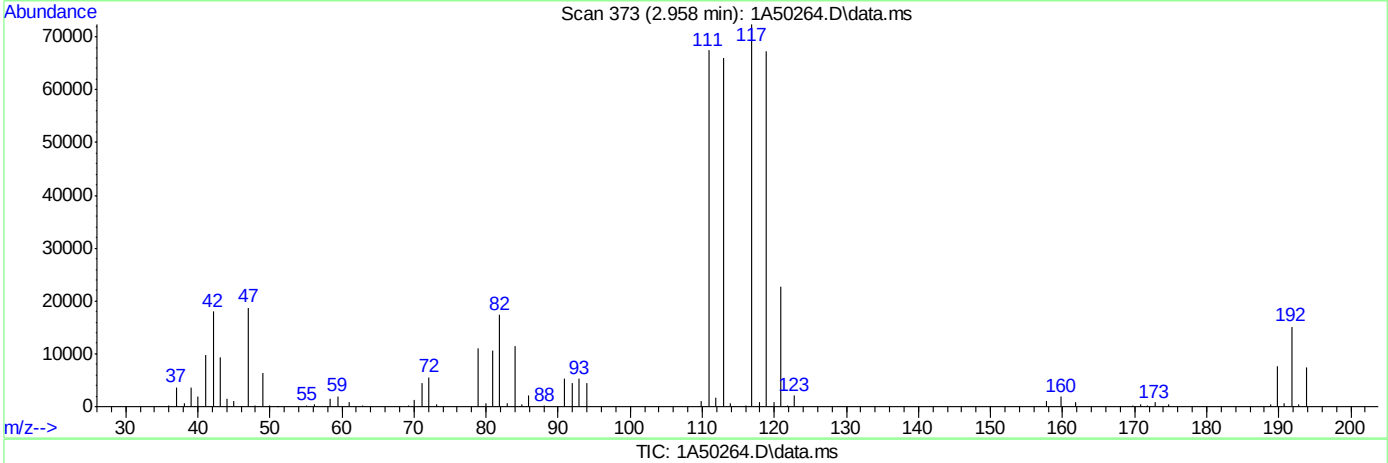

TIC: 1A50264.D\data.ms

(40) Carbon Tetrachloride ( )

2.958min (+0.000) 44.36ug/L m

response 100732

Ion	Exp%	Act%
116.90	100	100
118.90	94.50	92.93
120.90	31.10	31.49
81.90	25.40	24.04

Quantitation Report (Qedit)

Data Path : C:\msdchem\1\DATA\10-26-2023\
Data File : 1A50264.D
Acq On : 26 Oct 2023 9:42 am
Operator : jeniferw
Sample : CC1961-5
Misc : MS55134,V1A1966,,,,,
ALS Vial : 2 Sample Multiplier: 1

Quant Time: Oct 26 09:55:58 2023
Quant Method : C:\msdchem\1\METHODS\V1A_10-23-2023.M
Quant Title : SW-846 Method 5035A/8260B
QLast Update : Mon Oct 23 13:18:22 2023
Response via : Initial Calibration

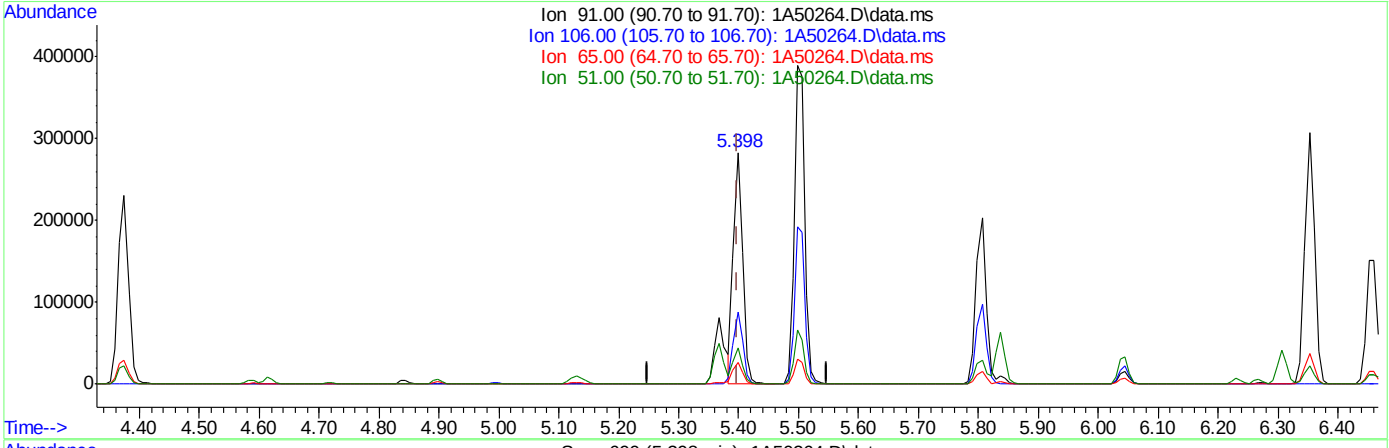

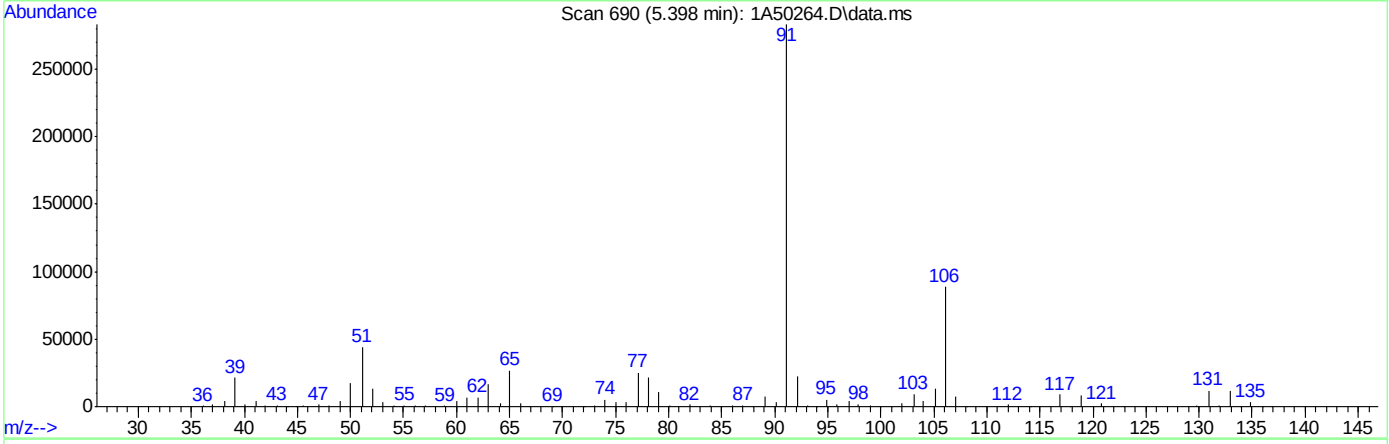

TIC: 1A50264.D\data.ms

(77) Ethylbenzene

5.398min (-0.000) 41.64ug/L m

response 295647

Ion	Exp%	Act%
91.00	100	100
106.00	32.00	31.27
65.00	8.30	9.53
51.00	10.10	15.59

Quantitation Report (Qedit)

Data Path : C:\msdchem\1\DATA\10-26-2023\
Data File : 1A50264.D
Acq On : 26 Oct 2023 9:42 am
Operator : jeniferw
Sample : CC1961-5
Misc : MS55134,V1A1966,,,,,
ALS Vial : 2 Sample Multiplier: 1

Quant Time: Oct 26 09:55:58 2023
Quant Method : C:\msdchem\1\METHODS\V1A_10-23-2023.M
Quant Title : SW-846 Method 5035A/8260B
QLast Update : Mon Oct 23 13:18:22 2023
Response via : Initial Calibration

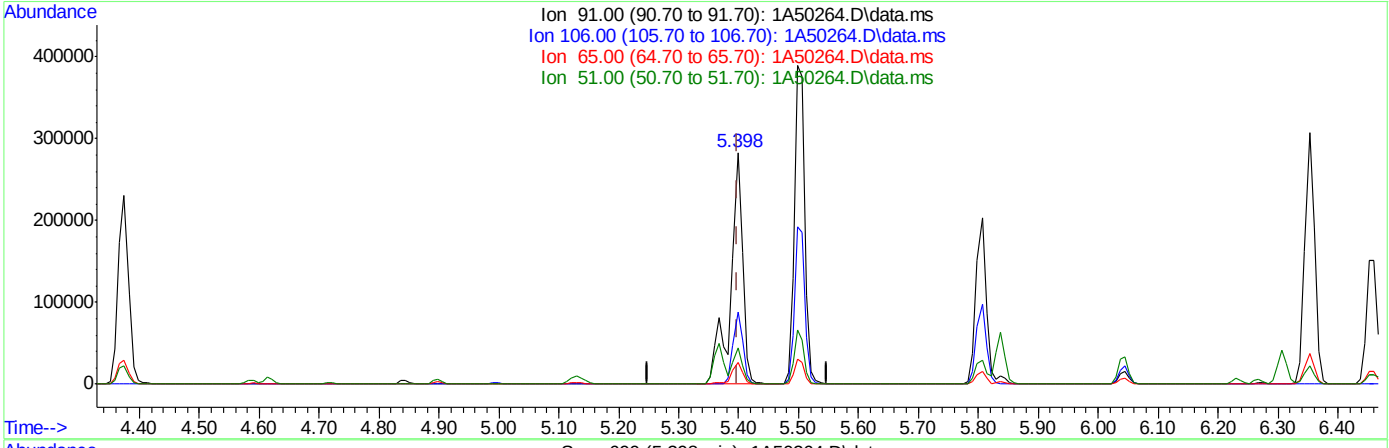

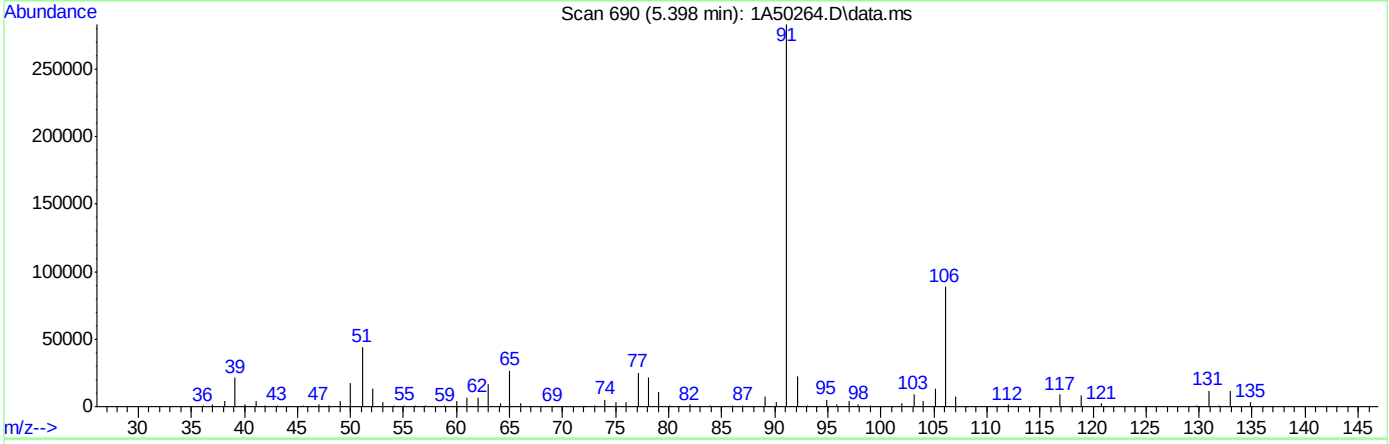

TIC: 1A50264.D\data.ms

(77) Ethylbenzene

5.398min (-0.000) 55.86ug/L

response 396571

Ion	Exp%	Act%
91.00	100	100
106.00	32.00	31.27
65.00	8.30	9.53
51.00	10.10	15.59

Manual Integrations APPROVED (compounds with "m" flag)
Neil Christiana 10/27/23 10:16

Quantitation Report (QT Reviewed)

Data Path : X:\Orlando VOA\celinec\October 2023\10-27-2023\V1A1966\V1A1966\
Data File : 1A50291.d
Acq On : 26 Oct 2023 8:58 pm
Operator : jeniferw
Sample : ECC1961-5 Inst : MSVOA17
Misc : MS55144,V1A1966,,,,,
ALS Vial : 29 Sample Multiplier: 1

Quant Time: Oct 27 01:21:15 2023
Quant Method : X:\Orlando VOA\celinec\October 2023\10-27-2023\V1A1966\Method\V1A_10-23-2023.M
Quant Title : SW-846 Method 5035A/8260B
QLast Update : Mon Oct 23 13:18:22 2023
Response via : Initial Calibration

Compound	R.T.	QIon	Response	Conc	Units		Dev(Min)
Internal Standards							
1) Fluorobenzene	3.405	96	282345	50.00	ug/L		0.00
62) Chlorobenzene-d5	5.352	117	208869	50.00	ug/L		0.00
85) 1,4-Dichlorobenzene-d4	7.099	152	111606	50.00	ug/L		0.00
System Monitoring Compounds							
39) Dibromofluoromethane	2.958	113	79637	51.15	ug/L		0.00
Spiked Amount 50.000	Range 83 - 118		Recovery = 102.30%				
49) 1,2-Dichloroethane-d4	3.235	65	109460	54.13	ug/L		0.00
Spiked Amount 50.000	Range 79 - 125		Recovery = 108.26%				
63) Toluene-d8	4.336	98	278053	49.59	ug/L		0.00
Spiked Amount 50.000	Range 85 - 112		Recovery = 99.18%				
86) 4-Bromofluorobenzene	6.229	174	93382	50.15	ug/L		0.00
Spiked Amount 50.000	Range 83 - 118		Recovery = 100.30%				
Target Compounds							Qvalue
2) Dichlorodifluoromethane	1.019	85	50176	39.1020	ug/L		100
3) Chloromethane	1.127	50	94836	36.8686	ug/L		98
4) 1,3-butadiene	1.180	39	97747	53.4714	ug/L		96
5) Vinyl Chloride	1.173	62	75428	36.6130	ug/L		95
6) Bromomethane	1.342	94	20353	35.6045	ug/L		96
7) Chloroethane	1.404	64	35857	38.7869	ug/L		90
8) Trichlorofluoromethane	1.488	101	93116	42.5246	ug/L		100
9) Ethyl Ether	1.658	59	70351	43.9478	ug/L	#	81
10) Ethanol	1.711	45	34381	849.8663	ug/L		95
11) 1,2-Dichlorotrifluoroe...	1.742	67	72944	41.9728	ug/L		87
12) 1,1-Dichloroethene	1.758	61	124625	45.7201	ug/L		84
13) Freon 113	1.781	101	56599	44.0006	ug/L		93
14) Carbon Disulfide	1.781	76	168574	45.3257	ug/L		91
15) Iodomethane	1.827	142	44090	47.2806	ug/L		97
16) Acrolein	1.912	56	104804	185.9213	ug/L		100
17) Allyl chloride	1.996	41	116947	39.1402	ug/L		82
18) Methylene Chloride	2.042	49	162772	53.8959	ug/L		78
19) Acetone	2.050	43	171387	193.9617	ug/L		97
20) Methyl acetate	2.127	43	557068	216.7560	ug/L		88
21) trans-1,2-Dichloroethene	2.135	61	123456	44.0746	ug/L		82
22) Hexane	2.196	56	97267	42.5869	ug/L		95
23) Methyl Tert Butyl Ether	2.196	73	180684	42.0735	ug/L	#	53
24) Acetonitrile	2.273	41	153367m	441.6154	ug/L		
25) Tert Butyl Alcohol	2.212	59	170100	408.4638	ug/L		90
26) Di-isopropyl ether	2.396	45	324376	42.6634	ug/L		90
27) Chloroprene	2.443	53	383476	40.2080	ug/L		92
28) 1,1-Dichloroethane	2.443	63	152267	43.2050	ug/L		98
29) Acrylonitrile	2.443	52	233175	197.4499	ug/L		97
30) ETBE	2.581	59	271916	42.9451	ug/L		87
31) Vinyl acetate	2.566	43	795122	153.6530	ug/L		97
32) cis-1,2-Dichloroethene	2.720	96	68512	41.3504	ug/L	#	72
33) 2,2-Dichloropropane	2.781	77	86953	41.4842	ug/L		98
34) Bromochloromethane	2.820	128	32749	40.5427	ug/L	#	42
35) Cyclohexane	2.858	56	178725	45.4005	ug/L	#	80
36) Chloroform	2.858	83	121144	42.4426	ug/L		94
37) Ethyl acetate	2.912	43	604129	191.9018	ug/L		96
38) Tetrahydrofuran	2.951	42	48288	42.2233	ug/L		84
40) Carbon Tetrachloride	2.958	117	98549m	44.5374	ug/L		
41) 1,1,1-Trichloroethane	2.989	97	106460	44.7904	ug/L		91
42) 2-Butanone	3.004	43	325716	192.4053	ug/L		80
43) 1,1-Dichloropropene	3.051	75	87235	43.1322	ug/L		85
44) tert-Butyl formate	3.097	59	317173	173.5945	ug/L		90

Quantitation Report (QT Reviewed)

Data Path : X:\Orlando VOA\celinec\October 2023\10-27-2023\V1A1966\V1A1966\
Data File : 1A50291.d
Acq On : 26 Oct 2023 8:58 pm
Operator : jeniferw
Sample : ECC1961-5 Inst : MSVOA17
Misc : MS55144,V1A1966,,,,,
ALS Vial : 29 Sample Multiplier: 1

Quant Time: Oct 27 01:21:15 2023
Quant Method : X:\Orlando VOA\celinec\October 2023\10-27-2023\V1A1966\Method\V1A_10-23-2023.M
Quant Title : SW-846 Method 5035A/8260B
QLast Update : Mon Oct 23 13:18:22 2023
Response via : Initial Calibration

Compound	R.T.	QIon	Response	Conc	Units		Dev(Min)
45) Propionitrile	3.143	54	189962	393.6361	ug/L		97
46) Methacrylonitrile	3.166	41	714593	362.3419	ug/L		97
47) Benzene	3.181	78	262161	42.7492	ug/L		80
48) TAME	3.251	73	179038	42.0579	ug/L	#	71
50) 1,2-Dichloroethane	3.274	62	119025	43.9368	ug/L		90
51) Isobutyl Alcohol	3.258	43	215045	751.6256	ug/L		94
52) Tert Amyl Alcohol	3.328	59	137910	403.0004	ug/L		85
53) Trichloroethene	3.512	95	72570	42.7260	ug/L		97
54) Methylcyclohexane	3.528	83	117542	44.5561	ug/L	#	71
55) Dibromomethane	3.736	93	43017	40.5907	ug/L		86
56) 1,2-Dichloropropane	3.797	63	85214	40.4060	ug/L		89
57) Bromodichloromethane	3.828	83	90209	41.0953	ug/L	#	94
58) Methyl methacrylate	3.920	41	92915	35.0733	ug/L	#	78
59) 1,4-Dioxane	3.943	88	19633	847.7647	ug/L		72
60) 2-Chloroethyl vinyl ether	4.167	63	234037	184.6581	ug/L		84
61) cis-1,3-Dichloropropene	4.213	75	101999	40.6710	ug/L		84
64) Toluene	4.374	91	268928	40.5369	ug/L		100
65) 2-Nitropropane	4.467	41	146122	195.4965	ug/L		95
66) 4-Methyl-2-pentanone	4.582	43	632363	188.2807	ug/L		96
67) trans-1,3-Dichloropropene	4.613	75	96767	39.8097	ug/L		85
68) Tetrachloroethene	4.636	166	121086	54.2723	ug/L		98
69) Ethyl methacrylate	4.728	69	67431	34.0036	ug/L	#	70
70) 1,1,2-Trichloroethane	4.721	83	51498	38.5146	ug/L		92
71) Dibromochloromethane	4.844	129	69948	41.0478	ug/L		98
72) 1,3-Dichloropropane	4.898	76	97539	38.7839	ug/L	#	77
73) 1,2-Dibromoethane	4.998	107	64987	39.7850	ug/L		100
74) 3,3-Dimethyl-1-Butanol	5.129	57	782711	1821.6732	ug/L		83
75) 2-hexanone	5.136	43	599004	186.3814	ug/L		89
76) 1-Chlorohexane	5.367	91	97679m	40.1865	ug/L		
77) Ethylbenzene	5.398	91	287581m	40.9477	ug/L		
78) Chlorobenzene	5.367	112	180207	40.2391	ug/L		93
79) 1,1,1,2-Tetrachloroethane	5.413	131	70756	42.8874	ug/L		97
80) m,p-Xylene	5.498	91	470430	83.0616	ug/L		98
81) o-Xylene	5.806	91	238988	41.3797	ug/L		98
82) Styrene	5.837	104	184883	43.2456	ug/L		92
83) Bromoform	5.844	173	50036	40.5201	ug/L		98
84) Isopropylbenzene	6.045	105	288403	43.2297	ug/L		98
87) cis-1,4-Dichloro-2-butene	6.268	53	20583	24.5652	ug/L	#	75
88) n-Propylbenzene	6.352	91	343386	40.3319	ug/L		97
89) Bromobenzene	6.306	156	71634	38.7699	ug/L		79
90) 1,1,2,2-Tetrachloroethane	6.375	83	84116	36.1700	ug/L		96
91) 1,3,5-Trimethylbenzene	6.506	105	241151	42.0438	ug/L		99
92) 2-Chlorotoluene	6.460	91	200217	39.6802	ug/L		96
93) trans-1,4-Dichloro-2-B...	6.506	53	31487	28.2427	ug/L	#	73
94) 1,2,3-Trichloropropane	6.468	110	25381	38.5503	ug/L	#	74
95) Cyclohexanone	6.483	55	25568	182.5924	ug/L		91
96) 4-Chlorotoluene	6.583	91	208773	39.4258	ug/L		96
97) tert-Butylbenzene	6.753	91	135304	41.9864	ug/L		90
98) 1,2,4-Trimethylbenzene	6.806	105	234079	42.9665	ug/L		99
99) Pentachloroethane	6.753	167	12943	15.6867	ug/L	#	1
100) sec-Butylbenzene	6.891	105	305329	42.7984	ug/L		97
101) 4-Isopropyltoluene	7.014	119	246505	42.7938	ug/L		97
102) 1,3-Dichlorobenzene	7.037	146	139946	40.8782	ug/L		96
103) 1,2,3-Trimethylbenzene	7.145	105	229081	41.2137	ug/L		98
104) 1,4-Dichlorobenzene	7.107	146	137457	38.6193	ug/L		98
105) n-Butylbenzene	7.345	92	115635	42.3613	ug/L		96
106) Benzyl Chloride	7.299	126	25443	34.7932	ug/L	#	91
107) 1,2-Dichlorobenzene	7.430	146	124367	40.2170	ug/L		97

Quantitation Report (QT Reviewed)

Data Path : X:\Orlando VOA\celinec\October 2023\10-27-2023\V1A1966\V1A1966\
Data File : 1A50291.d
Acq On : 26 Oct 2023 8:58 pm
Operator : jeniferw
Sample : ECC1961-5 Inst : MSVOA17
Misc : MS55144,V1A1966,,,,,
ALS Vial : 29 Sample Multiplier: 1

Quant Time: Oct 27 01:21:15 2023
Quant Method : X:\Orlando VOA\celinec\October 2023\10-27-2023\V1A1966\Method\V1A_10-23-2023.M
Quant Title : SW-846 Method 5035A/8260B
QLast Update : Mon Oct 23 13:18:22 2023
Response via : Initial Calibration

Compound	R.T.	QIon	Response	Conc	Units	Dev(Min)
108) 1,2-Dibromo-3-Chloropr...	8.007	75	13428	39.5440	ug/L	85
109) Hexachlorobutadiene	8.515	225	23467	45.0003	ug/L	94
110) 1,2,4-Trichlorobenzene	8.507	180	47642	38.0652	ug/L	99
111) Naphthalene	8.715	128	94628	36.4068	ug/L	96
112) 1,2,3-Trichlorobenzene	8.838	180	34256	38.7296	ug/L	96

(#) = qualifier out of range (m) = manual integration (+) = signals summed

Quantitation Report (QT Reviewed)

Data Path : X:\Orlando VOA\celinec\October 2023\10-27-2023\V1A1966\V1A1966\
Data File : 1A50291.d
Acq On : 26 Oct 2023 8:58 pm
Operator : jeniferw
Sample : ECC1961-5 Inst : MSVOA17
Misc : MS55144,V1A1966,,,,,
ALS Vial : 29 Sample Multiplier: 1

Quant Time: Oct 27 01:21:15 2023
Quant Method : X:\Orlando VOA\celinec\October 2023\10-27-2023\V1A1966\Method\V1A_10-23-2023.M
Quant Title : SW-846 Method 5035A/8260B
QLast Update : Mon Oct 23 13:18:22 2023
Response via : Initial Calibration

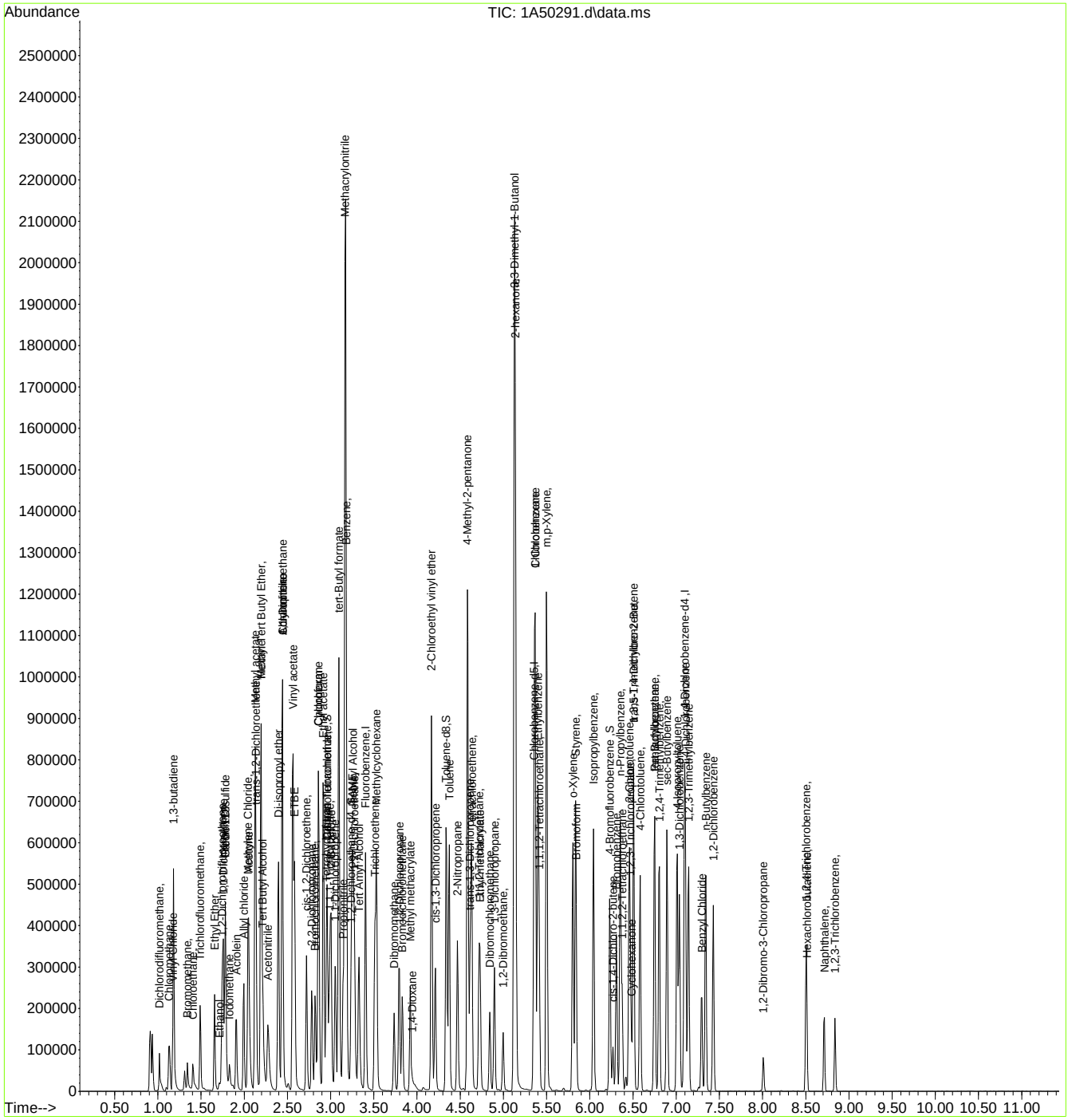

SGS FC10637

Manual Integration Approval Summary

Sample Number: V1A1966-ECC1961 **Method:** SW846 8260D
Lab FileID: 1A50291.D **Analyst approved:** 10/26/23 21:27 Celine Celis
Injection Time: 10/26/23 20:58 **Supervisor approved:** 10/27/23 10:16 Neil Christiana

Parameter	CAS	Sig#	R.T. (min.)	Reason
Acetonitrile	75-05-8		2.27	Poor instrument integration
Carbon Tetrachloride	56-23-5		2.96	Overlapping peak
1-Chlorohexane	544-10-5		5.37	Overlapping peak
Ethylbenzene	100-41-4		5.40	Overlapping peak

Quantitation Report (Qedit)

Data Path : X:\Orlando VOA\celinec\October 2023\10-27-2023\V1A1966\V1A1966\
Data File : 1A50291.d
Acq On : 26 Oct 2023 8:58 pm
Operator : jeniferw
Sample : ECC1961-5 Inst : MSVOA17
Misc : MS55144,V1A1966,,,,,
ALS Vial : 29 Sample Multiplier: 1

Quant Time: Oct 27 01:13:53 2023
Quant Method : X:\Orlando VOA\celinec\October 2023\10-27-2023\V1A1966\Method\V1A_10-23-2023.M
Quant Title : SW-846 Method 5035A/8260B
QLast Update : Mon Oct 23 13:18:22 2023
Response via : Initial Calibration

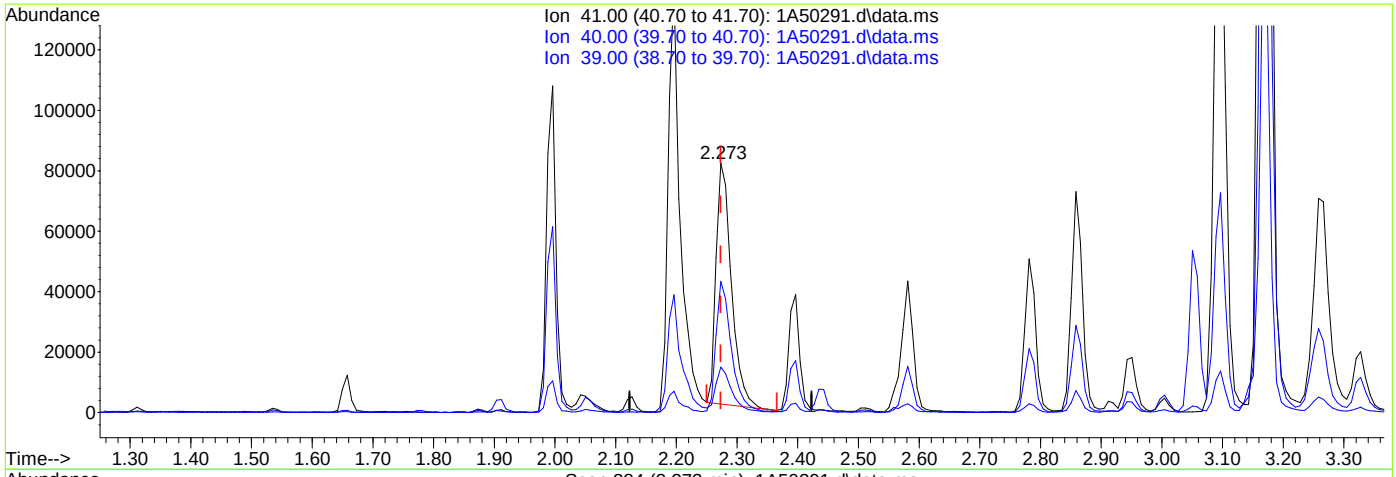

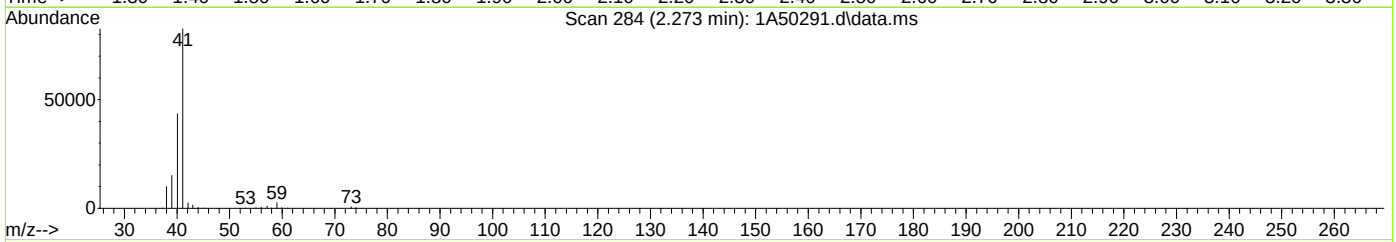

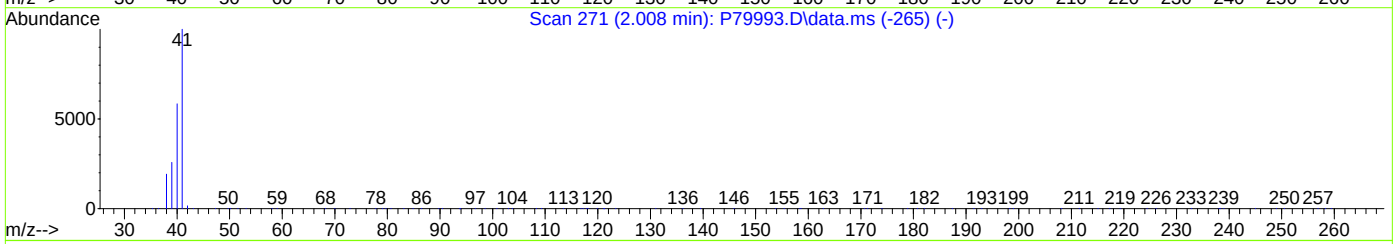

TIC: 1A50291.d\data.ms

(24) Acetonitrile

2.273min (+0.000) 401.18ug/L

response 139323

Ion	Exp%	Act%
41.00	100	100
40.00	54.10	52.58
39.00	21.10	17.97
0.00	0.00	0.00

Quantitation Report (Qedit)

Data Path : X:\Orlando VOA\celinec\October 2023\10-27-2023\V1A1966\V1A1966\
Data File : 1A50291.d
Acq On : 26 Oct 2023 8:58 pm
Operator : jeniferw
Sample : ECC1961-5 Inst : MSVOA17
Misc : MS55144,V1A1966,,,,,
ALS Vial : 29 Sample Multiplier: 1

Quant Time: Oct 27 01:13:53 2023
Quant Method : X:\Orlando VOA\celinec\October 2023\10-27-2023\V1A1966\Method\V1A_10-23-2023.M
Quant Title : SW-846 Method 5035A/8260B
QLast Update : Mon Oct 23 13:18:22 2023
Response via : Initial Calibration

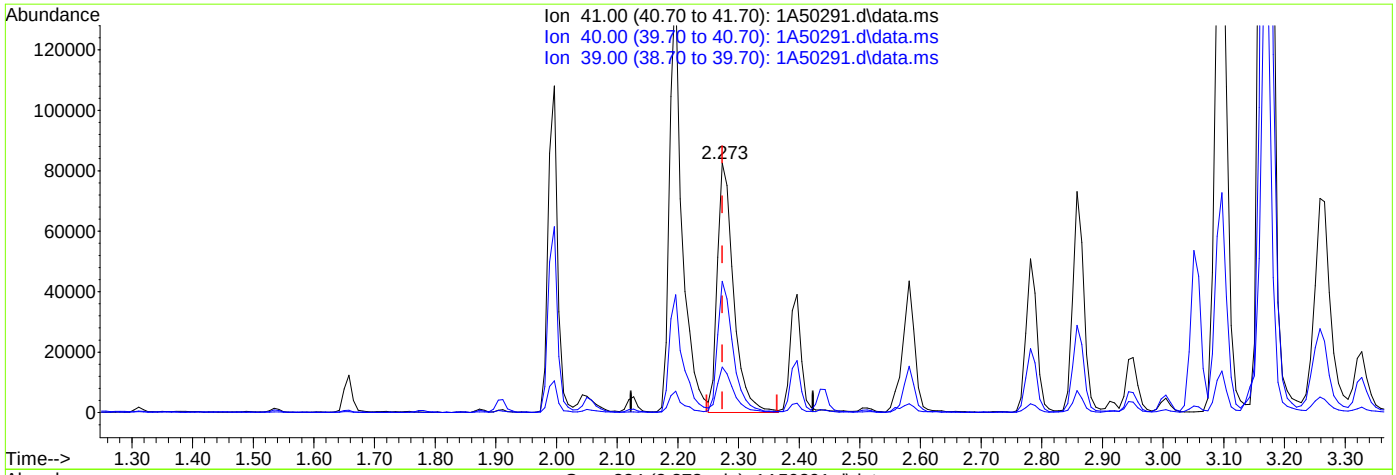

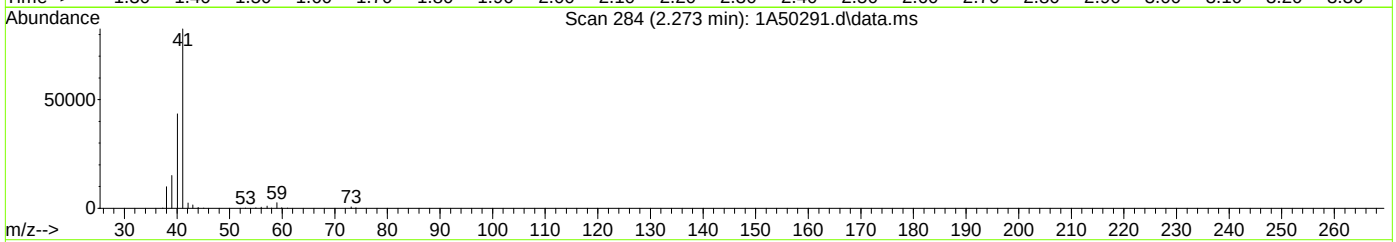

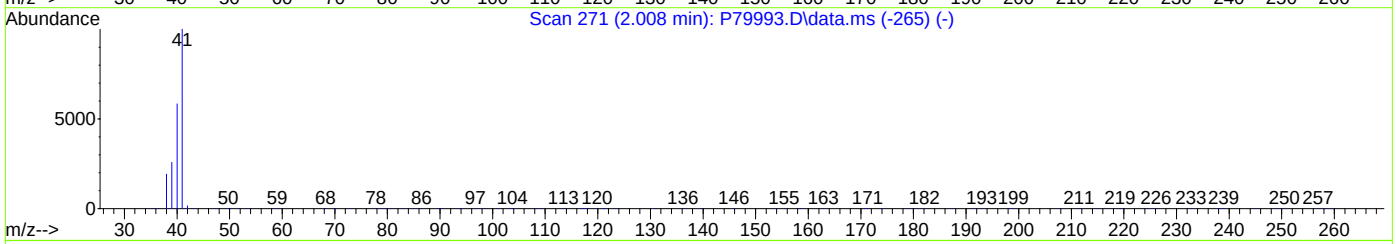

TIC: 1A50291.d\data.ms

(24) Acetonitrile

2.273min (+0.000) 441.62ug/L m

response 153367

Ion	Exp%	Act%
41.00	100	100
40.00	54.10	52.61
39.00	21.10	18.27
0.00	0.00	0.00

Quantitation Report (Qedit)

Data Path : X:\Orlando VOA\celinec\October 2023\10-27-2023\V1A1966\V1A1966\
Data File : 1A50291.d
Acq On : 26 Oct 2023 8:58 pm
Operator : jeniferw
Sample : ECC1961-5 Inst : MSVOA17
Misc : MS55144,V1A1966,,,,,
ALS Vial : 29 Sample Multiplier: 1

Quant Time: Oct 27 01:13:53 2023
Quant Method : X:\Orlando VOA\celinec\October 2023\10-27-2023\V1A1966\Method\V1A_10-23-2023.M
Quant Title : SW-846 Method 5035A/8260B
QLast Update : Mon Oct 23 13:18:22 2023
Response via : Initial Calibration

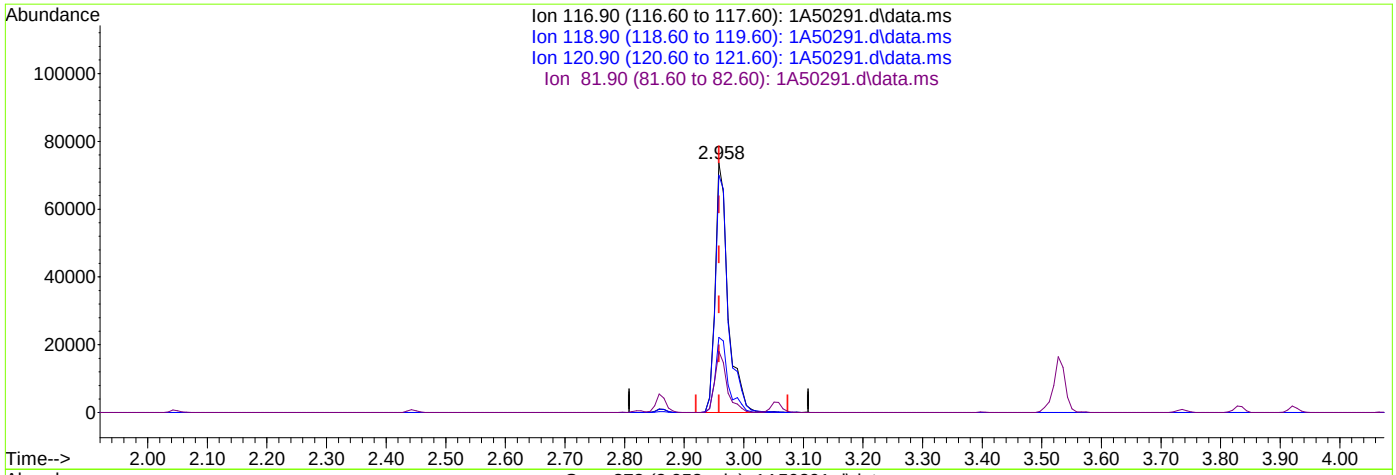

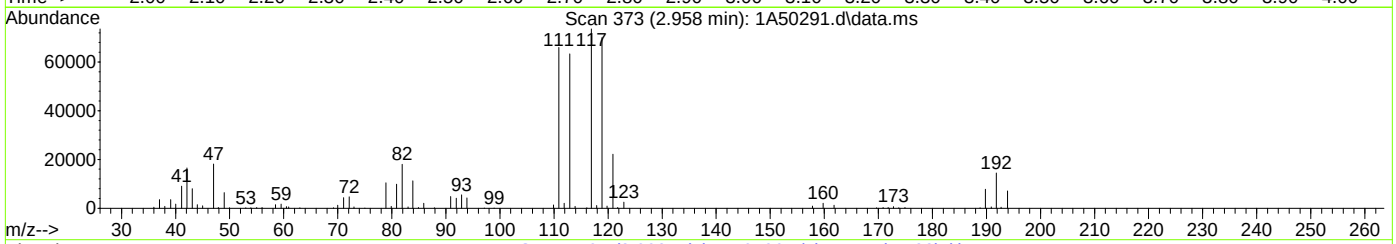

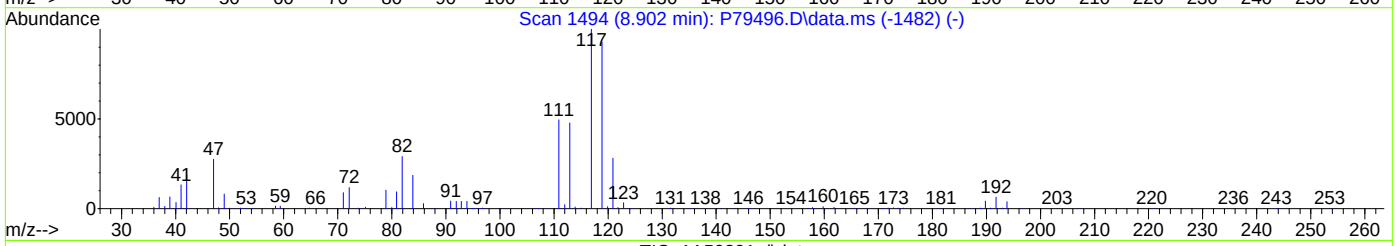

TIC: 1A50291.d\data.ms

(40) Carbon Tetrachloride ( )

2.958min (+0.000) 49.80ug/L

response 110191

Ion	Exp%	Act%
116.90	100	100
118.90	94.50	95.14
120.90	31.10	30.15
81.90	25.40	24.49

Quantitation Report (Qedit)

Data Path : X:\Orlando VOA\celinec\October 2023\10-27-2023\V1A1966\V1A1966\
Data File : 1A50291.d
Acq On : 26 Oct 2023 8:58 pm
Operator : jeniferw
Sample : ECC1961-5 Inst : MSVOA17
Misc : MS55144,V1A1966,,,,,
ALS Vial : 29 Sample Multiplier: 1

Quant Time: Oct 27 01:13:53 2023
Quant Method : X:\Orlando VOA\celinec\October 2023\10-27-2023\V1A1966\Method\V1A_10-23-2023.M
Quant Title : SW-846 Method 5035A/8260B
QLast Update : Mon Oct 23 13:18:22 2023
Response via : Initial Calibration

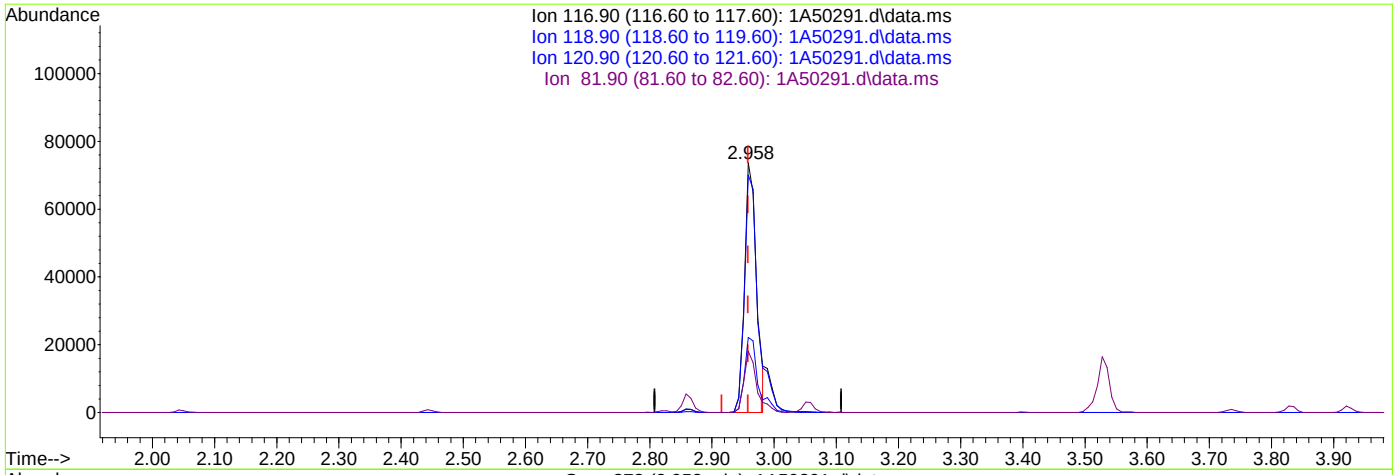

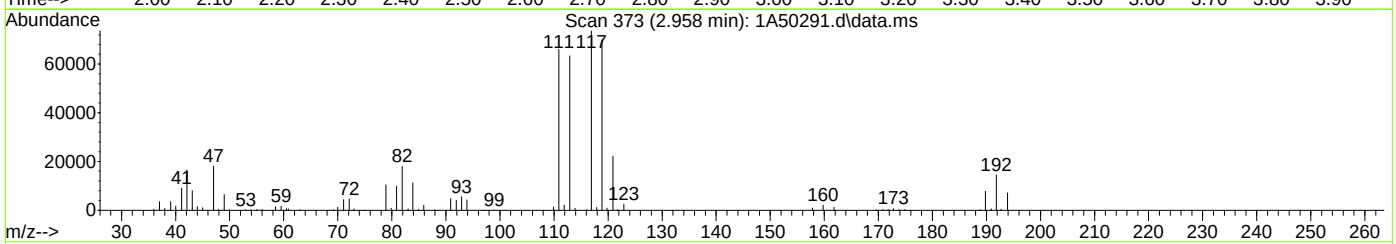

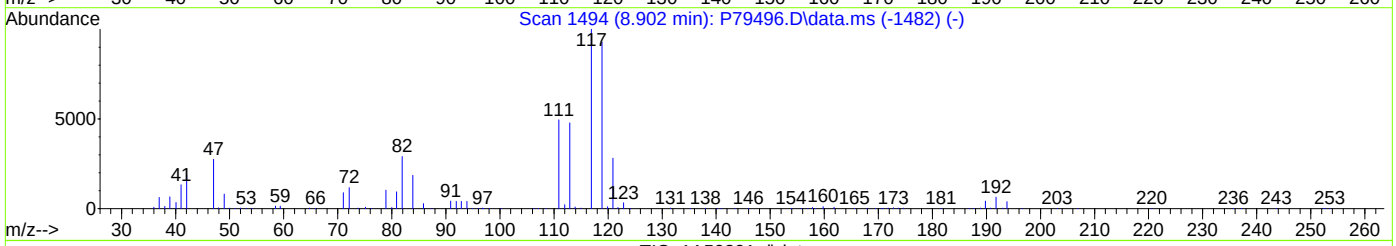

TIC: 1A50291.d\data.ms

(40) Carbon Tetrachloride ( )

2.958min (+0.000) 44.54ug/L m

response 98549

Ion	Exp%	Act%
116.90	100	100
118.90	94.50	95.14
120.90	31.10	30.15
81.90	25.40	24.49

Quantitation Report (Qedit)

Data Path : X:\Orlando VOA\celinec\October 2023\10-27-2023\V1A1966\V1A1966\
Data File : 1A50291.d
Acq On : 26 Oct 2023 8:58 pm
Operator : jeniferw
Sample : ECC1961-5 Inst : MSVOA17
Misc : MS55144,V1A1966,,,,,
ALS Vial : 29 Sample Multiplier: 1

Quant Time: Oct 27 01:13:53 2023
Quant Method : X:\Orlando VOA\celinec\October 2023\10-27-2023\V1A1966\Method\V1A_10-23-2023.M
Quant Title : SW-846 Method 5035A/8260B
QLast Update : Mon Oct 23 13:18:22 2023
Response via : Initial Calibration

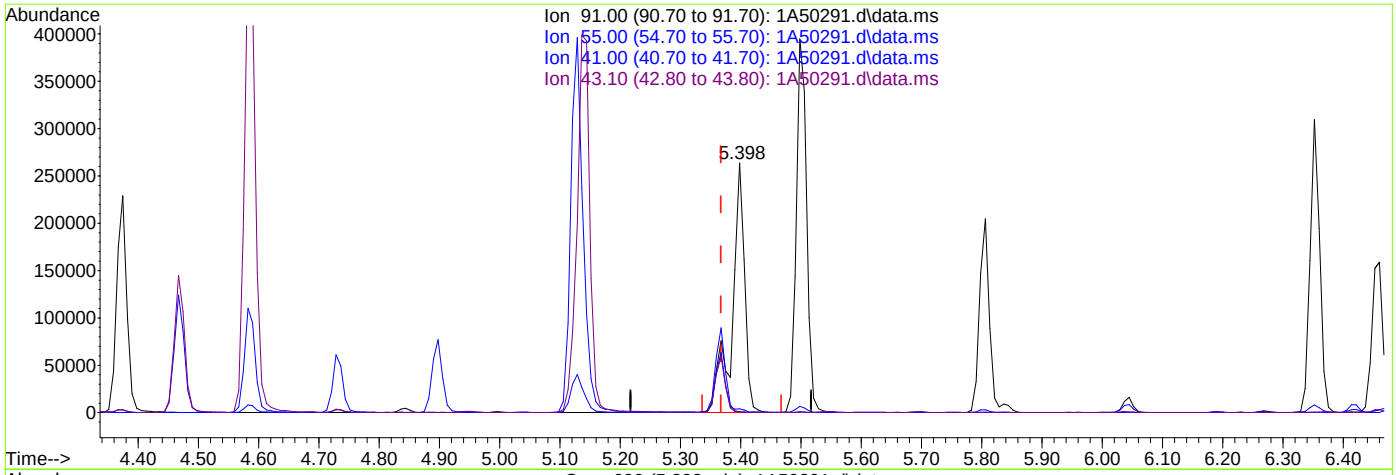

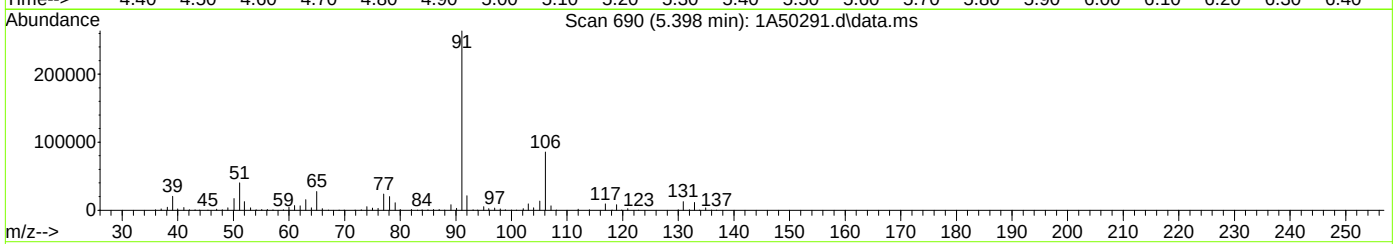

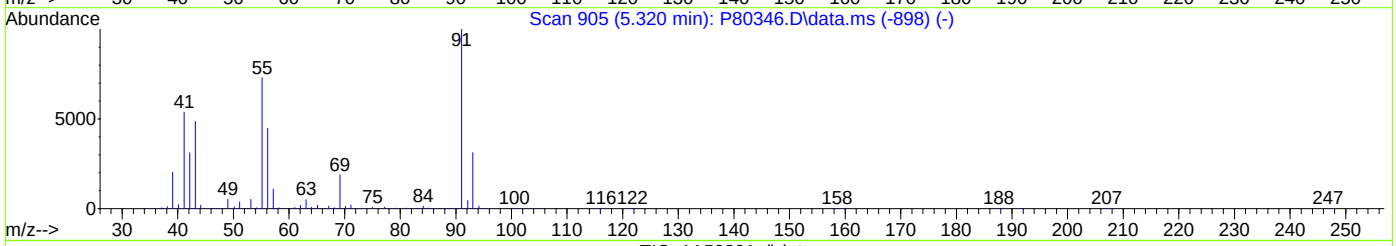

TIC: 1A50291.d\data.ms

(76) 1-Chlorohexane

5.398min (+0.031) 158.29ug/L

response 384746

Ion	Exp%	Act%
91.00	100	100
55.00	74.60	0.31#
41.00	53.90	1.40#
43.10	42.90	0.23#

Quantitation Report (Qedit)

Data Path : X:\Orlando VOA\celinec\October 2023\10-27-2023\V1A1966\V1A1966\
Data File : 1A50291.d
Acq On : 26 Oct 2023 8:58 pm
Operator : jeniferw
Sample : ECC1961-5 Inst : MSVOA17
Misc : MS55144,V1A1966,,,,,
ALS Vial : 29 Sample Multiplier: 1

Quant Time: Oct 27 01:13:53 2023
Quant Method : X:\Orlando VOA\celinec\October 2023\10-27-2023\V1A1966\Method\V1A_10-23-2023.M
Quant Title : SW-846 Method 5035A/8260B
QLast Update : Mon Oct 23 13:18:22 2023
Response via : Initial Calibration

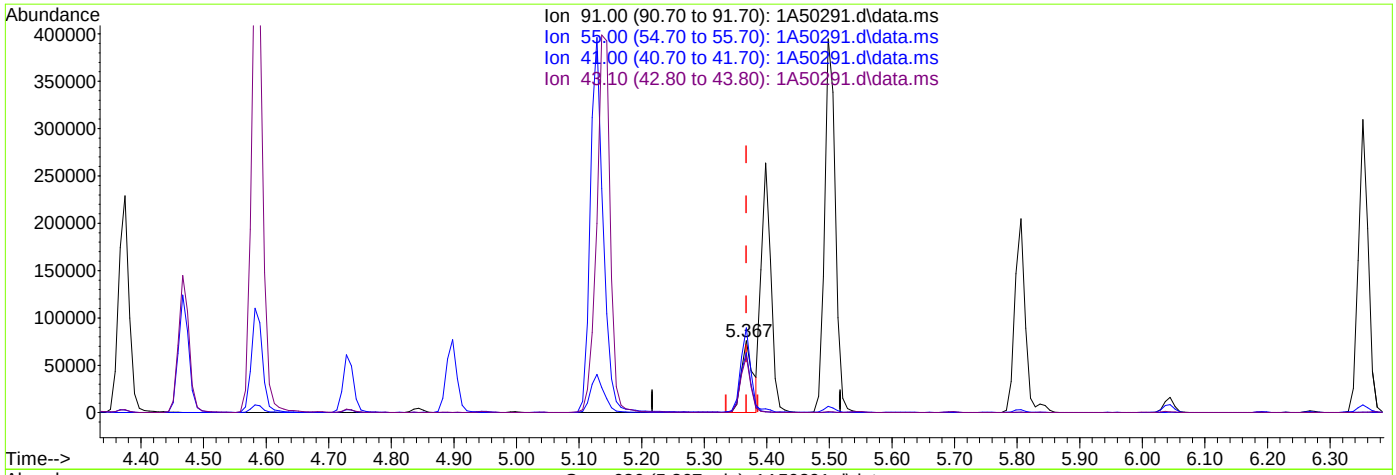

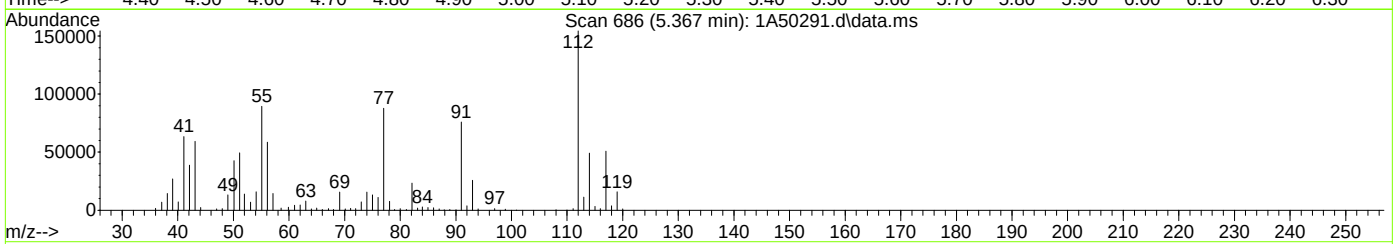

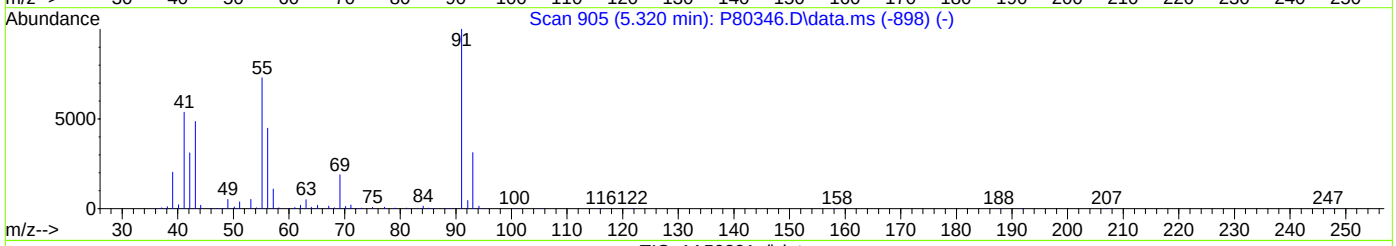

TIC: 1A50291.d\data.ms

(76) 1-Chlorohexane

5.367min (-0.000) 40.19ug/L m

response 97679

Ion	Exp%	Act%
91.00	100	100
55.00	74.60	117.84#
41.00	53.90	83.37#
43.10	42.90	78.09#

Quantitation Report (Qedit)

Data Path : X:\Orlando VOA\celinec\October 2023\10-27-2023\V1A1966\V1A1966\
Data File : 1A50291.d
Acq On : 26 Oct 2023 8:58 pm
Operator : jeniferw
Sample : ECC1961-5 Inst : MSVOA17
Misc : MS55144,V1A1966,,,,,
ALS Vial : 29 Sample Multiplier: 1

Quant Time: Oct 27 01:13:53 2023
Quant Method : X:\Orlando VOA\celinec\October 2023\10-27-2023\V1A1966\Method\V1A_10-23-2023.M
Quant Title : SW-846 Method 5035A/8260B
QLast Update : Mon Oct 23 13:18:22 2023
Response via : Initial Calibration

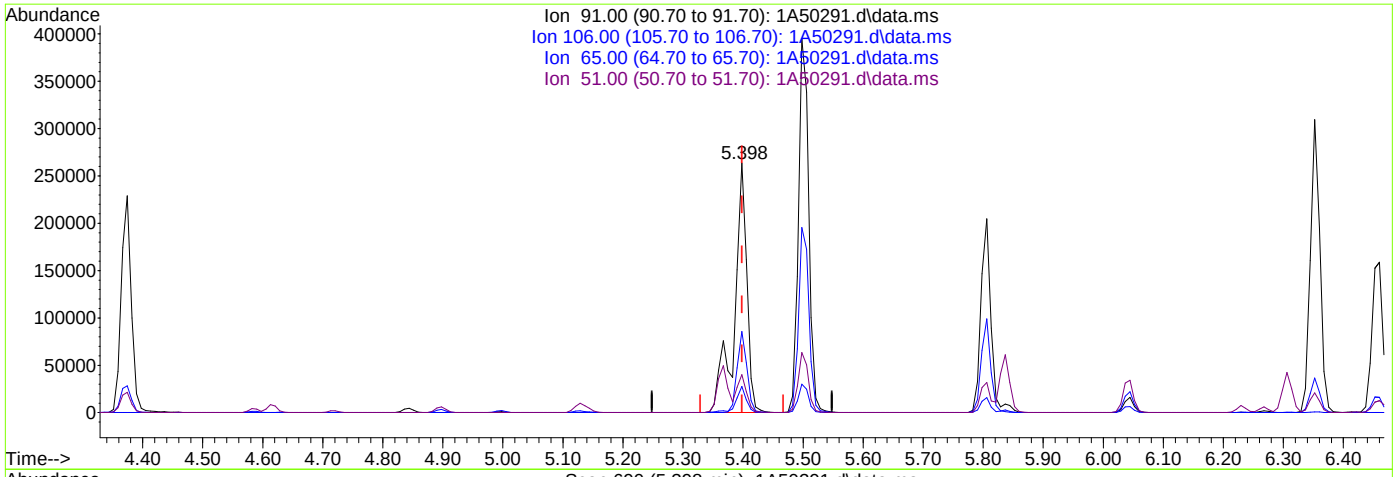

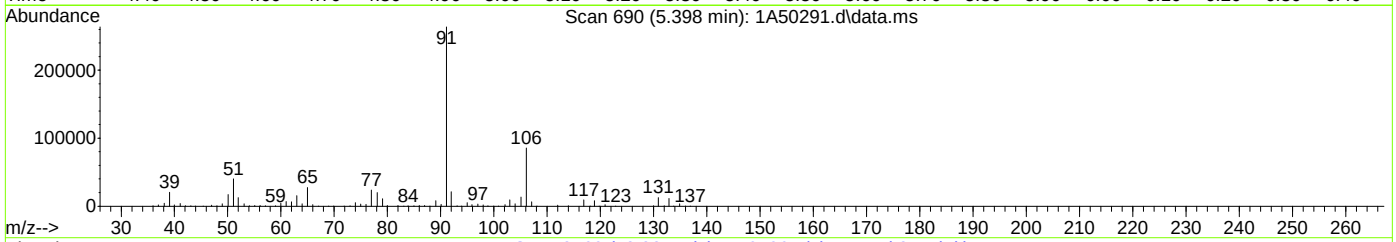

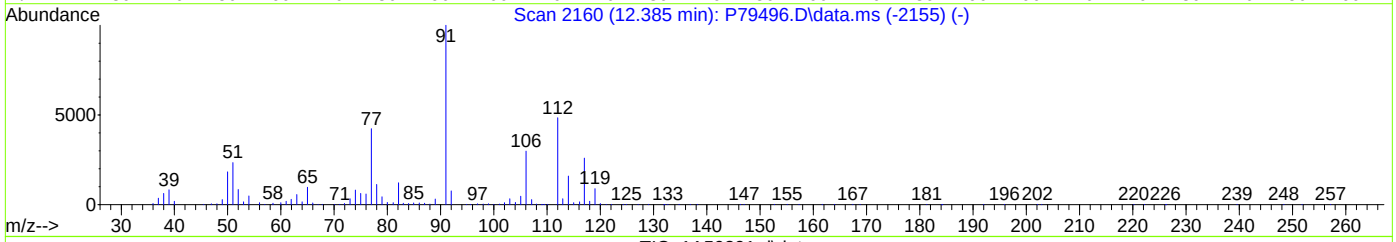

TIC: 1A50291.d\data.ms

(77) Ethylbenzene

5.398min (-0.000) 54.86ug/L

response 385298

Ion	Exp%	Act%
91.00	100	100
106.00	32.00	32.46
65.00	8.30	10.46
51.00	10.10	15.23

Quantitation Report (Qedit)

Data Path : X:\Orlando VOA\celinec\October 2023\10-27-2023\V1A1966\V1A1966\
Data File : 1A50291.d
Acq On : 26 Oct 2023 8:58 pm
Operator : jeniferw
Sample : ECC1961-5 Inst : MSVOA17
Misc : MS55144,V1A1966,,,,,
ALS Vial : 29 Sample Multiplier: 1

Quant Time: Oct 27 01:13:53 2023
Quant Method : X:\Orlando VOA\celinec\October 2023\10-27-2023\V1A1966\Method\V1A_10-23-2023.M
Quant Title : SW-846 Method 5035A/8260B
QLast Update : Mon Oct 23 13:18:22 2023
Response via : Initial Calibration

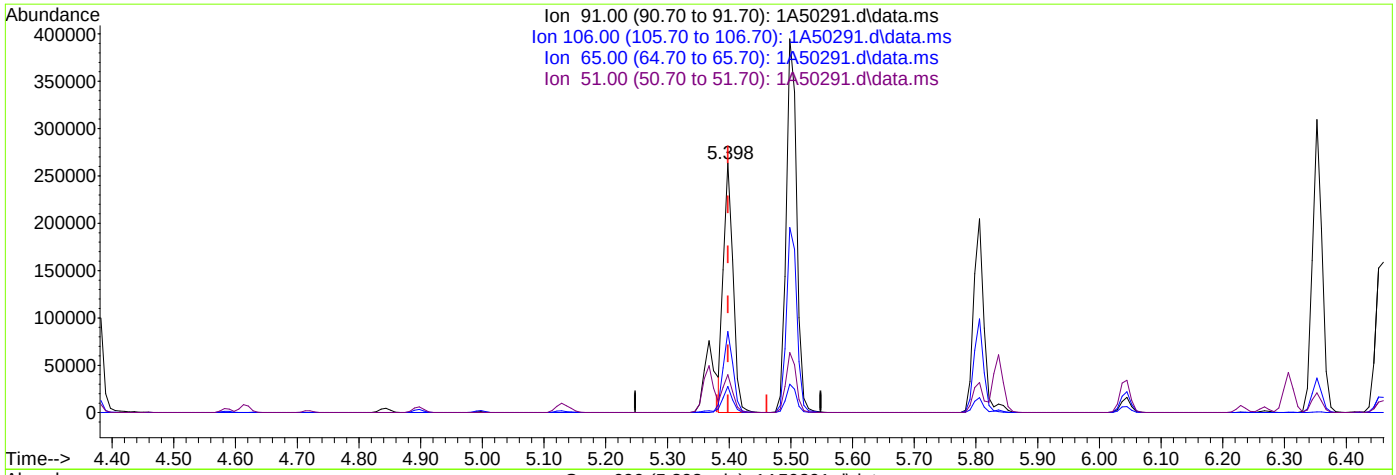

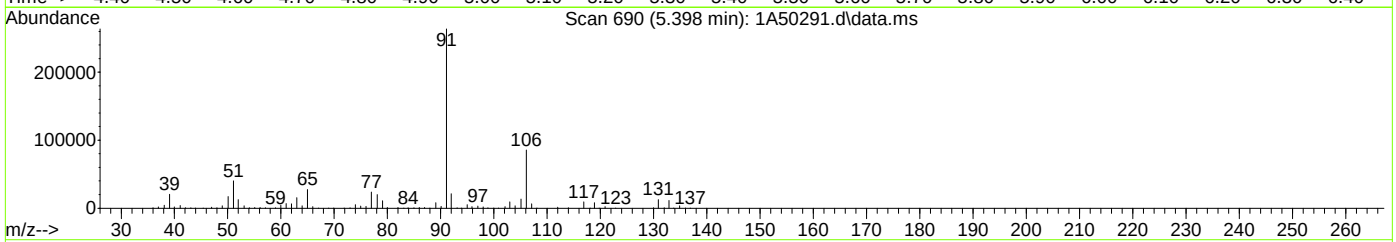

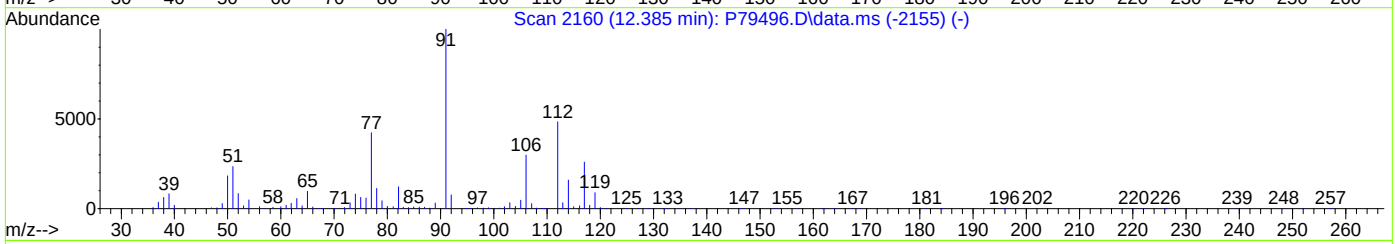

TIC: 1A50291.d\data.ms

(77) Ethylbenzene

5.398min (-0.000) 40.95ug/L m

response 287581

Ion	Exp%	Act%
91.00	100	100
106.00	32.00	32.46
65.00	8.30	10.46
51.00	10.10	15.23

Manual Integrations APPROVED (compounds with "m" flag)
Karen Watson
10/31/23 12:18

Quantitation Report (QT Reviewed)

Data Path : C:\msdchem\1\DATA\10-30-2023\
Data File : 1A50321.D
Acq On : 30 Oct 2023 8:57 am
Operator : jeniferw
Sample : CC1961-5
Misc : MS55153,V1A1968,,,,,
ALS Vial : 2 Sample Multiplier: 1

Quant Time: Oct 30 09:14:16 2023
Quant Method : C:\msdchem\1\METHODS\V1A_10-23-2023.M
Quant Title : SW-846 Method 5035A/8260B
QLast Update : Mon Oct 23 13:18:22 2023
Response via : Initial Calibration

Compound	R.T.	QIon	Response	Conc	Units		Dev(Min)
Internal Standards							
1) Fluorobenzene	3.405	96	234094	50.00	ug/L		0.00
62) Chlorobenzene-d5	5.352	117	171306	50.00	ug/L		0.00
85) 1,4-Dichlorobenzene-d4	7.099	152	89601	50.00	ug/L		0.00
System Monitoring Compounds							
39) Dibromofluoromethane	2.958	113	68279	52.89	ug/L		0.00
Spiked Amount 50.000	Range 83 - 118		Recovery = 105.78%				
49) 1,2-Dichloroethane-d4	3.235	65	93826	55.96	ug/L		0.00
Spiked Amount 50.000	Range 79 - 125		Recovery = 111.92%				
63) Toluene-d8	4.336	98	229128	49.82	ug/L		0.00
Spiked Amount 50.000	Range 85 - 112		Recovery = 99.64%				
86) 4-Bromofluorobenzene	6.237	174	76264	51.02	ug/L		0.00
Spiked Amount 50.000	Range 83 - 118		Recovery = 102.04%				
Target Compounds							Qvalue
2) Dichlorodifluoromethane	1.019	85	40469	38.04	ug/L		98
3) Chloromethane	1.127	50	76165	35.71	ug/L		97
4) 1,3-butadiene	1.181	39	63875	42.14	ug/L		93
5) Vinyl Chloride	1.173	62	59624	34.91	ug/L		100
6) Bromomethane	1.342	94	18136	38.27	ug/L		90
7) Chloroethane	1.404	64	29448	38.37	ug/L		95
8) Trichlorofluoromethane	1.488	101	82267	45.31	ug/L		100
9) Ethyl Ether	1.658	59	50743	38.23	ug/L	#	84
10) Ethanol	1.712	45	26456	788.76	ug/L		99
11) 1,2-Dichlorotrifluoroe...	1.742	67	58067	40.30	ug/L		91
12) 1,1-Dichloroethene	1.758	61	104053	46.04	ug/L		88
13) Freon 113	1.781	101	47976	44.98	ug/L		95
14) Carbon Disulfide	1.781	76	142756	46.30	ug/L		91
15) Iodomethane	1.827	142	37588	48.41	ug/L		98
16) Acrolein	1.904	56	98858	211.52	ug/L		99
17) Allyl chloride	1.996	41	100910	40.73	ug/L		83
18) Methylene Chloride	2.043	49	131813	52.64	ug/L		77
19) Acetone	2.050	43	143222	195.50	ug/L		95
20) Methyl acetate	2.127	43	419827	197.03	ug/L		89
21) trans-1,2-Dichloroethene	2.135	61	104945	45.19	ug/L		82
22) Hexane	2.196	56	81007	42.78	ug/L		92
23) Methyl Tert Butyl Ether	2.196	73	147302	41.37	ug/L	#	50
24) Acetonitrile	2.273	41	118014	409.86	ug/L		94
25) Tert Butyl Alcohol	2.212	59	138453	401.00	ug/L		94
26) Di-isopropyl ether	2.397	45	241522	38.31	ug/L		93
27) Chloroprene	2.435	53	331344	41.90	ug/L		93
28) 1,1-Dichloroethane	2.443	63	125101	42.81	ug/L		97
29) Acrylonitrile	2.435	52	203711	208.06	ug/L		97
30) ETBE	2.581	59	220713	42.04	ug/L		89
31) Vinyl acetate	2.558	43	908621	211.78	ug/L		98
32) cis-1,2-Dichloroethene	2.720	96	56705	41.28	ug/L	#	73
33) 2,2-Dichloropropane	2.781	77	84184	48.44	ug/L		99
34) Bromochloromethane	2.820	128	26372	39.38	ug/L	#	43
35) Cyclohexane	2.858	56	142884	43.78	ug/L	#	79

Quantitation Report (QT Reviewed)

Data Path : C:\msdchem\1\DATA\10-30-2023\
Data File : 1A50321.D
Acq On : 30 Oct 2023 8:57 am
Operator : jeniferw
Sample : CC1961-5
Misc : MS55153,V1A1968,,,,,
ALS Vial : 2 Sample Multiplier: 1

Quant Time: Oct 30 09:14:16 2023
Quant Method : C:\msdchem\1\METHODS\V1A_10-23-2023.M
Quant Title : SW-846 Method 5035A/8260B
QLast Update : Mon Oct 23 13:18:22 2023
Response via : Initial Calibration

Compound	R.T.	QIon	Response	Conc	Units		Dev(Min)
36) Chloroform	2.858	83	105857	44.73	ug/L		95
37) Ethyl acetate	2.912	43	523119	200.42	ug/L		96
38) Tetrahydrofuran	2.951	42	39601	41.76	ug/L		86
40) Carbon Tetrachloride	2.958	117	90838m	49.51	ug/L		
41) 1,1,1-Trichloroethane	2.989	97	94613	48.01	ug/L		91
42) 2-Butanone	3.005	43	272266	193.98	ug/L		82
43) 1,1-Dichloropropene	3.051	75	72627	43.31	ug/L		87
44) tert-Butyl formate	3.097	59	324760	214.38	ug/L		92
45) Propionitrile	3.143	54	169337	423.22	ug/L		96
46) Methacrylonitrile	3.166	41	597388	365.35	ug/L		97
47) Benzene	3.182	78	211017	41.50	ug/L		80
48) TAME	3.251	73	142450	40.36	ug/L	#	70
50) 1,2-Dichloroethane	3.274	62	98812	43.99	ug/L		93
51) Isobutyl Alcohol	3.259	43	173082	729.65	ug/L		95
52) Tert Amyl Alcohol	3.328	59	117333	413.54	ug/L		86
53) Trichloroethene	3.513	95	58977	41.88	ug/L		98
54) Methylcyclohexane	3.528	83	93261	42.64	ug/L	#	71
55) Dibromomethane	3.736	93	34904	39.72	ug/L		91
56) 1,2-Dichloropropane	3.797	63	65429	37.42	ug/L		91
57) Bromodichloromethane	3.828	83	76418	41.99	ug/L	#	92
58) Methyl methacrylate	3.920	41	78126	35.57	ug/L	#	80
59) 1,4-Dioxane	3.944	88	15711	818.24	ug/L	#	70
60) 2-Chloroethyl vinyl ether	4.167	63	192924	183.59	ug/L		87
61) cis-1,3-Dichloropropene	4.213	75	81116	39.01	ug/L		85
64) Toluene	4.375	91	221366	40.68	ug/L		99
65) 2-Nitropropane	4.467	41	125939	205.44	ug/L		99
66) 4-Methyl-2-pentanone	4.582	43	523057	189.88	ug/L		97
67) trans-1,3-Dichloropropene	4.613	75	82437	41.35	ug/L		86
68) Tetrachloroethene	4.636	166	71609	39.13	ug/L		98
69) Ethyl methacrylate	4.729	69	56417	34.69	ug/L	#	72
70) 1,1,2-Trichloroethane	4.721	83	40474	36.91	ug/L		89
71) Dibromochloromethane	4.844	129	60581	43.35	ug/L		94
72) 1,3-Dichloropropane	4.898	76	77789	37.71	ug/L	#	75
73) 1,2-Dibromoethane	4.998	107	53101	39.64	ug/L		100
74) 3,3-Dimethyl-1-Butanol	5.129	57	649589	1843.36	ug/L		83
75) 2-hexanone	5.136	43	494954	187.78	ug/L		93
76) 1-Chlorohexane	5.367	91	81812m	41.04	ug/L		
77) Ethylbenzene	5.398	91	239573m	41.59	ug/L		
78) Chlorobenzene	5.367	112	146478	39.88	ug/L		93
79) 1,1,1,2-Tetrachloroethane	5.414	131	57974	42.85	ug/L		98
80) m,p-Xylene	5.498	91	395417	85.13	ug/L		99
81) o-Xylene	5.806	91	198322	41.87	ug/L		96
82) Styrene	5.837	104	150209	42.84	ug/L		92
83) Bromoform	5.845	173	45179	44.61	ug/L		97
84) Isopropylbenzene	6.045	105	236672	43.25	ug/L		99
87) cis-1,4-Dichloro-2-butene	6.268	53	25946	38.57	ug/L	#	78
88) n-Propylbenzene	6.352	91	275094	40.25	ug/L		97
89) Bromobenzene	6.306	156	59570	40.16	ug/L		89
90) 1,1,2,2-Tetrachloroethane	6.376	83	67502	36.15	ug/L		98
91) 1,3,5-Trimethylbenzene	6.506	105	194071	42.15	ug/L		98

Quantitation Report (QT Reviewed)

Data Path : C:\msdchem\1\DATA\10-30-2023\
Data File : 1A50321.D
Acq On : 30 Oct 2023 8:57 am
Operator : jeniferw
Sample : CC1961-5
Misc : MS55153,V1A1968,,,,,
ALS Vial : 2 Sample Multiplier: 1

Quant Time: Oct 30 09:14:16 2023
Quant Method : C:\msdchem\1\METHODS\V1A_10-23-2023.M
Quant Title : SW-846 Method 5035A/8260B
QLast Update : Mon Oct 23 13:18:22 2023
Response via : Initial Calibration

	Compound	R.T.	QIon	Response	Conc	Units		Dev(Min)
92)	2-Chlorotoluene	6.460	91	159648	39.41	ug/L		97
93)	trans-1,4-Dichloro-2-B...	6.506	53	36920	41.25	ug/L	#	75
94)	1,2,3-Trichloropropane	6.468	110	21226	40.16	ug/L	#	74
95)	Cyclohexanone	6.483	55	20844	185.41	ug/L		89
96)	4-Chlorotoluene	6.583	91	165842	39.01	ug/L		94
97)	tert-Butylbenzene	6.753	91	108420	41.91	ug/L		93
98)	1,2,4-Trimethylbenzene	6.807	105	186286	42.59	ug/L		99
99)	Pentachloroethane	6.753	167	33775	50.99	ug/L	#	76
100)	sec-Butylbenzene	6.891	105	238912	41.71	ug/L		97
101)	4-Isopropyltoluene	7.014	119	197142	42.63	ug/L		98
102)	1,3-Dichlorobenzene	7.037	146	111743	40.66	ug/L		96
103)	1,2,3-Trimethylbenzene	7.145	105	179156	40.15	ug/L		98
104)	1,4-Dichlorobenzene	7.107	146	112467	39.36	ug/L		97
105)	n-Butylbenzene	7.345	92	87724	40.03	ug/L		99
106)	Benzyl Chloride	7.299	126	25376	43.22	ug/L	#	91
107)	1,2-Dichlorobenzene	7.430	146	96323	38.80	ug/L		96
108)	1,2-Dibromo-3-Chloropr...	8.007	75	11474	42.09	ug/L		90
109)	Hexachlorobutadiene	8.515	225	18287	43.68	ug/L		94
110)	1,2,4-Trichlorobenzene	8.507	180	40119	39.93	ug/L		97
111)	Naphthalene	8.715	128	80678	38.66	ug/L		99
112)	1,2,3-Trichlorobenzene	8.838	180	27819	39.18	ug/L		94

(#) = qualifier out of range (m) = manual integration (+) = signals summed

Quantitation Report (QT Reviewed)

Data Path : C:\msdchem\1\DATA\10-30-2023\
Data File : 1A50321.D
Acq On : 30 Oct 2023 8:57 am
Operator : jeniferw
Sample : CC1961-5
Misc : MS55153,V1A1968,,,,,
ALS Vial : 2 Sample Multiplier: 1

Quant Time: Oct 30 09:14:16 2023
Quant Method : C:\msdchem\1\METHODS\V1A_10-23-2023.M
Quant Title : SW-846 Method 5035A/8260B
QLast Update : Mon Oct 23 13:18:22 2023
Response via : Initial Calibration

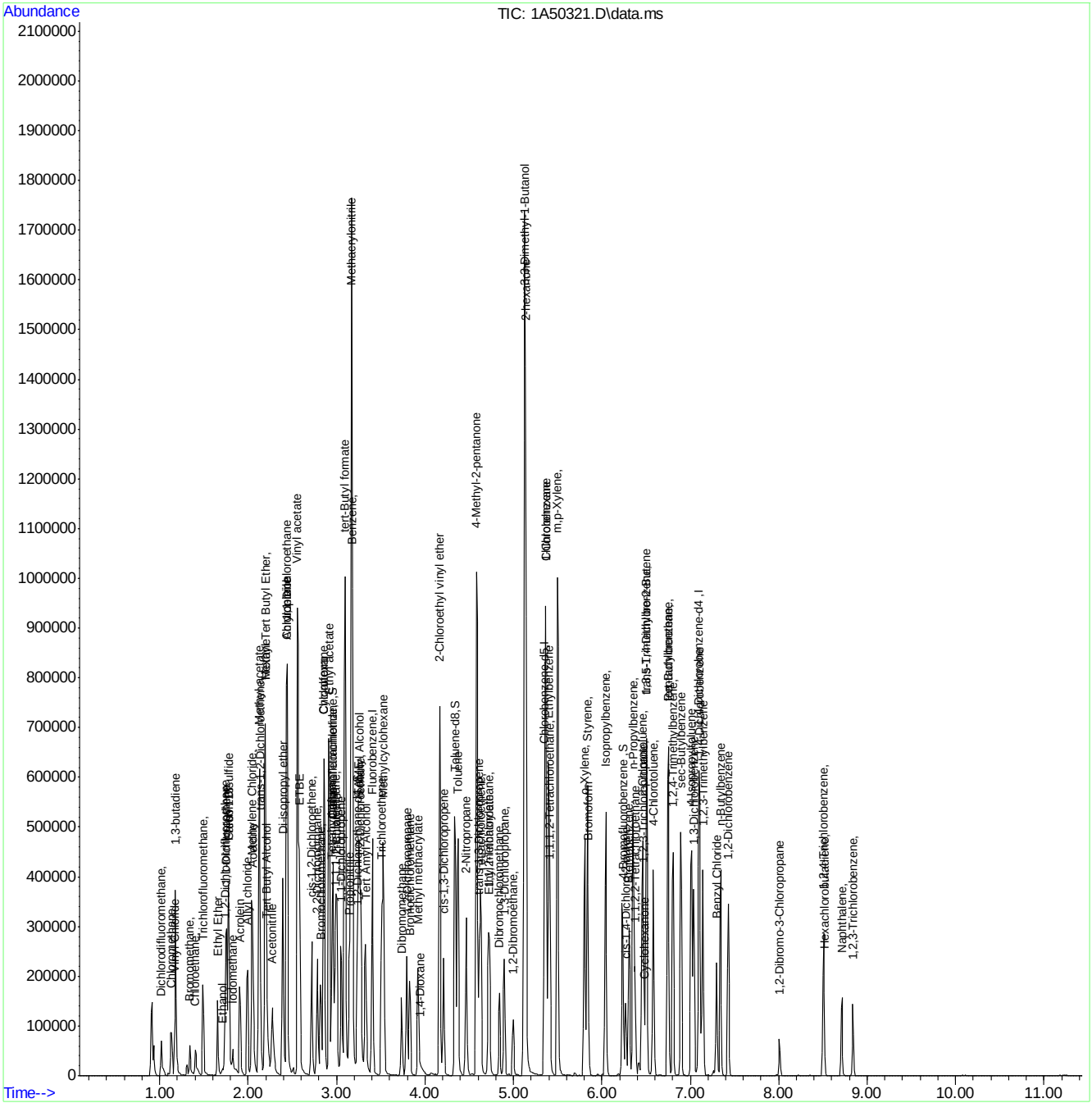

Manual Integration Approval Summary

Sample Number: V1A1968-CC1961
Lab FileID: 1A50321.D
Injection Time: 10/30/23 08:57
Method: SW846 8260D
Analyst approved: 10/30/23 11:32 Jenifer Willis
Supervisor approved: 10/31/23 12:18 Karen Watson

Parameter	CAS	Sig#	R.T. (min.)	Reason
Carbon Tetrachloride	56-23-5		2.96	Overlapping peak
1-Chlorohexane	544-10-5		5.37	Overlapping peak
Ethylbenzene	100-41-4		5.40	Overlapping peak

Quantitation Report (Qedit)

Data Path : C:\msdchem\1\DATA\10-30-2023\
Data File : 1A50321.D
Acq On : 30 Oct 2023 8:57 am
Operator : jeniferw
Sample : CC1961-5
Misc : MS55153,V1A1968,,,,,
ALS Vial : 2 Sample Multiplier: 1

Quant Time: Oct 30 09:13:49 2023
Quant Method : C:\msdchem\1\METHODS\V1A_10-23-2023.M
Quant Title : SW-846 Method 5035A/8260B
QLast Update : Mon Oct 23 13:18:22 2023
Response via : Initial Calibration

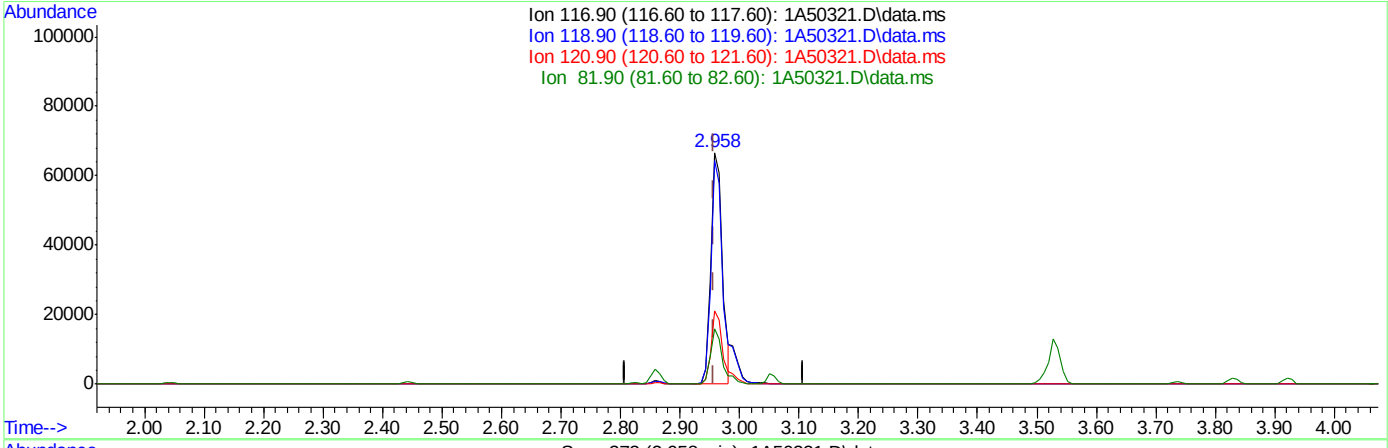

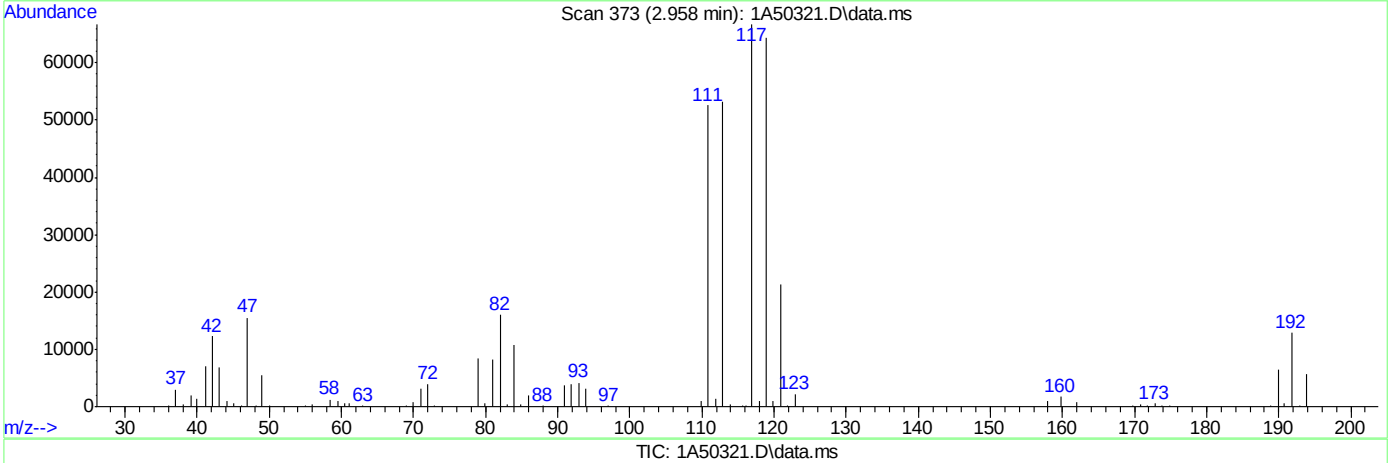

TIC: 1A50321.D\data.ms

(40) Carbon Tetrachloride ( )

2.958min (+0.000) 49.51ug/L m

response 90838

Ion	Exp%	Act%
116.90	100	100
118.90	94.50	96.63
120.90	31.10	31.87
81.90	25.40	23.99

Quantitation Report (Qedit)

Data Path : C:\msdchem\1\DATA\10-30-2023\
Data File : 1A50321.D
Acq On : 30 Oct 2023 8:57 am
Operator : jeniferw
Sample : CC1961-5
Misc : MS55153,V1A1968,,,,,
ALS Vial : 2 Sample Multiplier: 1

Quant Time: Oct 30 09:13:49 2023
Quant Method : C:\msdchem\1\METHODS\V1A_10-23-2023.M
Quant Title : SW-846 Method 5035A/8260B
QLast Update : Mon Oct 23 13:18:22 2023
Response via : Initial Calibration

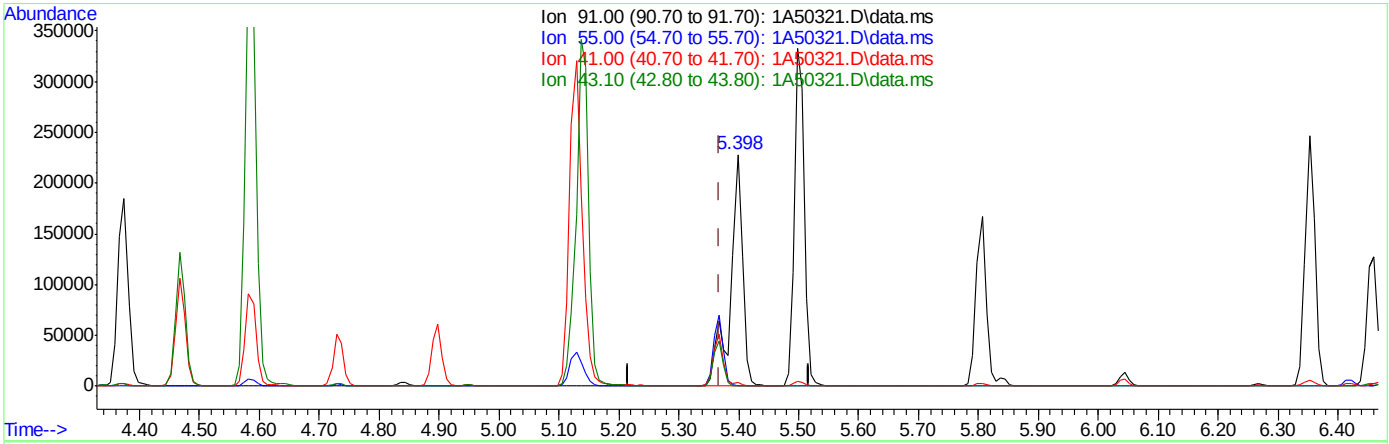

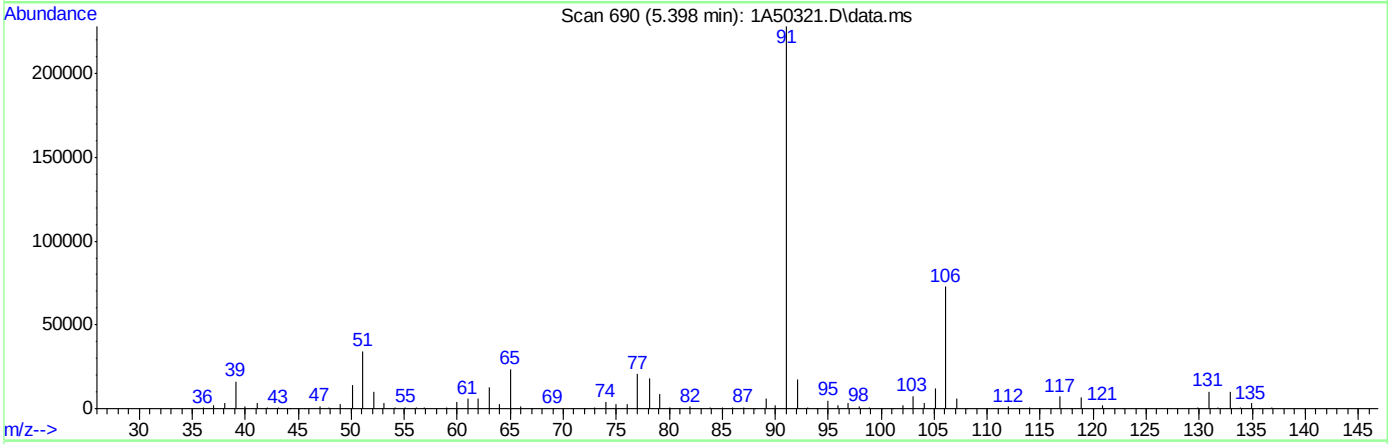

TIC: 1A50321.D\data.ms

(76) 1-Chlorohexane

5.398min (+0.031) 161.21ug/L

response 321381

Ion	Exp%	Act%
91.00	100	100
55.00	74.60	0.30#
41.00	53.90	1.30#
43.10	42.90	0.20#

Quantitation Report (Qedit)

Data Path : C:\msdchem\1\DATA\10-30-2023\
Data File : 1A50321.D
Acq On : 30 Oct 2023 8:57 am
Operator : jeniferw
Sample : CC1961-5
Misc : MS55153,V1A1968,,,,,
ALS Vial : 2 Sample Multiplier: 1

Quant Time: Oct 30 09:13:49 2023
Quant Method : C:\msdchem\1\METHODS\V1A_10-23-2023.M
Quant Title : SW-846 Method 5035A/8260B
QLast Update : Mon Oct 23 13:18:22 2023
Response via : Initial Calibration

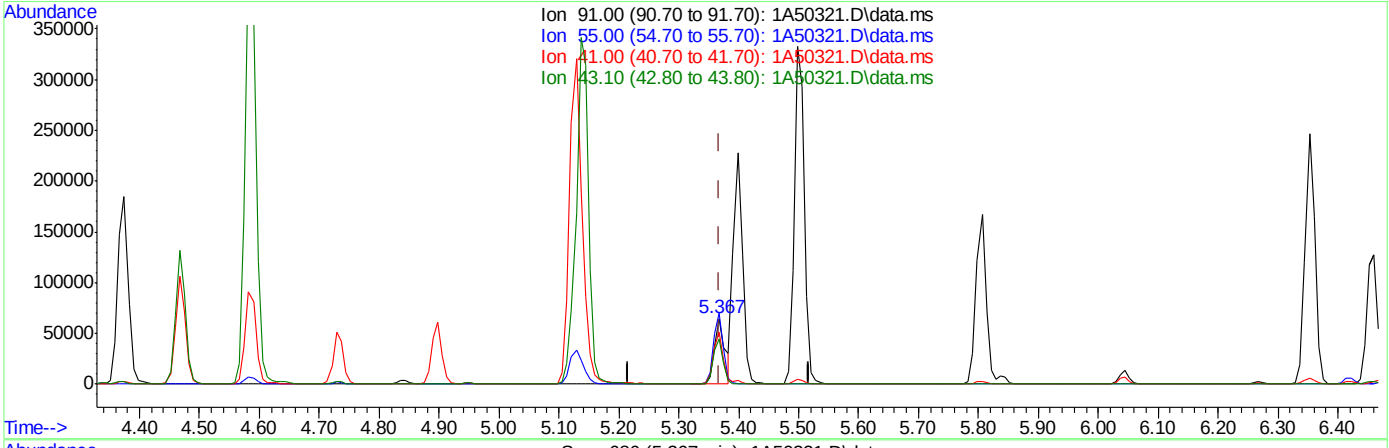

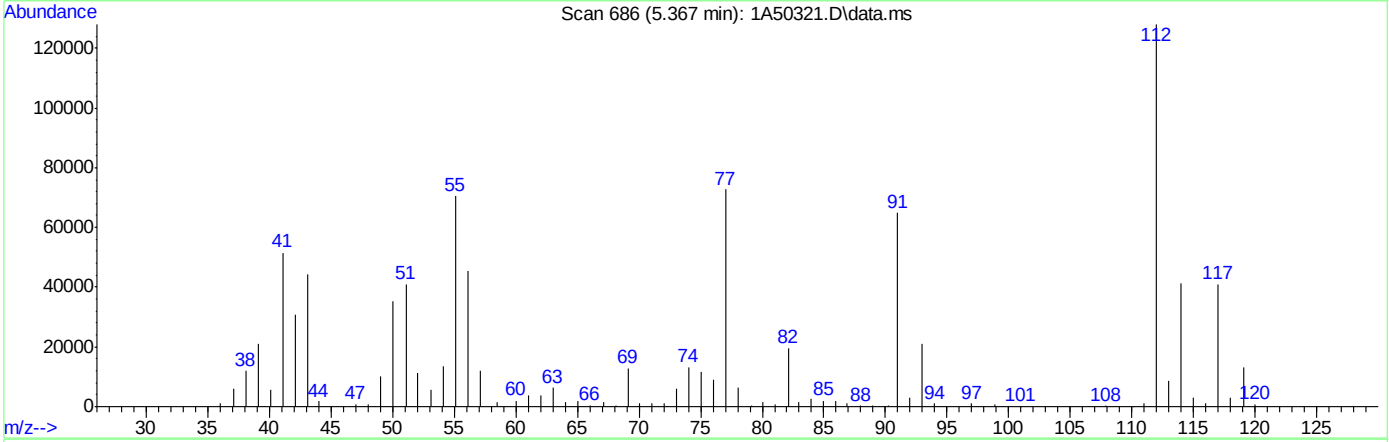

TIC: 1A50321.D\data.ms

(76) 1-Chlorohexane

5.367min (-0.000) 41.04ug/L m

response 81812

Ion	Exp%	Act%
91.00	100	100
55.00	74.60	108.74#
41.00	53.90	79.45#
43.10	42.90	68.33#

Quantitation Report (Qedit)

Data Path : C:\msdchem\1\DATA\10-30-2023\
Data File : 1A50321.D
Acq On : 30 Oct 2023 8:57 am
Operator : jeniferw
Sample : CC1961-5
Misc : MS55153,V1A1968,,,,,
ALS Vial : 2 Sample Multiplier: 1

Quant Time: Oct 30 09:13:49 2023
Quant Method : C:\msdchem\1\METHODS\V1A_10-23-2023.M
Quant Title : SW-846 Method 5035A/8260B
QLast Update : Mon Oct 23 13:18:22 2023
Response via : Initial Calibration

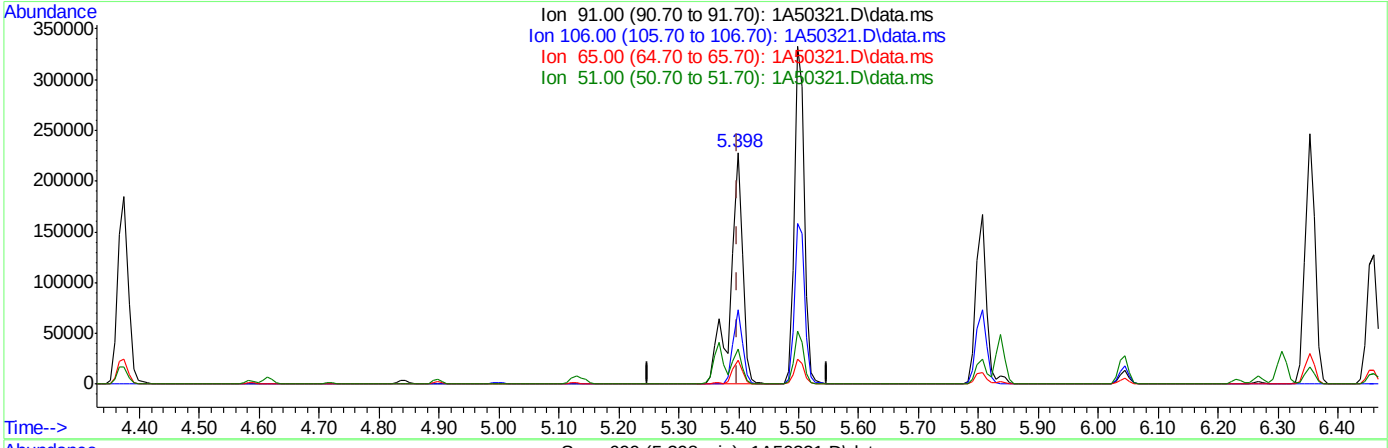

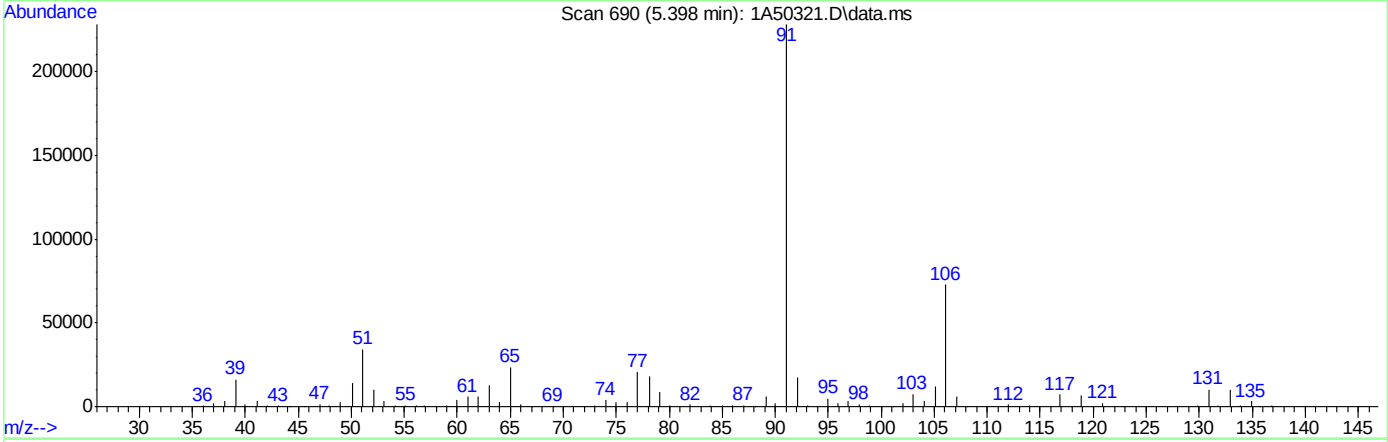

TIC: 1A50321.D\data.ms

(77) Ethylbenzene

5.398min (-0.000) 55.79ug/L

response 321381

Ion	Exp%	Act%
91.00	100	100
106.00	32.00	31.89
65.00	8.30	10.31
51.00	10.10	15.08

Quantitation Report (Qedit)

Data Path : C:\msdchem\1\DATA\10-30-2023\
Data File : 1A50321.D
Acq On : 30 Oct 2023 8:57 am
Operator : jeniferw
Sample : CC1961-5
Misc : MS55153,V1A1968,,,,,
ALS Vial : 2 Sample Multiplier: 1

Quant Time: Oct 30 09:13:49 2023
Quant Method : C:\msdchem\1\METHODS\V1A_10-23-2023.M
Quant Title : SW-846 Method 5035A/8260B
QLast Update : Mon Oct 23 13:18:22 2023
Response via : Initial Calibration

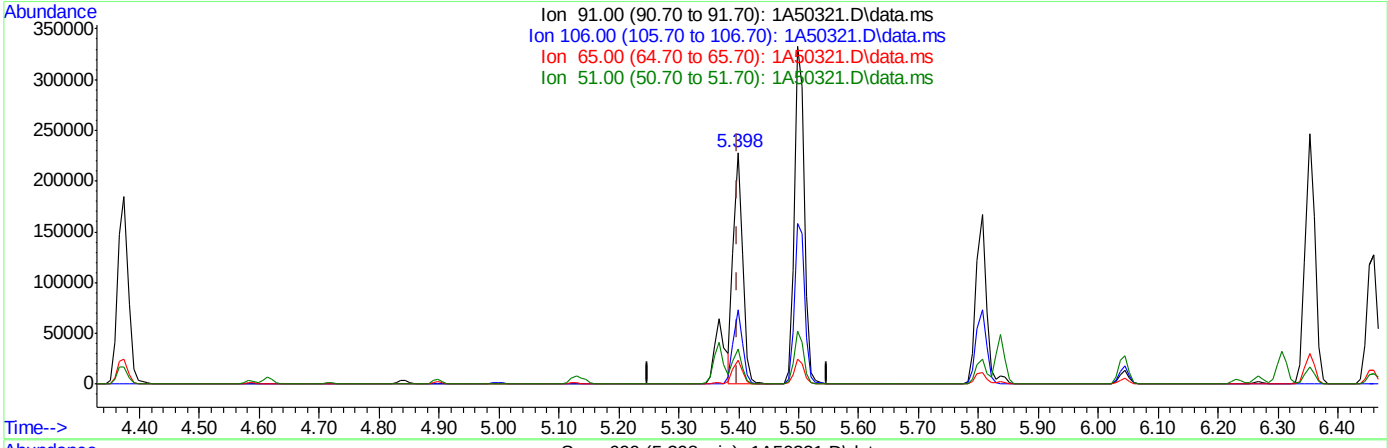

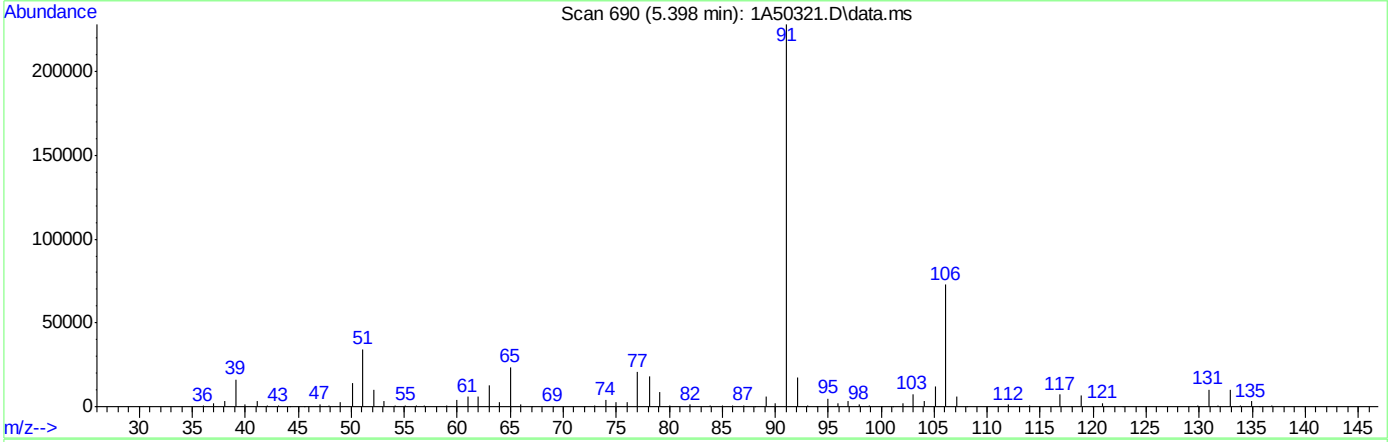

TIC: 1A50321.D\data.ms

(77) Ethylbenzene

5.398min (-0.000) 41.59ug/L m

response 239573

Ion	Exp%	Act%
91.00	100	100
106.00	32.00	31.89
65.00	8.30	10.31
51.00	10.10	15.08

Manual Integrations APPROVED (compounds with "m" flag)
Karen Watson
10/31/23 12:18

Quantitation Report (QT Reviewed)

Data Path : X:\Orlando VOA\celinec\October 2023\10-31-2023\V1A1968\V1A1968\
Data File : 1A50347.d
Acq On : 30 Oct 2023 7:46 pm
Operator : jeniferw
Sample : ECC1961-5 Inst : MSVOA17
Misc : MS55164,V1A1968,,,,,
ALS Vial : 28 Sample Multiplier: 1

Quant Time: Oct 31 00:38:17 2023
Quant Method : X:\Orlando VOA\celinec\October 2023\10-31-2023\V1A1968\method\V1A_10-23-2023.M
Quant Title : SW-846 Method 5035A/8260B
QLast Update : Mon Oct 23 13:18:22 2023
Response via : Initial Calibration

Compound	R.T.	QIon	Response	Conc	Units	Dev(Min)
Internal Standards						
1) Fluorobenzene	3.405	96	220958	50.00	ug/L	0.00
62) Chlorobenzene-d5	5.352	117	169313	50.00	ug/L	0.00
85) 1,4-Dichlorobenzene-d4	7.099	152	90726	50.00	ug/L	0.00
System Monitoring Compounds						
39) Dibromofluoromethane	2.951	113	65828	54.02	ug/L	0.00
Spiked Amount 50.000	Range 83 - 118		Recovery = 108.04%			
49) 1,2-Dichloroethane-d4	3.236	65	91281	57.68	ug/L	0.00
Spiked Amount 50.000	Range 79 - 125		Recovery = 115.36%			
63) Toluene-d8	4.336	98	222706	49.00	ug/L	0.00
Spiked Amount 50.000	Range 85 - 112		Recovery = 98.00%			
86) 4-Bromofluorobenzene	6.229	174	76922	50.82	ug/L	0.00
Spiked Amount 50.000	Range 83 - 118		Recovery = 101.64%			
Target Compounds						Qvalue
2) Dichlorodifluoromethane	1.011	85	39397	39.2316	ug/L	100
3) Chloromethane	1.127	50	70745	35.1439	ug/L	97
4) 1,3-butadiene	1.181	39	66056	46.1743	ug/L	89
5) Vinyl Chloride	1.165	62	56221	34.8716	ug/L	96
6) Bromomethane	1.342	94	16499	36.8812	ug/L	93
7) Chloroethane	1.404	64	29217	40.6302	ug/L	91
8) Trichlorofluoromethane	1.488	101	79207	46.2221	ug/L	97
9) Ethyl Ether	1.650	59	49301	39.3544	ug/L #	85
10) Ethanol	1.712	45	24521	774.5343	ug/L	91
11) 1,2-Dichlorotrifluoroe...	1.742	67	46835	34.4366	ug/L	98
12) 1,1-Dichloroethene	1.750	61	89760	42.0780	ug/L	81
13) Freon 113	1.781	101	44037	43.7459	ug/L	98
14) Carbon Disulfide	1.773	76	127603	43.8415	ug/L	87
15) Iodomethane	1.827	142	45380	59.4761	ug/L	94
16) Acrolein	1.904	56	87985	199.4482	ug/L	97
17) Allyl chloride	1.989	41	94093	40.2404	ug/L	83
18) Methylene Chloride	2.043	49	130745	55.3186	ug/L	81
19) Acetone	2.050	43	133560	193.1456	ug/L	96
20) Methyl acetate	2.120	43	400059	198.9104	ug/L	87
21) trans-1,2-Dichloroethene	2.135	61	94877	43.2821	ug/L	86
22) Hexane	2.189	56	72890	40.7801	ug/L	96
23) Methyl Tert Butyl Ether	2.189	73	146477	43.5842	ug/L #	68
24) Acetonitrile	2.273	41	127602m	469.5049	ug/L	
25) Tert Butyl Alcohol	2.212	59	137691	422.4985	ug/L	97
26) Di-isopropyl ether	2.389	45	238572	40.0956	ug/L	90
27) Chloroprene	2.435	53	315119	42.2201	ug/L	93
28) 1,1-Dichloroethane	2.443	63	118423	42.9373	ug/L	97
29) Acrylonitrile	2.435	52	191776	207.5102	ug/L	96
30) ETBE	2.581	59	215678	43.5267	ug/L	89
31) Vinyl acetate	2.558	43	784272	193.6619	ug/L	98
32) cis-1,2-Dichloroethene	2.720	96	53841	41.5237	ug/L #	76
33) 2,2-Dichloropropane	2.781	77	73255	44.6587	ug/L	99
34) Bromochloromethane	2.820	128	26925	42.5932	ug/L #	65
35) Cyclohexane	2.858	56	131920	42.8210	ug/L #	80
36) Chloroform	2.858	83	98788	44.2257	ug/L	94
37) Ethyl acetate	2.912	43	488246	198.1794	ug/L	97
38) Tetrahydrofuran	2.943	42	35355	39.5033	ug/L	84
40) Carbon Tetrachloride	2.958	117	83124m	48.0031	ug/L	
41) 1,1,1-Trichloroethane	2.989	97	88210	47.4227	ug/L	93
42) 2-Butanone	3.005	43	249738	188.5094	ug/L	82
43) 1,1-Dichloropropene	3.051	75	67338	42.5443	ug/L	90
44) tert-Butyl formate	3.097	59	293329	205.1470	ug/L	95

Quantitation Report (QT Reviewed)

Data Path : X:\Orlando VOA\celinec\October 2023\10-31-2023\V1A1968\V1A1968\
Data File : 1A50347.d
Acq On : 30 Oct 2023 7:46 pm
Operator : jeniferw
Sample : ECC1961-5 Inst : MSVOA17
Misc : MS55164,V1A1968,,,,,
ALS Vial : 28 Sample Multiplier: 1

Quant Time: Oct 31 00:38:17 2023
Quant Method : X:\Orlando VOA\celinec\October 2023\10-31-2023\V1A1968\method\V1A_10-23-2023.M
Quant Title : SW-846 Method 5035A/8260B
QLast Update : Mon Oct 23 13:18:22 2023
Response via : Initial Calibration

Compound	R.T.	QIon	Response	Conc	Units		Dev(Min)
45) Propionitrile	3.143	54	161737	428.2604	ug/L		97
46) Methacrylonitrile	3.166	41	584907	378.9806	ug/L		97
47) Benzene	3.182	78	198478	41.3564	ug/L		88
48) TAME	3.251	73	143353	43.0308	ug/L	#	69
50) 1,2-Dichloroethane	3.274	62	97906	46.1817	ug/L		93
51) Isobutyl Alcohol	3.259	43	172070	768.5069	ug/L		95
52) Tert Amyl Alcohol	3.328	59	113650	424.3747	ug/L		85
53) Trichloroethene	3.513	95	55494	41.7495	ug/L		98
54) Methylcyclohexane	3.528	83	86748	42.0188	ug/L	#	74
55) Dibromomethane	3.736	93	34464	41.5549	ug/L		89
56) 1,2-Dichloropropane	3.790	63	62561	37.9061	ug/L		92
57) Bromodichloromethane	3.828	83	73950	43.0478	ug/L	#	96
58) Methyl methacrylate	3.921	41	75819	36.5712	ug/L	#	80
59) 1,4-Dioxane	3.944	88	16098	888.2413	ug/L	#	54
60) 2-Chloroethyl vinyl ether	4.167	63	180996	182.4833	ug/L		86
61) cis-1,3-Dichloropropene	4.213	75	80316	40.9225	ug/L		85
64) Toluene	4.375	91	208306	38.7347	ug/L		100
65) 2-Nitropropane	4.467	41	117537	193.9910	ug/L		96
66) 4-Methyl-2-pentanone	4.582	43	480290	176.4114	ug/L		97
67) trans-1,3-Dichloropropene	4.613	75	79554	40.3746	ug/L		90
68) Tetrachloroethene	4.629	166	82741	45.7497	ug/L		97
69) Ethyl methacrylate	4.729	69	56712	35.2796	ug/L	#	77
70) 1,1,2-Trichloroethane	4.721	83	38875	35.8665	ug/L		89
71) Dibromochloromethane	4.844	129	58448	42.3125	ug/L		98
72) 1,3-Dichloropropane	4.898	76	77437	37.9845	ug/L		83
73) 1,2-Dibromoethane	4.998	107	52174	39.4031	ug/L		99
74) 3,3-Dimethyl-1-Butanol	5.129	57	631142	1812.0902	ug/L		84
75) 2-hexanone	5.137	43	460036	176.5828	ug/L		91
76) 1-Chlorohexane	5.367	91	76236m	38.6922	ug/L		
77) Ethylbenzene	5.398	91	222854m	39.1447	ug/L		
78) Chlorobenzene	5.367	112	139093	38.3147	ug/L		94
79) 1,1,1,2-Tetrachloroethane	5.414	131	56778	42.4552	ug/L		99
80) m,p-Xylene	5.498	91	373053	81.2568	ug/L		100
81) o-Xylene	5.806	91	189603	40.4986	ug/L		99
82) Styrene	5.837	104	144192	41.6074	ug/L		93
83) Bromoform	5.845	173	42819	42.7768	ug/L		97
84) Isopropylbenzene	6.045	105	227005	41.9761	ug/L		99
87) cis-1,4-Dichloro-2-butene	6.268	53	19605	28.7829	ug/L	#	72
88) n-Propylbenzene	6.353	91	262975	37.9958	ug/L		98
89) Bromobenzene	6.306	156	59612	39.6885	ug/L		89
90) 1,1,2,2-Tetrachloroethane	6.376	83	63762	33.7278	ug/L		96
91) 1,3,5-Trimethylbenzene	6.506	105	191458	41.0622	ug/L		99
92) 2-Chlorotoluene	6.453	91	157629	38.4295	ug/L		99
93) trans-1,4-Dichloro-2-B...	6.506	53	28973	31.9686	ug/L	#	72
94) 1,2,3-Trichloropropane	6.468	110	20938	39.1210	ug/L	#	77
95) Cyclohexanone	6.483	55	20226	177.6854	ug/L		86
96) 4-Chlorotoluene	6.583	91	163379	37.9541	ug/L		96
97) tert-Butylbenzene	6.753	91	107742	41.1281	ug/L		93
98) 1,2,4-Trimethylbenzene	6.807	105	183233	41.3740	ug/L		100
99) Pentachloroethane	6.753	167	23283	34.7130	ug/L	#	18
100) sec-Butylbenzene	6.891	105	232807	40.1431	ug/L		99
101) 4-Isopropyltoluene	7.014	119	196656	41.9969	ug/L		98
102) 1,3-Dichlorobenzene	7.038	146	112140	40.2946	ug/L		96
103) 1,2,3-Trimethylbenzene	7.145	105	181742	40.2220	ug/L		99
104) 1,4-Dichlorobenzene	7.107	146	112522	38.8893	ug/L		96
105) n-Butylbenzene	7.345	92	88299	39.7916	ug/L		93
106) Benzyl Chloride	7.299	126	21035	35.3854	ug/L		96
107) 1,2-Dichlorobenzene	7.430	146	99368	39.5282	ug/L		97

Quantitation Report (QT Reviewed)

Data Path : X:\Orlando VOA\celinec\October 2023\10-31-2023\V1A1968\V1A1968\
Data File : 1A50347.d
Acq On : 30 Oct 2023 7:46 pm
Operator : jeniferw
Sample : ECC1961-5 Inst : MSVOA17
Misc : MS55164,V1A1968,,,,,
ALS Vial : 28 Sample Multiplier: 1

Quant Time: Oct 31 00:38:17 2023
Quant Method : X:\Orlando VOA\celinec\October 2023\10-31-2023\V1A1968\method\V1A_10-23-2023.M
Quant Title : SW-846 Method 5035A/8260B
QLast Update : Mon Oct 23 13:18:22 2023
Response via : Initial Calibration

Compound	R.T.	QIon	Response	Conc	Units	Dev(Min)
108) 1,2-Dibromo-3-Chloropr...	8.007	75	10194	36.9292	ug/L	87
109) Hexachlorobutadiene	8.515	225	21291	50.2238	ug/L	96
110) 1,2,4-Trichlorobenzene	8.508	180	40701	40.0036	ug/L	97
111) Naphthalene	8.715	128	78271	37.0442	ug/L	97
112) 1,2,3-Trichlorobenzene	8.838	180	29419	40.9157	ug/L	95

(#) = qualifier out of range (m) = manual integration (+) = signals summed

Quantitation Report (QT Reviewed)

Data Path : X:\Orlando VOA\celinec\October 2023\10-31-2023\V1A1968\V1A1968\
Data File : 1A50347.d
Acq On : 30 Oct 2023 7:46 pm
Operator : jeniferw
Sample : ECC1961-5 Inst : MSVOA17
Misc : MS55164,V1A1968,,,,,
ALS Vial : 28 Sample Multiplier: 1

Quant Time: Oct 31 00:38:17 2023
Quant Method : X:\Orlando VOA\celinec\October 2023\10-31-2023\V1A1968\method\V1A_10-23-2023.M
Quant Title : SW-846 Method 5035A/8260B
QLast Update : Mon Oct 23 13:18:22 2023
Response via : Initial Calibration

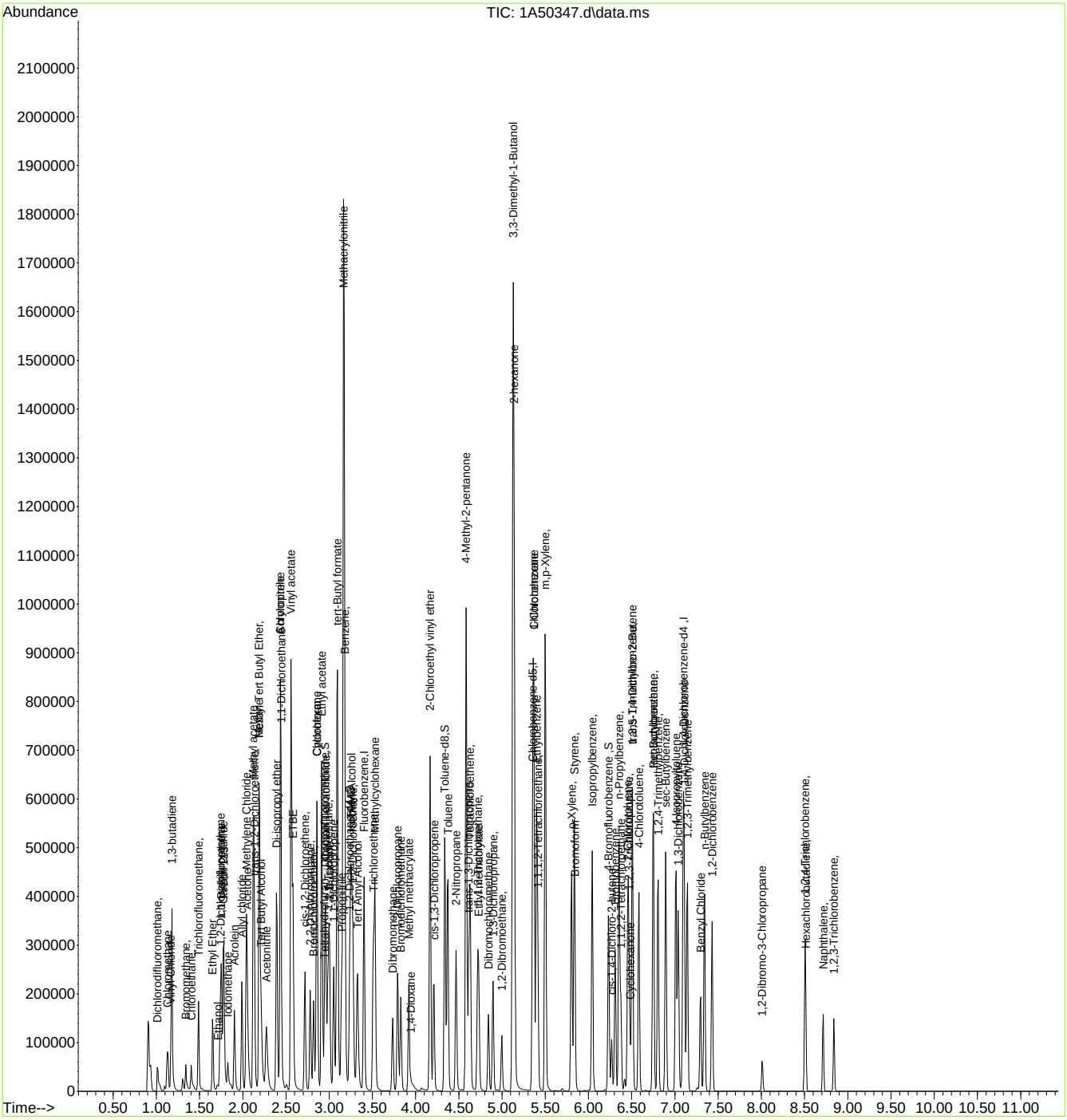

Manual Integration Approval Summary

Sample Number: V1A1968-ECC1961 **Method:** SW846 8260D
Lab FileID: 1A50347.D **Analyst approved:** 10/30/23 21:00 Celine Celis
Injection Time: 10/30/23 19:46 **Supervisor approved:** 10/31/23 12:18 Karen Watson

Parameter	CAS	Sig#	R.T. (min.)	Reason
Acetonitrile	75-05-8		2.27	Poor instrument integration
Carbon Tetrachloride	56-23-5		2.96	Overlapping peak
1-Chlorohexane	544-10-5		5.37	Overlapping peak
Ethylbenzene	100-41-4		5.40	Overlapping peak

Quantitation Report (Qedit)

Data Path : X:\Orlando VOA\celinec\October 2023\10-31-2023\V1A1968\V1A1968\
Data File : 1A50347.d
Acq On : 30 Oct 2023 7:46 pm
Operator : jeniferw
Sample : ECC1961-5 Inst : MSVOA17
Misc : MS55164,V1A1968,,,,,
ALS Vial : 28 Sample Multiplier: 1

Quant Time: Oct 31 00:10:15 2023
Quant Method : X:\Orlando VOA\celinec\October 2023\10-31-2023\V1A1968\method\V1A_10-23-2023.M
Quant Title : SW-846 Method 5035A/8260B
QLast Update : Mon Oct 23 13:18:22 2023
Response via : Initial Calibration

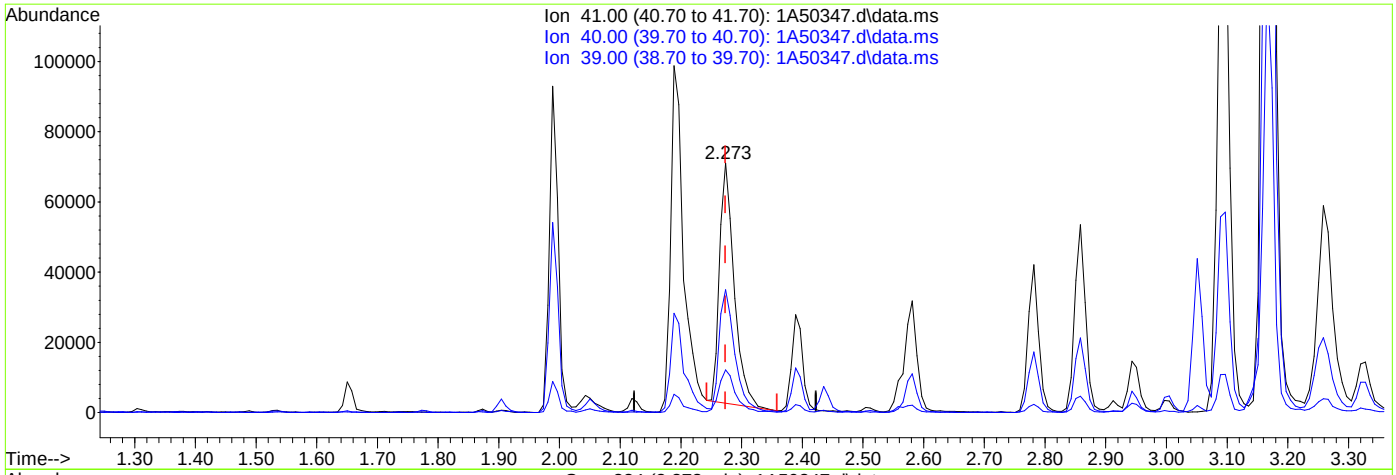

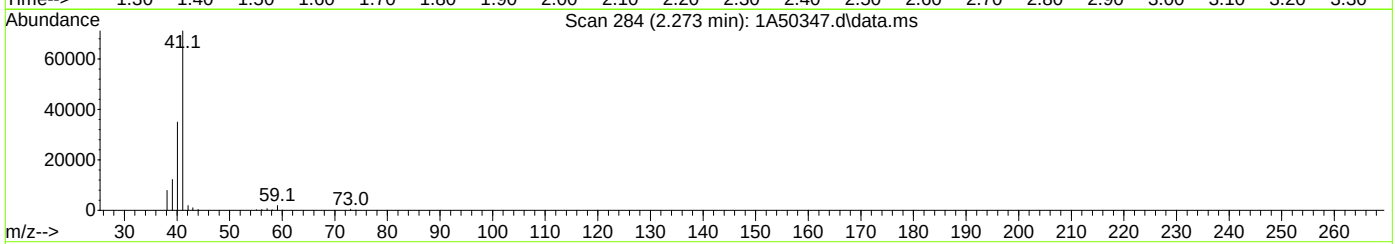

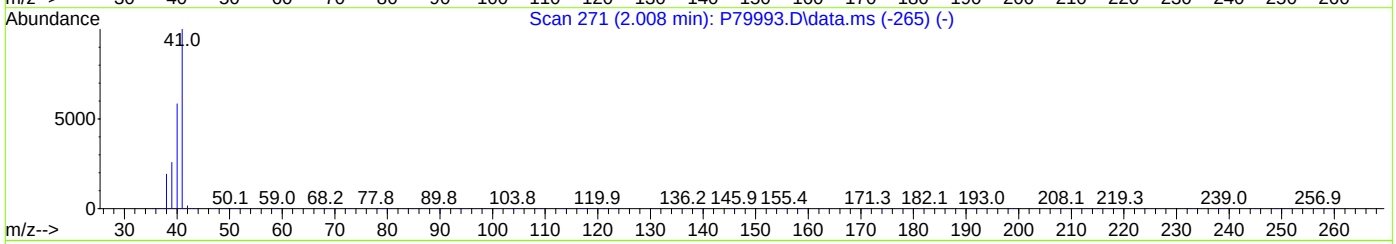

TIC: 1A50347.d\data.ms

(24) Acetonitrile

2.273min (+0.000) 418.61ug/L

response 113771

Ion	Exp%	Act%
41.00	100	100
40.00	54.10	49.14
39.00	21.10	17.07
0.00	0.00	0.00

Quantitation Report (Qedit)

Data Path : X:\Orlando VOA\celinec\October 2023\10-31-2023\V1A1968\V1A1968\
Data File : 1A50347.d
Acq On : 30 Oct 2023 7:46 pm
Operator : jeniferw
Sample : ECC1961-5 Inst : MSVOA17
Misc : MS55164,V1A1968,,,,,
ALS Vial : 28 Sample Multiplier: 1

Quant Time: Oct 31 00:10:15 2023
Quant Method : X:\Orlando VOA\celinec\October 2023\10-31-2023\V1A1968\method\V1A_10-23-2023.M
Quant Title : SW-846 Method 5035A/8260B
QLast Update : Mon Oct 23 13:18:22 2023
Response via : Initial Calibration

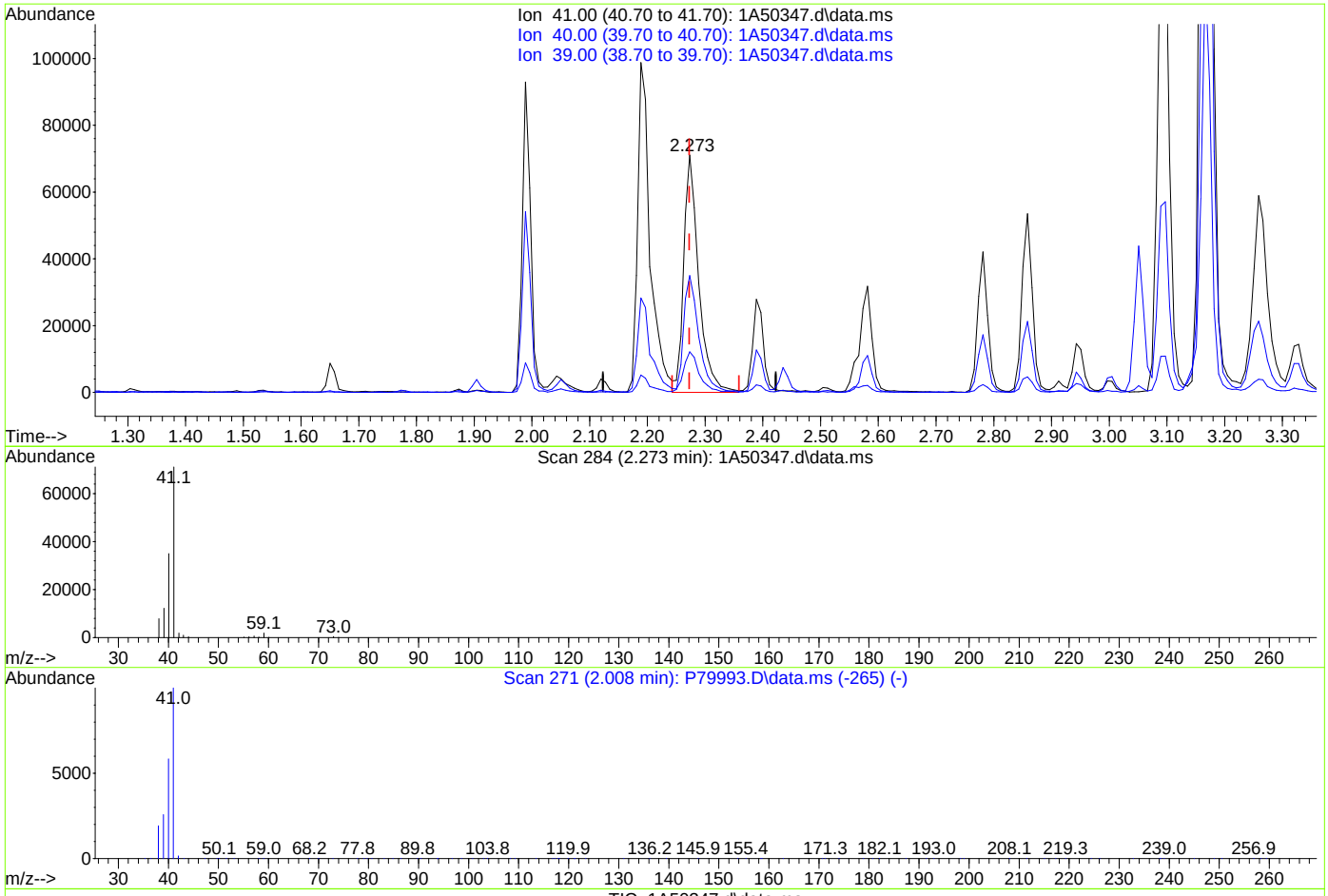

TIC: 1A50347.d\data.ms

(24) Acetonitrile

2.273min (+0.000) 469.50ug/L m

response 127602

Ion	Exp%	Act%
41.00	100	100
40.00	54.10	49.17
39.00	21.10	17.14
0.00	0.00	0.00

Quantitation Report (Qedit)

Data Path : X:\Orlando VOA\celinec\October 2023\10-31-2023\V1A1968\V1A1968\
Data File : 1A50347.d
Acq On : 30 Oct 2023 7:46 pm
Operator : jeniferw
Sample : ECC1961-5 Inst : MSVOA17
Misc : MS55164,V1A1968,,,,,
ALS Vial : 28 Sample Multiplier: 1

Quant Time: Oct 31 00:10:15 2023
Quant Method : X:\Orlando VOA\celinec\October 2023\10-31-2023\V1A1968\method\V1A_10-23-2023.M
Quant Title : SW-846 Method 5035A/8260B
QLast Update : Mon Oct 23 13:18:22 2023
Response via : Initial Calibration

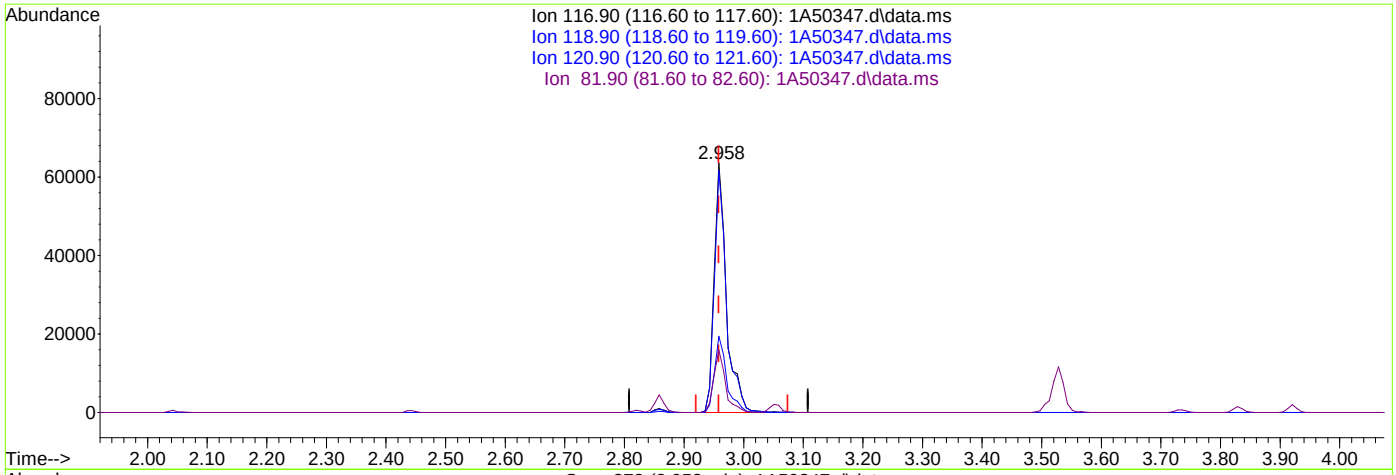

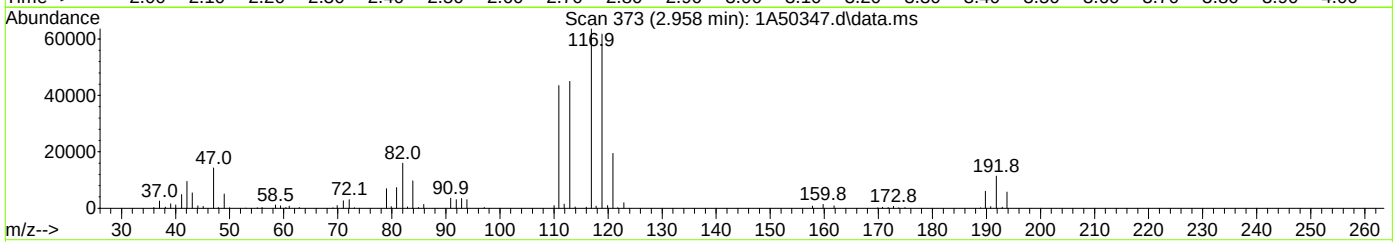

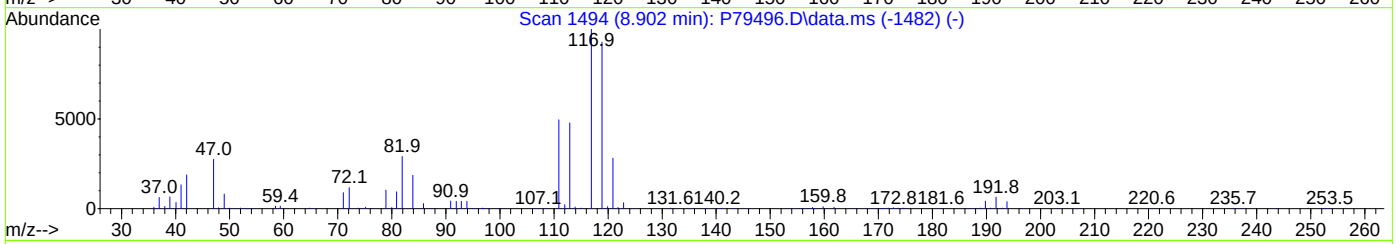

TIC: 1A50347.d\data.ms

(40) Carbon Tetrachloride ( )

2.958min (+0.000) 52.62ug/L

response 91118

Ion	Exp%	Act%
116.90	100	100
118.90	94.50	97.04
120.90	31.10	30.60
81.90	25.40	25.05

Quantitation Report (Qedit)

Data Path : X:\Orlando VOA\celinec\October 2023\10-31-2023\V1A1968\V1A1968\
Data File : 1A50347.d
Acq On : 30 Oct 2023 7:46 pm
Operator : jeniferw
Sample : ECC1961-5 Inst : MSVOA17
Misc : MS55164,V1A1968,,,,,
ALS Vial : 28 Sample Multiplier: 1

Quant Time: Oct 31 00:10:15 2023
Quant Method : X:\Orlando VOA\celinec\October 2023\10-31-2023\V1A1968\method\V1A_10-23-2023.M
Quant Title : SW-846 Method 5035A/8260B
QLast Update : Mon Oct 23 13:18:22 2023
Response via : Initial Calibration

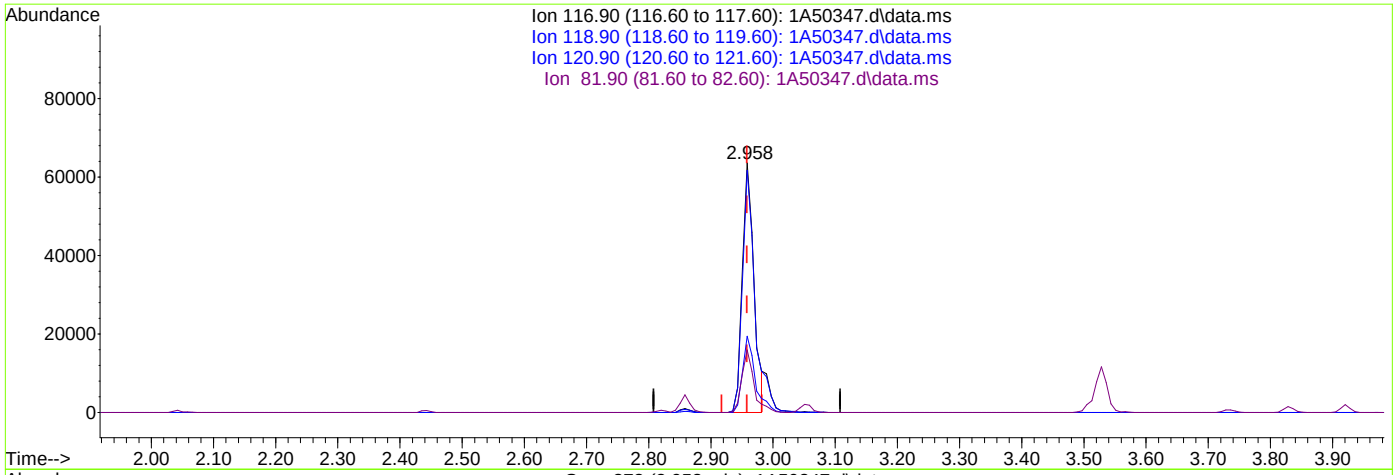

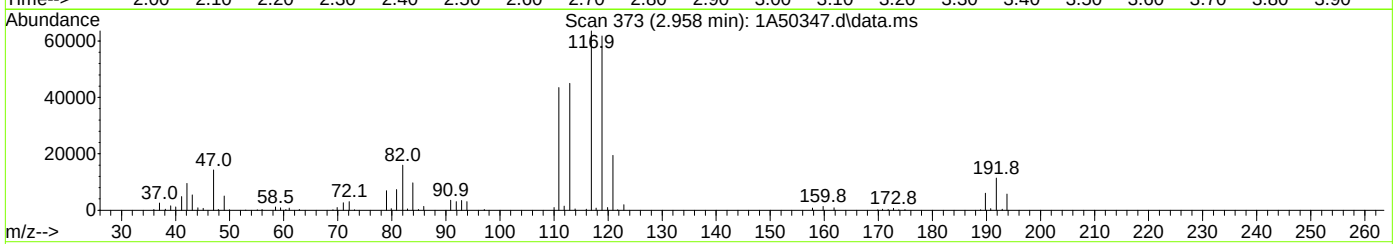

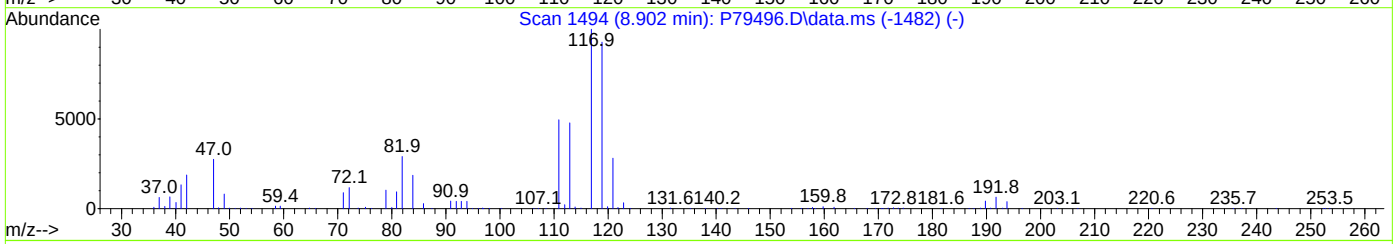

TIC: 1A50347.d\data.ms

(40) Carbon Tetrachloride ( )

2.958min (+0.000) 48.00ug/L m

response 83124

Ion	Exp%	Act%
116.90	100	100
118.90	94.50	97.04
120.90	31.10	30.60
81.90	25.40	25.05

Quantitation Report (Qedit)

Data Path : X:\Orlando VOA\celinec\October 2023\10-31-2023\V1A1968\V1A1968\
Data File : 1A50347.d
Acq On : 30 Oct 2023 7:46 pm
Operator : jeniferw
Sample : ECC1961-5 Inst : MSVOA17
Misc : MS55164,V1A1968,,,,,
ALS Vial : 28 Sample Multiplier: 1

Quant Time: Oct 31 00:10:15 2023
Quant Method : X:\Orlando VOA\celinec\October 2023\10-31-2023\V1A1968\method\V1A_10-23-2023.M
Quant Title : SW-846 Method 5035A/8260B
QLast Update : Mon Oct 23 13:18:22 2023
Response via : Initial Calibration

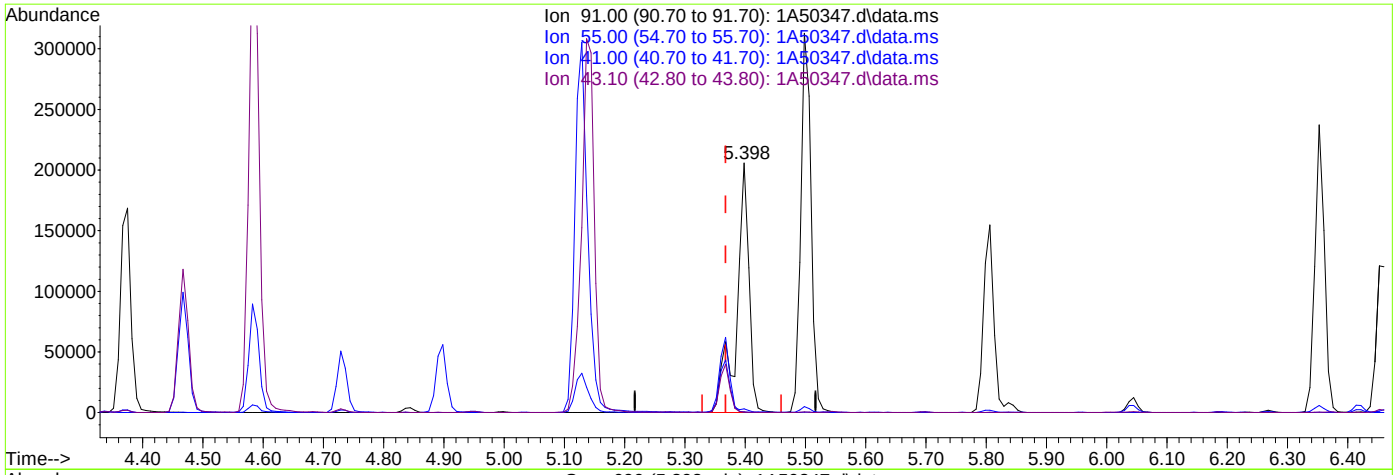

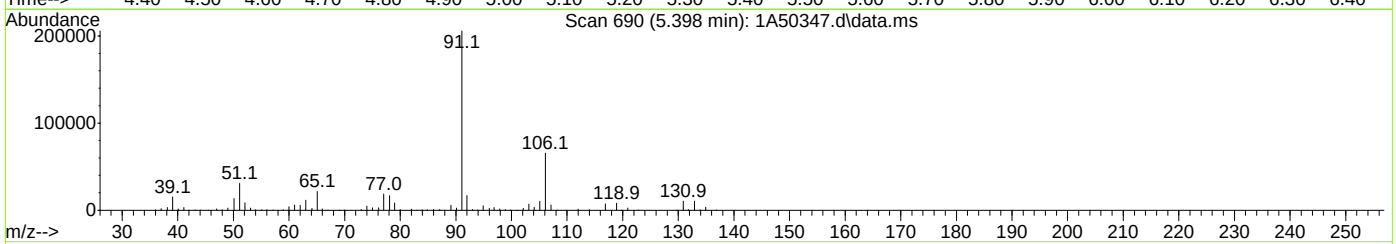

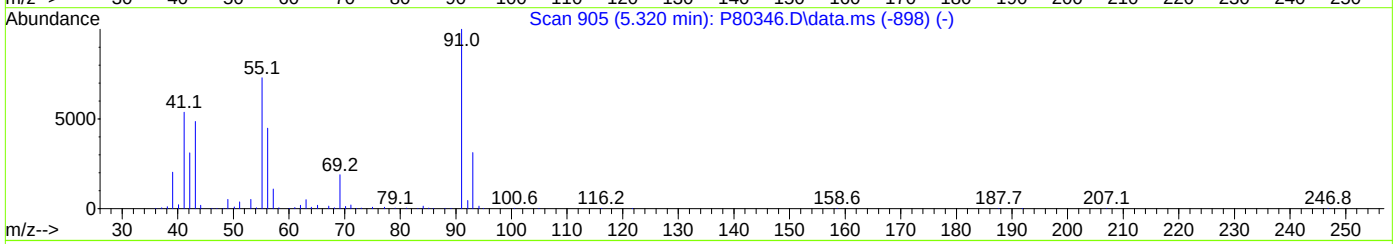

TIC: 1A50347.d\data.ms

(76) 1-Chlorohexane

5.398min (+0.031) 151.81ug/L

response 299106

Ion	Exp%	Act%
91.00	100	100
55.00	74.60	0.28#
41.00	53.90	1.35#
43.10	42.90	0.23#

Quantitation Report (Qedit)

Data Path : X:\Orlando VOA\celinec\October 2023\10-31-2023\V1A1968\V1A1968\
Data File : 1A50347.d
Acq On : 30 Oct 2023 7:46 pm
Operator : jeniferw
Sample : ECC1961-5 Inst : MSVOA17
Misc : MS55164,V1A1968,,,,,
ALS Vial : 28 Sample Multiplier: 1

Quant Time: Oct 31 00:10:15 2023
Quant Method : X:\Orlando VOA\celinec\October 2023\10-31-2023\V1A1968\method\V1A_10-23-2023.M
Quant Title : SW-846 Method 5035A/8260B
QLast Update : Mon Oct 23 13:18:22 2023
Response via : Initial Calibration

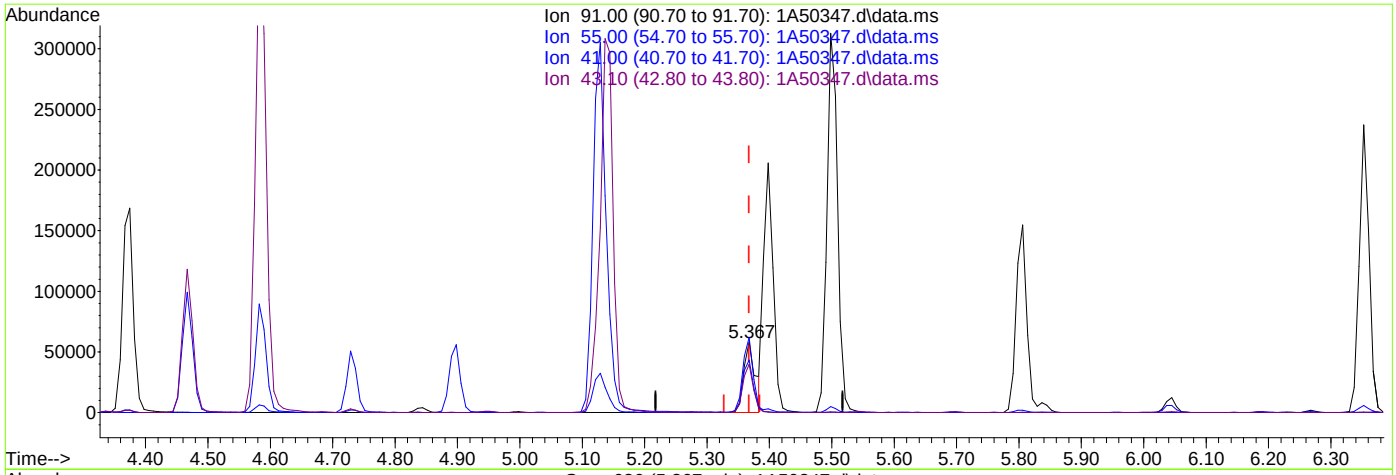

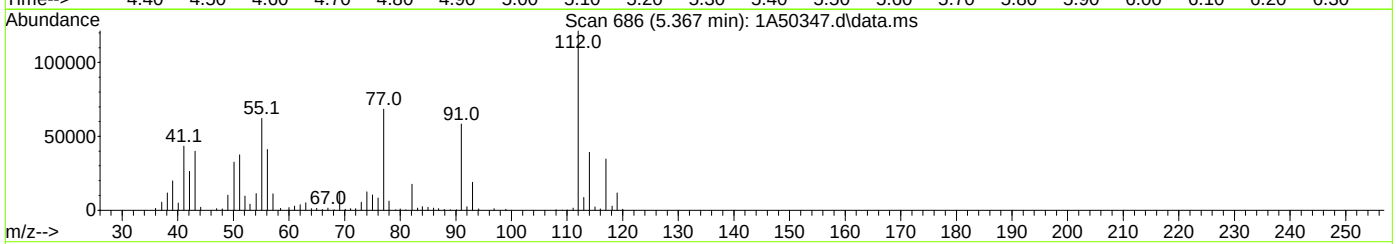

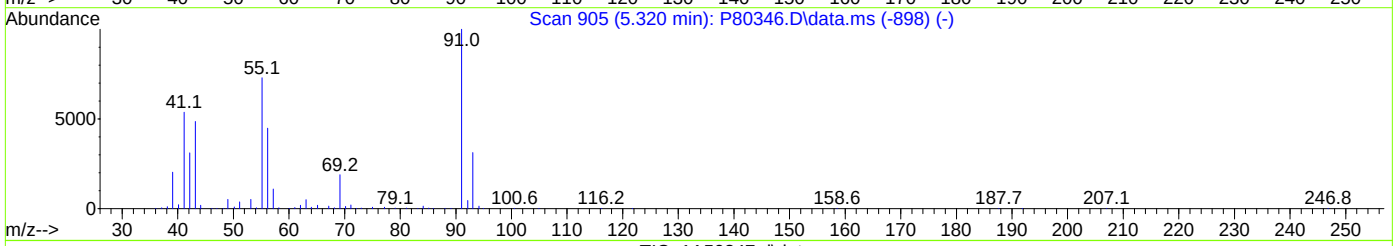

TIC: 1A50347.d\data.ms

(76) 1-Chlorohexane

5.367min (+0.000) 38.69ug/L m

response 76236

Ion	Exp%	Act%
91.00	100	100
55.00	74.60	106.51#
41.00	53.90	74.31#
43.10	42.90	68.42#

Quantitation Report (Qedit)

Data Path : X:\Orlando VOA\celinec\October 2023\10-31-2023\V1A1968\V1A1968\
Data File : 1A50347.d
Acq On : 30 Oct 2023 7:46 pm
Operator : jeniferw
Sample : ECC1961-5 Inst : MSVOA17
Misc : MS55164,V1A1968,,,,,
ALS Vial : 28 Sample Multiplier: 1

Quant Time: Oct 31 00:10:15 2023
Quant Method : X:\Orlando VOA\celinec\October 2023\10-31-2023\V1A1968\method\V1A_10-23-2023.M
Quant Title : SW-846 Method 5035A/8260B
QLast Update : Mon Oct 23 13:18:22 2023
Response via : Initial Calibration

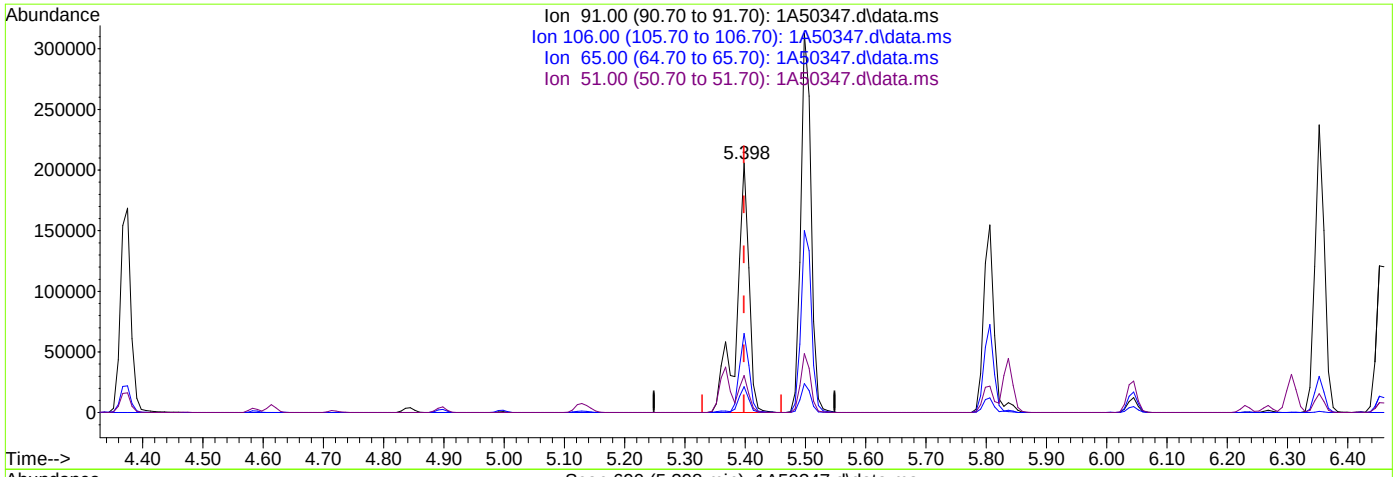

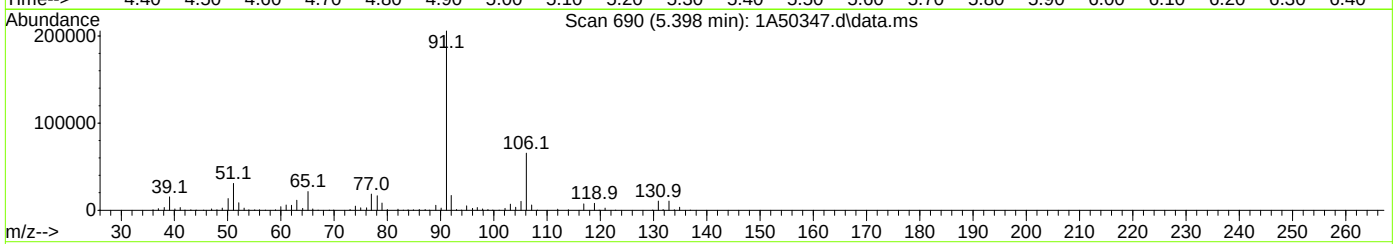

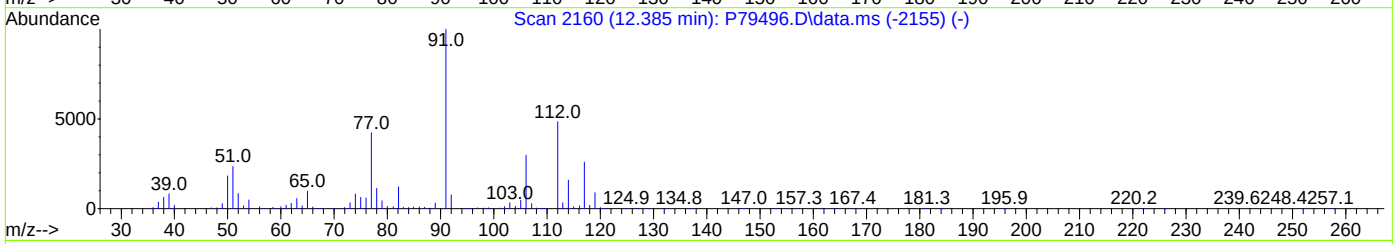

TIC: 1A50347.d\data.ms

(77) Ethylbenzene

5.398min (+0.000) 52.54ug/L

response 299106

Ion	Exp%	Act%
91.00	100	100
106.00	32.00	31.75
65.00	8.30	10.33
51.00	10.10	14.89

Quantitation Report (Qedit)

Data Path : X:\Orlando VOA\celinec\October 2023\10-31-2023\V1A1968\V1A1968\
Data File : 1A50347.d
Acq On : 30 Oct 2023 7:46 pm
Operator : jeniferw
Sample : ECC1961-5 Inst : MSVOA17
Misc : MS55164,V1A1968,,,,,
ALS Vial : 28 Sample Multiplier: 1

Quant Time: Oct 31 00:10:15 2023
Quant Method : X:\Orlando VOA\celinec\October 2023\10-31-2023\V1A1968\method\V1A_10-23-2023.M
Quant Title : SW-846 Method 5035A/8260B
QLast Update : Mon Oct 23 13:18:22 2023
Response via : Initial Calibration

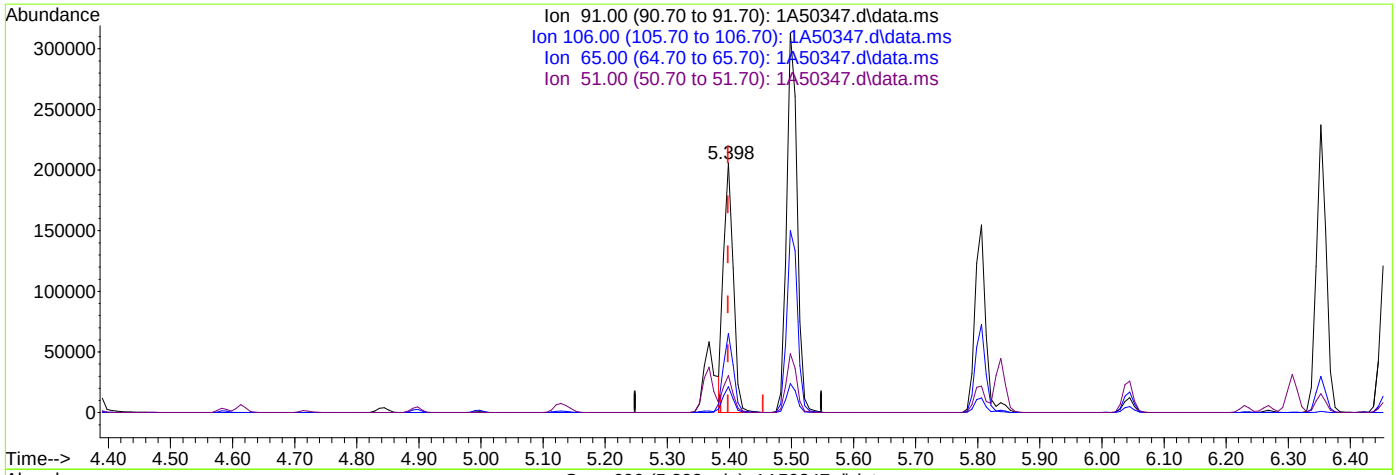

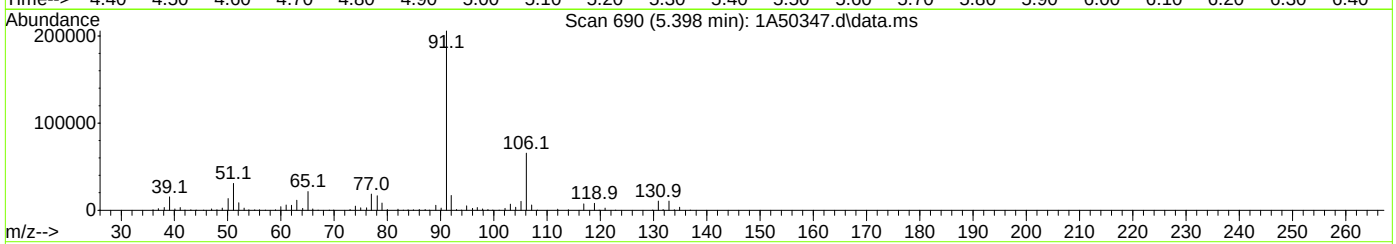

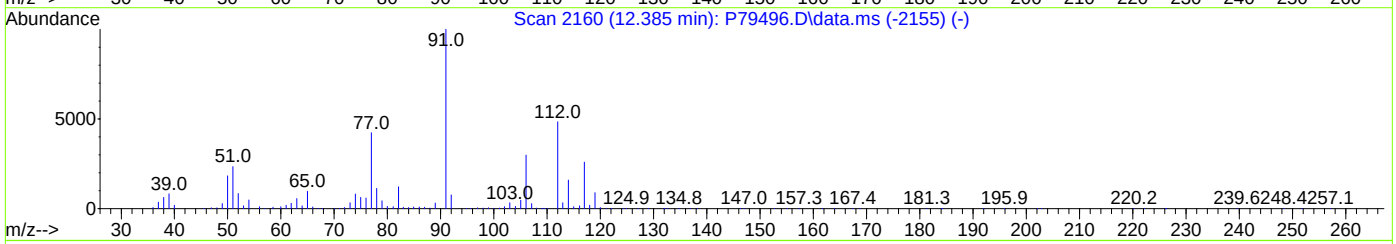

TIC: 1A50347.d\data.ms

(77) Ethylbenzene

5.398min (+0.000) 39.14ug/L m

response 222854

Ion	Exp%	Act%
91.00	100	100
106.00	32.00	31.75
65.00	8.30	10.33
51.00	10.10	14.89

Manual Integrations APPROVED
(compounds with "m" flag)
Karen Watson
10/12/23 09:47

Quantitation Report (QT Reviewed)

Data Path : C:\msdchem\1\data\10-11-2023\
Data File : 5E42942.D
Acq On : 11 Oct 2023 3:14 pm
Operator : joannel
Sample : IC1919-1
Misc : MS54902,V5E1919,,,,,
ALS Vial : 2 Sample Multiplier: 1

Quant Time: Oct 12 08:00:20 2023
Quant Method : C:\msdchem\1\methods\appIX10-11-2023_.M
Quant Title : SW-846 Method 5030B/8260B & EPA 624
QLast Update : Thu Oct 12 06:48:59 2023
Response via : Initial Calibration

Compound	R.T.	QIon	Response	Conc	Units		Dev(Min)
Internal Standards							
1) Fluorobenzene	8.463	96	277403	50.00	ug/L		0.00
61) Chlorobenzene-d5	11.603	117	201023	50.00	ug/L		0.00
85) 1,4-Dichlorobenzene-d4	13.956	152	111721	50.00	ug/L		0.00
System Monitoring Compounds							
39) Dibromofluoromethane	7.610	113	84093	50.65	ug/L		0.00
Spiked Amount 50.000	Range 83 - 118		Recovery = 101.30%				
49) 1,2-Dichloroethane-d4	8.183	65	94637	54.60	ug/L		0.00
Spiked Amount 50.000	Range 79 - 125		Recovery = 109.20%				
62) Toluene-d8	10.036	98	269530	53.80	ug/L		0.00
Spiked Amount 50.000	Range 85 - 112		Recovery = 107.60%				
86) 4-Bromofluorobenzene	12.816	95	100076	57.42	ug/L		0.00
Spiked Amount 50.000	Range 83 - 118		Recovery = 114.84%				
Target Compounds							Qvalue
2) Dichlorodifluoromethane	2.806	85	720	0.56	ug/L		83
3) Chloromethane	3.141	50	1200	1.01	ug/L		95
4) Vinyl Chloride	3.263	62	917	0.75	ug/L		97
5) 1,3-Butadiene	3.294	39	1538	1.95	ug/L		85
6) Bromomethane	3.769	94	451	0.70	ug/L		90
7) Chloroethane	3.952	64	873	1.01	ug/L		48
8) Trichlorofluoromethane	4.159	101	1773	0.94	ug/L		92
9) Ethyl Ether	4.580	59	949	1.00	ug/L	#	70
11) 1,2-Dichlorotrifluoroe...	4.824	67	1208	0.91	ug/L	#	71
12) 1,1-Dichloroethene	4.860	61	1687	1.01	ug/L		93
13) Freon 113	4.903	101	986	0.92	ug/L		89
14) Carbon Disulfide	4.927	76	3868	1.18	ug/L		73
16) Acrolein	5.311	56	309	1.56	ug/L	#	42
17) Allyl chloride	5.464	41	1080	0.98	ug/L	#	70
18) Methylene Chloride	5.592	49	5758	3.88	ug/L		77
19) Acetone	5.659	43	729	1.86	ug/L	#	39
20) Methyl acetate	5.793	43	5277	6.15	ug/L		84
21) trans-1,2-Dichloroethene	5.799	61	1697	1.04	ug/L		95
22) Hexane	5.872	56	1179	1.03	ug/L	#	78
23) Methyl Tert Butyl Ether	5.897	73	3474	0.98	ug/L		86
24) Acetonitrile	6.256	41	1592	10.76	ug/L		70
25) Di-isopropyl ether	6.330	45	3863	1.24	ug/L		91
26) Chloroprene	6.494	53	1425	0.92	ug/L	#	79
27) 1,1-Dichloroethane	6.519	63	2181	1.00	ug/L		90
28) Acrylonitrile	6.586	53	3070	6.35	ug/L		86
29) ETBE	6.738	59	3978	1.07	ug/L		95
30) Tert Butyl Alcohol	5.982	59	1380	6.04	ug/L	#	52
31) Vinyl acetate	6.787	43	18030	7.62	ug/L		98
32) cis-1,2-Dichloroethene	7.134	96	1190	0.89	ug/L		74
33) 2,2-Dichloropropane	7.250	77	1747	1.04	ug/L		87
34) Bromochloromethane	7.354	128	539	0.77	ug/L		82
35) Cyclohexane	7.366	56	1825	0.96	ug/L		95
36) Chloroform	7.415	83	2238	0.96	ug/L		98
37) Ethyl acetate	7.518	43	9661	7.82	ug/L		97

Quantitation Report (QT Reviewed)

Data Path : C:\msdchem\1\data\10-11-2023\
Data File : 5E42942.D
Acq On : 11 Oct 2023 3:14 pm
Operator : joannel
Sample : IC1919-1
Misc : MS54902,V5E1919,,,,,
ALS Vial : 2 Sample Multiplier: 1

Quant Time: Oct 12 08:00:20 2023
Quant Method : C:\msdchem\1\methods\appIX10-11-2023_.M
Quant Title : SW-846 Method 5030B/8260B & EPA 624
QLast Update : Thu Oct 12 06:48:59 2023
Response via : Initial Calibration

Compound	R.T.	QIon	Response	Conc	Units		Dev(Min)
38) Tetrahydrofuran	7.604	42	476	1.09	ug/L	#	54
40) Carbon Tetrachloride	7.585	117	1791	1.01	ug/L		88
41) 1,1,1-Trichloroethane	7.659	97	1821	0.92	ug/L		84
42) 2-Butanone	7.750	43	3243	5.31	ug/L		46
43) 1,1-Dichloropropene	7.780	75	1328	0.86	ug/L		90
44) tert-Butyl formate	7.878	59	4554	10.11	ug/L		91
45) Propionitrile	8.067	54	1692	6.76	ug/L		89
46) Methacrylonitrile	8.085	41	10643	12.70	ug/L		93
47) Benzene	8.049	78	4264	0.92	ug/L		84
48) TAME	8.116	73	3316	0.95	ug/L		71
50) 1,2-Dichloroethane	8.262	62	1678	0.93	ug/L		83
51) tert Amyl alcohol	8.293	59	889	5.24	ug/L	#	62
52) Trichloroethene	8.646	95	1162	0.86	ug/L		98
53) Methylcyclohexane	8.646	83	1640	0.82	ug/L		81
54) Dibromomethane	9.085	93	395	0.45	ug/L	#	65
55) 1,2-Dichloropropane	9.177	63	926	0.80	ug/L		89
56) Bromodichloromethane	9.225	83	1879	1.07	ug/L	#	90
57) Methyl methacrylate	9.353	41	75	0.07	ug/L	#	16
59) 2-Chloroethyl vinyl ether	9.774	63	1690	3.44	ug/L		88
60) cis-1,3-Dichloropropene	9.853	75	1552	0.86	ug/L		74
63) Toluene	10.091	91	5221	1.19	ug/L		89
64) Isobutyl alcohol	8.183	43	599	11.59	ug/L	#	22
65) 2-Nitropropane	10.317	41	1888	5.58	ug/L		93
66) 4-Methyl-2-pentanone	10.432	43	5809	5.10	ug/L		86
67) trans-1,3-Dichloropropene	10.506	75	1383	0.91	ug/L	#	62
68) Tetrachloroethene	10.493	166	1089	0.83	ug/L		82
69) Ethyl methacrylate	10.615	69	420	0.34	ug/L	#	41
70) 1,1,2-Trichloroethane	10.664	83	826	0.92	ug/L		85
71) Dibromochloromethane	10.853	129	1152	0.91	ug/L		77
72) 1,3-Dichloropropane	10.945	76	1589	0.97	ug/L		92
73) 1,2-Dibromoethane	11.127	107	958	0.85	ug/L		92
74) 3,3-Dimethyl-1-butanol	11.201	57	5744	50.83	ug/L		88
75) 2-hexanone	11.280	43	2324	2.83	ug/L		65
76) 1-Chlorohexane	11.554	91	1150	0.82	ug/L	#	55
77) Ethylbenzene	11.609	91	6008	1.17	ug/L		80
78) Chlorobenzene	11.621	112	3524	1.16	ug/L		89
79) 1,1,1,2-Tetrachloroethane	11.670	131	1229	1.06	ug/L	#	64
80) m,p-Xylene	11.755	91	8810	2.30	ug/L		97
81) o-Xylene	12.200	91	4295	1.11	ug/L		96
82) Styrene	12.267	104	2291	0.80	ug/L		90
83) Bromoform	12.310	173	817	0.86	ug/L		88
84) Isopropylbenzene	12.499	105	5188	1.06	ug/L		98
88) n-Propylbenzene	12.926	91	6485	1.25	ug/L		96
89) Bromobenzene	12.950	156	1264	1.10	ug/L		86
90) 1,1,2,2-Tetrachloroethane	12.993	83	1561	1.08	ug/L		87
91) 1,3,5-Trimethylbenzene	13.103	105	4561	1.27	ug/L		91
92) 2-Chlorotoluene	13.109	91	4374	1.29	ug/L		84
94) 1,2,3-Trichloropropane	13.164	110	406	1.00	ug/L	#	21
96) 4-Chlorotoluene	13.286	91	3635	1.18	ug/L		92
98) tert-Butylbenzene	13.438	91	2751	1.36	ug/L		85

Quantitation Report (QT Reviewed)

Data Path : C:\msdchem\1\data\10-11-2023\
Data File : 5E42942.D
Acq On : 11 Oct 2023 3:14 pm
Operator : joannel
Sample : IC1919-1
Misc : MS54902,V5E1919,,,,,
ALS Vial : 2 Sample Multiplier: 1

Quant Time: Oct 12 08:00:20 2023
Quant Method : C:\msdchem\1\methods\appIX10-11-2023_.M
Quant Title : SW-846 Method 5030B/8260B & EPA 624
QLast Update : Thu Oct 12 06:48:59 2023
Response via : Initial Calibration

Compound	R.T.	QIon	Response	Conc Units	Dev(Min)
99) 1,2,4-Trimethylbenzene	13.517	105	4096	1.15 ug/L	93
100) Pentachloroethane	13.505	167	570	0.81 ug/L	93
101) sec-Butylbenzene	13.627	105	5777	1.23 ug/L	93
102) 4-Isopropyltoluene	13.755	119	4239	1.07 ug/L	84
103) 1,3-Dichlorobenzene	13.901	146	2759	1.23 ug/L	86
104) 1,2,3-Trimethylbenzene	13.968	105	4847	1.29 ug/L #	63
105) 1,4-Dichlorobenzene	13.974	146	2961m	1.17 ug/L	
106) n-Butylbenzene	14.188	92	1861	0.93 ug/L #	75
107) Benzyl Chloride	14.206	126	82	0.20 ug/L #	1
108) 1,2-Dichlorobenzene	14.401	146	2370	1.07 ug/L	90
110) Hexachlorobutadiene	15.657	225	604	0.91 ug/L	87
111) 1,2,4-Trichlorobenzene	15.736	180	1396	0.89 ug/L	69
112) Naphthalene	16.029	128	3229	0.92 ug/L	94
113) 1,2,3-Trichlorobenzene	16.200	180	1243	0.89 ug/L	91

(#) = qualifier out of range (m) = manual integration (+) = signals summed

7.6.16

7

Quantitation Report (QT Reviewed)

Data Path : C:\msdchem\1\data\10-11-2023\
Data File : 5E42942.D
Acq On : 11 Oct 2023 3:14 pm
Operator : joannel
Sample : IC1919-1
Misc : MS54902,V5E1919,,,,,
ALS Vial : 2 Sample Multiplier: 1

Quant Time: Oct 12 08:00:20 2023
Quant Method : C:\msdchem\1\methods\appIX10-11-2023_.M
Quant Title : SW-846 Method 5030B/8260B & EPA 624
QLast Update : Thu Oct 12 06:48:59 2023
Response via : Initial Calibration

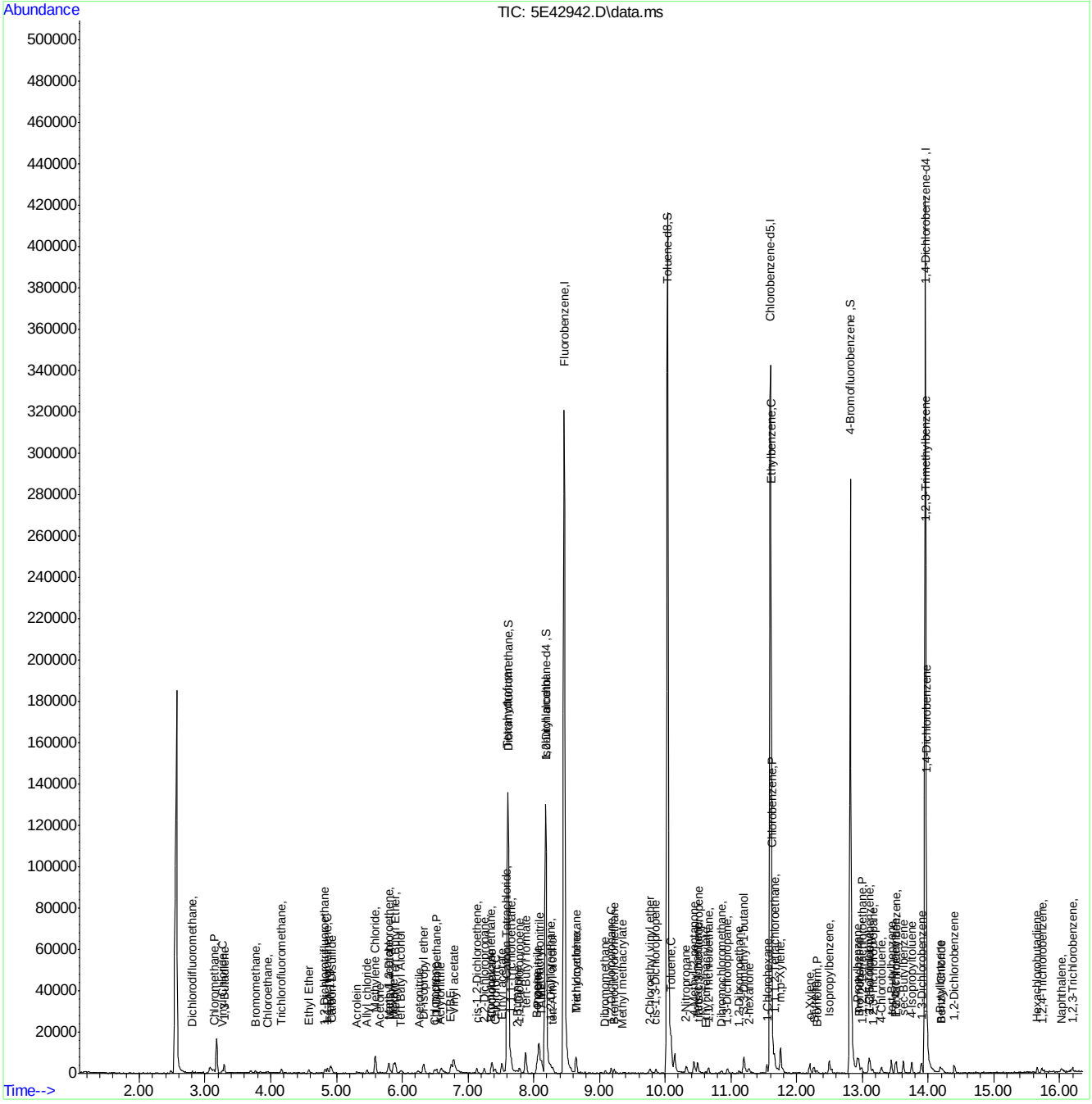

Manual Integration Approval Summary

Sample Number: V5E1919-IC1919
Lab FileID: 5E42942.D
Injection Time: 10/11/23 15:14
Method: SW846 8260D
Analyst approved: 10/12/23 08:38 Jo-Ann Lugo De Jesus
Supervisor approved: 10/12/23 09:47 Karen Watson

Parameter	CAS	Sig#	R.T. (min.)	Reason
1,4-Dichlorobenzene	106-46-7		13.97	Missed peak

Quantitation Report (Qedit)

Data Path : C:\msdchem\1\data\10-11-2023\
Data File : 5E42942.D
Acq On : 11 Oct 2023 3:14 pm
Operator : joannel
Sample : IC1919-1
Misc : MS54902,V5E1919,,,,,
ALS Vial : 2 Sample Multiplier: 1

Quant Time: Oct 12 06:43:58 2023
Quant Method : C:\msdchem\1\methods\appIX10-11-2023_.M
Quant Title : SW-846 Method 5030B/8260B & EPA 624
QLast Update : Thu Aug 31 13:41:31 2023
Response via : Initial Calibration

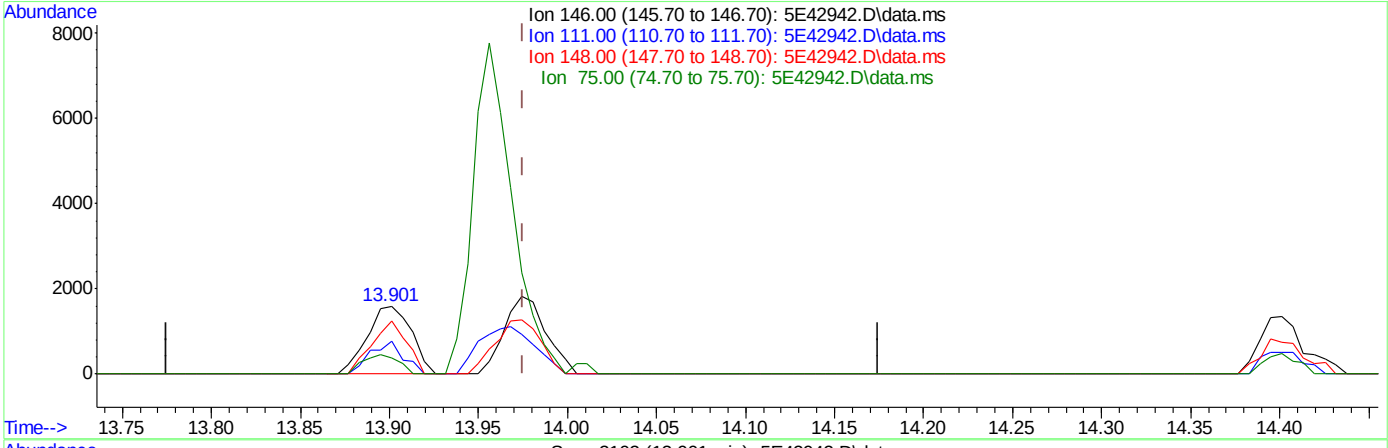

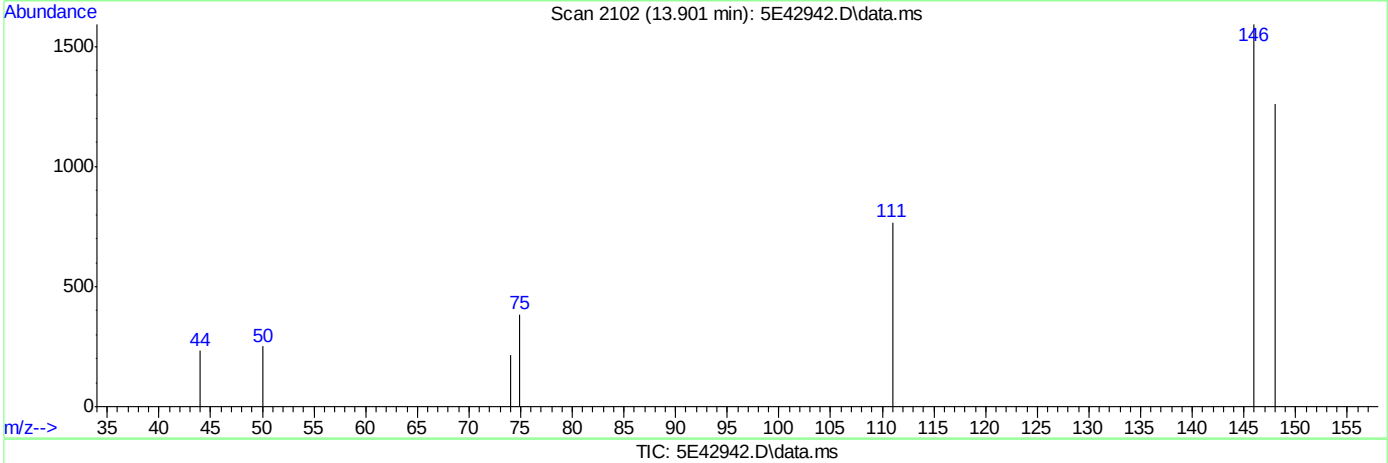

TIC: 5E42942.D\data.ms

(105) 1,4-Dichlorobenzene

13.901min (-0.074) 1.09ug/L

response 2759

Ion	Exp%	Act%
146.00	100	100
111.00	34.80	48.12
148.00	63.00	79.08
75.00	26.20	24.06

Quantitation Report (Qedit)

Data Path : C:\msdchem\1\data\10-11-2023\
Data File : 5E42942.D
Acq On : 11 Oct 2023 3:14 pm
Operator : joannel
Sample : IC1919-1
Misc : MS54902,V5E1919,,,,,
ALS Vial : 2 Sample Multiplier: 1

Quant Time: Oct 12 06:43:58 2023
Quant Method : C:\msdchem\1\methods\appIX10-11-2023_.M
Quant Title : SW-846 Method 5030B/8260B & EPA 624
QLast Update : Thu Aug 31 13:41:31 2023
Response via : Initial Calibration

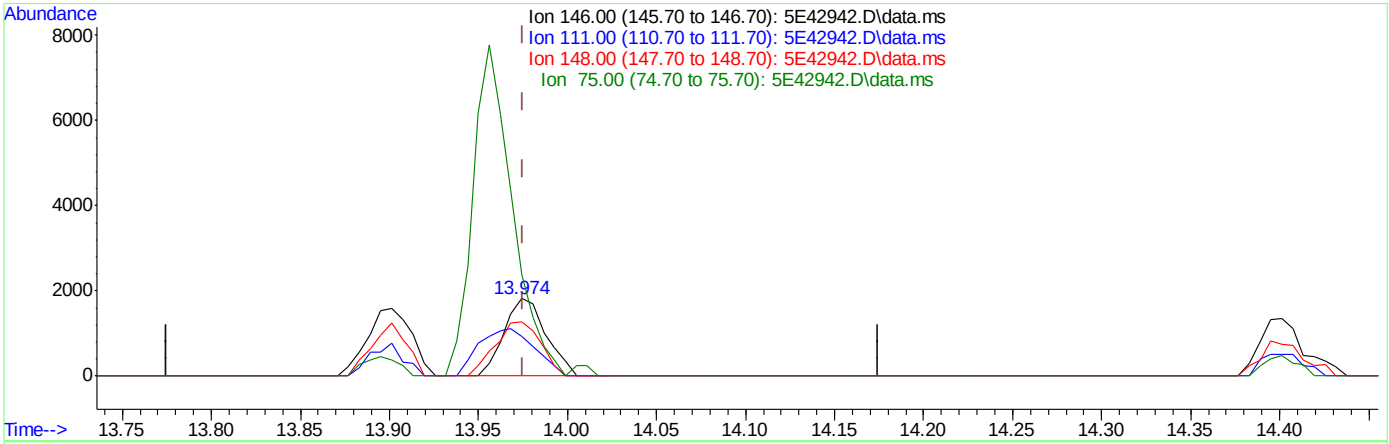

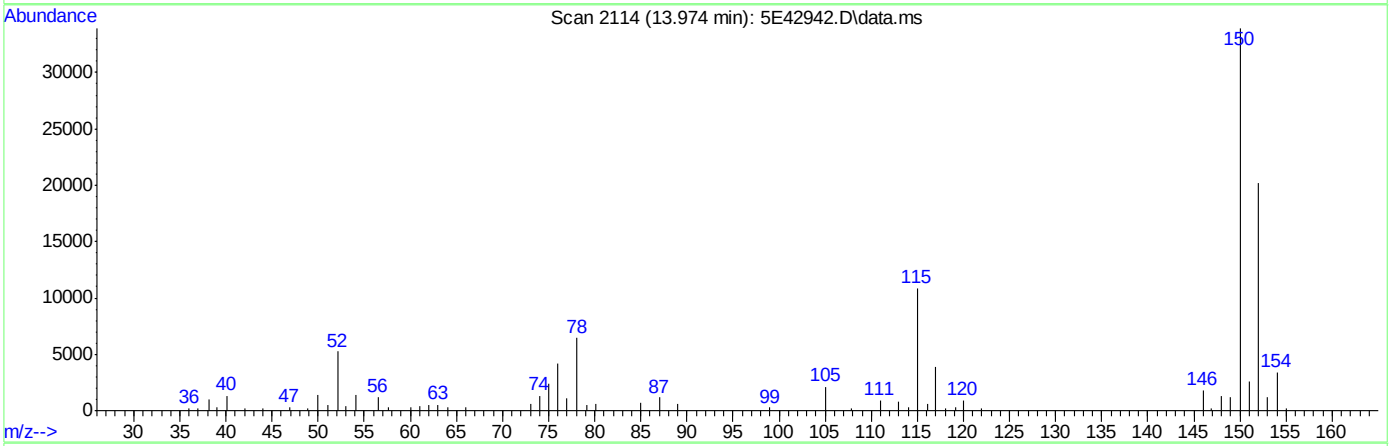

TIC: 5E42942.D\data.ms

(105) 1,4-Dichlorobenzene

13.974min (-0.001) 1.17ug/L m

response 2961

Ion	Exp%	Act%
146.00	100	100
111.00	34.80	51.05
148.00	63.00	70.74
75.00	26.20	130.91#

Quantitation Report (Qedit)

Data Path : C:\msdchem\1\data\10-11-2023\
Data File : 5E42942.D
Acq On : 11 Oct 2023 3:14 pm
Operator : joannel
Sample : IC1919-1
Misc : MS54902,V5E1919,,,,,
ALS Vial : 2 Sample Multiplier: 1

Quant Time: Oct 12 07:58:07 2023
Quant Method : C:\msdchem\1\methods\appIX10-11-2023_.M
Quant Title : SW-846 Method 5030B/8260B & EPA 624
QLast Update : Thu Oct 12 06:48:59 2023
Response via : Initial Calibration

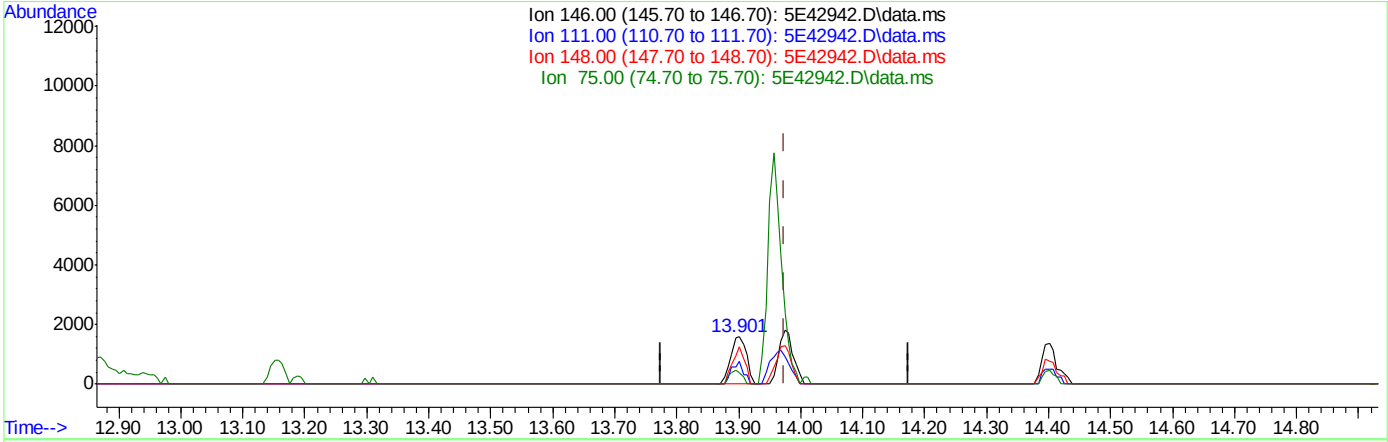

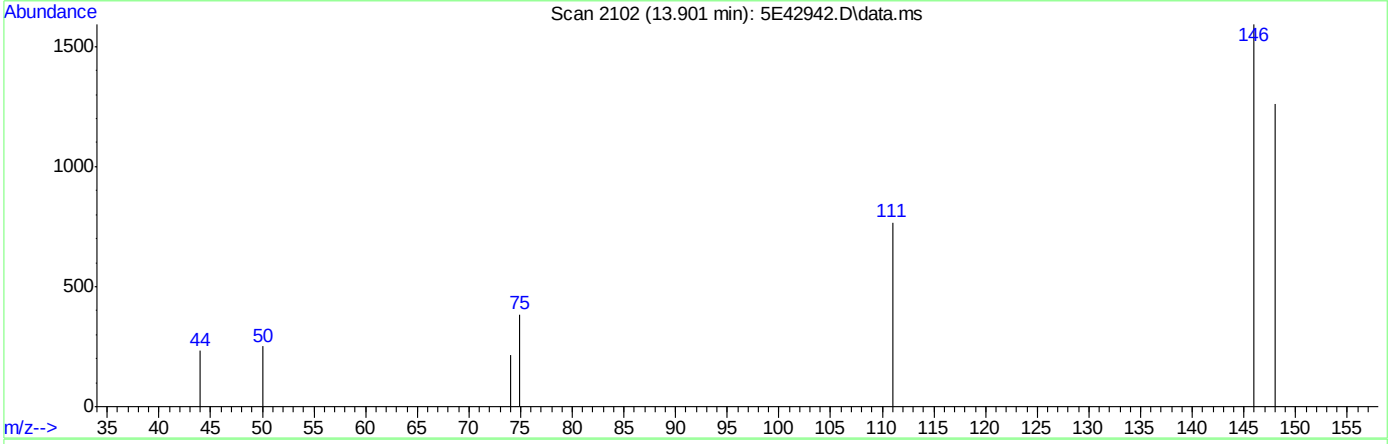

TIC: 5E42942.D\data.ms

(105) 1,4-Dichlorobenzene

13.901min (-0.074) 1.09ug/L

response 2759

Ion	Exp%	Act%
146.00	100	100
111.00	34.80	48.12
148.00	63.00	79.08
75.00	26.20	24.06

Quantitation Report (Qedit)

Data Path : C:\msdchem\1\data\10-11-2023\
Data File : 5E42942.D
Acq On : 11 Oct 2023 3:14 pm
Operator : joannel
Sample : IC1919-1
Misc : MS54902,V5E1919,,,,,
ALS Vial : 2 Sample Multiplier: 1

Quant Time: Oct 12 07:58:07 2023
Quant Method : C:\msdchem\1\methods\appIX10-11-2023_.M
Quant Title : SW-846 Method 5030B/8260B & EPA 624
QLast Update : Thu Oct 12 06:48:59 2023
Response via : Initial Calibration

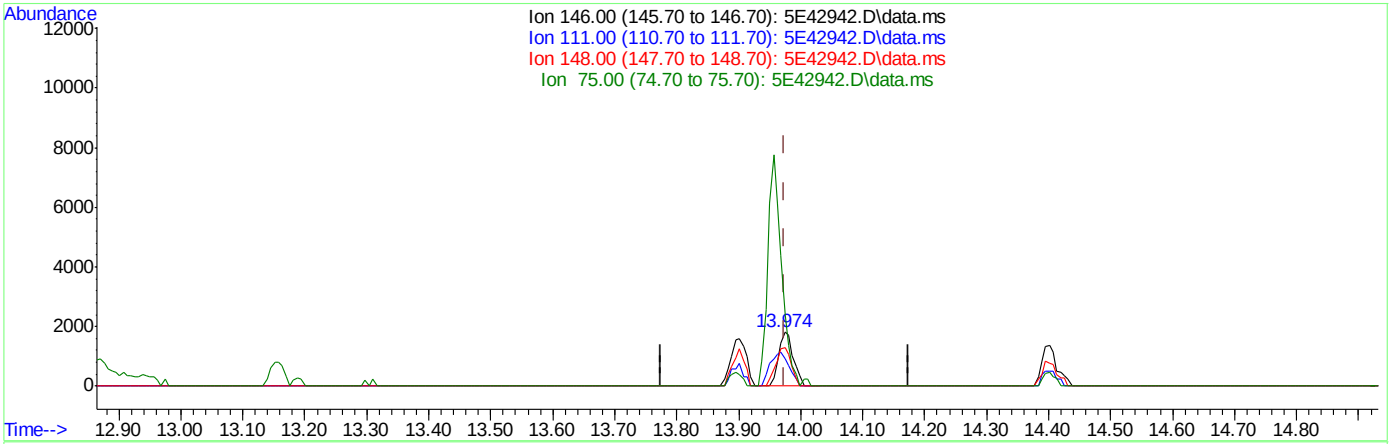

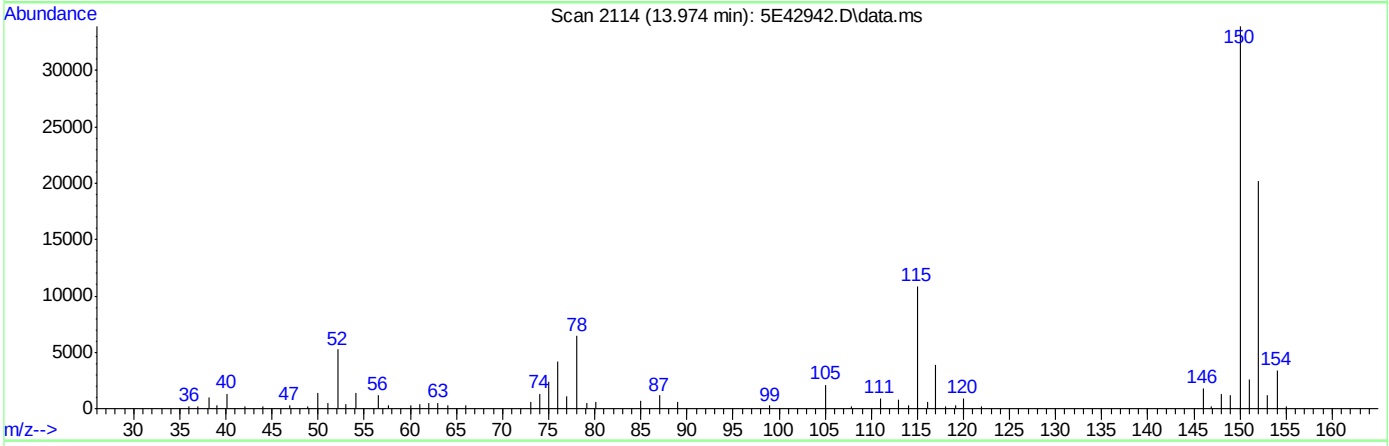

TIC: 5E42942.D\data.ms

(105) 1,4-Dichlorobenzene

13.974min (-0.001) 1.17ug/L m

response 2961

Ion	Exp%	Act%
146.00	100	100
111.00	34.80	51.05
148.00	63.00	70.74
75.00	26.20	130.91#

Manual Integrations APPROVED (compounds with "m" flag)
Karen Watson
10/12/23 09:47

Quantitation Report (QT Reviewed)

Data Path : C:\msdchem\1\data\10-11-2023\
Data File : 5E42943.D
Acq On : 11 Oct 2023 3:37 pm
Operator : joannel
Sample : IC1919-8
Misc : MS54902,V5E1919,,,,,
ALS Vial : 3 Sample Multiplier: 1

Quant Time: Oct 12 08:00:43 2023
Quant Method : C:\msdchem\1\methods\appIX10-11-2023_.M
Quant Title : SW-846 Method 5030B/8260B & EPA 624
QLast Update : Thu Oct 12 06:48:59 2023
Response via : Initial Calibration

Compound	R.T.	QIon	Response	Conc	Units		Dev(Min)
Internal Standards							
1) Fluorobenzene	8.463	96	266606	50.00	ug/L		0.00
61) Chlorobenzene-d5	11.603	117	196128	50.00	ug/L		0.00
85) 1,4-Dichlorobenzene-d4	13.956	152	108880	50.00	ug/L		0.00
System Monitoring Compounds							
39) Dibromofluoromethane	7.604	113	81333	50.97	ug/L		0.00
Spiked Amount 50.000	Range 83 - 118		Recovery = 101.94%				
49) 1,2-Dichloroethane-d4	8.183	65	90819	54.52	ug/L		0.00
Spiked Amount 50.000	Range 79 - 125		Recovery = 109.04%				
62) Toluene-d8	10.036	98	261297	53.46	ug/L		0.00
Spiked Amount 50.000	Range 85 - 112		Recovery = 106.92%				
86) 4-Bromofluorobenzene	12.816	95	96049	56.55	ug/L		0.00
Spiked Amount 50.000	Range 83 - 118		Recovery = 113.10%				
Target Compounds							Qvalue
2) Dichlorodifluoromethane	2.806	85	1826	1.48	ug/L		78
3) Chloromethane	3.135	50	2997	2.64	ug/L		89
4) Vinyl Chloride	3.263	62	1983	1.69	ug/L		99
5) 1,3-Butadiene	3.294	39	2650	3.49	ug/L		81
6) Bromomethane	3.769	94	774	1.25	ug/L		92
7) Chloroethane	3.958	64	1194	1.44	ug/L		57
8) Trichlorofluoromethane	4.159	101	3677	2.03	ug/L		92
9) Ethyl Ether	4.580	59	1495	1.64	ug/L		84
11) 1,2-Dichlorotrifluoroe...	4.830	67	2146	1.67	ug/L		94
12) 1,1-Dichloroethene	4.867	61	2908	1.81	ug/L		92
13) Freon 113	4.903	101	2041	1.97	ug/L		88
14) Carbon Disulfide	4.922	76	6182	1.96	ug/L		77
15) Iodomethane	5.062	142	366	0.34	ug/L	#	40
16) Acrolein	5.306	56	2149	11.25	ug/L		93
17) Allyl chloride	5.464	41	2720	2.57	ug/L	#	67
18) Methylene Chloride	5.592	49	5454	3.83	ug/L		82
19) Acetone	5.659	43	2237	5.95	ug/L	#	39
20) Methyl acetate	5.793	43	9603	11.62	ug/L		82
21) trans-1,2-Dichloroethene	5.793	61	2715	1.73	ug/L		81
22) Hexane	5.879	56	2071	1.88	ug/L		91
23) Methyl Tert Butyl Ether	5.897	73	5893	1.72	ug/L		95
24) Acetonitrile	6.238	41	3253	22.89	ug/L		81
25) Di-isopropyl ether	6.330	45	6756	2.25	ug/L		89
26) Chloroprene	6.494	53	3255	2.18	ug/L		92
27) 1,1-Dichloroethane	6.519	63	3839	1.83	ug/L		98
28) Acrylonitrile	6.592	53	4466	9.60	ug/L		88
29) ETBE	6.744	59	6513	1.83	ug/L		92
30) Tert Butyl Alcohol	5.976	59	3381	15.41	ug/L		83
31) Vinyl acetate	6.781	43	21851	9.60	ug/L		100
32) cis-1,2-Dichloroethene	7.135	96	2028	1.59	ug/L		93
33) 2,2-Dichloropropane	7.256	77	2696	1.66	ug/L		97
34) Bromochloromethane	7.360	128	929	1.38	ug/L	#	78
35) Cyclohexane	7.366	56	3609	1.98	ug/L	#	74
36) Chloroform	7.409	83	3655	1.63	ug/L		86

Quantitation Report (QT Reviewed)

Data Path : C:\msdchem\1\data\10-11-2023\
Data File : 5E42943.D
Acq On : 11 Oct 2023 3:37 pm
Operator : joannel
Sample : IC1919-8
Misc : MS54902,V5E1919,,,,,
ALS Vial : 3 Sample Multiplier: 1

Quant Time: Oct 12 08:00:43 2023
Quant Method : C:\msdchem\1\methods\appIX10-11-2023_.M
Quant Title : SW-846 Method 5030B/8260B & EPA 624
QLast Update : Thu Oct 12 06:48:59 2023
Response via : Initial Calibration

Compound	R.T.	QIon	Response	Conc	Units		Dev(Min)
37) Ethyl acetate	7.512	43	14055	11.83	ug/L		96
38) Tetrahydrofuran	7.610	42	749	1.79	ug/L	#	50
40) Carbon Tetrachloride	7.592	117	3128	1.84	ug/L	#	72
41) 1,1,1-Trichloroethane	7.653	97	3623	1.90	ug/L		86
42) 2-Butanone	7.750	43	6098	10.39	ug/L		87
43) 1,1-Dichloropropene	7.787	75	2442	1.64	ug/L		84
44) tert-Butyl formate	7.872	59	10026	23.15	ug/L		89
45) Propionitrile	8.061	54	4903	20.40	ug/L		89
46) Methacrylonitrile	8.079	41	21309	26.46	ug/L		94
47) Benzene	8.049	78	7633	1.71	ug/L		90
48) TAME	8.122	73	5842	1.74	ug/L		98
50) 1,2-Dichloroethane	8.256	62	3238	1.87	ug/L		99
51) tert Amyl alcohol	8.287	59	2387	14.64	ug/L		82
52) Trichloroethene	8.646	95	2461	1.90	ug/L		85
53) Methylcyclohexane	8.646	83	3291	1.71	ug/L		97
54) Dibromomethane	9.085	93	1026	1.21	ug/L	#	74
55) 1,2-Dichloropropane	9.183	63	1818	1.64	ug/L		84
56) Bromodichloromethane	9.219	83	2906	1.73	ug/L		90
57) Methyl methacrylate	9.341	41	2263	2.34	ug/L	#	43
58) 1,4-Dioxane	9.445	88	78	4.20	ug/L	#	30
59) 2-Chloroethyl vinyl ether	9.762	63	4918	10.43	ug/L		87
60) cis-1,3-Dichloropropene	9.853	75	2726	1.58	ug/L		83
63) Toluene	10.091	91	8576	2.00	ug/L		98
64) Isobutyl alcohol	8.189	43	3206	63.47	ug/L	#	78
65) 2-Nitropropane	10.323	41	3700	11.20	ug/L		93
66) 4-Methyl-2-pentanone	10.433	43	11397	10.25	ug/L		83
67) trans-1,3-Dichloropropene	10.506	75	2284	1.55	ug/L		95
68) Tetrachloroethene	10.500	166	2414	1.89	ug/L		91
69) Ethyl methacrylate	10.597	69	2059	1.70	ug/L	#	73
70) 1,1,2-Trichloroethane	10.658	83	1417	1.62	ug/L		91
71) Dibromochloromethane	10.853	129	2270	1.84	ug/L		94
72) 1,3-Dichloropropane	10.939	76	2581	1.61	ug/L		89
73) 1,2-Dibromoethane	11.122	107	1700	1.54	ug/L		98
74) 3,3-Dimethyl-1-butanol	11.189	57	15773	142.66	ug/L		90
75) 2-hexanone	11.262	43	6408	7.99	ug/L		84
76) 1-Chlorohexane	11.548	91	2206	1.62	ug/L	#	62
77) Ethylbenzene	11.615	91	10494	2.10	ug/L		91
78) Chlorobenzene	11.615	112	5559	1.87	ug/L		80
79) 1,1,1,2-Tetrachloroethane	11.664	131	2101	1.85	ug/L	#	50
80) m,p-Xylene	11.756	91	15109	4.05	ug/L		95
81) o-Xylene	12.194	91	7528	1.99	ug/L		90
82) Styrene	12.262	104	4993	1.79	ug/L		97
83) Bromoform	12.310	173	1475	1.59	ug/L		87
84) Isopropylbenzene	12.499	105	9012	1.89	ug/L		96
87) cis-1,4-Dichloro-2-butene	12.865	53	305	1.10	ug/L	#	69
88) n-Propylbenzene	12.920	91	10951	2.17	ug/L		96
89) Bromobenzene	12.950	156	2372	2.12	ug/L		84
90) 1,1,2,2-Tetrachloroethane	12.987	83	2730	1.94	ug/L		84
91) 1,3,5-Trimethylbenzene	13.097	105	7573	2.17	ug/L		96
92) 2-Chlorotoluene	13.115	91	7658	2.32	ug/L		91

Quantitation Report (QT Reviewed)

Data Path : C:\msdchem\1\data\10-11-2023\
Data File : 5E42943.D
Acq On : 11 Oct 2023 3:37 pm
Operator : joannel
Sample : IC1919-8
Misc : MS54902,V5E1919,,,,,
ALS Vial : 3 Sample Multiplier: 1

Quant Time: Oct 12 08:00:43 2023
Quant Method : C:\msdchem\1\methods\appIX10-11-2023_.M
Quant Title : SW-846 Method 5030B/8260B & EPA 624
QLast Update : Thu Oct 12 06:48:59 2023
Response via : Initial Calibration

Compound	R.T.	QIon	Response	Conc	Units		Dev(Min)
93) trans-1,4-Dichloro-2-B...	13.176	53	164	0.53	ug/L	#	66
94) 1,2,3-Trichloropropane	13.146	110	702	1.77	ug/L	#	72
95) Cyclohexanone	13.237	55	79	1.94	ug/L	#	30
96) 4-Chlorotoluene	13.286	91	6527	2.18	ug/L		88
98) tert-Butylbenzene	13.438	91	4504	2.29	ug/L		92
99) 1,2,4-Trimethylbenzene	13.511	105	7341	2.12	ug/L		98
100) Pentachloroethane	13.499	167	1449	2.10	ug/L	#	72
101) sec-Butylbenzene	13.627	105	9688	2.12	ug/L		97
102) 4-Isopropyltoluene	13.749	119	7935	2.05	ug/L		96
103) 1,3-Dichlorobenzene	13.901	146	4398	2.00	ug/L		93
104) 1,2,3-Trimethylbenzene	13.962	105	7837	2.13	ug/L	#	79
105) 1,4-Dichlorobenzene	13.975	146	5121m	2.07	ug/L		
106) n-Butylbenzene	14.182	92	3798	1.94	ug/L	#	74
107) Benzyl Chloride	14.212	126	580	1.45	ug/L	#	70
108) 1,2-Dichlorobenzene	14.401	146	4287	1.98	ug/L		98
109) 1,2-Dibromo-3-Chloropr...	15.127	75	77	0.32	ug/L	#	47
110) Hexachlorobutadiene	15.657	225	1192	1.85	ug/L		69
111) 1,2,4-Trichlorobenzene	15.730	180	2465	1.61	ug/L		87
112) Naphthalene	16.023	128	5696	1.66	ug/L		98
113) 1,2,3-Trichlorobenzene	16.194	180	2257	1.66	ug/L		97

(#) = qualifier out of range (m) = manual integration (+) = signals summed

Quantitation Report (QT Reviewed)

Data Path : C:\msdchem\1\data\10-11-2023\
Data File : 5E42943.D
Acq On : 11 Oct 2023 3:37 pm
Operator : joannel
Sample : IC1919-8
Misc : MS54902,V5E1919,,,,,
ALS Vial : 3 Sample Multiplier: 1

Quant Time: Oct 12 08:00:43 2023
Quant Method : C:\msdchem\1\methods\appIX10-11-2023_.M
Quant Title : SW-846 Method 5030B/8260B & EPA 624
QLast Update : Thu Oct 12 06:48:59 2023
Response via : Initial Calibration

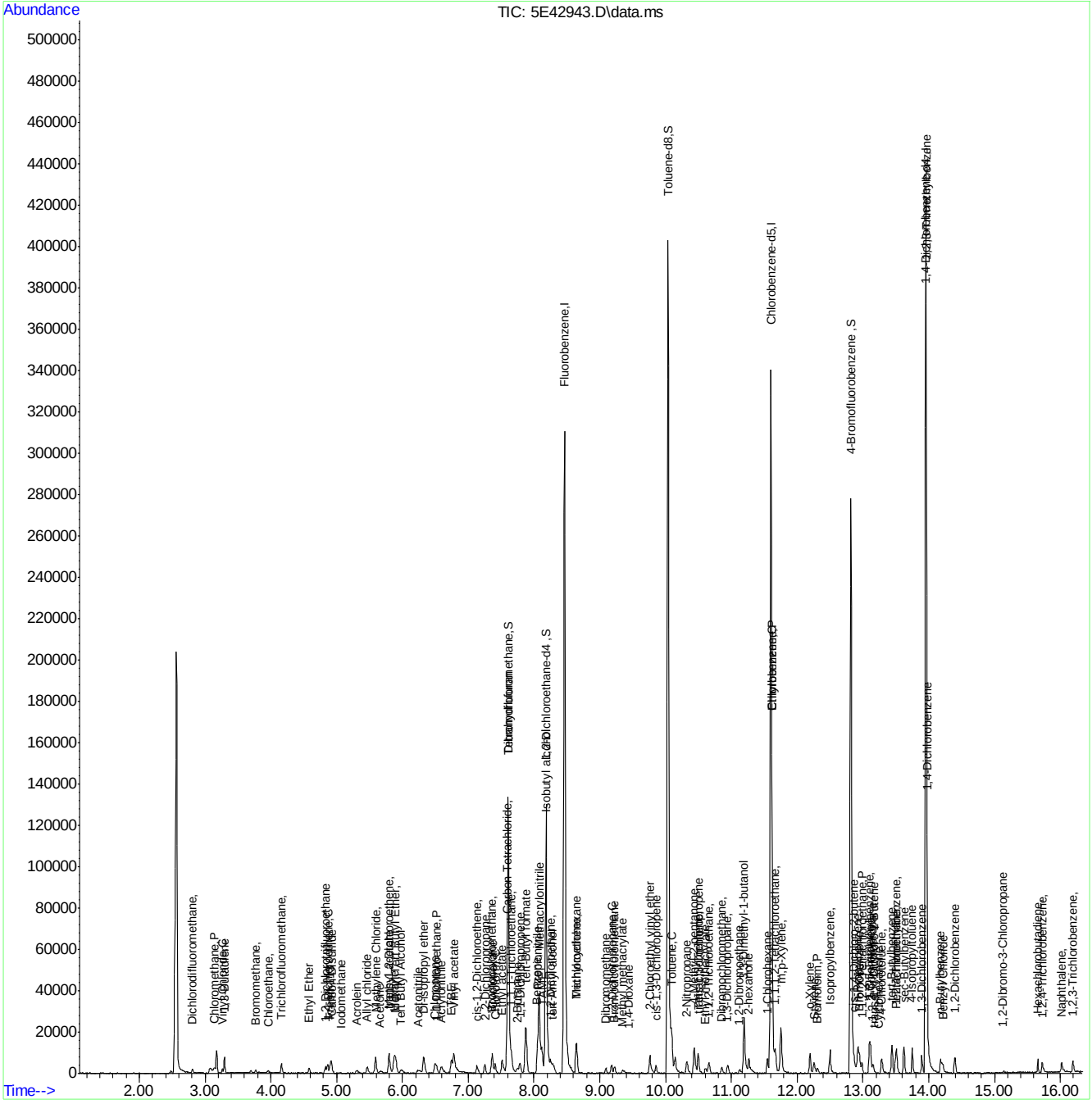

Manual Integration Approval Summary

Sample Number: V5E1919-IC1919
Lab FileID: 5E42943.D
Injection Time: 10/11/23 15:37

Method: SW846 8260D
Analyst approved: 10/12/23 08:38 Jo-Ann Lugo De Jesus
Supervisor approved: 10/12/23 09:47 Karen Watson

Parameter	CAS	Sig#	R.T. (min.)	Reason
1,4-Dichlorobenzene	106-46-7		13.97	Missed peak

Quantitation Report (Qedit)

Data Path : C:\msdchem\1\data\10-11-2023\
Data File : 5E42943.D
Acq On : 11 Oct 2023 3:37 pm
Operator : joannel
Sample : IC1919-8
Misc : MS54902,V5E1919,,,,,
ALS Vial : 3 Sample Multiplier: 1

Quant Time: Oct 12 06:46:23 2023
Quant Method : C:\msdchem\1\methods\appIX10-11-2023_.M
Quant Title : SW-846 Method 5030B/8260B & EPA 624
QLast Update : Thu Aug 31 13:41:31 2023
Response via : Initial Calibration

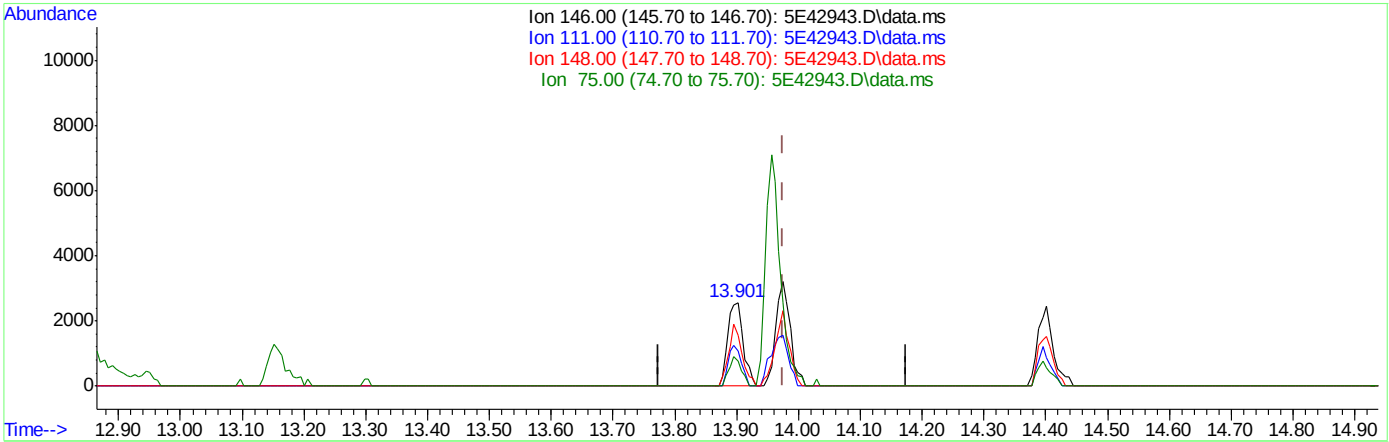

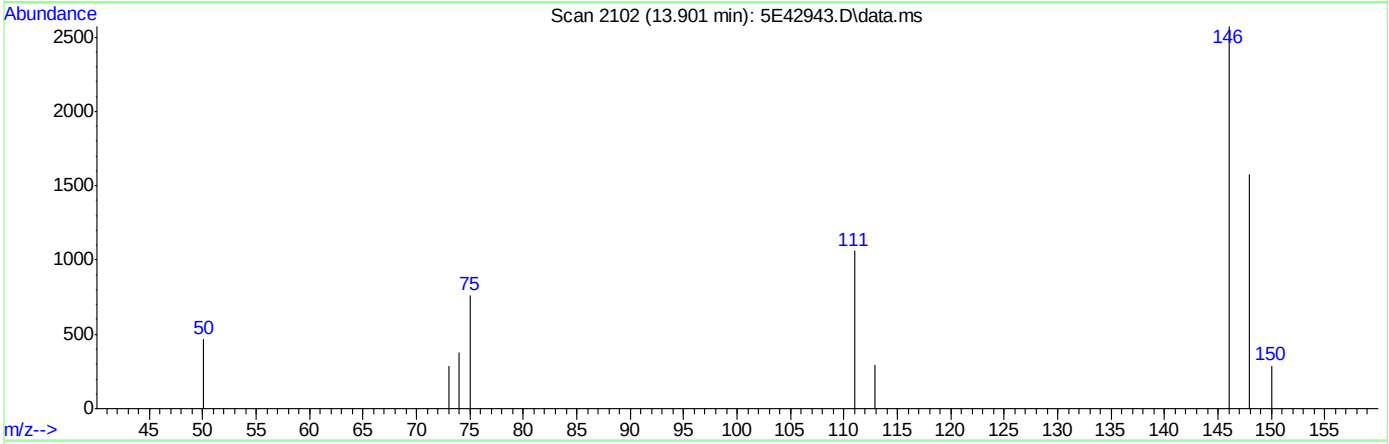

TIC: 5E42943.D\data.ms

(105) 1,4-Dichlorobenzene

13.901min (-0.074) 1.78ug/L

response 4398

Ion	Exp%	Act%
146.00	100	100
111.00	34.80	41.33
148.00	63.00	61.28
75.00	26.20	29.67

Quantitation Report (Qedit)

Data Path : C:\msdchem\1\data\10-11-2023\
Data File : 5E42943.D
Acq On : 11 Oct 2023 3:37 pm
Operator : joannel
Sample : IC1919-8
Misc : MS54902,V5E1919,,,,,
ALS Vial : 3 Sample Multiplier: 1

Quant Time: Oct 12 06:46:23 2023
Quant Method : C:\msdchem\1\methods\appIX10-11-2023_.M
Quant Title : SW-846 Method 5030B/8260B & EPA 624
QLast Update : Thu Aug 31 13:41:31 2023
Response via : Initial Calibration

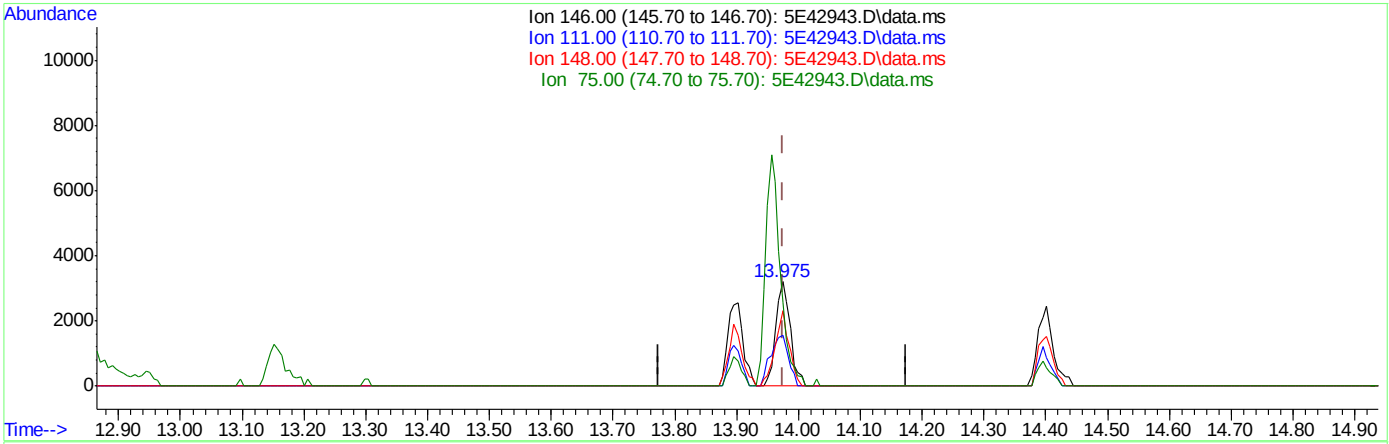

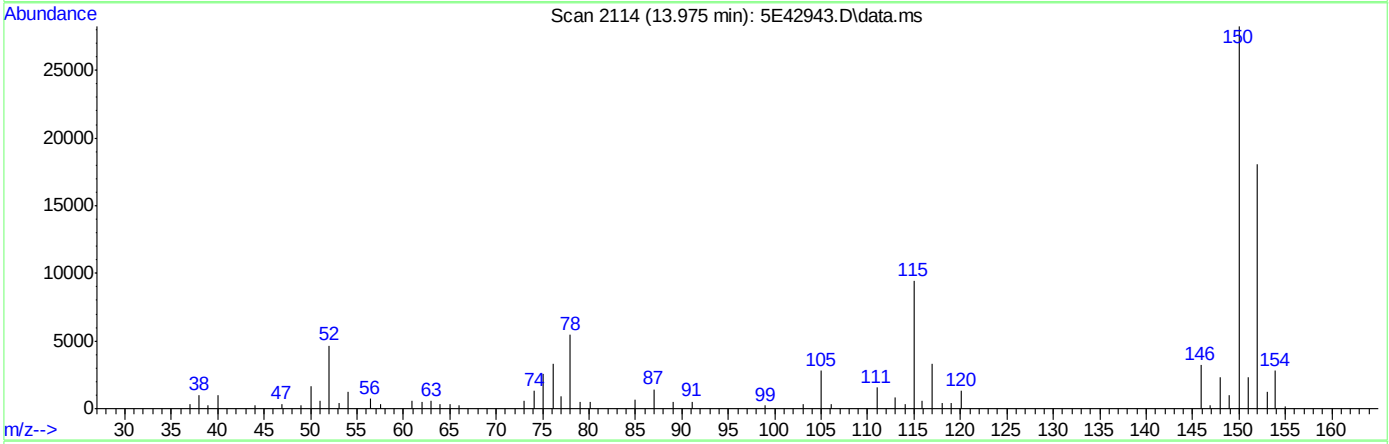

TIC: 5E42943.D\data.ms

(105) 1,4-Dichlorobenzene

13.975min (-0.000) 2.07ug/L m

response 5121

Ion	Exp%	Act%
146.00	100	100
111.00	34.80	49.20
148.00	63.00	72.27
75.00	26.20	79.81#

Quantitation Report (Qedit)

Data Path : C:\msdchem\1\data\10-11-2023\
Data File : 5E42943.D
Acq On : 11 Oct 2023 3:37 pm
Operator : joannel
Sample : IC1919-8
Misc : MS54902,V5E1919,,,,,
ALS Vial : 3 Sample Multiplier: 1

Quant Time: Oct 12 07:58:09 2023
Quant Method : C:\msdchem\1\methods\appIX10-11-2023_.M
Quant Title : SW-846 Method 5030B/8260B & EPA 624
QLast Update : Thu Oct 12 06:48:59 2023
Response via : Initial Calibration

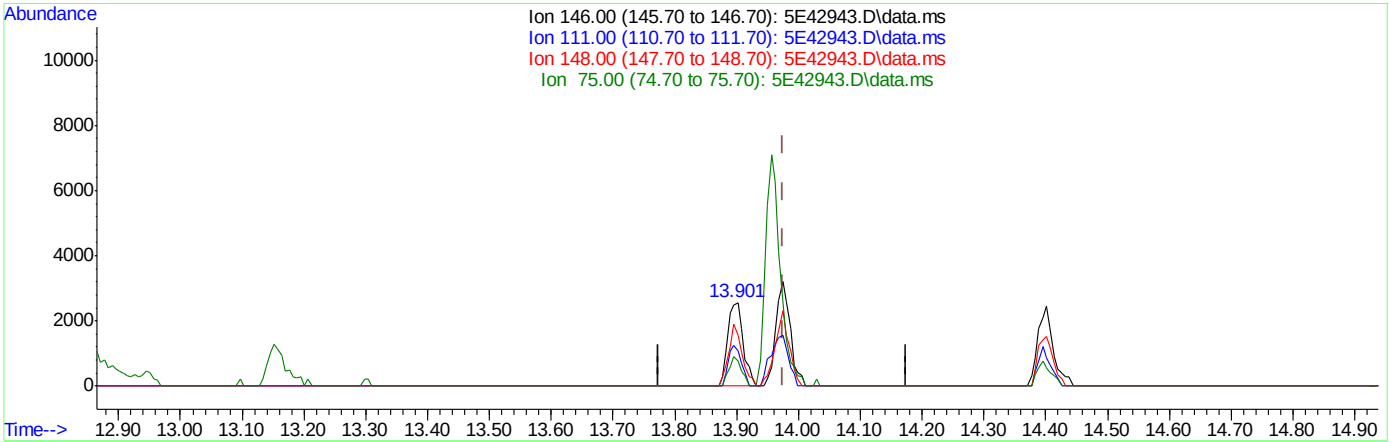

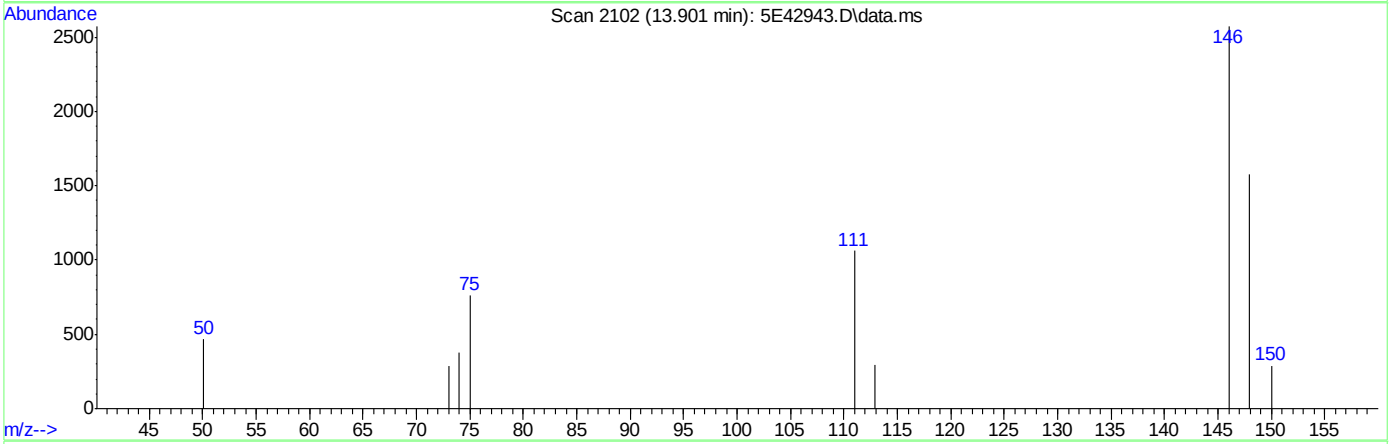

TIC: 5E42943.D\data.ms

(105) 1,4-Dichlorobenzene

13.901min (-0.074) 1.78ug/L

response 4398

Ion	Exp%	Act%
146.00	100	100
111.00	34.80	41.33
148.00	63.00	61.28
75.00	26.20	29.67

Quantitation Report (Qedit)

Data Path : C:\msdchem\1\data\10-11-2023\
Data File : 5E42943.D
Acq On : 11 Oct 2023 3:37 pm
Operator : joannel
Sample : IC1919-8
Misc : MS54902,V5E1919,,,,,
ALS Vial : 3 Sample Multiplier: 1

Quant Time: Oct 12 07:58:09 2023
Quant Method : C:\msdchem\1\methods\appIX10-11-2023_.M
Quant Title : SW-846 Method 5030B/8260B & EPA 624
QLast Update : Thu Oct 12 06:48:59 2023
Response via : Initial Calibration

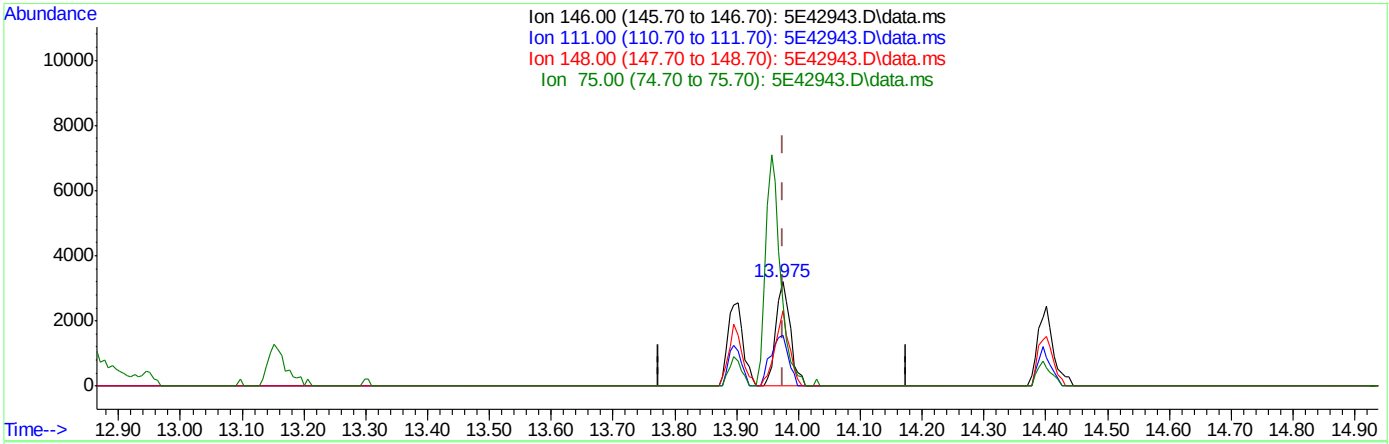

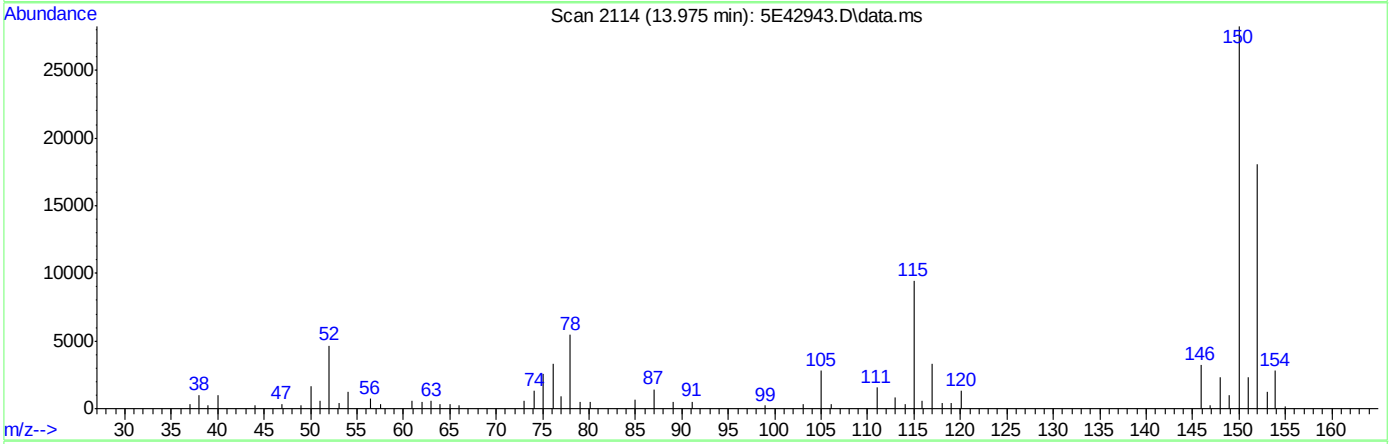

TIC: 5E42943.D\data.ms

(105) 1,4-Dichlorobenzene

13.975min (-0.000) 2.07ug/L m

response 5121

Ion	Exp%	Act%
146.00	100	100
111.00	34.80	49.20
148.00	63.00	72.27
75.00	26.20	79.81#

Quantitation Report (QT Reviewed)

Data Path : C:\msdchem\1\data\10-11-2023\
Data File : 5E42944.D
Acq On : 11 Oct 2023 4:01 pm
Operator : joannel
Sample : IC1919-2
Misc : MS54902,V5E1919,,,,,
ALS Vial : 4 Sample Multiplier: 1

Quant Time: Oct 12 07:58:11 2023
Quant Method : C:\msdchem\1\methods\appIX10-11-2023_.M
Quant Title : SW-846 Method 5030B/8260B & EPA 624
QLast Update : Thu Oct 12 06:48:59 2023
Response via : Initial Calibration

Compound	R.T.	QIon	Response	Conc	Units		Dev(Min)
Internal Standards							
1) Fluorobenzene	8.463	96	258972	50.00	ug/L		0.00
61) Chlorobenzene-d5	11.597	117	187813	50.00	ug/L		0.00
85) 1,4-Dichlorobenzene-d4	13.956	152	108883	50.00	ug/L		0.00
System Monitoring Compounds							
39) Dibromofluoromethane	7.610	113	79461	51.27	ug/L		0.00
Spiked Amount 50.000	Range 83 - 118		Recovery = 102.54%				
49) 1,2-Dichloroethane-d4	8.183	65	92075	56.90	ug/L		0.00
Spiked Amount 50.000	Range 79 - 125		Recovery = 113.80%				
62) Toluene-d8	10.036	98	256687	54.84	ug/L		0.00
Spiked Amount 50.000	Range 85 - 112		Recovery = 109.68%				
86) 4-Bromofluorobenzene	12.816	95	96133	56.60	ug/L		0.00
Spiked Amount 50.000	Range 83 - 118		Recovery = 113.20%				
Target Compounds							Qvalue
2) Dichlorodifluoromethane	2.806	85	3542	2.95	ug/L		92
3) Chloromethane	3.141	50	5435	4.92	ug/L		97
4) Vinyl Chloride	3.269	62	4104	3.60	ug/L		96
5) 1,3-Butadiene	3.294	39	5729	7.75	ug/L		95
6) Bromomethane	3.769	94	1681	2.79	ug/L		94
7) Chloroethane	3.952	64	2618	3.26	ug/L		94
8) Trichlorofluoromethane	4.165	101	7698	4.37	ug/L		97
9) Ethyl Ether	4.580	59	4280	4.83	ug/L	#	81
10) Ethanol	4.799	45	255	18.80	ug/L	#	41
11) 1,2-Dichlorotrifluoroe...	4.830	67	5165	4.15	ug/L		90
12) 1,1-Dichloroethene	4.860	61	7805	4.99	ug/L		93
13) Freon 113	4.903	101	5149	5.13	ug/L		95
14) Carbon Disulfide	4.921	76	15189	4.96	ug/L		96
15) Iodomethane	5.061	142	1306	1.25	ug/L		86
16) Acrolein	5.293	56	5593	29.88	ug/L		94
17) Allyl chloride	5.464	41	6610	6.42	ug/L		87
18) Methylene Chloride	5.592	49	10053	7.30	ug/L		84
19) Acetone	5.659	43	10051	27.51	ug/L		83
20) Methyl acetate	5.787	43	25526	31.69	ug/L		87
21) trans-1,2-Dichloroethene	5.799	61	7849	5.16	ug/L		85
22) Hexane	5.872	56	5199	4.88	ug/L	#	85
23) Methyl Tert Butyl Ether	5.897	73	16422	4.95	ug/L		97
24) Acetonitrile	6.226	41	7790	56.50	ug/L		93
25) Di-isopropyl ether	6.323	45	18303	6.28	ug/L		92
26) Chloroprene	6.494	53	7623	5.22	ug/L		91
27) 1,1-Dichloroethane	6.519	63	10035	4.94	ug/L		97
28) Acrylonitrile	6.586	53	12285	27.03	ug/L		92
29) ETBE	6.744	59	17634	5.10	ug/L		92
30) Tert Butyl Alcohol	5.976	59	9501	44.61	ug/L		91
31) Vinyl acetate	6.775	43	61035	27.48	ug/L		99
32) cis-1,2-Dichloroethene	7.134	96	5519	4.44	ug/L		92
33) 2,2-Dichloropropane	7.250	77	7906	5.02	ug/L		92
34) Bromochloromethane	7.354	128	2838	4.35	ug/L	#	69
35) Cyclohexane	7.366	56	9162	5.18	ug/L		87

Quantitation Report (QT Reviewed)

Data Path : C:\msdchem\1\data\10-11-2023\
Data File : 5E42944.D
Acq On : 11 Oct 2023 4:01 pm
Operator : joannel
Sample : IC1919-2
Misc : MS54902,V5E1919,,,,,
ALS Vial : 4 Sample Multiplier: 1

Quant Time: Oct 12 07:58:11 2023
Quant Method : C:\msdchem\1\methods\appIX10-11-2023_.M
Quant Title : SW-846 Method 5030B/8260B & EPA 624
QLast Update : Thu Oct 12 06:48:59 2023
Response via : Initial Calibration

Compound	R.T.	QIon	Response	Conc	Units		Dev(Min)
36) Chloroform	7.409	83	10202	4.69	ug/L		94
37) Ethyl acetate	7.506	43	34703	30.07	ug/L		92
38) Tetrahydrofuran	7.604	42	2283	5.62	ug/L		88
40) Carbon Tetrachloride	7.591	117	8452	5.13	ug/L		94
41) 1,1,1-Trichloroethane	7.659	97	9212	4.96	ug/L		97
42) 2-Butanone	7.738	43	16463	28.88	ug/L		93
43) 1,1-Dichloropropene	7.787	75	6484	4.48	ug/L		91
44) tert-Butyl formate	7.872	59	29315	69.59	ug/L		91
45) Propionitrile	8.201	54	105	0.45	ug/L		77
46) Methacrylonitrile	8.079	41	47201	60.35	ug/L		96
47) Benzene	8.049	78	20350	4.69	ug/L		95
48) TAME	8.116	73	16118	4.94	ug/L		89
50) 1,2-Dichloroethane	8.256	62	8885	5.29	ug/L		94
51) tert Amyl alcohol	8.286	59	7531	47.54	ug/L		91
52) Trichloroethene	8.646	95	5775	4.59	ug/L		92
53) Methylcyclohexane	8.646	83	8937	4.76	ug/L		95
54) Dibromomethane	9.091	93	3621	4.39	ug/L		93
55) 1,2-Dichloropropane	9.177	63	5262	4.88	ug/L		92
56) Bromodichloromethane	9.225	83	7786	4.76	ug/L		89
57) Methyl methacrylate	9.335	41	5414	5.75	ug/L	#	82
58) 1,4-Dioxane	9.420	88	941	52.00	ug/L		81
59) 2-Chloroethyl vinyl ether	9.756	63	16094	35.33	ug/L		77
60) cis-1,3-Dichloropropene	9.853	75	7427	4.42	ug/L		97
63) Toluene	10.091	91	22915	5.58	ug/L		99
64) Isobutyl alcohol	8.177	43	6730	138.78	ug/L		90
65) 2-Nitropropane	10.323	41	9758	30.82	ug/L	#	84
66) 4-Methyl-2-pentanone	10.432	43	39429	37.04	ug/L		94
67) trans-1,3-Dichloropropene	10.493	75	6960	4.92	ug/L		82
68) Tetrachloroethene	10.493	166	6740	5.52	ug/L		92
69) Ethyl methacrylate	10.597	69	5452	4.71	ug/L	#	73
70) 1,1,2-Trichloroethane	10.652	83	4221	5.05	ug/L		86
71) Dibromochloromethane	10.853	129	6431	5.44	ug/L		92
72) 1,3-Dichloropropane	10.945	76	7782	5.07	ug/L		86
73) 1,2-Dibromoethane	11.121	107	5600	5.29	ug/L		90
74) 3,3-Dimethyl-1-butanol	11.194	57	43441	407.09	ug/L		95
75) 2-hexanone	11.255	43	24874	32.38	ug/L		86
76) 1-Chlorohexane	11.548	91	6783	5.17	ug/L		81
77) Ethylbenzene	11.609	91	26545	5.55	ug/L		92
78) Chlorobenzene	11.621	112	15708	5.52	ug/L		93
79) 1,1,1,2-Tetrachloroethane	11.664	131	6005	5.53	ug/L		92
80) m,p-Xylene	11.749	91	40248	11.26	ug/L		99
81) o-Xylene	12.188	91	20036	5.53	ug/L		93
82) Styrene	12.249	104	14319	5.35	ug/L		96
83) Bromoform	12.310	173	4351	4.89	ug/L		94
84) Isopropylbenzene	12.493	105	25049	5.48	ug/L		96
87) cis-1,4-Dichloro-2-butene	12.865	53	1301	4.68	ug/L		85
88) n-Propylbenzene	12.914	91	29723	5.90	ug/L		94
89) Bromobenzene	12.944	156	5848	5.22	ug/L		84
90) 1,1,2,2-Tetrachloroethane	12.981	83	7837	5.58	ug/L		91
91) 1,3,5-Trimethylbenzene	13.097	105	21083	6.04	ug/L		99

Quantitation Report (QT Reviewed)

Data Path : C:\msdchem\1\data\10-11-2023\
Data File : 5E42944.D
Acq On : 11 Oct 2023 4:01 pm
Operator : joannel
Sample : IC1919-2
Misc : MS54902,V5E1919,,,,,
ALS Vial : 4 Sample Multiplier: 1

Quant Time: Oct 12 07:58:11 2023
Quant Method : C:\msdchem\1\methods\appIX10-11-2023_.M
Quant Title : SW-846 Method 5030B/8260B & EPA 624
QLast Update : Thu Oct 12 06:48:59 2023
Response via : Initial Calibration

	Compound	R.T.	QIon	Response	Conc	Units		Dev(Min)
92)	2-Chlorotoluene	13.115	91	20673	6.27	ug/L		98
93)	trans-1,4-Dichloro-2-B...	13.182	53	1365	4.38	ug/L	#	82
94)	1,2,3-Trichloropropane	13.151	110	2303	5.80	ug/L		93
95)	Cyclohexanone	13.225	55	948	23.27	ug/L	#	78
96)	4-Chlorotoluene	13.279	91	18912	6.31	ug/L		96
98)	tert-Butylbenzene	13.438	91	12096	6.15	ug/L		94
99)	1,2,4-Trimethylbenzene	13.511	105	20173	5.82	ug/L		99
100)	Pentachloroethane	13.499	167	3278	4.76	ug/L		90
101)	sec-Butylbenzene	13.621	105	26318	5.76	ug/L		99
102)	4-Isopropyltoluene	13.749	119	22303	5.77	ug/L		95
103)	1,3-Dichlorobenzene	13.889	146	12447	5.67	ug/L		94
104)	1,2,3-Trimethylbenzene	13.962	105	21628	5.89	ug/L		92
105)	1,4-Dichlorobenzene	13.974	146	12923	5.23	ug/L		85
106)	n-Butylbenzene	14.176	92	10924	5.55	ug/L		91
107)	Benzyl Chloride	14.206	126	1992	4.93	ug/L		97
108)	1,2-Dichlorobenzene	14.395	146	12067	5.56	ug/L		95
109)	1,2-Dibromo-3-Chloropr...	15.127	75	1257	5.24	ug/L		85
110)	Hexachlorobutadiene	15.657	225	3186	4.95	ug/L		87
111)	1,2,4-Trichlorobenzene	15.724	180	7174	4.70	ug/L		91
112)	Naphthalene	16.011	128	18852	5.49	ug/L		94
113)	1,2,3-Trichlorobenzene	16.187	180	6757	4.98	ug/L		97

(#) = qualifier out of range (m) = manual integration (+) = signals summed

Quantitation Report (QT Reviewed)

Data Path : C:\msdchem\1\data\10-11-2023\
Data File : 5E42944.D
Acq On : 11 Oct 2023 4:01 pm
Operator : joannel
Sample : IC1919-2
Misc : MS54902,V5E1919,,,,,
ALS Vial : 4 Sample Multiplier: 1

Quant Time: Oct 12 07:58:11 2023
Quant Method : C:\msdchem\1\methods\appIX10-11-2023_.M
Quant Title : SW-846 Method 5030B/8260B & EPA 624
QLast Update : Thu Oct 12 06:48:59 2023
Response via : Initial Calibration

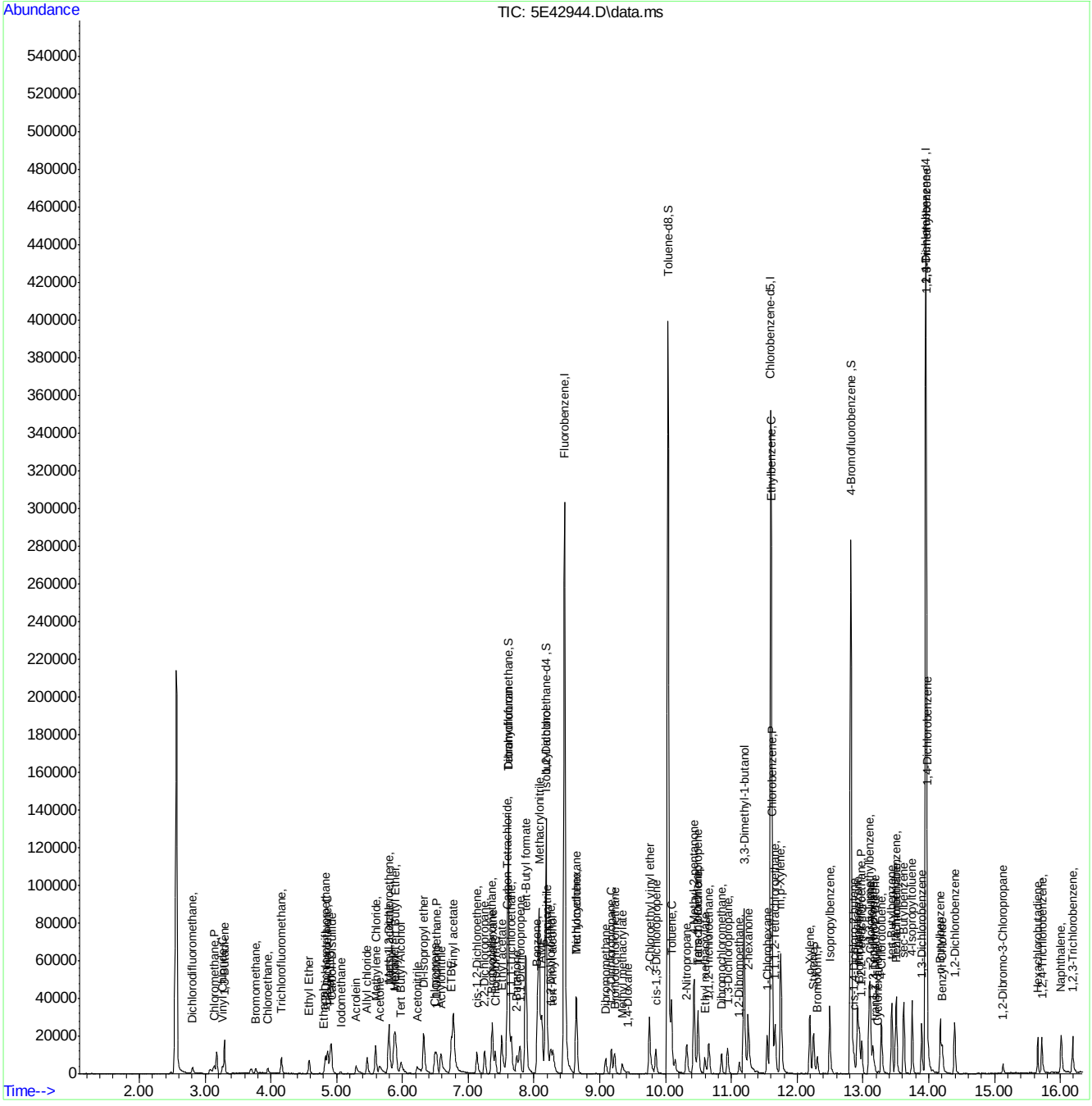

Quantitation Report (QT Reviewed)

Data Path : C:\msdchem\1\data\10-11-2023\
Data File : 5E42945.D
Acq On : 11 Oct 2023 4:24 pm
Operator : joannel
Sample : IC1919-3
Misc : MS54902,V5E1919,,,,,
ALS Vial : 5 Sample Multiplier: 1

Quant Time: Oct 12 07:58:13 2023
Quant Method : C:\msdchem\1\methods\appIX10-11-2023_.M
Quant Title : SW-846 Method 5030B/8260B & EPA 624
QLast Update : Thu Oct 12 06:48:59 2023
Response via : Initial Calibration

Compound	R.T.	QIon	Response	Conc	Units		Dev(Min)
Internal Standards							
1) Fluorobenzene	8.463	96	257987	50.00	ug/L		0.00
61) Chlorobenzene-d5	11.603	117	187318	50.00	ug/L		0.00
85) 1,4-Dichlorobenzene-d4	13.956	152	110475	50.00	ug/L		0.00
System Monitoring Compounds							
39) Dibromofluoromethane	7.604	113	80191	51.94	ug/L		0.00
Spiked Amount 50.000	Range 83 - 118		Recovery = 103.88%				
49) 1,2-Dichloroethane-d4	8.183	65	90787	56.32	ug/L		0.00
Spiked Amount 50.000	Range 79 - 125		Recovery = 112.64%				
62) Toluene-d8	10.036	98	255645	54.77	ug/L		0.00
Spiked Amount 50.000	Range 85 - 112		Recovery = 109.54%				
86) 4-Bromofluorobenzene	12.816	95	97354	56.49	ug/L		0.00
Spiked Amount 50.000	Range 83 - 118		Recovery = 112.98%				
Target Compounds							Qvalue
2) Dichlorodifluoromethane	2.806	85	6401	5.35	ug/L		96
3) Chloromethane	3.141	50	10077	9.16	ug/L		88
4) Vinyl Chloride	3.263	62	7885	6.94	ug/L		97
5) 1,3-Butadiene	3.294	39	10495	14.22	ug/L		93
6) Bromomethane	3.769	94	3359	5.58	ug/L		83
7) Chloroethane	3.952	64	5222	6.52	ug/L		91
8) Trichlorofluoromethane	4.159	101	14279	8.14	ug/L		98
9) Ethyl Ether	4.580	59	8661	9.81	ug/L		85
10) Ethanol	4.781	45	1231	90.80	ug/L	#	41
11) 1,2-Dichlorotrifluoroe...	4.830	67	9442	7.61	ug/L		90
12) 1,1-Dichloroethene	4.860	61	14305	9.16	ug/L		97
13) Freon 113	4.903	101	9101	9.10	ug/L		97
14) Carbon Disulfide	4.921	76	26572	8.72	ug/L		92
15) Iodomethane	5.062	142	3248	3.10	ug/L		97
16) Acrolein	5.293	56	11325	59.90	ug/L		97
17) Allyl chloride	5.464	41	12282	11.93	ug/L		88
18) Methylene Chloride	5.592	49	16571	12.15	ug/L		81
19) Acetone	5.647	43	17867	49.10	ug/L		87
20) Methyl acetate	5.787	43	46597	57.81	ug/L		89
21) trans-1,2-Dichloroethene	5.793	61	13966	9.21	ug/L		99
22) Hexane	5.872	56	10036	9.51	ug/L	#	86
23) Methyl Tert Butyl Ether	5.897	73	29154	8.82	ug/L		96
24) Acetonitrile	6.214	41	14010	102.17	ug/L		96
25) Di-isopropyl ether	6.324	45	34603	11.92	ug/L		90
26) Chloroprene	6.488	53	14679	10.04	ug/L	#	81
27) 1,1-Dichloroethane	6.519	63	18275	9.02	ug/L		95
28) Acrylonitrile	6.580	53	23584	51.72	ug/L		95
29) ETBE	6.744	59	33543	9.73	ug/L		96
30) Tert Butyl Alcohol	5.982	59	18842	88.89	ug/L		95
31) Vinyl acetate	6.769	43	117571	52.77	ug/L		97
32) cis-1,2-Dichloroethene	7.134	96	10347	8.36	ug/L		87
33) 2,2-Dichloropropane	7.250	77	14205	9.05	ug/L		99
34) Bromochloromethane	7.348	128	5381	8.29	ug/L	#	81
35) Cyclohexane	7.366	56	17664	10.03	ug/L		87

Quantitation Report (QT Reviewed)

Data Path : C:\msdchem\1\data\10-11-2023\
Data File : 5E42945.D
Acq On : 11 Oct 2023 4:24 pm
Operator : joannel
Sample : IC1919-3
Misc : MS54902,V5E1919,,,,,
ALS Vial : 5 Sample Multiplier: 1

Quant Time: Oct 12 07:58:13 2023
Quant Method : C:\msdchem\1\methods\appIX10-11-2023_.M
Quant Title : SW-846 Method 5030B/8260B & EPA 624
QLast Update : Thu Oct 12 06:48:59 2023
Response via : Initial Calibration

Compound	R.T.	QIon	Response	Conc	Units	Dev(Min)
36) Chloroform	7.409	83	19775	9.12	ug/L	94
37) Ethyl acetate	7.506	43	65689	57.14	ug/L	94
38) Tetrahydrofuran	7.604	42	5199	12.93	ug/L	82
40) Carbon Tetrachloride	7.585	117	15245	9.29	ug/L	99
41) 1,1,1-Trichloroethane	7.653	97	16946	9.16	ug/L	94
42) 2-Butanone	7.732	43	31075	54.72	ug/L	89
43) 1,1-Dichloropropene	7.781	75	11890	8.25	ug/L	94
44) tert-Butyl formate	7.872	59	43831	104.33	ug/L	90
45) Propionitrile	8.055	54	22223	95.55	ug/L	89
46) Methacrylonitrile	8.073	41	85292	109.47	ug/L	98
47) Benzene	8.049	78	37772	8.73	ug/L	93
48) TAME	8.122	73	29153	8.97	ug/L	94
50) 1,2-Dichloroethane	8.250	62	15997	9.55	ug/L	95
51) tert Amyl alcohol	8.287	59	13999	88.71	ug/L	87
52) Trichloroethene	8.640	95	10784	8.60	ug/L	91
53) Methylcyclohexane	8.640	83	16329	8.69	ug/L	90
54) Dibromomethane	9.085	93	7057	8.58	ug/L	84
55) 1,2-Dichloropropane	9.171	63	9344	8.70	ug/L	94
56) Bromodichloromethane	9.225	83	14378	8.83	ug/L	90
57) Methyl methacrylate	9.335	41	10624	11.34	ug/L	88
58) 1,4-Dioxane	9.414	88	2182	120.33	ug/L	92
59) 2-Chloroethyl vinyl ether	9.750	63	23275	51.47	ug/L	83
60) cis-1,3-Dichloropropene	9.853	75	14348	8.57	ug/L	90
63) Toluene	10.091	91	39982	9.77	ug/L	97
64) Isobutyl alcohol	8.177	43	13239	272.49	ug/L	93
65) 2-Nitropropane	10.317	41	17258	54.60	ug/L	99
66) 4-Methyl-2-pentanone	10.426	43	66882	63.00	ug/L	93
67) trans-1,3-Dichloropropene	10.487	75	13388	9.47	ug/L	93
68) Tetrachloroethene	10.493	166	12981	10.65	ug/L	96
69) Ethyl methacrylate	10.591	69	11155	9.66	ug/L	84
70) 1,1,2-Trichloroethane	10.658	83	7963	9.54	ug/L	94
71) Dibromochloromethane	10.853	129	12241	10.38	ug/L	98
72) 1,3-Dichloropropane	10.938	76	15261	9.97	ug/L	93
73) 1,2-Dibromoethane	11.121	107	10279	9.74	ug/L	94
74) 3,3-Dimethyl-1-butanol	11.195	57	59177	553.62	ug/L	93
75) 2-hexanone	11.256	43	46103	60.18	ug/L	87
76) 1-Chlorohexane	11.548	91	12998	9.88	ug/L	83
77) Ethylbenzene	11.609	91	47472	9.95	ug/L	96
78) Chlorobenzene	11.621	112	27907	9.83	ug/L	94
79) 1,1,1,2-Tetrachloroethane	11.664	131	10676	9.86	ug/L	91
80) m,p-Xylene	11.749	91	74259	20.83	ug/L	98
81) o-Xylene	12.194	91	36456	10.09	ug/L	99
82) Styrene	12.243	104	25630	9.55	ug/L	95
83) Bromoform	12.310	173	7925	8.88	ug/L	95
84) Isopropylbenzene	12.493	105	46465	10.20	ug/L	97
87) cis-1,4-Dichloro-2-butene	12.859	53	2778	9.86	ug/L	95
88) n-Propylbenzene	12.914	91	55687	10.89	ug/L	99
89) Bromobenzene	12.944	156	11348	9.98	ug/L	84
90) 1,1,2,2-Tetrachloroethane	12.981	83	14287	10.02	ug/L	96
91) 1,3,5-Trimethylbenzene	13.097	105	39088	11.03	ug/L	100

Quantitation Report (QT Reviewed)

Data Path : C:\msdchem\1\data\10-11-2023\
Data File : 5E42945.D
Acq On : 11 Oct 2023 4:24 pm
Operator : joannel
Sample : IC1919-3
Misc : MS54902,V5E1919,,,,,
ALS Vial : 5 Sample Multiplier: 1

Quant Time: Oct 12 07:58:13 2023
Quant Method : C:\msdchem\1\methods\appIX10-11-2023_.M
Quant Title : SW-846 Method 5030B/8260B & EPA 624
QLast Update : Thu Oct 12 06:48:59 2023
Response via : Initial Calibration

	Compound	R.T.	QIon	Response	Conc	Units		Dev(Min)
92)	2-Chlorotoluene	13.109	91	37637	11.25	ug/L		98
93)	trans-1,4-Dichloro-2-B...	13.176	53	2532	7.99	ug/L	#	62
94)	1,2,3-Trichloropropane	13.151	110	4431	10.99	ug/L		88
95)	Cyclohexanone	13.231	55	1940	46.94	ug/L		98
96)	4-Chlorotoluene	13.280	91	33478	11.01	ug/L		97
98)	tert-Butylbenzene	13.438	91	22888	11.47	ug/L		96
99)	1,2,4-Trimethylbenzene	13.511	105	38563	10.94	ug/L		100
100)	Pentachloroethane	13.493	167	6005	8.59	ug/L		86
101)	sec-Butylbenzene	13.621	105	49111	10.59	ug/L		97
102)	4-Isopropyltoluene	13.749	119	42642	10.88	ug/L		97
103)	1,3-Dichlorobenzene	13.889	146	22915	10.29	ug/L		95
104)	1,2,3-Trimethylbenzene	13.962	105	41327	11.09	ug/L		97
105)	1,4-Dichlorobenzene	13.974	146	24422	9.75	ug/L		92
106)	n-Butylbenzene	14.176	92	20694	10.30	ug/L		97
107)	Benzyl Chloride	14.200	126	3958	9.52	ug/L	#	92
108)	1,2-Dichlorobenzene	14.389	146	22034	10.01	ug/L		95
109)	1,2-Dibromo-3-Chloropr...	15.127	75	2581	10.57	ug/L		84
110)	Hexachlorobutadiene	15.657	225	5853	8.96	ug/L		94
111)	1,2,4-Trichlorobenzene	15.718	180	14534	9.38	ug/L		97
112)	Naphthalene	16.017	128	35353	10.15	ug/L		98
113)	1,2,3-Trichlorobenzene	16.187	180	12778	9.28	ug/L		93

(#) = qualifier out of range (m) = manual integration (+) = signals summed

Quantitation Report (QT Reviewed)

Data Path : C:\msdchem\1\data\10-11-2023\
Data File : 5E42945.D
Acq On : 11 Oct 2023 4:24 pm
Operator : joannel
Sample : IC1919-3
Misc : MS54902,V5E1919,,,,,
ALS Vial : 5 Sample Multiplier: 1

Quant Time: Oct 12 07:58:13 2023
Quant Method : C:\msdchem\1\methods\appIX10-11-2023_.M
Quant Title : SW-846 Method 5030B/8260B & EPA 624
QLast Update : Thu Oct 12 06:48:59 2023
Response via : Initial Calibration

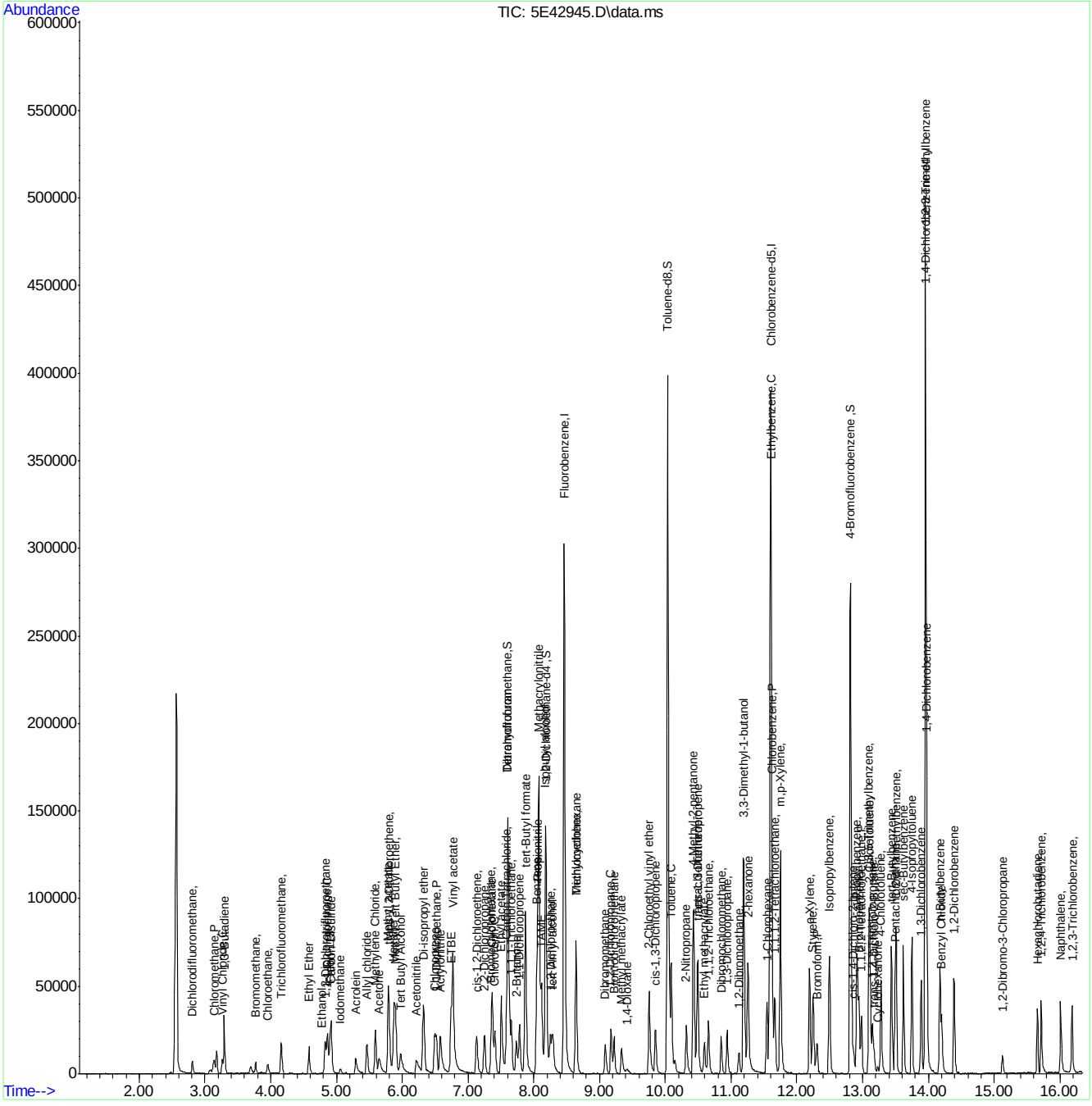

Quantitation Report (QT Reviewed)

Data Path : C:\msdchem\1\data\10-11-2023\
Data File : 5E42946.D
Acq On : 11 Oct 2023 4:47 pm
Operator : joannel
Sample : IC1919-4
Misc : MS54902,V5E1919,,,,,
ALS Vial : 6 Sample Multiplier: 1

Quant Time: Oct 12 07:58:15 2023
Quant Method : C:\msdchem\1\methods\appIX10-11-2023_.M
Quant Title : SW-846 Method 5030B/8260B & EPA 624
QLast Update : Thu Oct 12 06:48:59 2023
Response via : Initial Calibration

Compound	R.T.	QIon	Response	Conc	Units		Dev(Min)
Internal Standards							
1) Fluorobenzene	8.464	96	264893	50.00	ug/L		0.00
61) Chlorobenzene-d5	11.597	117	194707	50.00	ug/L		0.00
85) 1,4-Dichlorobenzene-d4	13.956	152	115064	50.00	ug/L		0.00
System Monitoring Compounds							
39) Dibromofluoromethane	7.610	113	79047	49.86	ug/L		0.00
Spiked Amount 50.000	Range 83 - 118		Recovery = 99.72%				
49) 1,2-Dichloroethane-d4	8.183	65	93298	56.37	ug/L		0.00
Spiked Amount 50.000	Range 79 - 125		Recovery = 112.74%				
62) Toluene-d8	10.036	98	261897	53.98	ug/L		0.00
Spiked Amount 50.000	Range 85 - 112		Recovery = 107.96%				
86) 4-Bromofluorobenzene	12.816	95	100852	56.18	ug/L		0.00
Spiked Amount 50.000	Range 83 - 118		Recovery = 112.36%				
Target Compounds							Qvalue
2) Dichlorodifluoromethane	2.806	85	20246	16.47	ug/L		99
3) Chloromethane	3.141	50	28206	24.98	ug/L		100
4) Vinyl Chloride	3.263	62	23462	20.11	ug/L		99
5) 1,3-Butadiene	3.294	39	29388	38.54	ug/L		95
6) Bromomethane	3.769	94	10162	16.22	ug/L		99
7) Chloroethane	3.952	64	16181	19.67	ug/L		93
8) Trichlorofluoromethane	4.159	101	43507	24.15	ug/L		94
9) Ethyl Ether	4.580	59	24302	26.81	ug/L		87
10) Ethanol	4.769	45	8461	595.12	ug/L		90
11) 1,2-Dichlorotrifluoroe...	4.830	67	28065	22.03	ug/L		92
12) 1,1-Dichloroethene	4.861	61	40803	25.28	ug/L		94
13) Freon 113	4.903	101	25175	24.51	ug/L		91
14) Carbon Disulfide	4.922	76	74472	23.88	ug/L		95
15) Iodomethane	5.056	142	15758	14.02	ug/L		95
16) Acrolein	5.287	56	36467	178.19	ug/L		91
17) Allyl chloride	5.464	41	34165	31.92	ug/L		83
18) Methylene Chloride	5.592	49	42866	31.37	ug/L		85
19) Acetone	5.647	43	53740	143.82	ug/L		90
20) Methyl acetate	5.781	43	146084	172.94	ug/L		88
21) trans-1,2-Dichloroethene	5.793	61	40783	26.19	ug/L		91
22) Hexane	5.873	56	26464	24.88	ug/L	#	85
23) Methyl Tert Butyl Ether	5.897	73	87382	25.74	ug/L		96
24) Acetonitrile	6.214	41	41741	298.68	ug/L		97
25) Di-isopropyl ether	6.324	45	99917	33.54	ug/L		92
26) Chloroprene	6.488	53	40082	26.15	ug/L		91
27) 1,1-Dichloroethane	6.519	63	53636	25.79	ug/L		99
28) Acrylonitrile	6.574	53	68116	141.73	ug/L		91
29) ETBE	6.744	59	97055	27.42	ug/L		96
30) Tert Butyl Alcohol	5.976	59	56146	258.87	ug/L		93
31) Vinyl acetate	6.769	43	336558	143.56	ug/L		96
32) cis-1,2-Dichloroethene	7.128	96	30653	24.12	ug/L		92
33) 2,2-Dichloropropane	7.250	77	40255	24.99	ug/L		98
34) Bromochloromethane	7.354	128	15677	23.52	ug/L	#	80
35) Cyclohexane	7.366	56	51118	28.26	ug/L		88

Quantitation Report (QT Reviewed)

Data Path : C:\msdchem\1\data\10-11-2023\
Data File : 5E42946.D
Acq On : 11 Oct 2023 4:47 pm
Operator : joannel
Sample : IC1919-4
Misc : MS54902,V5E1919,,,,,
ALS Vial : 6 Sample Multiplier: 1

Quant Time: Oct 12 07:58:15 2023
Quant Method : C:\msdchem\1\methods\appIX10-11-2023_.M
Quant Title : SW-846 Method 5030B/8260B & EPA 624
QLast Update : Thu Oct 12 06:48:59 2023
Response via : Initial Calibration

Compound	R.T.	QIon	Response	Conc	Units		Dev(Min)
36) Chloroform	7.409	83	55752	25.04	ug/L		97
37) Ethyl acetate	7.500	43	185114	156.83	ug/L		94
38) Tetrahydrofuran	7.604	42	14932	36.91	ug/L		83
40) Carbon Tetrachloride	7.592	117	44390	26.34	ug/L		96
41) 1,1,1-Trichloroethane	7.659	97	48459	25.51	ug/L		98
42) 2-Butanone	7.732	43	92890	159.31	ug/L		88
43) 1,1-Dichloropropene	7.787	75	36703	24.81	ug/L		99
44) tert-Butyl formate	7.872	59	138395	318.74	ug/L		98
45) Propionitrile	8.055	54	63400	265.57	ug/L		88
46) Methacrylonitrile	8.073	41	237725	297.15	ug/L		95
47) Benzene	8.049	78	106163	23.91	ug/L		89
48) TAME	8.116	73	86038	25.79	ug/L		86
50) 1,2-Dichloroethane	8.256	62	45365	26.38	ug/L		96
51) tert Amyl alcohol	8.287	59	45028	277.91	ug/L		94
52) Trichloroethene	8.640	95	30178	23.44	ug/L		99
53) Methylcyclohexane	8.640	83	47152	23.91	ug/L		92
54) Dibromomethane	9.085	93	20685	24.44	ug/L		93
55) 1,2-Dichloropropane	9.177	63	27764	25.17	ug/L		91
56) Bromodichloromethane	9.219	83	42831	25.62	ug/L		98
57) Methyl methacrylate	9.329	41	30641	31.84	ug/L		89
58) 1,4-Dioxane	9.421	88	8174	427.80	ug/L		80
59) 2-Chloroethyl vinyl ether	9.750	63	77332	171.02	ug/L		85
60) cis-1,3-Dichloropropene	9.847	75	44099	25.65	ug/L		93
63) Toluene	10.091	91	115924	27.24	ug/L		98
64) Isobutyl alcohol	8.177	43	37224	725.95	ug/L		95
65) 2-Nitropropane	10.317	41	55940	169.58	ug/L		91
66) 4-Methyl-2-pentanone	10.427	43	200135	181.37	ug/L		92
67) trans-1,3-Dichloropropene	10.488	75	42192	28.48	ug/L		96
68) Tetrachloroethene	10.494	166	37350	29.48	ug/L		96
69) Ethyl methacrylate	10.591	69	32249	26.88	ug/L	#	81
70) 1,1,2-Trichloroethane	10.652	83	23864	27.52	ug/L		94
71) Dibromochloromethane	10.847	129	36572	29.83	ug/L		97
72) 1,3-Dichloropropane	10.939	76	45885	28.84	ug/L		90
73) 1,2-Dibromoethane	11.115	107	31372	28.59	ug/L		92
74) 3,3-Dimethyl-1-butanol	11.189	57	192195	1674.47	ug/L		92
75) 2-hexanone	11.250	43	145503	182.69	ug/L		86
76) 1-Chlorohexane	11.542	91	37590	26.89	ug/L		76
77) Ethylbenzene	11.609	91	133605	26.93	ug/L		98
78) Chlorobenzene	11.621	112	81643	27.67	ug/L		97
79) 1,1,1,2-Tetrachloroethane	11.664	131	32882	29.21	ug/L		97
80) m,p-Xylene	11.749	91	212234	57.28	ug/L		98
81) o-Xylene	12.194	91	110051	29.30	ug/L		98
82) Styrene	12.243	104	81741	28.67	ug/L		96
83) Bromoform	12.304	173	25995	27.38	ug/L		96
84) Isopropylbenzene	12.493	105	135471	28.61	ug/L		99
87) cis-1,4-Dichloro-2-butene	12.859	53	8961	30.53	ug/L		88
88) n-Propylbenzene	12.914	91	161271	30.27	ug/L		98
89) Bromobenzene	12.944	156	34836	29.41	ug/L		94
90) 1,1,2,2-Tetrachloroethane	12.981	83	43855	29.53	ug/L		99
91) 1,3,5-Trimethylbenzene	13.097	105	119101	32.27	ug/L		99

Quantitation Report (QT Reviewed)

Data Path : C:\msdchem\1\data\10-11-2023\
Data File : 5E42946.D
Acq On : 11 Oct 2023 4:47 pm
Operator : joannel
Sample : IC1919-4
Misc : MS54902,V5E1919,,,,,
ALS Vial : 6 Sample Multiplier: 1

Quant Time: Oct 12 07:58:15 2023
Quant Method : C:\msdchem\1\methods\appIX10-11-2023_.M
Quant Title : SW-846 Method 5030B/8260B & EPA 624
QLast Update : Thu Oct 12 06:48:59 2023
Response via : Initial Calibration

	Compound	R.T.	QIon	Response	Conc	Units	Dev(Min)
92)	2-Chlorotoluene	13.109	91	109901	31.55	ug/L	100
93)	trans-1,4-Dichloro-2-B...	13.170	53	10613	31.61	ug/L	84
94)	1,2,3-Trichloropropane	13.152	110	13594	32.37	ug/L	92
95)	Cyclohexanone	13.225	55	7095	164.83	ug/L	90
96)	4-Chlorotoluene	13.280	91	99531	31.43	ug/L	96
98)	tert-Butylbenzene	13.438	91	68405	32.92	ug/L	95
99)	1,2,4-Trimethylbenzene	13.505	105	117393	31.62	ug/L	97
100)	Pentachloroethane	13.493	167	17375	23.86	ug/L	92
101)	sec-Butylbenzene	13.621	105	148029	30.66	ug/L	99
102)	4-Isopropyltoluene	13.749	119	129288	31.67	ug/L	98
103)	1,3-Dichlorobenzene	13.889	146	69506	29.98	ug/L	95
104)	1,2,3-Trimethylbenzene	13.962	105	122864	31.66	ug/L	98
105)	1,4-Dichlorobenzene	13.975	146	73728	28.26	ug/L	96
106)	n-Butylbenzene	14.176	92	67496	31.30	ug/L	96
107)	Benzyl Chloride	14.200	126	14511	31.32	ug/L	97
108)	1,2-Dichlorobenzene	14.389	146	67598	29.50	ug/L	95
109)	1,2-Dibromo-3-Chloropr...	15.121	75	8800	34.08	ug/L	88
110)	Hexachlorobutadiene	15.657	225	17136	25.19	ug/L	94
111)	1,2,4-Trichlorobenzene	15.712	180	46630	28.90	ug/L	96
112)	Naphthalene	16.011	128	120897	33.34	ug/L	97
113)	1,2,3-Trichlorobenzene	16.182	180	41577	29.00	ug/L	94

(#) = qualifier out of range (m) = manual integration (+) = signals summed

Quantitation Report (QT Reviewed)

Data Path : C:\msdchem\1\data\10-11-2023\
Data File : 5E42946.D
Acq On : 11 Oct 2023 4:47 pm
Operator : joannel
Sample : IC1919-4
Misc : MS54902,V5E1919,,,,,
ALS Vial : 6 Sample Multiplier: 1

Quant Time: Oct 12 07:58:15 2023
Quant Method : C:\msdchem\1\methods\appIX10-11-2023_.M
Quant Title : SW-846 Method 5030B/8260B & EPA 624
QLast Update : Thu Oct 12 06:48:59 2023
Response via : Initial Calibration

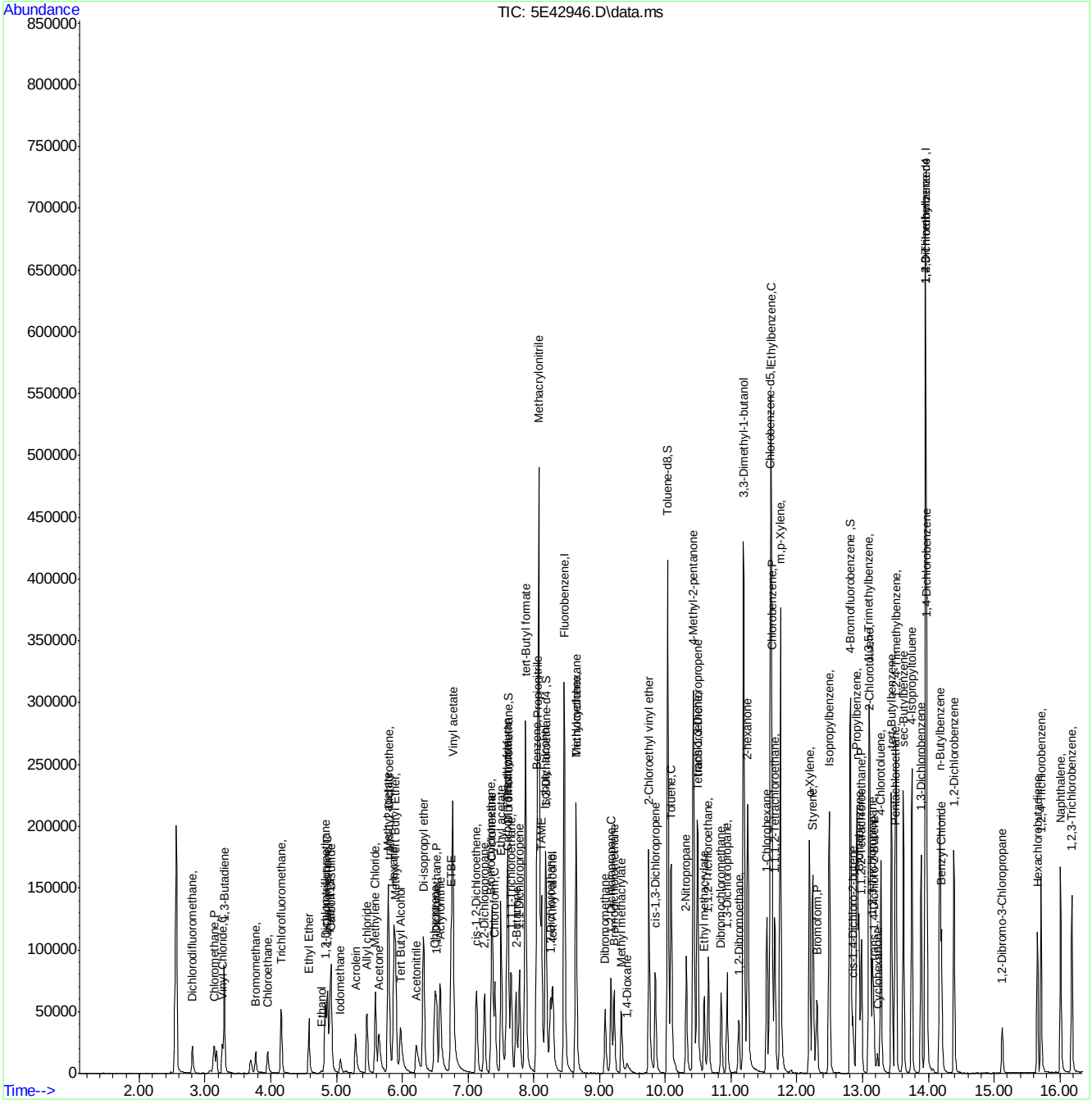

Quantitation Report (QT Reviewed)

Data Path : C:\msdchem\1\data\10-11-2023\
Data File : 5E42947.D
Acq On : 11 Oct 2023 5:11 pm
Operator : joannel
Sample : ICC1919-5
Misc : MS54902,V5E1919,,,,,
ALS Vial : 7 Sample Multiplier: 1

Quant Time: Oct 12 07:58:17 2023
Quant Method : C:\msdchem\1\methods\appIX10-11-2023_.M
Quant Title : SW-846 Method 5030B/8260B & EPA 624
QLast Update : Thu Oct 12 06:48:59 2023
Response via : Initial Calibration

Compound	R.T.	QIon	Response	Conc	Units		Dev(Min)
Internal Standards							
1) Fluorobenzene	8.463	96	276093	50.00	ug/L		0.00
61) Chlorobenzene-d5	11.603	117	205486	50.00	ug/L		0.00
85) 1,4-Dichlorobenzene-d4	13.956	152	121755	50.00	ug/L		0.00
System Monitoring Compounds							
39) Dibromofluoromethane	7.604	113	83646	50.62	ug/L		0.00
Spiked Amount 50.000	Range 83 - 118		Recovery = 101.24%				
49) 1,2-Dichloroethane-d4	8.183	65	91160	52.84	ug/L		0.00
Spiked Amount 50.000	Range 79 - 125		Recovery = 105.68%				
62) Toluene-d8	10.036	98	273636	53.44	ug/L		0.00
Spiked Amount 50.000	Range 85 - 112		Recovery = 106.88%				
86) 4-Bromofluorobenzene	12.816	95	106371	56.00	ug/L		0.00
Spiked Amount 50.000	Range 83 - 118		Recovery = 112.00%				
Target Compounds							Qvalue
2) Dichlorodifluoromethane	2.806	85	33594	26.22	ug/L		94
3) Chloromethane	3.135	50	46132	39.20	ug/L		98
4) Vinyl Chloride	3.263	62	40804	33.55	ug/L		98
5) 1,3-Butadiene	3.294	39	45385	56.82	ug/L		89
6) Bromomethane	3.769	94	17048	25.82	ug/L		97
7) Chloroethane	3.952	64	25294	29.50	ug/L		93
8) Trichlorofluoromethane	4.159	101	73822	39.31	ug/L		97
9) Ethyl Ether	4.580	59	38238	40.48	ug/L		88
10) Ethanol	4.787	45	14649	973.28	ug/L		96
11) 1,2-Dichlorotrifluoroe...	4.824	67	46346	34.90	ug/L		98
12) 1,1-Dichloroethene	4.860	61	69091	40.82	ug/L		94
13) Freon 113	4.903	101	41480	38.74	ug/L		97
14) Carbon Disulfide	4.921	76	124225	38.33	ug/L		97
15) Iodomethane	5.061	142	31361	25.57	ug/L		97
16) Acrolein	5.287	56	59061	266.64	ug/L		98
17) Allyl chloride	5.458	41	55519	49.24	ug/L		82
18) Methylene Chloride	5.592	49	70520	50.81	ug/L		83
19) Acetone	5.641	43	81585	209.49	ug/L		91
20) Methyl acetate	5.781	43	230890	258.39	ug/L		88
21) trans-1,2-Dichloroethene	5.793	61	66215	40.79	ug/L		97
22) Hexane	5.872	56	42423	38.93	ug/L	#	84
23) Methyl Tert Butyl Ether	5.897	73	135538	38.30	ug/L		95
24) Acetonitrile	6.214	41	70313	486.15	ug/L		97
25) Di-isopropyl ether	6.323	45	158340	50.99	ug/L		92
26) Chloroprene	6.488	53	65597	40.34	ug/L		90
27) 1,1-Dichloroethane	6.519	63	85739	39.55	ug/L		98
28) Acrylonitrile	6.573	53	113283	221.13	ug/L		95
29) ETBE	6.744	59	153573	41.63	ug/L		99
30) Tert Butyl Alcohol	5.976	59	86875	385.28	ug/L		96
31) Vinyl acetate	6.768	43	563625	225.72	ug/L		96
32) cis-1,2-Dichloroethene	7.128	96	48871	36.90	ug/L		88
33) 2,2-Dichloropropane	7.250	77	66442	39.57	ug/L		99
34) Bromochloromethane	7.348	128	24354	35.05	ug/L	#	78
35) Cyclohexane	7.366	56	83915	44.52	ug/L		89

Quantitation Report (QT Reviewed)

Data Path : C:\msdchem\1\data\10-11-2023\
Data File : 5E42947.D
Acq On : 11 Oct 2023 5:11 pm
Operator : joannel
Sample : ICC1919-5
Misc : MS54902,V5E1919,,,,,
ALS Vial : 7 Sample Multiplier: 1

Quant Time: Oct 12 07:58:17 2023
Quant Method : C:\msdchem\1\methods\appIX10-11-2023_.M
Quant Title : SW-846 Method 5030B/8260B & EPA 624
QLast Update : Thu Oct 12 06:48:59 2023
Response via : Initial Calibration

Compound	R.T.	QIon	Response	Conc	Units		Dev(Min)
36) Chloroform	7.409	83	88430	38.11	ug/L		95
37) Ethyl acetate	7.500	43	306236	248.93	ug/L		93
38) Tetrahydrofuran	7.598	42	21344	51.25	ug/L		87
40) Carbon Tetrachloride	7.585	117	72967	41.54	ug/L		98
41) 1,1,1-Trichloroethane	7.659	97	81919	41.38	ug/L		97
42) 2-Butanone	7.726	43	144785	238.24	ug/L		86
43) 1,1-Dichloropropene	7.780	75	61278	39.74	ug/L		95
44) tert-Butyl formate	7.872	59	224409	493.24	ug/L		98
45) Propionitrile	8.055	54	104844	421.48	ug/L		89
46) Methacrylonitrile	8.073	41	389966	467.67	ug/L		97
47) Benzene	8.049	78	172301	37.23	ug/L		90
48) TAME	8.116	73	136200	39.18	ug/L		91
50) 1,2-Dichloroethane	8.250	62	70643	39.42	ug/L		94
51) tert Amyl alcohol	8.286	59	71238	421.84	ug/L		96
52) Trichloroethene	8.640	95	50102	37.34	ug/L		98
53) Methylcyclohexane	8.640	83	78517	37.50	ug/L		90
54) Dibromomethane	9.085	93	31631	35.79	ug/L		95
55) 1,2-Dichloropropane	9.177	63	46418	40.37	ug/L		97
56) Bromodichloromethane	9.219	83	68041	39.04	ug/L		98
57) Methyl methacrylate	9.329	41	52737	52.58	ug/L	#	81
58) 1,4-Dioxane	9.414	88	12895	636.46	ug/L		83
59) 2-Chloroethyl vinyl ether	9.750	63	127941	278.15	ug/L		86
60) cis-1,3-Dichloropropene	9.847	75	70407	39.28	ug/L		92
63) Toluene	10.091	91	189176	42.13	ug/L		98
64) Isobutyl alcohol	8.177	43	65026	1183.59	ug/L		96
65) 2-Nitropropane	10.317	41	86689	248.30	ug/L		91
66) 4-Methyl-2-pentanone	10.426	43	309857	266.08	ug/L		92
67) trans-1,3-Dichloropropene	10.487	75	67441	42.90	ug/L		97
68) Tetrachloroethene	10.493	166	60507	45.26	ug/L		94
69) Ethyl methacrylate	10.591	69	54995	43.44	ug/L		85
70) 1,1,2-Trichloroethane	10.652	83	36481	39.86	ug/L		95
71) Dibromochloromethane	10.847	129	56690	43.82	ug/L		98
72) 1,3-Dichloropropane	10.938	76	70272	41.85	ug/L		92
73) 1,2-Dibromoethane	11.115	107	49462	42.71	ug/L		98
74) 3,3-Dimethyl-1-butanol	11.188	57	326327	2622.94	ug/L		93
75) 2-hexanone	11.249	43	226434	269.35	ug/L		87
76) 1-Chlorohexane	11.542	91	64491	42.84	ug/L		79
77) Ethylbenzene	11.609	91	218098	41.66	ug/L		97
78) Chlorobenzene	11.621	112	130413	41.87	ug/L		98
79) 1,1,1,2-Tetrachloroethane	11.664	131	51838	43.64	ug/L		96
80) m,p-Xylene	11.749	91	348033	89.01	ug/L		99
81) o-Xylene	12.188	91	178367	45.00	ug/L		99
82) Styrene	12.243	104	135715	44.32	ug/L		94
83) Bromoform	12.304	173	41024	40.30	ug/L		97
84) Isopropylbenzene	12.493	105	224404	44.91	ug/L		98
87) cis-1,4-Dichloro-2-butene	12.853	53	15112	48.66	ug/L		92
88) n-Propylbenzene	12.914	91	269744	47.84	ug/L		100
89) Bromobenzene	12.944	156	56102	44.76	ug/L		92
90) 1,1,2,2-Tetrachloroethane	12.981	83	68829	43.81	ug/L		97
91) 1,3,5-Trimethylbenzene	13.097	105	194124	49.70	ug/L		100

Quantitation Report (QT Reviewed)

Data Path : C:\msdchem\1\data\10-11-2023\
Data File : 5E42947.D
Acq On : 11 Oct 2023 5:11 pm
Operator : joannel
Sample : ICC1919-5
Misc : MS54902,V5E1919,,,,,
ALS Vial : 7 Sample Multiplier: 1

Quant Time: Oct 12 07:58:17 2023
Quant Method : C:\msdchem\1\methods\appIX10-11-2023_.M
Quant Title : SW-846 Method 5030B/8260B & EPA 624
QLast Update : Thu Oct 12 06:48:59 2023
Response via : Initial Calibration

Compound	R.T.	QIon	Response	Conc	Units	Dev(Min)
92) 2-Chlorotoluene	13.109	91	180085	48.85	ug/L	99
93) trans-1,4-Dichloro-2-B...	13.170	53	16621	46.28	ug/L	92
94) 1,2,3-Trichloropropane	13.145	110	21794	49.05	ug/L	94
95) Cyclohexanone	13.225	55	13132	288.31	ug/L	91
96) 4-Chlorotoluene	13.279	91	164065	48.96	ug/L	98
98) tert-Butylbenzene	13.438	91	110393	50.21	ug/L	93
99) 1,2,4-Trimethylbenzene	13.505	105	193175	48.73	ug/L	98
100) Pentachloroethane	13.493	167	30526	39.62	ug/L	92
101) sec-Butylbenzene	13.621	105	246014	48.15	ug/L	99
102) 4-Isopropyltoluene	13.749	119	219260	50.76	ug/L	98
103) 1,3-Dichlorobenzene	13.889	146	113187	46.14	ug/L	97
104) 1,2,3-Trimethylbenzene	13.962	105	200804	48.91	ug/L	99
105) 1,4-Dichlorobenzene	13.974	146	118562	42.94	ug/L	96
106) n-Butylbenzene	14.176	92	112669	48.23	ug/L	98
107) Benzyl Chloride	14.200	126	23886	46.60	ug/L	94
108) 1,2-Dichlorobenzene	14.389	146	108750	44.85	ug/L	97
109) 1,2-Dibromo-3-Chloropr...	15.121	75	13691	49.61	ug/L	96
110) Hexachlorobutadiene	15.657	225	29636	41.17	ug/L	94
111) 1,2,4-Trichlorobenzene	15.712	180	75165	44.02	ug/L	97
112) Naphthalene	16.011	128	197512	51.47	ug/L	99
113) 1,2,3-Trichlorobenzene	16.181	180	66444	43.80	ug/L	94

(#) = qualifier out of range (m) = manual integration (+) = signals summed

Quantitation Report (QT Reviewed)

Data Path : C:\msdchem\1\data\10-11-2023\
Data File : 5E42947.D
Acq On : 11 Oct 2023 5:11 pm
Operator : joannel
Sample : ICC1919-5
Misc : MS54902,V5E1919,,,,,
ALS Vial : 7 Sample Multiplier: 1

Quant Time: Oct 12 07:58:17 2023
Quant Method : C:\msdchem\1\methods\appIX10-11-2023_.M
Quant Title : SW-846 Method 5030B/8260B & EPA 624
QLast Update : Thu Oct 12 06:48:59 2023
Response via : Initial Calibration

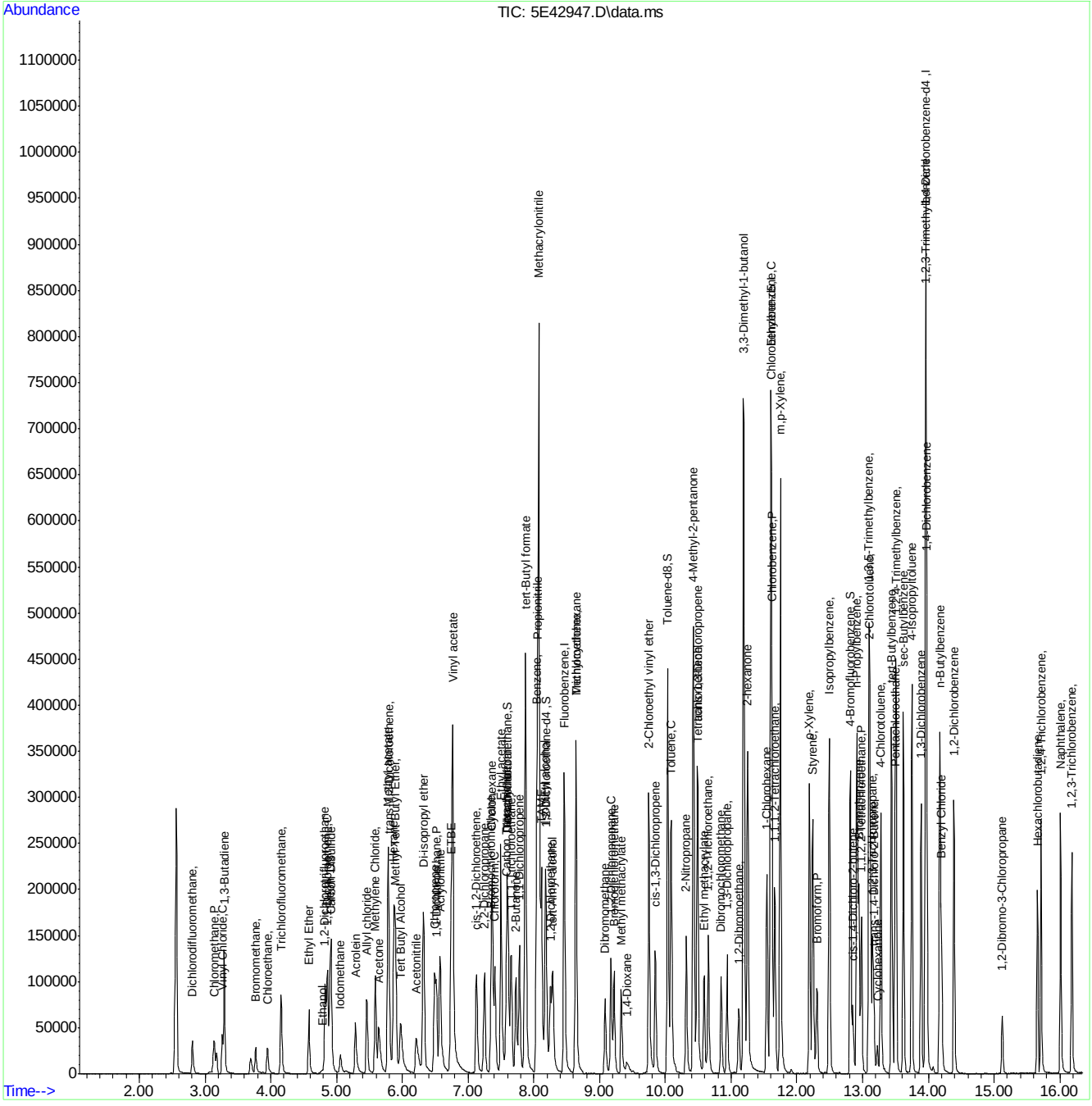

Quantitation Report (QT Reviewed)

Data Path : C:\msdchem\1\data\10-11-2023\
Data File : 5E42948.D
Acq On : 11 Oct 2023 5:35 pm
Operator : joannel
Sample : IC1919-6
Misc : MS54902,V5E1919,,,,,
ALS Vial : 8 Sample Multiplier: 1

Quant Time: Oct 12 07:58:19 2023
Quant Method : C:\msdchem\1\methods\appIX10-11-2023_.M
Quant Title : SW-846 Method 5030B/8260B & EPA 624
QLast Update : Thu Oct 12 06:48:59 2023
Response via : Initial Calibration

Compound	R.T.	QIon	Response	Conc	Units		Dev(Min)
Internal Standards							
1) Fluorobenzene	8.464	96	294083	50.00	ug/L		0.00
61) Chlorobenzene-d5	11.597	117	218230	50.00	ug/L		0.00
85) 1,4-Dichlorobenzene-d4	13.956	152	134578	50.00	ug/L		0.00
System Monitoring Compounds							
39) Dibromofluoromethane	7.604	113	88037	50.02	ug/L		0.00
Spiked Amount 50.000	Range 83 - 118		Recovery = 100.04%				
49) 1,2-Dichloroethane-d4	8.183	65	95783	52.12	ug/L		0.00
Spiked Amount 50.000	Range 79 - 125		Recovery = 104.24%				
62) Toluene-d8	10.036	98	291698	53.64	ug/L		0.00
Spiked Amount 50.000	Range 85 - 112		Recovery = 107.28%				
86) 4-Bromofluorobenzene	12.816	95	114942	54.75	ug/L		0.00
Spiked Amount 50.000	Range 83 - 118		Recovery = 109.50%				
Target Compounds							Qvalue
2) Dichlorodifluoromethane	2.806	85	67248	49.27	ug/L		99
3) Chloromethane	3.135	50	91984	73.39	ug/L		94
4) Vinyl Chloride	3.263	62	81154	62.64	ug/L		100
5) 1,3-Butadiene	3.294	39	102118	118.08	ug/L		91
6) Bromomethane	3.769	94	36245	50.12	ug/L		100
7) Chloroethane	3.946	64	47518	52.03	ug/L		91
8) Trichlorofluoromethane	4.153	101	144554	72.26	ug/L		100
9) Ethyl Ether	4.580	59	73617	73.16	ug/L		88
10) Ethanol	4.781	45	27240	1653.16	ug/L		97
11) 1,2-Dichlorotrifluoroe...	4.830	67	94709	66.96	ug/L		93
12) 1,1-Dichloroethene	4.861	61	134954	73.91	ug/L		94
13) Freon 113	4.903	101	86708	76.04	ug/L		99
14) Carbon Disulfide	4.915	76	244433	71.32	ug/L		94
15) Iodomethane	5.062	142	64712	45.92	ug/L		99
16) Acrolein	5.287	56	114058	449.13	ug/L		97
17) Allyl chloride	5.458	41	112476	91.34	ug/L		82
18) Methylene Chloride	5.592	49	127752	91.39	ug/L		83
19) Acetone	5.647	43	152562	367.77	ug/L		92
20) Methyl acetate	5.781	43	432840	440.88	ug/L		88
21) trans-1,2-Dichloroethene	5.793	61	125961	72.86	ug/L		96
22) Hexane	5.873	56	89845	81.79	ug/L	#	88
23) Methyl Tert Butyl Ether	5.897	73	257770	68.39	ug/L		96
24) Acetonitrile	6.214	41	131116	863.46	ug/L		96
25) Di-isopropyl ether	6.324	45	302794	91.54	ug/L		91
26) Chloroprene	6.488	53	142703	78.66	ug/L		89
27) 1,1-Dichloroethane	6.519	63	164246	71.13	ug/L		99
28) Acrylonitrile	6.574	53	223179	390.49	ug/L		94
29) ETBE	6.744	59	291822	74.27	ug/L		98
30) Tert Butyl Alcohol	5.982	59	161575	676.71	ug/L		97
31) Vinyl acetate	6.769	43	1117210	401.61	ug/L		96
32) cis-1,2-Dichloroethene	7.128	96	97620	69.20	ug/L		91
33) 2,2-Dichloropropane	7.250	77	130616	73.03	ug/L		98
34) Bromochloromethane	7.348	128	48293	65.25	ug/L	#	79
35) Cyclohexane	7.366	56	175476	87.39	ug/L		91

Quantitation Report (QT Reviewed)

Data Path : C:\msdchem\1\data\10-11-2023\
Data File : 5E42948.D
Acq On : 11 Oct 2023 5:35 pm
Operator : joannel
Sample : IC1919-6
Misc : MS54902,V5E1919,,,,,
ALS Vial : 8 Sample Multiplier: 1

Quant Time: Oct 12 07:58:19 2023
Quant Method : C:\msdchem\1\methods\appIX10-11-2023_.M
Quant Title : SW-846 Method 5030B/8260B & EPA 624
QLast Update : Thu Oct 12 06:48:59 2023
Response via : Initial Calibration

Compound	R.T.	QIon	Response	Conc	Units	Dev(Min)
36) Chloroform	7.409	83	169486	68.58	ug/L	96
37) Ethyl acetate	7.500	43	596331	455.08	ug/L	94
38) Tetrahydrofuran	7.598	42	40722	95.50	ug/L	87
40) Carbon Tetrachloride	7.586	117	143544	76.72	ug/L	99
41) 1,1,1-Trichloroethane	7.653	97	158077	74.96	ug/L	98
42) 2-Butanone	7.726	43	280786	433.76	ug/L	86
43) 1,1-Dichloropropene	7.781	75	123174	75.00	ug/L	97
44) tert-Butyl formate	7.872	59	425320	867.79	ug/L	96
45) Propionitrile	8.055	54	200660	757.78	ug/L	93
46) Methacrylonitrile	8.073	41	751480	846.09	ug/L	96
47) Benzene	8.043	78	330148	66.97	ug/L	97
48) TAME	8.116	73	253765	68.53	ug/L	90
50) 1,2-Dichloroethane	8.250	62	132509	69.42	ug/L	95
51) tert Amyl alcohol	8.287	59	136253	757.48	ug/L	96
52) Trichloroethene	8.640	95	98565	68.97	ug/L	97
53) Methylcyclohexane	8.640	83	168944	72.32	ug/L	91
54) Dibromomethane	9.079	93	61200	64.76	ug/L	93
55) 1,2-Dichloropropane	9.171	63	88418	72.20	ug/L	97
56) Bromodichloromethane	9.219	83	130752	70.44	ug/L	99
57) Methyl methacrylate	9.329	41	100867	94.42	ug/L	86
58) 1,4-Dioxane	9.415	88	25366	1129.82	ug/L	90
59) 2-Chloroethyl vinyl ether	9.750	63	248342	539.18	ug/L	87
60) cis-1,3-Dichloropropene	9.847	75	139032	72.83	ug/L	94
63) Toluene	10.085	91	363755	76.27	ug/L	99
64) Isobutyl alcohol	8.177	43	127483	2119.81	ug/L	92
65) 2-Nitropropane	10.317	41	163602	438.27	ug/L	92
66) 4-Methyl-2-pentanone	10.427	43	598696	484.08	ug/L	93
67) trans-1,3-Dichloropropene	10.488	75	133024	78.57	ug/L	95
68) Tetrachloroethene	10.494	166	122790	86.48	ug/L	94
69) Ethyl methacrylate	10.591	69	112117	83.38	ug/L	86
70) 1,1,2-Trichloroethane	10.652	83	71807	73.88	ug/L	97
71) Dibromochloromethane	10.847	129	111451	81.11	ug/L	98
72) 1,3-Dichloropropane	10.939	76	137843	77.29	ug/L	92
73) 1,2-Dibromoethane	11.115	107	96450	78.42	ug/L	100
74) 3,3-Dimethyl-1-butanol	11.195	57	628501	4518.68	ug/L	94
75) 2-hexanone	11.250	43	441365	494.20	ug/L	88
76) 1-Chlorohexane	11.542	91	133989	80.11	ug/L	78
77) Ethylbenzene	11.609	91	431646	77.64	ug/L	98
78) Chlorobenzene	11.615	112	253121	76.53	ug/L	91
79) 1,1,1,2-Tetrachloroethane	11.664	131	100604	79.75	ug/L	98
80) m,p-Xylene	11.749	91	683748	164.66	ug/L	99
81) o-Xylene	12.188	91	347991	82.67	ug/L	99
82) Styrene	12.243	104	266382	78.89	ug/L	98
83) Bromoform	12.304	173	80553	71.77	ug/L	97
84) Isopropylbenzene	12.493	105	454350	85.62	ug/L	99
87) cis-1,4-Dichloro-2-butene	12.853	53	33079	96.36	ug/L	92
88) n-Propylbenzene	12.914	91	542646	87.08	ug/L	100
89) Bromobenzene	12.944	156	111211	80.27	ug/L	95
90) 1,1,2,2-Tetrachloroethane	12.981	83	136295	78.48	ug/L	99
91) 1,3,5-Trimethylbenzene	13.097	105	393453	91.14	ug/L	98

Quantitation Report (QT Reviewed)

Data Path : C:\msdchem\1\data\10-11-2023\
Data File : 5E42948.D
Acq On : 11 Oct 2023 5:35 pm
Operator : joannel
Sample : IC1919-6
Misc : MS54902,V5E1919,,,,,
ALS Vial : 8 Sample Multiplier: 1

Quant Time: Oct 12 07:58:19 2023
Quant Method : C:\msdchem\1\methods\appIX10-11-2023_.M
Quant Title : SW-846 Method 5030B/8260B & EPA 624
QLast Update : Thu Oct 12 06:48:59 2023
Response via : Initial Calibration

Compound	R.T.	QIon	Response	Conc	Units		Dev(Min)
92) 2-Chlorotoluene	13.109	91	348681	85.57	ug/L		99
93) trans-1,4-Dichloro-2-B...	13.164	53	35983	87.99	ug/L	#	86
94) 1,2,3-Trichloropropane	13.146	110	41402	84.29	ug/L		91
95) Cyclohexanone	13.225	55	25983	516.10	ug/L		91
96) 4-Chlorotoluene	13.274	91	321911	86.91	ug/L		97
98) tert-Butylbenzene	13.438	91	225316	92.72	ug/L		94
99) 1,2,4-Trimethylbenzene	13.505	105	390536	87.37	ug/L		98
100) Pentachloroethane	13.493	167	59409	69.76	ug/L		95
101) sec-Butylbenzene	13.621	105	517816	91.70	ug/L		99
102) 4-Isopropyltoluene	13.749	119	456223	95.55	ug/L		99
103) 1,3-Dichlorobenzene	13.889	146	225649	83.22	ug/L		97
104) 1,2,3-Trimethylbenzene	13.962	105	396323	87.33	ug/L		99
105) 1,4-Dichlorobenzene	13.975	146	237308	77.77	ug/L		98
106) n-Butylbenzene	14.170	92	238279	87.57	ug/L		94
107) Benzyl Chloride	14.200	126	50578	81.24	ug/L	#	90
108) 1,2-Dichlorobenzene	14.389	146	221198	82.53	ug/L		98
109) 1,2-Dibromo-3-Chloropr...	15.121	75	28521	91.09	ug/L		95
110) Hexachlorobutadiene	15.657	225	66884	84.05	ug/L		96
111) 1,2,4-Trichlorobenzene	15.712	180	153586	81.38	ug/L		98
112) Naphthalene	16.011	128	397293	93.67	ug/L		99
113) 1,2,3-Trichlorobenzene	16.182	180	134454	80.19	ug/L		95

(#) = qualifier out of range (m) = manual integration (+) = signals summed

Quantitation Report (QT Reviewed)

Data Path : C:\msdchem\1\data\10-11-2023\
Data File : 5E42948.D
Acq On : 11 Oct 2023 5:35 pm
Operator : joannel
Sample : IC1919-6
Misc : MS54902,V5E1919,,,,,
ALS Vial : 8 Sample Multiplier: 1

Quant Time: Oct 12 07:58:19 2023
Quant Method : C:\msdchem\1\methods\appIX10-11-2023_.M
Quant Title : SW-846 Method 5030B/8260B & EPA 624
QLast Update : Thu Oct 12 06:48:59 2023
Response via : Initial Calibration

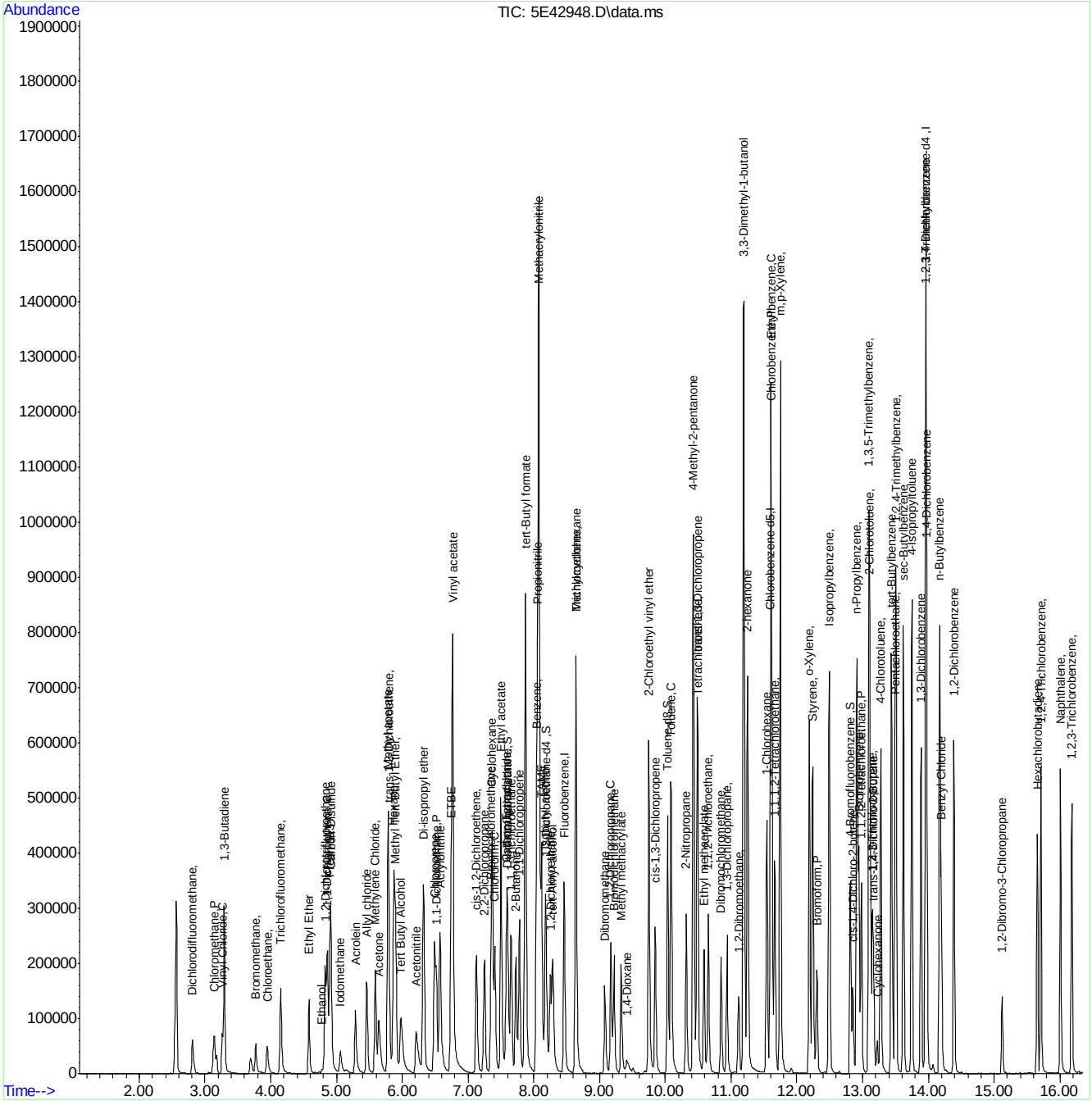

Quantitation Report (QT Reviewed)

Data Path : C:\msdchem\1\data\10-11-2023\
Data File : 5E42949.D
Acq On : 11 Oct 2023 5:58 pm
Operator : joannel
Sample : IC1919-7
Misc : MS54902,V5E1919,,,,,
ALS Vial : 9 Sample Multiplier: 1

Quant Time: Oct 12 07:58:21 2023
Quant Method : C:\msdchem\1\methods\appIX10-11-2023_.M
Quant Title : SW-846 Method 5030B/8260B & EPA 624
QLast Update : Thu Oct 12 06:48:59 2023
Response via : Initial Calibration

Compound	R.T.	QIon	Response	Conc	Units		Dev(Min)
Internal Standards							
1) Fluorobenzene	8.463	96	323963	50.00	ug/L		0.00
61) Chlorobenzene-d5	11.597	117	239252	50.00	ug/L		0.00
85) 1,4-Dichlorobenzene-d4	13.956	152	145566	50.00	ug/L		0.00
System Monitoring Compounds							
39) Dibromofluoromethane	7.610	113	95353	49.18	ug/L		0.00
Spiked Amount 50.000	Range 83 - 118		Recovery = 98.36%				
49) 1,2-Dichloroethane-d4	8.183	65	101515	50.15	ug/L		0.00
Spiked Amount 50.000	Range 79 - 125		Recovery = 100.30%				
62) Toluene-d8	10.036	98	318940	53.49	ug/L		0.00
Spiked Amount 50.000	Range 85 - 112		Recovery = 106.98%				
86) 4-Bromofluorobenzene	12.816	95	124676	54.90	ug/L		0.00
Spiked Amount 50.000	Range 83 - 118		Recovery = 109.80%				
Target Compounds							Qvalue
2) Dichlorodifluoromethane	2.806	85	105496	70.17	ug/L		95
3) Chloromethane	3.141	50	142526	103.22	ug/L		100
4) Vinyl Chloride	3.263	62	122736	86.00	ug/L		96
5) 1,3-Butadiene	3.294	39	148181	154.07	ug/L		93
6) Bromomethane	3.769	94	59505	72.82	ug/L		97
7) Chloroethane	3.946	64	68174	67.76	ug/L		93
8) Trichlorofluoromethane	4.147	101	218255	99.04	ug/L		99
9) Ethyl Ether	4.580	59	112485	101.48	ug/L		87
10) Ethanol	4.787	45	40743	2197.05	ug/L		100
11) 1,2-Dichlorotrifluoroe...	4.830	67	144691	92.86	ug/L		95
12) 1,1-Dichloroethene	4.861	61	206595	101.64	ug/L		96
13) Freon 113	4.897	101	129286	102.92	ug/L		98
14) Carbon Disulfide	4.915	76	376282	100.30	ug/L		97
15) Iodomethane	5.062	142	100504	61.34	ug/L		96
16) Acrolein	5.287	56	178488	602.18	ug/L		98
17) Allyl chloride	5.458	41	173257	125.22	ug/L		82
18) Methylene Chloride	5.586	49	192015	132.38	ug/L		80
19) Acetone	5.647	43	237110	518.87	ug/L		94
20) Methyl acetate	5.781	43	681431	612.48	ug/L		88
21) trans-1,2-Dichloroethene	5.787	61	194756	102.26	ug/L		94
22) Hexane	5.866	56	137774	119.89	ug/L		92
23) Methyl Tert Butyl Ether	5.897	73	393575	94.79	ug/L		96
24) Acetonitrile	6.214	41	214184	1302.42	ug/L		99
25) Di-isopropyl ether	6.324	45	464020	127.34	ug/L		91
26) Chloroprene	6.488	53	221475	107.22	ug/L		91
27) 1,1-Dichloroethane	6.519	63	254854	100.19	ug/L		98
28) Acrylonitrile	6.574	53	354995	541.92	ug/L		94
29) ETBE	6.744	59	449348	103.82	ug/L		98
30) Tert Butyl Alcohol	5.988	59	247226	945.08	ug/L		97
31) Vinyl acetate	6.769	43	1714627	540.73	ug/L		95
32) cis-1,2-Dichloroethene	7.128	96	148420	95.51	ug/L		91
33) 2,2-Dichloropropane	7.250	77	200369	101.70	ug/L		99
34) Bromochloromethane	7.354	128	70945	87.01	ug/L	#	84
35) Cyclohexane	7.366	56	274129	123.93	ug/L		90

Quantitation Report (QT Reviewed)

Data Path : C:\msdchem\1\data\10-11-2023\
Data File : 5E42949.D
Acq On : 11 Oct 2023 5:58 pm
Operator : joannel
Sample : IC1919-7
Misc : MS54902,V5E1919,,,,,
ALS Vial : 9 Sample Multiplier: 1

Quant Time: Oct 12 07:58:21 2023
Quant Method : C:\msdchem\1\methods\appIX10-11-2023_.M
Quant Title : SW-846 Method 5030B/8260B & EPA 624
QLast Update : Thu Oct 12 06:48:59 2023
Response via : Initial Calibration

Compound	R.T.	QIon	Response	Conc	Units		Dev(Min)
36) Chloroform	7.409	83	259517	95.32	ug/L		97
37) Ethyl acetate	7.500	43	930503	644.61	ug/L		94
38) Tetrahydrofuran	7.598	42	60912	134.43	ug/L		86
40) Carbon Tetrachloride	7.586	117	217518	105.54	ug/L		98
41) 1,1,1-Trichloroethane	7.653	97	239922	103.28	ug/L		99
42) 2-Butanone	7.726	43	441832	619.60	ug/L		88
43) 1,1-Dichloropropene	7.781	75	189405	104.69	ug/L		96
44) tert-Butyl formate	7.872	59	654522	1200.29	ug/L		97
45) Propionitrile	8.055	54	320663	1099.96	ug/L		96
46) Methacrylonitrile	8.073	41	1177422	1203.39	ug/L		95
47) Benzene	8.043	78	515022	94.83	ug/L		99
48) TAME	8.116	73	390224	95.66	ug/L		92
50) 1,2-Dichloroethane	8.250	62	196622	93.50	ug/L		94
51) tert Amyl alcohol	8.293	59	208636	1052.91	ug/L		96
52) Trichloroethene	8.640	95	149836	95.18	ug/L		98
53) Methylcyclohexane	8.640	83	259708	97.70	ug/L		90
54) Dibromomethane	9.079	93	92514	88.57	ug/L		93
55) 1,2-Dichloropropane	9.177	63	136628	101.28	ug/L		98
56) Bromodichloromethane	9.219	83	196206	95.95	ug/L		98
57) Methyl methacrylate	9.329	41	158792	134.93	ug/L		88
58) 1,4-Dioxane	9.421	88	39250	1537.68	ug/L		86
59) 2-Chloroethyl vinyl ether	9.750	63	393004	834.84	ug/L		86
60) cis-1,3-Dichloropropene	9.847	75	213359	101.45	ug/L		94
63) Toluene	10.091	91	568574	108.74	ug/L		99
64) Isobutyl alcohol	8.177	43	202010	2982.06	ug/L		91
65) 2-Nitropropane	10.317	41	249168	605.25	ug/L		92
66) 4-Methyl-2-pentanone	10.427	43	930027	685.91	ug/L		92
67) trans-1,3-Dichloropropene	10.488	75	205865	109.60	ug/L		95
68) Tetrachloroethene	10.488	166	195300	125.46	ug/L		93
69) Ethyl methacrylate	10.585	69	176315	119.60	ug/L	#	83
70) 1,1,2-Trichloroethane	10.652	83	109970	103.20	ug/L		97
71) Dibromochloromethane	10.847	129	168157	111.62	ug/L		99
72) 1,3-Dichloropropane	10.939	76	210635	107.73	ug/L		92
73) 1,2-Dibromoethane	11.115	107	149355	110.77	ug/L		98
74) 3,3-Dimethyl-1-butanol	11.195	57	1007593	6309.43	ug/L		94
75) 2-hexanone	11.250	43	695454	710.06	ug/L		88
76) 1-Chlorohexane	11.542	91	209396	110.25	ug/L		81
77) Ethylbenzene	11.609	91	661687	108.56	ug/L		99
78) Chlorobenzene	11.615	112	388064	107.02	ug/L		91
79) 1,1,1,2-Tetrachloroethane	11.664	131	153168	110.75	ug/L		96
80) m,p-Xylene	11.749	91	1053250	231.35	ug/L		99
81) o-Xylene	12.188	91	536712	116.30	ug/L		97
82) Styrene	12.243	104	407301	106.82	ug/L		97
83) Bromoform	12.304	173	124509	98.16	ug/L		99
84) Isopropylbenzene	12.493	105	698038	119.98	ug/L		99
87) cis-1,4-Dichloro-2-butene	12.853	53	51159	137.78	ug/L		93
88) n-Propylbenzene	12.914	91	830927	123.27	ug/L		100
89) Bromobenzene	12.944	156	169626	113.20	ug/L		97
90) 1,1,2,2-Tetrachloroethane	12.981	83	208784	111.14	ug/L		98
91) 1,3,5-Trimethylbenzene	13.097	105	600152	128.53	ug/L		98

Quantitation Report (QT Reviewed)

Data Path : C:\msdchem\1\data\10-11-2023\
Data File : 5E42949.D
Acq On : 11 Oct 2023 5:58 pm
Operator : joannel
Sample : IC1919-7
Misc : MS54902,V5E1919,,,,,
ALS Vial : 9 Sample Multiplier: 1

Quant Time: Oct 12 07:58:21 2023
Quant Method : C:\msdchem\1\methods\appIX10-11-2023_.M
Quant Title : SW-846 Method 5030B/8260B & EPA 624
QLast Update : Thu Oct 12 06:48:59 2023
Response via : Initial Calibration

Compound	R.T.	QIon	Response	Conc	Units		Dev(Min)
92) 2-Chlorotoluene	13.109	91	530170	120.29	ug/L		98
93) trans-1,4-Dichloro-2-B...	13.164	53	53829	119.08	ug/L	#	88
94) 1,2,3-Trichloropropane	13.146	110	63188	118.94	ug/L		94
95) Cyclohexanone	13.225	55	40811	749.44	ug/L		93
96) 4-Chlorotoluene	13.274	91	496946	124.04	ug/L		96
98) tert-Butylbenzene	13.438	91	339699	129.23	ug/L		96
99) 1,2,4-Trimethylbenzene	13.505	105	593038	120.60	ug/L		98
100) Pentachloroethane	13.493	167	88042	95.58	ug/L		93
101) sec-Butylbenzene	13.621	105	784777	128.48	ug/L		99
102) 4-Isopropyltoluene	13.749	119	691595	133.92	ug/L		98
103) 1,3-Dichlorobenzene	13.889	146	349981	119.33	ug/L		97
104) 1,2,3-Trimethylbenzene	13.962	105	609487	124.16	ug/L		99
105) 1,4-Dichlorobenzene	13.975	146	357449	108.29	ug/L		97
106) n-Butylbenzene	14.170	92	361102	118.01	ug/L		94
107) Benzyl Chloride	14.200	126	80442	110.90	ug/L	#	87
108) 1,2-Dichlorobenzene	14.389	146	337694	116.49	ug/L		97
109) 1,2-Dibromo-3-Chloropr...	15.121	75	43571	125.92	ug/L		96
110) Hexachlorobutadiene	15.657	225	99415	115.51	ug/L		95
111) 1,2,4-Trichlorobenzene	15.712	180	234643	114.95	ug/L		97
112) Naphthalene	16.011	128	616183	134.31	ug/L		100
113) 1,2,3-Trichlorobenzene	16.182	180	207450	114.39	ug/L		96

(#) = qualifier out of range (m) = manual integration (+) = signals summed

Quantitation Report (QT Reviewed)

Data Path : C:\msdchem\1\data\10-11-2023\
Data File : 5E42949.D
Acq On : 11 Oct 2023 5:58 pm
Operator : joannel
Sample : IC1919-7
Misc : MS54902,V5E1919,,,,,
ALS Vial : 9 Sample Multiplier: 1

Quant Time: Oct 12 07:58:21 2023
Quant Method : C:\msdchem\1\methods\appIX10-11-2023_.M
Quant Title : SW-846 Method 5030B/8260B & EPA 624
QLast Update : Thu Oct 12 06:48:59 2023
Response via : Initial Calibration

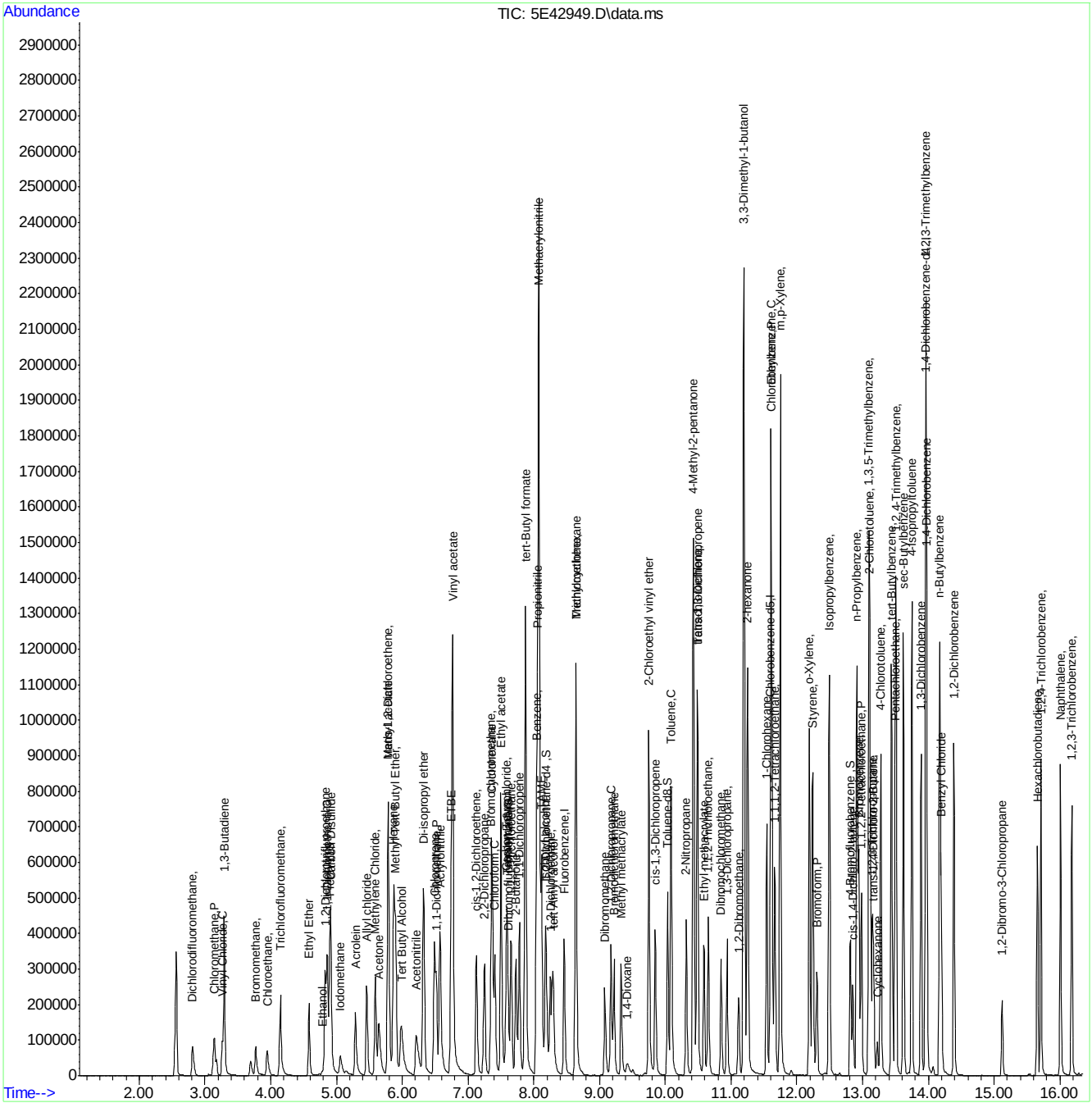

Quantitation Report (QT Reviewed)

Data Path : C:\msdchem\1\data\10-11-2023\
Data File : 5E42951.D
Acq On : 11 Oct 2023 6:45 pm
Operator : joannel
Sample : ICV1919-5
Misc : MS54902,V5E1919,,,,,
ALS Vial : 11 Sample Multiplier: 1

Quant Time: Oct 12 10:49:38 2023
Quant Method : C:\msdchem\1\methods\appIX10-11-2023_.M
Quant Title : SW-846 Method 5030B/8260B & EPA 624
QLast Update : Thu Oct 12 08:18:51 2023
Response via : Initial Calibration

Compound	R.T.	QIon	Response	Conc	Units	Dev(Min)
Internal Standards						
1) Fluorobenzene	8.463	96	330113	50.00	ug/L	0.00
61) Chlorobenzene-d5	11.603	117	239768	50.00	ug/L	0.00
85) 1,4-Dichlorobenzene-d4	13.956	152	143548	50.00	ug/L	0.00
System Monitoring Compounds						
39) Dibromofluoromethane	7.610	113	98048	49.07	ug/L	0.00
Spiked Amount 50.000	Range 83 - 118		Recovery = 98.14%			
49) 1,2-Dichloroethane-d4	8.183	65	109133	48.78	ug/L	0.00
Spiked Amount 50.000	Range 79 - 125		Recovery = 97.56%			
62) Toluene-d8	10.036	98	323820	50.25	ug/L	0.00
Spiked Amount 50.000	Range 85 - 112		Recovery = 100.50%			
86) 4-Bromofluorobenzene	12.816	95	125412	49.90	ug/L	0.00
Spiked Amount 50.000	Range 83 - 118		Recovery = 99.80%			
Target Compounds						Qvalue
3) Chloromethane	3.141	50	61495	42.15	ug/L	95
4) Vinyl Chloride	3.263	62	53652	46.08	ug/L	94
5) 1,3-Butadiene	3.294	39	66354	43.36	ug/L	95
6) Bromomethane	3.769	94	24047	47.17	ug/L	97
7) Chloroethane	3.946	64	32080	42.57	ug/L	90
8) Trichlorofluoromethane	4.159	101	85744	40.13	ug/L	94
9) Ethyl Ether	4.580	59	51099	45.75	ug/L	99
10) Ethanol	4.769	45	17035	808.00	ug/L	96
11) 1,2-Dichlorotrifluoroe...	4.830	67	64493	46.61	ug/L	99
12) 1,1-Dichloroethene	4.860	61	84029	42.02	ug/L	96
13) Freon 113	4.903	101	61259	47.51	ug/L	98
14) Carbon Disulfide	4.921	76	161181	41.75	ug/L	99
15) Iodomethane	5.062	142	37146	40.40	ug/L	98
16) Acrolein	5.287	56	68774	200.29	ug/L	99
17) Allyl chloride	5.458	41	73606	44.75	ug/L	97
18) Methylene Chloride	5.592	49	89606	40.70	ug/L	98
20) Methyl acetate	5.781	43	262805	199.23	ug/L	100
21) trans-1,2-Dichloroethene	5.793	61	82971	42.81	ug/L	97
22) Hexane	5.872	56	56687	42.28	ug/L	96
23) Methyl Tert Butyl Ether	5.897	73	168821	41.88	ug/L	98
24) Acetonitrile	6.214	41	83188	411.96	ug/L	98
25) Di-isopropyl ether	6.324	45	196474	42.29	ug/L	98
26) Chloroprene	6.488	53	70923	35.38	ug/L	96
27) 1,1-Dichloroethane	6.519	63	103819	40.84	ug/L	98
28) Acrylonitrile	6.573	53	139311	209.92	ug/L	99
29) ETBE	6.744	59	193937	42.81	ug/L	99
30) Tert Butyl Alcohol	5.976	59	98366	375.46	ug/L	98
31) Vinyl acetate	6.769	43	641069	190.51	ug/L	99
32) cis-1,2-Dichloroethene	7.128	96	59489	41.49	ug/L	93
33) 2,2-Dichloropropane	7.250	77	83677	42.61	ug/L	98
34) Bromochloromethane	7.354	128	29916	42.47	ug/L	95
35) Cyclohexane	7.366	56	110062	44.77	ug/L	98
36) Chloroform	7.409	83	109610	42.07	ug/L	99
37) Ethyl acetate	7.500	43	377465	201.65	ug/L	99

Quantitation Report (QT Reviewed)

Data Path : C:\msdchem\1\data\10-11-2023\
Data File : 5E42951.D
Acq On : 11 Oct 2023 6:45 pm
Operator : joannel
Sample : ICV1919-5
Misc : MS54902,V5E1919,,,,,
ALS Vial : 11 Sample Multiplier: 1

Quant Time: Oct 12 10:49:38 2023
Quant Method : C:\msdchem\1\methods\appIX10-11-2023_.M
Quant Title : SW-846 Method 5030B/8260B & EPA 624
QLast Update : Thu Oct 12 08:18:51 2023
Response via : Initial Calibration

Compound	R.T.	QIon	Response	Conc	Units	Dev(Min)
38) Tetrahydrofuran	7.598	42	23589	38.25	ug/L	95
40) Carbon Tetrachloride	7.585	117	86351	40.43	ug/L	98
41) 1,1,1-Trichloroethane	7.659	97	97091	41.38	ug/L	95
43) 1,1-Dichloropropene	7.781	75	80081	46.31	ug/L	98
44) tert-Butyl formate	7.872	59	262125	404.79	ug/L	98
45) Propionitrile	8.055	54	121210	389.40	ug/L	99
46) Methacrylonitrile	8.073	41	463773	385.03	ug/L	99
47) Benzene	8.049	78	218601	42.86	ug/L	97
48) TAME	8.116	73	163975	41.24	ug/L	97
50) 1,2-Dichloroethane	8.256	62	83552	39.75	ug/L	98
51) tert Amyl alcohol	8.287	59	81047	387.24	ug/L	98
52) Trichloroethene	8.640	95	62653	42.23	ug/L	99
53) Methylcyclohexane	8.640	83	102458	44.52	ug/L	98
54) Dibromomethane	9.085	93	40229	42.10	ug/L	97
55) 1,2-Dichloropropane	9.177	63	60771	46.99	ug/L	97
56) Bromodichloromethane	9.219	83	79608	39.50	ug/L	99
57) Methyl methacrylate	9.329	41	58902	38.76	ug/L	94
58) 1,4-Dioxane	9.414	88	14342	779.52	ug/L	97
59) 2-Chloroethyl vinyl ether	9.750	63	147972	196.67	ug/L	99
60) cis-1,3-Dichloropropene	9.847	75	89819	44.99	ug/L	96
63) Toluene	10.091	91	239884	42.58	ug/L	100
64) Isobutyl alcohol	8.177	43	75211	803.94	ug/L	97
65) 2-Nitropropane	10.317	41	92751	189.64	ug/L	99
66) 4-Methyl-2-pentanone	10.426	43	386889	220.65	ug/L	99
67) trans-1,3-Dichloropropene	10.487	75	80215	43.56	ug/L	98
68) Tetrachloroethene	10.493	166	82641	45.41	ug/L	97
69) Ethyl methacrylate	10.591	69	73395	45.47	ug/L	99
70) 1,1,2-Trichloroethane	10.652	83	46617	44.31	ug/L	96
71) Dibromochloromethane	10.847	129	72108	44.86	ug/L	98
72) 1,3-Dichloropropane	10.938	76	94180	47.10	ug/L	96
73) 1,2-Dibromoethane	11.115	107	61895	45.32	ug/L	94
74) 3,3-Dimethyl-1-butanol	11.188	57	371602	1963.60	ug/L	100
75) 2-hexanone	11.249	43	312237	233.80	ug/L	100
76) 1-Chlorohexane	11.542	91	80859	42.54	ug/L	98
77) Ethylbenzene	11.609	91	272310	41.27	ug/L	96
78) Chlorobenzene	11.621	112	161519	41.86	ug/L	98
79) 1,1,1,2-Tetrachloroethane	11.670	131	63158	42.47	ug/L	96
80) m,p-Xylene	11.749	91	430449	84.59	ug/L	99
81) o-Xylene	12.194	91	214138	41.81	ug/L	98
82) Styrene	12.243	104	166364	42.41	ug/L	97
83) Bromoform	12.304	173	47961	42.68	ug/L	97
84) Isopropylbenzene	12.493	105	280321	43.64	ug/L	98
87) cis-1,4-Dichloro-2-butene	12.853	53	20633	45.89	ug/L	89
88) n-Propylbenzene	12.914	91	328876	41.71	ug/L	98
89) Bromobenzene	12.944	156	70805	43.69	ug/L	97
90) 1,1,2,2-Tetrachloroethane	12.981	83	85483	42.53	ug/L	99
91) 1,3,5-Trimethylbenzene	13.097	105	242454	43.04	ug/L	99
92) 2-Chlorotoluene	13.109	91	215110	40.64	ug/L	98
93) trans-1,4-Dichloro-2-B...	13.170	53	19784	40.98	ug/L	96
94) 1,2,3-Trichloropropane	13.151	110	26330	44.42	ug/L	95

Quantitation Report (QT Reviewed)

Data Path : C:\msdchem\1\data\10-11-2023\
Data File : 5E42951.D
Acq On : 11 Oct 2023 6:45 pm
Operator : joannel
Sample : ICV1919-5
Misc : MS54902,V5E1919,,,,,
ALS Vial : 11 Sample Multiplier: 1

Quant Time: Oct 12 10:49:38 2023
Quant Method : C:\msdchem\1\methods\appIX10-11-2023_.M
Quant Title : SW-846 Method 5030B/8260B & EPA 624
QLast Update : Thu Oct 12 08:18:51 2023
Response via : Initial Calibration

Compound	R.T.	QIon	Response	Conc	Units	Dev(Min)
95) Cyclohexanone	13.225	55	23110	308.48	ug/L	98
96) 4-Chlorotoluene	13.279	91	195662	41.28	ug/L	98
98) tert-Butylbenzene	13.438	91	136285	41.74	ug/L	99
99) 1,2,4-Trimethylbenzene	13.505	105	239840	43.82	ug/L	96
100) Pentachloroethane	13.493	167	29951	34.87	ug/L	93
101) sec-Butylbenzene	13.621	105	300994	41.95	ug/L	99
102) 4-Isopropyltoluene	13.749	119	264615	43.39	ug/L	100
103) 1,3-Dichlorobenzene	13.889	146	137244	41.59	ug/L	99
104) 1,2,3-Trimethylbenzene	13.962	105	243558	41.84	ug/L	99
105) 1,4-Dichlorobenzene	13.974	146	145744	41.53	ug/L	99
106) n-Butylbenzene	14.176	92	143820	43.34	ug/L	96
107) Benzyl Chloride	14.200	126	27314	39.92	ug/L	97
108) 1,2-Dichlorobenzene	14.389	146	134719	42.78	ug/L	99
109) 1,2-Dibromo-3-Chloropr...	15.121	75	17346	43.07	ug/L	97
110) Hexachlorobutadiene	15.657	225	38629	44.85	ug/L	96
111) 1,2,4-Trichlorobenzene	15.712	180	91349	44.57	ug/L	98
112) Naphthalene	16.011	128	232905	40.86	ug/L	99
113) 1,2,3-Trichlorobenzene	16.181	180	81048	44.24	ug/L	97

(#) = qualifier out of range (m) = manual integration (+) = signals summed

Quantitation Report (QT Reviewed)

Data Path : C:\msdchem\1\data\10-11-2023\
Data File : 5E42951.D
Acq On : 11 Oct 2023 6:45 pm
Operator : joannel
Sample : ICV1919-5
Misc : MS54902,V5E1919,,,,,
ALS Vial : 11 Sample Multiplier: 1

Quant Time: Oct 12 10:49:38 2023
Quant Method : C:\msdchem\1\methods\appIX10-11-2023_.M
Quant Title : SW-846 Method 5030B/8260B & EPA 624
QLast Update : Thu Oct 12 08:18:51 2023
Response via : Initial Calibration

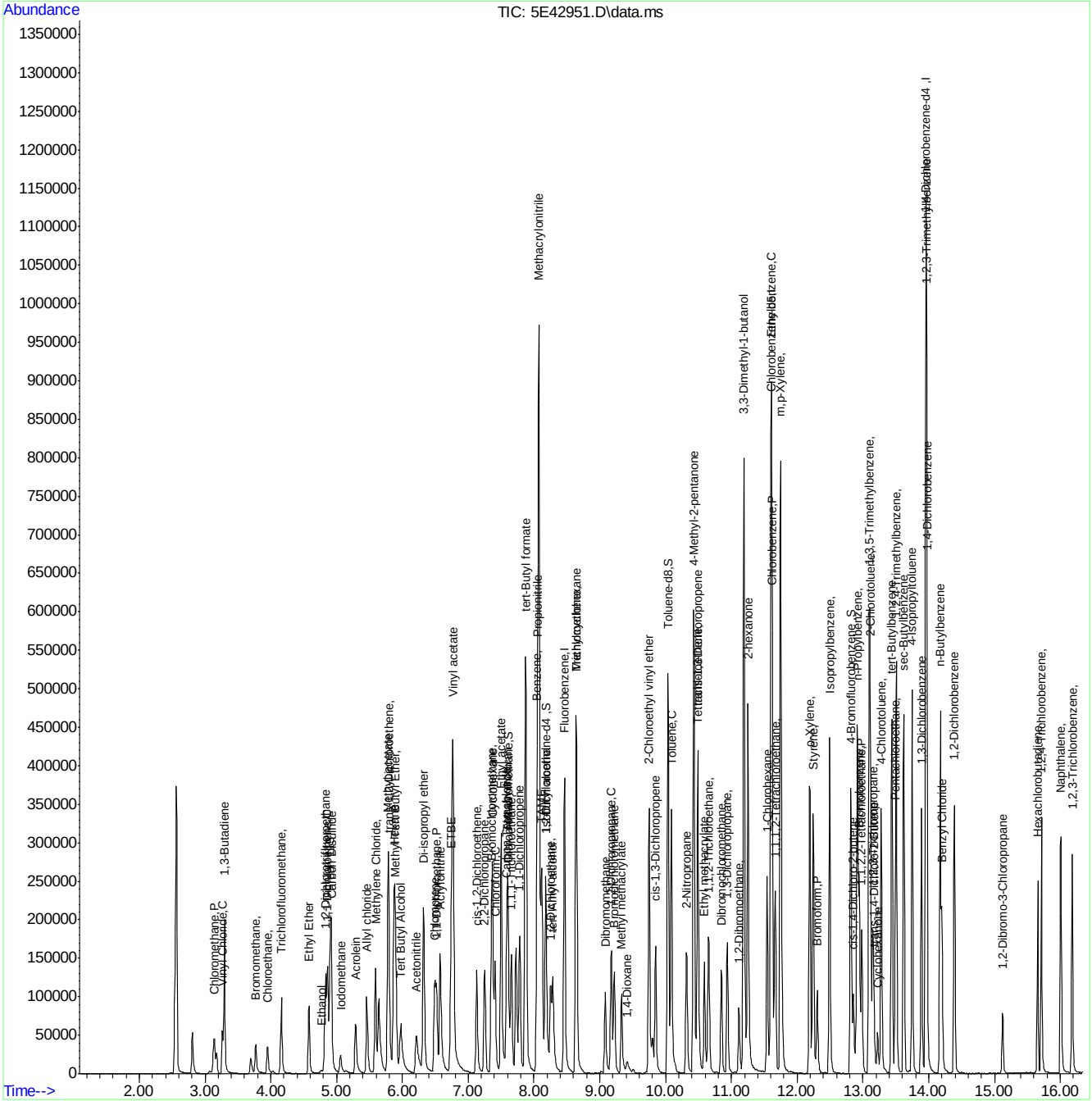

Quantitation Report (QT Reviewed)

Data Path : C:\msdchem\1\data\10-12-2023\
Data File : 5E42955A.D
Acq On : 12 Oct 2023 10:07 am
Operator : joannel
Sample : ICV1919-4
Misc : MS54902,V5E1919,,,,,
ALS Vial : 3 Sample Multiplier: 1

Quant Time: Oct 12 10:46:45 2023
Quant Method : C:\msdchem\1\methods\appIX10-11-2023_.M
Quant Title : SW-846 Method 5030B/8260B & EPA 624
QLast Update : Thu Oct 12 08:18:51 2023
Response via : Initial Calibration

Compound	R.T.	QIon	Response	Conc	Units	Dev(Min)
Internal Standards						
1) Fluorobenzene	8.463	96	357138	50.00	ug/L	0.00
61) Chlorobenzene-d5	11.603	117	259970	50.00	ug/L	0.00
85) 1,4-Dichlorobenzene-d4	13.956	152	147441	50.00	ug/L	0.00
System Monitoring Compounds						
39) Dibromofluoromethane	7.604	113	104044	48.13	ug/L	0.00
Spiked Amount 50.000	Range 83 - 118		Recovery = 96.26%			
49) 1,2-Dichloroethane-d4	8.183	65	113648	46.96	ug/L	0.00
Spiked Amount 50.000	Range 79 - 125		Recovery = 93.92%			
62) Toluene-d8	10.036	98	350362	50.14	ug/L	0.00
Spiked Amount 50.000	Range 85 - 112		Recovery = 100.28%			
86) 4-Bromofluorobenzene	12.816	95	132219	51.22	ug/L	0.00
Spiked Amount 50.000	Range 83 - 118		Recovery = 102.44%			
Target Compounds						Qvalue
2) Dichlorodifluoromethane	2.806	85	29298	27.50	ug/L	99
19) Acetone	5.641	43	78641	147.06	ug/L	94
42) 2-Butanone	7.726	43	120737	128.31	ug/L	99

(#) = qualifier out of range (m) = manual integration (+) = signals summed

Quantitation Report (QT Reviewed)

Data Path : C:\msdchem\1\data\10-12-2023\
Data File : 5E42955A.D
Acq On : 12 Oct 2023 10:07 am
Operator : joannel
Sample : ICV1919-4
Misc : MS54902,V5E1919,,,,,
ALS Vial : 3 Sample Multiplier: 1

Quant Time: Oct 12 10:46:45 2023
Quant Method : C:\msdchem\1\methods\appIX10-11-2023_.M
Quant Title : SW-846 Method 5030B/8260B & EPA 624
QLast Update : Thu Oct 12 08:18:51 2023
Response via : Initial Calibration

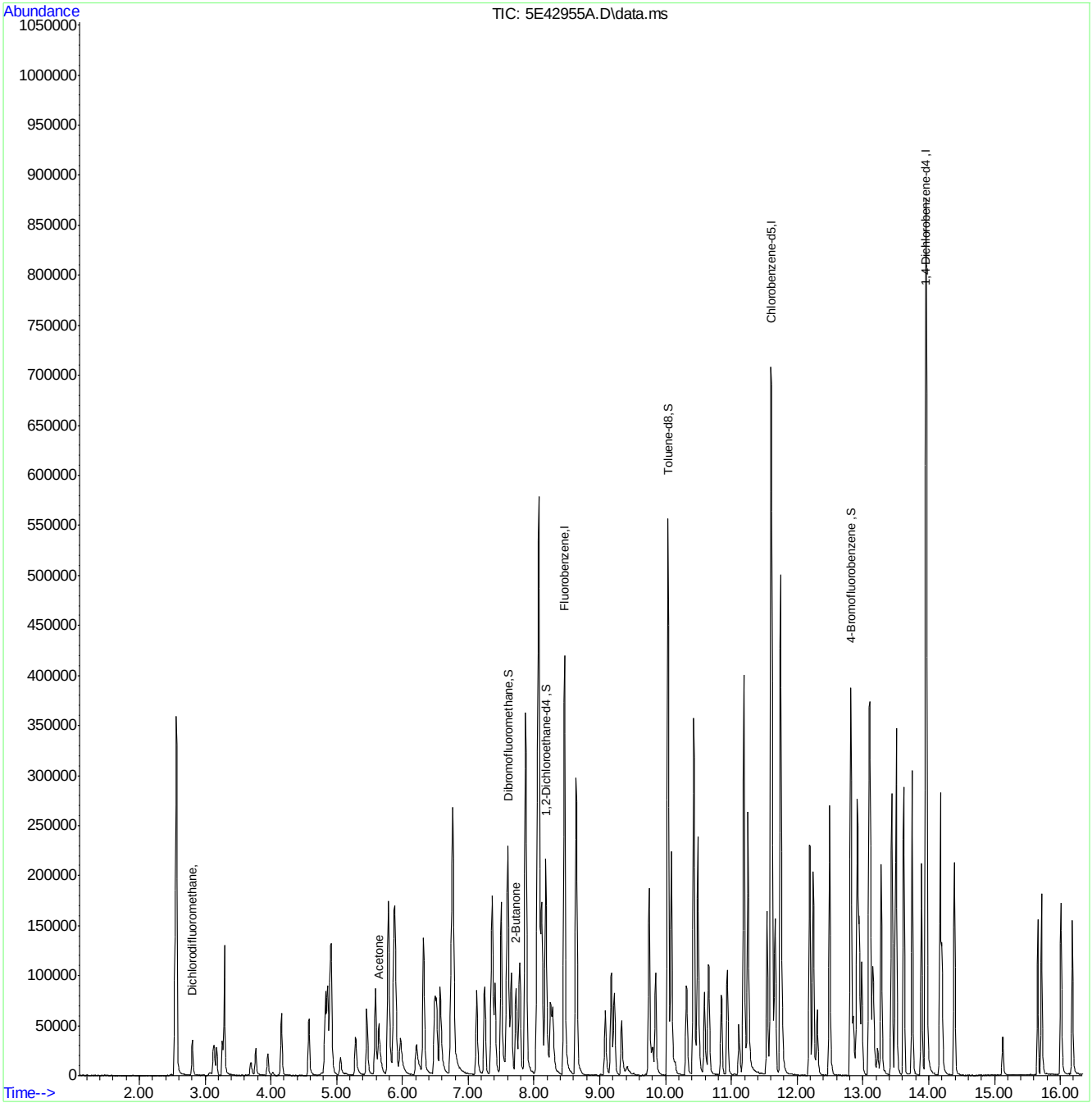

Quantitation Report (QT Reviewed)

Data Path : C:\msdchem\1\data\10-31-2023\
Data File : 5E43553.D
Acq On : 31 Oct 2023 7:28 am
Operator : neilc1
Sample : CC1919-5
Misc : MS55162,V5E1945,,,,,
ALS Vial : 2 Sample Multiplier: 1

Quant Time: Oct 31 07:52:09 2023
Quant Method : C:\msdchem\1\methods\appIX10-11-2023_.M
Quant Title : SW-846 Method 5030B/8260B & EPA 624
QLast Update : Thu Oct 12 08:18:51 2023
Response via : Initial Calibration

Compound	R.T.	QIon	Response	Conc	Units	Dev(Min)
Internal Standards						
1) Fluorobenzene	8.463	96	247297	50.00	ug/L	0.00
61) Chlorobenzene-d5	11.597	117	191065	50.00	ug/L	0.00
85) 1,4-Dichlorobenzene-d4	13.956	152	116083	50.00	ug/L	0.00
System Monitoring Compounds						
39) Dibromofluoromethane	7.604	113	75405	50.38	ug/L	0.00
Spiked Amount 50.000	Range 83 - 118		Recovery = 100.76%			
49) 1,2-Dichloroethane-d4	8.183	65	90175	53.81	ug/L	0.00
Spiked Amount 50.000	Range 79 - 125		Recovery = 107.62%			
62) Toluene-d8	10.036	98	251331	48.94	ug/L	0.00
Spiked Amount 50.000	Range 85 - 112		Recovery = 97.88%			
86) 4-Bromofluorobenzene	12.810	95	99248	48.84	ug/L	0.00
Spiked Amount 50.000	Range 83 - 118		Recovery = 97.68%			
Target Compounds						Qvalue
2) Dichlorodifluoromethane	2.806	85	36925	48.54	ug/L	96
3) Chloromethane	3.135	50	42589	38.97	ug/L	96
4) Vinyl Chloride	3.263	62	36536	41.88	ug/L	98
5) 1,3-Butadiene	3.293	39	47677	41.59	ug/L	98
6) Bromomethane	3.769	94	16279	42.63	ug/L	94
7) Chloroethane	3.952	64	23357	41.32	ug/L	97
8) Trichlorofluoromethane	4.159	101	75071	46.90	ug/L	96
9) Ethyl Ether	4.580	59	31867	38.09	ug/L	96
10) Ethanol	4.769	45	4359	275.99	ug/L	97
11) 1,2-Dichlorotrifluoroe...	4.830	67	40151	38.74	ug/L	91
12) 1,1-Dichloroethene	4.860	61	65842	43.96	ug/L	98
13) Freon 113	4.903	101	40252	41.88	ug/L	97
14) Carbon Disulfide	4.921	76	110699	38.28	ug/L	98
15) Iodomethane	5.061	142	27164	39.52	ug/L	92
16) Acrolein	5.287	56	43973	172.24	ug/L	96
17) Allyl chloride	5.458	41	50992	41.39	ug/L	94
18) Methylene Chloride	5.592	49	65620	39.70	ug/L	96
19) Acetone	5.641	43	63021	170.19	ug/L	97
20) Methyl acetate	5.775	43	166435	168.43	ug/L	98
21) trans-1,2-Dichloroethene	5.793	61	61589	42.42	ug/L	98
22) Hexane	5.872	56	39343	39.17	ug/L	93
23) Methyl Tert Butyl Ether	5.891	73	120096	39.77	ug/L	90
24) Acetonitrile	6.214	41	46244	305.70	ug/L	94
25) Di-isopropyl ether	6.317	45	136217	39.13	ug/L	99
26) Chloroprene	6.488	53	65957	43.92	ug/L	99
27) 1,1-Dichloroethane	6.518	63	76381	40.11	ug/L	99
28) Acrylonitrile	6.573	53	88346	177.70	ug/L	100
29) ETBE	6.744	59	134333	39.58	ug/L	100
30) Tert Butyl Alcohol	5.970	59	54773	277.61	ug/L	99
31) Vinyl acetate	6.768	43	479598	190.25	ug/L	99
32) cis-1,2-Dichloroethene	7.128	96	44541	41.47	ug/L	98
33) 2,2-Dichloropropane	7.250	77	68919	46.85	ug/L	97
34) Bromochloromethane	7.354	128	23505	44.54	ug/L	90
35) Cyclohexane	7.366	56	77662	42.17	ug/L	97

Quantitation Report (QT Reviewed)

Data Path : C:\msdchem\1\data\10-31-2023\
Data File : 5E43553.D
Acq On : 31 Oct 2023 7:28 am
Operator : neilc1
Sample : CC1919-5
Misc : MS55162,V5E1945,,,,,
ALS Vial : 2 Sample Multiplier: 1

Quant Time: Oct 31 07:52:09 2023
Quant Method : C:\msdchem\1\methods\appIX10-11-2023_.M
Quant Title : SW-846 Method 5030B/8260B & EPA 624
QLast Update : Thu Oct 12 08:18:51 2023
Response via : Initial Calibration

Compound	R.T.	QIon	Response	Conc	Units	Dev(Min)
36) Chloroform	7.409	83	83688	42.88	ug/L	98
37) Ethyl acetate	7.500	43	228987	163.29	ug/L	98
38) Tetrahydrofuran	7.598	42	14606	31.62	ug/L	97
40) Carbon Tetrachloride	7.585	117	73871	46.17	ug/L	98
41) 1,1,1-Trichloroethane	7.659	97	81118	46.15	ug/L	98
42) 2-Butanone	7.726	43	104788	160.25	ug/L	99
43) 1,1-Dichloropropene	7.780	75	59033	45.57	ug/L	97
44) tert-Butyl formate	7.872	59	222578	458.82	ug/L	94
45) Propionitrile	8.055	54	76067	327.95	ug/L	85
46) Methacrylonitrile	8.073	41	301357	333.98	ug/L	99
47) Benzene	8.043	78	156310	40.91	ug/L	92
48) TAME	8.116	73	117918	39.59	ug/L	96
50) 1,2-Dichloroethane	8.250	62	66955	42.52	ug/L	97
51) tert Amyl alcohol	8.286	59	43682	280.30	ug/L	97
52) Trichloroethene	8.640	95	47410	42.66	ug/L	99
53) Methylcyclohexane	8.640	83	75736	43.93	ug/L	98
54) Dibromomethane	9.079	93	29672	41.45	ug/L	93
55) 1,2-Dichloropropane	9.177	63	40158	41.45	ug/L	96
56) Bromodichloromethane	9.219	83	64228	42.54	ug/L	98
57) Methyl methacrylate	9.329	41	42288	37.22	ug/L	93
58) 1,4-Dioxane	9.408	88	9043	663.74	ug/L	81
59) 2-Chloroethyl vinyl ether	9.750	63	89793	160.79	ug/L	98
60) cis-1,3-Dichloropropene	9.847	75	66292	44.33	ug/L	98
63) Toluene	10.091	91	177645	39.57	ug/L	98
64) Isobutyl alcohol	8.171	43	38817	532.15	ug/L	92
65) 2-Nitropropane	10.317	41	72374	185.70	ug/L	97
66) 4-Methyl-2-pentanone	10.426	43	238689	170.83	ug/L	98
67) trans-1,3-Dichloropropene	10.487	75	65133	44.38	ug/L	92
68) Tetrachloroethene	10.493	166	55575	38.72	ug/L	97
69) Ethyl methacrylate	10.591	69	45107	35.80	ug/L	98
70) 1,1,2-Trichloroethane	10.652	83	34252	40.85	ug/L	97
71) Dibromochloromethane	10.847	129	53920	42.09	ug/L	99
72) 1,3-Dichloropropane	10.938	76	65066	40.83	ug/L	98
73) 1,2-Dibromoethane	11.115	107	46429	42.66	ug/L	97
74) 3,3-Dimethyl-1-butanol	11.188	57	205714	1382.92	ug/L	99
75) 2-hexanone	11.249	43	166887	159.26	ug/L	98
76) 1-Chlorohexane	11.542	91	62279	41.23	ug/L	99
77) Ethylbenzene	11.609	91	211465	40.22	ug/L	98
78) Chlorobenzene	11.615	112	125755	40.89	ug/L	94
79) 1,1,1,2-Tetrachloroethane	11.664	131	50697	42.78	ug/L	97
80) m,p-Xylene	11.749	91	337971	83.35	ug/L	100
81) o-Xylene	12.188	91	169257	41.47	ug/L	98
82) Styrene	12.243	104	126558	40.57	ug/L	96
83) Bromoform	12.304	173	33952	37.91	ug/L	99
84) Isopropylbenzene	12.493	105	219070	42.80	ug/L	99
87) cis-1,4-Dichloro-2-butene	12.853	53	6679	19.82	ug/L	96
88) n-Propylbenzene	12.914	91	256163	40.17	ug/L	97
89) Bromobenzene	12.944	156	54573	41.65	ug/L	97
90) 1,1,2,2-Tetrachloroethane	12.981	83	57256	35.22	ug/L	96
91) 1,3,5-Trimethylbenzene	13.096	105	184812	40.57	ug/L	99

Quantitation Report (QT Reviewed)

Data Path : C:\msdchem\1\data\10-31-2023\
Data File : 5E43553.D
Acq On : 31 Oct 2023 7:28 am
Operator : neilc1
Sample : CC1919-5
Misc : MS55162,V5E1945,,,,,
ALS Vial : 2 Sample Multiplier: 1

Quant Time: Oct 31 07:52:09 2023
Quant Method : C:\msdchem\1\methods\appIX10-11-2023_.M
Quant Title : SW-846 Method 5030B/8260B & EPA 624
QLast Update : Thu Oct 12 08:18:51 2023
Response via : Initial Calibration

	Compound	R.T.	QIon	Response	Conc	Units	Dev(Min)
92)	2-Chlorotoluene	13.109	91	168359	39.33	ug/L	97
93)	trans-1,4-Dichloro-2-B...	13.170	53	8203	22.00	ug/L	91
94)	1,2,3-Trichloropropane	13.145	110	18286	38.15	ug/L	95
95)	Cyclohexanone	13.218	55	8230	149.06	ug/L	94
96)	4-Chlorotoluene	13.273	91	154697	40.36	ug/L	99
98)	tert-Butylbenzene	13.438	91	106276	40.25	ug/L	97
99)	1,2,4-Trimethylbenzene	13.505	105	183407	41.44	ug/L	98
100)	Pentachloroethane	13.493	167	31203	44.92	ug/L	97
101)	sec-Butylbenzene	13.621	105	234705	40.45	ug/L	99
102)	4-Isopropyltoluene	13.749	119	206302	41.83	ug/L	99
103)	1,3-Dichlorobenzene	13.889	146	107504	40.29	ug/L	99
104)	1,2,3-Trimethylbenzene	13.962	105	186673	39.66	ug/L	98
105)	1,4-Dichlorobenzene	13.974	146	113364	39.94	ug/L	99
106)	n-Butylbenzene	14.169	92	99877	37.59	ug/L	97
107)	Benzyl Chloride	14.200	126	22721	40.94	ug/L	96
108)	1,2-Dichlorobenzene	14.389	146	103173	40.51	ug/L	99
109)	1,2-Dibromo-3-Chloropr...	15.120	75	10742	33.50	ug/L	86
110)	Hexachlorobutadiene	15.657	225	25032	35.94	ug/L	96
111)	1,2,4-Trichlorobenzene	15.712	180	55097	33.24	ug/L	99
112)	Naphthalene	16.011	128	119571	26.48	ug/L	100
113)	1,2,3-Trichlorobenzene	16.181	180	40245	27.17	ug/L	97

(#) = qualifier out of range (m) = manual integration (+) = signals summed

Quantitation Report (QT Reviewed)

Data Path : C:\msdchem\1\data\10-31-2023\
Data File : 5E43553.D
Acq On : 31 Oct 2023 7:28 am
Operator : neilc1
Sample : CC1919-5
Misc : MS55162,V5E1945,,,,,
ALS Vial : 2 Sample Multiplier: 1

Quant Time: Oct 31 07:52:09 2023
Quant Method : C:\msdchem\1\methods\appIX10-11-2023_.M
Quant Title : SW-846 Method 5030B/8260B & EPA 624
QLast Update : Thu Oct 12 08:18:51 2023
Response via : Initial Calibration

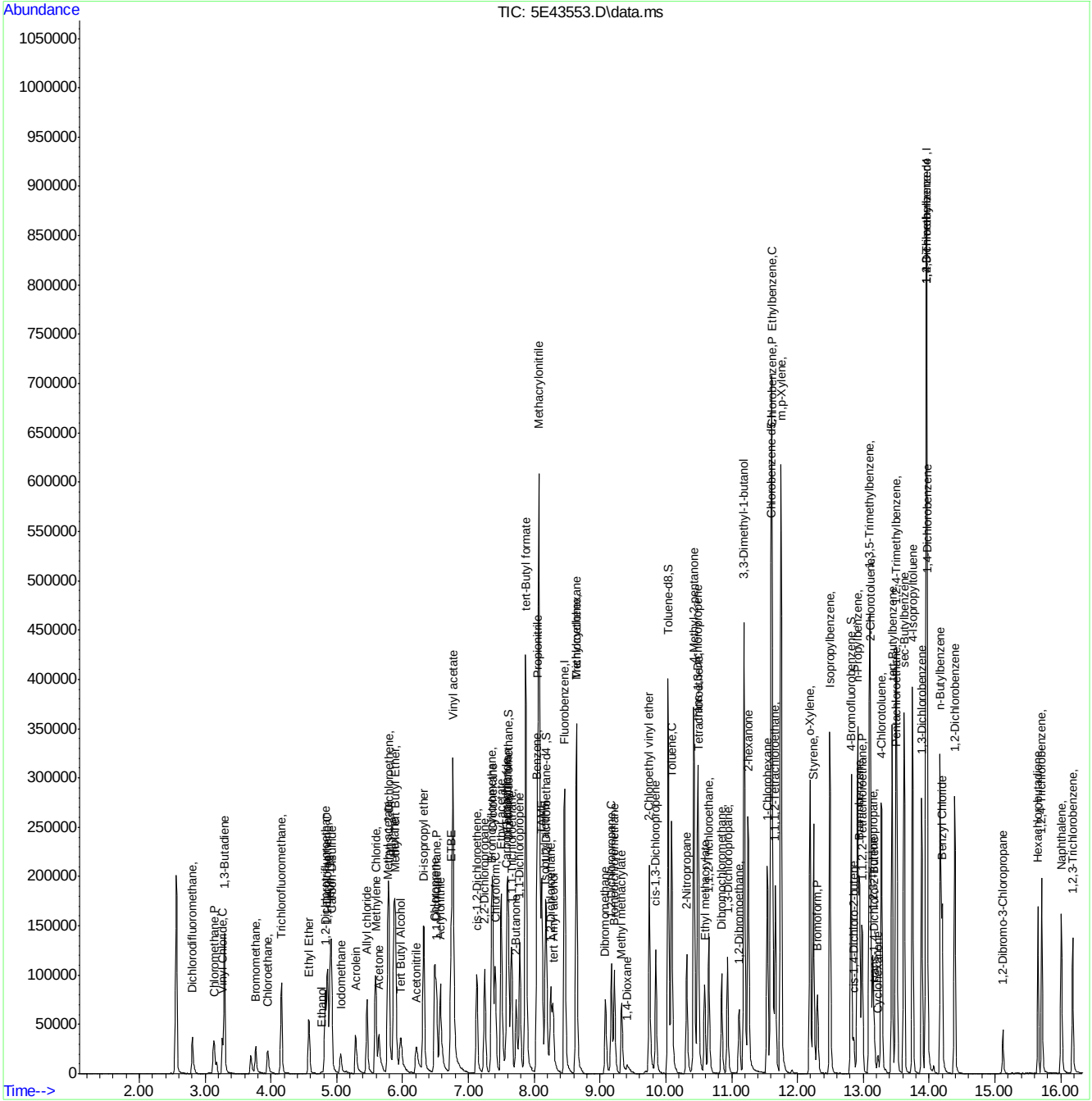
Abundance
TIC: 5E43553.D\data.ms
Time-->
1050000
1000000
950000
900000
850000
800000
750000
700000
650000
600000
550000
500000
450000
400000
350000
300000
250000
200000
150000
100000
50000
0
2.00
3.00
4.00
5.00
6.00
7.00
8.00
9.00
10.00
11.00
12.00
13.00
14.00
15.00
16.00
Dichlorodifluoromethane,
Chloromethane,P
Vinyl Chloride,C
1,3-Butadiene
Bromomethane,
Chloroethane,
Trichlorofluoromethane,
Ethyl Ether
Ethanol
1,2-Dichloro-1,1,2-trifluoroethane
Iodomethane
Acrolein
Allyl chloride
Methylene Chloride,
Acetone
Methyl tert-Butyl Ether,
Tert Butyl Alcohol
Acetonitrile
Acrylonitrile
Dichlorofluoromethane,
Dimethyl disulfide,
Dimethyl disulfide-d6,I
Dimethyl disulfide,
Dimethyl disulfide-d6,I
Dimethyl disulfide,
Dimethyl disulfide-d6,I

Quantitation Report (QT Reviewed)

Data Path : C:\msdchem\1\data\11-01-2023\
Data File : 5E43581.D
Acq On : 1 Nov 2023 7:26 am
Operator : neilc1
Sample : CC1919-5
Misc : MS55171,V5E1947,,,,,
ALS Vial : 2 Sample Multiplier: 1

Quant Time: Nov 01 07:44:44 2023
Quant Method : C:\msdchem\1\methods\appIX10-11-2023_.M
Quant Title : SW-846 Method 5030B/8260B & EPA 624
QLast Update : Thu Oct 12 08:18:51 2023
Response via : Initial Calibration

Compound	R.T.	QIon	Response	Conc	Units		Dev(Min)
Internal Standards							
1) Fluorobenzene	8.463	96	220555	50.00	ug/L		0.00
61) Chlorobenzene-d5	11.597	117	170613	50.00	ug/L		0.00
85) 1,4-Dichlorobenzene-d4	13.956	152	105497	50.00	ug/L		0.00
System Monitoring Compounds							
39) Dibromofluoromethane	7.604	113	69452	52.03	ug/L		0.00
Spiked Amount 50.000	Range 83 - 118		Recovery = 104.06%				
49) 1,2-Dichloroethane-d4	8.183	65	83076	55.58	ug/L		0.00
Spiked Amount 50.000	Range 79 - 125		Recovery = 111.16%				
62) Toluene-d8	10.036	98	220876	48.17	ug/L		0.00
Spiked Amount 50.000	Range 85 - 112		Recovery = 96.34%				
86) 4-Bromofluorobenzene	12.810	95	89374	48.39	ug/L		0.00
Spiked Amount 50.000	Range 83 - 118		Recovery = 96.78%				
Target Compounds							Qvalue
2) Dichlorodifluoromethane	2.806	85	35924	52.64	ug/L		92
3) Chloromethane	3.135	50	39783	40.82	ug/L		100
4) Vinyl Chloride	3.263	62	34135	43.88	ug/L		98
5) 1,3-Butadiene	3.294	39	44597	43.62	ug/L		96
6) Bromomethane	3.769	94	14390	42.25	ug/L		95
7) Chloroethane	3.952	64	21505	42.72	ug/L		95
8) Trichlorofluoromethane	4.159	101	71195	49.87	ug/L		100
9) Ethyl Ether	4.580	59	29864	40.02	ug/L		93
10) Ethanol	4.763	45	6877	488.22	ug/L		96
11) 1,2-Dichlorotrifluoroe...	4.830	67	37055	40.09	ug/L	#	82
12) 1,1-Dichloroethene	4.860	61	60995	45.66	ug/L		97
13) Freon 113	4.903	101	37829	44.04	ug/L		96
14) Carbon Disulfide	4.921	76	103270	40.04	ug/L		97
15) Iodomethane	5.062	142	28770	46.23	ug/L		96
16) Acrolein	5.287	56	40460	177.44	ug/L		95
17) Allyl chloride	5.458	41	45270	41.20	ug/L		91
18) Methylene Chloride	5.592	49	57049	38.61	ug/L		98
19) Acetone	5.641	43	53766	162.81	ug/L		99
20) Methyl acetate	5.781	43	148259	168.23	ug/L		98
21) trans-1,2-Dichloroethene	5.793	61	56082	43.31	ug/L		98
22) Hexane	5.872	56	35836	40.00	ug/L		98
23) Methyl Tert Butyl Ether	5.897	73	113546	42.16	ug/L		97
24) Acetonitrile	6.208	41	42487	314.92	ug/L		92
25) Di-isopropyl ether	6.324	45	121994	39.30	ug/L		98
26) Chloroprene	6.488	53	60549	45.21	ug/L		97
27) 1,1-Dichloroethane	6.519	63	71705	42.22	ug/L		99
28) Acrylonitrile	6.574	53	76404	172.32	ug/L		100
29) ETBE	6.744	59	125109	41.34	ug/L		98
30) Tert Butyl Alcohol	5.976	59	53330	303.49	ug/L		99
31) Vinyl acetate	6.769	43	424932	189.01	ug/L		99
32) cis-1,2-Dichloroethene	7.128	96	41416	43.24	ug/L		97
33) 2,2-Dichloropropane	7.250	77	65034	49.57	ug/L		98
34) Bromochloromethane	7.354	128	21362	45.39	ug/L		89
35) Cyclohexane	7.366	56	69299	42.19	ug/L		95

Quantitation Report (QT Reviewed)

Data Path : C:\msdchem\1\data\11-01-2023\
Data File : 5E43581.D
Acq On : 1 Nov 2023 7:26 am
Operator : neilc1
Sample : CC1919-5
Misc : MS55171,V5E1947,,,,,
ALS Vial : 2 Sample Multiplier: 1

Quant Time: Nov 01 07:44:44 2023
Quant Method : C:\msdchem\1\methods\appIX10-11-2023_.M
Quant Title : SW-846 Method 5030B/8260B & EPA 624
QLast Update : Thu Oct 12 08:18:51 2023
Response via : Initial Calibration

Compound	R.T.	QIon	Response	Conc	Units	Dev(Min)
36) Chloroform	7.409	83	78705	45.22	ug/L	99
37) Ethyl acetate	7.500	43	201717	161.29	ug/L	98
38) Tetrahydrofuran	7.598	42	13884	33.70	ug/L	96
40) Carbon Tetrachloride	7.586	117	71214	49.91	ug/L	95
41) 1,1,1-Trichloroethane	7.653	97	77567	49.48	ug/L	98
42) 2-Butanone	7.726	43	92195	158.12	ug/L	98
43) 1,1-Dichloropropene	7.781	75	54626	47.28	ug/L	99
44) tert-Butyl formate	7.872	59	204364	472.35	ug/L	94
45) Propionitrile	8.049	54	66149	319.99	ug/L	96
46) Methacrylonitrile	8.073	41	264032	328.09	ug/L	99
47) Benzene	8.043	78	142712	41.88	ug/L	91
48) TAME	8.116	73	112192	42.23	ug/L	96
50) 1,2-Dichloroethane	8.250	62	63970	45.55	ug/L	97
51) tert Amyl alcohol	8.287	59	39823	286.43	ug/L	96
52) Trichloroethene	8.640	95	43444	43.83	ug/L	96
53) Methylcyclohexane	8.640	83	67492	43.90	ug/L	97
54) Dibromomethane	9.085	93	27438	42.98	ug/L	96
55) 1,2-Dichloropropane	9.177	63	36239	41.94	ug/L	94
56) Bromodichloromethane	9.219	83	60022	44.57	ug/L	99
57) Methyl methacrylate	9.329	41	37355	36.88	ug/L	99
58) 1,4-Dioxane	9.414	88	8477	695.43	ug/L	96
59) 2-Chloroethyl vinyl ether	9.750	63	70640	142.50	ug/L	98
60) cis-1,3-Dichloropropene	9.847	75	60495	45.36	ug/L	98
63) Toluene	10.091	91	160315	39.99	ug/L	98
64) Isobutyl alcohol	8.171	43	34098	523.84	ug/L	97
65) 2-Nitropropane	10.317	41	66241	190.34	ug/L	100
66) 4-Methyl-2-pentanone	10.426	43	202905	162.62	ug/L	97
67) trans-1,3-Dichloropropene	10.487	75	59967	45.76	ug/L	97
68) Tetrachloroethene	10.493	166	50475	39.34	ug/L	97
69) Ethyl methacrylate	10.591	69	39933	35.52	ug/L	96
70) 1,1,2-Trichloroethane	10.652	83	30222	40.37	ug/L	96
71) Dibromochloromethane	10.847	129	50082	43.78	ug/L	98
72) 1,3-Dichloropropane	10.939	76	58958	41.43	ug/L	98
73) 1,2-Dibromoethane	11.115	107	41398	42.60	ug/L	96
74) 3,3-Dimethyl-1-butanol	11.188	57	160792	1215.35	ug/L	97
75) 2-hexanone	11.249	43	141150	151.10	ug/L	99
76) 1-Chlorohexane	11.542	91	55719	41.31	ug/L	95
77) Ethylbenzene	11.609	91	190055	40.48	ug/L	98
78) Chlorobenzene	11.615	112	112906	41.12	ug/L	95
79) 1,1,1,2-Tetrachloroethane	11.664	131	47464	44.86	ug/L	93
80) m,p-Xylene	11.749	91	305365	84.33	ug/L	99
81) o-Xylene	12.188	91	154082	42.28	ug/L	99
82) Styrene	12.243	104	113524	40.75	ug/L	98
83) Bromoform	12.304	173	33882	42.37	ug/L	98
84) Isopropylbenzene	12.493	105	196000	42.88	ug/L	99
87) cis-1,4-Dichloro-2-butene	12.853	53	5927	19.38	ug/L	97
88) n-Propylbenzene	12.914	91	226753	39.13	ug/L	97
89) Bromobenzene	12.944	156	49831	41.84	ug/L	94
90) 1,1,2,2-Tetrachloroethane	12.981	83	50607	34.26	ug/L	99
91) 1,3,5-Trimethylbenzene	13.097	105	169570	40.96	ug/L	99

Quantitation Report (QT Reviewed)

Data Path : C:\msdchem\1\data\11-01-2023\
Data File : 5E43581.D
Acq On : 1 Nov 2023 7:26 am
Operator : neilc1
Sample : CC1919-5
Misc : MS55171,V5E1947,,,,,
ALS Vial : 2 Sample Multiplier: 1

Quant Time: Nov 01 07:44:44 2023
Quant Method : C:\msdchem\1\methods\appIX10-11-2023_.M
Quant Title : SW-846 Method 5030B/8260B & EPA 624
QLast Update : Thu Oct 12 08:18:51 2023
Response via : Initial Calibration

	Compound	R.T.	QIon	Response	Conc	Units	Dev(Min)
92)	2-Chlorotoluene	13.109	91	155074	39.87	ug/L	98
93)	trans-1,4-Dichloro-2-B...	13.170	53	6842	20.28	ug/L	92
94)	1,2,3-Trichloropropane	13.145	110	16924	38.85	ug/L	97
95)	Cyclohexanone	13.219	55	6816	136.85	ug/L	89
96)	4-Chlorotoluene	13.280	91	139693	40.10	ug/L	99
98)	tert-Butylbenzene	13.438	91	96226	40.11	ug/L	97
99)	1,2,4-Trimethylbenzene	13.505	105	165891	41.24	ug/L	98
100)	Pentachloroethane	13.493	167	29786	47.18	ug/L	99
101)	sec-Butylbenzene	13.621	105	210303	39.88	ug/L	99
102)	4-Isopropyltoluene	13.749	119	185808	41.46	ug/L	99
103)	1,3-Dichlorobenzene	13.889	146	98536	40.63	ug/L	98
104)	1,2,3-Trimethylbenzene	13.962	105	168979	39.50	ug/L	99
105)	1,4-Dichlorobenzene	13.975	146	105945	41.08	ug/L	97
106)	n-Butylbenzene	14.170	92	91399	37.84	ug/L	97
107)	Benzyl Chloride	14.200	126	20722	41.06	ug/L	95
108)	1,2-Dichlorobenzene	14.389	146	94032	40.63	ug/L	99
109)	1,2-Dibromo-3-Chloropr...	15.121	75	9516	32.70	ug/L	91
110)	Hexachlorobutadiene	15.657	225	23866	37.70	ug/L	97
111)	1,2,4-Trichlorobenzene	15.712	180	53021	35.20	ug/L	98
112)	Naphthalene	16.011	128	116787	28.38	ug/L	99
113)	1,2,3-Trichlorobenzene	16.181	180	41294	30.67	ug/L	98

(#) = qualifier out of range (m) = manual integration (+) = signals summed

Quantitation Report (QT Reviewed)

Data Path : C:\msdchem\1\data\11-01-2023\
Data File : 5E43581.D
Acq On : 1 Nov 2023 7:26 am
Operator : neilc1
Sample : CC1919-5
Misc : MS55171,V5E1947,,,,,
ALS Vial : 2 Sample Multiplier: 1

Quant Time: Nov 01 07:44:44 2023
Quant Method : C:\msdchem\1\methods\appIX10-11-2023_.M
Quant Title : SW-846 Method 5030B/8260B & EPA 624
QLast Update : Thu Oct 12 08:18:51 2023
Response via : Initial Calibration

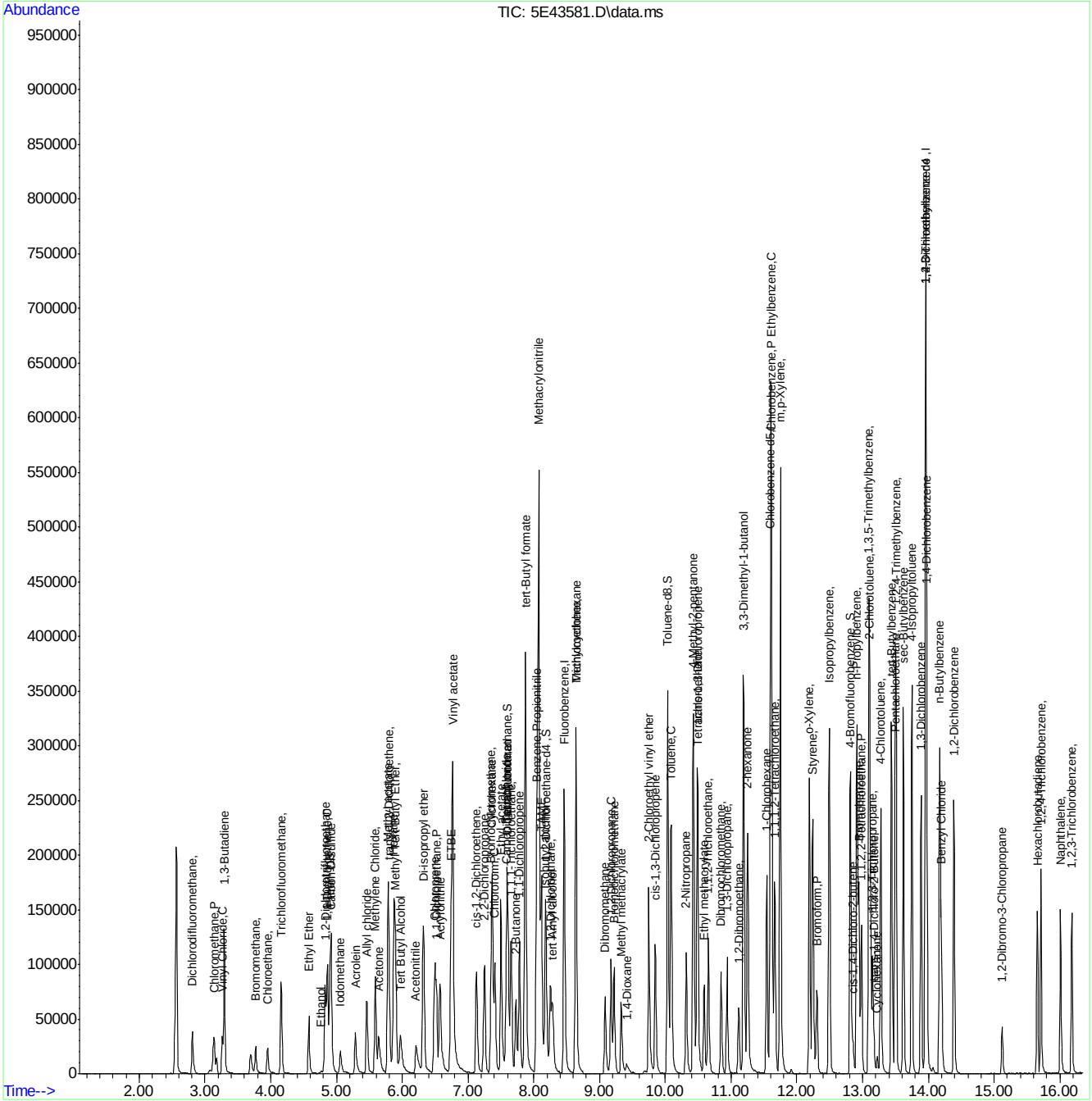
Abundance
TIC: 5E43581.D\data.ms
Time-->
950000
900000
850000
800000
750000
700000
650000
600000
550000
500000
450000
400000
350000
300000
250000
200000
150000
100000
50000
0
2.00
3.00
4.00
5.00
6.00
7.00
8.00
9.00
10.00
11.00
12.00
13.00
14.00
15.00
16.00
Dichlorodifluoromethane,
Chloromethane,P
Vinyl Chloride,C
1,3-Butadiene
Bromomethane,
Chloroethane,
Trichlorofluoromethane,
Ethyl Ether
Ethanol
1,2-Dichloro-1,1,2-trifluoroethane
Iodomethane
Acrolein
Allyl chloride
Methylene Chloride,
Acetone
Tert Butyl Alcohol
Methyl Tert Butyl Ether,
Acetonitrile
Acrylonitrile
Dichlorofluoromethane-d2,S
Dibromofluoromethane,S
Dichloroiodomethane,
Dibromochloromethane,
Dichloroacetonitrile,
Dibromochloromethane,
Dibromofluoromethane,S
Dichloroiodomethane

SGS -ORLANDO **VOA-GCMS ANALYSIS LOG**

Instrument:	MSVOA17-1A
Date:	10/23/2023
Analyst:	Jenifer W
Column Type	RTXVMS
Detector	5975C-MSD
Purge Pressure	1.4 psi
Purge Volume	5mL

Method(s):	VMS8260
Method File:	V1A_10-02-2023.M
Calibration Date:	10/2/2023
Acq. Method:	8260_NITROGEN40.M
EM Voltage:	1765V
Run ID:	**V1A1961**

BFB:	VS3452
ICAL/CC:	VS3457, VS3489, VS3499
VS3476, VS3477, VS3481,VS3497,,	
ICV/BS:	VS3472, VS3490, VS3500
VS3470, VS3469, VS3498,	
ISTD/Surr.:	VS3452

pH Paper Lot#:	230320A/206722
KI Paper Lot#:	14-860 05/09/2022
AFA Lot#:	VS3432
Data processed by:	Jeniferw / Celine C.
Sample ID Ver. by:	Jenifer W
Date Verified:	10/23/2023

Data File	Sample ID	Dilution Factor	Vial #	Matrix	A.S. Pos.	Work Group	pH	CI? (Y/N)	RR	Comments and Manually Integrated Peaks (Peak # and Rational)
1A50133	BFB	-	-	Water	1	-	-	-	-	Autofind Tune Passed ✓
1A50134	IC1961-1	-	-	Water	2	-	-	-	-	
1A50135	IC1961-8	-	-	Water	3	-	-	-	-	
1A50136	IC1961-2	-	-	Water	4	-	-	-	-	
1A50137	IC1961-3	-	-	Water	5	-	-	-	-	
1A50138	IC1961-4	-	-	Water	6	-	-	-	-	
1A50139	ICC1961-5	-	-	Water	7	-	-	-	-	
1A50140	IC1961-6	-	-	Water	8	-	-	-	-	
1A50141	IC1961-7	-	-	Water	9	-	-	-	-	
1A50142	rinse	-	-	Water	10	-	-	-	-	
1A50143	ICV1961-5	-	-	Water	11	-	-	-	-	
1A50143A	CC1961-5	-	-	Water	11	-	-	-	-	20uL→50mL(OP)#40,76,77 ✓
1A50144	BS	-	-	Water	12	-	-	-	-	12.5uL→50mL(OP)#40,76,77 ✓
1A50145	rinse	-	-	Water	13	-	-	-	-	-
1A50146	MB	-	-	Water	14	-	-	-	-	AFA, ND ✓
1A50147	FC10555-5	1x	1	Water	15	MS55115	1	N	-	ND ✓
1A50148	**FC10579-9**	1x	2	Water	16	MS55115	1	N	**1x**	#100(MP) **DOD: VA (ECC) low**
1A50149	**FC10579-8**	1x	1	Water	17	MS55115	1	N	**1x**	**DOD: VA (ECC) low**
1A50150	**FC10579-10**	1x	1	Water	18	MS55115	1	N	**1x**	**DOD: VA (ECC) low**
1A50151	**FC10579-11**	1x	1	Water	19	MS55115	1	N	**1x**	**DOD: VA (ECC) low**
1A50152	**FC10579-12**	1x	1	Water	20	MS55115	1	N	**1x**	#100(MP) #101(OP) **DOD: VA (ECC) low**
1A50153	FC10555-1	1x	1	Water	21	MS55115	1	N	-	✓
1A50154	FC10555-2 25x	25x	1	Water	22	MS55115	1	N	-	2mL→50mL ✓
1A50155	FC10555-3 25x	25x	1	Water	23	MS55115	1	N	-	2mL→50mL ✓
1A50156	FC10555-4 2.5x	2.5x	1	Water	24	MS55115	1	N	-	20mL→50mL ✓
1A50157	FC10579-9MS	5x	1	Water	25	MS55115	1	N	-	20mL→100mL spike 25uL→100mL (OP)#40,76,77
1A50158	FC10579-9MSD	5x	1	Water	26	MS55115	1	N	-	20mL→100mL spike 25uL→100mL (OP)#40,76,77
1A50159	ECC1961-5	-	-	Water	27	-	-	-	-	20uL→50mL(OP)#40,76,77 ✓

Matrix: Designate "W" for Water "S" for soil, "O" for Oil, "Liq" for Non-aquous Liquid, and "TCLP" or "SPLP" for Leachate
Manual Integration Rational SOP QA029: MP Missed Peak, OP Overlapping Peak, SP Split Peak, PDB Poorly Defined Baseline, BR Baseline Ripple, PII Poor Instrument

SGS -ORLANDO

VOA-GCMS ANALYSIS LOG

Instrument:	MSVOA17-1A
Date:	10/25/2023
Analyst:	Jenifer W
Column Type	RTXVMS
Detector	5975C-MSD
Purge Pressure	1.4 psi
Purge Volume	5mL

Method(s):	VMS8260
Method File:	V1A_10-23-2023.M
Calibration Date:	10/23/2023
Acq. Method:	8260_NITROGEN40.M
EM Voltage:	1624V
Run ID:	**V1A1964**

BFB:	VS3452
ICAL/CC:	VS3457, VS3489, VS3499
VS3510, VS3505, VS3512,v	
ICV/BS:	VS3472, VS3490, VS3500
VS3503, VS3501, VS3509,	
ISTD/Surr.:	VS3452

pH Paper Lot#:	230320A/206722
KI Paper Lot#:	14-860 05/09/2022
AFA Lot#:	VS3432
Data processed by:	Jenfier W / Celine C.
Sample ID Ver. by:	Jenifer W.
Date Verified:	10/25/2023

Data File	Sample ID	Dilution Factor	Vial #	Matrix	A.S. Pos.	Work Group	pH	CI? (Y/N)	RR	Comments and Manually Integrated Peaks (Peak # and Rational)
1A50211	BFB	-	-	Water	1	-	-	-	-	Autofind Tune Passed ✓
1A50212	CC1961-5	-	-	Water	2	-	-	-	-	40uL→100mL (OP)#40,76,77 ✓
1A50213	BS	-	-	Water	3	-	-	-	-	25uL→100mL (OP)#40,76,77 ✓
1A50214	rinse	-	-	Water	4	-	-	-	-	-
1A50215	MB	-	-	Water	5	-	-	-	-	AFA, ND ✓
1A50216	FC10637-9	1x	1	Water	6	MS55129	1	N	-	ND ✓
1A50217	FC10637-1	1x	1	Water	7	MS55129	1	N	-	ND ✓
1A50218	FC10637-2	1x	1	Water	8	MS55129	1	N	-	AFA ✓
1A50219	FC10637-3	1x	1	Water	9	MS55129	1	N	-	ND ✓
1A50220	FC10637-4	1x	1	Water	10	MS55129	1	N	-	ND ✓
1A50221	FC10637-6	1x	1	Water	11	MS55129	1	N	-	✓
1A50222	FC10637-7	1x	1	Water	12	MS55129	1	N	-	✓
1A50223	FC10637-8	1x	1	Water	13	MS55129	1	N	-	ND ✓
1A50224	FC10637-12	1x	1	Water	14	MS55129	1	N	-	✓
1A50225	FC10637-13	1x	1	Water	15	MS55129	1	N	-	✓
1A50226	FC10637-14	1x	1	Water	16	MS55129	1	N	-	✓
1A50227	FC10637-15	1x	1	Water	17	MS55129	1	N	-	✓
1A50228	FC10548-1	1x	2	Water	18	MS55129	1	N	-	✓
1A50229	FC10630-11 10X	10x	1	Water	19	MS55129	7	N	-	5mL→50mL Ecombine ✓
1A50230	**FC10637-5 5X**	5x	1	Water	20	MS55129	1	N	2x	10mL→50mL **Overdiluted**
1A50231	FC10544-8	1x	1	Water	21	MS55129	1	N	-	bubble>6mm, 20mL→50mL ✓
1A50232	FC10544-16 2.5X	2.5x	1	Water	22	MS55129	1	N	-	✓
1A50233	FC10544-18 10X	10x	2	Water	23	MS55129	1	N	-	5mL→50mL Re-run not needed. Discard data
1A50234	**FC10544-19 25X**	25x	5	Water	24	MS55129	1	N	5x	2mL→50mL **Overdiluted**
1A50235	FC10544-2 500X	500x	3	Water	25	MS55129	1	N	-	100uL→50mL ✓
1A50236	FC10637-9MS	1x	2	Water	26	MS55129	1	N	-	10.5uL→40mL (PBL)#24 (OP)#40,76,77 ✓
1A50237	FC10637-9MSD	1x	3	Water	27	MS55129	1	N	-	10.5uL→40mL (PBL)#24 (OP)#40,76,77 ✓
1A50238	ECC1961-5	-	-	Water	28	-	-	-	-	40uL→100mL (PBL)#24 (OP)#40,76,77 ✓

Matrix: Designate "W" for Water "S" for soil, "O" for Oil, "Liq" for Non-aquous Liquid, and "TCLP" or "SPLP" for Leachate
Manual Integration Rational SOP QA029: MP Missed Peak, OP Overlapping Peak, SP Split Peak, PDB Poorly Defined Baseline, BR Baseline Ripple, PII Poor Instrument

SGS -ORLANDO **VOA-GCMS ANALYSIS LOG**

Instrument:	MSVOA17-1A
Date:	10/26/2023
Analyst:	Jenifer W
Column Type	RTXVMS
Detector	5975C-MSD
Purge Pressure	1.4 psi
Purge Volume	5mL

Method(s):	VMS8260
Method File:	V1A_10-23-2023.M
Calibration Date:	10/23/2023
Acq. Method:	8260_NITROGEN40.M
EM Voltage:	1624V
Run ID:	**V1A1966**

BFB:	VS3452
ICAL/CC:	VS3457, VS3489, VS3499
VS3510, VS3505, VS3512,VS3508,,	
ICV/BS:	VS3472, VS3490, VS3500
VS3503, VS3501, VS3509,	
ISTD/Surr.:	VS3452

pH Paper Lot#:	230320A/206722
KI Paper Lot#:	14-860 05/09/2022
AFA Lot#:	VS3432
Data processed by:	Jenfier W / Celine C.
Sample ID Ver. by:	Jenifer W.
Date Verified:	10/26/2023

Data File	Sample ID	Dilution Factor	Vial #	Matrix	A.S. Pos.	Work Group	pH	CI? (Y/N)	RR	Comments and Manually Integrated Peaks (Peak # and Rational)
1A50263	BFB	-	-	Water	1	-	-	-	-	Autofind Tune Passed ✓
1A50264	CC1961-5	-	-	Water	2	-	-	-	-	40uL→100mL (OP)#40,76,77 ✓
1A50265	BS	-	-	Water	3	-	-	-	-	25uL→100mL (OP)#40,76,77 ✓
1A50266	CC1961-2	-	-	Water	4	-	-	-	-	5uL→100mL *Missing data file*
1A50267	rinse	-	-	Water	5	-	-	-	-	-
1A50268	MB	-	-	Water	6	-	-	-	-	AFA, ND ✓
1A50269	FC10587-1	1x	1	Water	7	MS55144	1	N		ND ✓
1A50270	FC10637-17	1x	1	Water	8	MS55144	1	N		ND ✓
1A50271	FC10632-4	1x	2	Water	9	MS55144	1	N		✓
1A50272	FC10587-2	1x	1	Water	10	MS55144	1	N		✓
1A50273	**FC10637-16**	1x	1	Water	11	MS55144	1	N	**1x**	**MEC (CCV,BS) hit**
1A50274	FC10632-3	1x	1	Water	12	MS55144	1	N		ND ✓
1A50275	**FC10632-2 5X**	5x	1	Water	13	MS55144	1	N		10mL→50mL
1A50276	FC10579-8	1x	2	Water	14	MS55144	1	N		Vinyl Acetate only (confirmation) ✓
1A50277	FC10579-9	1x	3	Water	15	MS55144	1	N		Vinyl Acetate only (confirmation)
1A50278	FC10579-10	1x	2	Water	16	MS55144	1	N		Vinyl Acetate only (confirmation) ✓
1A50279	FC10579-11	1x	2	Water	17	MS55144	1	N		Vinyl Acetate only (confirmation) ✓
1A50280	FC10579-12	1x	2	Water	18	MS55144	1	N		Vinyl Acetate only (confirmation) ✓
1A50281	FC10565-1	1x	2	Water	19	MS55144	1	N		AFA, Acetone only ✓
1A50282	FC10562-1	1x	6	Water	20	MS55144	1	N		✓
1A50283	FC10562-6	1x	2	Water	21	MS55144	1	N		✓
1A50284	FC10544-10	1x	2	Water	22	MS55144	1	N		VC & C12DCE only ✓
1A50285	FC10544-11	1x	2	Water	23	MS55144	1	N		VC & C12DCE only ✓
1A50286	FC10544-19 5X	5x	6	Water	24	MS55144	1	N		10mL→50mL
1A50287	FC10544-9 50X	50x	2	Water	25	MS55144	1	N		1mL→50mL VC & C12DCE only
1A50288	FC10544-20 20X	20x	5	Water	26	MS55144	1	N		2.5mL→50mL
1A50289	FC10632-4MS	1x	1	Water	27	MS55144	1	N	-	10.5uL→40mL (PBL)#24 (OP)#40,76,77 ✓
1A50290	FC10632-4MSD	1x	3	Water	28	MS55144	1	N	-	10.5uL→40mL (PBL)#24 (OP)#40,76,77 ✓
1A50291	ECC1961-5	-	-	Water	29	-	-	-	-	40uL→100mL (PBL)#24 (OP)#40,76,77 ✓

Matrix: Designate "W" for Water "S" for soil, "O" for Oil, "Liq" for Non-aquous Liquid, and "TCLP" or "SPLP" for Leachate
Manual Integration Rational SOP QA029: MP Missed Peak, OP Overlapping Peak, SP Split Peak, PDB Poorly Defined Baseline, BR Baseline Ripple, PII Poor Instrument

SGS -ORLANDO **VOA-GCMS ANALYSIS LOG**

Instrument:	MSVOA17-1A
Date:	10/30/2023
Analyst:	Jenifer W
Column Type	RTXVMS
Detector	5975C-MSD
Purge Pressure	1.4 psi
Purge Volume	5mL

Method(s):	VMS8260
Method File:	V1A_10-23-2023.M
Calibration Date:	10/23/2023
Acq. Method:	8260_NITROGEN40.M
EM Voltage:	1624V
Run ID:	**V1A1968**

BFB:	VS3452
ICAL/CC:	VS3457, VS3489, VS3499
VS3510, VS3505, VS3512,VS3508,,	
ICV/BS:	VS3472, VS3490, VS3500
VS3503, VS3501, VS3509,	
ISTD/Surr.:	VS3452

pH Paper Lot#:	230320A/206722
KI Paper Lot#:	14-860 05/09/2022
AFA Lot#:	VS3432
Data processed by:	Jenfier W / Celine C.
Sample ID Ver. by:	Jenifer W.
Date Verified:	10/30/2023

Data File	Sample ID	Dilution Factor	Vial #	Matrix	A.S. Pos.	Work Group	pH	CI? (Y/N)	RR	Comments and Manually Integrated Peaks (Peak # and Rational)
1A50320	BFB	-	-	Water	1	-	-	-	-	Autofind Tune Passed ✓
1A50321	CC1961-5	-	-	Water	2	-	-	-	-	40uL→100mL (OP)#40,76,77 ✓
1A50322	BS	-	-	Water	3	-	-	-	-	25uL→100mL (OP)#40,76,77 ✓
1A50323	rinse	-	-	Water	4	-	-	-	-	-
1A50324	MB	-	-	Water	5	-	-	-	-	AFA, MeCl2 ✓
1A50325	FC10714-15 10x	10x	18	Water	6	MS55164	1	N	-	5mL→50mL, filtered- High Silt (lot: 304098063) ✓
1A50326	FC10583-8 2.5x	2.5x	7	Water	7	MS55164	1	N	-	AFA 20mL→50mL ✓
1A50327	FC10632-13	1x	2	Water	8	MS55164	1	N	-	✓
1A50328	FC10632-14	1x	2	Water	9	MS55164	1	N	-	✓
1A50329	FC10714-1	1x	9	Water	10	MS55164	1	N	-	ND ✓
1A50330	FC10714-2	1x	8	Water	11	MS55164	1	N	-	filtered due to silt (lot: 304098063) ✓
1A50331	FC10714-3	1x	8	Water	12	MS55164	1	N	-	filtered due to silt (lot: 304098063) ✓
1A50332	FC10714-4	1x	8	Water	13	MS55164	1	N	-	filtered due to silt (lot: 304098063) ✓
1A50333	FC10714-5	1x	8	Water	14	MS55164	1	N	-	✓
1A50334	FC10714-6	1x	8	Water	15	MS55164	1	N	-	ND ✓
1A50335	FC10714-7	1x	8	Water	16	MS55164	1	N	-	✓
1A50336	FC10714-8	1x	8	Water	17	MS55164	1	N	-	ND ✓
1A50337	FC10714-9	1x	8	Water	18	MS55164	1	N	-	filtered due to silt (lot: 304098063) ✓
1A50338	FC10714-10 10x	10x	8	Water	19	MS55164	1	N	-	5mL→50mL, filtered- High Silt (lot: 304098063) ✓
1A50339	FC10714-11	1x	8	Water	20	MS55164	1	N	-	ND ✓
1A50340	FC10714-13	1x	8	Water	21	MS55164	1	N	-	✓
1A50341	FC10714-14 10x	10x	8	Water	22	MS55164	1	N	-	5mL→50mL, filtered- High Silt (lot: 304098063) ✓
1A50342	FC10714-16	1x	8	Water	23	MS55164	1	N	-	ND ✓
1A50343	FC10714-17	1x	8	Water	24	MS55164	1	N	-	ND ✓
1A50344	FC10637-5 2x	2x	3	Water	25	MS55164	1	N	-	AFA 25mL→50mL #100(MP) #101(OP) ✓
1A50345	FC10714-15MS	10X	18	Water	26	MS55164	1	N	-	Filtered due to high silt 10mL→100mL spike 25uL→100mL (OP)#40,76,77
1A50346	FC10714-15MSD	10X	18	Water	27	MS55164	1	N	-	Filtered due to high silt 10mL→100mL spike 25uL→100mL (OP)#40,76,77
1A50347	ECC1961-5	-	-	Water	28	-	-	-	-	40uL→100mL (PBL)#24 (OP)#40,76,77 ✓

Matrix: Designate "W" for Water "S" for soil, "O" for Oil, "Liq" for Non-aquous Liquid, and "TCLP" or "SPLP" for Leachate
Manual Integration Rational SOP QA029: MP Missed Peak, OP Overlapping Peak, SP Split Peak, PDB Poorly Defined Baseline, BR Baseline Ripple, PII Poor Instrument

SGS -ORLANDO

VOA-GCMS ANALYSIS LOG

Instrument:	MSVOA20-5E
Date:	10/11/2023
Analyst:	JoAnn L
Column Type	RTXVMS
Detector	5975 MSD
Purge Pressure	1.1 PSI
Purge Volume	5 mL

Method(s):	8260
Method File:	applX10-11-2023_.M
Calibration Date:	10/11/2023
Acq. Method:	8260VMSVI
EM Voltage:	1459V
Run ID:	**V5E1919**

BFB:	VS3475
ICAL/CC:	VS3457, VS3489, VS3486
VS3476, VS3477, VS3481,VS3482,,	
ICV/BS:	VS3472, VS3490, VS3487
VS3470, VS3469, VS3483,	
ISTD/Surr.:	VS3475

pH Paper Lot#:	206722
KI Paper Lot#:	14-860;05/09/2022
AFA Lot#:	VS3432A
Data processed by:	JoAnn L /
Sample ID Ver. by:	JoAnn L
Date Verified:	10/11/2023

Data File	Sample ID	Dilution Factor	Vial #	Matrix	A.S. Pos.	Work Group	pH	CI? (Y/N)	RR	Comments and Manually Integrated Peaks (Peak # and Rational)
5E42941	BFB	-	-	Water	1	-	-	-	-	Passed autofind✓
5E42942	IC1919-1	-	-	Water	2	-	-	-	-	1uL(-)100mL+100uL(MEOH) ✓
5E42943	IC1919-8	-	-	Water	3	-	-	-	-	2uL(-)100mL+100uL(MEOH) ✓
5E42944	IC1919-2	-	-	Water	4	-	-	-	-	5uL(-)100mL+100uL(MEOH) ✓
5E42945	IC1919-3	-	-	Water	5	-	-	-	-	5uL(-)50mL+100(MEOH) ✓
5E42946	IC1919-4	-	-	Water	6	-	-	-	-	12.5uL(-)50mL ✓
5E42947	ICC1919-5	-	-	Water	7	-	-	-	-	20uL(-)50mL ✓
5E42948	IC1919-6	-	-	Water	8	-	-	-	-	35uL(-)50mL ✓
5E42949	IC1919-7	-	-	Water	9	-	-	-	-	50uL(-)50mL ✓
5E42950	BLANK	-	-	Water	10	-	-	-	-	
5E42951	ICV1919-5	-	-	Water	11	-	-	-	-	20uL(-)50mL ✓
5E42952	ICV1919-4	-	-	Water	12	-	-	-	-	Re-made,re -prepped for ketones;12.5uL(-)50mL
5E42955/A	ICV1919-4	-	-	Water	3	-	-	-	-	DCFM/2BUT/ACETONE only; 12.5uL(-)50mL✓

Matrix: Designate "W" for Water "S" for soil, "O" for Oil, "Liq" for Non-aquous Liquid, and "TCLP" or "SPLP" for Leachate
Manual Integration Rational SOP QA029: MP Missed Peak, OP Overlapping Peak, SP Split Peak, PDB Poorly Defined Baseline, BR Baseline Ripple, PII Poor Instrument

SGS -ORLANDO **VOA-GCMS ANALYSIS LOG**

Instrument:	MSVOA20-5E
Date:	10/31/2023
Analyst:	NeilC1/Liana
Column Type	RTXVMS
Detector	5975 MSD
Purge Pressure	1.1 PSI
Purge Volume	5 mL

Method(s):	8260
Method File:	applX10-11-2023_.M
Calibration Date:	10/11/2023
Acq. Method:	8260VMSVI
EM Voltage:	1459V
Run ID:	**V5E1945**

BFB:	VS3475
ICAL/CC:	VS3457, VS3489, VS3486
VS3510, VS3505, VS3518,VS3508,,	
ICV/BS:	VS3472, VS3490, VS3487
VS3470, VS3469, VS3509,	
ISTD/Surr.:	VS3475

pH Paper Lot#:	206722
KI Paper Lot#:	14-860;05/09/2022
AFA Lot#:	VS3432A
Data processed by:	NEILC1
Sample ID Ver. by:	NEILC1
Date Verified:	10/31/2023

Data File	Sample ID	Dilution Factor	Vial #	Matrix	A.S. Pos.	Work Group	pH	CI? (Y/N)	RR	Comments and Manually Integrated Peaks (Peak # and Rational)
5E43552	BFB	-	-	Water	1	-	-	-	-	Passed autofind✓
5E43553	CC1919-5	-	-	Water	2	-	-	-	-	40uL(-)100mL ✓
5E43554	BS	-	-	Water	3	-	-	-	-	12.5uL(-)50mL
5E43555	rinse	-	-	Water	4	-	-	-	-	
5E43556	MB	-	-	Water	5	-	-	-	-	12.5uL(-)50mL✓
5E43557	FC10596-7	-	2	Water	6	MS55171	1	N	-	✓
5E43558	FC10596-8	-	2	Water	7	MS55171	1	N	-	✓
5E43559	FC10596-9	-	2	Water	8	MS55171	1	N	-	✓
5E43560	FC10596-10	-	2	Water	9	MS55171	1	N	-	✓
5E43561	fc10637-16	-	2	Water	10	MS55171	1	N	-	✓
5E43562	fc10613-11	-	3	Water	11	MS55171	1	N	-	✓
5E43563	fc10678-1	-	1	Water	12	MS55171	1	N	-	afa ✓
5E43564	fc10678-2 10x	**10x**	1	Water	13	MS55171	1	N	-	5mL(-)50mL ✓
5E43565	fc10678-4	-	1	Water	14	MS55171	1	N	-	✓
5E43566	fc10678-5	-	1	Water	15	MS55171	1	N	-	✓
5E43567	fc10678-6	-	2	Water	16	MS55171	1	N	-	✓
5E43568	fc10689-6	-	2	Water	17	MS55171	1	N	-	✓
5E43569	fc10697-8	-	2	Water	18	MS55171	1	N	-	✓
5E43570	fc10717-1 2.5x	**2.5x**	2	Water	19	MS55171	1	N	-	20mL(-)50mL ✓
5E43571	fc10717-2	-	2	Water	20	MS55171	1	N	-	✓
5E43572	fc10717-5 5x	**5x**	2	Water	21	MS55171	1	N	-	10mL(-)50mL ✓
5E43573	fc10717-9	-	2	Water	22	MS55171	1	N	-	✓
5E43574	fc10717-10 2x	**2x**	6	Water	23	MS55171	1	N	-	25mL(-)50mL✓
5E43575	fc10717-13 5x	**5x**	2	Water	24	MS55171	1	N	-	10mL(-)50mL✓
5E43576	fc10717-15 5x	**5x**	2	Water	25	MS55171	1	N	-	10mL(-)50mL✓
5E43577	FC10596-7ms	**5x**	2	Water	26	MS55171	1	N	-	20mL(-)100mL; 25uL(-)100mL✓
5E43578	FC10596-7msd	**5x**	2	Water	27	MS55171	1	N	-	20mL(-)100mL; 25uL(-)100mL✓
5E43579	ECC1919-5	-	-	Water	28	MS55171	-	-	-	40uL(-)100mL ; DID NOT INJECT, AUTOSAMPLER ERROR

Matrix: Designate "W" for Water "S" for soil, "O" for Oil, "Liq" for Non-aquous Liquid, and "TCLP" or "SPLP" for Leachate
Manual Integration Rational SOP QA029: MP Missed Peak, OP Overlapping Peak, SP Split Peak, PDB Poorly Defined Baseline, BR Baseline Ripple, PII Poor Instrument

SGS -ORLANDO

VOA-GCMS ANALYSIS LOG

Instrument:	MSVOA20-5E
Date:	11/1/2023
Analyst:	NeilC1/Liana
Column Type	RTXVMS
Detector	5975 MSD
Purge Pressure	1.1 PSI
Purge Volume	5 mL

Method(s):	8260
Method File:	applX10-11-2023_.M
Calibration Date:	10/11/2023
Acq. Method:	8260VMSVI
EM Voltage:	1459V
Run ID:	**V5E1947**

BFB:	VS3475
ICAL/CC:	VS3523, VS3489, VS3486
VS3510, VS3505, VS3518,VS3519,,	
ICV/BS:	VS3472, VS3490, VS3487
VS3503, VS3501, VS3520,	
ISTD/Surr.:	VS3475

pH Paper Lot#:	206722
KI Paper Lot#:	14-860;05/09/2022
AFA Lot#:	VS3432A
Data processed by:	NEILC1
Sample ID Ver. by:	NEILC1
Date Verified:	11/1/2023

Data File	Sample ID	Dilution Factor	Vial #	Matrix	A.S. Pos.	Work Group	pH	CI? (Y/N)	RR	Comments and Manually Integrated Peaks (Peak # and Rational)
5E43580	BFB	-	-	Water	1	-	-	-	-	Passed autofind✓
5E43581	CC1919-5	-	-	Water	2	-	-	-	-	40uL(-)100mL ✓
5E43582	BS	-	-	Water	3	-	-	-	-	12.5uL(-)50mL
5E43583	rinse	-	-	Water	4	-	-	-	-	
5E43584	MB	-	-	Water	5	-	-	-	-	ND
5E43585	FC10844-1	-	7	Water	6	MS55183	1	N	-	ND✓
5E43586	FC10844-2	-	1	Water	7	MS55183	1	N	-	ND✓
5E43587	FC10844-3	-	5	Water	8	MS55183	1	N	-	ND✓
5E43588	FC10844-4	-	2	Water	9	MS55183	1	N	-	ND✓
5E43589	FC10844-5	-	6	Water	10	MS55183	1	N	-	ND✓
5E43590	FC10844-6	-	1	Water	11	MS55183	1	N	-	ND✓
5E43591	FC10844-7	-	5	Water	12	MS55183	1	N	-	ND✓
5E43592	FC10844-8	-	5	Water	13	MS55183	1	N	-	ND✓
5E43593	FC10844-9	-	1	Water	14	MS55183	1	N	-	ND✓
5E43594	FC10844-10	-	1	Water	15	MS55183	1	N	-	ND✓
5E43595	FC10844-11	-	5	Water	16	MS55183	1	N	-	ND✓
5E43596	FC10844-12	-	1	Water	17	MS55183	1	N	-	ND✓
5E43597	FC10844-13	-	6	Water	18	MS55183	1	N	-	ND✓
5E43598	FC10844-14	-	1	Water	19	MS55183	1	N	-	ND✓
5E43599	FC10844-1MS	5	7	Water	20	MS55183	1	N	-	20mL(-)100mL; 25uL(-)100mL✓
5E43600	FC10844-1MSD	5	7	Water	21	MS55183	1	N	-	20mL(-)100mL; 25uL(-)100mL✓
5E43601	ECC1919-5	-	-	Water	22	-			-	40uL(-)100mL

Matrix: Designate "W" for Water "S" for soil, "O" for Oil, "Liq" for Non-aquous Liquid, and "TCLP" or "SPLP" for Leachate
Manual Integration Rational SOP QA029: MP Missed Peak, OP Overlapping Peak, SP Split Peak, PDB Poorly Defined Baseline, BR Baseline Ripple, PII Poor Instrument