8976 Wellington Road
Manassas, VA 20109

June 12, 2009

Robert C. Knizek, P.E.
Director, Remedial Bureau E
Division of Environmental Remediation
New York State Department of Environmental Conservation
625 Broadway
Albany, NY 12233-7013

Re: Transmittal of Annual Report – Soil Vapor Monitoring Through April 2009
Comprehensive Operations, Maintenance and Monitoring Program
Order on Consent Index # A7-0502-0104, Site # 704014

Dear Mr. Knizek:

Enclosed with this transmittal letter please find our Annual Soil Vapor Monitoring Report that has been prepared in accordance with the requirements set forth in the referenced Order on Consent.

Should you have any questions concerning this submittal, please contact me at (703) 257-1606.

Sincerely,

M. E. Meyers

Mitchell E. Meyers
Program Manager

cc: K. Lynch, NYSDEC Region 7
D. Tuohy, NYSDEC - Albany
G. Litwin, NYSDOH – Troy
R. Denz, Broome County Health Department

SHA

IMPROVING EARTH

ANNUAL REPORT
SOIL VAPOR MONITORING THROUGH APRIL 2009

Comprehensive Operations, Maintenance & Monitoring Program
Endicott, New York

SANBORN, HEAD & ASSOCIATES, INC.

SANBORN, HEAD & ASSOCIATES, INC.
95 High Street ■ Portland, ME 04101
P (207) 761-9300 ■ F (207) 761-9339
www.sanbornhead.com

June 12, 2009

File No. 2755.03

Mr. Mitchell E. Meyers
IBM Corporate Environmental Affairs
8976 Wellington Road
Manassas, Virginia 20110

Re: Annual Report
Soil Vapor Monitoring Through April 2009
Comprehensive Operations, Maintenance, and Monitoring Program
Endicott, New York

Dear Mr. Meyers:

We have enclosed our report summarizing soil vapor monitoring conducted in the Village of Endicott and the Town of Union, New York, through April 2009. The monitoring is being conducted as a component of the Comprehensive Operations, Maintenance, and Monitoring Plan (COM&M Plan). The work is part of IBM's required activities under Administrative Order on Consent #A7-0502-0104 (Order) as agreed upon between IBM and the New York Department of Environmental Conservation (NYSDEC).

We understand that this report will be submitted to the NYSDEC as a part of required deliverables under the Order. Thank you for the opportunity to be of service on this important project.

Very truly yours,

SANBORN, HEAD & ASSOCIATES, INC.

Daniel B. Carr, P.E., P.G.
Principal and Vice President

Erica M. Bradstreet
Senior Project Geologist

S:\PORDATA\2700s\2755.00\Originals\2009 Annual Report\20090612_SHA Cover.ltr.docxx

SANBORN, HEAD & ASSOCIATES, INC.
95 High Street ■ Portland, ME 04101
P (207) 761-9300 ■ F (207) 761-9339
www.sanbornhead.com

ANNUAL REPORT
SOIL VAPOR MONITORING THROUGH APRIL 2009
Comprehensive Operations, Maintenance & Monitoring Program
Endicott, NY

Prepared for
IBM Corporate Environmental Affairs

Prepared by
Sanborn, Head & Associates, Inc.

File 2755.03
June 2009

TABLE OF CONTENTS

iii Executive Summary

1.0 INTRODUCTION 1
1.1 Background 1
1.2 Scope of Work 2
1.3 Climatic Conditions and Groundwater Levels during the Monitoring Period 2
1.3.1 Climactic Conditions 2
1.3.2 Groundwater Levels 3

2.0 DATA AND FINDINGS 3
2.1 Overall Trends in Groundwater Quality 4
2.2 Overall Trends in Soil Vapor Concentrations 5
2.3 Quality Assurance/Quality Control 5

3.0 CONCLUSIONS AND RECOMMENDATIONS 6

TABLES

Table 1 Summary of Soil Vapor Monitoring Implants

FIGURES

Figure 1 Location Plan

Figure 2 Summary of Precipitation Records

Figure 3 Comparison of TCE Soil Vapor Concentrations 2004 and 2008

APPENDICES:

Appendix A Limitations

Appendix B Field Sampling and Laboratory Analysis

Appendix B.1 Summary of Field Sampling

Appendix B.2 Climatologic Data and Plots
Figure B.2.1 – Summary of Daily Precipitation and Barometric Pressure Records Greater Binghamton Airport
Figure B.2.2 – Summary of Barometric Pressure and Temperature Data

Appendix B.3 Time Series Plots – Figures B.1 through B.37

Appendix B.4 Letter Report- Transmittal of Bi-Weekly Sampling Results OU#4 Soil Vapor Implants, Endicott, New York

Appendix B.5 Summary of Plan View Graphics

Appendix C Compact Disc of Data

Appendix C.1 Table C.1- Summary of Analytical Laboratory Data April 2008 through April 2009

Appendix C.2 Analytical Laboratory Reports on Compact Disc (Select Copies)

EXECUTIVE SUMMARY

This Annual Report presents the findings of routine soil vapor monitoring in the Groundwater Vapor Project area within the Village of Endicott and Town of Union, New York. The monitoring is being conducted at fixed locations within and along the borders of properties to which IBM offered ventilation systems to address the potential for vapor intrusion. The monitoring program has been in place since mid-2004 to track the presence of certain volatile organic compounds (VOCs) – principally trichloroethene (TCE) – that drove the decision for IBM to offer ventilation systems to the property owners.

The text, tables, and figures of this report present the data, findings, and inference derived from sampling and laboratory analysis conducted bi-monthly from December 2008 through April 2009. It also summarizes a review of apparent trends in groundwater and soil vapor concentrations over the entire period of monitoring.

Since the monitoring program has been in place, concentrations of TCE in soil vapor have generally declined out of proportion to improvements in groundwater quality, particularly at foundation depth. As discussed in previous reports, a reduced presence of TCE in soil vapor has been observed both in areas where additional groundwater extraction has been implemented and where no additional remedial actions have been conducted to date.

The data support that the reduction in soil vapor concentrations- and hence reduced vapor intrusion potential- reflect the influence of a combination of IBM's groundwater remediation efforts and suppression of vapor migration by natural processes associated with above-average precipitation since the monitoring began over four years ago. We believe that the data support that fewer properties would require ventilation if vapor intrusion investigations began now.

Over the past two years, we have demonstrated that a bi-monthly sampling frequency is warranted to characterize seasonal variations and long-term trends. The data continue to demonstrate a high degree of repeatability and continue to support the limits of ventilation as protective.

\\Porserv01\pordata\PORDATA\2700s\2755.00\Originals\2009 Annual Report\20090612 Annual Executive Summary.doc

1.0 INTRODUCTION

This Annual Report for the Endicott Soil Vapor Monitoring Program (Annual Report) summarizes the findings of routine soil vapor monitoring program completed through April 2009 under IBM's Comprehensive Operations, Maintenance and Monitoring Plan (COM&M Plan). The objective of the program is to monitor for changes in the presence of certain volatile organic compounds (VOCs) that drove decisions for installation of ventilation systems to address potential for vapors to enter human occupied structures (vapor intrusion potential).

Sanborn Head & Associates, Inc. (SHA) prepared this report for IBM's submittal to the New York Department of Environmental Conservation (NYSDEC) and the New York State Department of Health (NYSDOH), collectively the "Agencies", as a component of deliverables that IBM agreed to provide under the COM&M Plan. The field sampling, analytical laboratory testing, and the preparation of this report were completed in accordance with the Agency-approved Work Plan. SHA's services and this document are subject to the limitations outlined in the text and Appendix A.

1.1 Background

IBM has installed and is maintaining ventilation systems in buildings within certain areas of the Village of Endicott, and Town of Union, New York. The ventilation systems were installed to address vapor intrusion potential. The limits of properties offered ventilation systems, or the geographic limits of ventilation, are shown on Figure 1. Trichloroethene (TCE) is the primary VOC found in soil vapor within the largest contiguous ventilation area. Other compounds including 1,1,1-Trichloroethane (TCA), tetrachloroethene (PCE) and their biochemical breakdown products are also found in this area, but at lower frequencies of detection and generally at lower concentrations.

The limits of ventilation were established based on concurrent sampling of indoor air, substructure soil vapor, and ambient air at representative properties in the first four months of 2003 and confirmed through sampling conducted during two subsequent heating seasons. The soil vapor monitoring program began in August 2004.

Collection, field screening, and laboratory analysis of soil vapor samples was conducted on a monthly basis for fifteen consecutive months from August 2004 to October 2005 and has been conducted bi-monthly since that time. The scope of the present sampling program is summarized in Table B.1 in Appendix B. Soil gas samples are collected from permanent installations, referred to as "implants" which are located within and along the periphery of the ventilation areas. The samples are screened in the field for oxygen, carbon dioxide, and methane and are submitted for laboratory analysis for the principal VOCs that drove ventilation decisions. The implant locations are shown on Figure 1, relative to the ventilation areas and the nearby monitoring, extraction, and injection wells.

Where the depth to water table was sufficient, the implants include one installed proximate to the water table observed at the time of installation (water table depth), and one installed at a depth of

7 to 8 feet below ground surface (bgs) which is roughly equivalent to foundation depth for structures with basements (foundation depth).

Data from the water table depth implants were intended for use as a primary indicator of soil vapor concentration trends, driven primarily by changes in groundwater levels and quality. The data from foundation depth implants have been used to assess possible trends in soil vapor concentrations that may indicate changes in vapor intrusion potential. In some locations where the water table is relatively deep, intermediate depth implants were also installed and have been monitored. The implant completion details are summarized in Table 1.

1.2 Scope of Work

Since submittal of the last Report[1], routine bi-monthly soil vapor monitoring has been conducted in December 2008, February 2009, and April 2009. In December 2008 and February 2009, samples were collected from monitoring installations maintained at thirty-five locations and from two locations associated with the Former Ideal Cleaners site (OU#4)[2]. With Agency approval, the scope of sampling was reduced in April 2009 to the program listed in Table B.1 in Appendix B. The data was tabulated and reviewed and used to prepare graphical summaries depicting groundwater and soil vapor data for TCE as presented in Appendix B.3 as Figures B.1 through B.37. A tabular summary of soil vapor data recorded during the last 12 months is provided on compact disc in Appendix C.

1.3 Climatic Conditions and Groundwater Levels during the Monitoring Period

The soil vapor sampling was conducted under a variety of climatic conditions and under conditions of variable groundwater levels. Climatic and groundwater level measurements recorded during the period were reviewed as a context for the findings discussed in Section 2.0.

1.3.1 Climactic Conditions

Soil vapor concentrations are influenced by the moisture content of soils located between the water table and the ground surface (vadose zone soils). VOC mass transport occurs predominantly in the inter-granular pore space that contains variable amounts of water and gas. In general, infiltration of water into the vadose zone is expected to increase during wet weather outside the growing season when evapotranspiration is minimal, and decline during dry weather in the growing season when vegetation is withdrawing moisture from the subsurface.

---

[1] Sanborn, Head & Associates, Inc., December 11, 2008, Semiannual Report, Soil Vapor Monitoring Through October 2008.

[2] *In August 2008, IBM installed two additional vapor implants at OU#4 an area where tetrachloroethene (PCE) is the primary compound of concern. The locations of the points designated EN08-38S and EN08-39S are shown on Figure 1. The initial round of sampling was completed in late August 2008. Since that time, the sampling was has been conducted bi-weekly by SHA personnel. The six months of required sampling was satisfied in February 2009.*

Figure 2 depicts the deviation from average monthly precipitation through April 2009 as a context for the soil vapor monitoring program. As shown by the plot of cumulative deviation from average precipitation, wetter than average conditions have been recorded from late 2003, after the ventilation limits had largely been established, to early 2007. Below average precipitation was recorded until mid-2007, since then average precipitation has been both above and below normal. Through April 2009, the cumulative deviation from monthly average precipitation is about 27 inches.

As shown on Figures B.2.1 and B.2.2 in Appendix B, the last three sampling events were conducted under rising, steady, and falling barometric pressure conditions. Approximately four tenths of an inch, two tenths of an inch, and four tenths of an inch of precipitation were recorded during the December 2008, February 2009, and April 2009 sampling events, respectively.

1.3.2 Groundwater Levels

Since June 2004, IBM has substantially expanded extraction and treatment of VOC-containing groundwater, which has altered groundwater levels and flow directions and induced changes in groundwater water quality within the soil vapor monitoring area. The extraction wells are centered on the largest contiguous ventilation area north of East Main Street and south of North Street and their operation has lowered groundwater levels, substantially dewatering much of the VOC-containing upper water bearing zone. Figure 1 depicts groundwater contours and dewatered "dry" areas as depicted by Groundwater Sciences Corporation (GSC)[3] in figures included with an October 2008 Groundwater Monitoring Status Report. For additional discussion regarding groundwater level and quality trends, the reader is referred to the GSC Annual Groundwater Monitoring Status Report for 2008[4].

In November 2008, IBM initiated re-injection of treated groundwater at EN-510T, located west and upgradient of the largest contiguous ventilation area along Monroe Street as shown on Figure 1. During the first two months of injection, water levels increased about 1.7 feet proximate to soil vapor implant EN04-31 and just over one foot at EN04-1[5].

2.0 DATA AND FINDINGS

Overall, the data from sampling of soil vapor monitoring points continue to support the geographic limits of ventilation as protective. As discussed further in Section 2.2, soil vapor concentrations at foundation depth near and within the limits of ventilation have generally

---

[3] Groundwater Sciences Corporation, October 14, 2008, Semiannual Groundwater Data Summary Report, Endicott, New York. *Figure 1-3, Groundwater Elevation Contour Map Upper Aquifer Water Table – May 29, 2008, received electronically November 6, 2008.*

[4] Groundwater Sciences Corporation, April 14, 2009, Annual Groundwater Monitoring Status Report 2008, Endicott, New York. *Received electronically May 1, 2009.*

[5] Groundwater Sciences Corporation, February 12, 2009, EN-510T Injection Test, Change in Aquifer Thickness Contour Map, 2 Months of Injection. *Received Electronically April 22, 2009.*

declined, or have not materially increased, at the majority of monitoring locations since the limits of ventilation were established.

The data recorded in three monitoring events conducted since October 2008 continue to show a pattern of declining concentrations from the fall through spring followed by increasing concentrations during summer months. As documented in past reports, we believe that this cyclic pattern now observed for the four and one-half year period can be explained by cycling of moisture in the vadose zone. An example of temporal increases and decreases observed in monitoring is shown by Exhibit A below.

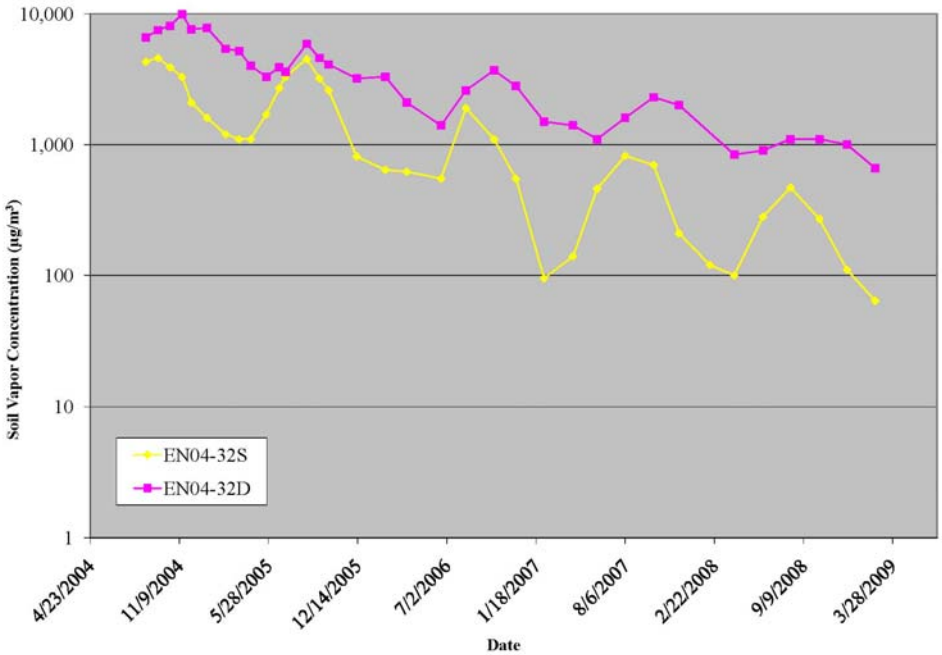

Exhibit A – Soil Vapor Data from location EN04-32

The data recorded in monitoring of EN04-32 indicate about an order of magnitude decline in TCE vapor concentrations at near water table depth as shown in pink, and approaching a two order of magnitude decline in TCE vapor concentrations indicated for foundation depth in yellow. Groundwater concentrations have not changed as materially, although the depth to the water table has increased by several feet.

2.1 Overall Trends in Groundwater Quality

Groundwater quality data compiled by GSC have been posted on graphical time-series plots included as Appendix B.3. A visual review of these plots suggests that TCE concentrations have declined in groundwater proximate to 22 of the 37 monitoring locations. In general, these plots indicate less than one-half order of magnitude variation in TCE concentration in samples of groundwater for 13 of the 22 locations with six and three locations exhibiting at least ½ to 1

order of magnitude decline, respectively[6]. At three of the soil vapor monitoring locations either the adjacent well is dry or the data is inconclusive. For additional presentation of groundwater quality trends, please refer to GSC 2008 Annual Report.

2.2 Overall Trends in Soil Vapor Concentrations

Plan view graphics to aid in communicating soil vapor concentrations trends are included in the report as Figure 3. Figures 3A and 3B were generated based on the arithmetic average of TCE data recorded during the first heating season after vapor implants were installed (November 2004 through April 2005),and Figures 3C and 3D reflect averages for data recorded in the last heating season (November 2008 through April 2009). Accordingly, the images depict data from sampling from both foundation depth and water table depth, about four years apart. The images support an overall reduced presence of VOCs, both at foundation depth and the water table depth implants since establishment of the limits of ventilation. Comparison of the images provided in Figure 3 indicates:

- Decline in TCE concentrations at foundation depth approaching or exceeding an order of magnitude at many locations both near and away from areas of increased groundwater withdrawal;

- An increase of the number of implants where, on average, TCE was not detected at foundation depth from seven to twelve; and

- The majority of locations and depths exhibit at least marginal declines in TCE vapor concentrations when compared against the prior heating season (2007/2008).

The data for EN04-31, located closest to the EN-510T injection site exhibited an order of magnitude increase in TCE concentrations for samples from the water table-depth implant since injection began. TCE concentrations in groundwater have not materially changed during this period. Other nearby soil gas monitoring locations (EN04-1, EN04-2, and EN04-3) did not display any discernable change with the initiation of injection.

Data recorded in sampling of soil vapor at the two soil vapor implants in the OU#4 area are summarized in a memorandum report included as Appendix B.4.

2.3 Quality Assurance/Quality Control

The following is a summary of Quality Assurance/Quality Control (QA/QC) measures taken in accordance with Project Data Quality Objectives (DQO). QA/QC measures include field screening of soil vapor samples, and laboratory measures for quality assurance samples including

[6] Locations exhibiting at least ½ order of magnitude decline in groundwater TCE concentrations include EN04-3, EN04-5, EN04-9, EN04-12, EN04-16, and EN04-30 while at least an order of magnitude decline has been observed in data from monitoring wells near EN04-2, EN04-8, EN06-37.

duplicates, equipment blanks, and laboratory control samples. New Environmental Horizons, Inc. (NEH) completed independent data validation and usability assessment on data from the December 2008 sampling event; copies of the NES Data Usability Assessment reports are included in Appendix C. Data collected during the period were considered usable and met the project data quality objectives.

3.0 CONCLUSIONS AND RECOMMENDATIONS

IBM has successfully implemented a program of soil vapor monitoring for over five years since substantial establishment of the limits of ventilation. The data continue to support the limits of ventilation as conservative in that all of the monitoring locations near the ventilation limits have exhibited only trace concentrations, or a stable or declining VOC presence. Overall, the data continue to indicate a declining VOC presence in soil vapor out of proportion to improvements in groundwater quality and apparently attributable to both natural processes and IBM's groundwater remediation efforts.

We recommend that the frequency of soil vapor monitoring remain on a bi-monthly basis or six times per year to continue to capture the seasonal variation and to provide sufficient data to continue to discern seasonal from longer-term trends.

S:\PORDATA\2700s\2755.00\Originals\2009 Annual Rpt\20090612 Annual_Rpt.docx

TABLES

SHA
IMPROVING EARTH

TABLE 1
Summary of Soil Vapor Monitoring Implants
Annual Report - Soil Vapor Monitoring Through April 2009
Comprehensive Operations, Maintenance, and Monitoring Program
Endicott, New York

Location Designation [1]	Installation Date	Implant Type [2]		Subsurface Conditions at Installation				Completion Details	Groundwater Conditions At Installation			May 2008 Groundwater Conditions		
		Remediation Progress Monitoring	Ventilation Perimeter Monitoring	Nearby Monitoring Well [3]	Date Recorded/ Depth to Water Table [4]	Nominal Implant Depth (ft. bgs)	Inferred Stratum Screened		Distance Above Water Table [5] (ft)	Vadose Zone Between Shallow and Deep Implants [6] (ft)	Saturated Screened Interval [7] (ft)	Distance Above Water Table [5] (ft)	Saturated Screened Interval [7] (ft)	Difference [8] (ft)
EN04-1S	Jul-04		X	EN-094	7/26/04 28.47	8	Fill Over Sand	0-1' Concrete Surface Seal 1-6.8 Bentonite Seal 6.8-8.5' Sand Filter Pack 8-8.5' Screened Interval	5.5	13.5	10.5	6.8	9.2	-1.3
EN04-1D	Jul-04					23	Sand	0-1' Concrete Surface Seal 1-22' Bentonite Seal 22-23' Glass Bead Filter Pack 22.5-23' Screened Interval						
EN04-2S	Jul-04	X		EN-450	8/5/04 25.17	8	Fill	0-1' Concrete Surface Seal 1-7' Bentonite Seal 7-8' Glass Bead Filter Pack 7.5-8' Screened Interval	5.2	11	4.8	8	2	-2.8
EN04-2D	Jul-04					20	Sand & Gravel	0-1' Concrete Surface Seal 1-19' Bentonite Seal 19-20' Glass Bead Filter Pack 19.5-20' Screened Interval						
EN04-3S	Jul-04		X	EN-203	7/26/04 24.86	8	Sand	0-1' Concrete Surface Seal 1-7' Bentonite Seal 7-8' Glass Bead Filter Pack 7.5-8' Screened Interval	5.9	10	10.1	11.6	4.4	-5.7
EN04-3D	Jul-04					19	Sand	0-1' Concrete Surface Seal 1-18' Bentonite Seal 18-19' Glass Bead Filter Pack 18.5-19' Screened Interval						
EN04-4S	Jul-04		X	EN-022	8/5/04 22.98	8	Fill	0-1' Concrete Surface Seal 1-7' Bentonite Seal 7-8' Glass Bead Filter Pack 7.5-8' Screened Interval	6	8	0	6	0	0
EN04-4D	Jul-04					17	Gravel	0-1' Concrete Surface Seal 1-16' Bentonite Seal 16-17' Glass Bead Filter Pack 16.5-17' Screened Interval						
EN04-5S	Jul-04		X	EN-459A	8/18/04 40.01	8	Sand & Gravel	0-1' Concrete Surface Seal 1-7' Bentonite Seal 7-8' Glass Bead Filter Pack 7.5-8' Screened Interval	5	25	10	6.2	8.8	-1.2
EN04-5D	Jul-04					34	Sand	0-1' Concrete Surface Seal 1-33' Bentonite Seal 33-34' Glass Bead Filter Pack 33.5-34' Screened Interval						
EN04-6S	Jul-04		X	EN-310	7/29/04 <28	8	Sand	0-1' Concrete Surface Seal 1-7' Bentonite Seal 7-8' Glass Bead Filter Pack 7.5-8' Screened Interval	1	18	0	1	0	0
EN04-6D	Jul-04					27	Sand & Gravel	0-1' Concrete Surface Seal 1-26' Bentonite Seal 26-27' Glass Bead Filter Pack 26.5-27' Screened Interval						
EN04-7S	Jul-04	X		EN-311	7/28/04 43.7	8	Sand Over Sand & Gravel	0-1' Concrete Surface Seal 1-7' Bentonite Seal 7-8' Glass Bead Filter Pack 7.5-8' Screened Interval	9.7	25	1.3	9.2	1.8	0.5
EN04-7D	Jul-04					34	Poorly Sorted Sand	0-1' Concrete Surface Seal 1-33' Bentonite Seal 33-34' Glass Bead Filter Pack 33.5-34' Screened Interval						

TABLE 1
Summary of Soil Vapor Monitoring Implants
Annual Report - Soil Vapor Monitoring Through April 2009
Comprehensive Operations, Maintenance, and Monitoring Program
Endicott, New York

Location Designation [1]	Installation Date	Implant Type [2]		Subsurface Conditions at Installation				Completion Details	Groundwater Conditions At Installation			May 2008 Groundwater Conditions		
		Remediation Progress Monitoring	Ventilation Perimeter Monitoring	Nearby Monitoring Well [3]	Date Recorded/ Depth to Water Table [4]	Nominal Implant Depth (ft. bgs)	Inferred Stratum Screened		Distance Above Water Table [5] (ft)	Vadose Zone Between Shallow and Deep Implants [6] (ft)	Saturated Screened Interval [7] (ft)	Distance Above Water Table [5] (ft)	Saturated Screened Interval [7] (ft)	Difference [8] (ft)
EN04-8S	Jul/Aug-02	X		EN-430	4/16/04 20.84	8	Sand & Gravel	0-2' Concrete Surface Seal 2-6.75' Bentonite Seal 6.75-7.75' Glass Bead Filter Pack	8	2.8	2.2	NM	NM	NM
EN04-8D	Jul/Aug-02					12	Sand & Gravel	0-2' Concrete Surface Seal 2-10.5' Bentonite Seal 10.5-11.7' Glass Bead Filter Pack						
EN04-9S	Jul/Aug-02	X		EN-279	11/3/03 26.23	8	Welll Sorted Sand	0-2' Concrete Surface Seal 2-7' Bentonite Seal 7-8' Glass Bead Filter Pack 7.5-8' Screened Interval	6	11	8	9.5	4.5	-3.5
EN04-9D	Jul/Aug-02					20	Well Sorted Sand	0-2' Concrete Surface Seal 2-19' Bentonite Seal 19-20' Glass Bead Filter Pack 19.5-20' Screened Interval						
EN04-10S	Jul/Aug-02	X		EN-077	11/3/04 26.18	8	Gravel	0-2' Concrete Surface Seal 2-6.5' Bentonite Seal 6.5-7.5' Glass Bead Filter Pack 7-7.5' Screened Interval	6.3	11.2	1.3	6.4	1.2	-0.1
EN04-10D	Jul/Aug-02					20	Well Sorted Sand	0-2' Concrete Surface Seal 2-18.7' Bentonite Seal 18.7-19.7' Glass Bead Filter Pack						
EN04-11S	Jul-04	X		EN-215A	7/29/04 28.17	8	Well Sorted Sand	0-1' Concrete Surface Seal 1-7' Bentonite Seal 7-8.5' Sand Filter Pack 8-8.5' Screened Interval	7.2	11.5	7.2	14.4	0	-7.2
EN04-11D	Jul-04					21	Well Sorted Sand	0-1' Concrete Surface Seal 1-20' Bentonite Seal 20-21' Glass Bead Filter Pack 20.5-21' Screened Interval						
EN04-12S	Jul-04	X		EN-214A	7/30/04 25.18	8	Sand & Gravel	0-1' Concrete Surface Seal 1-7' Bentonite Seal 7-8' Glass Bead Filter Pack 7.5-8' Screened Interval	6.2	10	11.8	11.6	6.4	-5.4
EN04-12D	Jul-04					19	Sand & Gravel	0-1' Concrete Surface Seal 1-18' Bentonite Seal 18-19' Glass Bead Filter Pack 18.5-19' Screened Interval						
EN04-13S	Jul-04	X		EN-449	7/29/04 36.05	8	Well Sorted Sand	0-1' Concrete Surface Seal 1-7' Bentonite Seal 7-8' Glass Bead Filter Pack 7.5-8' Screened Interval	6	21	13.5	10.8	8.7	-4.8
EN04-13D	Jul-04					30	Sand & Gravel	0-1' Concrete Surface Seal 1-29' Bentonite Seal 29-30' Glass Bead Filter Pack 29.5-30' Screened Interval						
EN04-14S	Jul-04	X		EN-462	8/5/04 40.09	8	Sand & Gravel	0-1' Concrete Surface Seal 1-7' Bentonite Seal 7-8' Glass Bead Filter Pack 7.5-8' Screened Interval	5	25	4	5.1	3.9	-0.1
EN04-14D	Jul-04					34	Poorly Sorted Sand	0-1' Concrete Surface Seal 1-33' Bentonite Seal 33-34' Glass Bead Filter Pack 33.5-34' Screened Interval						

TABLE 1
Summary of Soil Vapor Monitoring Implants
Annual Report - Soil Vapor Monitoring Through April 2009
Comprehensive Operations, Maintenance, and Monitoring Program
Endicott, New York

Location Designation [1]	Installation Date	Implant Type [2]		Subsurface Conditions at Installation				Completion Details	Groundwater Conditions At Installation			May 2008 Groundwater Conditions		
		Remediation Progress Monitoring	Ventilation Perimeter Monitoring	Nearby Monitoring Well [3]	Date Recorded/ Depth to Water Table [4]	Nominal Implant Depth (ft. bgs)	Inferred Stratum Screened		Distance Above Water Table [5] (ft)	Vadose Zone Between Shallow and Deep Implants [6] (ft)	Saturated Screened Interval [7] (ft)	Distance Above Water Table [5] (ft)	Saturated Screened Interval [7] (ft)	Difference [8] (ft)
EN04-15S	Jul-04		X	EN-162	7/29/04 35.33	8	Well Sorted Sand	0-1' Concrete Surface Seal 1-7' Bentonite Seal 7-8' Glass Bead Filter Pack 7.5-8' Screened Interval	5.3	21	6.2	6.9	4.6	-1.6
EN04-15D	Jul-04					30	Sand & Gravel	0-1' Concrete Surface Seal 1-29' Bentonite Seal 29-30' Glass Bead Filter Pack 29.5-30' Screened Interval						
EN04-16S	Jul-04	X		EN-206	7/27/04 39.54	8	Fill	0-1' Concrete Surface Seal 1-7.3' Bentonite Seal 7.3-8.5' Sand Filter Pack 8-8.5' Screened Interval	5.5	24.5	10.5	8.4	7.6	-2.9
EN04-16D	Jul-04					34	Sand & Gravel	0-1' Concrete Surface Seal 1-33' Bentonite Seal 33-34' Glass Bead Filter Pack 33.5-34' Screened Interval						
EN04-17S	Jul-04	X		EN-401	7/29/04 35.5	8	Sand & Gravel	0-1' Concrete Surface Seal 1-7' Bentonite Seal 7-8' Glass Bead Filter Pack 7.5-8' Screened Interval	7.5	19	3.5	9.2	1.8	-1.7
EN04-17D	Jul-04					28	Sand & Gravel	0-1' Concrete Surface Seal 1-27' Bentonite Seal 27-28' Glass Bead Filter Pack 27.5-28' Screened Interval						
EN04-18S	Jul-04		X	EN-217A	7/29/04 36.69	8	Sand & Gravel	0-1' Concrete Surface Seal 1-7' Bentonite Seal 7-8' Glass Bead Filter Pack 7.5-8' Screened Interval	5.9	22	5.3	8.5	2.7	-2.6
EN04-18D	Jul-04					31	Sand & Gravel	0-1' Concrete Surface Seal 1-30' Bentonite Seal 30-31' Glass Bead Filter Pack 30.5-31' Screened Interval						
EN04-19S	Jul-04	X		EN-426	7/26/04 35.39	8	Sand & Gravel	0-1' Concrete Surface Seal 1-7' Bentonite Seal 7-8' Glass Bead Filter Pack 7.5-8' Screened Interval	5.9	20.5	4.6	7.2	3.3	-1.3
EN04-19D	Jul-04					29.5	Sand & Gravel	0-1' Concrete Surface Seal 1-28.5' Bentonite Seal 28.5-29.5' Glass Bead Filter Pack						
EN04-20S	Jul-04		X	EN-207	7/27/04 43.2	8	Gravel	0-1' Concrete Surface Seal 1-7' Bentonite Seal 7-8' Glass Bead Filter Pack 7.5-8' Screened Interval	7.7	25.5	4.3	8.1	3.9	-0.4
EN04-20I	Jul-04					24	Gravel	0-1' Concrete Surface Seal 1-23' Bentonite Seal 23-24' Glass Bead Filter Pack 23.5-24' Screened Interval		9.5				
EN04-20D	Jul-04					36	Sand	0-1' Concrete Surface Seal 1-20' Formation Material 20-33.5' Bentonite Seal 33.5-35.5' Glass Bead Filter Pack						

TABLE 1
Summary of Soil Vapor Monitoring Implants
Annual Report - Soil Vapor Monitoring Through April 2009
Comprehensive Operations, Maintenance, and Monitoring Program
Endicott, New York

Location Designation [1]	Installation Date	Implant Type [2]		Subsurface Conditions at Installation				Completion Details	Groundwater Conditions At Installation			May 2008 Groundwater Conditions		
		Remediation Progress Monitoring	Ventilation Perimeter Monitoring	Nearby Monitoring Well [3]	Date Recorded/ Depth to Water Table [4]	Nominal Implant Depth (ft. bgs)	Inferred Stratum Screened		Distance Above Water Table [5] (ft)	Vadose Zone Between Shallow and Deep Implants [6] (ft)	Saturated Screened Interval [7] (ft)	Distance Above Water Table [5] (ft)	Saturated Screened Interval [7] (ft)	Difference [8] (ft)
EN04-21S	Jul-04		X	EN-468	10/14/04 34.43	7.5	Sand & Gravel	0-1' Concrete Surface Seal 1-6.5' Bentonite Seal 6.5-7.5' Glass Bead Filter Pack 7-7.5' Screened Interval	12	14.5	4	14.2	1.8	-2.2
EN04-21D	Jul-04					23	Sand & Gravel	0-1' Concrete Surface Seal 1-12' Formation Material 12-22' Bentonite Seal 22-23' Glass Bead Filter Pack 22.5-23' Screened Interval						
EN04-22S	Jul/Aug-02	X		EN-80* and EN-393*	7/27/04 18.75	8	Well Sorted Sand	0-2' Concrete Surface Seal 2-7.1' Bentonite Seal 7.1-7.5' Glass Bead Filter Pack 7.5-8' Screened Interval	2.8	7	6	2.5	6.3	0.3
EN04-22D	Jul/Aug-02					16	Well Sorted Sand	0-2' Concrete Surface Seal 2-15' Bentonite Seal 15-16' Glass Bead Filter Pack 15.5-16' Screened Interval						
EN04-23S	Jul-04		X	EN-174	7/30/04 26.48	8	Well Sorted Sand	0-1' Concrete Surface Seal 1-7' Bentonite Seal 7-8' Glass Bead Filter Pack 7.5-8' Screened Interval	3.5	14	4.5	5.4	2.6	-1.9
EN04-23I	Jul-04					15	Well Sorted Sand	0-1' Concrete Surface Seal 1-14' Bentonite Seal 14-15' Glass Bead Filter Pack 14.5-15' Screened Interval		7				
EN04-23D	Jul-04					23	Well Sorted Sand	0-1' Concrete Surface Seal 1-22' Bentonite Seal 22-23' Glass Bead Filter Pack 22.5-23' Screened Interval						
EN04-24S	Jul-04		X	EN-65	7/29/04 22.89	8	Fill	0-1' Concrete Surface Seal 1-6.5' Bentonite Seal 6.5-8.5' Sand Filter Pack 8-8.5' Screened Interval	3.9	9.5	17.8	5.6	16.1	-1.7
EN04-24D	Jul-04					19	Poorly Sorted Sand	0-1' Concrete Surface Seal 1-18' Bentonite Seal 18-19' Glass Bead Filter Pack 18.5-19' Screened Interval						
EN04-25S	Aug-04		X	EN-395	7/29/04 18.88	8	Fill	0-1' Concrete Surface Seal 1-7' Bentonite Seal 7-8' Glass Bead Filter Pack 7.5-8' Screened Interval	1.4	8.5	5	1.7	4.7	-0.3
EN04-25D	Aug-04					17.5	Sand & Gravel	0-1' Concrete Surface Seal 1-16.5' Bentonite Seal 16.5-17.5' Glass Bead Filter Pack						
EN04-26S	Jul-04	X		EN-304	7/30/04 17.39	8	Sand & Gravel	0-1' Concrete Surface Seal 1-7' Bentonite Seal 7-8' Glass Bead Filter Pack 7.5-8' Screened Interval	3.4	5	6.6	4.1	5.9	-0.7
EN04-26D	Jul-04					14	Sand & Gravel	0-1' Concrete Surface Seal 1-13' Bentonite Seal 13-14' Glass Bead Filter Pack 13.5-14' Screened Interval						
EN04-27S	Jul-04		X	EN-417A	7/29/04 8.91	8	Fill	0-1' Concrete Surface Seal 1-6' Bentonite Seal 6-7' Glass Bead Filter Pack 6.5-7' Screened Interval	0.9	-	14	NM	NM	NM

TABLE 1
Summary of Soil Vapor Monitoring Implants
Annual Report - Soil Vapor Monitoring Through April 2009
Comprehensive Operations, Maintenance, and Monitoring Program
Endicott, New York

Location Designation [1]	Installation Date	Implant Type [2]		Subsurface Conditions at Installation				Completion Details	Groundwater Conditions At Installation			May 2008 Groundwater Conditions		
		Remediation Progress Monitoring	Ventilation Perimeter Monitoring	Nearby Monitoring Well [3]	Date Recorded/ Depth to Water Table [4]	Nominal Implant Depth (ft. bgs)	Inferred Stratum Screened		Distance Above Water Table [5] (ft)	Vadose Zone Between Shallow and Deep Implants [6] (ft)	Saturated Screened Interval [7] (ft)	Distance Above Water Table [5] (ft)	Saturated Screened Interval [7] (ft)	Difference [8] (ft)
EN07-28S	Jun-07		X	EN-387A	6/5/2007 22	7	Well Sorted Sand	0-1' Concrete Surface Seal 1-7' Bentonite Seal 7-8' Glass Bead Filter Pack 7.5-8' Screened Interval	3	11	9.5	4.9	7.6	-1.9
EN07-28I	Jun-07					10	Sand & Gravel	0-1' Concrete Surface Seal 1-9' Bentonite Seal 9-10' Glass Bead Filter Pack 9.5-10' Screened Interval						
EN07-28D	Jun-07					19	Well Sorted Sand	0-1' Concrete Surface Seal 1-18' Bentonite Seal 18-19' Glass Bead Filter Pack 18.5-19' Screened Interval						
EN05-29S	4/18/2005	X		EN-437	8/5/04 23.87	7.5	Well Sorted Sand	0-1' Concrete Surface Seal 1-5.5' Bentonite Seal 5.5-7.5' Glass Bead Filter Pack 7-7.5' Screened Interval	3.9	11	11.1	10	5	-6.1
EN05-29I	4/18/2005					12.5	Well Sorted Sand	0-1' Concrete Surface Seal 1-11' Bentonite Seal 11-12.5' Glass Bead Filter Pack 12-12.5' Screened Interval						
EN04-29D	Jul-04					20	Well Sorted Sand	0-1' Concrete Surface Seal 1-19' Bentonite Seal 19-20' Glass Bead Filter Pack 19.5-20' Screened Interval						
EN04-30S	Jul-04	X		EN-438	8/5/04 26.02	9	Well sorted Sand	0-1' Concrete Surface Seal 1-7' Bentonite Seal 7-8' Glass Bead Filter Pack 7.5-8' Screened Interval	6	11	8	5.7	8.3	0.3
EN04-30D	Jul-04					20	Well Sorted Sand	0-1' Concrete Surface Seal 1-19' Bentonite Seal 19-20' Glass Bead Filter Pack 19.5-20' Screened Interval						
EN04-31S	Aug-04		X	EN-453	8/25/04 19.48	10	Well sorted Sand	0-1' Concrete Surface Seal 1-9' Bentonite Seal 9-10 Glass Bead Filter Pack 9.5-10' Screened Interval	0.5	8	12	5.1	7.4	-4.6
EN04-31D	Aug-04					19	Well Sorted Sand	0-1' Concrete Surface Seal 1-18' Bentonite Seal 18-19' Glass Bead Filter Pack 18.5-19' Screened Interval						
EN04-32S	Aug-04		X	EN-457A	8/23/04 21.36	8	Well sorted Sand	0-1' Concrete Surface Seal 1-7' Bentonite Seal 7-8' Glass Bead Filter Pack 7.5-8' Screened Interval	3.4	9	5	8.4	0	-5
EN04-32D	Aug-04					18	Sand	0-1' Concrete Surface Seal 1-17' Bentonite Seal 17-18' Glass Bead Filter Pack 17.5-18' Screened Interval						

TABLE 1
Summary of Soil Vapor Monitoring Implants
Annual Report - Soil Vapor Monitoring Through April 2009
Comprehensive Operations, Maintenance, and Monitoring Program
Endicott, New York

Location Designation [1]	Installation Date	Implant Type [2]		Subsurface Conditions at Installation				Completion Details	Groundwater Conditions At Installation			May 2008 Groundwater Conditions		
		Remediation Progress Monitoring	Ventilation Perimeter Monitoring	Nearby Monitoring Well [3]	Date Recorded/ Depth to Water Table [4]	Nominal Implant Depth (ft. bgs)	Inferred Stratum Screened		Distance Above Water Table [5] (ft)	Vadose Zone Between Shallow and Deep Implants [6] (ft)	Saturated Screened Interval [7] (ft)	Distance Above Water Table [5] (ft)	Saturated Screened Interval [7] (ft)	Difference [8] (ft)
EN05-33S	Apr-05	X		EN-162	4/19/04 34.36	7.5	Well Sorted Sand	0-1' Concrete Surface Seal 1-5.8' Bentonite Seal 5.8-7.5' Glass Bead Filter Pack 7-7.5' Screened Interval	2.3	22.5	6.2	4.9	3.6	-2.6
EN05-33I21	Apr-05					21.5	Well Sorted Sand	0-1' Concrete Surface Seal 1-19' Bentonite Seal 19-21.5' Glass Bead Filter Pack 21-21.5' Screened Interval						
EN05-33I29	Apr-05					29	Poorly Sorted Sand and Gravel	0-1' Concrete Surface Seal 1-27.7' Bentonite Seal 27.7-29' Glass Bead Filter Pack 28.5-29' Screened Interval						
EN05-33D	Apr-05					32	Well Sorted Sand	0-1' Concrete Surface Seal 1-30' Bentonite Seal 30-32' Glass Bead Filter Pack 31.5-32' Screened Interval						
EN05-34S	Apr-05	X		EN-304	4/18/2004 16.67	8	Well Sorted Sand	0-1' Concrete Surface Seal 1-7' Bentonite Seal 7-8' Glass Bead Filter Pack 7.5-8' Screened Interval	3.2	4	6.6	4.6	5.2	-1.4
EN05-34I	Apr-05					11	Well Sorted Sand	0-1' Concrete Surface Seal 1-10' Bentonite Seal 10-11' Glass Bead Filter Pack 10.5-11' Screened Interval						
EN05-34D	Apr-05					13.5	Well Sorted Sand	0-1' Concrete Surface Seal 1-12' Bentonite Seal 12-13.5' Glass Bead Filter Pack 13-13.5' Screened Interval						
EN06-35S	Jan-06		X	EN-460A	8/11/04 40.2	8	Well Sorted Sand	0-1' Concrete Surface Seal 1-7.2' Bentonite Seal 7.2-8.5' Glass Bead Filter Pack 7.5-8' Screened Interval	6.2	25.3	10	6.8	9.4	-0.6
EN06-35I16	Jan-06					16	Poorly Sorted Sand and Gravel	8.5-14.7' Bentonite Seal 14.7-16.6' Glass Bead Filter Pack 15.5-16' Screened Interval						
EN06-35I24	Jan-06					24	Well Sorted Sand	16.6-22.3' Bentonite Seal 22.3-24.3' Glass Bead Filter Pack 23.5-24' Screened Interval						
EN06-35D	Jan-06					34	Poorly Sorted Sand and Gravel	24.3-33.3' Bentonite Seal 33.3-34.3' Glass Bead Filter Pack 33.8-34.3' Screened Interval						
EN06-36S	Jan-06		X	EN-459A	8/18/04 40.01	8	Well Sorted Sand	0-1' Concrete Surface Seal 1-6.9' Bentonite Seal 6.9-8.6' Sand Filter Pack 7.5-8.0' Screened Interval	7	23.8	10	8.2	8.8	-1.2
EN06-36I12	Jan-06					12	Poorly Sorted Sand and Gravel	8.6-10.5 Bentonite Seal 10.5-11.5' Glass Bead Filter Pack 11.5-12.' Screened Interval						
EN06-36I22	Jan-06					22	Well Sorted Sand	12.5-20.9' Bentonite Seal 20.9-22.5' Glass Bead Filter Pack 21.5-22.' Screened Interval						
EN06-36D	Jan-06					33	Poorly Sorted Sand and Gravel	22.5-31.8' Bentonite Seal 31.8-34' Glass Bead Filter Pack 32.5-33' Screened Interval						

TABLE 1
Summary of Soil Vapor Monitoring Implants
Annual Report - Soil Vapor Monitoring Through April 2009
Comprehensive Operations, Maintenance, and Monitoring Program
Endicott, New York

Location Designation [1]	Installation Date	Implant Type [2]		Subsurface Conditions at Installation				Completion Details	Groundwater Conditions At Installation			May 2008 Groundwater Conditions		
		Remediation Progress Monitoring	Ventilation Perimeter Monitoring	Nearby Monitoring Well [3]	Date Recorded/ Depth to Water Table [4]	Nominal Implant Depth (ft. bgs)	Inferred Stratum Screened		Distance Above Water Table [5] (ft)	Vadose Zone Between Shallow and Deep Implants [6] (ft)	Saturated Screened Interval [7] (ft)	Distance Above Water Table [5] (ft)	Saturated Screened Interval [7] (ft)	Difference [8] (ft)
EN06-37S	Jan-06		X	EN-394	7/27/04 22.3	8	Well Sorted Sand	0-1' Concrete Surface Seal 1-7' Bentonite Seal 7-8' Glass Bead Filter Pack 7.5-8' Screened Interval	1.3	12	3.2	1.5	3.0	-0.2
EN06-37I	Jan-06					12	Well Sorted Sand	0-1' Concrete Surface Seal 1-11' Bentonite Seal 11-12' Glass Bead Filter Pack 11.5-12' Screened Interval						
EN06-37D	Jan-06					21	Well Sorted Sand	0-1' Concrete Surface Seal 1-20' Bentonite Seal 20-21' Glass Bead Filter Pack 20.5-21' Screened Interval						

Notes:
1. This table is intended to summarize implant depths, subsurface conditions and completion details for soil vapor monitoring implants used as part of IBM's Comprehensive Operations, Maintenance and Monitoring program in Endicott, New York.

2. Remediation Progress Monitoring implants are intended to monitor ongoing groundwater remediation activities within and on the boundary of the area where IBM is currently remediating groundwater. Ventilation Progress Perimeter Monitoring implants are intended to monitor conditions at or near the limits of the Ventilation Area.

3. The "nearby monitoring wells" field identifies the monitoring well used to characterize groundwater quality proximate to the implant location, typically within 20 feet horizontally. Entries flagged with an asterisk are well locations more remote from the implant location.

4. The "depth to water table" field is based on depth to water measurements recorded from top of well casing (TOC) as measured by SHA and GSC personnel between July 26 and August 5, 2004 and by SHA on April 18 and 19, 2005. Water levels indicated by an asterisk are nominal water levels based on monitoring wells more than approximately 20 feet from the soil vapor implant.

5. The "Distance Above Water Table" field reflects the approximate vertical distance between the deep implant and the water table at the time of implant installation and January/February 2007. During implant installation, drilling depths were generally targeted to 5' above the water table based on current available information. The actual separation will vary with fluctuations in water level conditions and may be greater or less.

6. The "Vadose Zone Between Shallow and Deep Implants" field identifies the thickness of unsaturated soils between the implants and represents to the distance between the top of the glass bead filter pack of the deeper implant and the bottom of the implant screen of the shallow implant.

7. The "Saturated Screened Interval" field lists the approximate thickness of upper aquifer that the well is screened across which is based on boring and well completion logs provided by others and the depth to water table recorded around the time of implant installation and in January/February 2007. The actual saturated screen interval will vary with fluctuations in groundwater levels.

8. The "Difference" field calculates the change in saturated screened interval from around the time of implant installation to May 2008. A negative number indicates the water table has dropped at that location. The change in saturated thickness was used to calculate an updated distance above water table for the deep implant at each location.

FIGURES

SHA
IMPROVING EARTH

NOTES

1. This figure is intended to depict soil vapor monitoring locations that have been established and maintained as part of the Comprehensive Operations, Maintenance & Monitoring Program. The locations of the soil vapor monitoring implants are based on taped measurements relative to physical features in the field and are accurate only to the degree implied by the method used.

2. The base map information presented below is adapted from four AutoCAD drawings entitled "Endicott2000.dwg", "Union2000.dwg", "Unioneast.dwg", and "Endicottpln.dwg". The drawings were provided by the Broome County mapping division and were received by SHA on October 10, 2002. The building outlines and other site features are based on an AutoCAD drawing entitled "9_03_base.dwg" provided by Groundwater Sciences Corporation (GSC) of Harrisburg, Pennsylvania to SHA in September 2003. The locations of groundwater monitoring and recovery wells are based on an AutoCAD drawing by GSC submitted to SHA on 05/17/2004 entitled "2007N006.dwg". The well locations are reportedly based on field surveys performed in 2003 and 2004. For wells installed in July and August 2004, well locations are based on northing and easting coordinates provided on draft well logs provided to SHA on 09/21/2004.

3. Groundwater contours, flow directions, flow divides, groundwater monitoring and extraction wells, and areas of saturated thickness <2' or "dry" were adapted from a drawing by GSC transmitted to SHA on 06/05/2009 entitled 2007B306sha.dwg. The contours represent inferred groundwater elevations based on groundwater measurements from November 18, 2008.

4. The limits of ventilation shown in red encompass properties where IBM has offered to install a ventilation system. The ventilation areas were identified under the review of the New York State Departments of Environmental Conservation and Health based on results of sampling foundation level soil vapor, substructure soil vapor, indoor air, and outdoor air completed between November 2002 and March 2005.

LEGEND

- Limits of Ventilation
- Mailing address, arrow indicates facing street
- EN04-1 — Soil Vapor Monitoring Location – Perimeter Monitoring
- EN04-1 — Soil Vapor Monitoring Location – Remediation Progress Monitoring
- EN08-1 — Soil Vapor Monitoring Location – OU# 4
- EN-430 — Upper Aquifer Monitoring Well
- EN-428 — Upper Aquifer Interceptor Extraction Well
- EN-510T — Upper Aquifer Injection Well
- 810 — Groundwater Elevation Contour (Feet AMSL)
- Inferred direction of groundwater flow
- Area of unsaturated soil in the upper aquifer
- Area where saturated thickness is less than 2'
- Groundwater Divide, dashed where less constrained

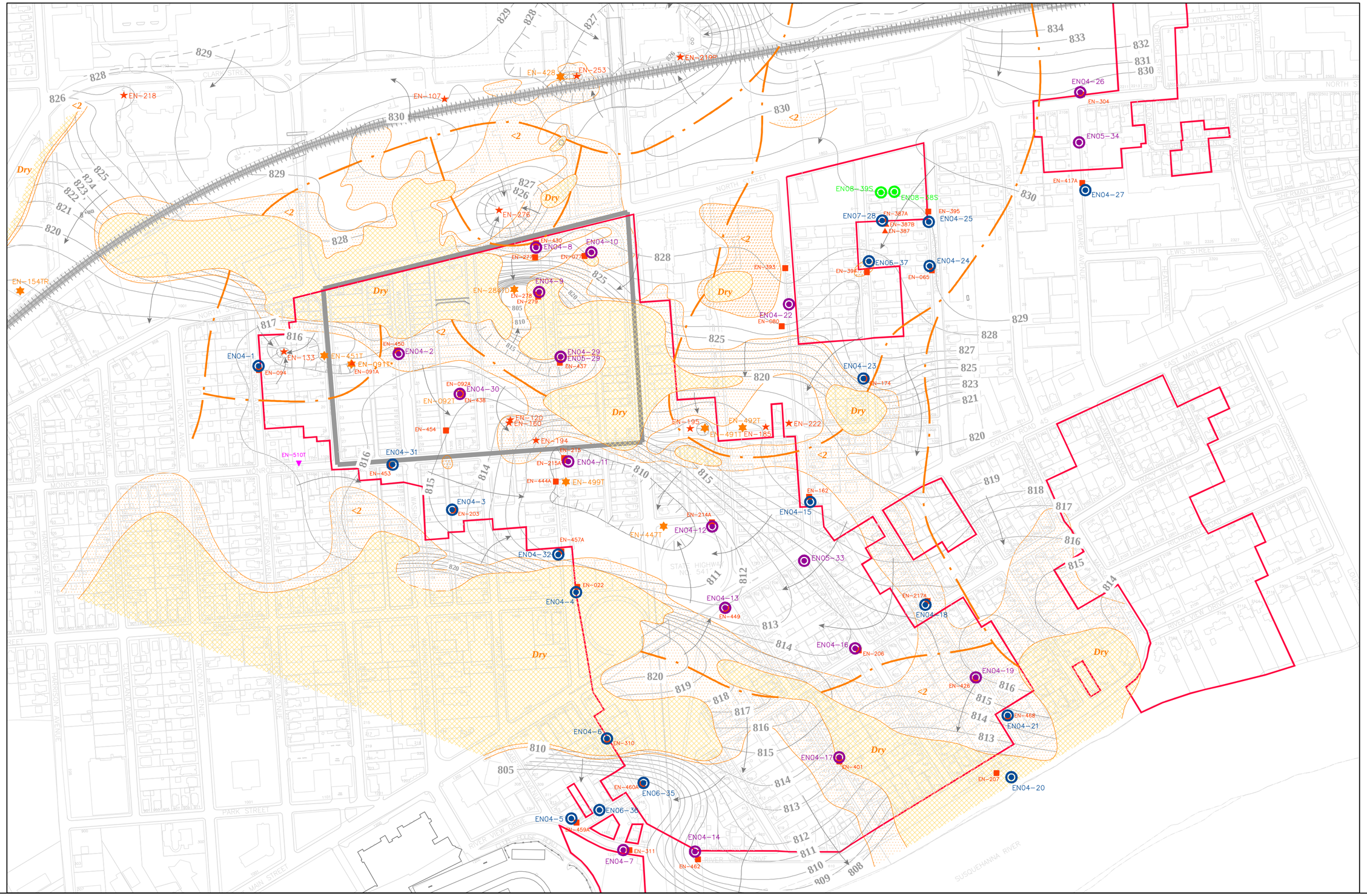

NO.	DATE	DESCRIPTION	BY

GRAPHICAL SCALE 150' 75' 0 150' 300'

SHA IMPROVING EARTH

DRAWN BY: EMB
DESIGNED BY: EMB
CHECKED BY: DBC
REVIEWED BY: DBC
PROJECT MGR: EMB
PIC: DBC
DATE: June 09

Annual Report – Soil Vapor Monitoring through April 2009
Comprehensive Operations, Maintenance & Monitoring Program
Endicott, New York

Soil Vapor Implant Location Plan

PROJECT NUMBER: 2755.03

FIGURE NUMBER: 1

Figure 2
Historical Precipitation Records
Annual Report - Soil Vapor Monitoring through April 2009
Endicott, New York

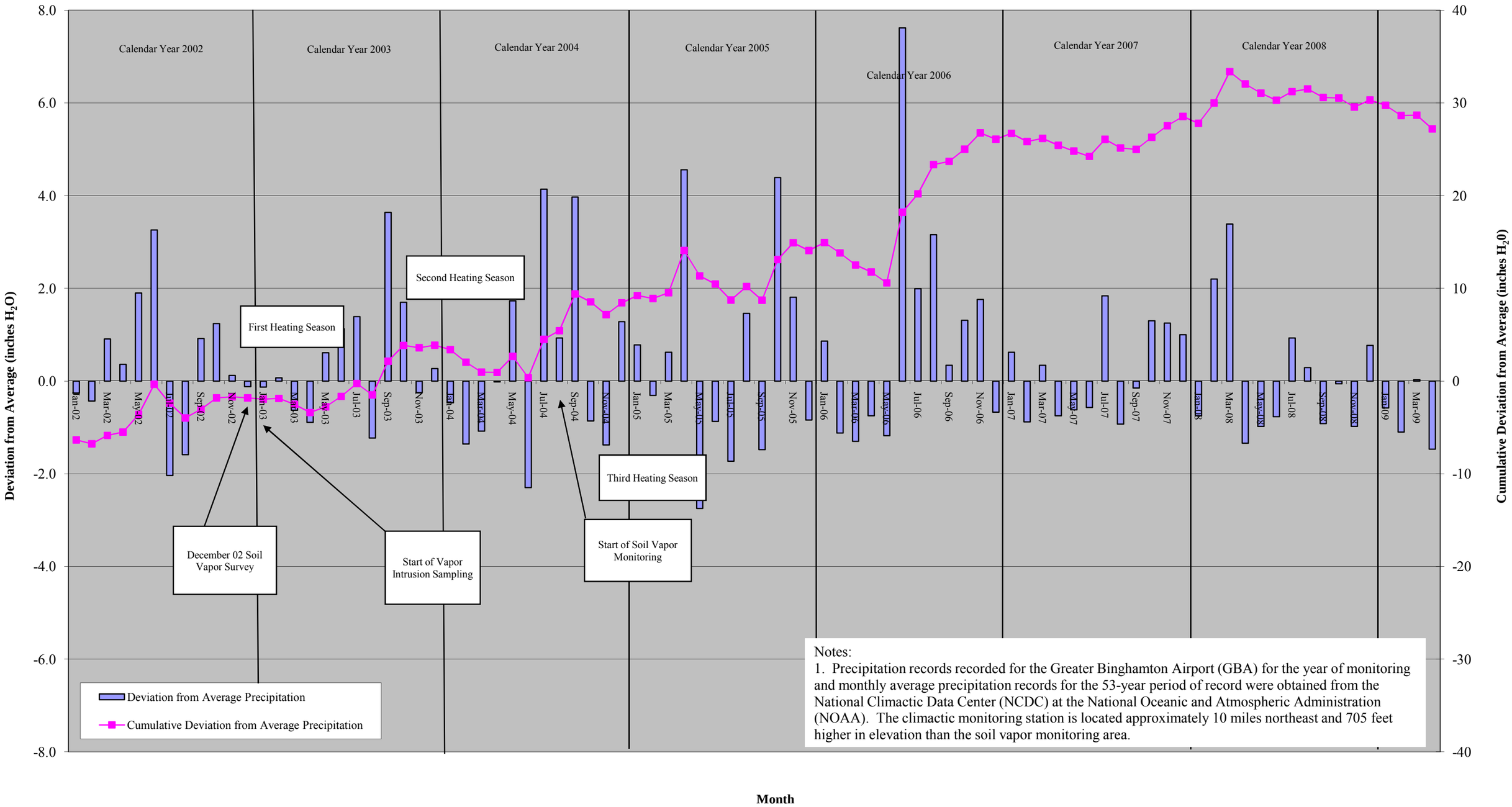

Notes:
1. Precipitation records recorded for the Greater Binghamton Airport (GBA) for the year of monitoring and monthly average precipitation records for the 53-year period of record were obtained from the National Climactic Data Center (NCDC) at the National Oceanic and Atmospheric Administration (NOAA). The climactic monitoring station is located approximately 10 miles northeast and 705 feet higher in elevation than the soil vapor monitoring area.

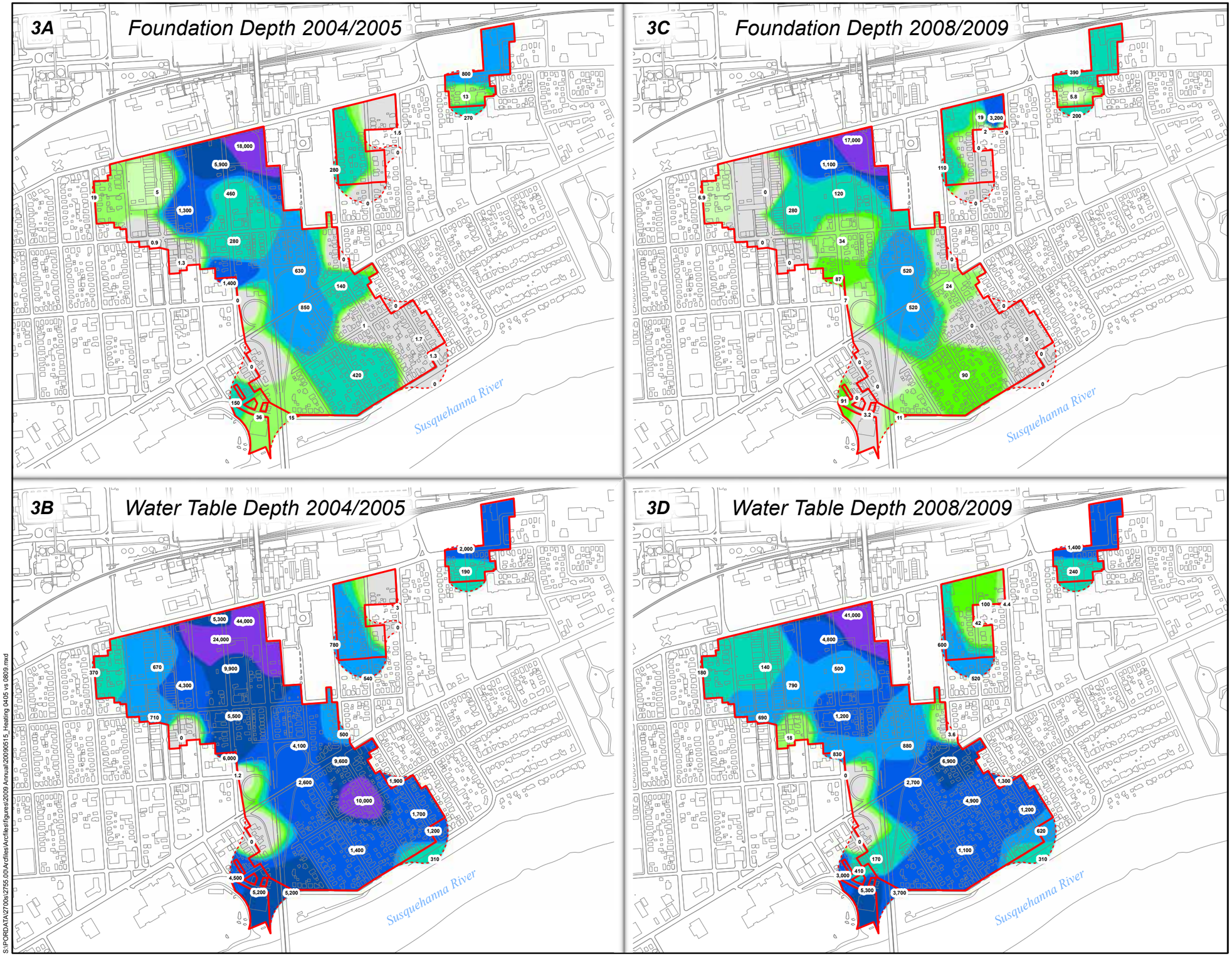

Figure 3

Comparisons of TCE Soil Vapor Concentrations Heating Seasons

Annual Report - Soil Vapor Monitoring Through April 2009

Comprehensive Operations, Maintenance, & Monitoring Program

Endicott, New York

Drawn By: S. Warner
Designed By: D. Carr
Reviewed By: E. Bradstreet
Date: June, 2009

Notes:

1. These figures depict TCE concentrations in soil vapor samples at different times and are intended to aid in communicating general temporal trends in soil vapor concentrations consistent with the available data. The heating season images display an average of the data recorded between December and April.

The images were created using uniform and consistent spatial statistical algorithms as outlined in more detail in Appendix B.5 and are intended not as absolute indicators of the limits of soil vapor concentrations at a given time but a basis of comparison between data from different times.

2. See Figure 1 for additional notes and legend.

Legend

2,700 — Soil Vapor Implant Location. TCE concentrations in micrograms per cubic meter (µg/m³)

Limits of Ventilation

µg/m³:
- 0 - 5
- 5 - 10
- 10 - 50
- 50 - 100
- 100 - 500
- 500 - 1,000
- 1,000 - 5,000
- 5,000 - 10,000
- 10,000 - 50,000
- 50,000 - 100,000

475 237.5 0 475 950 1,425 Feet

SHA IMPROVING EARTH

S:\PORDATA\2700s\2755.00\Figures\May 2009\20090515_Heating 0405 vs 0809.ai

S:\PORDATA\2700s\2755.00\Arcfiles\Figures\2009 Annual\20090515_Heating 0405 vs 0809.mxd

© 2008 SANBORN, HEAD & ASSOCIATES, INC.

APPENDIX A

LIMITATIONS

SHA
IMPROVING EARTH

APPENDIX A
LIMITATIONS

1. The conclusions described in this report are based in part on the data obtained from a finite number of soil vapor, ambient air, soil, and groundwater samples from widely spaced subsurface explorations. The nature and extent of variations between these explorations may not become evident until further investigation is initiated. If variations or other latent conditions then appear evident, it may be necessary to re-evaluate the conclusions of this report.

2. The conclusions contained in this report are based in part upon various types of chemical data as well as historical and hydrogeologic information developed by previous investigators. While SHA has reviewed that data available to us at the time the report was prepared and information as stated in this report, any of SHA's interpretations and conclusions that have relied on that information will be contingent on its validity. SHA has not performed an independent assessment of the reliability of the data; should additional chemical data, historical information, or hydrogeologic information become available in the future, such information should be reviewed by SHA and the interpretations and conclusions presented herein may be modified accordingly.

3. Sampling and quantitative laboratory testing was performed by others as part of the investigation as noted within the report. Where such analyses have been conducted by an outside laboratory, unless otherwise stated in the report, SHA has relied upon the data provided, and has not conducted an independent evaluation of the reliability of these data.

S:\PORDATA\2700s\2755.00\Originals\2009 Annual_Rpt\20090612_Limitations.doc

APPENDIX B

FIELD SAMPLING AND LABORATORY ANALYSIS

SHA
IMPROVING EARTH

APPENDIX B.1

SUMMARY OF FIELD SAMPLING

SHA
IMPROVING EARTH

APPENDIX B.1

SUMMARY OF FIELD SAMPLING
Soil Vapor Monitoring Program, Endicott, New York

This summary of field sampling is provided for activities completed during monitoring from December 2008 to April 2009. Summaries of prior monitoring activities are provided in previous reports.

B.1.1 BACKGROUND

Soil vapor monitoring was conducted at 36 locations in December 2008 and February 2009 and 12 locations in April 2009. The April 2009 sampling round represented the reduced scope of sampling approved by the Agencies in a letter dated February 18, 2009. Soil vapor implant installation details are provided in Table 1. The implants consist of ¼-inch outside diameter (O.D.) by six-inch long woven stainless steel screen connected to ¼-inch O.D. lab-grade stainless steel tubing. The stainless steel tubing is finished above the ground surface with a compression fitting and gas-tight threaded cap and secured in an 8 or 9-inch diameter flush-mount protective road box.

B.1.2 SOIL VAPOR IMPLANT SAMPLING

The soil vapor implants were sampled from December 15th to 17th, 2008, February 16th to 18th, and April 6th to 7th, 2009. Soil vapor samples were collected generally following procedures described in the approved Monitoring Plan, dated December 1, 2004.

Soil vapor samples were collected in one-liter SUMMA® canisters by connecting the stainless steel implant tubing to a short section of Teflon tubing fitted with an in-line Swagelok® valve. Each vapor implant was purged of one probe volume (estimated at about 10 milliliters [ml] per foot of probe depth) using a disposable syringe. An in-line vacuum gauge was monitored during purging, and the withdrawal rate was adjusted to limit the vacuum to around 2 inches H_2O or below.

Samples for laboratory analysis were collected using an in-line 1-hour flow controller, yielding a collection rate of approximately 0.013 liters per minute or less, a rate comparable to the rate of substructure soil vapor collection as part of the previous vapor intrusion sampling. Duplicate samples were collected concurrently using an additional Swagelok® "T" fitting and two two-hour controllers to maintain an approximately equivalent sample collection rate.

In addition, a Tedlar bag was collected via a Gillian air pump and was field screened following the same methodology used in previous sampling and described in previous reports. The sample was screened in the field for carbon dioxide (CO_2), oxygen (O_2), and methane (CH_4) using a CES Lantec GEM 2000 four-gas meter, and for volatile organic compounds (VOCs) using a Photovac Model 2020 photo-ionization detector (PID) equipped with a 10.6 eV lamp

and a Photovac MicroFID portable flame ionization detector (FID) in December 2008 and for CO_2, O_2, and methane only in 2009 as approved by the Agencies.

B.1.3 OU#4 SOIL VAPOR IMPLANTS

Since the last reporting period, OU#4 soil vapor implants were sampled on November 11th, November 24th, and December 15th, 2008 and January 7th, January 20th, February 4th, and February 16th, 2009. The implants were installed by others, but it is our understanding that they are constructed similarly to implants installed by SHA. OU#4 implants were sampled following the same procedures as the other implants, including purging, collection into SUMMA® canisters, and field screening.

B.1.3 QUALITY ASSURANCE/QUALITY CONTROL

Quality Control measures such as field duplicates blanks and analytical laboratory blanks were taken as required by the Monitoring Plan. Seven duplicates and four equipment blanks were collected during each sampling round. QA/QC measures implemented during the last three monitoring events included:

- Field screening Tedlar bag samples for CO_2, O_2, and CH_4;
- Collection and analysis of field duplicates for approximately 10% of the samples and calculation of the relative percent difference (RPD) between the sample and the associated duplicate (RPD less than 30% is acceptable according to the Plan);
- Analysis of equipment blanks, which were collected and submitted on eight out of the eight days of sampling performed over the sampling period; and
- Analysis of laboratory control samples.

The SUMMA® canisters used for sample collection were "certified clean" by the analytical laboratory to the laboratory reporting limits, and confirmation of the presence of the certification seal or label for each container was noted prior to sample collection. The flow metering valves were cleaned prior to use and the laboratory verified the regulated flow rate. The canister vacuum was noted and recorded before and after the collection of samples.

Equipment blanks consisted of laboratory-certified SUMMA® canisters filled in the field with lab-grade nitrogen, and not opened during the course of its transport. Duplicate samples were collected simultaneously (i.e., over the same time interval) and spatially immediately adjacent to each other.

The collection, transfer of custody, and shipping/transport of the samples to the analytical laboratory was documented using chain-of-custody forms. The laboratory confirmed receipt vacuum and canister identification details and noted any discrepancies.

S:\PORDATA\2700s\2755.00\Originals\2009 Annual Report\20090612_Appendix B.1.docx

APPENDIX B.2

CLIMATOLOGIC DATA AND PLOTS

SHA
IMPROVING EARTH

Figure B.2.1
Summary of Daily Precipitation and Barometric Pressure - GBA
Annual Report - Soil Vapor Monitoring
Comprehensive Operations, Maintenance, & Monitoring Program
Endicott, New York

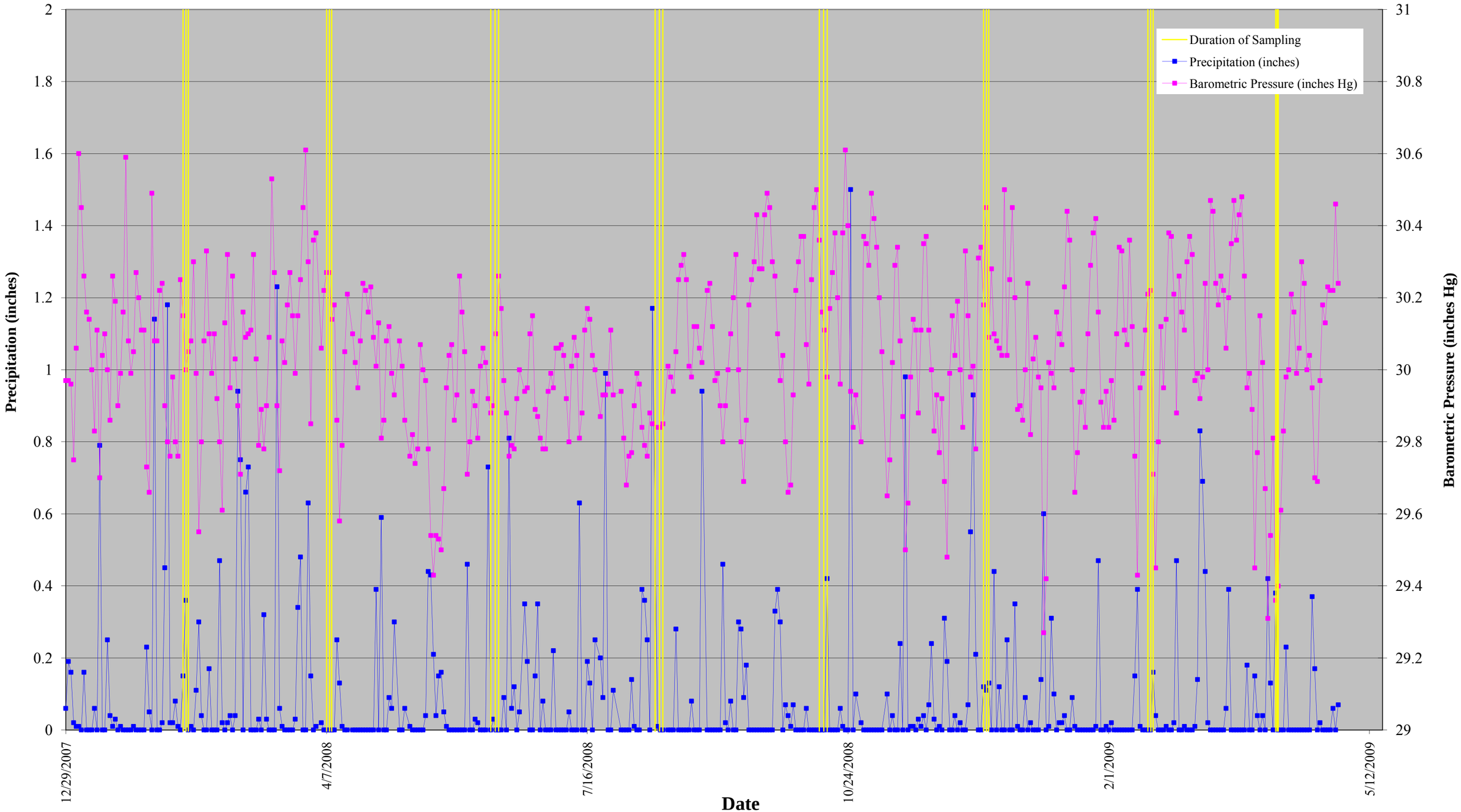

Figure B.2.2
Summary of Daily Barometric Pressure and Temperature - GBA
Annual Report - Soil Vapor Monitoring
Comprehensive Operations, Maintenance, & Monitoring Program
Endicott, New York

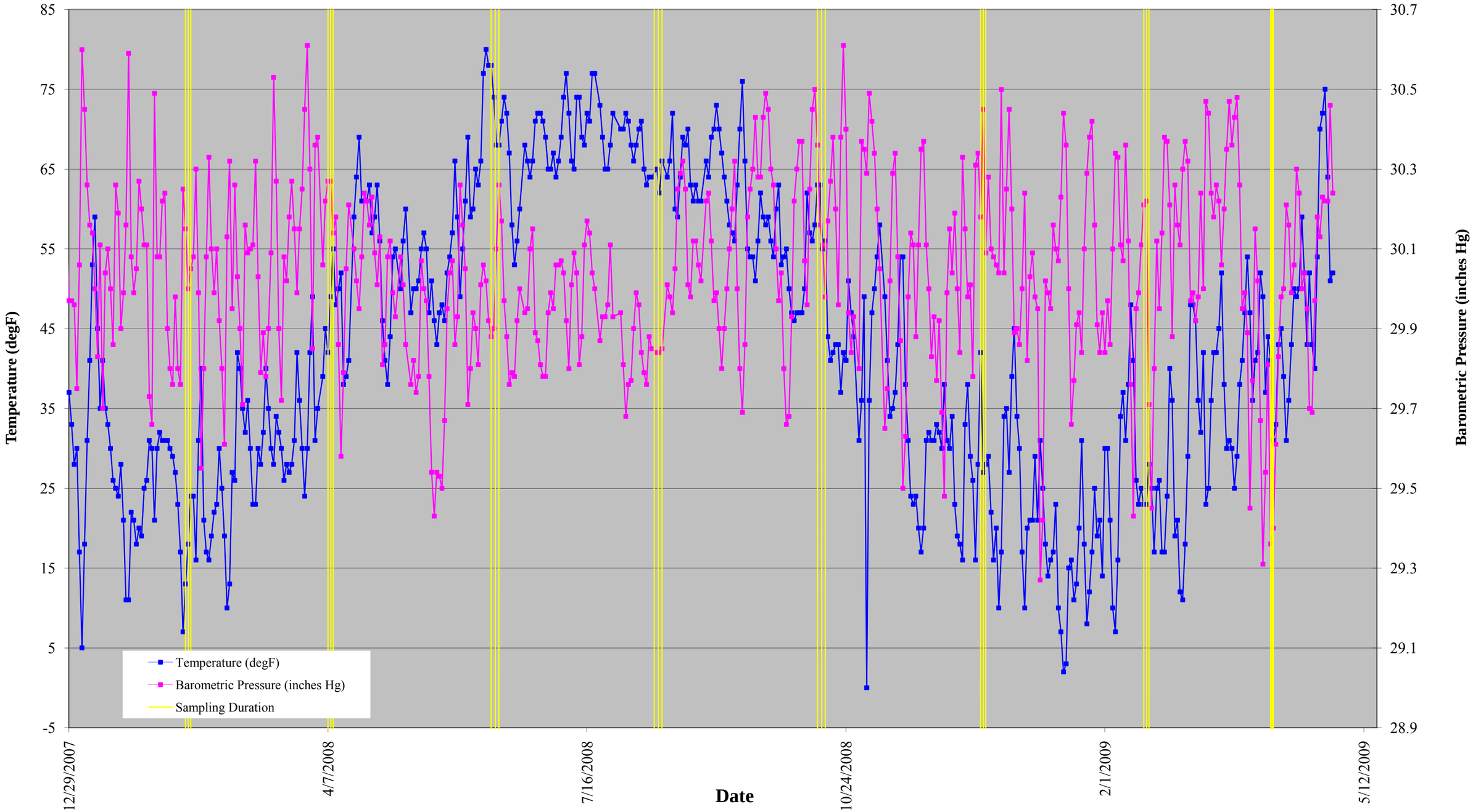

APPENDIX B.3

TIME SERIES PLOTS – FIGURES B.1 THROUGH B.37

SHA
IMPROVING EARTH

Figure B.1
TCE in Soil Vapor and Groundwater
Annual Report - Soil Vapor Monitoring through April 2009
Comprehensive Operations, Maintenance, & Monitoring Program
Endicott, New York

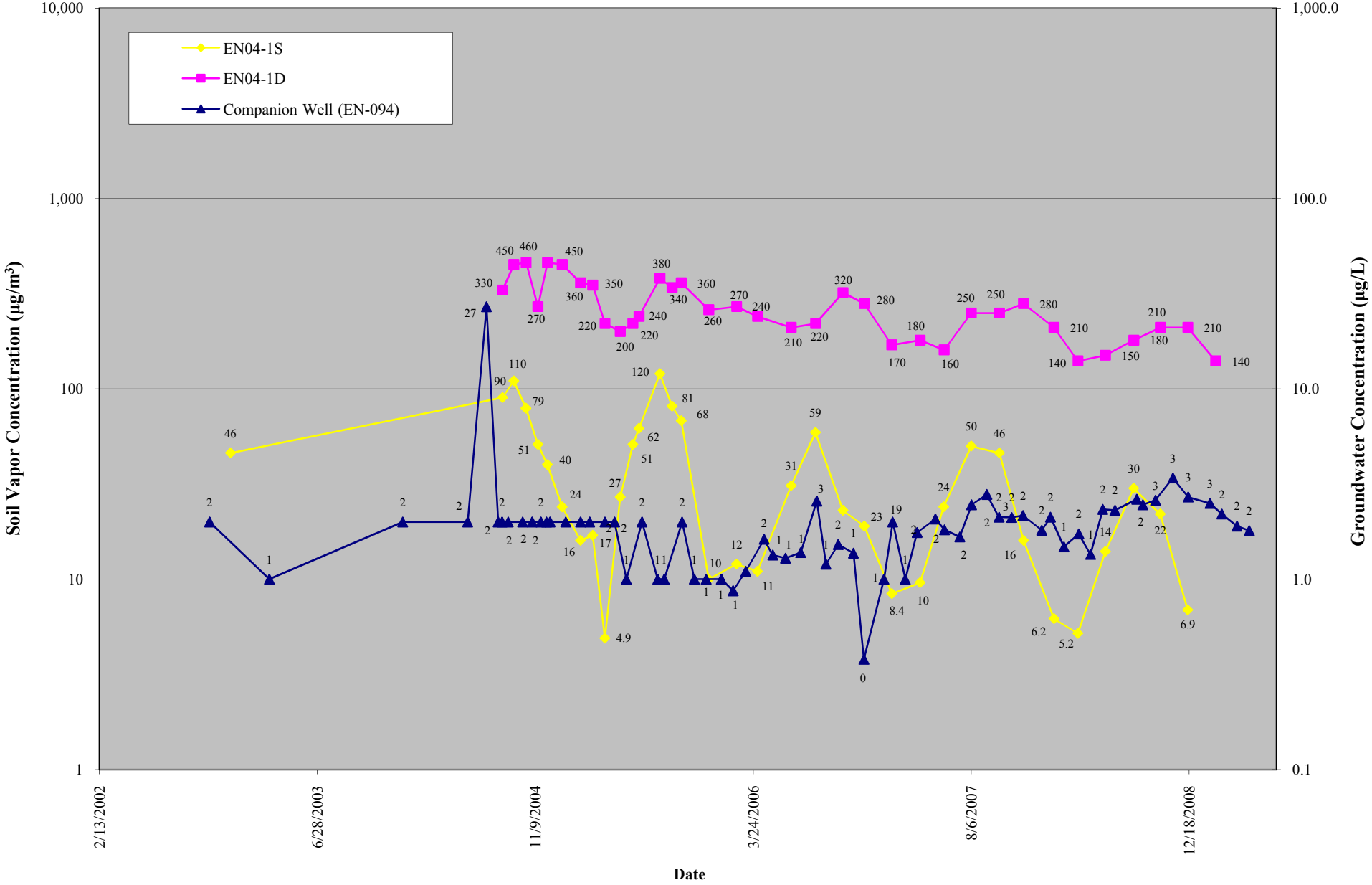

Figure B.2
TCE in Soil Vapor and Groundwater
Annual Report - Soil Vapor Monitoring through April 2009
Comprehensive Operations, Maintenance, & Monitoring Program
Endicott, New York

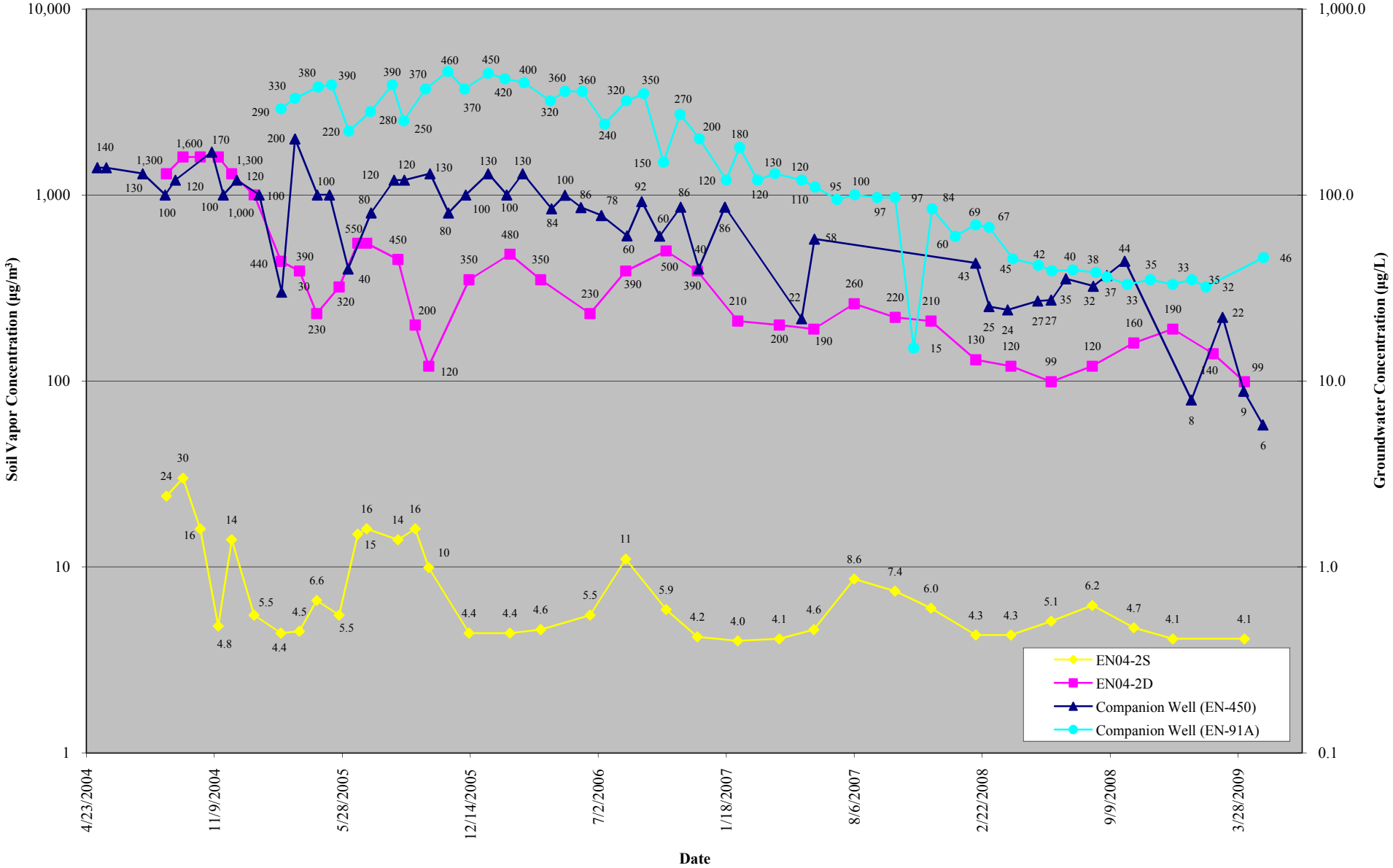

Figure B.3
TCE in Soil Vapor and Groundwater
Annual Report - Soil Vapor Monitoring through April 2009
Comprehensive Operations, Maintenance, & Monitoring Program
Endicott, New York

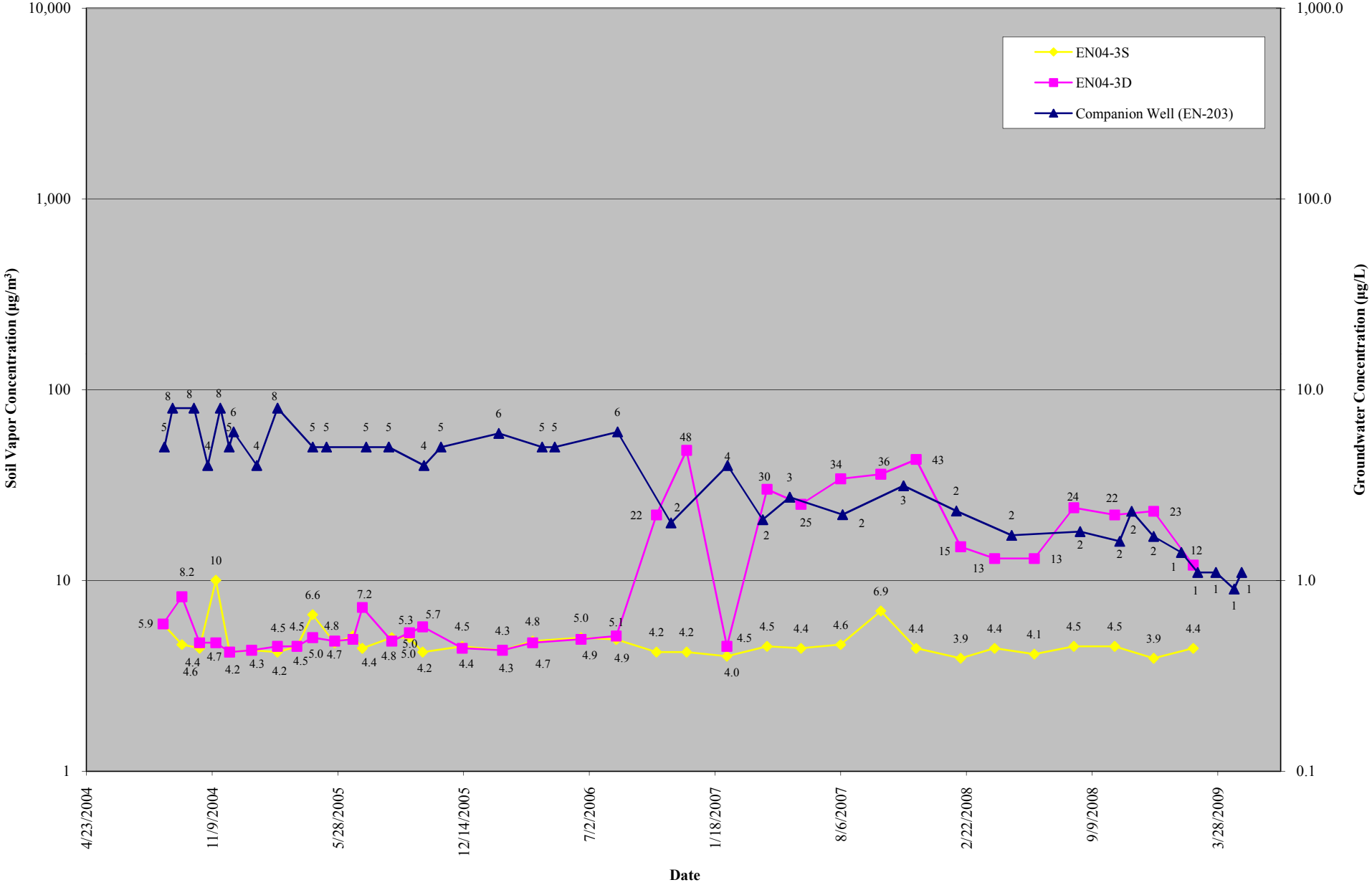

Figure B.4
TCE in Soil Vapor and Groundwater
Annual Report - Soil Vapor Monitoring through April 2009
Comprehensive Operations, Maintenance, & Monitoring Program
Endicott, New York

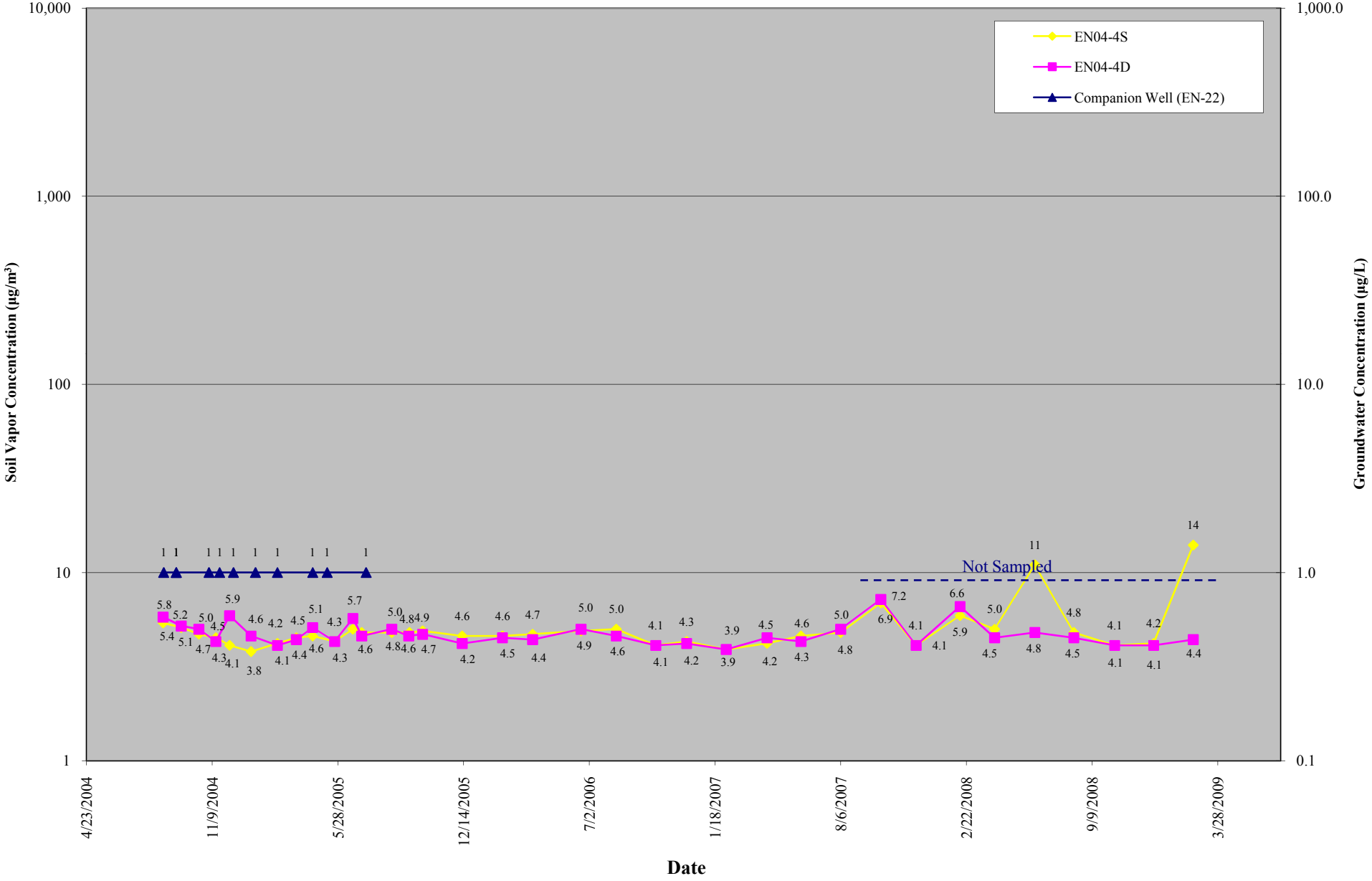

Figure B.5
TCE in Soil Vapor and Groundwater
Annual Report - Soil Vapor Monitoring through April 2009
Comprehensive Operations, Maintenance, & Monitoring Program
Endicott, New York

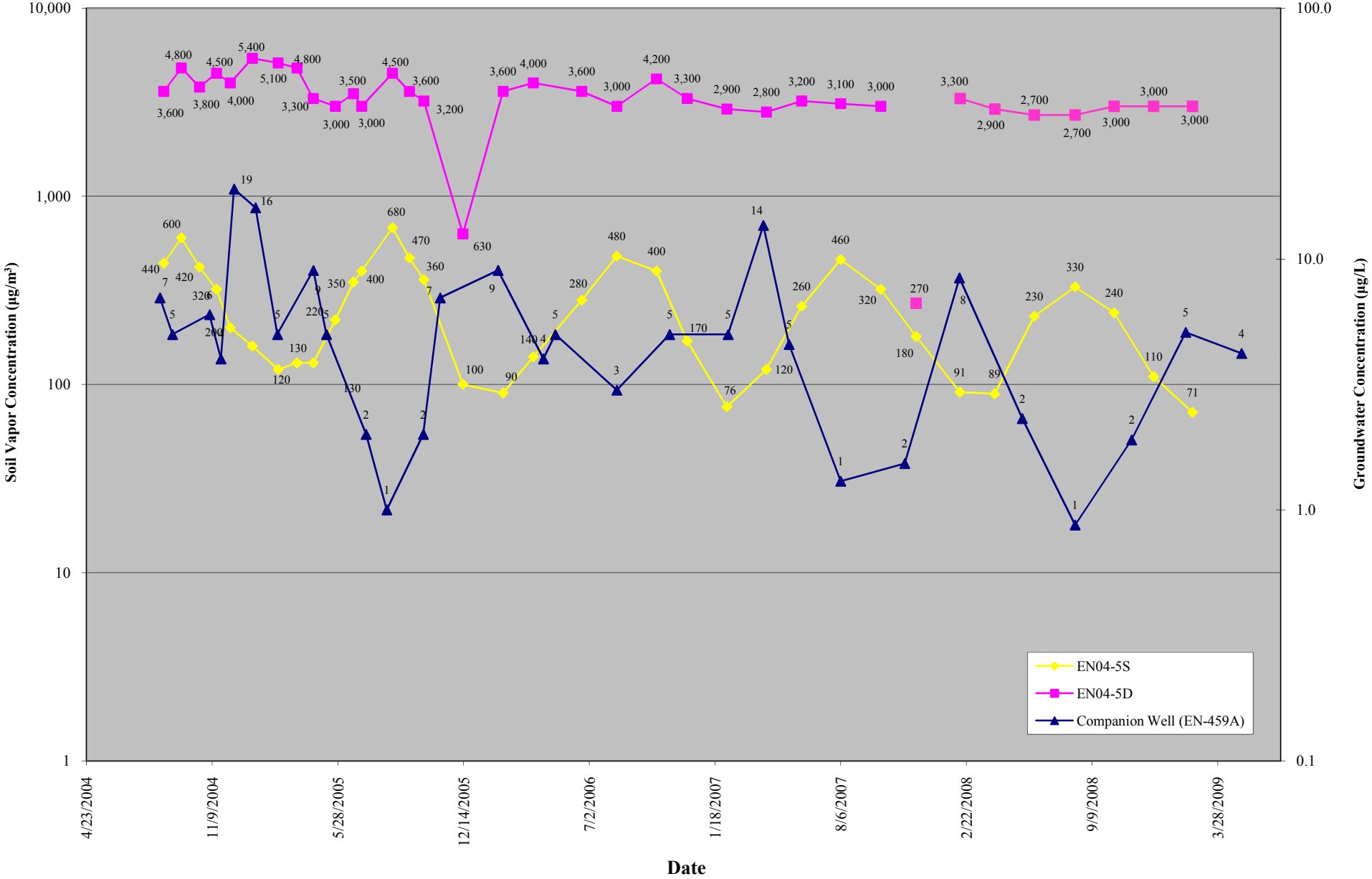

Figure B.6
TCE in Soil Vapor and Groundwater
Annual Report - Soil Vapor Monitoring through April 2009
Comprehensive Operations, Maintenance, & Monitoring Program
Endicott, New York

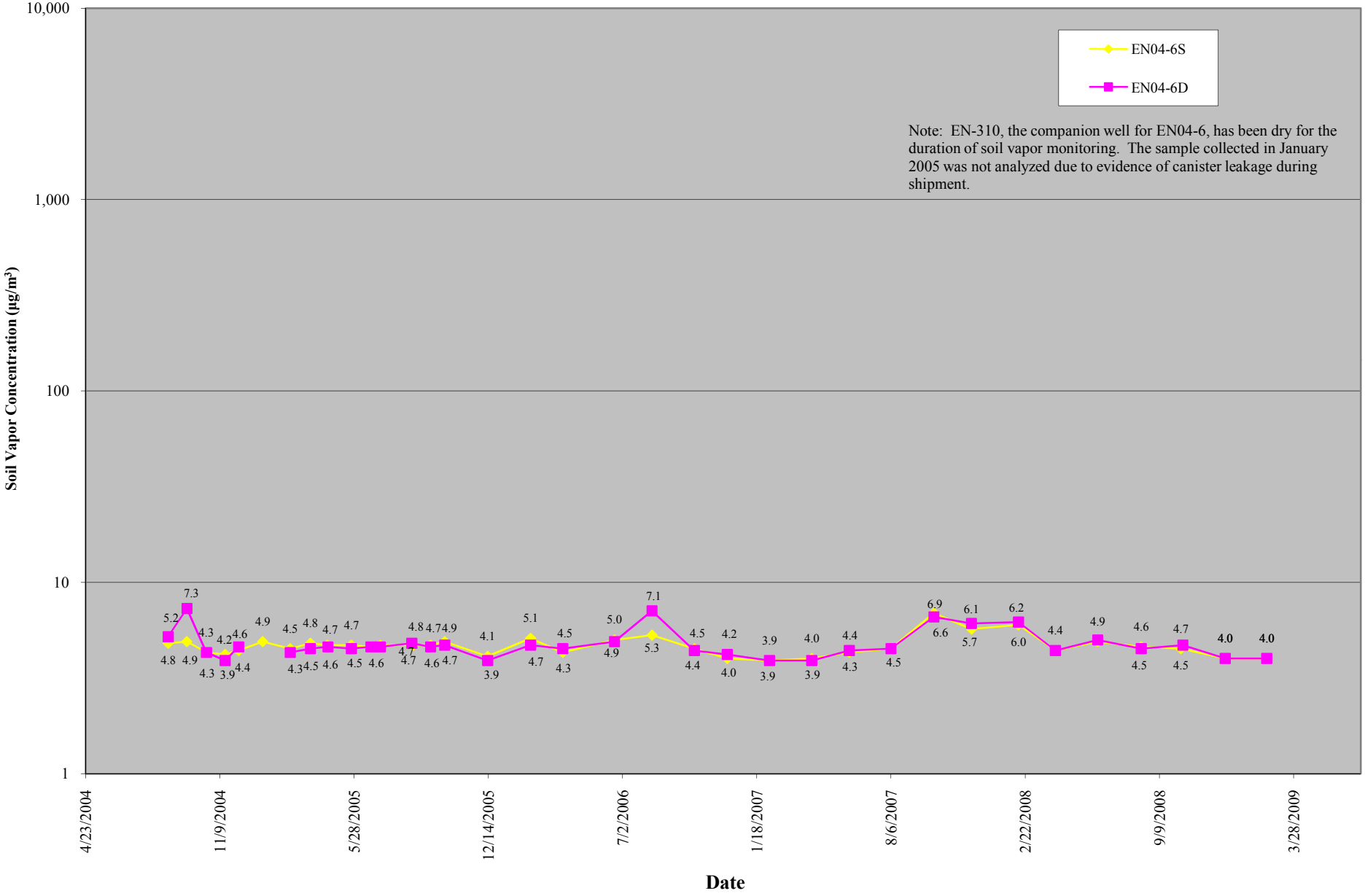

Figure B.7
TCE in Soil Vapor and Groundwater
Annual Report - Soil Vapor Monitoring through April 2009
Comprehensive Operations, Maintenance, & Monitoring Program
Endicott, New York

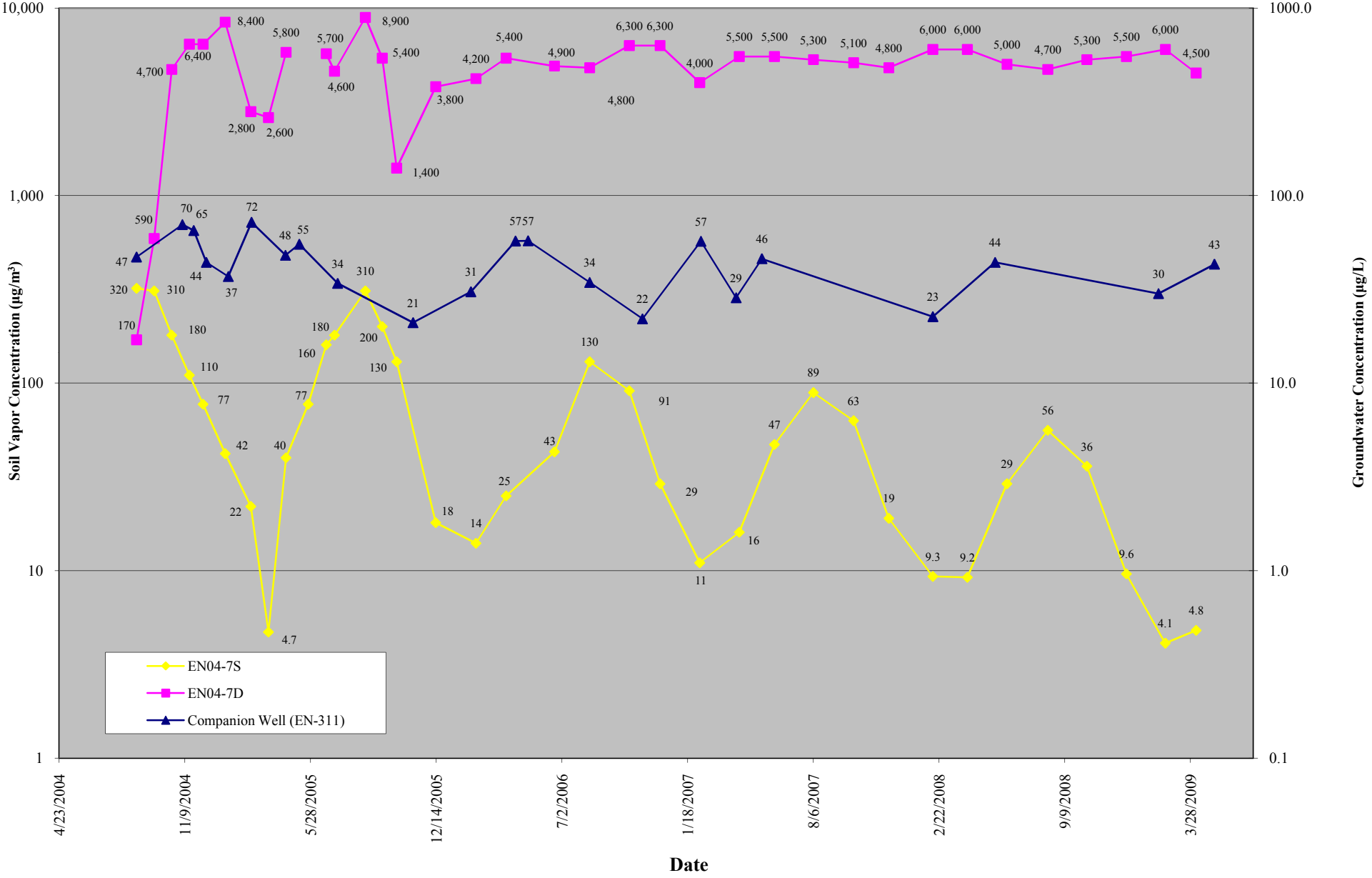

Figure B.8
TCE in Soil Vapor and Groundwater
Annual Report - Soil Vapor Monitoring through April 2009
Comprehensive Operations, Maintenance, & Monitoring Program
Endicott, New York

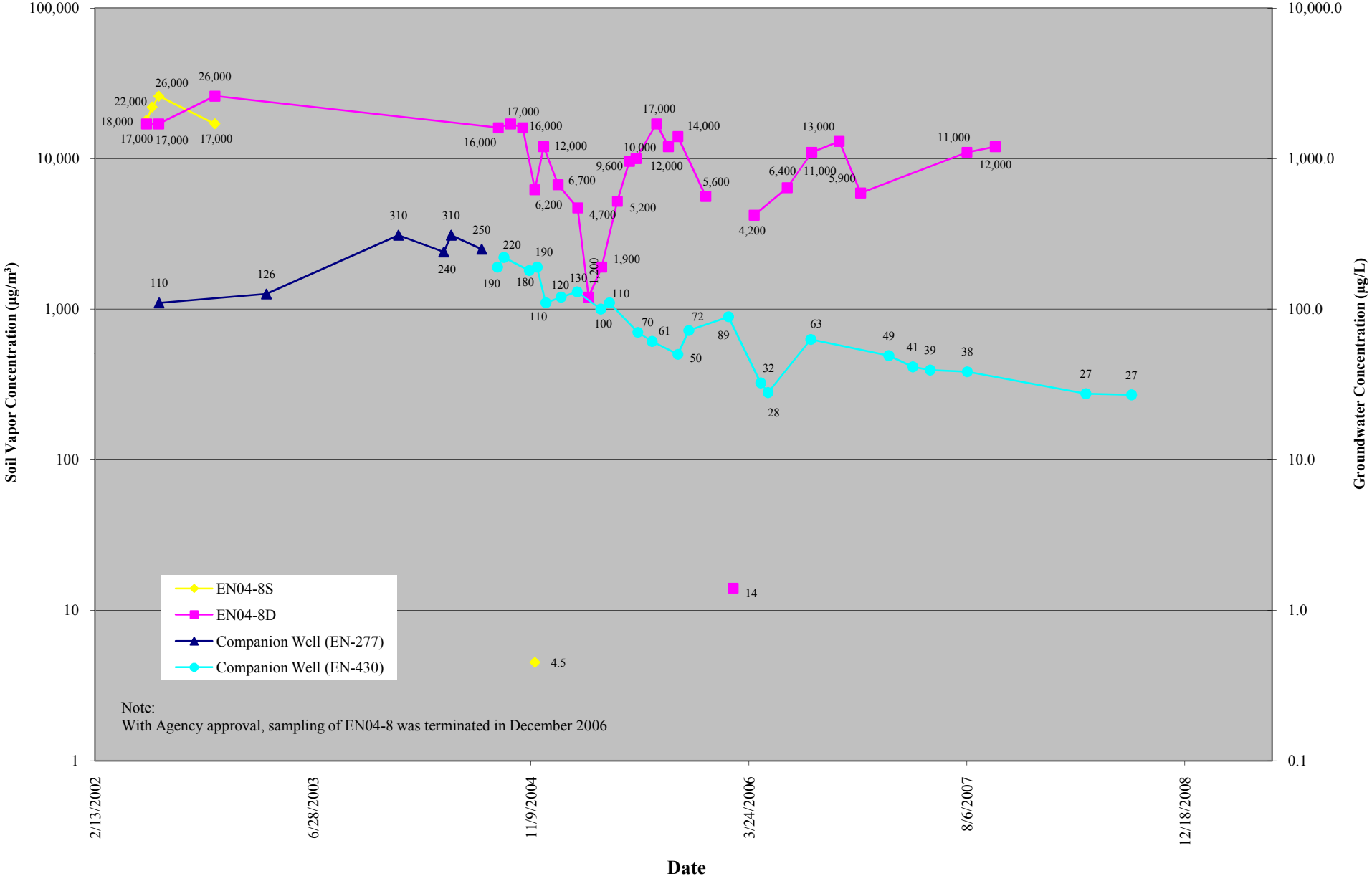

Figure B.9
TCE in Soil Vapor and Groundwater
Annual Report - Soil Vapor Monitoring through April 2009
Comprehensive Operations, Maintenance, & Monitoring Program
Endicott, New York

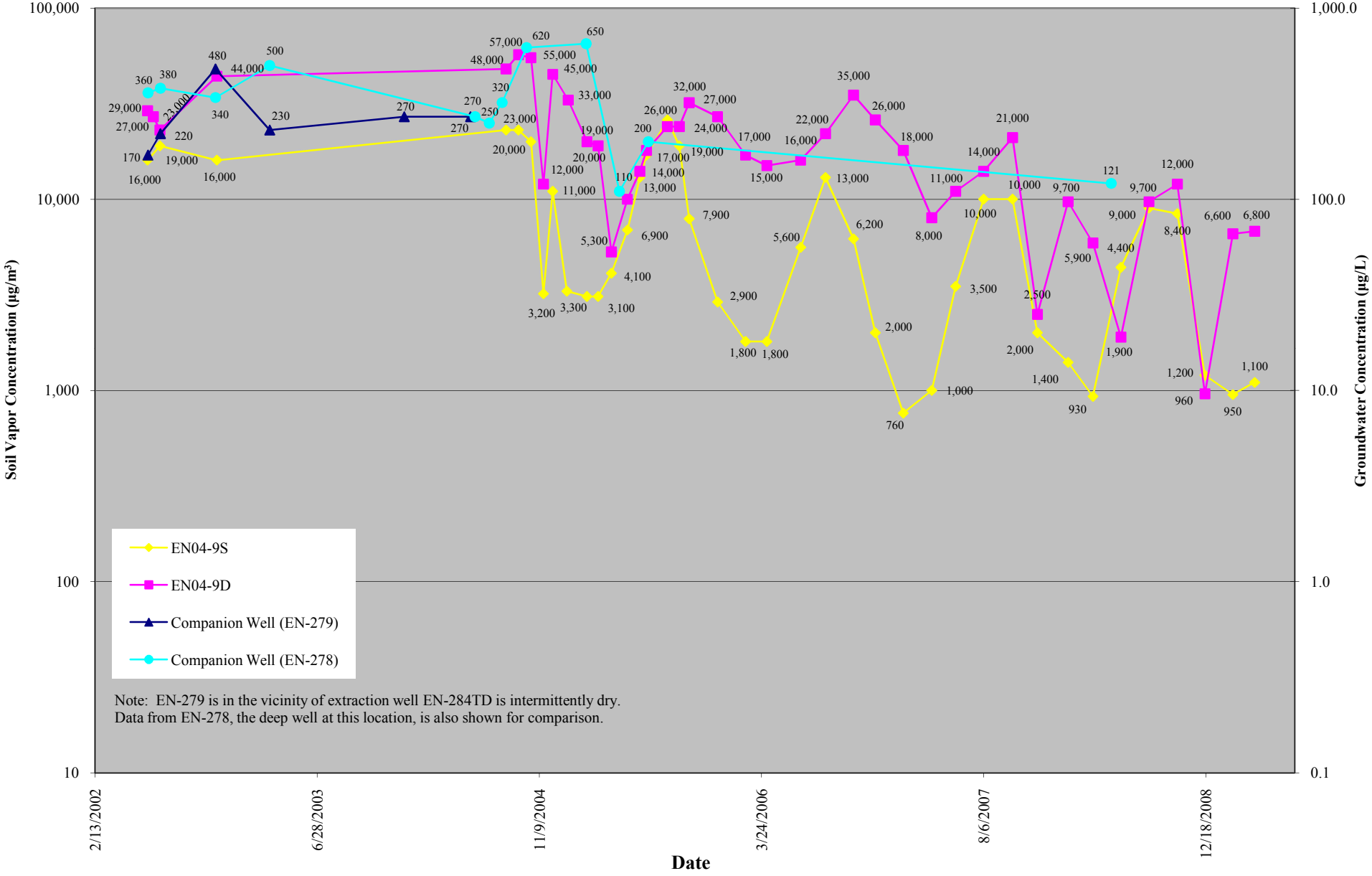

Figure B.10
TCE in Soil Vapor and Groundwater
Annual Report - Soil Vapor Monitoring through April 2009
Comprehensive Operations, Maintenance, & Monitoring Program
Endicott, New York

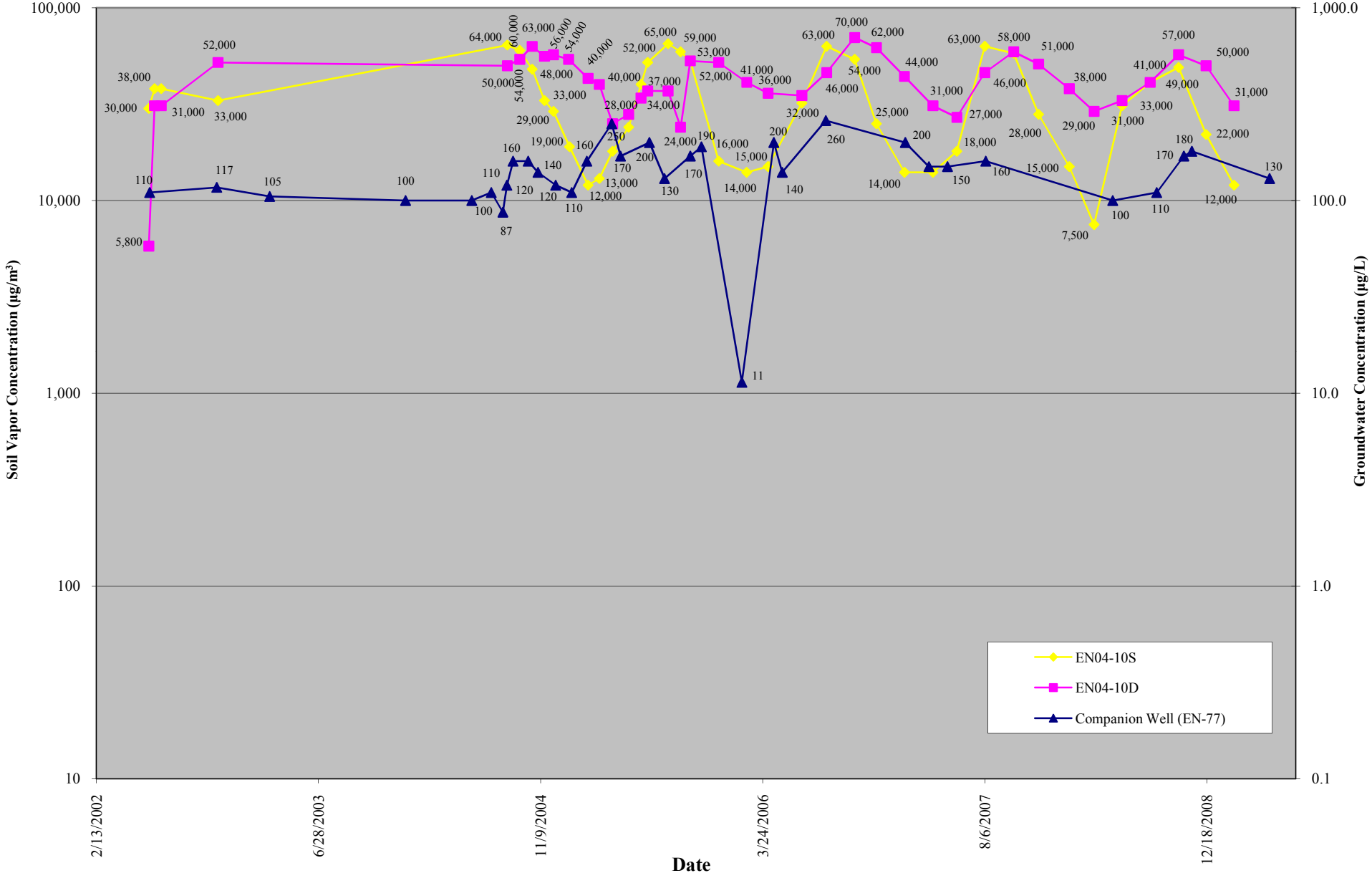

Figure B.11
TCE in Soil Vapor and Groundwater
Annual Report - Soil Vapor Monitoring through April 2009
Comprehensive Operations, Maintenance, & Monitoring Program
Endicott, New York

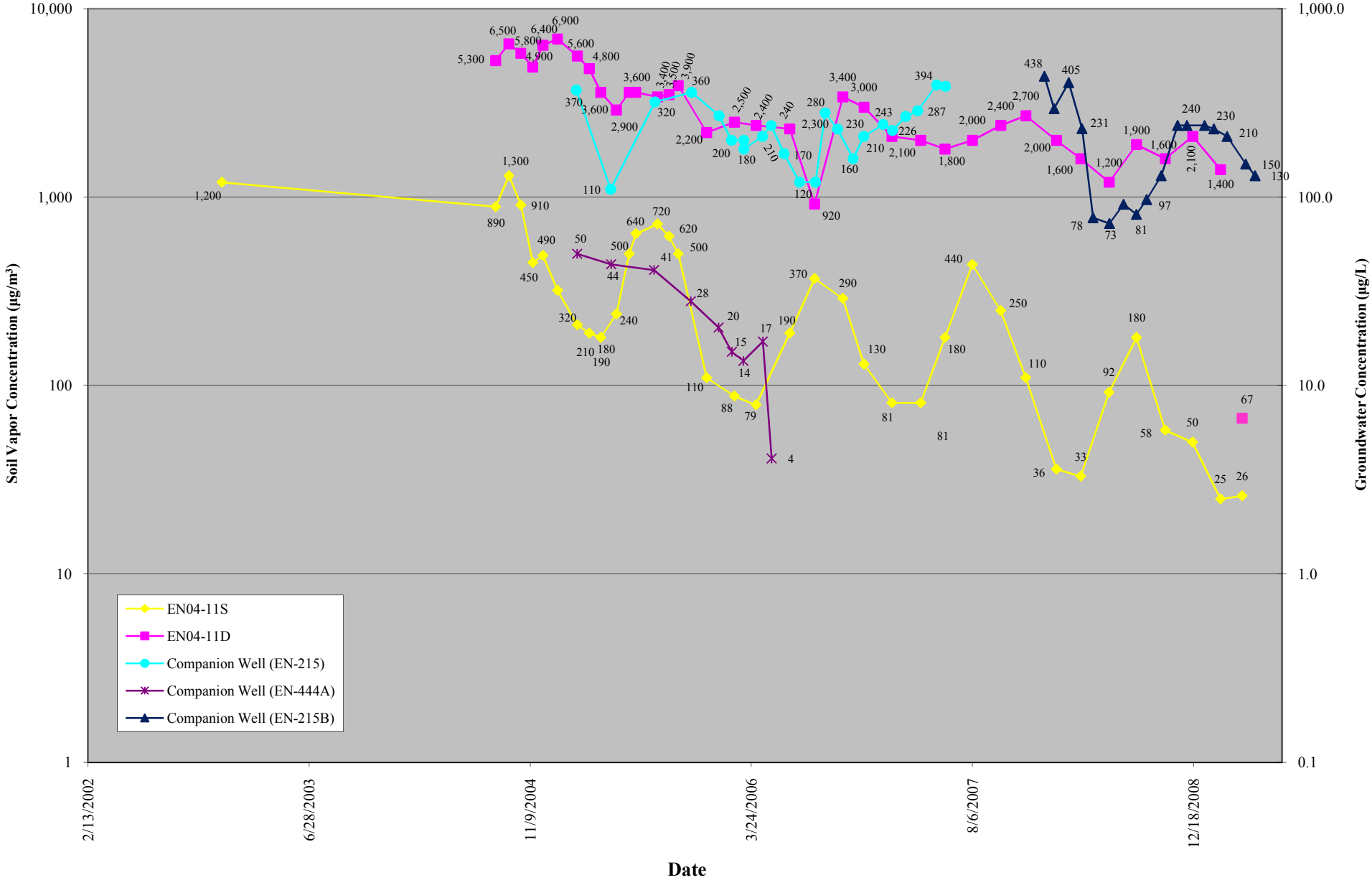

Figure B.12
TCE in Soil Vapor and Groundwater
Annual Report - Soil Vapor Monitoring through April 2009
Comprehensive Operations, Maintenance, & Monitoring Program
Endicott, New York

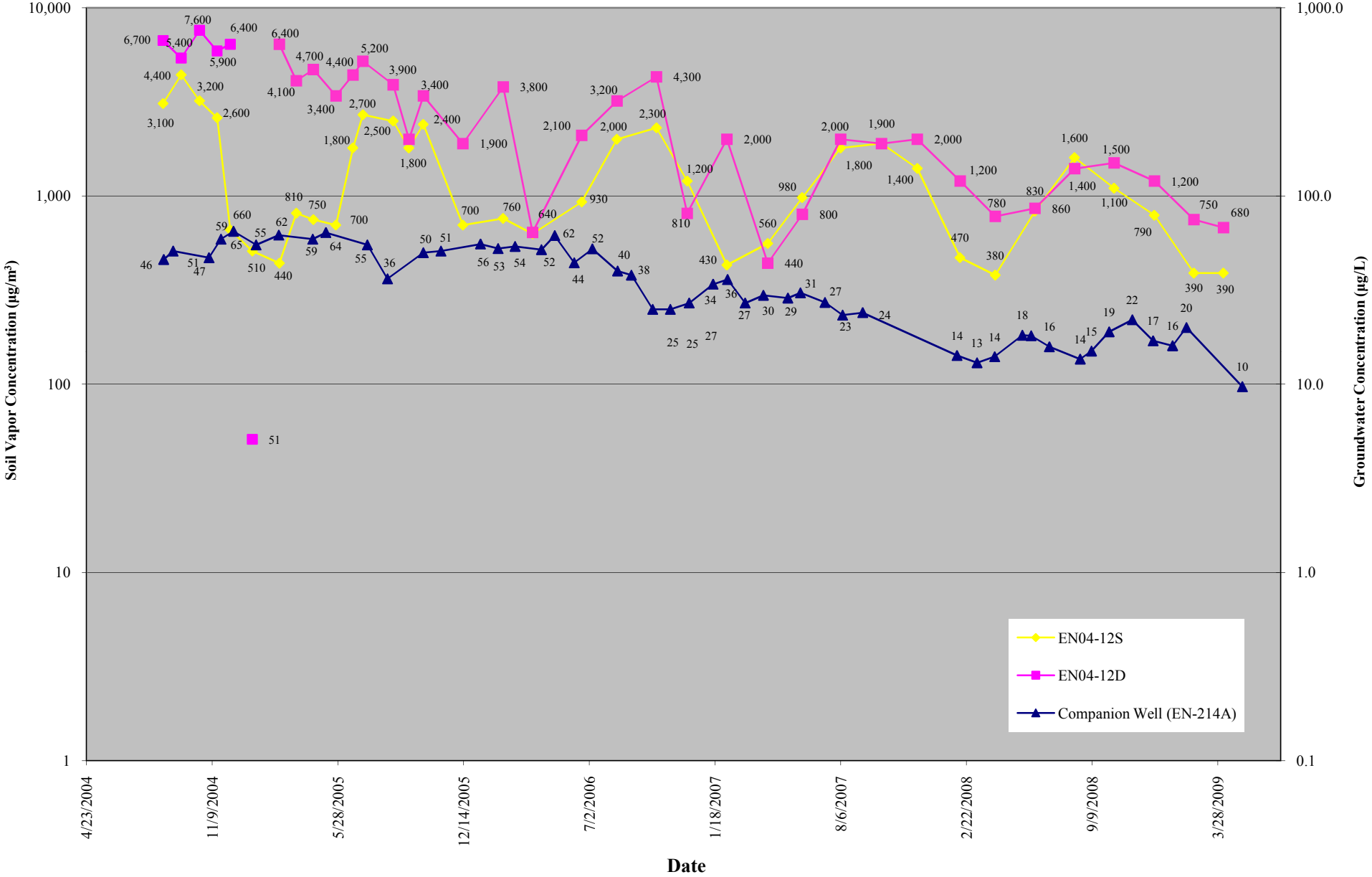

Figure B.13
TCE in Soil Vapor and Groundwater
Annual Report - Soil Vapor Monitoring through April 2009
Comprehensive Operations, Maintenance, & Monitoring Program
Endicott, New York

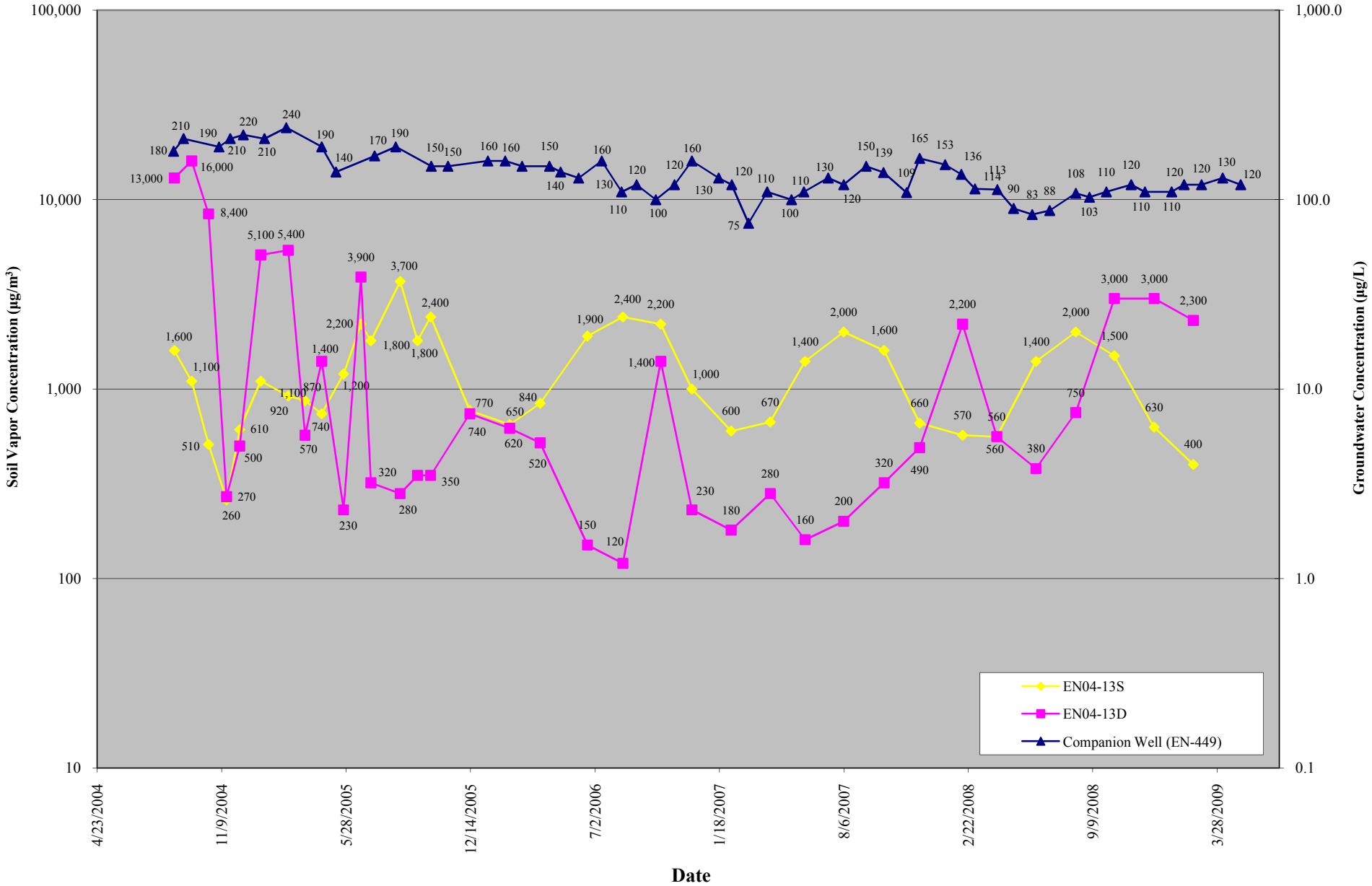

Figure B.14
TCE in Soil Vapor and Groundwater
Annual Report - Soil Vapor Monitoring through April 2009
Comprehensive Operations, Maintenance, & Monitoring Program
Endicott, New York

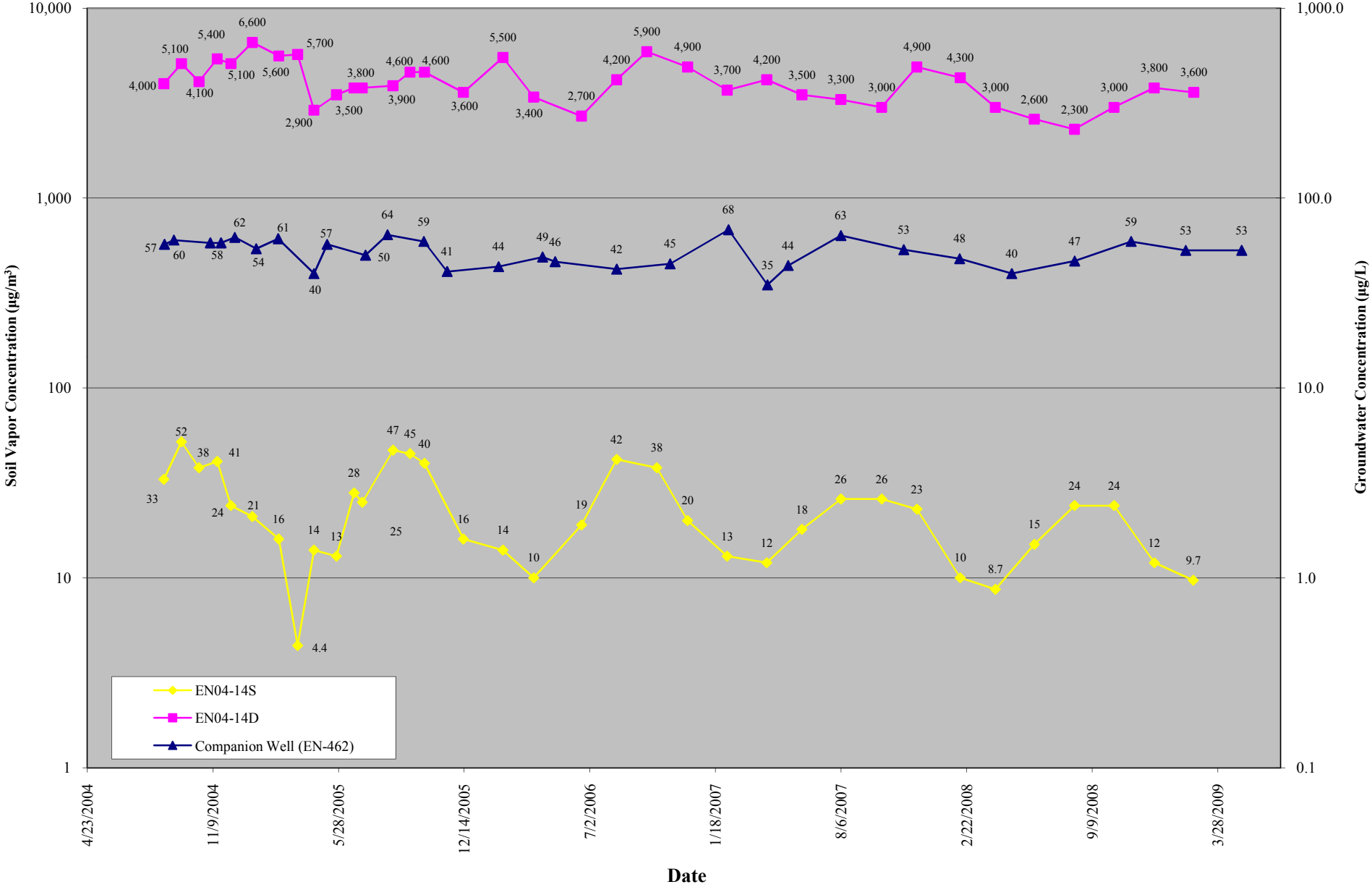

Figure B.15
TCE in Soil Vapor and Groundwater
Annual Report - Soil Vapor Monitoring through April 2009
Comprehensive Operations, Maintenance, & Monitoring Program
Endicott, New York

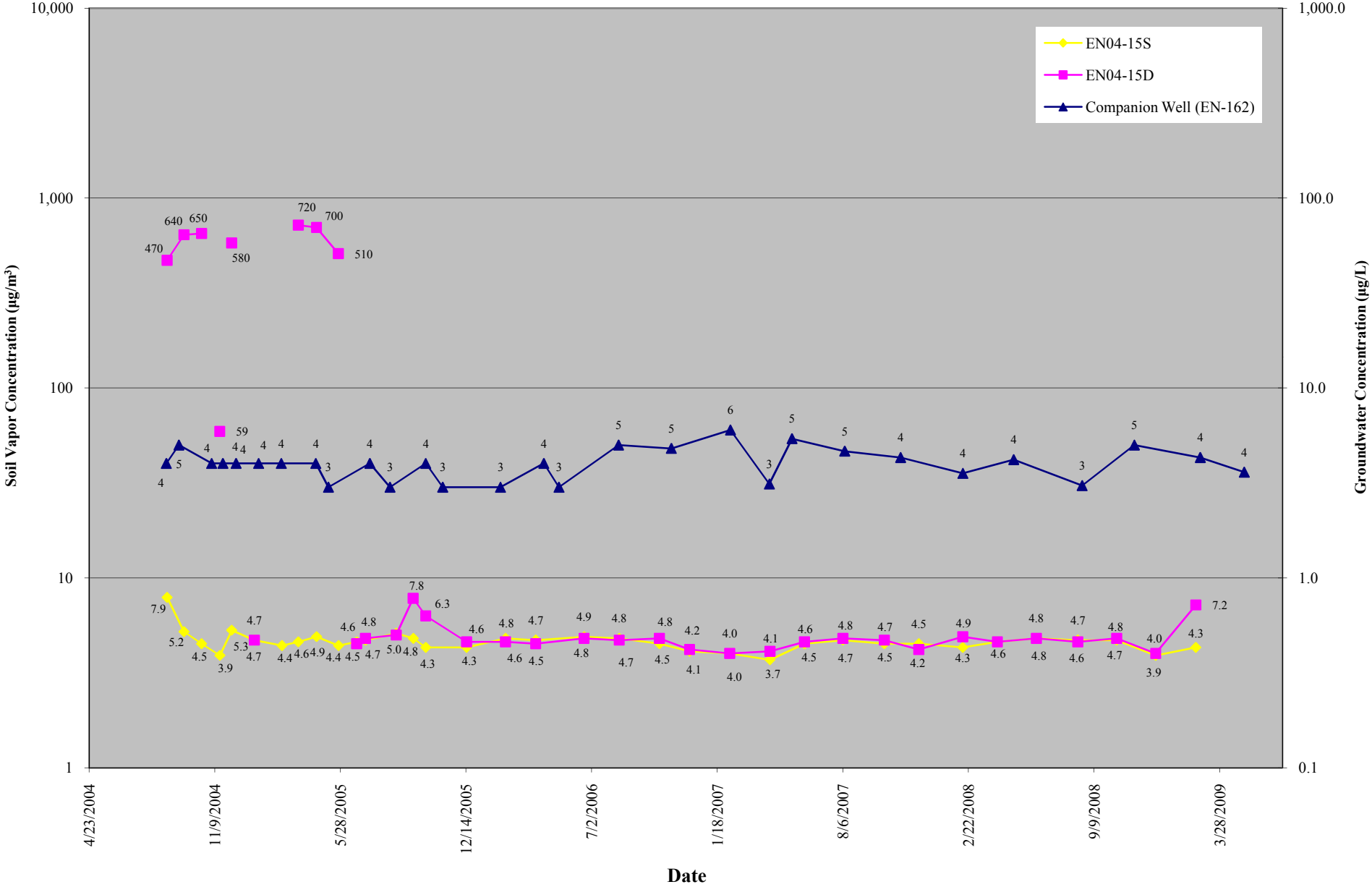

Figure B.16
TCE in Soil Vapor and Groundwater
Annual Report - Soil Vapor Monitoring through April 2009
Comprehensive Operations, Maintenance, & Monitoring Program
Endicott, New York

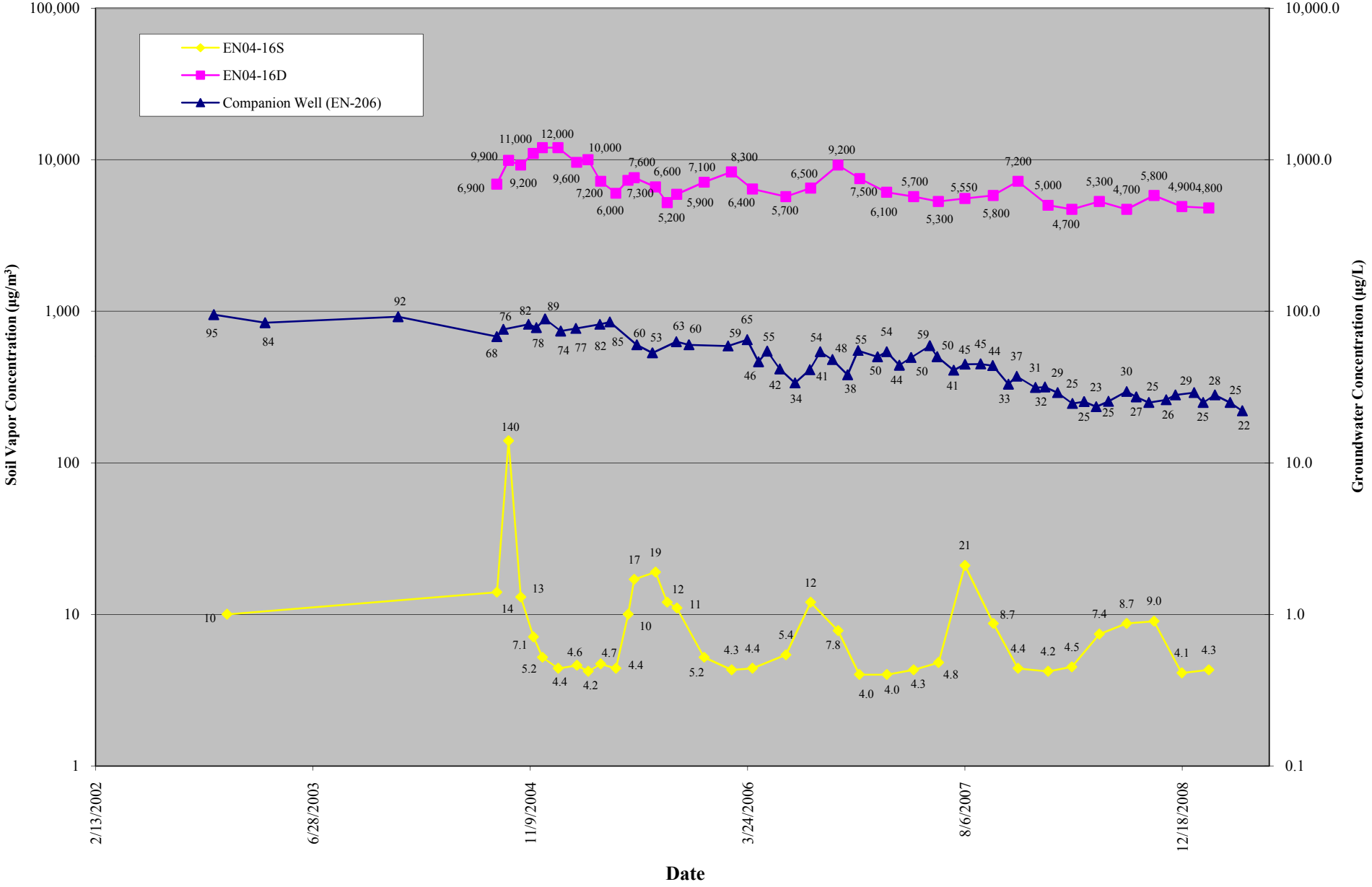

Figure B.17
TCE in Soil Vapor and Groundwater
Annual Report - Soil Vapor Monitoring through April 2009
Comprehensive Operations, Maintenance, & Monitoring Program
Endicott, New York

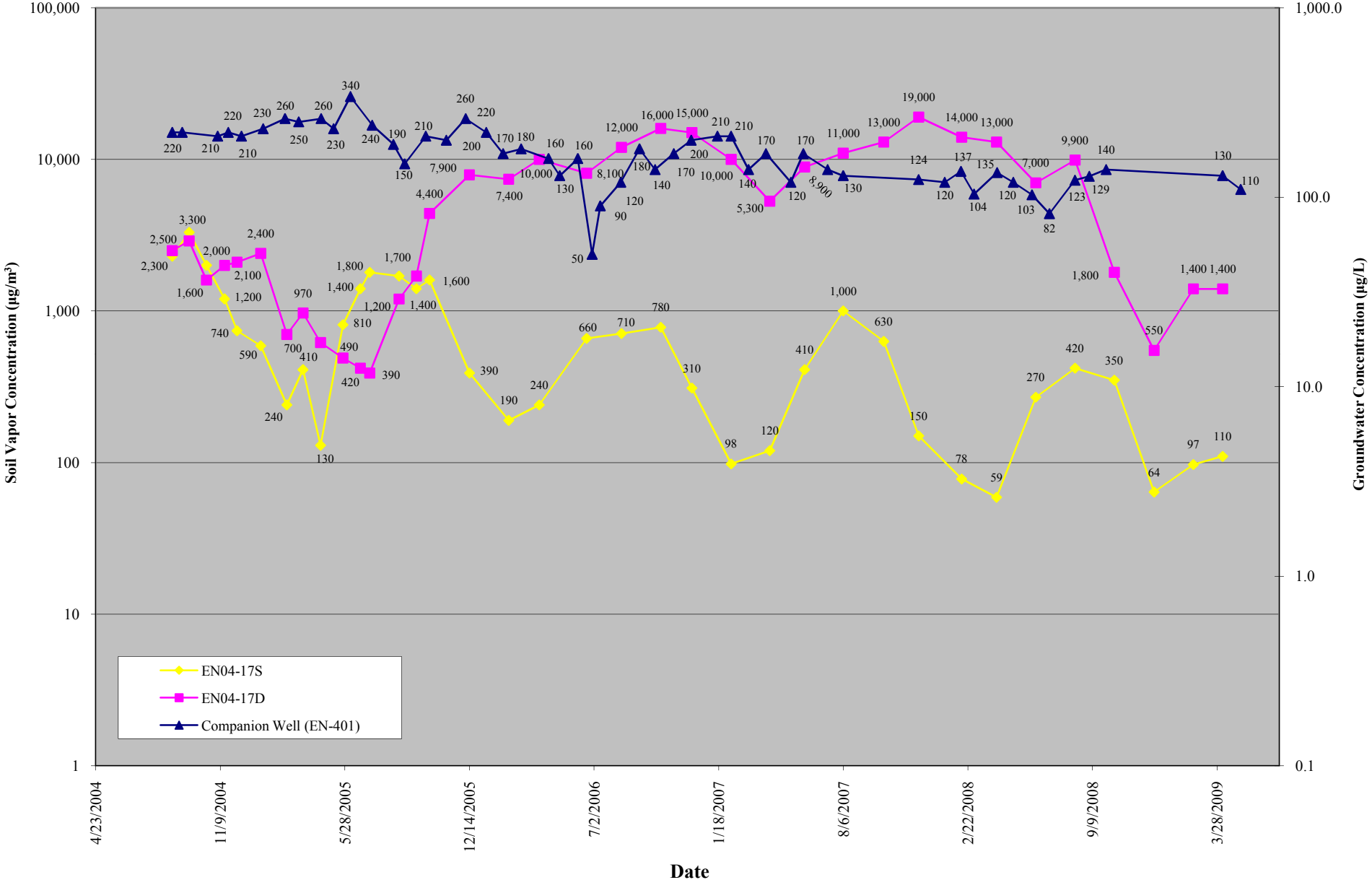

Figure B.18
TCE in Soil Vapor and Groundwater
Annual Report - Soil Vapor Monitoring through April 2009
Comprehensive Operations, Maintenance, & Monitoring Program
Endicott, New York

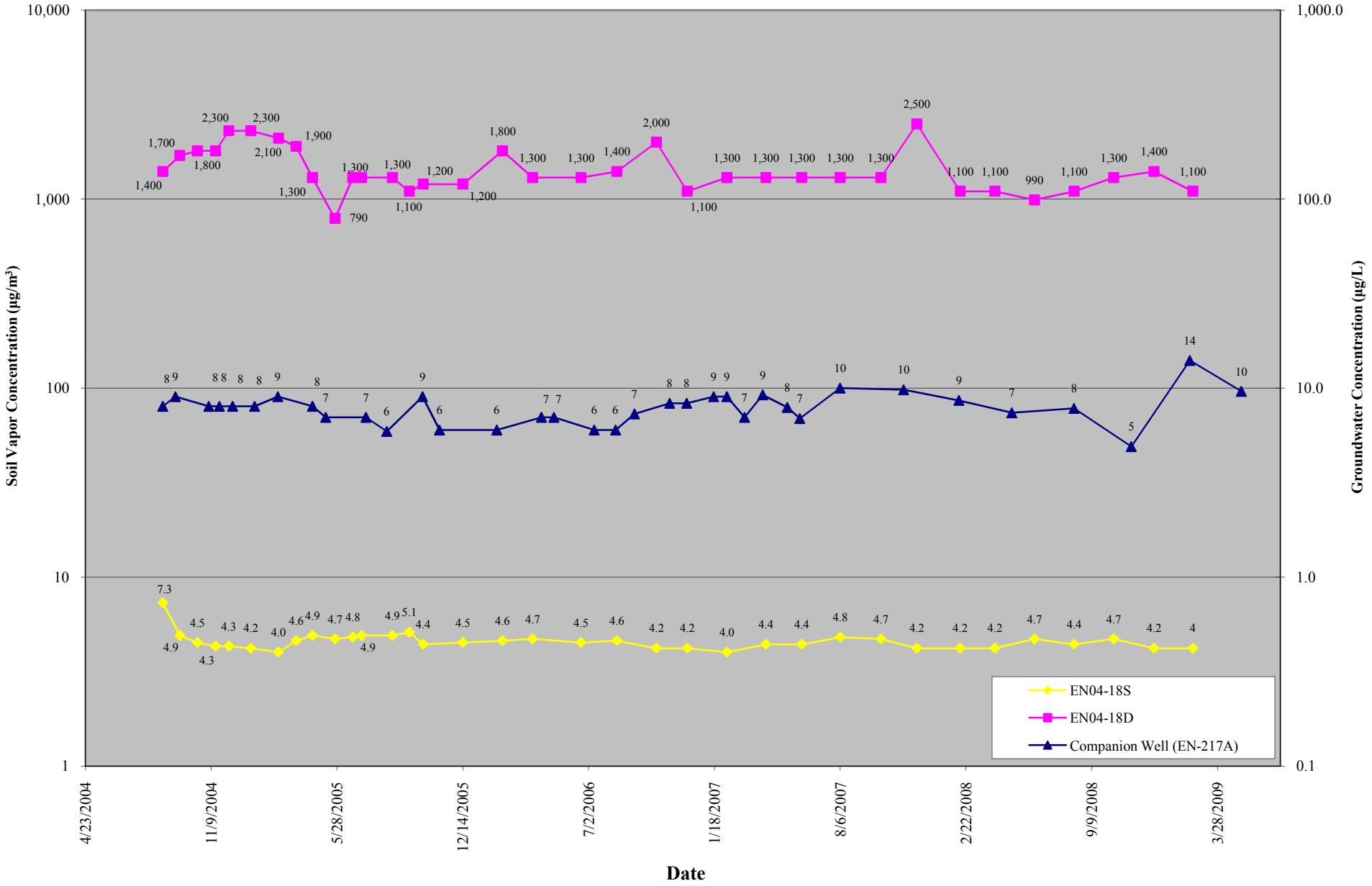

Figure B.19
TCE in Soil Vapor and Groundwater
Annual Report - Soil Vapor Monitoring through April 2009
Comprehensive Operations, Maintenance, & Monitoring Program
Endicott, New York

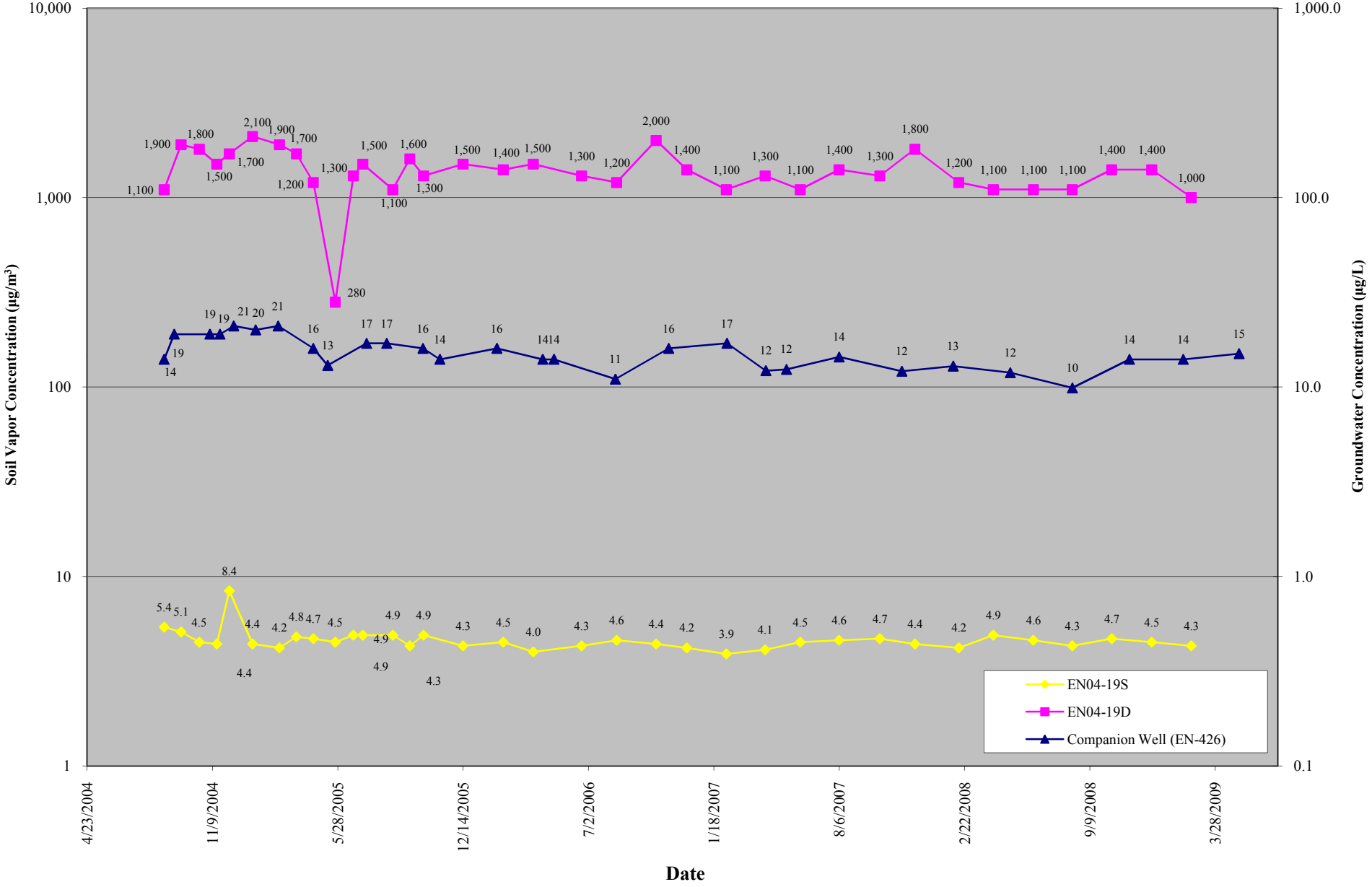

Figure B.20
TCE in Soil Vapor and Groundwater
Annual Report - Soil Vapor Monitoring through April 2009
Comprehensive Operations, Maintenance, & Monitoring Program
Endicott, New York

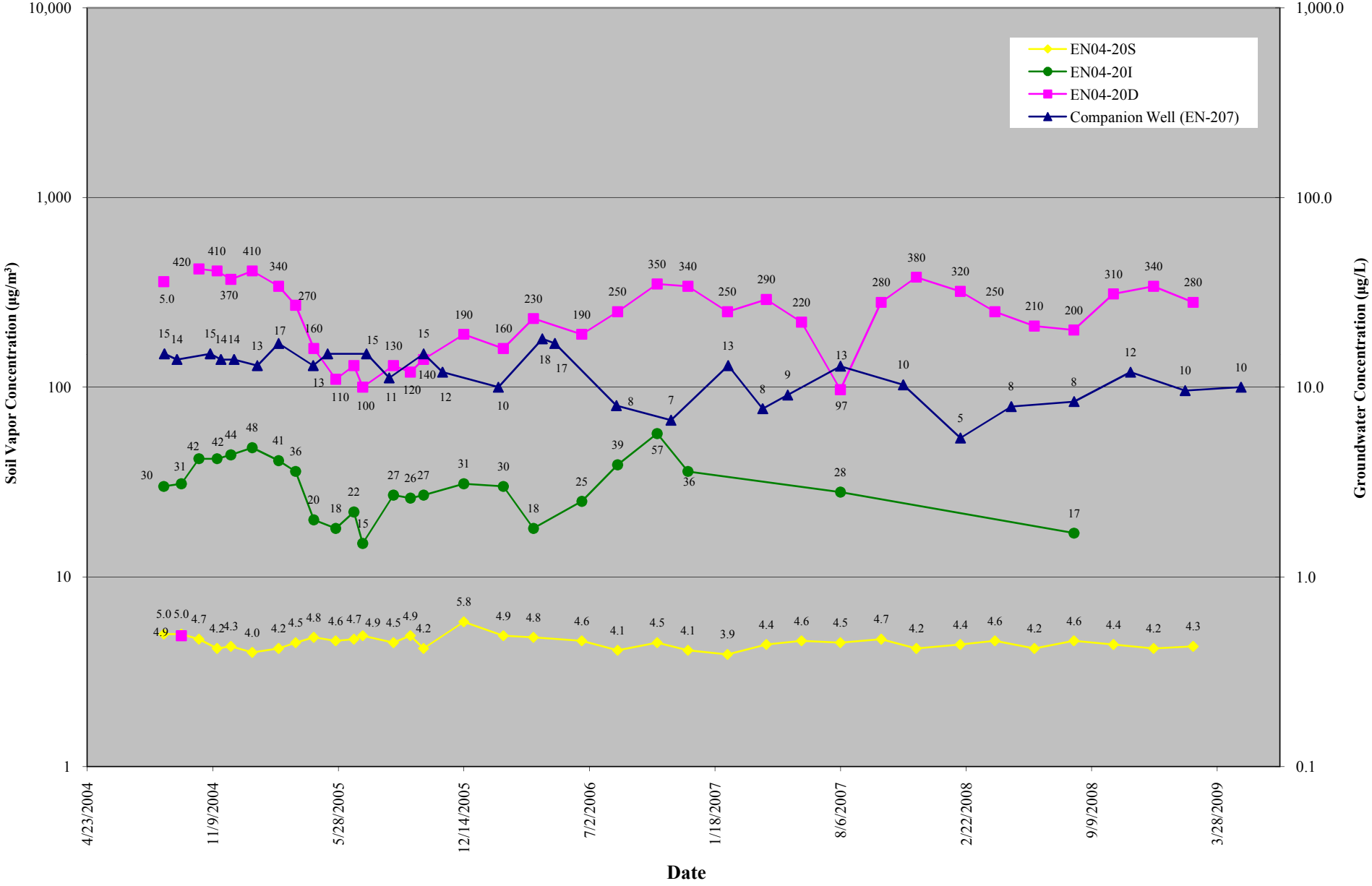

Figure B.21
TCE in Soil Vapor and Groundwater
Annual Report - Soil Vapor Monitoring through April 2009
Comprehensive Operations, Maintenance, & Monitoring Program
Endicott, New York

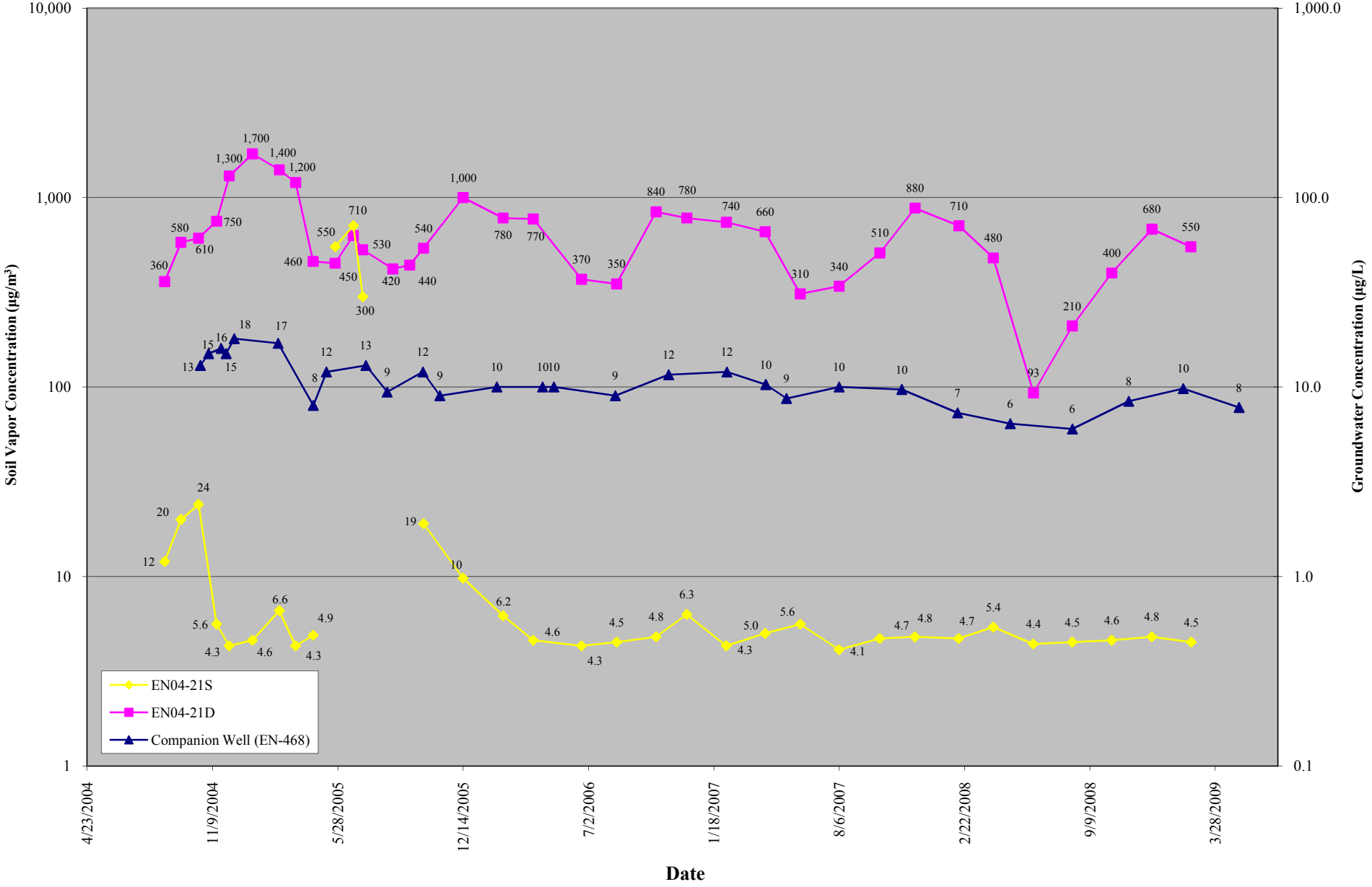

Figure B.22
TCE in Soil Vapor and Groundwater
Annual Report - Soil Vapor Monitoring through April 2009
Comprehensive Operations, Maintenance, & Monitoring Program
Endicott, New York

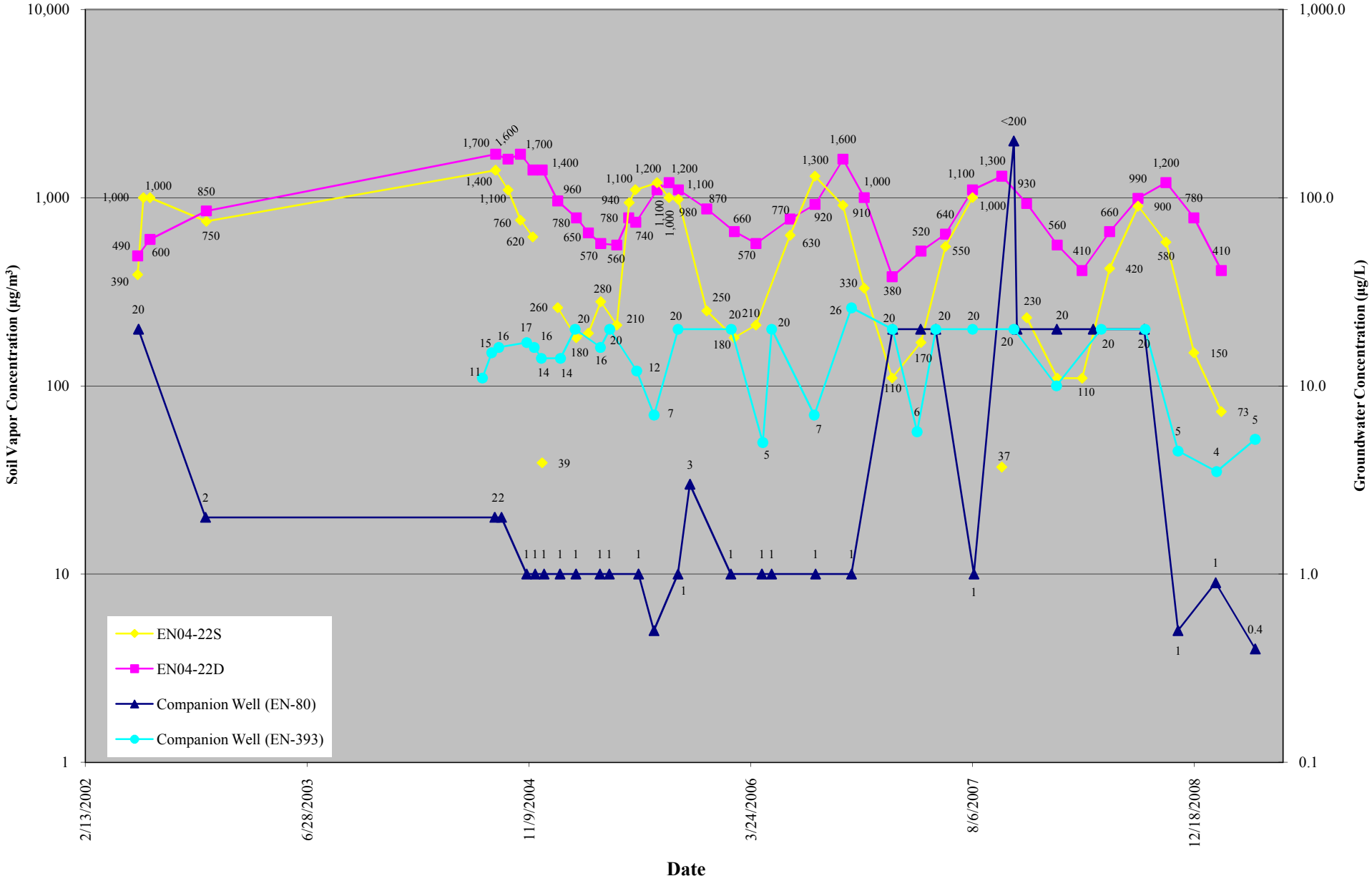

Figure B.23
TCE in Soil Vapor and Groundwater
Annual Report - Soil Vapor Monitoring through April 2009
Comprehensive Operations, Maintenance, & Monitoring Program
Endicott, New York

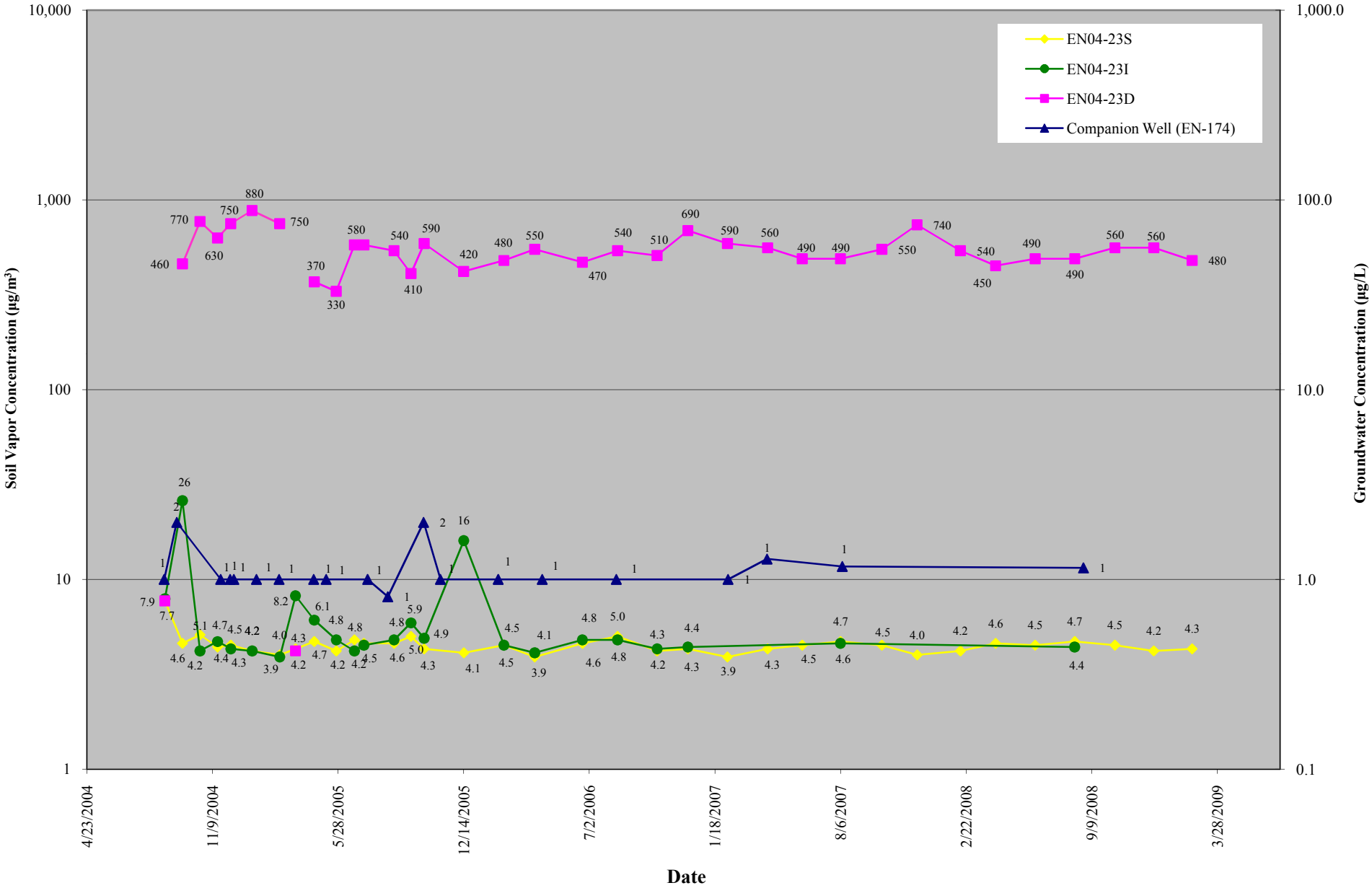

Figure B.24
TCE in Soil Vapor and Groundwater
Annual Report - Soil Vapor Monitoring through April 2009
Comprehensive Operations, Maintenance, & Monitoring Program
Endicott, New York

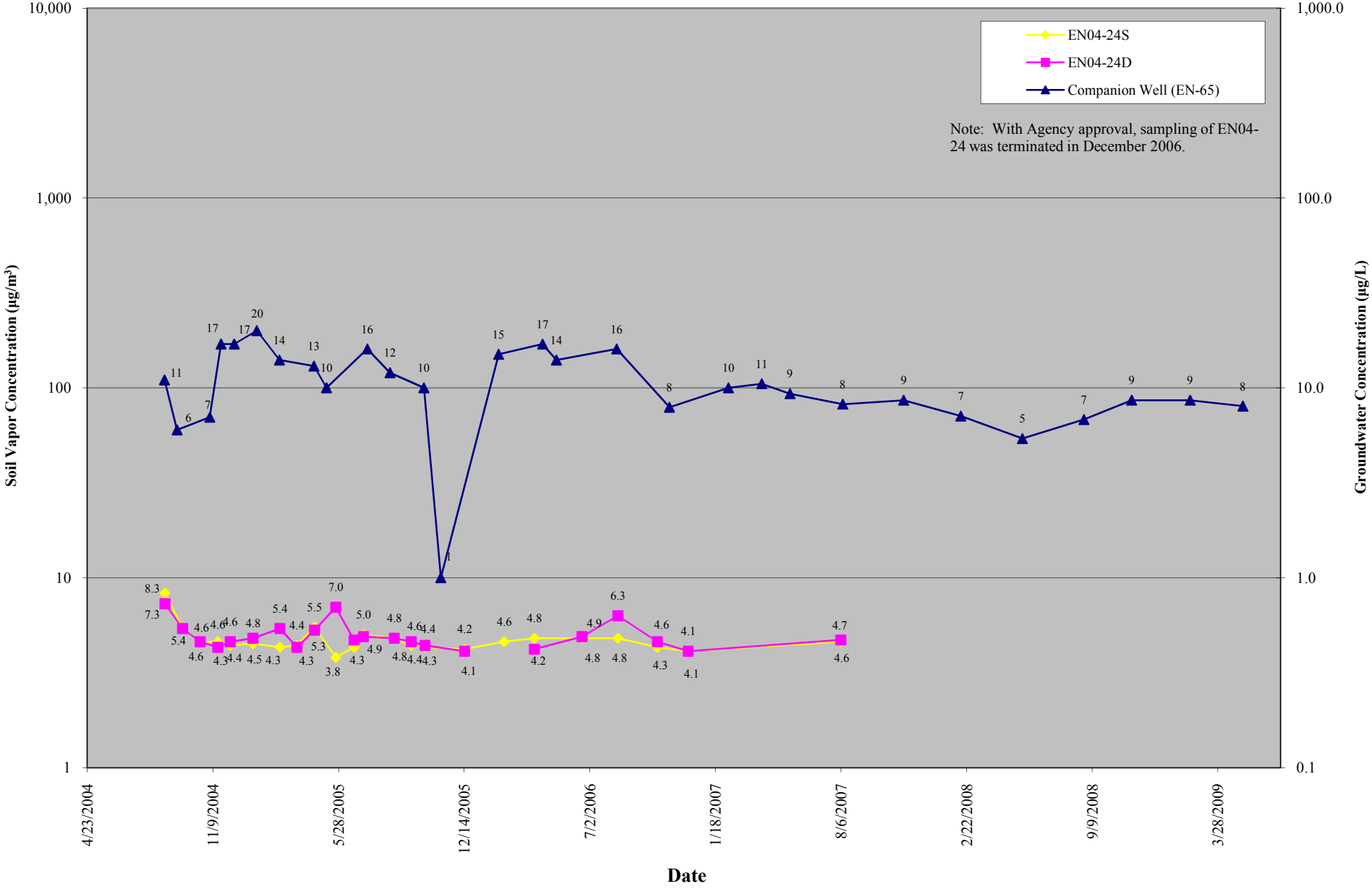

Figure B.25
TCE in Soil Vapor and Groundwater
Annual Report - Soil Vapor Monitoring through April 2009
Comprehensive Operations, Maintenance, & Monitoring Program
Endicott, New York

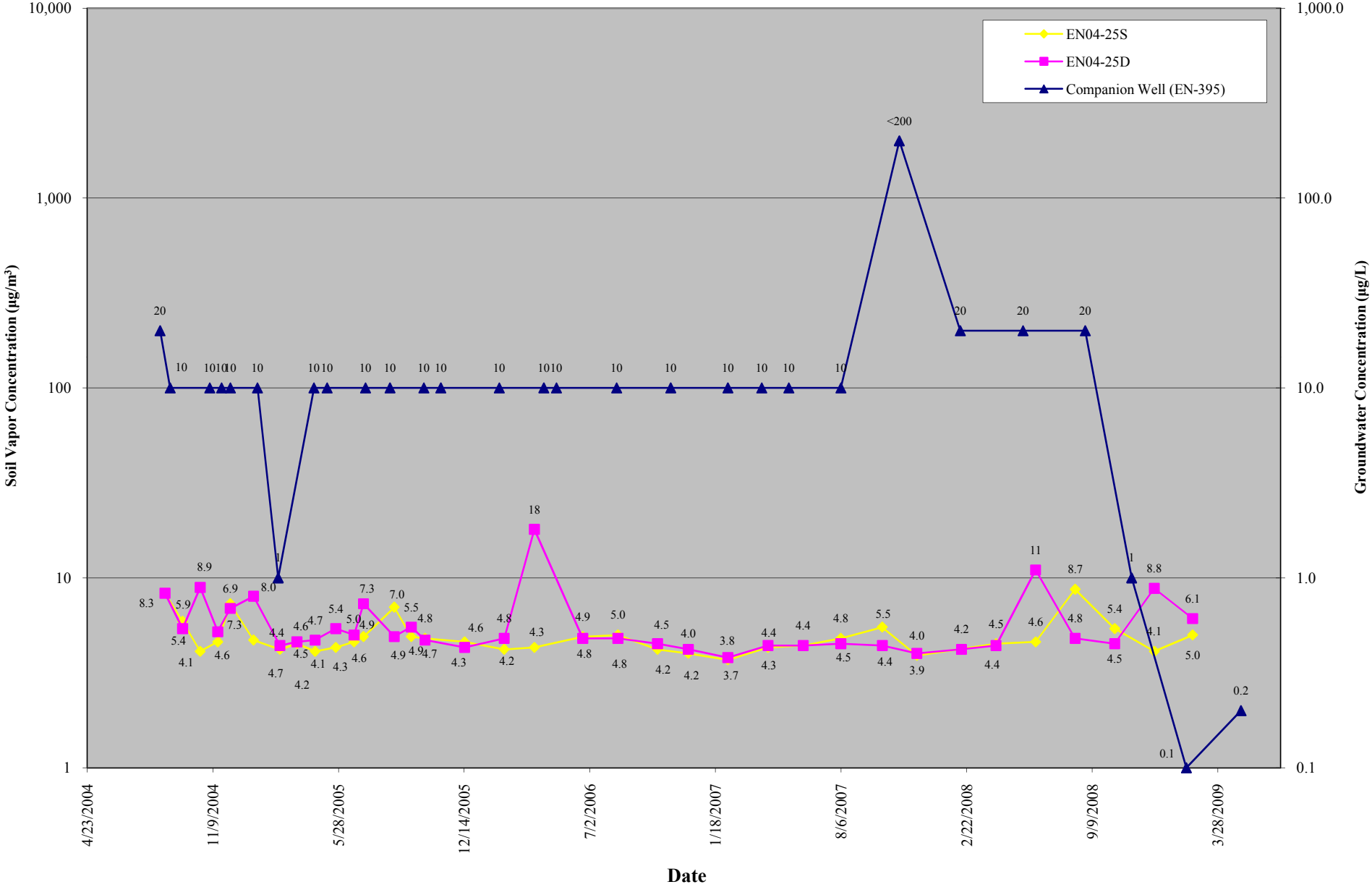

Figure B.26
TCE in Soil Vapor and Groundwater
Annual Report - Soil Vapor Monitoring through April 2009
Comprehensive Operations, Maintenance, & Monitoring Program
Endicott, New York

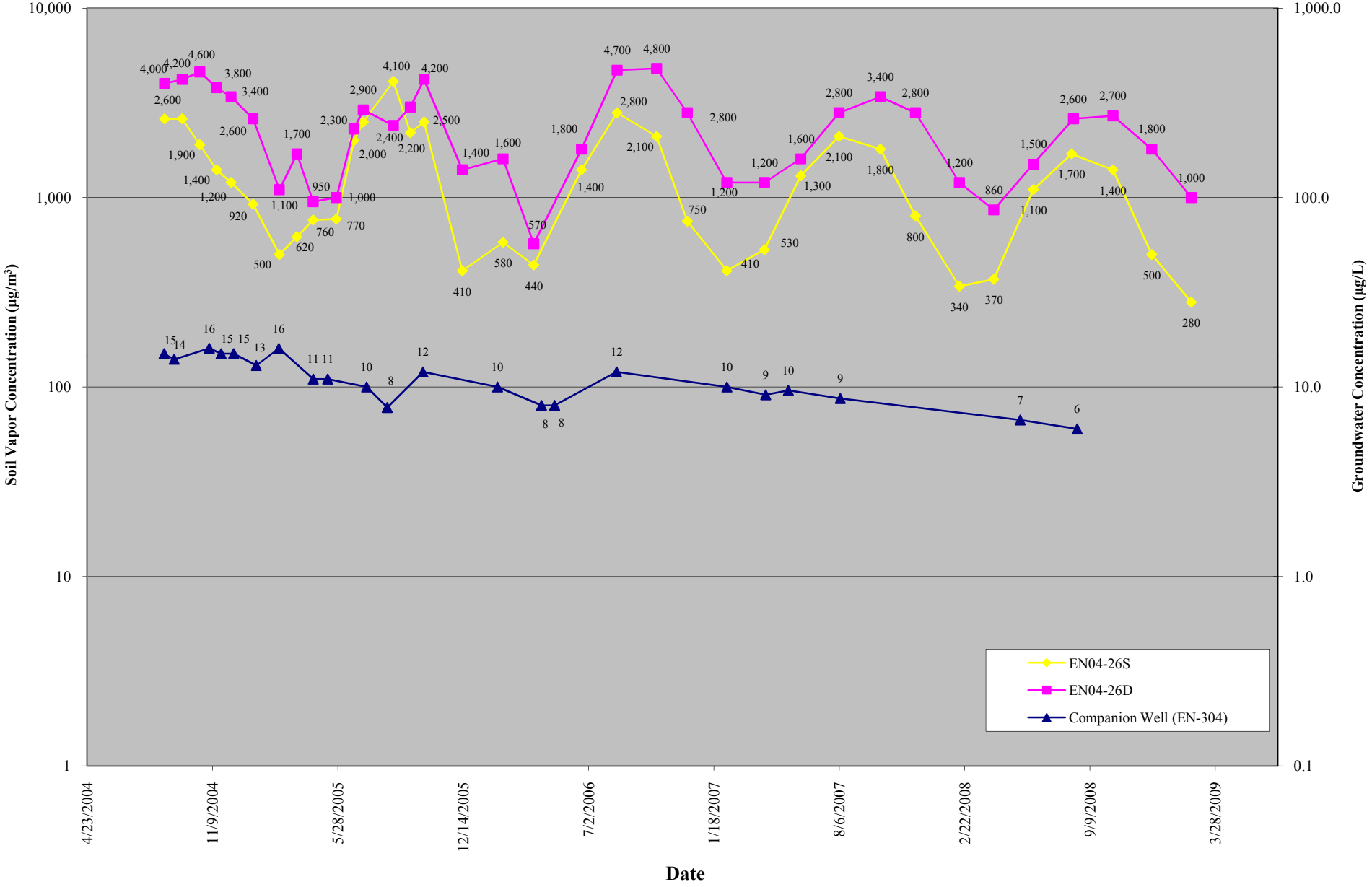

Figure B.27
TCE in Soil Vapor and Groundwater
Annual Report - Soil Vapor Monitoring through April 2009
Comprehensive Operations, Maintenance, & Monitoring Program
Endicott, New York

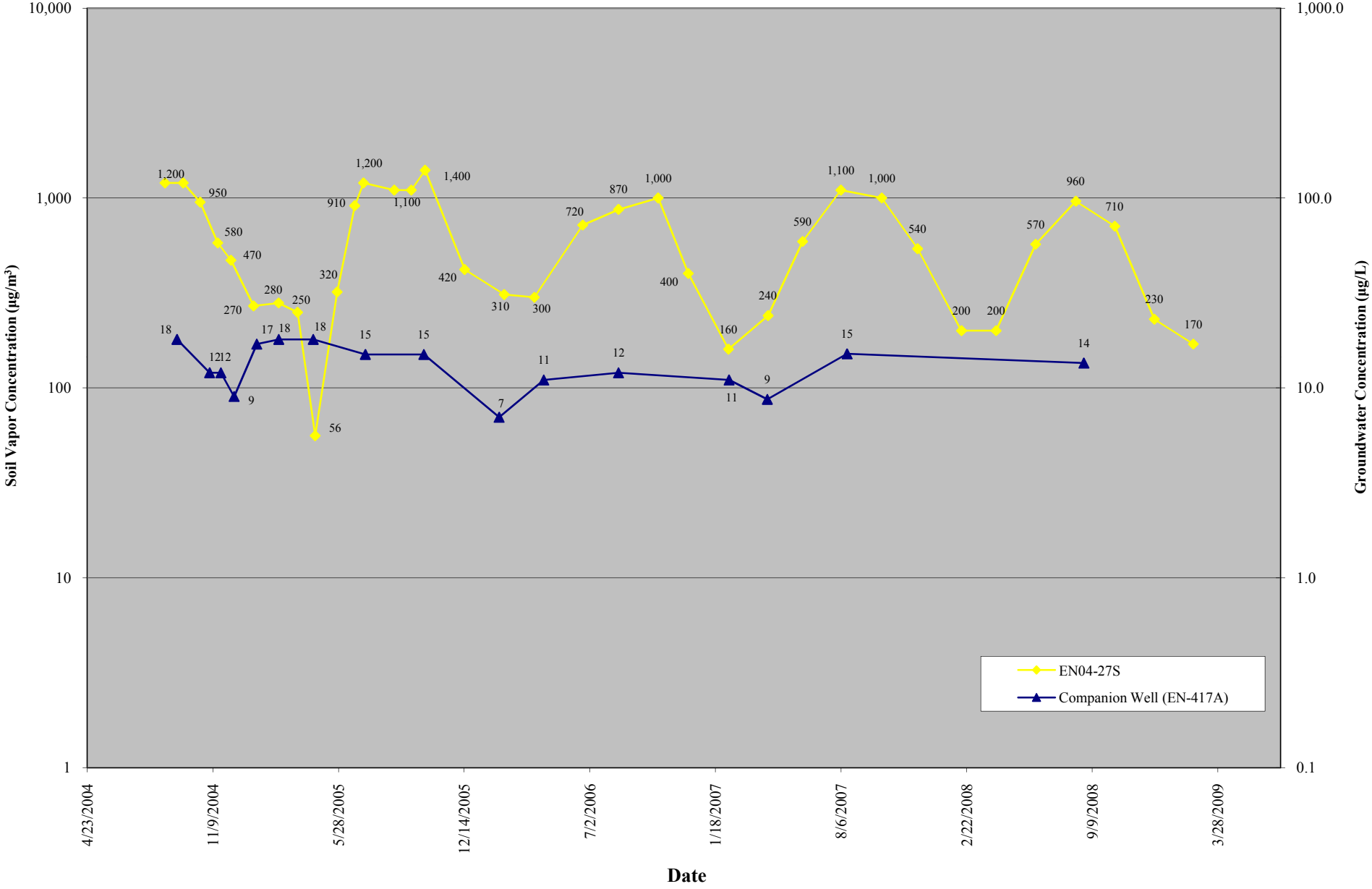

Figure B.28
TCE in Soil Vapor and Groundwater
Annual Report - Soil Vapor Monitoring through April 2009
Comprehensive Operations, Maintenance, & Monitoring Program
Endicott, New York

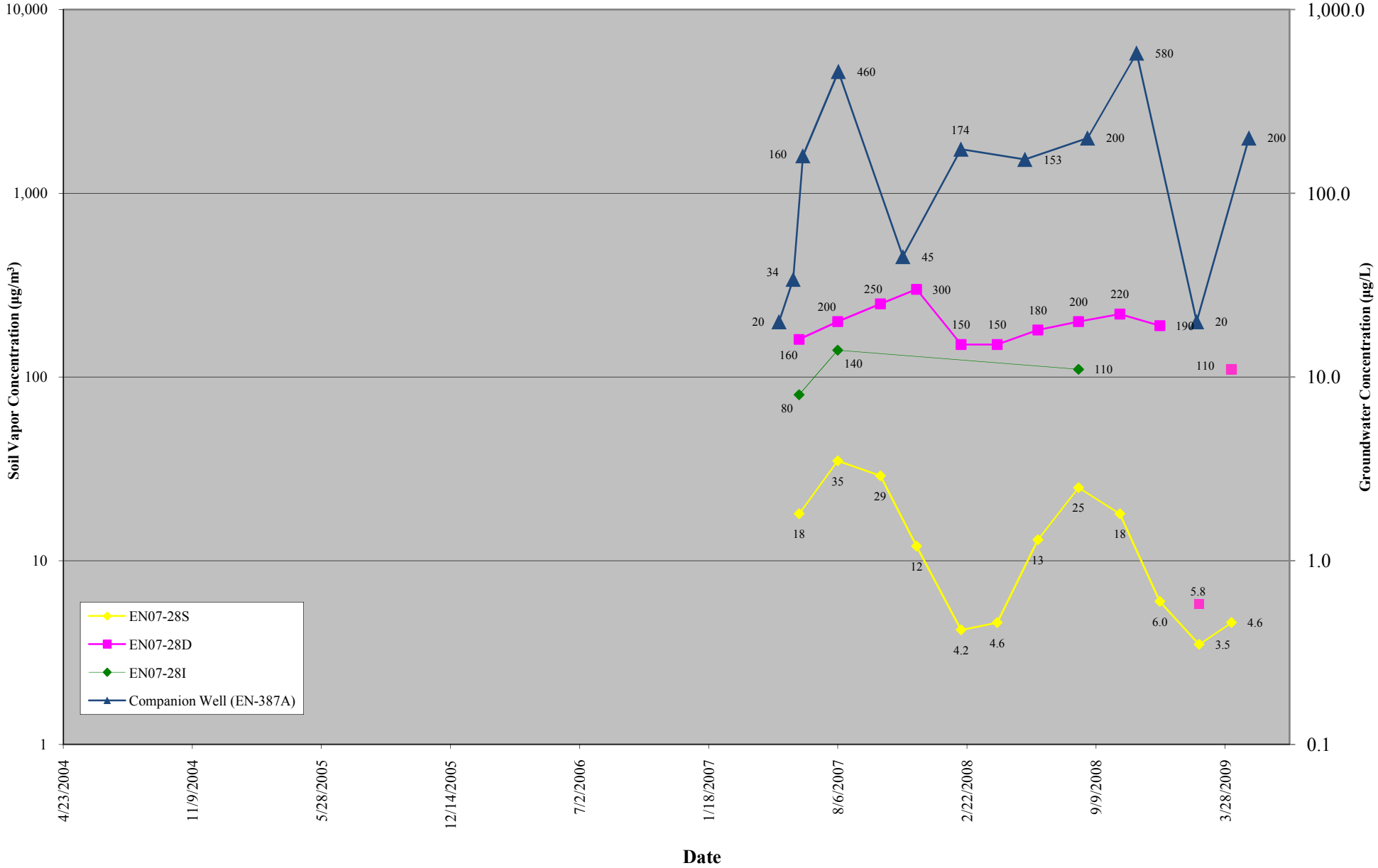

Figure B.29
TCE in Soil Vapor and Groundwater
Annual Report - Soil Vapor Monitoring through April 2009
Comprehensive Operations, Maintenance, & Monitoring Program
Endicott, New York

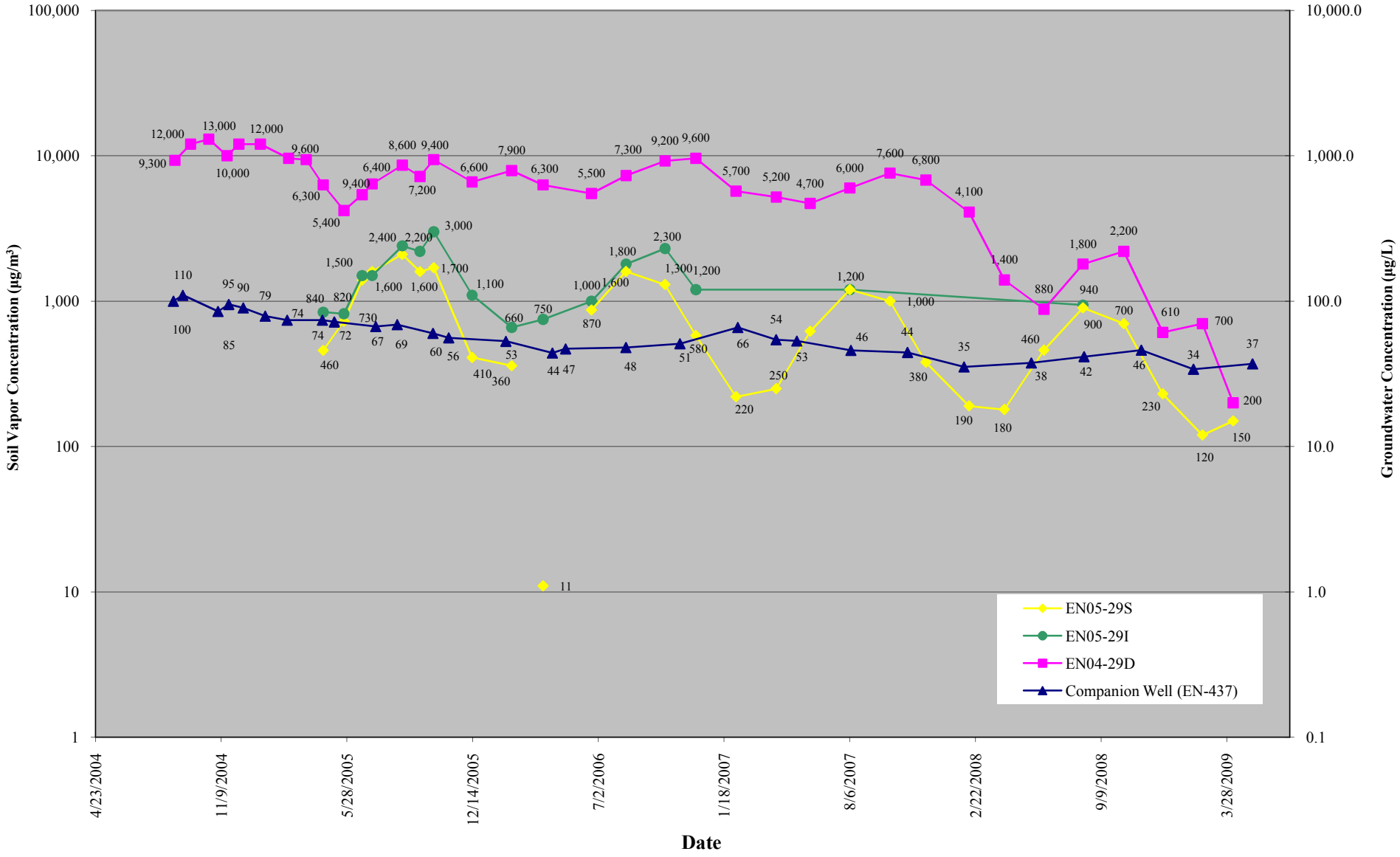

Figure B.30
TCE in Soil Vapor and Groundwater
Annual Report - Soil Vapor Monitoring through April 2009
Comprehensive Operations, Maintenance, & Monitoring Program
Endicott, New York

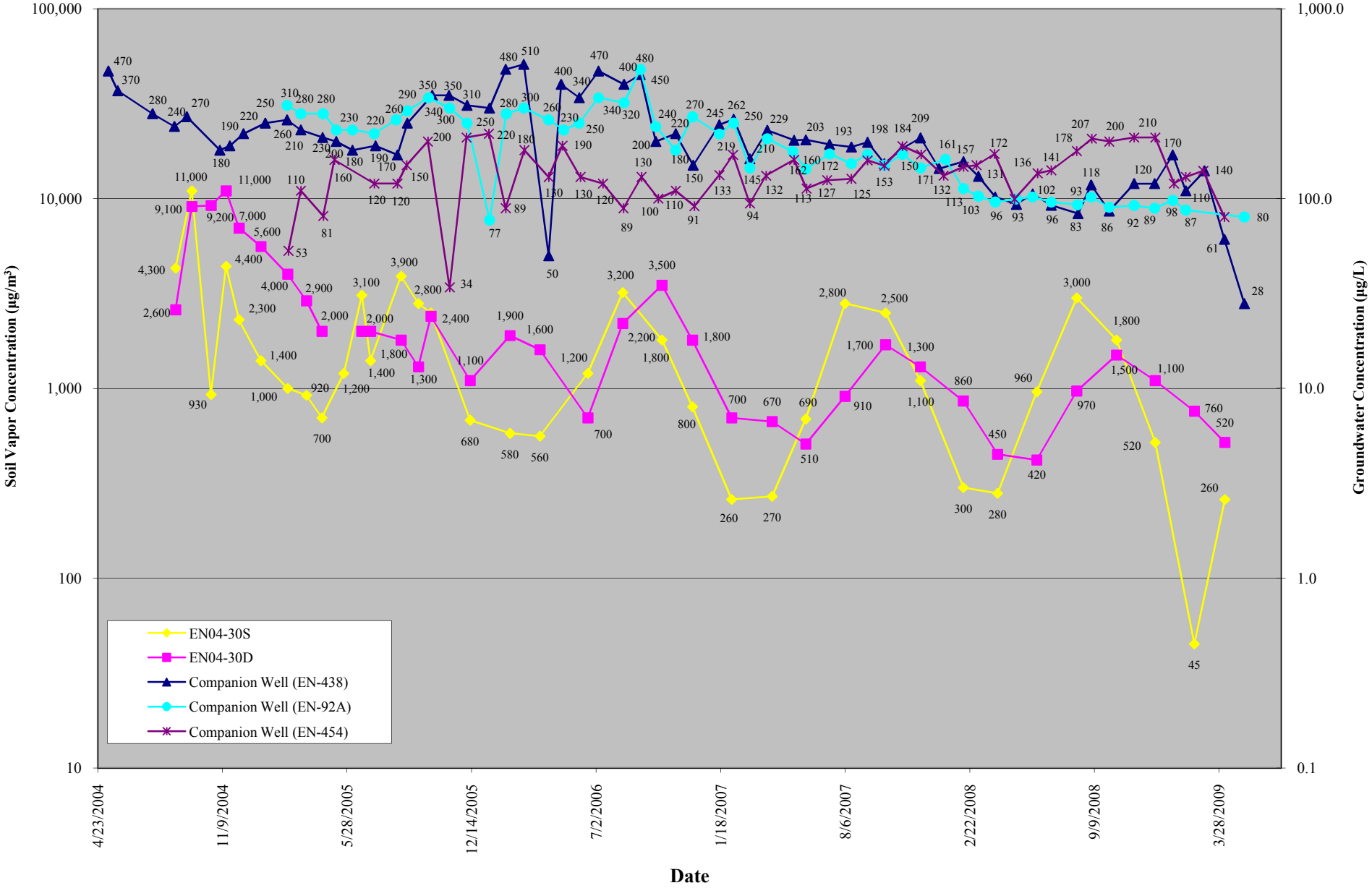

Figure B.31
TCE in Soil Vapor and Groundwater
Annual Report - Soil Vapor Monitoring through April 2009
Comprehensive Operations, Maintenance, & Monitoring Program
Endicott, New York

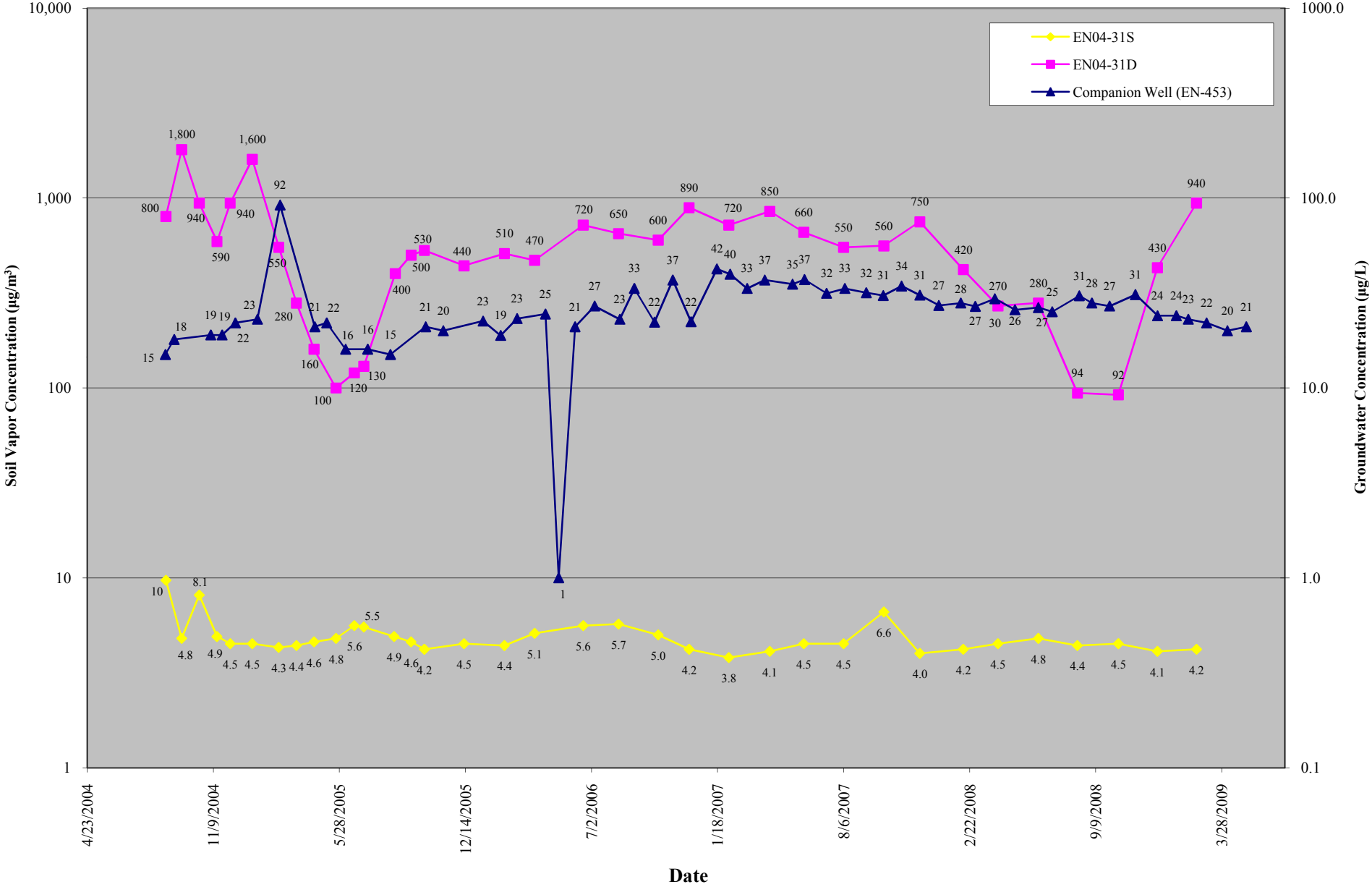

Figure B.32
TCE in Soil Vapor and Groundwater
Annual Report - Soil Vapor Monitoring through April 2009
Comprehensive Operations, Maintenance, & Monitoring Program
Endicott, New York

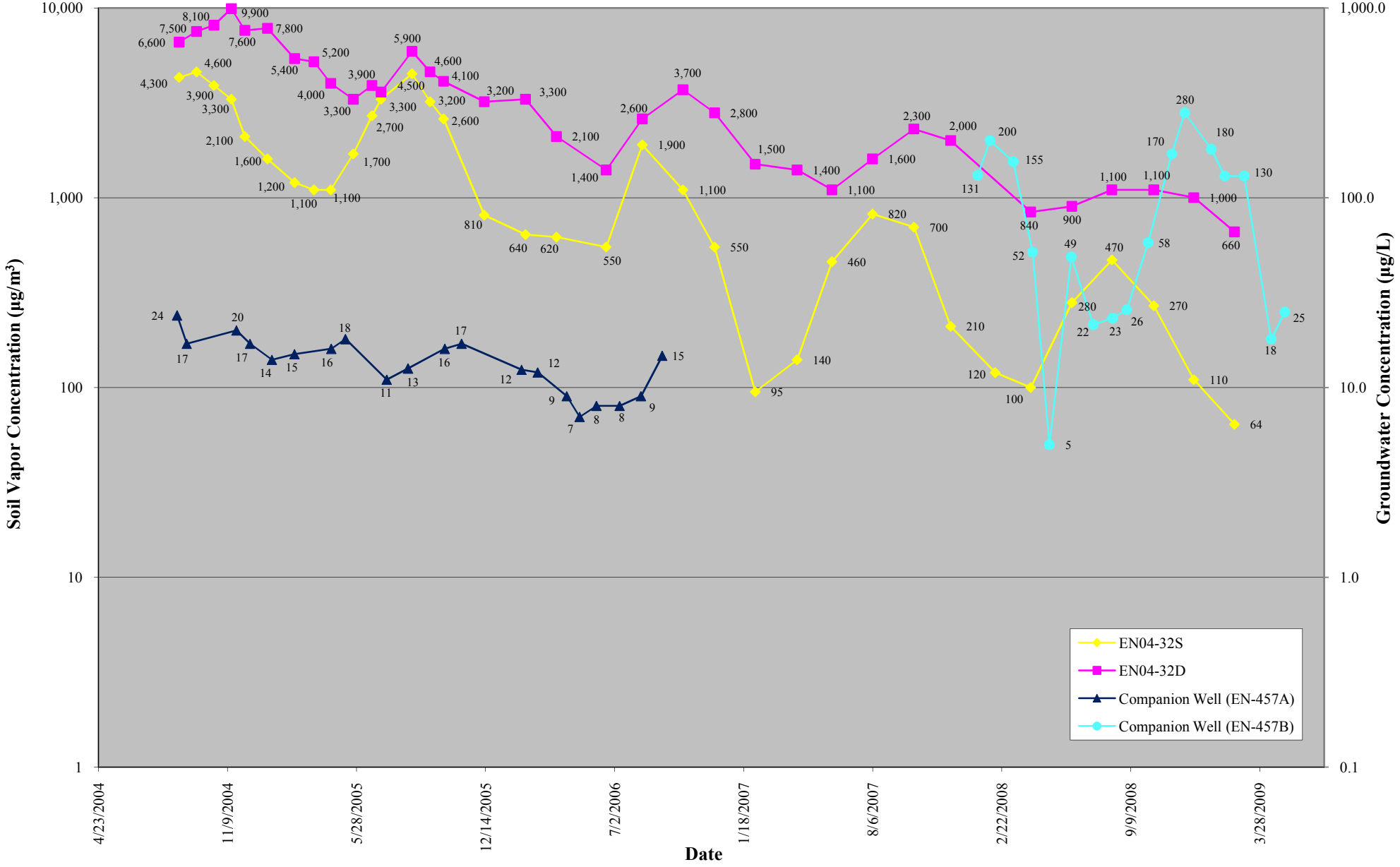

Figure B.33
TCE in Soil Vapor and Groundwater
Annual Report - Soil Vapor Monitoring through April 2009
Comprehensive Operations, Maintenance, & Monitoring Program
Endicott, New York

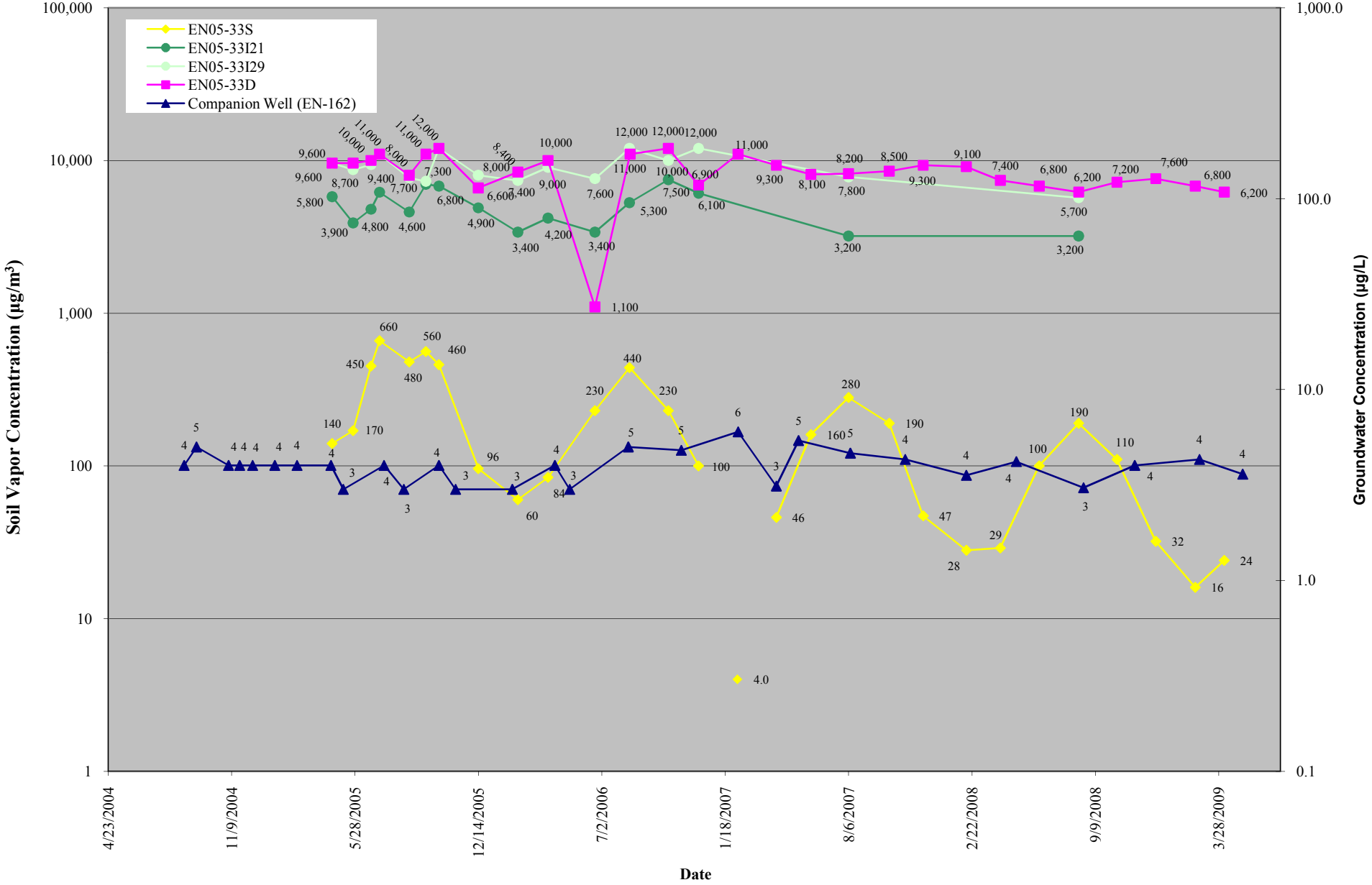

Figure B.34
TCE in Soil Vapor and Groundwater
Annual Report - Soil Vapor Monitoring through April 2009
Comprehensive Operations, Maintenance, & Monitoring Program
Endicott, New York

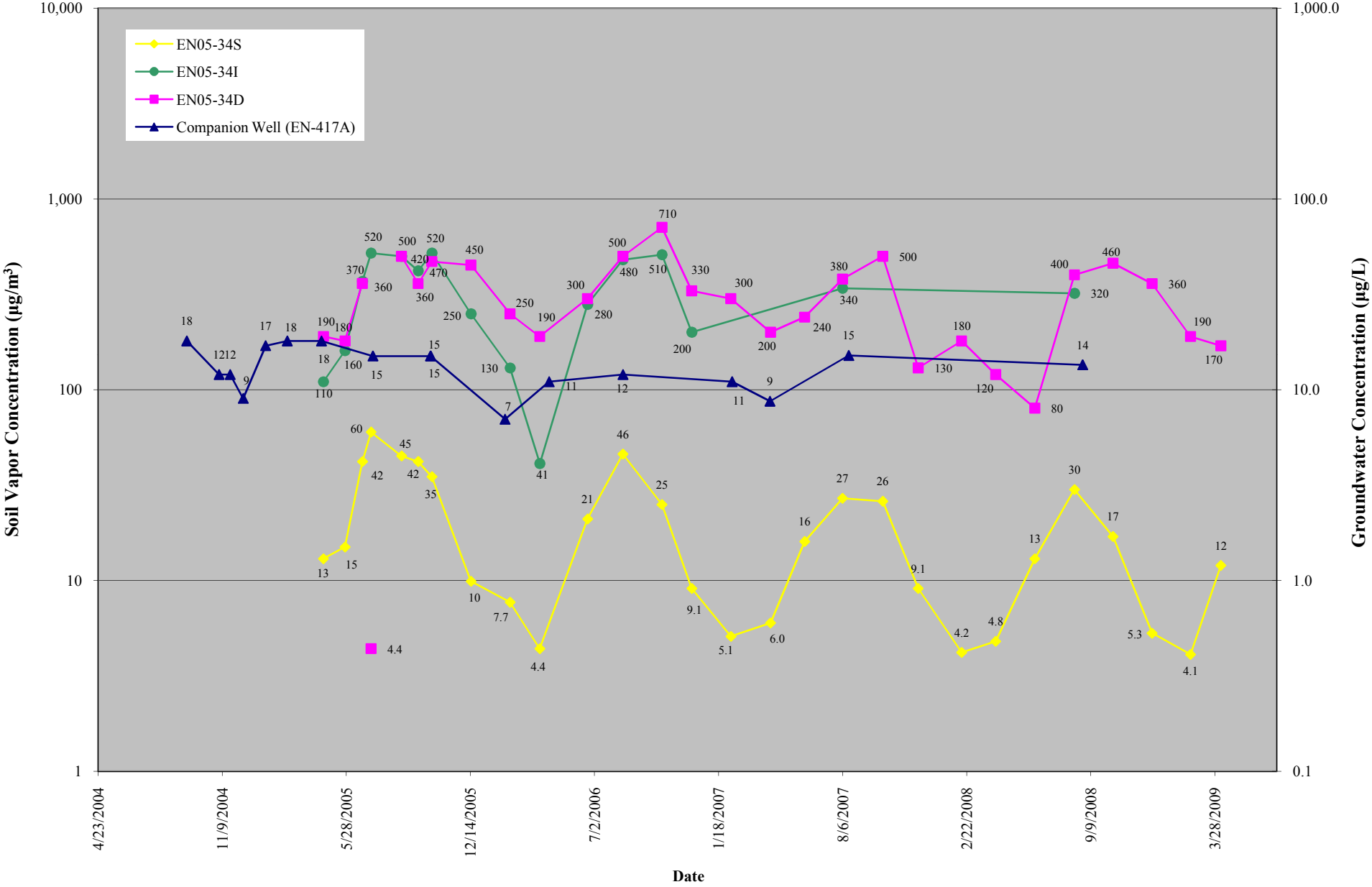

Figure B.35
TCE in Soil Vapor and Groundwater
Annual Report - Soil Vapor Monitoring through April 2009
Comprehensive Operations, Maintenance, & Monitoring Program
Endicott, New York

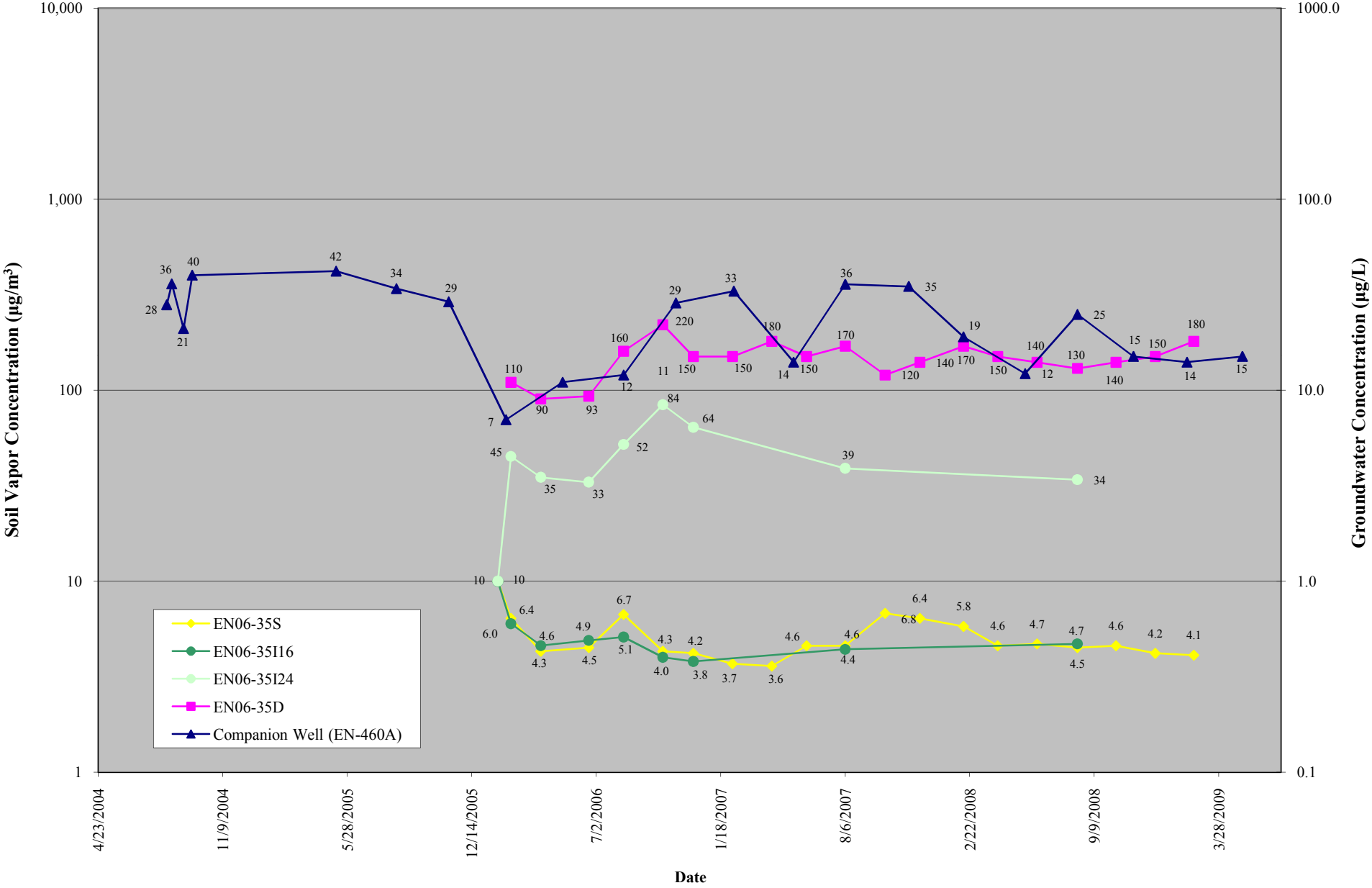

Figure B.36
TCE in Soil Vapor and Groundwater
Annual Report - Soil Vapor Monitoring through April 2009
Comprehensive Operations, Maintenance, & Monitoring Program
Endicott, New York

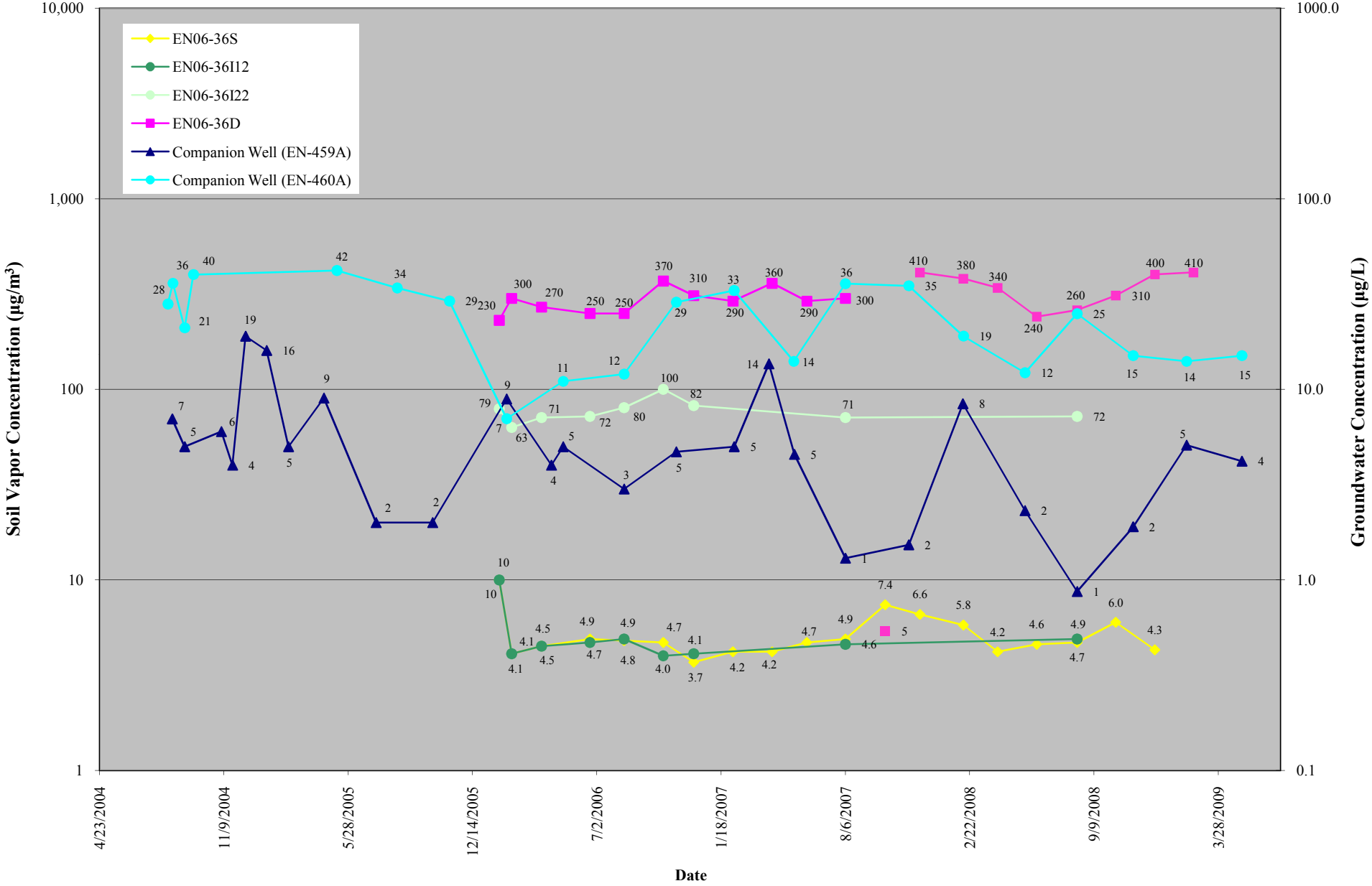

Figure B.37
TCE in Soil Vapor and Groundwater
Annual Report - Soil Vapor Monitoring through April 2009
Comprehensive Operations, Maintenance, & Monitoring Program
Endicott, New York

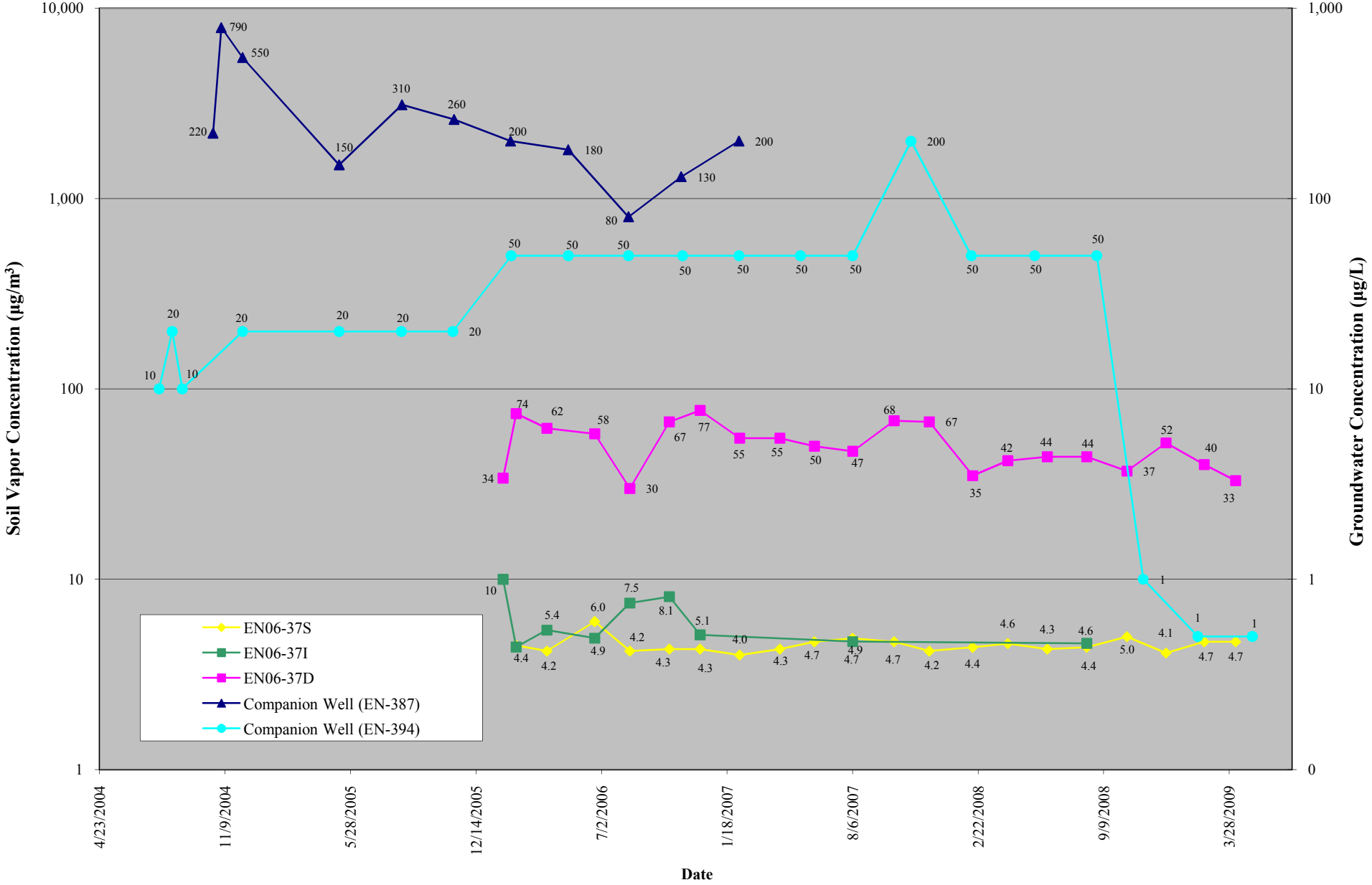

APPENDIX B.4

LETTER REPORT – TRANSMITTAL OF BIWEEKLY SAMPLING RESULTS - OU#4 SOIL VAPOR IMPLANTS, ENDICOTT, NEW YORK

SHA
IMPROVING EARTH

SHA
IMPROVING EARTH

SANBORN, HEAD & ASSOCIATES, INC.
95 High Street ■ Portland, ME 04101
P (207) 761-9300 ■ F (207) 761-9339
www.sanbornhead.com

April 17, 2009
File No. 2755.02

Mr. Michael Kominek
IBM Corporate Environmental Affairs
8976 Wellington road
Manassas, VA 20109

Re: Transmittal of Bi-Weekly Sampling Results
OU#4 Soil Vapor Implants
Endicott, New York

Dear Mr. Kominek:

This letter is intended to provide a summary of data and observations derived from bi-weekly soil vapor sampling of the two soil vapor implants located in the OU#4 area. The OU#4 soil vapor implants were installed and sampled once in mid-August 2008 by TerraTherm of Fitchburg, Massachusetts. SHA personnel have sampled the implants every other week beginning on September 18 2008 and ending in February 2009. This work was conducted at IBM's request.

Thermal desorption pilot testing began in August 18, 2008 and was terminated on November 25, 2008. The locations of the implants in relation to the OU#4 area are shown on Figure 1. We understand IBM may chose to transmit the data included in this letter to appropriate agencies.

Sampling of the implants has been performed by SHA personnel on the dates noted in the table below, following protocols established for the Endicott Soil Vapor Monitoring program. For a detailed description of the sampling procedure, refer to SHA's soil vapor monitoring plan[1]. Samples were submitted to Air Toxics, Ltd. of Folsom, California and analyzed for the compound list used for routine soil vapor monitoring which includes tetrachloroethene (PCE) and its breakdown products.

SUMMARY OF FINDINGS

The soil vapor results to date are summarized in Table 1. The key findings include:

- The presence of chlorinated ethenes, primarily PCE was detected in samples from both implants;

[1] Sanborn, Head & Associates, Inc., September 29, 2004, Soil Vapor Monitoring Plan.

- PCE has been detected at location EN08-39S at levels four orders of magnitude above those detected in sampling of location EN08-38S;

- Analytical results over five rounds of sampling have been generally consistent. Rounded to two significant digits, the data are quite consistent except for the first sampling conducted by others which indicated concentrations about double what was detected in five subsequent samplings. This may reflect differences in sampling or laboratory techniques.

- Analytical results from November 24, 2008 from EN08-39S were approximately two orders of magnitude lower than previous or subsequent sampling. The sampling results may be indicative of leakage during sampling or shipment.

CLOSING

The attached soil vapor data results indicate consistent levels of chlorinated ethenes at the OU#4 site. It is our understanding that a thermal desorption approach has been chosen to remediate the site and that possible installation of additional vapor implants and sampling will take place in the future. Please let us know if we can be of further assistance to you in this regard.

Very truly yours,
SANBORN, HEAD & ASSOCIATES, INC.

Erica Bradstreet
Senior Project Geologist

Daniel B. Carr, P.E., P.G.
Principal and Vice President

EMB/DBC:emb

Encl.
Figure 1 Location Plan (1 page)
Table 1 Summary of Soil Vapor Implant Analytical Results (1 page)

S:\PORDATA\2700s\2755.00\Correspondence\200904_OU#4 Data Memo\20090415_Transmittal Letter.docx

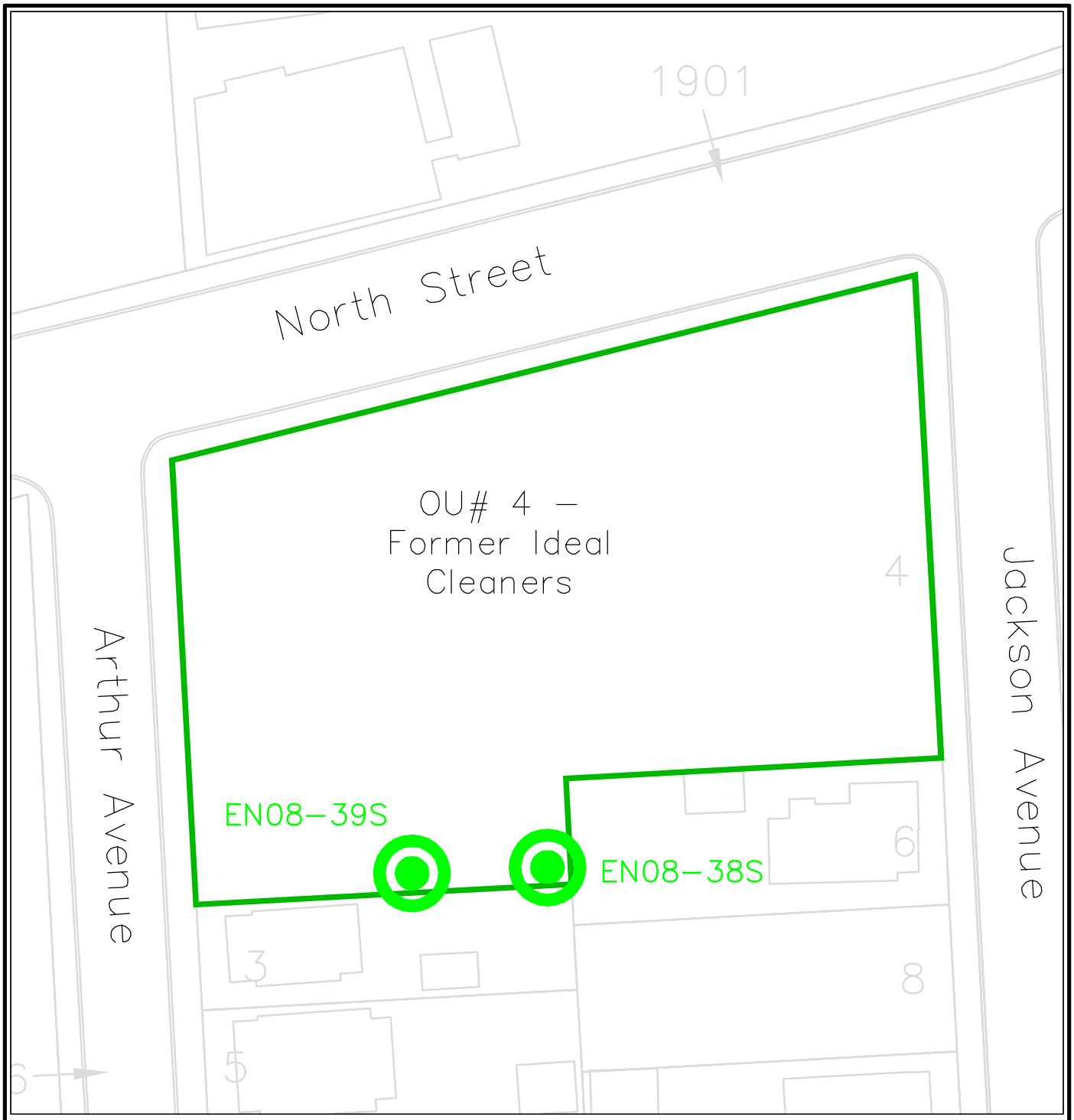

1. This figure is intended to depict soil vapor monitoring locations that have been installed in the OU#4 area. The locations of the soil vapor monitoring implants are based on taped measurements relative to physical features in the field and are accurate only to the degree implied by the method used.

2. The base map information presented below is adapted from four AutoCAD drawings entitled "Endicott2000.dwg", "Union2000.dwg", "Unioneast.dwg", and "Endicottpln.dwg". The drawings were provided by the Broome County mapping division and were received by SHA on October 10, 2002. The building outlines and other site features are based on an AutoCAD drawing entitled "9_03_base.dwg" provided by Groundwater Sciences Corporation (GSC) of Harrisburg, Pennsylvania to SHA in September 2003.

N
W E
S

0 50'

SHA
IMPROVING EARTH

Drawn By: E. Bradstreet
Designed By: E. Bradstreet
Reviewed By: D. Carr
Date: December 2008

Figure 1
Soil Vapor Implant Location Plan
OU#4 – Former Ideal Cleaners
Endicott, New York

© 2008 SANBORN, HEAD & ASSOCIATES, INC.

FILE: E:\PORTLAND\2755\dwg\20081117_OU#4 Location_Plan.dwg
PLOT DATE: 11-18-08

Table 1

Summary of OU#4 Soil Vapor Implant Analytical Results

Comprehensive Operations, Maintenance, and Monitoring Program
Endicott, New York

| Location | Date | Type | Chlorinated Ethenes (µg/m^3) | | |

APPENDIX B.5

SUMMARY OF PLAN VIEW GRAPHICS

SHA
IMPROVING EARTH

APPENDIX B.5

Summary of Plan View Graphics
Annual Report - Soil Vapor Monitoring Through April 2009
Comprehensive Operations, Maintenance, and Monitoring Program
Endicott, New York

The report contains plan view graphics intended to aid in portraying soil vapor concentration trends consistent with the available data. As noted on the figures, the images were created using uniform and consistent spatial statistical algorithms and are not intended as indicators of the absolute limits of soil vapor concentrations but as basis of comparison among data sets from different times.

The soil vapor data used in the development of the figures were queried from a Microsoft Access ® database of the analytical result through April 2009. The posted values represent the computed arithmetic average of results was recorded over the noted time periods. Graphics depicting soil vapor concentrations during the "Heating Season" reflects data recorded between December 1st and April 30th.

The colored shading shown on the figures was generated using ArcGIS Geostatistical Analyst, employing an inverse distance weighted interpolation scheme (IDW). Please refer to the attached reference for additional information regarding the IDW interpolation used to develop the spatial transition of shading between actual observations. For each data set, the IDW algorithm was conditioned by specifying a circular distance of 1,000 feet and a distance weighting power function of 10.

The symbology, or color coding, also remains consistent between each image with soil vapor concentrations depicted in shades of green to purple with increasing concentration. Each level of color shading reflects a half order of magnitude interval in micrograms per cubic meter $\mu g/m^{3.}$ The major color divisions between grey, and shades of green, blue, and purple highlight concentration milestones of <5 $\mu g/m^3$, 100 $\mu g/m^3$, and 10,000 $\mu g/m^3$. A mask was used to display shading within the ventilation limits or within the limits of soil vapor implant locations.
.

S:\PORDATA\2700s\2755.00\Originals\2009 Annual Report\20090612_Appendix B.5.docx

Geostatistical Analyst

How Inverse Distance Weighted (IDW) interpolation works

related topics

IDW interpolation explicitly implements the assumption that things that are close to one another are more alike than those that are farther apart. To predict a value for any unmeasured location, IDW will use the measured values surrounding the prediction location. Those measured values closest to the prediction location will have more influence on the predicted value than those farther away. Thus, IDW assumes that each measured point has a local influence that diminishes with distance. It weights the points closer to the prediction location greater than those farther away, hence the name inverse distance weighted.

See *Using ArcGIS Geostatistical Analyst* for formula and additional information.

Learn more about the interpolation techniques available in ArcGIS Geostatistical Analyst

The Power function

The optimal power (p) value is determined by minimizing the root mean square prediction error (RMSPE). The RMSPE is the statistic that is calculated from cross-validation. In cross-validation, each measured point is removed and compared to the predicted value for that location. The RMSPE is a summary statistic quantifying the error of the prediction surface. Geostatistical Analyst tries several different powers for IDW to identify the power that produces the minimum RMSPE. The diagram below shows how Geostatistical Analyst calculates the optimal power. The RMSPE is plotted for several different powers for the same dataset. A curve is fit to the points (a quadratic Local Polynomial equation), and from the curve the power that provides the smallest RMSPE is determined as the optimal power.

Weights are proportional to the inverse distance raised to the power value *p*. As a result, as the distance increases, the weights decrease rapidly. How fast the weights decrease is dependent on the value for *p*. If $p = 0$, there is no decrease with distance, and because each weight λ_i will be the same, the prediction will be the mean of all the measured values. As *p* increases, the weights for distant points decrease rapidly. If the *p* value is very high, only the immediate few surrounding points will influence the prediction.

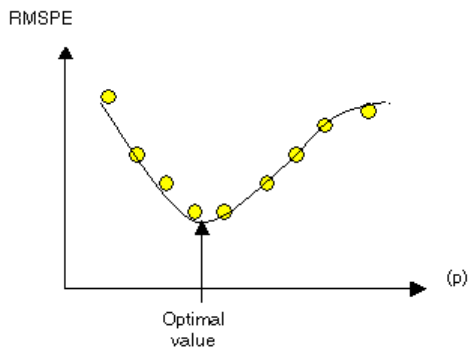

Geostatistical Analyst uses power functions greater than 1. A $p = 2$ is known as the inverse distance squared weighted interpolation.

The search neighborhood

Because things that are close to one another are more alike than those farther away, as the locations get farther away, the measured values will have little relationship with the value of the prediction location. To speed calculations you can discount to zero the more distant points with little influence. As a result, it is common practice to limit the number of measured values that are used when predicting the unknown value for a location by specifying a search neighborhood. The specified shape of the neighborhood restricts how far and where to look for the measured values to be used in the prediction. Other neighborhood parameters restrict the locations that will be used within that shape. In the following image, five measured points (neighbors) will be used when predicting a value for the location without a measurement, the yellow point.

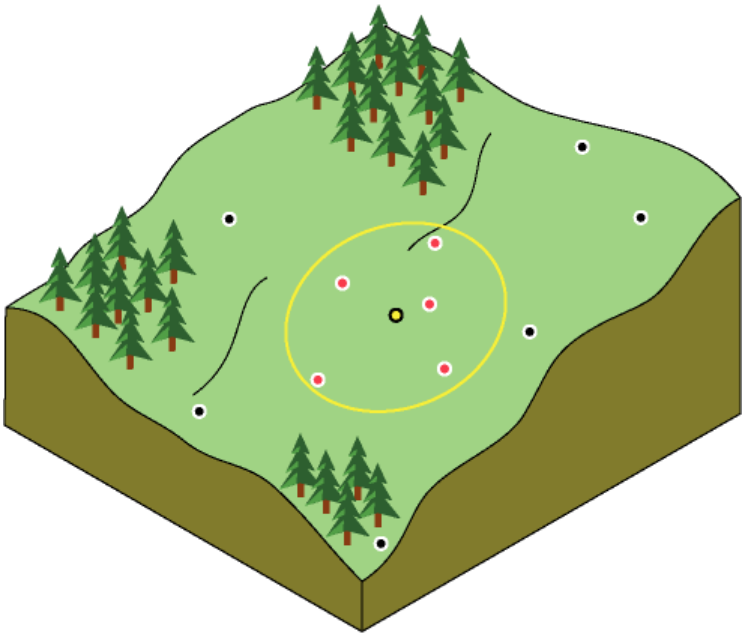

The shape of the neighborhood is influenced by the input data and the surface you are trying to create. If there are no directional influences on the weighting of your data, you'll want to consider points equally in all directions. To do so, you'll probably want the shape of your neighborhood to be a circle. However, if there is a directional influence on your data, such as a prevailing wind, you may want to adjust for it by changing the shape of your neighborhood to an ellipse with the major axis parallel with the wind. The adjustment for this directional influence is justified because you know that locations upwind from a prediction location are going to be more similar at remote distances than locations that are perpendicular to the wind.

Once a neighborhood shape is specified, you can restrict which locations within the shape should be used. You can define the maximum and minimum number of locations to use, and you can divide the neighborhood into sectors. If you divide the neighborhood into sectors, the maximum and minimum constraints will be applied to each sector. There are several different sectors that can be used and are displayed below.

The points highlighted in the data view of the Searching Neighborhood dialog box identify the locations and the weights that will be used for predicting a location at the center of the ellipse. The neighborhood is contained within the displayed ellipse. In the following example, two points (red) in the sector to the west and one point in the southern sector will be weighted more than 10 percent. In the northern sector, one point (yellow) will be weighted between 3 percent and 5 percent.

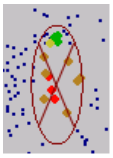

When to use IDW

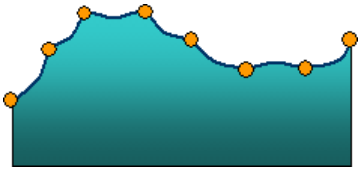

The surface calculated using IDW depends on the selection of a power value (p) and the neighborhood search strategy. IDW is an exact interpolator, where the maximum and minimum values (see diagram above) in the interpolated surface can only occur at sample points. The output surface is sensitive to clustering and the presence of outliers. IDW assumes that the surface is being driven by the local variation, which can be captured through the neighborhood.

APPENDIX C

COMPACT DISC OF DATA

SHA
IMPROVING EARTH

APPENDIX C.1

TABLE C.1 – SUMMARY OF ANALYTICAL LABORATORY DATA APRIL 2008 THROUGH APRIL 2009

SHA
IMPROVING EARTH

Table C.1
Summary of Analytical Laboratory Data - Soil Vapor
Annual Report - Soil Vapor Monitoring
Comprehensive Operations, Maintenance, & Monitoring Program
Endicott, New York

SV Mon Point Designation	Sampling Point Designation	Sampling Depth	Sampling Date	Field Sample ID	Sample Type	O_2 (%)	CO_2 (%)	CH_4 (%)	Dilution Factor	SF_6 Applied?	He Applied?	Units of VOC Results	Tetrachloroethene	Trichloroethene	cis-1,2-Dichloroethene	trans-1,2-Dichloroethene	Vinyl Chloride	1,1,1-Trichloroethane	1,1-Dichloroethene	1,1-Dichloroethane	Chloroethane	Methylene Chloride	Freon 113
Designation **EN04-1**	EN04-1S	8	7-Apr-08	EN041S040708	Summa Canister	20.1	0.0	0.0	1.71	N	N	µg/m3	< 5.8 U	**5.2**	< 3.4 U	< 3.4 U	< 2.2 U	< 4.7 U	< 3.4 U	< 3.5 U	< 2.2 U	< 3.0 U	< 6.6 U
Monitoring Well **EN-094**	EN04-1S	8	9-Jun-08	EN041S060908	Summa Canister	19.9	0.3	0.0	1.91	N	N	µg/m3	< 6.5 U	**14**	< 3.8 U	< 3.8 U	< 2.4 U	< 5.2 U	< 3.8 U	< 3.9 U	< 2.5 U	< 3.3 U	< 7.3 U
	EN04-1S	8	13-Aug-08	EN041S081308	Summa Canister	20.0	0.6	0.0	1.75	N	N	µg/m3	< 5.9 U	**30**	< 3.5 U	< 3.5 U	< 2.2 U	**5.4**	< 3.5 U	< 3.5 U	< 2.3 U	< 3 U	< 6.7 U
	EN04-1S	8	13-Oct-08	EN041S101308	Summa Canister	20.0	0.6	0.0	1.68	N	N	µg/m3	< 5.7 U	**22**	< 3.3 U	< 3.3 U	< 2.1 U	< 4.6 U	< 3.3 U	< 3.4 U	< 2.2 U	< 2.9 U	< 6.4 U
	EN04-1S	8	15-Dec-08	EN041S121508	Summa Canister	20.7	0.1	0.0	1.68	N	N	µg/m3	< 5.7 U	**6.9**	< 3.3 U	< 3.3 U	< 2.1 U	< 4.6 U	< 3.3 U	< 3.4 U	< 2.2 U	< 2.9 U	< 6.4 U
	EN04-1D	23	7-Apr-08	EN041D040708	Summa Canister	20.2	0.0	0.0	1.71	N	N	µg/m3	< 5.8 U	**140**	< 3.4 U	< 3.4 U	< 2.2 U	**18**	< 3.4 U	< 3.5 U	< 2.2 U	< 3.0 U	< 6.6 U
	EN04-1D	23	9-Jun-08	EN041D060908	Summa Canister	20.2	0.2	0.0	1.91	N	N	µg/m3	< 6.5 U	**150**	< 3.8 U	< 3.8 U	< 2.4 U	**20**	< 3.8 U	< 3.9 U	< 2.5 U	< 3.3 U	< 7.3 U
	EN04-1D	23	13-Aug-08	EN041D081308	Summa Canister	20.1	0.3	0.0	1.79	N	N	µg/m3	< 6.1 U	**180**	< 3.5 U	< 3.5 U	< 2.3 U	**28**	< 3.5 U	< 3.6 U	< 2.4 U	< 3.1 U	< 6.8 U
	EN04-1D	23	13-Oct-08	EN041D101308	Summa Canister	19.7	0.7	0.0	1.75	N	N	µg/m3	< 5.9 U	**210**	< 3.5 U	< 3.5 U	< 2.2 U	**35**	< 3.5 U	< 3.5 U	< 2.3 U	< 3 U	< 6.7 U
	EN04-1D	23	15-Dec-08	EN041D121508	Summa Canister	20.7	0.5	0.0	1.61	N	N	µg/m3	< 5.5 U	**210**	< 3.2 U	< 3.2 U	< 2.0 U	**28**	< 3.2 U	< 3.2 U	< 2.1 U	< 2.8 U	< 6.2 U
	EN04-1D	23	17-Feb-09	EN041D021709	Summa Canister	21	0.3	0.0	1.62	N	N	µg/m3	< 5.5 U	**140**	< 3.2 U	< 3.2 U	< 2.1 U	**14**	< 3.2 U	< 3.3 U	< 2.1 U	< 2.8 U	< 6.2 U
Designation **EN04-2**	EN04-2S	8	7-Apr-08	EN042S040708	Summa Canister	20.4	0.0	0.0	1.61	N	N	µg/m3	< 5.5 U	< 4.3 U	< 3.2 U	< 3.2 U	< 2.0 U	< 4.4 U	< 3.2 U	< 3.2 U	< 2.1 U	< 2.8 U	< 6.2 U
Monitoring Well **EN-450**	EN04-2S	8	9-Jun-08	EN042S060908	Summa Canister	20.0	0.2	0.0	1.91	N	N	µg/m3	< 6.5 U	< 5.1 U	< 3.8 U	< 3.8 U	< 2.4 U	< 5.2 U	< 3.8 U	< 3.9 U	< 2.5 U	< 3.3 U	< 7.3 U
	EN04-2S	8	12-Aug-08	EN042S081208	Summa Canister	20.5	0.3	0.0	1.75	N	N	µg/m3	< 5.9 U	**6.2**	< 3.5 U	< 3.5 U	< 2.2 U	< 4.8 U	< 3.5 U	< 3.5 U	< 2.3 U	< 3 U	< 6.7 U
	EN04-2S	8	16-Oct-08	EN042S101608	Summa Canister	20.0	0.0	0.0	1.75	N	N	µg/m3	< 5.9 U	< 4.7 U	< 3.5 U	< 3.5 U	< 2.2 U	< 4.8 U	< 3.5 U	< 3.5 U	< 2.3 U	< 3 U	< 6.7 U
	EN04-2S	8	16-Dec-08	EN042S121608	Summa Canister	19.7	0.1	0.0	1.52	N	N	µg/m3	< 5.2 U	< 4.1 U	< 3.0 U	< 3.0 U	< 1.9 U	< 4.1 U	< 3.0 U	< 3.1 U	< 2.0 U	< 2.6 U	< 5.8 U
	EN04-2S	8	7-Apr-09	EN042S040709	Summa Canister	21.3	0.3	0.0	1.52	N	N	µg/m3	< 5.2 U	< 4.1 U	< 3.0 U	< 3.0 U	< 1.9 U	< 4.1 U	< 3.0 U	< 3.1 U	< 2.0 U	< 2.6 U	< 5.8 U
	EN04-2S Dup	8	7-Apr-09	DU1035040709	Summa Canister	21.3	0.3	0.0	1.58	N	N	µg/m3	< 5.4 U	< 4.2 U	< 3.1 U	< 3.1 U	< 2.0 U	< 4.3 U	< 3.1 U	< 3.2 U	< 2.1 U	< 2.7 U	< 6.0 U
	EN04-2D	20	7-Apr-08	EN042D040708	Summa Canister	20.3	0.1	0.0	1.61	N	N	µg/m3	**21**	**120**	< 3.2 U	< 3.2 U	< 2.0 U	**5.4**	< 3.2 U	< 3.2 U	< 2.1 U	< 2.8 U	< 6.2 U
	EN04-2D	20	9-Jun-08	EN042D060908	Summa Canister	20.1	0.0	0.0	1.83	N	N	µg/m3	**20**	**99**	< 3.6 U	< 3.6 U	< 2.3 U	**7.4**	< 3.6 U	< 3.7 U	< 2.4 U	< 3.2 U	< 7 U
	EN04-2D	20	12-Aug-08	EN042D081208	Summa Canister	20.5	0.3	0.0	1.79	N	N	µg/m3	**20**	**120**	< 3.5 U	< 3.5 U	< 2.3 U	**12**	< 3.5 U	< 3.6 U	< 2.4 U	< 3.1 U	< 6.8 U
	EN04-2D Dup	20	12-Aug-08	DU3339081208	Summa Canister	20.5	0.3	0.0	1.79	N	N	µg/m3	**21**	**120**	< 3.5 U	< 3.5 U	< 2.3 U	**12**	< 3.5 U	< 3.6 U	< 2.4 U	< 3.1 U	< 6.8 U
	EN04-2D	20	16-Oct-08	EN042D101608	Summa Canister	20.9	0.4	0.0	1.75	N	N	µg/m3	**26**	**160**	< 3.5 U	< 3.5 U	< 2.2 U	**12**	< 3.5 U	< 3.5 U	< 2.3 U	< 3 U	< 6.7 U
	EN04-2D	20	16-Dec-08	EN042D121608	Summa Canister	19.6	0.5	0.0	1.55	N	N	µg/m3	**35**	**190**	< 3.1 U	< 3.1 U	< 2.0 U	**12**	< 3.1 U	< 3.1 U	< 2.0 U	< 2.7 U	< 5.9 U
	EN04-2D	20	16-Feb-09	EN042D021609	Summa Canister	19.5	0.1	0.2	1.66	N	N	µg/m3	**29**	**140**	< 3.3 U	< 3.3 U	< 2.1 U	**11**	< 3.3 U	< 3.4 U	< 2.2 U	< 2.9 U	< 6.4 U
	EN04-2D	20	7-Apr-09	EN042D040709	Summa Canister	21.5	0.3	0.0	1.61	N	N	µg/m3	**16**	**99**	< 3.2 U	< 3.2 U	< 2.0 U	**9**	< 3.2 U	< 3.2 U	< 2.1 U	< 2.8 U	< 6.2 U

Table C.1
Summary of Analytical Laboratory Data - Soil Vapor
Annual Report - Soil Vapor Monitoring
Comprehensive Operations, Maintenance, & Monitoring Program
Endicott, New York

SV Mon Point Designation	Sampling Point Designation	Sampling Depth	Sampling Date	Field Sample ID	Sample Type	O_2 (%)	CO_2 (%)	CH_4 (%)	Dilution Factor	SF_6 Applied?	He Applied?	Units of VOC Results	Tetrachloroethene	Trichloroethene	cis-1,2-Dichloroethene	trans-1,2-Dichloroethene	Vinyl Chloride	1,1,1-Trichloroethane	1,1-Dichloroethene	1,1-Dichloroethane	Chloroethane	Methylene Chloride	Freon 113
Designation **EN04-3**	EN04-3S	8	7-Apr-08	EN043S040708	Summa Canister	20.5	0.0	0.0	1.64	N	N	µg/m3	< 5.6 U	< 4.4 U	< 3.2 U	< 3.2 U	< 2.1 U	< 4.5 U	< 3.2 U	< 3.3 U	< 2.2 U	< 2.8 U	< 6.3 U
Monitoring Well **EN-203**	EN04-3S	8	9-Jun-08	EN043S060908	Summa Canister	20.6	0.1	0.0	1.52	N	N	µg/m3	< 5.2 U	< 4.1 U	< 3 U	< 3 U	< 1.9 U	< 4.1 U	< 3 U	< 3.1 U	< 2 U	< 2.6 U	< 5.8 U
	EN04-3S	8	11-Aug-08	EN043S081108	Summa Canister	20.5	0.4	0.0	1.68	N	N	µg/m3	< 5.7 U	< 4.5 U	< 3.3 U	< 3.3 U	< 2.1 U	< 4.6 U	< 3.3 U	< 3.4 U	< 2.2 U	< 2.9 U	< 6.4 U
	EN04-3S	8	15-Oct-08	EN043S101508	Summa Canister	20.1	0.2	0.0	1.68	N	N	µg/m3	< 5.7 U	< 4.5 U	< 3.3 U	< 3.3 U	< 2.1 U	< 4.6 U	< 3.3 U	< 3.4 U	< 2.2 U	< 2.9 U	< 6.4 U
	EN04-3S	8	16-Dec-08	EN043S121608	Summa Canister	20.6	0.1	0.0	1.44	N	N	µg/m3	< 4.9 U	< 3.9 U	< 2.8 U	< 2.8 U	< 1.8 U	< 3.9 U	< 2.8 U	< 2.9 U	< 1.9 U	< 2.5 U	< 5.5 U
	EN04-3S	8	17-Feb-09	EN043S021709	Summa Canister	21.1	0.1	0.0	1.65	N	N	µg/m3	< 5.6 U	< 4.4 U	< 3.3 U	< 3.3 U	< 2.1 U	< 4.5 U	< 3.3 U	< 3.3 U	< 2.2 U	< 2.9 U	< 6.3 U
	EN04-3D	19	7-Apr-08	EN043D040708	Summa Canister	20.5	0.0	0.0	1.61	N	N	µg/m3	< 5.5 U	**13**	< 3.2 U	< 3.2 U	< 2.0 U	< 4.4 U	< 3.2 U	< 3.2 U	< 2.1 U	< 2.8 U	< 6.2 U
	EN04-3D	19	9-Jun-08	EN043D060908	Summa Canister	20.4	0.1	0.0	1.79	N	N	µg/m3	< 6.1 U	**13**	< 3.5 U	< 3.5 U	< 2.3 U	< 4.9 U	< 3.5 U	< 3.6 U	< 2.4 U	< 3.1 U	< 6.8 U
	EN04-3D	19	11-Aug-08	EN043D081108	Summa Canister	20.3	0.3	0.0	1.68	N	N	µg/m3	< 5.7 U	**24**	< 3.3 U	< 3.3 U	< 2.1 U	< 4.6 U	< 3.3 U	< 3.4 U	< 2.2 U	< 2.9 U	< 6.4 U
	EN04-3D	19	15-Oct-08	EN043D101508	Summa Canister	19.8	0.6	0.0	1.79	N	N	µg/m3	< 6.1 U	**22**	< 3.5 U	< 3.5 U	< 2.3 U	< 4.9 U	< 3.5 U	< 3.6 U	< 2.4 U	< 3.1 U	< 6.8 U
	EN04-3D	19	16-Dec-08	EN043D121608	Summa Canister	20.6	0.5	0.0	1.49	N	N	µg/m3	< 5 U	**23**	< 3.0 U	< 3.0 U	< 1.9 U	< 4.1 U	< 3.0 U	< 3.0 U	< 2.0 U	< 2.6 U	< 5.7 U
	EN04-3D	19	17-Feb-09	EN043D021709	Summa Canister	20.9	0.2	0.0	1.36	N	N	µg/m3	< 4.6 U	**12**	< 2.7 U	< 2.7 U	< 1.7 U	< 3.7 U	< 2.7 U	< 2.8 U	< 1.8 U	< 2.4 U	< 5.2 U
Designation **EN04-4**	EN04-4S	8	7-Apr-08	EN044S040708	Summa Canister	20.2	0.4	0.0	1.87	N	N	µg/m3	< 6.3 U	< 5 U	< 3.7 U	< 3.7 U	< 2.4 U	< 5.1 U	< 3.7 U	< 3.8 U	< 2.5 U	< 3.2 U	< 7.2 U
Monitoring Well **EN-022**	EN04-4S	8	10-Jun-08	EN044S061008	Summa Canister	20.0	0.9	0.0	1.64	N	N	µg/m3	< 5.6 U	**11**	< 3.2 U	< 3.2 U	< 2.1 U	< 4.5 U	< 3.2 U	< 3.3 U	< 2.2 U	< 2.8 U	< 6.3 U
	EN04-4S Dup	8	10-Jun-08	DU97108061008	Summa Canister	20.0	0.9	0.0	1.75	N	N	µg/m3	< 5.9 U	< 4.7 U	< 3.5 U	< 3.5 U	< 2.2 U	< 4.8 U	< 3.5 U	< 3.5 U	< 2.3 U	< 3 U	< 6.7 U
	EN04-4S	8	11-Aug-08	EN044S081108	Summa Canister	18.8	1.7	0.0	1.79	N	N	µg/m3	< 6.1 U	< 4.8 U	< 3.5 U	< 3.5 U	< 2.3 U	< 4.9 U	< 3.5 U	< 3.6 U	< 2.4 U	< 3.1 U	< 6.8 U
	EN04-4S Dup	8	11-Aug-08	DU35557081108	Summa Canister	18.8	1.7	0.0	1.83	N	N	µg/m3	< 6.2 U	< 4.9 U	< 3.6 U	< 3.6 U	< 2.3 U	< 5 U	< 3.6 U	< 3.7 U	< 2.4 U	< 3.2 U	< 7 U
	EN04-4S	8	15-Oct-08	EN044S101508	Summa Canister	18.7	1.7	0.0	1.52	N	N	µg/m3	< 5.2 U	< 4.1 U	< 3 U	< 3 U	< 1.9 U	< 4.1 U	< 3 U	< 3.1 U	< 2 U	**3**	< 5.8 U
	EN04-4S	8	16-Dec-08	EN044S121608	Summa Canister	20.3	0.9	0.0	1.58	N	N	µg/m3	< 5.4 U	< 4.2 U	< 3.1 U	< 3.1 U	< 2.0 U	< 4.3 U	< 3.1 U	< 3.2 U	< 2.1 U	< 2.7 U	< 6.0 U
	EN04-4S Dup	8	16-Dec-08	DU3368121608	Summa Canister	20.3	0.9	0.0	1.55	N	N	µg/m3	< 5.2 U	< 4.2 U	< 3.1 U	< 3.1 U	< 2.0 U	< 4.2 U	< 3.1 U	< 3.1 U	< 2.0 U	< 2.7 U	< 5.9 U
	EN04-4S	8	17-Feb-09	EN044S021709	Summa Canister	20.4	0.5	0.0	1.57	N	N	µg/m3	< 5.3 U	**14**	< 3.1 U	< 3.1 U	< 2.0 U	< 4.3 U	< 3.1 U	< 3.2 U	< 2.1 U	< 2.7 U	< 6.0 U
	EN04-4D	17	7-Apr-08	EN044D040708	Summa Canister	20.1	0.4	0.0	1.68	N	N	µg/m3	< 5.7 U	< 4.5 U	< 3.3 U	< 3.3 U	< 2.1 U	< 4.6 U	< 3.3 U	< 3.4 U	< 2.2 U	< 2.9 U	< 6.4 U
	EN04-4D Dup	17	7-Apr-08	DU3368040708	Summa Canister	20.1	0.4	0.0	1.68	N	N	µg/m3	< 5.7 U	< 4.5 U	< 3.3 U	< 3.3 U	< 2.1 U	< 4.6 U	< 3.3 U	< 3.4 U	< 2.2 U	< 2.9 U	< 6.4 U
	EN04-4D	17	10-Jun-08	EN044D061008	Summa Canister	20.0	0.8	0.0	1.79	N	N	µg/m3	< 6.1 U	< 4.8 U	< 3.5 U	< 3.5 U	< 2.3 U	< 4.9 U	< 3.5 U	< 3.6 U	< 2.4 U	< 3.1 U	< 6.8 U
	EN04-4D	17	11-Aug-08	EN044D081108	Summa Canister	18.9	1.5	0.0	1.68	N	N	µg/m3	< 5.7 U	< 4.5 U	< 3.3 U	< 3.3 U	< 2.1 U	< 4.6 U	< 3.3 U	< 3.4 U	< 2.2 U	< 2.9 U	< 6.4 U
	EN04-4D	17	15-Oct-08	EN044D101508	Summa Canister	19.5	1.2	0.0	1.52	N	N	µg/m3	< 5.2 U	< 4.1 U	< 3 U	< 3 U	< 1.9 U	< 4.1 U	< 3 U	< 3.1 U	< 2 U	< 2.6 U	< 5.8 U
	EN04-4D Dup	17	15-Oct-08	DU3302101508	Summa Canister	19.5	1.2	0.0	1.52	N	N	µg/m3	< 5.2 U	< 4.1 U	< 3 U	< 3 U	< 1.9 U	< 4.1 U	< 3 U	< 3.1 U	< 2 U	< 2.6 U	< 5.8 U
	EN04-4D	17	16-Dec-08	EN044D121608	Summa Canister	19.9	1.7	0.0	1.52	N	N	µg/m3	< 5.2 U	< 4.1 U	< 3.0 U	< 3.0 U	< 1.9 U	< 4.1 U	< 3.0 U	< 3.1 U	< 2.0 U	< 2.6 U	< 5.8 U
	EN04-4D	17	17-Feb-09	EN044D021709	Summa Canister	20.2	0.9	0.0	1.63	N	N	µg/m3	< 5.5 U	< 4.4 U	< 3.2 U	< 3.2 U	< 2.1 U	< 4.4 U	< 3.2 U	< 3.3 U	< 2.2 U	< 2.8 U	< 6.2 U

Table C.1
Summary of Analytical Laboratory Data - Soil Vapor
Annual Report - Soil Vapor Monitoring
Comprehensive Operations, Maintenance, & Monitoring Program
Endicott, New York

SV Mon Point Designation	Sampling Point Designation	Sampling Depth	Sampling Date	Field Sample ID	Sample Type	O_2 (%)	CO_2 (%)	CH_4 (%)	Dilution Factor	SF_6 Applied?	He Applied?	Units of VOC Results	Tetrachloroethene	Trichloroethene	cis-1,2-Dichloroethene	trans-1,2-Dichloroethene	Vinyl Chloride	1,1,1-Trichloroethane	1,1-Dichloroethene	1,1-Dichloroethane	Chloroethane	Methylene Chloride	Freon 113
Designation **EN04-5**	EN04-5S	8	7-Apr-08	EN045S040708	Summa Canister	20.0	0.5	0.0	1.58	N	N	µg/m3	< 5.4 U	**89**	< 3.1 U	< 3.1 U	< 2.0 U	**6.7**	< 3.1 U	< 3.2 U	< 2.1 U	< 2.7 U	< 6.0 U
Monitoring Well **EN-459**	EN04-5S	8	9-Jun-08	EN045S060908	Summa Canister	19.4	1.1	0.0	1.71	N	N	µg/m3	< 5.8 U	**230**	< 3.4 U	< 3.4 U	< 2.2 U	**12**	< 3.4 U	< 3.5 U	< 2.2 U	< 3 U	< 6.6 U
	EN04-5S	8	13-Aug-08	EN045S081308	Summa Canister	20.6	0.0	0.0	1.75	N	N	µg/m3	< 5.9 U	**330**	< 3.5 U	< 3.5 U	< 2.2 U	**16**	< 3.5 U	< 3.5 U	< 2.3 U	< 3 U	< 6.7 U
	EN04-5S	8	14-Oct-08	EN045S101408	Summa Canister	19.3	1.9	0.0	3.22	N	N	µg/m3	11 UJ	**240** J	6.4 UJ	6.4 UJ	4.1 UJ	**14** J	6.4 UJ	6.5 UJ	4.2 UJ	5.6 UJ	12 UJ
	EN04-5S	8	16-Dec-08	EN045S121608	Summa Canister	20.4	1.4	0.0	1.61	N	N	µg/m3	< 5.5 U	**110**	< 3.2 U	< 3.2 U	< 2.0 U	**8.7**	< 3.2 U	< 3.2 U	< 2.1 U	< 2.8 U	< 6.2 U
	EN04-5S	8	16-Feb-09	EN045S021609	Summa Canister	19.1	0.8	0.1	1.68	N	N	µg/m3	< 5.7 U	**71**	< 3.3 U	< 3.3 U	< 2.1 U	**7.3**	< 3.3 U	< 3.4 U	< 2.2 U	< 2.9 U	< 6.4 U
	EN04-5D	34	7-Apr-08	EN045D040708	Summa Canister	19.8	1.2	0.0	3.36	N	N	µg/m3	< 11 U	**2,900**	**7.7**	< 6.7 U	< 4.3 U	**120**	**8.0**	< 6.8 U	< 4.4 U	< 5.8 U	< 13 U
	EN04-5D Dup	34	7-Apr-08	DU3374040708	Summa Canister	19.8	1.2	0.0	3.28	N	N	µg/m3	< 11 U	**2,800**	**7.1**	< 6.5 U	< 4.2 U	**120**	**8.9**	< 6.6 U	< 4.3 U	< 5.7 U	< 12 U
	EN04-5D	34	9-Jun-08	EN045D060908	Summa Canister	19.9	0.9	0.0	2.93	N	N	µg/m3	< 9.9 U	**2,700**	**8**	< 5.8 U	< 3.7 U	**110**	< 5.8 U	< 5.9 U	< 3.9 U	< 5.1 U	< 11 U
	EN04-5D	34	13-Aug-08	EN045D081308	Summa Canister	19.7	0.8	0.0	3.58	N	N	µg/m3	< 12 U	**2,700**	< 7.1 U	< 7.1 U	< 4.6 U	**120**	< 7.1 U	< 7.2 U	< 4.7 U	< 6.2 U	< 14 U
	EN04-5D	34	14-Oct-08	EN045D101408	Summa Canister	19.3	1.4	0.0	3.22	N	N	µg/m3	< 11 U	**3,000**	**11**	< 6.4 U	< 4.1 U	**130**	< 6.4 U	< 6.5 U	< 4.2 U	< 5.6 U	< 12 U
	EN04-5D	34	16-Dec-08	EN045D121608	Summa Canister	19.9	1.8	0.0	3.16	N	N	µg/m3	< 11 U	**3,000**	< 6.3 U	< 6.3 U	< 4.0 U	**120**	< 6.3 U	< 6.4 U	< 4.2 U	< 5.5 U	< 12 U
	EN04-5D	34	16-Feb-09	EN045D021609	Summa Canister	18.5	1.4	0.0	6.52	N	N	µg/m3	< 22 U	**3,000**	< 13 U	< 13 U	< 8.3 U	**140**	< 13 U	< 13 U	< 8.6 U	< 11 U	< 25 U
	EN04-5D Dup	34	16-Feb-09	DU3320021609	Summa Canister	18.5	1.4	0.0	2.58	N	N	µg/m3	< 8.8 U	**2,800** E	**5.7**	< 5.1 U	< 3.3 U	**140**	< 5.1 U	< 5.2 U	< 3.4 U	< 4.5 U	< 9.9 U
Designation **EN04-6**	EN04-6S	8	7-Apr-08	EN046S040708	Summa Canister	20.0	0.3	0.0	1.64	N	N	µg/m3	< 5.6 U	< 4.4 U	< 3.2 U	< 3.2 U	< 2.1 U	< 4.5 U	< 3.2 U	< 3.3 U	< 2.2 U	< 2.8 U	< 6.3 U
Monitoring Well **EN-310**	EN04-6S	8	9-Jun-08	EN046S060908	Summa Canister	19.6	0.8	0.0	1.83	N	N	µg/m3	< 6.2 U	< 4.9 U	< 3.6 U	< 3.6 U	< 2.3 U	< 5 U	< 3.6 U	< 3.7 U	< 2.4 U	< 3.2 U	< 7 U
	EN04-6S	8	13-Aug-08	EN046S081308	Summa Canister	19.3	1.4	0.0	1.71	N	N	µg/m3	< 5.8 U	< 4.6 U	< 3.4 U	< 3.4 U	< 2.2 U	< 4.7 U	< 3.4 U	< 3.5 U	< 2.2 U	< 3 U	< 6.6 U
	EN04-6S	8	14-Oct-08	EN046S101408	Summa Canister	19.6	0.9	0.0	1.68	N	N	µg/m3	< 5.7 U	< 4.5 U	< 3.3 U	< 3.3 U	< 2.1 U	< 4.6 U	< 3.3 U	< 3.4 U	< 2.2 U	< 2.9 U	< 6.4 U
	EN04-6S	8	16-Dec-08	EN046S121608	Summa Canister	20.4	0.5	0.0	1.49	N	N	µg/m3	< 5.0 U	< 4.0 U	< 3.0 U	< 3.0 U	< 1.9 U	< 4.1 U	< 3.0 U	< 3.0 U	< 2.0 U	< 2.6 U	< 5.7 U
	EN04-6S	8	16-Feb-09	EN046S021609	Summa Canister	19.4	0.1	0.1	1.51	N	N	µg/m3	< 5.1 U	< 4.0 U	< 3.0 U	< 3.0 U	< 1.9 U	< 4.1 U	< 3.0 U	< 3.0 U	< 2.0 U	< 2.6 U	< 5.8 U
	EN04-6D	27	7-Apr-08	EN046D040708	Summa Canister	19.6	0.5	0.0	1.64	N	N	µg/m3	< 5.6 U	< 4.4 U	< 3.2 U	< 3.2 U	< 2.1 U	< 4.5 U	< 3.2 U	< 3.3 U	< 2.2 U	< 2.8 U	< 6.3 U
	EN04-6D	27	9-Jun-08	EN046D060908	Summa Canister	17.7	2.0	0.0	1.87	N	N	µg/m3	< 6.3 U	< 5 U	< 3.7 U	< 3.7 U	< 2.4 U	< 5.1 U	< 3.7 U	< 3.8 U	< 2.5 U	< 3.2 U	< 7.2 U
	EN04-6D	27	13-Aug-08	EN046D081308	Summa Canister	18.4	2.5	0.0	1.68	N	N	µg/m3	< 5.7 U	< 4.5 U	< 3.3 U	< 3.3 U	< 2.1 U	< 4.6 U	< 3.3 U	< 3.4 U	< 2.2 U	< 2.9 U	< 6.4 U
	EN04-6D	27	14-Oct-08	EN046D101408	Summa Canister	19.0	1.6	0.0	1.75	N	N	µg/m3	< 5.9 U	< 4.7 U	< 3.5 U	< 3.5 U	< 2.2 U	< 4.8 U	< 3.5 U	< 3.5 U	< 2.3 U	< 3 U	< 6.7 U
	EN04-6D	27	16-Dec-08	EN046D121608	Summa Canister	20.2	0.6	0.0	1.49	N	N	µg/m3	< 5.0 U	< 4.0 U	< 3.0 U	< 3.0 U	< 1.9 U	< 4.1 U	< 3.0 U	< 3.0 U	< 2.0 U	< 2.6 U	< 5.7 U
	EN04-6D	27	16-Feb-09	EN046D021609	Summa Canister	19.3	0.2	0.1	1.48	N	N	µg/m3	< 5.0 U	< 4.0 U	< 2.9 U	< 2.9 U	< 1.9 U	< 4.0 U	< 2.9 U	< 3.0 U	< 2.0 U	< 2.6 U	< 5.7 U

Table C.1
Summary of Analytical Laboratory Data - Soil Vapor
Annual Report - Soil Vapor Monitoring
Comprehensive Operations, Maintenance, & Monitoring Program
Endicott, New York

SV Mon Point Designation	Sampling Point Designation	Sampling Depth	Sampling Date	Field Sample ID	Sample Type	O_2 (%)	CO_2 (%)	CH_4 (%)	Dilution Factor	SF_6 Applied?	He Applied?	Units of VOC Results	Tetrachloroethene	Trichloroethene	cis-1,2-Dichloroethene	trans-1,2-Dichloroethene	Vinyl Chloride	1,1,1-Trichloroethane	1,1-Dichloroethene	1,1-Dichloroethane	Chloroethane	Methylene Chloride	Freon 113
Designation **EN04-7**	EN04-7S	8	7-Apr-08	EN047S040708	Summa Canister	20.6	0.3	0.0	1.64	N	N	µg/m3	**11**	**9.2**	< 3.2 U	< 3.2 U	< 2.1 U	< 4.5 U	< 3.2 U	< 3.3 U	< 2.2 U	< 2.8 U	< 6.3 U
Monitoring Well **EN-311**	EN04-7S	8	9-Jun-08	EN047S060908	Summa Canister	19.8	0.9	0.0	1.83	N	N	µg/m3	**48**	**29**	< 3.6 U	< 3.6 U	< 2.3 U	< 5 U	< 3.6 U	< 3.7 U	< 2.4 U	< 3.2 U	< 7 U
	EN04-7S	8	13-Aug-08	EN047S081308	Summa Canister	19.0	1.4	0.0	1.71	N	N	µg/m3	**100**	**56**	< 3.4 U	< 3.4 U	< 2.2 U	**7**	< 3.4 U	< 3.5 U	< 2.2 U	< 3 U	< 6.6 U
	EN04-7S	8	14-Oct-08	EN047S101408	Summa Canister	19.2	1.1	0.0	1.71	N	N	µg/m3	**56**	**36**	< 3.4 U	< 3.4 U	< 2.2 U	**5**	< 3.4 U	< 3.5 U	< 2.2 U	< 3 U	< 6.6 U
	EN04-7S Dup	8	14-Oct-08	DU3320101408	Summa Canister	19.2	1.1	0.0	1.75	N	N	µg/m3	**57**	**37**	< 3.5 U	< 3.5 U	< 2.2 U	**5.1**	< 3.5 U	< 3.5 U	< 2.3 U	< 3 U	< 6.7 U
	EN04-7S	8	16-Dec-08	EN047S121608	Summa Canister	20.3	0.6	0.0	1.49	N	N	µg/m3	**86**	**9.6**	< 3.0 U	< 3.0 U	< 1.9 U	< 4.1 U	< 3.0 U	< 3.0 U	< 2.0 U	< 2.6 U	< 5.7 U
	EN04-7S	8	16-Feb-09	EN047S021609	Summa Canister	19.5	0.2	0.1	1.53	N	N	µg/m3	< 5.2 U	< 4.1 U	< 3.0 U	< 3.0 U	< 2.0 U	< 4.2 U	< 3.0 U	< 3.1 U	< 2.0 U	< 2.6 U	< 5.9 U
	EN04-7S	8	6-Apr-09	EN047S040609	Summa Canister	20.9	0.4	0.0	1.79	N	N	µg/m3	**9.0**	< 4.8 U	< 3.5 U	< 3.5 U	< 2.3 U	< 4.9 U	< 3.5 U	< 3.6 U	< 2.4 U	< 3.1 U	< 6.8 U
	EN04-7S Dup	8	6-Apr-09	DU3335040609	Summa Canister	20.9	0.4	0.0	1.68	N	N	µg/m3	**7.8**	**4.5**	< 3.3 U	< 3.3 U	< 2.1 U	< 4.6 U	< 3.3 U	< 3.4 U	< 2.2 U	< 2.9 U	< 6.4 U
	EN04-7D	34	7-Apr-08	EN047D040708	Summa Canister	20.3	1.2	0.0	7	N	N	µg/m3	**24** U	**6,000**	**53**	< 14 U	< 8.9 U	**360**	**44**	< 14 U	< 9.2 U	< 12 U	< 27 U
	EN04-7D	34	9-Jun-08	EN047D060908	Summa Canister	20.0	0.9	0.0	6.72	N	N	µg/m3	< 23 U	**5,000**	**46**	< 13 U	< 8.6 U	**330**	**21**	< 14 U	< 8.9 U	< 12 U	< 26 U
	EN04-7D	34	13-Aug-08	EN047D081308	Summa Canister	19.4	0.8	0.0	5.23	N	N	µg/m3	< 18 U	**4,700**	**45**	< 10 U	< 6.7 U	**310**	**13**	< 10 U	< 6.9 U	< 9.1 U	< 20 U
	EN04-7D Dup	34	13-Aug-08	DU3335081308	Summa Canister	19.4	0.8	0.0	5.23	N	N	µg/m3	< 18 U	**4,100**	**39**	< 10 U	< 6.7 U	**280**	**12**	< 10 U	< 6.9 U	< 9.1 U	< 20 U
	EN04-7D	34	14-Oct-08	EN047D101408	Summa Canister	19.5	1.3	0.0	5.05	N	N	µg/m3	< 17 U	**5,300**	**59**	< 10 U	< 6.4 U	**340**	**20**	**10**	< 6.7 U	< 8.8 U	< 19 U
	EN04-7D	34	16-Dec-08	EN047D121608	Summa Canister	20	1.8	0.0	6.08	N	N	µg/m3	< 21 U	**5,500**	**49**	< 12 U	< 7.8 U	**320**	**12**	< 12 U	< 8.0 U	< 10 U	< 23 U
	EN04-7D	34	16-Feb-09	EN047D021609	Summa Canister	19.1	1.5	0.1	7.75	N	N	µg/m3	**28**	**6,000**	**48**	< 15 U	< 9.9 U	**410**	**19**	< 16 U	< 10 U	< 13 U	< 30 U
	EN04-7D	34	6-Apr-09	EN047D040609	Summa Canister	20.6	1.4	0.0	8.95	N	N	µg/m3	< 30 U	**4,500**	**31**	< 18 U	< 11 U	**260**	< 18 U	< 18 U	< 12 U	< 16 U	< 34 U
Designation **EN04-9**	EN04-9S	8	8-Apr-08	EN049S040808	Summa Canister	20.1	0.0	0.0	1.61	N	N	µg/m3	< 22	**930**	**5.2**	< 3.2 U	< 2.0 U	**44**	**3.5**	**5.3**	< 2.1 U	< 2.8 U	< 6.2 U
Monitoring Well **EN-279**	EN04-9S	8	10-Jun-08	EN049S061008	Summa Canister	19.0	0.9	0.0	7.16	N	N	µg/m3	**120**	**4,400**	**26**	< 14 U	< 9.2 U	**320**	< 14 U	**26**	< 9.4 U	< 12 U	< 27 U
	EN04-9S Dup	8	10-Jun-08	DU2204061008	Summa Canister	19.0	0.9	0.0	7.32	N	N	µg/m3	**120**	**4,600**	**23**	< 14 U	< 9.4 U	**330**	< 14 U	**26**	< 9.6 U	< 13 U	< 28 U
	EN04-9S	8	12-Aug-08	EN049S081208	Summa Canister	16.8	1.8	0.0	17.5	N	N	µg/m3	**300**	**9,000**	< 35 U	< 35 U	< 22 U	**530**	< 35 U	< 35 U	< 23 U	< 30 U	< 67 U
	EN04-9S Dup	8	12-Aug-08	DU36383081208	Summa Canister	16.8	1.8	0.0	15	N	N	µg/m3	**340**	**10,000**	< 30 U	< 30 U	< 19 U	**640**	< 30 U	**30**	< 20 U	< 26 U	< 57 U
	EN04-9S	8	15-Oct-08	EN049S101508	Summa Canister	18.1	1.8	0.0	13.1	N	N	µg/m3	**220**	**8,400**	< 26 U	< 26 U	< 17 U	**540**	< 26 U	< 26 U	< 17 U	< 23 U	< 50 U
	EN04-9S	8	16-Dec-08	EN049S121608	Summa Canister	20.3	0.6	0.0	1.49	N	N	µg/m3	**37**	**1,200**	**3.2**	< 3.0 U	< 1.9 U	**55**	< 3.0 U	**3.4**	< 2.0 U	< 2.6 U	< 5.7 U
	EN04-9S	8	17-Feb-09	EN049S021709	Summa Canister	19.6	0.3	0.1	1.69	N	N	µg/m3	**26**	**950**	**4.4**	< 3.4 U	< 2.2 U	**49**	**3.6**	**5.0**	< 2.2 U	< 2.9 U	< 6.5 U
	EN04-9S	8	7-Apr-09	EN049S040709	Summa Canister	20.5	0.4	0.0	1.58	N	N	µg/m3	**23**	**1,100**	**6.1**	< 3.1 U	< 2.0 U	**61**	< 3.1 U	**7.6**	< 2.1 U	< 2.7 U	< 6.0 U
	EN04-9D	20	8-Apr-08	EN049D040808	Summa Canister	19.0	0.3	0.0	7	N	N	µg/m3	**450**	**5,900**	**580**	< 14 U	< 8.9 U	**480**	**140**	**120**	< 9.2 U	< 12 U	< 27 U
	EN04-9D	20	10-Jun-08	EN049D061008	Summa Canister	18.2	2.3	0.0	2.49	N	N	µg/m3	**75**	**1,900**	**39**	< 4.9 U	< 3.2 U	**100**	**13**	**10**	< 3.3 U	< 4.3 U	< 9.5 U
	EN04-9D	20	12-Aug-08	EN049D081208	Summa Canister	16.0	1.4	0.0	14	N	N	µg/m3	**770**	**9,700**	**790**	< 28 U	< 18 U	**1,400**	**550**	**260**	< 18 U	< 24 U	**180**
	EN04-9D	20	15-Oct-08	EN049D101508	Summa Canister	16.9	2.0	0.0	21.5	N	N	µg/m3	**800**	**12,000**	**1,000**	< 43 U	< 27 U	**1,700**	**440**	**410**	< 28 U	< 37 U	< 82 U
	EN04-9D	20	16-Dec-08	EN049D121608	Summa Canister	NM	NM	NM	1.52	N	N	µg/m3	**67**	**960**	**36**	< 3.0 U	< 1.9 U	**67**	**10**	**12**	< 2.0 U	< 2.6 U	< 5.8 U
	EN04-9D	20	17-Feb-09	EN049D021709	Summa Canister	19.1	0.6	0.1	7.85	N	N	µg/m3	**590**	**6,600**	**610**	< 16 U	< 10 U	**580**	**150**	**190**	< 10 U	< 14 U	< 30 U
	EN04-9D Dup	20	17-Feb-09	DU3356021709	Summa Canister	19.1	0.6	0.1	6.33	N	N	µg/m3	**590**	**6,400**	**600**	< 12 U	< 8.1 U	**580**	**150**	**190**	< 8.4 U	< 11 U	< 24 U
	EN04-9D	20	7-Apr-09	EN049D040709	Summa Canister	19.9	0.7	0.0	13.1	N	N	µg/m3	**470**	**6,800**	**560**	< 26 U	< 17 U	**550**	**120**	**160**	< 17 U	< 23 U	< 50 U
	EN04-9D Dup	20	7-Apr-09	DU3301040709	Summa Canister	19.9	0.7	0.0	13.1	N	N	µg/m3	**470**	**6,700**	**550**	< 26 U	< 17 U	**540**	**120**	**160**	< 17 U	< 23 U	< 50 U

Table C.1
Summary of Analytical Laboratory Data - Soil Vapor
Annual Report - Soil Vapor Monitoring
Comprehensive Operations, Maintenance, & Monitoring Program
Endicott, New York

SV Mon Point Designation	Sampling Point Designation	Sampling Depth	Sampling Date	Field Sample ID	Sample Type	O_2 (%)	CO_2 (%)	CH_4 (%)	Dilution Factor	SF_6 Applied?	He Applied?	Units of VOC Results	Tetrachloroethene	Trichloroethene	cis-1,2-Dichloroethene	trans-1,2-Dichloroethene	Vinyl Chloride	1,1,1-Trichloroethane	1,1-Dichloroethene	1,1-Dichloroethane	Chloroethane	Methylene Chloride	Freon 113
Designation **EN04-10**	EN04-10S	8	8-Apr-08	EN0410S040808	Summa Canister	16.3	3.2	0.0	8.55	N	N	µg/m3	**66**	**7,500**	**1,600**	< 17 U	**32**	**3,000**	**950**	**1,000**	< 11 U	< 15 U	**49**
Monitoring Well **EN-77**	EN04-10S	8	10-Jun-08	EN0410S061008	Summa Canister	15.6	4.0	0.0	42.8	N	N	µg/m3	**310**	**31,000**	**7,400**	< 85 U	**130**	**10,000**	**2,900**	**3,700**	< 56 U	< 74 U	< 160 U
	EN04-10S	8	12-Aug-08	EN0410S081208	Summa Canister	13.5	5.1	0.0	59.6	N	N	µg/m3	**460**	**41,000**	**8,700**	< 120 U	< 76 U	**9,800**	**1,700**	**4,200**	< 79 U	< 100 U	< 230 U
	EN04-10S	8	15-Oct-08	EN0410S101508	Summa Canister	11.6	5.4	0.0	68.4	N	N	µg/m3	**450**	**49,000**	**9,100**	< 140 U	< 87 U	**12,000**	**1,500**	**4,200**	< 90 U	< 120 U	< 260 U
	EN04-10S	8	16-Dec-08	EN0410S121608	Summa Canister	14.8	4.5	0.0	19.9	N	N	µg/m3	**200**	**22,000**	**4,900**	< 39 U	< 25 U	**6,300**	**930**	**2,200**	< 26 U	< 34 U	< 76 U
	EN04-10S	8	17-Feb-09	EN0410S021709	Summa Canister	15.2	3.2	0.1	13.4	N	N	µg/m3	**100**	**12,000**	**3,000**	< 26 U	< 17 U	**3,700**	**720**	**1,700**	< 18 U	< 23 U	< 51 U
	EN04-10S Dup	8	17-Feb-09	DU3361021709	Summa Canister	15.2	3.2	0.1	11.2	N	N	µg/m3	**99**	**12,000**	**3,000**	< 22 U	< 14 U	**3,700**	**720**	**1,700**	< 15 U	< 19 U	**50**
	EN04-10D	20	8-Apr-08	EN0410D040808	Summa Canister	16.2	3.2	0.0	42	N	N	µg/m3	**390**	**29,000**	**9,200**	< 83 U	**150**	**8,400**	**2,600**	**3,700**	< 55 U	< 73 U	< 160 U
	EN04-10D	20	10-Jun-08	EN0410D061008	Summa Canister	16.4	3.0	0.0	45.8	N	N	µg/m3	**480**	**33,000**	**13,000**	< 91 U	**150**	**12,000**	**3,200**	**4,800**	< 60 U	**83**	< 180 U
	EN04-10D	20	12-Aug-08	EN0410D081208	Summa Canister	14.4	4.2	0.0	71.6	N	N	µg/m3	**650**	**41,000**	**14,000**	< 140 U	< 92 U	**13,000**	**2,800**	**5,400**	< 94 U	< 120 U	< 270 U
	EN04-10D	20	15-Oct-08	EN0410D101508	Summa Canister	12.0	5.4	0.0	84	N	N	µg/m3	**710**	**57,000**	**15,000**	< 170 U	< 110 U	**17,000**	**2,500**	**5,900**	< 110 U	< 140 U	< 320 U
	EN04-10D	20	16-Dec-08	EN0410D121608	Summa Canister	14	5.1	0.0	74.5	N	N	µg/m3	**650**	**50,000**	**13,000**	< 150 U	< 95 U	**14,000**	**1,900**	**4,800**	< 98 U	< 130 U	< 280 U
	EN04-10D	20	17-Feb-09	EN0410D021709	Summa Canister	14.6	4.2	0.1	49.5	N	N	µg/m3	**410**	**31,000**	**9,000**	< 98 U	< 63 U	**7,000**	**1,400**	**3,800**	< 65 U	< 86 U	< 190 U
Designation **EN04-11**	EN04-11S	8	7-Apr-08	EN0411S040708	Summa Canister	20.4	0.1	0.0	1.68	N	N	µg/m3	< 5.7 U	**33**	< 3.3 U	< 3.3 U	< 2.1 U	< 4.6 U	< 3.3 U	< 3.4 U	< 2.2 U	< 2.9 U	< 6.4 U
Monitoring Well **EN-215**	EN04-11S	8	10-Jun-08	EN0411S061008	Summa Canister	20.2	0.6	0.0	1.75	N	N	µg/m3	< 5.9 U	**92**	< 3.5 U	< 3.5 U	< 2.2 U	**5.7**	< 3.5 U	< 3.5 U	< 2.3 U	< 3 U	< 6.7 U
	EN04-11S	8	11-Aug-08	EN0411S081108	Summa Canister	19.7	1.0	0.0	1.71	N	N	µg/m3	**9.7**	**180**	< 3.4 U	< 3.4 U	< 2.2 U	**8.7**	< 3.4 U	< 3.5 U	< 2.2 U	< 3 U	< 6.6 U
	EN04-11S	8	15-Oct-08	EN0411S101508	Summa Canister	19.8	0.4	0.0	1.61	N	N	µg/m3	< 5.5 U	**58**	< 3.2 U	< 3.2 U	< 2 U	< 4.4 U	< 3.2 U	< 3.2 U	< 2.1 U	< 2.8 U	< 6.2 U
	EN04-11S	8	16-Dec-08	EN0411S121608	Summa Canister	20.2	0.5	0.0	1.75	N	N	µg/m3	< 5.9 U	**50**	< 3.5 U	< 3.5 U	< 2.2 U	< 4.8 U	< 3.5 U	< 3.5 U	< 2.3 U	< 3.0 U	< 6.7 U
	EN04-11S	8	17-Feb-09	EN0411S021709	Summa Canister	20.7	0.3	0.0	1.63	N	N	µg/m3	< 5.5 U	**25**	< 3.2 U	< 3.2 U	< 2.1 U	< 4.4 U	< 3.2 U	< 3.3 U	< 2.2 U	< 2.8 U	< 6.2 U
	EN04-11S Dup	8	17-Feb-09	DU3460021709	Summa Canister	20.7	0.3	0.0	1.61	N	N	µg/m3	< 5.5 U	**25**	< 3.2 U	< 3.2 U	< 2.0 U	< 4.4 U	< 3.2 U	< 3.2 U	< 2.1 U	< 2.8 U	< 6.2 U
	EN04-11S	8	7-Apr-09	EN0411S040709	Summa Canister	20.4	0.6	0.0	1.68	N	N	µg/m3	**7.1**	**26**	< 3.3 U	< 3.3 U	< 2.1 U	< 4.6 U	< 3.3 U	< 3.4 U	< 2.2 U	< 2.9 U	< 6.4 U
	EN04-11D	21	7-Apr-08	EN0411D040708	Summa Canister	20.2	0.2	0.0	1.64	N	N	µg/m3	**41**	**1,600**	**4.0**	< 3.2 U	< 2.1 U	**42**	**3.5**	< 3.3 U	< 2.2 U	< 2.8 U	< 6.3 U
	EN04-11D	21	10-Jun-08	EN0411D061008	Summa Canister	20.8	0.1	0.0	1.61	N	N	µg/m3	**33**	**1,200**	**3.4**	< 3.2 U	< 2 U	**27**	< 3.2 U	< 3.2 U	< 2.1 U	< 2.8 U	< 6.2 U
	EN04-11D	21	11-Aug-08	EN0411D081108	Summa Canister	20.2	0.4	0.0	3.22	N	N	µg/m3	**54**	**1,900**	**6.3**	< 6.4 U	< 4.1 U	**51**	< 6.4 U	< 6.5 U	< 4.2 U	< 5.6 U	< 12 U
	EN04-11D	21	15-Oct-08	EN0411D101508	Summa Canister	19.5	0.6	0.0	2.1	N	N	µg/m3	**42**	**1,600**	**5.6**	< 4.2 U	< 2.7 U	**40**	< 4.2 U	< 4.2 U	< 2.8 U	< 3.6 U	< 8 U
	EN04-11D	21	16-Dec-08	EN0411D121608	Summa Canister	20.2	0.7	0.0	3.04	N	N	µg/m3	**56**	**2,100**	**6.2**	< 6.0 U	< 3.9 U	**52**	< 6.0 U	< 6.2 U	< 4.0 U	< 5.3 U	< 12 U
	EN04-11D	21	17-Feb-09	EN0411D021709	Summa Canister	20.9	0.4	0.0	1.55	N	N	µg/m3	**36**	**1,400**	**3.6**	< 3.1 U	< 2.0 U	**31**	< 3.1 U	< 3.1 U	< 2.0 U	< 2.7 U	< 5.9 U
	EN04-11D	21	7-Apr-09	EN0411D040709	Summa Canister	20.6	0.4	0.0	1.61	N	N	µg/m3	< 5.5 U	**67**	< 3.2 U	< 3.2 U	< 2.0 U	**6.1**	< 3.2 U	< 3.2 U	< 2.1 U	< 2.8 U	< 6.2 U

Table C.1
Summary of Analytical Laboratory Data - Soil Vapor
Annual Report - Soil Vapor Monitoring
Comprehensive Operations, Maintenance, & Monitoring Program
Endicott, New York

SV Mon Point Designation	Sampling Point Designation	Sampling Depth	Sampling Date	Field Sample ID	Sample Type	O_2 (%)	CO_2 (%)	CH_4 (%)	Dilution Factor	SF_6 Applied?	He Applied?	Units of VOC Results	Tetrachloroethene	Trichloroethene	cis-1,2-Dichloroethene	trans-1,2-Dichloroethene	Vinyl Chloride	1,1,1-Trichloroethane	1,1-Dichloroethene	1,1-Dichloroethane	Chloroethane	Methylene Chloride	Freon 113
Designation **EN04-12**	EN04-12S	8	8-Apr-08	EN0412S040808	Summa Canister	19.5	0.9	0.0	1.75	N	N	µg/m3	< 5.9 U	**380**	< 3.5 U	< 3.5 U	< 2.2 U	**16**	< 3.5 U	< 3.5 U	< 2.3 U	< 3.0 U	< 6.7 U
Monitoring Well **EN-214A**	EN04-12S	8	10-Jun-08	EN0412S061008	Summa Canister	19.2	1.6	0.0	1.71	N	N	µg/m3	< 5.8 U	**830**	< 3.4 U	< 3.4 U	< 2.2 U	**30**	< 3.4 U	< 3.5 U	< 2.2 U	< 3 U	< 6.6 U
	EN04-12S	8	12-Aug-08	EN0412S081208	Summa Canister	18.4	2.8	0.0	1.64	N	N	µg/m3	**28**	**1,600**	< 3.2 U	< 3.2 U	< 2.1 U	**40**	< 3.2 U	< 3.3 U	< 2.2 U	< 2.8 U	< 6.3 U
	EN04-12S	8	14-Oct-08	EN0412S101408	Summa Canister	18.5	2.3	0.0	1.79	N	N	µg/m3	< 6.1 U	**1,100**	< 3.5 U	< 3.5 U	< 2.3 U	**23**	< 3.5 U	< 3.6 U	< 2.4 U	**5**	< 6.8 U
	EN04-12S	8	17-Dec-08	EN0412S121708	Summa Canister	19.6	1.9	0.0	1.68	N	N	µg/m3	< 5.7 U	**790**	< 3.3 U	< 3.3 U	< 2.1 U	**22**	< 3.3 U	< 3.4 U	< 2.2 U	< 2.9 U	< 6.4 U
	EN04-12S	8	18-Feb-09	EN0412S021809	Summa Canister	20.2	1.4	0.0	1.65	N	N	µg/m3	< 5.6 U	**390**	< 3.3 U	< 3.3 U	< 2.1 U	**11**	< 3.3 U	< 3.3 U	< 2.2 U	< 2.9 U	< 6.3 U
	EN04-12S	8	6-Apr-09	EN0412S040609	Summa Canister	19.8	1.6	0.0	1.79	N	N	µg/m3	< 6.1 U	**390**	< 3.5 U	< 3.5 U	< 2.3 U	**17**	< 3.5 U	< 3.6 U	< 2.4 U	< 3.1 U	< 6.8 U
	EN04-12D	19	8-Apr-08	EN0412D040808	Summa Canister	19.4	1.4	0.0	1.75	N	N	µg/m3	< 5.9 U	**780**	**3.5**	< 3.5 U	< 2.2 U	**38**	< 3.5 U	< 3.5 U	< 2.3 U	< 3.0 U	< 6.7 U
	EN04-12D	19	10-Jun-08	EN0412D061008	Summa Canister	19.3	1.6	0.0	1.79	N	N	µg/m3	< 6.1 U	**860**	< 3.5 U	< 3.5 U	< 2.3 U	**26**	< 3.5 U	< 3.6 U	< 2.4 U	< 3.1 U	< 6.8 U
	EN04-12D	19	12-Aug-08	EN0412D081208	Summa Canister	18.2	2.9	0.0	1.71	N	N	µg/m3	< 5.8 U	**1,400**	< 3.4 U	< 3.4 U	< 2.2 U	**33**	< 3.4 U	< 3.5 U	< 2.2 U	< 3 U	< 6.6 U
	EN04-12D	19	14-Oct-08	EN0412D101408	Summa Canister	18.3	2.6	0.0	2.28	N	N	µg/m3	< 7.7 U	**1,500**	< 4.5 U	< 4.5 U	< 2.9 U	**40**	< 4.5 U	< 4.6 U	< 3 U	< 4 U	< 8.7 U
	EN04-12D	19	17-Dec-08	EN0412D121708	Summa Canister	20.2	2.2	0.0	1.55	N	N	µg/m3	< 5.2 U	**1,200**	< 3.1 U	< 3.1 U	< 2.0 U	**35**	< 3.1 U	< 3.1 U	< 2.0 U	< 2.7 U	< 5.9 U
	EN04-12D	19	18-Feb-09	EN0412D021809	Summa Canister	19.8	2.0	0.0	1.57	N	N	µg/m3	**7.4**	**750**	< 3.1 U	< 3.1 U	< 2.0 U	**20**	< 3.1 U	< 3.2 U	< 2.1 U	< 2.7 U	< 6.0 U
	EN04-12D	19	6-Apr-09	EN0412D040609	Summa Canister	20	1.7	0.0	1.71	N	N	µg/m3	< 5.8 U	**680**	< 3.4 U	< 3.4 U	< 2.2 U	**30**	< 3.4 U	< 3.5 U	< 2.2 U	< 3.0 U	< 6.6 U
Designation **EN04-13**	EN04-13S	8	8-Apr-08	EN0413S040808	Summa Canister	19.4	1.8	0.0	1.68	N	N	µg/m3	< 5.7 U	**560**	< 3.3 U	< 3.3 U	< 2.1 U	**160**	**8.2**	< 3.4 U	< 2.2 U	< 2.9 U	< 6.4 U
Monitoring Well **EN-449**	EN04-13S	8	10-Jun-08	EN0413S061008	Summa Canister	18.8	2.2	0.0	1.83	N	N	µg/m3	< 6.2 U	**1,400**	< 3.6 U	< 3.6 U	< 2.3 U	**240**	< 3.6 U	< 3.7 U	< 2.4 U	< 3.2 U	< 7 U
	EN04-13S	8	13-Aug-08	EN0413S081308	Summa Canister	20.5	0.5	0.0	3.42	N	N	µg/m3	< 12 U	**2,000**	< 6.8 U	< 6.8 U	< 4.4 U	**250**	< 6.8 U	< 6.9 U	< 4.5 U	< 5.9 U	< 13 U
	EN04-13S	8	14-Oct-08	EN0413S101408	Summa Canister	17.7	2.7	0.0	1.68	N	N	µg/m3	< 5.7 U	**1,500**	< 3.3 U	< 3.3 U	< 2.1 U	**180**	< 3.3 U	< 3.4 U	< 2.2 U	< 2.9 U	< 6.4 U
	EN04-13S	8	17-Dec-08	EN0413S121708	Summa Canister	19.2	2.7	0.0	1.52	N	N	µg/m3	**5.3**	**630**	< 3.0 U	< 3.0 U	< 1.9 U	**140**	< 3.0 U	< 3.1 U	< 2.0 U	< 2.6 U	< 5.8 U
	EN04-13S	8	18-Feb-09	EN0413S021809	Summa Canister	18.8	2.9	0.0	1.61	N	N	µg/m3	**46**	**400**	< 3.2 U	< 3.2 U	< 2.0 U	**95**	< 3.2 U	< 3.2 U	< 2.1 U	< 2.8 U	< 6.2 U
	EN04-13D	30	8-Apr-08	EN0413D040808	Summa Canister	19.0	1.3	0.0	1.68	N	N	µg/m3	**12**	**560**	< 3.3 U	< 3.3 U	< 2.1 U	**79**	**5.2**	< 3.4 U	< 2.2 U	**5.9**	< 6.4 U
	EN04-13D	30	10-Jun-08	EN0413D061008	Summa Canister	19.3	1.6	0.0	1.71	N	N	µg/m3	< 5.8 U	**380**	< 3.4 U	< 3.4 U	< 2.2 U	**51**	< 3.4 U	< 3.5 U	< 2.2 U	< 3 U	< 6.6 U
	EN04-13D	30	13-Aug-08	EN0413D081308	Summa Canister	20.6	0.3	0.0	1.75	N	N	µg/m3	< 5.9 U	**750**	< 3.5 U	< 3.5 U	< 2.2 U	**100**	< 3.5 U	< 3.5 U	< 2.3 U	< 3 U	< 6.7 U
	EN04-13D	30	14-Oct-08	EN0413D101408	Summa Canister	17.7	2.6	0.0	4.02	N	N	µg/m3	< 14 U	**3,000**	< 8 U	< 8 U	< 5.1 U	**450**	< 8 U	< 8.1 U	< 5.3 U	< 7 U	< 15 U
	EN04-13D	30	17-Dec-08	EN0413D121708	Summa Canister	18.8	2.9	0.0	6.36	N	N	µg/m3	< 22 U	**3,000**	< 13 U	< 13 U	< 8.1 U	**390**	< 13 U	< 13 U	< 8.4 U	< 11 U	< 24 U
	EN04-13D	30	18-Feb-09	EN0413D021809	Summa Canister	18.7	2.4	0.0	2.29	N	N	µg/m3	< 7.8 U	**2,300**	< 4.5 U	< 4.5 U	< 2.9 U	**320**	< 4.5 U	< 4.6 U	< 3.0 U	< 4.0 U	< 8.8 U
	EN04-13D Dup	30	18-Feb-09	DU3358021809	Summa Canister	18.7	2.4	0.0	2.29	N	N	µg/m3	< 7.8 U	**2,400**	< 4.5 U	< 4.5 U	< 2.9 U	**320**	< 4.5 U	< 4.6 U	< 3.0 U	< 4.0 U	< 8.8 U

Table C.1
Summary of Analytical Laboratory Data - Soil Vapor
Annual Report - Soil Vapor Monitoring
Comprehensive Operations, Maintenance, & Monitoring Program
Endicott, New York

SV Mon Point Designation	Sampling Point Designation	Sampling Depth	Sampling Date	Field Sample ID	Sample Type	O_2 (%)	CO_2 (%)	CH_4 (%)	Dilution Factor	SF_6 Applied?	He Applied?	Units of VOC Results	Tetrachloroethene	Trichloroethene	cis-1,2-Dichloroethene	trans-1,2-Dichloroethene	Vinyl Chloride	1,1,1-Trichloroethane	1,1-Dichloroethene	1,1-Dichloroethane	Chloroethane	Methylene Chloride	Freon 113
Designation **EN04-14**	EN04-14S	8	7-Apr-08	EN0414S040808	Summa Canister	20.3	0.0	0.0	1.49	N	N	µg/m3	< 5.0 U	**8.7**	< 3.0 U	< 3.0 U	< 1.9 U	**5.7**	< 3.0 U	< 3.0 U	< 2 U	< 2.6 U	< 5.7 U
Monitoring Well **EN-462**	EN04-14S	8	9-Jun-08	EN0414S060908	Summa Canister	18.6	1.0	0.0	1.75	N	N	µg/m3	< 5.9 U	**15**	< 3.5 U	< 3.5 U	< 2.2 U	**6.2**	< 3.5 U	< 3.5 U	< 2.3 U	< 3 U	< 6.7 U
	EN04-14S	8	12-Aug-08	EN0414S081208	Summa Canister	19.2	2.2	0.0	1.68	N	N	µg/m3	< 5.7 U	**24**	< 3.3 U	< 3.3 U	< 2.1 U	**7.7**	< 3.3 U	< 3.4 U	< 2.2 U	< 2.9 U	< 6.4 U
	EN04-14S	8	14-Oct-08	EN0414S101408	Summa Canister	19.1	1.5	0.0	1.68	N	N	µg/m3	< 5.7 U	**24**	< 3.3 U	< 3.3 U	< 2.1 U	**9.5**	< 3.3 U	< 3.4 U	< 2.2 U	< 2.9 U	< 6.4 U
	EN04-14S	8	17-Dec-08	EN0414S121708	Summa Canister	20.1	1.4	0.0	1.71	N	N	µg/m3	< 5.8 U	**12**	< 3.4 U	< 3.4 U	< 2.2 U	**8.2**	< 3.4 U	< 3.5 U	< 2.2 U	< 3.0 U	< 6.6 U
	EN04-14S Dup	8	17-Dec-08	DU3372121708	Summa Canister	20.1	1.4	0.0	1.61	N	N	µg/m3	< 5.5 U	**11**	< 3.2 U	< 3.2 U	< 2.0 U	**8.6**	< 3.2 U	< 3.2 U	< 2.1 U	< 2.8 U	< 6.2 U
	EN04-14S	8	18-Feb-09	EN0414S021809	Summa Canister	18.4	0.8	0.1	1.6	N	N	µg/m3	< 5.4 U	**9.7**	< 3.2 U	< 3.2 U	< 2.0 U	**7.7**	< 3.2 U	< 3.2 U	< 2.1 U	< 2.8 U	< 6.1 U
	EN04-14D	34	7-Apr-08	EN0414D040808	Summa Canister	20.3	0.0	0.0	3.1	N	N	µg/m3	< 10 U	**3,000**	< 6.1 U	< 6.1 U	< 4.0 U	**140**	**6.9**	< 6.3 U	< 4.1 U	< 5.4 U	< 12 U
	EN04-14D	34	9-Jun-08	EN0414D060908	Summa Canister	19.4	0.2	0.0	3.74	N	N	µg/m3	< 13 U	**2,600**	< 7.4 U	< 7.4 U	< 4.8 U	**110**	< 7.4 U	< 7.6 U	< 4.9 U	< 6.5 U	< 14 U
	EN04-14D	34	12-Aug-08	EN0414D081208	Summa Canister	20.1	0.4	0.0	2.33	N	N	µg/m3	< 7.9 U	**2,300**	< 4.6 U	< 4.6 U	< 3 U	**110**	< 4.6 U	< 4.7 U	< 3.1 U	< 4 U	< 8.9 U
	EN04-14D	34	14-Oct-08	EN0414D101408	Summa Canister	19.4	0.6	0.0	4.2	N	N	µg/m3	< 14 U	**3,000**	< 8.3 U	< 8.3 U	< 5.4 U	**130**	< 8.3 U	< 8.5 U	< 5.5 U	< 7.3 U	< 16 U
	EN04-14D	34	17-Dec-08	EN0414D121708	Summa Canister	20.3	1.5	0.0	4.8	N	N	µg/m3	< 16 U	**3,800**	< 9.5 U	< 9.5 U	< 6.1 U	**160**	< 9.5 U	< 9.7 U	< 6.3 U	< 8.3 U	< 18 U
	EN04-14D	34	18-Feb-09	EN0414D021809	Summa Canister	18.3	0.6	0.1	5.28	N	N	µg/m3	< 18 U	**3,600**	< 10 U	< 10 U	< 6.7 U	**120**	< 10 U	< 11 U	< 7.0 U	< 9.2 U	< 20 U
Designation **EN04-15**	EN04-15S	8	8-Apr-08	EN0415S040808	Summa Canister	20.4	0.1	0.0	1.71	N	N	µg/m3	< 5.8 U	< 4.6 U	< 3.4 U	< 3.4 U	< 2.2 U	< 4.7 U	< 3.4 U	< 3.5 U	< 2.2 U	< 3.0 U	< 6.6 U
Monitoring Well **EN-162**	EN04-15S	8	9-Jun-08	EN0415S060908	Summa Canister	20.3	0.4	0.0	1.79	N	N	µg/m3	< 6.1 U	< 4.8 U	< 3.5 U	< 3.5 U	< 2.3 U	< 4.9 U	< 3.5 U	< 3.6 U	< 2.4 U	< 3.1 U	< 6.8 U
	EN04-15S	8	14-Aug-08	EN0415S081408	Summa Canister	21.0	0.6	0.0	1.75	N	N	µg/m3	**6.8**	< 4.7 U	< 3.5 U	< 3.5 U	< 2.2 U	< 4.8 U	< 3.5 U	< 3.5 U	< 2.3 U	< 3 U	< 6.7 U
	EN04-15S	8	15-Oct-08	EN0415S101508	Summa Canister	18.6	1.4	0.0	1.75	N	N	µg/m3	< 5.9 U	< 4.7 U	< 3.5 U	< 3.5 U	< 2.2 U	< 4.8 U	< 3.5 U	< 3.5 U	< 2.3 U	< 3 U	< 6.7 U
	EN04-15S	8	16-Dec-08	EN0415S121608	Summa Canister	20.2	0.8	0.0	1.44	N	N	µg/m3	< 4.9 U	< 3.9 U	< 2.8 U	< 2.8 U	< 1.8 U	< 3.9 U	< 2.8 U	< 2.9 U	< 1.9 U	< 2.5 U	< 5.5 U
	EN04-15S Dup	8	16-Dec-08	DU3338121608	Summa Canister	20.2	0.8	0.0	1.44	N	N	µg/m3	< 4.9 U	< 3.9 U	< 2.8 U	< 2.8 U	< 1.8 U	< 3.9 U	< 2.8 U	< 2.9 U	< 1.9 U	< 2.5 U	< 5.5 U
	EN04-15S	8	18-Feb-09	EN0415S021809	Summa Canister	20.6	0.7	0.0	1.61	N	N	µg/m3	< 5.5 U	< 4.3 U	< 3.2 U	< 3.2 U	< 2.0 U	< 4.4 U	< 3.2 U	< 3.2 U	< 2.1 U	< 2.8 U	< 6.2 U
	EN04-15D	30	8-Apr-08	EN0415D040808	Summa Canister	20.4	0.1	0.0	1.71	N	N	µg/m3	< 5.8 U	< 4.6 U	< 3.4 U	< 3.4 U	< 2.2 U	< 4.7 U	< 3.4 U	< 3.5 U	< 2.2 U	< 3.0 U	< 6.6 U
	EN04-15D	30	9-Jun-08	EN0415D060908	Summa Canister	19.8	0.7	0.0	1.79	N	N	µg/m3	< 6.1 U	< 4.8 U	< 3.5 U	< 3.5 U	< 2.3 U	< 4.9 U	< 3.5 U	< 3.6 U	< 2.4 U	< 3.1 U	< 6.8 U
	EN04-15D	30	14-Aug-08	EN0415D081408	Summa Canister	20.8	0.1	0.0	1.71	N	N	µg/m3	< 5.8 U	< 4.6 U	< 3.4 U	< 3.4 U	< 2.2 U	< 4.7 U	< 3.4 U	< 3.5 U	< 2.2 U	< 3 U	< 6.6 U
	EN04-15D	30	15-Oct-08	EN0415D101508	Summa Canister	18.9	1.3	0.0	1.79	N	N	µg/m3	< 6.1 U	< 4.8 U	< 3.5 U	< 3.5 U	< 2.3 U	< 4.9 U	< 3.5 U	< 3.6 U	< 2.4 U	< 3.1 U	< 6.8 U
	EN04-15D	30	16-Dec-08	EN0415D121608	Summa Canister	20.6	0.6	0.0	1.49	N	N	µg/m3	< 5.0 U	< 4.0 U	< 3.0 U	< 3.0 U	< 1.9 U	< 4.1 U	< 3.0 U	< 3.0 U	< 2.0 U	< 2.6 U	< 5.7 U
	EN04-15D	30	18-Feb-09	EN0415D021809	Summa Canister	20.7	0.5	0.0	1.63	N	N	µg/m3	**24**	**7.2**	< 3.2 U	< 3.2 U	< 2.1 U	< 4.4 U	< 3.2 U	< 3.3 U	< 2.2 U	< 2.8 U	< 6.2 U

Table C.1
Summary of Analytical Laboratory Data - Soil Vapor
Annual Report - Soil Vapor Monitoring
Comprehensive Operations, Maintenance, & Monitoring Program
Endicott, New York

SV Mon Point Designation	Sampling Point Designation	Sampling Depth	Sampling Date	Field Sample ID	Sample Type	O_2 (%)	CO_2 (%)	CH_4 (%)	Dilution Factor	SF_6 Applied?	He Applied?	Units of VOC Results	Tetrachloroethene	Trichloroethene	cis-1,2-Dichloroethene	trans-1,2-Dichloroethene	Vinyl Chloride	1,1,1-Trichloroethane	1,1-Dichloroethene	1,1-Dichloroethane	Chloroethane	Methylene Chloride	Freon 113
Designation **EN04-16**	EN04-16S	8	8-Apr-08	EN0416S040808	Summa Canister	20.2	0.2	0.0	1.68	N	N	µg/m3	< 5.7 U	< 4.5 U	< 3.3 U	< 3.3 U	< 2.1 U	< 4.6 U	< 3.3 U	< 3.4 U	< 2.2 U	< 2.9 U	< 6.4 U
Monitoring Well **EN-206A**	EN04-16S	8	10-Jun-08	EN0416S061008	Summa Canister	19.4	0.9	0.0	1.83	N	N	µg/m3	**7.8**	**7.4**	< 3.6 U	< 3.6 U	< 2.3 U	< 5 U	< 3.6 U	< 3.7 U	< 2.4 U	< 3.2 U	< 7 U
	EN04-16S	8	12-Aug-08	EN0416S081208	Summa Canister	19.4	1.8	0.0	1.83	N	N	µg/m3	**16**	**8.7**	< 3.6 U	< 3.6 U	< 2.3 U	< 5 U	< 3.6 U	< 3.7 U	< 2.4 U	< 3.2 U	< 7 U
	EN04-16S	8	14-Oct-08	EN0416S101408	Summa Canister	19.4	1.1	0.0	1.79	N	N	µg/m3	**8.6**	**9**	< 3.5 U	< 3.5 U	< 2.3 U	< 4.9 U	< 3.5 U	< 3.6 U	< 2.4 U	< 3.1 U	< 6.8 U
	EN04-16S	8	17-Dec-08	EN0416S121708	Summa Canister	20.6	0.4	0.0	1.52	N	N	µg/m3	< 5.2 U	< 4.1 U	< 3.0 U	< 3.0 U	< 1.9 U	< 4.1 U	< 3.0 U	< 3.1 U	< 2.0 U	< 2.6 U	< 5.8 U
	EN04-16S	8	17-Feb-09	EN0416S021709	Summa Canister	19.7	0.2	0.1	1.59	N	N	µg/m3	< 5.4 U	< 4.3 U	< 3.2 U	< 3.2 U	< 2.0 U	< 4.3 U	< 3.2 U	< 3.2 U	< 2.1 U	< 2.8 U	< 6.1 U
	EN04-16D	34	8-Apr-08	EN0416D040808	Summa Canister	20.0	0.8	0.0	8.55	N	N	µg/m3	**220**	**4,700**	< 17 U	< 17 U	< 11 U	**210**	**25**	< 17 U	< 11 U	< 15 U	< 33 U
	EN04-16D	34	10-Jun-08	EN0416D061008	Summa Canister	19.8	0.5	0.0	7.16	N	N	µg/m3	**240**	**5,300**	**22**	< 14 U	< 9.2 U	**230**	< 14 U	< 14 U	< 9.4 U	< 12 U	< 27 U
	EN04-16D	34	12-Aug-08	EN0416D081208	Summa Canister	19.5	0.5	0.0	6.56	N	N	µg/m3	**250**	**4,700**	**19**	< 13 U	< 8.4 U	**210**	< 13 U	< 13 U	< 8.6 U	< 11 U	< 25 U
	EN04-16D	34	14-Oct-08	EN0416D101408	Summa Canister	19.3	1.3	0.0	7.16	N	N	µg/m3	**280**	**5,800**	**33**	< 14 U	< 9.2 U	**260**	< 14 U	< 14 U	< 9.4 U	< 12 U	< 27 U
	EN04-16D	34	17-Dec-08	EN0416D121708	Summa Canister	20.2	1.6	0.0	5.75	N	N	µg/m3	**240**	**4,900**	**14**	< 11 U	< 7.3 U	**220**	< 11 U	< 12 U	< 7.6 U	< 10 U	< 22 U
	EN04-16D Dup	34	17-Dec-08	DU12801121708	Summa Canister	20.2	1.6	0.0	7.47	N	N	µg/m3	**270**	**5,600**	**15**	< 15 U	< 9.5 U	**250**	< 15 U	< 15 U	< 9.8 U	< 13 U	< 29 U
	EN04-16D	34	17-Feb-09	EN0416D021709	Summa Canister	19.5	1.1	0.1	5.54	N	N	µg/m3	**250**	**4,800**	**18**	< 11 U	< 7.1 U	**200**	< 11 U	< 11 U	< 7.3 U	< 9.6 U	< 21 U
Designation **EN04-17**	EN04-17S	8	8-Apr-08	EN0417S040808	Summa Canister	20.4	0.0	0.0	1.58	N	N	µg/m3	< 5.4 U	**59**	< 3.1 U	< 3.1 U	< 2.0 U	< 4.3 U	< 3.1 U	< 3.2 U	< 2.1 U	< 2.7 U	< 6.0 U
Monitoring Well **EN-401**	EN04-17S	8	10-Jun-08	EN0417S061008	Summa Canister	20.5	0.2	0.0	1.91	N	N	µg/m3	< 6.5 U	**270**	< 3.8 U	< 3.8 U	< 2.4 U	< 5.2 U	< 3.8 U	< 3.9 U	< 2.5 U	< 3.3 U	< 7.3 U
	EN04-17S	8	12-Aug-08	EN0417S081208	Summa Canister	19.9	0.7	0.0	1.64	N	N	µg/m3	< 5.6 U	**420**	< 3.2 U	< 3.2 U	< 2.1 U	**7.4**	< 3.2 U	< 3.3 U	< 2.2 U	< 2.8 U	< 6.3 U
	EN04-17S	8	14-Oct-08	EN0417S101408	Summa Canister	19.8	0.6	0.0	1.75	N	N	µg/m3	< 5.9 U	**350**	< 3.5 U	< 3.5 U	< 2.2 U	**7.5**	< 3.5 U	< 3.5 U	< 2.3 U	< 3 U	< 6.7 U
	EN04-17S	8	17-Dec-08	EN0417S121708	Summa Canister	20.7	0.2	0.0	1.61	N	N	µg/m3	< 5.5 U	**64**	< 3.2 U	< 3.2 U	< 2.0 U	< 4.4 U	< 3.2 U	< 3.2 U	< 2.1 U	< 2.8 U	< 6.2 U
	EN04-17S	8	18-Feb-09	EN0417S021809	Summa Canister	19.9	0.1	0.1	1.58	N	N	µg/m3	< 5.4 U	**97**	< 3.1 U	< 3.1 U	< 2.0 U	< 4.3 U	< 3.1 U	< 3.2 U	< 2.1 U	< 2.7 U	< 6.0 U
	EN04-17S	8	6-Apr-09	EN0417S040609	Summa Canister	21.1	0.4	0.0	1.75	N	N	µg/m3	< 5.9 U	**110**	< 3.5 U	< 3.5 U	< 2.2 U	< 4.8 U	< 3.5 U	< 3.5 U	< 2.3 U	< 3.0 U	< 6.7 U
	EN04-17D	28	8-Apr-08	EN0417D040808	Summa Canister	20.3	0.0	0.0	20.1	N	N	µg/m3	< 68 U	**13,000**	**140**	< 40 U	< 26 U	**440**	**56**	< 41 U	< 26 U	< 35 U	< 77 U
	EN04-17D	28	10-Jun-08	EN0417D061008	Summa Canister	20.8	0.1	0.0	8.95	N	N	µg/m3	< 30 U	**7,000**	**75**	< 18 U	< 11 U	**250**	< 18 U	< 18 U	< 12 U	< 16 U	< 34 U
	EN04-17D	28	12-Aug-08	EN0417D081208	Summa Canister	20.3	0.2	0.0	11.4	N	N	µg/m3	< 39 U	**9,900**	**120**	< 22 U	< 14 U	**420**	< 23 U	< 23 U	< 15 U	< 20 U	< 44 U
	EN04-17D	28	14-Oct-08	EN0417D101408	Summa Canister	19.6	0.4	0.0	1.79	N	N	µg/m3	**14**	**1,800**	**18**	< 3.5 U	< 2.3 U	**52**	< 3.5 U	< 3.6 U	< 2.4 U	< 3.1 U	< 6.8 U
	EN04-17D Dup	28	14-Oct-08	DU3338101408	Summa Canister	19.6	0.4	0.0	1.79	N	N	µg/m3	< 6.1 U	**1,700**	**18**	< 3.5 U	< 2.3 U	**52**	< 3.5 U	< 3.6 U	< 2.4 U	< 3.1 U	< 6.8 U
	EN04-17D	28	17-Dec-08	EN0417D121708	Summa Canister	20.7	0.3	0.0	1.61	N	N	µg/m3	**44**	**550**	**6.3**	< 3.2 U	< 2 U	**9.7**	< 3.2 U	< 3.2 U	< 2.1 U	< 2.8 U	< 6.2 U
	EN04-17D	28	18-Feb-09	EN0417D021809	Summa Canister	19.7	0.1	0.1	1.57	N	N	µg/m3	< 5.3 U	**1,400**	**10**	< 3.1 U	< 2.0 U	**43**	< 3.1 U	< 3.2 U	< 2.1 U	< 2.7 U	< 6.0 U
	EN04-17D	28	6-Apr-09	EN0417D040609	Summa Canister	21.1	0.4	0.0	3.28	N	N	µg/m3	< 11 U	**1,400**	**16**	< 6.5 U	< 4.2 U	**77**	< 6.5 U	< 6.6 U	< 4.3 U	< 5.7 U	< 12 U

Table C.1
Summary of Analytical Laboratory Data - Soil Vapor
Annual Report - Soil Vapor Monitoring
Comprehensive Operations, Maintenance, & Monitoring Program
Endicott, New York

SV Mon Point Designation	Sampling Point Designation	Sampling Depth	Sampling Date	Field Sample ID	Sample Type	O_2 (%)	CO_2 (%)	CH_4 (%)	Dilution Factor	SF_6 Applied?	He Applied?	Units of VOC Results	Tetrachloroethene	Trichloroethene	cis-1,2-Dichloroethene	trans-1,2-Dichloroethene	Vinyl Chloride	1,1,1-Trichloroethane	1,1-Dichloroethene	1,1-Dichloroethane	Chloroethane	Methylene Chloride	Freon 113
Designation **EN04-18**	EN04-18S	8	8-Apr-08	EN0418S040808	Summa Canister	19.6	0.2	0.0	1.58	N	N	µg/m3	< 5.4 U	< 4.2 U	< 3.1 U	< 3.1 U	< 2.0 U	< 4.3 U	< 3.1 U	< 3.2 U	< 2.1 U	< 2.7 U	< 6.0 U
Monitoring Well **EN-217A**	EN04-18S	8	10-Jun-08	EN0418S061008	Summa Canister	19.0	0.5	0.0	1.75	N	N	µg/m3	< 5.9 U	**4.7**	< 3.5 U	< 3.5 U	< 2.2 U	< 4.8 U	< 3.5 U	< 3.5 U	< 2.3 U	< 3 U	< 6.7 U
	EN04-18S	8	12-Aug-08	EN0418S081208	Summa Canister	18.5	1.5	0.0	1.64	N	N	µg/m3	< 5.6 U	< 4.4 U	< 3.2 U	< 3.2 U	< 2.1 U	< 4.5 U	< 3.2 U	< 3.3 U	< 2.2 U	< 2.8 U	< 6.3 U
	EN04-18S	8	14-Oct-08	EN0418S101408	Summa Canister	20.1	0.0	0.0	1.75	N	N	µg/m3	< 5.9 U	< 4.7 U	< 3.5 U	< 3.5 U	< 2.2 U	< 4.8 U	< 3.5 U	< 3.5 U	< 2.3 U	< 3 U	< 6.7 U
	EN04-18S	8	17-Dec-08	EN0418S121708	Summa Canister	20.6	0.4	0.0	1.55	N	N	µg/m3	**39**	< 4.2 U	< 3.1 U	< 3.1 U	< 2.0 U	< 4.2 U	< 3.1 U	< 3.1 U	< 2.0 U	< 2.7 U	< 5.9 U
	EN04-18S	8	17-Feb-09	EN0418S021709	Summa Canister	20.2	0.1	0.1	1.57	N	N	µg/m3	< 5.3 U	< 4.2 U	< 3.1 U	< 3.1 U	< 2.0 U	< 4.3 U	< 3.1 U	< 3.2 U	< 2.1 U	< 2.7 U	< 6.0 U
	EN04-18D	31	8-Apr-08	EN0418D040808	Summa Canister	19.7	0.6	0.0	1.64	N	N	µg/m3	**8.9**	**1,100**	**12**	< 3.2 U	< 2.1 U	**85**	**5.9**	< 3.3 U	< 2.2 U	< 2.8 U	< 6.3 U
	EN04-18D	31	10-Jun-08	EN0418D061008	Summa Canister	19.2	0.4	0.0	1.79	N	N	µg/m3	**8.5**	**990**	**14**	< 3.5 U	< 2.3 U	**86**	< 3.5 U	< 3.6 U	< 2.4 U	< 3.1 U	< 6.8 U
	EN04-18D	31	12-Aug-08	EN0418D081208	Summa Canister	19.1	0.5	0.0	1.61	N	N	µg/m3	**10**	**1,100**	**13**	< 3.2 U	< 2 U	**86**	< 3.2 U	< 3.2 U	< 2.1 U	< 2.8 U	< 6.2 U
	EN04-18D	31	14-Oct-08	EN0418D101408	Summa Canister	20.0	0.2	0.0	1.71	N	N	µg/m3	**10**	**1,300**	**15**	< 3.4 U	< 2.2 U	**93**	< 3.4 U	< 3.5 U	< 2.2 U	< 3 U	< 6.6 U
	EN04-18D	31	17-Dec-08	EN0418D121708	Summa Canister	19.8	1.3	0.0	1.55	N	N	µg/m3	**590**	**1,400**	**12**	< 3.1 U	< 2 U	**100**	< 3.1 U	< 3.1 U	< 2.0 U	< 2.7 U	< 5.9 U
	EN04-18D	31	17-Feb-09	EN0418D021709	Summa Canister	19.7	0.9	0.1	1.66	N	N	µg/m3	**23**	**1,100**	**12**	< 3.3 U	< 2.1 U	**64**	< 3.3 U	< 3.4 U	< 2.2 U	< 2.9 U	< 6.4 U
Designation **EN04-19**	EN04-19S	8	8-Apr-08	EN0419S040808	Summa Canister	20.3	0.1	0.0	1.83	N	N	µg/m3	< 6.2 U	< 4.9 U	< 3.6 U	< 3.6 U	< 2.3 U	< 5 U	< 3.6 U	< 3.7 U	< 2.4 U	< 3.2 U	< 7.0 U
Monitoring Well **EN-426**	EN04-19S Dup	8	8-Apr-08	DU35623040808	Summa Canister	20.6	0.1	0.0	1.79	N	N	µg/m3	< 6.1 U	< 4.8 U	< 3.5 U	< 3.5 U	< 2.3 U	< 4.9 U	< 3.5 U	< 3.6 U	< 2.4 U	< 3.1 U	< 6.8 U
	EN04-19S	8	11-Jun-08	EN0419S061108	Summa Canister	20.0	0.7	0.0	1.71	N	N	µg/m3	< 5.8 U	< 4.6 U	< 3.4 U	< 3.4 U	< 2.2 U	< 4.7 U	< 3.4 U	< 3.5 U	< 2.2 U	< 3 U	< 6.6 U
	EN04-19S Dup	8	11-Jun-08	DU34110061108	Summa Canister	20.0	0.7	0.0	1.71	N	N	µg/m3	< 5.8 U	< 4.6 U	< 3.4 U	< 3.4 U	< 2.2 U	< 4.7 U	< 3.4 U	< 3.5 U	< 2.2 U	< 3 U	< 6.6 U
	EN04-19S	8	12-Aug-08	EN0419S081208	Summa Canister	19.1	1.1	0.0	1.61	N	N	µg/m3	< 5.5 U	< 4.3 U	< 3.2 U	< 3.2 U	< 2 U	< 4.4 U	< 3.2 U	< 3.2 U	< 2.1 U	< 2.8 U	< 6.2 U
	EN04-19S	8	14-Oct-08	EN0419S101408	Summa Canister	19.8	0.6	0.0	1.75	N	N	µg/m3	< 5.9 U	< 4.7 U	< 3.5 U	< 3.5 U	< 2.2 U	< 4.8 U	< 3.5 U	< 3.5 U	< 2.3 U	< 3 U	< 6.7 U
	EN04-19S	8	17-Dec-08	EN0419S121708	Summa Canister	20.7	0.3	0.0	1.68	N	N	µg/m3	< 5.7 U	< 4.5 U	< 3.3 U	< 3.3 U	< 2.1 U	< 4.6 U	< 3.3 U	< 3.4 U	< 2.2 U	< 2.9 U	< 6.4 U
	EN04-19S	8	18-Feb-09	EN0419S021809	Summa Canister	19.6	0.0	0.1	1.61	N	N	µg/m3	< 5.5 U	< 4.3 U	< 3.2 U	< 3.2 U	< 2.0 U	< 4.4 U	< 3.2 U	< 3.2 U	< 2.1 U	< 2.8 U	< 6.2 U
	EN04-19D	29.5	8-Apr-08	EN0419D040808	Summa Canister	19.9	0.8	0.0	1.49	N	N	µg/m3	< 5.0 U	**1,100**	**9.3**	< 3.0 U	< 1.9 U	**29**	**3.0**	< 3.0 U	< 2 U	< 2.6 U	< 5.7 U
	EN04-19D	29.5	11-Jun-08	EN0419D061108	Summa Canister	20.0	0.7	0.0	1.71	N	N	µg/m3	< 5.8 U	**1,100**	**10**	< 3.4 U	< 2.2 U	**54**	< 3.4 U	< 3.5 U	< 2.2 U	< 3 U	< 6.6 U
	EN04-19D	29.5	12-Aug-08	EN0419D081208	Summa Canister	19.5	0.6	0.0	1.75	N	N	µg/m3	< 5.9 U	**1,100**	**10**	< 3.5 U	< 2.2 U	**58**	< 3.5 U	< 3.5 U	< 2.3 U	< 3 U	< 6.7 U
	EN04-19D	29.5	14-Oct-08	EN0419D101408	Summa Canister	19.8	0.7	0.0	1.71	N	N	µg/m3	< 5.8 U	**1,400**	**13**	< 3.4 U	< 2.2 U	**67**	< 3.4 U	< 3.5 U	< 2.2 U	< 3 U	< 6.6 U
	EN04-19D	29.5	17-Dec-08	EN0419D121708	Summa Canister	20.3	1.2	0.0	1.61	N	N	µg/m3	< 5.5 U	**1,400**	**9.8**	< 3.2 U	< 2.0 U	**45**	< 3.2 U	< 3.2 U	< 2.1 U	< 2.8 U	< 6.2 U
	EN04-19D	29.5	18-Feb-09	EN0419D021809	Summa Canister	19.4	0.8	0.1	1.61	N	N	µg/m3	< 5.5 U	**1,000**	**7.0**	< 3.2 U	< 2.0 U	**27**	< 3.2 U	< 3.2 U	< 2.1 U	< 2.8 U	< 6.2 U

Table C.1
Summary of Analytical Laboratory Data - Soil Vapor
Annual Report - Soil Vapor Monitoring
Comprehensive Operations, Maintenance, & Monitoring Program
Endicott, New York

SV Mon Point Designation	Sampling Point Designation	Sampling Depth	Sampling Date	Field Sample ID	Sample Type	O_2 (%)	CO_2 (%)	CH_4 (%)	Dilution Factor	SF_6 Applied?	He Applied?	Units of VOC Results	Tetrachloroethene	Trichloroethene	cis-1,2-Dichloroethene	trans-1,2-Dichloroethene	Vinyl Chloride	1,1,1-Trichloroethane	1,1-Dichloroethene	1,1-Dichloroethane	Chloroethane	Methylene Chloride	Freon 113
Designation **EN04-20**	EN04-20S	8	8-Apr-08	EN0420S040808	Summa Canister	19.6	1.0	0.0	1.71	N	N	µg/m3	< 5.8 U	< 4.6 U	< 3.4 U	< 3.4 U	< 2.2 U	< 4.7 U	< 3.4 U	< 3.5 U	< 2.2 U	< 3.0 U	< 6.6 U
Monitoring Well **EN-207**	EN04-20S	8	10-Jun-08	EN0420S061008	Summa Canister	19.9	1.1	0.0	1.58	N	N	µg/m3	**20**	< 4.2 U	< 3.1 U	< 3.1 U	< 2 U	< 4.3 U	< 3.1 U	< 3.2 U	< 2.1 U	< 2.7 U	< 6 U
	EN04-20S	8	12-Aug-08	EN0420S081208	Summa Canister	18.9	2.4	0.0	1.71	N	N	µg/m3	< 5.8 U	< 4.6 U	< 3.4 U	< 3.4 U	< 2.2 U	< 4.7 U	< 3.4 U	< 3.5 U	< 2.2 U	< 3 U	< 6.6 U
	EN04-20S	8	14-Oct-08	EN0420S101408	Summa Canister	19.4	1.3	0.0	1.64	N	N	µg/m3	< 5.6 U	< 4.4 U	< 3.2 U	< 3.2 U	< 2.1 U	< 4.5 U	< 3.2 U	< 3.3 U	< 2.2 U	< 2.8 U	< 6.3 U
	EN04-20S	8	17-Dec-08	EN0420S121708	Summa Canister	20.2	1.4	0.0	1.55	N	N	µg/m3	< 5.2 U	< 4.2 U	< 3.1 U	< 3.1 U	< 2.0 U	< 4.2 U	< 3.1 U	< 3.1 U	< 2.0 U	< 2.7 U	< 5.9 U
	EN04-20S	8	18-Feb-09	EN0420S021809	Summa Canister	18.6	0.9	0.1	1.60	N	N	µg/m3	< 5.4 U	< 4.3 U	< 3.2 U	< 3.2 U	< 2.0 U	< 4.4 U	< 3.2 U	< 3.2 U	< 2.1 U	< 2.8 U	< 6.1 U
	EN04-20D	36	8-Apr-08	EN0420D040808	Summa Canister	20.0	0.4	0.0	1.68	N	N	µg/m3	< 5.7 U	**250**	< 3.3 U	< 3.3 U	< 2.1 U	**9.3**	< 3.3 U	< 3.4 U	< 2.2 U	< 2.9 U	< 6.4 U
	EN04-20D	36	10-Jun-08	EN0420D061008	Summa Canister	20.8	0.3	0.0	1.58	N	N	µg/m3	< 5.4 U	**210**	< 3.1 U	< 3.1 U	< 2 U	**11**	< 3.1 U	< 3.2 U	< 2.1 U	**3**	< 6 U
	EN04-20D	36	12-Aug-08	EN0420D081208	Summa Canister	19.9	0.5	0.0	1.68	N	N	µg/m3	< 5.7 U	**200**	< 3.3 U	< 3.3 U	< 2.1 U	**9.2**	< 3.3 U	< 3.4 U	< 2.2 U	< 2.9 U	< 6.4 U
	EN04-20D	36	14-Oct-08	EN0420D101408	Summa Canister	19.9	0.4	0.0	1.61	N	N	µg/m3	< 5.5 U	**310**	< 3.2 U	< 3.2 U	< 2 U	**13**	< 3.2 U	< 3.2 U	< 2.1 U	< 2.8 U	< 6.2 U
	EN04-20D	36	17-Dec-08	EN0420D121708	Summa Canister	20.5	1.0	0.0	1.58	N	N	µg/m3	< 5.4 U	**340**	< 3.1 U	< 3.1 U	< 2.0 U	**13**	< 3.1 U	< 3.2 U	< 2.1 U	< 2.7 U	< 6.0 U
	EN04-20D	36	18-Feb-09	EN0420D021809	Summa Canister	19.0	0.6	0.1	1.57	N	N	µg/m3	< 5.3 U	**280**	< 3.1 U	< 3.1 U	< 2.0 U	**8.6**	< 3.1 U	< 3.2 U	< 2.1 U	< 2.7 U	< 6.0 U
Designation **EN04-21**	EN04-21S	7.5	8-Apr-08	EN0421S040808	Summa Canister	20.3	0.0	0.0	1.68	N	N	µg/m3	< 5.7 U	< 4.5 U	< 3.3 U	< 3.3 U	< 2.1 U	< 4.6 U	< 3.3 U	< 3.4 U	< 2.2 U	< 2.9 U	< 6.4 U
Monitoring Well **EN-426**	EN04-21S	7.5	11-Jun-08	EN0421S061108	Summa Canister	17.1	2.9	0.0	1.71	N	N	µg/m3	< 5.8 U	< 4.6 U	< 3.4 U	< 3.4 U	< 2.2 U	< 4.7 U	< 3.4 U	< 3.5 U	< 2.2 U	< 3 U	< 6.6 U
	EN04-21S	7.5	12-Aug-08	EN0421S081208	Summa Canister	17.5	3.3	0.0	1.79	N	N	µg/m3	< 6.1 U	< 4.8 U	< 3.5 U	< 3.5 U	< 2.3 U	< 4.9 U	< 3.5 U	< 3.6 U	< 2.4 U	< 3.1 U	< 6.8 U
	EN04-21S Dup	7.5	12-Aug-08	DU3325081208	Summa Canister	17.5	3.3	0.0	1.79	N	N	µg/m3	< 6.1 U	< 4.8 U	< 3.5 U	< 3.5 U	< 2.3 U	< 4.9 U	< 3.5 U	< 3.6 U	< 2.4 U	< 3.1 U	< 6.8 U
	EN04-21S	7.5	14-Oct-08	EN0421S101408	Summa Canister	19.0	1.5	0.0	1.68	N	N	µg/m3	< 5.7 U	< 4.5 U	< 3.3 U	< 3.3 U	< 2.1 U	< 4.6 U	< 3.3 U	< 3.4 U	< 2.2 U	< 2.9 U	< 6.4 U
	EN04-21S	7.5	17-Dec-08	EN0421S121708	Summa Canister	20.4	0.5	0.0	1.55	N	N	µg/m3	< 5.2 U	< 4.2 U	< 3.1 U	< 3.1 U	< 2.0 U	< 4.2 U	< 3.1 U	< 3.1 U	< 2.0 U	< 2.7 U	< 5.9 U
	EN04-21S	7.5	18-Feb-09	EN0421S021809	Summa Canister	19.2	0.4	0.1	1.56	N	N	µg/m3	< 5.3 U	< 4.2 U	< 3.1 U	< 3.1 U	< 2.0 U	< 4.2 U	< 3.1 U	< 3.2 U	< 2.0 U	< 2.7 U	< 6.0 U
	EN04-21D	23	8-Apr-08	EN0421D040808	Summa Canister	19.9	0.7	0.0	1.75	N	N	µg/m3	< 5.9 U	**480**	< 3.5 U	< 3.5 U	< 2.2 U	**17**	< 3.5 U	< 3.5 U	< 2.3 U	< 3.0 U	< 6.7 U
	EN04-21D	23	11-Jun-08	EN0421D061108	Summa Canister	18.6	1.6	0.0	1.75	N	N	µg/m3	< 5.9 U	**93**	< 3.5 U	< 3.5 U	< 2.2 U	< 4.8 U	< 3.5 U	< 3.5 U	< 2.3 U	**11**	< 6.7 U
	EN04-21D	23	12-Aug-08	EN0421D081208	Summa Canister	17.5	3.3	0.0	1.68	N	N	µg/m3	< 5.7 U	**210**	< 3.3 U	< 3.3 U	< 2.1 U	**5.9**	< 3.3 U	< 3.4 U	< 2.2 U	< 2.9 U	< 6.4 U
	EN04-21D	23	14-Oct-08	EN0421D101408	Summa Canister	19.2	1.2	0.0	1.58	N	N	µg/m3	< 5.4 U	**400**	< 3.1 U	< 3.1 U	< 2.0 U	**17**	< 3.1 U	< 3.2 U	< 2.1 U	< 2.7 U	< 6.0 U
	EN04-21D	23	17-Dec-08	EN0421D121708	Summa Canister	20.2	1.3	0.0	1.58	N	N	µg/m3	< 5.4 U	**680**	< 3.1 U	< 3.1 U	< 2.0 U	**29**	< 3.1 U	< 3.2 U	< 2.1 U	< 2.7 U	< 6.0 U
	EN04-21D	23	18-Feb-09	EN0421D021809	Summa Canister	19.5	0.8	0.1	1.57	N	N	µg/m3	< 5.3 U	**550**	< 3.1 U	< 3.1 U	< 2.0 U	**19**	< 3.1 U	< 3.2 U	< 2.1 U	< 2.7 U	< 6.0 U

Table C.1
Summary of Analytical Laboratory Data - Soil Vapor
Annual Report - Soil Vapor Monitoring
Comprehensive Operations, Maintenance, & Monitoring Program
Endicott, New York

SV Mon Point Designation	Sampling Point Designation	Sampling Depth	Sampling Date	Field Sample ID	Sample Type	O_2 (%)	CO_2 (%)	CH_4 (%)	Dilution Factor	SF_6 Applied?	He Applied?	Units of VOC Results	Tetrachloroethene	Trichloroethene	cis-1,2-Dichloroethene	trans-1,2-Dichloroethene	Vinyl Chloride	1,1,1-Trichloroethane	1,1-Dichloroethene	1,1-Dichloroethane	Chloroethane	Methylene Chloride	Freon 113
Designation **EN04-22**	EN04-22S	8	9-Apr-08	EN0422S040908	Summa Canister	16.8	1.5	0.0	1.71	N	N	µg/m3	< 5.8 U	**110**	**86**	**5.6**	< 2.2 U	**12**	< 3.4 U	< 3.5 U	< 2.2 U	< 3.0 U	< 6.6 U
Monitoring Well **EN-80, EN-393**	EN04-22S	8	10-Jun-08	EN0422S061008	Summa Canister	16.9	3.0	0.0	1.75	N	N	µg/m3	< 5.9 U	**420**	**380**	**20**	< 2.2 U	**44**	< 3.5 U	**4**	< 2.3 U	< 3 U	**8.4**
	EN04-22S	8	13-Aug-08	EN0422S081308	Summa Canister	15.8	4.3	0.0	1.79	N	N	µg/m3	**8**	**900**	**460**	**25**	< 2.3 U	**60**	< 3.5 U	**5.2**	< 2.4 U	< 3.1 U	**12**
	EN04-22S	8	15-Oct-08	EN0422S101508	Summa Canister	15.2	4.0	0.0	1.71	N	N	µg/m3	**19**	**580**	**260**	**16**	< 2.2 U	**44**	< 3.4 U	< 3.5 U	< 2.2 U	< 3 U	**8.2**
	EN04-22S	8	17-Dec-08	EN0422S121708	Summa Canister	17.8	2.4	0.0	1.61	N	N	µg/m3	< 5.5 U	**150**	**92**	**6.1**	< 2.0 U	**17**	< 3.2 U	< 3.2 U	< 2.1 U	< 2.8 U	< 6.2 U
	EN04-22S	8	17-Feb-09	EN0422S021709	Summa Canister	18.2	1.5	0.1	1.6	N	N	µg/m3	**12**	**73**	**59**	**4.3**	< 2.0 U	**9.1**	< 3.2 U	< 3.2 U	< 2.1 U	< 2.8 U	< 6.1 U
	EN04-22D	16	9-Apr-08	EN0422D040908	Summa Canister	16.7	2.4	0.0	1.68	N	N	µg/m3	< 5.7 U	**410**	**530**	**26**	**29**	**37**	< 3.3 U	**5.1**	< 2.2 U	< 2.9 U	**9**
	EN04-22D	16	10-Jun-08	EN0422D061008	Summa Canister	16.6	3.4	0.0	1.68	N	N	µg/m3	< 5.7 U	**660**	**950**	**50**	< 2.1 U	**61**	**3.4**	**7.6**	**2.3**	< 2.9 U	**12**
	EN04-22D	16	13-Aug-08	EN0422D081308	Summa Canister	15.1	4.9	0.0	1.61	N	N	µg/m3	**7.1**	**990**	**1,200**	**63**	< 2 U	**81**	< 3.2 U	**9.8**	< 2.1 U	< 2.8 U	**14**
	EN04-22D	16	15-Oct-08	EN0422D101508	Summa Canister	14.4	5.1	0.0	3.42	N	N	µg/m3	< 12 U	**1,200**	**1,400**	**72**	< 4.4 U	**98**	< 6.8 U	**12**	< 4.5 U	< 5.9 U	**14**
	EN04-22D	16	17-Dec-08	EN0422D121708	Summa Canister	17.1	3.3	0.0	1.61	N	N	µg/m3	**5.5**	**780**	**720**	**36**	< 2.0 U	**54**	< 3.2 U	**6.2**	< 2.1 U	< 2.8 U	**7.1**
	EN04-22D	16	17-Feb-09	EN0422D021709	Summa Canister	17.0	2.4	0.0	1.58	N	N	µg/m3	< 5.4 U	**410**	**400**	**21**	< 2.0 U	**24**	< 3.1 U	**3.6**	< 2.1 U	< 2.7 U	< 6.0 U
Designation **EN04-23**	EN04-23S	8	9-Apr-08	EN0423S040908	Summa Canister	19.0	1.3	0.0	1.71	N	N	µg/m3	< 5.8 U	< 4.6 U	< 3.4 U	< 3.4 U	< 2.2 U	< 4.7 U	< 3.4 U	< 3.5 U	< 2.2 U	< 3.0 U	< 6.6 U
Monitoring Well **EN-174**	EN04-23S	8	11-Jun-08	EN0423S061108	Summa Canister	18.8	2.5	0.0	1.68	N	N	µg/m3	< 5.7 U	< 4.5 U	< 3.3 U	< 3.3 U	< 2.1 U	< 4.6 U	< 3.3 U	< 3.4 U	< 2.2 U	**11**	< 6.4 U
	EN04-23S	8	13-Aug-08	EN0423S081308	Summa Canister	20.9	0.1	0.0	1.75	N	N	µg/m3	< 5.9 U	< 4.7 U	< 3.5 U	< 3.5 U	< 2.2 U	< 4.8 U	< 3.5 U	< 3.5 U	< 2.3 U	< 3 U	< 6.7 U
	EN04-23S	8	16-Oct-08	EN0423S101608	Summa Canister	17.6	3.7	0.0	1.68	N	N	µg/m3	< 5.7 U	< 4.5 U	< 3.3 U	< 3.3 U	< 2.1 U	< 4.6 U	< 3.3 U	< 3.4 U	< 2.2 U	< 2.9 U	< 6.4 U
	EN04-23S	8	17-Dec-08	EN0423S121708	Summa Canister	19.9	2.0	0.0	1.55	N	N	µg/m3	< 5.2 U	< 4.2 U	< 3.1 U	< 3.1 U	< 2.0 U	< 4.2 U	< 3.1 U	< 3.1 U	< 2.0 U	< 2.7 U	< 5.9 U
	EN04-23S	8	16-Feb-09	EN0423S021609	Summa Canister	19.9	1.6	0.0	1.61	N	N	µg/m3	< 5.5 U	< 4.3 U	< 3.2 U	< 3.2 U	< 2.0 U	< 4.4 U	< 3.2 U	< 3.2 U	< 2.1 U	< 2.8 U	< 6.2 U
	EN04-23D	23	9-Apr-08	EN0423D040908	Summa Canister	18.6	1.8	0.0	1.71	N	N	µg/m3	**16**	**450**	**160**	**8.2**	< 2.2 U	< 4.7 U	< 3.4 U	**21**	< 2.2 U	< 3.0 U	< 6.6 U
	EN04-23D	23	11-Jun-08	EN0423D061108	Summa Canister	20.0	1.6	0.0	1.64	N	N	µg/m3	**17**	**490**	**160**	**6.8**	< 2.1 U	< 4.5 U	< 3.2 U	**21**	< 2.2 U	< 2.8 U	< 6.3 U
	EN04-23D	23	13-Aug-08	EN0423D081308	Summa Canister	20.9	0.0	0.0	1.75	N	N	µg/m3	**20**	**490**	**160**	**7.1**	< 2.2 U	< 4.8 U	< 3.5 U	**22**	< 2.3 U	< 3 U	< 6.7 U
	EN04-23D	23	16-Oct-08	EN0423D101608	Summa Canister	19.1	1.7	0.0	1.58	N	N	µg/m3	**21**	**560**	**160**	**8**	< 2 U	< 4.3 U	< 3.1 U	**22**	< 2.1 U	< 2.7 U	< 6 U
	EN04-23D	23	17-Dec-08	EN0423D121708	Summa Canister	19.5	1.9	0.0	1.58	N	N	µg/m3	**20**	**560**	**150**	**6.3**	< 2.0 U	< 4.3 U	< 3.1 U	**19**	< 2.1 U	< 2.7 U	< 6.0 U
	EN04-23D	23	16-Feb-09	EN0423D021609	Summa Canister	19.7	1.8	0.0	1.7	N	N	µg/m3	**22**	**480**	**130**	**7.6**	< 2.2 U	< 4.6 U	< 3.4 U	**21**	< 2.2 U	< 3.0 U	< 6.5 U

Table C.1
Summary of Analytical Laboratory Data - Soil Vapor
Annual Report - Soil Vapor Monitoring
Comprehensive Operations, Maintenance, & Monitoring Program
Endicott, New York

SV Mon Point Designation	Sampling Point Designation	Sampling Depth	Sampling Date	Field Sample ID	Sample Type	O_2 (%)	CO_2 (%)	CH_4 (%)	Dilution Factor	SF_6 Applied?	He Applied?	Units of VOC Results	Tetrachloroethene	Trichloroethene	cis-1,2-Dichloroethene	trans-1,2-Dichloroethene	Vinyl Chloride	1,1,1-Trichloroethane	1,1-Dichloroethene	1,1-Dichloroethane	Chloroethane	Methylene Chloride	Freon 113
Designation **EN04-25**	EN04-25S	8	9-Apr-08	EN0425S040908	Summa Canister	18.7	1.4	0.0	1.68	N	N	µg/m3	< 5.7 U	< 4.5 U	< 3.3 U	< 3.3 U	< 2.1 U	< 4.6 U	< 3.3 U	< 3.4 U	< 2.2 U	< 2.9 U	< 6.4 U
Monitoring Well **EN-395**	EN04-25S	8	11-Jun-08	EN0425S061108	Summa Canister	17.7	2.3	0.0	1.71	N	N	µg/m3	< 5.8 U	< 4.6 U	< 3.4 U	< 3.4 U	< 2.2 U	< 4.7 U	< 3.4 U	< 3.5 U	< 2.2 U	< 3 U	< 6.6 U
	EN04-25S Dup	8	11-Jun-08	DU3301061108	Summa Canister	17.7	2.3	0.0	1.83	N	N	µg/m3	< 6.2 U	< 4.9 U	< 3.6 U	< 3.6 U	< 2.3 U	< 5 U	< 3.6 U	< 3.7 U	< 2.4 U	< 3.2 U	< 7 U
	EN04-25S	8	13-Aug-08	EN0425S081308	Summa Canister	14.6	4.0	0.0	1.79	N	N	µg/m3	**10**	**8.7**	< 3.5 U	< 3.5 U	< 2.3 U	< 4.9 U	< 3.5 U	< 3.6 U	< 2.4 U	< 3.1 U	< 6.8 U
	EN04-25S	8	15-Oct-08	EN0425S101508	Summa Canister	16.0	3.5	0.0	1.68	N	N	µg/m3	**5.8**	**5.4**	< 3.3 U	< 3.3 U	< 2.1 U	< 4.6 U	< 3.3 U	< 3.4 U	< 2.2 U	< 2.9 U	< 6.4 U
	EN04-25S	8	17-Dec-08	EN0425S121708	Summa Canister	18.2	2.1	0.0	1.52	N	N	µg/m3	< 5.2 U	< 4.1 U	< 3.0 U	< 3.0 U	< 1.9 U	< 4.1 U	< 3.0 U	< 3.1 U	< 2.0 U	< 2.6 U	< 5.8 U
	EN04-25S	8	16-Feb-09	EN0425S021609	Summa Canister	18.5	2.0	0.0	1.88	N	N	µg/m3	< 6.4 U	< 5.0 U	< 3.7 U	< 3.7 U	< 2.4 U	< 5.1 U	< 3.7 U	< 3.8 U	< 2.5 U	< 3.3 U	< 7.2 U
	EN04-25D	17.5	9-Apr-08	EN0425D040908	Summa Canister	19.1	0.7	0.0	1.64	N	N	µg/m3	< 5.6 U	< 4.4 U	< 3.2 U	< 3.2 U	< 2.1 U	< 4.5 U	< 3.2 U	< 3.3 U	< 2.2 U	< 2.8 U	< 6.3 U
	EN04-25D	17.5	11-Jun-08	EN0425D061108	Summa Canister	19.1	1.9	0.0	1.68	N	N	µg/m3	< 5.7 U	**11**	< 3.3 U	< 3.3 U	< 2.1 U	< 4.6 U	< 3.3 U	< 3.4 U	< 2.2 U	< 2.9 U	< 6.4 U
	EN04-25D	17.5	13-Aug-08	EN0425D081308	Summa Canister	17.2	2.3	0.0	1.79	N	N	µg/m3	< 6.1 U	< 4.8 U	< 3.5 U	< 3.5 U	< 2.3 U	< 4.9 U	< 3.5 U	< 3.6 U	< 2.4 U	< 3.1 U	< 6.8 U
	EN04-25D	17.5	15-Oct-08	EN0425D101508	Summa Canister	18.1	1.8	0.6	1.68	N	N	µg/m3	< 5.7 U	< 4.5 U	< 3.3 U	< 3.3 U	< 2.1 U	< 4.6 U	< 3.3 U	< 3.4 U	< 2.2 U	< 2.9 U	< 6.4 U
	EN04-25D	17.5	17-Dec-08	EN0425D121708	Summa Canister	19.6	0.8	0.0	1.64	N	N	µg/m3	< 5.6 U	**8.8**	< 3.2 U	< 3.2 U	< 2.1 U	< 4.5 U	< 3.2 U	< 3.3 U	< 2.2 U	< 2.8 U	< 6.3 U
	EN04-25D	17.5	16-Feb-09	EN0425D021609	Summa Canister	20.0	0.9	0.0	2.26	N	N	µg/m3	< 7.7 U	< 6.1 U	< 4.5 U	< 4.5 U	< 2.9 U	< 6.2 U	< 4.5 U	< 4.6 U	< 3.0 U	< 3.9 U	< 8.7 U
Designation **EN04-26**	EN04-26S	8	9-Apr-08	EN0426S040908	Summa Canister	20.5	0.0	0.0	1.68	N	N	µg/m3	**21**	**370**	< 3.3 U	< 3.3 U	< 2.1 U	**32**	< 3.3 U	< 3.4 U	< 2.2 U	< 2.9 U	< 6.4 U
Monitoring Well **EN-304**	EN04-26S	8	11-Jun-08	EN0426S061108	Summa Canister	20.0	1.0	0.0	1.71	N	N	µg/m3	**10**	**1,100**	< 3.4 U	< 3.4 U	< 2.2 U	**71**	< 3.4 U	< 3.5 U	< 2.2 U	< 3 U	< 6.6 U
	EN04-26S	8	14-Aug-08	EN0426S081408	Summa Canister	19.4	1.5	0.0	1.58	N	N	µg/m3	**18**	**1,700** J	< 3.1 U	< 3.1 U	< 2 U	**130**	< 3.1 U	< 3.2 U	< 2.1 U	< 2.7 U	< 6 U
	EN04-26S	8	16-Oct-08	EN0426S101608	Summa Canister	20.1	1.2	0.0	1.52	N	N	µg/m3	**14**	**1,400**	< 3 U	< 3 U	< 1.9 U	**100**	< 3 U	< 3.1 U	< 2 U	< 2.6 U	**33**
	EN04-26S	8	17-Dec-08	EN0426S121708	Summa Canister	20.5	0.3	0.0	1.71	N	N	µg/m3	< 5.8 U	**500**	< 3.4 U	< 3.4 U	< 2.2 U	**51**	< 3.4 U	< 3.5 U	< 2.2 U	< 3.0 U	**11**
	EN04-26S	8	18-Feb-09	EN0426S021809	Summa Canister	19.9	0.9	0.0	1.56	N	N	µg/m3	< 5.3 U	**280**	< 3.1 U	< 3.1 U	< 2.0 U	**23**	< 3.1 U	< 3.2 U	< 2.0 U	< 2.7 U	< 6.0 U
	EN04-26D	14	9-Apr-08	EN0426D040908	Summa Canister	20.2	0.5	0.0	1.75	N	N	µg/m3	< 5.9 U	**860**	< 3.5 U	< 3.5 U	< 2.2 U	**43**	< 3.5 U	< 3.5 U	< 2.3 U	< 3 U	**7.1**
	EN04-26D	14	11-Jun-08	EN0426D061108	Summa Canister	20.0	0.8	0.0	2.74	N	N	µg/m3	**9.6**	**1,500**	< 5.4 U	< 5.4 U	< 3.5 U	**76**	< 5.4 U	< 5.5 U	< 3.6 U	< 4.8 U	< 10 U
	EN04-26D Dup	14	11-Jun-08	DU36523061108	Summa Canister	20.0	0.8	0.0	2.69	N	N	µg/m3	< 9.1 U	**1,500**	< 5.3 U	< 5.3 U	< 3.4 U	**79**	< 5.3 U	< 5.4 U	< 3.5 U	< 4.7 U	< 10 U
	EN04-26D	14	14-Aug-08	EN0426D081408	Summa Canister	19.4	1.3	0.0	3.22	N	N	µg/m3	**16**	**2,600**	< 6.4 U	< 6.4 U	< 4.1 U	**150**	< 6.4 U	< 6.5 U	< 4.2 U	< 5.6 U	< 12 U
	EN04-26D	14	16-Oct-08	EN0426D101608	Summa Canister	20.0	1.4	0.0	3.92	N	N	µg/m3	**21**	**2,700**	< 7.8 U	< 7.8 U	< 5 U	**150**	< 7.8 U	< 7.9 U	< 5.2 U	< 6.8 U	**52**
	EN04-26D	14	17-Dec-08	EN0426D121708	Summa Canister	20.5	1.0	0.0	2.07	N	N	µg/m3	**12**	**1,800**	< 4.1 U	< 4.1 U	< 2.6 U	**87**	< 4.1 U	< 4.2 U	< 2.7 U	< 3.6 U	**16**
	EN04-26D	14	18-Feb-09	EN0426D021809	Summa Canister	20.1	0.8	0.0	1.58	N	N	µg/m3	**7.1**	**1,000**	< 3.1 U	< 3.1 U	< 2.0 U	**52**	< 3.1 U	< 3.2 U	< 2.1 U	< 2.7 U	**10**
Designation **EN04-27**	EN04-27S	8	9-Apr-08	EN0427S040908	Summa Canister	19.4	1.0	0.0	1.75	N	N	µg/m3	**30**	**200**	< 3.5 U	< 3.5 U	< 2.2 U	**30**	< 3.5 U	< 3.5 U	< 2.3 U	< 3.0 U	< 6.7 U
Monitoring Well **EN-417A**	EN04-27S Dup	8	9-Apr-08	DU3331040908	Summa Canister	19.4	1.0	0.0	1.64	N	N	µg/m3	**24**	**170**	< 3.2 U	< 3.2 U	< 2.1 U	**25**	< 3.2 U	< 3.3 U	< 2.2 U	< 2.8 U	< 6.3 U
	EN04-27S	8	11-Jun-08	EN0427S061108	Summa Canister	18.1	2.3	0.0	1.64	N	N	µg/m3	**94**	**570**	< 3.2 U	< 3.2 U	< 2.1 U	**73**	< 3.2 U	< 3.3 U	< 2.2 U	< 2.8 U	< 6.3 U
	EN04-27S	8	14-Aug-08	EN0427S081408	Summa Canister	16.0	5.0	0.0	1.71	N	N	µg/m3	**170**	**960**	< 3.4 U	< 3.4 U	< 2.2 U	**140**	< 3.4 U	< 3.5 U	< 2.2 U	< 3 U	< 6.6 U
	EN04-27S	8	15-Oct-08	EN0427S101508	Summa Canister	17.1	3.2	0.0	1.83	N	N	µg/m3	**110**	**710**	< 3.6 U	< 3.6 U	< 2.3 U	**120**	< 3.6 U	< 3.7 U	< 2.4 U	< 3.2 U	< 7.0 U
	EN04-27S Dup	8	15-Oct-08	DU3365101508	Summa Canister	17.1	3.2	0.0	1.83	N	N	µg/m3	**110**	**740**	< 3.6 U	< 3.6 U	< 2.3 U	**120**	< 3.6 U	< 3.7 U	< 2.4 U	< 3.2 U	< 7.0 U
	EN04-27S	8	17-Dec-08	EN0427S121708	Summa Canister	19.8	1.4	0.0	1.58	N	N	µg/m3	**33**	**230**	< 3.1 U	< 3.1 U	< 2.0 U	**43**	< 3.1 U	< 3.2 U	**2.8**	< 2.7 U	< 6.0 U
	EN04-27S	8	17-Feb-09	EN0427S021709	Summa Canister	19.5	1.3	0.0	1.51	N	N	µg/m3	**22**	**170**	< 3.0 U	< 3.0 U	< 1.9 U	**33**	< 3.0 U	< 3.0 U	< 2.0 U	< 2.6 U	< 5.8 U

Table C.1
Summary of Analytical Laboratory Data - Soil Vapor
Annual Report - Soil Vapor Monitoring
Comprehensive Operations, Maintenance, & Monitoring Program
Endicott, New York

SV Mon Point Designation	Sampling Point Designation	Sampling Depth	Sampling Date	Field Sample ID	Sample Type	O_2 (%)	CO_2 (%)	CH_4 (%)	Dilution Factor	SF_6 Applied?	He Applied?	Units of VOC Results	Tetrachloroethene	Trichloroethene	cis-1,2-Dichloroethene	trans-1,2-Dichloroethene	Vinyl Chloride	1,1,1-Trichloroethane	1,1-Dichloroethene	1,1-Dichloroethane	Chloroethane	Methylene Chloride	Freon 113
Designation **EN07-28**	EN07-28S	7	9-Apr-08	EN0728S040908	Summa Canister	20.2	0.0	0.0	1.71	N	N	µg/m3	< 85	< 4.6 U	< 3.4 U	< 3.4 U	< 2.2 U	< 4.7 U	< 3.4 U	< 3.5 U	< 2.2 U	< 3.0 U	< 6.6 U
Monitoring Well **EN-387A**	EN07-28S	7	11-Jun-08	EN0728S061108	Summa Canister	21.0	0.3	0.0	1.75	N	N	µg/m3	**290**	**13**	< 3.5 U	< 3.5 U	< 2.2 U	< 4.8 U	< 3.5 U	< 3.5 U	< 2.3 U	< 3 U	< 6.7 U
	EN07-28S	7	13-Aug-08	EN0728S081308	Summa Canister	20.7	0.0	0.0	1.71	N	N	µg/m3	**580**	**25**	< 3.4 U	< 3.4 U	< 2.2 U	< 4.7 U	< 3.4 U	< 3.5 U	< 2.2 U	< 3 U	< 6.6 U
	EN07-28S	7	16-Oct-08	EN0728S101608	Summa Canister	21.4	0.4	0.0	1.61	N	N	µg/m3	**380**	**18**	< 3.2 U	< 3.2 U	< 2 U	< 4.4 U	< 3.2 U	< 3.2 U	< 2.1 U	< 2.8 U	< 6.2 U
	EN07-28S	7	17-Dec-08	EN0728S121708	Summa Canister	20.4	0.5	0.0	1.58	N	N	µg/m3	**130**	**6.0**	< 3.1 U	< 3.1 U	< 2.0 U	< 4.3 U	< 3.1 U	< 3.2 U	< 2.1 U	< 2.7 U	< 6.0 U
	EN07-28S	7	16-Feb-09	EN0728S021609	Summa Canister	20.9	0.3	0.0	1.29	N	N	µg/m3	**48**	< 3.5 U	< 2.6 U	< 2.6 U	< 1.6 U	< 3.5 U	< 2.6 U	< 2.6 U	< 1.7 U	< 2.2 U	< 4.9 U
	EN07-28S	7	7-Apr-09	EN0728S040709	Summa Canister	20.5	0.2	0.0	1.71	N	N	µg/m3	**65**	< 4.6 U	< 3.4 U	< 3.4 U	< 2.2 U	< 4.7 U	< 3.4 U	< 3.5 U	< 2.2 U	< 3.0 U	< 6.6 U
	EN07-28D	19	9-Apr-08	EN0728D040908	Summa Canister	18.0	2.2	0.0	1.64	N	N	µg/m3	< 1,900	**150**	**92**	**6.0**	< 2.1 U	< 4.5 U	< 3.2 U	< 3.3 U	< 2.2 U	< 2.8 U	< 6.3 U
	EN07-28D	19	11-Jun-08	EN0728D061108	Summa Canister	16.5	3.3	0.0	1.71	N	N	µg/m3	**2,000**	**180**	**120**	**4.6**	< 2.2 U	< 4.7 U	< 3.4 U	< 3.5 U	< 2.2 U	< 3 U	< 6.6 U
	EN07-28D	19	13-Aug-08	EN0728D081308	Summa Canister	20.6	0.1	0.0	1.71	N	N	µg/m3	**2,100**	**200**	**800**	**53**	< 2.2 U	< 4.7 U	< 3.4 U	< 3.5 U	< 2.2 U	< 3 U	< 6.6 U
	EN07-28D	19	16-Oct-08	EN0728D101608	Summa Canister	7.5	11.5	0.0	1.68	N	N	µg/m3	**2,200**	**220**	**170**	**30**	< 2.1 U	< 4.6 U	< 3.3 U	< 3.4 U	< 2.2 U	< 2.9 U	< 6.4 U
	EN07-28D Dup	19	16-Oct-08	DU34628101608	Summa Canister	7.5	11.5	0.0	2.24	N	N	µg/m3	**2,300**	**220**	**180**	**31**	< 2.9 U	< 6.1 U	< 4.4 U	< 4.5 U	**3.2**	< 3.9 U	< 8.6 U
	EN07-28D	19	17-Dec-08	EN0728D121708	Summa Canister	9.1	9.4	0.0	1.77	N	N	µg/m3	**2,000**	**190**	**72**	**15**	< 2.3 U	< 4.8 U	< 3.5 U	< 3.6 U	< 2.3 U	< 3.1 U	< 6.8 U
	EN07-28D	19	16-Feb-09	EN0728D021609	Summa Canister	NM	NM	NM	2.18	N	N	µg/m3	< 7.4 U	< 5.8 U	< 4.3 U	< 4.3 U	< 2.8 U	< 5.9 U	< 4.3 U	< 4.4 U	< 2.9 U	< 3.8 U	< 8.4 U
	EN07-28D	19	7-Apr-09	EN0728D040709	Summa Canister	14.9	8.2	0.0	1.68	N	N	µg/m3	**1,300**	**110**	**33**	**7.9**	< 2.1 U	< 4.6 U	< 3.3 U	< 3.4 U	< 2.2 U	< 2.9 U	< 6.4 U
Designation **EN04-29** **EN05-29**	EN05-29S	8	8-Apr-08	EN0529S040808	Summa Canister	20.1	0.3	0.0	1.75	N	N	µg/m3	< 5.9 U	**180**	< 3.5 U	< 3.5 U	< 2.2 U	**12**	< 3.5 U	< 3.5 U	< 2.3 U	< 3.0 U	< 6.7 U
Monitoring Well **EN-437**	EN05-29S	8	10-Jun-08	EN0529S061008	Summa Canister	19.6	0.9	0.0	1.79	N	N	µg/m3	< 6.1 U	**460**	< 3.5 U	< 3.5 U	< 2.3 U	**40**	< 3.5 U	< 3.6 U	< 2.4 U	< 3.1 U	< 6.8 U
	EN05-29S	8	11-Aug-08	EN0529S081108	Summa Canister	18.7	1.8	0.0	1.64	N	N	µg/m3	< 5.6 U	**900**	< 3.2 U	< 3.2 U	< 2.1 U	**62**	< 3.2 U	< 3.3 U	< 2.2 U	< 2.8 U	< 6.3 U
	EN05-29S	8	15-Oct-08	EN0529S101508	Summa Canister	18.7	1.5	0.0	1.61	N	N	µg/m3	< 5.5 U	**700**	< 3.2 U	< 3.2 U	< 2 U	**53**	< 3.2 U	< 3.2 U	< 2.1 U	< 2.8 U	< 6.2 U
	EN05-29S	8	16-Dec-08	EN0429S121608	Summa Canister	19.6	1.0	0.0	1.55	N	N	µg/m3	< 5.2 U	**230**	< 3.1 U	< 3.1 U	< 2.0 U	**19**	< 3.1 U	< 3.1 U	< 2.0 U	< 2.7 U	< 5.9 U
	EN05-29S	8	17-Feb-09	EN0529S021709	Summa Canister	19.4	0.4	0.0	1.62	N	N	µg/m3	**31**	**120**	< 3.2 U	< 3.2 U	< 2.1 U	**8.0**	< 3.2 U	< 3.3 U	< 2.1 U	< 2.8 U	< 6.2 U
	EN05-29S	8	7-Apr-09	EN0429S040709	Summa Canister	20.1	0.9	0.0	1.68	N	N	µg/m3	< 5.7 U	**150**	< 3.3 U	< 3.3 U	< 2.1 U	**12**	< 3.3 U	< 3.4 U	< 2.2 U	< 2.9 U	< 6.4 U
	EN04-29D	20	8-Apr-08	EN0429D040808	Summa Canister	20.0	0.6	0.0	1.71	N	N	µg/m3	< 5.8 U	**1,400**	**4.8**	< 3.4 U	< 2.2 U	**110**	**6.6**	< 3.5 U	< 2.2 U	< 3.0 U	< 6.6 U
	EN04-29D	20	10-Jun-08	EN0429D061008	Summa Canister	19.5	1.0	0.0	1.75	N	N	µg/m3	< 5.9 U	**880**	< 3.5 U	< 3.5 U	< 2.2 U	**81**	< 3.5 U	< 3.5 U	< 2.3 U	< 3 U	< 6.7 U
	EN04-29D Dup	20	10-Jun-08	DU3374061008	Summa Canister	19.5	1.0	0.0	1.79	N	N	µg/m3	< 6.1 U	**930**	< 3.5 U	< 3.5 U	< 2.3 U	**87**	< 3.5 U	< 3.6 U	< 2.4 U	< 3.1 U	< 6.8 U
	EN04-29D	20	11-Aug-08	EN0429D081108	Summa Canister	18.8	1.6	0.0	3.28	N	N	µg/m3	< 11 U	**1,800**	< 6.5 U	< 6.5 U	< 4.2 U	**130**	< 6.5 U	< 6.6 U	< 4.3 U	< 5.7 U	< 12 U
	EN04-29D	20	15-Oct-08	EN0429D101508	Summa Canister	17.9	1.7	0.0	4.02	N	N	µg/m3	< 14 U	**2,200**	< 8 U	< 8 U	< 5.1 U	**160**	< 8 U	< 8.1 U	< 5.3 U	< 7 U	< 15 U
	EN04-29D Dup	20	15-Oct-08	DU3361101508	Summa Canister	17.9	1.7	0.0	4.02	N	N	µg/m3	< 14 U	**2,200**	< 8 U	< 8 U	< 5.1 U	**170**	< 8 U	< 8.1 U	< 5.3 U	< 7 U	< 15 U
	EN04-29D	20	16-Dec-08	EN0429D121608	Summa Canister	20.2	0.9	0.0	1.55	N	N	µg/m3	< 5.2 U	**610**	< 3.1 U	< 3.1 U	< 2.0 U	**39**	< 3.1 U	< 3.1 U	< 2.0 U	< 2.7 U	< 5.9 U
	EN04-29D Dup	20	16-Dec-08	DU3323121608	Summa Canister	20.2	0.9	0.0	1.55	N	N	µg/m3	< 5.2 U	**630**	< 3.1 U	< 3.1 U	< 2.0 U	**40**	< 3.1 U	< 3.1 U	< 2.0 U	< 2.7 U	< 5.9 U
	EN04-29D	20	17-Feb-09	EN0429D021709	Summa Canister	19.2	0.6	0.1	1.70	N	N	µg/m3	< 5.8 U	**700**	< 3.4 U	< 3.4 U	< 2.2 U	**43**	< 3.4 U	< 3.4 U	< 2.2 U	< 3.0 U	< 6.5 U
	EN04-29D	20	7-Apr-09	EN0429D040709	Summa Canister	20.3	0.9	0.0	1.64	N	N	µg/m3	**7.2**	**200**	< 3.2 U	< 3.2 U	< 2.1 U	**12**	< 3.2 U	< 3.3 U	< 2.2 U	< 2.8 U	< 6.3 U

Table C.1
Summary of Analytical Laboratory Data - Soil Vapor
Annual Report - Soil Vapor Monitoring
Comprehensive Operations, Maintenance, & Monitoring Program
Endicott, New York

SV Mon Point Designation	Sampling Point Designation	Sampling Depth	Sampling Date	Field Sample ID	Sample Type	O_2 (%)	CO_2 (%)	CH_4 (%)	Dilution Factor	SF_6 Applied?	He Applied?	Units of VOC Results	Tetrachloroethene	Trichloroethene	cis-1,2-Dichloroethene	trans-1,2-Dichloroethene	Vinyl Chloride	1,1,1-Trichloroethane	1,1-Dichloroethene	1,1-Dichloroethane	Chloroethane	Methylene Chloride	Freon 113
Designation **EN04-30**	EN04-30S	9	7-Apr-08	EN0430S040708	Summa Canister	20.7	0.0	0.0	1.71	N	N	µg/m3	< 5.8 U	**280**	**4.5**	< 3.4 U	< 2.2 U	< 4.7 U	< 3.4 U	< 3.5 U	< 2.2 U	< 3.0 U	< 6.6 U
Monitoring Well **EN-438**	EN04-30S	9	9-Jun-08	EN0430S060908	Summa Canister	19.5	0.0	0.0	1.79	N	N	µg/m3	< 6.1 U	**960**	**3.9**	< 3.5 U	< 2.3 U	**6.8**	< 3.5 U	< 3.6 U	< 2.4 U	< 3.1 U	< 6.8 U
	EN04-30S	9	12-Aug-08	EN0430S081208	Summa Canister	20.1	0.5	0.0	5	N	N	µg/m3	< 17 U	**3,000**	< 9.9 U	< 9.9 U	< 6.4 U	**21**	< 9.9 U	< 10 U	< 6.6 U	< 8.7 U	< 19 U
	EN04-30S	9	15-Oct-08	EN0430S101508	Summa Canister	20.0	0.3	0.0	1.68	N	N	µg/m3	< 5.7 U	**1,800**	**5.1**	< 3.3 U	< 2.1 U	**15**	< 3.3 U	< 3.4 U	< 2.2 U	< 2.9 U	< 6.4 U
	EN04-30S	9	16-Dec-08	EN0430S121608	Summa Canister	20.6	0.1	0.0	1.75	N	N	µg/m3	< 5.9 U	**520**	< 3.5 U	< 3.5 U	< 2.2 U	< 4.8 U	< 3.5 U	< 3.5 U	< 2.3 U	< 3.0 U	< 6.7 U
	EN04-30S	9	17-Feb-09	EN0430S021709	Summa Canister	19.8	0.0	0.1	1.57	N	N	µg/m3	< 5.3 U	**45**	< 3.1 U	< 3.1 U	< 2.0 U	< 4.3 U	< 3.1 U	< 3.2 U	< 2.1 U	**19**	< 6.0 U
	EN04-30S	9	7-Apr-09	EN0430S040709	Summa Canister	21.6	0.2	0.0	1.64	N	N	µg/m3	< 5.6 U	**260**	< 3.2 U	< 3.2 U	< 2.1 U	< 4.5 U	< 3.2 U	< 3.3 U	< 2.2 U	< 2.8 U	< 6.3 U
	EN04-30D	20	7-Apr-08	EN0430D040708	Summa Canister	20.5	0.0	0.0	1.61	N	N	µg/m3	**19**	**450**	**13**	< 3.2 U	< 2.0 U	**38**	**3.8**	**3.4**	< 2.1 U	< 2.8 U	< 6.2 U
	EN04-30D	20	9-Jun-08	EN0430D060908	Summa Canister	19.9	0.0	0.0	1.34	N	N	µg/m3	**20** J	**420** J	**14** J	2.6 UJ	1.7 UJ	**36** J	2.6 UJ	**3.9** J	1.8 UJ	2.3 UJ	5.1 UJ
	EN04-30D Dup	20	9-Jun-08	DU35635060908	Summa Canister	19.9	0.0	0.0	1.91	N	N	µg/m3	**30** J	**650** J	**21** J	< 3.8 U	< 2.4 U	**62** J	< 3.8 U	**6.2** J	< 2.5 U	< 3.3 U	< 7.3 U
	EN04-30D	20	12-Aug-08	EN0430D081208	Summa Canister	20.0	0.5	0.0	1.68	N	N	µg/m3	**48**	**970**	**30**	< 3.3 U	< 2.1 U	**100**	**3.4**	**10**	< 2.2 U	< 2.9 U	**7**
	EN04-30D	20	15-Oct-08	EN0430D101508	Summa Canister	20.3	0.1	0.0	1.68	N	N	µg/m3	**52**	**1,500**	**26**	< 3.3 U	< 2.1 U	**120**	< 3.3 U	**9.4**	< 2.2 U	< 2.9 U	**7.8**
	EN04-30D	20	16-Dec-08	EN0430D121608	Summa Canister	20.6	0.6	0.0	1.39	N	N	µg/m3	**39**	**1,100**	**14**	< 2.8 U	< 1.8 U	**48**	< 2.8 U	**4.4**	< 1.8 U	< 2.4 U	< 5.3 U
	EN04-30D	20	17-Feb-09	EN0430D021709	Summa Canister	19.7	0.1	0.1	1.61	N	N	µg/m3	**37**	**760**	**12**	< 3.2 U	< 2.0 U	**26**	< 3.2 U	< 3.2 U	< 2.1 U	< 2.8 U	< 6.2 U
	EN04-30D	20	7-Apr-09	EN0430D040709	Summa Canister	21.7	0.3	0.0	1.58	N	N	µg/m3	**19**	**520**	**10**	< 3.1 U	< 2.0 U	**36**	< 3.1 U	**4**	< 2.1 U	< 2.7 U	< 6.0 U
Designation **EN04-31**	EN04-31S	10	7-Apr-08	EN0431S040708	Summa Canister	20.6	0.0	0.0	1.68	N	N	µg/m3	**17**	< 4.5 U	< 3.3 U	< 3.3 U	< 2.1 U	< 4.6 U	< 3.3 U	< 3.4 U	< 2.2 U	**7.4**	< 6.4 U
Monitoring Well **EN-453**	EN04-31S	10	10-Jun-08	EN0431S061008	Summa Canister	20.9	0.1	0.0	1.79	N	N	µg/m3	< 6.1 U	< 4.8 U	< 3.5 U	< 3.5 U	< 2.3 U	< 4.9 U	< 3.5 U	< 3.6 U	< 2.4 U	< 3.1 U	< 6.8 U
	EN04-31S	10	11-Aug-08	EN0431S081108	Summa Canister	20.7	0.1	0.0	1.64	N	N	µg/m3	< 5.6 U	< 4.4 U	< 3.2 U	< 3.2 U	< 2.1 U	< 4.5 U	< 3.2 U	< 3.3 U	< 2.2 U	< 2.8 U	< 6.3 U
	EN04-31S	10	15-Oct-08	EN0431S101508	Summa Canister	20.1	0.3	0.0	1.68	N	N	µg/m3	< 5.7 U	< 4.5 U	< 3.3 U	< 3.3 U	< 2.1 U	< 4.6 U	< 3.3 U	< 3.4 U	< 2.2 U	< 2.9 U	< 6.4 U
	EN04-31S	10	16-Dec-08	EN0431S121608	Summa Canister	20.5	0.2	0.0	1.52	N	N	µg/m3	< 5.2 U	< 4.1 U	< 3 U	< 3 U	< 1.9 U	< 4.1 U	< 3.0 U	< 3.1 U	< 2.0 U	< 2.6 U	< 5.8 U
	EN04-31S	10	16-Feb-09	EN0431S021609	Summa Canister	19.6	0.1	0.0	1.58	N	N	µg/m3	< 5.4 U	< 4.2 U	< 3.1 U	< 3.1 U	< 2.0 U	< 4.3 U	< 3.1 U	< 3.2 U	< 2.1 U	< 2.7 U	< 6.0 U
	EN04-31D	19	7-Apr-08	EN0431D040708	Summa Canister	20.5	0.0	0.0	1.34	N	N	µg/m3	< 4.5 UJ	**270** J	< 2.6 UJ	< 2.6 UJ	< 1.7 UJ	< 3.6 UJ	< 2.6 UJ	< 2.7 UJ	< 1.8 UJ	**2.7** J	< 5.1 UJ
	EN04-31D	19	10-Jun-08	EN0431D061008	Summa Canister	21.3	0.1	0.0	1.83	N	N	µg/m3	< 6.2 U	**280**	< 3.6 U	< 3.6 U	< 2.3 U	**13**	< 3.6 U	< 3.7 U	< 2.4 U	< 3.2 U	< 7 U
	EN04-31D	19	11-Aug-08	EN0431D081108	Summa Canister	20.6	0.0	0.0	1.61	N	N	µg/m3	< 5.5 U	**94**	< 3.2 U	< 3.2 U	< 2 U	< 4.4 U	< 3.2 U	< 3.2 U	< 2.1 U	**8.6**	< 6.2 U
	EN04-31D	19	15-Oct-08	EN0431D101508	Summa Canister	20.3	0.1	0.0	1.64	N	N	µg/m3	< 5.6 U	**92**	< 3.2 U	< 3.2 U	< 2.1 U	**6.8**	< 3.2 U	< 3.3 U	< 2.2 U	< 2.8 U	< 6.3 U
	EN04-31D	19	16-Dec-08	EN0431D121608	Summa Canister	20.6	0.3	0.0	1.41	N	N	µg/m3	< 4.8 U	**430**	**2.8**	< 2.8 U	< 1.8 U	**12**	< 2.8 U	< 2.8 U	< 1.9 U	< 2.4 U	< 5.4 U
	EN04-31D	19	16-Feb-09	EN0431D021609	Summa Canister	19.7	0.1	0.1	1.7	N	N	µg/m3	< 5.8 U	**940**	**6.6**	< 3.4 U	< 2.2 U	**40**	< 3.4 U	< 3.4 U	< 2.2 U	< 3.0 U	< 6.5 U

Table C.1
Summary of Analytical Laboratory Data - Soil Vapor
Annual Report - Soil Vapor Monitoring
Comprehensive Operations, Maintenance, & Monitoring Program
Endicott, New York

SV Mon Point Designation	Sampling Point Designation	Sampling Depth	Sampling Date	Field Sample ID	Sample Type	O_2 (%)	CO_2 (%)	CH_4 (%)	Dilution Factor	SF_6 Applied?	He Applied?	Units of VOC Results	Tetrachloroethene	Trichloroethene	cis-1,2-Dichloroethene	trans-1,2-Dichloroethene	Vinyl Chloride	1,1,1-Trichloroethane	1,1-Dichloroethene	1,1-Dichloroethane	Chloroethane	Methylene Chloride	Freon 113
Designation **EN04-32**	EN04-32S	8	7-Apr-08	EN0432S040708	Summa Canister	20.4	0.0	0.0	1.68	N	N	µg/m3	< 5.7 U	**100**	< 3.3 U	< 3.3 U	< 2.1 U	< 4.6 U	< 3.3 U	< 3.4 U	< 2.2 U	< 2.9 U	< 6.4 U
Monitoring Well **EN-457**	EN04-32S	8	10-Jun-08	EN0432S061008	Summa Canister	20.4	0.5	0.0	1.61	N	N	µg/m3	< 5.5 U	**280**	< 3.2 U	< 3.2 U	< 2 U	< 4.4 U	< 3.2 U	< 3.2 U	< 2.1 U	< 2.8 U	< 6.2 U
	EN04-32S	8	11-Aug-08	EN0432S081108	Summa Canister	19.8	1.0	0.0	1.83	N	N	µg/m3	< 6.2 U	**470**	< 3.6 U	< 3.6 U	< 2.3 U	**5.9**	< 3.6 U	< 3.7 U	< 2.4 U	< 3.2 U	< 7 U
	EN04-32S	8	15-Oct-08	EN0432S101508	Summa Canister	19.4	0.7	0.0	1.68	N	N	µg/m3	< 5.7 U	**270**	< 3.3 U	< 3.3 U	< 2.1 U	< 4.6 U	< 3.3 U	< 3.4 U	< 2.2 U	< 2.9 U	< 6.4 U
	EN04-32S	8	16-Dec-08	EN0432S121608	Summa Canister	20.3	0.6	0.0	1.52	N	N	µg/m3	< 5.2 U	**110**	< 3.0 U	< 3.0 U	< 1.9 U	< 4.1 U	< 3.0 U	< 3.1 U	< 2.0 U	< 2.6 U	< 5.8 U
	EN04-32S	8	17-Feb-09	EN0432S021709	Summa Canister	20.3	0.3	0.0	1.56	N	N	µg/m3	< 5.3 U	**64**	< 3.1 U	< 3.1 U	< 2.0 U	< 4.2 U	< 3.1 U	< 3.2 U	< 2.0 U	< 2.7 U	< 6.0 U
	EN04-32S Dup	8	17-Feb-09	DU36570021709	Summa Canister	20.3	0.3	0.0	1.56	N	N	µg/m3	< 5.3 U	**64**	< 3.1 U	< 3.1 U	< 2.0 U	< 4.2 U	< 3.1 U	< 3.2 U	< 2.0 U	< 2.7 U	< 6.0 U
	EN04-32D	18	7-Apr-08	EN0432D040708	Summa Canister	20.2	0.2	0.0	1.68	N	N	µg/m3	< 5.7 U	**840**	< 3.3 U	< 3.3 U	< 2.1 U	**8.9**	< 3.3 U	< 3.4 U	< 2.2 U	< 2.9 U	< 6.4 U
	EN04-32D	18	10-Jun-08	EN0432D061008	Summa Canister	20.5	0.3	0.0	1.79	N	N	µg/m3	< 6.1 U	**900**	< 3.5 U	< 3.5 U	< 2.3 U	**9.8**	< 3.5 U	< 3.6 U	< 2.4 U	< 3.1 U	< 6.8 U
	EN04-32D	18	11-Aug-08	EN0432D081108	Summa Canister	19.5	0.8	0.0	1.61	N	N	µg/m3	< 5.5 U	**1,100**	< 3.2 U	< 3.2 U	< 2.0 U	**13**	< 3.2 U	< 3.2 U	< 2.1 U	< 2.8 U	< 6.2 U
	EN04-32D	18	15-Oct-08	EN0432D101508	Summa Canister	19.3	0.7	0.0	1.58	N	N	µg/m3	**12**	**1,100**	< 3.1 U	< 3.1 U	< 2.0 U	**13**	< 3.1 U	< 3.2 U	< 2.1 U	< 2.7 U	< 6.0 U
	EN04-32D	18	16-Dec-08	EN0432D121608	Summa Canister	20.2	0.7	0.0	1.58	N	N	µg/m3	< 5.4 U	**1,000**	< 3.1 U	< 3.1 U	< 2.0 U	**12**	< 3.1 U	< 3.2 U	< 2.1 U	< 2.7 U	< 6.0 U
	EN04-32D	18	17-Feb-09	EN0432D021709	Summa Canister	20.9	0.2	0.0	1.68	N	N	µg/m3	< 5.7 U	**660**	< 3.3 U	< 3.3 U	< 2.1 U	**6.4**	< 3.3 U	< 3.4 U	< 2.2 U	< 2.9 U	< 6.4 U
Designation **EN05-33**	EN05-33S	7.5	8-Apr-08	EN0533S040808	Summa Canister	20.1	0.2	0.0	1.55	N	N	µg/m3	< 5.2 U	**29**	< 3.1 U	< 3.1 U	< 2.0 U	< 4.2 U	< 3.1 U	< 3.1 U	< 2.0 U	< 2.7 U	< 5.9 U
Monitoring Well **EN-162**	EN05-33S	7.5	10-Jun-08	EN0533S061008	Summa Canister	20.0	0.4	0.0	1.83	N	N	µg/m3	**10**	**100**	< 3.6 U	< 3.6 U	< 2.3 U	**6.7**	< 3.6 U	< 3.7 U	< 2.4 U	< 3.2 U	< 7 U
	EN05-33S	7.5	13-Aug-08	EN0533S081308	Summa Canister	20.7	0.0	0.0	1.71	N	N	µg/m3	**24**	**190**	< 3.4 U	< 3.4 U	< 2.2 U	**11**	< 3.4 U	< 3.5 U	< 2.2 U	< 3 U	< 6.6 U
	EN05-33S	7.5	14-Oct-08	EN0533S101408	Summa Canister	19.2	0.8	0.0	1.71	N	N	µg/m3	**13**	**110**	< 3.4 U	< 3.4 U	< 2.2 U	**8.2**	< 3.4 U	< 3.5 U	< 2.2 U	< 3 U	< 6.6 U
	EN05-33S	7.5	16-Dec-08	EN0533S121608	Summa Canister	20.5	0.6	0.0	1.49	N	N	µg/m3	< 5.0 U	**32**	< 3.0 U	< 3.0 U	< 1.9 U	< 4.1 U	< 3.0 U	< 3.0 U	< 2.0 U	< 2.6 U	< 5.7 U
	EN05-33S Dup	7.5	16-Dec-08	DU3375121608	Summa Canister	20.5	0.6	0.0	1.49	N	N	µg/m3	< 5.0 U	**30**	< 3.0 U	< 3.0 U	< 1.9 U	< 4.1 U	< 3.0 U	< 3.0 U	< 2.0 U	< 2.6 U	< 5.7 U
	EN05-33S	7.5	18-Feb-09	EN0533S021809	Summa Canister	19.7	0.2	0.1	1.69	N	N	µg/m3	**46**	**16**	< 3.4 U	< 3.4 U	< 2.2 U	< 4.6 U	< 3.4 U	< 3.4 U	< 2.2 U	< 2.9 U	< 6.5 U
	EN05-33S	7.5	6-Apr-09	EN0533S040609	Summa Canister	20.8	0.6	0.0	1.68	N	N	µg/m3	< 5.7 U	**24**	< 3.3 U	< 3.3 U	< 2.1 U	< 4.6 U	< 3.3 U	< 3.4 U	< 2.2 U	< 2.9 U	< 6.4 U
	EN05-33D	32	8-Apr-08	EN0533D040808	Summa Canister	19.8	0.6	0.0	8.2	N	N	µg/m3	< 340	**7,400**	**34**	< 16 U	< 10 U	**340**	**30**	< 16 U	< 11 U	< 14 U	< 31 U
	EN05-33D	32	10-Jun-08	EN0533D061008	Summa Canister	20.1	0.4	0.0	7.0	N	N	µg/m3	**310**	**6,800**	**32**	< 14 U	< 8.9 U	**320**	< 14 U	< 14 U	< 9.2 U	< 12 U	< 27 U
	EN05-33D	32	13-Aug-08	EN0533D081308	Summa Canister	20.8	0.0	0.0	7.84	N	N	µg/m3	**310**	**6,200**	**29**	< 16 U	< 10 U	**310**	< 16 U	< 16 U	< 10 U	< 14 U	< 30 U
	EN05-33D	32	14-Oct-08	EN0533D101408	Summa Canister	19.0	0.7	0.0	9.37	N	N	µg/m3	**330**	**7,200**	**36**	< 18 U	< 12 U	**360**	< 18 U	< 19 U	< 12 U	< 16 U	< 36 U
	EN05-33D	32	16-Dec-08	EN0533D121608	Summa Canister	20.2	1.2	0.0	10.1	N	N	µg/m3	**370**	**7,600**	**27**	< 20 U	< 13 U	**330**	< 20 U	< 20 U	< 13 U	< 18 U	< 39 U
	EN05-33D	32	18-Feb-09	EN0533D021809	Summa Canister	19.4	0.8	0.1	9.14	N	N	µg/m3	**280**	**6,800**	< 18 U	< 18 U	< 12 U	**240**	< 18 U	< 18 U	< 12 U	< 16 U	< 35 U
	EN05-33D	32	6-Apr-09	EN0533D040609	Summa Canister	20.6	0.9	0.0	11.7	N	N	µg/m3	**280**	**6,200**	**23**	< 23 U	< 15 U	**280**	< 23 U	< 24 U	< 15 U	< 20 U	< 45 U

Table C.1
Summary of Analytical Laboratory Data - Soil Vapor
Annual Report - Soil Vapor Monitoring
Comprehensive Operations, Maintenance, & Monitoring Program
Endicott, New York

SV Mon Point Designation	Sampling Point Designation	Sampling Depth	Sampling Date	Field Sample ID	Sample Type	O_2 (%)	CO_2 (%)	CH_4 (%)	Dilution Factor	SF_6 Applied?	He Applied?	Units of VOC Results	Tetrachloroethene	Trichloroethene	cis-1,2-Dichloroethene	trans-1,2-Dichloroethene	Vinyl Chloride	1,1,1-Trichloroethane	1,1-Dichloroethene	1,1-Dichloroethane	Chloroethane	Methylene Chloride	Freon 113
Designation **EN05-34**	EN05-34S	8	9-Apr-08	EN0534S040908	Summa Canister	20.0	0.1	0.0	1.64	N	N	µg/m3	< 5.6 U	**4.8**	< 3.2 U	< 3.2 U	< 2.1 U	< 4.5 U	< 3.2 U	< 3.3 U	< 2.2 U	< 2.8 U	< 6.3 U
Monitoring Well **EN-304**	EN05-34S	8	11-Jun-08	EN0534S061108	Summa Canister	20.1	0.6	0.0	1.71	N	N	µg/m3	< 5.8 U	**13**	< 3.4 U	< 3.4 U	< 2.2 U	< 4.7 U	< 3.4 U	< 3.5 U	< 2.2 U	< 3 U	< 6.6 U
	EN05-34S	8	14-Aug-08	EN0534S081408	Summa Canister	19.6	1.2	0.0	1.71	N	N	µg/m3	**6.2**	**30**	< 3.4 U	< 3.4 U	< 2.2 U	< 4.7 U	< 3.4 U	< 3.5 U	< 2.2 U	< 3 U	< 6.6 U
	EN05-34S	8	15-Oct-08	EN0534S101508	Summa Canister	19.3	0.8	0.0	1.68	N	N	µg/m3	< 5.7 U	**17**	< 3.3 U	< 3.3 U	< 2.1 U	< 4.6 U	< 3.3 U	< 3.4 U	< 2.2 U	< 2.9 U	< 6.4 U
	EN05-34S	8	17-Dec-08	EN0534S121708	Summa Canister	20.5	0.3	0.0	1.68	N	N	µg/m3	< 5.7 U	**5.3**	< 3.3 U	< 3.3 U	< 2.1 U	< 4.6 U	< 3.3 U	< 3.4 U	< 2.2 U	< 2.9 U	< 6.4 U
	EN05-34S	8	17-Feb-09	EN0534S021709	Summa Canister	20.4	0.3	0.0	1.54	N	N	µg/m3	< 5.2 U	< 4.1 U	< 3.0 U	< 3.0 U	< 2.0 U	< 4.2 U	< 3.0 U	< 3.1 U	< 2.0 U	< 2.7 U	< 5.9 U
	EN05-34S	8	7-Apr-09	EN0534S040709	Summa Canister	20.5	0.5	0.0	1.64	N	N	µg/m3	< 5.6 U	**12**	< 3.2 U	< 3.2 U	< 2.1 U	< 4.5 U	< 3.2 U	< 3.3 U	< 2.2 U	< 2.8 U	< 6.3 U
	EN05-34D	13.5	9-Apr-08	EN0534D040908	Summa Canister	19.8	0.3	0.0	1.55	N	N	µg/m3	< 11	**120**	< 3.1 U	< 3.1 U	< 2.0 U	**7.5**	< 3.1 U	< 3.1 U	< 2.0 U	< 2.7 U	< 5.9 U
	EN05-34D	13.5	11-Jun-08	EN0534D061108	Summa Canister	20.3	0.3	0.0	1.68	N	N	µg/m3	**6.7**	**80**	< 3.3 U	< 3.3 U	< 2.1 U	**5**	< 3.3 U	< 3.4 U	< 2.2 U	**12**	< 6.4 U
	EN05-34D	13.5	14-Aug-08	EN0534D081408	Summa Canister	19.5	0.9	0.0	1.68	N	N	µg/m3	**31**	**400**	< 3.3 U	< 3.3 U	< 2.1 U	**32**	< 3.3 U	< 3.4 U	< 2.2 U	< 2.9 U	< 6.4 U
	EN05-34D	13.5	15-Oct-08	EN0534D101508	Summa Canister	19.0	1.1	0.0	1.71	N	N	µg/m3	**35**	**460**	< 3.4 U	< 3.4 U	< 2.2 U	**45**	< 3.4 U	< 3.5 U	< 2.2 U	< 3.0 U	**34**
	EN05-34D	13.5	17-Dec-08	EN0534D121708	Summa Canister	20.5	1.0	0.0	1.61	N	N	µg/m3	**27**	**360**	< 3.2 U	< 3.2 U	< 2 U	**34**	< 3.2 U	< 3.2 U	< 2.1 U	< 2.8 U	**25**
	EN05-34D	13.5	17-Feb-09	EN0534D021709	Summa Canister	20.5	0.6	0.0	1.52	N	N	µg/m3	**13**	**190**	< 3.0 U	< 3.0 U	< 1.9 U	**13**	< 3.0 U	< 3.1 U	< 2.0 U	< 2.6 U	< 5.8 U
	EN05-34D	13.5	7-Apr-09	EN0534D040709	Summa Canister	20.2	0.7	0.0	1.58	N	N	µg/m3	**13**	**170**	< 3.1 U	< 3.1 U	< 2.0 U	**14**	< 3.1 U	< 3.2 U	< 2.1 U	< 2.7 U	< 6.0 U
Designation **EN06-35**	EN06-35S	8	7-Apr-08	EN0635S040708	Summa Canister	20.4	0.4	0.0	1.71	N	N	µg/m3	**5.8** U	< 4.6 U	< 3.4 U	< 3.4 U	< 2.2 U	< 4.7 U	< 3.4 U	< 3.5 U	< 2.2 U	< 3.0 U	< 6.6 U
Monitoring Well **EN-460A**	EN06-35S Dup	8	7-Apr-08	DU2120040708	Summa Canister	20.4	0.4	0.0	1.75	N	N	µg/m3	**5.9** U	< 4.7 U	< 3.5 U	< 3.5 U	< 2.2 U	< 4.8 U	< 3.5 U	< 3.5 U	< 2.3 U	< 3.0 U	< 6.7 U
	EN06-35S	8	9-Jun-08	EN0635S060908	Summa Canister	20.3	0.3	0.0	1.75	N	N	µg/m3	< 5.9 U	< 4.7 U	< 3.5 U	< 3.5 U	< 2.2 U	< 4.8 U	< 3.5 U	< 3.5 U	< 2.3 U	< 3.0 U	< 6.7 U
	EN06-35S	8	13-Aug-08	EN0635S081308	Summa Canister	19.8	1.4	0.0	1.68	N	N	µg/m3	< 5.7 U	< 4.5 U	< 3.3 U	< 3.3 U	< 2.1 U	< 4.6 U	< 3.3 U	< 3.4 U	< 2.2 U	< 2.9 U	< 6.4 U
	EN06-35S	8	14-Oct-08	EN0635S101408	Summa Canister	20.0	1.1	0.0	1.71	N	N	µg/m3	< 5.8 U	< 4.6 U	< 3.4 U	< 3.4 U	< 2.2 U	< 4.7 U	< 3.4 U	< 3.5 U	< 2.2 U	< 3.0 U	< 6.6 U
	EN06-35S	8	16-Dec-08	EN0635S121608	Summa Canister	19.8	1.9	0.0	1.58	N	N	µg/m3	< 5.4 U	< 4.2 U	< 3.1 U	< 3.1 U	< 2.0 U	< 4.3 U	< 3.1 U	< 3.2 U	< 2.1 U	< 2.7 U	< 6.0 U
	EN06-35S	8	16-Feb-09	EN0635S021609	Summa Canister	19.7	0.2	0.1	1.53	N	N	µg/m3	< 5.2 U	< 4.1 U	< 3.0 U	< 3 U	< 2.0 U	< 4.2 U	< 3.0 U	< 3.1 U	< 2 U	< 2.6 U	< 5.9 U
	EN06-35D	34	7-Apr-08	EN0635D040708	Summa Canister	19.7	0.9	0.0	1.68	N	N	µg/m3	< 5.7 U	**150**	< 3.3 U	< 3.3 U	< 2.1 U	**28**	**4.2**	< 3.4 U	< 2.2 U	< 2.9 U	< 6.4 U
	EN06-35D	34	9-Jun-08	EN0635D060908	Summa Canister	19.9	0.7	0.0	1.75	N	N	µg/m3	< 5.9 U	**140**	< 3.5 U	< 3.5 U	< 2.2 U	**22**	< 3.5 U	< 3.5 U	< 2.3 U	< 3.0 U	< 6.7 U
	EN06-35D	34	13-Aug-08	EN0635D081308	Summa Canister	19.2	1.1	0.0	1.68	N	N	µg/m3	**5.6** J	**130**	< 3.3 U	< 3.3 U	< 2.1 U	**20**	< 3.3 U	< 3.4 U	< 2.2 U	< 2.9 U	< 6.4 U
	EN06-35D	34	14-Oct-08	EN0635D101408	Summa Canister	19.4	1.8	0.0	1.61	N	N	µg/m3	< 5.5 U	**140**	< 3.2 U	< 3.2 U	< 2 U	**22**	< 3.2 U	< 3.2 U	< 2.1 U	< 2.8 U	< 6.2 U
	EN06-35D	34	16-Dec-08	EN0635D121608	Summa Canister	20.4	0.6	0.0	1.49	N	N	µg/m3	< 5.0 U	**150**	< 3.0 U	< 3.0 U	< 1.9 U	**38**	< 3.0 U	< 3.0 U	< 2.0 U	< 2.6 U	< 5.7 U
	EN06-35D	34	16-Feb-09	EN0635D021609	Summa Canister	19.5	1.0	0.1	1.58	N	N	µg/m3	< 5.4 U	**180**	< 3.1 U	< 3.1 U	< 2.0 U	**50**	< 3.1 U	< 3.2 U	< 2.1 U	< 2.7 U	< 6.0 U

Table C.1
Summary of Analytical Laboratory Data - Soil Vapor
Annual Report - Soil Vapor Monitoring
Comprehensive Operations, Maintenance, & Monitoring Program
Endicott, New York

SV Mon Point Designation	Sampling Point Designation	Sampling Depth	Sampling Date	Field Sample ID	Sample Type	O_2 (%)	CO_2 (%)	CH_4 (%)	Dilution Factor	SF_6 Applied?	He Applied?	Units of VOC Results	Tetrachloroethene	Trichloroethene	cis-1,2-Dichloroethene	trans-1,2-Dichloroethene	Vinyl Chloride	1,1,1-Trichloroethane	1,1-Dichloroethene	1,1-Dichloroethane	Chloroethane	Methylene Chloride	Freon 113
Designation **EN06-36**	EN06-36S	8	7-Apr-08	EN0636S040708	Summa Canister	20.2	0.4	0.0	1.55	N	N	µg/m3	< 5.2 U	< 4.2 U	< 3.1 U	< 3.1 U	< 2.0 U	< 4.2 U	< 3.1 U	< 3.1 U	< 2.0 U	< 2.7 U	< 5.9 U
Monitoring Well **EN-459A**	EN06-36S	8	9-Jun-08	EN0636S060908	Summa Canister	20.0	0.6	0.0	1.71	N	N	µg/m3	< 5.8 U	< 4.6 U	< 3.4 U	< 3.4 U	< 2.2 U	**8**	< 3.4 U	< 3.5 U	< 2.2 U	< 3.0 U	< 6.6 U
	EN06-36S	8	13-Aug-08	EN0636S081308	Summa Canister	19.6	1.4	0.0	1.75	N	N	µg/m3	< 5.9 U	< 4.7 U	< 3.5 U	< 3.5 U	< 2.2 U	**15**	< 3.5 U	< 3.5 U	< 2.3 U	< 3.0 U	< 6.7 U
	EN06-36S	8	14-Oct-08	EN0636S101408	Summa Canister	19.7	1.2	0.0	2.23	N	N	µg/m3	7.6 UJ	6 UJ	4.4 UJ	4.4 UJ	2.8 UJ	**12** J	4.4 UJ	4.5 UJ	2.9 UJ	3.9 UJ	8.5 UJ
	EN06-36S	8	16-Dec-08	EN0636S121608	Summa Canister	20.4	0.8	0.0	1.61	N	N	µg/m3	< 5.5 U	< 4.3 U	< 3.2 U	< 3.2 U	< 2.0 U	**5.3**	< 3.2 U	< 3.2 U	< 2.1 U	< 2.8 U	< 6.2 U
	EN06-36S Dup	8	16-Dec-08	DU3324121608	Summa Canister	20.4	0.8	0.0	1.71	N	N	µg/m3	< 5.8 U	< 4.6 U	< 3.4 U	< 3.4 U	< 2.2 U	**5.7**	< 3.4 U	< 3.5 U	< 2.2 U	< 3.0 U	< 6.6 U
	EN06-36D	33	7-Apr-08	EN0636D040708	Summa Canister	19.2	1.0	0.0	1.71	N	N	µg/m3	**5.8** U	**340**	**6.4**	< 3.4 U	< 2.2 U	**360**	**19**	< 3.5 U	< 2.2 U	< 3.0 U	< 6.6 U
	EN06-36D Dup	33	7-Apr-08	DU33636040708	Summa Canister	19.2	1.0	0.0	1.64	N	N	µg/m3	< 5.6 U	**310**	**6.3**	< 3.2 U	< 2.1 U	**320**	**20**	< 3.3 U	< 2.2 U	< 2.8 U	< 6.3 U
	EN06-36D	33	9-Jun-08	EN0636D060908	Summa Canister	20.1	0.8	0.0	1.83	N	N	µg/m3	< 6.2 U	**240**	**5.3**	< 3.6 U	< 2.3 U	**250**	**4.0**	< 3.7 U	< 2.4 U	< 3.2 U	< 7.0 U
	EN06-36D	33	13-Aug-08	EN0636D081308	Summa Canister	20.0	1.0	0.0	1.71	N	N	µg/m3	< 5.8 U	**260**	**4.8**	< 3.4 U	< 2.2 U	**260**	< 3.4 U	< 3.5 U	< 2.2 U	< 3 U	< 6.6 U
	EN06-36D	33	14-Oct-08	EN0636D101408	Summa Canister	19.8	1.3	0.0	1.61	N	N	µg/m3	< 5.5 U	**310**	**6**	< 3.2 U	< 2 U	**330**	< 3.2 U	< 3.2 U	< 2.1 U	< 2.8 U	< 6.2 U
	EN06-36D	33	16-Dec-08	EN0636D121608	Summa Canister	20.1	1.6	0.0	1.52	N	N	µg/m3	< 5.2 U	**400**	**6.2**	< 3.0 U	< 1.9 U	**400**	< 3.0 U	< 3.1 U	< 2.0 U	< 2.6 U	< 5.8 U
	EN06-36D	33	16-Feb-09	EN0636D021609	Summa Canister	17.7	1.3	0.0	1.47	N	N	µg/m3	< 5.0 U	**410**	**7.7**	< 2.9 U	< 1.9 U	**420**	**29**	**3.4**	< 1.9 U	< 2.6 U	< 5.6 U
Designation **EN06-37**	EN06-37S	8	9-Apr-08	EN0637S040908	Summa Canister	20.0	0.3	0.0	1.71	N	N	µg/m3	< 5.8 U	< 4.6 U	< 3.4 U	< 3.4 U	< 2.2 U	< 4.7 U	< 3.4 U	< 3.5 U	< 2.2 U	< 3 U	< 6.6 U
Monitoring Well **EN-394**	EN06-37S	8	11-Jun-08	EN0637S061108	Summa Canister	19.9	1.4	0.0	1.61	N	N	µg/m3	< 5.5 U	< 4.3 U	< 3.2 U	< 3.2 U	< 2 U	< 4.4 U	< 3.2 U	< 3.2 U	< 2.1 U	< 2.8 U	< 6.2 U
	EN06-37S	8	13-Aug-08	EN0637S081308	Summa Canister	20.9	0.1	0.0	1.64	N	N	µg/m3	< 5.6 U	< 4.4 U	< 3.2 U	< 3.2 U	< 2.1 U	< 4.5 U	< 3.2 U	< 3.3 U	< 2.2 U	< 2.8 U	< 6.3 U
	EN06-37S	8	16-Oct-08	EN0637S101608	Summa Canister	20.1	1.2	0.0	1.87	N	N	µg/m3	< 6.3 U	< 5 U	< 3.7 U	< 3.7 U	< 2.4 U	< 5.1 U	< 3.7 U	< 3.8 U	< 2.5 U	< 3.2 U	< 7.2 U
	EN06-37S	8	17-Dec-08	EN0637S121708	Summa Canister	20.4	0.7	0.0	1.52	N	N	µg/m3	**72**	< 4.1 U	< 3.0 U	< 3.0 U	< 1.9 U	< 4.1 U	< 3.0 U	< 3.1 U	< 2.0 U	< 2.6 U	< 5.8 U
	EN06-37S	8	16-Feb-09	EN0637S021609	Summa Canister	20.8	0.5	0.0	1.76	N	N	µg/m3	< 6.0 U	< 4.7 U	< 3.5 U	< 3.5 U	< 2.2 U	< 4.8 U	< 3.5 U	< 3.6 U	< 2.3 U	< 3.0 U	< 6.7 U
	EN06-37S	8	7-Apr-09	EN0637S040709	Summa Canister	20.5	0.6	0.0	1.75	N	N	µg/m3	< 5.9 U	< 4.7 U	< 3.5 U	< 3.5 U	< 2.2 U	< 4.8 U	< 3.5 U	< 3.5 U	< 2.3 U	< 3.0 U	< 6.7 U
	EN06-37I	12	13-Aug-08	EN0637I081308	Summa Canister	20.9	0.1	0.0	1.71	N	N	µg/m3	< 5.8 U	< 4.6 U	< 3.4 U	< 3.4 U	< 2.2 U	< 4.7 U	< 3.4 U	< 3.5 U	< 2.2 U	< 3 U	< 6.6 U
	EN06-37D	21	9-Apr-08	EN0637D040908	Summa Canister	18.9	1.2	0.0	1.71	N	N	µg/m3	< 18	**42**	**53**	< 3.4 U	< 2.2 U	< 4.7 U	< 3.4 U	< 3.5 U	< 2.2 U	< 3.0 U	< 6.6 U
	EN06-37D Dup	21	9-Apr-08	DU3344040908	Summa Canister	18.9	1.2	0.0	1.71	N	N	µg/m3	**18**	**42**	**55**	< 3.4 U	< 2.2 U	< 4.7 U	< 3.4 U	< 3.5 U	< 2.2 U	< 3.0 U	< 6.6 U
	EN06-37D	21	11-Jun-08	EN0637D061108	Summa Canister	19.2	1.3	0.0	1.71	N	N	µg/m3	**19**	**44**	**55**	< 3.4 U	< 2.2 U	< 4.7 U	< 3.4 U	< 3.5 U	< 2.2 U	< 3 U	< 6.6 U
	EN06-37D	21	13-Aug-08	EN0637D081308	Summa Canister	20.9	0.1	0.0	1.68	N	N	µg/m3	**22**	**44**	**54**	< 3.3 U	< 2.1 U	< 4.6 U	< 3.3 U	< 3.4 U	< 2.2 U	< 2.9 U	< 6.4 U
	EN06-37D	21	16-Oct-08	EN0637D101608	Summa Canister	18.6	2.3	0.0	1.64	N	N	µg/m3	**16**	**37**	**35**	< 3.2 U	< 2.1 U	< 4.5 U	< 3.2 U	< 3.3 U	< 2.2 U	< 2.8 U	< 6.3 U
	EN06-37D Dup	21	16-Oct-08	DU36377101608	Summa Canister	18.6	2.3	0.0	1.64	N	N	µg/m3	**17**	**38**	**35**	< 3.2 U	< 2.1 U	< 4.5 U	< 3.2 U	< 3.3 U	< 2.2 U	< 2.8 U	< 6.3 U
	EN06-37D	21	17-Dec-08	EN0637D121708	Summa Canister	18.6	2.8	0.0	1.61	N	N	µg/m3	**24**	**52**	**35**	< 3.2 U	< 2.0 U	< 4.4 U	< 3.2 U	< 3.2 U	< 2.1 U	< 2.8 U	< 6.2 U
	EN06-37D	21	16-Feb-09	EN0637D021609	Summa Canister	18.7	2.1	0.0	1.73	N	N	µg/m3	**22**	**40**	**24**	< 3.4 U	< 2.2 U	< 4.7 U	< 3.4 U	< 3.5 U	< 2.3 U	< 3.0 U	< 6.6 U
	EN06-37D	21	7-Apr-09	EN0637D040709	Summa Canister	18.3	2.0	0.0	1.64	N	N	µg/m3	**18**	**33**	**19**	< 3.2 U	< 2.1 U	< 4.5 U	< 3.2 U	< 3.3 U	< 2.2 U	< 2.8 U	< 6.3 U
Equipment Blanks	Equipment Blank		7-Apr-08	EB1424040708	Summa Canister				1.58			µg/m3	< 5.4 U	< 4.2 U	< 3.1 U	< 3.1 U	< 2.0 U	< 4.3 U	< 3.1 U	< 3.2 U	< 2.1 U	< 2.7 U	< 6.0 U
	Equipment Blank		8-Apr-08	EB3320040808	Summa Canister				1.64			µg/m3	< 5.6 U	< 4.4 U	< 3.2 U	< 3.2 U	< 2.1 U	< 4.5 U	< 3.2 U	< 3.3 U	< 2.2 U	< 2.8 U	< 6.3 U
	Equipment Blank		9-Apr-08	EB3346040908	Summa Canister				1.75			µg/m3	< 5.9 U	< 4.7 U	< 3.5 U	< 3.5 U	< 2.2 U	< 4.8 U	< 3.5 U	< 3.5 U	< 2.3 U	< 3 U	< 6.7 U
	Equipment Blank		9-Jun-08	EB3343060908	Summa Canister				1.87			µg/m3	< 6.3 U	< 5 U	< 3.7 U	< 3.7 U	< 2.4 U	< 5.1 U	< 3.7 U	< 3.8 U	< 2.5 U	< 3.2 U	< 7.2 U

Table C.1
Summary of Analytical Laboratory Data - Soil Vapor
Annual Report - Soil Vapor Monitoring
Comprehensive Operations, Maintenance, & Monitoring Program
Endicott, New York

SV Mon Point Designation	Sampling Point Designation	Sampling Depth	Sampling Date	Field Sample ID	Sample Type	O_2 (%)	CO_2 (%)	CH_4 (%)	Dilution Factor	SF_6 Applied?	He Applied?	Units of VOC Results	Tetrachloroethene			Trichloroethene			cis-1,2-Dichloroethene			trans-1,2-Dichloroethene			Vinyl Chloride			1,1,1-Trichloroethane			1,1-Dichloroethene			1,1-Dichloroethane			Chloroethane			Methylene Chloride			Freon 113		
Equipment Blanks cont.	Equipment Blank		10-Jun-08	EB34665061008	Summa Canister				1.87			µg/m3	<	6.3	U	<	5	U	<	3.7	U	<	3.7	U	<	2.4	U	<	5.1	U	<	3.7	U	<	3.8	U	<	2.5	U	<	3.2	U	<	7.2	U
	Equipment Blank		11-Jun-08	EB3323061108	Summa Canister				1.83			µg/m3	<	6.2	U	<	4.9	U	<	3.6	U	<	3.6	U	<	2.3	U	<	5	U	<	3.6	U	<	3.7	U	<	2.4	U	<	3.2	U	<	7	U
	Equipment Blank		11-Aug-08	EB3362081108	Summa Canister				1.52			µg/m3	<	5.2	U	<	4.1	U	<	3	U	<	3	U	<	1.9	U	<	4.1	U	<	3	U	<	3.1	U	<	2	U	<	2.6	U	<	5.8	U
	Equipment Blank		12-Aug-08	EB3300081208	Summa Canister				1.61			µg/m3	<	5.5	U	<	4.3	U	<	3.2	U	<	3.2	U	<	2	U	<	4.4	U	<	3.2	U	<	3.2	U	<	2.1	U	<	2.8	U	<	6.2	U
	Equipment Blank		13-Aug-08	EB3345081308	Summa Canister				1.68			µg/m3	<	5.7	U	<	4.5	U	<	3.3	U	<	3.3	U	<	2.1	U	<	4.6	U	<	3.3	U	<	3.4	U	<	2.2	U	<	2.9	U	<	6.4	U
	Equipment Blank		14-Aug-08	EB36435081408	Summa Canister				1.44			µg/m3	<	4.9	U	<	3.9	U	<	2.8	U	<	2.8	U	<	1.8	U	<	3.9	U	<	2.8	U	<	2.9	U	<	1.9	U	<	2.5	U	<	5.5	U
	Equipment Blank		14-Oct-08	EB3332101408	Summa Canister				1.96			µg/m3	<	6.6	U	<	5.3	U	<	3.9	U	<	3.9	U	<	2.5	U	<	5.3	U	<	3.9	U	<	4	U	<	2.6	U	<	3.4	U	<	7.5	U
	Equipment Blank		15-Oct-08	EB1440101508	Summa Canister				1.71			µg/m3	<	5.8	U	<	4.6	U	<	3.4	U	<	3.4	U	<	2.2	U	<	4.7	U	<	3.4	U	<	3.5	U	<	2.2	U	<	3	U	<	6.6	U
	Equipment Blank		16-Oct-08	EB36429101608	Summa Canister				1.58			µg/m3	<	5.4	U	<	4.2	U	<	3.1	U	<	3.1	U	<	2	U	<	4.3	U	<	3.1	U	<	3.2	U	<	2.1	U	<	2.7	U	<	6	U
	Equipment Blank		15-Dec-08	EB3358121508	Summa Canister				1.49			µg/m3	<	5.0	U	<	4.0	U	<	3.0	U	<	3.0	U	<	1.9	U	<	4.1	U	<	3.0	U	<	3.0	U	<	2.0	U	<	2.6	U	<	5.7	U
	Equipment Blank		16-Dec-08	EB31758121608	Summa Canister				2.11			µg/m3	<	7.2	U	<	5.7	U	<	4.2	U	<	4.2	U	<	2.7	U	<	5.8	U	<	4.2	U	<	4.3	U	<	2.8	U	<	3.7	U	<	8.1	U
	Equipment Blank		17-Dec-08	EB2054121708	Summa Canister				1.55			µg/m3	<	5.2	U	<	4.2	U	<	3.1	U	<	3.1	U	<	2.0	U	<	4.2	U	<	3.1	U	<	3.1	U	<	2.0	U	<	2.7	U	<	5.9	U
	Equipment Blank		16-Feb-09	EB3338021609	Summa Canister				1.62			µg/m3	<	5.5	U	<	4.4	U	<	3.2	U	<	3.2	U	<	2.1	U	<	4.4	U	<	3.2	U	<	3.3	U	<	2.1	U	<	2.8	U	<	6.2	U
	Equipment Blank		17-Feb-09	EB24392021709	Summa Canister				1.44			µg/m3	<	4.9	U	<	3.9	U	<	2.8	U	<	2.8	U	<	1.8	U	<	3.9	U	<	2.8	U	<	2.9	U	<	1.9	U	<	2.5	U	<	5.5	U
	Equipment Blank		18-Feb-09	EB3299021809	Summa Canister				1.62			µg/m3	<	5.5	U	<	4.4	U	<	3.2	U	<	3.2	U	<	2.1	U	<	4.4	U	<	3.2	U	<	3.3	U	<	2.1	U	<	2.8	U	<	6.2	U
	Equipment Blank		6-Apr-09	EB1354040609	Summa Canister				1.75			µg/m3	<	5.9	U	<	4.7	U	<	3.5	U	<	3.5	U	<	2.2	U	<	4.8	U	<	3.5	U	<	3.5	U	<	2.3	U	<	3.0	U	<	6.7	U
	Equipment Blank		7-Apr-09	EB3338040709	Summa Canister				1.58			µg/m3	<	5.8	U	<	4.6	U	<	3.4	U	<	3.4	U	<	2.2	U	<	4.7	U	<	3.4	U	<	3.5	U	<	2.2	U	<	3.0	U	<	6.6	U

Notes:
1. This table is a summary of the findings of the program of long-term soil vapor monitoring conducted as part of the Comprehensive Operations, Management, and Monitoring Program associated with IBM's activities in Endicott, New York. The work is being conducted as a required component of Administrative Order on Consent executed by IBM and the State of New York on August 4, 2004. The long-term soil vapor monitoring program is being conducted in accordance with SHA's "Soil Vapor Monitoring Plan", of September 2004. Refer to the report text for additional details.

2. The vapor samples were collected on the dates noted using evacuated canister sampling techniques (Summa® Canisters). The Summa® canister samples were analyzed by Air Toxics LTD., of Folsom, California for the project-specific list of VOCs using EPA Compendium Method TO-15 standard (full-scan) methods at dilution factors noted. The data are reported by the laboratory with the following flags: B= analyte detected in the associated laboratory method blank, J=denotes an estimated value indicating that the compound was detected, but below the limit of quantitation. U = compound was not detected at the specified limit of quantitation. Vapor sampling during the time period noted in this table was performed by SHA.

3. This table is an abbreviated summary of the soil vapor monitoring. Data reported were collected in routine monitoring events during the April 2008 to April 2009 calendar year.

4. As noted on the table by a "Y" entry in the "SF_6 Applied?" and "He Applied?" columns, tracer gas was used during the sample collection process to screen for possible leakage of ambient air into the sample collection apparatus. The ultra pure (98%) tracer gas was applied to the ground surface around the soil vapor implant surface completion either during collection of the Summa Canister sample or after the collection of a sample canister into a Tedlar bag. The canister/Tedlar bag samples were analyzed for SF_6 using proprietary ATL GC Application #8 at Air Toxics, LTD, of Folsom, California during the initial rounds of sampling. Helium tracer gas was analyzed in the field using a helium leak detector. The results of this testing are reported in the table expressed as a percentage of the sample volume. Samples exhibiting greater than one percent SF_6 are flagged as possible low bias that could result from leakage into the sampling apparatus during collection, introduction of the tracer gas through the soil fabric driven by density and pressure gradients, or through other means. The results and flagging may indicate potential low bias for the results of VOC analysis.

5. The block of information at the head of each set of implant data is a summary of the water level and water quality data and inference available at the time of establishing the soil vapor monitoring network and/or initiating the soil vapor monitoring program. The findings of certain historical and concurrent groundwater quality monitoring follow the soil vapor data.

APPENDIX C.2

ANALYTICAL LABORATORY REPORTS ON COMPACT DISC (SELECT COPIES)

SHA
IMPROVING EARTH

AN ENVIRONMENTAL ANALYTICAL LABORATORY

1/6/2009
Ms. Betsy Tomaswick
Sanborn, Head & Associates
20 Foundry Street

Concord NH 03301

Project Name: GVP
Project #: 2755.01

Dear Ms. Betsy Tomaswick

The following report includes the data for the above referenced project for sample(s) received on 12/19/2008 at Air Toxics Ltd.

The data and associated QC analyzed by Modified TO-15 are compliant with the project requirements or laboratory criteria with the exception of the deviations noted in the attached case narrative.

Thank you for choosing Air Toxics Ltd. for you air analysis needs. Air Toxics Ltd. is committed to providing accurate data of the highest quality. Please feel free to contact the Project Manager: Bryanna Langley at 916-985-1000 if you have any questions regarding the data in this report.

Regards,

Bryanna Langley

Bryanna Langley
Project Manager

180 BLUE RAVINE ROAD, SUITE B FOLSOM, CA - 95630
(916) 985-1000 .FAX (916) 985-1020
Hours 8:00 A.M to 6:00 P.M. Pacific

AN ENVIRONMENTAL ANALYTICAL LABORATORY

WORK ORDER #: 0812549A

Work Order Summary

CLIENT:	Ms. Betsy Tomaswick Sanborn, Head & Associates 20 Foundry Street Concord, NH 03301	**BILL TO:**	Ms. Betsy Tomaswick Sanborn, Head & Associates 20 Foundry Street Concord, NH 03301
PHONE:	603-229-1900	**P.O. #**	BCT2755
FAX:	603-229-1919	**PROJECT #**	2755.01 GVP
DATE RECEIVED:	12/19/2008	**CONTACT:**	Bryanna Langley
DATE COMPLETED:	01/06/2009		

FRACTION #	NAME	TEST	RECEIPT VAC./PRES.	FINAL PRESSURE
01A	EN041D121508	Modified TO-15	5.0 "Hg	5.0 psi
02A	EN041S121508	Modified TO-15	6.0 "Hg	5.0 psi
03A	EN0838S121508	Modified TO-15	5.0 "Hg	5.0 psi
04A	EN0839S121508	Modified TO-15	4.0 "Hg	5.0 psi
05A	EB3358121508	Modified TO-15	3.0 "Hg	5.0 psi
06A	EN0410D121608	Modified TO-15	3.0 "Hg	5.0 psi
07A	EN0410S121608	Modified TO-15	3.0 "Hg	5.0 psi
08A	EN0411D121608	Modified TO-15	3.5 "Hg	5.0 psi
09A	EN0411S121608	Modified TO-15	7.0 "Hg	5.0 psi
10A	EN0415D121608	Modified TO-15	3.0 "Hg	5.0 psi
11A	EN0415S121608	Modified TO-15	2.0 "Hg	5.0 psi
12A	DU3338121608	Modified TO-15	2.0 "Hg	5.0 psi
13A	EN0429D121608	Modified TO-15	4.0 "Hg	5.0 psi
13AA	EN0429D121608 Lab Duplicate	Modified TO-15	4.0 "Hg	5.0 psi
14A	DU3323121608	Modified TO-15	4.0 "Hg	5.0 psi
15A	EN0429S121608	Modified TO-15	4.0 "Hg	5.0 psi
16A	EN042D121608	Modified TO-15	4.0 "Hg	5.0 psi

Continued on next page

AN ENVIRONMENTAL ANALYTICAL LABORATORY

WORK ORDER #: 0812549A

Work Order Summary

CLIENT:	Ms. Betsy Tomaswick Sanborn, Head & Associates 20 Foundry Street Concord, NH 03301	**BILL TO:**	Ms. Betsy Tomaswick Sanborn, Head & Associates 20 Foundry Street Concord, NH 03301
PHONE:	603-229-1900	**P.O. #**	BCT2755
FAX:	603-229-1919	**PROJECT #**	2755.01 GVP
DATE RECEIVED:	12/19/2008	**CONTACT:**	Bryanna Langley
DATE COMPLETED:	01/06/2009		

FRACTION #	NAME	TEST	RECEIPT VAC./PRES.	FINAL PRESSURE
17A	EN042S121608	Modified TO-15	3.5 "Hg	5.0 psi
18A	EN0430D121608	Modified TO-15	1.0 "Hg	5.0 psi
18AA	EN0430D121608 Lab Duplicate	Modified TO-15	1.0 "Hg	5.0 psi
19A	EN0430S121608	Modified TO-15	7.0 "Hg	5.0 psi
20A	Lab Blank	Modified TO-15	NA	NA
20B	Lab Blank	Modified TO-15	NA	NA
20C	Lab Blank	Modified TO-15	NA	NA
21A	CCV	Modified TO-15	NA	NA
21B	CCV	Modified TO-15	NA	NA
21C	CCV	Modified TO-15	NA	NA
22A	LCS	Modified TO-15	NA	NA
22AA	LCSD	Modified TO-15	NA	NA
22B	LCS	Modified TO-15	NA	NA
22BB	LCSD	Modified TO-15	NA	NA
22C	LCS	Modified TO-15	NA	NA
22CC	LCSD	Modified TO-15	NA	NA

CERTIFIED BY: Linda L. Freeman DATE: 01/06/09

Laboratory Director

Certfication numbers: CA NELAP - 02110CA, LA NELAP/LELAP- AI 30763, NJ NELAP - CA004
NY NELAP - 11291, UT NELAP - 9166389892, AZ Licensure AZ0719
Name of Accrediting Agency: NELAP/Florida Department of Health, Scope of Application: Clean Air Act,
Accreditation number: E87680, Effective date: 07/01/08, Expiration date: 06/30/09
Air Toxics Ltd. certifies that the test results contained in this report meet all requirements of the NELAC standards

This report shall not be reproduced, except in full, without the written approval of Air Toxics Ltd.

180 BLUE RAVINE ROAD, SUITE B FOLSOM, CA - 95630
(916) 985-1000 . (800) 985-5955 . FAX (916) 985-1020

LABORATORY NARRATIVE
Modified TO-15
Sanborn, Head & Associates
Workorder# 0812549A

Nineteen 1 Liter Summa Canister (100% Certified) samples were received on December 19, 2008. The laboratory performed analysis via modified EPA Method TO-15 using GC/MS in the full scan mode. The method involves concentrating up to 0.2 liters of air. The concentrated aliquot is then flash vaporized and swept through a water management system to remove water vapor. Following dehumidification, the sample passes directly into the GC/MS for analysis.

This workorder was independently validated prior to submittal using 'USEPA National Functional Guidelines' as generally applied to the analysis of volatile organic compounds in air. A rules-based, logic driven, independent validation engine was employed to assess completeness, evaluate pass/fail of relevant project quality control requirements and verification of all quantified amounts.

Method modifications taken to run these samples are summarized in the table below. Specific project requirements may over-ride the ATL modifications.

Requirement	***TO-15***	***ATL Modifications***
Daily CCV	</= 30% Difference	</= 30% Difference; Compounds exceeding this criterion and associated data are flagged and narrated.
Sample collection media	Summa canister	ATL recommends use of summa canisters to insure data defensibility, but will report results from Tedlar bags at client request
Method Detection Limit	Follow 40CFR Pt.136 App. B	The MDL met all relevant requirements in Method TO-15 (statistical MDL less than the LOQ). The concentration of the spiked replicate may have exceeded 10X the calculated MDL in some cases

Receiving Notes

There were no receiving discrepancies.

Analytical Notes

There were no analytical discrepancies.

Definition of Data Qualifying Flags

Eight qualifiers may have been used on the data analysis sheets and indicates as follows:

B - Compound present in laboratory blank greater than reporting limit (background subtraction no performed).

J - Estimated value.

E - Exceeds instrument calibration range.

S - Saturated peak.

Q - Exceeds quality control limits.

U - Compound analyzed for but not detected above the reporting limit.
UJ- Non-detected compound associated with low bias in the CCV
N - The identification is based on presumptive evidence.

File extensions may have been used on the data analysis sheets and indicates as follows:
a-File was requantified
b-File was quantified by a second column and detector
r1-File was requantified for the purpose of reissue

AN ENVIRONMENTAL ANALYTICAL LABORATORY

Summary of Detected Compounds
MODIFIED EPA METHOD TO-15 GC/MS FULL SCAN

Client Sample ID: EN041D121508

Lab ID#: 0812549A-01A

Compound	Rpt. Limit (ppbv)	Amount (ppbv)	Rpt. Limit (uG/m3)	Amount (uG/m3)
1,1,1-Trichloroethane	0.80	5.2	4.4	28
Trichloroethene	0.80	39	4.3	210

Client Sample ID: EN041S121508

Lab ID#: 0812549A-02A

Compound	Rpt. Limit (ppbv)	Amount (ppbv)	Rpt. Limit (uG/m3)	Amount (uG/m3)
Trichloroethene	0.84	1.3	4.5	6.9

Client Sample ID: EN0838S121508

Lab ID#: 0812549A-03A

Compound	Rpt. Limit (ppbv)	Amount (ppbv)	Rpt. Limit (uG/m3)	Amount (uG/m3)
Trichloroethene	160	460	860	2500
Tetrachloroethene	160	65000	1100	440000

Client Sample ID: EN0839S121508

Lab ID#: 0812549A-04A

Compound	Rpt. Limit (ppbv)	Amount (ppbv)	Rpt. Limit (uG/m3)	Amount (uG/m3)
cis-1,2-Dichloroethene	0.78	2.7	3.1	10
Trichloroethene	0.78	3.5	4.2	19
Tetrachloroethene	0.78	11	5.2	77

Client Sample ID: EB3358121508

Lab ID#: 0812549A-05A

No Detections Were Found.

Client Sample ID: EN0410D121608

Lab ID#: 0812549A-06A

Compound	Rpt. Limit (ppbv)	Amount (ppbv)	Rpt. Limit (uG/m3)	Amount (uG/m3)
1,1-Dichloroethene	37	480	150	1900

AN ENVIRONMENTAL ANALYTICAL LABORATORY

Summary of Detected Compounds
MODIFIED EPA METHOD TO-15 GC/MS FULL SCAN

Client Sample ID: EN0410D121608

Lab ID#: 0812549A-06A

1,1-Dichloroethane	37	1200	150	4800
cis-1,2-Dichloroethene	37	3300	150	13000
1,1,1-Trichloroethane	37	2500	200	14000
Trichloroethene	37	9400	200	50000
Tetrachloroethene	37	96	250	650

Client Sample ID: EN0410S121608

Lab ID#: 0812549A-07A

Compound	Rpt. Limit (ppbv)	Amount (ppbv)	Rpt. Limit (uG/m3)	Amount (uG/m3)
1,1-Dichloroethene	10	230	39	930
1,1-Dichloroethane	10	560	40	2200
cis-1,2-Dichloroethene	10	1200	39	4900
1,1,1-Trichloroethane	10	1200	54	6300
Trichloroethene	10	4100	53	22000
Tetrachloroethene	10	29	67	200

Client Sample ID: EN0411D121608

Lab ID#: 0812549A-08A

Compound	Rpt. Limit (ppbv)	Amount (ppbv)	Rpt. Limit (uG/m3)	Amount (uG/m3)
cis-1,2-Dichloroethene	1.5	1.6	6.0	6.2
1,1,1-Trichloroethane	1.5	9.5	8.3	52
Trichloroethene	1.5	390	8.2	2100
Tetrachloroethene	1.5	8.2	10	56

Client Sample ID: EN0411S121608

Lab ID#: 0812549A-09A

Compound	Rpt. Limit (ppbv)	Amount (ppbv)	Rpt. Limit (uG/m3)	Amount (uG/m3)
Trichloroethene	0.88	9.2	4.7	50

Client Sample ID: EN0415D121608

Lab ID#: 0812549A-10A

No Detections Were Found.

AN ENVIRONMENTAL ANALYTICAL LABORATORY

Summary of Detected Compounds
MODIFIED EPA METHOD TO-15 GC/MS FULL SCAN

Client Sample ID: EN0415S121608

Lab ID#: 0812549A-11A

No Detections Were Found.

Client Sample ID: DU3338121608

Lab ID#: 0812549A-12A

No Detections Were Found.

Client Sample ID: EN0429D121608

Lab ID#: 0812549A-13A

Compound	Rpt. Limit (ppbv)	Amount (ppbv)	Rpt. Limit (uG/m3)	Amount (uG/m3)
1,1,1-Trichloroethane	0.78	7.1	4.2	39
Trichloroethene	0.78	110	4.2	610

Client Sample ID: EN0429D121608 Lab Duplicate

Lab ID#: 0812549A-13AA

Compound	Rpt. Limit (ppbv)	Amount (ppbv)	Rpt. Limit (uG/m3)	Amount (uG/m3)
1,1,1-Trichloroethane	0.78	7.0	4.2	38
Trichloroethene	0.78	110	4.2	610

Client Sample ID: DU3323121608

Lab ID#: 0812549A-14A

Compound	Rpt. Limit (ppbv)	Amount (ppbv)	Rpt. Limit (uG/m3)	Amount (uG/m3)
1,1,1-Trichloroethane	0.78	7.3	4.2	40
Trichloroethene	0.78	120	4.2	630

Client Sample ID: EN0429S121608

Lab ID#: 0812549A-15A

Compound	Rpt. Limit (ppbv)	Amount (ppbv)	Rpt. Limit (uG/m3)	Amount (uG/m3)
1,1,1-Trichloroethane	0.78	3.4	4.2	19
Trichloroethene	0.78	43	4.2	230

AN ENVIRONMENTAL ANALYTICAL LABORATORY

Summary of Detected Compounds
MODIFIED EPA METHOD TO-15 GC/MS FULL SCAN

Client Sample ID: EN042D121608

Lab ID#: 0812549A-16A

Compound	Rpt. Limit (ppbv)	Amount (ppbv)	Rpt. Limit (uG/m3)	Amount (uG/m3)
1,1,1-Trichloroethane	0.78	2.3	4.2	12
Trichloroethene	0.78	35	4.2	190
Tetrachloroethene	0.78	5.2	5.2	35

Client Sample ID: EN042S121608

Lab ID#: 0812549A-17A

No Detections Were Found.

Client Sample ID: EN0430D121608

Lab ID#: 0812549A-18A

Compound	Rpt. Limit (ppbv)	Amount (ppbv)	Rpt. Limit (uG/m3)	Amount (uG/m3)
1,1-Dichloroethane	0.70	1.1	2.8	4.4
cis-1,2-Dichloroethene	0.70	3.6	2.8	14
1,1,1-Trichloroethane	0.70	8.8	3.8	48
Trichloroethene	0.70	210	3.7	1100
Tetrachloroethene	0.70	5.7	4.7	39

Client Sample ID: EN0430D121608 Lab Duplicate

Lab ID#: 0812549A-18AA

Compound	Rpt. Limit (ppbv)	Amount (ppbv)	Rpt. Limit (uG/m3)	Amount (uG/m3)
1,1-Dichloroethane	0.70	0.95	2.8	3.8
cis-1,2-Dichloroethene	0.70	3.2	2.8	13
1,1,1-Trichloroethane	0.70	7.6	3.8	41
Trichloroethene	0.70	180	3.7	980
Tetrachloroethene	0.70	4.7	4.7	32

Client Sample ID: EN0430S121608

Lab ID#: 0812549A-19A

Compound	Rpt. Limit (ppbv)	Amount (ppbv)	Rpt. Limit (uG/m3)	Amount (uG/m3)
Trichloroethene	0.88	96	4.7	520

AN ENVIRONMENTAL ANALYTICAL LABORATORY

Client Sample ID: EN041D121508

Lab ID#: 0812549A-01A

MODIFIED EPA METHOD TO-15 GC/MS FULL SCAN

File Name:	**7122411**	**Date of Collection:**	**12/15/08**
Dil. Factor:	**1.61**	**Date of Analysis:**	**12/24/08 03:07 PM**

Compound	Rpt. Limit (ppbv)	Amount (ppbv)	Rpt. Limit (uG/m3)	Amount (uG/m3)
Vinyl Chloride	0.80	Not Detected	2.0	Not Detected
Chloroethane	0.80	Not Detected	2.1	Not Detected
1,1-Dichloroethene	0.80	Not Detected	3.2	Not Detected
Freon 113	0.80	Not Detected	6.2	Not Detected
Methylene Chloride	0.80	Not Detected	2.8	Not Detected
1,1-Dichloroethane	0.80	Not Detected	3.2	Not Detected
cis-1,2-Dichloroethene	0.80	Not Detected	3.2	Not Detected
1,1,1-Trichloroethane	0.80	5.2	4.4	28
Trichloroethene	0.80	39	4.3	210
Tetrachloroethene	0.80	Not Detected	5.5	Not Detected
trans-1,2-Dichloroethene	0.80	Not Detected	3.2	Not Detected

Container Type: 1 Liter Summa Canister (100% Certified)

Surrogates	%Recovery	Method Limits
1,2-Dichloroethane-d4	95	70-130
Toluene-d8	95	70-130
4-Bromofluorobenzene	100	70-130

AN ENVIRONMENTAL ANALYTICAL LABORATORY

Client Sample ID: EN041S121508

Lab ID#: 0812549A-02A

MODIFIED EPA METHOD TO-15 GC/MS FULL SCAN

File Name:	**7122412**	**Date of Collection:**	**12/15/08**
Dil. Factor:	**1.68**	**Date of Analysis:**	**12/24/08 03:46 PM**

Compound	Rpt. Limit (ppbv)	Amount (ppbv)	Rpt. Limit (uG/m3)	Amount (uG/m3)
Vinyl Chloride	0.84	Not Detected	2.1	Not Detected
Chloroethane	0.84	Not Detected	2.2	Not Detected
1,1-Dichloroethene	0.84	Not Detected	3.3	Not Detected
Freon 113	0.84	Not Detected	6.4	Not Detected
Methylene Chloride	0.84	Not Detected	2.9	Not Detected
1,1-Dichloroethane	0.84	Not Detected	3.4	Not Detected
cis-1,2-Dichloroethene	0.84	Not Detected	3.3	Not Detected
1,1,1-Trichloroethane	0.84	Not Detected	4.6	Not Detected
Trichloroethene	0.84	1.3	4.5	6.9
Tetrachloroethene	0.84	Not Detected	5.7	Not Detected
trans-1,2-Dichloroethene	0.84	Not Detected	3.3	Not Detected

Container Type: 1 Liter Summa Canister (100% Certified)

Surrogates	%Recovery	Method Limits
1,2-Dichloroethane-d4	95	70-130
Toluene-d8	96	70-130
4-Bromofluorobenzene	99	70-130

AN ENVIRONMENTAL ANALYTICAL LABORATORY

Client Sample ID: EN0838S121508

Lab ID#: 0812549A-03A

MODIFIED EPA METHOD TO-15 GC/MS FULL SCAN

File Name:	**7122706**	**Date of Collection:**	**12/15/08**
Dil. Factor:	**322**	**Date of Analysis:**	**12/27/08 11:00 AM**

Compound	Rpt. Limit (ppbv)	Amount (ppbv)	Rpt. Limit (uG/m3)	Amount (uG/m3)
Vinyl Chloride	160	Not Detected	410	Not Detected
Chloroethane	160	Not Detected	420	Not Detected
1,1-Dichloroethene	160	Not Detected	640	Not Detected
Freon 113	160	Not Detected	1200	Not Detected
Methylene Chloride	160	Not Detected	560	Not Detected
1,1-Dichloroethane	160	Not Detected	650	Not Detected
cis-1,2-Dichloroethene	160	Not Detected	640	Not Detected
1,1,1-Trichloroethane	160	Not Detected	880	Not Detected
Trichloroethene	160	460	860	2500
Tetrachloroethene	160	65000	1100	440000
trans-1,2-Dichloroethene	160	Not Detected	640	Not Detected

Container Type: 1 Liter Summa Canister (100% Certified)

Surrogates	%Recovery	Method Limits
1,2-Dichloroethane-d4	97	70-130
Toluene-d8	97	70-130
4-Bromofluorobenzene	100	70-130

AN ENVIRONMENTAL ANALYTICAL LABORATORY

Client Sample ID: EN0839S121508

Lab ID#: 0812549A-04A

MODIFIED EPA METHOD TO-15 GC/MS FULL SCAN

File Name:	**7122413**	**Date of Collection:**	**12/15/08**
Dil. Factor:	**1.55**	**Date of Analysis:**	**12/24/08 04:25 PM**

Compound	Rpt. Limit (ppbv)	Amount (ppbv)	Rpt. Limit (uG/m3)	Amount (uG/m3)
Vinyl Chloride	0.78	Not Detected	2.0	Not Detected
Chloroethane	0.78	Not Detected	2.0	Not Detected
1,1-Dichloroethene	0.78	Not Detected	3.1	Not Detected
Freon 113	0.78	Not Detected	5.9	Not Detected
Methylene Chloride	0.78	Not Detected	2.7	Not Detected
1,1-Dichloroethane	0.78	Not Detected	3.1	Not Detected
cis-1,2-Dichloroethene	0.78	2.7	3.1	10
1,1,1-Trichloroethane	0.78	Not Detected	4.2	Not Detected
Trichloroethene	0.78	3.5	4.2	19
Tetrachloroethene	0.78	11	5.2	77
trans-1,2-Dichloroethene	0.78	Not Detected	3.1	Not Detected

Container Type: 1 Liter Summa Canister (100% Certified)

Surrogates	%Recovery	Method Limits
1,2-Dichloroethane-d4	96	70-130
Toluene-d8	97	70-130
4-Bromofluorobenzene	102	70-130

AN ENVIRONMENTAL ANALYTICAL LABORATORY

Client Sample ID: EB3358121508

Lab ID#: 0812549A-05A

MODIFIED EPA METHOD TO-15 GC/MS FULL SCAN

File Name:	**7122414**	**Date of Collection:**	**12/15/08**
Dil. Factor:	**1.49**	**Date of Analysis:**	**12/24/08 05:03 PM**

Compound	Rpt. Limit (ppbv)	Amount (ppbv)	Rpt. Limit (uG/m3)	Amount (uG/m3)
Vinyl Chloride	0.74	Not Detected	1.9	Not Detected
Chloroethane	0.74	Not Detected	2.0	Not Detected
1,1-Dichloroethene	0.74	Not Detected	3.0	Not Detected
Freon 113	0.74	Not Detected	5.7	Not Detected
Methylene Chloride	0.74	Not Detected	2.6	Not Detected
1,1-Dichloroethane	0.74	Not Detected	3.0	Not Detected
cis-1,2-Dichloroethene	0.74	Not Detected	3.0	Not Detected
1,1,1-Trichloroethane	0.74	Not Detected	4.1	Not Detected
Trichloroethene	0.74	Not Detected	4.0	Not Detected
Tetrachloroethene	0.74	Not Detected	5.0	Not Detected
trans-1,2-Dichloroethene	0.74	Not Detected	3.0	Not Detected

Container Type: 1 Liter Summa Canister (100% Certified)

Surrogates	%Recovery	Method Limits
1,2-Dichloroethane-d4	98	70-130
Toluene-d8	94	70-130
4-Bromofluorobenzene	99	70-130

AN ENVIRONMENTAL ANALYTICAL LABORATORY

Client Sample ID: EN0410D121608

Lab ID#: 0812549A-06A

MODIFIED EPA METHOD TO-15 GC/MS FULL SCAN

File Name:	**7122417**	**Date of Collection:**	**12/16/08**
Dil. Factor:	**74.5**	**Date of Analysis:**	**12/24/08 07:14 PM**

Compound	Rpt. Limit (ppbv)	Amount (ppbv)	Rpt. Limit (uG/m3)	Amount (uG/m3)
Vinyl Chloride	37	Not Detected	95	Not Detected
Chloroethane	37	Not Detected	98	Not Detected
1,1-Dichloroethene	37	480	150	1900
Freon 113	37	Not Detected	280	Not Detected
Methylene Chloride	37	Not Detected	130	Not Detected
1,1-Dichloroethane	37	1200	150	4800
cis-1,2-Dichloroethene	37	3300	150	13000
1,1,1-Trichloroethane	37	2500	200	14000
Trichloroethene	37	9400	200	50000
Tetrachloroethene	37	96	250	650
trans-1,2-Dichloroethene	37	Not Detected	150	Not Detected

Container Type: 1 Liter Summa Canister (100% Certified)

Surrogates	%Recovery	Method Limits
1,2-Dichloroethane-d4	96	70-130
Toluene-d8	96	70-130
4-Bromofluorobenzene	100	70-130

AN ENVIRONMENTAL ANALYTICAL LABORATORY

Client Sample ID: EN0410S121608

Lab ID#: 0812549A-07A

MODIFIED EPA METHOD TO-15 GC/MS FULL SCAN

File Name:	**7122416**	**Date of Collection:**	**12/16/08**
Dil. Factor:	**19.9**	**Date of Analysis:**	**12/24/08 06:21 PM**

Compound	Rpt. Limit (ppbv)	Amount (ppbv)	Rpt. Limit (uG/m3)	Amount (uG/m3)
Vinyl Chloride	10	Not Detected	25	Not Detected
Chloroethane	10	Not Detected	26	Not Detected
1,1-Dichloroethene	10	230	39	930
Freon 113	10	Not Detected	76	Not Detected
Methylene Chloride	10	Not Detected	34	Not Detected
1,1-Dichloroethane	10	560	40	2200
cis-1,2-Dichloroethene	10	1200	39	4900
1,1,1-Trichloroethane	10	1200	54	6300
Trichloroethene	10	4100	53	22000
Tetrachloroethene	10	29	67	200
trans-1,2-Dichloroethene	10	Not Detected	39	Not Detected

Container Type: 1 Liter Summa Canister (100% Certified)

Surrogates	%Recovery	Method Limits
1,2-Dichloroethane-d4	98	70-130
Toluene-d8	95	70-130
4-Bromofluorobenzene	98	70-130

AN ENVIRONMENTAL ANALYTICAL LABORATORY

Client Sample ID: EN0411D121608

Lab ID#: 0812549A-08A

MODIFIED EPA METHOD TO-15 GC/MS FULL SCAN

File Name:	**7122418**	**Date of Collection:**	**12/16/08**
Dil. Factor:	**3.04**	**Date of Analysis:**	**12/24/08 07:52 PM**

Compound	Rpt. Limit (ppbv)	Amount (ppbv)	Rpt. Limit (uG/m3)	Amount (uG/m3)
Vinyl Chloride	1.5	Not Detected	3.9	Not Detected
Chloroethane	1.5	Not Detected	4.0	Not Detected
1,1-Dichloroethene	1.5	Not Detected	6.0	Not Detected
Freon 113	1.5	Not Detected	12	Not Detected
Methylene Chloride	1.5	Not Detected	5.3	Not Detected
1,1-Dichloroethane	1.5	Not Detected	6.2	Not Detected
cis-1,2-Dichloroethene	1.5	1.6	6.0	6.2
1,1,1-Trichloroethane	1.5	9.5	8.3	52
Trichloroethene	1.5	390	8.2	2100
Tetrachloroethene	1.5	8.2	10	56
trans-1,2-Dichloroethene	1.5	Not Detected	6.0	Not Detected

Container Type: 1 Liter Summa Canister (100% Certified)

Surrogates	%Recovery	Method Limits
1,2-Dichloroethane-d4	98	70-130
Toluene-d8	95	70-130
4-Bromofluorobenzene	100	70-130

AN ENVIRONMENTAL ANALYTICAL LABORATORY

Client Sample ID: EN0411S121608

Lab ID#: 0812549A-09A

MODIFIED EPA METHOD TO-15 GC/MS FULL SCAN

File Name:	**7122607**	**Date of Collection:**	**12/16/08**
Dil. Factor:	**1.75**	**Date of Analysis:**	**12/26/08 12:13 PM**

Compound	Rpt. Limit (ppbv)	Amount (ppbv)	Rpt. Limit (uG/m3)	Amount (uG/m3)
Vinyl Chloride	0.88	Not Detected	2.2	Not Detected
Chloroethane	0.88	Not Detected	2.3	Not Detected
1,1-Dichloroethene	0.88	Not Detected	3.5	Not Detected
Freon 113	0.88	Not Detected	6.7	Not Detected
Methylene Chloride	0.88	Not Detected	3.0	Not Detected
1,1-Dichloroethane	0.88	Not Detected	3.5	Not Detected
cis-1,2-Dichloroethene	0.88	Not Detected	3.5	Not Detected
1,1,1-Trichloroethane	0.88	Not Detected	4.8	Not Detected
Trichloroethene	0.88	9.2	4.7	50
Tetrachloroethene	0.88	Not Detected	5.9	Not Detected
trans-1,2-Dichloroethene	0.88	Not Detected	3.5	Not Detected

Container Type: 1 Liter Summa Canister (100% Certified)

Surrogates	%Recovery	Method Limits
1,2-Dichloroethane-d4	94	70-130
Toluene-d8	96	70-130
4-Bromofluorobenzene	98	70-130

AN ENVIRONMENTAL ANALYTICAL LABORATORY

Client Sample ID: EN0415D121608

Lab ID#: 0812549A-10A

MODIFIED EPA METHOD TO-15 GC/MS FULL SCAN

File Name:	**7122608**	**Date of Collection:**	**12/16/08**
Dil. Factor:	**1.49**	**Date of Analysis:**	**12/26/08 12:52 PM**

Compound	Rpt. Limit (ppbv)	Amount (ppbv)	Rpt. Limit (uG/m3)	Amount (uG/m3)
Vinyl Chloride	0.74	Not Detected	1.9	Not Detected
Chloroethane	0.74	Not Detected	2.0	Not Detected
1,1-Dichloroethene	0.74	Not Detected	3.0	Not Detected
Freon 113	0.74	Not Detected	5.7	Not Detected
Methylene Chloride	0.74	Not Detected	2.6	Not Detected
1,1-Dichloroethane	0.74	Not Detected	3.0	Not Detected
cis-1,2-Dichloroethene	0.74	Not Detected	3.0	Not Detected
1,1,1-Trichloroethane	0.74	Not Detected	4.1	Not Detected
Trichloroethene	0.74	Not Detected	4.0	Not Detected
Tetrachloroethene	0.74	Not Detected	5.0	Not Detected
trans-1,2-Dichloroethene	0.74	Not Detected	3.0	Not Detected

Container Type: 1 Liter Summa Canister (100% Certified)

Surrogates	%Recovery	Method Limits
1,2-Dichloroethane-d4	96	70-130
Toluene-d8	95	70-130
4-Bromofluorobenzene	100	70-130

AN ENVIRONMENTAL ANALYTICAL LABORATORY

Client Sample ID: EN0415S121608

Lab ID#: 0812549A-11A

MODIFIED EPA METHOD TO-15 GC/MS FULL SCAN

File Name:	**7122609**	**Date of Collection:**	**12/16/08**
Dil. Factor:	**1.44**	**Date of Analysis:**	**12/26/08 01:47 PM**

Compound	Rpt. Limit (ppbv)	Amount (ppbv)	Rpt. Limit (uG/m3)	Amount (uG/m3)
Vinyl Chloride	0.72	Not Detected	1.8	Not Detected
Chloroethane	0.72	Not Detected	1.9	Not Detected
1,1-Dichloroethene	0.72	Not Detected	2.8	Not Detected
Freon 113	0.72	Not Detected	5.5	Not Detected
Methylene Chloride	0.72	Not Detected	2.5	Not Detected
1,1-Dichloroethane	0.72	Not Detected	2.9	Not Detected
cis-1,2-Dichloroethene	0.72	Not Detected	2.8	Not Detected
1,1,1-Trichloroethane	0.72	Not Detected	3.9	Not Detected
Trichloroethene	0.72	Not Detected	3.9	Not Detected
Tetrachloroethene	0.72	Not Detected	4.9	Not Detected
trans-1,2-Dichloroethene	0.72	Not Detected	2.8	Not Detected

Container Type: 1 Liter Summa Canister (100% Certified)

Surrogates	%Recovery	Method Limits
1,2-Dichloroethane-d4	96	70-130
Toluene-d8	96	70-130
4-Bromofluorobenzene	99	70-130

AN ENVIRONMENTAL ANALYTICAL LABORATORY

Client Sample ID: DU3338121608

Lab ID#: 0812549A-12A

MODIFIED EPA METHOD TO-15 GC/MS FULL SCAN

File Name:	**7122610**	**Date of Collection:**	**12/16/08**
Dil. Factor:	**1.44**	**Date of Analysis:**	**12/26/08 02:36 PM**

Compound	Rpt. Limit (ppbv)	Amount (ppbv)	Rpt. Limit (uG/m3)	Amount (uG/m3)
Vinyl Chloride	0.72	Not Detected	1.8	Not Detected
Chloroethane	0.72	Not Detected	1.9	Not Detected
1,1-Dichloroethene	0.72	Not Detected	2.8	Not Detected
Freon 113	0.72	Not Detected	5.5	Not Detected
Methylene Chloride	0.72	Not Detected	2.5	Not Detected
1,1-Dichloroethane	0.72	Not Detected	2.9	Not Detected
cis-1,2-Dichloroethene	0.72	Not Detected	2.8	Not Detected
1,1,1-Trichloroethane	0.72	Not Detected	3.9	Not Detected
Trichloroethene	0.72	Not Detected	3.9	Not Detected
Tetrachloroethene	0.72	Not Detected	4.9	Not Detected
trans-1,2-Dichloroethene	0.72	Not Detected	2.8	Not Detected

Container Type: 1 Liter Summa Canister (100% Certified)

Surrogates	%Recovery	Method Limits
1,2-Dichloroethane-d4	96	70-130
Toluene-d8	96	70-130
4-Bromofluorobenzene	100	70-130

AN ENVIRONMENTAL ANALYTICAL LABORATORY

Client Sample ID: EN0429D121608

Lab ID#: 0812549A-13A

MODIFIED EPA METHOD TO-15 GC/MS FULL SCAN

File Name:	**7122611**	**Date of Collection:**	**12/16/08**
Dil. Factor:	**1.55**	**Date of Analysis:**	**12/26/08 03:18 PM**

Compound	Rpt. Limit (ppbv)	Amount (ppbv)	Rpt. Limit (uG/m3)	Amount (uG/m3)
Vinyl Chloride	0.78	Not Detected	2.0	Not Detected
Chloroethane	0.78	Not Detected	2.0	Not Detected
1,1-Dichloroethene	0.78	Not Detected	3.1	Not Detected
Freon 113	0.78	Not Detected	5.9	Not Detected
Methylene Chloride	0.78	Not Detected	2.7	Not Detected
1,1-Dichloroethane	0.78	Not Detected	3.1	Not Detected
cis-1,2-Dichloroethene	0.78	Not Detected	3.1	Not Detected
1,1,1-Trichloroethane	0.78	7.1	4.2	39
Trichloroethene	0.78	110	4.2	610
Tetrachloroethene	0.78	Not Detected	5.2	Not Detected
trans-1,2-Dichloroethene	0.78	Not Detected	3.1	Not Detected

Container Type: 1 Liter Summa Canister (100% Certified)

Surrogates	%Recovery	Method Limits
1,2-Dichloroethane-d4	95	70-130
Toluene-d8	94	70-130
4-Bromofluorobenzene	98	70-130

AN ENVIRONMENTAL ANALYTICAL LABORATORY

Client Sample ID: EN0429D121608 Lab Duplicate

Lab ID#: 0812549A-13AA

MODIFIED EPA METHOD TO-15 GC/MS FULL SCAN

File Name:	**7122612**	**Date of Collection:**	**12/16/08**
Dil. Factor:	**1.55**	**Date of Analysis:**	**12/26/08 03:56 PM**

Compound	Rpt. Limit (ppbv)	Amount (ppbv)	Rpt. Limit (uG/m3)	Amount (uG/m3)
Vinyl Chloride	0.78	Not Detected	2.0	Not Detected
Chloroethane	0.78	Not Detected	2.0	Not Detected
1,1-Dichloroethene	0.78	Not Detected	3.1	Not Detected
Freon 113	0.78	Not Detected	5.9	Not Detected
Methylene Chloride	0.78	Not Detected	2.7	Not Detected
1,1-Dichloroethane	0.78	Not Detected	3.1	Not Detected
cis-1,2-Dichloroethene	0.78	Not Detected	3.1	Not Detected
1,1,1-Trichloroethane	0.78	7.0	4.2	38
Trichloroethene	0.78	110	4.2	610
Tetrachloroethene	0.78	Not Detected	5.2	Not Detected
trans-1,2-Dichloroethene	0.78	Not Detected	3.1	Not Detected

Container Type: 1 Liter Summa Canister (100% Certified)

Surrogates	%Recovery	Method Limits
1,2-Dichloroethane-d4	95	70-130
Toluene-d8	96	70-130
4-Bromofluorobenzene	98	70-130

AN ENVIRONMENTAL ANALYTICAL LABORATORY

Client Sample ID: DU3323121608

Lab ID#: 0812549A-14A

MODIFIED EPA METHOD TO-15 GC/MS FULL SCAN

File Name:	**7122613**	**Date of Collection:**	**12/16/08**
Dil. Factor:	**1.55**	**Date of Analysis:**	**12/26/08 04:38 PM**

Compound	Rpt. Limit (ppbv)	Amount (ppbv)	Rpt. Limit (uG/m3)	Amount (uG/m3)
Vinyl Chloride	0.78	Not Detected	2.0	Not Detected
Chloroethane	0.78	Not Detected	2.0	Not Detected
1,1-Dichloroethene	0.78	Not Detected	3.1	Not Detected
Freon 113	0.78	Not Detected	5.9	Not Detected
Methylene Chloride	0.78	Not Detected	2.7	Not Detected
1,1-Dichloroethane	0.78	Not Detected	3.1	Not Detected
cis-1,2-Dichloroethene	0.78	Not Detected	3.1	Not Detected
1,1,1-Trichloroethane	0.78	7.3	4.2	40
Trichloroethene	0.78	120	4.2	630
Tetrachloroethene	0.78	Not Detected	5.2	Not Detected
trans-1,2-Dichloroethene	0.78	Not Detected	3.1	Not Detected

Container Type: 1 Liter Summa Canister (100% Certified)

Surrogates	%Recovery	Method Limits
1,2-Dichloroethane-d4	96	70-130
Toluene-d8	96	70-130
4-Bromofluorobenzene	99	70-130

AN ENVIRONMENTAL ANALYTICAL LABORATORY

Client Sample ID: EN0429S121608

Lab ID#: 0812549A-15A

MODIFIED EPA METHOD TO-15 GC/MS FULL SCAN

File Name:	**7122616**	**Date of Collection:**	**12/16/08**
Dil. Factor:	**1.55**	**Date of Analysis:**	**12/26/08 07:02 PM**

Compound	Rpt. Limit (ppbv)	Amount (ppbv)	Rpt. Limit (uG/m3)	Amount (uG/m3)
Vinyl Chloride	0.78	Not Detected	2.0	Not Detected
Chloroethane	0.78	Not Detected	2.0	Not Detected
1,1-Dichloroethene	0.78	Not Detected	3.1	Not Detected
Freon 113	0.78	Not Detected	5.9	Not Detected
Methylene Chloride	0.78	Not Detected	2.7	Not Detected
1,1-Dichloroethane	0.78	Not Detected	3.1	Not Detected
cis-1,2-Dichloroethene	0.78	Not Detected	3.1	Not Detected
1,1,1-Trichloroethane	0.78	3.4	4.2	19
Trichloroethene	0.78	43	4.2	230
Tetrachloroethene	0.78	Not Detected	5.2	Not Detected
trans-1,2-Dichloroethene	0.78	Not Detected	3.1	Not Detected

Container Type: 1 Liter Summa Canister (100% Certified)

Surrogates	%Recovery	Method Limits
1,2-Dichloroethane-d4	95	70-130
Toluene-d8	96	70-130
4-Bromofluorobenzene	100	70-130

AN ENVIRONMENTAL ANALYTICAL LABORATORY

Client Sample ID: EN042D121608

Lab ID#: 0812549A-16A

MODIFIED EPA METHOD TO-15 GC/MS FULL SCAN

File Name:	**7122615**	**Date of Collection:**	**12/16/08**
Dil. Factor:	**1.55**	**Date of Analysis:**	**12/26/08 06:24 PM**

Compound	Rpt. Limit (ppbv)	Amount (ppbv)	Rpt. Limit (uG/m3)	Amount (uG/m3)
Vinyl Chloride	0.78	Not Detected	2.0	Not Detected
Chloroethane	0.78	Not Detected	2.0	Not Detected
1,1-Dichloroethene	0.78	Not Detected	3.1	Not Detected
Freon 113	0.78	Not Detected	5.9	Not Detected
Methylene Chloride	0.78	Not Detected	2.7	Not Detected
1,1-Dichloroethane	0.78	Not Detected	3.1	Not Detected
cis-1,2-Dichloroethene	0.78	Not Detected	3.1	Not Detected
1,1,1-Trichloroethane	0.78	2.3	4.2	12
Trichloroethene	0.78	35	4.2	190
Tetrachloroethene	0.78	5.2	5.2	35
trans-1,2-Dichloroethene	0.78	Not Detected	3.1	Not Detected

Container Type: 1 Liter Summa Canister (100% Certified)

Surrogates	%Recovery	Method Limits
1,2-Dichloroethane-d4	96	70-130
Toluene-d8	95	70-130
4-Bromofluorobenzene	99	70-130

AN ENVIRONMENTAL ANALYTICAL LABORATORY

Client Sample ID: EN042S121608

Lab ID#: 0812549A-17A

MODIFIED EPA METHOD TO-15 GC/MS FULL SCAN

File Name:	**7122617**	**Date of Collection:**	**12/16/08**
Dil. Factor:	**1.52**	**Date of Analysis:**	**12/26/08 07:41 PM**

Compound	Rpt. Limit (ppbv)	Amount (ppbv)	Rpt. Limit (uG/m3)	Amount (uG/m3)
Vinyl Chloride	0.76	Not Detected	1.9	Not Detected
Chloroethane	0.76	Not Detected	2.0	Not Detected
1,1-Dichloroethene	0.76	Not Detected	3.0	Not Detected
Freon 113	0.76	Not Detected	5.8	Not Detected
Methylene Chloride	0.76	Not Detected	2.6	Not Detected
1,1-Dichloroethane	0.76	Not Detected	3.1	Not Detected
cis-1,2-Dichloroethene	0.76	Not Detected	3.0	Not Detected
1,1,1-Trichloroethane	0.76	Not Detected	4.1	Not Detected
Trichloroethene	0.76	Not Detected	4.1	Not Detected
Tetrachloroethene	0.76	Not Detected	5.2	Not Detected
trans-1,2-Dichloroethene	0.76	Not Detected	3.0	Not Detected

Container Type: 1 Liter Summa Canister (100% Certified)

Surrogates	%Recovery	Method Limits
1,2-Dichloroethane-d4	96	70-130
Toluene-d8	93	70-130
4-Bromofluorobenzene	99	70-130

AN ENVIRONMENTAL ANALYTICAL LABORATORY

Client Sample ID: EN0430D121608

Lab ID#: 0812549A-18A

MODIFIED EPA METHOD TO-15 GC/MS FULL SCAN

File Name:	**7122707**	**Date of Collection:**	**12/16/08**
Dil. Factor:	**1.39**	**Date of Analysis:**	**12/27/08 11:44 AM**

Compound	Rpt. Limit (ppbv)	Amount (ppbv)	Rpt. Limit (uG/m3)	Amount (uG/m3)
Vinyl Chloride	0.70	Not Detected	1.8	Not Detected
Chloroethane	0.70	Not Detected	1.8	Not Detected
1,1-Dichloroethene	0.70	Not Detected	2.8	Not Detected
Freon 113	0.70	Not Detected	5.3	Not Detected
Methylene Chloride	0.70	Not Detected	2.4	Not Detected
1,1-Dichloroethane	0.70	1.1	2.8	4.4
cis-1,2-Dichloroethene	0.70	3.6	2.8	14
1,1,1-Trichloroethane	0.70	8.8	3.8	48
Trichloroethene	0.70	210	3.7	1100
Tetrachloroethene	0.70	5.7	4.7	39
trans-1,2-Dichloroethene	0.70	Not Detected	2.8	Not Detected

Container Type: 1 Liter Summa Canister (100% Certified)

Surrogates	%Recovery	Method Limits
1,2-Dichloroethane-d4	95	70-130
Toluene-d8	97	70-130
4-Bromofluorobenzene	100	70-130

AN ENVIRONMENTAL ANALYTICAL LABORATORY

Client Sample ID: EN0430D121608 Lab Duplicate

Lab ID#: 0812549A-18AA

MODIFIED EPA METHOD TO-15 GC/MS FULL SCAN

File Name:	**7122709**	**Date of Collection:**	**12/16/08**
Dil. Factor:	**1.39**	**Date of Analysis:**	**12/27/08 01:15 PM**

Compound	Rpt. Limit (ppbv)	Amount (ppbv)	Rpt. Limit (uG/m3)	Amount (uG/m3)
Vinyl Chloride	0.70	Not Detected	1.8	Not Detected
Chloroethane	0.70	Not Detected	1.8	Not Detected
1,1-Dichloroethene	0.70	Not Detected	2.8	Not Detected
Freon 113	0.70	Not Detected	5.3	Not Detected
Methylene Chloride	0.70	Not Detected	2.4	Not Detected
1,1-Dichloroethane	0.70	0.95	2.8	3.8
cis-1,2-Dichloroethene	0.70	3.2	2.8	13
1,1,1-Trichloroethane	0.70	7.6	3.8	41
Trichloroethene	0.70	180	3.7	980
Tetrachloroethene	0.70	4.7	4.7	32
trans-1,2-Dichloroethene	0.70	Not Detected	2.8	Not Detected

Container Type: 1 Liter Summa Canister (100% Certified)

Surrogates	%Recovery	Method Limits
1,2-Dichloroethane-d4	96	70-130
Toluene-d8	95	70-130
4-Bromofluorobenzene	100	70-130

AN ENVIRONMENTAL ANALYTICAL LABORATORY

Client Sample ID: EN0430S121608

Lab ID#: 0812549A-19A

MODIFIED EPA METHOD TO-15 GC/MS FULL SCAN

File Name:	**7122708**	**Date of Collection:**	**12/16/08**
Dil. Factor:	**1.75**	**Date of Analysis:**	**12/27/08 12:24 PM**

Compound	Rpt. Limit (ppbv)	Amount (ppbv)	Rpt. Limit (uG/m3)	Amount (uG/m3)
Vinyl Chloride	0.88	Not Detected	2.2	Not Detected
Chloroethane	0.88	Not Detected	2.3	Not Detected
1,1-Dichloroethene	0.88	Not Detected	3.5	Not Detected
Freon 113	0.88	Not Detected	6.7	Not Detected
Methylene Chloride	0.88	Not Detected	3.0	Not Detected
1,1-Dichloroethane	0.88	Not Detected	3.5	Not Detected
cis-1,2-Dichloroethene	0.88	Not Detected	3.5	Not Detected
1,1,1-Trichloroethane	0.88	Not Detected	4.8	Not Detected
Trichloroethene	0.88	96	4.7	520
Tetrachloroethene	0.88	Not Detected	5.9	Not Detected
trans-1,2-Dichloroethene	0.88	Not Detected	3.5	Not Detected

Container Type: 1 Liter Summa Canister (100% Certified)

Surrogates	%Recovery	Method Limits
1,2-Dichloroethane-d4	95	70-130
Toluene-d8	95	70-130
4-Bromofluorobenzene	102	70-130

AN ENVIRONMENTAL ANALYTICAL LABORATORY

Client Sample ID: Lab Blank

Lab ID#: 0812549A-20A

MODIFIED EPA METHOD TO-15 GC/MS FULL SCAN

File Name:	**7122405**	**Date of Collection: NA**	
Dil. Factor:	**1.00**	**Date of Analysis: 12/24/08 10:27 AM**	

Compound	Rpt. Limit (ppbv)	Amount (ppbv)	Rpt. Limit (uG/m3)	Amount (uG/m3)
Vinyl Chloride	0.50	Not Detected	1.3	Not Detected
Chloroethane	0.50	Not Detected	1.3	Not Detected
1,1-Dichloroethene	0.50	Not Detected	2.0	Not Detected
Freon 113	0.50	Not Detected	3.8	Not Detected
Methylene Chloride	0.50	Not Detected	1.7	Not Detected
1,1-Dichloroethane	0.50	Not Detected	2.0	Not Detected
cis-1,2-Dichloroethene	0.50	Not Detected	2.0	Not Detected
1,1,1-Trichloroethane	0.50	Not Detected	2.7	Not Detected
Trichloroethene	0.50	Not Detected	2.7	Not Detected
Tetrachloroethene	0.50	Not Detected	3.4	Not Detected
trans-1,2-Dichloroethene	0.50	Not Detected	2.0	Not Detected

Container Type: NA - Not Applicable

Surrogates	%Recovery	Method Limits
1,2-Dichloroethane-d4	94	70-130
Toluene-d8	98	70-130
4-Bromofluorobenzene	97	70-130

AN ENVIRONMENTAL ANALYTICAL LABORATORY

Client Sample ID: Lab Blank

Lab ID#: 0812549A-20B

MODIFIED EPA METHOD TO-15 GC/MS FULL SCAN

File Name:	**7122606**	**Date of Collection: NA**	
Dil. Factor:	**1.00**	**Date of Analysis: 12/26/08 11:24 AM**	

Compound	Rpt. Limit (ppbv)	Amount (ppbv)	Rpt. Limit (uG/m3)	Amount (uG/m3)
Vinyl Chloride	0.50	Not Detected	1.3	Not Detected
Chloroethane	0.50	Not Detected	1.3	Not Detected
1,1-Dichloroethene	0.50	Not Detected	2.0	Not Detected
Freon 113	0.50	Not Detected	3.8	Not Detected
Methylene Chloride	0.50	Not Detected	1.7	Not Detected
1,1-Dichloroethane	0.50	Not Detected	2.0	Not Detected
cis-1,2-Dichloroethene	0.50	Not Detected	2.0	Not Detected
1,1,1-Trichloroethane	0.50	Not Detected	2.7	Not Detected
Trichloroethene	0.50	Not Detected	2.7	Not Detected
Tetrachloroethene	0.50	Not Detected	3.4	Not Detected
trans-1,2-Dichloroethene	0.50	Not Detected	2.0	Not Detected

Container Type: NA - Not Applicable

Surrogates	%Recovery	Method Limits
1,2-Dichloroethane-d4	94	70-130
Toluene-d8	98	70-130
4-Bromofluorobenzene	99	70-130

AN ENVIRONMENTAL ANALYTICAL LABORATORY

Client Sample ID: Lab Blank

Lab ID#: 0812549A-20C

MODIFIED EPA METHOD TO-15 GC/MS FULL SCAN

File Name:	**7122705**	**Date of Collection: NA**	
Dil. Factor:	**1.00**	**Date of Analysis: 12/27/08 09:57 AM**	

Compound	Rpt. Limit (ppbv)	Amount (ppbv)	Rpt. Limit (uG/m3)	Amount (uG/m3)
Vinyl Chloride	0.50	Not Detected	1.3	Not Detected
Chloroethane	0.50	Not Detected	1.3	Not Detected
1,1-Dichloroethene	0.50	Not Detected	2.0	Not Detected
Freon 113	0.50	Not Detected	3.8	Not Detected
Methylene Chloride	0.50	Not Detected	1.7	Not Detected
1,1-Dichloroethane	0.50	Not Detected	2.0	Not Detected
cis-1,2-Dichloroethene	0.50	Not Detected	2.0	Not Detected
1,1,1-Trichloroethane	0.50	Not Detected	2.7	Not Detected
Trichloroethene	0.50	Not Detected	2.7	Not Detected
Tetrachloroethene	0.50	Not Detected	3.4	Not Detected
trans-1,2-Dichloroethene	0.50	Not Detected	2.0	Not Detected

Container Type: NA - Not Applicable

Surrogates	%Recovery	Method Limits
1,2-Dichloroethane-d4	96	70-130
Toluene-d8	97	70-130
4-Bromofluorobenzene	100	70-130

AN ENVIRONMENTAL ANALYTICAL LABORATORY

Client Sample ID: CCV

Lab ID#: 0812549A-21A

MODIFIED EPA METHOD TO-15 GC/MS FULL SCAN

File Name:	**7122402a**	**Date of Collection: NA**	
Dil. Factor:	**1.00**	**Date of Analysis: 12/24/08 08:21 AM**	

Compound	**%Recovery**
Vinyl Chloride	94
Chloroethane	86
1,1-Dichloroethene	91
Freon 113	98
Methylene Chloride	84
1,1-Dichloroethane	91
cis-1,2-Dichloroethene	94
1,1,1-Trichloroethane	101
Trichloroethene	104
Tetrachloroethene	107
trans-1,2-Dichloroethene	94

Container Type: NA - Not Applicable

Surrogates	**%Recovery**	**Method Limits**
1,2-Dichloroethane-d4	100	70-130
Toluene-d8	100	70-130
4-Bromofluorobenzene	99	70-130

AN ENVIRONMENTAL ANALYTICAL LABORATORY

Client Sample ID: CCV

Lab ID#: 0812549A-21B

MODIFIED EPA METHOD TO-15 GC/MS FULL SCAN

File Name:	**7122602**	**Date of Collection: NA**
Dil. Factor:	**1.00**	**Date of Analysis: 12/26/08 08:29 AM**

Compound	**%Recovery**
Vinyl Chloride	88
Chloroethane	78
1,1-Dichloroethene	85
Freon 113	93
Methylene Chloride	77
1,1-Dichloroethane	83
cis-1,2-Dichloroethene	87
1,1,1-Trichloroethane	100
Trichloroethene	103
Tetrachloroethene	105
trans-1,2-Dichloroethene	90

Container Type: NA - Not Applicable

Surrogates	**%Recovery**	**Method Limits**
1,2-Dichloroethane-d4	97	70-130
Toluene-d8	99	70-130
4-Bromofluorobenzene	99	70-130

AN ENVIRONMENTAL ANALYTICAL LABORATORY

Client Sample ID: CCV

Lab ID#: 0812549A-21C

MODIFIED EPA METHOD TO-15 GC/MS FULL SCAN

File Name:	**7122702**	**Date of Collection: NA**
Dil. Factor:	**1.00**	**Date of Analysis: 12/27/08 07:47 AM**

Compound	**%Recovery**
Vinyl Chloride	91
Chloroethane	81
1,1-Dichloroethene	86
Freon 113	96
Methylene Chloride	79
1,1-Dichloroethane	86
cis-1,2-Dichloroethene	90
1,1,1-Trichloroethane	100
Trichloroethene	103
Tetrachloroethene	106
trans-1,2-Dichloroethene	90

Container Type: NA - Not Applicable

Surrogates	**%Recovery**	**Method Limits**
1,2-Dichloroethane-d4	98	70-130
Toluene-d8	99	70-130
4-Bromofluorobenzene	100	70-130

AN ENVIRONMENTAL ANALYTICAL LABORATORY

Client Sample ID: LCS

Lab ID#: 0812549A-22A

MODIFIED EPA METHOD TO-15 GC/MS FULL SCAN

File Name:	**7122403**	**Date of Collection: NA**
Dil. Factor:	**1.00**	**Date of Analysis: 12/24/08 09:04 AM**

Compound	**%Recovery**
Vinyl Chloride	93
Chloroethane	86
1,1-Dichloroethene	103
Freon 113	109
Methylene Chloride	93
1,1-Dichloroethane	96
cis-1,2-Dichloroethene	97
1,1,1-Trichloroethane	102
Trichloroethene	108
Tetrachloroethene	108
trans-1,2-Dichloroethene	96

Container Type: NA - Not Applicable

Surrogates	**%Recovery**	**Method Limits**
1,2-Dichloroethane-d4	97	70-130
Toluene-d8	100	70-130
4-Bromofluorobenzene	101	70-130

AN ENVIRONMENTAL ANALYTICAL LABORATORY

Client Sample ID: LCSD

Lab ID#: 0812549A-22AA

MODIFIED EPA METHOD TO-15 GC/MS FULL SCAN

File Name:	**7122404**	**Date of Collection: NA**	
Dil. Factor:	**1.00**	**Date of Analysis: 12/24/08 09:49 AM**	

Compound	**%Recovery**
Vinyl Chloride	95
Chloroethane	87
1,1-Dichloroethene	104
Freon 113	109
Methylene Chloride	94
1,1-Dichloroethane	96
cis-1,2-Dichloroethene	98
1,1,1-Trichloroethane	103
Trichloroethene	105
Tetrachloroethene	107
trans-1,2-Dichloroethene	96

Container Type: NA - Not Applicable

Surrogates	**%Recovery**	**Method Limits**
1,2-Dichloroethane-d4	98	70-130
Toluene-d8	99	70-130
4-Bromofluorobenzene	100	70-130

AN ENVIRONMENTAL ANALYTICAL LABORATORY

Client Sample ID: LCS

Lab ID#: 0812549A-22B

MODIFIED EPA METHOD TO-15 GC/MS FULL SCAN

File Name:	**7122603**	**Date of Collection: NA**
Dil. Factor:	**1.00**	**Date of Analysis: 12/26/08 09:07 AM**

Compound	**%Recovery**
Vinyl Chloride	90
Chloroethane	81
1,1-Dichloroethene	98
Freon 113	108
Methylene Chloride	88
1,1-Dichloroethane	91
cis-1,2-Dichloroethene	93
1,1,1-Trichloroethane	103
Trichloroethene	106
Tetrachloroethene	110
trans-1,2-Dichloroethene	94

Container Type: NA - Not Applicable

Surrogates	**%Recovery**	**Method Limits**
1,2-Dichloroethane-d4	97	70-130
Toluene-d8	99	70-130
4-Bromofluorobenzene	100	70-130

AN ENVIRONMENTAL ANALYTICAL LABORATORY

Client Sample ID: LCSD

Lab ID#: 0812549A-22BB

MODIFIED EPA METHOD TO-15 GC/MS FULL SCAN

File Name:	**7122604**	**Date of Collection: NA**
Dil. Factor:	**1.00**	**Date of Analysis: 12/26/08 09:45 AM**

Compound	**%Recovery**
Vinyl Chloride	89
Chloroethane	82
1,1-Dichloroethene	98
Freon 113	106
Methylene Chloride	89
1,1-Dichloroethane	92
cis-1,2-Dichloroethene	94
1,1,1-Trichloroethane	101
Trichloroethene	105
Tetrachloroethene	108
trans-1,2-Dichloroethene	93

Container Type: NA - Not Applicable

Surrogates	**%Recovery**	**Method Limits**
1,2-Dichloroethane-d4	97	70-130
Toluene-d8	100	70-130
4-Bromofluorobenzene	100	70-130

AN ENVIRONMENTAL ANALYTICAL LABORATORY

Client Sample ID: LCS

Lab ID#: 0812549A-22C

MODIFIED EPA METHOD TO-15 GC/MS FULL SCAN

File Name:	**7122703**	**Date of Collection: NA**	
Dil. Factor:	**1.00**	**Date of Analysis: 12/27/08 08:27 AM**	

Compound	**%Recovery**
Vinyl Chloride	89
Chloroethane	81
1,1-Dichloroethene	96
Freon 113	105
Methylene Chloride	87
1,1-Dichloroethane	89
cis-1,2-Dichloroethene	91
1,1,1-Trichloroethane	100
Trichloroethene	104
Tetrachloroethene	106
trans-1,2-Dichloroethene	92

Container Type: NA - Not Applicable

Surrogates	**%Recovery**	**Method Limits**
1,2-Dichloroethane-d4	97	70-130
Toluene-d8	99	70-130
4-Bromofluorobenzene	100	70-130

AN ENVIRONMENTAL ANALYTICAL LABORATORY

Client Sample ID: LCSD

Lab ID#: 0812549A-22CC

MODIFIED EPA METHOD TO-15 GC/MS FULL SCAN

File Name:	**7122704**	**Date of Collection: NA**
Dil. Factor:	**1.00**	**Date of Analysis: 12/27/08 09:06 AM**

Compound	**%Recovery**
Vinyl Chloride	90
Chloroethane	84
1,1-Dichloroethene	100
Freon 113	108
Methylene Chloride	89
1,1-Dichloroethane	92
cis-1,2-Dichloroethene	94
1,1,1-Trichloroethane	101
Trichloroethene	104
Tetrachloroethene	106
trans-1,2-Dichloroethene	94

Container Type: NA - Not Applicable

Surrogates	**%Recovery**	**Method Limits**
1,2-Dichloroethane-d4	98	70-130
Toluene-d8	98	70-130
4-Bromofluorobenzene	100	70-130

AN ENVIRONMENTAL ANALYTICAL LABORATORY

1/6/2009
Ms. Betsy Tomaswick
Sanborn, Head & Associates
20 Foundry Street

Concord NH 03301

Project Name: GVP
Project #: 2755.01

Dear Ms. Betsy Tomaswick

The following report includes the data for the above referenced project for sample(s) received on 12/19/2008 at Air Toxics Ltd.

The data and associated QC analyzed by Modified TO-15 are compliant with the project requirements or laboratory criteria with the exception of the deviations noted in the attached case narrative.

Thank you for choosing Air Toxics Ltd. for you air analysis needs. Air Toxics Ltd. is committed to providing accurate data of the highest quality. Please feel free to contact the Project Manager: Bryanna Langley at 916-985-1000 if you have any questions regarding the data in this report.

Regards,

Bryanna Langley

Bryanna Langley
Project Manager

180 BLUE RAVINE ROAD, SUITE B FOLSOM, CA - 95630
(916) 985-1000 .FAX (916) 985-1020
Hours 8:00 A.M to 6:00 P.M. Pacific

AN ENVIRONMENTAL ANALYTICAL LABORATORY

WORK ORDER #: 0812549B

Work Order Summary

CLIENT:	Ms. Betsy Tomaswick Sanborn, Head & Associates 20 Foundry Street Concord, NH 03301	**BILL TO:**	Ms. Betsy Tomaswick Sanborn, Head & Associates 20 Foundry Street Concord, NH 03301
PHONE:	603-229-1900	**P.O. #**	BCT2755
FAX:	603-229-1919	**PROJECT #**	2755.01 GVP
DATE RECEIVED:	12/19/2008	**CONTACT:**	Bryanna Langley
DATE COMPLETED:	01/06/2009		

FRACTION #	NAME	TEST	RECEIPT VAC./PRES.	FINAL PRESSURE
20A	EN0431D121608	Modified TO-15	1.5 "Hg	5 psi
21A	EN0431S121608	Modified TO-15	3.5 "Hg	5 psi
22A	EN0432D121608	Modified TO-15	4.5 "Hg	5 psi
23A	EN0432S121608	Modified TO-15	3.5 "Hg	5 psi
24A	EN043D121608	Modified TO-15	3.0 "Hg	5 psi
24AA	EN043D121608 Lab Duplicate	Modified TO-15	3.0 "Hg	5 psi
25A	EN043S121608	Modified TO-15	2.0 "Hg	5 psi
26A	EN044D121608	Modified TO-15	3.5 "Hg	5 psi
27A	EN044S121608	Modified TO-15	4.5 "Hg	5 psi
28A	DU3368121608	Modified TO-15	4.0 "Hg	5 psi
29A	EN045D121608	Modified TO-15	4.5 "Hg	5 psi
29AA	EN045D121608 Lab Duplicate	Modified TO-15	4.5 "Hg	5 psi
30A	EN045S121608	Modified TO-15	5.0 "Hg	5 psi
30AA	EN045S121608 Lab Duplicate	Modified TO-15	5.0 "Hg	5 psi
31A	EN046D121608	Modified TO-15	3.0 "Hg	5 psi
32A	EN046S121608	Modified TO-15	3.0 "Hg	5 psi
33A	EN047D121608	Modified TO-15	3.5 "Hg	5 psi

Continued on next page

AN ENVIRONMENTAL ANALYTICAL LABORATORY

WORK ORDER #: 0812549B

Work Order Summary

CLIENT:	Ms. Betsy Tomaswick Sanborn, Head & Associates 20 Foundry Street Concord, NH 03301	**BILL TO:**	Ms. Betsy Tomaswick Sanborn, Head & Associates 20 Foundry Street Concord, NH 03301
PHONE:	603-229-1900	**P.O. #**	BCT2755
FAX:	603-229-1919	**PROJECT #**	2755.01 GVP
DATE RECEIVED:	12/19/2008	**CONTACT:**	Bryanna Langley
DATE COMPLETED:	01/06/2009		

FRACTION #	NAME	TEST	RECEIPT VAC./PRES.	FINAL PRESSURE
34A	EN047S121608	Modified TO-15	3.0 "Hg	5 psi
35A	EN049D121608	Modified TO-15	3.5 "Hg	5 psi
36A	EN049S121608	Modified TO-15	3.0 "Hg	5 psi
37A	EN0533D121608	Modified TO-15	3.5 "Hg	5 psi
38A	EN0533S121608	Modified TO-15	3.0 "Hg	5 psi
39A	Lab Blank	Modified TO-15	NA	NA
39B	Lab Blank	Modified TO-15	NA	NA
39C	Lab Blank	Modified TO-15	NA	NA
40A	CCV	Modified TO-15	NA	NA
40B	CCV	Modified TO-15	NA	NA
40C	CCV	Modified TO-15	NA	NA
41A	LCS	Modified TO-15	NA	NA
41AA	LCSD	Modified TO-15	NA	NA
41B	LCS	Modified TO-15	NA	NA
41BB	LCSD	Modified TO-15	NA	NA
41C	LCS	Modified TO-15	NA	NA
41CC	LCSD	Modified TO-15	NA	NA

CERTIFIED BY: Linda L. Freeman DATE: 01/06/09

Laboratory Director

Certfication numbers: CA NELAP - 02110CA, LA NELAP/LELAP- AI 30763, NJ NELAP - CA004
NY NELAP - 11291, UT NELAP - 9166389892, AZ Licensure AZ0719
Name of Accrediting Agency: NELAP/Florida Department of Health, Scope of Application: Clean Air Act,
Accreditation number: E87680, Effective date: 07/01/08, Expiration date: 06/30/09
Air Toxics Ltd. certifies that the test results contained in this report meet all requirements of the NELAC standards

This report shall not be reproduced, except in full, without the written approval of Air Toxics Ltd.

180 BLUE RAVINE ROAD, SUITE B FOLSOM, CA - 95630
(916) 985-1000 . (800) 985-5955 . FAX (916) 985-1020

LABORATORY NARRATIVE
Modified TO-15
Sanborn, Head & Associates
Workorder# 0812549B

Nineteen 1 Liter Summa Canister (100% Certified) samples were received on December 19, 2008. The laboratory performed analysis via modified EPA Method TO-15 using GC/MS in the full scan mode. The method involves concentrating up to 0.2 liters of air. The concentrated aliquot is then flash vaporized and swept through a water management system to remove water vapor. Following dehumidification, the sample passes directly into the GC/MS for analysis.

This workorder was independently validated prior to submittal using 'USEPA National Functional Guidelines' as generally applied to the analysis of volatile organic compounds in air. A rules-based, logic driven, independent validation engine was employed to assess completeness, evaluate pass/fail of relevant project quality control requirements and verification of all quantified amounts.

Method modifications taken to run these samples are summarized in the table below. Specific project requirements may over-ride the ATL modifications.

Requirement	***TO-15***	***ATL Modifications***
Daily CCV	</= 30% Difference	</= 30% Difference; Compounds exceeding this criterion and associated data are flagged and narrated.
Sample collection media	Summa canister	ATL recommends use of summa canisters to insure data defensibility, but will report results from Tedlar bags at client request
Method Detection Limit	Follow 40CFR Pt.136 App. B	The MDL met all relevant requirements in Method TO-15 (statistical MDL less than the LOQ). The concentration of the spiked replicate may have exceeded 10X the calculated MDL in some cases

Receiving Notes

There were no receiving discrepancies.

Analytical Notes

There were no analytical discrepancies.

Definition of Data Qualifying Flags

Eight qualifiers may have been used on the data analysis sheets and indicates as follows:

B - Compound present in laboratory blank greater than reporting limit (background subtraction no performed).

J - Estimated value.

E - Exceeds instrument calibration range.

S - Saturated peak.

Q - Exceeds quality control limits.

U - Compound analyzed for but not detected above the reporting limit.
UJ- Non-detected compound associated with low bias in the CCV
N - The identification is based on presumptive evidence.

File extensions may have been used on the data analysis sheets and indicates as follows:
a-File was requantified
b-File was quantified by a second column and detector
r1-File was requantified for the purpose of reissue

AN ENVIRONMENTAL ANALYTICAL LABORATORY

Summary of Detected Compounds
MODIFIED EPA METHOD TO-15 GC/MS FULL SCAN

Client Sample ID: EN0431D121608

Lab ID#: 0812549B-20A

Compound	Rpt. Limit (ppbv)	Amount (ppbv)	Rpt. Limit (uG/m3)	Amount (uG/m3)
cis-1,2-Dichloroethene	0.70	0.71	2.8	2.8
1,1,1-Trichloroethane	0.70	2.2	3.8	12
Trichloroethene	0.70	80	3.8	430

Client Sample ID: EN0431S121608

Lab ID#: 0812549B-21A

No Detections Were Found.

Client Sample ID: EN0432D121608

Lab ID#: 0812549B-22A

Compound	Rpt. Limit (ppbv)	Amount (ppbv)	Rpt. Limit (uG/m3)	Amount (uG/m3)
1,1,1-Trichloroethane	0.79	2.2	4.3	12
Trichloroethene	0.79	190	4.2	1000

Client Sample ID: EN0432S121608

Lab ID#: 0812549B-23A

Compound	Rpt. Limit (ppbv)	Amount (ppbv)	Rpt. Limit (uG/m3)	Amount (uG/m3)
Trichloroethene	0.76	20	4.1	110

Client Sample ID: EN043D121608

Lab ID#: 0812549B-24A

Compound	Rpt. Limit (ppbv)	Amount (ppbv)	Rpt. Limit (uG/m3)	Amount (uG/m3)
Trichloroethene	0.74	4.3	4.0	23

Client Sample ID: EN043D121608 Lab Duplicate

Lab ID#: 0812549B-24AA

Compound	Rpt. Limit (ppbv)	Amount (ppbv)	Rpt. Limit (uG/m3)	Amount (uG/m3)
Trichloroethene	0.74	4.2	4.0	23

AN ENVIRONMENTAL ANALYTICAL LABORATORY

Summary of Detected Compounds
MODIFIED EPA METHOD TO-15 GC/MS FULL SCAN

Client Sample ID: EN043S121608

Lab ID#: 0812549B-25A

No Detections Were Found.

Client Sample ID: EN044D121608

Lab ID#: 0812549B-26A

No Detections Were Found.

Client Sample ID: EN044S121608

Lab ID#: 0812549B-27A

No Detections Were Found.

Client Sample ID: DU3368121608

Lab ID#: 0812549B-28A

No Detections Were Found.

Client Sample ID: EN045D121608

Lab ID#: 0812549B-29A

Compound	Rpt. Limit (ppbv)	Amount (ppbv)	Rpt. Limit (uG/m3)	Amount (uG/m3)
1,1,1-Trichloroethane	1.6	23	8.6	120
Trichloroethene	1.6	550	8.5	3000

Client Sample ID: EN045D121608 Lab Duplicate

Lab ID#: 0812549B-29AA

Compound	Rpt. Limit (ppbv)	Amount (ppbv)	Rpt. Limit (uG/m3)	Amount (uG/m3)
cis-1,2-Dichloroethene	0.79	1.6	3.1	6.3
1,1,1-Trichloroethane	0.79	23	4.3	120
Trichloroethene	0.79	520 E	4.2	2800 E

Client Sample ID: EN045S121608

Lab ID#: 0812549B-30A

Compound	Rpt. Limit (ppbv)	Amount (ppbv)	Rpt. Limit (uG/m3)	Amount (uG/m3)
1,1,1-Trichloroethane	0.80	1.6	4.4	8.7
Trichloroethene	0.80	20	4.3	110

AN ENVIRONMENTAL ANALYTICAL LABORATORY

Summary of Detected Compounds
MODIFIED EPA METHOD TO-15 GC/MS FULL SCAN

Client Sample ID: EN045S121608 Lab Duplicate

Lab ID#: 0812549B-30AA

Compound	Rpt. Limit (ppbv)	Amount (ppbv)	Rpt. Limit (uG/m3)	Amount (uG/m3)
1,1,1-Trichloroethane	0.80	1.7	4.4	9.5
Trichloroethene	0.80	20	4.3	110

Client Sample ID: EN046D121608

Lab ID#: 0812549B-31A

No Detections Were Found.

Client Sample ID: EN046S121608

Lab ID#: 0812549B-32A

No Detections Were Found.

Client Sample ID: EN047D121608

Lab ID#: 0812549B-33A

Compound	Rpt. Limit (ppbv)	Amount (ppbv)	Rpt. Limit (uG/m3)	Amount (uG/m3)
1,1-Dichloroethene	3.0	3.1	12	12
cis-1,2-Dichloroethene	3.0	12	12	49
1,1,1-Trichloroethane	3.0	59	16	320
Trichloroethene	3.0	1000	16	5500

Client Sample ID: EN047S121608

Lab ID#: 0812549B-34A

Compound	Rpt. Limit (ppbv)	Amount (ppbv)	Rpt. Limit (uG/m3)	Amount (uG/m3)
Trichloroethene	0.74	1.8	4.0	9.6
Tetrachloroethene	0.74	13	5.0	86

Client Sample ID: EN049D121608

Lab ID#: 0812549B-35A

Compound	Rpt. Limit (ppbv)	Amount (ppbv)	Rpt. Limit (uG/m3)	Amount (uG/m3)
1,1-Dichloroethene	0.76	2.5	3.0	10
1,1-Dichloroethane	0.76	3.0	3.1	12

AN ENVIRONMENTAL ANALYTICAL LABORATORY

Summary of Detected Compounds
MODIFIED EPA METHOD TO-15 GC/MS FULL SCAN

Client Sample ID: EN049D121608

Lab ID#: 0812549B-35A

cis-1,2-Dichloroethene	0.76	9.1	3.0	36
1,1,1-Trichloroethane	0.76	12	4.1	67
Trichloroethene	0.76	180	4.1	960
Tetrachloroethene	0.76	9.9	5.2	67

Client Sample ID: EN049S121608

Lab ID#: 0812549B-36A

Compound	Rpt. Limit (ppbv)	Amount (ppbv)	Rpt. Limit (uG/m3)	Amount (uG/m3)
1,1-Dichloroethane	0.74	0.84	3.0	3.4
cis-1,2-Dichloroethene	0.74	0.80	3.0	3.2
1,1,1-Trichloroethane	0.74	10	4.1	55
Trichloroethene	0.74	230	4.0	1200
Tetrachloroethene	0.74	5.5	5.0	37

Client Sample ID: EN0533D121608

Lab ID#: 0812549B-37A

Compound	Rpt. Limit (ppbv)	Amount (ppbv)	Rpt. Limit (uG/m3)	Amount (uG/m3)
cis-1,2-Dichloroethene	5.0	6.8	20	27
1,1,1-Trichloroethane	5.0	60	28	330
Trichloroethene	5.0	1400	27	7600
Tetrachloroethene	5.0	55	34	370

Client Sample ID: EN0533S121608

Lab ID#: 0812549B-38A

Compound	Rpt. Limit (ppbv)	Amount (ppbv)	Rpt. Limit (uG/m3)	Amount (uG/m3)
Trichloroethene	0.74	5.9	4.0	32

AN ENVIRONMENTAL ANALYTICAL LABORATORY

Client Sample ID: EN0431D121608

Lab ID#: 0812549B-20A

MODIFIED EPA METHOD TO-15 GC/MS FULL SCAN

File Name:	**7122712**	**Date of Collection:**	**12/16/08**
Dil. Factor:	**1.41**	**Date of Analysis:**	**12/27/08 03:13 PM**

Compound	Rpt. Limit (ppbv)	Amount (ppbv)	Rpt. Limit (uG/m3)	Amount (uG/m3)
Vinyl Chloride	0.70	Not Detected	1.8	Not Detected
Chloroethane	0.70	Not Detected	1.9	Not Detected
1,1-Dichloroethene	0.70	Not Detected	2.8	Not Detected
Freon 113	0.70	Not Detected	5.4	Not Detected
Methylene Chloride	0.70	Not Detected	2.4	Not Detected
1,1-Dichloroethane	0.70	Not Detected	2.8	Not Detected
cis-1,2-Dichloroethene	0.70	0.71	2.8	2.8
1,1,1-Trichloroethane	0.70	2.2	3.8	12
Trichloroethene	0.70	80	3.8	430
Tetrachloroethene	0.70	Not Detected	4.8	Not Detected
trans-1,2-Dichloroethene	0.70	Not Detected	2.8	Not Detected

Container Type: 1 Liter Summa Canister (100% Certified)

Surrogates	%Recovery	Method Limits
1,2-Dichloroethane-d4	94	70-130
Toluene-d8	95	70-130
4-Bromofluorobenzene	100	70-130

AN ENVIRONMENTAL ANALYTICAL LABORATORY

Client Sample ID: EN0431S121608

Lab ID#: 0812549B-21A

MODIFIED EPA METHOD TO-15 GC/MS FULL SCAN

File Name:	**7122713**	**Date of Collection:**	**12/16/08**
Dil. Factor:	**1.52**	**Date of Analysis:**	**12/27/08 03:52 PM**

Compound	Rpt. Limit (ppbv)	Amount (ppbv)	Rpt. Limit (uG/m3)	Amount (uG/m3)
Vinyl Chloride	0.76	Not Detected	1.9	Not Detected
Chloroethane	0.76	Not Detected	2.0	Not Detected
1,1-Dichloroethene	0.76	Not Detected	3.0	Not Detected
Freon 113	0.76	Not Detected	5.8	Not Detected
Methylene Chloride	0.76	Not Detected	2.6	Not Detected
1,1-Dichloroethane	0.76	Not Detected	3.1	Not Detected
cis-1,2-Dichloroethene	0.76	Not Detected	3.0	Not Detected
1,1,1-Trichloroethane	0.76	Not Detected	4.1	Not Detected
Trichloroethene	0.76	Not Detected	4.1	Not Detected
Tetrachloroethene	0.76	Not Detected	5.2	Not Detected
trans-1,2-Dichloroethene	0.76	Not Detected	3.0	Not Detected

Container Type: 1 Liter Summa Canister (100% Certified)

Surrogates	%Recovery	Method Limits
1,2-Dichloroethane-d4	96	70-130
Toluene-d8	95	70-130
4-Bromofluorobenzene	100	70-130

AN ENVIRONMENTAL ANALYTICAL LABORATORY

Client Sample ID: EN0432D121608

Lab ID#: 0812549B-22A

MODIFIED EPA METHOD TO-15 GC/MS FULL SCAN

File Name:	**7122714**	**Date of Collection:**	**12/16/08**
Dil. Factor:	**1.58**	**Date of Analysis:**	**12/27/08 04:38 PM**

Compound	Rpt. Limit (ppbv)	Amount (ppbv)	Rpt. Limit (uG/m3)	Amount (uG/m3)
Vinyl Chloride	0.79	Not Detected	2.0	Not Detected
Chloroethane	0.79	Not Detected	2.1	Not Detected
1,1-Dichloroethene	0.79	Not Detected	3.1	Not Detected
Freon 113	0.79	Not Detected	6.0	Not Detected
Methylene Chloride	0.79	Not Detected	2.7	Not Detected
1,1-Dichloroethane	0.79	Not Detected	3.2	Not Detected
cis-1,2-Dichloroethene	0.79	Not Detected	3.1	Not Detected
1,1,1-Trichloroethane	0.79	2.2	4.3	12
Trichloroethene	0.79	190	4.2	1000
Tetrachloroethene	0.79	Not Detected	5.4	Not Detected
trans-1,2-Dichloroethene	0.79	Not Detected	3.1	Not Detected

Container Type: 1 Liter Summa Canister (100% Certified)

Surrogates	%Recovery	Method Limits
1,2-Dichloroethane-d4	97	70-130
Toluene-d8	94	70-130
4-Bromofluorobenzene	99	70-130

AN ENVIRONMENTAL ANALYTICAL LABORATORY

Client Sample ID: EN0432S121608

Lab ID#: 0812549B-23A

MODIFIED EPA METHOD TO-15 GC/MS FULL SCAN

File Name:	**7122715**	**Date of Collection:**	**12/16/08**
Dil. Factor:	**1.52**	**Date of Analysis:**	**12/27/08 05:16 PM**

Compound	Rpt. Limit (ppbv)	Amount (ppbv)	Rpt. Limit (uG/m3)	Amount (uG/m3)
Vinyl Chloride	0.76	Not Detected	1.9	Not Detected
Chloroethane	0.76	Not Detected	2.0	Not Detected
1,1-Dichloroethene	0.76	Not Detected	3.0	Not Detected
Freon 113	0.76	Not Detected	5.8	Not Detected
Methylene Chloride	0.76	Not Detected	2.6	Not Detected
1,1-Dichloroethane	0.76	Not Detected	3.1	Not Detected
cis-1,2-Dichloroethene	0.76	Not Detected	3.0	Not Detected
1,1,1-Trichloroethane	0.76	Not Detected	4.1	Not Detected
Trichloroethene	0.76	20	4.1	110
Tetrachloroethene	0.76	Not Detected	5.2	Not Detected
trans-1,2-Dichloroethene	0.76	Not Detected	3.0	Not Detected

Container Type: 1 Liter Summa Canister (100% Certified)

Surrogates	%Recovery	Method Limits
1,2-Dichloroethane-d4	96	70-130
Toluene-d8	94	70-130
4-Bromofluorobenzene	99	70-130

AN ENVIRONMENTAL ANALYTICAL LABORATORY

Client Sample ID: EN043D121608

Lab ID#: 0812549B-24A

MODIFIED EPA METHOD TO-15 GC/MS FULL SCAN

File Name:	**7122716**	**Date of Collection:**	**12/16/08**
Dil. Factor:	**1.49**	**Date of Analysis:**	**12/27/08 05:55 PM**

Compound	Rpt. Limit (ppbv)	Amount (ppbv)	Rpt. Limit (uG/m3)	Amount (uG/m3)
Vinyl Chloride	0.74	Not Detected	1.9	Not Detected
Chloroethane	0.74	Not Detected	2.0	Not Detected
1,1-Dichloroethene	0.74	Not Detected	3.0	Not Detected
Freon 113	0.74	Not Detected	5.7	Not Detected
Methylene Chloride	0.74	Not Detected	2.6	Not Detected
1,1-Dichloroethane	0.74	Not Detected	3.0	Not Detected
cis-1,2-Dichloroethene	0.74	Not Detected	3.0	Not Detected
1,1,1-Trichloroethane	0.74	Not Detected	4.1	Not Detected
Trichloroethene	0.74	4.3	4.0	23
Tetrachloroethene	0.74	Not Detected	5.0	Not Detected
trans-1,2-Dichloroethene	0.74	Not Detected	3.0	Not Detected

Container Type: 1 Liter Summa Canister (100% Certified)

Surrogates	%Recovery	Method Limits
1,2-Dichloroethane-d4	98	70-130
Toluene-d8	94	70-130
4-Bromofluorobenzene	100	70-130

AN ENVIRONMENTAL ANALYTICAL LABORATORY

Client Sample ID: EN043D121608 Lab Duplicate

Lab ID#: 0812549B-24AA

MODIFIED EPA METHOD TO-15 GC/MS FULL SCAN

File Name:	**7122717**	**Date of Collection:**	**12/16/08**
Dil. Factor:	**1.49**	**Date of Analysis:**	**12/27/08 06:41 PM**

Compound	Rpt. Limit (ppbv)	Amount (ppbv)	Rpt. Limit (uG/m3)	Amount (uG/m3)
Vinyl Chloride	0.74	Not Detected	1.9	Not Detected
Chloroethane	0.74	Not Detected	2.0	Not Detected
1,1-Dichloroethene	0.74	Not Detected	3.0	Not Detected
Freon 113	0.74	Not Detected	5.7	Not Detected
Methylene Chloride	0.74	Not Detected	2.6	Not Detected
1,1-Dichloroethane	0.74	Not Detected	3.0	Not Detected
cis-1,2-Dichloroethene	0.74	Not Detected	3.0	Not Detected
1,1,1-Trichloroethane	0.74	Not Detected	4.1	Not Detected
Trichloroethene	0.74	4.2	4.0	23
Tetrachloroethene	0.74	Not Detected	5.0	Not Detected
trans-1,2-Dichloroethene	0.74	Not Detected	3.0	Not Detected

Container Type: 1 Liter Summa Canister (100% Certified)

Surrogates	%Recovery	Method Limits
1,2-Dichloroethane-d4	95	70-130
Toluene-d8	94	70-130
4-Bromofluorobenzene	100	70-130

AN ENVIRONMENTAL ANALYTICAL LABORATORY

Client Sample ID: EN043S121608

Lab ID#: 0812549B-25A

MODIFIED EPA METHOD TO-15 GC/MS FULL SCAN

File Name:	**7122808**	**Date of Collection:**	**12/16/08**
Dil. Factor:	**1.44**	**Date of Analysis:**	**12/28/08 02:01 PM**

Compound	Rpt. Limit (ppbv)	Amount (ppbv)	Rpt. Limit (uG/m3)	Amount (uG/m3)
Vinyl Chloride	0.72	Not Detected	1.8	Not Detected
Chloroethane	0.72	Not Detected	1.9	Not Detected
1,1-Dichloroethene	0.72	Not Detected	2.8	Not Detected
Freon 113	0.72	Not Detected	5.5	Not Detected
Methylene Chloride	0.72	Not Detected	2.5	Not Detected
1,1-Dichloroethane	0.72	Not Detected	2.9	Not Detected
cis-1,2-Dichloroethene	0.72	Not Detected	2.8	Not Detected
1,1,1-Trichloroethane	0.72	Not Detected	3.9	Not Detected
Trichloroethene	0.72	Not Detected	3.9	Not Detected
Tetrachloroethene	0.72	Not Detected	4.9	Not Detected
trans-1,2-Dichloroethene	0.72	Not Detected	2.8	Not Detected

Container Type: 1 Liter Summa Canister (100% Certified)

Surrogates	%Recovery	Method Limits
1,2-Dichloroethane-d4	94	70-130
Toluene-d8	97	70-130
4-Bromofluorobenzene	101	70-130

AN ENVIRONMENTAL ANALYTICAL LABORATORY

Client Sample ID: EN044D121608

Lab ID#: 0812549B-26A

MODIFIED EPA METHOD TO-15 GC/MS FULL SCAN

File Name:	**7122807**	**Date of Collection:**	**12/16/08**
Dil. Factor:	**1.52**	**Date of Analysis:**	**12/28/08 01:11 PM**

Compound	Rpt. Limit (ppbv)	Amount (ppbv)	Rpt. Limit (uG/m3)	Amount (uG/m3)
Vinyl Chloride	0.76	Not Detected	1.9	Not Detected
Chloroethane	0.76	Not Detected	2.0	Not Detected
1,1-Dichloroethene	0.76	Not Detected	3.0	Not Detected
Freon 113	0.76	Not Detected	5.8	Not Detected
Methylene Chloride	0.76	Not Detected	2.6	Not Detected
1,1-Dichloroethane	0.76	Not Detected	3.1	Not Detected
cis-1,2-Dichloroethene	0.76	Not Detected	3.0	Not Detected
1,1,1-Trichloroethane	0.76	Not Detected	4.1	Not Detected
Trichloroethene	0.76	Not Detected	4.1	Not Detected
Tetrachloroethene	0.76	Not Detected	5.2	Not Detected
trans-1,2-Dichloroethene	0.76	Not Detected	3.0	Not Detected

Container Type: 1 Liter Summa Canister (100% Certified)

Surrogates	%Recovery	Method Limits
1,2-Dichloroethane-d4	93	70-130
Toluene-d8	97	70-130
4-Bromofluorobenzene	99	70-130

AN ENVIRONMENTAL ANALYTICAL LABORATORY

Client Sample ID: EN044S121608

Lab ID#: 0812549B-27A

MODIFIED EPA METHOD TO-15 GC/MS FULL SCAN

File Name:	**7122809**	**Date of Collection:**	**12/16/08**
Dil. Factor:	**1.58**	**Date of Analysis:**	**12/28/08 02:40 PM**

Compound	Rpt. Limit (ppbv)	Amount (ppbv)	Rpt. Limit (uG/m3)	Amount (uG/m3)
Vinyl Chloride	0.79	Not Detected	2.0	Not Detected
Chloroethane	0.79	Not Detected	2.1	Not Detected
1,1-Dichloroethene	0.79	Not Detected	3.1	Not Detected
Freon 113	0.79	Not Detected	6.0	Not Detected
Methylene Chloride	0.79	Not Detected	2.7	Not Detected
1,1-Dichloroethane	0.79	Not Detected	3.2	Not Detected
cis-1,2-Dichloroethene	0.79	Not Detected	3.1	Not Detected
1,1,1-Trichloroethane	0.79	Not Detected	4.3	Not Detected
Trichloroethene	0.79	Not Detected	4.2	Not Detected
Tetrachloroethene	0.79	Not Detected	5.4	Not Detected
trans-1,2-Dichloroethene	0.79	Not Detected	3.1	Not Detected

Container Type: 1 Liter Summa Canister (100% Certified)

Surrogates	%Recovery	Method Limits
1,2-Dichloroethane-d4	96	70-130
Toluene-d8	96	70-130
4-Bromofluorobenzene	100	70-130

AN ENVIRONMENTAL ANALYTICAL LABORATORY

Client Sample ID: DU3368121608

Lab ID#: 0812549B-28A

MODIFIED EPA METHOD TO-15 GC/MS FULL SCAN

File Name:	**7122810**	**Date of Collection:**	**12/16/08**
Dil. Factor:	**1.55**	**Date of Analysis:**	**12/28/08 03:20 PM**

Compound	Rpt. Limit (ppbv)	Amount (ppbv)	Rpt. Limit (uG/m3)	Amount (uG/m3)
Vinyl Chloride	0.78	Not Detected	2.0	Not Detected
Chloroethane	0.78	Not Detected	2.0	Not Detected
1,1-Dichloroethene	0.78	Not Detected	3.1	Not Detected
Freon 113	0.78	Not Detected	5.9	Not Detected
Methylene Chloride	0.78	Not Detected	2.7	Not Detected
1,1-Dichloroethane	0.78	Not Detected	3.1	Not Detected
cis-1,2-Dichloroethene	0.78	Not Detected	3.1	Not Detected
1,1,1-Trichloroethane	0.78	Not Detected	4.2	Not Detected
Trichloroethene	0.78	Not Detected	4.2	Not Detected
Tetrachloroethene	0.78	Not Detected	5.2	Not Detected
trans-1,2-Dichloroethene	0.78	Not Detected	3.1	Not Detected

Container Type: 1 Liter Summa Canister (100% Certified)

Surrogates	%Recovery	Method Limits
1,2-Dichloroethane-d4	94	70-130
Toluene-d8	95	70-130
4-Bromofluorobenzene	99	70-130

AN ENVIRONMENTAL ANALYTICAL LABORATORY

Client Sample ID: EN045D121608

Lab ID#: 0812549B-29A

MODIFIED EPA METHOD TO-15 GC/MS FULL SCAN

File Name:	**7122813**	**Date of Collection:**	**12/16/08**
Dil. Factor:	**3.16**	**Date of Analysis:**	**12/28/08 06:08 PM**

Compound	Rpt. Limit (ppbv)	Amount (ppbv)	Rpt. Limit (uG/m3)	Amount (uG/m3)
Vinyl Chloride	1.6	Not Detected	4.0	Not Detected
Chloroethane	1.6	Not Detected	4.2	Not Detected
1,1-Dichloroethene	1.6	Not Detected	6.3	Not Detected
Freon 113	1.6	Not Detected	12	Not Detected
Methylene Chloride	1.6	Not Detected	5.5	Not Detected
1,1-Dichloroethane	1.6	Not Detected	6.4	Not Detected
cis-1,2-Dichloroethene	1.6	Not Detected	6.3	Not Detected
1,1,1-Trichloroethane	1.6	23	8.6	120
Trichloroethene	1.6	550	8.5	3000
Tetrachloroethene	1.6	Not Detected	11	Not Detected
trans-1,2-Dichloroethene	1.6	Not Detected	6.3	Not Detected

Container Type: 1 Liter Summa Canister (100% Certified)

Surrogates	%Recovery	Method Limits
1,2-Dichloroethane-d4	94	70-130
Toluene-d8	96	70-130
4-Bromofluorobenzene	98	70-130

AN ENVIRONMENTAL ANALYTICAL LABORATORY

Client Sample ID: EN045D121608 Lab Duplicate

Lab ID#: 0812549B-29AA

MODIFIED EPA METHOD TO-15 GC/MS FULL SCAN

File Name:	**7122811**	**Date of Collection:**	**12/16/08**
Dil. Factor:	**1.58**	**Date of Analysis:**	**12/28/08 04:02 PM**

Compound	Rpt. Limit (ppbv)	Amount (ppbv)	Rpt. Limit (uG/m3)	Amount (uG/m3)
Vinyl Chloride	0.79	Not Detected	2.0	Not Detected
Chloroethane	0.79	Not Detected	2.1	Not Detected
1,1-Dichloroethene	0.79	Not Detected	3.1	Not Detected
Freon 113	0.79	Not Detected	6.0	Not Detected
Methylene Chloride	0.79	Not Detected	2.7	Not Detected
1,1-Dichloroethane	0.79	Not Detected	3.2	Not Detected
cis-1,2-Dichloroethene	0.79	1.6	3.1	6.3
1,1,1-Trichloroethane	0.79	23	4.3	120
Trichloroethene	0.79	520 E	4.2	2800 E
Tetrachloroethene	0.79	Not Detected	5.4	Not Detected
trans-1,2-Dichloroethene	0.79	Not Detected	3.1	Not Detected

E = Exceeds instrument calibration range.

Container Type: 1 Liter Summa Canister (100% Certified)

Surrogates	%Recovery	Method Limits
1,2-Dichloroethane-d4	96	70-130
Toluene-d8	95	70-130
4-Bromofluorobenzene	101	70-130

AN ENVIRONMENTAL ANALYTICAL LABORATORY

Client Sample ID: EN045S121608

Lab ID#: 0812549B-30A

MODIFIED EPA METHOD TO-15 GC/MS FULL SCAN

File Name:	**7122812**	**Date of Collection:**	**12/16/08**
Dil. Factor:	**1.61**	**Date of Analysis:**	**12/28/08 04:41 PM**

Compound	Rpt. Limit (ppbv)	Amount (ppbv)	Rpt. Limit (uG/m3)	Amount (uG/m3)
Vinyl Chloride	0.80	Not Detected	2.0	Not Detected
Chloroethane	0.80	Not Detected	2.1	Not Detected
1,1-Dichloroethene	0.80	Not Detected	3.2	Not Detected
Freon 113	0.80	Not Detected	6.2	Not Detected
Methylene Chloride	0.80	Not Detected	2.8	Not Detected
1,1-Dichloroethane	0.80	Not Detected	3.2	Not Detected
cis-1,2-Dichloroethene	0.80	Not Detected	3.2	Not Detected
1,1,1-Trichloroethane	0.80	1.6	4.4	8.7
Trichloroethene	0.80	20	4.3	110
Tetrachloroethene	0.80	Not Detected	5.5	Not Detected
trans-1,2-Dichloroethene	0.80	Not Detected	3.2	Not Detected

Container Type: 1 Liter Summa Canister (100% Certified)

Surrogates	%Recovery	Method Limits
1,2-Dichloroethane-d4	96	70-130
Toluene-d8	95	70-130
4-Bromofluorobenzene	100	70-130

AN ENVIRONMENTAL ANALYTICAL LABORATORY

Client Sample ID: EN045S121608 Lab Duplicate

Lab ID#: 0812549B-30AA

MODIFIED EPA METHOD TO-15 GC/MS FULL SCAN

File Name:	**7122814**	**Date of Collection:**	**12/16/08**
Dil. Factor:	**1.61**	**Date of Analysis:**	**12/28/08 06:47 PM**

Compound	Rpt. Limit (ppbv)	Amount (ppbv)	Rpt. Limit (uG/m3)	Amount (uG/m3)
Vinyl Chloride	0.80	Not Detected	2.0	Not Detected
Chloroethane	0.80	Not Detected	2.1	Not Detected
1,1-Dichloroethene	0.80	Not Detected	3.2	Not Detected
Freon 113	0.80	Not Detected	6.2	Not Detected
Methylene Chloride	0.80	Not Detected	2.8	Not Detected
1,1-Dichloroethane	0.80	Not Detected	3.2	Not Detected
cis-1,2-Dichloroethene	0.80	Not Detected	3.2	Not Detected
1,1,1-Trichloroethane	0.80	1.7	4.4	9.5
Trichloroethene	0.80	20	4.3	110
Tetrachloroethene	0.80	Not Detected	5.5	Not Detected
trans-1,2-Dichloroethene	0.80	Not Detected	3.2	Not Detected

Container Type: 1 Liter Summa Canister (100% Certified)

Surrogates	%Recovery	Method Limits
1,2-Dichloroethane-d4	96	70-130
Toluene-d8	93	70-130
4-Bromofluorobenzene	98	70-130

AN ENVIRONMENTAL ANALYTICAL LABORATORY

Client Sample ID: EN046D121608

Lab ID#: 0812549B-31A

MODIFIED EPA METHOD TO-15 GC/MS FULL SCAN

File Name:	**7122815**	**Date of Collection:**	**12/16/08**
Dil. Factor:	**1.49**	**Date of Analysis:**	**12/28/08 07:26 PM**

Compound	Rpt. Limit (ppbv)	Amount (ppbv)	Rpt. Limit (uG/m3)	Amount (uG/m3)
Vinyl Chloride	0.74	Not Detected	1.9	Not Detected
Chloroethane	0.74	Not Detected	2.0	Not Detected
1,1-Dichloroethene	0.74	Not Detected	3.0	Not Detected
Freon 113	0.74	Not Detected	5.7	Not Detected
Methylene Chloride	0.74	Not Detected	2.6	Not Detected
1,1-Dichloroethane	0.74	Not Detected	3.0	Not Detected
cis-1,2-Dichloroethene	0.74	Not Detected	3.0	Not Detected
1,1,1-Trichloroethane	0.74	Not Detected	4.1	Not Detected
Trichloroethene	0.74	Not Detected	4.0	Not Detected
Tetrachloroethene	0.74	Not Detected	5.0	Not Detected
trans-1,2-Dichloroethene	0.74	Not Detected	3.0	Not Detected

Container Type: 1 Liter Summa Canister (100% Certified)

Surrogates	%Recovery	Method Limits
1,2-Dichloroethane-d4	97	70-130
Toluene-d8	95	70-130
4-Bromofluorobenzene	99	70-130

AN ENVIRONMENTAL ANALYTICAL LABORATORY

Client Sample ID: EN046S121608

Lab ID#: 0812549B-32A

MODIFIED EPA METHOD TO-15 GC/MS FULL SCAN

File Name:	**7122816**	**Date of Collection:**	**12/16/08**
Dil. Factor:	**1.49**	**Date of Analysis:**	**12/28/08 08:08 PM**

Compound	Rpt. Limit (ppbv)	Amount (ppbv)	Rpt. Limit (uG/m3)	Amount (uG/m3)
Vinyl Chloride	0.74	Not Detected	1.9	Not Detected
Chloroethane	0.74	Not Detected	2.0	Not Detected
1,1-Dichloroethene	0.74	Not Detected	3.0	Not Detected
Freon 113	0.74	Not Detected	5.7	Not Detected
Methylene Chloride	0.74	Not Detected	2.6	Not Detected
1,1-Dichloroethane	0.74	Not Detected	3.0	Not Detected
cis-1,2-Dichloroethene	0.74	Not Detected	3.0	Not Detected
1,1,1-Trichloroethane	0.74	Not Detected	4.1	Not Detected
Trichloroethene	0.74	Not Detected	4.0	Not Detected
Tetrachloroethene	0.74	Not Detected	5.0	Not Detected
trans-1,2-Dichloroethene	0.74	Not Detected	3.0	Not Detected

Container Type: 1 Liter Summa Canister (100% Certified)

Surrogates	%Recovery	Method Limits
1,2-Dichloroethane-d4	96	70-130
Toluene-d8	96	70-130
4-Bromofluorobenzene	102	70-130

AN ENVIRONMENTAL ANALYTICAL LABORATORY

Client Sample ID: EN047D121608

Lab ID#: 0812549B-33A

MODIFIED EPA METHOD TO-15 GC/MS FULL SCAN

File Name:	**7122906**	**Date of Collection:**	**12/16/08**
Dil. Factor:	**6.08**	**Date of Analysis:**	**12/29/08 12:21 PM**

Compound	Rpt. Limit (ppbv)	Amount (ppbv)	Rpt. Limit (uG/m3)	Amount (uG/m3)
Vinyl Chloride	3.0	Not Detected	7.8	Not Detected
Chloroethane	3.0	Not Detected	8.0	Not Detected
1,1-Dichloroethene	3.0	3.1	12	12
Freon 113	3.0	Not Detected	23	Not Detected
Methylene Chloride	3.0	Not Detected	10	Not Detected
1,1-Dichloroethane	3.0	Not Detected	12	Not Detected
cis-1,2-Dichloroethene	3.0	12	12	49
1,1,1-Trichloroethane	3.0	59	16	320
Trichloroethene	3.0	1000	16	5500
Tetrachloroethene	3.0	Not Detected	21	Not Detected
trans-1,2-Dichloroethene	3.0	Not Detected	12	Not Detected

Container Type: 1 Liter Summa Canister (100% Certified)

Surrogates	%Recovery	Method Limits
1,2-Dichloroethane-d4	95	70-130
Toluene-d8	98	70-130
4-Bromofluorobenzene	99	70-130

AN ENVIRONMENTAL ANALYTICAL LABORATORY

Client Sample ID: EN047S121608

Lab ID#: 0812549B-34A

MODIFIED EPA METHOD TO-15 GC/MS FULL SCAN

File Name:	**7122907**	**Date of Collection:**	**12/16/08**
Dil. Factor:	**1.49**	**Date of Analysis:**	**12/29/08 12:59 PM**

Compound	Rpt. Limit (ppbv)	Amount (ppbv)	Rpt. Limit (uG/m3)	Amount (uG/m3)
Vinyl Chloride	0.74	Not Detected	1.9	Not Detected
Chloroethane	0.74	Not Detected	2.0	Not Detected
1,1-Dichloroethene	0.74	Not Detected	3.0	Not Detected
Freon 113	0.74	Not Detected	5.7	Not Detected
Methylene Chloride	0.74	Not Detected	2.6	Not Detected
1,1-Dichloroethane	0.74	Not Detected	3.0	Not Detected
cis-1,2-Dichloroethene	0.74	Not Detected	3.0	Not Detected
1,1,1-Trichloroethane	0.74	Not Detected	4.1	Not Detected
Trichloroethene	0.74	1.8	4.0	9.6
Tetrachloroethene	0.74	13	5.0	86
trans-1,2-Dichloroethene	0.74	Not Detected	3.0	Not Detected

Container Type: 1 Liter Summa Canister (100% Certified)

Surrogates	%Recovery	Method Limits
1,2-Dichloroethane-d4	95	70-130
Toluene-d8	96	70-130
4-Bromofluorobenzene	101	70-130

AN ENVIRONMENTAL ANALYTICAL LABORATORY

Client Sample ID: EN049D121608

Lab ID#: 0812549B-35A

MODIFIED EPA METHOD TO-15 GC/MS FULL SCAN

File Name:	**7122908**	**Date of Collection:**	**12/16/08**
Dil. Factor:	**1.52**	**Date of Analysis:**	**12/29/08 01:50 PM**

Compound	Rpt. Limit (ppbv)	Amount (ppbv)	Rpt. Limit (uG/m3)	Amount (uG/m3)
Vinyl Chloride	0.76	Not Detected	1.9	Not Detected
Chloroethane	0.76	Not Detected	2.0	Not Detected
1,1-Dichloroethene	0.76	2.5	3.0	10
Freon 113	0.76	Not Detected	5.8	Not Detected
Methylene Chloride	0.76	Not Detected	2.6	Not Detected
1,1-Dichloroethane	0.76	3.0	3.1	12
cis-1,2-Dichloroethene	0.76	9.1	3.0	36
1,1,1-Trichloroethane	0.76	12	4.1	67
Trichloroethene	0.76	180	4.1	960
Tetrachloroethene	0.76	9.9	5.2	67
trans-1,2-Dichloroethene	0.76	Not Detected	3.0	Not Detected

Container Type: 1 Liter Summa Canister (100% Certified)

Surrogates	%Recovery	Method Limits
1,2-Dichloroethane-d4	95	70-130
Toluene-d8	96	70-130
4-Bromofluorobenzene	100	70-130

AN ENVIRONMENTAL ANALYTICAL LABORATORY

Client Sample ID: EN049S121608

Lab ID#: 0812549B-36A

MODIFIED EPA METHOD TO-15 GC/MS FULL SCAN

File Name:	**7122909**	**Date of Collection:**	**12/16/08**
Dil. Factor:	**1.49**	**Date of Analysis:**	**12/29/08 02:28 PM**

Compound	Rpt. Limit (ppbv)	Amount (ppbv)	Rpt. Limit (uG/m3)	Amount (uG/m3)
Vinyl Chloride	0.74	Not Detected	1.9	Not Detected
Chloroethane	0.74	Not Detected	2.0	Not Detected
1,1-Dichloroethene	0.74	Not Detected	3.0	Not Detected
Freon 113	0.74	Not Detected	5.7	Not Detected
Methylene Chloride	0.74	Not Detected	2.6	Not Detected
1,1-Dichloroethane	0.74	0.84	3.0	3.4
cis-1,2-Dichloroethene	0.74	0.80	3.0	3.2
1,1,1-Trichloroethane	0.74	10	4.1	55
Trichloroethene	0.74	230	4.0	1200
Tetrachloroethene	0.74	5.5	5.0	37
trans-1,2-Dichloroethene	0.74	Not Detected	3.0	Not Detected

Container Type: 1 Liter Summa Canister (100% Certified)

Surrogates	%Recovery	Method Limits
1,2-Dichloroethane-d4	94	70-130
Toluene-d8	95	70-130
4-Bromofluorobenzene	100	70-130

AN ENVIRONMENTAL ANALYTICAL LABORATORY

Client Sample ID: EN0533D121608

Lab ID#: 0812549B-37A

MODIFIED EPA METHOD TO-15 GC/MS FULL SCAN

File Name:	**7122910**	**Date of Collection:**	**12/16/08**
Dil. Factor:	**10.1**	**Date of Analysis:**	**12/29/08 03:07 PM**

Compound	Rpt. Limit (ppbv)	Amount (ppbv)	Rpt. Limit (uG/m3)	Amount (uG/m3)
Vinyl Chloride	5.0	Not Detected	13	Not Detected
Chloroethane	5.0	Not Detected	13	Not Detected
1,1-Dichloroethene	5.0	Not Detected	20	Not Detected
Freon 113	5.0	Not Detected	39	Not Detected
Methylene Chloride	5.0	Not Detected	18	Not Detected
1,1-Dichloroethane	5.0	Not Detected	20	Not Detected
cis-1,2-Dichloroethene	5.0	6.8	20	27
1,1,1-Trichloroethane	5.0	60	28	330
Trichloroethene	5.0	1400	27	7600
Tetrachloroethene	5.0	55	34	370
trans-1,2-Dichloroethene	5.0	Not Detected	20	Not Detected

Container Type: 1 Liter Summa Canister (100% Certified)

Surrogates	%Recovery	Method Limits
1,2-Dichloroethane-d4	97	70-130
Toluene-d8	96	70-130
4-Bromofluorobenzene	99	70-130

AN ENVIRONMENTAL ANALYTICAL LABORATORY

Client Sample ID: EN0533S121608

Lab ID#: 0812549B-38A

MODIFIED EPA METHOD TO-15 GC/MS FULL SCAN

File Name:	**7122911**	**Date of Collection:**	**12/16/08**
Dil. Factor:	**1.49**	**Date of Analysis:**	**12/29/08 03:47 PM**

Compound	Rpt. Limit (ppbv)	Amount (ppbv)	Rpt. Limit (uG/m3)	Amount (uG/m3)
Vinyl Chloride	0.74	Not Detected	1.9	Not Detected
Chloroethane	0.74	Not Detected	2.0	Not Detected
1,1-Dichloroethene	0.74	Not Detected	3.0	Not Detected
Freon 113	0.74	Not Detected	5.7	Not Detected
Methylene Chloride	0.74	Not Detected	2.6	Not Detected
1,1-Dichloroethane	0.74	Not Detected	3.0	Not Detected
cis-1,2-Dichloroethene	0.74	Not Detected	3.0	Not Detected
1,1,1-Trichloroethane	0.74	Not Detected	4.1	Not Detected
Trichloroethene	0.74	5.9	4.0	32
Tetrachloroethene	0.74	Not Detected	5.0	Not Detected
trans-1,2-Dichloroethene	0.74	Not Detected	3.0	Not Detected

Container Type: 1 Liter Summa Canister (100% Certified)

Surrogates	%Recovery	Method Limits
1,2-Dichloroethane-d4	96	70-130
Toluene-d8	96	70-130
4-Bromofluorobenzene	99	70-130

AN ENVIRONMENTAL ANALYTICAL LABORATORY

Client Sample ID: Lab Blank

Lab ID#: 0812549B-39A

MODIFIED EPA METHOD TO-15 GC/MS FULL SCAN

File Name:	**7122705**	**Date of Collection: NA**	
Dil. Factor:	**1.00**	**Date of Analysis: 12/27/08 09:57 AM**	

Compound	Rpt. Limit (ppbv)	Amount (ppbv)	Rpt. Limit (uG/m3)	Amount (uG/m3)
Vinyl Chloride	0.50	Not Detected	1.3	Not Detected
Chloroethane	0.50	Not Detected	1.3	Not Detected
1,1-Dichloroethene	0.50	Not Detected	2.0	Not Detected
Freon 113	0.50	Not Detected	3.8	Not Detected
Methylene Chloride	0.50	Not Detected	1.7	Not Detected
1,1-Dichloroethane	0.50	Not Detected	2.0	Not Detected
cis-1,2-Dichloroethene	0.50	Not Detected	2.0	Not Detected
1,1,1-Trichloroethane	0.50	Not Detected	2.7	Not Detected
Trichloroethene	0.50	Not Detected	2.7	Not Detected
Tetrachloroethene	0.50	Not Detected	3.4	Not Detected
trans-1,2-Dichloroethene	0.50	Not Detected	2.0	Not Detected

Container Type: NA - Not Applicable

Surrogates	%Recovery	Method Limits
1,2-Dichloroethane-d4	96	70-130
Toluene-d8	97	70-130
4-Bromofluorobenzene	100	70-130

AN ENVIRONMENTAL ANALYTICAL LABORATORY

Client Sample ID: Lab Blank

Lab ID#: 0812549B-39B

MODIFIED EPA METHOD TO-15 GC/MS FULL SCAN

File Name:	**7122805**	**Date of Collection: NA**	
Dil. Factor:	**1.00**	**Date of Analysis: 12/28/08 11:25 AM**	

Compound	Rpt. Limit (ppbv)	Amount (ppbv)	Rpt. Limit (uG/m3)	Amount (uG/m3)
Vinyl Chloride	0.50	Not Detected	1.3	Not Detected
Chloroethane	0.50	Not Detected	1.3	Not Detected
1,1-Dichloroethene	0.50	Not Detected	2.0	Not Detected
Freon 113	0.50	Not Detected	3.8	Not Detected
Methylene Chloride	0.50	Not Detected	1.7	Not Detected
1,1-Dichloroethane	0.50	Not Detected	2.0	Not Detected
cis-1,2-Dichloroethene	0.50	Not Detected	2.0	Not Detected
1,1,1-Trichloroethane	0.50	Not Detected	2.7	Not Detected
Trichloroethene	0.50	Not Detected	2.7	Not Detected
Tetrachloroethene	0.50	Not Detected	3.4	Not Detected
trans-1,2-Dichloroethene	0.50	Not Detected	2.0	Not Detected

Container Type: NA - Not Applicable

Surrogates	%Recovery	Method Limits
1,2-Dichloroethane-d4	95	70-130
Toluene-d8	97	70-130
4-Bromofluorobenzene	101	70-130

AN ENVIRONMENTAL ANALYTICAL LABORATORY

Client Sample ID: Lab Blank

Lab ID#: 0812549B-39C

MODIFIED EPA METHOD TO-15 GC/MS FULL SCAN

File Name:	**7122905**	**Date of Collection: NA**	
Dil. Factor:	**1.00**	**Date of Analysis: 12/29/08 11:29 AM**	

Compound	Rpt. Limit (ppbv)	Amount (ppbv)	Rpt. Limit (uG/m3)	Amount (uG/m3)
Vinyl Chloride	0.50	Not Detected	1.3	Not Detected
Chloroethane	0.50	Not Detected	1.3	Not Detected
1,1-Dichloroethene	0.50	Not Detected	2.0	Not Detected
Freon 113	0.50	Not Detected	3.8	Not Detected
Methylene Chloride	0.50	Not Detected	1.7	Not Detected
1,1-Dichloroethane	0.50	Not Detected	2.0	Not Detected
cis-1,2-Dichloroethene	0.50	Not Detected	2.0	Not Detected
1,1,1-Trichloroethane	0.50	Not Detected	2.7	Not Detected
Trichloroethene	0.50	Not Detected	2.7	Not Detected
Tetrachloroethene	0.50	Not Detected	3.4	Not Detected
trans-1,2-Dichloroethene	0.50	Not Detected	2.0	Not Detected

Container Type: NA - Not Applicable

Surrogates	%Recovery	Method Limits
1,2-Dichloroethane-d4	94	70-130
Toluene-d8	98	70-130
4-Bromofluorobenzene	99	70-130

AN ENVIRONMENTAL ANALYTICAL LABORATORY

Client Sample ID: CCV

Lab ID#: 0812549B-40A

MODIFIED EPA METHOD TO-15 GC/MS FULL SCAN

File Name:	**7122702**	**Date of Collection: NA**
Dil. Factor:	**1.00**	**Date of Analysis: 12/27/08 07:47 AM**

Compound	**%Recovery**
Vinyl Chloride	91
Chloroethane	81
1,1-Dichloroethene	86
Freon 113	96
Methylene Chloride	79
1,1-Dichloroethane	86
cis-1,2-Dichloroethene	90
1,1,1-Trichloroethane	100
Trichloroethene	103
Tetrachloroethene	106
trans-1,2-Dichloroethene	90

Container Type: NA - Not Applicable

Surrogates	**%Recovery**	**Method Limits**
1,2-Dichloroethane-d4	98	70-130
Toluene-d8	99	70-130
4-Bromofluorobenzene	100	70-130

AN ENVIRONMENTAL ANALYTICAL LABORATORY

Client Sample ID: CCV

Lab ID#: 0812549B-40B

MODIFIED EPA METHOD TO-15 GC/MS FULL SCAN

File Name:	**7122802**	**Date of Collection: NA**
Dil. Factor:	**1.00**	**Date of Analysis: 12/28/08 09:02 AM**

Compound	**%Recovery**
Vinyl Chloride	105
Chloroethane	95
1,1-Dichloroethene	100
Freon 113	110
Methylene Chloride	93
1,1-Dichloroethane	99
cis-1,2-Dichloroethene	104
1,1,1-Trichloroethane	113
Trichloroethene	116
Tetrachloroethene	120
trans-1,2-Dichloroethene	105

Container Type: NA - Not Applicable

Surrogates	**%Recovery**	**Method Limits**
1,2-Dichloroethane-d4	97	70-130
Toluene-d8	99	70-130
4-Bromofluorobenzene	100	70-130

AN ENVIRONMENTAL ANALYTICAL LABORATORY

Client Sample ID: CCV

Lab ID#: 0812549B-40C

MODIFIED EPA METHOD TO-15 GC/MS FULL SCAN

File Name:	**7122902**	**Date of Collection: NA**
Dil. Factor:	**1.00**	**Date of Analysis: 12/29/08 09:21 AM**

Compound	**%Recovery**
Vinyl Chloride	91
Chloroethane	84
1,1-Dichloroethene	88
Freon 113	94
Methylene Chloride	82
1,1-Dichloroethane	88
cis-1,2-Dichloroethene	92
1,1,1-Trichloroethane	98
Trichloroethene	101
Tetrachloroethene	103
trans-1,2-Dichloroethene	92

Container Type: NA - Not Applicable

Surrogates	**%Recovery**	**Method Limits**
1,2-Dichloroethane-d4	97	70-130
Toluene-d8	100	70-130
4-Bromofluorobenzene	100	70-130

AN ENVIRONMENTAL ANALYTICAL LABORATORY

Client Sample ID: LCS

Lab ID#: 0812549B-41A

MODIFIED EPA METHOD TO-15 GC/MS FULL SCAN

File Name:	**7122703**	**Date of Collection: NA**
Dil. Factor:	**1.00**	**Date of Analysis: 12/27/08 08:27 AM**

Compound	**%Recovery**
Vinyl Chloride	89
Chloroethane	81
1,1-Dichloroethene	96
Freon 113	105
Methylene Chloride	87
1,1-Dichloroethane	89
cis-1,2-Dichloroethene	91
1,1,1-Trichloroethane	100
Trichloroethene	104
Tetrachloroethene	106
trans-1,2-Dichloroethene	92

Container Type: NA - Not Applicable

Surrogates	**%Recovery**	**Method Limits**
1,2-Dichloroethane-d4	97	70-130
Toluene-d8	99	70-130
4-Bromofluorobenzene	100	70-130

AN ENVIRONMENTAL ANALYTICAL LABORATORY

Client Sample ID: LCSD

Lab ID#: 0812549B-41AA

MODIFIED EPA METHOD TO-15 GC/MS FULL SCAN

File Name:	**7122704**	**Date of Collection: NA**	
Dil. Factor:	**1.00**	**Date of Analysis: 12/27/08 09:06 AM**	

Compound	**%Recovery**
Vinyl Chloride	90
Chloroethane	84
1,1-Dichloroethene	100
Freon 113	108
Methylene Chloride	89
1,1-Dichloroethane	92
cis-1,2-Dichloroethene	94
1,1,1-Trichloroethane	101
Trichloroethene	104
Tetrachloroethene	106
trans-1,2-Dichloroethene	94

Container Type: NA - Not Applicable

Surrogates	**%Recovery**	**Method Limits**
1,2-Dichloroethane-d4	98	70-130
Toluene-d8	98	70-130
4-Bromofluorobenzene	100	70-130

AN ENVIRONMENTAL ANALYTICAL LABORATORY

Client Sample ID: LCS

Lab ID#: 0812549B-41B

MODIFIED EPA METHOD TO-15 GC/MS FULL SCAN

File Name:	**7122803**	**Date of Collection: NA**	
Dil. Factor:	**1.00**	**Date of Analysis: 12/28/08 09:57 AM**	

Compound	**%Recovery**
Vinyl Chloride	90
Chloroethane	83
1,1-Dichloroethene	98
Freon 113	107
Methylene Chloride	89
1,1-Dichloroethane	92
cis-1,2-Dichloroethene	94
1,1,1-Trichloroethane	100
Trichloroethene	102
Tetrachloroethene	106
trans-1,2-Dichloroethene	93

Container Type: NA - Not Applicable

Surrogates	**%Recovery**	**Method Limits**
1,2-Dichloroethane-d4	96	70-130
Toluene-d8	99	70-130
4-Bromofluorobenzene	100	70-130

AN ENVIRONMENTAL ANALYTICAL LABORATORY

Client Sample ID: LCSD

Lab ID#: 0812549B-41BB

MODIFIED EPA METHOD TO-15 GC/MS FULL SCAN

File Name:	**7122804**	**Date of Collection: NA**
Dil. Factor:	**1.00**	**Date of Analysis: 12/28/08 10:41 AM**

Compound	**%Recovery**
Vinyl Chloride	91
Chloroethane	84
1,1-Dichloroethene	99
Freon 113	106
Methylene Chloride	89
1,1-Dichloroethane	92
cis-1,2-Dichloroethene	94
1,1,1-Trichloroethane	100
Trichloroethene	102
Tetrachloroethene	103
trans-1,2-Dichloroethene	95

Container Type: NA - Not Applicable

Surrogates	**%Recovery**	**Method Limits**
1,2-Dichloroethane-d4	98	70-130
Toluene-d8	99	70-130
4-Bromofluorobenzene	101	70-130

AN ENVIRONMENTAL ANALYTICAL LABORATORY

Client Sample ID: LCS

Lab ID#: 0812549B-41C

MODIFIED EPA METHOD TO-15 GC/MS FULL SCAN

File Name:	**7122903**	**Date of Collection: NA**
Dil. Factor:	**1.00**	**Date of Analysis: 12/29/08 10:06 AM**

Compound	**%Recovery**
Vinyl Chloride	92
Chloroethane	85
1,1-Dichloroethene	101
Freon 113	107
Methylene Chloride	91
1,1-Dichloroethane	94
cis-1,2-Dichloroethene	96
1,1,1-Trichloroethane	101
Trichloroethene	102
Tetrachloroethene	105
trans-1,2-Dichloroethene	96

Container Type: NA - Not Applicable

Surrogates	**%Recovery**	**Method Limits**
1,2-Dichloroethane-d4	96	70-130
Toluene-d8	98	70-130
4-Bromofluorobenzene	101	70-130

AN ENVIRONMENTAL ANALYTICAL LABORATORY

Client Sample ID: LCSD

Lab ID#: 0812549B-41CC

MODIFIED EPA METHOD TO-15 GC/MS FULL SCAN

File Name:	**7122904**	**Date of Collection: NA**	
Dil. Factor:	**1.00**	**Date of Analysis: 12/29/08 10:45 AM**	

Compound	**%Recovery**
Vinyl Chloride	92
Chloroethane	86
1,1-Dichloroethene	101
Freon 113	106
Methylene Chloride	93
1,1-Dichloroethane	95
cis-1,2-Dichloroethene	96
1,1,1-Trichloroethane	100
Trichloroethene	101
Tetrachloroethene	106
trans-1,2-Dichloroethene	95

Container Type: NA - Not Applicable

Surrogates	**%Recovery**	**Method Limits**
1,2-Dichloroethane-d4	97	70-130
Toluene-d8	98	70-130
4-Bromofluorobenzene	102	70-130

AN ENVIRONMENTAL ANALYTICAL LABORATORY

1/6/2009
Ms. Betsy Tomaswick
Sanborn, Head & Associates
20 Foundry Street

Concord NH 03301

Project Name: GVP
Project #: 2755.01

Dear Ms. Betsy Tomaswick

The following report includes the data for the above referenced project for sample(s) received on 12/19/2008 at Air Toxics Ltd.

The data and associated QC analyzed by Modified TO-15 are compliant with the project requirements or laboratory criteria with the exception of the deviations noted in the attached case narrative.

Thank you for choosing Air Toxics Ltd. for you air analysis needs. Air Toxics Ltd. is committed to providing accurate data of the highest quality. Please feel free to contact the Project Manager: Bryanna Langley at 916-985-1000 if you have any questions regarding the data in this report.

Regards,

Bryanna Langley

Bryanna Langley
Project Manager

180 BLUE RAVINE ROAD, SUITE B FOLSOM, CA - 95630
(916) 985-1000 .FAX (916) 985-1020
Hours 8:00 A.M to 6:00 P.M. Pacific

AN ENVIRONMENTAL ANALYTICAL LABORATORY

WORK ORDER #: 0812549C

Work Order Summary

CLIENT:	Ms. Betsy Tomaswick Sanborn, Head & Associates 20 Foundry Street Concord, NH 03301	**BILL TO:**	Ms. Betsy Tomaswick Sanborn, Head & Associates 20 Foundry Street Concord, NH 03301
PHONE:	603-229-1900	**P.O. #**	BCT2755
FAX:	603-229-1919	**PROJECT #**	2755.01 GVP
DATE RECEIVED:	12/19/2008	**CONTACT:**	Bryanna Langley
DATE COMPLETED:	01/06/2009		

FRACTION #	NAME	TEST	RECEIPT VAC./PRES.	FINAL PRESSURE
39A	DU3375121608	Modified TO-15	3.0 "Hg	5 psi
40A	EN0635D121608	Modified TO-15	3.0 "Hg	5 psi
41A	EN0635S121608	Modified TO-15	4.5 "Hg	5 psi
42A	EN0636D121608	Modified TO-15	3.5 "Hg	5 psi
43A	EN0636S121608	Modified TO-15	5.0 "Hg	5 psi
44A	DU3324121608	Modified TO-15	6.5 "Hg	5 psi
45A	EB31758121608	Modified TO-15	3.5 "Hg	5 psi
46A	EN0412D121708	Modified TO-15	4.0 "Hg	5 psi
47A	EN0412S121708	Modified TO-15	6.0 "Hg	5 psi
48A	EN0413D121708	Modified TO-15	4.0 "Hg	5 psi
48AA	EN0413D121708 Lab Duplicate	Modified TO-15	4.0 "Hg	5 psi
49A	EN0413S121708	Modified TO-15	3.5 "Hg	5 psi
50A	EN0414D121708	Modified TO-15	6.0 "Hg	5 psi
51A	EN0414S121708	Modified TO-15	6.5 "Hg	5 psi
52A	DU3372121708	Modified TO-15	5.0 "Hg	5 psi
53A	EN0416D121708	Modified TO-15	8.5 "Hg	5 psi
54A	DU12801121708	Modified TO-15	6.0 "Hg	5 psi

Continued on next page

AN ENVIRONMENTAL ANALYTICAL LABORATORY

WORK ORDER #: 0812549C

Work Order Summary

CLIENT:	Ms. Betsy Tomaswick Sanborn, Head & Associates 20 Foundry Street Concord, NH 03301	**BILL TO:**	Ms. Betsy Tomaswick Sanborn, Head & Associates 20 Foundry Street Concord, NH 03301
PHONE:	603-229-1900	**P.O. #**	BCT2755
FAX:	603-229-1919	**PROJECT #**	2755.01 GVP
DATE RECEIVED:	12/19/2008	**CONTACT:**	Bryanna Langley
DATE COMPLETED:	01/06/2009		

FRACTION #	NAME	TEST	RECEIPT VAC./PRES.	FINAL PRESSURE
55A	EN0416S121708	Modified TO-15	3.5 "Hg	5 psi
56A	EN0417D121708	Modified TO-15	5.0 "Hg	5 psi
57A	EN0417S121708	Modified TO-15	5.0 "Hg	5 psi
58A	Lab Blank	Modified TO-15	NA	NA
58B	Lab Blank	Modified TO-15	NA	NA
58C	Lab Blank	Modified TO-15	NA	NA
59A	CCV	Modified TO-15	NA	NA
59B	CCV	Modified TO-15	NA	NA
59C	CCV	Modified TO-15	NA	NA
60A	LCS	Modified TO-15	NA	NA
60AA	LCSD	Modified TO-15	NA	NA
60B	LCS	Modified TO-15	NA	NA
60BB	LCSD	Modified TO-15	NA	NA
60C	LCS	Modified TO-15	NA	NA
60CC	LCSD	Modified TO-15	NA	NA

CERTIFIED BY: Linda L. Freeman DATE: 01/06/09

Laboratory Director

Certfication numbers: CA NELAP - 02110CA, LA NELAP/LELAP- AI 30763, NJ NELAP - CA004
NY NELAP - 11291, UT NELAP - 9166389892, AZ Licensure AZ0719
Name of Accrediting Agency: NELAP/Florida Department of Health, Scope of Application: Clean Air Act,
Accreditation number: E87680, Effective date: 07/01/08, Expiration date: 06/30/09
Air Toxics Ltd. certifies that the test results contained in this report meet all requirements of the NELAC standards

This report shall not be reproduced, except in full, without the written approval of Air Toxics Ltd.

180 BLUE RAVINE ROAD, SUITE B FOLSOM, CA - 95630
(916) 985-1000 . (800) 985-5955 . FAX (916) 985-1020

LABORATORY NARRATIVE
Modified TO-15
Sanborn, Head & Associates
Workorder# 0812549C

Nineteen 1 Liter Summa Canister (100% Certified) samples were received on December 19, 2008. The laboratory performed analysis via modified EPA Method TO-15 using GC/MS in the full scan mode. The method involves concentrating up to 0.2 liters of air. The concentrated aliquot is then flash vaporized and swept through a water management system to remove water vapor. Following dehumidification, the sample passes directly into the GC/MS for analysis.

This workorder was independently validated prior to submittal using 'USEPA National Functional Guidelines' as generally applied to the analysis of volatile organic compounds in air. A rules-based, logic driven, independent validation engine was employed to assess completeness, evaluate pass/fail of relevant project quality control requirements and verification of all quantified amounts.

Method modifications taken to run these samples are summarized in the table below. Specific project requirements may over-ride the ATL modifications.

Requirement	***TO-15***	***ATL Modifications***
Daily CCV	</= 30% Difference	</= 30% Difference; Compounds exceeding this criterion and associated data are flagged and narrated.
Sample collection media	Summa canister	ATL recommends use of summa canisters to insure data defensibility, but will report results from Tedlar bags at client request
Method Detection Limit	Follow 40CFR Pt.136 App. B	The MDL met all relevant requirements in Method TO-15 (statistical MDL less than the LOQ). The concentration of the spiked replicate may have exceeded 10X the calculated MDL in some cases

Receiving Notes

There were no receiving discrepancies.

Analytical Notes

There were no analytical discrepancies.

Definition of Data Qualifying Flags

Eight qualifiers may have been used on the data analysis sheets and indicates as follows:

B - Compound present in laboratory blank greater than reporting limit (background subtraction no performed).

J - Estimated value.

E - Exceeds instrument calibration range.

S - Saturated peak.

Q - Exceeds quality control limits.

U - Compound analyzed for but not detected above the reporting limit.
UJ- Non-detected compound associated with low bias in the CCV
N - The identification is based on presumptive evidence.

File extensions may have been used on the data analysis sheets and indicates as follows:
a-File was requantified
b-File was quantified by a second column and detector
r1-File was requantified for the purpose of reissue

AN ENVIRONMENTAL ANALYTICAL LABORATORY

Summary of Detected Compounds
MODIFIED EPA METHOD TO-15 GC/MS FULL SCAN

Client Sample ID: DU3375121608

Lab ID#: 0812549C-39A

Compound	Rpt. Limit (ppbv)	Amount (ppbv)	Rpt. Limit (uG/m3)	Amount (uG/m3)
Trichloroethene	0.74	5.6	4.0	30

Client Sample ID: EN0635D121608

Lab ID#: 0812549C-40A

Compound	Rpt. Limit (ppbv)	Amount (ppbv)	Rpt. Limit (uG/m3)	Amount (uG/m3)
1,1,1-Trichloroethane	0.74	6.9	4.1	38
Trichloroethene	0.74	28	4.0	150

Client Sample ID: EN0635S121608

Lab ID#: 0812549C-41A

No Detections Were Found.

Client Sample ID: EN0636D121608

Lab ID#: 0812549C-42A

Compound	Rpt. Limit (ppbv)	Amount (ppbv)	Rpt. Limit (uG/m3)	Amount (uG/m3)
cis-1,2-Dichloroethene	0.76	1.6	3.0	6.2
1,1,1-Trichloroethane	0.76	74	4.1	400
Trichloroethene	0.76	74	4.1	400

Client Sample ID: EN0636S121608

Lab ID#: 0812549C-43A

Compound	Rpt. Limit (ppbv)	Amount (ppbv)	Rpt. Limit (uG/m3)	Amount (uG/m3)
1,1,1-Trichloroethane	0.80	0.97	4.4	5.3

Client Sample ID: DU3324121608

Lab ID#: 0812549C-44A

Compound	Rpt. Limit (ppbv)	Amount (ppbv)	Rpt. Limit (uG/m3)	Amount (uG/m3)
1,1,1-Trichloroethane	0.86	1.0	4.7	5.7

AN ENVIRONMENTAL ANALYTICAL LABORATORY

Summary of Detected Compounds
MODIFIED EPA METHOD TO-15 GC/MS FULL SCAN

Client Sample ID: EB31758121608

Lab ID#: 0812549C-45A

No Detections Were Found.

Client Sample ID: EN0412D121708

Lab ID#: 0812549C-46A

Compound	Rpt. Limit (ppbv)	Amount (ppbv)	Rpt. Limit (uG/m3)	Amount (uG/m3)
1,1,1-Trichloroethane	0.78	6.4	4.2	35
Trichloroethene	0.78	230	4.2	1200

Client Sample ID: EN0412S121708

Lab ID#: 0812549C-47A

Compound	Rpt. Limit (ppbv)	Amount (ppbv)	Rpt. Limit (uG/m3)	Amount (uG/m3)
1,1,1-Trichloroethane	0.84	4.1	4.6	22
Trichloroethene	0.84	150	4.5	790

Client Sample ID: EN0413D121708

Lab ID#: 0812549C-48A

Compound	Rpt. Limit (ppbv)	Amount (ppbv)	Rpt. Limit (uG/m3)	Amount (uG/m3)
1,1,1-Trichloroethane	3.2	71	17	390
Trichloroethene	3.2	570	17	3000

Client Sample ID: EN0413D121708 Lab Duplicate

Lab ID#: 0812549C-48AA

Compound	Rpt. Limit (ppbv)	Amount (ppbv)	Rpt. Limit (uG/m3)	Amount (uG/m3)
1,1,1-Trichloroethane	0.78	72	4.2	390
Trichloroethene	0.78	550 E	4.2	2900 E

Client Sample ID: EN0413S121708

Lab ID#: 0812549C-49A

Compound	Rpt. Limit (ppbv)	Amount (ppbv)	Rpt. Limit (uG/m3)	Amount (uG/m3)
1,1,1-Trichloroethane	0.76	26	4.1	140

AN ENVIRONMENTAL ANALYTICAL LABORATORY

Summary of Detected Compounds
MODIFIED EPA METHOD TO-15 GC/MS FULL SCAN

Client Sample ID: EN0413S121708

Lab ID#: 0812549C-49A

Trichloroethene	0.76	120	4.1	630
Tetrachloroethene	0.76	0.78	5.2	5.3

Client Sample ID: EN0414D121708

Lab ID#: 0812549C-50A

Compound	Rpt. Limit (ppbv)	Amount (ppbv)	Rpt. Limit (uG/m3)	Amount (uG/m3)
1,1,1-Trichloroethane	2.4	29	13	160
Trichloroethene	2.4	720	13	3800

Client Sample ID: EN0414S121708

Lab ID#: 0812549C-51A

Compound	Rpt. Limit (ppbv)	Amount (ppbv)	Rpt. Limit (uG/m3)	Amount (uG/m3)
1,1,1-Trichloroethane	0.86	1.5	4.7	8.2
Trichloroethene	0.86	2.2	4.6	12

Client Sample ID: DU3372121708

Lab ID#: 0812549C-52A

Compound	Rpt. Limit (ppbv)	Amount (ppbv)	Rpt. Limit (uG/m3)	Amount (uG/m3)
1,1,1-Trichloroethane	0.80	1.6	4.4	8.6
Trichloroethene	0.80	2.1	4.3	11

Client Sample ID: EN0416D121708

Lab ID#: 0812549C-53A

Compound	Rpt. Limit (ppbv)	Amount (ppbv)	Rpt. Limit (uG/m3)	Amount (uG/m3)
cis-1,2-Dichloroethene	2.9	3.6	11	14
1,1,1-Trichloroethane	2.9	40	16	220
Trichloroethene	2.9	910	15	4900
Tetrachloroethene	2.9	35	20	240

Client Sample ID: DU12801121708

Lab ID#: 0812549C-54A

AN ENVIRONMENTAL ANALYTICAL LABORATORY

Summary of Detected Compounds
MODIFIED EPA METHOD TO-15 GC/MS FULL SCAN

Client Sample ID: DU12801121708

Lab ID#: 0812549C-54A

Compound	Rpt. Limit (ppbv)	Amount (ppbv)	Rpt. Limit (uG/m3)	Amount (uG/m3)
cis-1,2-Dichloroethene	3.7	3.9	15	15
1,1,1-Trichloroethane	3.7	46	20	250
Trichloroethene	3.7	1000	20	5600
Tetrachloroethene	3.7	40	25	270

Client Sample ID: EN0416S121708

Lab ID#: 0812549C-55A

No Detections Were Found.

Client Sample ID: EN0417D121708

Lab ID#: 0812549C-56A

Compound	Rpt. Limit (ppbv)	Amount (ppbv)	Rpt. Limit (uG/m3)	Amount (uG/m3)
cis-1,2-Dichloroethene	0.80	1.6	3.2	6.3
1,1,1-Trichloroethane	0.80	1.8	4.4	9.7
Trichloroethene	0.80	100	4.3	550
Tetrachloroethene	0.80	6.6	5.5	44

Client Sample ID: EN0417S121708

Lab ID#: 0812549C-57A

Compound	Rpt. Limit (ppbv)	Amount (ppbv)	Rpt. Limit (uG/m3)	Amount (uG/m3)
Trichloroethene	0.80	12	4.3	64

AN ENVIRONMENTAL ANALYTICAL LABORATORY

Client Sample ID: DU3375121608

Lab ID#: 0812549C-39A

MODIFIED EPA METHOD TO-15 GC/MS FULL SCAN

File Name:	**7122912**	**Date of Collection:**	**12/16/08**
Dil. Factor:	**1.49**	**Date of Analysis:**	**12/29/08 04:27 PM**

Compound	Rpt. Limit (ppbv)	Amount (ppbv)	Rpt. Limit (uG/m3)	Amount (uG/m3)
Vinyl Chloride	0.74	Not Detected	1.9	Not Detected
Chloroethane	0.74	Not Detected	2.0	Not Detected
1,1-Dichloroethene	0.74	Not Detected	3.0	Not Detected
Freon 113	0.74	Not Detected	5.7	Not Detected
Methylene Chloride	0.74	Not Detected	2.6	Not Detected
1,1-Dichloroethane	0.74	Not Detected	3.0	Not Detected
cis-1,2-Dichloroethene	0.74	Not Detected	3.0	Not Detected
1,1,1-Trichloroethane	0.74	Not Detected	4.1	Not Detected
Trichloroethene	0.74	5.6	4.0	30
Tetrachloroethene	0.74	Not Detected	5.0	Not Detected
trans-1,2-Dichloroethene	0.74	Not Detected	3.0	Not Detected

Container Type: 1 Liter Summa Canister (100% Certified)

Surrogates	%Recovery	Method Limits
1,2-Dichloroethane-d4	96	70-130
Toluene-d8	96	70-130
4-Bromofluorobenzene	99	70-130

AN ENVIRONMENTAL ANALYTICAL LABORATORY

Client Sample ID: EN0635D121608

Lab ID#: 0812549C-40A

MODIFIED EPA METHOD TO-15 GC/MS FULL SCAN

File Name:	**7122913**	**Date of Collection:**	**12/16/08**
Dil. Factor:	**1.49**	**Date of Analysis:**	**12/29/08 05:06 PM**

Compound	Rpt. Limit (ppbv)	Amount (ppbv)	Rpt. Limit (uG/m3)	Amount (uG/m3)
Vinyl Chloride	0.74	Not Detected	1.9	Not Detected
Chloroethane	0.74	Not Detected	2.0	Not Detected
1,1-Dichloroethene	0.74	Not Detected	3.0	Not Detected
Freon 113	0.74	Not Detected	5.7	Not Detected
Methylene Chloride	0.74	Not Detected	2.6	Not Detected
1,1-Dichloroethane	0.74	Not Detected	3.0	Not Detected
cis-1,2-Dichloroethene	0.74	Not Detected	3.0	Not Detected
1,1,1-Trichloroethane	0.74	6.9	4.1	38
Trichloroethene	0.74	28	4.0	150
Tetrachloroethene	0.74	Not Detected	5.0	Not Detected
trans-1,2-Dichloroethene	0.74	Not Detected	3.0	Not Detected

Container Type: 1 Liter Summa Canister (100% Certified)

Surrogates	%Recovery	Method Limits
1,2-Dichloroethane-d4	97	70-130
Toluene-d8	94	70-130
4-Bromofluorobenzene	98	70-130

AN ENVIRONMENTAL ANALYTICAL LABORATORY

Client Sample ID: EN0635S121608

Lab ID#: 0812549C-41A

MODIFIED EPA METHOD TO-15 GC/MS FULL SCAN

File Name:	**7122914**	**Date of Collection:**	**12/16/08**
Dil. Factor:	**1.58**	**Date of Analysis:**	**12/29/08 05:44 PM**

Compound	Rpt. Limit (ppbv)	Amount (ppbv)	Rpt. Limit (uG/m3)	Amount (uG/m3)
Vinyl Chloride	0.79	Not Detected	2.0	Not Detected
Chloroethane	0.79	Not Detected	2.1	Not Detected
1,1-Dichloroethene	0.79	Not Detected	3.1	Not Detected
Freon 113	0.79	Not Detected	6.0	Not Detected
Methylene Chloride	0.79	Not Detected	2.7	Not Detected
1,1-Dichloroethane	0.79	Not Detected	3.2	Not Detected
cis-1,2-Dichloroethene	0.79	Not Detected	3.1	Not Detected
1,1,1-Trichloroethane	0.79	Not Detected	4.3	Not Detected
Trichloroethene	0.79	Not Detected	4.2	Not Detected
Tetrachloroethene	0.79	Not Detected	5.4	Not Detected
trans-1,2-Dichloroethene	0.79	Not Detected	3.1	Not Detected

Container Type: 1 Liter Summa Canister (100% Certified)

Surrogates	%Recovery	Method Limits
1,2-Dichloroethane-d4	98	70-130
Toluene-d8	95	70-130
4-Bromofluorobenzene	99	70-130

AN ENVIRONMENTAL ANALYTICAL LABORATORY

Client Sample ID: EN0636D121608

Lab ID#: 0812549C-42A

MODIFIED EPA METHOD TO-15 GC/MS FULL SCAN

File Name:	**7122915**	**Date of Collection:**	**12/16/08**
Dil. Factor:	**1.52**	**Date of Analysis:**	**12/29/08 06:23 PM**

Compound	Rpt. Limit (ppbv)	Amount (ppbv)	Rpt. Limit (uG/m3)	Amount (uG/m3)
Vinyl Chloride	0.76	Not Detected	1.9	Not Detected
Chloroethane	0.76	Not Detected	2.0	Not Detected
1,1-Dichloroethene	0.76	Not Detected	3.0	Not Detected
Freon 113	0.76	Not Detected	5.8	Not Detected
Methylene Chloride	0.76	Not Detected	2.6	Not Detected
1,1-Dichloroethane	0.76	Not Detected	3.1	Not Detected
cis-1,2-Dichloroethene	0.76	1.6	3.0	6.2
1,1,1-Trichloroethane	0.76	74	4.1	400
Trichloroethene	0.76	74	4.1	400
Tetrachloroethene	0.76	Not Detected	5.2	Not Detected
trans-1,2-Dichloroethene	0.76	Not Detected	3.0	Not Detected

Container Type: 1 Liter Summa Canister (100% Certified)

Surrogates	%Recovery	Method Limits
1,2-Dichloroethane-d4	96	70-130
Toluene-d8	95	70-130
4-Bromofluorobenzene	98	70-130

AN ENVIRONMENTAL ANALYTICAL LABORATORY

Client Sample ID: EN0636S121608

Lab ID#: 0812549C-43A

MODIFIED EPA METHOD TO-15 GC/MS FULL SCAN

File Name:	**7122916**	**Date of Collection:**	**12/16/08**
Dil. Factor:	**1.61**	**Date of Analysis:**	**12/29/08 07:01 PM**

Compound	Rpt. Limit (ppbv)	Amount (ppbv)	Rpt. Limit (uG/m3)	Amount (uG/m3)
Vinyl Chloride	0.80	Not Detected	2.0	Not Detected
Chloroethane	0.80	Not Detected	2.1	Not Detected
1,1-Dichloroethene	0.80	Not Detected	3.2	Not Detected
Freon 113	0.80	Not Detected	6.2	Not Detected
Methylene Chloride	0.80	Not Detected	2.8	Not Detected
1,1-Dichloroethane	0.80	Not Detected	3.2	Not Detected
cis-1,2-Dichloroethene	0.80	Not Detected	3.2	Not Detected
1,1,1-Trichloroethane	0.80	0.97	4.4	5.3
Trichloroethene	0.80	Not Detected	4.3	Not Detected
Tetrachloroethene	0.80	Not Detected	5.5	Not Detected
trans-1,2-Dichloroethene	0.80	Not Detected	3.2	Not Detected

Container Type: 1 Liter Summa Canister (100% Certified)

Surrogates	%Recovery	Method Limits
1,2-Dichloroethane-d4	95	70-130
Toluene-d8	94	70-130
4-Bromofluorobenzene	99	70-130

AN ENVIRONMENTAL ANALYTICAL LABORATORY

Client Sample ID: DU3324121608

Lab ID#: 0812549C-44A

MODIFIED EPA METHOD TO-15 GC/MS FULL SCAN

File Name:	**7122917**	**Date of Collection:**	**12/16/08**
Dil. Factor:	**1.71**	**Date of Analysis:**	**12/29/08 07:41 PM**

Compound	Rpt. Limit (ppbv)	Amount (ppbv)	Rpt. Limit (uG/m3)	Amount (uG/m3)
Vinyl Chloride	0.86	Not Detected	2.2	Not Detected
Chloroethane	0.86	Not Detected	2.2	Not Detected
1,1-Dichloroethene	0.86	Not Detected	3.4	Not Detected
Freon 113	0.86	Not Detected	6.6	Not Detected
Methylene Chloride	0.86	Not Detected	3.0	Not Detected
1,1-Dichloroethane	0.86	Not Detected	3.5	Not Detected
cis-1,2-Dichloroethene	0.86	Not Detected	3.4	Not Detected
1,1,1-Trichloroethane	0.86	1.0	4.7	5.7
Trichloroethene	0.86	Not Detected	4.6	Not Detected
Tetrachloroethene	0.86	Not Detected	5.8	Not Detected
trans-1,2-Dichloroethene	0.86	Not Detected	3.4	Not Detected

Container Type: 1 Liter Summa Canister (100% Certified)

Surrogates	%Recovery	Method Limits
1,2-Dichloroethane-d4	97	70-130
Toluene-d8	95	70-130
4-Bromofluorobenzene	100	70-130

AN ENVIRONMENTAL ANALYTICAL LABORATORY

Client Sample ID: EB31758121608

Lab ID#: 0812549C-45A

MODIFIED EPA METHOD TO-15 GC/MS FULL SCAN

File Name:	**7123007**	**Date of Collection:**	**12/16/08**
Dil. Factor:	**2.11**	**Date of Analysis:**	**12/30/08 10:25 AM**

Compound	Rpt. Limit (ppbv)	Amount (ppbv)	Rpt. Limit (uG/m3)	Amount (uG/m3)
Vinyl Chloride	1.0	Not Detected	2.7	Not Detected
Chloroethane	1.0	Not Detected	2.8	Not Detected
1,1-Dichloroethene	1.0	Not Detected	4.2	Not Detected
Freon 113	1.0	Not Detected	8.1	Not Detected
Methylene Chloride	1.0	Not Detected	3.7	Not Detected
1,1-Dichloroethane	1.0	Not Detected	4.3	Not Detected
cis-1,2-Dichloroethene	1.0	Not Detected	4.2	Not Detected
1,1,1-Trichloroethane	1.0	Not Detected	5.8	Not Detected
Trichloroethene	1.0	Not Detected	5.7	Not Detected
Tetrachloroethene	1.0	Not Detected	7.2	Not Detected
trans-1,2-Dichloroethene	1.0	Not Detected	4.2	Not Detected

Container Type: 1 Liter Summa Canister (100% Certified)

Surrogates	%Recovery	Method Limits
1,2-Dichloroethane-d4	101	70-130
Toluene-d8	97	70-130
4-Bromofluorobenzene	99	70-130

AN ENVIRONMENTAL ANALYTICAL LABORATORY

Client Sample ID: EN0412D121708

Lab ID#: 0812549C-46A

MODIFIED EPA METHOD TO-15 GC/MS FULL SCAN

File Name:	**7123006**	**Date of Collection:**	**12/17/08**
Dil. Factor:	**1.55**	**Date of Analysis:**	**12/30/08 09:47 AM**

Compound	Rpt. Limit (ppbv)	Amount (ppbv)	Rpt. Limit (uG/m3)	Amount (uG/m3)
Vinyl Chloride	0.78	Not Detected	2.0	Not Detected
Chloroethane	0.78	Not Detected	2.0	Not Detected
1,1-Dichloroethene	0.78	Not Detected	3.1	Not Detected
Freon 113	0.78	Not Detected	5.9	Not Detected
Methylene Chloride	0.78	Not Detected	2.7	Not Detected
1,1-Dichloroethane	0.78	Not Detected	3.1	Not Detected
cis-1,2-Dichloroethene	0.78	Not Detected	3.1	Not Detected
1,1,1-Trichloroethane	0.78	6.4	4.2	35
Trichloroethene	0.78	230	4.2	1200
Tetrachloroethene	0.78	Not Detected	5.2	Not Detected
trans-1,2-Dichloroethene	0.78	Not Detected	3.1	Not Detected

Container Type: 1 Liter Summa Canister (100% Certified)

Surrogates	%Recovery	Method Limits
1,2-Dichloroethane-d4	97	70-130
Toluene-d8	95	70-130
4-Bromofluorobenzene	102	70-130

AN ENVIRONMENTAL ANALYTICAL LABORATORY

Client Sample ID: EN0412S121708

Lab ID#: 0812549C-47A

MODIFIED EPA METHOD TO-15 GC/MS FULL SCAN

File Name:	**7123008**	**Date of Collection:**	**12/17/08**
Dil. Factor:	**1.68**	**Date of Analysis:**	**12/30/08 11:04 AM**

Compound	Rpt. Limit (ppbv)	Amount (ppbv)	Rpt. Limit (uG/m3)	Amount (uG/m3)
Vinyl Chloride	0.84	Not Detected	2.1	Not Detected
Chloroethane	0.84	Not Detected	2.2	Not Detected
1,1-Dichloroethene	0.84	Not Detected	3.3	Not Detected
Freon 113	0.84	Not Detected	6.4	Not Detected
Methylene Chloride	0.84	Not Detected	2.9	Not Detected
1,1-Dichloroethane	0.84	Not Detected	3.4	Not Detected
cis-1,2-Dichloroethene	0.84	Not Detected	3.3	Not Detected
1,1,1-Trichloroethane	0.84	4.1	4.6	22
Trichloroethene	0.84	150	4.5	790
Tetrachloroethene	0.84	Not Detected	5.7	Not Detected
trans-1,2-Dichloroethene	0.84	Not Detected	3.3	Not Detected

Container Type: 1 Liter Summa Canister (100% Certified)

Surrogates	%Recovery	Method Limits
1,2-Dichloroethane-d4	96	70-130
Toluene-d8	94	70-130
4-Bromofluorobenzene	100	70-130

AN ENVIRONMENTAL ANALYTICAL LABORATORY

Client Sample ID: EN0413D121708

Lab ID#: 0812549C-48A

MODIFIED EPA METHOD TO-15 GC/MS FULL SCAN

File Name:	**7123012**	**Date of Collection:**	**12/17/08**
Dil. Factor:	**6.36**	**Date of Analysis:**	**12/30/08 02:03 PM**

Compound	Rpt. Limit (ppbv)	Amount (ppbv)	Rpt. Limit (uG/m3)	Amount (uG/m3)
Vinyl Chloride	3.2	Not Detected	8.1	Not Detected
Chloroethane	3.2	Not Detected	8.4	Not Detected
1,1-Dichloroethene	3.2	Not Detected	13	Not Detected
Freon 113	3.2	Not Detected	24	Not Detected
Methylene Chloride	3.2	Not Detected	11	Not Detected
1,1-Dichloroethane	3.2	Not Detected	13	Not Detected
cis-1,2-Dichloroethene	3.2	Not Detected	13	Not Detected
1,1,1-Trichloroethane	3.2	71	17	390
Trichloroethene	3.2	570	17	3000
Tetrachloroethene	3.2	Not Detected	22	Not Detected
trans-1,2-Dichloroethene	3.2	Not Detected	13	Not Detected

Container Type: 1 Liter Summa Canister (100% Certified)

Surrogates	%Recovery	Method Limits
1,2-Dichloroethane-d4	100	70-130
Toluene-d8	96	70-130
4-Bromofluorobenzene	100	70-130

AN ENVIRONMENTAL ANALYTICAL LABORATORY

Client Sample ID: EN0413D121708 Lab Duplicate

Lab ID#: 0812549C-48AA

MODIFIED EPA METHOD TO-15 GC/MS FULL SCAN

File Name:	**7123010**	**Date of Collection:**	**12/17/08**
Dil. Factor:	**1.55**	**Date of Analysis:**	**12/30/08 12:23 PM**

Compound	Rpt. Limit (ppbv)	Amount (ppbv)	Rpt. Limit (uG/m3)	Amount (uG/m3)
Vinyl Chloride	0.78	Not Detected	2.0	Not Detected
Chloroethane	0.78	Not Detected	2.0	Not Detected
1,1-Dichloroethene	0.78	Not Detected	3.1	Not Detected
Freon 113	0.78	Not Detected	5.9	Not Detected
Methylene Chloride	0.78	Not Detected	2.7	Not Detected
1,1-Dichloroethane	0.78	Not Detected	3.1	Not Detected
cis-1,2-Dichloroethene	0.78	Not Detected	3.1	Not Detected
1,1,1-Trichloroethane	0.78	72	4.2	390
Trichloroethene	0.78	550 E	4.2	2900 E
Tetrachloroethene	0.78	Not Detected	5.2	Not Detected
trans-1,2-Dichloroethene	0.78	Not Detected	3.1	Not Detected

E = Exceeds instrument calibration range.

Container Type: 1 Liter Summa Canister (100% Certified)

Surrogates	%Recovery	Method Limits
1,2-Dichloroethane-d4	98	70-130
Toluene-d8	96	70-130
4-Bromofluorobenzene	101	70-130

AN ENVIRONMENTAL ANALYTICAL LABORATORY

Client Sample ID: EN0413S121708

Lab ID#: 0812549C-49A

MODIFIED EPA METHOD TO-15 GC/MS FULL SCAN

File Name:	**7123011**	**Date of Collection:**	**12/17/08**
Dil. Factor:	**1.52**	**Date of Analysis:**	**12/30/08 01:24 PM**

Compound	Rpt. Limit (ppbv)	Amount (ppbv)	Rpt. Limit (uG/m3)	Amount (uG/m3)
Vinyl Chloride	0.76	Not Detected	1.9	Not Detected
Chloroethane	0.76	Not Detected	2.0	Not Detected
1,1-Dichloroethene	0.76	Not Detected	3.0	Not Detected
Freon 113	0.76	Not Detected	5.8	Not Detected
Methylene Chloride	0.76	Not Detected	2.6	Not Detected
1,1-Dichloroethane	0.76	Not Detected	3.1	Not Detected
cis-1,2-Dichloroethene	0.76	Not Detected	3.0	Not Detected
1,1,1-Trichloroethane	0.76	26	4.1	140
Trichloroethene	0.76	120	4.1	630
Tetrachloroethene	0.76	0.78	5.2	5.3
trans-1,2-Dichloroethene	0.76	Not Detected	3.0	Not Detected

Container Type: 1 Liter Summa Canister (100% Certified)

Surrogates	%Recovery	Method Limits
1,2-Dichloroethane-d4	94	70-130
Toluene-d8	96	70-130
4-Bromofluorobenzene	99	70-130

AN ENVIRONMENTAL ANALYTICAL LABORATORY

Client Sample ID: EN0414D121708

Lab ID#: 0812549C-50A

MODIFIED EPA METHOD TO-15 GC/MS FULL SCAN

File Name:	**7123013**	**Date of Collection:**	**12/17/08**
Dil. Factor:	**4.80**	**Date of Analysis:**	**12/30/08 02:41 PM**

Compound	Rpt. Limit (ppbv)	Amount (ppbv)	Rpt. Limit (uG/m3)	Amount (uG/m3)
Vinyl Chloride	2.4	Not Detected	6.1	Not Detected
Chloroethane	2.4	Not Detected	6.3	Not Detected
1,1-Dichloroethene	2.4	Not Detected	9.5	Not Detected
Freon 113	2.4	Not Detected	18	Not Detected
Methylene Chloride	2.4	Not Detected	8.3	Not Detected
1,1-Dichloroethane	2.4	Not Detected	9.7	Not Detected
cis-1,2-Dichloroethene	2.4	Not Detected	9.5	Not Detected
1,1,1-Trichloroethane	2.4	29	13	160
Trichloroethene	2.4	720	13	3800
Tetrachloroethene	2.4	Not Detected	16	Not Detected
trans-1,2-Dichloroethene	2.4	Not Detected	9.5	Not Detected

Container Type: 1 Liter Summa Canister (100% Certified)

Surrogates	%Recovery	Method Limits
1,2-Dichloroethane-d4	98	70-130
Toluene-d8	97	70-130
4-Bromofluorobenzene	101	70-130

AN ENVIRONMENTAL ANALYTICAL LABORATORY

Client Sample ID: EN0414S121708

Lab ID#: 0812549C-51A

MODIFIED EPA METHOD TO-15 GC/MS FULL SCAN

File Name:	**7123014**	**Date of Collection:**	**12/17/08**
Dil. Factor:	**1.71**	**Date of Analysis:**	**12/30/08 03:20 PM**

Compound	Rpt. Limit (ppbv)	Amount (ppbv)	Rpt. Limit (uG/m3)	Amount (uG/m3)
Vinyl Chloride	0.86	Not Detected	2.2	Not Detected
Chloroethane	0.86	Not Detected	2.2	Not Detected
1,1-Dichloroethene	0.86	Not Detected	3.4	Not Detected
Freon 113	0.86	Not Detected	6.6	Not Detected
Methylene Chloride	0.86	Not Detected	3.0	Not Detected
1,1-Dichloroethane	0.86	Not Detected	3.5	Not Detected
cis-1,2-Dichloroethene	0.86	Not Detected	3.4	Not Detected
1,1,1-Trichloroethane	0.86	1.5	4.7	8.2
Trichloroethene	0.86	2.2	4.6	12
Tetrachloroethene	0.86	Not Detected	5.8	Not Detected
trans-1,2-Dichloroethene	0.86	Not Detected	3.4	Not Detected

Container Type: 1 Liter Summa Canister (100% Certified)

Surrogates	%Recovery	Method Limits
1,2-Dichloroethane-d4	98	70-130
Toluene-d8	94	70-130
4-Bromofluorobenzene	98	70-130

AN ENVIRONMENTAL ANALYTICAL LABORATORY

Client Sample ID: DU3372121708

Lab ID#: 0812549C-52A

MODIFIED EPA METHOD TO-15 GC/MS FULL SCAN

File Name:	**7123015**	**Date of Collection:**	**12/17/08**
Dil. Factor:	**1.61**	**Date of Analysis:**	**12/30/08 04:01 PM**

Compound	Rpt. Limit (ppbv)	Amount (ppbv)	Rpt. Limit (uG/m3)	Amount (uG/m3)
Vinyl Chloride	0.80	Not Detected	2.0	Not Detected
Chloroethane	0.80	Not Detected	2.1	Not Detected
1,1-Dichloroethene	0.80	Not Detected	3.2	Not Detected
Freon 113	0.80	Not Detected	6.2	Not Detected
Methylene Chloride	0.80	Not Detected	2.8	Not Detected
1,1-Dichloroethane	0.80	Not Detected	3.2	Not Detected
cis-1,2-Dichloroethene	0.80	Not Detected	3.2	Not Detected
1,1,1-Trichloroethane	0.80	1.6	4.4	8.6
Trichloroethene	0.80	2.1	4.3	11
Tetrachloroethene	0.80	Not Detected	5.5	Not Detected
trans-1,2-Dichloroethene	0.80	Not Detected	3.2	Not Detected

Container Type: 1 Liter Summa Canister (100% Certified)

Surrogates	%Recovery	Method Limits
1,2-Dichloroethane-d4	97	70-130
Toluene-d8	95	70-130
4-Bromofluorobenzene	99	70-130

AN ENVIRONMENTAL ANALYTICAL LABORATORY

Client Sample ID: EN0416D121708

Lab ID#: 0812549C-53A

MODIFIED EPA METHOD TO-15 GC/MS FULL SCAN

File Name:	**7123016**	**Date of Collection:**	**12/17/08**
Dil. Factor:	**5.75**	**Date of Analysis:**	**12/30/08 04:39 PM**

Compound	Rpt. Limit (ppbv)	Amount (ppbv)	Rpt. Limit (uG/m3)	Amount (uG/m3)
Vinyl Chloride	2.9	Not Detected	7.3	Not Detected
Chloroethane	2.9	Not Detected	7.6	Not Detected
1,1-Dichloroethene	2.9	Not Detected	11	Not Detected
Freon 113	2.9	Not Detected	22	Not Detected
Methylene Chloride	2.9	Not Detected	10	Not Detected
1,1-Dichloroethane	2.9	Not Detected	12	Not Detected
cis-1,2-Dichloroethene	2.9	3.6	11	14
1,1,1-Trichloroethane	2.9	40	16	220
Trichloroethene	2.9	910	15	4900
Tetrachloroethene	2.9	35	20	240
trans-1,2-Dichloroethene	2.9	Not Detected	11	Not Detected

Container Type: 1 Liter Summa Canister (100% Certified)

Surrogates	%Recovery	Method Limits
1,2-Dichloroethane-d4	99	70-130
Toluene-d8	96	70-130
4-Bromofluorobenzene	98	70-130

AN ENVIRONMENTAL ANALYTICAL LABORATORY

Client Sample ID: DU12801121708

Lab ID#: 0812549C-54A

MODIFIED EPA METHOD TO-15 GC/MS FULL SCAN

File Name:	**7123017**	**Date of Collection:**	**12/17/08**
Dil. Factor:	**7.47**	**Date of Analysis:**	**12/30/08 05:18 PM**

Compound	Rpt. Limit (ppbv)	Amount (ppbv)	Rpt. Limit (uG/m3)	Amount (uG/m3)
Vinyl Chloride	3.7	Not Detected	9.5	Not Detected
Chloroethane	3.7	Not Detected	9.8	Not Detected
1,1-Dichloroethene	3.7	Not Detected	15	Not Detected
Freon 113	3.7	Not Detected	29	Not Detected
Methylene Chloride	3.7	Not Detected	13	Not Detected
1,1-Dichloroethane	3.7	Not Detected	15	Not Detected
cis-1,2-Dichloroethene	3.7	3.9	15	15
1,1,1-Trichloroethane	3.7	46	20	250
Trichloroethene	3.7	1000	20	5600
Tetrachloroethene	3.7	40	25	270
trans-1,2-Dichloroethene	3.7	Not Detected	15	Not Detected

Container Type: 1 Liter Summa Canister (100% Certified)

Surrogates	%Recovery	Method Limits
1,2-Dichloroethane-d4	100	70-130
Toluene-d8	95	70-130
4-Bromofluorobenzene	99	70-130

AN ENVIRONMENTAL ANALYTICAL LABORATORY

Client Sample ID: EN0416S121708

Lab ID#: 0812549C-55A

MODIFIED EPA METHOD TO-15 GC/MS FULL SCAN

File Name:	**7123023**	**Date of Collection:**	**12/17/08**
Dil. Factor:	**1.52**	**Date of Analysis:**	**12/30/08 09:36 PM**

Compound	Rpt. Limit (ppbv)	Amount (ppbv)	Rpt. Limit (uG/m3)	Amount (uG/m3)
Vinyl Chloride	0.76	Not Detected	1.9	Not Detected
Chloroethane	0.76	Not Detected	2.0	Not Detected
1,1-Dichloroethene	0.76	Not Detected	3.0	Not Detected
Freon 113	0.76	Not Detected	5.8	Not Detected
Methylene Chloride	0.76	Not Detected	2.6	Not Detected
1,1-Dichloroethane	0.76	Not Detected	3.1	Not Detected
cis-1,2-Dichloroethene	0.76	Not Detected	3.0	Not Detected
1,1,1-Trichloroethane	0.76	Not Detected	4.1	Not Detected
Trichloroethene	0.76	Not Detected	4.1	Not Detected
Tetrachloroethene	0.76	Not Detected	5.2	Not Detected
trans-1,2-Dichloroethene	0.76	Not Detected	3.0	Not Detected

Container Type: 1 Liter Summa Canister (100% Certified)

Surrogates	%Recovery	Method Limits
1,2-Dichloroethane-d4	97	70-130
Toluene-d8	95	70-130
4-Bromofluorobenzene	98	70-130

AN ENVIRONMENTAL ANALYTICAL LABORATORY

Client Sample ID: EN0417D121708

Lab ID#: 0812549C-56A

MODIFIED EPA METHOD TO-15 GC/MS FULL SCAN

File Name:	**7123024**	**Date of Collection:**	**12/17/08**
Dil. Factor:	**1.61**	**Date of Analysis:**	**12/30/08 10:14 PM**

Compound	Rpt. Limit (ppbv)	Amount (ppbv)	Rpt. Limit (uG/m3)	Amount (uG/m3)
Vinyl Chloride	0.80	Not Detected	2.0	Not Detected
Chloroethane	0.80	Not Detected	2.1	Not Detected
1,1-Dichloroethene	0.80	Not Detected	3.2	Not Detected
Freon 113	0.80	Not Detected	6.2	Not Detected
Methylene Chloride	0.80	Not Detected	2.8	Not Detected
1,1-Dichloroethane	0.80	Not Detected	3.2	Not Detected
cis-1,2-Dichloroethene	0.80	1.6	3.2	6.3
1,1,1-Trichloroethane	0.80	1.8	4.4	9.7
Trichloroethene	0.80	100	4.3	550
Tetrachloroethene	0.80	6.6	5.5	44
trans-1,2-Dichloroethene	0.80	Not Detected	3.2	Not Detected

Container Type: 1 Liter Summa Canister (100% Certified)

Surrogates	%Recovery	Method Limits
1,2-Dichloroethane-d4	96	70-130
Toluene-d8	95	70-130
4-Bromofluorobenzene	102	70-130

AN ENVIRONMENTAL ANALYTICAL LABORATORY

Client Sample ID: EN0417S121708

Lab ID#: 0812549C-57A

MODIFIED EPA METHOD TO-15 GC/MS FULL SCAN

File Name:	**7123025**	**Date of Collection:**	**12/17/08**
Dil. Factor:	**1.61**	**Date of Analysis:**	**12/30/08 10:58 PM**

Compound	Rpt. Limit (ppbv)	Amount (ppbv)	Rpt. Limit (uG/m3)	Amount (uG/m3)
Vinyl Chloride	0.80	Not Detected	2.0	Not Detected
Chloroethane	0.80	Not Detected	2.1	Not Detected
1,1-Dichloroethene	0.80	Not Detected	3.2	Not Detected
Freon 113	0.80	Not Detected	6.2	Not Detected
Methylene Chloride	0.80	Not Detected	2.8	Not Detected
1,1-Dichloroethane	0.80	Not Detected	3.2	Not Detected
cis-1,2-Dichloroethene	0.80	Not Detected	3.2	Not Detected
1,1,1-Trichloroethane	0.80	Not Detected	4.4	Not Detected
Trichloroethene	0.80	12	4.3	64
Tetrachloroethene	0.80	Not Detected	5.5	Not Detected
trans-1,2-Dichloroethene	0.80	Not Detected	3.2	Not Detected

Container Type: 1 Liter Summa Canister (100% Certified)

Surrogates	%Recovery	Method Limits
1,2-Dichloroethane-d4	99	70-130
Toluene-d8	95	70-130
4-Bromofluorobenzene	102	70-130

AN ENVIRONMENTAL ANALYTICAL LABORATORY

Client Sample ID: Lab Blank

Lab ID#: 0812549C-58A

MODIFIED EPA METHOD TO-15 GC/MS FULL SCAN

File Name:	**7122905**	**Date of Collection: NA**	
Dil. Factor:	**1.00**	**Date of Analysis: 12/29/08 11:29 AM**	

Compound	Rpt. Limit (ppbv)	Amount (ppbv)	Rpt. Limit (uG/m3)	Amount (uG/m3)
Vinyl Chloride	0.50	Not Detected	1.3	Not Detected
Chloroethane	0.50	Not Detected	1.3	Not Detected
1,1-Dichloroethene	0.50	Not Detected	2.0	Not Detected
Freon 113	0.50	Not Detected	3.8	Not Detected
Methylene Chloride	0.50	Not Detected	1.7	Not Detected
1,1-Dichloroethane	0.50	Not Detected	2.0	Not Detected
cis-1,2-Dichloroethene	0.50	Not Detected	2.0	Not Detected
1,1,1-Trichloroethane	0.50	Not Detected	2.7	Not Detected
Trichloroethene	0.50	Not Detected	2.7	Not Detected
Tetrachloroethene	0.50	Not Detected	3.4	Not Detected
trans-1,2-Dichloroethene	0.50	Not Detected	2.0	Not Detected

Container Type: NA - Not Applicable

Surrogates	%Recovery	Method Limits
1,2-Dichloroethane-d4	94	70-130
Toluene-d8	98	70-130
4-Bromofluorobenzene	99	70-130

AN ENVIRONMENTAL ANALYTICAL LABORATORY

Client Sample ID: Lab Blank

Lab ID#: 0812549C-58B

MODIFIED EPA METHOD TO-15 GC/MS FULL SCAN

File Name:	**7123005**	**Date of Collection: NA**	
Dil. Factor:	**1.00**	**Date of Analysis: 12/30/08 08:23 AM**	

Compound	Rpt. Limit (ppbv)	Amount (ppbv)	Rpt. Limit (uG/m3)	Amount (uG/m3)
Vinyl Chloride	0.50	Not Detected	1.3	Not Detected
Chloroethane	0.50	Not Detected	1.3	Not Detected
1,1-Dichloroethene	0.50	Not Detected	2.0	Not Detected
Freon 113	0.50	Not Detected	3.8	Not Detected
Methylene Chloride	0.50	Not Detected	1.7	Not Detected
1,1-Dichloroethane	0.50	Not Detected	2.0	Not Detected
cis-1,2-Dichloroethene	0.50	Not Detected	2.0	Not Detected
1,1,1-Trichloroethane	0.50	Not Detected	2.7	Not Detected
Trichloroethene	0.50	Not Detected	2.7	Not Detected
Tetrachloroethene	0.50	Not Detected	3.4	Not Detected
trans-1,2-Dichloroethene	0.50	Not Detected	2.0	Not Detected

Container Type: NA - Not Applicable

Surrogates	%Recovery	Method Limits
1,2-Dichloroethane-d4	97	70-130
Toluene-d8	96	70-130
4-Bromofluorobenzene	101	70-130

AN ENVIRONMENTAL ANALYTICAL LABORATORY

Client Sample ID: Lab Blank

Lab ID#: 0812549C-58C

MODIFIED EPA METHOD TO-15 GC/MS FULL SCAN

File Name:	**7123022**	**Date of Collection: NA**	
Dil. Factor:	**1.00**	**Date of Analysis: 12/30/08 08:47 PM**	

Compound	Rpt. Limit (ppbv)	Amount (ppbv)	Rpt. Limit (uG/m3)	Amount (uG/m3)
Vinyl Chloride	0.50	Not Detected	1.3	Not Detected
Chloroethane	0.50	Not Detected	1.3	Not Detected
1,1-Dichloroethene	0.50	Not Detected	2.0	Not Detected
Freon 113	0.50	Not Detected	3.8	Not Detected
Methylene Chloride	0.50	Not Detected	1.7	Not Detected
1,1-Dichloroethane	0.50	Not Detected	2.0	Not Detected
cis-1,2-Dichloroethene	0.50	Not Detected	2.0	Not Detected
1,1,1-Trichloroethane	0.50	Not Detected	2.7	Not Detected
Trichloroethene	0.50	Not Detected	2.7	Not Detected
Tetrachloroethene	0.50	Not Detected	3.4	Not Detected
trans-1,2-Dichloroethene	0.50	Not Detected	2.0	Not Detected

Container Type: NA - Not Applicable

Surrogates	%Recovery	Method Limits
1,2-Dichloroethane-d4	97	70-130
Toluene-d8	97	70-130
4-Bromofluorobenzene	100	70-130

AN ENVIRONMENTAL ANALYTICAL LABORATORY

Client Sample ID: CCV

Lab ID#: 0812549C-59A

MODIFIED EPA METHOD TO-15 GC/MS FULL SCAN

File Name:	**7122902**	**Date of Collection: NA**	
Dil. Factor:	**1.00**	**Date of Analysis: 12/29/08 09:21 AM**	

Compound	**%Recovery**
Vinyl Chloride	91
Chloroethane	84
1,1-Dichloroethene	88
Freon 113	94
Methylene Chloride	82
1,1-Dichloroethane	88
cis-1,2-Dichloroethene	92
1,1,1-Trichloroethane	98
Trichloroethene	101
Tetrachloroethene	103
trans-1,2-Dichloroethene	92

Container Type: NA - Not Applicable

Surrogates	**%Recovery**	**Method Limits**
1,2-Dichloroethane-d4	97	70-130
Toluene-d8	100	70-130
4-Bromofluorobenzene	100	70-130

AN ENVIRONMENTAL ANALYTICAL LABORATORY

Client Sample ID: CCV

Lab ID#: 0812549C-59B

MODIFIED EPA METHOD TO-15 GC/MS FULL SCAN

File Name:	**7123002**	**Date of Collection: NA**	
Dil. Factor:	**1.00**	**Date of Analysis: 12/30/08 05:43 AM**	

Compound	**%Recovery**
Vinyl Chloride	91
Chloroethane	81
1,1-Dichloroethene	88
Freon 113	97
Methylene Chloride	80
1,1-Dichloroethane	87
cis-1,2-Dichloroethene	89
1,1,1-Trichloroethane	103
Trichloroethene	105
Tetrachloroethene	108
trans-1,2-Dichloroethene	91

Container Type: NA - Not Applicable

Surrogates	**%Recovery**	**Method Limits**
1,2-Dichloroethane-d4	98	70-130
Toluene-d8	99	70-130
4-Bromofluorobenzene	101	70-130

AN ENVIRONMENTAL ANALYTICAL LABORATORY

Client Sample ID: CCV

Lab ID#: 0812549C-59C

MODIFIED EPA METHOD TO-15 GC/MS FULL SCAN

File Name:	**7123019**	**Date of Collection: NA**
Dil. Factor:	**1.00**	**Date of Analysis: 12/30/08 06:39 PM**

Compound	**%Recovery**
Vinyl Chloride	83
Chloroethane	75
1,1-Dichloroethene	81
Freon 113	92
Methylene Chloride	76
1,1-Dichloroethane	81
cis-1,2-Dichloroethene	86
1,1,1-Trichloroethane	102
Trichloroethene	103
Tetrachloroethene	105
trans-1,2-Dichloroethene	86

Container Type: NA - Not Applicable

Surrogates	**%Recovery**	**Method Limits**
1,2-Dichloroethane-d4	101	70-130
Toluene-d8	100	70-130
4-Bromofluorobenzene	101	70-130

AN ENVIRONMENTAL ANALYTICAL LABORATORY

Client Sample ID: LCS

Lab ID#: 0812549C-60A

MODIFIED EPA METHOD TO-15 GC/MS FULL SCAN

File Name:	**7122903**	**Date of Collection: NA**
Dil. Factor:	**1.00**	**Date of Analysis: 12/29/08 10:06 AM**

Compound	**%Recovery**
Vinyl Chloride	92
Chloroethane	85
1,1-Dichloroethene	101
Freon 113	107
Methylene Chloride	91
1,1-Dichloroethane	94
cis-1,2-Dichloroethene	96
1,1,1-Trichloroethane	101
Trichloroethene	102
Tetrachloroethene	105
trans-1,2-Dichloroethene	96

Container Type: NA - Not Applicable

Surrogates	**%Recovery**	**Method Limits**
1,2-Dichloroethane-d4	96	70-130
Toluene-d8	98	70-130
4-Bromofluorobenzene	101	70-130

AN ENVIRONMENTAL ANALYTICAL LABORATORY

Client Sample ID: LCSD

Lab ID#: 0812549C-60AA

MODIFIED EPA METHOD TO-15 GC/MS FULL SCAN

File Name:	**7122904**	**Date of Collection: NA**
Dil. Factor:	**1.00**	**Date of Analysis: 12/29/08 10:45 AM**

Compound	**%Recovery**
Vinyl Chloride	92
Chloroethane	86
1,1-Dichloroethene	101
Freon 113	106
Methylene Chloride	93
1,1-Dichloroethane	95
cis-1,2-Dichloroethene	96
1,1,1-Trichloroethane	100
Trichloroethene	101
Tetrachloroethene	106
trans-1,2-Dichloroethene	95

Container Type: NA - Not Applicable

Surrogates	**%Recovery**	**Method Limits**
1,2-Dichloroethane-d4	97	70-130
Toluene-d8	98	70-130
4-Bromofluorobenzene	102	70-130

AN ENVIRONMENTAL ANALYTICAL LABORATORY

Client Sample ID: LCS

Lab ID#: 0812549C-60B

MODIFIED EPA METHOD TO-15 GC/MS FULL SCAN

File Name:	**7123003**	**Date of Collection: NA**	
Dil. Factor:	**1.00**	**Date of Analysis: 12/30/08 06:22 AM**	

Compound	**%Recovery**
Vinyl Chloride	89
Chloroethane	80
1,1-Dichloroethene	98
Freon 113	108
Methylene Chloride	90
1,1-Dichloroethane	92
cis-1,2-Dichloroethene	94
1,1,1-Trichloroethane	103
Trichloroethene	105
Tetrachloroethene	107
trans-1,2-Dichloroethene	93

Container Type: NA - Not Applicable

Surrogates	**%Recovery**	**Method Limits**
1,2-Dichloroethane-d4	100	70-130
Toluene-d8	99	70-130
4-Bromofluorobenzene	101	70-130

AN ENVIRONMENTAL ANALYTICAL LABORATORY

Client Sample ID: LCSD

Lab ID#: 0812549C-60BB

MODIFIED EPA METHOD TO-15 GC/MS FULL SCAN

File Name:	**7123004**	**Date of Collection: NA**	
Dil. Factor:	**1.00**	**Date of Analysis: 12/30/08 07:03 AM**	

Compound	**%Recovery**
Vinyl Chloride	88
Chloroethane	83
1,1-Dichloroethene	99
Freon 113	107
Methylene Chloride	89
1,1-Dichloroethane	92
cis-1,2-Dichloroethene	94
1,1,1-Trichloroethane	102
Trichloroethene	104
Tetrachloroethene	108
trans-1,2-Dichloroethene	93

Container Type: NA - Not Applicable

Surrogates	**%Recovery**	**Method Limits**
1,2-Dichloroethane-d4	96	70-130
Toluene-d8	99	70-130
4-Bromofluorobenzene	102	70-130

AN ENVIRONMENTAL ANALYTICAL LABORATORY

Client Sample ID: LCS

Lab ID#: 0812549C-60C

MODIFIED EPA METHOD TO-15 GC/MS FULL SCAN

File Name:	**7123020**	**Date of Collection: NA**
Dil. Factor:	**1.00**	**Date of Analysis: 12/30/08 07:18 PM**

Compound	**%Recovery**
Vinyl Chloride	86
Chloroethane	78
1,1-Dichloroethene	97
Freon 113	106
Methylene Chloride	88
1,1-Dichloroethane	89
cis-1,2-Dichloroethene	92
1,1,1-Trichloroethane	104
Trichloroethene	105
Tetrachloroethene	108
trans-1,2-Dichloroethene	91

Container Type: NA - Not Applicable

Surrogates	**%Recovery**	**Method Limits**
1,2-Dichloroethane-d4	101	70-130
Toluene-d8	98	70-130
4-Bromofluorobenzene	100	70-130

AN ENVIRONMENTAL ANALYTICAL LABORATORY

Client Sample ID: LCSD

Lab ID#: 0812549C-60CC

MODIFIED EPA METHOD TO-15 GC/MS FULL SCAN

File Name:	**7123021**	**Date of Collection: NA**
Dil. Factor:	**1.00**	**Date of Analysis: 12/30/08 08:03 PM**

Compound	**%Recovery**
Vinyl Chloride	87
Chloroethane	82
1,1-Dichloroethene	98
Freon 113	107
Methylene Chloride	89
1,1-Dichloroethane	91
cis-1,2-Dichloroethene	93
1,1,1-Trichloroethane	103
Trichloroethene	106
Tetrachloroethene	110
trans-1,2-Dichloroethene	92

Container Type: NA - Not Applicable

Surrogates	**%Recovery**	**Method Limits**
1,2-Dichloroethane-d4	100	70-130
Toluene-d8	98	70-130
4-Bromofluorobenzene	101	70-130

AN ENVIRONMENTAL ANALYTICAL LABORATORY

1/6/2009
Ms. Betsy Tomaswick
Sanborn, Head & Associates
20 Foundry Street

Concord NH 03301

Project Name: GVP
Project #: 2755.01

Dear Ms. Betsy Tomaswick

The following report includes the data for the above referenced project for sample(s) received on 12/19/2008 at Air Toxics Ltd.

The data and associated QC analyzed by Modified TO-15 are compliant with the project requirements or laboratory criteria with the exception of the deviations noted in the attached case narrative.

Thank you for choosing Air Toxics Ltd. for you air analysis needs. Air Toxics Ltd. is committed to providing accurate data of the highest quality. Please feel free to contact the Project Manager: Bryanna Langley at 916-985-1000 if you have any questions regarding the data in this report.

Regards,

Bryanna Langley

Bryanna Langley
Project Manager

180 BLUE RAVINE ROAD, SUITE B FOLSOM, CA - 95630
(916) 985-1000 .FAX (916) 985-1020
Hours 8:00 A.M to 6:00 P.M. Pacific

AN ENVIRONMENTAL ANALYTICAL LABORATORY

WORK ORDER #: 0812549D

Work Order Summary

CLIENT:	Ms. Betsy Tomaswick Sanborn, Head & Associates 20 Foundry Street Concord, NH 03301	**BILL TO:**	Ms. Betsy Tomaswick Sanborn, Head & Associates 20 Foundry Street Concord, NH 03301
PHONE:	603-229-1900	**P.O. #**	BCT2755
FAX:	603-229-1919	**PROJECT #**	2755.01 GVP
DATE RECEIVED:	12/19/2008	**CONTACT:**	Bryanna Langley
DATE COMPLETED:	01/05/2009		

FRACTION #	NAME	TEST	RECEIPT VAC./PRES.	FINAL PRESSURE
58A	EN0418D121708	Modified TO-15	4.0 "Hg	5 psi
58AA	EN0418D121708 Lab Duplicate	Modified TO-15	4.0 "Hg	5 psi
59A	EN0418S121708	Modified TO-15	4.0 "Hg	5 psi
60A	EN0419D121708	Modified TO-15	5.0 "Hg	5 psi
61A	EN0419S121708	Modified TO-15	6.0 "Hg	5 psi
62A	EN0420D121708	Modified TO-15	4.5 "Hg	5 psi
63A	EN0420S121708	Modified TO-15	4.0 "Hg	5 psi
64A	EN0421D121708	Modified TO-15	4.5 "Hg	5 psi
65A	EN0421S121708	Modified TO-15	4.0 "Hg	5 psi
66A	EN0422D121708	Modified TO-15	5.0 "Hg	5 psi
66AA	EN0422D121708 Lab Duplicate	Modified TO-15	5.0 "Hg	5 psi
67A	EN0422S121708	Modified TO-15	5.0 "Hg	5 psi
68A	EN0423D121708	Modified TO-15	4.5 "Hg	5 psi
69A	EN0423S121708	Modified TO-15	4.0 "Hg	5 psi
70A	EN0425D121708	Modified TO-15	5.5 "Hg	5 psi
71A	EN0425S121708	Modified TO-15	3.5 "Hg	5 psi
72A	EN0426D121708	Modified TO-15	4.0 "Hg	5 psi

Continued on next page

AN ENVIRONMENTAL ANALYTICAL LABORATORY

WORK ORDER #: 0812549D

Work Order Summary

CLIENT:	Ms. Betsy Tomaswick Sanborn, Head & Associates 20 Foundry Street Concord, NH 03301	**BILL TO:**	Ms. Betsy Tomaswick Sanborn, Head & Associates 20 Foundry Street Concord, NH 03301
PHONE:	603-229-1900	**P.O. #**	BCT2755
FAX:	603-229-1919	**PROJECT #**	2755.01 GVP
DATE RECEIVED:	12/19/2008	**CONTACT:**	Bryanna Langley
DATE COMPLETED:	01/05/2009		

FRACTION #	NAME	TEST	RECEIPT VAC./PRES.	FINAL PRESSURE
73A	EN0426S121708	Modified TO-15	6.5 "Hg	5 psi
74A	EN0427S121708	Modified TO-15	4.5 "Hg	5 psi
75A	EN0534D121708	Modified TO-15	5.0 "Hg	5 psi
76A	EN0534S121708	Modified TO-15	6.0 "Hg	5 psi
77A	Lab Blank	Modified TO-15	NA	NA
77B	Lab Blank	Modified TO-15	NA	NA
77C	Lab Blank	Modified TO-15	NA	NA
78A	CCV	Modified TO-15	NA	NA
78B	CCV	Modified TO-15	NA	NA
78C	CCV	Modified TO-15	NA	NA
79A	LCS	Modified TO-15	NA	NA
79AA	LCSD	Modified TO-15	NA	NA
79B	LCS	Modified TO-15	NA	NA
79BB	LCSD	Modified TO-15	NA	NA
79C	LCS	Modified TO-15	NA	NA
79CC	LCSD	Modified TO-15	NA	NA

CERTIFIED BY: Linda L. Freeman

Laboratory Director

DATE: 01/06/09

Certfication numbers: CA NELAP - 02110CA, LA NELAP/LELAP- AI 30763, NJ NELAP - CA004
NY NELAP - 11291, UT NELAP - 9166389892, AZ Licensure AZ0719
Name of Accrediting Agency: NELAP/Florida Department of Health, Scope of Application: Clean Air Act,
Accreditation number: E87680, Effective date: 07/01/08, Expiration date: 06/30/09
Air Toxics Ltd. certifies that the test results contained in this report meet all requirements of the NELAC standards

This report shall not be reproduced, except in full, without the written approval of Air Toxics Ltd.

180 BLUE RAVINE ROAD, SUITE B FOLSOM, CA - 95630
(916) 985-1000 . (800) 985-5955 . FAX (916) 985-1020

LABORATORY NARRATIVE
Modified TO-15
Sanborn, Head & Associates
Workorder# 0812549D

Nineteen 1 Liter Summa Canister (100% Certified) samples were received on December 19, 2008. The laboratory performed analysis via modified EPA Method TO-15 using GC/MS in the full scan mode. The method involves concentrating up to 0.2 liters of air. The concentrated aliquot is then flash vaporized and swept through a water management system to remove water vapor. Following dehumidification, the sample passes directly into the GC/MS for analysis.

This workorder was independently validated prior to submittal using 'USEPA National Functional Guidelines' as generally applied to the analysis of volatile organic compounds in air. A rules-based, logic driven, independent validation engine was employed to assess completeness, evaluate pass/fail of relevant project quality control requirements and verification of all quantified amounts.

Method modifications taken to run these samples are summarized in the table below. Specific project requirements may over-ride the ATL modifications.

Requirement	***TO-15***	***ATL Modifications***
Daily CCV	</= 30% Difference	</= 30% Difference; Compounds exceeding this criterion and associated data are flagged and narrated.
Sample collection media	Summa canister	ATL recommends use of summa canisters to insure data defensibility, but will report results from Tedlar bags at client request
Method Detection Limit	Follow 40CFR Pt.136 App. B	The MDL met all relevant requirements in Method TO-15 (statistical MDL less than the LOQ). The concentration of the spiked replicate may have exceeded 10X the calculated MDL in some cases

Receiving Notes

There were no receiving discrepancies.

Analytical Notes

There were no analytical discrepancies.

Definition of Data Qualifying Flags

Eight qualifiers may have been used on the data analysis sheets and indicates as follows:

B - Compound present in laboratory blank greater than reporting limit (background subtraction no performed).

J - Estimated value.

E - Exceeds instrument calibration range.

S - Saturated peak.

Q - Exceeds quality control limits.

U - Compound analyzed for but not detected above the reporting limit.
UJ- Non-detected compound associated with low bias in the CCV
N - The identification is based on presumptive evidence.

File extensions may have been used on the data analysis sheets and indicates as follows:
a-File was requantified
b-File was quantified by a second column and detector
r1-File was requantified for the purpose of reissue

AN ENVIRONMENTAL ANALYTICAL LABORATORY

Summary of Detected Compounds
MODIFIED EPA METHOD TO-15 GC/MS FULL SCAN

Client Sample ID: EN0418D121708

Lab ID#: 0812549D-58A

Compound	Rpt. Limit (ppbv)	Amount (ppbv)	Rpt. Limit (uG/m3)	Amount (uG/m3)
cis-1,2-Dichloroethene	0.78	3.2	3.1	12
1,1,1-Trichloroethane	0.78	19	4.2	100
Trichloroethene	0.78	250	4.2	1400
Tetrachloroethene	0.78	87	5.2	590

Client Sample ID: EN0418D121708 Lab Duplicate

Lab ID#: 0812549D-58AA

Compound	Rpt. Limit (ppbv)	Amount (ppbv)	Rpt. Limit (uG/m3)	Amount (uG/m3)
cis-1,2-Dichloroethene	0.78	3.0	3.1	12
1,1,1-Trichloroethane	0.78	18	4.2	100
Trichloroethene	0.78	250	4.2	1300
Tetrachloroethene	0.78	84	5.2	570

Client Sample ID: EN0418S121708

Lab ID#: 0812549D-59A

Compound	Rpt. Limit (ppbv)	Amount (ppbv)	Rpt. Limit (uG/m3)	Amount (uG/m3)
Tetrachloroethene	0.78	5.7	5.2	39

Client Sample ID: EN0419D121708

Lab ID#: 0812549D-60A

Compound	Rpt. Limit (ppbv)	Amount (ppbv)	Rpt. Limit (uG/m3)	Amount (uG/m3)
cis-1,2-Dichloroethene	0.80	2.5	3.2	9.8
1,1,1-Trichloroethane	0.80	8.2	4.4	45
Trichloroethene	0.80	250	4.3	1400

Client Sample ID: EN0419S121708

Lab ID#: 0812549D-61A

No Detections Were Found.

AN ENVIRONMENTAL ANALYTICAL LABORATORY

Summary of Detected Compounds
MODIFIED EPA METHOD TO-15 GC/MS FULL SCAN

Client Sample ID: EN0420D121708

Lab ID#: 0812549D-62A

Compound	Rpt. Limit (ppbv)	Amount (ppbv)	Rpt. Limit (uG/m3)	Amount (uG/m3)
1,1,1-Trichloroethane	0.79	2.4	4.3	13
Trichloroethene	0.79	63	4.2	340

Client Sample ID: EN0420S121708

Lab ID#: 0812549D-63A

No Detections Were Found.

Client Sample ID: EN0421D121708

Lab ID#: 0812549D-64A

Compound	Rpt. Limit (ppbv)	Amount (ppbv)	Rpt. Limit (uG/m3)	Amount (uG/m3)
1,1,1-Trichloroethane	0.79	5.3	4.3	29
Trichloroethene	0.79	130	4.2	680

Client Sample ID: EN0421S121708

Lab ID#: 0812549D-65A

No Detections Were Found.

Client Sample ID: EN0422D121708

Lab ID#: 0812549D-66A

Compound	Rpt. Limit (ppbv)	Amount (ppbv)	Rpt. Limit (uG/m3)	Amount (uG/m3)
Freon 113	0.80	0.92	6.2	7.1
1,1-Dichloroethane	0.80	1.5	3.2	6.2
cis-1,2-Dichloroethene	0.80	180	3.2	720
1,1,1-Trichloroethane	0.80	10	4.4	54
Trichloroethene	0.80	140	4.3	780
Tetrachloroethene	0.80	0.81	5.5	5.5
trans-1,2-Dichloroethene	0.80	9.0	3.2	36

Client Sample ID: EN0422D121708 Lab Duplicate

Lab ID#: 0812549D-66AA

AN ENVIRONMENTAL ANALYTICAL LABORATORY

Summary of Detected Compounds
MODIFIED EPA METHOD TO-15 GC/MS FULL SCAN

Client Sample ID: EN0422D121708 Lab Duplicate

Lab ID#: 0812549D-66AA

Compound	Rpt. Limit (ppbv)	Amount (ppbv)	Rpt. Limit (uG/m3)	Amount (uG/m3)
Freon 113	0.80	0.88	6.2	6.8
1,1-Dichloroethane	0.80	1.5	3.2	6.0
cis-1,2-Dichloroethene	0.80	180	3.2	700
1,1,1-Trichloroethane	0.80	10	4.4	55
Trichloroethene	0.80	140	4.3	770
trans-1,2-Dichloroethene	0.80	8.7	3.2	34

Client Sample ID: EN0422S121708

Lab ID#: 0812549D-67A

Compound	Rpt. Limit (ppbv)	Amount (ppbv)	Rpt. Limit (uG/m3)	Amount (uG/m3)
cis-1,2-Dichloroethene	0.80	23	3.2	92
1,1,1-Trichloroethane	0.80	3.1	4.4	17
Trichloroethene	0.80	28	4.3	150
trans-1,2-Dichloroethene	0.80	1.5	3.2	6.1

Client Sample ID: EN0423D121708

Lab ID#: 0812549D-68A

Compound	Rpt. Limit (ppbv)	Amount (ppbv)	Rpt. Limit (uG/m3)	Amount (uG/m3)
1,1-Dichloroethane	0.79	4.6	3.2	19
cis-1,2-Dichloroethene	0.79	37	3.1	150
Trichloroethene	0.79	100	4.2	560
Tetrachloroethene	0.79	3.0	5.4	20
trans-1,2-Dichloroethene	0.79	1.6	3.1	6.3

Client Sample ID: EN0423S121708

Lab ID#: 0812549D-69A

No Detections Were Found.

Client Sample ID: EN0425D121708

Lab ID#: 0812549D-70A

Compound	Rpt. Limit (ppbv)	Amount (ppbv)	Rpt. Limit (uG/m3)	Amount (uG/m3)

AN ENVIRONMENTAL ANALYTICAL LABORATORY

Summary of Detected Compounds
MODIFIED EPA METHOD TO-15 GC/MS FULL SCAN

Client Sample ID: EN0425D121708

Lab ID#: 0812549D-70A

Compound	Rpt. Limit (ppbv)	Amount (ppbv)	Rpt. Limit (uG/m3)	Amount (uG/m3)
Trichloroethene	0.82	1.6	4.4	8.8

Client Sample ID: EN0425S121708

Lab ID#: 0812549D-71A

No Detections Were Found.

Client Sample ID: EN0426D121708

Lab ID#: 0812549D-72A

Compound	Rpt. Limit (ppbv)	Amount (ppbv)	Rpt. Limit (uG/m3)	Amount (uG/m3)
Freon 113	1.0	2.1	7.9	16
1,1,1-Trichloroethane	1.0	16	5.6	87
Trichloroethene	1.0	330	5.6	1800
Tetrachloroethene	1.0	1.7	7.0	12

Client Sample ID: EN0426S121708

Lab ID#: 0812549D-73A

Compound	Rpt. Limit (ppbv)	Amount (ppbv)	Rpt. Limit (uG/m3)	Amount (uG/m3)
Freon 113	0.86	1.4	6.6	11
1,1,1-Trichloroethane	0.86	9.3	4.7	51
Trichloroethene	0.86	94	4.6	500

Client Sample ID: EN0427S121708

Lab ID#: 0812549D-74A

Compound	Rpt. Limit (ppbv)	Amount (ppbv)	Rpt. Limit (uG/m3)	Amount (uG/m3)
Chloroethane	0.79	1.0	2.1	2.8
1,1,1-Trichloroethane	0.79	7.9	4.3	43
Trichloroethene	0.79	43	4.2	230
Tetrachloroethene	0.79	4.9	5.4	33

AN ENVIRONMENTAL ANALYTICAL LABORATORY

Summary of Detected Compounds
MODIFIED EPA METHOD TO-15 GC/MS FULL SCAN

Client Sample ID: EN0534D121708

Lab ID#: 0812549D-75A

Compound	Rpt. Limit (ppbv)	Amount (ppbv)	Rpt. Limit (uG/m3)	Amount (uG/m3)
Freon 113	0.80	3.2	6.2	25
1,1,1-Trichloroethane	0.80	6.2	4.4	34
Trichloroethene	0.80	68	4.3	360
Tetrachloroethene	0.80	4.0	5.5	27

Client Sample ID: EN0534S121708

Lab ID#: 0812549D-76A

Compound	Rpt. Limit (ppbv)	Amount (ppbv)	Rpt. Limit (uG/m3)	Amount (uG/m3)
Trichloroethene	0.84	0.99	4.5	5.3

AN ENVIRONMENTAL ANALYTICAL LABORATORY

Client Sample ID: EN0418D121708

Lab ID#: 0812549D-58A

MODIFIED EPA METHOD TO-15 GC/MS FULL SCAN

File Name:	**7123027**	**Date of Collection:**	**12/17/08**
Dil. Factor:	**1.55**	**Date of Analysis:**	**12/31/08 12:28 AM**

Compound	Rpt. Limit (ppbv)	Amount (ppbv)	Rpt. Limit (uG/m3)	Amount (uG/m3)
Vinyl Chloride	0.78	Not Detected	2.0	Not Detected
Chloroethane	0.78	Not Detected	2.0	Not Detected
1,1-Dichloroethene	0.78	Not Detected	3.1	Not Detected
Freon 113	0.78	Not Detected	5.9	Not Detected
Methylene Chloride	0.78	Not Detected	2.7	Not Detected
1,1-Dichloroethane	0.78	Not Detected	3.1	Not Detected
cis-1,2-Dichloroethene	0.78	3.2	3.1	12
1,1,1-Trichloroethane	0.78	19	4.2	100
Trichloroethene	0.78	250	4.2	1400
Tetrachloroethene	0.78	87	5.2	590
trans-1,2-Dichloroethene	0.78	Not Detected	3.1	Not Detected

Container Type: 1 Liter Summa Canister (100% Certified)

Surrogates	%Recovery	Method Limits
1,2-Dichloroethane-d4	97	70-130
Toluene-d8	94	70-130
4-Bromofluorobenzene	103	70-130

AN ENVIRONMENTAL ANALYTICAL LABORATORY

Client Sample ID: EN0418D121708 Lab Duplicate

Lab ID#: 0812549D-58AA

MODIFIED EPA METHOD TO-15 GC/MS FULL SCAN

File Name:	**7123028**	**Date of Collection:**	**12/17/08**
Dil. Factor:	**1.55**	**Date of Analysis:**	**12/31/08 01:17 AM**

Compound	Rpt. Limit (ppbv)	Amount (ppbv)	Rpt. Limit (uG/m3)	Amount (uG/m3)
Vinyl Chloride	0.78	Not Detected	2.0	Not Detected
Chloroethane	0.78	Not Detected	2.0	Not Detected
1,1-Dichloroethene	0.78	Not Detected	3.1	Not Detected
Freon 113	0.78	Not Detected	5.9	Not Detected
Methylene Chloride	0.78	Not Detected	2.7	Not Detected
1,1-Dichloroethane	0.78	Not Detected	3.1	Not Detected
cis-1,2-Dichloroethene	0.78	3.0	3.1	12
1,1,1-Trichloroethane	0.78	18	4.2	100
Trichloroethene	0.78	250	4.2	1300
Tetrachloroethene	0.78	84	5.2	570
trans-1,2-Dichloroethene	0.78	Not Detected	3.1	Not Detected

Container Type: 1 Liter Summa Canister (100% Certified)

Surrogates	%Recovery	Method Limits
1,2-Dichloroethane-d4	96	70-130
Toluene-d8	94	70-130
4-Bromofluorobenzene	100	70-130

AN ENVIRONMENTAL ANALYTICAL LABORATORY

Client Sample ID: EN0418S121708

Lab ID#: 0812549D-59A

MODIFIED EPA METHOD TO-15 GC/MS FULL SCAN

File Name:	**7123029**	**Date of Collection:**	**12/17/08**
Dil. Factor:	**1.55**	**Date of Analysis:**	**12/31/08 01:56 AM**

Compound	Rpt. Limit (ppbv)	Amount (ppbv)	Rpt. Limit (uG/m3)	Amount (uG/m3)
Vinyl Chloride	0.78	Not Detected	2.0	Not Detected
Chloroethane	0.78	Not Detected	2.0	Not Detected
1,1-Dichloroethene	0.78	Not Detected	3.1	Not Detected
Freon 113	0.78	Not Detected	5.9	Not Detected
Methylene Chloride	0.78	Not Detected	2.7	Not Detected
1,1-Dichloroethane	0.78	Not Detected	3.1	Not Detected
cis-1,2-Dichloroethene	0.78	Not Detected	3.1	Not Detected
1,1,1-Trichloroethane	0.78	Not Detected	4.2	Not Detected
Trichloroethene	0.78	Not Detected	4.2	Not Detected
Tetrachloroethene	0.78	5.7	5.2	39
trans-1,2-Dichloroethene	0.78	Not Detected	3.1	Not Detected

Container Type: 1 Liter Summa Canister (100% Certified)

Surrogates	%Recovery	Method Limits
1,2-Dichloroethane-d4	97	70-130
Toluene-d8	95	70-130
4-Bromofluorobenzene	100	70-130

AN ENVIRONMENTAL ANALYTICAL LABORATORY

Client Sample ID: EN0419D121708

Lab ID#: 0812549D-60A

MODIFIED EPA METHOD TO-15 GC/MS FULL SCAN

File Name:	**7123030**	**Date of Collection:**	**12/17/08**
Dil. Factor:	**1.61**	**Date of Analysis:**	**12/31/08 02:58 AM**

Compound	Rpt. Limit (ppbv)	Amount (ppbv)	Rpt. Limit (uG/m3)	Amount (uG/m3)
Vinyl Chloride	0.80	Not Detected	2.0	Not Detected
Chloroethane	0.80	Not Detected	2.1	Not Detected
1,1-Dichloroethene	0.80	Not Detected	3.2	Not Detected
Freon 113	0.80	Not Detected	6.2	Not Detected
Methylene Chloride	0.80	Not Detected	2.8	Not Detected
1,1-Dichloroethane	0.80	Not Detected	3.2	Not Detected
cis-1,2-Dichloroethene	0.80	2.5	3.2	9.8
1,1,1-Trichloroethane	0.80	8.2	4.4	45
Trichloroethene	0.80	250	4.3	1400
Tetrachloroethene	0.80	Not Detected	5.5	Not Detected
trans-1,2-Dichloroethene	0.80	Not Detected	3.2	Not Detected

Container Type: 1 Liter Summa Canister (100% Certified)

Surrogates	%Recovery	Method Limits
1,2-Dichloroethane-d4	97	70-130
Toluene-d8	95	70-130
4-Bromofluorobenzene	102	70-130

AN ENVIRONMENTAL ANALYTICAL LABORATORY

Client Sample ID: EN0419S121708

Lab ID#: 0812549D-61A

MODIFIED EPA METHOD TO-15 GC/MS FULL SCAN

File Name:	**7123031**	**Date of Collection:**	**12/17/08**
Dil. Factor:	**1.68**	**Date of Analysis:**	**12/31/08 03:36 AM**

Compound	Rpt. Limit (ppbv)	Amount (ppbv)	Rpt. Limit (uG/m3)	Amount (uG/m3)
Vinyl Chloride	0.84	Not Detected	2.1	Not Detected
Chloroethane	0.84	Not Detected	2.2	Not Detected
1,1-Dichloroethene	0.84	Not Detected	3.3	Not Detected
Freon 113	0.84	Not Detected	6.4	Not Detected
Methylene Chloride	0.84	Not Detected	2.9	Not Detected
1,1-Dichloroethane	0.84	Not Detected	3.4	Not Detected
cis-1,2-Dichloroethene	0.84	Not Detected	3.3	Not Detected
1,1,1-Trichloroethane	0.84	Not Detected	4.6	Not Detected
Trichloroethene	0.84	Not Detected	4.5	Not Detected
Tetrachloroethene	0.84	Not Detected	5.7	Not Detected
trans-1,2-Dichloroethene	0.84	Not Detected	3.3	Not Detected

Container Type: 1 Liter Summa Canister (100% Certified)

Surrogates	%Recovery	Method Limits
1,2-Dichloroethane-d4	100	70-130
Toluene-d8	96	70-130
4-Bromofluorobenzene	100	70-130

AN ENVIRONMENTAL ANALYTICAL LABORATORY

Client Sample ID: EN0420D121708

Lab ID#: 0812549D-62A

MODIFIED EPA METHOD TO-15 GC/MS FULL SCAN

File Name:	**7123032**	**Date of Collection:**	**12/17/08**
Dil. Factor:	**1.58**	**Date of Analysis:**	**12/31/08 04:15 AM**

Compound	Rpt. Limit (ppbv)	Amount (ppbv)	Rpt. Limit (uG/m3)	Amount (uG/m3)
Vinyl Chloride	0.79	Not Detected	2.0	Not Detected
Chloroethane	0.79	Not Detected	2.1	Not Detected
1,1-Dichloroethene	0.79	Not Detected	3.1	Not Detected
Freon 113	0.79	Not Detected	6.0	Not Detected
Methylene Chloride	0.79	Not Detected	2.7	Not Detected
1,1-Dichloroethane	0.79	Not Detected	3.2	Not Detected
cis-1,2-Dichloroethene	0.79	Not Detected	3.1	Not Detected
1,1,1-Trichloroethane	0.79	2.4	4.3	13
Trichloroethene	0.79	63	4.2	340
Tetrachloroethene	0.79	Not Detected	5.4	Not Detected
trans-1,2-Dichloroethene	0.79	Not Detected	3.1	Not Detected

Container Type: 1 Liter Summa Canister (100% Certified)

Surrogates	%Recovery	Method Limits
1,2-Dichloroethane-d4	97	70-130
Toluene-d8	96	70-130
4-Bromofluorobenzene	100	70-130

AN ENVIRONMENTAL ANALYTICAL LABORATORY

Client Sample ID: EN0420S121708

Lab ID#: 0812549D-63A

MODIFIED EPA METHOD TO-15 GC/MS FULL SCAN

File Name:	**7123033**	**Date of Collection:**	**12/17/08**
Dil. Factor:	**1.55**	**Date of Analysis:**	**12/31/08 05:10 AM**

Compound	Rpt. Limit (ppbv)	Amount (ppbv)	Rpt. Limit (uG/m3)	Amount (uG/m3)
Vinyl Chloride	0.78	Not Detected	2.0	Not Detected
Chloroethane	0.78	Not Detected	2.0	Not Detected
1,1-Dichloroethene	0.78	Not Detected	3.1	Not Detected
Freon 113	0.78	Not Detected	5.9	Not Detected
Methylene Chloride	0.78	Not Detected	2.7	Not Detected
1,1-Dichloroethane	0.78	Not Detected	3.1	Not Detected
cis-1,2-Dichloroethene	0.78	Not Detected	3.1	Not Detected
1,1,1-Trichloroethane	0.78	Not Detected	4.2	Not Detected
Trichloroethene	0.78	Not Detected	4.2	Not Detected
Tetrachloroethene	0.78	Not Detected	5.2	Not Detected
trans-1,2-Dichloroethene	0.78	Not Detected	3.1	Not Detected

Container Type: 1 Liter Summa Canister (100% Certified)

Surrogates	%Recovery	Method Limits
1,2-Dichloroethane-d4	97	70-130
Toluene-d8	94	70-130
4-Bromofluorobenzene	101	70-130

AN ENVIRONMENTAL ANALYTICAL LABORATORY

Client Sample ID: EN0421D121708

Lab ID#: 0812549D-64A

MODIFIED EPA METHOD TO-15 GC/MS FULL SCAN

File Name:	**7123034**	**Date of Collection:**	**12/17/08**
Dil. Factor:	**1.58**	**Date of Analysis:**	**12/31/08 05:49 AM**

Compound	Rpt. Limit (ppbv)	Amount (ppbv)	Rpt. Limit (uG/m3)	Amount (uG/m3)
Vinyl Chloride	0.79	Not Detected	2.0	Not Detected
Chloroethane	0.79	Not Detected	2.1	Not Detected
1,1-Dichloroethene	0.79	Not Detected	3.1	Not Detected
Freon 113	0.79	Not Detected	6.0	Not Detected
Methylene Chloride	0.79	Not Detected	2.7	Not Detected
1,1-Dichloroethane	0.79	Not Detected	3.2	Not Detected
cis-1,2-Dichloroethene	0.79	Not Detected	3.1	Not Detected
1,1,1-Trichloroethane	0.79	5.3	4.3	29
Trichloroethene	0.79	130	4.2	680
Tetrachloroethene	0.79	Not Detected	5.4	Not Detected
trans-1,2-Dichloroethene	0.79	Not Detected	3.1	Not Detected

Container Type: 1 Liter Summa Canister (100% Certified)

Surrogates	%Recovery	Method Limits
1,2-Dichloroethane-d4	96	70-130
Toluene-d8	96	70-130
4-Bromofluorobenzene	97	70-130

AN ENVIRONMENTAL ANALYTICAL LABORATORY

Client Sample ID: EN0421S121708

Lab ID#: 0812549D-65A

MODIFIED EPA METHOD TO-15 GC/MS FULL SCAN

File Name:	**7123108**	**Date of Collection:**	**12/17/08**
Dil. Factor:	**1.55**	**Date of Analysis:**	**12/31/08 12:31 PM**

Compound	Rpt. Limit (ppbv)	Amount (ppbv)	Rpt. Limit (uG/m3)	Amount (uG/m3)
Vinyl Chloride	0.78	Not Detected	2.0	Not Detected
Chloroethane	0.78	Not Detected	2.0	Not Detected
1,1-Dichloroethene	0.78	Not Detected	3.1	Not Detected
Freon 113	0.78	Not Detected	5.9	Not Detected
Methylene Chloride	0.78	Not Detected	2.7	Not Detected
1,1-Dichloroethane	0.78	Not Detected	3.1	Not Detected
cis-1,2-Dichloroethene	0.78	Not Detected	3.1	Not Detected
1,1,1-Trichloroethane	0.78	Not Detected	4.2	Not Detected
Trichloroethene	0.78	Not Detected	4.2	Not Detected
Tetrachloroethene	0.78	Not Detected	5.2	Not Detected
trans-1,2-Dichloroethene	0.78	Not Detected	3.1	Not Detected

Container Type: 1 Liter Summa Canister (100% Certified)

Surrogates	%Recovery	Method Limits
1,2-Dichloroethane-d4	96	70-130
Toluene-d8	96	70-130
4-Bromofluorobenzene	101	70-130

AN ENVIRONMENTAL ANALYTICAL LABORATORY

Client Sample ID: EN0422D121708

Lab ID#: 0812549D-66A

MODIFIED EPA METHOD TO-15 GC/MS FULL SCAN

File Name:	**7123109**	**Date of Collection:**	**12/17/08**
Dil. Factor:	**1.61**	**Date of Analysis:**	**12/31/08 01:16 PM**

Compound	Rpt. Limit (ppbv)	Amount (ppbv)	Rpt. Limit (uG/m3)	Amount (uG/m3)
Vinyl Chloride	0.80	Not Detected	2.0	Not Detected
Chloroethane	0.80	Not Detected	2.1	Not Detected
1,1-Dichloroethene	0.80	Not Detected	3.2	Not Detected
Freon 113	0.80	0.92	6.2	7.1
Methylene Chloride	0.80	Not Detected	2.8	Not Detected
1,1-Dichloroethane	0.80	1.5	3.2	6.2
cis-1,2-Dichloroethene	0.80	180	3.2	720
1,1,1-Trichloroethane	0.80	10	4.4	54
Trichloroethene	0.80	140	4.3	780
Tetrachloroethene	0.80	0.81	5.5	5.5
trans-1,2-Dichloroethene	0.80	9.0	3.2	36

Container Type: 1 Liter Summa Canister (100% Certified)

Surrogates	%Recovery	Method Limits
1,2-Dichloroethane-d4	96	70-130
Toluene-d8	96	70-130
4-Bromofluorobenzene	99	70-130

AN ENVIRONMENTAL ANALYTICAL LABORATORY

Client Sample ID: EN0422D121708 Lab Duplicate

Lab ID#: 0812549D-66AA

MODIFIED EPA METHOD TO-15 GC/MS FULL SCAN

File Name:	**7123111**	**Date of Collection:**	**12/17/08**
Dil. Factor:	**1.61**	**Date of Analysis:**	**12/31/08 02:35 PM**

Compound	Rpt. Limit (ppbv)	Amount (ppbv)	Rpt. Limit (uG/m3)	Amount (uG/m3)
Vinyl Chloride	0.80	Not Detected	2.0	Not Detected
Chloroethane	0.80	Not Detected	2.1	Not Detected
1,1-Dichloroethene	0.80	Not Detected	3.2	Not Detected
Freon 113	0.80	0.88	6.2	6.8
Methylene Chloride	0.80	Not Detected	2.8	Not Detected
1,1-Dichloroethane	0.80	1.5	3.2	6.0
cis-1,2-Dichloroethene	0.80	180	3.2	700
1,1,1-Trichloroethane	0.80	10	4.4	55
Trichloroethene	0.80	140	4.3	770
Tetrachloroethene	0.80	Not Detected	5.5	Not Detected
trans-1,2-Dichloroethene	0.80	8.7	3.2	34

Container Type: 1 Liter Summa Canister (100% Certified)

Surrogates	%Recovery	Method Limits
1,2-Dichloroethane-d4	96	70-130
Toluene-d8	96	70-130
4-Bromofluorobenzene	100	70-130

AN ENVIRONMENTAL ANALYTICAL LABORATORY

Client Sample ID: EN0422S121708

Lab ID#: 0812549D-67A

MODIFIED EPA METHOD TO-15 GC/MS FULL SCAN

File Name:	**7123110**	**Date of Collection:**	**12/17/08**
Dil. Factor:	**1.61**	**Date of Analysis:**	**12/31/08 01:55 PM**

Compound	Rpt. Limit (ppbv)	Amount (ppbv)	Rpt. Limit (uG/m3)	Amount (uG/m3)
Vinyl Chloride	0.80	Not Detected	2.0	Not Detected
Chloroethane	0.80	Not Detected	2.1	Not Detected
1,1-Dichloroethene	0.80	Not Detected	3.2	Not Detected
Freon 113	0.80	Not Detected	6.2	Not Detected
Methylene Chloride	0.80	Not Detected	2.8	Not Detected
1,1-Dichloroethane	0.80	Not Detected	3.2	Not Detected
cis-1,2-Dichloroethene	0.80	23	3.2	92
1,1,1-Trichloroethane	0.80	3.1	4.4	17
Trichloroethene	0.80	28	4.3	150
Tetrachloroethene	0.80	Not Detected	5.5	Not Detected
trans-1,2-Dichloroethene	0.80	1.5	3.2	6.1

Container Type: 1 Liter Summa Canister (100% Certified)

Surrogates	%Recovery	Method Limits
1,2-Dichloroethane-d4	96	70-130
Toluene-d8	96	70-130
4-Bromofluorobenzene	101	70-130

AN ENVIRONMENTAL ANALYTICAL LABORATORY

Client Sample ID: EN0423D121708

Lab ID#: 0812549D-68A

MODIFIED EPA METHOD TO-15 GC/MS FULL SCAN

File Name:	**7123112**	**Date of Collection:**	**12/17/08**
Dil. Factor:	**1.58**	**Date of Analysis:**	**12/31/08 03:14 PM**

Compound	Rpt. Limit (ppbv)	Amount (ppbv)	Rpt. Limit (uG/m3)	Amount (uG/m3)
Vinyl Chloride	0.79	Not Detected	2.0	Not Detected
Chloroethane	0.79	Not Detected	2.1	Not Detected
1,1-Dichloroethene	0.79	Not Detected	3.1	Not Detected
Freon 113	0.79	Not Detected	6.0	Not Detected
Methylene Chloride	0.79	Not Detected	2.7	Not Detected
1,1-Dichloroethane	0.79	4.6	3.2	19
cis-1,2-Dichloroethene	0.79	37	3.1	150
1,1,1-Trichloroethane	0.79	Not Detected	4.3	Not Detected
Trichloroethene	0.79	100	4.2	560
Tetrachloroethene	0.79	3.0	5.4	20
trans-1,2-Dichloroethene	0.79	1.6	3.1	6.3

Container Type: 1 Liter Summa Canister (100% Certified)

Surrogates	%Recovery	Method Limits
1,2-Dichloroethane-d4	97	70-130
Toluene-d8	96	70-130
4-Bromofluorobenzene	99	70-130

AN ENVIRONMENTAL ANALYTICAL LABORATORY

Client Sample ID: EN0423S121708

Lab ID#: 0812549D-69A

MODIFIED EPA METHOD TO-15 GC/MS FULL SCAN

File Name:	**7123113**	**Date of Collection:**	**12/17/08**
Dil. Factor:	**1.55**	**Date of Analysis:**	**12/31/08 03:53 PM**

Compound	Rpt. Limit (ppbv)	Amount (ppbv)	Rpt. Limit (uG/m3)	Amount (uG/m3)
Vinyl Chloride	0.78	Not Detected	2.0	Not Detected
Chloroethane	0.78	Not Detected	2.0	Not Detected
1,1-Dichloroethene	0.78	Not Detected	3.1	Not Detected
Freon 113	0.78	Not Detected	5.9	Not Detected
Methylene Chloride	0.78	Not Detected	2.7	Not Detected
1,1-Dichloroethane	0.78	Not Detected	3.1	Not Detected
cis-1,2-Dichloroethene	0.78	Not Detected	3.1	Not Detected
1,1,1-Trichloroethane	0.78	Not Detected	4.2	Not Detected
Trichloroethene	0.78	Not Detected	4.2	Not Detected
Tetrachloroethene	0.78	Not Detected	5.2	Not Detected
trans-1,2-Dichloroethene	0.78	Not Detected	3.1	Not Detected

Container Type: 1 Liter Summa Canister (100% Certified)

Surrogates	%Recovery	Method Limits
1,2-Dichloroethane-d4	97	70-130
Toluene-d8	96	70-130
4-Bromofluorobenzene	99	70-130

AN ENVIRONMENTAL ANALYTICAL LABORATORY

Client Sample ID: EN0425D121708

Lab ID#: 0812549D-70A

MODIFIED EPA METHOD TO-15 GC/MS FULL SCAN

File Name:	**7123114**	**Date of Collection:**	**12/17/08**
Dil. Factor:	**1.64**	**Date of Analysis:**	**12/31/08 04:41 PM**

Compound	Rpt. Limit (ppbv)	Amount (ppbv)	Rpt. Limit (uG/m3)	Amount (uG/m3)
Vinyl Chloride	0.82	Not Detected	2.1	Not Detected
Chloroethane	0.82	Not Detected	2.2	Not Detected
1,1-Dichloroethene	0.82	Not Detected	3.2	Not Detected
Freon 113	0.82	Not Detected	6.3	Not Detected
Methylene Chloride	0.82	Not Detected	2.8	Not Detected
1,1-Dichloroethane	0.82	Not Detected	3.3	Not Detected
cis-1,2-Dichloroethene	0.82	Not Detected	3.2	Not Detected
1,1,1-Trichloroethane	0.82	Not Detected	4.5	Not Detected
Trichloroethene	0.82	1.6	4.4	8.8
Tetrachloroethene	0.82	Not Detected	5.6	Not Detected
trans-1,2-Dichloroethene	0.82	Not Detected	3.2	Not Detected

Container Type: 1 Liter Summa Canister (100% Certified)

Surrogates	%Recovery	Method Limits
1,2-Dichloroethane-d4	97	70-130
Toluene-d8	94	70-130
4-Bromofluorobenzene	99	70-130

AN ENVIRONMENTAL ANALYTICAL LABORATORY

Client Sample ID: EN0425S121708

Lab ID#: 0812549D-71A

MODIFIED EPA METHOD TO-15 GC/MS FULL SCAN

File Name:	**7123115**	**Date of Collection:**	**12/17/08**
Dil. Factor:	**1.52**	**Date of Analysis:**	**12/31/08 05:31 PM**

Compound	Rpt. Limit (ppbv)	Amount (ppbv)	Rpt. Limit (uG/m3)	Amount (uG/m3)
Vinyl Chloride	0.76	Not Detected	1.9	Not Detected
Chloroethane	0.76	Not Detected	2.0	Not Detected
1,1-Dichloroethene	0.76	Not Detected	3.0	Not Detected
Freon 113	0.76	Not Detected	5.8	Not Detected
Methylene Chloride	0.76	Not Detected	2.6	Not Detected
1,1-Dichloroethane	0.76	Not Detected	3.1	Not Detected
cis-1,2-Dichloroethene	0.76	Not Detected	3.0	Not Detected
1,1,1-Trichloroethane	0.76	Not Detected	4.1	Not Detected
Trichloroethene	0.76	Not Detected	4.1	Not Detected
Tetrachloroethene	0.76	Not Detected	5.2	Not Detected
trans-1,2-Dichloroethene	0.76	Not Detected	3.0	Not Detected

Container Type: 1 Liter Summa Canister (100% Certified)

Surrogates	%Recovery	Method Limits
1,2-Dichloroethane-d4	97	70-130
Toluene-d8	94	70-130
4-Bromofluorobenzene	98	70-130

AN ENVIRONMENTAL ANALYTICAL LABORATORY

Client Sample ID: EN0426D121708

Lab ID#: 0812549D-72A

MODIFIED EPA METHOD TO-15 GC/MS FULL SCAN

File Name:	**7123116**	**Date of Collection:**	**12/17/08**
Dil. Factor:	**2.07**	**Date of Analysis:**	**12/31/08 06:19 PM**

Compound	Rpt. Limit (ppbv)	Amount (ppbv)	Rpt. Limit (uG/m3)	Amount (uG/m3)
Vinyl Chloride	1.0	Not Detected	2.6	Not Detected
Chloroethane	1.0	Not Detected	2.7	Not Detected
1,1-Dichloroethene	1.0	Not Detected	4.1	Not Detected
Freon 113	1.0	2.1	7.9	16
Methylene Chloride	1.0	Not Detected	3.6	Not Detected
1,1-Dichloroethane	1.0	Not Detected	4.2	Not Detected
cis-1,2-Dichloroethene	1.0	Not Detected	4.1	Not Detected
1,1,1-Trichloroethane	1.0	16	5.6	87
Trichloroethene	1.0	330	5.6	1800
Tetrachloroethene	1.0	1.7	7.0	12
trans-1,2-Dichloroethene	1.0	Not Detected	4.1	Not Detected

Container Type: 1 Liter Summa Canister (100% Certified)

Surrogates	%Recovery	Method Limits
1,2-Dichloroethane-d4	99	70-130
Toluene-d8	95	70-130
4-Bromofluorobenzene	99	70-130

AN ENVIRONMENTAL ANALYTICAL LABORATORY

Client Sample ID: EN0426S121708

Lab ID#: 0812549D-73A

MODIFIED EPA METHOD TO-15 GC/MS FULL SCAN

File Name:	**7123117**	**Date of Collection:**	**12/17/08**
Dil. Factor:	**1.71**	**Date of Analysis:**	**12/31/08 07:23 PM**

Compound	Rpt. Limit (ppbv)	Amount (ppbv)	Rpt. Limit (uG/m3)	Amount (uG/m3)
Vinyl Chloride	0.86	Not Detected	2.2	Not Detected
Chloroethane	0.86	Not Detected	2.2	Not Detected
1,1-Dichloroethene	0.86	Not Detected	3.4	Not Detected
Freon 113	0.86	1.4	6.6	11
Methylene Chloride	0.86	Not Detected	3.0	Not Detected
1,1-Dichloroethane	0.86	Not Detected	3.5	Not Detected
cis-1,2-Dichloroethene	0.86	Not Detected	3.4	Not Detected
1,1,1-Trichloroethane	0.86	9.3	4.7	51
Trichloroethene	0.86	94	4.6	500
Tetrachloroethene	0.86	Not Detected	5.8	Not Detected
trans-1,2-Dichloroethene	0.86	Not Detected	3.4	Not Detected

Container Type: 1 Liter Summa Canister (100% Certified)

Surrogates	%Recovery	Method Limits
1,2-Dichloroethane-d4	98	70-130
Toluene-d8	95	70-130
4-Bromofluorobenzene	100	70-130

AN ENVIRONMENTAL ANALYTICAL LABORATORY

Client Sample ID: EN0427S121708

Lab ID#: 0812549D-74A

MODIFIED EPA METHOD TO-15 GC/MS FULL SCAN

File Name:	**t123116**	**Date of Collection:**	**12/17/08**
Dil. Factor:	**1.58**	**Date of Analysis:**	**12/31/08 07:23 PM**

Compound	Rpt. Limit (ppbv)	Amount (ppbv)	Rpt. Limit (uG/m3)	Amount (uG/m3)
Vinyl Chloride	0.79	Not Detected	2.0	Not Detected
Chloroethane	0.79	1.0	2.1	2.8
1,1-Dichloroethene	0.79	Not Detected	3.1	Not Detected
Freon 113	0.79	Not Detected	6.0	Not Detected
Methylene Chloride	0.79	Not Detected	2.7	Not Detected
1,1-Dichloroethane	0.79	Not Detected	3.2	Not Detected
cis-1,2-Dichloroethene	0.79	Not Detected	3.1	Not Detected
1,1,1-Trichloroethane	0.79	7.9	4.3	43
Trichloroethene	0.79	43	4.2	230
Tetrachloroethene	0.79	4.9	5.4	33
trans-1,2-Dichloroethene	0.79	Not Detected	3.1	Not Detected

Container Type: 1 Liter Summa Canister (100% Certified)

Surrogates	%Recovery	Method Limits
1,2-Dichloroethane-d4	94	70-130
Toluene-d8	111	70-130
4-Bromofluorobenzene	104	70-130

AN ENVIRONMENTAL ANALYTICAL LABORATORY

Client Sample ID: EN0534D121708

Lab ID#: 0812549D-75A

MODIFIED EPA METHOD TO-15 GC/MS FULL SCAN

File Name:	**t123114**	**Date of Collection:**	**12/17/08**
Dil. Factor:	**1.61**	**Date of Analysis:**	**12/31/08 05:41 PM**

Compound	Rpt. Limit (ppbv)	Amount (ppbv)	Rpt. Limit (uG/m3)	Amount (uG/m3)
Vinyl Chloride	0.80	Not Detected	2.0	Not Detected
Chloroethane	0.80	Not Detected	2.1	Not Detected
1,1-Dichloroethene	0.80	Not Detected	3.2	Not Detected
Freon 113	0.80	3.2	6.2	25
Methylene Chloride	0.80	Not Detected	2.8	Not Detected
1,1-Dichloroethane	0.80	Not Detected	3.2	Not Detected
cis-1,2-Dichloroethene	0.80	Not Detected	3.2	Not Detected
1,1,1-Trichloroethane	0.80	6.2	4.4	34
Trichloroethene	0.80	68	4.3	360
Tetrachloroethene	0.80	4.0	5.5	27
trans-1,2-Dichloroethene	0.80	Not Detected	3.2	Not Detected

Container Type: 1 Liter Summa Canister (100% Certified)

Surrogates	%Recovery	Method Limits
1,2-Dichloroethane-d4	88	70-130
Toluene-d8	104	70-130
4-Bromofluorobenzene	106	70-130

AN ENVIRONMENTAL ANALYTICAL LABORATORY

Client Sample ID: EN0534S121708

Lab ID#: 0812549D-76A

MODIFIED EPA METHOD TO-15 GC/MS FULL SCAN

File Name:	**t123113**	**Date of Collection:**	**12/17/08**
Dil. Factor:	**1.68**	**Date of Analysis:**	**12/31/08 05:02 PM**

Compound	Rpt. Limit (ppbv)	Amount (ppbv)	Rpt. Limit (uG/m3)	Amount (uG/m3)
Vinyl Chloride	0.84	Not Detected	2.1	Not Detected
Chloroethane	0.84	Not Detected	2.2	Not Detected
1,1-Dichloroethene	0.84	Not Detected	3.3	Not Detected
Freon 113	0.84	Not Detected	6.4	Not Detected
Methylene Chloride	0.84	Not Detected	2.9	Not Detected
1,1-Dichloroethane	0.84	Not Detected	3.4	Not Detected
cis-1,2-Dichloroethene	0.84	Not Detected	3.3	Not Detected
1,1,1-Trichloroethane	0.84	Not Detected	4.6	Not Detected
Trichloroethene	0.84	0.99	4.5	5.3
Tetrachloroethene	0.84	Not Detected	5.7	Not Detected
trans-1,2-Dichloroethene	0.84	Not Detected	3.3	Not Detected

Container Type: 1 Liter Summa Canister (100% Certified)

Surrogates	%Recovery	Method Limits
1,2-Dichloroethane-d4	85	70-130
Toluene-d8	101	70-130
4-Bromofluorobenzene	106	70-130

AN ENVIRONMENTAL ANALYTICAL LABORATORY

Client Sample ID: Lab Blank

Lab ID#: 0812549D-77A

MODIFIED EPA METHOD TO-15 GC/MS FULL SCAN

File Name:	**7123022**	**Date of Collection: NA**	
Dil. Factor:	**1.00**	**Date of Analysis: 12/30/08 08:47 PM**	

Compound	Rpt. Limit (ppbv)	Amount (ppbv)	Rpt. Limit (uG/m3)	Amount (uG/m3)
Vinyl Chloride	0.50	Not Detected	1.3	Not Detected
Chloroethane	0.50	Not Detected	1.3	Not Detected
1,1-Dichloroethene	0.50	Not Detected	2.0	Not Detected
Freon 113	0.50	Not Detected	3.8	Not Detected
Methylene Chloride	0.50	Not Detected	1.7	Not Detected
1,1-Dichloroethane	0.50	Not Detected	2.0	Not Detected
cis-1,2-Dichloroethene	0.50	Not Detected	2.0	Not Detected
1,1,1-Trichloroethane	0.50	Not Detected	2.7	Not Detected
Trichloroethene	0.50	Not Detected	2.7	Not Detected
Tetrachloroethene	0.50	Not Detected	3.4	Not Detected
trans-1,2-Dichloroethene	0.50	Not Detected	2.0	Not Detected

Container Type: NA - Not Applicable

Surrogates	%Recovery	Method Limits
1,2-Dichloroethane-d4	97	70-130
Toluene-d8	97	70-130
4-Bromofluorobenzene	100	70-130

AN ENVIRONMENTAL ANALYTICAL LABORATORY

Client Sample ID: Lab Blank

Lab ID#: 0812549D-77B

MODIFIED EPA METHOD TO-15 GC/MS FULL SCAN

File Name:	**t123106**	**Date of Collection: NA**	
Dil. Factor:	**1.00**	**Date of Analysis: 12/31/08 12:00 PM**	

Compound	Rpt. Limit (ppbv)	Amount (ppbv)	Rpt. Limit (uG/m3)	Amount (uG/m3)
Vinyl Chloride	0.50	Not Detected	1.3	Not Detected
Chloroethane	0.50	Not Detected	1.3	Not Detected
1,1-Dichloroethene	0.50	Not Detected	2.0	Not Detected
Freon 113	0.50	Not Detected	3.8	Not Detected
Methylene Chloride	0.50	Not Detected	1.7	Not Detected
1,1-Dichloroethane	0.50	Not Detected	2.0	Not Detected
cis-1,2-Dichloroethene	0.50	Not Detected	2.0	Not Detected
1,1,1-Trichloroethane	0.50	Not Detected	2.7	Not Detected
Trichloroethene	0.50	Not Detected	2.7	Not Detected
Tetrachloroethene	0.50	Not Detected	3.4	Not Detected
trans-1,2-Dichloroethene	0.50	Not Detected	2.0	Not Detected

Container Type: NA - Not Applicable

Surrogates	%Recovery	Method Limits
1,2-Dichloroethane-d4	81	70-130
Toluene-d8	102	70-130
4-Bromofluorobenzene	98	70-130

AN ENVIRONMENTAL ANALYTICAL LABORATORY

Client Sample ID: Lab Blank

Lab ID#: 0812549D-77C

MODIFIED EPA METHOD TO-15 GC/MS FULL SCAN

File Name:	**7123107**	**Date of Collection: NA**	
Dil. Factor:	**1.00**	**Date of Analysis: 12/31/08 11:34 AM**	

Compound	Rpt. Limit (ppbv)	Amount (ppbv)	Rpt. Limit (uG/m3)	Amount (uG/m3)
Vinyl Chloride	0.50	Not Detected	1.3	Not Detected
Chloroethane	0.50	Not Detected	1.3	Not Detected
1,1-Dichloroethene	0.50	Not Detected	2.0	Not Detected
Freon 113	0.50	Not Detected	3.8	Not Detected
Methylene Chloride	0.50	Not Detected	1.7	Not Detected
1,1-Dichloroethane	0.50	Not Detected	2.0	Not Detected
cis-1,2-Dichloroethene	0.50	Not Detected	2.0	Not Detected
1,1,1-Trichloroethane	0.50	Not Detected	2.7	Not Detected
Trichloroethene	0.50	Not Detected	2.7	Not Detected
Tetrachloroethene	0.50	Not Detected	3.4	Not Detected
trans-1,2-Dichloroethene	0.50	Not Detected	2.0	Not Detected

Container Type: NA - Not Applicable

Surrogates	%Recovery	Method Limits
1,2-Dichloroethane-d4	97	70-130
Toluene-d8	97	70-130
4-Bromofluorobenzene	100	70-130

AN ENVIRONMENTAL ANALYTICAL LABORATORY

Client Sample ID: CCV

Lab ID#: 0812549D-78A

MODIFIED EPA METHOD TO-15 GC/MS FULL SCAN

File Name:	**7123019**	**Date of Collection: NA**	
Dil. Factor:	**1.00**	**Date of Analysis: 12/30/08 06:39 PM**	

Compound	**%Recovery**
Vinyl Chloride	83
Chloroethane	75
1,1-Dichloroethene	81
Freon 113	92
Methylene Chloride	76
1,1-Dichloroethane	81
cis-1,2-Dichloroethene	86
1,1,1-Trichloroethane	102
Trichloroethene	103
Tetrachloroethene	105
trans-1,2-Dichloroethene	86

Container Type: NA - Not Applicable

Surrogates	**%Recovery**	**Method Limits**
1,2-Dichloroethane-d4	101	70-130
Toluene-d8	100	70-130
4-Bromofluorobenzene	101	70-130

AN ENVIRONMENTAL ANALYTICAL LABORATORY

Client Sample ID: CCV

Lab ID#: 0812549D-78B

MODIFIED EPA METHOD TO-15 GC/MS FULL SCAN

File Name:	**t123102**	**Date of Collection: NA**	
Dil. Factor:	**1.00**	**Date of Analysis: 12/31/08 08:44 AM**	

Compound	**%Recovery**
Vinyl Chloride	93
Chloroethane	93
1,1-Dichloroethene	96
Freon 113	101
Methylene Chloride	92
1,1-Dichloroethane	100
cis-1,2-Dichloroethene	99
1,1,1-Trichloroethane	105
Trichloroethene	108
Tetrachloroethene	109
trans-1,2-Dichloroethene	96

Container Type: NA - Not Applicable

Surrogates	**%Recovery**	**Method Limits**
1,2-Dichloroethane-d4	93	70-130
Toluene-d8	105	70-130
4-Bromofluorobenzene	107	70-130

AN ENVIRONMENTAL ANALYTICAL LABORATORY

Client Sample ID: CCV

Lab ID#: 0812549D-78C

MODIFIED EPA METHOD TO-15 GC/MS FULL SCAN

File Name:	**7123103**	**Date of Collection: NA**	
Dil. Factor:	**1.00**	**Date of Analysis: 12/31/08 08:48 AM**	

Compound	**%Recovery**
Vinyl Chloride	82
Chloroethane	73
1,1-Dichloroethene	81
Freon 113	90
Methylene Chloride	74
1,1-Dichloroethane	80
cis-1,2-Dichloroethene	85
1,1,1-Trichloroethane	101
Trichloroethene	102
Tetrachloroethene	105
trans-1,2-Dichloroethene	85

Container Type: NA - Not Applicable

Surrogates	**%Recovery**	**Method Limits**
1,2-Dichloroethane-d4	103	70-130
Toluene-d8	100	70-130
4-Bromofluorobenzene	101	70-130

AN ENVIRONMENTAL ANALYTICAL LABORATORY

Client Sample ID: LCS

Lab ID#: 0812549D-79A

MODIFIED EPA METHOD TO-15 GC/MS FULL SCAN

File Name:	**7123020**	**Date of Collection: NA**	
Dil. Factor:	**1.00**	**Date of Analysis: 12/30/08 07:18 PM**	

Compound	**%Recovery**
Vinyl Chloride	86
Chloroethane	78
1,1-Dichloroethene	97
Freon 113	106
Methylene Chloride	88
1,1-Dichloroethane	89
cis-1,2-Dichloroethene	92
1,1,1-Trichloroethane	104
Trichloroethene	105
Tetrachloroethene	108
trans-1,2-Dichloroethene	91

Container Type: NA - Not Applicable

Surrogates	**%Recovery**	**Method Limits**
1,2-Dichloroethane-d4	101	70-130
Toluene-d8	98	70-130
4-Bromofluorobenzene	100	70-130

AN ENVIRONMENTAL ANALYTICAL LABORATORY

Client Sample ID: LCSD

Lab ID#: 0812549D-79AA

MODIFIED EPA METHOD TO-15 GC/MS FULL SCAN

File Name:	**7123021**	**Date of Collection: NA**
Dil. Factor:	**1.00**	**Date of Analysis: 12/30/08 08:03 PM**

Compound	**%Recovery**
Vinyl Chloride	87
Chloroethane	82
1,1-Dichloroethene	98
Freon 113	107
Methylene Chloride	89
1,1-Dichloroethane	91
cis-1,2-Dichloroethene	93
1,1,1-Trichloroethane	103
Trichloroethene	106
Tetrachloroethene	110
trans-1,2-Dichloroethene	92

Container Type: NA - Not Applicable

Surrogates	**%Recovery**	**Method Limits**
1,2-Dichloroethane-d4	100	70-130
Toluene-d8	98	70-130
4-Bromofluorobenzene	101	70-130

AN ENVIRONMENTAL ANALYTICAL LABORATORY

Client Sample ID: LCS

Lab ID#: 0812549D-79B

MODIFIED EPA METHOD TO-15 GC/MS FULL SCAN

File Name:	**t123103**	**Date of Collection: NA**	
Dil. Factor:	**1.00**	**Date of Analysis: 12/31/08 09:29 AM**	

Compound	**%Recovery**
Vinyl Chloride	86
Chloroethane	88
1,1-Dichloroethene	99
Freon 113	105
Methylene Chloride	91
1,1-Dichloroethane	104
cis-1,2-Dichloroethene	99
1,1,1-Trichloroethane	100
Trichloroethene	102
Tetrachloroethene	108
trans-1,2-Dichloroethene	97

Container Type: NA - Not Applicable

Surrogates	**%Recovery**	**Method Limits**
1,2-Dichloroethane-d4	95	70-130
Toluene-d8	102	70-130
4-Bromofluorobenzene	104	70-130

AN ENVIRONMENTAL ANALYTICAL LABORATORY

Client Sample ID: LCSD

Lab ID#: 0812549D-79BB

MODIFIED EPA METHOD TO-15 GC/MS FULL SCAN

File Name:	**t123104**	**Date of Collection: NA**	
Dil. Factor:	**1.00**	**Date of Analysis: 12/31/08 10:23 AM**	

Compound	**%Recovery**
Vinyl Chloride	85
Chloroethane	91
1,1-Dichloroethene	102
Freon 113	110
Methylene Chloride	96
1,1-Dichloroethane	104
cis-1,2-Dichloroethene	98
1,1,1-Trichloroethane	100
Trichloroethene	102
Tetrachloroethene	106
trans-1,2-Dichloroethene	99

Container Type: NA - Not Applicable

Surrogates	**%Recovery**	**Method Limits**
1,2-Dichloroethane-d4	93	70-130
Toluene-d8	102	70-130
4-Bromofluorobenzene	101	70-130

AN ENVIRONMENTAL ANALYTICAL LABORATORY

Client Sample ID: LCS

Lab ID#: 0812549D-79C

MODIFIED EPA METHOD TO-15 GC/MS FULL SCAN

File Name:	**7123104**	**Date of Collection: NA**	
Dil. Factor:	**1.00**	**Date of Analysis: 12/31/08 09:27 AM**	

Compound	**%Recovery**
Vinyl Chloride	85
Chloroethane	79
1,1-Dichloroethene	97
Freon 113	105
Methylene Chloride	89
1,1-Dichloroethane	89
cis-1,2-Dichloroethene	92
1,1,1-Trichloroethane	103
Trichloroethene	107
Tetrachloroethene	110
trans-1,2-Dichloroethene	93

Container Type: NA - Not Applicable

Surrogates	**%Recovery**	**Method Limits**
1,2-Dichloroethane-d4	101	70-130
Toluene-d8	101	70-130
4-Bromofluorobenzene	102	70-130

AN ENVIRONMENTAL ANALYTICAL LABORATORY

Client Sample ID: LCSD

Lab ID#: 0812549D-79CC

MODIFIED EPA METHOD TO-15 GC/MS FULL SCAN

File Name:	**7123105**	**Date of Collection: NA**	
Dil. Factor:	**1.00**	**Date of Analysis: 12/31/08 10:05 AM**	

Compound	**%Recovery**
Vinyl Chloride	85
Chloroethane	78
1,1-Dichloroethene	95
Freon 113	103
Methylene Chloride	86
1,1-Dichloroethane	87
cis-1,2-Dichloroethene	90
1,1,1-Trichloroethane	101
Trichloroethene	104
Tetrachloroethene	107
trans-1,2-Dichloroethene	89

Container Type: NA - Not Applicable

Surrogates	**%Recovery**	**Method Limits**
1,2-Dichloroethane-d4	99	70-130
Toluene-d8	101	70-130
4-Bromofluorobenzene	101	70-130

AN ENVIRONMENTAL ANALYTICAL LABORATORY

1/6/2009
Ms. Betsy Tomaswick
Sanborn, Head & Associates
20 Foundry Street

Concord NH 03301

Project Name: GVP
Project #: 2755.01

Dear Ms. Betsy Tomaswick

The following report includes the data for the above referenced project for sample(s) received on 12/19/2008 at Air Toxics Ltd.

The data and associated QC analyzed by Modified TO-15 are compliant with the project requirements or laboratory criteria with the exception of the deviations noted in the attached case narrative.

Thank you for choosing Air Toxics Ltd. for you air analysis needs. Air Toxics Ltd. is committed to providing accurate data of the highest quality. Please feel free to contact the Project Manager: Bryanna Langley at 916-985-1000 if you have any questions regarding the data in this report.

Regards,

Bryanna Langley

Bryanna Langley
Project Manager

180 BLUE RAVINE ROAD, SUITE B FOLSOM, CA - 95630
(916) 985-1000 .FAX (916) 985-1020
Hours 8:00 A.M to 6:00 P.M. Pacific

AN ENVIRONMENTAL ANALYTICAL LABORATORY

WORK ORDER #: 0812549E

Work Order Summary

CLIENT:	Ms. Betsy Tomaswick Sanborn, Head & Associates 20 Foundry Street Concord, NH 03301	**BILL TO:**	Ms. Betsy Tomaswick Sanborn, Head & Associates 20 Foundry Street Concord, NH 03301
PHONE:	603-229-1900	**P.O. #**	BCT2755
FAX:	603-229-1919	**PROJECT #**	2755.01 GVP
DATE RECEIVED:	12/19/2008	**CONTACT:**	Bryanna Langley
DATE COMPLETED:	01/05/2009		

FRACTION #	NAME	TEST	RECEIPT VAC./PRES.	FINAL PRESSURE
77A	EN0637D121708	Modified TO-15	5.0 "Hg	5.0 psi
78A	EN0637S121708	Modified TO-15	3.5 "Hg	5.0 psi
78AA	EN0637S121708 Lab Duplicate	Modified TO-15	3.5 "Hg	5.0 psi
79A	EN0728D121708	Modified TO-15	4.0 "Hg	5.0 psi
80A	EN0728S121708	Modified TO-15	4.5 "Hg	5.0 psi
81A	EB2054121708	Modified TO-15	4.0 "Hg	5.0 psi
82A	Lab Blank	Modified TO-15	NA	NA
83A	CCV	Modified TO-15	NA	NA
84A	LCS	Modified TO-15	NA	NA
84AA	LCSD	Modified TO-15	NA	NA

CERTIFIED BY: Linda L. Freeman DATE: 01/06/09

Laboratory Director

Certfication numbers: CA NELAP - 02110CA, LA NELAP/LELAP- AI 30763, NJ NELAP - CA004
NY NELAP - 11291, UT NELAP - 9166389892, AZ Licensure AZ0719
Name of Accrediting Agency: NELAP/Florida Department of Health, Scope of Application: Clean Air Act,
Accreditation number: E87680, Effective date: 07/01/08, Expiration date: 06/30/09
Air Toxics Ltd. certifies that the test results contained in this report meet all requirements of the NELAC standards

This report shall not be reproduced, except in full, without the written approval of Air Toxics Ltd.

180 BLUE RAVINE ROAD, SUITE B FOLSOM, CA - 95630
(916) 985-1000 . (800) 985-5955 . FAX (916) 985-1020

LABORATORY NARRATIVE
Modified TO-15
Sanborn, Head & Associates
Workorder# 0812549E

Five 1 Liter Summa Canister (100% Certified) samples were received on December 19, 2008. The laboratory performed analysis via modified EPA Method TO-15 using GC/MS in the full scan mode. The method involves concentrating up to 0.2 liters of air. The concentrated aliquot is then flash vaporized and swept through a water management system to remove water vapor. Following dehumidification, the sample passes directly into the GC/MS for analysis.

This workorder was independently validated prior to submittal using 'USEPA National Functional Guidelines' as generally applied to the analysis of volatile organic compounds in air. A rules-based, logic driven, independent validation engine was employed to assess completeness, evaluate pass/fail of relevant project quality control requirements and verification of all quantified amounts.

Method modifications taken to run these samples are summarized in the table below. Specific project requirements may over-ride the ATL modifications.

Requirement	***TO-15***	***ATL Modifications***
Daily CCV	</= 30% Difference	</= 30% Difference; Compounds exceeding this criterion and associated data are flagged and narrated.
Sample collection media	Summa canister	ATL recommends use of summa canisters to insure data defensibility, but will report results from Tedlar bags at client request
Method Detection Limit	Follow 40CFR Pt.136 App. B	The MDL met all relevant requirements in Method TO-15 (statistical MDL less than the LOQ). The concentration of the spiked replicate may have exceeded 10X the calculated MDL in some cases

Receiving Notes

There were no receiving discrepancies.

Analytical Notes

There were no analytical discrepancies.

Definition of Data Qualifying Flags

Eight qualifiers may have been used on the data analysis sheets and indicates as follows:

B - Compound present in laboratory blank greater than reporting limit (background subtraction no performed).

J - Estimated value.

E - Exceeds instrument calibration range.

S - Saturated peak.

Q - Exceeds quality control limits.

U - Compound analyzed for but not detected above the reporting limit.
UJ- Non-detected compound associated with low bias in the CCV
N - The identification is based on presumptive evidence.

File extensions may have been used on the data analysis sheets and indicates as follows:
a-File was requantified
b-File was quantified by a second column and detector
r1-File was requantified for the purpose of reissue

AN ENVIRONMENTAL ANALYTICAL LABORATORY

Summary of Detected Compounds
MODIFIED EPA METHOD TO-15 GC/MS FULL SCAN

Client Sample ID: EN0637D121708

Lab ID#: 0812549E-77A

Compound	Rpt. Limit (ppbv)	Amount (ppbv)	Rpt. Limit (uG/m3)	Amount (uG/m3)
cis-1,2-Dichloroethene	0.80	8.9	3.2	35
Trichloroethene	0.80	9.8	4.3	52
Tetrachloroethene	0.80	3.5	5.5	24

Client Sample ID: EN0637S121708

Lab ID#: 0812549E-78A

Compound	Rpt. Limit (ppbv)	Amount (ppbv)	Rpt. Limit (uG/m3)	Amount (uG/m3)
Tetrachloroethene	0.76	11	5.2	72

Client Sample ID: EN0637S121708 Lab Duplicate

Lab ID#: 0812549E-78AA

Compound	Rpt. Limit (ppbv)	Amount (ppbv)	Rpt. Limit (uG/m3)	Amount (uG/m3)
Tetrachloroethene	0.76	10	5.2	71

Client Sample ID: EN0728D121708

Lab ID#: 0812549E-79A

Compound	Rpt. Limit (ppbv)	Amount (ppbv)	Rpt. Limit (uG/m3)	Amount (uG/m3)
cis-1,2-Dichloroethene	0.88	18	3.5	72
Trichloroethene	0.88	36	4.8	190
Tetrachloroethene	0.88	300	6.0	2000
trans-1,2-Dichloroethene	0.88	3.9	3.5	15

Client Sample ID: EN0728S121708

Lab ID#: 0812549E-80A

Compound	Rpt. Limit (ppbv)	Amount (ppbv)	Rpt. Limit (uG/m3)	Amount (uG/m3)
Trichloroethene	0.79	1.1	4.2	6.0
Tetrachloroethene	0.79	19	5.4	130

AN ENVIRONMENTAL ANALYTICAL LABORATORY

Summary of Detected Compounds
MODIFIED EPA METHOD TO-15 GC/MS FULL SCAN

Client Sample ID: EB2054121708

Lab ID#: 0812549E-81A

No Detections Were Found.

AN ENVIRONMENTAL ANALYTICAL LABORATORY

Client Sample ID: EN0637D121708

Lab ID#: 0812549E-77A

MODIFIED EPA METHOD TO-15 GC/MS FULL SCAN

File Name:	**t123107**	**Date of Collection:**	**12/17/08**
Dil. Factor:	**1.61**	**Date of Analysis:**	**12/31/08 12:43 PM**

Compound	Rpt. Limit (ppbv)	Amount (ppbv)	Rpt. Limit (uG/m3)	Amount (uG/m3)
Vinyl Chloride	0.80	Not Detected	2.0	Not Detected
Chloroethane	0.80	Not Detected	2.1	Not Detected
1,1-Dichloroethene	0.80	Not Detected	3.2	Not Detected
Freon 113	0.80	Not Detected	6.2	Not Detected
Methylene Chloride	0.80	Not Detected	2.8	Not Detected
1,1-Dichloroethane	0.80	Not Detected	3.2	Not Detected
cis-1,2-Dichloroethene	0.80	8.9	3.2	35
1,1,1-Trichloroethane	0.80	Not Detected	4.4	Not Detected
Trichloroethene	0.80	9.8	4.3	52
Tetrachloroethene	0.80	3.5	5.5	24
trans-1,2-Dichloroethene	0.80	Not Detected	3.2	Not Detected

Container Type: 1 Liter Summa Canister (100% Certified)

Surrogates	%Recovery	Method Limits
1,2-Dichloroethane-d4	84	70-130
Toluene-d8	101	70-130
4-Bromofluorobenzene	103	70-130

AN ENVIRONMENTAL ANALYTICAL LABORATORY

Client Sample ID: EN0637S121708

Lab ID#: 0812549E-78A

MODIFIED EPA METHOD TO-15 GC/MS FULL SCAN

File Name:	**t123108**	**Date of Collection:**	**12/17/08**
Dil. Factor:	**1.52**	**Date of Analysis:**	**12/31/08 01:18 PM**

Compound	Rpt. Limit (ppbv)	Amount (ppbv)	Rpt. Limit (uG/m3)	Amount (uG/m3)
Vinyl Chloride	0.76	Not Detected	1.9	Not Detected
Chloroethane	0.76	Not Detected	2.0	Not Detected
1,1-Dichloroethene	0.76	Not Detected	3.0	Not Detected
Freon 113	0.76	Not Detected	5.8	Not Detected
Methylene Chloride	0.76	Not Detected	2.6	Not Detected
1,1-Dichloroethane	0.76	Not Detected	3.1	Not Detected
cis-1,2-Dichloroethene	0.76	Not Detected	3.0	Not Detected
1,1,1-Trichloroethane	0.76	Not Detected	4.1	Not Detected
Trichloroethene	0.76	Not Detected	4.1	Not Detected
Tetrachloroethene	0.76	11	5.2	72
trans-1,2-Dichloroethene	0.76	Not Detected	3.0	Not Detected

Container Type: 1 Liter Summa Canister (100% Certified)

Surrogates	%Recovery	Method Limits
1,2-Dichloroethane-d4	86	70-130
Toluene-d8	101	70-130
4-Bromofluorobenzene	100	70-130

AN ENVIRONMENTAL ANALYTICAL LABORATORY

Client Sample ID: EN0637S121708 Lab Duplicate

Lab ID#: 0812549E-78AA

MODIFIED EPA METHOD TO-15 GC/MS FULL SCAN

File Name:	**t123109**	**Date of Collection:**	**12/17/08**
Dil. Factor:	**1.52**	**Date of Analysis:**	**12/31/08 02:06 PM**

Compound	Rpt. Limit (ppbv)	Amount (ppbv)	Rpt. Limit (uG/m3)	Amount (uG/m3)
Vinyl Chloride	0.76	Not Detected	1.9	Not Detected
Chloroethane	0.76	Not Detected	2.0	Not Detected
1,1-Dichloroethene	0.76	Not Detected	3.0	Not Detected
Freon 113	0.76	Not Detected	5.8	Not Detected
Methylene Chloride	0.76	Not Detected	2.6	Not Detected
1,1-Dichloroethane	0.76	Not Detected	3.1	Not Detected
cis-1,2-Dichloroethene	0.76	Not Detected	3.0	Not Detected
1,1,1-Trichloroethane	0.76	Not Detected	4.1	Not Detected
Trichloroethene	0.76	Not Detected	4.1	Not Detected
Tetrachloroethene	0.76	10	5.2	71
trans-1,2-Dichloroethene	0.76	Not Detected	3.0	Not Detected

Container Type: 1 Liter Summa Canister (100% Certified)

Surrogates	%Recovery	Method Limits
1,2-Dichloroethane-d4	80	70-130
Toluene-d8	102	70-130
4-Bromofluorobenzene	104	70-130

AN ENVIRONMENTAL ANALYTICAL LABORATORY

Client Sample ID: EN0728D121708

Lab ID#: 0812549E-79A

MODIFIED EPA METHOD TO-15 GC/MS FULL SCAN

File Name:	**t123110**	**Date of Collection:**	**12/17/08**
Dil. Factor:	**1.77**	**Date of Analysis:**	**12/31/08 02:54 PM**

Compound	Rpt. Limit (ppbv)	Amount (ppbv)	Rpt. Limit (uG/m3)	Amount (uG/m3)
Vinyl Chloride	0.88	Not Detected	2.3	Not Detected
Chloroethane	0.88	Not Detected	2.3	Not Detected
1,1-Dichloroethene	0.88	Not Detected	3.5	Not Detected
Freon 113	0.88	Not Detected	6.8	Not Detected
Methylene Chloride	0.88	Not Detected	3.1	Not Detected
1,1-Dichloroethane	0.88	Not Detected	3.6	Not Detected
cis-1,2-Dichloroethene	0.88	18	3.5	72
1,1,1-Trichloroethane	0.88	Not Detected	4.8	Not Detected
Trichloroethene	0.88	36	4.8	190
Tetrachloroethene	0.88	300	6.0	2000
trans-1,2-Dichloroethene	0.88	3.9	3.5	15

Container Type: 1 Liter Summa Canister (100% Certified)

Surrogates	%Recovery	Method Limits
1,2-Dichloroethane-d4	83	70-130
Toluene-d8	103	70-130
4-Bromofluorobenzene	103	70-130

AN ENVIRONMENTAL ANALYTICAL LABORATORY

Client Sample ID: EN0728S121708

Lab ID#: 0812549E-80A

MODIFIED EPA METHOD TO-15 GC/MS FULL SCAN

File Name:	**t123111**	**Date of Collection:**	**12/17/08**
Dil. Factor:	**1.58**	**Date of Analysis:**	**12/31/08 03:37 PM**

Compound	Rpt. Limit (ppbv)	Amount (ppbv)	Rpt. Limit (uG/m3)	Amount (uG/m3)
Vinyl Chloride	0.79	Not Detected	2.0	Not Detected
Chloroethane	0.79	Not Detected	2.1	Not Detected
1,1-Dichloroethene	0.79	Not Detected	3.1	Not Detected
Freon 113	0.79	Not Detected	6.0	Not Detected
Methylene Chloride	0.79	Not Detected	2.7	Not Detected
1,1-Dichloroethane	0.79	Not Detected	3.2	Not Detected
cis-1,2-Dichloroethene	0.79	Not Detected	3.1	Not Detected
1,1,1-Trichloroethane	0.79	Not Detected	4.3	Not Detected
Trichloroethene	0.79	1.1	4.2	6.0
Tetrachloroethene	0.79	19	5.4	130
trans-1,2-Dichloroethene	0.79	Not Detected	3.1	Not Detected

Container Type: 1 Liter Summa Canister (100% Certified)

Surrogates	%Recovery	Method Limits
1,2-Dichloroethane-d4	93	70-130
Toluene-d8	98	70-130
4-Bromofluorobenzene	98	70-130

AN ENVIRONMENTAL ANALYTICAL LABORATORY

Client Sample ID: EB2054121708

Lab ID#: 0812549E-81A

MODIFIED EPA METHOD TO-15 GC/MS FULL SCAN

File Name:	**t123112**	**Date of Collection:**	**12/17/08**
Dil. Factor:	**1.55**	**Date of Analysis:**	**12/31/08 04:28 PM**

Compound	Rpt. Limit (ppbv)	Amount (ppbv)	Rpt. Limit (uG/m3)	Amount (uG/m3)
Vinyl Chloride	0.78	Not Detected	2.0	Not Detected
Chloroethane	0.78	Not Detected	2.0	Not Detected
1,1-Dichloroethene	0.78	Not Detected	3.1	Not Detected
Freon 113	0.78	Not Detected	5.9	Not Detected
Methylene Chloride	0.78	Not Detected	2.7	Not Detected
1,1-Dichloroethane	0.78	Not Detected	3.1	Not Detected
cis-1,2-Dichloroethene	0.78	Not Detected	3.1	Not Detected
1,1,1-Trichloroethane	0.78	Not Detected	4.2	Not Detected
Trichloroethene	0.78	Not Detected	4.2	Not Detected
Tetrachloroethene	0.78	Not Detected	5.2	Not Detected
trans-1,2-Dichloroethene	0.78	Not Detected	3.1	Not Detected

Container Type: 1 Liter Summa Canister (100% Certified)

Surrogates	%Recovery	Method Limits
1,2-Dichloroethane-d4	91	70-130
Toluene-d8	104	70-130
4-Bromofluorobenzene	105	70-130

AN ENVIRONMENTAL ANALYTICAL LABORATORY

Client Sample ID: Lab Blank

Lab ID#: 0812549E-82A

MODIFIED EPA METHOD TO-15 GC/MS FULL SCAN

File Name:	**t123106**	**Date of Collection: NA**	
Dil. Factor:	**1.00**	**Date of Analysis: 12/31/08 12:00 PM**	

Compound	Rpt. Limit (ppbv)	Amount (ppbv)	Rpt. Limit (uG/m3)	Amount (uG/m3)
Vinyl Chloride	0.50	Not Detected	1.3	Not Detected
Chloroethane	0.50	Not Detected	1.3	Not Detected
1,1-Dichloroethene	0.50	Not Detected	2.0	Not Detected
Freon 113	0.50	Not Detected	3.8	Not Detected
Methylene Chloride	0.50	Not Detected	1.7	Not Detected
1,1-Dichloroethane	0.50	Not Detected	2.0	Not Detected
cis-1,2-Dichloroethene	0.50	Not Detected	2.0	Not Detected
1,1,1-Trichloroethane	0.50	Not Detected	2.7	Not Detected
Trichloroethene	0.50	Not Detected	2.7	Not Detected
Tetrachloroethene	0.50	Not Detected	3.4	Not Detected
trans-1,2-Dichloroethene	0.50	Not Detected	2.0	Not Detected

Container Type: NA - Not Applicable

Surrogates	%Recovery	Method Limits
1,2-Dichloroethane-d4	81	70-130
Toluene-d8	102	70-130
4-Bromofluorobenzene	98	70-130

AN ENVIRONMENTAL ANALYTICAL LABORATORY

Client Sample ID: CCV

Lab ID#: 0812549E-83A

MODIFIED EPA METHOD TO-15 GC/MS FULL SCAN

File Name:	**t123102**	**Date of Collection: NA**	
Dil. Factor:	**1.00**	**Date of Analysis: 12/31/08 08:44 AM**	

Compound	**%Recovery**
Vinyl Chloride	93
Chloroethane	93
1,1-Dichloroethene	96
Freon 113	101
Methylene Chloride	92
1,1-Dichloroethane	100
cis-1,2-Dichloroethene	99
1,1,1-Trichloroethane	105
Trichloroethene	108
Tetrachloroethene	109
trans-1,2-Dichloroethene	96

Container Type: NA - Not Applicable

Surrogates	**%Recovery**	**Method Limits**
1,2-Dichloroethane-d4	93	70-130
Toluene-d8	105	70-130
4-Bromofluorobenzene	107	70-130

AN ENVIRONMENTAL ANALYTICAL LABORATORY

Client Sample ID: LCS

Lab ID#: 0812549E-84A

MODIFIED EPA METHOD TO-15 GC/MS FULL SCAN

File Name:	**t123103**	**Date of Collection: NA**	
Dil. Factor:	**1.00**	**Date of Analysis: 12/31/08 09:29 AM**	

Compound	**%Recovery**
Vinyl Chloride	86
Chloroethane	88
1,1-Dichloroethene	99
Freon 113	105
Methylene Chloride	91
1,1-Dichloroethane	104
cis-1,2-Dichloroethene	99
1,1,1-Trichloroethane	100
Trichloroethene	102
Tetrachloroethene	108
trans-1,2-Dichloroethene	97

Container Type: NA - Not Applicable

Surrogates	**%Recovery**	**Method Limits**
1,2-Dichloroethane-d4	95	70-130
Toluene-d8	102	70-130
4-Bromofluorobenzene	104	70-130

AN ENVIRONMENTAL ANALYTICAL LABORATORY

Client Sample ID: LCSD

Lab ID#: 0812549E-84AA

MODIFIED EPA METHOD TO-15 GC/MS FULL SCAN

File Name:	**t123104**	**Date of Collection: NA**	
Dil. Factor:	**1.00**	**Date of Analysis: 12/31/08 10:23 AM**	

Compound	**%Recovery**
Vinyl Chloride	85
Chloroethane	91
1,1-Dichloroethene	102
Freon 113	110
Methylene Chloride	96
1,1-Dichloroethane	104
cis-1,2-Dichloroethene	98
1,1,1-Trichloroethane	100
Trichloroethene	102
Tetrachloroethene	106
trans-1,2-Dichloroethene	99

Container Type: NA - Not Applicable

Surrogates	**%Recovery**	**Method Limits**
1,2-Dichloroethane-d4	93	70-130
Toluene-d8	102	70-130
4-Bromofluorobenzene	101	70-130

AN ENVIRONMENTAL ANALYTICAL LABORATORY

2/27/2009
Ms. Betsy Tomaswick
Sanborn, Head & Associates
20 Foundry Street

Concord NH 03301

Project Name: GVP
Project #: 2755.03
Workorder #: 0902434A

Dear Ms. Betsy Tomaswick

The following report includes the data for the above referenced project for sample(s) received on 2/20/2009 at Air Toxics Ltd.

The data and associated QC analyzed by Modified TO-15 are compliant with the project requirements or laboratory criteria with the exception of the deviations noted in the attached case narrative.

Thank you for choosing Air Toxics Ltd. for you air analysis needs. Air Toxics Ltd. is committed to providing accurate data of the highest quality. Please feel free to contact the Project Manager: Bryanna Langley at 916-985-1000 if you have any questions regarding the data in this report.

Regards,

Bryanna Langley

Bryanna Langley
Project Manager

180 BLUE RAVINE ROAD, SUITE B FOLSOM, CA - 95630
(916) 985-1000 .FAX (916) 985-1020
Hours 8:00 A.M to 6:00 P.M. Pacific

AN ENVIRONMENTAL ANALYTICAL LABORATORY

WORK ORDER #: 0902434A

Work Order Summary

CLIENT:	Ms. Betsy Tomaswick Sanborn, Head & Associates 20 Foundry Street Concord, NH 03301	**BILL TO:**	Ms. Betsy Tomaswick Sanborn, Head & Associates 20 Foundry Street Concord, NH 03301
PHONE:	603-229-1900	**P.O. #**	BCT2755
FAX:	603-229-1919	**PROJECT #**	2755.03 GVP
DATE RECEIVED:	02/20/2009	**CONTACT:**	Bryanna Langley
DATE COMPLETED:	02/25/2009		

FRACTION #	NAME	TEST	RECEIPT VAC./PRES.	FINAL PRESSURE
01A	EN0838S021609	Modified TO-15	10.4 "Hg	5.0 psi
02A	DU36536021609	Modified TO-15	10.4 "Hg	5.0 psi
03A	EN0839S021609	Modified TO-15	7.0 "Hg	5.0 psi
04A	EN0728S21609	Modified TO-15	0.6 psi	5.0 psi
05A	EN0728D021609	Modified TO-15	11.6 "Hg	5.0 psi
06A	EN0637S021609	Modified TO-15	7.2 "Hg	5.0 psi
07A	EN0637D021609	Modified TO-15	6.8 "Hg	5.0 psi
08A	EN0423S021609	Modified TO-15	5.0 "Hg	5.0 psi
09A	EN0423D021609	Modified TO-15	6.4 "Hg	5.0 psi
10A	EN047S021609	Modified TO-15	3.8 "Hg	5.0 psi
11A	EN047D021609	Modified TO-15	4.0 "Hg	5.0 psi
12A	EN045S021609	Modified TO-15	6.0 "Hg	5.0 psi
13A	EN045D021609	Modified TO-15	5.4 "Hg	5.0 psi
14A	DU3320021609	Modified TO-15	5.0 "Hg	5.0 psi
15A	EN0636D021609	Modified TO-15	2.6 "Hg	5.0 psi
16A	EN0431S021609	Modified TO-15	4.6 "Hg	5.0 psi
17A	EN0431D021609	Modified TO-15	6.4 "Hg	5.0 psi

Continued on next page

AN ENVIRONMENTAL ANALYTICAL LABORATORY

WORK ORDER #: 0902434A

Work Order Summary

CLIENT:	Ms. Betsy Tomaswick Sanborn, Head & Associates 20 Foundry Street Concord, NH 03301	**BILL TO:**	Ms. Betsy Tomaswick Sanborn, Head & Associates 20 Foundry Street Concord, NH 03301
PHONE:	603-229-1900	**P.O. #**	BCT2755
FAX:	603-229-1919	**PROJECT #**	2755.03 GVP
DATE RECEIVED:	02/20/2009	**CONTACT:**	Bryanna Langley
DATE COMPLETED:	02/25/2009		

FRACTION #	NAME	TEST	RECEIPT VAC./PRES.	FINAL PRESSURE
17AA	EN0431D021609 Lab Duplicate	Modified TO-15	6.4 "Hg	5.0 psi
18A	EN0635S021609	Modified TO-15	3.8 "Hg	5.0 psi
19A	EN0635D021609	Modified TO-15	4.6 "Hg	5.0 psi
20A	Lab Blank	Modified TO-15	NA	NA
20B	Lab Blank	Modified TO-15	NA	NA
20C	Lab Blank	Modified TO-15	NA	NA
21A	CCV	Modified TO-15	NA	NA
21B	CCV	Modified TO-15	NA	NA
21C	CCV	Modified TO-15	NA	NA
22A	LCS	Modified TO-15	NA	NA
22AA	LCSD	Modified TO-15	NA	NA
22B	LCS	Modified TO-15	NA	NA
22BB	LCSD	Modified TO-15	NA	NA
22C	LCS	Modified TO-15	NA	NA
22CC	LCSD	Modified TO-15	NA	NA

CERTIFIED BY: Linda L. Freeman

Laboratory Director

DATE: 02/27/09

Certfication numbers: CA NELAP - 02110CA, LA NELAP/LELAP- AI 30763, NJ NELAP - CA004
NY NELAP - 11291, UT NELAP - 9166389892, AZ Licensure AZ0719
Name of Accrediting Agency: NELAP/Florida Department of Health, Scope of Application: Clean Air Act,
Accreditation number: E87680, Effective date: 07/01/08, Expiration date: 06/30/09
Air Toxics Ltd. certifies that the test results contained in this report meet all requirements of the NELAC standards

This report shall not be reproduced, except in full, without the written approval of Air Toxics Ltd.

180 BLUE RAVINE ROAD, SUITE B FOLSOM, CA - 95630
(916) 985-1000 . (800) 985-5955 . FAX (916) 985-1020

LABORATORY NARRATIVE
Modified TO-15
Sanborn, Head & Associates
Workorder# 0902434A

Nineteen 1 Liter Summa Canister (100% Certified) samples were received on February 20, 2009. The laboratory performed analysis via modified EPA Method TO-15 using GC/MS in the full scan mode. The method involves concentrating up to 0.2 liters of air. The concentrated aliquot is then flash vaporized and swept through a water management system to remove water vapor. Following dehumidification, the sample passes directly into the GC/MS for analysis.

This workorder was independently validated prior to submittal using 'USEPA National Functional Guidelines' as generally applied to the analysis of volatile organic compounds in air. A rules-based, logic driven, independent validation engine was employed to assess completeness, evaluate pass/fail of relevant project quality control requirements and verification of all quantified amounts.

Method modifications taken to run these samples are summarized in the table below. Specific project requirements may over-ride the ATL modifications.

Requirement	***TO-15***	***ATL Modifications***
Daily CCV	</= 30% Difference	</= 30% Difference; Compounds exceeding this criterion and associated data are flagged and narrated.
Sample collection media	Summa canister	ATL recommends use of summa canisters to insure data defensibility, but will report results from Tedlar bags at client request
Method Detection Limit	Follow 40CFR Pt.136 App. B	The MDL met all relevant requirements in Method TO-15 (statistical MDL less than the LOQ). The concentration of the spiked replicate may have exceeded 10X the calculated MDL in some cases

Receiving Notes

The Summa canister for sample EN0728S21609 was leaking upon arrival. The client was notified and the analysis proceeded. Reported analyte concentrations are considered to be estimated.

Analytical Notes

There were no analytical discrepancies.

Definition of Data Qualifying Flags

Eight qualifiers may have been used on the data analysis sheets and indicates as follows:

B - Compound present in laboratory blank greater than reporting limit (background subtraction no performed).

J - Estimated value.

E - Exceeds instrument calibration range.

S - Saturated peak.

Q - Exceeds quality control limits.
U - Compound analyzed for but not detected above the reporting limit.
UJ- Non-detected compound associated with low bias in the CCV
N - The identification is based on presumptive evidence.

File extensions may have been used on the data analysis sheets and indicates as follows:
a-File was requantified
b-File was quantified by a second column and detector
r1-File was requantified for the purpose of reissue

AN ENVIRONMENTAL ANALYTICAL LABORATORY

Summary of Detected Compounds
MODIFIED EPA METHOD TO-15 GC/MS FULL SCAN

Client Sample ID: EN0838S021609

Lab ID#: 0902434A-01A

Compound	Rpt. Limit (ppbv)	Amount (ppbv)	Rpt. Limit (uG/m3)	Amount (uG/m3)
Trichloroethene	200	650	1100	3500
Tetrachloroethene	200	48000	1400	330000

Client Sample ID: DU36536021609

Lab ID#: 0902434A-02A

Compound	Rpt. Limit (ppbv)	Amount (ppbv)	Rpt. Limit (uG/m3)	Amount (uG/m3)
Trichloroethene	200	530	1100	2900
Tetrachloroethene	200	45000	1400	310000

Client Sample ID: EN0839S021609

Lab ID#: 0902434A-03A

Compound	Rpt. Limit (ppbv)	Amount (ppbv)	Rpt. Limit (uG/m3)	Amount (uG/m3)
cis-1,2-Dichloroethene	0.88	7.6	3.5	30
Trichloroethene	0.88	4.6	4.7	25
Tetrachloroethene	0.88	18	5.9	120

Client Sample ID: EN0728S21609

Lab ID#: 0902434A-04A

Compound	Rpt. Limit (ppbv)	Amount (ppbv)	Rpt. Limit (uG/m3)	Amount (uG/m3)
Tetrachloroethene	0.64	7.1	4.4	48

Client Sample ID: EN0728D021609

Lab ID#: 0902434A-05A

No Detections Were Found.

Client Sample ID: EN0637S021609

Lab ID#: 0902434A-06A

No Detections Were Found.

AN ENVIRONMENTAL ANALYTICAL LABORATORY

Summary of Detected Compounds
MODIFIED EPA METHOD TO-15 GC/MS FULL SCAN

Client Sample ID: EN0637D021609

Lab ID#: 0902434A-07A

Compound	Rpt. Limit (ppbv)	Amount (ppbv)	Rpt. Limit (uG/m3)	Amount (uG/m3)
cis-1,2-Dichloroethene	0.86	6.0	3.4	24
Trichloroethene	0.86	7.4	4.6	40
Tetrachloroethene	0.86	3.2	5.9	22

Client Sample ID: EN0423S021609

Lab ID#: 0902434A-08A

No Detections Were Found.

Client Sample ID: EN0423D021609

Lab ID#: 0902434A-09A

Compound	Rpt. Limit (ppbv)	Amount (ppbv)	Rpt. Limit (uG/m3)	Amount (uG/m3)
1,1-Dichloroethane	0.85	5.1	3.4	21
cis-1,2-Dichloroethene	0.85	34	3.4	130
Trichloroethene	0.85	89	4.6	480
Tetrachloroethene	0.85	3.3	5.8	22
trans-1,2-Dichloroethene	0.85	1.9	3.4	7.6

Client Sample ID: EN047S021609

Lab ID#: 0902434A-10A

No Detections Were Found.

Client Sample ID: EN047D021609

Lab ID#: 0902434A-11A

Compound	Rpt. Limit (ppbv)	Amount (ppbv)	Rpt. Limit (uG/m3)	Amount (uG/m3)
1,1-Dichloroethene	3.9	4.7	15	19
cis-1,2-Dichloroethene	3.9	12	15	48
1,1,1-Trichloroethane	3.9	74	21	410
Trichloroethene	3.9	1100	21	6000
Tetrachloroethene	3.9	4.1	26	28

AN ENVIRONMENTAL ANALYTICAL LABORATORY

Summary of Detected Compounds
MODIFIED EPA METHOD TO-15 GC/MS FULL SCAN

Client Sample ID: EN045S021609

Lab ID#: 0902434A-12A

Compound	Rpt. Limit (ppbv)	Amount (ppbv)	Rpt. Limit (uG/m3)	Amount (uG/m3)
1,1,1-Trichloroethane	0.84	1.3	4.6	7.3
Trichloroethene	0.84	13	4.5	71

Client Sample ID: EN045D021609

Lab ID#: 0902434A-13A

Compound	Rpt. Limit (ppbv)	Amount (ppbv)	Rpt. Limit (uG/m3)	Amount (uG/m3)
1,1,1-Trichloroethane	3.3	25	18	140
Trichloroethene	3.3	560	18	3000

Client Sample ID: DU3320021609

Lab ID#: 0902434A-14A

Compound	Rpt. Limit (ppbv)	Amount (ppbv)	Rpt. Limit (uG/m3)	Amount (uG/m3)
cis-1,2-Dichloroethene	1.3	1.4	5.1	5.7
1,1,1-Trichloroethane	1.3	25	7.0	140
Trichloroethene	1.3	530 E	6.9	2800 E

Client Sample ID: EN0636D021609

Lab ID#: 0902434A-15A

Compound	Rpt. Limit (ppbv)	Amount (ppbv)	Rpt. Limit (uG/m3)	Amount (uG/m3)
1,1-Dichloroethene	0.74	7.3	2.9	29
1,1-Dichloroethane	0.74	0.83	3.0	3.4
cis-1,2-Dichloroethene	0.74	1.9	2.9	7.7
1,1,1-Trichloroethane	0.74	78	4.0	420
Trichloroethene	0.74	76	4.0	410

Client Sample ID: EN0431S021609

Lab ID#: 0902434A-16A

No Detections Were Found.

AN ENVIRONMENTAL ANALYTICAL LABORATORY

Summary of Detected Compounds
MODIFIED EPA METHOD TO-15 GC/MS FULL SCAN

Client Sample ID: EN0431D021609

Lab ID#: 0902434A-17A

Compound	Rpt. Limit (ppbv)	Amount (ppbv)	Rpt. Limit (uG/m3)	Amount (uG/m3)
cis-1,2-Dichloroethene	0.85	1.7	3.4	6.6
1,1,1-Trichloroethane	0.85	7.3	4.6	40
Trichloroethene	0.85	180	4.6	940

Client Sample ID: EN0431D021609 Lab Duplicate

Lab ID#: 0902434A-17AA

Compound	Rpt. Limit (ppbv)	Amount (ppbv)	Rpt. Limit (uG/m3)	Amount (uG/m3)
cis-1,2-Dichloroethene	1.1	1.5	4.5	6.1
1,1,1-Trichloroethane	1.1	7.6	6.2	41
Trichloroethene	1.1	180	6.1	960

Client Sample ID: EN0635S021609

Lab ID#: 0902434A-18A

No Detections Were Found.

Client Sample ID: EN0635D021609

Lab ID#: 0902434A-19A

Compound	Rpt. Limit (ppbv)	Amount (ppbv)	Rpt. Limit (uG/m3)	Amount (uG/m3)
1,1,1-Trichloroethane	0.79	9.2	4.3	50
Trichloroethene	0.79	33	4.2	180

AN ENVIRONMENTAL ANALYTICAL LABORATORY

Client Sample ID: EN0838S021609

Lab ID#: 0902434A-01A

MODIFIED EPA METHOD TO-15 GC/MS FULL SCAN

File Name:	**y022306**	**Date of Collection:**	**2/16/09**
Dil. Factor:	**410**	**Date of Analysis:**	**2/23/09 12:27 PM**

Compound	Rpt. Limit (ppbv)	Amount (ppbv)	Rpt. Limit (uG/m3)	Amount (uG/m3)
Vinyl Chloride	200	Not Detected	520	Not Detected
Chloroethane	200	Not Detected	540	Not Detected
1,1-Dichloroethene	200	Not Detected	810	Not Detected
Freon 113	200	Not Detected	1600	Not Detected
Methylene Chloride	200	Not Detected	710	Not Detected
1,1-Dichloroethane	200	Not Detected	830	Not Detected
cis-1,2-Dichloroethene	200	Not Detected	810	Not Detected
1,1,1-Trichloroethane	200	Not Detected	1100	Not Detected
Trichloroethene	200	650	1100	3500
Tetrachloroethene	200	48000	1400	330000
trans-1,2-Dichloroethene	200	Not Detected	810	Not Detected

Container Type: 1 Liter Summa Canister (100% Certified)

Surrogates	%Recovery	Method Limits
1,2-Dichloroethane-d4	105	70-130
Toluene-d8	98	70-130
4-Bromofluorobenzene	98	70-130

AN ENVIRONMENTAL ANALYTICAL LABORATORY

Client Sample ID: DU36536021609

Lab ID#: 0902434A-02A

MODIFIED EPA METHOD TO-15 GC/MS FULL SCAN

File Name:	**7022307**	**Date of Collection:**	**2/16/09**
Dil. Factor:	**410**	**Date of Analysis:**	**2/23/09 12:49 PM**

Compound	Rpt. Limit (ppbv)	Amount (ppbv)	Rpt. Limit (uG/m3)	Amount (uG/m3)
Vinyl Chloride	200	Not Detected	520	Not Detected
Chloroethane	200	Not Detected	540	Not Detected
1,1-Dichloroethene	200	Not Detected	810	Not Detected
Freon 113	200	Not Detected	1600	Not Detected
Methylene Chloride	200	Not Detected	710	Not Detected
1,1-Dichloroethane	200	Not Detected	830	Not Detected
cis-1,2-Dichloroethene	200	Not Detected	810	Not Detected
1,1,1-Trichloroethane	200	Not Detected	1100	Not Detected
Trichloroethene	200	530	1100	2900
Tetrachloroethene	200	45000	1400	310000
trans-1,2-Dichloroethene	200	Not Detected	810	Not Detected

Container Type: 1 Liter Summa Canister (100% Certified)

Surrogates	%Recovery	Method Limits
1,2-Dichloroethane-d4	98	70-130
Toluene-d8	100	70-130
4-Bromofluorobenzene	96	70-130

AN ENVIRONMENTAL ANALYTICAL LABORATORY

Client Sample ID: EN0839S021609

Lab ID#: 0902434A-03A

MODIFIED EPA METHOD TO-15 GC/MS FULL SCAN

File Name:	**y022307**	**Date of Collection:**	**2/16/09**
Dil. Factor:	**1.75**	**Date of Analysis:**	**2/23/09 01:13 PM**

Compound	Rpt. Limit (ppbv)	Amount (ppbv)	Rpt. Limit (uG/m3)	Amount (uG/m3)
Vinyl Chloride	0.88	Not Detected	2.2	Not Detected
Chloroethane	0.88	Not Detected	2.3	Not Detected
1,1-Dichloroethene	0.88	Not Detected	3.5	Not Detected
Freon 113	0.88	Not Detected	6.7	Not Detected
Methylene Chloride	0.88	Not Detected	3.0	Not Detected
1,1-Dichloroethane	0.88	Not Detected	3.5	Not Detected
cis-1,2-Dichloroethene	0.88	7.6	3.5	30
1,1,1-Trichloroethane	0.88	Not Detected	4.8	Not Detected
Trichloroethene	0.88	4.6	4.7	25
Tetrachloroethene	0.88	18	5.9	120
trans-1,2-Dichloroethene	0.88	Not Detected	3.5	Not Detected

Container Type: 1 Liter Summa Canister (100% Certified)

Surrogates	%Recovery	Method Limits
1,2-Dichloroethane-d4	110	70-130
Toluene-d8	97	70-130
4-Bromofluorobenzene	98	70-130

AN ENVIRONMENTAL ANALYTICAL LABORATORY

Client Sample ID: EN0728S21609

Lab ID#: 0902434A-04A

MODIFIED EPA METHOD TO-15 GC/MS FULL SCAN

File Name:	**7022308**	**Date of Collection:**	**2/16/09**
Dil. Factor:	**1.29**	**Date of Analysis:**	**2/23/09 01:55 PM**

Compound	Rpt. Limit (ppbv)	Amount (ppbv)	Rpt. Limit (uG/m3)	Amount (uG/m3)
Vinyl Chloride	0.64	Not Detected	1.6	Not Detected
Chloroethane	0.64	Not Detected	1.7	Not Detected
1,1-Dichloroethene	0.64	Not Detected	2.6	Not Detected
Freon 113	0.64	Not Detected	4.9	Not Detected
Methylene Chloride	0.64	Not Detected	2.2	Not Detected
1,1-Dichloroethane	0.64	Not Detected	2.6	Not Detected
cis-1,2-Dichloroethene	0.64	Not Detected	2.6	Not Detected
1,1,1-Trichloroethane	0.64	Not Detected	3.5	Not Detected
Trichloroethene	0.64	Not Detected	3.5	Not Detected
Tetrachloroethene	0.64	7.1	4.4	48
trans-1,2-Dichloroethene	0.64	Not Detected	2.6	Not Detected

Container Type: 1 Liter Summa Canister (100% Certified)

Surrogates	%Recovery	Method Limits
1,2-Dichloroethane-d4	100	70-130
Toluene-d8	102	70-130
4-Bromofluorobenzene	97	70-130

AN ENVIRONMENTAL ANALYTICAL LABORATORY

Client Sample ID: EN0728D021609

Lab ID#: 0902434A-05A

MODIFIED EPA METHOD TO-15 GC/MS FULL SCAN

File Name:	**y022308**	**Date of Collection:**	**2/16/09**
Dil. Factor:	**2.18**	**Date of Analysis:**	**2/23/09 02:16 PM**

Compound	Rpt. Limit (ppbv)	Amount (ppbv)	Rpt. Limit (uG/m3)	Amount (uG/m3)
Vinyl Chloride	1.1	Not Detected	2.8	Not Detected
Chloroethane	1.1	Not Detected	2.9	Not Detected
1,1-Dichloroethene	1.1	Not Detected	4.3	Not Detected
Freon 113	1.1	Not Detected	8.4	Not Detected
Methylene Chloride	1.1	Not Detected	3.8	Not Detected
1,1-Dichloroethane	1.1	Not Detected	4.4	Not Detected
cis-1,2-Dichloroethene	1.1	Not Detected	4.3	Not Detected
1,1,1-Trichloroethane	1.1	Not Detected	5.9	Not Detected
Trichloroethene	1.1	Not Detected	5.8	Not Detected
Tetrachloroethene	1.1	Not Detected	7.4	Not Detected
trans-1,2-Dichloroethene	1.1	Not Detected	4.3	Not Detected

Container Type: 1 Liter Summa Canister (100% Certified)

Surrogates	%Recovery	Method Limits
1,2-Dichloroethane-d4	107	70-130
Toluene-d8	98	70-130
4-Bromofluorobenzene	100	70-130

AN ENVIRONMENTAL ANALYTICAL LABORATORY

Client Sample ID: EN0637S021609

Lab ID#: 0902434A-06A

MODIFIED EPA METHOD TO-15 GC/MS FULL SCAN

File Name:	**7022316**	**Date of Collection:**	**2/16/09**
Dil. Factor:	**1.76**	**Date of Analysis:**	**2/23/09 07:19 PM**

Compound	Rpt. Limit (ppbv)	Amount (ppbv)	Rpt. Limit (uG/m3)	Amount (uG/m3)
Vinyl Chloride	0.88	Not Detected	2.2	Not Detected
Chloroethane	0.88	Not Detected	2.3	Not Detected
1,1-Dichloroethene	0.88	Not Detected	3.5	Not Detected
Freon 113	0.88	Not Detected	6.7	Not Detected
Methylene Chloride	0.88	Not Detected	3.0	Not Detected
1,1-Dichloroethane	0.88	Not Detected	3.6	Not Detected
cis-1,2-Dichloroethene	0.88	Not Detected	3.5	Not Detected
1,1,1-Trichloroethane	0.88	Not Detected	4.8	Not Detected
Trichloroethene	0.88	Not Detected	4.7	Not Detected
Tetrachloroethene	0.88	Not Detected	6.0	Not Detected
trans-1,2-Dichloroethene	0.88	Not Detected	3.5	Not Detected

Container Type: 1 Liter Summa Canister (100% Certified)

Surrogates	%Recovery	Method Limits
1,2-Dichloroethane-d4	105	70-130
Toluene-d8	102	70-130
4-Bromofluorobenzene	96	70-130

AN ENVIRONMENTAL ANALYTICAL LABORATORY

Client Sample ID: EN0637D021609

Lab ID#: 0902434A-07A

MODIFIED EPA METHOD TO-15 GC/MS FULL SCAN

File Name:	**y022309**	**Date of Collection:**	**2/16/09**
Dil. Factor:	**1.73**	**Date of Analysis:**	**2/23/09 03:09 PM**

Compound	Rpt. Limit (ppbv)	Amount (ppbv)	Rpt. Limit (uG/m3)	Amount (uG/m3)
Vinyl Chloride	0.86	Not Detected	2.2	Not Detected
Chloroethane	0.86	Not Detected	2.3	Not Detected
1,1-Dichloroethene	0.86	Not Detected	3.4	Not Detected
Freon 113	0.86	Not Detected	6.6	Not Detected
Methylene Chloride	0.86	Not Detected	3.0	Not Detected
1,1-Dichloroethane	0.86	Not Detected	3.5	Not Detected
cis-1,2-Dichloroethene	0.86	6.0	3.4	24
1,1,1-Trichloroethane	0.86	Not Detected	4.7	Not Detected
Trichloroethene	0.86	7.4	4.6	40
Tetrachloroethene	0.86	3.2	5.9	22
trans-1,2-Dichloroethene	0.86	Not Detected	3.4	Not Detected

Container Type: 1 Liter Summa Canister (100% Certified)

Surrogates	%Recovery	Method Limits
1,2-Dichloroethane-d4	110	70-130
Toluene-d8	98	70-130
4-Bromofluorobenzene	100	70-130

AN ENVIRONMENTAL ANALYTICAL LABORATORY

Client Sample ID: EN0423S021609

Lab ID#: 0902434A-08A

MODIFIED EPA METHOD TO-15 GC/MS FULL SCAN

File Name:	**7022315**	**Date of Collection:**	**2/16/09**
Dil. Factor:	**1.61**	**Date of Analysis:**	**2/23/09 06:39 PM**

Compound	Rpt. Limit (ppbv)	Amount (ppbv)	Rpt. Limit (uG/m3)	Amount (uG/m3)
Vinyl Chloride	0.80	Not Detected	2.0	Not Detected
Chloroethane	0.80	Not Detected	2.1	Not Detected
1,1-Dichloroethene	0.80	Not Detected	3.2	Not Detected
Freon 113	0.80	Not Detected	6.2	Not Detected
Methylene Chloride	0.80	Not Detected	2.8	Not Detected
1,1-Dichloroethane	0.80	Not Detected	3.2	Not Detected
cis-1,2-Dichloroethene	0.80	Not Detected	3.2	Not Detected
1,1,1-Trichloroethane	0.80	Not Detected	4.4	Not Detected
Trichloroethene	0.80	Not Detected	4.3	Not Detected
Tetrachloroethene	0.80	Not Detected	5.5	Not Detected
trans-1,2-Dichloroethene	0.80	Not Detected	3.2	Not Detected

Container Type: 1 Liter Summa Canister (100% Certified)

Surrogates	%Recovery	Method Limits
1,2-Dichloroethane-d4	104	70-130
Toluene-d8	101	70-130
4-Bromofluorobenzene	96	70-130

AN ENVIRONMENTAL ANALYTICAL LABORATORY

Client Sample ID: EN0423D021609

Lab ID#: 0902434A-09A

MODIFIED EPA METHOD TO-15 GC/MS FULL SCAN

File Name:	**y022310**	**Date of Collection:**	**2/16/09**
Dil. Factor:	**1.70**	**Date of Analysis:**	**2/23/09 03:45 PM**

Compound	Rpt. Limit (ppbv)	Amount (ppbv)	Rpt. Limit (uG/m3)	Amount (uG/m3)
Vinyl Chloride	0.85	Not Detected	2.2	Not Detected
Chloroethane	0.85	Not Detected	2.2	Not Detected
1,1-Dichloroethene	0.85	Not Detected	3.4	Not Detected
Freon 113	0.85	Not Detected	6.5	Not Detected
Methylene Chloride	0.85	Not Detected	3.0	Not Detected
1,1-Dichloroethane	0.85	5.1	3.4	21
cis-1,2-Dichloroethene	0.85	34	3.4	130
1,1,1-Trichloroethane	0.85	Not Detected	4.6	Not Detected
Trichloroethene	0.85	89	4.6	480
Tetrachloroethene	0.85	3.3	5.8	22
trans-1,2-Dichloroethene	0.85	1.9	3.4	7.6

Container Type: 1 Liter Summa Canister (100% Certified)

Surrogates	%Recovery	Method Limits
1,2-Dichloroethane-d4	113	70-130
Toluene-d8	98	70-130
4-Bromofluorobenzene	98	70-130

AN ENVIRONMENTAL ANALYTICAL LABORATORY

Client Sample ID: EN047S021609

Lab ID#: 0902434A-10A

MODIFIED EPA METHOD TO-15 GC/MS FULL SCAN

File Name:	**7022313**	**Date of Collection:**	**2/16/09**
Dil. Factor:	**1.53**	**Date of Analysis:**	**2/23/09 05:17 PM**

Compound	Rpt. Limit (ppbv)	Amount (ppbv)	Rpt. Limit (uG/m3)	Amount (uG/m3)
Vinyl Chloride	0.76	Not Detected	2.0	Not Detected
Chloroethane	0.76	Not Detected	2.0	Not Detected
1,1-Dichloroethene	0.76	Not Detected	3.0	Not Detected
Freon 113	0.76	Not Detected	5.9	Not Detected
Methylene Chloride	0.76	Not Detected	2.6	Not Detected
1,1-Dichloroethane	0.76	Not Detected	3.1	Not Detected
cis-1,2-Dichloroethene	0.76	Not Detected	3.0	Not Detected
1,1,1-Trichloroethane	0.76	Not Detected	4.2	Not Detected
Trichloroethene	0.76	Not Detected	4.1	Not Detected
Tetrachloroethene	0.76	Not Detected	5.2	Not Detected
trans-1,2-Dichloroethene	0.76	Not Detected	3.0	Not Detected

Container Type: 1 Liter Summa Canister (100% Certified)

Surrogates	%Recovery	Method Limits
1,2-Dichloroethane-d4	105	70-130
Toluene-d8	102	70-130
4-Bromofluorobenzene	98	70-130

AN ENVIRONMENTAL ANALYTICAL LABORATORY

Client Sample ID: EN047D021609

Lab ID#: 0902434A-11A

MODIFIED EPA METHOD TO-15 GC/MS FULL SCAN

File Name:	**y022311**	**Date of Collection:**	**2/16/09**
Dil. Factor:	**7.75**	**Date of Analysis:**	**2/23/09 04:22 PM**

Compound	Rpt. Limit (ppbv)	Amount (ppbv)	Rpt. Limit (uG/m3)	Amount (uG/m3)
Vinyl Chloride	3.9	Not Detected	9.9	Not Detected
Chloroethane	3.9	Not Detected	10	Not Detected
1,1-Dichloroethene	3.9	4.7	15	19
Freon 113	3.9	Not Detected	30	Not Detected
Methylene Chloride	3.9	Not Detected	13	Not Detected
1,1-Dichloroethane	3.9	Not Detected	16	Not Detected
cis-1,2-Dichloroethene	3.9	12	15	48
1,1,1-Trichloroethane	3.9	74	21	410
Trichloroethene	3.9	1100	21	6000
Tetrachloroethene	3.9	4.1	26	28
trans-1,2-Dichloroethene	3.9	Not Detected	15	Not Detected

Container Type: 1 Liter Summa Canister (100% Certified)

Surrogates	%Recovery	Method Limits
1,2-Dichloroethane-d4	102	70-130
Toluene-d8	100	70-130
4-Bromofluorobenzene	97	70-130

AN ENVIRONMENTAL ANALYTICAL LABORATORY

Client Sample ID: EN045S021609

Lab ID#: 0902434A-12A

MODIFIED EPA METHOD TO-15 GC/MS FULL SCAN

File Name:	**7022314**	**Date of Collection:**	**2/16/09**
Dil. Factor:	**1.68**	**Date of Analysis:**	**2/23/09 06:00 PM**

Compound	Rpt. Limit (ppbv)	Amount (ppbv)	Rpt. Limit (uG/m3)	Amount (uG/m3)
Vinyl Chloride	0.84	Not Detected	2.1	Not Detected
Chloroethane	0.84	Not Detected	2.2	Not Detected
1,1-Dichloroethene	0.84	Not Detected	3.3	Not Detected
Freon 113	0.84	Not Detected	6.4	Not Detected
Methylene Chloride	0.84	Not Detected	2.9	Not Detected
1,1-Dichloroethane	0.84	Not Detected	3.4	Not Detected
cis-1,2-Dichloroethene	0.84	Not Detected	3.3	Not Detected
1,1,1-Trichloroethane	0.84	1.3	4.6	7.3
Trichloroethene	0.84	13	4.5	71
Tetrachloroethene	0.84	Not Detected	5.7	Not Detected
trans-1,2-Dichloroethene	0.84	Not Detected	3.3	Not Detected

Container Type: 1 Liter Summa Canister (100% Certified)

Surrogates	%Recovery	Method Limits
1,2-Dichloroethane-d4	105	70-130
Toluene-d8	102	70-130
4-Bromofluorobenzene	97	70-130

AN ENVIRONMENTAL ANALYTICAL LABORATORY

Client Sample ID: EN045D021609

Lab ID#: 0902434A-13A

MODIFIED EPA METHOD TO-15 GC/MS FULL SCAN

File Name:	**y022406**	**Date of Collection:**	**2/16/09**
Dil. Factor:	**6.52**	**Date of Analysis:**	**2/24/09 11:36 AM**

Compound	Rpt. Limit (ppbv)	Amount (ppbv)	Rpt. Limit (uG/m3)	Amount (uG/m3)
Vinyl Chloride	3.3	Not Detected	8.3	Not Detected
Chloroethane	3.3	Not Detected	8.6	Not Detected
1,1-Dichloroethene	3.3	Not Detected	13	Not Detected
Freon 113	3.3	Not Detected	25	Not Detected
Methylene Chloride	3.3	Not Detected	11	Not Detected
1,1-Dichloroethane	3.3	Not Detected	13	Not Detected
cis-1,2-Dichloroethene	3.3	Not Detected	13	Not Detected
1,1,1-Trichloroethane	3.3	25	18	140
Trichloroethene	3.3	560	18	3000
Tetrachloroethene	3.3	Not Detected	22	Not Detected
trans-1,2-Dichloroethene	3.3	Not Detected	13	Not Detected

Container Type: 1 Liter Summa Canister (100% Certified)

Surrogates	%Recovery	Method Limits
1,2-Dichloroethane-d4	103	70-130
Toluene-d8	98	70-130
4-Bromofluorobenzene	98	70-130

AN ENVIRONMENTAL ANALYTICAL LABORATORY

Client Sample ID: DU3320021609

Lab ID#: 0902434A-14A

MODIFIED EPA METHOD TO-15 GC/MS FULL SCAN

File Name:	**y022313**	**Date of Collection:**	**2/16/09**
Dil. Factor:	**2.58**	**Date of Analysis:**	**2/23/09 05:40 PM**

Compound	Rpt. Limit (ppbv)	Amount (ppbv)	Rpt. Limit (uG/m3)	Amount (uG/m3)
Vinyl Chloride	1.3	Not Detected	3.3	Not Detected
Chloroethane	1.3	Not Detected	3.4	Not Detected
1,1-Dichloroethene	1.3	Not Detected	5.1	Not Detected
Freon 113	1.3	Not Detected	9.9	Not Detected
Methylene Chloride	1.3	Not Detected	4.5	Not Detected
1,1-Dichloroethane	1.3	Not Detected	5.2	Not Detected
cis-1,2-Dichloroethene	1.3	1.4	5.1	5.7
1,1,1-Trichloroethane	1.3	25	7.0	140
Trichloroethene	1.3	530 E	6.9	2800 E
Tetrachloroethene	1.3	Not Detected	8.8	Not Detected
trans-1,2-Dichloroethene	1.3	Not Detected	5.1	Not Detected

E = Exceeds instrument calibration range.

Container Type: 1 Liter Summa Canister (100% Certified)

Surrogates	%Recovery	Method Limits
1,2-Dichloroethane-d4	102	70-130
Toluene-d8	100	70-130
4-Bromofluorobenzene	100	70-130

AN ENVIRONMENTAL ANALYTICAL LABORATORY

Client Sample ID: EN0636D021609

Lab ID#: 0902434A-15A

MODIFIED EPA METHOD TO-15 GC/MS FULL SCAN

File Name:	**y022407**	**Date of Collection:**	**2/16/09**
Dil. Factor:	**1.47**	**Date of Analysis:**	**2/24/09 12:14 PM**

Compound	Rpt. Limit (ppbv)	Amount (ppbv)	Rpt. Limit (uG/m3)	Amount (uG/m3)
Vinyl Chloride	0.74	Not Detected	1.9	Not Detected
Chloroethane	0.74	Not Detected	1.9	Not Detected
1,1-Dichloroethene	0.74	7.3	2.9	29
Freon 113	0.74	Not Detected	5.6	Not Detected
Methylene Chloride	0.74	Not Detected	2.6	Not Detected
1,1-Dichloroethane	0.74	0.83	3.0	3.4
cis-1,2-Dichloroethene	0.74	1.9	2.9	7.7
1,1,1-Trichloroethane	0.74	78	4.0	420
Trichloroethene	0.74	76	4.0	410
Tetrachloroethene	0.74	Not Detected	5.0	Not Detected
trans-1,2-Dichloroethene	0.74	Not Detected	2.9	Not Detected

Container Type: 1 Liter Summa Canister (100% Certified)

Surrogates	%Recovery	Method Limits
1,2-Dichloroethane-d4	118	70-130
Toluene-d8	97	70-130
4-Bromofluorobenzene	100	70-130

AN ENVIRONMENTAL ANALYTICAL LABORATORY

Client Sample ID: EN0431S021609

Lab ID#: 0902434A-16A

MODIFIED EPA METHOD TO-15 GC/MS FULL SCAN

File Name:	**y022312**	**Date of Collection:**	**2/16/09**
Dil. Factor:	**1.58**	**Date of Analysis:**	**2/23/09 05:03 PM**

Compound	Rpt. Limit (ppbv)	Amount (ppbv)	Rpt. Limit (uG/m3)	Amount (uG/m3)
Vinyl Chloride	0.79	Not Detected	2.0	Not Detected
Chloroethane	0.79	Not Detected	2.1	Not Detected
1,1-Dichloroethene	0.79	Not Detected	3.1	Not Detected
Freon 113	0.79	Not Detected	6.0	Not Detected
Methylene Chloride	0.79	Not Detected	2.7	Not Detected
1,1-Dichloroethane	0.79	Not Detected	3.2	Not Detected
cis-1,2-Dichloroethene	0.79	Not Detected	3.1	Not Detected
1,1,1-Trichloroethane	0.79	Not Detected	4.3	Not Detected
Trichloroethene	0.79	Not Detected	4.2	Not Detected
Tetrachloroethene	0.79	Not Detected	5.4	Not Detected
trans-1,2-Dichloroethene	0.79	Not Detected	3.1	Not Detected

Container Type: 1 Liter Summa Canister (100% Certified)

Surrogates	%Recovery	Method Limits
1,2-Dichloroethane-d4	108	70-130
Toluene-d8	97	70-130
4-Bromofluorobenzene	99	70-130

AN ENVIRONMENTAL ANALYTICAL LABORATORY

Client Sample ID: EN0431D021609

Lab ID#: 0902434A-17A

MODIFIED EPA METHOD TO-15 GC/MS FULL SCAN

File Name:	**y022316**	**Date of Collection:**	**2/16/09**
Dil. Factor:	**1.70**	**Date of Analysis:**	**2/23/09 07:42 PM**

Compound	Rpt. Limit (ppbv)	Amount (ppbv)	Rpt. Limit (uG/m3)	Amount (uG/m3)
Vinyl Chloride	0.85	Not Detected	2.2	Not Detected
Chloroethane	0.85	Not Detected	2.2	Not Detected
1,1-Dichloroethene	0.85	Not Detected	3.4	Not Detected
Freon 113	0.85	Not Detected	6.5	Not Detected
Methylene Chloride	0.85	Not Detected	3.0	Not Detected
1,1-Dichloroethane	0.85	Not Detected	3.4	Not Detected
cis-1,2-Dichloroethene	0.85	1.7	3.4	6.6
1,1,1-Trichloroethane	0.85	7.3	4.6	40
Trichloroethene	0.85	180	4.6	940
Tetrachloroethene	0.85	Not Detected	5.8	Not Detected
trans-1,2-Dichloroethene	0.85	Not Detected	3.4	Not Detected

Container Type: 1 Liter Summa Canister (100% Certified)

Surrogates	%Recovery	Method Limits
1,2-Dichloroethane-d4	114	70-130
Toluene-d8	99	70-130
4-Bromofluorobenzene	100	70-130

AN ENVIRONMENTAL ANALYTICAL LABORATORY

Client Sample ID: EN0431D021609 Lab Duplicate

Lab ID#: 0902434A-17AA

MODIFIED EPA METHOD TO-15 GC/MS FULL SCAN

File Name:	**y022314**	**Date of Collection:**	**2/16/09**
Dil. Factor:	**2.27**	**Date of Analysis:**	**2/23/09 06:17 PM**

Compound	Rpt. Limit (ppbv)	Amount (ppbv)	Rpt. Limit (uG/m3)	Amount (uG/m3)
Vinyl Chloride	1.1	Not Detected	2.9	Not Detected
Chloroethane	1.1	Not Detected	3.0	Not Detected
1,1-Dichloroethene	1.1	Not Detected	4.5	Not Detected
Freon 113	1.1	Not Detected	8.7	Not Detected
Methylene Chloride	1.1	Not Detected	3.9	Not Detected
1,1-Dichloroethane	1.1	Not Detected	4.6	Not Detected
cis-1,2-Dichloroethene	1.1	1.5	4.5	6.1
1,1,1-Trichloroethane	1.1	7.6	6.2	41
Trichloroethene	1.1	180	6.1	960
Tetrachloroethene	1.1	Not Detected	7.7	Not Detected
trans-1,2-Dichloroethene	1.1	Not Detected	4.5	Not Detected

Container Type: 1 Liter Summa Canister (100% Certified)

Surrogates	%Recovery	Method Limits
1,2-Dichloroethane-d4	106	70-130
Toluene-d8	98	70-130
4-Bromofluorobenzene	100	70-130

AN ENVIRONMENTAL ANALYTICAL LABORATORY

Client Sample ID: EN0635S021609

Lab ID#: 0902434A-18A

MODIFIED EPA METHOD TO-15 GC/MS FULL SCAN

File Name:	**7022317**	**Date of Collection:**	**2/16/09**
Dil. Factor:	**1.53**	**Date of Analysis:**	**2/23/09 07:58 PM**

Compound	Rpt. Limit (ppbv)	Amount (ppbv)	Rpt. Limit (uG/m3)	Amount (uG/m3)
Vinyl Chloride	0.76	Not Detected	2.0	Not Detected
Chloroethane	0.76	Not Detected	2.0	Not Detected
1,1-Dichloroethene	0.76	Not Detected	3.0	Not Detected
Freon 113	0.76	Not Detected	5.9	Not Detected
Methylene Chloride	0.76	Not Detected	2.6	Not Detected
1,1-Dichloroethane	0.76	Not Detected	3.1	Not Detected
cis-1,2-Dichloroethene	0.76	Not Detected	3.0	Not Detected
1,1,1-Trichloroethane	0.76	Not Detected	4.2	Not Detected
Trichloroethene	0.76	Not Detected	4.1	Not Detected
Tetrachloroethene	0.76	Not Detected	5.2	Not Detected
trans-1,2-Dichloroethene	0.76	Not Detected	3.0	Not Detected

Container Type: 1 Liter Summa Canister (100% Certified)

Surrogates	%Recovery	Method Limits
1,2-Dichloroethane-d4	106	70-130
Toluene-d8	102	70-130
4-Bromofluorobenzene	98	70-130

AN ENVIRONMENTAL ANALYTICAL LABORATORY

Client Sample ID: EN0635D021609

Lab ID#: 0902434A-19A

MODIFIED EPA METHOD TO-15 GC/MS FULL SCAN

File Name:	**y022315**	**Date of Collection:**	**2/16/09**
Dil. Factor:	**1.58**	**Date of Analysis:**	**2/23/09 06:54 PM**

Compound	Rpt. Limit (ppbv)	Amount (ppbv)	Rpt. Limit (uG/m3)	Amount (uG/m3)
Vinyl Chloride	0.79	Not Detected	2.0	Not Detected
Chloroethane	0.79	Not Detected	2.1	Not Detected
1,1-Dichloroethene	0.79	Not Detected	3.1	Not Detected
Freon 113	0.79	Not Detected	6.0	Not Detected
Methylene Chloride	0.79	Not Detected	2.7	Not Detected
1,1-Dichloroethane	0.79	Not Detected	3.2	Not Detected
cis-1,2-Dichloroethene	0.79	Not Detected	3.1	Not Detected
1,1,1-Trichloroethane	0.79	9.2	4.3	50
Trichloroethene	0.79	33	4.2	180
Tetrachloroethene	0.79	Not Detected	5.4	Not Detected
trans-1,2-Dichloroethene	0.79	Not Detected	3.1	Not Detected

Container Type: 1 Liter Summa Canister (100% Certified)

Surrogates	%Recovery	Method Limits
1,2-Dichloroethane-d4	109	70-130
Toluene-d8	98	70-130
4-Bromofluorobenzene	100	70-130

AN ENVIRONMENTAL ANALYTICAL LABORATORY

Client Sample ID: Lab Blank

Lab ID#: 0902434A-20A

MODIFIED EPA METHOD TO-15 GC/MS FULL SCAN

File Name:	**7022306**	**Date of Collection: NA**	
Dil. Factor:	**1.00**	**Date of Analysis: 2/23/09 11:49 AM**	

Compound	Rpt. Limit (ppbv)	Amount (ppbv)	Rpt. Limit (uG/m3)	Amount (uG/m3)
Vinyl Chloride	0.50	Not Detected	1.3	Not Detected
Chloroethane	0.50	Not Detected	1.3	Not Detected
1,1-Dichloroethene	0.50	Not Detected	2.0	Not Detected
Freon 113	0.50	Not Detected	3.8	Not Detected
Methylene Chloride	0.50	Not Detected	1.7	Not Detected
1,1-Dichloroethane	0.50	Not Detected	2.0	Not Detected
cis-1,2-Dichloroethene	0.50	Not Detected	2.0	Not Detected
1,1,1-Trichloroethane	0.50	Not Detected	2.7	Not Detected
Trichloroethene	0.50	Not Detected	2.7	Not Detected
Tetrachloroethene	0.50	Not Detected	3.4	Not Detected
trans-1,2-Dichloroethene	0.50	Not Detected	2.0	Not Detected

Container Type: NA - Not Applicable

Surrogates	%Recovery	Method Limits
1,2-Dichloroethane-d4	98	70-130
Toluene-d8	101	70-130
4-Bromofluorobenzene	98	70-130

AN ENVIRONMENTAL ANALYTICAL LABORATORY

Client Sample ID: Lab Blank

Lab ID#: 0902434A-20B

MODIFIED EPA METHOD TO-15 GC/MS FULL SCAN

File Name:	**y022305**	**Date of Collection: NA**	
Dil. Factor:	**1.00**	**Date of Analysis: 2/23/09 11:36 AM**	

Compound	Rpt. Limit (ppbv)	Amount (ppbv)	Rpt. Limit (uG/m3)	Amount (uG/m3)
Vinyl Chloride	0.50	Not Detected	1.3	Not Detected
Chloroethane	0.50	Not Detected	1.3	Not Detected
1,1-Dichloroethene	0.50	Not Detected	2.0	Not Detected
Freon 113	0.50	Not Detected	3.8	Not Detected
Methylene Chloride	0.50	Not Detected	1.7	Not Detected
1,1-Dichloroethane	0.50	Not Detected	2.0	Not Detected
cis-1,2-Dichloroethene	0.50	Not Detected	2.0	Not Detected
1,1,1-Trichloroethane	0.50	Not Detected	2.7	Not Detected
Trichloroethene	0.50	Not Detected	2.7	Not Detected
Tetrachloroethene	0.50	Not Detected	3.4	Not Detected
trans-1,2-Dichloroethene	0.50	Not Detected	2.0	Not Detected

Container Type: NA - Not Applicable

Surrogates	%Recovery	Method Limits
1,2-Dichloroethane-d4	99	70-130
Toluene-d8	100	70-130
4-Bromofluorobenzene	102	70-130

AN ENVIRONMENTAL ANALYTICAL LABORATORY

Client Sample ID: Lab Blank

Lab ID#: 0902434A-20C

MODIFIED EPA METHOD TO-15 GC/MS FULL SCAN

File Name:	**y022405**	**Date of Collection: NA**	
Dil. Factor:	**1.00**	**Date of Analysis: 2/24/09 10:51 AM**	

Compound	Rpt. Limit (ppbv)	Amount (ppbv)	Rpt. Limit (uG/m3)	Amount (uG/m3)
Vinyl Chloride	0.50	Not Detected	1.3	Not Detected
Chloroethane	0.50	Not Detected	1.3	Not Detected
1,1-Dichloroethene	0.50	Not Detected	2.0	Not Detected
Freon 113	0.50	Not Detected	3.8	Not Detected
Methylene Chloride	0.50	Not Detected	1.7	Not Detected
1,1-Dichloroethane	0.50	Not Detected	2.0	Not Detected
cis-1,2-Dichloroethene	0.50	Not Detected	2.0	Not Detected
1,1,1-Trichloroethane	0.50	Not Detected	2.7	Not Detected
Trichloroethene	0.50	Not Detected	2.7	Not Detected
Tetrachloroethene	0.50	Not Detected	3.4	Not Detected
trans-1,2-Dichloroethene	0.50	Not Detected	2.0	Not Detected

Container Type: NA - Not Applicable

Surrogates	%Recovery	Method Limits
1,2-Dichloroethane-d4	101	70-130
Toluene-d8	100	70-130
4-Bromofluorobenzene	102	70-130

AN ENVIRONMENTAL ANALYTICAL LABORATORY

Client Sample ID: CCV

Lab ID#: 0902434A-21A

MODIFIED EPA METHOD TO-15 GC/MS FULL SCAN

File Name:	**7022302**	**Date of Collection: NA**	
Dil. Factor:	**1.00**	**Date of Analysis: 2/23/09 08:53 AM**	

Compound	**%Recovery**
Vinyl Chloride	104
Chloroethane	103
1,1-Dichloroethene	101
Freon 113	102
Methylene Chloride	99
1,1-Dichloroethane	101
cis-1,2-Dichloroethene	100
1,1,1-Trichloroethane	97
Trichloroethene	108
Tetrachloroethene	96
trans-1,2-Dichloroethene	107

Container Type: NA - Not Applicable

Surrogates	**%Recovery**	**Method Limits**
1,2-Dichloroethane-d4	94	70-130
Toluene-d8	102	70-130
4-Bromofluorobenzene	99	70-130

AN ENVIRONMENTAL ANALYTICAL LABORATORY

Client Sample ID: CCV

Lab ID#: 0902434A-21B

MODIFIED EPA METHOD TO-15 GC/MS FULL SCAN

File Name:	**y022302**	**Date of Collection: NA**	
Dil. Factor:	**1.00**	**Date of Analysis: 2/23/09 09:18 AM**	

Compound	**%Recovery**
Vinyl Chloride	96
Chloroethane	91
1,1-Dichloroethene	103
Freon 113	105
Methylene Chloride	107
1,1-Dichloroethane	96
cis-1,2-Dichloroethene	100
1,1,1-Trichloroethane	110
Trichloroethene	107
Tetrachloroethene	111
trans-1,2-Dichloroethene	102

Container Type: NA - Not Applicable

Surrogates	**%Recovery**	**Method Limits**
1,2-Dichloroethane-d4	103	70-130
Toluene-d8	99	70-130
4-Bromofluorobenzene	104	70-130

AN ENVIRONMENTAL ANALYTICAL LABORATORY

Client Sample ID: CCV

Lab ID#: 0902434A-21C

MODIFIED EPA METHOD TO-15 GC/MS FULL SCAN

File Name:	**y022402**	**Date of Collection: NA**	
Dil. Factor:	**1.00**	**Date of Analysis: 2/24/09 08:35 AM**	

Compound	**%Recovery**
Vinyl Chloride	105
Chloroethane	101
1,1-Dichloroethene	109
Freon 113	114
Methylene Chloride	114
1,1-Dichloroethane	103
cis-1,2-Dichloroethene	108
1,1,1-Trichloroethane	115
Trichloroethene	115
Tetrachloroethene	116
trans-1,2-Dichloroethene	108

Container Type: NA - Not Applicable

Surrogates	**%Recovery**	**Method Limits**
1,2-Dichloroethane-d4	102	70-130
Toluene-d8	100	70-130
4-Bromofluorobenzene	108	70-130

AN ENVIRONMENTAL ANALYTICAL LABORATORY

Client Sample ID: LCS

Lab ID#: 0902434A-22A

MODIFIED EPA METHOD TO-15 GC/MS FULL SCAN

File Name:	**7022304**	**Date of Collection: NA**	
Dil. Factor:	**1.00**	**Date of Analysis: 2/23/09 10:12 AM**	

Compound	**%Recovery**
Vinyl Chloride	100
Chloroethane	100
1,1-Dichloroethene	111
Freon 113	110
Methylene Chloride	106
1,1-Dichloroethane	105
cis-1,2-Dichloroethene	106
1,1,1-Trichloroethane	101
Trichloroethene	97
Tetrachloroethene	97
trans-1,2-Dichloroethene	104

Container Type: NA - Not Applicable

Surrogates	**%Recovery**	**Method Limits**
1,2-Dichloroethane-d4	98	70-130
Toluene-d8	103	70-130
4-Bromofluorobenzene	98	70-130

AN ENVIRONMENTAL ANALYTICAL LABORATORY

Client Sample ID: LCSD

Lab ID#: 0902434A-22AA

MODIFIED EPA METHOD TO-15 GC/MS FULL SCAN

File Name:	**7022305**	**Date of Collection: NA**
Dil. Factor:	**1.00**	**Date of Analysis: 2/23/09 10:51 AM**

Compound	**%Recovery**
Vinyl Chloride	98
Chloroethane	98
1,1-Dichloroethene	110
Freon 113	109
Methylene Chloride	106
1,1-Dichloroethane	104
cis-1,2-Dichloroethene	104
1,1,1-Trichloroethane	99
Trichloroethene	98
Tetrachloroethene	96
trans-1,2-Dichloroethene	103

Container Type: NA - Not Applicable

Surrogates	**%Recovery**	**Method Limits**
1,2-Dichloroethane-d4	96	70-130
Toluene-d8	103	70-130
4-Bromofluorobenzene	99	70-130

AN ENVIRONMENTAL ANALYTICAL LABORATORY

Client Sample ID: LCS

Lab ID#: 0902434A-22B

MODIFIED EPA METHOD TO-15 GC/MS FULL SCAN

File Name:	**y022303**	**Date of Collection: NA**	
Dil. Factor:	**1.00**	**Date of Analysis: 2/23/09 10:04 AM**	

Compound	**%Recovery**
Vinyl Chloride	98
Chloroethane	95
1,1-Dichloroethene	119
Freon 113	123
Methylene Chloride	120
1,1-Dichloroethane	102
cis-1,2-Dichloroethene	107
1,1,1-Trichloroethane	116
Trichloroethene	111
Tetrachloroethene	115
trans-1,2-Dichloroethene	102

Container Type: NA - Not Applicable

Surrogates	**%Recovery**	**Method Limits**
1,2-Dichloroethane-d4	99	70-130
Toluene-d8	100	70-130
4-Bromofluorobenzene	104	70-130

AN ENVIRONMENTAL ANALYTICAL LABORATORY

Client Sample ID: LCSD

Lab ID#: 0902434A-22BB

MODIFIED EPA METHOD TO-15 GC/MS FULL SCAN

File Name:	**y022304**	**Date of Collection: NA**	
Dil. Factor:	**1.00**	**Date of Analysis: 2/23/09 10:41 AM**	

Compound	**%Recovery**
Vinyl Chloride	97
Chloroethane	97
1,1-Dichloroethene	119
Freon 113	124
Methylene Chloride	120
1,1-Dichloroethane	102
cis-1,2-Dichloroethene	108
1,1,1-Trichloroethane	115
Trichloroethene	110
Tetrachloroethene	116
trans-1,2-Dichloroethene	103

Container Type: NA - Not Applicable

Surrogates	**%Recovery**	**Method Limits**
1,2-Dichloroethane-d4	98	70-130
Toluene-d8	100	70-130
4-Bromofluorobenzene	103	70-130

AN ENVIRONMENTAL ANALYTICAL LABORATORY

Client Sample ID: LCS

Lab ID#: 0902434A-22C

MODIFIED EPA METHOD TO-15 GC/MS FULL SCAN

File Name:	**y022403**	**Date of Collection: NA**	
Dil. Factor:	**1.00**	**Date of Analysis: 2/24/09 09:14 AM**	

Compound	**%Recovery**
Vinyl Chloride	99
Chloroethane	97
1,1-Dichloroethene	120
Freon 113	125
Methylene Chloride	120
1,1-Dichloroethane	104
cis-1,2-Dichloroethene	108
1,1,1-Trichloroethane	117
Trichloroethene	113
Tetrachloroethene	114
trans-1,2-Dichloroethene	104

Container Type: NA - Not Applicable

Surrogates	**%Recovery**	**Method Limits**
1,2-Dichloroethane-d4	99	70-130
Toluene-d8	100	70-130
4-Bromofluorobenzene	106	70-130

AN ENVIRONMENTAL ANALYTICAL LABORATORY

Client Sample ID: LCSD

Lab ID#: 0902434A-22CC

MODIFIED EPA METHOD TO-15 GC/MS FULL SCAN

File Name:	**y022404**	**Date of Collection: NA**	
Dil. Factor:	**1.00**	**Date of Analysis: 2/24/09 09:51 AM**	

Compound	**%Recovery**
Vinyl Chloride	99
Chloroethane	97
1,1-Dichloroethene	119
Freon 113	125
Methylene Chloride	120
1,1-Dichloroethane	104
cis-1,2-Dichloroethene	108
1,1,1-Trichloroethane	118
Trichloroethene	111
Tetrachloroethene	114
trans-1,2-Dichloroethene	103

Container Type: NA - Not Applicable

Surrogates	**%Recovery**	**Method Limits**
1,2-Dichloroethane-d4	100	70-130
Toluene-d8	101	70-130
4-Bromofluorobenzene	106	70-130

AN ENVIRONMENTAL ANALYTICAL LABORATORY

3/3/2009
Ms. Betsy Tomaswick
Sanborn, Head & Associates
20 Foundry Street

Concord NH 03301

Project Name: GVP
Project #: 2755.03
Workorder #: 0902434B

Dear Ms. Betsy Tomaswick

The following report includes the data for the above referenced project for sample(s) received on 2/20/2009 at Air Toxics Ltd.

The data and associated QC analyzed by Modified TO-15 are compliant with the project requirements or laboratory criteria with the exception of the deviations noted in the attached case narrative.

Thank you for choosing Air Toxics Ltd. for you air analysis needs. Air Toxics Ltd. is committed to providing accurate data of the highest quality. Please feel free to contact the Project Manager: Bryanna Langley at 916-985-1000 if you have any questions regarding the data in this report.

Regards,

Bryanna Langley

Bryanna Langley
Project Manager

180 BLUE RAVINE ROAD, SUITE B FOLSOM, CA - 95630
(916) 985-1000 .FAX (916) 985-1020
Hours 8:00 A.M to 6:00 P.M. Pacific

AN ENVIRONMENTAL ANALYTICAL LABORATORY

WORK ORDER #: 0902434B

Work Order Summary

CLIENT:	Ms. Betsy Tomaswick Sanborn, Head & Associates 20 Foundry Street Concord, NH 03301	**BILL TO:**	Ms. Betsy Tomaswick Sanborn, Head & Associates 20 Foundry Street Concord, NH 03301
PHONE:	603-229-1900	**P.O. #**	BCT2755
FAX:	603-229-1919	**PROJECT #**	2755.03 GVP
DATE RECEIVED:	02/20/2009	**CONTACT:**	Bryanna Langley
DATE COMPLETED:	03/03/2009		

FRACTION #	NAME	TEST	RECEIPT VAC./PRES.	FINAL PRESSURE
20A	EN0425S021609	Modified TO-15	8.6 "Hg	5.0 psi
21A	EN0425D021609	Modified TO-15	12.2 "Hg	5.0 psi
22A	EN046S021609	Modified TO-15	3.4 "Hg	5.0 psi
23A	EN046D021609	Modified TO-15	2.8 "Hg	5.0 psi
24A	EN042D021609	Modified TO-15	5.8 "Hg	5.0 psi
24AA	EN042D021609 Lab Duplicate	Modified TO-15	5.8 "Hg	5.0 psi
25A	EB3338021609	Modified TO-15	5.2 "Hg	5.0 psi
26A	EN0430S021709	Modified TO-15	4.4 "Hg	5.0 psi
27A	EN0430D021709	Modified TO-15	5.0 "Hg	5.0 psi
28A	EN049S021709	Modified TO-15	6.2 "Hg	5.0 psi
29A	EN049D021709	Modified TO-15	4.4 "Hg	5.0 psi
30A	DU3356021709	Modified TO-15	4.6 "Hg	5.0 psi
31A	EN0410S021709	Modified TO-15	6.0 "Hg	5.0 psi
32A	DU3361021709	Modified TO-15	6.0 "Hg	5.0 psi
33A	EN0410D021709	Modified TO-15	6.8 "Hg	5.0 psi
34A	EN0529S021709	Modified TO-15	5.2 "Hg	5.0 psi
35A	EN0429D021709	Modified TO-15	6.4 "Hg	5.0 psi

Continued on next page

AN ENVIRONMENTAL ANALYTICAL LABORATORY

WORK ORDER #: 0902434B

Work Order Summary

CLIENT:	Ms. Betsy Tomaswick Sanborn, Head & Associates 20 Foundry Street Concord, NH 03301	**BILL TO:**	Ms. Betsy Tomaswick Sanborn, Head & Associates 20 Foundry Street Concord, NH 03301
PHONE:	603-229-1900	**P.O. #**	BCT2755
FAX:	603-229-1919	**PROJECT #**	2755.03 GVP
DATE RECEIVED:	02/20/2009	**CONTACT:**	Bryanna Langley
DATE COMPLETED:	03/03/2009		

FRACTION #	NAME	TEST	RECEIPT VAC./PRES.	FINAL PRESSURE
36A	EN0422S021709	Modified TO-15	4.8 "Hg	5.0 psi
37A	EN0422D021709	Modified TO-15	4.6 "Hg	5.0 psi
38A	EN0416S021709	Modified TO-15	4.2 "Hg	5.4 psi
39A	Lab Blank	Modified TO-15	NA	NA
39B	Lab Blank	Modified TO-15	NA	NA
39C	Lab Blank	Modified TO-15	NA	NA
39D	Lab Blank	Modified TO-15	NA	NA
40A	CCV	Modified TO-15	NA	NA
40B	CCV	Modified TO-15	NA	NA
40C	CCV	Modified TO-15	NA	NA
40D	CCV	Modified TO-15	NA	NA
41A	LCS	Modified TO-15	NA	NA
41AA	LCSD	Modified TO-15	NA	NA
41B	LCS	Modified TO-15	NA	NA
41BB	LCSD	Modified TO-15	NA	NA
41C	LCS	Modified TO-15	NA	NA
41CC	LCSD	Modified TO-15	NA	NA
41D	LCS	Modified TO-15	NA	NA
41DD	LCSD	Modified TO-15	NA	NA

CERTIFIED BY: Linda L. Freeman DATE: 03/03/09

Laboratory Director

Certfication numbers: CA NELAP - 02110CA, LA NELAP/LELAP- AI 30763, NJ NELAP - CA004
NY NELAP - 11291, UT NELAP - 9166389892, AZ Licensure AZ0719
Name of Accrediting Agency: NELAP/Florida Department of Health, Scope of Application: Clean Air Act,
Accreditation number: E87680, Effective date: 07/01/08, Expiration date: 06/30/09
Air Toxics Ltd. certifies that the test results contained in this report meet all requirements of the NELAC standards

This report shall not be reproduced, except in full, without the written approval of Air Toxics Ltd.

180 BLUE RAVINE ROAD, SUITE B FOLSOM, CA - 95630
(916) 985-1000 . (800) 985-5955 . FAX (916) 985-1020

LABORATORY NARRATIVE
Modified TO-15
Sanborn, Head & Associates
Workorder# 0902434B

Nineteen 1 Liter Summa Canister (100% Certified) samples were received on February 20, 2009. The laboratory performed analysis via modified EPA Method TO-15 using GC/MS in the full scan mode. The method involves concentrating up to 0.2 liters of air. The concentrated aliquot is then flash vaporized and swept through a water management system to remove water vapor. Following dehumidification, the sample passes directly into the GC/MS for analysis.

This workorder was independently validated prior to submittal using 'USEPA National Functional Guidelines' as generally applied to the analysis of volatile organic compounds in air. A rules-based, logic driven, independent validation engine was employed to assess completeness, evaluate pass/fail of relevant project quality control requirements and verification of all quantified amounts.

Method modifications taken to run these samples are summarized in the table below. Specific project requirements may over-ride the ATL modifications.

Requirement	***TO-15***	***ATL Modifications***
Daily CCV	</= 30% Difference	</= 30% Difference; Compounds exceeding this criterion and associated data are flagged and narrated.
Sample collection media	Summa canister	ATL recommends use of summa canisters to insure data defensibility, but will report results from Tedlar bags at client request
Method Detection Limit	Follow 40CFR Pt.136 App. B	The MDL met all relevant requirements in Method TO-15 (statistical MDL less than the LOQ). The concentration of the spiked replicate may have exceeded 10X the calculated MDL in some cases

Receiving Notes

There were no receiving discrepancies.

Analytical Notes

There were no analytical discrepancies.

Definition of Data Qualifying Flags

Eight qualifiers may have been used on the data analysis sheets and indicates as follows:

B - Compound present in laboratory blank greater than reporting limit (background subtraction no performed).

J - Estimated value.

E - Exceeds instrument calibration range.

S - Saturated peak.

Q - Exceeds quality control limits.

U - Compound analyzed for but not detected above the reporting limit.
UJ- Non-detected compound associated with low bias in the CCV
N - The identification is based on presumptive evidence.

File extensions may have been used on the data analysis sheets and indicates as follows:
a-File was requantified
b-File was quantified by a second column and detector
r1-File was requantified for the purpose of reissue

AN ENVIRONMENTAL ANALYTICAL LABORATORY

Summary of Detected Compounds
MODIFIED EPA METHOD TO-15 GC/MS FULL SCAN

Client Sample ID: EN0425S021609

Lab ID#: 0902434B-20A

No Detections Were Found.

Client Sample ID: EN0425D021609

Lab ID#: 0902434B-21A

No Detections Were Found.

Client Sample ID: EN046S021609

Lab ID#: 0902434B-22A

No Detections Were Found.

Client Sample ID: EN046D021609

Lab ID#: 0902434B-23A

No Detections Were Found.

Client Sample ID: EN042D021609

Lab ID#: 0902434B-24A

Compound	Rpt. Limit (ppbv)	Amount (ppbv)	Rpt. Limit (uG/m3)	Amount (uG/m3)
1,1,1-Trichloroethane	0.83	2.0	4.5	11
Trichloroethene	0.83	25	4.5	140
Tetrachloroethene	0.83	4.3	5.6	29

Client Sample ID: EN042D021609 Lab Duplicate

Lab ID#: 0902434B-24AA

Compound	Rpt. Limit (ppbv)	Amount (ppbv)	Rpt. Limit (uG/m3)	Amount (uG/m3)
1,1,1-Trichloroethane	0.83	2.0	4.5	11
Trichloroethene	0.83	25	4.5	140
Tetrachloroethene	0.83	4.2	5.6	28

Client Sample ID: EB3338021609

Lab ID#: 0902434B-25A

No Detections Were Found.

AN ENVIRONMENTAL ANALYTICAL LABORATORY

Summary of Detected Compounds
MODIFIED EPA METHOD TO-15 GC/MS FULL SCAN

Client Sample ID: EN0430S021709

Lab ID#: 0902434B-26A

Compound	Rpt. Limit (ppbv)	Amount (ppbv)	Rpt. Limit (uG/m3)	Amount (uG/m3)
Methylene Chloride	0.78	5.5	2.7	19
Trichloroethene	0.78	8.3	4.2	45

Client Sample ID: EN0430D021709

Lab ID#: 0902434B-27A

Compound	Rpt. Limit (ppbv)	Amount (ppbv)	Rpt. Limit (uG/m3)	Amount (uG/m3)
cis-1,2-Dichloroethene	0.80	3.0	3.2	12
1,1,1-Trichloroethane	0.80	4.8	4.4	26
Trichloroethene	0.80	140	4.3	760
Tetrachloroethene	0.80	5.5	5.5	37

Client Sample ID: EN049S021709

Lab ID#: 0902434B-28A

Compound	Rpt. Limit (ppbv)	Amount (ppbv)	Rpt. Limit (uG/m3)	Amount (uG/m3)
1,1-Dichloroethene	0.84	0.91	3.4	3.6
1,1-Dichloroethane	0.84	1.2	3.4	5.0
cis-1,2-Dichloroethene	0.84	1.1	3.4	4.4
1,1,1-Trichloroethane	0.84	9.0	4.6	49
Trichloroethene	0.84	180	4.5	950
Tetrachloroethene	0.84	3.8	5.7	26

Client Sample ID: EN049D021709

Lab ID#: 0902434B-29A

Compound	Rpt. Limit (ppbv)	Amount (ppbv)	Rpt. Limit (uG/m3)	Amount (uG/m3)
1,1-Dichloroethene	3.9	38	16	150
1,1-Dichloroethane	3.9	47	16	190
cis-1,2-Dichloroethene	3.9	150	16	610
1,1,1-Trichloroethane	3.9	110	21	580
Trichloroethene	3.9	1200	21	6600
Tetrachloroethene	3.9	88	27	590

AN ENVIRONMENTAL ANALYTICAL LABORATORY

Summary of Detected Compounds
MODIFIED EPA METHOD TO-15 GC/MS FULL SCAN

Client Sample ID: DU3356021709

Lab ID#: 0902434B-30A

Compound	Rpt. Limit (ppbv)	Amount (ppbv)	Rpt. Limit (uG/m3)	Amount (uG/m3)
1,1-Dichloroethene	3.2	37	12	150
1,1-Dichloroethane	3.2	46	13	190
cis-1,2-Dichloroethene	3.2	150	12	600
1,1,1-Trichloroethane	3.2	100	17	580
Trichloroethene	3.2	1200	17	6400
Tetrachloroethene	3.2	88	21	590

Client Sample ID: EN0410S021709

Lab ID#: 0902434B-31A

Compound	Rpt. Limit (ppbv)	Amount (ppbv)	Rpt. Limit (uG/m3)	Amount (uG/m3)
1,1-Dichloroethene	6.7	180	26	720
1,1-Dichloroethane	6.7	420	27	1700
cis-1,2-Dichloroethene	6.7	750	26	3000
1,1,1-Trichloroethane	6.7	680	36	3700
Trichloroethene	6.7	2300	36	12000
Tetrachloroethene	6.7	15	45	100

Client Sample ID: DU3361021709

Lab ID#: 0902434B-32A

Compound	Rpt. Limit (ppbv)	Amount (ppbv)	Rpt. Limit (uG/m3)	Amount (uG/m3)
1,1-Dichloroethene	5.6	180	22	720
Freon 113	5.6	6.5	43	50
1,1-Dichloroethane	5.6	410	23	1700
cis-1,2-Dichloroethene	5.6	750	22	3000
1,1,1-Trichloroethane	5.6	680	30	3700
Trichloroethene	5.6	2200	30	12000
Tetrachloroethene	5.6	14	38	99

Client Sample ID: EN0410D021709

Lab ID#: 0902434B-33A

Compound	Rpt. Limit (ppbv)	Amount (ppbv)	Rpt. Limit (uG/m3)	Amount (uG/m3)
1,1-Dichloroethene	25	350	98	1400

AN ENVIRONMENTAL ANALYTICAL LABORATORY

Summary of Detected Compounds
MODIFIED EPA METHOD TO-15 GC/MS FULL SCAN

Client Sample ID: EN0410D021709

Lab ID#: 0902434B-33A

1,1-Dichloroethane	25	940	100	3800
cis-1,2-Dichloroethene	25	2200	98	9000
1,1,1-Trichloroethane	25	1300	140	7000
Trichloroethene	25	5800	130	31000
Tetrachloroethene	25	60	170	410

Client Sample ID: EN0529S021709

Lab ID#: 0902434B-34A

Compound	Rpt. Limit (ppbv)	Amount (ppbv)	Rpt. Limit (uG/m3)	Amount (uG/m3)
1,1,1-Trichloroethane	0.81	1.5	4.4	8.0
Trichloroethene	0.81	21	4.4	120
Tetrachloroethene	0.81	4.6	5.5	31

Client Sample ID: EN0429D021709

Lab ID#: 0902434B-35A

Compound	Rpt. Limit (ppbv)	Amount (ppbv)	Rpt. Limit (uG/m3)	Amount (uG/m3)
1,1,1-Trichloroethane	0.85	7.9	4.6	43
Trichloroethene	0.85	130	4.6	700

Client Sample ID: EN0422S021709

Lab ID#: 0902434B-36A

Compound	Rpt. Limit (ppbv)	Amount (ppbv)	Rpt. Limit (uG/m3)	Amount (uG/m3)
cis-1,2-Dichloroethene	0.80	15	3.2	59
1,1,1-Trichloroethane	0.80	1.7	4.4	9.1
Trichloroethene	0.80	14	4.3	73
Tetrachloroethene	0.80	1.8	5.4	12
trans-1,2-Dichloroethene	0.80	1.1	3.2	4.3

Client Sample ID: EN0422D021709

Lab ID#: 0902434B-37A

Compound	Rpt. Limit (ppbv)	Amount (ppbv)	Rpt. Limit (uG/m3)	Amount (uG/m3)
1,1-Dichloroethane	0.79	0.88	3.2	3.6

AN ENVIRONMENTAL ANALYTICAL LABORATORY

Summary of Detected Compounds
MODIFIED EPA METHOD TO-15 GC/MS FULL SCAN

Client Sample ID: EN0422D021709

Lab ID#: 0902434B-37A

cis-1,2-Dichloroethene	0.79	100	3.1	400
1,1,1-Trichloroethane	0.79	4.4	4.3	24
Trichloroethene	0.79	77	4.2	410
trans-1,2-Dichloroethene	0.79	5.3	3.1	21

Client Sample ID: EN0416S021709

Lab ID#: 0902434B-38A

No Detections Were Found.

AN ENVIRONMENTAL ANALYTICAL LABORATORY

Client Sample ID: EN0425S021609

Lab ID#: 0902434B-20A

MODIFIED EPA METHOD TO-15 GC/MS FULL SCAN

File Name:	**y022414**	**Date of Collection:**	**2/16/09**
Dil. Factor:	**1.88**	**Date of Analysis:**	**2/24/09 05:46 PM**

Compound	Rpt. Limit (ppbv)	Amount (ppbv)	Rpt. Limit (uG/m3)	Amount (uG/m3)
Vinyl Chloride	0.94	Not Detected	2.4	Not Detected
Chloroethane	0.94	Not Detected	2.5	Not Detected
1,1-Dichloroethene	0.94	Not Detected	3.7	Not Detected
Freon 113	0.94	Not Detected	7.2	Not Detected
Methylene Chloride	0.94	Not Detected	3.3	Not Detected
1,1-Dichloroethane	0.94	Not Detected	3.8	Not Detected
cis-1,2-Dichloroethene	0.94	Not Detected	3.7	Not Detected
1,1,1-Trichloroethane	0.94	Not Detected	5.1	Not Detected
Trichloroethene	0.94	Not Detected	5.0	Not Detected
Tetrachloroethene	0.94	Not Detected	6.4	Not Detected
trans-1,2-Dichloroethene	0.94	Not Detected	3.7	Not Detected

Container Type: 1 Liter Summa Canister (100% Certified)

Surrogates	%Recovery	Method Limits
1,2-Dichloroethane-d4	109	70-130
Toluene-d8	97	70-130
4-Bromofluorobenzene	101	70-130

AN ENVIRONMENTAL ANALYTICAL LABORATORY

Client Sample ID: EN0425D021609

Lab ID#: 0902434B-21A

MODIFIED EPA METHOD TO-15 GC/MS FULL SCAN

File Name:	**y022415**	**Date of Collection:**	**2/16/09**
Dil. Factor:	**2.26**	**Date of Analysis:**	**2/24/09 06:31 PM**

Compound	Rpt. Limit (ppbv)	Amount (ppbv)	Rpt. Limit (uG/m3)	Amount (uG/m3)
Vinyl Chloride	1.1	Not Detected	2.9	Not Detected
Chloroethane	1.1	Not Detected	3.0	Not Detected
1,1-Dichloroethene	1.1	Not Detected	4.5	Not Detected
Freon 113	1.1	Not Detected	8.7	Not Detected
Methylene Chloride	1.1	Not Detected	3.9	Not Detected
1,1-Dichloroethane	1.1	Not Detected	4.6	Not Detected
cis-1,2-Dichloroethene	1.1	Not Detected	4.5	Not Detected
1,1,1-Trichloroethane	1.1	Not Detected	6.2	Not Detected
Trichloroethene	1.1	Not Detected	6.1	Not Detected
Tetrachloroethene	1.1	Not Detected	7.7	Not Detected
trans-1,2-Dichloroethene	1.1	Not Detected	4.5	Not Detected

Container Type: 1 Liter Summa Canister (100% Certified)

Surrogates	%Recovery	Method Limits
1,2-Dichloroethane-d4	110	70-130
Toluene-d8	96	70-130
4-Bromofluorobenzene	101	70-130

AN ENVIRONMENTAL ANALYTICAL LABORATORY

Client Sample ID: EN046S021609

Lab ID#: 0902434B-22A

MODIFIED EPA METHOD TO-15 GC/MS FULL SCAN

File Name:	**y022416**	**Date of Collection:**	**2/16/09**
Dil. Factor:	**1.51**	**Date of Analysis:**	**2/24/09 07:09 PM**

Compound	Rpt. Limit (ppbv)	Amount (ppbv)	Rpt. Limit (uG/m3)	Amount (uG/m3)
Vinyl Chloride	0.76	Not Detected	1.9	Not Detected
Chloroethane	0.76	Not Detected	2.0	Not Detected
1,1-Dichloroethene	0.76	Not Detected	3.0	Not Detected
Freon 113	0.76	Not Detected	5.8	Not Detected
Methylene Chloride	0.76	Not Detected	2.6	Not Detected
1,1-Dichloroethane	0.76	Not Detected	3.0	Not Detected
cis-1,2-Dichloroethene	0.76	Not Detected	3.0	Not Detected
1,1,1-Trichloroethane	0.76	Not Detected	4.1	Not Detected
Trichloroethene	0.76	Not Detected	4.0	Not Detected
Tetrachloroethene	0.76	Not Detected	5.1	Not Detected
trans-1,2-Dichloroethene	0.76	Not Detected	3.0	Not Detected

Container Type: 1 Liter Summa Canister (100% Certified)

Surrogates	%Recovery	Method Limits
1,2-Dichloroethane-d4	110	70-130
Toluene-d8	98	70-130
4-Bromofluorobenzene	101	70-130

AN ENVIRONMENTAL ANALYTICAL LABORATORY

Client Sample ID: EN046D021609

Lab ID#: 0902434B-23A

MODIFIED EPA METHOD TO-15 GC/MS FULL SCAN

File Name:	**y022417**	**Date of Collection:**	**2/16/09**
Dil. Factor:	**1.48**	**Date of Analysis:**	**2/24/09 08:06 PM**

Compound	Rpt. Limit (ppbv)	Amount (ppbv)	Rpt. Limit (uG/m3)	Amount (uG/m3)
Vinyl Chloride	0.74	Not Detected	1.9	Not Detected
Chloroethane	0.74	Not Detected	2.0	Not Detected
1,1-Dichloroethene	0.74	Not Detected	2.9	Not Detected
Freon 113	0.74	Not Detected	5.7	Not Detected
Methylene Chloride	0.74	Not Detected	2.6	Not Detected
1,1-Dichloroethane	0.74	Not Detected	3.0	Not Detected
cis-1,2-Dichloroethene	0.74	Not Detected	2.9	Not Detected
1,1,1-Trichloroethane	0.74	Not Detected	4.0	Not Detected
Trichloroethene	0.74	Not Detected	4.0	Not Detected
Tetrachloroethene	0.74	Not Detected	5.0	Not Detected
trans-1,2-Dichloroethene	0.74	Not Detected	2.9	Not Detected

Container Type: 1 Liter Summa Canister (100% Certified)

Surrogates	%Recovery	Method Limits
1,2-Dichloroethane-d4	111	70-130
Toluene-d8	98	70-130
4-Bromofluorobenzene	103	70-130

AN ENVIRONMENTAL ANALYTICAL LABORATORY

Client Sample ID: EN042D021609

Lab ID#: 0902434B-24A

MODIFIED EPA METHOD TO-15 GC/MS FULL SCAN

File Name:	**y022506**	**Date of Collection:**	**2/16/09**
Dil. Factor:	**1.66**	**Date of Analysis:**	**2/25/09 09:21 AM**

Compound	Rpt. Limit (ppbv)	Amount (ppbv)	Rpt. Limit (uG/m3)	Amount (uG/m3)
Vinyl Chloride	0.83	Not Detected	2.1	Not Detected
Chloroethane	0.83	Not Detected	2.2	Not Detected
1,1-Dichloroethene	0.83	Not Detected	3.3	Not Detected
Freon 113	0.83	Not Detected	6.4	Not Detected
Methylene Chloride	0.83	Not Detected	2.9	Not Detected
1,1-Dichloroethane	0.83	Not Detected	3.4	Not Detected
cis-1,2-Dichloroethene	0.83	Not Detected	3.3	Not Detected
1,1,1-Trichloroethane	0.83	2.0	4.5	11
Trichloroethene	0.83	25	4.5	140
Tetrachloroethene	0.83	4.3	5.6	29
trans-1,2-Dichloroethene	0.83	Not Detected	3.3	Not Detected

Container Type: 1 Liter Summa Canister (100% Certified)

Surrogates	%Recovery	Method Limits
1,2-Dichloroethane-d4	110	70-130
Toluene-d8	99	70-130
4-Bromofluorobenzene	102	70-130

AN ENVIRONMENTAL ANALYTICAL LABORATORY

Client Sample ID: EN042D021609 Lab Duplicate

Lab ID#: 0902434B-24AA

MODIFIED EPA METHOD TO-15 GC/MS FULL SCAN

File Name:	**y022507**	**Date of Collection:**	**2/16/09**
Dil. Factor:	**1.66**	**Date of Analysis:**	**2/25/09 10:10 AM**

Compound	Rpt. Limit (ppbv)	Amount (ppbv)	Rpt. Limit (uG/m3)	Amount (uG/m3)
Vinyl Chloride	0.83	Not Detected	2.1	Not Detected
Chloroethane	0.83	Not Detected	2.2	Not Detected
1,1-Dichloroethene	0.83	Not Detected	3.3	Not Detected
Freon 113	0.83	Not Detected	6.4	Not Detected
Methylene Chloride	0.83	Not Detected	2.9	Not Detected
1,1-Dichloroethane	0.83	Not Detected	3.4	Not Detected
cis-1,2-Dichloroethene	0.83	Not Detected	3.3	Not Detected
1,1,1-Trichloroethane	0.83	2.0	4.5	11
Trichloroethene	0.83	25	4.5	140
Tetrachloroethene	0.83	4.2	5.6	28
trans-1,2-Dichloroethene	0.83	Not Detected	3.3	Not Detected

Container Type: 1 Liter Summa Canister (100% Certified)

Surrogates	%Recovery	Method Limits
1,2-Dichloroethane-d4	116	70-130
Toluene-d8	98	70-130
4-Bromofluorobenzene	105	70-130

AN ENVIRONMENTAL ANALYTICAL LABORATORY

Client Sample ID: EB3338021609

Lab ID#: 0902434B-25A

MODIFIED EPA METHOD TO-15 GC/MS FULL SCAN

File Name:	**y022514**	**Date of Collection:**	**2/16/09**
Dil. Factor:	**1.62**	**Date of Analysis:**	**2/25/09 03:30 PM**

Compound	Rpt. Limit (ppbv)	Amount (ppbv)	Rpt. Limit (uG/m3)	Amount (uG/m3)
Vinyl Chloride	0.81	Not Detected	2.1	Not Detected
Chloroethane	0.81	Not Detected	2.1	Not Detected
1,1-Dichloroethene	0.81	Not Detected	3.2	Not Detected
Freon 113	0.81	Not Detected	6.2	Not Detected
Methylene Chloride	0.81	Not Detected	2.8	Not Detected
1,1-Dichloroethane	0.81	Not Detected	3.3	Not Detected
cis-1,2-Dichloroethene	0.81	Not Detected	3.2	Not Detected
1,1,1-Trichloroethane	0.81	Not Detected	4.4	Not Detected
Trichloroethene	0.81	Not Detected	4.4	Not Detected
Tetrachloroethene	0.81	Not Detected	5.5	Not Detected
trans-1,2-Dichloroethene	0.81	Not Detected	3.2	Not Detected

Container Type: 1 Liter Summa Canister (100% Certified)

Surrogates	%Recovery	Method Limits
1,2-Dichloroethane-d4	107	70-130
Toluene-d8	97	70-130
4-Bromofluorobenzene	104	70-130

AN ENVIRONMENTAL ANALYTICAL LABORATORY

Client Sample ID: EN0430S021709

Lab ID#: 0902434B-26A

MODIFIED EPA METHOD TO-15 GC/MS FULL SCAN

File Name:	**y022515**	**Date of Collection:**	**2/17/09**
Dil. Factor:	**1.57**	**Date of Analysis:**	**2/25/09 04:25 PM**

Compound	Rpt. Limit (ppbv)	Amount (ppbv)	Rpt. Limit (uG/m3)	Amount (uG/m3)
Vinyl Chloride	0.78	Not Detected	2.0	Not Detected
Chloroethane	0.78	Not Detected	2.1	Not Detected
1,1-Dichloroethene	0.78	Not Detected	3.1	Not Detected
Freon 113	0.78	Not Detected	6.0	Not Detected
Methylene Chloride	0.78	5.5	2.7	19
1,1-Dichloroethane	0.78	Not Detected	3.2	Not Detected
cis-1,2-Dichloroethene	0.78	Not Detected	3.1	Not Detected
1,1,1-Trichloroethane	0.78	Not Detected	4.3	Not Detected
Trichloroethene	0.78	8.3	4.2	45
Tetrachloroethene	0.78	Not Detected	5.3	Not Detected
trans-1,2-Dichloroethene	0.78	Not Detected	3.1	Not Detected

Container Type: 1 Liter Summa Canister (100% Certified)

Surrogates	%Recovery	Method Limits
1,2-Dichloroethane-d4	118	70-130
Toluene-d8	98	70-130
4-Bromofluorobenzene	104	70-130

AN ENVIRONMENTAL ANALYTICAL LABORATORY

Client Sample ID: EN0430D021709

Lab ID#: 0902434B-27A

MODIFIED EPA METHOD TO-15 GC/MS FULL SCAN

File Name:	**y022516**	**Date of Collection:**	**2/17/09**
Dil. Factor:	**1.61**	**Date of Analysis:**	**2/25/09 05:29 PM**

Compound	Rpt. Limit (ppbv)	Amount (ppbv)	Rpt. Limit (uG/m3)	Amount (uG/m3)
Vinyl Chloride	0.80	Not Detected	2.0	Not Detected
Chloroethane	0.80	Not Detected	2.1	Not Detected
1,1-Dichloroethene	0.80	Not Detected	3.2	Not Detected
Freon 113	0.80	Not Detected	6.2	Not Detected
Methylene Chloride	0.80	Not Detected	2.8	Not Detected
1,1-Dichloroethane	0.80	Not Detected	3.2	Not Detected
cis-1,2-Dichloroethene	0.80	3.0	3.2	12
1,1,1-Trichloroethane	0.80	4.8	4.4	26
Trichloroethene	0.80	140	4.3	760
Tetrachloroethene	0.80	5.5	5.5	37
trans-1,2-Dichloroethene	0.80	Not Detected	3.2	Not Detected

Container Type: 1 Liter Summa Canister (100% Certified)

Surrogates	%Recovery	Method Limits
1,2-Dichloroethane-d4	110	70-130
Toluene-d8	98	70-130
4-Bromofluorobenzene	102	70-130

AN ENVIRONMENTAL ANALYTICAL LABORATORY

Client Sample ID: EN049S021709

Lab ID#: 0902434B-28A

MODIFIED EPA METHOD TO-15 GC/MS FULL SCAN

File Name:	**y022606**	**Date of Collection:**	**2/17/09**
Dil. Factor:	**1.69**	**Date of Analysis:**	**2/26/09 04:45 AM**

Compound	Rpt. Limit (ppbv)	Amount (ppbv)	Rpt. Limit (uG/m3)	Amount (uG/m3)
Vinyl Chloride	0.84	Not Detected	2.2	Not Detected
Chloroethane	0.84	Not Detected	2.2	Not Detected
1,1-Dichloroethene	0.84	0.91	3.4	3.6
Freon 113	0.84	Not Detected	6.5	Not Detected
Methylene Chloride	0.84	Not Detected	2.9	Not Detected
1,1-Dichloroethane	0.84	1.2	3.4	5.0
cis-1,2-Dichloroethene	0.84	1.1	3.4	4.4
1,1,1-Trichloroethane	0.84	9.0	4.6	49
Trichloroethene	0.84	180	4.5	950
Tetrachloroethene	0.84	3.8	5.7	26
trans-1,2-Dichloroethene	0.84	Not Detected	3.4	Not Detected

Container Type: 1 Liter Summa Canister (100% Certified)

Surrogates	%Recovery	Method Limits
1,2-Dichloroethane-d4	110	70-130
Toluene-d8	99	70-130
4-Bromofluorobenzene	103	70-130

AN ENVIRONMENTAL ANALYTICAL LABORATORY

Client Sample ID: EN049D021709

Lab ID#: 0902434B-29A

MODIFIED EPA METHOD TO-15 GC/MS FULL SCAN

File Name:	**y022607**	**Date of Collection:**	**2/17/09**
Dil. Factor:	**7.85**	**Date of Analysis:**	**2/26/09 05:23 AM**

Compound	Rpt. Limit (ppbv)	Amount (ppbv)	Rpt. Limit (uG/m3)	Amount (uG/m3)
Vinyl Chloride	3.9	Not Detected	10	Not Detected
Chloroethane	3.9	Not Detected	10	Not Detected
1,1-Dichloroethene	3.9	38	16	150
Freon 113	3.9	Not Detected	30	Not Detected
Methylene Chloride	3.9	Not Detected	14	Not Detected
1,1-Dichloroethane	3.9	47	16	190
cis-1,2-Dichloroethene	3.9	150	16	610
1,1,1-Trichloroethane	3.9	110	21	580
Trichloroethene	3.9	1200	21	6600
Tetrachloroethene	3.9	88	27	590
trans-1,2-Dichloroethene	3.9	Not Detected	16	Not Detected

Container Type: 1 Liter Summa Canister (100% Certified)

Surrogates	%Recovery	Method Limits
1,2-Dichloroethane-d4	101	70-130
Toluene-d8	100	70-130
4-Bromofluorobenzene	100	70-130

AN ENVIRONMENTAL ANALYTICAL LABORATORY

Client Sample ID: DU3356021709

Lab ID#: 0902434B-30A

MODIFIED EPA METHOD TO-15 GC/MS FULL SCAN

File Name:	**y022608**	**Date of Collection:**	**2/17/09**
Dil. Factor:	**6.33**	**Date of Analysis:**	**2/26/09 06:00 AM**

Compound	Rpt. Limit (ppbv)	Amount (ppbv)	Rpt. Limit (uG/m3)	Amount (uG/m3)
Vinyl Chloride	3.2	Not Detected	8.1	Not Detected
Chloroethane	3.2	Not Detected	8.4	Not Detected
1,1-Dichloroethene	3.2	37	12	150
Freon 113	3.2	Not Detected	24	Not Detected
Methylene Chloride	3.2	Not Detected	11	Not Detected
1,1-Dichloroethane	3.2	46	13	190
cis-1,2-Dichloroethene	3.2	150	12	600
1,1,1-Trichloroethane	3.2	100	17	580
Trichloroethene	3.2	1200	17	6400
Tetrachloroethene	3.2	88	21	590
trans-1,2-Dichloroethene	3.2	Not Detected	12	Not Detected

Container Type: 1 Liter Summa Canister (100% Certified)

Surrogates	%Recovery	Method Limits
1,2-Dichloroethane-d4	101	70-130
Toluene-d8	100	70-130
4-Bromofluorobenzene	101	70-130

AN ENVIRONMENTAL ANALYTICAL LABORATORY

Client Sample ID: EN0410S021709

Lab ID#: 0902434B-31A

MODIFIED EPA METHOD TO-15 GC/MS FULL SCAN

File Name:	**x022415**	**Date of Collection:**	**2/17/09**
Dil. Factor:	**13.4**	**Date of Analysis:**	**2/24/09 07:31 PM**

Compound	Rpt. Limit (ppbv)	Amount (ppbv)	Rpt. Limit (uG/m3)	Amount (uG/m3)
Vinyl Chloride	6.7	Not Detected	17	Not Detected
Chloroethane	6.7	Not Detected	18	Not Detected
1,1-Dichloroethene	6.7	180	26	720
Freon 113	6.7	Not Detected	51	Not Detected
Methylene Chloride	6.7	Not Detected	23	Not Detected
1,1-Dichloroethane	6.7	420	27	1700
cis-1,2-Dichloroethene	6.7	750	26	3000
1,1,1-Trichloroethane	6.7	680	36	3700
Trichloroethene	6.7	2300	36	12000
Tetrachloroethene	6.7	15	45	100
trans-1,2-Dichloroethene	6.7	Not Detected	26	Not Detected

Container Type: 1 Liter Summa Canister (100% Certified)

Surrogates	%Recovery	Method Limits
1,2-Dichloroethane-d4	94	70-130
Toluene-d8	98	70-130
4-Bromofluorobenzene	98	70-130

AN ENVIRONMENTAL ANALYTICAL LABORATORY

Client Sample ID: DU3361021709

Lab ID#: 0902434B-32A

MODIFIED EPA METHOD TO-15 GC/MS FULL SCAN

File Name:	**x022414**	**Date of Collection:**	**2/17/09**
Dil. Factor:	**11.2**	**Date of Analysis:**	**2/24/09 06:55 PM**

Compound	Rpt. Limit (ppbv)	Amount (ppbv)	Rpt. Limit (uG/m3)	Amount (uG/m3)
Vinyl Chloride	5.6	Not Detected	14	Not Detected
Chloroethane	5.6	Not Detected	15	Not Detected
1,1-Dichloroethene	5.6	180	22	720
Freon 113	5.6	6.5	43	50
Methylene Chloride	5.6	Not Detected	19	Not Detected
1,1-Dichloroethane	5.6	410	23	1700
cis-1,2-Dichloroethene	5.6	750	22	3000
1,1,1-Trichloroethane	5.6	680	30	3700
Trichloroethene	5.6	2200	30	12000
Tetrachloroethene	5.6	14	38	99
trans-1,2-Dichloroethene	5.6	Not Detected	22	Not Detected

Container Type: 1 Liter Summa Canister (100% Certified)

Surrogates	%Recovery	Method Limits
1,2-Dichloroethane-d4	93	70-130
Toluene-d8	97	70-130
4-Bromofluorobenzene	98	70-130

AN ENVIRONMENTAL ANALYTICAL LABORATORY

Client Sample ID: EN0410D021709

Lab ID#: 0902434B-33A

MODIFIED EPA METHOD TO-15 GC/MS FULL SCAN

File Name:	**x022413**	**Date of Collection:**	**2/17/09**
Dil. Factor:	**49.5**	**Date of Analysis:**	**2/24/09 06:19 PM**

Compound	Rpt. Limit (ppbv)	Amount (ppbv)	Rpt. Limit (uG/m3)	Amount (uG/m3)
Vinyl Chloride	25	Not Detected	63	Not Detected
Chloroethane	25	Not Detected	65	Not Detected
1,1-Dichloroethene	25	350	98	1400
Freon 113	25	Not Detected	190	Not Detected
Methylene Chloride	25	Not Detected	86	Not Detected
1,1-Dichloroethane	25	940	100	3800
cis-1,2-Dichloroethene	25	2200	98	9000
1,1,1-Trichloroethane	25	1300	140	7000
Trichloroethene	25	5800	130	31000
Tetrachloroethene	25	60	170	410
trans-1,2-Dichloroethene	25	Not Detected	98	Not Detected

Container Type: 1 Liter Summa Canister (100% Certified)

Surrogates	%Recovery	Method Limits
1,2-Dichloroethane-d4	94	70-130
Toluene-d8	94	70-130
4-Bromofluorobenzene	96	70-130

AN ENVIRONMENTAL ANALYTICAL LABORATORY

Client Sample ID: EN0529S021709

Lab ID#: 0902434B-34A

MODIFIED EPA METHOD TO-15 GC/MS FULL SCAN

File Name:	**x022412**	**Date of Collection:**	**2/17/09**
Dil. Factor:	**1.62**	**Date of Analysis:**	**2/24/09 05:41 PM**

Compound	Rpt. Limit (ppbv)	Amount (ppbv)	Rpt. Limit (uG/m3)	Amount (uG/m3)
Vinyl Chloride	0.81	Not Detected	2.1	Not Detected
Chloroethane	0.81	Not Detected	2.1	Not Detected
1,1-Dichloroethene	0.81	Not Detected	3.2	Not Detected
Freon 113	0.81	Not Detected	6.2	Not Detected
Methylene Chloride	0.81	Not Detected	2.8	Not Detected
1,1-Dichloroethane	0.81	Not Detected	3.3	Not Detected
cis-1,2-Dichloroethene	0.81	Not Detected	3.2	Not Detected
1,1,1-Trichloroethane	0.81	1.5	4.4	8.0
Trichloroethene	0.81	21	4.4	120
Tetrachloroethene	0.81	4.6	5.5	31
trans-1,2-Dichloroethene	0.81	Not Detected	3.2	Not Detected

Container Type: 1 Liter Summa Canister (100% Certified)

Surrogates	%Recovery	Method Limits
1,2-Dichloroethane-d4	88	70-130
Toluene-d8	97	70-130
4-Bromofluorobenzene	97	70-130

AN ENVIRONMENTAL ANALYTICAL LABORATORY

Client Sample ID: EN0429D021709

Lab ID#: 0902434B-35A

MODIFIED EPA METHOD TO-15 GC/MS FULL SCAN

File Name:	**x022411**	**Date of Collection:**	**2/17/09**
Dil. Factor:	**1.70**	**Date of Analysis:**	**2/24/09 05:05 PM**

Compound	Rpt. Limit (ppbv)	Amount (ppbv)	Rpt. Limit (uG/m3)	Amount (uG/m3)
Vinyl Chloride	0.85	Not Detected	2.2	Not Detected
Chloroethane	0.85	Not Detected	2.2	Not Detected
1,1-Dichloroethene	0.85	Not Detected	3.4	Not Detected
Freon 113	0.85	Not Detected	6.5	Not Detected
Methylene Chloride	0.85	Not Detected	3.0	Not Detected
1,1-Dichloroethane	0.85	Not Detected	3.4	Not Detected
cis-1,2-Dichloroethene	0.85	Not Detected	3.4	Not Detected
1,1,1-Trichloroethane	0.85	7.9	4.6	43
Trichloroethene	0.85	130	4.6	700
Tetrachloroethene	0.85	Not Detected	5.8	Not Detected
trans-1,2-Dichloroethene	0.85	Not Detected	3.4	Not Detected

Container Type: 1 Liter Summa Canister (100% Certified)

Surrogates	%Recovery	Method Limits
1,2-Dichloroethane-d4	88	70-130
Toluene-d8	98	70-130
4-Bromofluorobenzene	96	70-130

AN ENVIRONMENTAL ANALYTICAL LABORATORY

Client Sample ID: EN0422S021709

Lab ID#: 0902434B-36A

MODIFIED EPA METHOD TO-15 GC/MS FULL SCAN

File Name:	**x022410**	**Date of Collection:**	**2/17/09**
Dil. Factor:	**1.60**	**Date of Analysis:**	**2/24/09 04:29 PM**

Compound	Rpt. Limit (ppbv)	Amount (ppbv)	Rpt. Limit (uG/m3)	Amount (uG/m3)
Vinyl Chloride	0.80	Not Detected	2.0	Not Detected
Chloroethane	0.80	Not Detected	2.1	Not Detected
1,1-Dichloroethene	0.80	Not Detected	3.2	Not Detected
Freon 113	0.80	Not Detected	6.1	Not Detected
Methylene Chloride	0.80	Not Detected	2.8	Not Detected
1,1-Dichloroethane	0.80	Not Detected	3.2	Not Detected
cis-1,2-Dichloroethene	0.80	15	3.2	59
1,1,1-Trichloroethane	0.80	1.7	4.4	9.1
Trichloroethene	0.80	14	4.3	73
Tetrachloroethene	0.80	1.8	5.4	12
trans-1,2-Dichloroethene	0.80	1.1	3.2	4.3

Container Type: 1 Liter Summa Canister (100% Certified)

Surrogates	%Recovery	Method Limits
1,2-Dichloroethane-d4	89	70-130
Toluene-d8	96	70-130
4-Bromofluorobenzene	98	70-130

AN ENVIRONMENTAL ANALYTICAL LABORATORY

Client Sample ID: EN0422D021709

Lab ID#: 0902434B-37A

MODIFIED EPA METHOD TO-15 GC/MS FULL SCAN

File Name:	**x022409**	**Date of Collection:**	**2/17/09**
Dil. Factor:	**1.58**	**Date of Analysis:**	**2/24/09 03:41 PM**

Compound	Rpt. Limit (ppbv)	Amount (ppbv)	Rpt. Limit (uG/m3)	Amount (uG/m3)
Vinyl Chloride	0.79	Not Detected	2.0	Not Detected
Chloroethane	0.79	Not Detected	2.1	Not Detected
1,1-Dichloroethene	0.79	Not Detected	3.1	Not Detected
Freon 113	0.79	Not Detected	6.0	Not Detected
Methylene Chloride	0.79	Not Detected	2.7	Not Detected
1,1-Dichloroethane	0.79	0.88	3.2	3.6
cis-1,2-Dichloroethene	0.79	100	3.1	400
1,1,1-Trichloroethane	0.79	4.4	4.3	24
Trichloroethene	0.79	77	4.2	410
Tetrachloroethene	0.79	Not Detected	5.4	Not Detected
trans-1,2-Dichloroethene	0.79	5.3	3.1	21

Container Type: 1 Liter Summa Canister (100% Certified)

Surrogates	%Recovery	Method Limits
1,2-Dichloroethane-d4	88	70-130
Toluene-d8	96	70-130
4-Bromofluorobenzene	98	70-130

AN ENVIRONMENTAL ANALYTICAL LABORATORY

Client Sample ID: EN0416S021709

Lab ID#: 0902434B-38A

MODIFIED EPA METHOD TO-15 GC/MS FULL SCAN

File Name:	**x022408**	**Date of Collection:**	**2/17/09**
Dil. Factor:	**1.59**	**Date of Analysis:**	**2/24/09 03:02 PM**

Compound	Rpt. Limit (ppbv)	Amount (ppbv)	Rpt. Limit (uG/m3)	Amount (uG/m3)
Vinyl Chloride	0.80	Not Detected	2.0	Not Detected
Chloroethane	0.80	Not Detected	2.1	Not Detected
1,1-Dichloroethene	0.80	Not Detected	3.2	Not Detected
Freon 113	0.80	Not Detected	6.1	Not Detected
Methylene Chloride	0.80	Not Detected	2.8	Not Detected
1,1-Dichloroethane	0.80	Not Detected	3.2	Not Detected
cis-1,2-Dichloroethene	0.80	Not Detected	3.2	Not Detected
1,1,1-Trichloroethane	0.80	Not Detected	4.3	Not Detected
Trichloroethene	0.80	Not Detected	4.3	Not Detected
Tetrachloroethene	0.80	Not Detected	5.4	Not Detected
trans-1,2-Dichloroethene	0.80	Not Detected	3.2	Not Detected

Container Type: 1 Liter Summa Canister (100% Certified)

Surrogates	%Recovery	Method Limits
1,2-Dichloroethane-d4	88	70-130
Toluene-d8	97	70-130
4-Bromofluorobenzene	97	70-130

AN ENVIRONMENTAL ANALYTICAL LABORATORY

Client Sample ID: Lab Blank

Lab ID#: 0902434B-39A

MODIFIED EPA METHOD TO-15 GC/MS FULL SCAN

File Name:	**y022405**	**Date of Collection: NA**	
Dil. Factor:	**1.00**	**Date of Analysis: 2/24/09 10:51 AM**	

Compound	Rpt. Limit (ppbv)	Amount (ppbv)	Rpt. Limit (uG/m3)	Amount (uG/m3)
Vinyl Chloride	0.50	Not Detected	1.3	Not Detected
Chloroethane	0.50	Not Detected	1.3	Not Detected
1,1-Dichloroethene	0.50	Not Detected	2.0	Not Detected
Freon 113	0.50	Not Detected	3.8	Not Detected
Methylene Chloride	0.50	Not Detected	1.7	Not Detected
1,1-Dichloroethane	0.50	Not Detected	2.0	Not Detected
cis-1,2-Dichloroethene	0.50	Not Detected	2.0	Not Detected
1,1,1-Trichloroethane	0.50	Not Detected	2.7	Not Detected
Trichloroethene	0.50	Not Detected	2.7	Not Detected
Tetrachloroethene	0.50	Not Detected	3.4	Not Detected
trans-1,2-Dichloroethene	0.50	Not Detected	2.0	Not Detected

Container Type: NA - Not Applicable

Surrogates	%Recovery	Method Limits
1,2-Dichloroethane-d4	101	70-130
Toluene-d8	100	70-130
4-Bromofluorobenzene	102	70-130

AN ENVIRONMENTAL ANALYTICAL LABORATORY

Client Sample ID: Lab Blank

Lab ID#: 0902434B-39B

MODIFIED EPA METHOD TO-15 GC/MS FULL SCAN

File Name:	**x022407**	**Date of Collection: NA**	
Dil. Factor:	**1.00**	**Date of Analysis: 2/24/09 02:11 PM**	

Compound	Rpt. Limit (ppbv)	Amount (ppbv)	Rpt. Limit (uG/m3)	Amount (uG/m3)
Vinyl Chloride	0.50	Not Detected	1.3	Not Detected
Chloroethane	0.50	Not Detected	1.3	Not Detected
1,1-Dichloroethene	0.50	Not Detected	2.0	Not Detected
Freon 113	0.50	Not Detected	3.8	Not Detected
Methylene Chloride	0.50	Not Detected	1.7	Not Detected
1,1-Dichloroethane	0.50	Not Detected	2.0	Not Detected
cis-1,2-Dichloroethene	0.50	Not Detected	2.0	Not Detected
1,1,1-Trichloroethane	0.50	Not Detected	2.7	Not Detected
Trichloroethene	0.50	Not Detected	2.7	Not Detected
Tetrachloroethene	0.50	Not Detected	3.4	Not Detected
trans-1,2-Dichloroethene	0.50	Not Detected	2.0	Not Detected

Container Type: NA - Not Applicable

Surrogates	%Recovery	Method Limits
1,2-Dichloroethane-d4	88	70-130
Toluene-d8	96	70-130
4-Bromofluorobenzene	96	70-130

AN ENVIRONMENTAL ANALYTICAL LABORATORY

Client Sample ID: Lab Blank

Lab ID#: 0902434B-39C

MODIFIED EPA METHOD TO-15 GC/MS FULL SCAN

File Name:	**y022505**	**Date of Collection: NA**	
Dil. Factor:	**1.00**	**Date of Analysis: 2/25/09 08:34 AM**	

Compound	Rpt. Limit (ppbv)	Amount (ppbv)	Rpt. Limit (uG/m3)	Amount (uG/m3)
Vinyl Chloride	0.50	Not Detected	1.3	Not Detected
Chloroethane	0.50	Not Detected	1.3	Not Detected
1,1-Dichloroethene	0.50	Not Detected	2.0	Not Detected
Freon 113	0.50	Not Detected	3.8	Not Detected
Methylene Chloride	0.50	Not Detected	1.7	Not Detected
1,1-Dichloroethane	0.50	Not Detected	2.0	Not Detected
cis-1,2-Dichloroethene	0.50	Not Detected	2.0	Not Detected
1,1,1-Trichloroethane	0.50	Not Detected	2.7	Not Detected
Trichloroethene	0.50	Not Detected	2.7	Not Detected
Tetrachloroethene	0.50	Not Detected	3.4	Not Detected
trans-1,2-Dichloroethene	0.50	Not Detected	2.0	Not Detected

Container Type: NA - Not Applicable

Surrogates	%Recovery	Method Limits
1,2-Dichloroethane-d4	102	70-130
Toluene-d8	98	70-130
4-Bromofluorobenzene	102	70-130

AN ENVIRONMENTAL ANALYTICAL LABORATORY

Client Sample ID: Lab Blank

Lab ID#: 0902434B-39D

MODIFIED EPA METHOD TO-15 GC/MS FULL SCAN

File Name:	**y022605**	**Date of Collection: NA**	
Dil. Factor:	**1.00**	**Date of Analysis: 2/26/09 04:06 AM**	

Compound	Rpt. Limit (ppbv)	Amount (ppbv)	Rpt. Limit (uG/m3)	Amount (uG/m3)
Vinyl Chloride	0.50	Not Detected	1.3	Not Detected
Chloroethane	0.50	Not Detected	1.3	Not Detected
1,1-Dichloroethene	0.50	Not Detected	2.0	Not Detected
Freon 113	0.50	Not Detected	3.8	Not Detected
Methylene Chloride	0.50	Not Detected	1.7	Not Detected
1,1-Dichloroethane	0.50	Not Detected	2.0	Not Detected
cis-1,2-Dichloroethene	0.50	Not Detected	2.0	Not Detected
1,1,1-Trichloroethane	0.50	Not Detected	2.7	Not Detected
Trichloroethene	0.50	Not Detected	2.7	Not Detected
Tetrachloroethene	0.50	Not Detected	3.4	Not Detected
trans-1,2-Dichloroethene	0.50	Not Detected	2.0	Not Detected

Container Type: NA - Not Applicable

Surrogates	%Recovery	Method Limits
1,2-Dichloroethane-d4	106	70-130
Toluene-d8	98	70-130
4-Bromofluorobenzene	104	70-130

AN ENVIRONMENTAL ANALYTICAL LABORATORY

Client Sample ID: CCV

Lab ID#: 0902434B-40A

MODIFIED EPA METHOD TO-15 GC/MS FULL SCAN

File Name:	**y022402**	**Date of Collection: NA**	
Dil. Factor:	**1.00**	**Date of Analysis: 2/24/09 08:35 AM**	

Compound	**%Recovery**
Vinyl Chloride	105
Chloroethane	101
1,1-Dichloroethene	109
Freon 113	114
Methylene Chloride	114
1,1-Dichloroethane	103
cis-1,2-Dichloroethene	108
1,1,1-Trichloroethane	115
Trichloroethene	115
Tetrachloroethene	116
trans-1,2-Dichloroethene	108

Container Type: NA - Not Applicable

Surrogates	**%Recovery**	**Method Limits**
1,2-Dichloroethane-d4	102	70-130
Toluene-d8	100	70-130
4-Bromofluorobenzene	108	70-130

AN ENVIRONMENTAL ANALYTICAL LABORATORY

Client Sample ID: CCV

Lab ID#: 0902434B-40B

MODIFIED EPA METHOD TO-15 GC/MS FULL SCAN

File Name:	**x022402**	**Date of Collection: NA**
Dil. Factor:	**1.00**	**Date of Analysis: 2/24/09 09:07 AM**

Compound	**%Recovery**
Vinyl Chloride	75
Chloroethane	90
1,1-Dichloroethene	77
Freon 113	77
Methylene Chloride	87
1,1-Dichloroethane	82
cis-1,2-Dichloroethene	73
1,1,1-Trichloroethane	75
Trichloroethene	84
Tetrachloroethene	83
trans-1,2-Dichloroethene	78

Container Type: NA - Not Applicable

Surrogates	**%Recovery**	**Method Limits**
1,2-Dichloroethane-d4	90	70-130
Toluene-d8	101	70-130
4-Bromofluorobenzene	99	70-130

AN ENVIRONMENTAL ANALYTICAL LABORATORY

Client Sample ID: CCV

Lab ID#: 0902434B-40C

MODIFIED EPA METHOD TO-15 GC/MS FULL SCAN

File Name:	**y022502**	**Date of Collection: NA**
Dil. Factor:	**1.00**	**Date of Analysis: 2/25/09 06:02 AM**

Compound	**%Recovery**
Vinyl Chloride	100
Chloroethane	98
1,1-Dichloroethene	103
Freon 113	108
Methylene Chloride	105
1,1-Dichloroethane	97
cis-1,2-Dichloroethene	102
1,1,1-Trichloroethane	108
Trichloroethene	108
Tetrachloroethene	111
trans-1,2-Dichloroethene	99

Container Type: NA - Not Applicable

Surrogates	**%Recovery**	**Method Limits**
1,2-Dichloroethane-d4	101	70-130
Toluene-d8	100	70-130
4-Bromofluorobenzene	107	70-130

AN ENVIRONMENTAL ANALYTICAL LABORATORY

Client Sample ID: CCV

Lab ID#: 0902434B-40D

MODIFIED EPA METHOD TO-15 GC/MS FULL SCAN

File Name:	**y022602**	**Date of Collection: NA**
Dil. Factor:	**1.00**	**Date of Analysis: 2/26/09 01:44 AM**

Compound	**%Recovery**
Vinyl Chloride	101
Chloroethane	96
1,1-Dichloroethene	100
Freon 113	109
Methylene Chloride	103
1,1-Dichloroethane	97
cis-1,2-Dichloroethene	102
1,1,1-Trichloroethane	108
Trichloroethene	109
Tetrachloroethene	112
trans-1,2-Dichloroethene	101

Container Type: NA - Not Applicable

Surrogates	**%Recovery**	**Method Limits**
1,2-Dichloroethane-d4	102	70-130
Toluene-d8	100	70-130
4-Bromofluorobenzene	108	70-130

AN ENVIRONMENTAL ANALYTICAL LABORATORY

Client Sample ID: LCS

Lab ID#: 0902434B-41A

MODIFIED EPA METHOD TO-15 GC/MS FULL SCAN

File Name:	**y022403**	**Date of Collection: NA**	
Dil. Factor:	**1.00**	**Date of Analysis: 2/24/09 09:14 AM**	

Compound	**%Recovery**
Vinyl Chloride	99
Chloroethane	97
1,1-Dichloroethene	120
Freon 113	125
Methylene Chloride	120
1,1-Dichloroethane	104
cis-1,2-Dichloroethene	108
1,1,1-Trichloroethane	117
Trichloroethene	113
Tetrachloroethene	114
trans-1,2-Dichloroethene	104

Container Type: NA - Not Applicable

Surrogates	**%Recovery**	**Method Limits**
1,2-Dichloroethane-d4	99	70-130
Toluene-d8	100	70-130
4-Bromofluorobenzene	106	70-130

AN ENVIRONMENTAL ANALYTICAL LABORATORY

Client Sample ID: LCSD

Lab ID#: 0902434B-41AA

MODIFIED EPA METHOD TO-15 GC/MS FULL SCAN

File Name:	**y022404a**	**Date of Collection: NA**	
Dil. Factor:	**1.00**	**Date of Analysis: 2/24/09 09:51 AM**	

Compound	**%Recovery**
Vinyl Chloride	99
Chloroethane	97
1,1-Dichloroethene	119
Freon 113	125
Methylene Chloride	120
1,1-Dichloroethane	104
cis-1,2-Dichloroethene	108
1,1,1-Trichloroethane	118
Trichloroethene	111
Tetrachloroethene	114
trans-1,2-Dichloroethene	103

Container Type: NA - Not Applicable

Surrogates	**%Recovery**	**Method Limits**
1,2-Dichloroethane-d4	100	70-130
Toluene-d8	101	70-130
4-Bromofluorobenzene	106	70-130

AN ENVIRONMENTAL ANALYTICAL LABORATORY

Client Sample ID: LCS

Lab ID#: 0902434B-41B

MODIFIED EPA METHOD TO-15 GC/MS FULL SCAN

File Name:	**x022403**	**Date of Collection: NA**	
Dil. Factor:	**1.00**	**Date of Analysis: 2/24/09 09:55 AM**	

Compound	**%Recovery**
Vinyl Chloride	80
Chloroethane	95
1,1-Dichloroethene	89
Freon 113	89
Methylene Chloride	98
1,1-Dichloroethane	90
cis-1,2-Dichloroethene	79
1,1,1-Trichloroethane	80
Trichloroethene	87
Tetrachloroethene	88
trans-1,2-Dichloroethene	81

Container Type: NA - Not Applicable

Surrogates	**%Recovery**	**Method Limits**
1,2-Dichloroethane-d4	91	70-130
Toluene-d8	101	70-130
4-Bromofluorobenzene	99	70-130

AN ENVIRONMENTAL ANALYTICAL LABORATORY

Client Sample ID: LCSD

Lab ID#: 0902434B-41BB

MODIFIED EPA METHOD TO-15 GC/MS FULL SCAN

File Name:	**x022406**	**Date of Collection: NA**	
Dil. Factor:	**1.00**	**Date of Analysis: 2/24/09 01:20 PM**	

Compound	**%Recovery**
Vinyl Chloride	75
Chloroethane	93
1,1-Dichloroethene	88
Freon 113	89
Methylene Chloride	98
1,1-Dichloroethane	89
cis-1,2-Dichloroethene	78
1,1,1-Trichloroethane	79
Trichloroethene	87
Tetrachloroethene	87
trans-1,2-Dichloroethene	82

Container Type: NA - Not Applicable

Surrogates	**%Recovery**	**Method Limits**
1,2-Dichloroethane-d4	91	70-130
Toluene-d8	102	70-130
4-Bromofluorobenzene	99	70-130

AN ENVIRONMENTAL ANALYTICAL LABORATORY

Client Sample ID: LCS

Lab ID#: 0902434B-41C

MODIFIED EPA METHOD TO-15 GC/MS FULL SCAN

File Name:	**y022503**	**Date of Collection: NA**	
Dil. Factor:	**1.00**	**Date of Analysis: 2/25/09 06:40 AM**	

Compound	**%Recovery**
Vinyl Chloride	97
Chloroethane	96
1,1-Dichloroethene	115
Freon 113	124
Methylene Chloride	117
1,1-Dichloroethane	101
cis-1,2-Dichloroethene	106
1,1,1-Trichloroethane	114
Trichloroethene	109
Tetrachloroethene	114
trans-1,2-Dichloroethene	100

Container Type: NA - Not Applicable

Surrogates	**%Recovery**	**Method Limits**
1,2-Dichloroethane-d4	99	70-130
Toluene-d8	101	70-130
4-Bromofluorobenzene	107	70-130

AN ENVIRONMENTAL ANALYTICAL LABORATORY

Client Sample ID: LCSD

Lab ID#: 0902434B-41CC

MODIFIED EPA METHOD TO-15 GC/MS FULL SCAN

File Name:	**y022504**	**Date of Collection: NA**	
Dil. Factor:	**1.00**	**Date of Analysis: 2/25/09 07:42 AM**	

Compound	**%Recovery**
Vinyl Chloride	103
Chloroethane	101
1,1-Dichloroethene	122
Freon 113	128
Methylene Chloride	122
1,1-Dichloroethane	105
cis-1,2-Dichloroethene	109
1,1,1-Trichloroethane	115
Trichloroethene	110
Tetrachloroethene	116
trans-1,2-Dichloroethene	104

Container Type: NA - Not Applicable

Surrogates	**%Recovery**	**Method Limits**
1,2-Dichloroethane-d4	100	70-130
Toluene-d8	99	70-130
4-Bromofluorobenzene	107	70-130

AN ENVIRONMENTAL ANALYTICAL LABORATORY

Client Sample ID: LCS

Lab ID#: 0902434B-41D

MODIFIED EPA METHOD TO-15 GC/MS FULL SCAN

File Name:	**y022603**	**Date of Collection: NA**	
Dil. Factor:	**1.00**	**Date of Analysis: 2/26/09 02:21 AM**	

Compound	**%Recovery**
Vinyl Chloride	100
Chloroethane	98
1,1-Dichloroethene	121
Freon 113	129
Methylene Chloride	122
1,1-Dichloroethane	104
cis-1,2-Dichloroethene	109
1,1,1-Trichloroethane	119
Trichloroethene	109
Tetrachloroethene	115
trans-1,2-Dichloroethene	102

Container Type: NA - Not Applicable

Surrogates	**%Recovery**	**Method Limits**
1,2-Dichloroethane-d4	102	70-130
Toluene-d8	99	70-130
4-Bromofluorobenzene	107	70-130

AN ENVIRONMENTAL ANALYTICAL LABORATORY

Client Sample ID: LCSD

Lab ID#: 0902434B-41DD

MODIFIED EPA METHOD TO-15 GC/MS FULL SCAN

File Name:	**y022604**	**Date of Collection: NA**
Dil. Factor:	**1.00**	**Date of Analysis: 2/26/09 02:59 AM**

Compound	%Recovery
Vinyl Chloride	102
Chloroethane	101
1,1-Dichloroethene	119
Freon 113	129
Methylene Chloride	120
1,1-Dichloroethane	106
cis-1,2-Dichloroethene	111
1,1,1-Trichloroethane	119
Trichloroethene	112
Tetrachloroethene	117
trans-1,2-Dichloroethene	105

Container Type: NA - Not Applicable

Surrogates	%Recovery	Method Limits
1,2-Dichloroethane-d4	101	70-130
Toluene-d8	100	70-130
4-Bromofluorobenzene	107	70-130

AN ENVIRONMENTAL ANALYTICAL LABORATORY

2/27/2009
Ms. Betsy Tomaswick
Sanborn, Head & Associates
20 Foundry Street

Concord NH 03301

Project Name: GVP
Project #: 2755.03
Workorder #: 0902434C

Dear Ms. Betsy Tomaswick

The following report includes the data for the above referenced project for sample(s) received on 2/20/2009 at Air Toxics Ltd.

The data and associated QC analyzed by Modified TO-15 are compliant with the project requirements or laboratory criteria with the exception of the deviations noted in the attached case narrative.

Thank you for choosing Air Toxics Ltd. for you air analysis needs. Air Toxics Ltd. is committed to providing accurate data of the highest quality. Please feel free to contact the Project Manager: Bryanna Langley at 916-985-1000 if you have any questions regarding the data in this report.

Regards,

Bryanna Langley

Bryanna Langley
Project Manager

180 BLUE RAVINE ROAD, SUITE B FOLSOM, CA - 95630
(916) 985-1000 .FAX (916) 985-1020
Hours 8:00 A.M to 6:00 P.M. Pacific

AN ENVIRONMENTAL ANALYTICAL LABORATORY

WORK ORDER #: 0902434C

Work Order Summary

CLIENT:	Ms. Betsy Tomaswick Sanborn, Head & Associates 20 Foundry Street Concord, NH 03301	**BILL TO:**	Ms. Betsy Tomaswick Sanborn, Head & Associates 20 Foundry Street Concord, NH 03301
PHONE:	603-229-1900	**P.O. #**	BCT2755
FAX:	603-229-1919	**PROJECT #**	2755.03 GVP
DATE RECEIVED:	02/20/2009	**CONTACT:**	Bryanna Langley
DATE COMPLETED:	02/27/2009		

FRACTION #	NAME	TEST	RECEIPT VAC./PRES.	FINAL PRESSURE
39A	EN0416D021709	Modified TO-15	5.8 "Hg	5.0 psi
40A	EN0418S021709	Modified TO-15	4.4 "Hg	5.0 psi
41A	EN0418D021709	Modified TO-15	5.8 "Hg	5.0 psi
41AA	EN0418D021709 Lab Duplicate	Modified TO-15	5.8 "Hg	5.0 psi
42A	EN041D021709	Modified TO-15	5.2 "Hg	5.0 psi
43A	EN043S021709	Modified TO-15	5.6 "Hg	5.0 psi
44A	EN043D021709	Modified TO-15	0.4 "Hg	5.0 psi
45A	EN0411S021709	Modified TO-15	5.4 "Hg	5.0 psi
46A	DU3460021709	Modified TO-15	5.0 "Hg	5.0 psi
47A	EN0411D021709	Modified TO-15	4.0 "Hg	5.0 psi
48A	EN044S021709	Modified TO-15	4.4 "Hg	5.0 psi
49A	EN044D021709	Modified TO-15	5.4 "Hg	5.0 psi
50A	EN0534S021709	Modified TO-15	3.8 "Hg	5.0 psi
51A	EN0534D021709	Modified TO-15	3.6 "Hg	5.0 psi
52A	EN0432S021709	Modified TO-15	4.2 "Hg	5.0 psi
53A	DU36570021709	Modified TO-15	4.2 "Hg	5.0 psi
54A	EN0432D021709	Modified TO-15	6.0 "Hg	5.0 psi

Continued on next page

AN ENVIRONMENTAL ANALYTICAL LABORATORY

WORK ORDER #: 0902434C

Work Order Summary

CLIENT:	Ms. Betsy Tomaswick Sanborn, Head & Associates 20 Foundry Street Concord, NH 03301	**BILL TO:**	Ms. Betsy Tomaswick Sanborn, Head & Associates 20 Foundry Street Concord, NH 03301
PHONE:	603-229-1900	**P.O. #**	BCT2755
FAX:	603-229-1919	**PROJECT #**	2755.03 GVP
DATE RECEIVED:	02/20/2009	**CONTACT:**	Bryanna Langley
DATE COMPLETED:	02/27/2009		

FRACTION #	NAME	TEST	RECEIPT VAC./PRES.	FINAL PRESSURE
55A	EN0427S021709	Modified TO-15	3.4 "Hg	5.0 psi
56A	EB24392021709	Modified TO-15	2.0 "Hg	5.0 psi
57A	EN0414S021809	Modified TO-15	4.8 "Hg	5.0 psi
58A	Lab Blank	Modified TO-15	NA	NA
58B	Lab Blank	Modified TO-15	NA	NA
58C	Lab Blank	Modified TO-15	NA	NA
59A	CCV	Modified TO-15	NA	NA
59B	CCV	Modified TO-15	NA	NA
59C	CCV	Modified TO-15	NA	NA
60A	LCS	Modified TO-15	NA	NA
60AA	LCSD	Modified TO-15	NA	NA
60B	LCS	Modified TO-15	NA	NA
60BB	LCSD	Modified TO-15	NA	NA
60C	LCS	Modified TO-15	NA	NA
60CC	LCSD	Modified TO-15	NA	NA

CERTIFIED BY: Linda L. Freeman DATE: 02/27/09

Laboratory Director

Certfication numbers: CA NELAP - 02110CA, LA NELAP/LELAP- AI 30763, NJ NELAP - CA004
NY NELAP - 11291, UT NELAP - 9166389892, AZ Licensure AZ0719
Name of Accrediting Agency: NELAP/Florida Department of Health, Scope of Application: Clean Air Act,
Accreditation number: E87680, Effective date: 07/01/08, Expiration date: 06/30/09
Air Toxics Ltd. certifies that the test results contained in this report meet all requirements of the NELAC standards

This report shall not be reproduced, except in full, without the written approval of Air Toxics Ltd.

180 BLUE RAVINE ROAD, SUITE B FOLSOM, CA - 95630
(916) 985-1000 . (800) 985-5955 . FAX (916) 985-1020

LABORATORY NARRATIVE
Modified TO-15
Sanborn, Head & Associates
Workorder# 0902434C

Nineteen 1 Liter Summa Canister (100% Certified) samples were received on February 20, 2009. The laboratory performed analysis via modified EPA Method TO-15 using GC/MS in the full scan mode. The method involves concentrating up to 0.2 liters of air. The concentrated aliquot is then flash vaporized and swept through a water management system to remove water vapor. Following dehumidification, the sample passes directly into the GC/MS for analysis.

This workorder was independently validated prior to submittal using 'USEPA National Functional Guidelines' as generally applied to the analysis of volatile organic compounds in air. A rules-based, logic driven, independent validation engine was employed to assess completeness, evaluate pass/fail of relevant project quality control requirements and verification of all quantified amounts.

Method modifications taken to run these samples are summarized in the table below. Specific project requirements may over-ride the ATL modifications.

Requirement	***TO-15***	***ATL Modifications***
Daily CCV	</= 30% Difference	</= 30% Difference; Compounds exceeding this criterion and associated data are flagged and narrated.
Sample collection media	Summa canister	ATL recommends use of summa canisters to insure data defensibility, but will report results from Tedlar bags at client request
Method Detection Limit	Follow 40CFR Pt.136 App. B	The MDL met all relevant requirements in Method TO-15 (statistical MDL less than the LOQ). The concentration of the spiked replicate may have exceeded 10X the calculated MDL in some cases

Receiving Notes

There was a significant difference (greater than 5.0" Hg) between the measured canister receipt vacuum and that which was reported on the Chain of Custody (COC) for sample EN043D021709. Therefore the vacuum measured in the laboratory was used to calculate results.

Analytical Notes

There were no analytical discrepancies.

Definition of Data Qualifying Flags

Eight qualifiers may have been used on the data analysis sheets and indicates as follows:

B - Compound present in laboratory blank greater than reporting limit (background subtraction no performed).

J - Estimated value.

E - Exceeds instrument calibration range.

S - Saturated peak.

Q - Exceeds quality control limits.
U - Compound analyzed for but not detected above the reporting limit.
UJ- Non-detected compound associated with low bias in the CCV
N - The identification is based on presumptive evidence.

File extensions may have been used on the data analysis sheets and indicates as follows:
a-File was requantified
b-File was quantified by a second column and detector
r1-File was requantified for the purpose of reissue

AN ENVIRONMENTAL ANALYTICAL LABORATORY

Summary of Detected Compounds
MODIFIED EPA METHOD TO-15 GC/MS FULL SCAN

Client Sample ID: EN0416D021709

Lab ID#: 0902434C-39A

Compound	Rpt. Limit (ppbv)	Amount (ppbv)	Rpt. Limit (uG/m3)	Amount (uG/m3)
cis-1,2-Dichloroethene	2.8	4.6	11	18
1,1,1-Trichloroethane	2.8	36	15	200
Trichloroethene	2.8	890	15	4800
Tetrachloroethene	2.8	37	19	250

Client Sample ID: EN0418S021709

Lab ID#: 0902434C-40A

No Detections Were Found.

Client Sample ID: EN0418D021709

Lab ID#: 0902434C-41A

Compound	Rpt. Limit (ppbv)	Amount (ppbv)	Rpt. Limit (uG/m3)	Amount (uG/m3)
cis-1,2-Dichloroethene	0.83	2.9	3.3	12
1,1,1-Trichloroethane	0.83	12	4.5	64
Trichloroethene	0.83	200	4.5	1100
Tetrachloroethene	0.83	3.3	5.6	23

Client Sample ID: EN0418D021709 Lab Duplicate

Lab ID#: 0902434C-41AA

Compound	Rpt. Limit (ppbv)	Amount (ppbv)	Rpt. Limit (uG/m3)	Amount (uG/m3)
cis-1,2-Dichloroethene	0.83	2.6	3.3	10
1,1,1-Trichloroethane	0.83	11	4.5	59
Trichloroethene	0.83	180	4.5	990
Tetrachloroethene	0.83	3.0	5.6	20

Client Sample ID: EN041D021709

Lab ID#: 0902434C-42A

Compound	Rpt. Limit (ppbv)	Amount (ppbv)	Rpt. Limit (uG/m3)	Amount (uG/m3)
1,1,1-Trichloroethane	0.81	2.6	4.4	14
Trichloroethene	0.81	26	4.4	140

AN ENVIRONMENTAL ANALYTICAL LABORATORY

Summary of Detected Compounds
MODIFIED EPA METHOD TO-15 GC/MS FULL SCAN

Client Sample ID: EN043S021709

Lab ID#: 0902434C-43A

No Detections Were Found.

Client Sample ID: EN043D021709

Lab ID#: 0902434C-44A

Compound	Rpt. Limit (ppbv)	Amount (ppbv)	Rpt. Limit (uG/m3)	Amount (uG/m3)
Trichloroethene	0.68	2.2	3.6	12

Client Sample ID: EN0411S021709

Lab ID#: 0902434C-45A

Compound	Rpt. Limit (ppbv)	Amount (ppbv)	Rpt. Limit (uG/m3)	Amount (uG/m3)
Trichloroethene	0.82	4.7	4.4	25

Client Sample ID: DU3460021709

Lab ID#: 0902434C-46A

Compound	Rpt. Limit (ppbv)	Amount (ppbv)	Rpt. Limit (uG/m3)	Amount (uG/m3)
Trichloroethene	0.80	4.7	4.3	25

Client Sample ID: EN0411D021709

Lab ID#: 0902434C-47A

Compound	Rpt. Limit (ppbv)	Amount (ppbv)	Rpt. Limit (uG/m3)	Amount (uG/m3)
cis-1,2-Dichloroethene	0.78	0.90	3.1	3.6
1,1,1-Trichloroethane	0.78	5.7	4.2	31
Trichloroethene	0.78	260	4.2	1400
Tetrachloroethene	0.78	5.3	5.2	36

Client Sample ID: EN044S021709

Lab ID#: 0902434C-48A

Compound	Rpt. Limit (ppbv)	Amount (ppbv)	Rpt. Limit (uG/m3)	Amount (uG/m3)
Trichloroethene	0.78	2.6	4.2	14

AN ENVIRONMENTAL ANALYTICAL LABORATORY

Summary of Detected Compounds
MODIFIED EPA METHOD TO-15 GC/MS FULL SCAN

Client Sample ID: EN044D021709

Lab ID#: 0902434C-49A

No Detections Were Found.

Client Sample ID: EN0534S021709

Lab ID#: 0902434C-50A

No Detections Were Found.

Client Sample ID: EN0534D021709

Lab ID#: 0902434C-51A

Compound	Rpt. Limit (ppbv)	Amount (ppbv)	Rpt. Limit (uG/m3)	Amount (uG/m3)
1,1,1-Trichloroethane	0.76	2.3	4.1	13
Trichloroethene	0.76	35	4.1	190
Tetrachloroethene	0.76	1.9	5.2	13

Client Sample ID: EN0432S021709

Lab ID#: 0902434C-52A

Compound	Rpt. Limit (ppbv)	Amount (ppbv)	Rpt. Limit (uG/m3)	Amount (uG/m3)
Trichloroethene	0.78	12	4.2	64

Client Sample ID: DU36570021709

Lab ID#: 0902434C-53A

Compound	Rpt. Limit (ppbv)	Amount (ppbv)	Rpt. Limit (uG/m3)	Amount (uG/m3)
Trichloroethene	0.78	12	4.2	64

Client Sample ID: EN0432D021709

Lab ID#: 0902434C-54A

Compound	Rpt. Limit (ppbv)	Amount (ppbv)	Rpt. Limit (uG/m3)	Amount (uG/m3)
1,1,1-Trichloroethane	0.84	1.2	4.6	6.4
Trichloroethene	0.84	120	4.5	660

Client Sample ID: EN0427S021709

Lab ID#: 0902434C-55A

AN ENVIRONMENTAL ANALYTICAL LABORATORY

Summary of Detected Compounds
MODIFIED EPA METHOD TO-15 GC/MS FULL SCAN

Client Sample ID: EN0427S021709

Lab ID#: 0902434C-55A

Compound	Rpt. Limit (ppbv)	Amount (ppbv)	Rpt. Limit (uG/m3)	Amount (uG/m3)
1,1,1-Trichloroethane	0.76	6.0	4.1	33
Trichloroethene	0.76	32	4.0	170
Tetrachloroethene	0.76	3.3	5.1	22

Client Sample ID: EB24392021709

Lab ID#: 0902434C-56A

No Detections Were Found.

Client Sample ID: EN0414S021809

Lab ID#: 0902434C-57A

Compound	Rpt. Limit (ppbv)	Amount (ppbv)	Rpt. Limit (uG/m3)	Amount (uG/m3)
1,1,1-Trichloroethane	0.80	1.4	4.4	7.7
Trichloroethene	0.80	1.8	4.3	9.7

AN ENVIRONMENTAL ANALYTICAL LABORATORY

Client Sample ID: EN0416D021709

Lab ID#: 0902434C-39A

MODIFIED EPA METHOD TO-15 GC/MS FULL SCAN

File Name:	**x022507**	**Date of Collection:**	**2/17/09**
Dil. Factor:	**5.54**	**Date of Analysis:**	**2/25/09 12:36 PM**

Compound	Rpt. Limit (ppbv)	Amount (ppbv)	Rpt. Limit (uG/m3)	Amount (uG/m3)
Vinyl Chloride	2.8	Not Detected	7.1	Not Detected
Chloroethane	2.8	Not Detected	7.3	Not Detected
1,1-Dichloroethene	2.8	Not Detected	11	Not Detected
Freon 113	2.8	Not Detected	21	Not Detected
Methylene Chloride	2.8	Not Detected	9.6	Not Detected
1,1-Dichloroethane	2.8	Not Detected	11	Not Detected
cis-1,2-Dichloroethene	2.8	4.6	11	18
1,1,1-Trichloroethane	2.8	36	15	200
Trichloroethene	2.8	890	15	4800
Tetrachloroethene	2.8	37	19	250
trans-1,2-Dichloroethene	2.8	Not Detected	11	Not Detected

Container Type: 1 Liter Summa Canister (100% Certified)

Surrogates	%Recovery	Method Limits
1,2-Dichloroethane-d4	89	70-130
Toluene-d8	98	70-130
4-Bromofluorobenzene	98	70-130

AN ENVIRONMENTAL ANALYTICAL LABORATORY

Client Sample ID: EN0418S021709

Lab ID#: 0902434C-40A

MODIFIED EPA METHOD TO-15 GC/MS FULL SCAN

File Name:	**x022508**	**Date of Collection:**	**2/17/09**
Dil. Factor:	**1.57**	**Date of Analysis:**	**2/25/09 01:21 PM**

Compound	Rpt. Limit (ppbv)	Amount (ppbv)	Rpt. Limit (uG/m3)	Amount (uG/m3)
Vinyl Chloride	0.78	Not Detected	2.0	Not Detected
Chloroethane	0.78	Not Detected	2.1	Not Detected
1,1-Dichloroethene	0.78	Not Detected	3.1	Not Detected
Freon 113	0.78	Not Detected	6.0	Not Detected
Methylene Chloride	0.78	Not Detected	2.7	Not Detected
1,1-Dichloroethane	0.78	Not Detected	3.2	Not Detected
cis-1,2-Dichloroethene	0.78	Not Detected	3.1	Not Detected
1,1,1-Trichloroethane	0.78	Not Detected	4.3	Not Detected
Trichloroethene	0.78	Not Detected	4.2	Not Detected
Tetrachloroethene	0.78	Not Detected	5.3	Not Detected
trans-1,2-Dichloroethene	0.78	Not Detected	3.1	Not Detected

Container Type: 1 Liter Summa Canister (100% Certified)

Surrogates	%Recovery	Method Limits
1,2-Dichloroethane-d4	86	70-130
Toluene-d8	95	70-130
4-Bromofluorobenzene	97	70-130

AN ENVIRONMENTAL ANALYTICAL LABORATORY

Client Sample ID: EN0418D021709

Lab ID#: 0902434C-41A

MODIFIED EPA METHOD TO-15 GC/MS FULL SCAN

File Name:	**x022509**	**Date of Collection:**	**2/17/09**
Dil. Factor:	**1.66**	**Date of Analysis:**	**2/25/09 02:04 PM**

Compound	Rpt. Limit (ppbv)	Amount (ppbv)	Rpt. Limit (uG/m3)	Amount (uG/m3)
Vinyl Chloride	0.83	Not Detected	2.1	Not Detected
Chloroethane	0.83	Not Detected	2.2	Not Detected
1,1-Dichloroethene	0.83	Not Detected	3.3	Not Detected
Freon 113	0.83	Not Detected	6.4	Not Detected
Methylene Chloride	0.83	Not Detected	2.9	Not Detected
1,1-Dichloroethane	0.83	Not Detected	3.4	Not Detected
cis-1,2-Dichloroethene	0.83	2.9	3.3	12
1,1,1-Trichloroethane	0.83	12	4.5	64
Trichloroethene	0.83	200	4.5	1100
Tetrachloroethene	0.83	3.3	5.6	23
trans-1,2-Dichloroethene	0.83	Not Detected	3.3	Not Detected

Container Type: 1 Liter Summa Canister (100% Certified)

Surrogates	%Recovery	Method Limits
1,2-Dichloroethane-d4	89	70-130
Toluene-d8	97	70-130
4-Bromofluorobenzene	97	70-130

AN ENVIRONMENTAL ANALYTICAL LABORATORY

Client Sample ID: EN0418D021709 Lab Duplicate

Lab ID#: 0902434C-41AA

MODIFIED EPA METHOD TO-15 GC/MS FULL SCAN

File Name:	**x022512**	**Date of Collection:**	**2/17/09**
Dil. Factor:	**1.66**	**Date of Analysis:**	**2/25/09 04:01 PM**

Compound	Rpt. Limit (ppbv)	Amount (ppbv)	Rpt. Limit (uG/m3)	Amount (uG/m3)
Vinyl Chloride	0.83	Not Detected	2.1	Not Detected
Chloroethane	0.83	Not Detected	2.2	Not Detected
1,1-Dichloroethene	0.83	Not Detected	3.3	Not Detected
Freon 113	0.83	Not Detected	6.4	Not Detected
Methylene Chloride	0.83	Not Detected	2.9	Not Detected
1,1-Dichloroethane	0.83	Not Detected	3.4	Not Detected
cis-1,2-Dichloroethene	0.83	2.6	3.3	10
1,1,1-Trichloroethane	0.83	11	4.5	59
Trichloroethene	0.83	180	4.5	990
Tetrachloroethene	0.83	3.0	5.6	20
trans-1,2-Dichloroethene	0.83	Not Detected	3.3	Not Detected

Container Type: 1 Liter Summa Canister (100% Certified)

Surrogates	%Recovery	Method Limits
1,2-Dichloroethane-d4	90	70-130
Toluene-d8	96	70-130
4-Bromofluorobenzene	98	70-130

AN ENVIRONMENTAL ANALYTICAL LABORATORY

Client Sample ID: EN041D021709

Lab ID#: 0902434C-42A

MODIFIED EPA METHOD TO-15 GC/MS FULL SCAN

File Name:	**x022510**	**Date of Collection:**	**2/17/09**
Dil. Factor:	**1.62**	**Date of Analysis:**	**2/25/09 02:41 PM**

Compound	Rpt. Limit (ppbv)	Amount (ppbv)	Rpt. Limit (uG/m3)	Amount (uG/m3)
Vinyl Chloride	0.81	Not Detected	2.1	Not Detected
Chloroethane	0.81	Not Detected	2.1	Not Detected
1,1-Dichloroethene	0.81	Not Detected	3.2	Not Detected
Freon 113	0.81	Not Detected	6.2	Not Detected
Methylene Chloride	0.81	Not Detected	2.8	Not Detected
1,1-Dichloroethane	0.81	Not Detected	3.3	Not Detected
cis-1,2-Dichloroethene	0.81	Not Detected	3.2	Not Detected
1,1,1-Trichloroethane	0.81	2.6	4.4	14
Trichloroethene	0.81	26	4.4	140
Tetrachloroethene	0.81	Not Detected	5.5	Not Detected
trans-1,2-Dichloroethene	0.81	Not Detected	3.2	Not Detected

Container Type: 1 Liter Summa Canister (100% Certified)

Surrogates	%Recovery	Method Limits
1,2-Dichloroethane-d4	86	70-130
Toluene-d8	96	70-130
4-Bromofluorobenzene	96	70-130

AN ENVIRONMENTAL ANALYTICAL LABORATORY

Client Sample ID: EN043S021709

Lab ID#: 0902434C-43A

MODIFIED EPA METHOD TO-15 GC/MS FULL SCAN

File Name:	**x022511**	**Date of Collection:**	**2/17/09**
Dil. Factor:	**1.65**	**Date of Analysis:**	**2/25/09 03:21 PM**

Compound	Rpt. Limit (ppbv)	Amount (ppbv)	Rpt. Limit (uG/m3)	Amount (uG/m3)
Vinyl Chloride	0.82	Not Detected	2.1	Not Detected
Chloroethane	0.82	Not Detected	2.2	Not Detected
1,1-Dichloroethene	0.82	Not Detected	3.3	Not Detected
Freon 113	0.82	Not Detected	6.3	Not Detected
Methylene Chloride	0.82	Not Detected	2.9	Not Detected
1,1-Dichloroethane	0.82	Not Detected	3.3	Not Detected
cis-1,2-Dichloroethene	0.82	Not Detected	3.3	Not Detected
1,1,1-Trichloroethane	0.82	Not Detected	4.5	Not Detected
Trichloroethene	0.82	Not Detected	4.4	Not Detected
Tetrachloroethene	0.82	Not Detected	5.6	Not Detected
trans-1,2-Dichloroethene	0.82	Not Detected	3.3	Not Detected

Container Type: 1 Liter Summa Canister (100% Certified)

Surrogates	%Recovery	Method Limits
1,2-Dichloroethane-d4	89	70-130
Toluene-d8	96	70-130
4-Bromofluorobenzene	98	70-130

AN ENVIRONMENTAL ANALYTICAL LABORATORY

Client Sample ID: EN043D021709

Lab ID#: 0902434C-44A

MODIFIED EPA METHOD TO-15 GC/MS FULL SCAN

File Name:	**x022513**	**Date of Collection:**	**2/17/09**
Dil. Factor:	**1.36**	**Date of Analysis:**	**2/25/09 04:41 PM**

Compound	Rpt. Limit (ppbv)	Amount (ppbv)	Rpt. Limit (uG/m3)	Amount (uG/m3)
Vinyl Chloride	0.68	Not Detected	1.7	Not Detected
Chloroethane	0.68	Not Detected	1.8	Not Detected
1,1-Dichloroethene	0.68	Not Detected	2.7	Not Detected
Freon 113	0.68	Not Detected	5.2	Not Detected
Methylene Chloride	0.68	Not Detected	2.4	Not Detected
1,1-Dichloroethane	0.68	Not Detected	2.8	Not Detected
cis-1,2-Dichloroethene	0.68	Not Detected	2.7	Not Detected
1,1,1-Trichloroethane	0.68	Not Detected	3.7	Not Detected
Trichloroethene	0.68	2.2	3.6	12
Tetrachloroethene	0.68	Not Detected	4.6	Not Detected
trans-1,2-Dichloroethene	0.68	Not Detected	2.7	Not Detected

Container Type: 1 Liter Summa Canister (100% Certified)

Surrogates	%Recovery	Method Limits
1,2-Dichloroethane-d4	89	70-130
Toluene-d8	96	70-130
4-Bromofluorobenzene	98	70-130

AN ENVIRONMENTAL ANALYTICAL LABORATORY

Client Sample ID: EN0411S021709

Lab ID#: 0902434C-45A

MODIFIED EPA METHOD TO-15 GC/MS FULL SCAN

File Name:	**x022514**	**Date of Collection:**	**2/17/09**
Dil. Factor:	**1.63**	**Date of Analysis:**	**2/25/09 05:23 PM**

Compound	Rpt. Limit (ppbv)	Amount (ppbv)	Rpt. Limit (uG/m3)	Amount (uG/m3)
Vinyl Chloride	0.82	Not Detected	2.1	Not Detected
Chloroethane	0.82	Not Detected	2.2	Not Detected
1,1-Dichloroethene	0.82	Not Detected	3.2	Not Detected
Freon 113	0.82	Not Detected	6.2	Not Detected
Methylene Chloride	0.82	Not Detected	2.8	Not Detected
1,1-Dichloroethane	0.82	Not Detected	3.3	Not Detected
cis-1,2-Dichloroethene	0.82	Not Detected	3.2	Not Detected
1,1,1-Trichloroethane	0.82	Not Detected	4.4	Not Detected
Trichloroethene	0.82	4.7	4.4	25
Tetrachloroethene	0.82	Not Detected	5.5	Not Detected
trans-1,2-Dichloroethene	0.82	Not Detected	3.2	Not Detected

Container Type: 1 Liter Summa Canister (100% Certified)

Surrogates	%Recovery	Method Limits
1,2-Dichloroethane-d4	89	70-130
Toluene-d8	96	70-130
4-Bromofluorobenzene	97	70-130

AN ENVIRONMENTAL ANALYTICAL LABORATORY

Client Sample ID: DU3460021709

Lab ID#: 0902434C-46A

MODIFIED EPA METHOD TO-15 GC/MS FULL SCAN

File Name:	**x022515**	**Date of Collection:**	**2/17/09**
Dil. Factor:	**1.61**	**Date of Analysis:**	**2/25/09 06:33 PM**

Compound	Rpt. Limit (ppbv)	Amount (ppbv)	Rpt. Limit (uG/m3)	Amount (uG/m3)
Vinyl Chloride	0.80	Not Detected	2.0	Not Detected
Chloroethane	0.80	Not Detected	2.1	Not Detected
1,1-Dichloroethene	0.80	Not Detected	3.2	Not Detected
Freon 113	0.80	Not Detected	6.2	Not Detected
Methylene Chloride	0.80	Not Detected	2.8	Not Detected
1,1-Dichloroethane	0.80	Not Detected	3.2	Not Detected
cis-1,2-Dichloroethene	0.80	Not Detected	3.2	Not Detected
1,1,1-Trichloroethane	0.80	Not Detected	4.4	Not Detected
Trichloroethene	0.80	4.7	4.3	25
Tetrachloroethene	0.80	Not Detected	5.5	Not Detected
trans-1,2-Dichloroethene	0.80	Not Detected	3.2	Not Detected

Container Type: 1 Liter Summa Canister (100% Certified)

Surrogates	%Recovery	Method Limits
1,2-Dichloroethane-d4	87	70-130
Toluene-d8	96	70-130
4-Bromofluorobenzene	95	70-130

AN ENVIRONMENTAL ANALYTICAL LABORATORY

Client Sample ID: EN0411D021709

Lab ID#: 0902434C-47A

MODIFIED EPA METHOD TO-15 GC/MS FULL SCAN

File Name:	**x022516**	**Date of Collection:**	**2/17/09**
Dil. Factor:	**1.55**	**Date of Analysis:**	**2/25/09 07:09 PM**

Compound	Rpt. Limit (ppbv)	Amount (ppbv)	Rpt. Limit (uG/m3)	Amount (uG/m3)
Vinyl Chloride	0.78	Not Detected	2.0	Not Detected
Chloroethane	0.78	Not Detected	2.0	Not Detected
1,1-Dichloroethene	0.78	Not Detected	3.1	Not Detected
Freon 113	0.78	Not Detected	5.9	Not Detected
Methylene Chloride	0.78	Not Detected	2.7	Not Detected
1,1-Dichloroethane	0.78	Not Detected	3.1	Not Detected
cis-1,2-Dichloroethene	0.78	0.90	3.1	3.6
1,1,1-Trichloroethane	0.78	5.7	4.2	31
Trichloroethene	0.78	260	4.2	1400
Tetrachloroethene	0.78	5.3	5.2	36
trans-1,2-Dichloroethene	0.78	Not Detected	3.1	Not Detected

Container Type: 1 Liter Summa Canister (100% Certified)

Surrogates	%Recovery	Method Limits
1,2-Dichloroethane-d4	88	70-130
Toluene-d8	97	70-130
4-Bromofluorobenzene	97	70-130

AN ENVIRONMENTAL ANALYTICAL LABORATORY

Client Sample ID: EN044S021709

Lab ID#: 0902434C-48A

MODIFIED EPA METHOD TO-15 GC/MS FULL SCAN

File Name:	**x022517**	**Date of Collection:**	**2/17/09**
Dil. Factor:	**1.57**	**Date of Analysis:**	**2/25/09 07:55 PM**

Compound	Rpt. Limit (ppbv)	Amount (ppbv)	Rpt. Limit (uG/m3)	Amount (uG/m3)
Vinyl Chloride	0.78	Not Detected	2.0	Not Detected
Chloroethane	0.78	Not Detected	2.1	Not Detected
1,1-Dichloroethene	0.78	Not Detected	3.1	Not Detected
Freon 113	0.78	Not Detected	6.0	Not Detected
Methylene Chloride	0.78	Not Detected	2.7	Not Detected
1,1-Dichloroethane	0.78	Not Detected	3.2	Not Detected
cis-1,2-Dichloroethene	0.78	Not Detected	3.1	Not Detected
1,1,1-Trichloroethane	0.78	Not Detected	4.3	Not Detected
Trichloroethene	0.78	2.6	4.2	14
Tetrachloroethene	0.78	Not Detected	5.3	Not Detected
trans-1,2-Dichloroethene	0.78	Not Detected	3.1	Not Detected

Container Type: 1 Liter Summa Canister (100% Certified)

Surrogates	%Recovery	Method Limits
1,2-Dichloroethane-d4	88	70-130
Toluene-d8	95	70-130
4-Bromofluorobenzene	99	70-130

AN ENVIRONMENTAL ANALYTICAL LABORATORY

Client Sample ID: EN044D021709

Lab ID#: 0902434C-49A

MODIFIED EPA METHOD TO-15 GC/MS FULL SCAN

File Name:	**x022606**	**Date of Collection:**	**2/17/09**
Dil. Factor:	**1.63**	**Date of Analysis:**	**2/26/09 04:05 AM**

Compound	Rpt. Limit (ppbv)	Amount (ppbv)	Rpt. Limit (uG/m3)	Amount (uG/m3)
Vinyl Chloride	0.82	Not Detected	2.1	Not Detected
Chloroethane	0.82	Not Detected	2.2	Not Detected
1,1-Dichloroethene	0.82	Not Detected	3.2	Not Detected
Freon 113	0.82	Not Detected	6.2	Not Detected
Methylene Chloride	0.82	Not Detected	2.8	Not Detected
1,1-Dichloroethane	0.82	Not Detected	3.3	Not Detected
cis-1,2-Dichloroethene	0.82	Not Detected	3.2	Not Detected
1,1,1-Trichloroethane	0.82	Not Detected	4.4	Not Detected
Trichloroethene	0.82	Not Detected	4.4	Not Detected
Tetrachloroethene	0.82	Not Detected	5.5	Not Detected
trans-1,2-Dichloroethene	0.82	Not Detected	3.2	Not Detected

Container Type: 1 Liter Summa Canister (100% Certified)

Surrogates	%Recovery	Method Limits
1,2-Dichloroethane-d4	91	70-130
Toluene-d8	95	70-130
4-Bromofluorobenzene	99	70-130

AN ENVIRONMENTAL ANALYTICAL LABORATORY

Client Sample ID: EN0534S021709

Lab ID#: 0902434C-50A

MODIFIED EPA METHOD TO-15 GC/MS FULL SCAN

File Name:	**x022607**	**Date of Collection:**	**2/17/09**
Dil. Factor:	**1.54**	**Date of Analysis:**	**2/26/09 04:45 AM**

Compound	Rpt. Limit (ppbv)	Amount (ppbv)	Rpt. Limit (uG/m3)	Amount (uG/m3)
Vinyl Chloride	0.77	Not Detected	2.0	Not Detected
Chloroethane	0.77	Not Detected	2.0	Not Detected
1,1-Dichloroethene	0.77	Not Detected	3.0	Not Detected
Freon 113	0.77	Not Detected	5.9	Not Detected
Methylene Chloride	0.77	Not Detected	2.7	Not Detected
1,1-Dichloroethane	0.77	Not Detected	3.1	Not Detected
cis-1,2-Dichloroethene	0.77	Not Detected	3.0	Not Detected
1,1,1-Trichloroethane	0.77	Not Detected	4.2	Not Detected
Trichloroethene	0.77	Not Detected	4.1	Not Detected
Tetrachloroethene	0.77	Not Detected	5.2	Not Detected
trans-1,2-Dichloroethene	0.77	Not Detected	3.0	Not Detected

Container Type: 1 Liter Summa Canister (100% Certified)

Surrogates	%Recovery	Method Limits
1,2-Dichloroethane-d4	92	70-130
Toluene-d8	96	70-130
4-Bromofluorobenzene	98	70-130

AN ENVIRONMENTAL ANALYTICAL LABORATORY

Client Sample ID: EN0534D021709

Lab ID#: 0902434C-51A

MODIFIED EPA METHOD TO-15 GC/MS FULL SCAN

File Name:	**x022608**	**Date of Collection:**	**2/17/09**
Dil. Factor:	**1.52**	**Date of Analysis:**	**2/26/09 05:27 AM**

Compound	Rpt. Limit (ppbv)	Amount (ppbv)	Rpt. Limit (uG/m3)	Amount (uG/m3)
Vinyl Chloride	0.76	Not Detected	1.9	Not Detected
Chloroethane	0.76	Not Detected	2.0	Not Detected
1,1-Dichloroethene	0.76	Not Detected	3.0	Not Detected
Freon 113	0.76	Not Detected	5.8	Not Detected
Methylene Chloride	0.76	Not Detected	2.6	Not Detected
1,1-Dichloroethane	0.76	Not Detected	3.1	Not Detected
cis-1,2-Dichloroethene	0.76	Not Detected	3.0	Not Detected
1,1,1-Trichloroethane	0.76	2.3	4.1	13
Trichloroethene	0.76	35	4.1	190
Tetrachloroethene	0.76	1.9	5.2	13
trans-1,2-Dichloroethene	0.76	Not Detected	3.0	Not Detected

Container Type: 1 Liter Summa Canister (100% Certified)

Surrogates	%Recovery	Method Limits
1,2-Dichloroethane-d4	90	70-130
Toluene-d8	96	70-130
4-Bromofluorobenzene	99	70-130

AN ENVIRONMENTAL ANALYTICAL LABORATORY

Client Sample ID: EN0432S021709

Lab ID#: 0902434C-52A

MODIFIED EPA METHOD TO-15 GC/MS FULL SCAN

File Name:	**x022609**	**Date of Collection:**	**2/17/09**
Dil. Factor:	**1.56**	**Date of Analysis:**	**2/26/09 06:04 AM**

Compound	Rpt. Limit (ppbv)	Amount (ppbv)	Rpt. Limit (uG/m3)	Amount (uG/m3)
Vinyl Chloride	0.78	Not Detected	2.0	Not Detected
Chloroethane	0.78	Not Detected	2.0	Not Detected
1,1-Dichloroethene	0.78	Not Detected	3.1	Not Detected
Freon 113	0.78	Not Detected	6.0	Not Detected
Methylene Chloride	0.78	Not Detected	2.7	Not Detected
1,1-Dichloroethane	0.78	Not Detected	3.2	Not Detected
cis-1,2-Dichloroethene	0.78	Not Detected	3.1	Not Detected
1,1,1-Trichloroethane	0.78	Not Detected	4.2	Not Detected
Trichloroethene	0.78	12	4.2	64
Tetrachloroethene	0.78	Not Detected	5.3	Not Detected
trans-1,2-Dichloroethene	0.78	Not Detected	3.1	Not Detected

Container Type: 1 Liter Summa Canister (100% Certified)

Surrogates	%Recovery	Method Limits
1,2-Dichloroethane-d4	91	70-130
Toluene-d8	96	70-130
4-Bromofluorobenzene	98	70-130

AN ENVIRONMENTAL ANALYTICAL LABORATORY

Client Sample ID: DU36570021709

Lab ID#: 0902434C-53A

MODIFIED EPA METHOD TO-15 GC/MS FULL SCAN

File Name:	**x022610**	**Date of Collection:**	**2/17/09**
Dil. Factor:	**1.56**	**Date of Analysis:**	**2/26/09 06:42 AM**

Compound	Rpt. Limit (ppbv)	Amount (ppbv)	Rpt. Limit (uG/m3)	Amount (uG/m3)
Vinyl Chloride	0.78	Not Detected	2.0	Not Detected
Chloroethane	0.78	Not Detected	2.0	Not Detected
1,1-Dichloroethene	0.78	Not Detected	3.1	Not Detected
Freon 113	0.78	Not Detected	6.0	Not Detected
Methylene Chloride	0.78	Not Detected	2.7	Not Detected
1,1-Dichloroethane	0.78	Not Detected	3.2	Not Detected
cis-1,2-Dichloroethene	0.78	Not Detected	3.1	Not Detected
1,1,1-Trichloroethane	0.78	Not Detected	4.2	Not Detected
Trichloroethene	0.78	12	4.2	64
Tetrachloroethene	0.78	Not Detected	5.3	Not Detected
trans-1,2-Dichloroethene	0.78	Not Detected	3.1	Not Detected

Container Type: 1 Liter Summa Canister (100% Certified)

Surrogates	%Recovery	Method Limits
1,2-Dichloroethane-d4	91	70-130
Toluene-d8	96	70-130
4-Bromofluorobenzene	98	70-130

AN ENVIRONMENTAL ANALYTICAL LABORATORY

Client Sample ID: EN0432D021709

Lab ID#: 0902434C-54A

MODIFIED EPA METHOD TO-15 GC/MS FULL SCAN

File Name:	**x022611**	**Date of Collection:**	**2/17/09**
Dil. Factor:	**1.68**	**Date of Analysis:**	**2/26/09 08:32 AM**

Compound	Rpt. Limit (ppbv)	Amount (ppbv)	Rpt. Limit (uG/m3)	Amount (uG/m3)
Vinyl Chloride	0.84	Not Detected	2.1	Not Detected
Chloroethane	0.84	Not Detected	2.2	Not Detected
1,1-Dichloroethene	0.84	Not Detected	3.3	Not Detected
Freon 113	0.84	Not Detected	6.4	Not Detected
Methylene Chloride	0.84	Not Detected	2.9	Not Detected
1,1-Dichloroethane	0.84	Not Detected	3.4	Not Detected
cis-1,2-Dichloroethene	0.84	Not Detected	3.3	Not Detected
1,1,1-Trichloroethane	0.84	1.2	4.6	6.4
Trichloroethene	0.84	120	4.5	660
Tetrachloroethene	0.84	Not Detected	5.7	Not Detected
trans-1,2-Dichloroethene	0.84	Not Detected	3.3	Not Detected

Container Type: 1 Liter Summa Canister (100% Certified)

Surrogates	%Recovery	Method Limits
1,2-Dichloroethane-d4	92	70-130
Toluene-d8	98	70-130
4-Bromofluorobenzene	100	70-130

AN ENVIRONMENTAL ANALYTICAL LABORATORY

Client Sample ID: EN0427S021709

Lab ID#: 0902434C-55A

MODIFIED EPA METHOD TO-15 GC/MS FULL SCAN

File Name:	**y022611**	**Date of Collection:**	**2/17/09**
Dil. Factor:	**1.51**	**Date of Analysis:**	**2/26/09 08:29 AM**

Compound	Rpt. Limit (ppbv)	Amount (ppbv)	Rpt. Limit (uG/m3)	Amount (uG/m3)
Vinyl Chloride	0.76	Not Detected	1.9	Not Detected
Chloroethane	0.76	Not Detected	2.0	Not Detected
1,1-Dichloroethene	0.76	Not Detected	3.0	Not Detected
Freon 113	0.76	Not Detected	5.8	Not Detected
Methylene Chloride	0.76	Not Detected	2.6	Not Detected
1,1-Dichloroethane	0.76	Not Detected	3.0	Not Detected
cis-1,2-Dichloroethene	0.76	Not Detected	3.0	Not Detected
1,1,1-Trichloroethane	0.76	6.0	4.1	33
Trichloroethene	0.76	32	4.0	170
Tetrachloroethene	0.76	3.3	5.1	22
trans-1,2-Dichloroethene	0.76	Not Detected	3.0	Not Detected

Container Type: 1 Liter Summa Canister (100% Certified)

Surrogates	%Recovery	Method Limits
1,2-Dichloroethane-d4	111	70-130
Toluene-d8	97	70-130
4-Bromofluorobenzene	101	70-130

AN ENVIRONMENTAL ANALYTICAL LABORATORY

Client Sample ID: EB24392021709

Lab ID#: 0902434C-56A

MODIFIED EPA METHOD TO-15 GC/MS FULL SCAN

File Name:	**y022610**	**Date of Collection:**	**2/17/09**
Dil. Factor:	**1.44**	**Date of Analysis:**	**2/26/09 07:40 AM**

Compound	Rpt. Limit (ppbv)	Amount (ppbv)	Rpt. Limit (uG/m3)	Amount (uG/m3)
Vinyl Chloride	0.72	Not Detected	1.8	Not Detected
Chloroethane	0.72	Not Detected	1.9	Not Detected
1,1-Dichloroethene	0.72	Not Detected	2.8	Not Detected
Freon 113	0.72	Not Detected	5.5	Not Detected
Methylene Chloride	0.72	Not Detected	2.5	Not Detected
1,1-Dichloroethane	0.72	Not Detected	2.9	Not Detected
cis-1,2-Dichloroethene	0.72	Not Detected	2.8	Not Detected
1,1,1-Trichloroethane	0.72	Not Detected	3.9	Not Detected
Trichloroethene	0.72	Not Detected	3.9	Not Detected
Tetrachloroethene	0.72	Not Detected	4.9	Not Detected
trans-1,2-Dichloroethene	0.72	Not Detected	2.8	Not Detected

Container Type: 1 Liter Summa Canister (100% Certified)

Surrogates	%Recovery	Method Limits
1,2-Dichloroethane-d4	110	70-130
Toluene-d8	96	70-130
4-Bromofluorobenzene	102	70-130

AN ENVIRONMENTAL ANALYTICAL LABORATORY

Client Sample ID: EN0414S021809

Lab ID#: 0902434C-57A

MODIFIED EPA METHOD TO-15 GC/MS FULL SCAN

File Name:	**y022609**	**Date of Collection:**	**2/18/09**
Dil. Factor:	**1.60**	**Date of Analysis:**	**2/26/09 06:38 AM**

Compound	Rpt. Limit (ppbv)	Amount (ppbv)	Rpt. Limit (uG/m3)	Amount (uG/m3)
Vinyl Chloride	0.80	Not Detected	2.0	Not Detected
Chloroethane	0.80	Not Detected	2.1	Not Detected
1,1-Dichloroethene	0.80	Not Detected	3.2	Not Detected
Freon 113	0.80	Not Detected	6.1	Not Detected
Methylene Chloride	0.80	Not Detected	2.8	Not Detected
1,1-Dichloroethane	0.80	Not Detected	3.2	Not Detected
cis-1,2-Dichloroethene	0.80	Not Detected	3.2	Not Detected
1,1,1-Trichloroethane	0.80	1.4	4.4	7.7
Trichloroethene	0.80	1.8	4.3	9.7
Tetrachloroethene	0.80	Not Detected	5.4	Not Detected
trans-1,2-Dichloroethene	0.80	Not Detected	3.2	Not Detected

Container Type: 1 Liter Summa Canister (100% Certified)

Surrogates	%Recovery	Method Limits
1,2-Dichloroethane-d4	113	70-130
Toluene-d8	98	70-130
4-Bromofluorobenzene	102	70-130

AN ENVIRONMENTAL ANALYTICAL LABORATORY

Client Sample ID: Lab Blank

Lab ID#: 0902434C-58A

MODIFIED EPA METHOD TO-15 GC/MS FULL SCAN

File Name:	**x022506**	**Date of Collection: NA**	
Dil. Factor:	**1.00**	**Date of Analysis: 2/25/09 11:49 AM**	

Compound	Rpt. Limit (ppbv)	Amount (ppbv)	Rpt. Limit (uG/m3)	Amount (uG/m3)
Vinyl Chloride	0.50	Not Detected	1.3	Not Detected
Chloroethane	0.50	Not Detected	1.3	Not Detected
1,1-Dichloroethene	0.50	Not Detected	2.0	Not Detected
Freon 113	0.50	Not Detected	3.8	Not Detected
Methylene Chloride	0.50	Not Detected	1.7	Not Detected
1,1-Dichloroethane	0.50	Not Detected	2.0	Not Detected
cis-1,2-Dichloroethene	0.50	Not Detected	2.0	Not Detected
1,1,1-Trichloroethane	0.50	Not Detected	2.7	Not Detected
Trichloroethene	0.50	Not Detected	2.7	Not Detected
Tetrachloroethene	0.50	Not Detected	3.4	Not Detected
trans-1,2-Dichloroethene	0.50	Not Detected	2.0	Not Detected

Container Type: NA - Not Applicable

Surrogates	%Recovery	Method Limits
1,2-Dichloroethane-d4	89	70-130
Toluene-d8	95	70-130
4-Bromofluorobenzene	98	70-130

AN ENVIRONMENTAL ANALYTICAL LABORATORY

Client Sample ID: Lab Blank

Lab ID#: 0902434C-58B

MODIFIED EPA METHOD TO-15 GC/MS FULL SCAN

File Name:	**x022605**	**Date of Collection: NA**	
Dil. Factor:	**1.00**	**Date of Analysis: 2/26/09 03:16 AM**	

Compound	Rpt. Limit (ppbv)	Amount (ppbv)	Rpt. Limit (uG/m3)	Amount (uG/m3)
Vinyl Chloride	0.50	Not Detected	1.3	Not Detected
Chloroethane	0.50	Not Detected	1.3	Not Detected
1,1-Dichloroethene	0.50	Not Detected	2.0	Not Detected
Freon 113	0.50	Not Detected	3.8	Not Detected
Methylene Chloride	0.50	Not Detected	1.7	Not Detected
1,1-Dichloroethane	0.50	Not Detected	2.0	Not Detected
cis-1,2-Dichloroethene	0.50	Not Detected	2.0	Not Detected
1,1,1-Trichloroethane	0.50	Not Detected	2.7	Not Detected
Trichloroethene	0.50	Not Detected	2.7	Not Detected
Tetrachloroethene	0.50	Not Detected	3.4	Not Detected
trans-1,2-Dichloroethene	0.50	Not Detected	2.0	Not Detected

Container Type: NA - Not Applicable

Surrogates	%Recovery	Method Limits
1,2-Dichloroethane-d4	90	70-130
Toluene-d8	96	70-130
4-Bromofluorobenzene	99	70-130

AN ENVIRONMENTAL ANALYTICAL LABORATORY

Client Sample ID: Lab Blank

Lab ID#: 0902434C-58C

MODIFIED EPA METHOD TO-15 GC/MS FULL SCAN

File Name:	**y022605**	**Date of Collection: NA**	
Dil. Factor:	**1.00**	**Date of Analysis: 2/26/09 04:06 AM**	

Compound	Rpt. Limit (ppbv)	Amount (ppbv)	Rpt. Limit (uG/m3)	Amount (uG/m3)
Vinyl Chloride	0.50	Not Detected	1.3	Not Detected
Chloroethane	0.50	Not Detected	1.3	Not Detected
1,1-Dichloroethene	0.50	Not Detected	2.0	Not Detected
Freon 113	0.50	Not Detected	3.8	Not Detected
Methylene Chloride	0.50	Not Detected	1.7	Not Detected
1,1-Dichloroethane	0.50	Not Detected	2.0	Not Detected
cis-1,2-Dichloroethene	0.50	Not Detected	2.0	Not Detected
1,1,1-Trichloroethane	0.50	Not Detected	2.7	Not Detected
Trichloroethene	0.50	Not Detected	2.7	Not Detected
Tetrachloroethene	0.50	Not Detected	3.4	Not Detected
trans-1,2-Dichloroethene	0.50	Not Detected	2.0	Not Detected

Container Type: NA - Not Applicable

Surrogates	%Recovery	Method Limits
1,2-Dichloroethane-d4	106	70-130
Toluene-d8	98	70-130
4-Bromofluorobenzene	104	70-130

AN ENVIRONMENTAL ANALYTICAL LABORATORY

Client Sample ID: CCV

Lab ID#: 0902434C-59A

MODIFIED EPA METHOD TO-15 GC/MS FULL SCAN

File Name:	**x022502**	**Date of Collection: NA**	
Dil. Factor:	**1.00**	**Date of Analysis: 2/25/09 09:04 AM**	

Compound	**%Recovery**
Vinyl Chloride	74
Chloroethane	88
1,1-Dichloroethene	75
Freon 113	75
Methylene Chloride	85
1,1-Dichloroethane	80
cis-1,2-Dichloroethene	72
1,1,1-Trichloroethane	72
Trichloroethene	83
Tetrachloroethene	83
trans-1,2-Dichloroethene	76

Container Type: NA - Not Applicable

Surrogates	**%Recovery**	**Method Limits**
1,2-Dichloroethane-d4	91	70-130
Toluene-d8	101	70-130
4-Bromofluorobenzene	99	70-130

AN ENVIRONMENTAL ANALYTICAL LABORATORY

Client Sample ID: CCV

Lab ID#: 0902434C-59B

MODIFIED EPA METHOD TO-15 GC/MS FULL SCAN

File Name:	**x022602**	**Date of Collection: NA**
Dil. Factor:	**1.00**	**Date of Analysis: 2/26/09 01:27 AM**

Compound	**%Recovery**
Vinyl Chloride	77
Chloroethane	94
1,1-Dichloroethene	76
Freon 113	77
Methylene Chloride	88
1,1-Dichloroethane	83
cis-1,2-Dichloroethene	72
1,1,1-Trichloroethane	76
Trichloroethene	84
Tetrachloroethene	83
trans-1,2-Dichloroethene	77

Container Type: NA - Not Applicable

Surrogates	**%Recovery**	**Method Limits**
1,2-Dichloroethane-d4	93	70-130
Toluene-d8	102	70-130
4-Bromofluorobenzene	97	70-130

AN ENVIRONMENTAL ANALYTICAL LABORATORY

Client Sample ID: CCV

Lab ID#: 0902434C-59C

MODIFIED EPA METHOD TO-15 GC/MS FULL SCAN

File Name:	**y022602**	**Date of Collection: NA**	
Dil. Factor:	**1.00**	**Date of Analysis: 2/26/09 01:44 AM**	

Compound	**%Recovery**
Vinyl Chloride	101
Chloroethane	96
1,1-Dichloroethene	100
Freon 113	109
Methylene Chloride	103
1,1-Dichloroethane	97
cis-1,2-Dichloroethene	102
1,1,1-Trichloroethane	108
Trichloroethene	109
Tetrachloroethene	112
trans-1,2-Dichloroethene	101

Container Type: NA - Not Applicable

Surrogates	**%Recovery**	**Method Limits**
1,2-Dichloroethane-d4	102	70-130
Toluene-d8	100	70-130
4-Bromofluorobenzene	108	70-130

AN ENVIRONMENTAL ANALYTICAL LABORATORY

Client Sample ID: LCS

Lab ID#: 0902434C-60A

MODIFIED EPA METHOD TO-15 GC/MS FULL SCAN

File Name:	**x022503**	**Date of Collection: NA**	
Dil. Factor:	**1.00**	**Date of Analysis: 2/25/09 09:40 AM**	

Compound	**%Recovery**
Vinyl Chloride	81
Chloroethane	98
1,1-Dichloroethene	92
Freon 113	91
Methylene Chloride	101
1,1-Dichloroethane	92
cis-1,2-Dichloroethene	81
1,1,1-Trichloroethane	82
Trichloroethene	92
Tetrachloroethene	92
trans-1,2-Dichloroethene	84

Container Type: NA - Not Applicable

Surrogates	**%Recovery**	**Method Limits**
1,2-Dichloroethane-d4	91	70-130
Toluene-d8	101	70-130
4-Bromofluorobenzene	99	70-130

AN ENVIRONMENTAL ANALYTICAL LABORATORY

Client Sample ID: LCSD

Lab ID#: 0902434C-60AA

MODIFIED EPA METHOD TO-15 GC/MS FULL SCAN

File Name:	**x022504**	**Date of Collection: NA**	
Dil. Factor:	**1.00**	**Date of Analysis: 2/25/09 10:16 AM**	

Compound	**%Recovery**
Vinyl Chloride	80
Chloroethane	97
1,1-Dichloroethene	92
Freon 113	90
Methylene Chloride	101
1,1-Dichloroethane	93
cis-1,2-Dichloroethene	82
1,1,1-Trichloroethane	81
Trichloroethene	91
Tetrachloroethene	92
trans-1,2-Dichloroethene	85

Container Type: NA - Not Applicable

Surrogates	**%Recovery**	**Method Limits**
1,2-Dichloroethane-d4	90	70-130
Toluene-d8	101	70-130
4-Bromofluorobenzene	98	70-130

AN ENVIRONMENTAL ANALYTICAL LABORATORY

Client Sample ID: LCS

Lab ID#: 0902434C-60B

MODIFIED EPA METHOD TO-15 GC/MS FULL SCAN

File Name:	**x022603**	**Date of Collection: NA**	
Dil. Factor:	**1.00**	**Date of Analysis: 2/26/09 02:04 AM**	

Compound	**%Recovery**
Vinyl Chloride	88
Chloroethane	104
1,1-Dichloroethene	91
Freon 113	91
Methylene Chloride	100
1,1-Dichloroethane	99
cis-1,2-Dichloroethene	86
1,1,1-Trichloroethane	88
Trichloroethene	92
Tetrachloroethene	94
trans-1,2-Dichloroethene	86

Container Type: NA - Not Applicable

Surrogates	**%Recovery**	**Method Limits**
1,2-Dichloroethane-d4	97	70-130
Toluene-d8	100	70-130
4-Bromofluorobenzene	96	70-130

AN ENVIRONMENTAL ANALYTICAL LABORATORY

Client Sample ID: LCSD

Lab ID#: 0902434C-60BB

MODIFIED EPA METHOD TO-15 GC/MS FULL SCAN

File Name:	**x022604**	**Date of Collection: NA**	
Dil. Factor:	**1.00**	**Date of Analysis: 2/26/09 02:40 AM**	

Compound	**%Recovery**
Vinyl Chloride	80
Chloroethane	100
1,1-Dichloroethene	92
Freon 113	92
Methylene Chloride	102
1,1-Dichloroethane	94
cis-1,2-Dichloroethene	82
1,1,1-Trichloroethane	82
Trichloroethene	91
Tetrachloroethene	92
trans-1,2-Dichloroethene	85

Container Type: NA - Not Applicable

Surrogates	**%Recovery**	**Method Limits**
1,2-Dichloroethane-d4	91	70-130
Toluene-d8	101	70-130
4-Bromofluorobenzene	98	70-130

AN ENVIRONMENTAL ANALYTICAL LABORATORY

Client Sample ID: LCS

Lab ID#: 0902434C-60C

MODIFIED EPA METHOD TO-15 GC/MS FULL SCAN

File Name:	**y022603**	**Date of Collection: NA**	
Dil. Factor:	**1.00**	**Date of Analysis: 2/26/09 02:21 AM**	

Compound	**%Recovery**
Vinyl Chloride	100
Chloroethane	98
1,1-Dichloroethene	121
Freon 113	129
Methylene Chloride	122
1,1-Dichloroethane	104
cis-1,2-Dichloroethene	109
1,1,1-Trichloroethane	119
Trichloroethene	109
Tetrachloroethene	115
trans-1,2-Dichloroethene	102

Container Type: NA - Not Applicable

Surrogates	**%Recovery**	**Method Limits**
1,2-Dichloroethane-d4	102	70-130
Toluene-d8	99	70-130
4-Bromofluorobenzene	107	70-130

AN ENVIRONMENTAL ANALYTICAL LABORATORY

Client Sample ID: LCSD

Lab ID#: 0902434C-60CC

MODIFIED EPA METHOD TO-15 GC/MS FULL SCAN

File Name:	**y022604**	**Date of Collection: NA**	
Dil. Factor:	**1.00**	**Date of Analysis: 2/26/09 02:59 AM**	

Compound	**%Recovery**
Vinyl Chloride	102
Chloroethane	101
1,1-Dichloroethene	119
Freon 113	129
Methylene Chloride	120
1,1-Dichloroethane	106
cis-1,2-Dichloroethene	111
1,1,1-Trichloroethane	119
Trichloroethene	112
Tetrachloroethene	117
trans-1,2-Dichloroethene	105

Container Type: NA - Not Applicable

Surrogates	**%Recovery**	**Method Limits**
1,2-Dichloroethane-d4	101	70-130
Toluene-d8	100	70-130
4-Bromofluorobenzene	107	70-130

AN ENVIRONMENTAL ANALYTICAL LABORATORY

3/5/2009
Ms. Betsy Tomaswick
Sanborn, Head & Associates
20 Foundry Street

Concord NH 03301

Project Name: GVP
Project #: 2755.03
Workorder #: 0902434D

Dear Ms. Betsy Tomaswick

The following report includes the data for the above referenced project for sample(s) received on 2/20/2009 at Air Toxics Ltd.

The data and associated QC analyzed by Modified TO-15 are compliant with the project requirements or laboratory criteria with the exception of the deviations noted in the attached case narrative.

Thank you for choosing Air Toxics Ltd. for you air analysis needs. Air Toxics Ltd. is committed to providing accurate data of the highest quality. Please feel free to contact the Project Manager: Bryanna Langley at 916-985-1000 if you have any questions regarding the data in this report.

Regards,

Bryanna Langley

Bryanna Langley
Project Manager

180 BLUE RAVINE ROAD, SUITE B FOLSOM, CA - 95630
(916) 985-1000 .FAX (916) 985-1020
Hours 8:00 A.M to 6:00 P.M. Pacific

AN ENVIRONMENTAL ANALYTICAL LABORATORY

WORK ORDER #: 0902434D

Work Order Summary

CLIENT:	Ms. Betsy Tomaswick Sanborn, Head & Associates 20 Foundry Street Concord, NH 03301	**BILL TO:**	Ms. Betsy Tomaswick Sanborn, Head & Associates 20 Foundry Street Concord, NH 03301
PHONE:	603-229-1900	**P.O. #**	BCT2755
FAX:	603-229-1919	**PROJECT #**	2755.03 GVP
DATE RECEIVED:	02/20/2009	**CONTACT:**	Bryanna Langley
DATE COMPLETED:	03/04/2009		

FRACTION #	NAME	TEST	RECEIPT VAC./PRES.	FINAL PRESSURE
58A	EN0414D021809	Modified TO-15	4.6 "Hg	5 psi
58AA	EN0414D021809 Lab Duplicate	Modified TO-15	4.6 "Hg	5 psi
59A	EN0420S021809	Modified TO-15	4.8 "Hg	5 psi
60A	EN0420D021809	Modified TO-15	4.4 "Hg	5 psi
61A	EN0421S021809	Modified TO-15	4.2 "Hg	5 psi
62A	EN0421D021809	Modified TO-15	4.4 "Hg	5 psi
63A	EN0419S021809	Modified TO-15	5.0 "Hg	5 psi
64A	EN0419D021809	Modified TO-15	5.0 "Hg	5 psi
65A	EN0533S021809	Modified TO-15	6.2 "Hg	5 psi
66A	EN0533D021809	Modified TO-15	4.8 "Hg	5 psi
67A	EN0417S021809	Modified TO-15	4.6 "Hg	5 psi
68A	EN0417D021809	Modified TO-15	4.4 "Hg	5 psi
69A	EN0413D021809	Modified TO-15	6.6 "Hg	5 psi
70A	DU3358021809	Modified TO-15	6.6 "Hg	5 psi
71A	EN0413S021809	Modified TO-15	5.0 "Hg	5 psi
72A	EN0412S021809	Modified TO-15	5.6 "Hg	5 psi
73A	EN0412D021809	Modified TO-15	4.4 "Hg	5 psi

Continued on next page

AN ENVIRONMENTAL ANALYTICAL LABORATORY

WORK ORDER #: 0902434D

Work Order Summary

CLIENT:	Ms. Betsy Tomaswick Sanborn, Head & Associates 20 Foundry Street Concord, NH 03301	**BILL TO:**	Ms. Betsy Tomaswick Sanborn, Head & Associates 20 Foundry Street Concord, NH 03301
PHONE:	603-229-1900	**P.O. #**	BCT2755
FAX:	603-229-1919	**PROJECT #**	2755.03 GVP
DATE RECEIVED:	02/20/2009	**CONTACT:**	Bryanna Langley
DATE COMPLETED:	03/04/2009		

FRACTION #	NAME	TEST	RECEIPT VAC./PRES.	FINAL PRESSURE
74A	EN0415S021809	Modified TO-15	5.0 "Hg	5 psi
75A	EN0415D021809	Modified TO-15	5.4 "Hg	5 psi
75AA	EN0415D021809 Lab Duplicate	Modified TO-15	5.4 "Hg	5 psi
76A	EN0426S021809	Modified TO-15	4.2 "Hg	5 psi
77A	Lab Blank	Modified TO-15	NA	NA
77B	Lab Blank	Modified TO-15	NA	NA
78A	CCV	Modified TO-15	NA	NA
78B	CCV	Modified TO-15	NA	NA
79A	LCS	Modified TO-15	NA	NA
79AA	LCSD	Modified TO-15	NA	NA
79B	LCS	Modified TO-15	NA	NA
79BB	LCSD	Modified TO-15	NA	NA

CERTIFIED BY: Linda L. Freeman DATE: 03/05/09

Laboratory Director

Certfication numbers: CA NELAP - 02110CA, LA NELAP/LELAP- AI 30763, NJ NELAP - CA004
NY NELAP - 11291, UT NELAP - 9166389892, AZ Licensure AZ0719
Name of Accrediting Agency: NELAP/Florida Department of Health, Scope of Application: Clean Air Act,
Accreditation number: E87680, Effective date: 07/01/08, Expiration date: 06/30/09
Air Toxics Ltd. certifies that the test results contained in this report meet all requirements of the NELAC standards

This report shall not be reproduced, except in full, without the written approval of Air Toxics Ltd.

180 BLUE RAVINE ROAD, SUITE B FOLSOM, CA - 95630
(916) 985-1000 . (800) 985-5955 . FAX (916) 985-1020

LABORATORY NARRATIVE
Modified TO-15
Sanborn, Head & Associates
Workorder# 0902434D

Nineteen 1 Liter Summa Canister (100% Certified) samples were received on February 20, 2009. Twenty-one 1 Liter Summa Canister (100% Certified) samples were received on February 20, 2009. The laboratory performed analysis via modified EPA Method TO-15 using GC/MS in the full scan mode. The method involves concentrating up to 0.2 liters of air. The concentrated aliquot is then flash vaporized and swept through a water management system to remove water vapor. Following dehumidification, the sample passes directly into the GC/MS for analysis.

This workorder was independently validated prior to submittal using 'USEPA National Functional Guidelines' as generally applied to the analysis of volatile organic compounds in air. A rules-based, logic driven, independent validation engine was employed to assess completeness, evaluate pass/fail of relevant project quality control requirements and verification of all quantified amounts.

Method modifications taken to run these samples are summarized in the table below. Specific project requirements may over-ride the ATL modifications.

Requirement	***TO-15***	***ATL Modifications***
Daily CCV	</= 30% Difference	</= 30% Difference; Compounds exceeding this criterion and associated data are flagged and narrated.
Sample collection media	Summa canister	ATL recommends use of summa canisters to insure data defensibility, but will report results from Tedlar bags at client request
Method Detection Limit	Follow 40CFR Pt.136 App. B	The MDL met all relevant requirements in Method TO-15 (statistical MDL less than the LOQ). The concentration of the spiked replicate may have exceeded 10X the calculated MDL in some cases

Receiving Notes

There were no receiving discrepancies.

Analytical Notes

There were no analytical discrepancies.

Definition of Data Qualifying Flags

Eight qualifiers may have been used on the data analysis sheets and indicates as follows:

B - Compound present in laboratory blank greater than reporting limit (background subtraction not performed).

J - Estimated value.

E - Exceeds instrument calibration range.

S - Saturated peak.

Q - Exceeds quality control limits.
U - Compound analyzed for but not detected above the reporting limit.
UJ- Non-detected compound associated with low bias in the CCV
N - The identification is based on presumptive evidence.

File extensions may have been used on the data analysis sheets and indicates as follows:
a-File was requantified
b-File was quantified by a second column and detector
r1-File was requantified for the purpose of reissue

AN ENVIRONMENTAL ANALYTICAL LABORATORY

Summary of Detected Compounds
MODIFIED EPA METHOD TO-15 GC/MS FULL SCAN

Client Sample ID: EN0414D021809

Lab ID#: 0902434D-58A

Compound	Rpt. Limit (ppbv)	Amount (ppbv)	Rpt. Limit (uG/m3)	Amount (uG/m3)
1,1,1-Trichloroethane	2.6	22	14	120
Trichloroethene	2.6	680	14	3600

Client Sample ID: EN0414D021809 Lab Duplicate

Lab ID#: 0902434D-58AA

Compound	Rpt. Limit (ppbv)	Amount (ppbv)	Rpt. Limit (uG/m3)	Amount (uG/m3)
1,1,1-Trichloroethane	2.6	21	14	120
Trichloroethene	2.6	660	14	3500

Client Sample ID: EN0420S021809

Lab ID#: 0902434D-59A

No Detections Were Found.

Client Sample ID: EN0420D021809

Lab ID#: 0902434D-60A

Compound	Rpt. Limit (ppbv)	Amount (ppbv)	Rpt. Limit (uG/m3)	Amount (uG/m3)
1,1,1-Trichloroethane	0.78	1.6	4.3	8.6
Trichloroethene	0.78	51	4.2	280

Client Sample ID: EN0421S021809

Lab ID#: 0902434D-61A

No Detections Were Found.

Client Sample ID: EN0421D021809

Lab ID#: 0902434D-62A

Compound	Rpt. Limit (ppbv)	Amount (ppbv)	Rpt. Limit (uG/m3)	Amount (uG/m3)
1,1,1-Trichloroethane	0.78	3.5	4.3	19
Trichloroethene	0.78	100	4.2	550

AN ENVIRONMENTAL ANALYTICAL LABORATORY

Summary of Detected Compounds
MODIFIED EPA METHOD TO-15 GC/MS FULL SCAN

Client Sample ID: EN0419S021809

Lab ID#: 0902434D-63A

No Detections Were Found.

Client Sample ID: EN0419D021809

Lab ID#: 0902434D-64A

Compound	Rpt. Limit (ppbv)	Amount (ppbv)	Rpt. Limit (uG/m3)	Amount (uG/m3)
cis-1,2-Dichloroethene	0.80	1.8	3.2	7.0
1,1,1-Trichloroethane	0.80	5.0	4.4	27
Trichloroethene	0.80	190	4.3	1000

Client Sample ID: EN0533S021809

Lab ID#: 0902434D-65A

Compound	Rpt. Limit (ppbv)	Amount (ppbv)	Rpt. Limit (uG/m3)	Amount (uG/m3)
Trichloroethene	0.84	2.9	4.5	16
Tetrachloroethene	0.84	6.8	5.7	46

Client Sample ID: EN0533D021809

Lab ID#: 0902434D-66A

Compound	Rpt. Limit (ppbv)	Amount (ppbv)	Rpt. Limit (uG/m3)	Amount (uG/m3)
1,1,1-Trichloroethane	4.6	44	25	240
Trichloroethene	4.6	1300	24	6800
Tetrachloroethene	4.6	41	31	280

Client Sample ID: EN0417S021809

Lab ID#: 0902434D-67A

Compound	Rpt. Limit (ppbv)	Amount (ppbv)	Rpt. Limit (uG/m3)	Amount (uG/m3)
Trichloroethene	0.79	18	4.2	97

Client Sample ID: EN0417D021809

Lab ID#: 0902434D-68A

Compound	Rpt. Limit (ppbv)	Amount (ppbv)	Rpt. Limit (uG/m3)	Amount (uG/m3)

AN ENVIRONMENTAL ANALYTICAL LABORATORY

Summary of Detected Compounds
MODIFIED EPA METHOD TO-15 GC/MS FULL SCAN

Client Sample ID: EN0417D021809

Lab ID#: 0902434D-68A

Compound	Rpt. Limit (ppbv)	Amount (ppbv)	Rpt. Limit (uG/m3)	Amount (uG/m3)
cis-1,2-Dichloroethene	0.78	2.6	3.1	10
1,1,1-Trichloroethane	0.78	7.8	4.3	43
Trichloroethene	0.78	250	4.2	1400

Client Sample ID: EN0413D021809

Lab ID#: 0902434D-69A

Compound	Rpt. Limit (ppbv)	Amount (ppbv)	Rpt. Limit (uG/m3)	Amount (uG/m3)
1,1,1-Trichloroethane	1.1	59	6.2	320
Trichloroethene	1.1	440	6.2	2300

Client Sample ID: DU3358021809

Lab ID#: 0902434D-70A

Compound	Rpt. Limit (ppbv)	Amount (ppbv)	Rpt. Limit (uG/m3)	Amount (uG/m3)
1,1,1-Trichloroethane	1.1	59	6.2	320
Trichloroethene	1.1	440	6.2	2400

Client Sample ID: EN0413S021809

Lab ID#: 0902434D-71A

Compound	Rpt. Limit (ppbv)	Amount (ppbv)	Rpt. Limit (uG/m3)	Amount (uG/m3)
1,1,1-Trichloroethane	0.80	17	4.4	95
Trichloroethene	0.80	74	4.3	400
Tetrachloroethene	0.80	6.8	5.5	46

Client Sample ID: EN0412S021809

Lab ID#: 0902434D-72A

Compound	Rpt. Limit (ppbv)	Amount (ppbv)	Rpt. Limit (uG/m3)	Amount (uG/m3)
1,1,1-Trichloroethane	0.82	2.1	4.5	11
Trichloroethene	0.82	73	4.4	390

AN ENVIRONMENTAL ANALYTICAL LABORATORY

Summary of Detected Compounds
MODIFIED EPA METHOD TO-15 GC/MS FULL SCAN

Client Sample ID: EN0412D021809

Lab ID#: 0902434D-73A

Compound	Rpt. Limit (ppbv)	Amount (ppbv)	Rpt. Limit (uG/m3)	Amount (uG/m3)
1,1,1-Trichloroethane	0.78	3.6	4.3	20
Trichloroethene	0.78	140	4.2	750
Tetrachloroethene	0.78	1.1	5.3	7.4

Client Sample ID: EN0415S021809

Lab ID#: 0902434D-74A

No Detections Were Found.

Client Sample ID: EN0415D021809

Lab ID#: 0902434D-75A

Compound	Rpt. Limit (ppbv)	Amount (ppbv)	Rpt. Limit (uG/m3)	Amount (uG/m3)
Trichloroethene	0.82	1.3	4.4	7.2
Tetrachloroethene	0.82	3.6	5.5	24

Client Sample ID: EN0415D021809 Lab Duplicate

Lab ID#: 0902434D-75AA

Compound	Rpt. Limit (ppbv)	Amount (ppbv)	Rpt. Limit (uG/m3)	Amount (uG/m3)
Trichloroethene	0.82	1.2	4.4	6.8
Tetrachloroethene	0.82	3.4	5.5	23

Client Sample ID: EN0426S021809

Lab ID#: 0902434D-76A

Compound	Rpt. Limit (ppbv)	Amount (ppbv)	Rpt. Limit (uG/m3)	Amount (uG/m3)
1,1,1-Trichloroethane	0.78	4.2	4.2	23
Trichloroethene	0.78	52	4.2	280

AN ENVIRONMENTAL ANALYTICAL LABORATORY

Client Sample ID: EN0414D021809

Lab ID#: 0902434D-58A

MODIFIED EPA METHOD TO-15 GC/MS FULL SCAN

File Name:	**x030106**	**Date of Collection:**	**2/18/09**
Dil. Factor:	**5.28**	**Date of Analysis:**	**3/1/09 11:46 AM**

Compound	Rpt. Limit (ppbv)	Amount (ppbv)	Rpt. Limit (uG/m3)	Amount (uG/m3)
Vinyl Chloride	2.6	Not Detected	6.7	Not Detected
Chloroethane	2.6	Not Detected	7.0	Not Detected
1,1-Dichloroethene	2.6	Not Detected	10	Not Detected
Freon 113	2.6	Not Detected	20	Not Detected
Methylene Chloride	2.6	Not Detected	9.2	Not Detected
1,1-Dichloroethane	2.6	Not Detected	11	Not Detected
cis-1,2-Dichloroethene	2.6	Not Detected	10	Not Detected
1,1,1-Trichloroethane	2.6	22	14	120
Trichloroethene	2.6	680	14	3600
Tetrachloroethene	2.6	Not Detected	18	Not Detected
trans-1,2-Dichloroethene	2.6	Not Detected	10	Not Detected

Container Type: 1 Liter Summa Canister (100% Certified)

Surrogates	%Recovery	Method Limits
1,2-Dichloroethane-d4	93	70-130
Toluene-d8	99	70-130
4-Bromofluorobenzene	99	70-130

AN ENVIRONMENTAL ANALYTICAL LABORATORY

Client Sample ID: EN0414D021809 Lab Duplicate

Lab ID#: 0902434D-58AA

MODIFIED EPA METHOD TO-15 GC/MS FULL SCAN

File Name:	**x030109**	**Date of Collection:**	**2/18/09**
Dil. Factor:	**5.28**	**Date of Analysis:**	**3/1/09 01:49 PM**

Compound	Rpt. Limit (ppbv)	Amount (ppbv)	Rpt. Limit (uG/m3)	Amount (uG/m3)
Vinyl Chloride	2.6	Not Detected	6.7	Not Detected
Chloroethane	2.6	Not Detected	7.0	Not Detected
1,1-Dichloroethene	2.6	Not Detected	10	Not Detected
Freon 113	2.6	Not Detected	20	Not Detected
Methylene Chloride	2.6	Not Detected	9.2	Not Detected
1,1-Dichloroethane	2.6	Not Detected	11	Not Detected
cis-1,2-Dichloroethene	2.6	Not Detected	10	Not Detected
1,1,1-Trichloroethane	2.6	21	14	120
Trichloroethene	2.6	660	14	3500
Tetrachloroethene	2.6	Not Detected	18	Not Detected
trans-1,2-Dichloroethene	2.6	Not Detected	10	Not Detected

Container Type: 1 Liter Summa Canister (100% Certified)

Surrogates	%Recovery	Method Limits
1,2-Dichloroethane-d4	91	70-130
Toluene-d8	98	70-130
4-Bromofluorobenzene	100	70-130

AN ENVIRONMENTAL ANALYTICAL LABORATORY

Client Sample ID: EN0420S021809

Lab ID#: 0902434D-59A

MODIFIED EPA METHOD TO-15 GC/MS FULL SCAN

File Name:	**x030107**	**Date of Collection:**	**2/18/09**
Dil. Factor:	**1.60**	**Date of Analysis:**	**3/1/09 12:25 PM**

Compound	Rpt. Limit (ppbv)	Amount (ppbv)	Rpt. Limit (uG/m3)	Amount (uG/m3)
Vinyl Chloride	0.80	Not Detected	2.0	Not Detected
Chloroethane	0.80	Not Detected	2.1	Not Detected
1,1-Dichloroethene	0.80	Not Detected	3.2	Not Detected
Freon 113	0.80	Not Detected	6.1	Not Detected
Methylene Chloride	0.80	Not Detected	2.8	Not Detected
1,1-Dichloroethane	0.80	Not Detected	3.2	Not Detected
cis-1,2-Dichloroethene	0.80	Not Detected	3.2	Not Detected
1,1,1-Trichloroethane	0.80	Not Detected	4.4	Not Detected
Trichloroethene	0.80	Not Detected	4.3	Not Detected
Tetrachloroethene	0.80	Not Detected	5.4	Not Detected
trans-1,2-Dichloroethene	0.80	Not Detected	3.2	Not Detected

Container Type: 1 Liter Summa Canister (100% Certified)

Surrogates	%Recovery	Method Limits
1,2-Dichloroethane-d4	85	70-130
Toluene-d8	97	70-130
4-Bromofluorobenzene	100	70-130

AN ENVIRONMENTAL ANALYTICAL LABORATORY

Client Sample ID: EN0420D021809

Lab ID#: 0902434D-60A

MODIFIED EPA METHOD TO-15 GC/MS FULL SCAN

File Name:	**x030108**	**Date of Collection:**	**2/18/09**
Dil. Factor:	**1.57**	**Date of Analysis:**	**3/1/09 01:02 PM**

Compound	Rpt. Limit (ppbv)	Amount (ppbv)	Rpt. Limit (uG/m3)	Amount (uG/m3)
Vinyl Chloride	0.78	Not Detected	2.0	Not Detected
Chloroethane	0.78	Not Detected	2.1	Not Detected
1,1-Dichloroethene	0.78	Not Detected	3.1	Not Detected
Freon 113	0.78	Not Detected	6.0	Not Detected
Methylene Chloride	0.78	Not Detected	2.7	Not Detected
1,1-Dichloroethane	0.78	Not Detected	3.2	Not Detected
cis-1,2-Dichloroethene	0.78	Not Detected	3.1	Not Detected
1,1,1-Trichloroethane	0.78	1.6	4.3	8.6
Trichloroethene	0.78	51	4.2	280
Tetrachloroethene	0.78	Not Detected	5.3	Not Detected
trans-1,2-Dichloroethene	0.78	Not Detected	3.1	Not Detected

Container Type: 1 Liter Summa Canister (100% Certified)

Surrogates	%Recovery	Method Limits
1,2-Dichloroethane-d4	89	70-130
Toluene-d8	94	70-130
4-Bromofluorobenzene	100	70-130

AN ENVIRONMENTAL ANALYTICAL LABORATORY

Client Sample ID: EN0421S021809

Lab ID#: 0902434D-61A

MODIFIED EPA METHOD TO-15 GC/MS FULL SCAN

File Name:	**x030110**	**Date of Collection:**	**2/18/09**
Dil. Factor:	**1.56**	**Date of Analysis:**	**3/1/09 02:27 PM**

Compound	Rpt. Limit (ppbv)	Amount (ppbv)	Rpt. Limit (uG/m3)	Amount (uG/m3)
Vinyl Chloride	0.78	Not Detected	2.0	Not Detected
Chloroethane	0.78	Not Detected	2.0	Not Detected
1,1-Dichloroethene	0.78	Not Detected	3.1	Not Detected
Freon 113	0.78	Not Detected	6.0	Not Detected
Methylene Chloride	0.78	Not Detected	2.7	Not Detected
1,1-Dichloroethane	0.78	Not Detected	3.2	Not Detected
cis-1,2-Dichloroethene	0.78	Not Detected	3.1	Not Detected
1,1,1-Trichloroethane	0.78	Not Detected	4.2	Not Detected
Trichloroethene	0.78	Not Detected	4.2	Not Detected
Tetrachloroethene	0.78	Not Detected	5.3	Not Detected
trans-1,2-Dichloroethene	0.78	Not Detected	3.1	Not Detected

Container Type: 1 Liter Summa Canister (100% Certified)

Surrogates	%Recovery	Method Limits
1,2-Dichloroethane-d4	90	70-130
Toluene-d8	96	70-130
4-Bromofluorobenzene	100	70-130

AN ENVIRONMENTAL ANALYTICAL LABORATORY

Client Sample ID: EN0421D021809

Lab ID#: 0902434D-62A

MODIFIED EPA METHOD TO-15 GC/MS FULL SCAN

File Name:	**x030111**	**Date of Collection:**	**2/18/09**
Dil. Factor:	**1.57**	**Date of Analysis:**	**3/1/09 03:03 PM**

Compound	Rpt. Limit (ppbv)	Amount (ppbv)	Rpt. Limit (uG/m3)	Amount (uG/m3)
Vinyl Chloride	0.78	Not Detected	2.0	Not Detected
Chloroethane	0.78	Not Detected	2.1	Not Detected
1,1-Dichloroethene	0.78	Not Detected	3.1	Not Detected
Freon 113	0.78	Not Detected	6.0	Not Detected
Methylene Chloride	0.78	Not Detected	2.7	Not Detected
1,1-Dichloroethane	0.78	Not Detected	3.2	Not Detected
cis-1,2-Dichloroethene	0.78	Not Detected	3.1	Not Detected
1,1,1-Trichloroethane	0.78	3.5	4.3	19
Trichloroethene	0.78	100	4.2	550
Tetrachloroethene	0.78	Not Detected	5.3	Not Detected
trans-1,2-Dichloroethene	0.78	Not Detected	3.1	Not Detected

Container Type: 1 Liter Summa Canister (100% Certified)

Surrogates	%Recovery	Method Limits
1,2-Dichloroethane-d4	89	70-130
Toluene-d8	96	70-130
4-Bromofluorobenzene	99	70-130

AN ENVIRONMENTAL ANALYTICAL LABORATORY

Client Sample ID: EN0419S021809

Lab ID#: 0902434D-63A

MODIFIED EPA METHOD TO-15 GC/MS FULL SCAN

File Name:	**x030112**	**Date of Collection:**	**2/18/09**
Dil. Factor:	**1.61**	**Date of Analysis:**	**3/1/09 03:40 PM**

Compound	Rpt. Limit (ppbv)	Amount (ppbv)	Rpt. Limit (uG/m3)	Amount (uG/m3)
Vinyl Chloride	0.80	Not Detected	2.0	Not Detected
Chloroethane	0.80	Not Detected	2.1	Not Detected
1,1-Dichloroethene	0.80	Not Detected	3.2	Not Detected
Freon 113	0.80	Not Detected	6.2	Not Detected
Methylene Chloride	0.80	Not Detected	2.8	Not Detected
1,1-Dichloroethane	0.80	Not Detected	3.2	Not Detected
cis-1,2-Dichloroethene	0.80	Not Detected	3.2	Not Detected
1,1,1-Trichloroethane	0.80	Not Detected	4.4	Not Detected
Trichloroethene	0.80	Not Detected	4.3	Not Detected
Tetrachloroethene	0.80	Not Detected	5.5	Not Detected
trans-1,2-Dichloroethene	0.80	Not Detected	3.2	Not Detected

Container Type: 1 Liter Summa Canister (100% Certified)

Surrogates	%Recovery	Method Limits
1,2-Dichloroethane-d4	88	70-130
Toluene-d8	94	70-130
4-Bromofluorobenzene	101	70-130

AN ENVIRONMENTAL ANALYTICAL LABORATORY

Client Sample ID: EN0419D021809

Lab ID#: 0902434D-64A

MODIFIED EPA METHOD TO-15 GC/MS FULL SCAN

File Name:	**x030113**	**Date of Collection:**	**2/18/09**
Dil. Factor:	**1.61**	**Date of Analysis:**	**3/1/09 04:17 PM**

Compound	Rpt. Limit (ppbv)	Amount (ppbv)	Rpt. Limit (uG/m3)	Amount (uG/m3)
Vinyl Chloride	0.80	Not Detected	2.0	Not Detected
Chloroethane	0.80	Not Detected	2.1	Not Detected
1,1-Dichloroethene	0.80	Not Detected	3.2	Not Detected
Freon 113	0.80	Not Detected	6.2	Not Detected
Methylene Chloride	0.80	Not Detected	2.8	Not Detected
1,1-Dichloroethane	0.80	Not Detected	3.2	Not Detected
cis-1,2-Dichloroethene	0.80	1.8	3.2	7.0
1,1,1-Trichloroethane	0.80	5.0	4.4	27
Trichloroethene	0.80	190	4.3	1000
Tetrachloroethene	0.80	Not Detected	5.5	Not Detected
trans-1,2-Dichloroethene	0.80	Not Detected	3.2	Not Detected

Container Type: 1 Liter Summa Canister (100% Certified)

Surrogates	%Recovery	Method Limits
1,2-Dichloroethane-d4	88	70-130
Toluene-d8	96	70-130
4-Bromofluorobenzene	99	70-130

AN ENVIRONMENTAL ANALYTICAL LABORATORY

Client Sample ID: EN0533S021809

Lab ID#: 0902434D-65A

MODIFIED EPA METHOD TO-15 GC/MS FULL SCAN

File Name:	**x030114**	**Date of Collection:**	**2/18/09**
Dil. Factor:	**1.69**	**Date of Analysis:**	**3/1/09 04:53 PM**

Compound	Rpt. Limit (ppbv)	Amount (ppbv)	Rpt. Limit (uG/m3)	Amount (uG/m3)
Vinyl Chloride	0.84	Not Detected	2.2	Not Detected
Chloroethane	0.84	Not Detected	2.2	Not Detected
1,1-Dichloroethene	0.84	Not Detected	3.4	Not Detected
Freon 113	0.84	Not Detected	6.5	Not Detected
Methylene Chloride	0.84	Not Detected	2.9	Not Detected
1,1-Dichloroethane	0.84	Not Detected	3.4	Not Detected
cis-1,2-Dichloroethene	0.84	Not Detected	3.4	Not Detected
1,1,1-Trichloroethane	0.84	Not Detected	4.6	Not Detected
Trichloroethene	0.84	2.9	4.5	16
Tetrachloroethene	0.84	6.8	5.7	46
trans-1,2-Dichloroethene	0.84	Not Detected	3.4	Not Detected

Container Type: 1 Liter Summa Canister (100% Certified)

Surrogates	%Recovery	Method Limits
1,2-Dichloroethane-d4	90	70-130
Toluene-d8	94	70-130
4-Bromofluorobenzene	98	70-130

AN ENVIRONMENTAL ANALYTICAL LABORATORY

Client Sample ID: EN0533D021809

Lab ID#: 0902434D-66A

MODIFIED EPA METHOD TO-15 GC/MS FULL SCAN

File Name:	**x030115**	**Date of Collection:**	**2/18/09**
Dil. Factor:	**9.14**	**Date of Analysis:**	**3/1/09 06:09 PM**

Compound	Rpt. Limit (ppbv)	Amount (ppbv)	Rpt. Limit (uG/m3)	Amount (uG/m3)
Vinyl Chloride	4.6	Not Detected	12	Not Detected
Chloroethane	4.6	Not Detected	12	Not Detected
1,1-Dichloroethene	4.6	Not Detected	18	Not Detected
Freon 113	4.6	Not Detected	35	Not Detected
Methylene Chloride	4.6	Not Detected	16	Not Detected
1,1-Dichloroethane	4.6	Not Detected	18	Not Detected
cis-1,2-Dichloroethene	4.6	Not Detected	18	Not Detected
1,1,1-Trichloroethane	4.6	44	25	240
Trichloroethene	4.6	1300	24	6800
Tetrachloroethene	4.6	41	31	280
trans-1,2-Dichloroethene	4.6	Not Detected	18	Not Detected

Container Type: 1 Liter Summa Canister (100% Certified)

Surrogates	%Recovery	Method Limits
1,2-Dichloroethane-d4	94	70-130
Toluene-d8	99	70-130
4-Bromofluorobenzene	98	70-130

AN ENVIRONMENTAL ANALYTICAL LABORATORY

Client Sample ID: EN0417S021809

Lab ID#: 0902434D-67A

MODIFIED EPA METHOD TO-15 GC/MS FULL SCAN

File Name:	**x030116**	**Date of Collection:**	**2/18/09**
Dil. Factor:	**1.58**	**Date of Analysis:**	**3/1/09 06:46 PM**

Compound	Rpt. Limit (ppbv)	Amount (ppbv)	Rpt. Limit (uG/m3)	Amount (uG/m3)
Vinyl Chloride	0.79	Not Detected	2.0	Not Detected
Chloroethane	0.79	Not Detected	2.1	Not Detected
1,1-Dichloroethene	0.79	Not Detected	3.1	Not Detected
Freon 113	0.79	Not Detected	6.0	Not Detected
Methylene Chloride	0.79	Not Detected	2.7	Not Detected
1,1-Dichloroethane	0.79	Not Detected	3.2	Not Detected
cis-1,2-Dichloroethene	0.79	Not Detected	3.1	Not Detected
1,1,1-Trichloroethane	0.79	Not Detected	4.3	Not Detected
Trichloroethene	0.79	18	4.2	97
Tetrachloroethene	0.79	Not Detected	5.4	Not Detected
trans-1,2-Dichloroethene	0.79	Not Detected	3.1	Not Detected

Container Type: 1 Liter Summa Canister (100% Certified)

Surrogates	%Recovery	Method Limits
1,2-Dichloroethane-d4	88	70-130
Toluene-d8	95	70-130
4-Bromofluorobenzene	98	70-130

AN ENVIRONMENTAL ANALYTICAL LABORATORY

Client Sample ID: EN0417D021809

Lab ID#: 0902434D-68A

MODIFIED EPA METHOD TO-15 GC/MS FULL SCAN

File Name:	**x030117**	**Date of Collection:**	**2/18/09**
Dil. Factor:	**1.57**	**Date of Analysis:**	**3/1/09 07:23 PM**

Compound	Rpt. Limit (ppbv)	Amount (ppbv)	Rpt. Limit (uG/m3)	Amount (uG/m3)
Vinyl Chloride	0.78	Not Detected	2.0	Not Detected
Chloroethane	0.78	Not Detected	2.1	Not Detected
1,1-Dichloroethene	0.78	Not Detected	3.1	Not Detected
Freon 113	0.78	Not Detected	6.0	Not Detected
Methylene Chloride	0.78	Not Detected	2.7	Not Detected
1,1-Dichloroethane	0.78	Not Detected	3.2	Not Detected
cis-1,2-Dichloroethene	0.78	2.6	3.1	10
1,1,1-Trichloroethane	0.78	7.8	4.3	43
Trichloroethene	0.78	250	4.2	1400
Tetrachloroethene	0.78	Not Detected	5.3	Not Detected
trans-1,2-Dichloroethene	0.78	Not Detected	3.1	Not Detected

Container Type: 1 Liter Summa Canister (100% Certified)

Surrogates	%Recovery	Method Limits
1,2-Dichloroethane-d4	88	70-130
Toluene-d8	95	70-130
4-Bromofluorobenzene	96	70-130

AN ENVIRONMENTAL ANALYTICAL LABORATORY

Client Sample ID: EN0413D021809

Lab ID#: 0902434D-69A

MODIFIED EPA METHOD TO-15 GC/MS FULL SCAN

File Name:	**x030118**	**Date of Collection:**	**2/18/09**
Dil. Factor:	**2.29**	**Date of Analysis:**	**3/1/09 08:01 PM**

Compound	Rpt. Limit (ppbv)	Amount (ppbv)	Rpt. Limit (uG/m3)	Amount (uG/m3)
Vinyl Chloride	1.1	Not Detected	2.9	Not Detected
Chloroethane	1.1	Not Detected	3.0	Not Detected
1,1-Dichloroethene	1.1	Not Detected	4.5	Not Detected
Freon 113	1.1	Not Detected	8.8	Not Detected
Methylene Chloride	1.1	Not Detected	4.0	Not Detected
1,1-Dichloroethane	1.1	Not Detected	4.6	Not Detected
cis-1,2-Dichloroethene	1.1	Not Detected	4.5	Not Detected
1,1,1-Trichloroethane	1.1	59	6.2	320
Trichloroethene	1.1	440	6.2	2300
Tetrachloroethene	1.1	Not Detected	7.8	Not Detected
trans-1,2-Dichloroethene	1.1	Not Detected	4.5	Not Detected

Container Type: 1 Liter Summa Canister (100% Certified)

Surrogates	%Recovery	Method Limits
1,2-Dichloroethane-d4	91	70-130
Toluene-d8	96	70-130
4-Bromofluorobenzene	99	70-130

AN ENVIRONMENTAL ANALYTICAL LABORATORY

Client Sample ID: DU3358021809

Lab ID#: 0902434D-70A

MODIFIED EPA METHOD TO-15 GC/MS FULL SCAN

File Name:	**x030119**	**Date of Collection:**	**2/18/09**
Dil. Factor:	**2.29**	**Date of Analysis:**	**3/1/09 08:37 PM**

Compound	Rpt. Limit (ppbv)	Amount (ppbv)	Rpt. Limit (uG/m3)	Amount (uG/m3)
Vinyl Chloride	1.1	Not Detected	2.9	Not Detected
Chloroethane	1.1	Not Detected	3.0	Not Detected
1,1-Dichloroethene	1.1	Not Detected	4.5	Not Detected
Freon 113	1.1	Not Detected	8.8	Not Detected
Methylene Chloride	1.1	Not Detected	4.0	Not Detected
1,1-Dichloroethane	1.1	Not Detected	4.6	Not Detected
cis-1,2-Dichloroethene	1.1	Not Detected	4.5	Not Detected
1,1,1-Trichloroethane	1.1	59	6.2	320
Trichloroethene	1.1	440	6.2	2400
Tetrachloroethene	1.1	Not Detected	7.8	Not Detected
trans-1,2-Dichloroethene	1.1	Not Detected	4.5	Not Detected

Container Type: 1 Liter Summa Canister (100% Certified)

Surrogates	%Recovery	Method Limits
1,2-Dichloroethane-d4	89	70-130
Toluene-d8	96	70-130
4-Bromofluorobenzene	99	70-130

AN ENVIRONMENTAL ANALYTICAL LABORATORY

Client Sample ID: EN0413S021809

Lab ID#: 0902434D-71A

MODIFIED EPA METHOD TO-15 GC/MS FULL SCAN

File Name:	**x030206**	**Date of Collection:**	**2/18/09**
Dil. Factor:	**1.61**	**Date of Analysis:**	**3/2/09 03:20 AM**

Compound	Rpt. Limit (ppbv)	Amount (ppbv)	Rpt. Limit (uG/m3)	Amount (uG/m3)
Vinyl Chloride	0.80	Not Detected	2.0	Not Detected
Chloroethane	0.80	Not Detected	2.1	Not Detected
1,1-Dichloroethene	0.80	Not Detected	3.2	Not Detected
Freon 113	0.80	Not Detected	6.2	Not Detected
Methylene Chloride	0.80	Not Detected	2.8	Not Detected
1,1-Dichloroethane	0.80	Not Detected	3.2	Not Detected
cis-1,2-Dichloroethene	0.80	Not Detected	3.2	Not Detected
1,1,1-Trichloroethane	0.80	17	4.4	95
Trichloroethene	0.80	74	4.3	400
Tetrachloroethene	0.80	6.8	5.5	46
trans-1,2-Dichloroethene	0.80	Not Detected	3.2	Not Detected

Container Type: 1 Liter Summa Canister (100% Certified)

Surrogates	%Recovery	Method Limits
1,2-Dichloroethane-d4	92	70-130
Toluene-d8	95	70-130
4-Bromofluorobenzene	101	70-130

AN ENVIRONMENTAL ANALYTICAL LABORATORY

Client Sample ID: EN0412S021809

Lab ID#: 0902434D-72A

MODIFIED EPA METHOD TO-15 GC/MS FULL SCAN

File Name:	**x030207**	**Date of Collection:**	**2/18/09**
Dil. Factor:	**1.65**	**Date of Analysis:**	**3/2/09 03:56 AM**

Compound	Rpt. Limit (ppbv)	Amount (ppbv)	Rpt. Limit (uG/m3)	Amount (uG/m3)
Vinyl Chloride	0.82	Not Detected	2.1	Not Detected
Chloroethane	0.82	Not Detected	2.2	Not Detected
1,1-Dichloroethene	0.82	Not Detected	3.3	Not Detected
Freon 113	0.82	Not Detected	6.3	Not Detected
Methylene Chloride	0.82	Not Detected	2.9	Not Detected
1,1-Dichloroethane	0.82	Not Detected	3.3	Not Detected
cis-1,2-Dichloroethene	0.82	Not Detected	3.3	Not Detected
1,1,1-Trichloroethane	0.82	2.1	4.5	11
Trichloroethene	0.82	73	4.4	390
Tetrachloroethene	0.82	Not Detected	5.6	Not Detected
trans-1,2-Dichloroethene	0.82	Not Detected	3.3	Not Detected

Container Type: 1 Liter Summa Canister (100% Certified)

Surrogates	%Recovery	Method Limits
1,2-Dichloroethane-d4	89	70-130
Toluene-d8	97	70-130
4-Bromofluorobenzene	100	70-130

AN ENVIRONMENTAL ANALYTICAL LABORATORY

Client Sample ID: EN0412D021809

Lab ID#: 0902434D-73A

MODIFIED EPA METHOD TO-15 GC/MS FULL SCAN

File Name:	**x030208**	**Date of Collection:**	**2/18/09**
Dil. Factor:	**1.57**	**Date of Analysis:**	**3/2/09 04:36 AM**

Compound	Rpt. Limit (ppbv)	Amount (ppbv)	Rpt. Limit (uG/m3)	Amount (uG/m3)
Vinyl Chloride	0.78	Not Detected	2.0	Not Detected
Chloroethane	0.78	Not Detected	2.1	Not Detected
1,1-Dichloroethene	0.78	Not Detected	3.1	Not Detected
Freon 113	0.78	Not Detected	6.0	Not Detected
Methylene Chloride	0.78	Not Detected	2.7	Not Detected
1,1-Dichloroethane	0.78	Not Detected	3.2	Not Detected
cis-1,2-Dichloroethene	0.78	Not Detected	3.1	Not Detected
1,1,1-Trichloroethane	0.78	3.6	4.3	20
Trichloroethene	0.78	140	4.2	750
Tetrachloroethene	0.78	1.1	5.3	7.4
trans-1,2-Dichloroethene	0.78	Not Detected	3.1	Not Detected

Container Type: 1 Liter Summa Canister (100% Certified)

Surrogates	%Recovery	Method Limits
1,2-Dichloroethane-d4	89	70-130
Toluene-d8	96	70-130
4-Bromofluorobenzene	98	70-130

AN ENVIRONMENTAL ANALYTICAL LABORATORY

Client Sample ID: EN0415S021809

Lab ID#: 0902434D-74A

MODIFIED EPA METHOD TO-15 GC/MS FULL SCAN

File Name:	**x030209**	**Date of Collection:**	**2/18/09**
Dil. Factor:	**1.61**	**Date of Analysis:**	**3/2/09 05:15 AM**

Compound	Rpt. Limit (ppbv)	Amount (ppbv)	Rpt. Limit (uG/m3)	Amount (uG/m3)
Vinyl Chloride	0.80	Not Detected	2.0	Not Detected
Chloroethane	0.80	Not Detected	2.1	Not Detected
1,1-Dichloroethene	0.80	Not Detected	3.2	Not Detected
Freon 113	0.80	Not Detected	6.2	Not Detected
Methylene Chloride	0.80	Not Detected	2.8	Not Detected
1,1-Dichloroethane	0.80	Not Detected	3.2	Not Detected
cis-1,2-Dichloroethene	0.80	Not Detected	3.2	Not Detected
1,1,1-Trichloroethane	0.80	Not Detected	4.4	Not Detected
Trichloroethene	0.80	Not Detected	4.3	Not Detected
Tetrachloroethene	0.80	Not Detected	5.5	Not Detected
trans-1,2-Dichloroethene	0.80	Not Detected	3.2	Not Detected

Container Type: 1 Liter Summa Canister (100% Certified)

Surrogates	%Recovery	Method Limits
1,2-Dichloroethane-d4	89	70-130
Toluene-d8	94	70-130
4-Bromofluorobenzene	101	70-130

AN ENVIRONMENTAL ANALYTICAL LABORATORY

Client Sample ID: EN0415D021809

Lab ID#: 0902434D-75A

MODIFIED EPA METHOD TO-15 GC/MS FULL SCAN

File Name:	**x030210**	**Date of Collection:**	**2/18/09**
Dil. Factor:	**1.63**	**Date of Analysis:**	**3/2/09 05:51 AM**

Compound	Rpt. Limit (ppbv)	Amount (ppbv)	Rpt. Limit (uG/m3)	Amount (uG/m3)
Vinyl Chloride	0.82	Not Detected	2.1	Not Detected
Chloroethane	0.82	Not Detected	2.2	Not Detected
1,1-Dichloroethene	0.82	Not Detected	3.2	Not Detected
Freon 113	0.82	Not Detected	6.2	Not Detected
Methylene Chloride	0.82	Not Detected	2.8	Not Detected
1,1-Dichloroethane	0.82	Not Detected	3.3	Not Detected
cis-1,2-Dichloroethene	0.82	Not Detected	3.2	Not Detected
1,1,1-Trichloroethane	0.82	Not Detected	4.4	Not Detected
Trichloroethene	0.82	1.3	4.4	7.2
Tetrachloroethene	0.82	3.6	5.5	24
trans-1,2-Dichloroethene	0.82	Not Detected	3.2	Not Detected

Container Type: 1 Liter Summa Canister (100% Certified)

Surrogates	%Recovery	Method Limits
1,2-Dichloroethane-d4	89	70-130
Toluene-d8	94	70-130
4-Bromofluorobenzene	100	70-130

AN ENVIRONMENTAL ANALYTICAL LABORATORY

Client Sample ID: EN0415D021809 Lab Duplicate

Lab ID#: 0902434D-75AA

MODIFIED EPA METHOD TO-15 GC/MS FULL SCAN

File Name:	**x030212**	**Date of Collection:**	**2/18/09**
Dil. Factor:	**1.63**	**Date of Analysis:**	**3/2/09 08:55 AM**

Compound	Rpt. Limit (ppbv)	Amount (ppbv)	Rpt. Limit (uG/m3)	Amount (uG/m3)
Vinyl Chloride	0.82	Not Detected	2.1	Not Detected
Chloroethane	0.82	Not Detected	2.2	Not Detected
1,1-Dichloroethene	0.82	Not Detected	3.2	Not Detected
Freon 113	0.82	Not Detected	6.2	Not Detected
Methylene Chloride	0.82	Not Detected	2.8	Not Detected
1,1-Dichloroethane	0.82	Not Detected	3.3	Not Detected
cis-1,2-Dichloroethene	0.82	Not Detected	3.2	Not Detected
1,1,1-Trichloroethane	0.82	Not Detected	4.4	Not Detected
Trichloroethene	0.82	1.2	4.4	6.8
Tetrachloroethene	0.82	3.4	5.5	23
trans-1,2-Dichloroethene	0.82	Not Detected	3.2	Not Detected

Container Type: 1 Liter Summa Canister (100% Certified)

Surrogates	%Recovery	Method Limits
1,2-Dichloroethane-d4	89	70-130
Toluene-d8	94	70-130
4-Bromofluorobenzene	99	70-130

AN ENVIRONMENTAL ANALYTICAL LABORATORY

Client Sample ID: EN0426S021809

Lab ID#: 0902434D-76A

MODIFIED EPA METHOD TO-15 GC/MS FULL SCAN

File Name:	**x030211**	**Date of Collection:**	**2/18/09**
Dil. Factor:	**1.56**	**Date of Analysis:**	**3/2/09 06:28 AM**

Compound	Rpt. Limit (ppbv)	Amount (ppbv)	Rpt. Limit (uG/m3)	Amount (uG/m3)
Vinyl Chloride	0.78	Not Detected	2.0	Not Detected
Chloroethane	0.78	Not Detected	2.0	Not Detected
1,1-Dichloroethene	0.78	Not Detected	3.1	Not Detected
Freon 113	0.78	Not Detected	6.0	Not Detected
Methylene Chloride	0.78	Not Detected	2.7	Not Detected
1,1-Dichloroethane	0.78	Not Detected	3.2	Not Detected
cis-1,2-Dichloroethene	0.78	Not Detected	3.1	Not Detected
1,1,1-Trichloroethane	0.78	4.2	4.2	23
Trichloroethene	0.78	52	4.2	280
Tetrachloroethene	0.78	Not Detected	5.3	Not Detected
trans-1,2-Dichloroethene	0.78	Not Detected	3.1	Not Detected

Container Type: 1 Liter Summa Canister (100% Certified)

Surrogates	%Recovery	Method Limits
1,2-Dichloroethane-d4	90	70-130
Toluene-d8	95	70-130
4-Bromofluorobenzene	99	70-130

AN ENVIRONMENTAL ANALYTICAL LABORATORY

Client Sample ID: Lab Blank

Lab ID#: 0902434D-77A

MODIFIED EPA METHOD TO-15 GC/MS FULL SCAN

File Name:	**x030105**	**Date of Collection: NA**	
Dil. Factor:	**1.00**	**Date of Analysis: 3/1/09 10:57 AM**	

Compound	Rpt. Limit (ppbv)	Amount (ppbv)	Rpt. Limit (uG/m3)	Amount (uG/m3)
Vinyl Chloride	0.50	Not Detected	1.3	Not Detected
Chloroethane	0.50	Not Detected	1.3	Not Detected
1,1-Dichloroethene	0.50	Not Detected	2.0	Not Detected
Freon 113	0.50	Not Detected	3.8	Not Detected
Methylene Chloride	0.50	Not Detected	1.7	Not Detected
1,1-Dichloroethane	0.50	Not Detected	2.0	Not Detected
cis-1,2-Dichloroethene	0.50	Not Detected	2.0	Not Detected
1,1,1-Trichloroethane	0.50	Not Detected	2.7	Not Detected
Trichloroethene	0.50	Not Detected	2.7	Not Detected
Tetrachloroethene	0.50	Not Detected	3.4	Not Detected
trans-1,2-Dichloroethene	0.50	Not Detected	2.0	Not Detected

Container Type: NA - Not Applicable

Surrogates	%Recovery	Method Limits
1,2-Dichloroethane-d4	90	70-130
Toluene-d8	96	70-130
4-Bromofluorobenzene	100	70-130

AN ENVIRONMENTAL ANALYTICAL LABORATORY

Client Sample ID: Lab Blank

Lab ID#: 0902434D-77B

MODIFIED EPA METHOD TO-15 GC/MS FULL SCAN

File Name:	**x030205**	**Date of Collection: NA**	
Dil. Factor:	**1.00**	**Date of Analysis: 3/2/09 02:31 AM**	

Compound	Rpt. Limit (ppbv)	Amount (ppbv)	Rpt. Limit (uG/m3)	Amount (uG/m3)
Vinyl Chloride	0.50	Not Detected	1.3	Not Detected
Chloroethane	0.50	Not Detected	1.3	Not Detected
1,1-Dichloroethene	0.50	Not Detected	2.0	Not Detected
Freon 113	0.50	Not Detected	3.8	Not Detected
Methylene Chloride	0.50	Not Detected	1.7	Not Detected
1,1-Dichloroethane	0.50	Not Detected	2.0	Not Detected
cis-1,2-Dichloroethene	0.50	Not Detected	2.0	Not Detected
1,1,1-Trichloroethane	0.50	Not Detected	2.7	Not Detected
Trichloroethene	0.50	Not Detected	2.7	Not Detected
Tetrachloroethene	0.50	Not Detected	3.4	Not Detected
trans-1,2-Dichloroethene	0.50	Not Detected	2.0	Not Detected

Container Type: NA - Not Applicable

Surrogates	%Recovery	Method Limits
1,2-Dichloroethane-d4	90	70-130
Toluene-d8	95	70-130
4-Bromofluorobenzene	99	70-130

AN ENVIRONMENTAL ANALYTICAL LABORATORY

Client Sample ID: CCV

Lab ID#: 0902434D-78A

MODIFIED EPA METHOD TO-15 GC/MS FULL SCAN

File Name:	**x030102**	**Date of Collection: NA**	
Dil. Factor:	**1.00**	**Date of Analysis: 3/1/09 09:06 AM**	

Compound	**%Recovery**
Vinyl Chloride	73
Chloroethane	89
1,1-Dichloroethene	74
Freon 113	76
Methylene Chloride	87
1,1-Dichloroethane	83
cis-1,2-Dichloroethene	72
1,1,1-Trichloroethane	71
Trichloroethene	85
Tetrachloroethene	86
trans-1,2-Dichloroethene	78

Container Type: NA - Not Applicable

Surrogates	**%Recovery**	**Method Limits**
1,2-Dichloroethane-d4	91	70-130
Toluene-d8	101	70-130
4-Bromofluorobenzene	100	70-130

AN ENVIRONMENTAL ANALYTICAL LABORATORY

Client Sample ID: CCV

Lab ID#: 0902434D-78B

MODIFIED EPA METHOD TO-15 GC/MS FULL SCAN

File Name:	**x030202**	**Date of Collection: NA**	
Dil. Factor:	**1.00**	**Date of Analysis: 3/2/09 12:41 AM**	

Compound	**%Recovery**
Vinyl Chloride	77
Chloroethane	93
1,1-Dichloroethene	76
Freon 113	76
Methylene Chloride	89
1,1-Dichloroethane	83
cis-1,2-Dichloroethene	71
1,1,1-Trichloroethane	72
Trichloroethene	85
Tetrachloroethene	84
trans-1,2-Dichloroethene	77

Container Type: NA - Not Applicable

Surrogates	**%Recovery**	**Method Limits**
1,2-Dichloroethane-d4	89	70-130
Toluene-d8	101	70-130
4-Bromofluorobenzene	99	70-130

AN ENVIRONMENTAL ANALYTICAL LABORATORY

Client Sample ID: LCS

Lab ID#: 0902434D-79A

MODIFIED EPA METHOD TO-15 GC/MS FULL SCAN

File Name:	**x030103**	**Date of Collection: NA**	
Dil. Factor:	**1.00**	**Date of Analysis: 3/1/09 09:42 AM**	

Compound	**%Recovery**
Vinyl Chloride	84
Chloroethane	104
1,1-Dichloroethene	92
Freon 113	92
Methylene Chloride	104
1,1-Dichloroethane	95
cis-1,2-Dichloroethene	81
1,1,1-Trichloroethane	82
Trichloroethene	91
Tetrachloroethene	94
trans-1,2-Dichloroethene	85

Container Type: NA - Not Applicable

Surrogates	**%Recovery**	**Method Limits**
1,2-Dichloroethane-d4	91	70-130
Toluene-d8	101	70-130
4-Bromofluorobenzene	98	70-130

AN ENVIRONMENTAL ANALYTICAL LABORATORY

Client Sample ID: LCSD

Lab ID#: 0902434D-79AA

MODIFIED EPA METHOD TO-15 GC/MS FULL SCAN

File Name:	**x030104**	**Date of Collection: NA**	
Dil. Factor:	**1.00**	**Date of Analysis: 3/1/09 10:19 AM**	

Compound	**%Recovery**
Vinyl Chloride	79
Chloroethane	99
1,1-Dichloroethene	91
Freon 113	91
Methylene Chloride	102
1,1-Dichloroethane	92
cis-1,2-Dichloroethene	80
1,1,1-Trichloroethane	79
Trichloroethene	91
Tetrachloroethene	93
trans-1,2-Dichloroethene	84

Container Type: NA - Not Applicable

Surrogates	**%Recovery**	**Method Limits**
1,2-Dichloroethane-d4	87	70-130
Toluene-d8	100	70-130
4-Bromofluorobenzene	97	70-130

AN ENVIRONMENTAL ANALYTICAL LABORATORY

Client Sample ID: LCS

Lab ID#: 0902434D-79B

MODIFIED EPA METHOD TO-15 GC/MS FULL SCAN

File Name:	**x030203**	**Date of Collection: NA**	
Dil. Factor:	**1.00**	**Date of Analysis: 3/2/09 01:18 AM**	

Compound	**%Recovery**
Vinyl Chloride	89
Chloroethane	107
1,1-Dichloroethene	93
Freon 113	92
Methylene Chloride	106
1,1-Dichloroethane	98
cis-1,2-Dichloroethene	84
1,1,1-Trichloroethane	85
Trichloroethene	92
Tetrachloroethene	94
trans-1,2-Dichloroethene	86

Container Type: NA - Not Applicable

Surrogates	**%Recovery**	**Method Limits**
1,2-Dichloroethane-d4	93	70-130
Toluene-d8	100	70-130
4-Bromofluorobenzene	97	70-130

AN ENVIRONMENTAL ANALYTICAL LABORATORY

Client Sample ID: LCSD

Lab ID#: 0902434D-79BB

MODIFIED EPA METHOD TO-15 GC/MS FULL SCAN

File Name:	**x030204**	**Date of Collection: NA**
Dil. Factor:	**1.00**	**Date of Analysis: 3/2/09 01:54 AM**

Compound	**%Recovery**
Vinyl Chloride	89
Chloroethane	107
1,1-Dichloroethene	92
Freon 113	91
Methylene Chloride	103
1,1-Dichloroethane	101
cis-1,2-Dichloroethene	88
1,1,1-Trichloroethane	85
Trichloroethene	91
Tetrachloroethene	96
trans-1,2-Dichloroethene	89

Container Type: NA - Not Applicable

Surrogates	**%Recovery**	**Method Limits**
1,2-Dichloroethane-d4	95	70-130
Toluene-d8	99	70-130
4-Bromofluorobenzene	97	70-130

AN ENVIRONMENTAL ANALYTICAL LABORATORY

3/5/2009
Ms. Betsy Tomaswick
Sanborn, Head & Associates
20 Foundry Street

Concord NH 03301

Project Name: GVP
Project #: 2755.03
Workorder #: 0902434E

Dear Ms. Betsy Tomaswick

The following report includes the data for the above referenced project for sample(s) received on 2/20/2009 at Air Toxics Ltd.

The data and associated QC analyzed by Modified TO-15 are compliant with the project requirements or laboratory criteria with the exception of the deviations noted in the attached case narrative.

Thank you for choosing Air Toxics Ltd. for you air analysis needs. Air Toxics Ltd. is committed to providing accurate data of the highest quality. Please feel free to contact the Project Manager: Bryanna Langley at 916-985-1000 if you have any questions regarding the data in this report.

Regards,

Bryanna Langley

Bryanna Langley
Project Manager

180 BLUE RAVINE ROAD, SUITE B FOLSOM, CA - 95630
(916) 985-1000 .FAX (916) 985-1020
Hours 8:00 A.M to 6:00 P.M. Pacific

AN ENVIRONMENTAL ANALYTICAL LABORATORY

WORK ORDER #: 0902434E

Work Order Summary

CLIENT:	Ms. Betsy Tomaswick Sanborn, Head & Associates 20 Foundry Street Concord, NH 03301	**BILL TO:**	Ms. Betsy Tomaswick Sanborn, Head & Associates 20 Foundry Street Concord, NH 03301
PHONE:	603-229-1900	**P.O. #**	BCT2755
FAX:	603-229-1919	**PROJECT #**	2755.03 GVP
DATE RECEIVED:	02/20/2009	**CONTACT:**	Bryanna Langley
DATE COMPLETED:	03/04/2009		

FRACTION #	NAME	TEST	RECEIPT VAC./PRES.	FINAL PRESSURE
77A	EN0426D021809	Modified TO-15	4.6 "Hg	5 psi
77AA	EN0426D021809 Lab Duplicate	Modified TO-15	4.6 "Hg	5 psi
78A	EB3299021809	Modified TO-15	5.2 "Hg	5 psi
79A	Lab Blank	Modified TO-15	NA	NA
80A	CCV	Modified TO-15	NA	NA
81A	LCS	Modified TO-15	NA	NA
81AA	LCSD	Modified TO-15	NA	NA

CERTIFIED BY: Linda L. Freeman DATE: 03/05/09

Laboratory Director

Certfication numbers: CA NELAP - 02110CA, LA NELAP/LELAP- AI 30763, NJ NELAP - CA004
NY NELAP - 11291, UT NELAP - 9166389892, AZ Licensure AZ0719
Name of Accrediting Agency: NELAP/Florida Department of Health, Scope of Application: Clean Air Act,
Accreditation number: E87680, Effective date: 07/01/08, Expiration date: 06/30/09
Air Toxics Ltd. certifies that the test results contained in this report meet all requirements of the NELAC standards

This report shall not be reproduced, except in full, without the written approval of Air Toxics Ltd.

180 BLUE RAVINE ROAD, SUITE B FOLSOM, CA - 95630
(916) 985-1000 . (800) 985-5955 . FAX (916) 985-1020

LABORATORY NARRATIVE
Modified TO-15
Sanborn, Head & Associates
Workorder# 0902434E

Two 1 Liter Summa Canister (100% Certified) samples were received on February 20, 2009. The laboratory performed analysis via modified EPA Method TO-15 using GC/MS in the full scan mode. The method involves concentrating up to 0.2 liters of air. The concentrated aliquot is then flash vaporized and swept through a water management system to remove water vapor. Following dehumidification, the sample passes directly into the GC/MS for analysis.

This workorder was independently validated prior to submittal using 'USEPA National Functional Guidelines' as generally applied to the analysis of volatile organic compounds in air. A rules-based, logic driven, independent validation engine was employed to assess completeness, evaluate pass/fail of relevant project quality control requirements and verification of all quantified amounts.

Method modifications taken to run these samples are summarized in the table below. Specific project requirements may over-ride the ATL modifications.

Requirement	***TO-15***	***ATL Modifications***
Daily CCV	</= 30% Difference	</= 30% Difference; Compounds exceeding this criterion and associated data are flagged and narrated.
Sample collection media	Summa canister	ATL recommends use of summa canisters to insure data defensibility, but will report results from Tedlar bags at client request
Method Detection Limit	Follow 40CFR Pt.136 App. B	The MDL met all relevant requirements in Method TO-15 (statistical MDL less than the LOQ). The concentration of the spiked replicate may have exceeded 10X the calculated MDL in some cases

Receiving Notes

There were no receiving discrepancies.

Analytical Notes

There were no analytical discrepancies.

Definition of Data Qualifying Flags

Eight qualifiers may have been used on the data analysis sheets and indicates as follows:

B - Compound present in laboratory blank greater than reporting limit (background subtraction no performed).

J - Estimated value.

E - Exceeds instrument calibration range.

S - Saturated peak.

Q - Exceeds quality control limits.

U - Compound analyzed for but not detected above the reporting limit.
UJ- Non-detected compound associated with low bias in the CCV
N - The identification is based on presumptive evidence.

File extensions may have been used on the data analysis sheets and indicates as follows:
a-File was requantified
b-File was quantified by a second column and detector
r1-File was requantified for the purpose of reissue

AN ENVIRONMENTAL ANALYTICAL LABORATORY

Summary of Detected Compounds
MODIFIED EPA METHOD TO-15 GC/MS FULL SCAN

Client Sample ID: EN0426D021809

Lab ID#: 0902434E-77A

Compound	Rpt. Limit (ppbv)	Amount (ppbv)	Rpt. Limit (uG/m3)	Amount (uG/m3)
Freon 113	0.79	1.3	6.0	10
1,1,1-Trichloroethane	0.79	9.5	4.3	52
Trichloroethene	0.79	190	4.2	1000
Tetrachloroethene	0.79	1.0	5.4	7.1

Client Sample ID: EN0426D021809 Lab Duplicate

Lab ID#: 0902434E-77AA

Compound	Rpt. Limit (ppbv)	Amount (ppbv)	Rpt. Limit (uG/m3)	Amount (uG/m3)
Freon 113	0.79	1.2	6.0	9.5
1,1,1-Trichloroethane	0.79	8.8	4.3	48
Trichloroethene	0.79	190	4.2	1000
Tetrachloroethene	0.79	1.0	5.4	7.2

Client Sample ID: EB3299021809

Lab ID#: 0902434E-78A

No Detections Were Found.

AN ENVIRONMENTAL ANALYTICAL LABORATORY

Client Sample ID: EN0426D021809

Lab ID#: 0902434E-77A

MODIFIED EPA METHOD TO-15 GC/MS FULL SCAN

File Name:	**t030108**	**Date of Collection:**	**2/18/09**
Dil. Factor:	**1.58**	**Date of Analysis:**	**3/1/09 03:51 PM**

Compound	Rpt. Limit (ppbv)	Amount (ppbv)	Rpt. Limit (uG/m3)	Amount (uG/m3)
Vinyl Chloride	0.79	Not Detected	2.0	Not Detected
Chloroethane	0.79	Not Detected	2.1	Not Detected
1,1-Dichloroethene	0.79	Not Detected	3.1	Not Detected
Freon 113	0.79	1.3	6.0	10
Methylene Chloride	0.79	Not Detected	2.7	Not Detected
1,1-Dichloroethane	0.79	Not Detected	3.2	Not Detected
cis-1,2-Dichloroethene	0.79	Not Detected	3.1	Not Detected
1,1,1-Trichloroethane	0.79	9.5	4.3	52
Trichloroethene	0.79	190	4.2	1000
Tetrachloroethene	0.79	1.0	5.4	7.1
trans-1,2-Dichloroethene	0.79	Not Detected	3.1	Not Detected

Container Type: 1 Liter Summa Canister (100% Certified)

Surrogates	%Recovery	Method Limits
1,2-Dichloroethane-d4	92	70-130
Toluene-d8	103	70-130
4-Bromofluorobenzene	97	70-130

AN ENVIRONMENTAL ANALYTICAL LABORATORY

Client Sample ID: EN0426D021809 Lab Duplicate

Lab ID#: 0902434E-77AA

MODIFIED EPA METHOD TO-15 GC/MS FULL SCAN

File Name:	**t030110**	**Date of Collection:**	**2/18/09**
Dil. Factor:	**1.58**	**Date of Analysis:**	**3/1/09 05:08 PM**

Compound	Rpt. Limit (ppbv)	Amount (ppbv)	Rpt. Limit (uG/m3)	Amount (uG/m3)
Vinyl Chloride	0.79	Not Detected	2.0	Not Detected
Chloroethane	0.79	Not Detected	2.1	Not Detected
1,1-Dichloroethene	0.79	Not Detected	3.1	Not Detected
Freon 113	0.79	1.2	6.0	9.5
Methylene Chloride	0.79	Not Detected	2.7	Not Detected
1,1-Dichloroethane	0.79	Not Detected	3.2	Not Detected
cis-1,2-Dichloroethene	0.79	Not Detected	3.1	Not Detected
1,1,1-Trichloroethane	0.79	8.8	4.3	48
Trichloroethene	0.79	190	4.2	1000
Tetrachloroethene	0.79	1.0	5.4	7.2
trans-1,2-Dichloroethene	0.79	Not Detected	3.1	Not Detected

Container Type: 1 Liter Summa Canister (100% Certified)

Surrogates	%Recovery	Method Limits
1,2-Dichloroethane-d4	86	70-130
Toluene-d8	102	70-130
4-Bromofluorobenzene	96	70-130

AN ENVIRONMENTAL ANALYTICAL LABORATORY

Client Sample ID: EB3299021809

Lab ID#: 0902434E-78A

MODIFIED EPA METHOD TO-15 GC/MS FULL SCAN

File Name:	**t030109**	**Date of Collection:**	**2/18/09**
Dil. Factor:	**1.62**	**Date of Analysis:**	**3/1/09 04:31 PM**

Compound	Rpt. Limit (ppbv)	Amount (ppbv)	Rpt. Limit (uG/m3)	Amount (uG/m3)
Vinyl Chloride	0.81	Not Detected	2.1	Not Detected
Chloroethane	0.81	Not Detected	2.1	Not Detected
1,1-Dichloroethene	0.81	Not Detected	3.2	Not Detected
Freon 113	0.81	Not Detected	6.2	Not Detected
Methylene Chloride	0.81	Not Detected	2.8	Not Detected
1,1-Dichloroethane	0.81	Not Detected	3.3	Not Detected
cis-1,2-Dichloroethene	0.81	Not Detected	3.2	Not Detected
1,1,1-Trichloroethane	0.81	Not Detected	4.4	Not Detected
Trichloroethene	0.81	Not Detected	4.4	Not Detected
Tetrachloroethene	0.81	Not Detected	5.5	Not Detected
trans-1,2-Dichloroethene	0.81	Not Detected	3.2	Not Detected

Container Type: 1 Liter Summa Canister (100% Certified)

Surrogates	%Recovery	Method Limits
1,2-Dichloroethane-d4	93	70-130
Toluene-d8	101	70-130
4-Bromofluorobenzene	96	70-130

AN ENVIRONMENTAL ANALYTICAL LABORATORY

Client Sample ID: Lab Blank

Lab ID#: 0902434E-79A

MODIFIED EPA METHOD TO-15 GC/MS FULL SCAN

File Name:	**t030107**	**Date of Collection: NA**	
Dil. Factor:	**1.00**	**Date of Analysis: 3/1/09 03:01 PM**	

Compound	Rpt. Limit (ppbv)	Amount (ppbv)	Rpt. Limit (uG/m3)	Amount (uG/m3)
Vinyl Chloride	0.50	Not Detected	1.3	Not Detected
Chloroethane	0.50	Not Detected	1.3	Not Detected
1,1-Dichloroethene	0.50	Not Detected	2.0	Not Detected
Freon 113	0.50	Not Detected	3.8	Not Detected
Methylene Chloride	0.50	Not Detected	1.7	Not Detected
1,1-Dichloroethane	0.50	Not Detected	2.0	Not Detected
cis-1,2-Dichloroethene	0.50	Not Detected	2.0	Not Detected
1,1,1-Trichloroethane	0.50	Not Detected	2.7	Not Detected
Trichloroethene	0.50	Not Detected	2.7	Not Detected
Tetrachloroethene	0.50	Not Detected	3.4	Not Detected
trans-1,2-Dichloroethene	0.50	Not Detected	2.0	Not Detected

Container Type: NA - Not Applicable

Surrogates	%Recovery	Method Limits
1,2-Dichloroethane-d4	90	70-130
Toluene-d8	98	70-130
4-Bromofluorobenzene	98	70-130

AN ENVIRONMENTAL ANALYTICAL LABORATORY

Client Sample ID: CCV

Lab ID#: 0902434E-80A

MODIFIED EPA METHOD TO-15 GC/MS FULL SCAN

File Name:	**t030102**	**Date of Collection: NA**
Dil. Factor:	**1.00**	**Date of Analysis: 3/1/09 11:16 AM**

Compound	**%Recovery**
Vinyl Chloride	112
Chloroethane	113
1,1-Dichloroethene	103
Freon 113	100
Methylene Chloride	100
1,1-Dichloroethane	106
cis-1,2-Dichloroethene	107
1,1,1-Trichloroethane	106
Trichloroethene	106
Tetrachloroethene	105
trans-1,2-Dichloroethene	106

Container Type: NA - Not Applicable

Surrogates	**%Recovery**	**Method Limits**
1,2-Dichloroethane-d4	103	70-130
Toluene-d8	99	70-130
4-Bromofluorobenzene	104	70-130

AN ENVIRONMENTAL ANALYTICAL LABORATORY

Client Sample ID: LCS

Lab ID#: 0902434E-81A

MODIFIED EPA METHOD TO-15 GC/MS FULL SCAN

File Name:	**t030105**	**Date of Collection: NA**
Dil. Factor:	**1.00**	**Date of Analysis: 3/1/09 01:19 PM**

Compound	**%Recovery**
Vinyl Chloride	107
Chloroethane	112
1,1-Dichloroethene	118
Freon 113	112
Methylene Chloride	112
1,1-Dichloroethane	111
cis-1,2-Dichloroethene	111
1,1,1-Trichloroethane	104
Trichloroethene	101
Tetrachloroethene	103
trans-1,2-Dichloroethene	110

Container Type: NA - Not Applicable

Surrogates	**%Recovery**	**Method Limits**
1,2-Dichloroethane-d4	97	70-130
Toluene-d8	96	70-130
4-Bromofluorobenzene	103	70-130

AN ENVIRONMENTAL ANALYTICAL LABORATORY

Client Sample ID: LCSD

Lab ID#: 0902434E-81AA

MODIFIED EPA METHOD TO-15 GC/MS FULL SCAN

File Name:	**t030106**	**Date of Collection: NA**	
Dil. Factor:	**1.00**	**Date of Analysis: 3/1/09 02:01 PM**	

Compound	**%Recovery**
Vinyl Chloride	105
Chloroethane	111
1,1-Dichloroethene	114
Freon 113	111
Methylene Chloride	108
1,1-Dichloroethane	108
cis-1,2-Dichloroethene	109
1,1,1-Trichloroethane	101
Trichloroethene	103
Tetrachloroethene	104
trans-1,2-Dichloroethene	105

Container Type: NA - Not Applicable

Surrogates	**%Recovery**	**Method Limits**
1,2-Dichloroethane-d4	96	70-130
Toluene-d8	98	70-130
4-Bromofluorobenzene	103	70-130

AN ENVIRONMENTAL ANALYTICAL LABORATORY

4/20/2009
Ms. Betsy Tomaswick
Sanborn, Head & Associates
20 Foundry Street

Concord NH 03301

Project Name: GVP
Project #: 2755.03
Workorder #: 0904193A

Dear Ms. Betsy Tomaswick

The following report includes the data for the above referenced project for sample(s) received on 4/9/2009 at Air Toxics Ltd.

The data and associated QC analyzed by Modified TO-15 are compliant with the project requirements or laboratory criteria with the exception of the deviations noted in the attached case narrative.

Thank you for choosing Air Toxics Ltd. for you air analysis needs. Air Toxics Ltd. is committed to providing accurate data of the highest quality. Please feel free to contact the Project Manager: Bryanna Langley at 916-985-1000 if you have any questions regarding the data in this report.

Regards,

Bryanna Langley

Bryanna Langley
Project Manager

180 BLUE RAVINE ROAD, SUITE B FOLSOM, CA - 95630
(916) 985-1000 .FAX (916) 985-1020
Hours 8:00 A.M to 6:00 P.M. Pacific

WORK ORDER #: 0904193A

Work Order Summary

CLIENT:	Ms. Betsy Tomaswick Sanborn, Head & Associates 20 Foundry Street Concord, NH 03301	**BILL TO:**	Ms. Betsy Tomaswick Sanborn, Head & Associates 20 Foundry Street Concord, NH 03301
PHONE:	603-229-1900	**P.O. #**	BCT2755
FAX:	603-229-1919	**PROJECT #**	2755.03 GVP
DATE RECEIVED:	04/09/2009	**CONTACT:**	Bryanna Langley
DATE COMPLETED:	04/18/2009		

FRACTION #	NAME	TEST	RECEIPT VAC./PRES.	FINAL PRESSURE
01A	EN047S040609	Modified TO-15	7.5 "Hg	5 psi
02A	DU3335040609	Modified TO-15	6.0 "Hg	5 psi
02AA	DU3335040609 Lab Duplicate	Modified TO-15	6.0 "Hg	5 psi
03A	EN047D040609	Modified TO-15	7.5 "Hg	5 psi
04A	EN0417S040609	Modified TO-15	7.0 "Hg	5 psi
05A	EN0417D040609	Modified TO-15	5.5 "Hg	5 psi
06A	EN0533S040609	Modified TO-15	6.0 "Hg	5 psi
07A	EN0533D040609	Modified TO-15	7.0 "Hg	5 psi
08A	EN0412S040609	Modified TO-15	7.5 "Hg	5 psi
09A	EN0412D040609	Modified TO-15	6.5 "Hg	5 psi
10A	EB1354040609	Modified TO-15	7.0 "Hg	5 psi
11A	EN0534S040709	Modified TO-15	5.5 "Hg	5 psi
12A	EN0534D040709	Modified TO-15	4.5 "Hg	5 psi
13A	EN049D040709	Modified TO-15	5.5 "Hg	5 psi
14A	DU3301040709	Modified TO-15	5.5 "Hg	5 psi
15A	EN049S040709	Modified TO-15	4.5 "Hg	5 psi
16A	EN0429S040709	Modified TO-15	6.0 "Hg	5 psi

Continued on next page

AN ENVIRONMENTAL ANALYTICAL LABORATORY

WORK ORDER #: 0904193A

Work Order Summary

CLIENT:	Ms. Betsy Tomaswick Sanborn, Head & Associates 20 Foundry Street Concord, NH 03301	**BILL TO:**	Ms. Betsy Tomaswick Sanborn, Head & Associates 20 Foundry Street Concord, NH 03301
PHONE:	603-229-1900	**P.O. #**	BCT2755
FAX:	603-229-1919	**PROJECT #**	2755.03 GVP
DATE RECEIVED:	04/09/2009	**CONTACT:**	Bryanna Langley
DATE COMPLETED:	04/18/2009		

FRACTION #	NAME	TEST	RECEIPT VAC./PRES.	FINAL PRESSURE
17A	EN0429D040709	Modified TO-15	5.5 "Hg	5 psi
18A	EN0411S040709	Modified TO-15	6.0 "Hg	5 psi
19A	EN0411D040709	Modified TO-15	5.0 "Hg	5 psi
20A	Lab Blank	Modified TO-15	NA	NA
20B	Lab Blank	Modified TO-15	NA	NA
21A	CCV	Modified TO-15	NA	NA
21B	CCV	Modified TO-15	NA	NA
22A	LCS	Modified TO-15	NA	NA
22AA	LCSD	Modified TO-15	NA	NA
22B	LCS	Modified TO-15	NA	NA
22BB	LCSD	Modified TO-15	NA	NA

CERTIFIED BY: Linda L. Freeman

DATE: 04/20/09

Laboratory Director

Certfication numbers: CA NELAP - 02110CA, LA NELAP/LELAP- AI 30763, NJ NELAP - CA004
NY NELAP - 11291, UT NELAP - 9166389892, AZ Licensure AZ0719
Name of Accrediting Agency: NELAP/Florida Department of Health, Scope of Application: Clean Air Act,
Accreditation number: E87680, Effective date: 07/01/08, Expiration date: 06/30/09
Air Toxics Ltd. certifies that the test results contained in this report meet all requirements of the NELAC standards

This report shall not be reproduced, except in full, without the written approval of Air Toxics Ltd.

180 BLUE RAVINE ROAD, SUITE B FOLSOM, CA - 95630
(916) 985-1000 . (800) 985-5955 . FAX (916) 985-1020

LABORATORY NARRATIVE
Modified TO-15
Sanborn, Head & Associates
Workorder# 0904193A

Nineteen 1 Liter Summa Canister (100% Certified) samples were received on April 09, 2009. The laboratory performed analysis via modified EPA Method TO-15 using GC/MS in the full scan mode. The method involves concentrating up to 0.2 liters of air. The concentrated aliquot is then flash vaporized and swept through a water management system to remove water vapor. Following dehumidification, the sample passes directly into the GC/MS for analysis.

This workorder was independently validated prior to submittal using 'USEPA National Functional Guidelines' as generally applied to the analysis of volatile organic compounds in air. A rules-based, logic driven, independent validation engine was employed to assess completeness, evaluate pass/fail of relevant project quality control requirements and verification of all quantified amounts.

Method modifications taken to run these samples are summarized in the table below. Specific project requirements may over-ride the ATL modifications.

Requirement	***TO-15***	***ATL Modifications***
Daily CCV	</= 30% Difference	</= 30% Difference; Compounds exceeding this criterion and associated data are flagged and narrated.
Sample collection media	Summa canister	ATL recommends use of summa canisters to insure data defensibility, but will report results from Tedlar bags at client request
Method Detection Limit	Follow 40CFR Pt.136 App. B	The MDL met all relevant requirements in Method TO-15 (statistical MDL less than the LOQ). The concentration of the spiked replicate may have exceeded 10X the calculated MDL in some cases

Receiving Notes

There were no receiving discrepancies.

Analytical Notes

There were no analytical discrepancies.

Definition of Data Qualifying Flags

Eight qualifiers may have been used on the data analysis sheets and indicates as follows:

B - Compound present in laboratory blank greater than reporting limit (background subtraction no performed).

J - Estimated value.

E - Exceeds instrument calibration range.

S - Saturated peak.

Q - Exceeds quality control limits.

U - Compound analyzed for but not detected above the reporting limit.
UJ- Non-detected compound associated with low bias in the CCV
N - The identification is based on presumptive evidence.

File extensions may have been used on the data analysis sheets and indicates as follows:
a-File was requantified
b-File was quantified by a second column and detector
r1-File was requantified for the purpose of reissue

AN ENVIRONMENTAL ANALYTICAL LABORATORY

Summary of Detected Compounds
MODIFIED EPA METHOD TO-15 GC/MS FULL SCAN

Client Sample ID: EN047S040609

Lab ID#: 0904193A-01A

Compound	Rpt. Limit (ppbv)	Amount (ppbv)	Rpt. Limit (ug/m3)	Amount (ug/m3)
Tetrachloroethene	0.90	1.3	6.1	9.0

Client Sample ID: DU3335040609

Lab ID#: 0904193A-02A

Compound	Rpt. Limit (ppbv)	Amount (ppbv)	Rpt. Limit (ug/m3)	Amount (ug/m3)
Trichloroethene	0.84	0.84	4.5	4.5
Tetrachloroethene	0.84	1.1	5.7	7.8

Client Sample ID: DU3335040609 Lab Duplicate

Lab ID#: 0904193A-02AA

No Detections Were Found.

Client Sample ID: EN047D040609

Lab ID#: 0904193A-03A

Compound	Rpt. Limit (ppbv)	Amount (ppbv)	Rpt. Limit (ug/m3)	Amount (ug/m3)
cis-1,2-Dichloroethene	4.5	7.8	18	31
1,1,1-Trichloroethane	4.5	49	24	260
Trichloroethene	4.5	840	24	4500

Client Sample ID: EN0417S040609

Lab ID#: 0904193A-04A

Compound	Rpt. Limit (ppbv)	Amount (ppbv)	Rpt. Limit (ug/m3)	Amount (ug/m3)
Trichloroethene	0.88	21	4.7	110

Client Sample ID: EN0417D040609

Lab ID#: 0904193A-05A

Compound	Rpt. Limit (ppbv)	Amount (ppbv)	Rpt. Limit (ug/m3)	Amount (ug/m3)
cis-1,2-Dichloroethene	1.6	4.1	6.5	16
1,1,1-Trichloroethane	1.6	14	8.9	77

AN ENVIRONMENTAL ANALYTICAL LABORATORY

Summary of Detected Compounds
MODIFIED EPA METHOD TO-15 GC/MS FULL SCAN

Client Sample ID: EN0417D040609

Lab ID#: 0904193A-05A

Trichloroethene	1.6	270	8.8	1400

Client Sample ID: EN0533S040609

Lab ID#: 0904193A-06A

Compound	Rpt. Limit (ppbv)	Amount (ppbv)	Rpt. Limit (ug/m3)	Amount (ug/m3)
Trichloroethene	0.84	4.5	4.5	24

Client Sample ID: EN0533D040609

Lab ID#: 0904193A-07A

Compound	Rpt. Limit (ppbv)	Amount (ppbv)	Rpt. Limit (ug/m3)	Amount (ug/m3)
cis-1,2-Dichloroethene	5.8	5.8	23	23
1,1,1-Trichloroethane	5.8	51	32	280
Trichloroethene	5.8	1200	31	6200
Tetrachloroethene	5.8	42	40	280

Client Sample ID: EN0412S040609

Lab ID#: 0904193A-08A

Compound	Rpt. Limit (ppbv)	Amount (ppbv)	Rpt. Limit (ug/m3)	Amount (ug/m3)
1,1,1-Trichloroethane	0.90	3.1	4.9	17
Trichloroethene	0.90	72	4.8	390

Client Sample ID: EN0412D040609

Lab ID#: 0904193A-09A

Compound	Rpt. Limit (ppbv)	Amount (ppbv)	Rpt. Limit (ug/m3)	Amount (ug/m3)
1,1,1-Trichloroethane	0.86	5.6	4.7	30
Trichloroethene	0.86	130	4.6	680

Client Sample ID: EB1354040609

Lab ID#: 0904193A-10A

No Detections Were Found.

AN ENVIRONMENTAL ANALYTICAL LABORATORY

Summary of Detected Compounds
MODIFIED EPA METHOD TO-15 GC/MS FULL SCAN

Client Sample ID: EN0534S040709

Lab ID#: 0904193A-11A

Compound	Rpt. Limit (ppbv)	Amount (ppbv)	Rpt. Limit (ug/m3)	Amount (ug/m3)
Trichloroethene	0.82	2.3	4.4	12

Client Sample ID: EN0534D040709

Lab ID#: 0904193A-12A

Compound	Rpt. Limit (ppbv)	Amount (ppbv)	Rpt. Limit (ug/m3)	Amount (ug/m3)
1,1,1-Trichloroethane	0.79	2.5	4.3	14
Trichloroethene	0.79	31	4.2	170
Tetrachloroethene	0.79	1.9	5.4	13

Client Sample ID: EN049D040709

Lab ID#: 0904193A-13A

Compound	Rpt. Limit (ppbv)	Amount (ppbv)	Rpt. Limit (ug/m3)	Amount (ug/m3)
1,1-Dichloroethene	6.6	29	26	120
1,1-Dichloroethane	6.6	40	26	160
cis-1,2-Dichloroethene	6.6	140	26	560
1,1,1-Trichloroethane	6.6	100	36	550
Trichloroethene	6.6	1200	35	6800
Tetrachloroethene	6.6	69	44	470

Client Sample ID: DU3301040709

Lab ID#: 0904193A-14A

Compound	Rpt. Limit (ppbv)	Amount (ppbv)	Rpt. Limit (ug/m3)	Amount (ug/m3)
1,1-Dichloroethene	6.6	30	26	120
1,1-Dichloroethane	6.6	40	26	160
cis-1,2-Dichloroethene	6.6	140	26	550
1,1,1-Trichloroethane	6.6	100	36	540
Trichloroethene	6.6	1200	35	6700
Tetrachloroethene	6.6	70	44	470

Client Sample ID: EN049S040709

Lab ID#: 0904193A-15A

AN ENVIRONMENTAL ANALYTICAL LABORATORY

Summary of Detected Compounds
MODIFIED EPA METHOD TO-15 GC/MS FULL SCAN

Client Sample ID: EN049S040709

Lab ID#: 0904193A-15A

Compound	Rpt. Limit (ppbv)	Amount (ppbv)	Rpt. Limit (ug/m3)	Amount (ug/m3)
1,1-Dichloroethane	0.79	1.9	3.2	7.6
cis-1,2-Dichloroethene	0.79	1.6	3.1	6.1
1,1,1-Trichloroethane	0.79	11	4.3	61
Trichloroethene	0.79	210	4.2	1100
Tetrachloroethene	0.79	3.4	5.4	23

Client Sample ID: EN0429S040709

Lab ID#: 0904193A-16A

Compound	Rpt. Limit (ppbv)	Amount (ppbv)	Rpt. Limit (ug/m3)	Amount (ug/m3)
1,1,1-Trichloroethane	0.84	2.3	4.6	12
Trichloroethene	0.84	28	4.5	150

Client Sample ID: EN0429D040709

Lab ID#: 0904193A-17A

Compound	Rpt. Limit (ppbv)	Amount (ppbv)	Rpt. Limit (ug/m3)	Amount (ug/m3)
1,1,1-Trichloroethane	0.82	2.2	4.5	12
Trichloroethene	0.82	37	4.4	200
Tetrachloroethene	0.82	1.1	5.6	7.2

Client Sample ID: EN0411S040709

Lab ID#: 0904193A-18A

Compound	Rpt. Limit (ppbv)	Amount (ppbv)	Rpt. Limit (ug/m3)	Amount (ug/m3)
Trichloroethene	0.84	4.8	4.5	26
Tetrachloroethene	0.84	1.0	5.7	7.1

Client Sample ID: EN0411D040709

Lab ID#: 0904193A-19A

Compound	Rpt. Limit (ppbv)	Amount (ppbv)	Rpt. Limit (ug/m3)	Amount (ug/m3)
1,1,1-Trichloroethane	0.80	1.1	4.4	6.1
Trichloroethene	0.80	12	4.3	67

AN ENVIRONMENTAL ANALYTICAL LABORATORY

Client Sample ID: EN047S040609

Lab ID#: 0904193A-01A

MODIFIED EPA METHOD TO-15 GC/MS FULL SCAN

File Name:	**r041306**	**Date of Collection:**	**4/6/09 4:40:00 PM**
Dil. Factor:	**1.79**	**Date of Analysis:**	**4/13/09 12:04 PM**

Compound	Rpt. Limit (ppbv)	Amount (ppbv)	Rpt. Limit (ug/m3)	Amount (ug/m3)
Vinyl Chloride	0.90	Not Detected	2.3	Not Detected
Chloroethane	0.90	Not Detected	2.4	Not Detected
1,1-Dichloroethene	0.90	Not Detected	3.5	Not Detected
Freon 113	0.90	Not Detected	6.8	Not Detected
Methylene Chloride	0.90	Not Detected	3.1	Not Detected
1,1-Dichloroethane	0.90	Not Detected	3.6	Not Detected
cis-1,2-Dichloroethene	0.90	Not Detected	3.5	Not Detected
1,1,1-Trichloroethane	0.90	Not Detected	4.9	Not Detected
Trichloroethene	0.90	Not Detected	4.8	Not Detected
Tetrachloroethene	0.90	1.3	6.1	9.0
trans-1,2-Dichloroethene	0.90	Not Detected	3.5	Not Detected

Container Type: 1 Liter Summa Canister (100% Certified)

Surrogates	%Recovery	Method Limits
1,2-Dichloroethane-d4	106	70-130
Toluene-d8	97	70-130
4-Bromofluorobenzene	104	70-130

AN ENVIRONMENTAL ANALYTICAL LABORATORY

Client Sample ID: DU3335040609

Lab ID#: 0904193A-02A

MODIFIED EPA METHOD TO-15 GC/MS FULL SCAN

File Name:	**r041307**	**Date of Collection:**	**4/6/09 4:40:00 PM**
Dil. Factor:	**1.68**	**Date of Analysis:**	**4/13/09 12:53 PM**

Compound	Rpt. Limit (ppbv)	Amount (ppbv)	Rpt. Limit (ug/m3)	Amount (ug/m3)
Vinyl Chloride	0.84	Not Detected	2.1	Not Detected
Chloroethane	0.84	Not Detected	2.2	Not Detected
1,1-Dichloroethene	0.84	Not Detected	3.3	Not Detected
Freon 113	0.84	Not Detected	6.4	Not Detected
Methylene Chloride	0.84	Not Detected	2.9	Not Detected
1,1-Dichloroethane	0.84	Not Detected	3.4	Not Detected
cis-1,2-Dichloroethene	0.84	Not Detected	3.3	Not Detected
1,1,1-Trichloroethane	0.84	Not Detected	4.6	Not Detected
Trichloroethene	0.84	0.84	4.5	4.5
Tetrachloroethene	0.84	1.1	5.7	7.8
trans-1,2-Dichloroethene	0.84	Not Detected	3.3	Not Detected

Container Type: 1 Liter Summa Canister (100% Certified)

Surrogates	%Recovery	Method Limits
1,2-Dichloroethane-d4	109	70-130
Toluene-d8	101	70-130
4-Bromofluorobenzene	100	70-130

AN ENVIRONMENTAL ANALYTICAL LABORATORY

Client Sample ID: DU3335040609 Lab Duplicate

Lab ID#: 0904193A-02AA

MODIFIED EPA METHOD TO-15 GC/MS FULL SCAN

File Name:	**r041308**	**Date of Collection:**	**4/6/09 4:40:00 PM**
Dil. Factor:	**1.68**	**Date of Analysis:**	**4/13/09 01:30 PM**

Compound	Rpt. Limit (ppbv)	Amount (ppbv)	Rpt. Limit (ug/m3)	Amount (ug/m3)
Vinyl Chloride	0.84	Not Detected	2.1	Not Detected
Chloroethane	0.84	Not Detected	2.2	Not Detected
1,1-Dichloroethene	0.84	Not Detected	3.3	Not Detected
Freon 113	0.84	Not Detected	6.4	Not Detected
Methylene Chloride	0.84	Not Detected	2.9	Not Detected
1,1-Dichloroethane	0.84	Not Detected	3.4	Not Detected
cis-1,2-Dichloroethene	0.84	Not Detected	3.3	Not Detected
1,1,1-Trichloroethane	0.84	Not Detected	4.6	Not Detected
Trichloroethene	0.84	Not Detected	4.5	Not Detected
Tetrachloroethene	0.84	Not Detected	5.7	Not Detected
trans-1,2-Dichloroethene	0.84	Not Detected	3.3	Not Detected

Container Type: 1 Liter Summa Canister (100% Certified)

Surrogates	%Recovery	Method Limits
1,2-Dichloroethane-d4	108	70-130
Toluene-d8	101	70-130
4-Bromofluorobenzene	102	70-130

AN ENVIRONMENTAL ANALYTICAL LABORATORY

Client Sample ID: EN047D040609

Lab ID#: 0904193A-03A

MODIFIED EPA METHOD TO-15 GC/MS FULL SCAN

File Name:	**r041309**	**Date of Collection:**	**4/6/09 3:35:00 PM**
Dil. Factor:	**8.95**	**Date of Analysis:**	**4/13/09 02:33 PM**

Compound	Rpt. Limit (ppbv)	Amount (ppbv)	Rpt. Limit (ug/m3)	Amount (ug/m3)
Vinyl Chloride	4.5	Not Detected	11	Not Detected
Chloroethane	4.5	Not Detected	12	Not Detected
1,1-Dichloroethene	4.5	Not Detected	18	Not Detected
Freon 113	4.5	Not Detected	34	Not Detected
Methylene Chloride	4.5	Not Detected	16	Not Detected
1,1-Dichloroethane	4.5	Not Detected	18	Not Detected
cis-1,2-Dichloroethene	4.5	7.8	18	31
1,1,1-Trichloroethane	4.5	49	24	260
Trichloroethene	4.5	840	24	4500
Tetrachloroethene	4.5	Not Detected	30	Not Detected
trans-1,2-Dichloroethene	4.5	Not Detected	18	Not Detected

Container Type: 1 Liter Summa Canister (100% Certified)

Surrogates	%Recovery	Method Limits
1,2-Dichloroethane-d4	108	70-130
Toluene-d8	99	70-130
4-Bromofluorobenzene	100	70-130

AN ENVIRONMENTAL ANALYTICAL LABORATORY

Client Sample ID: EN0417S040609

Lab ID#: 0904193A-04A

MODIFIED EPA METHOD TO-15 GC/MS FULL SCAN

File Name:	**r041310**	**Date of Collection:**	**4/6/09 3:52:00 PM**
Dil. Factor:	**1.75**	**Date of Analysis:**	**4/13/09 04:12 PM**

Compound	Rpt. Limit (ppbv)	Amount (ppbv)	Rpt. Limit (ug/m3)	Amount (ug/m3)
Vinyl Chloride	0.88	Not Detected	2.2	Not Detected
Chloroethane	0.88	Not Detected	2.3	Not Detected
1,1-Dichloroethene	0.88	Not Detected	3.5	Not Detected
Freon 113	0.88	Not Detected	6.7	Not Detected
Methylene Chloride	0.88	Not Detected	3.0	Not Detected
1,1-Dichloroethane	0.88	Not Detected	3.5	Not Detected
cis-1,2-Dichloroethene	0.88	Not Detected	3.5	Not Detected
1,1,1-Trichloroethane	0.88	Not Detected	4.8	Not Detected
Trichloroethene	0.88	21	4.7	110
Tetrachloroethene	0.88	Not Detected	5.9	Not Detected
trans-1,2-Dichloroethene	0.88	Not Detected	3.5	Not Detected

Container Type: 1 Liter Summa Canister (100% Certified)

Surrogates	%Recovery	Method Limits
1,2-Dichloroethane-d4	107	70-130
Toluene-d8	98	70-130
4-Bromofluorobenzene	100	70-130

AN ENVIRONMENTAL ANALYTICAL LABORATORY

Client Sample ID: EN0417D040609

Lab ID#: 0904193A-05A

MODIFIED EPA METHOD TO-15 GC/MS FULL SCAN

File Name:	**r041311**	**Date of Collection:**	**4/6/09 4:12:00 PM**
Dil. Factor:	**3.28**	**Date of Analysis:**	**4/13/09 04:59 PM**

Compound	Rpt. Limit (ppbv)	Amount (ppbv)	Rpt. Limit (ug/m3)	Amount (ug/m3)
Vinyl Chloride	1.6	Not Detected	4.2	Not Detected
Chloroethane	1.6	Not Detected	4.3	Not Detected
1,1-Dichloroethene	1.6	Not Detected	6.5	Not Detected
Freon 113	1.6	Not Detected	12	Not Detected
Methylene Chloride	1.6	Not Detected	5.7	Not Detected
1,1-Dichloroethane	1.6	Not Detected	6.6	Not Detected
cis-1,2-Dichloroethene	1.6	4.1	6.5	16
1,1,1-Trichloroethane	1.6	14	8.9	77
Trichloroethene	1.6	270	8.8	1400
Tetrachloroethene	1.6	Not Detected	11	Not Detected
trans-1,2-Dichloroethene	1.6	Not Detected	6.5	Not Detected

Container Type: 1 Liter Summa Canister (100% Certified)

Surrogates	%Recovery	Method Limits
1,2-Dichloroethane-d4	107	70-130
Toluene-d8	98	70-130
4-Bromofluorobenzene	99	70-130

AN ENVIRONMENTAL ANALYTICAL LABORATORY

Client Sample ID: EN0533S040609

Lab ID#: 0904193A-06A

MODIFIED EPA METHOD TO-15 GC/MS FULL SCAN

File Name:	**r041312**	**Date of Collection:**	**4/6/09 6:23:00 PM**
Dil. Factor:	**1.68**	**Date of Analysis:**	**4/13/09 05:45 PM**

Compound	Rpt. Limit (ppbv)	Amount (ppbv)	Rpt. Limit (ug/m3)	Amount (ug/m3)
Vinyl Chloride	0.84	Not Detected	2.1	Not Detected
Chloroethane	0.84	Not Detected	2.2	Not Detected
1,1-Dichloroethene	0.84	Not Detected	3.3	Not Detected
Freon 113	0.84	Not Detected	6.4	Not Detected
Methylene Chloride	0.84	Not Detected	2.9	Not Detected
1,1-Dichloroethane	0.84	Not Detected	3.4	Not Detected
cis-1,2-Dichloroethene	0.84	Not Detected	3.3	Not Detected
1,1,1-Trichloroethane	0.84	Not Detected	4.6	Not Detected
Trichloroethene	0.84	4.5	4.5	24
Tetrachloroethene	0.84	Not Detected	5.7	Not Detected
trans-1,2-Dichloroethene	0.84	Not Detected	3.3	Not Detected

Container Type: 1 Liter Summa Canister (100% Certified)

Surrogates	%Recovery	Method Limits
1,2-Dichloroethane-d4	105	70-130
Toluene-d8	98	70-130
4-Bromofluorobenzene	102	70-130

AN ENVIRONMENTAL ANALYTICAL LABORATORY

Client Sample ID: EN0533D040609

Lab ID#: 0904193A-07A

MODIFIED EPA METHOD TO-15 GC/MS FULL SCAN

File Name:	**r041313**	**Date of Collection:**	**4/6/09 6:20:00 PM**
Dil. Factor:	**11.7**	**Date of Analysis:**	**4/13/09 06:21 PM**

Compound	Rpt. Limit (ppbv)	Amount (ppbv)	Rpt. Limit (ug/m3)	Amount (ug/m3)
Vinyl Chloride	5.8	Not Detected	15	Not Detected
Chloroethane	5.8	Not Detected	15	Not Detected
1,1-Dichloroethene	5.8	Not Detected	23	Not Detected
Freon 113	5.8	Not Detected	45	Not Detected
Methylene Chloride	5.8	Not Detected	20	Not Detected
1,1-Dichloroethane	5.8	Not Detected	24	Not Detected
cis-1,2-Dichloroethene	5.8	5.8	23	23
1,1,1-Trichloroethane	5.8	51	32	280
Trichloroethene	5.8	1200	31	6200
Tetrachloroethene	5.8	42	40	280
trans-1,2-Dichloroethene	5.8	Not Detected	23	Not Detected

Container Type: 1 Liter Summa Canister (100% Certified)

Surrogates	%Recovery	Method Limits
1,2-Dichloroethane-d4	105	70-130
Toluene-d8	99	70-130
4-Bromofluorobenzene	102	70-130

AN ENVIRONMENTAL ANALYTICAL LABORATORY

Client Sample ID: EN0412S040609

Lab ID#: 0904193A-08A

MODIFIED EPA METHOD TO-15 GC/MS FULL SCAN

File Name:	**r041314**	**Date of Collection:**	**4/6/09 6:38:00 PM**
Dil. Factor:	**1.79**	**Date of Analysis:**	**4/13/09 07:10 PM**

Compound	Rpt. Limit (ppbv)	Amount (ppbv)	Rpt. Limit (ug/m3)	Amount (ug/m3)
Vinyl Chloride	0.90	Not Detected	2.3	Not Detected
Chloroethane	0.90	Not Detected	2.4	Not Detected
1,1-Dichloroethene	0.90	Not Detected	3.5	Not Detected
Freon 113	0.90	Not Detected	6.8	Not Detected
Methylene Chloride	0.90	Not Detected	3.1	Not Detected
1,1-Dichloroethane	0.90	Not Detected	3.6	Not Detected
cis-1,2-Dichloroethene	0.90	Not Detected	3.5	Not Detected
1,1,1-Trichloroethane	0.90	3.1	4.9	17
Trichloroethene	0.90	72	4.8	390
Tetrachloroethene	0.90	Not Detected	6.1	Not Detected
trans-1,2-Dichloroethene	0.90	Not Detected	3.5	Not Detected

Container Type: 1 Liter Summa Canister (100% Certified)

Surrogates	%Recovery	Method Limits
1,2-Dichloroethane-d4	105	70-130
Toluene-d8	99	70-130
4-Bromofluorobenzene	102	70-130

AN ENVIRONMENTAL ANALYTICAL LABORATORY

Client Sample ID: EN0412D040609

Lab ID#: 0904193A-09A

MODIFIED EPA METHOD TO-15 GC/MS FULL SCAN

File Name:	**r041315**	**Date of Collection:**	**4/6/09 6:45:00 PM**
Dil. Factor:	**1.71**	**Date of Analysis:**	**4/13/09 07:55 PM**

Compound	Rpt. Limit (ppbv)	Amount (ppbv)	Rpt. Limit (ug/m3)	Amount (ug/m3)
Vinyl Chloride	0.86	Not Detected	2.2	Not Detected
Chloroethane	0.86	Not Detected	2.2	Not Detected
1,1-Dichloroethene	0.86	Not Detected	3.4	Not Detected
Freon 113	0.86	Not Detected	6.6	Not Detected
Methylene Chloride	0.86	Not Detected	3.0	Not Detected
1,1-Dichloroethane	0.86	Not Detected	3.5	Not Detected
cis-1,2-Dichloroethene	0.86	Not Detected	3.4	Not Detected
1,1,1-Trichloroethane	0.86	5.6	4.7	30
Trichloroethene	0.86	130	4.6	680
Tetrachloroethene	0.86	Not Detected	5.8	Not Detected
trans-1,2-Dichloroethene	0.86	Not Detected	3.4	Not Detected

Container Type: 1 Liter Summa Canister (100% Certified)

Surrogates	%Recovery	Method Limits
1,2-Dichloroethane-d4	111	70-130
Toluene-d8	99	70-130
4-Bromofluorobenzene	105	70-130

AN ENVIRONMENTAL ANALYTICAL LABORATORY

Client Sample ID: EB1354040609

Lab ID#: 0904193A-10A

MODIFIED EPA METHOD TO-15 GC/MS FULL SCAN

File Name:	**r041406**	**Date of Collection:**	**4/6/09 7:00:00 PM**
Dil. Factor:	**1.75**	**Date of Analysis:**	**4/14/09 10:56 AM**

Compound	Rpt. Limit (ppbv)	Amount (ppbv)	Rpt. Limit (ug/m3)	Amount (ug/m3)
Vinyl Chloride	0.88	Not Detected	2.2	Not Detected
Chloroethane	0.88	Not Detected	2.3	Not Detected
1,1-Dichloroethene	0.88	Not Detected	3.5	Not Detected
Freon 113	0.88	Not Detected	6.7	Not Detected
Methylene Chloride	0.88	Not Detected	3.0	Not Detected
1,1-Dichloroethane	0.88	Not Detected	3.5	Not Detected
cis-1,2-Dichloroethene	0.88	Not Detected	3.5	Not Detected
1,1,1-Trichloroethane	0.88	Not Detected	4.8	Not Detected
Trichloroethene	0.88	Not Detected	4.7	Not Detected
Tetrachloroethene	0.88	Not Detected	5.9	Not Detected
trans-1,2-Dichloroethene	0.88	Not Detected	3.5	Not Detected

Container Type: 1 Liter Summa Canister (100% Certified)

Surrogates	%Recovery	Method Limits
1,2-Dichloroethane-d4	109	70-130
Toluene-d8	97	70-130
4-Bromofluorobenzene	103	70-130

AN ENVIRONMENTAL ANALYTICAL LABORATORY

Client Sample ID: EN0534S040709

Lab ID#: 0904193A-11A

MODIFIED EPA METHOD TO-15 GC/MS FULL SCAN

File Name:	**r041407**	**Date of Collection:**	**4/7/09 9:10:00 AM**
Dil. Factor:	**1.64**	**Date of Analysis:**	**4/14/09 11:59 AM**

Compound	Rpt. Limit (ppbv)	Amount (ppbv)	Rpt. Limit (ug/m3)	Amount (ug/m3)
Vinyl Chloride	0.82	Not Detected	2.1	Not Detected
Chloroethane	0.82	Not Detected	2.2	Not Detected
1,1-Dichloroethene	0.82	Not Detected	3.2	Not Detected
Freon 113	0.82	Not Detected	6.3	Not Detected
Methylene Chloride	0.82	Not Detected	2.8	Not Detected
1,1-Dichloroethane	0.82	Not Detected	3.3	Not Detected
cis-1,2-Dichloroethene	0.82	Not Detected	3.2	Not Detected
1,1,1-Trichloroethane	0.82	Not Detected	4.5	Not Detected
Trichloroethene	0.82	2.3	4.4	12
Tetrachloroethene	0.82	Not Detected	5.6	Not Detected
trans-1,2-Dichloroethene	0.82	Not Detected	3.2	Not Detected

Container Type: 1 Liter Summa Canister (100% Certified)

Surrogates	%Recovery	Method Limits
1,2-Dichloroethane-d4	105	70-130
Toluene-d8	98	70-130
4-Bromofluorobenzene	105	70-130

AN ENVIRONMENTAL ANALYTICAL LABORATORY

Client Sample ID: EN0534D040709

Lab ID#: 0904193A-12A

MODIFIED EPA METHOD TO-15 GC/MS FULL SCAN

File Name:	**r041408**	**Date of Collection:**	**4/7/09 9:17:00 AM**
Dil. Factor:	**1.58**	**Date of Analysis:**	**4/14/09 12:42 PM**

Compound	Rpt. Limit (ppbv)	Amount (ppbv)	Rpt. Limit (ug/m3)	Amount (ug/m3)
Vinyl Chloride	0.79	Not Detected	2.0	Not Detected
Chloroethane	0.79	Not Detected	2.1	Not Detected
1,1-Dichloroethene	0.79	Not Detected	3.1	Not Detected
Freon 113	0.79	Not Detected	6.0	Not Detected
Methylene Chloride	0.79	Not Detected	2.7	Not Detected
1,1-Dichloroethane	0.79	Not Detected	3.2	Not Detected
cis-1,2-Dichloroethene	0.79	Not Detected	3.1	Not Detected
1,1,1-Trichloroethane	0.79	2.5	4.3	14
Trichloroethene	0.79	31	4.2	170
Tetrachloroethene	0.79	1.9	5.4	13
trans-1,2-Dichloroethene	0.79	Not Detected	3.1	Not Detected

Container Type: 1 Liter Summa Canister (100% Certified)

Surrogates	%Recovery	Method Limits
1,2-Dichloroethane-d4	103	70-130
Toluene-d8	98	70-130
4-Bromofluorobenzene	104	70-130

AN ENVIRONMENTAL ANALYTICAL LABORATORY

Client Sample ID: EN049D040709

Lab ID#: 0904193A-13A

MODIFIED EPA METHOD TO-15 GC/MS FULL SCAN

File Name:	**r041409**	**Date of Collection:**	**4/7/09 12:25:00 PM**
Dil. Factor:	**13.1**	**Date of Analysis:**	**4/14/09 01:30 PM**

Compound	Rpt. Limit (ppbv)	Amount (ppbv)	Rpt. Limit (ug/m3)	Amount (ug/m3)
Vinyl Chloride	6.6	Not Detected	17	Not Detected
Chloroethane	6.6	Not Detected	17	Not Detected
1,1-Dichloroethene	6.6	29	26	120
Freon 113	6.6	Not Detected	50	Not Detected
Methylene Chloride	6.6	Not Detected	23	Not Detected
1,1-Dichloroethane	6.6	40	26	160
cis-1,2-Dichloroethene	6.6	140	26	560
1,1,1-Trichloroethane	6.6	100	36	550
Trichloroethene	6.6	1200	35	6800
Tetrachloroethene	6.6	69	44	470
trans-1,2-Dichloroethene	6.6	Not Detected	26	Not Detected

Container Type: 1 Liter Summa Canister (100% Certified)

Surrogates	%Recovery	Method Limits
1,2-Dichloroethane-d4	105	70-130
Toluene-d8	99	70-130
4-Bromofluorobenzene	101	70-130

AN ENVIRONMENTAL ANALYTICAL LABORATORY

Client Sample ID: DU3301040709

Lab ID#: 0904193A-14A

MODIFIED EPA METHOD TO-15 GC/MS FULL SCAN

File Name:	**r041410**	**Date of Collection:**	**4/7/09 12:25:00 PM**
Dil. Factor:	**13.1**	**Date of Analysis:**	**4/14/09 02:05 PM**

Compound	Rpt. Limit (ppbv)	Amount (ppbv)	Rpt. Limit (ug/m3)	Amount (ug/m3)
Vinyl Chloride	6.6	Not Detected	17	Not Detected
Chloroethane	6.6	Not Detected	17	Not Detected
1,1-Dichloroethene	6.6	30	26	120
Freon 113	6.6	Not Detected	50	Not Detected
Methylene Chloride	6.6	Not Detected	23	Not Detected
1,1-Dichloroethane	6.6	40	26	160
cis-1,2-Dichloroethene	6.6	140	26	550
1,1,1-Trichloroethane	6.6	100	36	540
Trichloroethene	6.6	1200	35	6700
Tetrachloroethene	6.6	70	44	470
trans-1,2-Dichloroethene	6.6	Not Detected	26	Not Detected

Container Type: 1 Liter Summa Canister (100% Certified)

Surrogates	%Recovery	Method Limits
1,2-Dichloroethane-d4	106	70-130
Toluene-d8	99	70-130
4-Bromofluorobenzene	102	70-130

AN ENVIRONMENTAL ANALYTICAL LABORATORY

Client Sample ID: EN049S040709

Lab ID#: 0904193A-15A

MODIFIED EPA METHOD TO-15 GC/MS FULL SCAN

File Name:	**r041413**	**Date of Collection:**	**4/7/09 11:58:00 AM**
Dil. Factor:	**1.58**	**Date of Analysis:**	**4/14/09 04:28 PM**

Compound	Rpt. Limit (ppbv)	Amount (ppbv)	Rpt. Limit (ug/m3)	Amount (ug/m3)
Vinyl Chloride	0.79	Not Detected	2.0	Not Detected
Chloroethane	0.79	Not Detected	2.1	Not Detected
1,1-Dichloroethene	0.79	Not Detected	3.1	Not Detected
Freon 113	0.79	Not Detected	6.0	Not Detected
Methylene Chloride	0.79	Not Detected	2.7	Not Detected
1,1-Dichloroethane	0.79	1.9	3.2	7.6
cis-1,2-Dichloroethene	0.79	1.6	3.1	6.1
1,1,1-Trichloroethane	0.79	11	4.3	61
Trichloroethene	0.79	210	4.2	1100
Tetrachloroethene	0.79	3.4	5.4	23
trans-1,2-Dichloroethene	0.79	Not Detected	3.1	Not Detected

Container Type: 1 Liter Summa Canister (100% Certified)

Surrogates	%Recovery	Method Limits
1,2-Dichloroethane-d4	116	70-130
Toluene-d8	98	70-130
4-Bromofluorobenzene	106	70-130

AN ENVIRONMENTAL ANALYTICAL LABORATORY

Client Sample ID: EN0429S040709

Lab ID#: 0904193A-16A

MODIFIED EPA METHOD TO-15 GC/MS FULL SCAN

File Name:	**r041412**	**Date of Collection:**	**4/7/09 11:18:00 AM**
Dil. Factor:	**1.68**	**Date of Analysis:**	**4/14/09 03:27 PM**

Compound	Rpt. Limit (ppbv)	Amount (ppbv)	Rpt. Limit (ug/m3)	Amount (ug/m3)
Vinyl Chloride	0.84	Not Detected	2.1	Not Detected
Chloroethane	0.84	Not Detected	2.2	Not Detected
1,1-Dichloroethene	0.84	Not Detected	3.3	Not Detected
Freon 113	0.84	Not Detected	6.4	Not Detected
Methylene Chloride	0.84	Not Detected	2.9	Not Detected
1,1-Dichloroethane	0.84	Not Detected	3.4	Not Detected
cis-1,2-Dichloroethene	0.84	Not Detected	3.3	Not Detected
1,1,1-Trichloroethane	0.84	2.3	4.6	12
Trichloroethene	0.84	28	4.5	150
Tetrachloroethene	0.84	Not Detected	5.7	Not Detected
trans-1,2-Dichloroethene	0.84	Not Detected	3.3	Not Detected

Container Type: 1 Liter Summa Canister (100% Certified)

Surrogates	%Recovery	Method Limits
1,2-Dichloroethane-d4	113	70-130
Toluene-d8	99	70-130
4-Bromofluorobenzene	109	70-130

AN ENVIRONMENTAL ANALYTICAL LABORATORY

Client Sample ID: EN0429D040709

Lab ID#: 0904193A-17A

MODIFIED EPA METHOD TO-15 GC/MS FULL SCAN

File Name:	**r041414**	**Date of Collection:**	**4/7/09 11:30:00 AM**
Dil. Factor:	**1.64**	**Date of Analysis:**	**4/14/09 05:11 PM**

Compound	Rpt. Limit (ppbv)	Amount (ppbv)	Rpt. Limit (ug/m3)	Amount (ug/m3)
Vinyl Chloride	0.82	Not Detected	2.1	Not Detected
Chloroethane	0.82	Not Detected	2.2	Not Detected
1,1-Dichloroethene	0.82	Not Detected	3.2	Not Detected
Freon 113	0.82	Not Detected	6.3	Not Detected
Methylene Chloride	0.82	Not Detected	2.8	Not Detected
1,1-Dichloroethane	0.82	Not Detected	3.3	Not Detected
cis-1,2-Dichloroethene	0.82	Not Detected	3.2	Not Detected
1,1,1-Trichloroethane	0.82	2.2	4.5	12
Trichloroethene	0.82	37	4.4	200
Tetrachloroethene	0.82	1.1	5.6	7.2
trans-1,2-Dichloroethene	0.82	Not Detected	3.2	Not Detected

Container Type: 1 Liter Summa Canister (100% Certified)

Surrogates	%Recovery	Method Limits
1,2-Dichloroethane-d4	114	70-130
Toluene-d8	100	70-130
4-Bromofluorobenzene	106	70-130

AN ENVIRONMENTAL ANALYTICAL LABORATORY

Client Sample ID: EN0411S040709

Lab ID#: 0904193A-18A

MODIFIED EPA METHOD TO-15 GC/MS FULL SCAN

File Name:	**r041415**	**Date of Collection:**	**4/7/09 11:44:00 AM**
Dil. Factor:	**1.68**	**Date of Analysis:**	**4/14/09 05:52 PM**

Compound	Rpt. Limit (ppbv)	Amount (ppbv)	Rpt. Limit (ug/m3)	Amount (ug/m3)
Vinyl Chloride	0.84	Not Detected	2.1	Not Detected
Chloroethane	0.84	Not Detected	2.2	Not Detected
1,1-Dichloroethene	0.84	Not Detected	3.3	Not Detected
Freon 113	0.84	Not Detected	6.4	Not Detected
Methylene Chloride	0.84	Not Detected	2.9	Not Detected
1,1-Dichloroethane	0.84	Not Detected	3.4	Not Detected
cis-1,2-Dichloroethene	0.84	Not Detected	3.3	Not Detected
1,1,1-Trichloroethane	0.84	Not Detected	4.6	Not Detected
Trichloroethene	0.84	4.8	4.5	26
Tetrachloroethene	0.84	1.0	5.7	7.1
trans-1,2-Dichloroethene	0.84	Not Detected	3.3	Not Detected

Container Type: 1 Liter Summa Canister (100% Certified)

Surrogates	%Recovery	Method Limits
1,2-Dichloroethane-d4	111	70-130
Toluene-d8	100	70-130
4-Bromofluorobenzene	106	70-130

AN ENVIRONMENTAL ANALYTICAL LABORATORY

Client Sample ID: EN0411D040709

Lab ID#: 0904193A-19A

MODIFIED EPA METHOD TO-15 GC/MS FULL SCAN

File Name:	**r041416**	**Date of Collection:**	**4/7/09 11:50:00 AM**
Dil. Factor:	**1.61**	**Date of Analysis:**	**4/14/09 06:33 PM**

Compound	Rpt. Limit (ppbv)	Amount (ppbv)	Rpt. Limit (ug/m3)	Amount (ug/m3)
Vinyl Chloride	0.80	Not Detected	2.0	Not Detected
Chloroethane	0.80	Not Detected	2.1	Not Detected
1,1-Dichloroethene	0.80	Not Detected	3.2	Not Detected
Freon 113	0.80	Not Detected	6.2	Not Detected
Methylene Chloride	0.80	Not Detected	2.8	Not Detected
1,1-Dichloroethane	0.80	Not Detected	3.2	Not Detected
cis-1,2-Dichloroethene	0.80	Not Detected	3.2	Not Detected
1,1,1-Trichloroethane	0.80	1.1	4.4	6.1
Trichloroethene	0.80	12	4.3	67
Tetrachloroethene	0.80	Not Detected	5.5	Not Detected
trans-1,2-Dichloroethene	0.80	Not Detected	3.2	Not Detected

Container Type: 1 Liter Summa Canister (100% Certified)

Surrogates	%Recovery	Method Limits
1,2-Dichloroethane-d4	112	70-130
Toluene-d8	98	70-130
4-Bromofluorobenzene	105	70-130

AN ENVIRONMENTAL ANALYTICAL LABORATORY

Client Sample ID: Lab Blank

Lab ID#: 0904193A-20A

MODIFIED EPA METHOD TO-15 GC/MS FULL SCAN

File Name:	**r041305**	**Date of Collection: NA**	
Dil. Factor:	**1.00**	**Date of Analysis: 4/13/09 10:57 AM**	

Compound	Rpt. Limit (ppbv)	Amount (ppbv)	Rpt. Limit (ug/m3)	Amount (ug/m3)
Vinyl Chloride	0.50	Not Detected	1.3	Not Detected
Chloroethane	0.50	Not Detected	1.3	Not Detected
1,1-Dichloroethene	0.50	Not Detected	2.0	Not Detected
Freon 113	0.50	Not Detected	3.8	Not Detected
Methylene Chloride	0.50	Not Detected	1.7	Not Detected
1,1-Dichloroethane	0.50	Not Detected	2.0	Not Detected
cis-1,2-Dichloroethene	0.50	Not Detected	2.0	Not Detected
1,1,1-Trichloroethane	0.50	Not Detected	2.7	Not Detected
Trichloroethene	0.50	Not Detected	2.7	Not Detected
Tetrachloroethene	0.50	Not Detected	3.4	Not Detected
trans-1,2-Dichloroethene	0.50	Not Detected	2.0	Not Detected

Container Type: NA - Not Applicable

Surrogates	%Recovery	Method Limits
1,2-Dichloroethane-d4	100	70-130
Toluene-d8	95	70-130
4-Bromofluorobenzene	105	70-130

AN ENVIRONMENTAL ANALYTICAL LABORATORY

Client Sample ID: Lab Blank

Lab ID#: 0904193A-20B

MODIFIED EPA METHOD TO-15 GC/MS FULL SCAN

File Name:	**r041405**	**Date of Collection: NA**	
Dil. Factor:	**1.00**	**Date of Analysis: 4/14/09 10:07 AM**	

Compound	Rpt. Limit (ppbv)	Amount (ppbv)	Rpt. Limit (ug/m3)	Amount (ug/m3)
Vinyl Chloride	0.50	Not Detected	1.3	Not Detected
Chloroethane	0.50	Not Detected	1.3	Not Detected
1,1-Dichloroethene	0.50	Not Detected	2.0	Not Detected
Freon 113	0.50	Not Detected	3.8	Not Detected
Methylene Chloride	0.50	Not Detected	1.7	Not Detected
1,1-Dichloroethane	0.50	Not Detected	2.0	Not Detected
cis-1,2-Dichloroethene	0.50	Not Detected	2.0	Not Detected
1,1,1-Trichloroethane	0.50	Not Detected	2.7	Not Detected
Trichloroethene	0.50	Not Detected	2.7	Not Detected
Tetrachloroethene	0.50	Not Detected	3.4	Not Detected
trans-1,2-Dichloroethene	0.50	Not Detected	2.0	Not Detected

Container Type: NA - Not Applicable

Surrogates	%Recovery	Method Limits
1,2-Dichloroethane-d4	104	70-130
Toluene-d8	95	70-130
4-Bromofluorobenzene	103	70-130

AN ENVIRONMENTAL ANALYTICAL LABORATORY

Client Sample ID: CCV

Lab ID#: 0904193A-21A

MODIFIED EPA METHOD TO-15 GC/MS FULL SCAN

File Name:	**r041302**	**Date of Collection: NA**	
Dil. Factor:	**1.00**	**Date of Analysis: 4/13/09 08:40 AM**	

Compound	**%Recovery**
Vinyl Chloride	89
Chloroethane	100
1,1-Dichloroethene	99
Freon 113	98
Methylene Chloride	95
1,1-Dichloroethane	95
cis-1,2-Dichloroethene	97
1,1,1-Trichloroethane	97
Trichloroethene	95
Tetrachloroethene	93
trans-1,2-Dichloroethene	91

Container Type: NA - Not Applicable

Surrogates	**%Recovery**	**Method Limits**
1,2-Dichloroethane-d4	104	70-130
Toluene-d8	99	70-130
4-Bromofluorobenzene	102	70-130

AN ENVIRONMENTAL ANALYTICAL LABORATORY

Client Sample ID: CCV

Lab ID#: 0904193A-21B

MODIFIED EPA METHOD TO-15 GC/MS FULL SCAN

File Name:	**r041402**	**Date of Collection: NA**	
Dil. Factor:	**1.00**	**Date of Analysis: 4/14/09 08:12 AM**	

Compound	**%Recovery**
Vinyl Chloride	97
Chloroethane	103
1,1-Dichloroethene	99
Freon 113	98
Methylene Chloride	96
1,1-Dichloroethane	94
cis-1,2-Dichloroethene	95
1,1,1-Trichloroethane	103
Trichloroethene	99
Tetrachloroethene	93
trans-1,2-Dichloroethene	89

Container Type: NA - Not Applicable

Surrogates	**%Recovery**	**Method Limits**
1,2-Dichloroethane-d4	108	70-130
Toluene-d8	102	70-130
4-Bromofluorobenzene	104	70-130

AN ENVIRONMENTAL ANALYTICAL LABORATORY

Client Sample ID: LCS

Lab ID#: 0904193A-22A

MODIFIED EPA METHOD TO-15 GC/MS FULL SCAN

File Name:	**r041303**	**Date of Collection: NA**	
Dil. Factor:	**1.00**	**Date of Analysis: 4/13/09 09:13 AM**	

Compound	**%Recovery**
Vinyl Chloride	77
Chloroethane	84
1,1-Dichloroethene	99
Freon 113	100
Methylene Chloride	92
1,1-Dichloroethane	89
cis-1,2-Dichloroethene	94
1,1,1-Trichloroethane	91
Trichloroethene	92
Tetrachloroethene	89
trans-1,2-Dichloroethene	83

Container Type: NA - Not Applicable

Surrogates	**%Recovery**	**Method Limits**
1,2-Dichloroethane-d4	103	70-130
Toluene-d8	98	70-130
4-Bromofluorobenzene	102	70-130

AN ENVIRONMENTAL ANALYTICAL LABORATORY

Client Sample ID: LCSD

Lab ID#: 0904193A-22AA

MODIFIED EPA METHOD TO-15 GC/MS FULL SCAN

File Name:	**r041304**	**Date of Collection: NA**	
Dil. Factor:	**1.00**	**Date of Analysis: 4/13/09 09:58 AM**	

Compound	**%Recovery**
Vinyl Chloride	80
Chloroethane	92
1,1-Dichloroethene	103
Freon 113	103
Methylene Chloride	95
1,1-Dichloroethane	92
cis-1,2-Dichloroethene	98
1,1,1-Trichloroethane	92
Trichloroethene	95
Tetrachloroethene	91
trans-1,2-Dichloroethene	86

Container Type: NA - Not Applicable

Surrogates	**%Recovery**	**Method Limits**
1,2-Dichloroethane-d4	101	70-130
Toluene-d8	98	70-130
4-Bromofluorobenzene	104	70-130

AN ENVIRONMENTAL ANALYTICAL LABORATORY

Client Sample ID: LCS

Lab ID#: 0904193A-22B

MODIFIED EPA METHOD TO-15 GC/MS FULL SCAN

File Name:	**r041403**	**Date of Collection: NA**	
Dil. Factor:	**1.00**	**Date of Analysis: 4/14/09 08:45 AM**	

Compound	**%Recovery**
Vinyl Chloride	83
Chloroethane	91
1,1-Dichloroethene	104
Freon 113	102
Methylene Chloride	96
1,1-Dichloroethane	93
cis-1,2-Dichloroethene	98
1,1,1-Trichloroethane	96
Trichloroethene	97
Tetrachloroethene	91
trans-1,2-Dichloroethene	86

Container Type: NA - Not Applicable

Surrogates	**%Recovery**	**Method Limits**
1,2-Dichloroethane-d4	104	70-130
Toluene-d8	100	70-130
4-Bromofluorobenzene	104	70-130

AN ENVIRONMENTAL ANALYTICAL LABORATORY

Client Sample ID: LCSD

Lab ID#: 0904193A-22BB

MODIFIED EPA METHOD TO-15 GC/MS FULL SCAN

File Name:	**r041404**	**Date of Collection: NA**	
Dil. Factor:	**1.00**	**Date of Analysis: 4/14/09 09:21 AM**	

Compound	**%Recovery**
Vinyl Chloride	83
Chloroethane	93
1,1-Dichloroethene	103
Freon 113	103
Methylene Chloride	96
1,1-Dichloroethane	93
cis-1,2-Dichloroethene	97
1,1,1-Trichloroethane	94
Trichloroethene	96
Tetrachloroethene	90
trans-1,2-Dichloroethene	86

Container Type: NA - Not Applicable

Surrogates	**%Recovery**	**Method Limits**
1,2-Dichloroethane-d4	104	70-130
Toluene-d8	99	70-130
4-Bromofluorobenzene	106	70-130

AN ENVIRONMENTAL ANALYTICAL LABORATORY

4/20/2009
Ms. Betsy Tomaswick
Sanborn, Head & Associates
20 Foundry Street

Concord NH 03301

Project Name: GVP
Project #: 2755.03
Workorder #: 0904193B

Dear Ms. Betsy Tomaswick

The following report includes the data for the above referenced project for sample(s) received on 4/9/2009 at Air Toxics Ltd.

The data and associated QC analyzed by Modified TO-15 are compliant with the project requirements or laboratory criteria with the exception of the deviations noted in the attached case narrative.

Thank you for choosing Air Toxics Ltd. for you air analysis needs. Air Toxics Ltd. is committed to providing accurate data of the highest quality. Please feel free to contact the Project Manager: Bryanna Langley at 916-985-1000 if you have any questions regarding the data in this report.

Regards,

Bryanna Langley

Bryanna Langley
Project Manager

180 BLUE RAVINE ROAD, SUITE B FOLSOM, CA - 95630
(916) 985-1000 .FAX (916) 985-1020
Hours 8:00 A.M to 6:00 P.M. Pacific

AN ENVIRONMENTAL ANALYTICAL LABORATORY

WORK ORDER #: 0904193B

Work Order Summary

CLIENT:	Ms. Betsy Tomaswick Sanborn, Head & Associates 20 Foundry Street Concord, NH 03301	**BILL TO:**	Ms. Betsy Tomaswick Sanborn, Head & Associates 20 Foundry Street Concord, NH 03301
PHONE:	603-229-1900	**P.O. #**	BCT2755
FAX:	603-229-1919	**PROJECT #**	2755.03 GVP
DATE RECEIVED:	04/09/2009	**CONTACT:**	Bryanna Langley
DATE COMPLETED:	04/17/2009		

FRACTION #	NAME	TEST	RECEIPT VAC./PRES.	FINAL PRESSURE
20A	EN042S040709	Modified TO-15	3.5 "Hg	15 psi
21A	DU1035040709	Modified TO-15	4.5 "Hg	15 psi
22A	EN042D040709	Modified TO-15	5.0 "Hg	15 psi
23A	EN0430S040709	Modified TO-15	5.5 "Hg	15 psi
24A	EN0430D040709	Modified TO-15	4.5 "Hg	15 psi
24AA	EN0430D040709 Lab Duplicate	Modified TO-15	4.5 "Hg	15 psi
25A	EN0637S040709	Modified TO-15	7.0 "Hg	15 psi
26A	EN0637D040709	Modified TO-15	5.5 "Hg	15 psi
27A	EN0728S040709	Modified TO-15	6.5 "Hg	15 psi
28A	EN0728D040709	Modified TO-15	6.0 "Hg	15 psi
29A	EB3338040709	Modified TO-15	6.5 "Hg	15 psi
30A	Lab Blank	Modified TO-15	NA	NA
31A	CCV	Modified TO-15	NA	NA
32A	LCS	Modified TO-15	NA	NA
32AA	LCSD	Modified TO-15	NA	NA

CERTIFIED BY: Linda L. Freeman DATE: 04/20/09

Laboratory Director

Certfication numbers: CA NELAP - 02110CA, LA NELAP/LELAP- AI 30763, NJ NELAP - CA004
NY NELAP - 11291, UT NELAP - 9166389892, AZ Licensure AZ0719
Name of Accrediting Agency: NELAP/Florida Department of Health, Scope of Application: Clean Air Act,
Accreditation number: E87680, Effective date: 07/01/08, Expiration date: 06/30/09
Air Toxics Ltd. certifies that the test results contained in this report meet all requirements of the NELAC standards

This report shall not be reproduced, except in full, without the written approval of Air Toxics Ltd.

180 BLUE RAVINE ROAD, SUITE B FOLSOM, CA - 95630
(916) 985-1000 . (800) 985-5955 . FAX (916) 985-1020

LABORATORY NARRATIVE
Modified TO-15
Sanborn, Head & Associates
Workorder# 0904193B

Ten 1 Liter Summa Canister (100% Certified) samples were received on April 09, 2009. The laboratory performed analysis via modified EPA Method TO-15 using GC/MS in the full scan mode. The method involves concentrating up to 0.2 liters of air. The concentrated aliquot is then flash vaporized and swept through a water management system to remove water vapor. Following dehumidification, the sample passes directly into the GC/MS for analysis.

This workorder was independently validated prior to submittal using 'USEPA National Functional Guidelines' as generally applied to the analysis of volatile organic compounds in air. A rules-based, logic driven, independent validation engine was employed to assess completeness, evaluate pass/fail of relevant project quality control requirements and verification of all quantified amounts.

Method modifications taken to run these samples are summarized in the table below. Specific project requirements may over-ride the ATL modifications.

Requirement	***TO-15***	***ATL Modifications***
Daily CCV	</= 30% Difference	</= 30% Difference; Compounds exceeding this criterion and associated data are flagged and narrated.
Sample collection media	Summa canister	ATL recommends use of summa canisters to insure data defensibility, but will report results from Tedlar bags at client request
Method Detection Limit	Follow 40CFR Pt.136 App. B	The MDL met all relevant requirements in Method TO-15 (statistical MDL less than the LOQ). The concentration of the spiked replicate may have exceeded 10X the calculated MDL in some cases

Receiving Notes

The Chain of Custody (COC) for page 2 was not relinquished properly. A signature and date were not provided.

Analytical Notes

There were no analytical discrepancies.

Definition of Data Qualifying Flags

Eight qualifiers may have been used on the data analysis sheets and indicates as follows:

B - Compound present in laboratory blank greater than reporting limit (background subtraction no performed).

J - Estimated value.

E - Exceeds instrument calibration range.

S - Saturated peak.

Q - Exceeds quality control limits.
U - Compound analyzed for but not detected above the reporting limit.
UJ- Non-detected compound associated with low bias in the CCV
N - The identification is based on presumptive evidence.

File extensions may have been used on the data analysis sheets and indicates as follows:
a-File was requantified
b-File was quantified by a second column and detector
r1-File was requantified for the purpose of reissue

AN ENVIRONMENTAL ANALYTICAL LABORATORY

Summary of Detected Compounds
MODIFIED EPA METHOD TO-15 GC/MS FULL SCAN

Client Sample ID: EN042S040709

Lab ID#: 0904193B-20A

No Detections Were Found.

Client Sample ID: DU1035040709

Lab ID#: 0904193B-21A

No Detections Were Found.

Client Sample ID: EN042D040709

Lab ID#: 0904193B-22A

Compound	Rpt. Limit (ppbv)	Amount (ppbv)	Rpt. Limit (ug/m3)	Amount (ug/m3)
1,1,1-Trichloroethane	0.80	1.6	4.4	8.9
Trichloroethene	0.80	18	4.3	99
Tetrachloroethene	0.80	2.4	5.5	16

Client Sample ID: EN0430S040709

Lab ID#: 0904193B-23A

Compound	Rpt. Limit (ppbv)	Amount (ppbv)	Rpt. Limit (ug/m3)	Amount (ug/m3)
Trichloroethene	0.82	48	4.4	260

Client Sample ID: EN0430D040709

Lab ID#: 0904193B-24A

Compound	Rpt. Limit (ppbv)	Amount (ppbv)	Rpt. Limit (ug/m3)	Amount (ug/m3)
1,1-Dichloroethane	0.79	1.0	3.2	4.3
cis-1,2-Dichloroethene	0.79	2.5	3.1	10
1,1,1-Trichloroethane	0.79	6.6	4.3	36
Trichloroethene	0.79	96	4.2	520
Tetrachloroethene	0.79	2.8	5.4	19

Client Sample ID: EN0430D040709 Lab Duplicate

Lab ID#: 0904193B-24AA

Compound	Rpt. Limit (ppbv)	Amount (ppbv)	Rpt. Limit (ug/m3)	Amount (ug/m3)
1,1-Dichloroethane	0.79	1.0	3.2	4.2

AN ENVIRONMENTAL ANALYTICAL LABORATORY

Summary of Detected Compounds
MODIFIED EPA METHOD TO-15 GC/MS FULL SCAN

Client Sample ID: EN0430D040709 Lab Duplicate

Lab ID#: 0904193B-24AA

cis-1,2-Dichloroethene	0.79	2.6	3.1	10
1,1,1-Trichloroethane	0.79	6.7	4.3	36
Trichloroethene	0.79	95	4.2	510
Tetrachloroethene	0.79	2.6	5.4	18

Client Sample ID: EN0637S040709

Lab ID#: 0904193B-25A

No Detections Were Found.

Client Sample ID: EN0637D040709

Lab ID#: 0904193B-26A

Compound	Rpt. Limit (ppbv)	Amount (ppbv)	Rpt. Limit (ug/m3)	Amount (ug/m3)
cis-1,2-Dichloroethene	0.82	4.9	3.2	19
Trichloroethene	0.82	6.1	4.4	33
Tetrachloroethene	0.82	2.7	5.6	18

Client Sample ID: EN0728S040709

Lab ID#: 0904193B-27A

Compound	Rpt. Limit (ppbv)	Amount (ppbv)	Rpt. Limit (ug/m3)	Amount (ug/m3)
Tetrachloroethene	0.86	9.6	5.8	65

Client Sample ID: EN0728D040709

Lab ID#: 0904193B-28A

Compound	Rpt. Limit (ppbv)	Amount (ppbv)	Rpt. Limit (ug/m3)	Amount (ug/m3)
cis-1,2-Dichloroethene	0.84	8.3	3.3	33
Trichloroethene	0.84	21	4.5	110
Tetrachloroethene	0.84	190	5.7	1300
trans-1,2-Dichloroethene	0.84	2.0	3.3	7.9

Client Sample ID: EB3338040709

Lab ID#: 0904193B-29A

No Detections Were Found.

AN ENVIRONMENTAL ANALYTICAL LABORATORY

Client Sample ID: EN042S040709

Lab ID#: 0904193B-20A

MODIFIED EPA METHOD TO-15 GC/MS FULL SCAN

File Name:	**r041006**	**Date of Collection:**	**4/7/09 3:55:00 PM**
Dil. Factor:	**1.52**	**Date of Analysis:**	**4/10/09 11:04 AM**

Compound	Rpt. Limit (ppbv)	Amount (ppbv)	Rpt. Limit (ug/m3)	Amount (ug/m3)
Vinyl Chloride	0.76	Not Detected	1.9	Not Detected
Chloroethane	0.76	Not Detected	2.0	Not Detected
1,1-Dichloroethene	0.76	Not Detected	3.0	Not Detected
Freon 113	0.76	Not Detected	5.8	Not Detected
Methylene Chloride	0.76	Not Detected	2.6	Not Detected
1,1-Dichloroethane	0.76	Not Detected	3.1	Not Detected
cis-1,2-Dichloroethene	0.76	Not Detected	3.0	Not Detected
1,1,1-Trichloroethane	0.76	Not Detected	4.1	Not Detected
Trichloroethene	0.76	Not Detected	4.1	Not Detected
Tetrachloroethene	0.76	Not Detected	5.2	Not Detected
trans-1,2-Dichloroethene	0.76	Not Detected	3.0	Not Detected

Container Type: 1 Liter Summa Canister (100% Certified)

Surrogates	%Recovery	Method Limits
1,2-Dichloroethane-d4	105	70-130
Toluene-d8	97	70-130
4-Bromofluorobenzene	100	70-130

AN ENVIRONMENTAL ANALYTICAL LABORATORY

Client Sample ID: DU1035040709

Lab ID#: 0904193B-21A

MODIFIED EPA METHOD TO-15 GC/MS FULL SCAN

File Name:	**r041007**	**Date of Collection:**	**4/7/09 3:55:00 PM**
Dil. Factor:	**1.58**	**Date of Analysis:**	**4/10/09 12:04 PM**

Compound	Rpt. Limit (ppbv)	Amount (ppbv)	Rpt. Limit (ug/m3)	Amount (ug/m3)
Vinyl Chloride	0.79	Not Detected	2.0	Not Detected
Chloroethane	0.79	Not Detected	2.1	Not Detected
1,1-Dichloroethene	0.79	Not Detected	3.1	Not Detected
Freon 113	0.79	Not Detected	6.0	Not Detected
Methylene Chloride	0.79	Not Detected	2.7	Not Detected
1,1-Dichloroethane	0.79	Not Detected	3.2	Not Detected
cis-1,2-Dichloroethene	0.79	Not Detected	3.1	Not Detected
1,1,1-Trichloroethane	0.79	Not Detected	4.3	Not Detected
Trichloroethene	0.79	Not Detected	4.2	Not Detected
Tetrachloroethene	0.79	Not Detected	5.4	Not Detected
trans-1,2-Dichloroethene	0.79	Not Detected	3.1	Not Detected

Container Type: 1 Liter Summa Canister (100% Certified)

Surrogates	%Recovery	Method Limits
1,2-Dichloroethane-d4	107	70-130
Toluene-d8	104	70-130
4-Bromofluorobenzene	103	70-130

AN ENVIRONMENTAL ANALYTICAL LABORATORY

Client Sample ID: EN042D040709

Lab ID#: 0904193B-22A

MODIFIED EPA METHOD TO-15 GC/MS FULL SCAN

File Name:	**r041008**	**Date of Collection:**	**4/7/09 3:12:00 PM**
Dil. Factor:	**1.61**	**Date of Analysis:**	**4/10/09 01:17 PM**

Compound	Rpt. Limit (ppbv)	Amount (ppbv)	Rpt. Limit (ug/m3)	Amount (ug/m3)
Vinyl Chloride	0.80	Not Detected	2.0	Not Detected
Chloroethane	0.80	Not Detected	2.1	Not Detected
1,1-Dichloroethene	0.80	Not Detected	3.2	Not Detected
Freon 113	0.80	Not Detected	6.2	Not Detected
Methylene Chloride	0.80	Not Detected	2.8	Not Detected
1,1-Dichloroethane	0.80	Not Detected	3.2	Not Detected
cis-1,2-Dichloroethene	0.80	Not Detected	3.2	Not Detected
1,1,1-Trichloroethane	0.80	1.6	4.4	8.9
Trichloroethene	0.80	18	4.3	99
Tetrachloroethene	0.80	2.4	5.5	16
trans-1,2-Dichloroethene	0.80	Not Detected	3.2	Not Detected

Container Type: 1 Liter Summa Canister (100% Certified)

Surrogates	%Recovery	Method Limits
1,2-Dichloroethane-d4	112	70-130
Toluene-d8	98	70-130
4-Bromofluorobenzene	103	70-130

AN ENVIRONMENTAL ANALYTICAL LABORATORY

Client Sample ID: EN0430S040709

Lab ID#: 0904193B-23A

MODIFIED EPA METHOD TO-15 GC/MS FULL SCAN

File Name:	**r041009**	**Date of Collection:**	**4/7/09 2:54:00 PM**
Dil. Factor:	**1.64**	**Date of Analysis:**	**4/10/09 02:04 PM**

Compound	Rpt. Limit (ppbv)	Amount (ppbv)	Rpt. Limit (ug/m3)	Amount (ug/m3)
Vinyl Chloride	0.82	Not Detected	2.1	Not Detected
Chloroethane	0.82	Not Detected	2.2	Not Detected
1,1-Dichloroethene	0.82	Not Detected	3.2	Not Detected
Freon 113	0.82	Not Detected	6.3	Not Detected
Methylene Chloride	0.82	Not Detected	2.8	Not Detected
1,1-Dichloroethane	0.82	Not Detected	3.3	Not Detected
cis-1,2-Dichloroethene	0.82	Not Detected	3.2	Not Detected
1,1,1-Trichloroethane	0.82	Not Detected	4.5	Not Detected
Trichloroethene	0.82	48	4.4	260
Tetrachloroethene	0.82	Not Detected	5.6	Not Detected
trans-1,2-Dichloroethene	0.82	Not Detected	3.2	Not Detected

Container Type: 1 Liter Summa Canister (100% Certified)

Surrogates	%Recovery	Method Limits
1,2-Dichloroethane-d4	108	70-130
Toluene-d8	98	70-130
4-Bromofluorobenzene	102	70-130

AN ENVIRONMENTAL ANALYTICAL LABORATORY

Client Sample ID: EN0430D040709

Lab ID#: 0904193B-24A

MODIFIED EPA METHOD TO-15 GC/MS FULL SCAN

File Name:	**r041010**	**Date of Collection:**	**4/7/09 3:00:00 PM**
Dil. Factor:	**1.58**	**Date of Analysis:**	**4/10/09 02:52 PM**

Compound	Rpt. Limit (ppbv)	Amount (ppbv)	Rpt. Limit (ug/m3)	Amount (ug/m3)
Vinyl Chloride	0.79	Not Detected	2.0	Not Detected
Chloroethane	0.79	Not Detected	2.1	Not Detected
1,1-Dichloroethene	0.79	Not Detected	3.1	Not Detected
Freon 113	0.79	Not Detected	6.0	Not Detected
Methylene Chloride	0.79	Not Detected	2.7	Not Detected
1,1-Dichloroethane	0.79	1.0	3.2	4.3
cis-1,2-Dichloroethene	0.79	2.5	3.1	10
1,1,1-Trichloroethane	0.79	6.6	4.3	36
Trichloroethene	0.79	96	4.2	520
Tetrachloroethene	0.79	2.8	5.4	19
trans-1,2-Dichloroethene	0.79	Not Detected	3.1	Not Detected

Container Type: 1 Liter Summa Canister (100% Certified)

Surrogates	%Recovery	Method Limits
1,2-Dichloroethane-d4	110	70-130
Toluene-d8	100	70-130
4-Bromofluorobenzene	101	70-130

AN ENVIRONMENTAL ANALYTICAL LABORATORY

Client Sample ID: EN0430D040709 Lab Duplicate

Lab ID#: 0904193B-24AA

MODIFIED EPA METHOD TO-15 GC/MS FULL SCAN

File Name:	**r041011**	**Date of Collection:**	**4/7/09 3:00:00 PM**
Dil. Factor:	**1.58**	**Date of Analysis:**	**4/10/09 03:34 PM**

Compound	Rpt. Limit (ppbv)	Amount (ppbv)	Rpt. Limit (ug/m3)	Amount (ug/m3)
Vinyl Chloride	0.79	Not Detected	2.0	Not Detected
Chloroethane	0.79	Not Detected	2.1	Not Detected
1,1-Dichloroethene	0.79	Not Detected	3.1	Not Detected
Freon 113	0.79	Not Detected	6.0	Not Detected
Methylene Chloride	0.79	Not Detected	2.7	Not Detected
1,1-Dichloroethane	0.79	1.0	3.2	4.2
cis-1,2-Dichloroethene	0.79	2.6	3.1	10
1,1,1-Trichloroethane	0.79	6.7	4.3	36
Trichloroethene	0.79	95	4.2	510
Tetrachloroethene	0.79	2.6	5.4	18
trans-1,2-Dichloroethene	0.79	Not Detected	3.1	Not Detected

Container Type: 1 Liter Summa Canister (100% Certified)

Surrogates	%Recovery	Method Limits
1,2-Dichloroethane-d4	110	70-130
Toluene-d8	99	70-130
4-Bromofluorobenzene	101	70-130

AN ENVIRONMENTAL ANALYTICAL LABORATORY

Client Sample ID: EN0637S040709

Lab ID#: 0904193B-25A

MODIFIED EPA METHOD TO-15 GC/MS FULL SCAN

File Name:	**r041012**	**Date of Collection:**	**4/7/09 5:30:00 PM**
Dil. Factor:	**1.75**	**Date of Analysis:**	**4/10/09 04:22 PM**

Compound	Rpt. Limit (ppbv)	Amount (ppbv)	Rpt. Limit (ug/m3)	Amount (ug/m3)
Vinyl Chloride	0.88	Not Detected	2.2	Not Detected
Chloroethane	0.88	Not Detected	2.3	Not Detected
1,1-Dichloroethene	0.88	Not Detected	3.5	Not Detected
Freon 113	0.88	Not Detected	6.7	Not Detected
Methylene Chloride	0.88	Not Detected	3.0	Not Detected
1,1-Dichloroethane	0.88	Not Detected	3.5	Not Detected
cis-1,2-Dichloroethene	0.88	Not Detected	3.5	Not Detected
1,1,1-Trichloroethane	0.88	Not Detected	4.8	Not Detected
Trichloroethene	0.88	Not Detected	4.7	Not Detected
Tetrachloroethene	0.88	Not Detected	5.9	Not Detected
trans-1,2-Dichloroethene	0.88	Not Detected	3.5	Not Detected

Container Type: 1 Liter Summa Canister (100% Certified)

Surrogates	%Recovery	Method Limits
1,2-Dichloroethane-d4	109	70-130
Toluene-d8	98	70-130
4-Bromofluorobenzene	102	70-130

AN ENVIRONMENTAL ANALYTICAL LABORATORY

Client Sample ID: EN0637D040709

Lab ID#: 0904193B-26A

MODIFIED EPA METHOD TO-15 GC/MS FULL SCAN

File Name:	**r041013**	**Date of Collection:**	**4/7/09 5:40:00 PM**
Dil. Factor:	**1.64**	**Date of Analysis:**	**4/10/09 05:32 PM**

Compound	Rpt. Limit (ppbv)	Amount (ppbv)	Rpt. Limit (ug/m3)	Amount (ug/m3)
Vinyl Chloride	0.82	Not Detected	2.1	Not Detected
Chloroethane	0.82	Not Detected	2.2	Not Detected
1,1-Dichloroethene	0.82	Not Detected	3.2	Not Detected
Freon 113	0.82	Not Detected	6.3	Not Detected
Methylene Chloride	0.82	Not Detected	2.8	Not Detected
1,1-Dichloroethane	0.82	Not Detected	3.3	Not Detected
cis-1,2-Dichloroethene	0.82	4.9	3.2	19
1,1,1-Trichloroethane	0.82	Not Detected	4.5	Not Detected
Trichloroethene	0.82	6.1	4.4	33
Tetrachloroethene	0.82	2.7	5.6	18
trans-1,2-Dichloroethene	0.82	Not Detected	3.2	Not Detected

Container Type: 1 Liter Summa Canister (100% Certified)

Surrogates	%Recovery	Method Limits
1,2-Dichloroethane-d4	108	70-130
Toluene-d8	99	70-130
4-Bromofluorobenzene	100	70-130

AN ENVIRONMENTAL ANALYTICAL LABORATORY

Client Sample ID: EN0728S040709

Lab ID#: 0904193B-27A

MODIFIED EPA METHOD TO-15 GC/MS FULL SCAN

File Name:	**r041014**	**Date of Collection:**	**4/7/09 5:58:00 PM**
Dil. Factor:	**1.71**	**Date of Analysis:**	**4/10/09 06:14 PM**

Compound	Rpt. Limit (ppbv)	Amount (ppbv)	Rpt. Limit (ug/m3)	Amount (ug/m3)
Vinyl Chloride	0.86	Not Detected	2.2	Not Detected
Chloroethane	0.86	Not Detected	2.2	Not Detected
1,1-Dichloroethene	0.86	Not Detected	3.4	Not Detected
Freon 113	0.86	Not Detected	6.6	Not Detected
Methylene Chloride	0.86	Not Detected	3.0	Not Detected
1,1-Dichloroethane	0.86	Not Detected	3.5	Not Detected
cis-1,2-Dichloroethene	0.86	Not Detected	3.4	Not Detected
1,1,1-Trichloroethane	0.86	Not Detected	4.7	Not Detected
Trichloroethene	0.86	Not Detected	4.6	Not Detected
Tetrachloroethene	0.86	9.6	5.8	65
trans-1,2-Dichloroethene	0.86	Not Detected	3.4	Not Detected

Container Type: 1 Liter Summa Canister (100% Certified)

Surrogates	%Recovery	Method Limits
1,2-Dichloroethane-d4	102	70-130
Toluene-d8	98	70-130
4-Bromofluorobenzene	102	70-130

AN ENVIRONMENTAL ANALYTICAL LABORATORY

Client Sample ID: EN0728D040709

Lab ID#: 0904193B-28A

MODIFIED EPA METHOD TO-15 GC/MS FULL SCAN

File Name:	**r041016**	**Date of Collection:**	**4/7/09 6:03:00 PM**
Dil. Factor:	**1.68**	**Date of Analysis:**	**4/10/09 07:40 PM**

Compound	Rpt. Limit (ppbv)	Amount (ppbv)	Rpt. Limit (ug/m3)	Amount (ug/m3)
Vinyl Chloride	0.84	Not Detected	2.1	Not Detected
Chloroethane	0.84	Not Detected	2.2	Not Detected
1,1-Dichloroethene	0.84	Not Detected	3.3	Not Detected
Freon 113	0.84	Not Detected	6.4	Not Detected
Methylene Chloride	0.84	Not Detected	2.9	Not Detected
1,1-Dichloroethane	0.84	Not Detected	3.4	Not Detected
cis-1,2-Dichloroethene	0.84	8.3	3.3	33
1,1,1-Trichloroethane	0.84	Not Detected	4.6	Not Detected
Trichloroethene	0.84	21	4.5	110
Tetrachloroethene	0.84	190	5.7	1300
trans-1,2-Dichloroethene	0.84	2.0	3.3	7.9

Container Type: 1 Liter Summa Canister (100% Certified)

Surrogates	%Recovery	Method Limits
1,2-Dichloroethane-d4	105	70-130
Toluene-d8	99	70-130
4-Bromofluorobenzene	99	70-130

AN ENVIRONMENTAL ANALYTICAL LABORATORY

Client Sample ID: EB3338040709

Lab ID#: 0904193B-29A

MODIFIED EPA METHOD TO-15 GC/MS FULL SCAN

File Name:	**r041015**	**Date of Collection:**	**4/7/09 5:55:00 PM**
Dil. Factor:	**1.71**	**Date of Analysis:**	**4/10/09 06:56 PM**

Compound	Rpt. Limit (ppbv)	Amount (ppbv)	Rpt. Limit (ug/m3)	Amount (ug/m3)
Vinyl Chloride	0.86	Not Detected	2.2	Not Detected
Chloroethane	0.86	Not Detected	2.2	Not Detected
1,1-Dichloroethene	0.86	Not Detected	3.4	Not Detected
Freon 113	0.86	Not Detected	6.6	Not Detected
Methylene Chloride	0.86	Not Detected	3.0	Not Detected
1,1-Dichloroethane	0.86	Not Detected	3.5	Not Detected
cis-1,2-Dichloroethene	0.86	Not Detected	3.4	Not Detected
1,1,1-Trichloroethane	0.86	Not Detected	4.7	Not Detected
Trichloroethene	0.86	Not Detected	4.6	Not Detected
Tetrachloroethene	0.86	Not Detected	5.8	Not Detected
trans-1,2-Dichloroethene	0.86	Not Detected	3.4	Not Detected

Container Type: 1 Liter Summa Canister (100% Certified)

Surrogates	%Recovery	Method Limits
1,2-Dichloroethane-d4	106	70-130
Toluene-d8	99	70-130
4-Bromofluorobenzene	101	70-130

AN ENVIRONMENTAL ANALYTICAL LABORATORY

Client Sample ID: Lab Blank

Lab ID#: 0904193B-30A

MODIFIED EPA METHOD TO-15 GC/MS FULL SCAN

File Name:	**r041005**	**Date of Collection: NA**	
Dil. Factor:	**1.00**	**Date of Analysis: 4/10/09 10:19 AM**	

Compound	Rpt. Limit (ppbv)	Amount (ppbv)	Rpt. Limit (ug/m3)	Amount (ug/m3)
Vinyl Chloride	0.50	Not Detected	1.3	Not Detected
Chloroethane	0.50	Not Detected	1.3	Not Detected
1,1-Dichloroethene	0.50	Not Detected	2.0	Not Detected
Freon 113	0.50	Not Detected	3.8	Not Detected
Methylene Chloride	0.50	Not Detected	1.7	Not Detected
1,1-Dichloroethane	0.50	Not Detected	2.0	Not Detected
cis-1,2-Dichloroethene	0.50	Not Detected	2.0	Not Detected
1,1,1-Trichloroethane	0.50	Not Detected	2.7	Not Detected
Trichloroethene	0.50	Not Detected	2.7	Not Detected
Tetrachloroethene	0.50	Not Detected	3.4	Not Detected
trans-1,2-Dichloroethene	0.50	Not Detected	2.0	Not Detected

Container Type: NA - Not Applicable

Surrogates	%Recovery	Method Limits
1,2-Dichloroethane-d4	100	70-130
Toluene-d8	97	70-130
4-Bromofluorobenzene	100	70-130

AN ENVIRONMENTAL ANALYTICAL LABORATORY

Client Sample ID: CCV

Lab ID#: 0904193B-31A

MODIFIED EPA METHOD TO-15 GC/MS FULL SCAN

File Name:	**r041002**	**Date of Collection: NA**	
Dil. Factor:	**1.00**	**Date of Analysis: 4/10/09 08:23 AM**	

Compound	**%Recovery**
Vinyl Chloride	97
Chloroethane	100
1,1-Dichloroethene	101
Freon 113	98
Methylene Chloride	99
1,1-Dichloroethane	98
cis-1,2-Dichloroethene	99
1,1,1-Trichloroethane	104
Trichloroethene	101
Tetrachloroethene	94
trans-1,2-Dichloroethene	95

Container Type: NA - Not Applicable

Surrogates	**%Recovery**	**Method Limits**
1,2-Dichloroethane-d4	108	70-130
Toluene-d8	102	70-130
4-Bromofluorobenzene	101	70-130

AN ENVIRONMENTAL ANALYTICAL LABORATORY

Client Sample ID: LCS

Lab ID#: 0904193B-32A

MODIFIED EPA METHOD TO-15 GC/MS FULL SCAN

File Name:	**r041003**	**Date of Collection: NA**	
Dil. Factor:	**1.00**	**Date of Analysis: 4/10/09 08:56 AM**	

Compound	**%Recovery**
Vinyl Chloride	84
Chloroethane	89
1,1-Dichloroethene	104
Freon 113	102
Methylene Chloride	99
1,1-Dichloroethane	95
cis-1,2-Dichloroethene	100
1,1,1-Trichloroethane	95
Trichloroethene	96
Tetrachloroethene	91
trans-1,2-Dichloroethene	88

Container Type: NA - Not Applicable

Surrogates	**%Recovery**	**Method Limits**
1,2-Dichloroethane-d4	104	70-130
Toluene-d8	100	70-130
4-Bromofluorobenzene	102	70-130

AN ENVIRONMENTAL ANALYTICAL LABORATORY

Client Sample ID: LCSD

Lab ID#: 0904193B-32AA

MODIFIED EPA METHOD TO-15 GC/MS FULL SCAN

File Name:	**r041004**	**Date of Collection: NA**	
Dil. Factor:	**1.00**	**Date of Analysis: 4/10/09 09:35 AM**	

Compound	**%Recovery**
Vinyl Chloride	82
Chloroethane	90
1,1-Dichloroethene	103
Freon 113	103
Methylene Chloride	97
1,1-Dichloroethane	95
cis-1,2-Dichloroethene	99
1,1,1-Trichloroethane	94
Trichloroethene	97
Tetrachloroethene	91
trans-1,2-Dichloroethene	89

Container Type: NA - Not Applicable

Surrogates	**%Recovery**	**Method Limits**
1,2-Dichloroethane-d4	102	70-130
Toluene-d8	99	70-130
4-Bromofluorobenzene	100	70-130