8976 Wellington Road
Manassas, VA 20109

April 12, 2013

Alex Czuhanich
New York State Department of Environmental Conservation
Division of Environmental Remediation
Remedial Bureau E
625 Broadway, 12th Floor
Albany, NY 12233-7017

Re: Transmittal of the Combined Groundwater Report for 2012
Order on Consent Index #A7-0502-0104, Site #704014

Dear Mr. Czuhanich:

The purpose of this letter is to transmit the Combined Groundwater Report for 2012. This report combines the Annual Groundwater Monitoring Status Report (Annual Report) for 2012 and the Ninth Update to the Groundwater Remediation Systems Operations, Maintenance and Monitoring Plan (OM&M Plan).

Should you have any questions concerning the contents of this report, please contact me at 703-257-2587.

Sincerely,

M. E. Meyers

Mitchell E. Meyers
Manager, Environmental Remediation
IBM Corporate Environmental Affairs

cc: K. Lynch, Esq., NYSDEC - Syracuse
J. Deming, NYSDOH
C. Edwards, Broome County Health Department
C. Pelto, EIT
D. Tuohy, Esq., NYSDEC – Albany (w/o enclosure)

COMBINED GROUNDWATER REPORT FOR 2012

VILLAGE OF ENDICOTT/TOWN OF UNION
BROOME COUNTY, NEW YORK

Order on Consent Index #A7-0502-0104
Site #704014

Prepared for:

IBM Corporation

April 12, 2013

Prepared by:

Groundwater Sciences, P.C.
Groundwater Sciences Corporation

2601 Market Place Street, Suite 310
Harrisburg, Pennsylvania 17110

560 Route 52, Suite 202
Beacon, New York 12508

1108 Vestal Parkway East, Suite 2
Vestal, New York 13850

P.E. Certification
Combined Groundwater Report for 2012
Village of Endicott / Town of Union
Broome County, New York

Section XII and Appendix D, Activity C
of Order on Consent Index #A7-0502-0104
Site #704014

April 12, 2013

I certify that I have reviewed the Combined Groundwater Report for 2012, for the former IBM Endicott Facility in the Village of Endicott / Town of Union in Broome County, New York pursuant to Section XII and Appendix D, Activity C of Order on Consent Index #A7-0502-0104, Site #704014. This report is dated April 12, 2013 and was prepared by Groundwater Sciences Corporation and Groundwater Sciences, P.C. for IBM Corporation. I certify that I have reviewed all figures, plates, and appendices related to the operations, maintenance, and monitoring of groundwater remediation systems. To the best of my knowledge, all such engineering-related information contained in this report is complete and accurate.

I certify that all portions of this report relating to the operations, maintenance, and monitoring of groundwater remediation systems have been prepared in accordance with good engineering practices and all work has been performed under my direct supervision.

No alterations to the engineering-related information contained in this report may be made unless made in accordance with 145-Subsection 7209 of New York State Education Law.



Signature: _____ Date: 4-12-2013

Name: Matthew T. Luckman

License No: 076619

State: New York

Table of Contents

1 INTRODUCTION 1
1.1 Purpose and Scope 1
1.2 Site Location and Description 2
1.3 2012 Highlights 3
1.3.1 Site Characterization 5
1.3.2 Groundwater Extraction and Treatment Systems 6
1.3.3 Groundwater Injection 6
1.3.4 Groundwater Monitoring 7
1.4 Organization of Report 8
2 BACKGROUND 9
2.1 Site Remediation Objectives 9
2.2 Physical Setting 10
2.2.1 Upper Aquifer 10
2.2.2 Lacustrine Silt 10
2.2.3 Lower Aquifer 11
2.2.4 Bedrock Aquifer 11
2.2.5 Other Units 11
2.3 Groundwater Monitoring Plan 12
2.4 Description of Remedial Systems 13
2.4.1 Groundwater Extraction and Injection Wells 13
2.4.1.1 Operable Unit #1: Railroad Corridor Source Area 14
2.4.1.2 Operable Unit #2: North Street Area 15
2.4.1.3 Miscellaneous Activity A: Plume Reduction in Off-Site Capture Zone A 15
2.4.1.4 Operable Unit #3: Plume Reduction in the Southern Area 15
2.4.1.5 Operable Unit #4: Ideal Cleaners Area (Portion of Off-Site Capture Zone B) 16
2.4.1.6 Operable Unit #5: Building 57 Area 16
2.4.1.7 Operable Unit #6: Plume Control in Bedrock Groundwater 16
2.4.1.8 Operable Unit #7: Northwestern Area 17
2.4.2 Groundwater Treatment Systems 17
2.4.2.1 Adams Avenue, Garfield Avenue and Jefferson Avenue GTFs 18
2.4.2.2 Robble Avenue GTF 18
2.4.2.3 Clark Street GTF 19
3 DESCRIPTION OF WORK PERFORMED IN 2012 20
3.1 Remediation System Operations 20
3.1.1 Groundwater Extraction and Injection 20
3.1.2 Influent and Effluent Sampling of Groundwater Treatment Systems 21

3.1.3 Operational Efficiency 22
3.1.4 Treatment Efficiency 24
3.1.5 System Maintenance 24
3.1.5.1 Water Treatment Chemical (WTC) Use and Reporting 24
3.1.5.2 Carbon Changes 25
3.1.6 System Upgrades 26
3.1.6.1 Expansion of Garfield Avenue GTF and EN-530T Conveyance Piping 27
3.1.6.2 Upgrades to Air Venting Systems on Liquid-Phase GAC Vessels 27
3.2 Groundwater Monitoring Program Activities 28
3.2.1 Installation of Groundwater Monitoring Wells 28
3.2.2 Groundwater Elevation Measurements 28
3.2.2.1 Comprehensive Water Level Measurement Events 29
3.2.2.2 Supplemental Water Level Measurements 29
3.2.2.3 Continuous Water Level Monitoring 29
3.2.3 Monitoring Well Inspections 30
3.2.4 Groundwater Sampling 31
3.2.4.1 Reporting of Groundwater Chemistry Data 31
3.2.4.2 Quality Assurance/Quality Control Samples 32
3.2.4.2.1 Duplicate Samples 33
3.2.4.2.2 Trip Blanks 33
3.2.4.2.3 Equipment Rinse Blanks 34
4 HYDROGEOLOGY 35
4.1 Upper Aquifer 35
4.1.1 Saturated Thickness 35
4.1.2 Groundwater Flow and Capture Zones 35
4.1.2.1 On-Site Capture Zone 36
4.1.2.2 Off-Site Capture Zone A 36
4.1.2.3 Off-Site Capture Zone B 38
4.1.2.4 Southern Area 38
4.2 Bedrock Aquifer 39
5 HYDROGEOCHEMISTRY 40
5.1 Chemicals of Concern 40
5.1.1 Chlorinated Ethenes 40
5.1.2 Chlorinated Ethanes 40
5.1.3 Other Compounds 41
5.2 Distribution of Chemical Concentrations in the Upper Aquifer 41
5.2.1 Tetrachloroethene and Trichloroethene Transformation Series Compounds 42
5.2.2 1,1,1-Trichloroethane Transformation Series Compounds 43

5.2.3 Freons 44
5.3 Concentration Trends in the Upper Aquifer 44
5.4 Distribution of Chemical Concentrations in the Bedrock Aquifer 45
6 PROGRESS OF REMEDIATION 46
6.1 Source Area Control in Operable Unit No. 1 46
6.2 Control of Flux Crossing North Street in Operable Unit No. 2 47
6.2.1 Groundwater Extraction in OU#2 48
6.2.2 VOC Mass Removal 51
6.3 Plume Reduction South of North Street in Off-Site Capture Zones A and B and in Operable Unit No. 3 (Southern Area) 52
6.3.1 Groundwater Injection 53
6.3.2 Groundwater Extraction 55
6.3.3 VOC Mass Removal 56
6.3.4 Plume Reduction in Operable Unit No. 4 (E. Part of Off-Site Capture Zone B) 57
6.3.4.1 OU#4 Groundwater Monitoring Program 58
6.3.4.2 Summary of 2012 Findings 60
6.3.4.2.1 Distribution of PCE-Series Constituents 61
6.3.4.2.2 Plume Stability 61
6.3.4.2.3 Evidence of Trends in Transformations 63
6.3.4.2.4 Preliminary Projections to Reach Remedial Action Goals 64
6.4 Status of Remediation at Operable Unit No. 5 65
6.5 Status of Remediation in Operable Unit No. 6 (Bedrock Aquifer) 67
6.6 Status of Remediation at Operable Unit No. 7 67
6.7 Site-Wide Reduction of TCE Mass in Place 68
6.7.1 VOC Mass Removed by Pumping in 2012 68
6.7.2 Change in Mass of TCE Dissolved in Groundwater, 2004 vs. 2012 69
6.7.2.1 Calculation of Initial TCE Mass in Place, June 2004 69
6.7.2.2 Calculation of TCE Mass in Place, August 2012 71
6.7.3 Progress Toward Reducing the Concentration and Mass of TCE in Groundwater 72
7 REFERENCES 75

Table of Figures

Figure 1-1 Site Location Map

Figure 1-2 Area Designations Map

Figure 1-3 Elements of Current Extraction/ Injection Well Systems (as of December 31, 2012)

Figure 4-1 Upper Aquifer Saturated Thickness Contour Plan (August 29, 2012)

Figure 4-2 Groundwater Elevation Contour Map, Bedrock Potentiometric Surface (August 29, 2012)

Figure 5-1 Bedrock Potentiometric Surface with Bedrock TCE-Series Isoconcentration Contours (August 2012)

Figure 6-1 2012 Apportionment of Total VOC Mass Removal in the Upper Aquifer

Figure 6-2 TCE Isoconcentration Contour Map, Upper Aquifer (with Grid Overlay), August 2012

Figure 6-3 Upper Aquifer Saturated Thickness Contour Plan (with Grid Overlay), August 2012

Figure 6-4 Spreadsheet Grid Map of TCE Concentrations in the Upper Aquifer, August 2012

Figure 6-5 Spreadsheet Grid Map of Upper Aquifer Saturated Thickness, August 2012

Figure 6-6 Spreadsheet Grid Map of Groundwater Volume in Storage, Upper Aquifer, August 2012

Figure 6-7 Spreadsheet Grid Map of Dissolved TCE Mass (Calculated) in Groundwater, Upper Aquifer, August 2012

Table of Plates

Plate 1-1 Monitoring Well Location Map (as of 12/31/2012)

Plate 2-1 Lacustrine Unit Top of Silt Contours and Lithologic Variation

Plate 4-1 Groundwater Elevation Contour Map, Upper Aquifer Water Table (August 29, 2012)

Plate 5-1 Total Volatile Organic Compound Concentration Data Posting Map, Upper Aquifer (August 2012)

Plate 5-2 PCE Isoconcentration Contour Map, Upper Aquifer (August 2012)

Plate 5-3 TCE Isoconcentration Contour Map, Upper Aquifer (August 2012)

Plate 5-4 cis12-DCE Isoconcentration Contour Map, Upper Aquifer (August 2012)

Plate 5-5 Vinyl Chloride Isoconcentration Contour Map, Upper Aquifer (August 2012)

Plate 5-6 111-TCA Isoconcentration Contour Map, Upper Aquifer (August 2012)

Plate 5-7 11-DCA Isoconcentration Contour Map, Upper Aquifer (August 2012)

Plate 5-8 11-DCE Isoconcentration Contour Map, Upper Aquifer (August 2012)

Plate 5-9 Freon 113 Isoconcentration Contour Map, Upper Aquifer (August 2012)

Plate 5-10 Freon 123a Isoconcentration Contour Map, Upper Aquifer (August 2012)

Plate 5-11 Comparative TCE Isoconcentration Contour Map, Upper Aquifer (First Half 2004 vs. August 2012)

Plate 6-1 OU#4 Location Map and Comparative PCE-Series Isoconcentration Contour Maps (August 2007 vs. November 2012)

Table of Appendices

Appendix A Extraction Well Pumping Volumes and VOC Mass Removal Data
(January 1, 2012 through December 31, 2012)

Appendix B Physical Well Data and Well Specifications

Appendix C Groundwater Elevation Data - 2012

Appendix D Groundwater Monitoring Plan – 2012

Proposed Groundwater Monitoring Plan for 2012-2013

Table D-1: Hydraulic Effectiveness Monitoring Wells

Table D-2: Remedial Action Effectiveness Wells

Appendix E Groundwater Analytical Chemistry Data and Groundwater Treatment Analytical Chemistry Data – 2012

Appendix F Table F-1: Summary Comparison of Duplicate Sample Results
Quality Assurance / Quality Control Analytical Chemistry Data – 2012

Appendix G Summary of Significant Remediation Systems Maintenance Activities – 2012

Appendix H Operation, Maintenance and Monitoring Manual for Extraction, Collection and Treatment Systems (on CD)

Appendix I Plume Reduction in Operable Unit No. 4

1 INTRODUCTION

This report has been prepared by Groundwater Sciences Corporation (GSC) and Groundwater Sciences, P.C. (GSPC) for International Business Machines Corporation (IBM). Its intent is to comply with Section XII. and Appendix D of Order on Consent Index #A7-0502-0104 (Order) between IBM and the New York State Department of Environmental Conservation (NYSDEC) for the former IBM Endicott facility (Site #704014, the "Site") located in the in the Village of Endicott, New York (Figure 1-1, "Huron Plant Site"). This report combines the Annual Groundwater Monitoring Status Report (Annual Report) for 2012 and the Ninth Update to the Groundwater Remediation Systems Operations, Maintenance and Monitoring Plan (OM&M Plan). As such, this report is referred to as the Combined Groundwater Report for 2012.

1.1 Purpose and Scope

The purpose of the Combined Groundwater Report for 2012 is threefold:

1. To describe the Remedial Action Plan in place at the Site, including groundwater extraction wells, injection wells, and treatment systems; the operation, maintenance, and monitoring of these systems; and upgrades, repairs, and replacements to these systems. The requirement for a comprehensive operations, maintenance and monitoring plan (COM&M Plan) is described in Appendix D, Activity C of the Order.

2. To describe the Groundwater Monitoring Program and to present the proposed Groundwater Monitoring Plan (GMP) for 2013-2014, effective July 1, 2013. The primary elements of the Groundwater Monitoring Program are the periodic measurement of groundwater elevations in several hundred hydraulic effectiveness (HE) monitoring wells and the sampling of groundwater from a subset of these HE wells, referred to as remedial action effectiveness (RAE) monitoring wells. The lists of HE and RAE monitoring wells in the GMP and the frequency of monitoring for these wells are updated annually so as to be consistent with the evaluation described in Item 3 below and with the anticipated monitoring needs for the next 12 months.

3. To evaluate the effectiveness of remedial action and the progress of remediation, thereby satisfying the annual reporting requirement for the Site. The contents of the annual

evaluation are specified in Section 4.3.2 of the OM&M Plan, Fifth Update (May 2009) and include a summary of all analytical chemistry results for the previous year, supporting QA/QC documentation, comprehensive groundwater elevation data, pumping rates and volumes, contaminant recovery calculations, treatment efficiency data, time-series graphs, isoconcentration contour maps, and other hydrogeologic maps as needed.

1.2 Site Location and Description

The former IBM Endicott facility is a 135-acre industrial facility situated in the Susquehanna River valley in the Village of Endicott, Broome County, New York. The Site, as defined in the Order and referenced in this report, includes the former IBM Endicott facility and certain "Off-Site" groundwater plume areas. In accordance with the Order, IBM is performing or has completed Supplemental Remedial Investigations (SRIs), Interim Remedial Measures (IRMs), and/or Focused Feasibility Studies (FFSs) in seven separate operable units (OUs) and one Miscellaneous Activity (MA) area. Portions of the Site that comprise the former IBM Endicott facility are shaded on Figure 1-2. The locations of the seven OUs and one MA area are also shown on Figure 1-2 and are listed below:

OU#1: Railroad Corridor Source Area

OU#2: North Street Area

OU#3: Plume Reduction in the Southern Area

OU#4: Ideal Cleaners Area

OU#5: Building 57 Area

OU#6: Plume Control in Bedrock Groundwater

OU#7: Assessment of Sewers in Northwestern Area of the Site

MA-A: Plume Reduction in Off-Site Capture Zone A

The OUs and MA area shown on Figure 1-2 originally were coincident with various hydraulic capture zones described in the *Supplemental Groundwater Assessment Final Report* (SGA Final Report, December 31, 2003, revised and updated May 17, 2004). As extraction well operations have changed, the boundaries of these capture zones have also changed. However, the terminology for these areas originally established in the SGA Final Report and carried over into the Order has been maintained where practical.

This Combined Groundwater Report presents data generated from January 1, 2012 to December 31, 2012.

1.3 2012 Highlights

The following subsections summarize the remedial activities and results from the operation, maintenance and monitoring of groundwater remediation systems at the Site in 2012. The highlights of operation and monitoring for 2012 include:

- Four extraction wells and one temporary extraction point in the On-Site Capture Zone continue to control flux from sources in the Railroad Corridor Source Area (RRCSA, Operable Unit #1 (OU#1)) and collectively removed about 4,047 pounds of volatile organic compounds (VOCs) from the groundwater in OU#1. This represents 93% of the total VOC mass removed by all extraction wells at the Site in 2012.

- A total of 21 groundwater extraction wells and one temporary extraction point operating at the Site in 2012 removed 4,341 pounds of VOCs, bringing the total mass of VOCs extracted since 1979 to approximately 816,000 pounds.

- Four hundred four (404) monitoring and extraction wells were used for collecting groundwater samples and/or measuring groundwater elevations in 2012.

- Injection of treated groundwater continued throughout 2012 at injection test wells EN-510T, EN-78T, EN-501T, EN-161T, and EN-529T. Injection test well EN-530T began operation in July 2012 and injection test well EN-509T operated from March through September 2012 using water supplied by the Endicott municipal water department (city water). The purpose

of the clean water injection is to partially re-saturate the Upper Aquifer and enhance flushing of trichloroethene (TCE) mass remaining in this unit.

- The nearly continuous operation of eight extraction wells in Off-Site Capture Zone A and the Southern Area (OU#3) during 2012, together with the injection of clean water in as many as six injection wells simultaneously at a combined average monthly rate of more than 400 gallons per minute (gpm) continues to generate the following benefits:

    - Virtually all chemical flux crossing North Street (Operable Unit #2) continues to be intercepted before reaching Off-Site Capture Zone A.

    - The areal extent of plumes in Off-Site Capture Zone A and OU#3 have been significantly reduced, as shown on chemical concentration maps for the principal plume constituents, and time versus concentration trends show substantial additional decreases in VOC concentrations in groundwater, both of which are the result of aggressive groundwater extraction and clean water injection efforts.

    - IBM has met its 10-year goal of reducing TCE mass dissolved in groundwater by 80% in less than nine years. The portion of the plume with TCE concentrations greater than 5 µg/l has been reduced by about 30 percent, the portion of the plume with TCE concentrations greater than 50 µg/l has been reduced by about 95 percent, and the portion with concentrations greater than 200 µg/L has been eliminated. Some of the decrease in areal extent of the TCE plume greater than 5 µg/l is due to substantial declines observed in the Southern Area portion of the plume (south of East Main Street). Other constituents of the plume, including 1,1,1-trichloroethane (111-TCA), cis-1,2-dichloroethene (cis12-DCE), and tetrachloroethene (PCE), have been substantially removed.

- Monitoring of the OU#4: Ideal Cleaners Area PCE-series (PCE, TCE, cis12-DCE, and vinyl chloride) groundwater plume in 2012 continued to indicate an overall declining trend in PCE-series constituents since completion of the 2010 source area removal at the former Ideal Cleaners property. The PCE and TCE portions of the groundwater plume have been removed by natural attenuation processes. In November 2012, remaining portions of the

plume above applicable 6NYCRR Part 703 standards were limited to two relatively small areas of cis12-DCE and a more widespread area of vinyl chloride.

- The VOC mass extracted from the bedrock aquifer by extraction well EN-D49 in 2012 was similar to the VOC mass extracted in 2010 and 2011. Extraction well EN-D49 is maintaining control of a plume of VOCs in bedrock groundwater.

- Successful remediation by source removal was conducted at OU#5 between February and September 2012.[1]

    - *In situ* thermal treatment was conducted using the electrical resistance heating (ERH) method. ERH treatment was conducted to target VOCs present in soil in four source zones. All remedial action objectives were achieved and surpassed. Based on confirmatory soil sampling, soils in the four source zones were remediated to Unrestricted Use Soil Cleanup Objectives (SCOs) established by NYSDEC. An estimated 7,000 pounds of VOCs were extracted from the ground in vapor

    - Groundwater extraction and treatment will be implemented in 2013 in the former Huron Lot #26, to address the presence of VOCs in groundwater identified during Supplemental Remedial Investigations. Routine groundwater monitoring will continue according to Agency-approved monitoring plans.

1.3.1 Site Characterization

From early 1979 through the end of 2012, 576 wells were installed as part of the corrective action program or ongoing investigations at this Site. The total consists of 256 wells (monitoring, extraction and injection) installed north of North Street on the manufacturing portion of the former

[1] OU#5 highlights were provided by Sanborn, Head & Associates, Inc. on April 11, 2013.

IBM facility at the Site, and 320 other wells (monitoring, extraction, and injection) installed south of North Street off the manufacturing portion of the former IBM facility at the Site. Seven new monitoring wells were installed in 2012, all of them in Operable Unit No. 5. Plate 1-1 shows the locations of monitoring wells and extraction wells that were completed through the end of 2012. These wells are also coded on this map according to the geologic unit in which they are completed. Water levels and groundwater samples collected from these wells have been used to characterize the patterns of groundwater flow beneath the Site and adjacent areas. Comprehensive interpretations of these data are provided in the annual reports for 2004 through 2011 and in the SGA Final Report, which presents extensive analysis and interpretation of the geology, hydrogeology and groundwater chemistry at and in the vicinity of the Site. Following recommendations made in the SGA Report and in accordance with the Order, investigations were performed in 2004 and work plans were prepared for additional investigations that were completed from 2005 to 2011.

1.3.2 Groundwater Extraction and Treatment Systems

As of December 31, 2012, groundwater containment and recovery operations consisted of 20 extraction wells. (Note: One of the 21 extraction wells that operated during 2012 was shut down in November.) The locations of these extraction wells are shown on Figure 1-3. Average well yields in 2012 ranged from less than one gpm to more than 100 gpm. The combined average monthly extraction rate for 2012 was 622 gpm, with a combined average monthly minimum of 583 gpm and a maximum of 651 gpm. Groundwater pumped from the extraction wells was treated during 2012 at five standalone groundwater treatment facilities (GTFs) operated by IBM on Jefferson, Garfield, Adams and Robble Avenues, and on Clark Street. All of these treatment facilities are shown on Figure 1-3.

1.3.3 Groundwater Injection

As of December 31, 2012, groundwater injection operations consisted of six wells injecting treated groundwater and city water at a combined rate of about 380 gpm. The locations of these injection wells are shown on Figure 1-3. Treated groundwater from the Garfield Avenue GTF (Outfall 001M) was injected at wells EN-501T, EN-529T, and EN-530T; treated groundwater from the Jefferson Avenue GTF (Outfall 002M) was injected at well EN-510T; and treated groundwater from

the Adams Avenue GTF (Outfall 003M) was injected at wells EN-78T and EN-161T. Wells EN-78T, EN-161T, EN-501T, EN-510T and EN-529T operated throughout 2012. Injection of treated groundwater began at EN-530T on July 26, 2012. City water was sometimes used as a source for additional water when the volume of water needed for injection exceeded the volume of treated groundwater available from the GTFs; city water was also used at EN-509T during its temporary operation from March to September 2012.

1.3.4 Groundwater Monitoring

During the first half of 2012, sampling was performed in accordance with the Groundwater Monitoring Plan (GMP) shown on Tables D-2a and D-2b of Appendix D of the Combined Groundwater Report for 2010 (April 14, 2011). Sampling during the second half of 2012 was performed in accordance with the GMP shown on Tables D-2a and D-2b of Appendix D of the Combined Groundwater Report for 2011 (April 12, 2012). A total of 407 hydraulic effectiveness monitoring wells are included in the groundwater monitoring program that was implemented on July 1, 2012. At a minimum, groundwater samples are collected from 300 of these wells, including wells in Operable Unit #5.

In addition to these routine sampling activities, groundwater samples were collected as part of investigations to further characterize the Site. Although some of this data was previously reported to NYSDEC in Analytical Summary Reports (ASRs), the results of all groundwater samples collected during the 2012 calendar year are included in this Combined Groundwater Report for 2012.

1.4 Organization of Report

The remainder of this report is organized as follows. Section 2 presents important background information, including the Site's remediation goals, physical setting and hydrogeology, and descriptions of the remedial systems in place. Section 3 describes the work performed in 2012, including the maintenance and operation of groundwater extraction wells, injection wells, and treatment systems; installation and maintenance of monitoring wells; measurement of groundwater elevations; and groundwater sampling. The hydrogeological and hydrogeochemical results for 2012 are analyzed in Sections 4 and 5 with emphasis on patterns of groundwater flow and capture, and the distribution of chemicals of concern. Section 6 discusses the progress of remediation at each of the Site's operable units and the reduction in the mass of TCE in place Site-wide. A list of references is presented in Section 7.

2 BACKGROUND

The corrective action history of the Site began with the discovery of groundwater contamination in 1979. IBM subsequently began a Corrective Measures Program to evaluate groundwater quality and remediate groundwater contamination beneath IBM's former Main Plant facility on North Street in the Village of Endicott. In early 1980, IBM began to control and remove sources of contamination beneath its former facility at the Site by using vertical extraction wells to remove both groundwater and separate-phase VOCs. Since 1980, 35 extraction well points (not including replacement or supplemental wells at the same location) have been used at various places and times for this purpose. This report presents the results of the groundwater remediation activities for calendar year 2012.

2.1 Site Remediation Objectives

VOCs have been detected in groundwater in two geologic units beneath the Site: the bedrock and the glacial outwash, the latter unit containing the Upper Aquifer. The VOC plume in the bedrock is contained by the operation of a single extraction well and the remedial objective is to maintain that containment. The remedial measures program for the Upper Aquifer has two principal objectives. The first is to attain groundwater standards to the extent practicable. The second is to shrink the groundwater plumes containing VOCs, in particular trichloroethene (TCE), to mitigate potential concentrations of TCE in soil vapor. Simply stated, this second objective is as follows:

> Reduce concentrations of VOCs in groundwater south of North Street, and to the extent practicable, to below New York State 6NYCRR Part 703 groundwater standards in order to reduce potential soil vapor impacts. This will be accomplished by the following actions:

1. Continue to control the sources of VOCs in groundwater on the plant site and to enhance this control as appropriate.

2. Continue to control and/or treat the groundwater flux crossing North Street.

3. In conjunction with actions 1 and 2, accelerate the rate of reduction of the plume areas south of North Street.

The overall objective of these actions is to reduce the mass of TCE in groundwater within the plumes being remediated by IBM south of North Street by 50% in five years and by 80% in ten years, using the year when a remediation system was first implemented (2004) as the base year.

2.2 Physical Setting

The Site is underlain by a sequence of unconsolidated glacial and post-glacial sediments overlying a buried bedrock valley. Three of the units in this sequence (Upper Aquifer, Lower Aquifer, and Bedrock Aquifer) are water-bearing and one unit (Lacustrine Silt) is an effective aquitard.

2.2.1 Upper Aquifer

The Upper Aquifer is defined by the vertical difference between two topologic surfaces: (1) the surface defining the top of the lacustrine silt (see below), and (2) the surface defining the top of the saturated zone (i.e., the water table) in an extensive coarse-grained unit consisting of glacial outwash. This outwash unit is typically 25 to 30 feet thick but is thicker where it has been downwarped by differential compaction or collapsed in a few ice-block depressions. The Upper Aquifer is an unconfined, water table aquifer.

2.2.2 Lacustrine Silt

The Lacustrine Silt unit consists of fine-grained lake-bottom deposits, typically varved silt with pink clay seams, but locally grading to silty very fine sand. The top of this unit generally defines the bottom of the Upper Aquifer and is nearly continuous throughout the valley with the exception of discrete areas where the presence of ice blocks prevented its deposition onto ice-contact sand and gravel and/or glacial till deposits. Where the Lacustrine Silt is absent, the bottom of the Upper Aquifer rests on till or on coarse-textured ice-contact deposits that comprise the Lower Aquifer (where they are not otherwise silt-bound). Where the Lacustrine Silt is present, it forms an effective aquitard between the overlying Upper Aquifer and the underlying Lower Aquifer (where the latter is present). The current surface elevation contour map for the lacustrine silt is shown on Plate 2-1.

2.2.3 Lower Aquifer

The Lower Aquifer consists of stratified drift deposited by sub-glacial meltwater in tunnels or crevasses beneath the glacial ice. Unlike the glacial outwash of the Upper Aquifer, the ice-contact deposits of the Lower Aquifer are not present as a continuous layer in the area north of Broad Street in the west and East Main Street in the east, although such materials may be present in isolated areas. Rather, the Lower Aquifer in the Endicott area is confined to a thick sequence of ice contact deposits situated along the axis of the valley, and is used for both municipal and industrial water supply.

2.2.4 Bedrock Aquifer

The bedrock unit is the Devonian Catskill Formation, which is primarily composed of gray siltstone and shale and, in some places, sandstone. The upper part of the bedrock contains water-bearing fractures. These fractures yield sufficient quantities of water such that the shallow bedrock is an effective aquifer.

2.2.5 Other Units

Post-glacial alluvium is present near the Site in at least two locations: (1) beneath a low terrace adjacent to the Susquehanna River, and (2) in a shallow late-deglacial channel near the north valley wall (i.e., roughly coincident with Watson Boulevard). This unit is not significant with regard to groundwater flow at the Site.

In many areas, the lowermost unconsolidated unit lying directly above the bedrock is till - a dense, poorly sorted mixture of clay, silt, sand and angular rock fragments deposited directly by glacial action. The till is discontinuous beneath the Site and, therefore, is not always the lowermost unconsolidated unit in contact with bedrock. Near the axis of the valley, ice contact deposits lie directly over the bedrock where the till is absent. The till is not significant with regard to groundwater flow at the Site.

2.3 Groundwater Monitoring Plan

The Site monitoring plan consists of two elements: (1) sampling of groundwater monitoring and extraction wells in accordance with a Site-specific GMP and (2) sampling of influent and effluent from the various groundwater extraction and treatment systems to satisfy the treatment requirements of the Order. (Influent and effluent sampling is described in Section 3.1.2 of this report.) Sampling is performed in accordance with the Site's Quality Assurance Project Plan (QAPP). The current QAPP for the Site (January 2009) was prepared in accordance with Paragraphs 2.(i) and 2.(iii) of Appendix F of the Order and was submitted to NYSDEC in January 2009.

The GMP presented in Appendix D. The purpose of this GMP is to specify a network of groundwater monitoring and extraction wells that will be used to monitor hydraulic and remedial action effectiveness.

The groundwater monitoring network, effective July 1, 2013, consists of 407 hydraulic effectiveness (HE) monitoring wells and 300 remedial action effectiveness (RAE) monitoring wells, including 20 extraction wells. All of these wells are shown on Plate 1-1.

The HE wells are listed on Table D-1 of Appendix D. The physical specifications for the HE wells, such as survey coordinates, elevations, depths, and well construction information, are listed in Appendix B. Synoptic groundwater elevation data will be collected semiannually from the 390 HE wells and will used to construct groundwater elevation and potentiometric contour maps for the semiannual and annual reports.

The RAE wells and sampling frequencies are listed on Table D-2 of Appendix D. Groundwater analytical data from 291 RAE wells will be used to create chemical concentration contour maps showing the distribution of VOCs in groundwater. The RAE wells will be sampled at least annually for VOCs.

Samples collected from each of the RAE monitoring and extraction wells listed on Table D-2 will continue to be analyzed by SW-846 Method 8260B using a 25 mL purge, thereby achieving low concentration reporting limits, typically 0.5 µg/L (undiluted).

2.4 Description of Remedial Systems

The remedial systems described in this section consist of groundwater extraction wells, clean water injection wells, and groundwater treatment systems. These wells and treatment systems are operated and maintained in accordance with the Site's OM&M Plan.

2.4.1 Groundwater Extraction and Injection Wells

As described in Section 1.3.2, the groundwater collection system in 2012 consisted of 21 extraction wells and one temporary extraction point operating at various times throughout the year. Except for periods of testing and maintenance, the system has operated continuously since 1980. Prior to 2006, between 110 and 140 million gallons (MG) of groundwater was being extracted and treated annually. With the startup in 2006 of six new extraction wells (EN-215T, EN-447T, EN-451P, EN-491T, EN-492T, and EN-499T), groundwater extraction increased to 176 MG. This extraction rate could not be sustained through 2007 and 2008 as the Upper Aquifer was significantly dewatered; as a result, the volume of water available for pumping during 2008 decreased to 142 MG. With the startup of clean water injection first at EN-510T, and later at EN-92P and EN-78T, significant areas of the Upper Aquifer were re-saturated and the water extracted by pumping in 2009 increased to 162 MG. The annual groundwater extraction volume increased further in 2010 to 240 MG as two additional injection wells, EN-161T and EN-501T, were added. The groundwater extraction volume in 2011 was 307 MG, owing to an additional increase in the volume of water injected following replacement of injection test well EN-92P by EN-529T at a higher volume in early 2011. The addition of injection well EN-530T in July 2012, coupled with the restart of extraction well EN-276 in March 2012, brought the total groundwater extraction in 2012 to 328 MG and the total groundwater injection in 2012 to 212 MG.

Table A-1 in Appendix A summarizes the monthly pumping volumes and average flow rates for each extraction and injection well in 2012. These volumes and flow rates are based on daily records for each well. Also shown at the bottom of Table A-1 is the volume treated at each of the groundwater treatment facilities. Table A-2 shows the mass of VOCs removed by each extraction wells in 2012; this VOC mass recovery is discussed in Section 6.

Clean water injection using city water began on March 19, 2012 at test well EN-509T and was discontinued on September 24, 2012. Clean water injection at EN-530T using treated groundwater from the Garfield Avenue GTF began on July 26, 2012 and continued through the end of the year.

Figure 1-3 shows the locations of the 25 extraction wells and 8 injection test wells that were in place as of December 31, 2012. Of these 33 wells, 32 are constructed in the Upper Aquifer and one well (EN-D49) extracts groundwater from the bedrock aquifer. As noted above, 20 of the 25 extraction wells were operating at the end of 2012. (Extraction wells EN-92P, EN-120, EN-160, EN-218 and EN-222 are inactive.) Six of the eight injection test wells were operating at the end of 2012. (EN-509T is currently inactive and EN-525T has not been placed into service.)

2.4.1.1 Operable Unit #1: Railroad Corridor Source Area

As shown on Figure 1-3, extraction wells EN-428 and EN-253 are located within Operable Unit #1: Railroad Corridor Source Area (OU#1). Groundwater pumped from these two wells is metered at Building 46S (B046S), which contains an equalization tank (EQ Tank) and transfer pumps that transfer groundwater to the Clark Street GTF.

Wells EN-107R and EN-219R are also located in OU#1. Groundwater extracted from EN-107R is metered at the nearby EN-107R Metering Enclosure. From January through September 2012, groundwater from EN-107R was pumped through above-ground conveyance piping to the B046S EQ Tank and from there to the Clark Street GTF. From October to December 2012, groundwater from EN-107R was pumped through conveyance piping to the Huron Organic Treatment Facility (Huron OTF) operated by the Site owner, Huron LLC, in Building 96. Groundwater extracted from well EN-219R is metered at the EN-219R Metering Enclosure where it joins the B046S conveyance line and is pumped to the Clark Street GTF together with groundwater extracted from the other OU#1 extraction wells. A temporary extraction point known as Huron Remediation Standpipe #2 (Huron SP2) was installed by Huron in an excavation near EN-107R as part of efforts to remediate fuel oil that leaked into the subsurface from a pipe near EN-107R in April 2012.

2.4.1.2 Operable Unit #2: North Street Area

Three Upper Aquifer extraction wells are located in the vicinity of North Street (OU#2): EN-276 and EN-276R, which are located between B014 and B018, and EN-284P, which is located in the parking area south of North Street between Grant Avenue and Garfield Avenue (Figure 1-3). Groundwater from all three wells is treated at the Garfield Avenue GTF. Injection test well EN-509T is located southwest of EN-428 and EN-253 in the north-central portion of OU#2. EN-509T operated from March through September 2012 at an average rate of about 6.8 gpm using only city water as a source. A second injection test well, designated EN-525T, located south of North Street has not been placed into service.

2.4.1.3 Miscellaneous Activity A: Plume Reduction in Off-Site Capture Zone A

Eight extraction wells (EN-133, EN-91T, EN-92P, EN-451P, EN-120, EN-160, EN-194, and EN-284P) are available to remove groundwater from the Upper Aquifer in Off-Site Capture Zone A, as shown on Figure 1-3. Five of these wells were operating at the end of 2012. Groundwater extracted by two of these wells in 2012 (EN-194 and EN-284P) is treated at the Garfield Avenue GTF while groundwater extracted from the other three wells (EN-133, EN-91T, and EN-451P) is treated at the Jefferson Avenue GTF.

Four injection test wells operate in Off-Site Capture Zone A. EN-529T and EN-530T use treated groundwater from the Garfield GTF. Injection test well EN-510T uses treated groundwater from the Jefferson Avenue GTF and injection test well EN-78T uses treated groundwater from the Adams Avenue GTF. The combined injection rate of these four wells averaged about 270 gpm during the last five months of 2012, when all four were operating simultaneously.

2.4.1.4 Operable Unit #3: Plume Reduction in the Southern Area

As shown on Figure 1-3, three extraction test wells (EN-499T, EN-215T and EN-447T) are available to remove groundwater from the Upper Aquifer in Operable Unit #3: Southern Area (OU#3). Groundwater extracted by EN-215T and EN-499T is treated at the Garfield Avenue GTF whereas groundwater extracted from EN-447T is treated at the Adams Avenue GTF.

Two injection test wells operated in Operable Unit #3, as shown on Figure 1-3. Well EN-501T uses treated groundwater from the Garfield Avenue GTF and well EN-161T uses treated groundwater from the Adams Avenue GTF. Both wells began injecting groundwater in 2010. The combined injection rate for both wells averaged about 140 gpm in 2012.

2.4.1.5 Operable Unit #4: Ideal Cleaners Area (Portion of Off-Site Capture Zone B)

As shown on Figure 1-3, four extraction wells (EN-185P, EN-195, EN-491T, and EN-492T) remove groundwater from the Upper Aquifer in Off-Site Capture Zone B. The Operable Unit #4: Ideal Cleaners Area (OU#4) plume in the eastern portion of Off-Site Capture Zone B is captured and hydraulically controlled by extraction wells EN-185P and EN-492T. Except for brief periods of maintenance (see Section 3.1.5), all four wells in Off-Site Capture Zone B pumped continuously throughout 2012. The extracted groundwater was treated at the Adams Avenue GTF. A fifth extraction well, EN-222, was shut down in December 2011 due to its limited effectiveness. IBM monitored nearby well EN-175 for six months in 2012 to track changes in groundwater quality following the EN-222 shutdown to confirm that the other extraction wells were maintaining hydraulic control of the chlorinated VOC (CVOC) plume areas in Off-Site Capture Zone B. Results of the 2012 monitoring indicated no change in groundwater quality due to the EN-222 shutdown.

2.4.1.6 Operable Unit #5: Building 57 Area

All of the extraction wells in the Building 57 Area (OU#5) were shut down in 2012 to allow for implementation of a source removal IRM consisting of in-situ thermal treatment using electrical resistance heating. Future groundwater extraction and treatment operations in OU#5, currently planned for 2013, are limited to operation of a new extraction well, designated EN-709, in the south-central portion of OU#5. The new extraction well is anticipated to be put into service during the second quarter of 2013.

2.4.1.7 Operable Unit #6: Plume Control in Bedrock Groundwater

Extraction well EN-D49 is located on McKinley Avenue near the southwest corner of B042 (Figure 1-3). EN-D49 extracted groundwater from the bedrock unit within Operable Unit #6 (OU#6) at an

average flow rate of about 24 gpm in 2012, the same as in 2010 and 2011. Groundwater extracted by EN-D49 is treated at the Adams Avenue GTF.

2.4.1.8 Operable Unit #7: Northwestern Area

Two extraction wells, EN-154R and EN-218, are located in Operable Unit #7: Northwestern Area (OU#7), as shown on Figure 1-3. These wells were installed to remediate residual contamination from historical Endicott-Johnson and IBM operations. Groundwater extracted from both wells is treated at the Robble Avenue GTF. IBM requested approval from NYSDEC to shut down EN-218 due to its limited effectiveness and the ability of the remaining well (EN-154R) to maintain capture of residual contamination in OU#7. Following NYSDEC approval, IBM shut down EN-218 on October 24, 2012 with the following two conditions: (1) IBM would collect groundwater samples from EN-218 monthly for six months and (2) IBM would perform a shutdown/restart test at EN-154R to support modifications to future operations that would decrease the influence of EN-154R on areas outside OU#7 while maintaining capture of Site-related contamination without the operation of EN-218.

2.4.2 Groundwater Treatment Systems

The groundwater extracted from each of the 21 extraction wells that was pumped in 2012 was treated either at one of five GTFs operated by IBM or at the Huron OTF. All treated water discharged from the five GTFs was either injected via the injection test wells or was discharged to the Susquehanna River via the Endicott municipal storm sewer system at one of five outfalls, with a separate outfall for each GTF. The Huron OTF discharges to a sixth outfall in the municipal storm sewer system.

As shown on Figure 1-3, each of the five GTFs treated water from more than one extraction well in 2012. (Following the shutdown of EN-218, the Robble GTF now only treats water from EN-154R.) The following sections briefly describe each GTF and explain which extraction and injection wells are tied into each GTF. More detailed descriptions of the five GTFs operated by IBM are included in the OM&M Manual (Appendix H).

2.4.2.1 Adams Avenue, Garfield Avenue and Jefferson Avenue GTFs

The Adams Avenue, Garfield Avenue, and Jefferson Avenue GTFs all use liquid-phase GAC as the primary treatment for extracted groundwater. Both the Garfield Avenue and Jefferson Avenue GTFs house a two-stage liquid-phase GAC system consisting of two adsorption vessels, each with 20,000 pounds of GAC. The Garfield GTF also incorporates a 3,000-gallon equalization tank and influent transfer pump which was installed as part of a GTF upgrade in 2012. The treated effluent from these two GTFs is discharged to the Susquehanna River via Outfalls 001M and 002M through the Endicott municipal storm sewer system.

The treatment system at the Adams Avenue GTF has two two-stage liquid-phase GAC systems similar to the Garfield Avenue and Jefferson Avenue GTF systems. The arrangement of the treatment systems at the Adams Avenue GTF allows for separate treatment of groundwater from two groups of wells exhibiting distinct geochemical characteristics and having different pre-treatment requirements. One influent stream, consisting of groundwater extracted from wells EN-185R, EN-492T, and EN-D49 and referred to as the "A1 line" is pretreated using a solids removal system which includes an equalization tank, sand filter system with automated backwash, settling vessel, and high speed centrifuge to remove suspended solids. This stream is also chemically treated to sequester dissolved iron and suppress biofouling prior to treating the groundwater using a two-stage liquid-phase GAC system consisting of two adsorption vessels, each with 20,000 pounds of GAC. The other influent stream, consisting of groundwater extracted from wells EN-447T, EN-195 and EN-491T and referred to as the "A2 line" does not require pretreatment and that groundwater stream is handled with a separate two-stage liquid-phase GAC system consisting of two adsorption vessels, each with 10,000 pounds of GAC . The treated effluent from the A2 line is used to supply clean water for injection. Excess treated water not used for injection along with treated effluent from the original A1 line is discharged to the Susquehanna River via Outfall 003M through the Endicott municipal storm sewer system.

2.4.2.2 Robble Avenue GTF

The Robble Avenue GTF was constructed to treat groundwater pumped from OU#7 extraction wells EN-154R and EN-218. The treatment system at the Robble Avenue GTF (Figure 1-3) consists of a ShallowTray air stripper and two vapor-phase GAC vessels connected in series arrangement for

aerator off-gas treatment. Each GAC vessel contains about 2,000 pounds of coconut-shell based carbon. The treated effluent water collects in the sump of the air stripper and is discharged to the Susquehanna River via Outfall 005M through the Endicott municipal storm sewer system. Due to hydraulic limitations of the storm sewer system, the Robble GTF is equipped with a high level shutoff probe at the storm sewer outfall location. This probe automatically shuts down the extraction wells and treatment system during heavy rainfall or flooding events.

2.4.2.3 Clark Street GTF

Groundwater from four of the ten wells on the former IBM Endicott facility (EN-107R, EN-428, EN-253, and EN-219R) was treated at the Clark Street GTF in 2012. This GTF is located on the north side of Clark Street near the east end of the Huron campus. The Clark Street GTF treatment train consists of a 3,000-gallon equalization tank, a ShallowTray air stripper and two vapor-phase granular activated carbon (GAC) vessels connected in series arrangement for aerator off-gas treatment, each with 8,000 pounds of coconut-shell based carbon. The treated effluent is discharged to the Susquehanna River via Outfall 006M through the Endicott municipal storm sewer system.

3 DESCRIPTION OF WORK PERFORMED IN 2012

3.1 Remediation System Operations

This section of the Combined Groundwater Report discusses the groundwater extraction and injection systems and contaminant recovery achieved by extraction wells operating at the Site during 2012 and the efficiency of groundwater treatment to remove these contaminants from the groundwater prior to discharge to surface water via the storm sewer system. A summary description of significant maintenance activities conducted in 2012 for the groundwater extraction and treatment systems is presented in Appendix G.

3.1.1 Groundwater Extraction and Injection

As noted in 2.4.1, groundwater extraction and injection volumes by well and by month are shown on Table A-1 of Appendix A. As shown on that table, the total volume of groundwater extracted at the Site in 2012 was about 327.9 MG and the total volume of water injected was 211.6 MG, about two-thirds of which was injected by four wells in Off-Site Capture Zone A, with most of the remainder injected by two wells in the Southern Area. A breakdown of the total extraction volume by remediation area for 2012 (with 2008 through 2011 shown for comparison) and the change from 2008, when IBM began clean water injection in the Upper Aquifer, is shown on Table 3-1.

Table 3-1: Breakdown of Groundwater Extraction Volumes by Remediation Area (in millions of gallons)						
Area	**2008**	**2009**	**2010**	**2011**	**2012**	**Change from 2008 to 2012**
On-Site Capture Zone (OU#1 and OU#7)	34.5	35.2	37.3	40.9	43.7	+9.2
Off-Site Capture Zone A / North Street Area (OU#2 and MA-A)	75.7	101.3	170.1	223.7	239.4	+163.7
Off-Site Capture Zone B (OU#4)	12.2	11.8	17.9	28.4	32.2	+20.0
Building 57/57A (OU#5)	1.5	1.4	2.0	2.0	0.0	-1.5
Bedrock Groundwater (OU#6)	18.0	12.6	12.7	12.3	12.6	-5.4
Total	141.9	162.2	240.0	307.3	327.9	+186.0

In Off-Site Capture Zone A (including the North Street Area), the 2012 extraction volume (239.4 MG) is much higher than in any previous year, owing mostly to the increase in available water from groundwater injection at EN-78T, EN-501T, EN-510T, EN-529T, and EN-530T. The relationship between the injection and extraction volumes in Off-Site Capture Zone A is examined in more detail in Section 6.3.

In the Bedrock Aquifer, extraction volumes from 2009 through 2012 are lower than in 2008, although they are comparable to the volumes extracted in 2005 and 2006, when the previous bedrock extraction well (EN-CAF) was operating. In 2007 and 2008, a higher pumping rate relative to the rate at well EN-CAF was initially needed at extraction well EN-D49 to sustain a similar mass removal rate for VOCs compared to well EN-CAF. In 2009, the rate at extraction well EN-D49 was adjusted downward by 5.4 MG relative to 2008 without significantly reducing the mass removal rate for VOCs in subsequent years. This rate has been maintained for the past four years.

3.1.2 Influent and Effluent Sampling of Groundwater Treatment Systems

Influent and effluent samples were collected at least monthly in 2012 from the Garfield Avenue GTF, Jefferson Avenue GTF, Adams Avenue GTF, Robble Avenue GTF, and Clark Street GTF. Mid-point samples (from between carbon vessels) were collected at least monthly from the Garfield, Jefferson, and Adams Avenue GTFs, that last having two mid-point sampling locations,

one for each of the A1 and A2 lines, as described in Section 2.4.2.1. No mid-stream sampling point exists at the Robble Avenue GTF. Sampling points at the Clark Street GTF include influent prior to entering the 3000-gallon equalization tank, air stripper influent and effluent, and a final effluent prior to discharge to Outfall 006M. All influent, effluent, and mid-point samples were analyzed for VOCs by SW-846 Method 8260B plus Freon 113 and Freon 123a. The pH of the effluent samples was also recorded in the field. Analytical chemistry data for influent and effluent samples collected in 2012 is presented in the second part of Appendix E.

3.1.3 Operational Efficiency

The operational efficiency of the extraction wells, injection wells, and treatment systems at the Site in 2012 was analyzed by reviewing the number of days that each well was pumping and comparing this number to the number of possible days of operation. Wells were counted as being active if they injected or extracted at least 10 gallons per day. Table 3-2 summarizes the days of activity for each well and shows the up-time percentage relative to either the number of days in the year (366) or the period when the well was available (e.g., partial years for EN-276, EN-218, EN-509T, and EN-530T).

Table 3-2: Operational Efficiency of Extraction and Injection Wells in 2012					
Well	**Operational Days in 2012**	**% Time in Operation***	**Well**	**Operational Days in 2012**	**% Time in Operation***
Garfield GTF			**Robble GTF**		
EN-284P	351	95.9%	EN-154R	362	98.9%
EN-194	350	95.6%	EN-218**	298	100.0%
EN-215T	350	95.6%	**Clark GTF**		
EN-499T	351	95.9%	EN-219R	355	97.0%
EN-276R	350	95.6%	EN-253	355	97.0%
EN-276**	246	98.4%	EN-428	358	97.8%
Jefferson GTF			EN-107R	339	92.6%
EN-91T	357	97.5%	**Injection Wells**		
EN-133	361	98.6%	EN-510T	346	94.5%
EN-451T	365	99.7%	EN-078T	349	95.4%
Adams GTF			EN-501T	313	85.5%
EN-185P	363	99.2%	EN-161T	345	94.3%
EN-195	365	99.7%	EN-529T	313	85.5%
EN-491T	366	100.0%	EN-509T**	185	96.9%
EN-492T	365	99.7%	EN-530T**	133	83.6%
EN-447T	363	99.2%			
EN-D49	366	100.0%			

*Percent time in operation is based on full days when at least 10 gallons was pumped.
**The operational periods for these wells were less than 366 days because they were either not placed into service until after the beginning of 2012 or were permanently shut down before the end of 2012. Days of possible operation for each well: EN-218 = 298 days; EN-276 = 250 days; EN-509T = 191 days; EN-530T = 159 days.

As shown on Table 3-2, the operational efficiency for 20 of the 21 extraction wells operating in 2012 was greater than 95% based on days of pumping. All of the wells where extracted groundwater was treated at the Adams and Robble GTFs had greater than 99% operational efficiencies in 2012. The 2012 operational efficiency of the extraction wells with treatment at the Adams, Robble, and Jefferson GTFs was similar to 2011, and the efficiency for the Garfield and Clark GTF extraction wells is slightly lower than in 2011 due in part to the increased frequency of carbon changes and associated down-time (see Section 3.1.5.2).

The operational efficiency for six of the eight injection wells is less than 95% because the injection wells are typically restarted several days after a change-out of carbon in the associated GTF. The

number of days the injection wells are off during these carbon changes is typically about a week and depends on achieving acceptable levels of total suspended solids in the treated water to be injected.

3.1.4 Treatment Efficiency

Treatment efficiency was calculated for the five GTFs operating in 2012 by comparing VOC concentrations in the influent to VOC concentrations in the effluent from each treatment system. The concentration of VOCs in the effluent from all five GTFs operated by IBM was within the limits allowed by the former SPDES permit, and the treatment efficiency, based on the ratio of influent to effluent concentrations, was greater than 99.9% in 2012.

3.1.5 System Maintenance

3.1.5.1 Water Treatment Chemical (WTC) Use and Reporting

Water treatment chemicals (WTCs) were used throughout 2012 at the Adams Avenue GTF (Outfall 003M), the Robble Avenue GTF (Outfall 005M), and the Clark Street GTF (Outfall 006M) and associated extraction wells. The purpose of the WTCs is to control biofouling and precipitation of iron and calcium in the extraction wells, GAC beds, air strippers, treatment system piping, meters, and pumps. Some of the WTCs are added directly to the treatment system trains whereas others are injected or added at the extraction wells. Eight different WTCs were used with NYSDEC approval. Table 3-3 lists these WTCs, their purposes, and the total quantity of each that was used in 2012. A more detailed table was submitted to NYSDEC in January 2013 for the annual WTC reporting requirement.

Table 3-3: Water Treatment Chemical Use in 2012			
Water Treatment Chemical	**Outfalls Where Approved for Use**	**Quantity Used in 2012 (pounds)**	**Purpose**
CL-1355	001M, 002M, 003M, 005M	2,804	Sequestering agent for Fe and Ca deposits
H_2O_2 (hydrogen peroxide)	001M, 002M, 003M, 005M	4,347	Microbiocide
Redux 200	006M	2,585	Sequestering agent for Fe and Ca deposits
Redux 300*	003M, 006M	2,558	Sequestering agent for Fe and Ca deposits
Redux 370	003M, 006M	1,412	Sequestering agent for Fe and Ca deposits
Redux 610	006M	5,678	Microbiocide
Redux 620A	003M	463	Microbiocide
Verox 8**	003M, 006M	783	Microbiocide
	Total:	**20,630**	**Pounds**

*Contains phosphorus; total phosphorus analysis of effluent required when in use.
**Contains chlorine; total residual chlorine analysis of effluent required when in use.

As shown on Table 3-3, IBM used more than 20,000 pounds (10 tons) of water treatment chemicals in 2012 to maintain operational efficiency of the groundwater extraction and treatment systems at the Site.

3.1.5.2 Carbon Changes

Granular activated carbon (GAC) is used at each of the groundwater treatment facilities. The Garfield, Jefferson, and Adams GTFs use liquid-phase GAC vessels in the groundwater treatment process. The Robble and Clark GTFs use vapor-phase GAC vessels for off-gas treatment from air stripping systems. When the GAC reaches its adsorptive capacity for removal of VOCs, the spent carbon is removed from its respective vessel by the vendor and is replaced with virgin or reactivated carbon. Detections of VOCs in the midpoint samples of the liquid phase GAC vessels are used to determine whether the adsorptive capacity of the GAC has been exhausted. During a carbon change, the spent carbon is removed from the lead vessel and is replaced with fresh carbon. The lead-lag positions of the two in-series vessels are then reversed by adjusting valves.

The carbon change-out process takes several hours and requires the treatment system and associated extraction and injection wells to be shut down for several days. The extraction wells are restarted immediately following the carbon change. The injection wells are not restarted until concentrations of total dissolved solids in the GTF effluent have decreased to levels acceptable for injection of the treated water. Table 3-4 lists the carbon changes that occurred in 2012 at each of the five GTFs. Twelve liquid-phase and eight vapor-phase GAC changes occurred in 2012. A total of 268,000 pounds of spent carbon was shipped off-site for regeneration.

Table 3-4: Granular Activated Carbon Changes in 2012

GTF	Date	Weight of Spent Carbon (pounds)
Garfield	2/2/12 2/7/12 5/1/12 9/6/12 10/30/12 11/21/12	20,000 20,000 20,000 20,000 20,000 20,000
Jefferson	7/3/12	20,000
Adams	2/21/12 (A1 line) 2/22/12 (A2 line) 5/2/12 (A1 line) 5/16/12 (A2 line) 9/5/12 (A2 line)	20,000 10,000 20,000 10,000 10,000
Robble	3/20/12	2,000
Clark	1/4/12 3/27/12 5/12/12 7/10/12 8/21/12 10/9/12 11/27/12	7,000 14,000 7,000 7,000 7,000 7,000 7,000
	Total	268,000

3.1.6 System Upgrades

Major system upgrades completed in 2012 included: expansion of the Garfield Avenue GTF, construction of conveyance piping and wellhead connections for injection test well EN-530T, and modifications to the Jefferson, Garfield, and Adams GTF systems to improve the automatic venting of air from liquid-phase GAC treatment vessels.

3.1.6.1 Expansion of Garfield Avenue GTF and EN-530T Conveyance Piping

IBM constructed an expansion to the Garfield Avenue GTF and constructed conveyance piping between clean water injection test wells EN-529T and EN-530T. The GTF expansion and conveyance piping construction activities were completed to support injection of greater volumes of clean water and extraction of greater volumes of groundwater to accelerate the rate of removal of the remaining CVOC mass in the MA-A portion of the Off-Site Capture Zone A plume.

The Garfield GTF expansion included construction of a building addition 18 feet high with an area of 300 square feet to house a 3,000-gallon equalization tank and associated piping, controls, and alarms. The conveyance piping installed between the EN-529T hotbox location and new injection test well EN-530T consisted of single-walled 4-inch HDPE. Construction drawings providing details of the Garfield GTF expansion, the EN-530T conveyance piping, the EN-529T hotbox modifications, and the EN-530T wellhead connection details were submitted to NYSDEC on March 30, 2012, and were approved on April 25, 2012. EN-530T conveyance piping, EN-529T hotbox modifications, and EN-530T well head construction activities were completed between April and July 2012. Long-term operations testing of injection test well EN-530T began in July 2012. Construction of Garfield GTF upgrades associated with the expansion was completed in October 2012. As-built construction drawings were submitted to NYSDEC on December 6, 2012, and were approved on February 20, 2013.

3.1.6.2 Upgrades to Air Venting Systems on Liquid-Phase GAC Vessels

In December 2012, IBM designed and began construction of modifications to the Jefferson, Garfield, and Adams GTF systems to improve the automatic venting of air from liquid-phase GAC treatment vessels. The modifications included construction of permanent scaffolding to provide easier access to the top of GAC vessels, installation of larger air release valves, and the addition of alarming for the presence of air at the top of the GAC vessels. The upgrades in the Jefferson and Garfield GTFs were completed in January 2013 and the upgrades in the Adams GTF were completed in February 2013.

3.2 Groundwater Monitoring Program Activities

Groundwater monitoring activities performed during 2012 included installation of new monitoring wells, measurement of groundwater elevations, inspection and maintenance of monitoring wells including repairs to surface seals, and collection of groundwater samples for chemical analysis. Each of these activities is described in one of the following subsections.

3.2.1 Installation of Groundwater Monitoring Wells

Seven monitoring wells were installed in July 2012 at the Building 57 Area (OU#5). These wells replaced wells that had been decommissioned in 2011 prior to property redevelopment. Table 3-5 lists the replacement wells and the associated wells that were decommissioned. The locations of all seven monitoring wells are shown on Plate 1-1 and the corresponding well logs are presented in Appendix B.

Table 3-5: OU#5 Monitoring Wells Installed in 2012

Decommissioned Well	Replacement Well
EN-109	EN-714
EN-683	EN-715
EN-681	EN-716
EN-678	EN-717
EN-108	EN-718
EN-303A	EN-719
EN-303B	EN-720

3.2.2 Groundwater Elevation Measurements

Groundwater elevations were calculated by subtracting the measured depth to water from the surveyed elevation of the measurement point listed in Appendix C. For most wells, the designated measurement point is the top of the inner well casing (the "TOC Elevation"). This measurement reference point is typically notched into the top of the well casing.

3.2.2.1 Comprehensive Water Level Measurement Events

Nearly 3,000 water levels were measured manually using portable electronic water level meters during water level measurement events. These routine monthly groundwater elevation data are maintained in a web-accessible geographic information system (GIS) database by Conestoga-Rovers and Associates (CRA).

The principal water level measurement events are listed below.

1. Comprehensive semiannual water level measurement events on May 30, 2012 (401 measurements) and August 29, 2012 (404 measurements). These events included monitoring wells completed in the Bedrock Aquifer as well as those completed in the Upper Aquifer.

2. Ten comprehensive monthly water level measurement events in January, February, March, April, June, July, September, October, November and December 2012 with as many as 216 measurements per event. These measurements were associated with extraction and injection activities in OU#1, OU#2, MA-A (Off-Site Capture Zone A), and OU#3.

Measurements were made in accordance with the GMP and SRI or IRM work plans. Additional wells not listed in the GMP were also measured during these events. The groundwater elevation data are presented in Appendix C of this report.

3.2.2.2 Supplemental Water Level Measurements

Groundwater elevations were measured manually using portable electronic water level meters at each active or inactive extraction well and its associated observation well weekly throughout 2012. Water levels were also measured each time a well was sampled. Hundreds of supplemental groundwater elevations were measured in 2012.

3.2.2.3 Continuous Water Level Monitoring

As of December 31, 2012, continuous water level recorders were operating in 22 monitoring wells in the Railroad Corridor Source Area (OU#1) and North Street Area (OU#2) and in 16 monitoring wells in Off-Site Capture Zone A (MA-A) and the Southern Area (OU#3). These wells are listed on

Table 3-6. Each water level recorder consists of a pressure transducer and datalogger that electronically records periodic readings from the transducer. Water level data was periodically downloaded from these dataloggers and was converted to groundwater elevations. Manual water level measurements were used to calibrate the data collected by the dataloggers.

Table 3-6: Monitoring Wells With Continuous Water Level Recorders in 2012

OU#1/OU#2		MA-A/OU#3	
EN-12	EN-419	EN-29A	EN-457B
EN-14	EN-421	EN-93	EN-500B
EN-17	EN-429	EN-161	EN-501
EN-19	EN-430	EN-204	EN-530
EN-20	EN-432	EN-206	EN-531
EN-45	EN-435	EN-214B	
EN-51	EN-436	EN-401	
EN-52	EN-477	EN-449	
EN-77	EN-508	EN-450	
EN-112	EN-509	EN-452	
EN-284	EN-526	EN-454	

3.2.3 Monitoring Well Inspections

All wells have been surveyed for planar coordinates (northing and easting on the state coordinate grid), ground surface elevation and measurement point elevation (typically top of casing). The table of Physical Well Data and Well Specifications in Appendix B presents all of this data plus other information, including a location description, installation date, depth, well screen intervals, casing and screen size and materials, and depth to the bottom of the Upper Aquifer (where the lacustrine silt was encountered).

In addition to the inspection performed when each monitoring well was sampled, a comprehensive inspection of the entire well field was performed throughout 2012. The following items were covered during the inspections: (1) measurement of the depth to bottom and comparison of this depth to the well's reference depth to determine the need for redevelopment due to buildup of silt; (2) assessment of the legibility of the well tag, visibility of the survey mark, and need for painting or maintenance of the standpipe or manhole; (3) assessment of the condition of the well seal; (4) assessment of the general downhole condition of the well, including the presence of bends or obstructions and (5) documentation of dedicated equipment.

Repairs were made based on the results of the well inspections. In October 2012, the surface completions on groundwater monitoring wells EN-D09, EN-641, EN-446A and EN-525 were repaired by replacing the damaged manhole covers. Four standpipe surface completions were also painted. In November 2012, the surface seals on 40 soil gas implant points used by the Groundwater Vapor Project were repaired by replacing the manholes and installing new concrete sanitary seals.

3.2.4 Groundwater Sampling

The groundwater sampling and analysis plan for 2012 is summarized in Appendix D. The principal quarterly sampling events occurred in February, May, August, and November 2012. The semiannual sampling events occurred in May and August 2012 and the comprehensive annual sampling event occurred in August 2012. Monthly samples were collected from all active extraction wells. Groundwater samples were also collected from the new monitoring wells installed in 2012. The groundwater samples were analyzed by Lancaster Laboratories, Inc. (New York State Department of Heatlh (NYSDOH) ELAP #10670) of Lancaster, Pennsylvania.

The remainder of this section presents the analytical results for environmental samples collected during 2012, including blank samples for quality control (QC) and samples from groundwater monitoring wells and extraction wells.

3.2.4.1 Reporting of Groundwater Chemistry Data

Groundwater chemistry data generated in 2012 from groundwater sampling activities is maintained in a GIS database by CRA. The database is updated periodically and the updates are accessed via the internet. This GIS database contains both groundwater analytical chemistry and associated field QC data for trip blanks and equipment rinse blanks. The analytical laboratory transmits the preliminary data to both CRA and GSC electronically. Full report packages of analytical chemistry data ("data deliverables packages") follow and are transmitted by the analytical laboratory on CD to both CRA and GSC. Information regarding the analytical method, sample results, QC results, chain-of-custody documentation, laboratory correspondence, and raw data was provided with these data deliverables packages.

An independent third-party data validator (CRA) assessed the acceptability and usability of the data according to criteria contained in the current EPA Region 2 validation criteria for organic data. Laboratory analytical results were assessed by the data validator for compliance with chain-of-custody procedures, holding times, system monitoring compound (surrogate) recoveries, matrix spikes, blank contamination, GC/MS instrument performance checks, compound quantitation and reported detection limits, instrument calibrations, and internal standards.

Upon completion of validation, a data usability summary report (DUSR) was prepared for each data deliverables package. Limitations on the use of laboratory data were reported by means of qualification codes as summarized in the DUSR. The most common qualification code is a "J", which indicates that the reported concentration is estimated. The GIS database maintained by CRA reflects the final data qualification codes and corrected concentrations.

A summary printout of the groundwater analytical chemistry data for all samples collected in 2012, including duplicate samples, is presented in Appendix E. The data presented in Appendix E are shown in alphanumeric ascending order by sample location (well number) and then chronologically within each sampling location. Groundwater chemistry data for several monitoring wells located on private property was reported to the property owners in advance of this report. As noted in Section 3.1.2, analytical chemistry data for the influent to and effluent from the five groundwater treatment facilities that operated in 2012 is also presented in Appendix E.

3.2.4.2 Quality Assurance/Quality Control Samples

QA/QC analytical data for 2012 consisting of duplicate samples, equipment rinse blanks, and trip blanks is discussed in the following subsections. Analytical chemistry data for duplicate samples is presented in Appendix E. Analytical chemistry data for blank samples is presented in Appendix F. The most common VOCs detected in equipment rinse blanks and trip blanks were acetone, methylene chloride, toluene, and xylenes (nearly all at concentrations less than one microgram per liter (µg/L)). Methylene chloride and acetone are common laboratory chemicals. The corresponding groundwater analytical data was qualified as necessary in accordance with EPA Region 2 validation criteria.

3.2.4.2.1 Duplicate Samples

Duplicate samples were collected by filling multiple sample containers from the same sampling device during each sampling round at a frequency of at least one duplicate sample per 20 samples collected from groundwater monitoring wells (i.e., a minimum of five percent of the samples). 53 duplicate samples were collected in 2012, which is more than five percent of the 910 unique groundwater samples that were collected from monitoring wells. The duplicate samples were analyzed by SW-846 Method 8260B. Duplicate samples were used to assess intralaboratory analytical accuracy and repeatability and were assigned blind field identification numbers.

Comparative results for a portion of the data from the duplicate samples collected during the annual sampling event in August 2012 are presented in Table F-1 at the end of Appendix F. (A similar table has been presented in previous annual reports.) The relative percent difference (RPD) between the results for each primary sample and duplicate sample was calculated as recommended by NYSDEC data validation guidance. Based on criteria including the results of the calculations, the parameters analyzed and reported, the absolute differences given sample dilutions, concentration levels, and professional judgment, the duplicate results for the August 2012 sampling event are generally in good agreement and do not show gross variations that would indicate serious analytical quality control problems. Where the RPD is greater than 50%, one must consider that an absolute difference of only a few micrograms per liter at low concentrations can produce a high RPD. The difference in concentrations at these low levels is considered to be acceptable.

3.2.4.2.2 Trip Blanks

In addition to duplicate split samples, 74 trip blanks for VOCs were prepared in 2012 using deionized water for each cooler containing VOC samples to be delivered to the laboratory. The purpose of the trip blanks is to detect contamination in sample transportation or storage. A trip blank was the first item placed into each cooler by the laboratory and accompanied the sample containers from the laboratory to the field sampling locations and back to the laboratory. Analytical results for these trip blanks are presented in Appendix F. The environmental samples associated with each trip blank can be determined by noting the dates over which the trip blanks are valid (refer to “Sample Description” heading in Appendix F).

3.2.4.2.3 Equipment Rinse Blanks

Equipment rinse blanks were collected to confirm the efficiency of decontamination procedures for each sampling round by rinsing non-dedicated equipment with analyte-free deionized water supplied by the laboratory. 64 equipment rinse blanks for VOCs were collected in 2012, mostly from water level indicators, which are used at every monitoring well and are decontaminated between wells. Analytical results for these equipment rinse blanks are presented in Appendix F.

4 HYDROGEOLOGY

This section of the report reviews the geology and hydrogeology of the Site and presents updates regarding geologic and hydrogeologic interpretations, and the hydraulic effectiveness of the groundwater extraction wells.

4.1 Upper Aquifer

4.1.1 Saturated Thickness

The current lacustrine silt surface elevation contour map is shown on Plate 2-1. As explained in Section 2.2.2, the lacustrine silt is the base of the Upper Aquifer. Plate 4-1 shows the data and elevation contours for the top of the saturated zone in the Upper Aquifer on August 29, 2012. The data for Plate 4-1 is from the comprehensive annual groundwater elevation survey.

The saturated thickness of the Upper Aquifer was derived by cross-contouring the top-of-silt contour map (Plate 2-1) with the August 2012 groundwater elevation contour map for the Upper Aquifer (Plate 4-1). The resulting saturated thickness contour map for the Upper Aquifer in August 2012 is shown on Figure 4-1. The areas where the Upper Aquifer is unsaturated or has less than two feet of saturation are shaded on Figure 4-1. These “dry” or nearly dry areas of the Upper Aquifer are also shown on Plate 4-1.

A comparison of the dry or minimally saturated areas in August 2012 with similar maps in previous annual reports shows the extent of re-saturation that occurred in the Upper Aquifer beginning in 2009 and continuing through 2012. Outside of areas affected by injection, the larger areas of the Upper Aquifer that are dry or nearly dry are similar to those in previous reports even though the saturated thickness has increased throughout most of Off-Site Capture Zone A (MA-A) and the Southern Area (OU#3).

4.1.2 Groundwater Flow and Capture Zones

This subsection examines groundwater flow within the Upper Aquifer under pumping conditions with the extraction wells operating. As noted above, Plate 4-1 shows the groundwater elevation contours for the Upper Aquifer based on a comprehensive water level monitoring round of

groundwater elevations recorded on August 29, 2012. Apparent groundwater flow directions based on contouring the 2012 groundwater elevation data reveal that groundwater withdrawals have established three general capture zones. These capture zones are:

1. The On-Site Capture Zone, including the Railroad Corridor Source Area (OU#1) and the Northwestern Area (OU#7);

2. Off-Site Capture Zone A, including the North Street Area (OU#2); and

3. Off-Site Capture Zone B, including the Ideal Cleaners Area (OU#4).

A fourth area of interest consists of the Southern Area (OU#3), some of which lies beyond the limits of Off-Site Capture Zones A and B, as discussed further in Section 4.1.2.4.

4.1.2.1 On-Site Capture Zone

Groundwater flow in the Railroad Corridor Source Area (OU#1) is controlled by groundwater withdrawals from four extraction wells located in three areas along the north side of the railroad tracks. From west to east, as shown on Plate 4-1, these extraction wells are EN-107R, EN-428, EN-253, and EN-219R.

As shown on Plate 4-1, groundwater flow in the western portion of the On-Site Capture Zone (OU#7) is controlled by withdrawals from extraction well EN-154R, located near the railroad corridor, and from extraction well EN-218, located south of Clark Street. Consistent with past monitoring results, apparent groundwater flow directions suggest that groundwater extracted at EN-218 would nonetheless be prevented from discharging off the Site by the operation of EN-154R. As explained in Section 2.4.1.8, EN-218 was shut down on October 24, 2012 with this as a consideration.

4.1.2.2 Off-Site Capture Zone A

Off-Site Capture Zone A is defined by four general pumping centers in the area between North Street and East Main Street. The limits of capture for each of these four pumping centers are shown on Plate 4-1:

1. EN-133, EN-451P, and EN-91T located east of Jefferson Avenue and west of Washington Avenue prevent westward plume migration;

2. EN-276 and EN-276R located between Building 18 (B018) and Building 14 (B014) control flux on the north side of North Street;

3. EN-284P controls flux in the ice-block depression about 200 feet south of North Street; and

4. EN-194, EN-215T and EN-499T located on Grant Avenue south of Monroe Street, and EN-447T located at the northern end of the McKinley Avenue interchange operate for plume reduction in Off-Site Capture Zone A and the Southern Area.

Wells EN-215T, EN-499T, and EN-447T also operate to enhance extraction in the top of the silt surface trough located south of Monroe Street between Garfield and Adams Avenues (Plate 2-1) where the saturated thickness in August 2012 (Figure 4-1) was more than 20 feet in the vicinity of monitoring wells EN-446A/B, EN-479A/B, EN-481A/B, EN-447A/B, EN-214A/B/C, and EN-204.

Plate 4-1 shows that clean water injection at EN-510T, EN-529T, EN-78T, EN-161T and EN-501T has substantially affected the direction of groundwater flow and the associated hydraulic gradients in the areas south of North Street. As shown on this Plate 4-1, water injected at EN-510T at an average rate of 102 gpm flows to the east in the direction of the trough wells (i.e., EN-215T and EN-499T); to the north toward extraction wells EN-133, EN-451P and EN-91T; and to the west toward an area outside the plume boundaries where groundwater ultimately discharges to the Susquehanna River.

Similarly, Plate 4-1 shows that water injected at EN-529T at an average rate of 132 gpm, flows to the northeast toward extraction well EN-284P; to the south and southeast in the direction of the trough extraction wells EN-194, EN-215T and EN-499T; and to the west toward extraction wells EN-133, EN-451P and EN-91T.

Water injected at EN-78T flows to the west toward extraction well EN-284P; to the southwest toward the trough wells; and to the south in the direction of the westernmost Monroe Street

extraction wells (EN-195 and EN-491T) that otherwise intercept the plume in Off-Site Capture Zone B.

Water injected at EN-161T generally flows north toward the five extraction wells north of Monroe Street and southwest toward trough area extraction well EN-447T, while water injected at EN-501T flows east and northeast toward trough area extraction well EN-447T. It is likely that some portion of the water injected at EN-161T may also cross East Main Street and enter the southern portion of the plume between East Main Street and the Susquehanna River.

Injection at EN-530T from July through December averaged about 35 gpm. EN-530T had been pumping for 35 days when water levels were measured on August 29, 2012. Figure 4-1 shows a component of flow to the west and southwest from injection well EN-530T toward extraction wells EN-133, EN-451P and EN-91T. A component of flow to the southeast is captured by extraction well EN-284P.

4.1.2.3 Off-Site Capture Zone B

Off-Site Capture Zone B is associated with the former Ideal Cleaners Area (OU#4). Consistent with previous monitoring results, the aggregate water level data suggest that operation of extraction wells EN-195 and EN-491T control groundwater flow in the western portion of Off-Site Capture Zone B, while extraction test wells EN-185P and EN-492T provide capture of groundwater flow originating from the area of the former Ideal Cleaners property and areas farther east and north. As shown on Plate 4-1, operation of the four extraction wells in this area has resulted in limits of capture similar to those shown in previous reports.

4.1.2.4 Southern Area

Consistent with past findings, the groundwater monitoring data for 2012 continues to show that the Southern Area (OU#3) is hydraulically separate from Off-Site Capture Zones A and B, which implies that groundwater flow in this area is derived primarily from direct recharge to the Upper Aquifer within the limits of the Southern Area and possibly a portion of the clean water injected in wells EN-161T and EN-501T. As shown on Plate 4-1, the apparent groundwater flow divide separating the Southern Area from Off-Site Capture Zone A inferred for August 2012 follows the

trend of the trough in the top-of-silt contours in the area of the intersection of Roosevelt Avenue and East Main Street. The location of this divide varies with changes in the extraction rate at trough wells EN-215T, EN-447T, and EN 499T, and with changes in the injection rate at wells EN-501T and EN-161T. The August 2012 monitoring data suggest that most of the area southeast of East Main Street was beyond the limits of capture by the trough wells in August 2012.

As depicted on Plate 4-1, the surface topography of the lacustrine silt in the Southern Area appears to influence the position of this groundwater flow divide, which is near the location of a saddle in the top-of-silt contours on Plate 2-1. The eastern boundary of this area was determined by monitoring completed in 2005 to be essentially coincident with the boundary shown in the SGA Final Report. Groundwater flow in the Southern Area and associated chemistry are distinctly separate from groundwater flow in the area to the east on the opposite side of this boundary, which is shown on Plate 4-1. Water level declines in the Southern Area have also resulted in the continued presence of apparent dry or nearly dry areas, including one along this eastern flow boundary in the vicinity of wells EN-465 and EN-466 (Plate 4-1).

4.2 Bedrock Aquifer

As shown on Figure 4-2, which is a bedrock potentiometric surface contour map for August 2012, the operation of extraction well EN-D49 creates a substantial zone of capture within the bedrock aquifer at the Site. The capture zone extends from slightly north of Monroe Street and north of bedrock monitoring well EN-D36 to west of Adams Avenue and west of monitoring wells EN-D48, EN-D35, and EN-D10.

5 HYDROGEOCHEMISTRY

This section of the annual report presents an analysis of the chemical concentration data collected in 2012, including an assessment of trends that may be occurring at specific monitoring locations.

5.1 Chemicals of Concern

The chemicals of concern at this Site include chlorinated ethenes, chlorinated ethanes, and other compounds.

5.1.1 Chlorinated Ethenes

The chlorinated ethenes present in groundwater at this Site include tetrachloroethene (PCE), trichloroethene (TCE), cis-1,2-dichloroethene (cis12-DCE), 1,1-dichloroethene (11-DCE), and vinyl chloride (VC). All of these chlorinated ethenes are present in some portion of the source zones or groundwater plumes being remediated by IBM. PCE is a primary solvent typically used in degreasing and dry cleaning operations and does not occur in groundwater as a daughter product of another compound. TCE is also a primary solvent used for various industrial applications, and historically in dry cleaning operations, and can be either a daughter product of PCE by reductive dechlorination or a primary solvent itself. cis12-DCE is a daughter product of PCE and TCE by reductive dechlorination. 11-DCE is a transformation product of 1,1,1-trichloroethane (111-TCA) by an abiotic elimination reaction. Ultimately, vinyl chloride is created by reductive dechlorination of either cis12-DCE or 11-DCE.

5.1.2 Chlorinated Ethanes

111-TCA is a primary solvent used in many industrial applications and in printing operations. Its principal transformation products are 1,1-dichloroethane (11-DCA) by reductive dechlorination and 11-DCE by an abiotic elimination reaction. As noted above, 11-DCE may transform by reductive dechlorination to vinyl chloride and 11-DCA may transform to chloroethane (CEA), also by reductive dechlorination.

5.1.3 Other Compounds

Other compounds that are present in groundwater at this Site include methylene chloride, also known as dichloromethane (DCM), Freon 113 (1,1,2-trichloro-1,2,2-trifluoroethane), and Freon 123a (1,2-dichloro-1,2,2-trifluoroethane), which is a transformation product of Freon 113. DCM has not been observed in groundwater south of North Street because it degrades both aerobically and anaerobically and is rarely transported beyond the immediate vicinity of a source zone. Likewise, Freon 113 and Freon 123a have not been observed as significant constituents (i.e., concentrations greater than 10 µg/L) in groundwater south of North Street. Freon 113 and Freon 123a have been observed at concentrations greater than 100 µg/L in the former extraction wells at OU#5 and in nearby monitoring wells.

5.2 Distribution of Chemical Concentrations in the Upper Aquifer

The GMP requires isoconcentration contour maps to be constructed annually for nine principal VOCs along with a map showing data postings for total VOCs. Plate 5-1 presents the data postings for total VOCs in August 2012. Isoconcentration contour maps showing data from the August 2012 sampling event for nine individual constituents are presented on Plates 5-2 to 5-10 and are discussed below. Although data from samples collected in 2012 in OU#5 are posted on these maps, these data were not contoured because they reflect groundwater conditions in a complex stratigraphy that includes other strata in addition to the Upper Aquifer outwash sand and gravel. Furthermore, due to the source area remediation activities performed in OU#5 in 2012, discussions of groundwater quality conditions for this portion of the Site have been or will be described in separate reporting by others.

In the following subsections, the maps for these compounds are discussed in groups and in an order that reflects the relationship of these individual VOCs as parent or daughter products. One general observation is that the maps for constituents that are present in the contiguous plume area in Off-Site Capture Zone A and the western portion of Off-Site Capture Zone B show that the core of the plume in that area continues to be fragmented and to be drawn steadily into the extraction wells in that area. This process has been accelerated by the injection of clean water near the center of this plume at EN-529T, and previously at EN-92P, and in the eastern portion of this plume at EN-78T. As noted in Section 4, the operation of these injection wells has resulted in clean water flowing

radially outward, flushing TCE and other constituents of the plume toward various extraction wells in Off-Site Capture Zones A and B.

In addition to this accelerated fragmentation of the plume, injection operations at EN-510T, EN-501T, and EN-161T have flushed clean water from the margins into the plume, reducing the footprint of the TCE plume and all but eliminating the presence of other constituents in the plume area. Well EN-510T has flushed clean water into the plume from the southwest toward extraction wells EN-133, EN-451P and EN-91T in the western portion of the plume and toward the trough wells (EN-194, EN-215T and EN-499T) in the eastern portion of the plume. Injection at well EN-501T has flushed clean water into the plume from the south toward trough extraction wells EN-499T and EN-447T. Injection at well EN-161T has flushed clean water into the plume from the east toward trough extraction well EN-447T. These injection operations have been focused on progressively reducing the footprint of the plume as defined by the limits of the 5 µg/L TCE isoconcentration contour.

5.2.1 Tetrachloroethene and Trichloroethene Transformation Series Compounds

Dissolved PCE degrades by reductive dechlorination to TCE. Dissolved TCE, whether derived from PCE or directly from the solvent TCE, degrades by this same mechanism to either cis12-DCE (preferentially) or to trans-1,2-dichloroethene (tr12-DCE). These two isomers of dichloroethene then degrade by reductive dechlorination to VC, which ultimately degrades to ethene. As a group, these compounds are referred to as the ethene series in the text that follows. Isoconcentration contour maps for PCE, TCE, cis12-DCE, and VC are presented on Plates 5-2 to 5-5.

These four plates show that some or all of the ethene series compounds occur in source areas and in plumes associated primarily with the Railroad Corridor Source Area (OU#1) and the North Street Area (OU#2). They are also present in dissolved phase plumes in Off-Site Capture Zone A (MA-A), the Southern Area (OU#3), Off-Site Capture Zone B or Ideal Cleaners Area (OU#4), and the Northwestern Area (OU#7). For the most part, where ethene series compounds are present, one of the parent compounds predominates. However, this is not the case in the area between Buildings 18 and 41 in OU#2 and in the plume downgradient from the source area on the former Ideal Cleaners property (OU#4) In OU#4, the data show PCE and TCE being rapidly replaced in the

downgradient direction by cis12-DCE and VC due to reductive dechlorination under anaerobic reducing conditions and cometabolic degradation under localized aerobic conditions. These degradation processes are enhanced or caused by the geochemical effects of petroleum products sourced from the former Endicott Forging property upgradient to the north. These transformations occur as groundwater flows downgradient toward the extraction well cluster near the intersection of Monroe Street and Adams Avenue, where the plume containing these transformation products is captured by extraction wells EN-185P and EN-492T.

In the North Street Area (OU#2), the data show significant variability from place to place. This variability is associated with the degree to which TCE has degraded to cis12-DCE and VC, and may be attributable to conditions controlling reductive dechlorination and possibly cometabolic degradation, including the presence of petroleum constituents in some areas that would favor formation of the daughter products.

Near the western limits of Off-Site Capture Zone A, the distribution of PCE and TCE in monitoring wells suggests that PCE is being drawn toward extraction well EN-133 from OU#2 to the north, and TCE is being drawn from areas to the east. Whereas concentrations of PCE detected in OU#7 suggest that PCE is being drawn toward extraction well EN-154R from the south, the integrated concentrations of ethene series compounds at extraction well EN-154R cannot be explained by other data, as there are only limited or sporadic detections of these compounds to the north and west of EN-154R. With the exception of extraction wells EN-154R and EN-218, two monitoring wells near extraction well EN-218 and one monitoring well near EN-154R where cis12-DCE concentrations were greater than 5 µg/L, none of the other wells in OU#7 exhibited concentrations of PCE, TCE cis12-DCE or VC greater than 5 µg/L in August 2012 (see Plates 5-2 through 5-5).

5.2.2 1,1,1-Trichloroethane Transformation Series Compounds

As noted in Section 5.1.2, dissolved 111-TCA degrades by reductive dechlorination to 11-DCA, which in turn degrades by this same process to chloroethane, which is detected in only limited areas of the Site. 111-TCA also degrades by an abiotic elimination reaction to 11-DCE. Even though 11-DCE is an ethene compound, this group of VOCs is referred to in the following text as the

ethane series, after the parent compound 111-TCA. Isoconcentration contour maps for these three VOCs (excluding CEA) are shown on Plates 5-6 to 5-8.

As with the ethene series compounds, the ethane series VOCs occur in source areas and plumes associated primarily with the Railroad Corridor Source Area (OU#1) and the North Street Area (OU#2). 111-TCA and 11-DCA also occur as dilute constituents of the aqueous plume in the Northwestern Area (OU#7) and throughout Off-Site Capture Zone A at concentrations less than 5 µg/L. 111-TCA is also present in the Southern Area at low concentrations. However, the ethane series VOCs are virtually absent from the plume in Off-Site Capture Zone B (OU#4).

The concentrations of 111-TCA, 11-DCA, and 11-DCE detected in OU#7 suggest that extraction well EN-154R is capturing dissolved-phase ethane mass from areas to the south and northwest (see monitoring wells EN-150 and EN-96). With the exception of extraction wells EN-154R and EN-218, and monitoring well EN-96 near EN-154R, none of the other wells in OU#7 exhibited concentrations of 111-TCA, 11-DCA and 11-DCE greater than 10 µg/L in August 2012 (see Plates 5-6 through 5-8).

5.2.3 Freons

Dissolved Freon 113 degrades by reductive dechlorination to Freon 123a. Isoconcentration contours for these two VOCs are shown on Plates 5-9 and 5-10. As shown on these two plates, these Freons were identified at elevated concentrations in the vicinity of extraction wells EN-428 and EN-219R in the Railroad Corridor Source Area (OU#1). Comparatively low concentrations of Freons were identified outside this area.

5.3 Concentration Trends in the Upper Aquifer

The groundwater chemistry database was examined to identify apparent trends in the concentrations of the principal constituents at the Site. This examination included the 2012 data published in Appendix E as well as the historical groundwater chemistry data, and focused on monitoring wells where sampling is being performed to assess concentration trends since (1) the fast-track startup of EN-284TD in late June 2004; (2) implementation of extraction operations in Off-Site Capture

Zone A in 2006; and (3) implementation of injection operations in Off-Site Capture Zone A beginning in November 2008.

Plate 5-11 shows two isoconcentration contour maps comparing the distribution of TCE in the Upper Aquifer prior to the startup of extraction operations at EN-284TD in June 2004 with the distribution of TCE in August 2012. These comparative maps are one way of showing the progress of groundwater remediation during the past eight years.

Concentration reductions in the portion of the Upper Aquifer shown on Plate 5-11 are attributable to (1) operation of EN-284P (and previously EN-284TD) to intercept flux crossing North Street, thus preventing replenishment of the VOC mass in the plume; (2) operation of extraction wells EN-133, EN-194, EN-215T, EN-447T, EN-451P, and EN-499T together with EN-284P to remove VOC mass that was present in this portion of the plume prior to the startup of EN-284TD in June 2004; and (3) the simultaneous operation of as many as six injection wells to accelerate the rate at which TCE and other constituents of concern are being flushed from the Upper Aquifer.

5.4 Distribution of Chemical Concentrations in the Bedrock Aquifer

As shown on Figure 4-2, the operation of extraction well EN-D49 creates a substantial capture zone within the bedrock aquifer at the Site. Figure 5-1 shows the TCE-series isoconcentration contours based on data from the bedrock monitoring wells sampled in August 2012 along with the potentiometric contours from groundwater elevation measurements for that same month (from Figure 4-2). It is apparent from Figure 5-1 that the operation of well EN-D49 continues to control the plume of VOCs in bedrock groundwater, with no detections of TCE-series compounds greater than 1 µg/L outside the capture zone at bedrock monitoring wells EN-D10, EN-D35, EN-D36, and EN-D48. The highest concentrations of TCE-series compounds (greater than 1,000 µg/L) in the bedrock VOC plume are found at wells EN-D33, EN-D44, EN-D46, and EN-D47, all within the capture zone of extraction well EN-D49.

6 PROGRESS OF REMEDIATION

This section of the Combined Groundwater Report discusses the progress toward remediation of the sources and plumes of VOCs at this Site. As such, this section relates the data presented in previous sections to the site remediation goals stated in Section 2.1.

6.1 Source Area Control in Operable Unit No. 1

With regard to the first of the actions being taken to accomplish the site remediation objectives (Section 2.1), the operation of extraction wells EN-107R, EN-219R, EN-253, and EN-428 in the Railroad Corridor Source Area within the On-Site Capture Zone continues to prevent groundwater chemical flux from leaving the source areas along the railroad corridor in OU#1. Table 6-1 shows the total VOC mass removal in OU#1 over the last five years for these four extraction wells.

Table 6-1: Railroad Corridor Source Area
Recent Annual VOC Mass Removal

Well	2008 VOC Mass Removal (pounds)	2009 VOC Mass Removal (pounds)	2010 VOC Mass Removal (pounds)	2011 VOC Mass Removal (pounds)	2012 VOC Mass Removal (pounds)	Change From 2011 to 2012 (pounds)
EN-107R	58*	44	32	48	42	-6
EN-219R	1759	2318	1850	1359	1673	+314
EN-253	664	1012	888	745	1160	+415
EN-428	276	276	375	484	1167	+683
Total	**2757**	**3650**	**3145**	**2636**	**4042****	**+1406**

* Includes VOC mass removed by extraction well EN-107.
** Does not include 5 pounds removed by Huron SP2.

The VOC mass removed by three of the four wells increased from 2011 to 2012 and the VOC mass removed by EN-253 and EN-428 was higher in 2012 than in any other year since 2008. The increase in VOC mass removal by EN-253 and EN-428 is the direct result of six months of clean water injection at well EN-509T located less than 200 feet southwest of these extraction wells. This clean water injection mobilized CVOCs in the source area between the two extraction wells and injection well EN-509T.

Previous efforts to enhance the hydraulic control exerted by these four extraction wells north of North Street have included the following actions:

1. Installing extraction well EN-428 in 2004 to replace three former extraction wells installed in the early 1980s; and

2. Replacing extraction well EN-219 with vacuum-assist extraction well EN-219R in 2006, thereby substantially increasing the extraction rate at that location and enhancing the hydraulic effectiveness of groundwater extraction in the Railroad Corridor Source Area (OU#1) in general.

6.2 Control of Flux Crossing North Street in Operable Unit No. 2

The operation of extraction well EN-276 and later EN-276R adjacent to the southwest corner of Building 18 (B018) in OU#2 contributes to the control of apparent source areas in that operable unit and intercepts groundwater chemical flux from these source areas before it crosses North Street.

Efforts to enhance the hydraulic control exerted by these extraction wells north of North Street have included the following actions:

1. Replacing extraction well EN-276 with EN-276R in July 2011, thereby substantially increasing the extraction rate at that location;

2. Reactivating extraction well EN-276 in May 2012 and, together with EN-276R, nearly doubling the extraction rate at that location. This enhanced extraction is reflected in a southward shift of the groundwater flow divide that separates the EN-276/276R capture zone from the EN-284P capture zone (Plate 4-1). This divide was situated midway between EN-276R and EN-284P in August 2012.

Both the hydraulic effectiveness data and the chemical concentration data collected since June 2004 indicate that the fast-track startup of EN-284TD (now EN-284P) has effectively intercepted the groundwater chemical flux crossing North Street. The interception of this flux can be seen clearly in the groundwater elevation contours and associated capture zones shown on Plate 4-1 and in the effect that the operation of EN-284P has had on the chemical isoconcentration contours in the

vicinity of North Street as shown on Plates 5-2 through 5-8. It is clear from the pattern of chemical concentrations shown on these figures that the operation of EN-284P continues to draw into it the groundwater chemical flux crossing North Street between Garfield and McKinley Avenues. Prior to the startup of EN-284P, this flux crossing North Street previously was captured by extraction well EN-133 and by the Garfield Avenue Well Cluster 600 to 1,000 feet farther downgradient.

6.2.1 Groundwater Extraction in OU#2

Table 6-2 shows the last five years (2008 through 2012) of extraction volumes from wells in the vicinity of North Street that contribute to source/flux control in OU#2. (A similar tabulation for extraction volumes dating back to 2003 was presented in the 2008 Annual Report.) Groundwater flow patterns and rates had stabilized by 2008 following the startup of the trough area wells in mid-2006 and, therefore, 2008 is the first year shown on Table 6-2. In reviewing the extraction volume data for extraction well EN-284P, it is important to understand that from the beginning of its operation, there have been three principal sources of extracted groundwater, and by extension, VOC mass removed by this extraction well. These are: (1) groundwater flux crossing North Street, (2) groundwater drawn back to this well from the plume area south of North Street and (3) groundwater removed by dewatering the Upper Aquifer in the vicinity of this well.

Table 6-2: Control of Flux Crossing North Street
Recent Annual Extraction Volumes

Well	2008 Volume (MG)	2009 Volume (MG)	2010 Volume (MG)	2011 Volume (MG)	2012 Volume (MG)
EN-276	1.9	2.3	2.4	1.3 (6.5 months)	0.9 (8 months)
EN-276R	--	--	--	1.9 (5.5 months)	1.6
EN-284P	7.6	10.3	19.6	31.0	30.9
Subtotal	**9.5**	**12.6**	**22.0**	**34.2**	**33.4**
EN-284P (Plume Reduction)	-1.9 (est.)	-4.6 (est.)	-13.9 (est.)	-25.3 (est.)	-25.2 (est.)
Net Total Flux Control	**7.6 (est.)**	**8.0 (est.)**	**8.1 (est.)**	**8.9 (est.)**	**8.2 (est.)**
MG = millions of gallons					

After the initial dewatering occurred in this area, the only two significant components of extraction volume and associated VOC mass removal at this location have been from (1) flux crossing North Street and (2) flux being drawn back toward this well from the plume area to the south. Therefore, during each year for which data is shown on this table and on the associated VOC mass removal table (Table 6-3), we have separated out these two components of annual extraction volume and associated VOC mass removal.

The data for 2009 on Table 6-2 show increases in the annual extraction volume for wells EN-284P and EN-276 that operate to control flux crossing North Street. The combined increase from 9.5 MG in 2008 to 12.6 MG in 2009 represents a 33% increase in extracted volume along North Street. However, the most significant portion of this increase comes from the 2.7 MG increase in extracted volume at EN-284P. This increase in the extracted volume at EN-284P is directly attributable to the startup in May 2009 of treated groundwater injection at EN-92P and then at EN-78T in November 2009, and is therefore included in the plume reduction component of groundwater extracted at this well. As a result, the net total extraction volume applied to source/flux control in OU#2 increased by 5% in 2009 from 7.6 MG to 8.0 MG.

The data for the 2010 on Table 6-2 show further increases in the annual extraction volume for both wells operated to control flux crossing North Street. This combined increase of 9.4 MG represents a 75% increase in extracted volume along North Street. However, nearly all of this increase comes from the 9.3 MG increase from 2009 to 2010 in extracted volume at EN-284P. As explained in the previous paragraph, this increase in the extracted volume at EN-284P is attributable to the continued injection of treated groundwater throughout 2010 at EN-92P and EN-78T; it is therefore included in the plume reduction component of groundwater extracted at this well. As shown on Table 6-2, this is an increase of 0.1 MG in the net total extraction volume applied to source/flux control in OU#2 in 2010, from 8.0 MG to 8.1 MG.

The data for 2011 and 2012 on Table 6-2 show a sustained increase of more than 50% in the annual extraction volume for EN-284P compared with 2010. The combined volume extracted at EN-276 and EN-276R increased by slightly over one-third from 2010 to 2011, but fell back to near the 2010 level in 2012. The net result is still a combined increase of more than 50% in extracted volume along North Street compared with 2010 and earlier. Nearly all of this increase comes from an 11.4 MG increase in extracted volume at EN-284P from 2010 to 2011. This 11 MG increase is included in the plume reduction component for EN-284P and is attributable to the continued injection of treated groundwater throughout 2011 and 2012 at EN-78T and, in particular, to the replacement of EN-92P with high-volume injection well EN-529T in January 2011 followed by startup of injection well EN-530T in July 2012. A 10% increase in the net total flux control, from 8.1 MG to 8.9 MG, was achieved from 2010 to 2011 as shown on Table 6-2. The 8% decrease in net total flux control, from 8.9 MG in 2011 to 8.2 MG in 2012 is attributed entirely to the 0.7 MG decrease in the combined volume from wells EN-276 and EN-276R.

6.2.2 VOC Mass Removal

Table 6-3 presents the recent history of annual VOC mass removal for these three wells operating in the vicinity of North Street. As shown on Table 6-3, the annual VOC mass removed at EN-276/EN-276R increased from 6.7 pounds in 2010 to 34.8 pounds in 2011 due to a combination of increased extraction volume and total VOC concentrations, both attributable to the installation and startup of EN-276R. A further increase in the VOC mass removed at EN-276/EN-276R from 34.8 pounds in 2011 to 170.3 pounds in 2012 is the result of six months of clean water injection at well EN-509T located about 500 feet northeast of these extraction wells. This clean water injection mobilized CVOCs in apparent OU#2 source areas between extraction wells EN-276/EN-276R and injection well EN-509T. Table 6-3 also shows the contribution to VOC mass removal from the operation of EN-284P beginning in 2008.

Table 6-3: Control of Flux Crossing North Street
Recent Annual VOC Mass Removal

Well	2008 Mass Removal (pounds)	2009 Mass Removal (pounds)	2010 Mass Removal (pounds)	2011 Mass Removal (pounds)	2012 Mass Removal (pounds)
EN-276	5.1	7.5	6.7	3.7 (6.5 months)	36.3 (8 months)
EN-276R	--	--	--	31.1 (5.5 months)	134.0
EN-284P	25.6	39.6	44.3	52.0	42.6
Subtotal	**30.7**	**47.1**	**51.0**	**86.8**	**212.9**
EN-284P (Plume Reduction)	-1.1 (est.)	-12.3 (est.)	-21.0 (est.)	-23.7 (est.)	-20.2 (est.)
Net Total Source/Flux Control	**29.6 (est.)**	**34.8 (est.)**	**30.0 (est.)**	**63.1 (est.)**	**192.7 (est.)**

As shown on Table 6-3, the VOC mass removal rate at EN-284P increased from 25.6 pounds per year in 2008 to 52.0 pounds per year in 2011, and then fell to 42.6 pounds in 2012, about the same VOC mass as in 2009 and 2010. With the 2012 extraction volume nearly the same as 2011 at EN-284P, the decrease in VOC mass removal is the result of lower concentrations in 2012 vs. 2011 at EN-284P. The higher VOC mass removal in 2011 is directly related to the large increase in extraction volumes shown on Table 6-2, from 7.6 to 31.0 MG. As shown on Table 6-2, this

increase is associated with plume reduction south of North Street rather than flux control crossing North Street. The source of this additional flow is attributed to extraction at EN-284P of treated groundwater injected at EN-92P beginning in May 2009 and ending in January 2011, then at EN-529T beginning in January 2011, and to a much lesser extent at EN-78T beginning in November 2009.

In apportioning the VOC mass removed between flux control and plume reduction, the total flow associated with plume reduction has been assigned concentrations reflected in monitoring well EN-477 south of EN-284P and monitoring well EN-482 located southeast of EN-284P. The average total VOC concentration at each of these wells in 2012 was weighted by taking the total volume injected at wells EN-78T and EN-529T in 2012 (72.7 MG) and apportioning the volume injected at EN-529T (60.4 MG) to monitoring well EN-477 and the volume injected at EN-78T (12.3 MG) to monitoring well EN-482. Using this procedure, the weighted average total VOC concentration in these two monitoring wells was calculated to be 96 µg/L in 2012. When combined with the 25.2 MG of groundwater extraction volume associated with plume reduction (Table 6-2), this corresponds to a total of 20.2 pounds of VOC mass removed by EN-284P for plume reduction. Subtracting this amount from the total VOC mass removal at these two wells leaves 192.7 pounds as the VOC mass removed from these two wells to control groundwater chemical flux in the vicinity of North Street (OU#2). All of the increase in net total source/flux control shown on Table 6-3 (about 130 pounds from 2011 to 2012) is from wells EN-276 and EN-276R. As noted above, clean water injection at EN-509T mobilized CVOCs in apparent OU#2 source areas and is the reason for this large increase in the chemical flux being intercepted and controlled at North Street.

Figure 6-1 shows schematically (in red-violet) how the 2012 VOC mass attributed to controlling chemical flux crossing North Street in OU#2, and shown on Table 6-3, is apportioned between (1) extraction wells EN-276 and EN-276R north of North Street and (2) extraction well EN-284P south of North Street.

6.3 Plume Reduction South of North Street in Off-Site Capture Zones A and B and in Operable Unit No. 3 (Southern Area)

With the flux crossing North Street controlled by the operation of extraction wells EN-276, EN-276R and EN-284P, groundwater extraction from the remaining wells in Off-Site Capture

Zones A and B has been applied to plume reduction in this area. The following subsections discuss the annual groundwater injection and extraction volumes, and VOC mass removal associated with these plume reduction measures.

6.3.1 Groundwater Injection

Table 6-4 presents a record of injection volumes for seven injection wells involved in plume reduction in Off-Site Capture Zones A and B from 2009 to 2012. Water injected at EN-529T, EN-501T, EN-510T, and EN-530T in 2012 was captured by extraction wells in Off-Site Capture Zone A. An estimated 25% of the water injected at EN-78T in 2012 (3.1 MG) was captured by extraction wells EN-195 and EN-491T operating along Monroe Street in the western portion of Off-Site Capture Zone B and about 70% (8.6 MG) was captured by extraction well EN-284P in Off-Site Capture Zone A. (About 5% was captured by EN-194 and EN-215T.) Similarly, an estimated 40% of the water injected at EN-161T in 2012 (13.8 MG) was captured by extraction wells EN-195, EN-491T, EN-185P, and EN-492T operating at the southern end of Off-Site Capture Zone B along Monroe Street; another 40% (13.8 MG) was captured by the trough wells (primarily EN-447T) in Off-Site Capture Zone A. The remaining 20% (7.0 MG) flowed into the Southern Area and was not captured by an extraction well.

Table 6-4: Plume Reduction in Off-Site Capture Zone A and Western Portion of Off-Site Capture Zone B Annual Injection Volumes

Plume Area Affected by Injection	Injection Well(s)	2009 Volume (MG)	2010 Volume (MG)	2011 Volume (MG)	2012 Volume (MG)	Change in Volume Injected from 2011 to 2012 (MG)
Off-Site Capture Zone A (Central Portion)	EN-92P	16.7 (8 months)	26.7	0.3 (3 days)	--	+4.5
	EN-529T	--	--	55.6	60.4	
Off-Site Capture Zone A (Western Portion, West of Washington Ave)	EN-510T	50.4	56.2	52.8	53.8	+1.0
Off-Site Capture Zone A (Southern Side, Top of Silt Trough)	EN-501T	--	14.4 (9 months)	25.3	40.9	+15.6
Off-Site Capture Zone A (Northeast Portion, east of EN-284P) & Off-Site Capture Zone B (Western Portion)	EN-78T	2.3 (2 months)	11.3	12.9	12.3	-0.6
Off-Site Capture Zone A (Eastern Side, Top of Silt Trough) & Off-Site Capture Zone B (Southern Portion)	EN-161T	--	7.1 (7 months)	14.3	34.6	+20.3
Off-Site Capture Zone A (Northwest Portion, west of EN-284P)	EN-530T	--	--	--	7.8 (5 months)	+7.8
	Net Total Injection	**69.4**	**115.6**	**161.2**	**209.8**	**+48.6**

In 2012, the combined injection operations at EN-529T, EN-510T, EN-501T, EN-78T, EN-161T, and EN-530T resulted in about 210 MG of treated groundwater (supplemented by Village water supply when needed) being injected into the Upper Aquifer, an increase of 48.6 MG or 30% versus the volume injected in 2011, and triple the volume injected in 2009. The effect of this injection generally has been to increase the volume of water in storage in the aquifer (discussed further below), to increase the combined extraction rate of plume reduction wells, to reduce VOC concentrations in significant portions of the plume, and ultimately to shrink the footprint of the plume.

6.3.2 Groundwater Extraction

Table 6-5 presents the recent history of extraction volumes for eight extraction wells involved in plume reduction in Off-Site Capture Zone A and five extraction wells operating along Monroe Street at the southern end of Off-Site Capture Zone B.

Table 6-5: Plume Reduction in Off-Site Capture Zone A and Western Portion of Off-Site Capture Zone B Recent Annual Extraction Volumes

Plume Area	Extraction Well(s)	2008 Volume (MG)	2009 Volume (MG)	2010 Volume (MG)	2011 Volume (MG)	2012 Volume (MG)
Off-Site Capture Zone A West of Washington Avenue	EN-133, EN-451P, & EN-91T	18.1	37.4	47.7	61.2	66.5
Off-Site Capture Zone A South of North Street	EN-284P	7.6	10.3	19.6	31.0	30.9
Off-Site Capture Zone A Top of Silt Trough	EN-215T, EN-447T, EN-194 & EN-499T	48.1	51.3	100.5	128.3	139.5
Off-Site Capture Zone B	EN-185P, EN-195, EN-222*, EN-491T & EN-492T	12.2	11.8	17.9	28.5	32.2
	Subtotal	**86.0**	**110.8**	**185.6**	**249.0**	**269.1**
Source/Flux Control Crossing North Street	EN-284P	-5.7 (est.)	-5.7 (est.)	-5.7 (est.)	-5.7 (est)	-5.7 (est)
Ideal Cleaners Plume Flux Control	EN-185P, EN-195, EN-222*, EN-491T & EN-492T	-12.2	-11.8	-12.9 (est.)	-14.2 (est.)	-16.0 (est.)
	Net Total Plume Reduction	**68.1**	**93.3**	**167.0**	**229.1**	**247.4**

*Note: EN-222 was not used in 2012.

Adjustments for two items are made near the bottom of Table 6-5: (1) the portion of extraction volume at EN-284P attributed to flux control in OU#2 and (2) the portion of extraction volume at the five (now four) Monroe Street extraction wells attributed to control of the plume emanating from the former Ideal Cleaners site. After these adjustments, Table 6-4 shows that the annual

extraction volume for plume reduction in Off-Site Capture Zone A and the western portion of Off-Site Capture Zone B more than tripled from 68.1 MG in 2008 to 247.4 MG in 2012 as a direct result of the injection activity and increased by 8% from 2011 to 2012.

6.3.3 VOC Mass Removal

In addition to examining changes in extraction volume from year to year, it is also important to examine the VOC mass removal occurring in Offsite Capture Zones A and B, including the changes that have occurred over the past several years in response to implementation of groundwater injection activities. The following table (Table 6-6) presents a summary of the annual VOC mass removal calculated for extraction wells in this area from 2008 to 2012 in four plume areas.

Table 6-6: Plume Reduction in Off-Site Capture Zone A and Western Portion of Off-Site Capture Zone B Recent Annual VOC Mass Removal

Plume Area	Wells	2008 VOC Mass Removal (pounds)	2009 VOC Mass Removal (pounds)	2010 VOC Mass Removal (pounds)	2011 VOC Mass Removal (pounds)	2012 VOC Mass Removal (pounds)
Off-Site Capture Zone A West of Washington Avenue	EN-133, EN-451P & EN-91T	1.6	4.8	6.1	6.4	6.8
Off-Site Capture Zone A South of North Street	EN-284P*	1.1	12.3	21.0	23.7	20.2
Off-Site Capture Zone A Top of Silt Trough	EN-215T, EN-447T, EN-194 & EN-499T	53.7	46.1**	57.5	41.1	32.4
Off-Site Capture Zone B (western portion)	EN-195 & EN-491T	2.7	3.9	3.5	3.0	2.9
	Total	**60.4**	**68.0**	**90.4**	**75.8**	**62.3**

*Portion attributable to plume reduction; see Table 6-3 entries.
**Includes EN-215T & EN-499T for 8 months and EN-194 for 2 months.

Table 6-6 indicates that annual VOC mass removal decreased from 75.8 pounds in 2011 to 62.3 pounds in 2012. Most of the this decrease is attributable to a reduction in VOC mass removed by EN-284P and by the four trough extraction wells, where the relative decrease in concentrations of VOCs in groundwater from 2011 to 2012 again exceeded the relative increase (9%) in the volume

of groundwater extracted during the same period. The two westernmost extraction wells along Monroe Street in Off-Site Capture Zone B (EN-195 and EN-491T) consistently account for only four to six percent of the total VOC mass removed by extraction south of North Street in the plume area within Off-Site Capture Zone A and the western portion of Off-Site Capture Zone B.

Figure 6-1 shows schematically (in blue) how the 2012 VOC mass attributable to plume reduction in Off-Site Capture Zones A and B (western portion), and shown on Table 6-5, is apportioned between (1) the three extraction wells west of Washington Avenue, (2) the area south of North Street captured by EN-284P, (3) the four extraction wells pumping from the top of silt trough, and (4) the three extraction wells along Monroe Street in the western portion of OU#4.

6.3.4 Plume Reduction in Operable Unit No. 4 (E. Part of Off-Site Capture Zone B)

Operable Unit #4 (OU#4) is located within the eastern portion of Off-Site Capture Zone B (OSCZ-B) and comprises two main components:

1. The former Ideal Cleaners property at 1900 North Street where past releases of PCE by a dry cleaning facility that operated prior to IBM's purchase of the property resulted in an area of PCE soil contamination from near the ground surface down through the Upper Aquifer to the top portion of the glaciolacustrine silt aquitard.

2. A narrow PCE-series groundwater plume (CVOC plume) within the Upper Aquifer that extends to the southwest about 1,200 feet from the former Ideal Cleaners property to groundwater extraction wells EN-185P and EN-492T, located west of the intersection of Adams Avenue and Monroe Street.

OSCZ-B also encompasses a broader groundwater plume of petroleum-related VOCs associated with the former Endicott Forging property. The petroleum hydrocarbon presence includes an oil smear zone that brackets much of the saturated thickness of the Upper Aquifer and a low concentration presence of dissolved VOCs such as benzene, ethylbenzene, toluene, and xylenes. The former Endicott Forging property is currently being remediated by a State-led cleanup program (DEC Spill Site No. 0365048). An OU#4 Location Map showing the approximate limits of

OSCZ-B, the primary area of the CVOC groundwater plume relative to the former Ideal Cleaners property, and the limits of apparent petroleum presence relative to the former Endicott Forging property is provided on Plate 6-1.

In 2010, IBM completed remediation of the PCE soil contamination at the former Ideal Cleaners property using *In-Situ* Thermal Desorption (ISTD) treatment. The ISTD treatment source removal was completed as an IRM. The ISTD treatment was successful in reducing the PCE-series constituents in soil to levels less than the "unrestricted use" soil cleanup objectives specified in 6NYCRR Part 375-6. PCE-series constituents remaining in OU#4 are present in the narrow CVOC groundwater plume and in soil vapor in the vadose zone above the CVOC groundwater plume. Based on these findings, NYSDEC issued a Record of Decision (ROD) on November 2, 2010 that selected No Further Action with continued operation of the groundwater remediation and vapor intrusion mitigation programs as the remedy for OU#4.

Descriptions of the scope and findings of the OU#4 groundwater monitoring program in 2012, the second year of monitoring since issuance of the ROD, are provided in the following subsections.

6.3.4.1 OU#4 Groundwater Monitoring Program

The overall mobility of the CVOC groundwater plume in OU#4 is limited by ongoing groundwater extraction operations west of the intersection of Adams Avenue and Monroe Street that began in the 1980's. Results of water quality monitoring between late 2003 and 2008, prior to removal of the PCE-series sourcing in the former Ideal Cleaners property soils, suggest the CVOC groundwater plume was stable or slowly declining. The spatial and temporal pattern of PCE-series constituents in the OU#4 groundwater plume suggest degradation is occurring throughout the area of the plume. Degradation is believed to occur via a combination of reductive dechlorination under anaerobic reducing conditions and cometabolic degradation under localized aerobic conditions. Although the general geochemical conditions throughout the CVOC groundwater plume area are reducing, the presence of more isolated and localized aerobic conditions are presumed based on:

- Seasonal recharge and water table fluctuations that are expected to replenish oxygenated water near the top of the unconfined Upper Aquifer;

- Spatial and temporal variability in dissolved oxygen concentrations; and

- Microbial analyses of groundwater samples collected in October 2007, May 2011, and August 2011 that indicate spatial and temporal variations in populations of dechlorinating bacteria (*Dehalococcoides spp*) that are generally lower in number than expected given the overall rate of CVOC plume degradation; and

- The apparent decline in concentrations of petroleum constituents that would suggest the presence of aerobic petroleum degrading bacteria.

Given these groundwater conditions the scope of the groundwater monitoring program in OU#4 has been designed to continue to track spatial and temporal variations in the PCE-series constituents and monitor for changes in other parameters that may either enhance or limit natural attenuation of the CVOC groundwater plume.

Fourteen Upper Aquifer monitoring wells and two Upper Aquifer extraction wells within Off-Site Capture Zone B have been specifically designated to monitor the OU#4 CVOC groundwater plume. Locations of the fourteen monitoring wells and two extraction wells are shown on the OU#4 Location Map included on Plate 6-1. A listing of the wells and the rationale for each type of well location is provided below:

- **Upgradient Monitoring Wells:** EN-392R and EN-399 - Monitor for light non-aqueous liquid (LNAPL, also referred to as separate phase liquid or SPL) and background water quality or water quality impacts from the former Endicott Forging property.

- **Former Source Area Monitoring Wells:** EN-527 and EN-528 - Monitor water levels, SPL, and water quality following PCE source removal by ISTD.

- **Downgradient Wells:** EN-387A, EN-394, EN-80, and EN-381 - Monitor water levels, SPL, and water quality along the apparent CVOC plume axis.

- **Side-gradient Wells:** EN-396, EN-395, EN-130, and EN-382, EN-393, and EN-173 - Monitor water levels, SPL, and water quality near or outside the limits of the CVOC plume.

- **Monroe Street Extraction Wells:** EN-185P and EN-492T - Monitor for changes in CVOC mass removal rates.

Specific elements of the OU#4 groundwater monitoring program completed in 2012 include:

- Quarterly monitoring of groundwater and SPL levels in February, May, August, and November 2012 using an electronic oil/water interface probe capable of measuring in increments of 0.01 feet. For wells containing a measureable thickness of SPL a specific gravity of 0.8 was used to correct the measured groundwater elevations.

- Quarterly sampling and analysis of groundwater monitoring wells for VOCs to assess spatial and temporal trends in PCE-series constituents. The quarterly sampling was performed in February, May, August, and November 2012.

- Semi-annual field screening, sampling and analysis of groundwater monitoring wells for an expanded list of natural attenuation parameters to assess spatial and temporal variability in groundwater geochemical conditions conducive to biodegradation and reductive dechlorination of CVOCs. The field screening and sampling was performed in May and August 2012. Samples for dissolved metals were filtered in the field using 0.45 micron filters and field acidified.

- Monthly sampling and analysis of groundwater extraction wells for VOCs to assess spatial and temporal trends in PCE-series mass removal rates.

6.3.4.2 Summary of 2012 Findings

Results of analytical laboratory analyses for VOCs in groundwater samples collected from OU#4 groundwater monitoring and extraction wells are summarized in Table I.1 of Appendix I. Results of field screening and analytical laboratory analyses for transformation indicator parameters are summarized in Table I.2 of Appendix I.

6.3.4.2.1 Distribution of PCE-Series Constituents

The principal constituents of concern in the OU#4 CVOC groundwater plume consist of PCE and its degradation products TCE, cis12-DCE, and vinyl chloride. Upper Aquifer isoconcentration contour maps comparing the August 2007 distribution of these PCE-series compounds with the November 2012 distribution of these PCE-series compounds are provided on Plate 6-1. The August 2007 isoconcentration contour maps depict conditions of the CVOC groundwater plume prior to the former Ideal Cleaners property source removal. As shown on Plate 6-1, the remaining conditions of the CVOC plume in 2012 consist of a limited presence of PCE, TCE and cis12-DCE near the former source area and cis12-DCE near the two downgradient extraction wells and a low concentration presence of vinyl chloride throughout the plume. Specifically, results of sampling in 2012 indicate:

- PCE and TCE concentrations in the area of the OU#4 CVOC plume are below New York State 6NYCRR Part 703 groundwater standards.

- The cis12-DCE portion of the OU#4 CVOC plume is limited to the area centered around well EN-387A, located within 150 feet of the former Ideal Cleaners property, and a small area upgradient from extraction wells EN-492T and EN-185R.

- The vinyl chloride portion of the OU#4 CVOC plume has a more widespread low-level presence as compared to cis12-DCE.

The overall pattern of attenuation of the OU#4 CVOC plume since the former Ideal Cleaners property source removal likely reflects a combination of the effects of advection of “clean” groundwater from upgradient areas to the north and degradation under both reducing and more localized oxidizing conditions.

6.3.4.2.2 Plume Stability

Time versus concentration graphs of PCE-series constituents for wells that help define the CVOC plume are provided in Appendix I.2.1. The graphs include available CVOC data through November 2012 and have been subdivided by the various groupings shown on the OU#4 Location Map on

Plate 6-1. These graphs provide a first order line of evidence of the stability and trend of concentrations of CVOCs in the OU#4 groundwater plume.

Time versus concentration graphs for upgradient monitoring wells (Appendix I.2.1.1) and former source area monitoring wells (Appendix I.2.1.2) indicate a limited background presence of certain CVOCs below applicable New York State 6NYCRR Part 703 groundwater standards. Graphs of the concentration of PCE-series constituents versus time for downgradient monitoring wells along the apparent centerline or axis of the plume (well locations EN-387/387A, EN-394, EN-80, and EN-381) indicate an overall declining trend in concentration for the PCE-series constituents since completion of the ISTD IRM in March 2010 (See Appendix I.2.1.3). From the start of the ISTD IRM in late 2008 through the end of 2012 declining trends for specific monitoring wells near the apparent centerline of the CVOC plume include the following:

- EN-387/387A – One to two orders of magnitude decline in PCE, TCE, cis12-DCE and vinyl chloride between 2008 and 2011, followed by a stable or slightly declining trend in 2012.

- EN-394 – A roughly three orders of magnitude decline in cis12-DCE and vinyl chloride with PCE and TCE generally not detected. The variability in the cis12-DCE and vinyl chloride data are believed to be due to variations in groundwater flow in the area of this well as a consequence of the limited saturated thickness of the Upper Aquifer.

- EN-080 and EN-381 – Greater than two orders of magnitude decline in cis12-DCE and vinyl chloride between 2008 and 2011, followed by a stable or slightly increasing trend in 2012. PCE and TCE were either not detected or were less than 5 µg/L.

Overall, the PCE-series concentrations versus time for wells EN-387A, EN-80, and EN-381 indicate an accelerated rate of decline since completion of the source area removal ISTD IRM while well EN-394 shows a similar rate of decline as observed prior to the source removal. The accelerated rate of decline for many of the OU#4 monitoring wells is believed to reflect the effects of advection of groundwater without CVOCs from areas upgradient from OU#4 and removal of the CVOC source area that formerly replenished the CVOC mass dissolved in the OU#4 groundwater plume.

Time versus concentration graphs for extraction wells EN-492T and EN-185P (Appendix I.2.1.5) reflect PCE and TCE mass removals from areas west of the OU#4 CVOC plume and a combination of cis12-DCE and vinyl chloride mass removals from the remaining OU#4 CVOC plume and areas further west.

6.3.4.2.3 Evidence of Trends in Transformations

Decreases in PCE-series parent concentrations and/or PCE-series daughter product generation (expressed on a molar basis) serve as a first order line of evidence of trends in transformations of the CVOC groundwater plume. Second order lines of evidence include decreases in dissolved oxygen, nitrate, and sulfate and increases in ethene, carbon dioxide, and methane.

First Order Lines of Evidence

The isoconcentration contour maps for PCE and its daughter products indicate a relatively abrupt decline in PCE and TCE groundwater concentrations directly downgradient from the former PCE source area, whereas degradation of cis12-DCE and vinyl chloride is less pronounced. This spatial pattern is consistent with what would be expected given that cis12-DCE and vinyl chloride have a relatively slower rate of dechlorination as compared to PCE and TCE.

Graphs of the molar fraction of PCE-series constituents versus time for the four wells within the OU#4 CVOC groundwater plume are provided in Appendix I.2.2. As shown on the graphs, since completion of the ISTD IRM, the molar fraction of cis12-DCE has generally decreased and the molar fraction of vinyl chloride has increased at wells locations EN-387A and EN-394. A similar relationship between the molar fraction of vinyl chloride and ethene is observed in graphs for wells EN-80 and EN-381. Overall, these changes in the molar fractions of PCE-series constituents support an increase in degradation of the CVOC plume since removal of the CVOC source area at the former Ideal Cleaners property.

Graphs for each of the PCE-series constituents that compare temporal changes in PCE-series concentrations with distance along the apparent plume axis are provided in Appendix I.2.3. As indicated on the graphs, there is an overall declining temporal trend for each constituent with

distance along the plume. In other words, the temporal and spatial variability of the PCE-series constituents indicate a declining CVOC plume rather than a stable or increasing CVOC plume.

Finally, graphs showing the molar fraction of PCE-series constituents versus distance along the CVOC plume are provided in Appendix I.2.4. The graphs have been prepared with data from one sampling event in 2007, conducted prior to the ISTD IRM, and data for the four sampling events in 2011/2012. In general, results of monitoring the four downgradient monitoring well locations within the OU#4 CVOC plume indicate an overall decline of the molar fraction of cis12-DCE, as compared to vinyl chloride, and an overall decline in vinyl chloride, as compared to ethene.

Second Order Lines of Evidence

Second order lines of evidence that can be used to assess whether CVOC transformations are occurring and, if so, whether the rate of transformations may be increasing or decreasing include transformation indicator and general inorganic water quality parameters. In May and August 2012, water quality samples collected from the fourteen OU#4 CVOC plume monitoring wells were field screened or analyzed for a number of inorganic parameters and transformation indicators as summarized in Table I.2.

Consistent with past findings, the data collected in 2012 indicate low dissolved oxygen, commonly less than 1 milligram per liter (mg/L), low nitrate, typically less than 1 mg/L, and negative Oxidation Reduction Potential (ORP) for the majority of the well locations suggest reductive dechlorination is the primary degradation mechanism in the CVOC plume area. A review of the relative concentrations of iron, manganese, and sulfate and the presence and concentration of methane suggest sulfate reduction is probably a more active mechanism than iron/manganese reduction, or methanogenesis. The variability in the transformation and general inorganic water quality parameters is likely due to variations in seasonal water levels relative to the oil smear zone and sampling of fully-screened wells which span both reducing and more localized oxidizing zones.

6.3.4.2.4 Preliminary Projections to Reach Remedial Action Goals

Given the short time since completion of the ISTD IRM source removal, projections of the time to attain New York State 6NYCRR Part 703 groundwater standards based on only two years of

groundwater chemistry data are somewhat premature. However, based on inspection of the spatial and temporal CVOC concentration data, results of the 2012 sampling suggest certain portions of the CVOC plume may attain groundwater standards in the next two years. Data from sampling and analysis of OU#4 area groundwater in 2013 should provide a greater seasonal sample size to allow for a more quantitative analysis of statistical trends in CVOC concentrations.

6.4 Status of Remediation at Operable Unit No. 5

Near source groundwater extraction and treatment operations in the Building 57A portion of OU#5 ceased in October 2011 to allow for implementation of a source removal IRM consisting of *in-situ* thermal treatment using ERH.[2]

The thermal treatment IRM targeted four identified source zones beneath and around Building 57A, which were contributing to the presence of VOCs in groundwater. The primary VOCs present within the source zones were chlorinated ethenes (TCE and associated biochemical degradation byproducts), chlorinated ethanes (111-TCA and breakdown products) and chlorofluorocarbons (CFCs). The quantity and distribution of VOC mass varied among source zones, media (soil and groundwater), and depth. The goal of the ERH treatment IRM was to reduce concentrations of contaminants within the treatment zones to levels that are below the NYSDEC-established Soil Cleanup Objective for commercial use.

ERH technology involves application of electrical current through a network of subsurface electrodes. The soil and groundwater act as a resistor to the path of electrical current, which results in heat generation. ERH technology is capable of heating the subsurface to the boiling point of water (100 degrees Celsius [^{o}C]) which is sufficient for removal of key site-specific VOCs that have boiling points below 100 ^{o}C. Through these processes, the contaminants were transferred into the vapor phase and carried to vapor recovery points (slotted subsurface piping) with the assistance of

[2] Section 6.4 of this report regarding the status of remediation at OU#5 was provided by Sanborn, Head & Associates, Inc. on April 11, 2013.

steam generation and a differential pressure induced by vacuum extraction. The extracted subsurface gas and steam were directed through a condenser/cooling tower system that was followed by the vacuum blowers and vapor phase granular activated carbon. Following treatment, the extracted gas was discharged through a 55-foot high stack to ambient air. Liquid condensate was diverted to the Clark Street groundwater treatment facility for treatment.

The remediation system constructed in the four source zones included:

- 138 electrodes, including 10 electrodes in a groundwater cut-off wall constructed of steel sheet piles;
- 145 vapor recovery wells; and
- Two treatment trains, each including a condenser/cooling tower, vacuum blower, and as series of granular activated carbon vessels (typically two, a “lead” and a “lag”).

Installation of ERH components was completed in the third and fourth quarters of 2011. The ERH system operated for 228 days between February and September 2012. Monitoring during ERH treatment included:

- Monitoring of soil temperature;
- Monitoring of system operational parameters;
- Field screening of VOC concentrations from several points on each treatment train;
- Routine collection of samples of extracted vapor from various locations along the treatment train (lead influent, lag influent, lag effluent, discharge stack) for laboratory analysis;
- Adjustment of system configuration and operation to meet remediation goals; and
- Implementation of the Agency-approved Community Air Monitoring Plan, which included continuous air monitoring for total VOCs and CFC-113 at an interior treatment location, and continuous monitoring for total VOCs at the downwind property boundary.

Three confirmatory soil sampling events were conducted, when approximately 70%, 85%, and 100% of the initially-budgeted power had been applied. The average concentrations of CVOCs in soils were reduced by 99.99% across the treatment zones. Residual VOC concentrations in soil were found to be below the NYSDEC SCO for unrestricted use, which is below the Remedial Action Objective (SCO for commercial use). An estimated 7,000 pounds of VOCs were extracted from the ground in vapor form.

Restoration of the site for subsequent use is currently underway. IBM will continue to monitor groundwater quality conditions in keeping with Agency-approved, area-wide water quality monitoring. Future groundwater extraction and treatment operations in OU#5, currently planned for 2013, are limited to operation of a new extraction well targeting a low-level presence of TCE in groundwater in the Gault Toyota parking lot area (former Huron Lot 26), in the south-central portion of OU#5. The new extraction well is designated EN-709 and is anticipated to be placed into service during the second quarter of 2013.

6.5 Status of Remediation in Operable Unit No. 6 (Bedrock Aquifer)

A ROD for Operable Unit No. 6 was issued by NYSDEC on March 26, 2009. The ROD describes the approved remedy for the bedrock groundwater remedial program at the Site. The bedrock groundwater plume was determined to be under control and to no longer pose a significant threat to human health or the environment. Therefore, No Further Action other than continued operation, maintenance and monitoring of the Plume Control in Bedrock Groundwater was approved as the remedy. As explained in Sections 4.2 and 5.4, bedrock extraction well EN-D49 operates for this purpose.

6.6 Status of Remediation at Operable Unit No. 7

In OU#7, where concentrations of VOCs in Upper Aquifer groundwater are comparatively low, operation of extraction wells EN-154R and EN-218 have provided hydraulic control. Prior to October 24, 2012, EN-218 operated in the central portion of OU#7 near Clark Street, and EN-154R continues to operate near the southwest corner of OU#7, west of Robble Avenue and north of the railroad tracks. Analytical data for OU#7 groundwater monitoring wells indicate one to three orders of magnitude decreases in CVOC concentrations following the start-up of extraction operations in

1984 (EN-154/154R) and 1994 (EN-218). However, since around 2004, concentrations have decreased much more slowly or have leveled off. The majority of CVOC constituents of potential concern have dropped below applicable New York State 6NYCRR Part 703 groundwater standards. Consequently, CVOC mass removal rates have also decreased, particularly for extraction well EN-218 with an average mass removal rate of about 1.3 pounds per year over the past five years. Water level monitoring data indicate that well EN-218 is located in a position believed to be upgradient from extraction well EN-154R. The water level data and spatial distribution of CVOC chemistry data also suggest that well EN-154R groundwater withdrawals capture CVOC mass for non-IBM off-Site sources.

In light of these findings and site conditions, on September 5, 2012 IBM submitted a request to the NYSDEC to discontinue Upper Aquifer groundwater withdrawals from well EN-218 and perform a shutdown/restart pumping test of EN-154R to better define operating conditions necessary to capture the remaining low concentration CVOC mass within OU#7. The request was conditionally approved by the NYSDEC in a letter dated October 23, 2012. The approval condition consisted of a requirement to sample well EN-218 for six months and submit the analytical results of the sampling to the Agencies in a letter report. Well EN-218 was shut down on October 24, 2012. A shutdown/restart pumping test of extraction well EN-154R is planned during the summer of 2013.

6.7 Site-Wide Reduction of TCE Mass in Place

The purpose of calculating the mass of TCE dissolved in groundwater in the Upper Aquifer south of North Street is to provide the Agencies (NYSDEC and NYSDOH) with an indication of IBM's progress with respect to the stated goals. These goals include the overall corrective action objective of reducing the mass of TCE in groundwater within Off-Site Capture Zone A and the Southern Area by 50% in five years and by 80% in ten years, from the June 2004 baseline.

6.7.1 VOC Mass Removed by Pumping in 2012

Using chemical concentrations and monthly flows for each extraction well, the mass (in pounds) of chemicals removed from groundwater was calculated for the 12 months from January 1, 2012 through December 31, 2012. During this period, about 4,341 pounds of VOCs were removed from

the subsurface by extraction of 327.9 MG of groundwater. This data, including the concentration and mass removed for individual VOCs at each extraction well, is tabulated in Appendix A.

Approximately 93% of the total VOC mass removed, or 4,047 pounds, was recovered by the four Upper Aquifer extraction wells and Huron SP2 in the Railroad Corridor Source Area (OU#1). Although the total VOC mass removed by these wells is much higher than previous years, the percentage of the total VOC mass removed by these wells relative to all of the extraction wells at the Site is comparable to that of the previous four years (89% to 95%).

Outside of OU#1, the other 7% of the total VOC mass removed came from other operable units and from Off-Site Capture Zone A. About 213 pounds of VOCs were recovered from extraction wells EN-276/276R and EN-284P in the North Street Area (OU#2), a significant increase from previous years for reasons explained in Section 6.2.2. About 43 pounds of VOCs were recovered from 11 Upper Aquifer extraction wells in Off-Site Capture Zone A, the Southern Area (OU#3) and the Ideal Cleaners Area (OU#4). Bedrock Aquifer extraction well EN-D49 recovered 26 pounds of VOCs in OU#6, the same as the mass it removed in 2010 and 2011. About 13 pounds of VOCs were recovered from the two extraction wells in OU#7 (EN-154R and EN-218), nearly the same as in 2011.

With regard to chemical speciation of the principal VOCs, about 83 percent of the total VOC mass recovered in 2012 consisted of 111-TCA and its daughter products 11-DCA, 11-DCE and CEA. TCE and its daughter products cis12-DCE and vinyl chloride comprised about 15 percent of the total VOC mass recovered. Of the remaining two percent, less than one percent consisted of Freon 113 and Freon 123a.

6.7.2 Change in Mass of TCE Dissolved in Groundwater, 2004 vs. 2012

6.7.2.1 Calculation of Initial TCE Mass in Place, June 2004

The initial mass of TCE dissolved in groundwater was first calculated in an addendum to the 2007 Annual Report dated August 19, 2008**.** That addendum explains the logic for selecting June 2004 as the initial date for calculating the mass of TCE dissolved in groundwater as well as the methodology for making these initial calculations and calculations for subsequent years. Restating

this logic, June 2004 was selected as a starting date for the initial TCE mass calculation for three primary reasons:

1. Extraction test well EN-284TD started pumping continuously on July 6, 2004, marking the first significant change in the dynamics of groundwater flow south of North Street since field activities associated with the SGA were completed in 2003. EN-284TD began to intercept the mass flux across North Street that was previously intercepted by the Garfield and Jefferson Avenue extraction wells. Shortly after July 6, 2004, therefore, no appreciable mass flux was being added to the plume south of North Street. Furthermore, the initiation of pumping at this well location was identified in the SGA Report as the first step in attaining the corrective action objectives.

2. A comprehensive round of groundwater elevations was measured on June 6-8, 2004, providing a snapshot of the groundwater flow system one month prior to startup of groundwater extraction at EN-284TD. This groundwater elevation data was previously published in Appendix C of the *Annual Groundwater Monitoring Status Report for 2004* (2004 Annual Report, dated April 15, 2005). These data therefore provided a basis for calculating the volume of water in storage within the Upper Aquifer in the area of concern prior to the initiation of flux control pumping at EN-284TD.

3. Most of the existing monitoring wells at the Site were sampled at least once between the conclusion of the SGA field activities in late 2003 and before June 8, 2004, including monitoring wells EN-429 through EN-451, which were installed in April 2004 in Off-Site Capture Zone A and the Southern Area. As a result, a comprehensive set of chemical concentration and distribution data exists for the period immediately prior to the startup of groundwater extraction at EN-284TD. This analytical chemistry data was previously published in Appendix E of the 2004 Annual Report. Therefore, these data provide the basis for assessing the magnitude and distribution of TCE in groundwater within the area of concern prior to the initiation of flux control pumping at EN-284TD and later at EN-284P.

The initial mass-in-place calculation for TCE dissolved in groundwater was done in a straightforward step-by-step manner, which is explained in detail in the addendum to the 2007

Annual Report. The method divides the plume area into cells measuring 100 feet by 100 feet and then calculates the volume of groundwater within each cell using a porosity of 35% and the concentration of TCE in each cell based on a TCE isoconcentration contour map. This method yields a calculation of the total volume of groundwater in storage within the footprint of the TCE plume, the total mass of TCE dissolved in that volume of groundwater and the average TCE concentration in the plume. Based on this method, the total volume of water in storage within the plume area in June 2004 was calculated to be 135 MG and the calculated mass of dissolved TCE in June 2004 was 89.5 pounds.

6.7.2.2 Calculation of TCE Mass in Place, August 2012

The dissolved TCE mass calculation for August 2012 was done in a similar fashion to the calculation for June 2004. First, an isoconcentration map of TCE in the Upper Aquifer was constructed by hand-contouring the TCE concentration data from August 2012. This TCE isoconcentration contour map is shown on Plate 5-3. Next, the groundwater elevations measured on August 29, 2012 were contoured to create a groundwater elevation contour map of the Upper Aquifer with a maximum contour interval of one foot. This groundwater elevation contour map is shown on Plate 4-1. Then, using the current top-of-silt contour map (Plate 2-1), a map of the Upper Aquifer saturated thickness was derived by cross-contouring the August 2012 groundwater elevation contour map with the current top-of-silt contour map. This saturated thickness contour map of the Upper Aquifer is shown on Figure 4-1.

An orthogonal grid with cell dimensions of 100 feet by 100 feet oriented parallel to McKinley Avenue was overlain on both the TCE isoconcentration map for August 2012 and the Upper Aquifer saturated thickness map for August 2012, as shown on Figures 6-2 and 6-3**.** An average saturated thickness was assigned by an experienced hydrogeologist to each cell of the gridded Upper Aquifer saturated thickness map and an average TCE concentration was assigned to each cell of the gridded TCE isoconcentration map. The saturated thickness and TCE concentration values for each cell were then transferred to Excel worksheets such that each 100 feet by 100 feet grid cell corresponds to a cell in the worksheet, with TCE concentration on the first page of the spreadsheet and saturated thickness on the second page (Figures 6-4 and 6-5). Assuming an Upper Aquifer effective porosity of 35 percent, the volume of groundwater in storage within the plume area was

calculated on a separate Excel worksheet (Figure 6-6). Based on this worksheet calculation, the estimated volume of groundwater in storage within the plume area of the Upper Aquifer in August 2012 was 123 MG, about 90% of the volume of groundwater in storage in this portion of the Upper Aquifer in June 2004 (135 MG) and in August 2011 (136 MG). The substantial increase in groundwater in storage since injection began in 2008 was maintained throughout the Upper Aquifer in 2012, within the plume area that had been dewatered following the implementation of enhanced extraction activities that began in July 2004.

The mass of TCE dissolved in groundwater in each cell was then calculated on a separate Excel worksheet by multiplying the volume of groundwater in storage (in gallons) by the TCE concentration (in micrograms per liter), with a correction factor of 8.35×10^{-9} to convert the resulting TCE mass units to pounds. Where either the volume of groundwater in storage or TCE concentration of a worksheet cell was zero, the calculated TCE mass for that cell was zero, and the cell was effectively excluded from the mass calculation. The dissolved TCE mass calculated for each cell is shown on Figure 6-7.

The total dissolved TCE mass in groundwater south of North Street in August 2012 was calculated by summing the cells in each column of the TCE mass worksheet such that the total of each column accrued in a single row of the worksheet. The columnar totals in this row were then summed to yield the total TCE mass in place south of North Street, excluding the EN-284P capture area, as had been done for the initial mass-in-place calculation. The estimated mass of dissolved TCE in August 2012 calculated using the aforementioned method is approximately 16.5 pounds, 20% less than was calculated for 2011, but dissolved in a 10% smaller volume of groundwater.

6.7.3 Progress Toward Reducing the Concentration and Mass of TCE in Groundwater

This section of the report assesses IBM's progress toward meeting the objectives described in Section 2.1 by comparing the June 2004 mass calculation with the August 2012 mass calculation. It also examines the factors that have contributed to the reduction in mass.

The TCE mass totals discussed above for June 2004 and August 2012 show that the reduction of TCE mass dissolved in groundwater from 89.5 pounds to 16.5 pounds over a period of eight years

and two months amounts to an 82% reduction of TCE mass dissolved in groundwater. As such, the progress made during that period exceeds the goal of an 80% reduction in 10 years.

Previous annual reports have noted that the reduction of dissolved VOC mass in place had resulted from two factors. The first is a reduction in the concentration of TCE in groundwater at many groundwater monitoring wells within the plume. The second factor has been a reduction in the volume of groundwater in storage within the plume area due to the extensive dewatering that had been accomplished by new and previously existing extraction wells beginning in July 2004.

As noted above, the spreadsheet calculations comparing the volume of groundwater in storage for August 2011 to that in August 2012 show that the volume of groundwater in storage decreased by 10%. Therefore, in 2012 the second of these two factors (i.e., reduction of groundwater in storage) contributed only slightly to the reduction of dissolved TCE mass in place since 2004. This reduction in dissolved VOC mass is attributable mostly to a reduction in TCE concentrations throughout the plume.

Linking the groundwater volume in storage in August 2012 with the TCE mass dissolved in groundwater shows that the average concentration of TCE in groundwater within the plume in August 2012 was 16.2 µg/L. This constitutes an 80% reduction in both average TCE concentration in the plume and dissolved TCE mass in groundwater since 2004. Furthermore, as a direct result of the clean water injection effort intended to reduce TCE concentrations and thereby accelerate the rates of desorption and reverse diffusion, the average TCE concentration in the plume decreased from 18.5 µg/L in 2011 to 16.2 µg/L in 2012, a further reduction of about 12% in one year.

Finally, although these calculations show that the goal of 80% reduction of TCE mass dissolved in groundwater has been met in less than nine years, it is important to remember that the volume of water in storage will continue to fluctuate as future stages of the injection program are implemented. Continued reductions in TCE concentrations due to clean water injection will further enhance the partitioning of TCE mass from the solid phase (i.e., mass diffused into and sorbed onto aquifer soil particles) to the aqueous phase (i.e., mass dissolved in groundwater) via the mechanisms of desorption and diffusion. The use of clean water injection to aid in flushing and removal of TCE (in both the solid and aqueous phases) from the aquifer began with the operation of EN-510T in late

November 2008 and was supplemented by the operation of EN-78T and EN-92P in 2009. Injection wells EN-501T and EN-161T were added to this effort in 2010, injection well EN-529T was added in 2011, and injection well EN-530T was added in the second half of 2012.

The potential for VOC mass transfer from saturated zone soil to the aqueous phase (dissolved in groundwater) is supported by a comparison of the decline in dissolved TCE mass in groundwater (73 pounds out of an initial 89.5 pounds in 2004), as described above, with the TCE mass calculated to have been removed from the plume by extraction wells in Off-Site Capture Zone A and the western portion of Off-Site Capture Zone B between June 2004 and August 2012 (520 pounds). It is likely that the higher calculated value of total TCE mass removed from the plume area (520 pounds) as compared to the lower calculated reduction in TCE mass dissolved in groundwater (73 pounds) reflects the predominance of mass removed by desorption and reverse diffusion from saturated zone soils in the area of the plume (520 pound – 73 pound = 447 pounds). This is to say that, for every pound of TCE reduction in the dissolved plume, approximately six pounds have been removed from soils comprising the aquifer solids within the plume.

Although the data for 2004 through 2012 show a substantial reduction of TCE mass dissolved in groundwater in the plume, it is anticipated that the percent decline in TCE mass dissolved in groundwater will likely fluctuate as the next steps are implemented in the enhanced remediation effort. However, during this process, it is unlikely that the TCE mass dissolved in groundwater at any one time will reflect less than a 50% reduction of mass dissolved in groundwater compared to the initial TCE mass calculated for June 2004. Rather, the ongoing and future enhancements to plume reduction will be focused on sustaining the gains already achieved, including the goal of an 80% reduction of TCE mass dissolved in groundwater that was reached in 2012.

7 REFERENCES

Groundwater Sciences, P.C. and Groundwater Sciences Corporation, *Combined Groundwater Report for 2011,* April 12, 2012.

Groundwater Sciences, P.C. and Groundwater Sciences Corporation, *Combined Groundwater Report for 2010,* April 14, 2011.

Groundwater Sciences, P.C. and Groundwater Sciences Corporation, *Combined Groundwater Report for 2009,* April 14, 2010.

Groundwater Sciences, P.C., *Draft Groundwater Remediation Systems Operation, Maintenance and Monitoring Plan, Fifth Update,* May 28, 2009.

Groundwater Sciences Corporation, *Annual Groundwater Monitoring Status Report for 2008,* April 14, 2009.

Groundwater Sciences, P.C., *Draft Groundwater Remediation Systems Operation, Maintenance and Monitoring Plan, Fourth Update,* May 29, 2008.

Groundwater Sciences Corporation, *Annual Groundwater Monitoring Status Report for 2007,* April 14, 2008.

Groundwater Sciences, P.C., *Draft Groundwater Remediation Systems Operation, Maintenance and Monitoring Plan, Third Update,* May 30, 2007.

Groundwater Sciences Corporation, *Annual Groundwater Monitoring Status Report for 2006,* April 13, 2007.

Groundwater Sciences Corporation, *Addendum to the Groundwater Remediation Systems Operation, Maintenance, and Monitoring Plan (Second Update),* November 10, 2006.

Groundwater Sciences Corporation, *Annual Groundwater Monitoring Status Report for 2005,* April 14, 2006.

Groundwater Sciences, P.C., *Draft Groundwater Remediation Systems Operation, Maintenance and Monitoring Plan, Second Update,* February 1, 2006.

Groundwater Sciences Corporation, *Bedrock Groundwater Supplemental Remedial Investigation (SRI) Report,* December 19, 2005.

Groundwater Sciences Corporation, *Annual Groundwater Monitoring Status Report for 2004,* April 15, 2005.

Groundwater Sciences, P.C., *Draft Groundwater Remediation Systems Operation, Maintenance and Monitoring Plan, First Update,* February 28, 2005.

Groundwater Sciences, P.C., *Supplemental Groundwater Assessment Final Report,* December 31, 2003, revised and updated May 17, 2004.

Groundwater Sciences Corporation, *Interim Corrective Measures Work Plan for Test Wells EN-284TD, EN-91T, and EN-92T,* March 18, 2004.

New York State Department of Environmental Conservation, *Record of Decision, Former IBM Endicott Site, Operable Unit No. 6 – Plume Control in Bedrock Groundwater, Endicott, Broome County, New York, Site Number 704014,* March 26, 2009.

New York State Department of Environmental Conservation, *Record of Decision, Former IBM Endicott Site, Operable Unit No. 4 - Former Ideal Cleaners, State Superfund Project, Village of Endicott, Broome County, New York, Site Number 704014,* November 2, 2010.

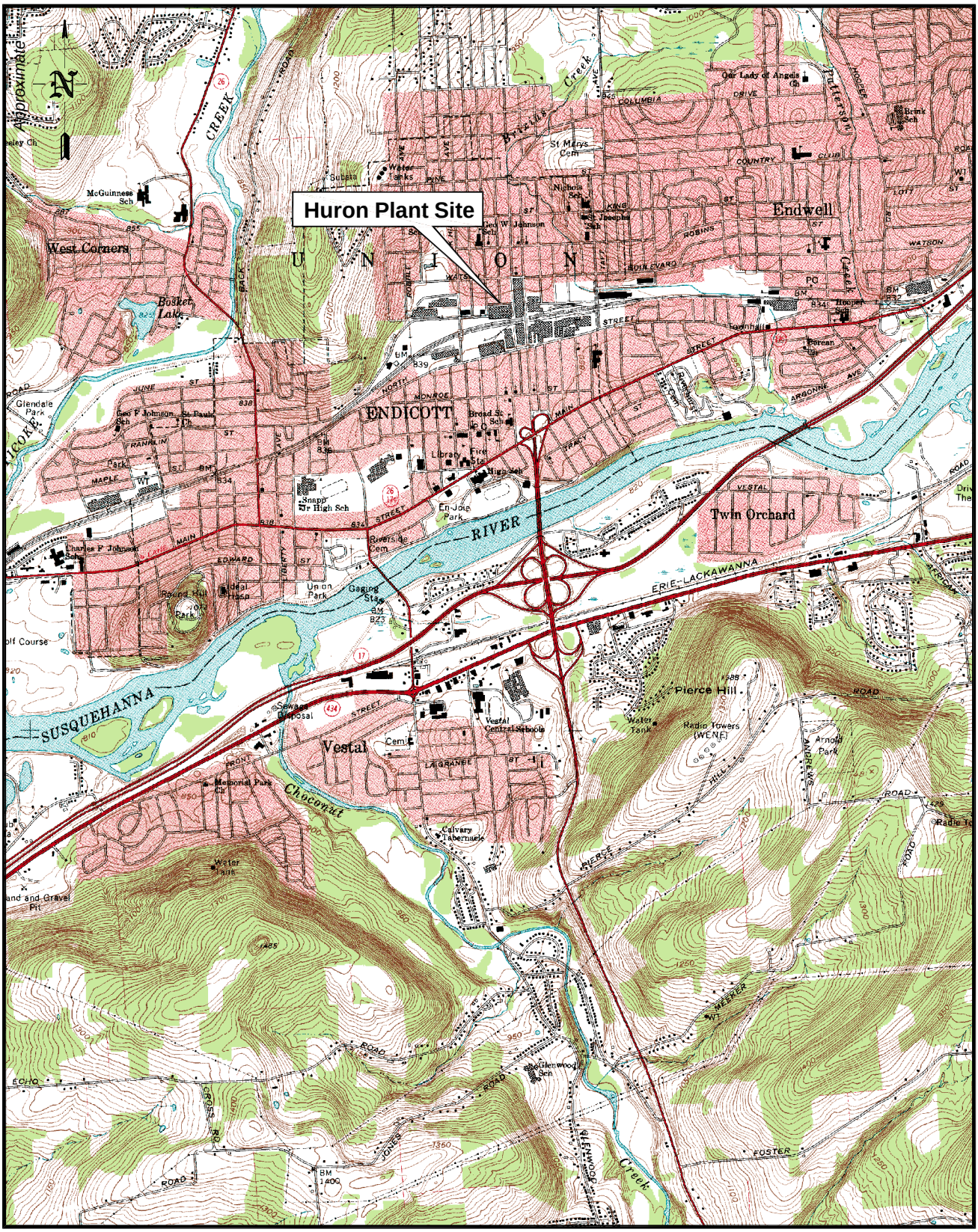

Portion of the Endicott, New York
7.5-minute USGS Quadrangle
(1969; Photoinspected 1976)

Figure 1-1

Former IBM Endicott Site
Site #704014

Site Location Map

GROUNDWATER SCIENCES CORPORATION

22007-008-C10 / 07-06-05

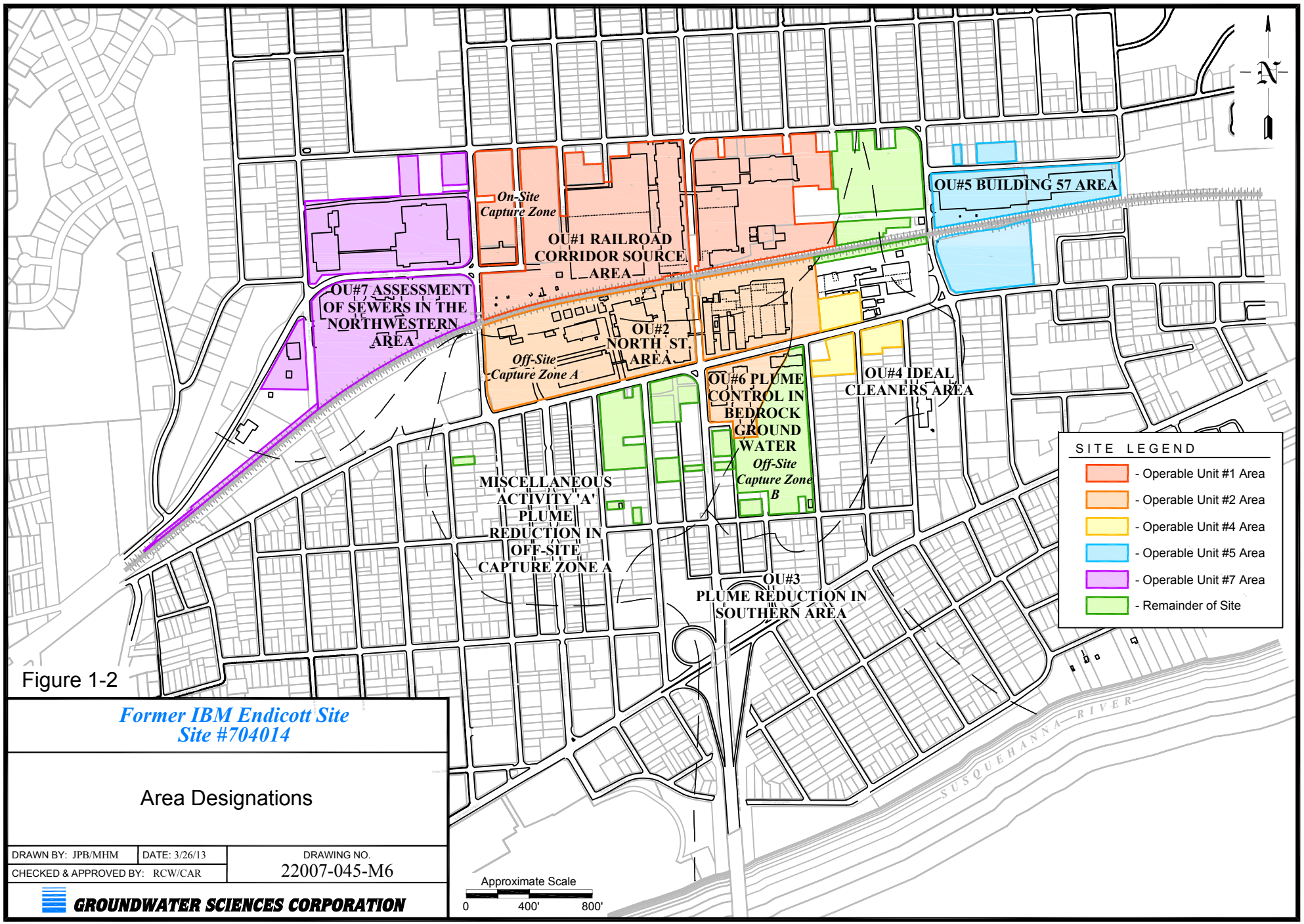

Figure 1-2

Former IBM Endicott Site
Site #704014

Area Designations

DRAWN BY: JPB/MHM	DATE: 3/26/13	DRAWING NO.
CHECKED & APPROVED BY: RCW/CAR		22007-045-M6

GROUNDWATER SCIENCES CORPORATION

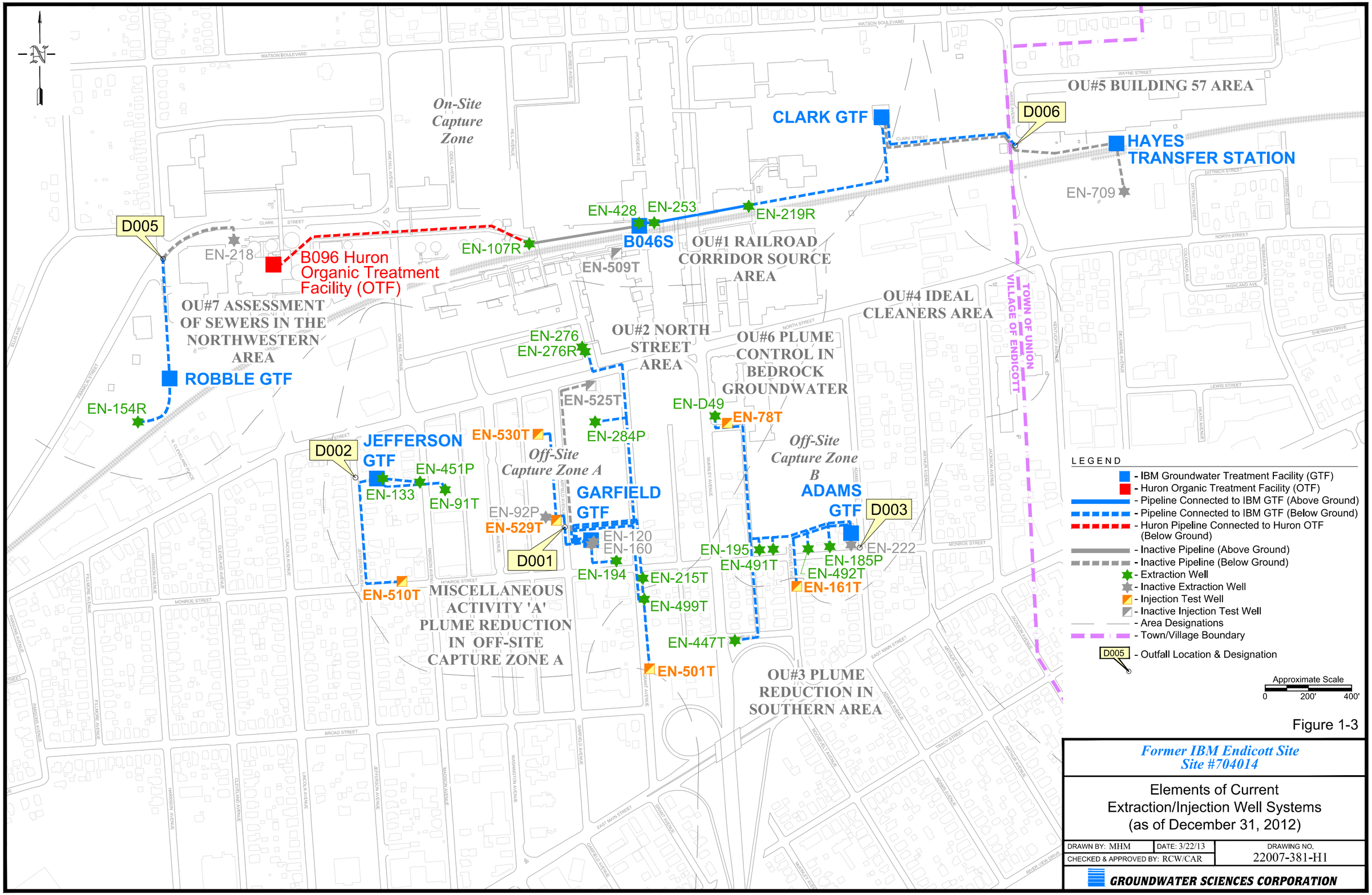

Figure 1-3

Former IBM Endicott Site
Site #704014

Elements of Current
Extraction/Injection Well Systems
(as of December 31, 2012)

DRAWN BY: MHM	DATE: 3/22/13	DRAWING NO.
CHECKED & APPROVED BY: RCW/CAR		22007-381-H1

GROUNDWATER SCIENCES CORPORATION

Approximate N

LEGEND

10 - Upper Aquifer Saturated Thickness (feet) (dashed where inferred)

- Upper Aquifer Monitoring Well
- Other Shallow Monitoring or Recovery Well
- Upper Aquifer Extraction Well
- Upper Aquifer Extraction Test Well
- Injection Test Well
- Area of Unsaturated Soil in the Upper Aquifer
- Saturated Thickness Less Than 2'

Scale
0 250' 500'

Figure 4-1

Former IBM Endicott Site
Site #704014

Upper Aquifer Saturated Thickness
Contour Plan
August 2012

DRAWN BY: JPB	DATE: 9/17/12	DRAWING NO. 22007-345-H2
CHECKED & APPROVED BY: SMF		

GROUNDWATER SCIENCES CORPORATION

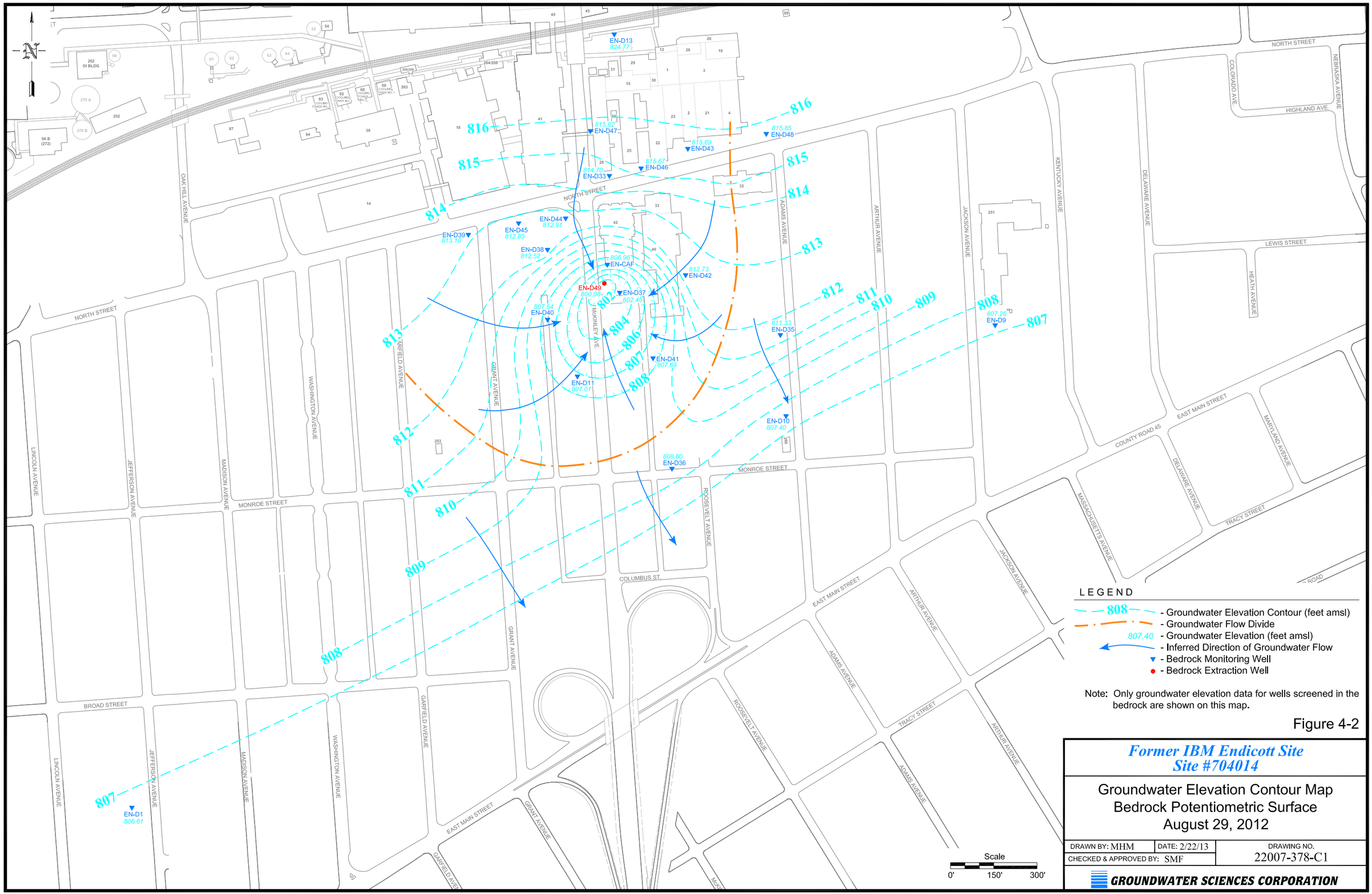

LEGEND

- 808 - Groundwater Elevation Contour (feet amsl)
- Groundwater Flow Divide
- 807.40 - Groundwater Elevation (feet amsl)
- Inferred Direction of Groundwater Flow
- ▼ - Bedrock Monitoring Well
- ● - Bedrock Extraction Well

Note: Only groundwater elevation data for wells screened in the bedrock are shown on this map.

Figure 4-2

Former IBM Endicott Site
Site #704014

Groundwater Elevation Contour Map
Bedrock Potentiometric Surface
August 29, 2012

DRAWN BY: MHM	DATE: 2/22/13	DRAWING NO.
CHECKED & APPROVED BY: SMF		22007-378-C1

GROUNDWATER SCIENCES CORPORATION

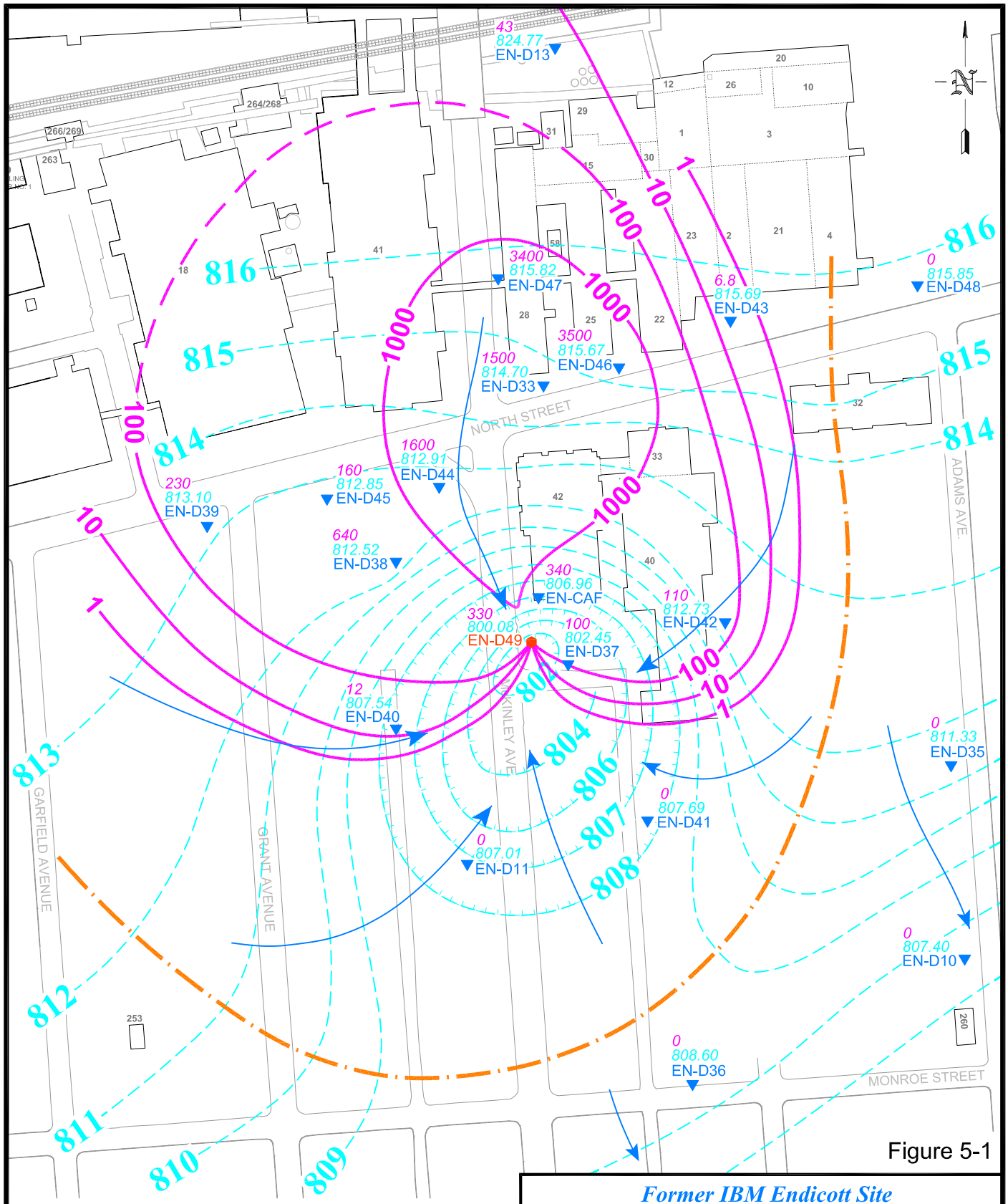

Figure 5-1

LEGEND

- ▼ - Bedrock Monitoring Well
- ● - Bedrock Extraction Well
- 800 - Bedrock Potentiometric Surface Elevation Contour (ft. amsl)
- 807.54 - Bedrock Potentiometric Surface Elevation (ft. amsl)
- Groundwater Flow Divide
- 10 - TCE-Series Isoconcentration Contour (µg/l)
- 12 - TCE-Series Concentration (µg/l)

Scale
0 100' 200'

Former IBM Endicott Site
Site #704014

Bedrock Potentiometric Surface with Bedrock TCE-Series Isoconcentration Contours (August 2012)

DRAWN BY: MHM	DATE: 3/5/13	DRAWING NO.
CHECKED & APPROVED BY: CAR		22007-135-W1

GROUNDWATER SCIENCES CORPORATION

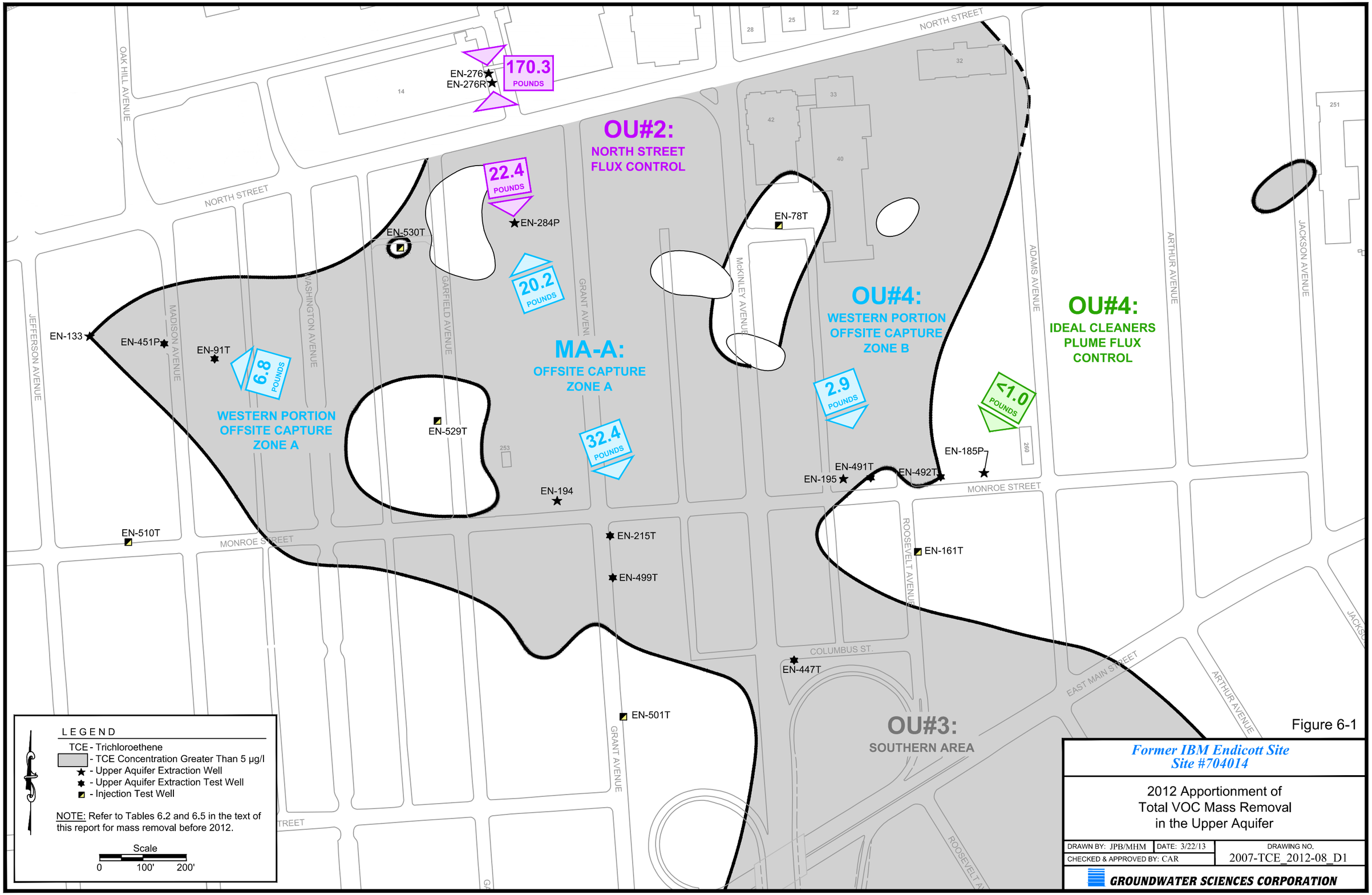
OU#2:
NORTH STREET
FLUX CONTROL
170.3
POUNDS
EN-276
EN-276R
22.4
POUNDS
EN-284P
EN-530T
20.2
POUNDS
MA-A:
OFFSITE CAPTURE
ZONE A
EN-133
EN-451P
EN-91T
6.8
POUNDS
WESTERN PORTION
OFFSITE CAPTURE
ZONE A
EN-529T
32.4
POUNDS
EN-194
EN-510T
EN-215T
EN-499T
EN-501T
EN-78T
OU#4:
WESTERN PORTION
OFFSITE CAPTURE
ZONE B
2.9
POUNDS
EN-491T
EN-195
EN-492T
EN-185P
<1.0
POUNDS
OU#4:
IDEAL CLEANERS
PLUME FLUX
CONTROL
EN-161T
EN-447T
OU#3:
SOUTHERN AREA
NORTH STREET
MONROE STREET
COLUMBUS ST.
EAST MAIN STREET
OAK HILL AVENUE
JEFFERSON AVENUE
MADISON AVENUE
WASHINGTON AVENUE
GARFIELD AVENUE
GRANT AVENUE
McKINLEY AVENUE
ROOSEVELT AVENUE
ADAMS AVENUE
ARTHUR AVENUE
JACKSON AVENUE
LEGEND
TCE - Trichloroethene
- TCE Concentration Greater Than 5 µg/l
- Upper Aquifer Extraction Well
- Upper Aquifer Extraction Test Well
- Injection Test Well
NOTE: Refer to Tables 6.2 and 6.5 in the text of this report for mass removal before 2012.
Scale
0 100' 200'
Figure 6-1
Former IBM Endicott Site
Site #704014
2012 Apportionment of
Total VOC Mass Removal
in the Upper Aquifer
DRAWN BY: JPB/MHM
DATE: 3/22/13
CHECKED & APPROVED BY: CAR
DRAWING NO.
2007-TCE_2012-08_D1
GROUNDWATER SCIENCES CORPORATION

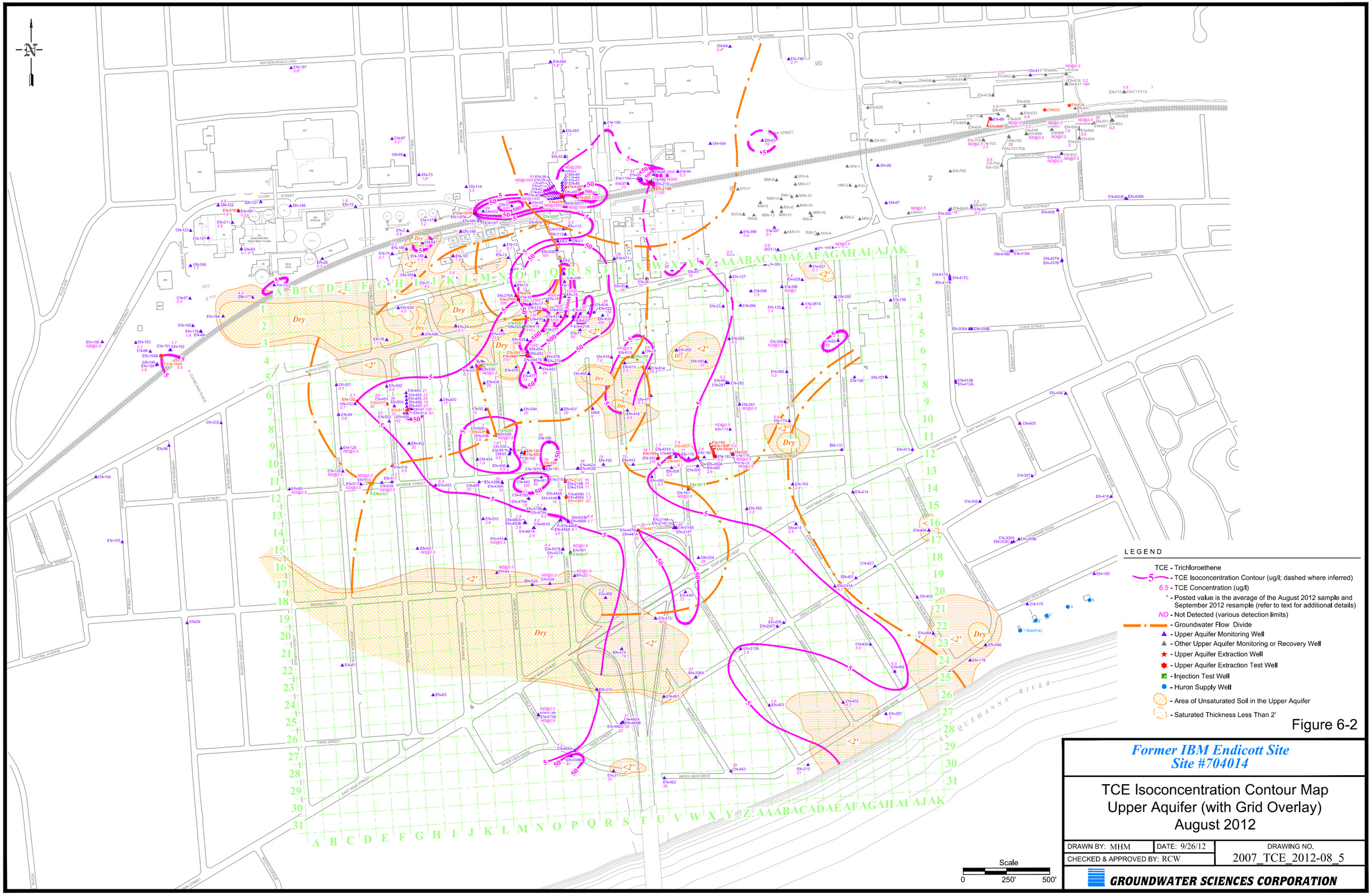

LEGEND

- TCE - Trichloroethene
- 5 - TCE Isoconcentration Contour (ug/l; dashed where inferred)
- 6.5 - TCE Concentration (ug/l)
- * - Posted value is the average of the August 2012 sample and September 2012 resample (refer to text for additional details)
- ND - Not Detected (various detection limits)
- Groundwater Flow Divide
- Upper Aquifer Monitoring Well
- Other Upper Aquifer Monitoring or Recovery Well
- Upper Aquifer Extraction Well
- Upper Aquifer Extraction Test Well
- Injection Test Well
- Huron Supply Well
- Area of Unsaturated Soil in the Upper Aquifer
- Saturated Thickness Less Than 2'

Figure 6-2

Former IBM Endicott Site
Site #704014

TCE Isoconcentration Contour Map
Upper Aquifer (with Grid Overlay)
August 2012

DRAWN BY: MHM	DATE: 9/26/12	DRAWING NO.
CHECKED & APPROVED BY: RCW		2007_TCE_2012-08_5

GROUNDWATER SCIENCES CORPORATION

Approximate

N

LEGEND

10 - Upper Aquifer Saturated Thickness (feet) (dashed where inferred)

- Upper Aquifer Monitoring Well
- Other Shallow Monitoring or Recovery Well
- Upper Aquifer Extraction Well
- Upper Aquifer Extraction Test Well
- Injection Test Well
- Area of Unsaturated Soil in the Upper Aquifer
- Saturated Thickness Less Than 2'

Scale

0 250' 500'

Figure 6-3

Former IBM Endicott Site
Site #704014

Upper Aquifer Saturated Thickness Contour Plan with Grid Overlay August 2012

DRAWN BY: JPB	DATE: 9/17/12	DRAWING NO. 22007-345-H3
CHECKED & APPROVED BY: SMF		

GROUNDWATER SCIENCES CORPORATION

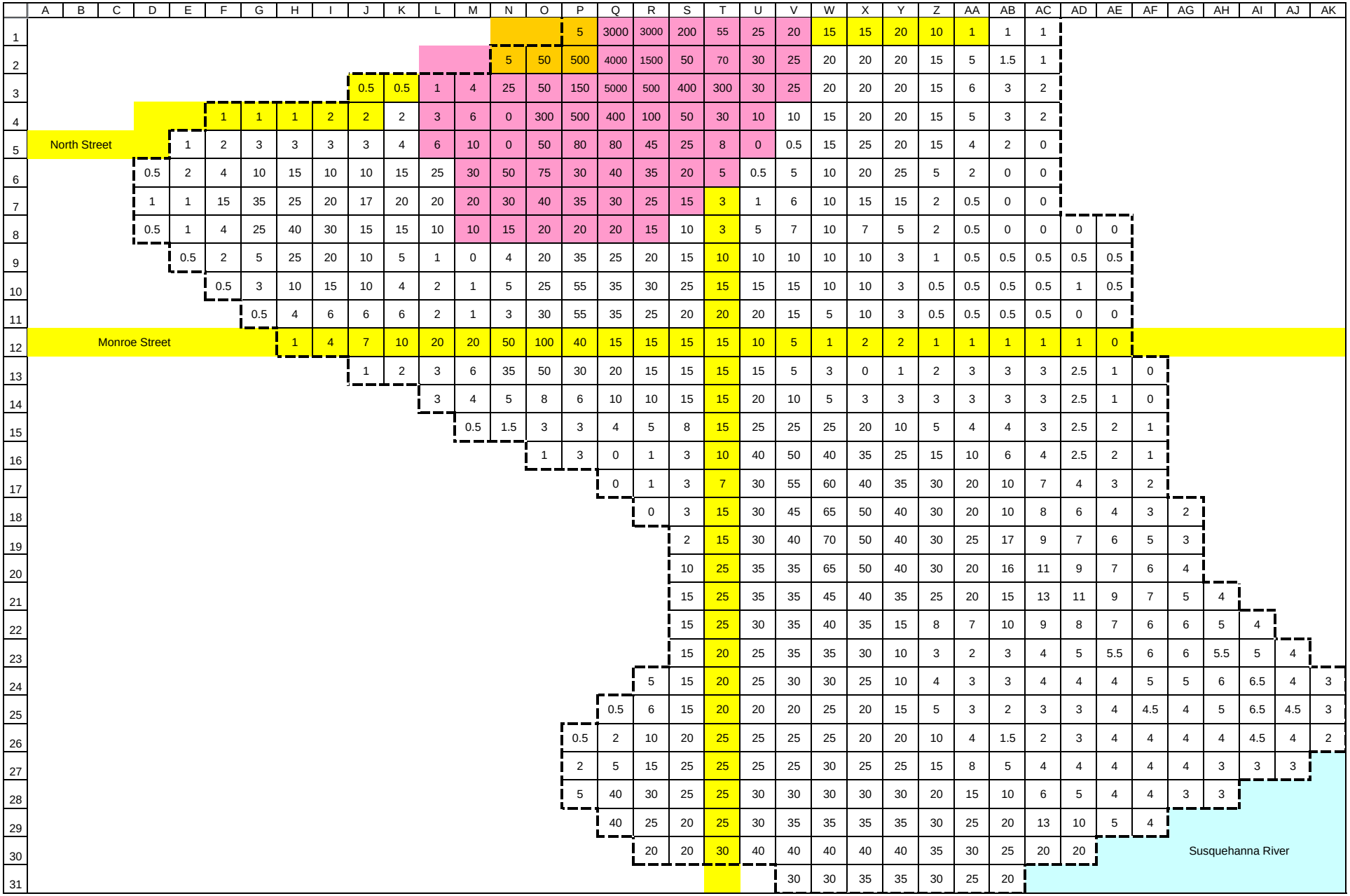

Figure 6-4
Spreadsheet Grid Map of TCE Concentrations (ug/L) in the Upper Aquifer
August 2012

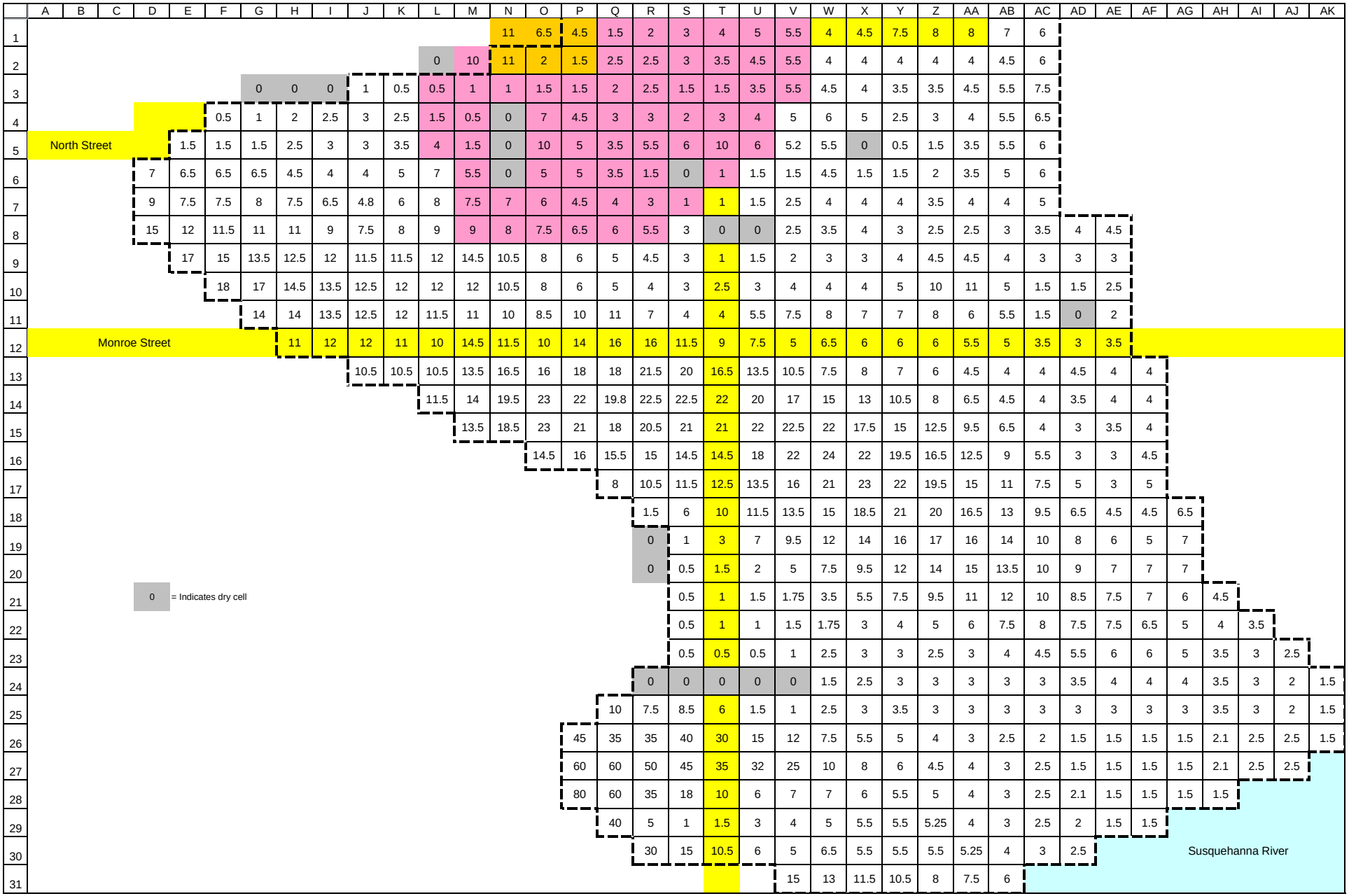

Figure 6-5
Spreadsheet Grid Map of Upper Aquifer Saturated Thickness (feet)
August 2012



Figure 6-6
Spreadsheet Grid Map of Groundwater Volume in Storage (gallons)
Upper Aquifer, August 2012



Figure 6-7
Spreadsheet Grid Map of Dissolved TCE Mass (Calculated) in Pounds
Upper Aquifer, August 2012

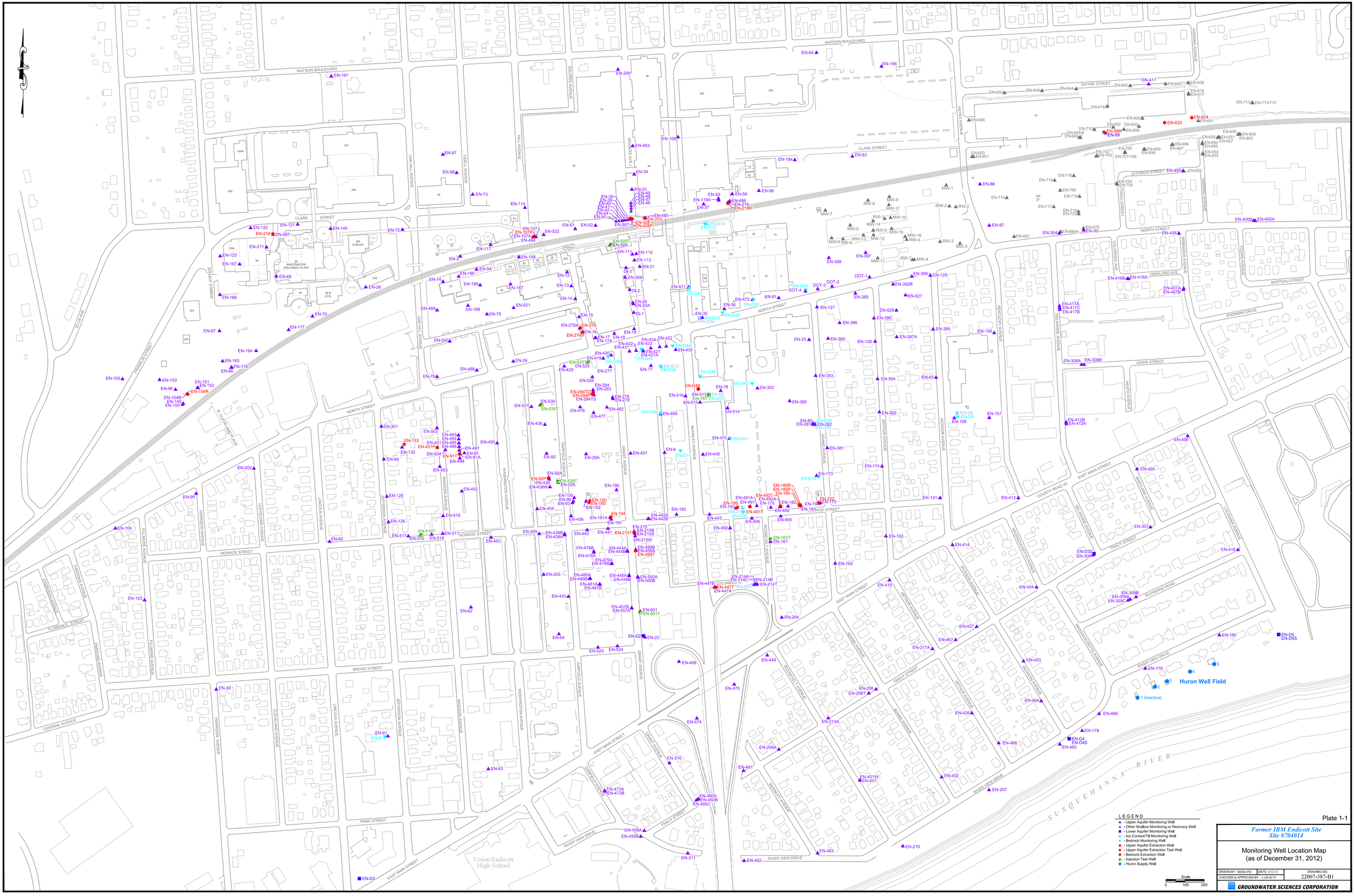

Plate 1-1

Former IBM Endicott Site
Site #704014

Monitoring Well Location Map
(as of December 31, 2012)

DRAWN BY: MBIM/JPS	DATE: 4/12/13	DRAWING NO.
CHECKED & APPROVED BY: CAR/RCW		22007-387-B1

GROUNDWATER SCIENCES CORPORATION

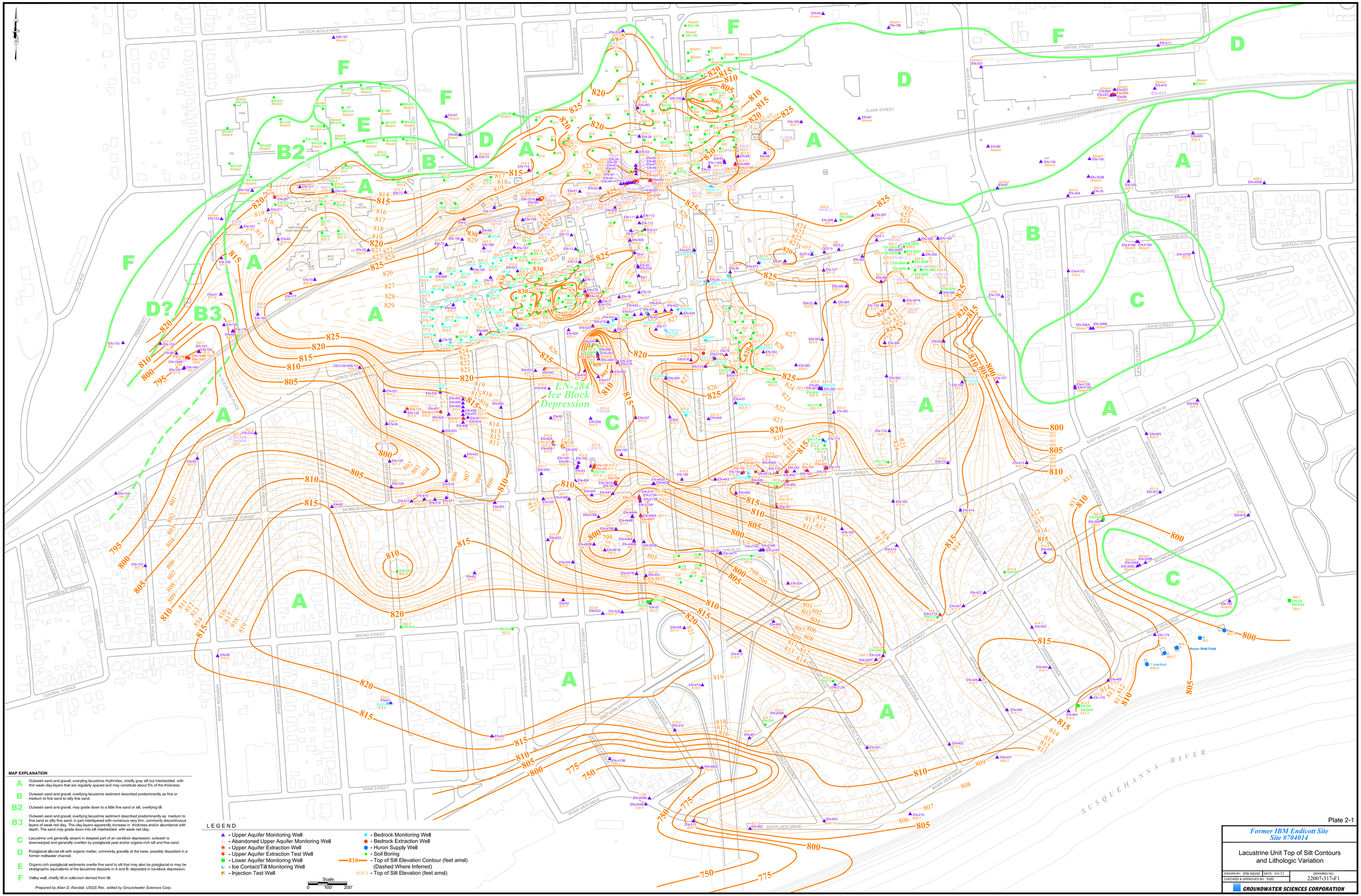

MAP EXPLANATION

- **A** — Outwash sand and gravel, overlying lacustrine rhythmites, chiefly gray silt but interbedded with thin weak clay layers that are regularly spaced and may constitute about 5% of the thickness.
- **B** — Outwash sand and gravel, overlying lacustrine sediment described predominantly as fine or medium to fine sand to silty fine sand.
- **B2** — Outwash sand and gravel, may grade down to a little fine sand or silt, overlying till.
- **B3** — Outwash sand and gravel, overlying lacustrine sediment described predominantly as medium to fine sand or silty fine sand, in part interlayered with numerous very thin, commonly discontinuous layers of weak red clay. The clay layers apparently increase in thickness and/or abundance with depth. The sand may grade down into silt interbedded with weak red clay.
- **C** — Lacustrine unit generally absent in deepest part of an ice-block depression; outwash is downwarped and generally overlain by postglacial peat and/or organic-rich silt and fine sand.
- **D** — Postglacial alluvial silt with organic matter, commonly gravelly at the base, possibly deposited in a former meltwater channel.
- **E** — Organic-rich postglacial sediments overlie fine sand to silt that may also be postglacial or may be stratigraphic equivalents of the lacustrine deposits in A and B; deposited in ice-block depression.
- **F** — Valley wall; chiefly till or colluvium derived from till.

Prepared by Allan D. Randall, USGS Ret., edited by Groundwater Sciences Corp.

LEGEND

- ▲ - Upper Aquifer Monitoring Well
- △ - Abandoned Upper Aquifer Monitoring Well
- ★ - Upper Aquifer Extraction Well
- ✱ - Upper Aquifer Extraction Test Well
- ■ - Lower Aquifer Monitoring Well
- ◣ - Ice Contact/Till Monitoring Well
- ◤ - Injection Test Well
- ▼ - Bedrock Monitoring Well
- ● - Bedrock Extraction Well
- ● - Huron Supply Well
- ● - Soil Boring
- 810 — Top of Silt Elevation Contour (feet amsl) (Dashed Where Inferred)
- 808.9 - Top of Silt Elevation (feet amsl)

Scale 0 100' 200'

Plate 2-1

Former IBM Endicott Site
Site #704014

Lacustrine Unit Top of Silt Contours and Lithologic Variation

DRAWN BY: JPB/MHM	DATE: 4/6/12	DRAWING NO.
CHECKED & APPROVED BY: SMF		22007-317-F1

GROUNDWATER SCIENCES CORPORATION

Groundwater elevation contours east of Hayes Avenue and east of Jackson Avenue are based upon data prepared by Sanborn, Head & Associates, Inc.

WATSON BOULEVARD

CLARK STREET

DETROIT STREET

NORTH STREET

HIGHLAND AVE

BARTEAU STREET

SHERMAN DRIVE

LEWIS STREET

EAST MAIN STREET

COUNTY ROAD 45

MONROE STREET

TRACY STREET

RIVER VIEW DRIVE

DIAMOND ROAD

BROAD STREET

FLORENCE STREET

CENTRAL AVENUE

PARK STREET

HAYES AVENUE

JACKSON AVENUE

MADISON AVENUE

ADAMS AVENUE

ARTHUR AVENUE

GRANT AVENUE

WASHINGTON AVENUE

LINCOLN AVENUE

CLEVELAND AVENUE

HARRISON AVENUE

FILLMORE AVENUE

PARSONS AVENUE

EDGEGLEN AVENUE

ELLIS AVE

FRANKLIN STREET

N. CLEVELAND PLACE

OAK HILL AVENUE

ORELL AVENUE

THIRD AVENUE

SOURIES AVENUE

ROGERS AVE

WAYNE AVENUE

PITCH STREET

KENDALL AVENUE

COLORADO AVE.

NEBRASKA AVENUE

YOUNG AVENUE

HEATH AVENUE

LAURENCE AVENUE

DELAWARE AVENUE

MARYLAND AVENUE

LEVERICH AVENUE

MASSACHUSETTS AVENUE

SUSQUEHANNA RIVER

EN-197 837.46

EN-200 831.58

EN-64 841.40

EN-196 841.81

EN-650

EN-648

EN-644

EN-642 838.14

EN-411

EN-640

EN-638

EN-616

EN-617

EN-713

EN-711/712

EN-618

EN-626

EN-624

EN-641

EN-623

EN-608

EN-632

EN-692

EN-606

EN-69 836.

EN-710

EN-605

EN-604

EN-651

EN-653

EN-659

EN-657

EN-658

EN-656

EN-694

EN-695

EN-696

EN-697

EN-699

EN-654

EN-655

EN-652

EN-409

EN-702

EN-703

EN-700

EN-698

EN-701/708

EN-704

EN-705

EN-709

EN-600

EN-601

MW-1 837.06

EN-86 836.74

EN-687

EN-684A

EN-679

EN-30 833.98

EN-304 831.72

EN-400B

EN-400A

EN-408

EN-407A

EN-407B

EN-416B

EN-416A

EN-417A

EN-417B

EN-417C

EN-306A

EN-306B

EN-412B

EN-412A

EN-406

EN-405

EN-307

EN-308

EN-418

EN-309A

EN-309C

EN-309B

EN-180

EN-179

EN-105 827.86

EN-104 819.33

EN-103 819.28

EN-59

EN-61

EN-63

EN-62 822.50

EN-60 821.20

EN-95 819.62

EN-202 819.82

EN-97 829.45

EN-98 829.13

EN-73 828.16

EN-114 828.65

EN-146 827.82

EN-72 829.61

EN-121 827.52

EN-218 829.02

EN-487 826.21

EN-122

EN-123

EN-211 829.99

EN-167 825.67

EN-69 826.82

EN-166 825.16

EN-26 828.13

EN-70 827.76

EN-67 821.76

EN-177 826.61

EN-164 821.51

EN-165 820.88

EN-68 820.70

EN-176

EN-153 819.43

EN-96

EN-151

EN-152 819.52

EN-154R

EN-154D 819.03

EN-149

EN-150 819.34

EN-125 821.13

EN-519 822.93

EN-511 822.95

EN-510

EN-517 823.63

EN-510T

EN-518 823.76

EN-452 821.70

EN-450 821.61

EN-503 820.91

EN-504 820.33

EN-451

EN-451R

EN-133

EN-132 819.26

EN-301 819.94

EN-302 820.40

EN-91T

EN-91 820.88

EN-91A 820.23

EN-498 820.59

EN-493 820.68

EN-494 820.67

EN-495 820.74

EN-496 820.66

EN-497 820.61

EN-94 819.33

EN-92 822.21

EN-92A 822.03

EN-92P 822.03

EN-433 821.95

EN-529T

EN-529 822.10

EN-100 822.11

EN-99 822.11

EN-454 822.47

EN-455 821.97

EN-439B 821.98

EN-439A 821.98

EN-93 822.11

EN-120 821.64

EN-160

EN-456 822.03

EN-102 821.79

EN-191A 821.27

EN-191 821.31

EN-194 816.76

EN-190 821.51

EN-29A 822.47

EN-437 821.24

EN-6 822.05

EN-436 823.35

EN-530

EN-530T

EN-476

EN-482 817.76

EN-477 815.90

EN-469 Dry

EN-516 826.80

EN-515 826.86

EN-514 826.33

EN-470 826.14

EN-448 822.58

EN-302 Dry

EN-380 827.69

EN-513 831.41

EN-78 829.95

EN-787

EN-393 826.90

EN-394 826.40

EN-382 827.86

EN-381 824.75

EN-174 826.71

EN-173 822.68

EN-163 821.42

EN-162 821.08

EN-415 826.91

EN-414 820.57

EN-131 821.22

EN-427 819.45

EN-467 820.18

EN-217A 820.27

EN-426 818.55

EN-464 817.23

EN-466 814.77

EN-178 815.48

EN-465 816.14

EN-468 816.22

EN-403 817.56

EN-404 817.34

EN-180

EN-179

1 (inactive)

2

3

4

5

EN-210 809.78

EN-402 813.17

EN-207 811.43

EN-401 815.47

EN-461 816.61

EN-460A 803.74

EN-460B 802.96

EN-460C 803.68

EN-473A 803.89

EN-473B 803.30

EN-459A 802.34

EN-459B 803.28

EN-462 810.70

EN-463 813.11

EN-311 805.08

EN-310 817.64

EN-208A 817.48

EN-213A 819.34

EN-204 820.68

EN-449 820.73

EN-458 821.64

EN-475 820.90

EN-474 820.53

EN-206T 819.63

EN-206 819.60

EN-401 815.47

EN-22 821.88

EN-64 823.17

EN-523 822.02

EN-524 822.24

EN-62 822.50

EN-445 821.86

EN-203 821.91

EN-480A 821.93

EN-480B 821.93

EN-481A 821.98

EN-481B 821.54

EN-479B 821.72

EN-479A 822.02

EN-446A 821.70

EN-446B 821.89

EN-500A 821.68

EN-500B

EN-501 822.54

EN-501T 824.58

EN-457B 821.93

EN-457A 821.95

EN-447B 819.65

EN-447T

EN-447A 819.65

EN-214A 820.86

EN-214C 820.84

EN-214B 820.83

EN-214T

EN-439T 821.91

EN-439 821.91

EN-478B 821.89

EN-478A 821.89

EN-440 821.43

EN-441 821.33

EN-215T 811.50

EN-215B 819.75

EN-215A 821.44

EN-444A 821.29

EN-444B 821.26

EN-499B 820.89

EN-499A 821.25

EN-499T

EN-1611

EN-161 822.32

EN-442A 821.37

EN-442B 821.33

EN-443 821.18

EN-192 821.26

EN-490 821.10

EN-508 821.32

EN-505 821.76

EN-492 821.43

EN-491A 821.36

EN-492T 821.08

EN-492A 821.63

EN-491T 821.63

EN-491 821.63

EN-170

EN-182

EN-183 821.42

EN-185 822.43

EN-185P

EN-185R

EN-222 821.82

EN-175 821.78

EN-79 821.78

EN-195 813.99

EN-191 819.80

EN-120 820.79

EN-190 821.51

EN-184 835.78

EN-83 836.50

EN-106 828.64

EN-483 828.92

EN-34 828.62

EN-53 828.56

EN-49 828.01

EN-48 828.01

EN-47 828.01

EN-46 828.00

EN-38 828.90

EN-39 828.90

EN-40 828.90

EN-41 828.90

EN-42 828.90

EN-43 828.90

EN-44 828.90

EN-45 828.98

EN-52 836.30

EN-51 836.30

EN-55 827.22

EN-68 828.20

EN-56 828.87

EN-119A 827.30

EN-486 827.49

EN-219

EN-219R 822.99

EN-37 827.30

EN-35 829.87

EN-36 829.87

EN-485 827.01

EN-253 827.01

EN-428 827.01

EN-428P 828.60

EN-507 827.01

EN-507T

EN-509 827.01

EN-509T

EN-111 827.01

EN-112 829.56

EN-113 829.56

EN-21 830.56

EN-508 830.60

EN-508T

LOI-1 830.53

LOI-2 830.42

EN-20 830.37

EN-20A

EN-471 830.21

EN-472 829.72

EN-81 829.72

EN-107 824.10

EN-107T

EN-107A 829.50

EN-522 830.41

EN-484 829.50

EN-117 829.58

EN-148 830.83

EN-187 830.65

EN-188 829.76

EN-521 830.22

EN-521T

EN-75 829.88

EN-2 829.08

EN-54 829.01

EN-186 829.08

EN-189 830.11

EN-74 829.48

EN-107B 824.10

EN-117A 829.58

EN-12 831.40

EN-13 830.92

EN-14 830.60

EN-15 829.65

EN-276A 829.17

EN-276B 829.17

EN-276T 827.66

EN-16 827.66

EN-17 827.66

EN-17A 827.66

EN-18 829.28

EN-19 829.30

EN-434 829.54

EN-422 829.54

EN-432 829.08

EN-433 829.08

EN-431 829.08

EN-421A 828.97

EN-421 829.53

EN-435 829.53

EN-520 829.28

EN-520T 827.67

EN-419 827.77

EN-430 827.88

EN-431T 827.88

EN-24 826.32

EN-488 826.70

EN-429 826.96

EN-277 828.55

EN-526 810.58

EN-284 826.55

EN-284TD 826.55

EN-283 826.55

EN-284TS 810.78

EN-278 816.78

EN-279 826.55

EN-77 828.59

EN-76 826.9

EN-22T 821.88

EN-1 829.54

EN-1A 829.54

EN-1B 829.54

EN-1C 829.54

EN-1D 829.54

EN-1E 829.54

EN-1F 829.54

EN-1G 829.54

EN-1H 829.54

EN-1I 829.54

EN-1J 829.54

EN-1K 829.54

EN-1L 829.54

EN-1M 829.54

EN-1N 829.54

EN-1O 829.54

EN-1P 829.54

EN-1Q 829.54

EN-1R 829.54

EN-1S 829.54

EN-1T 829.54

EN-1U 829.54

EN-1V 829.54

EN-1W 829.54

EN-1X 829.54

EN-1Y 829.54

EN-1Z 829.54

EN-1AA 829.54

EN-1AB 829.54

EN-1AC 829.54

EN-1AD 829.54

EN-1AE 829.54

EN-1AF 829.54

EN-1AG 829.54

EN-1AH 829.54

EN-1AI 829.54

EN-1AJ 829.54

EN-1AK 829.54

EN-1AL 829.54

EN-1AM 829.54

EN-1AN 829.54

EN-1AO 829.54

EN-1AP 829.54

EN-1AQ 829.54

EN-1AR 829.54

EN-1AS 829.54

EN-1AT 829.54

EN-1AU 829.54

EN-1AV 829.54

EN-1AW 829.54

EN-1AX 829.54

EN-1AY 829.54

EN-1AZ 829.54

EN-1BA 829.54

EN-1BB 829.54

EN-1BC 829.54

EN-1BD 829.54

EN-1BE 829.54

EN-1BF 829.54

EN-1BG 829.54

EN-1BH 829.54

EN-1BI 829.54

EN-1BJ 829.54

EN-1BK 829.54

EN-1BL 829.54

EN-1BM 829.54

EN-1BN 829.54

EN-1BO 829.54

EN-1BP 829.54

EN-1BQ 829.54

EN-1BR 829.54

EN-1BS 829.54

EN-1BT 829.54

EN-1BU 829.54

EN-1BV 829.54

EN-1BW 829.54

EN-1BX 829.54

EN-1BY 829.54

EN-1BZ 829.54

EN-1CA 829.54

EN-1CB 829.54

EN-1CC 829.54

EN-1CD 829.54

EN-1CE 829.54

EN-1CF 829.54

EN-1CG 829.54

EN-1CH 829.54

EN-1CI 829.54

EN-1CJ 829.54

EN-1CK 829.54

EN-1CL 829.54

EN-1CM 829.54

EN-1CN 829.54

EN-1CO 829.54

EN-1CP 829.54

EN-1CQ 829.54

EN-1CR 829.54

EN-1CS 829.54

EN-1CT 829.54

EN-1CU 829.54

EN-1CV 829.54

EN-1CW 829.54

EN-1CX 829.54

EN-1CY 829.54

EN-1CZ 829.54

EN-1DA 829.54

EN-1DB 829.54

EN-1DC 829.54

EN-1DD 829.54

EN-1DE 829.54

EN-1DF 829.54

EN-1DG 829.54

EN-1DH 829.54

EN-1DI 829.54

EN-1DJ 829.54

EN-1DK 829.54

EN-1DL 829.54

EN-1DM 829.54

EN-1DN 829.54

EN-1DO 829.54

EN-1DP 829.54

EN-1DQ 829.54

EN-1DR 829.54

EN-1DS 829.54

EN-1DT 829.54

EN-1DU 829.54

EN-1DV 829.54

EN-1DW 829.54

EN-1DX 829.54

EN-1DY 829.54

EN-1DZ 829.54

EN-1EA 829.54

EN-1EB 829.54

EN-1EC 829.54

EN-1ED 829.54

EN-1EE 829.54

EN-1EF 829.54

EN-1EG 829.54

EN-1EH 829.54

EN-1EI 829.54

EN-1EJ 829.54

EN-1EK 829.54

EN-1EL 829.54

EN-1EM 829.54

EN-1EN 829.54

EN-1EO 829.54

EN-1EP 829.54

EN-1EQ 829.54

EN-1ER 829.54

EN-1ES 829.54

EN-1ET 829.54

EN-1EU 829.54

EN-1EV 829.54

EN-1EW 829.54

EN-1EX 829.54

EN-1EY 829.54

EN-1EZ 829.54

EN-1FA 829.54

EN-1FB 829.54

EN-1FC 829.54

EN-1FD 829.54

EN-1FE 829.54

EN-1FF 829.54

EN-1FG 829.54

EN-1FH 829.54

EN-1FI 829.54

EN-1FJ 829.54

EN-1FK 829.54

EN-1FL 829.54

EN-1FM 829.54

EN-1FN 829.54

EN-1FO 829.54

EN-1FP 829.54

EN-1FQ 829.54

EN-1FR 829.54

EN-1FS 829.54

EN-1FT 829.54

EN-1FU 829.54

EN-1FV 829.54

EN-1FW 829.54

EN-1FX 829.54

EN-1FY 829.54

EN-1FZ 829.54

EN-1GA 829.54

EN-1GB 829.54

EN-1GC 829.54

EN-1GD 829.54

EN-1GE 829.54

EN-1GF 829.54

EN-1GG 829.54

EN-1GH 829.54

EN-1GI 829.54

EN-1GJ 829.54

EN-1GK 829.54

EN-1GL 829.54

EN-1GM 829.54

EN-1GN 829.54

EN-1GO 829.54

EN-1GP 829.54

EN-1GQ 829.54

EN-1GR 829.54

EN-1GS 829.54

EN-1GT 829.54

EN-1GU 829.54

EN-1GV 829.54

EN-1GW 829.54

EN-1GX 829.54

EN-1GY 829.54

EN-1GZ 829.54

EN-1HA 829.54

EN-1HB 829.54

EN-1HC 829.54

EN-1HD 829.54

EN-1HE 829.54

EN-1HF 829.54

EN-1HG 829.54

EN-1HH 829.54

EN-1HI 829.54

EN-1HJ 829.54

EN-1HK 829.54

EN-1HL 829.54

EN-1HM 829.54

EN-1HN 829.54

EN-1HO 829.54

EN-1HP 829.54

EN-1HQ 829.54

EN-1HR 829.54

EN-1HS 829.54

EN-1HT 829.54

EN-1HU 829.54

EN-1HV 829.54

EN-1HW 829.54

EN-1HX 829.54

EN-1HY 829.54

EN-1HZ 829.54

EN-1IA 829.54

EN-1IB 829.54

EN-1IC 829.54

EN-1ID 829.54

EN-1IE 829.54

EN-1IF 829.54

EN-1IG 829.54

EN-1IH 829.54

EN-1II 829.54

EN-1IJ 829.54

EN-1IK 829.54

EN-1IL 829.54

EN-1IM 829.54

EN-1IN 829.54

EN-1IO 829.54

EN-1IP 829.54

EN-1IQ 829.54

EN-1IR 829.54

EN-1IS 829.54

EN-1IT 829.54

EN-1IU 829.54

EN-1IV 829.54

EN-1IW 829.54

EN-1IX 829.54

EN-1IY 829.54

EN-1IZ 829.54

EN-1JA 829.54

EN-1JB 829.54

EN-1JC 829.54

EN-1JD 829.54

EN-1JE 829.54

EN-1JF 829.54

EN-1JG 829.54

EN-1JH 829.54

EN-1JI 829.54

EN-1JJ 829.54

EN-1JK 829.54

EN-1JL 829.54

EN-1JM 829.54

EN-1JN 829.54

EN-1JO 829.54

EN-1JP 829.54

EN-1JQ 829.54

EN-1JR 829.54

EN-1JS 829.54

EN-1JT 829.54

EN-1JU 829.54

EN-1JV 829.54

EN-1JW 829.54

EN-1JX 829.54

EN-1JY 829.54

EN-1JZ 829.54

EN-1KA 829.54

EN-1KB 829.54

EN-1KC 829.54

EN-1KD 829.54

EN-1KE 829.54

EN-1KF 829.54

EN-1KG 829.54

EN-1KH 829.54

EN-1KI 829.54

EN-1KJ 829.54

EN-1KK 829.54

EN-1KL 829.54

EN-1KM 829.54

EN-1KN 829.54

EN-1KO 829.54

EN-1KP 829.54

EN-1KQ 829.54

EN-1KR 829.54

EN-1KS 829.54

EN-1KT 829.54

EN-1KU 829.54

EN-1KV 829.54

EN-1KW 829.54

EN-1KX 829.54

EN-1KY 829.54

EN-1KZ 829.54

EN-1LA 829.54

EN-1LB 829.54

EN-1LC 829.54

EN-1LD 829.54

EN-1LE 829.54

EN-1LF 829.54

EN-1LG 829.54

EN-1LH 829.54

EN-1LI 829.54

EN-1LJ 829.54

EN-1LK 829.54

EN-1LL 829.54

EN-1LM 829.54

EN-1LN 829.54

EN-1LO 829.54

EN-1LP 829.54

EN-1LQ 829.54

EN-1LR 829.54

EN-1LS 829.54

EN-1LT 829.54

EN-1LU 829.54

EN-1LV 829.54

EN-1LW 829.54

EN-1LX 829.54

EN-1LY 829.54

EN-1LZ 829.54

EN-1MA 829.54

EN-1MB 829.54

EN-1MC 829.54

EN-1MD 829.54

EN-1ME 829.54

EN-1MF 829.54

EN-1MG 829.54

EN-1MH 829.54

EN-1MI 829.54

EN-1MJ 829.54

EN-1MK 829.54

EN-1ML 829.54

EN-1MM 829.54

EN-1MN 829.54

EN-1MO 829.54

EN-1MP 829.54

EN-1MQ 829.54

EN-1MR 829.54

EN-1MS 829.54

EN-1MT 829.54

EN-1MU 829.54

EN-1MV 829.54

EN-1MW 829.54

EN-1MX 829.54

EN-1MY 829.54

EN-1MZ 829.54

EN-1NA 829.54

EN-1NB 829.54

EN-1NC 829.54

EN-1ND 829.54

EN-1NE 829.54

EN-1NF 829.54

EN-1NG 829.54

EN-1NH 829.54

EN-1NI 829.54

EN-1NJ 829.54

EN-1NK 829.54

EN-1NL 829.54

EN-1NM 829.54

EN-1NN 829.54

EN-1NO 829.54

EN-1NP 829.54

EN-1NQ 829.54

EN-1NR 829.54

EN-1NS 829.54

EN-1NT 829.54

EN-1NU 829.54

EN-1NV 829.54

EN-1NW 829.54

EN-1NX 829.54

EN-1NY 829.54

EN-1NZ 829.54

EN-1OA 829.54

EN-1OB 829.54

EN-1OC 829.54

EN-1OD 829.54

EN-1OE 829.54

EN-1OF 829.54

EN-1OG 829.54

EN-1OH 829.54

EN-1OI 829.54

EN-1OJ 829.54

EN-1OK 829.54

EN-1OL 829.54

EN-1OM 829.54

EN-1ON 829.54

EN-1OO 829.54

EN-1OP 829.54

EN-1OQ 829.54

EN-1OR 829.54

EN-1OS 829.54

EN-1OT 829.54

EN-1OU 829.54

EN-1OV 829.54

EN-1OW 829.54

EN-1OX 829.54

EN-1OY 829.54

EN-1OZ 829.54

EN-1PA 829.54

EN-1PB 829.54

EN-1PC 829.54

EN-1PD 829.54

EN-1PE 829.54

EN-1PF 829.54

EN-1PG 829.54

EN-1PH 829.54

EN-1PI 829.54

EN-1PJ 829.54

EN-1PK 829.54

EN-1PL 829.54

EN-1PM 829.54

EN-1PN 829.54

EN-1PO 829.54

EN-1PP 829.54

EN-1PQ 829.54

EN-1PR 829.54

EN-1PS 829.54

EN-1PT 829.54

EN-1PU 829.54

EN-1PV 829.54

EN-1PW 829.54

EN-1PX 829.54

EN-1PY 829.54

EN-1PZ 829.54

EN-1QA 829.54

EN-1QB 829.54

EN-1QC 829.54

EN-1QD 829.54

EN-1QE 829.54

EN-1QF 829.54

EN-1QG 829.54

EN-1QH 829.54

EN-1QI 829.54

EN-1QJ 829.54

EN-1QK 829.54

EN-1QL 829.54

EN-1QM 829.54

EN-1QN 829.54

EN-1QO 829.54

EN-1QP 829.54

EN-1QQ 829.54

EN-1QR 829.54

EN-1QS 829.54

EN-1QT 829.54

EN-1QU 829.54

EN-1QV 829.54

EN-1QW 829.54

EN-1QX 829.54

EN-1QY 829.54

EN-1QZ 829.54

EN-1RA 829.54

EN-1RB 829.54

EN-1RC 829.54

EN-1RD 829.54

EN-1RE 829.54

EN-1RF 829.54

EN-1RG 829.54

EN-1RH 829.54

EN-1RI 829.54

EN-1RJ 829.54

EN-1RK 829.54

EN-1RL 829.54

EN-1RM 829.54

EN-1RN 829.54

EN-1RO 829.54

EN-1RP 829.54

EN-1RQ 829.54

EN-1RR 829.54

EN-1RS 829.54

EN-1RT 829.54

EN-1RU 829.54

EN-1RV 829.54

EN-1RW 829.54

EN-1RX 829.54

EN-1RY 829.54

EN-1RZ 829.54

EN-1SA 829.54

EN-1SB 829.54

EN-1SC 829.54

EN-1SD 829.54

EN-1SE 829.54

EN-1SF 829.54

EN-1SG 829.54

EN-1SH 829.54

EN-1SI 829.54

EN-1SJ 829.54

EN-1SK 829.54

EN-1SL 829.54

EN-1SM 829.54

EN-1SN 829.54

EN-1SO 829.54

EN-1SP 829.54

EN-1SQ 829.54

EN-1SR 829.54

EN-1SS 829.54

EN-1ST 829.54

EN-1SU 829.54

EN-1SV 829.54

EN-1SW 829.54

EN-1SX 829.54

EN-1SY 829.54

EN-1SZ 829.54

EN-1TA 829.54

EN-1TB 829.54

EN-1TC 829.54

EN-1TD 829.54

EN-1TE 829.54

EN-1TF 829.54

EN-1TG 829.54

EN-1TH 829.54

EN-1TI 829.54

EN-1TJ 829.54

EN-1TK 829.54

EN-1TL 829.54

EN-1TM 829.54

EN-1TN 829.54

EN-1TO 829.54

EN-1TP 829.54

EN-1TQ 829.54

EN-1TR 829.54

EN-1TS 829.54

EN-1TT 829.54

EN-1TU 829.54

EN-1TV 829.54

EN-1TW 829.54

EN-1TX 829.54

EN-1TY 829.54

EN-1TZ 829.54

EN-1UA 829.54

EN-1UB 829.54

EN-1UC 829.54

EN-1UD 829.54

EN-1UE 829.54

EN-1UF 829.54

EN-1UG 829.54

EN-1UH 829.54

EN-1UI 829.54

EN-1UJ 829.54

EN-1UK 829.54

EN-1UL 829.54

EN-1UM 829.54

EN-1UN 829.54

EN-1UO 829.54

EN-1UP 829.54

EN-1UQ 829.54

EN-1UR 829.54

EN-1US 829.54

EN-1UT 829.54

EN-1UU 829.54

EN-1UV 829.54

EN-1UW 829.54

EN-1UX 829.54

EN-1UY 829.54

EN-1UZ 829.54

EN-1VA 829.54

EN-1VB 829.54

EN-1VC 829.54

EN-1VD 829.54

EN-1VE 829.54

EN-1VF 829.54

EN-1VG 829.54

EN-1VH 829.54

EN-1VI 829.54

EN-1VJ 829.54

EN-1VK 829.54

EN-1VL 829.54

EN-1VM 829.54

EN-1VN 829.54

EN-1VO 829.54

EN-1VP 829.54

EN-1VQ 829.54

EN-1VR 829.54

EN-1VS 829.54

EN-1VT 829.54

EN-1VU 829.54

EN-1VV 829.54

EN-1VW 829.54

EN-1VX 829.54

EN-1VY 829.54

EN-1VZ 829.54

EN-1WA 829.54

EN-1WB 829.54

EN-1WC 829.54

EN-1WD 829.54

EN-1WE 829.54

EN-1WF 829.54

EN-1WG 829.54

EN-1WH 829.54

EN-1WI 829.54

EN-1WJ 829.54

EN-1WK 829.54

EN-1WL 829.54

EN-1WM 829.54

EN-1WN 829.54

EN-1WO 829.54

EN-1WP 829.54

EN-1WQ 829.54

EN-1WR 829.54

EN-1WS 829.54

EN-1WT 829.54

EN-1WU 829.54

EN-1WV 829.54

EN-1WW 829.54

EN-1WX 829.54

EN-1WY 829.54

EN-1WZ 829.54

EN-1XA 829.54

EN-1XB 829.54

EN-1XC 829.54

EN-1XD 829.54

EN-1XE 829.54

EN-1XF 829.54

EN-1XG 829.54

EN-1XH 829.54

EN-1XI 829.54

EN-1XJ 829.54

EN-1XK 829.54

EN-1XL 829.54

EN-1XM 829.54

EN-1XN 829.54

EN-1XO 829.54

EN-1XP 829.54

EN-1XQ 829.54

EN-1XR 829.54

EN-1XS 829.54

EN-1XT 829.54

EN-1XU 829.54

EN-1XV 829.54

EN-1XW 829.54

EN-1XX 829.54

EN-1XY 829.54

EN-1XZ 829.54

EN-1YA 829.54

EN-1YB 829.54

EN-1YC 829.54

EN-1YD 829.54

EN-1YE 829.54

EN-1YF 829.54

EN-1YG 829.54

EN-1YH 829.54

EN-1YI 829.54

EN-1YJ 829.54

EN-1YK 829.54

EN-1YL 829.54

EN-1YM 829.54

EN-1YN 829.54

EN-1YO 829.54

EN-1YP 829.54

EN-1YQ 829.54

EN-1YR 829.54

EN-1YS 829.54

EN-1YT 829.54

EN-1YU 829.54

EN-1YV 829.54

EN-1YW 829.54

EN-1YX 829.54

EN-1YY 829.54

EN-1YZ 829.54

EN-1ZA 829.54

EN-1ZB 829.54

EN-1ZC 829.54

EN-1ZD 829.54

EN-1ZE 829.54

EN-1ZF 829.54

EN-1ZG 829.54

EN-1ZH 829.54

EN-1ZI 829.54

EN-1ZJ 829.54

EN-1ZK 829.54

EN-1ZL 829.54

EN-1ZM 829.54

EN-1ZN 829.54

EN-1ZO 829.54

EN-1ZP 829.54

EN-1ZQ 829.54

EN-1ZR 829.54

EN-1ZS 829.54

EN-1ZT 829.54

EN-1ZU 829.54

EN-1ZV 829.54

EN-1ZW 829.54

EN-1ZX 829.54

EN-1ZY 829.54

EN-1ZZ 829.54

EN-2A 829.54

EN-2B 829.54

EN-2C 829.54

EN-2D 829.54

EN-2E 829.54

EN-2F 829.54

EN-2G 829.54

EN-2H 829.54

EN-2I 829.54

EN-2J 829.54

EN-2K 829.54

EN-2L 829.54

EN-2M 829.54

EN-2N 829.54

EN-2O 829.54

EN-2P 829.54

EN-2Q 829.54

EN-2R 829.54

EN-2S 829.54

EN-2T 829.54

EN-2U 829.54

EN-2V 829.54

EN-2W 829.54

EN-2X 829.54

EN-2Y 829.54

EN-2Z 829.54

EN-3A 829.54

EN-3B 829.54

EN-3C 829.54

EN-3D 829.54

EN-3E 829.54

EN-3F 829.54

EN-3G 829.54

EN-3H 829.54

EN-3I 829.54

EN-3J 829.54

EN-3K 829.54

EN-3L 829.54

EN-3M 829.54

EN-3N 829.54

EN-3O 829.54

EN-3P 829.54

EN-3Q 829.54

EN-3R 829.54

EN-3S 829.54

EN-3T 829.54

EN-3U 829.54

EN-3V 829.54

EN-3W 829.54

EN-3X 829.54

EN-3Y 829.54

EN-3Z 829.54

EN-4A 829.54

EN-4B 829.54

EN-4C 829.54

EN-4D 829.54

EN-4E 829.54

EN-4F 829.54

EN-4G 829.54

EN-4H 829.54

EN-4I 829.54

EN-4J 829.54

EN-4K 829.54

EN-4L 829.54

EN-4M 829.54

EN-4N 829.54

EN-4O 829.54

EN-4P 829.54

EN-4Q 829.54

EN-4R 829.54

EN-4S 829.54

EN-4T 829.54

EN-4U 829.54

EN-4V 829.54

EN-4W 829.54

EN-4X 829.54

EN-4Y 829.54

EN-4Z 829.54

EN-5A 829.54

EN-5B 829.54

EN-5C 829.54

EN-5D 829.54

EN-5E 829.54

EN-5F 829.54

EN-5G 829.54

EN-5H 829.54

EN-5I 829.54

EN-5J 829.54

EN-5K 829.54

EN-5L 829.54

EN-5M 829.54

EN-5N 829.54

EN-5O 829.54

EN-5P 829.54

EN-5Q 829.54

EN-5R 829.54

EN-5S 829.54

EN-5T 829.54

EN-5U 829.54

EN-5V 829.54

EN-5W 829.54

EN-5X 829.54

EN-5Y 829.54

EN-5Z 829.54

EN-6A 829.54

EN-6B 829.54

EN-6C 829.54

EN-6D 829.54

EN-6E 829.54

EN-6F 829.54

EN-6G 829.54

EN-6H 829.54

EN-6I 829.54

EN-6J 829.54

EN-6K 829.54

EN-6L 829.54

EN-6M 829.54

EN-6N 829.54

EN-6O 829.54

EN-6P 829.54

EN-6Q 829.54

EN-6R 829.54

EN-6S 829.54

EN-6T 829.54

EN-6U 829.54

EN-6V 829.54

EN-6W 829.54

EN-6X 829.54

EN-6Y 829.54

EN-6Z 829.54

EN-7A 829.54

EN-7B 829.54

EN-7C 829.54

EN-7D 829.54

EN-7E 829.54

EN-7F 829.54

EN-7G 829.54

EN-7H 829.54

EN-7I 829.54

EN-7J 829.54

EN-7K 829.54

EN-7L 829.54

EN-7M 829.54

EN-7N 829.54

EN-7O 829.54

EN-7P 829.54

EN-7Q 829.54

EN-7R 829.54

EN-7S 829.54

EN-7T 829.54

EN-7U 829.54

EN-7V 829.54

EN-7W 829.54

EN-7X 829.54

EN-7Y 829.54

EN-7Z 829.54

EN-8A 829.54

EN-8B 829.54

EN-8C 829.54

EN-8D 829.54

EN-8E 829.54

EN-8F 829.54

EN-8G 829.54

EN-8H 829.54

EN-8I 829.54

EN-8J 829.54

EN-8K 829.54

EN-8L 829.54

EN-8M 829.54

EN-8N 829.54

EN-8O 829.54

EN-8P 829.54

EN-8Q 829.54

EN-8R 829.54

EN-8S 829.54

EN-8T 829.54

EN-8U 829.54

EN-8V 829.54

EN-8W 829.54

EN-8X 829.54

EN-8Y 829.54

EN-8Z 829.54

EN-9A 829.54

EN-9B 829.54

EN-9C 829.54

EN-9D 829.54

EN-9E 829.54

EN-9F 829.54

EN-9G 829.54

EN-9H 829.54

EN-9I 829.54

EN-9J 829.54

EN-9K 829.54

EN-9L 829.54

EN-9M 829.54

EN-9N 829.54

EN-9O 829.54

EN-9P 829.54

EN-9Q 829.54

EN-9R 829.54

EN-9S 829.54

EN-9T 829.54

EN-9U 829.54

EN-9V 829.54

EN-9W 829.54

EN-9X 829.54

EN-9Y 829.54

EN-9Z 829.54

EN-10A 829.54

EN-10B 829.54

EN-10C 829.54

EN-10D 829.54

EN-10E 829.54

EN-10F 829.54

EN-10G 829.54

EN-10H 829.54

EN-10I 829.54

EN-10J 829.54

EN-10K 829.54

EN-10L 829.54

EN-10M 829.54

EN-10N 829.54

EN-10O 829.54

EN-10P 829.54

EN-10Q 829.54

EN-10R 829.54

EN-10S 829.54

EN-10T 829.54

EN-10U 829.54

EN-10V 829.54

EN-10W 829.54

EN-10X 829.54

EN-10Y 829.54

EN-10Z 829.54

EN-11A 829.54

EN-11B 829.54

EN-11C 829.54

EN-11D 829.54

EN-11E 829.54

EN-11F 829.54

EN-11G 829.54

EN-11H 829.54

EN-11I 829.54

EN-11J 829.54

EN-11K 829.54

EN-11L 829.54

EN-11M 829.54

EN-11N 829.54

EN-11O 829.54

EN-11P 829.54

EN-11Q 829.54

EN-11R 829.54

EN-11S 829.54

EN-11T 829.54

EN-11U 829.54

EN-11V 829.54

EN-11W 829.54

EN-11X 829.54

EN-11Y 829.54

EN-11Z 829.54

EN-12A 829.54

EN-12B 829.54

EN-12C 829.54

EN-12D 829.54

EN-12E 829.54

EN-12F 829.54

EN-12G 829.54

EN-12H 829.54

EN-12I 829.54

EN-12J 829.54

EN-12K 829.54

EN-12L 829.54

EN-12M 829.54

EN-12N 829.54

EN-12O 829.54

EN-12P 829.54

EN-12Q 829.54

EN-12R 829.54

EN-12S 829.54

EN-12T 829.54

EN-12U 829.54

EN-12V 829.54

EN-12W 829.54

EN-12X 829.54

EN-12Y 829.54

EN-12Z 829.54

EN-13A 829.54

EN-13B 829.54

EN-13C 829.54

EN-13D 829.54

EN-13E 829.54

EN-13F 829.54

EN-13G 829.54

EN-13H 829.54

EN-13I 829.54

EN-13J 829.54

EN-13K 829.54

EN-13L 829.54

EN-13M 829.54

EN-13N 829.54

EN-13O 829.54

EN-13P 829.54

EN-13Q 829.54

EN-13R 829.54

EN-13S 829.54

EN-13T 829.54

EN-13U 829.54

EN-13V 829.54

EN-13W 829.54

EN-13X 829.54

EN-13Y 829.54

EN-13Z 829.54

EN-14A 829.54

EN-14B 829.54

EN-14C 829.54

EN-14D 829.54

EN-14E 829.54

EN-14F 829.54

EN-14G 829.54

EN-14H 829.54

EN-14I 829.54

EN-14J 829.54

EN-14K 829.54

EN-14L 829.54

EN-14M 829.54

EN-14N 829.54

EN-14O 829.54

EN-14P 829.54

EN-14Q 829.54

EN-14R 829.54

EN-14S 829.54

EN-14T 829.54

EN-14U 829.54

EN-14V 829.54

EN-14W 829.54

EN-14X 829.54

EN-14Y 829.54

EN-14Z 829.54

EN-15A 829.54

EN-15B 829.54

EN-15C 829.54

EN-15D 829.54

EN-15E 829.54

EN-15F 829.54

EN-15G 829.54

EN-15H 829.54

EN-15I 829.54

EN-15J 829.54

EN-15K 829.54

EN-15L 829.54

EN-15M 829.54

EN-15N 829.54

EN-15O 829.54

EN-15P 829.54

EN-15Q 829.54

EN-15R 829.54

EN-15S 829.54

EN-15T 829.54

EN-15U 829.54

EN-15V 829.54

EN-15W 829.54

EN-15X 829.54

EN-15Y 829.54

EN-15Z 829.54

EN-16A 829.54

EN-16B 829.54

EN-16C 829.54

EN-16D 829.54

EN-16E 829.54

EN-16F 829.54

EN-16G 829.54

EN-16H 829.54

EN-16I 829.54

EN-16J 829.54

EN-16K 829.54

EN-16L 829.54

EN-16M 829.54

EN-16N 829.54

EN-16O 829.54

EN-16P 829.54

EN-16Q 829.54

EN-16R 829.54

EN-16S 829.54

EN-16T 829.54

EN-16U 829.54

EN-16V 829.54

EN-16W 829.54

EN-16X 829.54

EN-16Y 829.54

EN-16Z 829.54

EN-17A 829.54

EN-17B 829.54

EN-17C 829.54

EN-17D 829.54

EN-17E 829.54

EN-17F 829.54

EN-17G 829.54

EN-17H 829.54

EN-17I 829.54

EN-17J 829.54

EN-17K 829.54

EN-17L 829.54

EN-17M 829.54

EN-17N 829.54

EN-17O 829.54

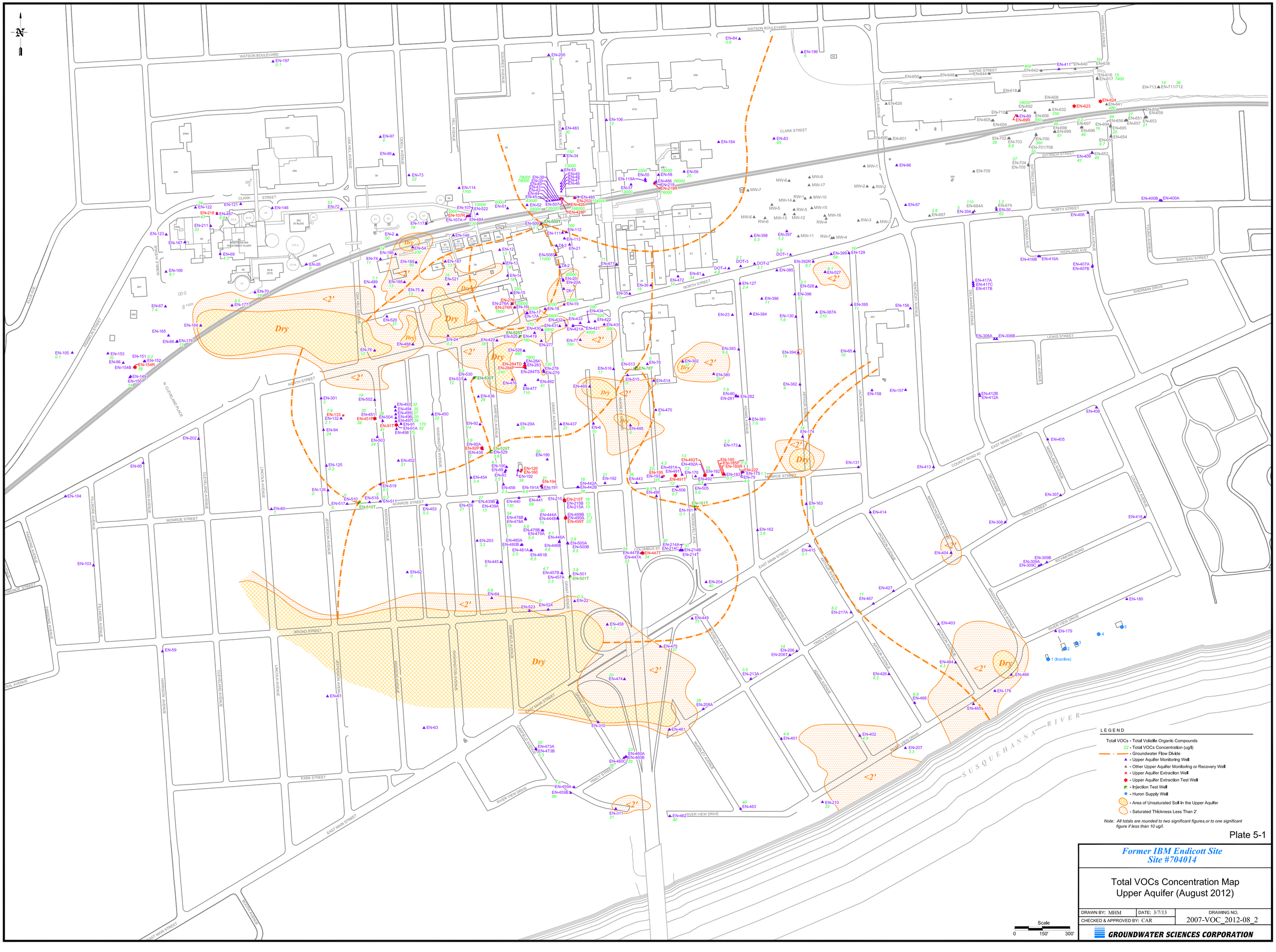

LEGEND

Total VOCs - Total Volatile Organic Compounds

22 - Total VOCs Concentration (ug/l)

- Groundwater Flow Divide
- Upper Aquifer Monitoring Well
- Other Upper Aquifer Monitoring or Recovery Well
- Upper Aquifer Extraction Well
- Upper Aquifer Extraction Test Well
- Injection Test Well
- Huron Supply Well
- Area of Unsaturated Soil in the Upper Aquifer
- Saturated Thickness Less Than 2'

Note: All totals are rounded to two significant figures,or to one significant figure if less than 10 ug/l.

Plate 5-1

Former IBM Endicott Site
Site #704014

Total VOCs Concentration Map Upper Aquifer (August 2012)

DRAWN BY: MHM	DATE: 3/7/13	DRAWING NO.
CHECKED & APPROVED BY: CAR		2007-VOC_2012-08_2

GROUNDWATER SCIENCES CORPORATION

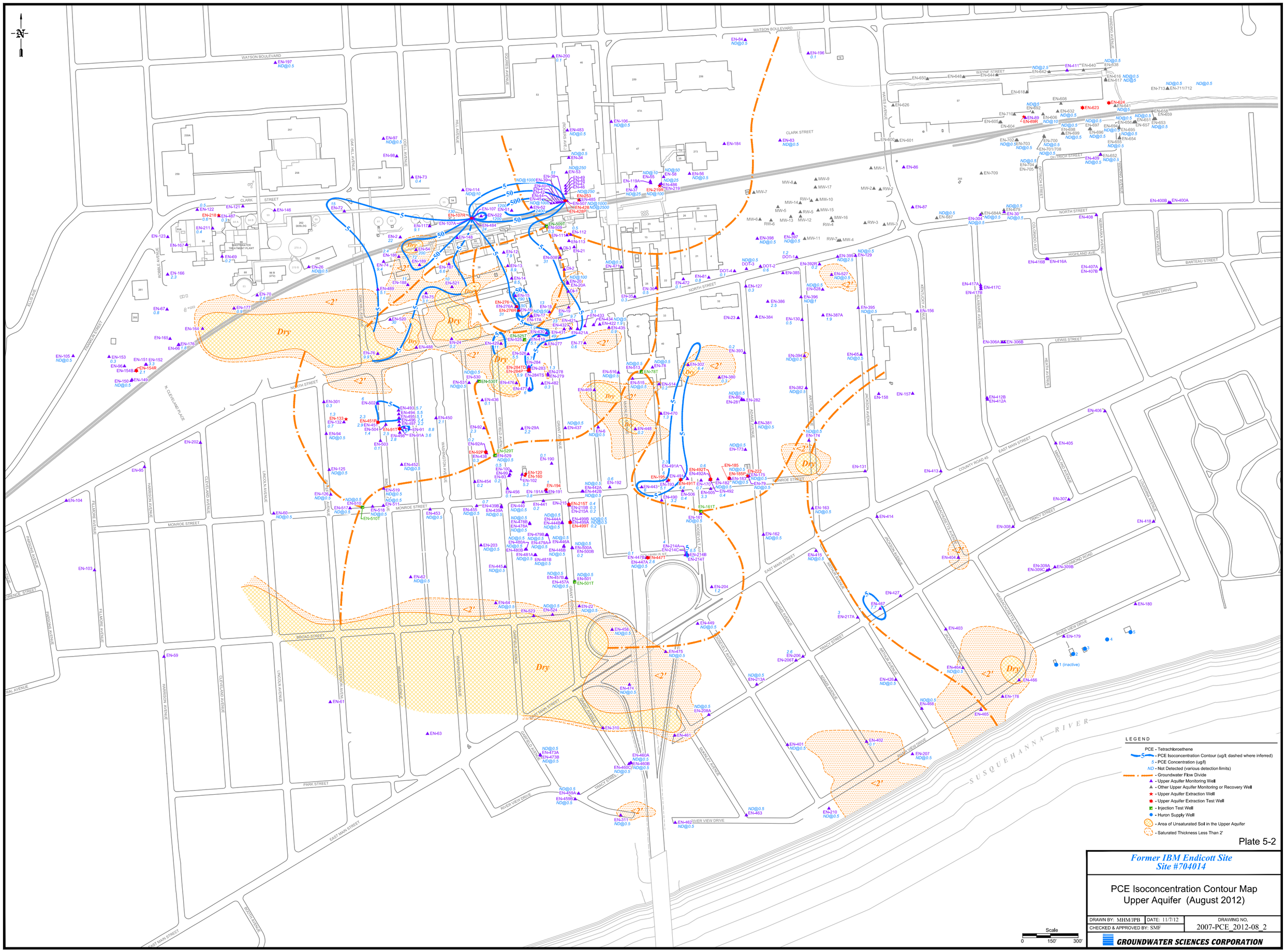

Plate 5-2

Former IBM Endicott Site
Site #704014

PCE Isoconcentration Contour Map
Upper Aquifer (August 2012)

DRAWN BY: MHM/JPB	DATE: 11/7/12	DRAWING NO.
CHECKED & APPROVED BY: SMF		2007-PCE_2012-08_2

GROUNDWATER SCIENCES CORPORATION

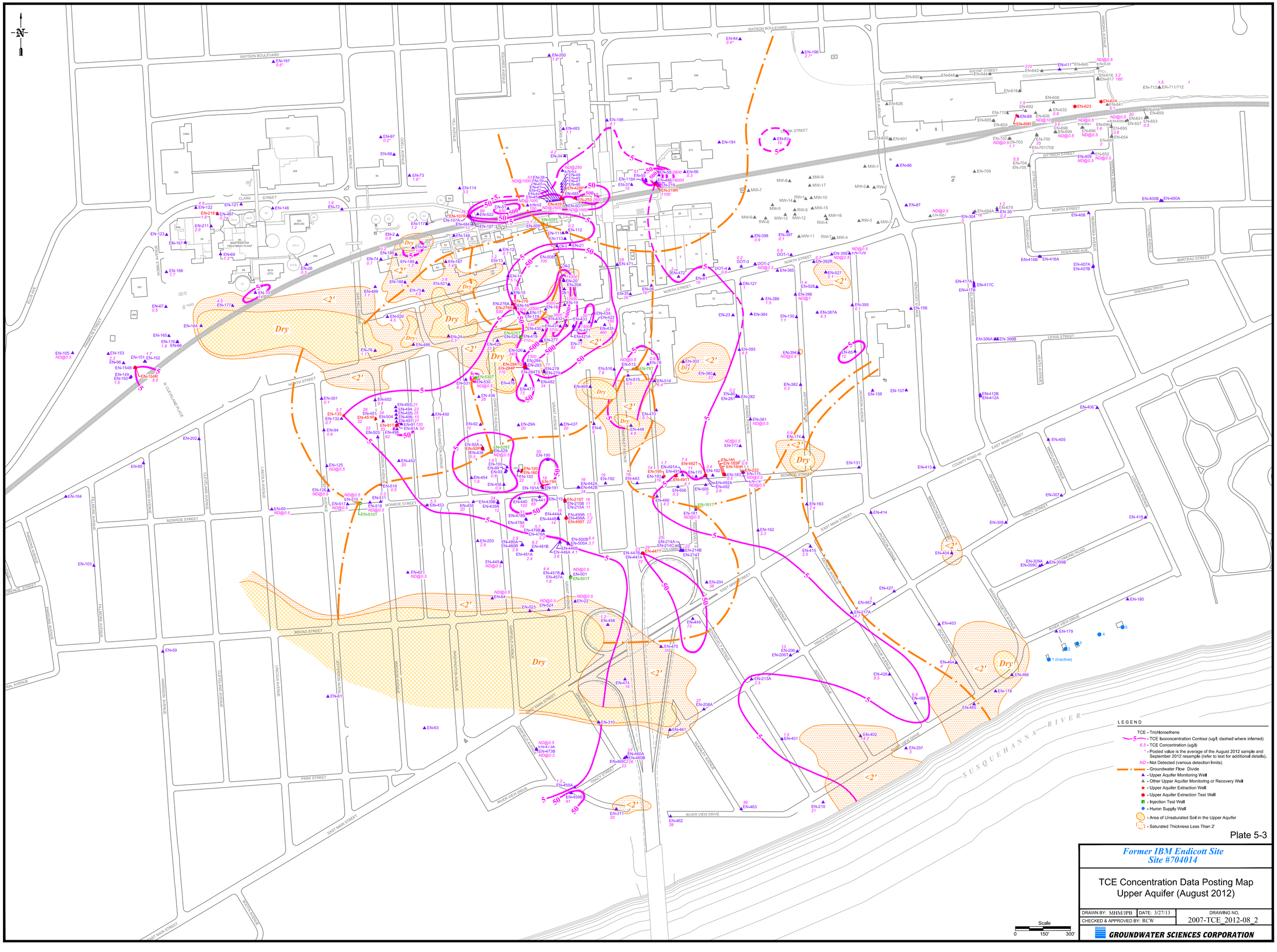

Plate 5-3

Former IBM Endicott Site
Site #704014

TCE Concentration Data Posting Map
Upper Aquifer (August 2012)

DRAWN BY: MHM/JPB	DATE: 3/27/13
CHECKED & APPROVED BY: RCW	DRAWING NO. 2007-TCE_2012-08_2

GROUNDWATER SCIENCES CORPORATION

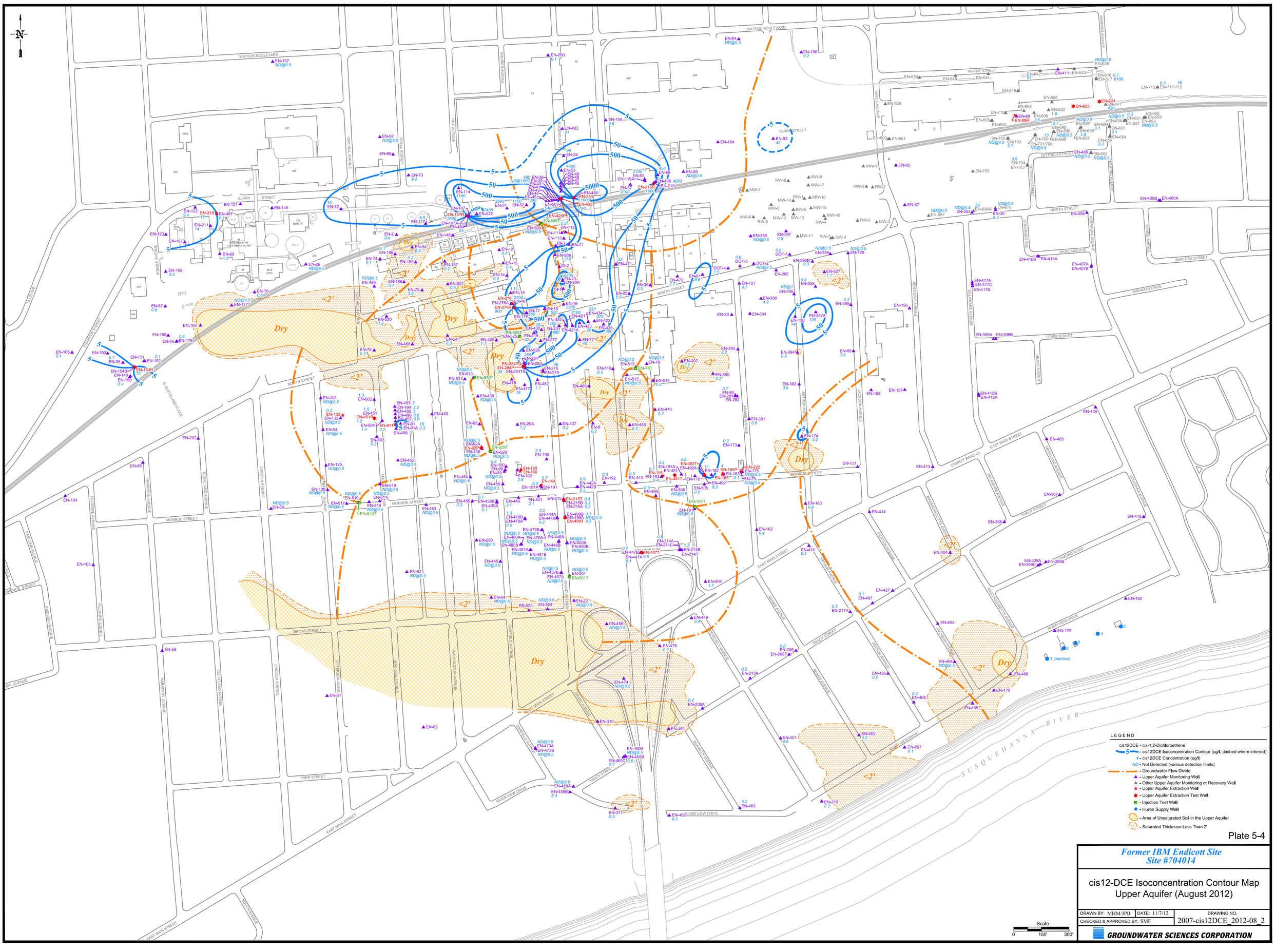

LEGEND

cis12DCE - cis-1,2-Dichloroethene

5 - cis12DCE Isoconcentration Contour (ug/l; dashed where inferred)

4 - cis12DCE Concentration (ug/l)

ND - Not Detected (various detection limits)

- Groundwater Flow Divide
- Upper Aquifer Monitoring Well
- Other Upper Aquifer Monitoring or Recovery Well
- Upper Aquifer Extraction Well
- Upper Aquifer Extraction Test Well
- Injection Test Well
- Huron Supply Well
- Area of Unsaturated Soil in the Upper Aquifer
- Saturated Thickness Less Than 2'

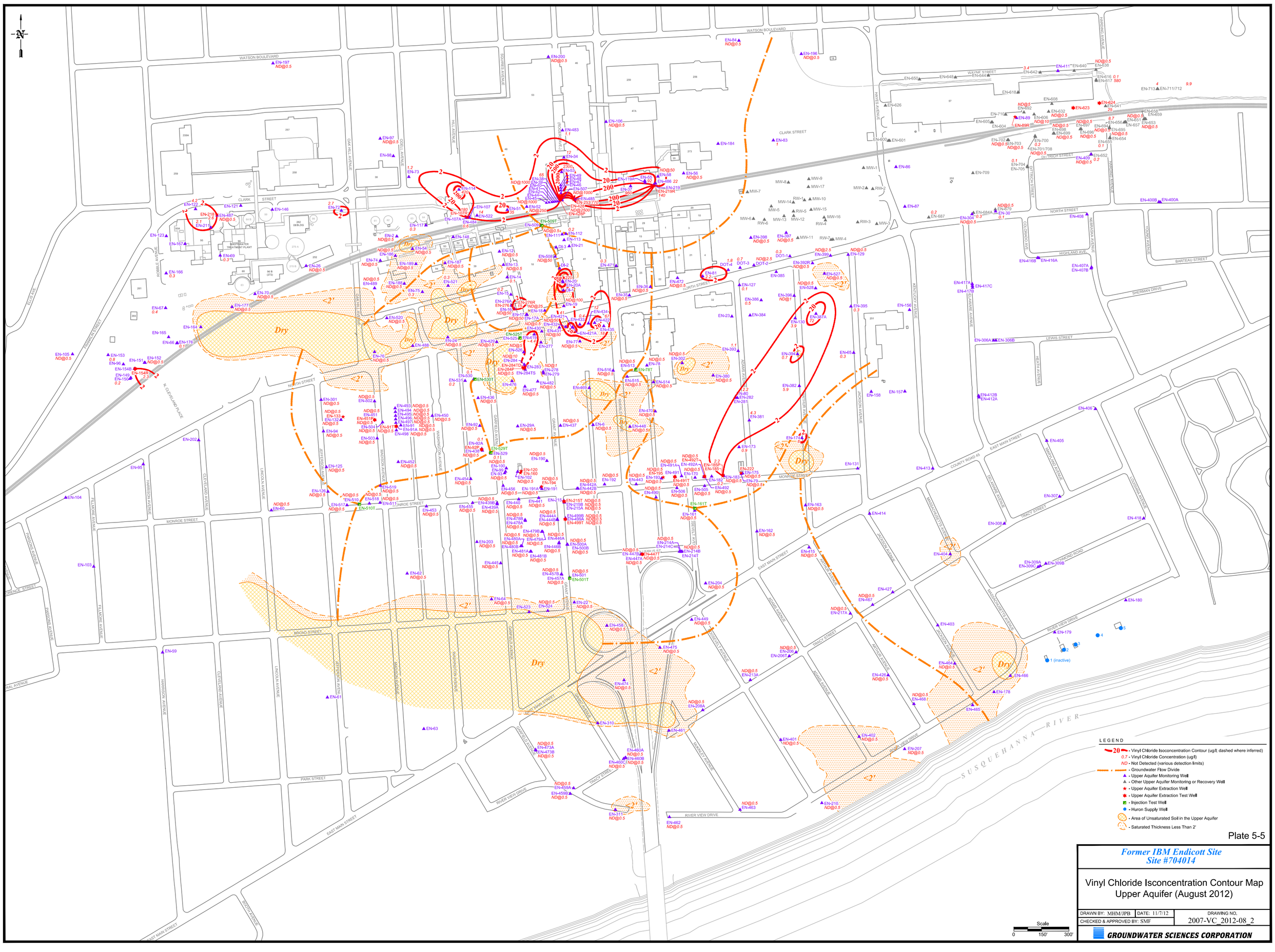
WATSON BOULEVARD
CLARK STREET
WASTEWATER TREATMENT PLANT
NORTH STREET
BROAD STREET
EAST MAIN STREET
MONROE STREET
PARK STREET
RIVER VIEW DRIVE
TRACY STREET
LEWIS STREET
SHERMAN DRIVE
BARTEAU STREET
HIGHLAND AVE.
TRACY STREET
DAYTROCH STREET
WAYNE STREET
CLARK STREET
MONROE STREET
COUNTY ROAD 45
EAST MAIN STREET
RIVER VIEW DRIVE
SUSQUEHANNA RIVER
Dry
<2'
ND@0.5
EN-197 ND@0.5
EN-200 ND@0.5
EN-84 ND@0.5
EN-196 ND@0.5
EN-106 ND@0.5
EN-97 ND@0.5
EN-98
EN-483 1.1
EN-34 12
EN-184
EN-83 1
EN-86
EN-87
EN-709
EN-73 1.2
EN-114 180
EN-118A 2300
EN-55 92
EN-58 ND@50
EN-56 ND@0.5
EN-219 22
EN-219R 140
EN-107 14
EN-107A 0.6
EN-522
EN-52 ND@250
EN-51
EN-509T
EN-509 ND@0.5
EN-117 0.3
EN-112 0.2
EN-113
EN-21
DI-3
DI-2
DI-1
EN-20
EN-20A
EN-19
EN-2 ND@0.5
EN-54 ND@0.5
EN-148
EN-186 ND@0.5
EN-74 ND@0.5
EN-189A ND@0.5
EN-188 ND@0.5
EN-187 ND@0.5
EN-12 ND@0.5
EN-13 ND@0.5
EN-14 0.1
EN-521
EN-75 0.3
EN-15 0.2
EN-276A
EN-276B
EN-276R ND@25
EN-16 ND@50
EN-17 ND@50
EN-17A ND@0.5
EN-18A
EN-18 ND@0.5
EN-520 ND@0.5
EN-525T
EN-525
EN-519
EN-24 ND@0.5
EN-488
EN-429 ND@0.5
EN-526 ND@0.5
EN-277
EN-77 ND@0.5
EN-421 ND@50
EN-421A 184
EN-135
EN-434 67
EN-422 20
EN-433
EN-324 41
EN-435 ND@0.5
EN-471A 0.3
EN-472 ND@0.5
EN-35 ND@0.5
EN-398 ND@0.5
EN-387 ND@0.5
MW-11
MW-7
MW-4
RW-7
EN-81 2.2
DOT-4 1.8
DOT-3 0.7
DOT-2 ND@2.5
DOT-1 0.3
EN-399 ND@2.5
EN-129 ND@0.5
EN-392 ND@0.5
EN-127 0.1
EN-385
EN-386 0.5
EN-384
EN-23
EN-396 ND@1
EN-130 3.9
EN-387A 72
EN-528 ND@0.5
EN-527 ND@0.5
EN-395 0.3
EN-156
EN-65 0.3
EN-158
EN-157
EN-394 0.7
EN-382 5.9
EN-393 1.1
EN-380 ND@0.5
EN-302 ND@0.5
EN-78 ND@0.5
EN-781T
EN-513 ND@0.5
EN-515 ND@0.5
EN-514 ND@0.5
EN-516 ND@0.5
EN-469
EN-470 ND@0.5
EN-448 ND@0.5
EN-6 ND@0.5
EN-437 ND@0.5
EN-29A ND@0.5
EN-92 ND@0.5
EN-92A 0.1
EN-92P
EN-438 ND@0.5
EN-529T
EN-529 0.1
EN-530
EN-531 0.2
EN-530T
EN-436 ND@0.5
EN-477 ND@0.5
EN-476
EN-284T
EN-284P ND@0.5
EN-284D
EN-283
EN-278
EN-279
EN-482 ND@0.5
EN-284 ND@10
EN-175
EN-301 ND@0.5
EN-502 ND@0.5
EN-133 ND@0.5
EN-151R 2.3
EN-132 ND@0.5
EN-94 ND@0.5
EN-503 ND@0.5
EN-504 ND@0.5
EN-917 ND@0.5
EN-493 ND@0.5
EN-494 ND@0.5
EN-495 ND@0.5
EN-496 ND@0.5
EN-497 ND@0.5
EN-91 ND@0.5
EN-914 ND@0.5
EN-498 ND@0.5
EN-450 ND@0.5
EN-452 ND@0.5
EN-454 ND@0.5
EN-453 ND@0.5
EN-455 ND@0.5
EN-439B ND@0.5
EN-439A ND@0.5
EN-456 ND@0.5
EN-191A ND@0.5
EN-191 ND@0.5
EN-440 ND@0.5
EN-441 ND@0.5
EN-215 ND@0.5
EN-215T ND@0.5
EN-215B ND@0.5
EN-215A ND@0.5
EN-442A ND@0.5
EN-442B ND@0.5
EN-192 ND@0.5
EN-194 ND@0.5
EN-190 ND@0.5
EN-160 ND@0.5
EN-120 ND@0.5
EN-102 ND@0.5
EN-93 ND@0.5
EN-92 ND@0.5
EN-519 ND@0.5
EN-511 ND@0.5
EN-510 ND@0.5
EN-518 ND@0.5
EN-517 ND@0.5
EN-510T
EN-125 ND@0.5
EN-126 ND@0.5
EN-60 ND@0.5
EN-202
EN-95
EN-104
EN-103
EN-59
EN-61
EN-63
EN-462 ND@0.5
EN-64 ND@0.5
EN-523 ND@0.5
EN-524 ND@0.5
EN-22 ND@0.5
EN-458 ND@0.5
EN-475 ND@0.5
EN-474 ND@0.5
EN-310
EN-461
EN-459A ND@0.5
EN-459B ND@0.5
EN-460A ND@0.5
EN-460B ND@0.5
EN-460C ND@0.5
EN-473A ND@0.5
EN-473B ND@0.5
EN-311 ND@0.5
EN-457A ND@0.5
EN-457B ND@0.5
EN-501 ND@0.5
EN-501T
EN-446A ND@0.5
EN-446B ND@0.5
EN-500A ND@0.5
EN-500B ND@0.5
EN-481A ND@0.5
EN-481B ND@0.5
EN-480A ND@0.5
EN-480B ND@0.5
EN-479A ND@0.5
EN-479AA ND@0.5
EN-4796 ND@0.5
EN-478A ND@0.5
EN-478B ND@0.5
EN-444A ND@0.5
EN-444B ND@0.5
EN-499B ND@0.5
EN-499A ND@0.5
EN-499T ND@0.5
EN-214A ND@0.5
EN-214C ND@0.5
EN-214B ND@0.5
EN-214T
EN-447B ND@0.5
EN-447A ND@0.5
EN-447T
EN-204 ND@0.5
EN-449 ND@0.5
EN-208A ND@0.5
EN-208B ND@0.5
EN-208T
EN-213A ND@0.5
EN-401 ND@0.5
EN-402 ND@0.5
EN-207 ND@0.5
EN-210 ND@0.5
EN-463 ND@0.5
EN-462 ND@0.5
EN-492T ND@0.5
EN-492A ND@0.5
EN-491A ND@0.5
EN-491T ND@0.5
EN-491 ND@0.5
EN-170 ND@0.5
EN-506 ND@0.5
EN-505 ND@0.5
EN-492 ND@0.5
EN-182 0.2
EN-183 ND@0.5
EN-79 ND@0.5
EN-222
EN-175
EN-169P
EN-185 ND@0.5
EN-443 ND@0.5
EN-195 ND@0.5
EN-183A ND@0.5
EN-161T
EN-161 ND@0.5
EN-162 ND@0.5
EN-163 ND@0.5
EN-414
EN-415 ND@0.5
EN-404
EN-427
EN-417 ND@0.5
EN-403
EN-464 ND@0.5
EN-426 ND@0.5
EN-466
EN-178
EN-465
EN-468 ND@0.5
EN-179
EN-180
1 (inactive)
2
3
4
5
EN-304 ND@0.5
EN-684A ND@0.5
EN-679 ND@0.5
EN-30 0.1
EN-687 0.2
EN-704 0.1
EN-705
EN-702 ND@0.5
EN-703 ND@0.5
EN-701/708 ND@0.5
EN-700 0.2
EN-652
EN-409 ND@0.5
EN-655 0.1
EN-654
EN-696 ND@0.5
EN-697 ND@0.5
EN-698 ND@0.5
EN-699 ND@0.5
EN-694 ND@0.5
EN-666 8.7
EN-657 ND@0.5
EN-653 ND@0.5
EN-658 ND@0.5
EN-659 ND@0.5
EN-651 ND@0.5
EN-89 ND@0.5
EN-89R ND@10
EN-623
EN-624 25
EN-641
EN-616 0.1
EN-617 580
EN-638 ND@0.5
EN-713 4
EN-711/712 9.9
EN-411
EN-640
EN-642 3.4
EN-644
EN-648
EN-650
EN-618
EN-608
EN-632 ND@0.5
EN-606 ND@10
EN-605
EN-604
EN-626
EN-600
EN-601
EN-610
EN-611
EN-612
EN-613
EN-614
EN-615
EN-616
EN-617
EN-618
EN-619
EN-620
EN-621
EN-622
EN-623
EN-624
EN-625
EN-626
EN-627
EN-628
EN-629
EN-630
EN-631
EN-632
EN-633
EN-634
EN-635
EN-636
EN-637
EN-638
EN-639
EN-640
EN-641
EN-642
EN-643
EN-644
EN-645
EN-646
EN-647
EN-648
EN-649

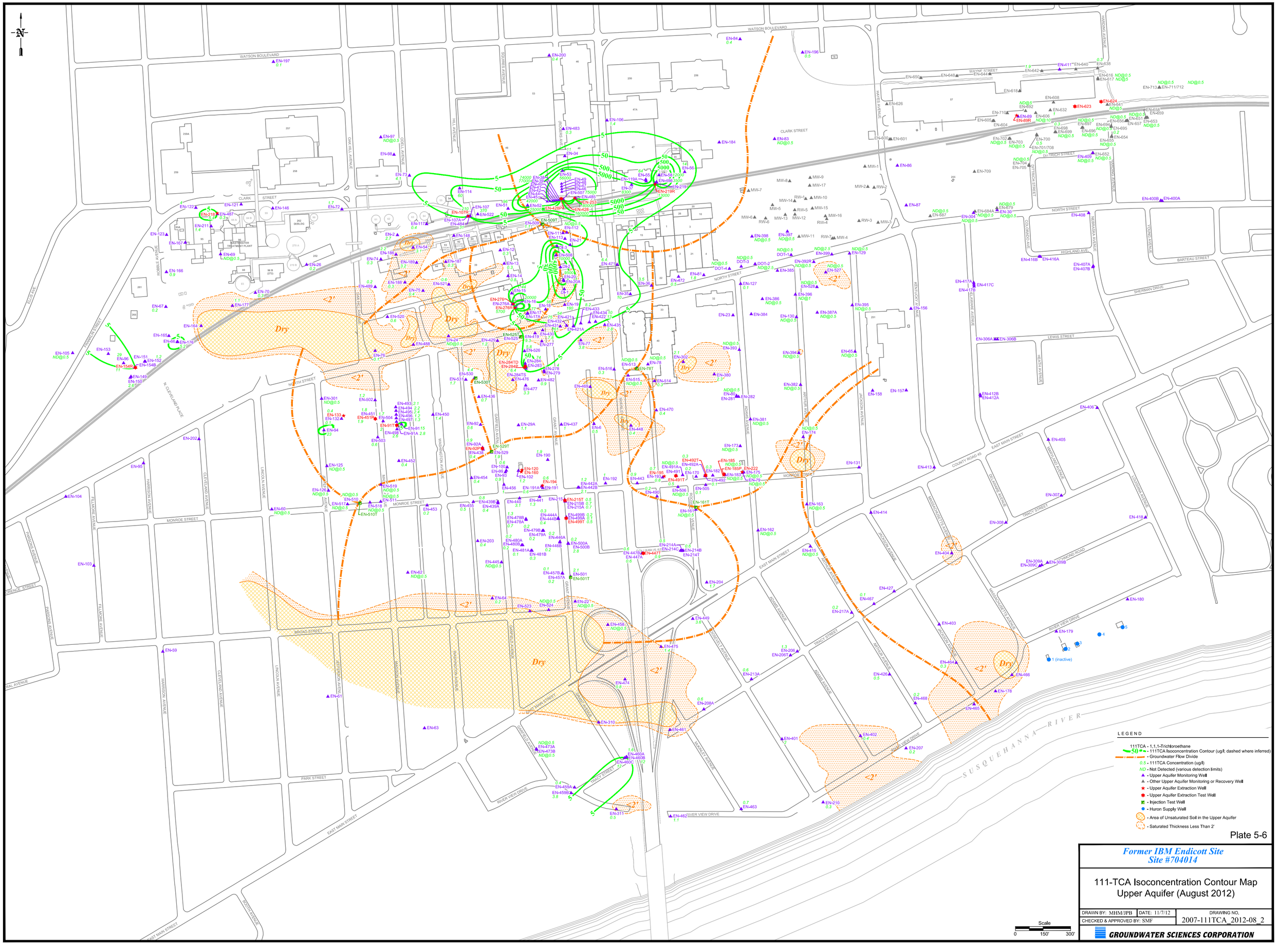

LEGEND

111TCA - 1,1,1-Trichloroethane
50 - 111TCA Isoconcentration Contour (ug/l; dashed where inferred)
- Groundwater Flow Divide
0.5 - 111TCA Concentration (ug/l)
ND - Not Detected (various detection limits)
- Upper Aquifer Monitoring Well
- Other Upper Aquifer Monitoring or Recovery Well
- Upper Aquifer Extraction Well
- Upper Aquifer Extraction Test Well
- Injection Test Well
- Huron Supply Well
- Area of Unsaturated Soil in the Upper Aquifer
- Saturated Thickness Less Than 2'

Plate 5-6

Former IBM Endicott Site
Site #704014

111-TCA Isoconcentration Contour Map Upper Aquifer (August 2012)

DRAWN BY: MHM/JPB	DATE: 11/7/12	DRAWING NO.
CHECKED & APPROVED BY: SMF		2007-111TCA_2012-08_2

Scale
0 150' 300'

GROUNDWATER SCIENCES CORPORATION

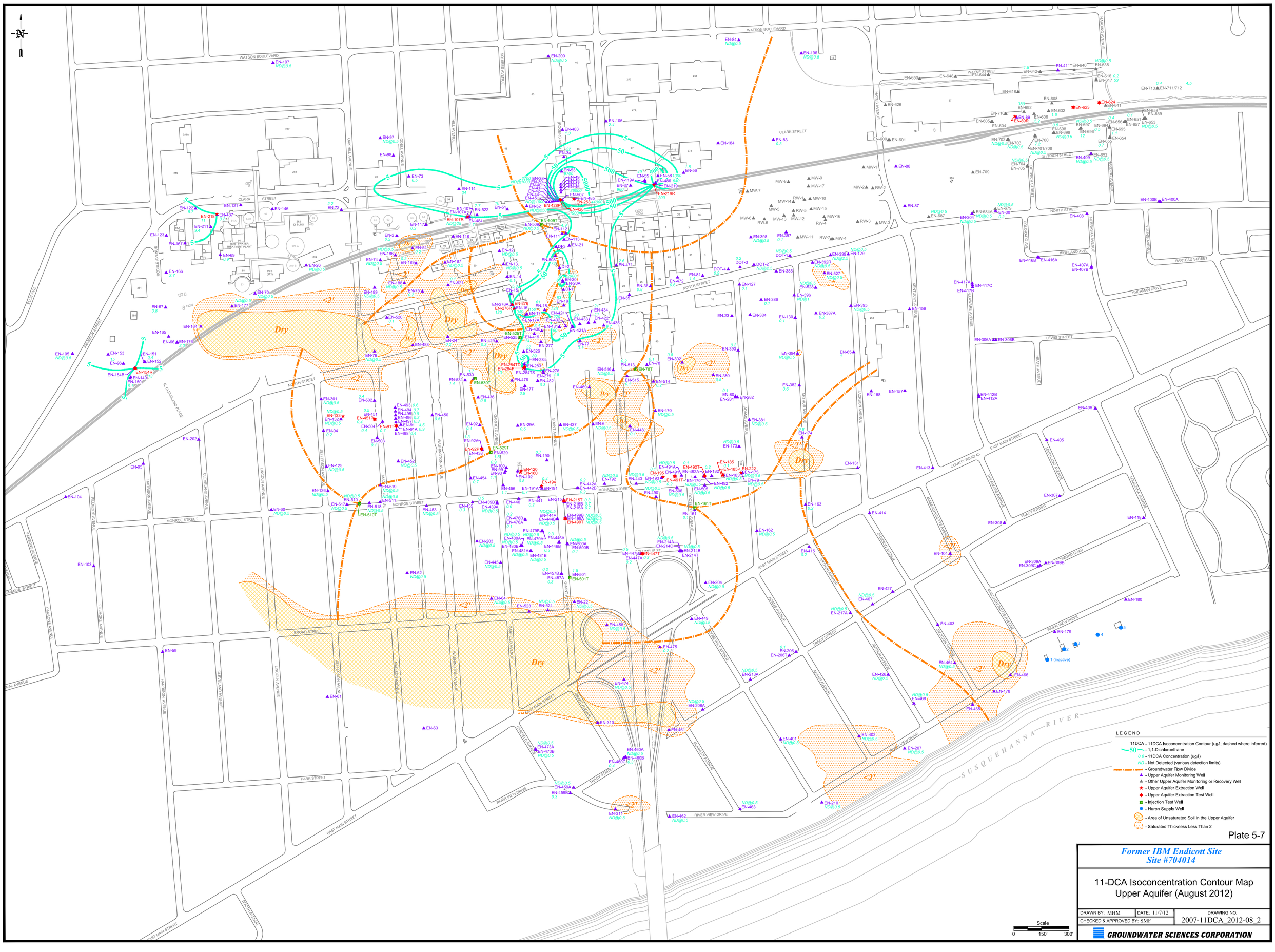
WATSON BOULEVARD
WAYNE STREET
CLARK STREET
NORTH STREET
BROAD STREET
MONROE STREET
EAST MAIN STREET
PARK STREET
RIVER VIEW DRIVE
HIGHLAND AVE.
BARTEAU STREET
SHERMAN DRIVE
LEWIS STREET
EAST MAIN STREET
COUNTY ROAD 45
TRACY STREET
DAYTROH STREET
HARDING AVENUE
HAYES AVENUE
SOUTHSIDE AVENUE
HILL AVENUE
OAK AVENUE
ODELL AVENUE
IRVING AVENUE
JEFFERSON AVENUE
CLEVELAND AVENUE
LINCOLN AVENUE
WASHINGTON AVENUE
GARFIELD AVENUE
GRANT AVENUE
ROOSEVELT AVENUE
ADAMS AVENUE
JACKSON AVENUE
MADISON AVENUE
ARTHUR AVENUE
KENDUSKEAG AVENUE
DELAWARE AVENUE
HEATH AVENUE
COLORADO AVE.
NEBRASKA AVENUE
TAYLOR AVENUE
LOUISIANA AVENUE
MASSACHUSETTS AVENUE
GLADDING AVENUE
MARYLAND AVENUE
ELLIS AVE.
FRANKLIN STREET
N. CLEVELAND PLACE
HARRISON AVENUE
FILLMORE AVENUE
PARSONS AVENUE
FLORENCE STREET
RAILROAD AVENUE
TAYLOR AVENUE
SUSQUEHANNA RIVER
Dry
<2'
Dry
<2'
Dry
<2'

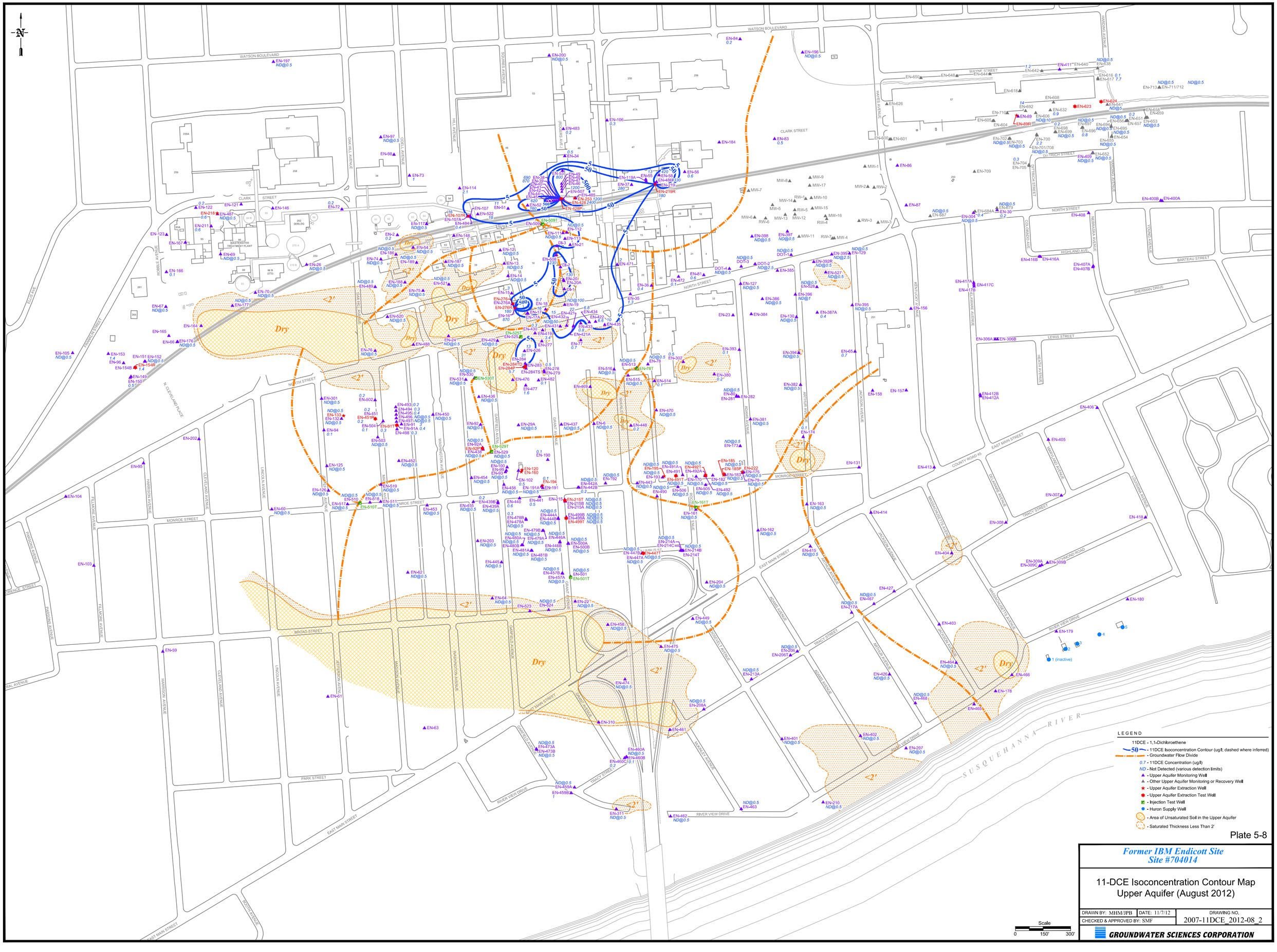

LEGEND

- 11DCE - 1,1-Dichloroethene
- 50 - 11DCE Isoconcentration Contour (ug/l; dashed where inferred)
- Groundwater Flow Divide
- 0.7 - 11DCE Concentration (ug/l)
- ND - Not Detected (various detection limits)
- Upper Aquifer Monitoring Well
- Other Upper Aquifer Monitoring or Recovery Well
- Upper Aquifer Extraction Well
- Upper Aquifer Extraction Test Well
- Injection Test Well
- Huron Supply Well
- Area of Unsaturated Soil in the Upper Aquifer
- Saturated Thickness Less Than 2'

Plate 5-8

Former IBM Endicott Site
Site #704014

11-DCE Isoconcentration Contour Map Upper Aquifer (August 2012)

DRAWN BY: MHM/JPB	DATE: 11/7/12	DRAWING NO.
CHECKED & APPROVED BY: SMF		2007-11DCE_2012-08_2

GROUNDWATER SCIENCES CORPORATION

Scale
0 150' 300'

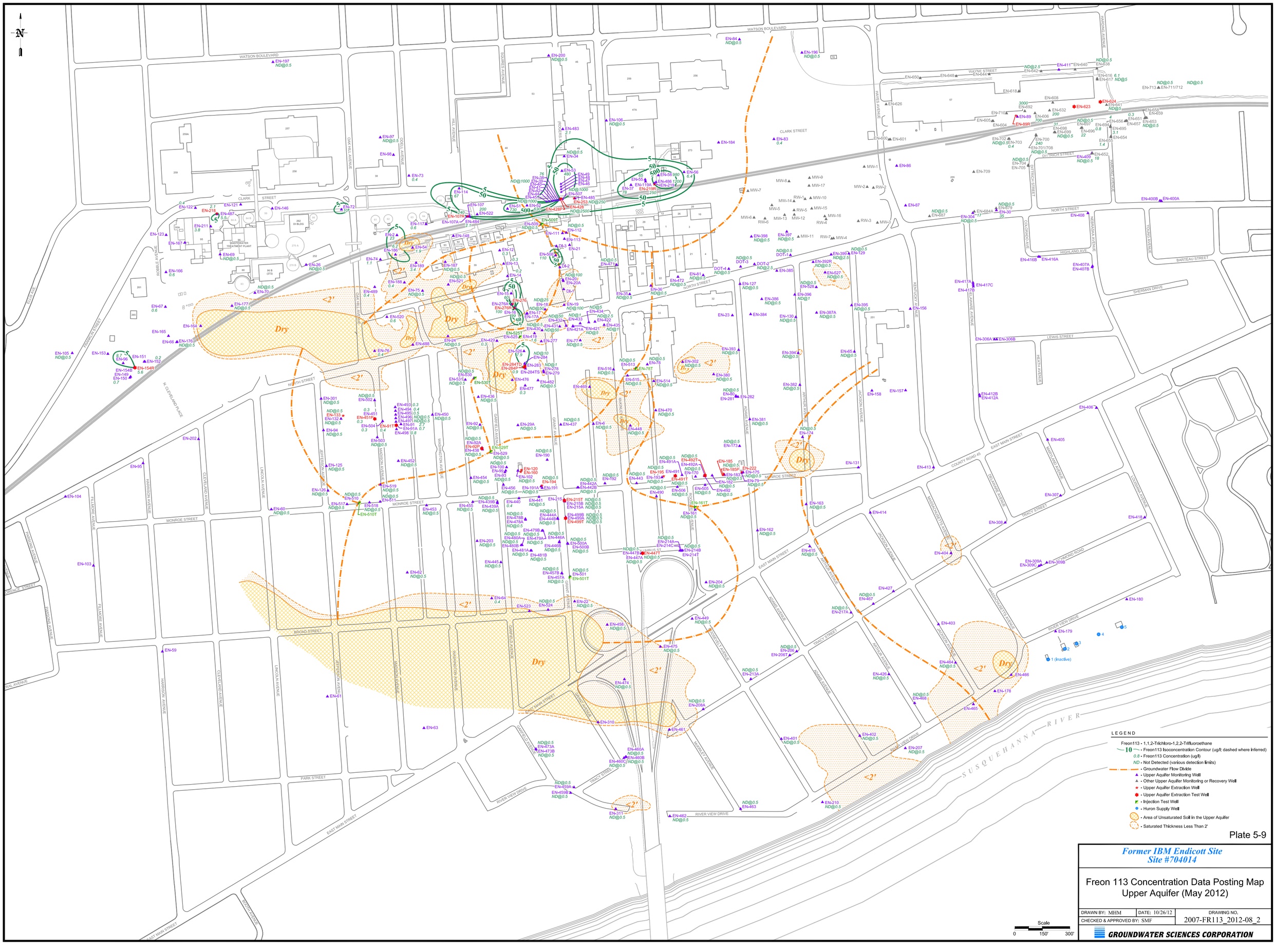

Plate 5-9

Former IBM Endicott Site
Site #704014

Freon 113 Concentration Data Posting Map
Upper Aquifer (May 2012)

DRAWN BY: MHM	DATE: 10/26/12	DRAWING NO.
CHECKED & APPROVED BY: SMF		2007-FR113_2012-08_2

GROUNDWATER SCIENCES CORPORATION

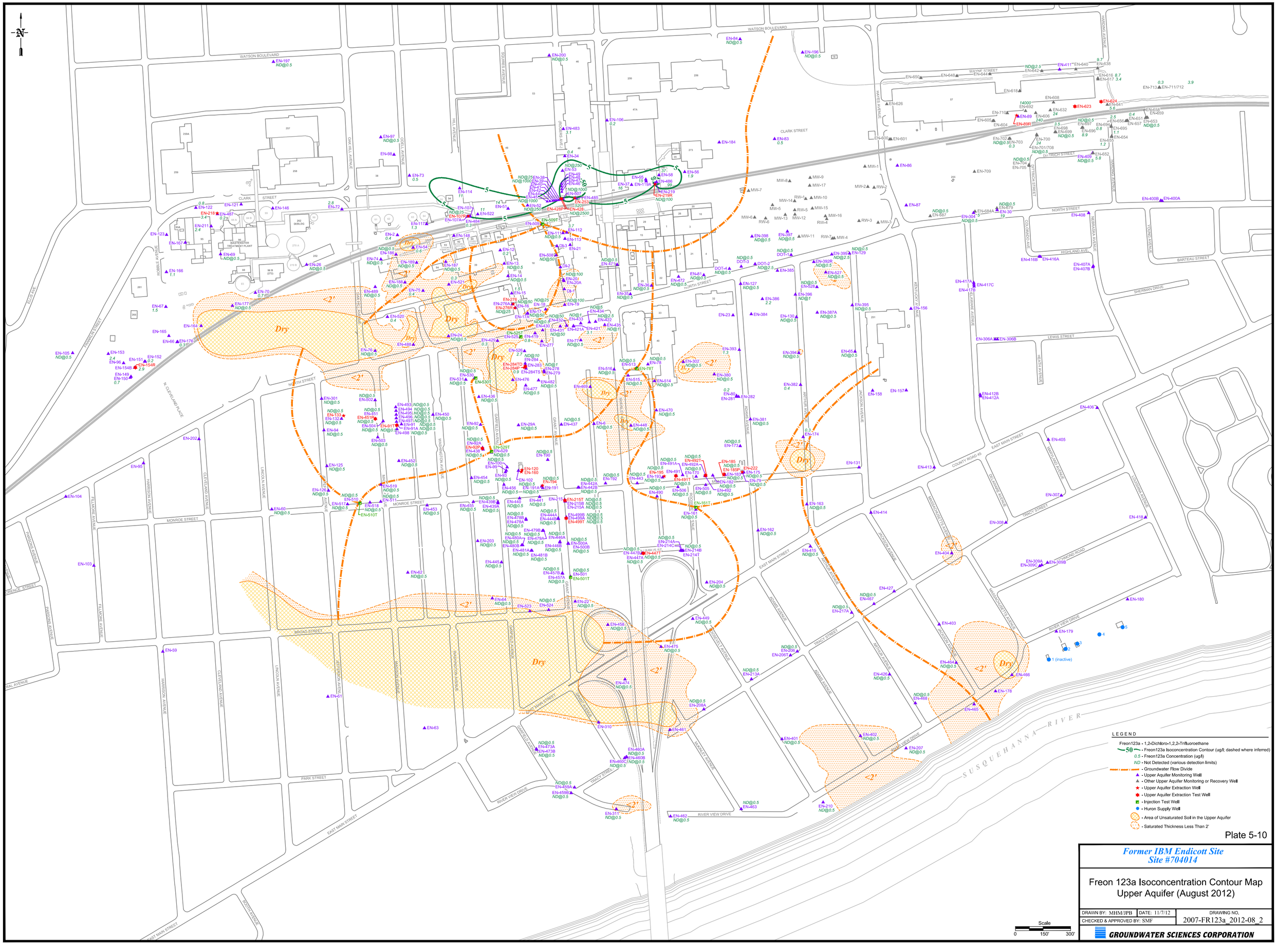

Plate 5-10

Former IBM Endicott Site
Site #704014

Freon 123a Isoconcentration Contour Map
Upper Aquifer (August 2012)

DRAWN BY: MHM/JPB	DATE: 11/7/12	DRAWING NO.
CHECKED & APPROVED BY: SMF		2007-FR123a_2012-08_2

GROUNDWATER SCIENCES CORPORATION

Upper Aquifer Groundwater
First Half 2004

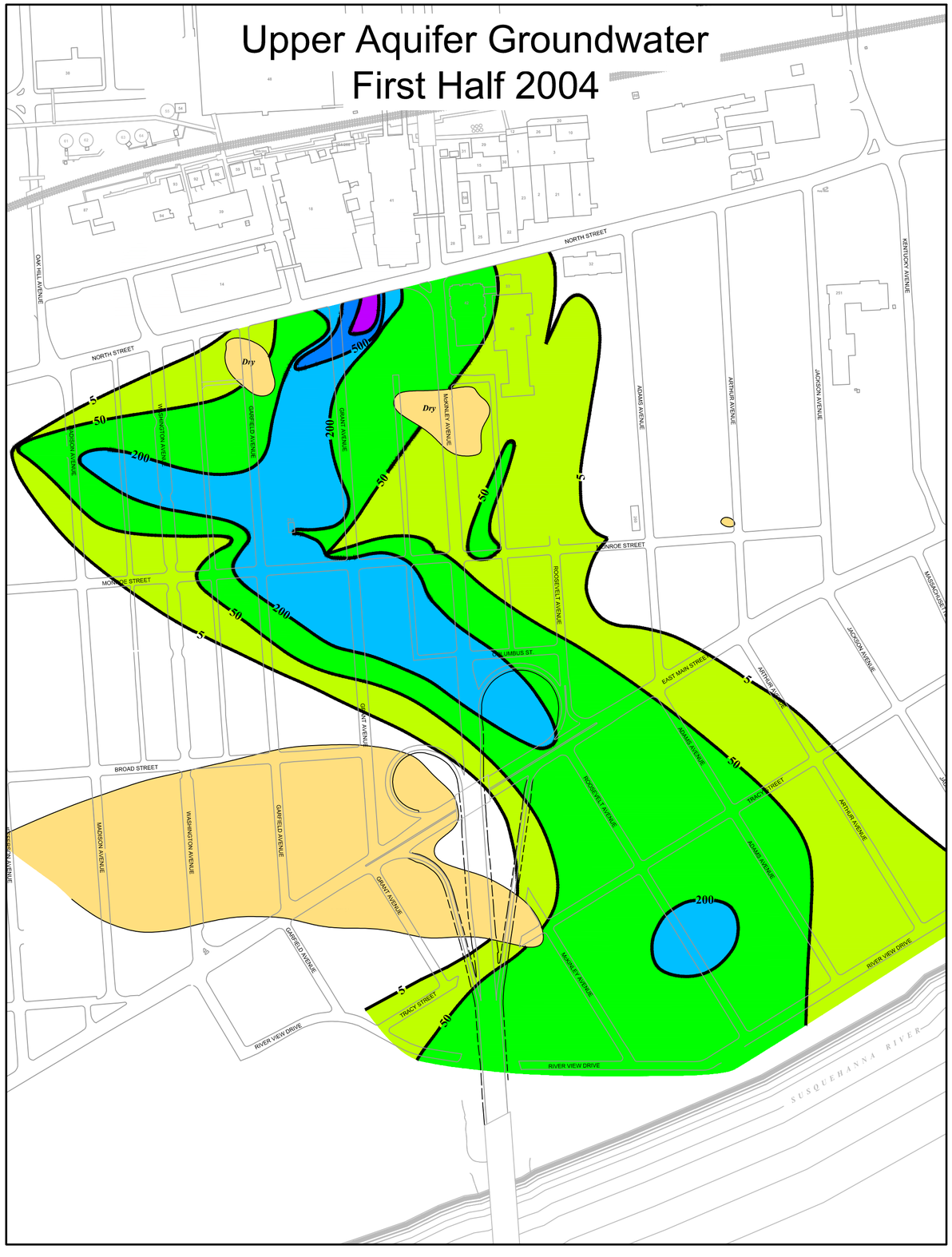

Upper Aquifer Groundwater
August 2012



LEGEND

TCE - Trichloroethene

5 - TCE Isoconcentration Contour (µg/l; dashed where inferred)

- Area of Unsaturated Soil in the Upper Aquifer

TCE CONCENTRATIONS

- 5 - 50 µg/l
- 50 - 200 µg/l
- 200 - 500 µg/l
- 500 - 5,000 µg/l
- 5,000 - 50,000 µg/l
- > 50,000 µg/l

Scale 0 150' 300'

Plate 5-11

Former IBM Endicott Site
Site #704014

Comparative TCE Isoconcentration Contour Map
Upper Aquifer
(First Half 2004 vs. August 2012)

DRAWN BY: MHM/JPB	DATE: 3/27/13	DRAWING NO.
CHECKED & APPROVED BY: RCW		2007-TCE_2012-08_B4

GROUNDWATER SCIENCES CORPORATION

PCE Isoconcentration Contour Maps

August 2007

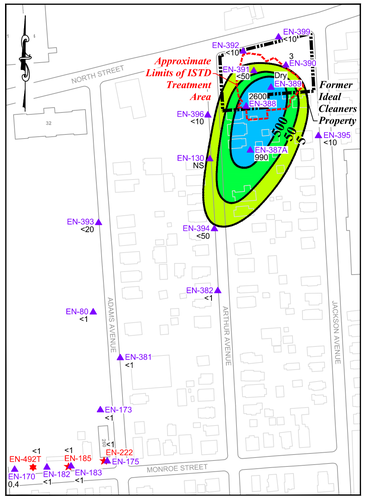

November 2012

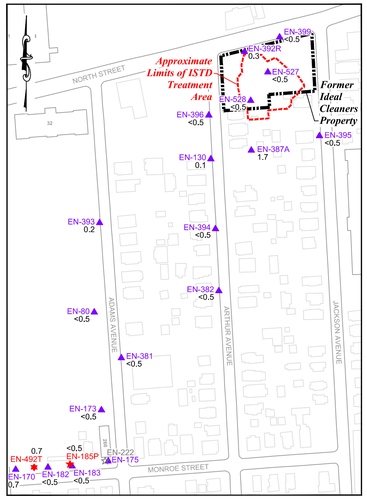

TCE Isoconcentration Contour Maps

August 2007

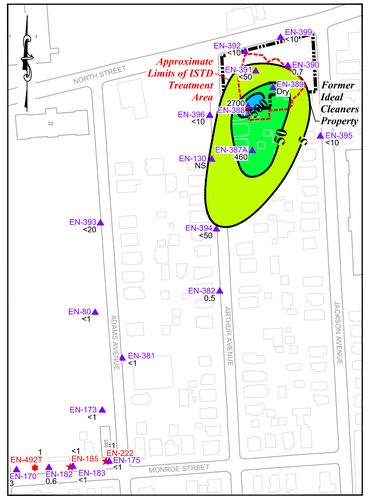

November 2012

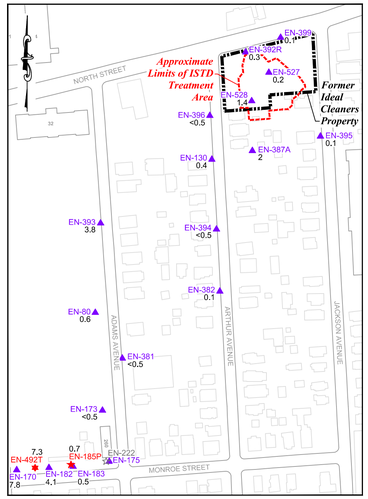

OU#4 Location Map

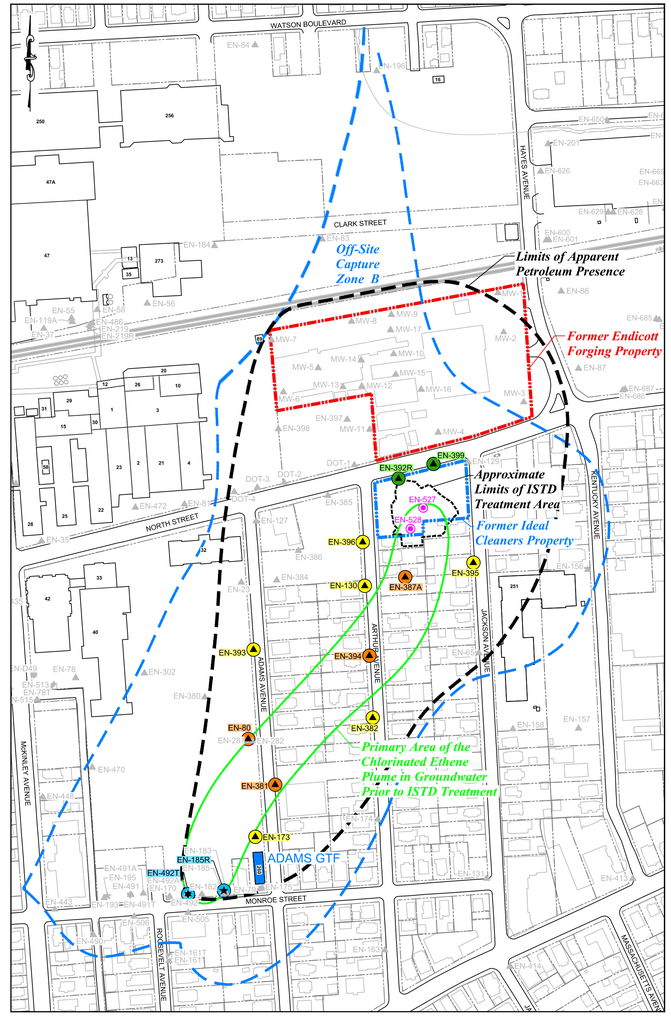

cis12DCE Isoconcentration Contour Maps

August 2007

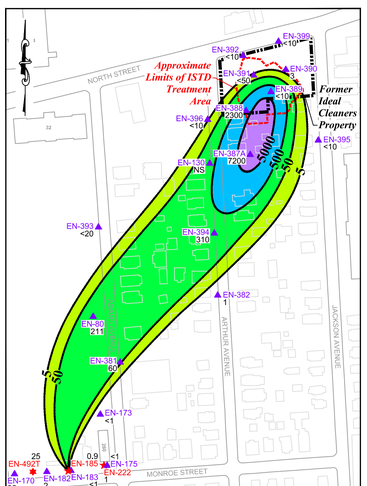

November 2012

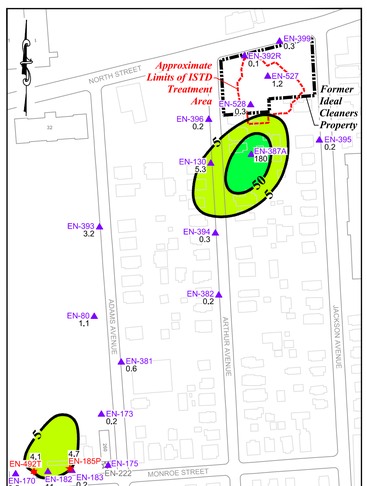

Vinyl Chloride Isoconcentration Contour Maps

August 2007

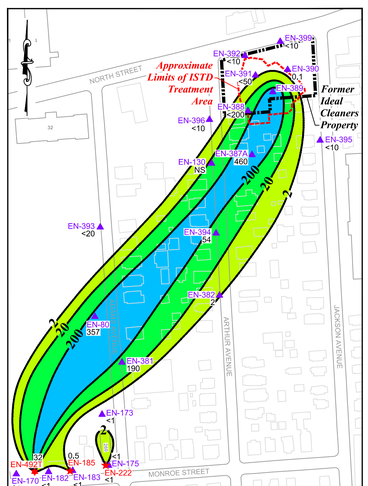

November 2012

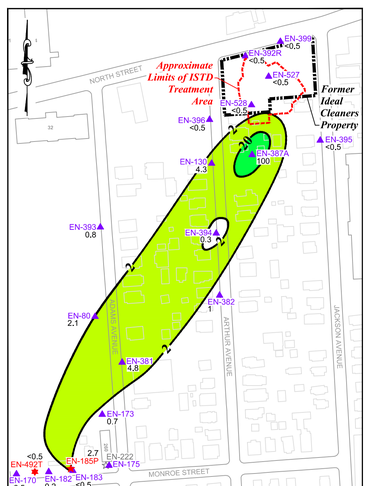

LEGEND FOR CONTOUR MAPS

PCE - Tetrachloroethene
TCE - Trichloroethene
cis12DCE - cis-1,2-Dichloroethene
▲ - Groundwater Monitoring Well
✱ ★ - Groundwater Extraction Well
☆ - Inactive Groundwater Extraction Well
—#— - Isoconcentration Contour (µg/l)
<0.5 - Isoconcentration (µg/l)

Scale of Maps
0' 100' 200'

LEGEND FOR LOCATION MAP

△ - Upper Aquifer Monitoring Well
☆ - Upper Aquifer Extraction Well
✱ - Upper Aquifer Extraction Test Well
▽ - Injection Test Well
- Former Endicott Forging Property
- Former Ideal Cleaners Property
- Capture Zone Area
- Parcel Boundary
- Former Source Area Monitoring Well
- Upgradient Monitoring Well
- Downgradient Monitoring Well
- Side-Gradient Monitoring Well
- Downgradient Extraction Well

Plate 6-1

Former IBM Endicott Site
Site #704014

OU#4 Location Map and Comparative PCE-Series Isoconcentration Contour Maps (August 2007 vs. November 2012)

DRAWN BY: JPB/MHM	DATE: 4/11/13	DRAWING NO. 22007-397-A1
CHECKED & APPROVED BY: RCW		

GROUNDWATER SCIENCES CORPORATION

Appendix A

Extraction Well Pumping Volumes and VOC Mass Removal Data

(January 1, 2012 – December 31, 2012)

Endicott, New York - Site #704014
January 2012 to December 2012
Groundwater Pumping Volumes (gallons)

Period		OU#1 - RRCSA					OU#2 - North St Area			OU#3 & Off-Site Capture Zone A						
from	to	EN-107R	Huron SP2	EN-219R	EN-253	EN-428	EN-276R	EN-276	EN-284P	EN-091T	EN-133	EN-194	EN-215T	EN-451P	EN-447T	EN-499T
1-Jan-12	31-Jan-12	122,049	-	949,963	70,104	68,352	161,245	-	2,094,454	844,974	4,926,249	996,090	2,755,087	448,848	4,728,081	2,468,442
1-Feb-12	29-Feb-12	83,138	-	659,690	117,618	101,813	180,036	-	2,348,430	481,180	4,649,243	1,068,758	2,873,797	392,603	4,263,242	2,297,447
1-Mar-12	31-Mar-12	104,341	-	853,307	130,301	51,227	168,346	2,806	2,339,016	510,723	4,103,259	1,248,492	3,340,646	428,957	4,733,666	2,927,148
1-Apr-12	30-Apr-12	42,921	-	879,790	110,333	95,379	138,117	2,462	2,141,721	540,237	4,676,431	1,192,857	3,143,561	420,762	4,543,343	2,754,739
1-May-12	31-May-12	124,772	-	886,586	118,722	95,005	125,131	76,049	2,151,744	603,044	4,917,329	1,133,041	3,260,530	400,008	4,573,845	3,174,497
1-Jun-12	30-Jun-12	133,196	-	801,809	94,685	92,213	132,242	82,452	2,182,504	587,384	4,634,240	1,166,523	3,147,948	376,790	4,632,763	3,002,750
1-Jul-12	31-Jul-12	114,552	-	986,293	106,248	80,008	105,645	88,121	2,113,946	530,339	4,772,906	635,108	3,382,283	375,502	4,648,443	2,777,803
1-Aug-12	31-Aug-12	64,192	-	1,047,865	105,816	106,279	147,353	123,820	3,163,876	542,704	4,955,098	622,132	3,848,376	417,711	4,716,901	2,563,852
1-Sep-12	30-Sep-12	51,603	-	924,131	99,895	94,279	139,941	191,713	3,141,659	460,233	4,807,434	645,391	3,694,124	380,426	4,552,200	2,544,900
1-Oct-12	31-Oct-12	65,434	24,304	1,137,043	94,679	93,303	128,412	125,160	3,660,866	496,173	4,146,912	654,002	4,180,890	394,351	4,801,283	3,175,551
1-Nov-12	30-Nov-12	75,050	17,040	1,091,384	91,285	70,560	85,525	111,058	2,629,317	360,129	4,739,170	508,559	2,729,998	362,928	4,707,327	2,526,197
1-Dec-12	31-Dec-12	81,082	16,709	1,187,525	56,117	52,994	93,315	82,650	2,943,637	318,651	4,153,742	771,573	4,146,392	339,131	4,171,135	3,095,984
12-Month Volume (gal)		1,062,330	58,053	11,405,386	1,195,803	1,001,412	1,605,308	886,291	30,911,170	6,275,771	55,482,013	10,642,526	40,503,632	4,738,017	55,072,229	33,309,310
***Average Rate (gpm)**		2.0	0.4	21.6	2.3	1.9	3.0	2.5	58.7	11.9	105.3	20.2	76.9	9.0	104.5	63.2

Period		OU#4 - Ideal Cleaners & Off-Site Capture Zone B				OU#6	OU#7 - NW Area	
from	to	EN-185P	EN-195	EN-491T	EN-492T	EN-D49	EN-154R	EN-218
1-Jan-12	31-Jan-12	675,292	775,706	1,112,088	305,564	1,086,341	1,918,001	939,089
1-Feb-12	29-Feb-12	528,211	576,039	1,013,898	376,462	966,035	1,669,901	758,497
1-Mar-12	31-Mar-12	524,526	681,340	1,110,442	393,495	966,936	2,162,044	979,377
1-Apr-12	30-Apr-12	610,414	697,528	1,086,692	467,628	994,150	1,892,829	935,390
1-May-12	31-May-12	653,335	574,639	1,096,748	465,538	1,052,913	1,896,751	872,728
1-Jun-12	30-Jun-12	697,693	549,896	1,098,824	459,098	1,066,312	1,732,808	709,148
1-Jul-12	31-Jul-12	713,681	646,571	1,101,407	451,580	1,107,755	1,623,504	919,113
1-Aug-12	31-Aug-12	647,602	640,538	1,089,149	410,020	1,086,237	1,519,000	924,396
1-Sep-12	30-Sep-12	532,694	539,303	1,019,192	342,954	1,055,059	1,348,897	927,928
1-Oct-12	31-Oct-12	443,286	604,162	1,099,090	410,797	1,091,160	1,574,185	655,381
1-Nov-12	30-Nov-12	403,677	634,317	1,092,985	397,089	1,068,339	1,474,405	1,895
1-Dec-12	31-Dec-12	357,959	583,488	1,148,609	322,968	1,065,763	1,559,362	-
12-Month Volume (gal)		6,788,370	7,503,527	13,069,124	4,803,193	12,607,000	20,371,687	8,622,942
***Average Rate (gpm)**		12.9	14.2	24.8	9.1	23.9	38.7	19.6

Injection Wells						
EN-078T	EN-161T	EN-501T	EN-509T	EN-510T	EN-529T	EN-530T
1,099,784	2,513,393	3,168,191	-	4,107,022	4,630,653	-
947,344	2,037,229	1,833,038	-	4,785,129	2,644,443	-
995,921	2,880,363	4,697,227	27,526	4,645,279	6,224,577	-
413,378	2,804,386	4,249,396	217,501	4,959,984	5,855,622	-
349,752	2,358,301	3,408,866	343,867	5,012,099	4,889,993	-
578,120	3,015,263	4,393,033	317,077	4,670,224	6,113,264	-
1,144,065	3,051,399	4,228,743	335,739	4,019,296	6,184,451	165,158
1,193,029	2,963,871	3,494,821	292,209	5,166,539	5,989,616	1,820,230
830,672	2,024,731	2,616,826	208,110	4,720,044	4,591,040	1,543,005
1,613,377	3,465,154	4,060,203	-	4,196,999	6,335,375	2,246,211
1,574,208	4,030,019	1,441,048	-	4,809,804	2,111,858	797,624
1,565,810	3,418,490	3,371,676	-	2,704,629	4,838,835	1,254,995
12,305,460	34,562,599	40,963,068	1,742,029	53,797,048	60,409,727	7,827,223
23.3	65.6	77.7	3.3	102.1	131.8	34.8

Volume Extracted from January 1, 2012 through December 31, 2012:

Clark Street GTF	14,443,365	Upper Aquifer Extraction Wells EN-107R (Jan-Sep), EN-219R, EN-253, EN-428
Huron OTF	279,619	Upper Aquifer Extraction Well EN-107R and Huron SP2 (Oct-Dec)
Robble Avenue GTF	28,994,629	Upper Aquifer Extraction Wells EN-154R and EN-218
Garfield Avenue GTF	117,858,237	Upper Aquifer Extraction Wells EN-194, EN-215T, EN-276R, EN-276, EN-284P, EN-499T
Jefferson Avenue GTF	66,495,801	Upper Aquifer Extraction Wells EN-91T, EN-133, EN-451P
Adams Avenue GTF	87,236,443	Upper Aquifer Extraction Wells EN-185P, EN-195, EN-447T, EN-491T, EN-492T
Adams Avenue GTF	12,607,000	Bedrock Extraction Well EN-D49
Total	327,915,094	gallons (all sources)

Volume Injected from January 1, 2012 through December 31, 2012:

Total	211,607,154	gallons (Upper Aquifer Wells EN-78T, EN-161T, EN-501T, EN-509T, EN-510T, EN-529T, EN-530T)
	10,781,443	gallons of city water used to supplement injection

* Average Rate is based on full months of pumping only.

Endicott, New York - Site #704014
January 2012 to December 2012

		Chemical Concentrations (ug/l)												Pounds of Chemicals Removed													
Location	Period	Tetrachloroethene	Trichloroethene	cis-1,2-Dichloroethene	Vinyl Chloride	1,1,1-Trichloroethane	1,1-Dichloroethane	1,1-Dichloroethene	Chloroethane	1,1,2-Trichloro-1,2,2-Trifluoroethane (Freon 113)	1,2-Dichloro-1,2,2-Trifluoroethane (Freon 123a)	Other VOCs	Volume Pumped (gallons)	Tetrachloroethene	Trichloroethene	cis-1,2-Dichloroethene	Vinyl Chloride	1,1,1-Trichloroethane	1,1-Dichloroethane	1,1-Dichloroethene	Chloroethane	1,1,2-Trichloro-1,2,2-Trifluoroethane (Freon 113)	1,2-Dichloro-1,2,2-Trifluoroethane (Freon 123a)	Other VOCs	Total VOCs Removed (pounds)	Period	Location	Pounds Removed (January - December 2012)
EN-091T	Jan-12	2.1	29.0	2.1	0.0	2.2	0.5	0.3	0.0	0.3	0.0	0.0	844,974	0.01	0.20	0.01	0.00	0.02	0.00	0.00	0.00	0.00	0.00	0.00	0.26	Jan-12	EN-091T	2.1
	Feb-12	2.2	32.0	0.0	0.0	0.0	0.0	0.2	0.0	0.3	0.0	0.0	481,180	0.01	0.13	0.00	0.00	0.00	0.00	0.00	0.00	0.00	0.00	0.00	0.14	Feb-12		
	Mar-12	2.5	35.0	2.7	0.0	2.4	0.6	0.4	0.0	0.5	0.0	0.1	510,723	0.01	0.15	0.01	0.00	0.01	0.00	0.00	0.00	0.00	0.00	0.00	0.19	Mar-12		
	Apr-12	2.8	36.0	2.4	0.0	3.1	0.8	0.4	0.0	0.7	0.0	0.1	540,237	0.01	0.16	0.01	0.00	0.01	0.00	0.00	0.00	0.00	0.00	0.00	0.21	Apr-12		
	May-12	2.5	33.0	2.5	0.0	2.1	0.6	0.3	0.0	0.4	0.0	0.0	603,044	0.01	0.17	0.01	0.00	0.01	0.00	0.00	0.00	0.00	0.00	0.00	0.21	May-12		
	Jun-12	2.3	33.0	2.5	0.0	1.9	0.6	0.3	0.0	0.3	0.0	0.0	587,384	0.01	0.16	0.01	0.00	0.01	0.00	0.00	0.00	0.00	0.00	0.00	0.20	Jun-12		
	Jul-12	2.7	35.0	2.4	0.0	2.2	0.7	0.3	0.0	0.4	0.0	0.0	530,339	0.01	0.15	0.01	0.00	0.01	0.00	0.00	0.00	0.00	0.00	0.00	0.19	Jul-12		
	Aug-12	2.5	33.0	2.2	0.0	2.0	0.7	0.3	0.0	0.4	0.0	0.0	542,704	0.01	0.15	0.01	0.00	0.01	0.00	0.00	0.00	0.00	0.00	0.00	0.19	Aug-12		
	Sep-12	2.7	29.0	2.3	0.0	1.9	0.7	0.3	0.0	0.3	0.0	0.0	460,233	0.01	0.11	0.01	0.00	0.01	0.00	0.00	0.00	0.00	0.00	0.00	0.14	Sep-12		
	Oct-12	2.5	28.0	2.2	0.0	1.8	0.7	0.3	0.0	0.4	0.0	0.0	496,173	0.01	0.12	0.01	0.00	0.01	0.00	0.00	0.00	0.00	0.00	0.00	0.15	Oct-12		
	Nov-12	2.9	35.0	2.6	0.0	2.3	0.9	0.3	0.0	0.4	0.0	0.0	360,129	0.01	0.11	0.01	0.00	0.01	0.00	0.00	0.00	0.00	0.00	0.00	0.13	Nov-12		
	Dec-12	2.4	27.0	1.3	0.0	2.2	0.4	0.2	0.0	0.3	0.0	0.1	318,651	0.01	0.07	0.00	0.00	0.01	0.00	0.00	0.00	0.00	0.00	0.00	0.09	Dec-12		
EN-133	Jan-12	1.1	4.0	0.2	0.0	0.0	0.0	0.0	0.0	0.0	0.0	0.2	4,926,249	0.05	0.16	0.01	0.00	0.00	0.00	0.00	0.00	0.00	0.00	0.01	0.23	Jan-12	EN-133	3.3
	Feb-12	1.0	3.9	0.2	0.0	0.3	0.0	0.0	0.0	0.0	0.0	0.4	4,649,243	0.04	0.15	0.01	0.00	0.01	0.00	0.00	0.00	0.00	0.00	0.02	0.23	Feb-12		
	Mar-12	1.1	4.5	0.2	0.0	0.3	0.0	0.0	0.0	0.0	0.0	0.3	4,103,259	0.04	0.15	0.01	0.00	0.01	0.00	0.00	0.00	0.00	0.00	0.01	0.22	Mar-12		
	Apr-12	1.3	5.0	0.2	0.0	0.4	0.0	0.0	0.0	0.0	0.0	0.3	4,676,431	0.05	0.20	0.01	0.00	0.02	0.00	0.00	0.00	0.00	0.00	0.01	0.28	Apr-12		
	May-12	1.2	5.1	0.2	0.0	0.4	0.0	0.0	0.0	0.0	0.0	0.3	4,917,329	0.05	0.21	0.01	0.00	0.02	0.00	0.00	0.00	0.00	0.00	0.01	0.30	May-12		
	Jun-12	1.4	5.3	0.2	0.0	0.4	0.0	0.0	0.0	0.0	0.0	0.3	4,634,240	0.05	0.21	0.01	0.00	0.02	0.00	0.00	0.00	0.00	0.00	0.01	0.29	Jun-12		
	Jul-12	1.3	5.0	0.2	0.0	0.4	0.0	0.0	0.0	0.0	0.0	0.2	4,772,906	0.05	0.20	0.01	0.00	0.02	0.00	0.00	0.00	0.00	0.00	0.01	0.28	Jul-12		
	Aug-12	1.3	5.7	0.2	0.0	0.4	0.0	0.0	0.0	0.0	0.0	0.3	4,955,098	0.05	0.24	0.01	0.00	0.02	0.00	0.00	0.00	0.00	0.00	0.01	0.33	Aug-12		
	Sep-12	1.3	5.3	0.3	0.0	0.3	0.0	0.0	0.0	0.0	0.0	0.1	4,807,434	0.05	0.21	0.01	0.00	0.01	0.00	0.00	0.00	0.00	0.00	0.00	0.29	Sep-12		
	Oct-12	1.4	5.6	0.2	0.0	0.4	0.0	0.0	0.0	0.0	0.0	0.2	4,146,912	0.05	0.19	0.01	0.00	0.01	0.00	0.00	0.00	0.00	0.00	0.01	0.27	Oct-12		
	Nov-12	1.3	5.9	0.3	0.0	0.4	0.0	0.0	0.0	0.0	0.0	0.1	4,739,170	0.05	0.23	0.01	0.00	0.02	0.00	0.00	0.00	0.00	0.00	0.00	0.32	Nov-12		
	Dec-12	1.4	5.2	0.2	0.0	0.4	0.0	0.0	0.0	0.0	0.0	0.3	4,153,742	0.05	0.18	0.01	0.00	0.01	0.00	0.00	0.00	0.00	0.00	0.01	0.26	Dec-12		
EN-451P	Jan-12	2.3	26.0	1.5	0.0	1.8	0.3	0.2	0.0	0.4	0.0	0.1	448,848	0.01	0.10	0.01	0.00	0.01	0.00	0.00	0.00	0.00	0.00	0.00	0.12	Jan-12	EN-451P	1.4
	Feb-12	2.1	28.0	1.4	0.0	2.6	0.3	0.2	0.0	0.3	0.0	0.0	392,603	0.01	0.09	0.00	0.00	0.01	0.00	0.00	0.00	0.00	0.00	0.00	0.11	Feb-12		
	Mar-12	2.1	27.0	1.4	0.0	1.6	0.3	0.2	0.0	0.2	0.0	0.0	428,957	0.01	0.10	0.01	0.00	0.01	0.00	0.00	0.00	0.00	0.00	0.00	0.12	Mar-12		
	Apr-12	2.4	28.0	1.3	0.0	2.1	0.3	0.2	0.0	0.3	0.0	0.0	420,762	0.01	0.10	0.00	0.00	0.01	0.00	0.00	0.00	0.00	0.00	0.00	0.12	Apr-12		
	May-12	2.1	28.0	1.4	0.0	2.0	0.3	0.2	0.0	0.3	0.0	0.0	400,008	0.01	0.09	0.00	0.00	0.01	0.00	0.00	0.00	0.00	0.00	0.00	0.11	May-12		
	Jun-12	2.4	29.0	1.2	0.0	1.9	0.4	0.2	0.0	0.3	0.0	0.0	376,790	0.01	0.09	0.00	0.00	0.01	0.00	0.00	0.00	0.00	0.00	0.00	0.11	Jun-12		
	Jul-12	2.3	28.0	1.2	0.0	1.9	0.4	0.2	0.0	0.3	0.0	0.0	375,502	0.01	0.09	0.00	0.00	0.01	0.00	0.00	0.00	0.00	0.00	0.00	0.11	Jul-12		
	Aug-12	2.3	32.0	1.2	0.0	1.9	0.4	0.2	0.0	0.3	0.0	0.0	417,711	0.01	0.11	0.00	0.00	0.01	0.00	0.00	0.00	0.00	0.00	0.00	0.13	Aug-12		
	Sep-12	2.5	29.0	1.5	0.0	1.8	0.4	0.2	0.0	0.3	0.0	0.0	380,426	0.01	0.09	0.00	0.00	0.01	0.00	0.00	0.00	0.00	0.00	0.00	0.11	Sep-12		
	Oct-12	2.3	30.0	1.4	0.0	1.8	0.4	0.1	0.0	0.2	0.0	0.0	394,351	0.01	0.10	0.00	0.00	0.01	0.00	0.00	0.00	0.00	0.00	0.00	0.12	Oct-12		
	Nov-12	2.4	31.0	1.6	0.0	2.0	0.5	0.2	0.0	0.3	0.0	0.1	362,928	0.01	0.09	0.00	0.00	0.01	0.00	0.00	0.00	0.00	0.00	0.00	0.12	Nov-12		
	Dec-12	3.3	36.0	2.3	0.0	3.0	0.8	0.3	0.0	0.5	0.0	0.0	339,131	0.01	0.10	0.01	0.00	0.01	0.00	0.00	0.00	0.00	0.00	0.00	0.13	Dec-12		
EN-194	Jan-12	1.0	20.0	0.7	0.0	0.0	0.6	0.1	0.0	0.0	0.0	0.2	996,090	0.01	0.17	0.01	0.00	0.00	0.00	0.00	0.00	0.00	0.00	0.00	0.19	Jan-12	EN-194	2.2
	Feb-12	0.9	22.0	0.7	0.0	1.7	1.6	0.1	0.0	0.0	0.0	0.0	1,068,758	0.01	0.20	0.01	0.00	0.02	0.01	0.00	0.00	0.00	0.00	0.00	0.24	Feb-12		
	Mar-12	0.9	17.0	0.9	0.0	1.0	0.9	0.0	0.0	0.0	0.0	0.0	1,248,492	0.01	0.18	0.01	0.00	0.01	0.01	0.00	0.00	0.00	0.00	0.00	0.22	Mar-12		
	Apr-12	1.0	19.0	0.7	0.0	0.9	0.5	0.1	0.0	0.0	0.0	0.0	1,192,857	0.01	0.19	0.01	0.00	0.01	0.00	0.00	0.00	0.00	0.00	0.00	0.22	Apr-12		
	May-12	0.9	19.0	0.9	0.0	0.8	0.4	0.1	0.0	0.0	0.0	0.0	1,133,041	0.01	0.18	0.01	0.00	0.01	0.00	0.00	0.00	0.00	0.00	0.00	0.21	May-12		
	Jun-12	0.9	16.0	0.8	0.0	0.6	0.3	0.0	0.0	0.0	0.0	0.0	1,166,523	0.01	0.16	0.01	0.00	0.01	0.00	0.00	0.00	0.00	0.00	0.00	0.18	Jun-12		
	Jul-12	1.0	17.0	0.7	0.0	0.7	0.3	0.1	0.0	0.0	0.0	0.0	635,108	0.01	0.09	0.00	0.00	0.00	0.00	0.00	0.00	0.00	0.00	0.00	0.11	Jul-12		
	Aug-12	1.0	18.0	0.7	0.0	0.6	0.4	0.1	0.0	0.0	0.0	0.3	622,132	0.01	0.09	0.00	0.00	0.00	0.00	0.00	0.00	0.00	0.00	0.00	0.11	Aug-12		
	Sep-12	1.2	19.0	1.1	0.0	2.2	1.0	0.1	0.0	0.0	0.0	0.0	645,391	0.01	0.10	0.01	0.00	0.01	0.01	0.00	0.00	0.00	0.00	0.00	0.13	Sep-12		
	Oct-12	1.0	23.0	1.3	0.0	1.2	0.7	0.2	0.0	0.0	0.0	0.2	654,002	0.01	0.13	0.01	0.00	0.01	0.00	0.00	0.00	0.00	0.00	0.00	0.15	Oct-12		
	Nov-12	1.1	19.0	1.4	0.0	15.0	1.0	0.2	0.0	0.0	0.0	0.4	508,559	0.00	0.08	0.01	0.00	0.06	0.00	0.00	0.00	0.00	0.00	0.00	0.16	Nov-12		
	Dec-12	1.4	31.0	3.1	0.0	3.3	1.0	0.5	0.0	0.0	0.0	0.0	771,573	0.01	0.20	0.02	0.00	0.02	0.01	0.00	0.00	0.00	0.00	0.00	0.26	Dec-12		

Endicott, New York - Site #704014
January 2012 to December 2012

		Chemical Concentrations (ug/l)												Pounds of Chemicals Removed													
Location	Period	Tetrachloroethene	Trichloroethene	cis-1,2-Dichloroethene	Vinyl Chloride	1,1,1-Trichloroethane	1,1-Dichloroethane	1,1-Dichloroethene	Chloroethane	1,1,2-Trichloro-1,2,2-Trifluoroethane (Freon 113)	1,2-Dichloro-1,2,2-Trifluoroethane (Freon 123a)	Other VOCs	Volume Pumped (gallons)	Tetrachloroethene	Trichloroethene	cis-1,2-Dichloroethene	Vinyl Chloride	1,1,1-Trichloroethane	1,1-Dichloroethane	1,1-Dichloroethene	Chloroethane	1,1,2-Trichloro-1,2,2-Trifluoroethane (Freon 113)	1,2-Dichloro-1,2,2-Trifluoroethane (Freon 123a)	Other VOCs	Total VOCs Removed (pounds)	Period	Location	Pounds Removed (January - December 2012)
EN-215T	Jan-12	0.5	18.0	0.4	0.0	0.0	0.4	0.0	0.0	0.0	0.0	0.2	2,755,087	0.01	0.41	0.01	0.00	0.00	0.01	0.00	0.00	0.00	0.00	0.00	0.45	Jan-12	EN-215T	7.4
	Feb-12	0.6	23.0	0.7	0.0	1.5	1.0	0.1	0.0	0.0	0.0	0.0	2,873,797	0.01	0.55	0.02	0.00	0.04	0.02	0.00	0.00	0.00	0.00	0.00	0.65	Feb-12		
	Mar-12	0.5	18.0	0.5	0.0	0.8	0.5	0.0	0.0	0.0	0.0	0.0	3,340,646	0.01	0.50	0.01	0.00	0.02	0.01	0.00	0.00	0.00	0.00	0.00	0.57	Mar-12		
	Apr-12	0.5	19.0	0.4	0.0	0.8	0.3	0.0	0.0	0.0	0.0	0.0	3,143,561	0.01	0.50	0.01	0.00	0.02	0.01	0.00	0.00	0.00	0.00	0.00	0.55	Apr-12		
	May-12	0.5	18.0	0.7	0.0	0.8	0.2	0.0	0.0	0.0	0.0	0.0	3,260,530	0.01	0.49	0.02	0.00	0.02	0.01	0.00	0.00	0.00	0.00	0.00	0.55	May-12		
	Jun-12	0.4	15.0	0.4	0.0	0.5	0.1	0.0	0.0	0.0	0.0	0.0	3,147,948	0.01	0.39	0.01	0.00	0.01	0.00	0.00	0.00	0.00	0.00	0.00	0.43	Jun-12		
	Jul-12	0.4	15.0	0.4	0.0	0.5	0.1	0.0	0.0	0.0	0.0	0.0	3,382,283	0.01	0.42	0.01	0.00	0.01	0.00	0.00	0.00	0.00	0.00	0.00	0.46	Jul-12		
	Aug-12	0.4	16.0	0.4	0.0	0.5	0.3	0.0	0.0	0.0	0.0	0.0	3,848,376	0.01	0.51	0.01	0.00	0.02	0.01	0.00	0.00	0.00	0.00	0.00	0.57	Aug-12		
	Sep-12	0.5	16.0	0.6	0.0	2.9	0.9	0.1	0.0	0.0	0.0	0.0	3,694,124	0.02	0.49	0.02	0.00	0.09	0.03	0.00	0.00	0.00	0.00	0.00	0.65	Sep-12		
	Oct-12	0.4	15.0	0.5	0.0	1.0	0.4	0.0	0.0	0.0	0.0	0.4	4,180,890	0.01	0.52	0.02	0.00	0.03	0.01	0.00	0.00	0.00	0.00	0.01	0.62	Oct-12		
	Nov-12	0.5	14.0	0.5	0.1	22.0	1.1	0.0	0.0	0.0	0.0	0.6	2,729,998	0.01	0.32	0.01	0.00	0.50	0.03	0.00	0.00	0.00	0.00	0.01	0.88	Nov-12		
	Dec-12	0.6	24.0	0.6	0.0	4.6	0.4	0.1	0.0	0.0	0.0	0.0	4,146,392	0.02	0.83	0.02	0.00	0.16	0.01	0.00	0.00	0.00	0.00	0.00	1.05	Dec-12		
EN-276R	Jan-12	36.0	340.0	270.0	2.6	4400.0	74.0	180.0	0.0	60.0	0.0	12.0	161,245	0.05	0.46	0.36	0.00	5.92	0.10	0.24	0.00	0.08	0.00	0.02	7.24	Jan-12	EN-276R	134.0
	Feb-12	52.0	260.0	400.0	0.0	9600.0	130.0	340.0	0.0	70.0	0.0	72.0	180,036	0.08	0.39	0.60	0.00	14.43	0.20	0.51	0.00	0.11	0.00	0.11	16.42	Feb-12		
	Mar-12	51.0	360.0	410.0	0.0	3100.0	68.0	150.0	0.0	55.0	0.0	9.0	168,346	0.07	0.51	0.58	0.00	4.36	0.10	0.21	0.00	0.08	0.00	0.01	5.91	Mar-12		
	Apr-12	56.0	360.0	440.0	5.1	3400.0	70.0	150.0	0.0	63.0	0.0	24.9	138,117	0.06	0.42	0.51	0.01	3.92	0.08	0.17	0.00	0.07	0.00	0.03	5.27	Apr-12		
	May-12	42.0	370.0	570.0	8.0	3500.0	78.0	140.0	0.0	19.0	0.0	22.0	125,131	0.04	0.39	0.60	0.01	3.66	0.08	0.15	0.00	0.02	0.00	0.02	4.96	May-12		
	Jun-12	31.0	410.0	360.0	2.0	1600.0	57.0	86.0	0.0	19.0	2.1	8.5	132,242	0.03	0.45	0.40	0.00	1.77	0.06	0.09	0.00	0.02	0.00	0.01	2.84	Jun-12		
	Jul-12	29.0	550.0	480.0	2.8	2100.0	67.0	110.0	0.0	26.0	2.7	10.0	105,645	0.03	0.49	0.42	0.00	1.85	0.06	0.10	0.00	0.02	0.00	0.01	2.98	Jul-12		
	Aug-12	31.0	530.0	900.0	15.0	5700.0	120.0	180.0	0.0	100.0	0.0	59.0	147,353	0.04	0.65	1.11	0.02	7.01	0.15	0.22	0.00	0.12	0.00	0.07	9.39	Aug-12		
	Sep-12	150.0	630.0	1900.0	14.0	19000.0	170.0	730.0	0.0	170.0	4.1	167.7	139,941	0.18	0.74	2.22	0.02	22.20	0.20	0.85	0.00	0.20	0.00	0.20	26.80	Sep-12		
	Oct-12	120.0	420.0	1300.0	6.2	18000.0	170.0	480.0	0.0	94.0	0.0	113.3	128,412	0.13	0.45	1.39	0.01	19.30	0.18	0.51	0.00	0.10	0.00	0.12	22.20	Oct-12		
	Nov-12	100.0	480.0	2100.0	0.0	19000.0	360.0	550.0	0.0	120.0	0.0	186.0	85,525	0.07	0.34	1.50	0.00	13.57	0.26	0.39	0.00	0.09	0.00	0.13	16.35	Nov-12		
	Dec-12	74.0	430.0	1100.0	0.0	15000.0	280.0	420.0	0.0	88.0	0.0	53.0	93,315	0.06	0.34	0.86	0.00	11.69	0.22	0.33	0.00	0.07	0.00	0.04	13.59	Dec-12		
EN-276*	Jan-12												-													Jan-12	EN-276	36.3
	Feb-12			Well was not in use in January and February 2012.									-			Well was not in use in January and February 2012.									Feb-12		
	Mar-12	*77.7*	*15.0*	*1356.7*	*5.6*	*3000.0*	*102.7*	*113.0*	*0.0*	*99.3*	*1.4*	*19.1*	2,806	0.00	0.00	0.03	0.00	0.07	0.00	0.00	0.00	0.00	0.00	0.00	0.11	Mar-12		
	Apr-12	*77.7*	*15.0*	*1356.7*	*5.6*	*3000.0*	*102.7*	*113.0*	*0.0*	*99.3*	*1.4*	*19.1*	2,462	0.00	0.00	0.03	0.00	0.06	0.00	0.00	0.00	0.00	0.00	0.00	0.10	Apr-12		
	May-12	*77.7*	*15.0*	*1356.7*	*5.6*	*3000.0*	*102.7*	*113.0*	*0.0*	*99.3*	*1.4*	*19.1*	76,049	0.05	0.01	0.86	0.00	1.91	0.07	0.07	0.00	0.06	0.00	0.01	3.04	May-12		
	Jun-12	*77.7*	*15.0*	*1356.7*	*5.6*	*3000.0*	*102.7*	*113.0*	*0.0*	*99.3*	*1.4*	*19.1*	82,452	0.05	0.01	0.93	0.00	2.07	0.07	0.08	0.00	0.07	0.00	0.01	3.30	Jun-12		
	Jul-12	*77.7*	*15.0*	*1356.7*	*5.6*	*3000.0*	*102.7*	*113.0*	*0.0*	*99.3*	*1.4*	*19.1*	88,121	0.06	0.01	1.00	0.00	2.21	0.08	0.08	0.00	0.07	0.00	0.01	3.52	Jul-12		
	Aug-12	*77.7*	*15.0*	*1356.7*	*5.6*	*3000.0*	*102.7*	*113.0*	*0.0*	*99.3*	*1.4*	*19.1*	123,820	0.08	0.02	1.40	0.01	3.10	0.11	0.12	0.00	0.10	0.00	0.02	4.95	Aug-12		
	Sep-12	*77.7*	*15.0*	*1356.7*	*5.6*	*3000.0*	*102.7*	*113.0*	*0.0*	*99.3*	*1.4*	*19.1*	191,713	0.12	0.02	2.17	0.01	4.80	0.16	0.18	0.00	0.16	0.00	0.03	7.67	Sep-12		
	Oct-12	71.0	15.0	1800.0	6.9	5700.0	160.0	180.0	0.0	110.0	4.3	50.1	125,160	0.07	0.02	1.88	0.01	5.96	0.17	0.19	0.00	0.11	0.00	0.05	8.46	Oct-12		
	Nov-12	99.0	17.0	1300.0	0.0	1500.0	75.0	81.0	0.0	150.0	0.0	0.0	111,058	0.09	0.02	1.21	0.00	1.39	0.07	0.08	0.00	0.14	0.00	0.00	2.99	Nov-12		
	Dec-12	63.0	13.0	970.0	10.0	1800.0	73.0	78.0	0.0	38.0	0.0	7.1	82,650	0.04	0.01	0.67	0.01	1.24	0.05	0.05	0.00	0.03	0.00	0.00	2.11	Dec-12		
EN-284P	Jan-12	4.4	110.0	32.0	0.0	4.8	6.5	2.5	0.0	0.0	0.0	2.3	2,094,454	0.08	1.92	0.56	0.00	0.08	0.11	0.04	0.00	0.00	0.00	0.04	2.84	Jan-12	EN-284P	42.6
	Feb-12	5.2	110.0	34.0	0.0	5.7	7.1	2.5	0.0	0.7	0.0	2.6	2,348,430	0.10	2.16	0.67	0.00	0.11	0.14	0.05	0.00	0.01	0.00	0.05	3.29	Feb-12		
	Mar-12	3.8	110.0	31.0	0.0	4.2	6.5	2.4	0.0	0.0	0.0	2.2	2,339,016	0.07	2.15	0.61	0.00	0.08	0.13	0.05	0.00	0.00	0.00	0.04	3.13	Mar-12		
	Apr-12	5.1	130.0	40.0	0.0	6.7	9.7	3.6	0.0	0.6	0.4	2.6	2,141,721	0.09	2.32	0.72	0.00	0.12	0.17	0.06	0.00	0.01	0.01	0.05	3.55	Apr-12		
	May-12	4.5	120.0	36.0	0.0	5.5	8.6	3.5	0.0	0.5	0.0	2.3	2,151,744	0.08	2.16	0.65	0.00	0.10	0.15	0.06	0.00	0.01	0.00	0.04	3.25	May-12		
	Jun-12	5.6	140.0	33.0	0.0	6.4	9.7	4.3	0.0	0.6	0.4	3.0	2,182,504	0.10	2.55	0.60	0.00	0.12	0.18	0.08	0.00	0.01	0.01	0.05	3.70	Jun-12		
	Jul-12	5.1	130.0	29.0	0.0	5.8	8.8	3.9	0.0	0.6	0.5	3.0	2,113,946	0.09	2.29	0.51	0.00	0.10	0.16	0.07	0.00	0.01	0.01	0.05	3.30	Jul-12		
	Aug-12	5.9	170.0	38.0	0.0	6.4	13.0	5.7	0.0	0.9	0.9	3.5	3,163,876	0.16	4.49	1.00	0.00	0.17	0.34	0.15	0.00	0.02	0.02	0.09	6.45	Aug-12		
	Sep-12	5.2	110.0	24.0	0.0	4.3	6.6	2.9	0.0	0.6	0.4	2.7	3,141,659	0.14	2.89	0.63	0.00	0.11	0.17	0.08	0.00	0.02	0.01	0.07	4.11	Sep-12		
	Oct-12	3.6	84.0	20.0	0.0	3.1	4.9	2.1	0.0	0.4	0.0	2.0	3,660,866	0.11	2.57	0.61	0.00	0.09	0.15	0.06	0.00	0.01	0.00	0.06	3.67	Oct-12		
	Nov-12	3.4	81.0	20.0	0.0	7.9	4.3	1.5	0.0	0.0	0.0	3.1	2,629,317	0.07	1.78	0.44	0.00	0.17	0.09	0.03	0.00	0.00	0.00	0.07	2.66	Nov-12		
	Dec-12	3.2	76.0	15.0	0.0	4.9	3.9	1.4	0.0	0.0	0.0	3.0	2,943,637	0.08	1.87	0.37	0.00	0.12	0.10	0.03	0.00	0.00	0.00	0.07	2.64	Dec-12		

Endicott, New York - Site #704014
January 2012 to December 2012

		Chemical Concentrations (ug/l)												Pounds of Chemicals Removed													
Location	Period	Tetrachloroethene	Trichloroethene	cis-1,2-Dichloroethene	Vinyl Chloride	1,1,1-Trichloroethane	1,1-Dichloroethane	1,1-Dichloroethene	Chloroethane	1,1,2-Trichloro-1,2,2-Trifluoroethane (Freon 113)	1,2-Dichloro-1,2,2-Trifluoroethane (Freon 123a)	Other VOCs	Volume Pumped (gallons)	Tetrachloroethene	Trichloroethene	cis-1,2-Dichloroethene	Vinyl Chloride	1,1,1-Trichloroethane	1,1-Dichloroethane	1,1-Dichloroethene	Chloroethane	1,1,2-Trichloro-1,2,2-Trifluoroethane (Freon 113)	1,2-Dichloro-1,2,2-Trifluoroethane (Freon 123a)	Other VOCs	Total VOCs Removed (pounds)	Period	Location	Pounds Removed (January - December 2012)
EN-499T	Jan-12	0.2	22.0	0.4	0.0	0.0	0.1	0.0	0.0	0.0	0.0	0.1	2,468,442	0.00	0.45	0.01	0.00	0.00	0.00	0.00	0.00	0.00	0.00	0.00	0.47	Jan-12	EN-499T	6.2
	Feb-12	0.2	20.0	0.4	0.0	0.6	0.0	0.0	0.0	0.0	0.0	0.0	2,297,447	0.00	0.38	0.01	0.00	0.01	0.00	0.00	0.00	0.00	0.00	0.00	0.41	Feb-12		
	Mar-12	0.2	23.0	0.4	0.0	0.5	0.1	0.0	0.0	0.0	0.0	0.0	2,927,148	0.00	0.56	0.01	0.00	0.01	0.00	0.00	0.00	0.00	0.00	0.00	0.59	Mar-12		
	Apr-12	0.2	20.0	0.4	0.0	0.7	0.1	0.0	0.0	0.0	0.0	0.1	2,754,739	0.00	0.46	0.01	0.00	0.02	0.00	0.00	0.00	0.00	0.00	0.00	0.49	Apr-12		
	May-12	0.2	22.0	0.4	0.0	0.5	0.1	0.0	0.0	0.0	0.0	0.0	3,174,497	0.01	0.58	0.01	0.00	0.01	0.00	0.00	0.00	0.00	0.00	0.00	0.61	May-12		
	Jun-12	0.2	21.0	0.4	0.0	0.5	0.1	0.0	0.0	0.0	0.0	0.0	3,002,750	0.01	0.53	0.01	0.00	0.01	0.00	0.00	0.00	0.00	0.00	0.00	0.56	Jun-12		
	Jul-12	0.2	23.0	0.4	0.0	0.5	0.1	0.0	0.0	0.0	0.0	0.0	2,777,803	0.00	0.53	0.01	0.00	0.01	0.00	0.00	0.00	0.00	0.00	0.00	0.56	Jul-12		
	Aug-12	0.2	22.0	0.3	0.0	0.5	0.0	0.0	0.0	0.0	0.0	0.0	2,563,852	0.00	0.47	0.01	0.00	0.01	0.00	0.00	0.00	0.00	0.00	0.00	0.49	Aug-12		
	Sep-12	0.2	20.0	0.3	0.0	0.4	0.0	0.0	0.0	0.0	0.0	0.0	2,544,900	0.00	0.42	0.01	0.00	0.01	0.00	0.00	0.00	0.00	0.00	0.00	0.44	Sep-12		
	Oct-12	0.2	20.0	0.3	0.0	0.4	0.0	0.0	0.0	0.0	0.0	0.0	3,175,551	0.01	0.53	0.01	0.00	0.01	0.00	0.00	0.00	0.00	0.00	0.00	0.55	Oct-12		
	Nov-12	0.3	23.0	0.5	0.0	1.9	0.2	0.0	0.0	0.0	0.0	0.0	2,526,197	0.01	0.49	0.01	0.00	0.04	0.00	0.00	0.00	0.00	0.00	0.00	0.55	Nov-12		
Garfield Ave GTF	Dec-12	0.2	18.0	0.3	0.0	1.0	0.1	0.0	0.0	0.0	0.0	0.0	3,095,984	0.01	0.47	0.01	0.00	0.03	0.00	0.00	0.00	0.00	0.00	0.00	0.51	Dec-12	Garfield Ave GTF	
EN-154R	Jan-12	2.5	5.3	12.0	2.5	13.0	13.0	1.6	0.0	7.1	3.5	0.1	1,918,001	0.04	0.08	0.19	0.04	0.21	0.21	0.03	0.00	0.11	0.06	0.00	0.97	Jan-12	EN-154R	10.0
	Feb-12	2.1	4.7	12.0	2.3	11.0	12.0	1.4	0.0	5.5	2.9	0.1	1,669,901	0.03	0.07	0.17	0.03	0.15	0.17	0.02	0.00	0.08	0.04	0.00	0.75	Feb-12		
	Mar-12	2.2	5.0	13.0	2.7	9.5	12.0	1.5	0.0	5.5	2.8	0.1	2,162,044	0.04	0.09	0.23	0.05	0.17	0.22	0.03	0.00	0.10	0.05	0.00	0.98	Mar-12		
	Apr-12	2.4	5.1	13.0	2.6	10.0	13.0	1.6	0.0	7.1	3.1	0.2	1,892,829	0.04	0.08	0.21	0.04	0.16	0.21	0.03	0.00	0.11	0.05	0.00	0.92	Apr-12		
	May-12	2.1	5.0	12.0	2.4	8.9	12.0	1.5	0.0	6.0	2.7	0.2	1,896,751	0.03	0.08	0.19	0.04	0.14	0.19	0.02	0.00	0.10	0.04	0.00	0.84	May-12		
	Jun-12	2.2	5.3	12.0	2.7	11.0	13.0	1.4	0.0	5.8	3.0	0.5	1,732,808	0.03	0.08	0.17	0.04	0.16	0.19	0.02	0.00	0.08	0.04	0.01	0.82	Jun-12		
	Jul-12	2.3	5.2	12.0	3.0	12.0	13.0	1.5	0.0	6.7	3.5	0.6	1,623,504	0.03	0.07	0.16	0.04	0.16	0.18	0.02	0.00	0.09	0.05	0.01	0.81	Jul-12		
	Aug-12	2.1	5.5	13.0	2.3	11.0	13.0	1.4	0.0	5.6	2.9	1.0	1,519,000	0.03	0.07	0.16	0.03	0.14	0.16	0.02	0.00	0.07	0.04	0.01	0.73	Aug-12		
	Sep-12	2.3	6.0	12.0	2.2	12.0	13.0	1.4	0.0	5.3	2.8	1.0	1,348,897	0.03	0.07	0.14	0.02	0.14	0.15	0.02	0.00	0.06	0.03	0.01	0.65	Sep-12		
	Oct-12	2.5	6.4	13.0	2.6	13.0	13.0	1.5	0.0	6.5	2.5	1.1	1,574,185	0.03	0.08	0.17	0.03	0.17	0.17	0.02	0.00	0.09	0.03	0.01	0.82	Oct-12		
	Nov-12	2.4	6.8	14.0	3.2	14.0	15.0	1.8	0.0	7.2	3.0	1.2	1,474,405	0.03	0.08	0.17	0.04	0.17	0.18	0.02	0.00	0.09	0.04	0.01	0.84	Nov-12		
Robble Ave GTF	Dec-12	2.3	5.8	12.0	2.6	14.0	14.0	1.5	0.0	6.9	3.5	1.1	1,559,362	0.03	0.08	0.16	0.03	0.18	0.18	0.02	0.00	0.09	0.05	0.01	0.83	Dec-12	Robble Ave GTF	
EN-218**	Jan-12	0.5	1.5	11.0	1.9	2.3	8.5	0.5	0.0	3.1	3.2	0.2	939,089	0.00	0.01	0.09	0.01	0.02	0.07	0.00	0.00	0.02	0.03	0.00	0.26	Jan-12	EN-218	2.6
	Feb-12	0.4	1.3	10.0	1.7	2.5	7.9	0.5	0.0	2.4	2.7	0.2	758,497	0.00	0.01	0.06	0.01	0.02	0.05	0.00	0.00	0.02	0.02	0.00	0.19	Feb-12		
	Mar-12	0.4	1.4	11.0	1.8	2.2	7.3	0.4	0.0	2.0	2.4	0.2	979,377	0.00	0.01	0.09	0.01	0.02	0.06	0.00	0.00	0.02	0.02	0.00	0.24	Mar-12		
	Apr-12	0.5	1.4	11.0	1.9	2.9	8.6	0.5	0.0	2.5	2.8	0.2	935,390	0.00	0.01	0.09	0.01	0.02	0.07	0.00	0.00	0.02	0.02	0.00	0.25	Apr-12		
	May-12	0.4	1.5	11.0	1.8	2.8	7.7	0.5	0.0	1.9	2.4	0.2	872,728	0.00	0.01	0.08	0.01	0.02	0.06	0.00	0.00	0.01	0.02	0.00	0.22	May-12		
	Jun-12	0.6	1.7	13.0	2.3	5.2	9.8	0.6	0.0	2.5	3.1	0.3	709,148	0.00	0.01	0.08	0.01	0.03	0.06	0.00	0.00	0.01	0.02	0.00	0.23	Jun-12		
	Jul-12	0.6	1.6	14.0	2.6	5.5	10.0	0.5	0.0	1.9	3.1	0.3	919,113	0.00	0.01	0.11	0.02	0.04	0.08	0.00	0.00	0.01	0.02	0.00	0.31	Jul-12		
	Aug-12	0.6	1.8	15.0	2.6	5.4	11.0	0.6	0.1	2.1	3.4	0.3	924,396	0.00	0.01	0.12	0.02	0.04	0.08	0.00	0.00	0.02	0.03	0.00	0.33	Aug-12		
	Sep-12	0.7	2.0	16.0	2.7	5.9	12.0	0.6	0.0	2.4	3.7	0.3	927,928	0.01	0.02	0.12	0.02	0.05	0.09	0.00	0.00	0.02	0.03	0.00	0.36	Sep-12		
	Oct-12	0.6	1.8	14.0	2.8	5.2	11.0	0.5	0.0	1.9	2.6	0.3	655,381	0.00	0.01	0.08	0.02	0.03	0.06	0.00	0.00	0.01	0.01	0.00	0.22	Oct-12		
	Nov-12	0.5	1.5	9.3	0.7	3.2	11.0	0.5	0.0	1.9	2.9	0.2	1,895	0.00	0.00	0.00	0.00	0.00	0.00	0.00	0.00	0.00	0.00	0.00	0.00	Nov-12		
Robble Ave GTF	Dec-12	0.5	1.3	8.6	1.8	2.5	11.0	0.5	0.0	1.5	3.5	0.2	-	0.00	0.00	0.00	0.00	0.00	0.00	0.00	0.00	0.00	0.00	0.00	0.00	Dec-12	Robble Ave GTF	
EN-185P	Jan-12	0.0	1.8	6.0	2.2	0.0	0.1	0.0	0.0	0.0	0.0	0.7	675,292	0.00	0.01	0.03	0.01	0.00	0.00	0.00	0.00	0.00	0.00	0.00	0.06	Jan-12	EN-185P	0.6
	Feb-12	0.0	1.1	2.9	1.3	0.0	0.0	0.0	0.0	0.0	0.0	0.5	528,211	0.00	0.00	0.01	0.01	0.00	0.00	0.00	0.00	0.00	0.00	0.00	0.03	Feb-12		
	Mar-12	0.0	1.0	3.1	1.9	0.0	0.0	0.0	0.0	0.0	0.0	0.8	524,526	0.00	0.00	0.01	0.01	0.00	0.00	0.00	0.00	0.00	0.00	0.00	0.03	Mar-12		
	Apr-12	0.0	1.0	4.2	2.7	0.0	0.1	0.0	0.0	0.0	0.0	0.7	610,414	0.00	0.01	0.02	0.01	0.00	0.00	0.00	0.00	0.00	0.00	0.00	0.04	Apr-12		
	May-12	0.0	0.8	2.7	1.6	0.0	0.0	0.0	0.0	0.0	0.0	27.8	653,335	0.00	0.00	0.01	0.01	0.00	0.00	0.00	0.00	0.00	0.00	0.15	0.18	May-12		
	Jun-12	0.0	0.7	4.6	2.3	0.0	0.0	0.0	0.0	0.0	0.0	1.1	697,693	0.00	0.00	0.03	0.01	0.00	0.00	0.00	0.00	0.00	0.00	0.01	0.05	Jun-12		
	Jul-12	0.0	0.6	4.4	2.7	0.0	0.1	0.0	0.0	0.0	0.0	0.7	713,681	0.00	0.00	0.03	0.02	0.00	0.00	0.00	0.00	0.00	0.00	0.00	0.05	Jul-12		
	Aug-12	0.0	0.6	4.0	2.2	0.0	0.1	0.0	0.0	0.0	0.0	0.7	647,602	0.00	0.00	0.02	0.01	0.00	0.00	0.00	0.00	0.00	0.00	0.00	0.04	Aug-12		
	Sep-12	0.0	0.6	3.5	1.8	0.0	0.1	0.0	0.0	0.0	0.0	0.9	532,694	0.00	0.00	0.02	0.01	0.00	0.00	0.00	0.00	0.00	0.00	0.00	0.03	Sep-12		
	Oct-12	0.0	0.3	3.1	1.3	0.0	0.0	0.0	0.0	0.0	0.0	1.4	443,286	0.00	0.00	0.01	0.00	0.00	0.00	0.00	0.00	0.00	0.00	0.01	0.02	Oct-12		
	Nov-12	0.0	0.7	4.7	2.7	0.0	0.1	0.0	0.0	0.0	0.0	0.8	403,677	0.00	0.00	0.02	0.01	0.00	0.00	0.00	0.00	0.00	0.00	0.00	0.03	Nov-12		
Adams Ave GTF	Dec-12	0.0	0.7	3.9	2.3	0.0	0.1	0.0	0.0	0.0	0.0	0.8	357,959	0.00	0.00	0.01	0.01	0.00	0.00	0.00	0.00	0.00	0.00	0.00	0.02	Dec-12	Adams Ave GTF	

Endicott, New York - Site #704014
January 2012 to December 2012

		Chemical Concentrations (ug/l)												Pounds of Chemicals Removed													
Location	Period	Tetrachloroethene	Trichloroethene	cis-1,2-Dichloroethene	Vinyl Chloride	1,1,1-Trichloroethane	1,1-Dichloroethane	1,1-Dichloroethene	Chloroethane	1,1,2-Trichloro-1,2,2-Trifluoroethane (Freon 113)	1,2-Dichloro-1,2,2-Trifluoroethane (Freon 123a)	Other VOCs	Volume Pumped (gallons)	Tetrachloroethene	Trichloroethene	cis-1,2-Dichloroethene	Vinyl Chloride	1,1,1-Trichloroethane	1,1-Dichloroethane	1,1-Dichloroethene	Chloroethane	1,1,2-Trichloro-1,2,2-Trifluoroethane (Freon 113)	1,2-Dichloro-1,2,2-Trifluoroethane (Freon 123a)	Other VOCs	Total VOCs Removed (pounds)	Period	Location	Pounds Removed (January - December 2012)
EN-195	Jan-12	5.7	12.0	1.0	0.0	0.0	0.1	0.0	0.0	0.0	0.0	0.2	775,706	0.04	0.08	0.01	0.00	0.00	0.00	0.00	0.00	0.00	0.00	0.00	0.12	Jan-12	EN-195	1.3
	Feb-12	5.4	12.0	1.0	0.0	0.9	0.2	0.0	0.0	0.0	0.0	0.2	576,039	0.03	0.06	0.00	0.00	0.00	0.00	0.00	0.00	0.00	0.00	0.00	0.09	Feb-12		
	Mar-12	5.7	13.0	1.1	0.0	0.9	0.2	0.0	0.0	0.0	0.0	0.2	681,340	0.03	0.07	0.01	0.00	0.01	0.00	0.00	0.00	0.00	0.00	0.00	0.12	Mar-12		
	Apr-12	6.3	14.0	0.9	0.0	1.0	0.2	0.1	0.0	0.0	0.0	0.2	697,528	0.04	0.08	0.01	0.00	0.01	0.00	0.00	0.00	0.00	0.00	0.00	0.13	Apr-12		
	May-12	5.6	13.0	0.9	0.0	0.9	0.1	0.0	0.0	0.0	0.0	0.2	574,639	0.03	0.06	0.00	0.00	0.00	0.00	0.00	0.00	0.00	0.00	0.00	0.10	May-12		
	Jun-12	6.4	14.0	0.8	0.0	0.8	0.1	0.0	0.0	0.0	0.0	0.1	549,896	0.03	0.06	0.00	0.00	0.00	0.00	0.00	0.00	0.00	0.00	0.00	0.10	Jun-12		
	Jul-12	6.2	14.0	0.7	0.0	0.8	0.1	0.0	0.0	0.0	0.0	0.1	646,571	0.03	0.08	0.00	0.00	0.00	0.00	0.00	0.00	0.00	0.00	0.00	0.12	Jul-12		
	Aug-12	6.0	14.0	0.7	0.0	0.7	0.1	0.0	0.0	0.0	0.0	0.2	640,538	0.03	0.07	0.00	0.00	0.00	0.00	0.00	0.00	0.00	0.00	0.00	0.12	Aug-12		
	Sep-12	6.5	15.0	0.9	0.0	0.9	0.2	0.0	0.0	0.0	0.0	0.2	539,303	0.03	0.07	0.00	0.00	0.00	0.00	0.00	0.00	0.00	0.00	0.00	0.11	Sep-12		
	Oct-12	5.6	14.0	0.8	0.0	0.7	0.2	0.0	0.0	0.0	0.0	0.2	604,162	0.03	0.07	0.00	0.00	0.00	0.00	0.00	0.00	0.00	0.00	0.00	0.11	Oct-12		
	Nov-12	6.1	14.0	0.9	0.0	0.8	0.2	0.0	0.0	0.0	0.0	0.2	634,317	0.03	0.07	0.00	0.00	0.00	0.00	0.00	0.00	0.00	0.00	0.00	0.12	Nov-12		
	Dec-12	5.7	12.0	0.7	0.0	0.8	0.2	0.0	0.0	0.0	0.0	0.2	583,488	0.03	0.06	0.00	0.00	0.00	0.00	0.00	0.00	0.00	0.00	0.00	0.10	Dec-12		
EN-447T	Jan-12	2.7	38.0	0.8	0.0	0.0	0.3	0.1	0.0	0.0	0.0	0.2	4,728,081	0.11	1.50	0.03	0.00	0.00	0.01	0.00	0.00	0.00	0.00	0.01	1.66	Jan-12	EN-447T	16.6
	Feb-12	2.6	36.0	0.8	0.0	1.0	0.3	0.1	0.0	0.0	0.0	0.2	4,263,242	0.09	1.28	0.03	0.00	0.04	0.01	0.00	0.00	0.00	0.00	0.01	1.46	Feb-12		
	Mar-12	2.2	35.0	0.9	0.0	0.8	0.3	0.0	0.0	0.0	0.0	0.1	4,733,666	0.09	1.38	0.04	0.00	0.03	0.01	0.00	0.00	0.00	0.00	0.00	1.55	Mar-12		
	Apr-12	2.9	35.0	0.8	0.0	1.1	0.4	0.0	0.0	0.0	0.0	0.2	4,543,343	0.11	1.33	0.03	0.00	0.04	0.02	0.00	0.00	0.00	0.00	0.01	1.53	Apr-12		
	May-12	2.5	34.0	0.9	0.0	0.9	0.3	0.0	0.0	0.0	0.0	0.1	4,573,845	0.10	1.30	0.03	0.00	0.03	0.01	0.00	0.00	0.00	0.00	0.00	1.48	May-12		
	Jun-12	3.4	30.0	0.9	0.0	1.3	0.5	0.0	0.0	0.0	0.0	0.2	4,632,763	0.13	1.16	0.03	0.00	0.05	0.02	0.00	0.00	0.00	0.00	0.01	1.40	Jun-12		
	Jul-12	2.7	33.0	0.7	0.0	0.9	0.3	0.0	0.0	0.0	0.0	0.1	4,648,443	0.10	1.28	0.03	0.00	0.03	0.01	0.00	0.00	0.00	0.00	0.00	1.46	Jul-12		
	Aug-12	2.6	29.0	0.6	0.0	0.9	0.3	0.0	0.0	0.0	0.0	0.1	4,716,901	0.10	1.14	0.02	0.00	0.04	0.01	0.00	0.00	0.00	0.00	0.00	1.32	Aug-12		
	Sep-12	2.6	30.0	0.7	0.0	0.8	0.3	0.0	0.0	0.0	0.0	0.1	4,552,200	0.10	1.14	0.03	0.00	0.03	0.01	0.00	0.00	0.00	0.00	0.00	1.31	Sep-12		
	Oct-12	2.3	26.0	0.6	0.0	0.8	0.3	0.0	0.0	0.0	0.0	0.1	4,801,283	0.09	1.04	0.02	0.00	0.03	0.01	0.00	0.00	0.00	0.00	0.00	1.21	Oct-12		
	Nov-12	2.7	25.0	0.7	0.0	1.0	0.3	0.0	0.0	0.0	0.0	0.0	4,707,327	0.11	0.98	0.03	0.00	0.04	0.01	0.00	0.00	0.00	0.00	0.00	1.17	Nov-12		
	Dec-12	2.7	24.0	0.6	0.0	1.4	0.2	0.0	0.0	0.0	0.0	0.0	4,171,135	0.09	0.84	0.02	0.00	0.05	0.01	0.00	0.00	0.00	0.00	0.00	1.01	Dec-12		
EN-491T	Jan-12	6.7	7.7	2.6	0.0	0.0	0.2	0.0	0.0	0.0	0.0	0.2	1,112,088	0.06	0.07	0.02	0.00	0.00	0.00	0.00	0.00	0.00	0.00	0.00	0.16	Jan-12	EN-491T	1.6
	Feb-12	5.2	6.7	2.2	0.0	0.7	0.3	0.0	0.0	0.0	0.0	0.2	1,013,898	0.04	0.06	0.02	0.00	0.01	0.00	0.00	0.00	0.00	0.00	0.00	0.13	Feb-12		
	Mar-12	5.2	7.4	3.1	0.0	0.7	0.3	0.0	0.0	0.0	0.0	0.2	1,110,442	0.05	0.07	0.03	0.00	0.01	0.00	0.00	0.00	0.00	0.00	0.00	0.16	Mar-12		
	Apr-12	6.2	7.8	2.0	0.0	0.8	0.3	0.0	0.0	0.0	0.0	0.2	1,086,692	0.06	0.07	0.02	0.00	0.01	0.00	0.00	0.00	0.00	0.00	0.00	0.16	Apr-12		
	May-12	5.1	6.9	1.9	0.0	0.6	0.2	0.0	0.0	0.0	0.0	0.2	1,096,748	0.05	0.06	0.02	0.00	0.01	0.00	0.00	0.00	0.00	0.00	0.00	0.14	May-12		
	Jun-12	5.3	6.9	1.3	0.0	0.6	0.2	0.0	0.0	0.0	0.0	0.2	1,098,824	0.05	0.06	0.01	0.00	0.01	0.00	0.00	0.00	0.00	0.00	0.00	0.13	Jun-12		
	Jul-12	4.8	6.3	1.2	0.0	0.5	0.2	0.0	0.0	0.0	0.0	0.1	1,101,407	0.04	0.06	0.01	0.00	0.00	0.00	0.00	0.00	0.00	0.00	0.00	0.12	Jul-12		
	Aug-12	4.4	6.1	1.1	0.0	0.5	0.2	0.0	0.0	0.0	0.0	0.1	1,089,149	0.04	0.06	0.01	0.00	0.00	0.00	0.00	0.00	0.00	0.00	0.00	0.11	Aug-12		
	Sep-12	5.3	7.8	1.5	0.0	0.7	0.3	0.0	0.0	0.0	0.0	0.2	1,019,192	0.05	0.07	0.01	0.00	0.01	0.00	0.00	0.00	0.00	0.00	0.00	0.13	Sep-12		
	Oct-12	4.0	6.0	1.2	0.0	0.4	0.2	0.0	0.0	0.0	0.0	0.1	1,099,090	0.04	0.06	0.01	0.00	0.00	0.00	0.00	0.00	0.00	0.00	0.00	0.11	Oct-12		
	Nov-12	4.7	6.8	1.3	0.0	0.5	0.2	0.0	0.0	0.0	0.0	0.1	1,092,985	0.04	0.06	0.01	0.00	0.00	0.00	0.00	0.00	0.00	0.00	0.00	0.12	Nov-12		
	Dec-12	5.0	6.5	1.2	0.0	0.5	0.2	0.0	0.0	0.0	0.0	0.1	1,148,609	0.05	0.06	0.01	0.00	0.00	0.00	0.00	0.00	0.00	0.00	0.00	0.13	Dec-12		
EN-492T	Jan-12	0.3	9.9	13.0	0.1	0.0	0.3	0.0	0.0	0.0	0.2	0.3	305,564	0.00	0.03	0.03	0.00	0.00	0.00	0.00	0.00	0.00	0.00	0.00	0.06	Jan-12	EN-492T	0.7
	Feb-12	0.3	9.3	11.0	0.2	0.6	0.3	0.0	0.0	0.0	0.2	0.3	376,462	0.00	0.03	0.03	0.00	0.00	0.00	0.00	0.00	0.00	0.00	0.00	0.07	Feb-12		
	Mar-12	0.4	9.3	11.0	0.5	0.4	0.2	0.0	0.0	0.0	0.0	0.4	393,495	0.00	0.03	0.04	0.00	0.00	0.00	0.00	0.00	0.00	0.00	0.00	0.07	Mar-12		
	Apr-12	0.5	10.0	9.6	0.3	0.6	0.3	0.0	0.0	0.0	0.2	0.4	467,628	0.00	0.04	0.04	0.00	0.00	0.00	0.00	0.00	0.00	0.00	0.00	0.09	Apr-12		
	May-12	0.5	8.6	7.5	0.2	0.4	0.2	0.0	0.0	0.0	0.0	0.3	465,538	0.00	0.03	0.03	0.00	0.00	0.00	0.00	0.00	0.00	0.00	0.00	0.07	May-12		
	Jun-12	0.6	7.6	5.8	0.1	0.3	0.2	0.0	0.0	0.0	0.0	0.2	459,098	0.00	0.03	0.02	0.00	0.00	0.00	0.00	0.00	0.00	0.00	0.00	0.06	Jun-12		
	Jul-12	0.6	7.7	5.1	0.1	0.3	0.2	0.0	0.0	0.0	0.0	0.2	451,580	0.00	0.03	0.02	0.00	0.00	0.00	0.00	0.00	0.00	0.00	0.00	0.05	Jul-12		
	Aug-12	0.6	7.4	4.6	0.0	0.3	0.1	0.0	0.0	0.0	0.0	0.2	410,020	0.00	0.03	0.02	0.00	0.00	0.00	0.00	0.00	0.00	0.00	0.00	0.05	Aug-12		
	Sep-12	0.7	9.6	7.2	0.1	0.3	0.2	0.0	0.0	0.0	0.2	0.3	342,954	0.00	0.03	0.02	0.00	0.00	0.00	0.00	0.00	0.00	0.00	0.00	0.05	Sep-12		
	Oct-12	0.5	6.8	4.1	0.1	0.2	0.1	0.0	0.0	0.0	0.0	0.2	410,797	0.00	0.02	0.01	0.00	0.00	0.00	0.00	0.00	0.00	0.00	0.00	0.04	Oct-12		
	Nov-12	0.7	7.3	4.1	0.0	0.2	0.1	0.0	0.0	0.0	0.0	0.2	397,089	0.00	0.02	0.01	0.00	0.00	0.00	0.00	0.00	0.00	0.00	0.00	0.04	Nov-12		
	Dec-12	0.6	5.9	3.1	0.0	0.2	0.1	0.0	0.0	0.0	0.0	0.1	322,968	0.00	0.02	0.01	0.00	0.00	0.00	0.00	0.00	0.00	0.00	0.00	0.03	Dec-12		

Endicott, New York - Site #704014
January 2012 to December 2012

Location	Period	Chemical Concentrations (ug/l)												Pounds of Chemicals Removed												Period	Location	Pounds Removed (January - December 2012)
		Tetrachloroethene	Trichloroethene	cis-1,2-Dichloroethene	Vinyl Chloride	1,1,1-Trichloroethane	1,1-Dichloroethane	1,1-Dichloroethene	Chloroethane	1,1,2-Trichloro-1,2,2-Trifluoroethane (Freon 113)	1,2-Dichloro-1,2,2-Trifluoroethane (Freon 123a)	Other VOCs	Volume Pumped (gallons)	Tetrachloroethene	Trichloroethene	cis-1,2-Dichloroethene	Vinyl Chloride	1,1,1-Trichloroethane	1,1-Dichloroethane	1,1-Dichloroethene	Chloroethane	1,1,2-Trichloro-1,2,2-Trifluoroethane (Freon 113)	1,2-Dichloro-1,2,2-Trifluoroethane (Freon 123a)	Other VOCs	Total VOCs Removed (pounds)			
EN-D49	**Jan-12**	0.0	3.4	160.0	42.0	4.5	17.0	3.5	17.0	0.5	0.6	0.4	1,086,341	0.00	0.03	1.45	0.38	0.04	0.15	0.03	0.15	0.00	0.01	0.00	2.26	**Jan-12**	**EN-D49**	**26.0**
	Feb-12	0.0	3.2	140.0	41.0	4.5	17.0	3.3	16.0	0.5	0.6	0.4	966,035	0.00	0.03	1.13	0.33	0.04	0.14	0.03	0.13	0.00	0.00	0.00	1.83	**Feb-12**		
	Mar-12	0.0	3.3	160.0	51.0	3.2	14.0	3.1	17.0	0.4	0.5	0.4	966,936	0.00	0.03	1.29	0.41	0.03	0.11	0.03	0.14	0.00	0.00	0.00	2.04	**Mar-12**		
	Apr-12	0.0	3.8	160.0	49.0	4.1	17.0	4.0	17.0	0.6	0.6	0.4	994,150	0.00	0.03	1.33	0.41	0.03	0.14	0.03	0.14	0.00	0.00	0.00	2.13	**Apr-12**		
	May-12	0.0	3.6	150.0	44.0	3.7	15.0	3.6	17.0	0.4	0.5	0.4	1,052,913	0.00	0.03	1.32	0.39	0.03	0.13	0.03	0.15	0.00	0.00	0.00	2.09	**May-12**		
	Jun-12	0.0	3.2	160.0	53.0	4.0	15.0	3.5	16.0	0.4	0.6	0.4	1,066,312	0.00	0.03	1.42	0.47	0.04	0.13	0.03	0.14	0.00	0.01	0.00	2.28	**Jun-12**		
	Jul-12	0.0	3.3	160.0	52.0	4.2	16.0	3.7	17.0	0.5	0.7	0.4	1,107,755	0.00	0.03	1.48	0.48	0.04	0.15	0.03	0.16	0.00	0.01	0.00	2.38	**Jul-12**		
	Aug-12	0.0	3.3	160.0	51.0	4.0	17.0	4.0	17.0	0.5	0.7	0.5	1,086,237	0.00	0.03	1.45	0.46	0.04	0.15	0.04	0.15	0.00	0.01	0.00	2.34	**Aug-12**		
	Sep-12	0.0	3.4	180.0	51.0	3.5	16.0	3.7	15.0	0.5	0.6	0.4	1,055,059	0.00	0.03	1.59	0.45	0.03	0.14	0.03	0.13	0.00	0.01	0.00	2.41	**Sep-12**		
	Oct-12	0.0	3.0	150.0	36.0	3.3	15.0	3.5	13.0	0.5	0.5	0.4	1,091,160	0.00	0.03	1.37	0.33	0.03	0.14	0.03	0.12	0.00	0.00	0.00	2.05	**Oct-12**		
	Nov-12	0.0	3.2	150.0	42.0	3.6	16.0	4.0	17.0	0.5	0.6	0.4	1,068,339	0.00	0.03	1.34	0.37	0.03	0.14	0.04	0.15	0.00	0.01	0.00	2.12	**Nov-12**		
	Dec-12	0.0	2.6	150.0	48.0	3.0	14.0	3.0	13.0	0.4	0.6	0.5	1,065,763	0.00	0.02	1.33	0.43	0.03	0.12	0.03	0.12	0.00	0.01	0.00	2.09	**Dec-12**		
EN-107R	**Jan-12**												-													**Jan-13**	**EN-107R**	**7.4**
	Feb-12												-													**Feb-13**		
	Mar-12												-													**Mar-13**		
	Apr-12												-													**Apr-13**		
	May-12												-													**May-13**		
	Jun-12												-													**Jun-13**		
	Jul-12												-													**Jul-13**		
	Aug-12												-													**Aug-13**		
	Sep-12			Treatment transferred from Clark St GTF beginning on 10/2/2012.									-			Treatment transferred from Clark St GTF beginning on 10/2/2012.										**Sep-13**		
	Oct-12	42.0	75.0	2500.0	0.0	130.0	0.0	0.0	0.0	99.0	0.0	285.1	65,434	0.02	0.04	1.37	0.00	0.07	0.00	0.00	0.00	0.05	0.00	0.16	1.71	**Oct-13**		
	Nov-12	180.0	95.0	2900.0	190.0	120.0	0.0	6.5	0.0	180.0	0.0	347.0	75,050	0.11	0.06	1.82	0.12	0.08	0.00	0.00	0.00	0.11	0.00	0.22	2.52	**Nov-13**		
	Dec-12	210.0	74.0	3500.0	210.0	190.0	0.0	12.0	0.0	210.0	0.0	324.0	81,082	0.14	0.05	2.37	0.14	0.13	0.00	0.01	0.00	0.14	0.00	0.22	3.20	**Dec-13**		
Huron SP2	**Jan-12**												-													**Jan-13**	**Huron SP2**	**5.7**
	Feb-12												-													**Feb-13**		
	Mar-12												-													**Mar-13**		
	Apr-12												-													**Apr-13**		
	May-12												-													**May-13**		
	Jun-12												-													**Jun-13**		
	Jul-12												-													**Jul-13**		
	Aug-12												-													**Aug-13**		
	Sep-12			Standpipe not used for treatment before October 2012.									-			Standpipe not used for treatment before October 2012.										**Sep-13**		
	Oct-12	660.0	0.0	12000.0	460.0	NR	NR	0.0	NR	740.0	NR	1000.0	24,304	0.13	0.00	2.44	0.09	NR	NR	0.00	NR	0.15	NR	0.20	3.02	**Oct-13**		
	Nov-12	310.0	22.0	8700.0	180.0	NR	NR	5.6	NR	46.0	NR	660.0	17,040	0.04	0.00	1.24	0.03	NR	NR	0.00	NR	0.01	NR	0.09	1.41	**Nov-13**		
	Dec-12	0.0	0.0	9100.0	0.0	NR	NR	0.0	NR	0.0	NR	0.0	16,709	0.00	0.00	1.27	0.00	NR	NR	0.00	NR	0.00	NR	0.00	1.27	**Dec-13**		
EN-107R	**Jan-12**	91.0	48.0	4600.0	89.0	260.0	10.0	20.0	0.0	220.0	16.0	105.6	122,049	0.09	0.05	4.69	0.09	0.26	0.01	0.02	0.00	0.22	0.02	0.11	5.56	**Jan-12**	**EN-107R**	**34.2**
	Feb-12	90.0	40.0	3200.0	110.0	210.0	6.3	15.0	0.0	240.0	0.0	307.0	83,138	0.06	0.03	2.22	0.08	0.15	0.00	0.01	0.00	0.17	0.00	0.21	2.93	**Feb-12**		
	Mar-12	*78.0*	*39.0*	*3800.0*	*100.0*	*260.0*	*7.4*	*15.5*	*0.0*	*290.0*	*10.5*	*181.8*	104,341	0.07	0.03	3.31	0.09	0.23	0.01	0.01	0.00	0.25	0.01	0.16	4.17	**Mar-12**		
	Apr-12	66.0	38.0	4400.0	90.0	310.0	8.4	16.0	0.0	340.0	21.0	56.6	42,921	0.02	0.01	1.58	0.03	0.11	0.00	0.01	0.00	0.12	0.01	0.02	1.92	**Apr-12**		
	May-12	36.0	52.0	2400.0	40.0	74.0	0.0	5.4	0.0	56.0	0.0	311.2	124,772	0.04	0.05	2.50	0.04	0.08	0.00	0.01	0.00	0.06	0.00	0.32	3.10	**May-12**		
	Jun-12	140.0	75.0	3600.0	150.0	210.0	0.0	16.0	0.0	240.0	0.0	610.0	133,196	0.16	0.08	4.00	0.17	0.23	0.00	0.02	0.00	0.27	0.00	0.68	5.61	**Jun-12**		
	Jul-12	170.0	79.0	4500.0	190.0	270.0	0.0	18.0	0.0	330.0	0.0	575.1	114,552	0.16	0.08	4.30	0.18	0.26	0.00	0.02	0.00	0.32	0.00	0.55	5.87	**Jul-12**		
	Aug-12	130.0	76.0	3600.0	180.0	210.0	0.0	16.0	0.0	240.0	0.0	590.2	64,192	0.07	0.04	1.93	0.10	0.11	0.00	0.01	0.00	0.13	0.00	0.32	2.70	**Aug-12**		
	Sep-12	180.0	83.0	4100.0	170.0	200.0	0.0	14.0	0.0	230.0	0.0	428.0	51,603	0.08	0.04	1.77	0.07	0.09	0.00	0.01	0.00	0.10	0.00	0.18	2.33	**Sep-12**		
	Oct-12			Treatment transferred to Huron OTF beginning on 10/2/2012.									-			Treatment transferred to Huron OTF beginning on 10/2/2012.										**Oct-12**		
	Nov-12												-													**Nov-12**		
	Dec-12												-													**Dec-12**		

Endicott, New York - Site #704014
January 2012 to December 2012

Location	Period	Chemical Concentrations (ug/l)												Pounds of Chemicals Removed												Location	Pounds Removed (January - December 2012)
		Tetrachloroethene	Trichloroethene	cis-1,2-Dichloroethene	Vinyl Chloride	1,1,1-Trichloroethane	1,1-Dichloroethane	1,1-Dichloroethene	Chloroethane	1,1,2-Trichloro-1,2,2-Trifluoroethane (Freon 113)	1,2-Dichloro-1,2,2-Trifluoroethane (Freon 123a)	Other VOCs	Volume Pumped (gallons)	Tetrachloroethene	Trichloroethene	cis-1,2-Dichloroethene	Vinyl Chloride	1,1,1-Trichloroethane	1,1-Dichloroethane	1,1-Dichloroethene	Chloroethane	1,1,2-Trichloro-1,2,2-Trifluoroethane (Freon 113)	1,2-Dichloro-1,2,2-Trifluoroethane (Freon 123a)	Other VOCs	Total VOCs Removed (pounds)			
EN-219R	Jan-12	0.0	1200.0	2000.0	120.0	12000.0	210.0	240.0	0.0	250.0	31.0	12.0	949,963	0.00	9.52	15.86	0.95	95.19	1.67	1.90	0.00	1.98	0.25	0.10	127.41	Jan-12	EN-219R	1672.6
	Feb-12	0.0	1300.0	1900.0	130.0	13000.0	200.0	170.0	0.0	310.0	32.0	22.0	659,690	0.00	7.16	10.47	0.72	71.61	1.10	0.94	0.00	1.71	0.18	0.12	94.00	Feb-12		
	Mar-12	0.0	1100.0	1900.0	110.0	10000.0	190.0	85.0	0.0	170.0	27.0	11.0	853,307	0.00	7.84	13.54	0.78	71.25	1.35	0.61	0.00	1.21	0.19	0.08	96.85	Mar-12		
	Apr-12	0.0	1100.0	2000.0	130.0	19000.0	210.0	110.0	0.0	370.0	38.0	23.0	879,790	0.00	8.08	14.69	0.96	139.58	1.54	0.81	0.00	2.72	0.28	0.17	168.82	Apr-12		
	May-12	0.0	1100.0	1800.0	81.0	11000.0	170.0	81.0	0.0	180.0	24.0	11.0	886,586	0.00	8.14	13.33	0.60	81.43	1.26	0.60	0.00	1.33	0.18	0.08	106.95	May-12		
	Jun-12	0.0	1400.0	1800.0	140.0	17000.0	210.0	120.0	0.0	280.0	0.0	0.0	801,809	0.00	9.37	12.05	0.94	113.82	1.41	0.80	0.00	1.87	0.00	0.00	140.26	Jun-12		
	Jul-12	0.0	900.0	1700.0	170.0	13000.0	200.0	130.0	0.0	260.0	0.0	0.0	986,293	0.00	7.41	14.00	1.40	107.06	1.65	1.07	0.00	2.14	0.00	0.00	134.73	Jul-12		
	Aug-12	0.0	1100.0	1600.0	140.0	13000.0	200.0	180.0	0.0	250.0	0.0	0.0	1,047,865	0.00	9.62	14.00	1.22	113.75	1.75	1.57	0.00	2.19	0.00	0.00	144.11	Aug-12		
	Sep-12	0.0	1500.0	1700.0	130.0	13000.0	220.0	140.0	0.0	240.0	29.0	12.0	924,131	0.00	11.57	13.12	1.00	100.31	1.70	1.08	0.00	1.85	0.22	0.09	130.96	Sep-12		
	Oct-12	0.0	960.0	1500.0	110.0	14000.0	210.0	56.0	0.0	100.0	0.0	12.0	1,137,043	0.00	9.11	14.24	1.04	132.92	1.99	0.53	0.00	0.95	0.00	0.11	160.91	Oct-12		
	Nov-12	0.0	820.0	2100.0	170.0	16000.0	310.0	99.0	34.0	240.0	26.0	11.0	1,091,384	0.00	7.47	19.14	1.55	145.81	2.83	0.90	0.31	2.19	0.24	0.10	180.53	Nov-12		
	Dec-12	0.0	1100.0	2000.0	120.0	15000.0	280.0	130.0	0.0	190.0	28.0	14.0	1,187,525	0.00	10.91	19.83	1.19	148.74	2.78	1.29	0.00	1.88	0.28	0.14	187.03	Dec-12		
EN-253	Jan-12	0.0	1800.0	24000.0	780.0	45000.0	11000.0	1900.0	3500.0	0.0	0.0	300.0	70,104	0.00	1.05	14.05	0.46	26.34	6.44	1.11	2.05	0.00	0.00	0.18	51.68	Jan-12	EN-253	1160.2
	Feb-12	0.0	2600.0	20000.0	790.0	55000.0	8100.0	1400.0	3400.0	0.0	0.0	270.0	117,618	0.00	2.55	19.64	0.78	54.02	7.96	1.37	3.34	0.00	0.00	0.27	89.92	Feb-12		
	Mar-12	0.0	2900.0	20000.0	1100.0	50000.0	11000.0	1200.0	8300.0	0.0	0.0	350.0	130,301	0.00	3.16	21.76	1.20	54.40	11.97	1.31	9.03	0.00	0.00	0.38	103.20	Mar-12		
	Apr-12	0.0	2900.0	20000.0	0.0	75000.0	25000.0	0.0	17000.0	0.0	430.0	1320.0	110,333	0.00	2.67	18.43	0.00	69.10	23.03	0.00	15.66	0.00	0.40	1.22	130.50	Apr-12		
	May-12	0.0	2600.0	20000.0	1300.0	44000.0	20000.0	1400.0	21000.0	0.0	450.0	900.0	118,722	0.00	2.58	19.83	1.29	43.62	19.83	1.39	20.82	0.00	0.45	0.89	110.68	May-12		
	Jun-12	0.0	3000.0	11000.0	1000.0	63000.0	26000.0	1300.0	12000.0	0.0	430.0	2930.0	94,685	0.00	2.37	8.70	0.79	49.81	20.56	1.03	9.49	0.00	0.34	2.32	95.40	Jun-12		
	Jul-12	0.0	2600.0	12000.0	1100.0	77000.0	35000.0	1200.0	11000.0	140.0	650.0	3140.0	106,248	0.00	2.31	10.65	0.98	68.31	31.05	1.06	9.76	0.12	0.58	2.79	127.60	Jul-12		
	Aug-12	0.0	2600.0	11000.0	770.0	80000.0	44000.0	1200.0	11000.0	0.0	520.0	3400.0	105,816	0.00	2.30	9.72	0.68	70.69	38.88	1.06	9.72	0.00	0.46	3.00	136.50	Aug-12		
	Sep-12	0.0	2000.0	10000.0	690.0	69000.0	32000.0	910.0	8400.0	0.0	290.0	1131.0	99,895	0.00	1.67	8.34	0.58	57.55	26.69	0.76	7.01	0.00	0.24	0.94	103.78	Sep-12		
	Oct-12	0.0	1700.0	9700.0	650.0	41000.0	22000.0	630.0	8100.0	0.0	0.0	780.0	94,679	0.00	1.34	7.67	0.51	32.41	17.39	0.50	6.40	0.00	0.00	0.62	66.85	Oct-12		
	Nov-12	0.0	1300.0	9700.0	650.0	47000.0	29000.0	540.0	8900.0	0.0	0.0	710.0	91,285	0.00	0.99	7.39	0.50	35.82	22.10	0.41	6.78	0.00	0.00	0.54	74.55	Nov-12		
	Dec-12	0.0	1600.0	14000.0	850.0	74000.0	46000.0	850.0	10000.0	0.0	210.0	910.0	56,117	0.00	0.75	6.56	0.40	34.67	21.55	0.40	4.69	0.00	0.10	0.43	69.55	Dec-12		
EN-428	Jan-12	0.0	220.0	570.0	0.0	64000.0	28000.0	780.0	11000.0	0.0	250.0	3240.0	68,352	0.00	0.13	0.33	0.00	36.53	15.98	0.45	6.28	0.00	0.14	1.85	61.67	Jan-12	EN-428	1166.5
	Feb-12	0.0	190.0	2300.0	730.0	67000.0	24000.0	1000.0	7200.0	0.0	0.0	2870.0	101,813	0.00	0.16	1.96	0.62	56.96	20.40	0.85	6.12	0.00	0.00	2.44	89.51	Feb-12		
	Mar-12	0.0	150.0	2700.0	830.0	66000.0	15000.0	880.0	5200.0	240.0	0.0	4830.0	51,227	0.00	0.06	1.15	0.36	28.23	6.42	0.38	2.22	0.10	0.00	2.07	40.99	Mar-12		
	Apr-12	0.0	0.0	2600.0	330.0	120000.0	2900.0	1200.0	570.0	260.0	0.0	6790.0	95,379	0.00	0.00	2.07	0.26	95.57	2.31	0.96	0.45	0.21	0.00	5.41	107.24	Apr-12		
	May-12	0.0	220.0	3000.0	170.0	130000.0	9900.0	1400.0	1300.0	0.0	0.0	5850.0	95,005	0.00	0.17	2.38	0.13	103.13	7.85	1.11	1.03	0.00	0.00	4.64	120.45	May-12		
	Jun-12	0.0	130.0	1500.0	0.0	190000.0	4200.0	1700.0	700.0	290.0	0.0	1340.0	92,213	0.00	0.10	1.15	0.00	146.30	3.23	1.31	0.54	0.22	0.00	1.03	153.89	Jun-12		
	Jul-12	0.0	0.0	1500.0	0.0	150000.0	5000.0	1700.0	780.0	0.0	0.0	1100.0	80,008	0.00	0.00	1.00	0.00	100.21	3.34	1.14	0.52	0.00	0.00	0.73	106.94	Jul-12		
	Aug-12	0.0	0.0	790.0	0.0	160000.0	1900.0	2400.0	630.0	0.0	0.0	0.0	106,279	0.00	0.00	0.70	0.00	141.99	1.69	2.13	0.56	0.00	0.00	0.00	147.06	Aug-12		
	Sep-12	0.0	0.0	1500.0	110.0	140000.0	6300.0	1400.0	770.0	200.0	0.0	690.0	94,279	0.00	0.00	1.18	0.09	110.21	4.96	1.10	0.61	0.16	0.00	0.54	118.85	Sep-12		
	Oct-12	0.0	130.0	2200.0	200.0	130000.0	14000.0	1100.0	900.0	0.0	0.0	890.0	93,303	0.00	0.10	1.71	0.16	101.28	10.91	0.86	0.70	0.00	0.00	0.69	116.41	Oct-12		
	Nov-12	0.0	0.0	1900.0	360.0	86000.0	16000.0	810.0	0.0	0.0	0.0	1740.0	70,560	0.00	0.00	1.12	0.21	50.67	9.43	0.48	0.00	0.00	0.00	1.03	62.93	Nov-12		
	Dec-12	0.0	0.0	1200.0	250.0	80000.0	7200.0	700.0	540.0	0.0	0.0	1800.0	52,994	0.00	0.00	0.53	0.11	35.40	3.19	0.31	0.24	0.00	0.00	0.80	40.57	Dec-12		
												Totals	**327,915,094**	**8**	**203**	**428**	**29**	**3065**	**368**	**40**	**126**	**28**	**5**	**41**	**4341**			

NR = Not reported.

Acetone and THF were not included in the mass removal calcuations because these compounds are present in the materials used to repair and join pipe.

* March through September concentrations for well EN-276 are estimated from the average of October through December concentrations.

** EN-218 was sampled in December although it was not pumped as an extraction well.

Values in italics are estimated (i.e., a sample was not collected for that month)

Appendix B

Physical Well Data and Well Specifications

Physical Well Data and Well Specifications — Endicott, New York — Site #704014

Well ID	Northing	Easting	Current M.P. Elevation	G.S. Elevation	Stickup	Surface Completion	Location Description	Installation Date	Drilled Depth	Casing Depth	Boring Diameter	Depth to Screen Top	Depth to Screen Bottom	Screen Length	Screen Diameter	Slot Size	Screen Material	Casing Diameter	Casing Material	Depth to Top of Silt	Well ID	Top of Silt Elevation	Unit
	(grid feet)	(grid feet)	(ft amsl)	(ft amsl)	(feet)				(ft bgs)	(ft bgs)	(in)	(ft bgs)	(ft bgs)	(ft)	(in)	(in)		(in)		(ft bgs)		(ft amsl)	
DOT-1	767787.6	967316.7	849.14	846.52	2.62	SP	North St (N side), in front of old Building 5 (E)	NA	NA	NA	NA	NA	NA	NA	3.0	NA	NA	3.0	NA	NE	**DOT-1**	NE	Upper Aquifer
DOT-2	767738.5	967120.7	848.57	845.96	2.61	SP	North St (N side), in front of old Building 5 (W)	NA	NA	NA	NA	NA	NA	NA	3.0	NA	NA	3.0	NA	NE	**DOT-2**	NE	Upper Aquifer
DOT-3	767724.8	967045.4	848.73	846.39	2.34	SP	North St (N side), in front of old Building 5	NA	NA	NA	NA	NA	NA	NA	3.0	NA	NA	3.0	NA	NE	**DOT-3**	NE	Upper Aquifer
DOT-4	767712.7	966981.0	848.61	845.91	2.70	SP	North St (N side), in front of old Building 5	NA	NA	NA	NA	NA	NA	NA	3.0	NA	NA	3.0	NA	NE	**DOT-4**	NE	Upper Aquifer
EN-002	767896.0	965175.6	842.54	839.73	2.81	SP	Fuel oil tank near RR tracks, E of Oak Hill Ave	23-Aug-79	22.0	14.0	8.0	6.0	14.0	8.0	4.0	0.018	PVC	4.0	PVC	14.0	**EN-002**	825.7	Upper Aquifer
EN-006	766868.9	966244.7	852.34	849.69	2.65	SP	Credit Union, between McKinley & Grant	29-Aug-79	42.0	33.0	8.0	15.0	33.0	18.0	4.0	0.018	PVC	4.0	PVC	33.0	**EN-006**	816.7	Upper Aquifer
EN-012	767813.4	965734.6	851.86	848.97	2.89	SP	Between Buildings 18 & 39	22-Jan-80	25.0	24.0	7.0	14.0	24.0	10.0	4.0	0.020	PVC	4.0	PVC	21.5	**EN-012**	827.5	Upper Aquifer
EN-013	767740.6	965756.2	851.93	849.20	2.73	SP	Between Buildings 18 & 39	23-Jan-80	22.0	22.0	7.0	13.0	22.0	9.0	4.0	0.020	PVC	4.0	PVC	20.5	**EN-013**	828.7	Upper Aquifer
EN-014	767673.4	965777.3	852.00	849.06	2.94	SP	Building 18 (W side)	23-Jan-80	23.0	23.1	7.0	13.0	23.0	10.0	4.0	0.020	PVC	4.0	PVC	22.2	**EN-014**	826.9	Upper Aquifer
EN-015	767579.0	965797.0	851.81	849.12	2.69	SP	Between Buildings 18 & 14	25-Jan-80	31.0	30.5	7.0	20.0	30.0	10.0	4.0	0.020	PVC	4.0	PVC	29.0	**EN-015**	820.1	Upper Aquifer
EN-016	767501.0	965816.7	852.22	849.41	2.81	SP	Between Buildings 18 & 14	25-Jan-80	30.0	30.0	7.0	20.0	30.0	10.0	4.0	0.020	PVC	4.0	PVC	29.5	**EN-016**	819.9	Upper Aquifer
EN-017	767469.7	965884.6	852.15	849.39	2.76	SP	Building 18 (SW corner)	28-Jan-80	27.0	25.5	7.0	15.5	25.5	10.0	4.0	0.020	PVC	4.0	PVC	23.5	**EN-017**	825.9	Upper Aquifer
EN-017A	767468.5	965881.1	849.46	849.70	-0.24	MH	Building 18 (SW corner)	21-Jul-05	29.0	23.0	8.0	22.0	23.0	1.0	2.0	0.020	PVC	2.0	PVC	23.0	**EN-017A**	826.7	Upper Aquifer
EN-018	767492.1	965981.4	851.45	848.82	2.63	SP	Building 18 (S side)	28-Jan-80	23.0	23.0	7.0	13.0	23.0	10.0	4.0	0.020	PVC	4.0	PVC	22.0	**EN-018**	826.8	Upper Aquifer
EN-019	767516.3	966085.1	852.34	849.66	2.68	SP	Building 18 (SE corner)	29-Jan-80	24.0	24.0	7.0	14.0	24.0	10.0	4.0	0.020	PVC	4.0	PVC	22.0	**EN-019**	827.7	Upper Aquifer
EN-020	767652.7	966078.8	851.30	848.52	2.78	SP	Building 18 (E side)	27-Jan-80	22.0	22.0	7.0	12.0	22.0	10.0	4.0	0.020	PVC	4.0	PVC	20.0	**EN-020**	828.5	Upper Aquifer
EN-020A	767646.5	966080.7	848.24	848.50	-0.26	MH	Alley on E side of Building	21-Jul-05	29.0	19.5	8.0	18.5	19.5	1.0	2.0	0.020	PVC	2.0	PVC	19.5	**EN-020A**	829.0	Upper Aquifer
EN-021	767842.4	966114.7	847.84	845.04	2.80	SP	Between Buildings 41 & 18	27-Jan-80	21.0	21.0	7.0	11.0	21.0	10.0	4.0	0.020	PVC	4.0	PVC	18.0	**EN-021**	827.0	Upper Aquifer
EN-022	765902.8	966142.3	844.48	841.99	2.49	SP	Building 699 (SW corner), on Grant St	26-Jan-80	27.0	23.0	7.0	15.0	23.0	8.0	4.0	0.020	PVC	4.0	PVC	21.0	**EN-022**	821.0	Upper Aquifer
EN-023	767459.8	967000.6	850.37	847.76	2.61	SP	Adams Ave (N), S of Building 32	27-Jan-80	24.0	24.0	7.0	14.0	24.0	10.0	4.0	0.020	PVC	4.0	PVC	22.0	**EN-023**	825.8	Upper Aquifer
EN-024	767346.3	965453.2	852.01	849.32	2.69	SP	Building 14 (SW corner)	05-Feb-80	27.0	24.0	5.0	14.0	24.0	10.0	4.0	0.020	PVC	4.0	PVC	25.0	**EN-024**	824.3	Upper Aquifer
EN-025A	768098.8	966070.7	838.26	838.60	-0.34	MH	Building 46 (SW corner), ~10 ft N of EN-25	05-May-05	18.0	13.5	8.0	12.5	13.5	1.0	2.0	0.020	PVC	2.0	PVC	13.5	**EN-025A**	825.1	Upper Aquifer
EN-026	767734.7	964681.3	840.96	838.29	2.67	SP	Building 252, inside fenced transformers	07-Feb-80	20.0	20.0	7.0	10.0	20.0	10.0	4.0	0.020	PVC	4.0	PVC	17.5	**EN-026**	820.8	Upper Aquifer
EN-029A	766861.7	965833.8	850.38	850.75	-0.37	MH	Bank driveup window, between Garfield & Grant	15-Nov-82	37.5	36.5	0.0	21.0	36.0	15.0	4.0	0.010	PVC	4.0	PVC	36.5	**EN-029A**	814.3	Upper Aquifer
EN-030	768031.9	968437.2	853.18	850.35	2.83	SP	North St between Helena & Hayes, in grass	06-Feb-80	47.0	47.0	7.0	37.0	47.0	10.0	4.0	0.020	PVC	4.0	PVC	24.0	**EN-030**	826.4	Upper Aquifer
EN-034	768325.1	966085.7	841.49	838.76	2.73	SP	Building 46 (W)	14-Mar-80	25.0	21.0	7.0	11.0	21.0	10.0	4.0	0.020	PVC	4.0	PVC	19.5	**EN-034**	819.3	Upper Aquifer
EN-035	767575.0	966442.4	854.22	851.47	2.75	SP	Building 28 (SE corner), at North & McKinley	15-Mar-80	28.0	28.0	7.0	18.0	28.0	10.0	4.0	0.020	PVC	4.0	PVC	27.5	**EN-035**	824.0	Upper Aquifer
EN-036	767620.9	966557.1	852.97	850.30	2.67	SP	Building 25 (SE corner), on North St	15-Mar-80	28.0	27.5	7.0	17.5	27.5	10.0	4.0	0.020	PVC	4.0	PVC	25.5	**EN-036**	824.8	Upper Aquifer
EN-037	768169.1	966448.9	839.97	840.31	-0.34	MH	Building 47 (S side)	18-Mar-80	28.0	25.0	7.0	15.0	25.0	10.0	4.0	0.020	PVC	4.0	PVC	22.0	**EN-037**	818.3	Upper Aquifer
EN-038	768087.2	966059.8	838.40	838.63	-0.23	MH	Building 46 (SE corner)	19-Mar-80	16.0	16.0	7.0	6.0	16.0	10.0	4.0	0.025	PVC	4.0	PVC	14.0	**EN-038**	824.6	Upper Aquifer
EN-039	768085.7	966049.8	838.26	838.45	-0.19	SP	Building 46 (SE corner)	19-Mar-80	16.0	16.0	7.0	6.0	16.0	10.0	4.0	0.025	PVC	4.0	PVC	13.0	**EN-039**	825.5	Upper Aquifer
EN-040	768084.7	966039.5	837.81	838.24	-0.43	MH	Building 46 (SE corner)	20-Mar-80	17.0	16.0	7.0	6.0	16.0	10.0	4.0	0.025	PVC	4.0	PVC	14.0	**EN-040**	824.2	Upper Aquifer
EN-041	768083.4	966029.3	837.58	837.97	-0.39	MH	Building 46 (SE corner)	20-Mar-80	15.0	14.0	7.0	4.0	14.0	10.0	4.0	0.020	PVC	4.0	PVC	12.5	**EN-041**	825.5	Upper Aquifer
EN-042	768081.6	966019.9	837.45	837.75	-0.30	MH	Building 46 (SE corner)	22-Mar-80	16.0	16.0	7.0	6.0	14.0	8.0	4.0	0.025	PVC	4.0	PVC	11.5	**EN-042**	826.3	Upper Aquifer
EN-044	768080.5	966005.2	837.11	837.58	-0.47	MH	Building 46 (SE corner)	23-Mar-80	20.0	14.0	7.0	7.0	14.0	7.0	4.0	0.025	PVC	4.0	PVC	12.0	**EN-044**	825.6	Upper Aquifer
EN-045	768078.6	965990.3	836.94	837.36	-0.42	MH	Building 46 (SE corner)	23-Mar-80	16.0	14.0	7.0	6.0	14.0	8.0	4.0	0.025	PVC	4.0	PVC	11.5	**EN-045**	825.9	Upper Aquifer
EN-046	768130.7	966069.2	837.60	837.86	-0.26	MH	Building 46 (SE corner)	24-Mar-80	14.0	14.0	7.0	6.0	14.0	8.0	4.0	0.020	PVC	4.0	PVC	12.0	**EN-046**	825.9	Upper Aquifer
EN-047	768145.7	966068.7	837.48	837.64	-0.16	MH	Building 46 (SE corner)	24-Mar-80	14.0	13.5	7.0	5.5	13.5	8.0	4.0	0.020	PVC	4.0	PVC	12.0	**EN-047**	825.6	Upper Aquifer
EN-048	768160.1	966068.1	837.54	837.61	-0.07	MH	Building 46 (SE corner)	26-Mar-80	16.0	16.0	7.0	6.0	16.0	10.0	4.0	0.020	PVC	4.0	PVC	13.5	**EN-048**	824.1	Upper Aquifer
EN-049	768174.8	966067.4	837.42	837.66	-0.24	MH	Building 46 (SE corner)	26-Mar-80	19.0	19.0	7.0	9.0	19.0	10.0	4.0	0.020	PVC	4.0	PVC	16.0	**EN-049**	821.7	Upper Aquifer
EN-051	768039.7	965777.3	839.65	836.77	2.88	SP	Building 48 (S), N of RR tracks	12-Apr-80	12.0	11.5	7.0	6.5	11.5	5.0	4.0	0.025	PVC	4.0	PVC	9.0	**EN-051**	827.8	Upper Aquifer
EN-052	768057.4	965883.3	839.44	836.93	2.51	SP	Building 48 (S), N of RR tracks	13-Apr-80	14.0	12.1	7.0	6.0	12.0	6.0	4.0	0.025	PVC	4.0	PVC	10.0	**EN-052**	826.9	Upper Aquifer
EN-053	768246.0	966073.2	837.86	838.17	-0.31	MH	Building 46 (SE corner)	16-Apr-80	20.0	20.0	7.0	10.0	20.0	10.0	4.0	0.020	PVC	4.0	PVC	17.5	**EN-053**	820.7	Upper Aquifer
EN-054	767827.5	965260.7	851.49	848.95	2.54	SP	North of Building 38 tank farm	13-Apr-80	27.0	24.0	7.0	14.0	24.0	10.0	4.0	0.025	PVC	4.0	PVC	19.0	**EN-054**	830.0	Upper Aquifer
EN-055	768198.4	966526.2	841.46	841.96	-0.50	MH	Building 47 (S side)	22-Apr-80	27.0	27.0	7.0	10.0	27.0	17.0	4.0	0.025	PVC	4.0	PVC	24.5	**EN-055**	817.5	Upper Aquifer
EN-056	768239.5	966737.8	844.07	844.47	-0.40	MH	Driveway before Building 47 dock gate	17-Apr-80	26.5	24.0	7.0	14.0	24.0	10.0	4.0	0.020	PVC	4.0	PVC	22.0	**EN-056**	822.5	Upper Aquifer
EN-058	768221.9	966598.0	845.75	842.96	2.79	SP	Building 47 (SE corner)	24-Apr-80	25.5	25.0	7.0	10.0	25.0	15.0	4.0	0.020	PVC	4.0	PVC	21.5	**EN-058**	821.5	Upper Aquifer
EN-059	765629.7	963899.4	833.67	830.98	2.69	SP	Broad & Harrison (SE corner)	17-Jul-80	18.0	18.0	7.0	5.0	15.0	10.0	4.0	0.020	PVC	4.0	PVC	13.0	**EN-059**	818.0	Upper Aquifer
EN-060	766403.6	964492.0	842.06	839.39	2.67	SP	Monroe & Lincoln (NE corner)	17-Jul-80	28.0	27.4	7.0	15.5	27.5	12.0	4.0	0.020	PVC	4.0	PVC	25.0	**EN-060**	814.4	Upper Aquifer
EN-061	765383.7	964781.8	838.09	838.45	-0.36	MH	Jefferson Ave, between Broad St & Park St	09-Jul-80	30.0	27.0	7.0	17.0	27.0	10.0	4.0	0.020	PVC	4.0	PVC	20.5	**EN-061**	818.0	Upper Aquifer
EN-062	766060.1	965231.9	840.96	838.31	2.65	SP	Madison Ave, Endicott pay parking lot	10-Jul-80	30.0	23.0	7.0	13.0	23.0	10.0	4.0	0.020	PVC	4.0	PVC	22.0	**EN-062**	816.3	Upper Aquifer
EN-063	765213.2	965322.7	838.17	838.45	-0.28	MH	S end of Madison Ave	10-Jul-80	26.0	26.7	7.0	16.0	26.0	10.0	4.0	0.020	PVC	4.0	PVC	18.5	**EN-063**	820.0	Upper Aquifer
EN-064	765919.6	965691.4	842.53	839.88	2.65	SP	Broad St & Garfield Ave (NW corner)	10-Jul-80	22.0	22.0	7.0	15.0	22.0	7.0	4.0	0.020	PVC	4.0	PVC	18.8	**EN-064**	821.1	Upper Aquifer
EN-065	767262.1	967664.4	854.92	852.23	2.69	SP	Jackson Ave across from Building 251 (HBE School)	15-Jul-80	40.0	40.0	7.0	20.0	40.0	20.0	4.0	0.020	PVC	4.0	PVC	37.5	**EN-065**	814.7	Upper Aquifer
EN-066	767313.8	963976.9	839.70	840.07	-0.37	MH	Building 96 former lagoon (SW corner)	17-Jul-80	40.0	38.0	7.0	12.0	38.0	26.0	4.0	0.020	PVC	4.0	PVC	32.0	**EN-066**	808.1	Upper Aquifer
EN-067	767506.0	963916.1	837.85	835.25	2.60	SP	Building 96 former lagoon (W side)	11-Jul-80	26.0	26.0	7.0	8.0	26.0	18.0	4.0	0.020	PVC	4.0	PVC	23.5	**EN-067**	811.8	Upper Aquifer
EN-069	767791.7	964213.4	839.14	836.41	2.73	SP	Building 96 (SW corner)	16-Jul-80	22.0	22.0	7.0	9.0	22.0	13.0	2.0	0.020	PVC	2.0	PVC	18.0	**EN-069**	818.4	Upper Aquifer
EN-070	767582.2	964403.0	841.66	838.88	2.78	SP	Building 96 (S) near RR tracks	14-Jul-80	18.0	16.5	7.0	10.0	16.0	6.0	4.0	0.020	PVC	4.0	PVC	14.5	**EN-070**	824.4	Upper Aquifer
EN-072	768035.7	964873.6	838.45	835.67	2.78	SP	Clark St & Oak Hill Ave (SW corner)	25-Jul-80	27.0	24.0	7.0	6.0	23.0	17.0	2.0	0.020	PVC	2.0	PVC	22.0	**EN-072**	813.7	Upper Aquifer
EN-073	768219.9	965240.8	839.74	836.87	2.87	SP	Clark St & Odell Ave (NE corner)	18-Jul-80	16.0	14.0	7.0	6.0	14.0	8.0	2.0	0.020	PVC	2.0	PVC	14.5	**EN-073**	822.4	Upper Aquifer
EN-074	767763.7	965085.5	851.59	848.84	2.75	SP	Building 87 (NW corner), near Oak Hill Ave & RR	22-Jul-80	28.0	25.0	7.0	15.0	25.0	10.0	2.0	0.020	PVC	2.0	PVC	23.0	**EN-074**	825.8	Upper Aquifer
EN-075	767593.3	965314.9	851.20	848.51	2.69	SP	Building 14 (NW corner)	22-Jul-80	24.0	22.0	7.0	15.0	22.0	7.0	2.0	0.020	PVC	2.0	PVC	20.0	**EN-075**	828.5	Upper Aquifer
EN-076	767266.2	965054.1	853.06	850.26	2.80	SP	North St & Oak Hill Ave (NE corner)	22-Jul-80	28.0	27.0	7.0	17.0	27.0	10.0	4.0	0.020	PVC	4.0	PVC	25.0	**EN-076**	825.3	Upper Aquifer
EN-077	767323.7	966172.9	854.25	851.59	2.66	SP	North St & The Alley	25-Jul-80	28.0	27.0	7.0	20.0	27.0	7.0	4.0	0.020	PVC	4.0	PVC	24.0	**EN-077**	827.6	Upper Aquifer
EN-078	767192.6	966537.8	852.16	849.32	2.84	SP	Building 42 (S side)	24-Jul-80	28.0	26.0	7.0	16.0	26.0	10.0	4.0	0.020	PVC	4.0	PVC	24.5	**EN-078**	824.8	Upper Aquifer
EN-078T	767169.6	966477.2	850.71	849.90	0.81	SP	Building 42 (S side), next to EN-D37 and EN-513	13-Jun-07	29.0	29.0	18.0	10.0/21.0	16.0/24.0	6.0/3.0	10.0	0.050	SS	10.0	SS	24.2	**EN-078T**	825.7	Upper Aquifer
EN-079	766602.6	967052.4	848.15	845.46	2.69	SP	Monroe St & Adams Ave (NW corner)	23-Jul-80	36.0	35.0	7.0	18.0	35.0	17.0	2.0	0.020	PVC	2.0	PVC	33.0	**EN-079**	812.5	Upper Aquifer
EN-080	767021.8	967019.9	848.14	848.31	-0.17	MH	Adams Ave (W side)	23-Jul-80	28.0	26.0	7.0	16.0	26.0	10.0	2.0	0.020	PVC	2.0	PVC	24.5	**EN-080**	823.8	Upper Aquifer
EN-081	767678.2	966842.0	850.03	847.27	2.76	SP	North St (N side), NW of Building 032	24-Jul-80	30.0	30.0	7.0	13.0	30.0	17.0	4.0	0.020	PVC	4.0	PVC	28.0	**EN-081**	819.3	Upper Aquifer
EN-083	768419.0	967226.7	845.78	843.09	2.69	SP	Parking Lot No. 13 entrance on Clark, third from Hayes	24-Jul-80	12.0	12.0	7.0	10.0	12.0	2.0	2.0	0.020	PVC	2.0	PVC	11.8	**EN-083**	831.3	Upper Aquifer
EN-084	768961.7	967039.1	851.75	849.01	2.74	SP	Cycle parking NE of Building 256 on Watson	18-Jul-80	17.5	15.0	7.0	7.5	17.5	10.0	4.0	0.020	PVC	4.0	PVC	14.0	**EN-084**	835.0	Upper Aquifer
EN-086	768273.7	967894.7	844.31	841.57	2.74	SP	Hayes Ave, between North & Wayne St	24-Jul-80	16.0	15.0	7.0	6.0	16.0	10.0	2.0	0.020	PVC	2.0	PVC	Absent	**EN-086**	Absent	Upper Aquifer
EN-087	768057.7	967943.1	846.42	843.67	2.75	SP	Hayes & North (NE corner)	23-Jul-80	30.0	28.0	7.0	10.0	28.0	18.0	2.0	0.020	PVC	2.0	PVC	Absent	**EN-087**	Absent	Upper Aquifer
EN-089	768540.8	968551.4	845.48	842.48	3.00	SP	Building 57A (S)	21-Jul-80	16.0	15.0	7.0	10.0	15.0	5.0	2.0	0.020	PVC	2.0	PVC	Absent	**EN-089**	Absent	Upper Aquifer
EN-089R	768546.6	968543.2	845.30	842.50	2.80	SP	Building 57A (S). ~10 ft NW of EN-89	24-Sep-04	18.5	18.0	12.0	12.0	13.0	1.0	6.0	0.020	SS	6.0	SS	Absent	**EN-089R**	Absent	Upper Aquifer
EN-091	766867.0	965197.4	847.61	848.09	-0.48	MH	Madison Ave parking lot	25-Aug-80	42.0	41.4	10.0	21.0	41.0	20.0	4.0	0.020	PVC	4.0	PVC	39.0	**EN-091**	809.1	Upper Aquifer
EN-091A	766862.4	965174.5	848.14	848.30	-0.16	MH	~15 ft W of EN-91 in municipal parking lot	19-Jul-04	38.0	36.0	8.0	21.0	36.0	15.0	2.0	0.010	PVC	2.0	PVC	35.8	**EN-091A**	812.6	Upper Aquifer
EN-091T	766861.1	965171.8	850.08	848.10	1.98	SP	~18 ft W of EN-91 in municipal parking lot	14-Sep-04	38.0	38.0	12.0	31.5	33.0	1.5	6.0	0.050	SS	6.0	SS/BS	34.8	**EN-091T**	813.3	Upper Aquifer
EN-092	766864.2	965627.2	850.53	848.31	2.22	SP	Garfield Ave parking lot	20-Aug-80	38.0	37.3	10.0	22.0	38.0	16.0	4.0	0.020	PVC	4.0	PVC	35.0	**EN-092**	813.3	Upper Aquifer
EN-092A	766739.1	965638.6	847.21	847.60	-0.39	MH	10 ft N of EN-438 in municipal parking lot	15-Jul-04	36.0	35.0	8.0	20.0	35.0	15.0	2.0	0.010	PVC	2.0	PVC	35.0	**EN-092A**	812.6	Upper Aquifer

Physical Well Data and Well Specifications — Endicott, New York — Site #704014

Well ID	Northing	Easting	Current M.P. Elevation	G.S. Elevation	Stickup	Surface Completion	Location Description	Installation Date	Drilled Depth	Casing Depth	Boring Diameter	Depth to Screen Top	Depth to Screen Bottom	Screen Length	Screen Diameter	Slot Size	Screen Material	Casing Diameter	Casing Material	Depth to Top of Silt	Well ID	Top of Silt Elevation	Unit
	(grid feet)	(grid feet)	(ft amsl)	(ft amsl)	(feet)				(ft bgs)	(ft bgs)	(in)	(ft bgs)	(ft bgs)	(ft)	(in)	(in)		(in)		(ft bgs)		(ft amsl)	
EN-092P	766735.0	965637.3	846.56	847.60	-1.04	Vault	Municipal parking lot on west side of Garfield Ave	02-Dec-05	38.0	38.0	18.0	32.0	33.0	1.0	10.0	0.050	SS	10.0	SS	35.0	**EN-092P**	812.6	Upper Aquifer
EN-093	766606.2	965763.0	848.68	845.81	2.87	SP	Garfield Ave & Monroe St (NE corner)	22-Aug-80	38.0	36.5	10.0	21.0	36.0	15.0	4.0	0.020	PVC	4.0	PVC	35.0	**EN-093**	810.8	Upper Aquifer
EN-094	766834.3	964775.9	848.61	845.94	2.67	SP	Jefferson Ave (N end)	29-Aug-80	40.0	39.0	10.0	20.0	39.0	19.0	4.0	0.020	PVC	4.0	PVC	37.0	**EN-094**	808.9	Upper Aquifer
EN-095	766654.7	963794.2	846.08	843.33	2.75	SP	North St & Harrison Ave (SW corner)	21-Aug-80	54.0	54.8	6.0	18.0	54.0	36.0	4.0	0.020	PVC	4.0	PVC	40.5	**EN-095**	802.8	Upper Aquifer
EN-096	767199.1	963686.1	838.65	835.93	2.72	SP	SW of former lagoon, betw/ Franklin St & RR tracks	27-Aug-80	42.0	39.1	10.0	8.0	38.0	30.0	4.0	0.020	PVC	4.0	PVC	38.3	**EN-096**	797.7	Upper Aquifer
EN-097	768428.5	965085.0	840.59	841.07	-0.48	MH	Building 38 (N side)	26-Aug-80	24.0	18.5	10.0	8.0	18.0	10.0	4.0	0.020	PVC	4.0	PVC	Absent	**EN-097**	Absent	Upper Aquifer
EN-098	768333.2	965156.8	839.16	839.43	-0.27	MH	Building 38 (N side)	28-Aug-80	16.0	15.9	10.0	10.5	15.5	5.0	4.0	0.020	PVC	4.0	PVC	Absent	**EN-098**	Absent	Upper Aquifer
EN-099	766614.6	965767.5	845.64	845.94	-0.30	MH	Garfield Ave & Monroe St (NE corner)	18-Oct-80	36.0	35.2	0.0	30.1	35.1	5.0	2.0	0.000	PVC	2.0	PVC	NE	**EN-099**	NE	Upper Aquifer
EN-100	766632.6	965772.1	845.77	846.06	-0.29	MH	Garfield Ave & Monroe St (NE corner)	18-Oct-80	32.0	31.2	0.0	26.1	31.1	5.0	2.0	0.000	PVC	2.0	PVC	NE	**EN-100**	NE	Upper Aquifer
EN-102	766614.0	965833.5	846.79	847.33	-0.54	SP	Garfield Ave & Monroe St (NE corner)	19-Oct-80	36.0	34.5	0.0	29.5	34.5	5.0	2.0	0.000	PVC	2.0	PVC	34.5	**EN-102**	812.6	Upper Aquifer
EN-103	766097.3	963524.3	836.98	837.26	-0.28	MH	106 Fillmore Ave	07-Dec-80	36.0	35.5	10.0	15.0	35.5	20.5	4.0	0.020	PVC	4.0	PVC	34.0	**EN-103**	803.3	Upper Aquifer
EN-104	766472.9	963371.6	840.27	837.10	3.17	SP	610 North St, between Fillmore Ave & Parsons Ave	18-Dec-81	72.0	72.0	10.0	10.5	72.0	61.5	4.0	0.020	PVC	4.0	PVC	20.0	**EN-104**	817.1	Upper Aquifer
EN-105	767254.2	963408.9	834.60	832.21	2.39	SP	Franklin St (N side)	12-Dec-80	14.0	12.5	10.0	2.0	12.5	10.5	4.0	0.020	PVC	4.0	PVC	NE	**EN-105**	NE	Upper Aquifer
EN-106	768520.0	966315.1	853.89	851.16	2.73	SP	Building 47 (NW corner)	22-Dec-80	48.0	48.0	10.0	17.0	48.0	31.0	4.0	0.020	PVC	4.0	PVC	39.0	**EN-106**	812.2	Upper Aquifer
EN-107	767997.8	965571.7	840.08	838.78	1.30	SP	Building 48 (SW corner)	20-Jan-81	16.0	19.0	16.0	9.0	14.0	5.0	10.0	0.075	SS	10.0	BS	13.5	**EN-107**	825.3	Upper Aquifer
EN-107A	767996.8	965556.1	837.77	838.00	-0.23	MH	Building 48 (SW corner), ~10 ft W of EN-107	04-May-05	19.0	14.3	8.0	13.3	14.3	1.0	2.0	0.020	PVC	2.0	PVC	14.0	**EN-107A**	824.0	Upper Aquifer
EN-107R	767998.6	965560.5	839.23	837.80	1.43	SP	Approx. 10 feet W of EN-107	04-Nov-08	19.5	19.5	16.0	10.0	14.0	4.0	8.0	0.075	SS	8.0	SS	14.5	**EN-107R**	823.3	Upper Aquifer
EN-111	767907.0	966076.1	842.95	843.20	-0.25	MH	Between Buildings 41 & 18	17-Apr-81	23.0	22.8	10.0	7.3	17.8	10.5	4.0	0.025	SS	4.0	BS?	17.6	**EN-111**	825.6	Upper Aquifer
EN-112	767909.3	966096.5	843.18	843.40	-0.22	MH	Between Buildings 41 & 18	16-Apr-81	23.0	23.3	10.0	7.8	18.3	10.5	4.0	0.025	SS	4.0	BS?	16.9	**EN-112**	826.5	Upper Aquifer
EN-113	767875.9	966086.8	843.77	843.70	0.07	MH	In Building 18 driveway to E dock	21-Apr-81	22.0	21.9	10.0	4.9	16.9	12.0	4.0	0.020	SS	4.0	BS?	16.4	**EN-113**	827.3	Upper Aquifer
EN-114	768150.5	965514.1	836.40	836.76	-0.36	MH	Building 48 (SW corner)	22-Apr-81	26.0	22.8	10.0	7.5	22.8	15.3	4.0	0.020	SS	4.0	BS	22.5	**EN-114**	814.3	Upper Aquifer
EN-117	767955.8	965334.0	842.78	840.05	2.73	SP	Tank Farm, N of RR tracks	27-Apr-81	20.0	20.1	10.0	4.9	20.1	15.2	4.0	0.020	SS	4.0	BS	15.6	**EN-117**	824.5	Upper Aquifer
EN-119A	768188.3	966528.2	841.39	841.90	-0.51	MH	~ 10 ft S of EN-55	09-May-05	27.0	22.0	8.0	21.0	22.0	1.0	2.0	0.020	PVC	2.0	PVC	21.8	**EN-119A**	820.2	Upper Aquifer
EN-120	766617.5	965852.5	848.00	847.83	0.17	MH	Garfield Ave pump house (Building 253)	29-May-81	43.5	43.5	16.0	18.5	38.5	20.0	8.0	0.020	SS	8.0	BS	37.5	**EN-120**	810.3	Upper Aquifer
EN-121	768063.0	964325.4	837.09	834.36	2.73	SP	Building 96 (N side), on Clark St	17-Mar-82	22.5	20.0	4.0	5.0	20.0	15.0	2.0	0.010	PVC	2.0	PVC	22.0	**EN-121**	812.4	Upper Aquifer
EN-122	768044.4	964079.1	836.39	833.70	2.69	SP	Between Building 95 & Clark St, outside fence	16-Mar-82	21.5	20.0	4.0	5.0	20.0	15.0	2.0	0.010	PVC	2.0	PVC	20.5	**EN-122**	813.2	Upper Aquifer
EN-123	767897.3	963919.8	835.41	832.72	2.69	SP	Building 95 Annex, NW corner	17-Mar-82	19.5	20.0	4.0	5.0	20.0	15.0	2.0	0.010	PVC	2.0	PVC	18.0	**EN-123**	814.7	Upper Aquifer
EN-125	766639.4	964791.8	845.47	842.86	2.61	SP	Jefferson Ave (N end)	14-May-82	44.0	42.0	6.0	22.0	42.0	20.0	2.0	0.010	PVC	2.0	PVC	41.7	**EN-125**	801.2	Upper Aquifer
EN-126	766505.6	964800.4	843.71	841.02	2.69	SP	Jefferson Ave (N end)	15-May-82	38.0	36.0	2.0	16.0	36.0	20.0	2.0	0.010	PVC	2.0	PVC	36.0	**EN-126**	805.0	Upper Aquifer
EN-127	767630.8	967042.1	844.86	845.19	-0.33	MH	Adams Ave & North St (SE corner)	30-Jun-82	26.0	23.5	6.0	14.0	23.5	9.5	2.0	0.010	PVC	2.0	PVC	23.3	**EN-127**	821.9	Upper Aquifer
EN-129	767796.0	967634.5	846.48	846.91	-0.43	MH	Jackson Ave & North St (SW corner)	02-Jul-82	28.0	25.0	3.3	11.0	25.0	14.0	2.0	0.010	PVC	2.0	PVC	25.0	**EN-129**	821.9	Upper Aquifer
EN-130	767449.9	967345.6	850.12	850.46	-0.34	MH	10 Arthur Ave, S of North St	30-Jun-82	33.5	32.0	6.0	18.0	32.0	14.0	2.0	0.010	PVC	2.0	PVC	31.8	**EN-130**	818.7	Upper Aquifer
EN-131	766631.8	967686.1	862.22	859.52	2.70	SP	Monroe St & Jackson Ave (NW corner)	23-Jun-82	47.0	43.0	3.3	34.0	43.0	9.0	2.0	0.010	PVC	2.0	PVC	43.5	**EN-131**	816.0	Upper Aquifer
EN-132	766896.6	964871.3	848.49	848.84	-0.35	MH	Jefferson Ave (N end), outside building	13-Oct-82	41.0	40.0	6.0	25.0	40.0	15.0	2.0	0.010	PVC	2.0	PVC	38.0	**EN-132**	810.8	Upper Aquifer
EN-133	766913.0	964882.7	846.95	848.57	-1.62	MH	Jefferson Ave (N end), outside building	22-Oct-82	41.0	41.0	16.0	27.0	38.0	11.0	10.0	0.030	SS	10.0	BS	38.0	**EN-133**	810.6	Upper Aquifer
EN-146	768041.2	964497.4	837.49	834.61	2.88	SP	W of E truck gate for Building 96	29-Dec-82	22.0	21.0	8.0	7.0	21.0	14.0	4.0	0.010	PVC	4.0	PVC	20.0	**EN-146**	814.6	Upper Aquifer
EN-148	767892.2	965482.5	851.61	848.86	2.75	SP	Building 39 (NW corner)	30-Dec-82	26.0	26.0	6.0	11.0	25.0	14.0	4.0	0.010	NA	4.0	NA	NE	**EN-148**	NE	Upper Aquifer
EN-149	767125.6	963726.5	841.06	838.28	2.78	SP	SW of former lagoon, N of RR tracks	08-Sep-83	25.5	25.5	6.0	15.5	25.5	10.0	2.0	NA	NA	2.0	NA	NE	**EN-149**	NE	Upper Aquifer
EN-150	767120.4	963722.2	841.04	838.31	2.73	SP	SW of former lagoon, N of RR tracks	08-Sep-83	47.0	46.0	6.0	36.0	46.0	10.0	4.0	NA	NA	4.0	NA	46.5	**EN-150**	791.8	Upper Aquifer
EN-151	767207.6	963800.4	838.74	836.09	2.65	SP	SW of former lagoon, N of RR tracks	09-Sep-83	52.0	49.0	6.0	39.0	49.0	10.0	4.0	NA	NA	4.0	NA	49.0	**EN-151**	787.1	Upper Aquifer
EN-152	767207.3	963804.4	838.74	836.07	2.67	SP	SW of former lagoon, N of RR tracks	09-Sep-83	25.0	24.0	6.0	14.5	24.5	10.0	2.0	NA	NA	2.0	NA	NE	**EN-152**	NE	Upper Aquifer
EN-153	767250.1	963602.8	838.21	835.49	2.72	SP	SW of former lagoon, N of RR tracks	07-Sep-83	22.0	20.0	6.0	10.0	20.0	10.0	2.0	NA	NA	2.0	NA	21.0	**EN-153**	814.5	Upper Aquifer
EN-154B	767173.5	963746.2	838.98	836.80	2.18	SP	NYSEG property, ~10 ft S of EN-154	04-Aug-04	48.0	43.0	6.0	41.0	43.0	2.0	2.0	0.010	PVC	2.0	PVC	NE	**EN-154B**	NE	Upper Aquifer
EN-154R	767174.9	963749.6	838.31	836.20	2.11	SP	NYSEG property, ~10 ft SE of EN-154	27-May-05	30.0	29.2	20.0	22.0	24.0	2.0	14.0	0.050	SS	14.0	SS	NE	**EN-154R**	NE	Upper Aquifer
EN-156	767495.3	967968.6	840.98	838.20	2.78	SP	Kentucky Ave, NE of HBE School dock	21-Feb-84	47.0	36.0	6.0	26.0	36.0	10.0	2.0	0.020	SS	2.0	SS	Absent	**EN-156**	Absent	Upper Aquifer
EN-157	767051.5	967943.0	840.89	838.16	2.73	SP	Kentucky Ave, next to John Deere fence	22-Feb-84	46.5	41.0	6.0	31.0	41.0	10.0	2.0	0.020	SS	2.0	SS	Absent?	**EN-157**	Absent?	Upper Aquifer
EN-158	767049.9	967759.9	855.67	852.83	2.84	SP	Jackson Ave, Building 251 (HBE School)	24-Feb-84	34.5	31.0	6.0	21.0	31.0	10.0	2.0	0.020	SS	2.0	SS	30.0	**EN-158**	822.8	Upper Aquifer
EN-160	766607.4	965849.0	848.82	847.17	1.65	SP	Garfield Ave & Monroe St (NE corner)	06-Apr-84	39.0	39.0	16.0	28.0	36.0	8.0	10.0	0.020	SS	10.0	BS	35.5	**EN-160**	811.7	Upper Aquifer
EN-161	766402.3	966798.6	847.17	844.52	2.65	SP	Monroe St & Roosevelt Ave (SE corner)	21-Aug-84	31.5	31.0	8.0	16.0	31.0	15.0	2.0	0.020	SS	2.0	SS	29.5	**EN-161**	815.0	Upper Aquifer
EN-161T	766411.1	966798.0	843.26	844.50	-1.24	Vault	E side Roosevelt Ave, ~ 5 ft N of EN-161	18-Oct-05	32.0	32.0	8.0	22.0	27.0	5.0	8.0	0.075/0.050	SS	8.0	SS	27.0	**EN-161T**	817.5	Upper Aquifer
EN-162	766289.3	967137.1	856.48	853.80	2.68	SP	11 Adams Ave, front of house	22-Aug-84	41.5	41.0	8.0	26.0	41.0	15.0	2.0	0.020	SS	2.0	SS	39.5	**EN-162**	814.3	Upper Aquifer
EN-163	766431.6	967402.0	860.31	857.93	2.38	SP	104 Arthur Ave, front of house	23-Aug-84	41.5	41.0	8.0	26.0	41.0	15.0	2.0	0.020	SS	2.0	SS	41.0	**EN-163**	816.9	Upper Aquifer
EN-164	767402.0	964107.8	842.10	839.55	2.55	SP	Former lagoon, next to RR tracks	20-Feb-85	17.0	17.5	9.0	12.5	17.5	5.0	4.0	0.020	PVC	4.0	PVC	16.5	**EN-164**	823.1	Upper Aquifer
EN-165	767347.6	963932.5	838.31	835.86	2.45	SP	Former lagoon (SW corner)	21-Feb-85	24.0	22.0	9.0	12.0	22.0	10.0	4.0	0.020	PVC	4.0	PVC	NE	**EN-165**	NE	Upper Aquifer
EN-166	767694.7	963919.0	837.32	834.79	2.53	SP	Former lagoon (NW corner)	21-Feb-85	22.0	18.0	9.0	13.0	18.0	5.0	4.0	0.020	PVC	4.0	PVC	NE	**EN-166**	NE	Upper Aquifer
EN-167	767855.0	964021.8	835.48	836.00	-0.52	MH	Building 95 (inside)	25-Feb-85	22.0	17.0	9.0	7.0	17.0	10.0	4.0	0.020	PVC	4.0	PVC	18.0	**EN-167**	818.0	Upper Aquifer
EN-170	766581.9	966800.3	847.08	844.29	2.79	SP	Monroe St & Roosevelt Ave (NE corner)	28-Feb-85	32.0	30.5	7.0	20.5	30.5	10.0	2.0	0.020	SS	2.0	SS	29.5	**EN-170**	814.8	Upper Aquifer
EN-173	766748.4	967039.9	846.33	846.52	-0.19	MH	Parking lot N of building on Adams Ave	06-Mar-85	37.0	36.5	7.0	26.5	36.5	10.0	2.0	0.020	SS	2.0	SS	34.5	**EN-173**	812.0	Upper Aquifer
EN-174	766797.2	967382.4	855.83	853.19	2.64	SP	36 Arthur Ave	07-Mar-85	34.0	31.0	7.0	21.0	31.0	10.0	2.0	0.020	SS	2.0	SS	29.5	**EN-174**	823.7	Upper Aquifer
EN-175	766605.6	967059.2	844.15	844.92	-0.77	MH	Adams & Monroe (NW corner), inside manhole	03-Aug-85	33.0	33.0	16.0	24.0	30.0	6.0	10.0	0.045	SS	10.0	BS	30.0	**EN-175**	814.9	Upper Aquifer
EN-176	767315.2	963979.9	842.88	840.19	2.69	SP	Building 96 former lagoon (SW corner)	16-Oct-85	25.0	22.5	9.0	14.0	22.5	8.5	4.0	0.020	PVC	4.0	PVC	NE	**EN-176**	NE	Upper Aquifer
EN-177	767511.4	964278.0	841.88	839.20	2.68	SP	Building 96 former lagoon (S side)	16-Oct-85	25.0	16.0	7.0	7.0	16.0	9.0	4.0	0.020	PVC	4.0	PVC	14.0	**EN-177**	825.2	Upper Aquifer
EN-178	765414.3	968428.8	854.18	851.40	2.78	SP	Riverview Dr, E of well EN-D04, near river	14-Nov-86	42.0	39.0	8.0	34.0	39.0	5.0	2.0	0.010	PVC	2.0	PVC	37.5	**EN-178**	813.9	Upper Aquifer
EN-179	765739.5	968759.2	831.57	832.05	-0.48	MH	Riverview Dr, N of supply wells	14-Nov-86	26.0	23.5	8.0	18.5	23.5	5.0	2.0	0.010	PVC	2.0	PVC	21.5	**EN-179**	810.6	Upper Aquifer
EN-180	765914.2	969146.5	831.21	831.64	-0.43	MH	Riverview Dr, N of supply wells	14-Nov-86	34.0	34.5	8.0	24.5	34.5	10.0	2.0	0.010	PVC	2.0	PVC	Absent	**EN-180**	Absent	Upper Aquifer
EN-182	766588.1	966890.5	847.90	844.85	3.05	SP	Monroe St (N side) between Roosevelt & Adams	29-Nov-88	31.0	27.0	10.0	22.0	27.0	5.0	2.0	0.010	SS	10.0	SS	30.4	**EN-182**	814.5	Upper Aquifer
EN-183	766591.4	966957.9	846.97	844.61	2.36	SP	Monroe St (N side) between Roosevelt & Adams	30-Nov-88	31.0	27.5	10.0	22.5	27.5	5.0	2.0	0.010	SS	2.0	SS	30.2	**EN-183**	814.4	Upper Aquifer
EN-184	768400.4	966925.6	846.44	844.14	2.30	SP	Parking Lot No. 13 entrance, fourth from Hayes Ave	13-Dec-89	19.0	14.0	6.0	9.0	14.0	5.0	2.0	NA	SS	2.0	SS	14.0	**EN-184**	830.1	Upper Aquifer
EN-185	766590.3	966950.7	846.63	844.53	2.10	SP	Monroe St (N side) between Roosevelt & Adams	19-Apr-89	33.0	33.0	16.0	22.9	29.9	7.0	10.0	0.070	SS	10.0	LCS	30.2	**EN-185**	814.3	Upper Aquifer
EN-185P	766597.1	966952.0	847.33	844.60	2.73	SP	Monroe St (N side) between Roosevelt & Adams	03-Feb-11	35.0	35.0	20.0	28.8	30.0	1.3	10.0	0.050	SS	11.0	SS	31.4	**EN-185P**	814.1	Upper Aquifer
EN-186	767790.5	965167.7	851.62	848.94	2.68	SP	Building 87 (N side), new tank farm along RR tracks	19-May-89	24.0	23.5	6.0	13.5	23.5	10.0	2.0	NA	SS	2.0	SS	20.5	**EN-186**	828.4	Upper Aquifer
EN-187	767750.6	965438.4	851.66	848.90	2.76	SP	W of Building 039	15-Aug-89	30.0	27.5	8.0	17.2	27.5	10.3	2.0	0.010	SS	2.0	SS	20.0	**EN-187**	828.9	Upper Aquifer
EN-188	767638.5	965216.2	848.13	848.33	-0.20	MH	Building 87 (S side), new tank farm along RR tracks	16-Aug-89	30.0	27.5	8.0	17.2	27.5	10.3	2.0	0.010	SS	2.0	SS	20.0	**EN-188**	828.3	Upper Aquifer
EN-189	767745.6	965279.8	851.00	848.30	2.70	SP	SE corner of Building 87, new tank farm	16-Aug-89	30.0	27.5	8.0	17.2	27.5	10.3	2.0	0.010	SS	2.0	SS	20.0	**EN-189**	828.3	Upper Aquifer
EN-190	766673.4	965993.1	851.76	849.26	2.50	SP	Grant Ave (W side), Parking Lot No. 40	13-Nov-90	36.0	32.5	8.0	22.5	32.5	10.0	2.0	0.010	SS	2.0	SS	33.0	**EN-190**	816.3	Upper Aquifer
EN-191	766520.2	965965.6	850.78	848.04	2.74	SP	Monroe St, Parking Lot No. 17, E of Garfield	14-Nov-90	40.0	37.1	8.0	27.1	37.1	10.0	2.0	0.010	SS	2.0	SS	37.5	**EN-191**	810.5	Upper Aquifer
EN-191A	766528.4	965959.3	848.52	848.60	-0.08	MH	1409 Monroe St, 10 ft W of EN-191	09-Aug-05	40.0	38.0	8.0	23.0	38.0	15.0	2.0	0.020	PVC	2.0	PVC	38.0	**EN-191A**	810.6	Upper Aquifer
EN-192	766545.3	966307.2	850.71	847.98	2.73	SP	Parking Lot No. 41, Monroe St W of McKinley	16-Nov-90	36.0	32.1	8.0	22.1	32.1	10.0	2.0	0.010	SS	2.0	SS	31.5	**EN-192**	816.5	Upper Aquifer
EN-193	766578.0	966617.7	848.28	845.51	2.77	SP	Monroe St between McKinley & Roosevelt	19-Nov-90	36.0	32.1	8.0	22.1	32.1	10.0	2.0	0.010	SS	2.0	SS	33.0	**EN-193**	812.5	Upper Aquifer
EN-194	766532.8	965964.2	843.46	848.58	-5.12	Vault	Parking Lot No. 10, Monroe St E of Garfield	04-Feb-91	40.0	40.0	16.0	29.0	37.0	8.0	10.0	0.040	SS	10.0	SS	37.0	**EN-194**	811.6	Upper Aquifer

Physical Well Data and Well Specifications — Endicott, New York — Site #704014

Well ID	Northing	Easting	Current M.P. Elevation	G.S. Elevation	Stickup	Surface Completion	Location Description	Installation Date	Drilled Depth	Casing Depth	Boring Diameter	Depth to Screen Top	Depth to Screen Bottom	Screen Length	Screen Diameter	Slot Size	Screen Material	Casing Diameter	Casing Material	Depth to Top of Silt	Well ID	Top of Silt Elevation	Unit
	(grid feet)	(grid feet)	(ft amsl)	(ft amsl)	(feet)				(ft bgs)	(ft bgs)	(in)	(ft bgs)	(ft bgs)	(ft)	(in)	(in)		(in)		(ft bgs)		(ft amsl)	
EN-195	766583.4	966626.3	838.02	845.31	-7.29	Vault	Monroe St between McKinley & Roosevelt	15-Feb-91	38.0	36.0	16.0	26.0	33.0	7.0	10.0	0.030	SS	10.0	S	33.0	**EN-195**	812.3	Upper Aquifer
EN-196	768889.5	967379.1	851.94	849.45	2.49	SP	Watson Blvd, NW of guard shack	09-Oct-92	14.0	12.5	12.0	7.5	12.5	5.0	4.0	0.010	SS	4.0	S	Absent	**EN-196**	Absent	Upper Aquifer
EN-197	768838.5	964501.0	850.44	848.37	2.07	SP	Watson Blvd between Robble & Oak Hill Ave	09-Oct-92	19.0	17.5	12.0	12.5	17.5	5.0	4.0	0.010	SS	4.0	SS	Absent	**EN-197**	Absent	Upper Aquifer
EN-200	768873.4	966000.9	850.27	847.97	2.30	SP	Building 53 (E side), inside?	07-Oct-92	25.0	21.3	12.0	11.3	21.3	10.0	4.0	0.010	SS	4.0	SS	20.8	**EN-200**	827.2	Upper Aquifer
EN-202	766785.8	964096.1	848.44	846.07	2.37	SP	North St & Clevel& Ave (SW corner)	07-Oct-92	48.0	47.5	12.0	27.5	47.5	20.0	4.0	0.010	SS	4.0	SS	44.1	**EN-202**	802.0	Upper Aquifer
EN-203	766231.7	965611.8	846.10	843.35	2.75	SP	Parking lot next to Ideal Alley W of Garfield Ave	27-Oct-92	37.0	35.5	12.0	20.5	35.5	15.0	4.0	0.010	SS	4.0	SS	32.8	**EN-203**	810.6	Upper Aquifer
EN-204	766006.6	966857.7	856.44	854.47	1.97	SP	Roosevelt Ave & Main St (NE corner)	23-Oct-92	59.0	57.4	12.0	32.4	57.4	25.0	4.0	0.010	SS	4.0	SS	56.6	**EN-204**	797.9	Upper Aquifer
EN-206	765630.8	967350.4	859.47	856.84	2.63	SP	Tracy St & Adams Ave (NW corner)	23-Apr-93	50.0	47.9	12.0	37.5	47.5	10.0	4.0	0.010	SS	4.0	SS	47.5	**EN-206**	809.3	Upper Aquifer
EN-206T	765610.0	967313.0	857.86	856.90	0.96	SP	1711 Tracy St	21-Oct-03	49.8	49.5	14.0	45.5	47.5	2.0	6.0	0.035	SS	6.0	SS	48.0	**EN-206T**	808.9	Upper Aquifer
EN-207	765103.8	967941.8	854.92	852.74	2.18	SP	Riverview Dr near end of Arthur Ave	19-Oct-92	47.5	45.0	12.0	40.0	45.0	5.0	4.0	0.010	SS	4.0	SS	43.5	**EN-207**	809.2	Upper Aquifer
EN-208A	765316.0	966842.0	851.64	851.96	-0.32	MH	1605 Tracy St	01-Jul-03	40.0	37.0	8.0	30.0	37.0	7.0	2.0	0.010	PVC	2.0	PVC	37.0	**EN-208A**	815.0	Upper Aquifer
EN-210	764809.6	967490.8	850.67	847.98	2.69	SP	Riverview Dr near end of Roosevelt Ave	20-Apr-93	43.5	42.5	12.0	37.1	42.1	5.0	4.0	0.010	SS	4.0	SS	41.3	**EN-210**	806.7	Upper Aquifer
EN-211	767943.8	964162.3	837.73	835.20	2.53	SP	Building 95 (E side)	31-Mar-93	18.5	17.5	12.0	7.1	17.1	10.0	4.0	0.010	SS	4.0	SS	16.0	**EN-211**	819.2	Upper Aquifer
EN-213A	765480.0	967101.0	853.94	854.21	-0.27	MH	Tracy St & Roosevelt Ave (NW corner)	27-Jun-03	40.0	40.0	8.0	32.0	40.0	8.0	2.0	0.010	PVC	2.0	PVC	37.5	**EN-213A**	816.7	Upper Aquifer
EN-214A	766180.0	966720.0	846.40	846.62	-0.22	MH	Columbus St between Roosevelt & McKinley Ave	25-Jul-03	38.0	37.0	8.0	22.0	37.0	15.0	2.0	0.010	PVC	2.0	PVC	NE	**EN-214A**	NE	Upper Aquifer
EN-214B	766180.0	966729.0	846.46	846.43	0.03	MH	Columbus St between Roosevelt & McKinley Ave	24-Jul-03	52.0	48.0	8.0	43.0	48.0	5.0	2.0	0.010	PVC	2.0	PVC	49.0	**EN-214B**	797.4	Upper Aquifer
EN-214C	766179.0	966715.0	848.84	846.70	2.14	SP	S side of Columbus St, 5 ft W of EN-214A	08-Sep-03	52.0	51.0	12.0	43.3	48.0	4.8	6.0	0.050	SS	6.0	SS	49.0	**EN-214C**	797.7	Upper Aquifer
EN-214T	766178.0	966724.0	849.12	846.50	2.62	SP	S side of Columbus, between EN-214A & EN-214B	14-Oct-03	52.5	51.0	14.0	42.5	47.5	5.0	6.0	0.035	SS	6.0	SS	49.0	**EN-214T**	797.5	Upper Aquifer
EN-215	766456.5	966085.3	850.59	848.33	2.26	SP	Grant Ave & Monroe St (SE corner)	21-Apr-93	52.5	49.6	12.0	29.2	49.2	20.0	4.0	0.010	SS	4.0	SS	48.8	**EN-215**	799.5	Upper Aquifer
EN-215A	766446.3	966088.2	847.50	848.00	-0.50	MH	Grant Ave & Monroe St (SE corner), 5 ft S of EN-215B	18-Aug-04	34.0	34.0	8.0	19.0	34.0	15.0	2.0	0.010	PVC	2.0	PVC	NE	**EN-215A**	NE	Upper Aquifer
EN-215B	766448.9	966087.9	847.47	847.90	-0.43	MH	Grant Ave & Monroe St (SE corner), 10 ft S of EN-215	18-Aug-04	46.0	44.0	8.0	34.0	44.0	10.0	2.0	0.020	PVC	2.0	PVC	44.0	**EN-215B**	803.9	Upper Aquifer
EN-215T	766452.0	966086.8	847.00	847.70	-0.70	Vault	3 ft N of EN-215B, SE corner of Grant Ave & Monroe St	20-Oct-05	50.0	48.5	16.0	36.0/40.5	38.75/43.5	2.75/3.0	8.0	0.035/0.050	SS	8.0	SS	43.5	**EN-215T**	804.2	Upper Aquifer
EN-215W	766432.5	966090.5	847.36	847.70	-0.34	MH	Corner of Grant Ave & Monroe St, 28' S of EN-215	19-May-10	51.0	51.0	8.0	50.0	51.0	1.0	2.0	0.020	PVC	2.0	PVC	44.0	**EN-215W**	803.7	Upper Aquifer
EN-217A	765842.0	967646.0	857.13	857.61	-0.48	MH	Tracy St & Arthur Ave (NW corner)	26-Jun-03	46.0	42.0	8.0	32.0	42.0	10.0	2.0	0.010	PVC	2.0	PVC	42.5	**EN-217A**	815.1	Upper Aquifer
EN-218	768014.7	964195.0	837.32	834.62	2.70	SP	Building 95 (NE corner), on Clark St	01-Jun-94	22.5	21.5	16.0	12.5	18.5	6.0	8.0	0.030	SS	8.0	BS	18.5	**EN-218**	816.1	Upper Aquifer
EN-219	768178.2	966584.0	843.62	842.75	0.87	SP	Building 47 (SE corner)	22-Oct-96	26.5	26.0	12.0	17.0	23.0	6.0	6.0	0.040	SS	6.0	LCS	23.5	**EN-219**	819.3	Upper Aquifer
EN-219R	768172.3	966576.4	843.95	842.20	1.75	SP	Adjacent to EN-219, S of Building 47	27-Apr-06	28.8	28.8	16.0	21.8	23.8	2.0	8.0	0.050	SS	8.0	SS	23.8	**EN-219R**	818.5	Upper Aquifer
EN-222	766606.3	967050.3	848.08	845.57	2.51	SP	Adams Ave & Monroe St (NW corner)	03-Sep-98	34.0	34.0	14.0	27.0	31.0	4.0	8.0	0.040	SS	8.0	BS	31.0	**EN-222**	814.6	Upper Aquifer
EN-253	768096.3	966139.1	844.32	840.79	3.53	SP	S of Building 46, along RR tracks	2000	19.0	19.0	14.0	10.7	15.9	5.2	8.0	0.025	SS	8.0	BS	NE	**EN-253**	NE	Upper Aquifer
EN-276	767520.7	965805.6	852.29	849.71	2.58	SP	Between Buildings 18 & 14	2000	35.4	35.4	20.0	28.0	32.0	4.0	12.0	0.030	SS	12.0	BS	NE	**EN-276**	NE	Upper Aquifer
EN-276A	767519.3	965800.2	849.39	849.70	-0.31	MH	Approx. 4 ft W of EN-276, E side of Building 14	10-Apr-07	27.0	26.0	8.0	16.0	26.0	10.0	2.0	0.020	PVC	2.0	PVC	26.0	**EN-276A**	823.7	Upper Aquifer
EN-276R	767499.1	965813.8	852.54	849.90	2.64	SP	Approx. 4 ft S of EN-16, E side of Building 15	08-Jun-11	33.0	33.0	12.0	26.0	28.0	2.0	8.0	0.050	SS	8.0	SS	28.3	**EN-276R**	821.6	Upper Aquifer
EN-277	767318.5	965961.0	852.36	849.80	2.56	SP	Grant Ave & North St (SW corner)	14-May-02	29.0	24.0	8.0	22.0	24.0	2.0	NA	NA	NA	2.0	NA	24.0	**EN-277**	825.8	Upper Aquifer
EN-278	767158.1	965972.7	850.75	848.15	2.60	SP	Grant Ave, S of North St	14-May-02	34.0	33.0	8.0	31.0	33.0	2.0	NA	NA	NA	2.0	NA	33.0	**EN-278**	815.2	Upper Aquifer
EN-279	767150.1	965974.4	850.30	848.02	2.28	SP	Grant Ave, S of North St	14-May-02	34.0	26.0	8.0	24.0	26.0	2.0	NA	NA	NA	2.0	NA	33.0	**EN-279**	815.0	Upper Aquifer
EN-281	767016.5	967020.1	850.92	848.42	2.50	SP	Next to EN-80 on Adams Ave	16-May-02	26.0	24.7	8.0	22.5	24.5	2.0	NA	NA	NA	2.0	NA	25.0	**EN-281**	823.4	Upper Aquifer
EN-282	767016.2	967031.1	850.81	848.33	2.48	SP	Next to EN-80 on Adams Ave	16-May-02	23.0	22.3	8.0	20.5	22.5	2.0	NA	NA	NA	2.0	NA	NE	**EN-282**	NE	Upper Aquifer
EN-283	767187.5	965871.5	850.64	848.50	2.14	SP	Parking lot between Grant Ave & Garfield Ave	14-May-02	48.0	27.0	8.0	25.0	27.0	2.0	NA	NA	NA	2.0	NA	Absent	**EN-283**	Absent	Upper Aquifer
EN-284	767197.2	965870.3	850.72	848.39	2.33	SP	Parking lot between Grant & Garfield; 15 ft N of EN-283	16-May-02	60.0	57.0	8.0	55.0	57.0	2.0	NA	NA	NA	2.0	NA	Absent	**EN-284**	Absent	Upper Aquifer
EN-284P	767175.0	965865.7	852.86	850.30	2.56	SP	10 ft SW of EN-284TD, in parking lot, W side of Grant Ave	10-Feb-06	60.8	60.8	18.0	46.0	57.8	11.8	10.0	0.035/0.025	SS	10.0	SS	Absent	**EN-284P**	Absent	Upper Aquifer
EN-284TD	767181.0	965871.0	853.46	850.41	3.05	SP	8 ft S of EN-283	03-Oct-03	61.0	58.0	14.0	43.3	57.0	13.8	6.0	0.035	SS	6.0	SS	Absent	**EN-284TD**	Absent	Upper Aquifer
EN-284TS	767170.0	965875.0	851.28	850.41	0.87	SP	14ft S of EN-283	08-Oct-03	43.0	42.0	14.0	34.3	39.0	4.8	6.0	0.035	SS	6.0	SS	Absent	**EN-284TS**	Absent	Upper Aquifer
EN-301	767006.0	964763.0	848.16	848.47	-0.31	MH	Near 3 Jefferson Ave	17-Sep-03	38.0	34.0	8.0	24.0	34.0	10.0	2.0	0.010	PVC	2.0	PVC	34.0	**EN-301**	814.5	Upper Aquifer
EN-302	767206.0	966730.0	843.02	843.61	-0.59	MH	Parking lot E of building #40	21-Jul-03	20.0	15.0	8.0	10.0	15.0	5.0	2.0	0.010	PVC	2.0	PVC	15.0	**EN-302**	828.6	Upper Aquifer
EN-304	768017.0	968309.0	849.63	849.81	-0.18	MH	North of North St across from Delaware	14-Jul-03	28.0	24.0	8.0	14.0	24.0	10.0	2.0	0.010	PVC	2.0	PVC	25.0	**EN-304**	824.8	Upper Aquifer
EN-306A	767329.0	968426.0	838.20	838.48	-0.28	MH	Lewis St	03-Jul-03	23.0	23.0	8.0	8.0	23.0	15.0	2.0	0.010	PVC	2.0	PVC	Absent	**EN-306A**	Absent	Upper Aquifer
EN-306B	767329.0	968439.0	838.24	838.58	-0.34	MH	Lewis St	02-Jul-03	50.0	43.0	8.0	33.0	43.0	10.0	2.0	0.010	PVC	2.0	PVC	Absent	**EN-306B**	Absent	Upper Aquifer
EN-307	766479.0	968786.0	844.59	844.93	-0.34	MH	Maryland Ave & Tracy St, NW corner	17-Jun-03	38.0	25.0	8.0	17.0	25.0	10.0	2.0	0.010	PVC	2.0	PVC	23.7	**EN-307**	821.2	Upper Aquifer
EN-308	766332.0	968485.0	837.95	838.48	-0.53	MH	Deleware Ave & Tracy St, NW corner	18-Jun-03	44.0	39.0	8.0	29.0	39.0	10.0	2.0	0.010	PVC	2.0	PVC	39.0	**EN-308**	799.5	Upper Aquifer
EN-309A	766101.0	968680.0	832.28	832.55	-0.27	MH	2201 Richmond Rd (N side)	19-Jun-03	64.0	38.0	8.0	23.0	38.0	15.0	2.0	0.010	PVC	2.0	PVC	Absent	**EN-309A**	Absent	Upper Aquifer
EN-309B	766114.0	968711.0	832.35	832.66	-0.31	MH	2201 Richmond Rd (N side)	25-Jun-03	64.0	64.0	8.0	54.0	64.0	10.0	2.0	0.010	PVC	2.0	PVC	Absent	**EN-309B**	Absent	Upper Aquifer
EN-309C	766096.0	968669.0	832.10	832.36	-0.26	MH	2109 Richmond Rd (N side)	24-Jun-03	92.0	90.0	8.0	80.0	90.0	10.0	2.0	0.010	PVC	2.0	PVC	Absent	**EN-309C**	Absent	Upper Aquifer
EN-310	765245.0	966270.0	846.05	846.37	-0.32	MH	309 Grant Ave, S of Main St	08-Jul-03	32.0	28.0	8.0	18.0	28.0	10.0	2.0	0.010	PVC	2.0	PVC	28.0	**EN-310**	818.4	Upper Aquifer
EN-311	764773.0	966366.0	849.30	849.66	-0.36	MH	Riverview Dr & Tracy St, W of McKinley Ave	09-Jul-03	52.0	45.0	8.0	35.0	45.0	10.0	2.0	0.010	PVC	2.0	PVC	45.0	**EN-311**	804.7	Upper Aquifer
EN-380	767138.9	966898.8	847.35	847.70	-0.35	MH	Parking lot S of Building 32, W of Adams Ave	13-Jul-05	24.0	22.0	8.0	12.0	22.0	10.0	2.0	0.020	PVC	2.0	PVC	21.1	**EN-380**	826.6	Upper Aquifer
EN-381	766894.0	967095.5	846.35	846.70	-0.35	MH	29 Adams Ave	14-Jul-05	28.0	24.5	8.0	14.5	24.5	10.0	2.0	0.020	PVC	2.0	PVC	24.4	**EN-381**	822.3	Upper Aquifer
EN-382	767081.3	967368.0	852.26	852.60	-0.34	MH	24 Arthur Ave	12-Jul-05	34.0	30.0	8.0	20.0	30.0	10.0	2.0	0.020	PVC	2.0	PVC	30.0	**EN-382**	822.6	Upper Aquifer
EN-384	767466.0	967099.9	847.86	848.30	-0.44	MH	Ideal Cleaners lot, near EN-388, N of 7 Adams Ave	13-Jul-05	28.0	24.0	8.0	14.0	24.0	10.0	2.0	0.020	PVC	2.0	PVC	24.0	**EN-384**	824.3	Upper Aquifer
EN-385	767702.4	967242.4	846.21	846.70	-0.49	MH	Ideal Cleaners lot, near EN-399	12-Jul-05	26.0	22.0	8.0	12.0	22.0	10.0	2.0	0.020	PVC	2.0	PVC	22.0	**EN-385**	824.7	Upper Aquifer
EN-386	767548.3	967160.4	848.49	848.80	-0.31	MH	Parking lot between Adams & Arthur Aves	01-Oct-04	26.0	23.5	8.0	13.5	23.5	10.0	2.0	0.020	PVC	2.0	PVC	23.5	**EN-386**	825.3	Upper Aquifer
EN-387A	767474.2	967458.8	854.23	851.40	2.83	SP	N edge of lot at 9 Arthur Ave	04-May-07	32.0	31.5	8.0	16.5	31.5	15.0	2.0	1.020	PVC	3.0	PVC	30.5	**EN-387A**	820.9	Upper Aquifer
EN-392R	767749.9	967440.0	846.95	847.20	-0.25	MH	North of Ideal Cleaners lot, 100 ft E of Arthur Ave	13-Apr-11	24.0	21.2	8.0	11.2	21.2	10.0	2.0	0.020	CPVC	2.0	CPVC	21.2	**EN-392R**	827.4	Upper Aquifer
EN-393	767271.7	967034.8	847.94	848.50	-0.56	MH	Across street from 13 Adams Ave	27-Jul-04	26.0	23.0	8.0	13.0	23.0	10.0	2.0	0.010	PVC	2.0	PVC	22.8	**EN-393**	825.8	Upper Aquifer
EN-394	767254.7	967358.5	851.42	852.10	-0.68	MH	In front of 18 Arthur Ave	21-Jul-04	28.0	25.5	8.0	15.5	25.5	10.0	2.0	0.010	PVC	2.0	PVC	25.3	**EN-394**	826.9	Upper Aquifer
EN-395	767514.5	967649.2	849.91	850.20	-0.29	MH	In front of 10 Jackson Ave	22-Jul-04	26.0	24.0	8.0	14.0	24.0	10.0	2.0	0.010	PVC	2.0	PVC	23.8	**EN-395**	826.5	Upper Aquifer
EN-396	767572.4	967340.0	848.45	848.80	-0.35	MH	Across street from 3 Arthur Ave	21-Jul-04	26.0	23.5	8.0	13.5	23.5	10.0	2.0	0.010	PVC	2.0	PVC	23.5	**EN-396**	825.3	Upper Aquifer
EN-397	767915.2	967296.5	844.83	845.20	-0.37	MH	E end of Huron parking lot, next to Endicott Forging	22-Jul-04	24.0	21.5	8.0	11.5	21.5	10.0	2.0	0.010	PVC	2.0	PVC	21.5	**EN-397**	823.7	Upper Aquifer
EN-398	767888.5	967104.0	845.22	845.70	-0.48	MH	W end of Huron parking lot, next to Endicott Forging	23-Jul-04	22.0	19.5	8.0	8.5	18.5	10.0	2.0	0.010	PVC	2.0	PVC	18.5	**EN-398**	827.2	Upper Aquifer
EN-399	767790.6	967537.8	846.23	846.60	-0.37	MH	North St (S side) between Arthur & Jackson Ave	05-Aug-03	24.0	19.5	8.0	12.5	19.5	7.0	2.0	0.010	PVC	2.0	PVC	19.8	**EN-399**	826.9	Upper Aquifer
EN-400A	768082.0	969335.0	855.46	855.82	-0.36	MH	7 ft E of EN-400B, 2507 North St	12-Sep-03	27.0	27.0	8.0	17.0	27.0	10.0	2.0	0.010	PVC	2.0	PVC	NE	**EN-400A**	NE	Upper Aquifer
EN-400B	768084.0	969327.0	855.50	855.88	-0.38	MH	NE intersection of North/Young, 2507 North St	05-Sep-03	52.0	47.0	8.0	37.0	47.0	10.0	2.0	0.010	PVC	2.0	PVC	47.5	**EN-400B**	808.4	Upper Aquifer
EN-401	765154.0	967267.0	851.79	852.12	-0.33	MH	E side of Roosevelt Ave	20-Aug-03	42.0	39.0	8.0	24.0	39.0	15.0	2.0	0.010	PVC	2.0	PVC	39.0	**EN-401**	813.1	Upper Aquifer
EN-401W	765155.4	967266.3	851.84	852.30	-0.46	MH	E side of Roosevelt Ave	21-May-10	46.0	46.0	8.0	45.0	46.0	1.0	2.0	0.020	PVC	2.0	PVC	39.0	**EN-401W**	813.3	Upper Aquifer
EN-402	765171.0	967694.0	851.41	851.74	-0.33	MH	E side of Adams Ave, N of Riverview Dr	15-Sep-03	44.0	39.5	8.0	32.5	39.5	7.0	2.0	0.010	PVC	2.0	PVC	39.8	**EN-402**	812.0	Upper Aquifer
EN-403	765778.0	968122.0	854.97	855.27	-0.30	MH	E side of Jackson Ave	22-Aug-03	44.0	41.0	8.0	26.0	41.0	15.0	2.0	0.010	PVC	2.0	PVC	41.0	**EN-403**	814.3	Upper Aquifer
EN-404	766165.0	968190.0	848.43	849.04	-0.61	MH	NW intersection of Massachusetts Ave & Tracy St	03-Sep-03	38.0	33.5	8.0	23.5	33.5	10.0	2.0	0.010	PVC	2.0	PVC	33.5	**EN-404**	815.5	Upper Aquifer
EN-405	766783.0	968716.0	861.55	861.85	-0.30	MH	E side of Maryland Ave	04-Sep-03	40.0	36.0	8.0	26.0	36.0	10.0	2.0	0.010	PVC	2.0	PVC	36.0	**EN-405**	825.9	Upper Aquifer
EN-406	766956.0	968981.0	861.43	861.76	-0.33	MH	W side of Louisiana Ave	26-Aug-03	42.0	37.0	8.0	30.0	37.0	7.0	2.0	0.010	PVC	2.0	PVC	37.8	**EN-406**	824.0	Upper Aquifer
EN-407A	767728.0	968960.0	850.72	851.02	-0.30	MH	W side of Nebraska Ave	10-Sep-03	26.0	24.0	8.0	17.0	24.0	7.0	2.0	0.010	PVC	2.0	PVC	NE	**EN-407A**	NE	Upper Aquifer
EN-407B	767722.0	968958.0	850.72	850.96	-0.24	MH	W side of Nebraska Ave	10-Sep-03	48.0	44.0	8.0	29.0	44.0	15.0	2.0	0.010	PVC	2.0	PVC	44.0	**EN-407B**	807.0	Upper Aquifer

Physical Well Data and Well Specifications — Endicott, New York — Site #704014

Well ID	Northing	Easting	Current M.P. Elevation	G.S. Elevation	Stickup	Surface Completion	Location Description	Installation Date	Drilled Depth	Casing Depth	Boring Diameter	Depth to Screen Top	Depth to Screen Bottom	Screen Length	Screen Diameter	Slot Size	Screen Material	Casing Diameter	Casing Material	Depth to Top of Silt	Well ID	Top of Silt Elevation	Unit
	(grid feet)	(grid feet)	(ft amsl)	(ft amsl)	(feet)				(ft bgs)	(ft bgs)	(in)	(ft bgs)	(ft bgs)	(ft)	(in)	(in)		(in)		(ft bgs)		(ft amsl)	
EN-408	768016.0	968935.0	854.56	855.01	-0.45	MH	S side of Dittrich St	02-Sep-03	32.0	28.0	8.0	18.0	28.0	10.0	2.0	0.010	PVC	2.0	PVC	27.8	**EN-408**	827.3	Upper Aquifer
EN-409	768343.0	968957.0	843.62	844.00	-0.38	MH	North & Nebraska Ave	03-Sep-03	18.0	14.0	8.0	7.0	14.0	7.0	2.0	0.010	PVC	2.0	PVC	14.5	**EN-409**	829.5	Upper Aquifer
EN-411	768797.0	968777.0	843.41	843.84	-0.43	MH	S side of Wayne St	10-Sep-03	14.0	10.0	8.0	3.0	10.0	7.0	2.0	0.010	PVC	2.0	PVC	6.0	**EN-411**	837.8	Upper Aquifer
EN-412A	767019.0	968347.0	836.12	836.50	-0.38	MH	11 ft S of EN-412B	16-Sep-03	40.0	40.0	8.0	25.0	40.0	15.0	2.0	0.010	PVC	2.0	PVC	Absent	**EN-412A**	Absent	Upper Aquifer
EN-412B	767028.0	968345.0	835.65	835.92	-0.27	MH	E side of Delaware Ave	09-Sep-03	59.0	59.0	8.0	44.0	59.0	15.0	2.0	0.010	PVC	2.0	PVC	Absent	**EN-412B**	Absent	Upper Aquifer
EN-413	766632.0	968095.0	861.29	861.59	-0.30	MH	NW intersection of Main/Kentucky Ave	23-Sep-03	58.0	52.0	8.0	37.0	52.0	15.0	2.0	0.010	PVC	2.0	PVC	52.5	**EN-413**	809.1	Upper Aquifer
EN-414	766386.0	967751.0	859.73	860.28	-0.55	MH	SE corner, intersection of Main St & Jackson Ave	11-Sep-03	48.0	44.5	8.0	34.5	44.5	10.0	2.0	0.010	PVC	2.0	PVC	44.5	**EN-414**	815.8	Upper Aquifer
EN-415	766202.0	967421.0	858.92	859.23	-0.31	MH	SW corner, intersection Main St & Arthur Ave	11-Sep-03	46.0	41.0	8.0	34.0	41.0	7.0	2.0	0.010	PVC	2.0	PVC	41.0	**EN-415**	818.2	Upper Aquifer
EN-416A	767778.0	968673.0	842.94	843.11	-0.17	MH	S side of Highland Ave	09-Sep-03	20.0	20.0	8.0	10.0	20.0	10.0	2.0	0.010	PVC	2.0	PVC	Absent	**EN-416A**	Absent	Upper Aquifer
EN-416B	767779.0	968666.0	842.84	842.99	-0.15	MH	S side of Highland Ave	09-Sep-03	44.0	40.0	8.0	25.0	40.0	15.0	2.0	0.010	PVC	2.0	PVC	Absent	**EN-416B**	Absent	Upper Aquifer
EN-417A	767637.0	968310.0	841.21	841.58	-0.37	MH	E side of Delaware Ave	27-Aug-03	62.0	23.0	8.0	8.0	23.0	15.0	2.0	0.010	PVC	2.0	PVC	Absent	**EN-417A**	Absent	Upper Aquifer
EN-417B	767617.0	968312.0	840.90	841.21	-0.31	MH	11 ft S of EN-417C	12-Sep-03	47.0	47.0	8.0	32.0	47.0	15.0	2.0	0.010	PVC	2.0	PVC	Absent	**EN-417B**	Absent	Upper Aquifer
EN-417C	767627.0	968311.0	840.62	841.39	-0.77	MH	10 ft S of EN-417A	28-Aug-03	68.0	65.0	8.0	50.0	65.0	15.0	2.0	0.010	PVC	2.0	PVC	65.0	**EN-417C**	776.4	Upper Aquifer
EN-418	766360.0	969244.0	841.95	842.39	-0.44	MH	intersection of Louisiana Ave & Richmond Rd	22-Sep-03	28.0	24.0	8.0	19.0	24.0	5.0	2.0	0.010	PVC	2.0	PVC	24.0	**EN-418**	818.4	Upper Aquifer
EN-419	767362.0	965924.0	850.27	850.65	-0.38	MH	30 ft E of 412 North St	30-Sep-03	28.0	23.8	10.0	18.8	23.8	5.0	4.0	0.020	PVC	4.0	PVC	23.8	**EN-419**	826.9	Upper Aquifer
EN-421	767402.0	966133.0	851.14	850.99	0.15	MH	N end of parking lot	29-Sep-03	30.0	25.0	10.0	20.0	25.0	5.0	4.0	0.020	PVC	4.0	PVC	25.5	**EN-421**	825.5	Upper Aquifer
EN-421A	767399.3	966133.3	850.82	851.10	-0.28	MH	N end of parking lot E of Grant Ave	20-Jul-05	29.0	19.5	8.0	18.5	19.5	1.0	2.0	0.020	PVC	2.0	PVC	19.5	**EN-421A**	831.6	Upper Aquifer
EN-422	767425.0	966253.0	851.86	852.06	-0.20	MH	SW corner, intersection of North St & McKinley Ave	25-Sep-03	32.0	25.5	10.0	20.5	25.5	5.0	4.0	0.020	PVC	4.0	PVC	26.8	**EN-422**	825.3	Upper Aquifer
EN-426	765506.0	967852.0	854.29	854.66	-0.37	MH	near 414 Arthur Ave	08-Oct-03	44.0	40.0	8.0	30.0	40.0	10.0	2.0	0.010	PVC	2.0	PVC	40.0	**EN-426**	814.7	Upper Aquifer
EN-427	765958.0	967877.0	857.00	857.18	-0.18	MH	near 1909 Tracy St	09-Oct-03	48.0	45.0	8.0	30.0	45.0	15.0	2.0	0.010	PVC	2.0	PVC	45.5	**EN-427**	811.7	Upper Aquifer
EN-428	768094.2	966069.2	840.82	838.60	2.22	SP	4 ft N of EN-25	27-Feb-04	19.0	16.0	14.0	14.5	16.0	1.5	8.0	0.035	SS	8.0	SS	16.0	**EN-428**	822.6	Upper Aquifer
EN-428P	768093.6	966063.5	841.20	838.50	2.70	SP	5.7 ft W of EN-428, between B046 & B048	04-Aug-05	20.0	18.5	20.0	12.5	13.5	1.0	14.0	0.035	SS	14.0	SS	13.5	**EN-428P**	825.0	Upper Aquifer
EN-429	767321.0	965719.7	849.45	849.90	-0.45	MH	SE corner of Garfield Ave & North St	14-Apr-04	28.0	24.0	10.0	14.0	24.0	10.0	4.0	0.010	PVC	4.0	PVC	23.5	**EN-429**	826.4	Upper Aquifer
EN-430	767378.6	965965.2	850.10	850.50	-0.40	MH	SW corner of Grant Ave & North St	15-Apr-04	26.0	23.0	10.0	13.0	23.0	10.0	4.0	0.010	PVC	4.0	PVC	22.8	**EN-430**	827.7	Upper Aquifer
EN-431	767399.5	966061.0	850.66	851.30	-0.64	MH	in parking lot along North St, E of Grant Ave	19-Apr-04	26.0	23.5	10.0	13.5	23.5	10.0	4.0	0.010	PVC	4.0	PVC	23.4	**EN-431**	827.9	Upper Aquifer
EN-432	767402.8	966095.8	851.01	851.30	-0.29	MH	37 ft W of EN-421, on North St	20-Apr-04	28.0	24.0	10.0	14.0	24.0	10.0	4.0	0.010	PVC	4.0	PVC	24.0	**EN-432**	827.3	Upper Aquifer
EN-433	767415.8	966172.6	851.24	851.60	-0.36	MH	42 ft E of EN-421, on North St	20-Apr-04	28.0	25.0	10.0	15.0	25.0	10.0	4.0	0.020	PVC	4.0	PVC	25.0	**EN-433**	826.6	Upper Aquifer
EN-434	767421.7	966219.3	851.57	851.80	-0.23	MH	35 ft W of EN-422, on North St	21-Apr-04	30.0	26.5	10.0	16.5	26.5	10.0	4.0	0.020	PVC	4.0	PVC	26.5	**EN-434**	825.3	Upper Aquifer
EN-435	767407.5	966302.9	851.42	851.70	-0.28	MH	45 ft E of EN-422, on North St	22-Apr-04	28.0	25.0	10.0	15.0	25.0	10.0	4.0	0.020	PVC	4.0	PVC	25.0	**EN-435**	826.7	Upper Aquifer
EN-436	767015.8	965618.4	849.04	849.30	-0.26	MH	N of EN-92 in municipal parking lot	27-Apr-04	36.0	34.0	8.0	19.0	34.0	15.0	2.0	0.010	PVC	2.0	PVC	33.8	**EN-436**	815.5	Upper Aquifer
EN-437	766865.3	966067.0	847.71	850.00	-2.29	MH	E side of Grant Ave between North St & Monroe Ave	26-Apr-04	38.0	35.0	8.0	20.0	35.0	15.0	2.0	0.010	PVC	2.0	PVC	35.0	**EN-437**	815.0	Upper Aquifer
EN-438	766729.5	965641.3	847.10	847.50	-0.40	MH	S of EN-92 in municipal parking lot	27-Apr-04	38.0	34.0	8.0	19.0	34.0	15.0	2.0	0.010	PVC	2.0	PVC	34.0	**EN-438**	813.5	Upper Aquifer
EN-438W	766689.0	965644.9	846.87	847.20	-0.33	MH	M&T Parking Lot, 40 ft S of EN-438	18-May-10	44.0	44.0	8.0	43.0	44.0	1.0	2.0	0.020	PVC	2.0	PVC	34.0	**EN-438W**	813.2	Upper Aquifer
EN-439A	766437.4	965722.2	844.18	844.50	-0.32	MH	SW corner of Monroe St & Garfield Ave	13-Apr-04	27.5	27.5	8.0	17.5	27.5	10.0	2.0	0.010	PVC	2.0	PVC	NE	**EN-439A**	NE	Upper Aquifer
EN-439B	766443.5	965721.5	844.34	844.60	-0.26	MH	SW corner of Monroe St & Garfield Ave	12-Apr-04	40.0	37.5	8.0	27.5	37.5	10.0	2.0	0.010	PVC	2.0	PVC	37.5	**EN-439B**	807.1	Upper Aquifer
EN-440	766464.1	965839.7	845.53	845.70	-0.17	MH	S side of Monroe St, E of Garfield Ave	26-Apr-04	38.0	34.0	8.0	19.0	34.0	15.0	2.0	0.010	PVC	2.0	PVC	34.0	**EN-440**	811.7	Upper Aquifer
EN-441	766471.2	965948.5	847.19	847.50	-0.31	MH	S side of Monroe St, W of Grant Ave	27-Apr-04	40.0	37.5	8.0	22.5	37.5	15.0	2.0	0.010	PVC	2.0	PVC	37.5	**EN-441**	810.0	Upper Aquifer
EN-442A	766522.2	966158.0	847.92	848.40	-0.48	MH	N side of Monroe St, E of Grant Ave	13-Apr-04	31.0	31.0	6.0	21.0	31.0	10.0	2.0	0.010	PVC	2.0	PVC	NE	**EN-442A**	NE	Upper Aquifer
EN-442B	766522.3	966162.6	847.94	848.20	-0.26	MH	N side of Monroe St, E of Grant Ave	12-Apr-04	44.0	41.0	6.0	31.0	41.0	10.0	2.0	0.010	PVC	2.0	PVC	41.0	**EN-442B**	807.2	Upper Aquifer
EN-443	766545.9	966479.5	846.75	847.10	-0.35	MH	N side of Monroe St, E of McKinley Ave	19-Apr-04	36.0	33.5	6.0	18.5	33.5	15.0	2.0	0.010	PVC	2.0	PVC	33.5	**EN-443**	813.6	Upper Aquifer
EN-444A	766355.1	966049.9	846.58	846.90	-0.32	MH	W side of Grant Ave, S of Monroe St	28-Apr-04	28.5	28.5	6.0	13.5	28.5	15.0	2.0	0.010	PVC	2.0	PVC	NE	**EN-444A**	NE	Upper Aquifer
EN-444B	766351.7	966050.9	846.54	846.90	-0.36	MH	W side of Grant Ave, S of Monroe St	28-Apr-04	48.0	45.5	6.0	30.5	45.5	15.0	2.0	0.010	PVC	2.0	PVC	45.5	**EN-444B**	801.4	Upper Aquifer
EN-445	766115.8	965741.2	840.88	841.10	-0.22	MH	W side of Garfield Ave, S of Monroe St	15-Apr-04	36.0	33.0	6.0	18.0	33.0	15.0	2.0	0.010	PVC	2.0	PVC	33.0	**EN-445**	808.1	Upper Aquifer
EN-446A	766228.0	966059.1	845.02	845.40	-0.38	MH	W side of Grant Ave, S of Monroe St	29-Apr-04	28.0	28.0	6.0	13.0	28.0	15.0	2.0	0.010	PVC	2.0	PVC	NE	**EN-446A**	NE	Upper Aquifer
EN-446B	766224.0	966058.9	845.11	845.40	-0.29	MH	W side of Grant Ave, S of Monroe St	29-Apr-04	48.0	45.0	6.0	30.0	45.0	15.0	2.0	0.010	PVC	2.0	PVC	45.0	**EN-446B**	800.4	Upper Aquifer
EN-447A	766164.1	966508.6	845.75	846.10	-0.35	MH	SW corner of McKinley Ave & Columbus St	21-Apr-04	31.5	31.5	6.0	16.5	31.5	15.0	2.0	0.010	PVC	2.0	PVC	NE	**EN-447A**	NE	Upper Aquifer
EN-447B	766163.8	966505.0	845.73	846.10	-0.37	MH	SW corner of McKinley Ave & Columbus St	20-Apr-04	52.0	48.5	6.0	33.5	48.5	15.0	2.0	0.010	PVC	2.0	PVC	48.5	**EN-447B**	797.6	Upper Aquifer
EN-447T	766164.3	966512.4	848.02	846.00	2.02	SP	SE corner of McKinley Ave & Columbus St	26-Jul-05	54.0	52.5	16.0	40.0/45.0	43.0/47.5	3.0/2.5	NA	0.035/0.070	SS	8.0	SS	48.5	**EN-447T**	797.5	Upper Aquifer
EN-448	766859.4	966445.5	848.29	848.70	-0.41	MH	parking lot on E side of McKinley Ave, N of Monroe	22-Apr-04	28.0	26.0	6.0	16.0	26.0	10.0	2.0	0.010	PVC	2.0	PVC	25.8	**EN-448**	822.9	Upper Aquifer
EN-449	765808.4	966781.8	857.00	857.30	-0.30	MH	SW corner of Main St & Roosevelt Ave	22-Apr-04	52.0	49.0	6.0	34.0	49.0	15.0	2.0	0.010	PVC	2.0	PVC	49.0	**EN-449**	808.3	Upper Aquifer
EN-450	766918.7	965368.7	846.27	846.80	-0.53	MH	W side of Washington Ave, N of Monroe	25-Apr-04	34.0	30.0	6.0	15.0	30.0	15.0	2.0	0.010	PVC	2.0	PVC	30.0	**EN-450**	816.8	Upper Aquifer
EN-451	766896.3	965056.1	846.26	846.50	-0.24	MH	W side of Madison Ave, N of Monroe	30-Apr-04	38.0	35.0	6.0	20.0	35.0	15.0	2.0	0.010	PVC	2.0	PVC	35.0	**EN-451**	811.5	Upper Aquifer
EN-451P	766896.0	965055.0	845.63	846.60	-0.97	Vault	Installed inside of 12 inch casing of EN-451T	01-Mar-07	42.0	41.0	NA	34.5	36.0	1.5	6.0	0.070	SS	6.0	SS	36.0	**EN-451P**	810.6	Upper Aquifer
EN-452	766667.2	965183.3	844.76	845.10	-0.34	MH	parking lot on E side of Madison Ave, N of Monroe St	13-Aug-04	38.0	36.0	8.0	21.0	36.0	15.0	2.0	0.010	PVC	2.0	PVC	36.0	**EN-452**	809.1	Upper Aquifer
EN-453	766425.3	965336.8	841.42	841.70	-0.28	MH	S side of Monroe St, W of Washington Ave	23-Aug-04	34.0	31.5	8.0	16.5	31.5	15.0	2.0	0.010	PVC	2.0	PVC	31.5	**EN-453**	810.2	Upper Aquifer
EN-454	766574.6	965578.3	844.42	844.70	-0.28	MH	E side of Ideal Alley, N of Monroe St	25-Aug-04	36.0	34.0	8.0	19.0	34.0	15.0	2.0	0.010	PVC	2.0	PVC	34.0	**EN-454**	810.7	Upper Aquifer
EN-455	766444.2	965588.2	843.22	843.40	-0.18	MH	S side of Monroe St at SE corner of Ideal Alley	24-Aug-04	32.0	30.0	8.0	15.0	30.0	15.0	2.0	0.010	PVC	2.0	PVC	29.8	**EN-455**	813.7	Upper Aquifer
EN-456	766537.8	965754.9	845.00	845.20	-0.20	MH	E side of Garfield Ave, N of Monroe St	20-Aug-04	38.0	34.5	8.0	19.5	34.5	15.0	2.0	0.010	PVC	2.0	PVC	34.5	**EN-456**	810.7	Upper Aquifer
EN-457A	766055.0	966073.8	842.82	843.20	-0.38	MH	W side of Grant Ave, 5 ft N of EN-457B	19-Aug-04	28.0	28.0	8.0	13.0	28.0	15.0	2.0	0.010	PVC	2.0	PVC	NE	**EN-457A**	NE	Upper Aquifer
EN-457B	766056.0	966071.7	843.03	843.30	-0.27	MH	W side of Grant Ave, N of Broad St	19-Aug-04	40.0	38.0	8.0	28.0	38.0	10.0	2.0	0.010	PVC	2.0	PVC	38.0	**EN-457B**	805.3	Upper Aquifer
EN-458	765775.6	966319.7	843.83	844.30	-0.47	MH	McKinley Interchange, NW loop	09-Feb-05	26.0	24.0	8.0	14.0	24.0	10.0	2.0	0.020	PVC	2.0	PVC	23.0	**EN-458**	821.3	Upper Aquifer
EN-459A	764890.9	966138.8	847.27	847.60	-0.33	MH	NW corner of Riverview Dr & Tracy St	17-Aug-04	56.0	50.0	8.0	35.0	50.0	15.0	2.0	0.010	PVC	2.0	PVC	NE	**EN-459A**	NE	Upper Aquifer
EN-459B	764860.4	966120.2	846.25	846.60	-0.35	MH	S side of Riverview Dr at Tracy St intersection	03-Sep-04	126.0	122.0	10.0/6.0	112.0	122.0	10.0	2.0	0.010	PVC	2.0	PVC	122.0	**EN-459B**	724.6	Upper Aquifer
EN-460A	765056.8	966422.1	847.75	848.10	-0.35	MH	End of Tracy St, E of Grant Ave	09-Aug-04	50.0	50.0	8.0	35.0	50.0	15.0	2.0	0.010	PVC	2.0	PVC	NE	**EN-460A**	NE	Upper Aquifer
EN-460B	765054.9	966419.0	846.89	847.90	-1.01	MH	End of Tracy St, E of Grant Ave	06-Aug-04	88.0	84.0	8.0	74.0	84.0	10.0	2.0	0.010	PVC	2.0	PVC	NE	**EN-460B**	NE	Upper Aquifer
EN-460C	765050.7	966410.8	847.45	847.80	-0.35	MH	End of Tracy St, E of Grant Ave	18-Aug-04	100.0	95.3	8.0/4.0	85.3	95.3	10.0	2.0	0.010	PVC	2.0	PVC	95.3	**EN-460C**	752.6	Upper Aquifer
EN-461	765204.4	966657.4	850.60	850.90	-0.30	MH	End of Tracy St, W of McKinley, E of Rt 26	11-Aug-04	38.0	34.3	8.0	24.3	34.3	10.0	2.0	0.010	PVC	2.0	PVC	34.3	**EN-461**	816.7	Upper Aquifer
EN-462	764733.5	966660.5	851.38	851.80	-0.42	MH	End of Riverview Dr, E of Rt 26	03-Aug-04	48.0	44.0	8.0	34.0	44.0	10.0	2.0	0.010	PVC	2.0	PVC	44.0	**EN-462**	807.8	Upper Aquifer
EN-463	764773.1	967045.2	851.28	851.60	-0.32	MH	NE corner of Riverview Dr & McKinley Ave	12-Aug-04	46.0	44.0	8.0	34.0	44.0	10.0	2.0	0.010	PVC	2.0	PVC	44.0	**EN-463**	807.6	Upper Aquifer
EN-464	765569.3	968214.9	852.98	853.30	-0.32	MH	Front of 420 Jackson Ave, N of Riverview Dr.	19-Nov-04	40.0	37.0	8.0	27.5	37.5	10.0	2.0	0.020	PVC	2.0	PVC	37.0	**EN-464**	816.3	Upper Aquifer
EN-465	765342.8	968312.1	851.15	851.60	-0.45	MH	S of Riverview Dr, W of EN-D04, near river	17-Nov-04	38.0	35.0	8.0	25.0	35.0	10.0	2.0	0.020	PVC	2.0	PVC	35.0	**EN-465**	816.6	Upper Aquifer
EN-466	765502.6	968517.5	846.99	847.50	-0.51	MH	S of Riverview Dr, E of EN-178, near river	17-Nov-04	34.0	32.5	8.0	22.5	32.5	10.0	2.0	0.020	PVC	2.0	PVC	32.5	**EN-466**	815.0	Upper Aquifer
EN-467	765889.2	967767.4	857.12	857.40	-0.28	MH	Front of 319 Tracy St., between Arthur & Jackson Ave	18-Nov-04	46.0	45.5	8.0	30.5	45.5	15.0	2.0	0.020	PVC	2.0	PVC	45.5	**EN-467**	811.9	Upper Aquifer
EN-468	765349.3	967992.5	852.36	852.60	-0.24	MH	Front of 423 Arthur Ave, N of Riverview Dr	13-Oct-04	42.0	38.5	8.0	28.5	38.5	10.0	2.0	0.020	PVC	2.0	PVC	38.5	**EN-468**	814.1	Upper Aquifer
EN-469	767070.2	966223.8	849.75	850.10	-0.35	MH	In alley W of Credit Union, between Grant & McKinley Ave	15-Oct-04	26.0	23.5	8.0	13.5	23.5	10.0	2.0	0.020	PVC	2.0	PVC	23.0	**EN-469**	827.1	Upper Aquifer
EN-470	766942.6	966583.8	846.85	847.10	-0.25	MH	In parking lot S of Building 40, betw/ McKinley & Roosevelt	01-Nov-04	26.0	24.0	8.0	14.0	24.0	10.0	2.0	0.020	PVC	2.0	PVC	24.0	**EN-470**	823.1	Upper Aquifer
EN-471	767735.2	966370.6	853.30	853.60	-0.30	MH	W side of Building 28, immediately N of Skybridge	10-Nov-04	28.0	27.0	8.0	17.0	27.0	10.0	2.0	0.020	PVC	2.0	PVC	26.8	**EN-471**	826.8	Upper Aquifer
EN-472	767669.3	966704.6	849.43	849.80	-0.37	MH	Front of Building 26, E of Building 22	11-Nov-04	28.0	26.0	8.0	16.0	26.0	10.0	2.0	0.020	PVC	2.0	PVC	26.0	**EN-472**	823.8	Upper Aquifer
EN-473A	765100.2	965931.6	843.06	843.30	-0.24	MH	Front of 307 Garfield Ave., S of Main St	30-Nov-04	52.0	45.0	8.0	30.0	45.0	15.0	2.0	0.020	PVC	2.0	PVC	NE	**EN-473A**	NE	Upper Aquifer
EN-473B	765096.2	965933.0	843.14	843.30	-0.16	MH	Front of 307 Garfield Ave., S of Main St, 5 ft S of EN-473A	03-Dec-04	82.0	78.0	6.0	68.0	78.0	10.0	2.0	0.020	PVC	2.0	PVC	78.0	**EN-473B**	765.3	Upper Aquifer

Physical Well Data and Well Specifications — Endicott, New York — Site #704014

Well ID	Northing	Easting	Current M.P. Elevation	G.S. Elevation	Stickup	Surface Completion	Location Description	Installation Date	Drilled Depth	Casing Depth	Boring Diameter	Depth to Screen Top	Depth to Screen Bottom	Screen Length	Screen Diameter	Slot Size	Screen Material	Casing Diameter	Casing Material	Depth to Top of Silt	Well ID	Top of Silt Elevation	Unit
	(grid feet)	(grid feet)	(ft amsl)	(ft amsl)	(feet)				(ft bgs)	(ft bgs)	(in)	(ft bgs)	(ft bgs)	(ft)	(in)	(in)		(in)		(ft bgs)		(ft amsl)	
EN-474	765478.7	966413.3	836.33	836.60	-0.27	MH	McKinley Interchange, SW ramp	09-Feb-05	20.0	18.0	8.0	8.0	18.0	10.0	2.0	0.020	PVC	2.0	PVC	18.0	**EN-474**	818.6	Upper Aquifer
EN-475	765656.2	966608.8	850.49	851.00	-0.51	MH	McKinley Interchange, SE ramp	10-Feb-05	34.0	32.0	8.0	22.3	32.3	10.0	2.0	0.020	PVC	2.0	PVC	32.3	**EN-475**	818.8	Upper Aquifer
EN-476	767107.8	965803.1	849.81	850.10	-0.29	MH	~100 ft SW of EN-284TD	29-Jun-05	30.0	26.5	8.0	16.5	26.5	10.0	2.0	0.020	PVC	2.0	PVC	26.5	**EN-476**	823.6	Upper Aquifer
EN-477	767077.7	965873.2	848.33	848.90	-0.57	MH	~100 ft S of EN-284TD	01-Jul-05	46.0	44.0	8.0	29.0	44.0	15.0	2.0	0.020	PVC	2.0	PVC	43.8	**EN-477**	805.1	Upper Aquifer
EN-478A	766347.0	965875.3	844.08	844.50	-0.42	MH	E side of Verizon Building, 5 ft S of EN-478B	08-Mar-05	29.0	29.0	8.0	19.0	29.0	10.0	2.0	0.020	PVC	2.0	PVC	NE	**EN-478A**	NE	Upper Aquifer
EN-478B	766351.8	965874.6	844.14	844.50	-0.36	MH	E side of Verizon Building, S of EN-440	07-Mar-05	42.0	39.0	8.0	29.0	39.0	10.0	2.0	0.020	PVC	2.0	PVC	39.0	**EN-478B**	805.5	Upper Aquifer
EN-479A	766287.6	965969.6	845.41	845.80	-0.39	MH	E parking lot on Verizon property, 5 ft E of EN-479B	15-Mar-05	29.0	29.0	8.0	19.0	29.0	10.0	2.0	0.020	PVC	2.0	PVC	NE	**EN-479A**	NE	Upper Aquifer
EN-479B	766287.3	965965.1	845.20	845.70	-0.50	MH	E parking lot on Verizon property	09-Mar-05	48.0	45.0	8.0	30.0	45.0	15.0	2.0	0.020	PVC	2.0	PVC	45.0	**EN-479B**	800.7	Upper Aquifer
EN-480A	766209.4	965856.7	843.02	843.30	-0.28	MH	E parking lot on Verizon property, 5 ft N of EN-480B	14-Mar-05	33.0	33.0	8.0	18.0	33.0	15.0	2.0	0.020	PVC	2.0	PVC	NE	**EN-480A**	NE	Upper Aquifer
EN-480B	766208.6	965851.5	842.85	843.20	-0.35	MH	Center of S parking lot on Verizon property	16-Mar-05	46.0	44.5	8.0	34.5	44.5	10.0	2.0	0.020	PVC	2.0	PVC	44.5	**EN-480B**	798.7	Upper Aquifer
EN-481A	766179.2	965903.4	843.35	843.80	-0.45	MH	E parking lot on Verizon property, 5 ft S of EN-481B	14-Mar-05	30.0	30.0	8.0	15.0	30.0	15.0	2.0	0.020	PVC	2.0	PVC	NE	**EN-481A**	NE	Upper Aquifer
EN-481B	766178.9	965907.3	842.99	843.80	-0.81	MH	SE corner of S parking lot on Verizon property	11-Mar-05	49.0	47.0	8.0	32.0	47.0	15.0	2.0	0.020	PVC	2.0	PVC	47.0	**EN-481B**	796.8	Upper Aquifer
EN-482	767106.0	965943.1	847.44	848.00	-0.56	MH	~100 ft SE of EN-284TD	05-Jul-05	40.0	38.0	8.0	23.0	38.0	15.0	2.0	0.020	PVC	2.0	PVC	38.0	**EN-482**	810.0	Upper Aquifer
EN-483	768473.3	966077.9	839.08	839.30	-0.22	MH	E side of Rogers Ave, N of EN-34	05-May-05	20.5	20.5	8.0	15.5	20.5	5.0	2.0	0.020	PVC	2.0	PVC	19.8	**EN-483**	819.6	Upper Aquifer
EN-484	767997.5	965565.8	838.21	838.60	-0.39	MH	N side of RR tracks, 5 ft W EN-107A	09-Aug-05	16.0	14.5	8.0	7.5	14.5	7.0	2.0	0.020	PVC	2.0	PVC	14.5	**EN-484**	824.1	Upper Aquifer
EN-485	768096.1	966144.1	840.48	841.80	-1.32	MH	S of Building 46, 3 feet E of extraction well EN-253	19-Jan-07	18.0	17.0	8.0	7.0	17.0	10.0	2.0	0.020	PVC	2.0	PVC	17.0	**EN-485**	824.8	Upper Aquifer
EN-486	768184.4	966585.1	842.63	842.90	-0.27	MH	Building 47 (SE corner), 5 ft N of extraction well EN-219	10-Aug-05	24.0	24.0	8.0	9.0	24.0	15.0	2.0	0.020	PVC	2.0	PVC	23.8	**EN-486**	819.2	Upper Aquifer
EN-487	768009.9	964196.6	834.18	834.50	-0.32	MH	S side of Clark St, 5 ft S of extracton well EN-218	11-Aug-05	18.0	15.0	8.0	5.0	15.0	10.0	2.0	0.020	PVC	2.0	PVC	15.0	**EN-487**	819.5	Upper Aquifer
EN-488	767299.6	965262.3	850.87	851.30	-0.43	MH	N side of North St between Washington & Madison	30-Jun-05	28.0	25.0	8.0	15.0	25.0	10.0	2.0	0.020	PVC	2.0	PVC	24.8	**EN-488**	826.5	Upper Aquifer
EN-489	767613.9	965054.6	847.45	847.80	-0.35	MH	Oak Hill Ave, SE of Building 87 in parking lot	29-Jun-05	24.0	21.0	8.0	11.0	21.0	10.0	2.0	0.020	PVC	2.0	PVC	21.0	**EN-489**	826.8	Upper Aquifer
EN-490	766474.3	966587.6	845.02	845.50	-0.48	MH	W side of alley, S of Monroe St, E of McKinley Ave	12-Dec-06	30.0	28.3	8.0	18.3	28.3	10.0	2.0	0.020	PVC	3.0	PVC	28.3	**EN-490**	817.2	Upper Aquifer
EN-491	766586.9	966692.4	845.03	845.30	-0.27	MH	N side of Monroe St, next to EN-491T	29-Nov-05	36.0	34.0	8.0	19.0	34.0	15.0	2.0	0.020	PVC	2.0	PVC	33.8	**EN-491**	811.5	Upper Aquifer
EN-491A	766590.5	966726.7	844.31	844.30	0.01	MH	NW corner of Monroe & Roosevelt, edge of parking lot	27-Jul-05	30.0	29.0	8.0	14.0	29.0	15.0	2.0	0.020	PVC	2.0	PVC	29.0	**EN-491A**	815.3	Upper Aquifer
EN-491T	766586.1	966689.8	847.45	845.70	1.75	SP	N side of Monroe St, ~ 40 ft W of EN-195	07-Dec-05	38.8	38.8	16.0	32.3	33.8	1.5	8.0	0.035	SS	8.0	SS	33.8	**EN-491T**	812.0	Upper Aquifer
EN-492	766581.9	966850.3	844.42	844.70	-0.28	MH	5 ft S of EN-492T, NE of Monroe St & Roosevelt Ave	07-Jun-06	33.0	32.5	8.0	17.5	32.5	15.0	2.0	0.020	PVC	2.0	PVC	32.5	**EN-492**	812.2	Upper Aquifer
EN-492A	766587.8	966847.7	845.40	844.80	0.60	MH	NW corner of Monroe & Roosevelt, edge of parking lot	26-Jul-05	34.0	32.0	8.0	17.0	32.0	15.0	2.0	0.020	PVC	2.0	PVC	32.0	**EN-492A**	812.8	Upper Aquifer
EN-492T	766588.2	966851.7	846.64	844.70	1.94	SP	N. side of Monroe St, E. of Roosevelt, next to EN-492A	23-Aug-05	38.0	37.0	20.0	29.8	31.8	2.0	8.0	0.035	SS	8.0	SS	32.0	**EN-492T**	812.7	Upper Aquifer
EN-493	766959.9	965166.2	848.33	848.80	-0.47	MH	Madison Ave parking lot, ~100 ft N of EN-091T	15-Aug-05	38.0	35.3	8.0	20.3	35.3	15.0	2.0	0.020	PVC	2.0	PVC	35.3	**EN-493**	813.5	Upper Aquifer
EN-494	766939.8	965167.7	848.48	848.90	-0.42	MH	Madison Ave parking lot, ~80 ft N of EN-091T	16-Aug-05	38.0	35.5	8.0	20.5	35.5	15.0	2.0	0.020	PVC	2.0	PVC	35.5	**EN-494**	813.4	Upper Aquifer
EN-495	766919.1	965168.7	848.13	848.70	-0.57	MH	Madison Ave parking lot, ~60 ft N of EN-091T	17-Aug-05	36.0	34.3	8.0	19.3	34.3	15.0	2.0	0.020	PVC	2.0	PVC	34.3	**EN-495**	814.4	Upper Aquifer
EN-496	766899.6	965169.2	848.29	848.80	-0.51	MH	Madison Ave parking lot, ~40 ft N of EN-091T	18-Aug-05	36.0	34.5	8.0	19.5	34.5	15.0	2.0	0.020	PVC	2.0	PVC	34.5	**EN-496**	814.3	Upper Aquifer
EN-497	766880.5	965170.3	848.28	848.60	-0.32	MH	Madison Ave parking lot, ~20 ft N of EN-091T	30-Aug-05	36.0	35.3	8.0	20.3	35.3	15.0	2.0	0.020	PVC	2.0	PVC	35.3	**EN-497**	813.3	Upper Aquifer
EN-498	766840.0	965173.3	846.73	847.50	-0.77	MH	Madison Ave parking lot, ~20 ft S of EN-091T	18-Aug-05	38.0	36.5	8.0	21.5	36.5	15.0	2.0	0.020	PVC	2.0	PVC	36.5	**EN-498**	811.0	Upper Aquifer
EN-499A	766358.8	966093.9	846.40	846.60	-0.20	MH	E side of Grant Ave, S of Monroe St, ~5 ft N of EN-499B	23-Aug-05	32.0	32.0	8.0	17.0	32.0	15.0	2.0	0.020	PVC	2.0	PVC	NE	**EN-499A**	NE	Upper Aquifer
EN-499B	766361.4	966094.0	846.28	846.60	-0.32	MH	E side of Grant Ave, S of Monroe St	23-Aug-05	46.0	43.5	8.0	33.5	43.5	10.0	2.0	0.020	PVC	2.0	PVC	43.5	**EN-499B**	803.1	Upper Aquifer
EN-499T	766355.0	966093.1	845.44	846.30	-0.86	Vault	In front of 103 Grant Ave	27-Oct-05	50.0	48.5	16.0	41.5	43.5	2.0	8.0	0.050	SS	8.0	SS	43.5	**EN-499T**	802.8	Upper Aquifer
EN-500A	766218.1	966103.4	844.47	844.70	-0.23	MH	E side of Grant Ave, S of Monroe St, ~3 ft NW of EN-500B	26-Aug-05	31.0	31.0	8.0	16.0	31.0	15.0	2.0	0.020	PVC	2.0	PVC	NE	**EN-500A**	NE	Upper Aquifer
EN-500B	766216.2	966106.2	844.55	844.90	-0.35	MH	E side of Grant Ave, S of Monroe St, E of EN-446A/B	24-Aug-05	44.0	43.0	8.0	33.0	43.0	10.0	2.0	0.020	PVC	2.0	PVC	43.0	**EN-500B**	801.9	Upper Aquifer
EN-501	766037.4	966117.3	842.49	842.90	-0.41	MH	E side of Grant Ave, S of Monroe St, S of 111 Grant	25-Aug-05	36.0	35.0	8.0	20.0	35.0	15.0	2.0	0.020	PVC	2.0	PVC	35.0	**EN-501**	807.9	Upper Aquifer
EN-501T	766033.8	966117.5	841.97	842.80	-0.83	Vault	E side of Grant Ave. immediately S of 111 Grant entrance	06-Dec-05	40.0	40.0	16.0	20.0/28.0	26.0/35.0	6.0/7.0	8.0	0.075/0.035	SS	8.0	SS	36.0	**EN-501T**	806.8	Upper Aquifer
EN-502	766997.8	965054.0	847.14	847.70	-0.56	MH	W side of Madison Ave, ~ 100 ft N of EN-451T	26-Jan-06	36.0	34.0	8.0	19.0	34.0	15.0	2.0	0.020	PVC	2.0	PVC	33.8	**EN-502**	814.0	Upper Aquifer
EN-503	766796.0	965068.6	844.94	845.40	-0.46	MH	W side of Madison Ave, ~ 100 ft S of EN-451T	25-Jan-06	36.0	35.5	8.0	20.5	35.5	15.0	2.0	0.020	PVC	2.0	PVC	35.3	**EN-503**	810.1	Upper Aquifer
EN-504	766883.2	965097.9	845.97	846.50	-0.53	MH	E side of Madison Ave, ~ 50 ft E of EN-451T	24-Jan-06	38.0	36.0	8.0	21.0	36.0	15.0	2.0	0.020	PVC	2.0	PVC	35.8	**EN-504**	810.7	Upper Aquifer
EN-505	766536.2	966852.2	843.84	844.20	-0.36	MH	S of EN-491T, front of 1700 Monroe St	30-Jan-06	30.0	29.0	8.0	14.0	29.0	15.0	2.0	0.020	PVC	2.0	PVC	29.0	**EN-505**	815.2	Upper Aquifer
EN-506	766525.5	966701.3	844.21	844.60	-0.39	MH	S of EN-491T, front of 1610 Monroe St	27-Jan-06	32.0	30.0	8.0	20.0	30.0	10.0	2.0	0.020	PVC	2.0	PVC	29.8	**EN-506**	814.8	Upper Aquifer
EN-507	768092.0	966077.9	840.75	839.00	1.75	SP	Approx. 10 ft E of EN-428	09-Jun-06	15.0	14.0	8.0	7.0	14.0	7.0	2.0	0.020	PVC	2.0	PVC	13.8	**EN-507**	825.3	Upper Aquifer
EN-508	767785.6	966038.2	847.68	848.10	-0.42	MH	east side of Building 18, SW of EN-21	25-Jan-07	20.0	19.0	8.0	9.0	19.0	10.0	2.0	0.020	PVC	2.0	PVC	18.8	**EN-508**	829.4	Upper Aquifer
EN-509	767955.8	965960.2	845.70	846.00	-0.30	MH	NE side of Building 18, W of Building 264/268, S of RR	25-Jan-07	18.0	17.5	8.0	7.5	17.5	10.0	2.0	0.020	PVC	2.0	PVC	17.5	**EN-509**	828.5	Upper Aquifer
EN-509T	767956.1	965963.6	848.30	846.00	2.30	SP	NE side of Bldg 18, W of Bldg 264/268, 5 ft E of EN-509	15-Dec-10	22.5	22.5	16.0	12.0	17.5	5.5	8.0	0.050	SS	8.0	SS	17.5	**EN-509T**	828.5	Upper Aquifer
EN-510	766436.8	964969.1	839.83	840.10	-0.27	MH	Front of parking lot at 1105 Monroe St	20-Apr-07	30.0	27.0	8.0	12.0	27.0	15.0	2.0	0.020	PVC	2.0	PVC	27.0	**EN-510**	813.1	Upper Aquifer
EN-510T	766437.2	964971.9	841.54	840.00	1.54	MH	Front of parking lot at 1105 Monroe St	14-May-07	32.0	32.0	18.0	12.0/22.0	16.0/27.0	4.0/5.0	10.0	0.050/0.050	SS	10.0	SS	27.0	**EN-510T**	813.0	Upper Aquifer
EN-511	766445.2	965084.2	839.89	840.20	-0.31	MH	NW corner of Madison Ave & Monroe St, 1109 Monroe St	19-Apr-07	30.0	29.0	8.0	14.0	29.0	15.0	2.0	0.020	PVC	2.0	PVC	29.0	**EN-511**	811.2	Upper Aquifer
EN-513	767173.1	966476.6	849.57	850.00	-0.43	MH	S of Bldg 42, approx 4 feet NE of EN-D37	17-May-07	26.0	24.0	8.0	19.0	24.0	5.0	2.0	0.020	PVC	2.0	PVC	24.0	**EN-513**	826.0	Upper Aquifer
EN-514	767102.0	966573.0	847.43	848.00	-0.57	MH	near SW corner of Bldg 40, east of alley in lawn	11-Sep-07	24.0	21.5	8.0	11.5	21.5	10.0	2.0	0.020	PVC	2.0	PVC	21.5	**EN-514**	826.5	Upper Aquifer
EN-515	767132.0	966430.0	849.48	849.90	-0.42	MH	S edge of alley, S of Bldg 42 near McKinley Ave	11-Sep-07	26.0	24.0	8.0	9.0	24.0	15.0	2.0	0.020	PVC	2.0	PVC	24.0	**EN-515**	825.9	Upper Aquifer
EN-516	767165.0	966354.0	849.70	850.00	-0.30	MH	W side of McKinley Ave, W of EN-D49	12-Sep-07	34.0	32.0	8.0	17.0	32.0	15.0	2.0	0.020	PVC	2.0	PVC	31.8	**EN-516**	818.2	Upper Aquifer
EN-517	766432.0	964904.0	839.87	840.10	-0.23	MH	Along Monroe St., W of EN-510T	13-Sep-07	32.0	30.0	8.0	15.0	30.0	15.0	2.0	0.020	PVC	2.0	PVC	30.0	**EN-517**	810.1	Upper Aquifer
EN-518	766441.0	965026.0	840.24	840.50	-0.26	MH	Along Monroe St., E of EN-510T and W of EN-511	13-Sep-07	28.0	26.0	8.0	11.0	26.0	15.0	2.0	0.020	PVC	2.0	PVC	26.0	**EN-518**	814.5	Upper Aquifer
EN-519	766538.0	965086.0	841.70	841.70	0.00	MH	Front of 26 Madison Avenue, W. side of Madison Ave	15-Oct-07	38.0	35.5	8.0	20.5	35.5	15.0	2.0	0.020	PVC	2.0	PVC	36.0	**EN-519**	805.7	Upper Aquifer
EN-520	767451.0	965121.0	849.58	850.20	-0.62	MH	W. of Building 14, E. of Oak Hill Ave, edge of parking lot	17-Dec-07	30.0	24.0	8.0	14.0	24.0	10.0	2.0	0.020	PVC	2.0	PVC	24.0	**EN-520**	826.2	Upper Aquifer
EN-521	767627.0	965455.0	848.14	848.40	-0.26	MH	Bldg 14 parking lot, S of B94 cooling towers	08-Jan-08	26.0	19.5	8.0	14.5	19.5	5.0	2.0	0.020	PVC	3.0	PVC	19.5	**EN-521**	828.9	Upper Aquifer
EN-522	768009.1	965612.2	837.45	837.80	-0.35	MH	E. of EN-107 on E side of old transfer station bldg	06-May-08	16.0	13.0	8.0	6.0	13.0	7.0	2.0	0.020	PVC	2.0	PVC	13.0	**EN-522**	824.8	Upper Aquifer
EN-523	765849.9	965895.9	838.39	838.80	-0.41	MH	N side of Broad St., west of Grant Ave.	23-Feb-10	16.0	15.0	8.0	5.0	15.0	10.0	2.0	0.020	PVC	2.0	PVC	15.0	**EN-523**	823.8	Upper Aquifer
EN-524	765857.0	965997.8	839.87	840.20	-0.33	MH	N side of Broad St., east of Garfield Ave.	24-Feb-10	21.0	19.0	8.0	9.0	19.0	10.0	2.0	0.020	PVC	2.0	PVC	19.0	**EN-524**	821.2	Upper Aquifer
EN-525	767340.6	965843.7	850.06	850.60	-0.54	MH	Adjacent to EN-525T, approx 4 feet SW	16-Sep-10	24.0	23.2	8.0	8.2	23.2	15.0	2.0	0.020	PVC	2.0	PVC	23.2	**EN-525**	827.4	Upper Aquifer
EN-525T	767342.5	965846.9	849.70	850.50	-0.80	MH	S. side of North St., betw/ Garfield & Grant Aves	21-Jul-10	28.0	28.0	14.0	10/21	18/23	8/2	8.0	0.050/0.050	SS	8.0	SS	23.2	**EN-525T**	827.3	Upper Aquifer
EN-526	767265.0	965866.7	850.57	851.00	-0.43	MH	In parking lot, S of EN-525T, N of EN-284P	16-Sep-10	50.0	47.8	8.0	37.8	47.8	10.0	2.0	0.020	PVC	2.0	PVC	47.8	**EN-526**	803.2	Upper Aquifer
EN-527	767693.0	967505.0	848.76	849.10	-0.34	MH	Center of Ideal Cleaners parking lot	13-Apr-11	24.0	21.2	8.0	11.2	21.2	10.0	2.0	0.020	CPVC	2.0	CPVC	21.2	**EN-527**	827.9	Upper Aquifer
EN-528	767613.3	967457.1	848.95	849.30	-0.35	MH	South of Ideal Cleaners parking lot, 5 ft W of SVI	12-Apr-11	26.0	22.0	8.0	12.0	22.0	10.0	2.0	0.020	CPVC	2.0	CPVC	22.0	**EN-528**	827.3	Upper Aquifer
EN-529	766712.7	965688.2	846.72	847.10	-0.38	MH	W side of Garfield Ave, approx 5 feet S of EN-529T	14-Sep-10	36.0	35.4	8.0	20.4	35.4	15.0	2.0	0.020	PVC	2.0	PVC	35.4	**EN-529**	811.7	Upper Aquifer
EN-529T	766717.7	965687.5	849.75	847.30	2.45	SP	W side of Garfield Ave, N of Monroe St in parking lot	08-Nov-10	40.5	40.5	10.0	24.5/32.4	31/35.4	6.5/3	10.0	0.035	SS	10.0	SS	35.4	**EN-529T**	811.9	Upper Aquifer
EN-530	767118.1	965594.3	849.94	850.60	-0.66	MH	N end of Village parking lot, W side of Garfield Ave	22-Sep-11	28.0	27.3	10.0	12.3	27.3	15.0	10.0	0.020	PVC	10.0	PVC	27.3	**EN-530**	823.4	Upper Aquifer
EN-530T	767118.1	965601.4	853.40	850.60	2.80	SP	N end of Village parking lot, W side of Garfield Ave	16-Nov-11	33.0	31.8	18.0	10/24.75	15.5/26.75	5.5/2	10.0	0.060/0.060	SS	10.0	SS	27.3	**EN-530T**	823.4	Upper Aquifer
EN-531	767109.3	965547.6	849.22	849.70	-0.48	MH	NW corner of Village parking lot, W side of Garfield Ave	21-Sep-11	28.0	26.5	10.0	11.5	26.5	15.0	4.0	0.020	PVC	4.0	PVC	26.5	**EN-531**	823.2	Upper Aquifer
EN-CAF	767267.7	966430.9	843.88	842.31	1.57	SP	Building 42 (SW corner), in basement	01-Jan-63	250.0	106.0	8.0	NA	NA	NA	NA	NA	OH	8.0	S	NA	**EN-CAF**	NA	Bedrock
EN-D01	765385.1	964797.4	841.58	838.80	2.78	SP	Jefferson Ave, between Broad & Park	20-Sep-80	165.0	152.0	12.0	NA	NA	NA	NA	NA	OH	4.0	BS	24.0	**EN-D01**	814.8	Bedrock
EN-D02	765910.5	966134.0	844.84	842.06	2.78	SP	Building 699 (SW corner), on Grant St	03-Sep-80	136.0	123.0	6.0	119.0	123.0	4.0	6.0	0.020	SS	6.0	BS	21.0	**EN-D02**	821.1	Lower Aquifer
EN-D03	764640.5	964647.9	843.26	840.55	2.71	SP	Main & Lincoln, NE corner	06-Oct-80	170.0	160.0	6.0	116.3	160.0	43.7	6.0	0.020	SS	6.0	BS	45.0	**EN-D03**	795.6	Lower Aquifer
EN-D04	765372.0	968361.1	854.87	852.16	2.71	SP	Riverview Dr & Jackson Ave, near river	12-May-87	177.0	177.0	8.0	167.0	177.0	10.0	4.0	0.020	SS	4.0	GS	39.0	**EN-D04**	813.2	Lower Aquifer
EN-D04S	765372.0	968361.1	854.60	852.16	2.44	SP	Riverview Dr & Jackson Ave, near river	12-May-87	177.0	110.0	8.0	100.0	110.0	10.0	2.0	0.020	SS	2.0	GS	39.0	**EN-D04S**	813.2	Lower Aquifer

Physical Well Data and Well Specifications — Endicott, New York — Site #704014

Well ID	Northing	Easting	Current M.P. Elevation	G.S. Elevation	Stickup	Surface Completion	Location Description	Installation Date	Drilled Depth	Casing Depth	Boring Diameter	Depth to Screen Top	Depth to Screen Bottom	Screen Length	Screen Diameter	Slot Size	Screen Material	Casing Diameter	Casing Material	Depth to Top of Silt	Well ID	Top of Silt Elevation	Unit
	(grid feet)	(grid feet)	(ft amsl)	(ft amsl)	(feet)				(ft bgs)	(ft bgs)	(in)	(ft bgs)	(ft bgs)	(ft)	(in)	(in)		(in)		(ft bgs)		(ft amsl)	
EN-D05	765917.6	969457.0	834.51	831.70	2.81	SP	Riverview Dr & Jackson Ave, near river	22-Apr-87	155.0	150.0	8.0	140.0	150.0	10.0	4.0	0.020	SS	4.0	GS	36.0	**EN-D05**	795.7	Lower Aquifer
EN-D05S	765917.6	969457.0	834.30	831.70	2.60	SP	Riverview Dr & Jackson Ave, near river	22-Apr-87	155.0	83.0	8.0	73.0	83.0	10.0	2.0	0.020	SS	2.0	GS	36.0	**EN-D05S**	795.7	Lower Aquifer
EN-D06	767177.6	966476.6	852.94	850.01	2.93	SP	Cafeteria parking lot on McKinley Ave	11-Jan-91	151.6	107.0	10.0	90.0	107.0	17.0	4.0	0.020	SS	4.0	SS	31.0	**EN-D06**	819.0	Ice Contact/Till
EN-D07	766581.2	966653.9	848.03	845.48	2.55	SP	Parking Lot No. 10, Monroe St E of McKinley Ave	04-Jan-91	105.0	105.0	6.0	85.0	105.0	20.0	2.0	0.010	SS	2.0	SS	33.0	**EN-D07**	812.5	Ice Contact/Till
EN-D08	767078.2	967776.7	853.87	851.31	2.56	SP	Jackson Ave, Building 251 (HBE School)	30-Mar-92	75.5	41.0	8.0	70.5	75.5	5.0	4.0	0.010	SS	4.0	SS	28.0	**EN-D08**	823.3	Ice Contact/Till
EN-D09	767057.6	967776.2	854.64	851.51	3.13	SP	Jackson Ave, Building 251 (HBE School)	30-Mar-92	152.0	121.5	5.5	122.0	152.0	30.0	4.0	0.010	SS	4.0	SS	33.0	**EN-D09**	818.5	Bedrock
EN-D10	766742.3	967050.9	849.53	846.35	3.18	SP	Parking Lot No. 22, along Adams Ave	30-Mar-92	132.8	105.0	6.0	102.8	132.9	30.0	4.0	0.010	SS	4.0	SS	35.0	**EN-D10**	811.4	Bedrock
EN-D11	766879.9	966327.3	850.24	850.50	-0.26	MH	Parking Lot No. 20, S of Credit Union	30-Jun-92	179.0	128.3	5.5	149.0	179.0	30.0	4.0	0.010	SS	4.0	SS	28.5	**EN-D11**	822.0	Bedrock
EN-D12	767321.1	966227.4	854.05	851.74	2.31	SP	Parking Lot No. 25, NW of Credit Union	30-Jun-92	76.5	36.0	16.0	71.5	76.5	5.0	4.0	0.010	SS	4.0	SS	30.0	**EN-D12**	821.7	Ice Contact/Till
EN-D13	768066.6	966455.0	845.31	843.04	2.27	SP	Building 47 on S side of RR tracks	08-Feb-94	128.0	128.0	6.0	98.0	128.0	30.0	4.0	0.010	SS	4.0	SS	21.0	**EN-D13**	822.0	Bedrock
EN-D14	768068.7	966466.2	846.22	843.33	2.89	SP	Building 47 on S side of RR tracks	08-Feb-94	65.0	63.0	8.0	53.0	63.0	10.0	4.0	0.010	SS	4.0	SS	24.0	**EN-D14**	819.3	Ice Contact/Till
EN-D30	767015.0	967027.0	848.01	848.29	-0.28	MH	W side of Adams Ave, 7 ft SE of EN-281	08-Sep-03	103.0	103.0	6.0	88.0	103.0	15.0	2.0	0.010	PVC	2.0	PVC	22.5	**EN-D30**	825.8	Ice Contact/Till
EN-D31	766178.0	966710.0	846.15	846.45	-0.30	MH	S side of Columbus St, 10 ft W of EN-214A	15-Aug-03	118.0	118.0	4.0	103.0	118.0	15.0	2.0	0.010	PVC	2.0	PVC	50.0	**EN-D31**	796.5	Ice Contact/Till
EN-D32	766340.0	968491.0	837.82	838.34	-0.52	MH	NW of intersection Delaware Ave & Tracy St	03-Oct-03	138.0	120.0	12.0	105.0	120.0	15.0	2.0	0.010	PVC	2.0	PVC	43.0	**EN-D32**	795.3	Lower Aquifer
EN-D33	767575.7	966438.1	851.06	851.40	-0.34	MH	4 ft W of EN-35, S end of Building 28	06-Apr-04	117.0	117.0	12.0/6.0/4.0	107.0	117.0	10.0	2.0	0.010	PVC	2.0	PVC	27.0	**EN-D33**	824.4	Bedrock
EN-D34	767573.7	966428.0	850.81	851.30	-0.49	MH	10 ft W of EN-35, S end of Building 28	09-Apr-04	81.0	81.0	12.0/6.0	76.0	81.0	5.0	2.0	0.010	PVC	2.0	PVC	26.0	**EN-D34**	825.3	Ice Contact/Till
EN-D35	767023.4	967031.2	848.23	848.40	-0.17	MH	~5 ft N of EN-281, W side of Adams Ave	17-Jun-04	119.0	117.5	12.0/6.0/4.0	107.5	117.5	10.0	2.0	0.010	PVC	2.0	PVC	24.0	**EN-D35**	824.4	Bedrock
EN-D36	766559.7	966655.1	845.50	846.00	-0.50	MH	~15 ft S of EN-D07, N side of Monroe St	07-Jun-04	129.5	129.5	12.0/6.0/4.0	119.5	129.5	10.0	2.0	0.010	PVC	2.0	PVC	34.0	**EN-D36**	812.0	Bedrock
EN-D37	767170.2	966474.1	849.67	849.90	-0.23	MH	4 ft S of EN-D06, E side of McKinley Ave	27-May-04	121.0	121.0	12.0/6.0/4.0	111.0	121.0	10.0	2.0	0.010	PVC	2.0	PVC	24.3	**EN-D37**	825.7	Bedrock
EN-D38	767319.5	966223.5	851.62	851.90	-0.28	MH	~5 ft W of EN-D12, W of McKinley Ave	21-May-04	111.8	111.0	12.0/6.0/4.0	101.0	111.0	10.0	2.0	0.010	PVC	2.0	PVC	24.0	**EN-D38**	827.9	Bedrock
EN-D39	767371.4	965948.8	850.25	850.50	-0.25	MH	~10 ft W of EN-430, corner of Grant Ave & North St	12-Nov-04	103.5	97.5	16.0/10.0/6.0	OH	OH	OH	OH	OH	OH	6.0	BS	24.0	**EN-D39**	826.5	Bedrock
EN-D40	767076.8	966223.8	849.83	850.20	-0.37	MH	Alley W of Credit Union, between Grant & McKinley Ave	14-Dec-04	110.0	107.0	16.0/10.0/6.0	OH	OH	OH	OH	OH	OH	6.0	BS	23.0	**EN-D40**	827.2	Bedrock
EN-D41	766943.0	966589.5	846.50	846.80	-0.30	MH	In parking lot S of Building 40, betw/ McKinley & Roosevelt	01-Dec-04	122.0	102.0	16.0/10.0/6.0	OH	OH	OH	OH	OH	OH	6.0	BS	24.0	**EN-D41**	822.8	Bedrock
EN-D42	767231.3	966702.5	843.81	844.10	-0.29	MH	N end of Roosevelt Ave, E side of Building 40	16-Nov-04	124.5	104.5	16.0/10.0/6.0	OH	OH	OH	OH	OH	OH	6.0	BS	19.0	**EN-D42**	825.1	Bedrock
EN-D43	767669.7	966710.2	849.70	849.80	-0.10	MH	N side of North St, ~5 ft E of EN-472, in grassy area	02-Feb-05	112.0	92.0	16.0/10.0/6.0	OH	OH	OH	OH	OH	OH	6.0	BS	26.0	**EN-D43**	823.8	Bedrock
EN-D44	767428.2	966286.4	852.77	852.60	0.17	MH	SW corner of North St & McKinley Ave	07-Feb-05	107.0	100.0	16.0/10.0/6.0	OH	OH	OH	OH	OH	OH	6.0	BS	24.0	**EN-D44**	828.6	Bedrock
EN-D45	767411.2	966123.3	850.75	851.30	-0.55	MH	S side of North St, between Grant & McKinley	04-Jan-05	102.0	100.0	16.0/10.0/6.0	OH	OH	OH	OH	OH	OH	6.0	BS	24.0	**EN-D45**	827.3	Bedrock
EN-D46	767601.8	966548.0	850.08	850.10	-0.02	MH	N side of North St, in front of Building 25	04-Feb-05	103.0	100.0	16.0/10.0/6.0	OH	OH	OH	OH	OH	OH	6.0	BS	26.0	**EN-D46**	824.1	Bedrock
EN-D47	767731.4	966372.2	853.42	853.80	-0.38	MH	E side of McKinley, in sidewalk just N of Skybridge	12-Jan-05	113.0	94.0	16.0/10.0/6.0	OH	OH	OH	OH	OH	OH	6.0	BS	26.0	**EN-D47**	827.8	Bedrock
EN-D48	767721.4	966982.3	845.75	845.90	-0.15	MH	N side of North St near DOT-4	15-Jul-05	109.5	89.5	16.0/10.0/6.0	OH	OH	OH	OH	OH	OH	6.0	BS	25.0	**EN-D48**	820.9	Bedrock
EN-D49	767202.2	966420.7	852.73	850.60	2.13	SP	SW of Building 42, E side of McKinley Ave	16-Jun-06	181.0	103.5	18.0/12.0/8.0	OH	OH	OH	OH	OH	OH	8.0	BS	30.0	**EN-D49**	820.6	Bedrock

Notes:
Planar coordinates, measuring point elevations and ground surface elevations are based on the May 2003 comprehensive well field survey with subsequent followup surveys through December 2012.
Coordinate base is New York State Central, NAD1983.

Key:
M.P./TOC = measuring point / top of casing (groundwater elevation reference point)
G.S. = ground surface
ft bgs = feet below ground surface
ft amsl = feet above mean sea level
SP = Standpipe surface completion
MH = Flush-mount manhole surface completion
PVC = Polyvinyl Chloride
LCS = Low carbon steel
SS = Stainless steel
BS = Bare steel
GS = Galvanized steel
OH = Open hole completion (no casing in bedrock)
NA = Data not available or not applicable
NE = Silt layer not encountered (silt may be present at greater depth)
Absent = Silt layer not present

Physical Well Data and Well Specifications — Endicott, New York — Site #704014

Well ID	Northing	Easting	Current M.P. Elevation	G.S. Elevation	Stickup	Surface Completion	Location Description	Installation Date	Depth to Screen Top	Depth to Screen Bottom	Screen Length	Screen Diameter	Casing Diameter	Well ID	Unit
	(grid feet)	(grid feet)	(ft amsl)	(ft amsl)	(feet)				(ft bgs)	(ft bgs)	(ft)	(in)	(in)		
EN-600	768416.7	967852.9	843.47	843.70	-0.23	MH	Building 57	29-Jul-05	11.8	16.8	5.0	1.5	1.5	**EN-600**	Lower
EN-601	768417.1	967860.0	843.32	843.70	-0.38	MH	Building 57	01-Aug-05	2.0	4.5	2.5	1.5	1.5	**EN-601**	Upper
EN-604	768517.5	968419.5	841.75	842.10	-0.35	MH	Building 57	2005	9.0	14.0	5.0	1.5	1.5	**EN-604**	Lower
EN-605	768516.9	968414.4	841.75	842.10	-0.35	MH	Building 57	2005	2.0	3.5	1.5	1.5	1.5	**EN-605**	Upper
EN-606	768560.2	968647.0	842.02	842.30	-0.28	MH	Building 57	2005	14.1	20.1	6.0	1.5	1.5	**EN-606**	Lower
EN-608	768617.7	968744.0	843.11	843.40	-0.29	MH	Building 57	2005	16.5	20.5	4.0	1.5	1.5	**EN-608**	Lower
EN-616	768748.7	968985.2	843.98	844.30	-0.32	MH	Building 57	2005	18.5	25.5	7.0	1.5	1.5	**EN-616**	Lower
EN-617	768743.3	968985.9	844.09	844.40	-0.31	MH	Building 57	2005	2.0	7.0	5.0	1.5	1.5	**EN-617**	Upper
EN-618	768680.3	968559.9	842.72	843.00	-0.28	MH	Building 57	2005	9.5	14.5	5.0	1.5	1.5	**EN-618**	Lower
EN-623	768595.7	968860.3	847.97	845.50	2.47	SP	Building 57	2005	17.1	21.1	4.0	6.0	6.0	**EN-623**	Lower
EN-624	768621.6	969002.7	849.01	846.30	2.71	SP	Building 57	2005	17.9	22.9	5.0	6.0	6.0	**EN-624**	Lower
EN-626	768608.5	967837.2	842.76	843.30	-0.54	MH	Building 57	2006	10.5	17.5	7.0	2.0	2.0	**EN-626**	Lower
EN-632	768575.1	968726.2	842.67	843.10	-0.43	MH	Building 57	2005	15.0	20.0	5.0	2.0	2.0	**EN-632**	Lower
EN-638	768803.4	968984.0	841.56	841.90	-0.34	MH	Building 57	2005	13.5	17.7	4.2	2.0	2.0	**EN-638**	Lower
EN-640	768797.7	968865.3	842.48	842.90	-0.42	MH	Building 57	2005	4.0	14.0	10.0	2.0	2.0	**EN-640**	Upper & Lower
EN-641	768605.1	969036.5	840.68	838.50	2.18	SP	Building 57	2009	2.0	4.0	2.0	2.0	2.0	**EN-641**	Upper
EN-642	768788.3	968680.4	844.00	844.50	-0.50	MH	Building 57	2006	4.0	14.0	10.0	2.0	2.0	**EN-642**	Upper & Lower
EN-644	768771.9	968398.0	846.19	846.70	-0.51	MH	Building 57	2006	4.0	13.0	9.0	2.0	2.0	**EN-644**	Upper & Lower
EN-648	768761.9	968218.7	845.89	846.40	-0.51	MH	Building 57	2006	4.2	13.2	9.0	2.0	2.0	**EN-648**	Upper & Lower
EN-650	768750.9	968022.5	845.21	845.60	-0.39	MH	Building 57	2006	10.0	17.0	7.0	2.0	2.0	**EN-650**	Upper & Lower
EN-651	768518.9	969146.7	845.27	843.40	1.87	SP	Building 57-Gault Chevrolet property	2007	18.0	26.0	8.0	2.0	2.0	**EN-651**	Lower
EN-652	768342.1	968959.2	843.62	844.00	-0.38	MH	Building 57	2007	40.0	45.0	5.0	2.0	2.0	**EN-652**	Deep
EN-653	768534.2	969249.9	844.54	842.90	1.64	SP	Building 57-Gault Chevrolet property	2007	18.0	23.0	5.0	2.0	2.0	**EN-653**	Lower
EN-654	768434.1	969060.2	839.25	839.60	-0.35	MH	Building 57	2007	37.9	42.9	5.0	2.0	2.0	**EN-654**	Deep
EN-655	768430.3	969059.6	839.28	839.60	-0.32	MH	Building 57	2007	8.7	13.7	5.0	2.0	2.0	**EN-655**	Upper & Lower
EN-656	768516.4	969137.4	844.90	843.40	1.50	SP	Building 57-Gault Chevrolet property	2007	33.5	38.5	5.0	2.0	2.0	**EN-656**	Deep
EN-657	768518.0	969142.5	845.10	843.30	1.80	SP	Building 57-Gault Chevrolet property	2007	7.0	17.0	10.0	2.0	2.0	**EN-657**	Upper
EN-658	768533.2	969244.4	844.64	842.80	1.84	SP	Building 57-Gault Chevrolet property	2007	39.0	44.0	5.0	2.0	2.0	**EN-658**	Deep
EN-659	768535.2	969254.8	844.57	842.60	1.97	SP	Building 57-Gault Chevrolet property	2007	8.0	18.0	10.0	2.0	2.0	**EN-659**	Upper
EN-679	768042.5	968435.8	851.71	849.60	2.11	SP	Building 57-Gault Chevrolet property	4/9/2008	10.0	25.0	15.0	2.0	2.0	**EN-679**	Upper & Lower
EN-684A	768024.4	968317.0	849.45	849.60	-0.15	MH	Building 57-Gault Chevrolet property	2009	41.0	46.0	5.0	2.0	2.0	**EN-684A**	Upper & Lower
EN-687	767999.4	968073.2	847.83	848.10	-0.27	MH	Building 57-Gault Chevrolet property	2008	25.0	30.0	5.0	2.0	2.0	**EN-687**	Upper & Lower
EN-692	768571.1	968591.8	841.76	842.20	-0.44	MH	Building 57	2009	10.0	13.0	3.0	2.0	2.0	**EN-692**	Lower
EN-694	768489.5	969057.4	838.17	838.50	-0.33	MH	Building 57	2009	15.5	20.5	5.0	2.0	2.0	**EN-694**	Lower
EN-695	768484.7	969057.6	838.14	838.60	-0.46	MH	Building 57	2009	4.0	12.0	8.0	2.0	2.0	**EN-695**	Upper
EN-696	768480.7	968903.3	845.50	843.20	2.30	SP	Building 57-Gault Chevrolet property	2009	20.8	25.8	5.0	2.0	2.0	**EN-696**	Upper & Lower
EN-697	768479.2	968898.3	845.63	843.50	2.13	SP	Building 57-Gault Chevrolet property	2009	4.6	14.6	10.0	2.0	2.0	**EN-697**	Upper & Lower
EN-698	768456.2	968752.4	849.01	847.00	2.01	SP	Building 57-Gault Chevrolet property	2009	24.5	29.5	5.0	2.0	2.0	**EN-698**	Upper & Lower
EN-699	768455.5	968756.9	849.05	847.30	1.75	SP	Building 57-Gault Chevrolet property	2009	9.6	19.6	10.0	2.0	2.0	**EN-699**	Upper & Lower
EN-700	768442.6	968652.6	846.95	845.20	1.75	SP	Building 57-Gault Chevrolet property	2009	28.5	33.5	5.0	2.0	2.0	**EN-700**	Lower
EN-701	768437.8	968654.0	847.23	845.70	1.53	SP	Building 57-Gault Chevrolet property	2009	16.9	21.9	5.0	2.0	2.0	**EN-701**	Lower
EN-702	768419.9	968502.6	841.14	839.40	1.74	SP	Building 57-Gault Chevrolet property	2009	19.3	24.3	5.0	2.0	2.0	**EN-702**	Lower
EN-703	768420.6	968507.1	841.21	839.40	1.81	SP	Building 57-Gault Chevrolet property	2009	12.4	17.4	5.0	2.0	2.0	**EN-703**	Lower
EN-704	768277.4	968610.1	840.54	840.90	-0.36	MH	Building 57	2009	17.2	22.2	5.0	2.0	2.0	**EN-704**	Upper & Lower
EN-705	768272.9	968611.4	840.57	841.00	-0.43	MH	Building 57	2009	6.9	16.9	10.0	2.0	2.0	**EN-705**	Upper & Lower
EN-708	768437.8	968654.0	847.25	845.70	1.55	SP	Building 57-Gault Chevrolet property	2009	6.02	11.0	5.0	2.0	2.0	**EN-708**	Upper
EN-709	768240.8	968313.9	841.56	839.70	1.86	SP	Building 57-Gault Chevrolet property	09-Apr-10	15.0	20.0	5.0	6.0	6.0	**EN-709**	Upper & Lower
EN-710	768559.1	968492.5	845.06	842.60	2.46	SP	Building 57	09-Apr-10	16.0	21.0	5.0	6.0	6.0	**EN-710**	Lower
EN-711	768698.2	969321.0	843.13	841.30	1.83	SP	Building 57-Endicott Research Group property	22-Jul-10	12.0	17.0	5.0	2.0	2.0	**EN-711**	Lower
EN-712	768698.2	969321.0	843.17	841.30	1.87	SP	Building 57-Endicott Research Group property	22-Jul-10	25.0	30.0	5.0	2.0	2.0	**EN-712**	Lower
EN-713	768698.8	969318.2	843.21	841.20	2.01	SP	Building 57-Endicott Research Group property	22-Jul-10	3.0	6.0	3.0	2.0	2.0	**EN-713**	Upper
EN-714	768202.2	968034.5	846.64	847.00	-0.36	MH	Building 57-Gault Chevrolet property, replaces EN-109	20-Jul-12	13.8	24.3	10.5	2.0	2.0	**EN-714**	Upper & Lower
EN-715	768293.7	968285.0	847.20	847.60	-0.40	MH	Building 57-Gault Chevrolet property, replaces EN-683	20-Jul-12	19.4	25.4	6.0	2.0	2.0	**EN-715**	Lower
EN-716	768317.6	968385.3	843.72	844.10	-0.38	MH	Building 57-Gault Chevrolet property, replaces EN-681	19-Jul-12	18.1	23.1	5.0	2.0	2.0	**EN-716**	Lower
EN-717	768155.2	968280.3	847.36	847.80	-0.44	MH	Building 57-Gault Chevrolet property, replaces EN-678	19-Jul-12	15.8	25.8	10.0	2.0	2.0	**EN-717**	Upper & Lower
EN-718	768209.1	968415.3	843.28	843.60	-0.32	MH	Building 57-Gault Chevrolet property, replaces EN-108	19-Jul-12	13.1	26.1	13.0	2.0	2.0	**EN-718**	Upper & Lower
EN-719	768130.7	968409.8	844.65	845.10	-0.45	MH	Building 57-Gault Chevrolet property, replaces EN-303A	19-Jul-12	11.1	18.8	7.7	2.0	2.0	**EN-719**	Upper & Lower
EN-720	768117.0	968410.6	845.05	845.40	-0.35	MH	Building 57-Gault Chevrolet property	19-Jul-12	25.0	35.0	10.0	2.0	2.0	**EN-720**	Upper & Lower

Notes:
Coordinate base is New York State Central, NAD1983.

Key:
M.P./TOC = measuring point / top of casing (groundwater elevation reference point)
G.S. = ground surface
ft bgs = feet below ground surface
ft amsl = feet above mean sea level
SP = Standpipe surface completion
MH = Flush-mount manhole surface completion

SANBORN HEAD

Sanborn, Head & Associates, Inc.

Project: Building 57
Location: Endicott, NY
Project No.: 2466.02

Log of Monitoring Well EN-714

Ground Elevation: 847.4 feet
Datum: MSL

Drilling Method: Vacmaster 4000 vacuum extraction (0 to 6'); Ingersoll Rand 4¼" ID HSA and Direct Push (6' to Depth)
Sampling Method: None

Drilling Company: Parratt-Wolff, Inc.
Foreman: L. Penrod/J. Kiggins
Date Started: 07/19/12 **Date Finished: 07/20/12**
Logged By: AVK **Checked By: LJJ**

Groundwater Readings

Date	Time	Depth to Water	Ref. Pt.	Depth of Casing	Depth of Hole	Stab. Time
07/20/12	15:00	15.28'	Top of PVC	NA	24.3'	2 hrs.
08/29/12	13:57	15.16'	Top of PVC	NA	24.11'	40 days

Depth (ft)	Sample Information: Sample No.	Depth (ft)	Spoon Blows per 6 in	Pen/ Rec (in)	Field Testing Data	Stratum: Log	Stratum: Description	Geologic Description	Well Diagram	Well Description
0							-----0'-----	Fill material added from 0 to 6.8 feet, placed during redevelopment. See monitoring well log EN-109 log for geologic description from 6.8 to 24.3 feet.		Flushmounted Road Box Set in Concrete (0 to 0.5')
2										#0 Filter Sand (0.5 to 1')
4										
6										Cement Bentonite Grout (1 to 9.8')
8										2" Dia. Sch. 40 PVC Riser (0.5 to 13.8')
10										Bentonite Chips (9.8 to 11.8')
12										
14										
16										
18										#0 Filter Sand (11.8 to 24.3')
20										2" Dia. Sch. 40 PVC Well Screen (0.010" Slots) (13.8 to 24.3')
22										
24							-----24.3'-----	Boring terminated at 24.3 feet.		
26								NOTES:		
28								Replacement monitoring well for EN-714 (i.e. EN-109) was decommissioned in 2011 prior to property redevelopment.		
30										
32										
34										
36										
38										
40										

BORING LOG S:\PORDATA\2400S\2466.02\WORK\LOGS\2466.01_LOGS.GPJ 2010 SANBORN HEAD V1.GLB 2010 SANBORN HEAD V1.GDT 10/16/12

SANBORN HEAD

Sanborn, Head & Associates, Inc.

Project: Building 57
Location: Endicott, NY
Project No.: 2466.02

Log of Monitoring Well EN-715

Ground Elevation: 847.57 feet
Datum: MSL

Drilling Method: Vacmaster 4000 vacuum extraction (0 to 7'); Ingersoll Rand 4¼" ID HSA and Direct Push (7' to Depth)
Sampling Method: None

Drilling Company: Parratt-Wolff, Inc.
Foreman: L. Penrod/J. Kiggins
Date Started: 07/20/12 **Date Finished: 07/20/12**
Logged By: AVK **Checked By: LJJ**

Groundwater Readings

Date	Time	Depth to Water	Ref. Pt.	Depth of Casing	Depth of Hole	Stab. Time
07/20/12	11:00	9.2'	Top of PVC	NA	25.4'	2 hrs.

Depth (ft)	Sample Information: Sample No.	Depth (ft)	Spoon Blows per 6 in	Pen/ Rec (in)	Field Testing Data	Stratum: Log	Stratum: Description	Geologic Description	Well Diagram	Well Description
0							-----0'-----	Fill material added from 0 to 8.3 feet, placed during redevelopment. See monitoring well log EN-683 log for geologic description from 8.3 to 25.4 feet.		Flushmounted Road Box Set in Concrete (0 to 0.5')
2										#0 Filter Sand (0.5 to 1')
4										
6										
8										Cement Bentonite Grout (1 to 15.4')
10										2" Dia. Sch. 40 PVC Riser (0.5 to 19.4')
12										
14										
16										Bentonite Chips (15.4 to 17.4')
18										
20										
22										#0 Filter Sand (17.4 to 25.4')
24										2" Dia. Sch. 40 PVC Well Screen (0.010" Slots) (19.4 to 25.4')
26							-----25.4'-----	Boring terminated at 25.4 feet.		
28								NOTES: Replacement monitoring well for EN-715 (i.e. EN-683) was decommissioned in 2011 prior to property redevelopment.		
30										
32										
34										
36										
38										
40										

BORING LOG S:\PORDATA\2400S\2466.02\WORK\LOGS\2466.01_LOGS.GPJ 2010 SANBORN HEAD V1.GLB 2010 SANBORN HEAD V1.GDT 10/16/12

SANBORN HEAD

Sanborn, Head & Associates, Inc.

Project: Building 57
Location: Endicott, NY
Project No.: 2466.02

Log of Monitoring Well EN-716

Ground Elevation: 844.04 feet
Datum: MSL

Drilling Method: Ingersoll Rand 4¼" ID HSA and Direct Push (0' to 23.1' Depth)
Sampling Method: None

Drilling Company: Parratt-Wolff, Inc.
Foreman: L. Penrod/J. Kiggins
Date Started: 07/16/12 **Date Finished: 07/19/12**
Logged By: AVK **Checked By: LJJ**

Groundwater Readings

Date	Time	Depth to Water	Ref. Pt.	Depth of Casing	Depth of Hole	Stab. Time
07/19/12	11:00	12.37'	Top of PVC	NA	23.1'	2 hrs.
08/29/12	13:46	10.37'	Top of PVC	NA	22.73'	41 days

Depth (ft)	Sample Information: Sample No.	Depth (ft)	Spoon Blows per 6 in	Pen/ Rec (in)	Field Testing Data	Stratum: Log	Stratum: Description	Geologic Description	Well Diagram	Well Description
0							-----0'-----	Fill material added from 0 to 5 feet, placed during redevelopment. See monitoring well log EN-681 log for geologic description from 5 to 23.1 feet.		Flushmounted Road Box Set in Concrete (0 to 0.5')
2										#0 Filter Sand (0.5 to 1')
4										
6										
8										Cement Bentonite Grout (1 to 14.1')
10										2" Dia. Sch. 40 PVC Riser (0.5 to 18.1')
12										
14										Bentonite Chips (14.1 to 16.1')
16										
18										#0 Filter Sand (16.1 to 23.1')
20										2" Dia. Sch. 40 PVC Well Screen (0.010" Slots) (18.1 to 23.1')
22										
24							-----23.1'-----	Boring terminated at 23.1 feet.		
26								NOTES: Replacement monitoring well for EN-716 (i.e. EN-681) was decommissioned in 2011 prior to property redevelopment.		
28										
30										
32										
34										
36										
38										
40										

BORING LOG S:\PORDATA\2400S\2466.02\WORK\LOGS\2466.01_LOGS.GPJ 2010 SANBORN HEAD V1.GLB 2010 SANBORN HEAD V1.GDT 10/16/12

SANBORN HEAD

Sanborn, Head & Associates, Inc.

Project: Building 57
Location: Endicott, NY
Project No.: 2466.02

Log of Monitoring Well EN-717

Ground Elevation: 847.78 feet
Datum: MSL

Drilling Method: Ingersoll Rand 4¼" ID HSA and Direct Push (0' to 25.8' Depth)
Sampling Method: None

Drilling Company: Parratt-Wolff, Inc.
Foreman: L. Penrod/J. Kiggins
Date Started: 07/17/12 **Date Finished: 07/19/12**
Logged By: AVK **Checked By: LJJ**

Groundwater Readings

Date	Time	Depth to Water	Ref. Pt.	Depth of Casing	Depth of Hole	Stab. Time
07/20/12	12:00	16.15'	Top of PVC	NA	25.8'	1.5 hrs.
08/29/12	13:38	15.55'	Top of PVC	NA	24.45'	40 days

Depth (ft)	Sample Information: Sample No.	Depth (ft)	Spoon Blows per 6 in	Pen/ Rec (in)	Field Testing Data	Stratum: Log	Stratum: Description	Geologic Description	Well Diagram	Well Description
0							-----0'-----	Fill material added from 0 to 6.8 feet, placed during redevelopment. See monitoring well log EN-678 log for geologic description from 6.8 to 25.8 feet.		Flushmounted Road Box Set in Concrete (0 to 0.5')
2										#0 Filter Sand (0.5 to 1')
4										
6										Cement Bentonite Grout (1 to 11.8')
8										2" Dia. Sch. 40 PVC Riser (0.5 to 15.8')
10										
12										Bentonite Chips (11.8 to 13.8')
14										
16										
18										
20										#0 Filter Sand (13.8 to 25.8')
22										2" Dia. Sch. 40 PVC Well Screen (0.010" Slots) (15.8 to 25.8')
24										
26							-----25.8'-----	Boring terminated at 25.8 feet.		
28								NOTES: Replacement monitoring well for EN-717 (i.e. EN-678) was decommissioned in 2011 prior to property redevelopment.		
30										
32										
34										
36										
38										
40										

BORING LOG S:\PORDATA\2400S\2466.02\WORK\LOGS\2466.01_LOGS.GPJ 2010 SANBORN HEAD V1.GLB 2010 SANBORN HEAD V1.GDT 10/16/12

SANBORN HEAD

Sanborn, Head & Associates, Inc.

Project: Building 57
Location: Endicott, NY
Project No.: 2466.02

Log of Monitoring Well EN-718

Ground Elevation: 843.64 feet
Datum: MSL

Drilling Method: Ingersoll Rand 4¼" ID HSA and Direct Push (0' to 26.1' Depth)
Sampling Method: None

Drilling Company: Parratt-Wolff, Inc.
Foreman: L. Penrod/J. Kiggins
Date Started: 07/17/12 **Date Finished: 07/19/12**
Logged By: AVK **Checked By: LJJ**

Groundwater Readings

Date	Time	Depth to Water	Ref. Pt.	Depth of Casing	Depth of Hole	Stab. Time
07/20/12	10:00	11.32'	Top of PVC	NA	26.1'	1.5 hrs.
08/29/12	13:43	10.9'	Top of PVC	NA	24.75'	40 days

Depth (ft)	Sample Information: Sample No.	Depth (ft)	Spoon Blows per 6 in	Pen/ Rec (in)	Field Testing Data	Stratum: Log	Stratum: Description	Geologic Description	Well Diagram	Well Description
0							-----0'-----	Fill material added from 0 to 3.1 feet, placed during redevelopment. See monitoring well log EN-108 log for geologic description from 3.1 to 26.1 feet.		Flushmounted Road Box Set in Concrete (0 to 0.5')
2										#0 Filter Sand (0.5 to 1')
4										
6										Cement Bentonite Grout (1 to 9.1')
8										2" Dia. Sch. 40 PVC Riser (0.5 to 13.1')
10										Bentonite Chips (9.1 to 11.1')
12										
14										
16										
18										#0 Filter Sand (11.1 to 26.1')
20										2" Dia. Sch. 40 PVC Well Screen (0.010" Slots) (13.1 to 26.1')
22										
24										
26							-----26.1'-----	Boring terminated at 26.1 feet.		
28								NOTES:		
30								Replacement monitoring well for EN-718 (i.e. EN-108) was decommissioned in 2011 prior to property redevelopment.		
32										
34										
36										
38										
40										

BORING LOG S:\PORDATA\2400S\2466.02\WORK\LOGS\2466.01_LOGS.GPJ 2010 SANBORN HEAD V1.GLB 2010 SANBORN HEAD V1.GDT 10/16/12

SANBORN HEAD

Sanborn, Head & Associates, Inc.

Project: Building 57
Location: Endicott, NY
Project No.: 2466.02

Log of Monitoring Well EN-719

Ground Elevation: 845.12 feet
Datum: MSL

Drilling Method: Ingersoll Rand 4¼" ID HSA and Direct Push (0' to 18.8' Depth)
Sampling Method: None

Drilling Company: Parratt-Wolff, Inc.
Foreman: L. Penrod/J. Kiggins
Date Started: 07/18/12 **Date Finished: 07/19/12**
Logged By: AVK **Checked By: LJJ**

Groundwater Readings

Date	Time	Depth to Water	Ref. Pt.	Depth of Casing	Depth of Hole	Stab. Time
07/20/12	09:30	13.66'	Top of PVC	NA	18.8'	1.5 hrs.
08/29/12	13:42	13.1'	Top of PVC	NA	18.54'	40 days

Depth (ft)	Sample Information: Sample No.	Depth (ft)	Spoon Blows per 6 in	Pen/ Rec (in)	Field Testing Data	Stratum: Log	Stratum: Description	Geologic Description	Well Diagram	Well Description
0							-----0'-----	Fill material added from 0 to 1.8 feet, placed during redevelopment. See monitoring well log EN-303A log for geologic description from 1.8 to 18.8 feet.		Flushmounted Road Box Set in Concrete (0 to 0.5')
2										#0 Filter Sand (0.5 to 1')
4										Bentonite Chips (1 to 6.8')
6										2" Dia. Sch. 40 PVC Riser (0.5 to 11.1')
8										
10										
12										#0 Filter Sand (6.8 to 18.8')
14										
16										2" Dia. Sch. 40 PVC Well Screen (0.010" Slots) (11.1 to 18.8')
18							-----18.8'-----	Boring terminated at 18.8 feet.		
20								NOTES:		
22								Replacement monitoring well for EN-719 (i.e. EN-303A) was decommissioned in 2011 prior to property redevelopment.		
24										
26										
28										
30										
32										
34										
36										
38										
40										

BORING LOG S:\PORDATA\2400S\2466.02\WORK\LOGS\2466.01_LOGS.GPJ 2010 SANBORN HEAD V1.GLB 2010 SANBORN HEAD V1.GDT 10/16/12

SANBORN HEAD

Sanborn, Head & Associates, Inc.

Project: Building 57
Location: Endicott, NY
Project No.: 2466.02

Log of Monitoring Well EN-720

Ground Elevation: 845.44 feet
Datum: MSL

Drilling Method: Ingersoll Rand 4¼" ID HSA and Direct Push (0' to 35' Depth)
Sampling Method: None

Drilling Company: Parratt-Wolff, Inc.
Foreman: L. Penrod/J. Kiggins
Date Started: 07/18/12 **Date Finished: 07/19/12**
Logged By: AVK **Checked By: LJJ**

Groundwater Readings

Date	Time	Depth to Water	Ref. Pt.	Depth of Casing	Depth of Hole	Stab. Time
07/20/12	09:25	14.26'	Top of PVC	NA	35'	2 hrs.

Depth (ft)	Sample Information: Sample No.	Depth (ft)	Spoon Blows per 6 in	Pen/ Rec (in)	Field Testing Data	Stratum: Log	Description	Geologic Description	Well Diagram	Well Description
0							-----0'-----	Fill material added from 0 to 1.5 feet, placed during redevelopment. See monitoring well log EN-303B log for geologic description from 1.5 to 35 feet.		Flushmounted Road Box Set in Concrete (0 to 0.5')
2										#0 Filter Sand (0.5 to 1')
4										
6										
8										
10										Cement Bentonite Grout (1 to 21')
12										2" Dia. Sch. 40 PVC Riser (0.5 to 25')
14										
16										
18										
20										
22										Bentonite Chips (21 to 23')
24										
26										
28										#0 Filter Sand (23 to 35')
30										2" Dia. Sch. 40 PVC Well Screen (0.010" Slots) (25 to 35')
32										
34										
36							-----35'-----	Boring terminated at 35 feet.		
38								NOTES: Replacement monitoring well for EN-720 (i.e. EN-303B) was decommissioned in 2011 prior to property redevelopment.		
40										

BORING LOG S:\PORDATA\2400S\2466.02\WORK\LOGS\2466.01_LOGS.GPJ 2010 SANBORN HEAD V1.GLB 2010 SANBORN HEAD V1.GDT 10/16/12

Appendix C

Groundwater Elevation Data - 2012

Endicott, New York
Groundwater Elevation Data - 1/1/2012 to 12/31/2012
Note: "-1.00" means the Upper Aquifer is dry or unsaturated.

Well	Date of Measurement	M.P. Elev. (ft amsl)	Depth to Water (ft)	Groundwater Elevation (ft amsl)
Upper Aquifer Wells				
DOT-1	05/30/12	849.14	18.77	830.37
DOT-1	08/29/12	849.14	19.10	830.04
DOT-2	05/30/12	848.57	18.43	830.14
DOT-2	08/29/12	848.57	18.69	829.88
DOT-3	01/06/12	848.73	17.90	830.83
DOT-3	02/08/12	848.73	18.01	830.72
DOT-3	03/06/12	848.73	18.21	830.52
DOT-3	03/13/12	848.73	18.35	830.38
DOT-3	04/11/12	848.73	18.75	829.98
DOT-3	05/30/12	848.73	18.65	830.08
DOT-3	06/20/12	848.73	18.81	829.92
DOT-3	07/18/12	848.73	19.20	829.53
DOT-3	08/29/12	848.73	19.00	829.73
DOT-3	09/12/12	848.73	18.93	829.80
DOT-3	10/10/12	848.73	19.14	829.59
DOT-3	11/09/12	848.73	19.43	829.30
DOT-3	12/13/12	848.73	19.65	829.08
DOT-4	01/06/12	848.61	17.74	830.87
DOT-4	02/08/12	848.61	17.92	830.69
DOT-4	03/06/12	848.61	18.14	830.47
DOT-4	03/13/12	848.61	18.19	830.42
DOT-4	04/11/12	848.61	18.60	830.01
DOT-4	05/30/12	848.61	18.60	830.01
DOT-4	06/20/12	848.61	18.72	829.89
DOT-4	07/18/12	848.61	19.02	829.59
DOT-4	08/29/12	848.61	18.80	829.81
DOT-4	09/12/12	848.61	18.73	829.88
DOT-4	10/10/12	848.61	18.99	829.62
DOT-4	11/09/12	848.61	19.19	829.42
DOT-4	12/13/12	848.61	19.47	829.14
EN-002	05/30/12	842.54	13.51	829.03
EN-002	08/29/12	842.54	13.12	829.42
EN-006	01/05/12	852.34	29.03	823.31
EN-006	02/07/12	852.34	29.32	823.02
EN-006	03/06/12	852.34	30.12	822.22
EN-006	04/11/12	852.34	29.95	822.39
EN-006	05/30/12	852.34	30.56	821.78
EN-006	06/20/12	852.34	30.51	821.83
EN-006	07/18/12	852.34	30.48	821.86
EN-006	08/29/12	852.34	30.28	822.06
EN-006	09/12/12	852.34	30.69	821.65
EN-006	10/10/12	852.34	30.81	821.53
EN-006	11/09/12	852.34	30.71	821.63
EN-006	12/13/12	852.34	31.00	821.34
EN-012	01/18/12	851.86	21.39	830.47
EN-012	02/09/12	851.86	21.43	830.43
EN-012	03/06/12	851.86	21.72	830.14
EN-012	03/13/12	851.86	21.59	830.27
EN-012	04/11/12	851.86	21.66	830.20
EN-012	05/30/12	851.86	20.85	831.01

Endicott, New York
Groundwater Elevation Data - 1/1/2012 to 12/31/2012
Note: "-1.00" means the Upper Aquifer is dry or unsaturated.

Well	Date of Measurement	M.P. Elev. (ft amsl)	Depth to Water (ft)	Groundwater Elevation (ft amsl)
EN-012	06/20/12	851.86	21.10	830.76
EN-012	07/18/12	851.86	21.20	830.66
EN-012	08/29/12	851.86	20.46	831.40
EN-012	09/12/12	851.86	20.44	831.42
EN-012	10/10/12	851.86	21.15	830.71
EN-012	11/09/12	851.86	21.40	830.46
EN-012	12/13/12	851.86	21.70	830.16
EN-013	01/06/12	851.93	21.73	830.20
EN-013	02/08/12	851.93	21.70	830.23
EN-013	03/06/12	851.93	21.99	829.94
EN-013	03/13/12	851.93	21.92	830.01
EN-013	04/11/12	851.93	21.99	829.94
EN-013	05/30/12	851.93	21.20	830.73
EN-013	06/20/12	851.93	21.37	830.56
EN-013	07/18/12	851.93	21.48	830.45
EN-013	08/29/12	851.93	21.00	830.93
EN-013	09/12/12	851.93	20.94	830.99
EN-013	10/10/12	851.93	21.53	830.40
EN-013	11/09/12	851.93	21.78	830.15
EN-013	12/13/12	851.93	22.10	829.83
EN-014	01/18/12	852.00	21.98	830.02
EN-014	02/09/12	852.00	21.97	830.03
EN-014	03/06/12	852.00	22.23	829.77
EN-014	03/13/12	852.00	22.16	829.84
EN-014	04/11/12	852.00	22.24	829.76
EN-014	05/30/12	852.00	21.53	830.47
EN-014	06/20/12	852.00	21.70	830.30
EN-014	07/18/12	852.00	21.81	830.19
EN-014	08/29/12	852.00	21.40	830.60
EN-014	09/12/12	852.00	21.36	830.64
EN-014	10/10/12	852.00	21.58	830.42
EN-014	11/09/12	852.00	22.01	829.99
EN-014	12/13/12	852.00	22.34	829.66
EN-015	01/06/12	851.81	24.60	827.21
EN-015	02/08/12	851.81	23.35	828.46
EN-015	03/06/12	851.81	24.55	827.26
EN-015	03/13/12	851.81	24.61	827.20
EN-015	04/11/12	851.81	24.84	826.97
EN-015	05/30/12	851.81	24.30	827.51
EN-015	06/20/12	851.81	24.72	827.09
EN-015	07/18/12	851.81	24.97	826.84
EN-015	08/29/12	851.81	24.92	826.89
EN-015	09/12/12	851.81	24.71	827.10
EN-015	10/10/12	851.81	25.02	826.79
EN-015	11/09/12	851.81	25.32	826.49
EN-015	12/13/12	851.81	25.82	825.99
EN-016	01/06/12	852.22	27.08	825.14
EN-016	02/08/12	852.22	23.96	828.26
EN-016	03/06/12	852.22	26.54	825.68
EN-016	03/13/12	852.22	26.57	825.65
EN-016	04/11/12	852.22	26.66	825.56

Endicott, New York
Groundwater Elevation Data - 1/1/2012 to 12/31/2012
Note: "-1.00" means the Upper Aquifer is dry or unsaturated.

Well	Date of Measurement	M.P. Elev. (ft amsl)	Depth to Water (ft)	Groundwater Elevation (ft amsl)
EN-016	05/30/12	852.22	26.37	825.85
EN-016	06/20/12	852.22	26.68	825.54
EN-016	07/18/12	852.22	26.73	825.49
EN-016	08/29/12	852.22	26.81	825.41
EN-016	09/12/12	852.22	26.75	825.47
EN-016	10/10/12	852.22	26.83	825.39
EN-016	11/09/12	852.22	27.05	825.17
EN-016	12/13/12	852.22	27.48	824.74
EN-017	01/18/12	852.15	24.39	827.76
EN-017	02/09/12	852.15	23.92	828.23
EN-017	03/06/12	852.15	24.53	827.62
EN-017	03/13/12	852.15	24.56	827.59
EN-017	04/11/12	852.15	24.72	827.43
EN-017	05/30/12	852.15	24.52	827.63
EN-017	06/20/12	852.15	24.62	827.53
EN-017	07/18/12	852.15	24.56	827.59
EN-017	08/29/12	852.15	24.49	827.66
EN-017	09/12/12	852.15	24.45	827.70
EN-017	10/10/12	852.15	24.70	827.45
EN-017	11/09/12	852.15	24.77	827.38
EN-017	12/13/12	852.15	24.96	827.19
EN-018	01/06/12	851.45	22.27	829.18
EN-018	02/08/12	851.45	22.20	829.25
EN-018	03/06/12	851.45	22.45	829.00
EN-018	03/13/12	851.45	22.47	828.98
EN-018	04/11/12	851.45	22.61	828.84
EN-018	05/30/12	851.45	22.40	829.05
EN-018	06/20/12	851.45	22.38	829.07
EN-018	07/18/12	851.45	22.43	829.02
EN-018	08/29/12	851.45	22.28	829.17
EN-018	09/12/12	851.45	22.28	829.17
EN-018	10/10/12	851.45	22.48	828.97
EN-018	11/09/12	851.45	22.74	828.71
EN-018	12/13/12	851.45	22.91	828.54
EN-019	01/18/12	852.34	22.62	829.72
EN-019	02/09/12	852.34	22.56	829.78
EN-019	03/06/12	852.34	22.75	829.59
EN-019	03/13/12	852.34	22.74	829.60
EN-019	04/11/12	852.34	22.89	829.45
EN-019	05/30/12	852.34	22.73	829.61
EN-019	06/20/12	852.34	22.81	829.53
EN-019	07/18/12	852.34	22.87	829.47
EN-019	08/29/12	852.34	22.69	829.65
EN-019	09/12/12	852.34	22.72	829.62
EN-019	10/10/12	852.34	22.90	829.44
EN-019	11/09/12	852.34	23.06	829.28
EN-019	12/13/12	852.34	23.19	829.15
EN-020	01/18/12	851.30	21.21	830.09
EN-020	02/09/12	851.30	21.23	830.07
EN-020	03/06/12	851.30	21.42	829.88
EN-020	03/13/12	851.30	21.42	829.88

Endicott, New York
Groundwater Elevation Data - 1/1/2012 to 12/31/2012
Note: "-1.00" means the Upper Aquifer is dry or unsaturated.

Well	Date of Measurement	M.P. Elev. (ft amsl)	Depth to Water (ft)	Groundwater Elevation (ft amsl)
EN-020	04/11/12	851.30	21.49	829.81
EN-020	05/30/12	851.30	21.02	830.28
EN-020	06/20/12	851.30	21.10	830.20
EN-020	07/18/12	851.30	21.29	830.01
EN-020	08/29/12	851.30	20.99	830.31
EN-020	09/12/12	851.30	21.01	830.29
EN-020	10/10/12	851.30	21.30	830.00
EN-020	11/09/12	851.30	21.62	829.68
EN-020	12/13/12	851.30	21.87	829.43
EN-021	01/06/12	847.84	17.60	830.24
EN-021	02/08/12	847.84	17.80	830.04
EN-021	03/06/12	847.84	18.00	829.84
EN-021	03/13/12	847.84	17.98	829.86
EN-021	04/11/12	847.84	18.03	829.81
EN-021	05/30/12	847.84	17.31	830.53
EN-021	06/20/12	847.84	17.40	830.44
EN-021	07/18/12	847.84	17.57	830.27
EN-021	08/29/12	847.84	17.28	830.56
EN-021	09/12/12	847.84	17.28	830.56
EN-021	10/10/12	847.84	17.80	830.04
EN-021	11/09/12	847.84	18.17	829.67
EN-021	12/13/12	847.84	18.48	829.36
EN-022	01/05/12	844.48	21.23	823.25
EN-022	02/07/12	844.48	22.18	822.30
EN-022	03/06/12	844.48	22.28	822.20
EN-022	04/11/12	844.48	DRY	-1.00
EN-022	05/30/12	844.48	22.38	822.10
EN-022	06/21/12	844.48	22.29	822.19
EN-022	07/19/12	844.48	22.55	821.93
EN-022	08/29/12	844.48	22.60	821.88
EN-022	09/13/12	844.48	23.38	821.10
EN-022	10/11/12	844.48	23.16	821.32
EN-022	11/10/12	844.48	DRY	-1.00
EN-022	12/13/12	844.48	DRY	-1.00
EN-023	05/30/12	850.37	20.95	829.42
EN-023	08/29/12	850.37	21.25	829.12
EN-024	01/05/12	852.01	24.68	827.33
EN-024	02/08/12	852.01	24.77	827.24
EN-024	03/06/12	852.01	25.08	826.93
EN-024	03/13/12	852.01	25.06	826.95
EN-024	04/11/12	852.01	25.12	826.89
EN-024	05/30/12	852.01	24.92	827.09
EN-024	06/20/12	852.01	24.95	827.06
EN-024	07/18/12	852.01	25.25	826.76
EN-024	08/29/12	852.01	25.69	826.32
EN-024	09/12/12	852.01	25.47	826.54
EN-024	10/10/12	852.01	25.04	826.97
EN-024	11/09/12	852.01	25.31	826.70
EN-024	12/13/12	852.01	25.36	826.65
EN-026	05/29/12	840.96	12.77	828.19
EN-026	08/29/12	840.96	12.83	828.13

Endicott, New York
Groundwater Elevation Data - 1/1/2012 to 12/31/2012
Note: "-1.00" means the Upper Aquifer is dry or unsaturated.

Well	Date of Measurement	M.P. Elev. (ft amsl)	Depth to Water (ft)	Groundwater Elevation (ft amsl)
EN-029A	01/18/12	850.38	27.33	823.05
EN-029A	02/08/12	850.38	28.39	821.99
EN-029A	03/07/12	850.38	27.94	822.44
EN-029A	04/12/12	850.38	27.72	822.66
EN-029A	05/30/12	850.38	28.07	822.31
EN-029A	06/20/12	850.38	28.09	822.29
EN-029A	08/29/12	850.38	27.91	822.47
EN-029A	09/13/12	850.38	29.19	821.19
EN-029A	10/10/12	850.38	28.22	822.16
EN-029A	11/09/12	850.38	28.22	822.16
EN-029A	12/13/12	850.38	28.81	821.57
EN-030	05/30/12	853.18	19.01	834.17
EN-030	08/29/12	853.18	19.20	833.98
EN-034	01/06/12	841.49	12.08	829.41
EN-034	02/08/12	841.49	12.46	829.03
EN-034	03/06/12	841.49	12.70	828.79
EN-034	03/13/12	841.49	12.67	828.82
EN-034	04/11/12	841.49	13.13	828.36
EN-034	05/29/12	841.49	12.70	828.79
EN-034	06/20/12	841.49	12.78	828.71
EN-034	07/18/12	841.49	13.24	828.25
EN-034	08/29/12	841.49	12.87	828.62
EN-034	09/12/12	841.49	12.45	829.04
EN-034	10/10/12	841.49	13.09	828.40
EN-034	11/09/12	841.49	0.55	840.94
EN-034	12/13/12	841.49	13.70	827.79
EN-035	01/06/12	854.22	23.95	830.27
EN-035	02/08/12	854.22	23.93	830.29
EN-035	03/06/12	854.22	24.13	830.09
EN-035	03/13/12	854.22	24.07	830.15
EN-035	04/11/12	854.22	24.41	829.81
EN-035	05/30/12	854.22	24.57	829.65
EN-035	06/20/12	854.22	24.62	829.60
EN-035	07/18/12	854.22	24.65	829.57
EN-035	08/29/12	854.22	24.35	829.87
EN-035	09/12/12	854.22	24.63	829.59
EN-035	10/10/12	854.22	24.56	829.66
EN-035	11/09/12	854.22	24.63	829.59
EN-035	12/13/12	854.22	24.72	829.50
EN-036	01/06/12	852.97	22.58	830.39
EN-036	02/08/12	852.97	22.62	830.35
EN-036	03/06/12	852.97	22.83	830.14
EN-036	03/13/12	852.97	22.78	830.19
EN-036	04/11/12	852.97	23.12	829.85
EN-036	05/30/12	852.97	23.25	829.72
EN-036	06/20/12	852.97	23.33	829.64
EN-036	07/18/12	852.97	23.44	829.53
EN-036	08/29/12	852.97	23.36	829.61
EN-036	09/12/12	852.97	23.35	829.62
EN-036	10/10/12	852.97	23.31	829.66
EN-036	11/09/12	852.97	23.50	829.47

Endicott, New York
Groundwater Elevation Data - 1/1/2012 to 12/31/2012
Note: "-1.00" means the Upper Aquifer is dry or unsaturated.

Well	Date of Measurement	M.P. Elev. (ft amsl)	Depth to Water (ft)	Groundwater Elevation (ft amsl)
EN-036	12/13/12	852.97	23.62	829.35
EN-037	01/06/12	839.97	10.97	829.00
EN-037	02/08/12	839.97	11.33	828.64
EN-037	03/06/12	839.97	11.60	828.37
EN-037	03/13/12	839.97	11.52	828.45
EN-037	04/11/12	839.97	12.15	827.82
EN-037	05/30/12	839.97	11.73	828.24
EN-037	06/20/12	839.97	11.85	828.12
EN-037	07/18/12	839.97	12.34	827.63
EN-037	08/29/12	839.97	11.99	827.98
EN-037	09/12/12	839.97	11.45	828.52
EN-037	10/10/12	839.97	12.35	827.62
EN-037	11/09/12	839.97	12.06	827.91
EN-037	12/13/12	839.97	12.91	827.06
EN-038	05/29/12	838.40	9.66	828.74
EN-038	08/29/12	838.40	9.50	828.90
EN-039	01/06/12	838.26	9.09	829.17
EN-039	02/08/12	838.26	9.86	828.40
EN-039	03/06/12	838.26	9.88	828.38
EN-039	03/13/12	838.26	9.80	828.46
EN-039	04/11/12	838.26	10.18	828.08
EN-039	05/29/12	838.26	9.24	829.02
EN-039	06/20/12	838.26	9.40	828.86
EN-039	07/18/12	838.26	0.41	837.85
EN-039	08/29/12	838.26	9.10	829.16
EN-039	09/12/12	838.26	8.89	829.37
EN-039	10/10/12	838.26	9.60	828.66
EN-039	11/09/12	838.26	10.06	828.20
EN-039	12/13/12	838.26	10.48	827.78
EN-040	05/29/12	837.81	8.63	829.18
EN-040	08/29/12	837.81	8.53	829.28
EN-041	01/06/12	837.58	8.21	829.37
EN-041	02/08/12	837.58	9.02	828.56
EN-041	03/06/12	837.58	9.02	828.56
EN-041	03/13/12	837.58	8.90	828.68
EN-041	04/11/12	837.58	9.20	828.38
EN-041	05/29/12	837.58	8.26	829.32
EN-041	06/20/12	837.58	8.37	829.21
EN-041	07/18/12	837.58	0.37	837.21
EN-041	08/29/12	837.58	8.14	829.44
EN-041	09/12/12	837.58	7.99	829.59
EN-041	10/10/12	837.58	8.80	828.78
EN-041	11/09/12	837.58	9.22	828.36
EN-041	12/13/12	837.58	9.62	827.96
EN-042	05/29/12	837.45	7.90	829.55
EN-042	08/29/12	837.45	7.80	829.65
EN-044	01/06/12	837.11	7.65	829.46
EN-044	02/08/12	837.11	8.23	828.88
EN-044	03/06/12	837.11	8.33	828.78
EN-044	03/13/12	837.11	8.23	828.88
EN-044	04/11/12	837.11	8.34	828.77

Endicott, New York
Groundwater Elevation Data - 1/1/2012 to 12/31/2012
Note: "-1.00" means the Upper Aquifer is dry or unsaturated.

Well	Date of Measurement	M.P. Elev. (ft amsl)	Depth to Water (ft)	Groundwater Elevation (ft amsl)
EN-044	05/29/12	837.11	7.34	829.77
EN-044	06/20/12	837.11	7.47	829.64
EN-044	07/18/12	837.11	7.68	829.43
EN-044	08/29/12	837.11	7.27	829.84
EN-044	09/12/12	837.11	7.17	829.94
EN-044	10/10/12	837.11	8.20	828.91
EN-044	11/09/12	837.11	0.37	836.74
EN-044	12/13/12	837.11	8.94	828.17
EN-045	01/18/12	836.94	7.51	829.43
EN-045	02/09/12	836.94	7.96	828.98
EN-045	03/06/12	836.94	8.12	828.82
EN-045	03/13/12	836.94	8.00	828.94
EN-045	04/11/12	836.94	8.06	828.88
EN-045	05/29/12	836.94	7.00	829.94
EN-045	06/20/12	836.94	7.10	829.84
EN-045	08/29/12	836.94	6.96	829.98
EN-045	09/12/12	836.94	6.78	830.16
EN-045	10/10/12	836.94	7.91	829.03
EN-045	11/09/12	836.94	0.35	836.59
EN-045	12/13/12	836.94	8.68	828.26
EN-046	01/06/12	837.60	8.24	829.36
EN-046	02/08/12	837.60	8.82	828.78
EN-046	03/06/12	837.60	8.93	828.67
EN-046	03/13/12	837.60	8.83	828.77
EN-046	04/11/12	837.60	9.32	828.28
EN-046	05/29/12	837.60	8.74	828.86
EN-046	06/20/12	837.60	8.83	828.77
EN-046	07/18/12	837.60	0.39	837.21
EN-046	08/29/12	837.60	8.60	829.00
EN-046	09/12/12	837.60	8.47	829.13
EN-046	10/10/12	837.60	9.06	828.54
EN-046	11/09/12	837.60	9.32	828.28
EN-046	12/13/12	837.60	9.74	827.86
EN-047	05/29/12	837.48	8.70	828.78
EN-047	08/29/12	837.48	8.55	828.93
EN-048	05/29/12	837.54	8.50	829.04
EN-048	08/29/12	837.54	8.43	829.11
EN-049	01/06/12	837.42	8.00	829.42
EN-049	02/08/12	837.42	8.43	828.99
EN-049	03/06/12	837.42	8.58	828.84
EN-049	03/13/12	837.42	8.60	828.82
EN-049	04/11/12	837.42	9.02	828.40
EN-049	05/29/12	837.42	8.51	828.91
EN-049	06/20/12	837.42	8.61	828.81
EN-049	07/18/12	837.42	9.02	828.40
EN-049	08/29/12	837.42	8.41	829.01
EN-049	09/12/12	837.42	8.26	829.16
EN-049	10/10/12	837.42	8.91	828.51
EN-049	11/09/12	837.42	8.96	828.46
EN-049	12/13/12	837.42	9.46	827.96
EN-051	01/18/12	839.65	10.00	829.65

Endicott, New York
Groundwater Elevation Data - 1/1/2012 to 12/31/2012
Note: "-1.00" means the Upper Aquifer is dry or unsaturated.

Well	Date of Measurement	M.P. Elev. (ft amsl)	Depth to Water (ft)	Groundwater Elevation (ft amsl)
EN-051	02/09/12	839.65	10.11	829.54
EN-051	03/06/12	839.65	10.37	829.28
EN-051	03/13/12	839.65	10.25	829.40
EN-051	04/11/12	839.65	10.47	829.18
EN-051	05/29/12	839.65	9.47	830.18
EN-051	06/20/12	839.65	9.56	830.09
EN-051	08/29/12	839.65	9.35	830.30
EN-051	09/12/12	839.65	9.43	830.22
EN-051	10/10/12	839.65	10.40	829.25
EN-051	11/09/12	839.65	10.61	829.04
EN-051	12/13/12	839.65	10.94	828.71
EN-052	01/18/12	839.44	9.92	829.52
EN-052	02/09/12	839.44	10.10	829.34
EN-052	03/06/12	839.44	10.35	829.09
EN-052	03/13/12	839.44	10.25	829.19
EN-052	04/11/12	839.44	10.25	829.19
EN-052	05/29/12	839.44	9.23	830.21
EN-052	06/20/12	839.44	9.35	830.09
EN-052	08/29/12	839.44	9.18	830.26
EN-052	09/12/12	839.44	9.18	830.26
EN-052	10/10/12	839.44	10.30	829.14
EN-052	11/09/12	839.44	10.61	828.83
EN-052	12/13/12	839.44	10.96	828.48
EN-053	01/06/12	837.86	8.54	829.32
EN-053	02/08/12	837.86	8.97	828.89
EN-053	03/06/12	837.86	9.18	828.68
EN-053	03/13/12	837.86	9.09	828.77
EN-053	04/11/12	837.86	9.60	828.26
EN-053	05/29/12	837.86	9.11	828.75
EN-053	06/20/12	837.86	9.20	828.66
EN-053	07/18/12	837.86	9.63	828.23
EN-053	08/29/12	837.86	9.30	828.56
EN-053	09/12/12	837.86	DRY	-1.00
EN-053	10/10/12	837.86	9.51	828.35
EN-053	11/09/12	837.86	9.96	827.90
EN-053	12/13/12	837.86	10.11	827.75
EN-054**	05/30/12	851.49	21.80	829.69
EN-054**	08/29/12	851.49	21.58	829.91
EN-055	03/06/12	841.46	13.72	827.74
EN-055	03/13/12	841.46	13.72	827.74
EN-055	04/11/12	841.46	14.36	827.10
EN-055	05/30/12	841.46	13.98	827.48
EN-055	06/20/12	841.46	14.08	827.38
EN-055	07/18/12	841.46	14.61	826.85
EN-055	08/29/12	841.46	14.24	827.22
EN-055	09/12/12	841.46	13.70	827.76
EN-055	10/10/12	841.46	14.72	826.74
EN-055	11/09/12	841.46	14.13	827.33
EN-055	12/13/12	841.46	15.19	826.27
EN-056	03/06/12	844.07	14.92	829.15
EN-056	03/13/12	844.07	14.74	829.33

Endicott, New York
Groundwater Elevation Data - 1/1/2012 to 12/31/2012
Note: "-1.00" means the Upper Aquifer is dry or unsaturated.

Well	Date of Measurement	M.P. Elev. (ft amsl)	Depth to Water (ft)	Groundwater Elevation (ft amsl)
EN-056	04/11/12	844.07	15.94	828.13
EN-056	05/30/12	844.07	15.33	828.74
EN-056	06/20/12	844.07	15.60	828.47
EN-056	07/18/12	844.07	16.30	827.77
EN-056	08/29/12	844.07	15.20	828.87
EN-056	09/12/12	844.07	14.25	829.82
EN-056	10/10/12	844.07	15.95	828.12
EN-056	11/09/12	844.07	15.25	828.82
EN-056	12/13/12	844.07	16.53	827.54
EN-058	03/06/12	845.75	17.45	828.30
EN-058	03/13/12	845.75	17.48	828.27
EN-058	04/11/12	845.75	18.13	827.62
EN-058	05/30/12	845.75	17.72	828.03
EN-058	06/20/12	845.75	17.85	827.90
EN-058	07/18/12	845.75	18.35	827.40
EN-058	08/29/12	845.75	17.55	828.20
EN-058	09/12/12	845.75	17.37	828.38
EN-058	10/10/12	845.75	18.37	827.38
EN-058	11/09/12	845.75	18.00	827.75
EN-058	12/13/12	845.75	18.87	826.88
EN-060	05/30/12	842.06	20.55	821.51
EN-060	08/29/12	842.06	20.86	821.20
EN-062	05/30/12	840.96	18.23	822.73
EN-062	08/29/12	840.96	18.37	822.59
EN-064	05/30/12	842.53	19.42	823.11
EN-064	08/29/12	842.53	19.36	823.17
EN-065	08/29/12	854.92	25.40	829.52
EN-066	05/29/12	839.70	18.77	820.93
EN-066	08/29/12	839.70	19.00	820.70
EN-067	05/29/12	837.85	15.75	822.10
EN-067	08/29/12	837.85	16.09	821.76
EN-069	05/29/12	839.14	12.70	826.44
EN-069	08/29/12	839.14	12.32	826.82
EN-070	05/29/12	841.66	14.31	827.35
EN-070	08/29/12	841.66	13.90	827.76
EN-072	05/29/12	838.45	10.05	828.40
EN-072	08/29/12	838.45	9.44	829.01
EN-073	05/30/12	839.74	10.90	828.84
EN-073	08/29/12	839.74	10.56	829.18
EN-074	05/30/12	851.59	22.33	829.26
EN-074	08/29/12	851.59	22.11	829.48
EN-075	05/30/12	851.20	21.11	830.09
EN-075	08/29/12	851.20	21.32	829.88
EN-076	05/30/12	853.06	26.37	826.69
EN-076	08/29/12	853.06	26.49	826.57
EN-077	01/18/12	854.25	25.57	828.68
EN-077	02/09/12	854.25	25.51	828.74
EN-077	03/06/12	854.25	25.69	828.56
EN-077	03/13/12	854.25	25.62	828.63
EN-077	04/11/12	854.25	25.85	828.40
EN-077	05/30/12	854.25	25.95	828.30

Endicott, New York
Groundwater Elevation Data - 1/1/2012 to 12/31/2012
Note: "-1.00" means the Upper Aquifer is dry or unsaturated.

Well	Date of Measurement	M.P. Elev. (ft amsl)	Depth to Water (ft)	Groundwater Elevation (ft amsl)
EN-077	06/20/12	854.25	25.97	828.28
EN-077	08/29/12	854.25	25.66	828.59
EN-077	09/12/12	854.25	25.87	828.38
EN-077	10/10/12	854.25	25.88	828.37
EN-077	11/09/12	854.25	25.85	828.40
EN-077	12/13/12	854.25	25.98	828.27
EN-078	02/07/12	852.16	21.61	830.55
EN-078	03/06/12	852.16	21.87	830.29
EN-078	04/11/12	852.16	22.86	829.30
EN-078	05/30/12	852.16	22.87	829.29
EN-078	06/20/12	852.16	22.74	829.42
EN-078	07/18/12	852.16	22.60	829.56
EN-078	08/29/12	852.16	22.21	829.95
EN-078	09/12/12	852.16	23.47	828.69
EN-078	10/10/12	852.16	21.77	830.39
EN-078	11/09/12	852.16	21.50	830.66
EN-078	12/13/12	852.16	21.56	830.60
EN-079	01/05/12	848.15	25.20	822.95
EN-079	02/10/12	848.15	25.39	822.76
EN-079	03/06/12	848.15	25.81	822.34
EN-079	04/11/12	848.15	26.02	822.13
EN-079	05/30/12	848.15	26.31	821.84
EN-079	06/20/12	848.15	26.30	821.85
EN-079	07/18/12	848.15	26.46	821.69
EN-079	08/29/12	848.15	26.36	821.79
EN-079	09/12/12	848.15	26.80	821.35
EN-079	10/10/12	848.15	26.57	821.58
EN-079	11/09/12	848.15	26.35	821.80
EN-079	12/13/12	848.15	26.55	821.60
EN-080	01/05/12	848.14	19.70	828.44
EN-080	02/07/12	848.14	19.80	828.34
EN-080	03/06/12	848.14	19.80	828.34
EN-080	04/11/12	848.14	20.10	828.04
EN-080	05/30/12	848.14	20.30	827.84
EN-080	06/20/12	848.14	20.30	827.84
EN-080	07/18/12	848.14	20.48	827.66
EN-080	08/29/12	848.14	20.50	827.64
EN-080	09/12/12	848.14	20.54	827.60
EN-080	10/10/12	848.14	20.51	827.63
EN-080	11/09/12	848.14	20.52	827.62
EN-080	12/13/12	848.14	20.64	827.50
EN-081	01/06/12	850.03	19.29	830.74
EN-081	02/08/12	850.03	19.47	830.56
EN-081	03/06/12	850.03	19.69	830.34
EN-081	03/13/12	850.03	19.70	830.33
EN-081	04/11/12	850.03	20.10	829.93
EN-081	05/30/12	850.03	20.13	829.90
EN-081	06/20/12	850.03	20.24	829.79
EN-081	07/18/12	850.03	20.53	829.50
EN-081	08/29/12	850.03	20.31	829.72
EN-081	09/12/12	850.03	20.27	829.76

Endicott, New York
Groundwater Elevation Data - 1/1/2012 to 12/31/2012
Note: "-1.00" means the Upper Aquifer is dry or unsaturated.

Well	Date of Measurement	M.P. Elev. (ft amsl)	Depth to Water (ft)	Groundwater Elevation (ft amsl)
EN-081	10/10/12	850.03	20.41	829.62
EN-081	11/09/12	850.03	20.65	829.38
EN-081	12/13/12	850.03	20.92	829.11
EN-083	05/30/12	845.78	9.26	836.52
EN-083	08/29/12	845.78	9.20	836.58
EN-084	05/30/12	851.75	10.60	841.15
EN-084	08/29/12	851.75	10.35	841.40
EN-086	05/30/12	844.31	8.74	835.57
EN-086	08/29/12	844.31	7.56	836.75
EN-087	05/30/12	846.42	15.04	831.38
EN-087	08/29/12	846.42	15.15	831.27
EN-091	01/05/12	847.61	25.48	822.13
EN-091	02/07/12	847.61	26.11	821.50
EN-091	03/06/12	847.61	26.36	821.25
EN-091	04/11/12	847.61	26.07	821.54
EN-091	05/30/12	847.61	26.62	820.99
EN-091	06/20/12	847.61	26.66	820.95
EN-091	07/18/12	847.61	26.88	820.73
EN-091	08/29/12	847.61	26.73	820.88
EN-091	09/12/12	847.61	27.03	820.58
EN-091	10/10/12	847.61	27.05	820.56
EN-091	11/09/12	847.61	27.35	820.26
EN-091	12/13/12	847.61	25.57	822.04
EN-091A	01/05/12	848.14	27.02	821.12
EN-091A	02/10/12	848.14	27.50	820.64
EN-091A	03/06/12	848.14	27.51	820.63
EN-091A	04/11/12	848.14	26.94	821.20
EN-091A	05/30/12	848.14	27.86	820.28
EN-091A	06/20/12	848.14	29.92	818.22
EN-091A	07/18/12	848.14	28.05	820.09
EN-091A	08/29/12	848.14	27.91	820.23
EN-091A	09/12/12	848.14	28.23	819.91
EN-091A	10/10/12	848.14	28.18	819.96
EN-091A	11/09/12	848.14	28.02	820.12
EN-091A	12/13/12	848.14	28.56	819.58
EN-091T*	01/05/12	850.08	8.82	841.26
EN-091T*	02/10/12	850.08	9.35	840.73
EN-091T*	03/06/12	850.08	7.65	842.43
EN-091T*	04/12/12	850.08	6.91	843.17
EN-091T*	05/30/12	850.08	9.89	840.19
EN-091T*	06/21/12	850.08	9.40	840.68
EN-091T*	07/19/12	850.08	9.50	840.58
EN-091T*	08/29/12	850.08	8.55	841.53
EN-091T*	09/13/12	850.08	8.02	842.06
EN-091T*	10/11/12	850.08	8.00	842.08
EN-091T	11/09/12	850.08	33.50	816.58
EN-091T	12/14/12	850.08	25.72	824.36
EN-092	01/05/12	850.53	27.03	823.50
EN-092	02/07/12	850.53	28.42	822.11
EN-092	03/06/12	850.53	27.81	822.72
EN-092	04/11/12	850.53	27.55	822.98

Endicott, New York
Groundwater Elevation Data - 1/1/2012 to 12/31/2012
Note: "-1.00" means the Upper Aquifer is dry or unsaturated.

Well	Date of Measurement	M.P. Elev. (ft amsl)	Depth to Water (ft)	Groundwater Elevation (ft amsl)
EN-092	05/30/12	850.53	28.00	822.53
EN-092	06/20/12	850.53	28.06	822.47
EN-092	07/18/12	850.53	28.20	822.33
EN-092	08/29/12	850.53	27.86	822.67
EN-092	09/12/12	850.53	29.12	821.41
EN-092	10/10/12	850.53	28.20	822.33
EN-092	11/09/12	850.53	29.02	821.51
EN-092	12/13/12	850.53	28.57	821.96
EN-092A	01/05/12	847.21	22.23	824.98
EN-092A	02/10/12	847.21	29.01	818.20
EN-092A	03/06/12	847.21	23.26	823.95
EN-092A	04/11/12	847.21	22.95	824.26
EN-092A	05/30/12	847.21	23.32	823.89
EN-092A	06/20/12	847.21	23.48	823.73
EN-092A	07/18/12	847.21	23.68	823.53
EN-092A	08/29/12	847.21	23.44	823.77
EN-092A	09/12/12	847.21	26.00	821.21
EN-092A	10/10/12	847.21	23.76	823.45
EN-092A	11/09/12	847.21	24.46	822.75
EN-092A	12/13/12	847.21	24.74	822.47
EN-092P	02/10/12	846.56	24.86	821.70
EN-092P	03/06/12	846.56	22.78	823.78
EN-092P	05/30/12	846.56	22.84	823.72
EN-092P	08/29/12	846.56	22.98	823.58
EN-092P	09/13/12	846.56	25.61	820.95
EN-092P	10/11/12	846.56	23.26	823.30
EN-093	01/18/12	848.68	25.60	823.08
EN-093	02/08/12	848.68	26.60	822.08
EN-093	03/07/12	848.68	26.24	822.44
EN-093	04/12/12	848.68	25.97	822.71
EN-093	05/30/12	848.68	26.45	822.23
EN-093	06/20/12	848.68	26.46	822.22
EN-093	08/29/12	848.68	26.57	822.11
EN-093	09/13/12	848.68	27.93	820.75
EN-093	10/10/12	848.68	26.91	821.77
EN-093	11/09/12	848.68	26.91	821.77
EN-093	12/13/12	848.68	27.50	821.18
EN-094	05/30/12	848.61	28.87	819.74
EN-094	08/29/12	848.61	29.28	819.33
EN-095	05/30/12	846.08	26.03	820.05
EN-095	08/29/12	846.08	26.46	819.62
EN-096	05/29/12	838.65	19.13	819.52
EN-096	08/29/12	838.65	19.22	819.43
EN-097	05/30/12	840.59	11.24	829.35
EN-097	08/29/12	840.59	11.14	829.45
EN-098	05/30/12	839.16	10.15	829.01
EN-098	08/29/12	839.16	10.01	829.15
EN-099	01/05/12	845.64	22.38	823.26
EN-099	02/07/12	845.64	23.86	821.78
EN-099	03/06/12	845.64	23.27	822.37
EN-099	04/11/12	845.64	22.94	822.70

Endicott, New York
Groundwater Elevation Data - 1/1/2012 to 12/31/2012
Note: "-1.00" means the Upper Aquifer is dry or unsaturated.

Well	Date of Measurement	M.P. Elev. (ft amsl)	Depth to Water (ft)	Groundwater Elevation (ft amsl)
EN-099	05/30/12	845.64	23.37	822.27
EN-099	06/20/12	845.64	23.44	822.20
EN-099	07/18/12	845.64	23.54	822.10
EN-099	08/29/12	845.64	23.51	822.13
EN-099	09/12/12	845.64	24.68	820.96
EN-099	10/10/12	845.64	23.85	821.79
EN-099	11/09/12	845.64	24.27	821.37
EN-099	12/13/12	845.64	24.45	821.19
EN-100	01/05/12	845.77	22.53	823.24
EN-100	02/07/12	845.77	24.05	821.72
EN-100	03/06/12	845.77	23.42	822.35
EN-100	04/11/12	845.77	23.09	822.68
EN-100	05/30/12	845.77	23.53	822.24
EN-100	06/20/12	845.77	23.60	822.17
EN-100	07/18/12	845.77	23.74	822.03
EN-100	08/29/12	845.77	23.67	822.10
EN-100	09/12/12	845.77	24.88	820.89
EN-100	10/10/12	845.77	23.99	821.78
EN-100	11/09/12	845.77	24.41	821.36
EN-100	12/13/12	845.77	24.57	821.20
EN-102	01/05/12	846.79	26.91	819.88
EN-102	02/10/12	846.79	28.35	818.44
EN-102	03/06/12	846.79	27.86	818.93
EN-102	04/11/12	846.79	27.57	819.22
EN-102	05/30/12	846.79	28.03	818.76
EN-102	06/21/12	846.79	27.99	818.80
EN-102	07/18/12	846.79	25.04	821.75
EN-102	08/29/12	846.79	25.00	821.79
EN-102	09/12/12	846.79	25.90	820.89
EN-102	10/10/12	846.79	25.46	821.33
EN-102	11/09/12	846.79	25.88	820.91
EN-102	12/13/12	846.79	25.94	820.85
EN-103	05/30/12	836.98	17.08	819.90
EN-103	08/29/12	836.98	17.70	819.28
EN-104	05/30/12	840.27	20.43	819.84
EN-104	08/29/12	840.27	20.94	819.33
EN-105	05/29/12	834.60	7.44	827.16
EN-105	08/29/12	834.60	6.74	827.86
EN-106	03/06/12	853.89	24.99	828.90
EN-106	03/13/12	853.89	24.96	828.93
EN-106	04/11/12	853.89	25.48	828.41
EN-106	05/30/12	853.89	25.02	828.87
EN-106	06/20/12	853.89	25.12	828.77
EN-106	07/18/12	853.89	25.63	828.26
EN-106	08/29/12	853.89	25.25	828.64
EN-106	09/12/12	853.89	24.77	829.12
EN-106	10/10/12	853.89	25.42	828.47
EN-106	11/09/12	853.89	25.53	828.36
EN-106	12/13/12	853.89	26.08	827.81
EN-107	05/29/12	840.08	11.05	829.03
EN-107	08/29/12	840.08	10.36	829.72

Endicott, New York
Groundwater Elevation Data - 1/1/2012 to 12/31/2012
Note: "-1.00" means the Upper Aquifer is dry or unsaturated.

Well	Date of Measurement	M.P. Elev. (ft amsl)	Depth to Water (ft)	Groundwater Elevation (ft amsl)
EN-107R	01/06/12	839.23	13.70	825.53
EN-107R	02/10/12	839.23	13.78	825.45
EN-107R	03/06/12	839.23	9.90	829.33
EN-107R	03/13/12	839.23	14.11	825.12
EN-107R	04/11/12	839.23	13.57	825.66
EN-107R	05/29/12	839.23	15.06	824.17
EN-107R	06/20/12	839.23	14.68	824.55
EN-107R	07/18/12	839.23	14.15	825.08
EN-107R	08/29/12	839.23	15.10	824.13
EN-107R	09/12/12	839.23	14.92	824.31
EN-107R	10/10/12	839.23	15.26	823.97
EN-107R	11/09/12	839.23	15.15	824.08
EN-107R	12/13/12	839.23	15.55	823.68
EN-111	01/06/12	842.95	13.06	829.89
EN-111	02/08/12	842.95	12.92	830.03
EN-111	03/06/12	842.95	12.98	829.97
EN-111	03/13/12	842.95	12.73	830.22
EN-111	04/11/12	842.95	12.95	830.00
EN-111	05/30/12	842.95	11.97	830.98
EN-111	06/20/12	842.95	12.00	830.95
EN-111	07/18/12	842.95	12.22	830.73
EN-111	08/29/12	842.95	12.02	830.93
EN-111	09/12/12	842.95	11.90	831.05
EN-111	10/10/12	842.95	11.70	831.25
EN-111	11/09/12	842.95	12.50	830.45
EN-111	12/13/12	842.95	12.23	830.72
EN-112	01/18/12	843.18	13.48	829.70
EN-112	02/09/12	843.18	13.53	829.65
EN-112	03/06/12	843.18	13.85	829.33
EN-112	03/13/12	843.18	13.72	829.46
EN-112	04/11/12	843.18	13.51	829.67
EN-112	05/30/12	843.18	12.52	830.66
EN-112	06/20/12	843.18	12.15	831.03
EN-112	08/29/12	843.18	12.73	830.45
EN-112	09/12/12	843.18	12.70	830.48
EN-112	10/10/12	843.18	13.57	829.61
EN-112	11/09/12	843.18	13.99	829.19
EN-112	12/13/12	843.18	14.27	828.91
EN-113	01/06/12	843.77	13.27	830.50
EN-113	02/08/12	843.77	13.61	830.16
EN-113	03/06/12	843.77	11.99	831.78
EN-113	03/13/12	843.77	12.74	831.03
EN-113	04/11/12	843.77	13.76	830.01
EN-113	05/30/12	843.77	10.35	833.42
EN-113	06/20/12	843.77	12.48	831.29
EN-113	07/18/12	843.77	12.11	831.66
EN-113	08/29/12	843.77	11.71	832.06
EN-113	09/12/12	843.77	12.60	831.17
EN-113	10/10/12	843.77	12.70	831.07
EN-113	11/09/12	843.77	13.84	829.93
EN-113	12/13/12	843.77	12.66	831.11

Endicott, New York
Groundwater Elevation Data - 1/1/2012 to 12/31/2012
Note: "-1.00" means the Upper Aquifer is dry or unsaturated.

Well	Date of Measurement	M.P. Elev. (ft amsl)	Depth to Water (ft)	Groundwater Elevation (ft amsl)
EN-114	01/06/12	836.40	7.13	829.27
EN-114	02/08/12	836.40	7.35	829.05
EN-114	03/06/12	836.40	7.52	828.88
EN-114	03/13/12	836.40	7.44	828.96
EN-114	04/11/12	836.40	7.94	828.46
EN-114	05/29/12	836.40	7.42	828.98
EN-114	06/20/12	836.40	7.65	828.75
EN-114	07/18/12	836.40	7.92	828.48
EN-114	08/29/12	836.40	7.75	828.65
EN-114	09/12/12	836.40	7.31	829.09
EN-114	10/10/12	836.40	7.90	828.50
EN-114	11/09/12	836.40	7.94	828.46
EN-114	12/13/12	836.40	8.00	828.40
EN-117	05/30/12	842.78	13.72	829.06
EN-117	08/29/12	842.78	13.20	829.58
EN-120	01/05/12	848.00	25.23	822.77
EN-120	02/10/12	848.00	25.52	822.48
EN-120	03/06/12	848.00	26.17	821.83
EN-120	04/12/12	848.00	25.87	822.13
EN-120	05/30/12	848.00	26.25	821.75
EN-120	06/21/12	848.00	26.26	821.74
EN-120	07/19/12	848.00	26.40	821.60
EN-120	08/29/12	848.00	26.43	821.57
EN-120	09/13/12	848.00	27.49	820.51
EN-120	10/11/12	848.00	26.87	821.13
EN-120	11/09/12	848.00	27.40	820.60
EN-120	12/14/12	848.00	27.28	820.72
EN-121	05/29/12	837.09	9.91	827.18
EN-121	08/29/12	837.09	9.57	827.52
EN-122	05/29/12	836.39	9.60	826.79
EN-122	08/29/12	836.39	9.08	827.31
EN-123	05/29/12	835.41	10.67	824.74
EN-123	08/29/12	835.41	10.37	825.04
EN-125	05/30/12	845.47	24.06	821.41
EN-125	08/29/12	845.47	24.34	821.13
EN-126	05/30/12	843.71	21.40	822.31
EN-126	08/29/12	843.71	21.67	822.04
EN-127	05/30/12	844.86	14.76	830.10
EN-127	08/29/12	844.86	15.05	829.81
EN-129	05/30/12	846.48	16.04	830.44
EN-129	08/29/12	846.48	16.36	830.12
EN-130	05/30/12	850.12	20.49	829.63
EN-130	08/29/12	850.12	20.81	829.31
EN-131	05/30/12	862.22	40.74	821.48
EN-131	08/29/12	862.22	41.00	821.22
EN-132	01/05/12	848.49	27.67	820.82
EN-132	02/10/12	848.49	28.55	819.94
EN-132	03/06/12	848.49	29.15	819.34
EN-132	04/11/12	848.49	29.23	819.26
EN-132	05/30/12	848.49	29.78	818.71
EN-132	06/20/12	848.49	29.88	818.61

Endicott, New York
Groundwater Elevation Data - 1/1/2012 to 12/31/2012
Note: "-1.00" means the Upper Aquifer is dry or unsaturated.

Well	Date of Measurement	M.P. Elev. (ft amsl)	Depth to Water (ft)	Groundwater Elevation (ft amsl)
EN-132	07/18/12	848.49	30.33	818.16
EN-132	08/29/12	848.49	30.21	818.28
EN-132	09/12/12	848.49	30.34	818.15
EN-132	10/10/12	848.49	30.61	817.88
EN-132	11/09/12	848.49	30.70	817.79
EN-132	12/13/12	848.49	30.99	817.50
EN-133	01/05/12	846.95	27.83	819.12
EN-133	02/10/12	846.95	28.95	818.00
EN-133	03/06/12	846.95	29.60	817.35
EN-133	04/12/12	846.95	29.71	817.24
EN-133	05/30/12	846.95	30.50	816.45
EN-133	06/21/12	846.95	30.68	816.27
EN-133	07/19/12	846.95	31.50	815.45
EN-133	08/29/12	846.95	31.35	815.60
EN-133	09/13/12	846.95	31.68	815.27
EN-133	10/11/12	846.95	32.85	814.10
EN-133	11/09/12	846.95	32.58	814.37
EN-133	12/14/12	846.95	33.95	813.00
EN-146	05/29/12	837.49	10.08	827.41
EN-146	08/29/12	837.49	9.67	827.82
EN-148	01/06/12	851.61	21.47	830.14
EN-148	02/08/12	851.61	21.44	830.17
EN-148	03/06/12	851.61	21.71	829.90
EN-148	03/13/12	851.61	21.59	830.02
EN-148	04/11/12	851.61	22.00	829.61
EN-148	05/30/12	851.61	21.26	830.35
EN-148	06/20/12	851.61	21.50	830.11
EN-148	07/18/12	851.61	21.58	830.03
EN-148	08/29/12	851.61	20.78	830.83
EN-148	09/12/12	851.61	21.02	830.59
EN-148	10/10/12	851.61	21.70	829.91
EN-148	11/09/12	851.61	21.86	829.75
EN-148	12/13/12	851.61	22.02	829.59
EN-149	05/29/12	841.06	21.63	819.43
EN-149	08/29/12	841.06	21.79	819.27
EN-150	05/29/12	841.04	21.53	819.51
EN-150	08/29/12	841.04	21.70	819.34
EN-151	05/29/12	838.74	18.96	819.78
EN-151	08/29/12	838.74	19.00	819.74
EN-152	05/29/12	838.74	19.00	819.74
EN-152	08/29/12	838.74	19.22	819.53
EN-153	05/30/12	838.21	18.15	820.06
EN-153	08/29/12	838.21	18.11	820.10
EN-154B	05/29/12	838.98	19.81	819.17
EN-154B	08/29/12	838.98	19.95	819.03
EN-154R	05/30/12	838.31	14.46	823.85
EN-154R	08/29/12	838.31	17.98	820.33
EN-156	05/30/12	840.98	10.68	830.30
EN-156	08/29/12	840.98	10.97	830.01
EN-157	05/30/12	840.89	10.80	830.09
EN-157	08/29/12	840.89	10.95	829.94

Endicott, New York
Groundwater Elevation Data - 1/1/2012 to 12/31/2012
Note: "-1.00" means the Upper Aquifer is dry or unsaturated.

Well	Date of Measurement	M.P. Elev. (ft amsl)	Depth to Water (ft)	Groundwater Elevation (ft amsl)
EN-158	05/30/12	855.67	25.65	830.02
EN-158	08/29/12	855.67	25.98	829.69
EN-160	01/05/12	848.82	25.98	822.84
EN-160	02/10/12	848.82	27.33	821.49
EN-160	03/06/12	848.82	26.89	821.93
EN-160	04/12/12	848.82	26.63	822.19
EN-160	05/30/12	848.82	27.09	821.73
EN-160	06/21/12	848.82	27.04	821.78
EN-160	07/19/12	848.82	27.18	821.64
EN-160	08/29/12	848.82	27.18	821.64
EN-160	09/13/12	848.82	28.23	820.59
EN-160	10/11/12	848.82	27.63	821.19
EN-160	11/09/12	848.82	28.13	820.69
EN-160	12/13/12	848.82	28.22	820.60
EN-161	01/18/12	847.17	23.29	823.88
EN-161	02/08/12	847.17	23.50	823.67
EN-161	03/07/12	847.17	23.73	823.44
EN-161	04/12/12	847.17	23.70	823.47
EN-161	05/30/12	847.17	23.79	823.38
EN-161	06/20/12	847.17	23.92	823.25
EN-161	08/29/12	847.17	23.85	823.32
EN-161	09/13/12	847.17	23.98	823.19
EN-161	10/10/12	847.17	24.09	823.08
EN-161	11/09/12	847.17	24.09	823.08
EN-161	12/13/12	847.17	23.90	823.27
EN-161T^	01/05/12	843.26	17.12	826.14
EN-161T^	02/10/12	843.26	17.19	826.07
EN-161T^	03/06/12	843.26	17.78	825.48
EN-161T^	04/12/12	843.26	17.25	826.01
EN-161T^	05/30/12	843.26	17.65	825.61
EN-161T^	06/21/12	843.26	16.99	826.27
EN-161T^	07/19/12	843.26	17.14	826.12
EN-161T^	08/29/12	843.26	16.78	826.48
EN-161T^	09/13/12	843.26	16.90	826.36
EN-161T^	10/11/12	843.26	16.90	826.36
EN-161T^	11/09/12	843.26	15.11	828.15
EN-161T^	12/13/12	843.26	15.30	827.96
EN-162	01/05/12	856.48	34.17	822.31
EN-162	02/07/12	856.48	34.38	822.10
EN-162	03/06/12	856.48	35.01	821.47
EN-162	04/12/12	856.48	35.00	821.48
EN-162	05/30/12	856.48	35.28	821.20
EN-162	06/21/12	856.48	35.21	821.27
EN-162	07/19/12	856.48	35.40	821.08
EN-162	08/29/12	856.48	35.40	821.08
EN-162	09/13/12	856.48	35.70	820.78
EN-162	10/11/12	856.48	35.68	820.80
EN-162	11/10/12	856.48	35.57	820.91
EN-162	12/13/12	856.48	35.77	820.71
EN-163	01/05/12	860.31	37.53	822.78
EN-163	02/07/12	860.31	37.71	822.60

Endicott, New York
Groundwater Elevation Data - 1/1/2012 to 12/31/2012
Note: "-1.00" means the Upper Aquifer is dry or unsaturated.

Well	Date of Measurement	M.P. Elev. (ft amsl)	Depth to Water (ft)	Groundwater Elevation (ft amsl)
EN-163	03/06/12	860.31	38.23	822.08
EN-163	04/12/12	860.31	38.45	821.86
EN-163	05/30/12	860.31	38.70	821.61
EN-163	06/21/12	860.31	38.68	821.63
EN-163	07/19/12	860.31	38.83	821.48
EN-163	08/29/12	860.31	38.89	821.42
EN-163	09/13/12	860.31	38.96	821.35
EN-163	10/11/12	860.31	39.03	821.28
EN-163	11/10/12	860.31	39.00	821.31
EN-163	12/13/12	860.31	39.17	821.14
EN-164	05/29/12	842.10	DRY	-1.00
EN-164	08/29/12	842.10	DRY	-1.00
EN-165	05/29/12	838.31	17.27	821.04
EN-165	08/29/12	838.31	17.43	820.88
EN-166	05/29/12	837.32	13.82	823.50
EN-166	08/29/12	837.32	14.20	823.12
EN-167	05/29/12	835.48	9.94	825.54
EN-167	08/29/12	835.48	9.81	825.67
EN-170	01/05/12	847.08	23.67	823.41
EN-170	02/07/12	847.08	24.55	822.53
EN-170	03/06/12	847.08	25.03	822.05
EN-170	04/11/12	847.08	25.10	821.98
EN-170	05/30/12	847.08	25.41	821.67
EN-170	06/20/12	847.08	25.27	821.81
EN-170	07/18/12	847.08	25.62	821.46
EN-170	08/29/12	847.08	25.46	821.62
EN-170	09/12/12	847.08	26.35	820.73
EN-170	10/10/12	847.08	25.60	821.48
EN-170	11/09/12	847.08	25.36	821.72
EN-170	12/13/12	847.08	25.58	821.50
EN-173	01/05/12	846.33	22.27	824.06
EN-173	02/07/12	846.33	22.40	823.93
EN-173	03/06/12	846.33	22.80	823.53
EN-173	04/11/12	846.33	23.06	823.27
EN-173	05/30/12	846.33	23.44	822.89
EN-173	06/20/12	846.33	23.37	822.96
EN-173	07/18/12	846.33	23.60	822.73
EN-173	08/29/12	846.33	23.45	822.88
EN-173	09/12/12	846.33	23.70	822.63
EN-173	10/10/12	846.33	23.57	822.76
EN-173	11/09/12	846.33	23.45	822.88
EN-173	12/13/12	846.33	23.70	822.63
EN-174	01/05/12	855.83	28.27	827.56
EN-174	02/07/12	855.83	28.36	827.47
EN-174	03/06/12	855.83	28.53	827.30
EN-174	04/11/12	855.83	28.77	827.06
EN-174	05/30/12	855.83	28.85	826.98
EN-174	06/20/12	855.83	28.92	826.91
EN-174	07/18/12	855.83	29.10	826.73
EN-174	08/29/12	855.83	29.12	826.71
EN-174	09/12/12	855.83	29.14	826.69

Endicott, New York
Groundwater Elevation Data - 1/1/2012 to 12/31/2012
Note: "-1.00" means the Upper Aquifer is dry or unsaturated.

Well	Date of Measurement	M.P. Elev. (ft amsl)	Depth to Water (ft)	Groundwater Elevation (ft amsl)
EN-174	10/10/12	855.83	29.10	826.73
EN-174	11/09/12	855.83	29.22	826.61
EN-174	12/13/12	855.83	29.27	826.56
EN-175	01/05/12	844.15	22.04	822.11
EN-175	02/07/12	844.15	22.19	821.96
EN-175	03/06/12	844.15	22.65	821.50
EN-175	04/11/12	844.15	22.85	821.30
EN-175	05/30/12	844.15	23.14	821.01
EN-175	06/20/12	844.15	23.12	821.03
EN-175	07/18/12	844.15	23.30	820.85
EN-175	08/29/12	844.15	23.00	821.15
EN-175	09/12/12	844.15	23.57	820.58
EN-175	10/10/12	844.15	23.40	820.75
EN-175	11/09/12	844.15	23.19	820.96
EN-175	12/13/12	844.15	23.40	820.75
EN-176	05/29/12	842.88	21.90	820.98
EN-176	08/29/12	842.88	22.18	820.70
EN-177	05/29/12	841.88	16.08	825.80
EN-177	08/29/12	841.88	16.05	825.83
EN-178	05/30/12	854.18	38.45	815.73
EN-178	08/29/12	854.18	38.70	815.48
EN-182	01/05/12	847.90	25.00	822.90
EN-182	02/07/12	847.90	25.27	822.63
EN-182	03/06/12	847.90	25.76	822.14
EN-182	04/11/12	847.90	26.00	821.90
EN-182	05/30/12	847.90	26.27	821.63
EN-182	06/20/12	847.90	26.14	821.76
EN-182	07/18/12	847.90	26.41	821.49
EN-182	08/29/12	847.90	26.26	821.64
EN-182	09/12/12	847.90	26.97	820.93
EN-182	10/10/12	847.90	26.44	821.46
EN-182	11/09/12	847.90	26.16	821.74
EN-182	12/13/12	847.90	26.40	821.50
EN-183	01/05/12	846.97	24.41	822.56
EN-183	02/10/12	846.97	24.57	822.40
EN-183	03/06/12	846.97	25.00	821.97
EN-183	04/11/12	846.97	25.24	821.73
EN-183	05/30/12	846.97	25.58	821.39
EN-183	06/20/12	846.97	25.54	821.43
EN-183	07/18/12	846.97	25.80	821.17
EN-183	08/29/12	846.97	25.55	821.42
EN-183	09/12/12	846.97	26.13	820.84
EN-183	10/10/12	846.97	25.90	821.07
EN-183	11/09/12	846.97	25.43	821.54
EN-183	12/13/12	846.97	25.70	821.27
EN-184	05/30/12	846.44	10.75	835.69
EN-184	08/29/12	846.44	10.66	835.78
EN-185	01/05/12	846.63	23.99	822.64
EN-185	02/07/12	846.63	24.21	822.42
EN-185	03/06/12	846.63	24.69	821.94
EN-185	04/11/12	846.63	24.95	821.68

Endicott, New York
Groundwater Elevation Data - 1/1/2012 to 12/31/2012
Note: "-1.00" means the Upper Aquifer is dry or unsaturated.

Well	Date of Measurement	M.P. Elev. (ft amsl)	Depth to Water (ft)	Groundwater Elevation (ft amsl)
EN-185	05/30/12	846.63	25.23	821.40
EN-185	06/20/12	846.63	25.23	821.40
EN-185	07/18/12	846.63	25.46	821.17
EN-185	08/29/12	846.63	25.26	821.37
EN-185	09/12/12	846.63	25.80	820.83
EN-185	10/10/12	846.63	25.56	821.07
EN-185	11/09/12	846.63	25.09	821.54
EN-185	12/13/12	846.63	25.36	821.27
EN-185P	01/05/12	847.33	16.17	831.16
EN-185P	02/10/12	847.33	9.96	837.37
EN-185P	03/06/12	847.33	30.00	817.33
EN-185P	04/12/12	847.33	17.88	829.45
EN-185P	05/30/12	847.33	19.58	827.75
EN-185P	06/21/12	847.33	15.90	831.43
EN-185P	07/19/12	847.33	10.80	836.53
EN-185P	08/29/12	847.33	14.89	832.44
EN-185P	09/12/12	847.33	13.38	833.95
EN-185P**	10/11/12	847.33	34.40	812.93
EN-185P**	11/09/12	847.33	33.70	813.63
EN-185P	12/13/12	847.33	31.43	815.90
EN-186	05/30/12	851.62	22.22	829.40
EN-186	08/29/12	851.62	21.94	829.68
EN-187	01/06/12	851.66	21.38	830.28
EN-187	02/08/12	851.66	21.24	830.42
EN-187	03/06/12	851.66	21.62	830.04
EN-187	03/13/12	851.66	21.47	830.19
EN-187	04/11/12	851.66	21.83	829.83
EN-187	05/30/12	851.66	21.06	830.60
EN-187	06/20/12	851.66	21.33	830.33
EN-187	07/18/12	851.66	21.44	830.22
EN-187	08/29/12	851.66	21.01	830.65
EN-187	09/12/12	851.66	20.93	830.73
EN-187	10/10/12	851.66	21.46	830.20
EN-187	11/09/12	851.66	21.72	829.94
EN-187	12/13/12	851.66	21.92	829.74
EN-188	05/30/12	848.13	18.21	829.92
EN-188	08/29/12	848.13	18.37	829.76
EN-189	05/30/12	851.00	20.96	830.04
EN-189	08/29/12	851.00	20.89	830.11
EN-190	01/05/12	851.76	29.03	822.73
EN-190	02/07/12	851.76	29.97	821.79
EN-190	03/06/12	851.76	30.04	821.72
EN-190	04/11/12	851.76	29.70	822.06
EN-190	05/30/12	851.76	30.00	821.76
EN-190	06/20/12	851.76	30.13	821.63
EN-190	07/18/12	851.76	30.27	821.49
EN-190	08/29/12	851.76	30.25	821.51
EN-190	09/12/12	851.76	30.85	820.91
EN-190	10/10/12	851.76	30.70	821.06
EN-190	11/09/12	851.76	31.14	820.62
EN-190	12/13/12	851.76	31.16	820.60

Endicott, New York
Groundwater Elevation Data - 1/1/2012 to 12/31/2012
Note: "-1.00" means the Upper Aquifer is dry or unsaturated.

Well	Date of Measurement	M.P. Elev. (ft amsl)	Depth to Water (ft)	Groundwater Elevation (ft amsl)
EN-191	01/05/12	850.78	28.16	822.62
EN-191	02/07/12	850.78	29.12	821.66
EN-191	03/06/12	850.78	29.17	821.61
EN-191	04/11/12	850.78	28.82	821.96
EN-191	05/30/12	850.78	29.33	821.45
EN-191	06/20/12	850.78	29.28	821.50
EN-191	07/18/12	850.78	29.41	821.37
EN-191	08/29/12	850.78	29.47	821.31
EN-191	09/12/12	850.78	29.97	820.81
EN-191	10/10/12	850.78	30.10	820.68
EN-191	11/09/12	850.78	30.68	820.10
EN-191	12/13/12	850.78	30.90	819.88
EN-191A	01/05/12	848.52	26.02	822.50
EN-191A	02/10/12	848.52	27.34	821.18
EN-191A	03/06/12	848.52	27.02	821.50
EN-191A	04/11/12	848.52	26.70	821.82
EN-191A	05/30/12	848.52	27.20	821.32
EN-191A	06/20/12	848.52	27.21	821.31
EN-191A	07/18/12	848.52	27.23	821.29
EN-191A	08/29/12	848.52	27.25	821.27
EN-191A	09/12/12	848.52	27.81	820.71
EN-191A	10/10/12	848.52	27.95	820.57
EN-191A	11/09/12	848.52	28.56	819.96
EN-191A	12/13/12	848.52	28.96	819.56
EN-192	01/05/12	850.71	28.11	822.60
EN-192	02/07/12	850.71	28.90	821.81
EN-192	03/06/12	850.71	29.17	821.54
EN-192	04/11/12	850.71	28.86	821.85
EN-192	05/30/12	850.71	29.32	821.39
EN-192	06/20/12	850.71	29.23	821.48
EN-192	07/18/12	850.71	29.42	821.29
EN-192	08/29/12	850.71	29.45	821.26
EN-192	09/12/12	850.71	29.90	820.81
EN-192	10/10/12	850.71	30.00	820.71
EN-192	11/09/12	850.71	30.20	820.51
EN-192	12/13/12	850.71	30.38	820.33
EN-193	01/05/12	848.28	26.18	822.10
EN-193	02/10/12	848.28	26.63	821.65
EN-193	03/06/12	848.28	27.07	821.21
EN-193	04/11/12	848.28	27.00	821.28
EN-193	05/30/12	848.28	27.36	820.92
EN-193	06/20/12	848.28	27.08	821.20
EN-193	07/18/12	848.28	27.52	820.76
EN-193	08/29/12	848.28	27.49	820.79
EN-193	09/12/12	848.28	28.23	820.05
EN-193	10/10/12	848.28	27.87	820.41
EN-193	11/09/12	848.28	27.68	820.60
EN-193	12/13/12	848.28	27.94	820.34
EN-194	01/05/12	843.46	24.83	818.63
EN-194	02/10/12	843.46	26.67	816.79
EN-194	03/06/12	843.46	25.90	817.56

Endicott, New York
Groundwater Elevation Data - 1/1/2012 to 12/31/2012
Note: "-1.00" means the Upper Aquifer is dry or unsaturated.

Well	Date of Measurement	M.P. Elev. (ft amsl)	Depth to Water (ft)	Groundwater Elevation (ft amsl)
EN-194	04/12/12	843.46	25.52	817.94
EN-194	05/30/12	843.46	26.65	816.81
EN-194	06/21/12	843.46	26.02	817.44
EN-194	07/19/12	843.46	24.49	818.97
EN-194	08/29/12	843.46	24.74	818.72
EN-194	09/13/12	843.46	25.84	817.62
EN-194	10/11/12	843.46	25.18	818.28
EN-194	11/09/12	843.46	26.26	817.20
EN-194	12/14/12	843.46	27.38	816.08
EN-195	01/05/12	838.02	23.94	814.08
EN-195	02/10/12	838.02	23.91	814.11
EN-195	03/06/12	838.02	21.90	816.12
EN-195	04/12/12	838.02	24.02	814.00
EN-195	05/30/12	838.02	22.20	815.82
EN-195	06/21/12	838.02	21.15	816.87
EN-195	07/19/12	838.02	24.10	813.92
EN-195	08/29/12	838.02	24.07	813.95
EN-195	09/13/12	838.02	23.83	814.19
EN-195	10/11/12	838.02	25.09	812.93
EN-195	11/09/12	838.02	24.51	813.51
EN-195	12/14/12	838.02	24.52	813.50
EN-196	05/30/12	851.94	10.46	841.48
EN-196	08/29/12	851.94	10.13	841.81
EN-197	05/30/12	850.44	12.60	837.84
EN-197	08/29/12	850.44	12.99	837.45
EN-200	05/30/12	850.27	18.91	831.36
EN-200	08/29/12	850.27	18.69	831.58
EN-202	05/30/12	848.44	28.23	820.21
EN-202	08/29/12	848.44	28.62	819.82
EN-203	01/05/12	846.10	22.91	823.19
EN-203	02/07/12	846.10	23.85	822.25
EN-203	03/06/12	846.10	23.79	822.31
EN-203	04/12/12	846.10	35.26	810.84
EN-203	05/30/12	846.10	24.02	822.08
EN-203	06/21/12	846.10	23.90	822.20
EN-203	07/19/12	846.10	24.23	821.87
EN-203	08/29/12	846.10	24.19	821.91
EN-203	09/13/12	846.10	24.95	821.15
EN-203	10/11/12	846.10	24.82	821.28
EN-203	11/10/12	846.10	25.24	820.86
EN-203	12/14/12	846.10	25.38	820.72
EN-204	01/18/12	856.44	34.49	821.95
EN-204	02/08/12	856.44	34.79	821.65
EN-204	03/07/12	856.44	35.21	821.23
EN-204	04/12/12	856.44	35.29	821.15
EN-204	05/30/12	856.44	35.61	820.83
EN-204	06/20/12	856.44	35.53	820.91
EN-204	08/29/12	856.44	35.76	820.68
EN-204	09/13/12	856.44	36.10	820.34
EN-204	10/10/12	856.44	36.19	820.25
EN-204	11/09/12	856.44	36.19	820.25

Endicott, New York
Groundwater Elevation Data - 1/1/2012 to 12/31/2012
Note: "-1.00" means the Upper Aquifer is dry or unsaturated.

Well	Date of Measurement	M.P. Elev. (ft amsl)	Depth to Water (ft)	Groundwater Elevation (ft amsl)
EN-204	12/13/12	856.44	36.51	819.93
EN-206	01/18/12	859.47	38.59	820.88
EN-206	02/08/12	859.47	38.73	820.74
EN-206	03/07/12	859.47	39.31	820.16
EN-206	04/12/12	859.47	39.46	820.01
EN-206	05/30/12	859.47	39.55	819.92
EN-206	06/20/12	859.47	39.65	819.82
EN-206	08/29/12	859.47	39.78	819.69
EN-206	09/13/12	859.47	39.85	819.62
EN-206	10/10/12	859.47	40.09	819.38
EN-206	11/09/12	859.47	40.09	819.38
EN-206	12/13/12	859.47	40.33	819.14
EN-206T	01/05/12	857.86	36.94	820.92
EN-206T	02/07/12	857.86	37.20	820.66
EN-206T	03/07/12	857.86	37.80	820.06
EN-206T	04/12/12	857.86	37.93	819.93
EN-206T	05/30/12	857.86	38.05	819.81
EN-206T	06/21/12	857.86	38.11	819.75
EN-206T	07/19/12	857.86	38.26	819.60
EN-206T	08/29/12	857.86	38.23	819.63
EN-206T	09/13/12	857.86	38.34	819.52
EN-206T	10/11/12	857.86	38.54	819.32
EN-206T	11/10/12	857.86	38.55	819.31
EN-206T	12/14/12	857.86	38.70	819.16
EN-207	05/30/12	854.92	43.22	811.70
EN-207	08/29/12	854.92	43.49	811.43
EN-208A	05/30/12	851.64	33.71	817.93
EN-208A	08/29/12	851.64	34.16	817.48
EN-210	05/30/12	850.67	40.80	809.87
EN-210	08/29/12	850.67	41.39	809.28
EN-211	05/29/12	837.73	11.30	826.43
EN-211	08/29/12	837.73	11.75	825.98
EN-213A	01/05/12	853.94	32.90	821.04
EN-213A	02/07/12	853.94	33.21	820.73
EN-213A	03/07/12	853.94	34.05	819.89
EN-213A	04/12/12	853.94	34.25	819.69
EN-213A	05/30/12	853.94	34.35	819.59
EN-213A	06/21/12	853.94	34.45	819.49
EN-213A	07/19/12	853.94	34.57	819.37
EN-213A	08/29/12	853.94	34.60	819.34
EN-213A	09/13/12	853.94	34.67	819.27
EN-213A	10/11/12	853.94	34.86	819.08
EN-213A	11/10/12	853.94	34.94	819.00
EN-213A	12/14/12	853.94	35.11	818.83
EN-214A	01/05/12	846.40	24.17	822.23
EN-214A	02/07/12	846.40	24.60	821.80
EN-214A	03/06/12	846.40	25.17	821.23
EN-214A	04/12/12	846.40	24.99	821.41
EN-214A	05/30/12	846.40	25.33	821.07
EN-214A	06/21/12	846.40	25.23	821.17
EN-214A	07/19/12	846.40	25.53	820.87

Endicott, New York
Groundwater Elevation Data - 1/1/2012 to 12/31/2012
Note: "-1.00" means the Upper Aquifer is dry or unsaturated.

Well	Date of Measurement	M.P. Elev. (ft amsl)	Depth to Water (ft)	Groundwater Elevation (ft amsl)
EN-214A	08/29/12	846.40	25.55	820.85
EN-214A	09/13/12	846.40	26.16	820.24
EN-214A	10/11/12	846.40	26.03	820.37
EN-214A	11/10/12	846.40	25.91	820.49
EN-214A	12/14/12	846.40	26.18	820.22
EN-214B	01/18/12	846.46	24.31	822.15
EN-214B	02/08/12	846.46	24.72	821.74
EN-214B	03/07/12	846.46	25.17	821.29
EN-214B	04/12/12	846.46	25.05	821.41
EN-214B	05/30/12	846.46	25.45	821.01
EN-214B	06/20/12	846.46	25.31	821.15
EN-214B	08/29/12	846.46	25.63	820.83
EN-214B	09/13/12	846.46	26.16	820.30
EN-214B	10/10/12	846.46	26.07	820.39
EN-214B	11/09/12	846.46	26.07	820.39
EN-214B	12/13/12	846.46	26.31	820.15
EN-214C	01/05/12	848.84	26.65	822.19
EN-214C	02/07/12	848.84	27.03	821.81
EN-214C	03/06/12	848.84	27.64	821.20
EN-214C	04/12/12	848.84	27.43	821.41
EN-214C	05/30/12	848.84	27.82	821.02
EN-214C	06/21/12	848.84	27.70	821.14
EN-214C	07/19/12	848.84	28.03	820.81
EN-214C	08/29/12	848.84	28.00	820.84
EN-214C	09/13/12	848.84	28.57	820.27
EN-214C	10/11/12	848.84	28.49	820.35
EN-214C	11/10/12	848.84	28.34	820.50
EN-214C	12/13/12	848.84	28.65	820.19
EN-214T	01/05/12	849.12	26.92	822.20
EN-214T	02/07/12	849.12	27.33	821.79
EN-214T	03/06/12	849.12	27.89	821.23
EN-214T	04/12/12	849.12	27.72	821.40
EN-214T	05/30/12	849.12	28.09	821.03
EN-214T	06/21/12	849.12	27.97	821.15
EN-214T	07/19/12	849.12	28.27	820.85
EN-214T	08/29/12	849.12	28.27	820.85
EN-214T	09/13/12	849.12	28.89	820.23
EN-214T	10/11/12	849.12	28.76	820.36
EN-214T	11/10/12	849.12	28.66	820.46
EN-214T	12/13/12	849.12	28.94	820.18
EN-215	01/05/12	850.59	28.27	822.32
EN-215	02/07/12	850.59	28.91	821.68
EN-215	03/06/12	850.59	29.22	821.37
EN-215	04/12/12	850.59	28.95	821.64
EN-215	05/30/12	850.59	29.33	821.26
EN-215	06/21/12	850.59	29.38	821.21
EN-215	07/19/12	850.59	29.60	820.99
EN-215	08/29/12	850.59	29.68	820.91
EN-215	09/13/12	850.59	29.75	820.84
EN-215	10/11/12	850.59	30.42	820.17
EN-215	11/10/12	850.59	30.96	819.63

Endicott, New York
Groundwater Elevation Data - 1/1/2012 to 12/31/2012
Note: "-1.00" means the Upper Aquifer is dry or unsaturated.

Well	Date of Measurement	M.P. Elev. (ft amsl)	Depth to Water (ft)	Groundwater Elevation (ft amsl)
EN-215	12/14/12	850.59	31.16	819.43
EN-215A	01/05/12	847.50	24.72	822.78
EN-215A	02/07/12	847.50	25.63	821.87
EN-215A	03/06/12	847.50	25.72	821.78
EN-215A	04/12/12	847.50	25.45	822.05
EN-215A	05/30/12	847.50	25.90	821.60
EN-215A	06/21/12	847.50	25.90	821.60
EN-215A	07/19/12	847.50	26.06	821.44
EN-215A	08/29/12	847.50	26.06	821.44
EN-215A	09/13/12	847.50	26.50	821.00
EN-215A	10/11/12	847.50	26.80	820.70
EN-215A	11/10/12	847.50	27.32	820.18
EN-215A	12/14/12	847.50	27.57	819.93
EN-215B	01/05/12	847.47	26.10	821.37
EN-215B	02/10/12	847.47	26.88	820.59
EN-215B	03/06/12	847.47	27.12	820.35
EN-215B	04/12/12	847.47	26.82	820.65
EN-215B	05/30/12	847.47	27.28	820.19
EN-215B	06/21/12	847.47	27.23	820.24
EN-215B	07/19/12	847.47	27.55	819.92
EN-215B	08/29/12	847.47	27.72	819.75
EN-215B	09/13/12	847.47	28.75	818.72
EN-215B	10/11/12	847.47	28.57	818.90
EN-215B	11/09/12	847.47	29.20	818.27
EN-215B	12/14/12	847.47	29.41	818.06
EN-215T	01/05/12	847.00	32.42	814.58
EN-215T	02/10/12	847.00	33.44	813.56
EN-215T	03/06/12	847.00	33.25	813.75
EN-215T	04/12/12	847.00	33.04	813.96
EN-215T	05/30/12	847.00	33.25	813.75
EN-215T	06/21/12	847.00	33.41	813.59
EN-215T	07/19/12	847.00	34.33	812.67
EN-215T	08/29/12	847.00	35.50	811.50
EN-215T	09/13/12	847.00	36.90	810.10
EN-215T	10/11/12	847.00	37.77	809.23
EN-215T	11/09/12	847.00	39.04	807.96
EN-215T	12/14/12	847.00	40.33	806.67
EN-217A	05/30/12	857.13	36.62	820.51
EN-217A	08/29/12	857.13	36.86	820.27
EN-218	05/29/12	837.32	16.66	820.66
EN-218	08/29/12	837.32	18.30	819.02
EN-219R*	05/30/12	843.95	20.99	822.96
EN-219R*	08/29/12	843.95	20.96	822.99
EN-222	01/05/12	848.08	25.18	822.90
EN-222	02/10/12	848.08	22.27	825.81
EN-222	03/06/12	848.08	25.65	822.43
EN-222	04/11/12	848.08	25.77	822.31
EN-222	05/30/12	848.08	26.20	821.88
EN-222	06/20/12	848.08	26.19	821.89
EN-222	07/18/12	848.08	26.32	821.76
EN-222	08/29/12	848.08	26.26	821.82

Endicott, New York
Groundwater Elevation Data - 1/1/2012 to 12/31/2012
Note: "-1.00" means the Upper Aquifer is dry or unsaturated.

Well	Date of Measurement	M.P. Elev. (ft amsl)	Depth to Water (ft)	Groundwater Elevation (ft amsl)
EN-222	09/12/12	848.08	26.62	821.46
EN-222	10/10/12	848.08	26.44	821.64
EN-222	11/09/12	848.08	26.20	821.88
EN-222	12/13/12	848.08	26.41	821.67
EN-253	01/06/12	844.32	14.71	829.61
EN-253	02/10/12	844.32	17.31	827.01
EN-253	03/06/12	844.32	17.41	826.91
EN-253	03/13/12	844.32	17.75	826.57
EN-253	04/11/12	844.32	17.78	826.54
EN-253	05/29/12	844.32	17.15	827.17
EN-253	06/20/12	844.32	17.50	826.82
EN-253	07/18/12	844.32	17.27	827.05
EN-253	08/29/12	844.32	17.31	827.01
EN-253	09/12/12	844.32	17.65	826.67
EN-253	10/10/12	844.32	17.53	826.79
EN-253	11/09/12	844.32	17.92	826.40
EN-253	12/13/12	844.32	17.37	826.95
EN-276	01/06/12	852.29	25.76	826.53
EN-276	02/10/12	852.29	24.84	827.45
EN-276	03/06/12	852.29	25.57	826.72
EN-276	03/13/12	852.29	25.57	826.72
EN-276	04/11/12	852.29	25.81	826.48
EN-276	05/30/12	852.29	26.44	825.85
EN-276	06/20/12	852.29	27.07	825.22
EN-276	07/18/12	852.29	27.59	824.70
EN-276	08/29/12	852.29	33.81	818.48
EN-276	09/12/12	852.29	33.85	818.44
EN-276	10/10/12	852.29	33.85	818.44
EN-276	11/09/12	852.29	33.85	818.44
EN-276	12/13/12	852.29	33.86	818.43
EN-276A	05/30/12	849.39	22.58	826.81
EN-276A	08/29/12	849.39	23.51	825.88
EN-277	01/06/12	852.36	25.94	826.42
EN-277	02/08/12	852.36	25.84	826.52
EN-277	03/06/12	852.36	25.88	826.48
EN-277	03/13/12	852.36	25.85	826.51
EN-277	04/11/12	852.36	25.88	826.48
EN-277	05/30/12	852.36	25.71	826.65
EN-277	06/20/12	852.36	25.91	826.45
EN-277	07/18/12	852.36	25.87	826.49
EN-277	08/29/12	852.36	25.81	826.55
EN-277	09/12/12	852.36	25.90	826.46
EN-277	10/10/12	852.36	25.86	826.50
EN-277	11/09/12	852.36	25.91	826.45
EN-277	12/13/12	852.36	25.93	826.43
EN-278	01/06/12	850.75	33.95	816.80
EN-278	02/08/12	850.75	33.30	817.45
EN-278	03/06/12	850.75	34.39	816.36
EN-278	03/13/12	850.75	29.65	821.10
EN-278	04/11/12	850.75	34.26	816.49
EN-278	05/30/12	850.75	34.40	816.35

Endicott, New York
Groundwater Elevation Data - 1/1/2012 to 12/31/2012
Note: "-1.00" means the Upper Aquifer is dry or unsaturated.

Well	Date of Measurement	M.P. Elev. (ft amsl)	Depth to Water (ft)	Groundwater Elevation (ft amsl)
EN-278	06/20/12	850.75	34.39	816.36
EN-278	07/18/12	850.75	34.39	816.36
EN-278	08/29/12	850.75	33.97	816.78
EN-278	09/12/12	850.75	34.14	816.61
EN-278	10/10/12	850.75	34.15	816.60
EN-278	11/09/12	850.75	34.35	816.40
EN-278	12/13/12	850.75	34.36	816.39
EN-279	01/06/12	850.30	29.56	820.74
EN-279	02/08/12	850.30	29.69	820.61
EN-279	03/06/12	850.30	29.65	820.65
EN-279	03/13/12	850.30	34.23	816.07
EN-279	04/11/12	850.30	29.75	820.55
EN-279	06/20/12	850.30	29.76	820.54
EN-279	07/18/12	850.30	DRY	-1.00
EN-279	08/29/12	850.30	DRY	-1.00
EN-279	09/12/12	850.30	DRY	-1.00
EN-279	10/10/12	850.30	DRY	-1.00
EN-279	11/09/12	850.30	DRY	-1.00
EN-279	12/13/12	850.30	DRY	-1.00
EN-281	01/05/12	850.92	22.48	828.44
EN-281	02/07/12	850.92	22.55	828.37
EN-281	03/06/12	850.92	22.76	828.16
EN-281	04/11/12	850.92	22.93	827.99
EN-281	05/30/12	850.92	23.13	827.79
EN-281	06/20/12	850.92	23.14	827.78
EN-281	07/18/12	850.92	23.24	827.68
EN-281	08/29/12	850.92	23.34	827.58
EN-281	09/12/12	850.92	23.34	827.58
EN-281	10/10/12	850.92	23.35	827.57
EN-281	11/09/12	850.92	23.37	827.55
EN-281	12/13/12	850.92	23.47	827.45
EN-282	01/05/12	850.81	22.37	828.44
EN-282	02/07/12	850.81	22.44	828.37
EN-282	03/06/12	850.81	22.61	828.20
EN-282	04/11/12	850.81	22.80	828.01
EN-282	05/30/12	850.81	22.95	827.86
EN-282	06/20/12	850.81	23.05	827.76
EN-282	07/18/12	850.81	23.13	827.68
EN-282	08/29/12	850.81	23.20	827.61
EN-282	09/12/12	850.81	23.20	827.61
EN-282	10/10/12	850.81	23.18	827.63
EN-282	11/09/12	850.81	23.20	827.61
EN-282	12/13/12	850.81	23.34	827.47
EN-283	01/06/12	850.64	DRY	-1.00
EN-283	02/08/12	850.64	DRY	-1.00
EN-283	03/06/12	850.64	DRY	-1.00
EN-283	03/13/12	850.64	DRY	-1.00
EN-283	04/11/12	850.64	DRY	-1.00
EN-283	05/30/12	850.64	DRY	-1.00
EN-283	06/20/12	850.64	DRY	-1.00
EN-283	07/18/12	850.64	DRY	-1.00

Endicott, New York
Groundwater Elevation Data - 1/1/2012 to 12/31/2012
Note: "-1.00" means the Upper Aquifer is dry or unsaturated.

Well	Date of Measurement	M.P. Elev. (ft amsl)	Depth to Water (ft)	Groundwater Elevation (ft amsl)
EN-283	08/29/12	850.64	DRY	-1.00
EN-283	09/12/12	850.64	DRY	-1.00
EN-283	10/10/12	850.64	DRY	-1.00
EN-283	11/09/12	850.64	DRY	-1.00
EN-283	12/13/12	850.64	DRY	-1.00
EN-284	01/18/12	850.72	43.07	807.65
EN-284	02/09/12	850.72	38.59	812.13
EN-284	03/06/12	850.72	43.79	806.93
EN-284	03/13/12	850.72	44.02	806.70
EN-284	04/11/12	850.72	43.71	807.01
EN-284	05/30/12	850.72	42.98	807.74
EN-284	06/20/12	850.72	43.90	806.82
EN-284	08/29/12	850.72	40.44	810.28
EN-284	09/12/12	850.72	42.98	807.74
EN-284	10/10/12	850.72	40.83	809.89
EN-284	11/09/12	850.72	42.85	807.87
EN-284	12/13/12	850.72	41.68	809.04
EN-284P*	01/06/12	852.86	50.48	802.38
EN-284P*	02/10/12	852.86	50.45	802.41
EN-284P*	03/06/12	852.86	50.56	802.30
EN-284P*	03/13/12	852.86	50.55	802.31
EN-284P*	04/11/12	852.86	50.54	802.32
EN-284P*	05/30/12	852.86	50.54	802.32
EN-284P*	06/20/12	852.86	50.58	802.28
EN-284P*	07/18/12	852.86	50.22	802.64
EN-284P*	08/29/12	852.86	50.55	802.31
EN-284P*	09/12/12	852.86	50.57	802.29
EN-284P*	10/10/12	852.86	50.85	802.01
EN-284P*	11/09/12	852.86	50.92	801.94
EN-284P*	12/13/12	852.86	50.25	802.61
EN-284TD	01/06/12	853.46	46.75	806.71
EN-284TD	02/10/12	853.46	43.12	810.34
EN-284TD	03/06/12	853.46	46.57	806.89
EN-284TD	03/13/12	853.46	46.80	806.66
EN-284TD	04/11/12	853.46	46.48	806.98
EN-284TD	05/30/12	853.46	45.92	807.54
EN-284TD	06/20/12	853.46	46.67	806.79
EN-284TD	07/18/12	853.46	46.63	806.83
EN-284TD	08/29/12	853.46	43.73	809.73
EN-284TD	09/12/12	853.46	46.13	807.33
EN-284TD	10/10/12	853.46	43.88	809.58
EN-284TD	11/09/12	853.46	46.26	807.20
EN-284TD	12/13/12	853.46	44.78	808.68
EN-284TS	01/06/12	851.28	40.34	810.94
EN-284TS	02/08/12	851.28	36.83	814.45
EN-284TS	03/06/12	851.28	40.29	810.99
EN-284TS	03/13/12	851.28	40.34	810.94
EN-284TS	04/11/12	851.28	40.50	810.78
EN-284TS	05/30/12	851.28	40.60	810.68
EN-284TS	06/20/12	851.28	40.53	810.75
EN-284TS	07/18/12	851.28	40.54	810.74

Endicott, New York
Groundwater Elevation Data - 1/1/2012 to 12/31/2012
Note: "-1.00" means the Upper Aquifer is dry or unsaturated.

Well	Date of Measurement	M.P. Elev. (ft amsl)	Depth to Water (ft)	Groundwater Elevation (ft amsl)
EN-284TS	08/29/12	851.28	40.50	810.78
EN-284TS	09/12/12	851.28	40.12	811.16
EN-284TS	10/10/12	851.28	40.22	811.06
EN-284TS	11/09/12	851.28	40.16	811.12
EN-284TS	12/13/12	851.28	40.21	811.07
EN-301	05/30/12	848.16	28.43	819.73
EN-301	08/29/12	848.16	28.82	819.34
EN-302	01/05/12	843.02	14.27	828.75
EN-302	02/07/12	843.02	14.25	828.77
EN-302**	03/06/12	843.02	14.46	828.56
EN-302**	04/11/12	843.02	14.65	828.37
EN-302**	05/30/12	843.02	14.72	828.30
EN-302**	06/20/12	843.02	14.77	828.25
EN-302**	07/18/12	843.02	14.83	828.19
EN-302**	08/29/12	843.02	14.78	828.24
EN-302**	09/12/12	843.02	14.84	828.18
EN-302**	10/10/12	843.02	14.73	828.29
EN-302**	11/09/12	843.02	14.69	828.33
EN-302**	12/13/12	843.02	14.80	828.22
EN-304	05/30/12	849.63	17.49	832.14
EN-304	08/29/12	849.63	17.90	831.73
EN-310	05/30/12	846.05	DRY	-1.00
EN-310	08/29/12	846.05	DRY	-1.00
EN-311	05/30/12	849.30	42.17	807.13
EN-311	08/29/12	849.30	44.22	805.08
EN-380	01/05/12	847.35	18.84	828.51
EN-380	02/07/12	847.35	18.95	828.40
EN-380	03/06/12	847.35	19.11	828.24
EN-380	04/11/12	847.35	19.32	828.03
EN-380	05/30/12	847.35	19.45	827.90
EN-380	06/20/12	847.35	19.49	827.86
EN-380	07/18/12	847.35	19.60	827.75
EN-380	08/29/12	847.35	19.66	827.69
EN-380	09/12/12	847.35	19.73	827.62
EN-380	10/10/12	847.35	19.68	827.67
EN-380	11/09/12	847.35	19.65	827.70
EN-380	12/13/12	847.35	19.81	827.54
EN-381	01/05/12	846.35	20.39	825.96
EN-381	02/07/12	846.35	20.54	825.81
EN-381	03/06/12	846.35	20.85	825.50
EN-381	04/11/12	846.35	21.11	825.24
EN-381	05/30/12	846.35	21.50	824.85
EN-381	06/20/12	846.35	21.47	824.88
EN-381	07/18/12	846.35	21.68	824.67
EN-381	08/29/12	846.35	21.60	824.75
EN-381	09/12/12	846.35	21.77	824.58
EN-381	10/10/12	846.35	21.79	824.56
EN-381	11/09/12	846.35	21.68	824.67
EN-381	12/13/12	846.35	21.87	824.48
EN-382	05/30/12	852.26	24.00	828.26
EN-382	08/29/12	852.26	24.40	827.86

Endicott, New York
Groundwater Elevation Data - 1/1/2012 to 12/31/2012
Note: "-1.00" means the Upper Aquifer is dry or unsaturated.

Well	Date of Measurement	M.P. Elev. (ft amsl)	Depth to Water (ft)	Groundwater Elevation (ft amsl)
EN-384	05/30/12	847.86	18.35	829.51
EN-384	08/29/12	847.86	18.72	829.14
EN-385	05/30/12	846.21	15.93	830.28
EN-385	08/29/12	846.21	16.30	829.91
EN-386	05/30/12	848.49	18.75	829.74
EN-386	08/29/12	848.49	19.00	829.49
EN-387A	05/30/12	854.23	24.40	829.83
EN-387A	08/29/12	854.23	24.78	829.45
EN-392R	05/30/12	846.95	16.66	830.29
EN-392R	08/29/12	846.95	16.79	830.16
EN-393	05/30/12	847.94	18.76	829.18
EN-393	08/29/12	847.94	19.04	828.90
EN-394	05/30/12	851.42	22.75	828.67
EN-394	08/29/12	851.42	23.02	828.40
EN-395	05/30/12	849.91	19.80	830.11
EN-395	08/29/12	849.91	20.14	829.77
EN-396	05/30/12	848.45	18.44	830.01
EN-396	08/29/12	848.45	18.80	829.65
EN-397	05/30/12	844.83	14.50	830.33
EN-397	08/29/12	844.83	14.74	830.09
EN-398	05/30/12	845.22	14.84	830.38
EN-398	08/29/12	845.22	15.12	830.10
EN-399	05/30/12	846.23	15.91	830.32
EN-399	08/29/12	846.23	16.02	830.21
EN-401	01/18/12	851.79	34.71	817.08
EN-401	02/08/12	851.79	34.76	817.03
EN-401	04/12/12	851.79	35.79	816.00
EN-401	05/30/12	851.79	35.86	815.93
EN-401	06/20/12	851.79	36.05	815.74
EN-401	08/29/12	851.79	36.32	815.47
EN-401	09/13/12	851.79	36.31	815.48
EN-401	10/10/12	851.79	36.51	815.28
EN-401	11/09/12	851.79	36.51	815.28
EN-401	12/13/12	851.79	36.87	814.92
EN-402	05/30/12	851.41	37.85	813.56
EN-402	08/29/12	851.41	38.24	813.17
EN-403	05/30/12	854.97	37.03	817.94
EN-403	08/29/12	854.97	37.41	817.56
EN-404	05/30/12	848.43	30.86	817.57
EN-404	08/29/12	848.43	31.19	817.24
EN-411	05/30/12	843.41	5.25	838.16
EN-411	08/29/12	843.41	5.27	838.14
EN-414	05/30/12	859.73	38.94	820.79
EN-414	08/29/12	859.73	39.16	820.57
EN-415	01/05/12	858.92	36.64	822.28
EN-415	02/07/12	858.92	36.86	822.06
EN-415	03/06/12	858.92	37.42	821.50
EN-415	04/12/12	858.92	37.56	821.36
EN-415	05/30/12	858.92	37.80	821.12
EN-415	06/21/12	858.92	37.85	821.07
EN-415	07/19/12	858.92	37.96	820.96

Endicott, New York
Groundwater Elevation Data - 1/1/2012 to 12/31/2012
Note: "-1.00" means the Upper Aquifer is dry or unsaturated.

Well	Date of Measurement	M.P. Elev. (ft amsl)	Depth to Water (ft)	Groundwater Elevation (ft amsl)
EN-415	08/29/12	858.92	38.01	820.91
EN-415	09/13/12	858.92	38.10	820.82
EN-415	10/11/12	858.92	38.23	820.69
EN-415	11/10/12	858.92	38.20	820.72
EN-415	12/14/12	858.92	38.44	820.48
EN-419	01/18/12	850.27	22.54	827.73
EN-419	02/09/12	850.27	22.25	828.02
EN-419	03/06/12	850.27	22.63	827.64
EN-419	03/13/12	850.27	22.70	827.57
EN-419	04/11/12	850.27	22.73	827.54
EN-419	05/30/12	850.27	22.55	827.72
EN-419	06/20/12	850.27	22.60	827.67
EN-419	08/29/12	850.27	22.50	827.77
EN-419	09/12/12	850.27	22.44	827.83
EN-419	10/10/12	850.27	22.66	827.61
EN-419	11/09/12	850.27	22.82	827.45
EN-419	12/13/12	850.27	22.91	827.36
EN-421	01/18/12	851.14	22.06	829.08
EN-421	02/09/12	851.14	21.96	829.18
EN-421	03/06/12	851.14	22.17	828.97
EN-421	03/13/12	851.14	22.08	829.06
EN-421	04/11/12	851.14	22.31	828.83
EN-421	05/30/12	851.14	22.42	828.72
EN-421	06/20/12	851.14	22.44	828.70
EN-421	08/29/12	851.14	22.17	828.97
EN-421	09/12/12	851.14	22.35	828.79
EN-421	10/10/12	851.14	22.36	828.78
EN-421	11/09/12	851.14	22.40	828.74
EN-421	12/13/12	851.14	22.53	828.61
EN-422	01/06/12	851.86	22.02	829.84
EN-422	02/08/12	851.86	21.98	829.88
EN-422	03/06/12	851.86	22.19	829.67
EN-422	03/13/12	851.86	22.04	829.82
EN-422	04/13/12	851.86	22.37	829.49
EN-422	05/30/12	851.86	22.51	829.35
EN-422	06/20/12	851.86	22.59	829.27
EN-422	07/18/12	851.86	22.57	829.29
EN-422	08/29/12	851.86	22.32	829.54
EN-422	09/12/12	851.86	22.58	829.28
EN-422	10/10/12	851.86	22.52	829.34
EN-422	11/09/12	851.86	22.50	829.36
EN-422	12/13/12	851.86	22.60	829.26
EN-426	05/30/12	854.29	35.52	818.77
EN-426	08/29/12	854.29	35.74	818.55
EN-427	05/30/12	857.00	37.21	819.79
EN-427	08/29/12	857.00	37.55	819.45
EN-428	01/06/12	840.82	16.70	824.12
EN-428	02/10/12	840.82	16.81	824.01
EN-428	03/06/12	840.82	15.68	825.14
EN-428	03/13/12	840.82	14.81	826.01
EN-428	04/11/12	840.82	16.87	823.95

Endicott, New York
Groundwater Elevation Data - 1/1/2012 to 12/31/2012
Note: "-1.00" means the Upper Aquifer is dry or unsaturated.

Well	Date of Measurement	M.P. Elev. (ft amsl)	Depth to Water (ft)	Groundwater Elevation (ft amsl)
EN-428	05/29/12	840.82	16.80	824.02
EN-428	06/20/12	840.82	16.84	823.98
EN-428	07/18/12	840.82	16.82	824.00
EN-428	08/29/12	840.82	16.91	823.91
EN-428	09/12/12	840.82	16.92	823.90
EN-428	10/10/12	840.82	5.33	835.49
EN-428	11/09/12	840.82	16.87	823.95
EN-428	12/13/12	840.82	16.93	823.89
EN-428P	01/06/12	841.20	12.34	828.86
EN-428P	02/10/12	841.20	13.63	827.57
EN-428P	03/06/12	841.20	13.29	827.91
EN-428P	03/13/12	841.20	13.04	828.16
EN-428P	04/11/12	841.20	13.69	827.51
EN-428P	05/29/12	841.20	12.76	828.44
EN-428P	06/20/12	841.20	12.98	828.22
EN-428P	07/18/12	841.20	12.80	828.40
EN-428P	08/29/12	841.20	12.60	828.60
EN-428P	09/12/12	841.20	12.27	828.93
EN-428P	10/10/12	841.20	12.72	828.48
EN-428P	11/09/12	841.20	0.56	840.64
EN-428P	12/13/12	841.20	13.77	827.43
EN-429	01/18/12	849.45	22.07	827.38
EN-429	02/09/12	849.45	21.33	828.12
EN-429	03/06/12	849.45	22.20	827.25
EN-429	03/13/12	849.45	22.25	827.20
EN-429	04/11/12	849.45	22.57	826.88
EN-429	05/30/12	849.45	22.28	827.17
EN-429	06/20/12	849.45	22.41	827.04
EN-429	08/29/12	849.45	22.55	826.90
EN-429	09/12/12	849.45	22.37	827.08
EN-429	10/10/12	849.45	22.62	826.83
EN-429	11/09/12	849.45	22.83	826.62
EN-429**	12/13/12	849.45	23.71	825.74
EN-430	01/18/12	850.10	22.03	828.07
EN-430	02/09/12	850.10	21.84	828.26
EN-430	03/06/12	850.10	22.16	827.94
EN-430	03/13/12	850.10	22.18	827.92
EN-430	04/11/12	850.10	22.00	828.10
EN-430	05/30/12	850.10	21.97	828.13
EN-430	06/20/12	850.10	22.14	827.96
EN-430	08/29/12	850.10	22.06	828.04
EN-430	09/12/12	850.10	22.00	828.10
EN-430	10/10/12	850.10	22.22	827.88
EN-430	11/09/12	850.10	22.35	827.75
EN-430**	12/13/12	850.10	22.44	827.66
EN-431	01/06/12	850.66	21.52	829.14
EN-431	02/08/12	850.66	21.55	829.11
EN-431	03/06/12	850.66	21.70	828.96
EN-431	03/13/12	850.66	21.67	828.99
EN-431	04/11/12	850.66	21.81	828.85
EN-431	05/30/12	850.66	21.81	828.85

Endicott, New York
Groundwater Elevation Data - 1/1/2012 to 12/31/2012
Note: "-1.00" means the Upper Aquifer is dry or unsaturated.

Well	Date of Measurement	M.P. Elev. (ft amsl)	Depth to Water (ft)	Groundwater Elevation (ft amsl)
EN-431	06/20/12	850.66	21.87	828.79
EN-431	07/18/12	850.66	21.91	828.75
EN-431	08/29/12	850.66	21.55	829.11
EN-431	09/12/12	850.66	21.70	828.96
EN-431	10/10/12	850.66	21.88	828.78
EN-431	11/09/12	850.66	21.95	828.71
EN-431	12/13/12	850.66	22.02	828.64
EN-432	01/18/12	851.01	21.70	829.31
EN-432	02/09/12	851.01	21.59	829.42
EN-432	03/06/12	851.01	21.83	829.18
EN-432	03/13/12	851.01	21.74	829.27
EN-432	04/11/12	851.01	21.91	829.10
EN-432	05/30/12	851.01	21.96	829.05
EN-432	06/20/12	851.01	21.99	829.02
EN-432	08/29/12	851.01	21.73	829.28
EN-432	09/12/12	851.01	21.86	829.15
EN-432	10/10/12	851.01	21.97	829.04
EN-432	11/09/12	851.01	22.04	828.97
EN-432	12/13/12	851.01	22.14	828.87
EN-433	01/06/12	851.24	22.00	829.24
EN-433	02/08/12	851.24	22.00	829.24
EN-433	03/06/12	851.24	22.11	829.13
EN-433	03/13/12	851.24	22.04	829.20
EN-433	04/11/12	851.24	22.30	828.94
EN-433	05/30/12	851.24	22.38	828.86
EN-433	06/20/12	851.24	22.35	828.89
EN-433	07/18/12	851.24	22.37	828.87
EN-433	08/29/12	851.24	22.16	829.08
EN-433	09/12/12	851.24	22.35	828.89
EN-433	10/10/12	851.24	22.40	828.84
EN-433	11/09/12	851.24	22.37	828.87
EN-433	12/13/12	851.24	22.47	828.77
EN-434	01/06/12	851.57	21.94	829.63
EN-434	02/08/12	851.57	21.90	829.67
EN-434	03/06/12	851.57	22.13	829.44
EN-434	03/13/12	851.57	21.98	829.59
EN-434	04/11/12	851.57	22.25	829.32
EN-434	05/30/12	851.57	22.39	829.18
EN-434	06/20/12	851.57	22.45	829.12
EN-434	07/18/12	851.57	22.42	829.15
EN-434	08/29/12	851.57	22.22	829.35
EN-434	09/12/12	851.57	22.40	829.17
EN-434	10/10/12	851.57	22.36	829.21
EN-434	11/09/12	851.57	22.38	829.19
EN-434	12/13/12	851.57	22.50	829.07
EN-435	01/18/12	851.42	21.34	830.08
EN-435	02/09/12	851.42	21.24	830.18
EN-435	03/06/12	851.42	21.55	829.87
EN-435	03/13/12	851.42	21.40	830.02
EN-435	04/11/12	851.42	21.74	829.68
EN-435	05/30/12	851.42	21.95	829.47

Endicott, New York
Groundwater Elevation Data - 1/1/2012 to 12/31/2012
Note: "-1.00" means the Upper Aquifer is dry or unsaturated.

Well	Date of Measurement	M.P. Elev. (ft amsl)	Depth to Water (ft)	Groundwater Elevation (ft amsl)
EN-435	06/20/12	851.42	21.98	829.44
EN-435	08/29/12	851.42	21.79	829.63
EN-435	09/12/12	851.42	21.96	829.46
EN-435	10/10/12	851.42	21.92	829.50
EN-435	11/09/12	851.42	21.93	829.49
EN-435	12/13/12	851.42	21.99	829.43
EN-436	01/18/12	849.04	25.89	823.15
EN-436	02/09/12	849.04	26.92	822.12
EN-436	03/06/12	849.04	26.66	822.38
EN-436	03/13/12	849.04	26.47	822.57
EN-436	04/11/12	849.04	26.33	822.71
EN-436	05/30/12	849.04	26.68	822.36
EN-436	06/20/12	849.04	26.78	822.26
EN-436	08/29/12	849.04	25.69	823.35
EN-436	09/12/12	849.04	27.43	821.61
EN-436	10/10/12	849.04	25.92	823.12
EN-436	11/09/12	849.04	27.41	821.63
EN-436	12/13/12	849.04	26.97	822.07
EN-437	01/05/12	847.71	25.52	822.19
EN-437	02/07/12	847.71	25.80	821.91
EN-437	03/06/12	847.71	26.51	821.20
EN-437	04/11/12	847.71	26.28	821.43
EN-437	05/30/12	847.71	26.70	821.01
EN-437	06/20/12	847.71	26.70	821.01
EN-437	07/18/12	847.71	26.78	820.93
EN-437	08/29/12	847.71	26.47	821.24
EN-437	09/12/12	847.71	26.92	820.79
EN-437	10/10/12	847.71	26.93	820.78
EN-437	11/09/12	847.71	27.20	820.51
EN-437	12/13/12	847.71	27.31	820.40
EN-438	01/05/12	847.10	22.40	824.70
EN-438	02/07/12	847.10	25.04	822.06
EN-438	03/06/12	847.10	22.95	824.15
EN-438	04/11/12	847.10	22.67	824.43
EN-438	05/30/12	847.10	23.01	824.09
EN-438	06/20/12	847.10	23.24	823.86
EN-438	07/18/12	847.10	23.35	823.75
EN-438	08/29/12	847.10	23.18	823.92
EN-438	09/12/12	847.10	25.85	821.25
EN-438	10/10/12	847.10	23.45	823.65
EN-438	11/09/12	847.10	24.16	822.94
EN-438	12/13/12	847.10	24.55	822.55
EN-439A	01/05/12	844.18	20.94	823.24
EN-439A	02/07/12	844.18	21.96	822.22
EN-439A	03/06/12	844.18	21.89	822.29
EN-439A	04/11/12	844.18	21.55	822.63
EN-439A	05/30/12	844.18	22.04	822.14
EN-439A	06/20/12	844.18	22.01	822.17
EN-439A	07/18/12	844.18	22.25	821.93
EN-439A	08/29/12	844.18	22.20	821.98
EN-439A	09/12/12	844.18	23.08	821.10

Endicott, New York
Groundwater Elevation Data - 1/1/2012 to 12/31/2012
Note: "-1.00" means the Upper Aquifer is dry or unsaturated.

Well	Date of Measurement	M.P. Elev. (ft amsl)	Depth to Water (ft)	Groundwater Elevation (ft amsl)
EN-439A	10/10/12	844.18	22.77	821.41
EN-439A	11/09/12	844.18	23.27	820.91
EN-439A	12/13/12	844.18	23.34	820.84
EN-439B	01/05/12	844.34	21.10	823.24
EN-439B	02/07/12	844.34	22.14	822.20
EN-439B	03/06/12	844.34	22.05	822.29
EN-439B	04/11/12	844.34	21.70	822.64
EN-439B	05/30/12	844.34	22.20	822.14
EN-439B	06/20/12	844.34	22.14	822.20
EN-439B	07/18/12	844.34	22.40	821.94
EN-439B	08/29/12	844.34	22.33	822.01
EN-439B	09/12/12	844.34	23.25	821.09
EN-439B	10/10/12	844.34	22.90	821.44
EN-439B	11/09/12	844.34	23.38	820.96
EN-439B	12/13/12	844.34	23.45	820.89
EN-440	01/05/12	845.53	22.80	822.73
EN-440	02/07/12	845.53	23.75	821.78
EN-440	03/06/12	845.53	23.76	821.77
EN-440	04/11/12	845.53	23.45	822.08
EN-440	05/30/12	845.53	23.93	821.60
EN-440	06/20/12	845.53	23.91	821.62
EN-440	07/18/12	845.53	24.10	821.43
EN-440	08/29/12	845.53	24.10	821.43
EN-440	09/12/12	845.53	24.90	820.63
EN-440	10/10/12	845.53	24.75	820.78
EN-440	11/09/12	845.53	25.26	820.27
EN-440	12/13/12	845.53	26.03	819.50
EN-441	01/05/12	847.19	24.54	822.65
EN-441	02/07/12	847.19	25.50	821.69
EN-441	03/06/12	847.19	25.57	821.62
EN-441	04/11/12	847.19	25.22	821.97
EN-441	05/30/12	847.19	25.72	821.47
EN-441	06/20/12	847.19	25.67	821.52
EN-441	07/18/12	847.19	25.83	821.36
EN-441	08/29/12	847.19	25.86	821.33
EN-441	09/12/12	847.19	26.62	820.57
EN-441	10/10/12	847.19	26.52	820.67
EN-441	11/09/12	847.19	27.05	820.14
EN-441	12/13/12	847.19	27.14	820.05
EN-442A	01/05/12	847.92	25.23	822.69
EN-442A	02/07/12	847.92	26.24	821.68
EN-442A	03/06/12	847.92	26.26	821.66
EN-442A	04/11/12	847.92	25.95	821.97
EN-442A	05/30/12	847.92	26.46	821.46
EN-442A	06/20/12	847.92	26.40	821.52
EN-442A	07/18/12	847.92	26.55	821.37
EN-442A	08/29/12	847.92	26.55	821.37
EN-442A	09/12/12	847.92	27.05	820.87
EN-442A	10/10/12	847.92	27.20	820.72
EN-442A	11/09/12	847.92	27.62	820.30
EN-442A	12/13/12	847.92	27.82	820.10

Endicott, New York
Groundwater Elevation Data - 1/1/2012 to 12/31/2012
Note: "-1.00" means the Upper Aquifer is dry or unsaturated.

Well	Date of Measurement	M.P. Elev. (ft amsl)	Depth to Water (ft)	Groundwater Elevation (ft amsl)
EN-442B	01/05/12	847.94	25.34	822.60
EN-442B	02/07/12	847.94	26.28	821.66
EN-442B	03/06/12	847.94	26.34	821.60
EN-442B	04/11/12	847.94	26.00	821.94
EN-442B	05/30/12	847.94	26.48	821.46
EN-442B	06/20/12	847.94	26.45	821.49
EN-442B	07/18/12	847.94	26.62	821.32
EN-442B	08/29/12	847.94	26.61	821.33
EN-442B	09/12/12	847.94	27.09	820.85
EN-442B	10/10/12	847.94	27.25	820.69
EN-442B	11/09/12	847.94	27.68	820.26
EN-442B	12/13/12	847.94	27.85	820.09
EN-443	01/05/12	846.75	24.26	822.49
EN-443	02/07/12	846.75	24.88	821.87
EN-443	03/06/12	846.75	25.22	821.53
EN-443	04/11/12	846.75	24.99	821.76
EN-443	05/30/12	846.75	25.43	821.32
EN-443	06/20/12	846.75	25.32	821.43
EN-443	07/18/12	846.75	25.61	821.14
EN-443	08/29/12	846.75	25.57	821.18
EN-443	09/12/12	846.75	26.15	820.60
EN-443	10/10/12	846.75	26.10	820.65
EN-443	11/09/12	846.75	26.11	820.64
EN-443	12/13/12	846.75	26.35	820.40
EN-444A	01/05/12	846.58	23.98	822.60
EN-444A	02/07/12	846.58	24.77	821.81
EN-444A	03/06/12	846.58	24.98	821.60
EN-444A	04/12/12	846.58	24.64	821.94
EN-444A	05/30/12	846.58	25.10	821.48
EN-444A	06/21/12	846.58	23.06	823.52
EN-444A	07/19/12	846.58	25.30	821.28
EN-444A	08/29/12	846.58	25.29	821.29
EN-444A	09/13/12	846.58	25.60	820.98
EN-444A	10/11/12	846.58	26.04	820.54
EN-444A	11/10/12	846.58	26.44	820.14
EN-444A	12/14/12	846.58	26.67	819.91
EN-444B	01/05/12	846.54	23.96	822.58
EN-444B	02/07/12	846.54	24.70	821.84
EN-444B	03/06/12	846.54	24.97	821.57
EN-444B	04/12/12	846.54	24.64	821.90
EN-444B	05/30/12	846.54	25.12	821.42
EN-444B	06/21/12	846.54	22.96	823.58
EN-444B	07/19/12	846.54	25.31	821.23
EN-444B	08/29/12	846.54	25.28	821.26
EN-444B	09/13/12	846.54	25.60	820.94
EN-444B	10/11/12	846.54	26.04	820.50
EN-444B	11/10/12	846.54	26.46	820.08
EN-444B	12/14/12	846.54	26.67	819.87
EN-445	01/05/12	840.88	17.70	823.18
EN-445	02/07/12	840.88	18.56	822.32
EN-445	03/06/12	840.88	18.68	822.20

Endicott, New York
Groundwater Elevation Data - 1/1/2012 to 12/31/2012
Note: "-1.00" means the Upper Aquifer is dry or unsaturated.

Well	Date of Measurement	M.P. Elev. (ft amsl)	Depth to Water (ft)	Groundwater Elevation (ft amsl)
EN-445	04/12/12	840.88	18.35	822.53
EN-445	05/30/12	840.88	18.84	822.04
EN-445	06/21/12	840.88	18.76	822.12
EN-445	07/19/12	840.88	19.06	821.82
EN-445	08/29/12	840.88	19.02	821.86
EN-445	09/13/12	840.88	19.76	821.12
EN-445	10/11/12	840.88	19.64	821.24
EN-445	11/10/12	840.88	20.03	820.85
EN-445	12/14/12	840.88	20.25	820.63
EN-446A	01/05/12	845.02	21.97	823.05
EN-446A	02/07/12	845.02	22.96	822.06
EN-446A	03/06/12	845.02	22.93	822.09
EN-446A	04/12/12	845.02	22.66	822.36
EN-446A	05/30/12	845.02	23.08	821.94
EN-446A	06/21/12	845.02	25.09	819.93
EN-446A	07/19/12	845.02	23.34	821.68
EN-446A	08/29/12	845.02	23.32	821.70
EN-446A	09/13/12	845.02	24.06	820.96
EN-446A	10/11/12	845.02	23.96	821.06
EN-446A	11/10/12	845.02	24.15	820.87
EN-446A	12/14/12	845.02	24.40	820.62
EN-446B	01/05/12	845.11	21.90	823.21
EN-446B	02/07/12	845.11	22.98	822.13
EN-446B	03/06/12	845.11	22.84	822.27
EN-446B	04/12/12	845.11	22.57	822.54
EN-446B	05/30/12	845.11	22.99	822.12
EN-446B	06/21/12	845.11	25.07	820.04
EN-446B	07/19/12	845.11	23.24	821.87
EN-446B	08/29/12	845.11	23.22	821.89
EN-446B	09/13/12	845.11	23.96	821.15
EN-446B	10/11/12	845.11	23.86	821.25
EN-446B	11/10/12	845.11	24.25	820.86
EN-446B	12/14/12	845.11	24.48	820.63
EN-447A	01/05/12	845.75	24.61	821.14
EN-447A	02/07/12	845.75	25.22	820.53
EN-447A	03/06/12	845.75	25.75	820.00
EN-447A	04/12/12	845.75	25.43	820.32
EN-447A	05/30/12	845.75	25.90	819.85
EN-447A	06/21/12	845.75	25.85	819.90
EN-447A	07/19/12	845.75	26.16	819.59
EN-447A	08/29/12	845.75	26.17	819.58
EN-447A	09/13/12	845.75	26.83	818.92
EN-447A	10/11/12	845.75	26.78	818.97
EN-447A	11/10/12	845.75	26.88	818.87
EN-447A	12/14/12	845.75	27.21	818.54
EN-447B	01/05/12	845.73	25.30	820.43
EN-447B	02/10/12	845.73	25.93	819.80
EN-447B	03/06/12	845.73	26.41	819.32
EN-447B	04/12/12	845.73	26.09	819.64
EN-447B	05/30/12	845.73	26.57	819.16
EN-447B	06/21/12	845.73	26.49	819.24

Endicott, New York
Groundwater Elevation Data - 1/1/2012 to 12/31/2012
Note: "-1.00" means the Upper Aquifer is dry or unsaturated.

Well	Date of Measurement	M.P. Elev. (ft amsl)	Depth to Water (ft)	Groundwater Elevation (ft amsl)
EN-447B	07/19/12	845.73	26.83	818.90
EN-447B	08/29/12	845.73	26.82	818.91
EN-447B	09/13/12	845.73	27.54	818.19
EN-447B	10/11/12	845.73	27.38	818.35
EN-447B	11/09/12	845.73	27.55	818.18
EN-447B	12/14/12	845.73	27.84	817.89
EN-447T*	01/05/12	848.02	15.87	832.15
EN-447T*	02/10/12	848.02	16.17	831.85
EN-447T	03/06/12	848.02	37.59	810.43
EN-447T*	04/12/12	848.02	16.38	831.64
EN-447T*	05/30/12	848.02	15.92	832.10
EN-447T*	06/21/12	848.02	17.24	830.78
EN-447T*	07/19/12	848.02	16.95	831.07
EN-447T*	08/29/12	848.02	18.78	829.24
EN-447T*	09/13/12	848.02	17.50	830.52
EN-447T*	10/11/12	848.02	24.25	823.77
EN-447T*	11/09/12	848.02	23.35	824.67
EN-447T*	12/14/12	848.02	23.07	824.95
EN-448	01/05/12	848.29	23.70	824.59
EN-448	02/07/12	848.29	23.84	824.45
EN-448	03/06/12	848.29	24.54	823.75
EN-448	04/11/12	848.29	24.65	823.64
EN-448	05/30/12	848.29	25.25	823.04
EN-448	06/20/12	848.29	25.13	823.16
EN-448	07/18/12	848.29	24.91	823.38
EN-448**	08/29/12	848.29	25.71	822.58
EN-448	09/12/12	848.29	25.14	823.15
EN-448	10/10/12	848.29	24.96	823.33
EN-448	11/09/12	848.29	24.70	823.59
EN-448	12/13/12	848.29	24.97	823.32
EN-449	01/18/12	857.00	34.94	822.06
EN-449	02/08/12	857.00	35.24	821.76
EN-449	03/07/12	857.00	35.75	821.25
EN-449	04/12/12	857.00	35.72	821.28
EN-449	05/30/12	857.00	36.04	820.96
EN-449	06/20/12	857.00	35.98	821.02
EN-449	08/29/12	857.00	36.27	820.73
EN-449	09/13/12	857.00	36.51	820.49
EN-449	10/10/12	857.00	36.73	820.27
EN-449	11/09/12	857.00	36.73	820.27
EN-449	12/13/12	857.00	37.08	819.92
EN-450	01/18/12	846.27	23.72	822.55
EN-450	02/08/12	846.27	24.41	821.86
EN-450	03/07/12	846.27	24.52	821.75
EN-450	04/12/12	846.27	24.28	821.99
EN-450	05/30/12	846.27	24.69	821.58
EN-450	06/20/12	846.27	24.73	821.54
EN-450	08/29/12	846.27	24.66	821.61
EN-450	09/13/12	846.27	25.30	820.97
EN-450	10/10/12	846.27	24.95	821.32
EN-450	11/09/12	846.27	24.95	821.32

Endicott, New York
Groundwater Elevation Data - 1/1/2012 to 12/31/2012
Note: "-1.00" means the Upper Aquifer is dry or unsaturated.

Well	Date of Measurement	M.P. Elev. (ft amsl)	Depth to Water (ft)	Groundwater Elevation (ft amsl)
EN-450	12/13/12	846.27	25.60	820.67
EN-451	01/05/12	846.26	25.02	821.24
EN-451	02/10/12	846.26	25.78	820.48
EN-451	03/06/12	846.26	26.11	820.15
EN-451	04/11/12	846.26	25.99	820.27
EN-451	05/30/12	846.26	26.40	819.86
EN-451	06/20/12	846.26	26.55	819.71
EN-451	07/18/12	846.26	26.80	819.46
EN-451	08/29/12	846.26	26.70	819.56
EN-451	09/12/12	846.26	26.97	819.29
EN-451	10/10/12	846.26	27.05	819.21
EN-451	11/09/12	846.26	27.22	819.04
EN-451	12/13/12	846.26	27.53	818.73
EN-451P*	01/05/12	845.63	21.38	824.25
EN-451P	02/10/12	845.63	32.38	813.25
EN-451P	03/06/12	845.63	32.08	813.55
EN-451P*	04/12/12	845.63	29.63	816.00
EN-451P*	05/30/12	845.63	20.95	824.68
EN-451P	06/21/12	845.63	31.49	814.14
EN-451P*	07/19/12	845.63	24.36	821.27
EN-451P*	08/29/12	845.63	22.18	823.45
EN-451P*	09/13/12	845.63	27.25	818.38
EN-451P*	10/11/12	845.63	28.57	817.06
EN-451P*	11/09/12	845.63	21.28	824.35
EN-451P*	12/14/12	845.63	22.64	822.99
EN-452	01/18/12	844.76	21.94	822.82
EN-452	02/08/12	844.76	22.55	822.21
EN-452	03/07/12	844.76	22.71	822.05
EN-452	04/12/12	844.76	22.48	822.28
EN-452	05/30/12	844.76	22.93	821.83
EN-452	06/20/12	844.76	22.93	821.83
EN-452	08/29/12	844.76	23.06	821.70
EN-452	09/12/12	844.76	23.50	821.26
EN-452	10/10/12	844.76	23.49	821.27
EN-452	11/09/12	844.76	23.49	821.27
EN-452	12/13/12	844.76	24.02	820.74
EN-453	01/05/12	841.42	18.04	823.38
EN-453	02/07/12	841.42	18.93	822.49
EN-453	03/06/12	841.42	19.02	822.40
EN-453	04/11/12	841.42	18.70	822.72
EN-453	05/30/12	841.42	19.16	822.26
EN-453	06/20/12	841.42	19.13	822.29
EN-453	07/18/12	841.42	19.38	822.04
EN-453	08/29/12	841.42	19.32	822.10
EN-453	09/12/12	841.42	19.90	821.52
EN-453	10/10/12	841.42	19.92	821.50
EN-453	11/09/12	841.42	20.28	821.14
EN-453	12/13/12	841.42	20.46	820.96
EN-454	01/18/12	844.42	20.90	823.52
EN-454	02/08/12	844.42	22.13	822.29
EN-454	03/07/12	844.42	21.67	822.75

Endicott, New York
Groundwater Elevation Data - 1/1/2012 to 12/31/2012
Note: "-1.00" means the Upper Aquifer is dry or unsaturated.

Well	Date of Measurement	M.P. Elev. (ft amsl)	Depth to Water (ft)	Groundwater Elevation (ft amsl)
EN-454	04/12/12	844.42	21.36	823.06
EN-454	05/30/12	844.42	21.81	822.61
EN-454	06/20/12	844.42	21.79	822.63
EN-454	08/29/12	844.42	21.95	822.47
EN-454	09/13/12	844.42	23.17	821.25
EN-454	10/10/12	844.42	22.45	821.97
EN-454	11/09/12	844.42	22.45	821.97
EN-454	12/13/12	844.42	23.23	821.19
EN-455	01/05/12	843.22	19.93	823.29
EN-455	02/07/12	843.22	20.94	822.28
EN-455	03/06/12	843.22	20.89	822.33
EN-455	04/12/12	843.22	20.66	822.56
EN-455	05/30/12	843.22	21.07	822.15
EN-455	06/21/12	843.22	21.03	822.19
EN-455	07/18/12	843.22	21.28	821.94
EN-455	08/29/12	843.22	21.25	821.97
EN-455	09/12/12	843.22	22.02	821.20
EN-455	10/10/12	843.22	21.85	821.37
EN-455	11/09/12	843.22	22.27	820.95
EN-455	12/13/12	843.22	22.49	820.73
EN-456	01/05/12	845.00	21.76	823.24
EN-456	02/07/12	845.00	23.20	821.80
EN-456	03/06/12	845.00	22.68	822.32
EN-456	04/11/12	845.00	22.36	822.64
EN-456	05/30/12	845.00	22.82	822.18
EN-456	06/20/12	845.00	22.85	822.15
EN-456	07/18/12	845.00	23.01	821.99
EN-456	08/29/12	845.00	22.97	822.03
EN-456	09/12/12	845.00	24.05	820.95
EN-456	10/10/12	845.00	23.49	821.51
EN-456	11/09/12	845.00	24.06	820.94
EN-456	12/13/12	845.00	24.23	820.77
EN-457A	01/05/12	842.82	19.56	823.26
EN-457A	02/07/12	842.82	20.60	822.22
EN-457A	03/06/12	842.82	20.49	822.33
EN-457A	04/12/12	842.82	20.21	822.61
EN-457A	05/30/12	842.82	20.62	822.20
EN-457A	06/21/12	842.82	20.61	822.21
EN-457A	07/19/12	842.82	20.87	821.95
EN-457A	08/29/12	842.82	20.87	821.95
EN-457A	09/13/12	842.82	21.70	821.12
EN-457A	10/11/12	842.82	21.47	821.35
EN-457A	11/10/12	842.82	21.85	820.97
EN-457A	12/14/12	842.82	22.10	820.72
EN-457B	01/18/12	843.03	19.93	823.10
EN-457B	02/08/12	843.03	20.80	822.23
EN-457B	03/07/12	843.03	20.64	822.39
EN-457B	04/12/12	843.03	20.38	822.65
EN-457B	05/30/12	843.03	20.82	822.21
EN-457B	06/20/12	843.03	20.77	822.26
EN-457B	08/29/12	843.03	21.10	821.93

Endicott, New York
Groundwater Elevation Data - 1/1/2012 to 12/31/2012
Note: "-1.00" means the Upper Aquifer is dry or unsaturated.

Well	Date of Measurement	M.P. Elev. (ft amsl)	Depth to Water (ft)	Groundwater Elevation (ft amsl)
EN-457B	09/13/12	843.03	21.99	821.04
EN-457B	10/10/12	843.03	21.64	821.39
EN-457B	11/09/12	843.03	21.64	821.39
EN-457B	12/13/12	843.03	22.26	820.77
EN-458	05/30/12	843.83	21.91	821.92
EN-458	08/29/12	843.83	22.19	821.64
EN-459A	05/30/12	847.27	40.24	807.03
EN-459A	08/29/12	847.27	43.93	803.34
EN-459B	05/30/12	846.25	39.99	806.26
EN-459B	08/29/12	846.25	42.97	803.28
EN-460A	05/30/12	847.75	39.93	807.82
EN-460A	08/29/12	847.75	44.02	803.73
EN-460B	05/30/12	846.89	39.85	807.04
EN-460B	08/29/12	846.89	43.95	802.94
EN-460C	05/30/12	847.45	39.77	807.68
EN-460C	08/29/12	847.45	43.77	803.68
EN-461	05/30/12	850.60	33.41	817.19
EN-461	08/29/12	850.60	33.79	816.81
EN-462	05/30/12	851.38	40.38	811.00
EN-462	08/29/12	851.38	40.62	810.76
EN-463	05/30/12	851.28	37.65	813.63
EN-463	08/29/12	851.28	38.17	813.11
EN-464	05/30/12	852.98	35.40	817.58
EN-464	08/29/12	852.98	35.75	817.23
EN-465**	05/30/12	851.15	34.85	816.30
EN-465**	08/29/12	851.15	35.01	816.14
EN-466	05/30/12	846.99	31.95	815.04
EN-466**	08/29/12	846.99	32.22	814.77
EN-467	05/30/12	857.12	36.70	820.42
EN-467	08/29/12	857.12	36.94	820.18
EN-468	05/30/12	852.36	35.90	816.46
EN-468	08/29/12	852.36	36.11	816.25
EN-469	01/05/12	849.75	DRY	-1.00
EN-469**	02/07/12	849.75	22.92	826.83
EN-469	03/06/12	849.75	DRY	-1.00
EN-469	04/11/12	849.75	DRY	-1.00
EN-469	05/30/12	849.75	DRY	-1.00
EN-469	06/20/12	849.75	DRY	-1.00
EN-469	07/18/12	849.75	DRY	-1.00
EN-469	08/29/12	849.75	DRY	-1.00
EN-469	09/12/12	849.75	DRY	-1.00
EN-469	10/10/12	849.75	DRY	-1.00
EN-469	11/09/12	849.75	DRY	-1.00
EN-469	12/13/12	849.75	DRY	-1.00
EN-470	01/05/12	846.85	20.12	826.73
EN-470	02/07/12	846.85	20.05	826.80
EN-470	03/06/12	846.85	20.45	826.40
EN-470	04/11/12	846.85	20.80	826.05
EN-470	05/30/12	846.85	21.10	825.75
EN-470	06/20/12	846.85	21.05	825.80
EN-470	07/18/12	846.85	20.77	826.08

Endicott, New York
Groundwater Elevation Data - 1/1/2012 to 12/31/2012
Note: "-1.00" means the Upper Aquifer is dry or unsaturated.

Well	Date of Measurement	M.P. Elev. (ft amsl)	Depth to Water (ft)	Groundwater Elevation (ft amsl)
EN-470	08/29/12	846.85	20.54	826.31
EN-470	09/12/12	846.85	21.07	825.78
EN-470	10/10/12	846.85	20.54	826.31
EN-470	11/09/12	846.85	20.30	826.55
EN-470	12/13/12	846.85	20.41	826.44
EN-471	01/06/12	853.30	22.85	830.45
EN-471	02/08/12	853.30	23.00	830.30
EN-471	03/06/12	853.30	23.09	830.21
EN-471	03/13/12	853.30	23.16	830.14
EN-471	04/11/12	853.30	23.40	829.90
EN-471	05/30/12	853.30	23.33	829.97
EN-471	06/20/12	853.30	23.39	829.91
EN-471	07/18/12	853.30	23.43	829.87
EN-471	08/29/12	853.30	23.09	830.21
EN-471	09/12/12	853.30	23.21	830.09
EN-471	10/10/12	853.30	23.41	829.89
EN-471	11/09/12	853.30	23.63	829.67
EN-471	12/13/12	853.30	24.18	829.12
EN-472	01/06/12	849.43	18.80	830.63
EN-472	02/08/12	849.43	18.90	830.53
EN-472	03/06/12	849.43	19.13	830.30
EN-472	03/13/12	849.43	19.15	830.28
EN-472	04/11/12	849.43	19.50	829.93
EN-472	05/30/12	849.43	19.55	829.88
EN-472	06/20/12	849.43	19.65	829.78
EN-472	07/18/12	849.43	19.88	829.55
EN-472	08/29/12	849.43	19.71	829.72
EN-472	09/12/12	849.43	19.70	829.73
EN-472	10/10/12	849.43	19.85	829.58
EN-472	11/09/12	849.43	20.04	829.39
EN-472	12/13/12	849.43	20.24	829.19
EN-473A	05/30/12	843.06	35.44	807.62
EN-473A	08/29/12	843.06	39.37	803.69
EN-473B	05/30/12	843.14	35.18	807.96
EN-473B	08/29/12	843.14	39.84	803.30
EN-474	05/30/12	836.33	15.57	820.76
EN-474	08/29/12	836.33	15.80	820.53
EN-475	01/05/12	850.49	28.00	822.49
EN-475	02/07/12	850.49	28.52	821.97
EN-475	03/06/12	850.49	29.18	821.31
EN-475	04/12/12	850.49	28.96	821.53
EN-475	05/30/12	850.49	29.32	821.17
EN-475	06/21/12	850.49	29.37	821.12
EN-475	07/19/12	850.49	29.48	821.01
EN-475	08/29/12	850.49	29.59	820.90
EN-475	09/13/12	850.49	29.64	820.85
EN-475	10/11/12	850.49	29.93	820.56
EN-475	11/10/12	850.49	29.98	820.51
EN-475	12/14/12	850.49	30.20	820.29
EN-476	01/06/12	849.81	DRY	-1.00
EN-476	02/08/12	849.81	DRY	-1.00

Endicott, New York
Groundwater Elevation Data - 1/1/2012 to 12/31/2012
Note: "-1.00" means the Upper Aquifer is dry or unsaturated.

Well	Date of Measurement	M.P. Elev. (ft amsl)	Depth to Water (ft)	Groundwater Elevation (ft amsl)
EN-476	03/06/12	849.81	DRY	-1.00
EN-476	03/13/12	849.81	DRY	-1.00
EN-476	04/11/12	849.81	DRY	-1.00
EN-476	05/30/12	849.81	DRY	-1.00
EN-476	06/20/12	849.81	DRY	-1.00
EN-476	07/18/12	849.81	DRY	-1.00
EN-476	08/29/12	849.81	DRY	-1.00
EN-476	09/12/12	849.81	DRY	-1.00
EN-476	10/10/12	849.81	DRY	-1.00
EN-476	11/09/12	849.81	DRY	-1.00
EN-476	12/13/12	849.81	DRY	-1.00
EN-477	01/18/12	848.33	32.70	815.63
EN-477	02/09/12	848.33	31.32	817.01
EN-477	03/06/12	848.33	33.36	814.97
EN-477	03/13/12	848.33	33.30	815.03
EN-477	04/11/12	848.33	33.21	815.12
EN-477	05/30/12	848.33	33.35	814.98
EN-477	06/20/12	848.33	33.47	814.86
EN-477	08/29/12	848.33	32.43	815.90
EN-477	09/12/12	848.33	33.04	815.29
EN-477	10/10/12	848.33	32.73	815.60
EN-477	11/09/12	848.33	33.44	814.89
EN-477	12/13/12	848.33	33.32	815.01
EN-478A	01/05/12	844.08	20.95	823.13
EN-478A	02/07/12	844.08	21.78	822.30
EN-478A	03/06/12	844.08	21.93	822.15
EN-478A	04/12/12	844.08	21.64	822.44
EN-478A	05/30/12	844.08	22.10	821.98
EN-478A	06/21/12	844.08	22.03	822.05
EN-478A	07/19/12	844.08	22.25	821.83
EN-478A	08/29/12	844.08	22.23	821.85
EN-478A	09/13/12	844.08	22.97	821.11
EN-478A	10/11/12	844.08	22.87	821.21
EN-478A	11/10/12	844.08	23.29	820.79
EN-478A	12/14/12	844.08	23.51	820.57
EN-478B	01/05/12	844.14	20.75	823.39
EN-478B	02/07/12	844.14	21.70	822.44
EN-478B	03/06/12	844.14	21.80	822.34
EN-478B	04/12/12	844.14	21.47	822.67
EN-478B	05/30/12	844.14	21.97	822.17
EN-478B	06/21/12	844.14	21.90	822.24
EN-478B	07/19/12	844.14	22.15	821.99
EN-478B	08/29/12	844.14	22.13	822.01
EN-478B	09/13/12	844.14	22.85	821.29
EN-478B	10/11/12	844.14	22.76	821.38
EN-478B	11/10/12	844.14	23.05	821.09
EN-478B	12/14/12	844.14	23.40	820.74
EN-479A	01/05/12	845.41	22.08	823.33
EN-479A	02/07/12	845.41	22.96	822.45
EN-479A	03/06/12	845.41	23.06	822.35
EN-479A	04/12/12	845.41	22.75	822.66

Endicott, New York
Groundwater Elevation Data - 1/1/2012 to 12/31/2012
Note: "-1.00" means the Upper Aquifer is dry or unsaturated.

Well	Date of Measurement	M.P. Elev. (ft amsl)	Depth to Water (ft)	Groundwater Elevation (ft amsl)
EN-479A	05/30/12	845.41	23.21	822.20
EN-479A	06/21/12	845.41	23.14	822.27
EN-479A	07/19/12	845.41	23.40	822.01
EN-479A	08/29/12	845.41	23.39	822.02
EN-479A	09/13/12	845.41	24.11	821.30
EN-479A	10/11/12	845.41	24.00	821.41
EN-479A	11/10/12	845.41	24.43	820.98
EN-479A	12/14/12	845.41	24.64	820.77
EN-479B	01/05/12	845.20	22.02	823.18
EN-479B	02/07/12	845.20	22.93	822.27
EN-479B	03/06/12	845.20	23.03	822.17
EN-479B	04/12/12	845.20	22.71	822.49
EN-479B	05/30/12	845.20	23.23	821.97
EN-479B	06/21/12	845.20	23.14	822.06
EN-479B	07/19/12	845.20	23.40	821.80
EN-479B	08/29/12	845.20	23.41	821.79
EN-479B	09/13/12	845.20	24.10	821.10
EN-479B	10/11/12	845.20	24.00	821.20
EN-479B	11/10/12	845.20	24.43	820.77
EN-479B	12/14/12	845.20	24.64	820.56
EN-480A	01/05/12	843.02	19.76	823.26
EN-480A	02/07/12	843.02	20.67	822.35
EN-480A	03/06/12	843.02	20.77	822.25
EN-480A	04/12/12	843.02	20.44	822.58
EN-480A	05/30/12	843.02	20.91	822.11
EN-480A	06/21/12	843.02	20.85	822.17
EN-480A	07/19/12	843.02	21.12	821.90
EN-480A	08/29/12	843.02	21.11	821.91
EN-480A	09/13/12	843.02	21.86	821.16
EN-480A	10/11/12	843.02	21.70	821.32
EN-480A	11/10/12	843.02	22.11	820.91
EN-480A	12/14/12	843.02	22.35	820.67
EN-480B	01/05/12	842.85	19.71	823.14
EN-480B	02/07/12	842.85	20.67	822.18
EN-480B	03/06/12	842.85	20.64	822.21
EN-480B	04/12/12	842.85	20.31	822.54
EN-480B	05/30/12	842.85	20.83	822.02
EN-480B	06/21/12	842.85	20.77	822.08
EN-480B	07/19/12	842.85	21.04	821.81
EN-480B	08/29/12	842.85	21.02	821.83
EN-480B	09/13/12	842.85	21.77	821.08
EN-480B	10/11/12	842.85	21.63	821.22
EN-480B	11/10/12	842.85	22.04	820.81
EN-480B	12/13/12	842.85	22.25	820.60
EN-481A	01/05/12	843.35	20.13	823.22
EN-481A	02/07/12	843.35	21.04	822.31
EN-481A	03/06/12	843.35	21.13	822.22
EN-481A	04/12/12	843.35	20.80	822.55
EN-481A	05/30/12	843.35	21.25	822.10
EN-481A	06/21/12	843.35	21.19	822.16
EN-481A	07/19/12	843.35	21.52	821.83

Endicott, New York
Groundwater Elevation Data - 1/1/2012 to 12/31/2012
Note: "-1.00" means the Upper Aquifer is dry or unsaturated.

Well	Date of Measurement	M.P. Elev. (ft amsl)	Depth to Water (ft)	Groundwater Elevation (ft amsl)
EN-481A	08/29/12	843.35	21.47	821.88
EN-481A	09/13/12	843.35	22.24	821.11
EN-481A	10/11/12	843.35	22.10	821.25
EN-481A	11/10/12	843.35	22.49	820.86
EN-481A	12/14/12	843.35	22.70	820.65
EN-481B	01/05/12	842.99	20.16	822.83
EN-481B	02/07/12	842.99	21.12	821.87
EN-481B	03/06/12	842.99	21.12	821.87
EN-481B	04/12/12	842.99	20.80	822.19
EN-481B	05/30/12	842.99	21.28	821.71
EN-481B	06/21/12	842.99	21.20	821.79
EN-481B	07/19/12	842.99	21.50	821.49
EN-481B	08/29/12	842.99	21.45	821.54
EN-481B	09/13/12	842.99	22.22	820.77
EN-481B	10/11/12	842.99	22.07	820.92
EN-481B	11/10/12	842.99	22.50	820.49
EN-481B	12/14/12	842.99	22.69	820.30
EN-482	01/06/12	847.44	30.81	816.63
EN-482	02/08/12	847.44	29.44	818.00
EN-482	03/06/12	847.44	31.44	816.00
EN-482	03/13/12	847.44	31.34	816.10
EN-482	04/11/12	847.44	31.31	816.13
EN-482	05/30/12	847.44	31.41	816.03
EN-482	06/20/12	847.44	31.58	815.86
EN-482	07/18/12	847.44	31.47	815.97
EN-482	08/29/12	847.44	29.68	817.76
EN-482	09/12/12	847.44	31.19	816.25
EN-482	10/10/12	847.44	31.05	816.39
EN-482	11/09/12	847.44	31.51	815.93
EN-482	12/13/12	847.44	31.46	815.98
EN-483	01/06/12	839.08	9.60	829.48
EN-483	02/08/12	839.08	9.98	829.10
EN-483	03/06/12	839.08	10.18	828.90
EN-483	03/13/12	839.08	10.18	828.90
EN-483	04/11/12	839.08	10.62	828.46
EN-483	05/29/12	839.08	10.23	828.85
EN-483	06/20/12	839.08	10.32	828.76
EN-483	07/18/12	839.08	10.78	828.30
EN-483	08/29/12	839.08	10.16	828.92
EN-483	09/12/12	839.08	9.98	829.10
EN-483	10/10/12	839.08	10.60	828.48
EN-483	11/09/12	839.08	10.71	828.37
EN-483	12/13/12	839.08	11.20	827.88
EN-484	01/06/12	838.21	9.04	829.17
EN-484	02/10/12	838.21	9.20	829.01
EN-484	03/06/12	838.21	8.50	829.71
EN-484	03/13/12	838.21	8.93	829.28
EN-484	04/11/12	838.21	9.22	828.99
EN-484	05/29/12	838.21	9.22	828.99
EN-484	06/20/12	838.21	9.38	828.83
EN-484	07/18/12	838.21	9.44	828.77

Endicott, New York
Groundwater Elevation Data - 1/1/2012 to 12/31/2012
Note: "-1.00" means the Upper Aquifer is dry or unsaturated.

Well	Date of Measurement	M.P. Elev. (ft amsl)	Depth to Water (ft)	Groundwater Elevation (ft amsl)
EN-484	08/29/12	838.21	8.62	829.59
EN-484	09/12/12	838.21	8.99	829.22
EN-484	10/10/12	838.21	9.65	828.56
EN-484	11/09/12	838.21	9.68	828.53
EN-484	12/13/12	838.21	9.86	828.35
EN-485	01/06/12	840.48	11.35	829.13
EN-485	02/10/12	840.48	12.65	827.83
EN-485	03/06/12	840.48	12.73	827.75
EN-485	03/13/12	840.48	12.68	827.80
EN-485	04/11/12	840.48	13.00	827.48
EN-485	05/29/12	840.48	12.50	827.98
EN-485	06/20/12	840.48	12.55	827.93
EN-485	07/18/12	840.48	12.73	827.75
EN-485	08/29/12	840.48	12.44	828.04
EN-485	09/12/12	840.48	12.27	828.21
EN-485	10/10/12	840.48	12.74	827.74
EN-485	11/09/12	840.48	12.90	827.58
EN-485	12/13/12	840.48	13.32	827.16
EN-486	05/30/12	842.63	15.41	827.22
EN-486	08/29/12	842.63	15.15	827.48
EN-487	05/29/12	834.18	8.53	825.65
EN-487	08/29/12	834.18	7.97	826.21
EN-488	05/30/12	850.87	24.14	826.73
EN-488	08/29/12	850.87	24.17	826.70
EN-489	05/30/12	847.45	18.20	829.25
EN-489	08/29/12	847.45	18.36	829.09
EN-490	01/05/12	845.02	22.48	822.54
EN-490	02/07/12	845.02	23.03	821.99
EN-490	03/06/12	845.02	23.41	821.61
EN-490	04/11/12	845.02	23.22	821.80
EN-490	05/30/12	845.02	23.68	821.34
EN-490	06/20/12	845.02	23.50	821.52
EN-490	07/18/12	845.02	23.83	821.19
EN-490	08/29/12	845.02	23.83	821.19
EN-490	09/12/12	845.02	24.57	820.45
EN-490	10/10/12	845.02	24.26	820.76
EN-490	11/09/12	845.02	24.15	820.87
EN-490	12/13/12	845.02	24.40	820.62
EN-491	01/05/12	845.03	23.76	821.27
EN-491	02/10/12	845.03	24.15	820.88
EN-491	03/06/12	845.03	24.79	820.24
EN-491	04/11/12	845.03	22.62	822.41
EN-491	05/30/12	845.03	25.12	819.91
EN-491	06/20/12	845.03	24.90	820.13
EN-491	07/18/12	845.03	25.30	819.73
EN-491	08/29/12	845.03	25.15	819.88
EN-491	09/12/12	845.03	26.09	818.94
EN-491	10/10/12	845.03	25.45	819.58
EN-491	11/09/12	845.03	25.11	819.92
EN-491	12/13/12	845.03	25.43	819.60
EN-491A	01/05/12	844.31	21.80	822.51

Endicott, New York
Groundwater Elevation Data - 1/1/2012 to 12/31/2012
Note: "-1.00" means the Upper Aquifer is dry or unsaturated.

Well	Date of Measurement	M.P. Elev. (ft amsl)	Depth to Water (ft)	Groundwater Elevation (ft amsl)
EN-491A	02/07/12	844.31	22.08	822.23
EN-491A	03/06/12	844.31	22.55	821.76
EN-491A	04/11/12	844.31	24.72	819.59
EN-491A	05/30/12	844.31	22.91	821.40
EN-491A	06/20/12	844.31	22.75	821.56
EN-491A	07/18/12	844.31	23.11	821.20
EN-491A	08/29/12	844.31	22.93	821.38
EN-491A	09/12/12	844.31	23.92	820.39
EN-491A	10/10/12	844.31	23.22	821.09
EN-491A	11/09/12	844.31	22.91	821.40
EN-491A	12/13/12	844.31	23.17	821.14
EN-491T	01/05/12	847.45	31.28	816.17
EN-491T	02/10/12	847.45	32.95	814.50
EN-491T	03/06/12	847.45	33.20	814.25
EN-491T	04/12/12	847.45	32.38	815.07
EN-491T	05/30/12	847.45	30.09	817.36
EN-491T	06/21/12	847.45	34.20	813.25
EN-491T	07/19/12	847.45	34.30	813.15
EN-491T	08/29/12	847.45	34.33	813.12
EN-491T	09/13/12	847.45	34.33	813.12
EN-491T	10/11/12	847.45	34.30	813.15
EN-491T	11/09/12	847.45	31.82	815.63
EN-491T	12/14/12	847.45	31.49	815.96
EN-492	01/05/12	844.42	21.69	822.73
EN-492	02/07/12	844.42	21.97	822.45
EN-492	03/06/12	844.42	22.55	821.87
EN-492	04/11/12	844.42	22.70	821.72
EN-492	05/30/12	844.42	22.99	821.43
EN-492	06/20/12	844.42	22.86	821.56
EN-492	07/18/12	844.42	23.14	821.28
EN-492	08/29/12	844.42	22.99	821.43
EN-492	09/12/12	844.42	23.85	820.57
EN-492	10/10/12	844.42	23.17	821.25
EN-492	11/09/12	844.42	22.86	821.56
EN-492	12/13/12	844.42	23.05	821.37
EN-492A	01/05/12	845.40	22.79	822.61
EN-492A	02/10/12	845.40	23.18	822.22
EN-492A	03/06/12	845.40	23.59	821.81
EN-492A	04/11/12	845.40	23.77	821.63
EN-492A	05/30/12	845.40	24.05	821.35
EN-492A	06/20/12	845.40	23.94	821.46
EN-492A	07/18/12	845.40	24.22	821.18
EN-492A	08/29/12	845.40	24.02	821.38
EN-492A	09/12/12	845.40	24.87	820.53
EN-492A	10/10/12	845.40	24.25	821.15
EN-492A	11/09/12	845.40	23.96	821.44
EN-492A	12/13/12	845.40	24.17	821.23
EN-492T	01/05/12	846.64	31.96	814.68
EN-492T	02/10/12	846.64	26.20	820.44
EN-492T	03/06/12	846.64	29.79	816.85
EN-492T	04/12/12	846.64	30.90	815.74

Endicott, New York
Groundwater Elevation Data - 1/1/2012 to 12/31/2012
Note: "-1.00" means the Upper Aquifer is dry or unsaturated.

Well	Date of Measurement	M.P. Elev. (ft amsl)	Depth to Water (ft)	Groundwater Elevation (ft amsl)
EN-492T	05/30/12	846.64	30.02	816.62
EN-492T	06/21/12	846.64	32.00	814.64
EN-492T	07/19/12	846.64	31.95	814.69
EN-492T	08/29/12	846.64	32.01	814.63
EN-492T	09/13/12	846.64	31.85	814.79
EN-492T	10/11/12	846.64	28.78	817.86
EN-492T	11/09/12	846.64	31.85	814.79
EN-492T	12/14/12	846.64	32.12	814.52
EN-493	01/05/12	848.33	26.17	822.16
EN-493	02/07/12	848.33	26.85	821.48
EN-493	03/06/12	848.33	27.28	821.05
EN-493	04/11/12	848.33	27.06	821.27
EN-493	05/30/12	848.33	27.56	820.77
EN-493	06/20/12	848.33	27.61	820.72
EN-493	07/18/12	848.33	27.86	820.47
EN-493	08/29/12	848.33	27.65	820.68
EN-493	09/12/12	848.33	27.93	820.40
EN-493	10/10/12	848.33	27.96	820.37
EN-493	11/09/12	848.33	28.22	820.11
EN-493	12/13/12	848.33	28.50	819.83
EN-494	01/05/12	848.48	23.34	825.14
EN-494	02/07/12	848.48	27.00	821.48
EN-494	03/06/12	848.48	27.45	821.03
EN-494	04/11/12	848.48	27.21	821.27
EN-494	05/30/12	848.48	27.70	820.78
EN-494	06/20/12	848.48	27.74	820.74
EN-494	07/18/12	848.48	27.99	820.49
EN-494	08/29/12	848.48	27.81	820.67
EN-494	09/12/12	848.48	28.10	820.38
EN-494	10/10/12	848.48	28.10	820.38
EN-494	11/09/12	848.48	28.40	820.08
EN-494	12/13/12	848.48	28.66	819.82
EN-495	01/05/12	848.13	25.96	822.17
EN-495	02/07/12	848.13	26.61	821.52
EN-495	03/06/12	848.13	27.01	821.12
EN-495	04/11/12	848.13	26.78	821.35
EN-495	05/30/12	848.13	27.27	820.86
EN-495	06/20/12	848.13	27.33	820.80
EN-495	07/18/12	848.13	27.60	820.53
EN-495	08/29/12	848.13	27.39	820.74
EN-495	09/12/12	848.13	27.73	820.40
EN-495	10/10/12	848.13	27.70	820.43
EN-495	11/09/12	848.13	28.02	820.11
EN-495	12/13/12	848.13	28.25	819.88
EN-496	01/05/12	848.29	26.18	822.11
EN-496	02/07/12	848.29	26.82	821.47
EN-496	03/06/12	848.29	27.24	821.05
EN-496	04/11/12	848.29	26.96	821.33
EN-496	05/30/12	848.29	27.47	820.82
EN-496	06/20/12	848.29	27.58	820.71
EN-496	07/18/12	848.29	27.77	820.52

Endicott, New York
Groundwater Elevation Data - 1/1/2012 to 12/31/2012
Note: "-1.00" means the Upper Aquifer is dry or unsaturated.

Well	Date of Measurement	M.P. Elev. (ft amsl)	Depth to Water (ft)	Groundwater Elevation (ft amsl)
EN-496	08/29/12	848.29	27.60	820.69
EN-496	09/12/12	848.29	27.94	820.35
EN-496	10/10/12	848.29	27.89	820.40
EN-496	11/09/12	848.29	28.19	820.10
EN-496	12/13/12	848.29	28.45	819.84
EN-497	01/05/12	848.28	26.39	821.89
EN-497	02/07/12	848.28	26.94	821.34
EN-497	03/06/12	848.28	27.32	820.96
EN-497	04/11/12	848.28	26.98	821.30
EN-497	05/30/12	848.28	27.55	820.73
EN-497	06/20/12	848.28	27.61	820.67
EN-497	07/18/12	848.28	27.81	820.47
EN-497	08/29/12	848.28	27.67	820.61
EN-497	09/12/12	848.28	27.96	820.32
EN-497	10/10/12	848.28	27.93	820.35
EN-497	11/09/12	848.28	28.20	820.08
EN-497	12/13/12	848.28	28.46	819.82
EN-498	01/05/12	846.73	24.87	821.86
EN-498	02/07/12	846.73	25.50	821.23
EN-498	03/06/12	846.73	25.80	820.93
EN-498	04/11/12	846.73	25.43	821.30
EN-498	05/30/12	846.73	26.02	820.71
EN-498	06/20/12	846.73	26.04	820.69
EN-498	07/18/12	846.73	26.30	820.43
EN-498	08/29/12	846.73	26.14	820.59
EN-498	09/12/12	846.73	26.56	820.17
EN-498	10/10/12	846.73	26.47	820.26
EN-498	11/09/12	846.73	26.73	820.00
EN-498	12/13/12	846.73	26.98	819.75
EN-499A	01/05/12	846.40	23.81	822.59
EN-499A	02/07/12	846.40	24.54	821.86
EN-499A	03/06/12	846.40	24.81	821.59
EN-499A	04/12/12	846.40	24.53	821.87
EN-499A	05/30/12	846.40	25.03	821.37
EN-499A	06/21/12	846.40	25.00	821.40
EN-499A	07/19/12	846.40	25.20	821.20
EN-499A	08/29/12	846.40	25.15	821.25
EN-499A	09/13/12	846.40	25.34	821.06
EN-499A	10/11/12	846.40	25.98	820.42
EN-499A	11/10/12	846.40	26.41	819.99
EN-499A	12/14/12	846.40	26.70	819.70
EN-499B	01/05/12	846.28	24.03	822.25
EN-499B	02/10/12	846.28	24.72	821.56
EN-499B	03/06/12	846.28	25.03	821.25
EN-499B	04/12/12	846.28	24.74	821.54
EN-499B	05/30/12	846.28	25.26	821.02
EN-499B	06/21/12	846.28	25.23	821.05
EN-499B	07/19/12	846.28	25.43	820.85
EN-499B	08/29/12	846.28	25.39	820.89
EN-499B	09/13/12	846.28	26.27	820.01
EN-499B	10/11/12	846.28	26.18	820.10

Endicott, New York
Groundwater Elevation Data - 1/1/2012 to 12/31/2012
Note: "-1.00" means the Upper Aquifer is dry or unsaturated.

Well	Date of Measurement	M.P. Elev. (ft amsl)	Depth to Water (ft)	Groundwater Elevation (ft amsl)
EN-499B	11/09/12	846.28	26.72	819.56
EN-499B	12/14/12	846.28	26.95	819.33
EN-499T*	01/05/12	845.44	24.39	821.05
EN-499T	02/10/12	845.44	39.70	805.74
EN-499T*	03/06/12	845.44	26.73	818.71
EN-499T*	04/12/12	845.44	26.39	819.05
EN-499T*	05/30/12	845.44	24.26	821.18
EN-499T*	06/21/12	845.44	20.18	825.26
EN-499T*	07/19/12	845.44	26.24	819.20
EN-499T*	08/29/12	845.44	21.38	824.06
EN-499T*	09/13/12	845.44	19.20	826.24
EN-499T	10/11/12	845.44	36.57	808.87
EN-499T	11/09/12	845.44	40.89	804.55
EN-499T	12/14/12	845.44	40.62	804.82
EN-500A	01/05/12	844.47	21.37	823.10
EN-500A	02/07/12	844.47	22.34	822.13
EN-500A	03/06/12	844.47	22.38	822.09
EN-500A	04/12/12	844.47	22.06	822.41
EN-500A	05/30/12	844.47	22.58	821.89
EN-500A	06/21/12	844.47	22.48	821.99
EN-500A	07/19/12	844.47	22.72	821.75
EN-500A	08/29/12	844.47	22.79	821.68
EN-500A	09/13/12	844.47	23.46	821.01
EN-500A	10/11/12	844.47	23.20	821.27
EN-500A	11/10/12	844.47	23.60	820.87
EN-500A	12/14/12	844.47	23.83	820.64
EN-500B	01/18/12	844.55	21.66	822.89
EN-500B	02/08/12	844.55	22.42	822.13
EN-500B	03/07/12	844.55	22.45	822.10
EN-500B	04/12/12	844.55	22.18	822.37
EN-500B	05/30/12	844.55	22.68	821.87
EN-500B	06/20/12	844.55	22.58	821.97
EN-500B	08/29/12	844.55	22.84	821.71
EN-500B	09/13/12	844.55	23.67	820.88
EN-500B	10/10/12	844.55	23.46	821.09
EN-500B	11/09/12	844.55	23.46	821.09
EN-500B	12/13/12	844.55	24.10	820.45
EN-501	01/18/12	842.49	19.32	823.17
EN-501	02/08/12	842.49	20.27	822.22
EN-501	03/07/12	842.49	19.81	822.68
EN-501	04/12/12	842.49	19.57	822.92
EN-501	05/30/12	842.49	19.99	822.50
EN-501	06/20/12	842.49	19.92	822.57
EN-501	08/29/12	842.49	19.95	822.54
EN-501	09/13/12	842.49	21.48	821.01
EN-501	10/10/12	842.49	20.18	822.31
EN-501	11/09/12	842.49	20.18	822.31
EN-501	12/13/12	842.49	21.67	820.82
EN-501T^	01/05/12	841.97	18.52	823.45
EN-501T^	02/10/12	841.97	19.97	822.00
EN-501T^	03/06/12	841.97	17.35	824.62

Endicott, New York
Groundwater Elevation Data - 1/1/2012 to 12/31/2012
Note: "-1.00" means the Upper Aquifer is dry or unsaturated.

Well	Date of Measurement	M.P. Elev. (ft amsl)	Depth to Water (ft)	Groundwater Elevation (ft amsl)
EN-501T^	04/12/12	841.97	18.18	823.79
EN-501T^	05/30/12	841.97	18.22	823.75
EN-501T^	06/21/12	841.97	18.61	823.36
EN-501T^	07/19/12	841.97	17.43	824.54
EN-501T^	08/29/12	841.97	17.39	824.58
EN-501T^	09/12/12	841.97	21.02	820.95
EN-501T^	10/11/12	841.97	20.67	821.30
EN-501T^	11/09/12	841.97	19.19	822.78
EN-501T^	12/14/12	841.97	18.70	823.27
EN-502	01/05/12	847.14	25.25	821.89
EN-502	02/07/12	847.14	25.92	821.22
EN-502	03/06/12	847.14	26.43	820.71
EN-502	04/11/12	847.14	26.33	820.81
EN-502	05/30/12	847.14	26.75	820.39
EN-502	06/20/12	847.14	26.86	820.28
EN-502	07/18/12	847.14	27.08	820.06
EN-502	08/29/12	847.14	26.94	820.20
EN-502	09/12/12	847.14	27.18	819.96
EN-502	10/10/12	847.14	27.25	819.89
EN-502	11/09/12	847.14	27.42	819.72
EN-502	12/13/12	847.14	27.74	819.40
EN-503	01/05/12	844.94	22.52	822.42
EN-503	02/07/12	844.94	23.18	821.76
EN-503	03/06/12	844.94	23.57	821.37
EN-503	04/11/12	844.94	23.39	821.55
EN-503	05/30/12	844.94	23.83	821.11
EN-503	06/20/12	844.94	23.86	821.08
EN-503	07/18/12	844.94	24.14	820.80
EN-503	08/29/12	844.94	24.03	820.91
EN-503	09/12/12	844.94	24.38	820.56
EN-503	10/10/12	844.94	24.40	820.54
EN-503	11/09/12	844.94	24.65	820.29
EN-503	12/13/12	844.94	24.93	820.01
EN-504	01/05/12	845.97	24.08	821.89
EN-504	02/07/12	845.97	24.73	821.24
EN-504	03/06/12	845.97	25.17	820.80
EN-504	04/11/12	845.97	25.99	819.98
EN-504	05/30/12	845.97	25.44	820.53
EN-504	06/20/12	845.97	25.51	820.46
EN-504	07/18/12	845.97	25.75	820.22
EN-504	08/29/12	845.97	25.64	820.33
EN-504	09/12/12	845.97	25.92	820.05
EN-504	10/10/12	845.97	25.98	819.99
EN-504	11/09/12	845.97	26.24	819.73
EN-504	12/13/12	845.97	26.51	819.46
EN-505	01/05/12	843.84	20.99	822.85
EN-505	02/07/12	843.84	21.25	822.59
EN-505	03/06/12	843.84	21.69	822.15
EN-505	04/11/12	843.84	21.79	822.05
EN-505	05/30/12	843.84	22.08	821.76
EN-505	06/20/12	843.84	21.98	821.86

Endicott, New York
Groundwater Elevation Data - 1/1/2012 to 12/31/2012
Note: "-1.00" means the Upper Aquifer is dry or unsaturated.

Well	Date of Measurement	M.P. Elev. (ft amsl)	Depth to Water (ft)	Groundwater Elevation (ft amsl)
EN-505	07/18/12	843.84	22.24	821.60
EN-505	08/29/12	843.84	22.14	821.70
EN-505	09/12/12	843.84	23.10	820.74
EN-505	10/10/12	843.84	22.28	821.56
EN-505	11/09/12	843.84	22.00	821.84
EN-505	12/13/12	843.84	22.17	821.67
EN-506	01/05/12	844.21	21.76	822.45
EN-506	02/07/12	844.21	22.12	822.09
EN-506	03/06/12	844.21	22.52	821.69
EN-506	04/11/12	844.21	22.47	821.74
EN-506	05/30/12	844.21	22.82	821.39
EN-506	06/20/12	844.21	22.62	821.59
EN-506	07/18/12	844.21	23.02	821.19
EN-506	08/29/12	844.21	22.89	821.32
EN-506	09/12/12	844.21	23.84	820.37
EN-506	10/10/12	844.21	23.09	821.12
EN-506	11/09/12	844.21	22.87	821.34
EN-506	12/13/12	844.21	23.07	821.14
EN-507	01/06/12	840.75	11.75	829.00
EN-507	02/08/12	840.75	12.84	827.91
EN-507	03/06/12	840.75	12.73	828.02
EN-507	03/13/12	840.75	12.54	828.21
EN-507	04/11/12	840.75	13.22	827.53
EN-507	05/30/12	840.75	12.33	828.42
EN-507	06/20/12	840.75	12.20	828.55
EN-507	07/18/12	840.75	12.46	828.29
EN-507	08/29/12	840.75	12.06	828.69
EN-507	09/12/12	840.75	11.87	828.88
EN-507	10/10/12	840.75	12.22	828.53
EN-507	11/09/12	840.75	11.58	829.17
EN-507	12/13/12	840.75	13.17	827.58
EN-508	01/18/12	847.68	17.54	830.14
EN-508	02/09/12	847.68	17.59	830.09
EN-508	03/06/12	847.68	17.76	829.92
EN-508	03/13/12	847.68	17.75	829.93
EN-508	04/11/12	847.68	17.65	830.03
EN-508	05/30/12	847.68	16.90	830.78
EN-508	06/20/12	847.68	17.03	830.65
EN-508	08/29/12	847.68	16.99	830.69
EN-508	09/12/12	847.68	19.62	828.06
EN-508	10/10/12	847.68	17.47	830.21
EN-508	11/09/12	847.68	17.91	829.77
EN-508	12/13/12	847.68	DRY	-1.00
EN-509	01/18/12	845.70	15.77	829.93
EN-509	02/09/12	845.70	15.92	829.78
EN-509	03/06/12	845.70	16.78	828.92
EN-509	03/13/12	845.70	16.14	829.56
EN-509	04/11/12	845.70	12.85	832.85
EN-509	05/30/12	845.70	10.90	834.80
EN-509	06/20/12	845.70	10.85	834.85
EN-509	08/29/12	845.70	13.81	831.89

Endicott, New York
Groundwater Elevation Data - 1/1/2012 to 12/31/2012
Note: "-1.00" means the Upper Aquifer is dry or unsaturated.

Well	Date of Measurement	M.P. Elev. (ft amsl)	Depth to Water (ft)	Groundwater Elevation (ft amsl)
EN-509	09/12/12	845.70	11.77	833.93
EN-509	10/10/12	845.70	15.91	829.79
EN-509	11/09/12	845.70	16.35	829.35
EN-509	12/13/12	845.70	16.75	828.95
EN-509T^	05/30/12	848.30	11.55	836.75
EN-509T^	08/29/12	848.30	16.13	832.17
EN-510	01/05/12	839.83	11.20	828.63
EN-510	02/10/12	839.83	11.86	827.97
EN-510	03/06/12	839.83	12.01	827.82
EN-510	04/11/12	839.83	11.82	828.01
EN-510	05/30/12	839.83	12.27	827.56
EN-510	06/20/12	839.83	12.75	827.08
EN-510	07/18/12	839.83	11.80	828.03
EN-510	08/29/12	839.83	12.16	827.67
EN-510	09/12/12	839.83	12.46	827.37
EN-510	10/10/12	839.83	12.51	827.32
EN-510	11/09/12	839.83	12.22	827.61
EN-510	12/13/12	839.83	13.10	826.73
EN-511	01/05/12	839.89	15.67	824.22
EN-511	02/07/12	839.89	16.40	823.49
EN-511	03/07/12	839.89	16.68	823.21
EN-511	04/11/12	839.89	16.36	823.53
EN-511	05/30/12	839.89	16.78	823.11
EN-511	06/20/12	839.89	16.92	822.97
EN-511	07/18/12	839.89	17.04	822.85
EN-511	08/29/12	839.89	16.94	822.95
EN-511	09/12/12	839.89	17.30	822.59
EN-511	10/10/12	839.89	17.48	822.41
EN-511	11/09/12	839.89	17.68	822.21
EN-511	12/13/12	839.89	18.11	821.78
EN-513	01/05/12	849.57	17.51	832.06
EN-513	02/10/12	849.57	17.03	832.54
EN-513	03/06/12	849.57	17.60	831.97
EN-513	04/11/12	849.57	19.46	830.11
EN-513	05/30/12	849.57	19.45	830.12
EN-513	06/20/12	849.57	18.70	830.87
EN-513	07/18/12	849.57	18.75	830.82
EN-513	08/29/12	849.57	18.10	831.47
EN-513	09/12/12	849.57	19.74	829.83
EN-513	10/10/12	849.57	17.45	832.12
EN-513	11/09/12	849.57	17.37	832.20
EN-513	12/13/12	849.57	17.25	832.32
EN-514	01/05/12	847.43	18.93	828.50
EN-514	02/07/12	847.43	18.70	828.73
EN-514	03/06/12	847.43	19.04	828.39
EN-514	04/11/12	847.43	19.63	827.80
EN-514	05/30/12	847.43	19.67	827.76
EN-514	06/20/12	847.43	19.63	827.80
EN-514	07/18/12	847.43	19.41	828.02
EN-514	08/29/12	847.43	19.10	828.33
EN-514	09/12/12	847.43	19.95	827.48

Endicott, New York
Groundwater Elevation Data - 1/1/2012 to 12/31/2012
Note: "-1.00" means the Upper Aquifer is dry or unsaturated.

Well	Date of Measurement	M.P. Elev. (ft amsl)	Depth to Water (ft)	Groundwater Elevation (ft amsl)
EN-514	10/10/12	847.43	18.91	828.52
EN-514	11/09/12	847.43	18.63	828.80
EN-514	12/13/12	847.43	18.71	828.72
EN-515	01/05/12	849.48	19.87	829.61
EN-515	02/07/12	849.48	19.63	829.85
EN-515	03/06/12	849.48	19.75	829.73
EN-515	04/11/12	849.48	20.47	829.01
EN-515	05/30/12	849.48	20.42	829.06
EN-515	06/20/12	849.48	20.26	829.22
EN-515	07/18/12	849.48	20.30	829.18
EN-515	08/29/12	849.48	20.50	828.98
EN-515	09/12/12	849.48	20.86	828.62
EN-515	10/10/12	849.48	19.66	829.82
EN-515	11/09/12	849.48	19.54	829.94
EN-515	12/13/12	849.48	19.65	829.83
EN-516	01/05/12	849.70	20.46	829.24
EN-516	02/07/12	849.70	20.14	829.56
EN-516	03/06/12	849.70	20.30	829.40
EN-516	04/11/12	849.70	20.79	828.91
EN-516	05/30/12	849.70	20.83	828.87
EN-516	06/20/12	849.70	20.83	828.87
EN-516	07/18/12	849.70	20.72	828.98
EN-516	08/29/12	849.70	20.50	829.20
EN-516	09/12/12	849.70	21.16	828.54
EN-516	10/10/12	849.70	20.43	829.27
EN-516	11/09/12	849.70	20.28	829.42
EN-516	12/13/12	849.70	20.30	829.40
EN-517	01/05/12	839.87	14.92	824.95
EN-517	02/07/12	839.87	15.48	824.39
EN-517	03/06/12	839.87	15.79	824.08
EN-517	04/11/12	839.87	15.65	824.22
EN-517	05/30/12	839.87	16.08	823.79
EN-517	06/20/12	839.87	16.34	823.53
EN-517	07/18/12	839.87	16.31	823.56
EN-517	08/29/12	839.87	16.24	823.63
EN-517	09/12/12	839.87	16.51	823.36
EN-517	10/10/12	839.87	16.72	823.15
EN-517	11/09/12	839.87	16.87	823.00
EN-517	12/13/12	839.87	17.40	822.47
EN-518	01/05/12	840.24	15.26	824.98
EN-518	02/07/12	840.24	15.91	824.33
EN-518	03/06/12	840.24	16.09	824.15
EN-518	04/11/12	840.24	15.90	824.34
EN-518	05/30/12	840.24	16.33	823.91
EN-518	06/20/12	840.24	16.73	823.51
EN-518	07/18/12	840.24	16.47	823.77
EN-518	08/29/12	840.24	16.48	823.76
EN-518	09/12/12	840.24	16.82	823.42
EN-518	10/10/12	840.24	16.99	823.25
EN-518	11/09/12	840.24	17.17	823.07
EN-518	12/13/12	840.24	17.73	822.51

Endicott, New York
Groundwater Elevation Data - 1/1/2012 to 12/31/2012
Note: "-1.00" means the Upper Aquifer is dry or unsaturated.

Well	Date of Measurement	M.P. Elev. (ft amsl)	Depth to Water (ft)	Groundwater Elevation (ft amsl)
EN-519	01/05/12	841.70	17.46	824.24
EN-519	02/07/12	841.70	18.19	823.51
EN-519	03/06/12	841.70	18.32	823.38
EN-519	04/11/12	841.70	18.16	823.54
EN-519	05/30/12	841.70	18.56	823.14
EN-519	06/20/12	841.70	18.65	823.05
EN-519	07/18/12	841.70	18.80	822.90
EN-519	08/29/12	841.70	18.77	822.93
EN-519	09/12/12	841.70	19.20	822.50
EN-519	10/10/12	841.70	19.29	822.41
EN-519	11/09/12	841.70	19.50	822.20
EN-519	12/13/12	841.70	19.86	821.84
EN-520	05/30/12	849.58	20.10	829.48
EN-520	08/29/12	849.58	20.30	829.28
EN-521	01/06/12	848.14	17.98	830.16
EN-521	02/08/12	848.14	17.82	830.32
EN-521	03/06/12	848.14	18.18	829.96
EN-521	03/13/12	848.14	18.14	830.00
EN-521	04/11/12	848.14	18.37	829.77
EN-521	05/30/12	848.14	17.76	830.38
EN-521	06/20/12	848.14	17.96	830.18
EN-521	07/18/12	848.14	18.10	830.04
EN-521	08/29/12	848.14	17.90	830.24
EN-521	09/12/12	848.14	17.76	830.38
EN-521	10/10/12	848.14	18.10	830.04
EN-521	11/09/12	848.14	18.28	829.86
EN-521	12/13/12	848.14	18.47	829.67
EN-522	01/06/12	837.45	7.71	829.74
EN-522	02/08/12	837.45	7.92	829.53
EN-522	03/06/12	837.45	8.06	829.39
EN-522	03/13/12	837.45	7.89	829.56
EN-522	04/11/12	837.45	9.54	827.91
EN-522	05/29/12	837.45	7.82	829.63
EN-522	06/20/12	837.45	7.99	829.46
EN-522	07/18/12	837.45	8.12	829.33
EN-522	08/29/12	837.45	7.04	830.41
EN-522	09/12/12	837.45	0.32	837.13
EN-522	10/10/12	837.45	8.28	829.17
EN-522	11/09/12	837.45	8.34	829.11
EN-522	12/13/12	837.45	8.93	828.52
EN-523**	05/30/12	838.39	14.70	823.69
EN-523**	08/29/12	838.39	14.70	823.69
EN-524	05/30/12	839.87	17.25	822.62
EN-524	08/29/12	839.87	17.55	822.32
EN-525	01/18/12	850.06	DRY	-1.00
EN-525	02/09/12	850.06	22.15	827.91
EN-525	03/06/12	850.06	DRY	-1.00
EN-525	03/13/12	850.06	DRY	-1.00
EN-525	04/11/12	850.06	DRY	-1.00
EN-525	05/30/12	850.06	DRY	-1.00
EN-525	06/20/12	850.06	DRY	-1.00

Endicott, New York
Groundwater Elevation Data - 1/1/2012 to 12/31/2012
Note: "-1.00" means the Upper Aquifer is dry or unsaturated.

Well	Date of Measurement	M.P. Elev. (ft amsl)	Depth to Water (ft)	Groundwater Elevation (ft amsl)
EN-525	08/29/12	850.06	22.39	827.67
EN-525	09/12/12	850.06	22.47	827.59
EN-525	10/10/12	850.06	DRY	-1.00
EN-525	11/09/12	850.06	DRY	-1.00
EN-525	12/13/12	850.06	DRY	-1.00
EN-525T	05/30/12	849.70	22.17	827.53
EN-525T	08/29/12	849.70	22.15	827.55
EN-526	01/18/12	850.57	42.63	807.94
EN-526	02/09/12	850.57	38.32	812.25
EN-526	03/06/12	850.57	43.62	806.95
EN-526	03/13/12	850.57	43.85	806.72
EN-526	04/11/12	850.57	43.55	807.02
EN-526	05/30/12	850.57	42.73	807.84
EN-526	06/20/12	850.57	43.75	806.82
EN-526	08/29/12	850.57	40.03	810.54
EN-526	09/12/12	850.57	42.69	807.88
EN-526	10/10/12	850.57	40.14	810.43
EN-526	11/09/12	850.57	42.56	808.01
EN-526	12/13/12	850.57	41.34	809.23
EN-527	05/30/12	848.76	18.80	829.96
EN-527	08/29/12	848.76	18.69	830.07
EN-528	05/30/12	848.95	18.87	830.08
EN-528	08/29/12	848.95	19.27	829.68
EN-529	05/30/12	846.72	19.32	827.40
EN-529	08/29/12	846.72	18.80	827.92
EN-530**	01/18/12	849.94	26.99	822.95
EN-530	02/08/12	849.94	26.31	823.63
EN-530	03/07/12	849.94	DRY	-1.00
EN-530**	04/12/12	849.94	26.62	823.32
EN-530	05/30/12	849.94	26.56	823.38
EN-530	06/20/12	849.94	26.48	823.46
EN-530	08/29/12	849.94	19.63	830.31
EN-530	09/13/12	849.94	DRY	-1.00
EN-530	10/10/12	849.94	19.41	830.53
EN-530	11/09/12	849.94	19.41	830.53
EN-530	12/13/12	849.94	20.98	828.96
EN-531	01/18/12	849.22	25.30	823.92
EN-531	02/08/12	849.22	25.29	823.93
EN-531	03/07/12	849.22	25.50	823.72
EN-531	04/12/12	849.22	25.50	823.72
EN-531	05/30/12	849.22	25.50	823.72
EN-531	06/20/12	849.22	25.52	823.70
EN-531	08/29/12	849.22	23.02	826.20
EN-531	09/13/12	849.22	25.28	823.94
EN-531	10/10/12	849.22	22.73	826.49
EN-531	11/09/12	849.22	22.73	826.49
EN-531	12/13/12	849.22	27.73	821.49

Endicott, New York
Groundwater Elevation Data - 1/1/2012 to 12/31/2012
Note: "-1.00" means the Upper Aquifer is dry or unsaturated.

Well	Date of Measurement	M.P. Elev. (ft amsl)	Depth to Water (ft)	Groundwater Elevation (ft amsl)
Lower Aquifer and Bedrock Wells				
EN-CAF	05/30/12	843.88	35.89	807.99
EN-CAF	08/29/12	843.88	36.92	806.96
EN-D01	05/30/12	841.58	33.09	808.49
EN-D01	08/29/12	841.58	34.97	806.61
EN-D02	05/30/12	844.84	37.78	807.06
EN-D02	08/29/12	844.84	39.62	805.22
EN-D03	05/30/12	843.26	37.06	806.20
EN-D03	08/29/12	843.26	38.55	804.71
EN-D04	05/30/12	854.87	48.75	806.12
EN-D04	08/29/12	854.87	51.00	803.87
EN-D04S	05/30/12	854.60	48.20	806.40
EN-D04S	08/29/12	854.60	50.63	803.97
EN-D06	05/30/12	852.94	48.01	804.93
EN-D06	08/29/12	852.94	49.27	803.67
EN-D07	05/30/12	848.03	38.31	809.72
EN-D07	08/29/12	848.03	39.93	808.10
EN-D08	05/30/12	853.87	32.25	821.62
EN-D08	08/29/12	853.87	33.28	820.59
EN-D09	05/30/12	854.64	45.75	808.89
EN-D09	08/29/12	854.64	47.38	807.26
EN-D10	05/30/12	849.53	40.01	809.52
EN-D10	08/29/12	849.53	42.13	807.40
EN-D11	05/30/12	850.24	41.73	808.51
EN-D11	08/29/12	850.24	43.23	807.01
EN-D12	05/30/12	854.05	41.73	812.32
EN-D12	08/29/12	854.05	42.45	811.60
EN-D13	05/30/12	845.31	20.41	824.90
EN-D13	08/29/12	845.31	20.54	824.77
EN-D14	05/30/12	846.22	21.32	824.90
EN-D14	08/29/12	846.22	21.44	824.78
EN-D30	05/30/12	848.01	35.67	812.34
EN-D30	08/29/12	848.01	37.20	810.81
EN-D31	05/30/12	846.15	37.46	808.69
EN-D31	08/29/12	846.15	39.30	806.85
EN-D33	05/30/12	851.06	35.82	815.24
EN-D33	08/29/12	851.06	36.36	814.70
EN-D34	05/30/12	850.81	36.64	814.17
EN-D34	08/29/12	850.81	37.20	813.61
EN-D35	05/30/12	848.23	35.55	812.68
EN-D35	08/29/12	848.23	36.90	811.33
EN-D36	05/30/12	845.50	35.15	810.35
EN-D36	08/29/12	845.50	36.90	808.60
EN-D37	05/30/12	849.67	46.00	803.67
EN-D37	08/29/12	849.67	47.22	802.45
EN-D38	05/30/12	851.62	38.49	813.13
EN-D38	08/29/12	851.62	39.10	812.52
EN-D39	05/30/12	850.25	36.61	813.64
EN-D39	08/29/12	850.25	37.15	813.10
EN-D40	05/30/12	849.83	41.43	808.40
EN-D40	08/29/12	849.83	42.29	807.54

Endicott, New York
Groundwater Elevation Data - 1/1/2012 to 12/31/2012
Note: "-1.00" means the Upper Aquifer is dry or unsaturated.

Well	Date of Measurement	M.P. Elev. (ft amsl)	Depth to Water (ft)	Groundwater Elevation (ft amsl)
EN-D41	05/30/12	846.50	37.50	809.00
EN-D41	08/29/12	846.50	38.81	807.69
EN-D42	05/30/12	843.81	30.33	813.48
EN-D42	08/29/12	843.81	31.08	812.73
EN-D43	05/30/12	849.70	33.50	816.20
EN-D43	08/29/12	849.70	34.01	815.69
EN-D44	05/30/12	852.77	39.25	813.52
EN-D44	08/29/12	852.77	39.86	812.91
EN-D45	05/30/12	850.75	37.32	813.43
EN-D45	08/29/12	850.75	37.90	812.85
EN-D46	05/30/12	850.08	33.88	816.20
EN-D46	08/29/12	850.08	34.41	815.67
EN-D47	05/30/12	853.42	37.10	816.32
EN-D47	08/29/12	853.42	37.60	815.82
EN-D48	05/30/12	845.75	29.20	816.55
EN-D48	08/29/12	845.75	29.90	815.85
EN-D49	05/30/12	852.73	51.28	801.45
EN-D49	08/29/12	852.73	52.65	800.08

Endicott, New York
Groundwater Elevation Data - 1/1/2012 to 12/31/2012
Note: "-1.00" means the Upper Aquifer is dry or unsaturated.

Well	Date of Measurement	M.P. Elev. (ft amsl)	Depth to Water (ft)	Groundwater Elevation (ft amsl)
Endicott Forging Site Wells				
MW-1	05/30/12	844.35	11.48	832.87
MW-1	08/29/12	844.35	7.29	837.06
MW-10	05/30/12	845.89	7.62	838.27
MW-10	08/29/12	845.89	7.33	838.56
MW-11	05/30/12	848.13	19.22	828.91
MW-11	08/29/12	848.13	19.26	828.87
MW-12	05/30/12	846.40	12.71	833.69
MW-12	08/29/12	846.40	13.40	833.00
MW-2	05/30/12	845.31	12.40	832.91
MW-2	08/29/12	845.31	11.36	833.95
MW-3	05/30/12	849.03	18.68	830.35
MW-3	08/29/12	849.03	20.22	828.81
MW-4	05/30/12	848.91	16.70	832.21
MW-4	08/29/12	848.91	17.16	831.75
MW-5	08/29/12	844.97	14.43	830.54
MW-6	05/30/12	846.90	14.57	832.33
MW-6	08/29/12	846.90	14.27	832.63
MW-7	05/30/12	845.16	7.02	838.14
MW-7	08/29/12	845.16	6.03	839.13
MW-8	05/30/12	845.09	13.56	831.53
MW-8	08/29/12	845.09	12.42	832.67
MW-9	05/30/12	844.57	9.66	834.91
MW-9	08/29/12	844.57	10.02	834.55
RW-1	05/30/12	844.58	16.16	828.42
RW-1	08/29/12	844.58	14.87	829.71
RW-2	05/30/12	845.31	9.45	835.86
RW-2	08/29/12	845.31	9.30	836.01
RW-3	05/30/12	845.76	14.60	831.16
RW-3	08/29/12	845.76	17.40	828.36
RW-4	05/30/12	844.77	15.54	829.23
RW-4	08/29/12	844.77	15.84	828.93
RW-5	05/30/12	845.89	15.07	830.82
RW-5	08/29/12	845.89	16.44	829.45
RW-6	05/30/12	846.97	16.66	830.31
RW-6	08/29/12	846.97	16.47	830.50
RW-7	05/30/12	844.29	16.66	827.63
RW-7	08/29/12	844.29	16.96	827.33

Key:
M.P. Elev. = Measuring Point Elevation
ft amsl = feet above mean sea level
^ Groundwater injection well.
* Extraction well under vacuum assist. Although the depth to water was measured, the groundwater elevation was not adjusted for vacuum at the well head.
** Indicates that the water level is below the top of the lacustrine silt (i.e., the bottom of the Upper Aquifer).

Appendix D

Groundwater Sampling and Analysis Plan – 2012

and

Proposed Groundwater Monitoring Plan for 2012-2013:
Table D-1: Hydraulic Effectiveness Monitoring Wells
Table D-2: Remedial Action Effectiveness Wells

Endicott, New York

Groundwater Sampling and Analysis Plan - January 2012 to December 2012

WELL	January	Replicates	February	Replicates	March	Replicates	April	Replicates	May	Replicates	June	Replicates	July	Replicates	August	Replicates	September	Replicates	October	Replicates	November	Replicates	December	Replicates	Total Samples
DOT-1									1						1										*2*
DOT-2															1										*1*
DOT-3															1										*1*
DOT-4															1										*1*
EN-002															1										*1*
EN-006			1						1						1						1	1			*5*
EN-012			1						1						1						1				*4*
EN-013															1										*1*
EN-014			1						1						1	1					1				*5*
EN-015															1										*1*
EN-016			1						1						1						1				*4*
EN-017			1	1					1						1						1				*5*
EN-018			1						1						1						1				*4*
EN-019			1						1	1					1						1	1			*6*
EN-020			1						1						1						1				*4*
EN-022									1						1										*2*
EN-024															1										*1*
EN-026															1										*1*
EN-029A			1						1						1						1				*4*
EN-030									1						1										*2*
EN-034															1										*1*
EN-035			1						1						1						1				*4*
EN-036															1	1									*2*
EN-037			1						1						1						1				*4*
EN-038															1										*1*
EN-039			1						1						1						1				*4*
EN-045			1						1	1					1						1	1			*6*
EN-051			1	1					1						1						1				*5*
EN-052			1						1						1						1				*4*
EN-053			1						1						1						1				*4*
EN-054															1	1									*2*
EN-055															1										*1*
EN-056															1										*1*
EN-058															1										*1*
EN-060															1										*1*
EN-062															1										*1*
EN-064															1										*1*
EN-065			1						1						1						1				*4*
EN-067															1										*1*
EN-069															1										*1*
EN-070															1										*1*
EN-072															1										*1*
EN-073															1		1				1				*3*
EN-074															1										*1*
EN-075															1										*1*
EN-076									1						1										*2*
EN-077			1						1						1						1				*4*
EN-078			1						1						1						1				*4*
EN-079									1						1										*2*
EN-080			1						1						1						1				*4*
EN-081															1										*1*
EN-083															1										*1*
EN-084															1		1				1				*3*
EN-091	1		1		1		1	1	1		1		1	1	1		1		1		1		1		*14*
EN-091A			1						1						1						1				*4*
EN-091T	1		1		1		1		1		1		1		1		1		1		1		1		*12*
EN-092	1		1		1		1		1		1	1	1		1		1		1		1		1		*13*
EN-092A			1						1						1						1				*4*
EN-093			1						1	1					1						1				*5*
EN-094									1						1										*2*
EN-096															1										*1*
EN-097															1	1	1				1	1			*5*
EN-100			1						1						1						1				*4*
EN-102			1	1					1						1						1				*5*
EN-105															1										*1*
EN-106															1										*1*
EN-107R	1		1				1		1		1		1		1		1		1		1		1		*11*
EN-112			1						1						1						1				*4*
EN-114															1										*1*
EN-117															1										*1*
EN-122															1										*1*
EN-125									1						1										*2*
EN-126									1						1										*2*
EN-127															1										*1*
EN-129															1	1									*2*

Endicott, New York
Groundwater Sampling and Analysis Plan - January 2012 to December 2012

WELL	January	Replicates	February	Replicates	March	Replicates	April	Replicates	May	Replicates	June	Replicates	July	Replicates	August	Replicates	September	Replicates	October	Replicates	November	Replicates	December	Replicates	Total Samples
EN-130			1						1						1						1				*4*
EN-132									1	1					1										*3*
EN-133	1		1		1		1		1		1		1		1		1		1		1		1		*12*
EN-150									1						1										*2*
EN-152									1						1										*2*
EN-154R	1		1		1		1		1		1		1		1		1		1		1		1		*12*
EN-161			1						1						1						1				*4*
EN-162			1						1						1						1				*4*
EN-163															1	1									*2*
EN-166															1										*1*
EN-170			1						1						1						1				*4*
EN-173			1						1						1						1				*4*
EN-174			1						1						1						1				*4*
EN-175			1	1			1		1		1		1		1		1								*8*
EN-176															1										*1*
EN-177															1										*1*
EN-182			1						1						1						1				*4*
EN-183			1						1						1						1				*4*
EN-185P	1		1		1		1		1		1		1		1		1		1		1		1		*12*
EN-186															1										*1*
EN-187									1	1					1										*3*
EN-188									1						1										*2*
EN-189									1						1										*2*
EN-190			1						1						1						1				*4*
EN-191A			1						1						1						1				*4*
EN-192			1						1						1						1				*4*
EN-193			1						1						1						1				*4*
EN-194	1		1		1		1		1		1		1		1		1		1		1		1		*12*
EN-195	1		1		1		1		1		1		1		1		1		1		1		1		*12*
EN-196															1		1				1				*3*
EN-197															1		1				1				*3*
EN-200															1		1				1				*3*
EN-203			1						1						1						1	1			*5*
EN-204			1						1						1						1				*4*
EN-206			1						1						1						1				*4*
EN-207			1						1						1						1				*4*
EN-208A			1						1						1	1					1				*5*
EN-210									1						1										*2*
EN-211															1										*1*
EN-213A			1						1	1					1						1				*5*
EN-214A			1						1						1						1				*4*
EN-214B			1						1						1						1				*4*
EN-215A			1						1						1						1				*4*
EN-215B			1						1						1						1				*4*
EN-215T	1		1		1		1		1		1		1		1		1		1		1		1		*12*
EN-217A			1	1					1						1						1				*5*
EN-218	1		1		1		1		1		1		1		1		1		1		1		1		*12*
EN-219R	1		1		1		1		1		1		1		1		1		1		1		1		*12*
EN-253	1		1		1		1		1		1		1		1		1		1		1		1		*12*
EN-276																			1		1		1		*3*
EN-276R	1		1		1		1		1		1		1		1		1		1		1		1		*12*
EN-278			1						1						1						1				*4*
EN-284			1						1						1						1				*4*
EN-284P	1		1		1		1		1		1		1		1		1		1		1		1		*12*
EN-301									1						1										*2*
EN-302			1						1						1						1				*4*
EN-304															1										*1*
EN-311			1						1						1						1				*4*
EN-380			1						1	1					1						1				*5*
EN-381			1						1						1						1				*4*
EN-382			1						1						1						1				*4*
EN-386															1										*1*
EN-387A			1						1	1					1	1					1				*6*
EN-392R			1						1						1						1				*4*
EN-393			1						1						1						1				*4*
EN-394			1						1						1						1				*4*
EN-395			1						1						1						1				*4*
EN-396			1						1						1						1				*4*
EN-397															1										*1*
EN-398															1										*1*
EN-399			1						1						1						1				*4*
EN-401			1						1						1						1				*4*
EN-402									1						1										*2*
EN-409															1										*1*
EN-415									1						1										*2*

Endicott, New York
Groundwater Sampling and Analysis Plan - January 2012 to December 2012

WELL	January	Replicates	February	Replicates	March	Replicates	April	Replicates	May	Replicates	June	Replicates	July	Replicates	August	Replicates	September	Replicates	October	Replicates	November	Replicates	December	Replicates	Total Samples
EN-419			1						1						1						1				*4*
EN-421			1						1						1						1				*4*
EN-422															1										*1*
EN-426			1						1						1						1				*4*
EN-428	1		1		1		1		1		1		1		1		1		1		1		1		*12*
EN-429			1						1						1						1				*4*
EN-430			1						1						1						1				*4*
EN-431			1						1						1						1				*4*
EN-432									1						1										*2*
EN-433									1						1										*2*
EN-434			1						1						1						1				*4*
EN-435			1						1						1						1				*4*
EN-436	1		1		1		1		1		1		1		1		1	1	1		1		1		*13*
EN-437			1						1						1						1				*4*
EN-438									1						1										*2*
EN-439A	1		1		1		1		1		1		1		1		1		1		1		1		*12*
EN-439B	1		1	1	1	1	1		1		1		1		1		1		1		1		1	1	*15*
EN-440	1		1		1		1		1		1		1		1		1		1		1		1		*12*
EN-441	1		1		1		1		1	1	1		1		1		1		1		1		1		*13*
EN-442A			1						1						1						1				*4*
EN-442B			1						1						1						1				*4*
EN-443			1						1						1	1					1				*5*
EN-444A			1						1						1						1				*4*
EN-444B			1						1						1						1				*4*
EN-445			1						1						1						1				*4*
EN-446A			1						1						1						1				*4*
EN-446B			1						1						1						1				*4*
EN-447A			1						1						1						1				*4*
EN-447B			1						1						1						1				*4*
EN-447T	1		1		1		1		1		1		1		1		1		1		1		1		*12*
EN-448									1						1										*2*
EN-449			1						1						1						1	1			*5*
EN-450	1		1		1		1		1		1		1		1		1		1		1		1		*12*
EN-451			1						1						1						1				*4*
EN-451P	1		1		1		1		1		1		1		1		1		1		1		1		*12*
EN-452	1	1	1		1		1		1		1		1		1		1		1		1		1		*13*
EN-453	1		1		1		1		1		1		1		1		1		1		1		1		*12*
EN-454			1						1						1						1				*4*
EN-455			1						1						1						1				*4*
EN-456			1						1						1						1				*4*
EN-457A			1						1						1						1				*4*
EN-457B			1						1						1						1				*4*
EN-458									1						1										*2*
EN-459A			1						1						1	1					1				*5*
EN-459B			1						1						1						1				*4*
EN-460A			1						1	1					1	1					1				*6*
EN-460B															1										*1*
EN-460C															1										*1*
EN-461									1																*1*
EN-462			1						1						1						1				*4*
EN-463									1						1										*2*
EN-464															1										*1*
EN-467															1										*1*
EN-468			1						1						1						1				*4*
EN-470			1						1						1	1					1				*5*
EN-471			1						1						1						1				*4*
EN-472															1										*1*
EN-473A															1										*1*
EN-473B															1	1									*2*
EN-474									1						1										*2*
EN-475									1						1										*2*
EN-477			1						1						1						1				*4*
EN-478A			1						1						1						1				*4*
EN-478B			1	1					1						1						1				*5*
EN-479A			1						1						1						1				*4*
EN-479B			1						1						1						1				*4*
EN-480A			1						1						1						1				*4*
EN-480B			1						1						1						1				*4*
EN-481A			1						1						1						1				*4*
EN-481B									1						1										*2*
EN-482			1						1						1						1				*4*
EN-483									1						1										*2*
EN-484															1										*1*
EN-486															1										*1*
EN-487															1										*1*

Endicott, New York
Groundwater Sampling and Analysis Plan - January 2012 to December 2012

WELL	January	Replicates	February	Replicates	March	Replicates	April	Replicates	May	Replicates	June	Replicates	July	Replicates	August	Replicates	September	Replicates	October	Replicates	November	Replicates	December	Replicates	Total Samples
EN-489									1						1										*2*
EN-490			1						1						1						1				*4*
EN-491A			1						1						1						1				*4*
EN-491T	1		1		1		1		1		1		1		1		1		1		1		1		*12*
EN-492			1						1						1						1				*4*
EN-492T	1		1		1		1		1		1		1		1		1		1		1		1		*12*
EN-493			1						1						1						1				*4*
EN-494															1										*1*
EN-495															1										*1*
EN-496			1						1						1						1				*4*
EN-497															1										*1*
EN-498			1						1						1						1				*4*
EN-499A			1						1						1						1				*4*
EN-499B			1						1						1						1				*4*
EN-499T	1		1		1		1		1		1		1		1		1		1		1		1		*12*
EN-500A			1						1						1						1				*4*
EN-500B			1						1						1						1				*4*
EN-501			1						1						1						1				*4*
EN-502									1						1										*2*
EN-503			1						1						1						1				*4*
EN-504			1						1						1	1					1				*5*
EN-505									1						1										*2*
EN-506									1						1										*2*
EN-507															1										*1*
EN-508			1						1						1						1				*4*
EN-509			1						1						1						1				*4*
EN-510			1						1						1						1				*4*
EN-511			1						1						1						1				*4*
EN-513			1						1						1						1				*4*
EN-514			1						1						1						1				*4*
EN-515			1						1						1						1				*4*
EN-516			1						1						1						1				*4*
EN-517			1						1						1						1				*4*
EN-518			1						1						1						1				*4*
EN-519			1	1					1						1						1	1			*6*
EN-520									1						1										*2*
EN-521									1						1										*2*
EN-522			1						1						1						1				*4*
EN-524			1						1						1						1				*4*
EN-525			1																						*1*
EN-526			1						1						1						1				*4*
EN-527			1						1						1						1				*4*
EN-528			1						1						1						1	1			*5*
EN-529															1										*1*
EN-530			1												1				1	1			1		*5*
EN-531			1												1				1				1		*4*
EN-606															1										*1*
EN-616															1										*1*
EN-617															1										*1*
EN-632															1										*1*
EN-638															1	1									*2*
EN-641															1										*1*
EN-642															1										*1*
EN-651															1										*1*
EN-652															1										*1*
EN-653															1										*1*
EN-655															1										*1*
EN-656															1										*1*
EN-679									1						1										*2*
EN-684A									1						1	1									*3*
EN-687									1						1										*2*
EN-692															1										*1*
EN-694															1										*1*
EN-695															1										*1*
EN-696															1										*1*
EN-697															1										*1*
EN-698															1										*1*
EN-699															1										*1*
EN-700															1										*1*
EN-701															1										*1*
EN-702															1										*1*
EN-703															1										*1*
EN-704															1										*1*
EN-711															1										*1*
EN-712															1										*1*

Endicott, New York
Groundwater Sampling and Analysis Plan - January 2012 to December 2012

WELL	January	Replicates	February	Replicates	March	Replicates	April	Replicates	May	Replicates	June	Replicates	July	Replicates	August	Replicates	September	Replicates	October	Replicates	November	Replicates	December	Replicates	Total Samples
EN-714															1										*1*
EN-715															1										*1*
EN-716															1										*1*
EN-717															1										*1*
EN-718															1										*1*
EN-719															1										*1*
EN-720															1										*1*
EN-CAF															1										*1*
EN-D01															1										*1*
EN-D02															1										*1*
EN-D04															1										*1*
EN-D04S															1										*1*
EN-D09									1						1										*2*
EN-D10									1						1										*2*
EN-D11									1						1										*2*
EN-D13									1						1	1									*3*
EN-D14															1										*1*
EN-D31															1										*1*
EN-D33									1						1										*2*
EN-D34															1										*1*
EN-D35									1						1										*2*
EN-D36									1						1										*2*
EN-D37									1						1										*2*
EN-D38									1						1										*2*
EN-D39									1	1					1										*3*
EN-D40									1						1										*2*
EN-D41									1						1										*2*
EN-D42									1						1	1									*3*
EN-D43									1						1										*2*
EN-D44									1						1										*2*
EN-D45									1						1										*2*
EN-D46									1						1										*2*
EN-D47									1						1										*2*
EN-D48									1						1										*2*
EN-D49	1		1		1		1		1		1		1		1		1		1		1		1		*12*
Total GW Samples	*30*		*169*		*29*		*31*		*223*		*31*		*31*		*332*		*37*		*33*		*172*		*33*		*1151*
QA/QC Samples																									
Replicates	1		8		1		1		11		1		1		18		1		1		8		1		*53*
Rinse Blanks	1		9		1		1		14		1		1		21		2		1		11		1		*27*
Trip Blanks	2		11		2		2		14		2		2		21		2		2		12		2		*33*
Total All Samples	*34*		*197*		*33*		*35*		*262*		*35*		*35*		*392*		*42*		*37*		*203*		*37*		*1342*

All samples were analyzed for VOCs by SW-846 Method 8260.

Table D-1: Hydraulic Effectiveness Monitoring Wells for Groundwater Elevations

(effective July 1, 2013)

Well	M.P. Elev. (ft amsl)	Planar Coordinates	
		Northing (grid feet)	Easting (grid feet)
DOT-1	849.14	767787.6	967316.7
DOT-2	848.57	767738.5	967120.7
DOT-3	848.73	767724.8	967045.4
DOT-4	848.61	767712.7	966981.0
EN-002	842.54	767896.0	965175.6
EN-006	852.34	766868.9	966244.7
EN-012	851.86	767813.4	965734.6
EN-013	851.93	767740.6	965756.2
EN-014	852.00	767673.4	965777.3
EN-015	851.81	767579.0	965797.0
EN-016	852.22	767501.0	965816.7
EN-017	852.15	767469.7	965884.6
EN-018	851.45	767492.1	965981.4
EN-019	852.34	767516.3	966085.1
EN-020	851.30	767652.7	966078.8
EN-021	847.84	767842.4	966114.7
EN-022	844.48	765902.8	966142.3
EN-023	850.37	767459.8	967000.6
EN-024	852.01	767346.3	965453.2
EN-026	840.96	767734.7	964681.3
EN-029A	850.38	766861.7	965833.8
EN-030	853.18	768031.9	968437.2
EN-034	841.49	768325.1	966085.7
EN-035	854.22	767575.0	966442.4
EN-036	852.97	767620.9	966557.1
EN-037	839.97	768169.1	966448.9
EN-038	838.40	768087.2	966059.8
EN-039	841.21	768085.7	966049.8
EN-040	837.81	768084.7	966039.5
EN-041	837.58	768083.4	966029.3
EN-042	837.45	768081.6	966019.9
EN-044	837.11	768080.5	966005.2
EN-045	836.94	768078.6	965990.3
EN-046	837.60	768130.7	966069.2
EN-047	837.48	768145.7	966068.7
EN-048	837.54	768160.1	966068.1
EN-049	837.49	768174.8	966067.4
EN-051	839.65	768039.7	965777.3
EN-052	839.44	768057.4	965883.3
EN-053	837.86	768246.0	966073.2
EN-054	851.49	767827.5	965260.7
EN-055	841.46	768198.4	966526.2
EN-056	844.07	768239.5	966737.8
EN-058	845.75	768221.9	966598.0
EN-060	842.06	766403.6	964492.0
EN-062	840.96	766060.1	965231.9

Table D-1: Hydraulic Effectiveness Monitoring Wells for Groundwater Elevations

(effective July 1, 2013)

Well	M.P. Elev. (ft amsl)	Planar Coordinates	
		Northing (grid feet)	Easting (grid feet)
EN-064	842.53	765919.6	965691.4
EN-065	854.92	767262.1	967664.4
EN-066	839.70	767313.8	963976.9
EN-067	837.85	767506.0	963916.1
EN-069	839.14	767791.7	964213.4
EN-070	841.66	767582.2	964403.0
EN-072	838.45	768035.7	964873.6
EN-073	839.74	768219.9	965240.8
EN-074	851.59	767763.7	965085.5
EN-075	851.20	767593.3	965314.9
EN-076	853.06	767266.2	965054.1
EN-077	854.25	767323.7	966172.9
EN-078	852.16	767192.6	966537.8
EN-079	848.15	766602.6	967052.4
EN-080	848.14	767021.8	967019.9
EN-081	850.03	767678.2	966842.0
EN-083	845.78	768419.0	967226.7
EN-084	851.75	768961.7	967039.1
EN-086	844.31	768273.7	967894.7
EN-087	846.42	768057.7	967943.1
EN-091	847.61	766867.0	965197.4
EN-091A	848.14	766862.4	965174.5
EN-091T	850.08	766861.1	965171.8
EN-092	850.53	766864.2	965627.2
EN-092A	847.21	766739.1	965638.6
EN-092P	846.56	766735.0	965637.3
EN-093	848.68	766606.2	965763.0
EN-094	848.61	766834.3	964775.9
EN-095	846.08	766654.7	963794.2
EN-096	838.65	767199.1	963686.1
EN-097	840.59	768428.5	965085.0
EN-098	839.16	768333.2	965156.8
EN-099	845.64	766614.6	965767.5
EN-100	845.77	766632.6	965772.1
EN-102	849.88	766614.0	965833.5
EN-103	836.98	766097.3	963524.3
EN-104	840.27	766472.9	963371.6
EN-105	834.60	767254.2	963408.9
EN-106	853.89	768520.0	966315.1
EN-107R	839.23	767998.6	965560.5
EN-111	842.95	767907.0	966076.1
EN-112	843.18	767909.3	966096.5
EN-113	843.44	767875.9	966086.8
EN-114	836.40	768150.5	965514.1
EN-117	842.78	767955.8	965334.0
EN-120	848.23	766620.8	965859.0

Table D-1: Hydraulic Effectiveness Monitoring Wells for Groundwater Elevations

(effective July 1, 2013)

Well	M.P. Elev. (ft amsl)	Planar Coordinates	
		Northing (grid feet)	Easting (grid feet)
EN-121	837.09	768063.0	964325.4
EN-122	836.39	768044.4	964079.1
EN-123	835.41	767897.3	963919.8
EN-125	845.47	766639.4	964791.8
EN-126	843.71	766505.6	964800.4
EN-127	844.86	767630.8	967042.1
EN-129	846.48	767796.0	967634.5
EN-130	850.12	767449.9	967345.6
EN-131	862.22	766631.8	967686.1
EN-132	848.49	766896.6	964871.3
EN-133	846.95	766913.0	964882.7
EN-146	837.49	768041.2	964497.4
EN-148	851.61	767892.2	965482.5
EN-149	841.06	767125.6	963726.5
EN-150	841.04	767120.4	963722.2
EN-151	838.74	767207.6	963800.4
EN-152	838.74	767207.3	963804.4
EN-153	838.21	767250.1	963602.8
EN-154R	838.31	767174.9	963749.6
EN-156	840.98	767495.3	967968.6
EN-157	840.89	767051.5	967943.0
EN-158	855.67	767049.9	967759.9
EN-160	848.82	766607.4	965849.0
EN-161	847.17	766402.3	966798.6
EN-162	856.48	766289.3	967137.1
EN-163	860.31	766431.6	967402.0
EN-164	842.10	767402.0	964107.8
EN-165	838.31	767347.6	963932.5
EN-166	837.32	767694.7	963919.0
EN-167	835.48	767855.0	964021.8
EN-170	847.08	766581.9	966800.3
EN-173	846.33	766748.4	967039.9
EN-174	855.83	766797.2	967382.4
EN-175	839.38	766605.6	967059.2
EN-176	842.88	767315.2	963979.9
EN-177	841.88	767511.4	964278.0
EN-178	854.18	765414.3	968428.8
EN-182	847.90	766588.1	966890.5
EN-183	846.97	766591.4	966957.9
EN-184	846.44	768400.4	966925.6
EN-185P	847.33	766597.1	966952.0
EN-186	851.62	767790.5	965167.7
EN-187	851.66	767750.6	965438.4
EN-188	848.13	767638.5	965216.2
EN-189	851.00	767745.6	965279.8
EN-190	851.76	766673.4	965993.1

Table D-1: Hydraulic Effectiveness Monitoring Wells for Groundwater Elevations

(effective July 1, 2013)

Well	M.P. Elev. (ft amsl)	Planar Coordinates	
		Northing (grid feet)	Easting (grid feet)
EN-191A	848.52	766528.4	965959.3
EN-192	850.71	766545.3	966307.2
EN-193	848.28	766578.0	966617.7
EN-194	843.46	766532.8	965964.2
EN-195	838.02	766583.4	966626.3
EN-196	851.94	768889.5	967379.1
EN-197	850.44	768838.5	964501.0
EN-200	850.27	768873.4	966000.9
EN-202	848.44	766785.8	964096.1
EN-203	846.10	766231.7	965611.8
EN-204	856.44	766006.6	966857.7
EN-206	859.47	765630.8	967350.4
EN-206T	857.86	765610.0	967313.0
EN-207	854.92	765103.8	967941.8
EN-208A	851.64	765316.0	966842.0
EN-210	850.67	764809.6	967490.8
EN-211	837.73	767943.8	964162.3
EN-213A	853.94	765480.0	967101.0
EN-214A	846.40	766180.0	966720.0
EN-214B	846.46	766180.0	966729.0
EN-214C	848.84	766179.0	966715.0
EN-214T	849.12	766178.0	966724.0
EN-215	850.59	766456.5	966085.3
EN-215A	847.50	766446.3	966088.2
EN-215B	847.47	766448.9	966087.9
EN-215T	847.00	766452.0	966086.8
EN-217A	857.13	765842.0	967646.0
EN-218	837.32	768014.7	964195.0
EN-219R	843.95	768172.3	966576.4
EN-222	848.08	766606.3	967050.3
EN-253	844.32	768096.3	966139.1
EN-276	852.29	767520.7	965805.6
EN-276R	852.54	767499.1	965813.8
EN-276A	849.39	767519.3	965800.2
EN-277	852.36	767318.5	965961.0
EN-278	850.75	767158.1	965972.7
EN-279	850.30	767150.1	965974.4
EN-281	850.92	767016.5	967020.1
EN-282	850.81	767016.2	967031.1
EN-283	850.64	767187.5	965871.5
EN-284	850.72	767197.2	965870.3
EN-284P	852.86	767175.0	965865.7
EN-284TD	853.46	767181.0	965871.0
EN-284TS	851.28	767170.0	965875.0
EN-301	848.16	767006.0	964763.0
EN-302	843.02	767206.0	966730.0

Table D-1: Hydraulic Effectiveness Monitoring Wells for Groundwater Elevations

(effective July 1, 2013)

Well	M.P. Elev. (ft amsl)	Planar Coordinates	
		Northing (grid feet)	Easting (grid feet)
EN-304	849.63	768017.0	968309.0
EN-310	846.05	765245.0	966270.0
EN-311	849.30	764773.0	966366.0
EN-380	847.35	767138.9	966898.8
EN-381	846.35	766894.0	967095.5
EN-382	852.26	767081.3	967368.0
EN-384	847.86	767466.0	967099.9
EN-385	846.21	767702.4	967242.4
EN-386	848.49	767548.3	967160.4
EN-387A	854.23	767474.2	967458.8
EN-392R	846.95	767749.9	967440.0
EN-393	847.94	767271.7	967034.8
EN-394	851.42	767254.7	967358.5
EN-395	849.91	767514.5	967649.2
EN-396	848.45	767572.4	967340.0
EN-397	844.83	767915.2	967296.5
EN-398	845.22	767888.5	967104.0
EN-399	846.23	767790.6	967537.8
EN-401	851.79	765154.0	967267.0
EN-402	851.41	765171.0	967694.0
EN-403	854.97	765778.0	968122.0
EN-408	854.56	768016.0	968935.0
EN-409	843.62	768343.0	968957.0
EN-414	859.73	766386.0	967751.0
EN-415	858.92	766202.0	967421.0
EN-419	850.27	767362.0	965924.0
EN-421	850.76	767402.0	966133.0
EN-422	851.86	767425.0	966253.0
EN-426	854.29	765506.0	967852.0
EN-427	857.00	765958.0	967877.0
EN-428	840.82	768094.2	966069.2
EN-428P	841.20	768093.6	966063.5
EN-429	849.45	767321.0	965719.7
EN-430	850.10	767378.6	965965.2
EN-431	850.66	767399.5	966061.0
EN-432	851.01	767402.8	966095.8
EN-433	851.24	767415.8	966172.6
EN-434	851.57	767421.7	966219.3
EN-435	851.42	767407.5	966302.9
EN-436	849.04	767015.8	965618.4
EN-437	847.71	766865.3	966067.0
EN-438	847.10	766729.5	965641.3
EN-439A	844.18	766437.4	965722.2
EN-439B	844.34	766443.5	965721.5
EN-440	845.53	766464.1	965839.7
EN-441	847.19	766471.2	965948.5

Table D-1: Hydraulic Effectiveness Monitoring Wells for Groundwater Elevations

(effective July 1, 2013)

Well	M.P. Elev. (ft amsl)	Planar Coordinates	
		Northing (grid feet)	Easting (grid feet)
EN-442A	847.92	766522.2	966158.0
EN-442B	847.94	766522.3	966162.6
EN-443	846.75	766545.9	966479.5
EN-444A	846.58	766355.1	966049.9
EN-444B	846.54	766351.7	966050.9
EN-445	840.88	766115.8	965741.2
EN-446A	845.02	766228.0	966059.1
EN-446B	845.11	766224.0	966058.9
EN-447A	845.75	766164.1	966508.6
EN-447B	845.73	766163.8	966505.0
EN-447T	848.02	766164.3	966512.4
EN-448	848.29	766859.4	966445.5
EN-449	857.00	765808.4	966781.8
EN-450	846.27	766918.7	965368.7
EN-451	846.26	766896.3	965056.1
EN-451P	845.63	766896.0	965055.0
EN-452	844.76	766667.2	965183.3
EN-453	841.42	766425.3	965336.8
EN-454	844.42	766574.6	965578.3
EN-455	843.22	766444.2	965588.2
EN-456	845.00	766537.8	965754.9
EN-457A	842.82	766055.0	966073.8
EN-457B	843.03	766056.0	966071.7
EN-458	843.83	765775.6	966319.7
EN-459A	847.27	764890.9	966138.8
EN-459B	846.25	764860.4	966120.2
EN-460A	847.75	765056.8	966422.1
EN-460B	846.89	765054.9	966419.0
EN-460C	847.45	765050.7	966410.8
EN-461	850.60	765204.4	966657.4
EN-462	851.38	764733.5	966660.5
EN-463	851.28	764773.1	967045.2
EN-464	852.98	765569.3	968214.9
EN-465	851.15	765342.8	968312.1
EN-466	846.99	765502.6	968517.5
EN-467	857.12	765889.2	967767.4
EN-468	852.36	765349.3	967992.5
EN-469	849.75	767070.2	966223.8
EN-470	846.85	766942.6	966583.8
EN-471	853.30	767735.2	966370.6
EN-472	849.43	767669.3	966704.6
EN-473A	843.06	765100.2	965931.6
EN-473B	843.14	765096.2	965933.0
EN-474	836.33	765478.7	966413.3
EN-475	850.49	765656.2	966608.8
EN-476	849.81	767107.8	965803.1

Table D-1: Hydraulic Effectiveness Monitoring Wells for Groundwater Elevations

(effective July 1, 2013)

Well	M.P. Elev. (ft amsl)	Planar Coordinates	
		Northing (grid feet)	Easting (grid feet)
EN-477	848.33	767077.7	965873.2
EN-478A	844.08	766347.0	965875.3
EN-478B	844.14	766351.8	965874.6
EN-479A	845.41	766287.6	965969.6
EN-479B	845.20	766287.3	965965.1
EN-480A	843.02	766209.4	965856.7
EN-480B	842.85	766208.6	965851.5
EN-481A	843.35	766179.2	965903.4
EN-481B	842.99	766178.9	965907.3
EN-482	847.44	767106.0	965943.1
EN-483	839.08	768473.3	966077.9
EN-484	838.21	767997.5	965565.8
EN-485	840.48	768096.1	966144.1
EN-486	842.63	768184.4	966585.1
EN-487	834.18	768009.9	964196.6
EN-488	850.87	767299.6	965262.3
EN-489	847.45	767613.9	965054.6
EN-490	845.02	766474.3	966587.6
EN-491	845.03	766586.9	966692.4
EN-491A	844.31	766590.5	966726.7
EN-491T	847.45	766586.1	966689.8
EN-492	844.42	766581.9	966850.3
EN-492T	846.64	766588.2	966851.7
EN-493	848.33	766959.9	965166.2
EN-494	848.48	766939.8	965167.7
EN-495	848.13	766919.1	965168.7
EN-496	848.29	766899.6	965169.2
EN-497	848.28	766880.5	965170.3
EN-498	846.73	766840.0	965173.3
EN-499A	846.40	766358.8	966093.9
EN-499B	846.28	766361.4	966094.0
EN-499T	845.44	766355.0	966093.1
EN-500A	844.47	766218.1	966103.4
EN-500B	844.55	766216.2	966106.2
EN-501	842.49	766037.4	966117.3
EN-502	847.14	766997.8	965054.0
EN-503	844.94	766796.0	965068.6
EN-504	845.97	766883.2	965097.9
EN-505	843.84	766536.2	966852.2
EN-506	844.21	766525.5	966701.3
EN-507	840.75	768092.0	966077.9
EN-508	847.68	767785.6	966038.2
EN-509	845.70	767955.8	965960.2
EN-510	839.83	766436.8	964969.1
EN-511	839.89	766445.2	965084.2
EN-513	849.57	767173.1	966476.6

Table D-1: Hydraulic Effectiveness Monitoring Wells for Groundwater Elevations

(effective July 1, 2013)

Well	M.P. Elev. (ft amsl)	Planar Coordinates	
		Northing (grid feet)	Easting (grid feet)
EN-514	847.43	767102.0	966573.0
EN-515	849.48	767132.0	966430.0
EN-516	849.70	767165.0	966354.0
EN-517	839.87	766432.0	964904.0
EN-518	840.24	766441.0	965026.0
EN-519	841.70	766538.0	965086.0
EN-520	849.58	767451.0	965121.0
EN-521	848.14	767627.0	965455.0
EN-522	837.45	768009.1	965612.2
EN-523	838.39	765849.9	965895.9
EN-524	839.87	765857.0	965997.8
EN-525	850.06	767340.6	965843.7
EN-526	850.57	767265.0	965866.7
EN-527	848.76	767693.0	967505.0
EN-528	848.95	767613.3	967457.1
EN-529	847.10	766712.7	965688.2
EN-530	849.94	767118.1	965594.3
EN-531	849.22	767109.3	965547.6
EN-606	842.02	768560.2	968647.0
EN-616	843.98	768748.7	968985.2
EN-617	844.09	768743.3	968985.9
EN-623	847.97	768595.7	968860.3
EN-624	849.01	768621.6	969002.7
EN-632	842.67	768575.1	968726.2
EN-638	841.56	768803.4	968984.0
EN-641	840.68	768605.1	969036.5
EN-642	844.00	768788.3	968680.4
EN-651	845.27	768518.9	969146.7
EN-652	843.62	768342.1	968959.2
EN-653	844.54	768534.2	969249.9
EN-655	839.28	768430.3	969059.6
EN-656	844.90	768516.4	969137.4
EN-679	851.71	768042.5	968435.8
EN-684A	849.45	768024.4	968317.0
EN-687	847.83	767999.4	968073.2
EN-692	841.76	768571.1	968591.8
EN-694	838.17	768489.5	969057.4
EN-695	838.14	768484.7	969057.6
EN-696	845.50	768480.7	968903.3
EN-698	849.01	768456.2	968752.4
EN-700	846.95	768442.6	968652.6
EN-701	847.23	768437.8	968654.0
EN-702	841.14	768419.9	968502.6
EN-703	841.21	768420.6	968507.1
EN-704	840.54	768277.4	968610.1
EN-710	845.06	768559.1	968492.5

Table D-1: Hydraulic Effectiveness Monitoring Wells for Groundwater Elevations

(effective July 1, 2013)

Well	M.P. Elev. (ft amsl)	Planar Coordinates	
		Northing (grid feet)	Easting (grid feet)
EN-711	843.13	768698.2	969321.0
EN-712	843.17	768698.2	969321.0
EN-714	846.64	768202.2	968034.5
EN-715	847.20	768293.7	968285.0
EN-716	843.72	768317.6	968385.3
EN-717	847.36	768155.2	968280.3
EN-718	843.28	768209.1	968415.3
EN-719	844.65	768130.7	968409.8
EN-720	845.05	768117.0	968410.6
EN-CAF	843.88	767267.7	966430.9
EN-D01	841.58	765385.1	964797.4
EN-D02	844.84	765910.5	966134.0
EN-D06	852.94	767177.6	966476.6
EN-D07	848.03	766581.2	966653.9
EN-D08	853.87	767078.2	967776.7
EN-D10	849.53	766742.3	967050.9
EN-D11	850.24	766879.9	966327.3
EN-D12	854.05	767321.1	966227.4
EN-D13	845.31	768066.6	966455.0
EN-D14	846.22	768068.7	966466.2
EN-D30	848.01	767015.0	967027.0
EN-D31	846.15	766178.0	966710.0
EN-D33	851.06	767575.7	966438.1
EN-D34	850.81	767573.7	966428.0
EN-D35	848.23	767023.4	967031.2
EN-D36	845.50	766559.7	966655.1
EN-D37	849.67	767170.2	966474.1
EN-D38	851.62	767319.5	966223.5
EN-D39	850.25	767371.4	965948.8
EN-D40	849.83	767076.8	966223.8
EN-D41	846.50	766943.0	966589.5
EN-D42	843.81	767231.3	966702.5
EN-D43	849.70	767669.7	966710.2
EN-D44	852.77	767428.2	966286.4
EN-D45	850.75	767411.2	966123.3
EN-D46	850.08	767601.8	966548.0
EN-D47	853.42	767731.4	966372.2
EN-D48	845.75	767721.4	966982.3
EN-D49	852.73	767202.2	966420.7

Total Number of HE Wells = 407

Key:

M.P. Elev. = Measuring Point Elevation

BOLD = Denotes active extraction wells. Levels in these wells are to be measured only if the wells are not pumping.

Table D-2: Remedial Action Effectiveness Wells for Groundwater Sampling

(effective July 1, 2013)

Well	Site Area	Sampling Frequency
DOT-1	OffCZB	S
EN-002	OnCZ	A
EN-006	OffCZA	S
EN-012	OffCZA-NSA	A
EN-013	OffCZA-NSA	A
EN-014	OffCZA-NSA	A
EN-015	OffCZA-NSA	A
EN-016	OffCZA-NSA	A
EN-017	OffCZA-NSA	A
EN-018	OffCZA-NSA	A
EN-019	OffCZA-NSA	A
EN-020	OffCZA-NSA	A
EN-024	OffCZA-NSA	A
EN-026	OnCZ-NWA	A
EN-029A	OffCZA	Q
EN-030	B57	S
EN-034	OnCZ	A
EN-035	OffCZA-NSA	Q
EN-036	OffCZA-NSA	A
EN-037	OnCZ	A
EN-038	OnCZ	A
EN-039	OnCZ	A
EN-051	OnCZ	A
EN-052	OnCZ	A
EN-053	OnCZ	A
EN-054	OnCZ	A
EN-055	OnCZ	A
EN-056	OnCZ	A
EN-058	OnCZ	A
EN-065	OffCZB	Q
EN-067	OnCZ-NWA	A
EN-069	OnCZ-NWA	A
EN-070	OnCZ-NWA	A
EN-072	OnCZ	A
EN-073	OnCZ	A
EN-074	OnCZ	A
EN-075	OffCZA	A
EN-076	OffCZA-NSA	A
EN-077	OffCZA-NSA	Q
EN-078	OffCZA	S
EN-079	OffCZB	S
EN-080	OffCZB	Q
EN-081	OffCZA-NSA	A
EN-083	OnCZ	A
EN-084	OnCZ	A
EN-091	OffCZA	Q
EN-091A	OffCZA	Q
EN-091T	OffCZA	M

Table D-2: Remedial Action Effectiveness Wells for Groundwater Sampling

(effective July 1, 2013)

Well	Site Area	Sampling Frequency
EN-092	OffCZA	Q
EN-092A	OffCZA	Q
EN-093	OffCZA	Q
EN-094	OffCZA	S
EN-096	OnCZ-NWA	A
EN-097	OnCZ	A
EN-100	OffCZA	Q
EN-102	OffCZA	Q
EN-105	OnCZ-NWA	A
EN-106	OnCZ	A
EN-107R	OnCZ	M
EN-112	OnCZ	A
EN-114	OnCZ	A
EN-117	OnCZ	A
EN-122	OnCZ-NWA	A
EN-125	OffCZA	S
EN-126	OffCZA	S
EN-127	OffCZB	A
EN-133	OffCZA	M
EN-150	OnCZ-NWA	A
EN-152	OnCZ-NWA	A
EN-154R	OnCZ-NWA	M
EN-161	SA	S
EN-162	SA	Q
EN-166	OnCZ-NWA	A
EN-170	OffCZB	A
EN-173	OffCZB	A
EN-174	OffCZB	Q
EN-175	OffCZB	A
EN-176	OnCZ-NWA	A
EN-177	OnCZ-NWA	A
EN-182	OffCZB	Q
EN-183	OffCZB	Q
EN-185P	OffCZB	M
EN-186	OnCZ	A
EN-187	OffCZA	A
EN-188	OffCZA	A
EN-189	OnCZ	A
EN-190	OffCZA	Q
EN-191A	OffCZA	Q
EN-192	OffCZA	Q
EN-193	OffCZB	Q
EN-194	OffCZA	M
EN-195	OffCZB	M
EN-196	OnCZ	A
EN-197	OnCZ	A
EN-200	OnCZ	A
EN-203	OffCZA	Q

Table D-2: Remedial Action Effectiveness Wells for Groundwater Sampling

(effective July 1, 2013)

Well	Site Area	Sampling Frequency
EN-204	SA	Q
EN-206	SA	Q
EN-207	SA	Q
EN-208A	SA	S
EN-210	SA	S
EN-211	OnCZ-NWA	A
EN-213A	SA	S
EN-214A	SA	S
EN-214B	SA	Q
EN-215A	OffCZA	Q
EN-215B	OffCZA	Q
EN-215T	OffCZA	M
EN-217A	SA	Q
EN-218	OnCZ-NWA	Q
EN-219R	OnCZ	M
EN-253	OnCZ	M
EN-276	OffCZA-NSA	M
EN-276R	OffCZA-NSA	M
EN-278	OffCZA	Q
EN-284	OffCZA	Q
EN-284P	OffCZA	M
EN-301	OffCZA	S
EN-302	OffCZB	A
EN-304	B57	A
EN-311	SA	Q
EN-386	OffCZB	A
EN-387A	OffCZB	Q
EN-393	OffCZB	Q
EN-394	OffCZB	Q
EN-395	OffCZB	Q
EN-396	OffCZB	Q
EN-397	OffCZB	A
EN-398	OffCZB	A
EN-399	OffCZB	A
EN-401	SA	Q
EN-402	SA	S
EN-409	B57	A
EN-415	SA	S
EN-419	OffCZA-NSA	A
EN-421	OffCZA-NSA	A
EN-422	OffCZA-NSA	A
EN-426	SA	Q
EN-428	OnCZ	M
EN-429	OffCZA-NSA	A
EN-430	OffCZA-NSA	Q
EN-431	OffCZA-NSA	A
EN-432	OffCZA-NSA	A
EN-433	OffCZA-NSA	A

Table D-2: Remedial Action Effectiveness Wells for Groundwater Sampling

(effective July 1, 2013)

Well	Site Area	Sampling Frequency
EN-434	OffCZA-NSA	A
EN-435	OffCZA-NSA	A
EN-436	OffCZA	Q
EN-437	OffCZA	Q
EN-438	OffCZA	S
EN-439A	OffCZA	Q
EN-439B	OffCZA	Q
EN-440	OffCZA	Q
EN-441	OffCZA	Q
EN-442A	OffCZA	Q
EN-442B	OffCZA	Q
EN-443	OffCZB	Q
EN-444A	SA	Q
EN-444B	SA	Q
EN-445	OffCZA	Q
EN-446A	SA	Q
EN-446B	SA	Q
EN-447A	SA	Q
EN-447B	SA	Q
EN-447T	SA	M
EN-448	OffCZA	A
EN-449	SA	Q
EN-450	OffCZA	Q
EN-451	OffCZA	Q
EN-451P	OffCZA	M
EN-452	OffCZA	Q
EN-453	OffCZA	Q
EN-454	OffCZA	Q
EN-455	OffCZA	Q
EN-456	OffCZA	Q
EN-457A	SA	Q
EN-457B	SA	Q
EN-458	SA	S
EN-459A	SA	Q
EN-459B	SA	Q
EN-460A	SA	Q
EN-460B	SA	A
EN-460C	SA	A
EN-461	SA	S
EN-462	SA	Q
EN-463	SA	S
EN-465	SA	S
EN-468	SA	Q
EN-469	OffCZA	A
EN-470	OffCZA	A
EN-471	OffCZA-NSA	Q
EN-472	OffCZA-NSA	A
EN-473A	SA	A

Table D-2: Remedial Action Effectiveness Wells for Groundwater Sampling

(effective July 1, 2013)

Well	Site Area	Sampling Frequency
EN-473B	SA	A
EN-474	SA	S
EN-475	SA	S
EN-477	OffCZA	Q
EN-478A	SA	Q
EN-478B	SA	Q
EN-479A	SA	Q
EN-479B	SA	Q
EN-480A	SA	S
EN-480B	SA	S
EN-481A	SA	Q
EN-481B	SA	S
EN-482	OffCZA	Q
EN-483	OnCZ	A
EN-484	OnCZ	A
EN-486	OnCZ	A
EN-487	OnCZ-NWA	A
EN-488	OffCZA-NSA	A
EN-489	OffCZA	S
EN-490	OffCZB	Q
EN-491A	OffCZB	Q
EN-491T	OffCZB	M
EN-492	OffCZB	Q
EN-492T	OffCZB	M
EN-493	OffCZA	Q
EN-496	OffCZA	Q
EN-498	OffCZA	Q
EN-499A	SA	Q
EN-499B	SA	Q
EN-499T	SA	M
EN-500A	SA	Q
EN-500B	SA	Q
EN-501	SA	Q
EN-502	OffCZA	S
EN-503	OffCZA	S
EN-504	OffCZA	S
EN-505	OffCZB	S
EN-506	OffCZB	S
EN-507	OnCZ	A
EN-508	OffCZA-NSA	Q
EN-509	OnCZ	Q
EN-520	OffCZA	A
EN-521	OffCZA	A
EN-606	B57	A
EN-616	B57	A
EN-617	B57	A
EN-623	B57	A
EN-624	B57	A

Table D-2: Remedial Action Effectiveness Wells for Groundwater Sampling

(effective July 1, 2013)

Well	Site Area	Sampling Frequency
EN-632	B57	A
EN-638	B57	A
EN-641	B57	A
EN-642	B57	A
EN-651	B57	A
EN-652	B57	A
EN-653	B57	A
EN-655	B57	A
EN-656	B57	A
EN-679	B57	S
EN-684A	B57	S
EN-687	B57	S
EN-692	B57	A
EN-694	B57	A
EN-695	B57	A
EN-696	B57	A
EN-698	B57	A
EN-700	B57	A
EN-701	B57	A
EN-702	B57	A
EN-703	B57	A
EN-704	B57	A
EN-710	B57	A
EN-711	B57	A
EN-712	B57	A
EN-714	B57	A
EN-715	B57	A
EN-716	B57	A
EN-717	B57	A
EN-718	B57	A
EN-719	B57	A
EN-720	B57	A
MW-34D	B57	A
EN-CAF	BR	A
EN-D01	BR	A
EN-D02	LA	A
EN-D03	LA	A
EN-D04D	LA	A
EN-D04S	LA	A
EN-D10	BR	A
EN-D11	BR	A
EN-D13	BR	A
EN-D14	IC	A
EN-D33	BR	A
EN-D34	IC	A
EN-D35	BR	A
EN-D36	BR	A
EN-D37	BR	A

Table D-2: Remedial Action Effectiveness Wells for Groundwater Sampling

(effective July 1, 2013)

Well	Site Area	Sampling Frequency
EN-D38	BR	A
EN-D39	BR	A
EN-D40	BR	A
EN-D41	BR	A
EN-D42	BR	A
EN-D43	BR	A
EN-D44	BR	A
EN-D45	BR	A
EN-D46	BR	A
EN-D47	BR	A
EN-D48	BR	A
EN-D49	BR	M

Total Number of RAE Wells = 300

Key:

BOLD = Active extraction well or extraction test well in 2013.

M = Monthly
Q = Quarterly
S = Semiannually
A = Annually
OnCZ = On-Site Capture Zone
OnCZ-NWA = On-Site Capture Zone - Northwestern Area
OffCZA = Off-Site Capture Zone A
OffCZA-NSA = Off-Site Capture Zone A - North Street Area
OffCZB = Off-Site Capture Zone B
B57 = Building 57 Area
BR = Bedrock
LA = Lower Aquifer
IC = Ice Contact/Till

Notes:

Specific conductance, pH, and temperature to be measured in the field.
All samples to be analyzed by SW-846 Method 8260B.

Appendix E

Groundwater Analytical Chemistry Data
and
Groundwater Treatment Analytical Chemistry Data

(January 1, 2012 – December 31, 2012)

Endicott, New York
Groundwater Analytical Chemistry Data
January 1, 2012 - December 31, 2012

Sample Location		DOT-1	DOT-1	DOT-2	DOT-3	DOT-4	EN-002
Sample Description		GW MON WELL	GW MON WELL	GW MON WELL	GW MON WELL	GW MON WELL	GW MON WELL
Sample Date		05/17/2012	08/24/2012	08/24/2012	08/24/2012	08/24/2012	08/13/2012
Laboratory Sample I.D.		6658648	6767526	6767528	6767529	6767530	6755540
Parameter	**Units**						
1,1,1-TRICHLOROETHANE	ug/l	ND@0.5	ND@0.5	ND@2.5	ND@0.5	ND@0.5	2.7
1,1,2,2-TETRACHLOROETHANE	ug/l	ND@0.5	ND@0.5	ND@2.5	ND@0.5	ND@0.5	ND@0.5
1,1,2-TRICHLORO-1,2,2-TRIFLUOROETHANE	ug/l	ND@0.5	ND@0.5	ND@2.5	ND@0.5	ND@0.5	23
1,1,2-TRICHLOROETHANE	ug/l	ND@0.5	ND@0.5	ND@2.5	ND@0.5	ND@0.5	ND@0.5
1,1-DICHLOROETHANE	ug/l	ND@0.5	ND@0.5	ND@2.5	ND@0.5	0.9	ND@0.5
1,1-DICHLOROETHENE	ug/l	ND@0.5	ND@0.5	ND@2.5	ND@0.5	ND@0.5	0.2 J
1,2,4-TRICHLOROBENZENE	ug/l	ND@0.5	ND@0.5	ND@2.5	ND@0.5	ND@0.5	ND@0.5
1,2-DIBROMO-3-CHLOROPROPANE	ug/l	ND@0.5	ND@0.5	ND@2.5	ND@0.5	ND@0.5	ND@0.5
1,2-DIBROMOETHANE (EDB)	ug/l	ND@0.5	ND@0.5	ND@2.5	ND@0.5	ND@0.5	ND@0.5
1,2-DICHLORO-1,2,2-TRIFLUOROETHANE	ug/l	ND@0.5	ND@0.5	ND@2.5	ND@0.5	ND@0.5	0.4 J
1,2-DICHLOROBENZENE	ug/l	ND@0.5	ND@0.5	ND@2.5	0.1 J	0.2 J	ND@0.5
1,2-DICHLOROETHANE (EDC)	ug/l	ND@0.5	ND@0.5	ND@2.5	ND@0.5	ND@0.5	ND@0.5
1,2-DICHLOROPROPANE	ug/l	ND@0.5	ND@0.5	ND@2.5	ND@0.5	ND@0.5	ND@0.5
1,3-DICHLOROBENZENE	ug/l	ND@0.5	ND@0.5	ND@2.5	ND@0.5	ND@0.5	ND@0.5
1,4-DICHLOROBENZENE	ug/l	ND@0.5	ND@0.5	ND@2.5	ND@0.5	ND@0.5	ND@0.5
ACETONE	ug/l	ND@5.0	ND@5	ND@25	ND@5	ND@5	ND@5
BENZENE	ug/l	0.4 J	ND@0.6	ND@2.5	ND@0.5	ND@0.5	ND@0.5
BROMODICHLOROMETHANE	ug/l	ND@0.5	ND@0.5	ND@2.5	ND@0.5	ND@0.5	0.1 J
BROMOFORM (TRIBROMOMETHANE)	ug/l	ND@0.5	ND@0.5	ND@2.5	ND@0.5	ND@0.5	ND@0.5
BROMOMETHANE	ug/l	ND@0.5	ND@0.5	ND@2.5	ND@0.5	ND@0.5	ND@0.5
CARBON DISULFIDE	ug/l	ND@0.5	ND@0.5	ND@2.5	ND@0.5	ND@0.5	ND@0.5
CARBON TETRACHLORIDE	ug/l	ND@0.5	ND@0.5	ND@2.5	ND@0.5	ND@0.5	ND@0.5
CHLOROBENZENE	ug/l	ND@0.5	ND@0.5	ND@2.5	0.3 J	ND@0.5	ND@0.5
CHLORODIBROMOMETHANE	ug/l	ND@0.5	ND@0.5	ND@2.5	ND@0.5	ND@0.5	ND@0.5
CHLOROETHANE	ug/l	ND@0.5	ND@0.5	ND@2.5	ND@0.5	ND@0.5	ND@0.5
CHLOROFORM (TRICHLOROMETHANE)	ug/l	ND@0.5	ND@0.5	ND@2.5	ND@0.5	ND@0.5	0.5 J
CHLOROMETHANE	ug/l	ND@0.5	ND@0.5	ND@2.5	ND@0.5	ND@0.5	ND@0.5
CIS-1,2-DICHLOROETHENE	ug/l	0.3 J	0.8	ND@2.5	0.6	1.5	0.6
CIS-1,3-DICHLOROPROPENE	ug/l	ND@0.5	ND@0.5	ND@2.5	ND@0.5	ND@0.5	ND@0.5
CYCLOHEXANE	ug/l	0.2 J	ND@0.5	ND@2.5	0.2 J	ND@0.5	ND@0.5
DICHLORODIFLUOROMETHANE (FREON 12)	ug/l	ND@0.5	ND@0.5 J	ND@2.5 J	ND@0.5 J	ND@0.5 J	ND@0.5
ETHYLBENZENE	ug/l	ND@0.5	ND@0.5	ND@2.5	ND@0.5	ND@0.5	ND@0.5
ISOPROPYLBENZENE	ug/l	0.8	0.4 J	2.5 J	0.2 J	ND@0.5	ND@0.5
M,P-XYLENE	ug/l	0.2 J	ND@0.5	ND@2.5	ND@0.5	ND@0.5	ND@0.5
METHYL ACETATE	ug/l	ND@1.0	ND@1	ND@5	ND@1	ND@1	ND@1
METHYL BUTYL KETONE (2-HEXANONE)	ug/l	ND@5.0	ND@5	ND@25	ND@5	ND@5	ND@5
METHYL CYCLOHEXANE	ug/l	ND@0.5	0.2 J	ND@2.5	ND@0.5	0.2 J	ND@0.5
METHYL ETHYL KETONE (MEK, 2-BUTANONE)	ug/l	ND@5.0	ND@5	ND@25	ND@5	ND@5	ND@5
METHYL TERT-BUTYL ETHER (MTBE)	ug/l	ND@0.5	ND@0.5	ND@2.5	ND@0.5	ND@0.5	ND@0.5
METHYLENE CHLORIDE (DICHLOROMETHANE)	ug/l	ND@0.5	ND@0.5	ND@2.5	ND@0.5	ND@0.5	ND@0.5
MIBK (4-METHYL-2-PENTANONE)	ug/l	ND@5.0	ND@5	ND@25	ND@5	ND@5	ND@5
O-XYLENE	ug/l	0.5 J	ND@0.5	ND@2.5	ND@0.5	ND@0.5	ND@0.5
STYRENE	ug/l	ND@0.5	ND@0.5	ND@2.5	ND@0.5	ND@0.5	ND@0.5
TETRACHLOROETHENE	ug/l	1.6	1.2	0.6 J	ND@0.5	0.1 J	22
TOLUENE	ug/l	0.3 J	ND@0.5	ND@2.5	ND@0.5	ND@0.5	ND@0.5
TRANS-1,2-DICHLOROETHENE	ug/l	ND@0.5	ND@0.5	ND@2.5	ND@0.5	0.1 J	ND@0.5
TRANS-1,3-DICHLOROPROPENE	ug/l	ND@0.5	ND@0.5	ND@2.5	ND@0.5	ND@0.5	ND@0.5
TRICHLOROETHENE	ug/l	0.6	ND@0.8	ND@2.5	ND@0.5	ND@0.6	ND@0.8
TRICHLOROFLUOROMETHANE (FREON 11)	ug/l	ND@0.5	ND@0.5	ND@2.5	ND@0.5	ND@0.5	ND@0.5
VINYL CHLORIDE	ug/l	ND@0.5	0.3 J	ND@2.5	0.7	1.8	ND@0.5

Endicott, New York
Groundwater Analytical Chemistry Data
January 1, 2012 - December 31, 2012

Sample Location		EN-006	EN-006	EN-006	EN-006	EN-006	EN-012
Sample Description		GW MON WELL	GW MON WELL	GW MON WELL	GW MON WELL	REPLICATE	GW MON WELL
Sample Date		02/20/2012	05/22/2012	08/23/2012	11/19/2012	11/19/2012	02/09/2012
Laboratory Sample I.D.		6557752	6664887	6767551	6867666	6867667	6546794
Parameter	**Units**						
1,1,1-TRICHLOROETHANE	ug/l	0.4 J	0.4 J	0.5 J	0.5 J	0.5	0.2 J
1,1,2,2-TETRACHLOROETHANE	ug/l	ND@0.5	ND@0.5	ND@0.5	ND@0.5	ND@0.5	ND@0.5
1,1,2-TRICHLORO-1,2,2-TRIFLUOROETHANE	ug/l	ND@0.5	ND@0.5	ND@0.5	ND@0.5	ND@0.5	ND@0.5
1,1,2-TRICHLOROETHANE	ug/l	ND@0.5	ND@0.5	ND@0.5	ND@0.5	ND@0.5	ND@0.5
1,1-DICHLOROETHANE	ug/l	ND@0.5	ND@0.5	ND@0.5	ND@0.5	ND@0.5	ND@0.5
1,1-DICHLOROETHENE	ug/l	ND@0.5	ND@0.5	ND@0.5	ND@0.5	ND@0.5	ND@0.5
1,2,4-TRICHLOROBENZENE	ug/l	ND@0.5	ND@0.5	ND@0.5	ND@0.5	ND@0.5	ND@0.5
1,2-DIBROMO-3-CHLOROPROPANE	ug/l	ND@0.5	ND@0.5	ND@0.5	ND@0.5	ND@0.5	ND@0.5
1,2-DIBROMOETHANE (EDB)	ug/l	ND@0.5	ND@0.5	ND@0.5	ND@0.5	ND@0.5	ND@0.5
1,2-DICHLORO-1,2,2-TRIFLUOROETHANE	ug/l	ND@0.5	ND@0.5	ND@0.5 J	ND@0.5	ND@0.5	ND@0.5
1,2-DICHLOROBENZENE	ug/l	ND@0.5	ND@0.5	ND@0.5	ND@0.5	ND@0.5	ND@0.5
1,2-DICHLOROETHANE (EDC)	ug/l	ND@0.5	ND@0.5	ND@0.5	ND@0.5	ND@0.5	ND@0.5
1,2-DICHLOROPROPANE	ug/l	ND@0.5	ND@0.5	ND@0.5	ND@0.5	ND@0.5	ND@0.5
1,3-DICHLOROBENZENE	ug/l	ND@0.5	ND@0.5	ND@0.5	ND@0.5	ND@0.5	ND@0.5
1,4-DICHLOROBENZENE	ug/l	ND@0.5	ND@0.5	ND@0.5	ND@0.5	ND@0.5	ND@0.5
ACETONE	ug/l	ND@5.0 J	ND@5.0	ND@5	ND@5	ND@5	ND@5.0
BENZENE	ug/l	ND@0.5	ND@0.5	ND@0.5	ND@0.5	ND@0.5	ND@0.5
BROMODICHLOROMETHANE	ug/l	ND@0.5	ND@0.5	0.1 J	0.3 J	0.5	ND@0.5
BROMOFORM (TRIBROMOMETHANE)	ug/l	ND@0.5	ND@0.5	ND@0.5	ND@0.5	ND@0.5	ND@0.5
BROMOMETHANE	ug/l	ND@0.5	ND@0.5	ND@0.5	ND@0.5	ND@0.5	ND@0.5
CARBON DISULFIDE	ug/l	ND@0.5	ND@0.5 J	ND@0.5	ND@0.5	ND@0.5	ND@0.5
CARBON TETRACHLORIDE	ug/l	ND@0.5	ND@0.5	ND@0.5	ND@0.5	ND@0.5	ND@0.5
CHLOROBENZENE	ug/l	ND@0.5	ND@0.5	ND@0.5	ND@0.5	ND@0.5	ND@0.5
CHLORODIBROMOMETHANE	ug/l	ND@0.5	ND@0.5	ND@0.5	ND@0.5	ND@0.5	ND@0.5
CHLOROETHANE	ug/l	ND@0.5	ND@0.5	ND@0.5	ND@0.5	ND@0.5	ND@0.5
CHLOROFORM (TRICHLOROMETHANE)	ug/l	0.2 J	0.2 J	0.5 J	0.9	1.2	6.2
CHLOROMETHANE	ug/l	ND@0.5	ND@0.5	ND@0.5	ND@0.5	ND@0.5	ND@0.5
CIS-1,2-DICHLOROETHENE	ug/l	0.2 J	0.2 J	0.2 J	0.3 J	0.4 J	0.3 J
CIS-1,3-DICHLOROPROPENE	ug/l	ND@0.5	ND@0.5	ND@0.5	ND@0.5	ND@0.5	ND@0.5
CYCLOHEXANE	ug/l	ND@0.5	ND@0.5	ND@0.5	ND@0.5	ND@0.5	ND@0.5
DICHLORODIFLUOROMETHANE (FREON 12)	ug/l	ND@0.5	ND@0.5	ND@0.5	ND@0.5	ND@0.5	ND@0.5
ETHYLBENZENE	ug/l	ND@0.5	ND@0.5	ND@0.5	ND@0.5	ND@0.5	ND@0.5
ISOPROPYLBENZENE	ug/l	ND@0.5	ND@0.5	ND@0.5	ND@0.5	ND@0.5	ND@0.5
M,P-XYLENE	ug/l	ND@0.5	ND@0.5	ND@0.5	ND@0.5	ND@0.5	ND@0.5
METHYL ACETATE	ug/l	ND@1.0	ND@1.0	ND@1	ND@1	ND@1	ND@1.0 J
METHYL BUTYL KETONE (2-HEXANONE)	ug/l	ND@5.0	ND@5.0	ND@5	ND@5 J	ND@5 J	ND@5.0
METHYL CYCLOHEXANE	ug/l	ND@0.5	ND@0.5	ND@0.5	ND@0.5	ND@0.5	ND@0.5
METHYL ETHYL KETONE (MEK, 2-BUTANONE)	ug/l	ND@5.0	ND@5.0	ND@5	ND@5	ND@5	ND@5.0
METHYL TERT-BUTYL ETHER (MTBE)	ug/l	ND@0.5	ND@0.5	ND@0.5	ND@0.5	ND@0.5	0.1 J
METHYLENE CHLORIDE (DICHLOROMETHANE)	ug/l	ND@0.5	ND@0.5	ND@0.5	ND@0.5	ND@0.5	ND@0.5
MIBK (4-METHYL-2-PENTANONE)	ug/l	ND@5.0	ND@5.0	ND@5	ND@5	ND@5	ND@5.0
O-XYLENE	ug/l	ND@0.5	ND@0.5	ND@0.5	ND@0.5	ND@0.5	ND@0.5
STYRENE	ug/l	ND@0.5	ND@0.5	ND@0.5	ND@0.5	ND@0.5	ND@0.5
TETRACHLOROETHENE	ug/l	ND@0.5	ND@0.5	ND@0.5	ND@0.5	ND@0.5	5.5
TOLUENE	ug/l	ND@0.5	ND@0.5	ND@0.5	ND@0.5	ND@0.5	ND@0.5
TRANS-1,2-DICHLOROETHENE	ug/l	ND@0.5	ND@0.5	ND@0.5	ND@0.5	ND@0.5	ND@0.5
TRANS-1,3-DICHLOROPROPENE	ug/l	ND@0.5	ND@0.5	ND@0.5	ND@0.5	ND@0.5	ND@0.5
TRICHLOROETHENE	ug/l	10	7.7	9	8.7	9.3	0.5
TRICHLOROFLUOROMETHANE (FREON 11)	ug/l	ND@0.5	ND@0.5	ND@0.5	ND@0.5	ND@0.5	ND@0.5
VINYL CHLORIDE	ug/l	ND@0.5	ND@0.5	ND@0.5 J	ND@0.5	ND@0.5	ND@0.5

Endicott, New York
Groundwater Analytical Chemistry Data
January 1, 2012 - December 31, 2012

Sample Location		EN-012	EN-012	EN-012	EN-013	EN-014	EN-014
Sample Description		GW MON WELL	GW MON WELL	GW MON WELL	GW MON WELL	GW MON WELL	GW MON WELL
Sample Date		05/03/2012	08/27/2012	11/17/2012	08/12/2012	02/20/2012	05/14/2012
Laboratory Sample I.D.		6641753	6773192	6867681	6755526	6557768	6657189
Parameter	**Units**						
1,1,1-TRICHLOROETHANE	ug/l	0.9	ND@0.5	ND@0.5	0.3 J	0.5	0.5 J
1,1,2,2-TETRACHLOROETHANE	ug/l	ND@0.5	ND@0.5	ND@0.5	ND@0.5	ND@0.5	ND@0.5
1,1,2-TRICHLORO-1,2,2-TRIFLUOROETHANE	ug/l	ND@0.5	0.3 J	ND@0.5	0.3 J	0.2 J	ND@0.5
1,1,2-TRICHLOROETHANE	ug/l	ND@0.5	ND@0.5	ND@0.5	ND@0.5	ND@0.5	ND@0.5
1,1-DICHLOROETHANE	ug/l	ND@0.5	ND@0.5	ND@0.5	ND@0.5	0.2 J	ND@0.5
1,1-DICHLOROETHENE	ug/l	ND@0.5	ND@0.5	ND@0.5	ND@0.5	ND@0.5	ND@0.5
1,2,4-TRICHLOROBENZENE	ug/l	ND@0.5	ND@0.5	ND@0.5	ND@0.5	ND@0.5	ND@0.5
1,2-DIBROMO-3-CHLOROPROPANE	ug/l	ND@0.5	ND@0.5	ND@0.5	ND@0.5	ND@0.5	ND@0.5
1,2-DIBROMOETHANE (EDB)	ug/l	ND@0.5	ND@0.5	ND@0.5	ND@0.5	ND@0.5	ND@0.5
1,2-DICHLORO-1,2,2-TRIFLUOROETHANE	ug/l	ND@0.5	ND@0.5	ND@0.5 J	ND@0.5	ND@0.5	ND@0.5
1,2-DICHLOROBENZENE	ug/l	ND@0.5	ND@0.5	ND@0.5	ND@0.5	ND@0.5	ND@0.5
1,2-DICHLOROETHANE (EDC)	ug/l	ND@0.5	ND@0.5	ND@0.5 J	ND@0.5	ND@0.5	ND@0.5
1,2-DICHLOROPROPANE	ug/l	ND@0.5	ND@0.5	ND@0.5	ND@0.5	ND@0.5	ND@0.5
1,3-DICHLOROBENZENE	ug/l	ND@0.5	ND@0.5	ND@0.5	ND@0.5	ND@0.5	ND@0.5
1,4-DICHLOROBENZENE	ug/l	ND@0.5	ND@0.5	ND@0.5	ND@0.5	ND@0.5	ND@0.5
ACETONE	ug/l	ND@5.0	ND@5	ND@5	ND@5	ND@5.0 J	ND@5.0
BENZENE	ug/l	ND@0.5	ND@0.5	ND@0.5	ND@0.5	ND@0.5	ND@0.5
BROMODICHLOROMETHANE	ug/l	ND@0.5	ND@0.5	0.2 J	ND@0.5	ND@0.5	ND@0.5
BROMOFORM (TRIBROMOMETHANE)	ug/l	ND@0.5	ND@0.5	ND@0.5	ND@0.5	ND@0.5	ND@0.5
BROMOMETHANE	ug/l	ND@0.5	ND@0.5	ND@0.5	ND@0.5	ND@0.5	ND@0.5
CARBON DISULFIDE	ug/l	ND@0.5	ND@0.5	ND@0.5	ND@0.5	ND@0.5	ND@0.5 J
CARBON TETRACHLORIDE	ug/l	ND@0.5	ND@0.5	ND@0.5	ND@0.5	ND@0.5	ND@0.5
CHLOROBENZENE	ug/l	ND@0.5	ND@0.5	ND@0.5	ND@0.5	ND@0.5	ND@0.5
CHLORODIBROMOMETHANE	ug/l	ND@0.5	ND@0.5	ND@0.5	ND@0.5	ND@0.5	ND@0.5
CHLOROETHANE	ug/l	ND@0.5	ND@0.5	ND@0.5	ND@0.5	ND@0.5	ND@0.5
CHLOROFORM (TRICHLOROMETHANE)	ug/l	8.9	12	8.9	7.8	1.9	1.7
CHLOROMETHANE	ug/l	ND@0.5	ND@0.5	ND@0.5	ND@0.5	ND@0.5	ND@0.5 J
CIS-1,2-DICHLOROETHENE	ug/l	0.3 J	0.8	0.2 J	0.4 J	1.6	1
CIS-1,3-DICHLOROPROPENE	ug/l	ND@0.5	ND@0.5	ND@0.5	ND@0.5	ND@0.5	ND@0.5
CYCLOHEXANE	ug/l	ND@0.5	ND@0.5	ND@0.5	ND@0.5	ND@0.5	ND@0.5 J
DICHLORODIFLUOROMETHANE (FREON 12)	ug/l	ND@0.5	ND@0.5	ND@0.5	ND@0.5	ND@0.5	ND@0.5 J
ETHYLBENZENE	ug/l	ND@0.5	ND@0.5	ND@0.5	ND@0.5	ND@0.5	ND@0.5
ISOPROPYLBENZENE	ug/l	ND@0.5	ND@0.5	ND@0.5	ND@0.5	ND@0.5	ND@0.5
M,P-XYLENE	ug/l	ND@0.5	ND@0.5	ND@0.5	ND@0.5	ND@0.5	ND@0.5
METHYL ACETATE	ug/l	ND@1.0	ND@1	ND@1 J	ND@1	ND@1.0	ND@1.0
METHYL BUTYL KETONE (2-HEXANONE)	ug/l	ND@5.0 J	ND@5	ND@5 J	ND@5	ND@5.0	ND@5.0
METHYL CYCLOHEXANE	ug/l	ND@0.5	ND@0.5	ND@0.5	ND@0.5	ND@0.5	ND@0.5
METHYL ETHYL KETONE (MEK, 2-BUTANONE)	ug/l	ND@5.0 J	ND@5	ND@5	ND@5	ND@5.0	ND@5.0
METHYL TERT-BUTYL ETHER (MTBE)	ug/l	0.1 J	ND@0.5	0.1 J	ND@0.5	ND@0.5	ND@0.5
METHYLENE CHLORIDE (DICHLOROMETHANE)	ug/l	ND@0.5	ND@0.5	ND@0.5	ND@0.5	ND@0.5	ND@0.5
MIBK (4-METHYL-2-PENTANONE)	ug/l	ND@5.0 J	ND@5 J	ND@5 J	ND@5	ND@5.0	ND@5.0
O-XYLENE	ug/l	ND@0.5	ND@0.5	ND@0.5	ND@0.5	ND@0.5	ND@0.5
STYRENE	ug/l	ND@0.5	ND@0.5	ND@0.5	ND@0.5	ND@0.5	ND@0.5
TETRACHLOROETHENE	ug/l	4.7	ND@7.9	5.9	8.9	8.4	6.4
TOLUENE	ug/l	ND@0.5	ND@0.5	ND@0.5	ND@0.5	ND@0.5	ND@0.5
TRANS-1,2-DICHLOROETHENE	ug/l	ND@0.5	ND@0.5	ND@0.5	ND@0.5	ND@0.5	ND@0.5
TRANS-1,3-DICHLOROPROPENE	ug/l	ND@0.5	ND@0.5	ND@0.5	ND@0.5	ND@0.5	ND@0.5
TRICHLOROETHENE	ug/l	0.3 J	ND@0.7	0.3 J	1.2	3.4	3.3
TRICHLOROFLUOROMETHANE (FREON 11)	ug/l	ND@0.5	ND@0.5	ND@0.5 J	ND@0.5	ND@0.5	ND@0.5
VINYL CHLORIDE	ug/l	ND@0.5	ND@0.5	ND@0.5	ND@0.5	0.1 J	ND@0.5

Endicott, New York
Groundwater Analytical Chemistry Data
January 1, 2012 - December 31, 2012

Sample Location		EN-014	EN-014	EN-014	EN-015	EN-016	EN-016
Sample Description		GW MON WELL	REPLICATE	GW MON WELL	GW MON WELL	GW MON WELL	GW MON WELL
Sample Date		08/12/2012	08/12/2012	11/17/2012	08/27/2012	02/09/2012	05/03/2012
Laboratory Sample I.D.		6755527	6755528	6867683	6773193	6546795	6641754
Parameter	**Units**						
1,1,1-TRICHLOROETHANE	ug/l	0.8	0.8	0.6	44	67000	7700
1,1,2,2-TETRACHLOROETHANE	ug/l	ND@0.5	ND@0.5	ND@0.5	ND@1	ND@250	ND@50
1,1,2-TRICHLORO-1,2,2-TRIFLUOROETHANE	ug/l	0.2 J	ND@0.5	0.2 J	60	180 J	140
1,1,2-TRICHLOROETHANE	ug/l	ND@0.5	ND@0.5	ND@0.5	0.7 J	ND@250	ND@50
1,1-DICHLOROETHANE	ug/l	0.1 J	0.1 J	ND@0.5	5.3	830	190
1,1-DICHLOROETHENE	ug/l	ND@0.5	ND@0.5	ND@0.5	3	2300	410
1,2,4-TRICHLOROBENZENE	ug/l	ND@0.5	ND@0.5	ND@0.5	ND@1	ND@250	ND@50
1,2-DIBROMO-3-CHLOROPROPANE	ug/l	ND@0.5	ND@0.5	ND@0.5	ND@1	ND@250 J	ND@50
1,2-DIBROMOETHANE (EDB)	ug/l	ND@0.5	ND@0.5	ND@0.5	ND@1	ND@250	ND@50
1,2-DICHLORO-1,2,2-TRIFLUOROETHANE	ug/l	ND@0.5	ND@0.5	ND@0.5 J	1.5	ND@250	ND@50
1,2-DICHLOROBENZENE	ug/l	ND@0.5	ND@0.5	ND@0.5	ND@1	ND@250	ND@50
1,2-DICHLOROETHANE (EDC)	ug/l	ND@0.5	ND@0.5	ND@0.5 J	ND@1	140 J	29 J
1,2-DICHLOROPROPANE	ug/l	ND@0.5	ND@0.5	ND@0.5	ND@1	ND@250	ND@50
1,3-DICHLOROBENZENE	ug/l	ND@0.5	ND@0.5	ND@0.5	ND@1	ND@250	ND@50
1,4-DICHLOROBENZENE	ug/l	ND@0.5	ND@0.5	ND@0.5	ND@1	ND@250	ND@50
ACETONE	ug/l	ND@5	ND@5	ND@5	ND@10	ND@2500 J	ND@500
BENZENE	ug/l	ND@0.5	ND@0.5	ND@0.5	ND@1	ND@250	ND@50
BROMODICHLOROMETHANE	ug/l	ND@0.5	ND@0.5	0.2 J	ND@1	ND@250	ND@50
BROMOFORM (TRIBROMOMETHANE)	ug/l	ND@0.5	ND@0.5	ND@0.5	ND@1	ND@250	ND@50
BROMOMETHANE	ug/l	ND@0.5	ND@0.5	ND@0.5	ND@1 J	ND@250	ND@50
CARBON DISULFIDE	ug/l	ND@0.5	ND@0.5	ND@0.5	ND@1	ND@250	ND@50
CARBON TETRACHLORIDE	ug/l	ND@0.5	ND@0.5	ND@0.5	ND@1	ND@250	ND@50
CHLOROBENZENE	ug/l	ND@0.5	ND@0.5	ND@0.5	ND@1	ND@250	ND@50
CHLORODIBROMOMETHANE	ug/l	ND@0.5	ND@0.5	ND@0.5	ND@1	ND@250	ND@50
CHLOROETHANE	ug/l	ND@0.5	ND@0.5	ND@0.5	ND@1	ND@250	ND@50
CHLOROFORM (TRICHLOROMETHANE)	ug/l	2.3	2.3	4.3	0.9 J	ND@250	ND@50
CHLOROMETHANE	ug/l	ND@0.5	ND@0.5	ND@0.5	ND@1 J	ND@250 J	ND@50
CIS-1,2-DICHLOROETHENE	ug/l	0.8	0.9	0.5	11	2800	1300
CIS-1,3-DICHLOROPROPENE	ug/l	ND@0.5	ND@0.5	ND@0.5	ND@1	ND@250	ND@50
CYCLOHEXANE	ug/l	ND@0.5	ND@0.5	ND@0.5	ND@1	ND@250 J	ND@50
DICHLORODIFLUOROMETHANE (FREON 12)	ug/l	ND@0.5	ND@0.5	ND@0.5	ND@1	ND@250	ND@50
ETHYLBENZENE	ug/l	ND@0.5	ND@0.5	ND@0.5	ND@1	ND@250	ND@50
ISOPROPYLBENZENE	ug/l	ND@0.5	ND@0.5	ND@0.5	ND@1	ND@250	ND@50
M,P-XYLENE	ug/l	ND@0.5	ND@0.5	ND@0.5	ND@1	ND@250	ND@50
METHYL ACETATE	ug/l	ND@1	ND@1	ND@1 J	ND@2	ND@500	ND@100
METHYL BUTYL KETONE (2-HEXANONE)	ug/l	ND@5	ND@5	ND@5 J	ND@10	ND@2500	ND@500 J
METHYL CYCLOHEXANE	ug/l	ND@0.5	ND@0.5	ND@0.5	ND@1	ND@250	ND@50
METHYL ETHYL KETONE (MEK, 2-BUTANONE)	ug/l	ND@5	ND@5	ND@5	ND@10	ND@2500	ND@500 J
METHYL TERT-BUTYL ETHER (MTBE)	ug/l	ND@0.5	ND@0.5	ND@0.5	ND@1	ND@250	ND@50
METHYLENE CHLORIDE (DICHLOROMETHANE)	ug/l	ND@0.5	ND@0.5	ND@0.5	ND@1	300	ND@50
MIBK (4-METHYL-2-PENTANONE)	ug/l	ND@5	ND@5	ND@5 J	ND@10	ND@2500	ND@500 J
O-XYLENE	ug/l	ND@0.5	ND@0.5	ND@0.5	ND@1	ND@250	ND@50
STYRENE	ug/l	ND@0.5	ND@0.5	ND@0.5	ND@1	ND@250	ND@50
TETRACHLOROETHENE	ug/l	8.5	8.5	8.6	190	160 J	110
TOLUENE	ug/l	ND@0.5	ND@0.5	ND@0.5	ND@1	ND@250	ND@50
TRANS-1,2-DICHLOROETHENE	ug/l	ND@0.5	ND@0.5	ND@0.5	0.3 J	ND@250	ND@50
TRANS-1,3-DICHLOROPROPENE	ug/l	ND@0.5	ND@0.5	ND@0.5	ND@1	ND@250	ND@50
TRICHLOROETHENE	ug/l	5.1	5	5.2	30	99 J	27 J
TRICHLOROFLUOROMETHANE (FREON 11)	ug/l	ND@0.5	ND@0.5	ND@0.5 J	ND@1	ND@250	ND@50
VINYL CHLORIDE	ug/l	ND@0.5	0.1 J	ND@0.5	0.2 J	ND@250	21 J

Endicott, New York
Groundwater Analytical Chemistry Data
January 1, 2012 - December 31, 2012

Sample Location		EN-016	EN-016	EN-017	EN-017	EN-017	EN-017
Sample Description		GW MON WELL	GW MON WELL	GW MON WELL	REPLICATE	GW MON WELL	GW MON WELL
Sample Date		08/27/2012	11/17/2012	02/20/2012	02/20/2012	05/14/2012	08/12/2012
Laboratory Sample I.D.		6773194	6867682	6557769	6557770	6657188	6755529
Parameter	**Units**						
1,1,1-TRICHLOROETHANE	ug/l	20000	28000	250	270	82	77
1,1,2,2-TETRACHLOROETHANE	ug/l	ND@50	ND@500	ND@50	ND@50	ND@50	ND@50
1,1,2-TRICHLORO-1,2,2-TRIFLUOROETHANE	ug/l	99	ND@500	ND@50	ND@50	ND@50	ND@50
1,1,2-TRICHLOROETHANE	ug/l	ND@50	ND@500	ND@50	ND@50	ND@50	ND@50
1,1-DICHLOROETHANE	ug/l	340	900	260	260	190	150
1,1-DICHLOROETHENE	ug/l	870	920	53	51	27 J	16 J
1,2,4-TRICHLOROBENZENE	ug/l	ND@50	ND@500	ND@50	ND@50	ND@50	ND@50
1,2-DIBROMO-3-CHLOROPROPANE	ug/l	ND@50	ND@500	ND@50	ND@50	ND@50	ND@50
1,2-DIBROMOETHANE (EDB)	ug/l	ND@50	ND@500	ND@50	ND@50	ND@50	ND@50
1,2-DICHLORO-1,2,2-TRIFLUOROETHANE	ug/l	ND@50	ND@500 J	ND@50	ND@50	ND@50	ND@50
1,2-DICHLOROBENZENE	ug/l	ND@50	ND@500	ND@50	ND@50	ND@50	ND@50
1,2-DICHLOROETHANE (EDC)	ug/l	80	100 J	ND@50	ND@50	ND@50	ND@50
1,2-DICHLOROPROPANE	ug/l	ND@50	ND@500	ND@50	ND@50	ND@50	ND@50
1,3-DICHLOROBENZENE	ug/l	ND@50	ND@500	ND@50	ND@50	ND@50	ND@50
1,4-DICHLOROBENZENE	ug/l	ND@50	ND@500	ND@50	ND@50	ND@50	ND@50
ACETONE	ug/l	ND@500	ND@5000	ND@500 J	ND@500 J	ND@500	ND@500
BENZENE	ug/l	ND@50	ND@500	ND@50	ND@50	ND@50	ND@50
BROMODICHLOROMETHANE	ug/l	ND@50	ND@500	ND@50	ND@50	ND@50	ND@50
BROMOFORM (TRIBROMOMETHANE)	ug/l	ND@50	ND@500	ND@50	ND@50	ND@50	ND@50
BROMOMETHANE	ug/l	ND@50	ND@500	ND@50	ND@50	ND@50	ND@50
CARBON DISULFIDE	ug/l	ND@50	ND@500	ND@50	ND@50	ND@50 J	ND@50
CARBON TETRACHLORIDE	ug/l	ND@50	ND@500	ND@50	ND@50	ND@50	ND@50
CHLOROBENZENE	ug/l	ND@50	ND@500	ND@50	ND@50	ND@50	ND@50
CHLORODIBROMOMETHANE	ug/l	ND@50	ND@500	ND@50	ND@50	ND@50	ND@50
CHLOROETHANE	ug/l	ND@50	ND@500	ND@50	ND@50	ND@50	ND@50
CHLOROFORM (TRICHLOROMETHANE)	ug/l	ND@50	ND@500	ND@50	ND@50	ND@50	ND@50
CHLOROMETHANE	ug/l	ND@50	ND@500	ND@50	ND@50	ND@50 J	ND@50
CIS-1,2-DICHLOROETHENE	ug/l	2200	1500	2600	2600	2100	560
CIS-1,3-DICHLOROPROPENE	ug/l	ND@50	ND@500	ND@50	ND@50	ND@50	ND@50
CYCLOHEXANE	ug/l	ND@50	ND@500	ND@50	ND@50	ND@50 J	ND@50
DICHLORODIFLUOROMETHANE (FREON 12)	ug/l	ND@50	ND@500	ND@50	ND@50	ND@50 J	ND@50
ETHYLBENZENE	ug/l	ND@50	ND@500	ND@50	ND@50	ND@50	ND@50
ISOPROPYLBENZENE	ug/l	ND@50	ND@500	ND@50	ND@50	ND@50	ND@50
M,P-XYLENE	ug/l	ND@50	ND@500	ND@50	ND@50	ND@50	ND@50
METHYL ACETATE	ug/l	ND@100	ND@1000 J	ND@100	ND@100	ND@100	ND@100
METHYL BUTYL KETONE (2-HEXANONE)	ug/l	ND@500	ND@5000 J	ND@500	ND@500	ND@500	ND@500
METHYL CYCLOHEXANE	ug/l	ND@50	ND@500	ND@50	ND@50	ND@50	ND@50
METHYL ETHYL KETONE (MEK, 2-BUTANONE)	ug/l	ND@500	ND@5000	ND@500	ND@500	ND@500	ND@500
METHYL TERT-BUTYL ETHER (MTBE)	ug/l	ND@50	ND@500	ND@50	ND@50	ND@50	ND@50
METHYLENE CHLORIDE (DICHLOROMETHANE)	ug/l	25 J	ND@500	ND@50	ND@50	ND@50	ND@50
MIBK (4-METHYL-2-PENTANONE)	ug/l	ND@500 J	ND@5000 J	ND@500	ND@500	ND@500	ND@500
O-XYLENE	ug/l	ND@50	ND@500	ND@50	ND@50	ND@50	ND@50
STYRENE	ug/l	ND@50	ND@500	ND@50	ND@50	ND@50	ND@50
TETRACHLOROETHENE	ug/l	50	ND@500	23 J	26 J	18 J	ND@50
TOLUENE	ug/l	ND@50	ND@500	ND@50	ND@50	ND@50	ND@50
TRANS-1,2-DICHLOROETHENE	ug/l	ND@50	ND@500	ND@50	ND@50	ND@50	ND@50
TRANS-1,3-DICHLOROPROPENE	ug/l	ND@50	ND@500	ND@50	ND@50	ND@50	ND@50
TRICHLOROETHENE	ug/l	1200	2000	11000	11000	4000	2500
TRICHLOROFLUOROMETHANE (FREON 11)	ug/l	ND@50	ND@500 J	ND@50	ND@50	ND@50	ND@50
VINYL CHLORIDE	ug/l	ND@50	ND@500	ND@50	ND@50	ND@50	ND@50

Endicott, New York
Groundwater Analytical Chemistry Data
January 1, 2012 - December 31, 2012

Sample Location		EN-017	EN-018	EN-018	EN-018	EN-018	EN-019
Sample Description		GW MON WELL	GW MON WELL	GW MON WELL	GW MON WELL	GW MON WELL	GW MON WELL
Sample Date		11/17/2012	02/20/2012	05/14/2012	08/12/2012	11/17/2012	02/20/2012
Laboratory Sample I.D.		6867684	6557771	6657187	6755530	6867685	6557772
Parameter	**Units**						
1,1,1-TRICHLOROETHANE	ug/l	50000	32	180	56	28	140
1,1,2,2-TETRACHLOROETHANE	ug/l	ND@500	ND@10	ND@100	ND@25	ND@10	ND@50
1,1,2-TRICHLORO-1,2,2-TRIFLUOROETHANE	ug/l	ND@500	ND@10	ND@100	ND@25	ND@10	ND@50
1,1,2-TRICHLOROETHANE	ug/l	ND@500	ND@10	ND@100	ND@25	ND@10	ND@50
1,1-DICHLOROETHANE	ug/l	800	20	170	61	80	220
1,1-DICHLOROETHENE	ug/l	1800	3.1 J	ND@100	6.7 J	6.4 J	12 J
1,2,4-TRICHLOROBENZENE	ug/l	ND@500	ND@10	ND@100	ND@25	ND@10	ND@50
1,2-DIBROMO-3-CHLOROPROPANE	ug/l	ND@500	ND@10	ND@100	ND@25	ND@10 J	ND@50
1,2-DIBROMOETHANE (EDB)	ug/l	ND@500	ND@10	ND@100	ND@25	ND@10	ND@50
1,2-DICHLORO-1,2,2-TRIFLUOROETHANE	ug/l	ND@500 J	ND@10	ND@100	ND@25	ND@10	ND@50
1,2-DICHLOROBENZENE	ug/l	ND@500	ND@10	ND@100	ND@25	ND@10	ND@50
1,2-DICHLOROETHANE (EDC)	ug/l	270 J	ND@10	ND@100	ND@25	ND@10	ND@50
1,2-DICHLOROPROPANE	ug/l	ND@500	ND@10	ND@100	ND@25	ND@10	ND@50
1,3-DICHLOROBENZENE	ug/l	ND@500	ND@10	ND@100	ND@25	ND@10	ND@50
1,4-DICHLOROBENZENE	ug/l	ND@500	ND@10	ND@100	ND@25	ND@10	ND@50
ACETONE	ug/l	ND@5000	ND@100 J	ND@1000	ND@250	ND@100	ND@500 J
BENZENE	ug/l	ND@500	ND@10	ND@100	ND@25	ND@10	ND@50
BROMODICHLOROMETHANE	ug/l	ND@500	ND@10	ND@100	ND@25	ND@10	ND@50
BROMOFORM (TRIBROMOMETHANE)	ug/l	ND@500	ND@10	ND@100	ND@25	ND@10	ND@50
BROMOMETHANE	ug/l	ND@500	ND@10	ND@100	ND@25	ND@10	ND@50
CARBON DISULFIDE	ug/l	ND@500	ND@10	ND@100 J	ND@25	ND@10	ND@50
CARBON TETRACHLORIDE	ug/l	ND@500	ND@10	ND@100	ND@25	ND@10	ND@50
CHLOROBENZENE	ug/l	ND@500	ND@10	ND@100	ND@25	ND@10	ND@50
CHLORODIBROMOMETHANE	ug/l	ND@500	ND@10	ND@100	ND@25	ND@10	ND@50
CHLOROETHANE	ug/l	ND@500	ND@10	ND@100	ND@25	ND@10	ND@50
CHLOROFORM (TRICHLOROMETHANE)	ug/l	ND@500	ND@10	ND@100	ND@25	ND@10	13 J
CHLOROMETHANE	ug/l	ND@500	ND@10	ND@100 J	ND@25	ND@10	ND@50
CIS-1,2-DICHLOROETHENE	ug/l	1500	240	1500	520	570	1400
CIS-1,3-DICHLOROPROPENE	ug/l	ND@500	ND@10	ND@100	ND@25	ND@10	ND@50
CYCLOHEXANE	ug/l	ND@500	ND@10	ND@100 J	ND@25	ND@10	ND@50
DICHLORODIFLUOROMETHANE (FREON 12)	ug/l	ND@500	ND@10	ND@100 J	ND@25	ND@10	ND@50 J
ETHYLBENZENE	ug/l	ND@500	ND@10	ND@100	ND@25	ND@10	ND@50
ISOPROPYLBENZENE	ug/l	ND@500	ND@10	ND@100	ND@25	ND@10	ND@50
M,P-XYLENE	ug/l	ND@500	ND@10	ND@100	ND@25	ND@10	ND@50
METHYL ACETATE	ug/l	ND@1000 J	ND@20	ND@200	ND@50	ND@20	ND@100
METHYL BUTYL KETONE (2-HEXANONE)	ug/l	ND@5000 J	ND@100	ND@1000	ND@250	ND@100	ND@500
METHYL CYCLOHEXANE	ug/l	ND@500	ND@10	ND@100	ND@25	ND@10	ND@50
METHYL ETHYL KETONE (MEK, 2-BUTANONE)	ug/l	ND@5000	ND@100	ND@1000	ND@250	ND@100	ND@500
METHYL TERT-BUTYL ETHER (MTBE)	ug/l	ND@500	ND@10	ND@100	ND@25	ND@10	ND@50
METHYLENE CHLORIDE (DICHLOROMETHANE)	ug/l	ND@500	ND@10	ND@100	ND@25	ND@10	ND@50
MIBK (4-METHYL-2-PENTANONE)	ug/l	ND@5000 J	ND@100	ND@1000	ND@250	ND@100	ND@500
O-XYLENE	ug/l	ND@500	ND@10	ND@100	ND@25	ND@10	ND@50
STYRENE	ug/l	ND@500	ND@10	ND@100	ND@25	ND@10	ND@50
TETRACHLOROETHENE	ug/l	ND@500	5.8 J	34 J	13 J	12	19 J
TOLUENE	ug/l	ND@500	ND@10	ND@100	ND@25	ND@10	ND@50
TRANS-1,2-DICHLOROETHENE	ug/l	ND@500	ND@10	ND@100	ND@25	ND@10	ND@50
TRANS-1,3-DICHLOROPROPENE	ug/l	ND@500	ND@10	ND@100	ND@25	ND@10	ND@50
TRICHLOROETHENE	ug/l	1100	1700	11000	4000	2700	9600
TRICHLOROFLUOROMETHANE (FREON 11)	ug/l	ND@500 J	ND@10	ND@100	ND@25	ND@10	ND@50
VINYL CHLORIDE	ug/l	ND@500	ND@10	ND@100	ND@25	ND@10	ND@50

Endicott, New York
Groundwater Analytical Chemistry Data
January 1, 2012 - December 31, 2012

Sample Location		EN-019	EN-019	EN-019	EN-019	EN-019	EN-020
Sample Description		GW MON WELL	REPLICATE	GW MON WELL	GW MON WELL	REPLICATE	GW MON WELL
Sample Date		05/03/2012	05/03/2012	08/12/2012	11/17/2012	11/17/2012	02/08/2012
Laboratory Sample I.D.		6641769	6641770	6755531	6867686	6867687	6545855
Parameter	**Units**						
1,1,1-TRICHLOROETHANE	ug/l	460	440	180	460	430	46
1,1,2,2-TETRACHLOROETHANE	ug/l	ND@50	ND@50	ND@100	ND@100	ND@50	ND@2.5
1,1,2-TRICHLORO-1,2,2-TRIFLUOROETHANE	ug/l	ND@50	ND@50	ND@100	ND@100	ND@50	ND@2.5
1,1,2-TRICHLOROETHANE	ug/l	ND@50	ND@50	ND@100	ND@100	ND@50	ND@2.5
1,1-DICHLOROETHANE	ug/l	430	410	83 J	150	140	72
1,1-DICHLOROETHENE	ug/l	26 J	25 J	ND@100	40 J	34 J	11
1,2,4-TRICHLOROBENZENE	ug/l	ND@50	ND@50	ND@100	ND@100	ND@50	ND@2.5
1,2-DIBROMO-3-CHLOROPROPANE	ug/l	ND@50	ND@50	ND@100	ND@100 J	ND@50 J	ND@2.5
1,2-DIBROMOETHANE (EDB)	ug/l	ND@50	ND@50	ND@100	ND@100	ND@50	ND@2.5
1,2-DICHLORO-1,2,2-TRIFLUOROETHANE	ug/l	ND@50	ND@50	ND@100	ND@100	ND@50	1.2 J
1,2-DICHLOROBENZENE	ug/l	ND@50	ND@50	ND@100	ND@100	ND@50	ND@2.5
1,2-DICHLOROETHANE (EDC)	ug/l	ND@50	ND@50	ND@100	ND@100	ND@50	1.3 J
1,2-DICHLOROPROPANE	ug/l	ND@50	ND@50	ND@100	ND@100	ND@50	ND@2.5
1,3-DICHLOROBENZENE	ug/l	ND@50	ND@50	ND@100	ND@100	ND@50	ND@2.5
1,4-DICHLOROBENZENE	ug/l	ND@50	ND@50	ND@100	ND@100	ND@50	ND@2.5
ACETONE	ug/l	ND@500	ND@500	ND@1000	ND@1000	ND@500	ND@25
BENZENE	ug/l	ND@50	ND@50	ND@100	ND@100	ND@50	ND@2.5
BROMODICHLOROMETHANE	ug/l	ND@50	ND@50	ND@100	ND@100	ND@50	ND@2.5
BROMOFORM (TRIBROMOMETHANE)	ug/l	ND@50	ND@50	ND@100	ND@100	ND@50	ND@2.5
BROMOMETHANE	ug/l	ND@50	ND@50	ND@100	ND@100	ND@50	ND@2.5
CARBON DISULFIDE	ug/l	ND@50	ND@50	ND@100	ND@100	ND@50	ND@2.5
CARBON TETRACHLORIDE	ug/l	ND@50	ND@50	ND@100	ND@100	ND@50	ND@2.5
CHLOROBENZENE	ug/l	ND@50	ND@50	ND@100	ND@100	ND@50	ND@2.5
CHLORODIBROMOMETHANE	ug/l	ND@50	ND@50	ND@100	ND@100	ND@50	ND@2.5
CHLOROETHANE	ug/l	ND@50	ND@50	ND@100	ND@100	ND@50	1 J
CHLOROFORM (TRICHLOROMETHANE)	ug/l	40 J	39 J	ND@100	26 J	24 J	ND@2.5
CHLOROMETHANE	ug/l	ND@50	ND@50	ND@100	ND@100	ND@50	ND@2.5
CIS-1,2-DICHLOROETHENE	ug/l	3000	3100	2200	3300	3000	450
CIS-1,3-DICHLOROPROPENE	ug/l	ND@50	ND@50	ND@100	ND@100	ND@50	ND@2.5
CYCLOHEXANE	ug/l	ND@50	ND@50	ND@100	ND@100	ND@50	ND@2.5
DICHLORODIFLUOROMETHANE (FREON 12)	ug/l	ND@50	ND@50	ND@100	ND@100	ND@50	ND@2.5
ETHYLBENZENE	ug/l	ND@50	ND@50	ND@100	ND@100	ND@50	ND@2.5
ISOPROPYLBENZENE	ug/l	ND@50	ND@50	ND@100	ND@100	ND@50	ND@2.5
M,P-XYLENE	ug/l	ND@50	ND@50	ND@100	ND@100	ND@50	ND@2.5
METHYL ACETATE	ug/l	ND@100	ND@100	ND@200	ND@200	ND@100	ND@5.0
METHYL BUTYL KETONE (2-HEXANONE)	ug/l	ND@500 J	ND@500 J	ND@1000	ND@1000	ND@500	ND@25
METHYL CYCLOHEXANE	ug/l	ND@50	ND@50	ND@100	ND@100	ND@50	ND@2.5
METHYL ETHYL KETONE (MEK, 2-BUTANONE)	ug/l	ND@500 J	ND@500 J	ND@1000	ND@1000	ND@500	ND@25
METHYL TERT-BUTYL ETHER (MTBE)	ug/l	ND@50	ND@50	ND@100	ND@100	ND@50	ND@2.5
METHYLENE CHLORIDE (DICHLOROMETHANE)	ug/l	ND@50	ND@50	ND@100	ND@100	ND@50	ND@2.5
MIBK (4-METHYL-2-PENTANONE)	ug/l	ND@500 J	ND@500 J	ND@1000	ND@1000	ND@500	ND@25
O-XYLENE	ug/l	ND@50	ND@50	ND@100	ND@100	ND@50	ND@2.5
STYRENE	ug/l	ND@50	ND@50	ND@100	ND@100	ND@50	ND@2.5
TETRACHLOROETHENE	ug/l	33 J	32 J	39 J	48 J	41 J	2.7
TOLUENE	ug/l	ND@50	ND@50	ND@100	ND@100	ND@50	ND@2.5
TRANS-1,2-DICHLOROETHENE	ug/l	ND@50	ND@50	ND@100	ND@100	ND@50	ND@2.5
TRANS-1,3-DICHLOROPROPENE	ug/l	ND@50	ND@50	ND@100	ND@100	ND@50	ND@2.5
TRICHLOROETHENE	ug/l	35000	36000	12000	30000	29000	120
TRICHLOROFLUOROMETHANE (FREON 11)	ug/l	ND@50	ND@50	ND@100	ND@100	ND@50	ND@2.5
VINYL CHLORIDE	ug/l	18 J	17 J	ND@100	ND@100	15 J	63

Endicott, New York
Groundwater Analytical Chemistry Data
January 1, 2012 - December 31, 2012

Sample Location		EN-020	EN-020	EN-020	EN-022	EN-022	EN-024
Sample Description		GW MON WELL	GW MON WELL	GW MON WELL	GW MON WELL	GW MON WELL	GW MON WELL
Sample Date		05/14/2012	08/12/2012	11/18/2012	05/23/2012	08/26/2012	08/19/2012
Laboratory Sample I.D.		6657183	6755532	6867688	6669084	6770991	6761564
Parameter	**Units**						
1,1,1-TRICHLOROETHANE	ug/l	83	9500	89000	ND@0.5	ND@0.5	ND@0.5
1,1,2,2-TETRACHLOROETHANE	ug/l	ND@25	ND@100	ND@250	ND@0.5	ND@0.5	ND@0.5
1,1,2-TRICHLORO-1,2,2-TRIFLUOROETHANE	ug/l	ND@25	ND@100	290	ND@0.5	ND@0.5	ND@0.5
1,1,2-TRICHLOROETHANE	ug/l	ND@25	ND@100	ND@250	ND@0.5	ND@0.5	ND@0.5
1,1-DICHLOROETHANE	ug/l	200	2900	1900	ND@0.5	ND@0.5	ND@0.5
1,1-DICHLOROETHENE	ug/l	47	130	4100	ND@0.5	ND@0.5	ND@0.5
1,2,4-TRICHLOROBENZENE	ug/l	ND@25	ND@100	ND@250	ND@0.5	ND@0.5	ND@0.5
1,2-DIBROMO-3-CHLOROPROPANE	ug/l	ND@25	ND@100	ND@250 J	ND@0.5	ND@0.5	ND@0.5
1,2-DIBROMOETHANE (EDB)	ug/l	ND@25	ND@100	ND@250	ND@0.5	ND@0.5	ND@0.5
1,2-DICHLORO-1,2,2-TRIFLUOROETHANE	ug/l	ND@25	ND@100	ND@250	ND@0.5	ND@0.5	ND@0.5 J
1,2-DICHLOROBENZENE	ug/l	ND@25	ND@100	ND@250	ND@0.5	ND@0.5	ND@0.5
1,2-DICHLOROETHANE (EDC)	ug/l	ND@25	ND@100	380	ND@0.5	ND@0.5	ND@0.5
1,2-DICHLOROPROPANE	ug/l	ND@25	ND@100	ND@250	ND@0.5	ND@0.5	ND@0.5
1,3-DICHLOROBENZENE	ug/l	ND@25	ND@100	ND@250	ND@0.5	ND@0.5	ND@0.5
1,4-DICHLOROBENZENE	ug/l	ND@25	ND@100	ND@250	ND@0.5	ND@0.5	ND@0.5
ACETONE	ug/l	ND@250	ND@1000	ND@2500	ND@5.0	ND@5	ND@5
BENZENE	ug/l	ND@25	ND@100	ND@250	ND@0.5	ND@0.5	ND@0.5
BROMODICHLOROMETHANE	ug/l	ND@25	ND@100	ND@250	ND@0.5	ND@0.5	ND@0.5
BROMOFORM (TRIBROMOMETHANE)	ug/l	ND@25	ND@100	ND@250	ND@0.5	ND@0.5	ND@0.5
BROMOMETHANE	ug/l	ND@25	ND@100	ND@250	ND@0.5 J	ND@0.5 J	ND@0.5
CARBON DISULFIDE	ug/l	ND@25 J	ND@100	ND@250	ND@0.5 J	ND@0.5	ND@0.5
CARBON TETRACHLORIDE	ug/l	ND@25	ND@100	ND@250	ND@0.5	ND@0.5	ND@0.5
CHLOROBENZENE	ug/l	ND@25	ND@100	ND@250	ND@0.5	ND@0.5	ND@0.5
CHLORODIBROMOMETHANE	ug/l	ND@25	ND@100	ND@250	ND@0.5	ND@0.5	ND@0.5
CHLOROETHANE	ug/l	ND@25	ND@100	ND@250	ND@0.5 J	ND@0.5	ND@0.5
CHLOROFORM (TRICHLOROMETHANE)	ug/l	ND@25	ND@100	ND@250	0.2 J	0.3 J	ND@0.5
CHLOROMETHANE	ug/l	ND@25 J	ND@100	ND@250	ND@0.5	ND@0.5	ND@0.5 J
CIS-1,2-DICHLOROETHENE	ug/l	2700	6200	12000	ND@0.5	ND@0.5	ND@0.5
CIS-1,3-DICHLOROPROPENE	ug/l	ND@25	ND@100	ND@250	ND@0.5	ND@0.5	ND@0.5
CYCLOHEXANE	ug/l	ND@25 J	ND@100	ND@250	ND@0.5 J	ND@0.5	ND@0.5
DICHLORODIFLUOROMETHANE (FREON 12)	ug/l	ND@25 J	ND@100	ND@250	ND@0.5	ND@0.5	ND@0.5 J
ETHYLBENZENE	ug/l	ND@25	ND@100	ND@250	ND@0.5	ND@0.5	ND@0.5
ISOPROPYLBENZENE	ug/l	ND@25	ND@100	ND@250	ND@0.5	ND@0.5	ND@0.5
M,P-XYLENE	ug/l	ND@25	ND@100	ND@250	ND@0.5	ND@0.5	ND@0.5
METHYL ACETATE	ug/l	ND@50	ND@200	ND@500	ND@1.0	ND@1	ND@1
METHYL BUTYL KETONE (2-HEXANONE)	ug/l	ND@250	ND@1000	ND@2500	ND@5.0	ND@5	ND@5
METHYL CYCLOHEXANE	ug/l	ND@25	ND@100	ND@250	ND@0.5	ND@0.5	ND@0.5
METHYL ETHYL KETONE (MEK, 2-BUTANONE)	ug/l	ND@250	ND@1000	ND@2500	ND@5.0	ND@5	ND@5
METHYL TERT-BUTYL ETHER (MTBE)	ug/l	ND@25	ND@100	ND@250	ND@0.5	ND@0.5	ND@0.5
METHYLENE CHLORIDE (DICHLOROMETHANE)	ug/l	ND@25	ND@100	17000	ND@0.5	ND@0.5	ND@0.5
MIBK (4-METHYL-2-PENTANONE)	ug/l	ND@250	ND@1000	ND@2500	ND@5.0	ND@5	ND@5
O-XYLENE	ug/l	ND@25	ND@100	ND@250	ND@0.5	ND@0.5	ND@0.5
STYRENE	ug/l	ND@25	ND@100	ND@250	ND@0.5	ND@0.5	ND@0.5
TETRACHLOROETHENE	ug/l	ND@25	ND@100	ND@250	ND@0.5	ND@0.5	0.2 J
TOLUENE	ug/l	ND@25	ND@100	200 J	ND@0.5	ND@0.5	ND@0.5
TRANS-1,2-DICHLOROETHENE	ug/l	ND@25	ND@100	ND@250	ND@0.5	ND@0.5	ND@0.5
TRANS-1,3-DICHLOROPROPENE	ug/l	ND@25	ND@100	ND@250	ND@0.5	ND@0.5	ND@0.5
TRICHLOROETHENE	ug/l	83	11000	160 J	0.2 J	ND@0.5	ND@0.5
TRICHLOROFLUOROMETHANE (FREON 11)	ug/l	ND@25	ND@100	ND@250	ND@0.5	ND@0.5	ND@0.5
VINYL CHLORIDE	ug/l	270	220	80 J	ND@0.5	ND@0.5	ND@0.5

Endicott, New York
Groundwater Analytical Chemistry Data
January 1, 2012 - December 31, 2012

Sample Location		EN-026	EN-029A	EN-029A	EN-029A	EN-029A	EN-030
Sample Description		GW MON WELL	GW MON WELL	GW MON WELL	GW MON WELL	GW MON WELL	GW MON WELL
Sample Date		08/27/2012	02/20/2012	05/17/2012	08/23/2012	11/15/2012	05/02/2012
Laboratory Sample I.D.		6771012	6557759	6658944	6767547	6864794	6640506
Parameter	**Units**						
1,1,1-TRICHLOROETHANE	ug/l	ND@0.5 J	1.7	1	1.1	15	ND@0.5
1,1,2,2-TETRACHLOROETHANE	ug/l	ND@0.5 J	ND@0.5	ND@0.5	ND@0.5	ND@0.5	ND@0.5
1,1,2-TRICHLORO-1,2,2-TRIFLUOROETHANE	ug/l	ND@0.5 J	ND@0.5	ND@0.5	ND@0.5	ND@0.5	37
1,1,2-TRICHLOROETHANE	ug/l	ND@0.5 J	ND@0.5	ND@0.5	ND@0.5	ND@0.5	ND@0.5
1,1-DICHLOROETHANE	ug/l	ND@0.5 J	1.1	0.4 J	0.5 J	0.9	0.1 J
1,1-DICHLOROETHENE	ug/l	ND@0.5 J	0.1 J	ND@0.5	ND@0.5	0.1 J	0.2 J
1,2,4-TRICHLOROBENZENE	ug/l	ND@0.5 J	ND@0.5	ND@0.5 J	ND@0.5	ND@0.5	ND@0.5
1,2-DIBROMO-3-CHLOROPROPANE	ug/l	ND@0.5 J	ND@0.5	ND@0.5	ND@0.5	ND@0.5	ND@0.5
1,2-DIBROMOETHANE (EDB)	ug/l	ND@0.5 J	ND@0.5	ND@0.5	ND@0.5	ND@0.5	ND@0.5
1,2-DICHLORO-1,2,2-TRIFLUOROETHANE	ug/l	ND@0.5 J	ND@0.5	ND@0.5	ND@0.5 J	ND@0.5	15
1,2-DICHLOROBENZENE	ug/l	ND@0.5 J	ND@0.5	ND@0.5	ND@0.5	ND@0.5	ND@0.5
1,2-DICHLOROETHANE (EDC)	ug/l	ND@0.5 J	ND@0.5	ND@0.5	ND@0.5	ND@0.5	ND@0.5
1,2-DICHLOROPROPANE	ug/l	ND@0.5 J	ND@0.5	ND@0.5	ND@0.5	ND@0.5	ND@0.5
1,3-DICHLOROBENZENE	ug/l	ND@0.5 J	ND@0.5	ND@0.5	ND@0.5	ND@0.5	ND@0.5
1,4-DICHLOROBENZENE	ug/l	ND@0.5 J	ND@0.5	ND@0.5	ND@0.5	ND@0.5	ND@0.5
ACETONE	ug/l	ND@5 J	ND@5.0 J	ND@5.0 J	ND@5	ND@5	30
BENZENE	ug/l	ND@0.5 J	ND@0.5	ND@0.5	ND@0.5	ND@0.5	ND@0.5
BROMODICHLOROMETHANE	ug/l	ND@0.5 J	ND@0.5	ND@0.5	ND@0.5	ND@0.5	ND@0.5
BROMOFORM (TRIBROMOMETHANE)	ug/l	ND@0.5 J	ND@0.5	ND@0.5	ND@0.5	ND@0.5	ND@0.5
BROMOMETHANE	ug/l	ND@0.5 J	ND@0.5	ND@0.5	ND@0.5	ND@0.5	ND@0.5
CARBON DISULFIDE	ug/l	ND@0.5 J	ND@0.5	ND@0.5	ND@0.5	ND@0.5	ND@0.5
CARBON TETRACHLORIDE	ug/l	ND@0.5 J	ND@0.5	ND@0.5	ND@0.5	ND@0.5	ND@0.5
CHLOROBENZENE	ug/l	ND@0.5 J	ND@0.5	ND@0.5	ND@0.5	ND@0.5	ND@0.5
CHLORODIBROMOMETHANE	ug/l	ND@0.5 J	ND@0.5	ND@0.5	ND@0.5	ND@0.5	ND@0.5
CHLOROETHANE	ug/l	ND@0.5 J	ND@0.5	ND@0.5	ND@0.5	ND@0.5	0.3 J
CHLOROFORM (TRICHLOROMETHANE)	ug/l	ND@0.5 J	ND@0.5	ND@0.5	ND@0.5	ND@0.5	ND@0.5
CHLOROMETHANE	ug/l	ND@0.5 J	ND@0.5	ND@0.5	ND@0.5	ND@0.5	ND@0.5
CIS-1,2-DICHLOROETHENE	ug/l	ND@0.5 J	1.8	0.8	1.2	1.1	0.2 J
CIS-1,3-DICHLOROPROPENE	ug/l	ND@0.5 J	ND@0.5	ND@0.5	ND@0.5	ND@0.5	ND@0.5
CYCLOHEXANE	ug/l	ND@0.5 J	ND@0.5	ND@0.5	ND@0.5	ND@0.5	0.3 J
DICHLORODIFLUOROMETHANE (FREON 12)	ug/l	ND@0.5 J	ND@0.5	ND@0.5 J	ND@0.5	ND@0.5	ND@0.5
ETHYLBENZENE	ug/l	ND@0.5 J	ND@0.5	ND@0.5	ND@0.5	ND@0.5	ND@0.5
ISOPROPYLBENZENE	ug/l	ND@0.5 J	ND@0.5	ND@0.5	ND@0.5	ND@0.5	ND@0.5
M,P-XYLENE	ug/l	ND@0.5 J	ND@0.5	ND@0.5	ND@0.5	ND@0.5	ND@0.5
METHYL ACETATE	ug/l	ND@1 J	ND@1.0	ND@1.0	ND@1	ND@1	ND@1.0
METHYL BUTYL KETONE (2-HEXANONE)	ug/l	ND@5 J	ND@5.0	ND@5.0	ND@5	ND@5	ND@5.0
METHYL CYCLOHEXANE	ug/l	ND@0.5 J	ND@0.5	ND@0.5	ND@0.5	ND@0.5 J	ND@0.5
METHYL ETHYL KETONE (MEK, 2-BUTANONE)	ug/l	ND@5 J	ND@5.0	ND@5.0	ND@5	ND@5 J	1.4 J
METHYL TERT-BUTYL ETHER (MTBE)	ug/l	ND@0.5 J	ND@0.5	ND@0.5	ND@0.5	ND@0.5	ND@0.5
METHYLENE CHLORIDE (DICHLOROMETHANE)	ug/l	ND@0.5 J	ND@0.5	ND@0.5	ND@0.5	ND@0.8	ND@0.5
MIBK (4-METHYL-2-PENTANONE)	ug/l	ND@5 J	ND@5.0	ND@5.0	ND@5	ND@5	ND@5.0
O-XYLENE	ug/l	ND@0.5 J	ND@0.5	ND@0.5	ND@0.5	ND@0.5	ND@0.5
STYRENE	ug/l	ND@0.5 J	ND@0.5	ND@0.5	ND@0.5	ND@0.5	ND@0.5
TETRACHLOROETHENE	ug/l	ND@0.5 J	3.5	2.3	2.2	2.8	ND@0.5
TOLUENE	ug/l	ND@0.5 J	ND@0.5	ND@0.5	ND@0.5	ND@0.5	ND@0.5
TRANS-1,2-DICHLOROETHENE	ug/l	ND@0.5 J	ND@0.5	ND@0.5	ND@0.5	ND@0.5	ND@0.5
TRANS-1,3-DICHLOROPROPENE	ug/l	ND@0.5 J	ND@0.5	ND@0.5	ND@0.5	ND@0.5	ND@0.5
TRICHLOROETHENE	ug/l	ND@0.5 J	22	12	20	13	0.2 J
TRICHLOROFLUOROMETHANE (FREON 11)	ug/l	ND@0.5 J	ND@0.5	ND@0.5	ND@0.5	ND@0.5 J	ND@0.5
VINYL CHLORIDE	ug/l	ND@0.5 J	ND@0.5	ND@0.5	ND@0.5 J	0.1 J	ND@0.5

Endicott, New York
Groundwater Analytical Chemistry Data
January 1, 2012 - December 31, 2012

Sample Location		EN-030	EN-034	EN-035	EN-035	EN-035	EN-035
Sample Description		GW MON WELL	GW MON WELL	GW MON WELL	GW MON WELL	GW MON WELL	GW MON WELL
Sample Date		08/03/2012	08/27/2012	02/09/2012	05/03/2012	08/27/2012	11/17/2012
Laboratory Sample I.D.		6744538	6773185	6546816	6641757	6773191	6867692
Parameter	**Units**						
1,1,1-TRICHLOROETHANE	ug/l	ND@0.5	11 J	7.8	8.1	10	17
1,1,2,2-TETRACHLOROETHANE	ug/l	ND@0.5	ND@0.5	ND@0.5	ND@0.5	ND@0.5	ND@0.5
1,1,2-TRICHLORO-1,2,2-TRIFLUOROETHANE	ug/l	35	ND@0.5	ND@0.5	ND@0.5	ND@0.5	ND@0.5
1,1,2-TRICHLOROETHANE	ug/l	ND@0.5	ND@0.5	ND@0.5	ND@0.5	ND@0.5	ND@0.5
1,1-DICHLOROETHANE	ug/l	0.2 J	22 J	1.8	0.5 J	ND@1	5.7
1,1-DICHLOROETHENE	ug/l	0.2 J	0.5 J	2.3	0.5	1.3	5.9
1,2,4-TRICHLOROBENZENE	ug/l	ND@0.5	ND@0.5	ND@0.5	ND@0.5	ND@0.5	ND@0.5
1,2-DIBROMO-3-CHLOROPROPANE	ug/l	ND@0.5	ND@0.5	ND@0.5 J	ND@0.5	ND@0.5	ND@0.5
1,2-DIBROMOETHANE (EDB)	ug/l	ND@0.5	ND@0.5	ND@0.5	ND@0.5	ND@0.5	ND@0.5
1,2-DICHLORO-1,2,2-TRIFLUOROETHANE	ug/l	19 J	ND@0.5	ND@0.5	ND@0.5	ND@0.5	ND@0.5 J
1,2-DICHLOROBENZENE	ug/l	ND@0.5	ND@0.5	ND@0.5	ND@0.5	ND@0.5	ND@0.5
1,2-DICHLOROETHANE (EDC)	ug/l	ND@0.5	ND@0.5	ND@0.5	ND@0.5	ND@0.5	0.1 J
1,2-DICHLOROPROPANE	ug/l	ND@0.5	ND@0.5	ND@0.5	ND@0.5	ND@0.5	ND@0.5
1,3-DICHLOROBENZENE	ug/l	ND@0.5	ND@0.5	ND@0.5	ND@0.5	ND@0.5	ND@0.5
1,4-DICHLOROBENZENE	ug/l	ND@0.5	ND@0.5	ND@0.5	ND@0.5	ND@0.5	ND@0.5
ACETONE	ug/l	6.9	ND@5	ND@5.0 J	ND@5.0	ND@5	ND@5
BENZENE	ug/l	ND@0.5	ND@0.5	ND@0.5	ND@0.5	ND@0.5	ND@0.5
BROMODICHLOROMETHANE	ug/l	ND@0.5	ND@0.5	ND@0.5	ND@0.5	ND@0.5	ND@0.5
BROMOFORM (TRIBROMOMETHANE)	ug/l	ND@0.5	ND@0.5	ND@0.5	ND@0.5	ND@0.5	ND@0.5
BROMOMETHANE	ug/l	ND@0.5	ND@0.5	ND@0.5	ND@0.5	ND@0.5	ND@0.5
CARBON DISULFIDE	ug/l	ND@0.5	ND@0.5	ND@0.5	ND@0.5	ND@0.5	ND@0.5
CARBON TETRACHLORIDE	ug/l	ND@0.5	ND@0.5	ND@0.5	ND@0.5	0.1 J	ND@0.5
CHLOROBENZENE	ug/l	ND@0.5	ND@0.5	ND@0.5	ND@0.5	ND@0.5	ND@0.5
CHLORODIBROMOMETHANE	ug/l	ND@0.5	ND@0.5	ND@0.5	ND@0.5	ND@0.5	ND@0.5
CHLOROETHANE	ug/l	0.2 J	5.1 J	ND@0.5	ND@0.5	ND@0.5	ND@0.5
CHLOROFORM (TRICHLOROMETHANE)	ug/l	ND@0.5	4.9 J	ND@0.5	ND@0.5	0.2 J	0.3 J
CHLOROMETHANE	ug/l	ND@0.5	ND@0.5	ND@0.5 J	ND@0.5	ND@0.5	ND@0.5
CIS-1,2-DICHLOROETHENE	ug/l	0.2 J	98 J	17	2.7	5.8	28
CIS-1,3-DICHLOROPROPENE	ug/l	ND@0.5	ND@0.5	ND@0.5	ND@0.5	ND@0.5	ND@0.5
CYCLOHEXANE	ug/l	ND@0.5	ND@0.5	ND@0.5 J	ND@0.5	ND@0.5	ND@0.5
DICHLORODIFLUOROMETHANE (FREON 12)	ug/l	ND@0.5 J	ND@0.5	ND@0.5	ND@0.5	ND@0.5	ND@0.5
ETHYLBENZENE	ug/l	ND@0.5	ND@0.5	ND@0.5	ND@0.5	ND@0.5	ND@0.5
ISOPROPYLBENZENE	ug/l	ND@0.5	ND@0.5	ND@0.5	ND@0.5	ND@0.5	ND@0.5
M,P-XYLENE	ug/l	ND@0.5	ND@0.5	ND@0.5	ND@0.5	ND@0.5	ND@0.5
METHYL ACETATE	ug/l	ND@1	ND@1	ND@1.0	ND@1.0	ND@1	ND@1 J
METHYL BUTYL KETONE (2-HEXANONE)	ug/l	ND@5	ND@5	ND@5.0	ND@5.0 J	ND@5	ND@5 J
METHYL CYCLOHEXANE	ug/l	ND@0.5	ND@0.5	ND@0.5	ND@0.5	ND@0.5	ND@0.5
METHYL ETHYL KETONE (MEK, 2-BUTANONE)	ug/l	ND@5	ND@5	ND@5.0	ND@5.0 J	ND@5	ND@5
METHYL TERT-BUTYL ETHER (MTBE)	ug/l	ND@0.5	ND@0.5	ND@0.5	ND@0.5	ND@0.5	ND@0.5
METHYLENE CHLORIDE (DICHLOROMETHANE)	ug/l	ND@0.5	ND@0.5	ND@0.5	ND@0.5	ND@0.5	ND@0.5
MIBK (4-METHYL-2-PENTANONE)	ug/l	ND@5 J	ND@5 J	ND@5.0	ND@5.0 J	ND@5 J	ND@5 J
O-XYLENE	ug/l	ND@0.5	ND@0.5	ND@0.5	ND@0.5	ND@0.5	ND@0.5
STYRENE	ug/l	ND@0.5	ND@0.5	ND@0.5	ND@0.5	ND@0.5	ND@0.5
TETRACHLOROETHENE	ug/l	ND@0.5	ND@0.5	0.3 J	0.2 J	ND@0.5	0.4 J
TOLUENE	ug/l	ND@0.5	ND@0.5	ND@0.5	ND@0.5	ND@0.5	ND@0.5
TRANS-1,2-DICHLOROETHENE	ug/l	ND@0.5	0.3 J	0.2 J	ND@0.5	ND@0.5	ND@0.5
TRANS-1,3-DICHLOROPROPENE	ug/l	ND@0.5	ND@0.5	ND@0.5	ND@0.5	ND@0.5	ND@0.5
TRICHLOROETHENE	ug/l	0.2 J	ND@4.2	26	22	26	48
TRICHLOROFLUOROMETHANE (FREON 11)	ug/l	ND@0.5	ND@0.5	ND@0.5	ND@0.5	ND@0.5	ND@0.5 J
VINYL CHLORIDE	ug/l	0.1 J	12 J	ND@0.5	ND@0.5	ND@0.5	0.1 J

Endicott, New York
Groundwater Analytical Chemistry Data
January 1, 2012 - December 31, 2012

Sample Location		EN-036	EN-036	EN-037	EN-037	EN-037	EN-037
Sample Description		GW MON WELL	REPLICATE	GW MON WELL	GW MON WELL	GW MON WELL	GW MON WELL
Sample Date		08/27/2012	08/27/2012	02/09/2012	05/03/2012	08/27/2012	11/17/2012
Laboratory Sample I.D.		6773189	6773190	6546800	6641756	6773187	6867651
Parameter	**Units**						
1,1,1-TRICHLOROETHANE	ug/l	ND@3.7	ND@3.2	4700	3100	8300	8800
1,1,2,2-TETRACHLOROETHANE	ug/l	ND@0.5	ND@0.5	ND@10	ND@10	ND@25	ND@25
1,1,2-TRICHLORO-1,2,2-TRIFLUOROETHANE	ug/l	ND@0.5	ND@0.5	38	33	78	55
1,1,2-TRICHLOROETHANE	ug/l	ND@0.5	ND@0.5	ND@10	ND@10	ND@25	ND@25
1,1-DICHLOROETHANE	ug/l	ND@0.8	ND@0.7	620	560	960	1100
1,1-DICHLOROETHENE	ug/l	0.4 J	0.3 J	250	120	280	250
1,2,4-TRICHLOROBENZENE	ug/l	ND@0.5	ND@0.5	ND@10	ND@10	ND@25 J	ND@25
1,2-DIBROMO-3-CHLOROPROPANE	ug/l	ND@0.5	ND@0.5	ND@10 J	ND@10	ND@25	ND@25
1,2-DIBROMOETHANE (EDB)	ug/l	ND@0.5	ND@0.5	ND@10	ND@10	ND@25	ND@25
1,2-DICHLORO-1,2,2-TRIFLUOROETHANE	ug/l	ND@0.5	ND@0.5	9.8 J	11	16 J	18 J
1,2-DICHLOROBENZENE	ug/l	ND@0.5	ND@0.5	ND@10	ND@10	ND@25 J	ND@25
1,2-DICHLOROETHANE (EDC)	ug/l	ND@0.5	ND@0.5	9.6 J	7.4 J	11 J	12 J
1,2-DICHLOROPROPANE	ug/l	ND@0.5	ND@0.5	ND@10	ND@10	ND@25	ND@25
1,3-DICHLOROBENZENE	ug/l	ND@0.5	ND@0.5	ND@10	ND@10	ND@25 J	ND@25
1,4-DICHLOROBENZENE	ug/l	ND@0.5	ND@0.5	ND@10	ND@10	ND@25 J	ND@25
ACETONE	ug/l	ND@5	ND@5	ND@100 J	ND@100	ND@250	ND@250
BENZENE	ug/l	ND@0.5	ND@0.5	ND@10	ND@10	ND@25	ND@25
BROMODICHLOROMETHANE	ug/l	ND@0.5	ND@0.5	ND@10	ND@10	ND@25	ND@25
BROMOFORM (TRIBROMOMETHANE)	ug/l	ND@0.5	ND@0.5	ND@10	ND@10	ND@25	ND@25
BROMOMETHANE	ug/l	ND@0.5	ND@0.5 J	ND@10	ND@10	ND@25	ND@25
CARBON DISULFIDE	ug/l	ND@0.5	ND@0.5	ND@10	ND@10	ND@25	ND@25
CARBON TETRACHLORIDE	ug/l	ND@0.5	ND@0.5	ND@10	ND@10	ND@25	ND@25
CHLOROBENZENE	ug/l	ND@0.5	ND@0.5	ND@10	ND@10	ND@25	ND@25
CHLORODIBROMOMETHANE	ug/l	ND@0.5	ND@0.5	ND@10	ND@10	ND@25	ND@25
CHLOROETHANE	ug/l	ND@0.5	ND@0.5	22	13	16 J	23 J
CHLOROFORM (TRICHLOROMETHANE)	ug/l	ND@0.5	ND@0.5	3.1 J	2.1 J	ND@25	5.5 J
CHLOROMETHANE	ug/l	ND@0.5	ND@0.5 J	ND@10 J	ND@10	ND@25	ND@25
CIS-1,2-DICHLOROETHENE	ug/l	ND@0.5	ND@0.5	2900	1500	2100	2200
CIS-1,3-DICHLOROPROPENE	ug/l	ND@0.5	ND@0.5	ND@10	ND@10	ND@25	ND@25
CYCLOHEXANE	ug/l	ND@0.5	ND@0.5	ND@10 J	ND@10	ND@25	ND@25
DICHLORODIFLUOROMETHANE (FREON 12)	ug/l	ND@0.5	ND@0.5	ND@10	ND@10	ND@25	ND@25
ETHYLBENZENE	ug/l	ND@0.5	ND@0.5	ND@10	ND@10	ND@25	ND@25
ISOPROPYLBENZENE	ug/l	ND@0.5	ND@0.5	ND@10	ND@10	ND@25	ND@25
M,P-XYLENE	ug/l	ND@0.5	ND@0.5	ND@10	ND@10	ND@25	ND@25
METHYL ACETATE	ug/l	ND@1	ND@1	ND@20	ND@20	ND@50	ND@50 J
METHYL BUTYL KETONE (2-HEXANONE)	ug/l	ND@5	ND@5	ND@100	ND@100 J	ND@250	ND@250 J
METHYL CYCLOHEXANE	ug/l	ND@0.5	ND@0.5	ND@10	ND@10	ND@25	ND@25 J
METHYL ETHYL KETONE (MEK, 2-BUTANONE)	ug/l	ND@5	ND@5	ND@100	ND@100 J	ND@250	ND@250
METHYL TERT-BUTYL ETHER (MTBE)	ug/l	ND@0.5	ND@0.5	ND@10	ND@10	ND@25	ND@25
METHYLENE CHLORIDE (DICHLOROMETHANE)	ug/l	ND@0.5	ND@0.5	ND@10	ND@10	ND@25	ND@25
MIBK (4-METHYL-2-PENTANONE)	ug/l	ND@5 J	ND@5	ND@100	ND@100 J	ND@250 J	ND@250 J
O-XYLENE	ug/l	ND@0.5	ND@0.5	ND@10	ND@10	ND@25	ND@25
STYRENE	ug/l	ND@0.5	ND@0.5	ND@10	ND@10	ND@25	ND@25
TETRACHLOROETHENE	ug/l	ND@0.5	ND@0.5	4.7 J	2.6 J	ND@25	ND@25
TOLUENE	ug/l	ND@0.5	ND@0.5	ND@10	ND@10	ND@25	ND@25
TRANS-1,2-DICHLOROETHENE	ug/l	ND@0.5	ND@0.5	7.5 J	4.4 J	7.6 J	6.1 J
TRANS-1,3-DICHLOROPROPENE	ug/l	ND@0.5	ND@0.5	ND@10	ND@10	ND@25	ND@25
TRICHLOROETHENE	ug/l	19	16	35	13	15 J	7.4 J
TRICHLOROFLUOROMETHANE (FREON 11)	ug/l	ND@0.5	ND@0.5	ND@10	ND@10	ND@25	ND@25
VINYL CHLORIDE	ug/l	ND@0.5	ND@0.5	640	710	960	750

Endicott, New York
Groundwater Analytical Chemistry Data
January 1, 2012 - December 31, 2012

Sample Location		EN-038	EN-039	EN-039	EN-039	EN-039	EN-045
Sample Description		GW MON WELL	GW MON WELL	GW MON WELL	GW MON WELL	GW MON WELL	GW MON WELL
Sample Date		08/13/2012	02/07/2012	05/14/2012	08/13/2012	11/19/2012	02/07/2012
Laboratory Sample I.D.		6755544	6545854	6657180	6755545	6867677	6545853
Parameter	**Units**						
1,1,1-TRICHLOROETHANE	ug/l	74000	2100	120000	77000	41000	24000
1,1,2,2-TETRACHLOROETHANE	ug/l	ND@25	ND@25	ND@25	ND@1000	ND@100	ND@100
1,1,2-TRICHLORO-1,2,2-TRIFLUOROETHANE	ug/l	76	ND@25	60	ND@1000	ND@100	87 J
1,1,2-TRICHLOROETHANE	ug/l	ND@25	ND@25	ND@25	ND@1000	ND@100	ND@100
1,1-DICHLOROETHANE	ug/l	2700	25 J	85	ND@1000	39 J	39 J
1,1-DICHLOROETHENE	ug/l	690	43	1200	870 J	410	280
1,2,4-TRICHLOROBENZENE	ug/l	ND@25	ND@25	ND@25	ND@1000	ND@100	ND@100
1,2-DIBROMO-3-CHLOROPROPANE	ug/l	ND@25	ND@25	ND@25	ND@1000	ND@100	ND@100
1,2-DIBROMOETHANE (EDB)	ug/l	ND@25	ND@25	ND@25	ND@1000	ND@100	ND@100
1,2-DICHLORO-1,2,2-TRIFLUOROETHANE	ug/l	ND@25	ND@25	ND@25	ND@1000	ND@100	ND@100
1,2-DICHLOROBENZENE	ug/l	8.7 J	ND@25	ND@25	ND@1000	ND@100	ND@100
1,2-DICHLOROETHANE (EDC)	ug/l	14 J	ND@25	22 J	ND@1000	ND@100	36 J
1,2-DICHLOROPROPANE	ug/l	ND@25	ND@25	ND@25	ND@1000	ND@100	ND@100
1,3-DICHLOROBENZENE	ug/l	ND@25	ND@25	ND@25	ND@1000	ND@100	ND@100
1,4-DICHLOROBENZENE	ug/l	ND@25	ND@25	ND@25	ND@1000	ND@100	ND@100
ACETONE	ug/l	ND@250	ND@250	ND@250	ND@10000	ND@1000	ND@1000
BENZENE	ug/l	ND@25	ND@25	ND@25	ND@1000	ND@100	ND@100
BROMODICHLOROMETHANE	ug/l	ND@25	ND@25	ND@25	ND@1000	ND@100	ND@100
BROMOFORM (TRIBROMOMETHANE)	ug/l	ND@25	ND@25	ND@25	ND@1000	ND@100	ND@100
BROMOMETHANE	ug/l	ND@25	ND@25	ND@25	ND@1000	ND@100	ND@100
CARBON DISULFIDE	ug/l	ND@25	ND@25	ND@25 J	ND@1000	ND@100	ND@100
CARBON TETRACHLORIDE	ug/l	ND@25	ND@25	ND@25	ND@1000	ND@100	ND@100
CHLOROBENZENE	ug/l	ND@25	ND@25	ND@25	ND@1000	ND@100	ND@100
CHLORODIBROMOMETHANE	ug/l	ND@25	ND@25	ND@25	ND@1000	ND@100	ND@100
CHLOROETHANE	ug/l	28	ND@25	ND@25	ND@1000	ND@100	ND@100
CHLOROFORM (TRICHLOROMETHANE)	ug/l	ND@25	ND@25	ND@25	ND@1000	ND@100	ND@100
CHLOROMETHANE	ug/l	ND@25	ND@25	ND@25 J	ND@1000	ND@100	ND@100
CIS-1,2-DICHLOROETHENE	ug/l	490	73	450	ND@1000	150	680
CIS-1,3-DICHLOROPROPENE	ug/l	ND@25	ND@25	ND@25	ND@1000	ND@100	ND@100
CYCLOHEXANE	ug/l	ND@25	ND@25	ND@25 J	ND@1000	ND@100	ND@100
DICHLORODIFLUOROMETHANE (FREON 12)	ug/l	ND@25	ND@25	ND@25 J	ND@1000	ND@100	ND@100
ETHYLBENZENE	ug/l	ND@25	ND@25	ND@25	ND@1000	ND@100	ND@100
ISOPROPYLBENZENE	ug/l	ND@25	ND@25	ND@25	ND@1000	ND@100	ND@100
M,P-XYLENE	ug/l	ND@25	ND@25	ND@25	ND@1000	ND@100	ND@100
METHYL ACETATE	ug/l	ND@50	ND@50 J	ND@50	ND@2000	ND@200	ND@200 J
METHYL BUTYL KETONE (2-HEXANONE)	ug/l	ND@250	ND@250	ND@250	ND@10000	ND@1000	ND@1000
METHYL CYCLOHEXANE	ug/l	ND@25	ND@25	ND@25	ND@1000	ND@100	ND@100
METHYL ETHYL KETONE (MEK, 2-BUTANONE)	ug/l	ND@250	ND@250	ND@250	ND@10000	ND@1000	ND@1000
METHYL TERT-BUTYL ETHER (MTBE)	ug/l	ND@25	ND@25	ND@25	ND@1000	ND@100	ND@100
METHYLENE CHLORIDE (DICHLOROMETHANE)	ug/l	47	ND@25	ND@25	ND@1000	ND@100	520
MIBK (4-METHYL-2-PENTANONE)	ug/l	ND@250	ND@250	ND@250	ND@10000	ND@1000	ND@1000
O-XYLENE	ug/l	ND@25	ND@25	ND@25	ND@1000	ND@100	ND@100
STYRENE	ug/l	ND@25	ND@25	ND@25	ND@1000	ND@100	ND@100
TETRACHLOROETHENE	ug/l	51	100	60	ND@1000	200	280
TOLUENE	ug/l	14 J	ND@25	ND@25	ND@1000	ND@100	ND@100
TRANS-1,2-DICHLOROETHENE	ug/l	ND@25	ND@25	ND@25	ND@1000	ND@100	ND@100
TRANS-1,3-DICHLOROPROPENE	ug/l	ND@25	ND@25	ND@25	ND@1000	ND@100	ND@100
TRICHLOROETHENE	ug/l	53	39	72	ND@1000	60 J	54 J
TRICHLOROFLUOROMETHANE (FREON 11)	ug/l	ND@25	ND@25	ND@25	ND@1000	ND@100	ND@100
VINYL CHLORIDE	ug/l	65	ND@25	8.3 J	ND@1000	ND@100	ND@100

Endicott, New York
Groundwater Analytical Chemistry Data
January 1, 2012 - December 31, 2012

Sample Location		EN-045	EN-045	EN-045	EN-045	EN-045	EN-051
Sample Description		GW MON WELL	REPLICATE	GW MON WELL	GW MON WELL	REPLICATE	GW MON WELL
Sample Date		05/03/2012	05/03/2012	08/13/2012	11/19/2012	11/19/2012	02/07/2012
Laboratory Sample I.D.		6641767	6641768	6755543	6867678	6867679	6545850
Parameter	**Units**						
1,1,1-TRICHLOROETHANE	ug/l	120000	95000	42000	95000	77000	91
1,1,2,2-TETRACHLOROETHANE	ug/l	ND@1000	ND@500	ND@1000	ND@250	ND@500	ND@25
1,1,2-TRICHLORO-1,2,2-TRIFLUOROETHANE	ug/l	ND@1000	300 J	ND@1000	160 J	ND@500	370
1,1,2-TRICHLOROETHANE	ug/l	ND@1000	ND@500	ND@1000	ND@250	ND@500	ND@25
1,1-DICHLOROETHANE	ug/l	ND@1000	150 J	ND@1000	180 J	180 J	11 J
1,1-DICHLOROETHENE	ug/l	1100 J	770 J	620 J	520	560	12 J
1,2,4-TRICHLOROBENZENE	ug/l	ND@1000	ND@500	ND@1000	ND@250	ND@500	ND@25
1,2-DIBROMO-3-CHLOROPROPANE	ug/l	ND@1000	ND@500	ND@1000	ND@250	ND@500	ND@25
1,2-DIBROMOETHANE (EDB)	ug/l	ND@1000	ND@500	ND@1000	ND@250	ND@500	ND@25
1,2-DICHLORO-1,2,2-TRIFLUOROETHANE	ug/l	ND@1000	ND@500	ND@1000	ND@250	ND@500	19 J
1,2-DICHLOROBENZENE	ug/l	ND@1000	ND@500	ND@1000	ND@250	ND@500	5.3 J
1,2-DICHLOROETHANE (EDC)	ug/l	ND@1000	ND@500	ND@1000	280	290 J	ND@25
1,2-DICHLOROPROPANE	ug/l	ND@1000	ND@500	ND@1000	ND@250	ND@500	ND@25
1,3-DICHLOROBENZENE	ug/l	ND@1000	ND@500	ND@1000	ND@250	ND@500	ND@25
1,4-DICHLOROBENZENE	ug/l	ND@1000	ND@500	ND@1000	ND@250	ND@500	ND@25
ACETONE	ug/l	ND@10000	ND@5000	ND@10000	ND@2500	ND@5000	ND@250 J
BENZENE	ug/l	ND@1000	ND@500	ND@1000	ND@250	ND@500	ND@25
BROMODICHLOROMETHANE	ug/l	ND@1000	ND@500	ND@1000	ND@250	ND@500	ND@25
BROMOFORM (TRIBROMOMETHANE)	ug/l	ND@1000	ND@500	ND@1000	ND@250	ND@500	ND@25
BROMOMETHANE	ug/l	ND@1000	ND@500	ND@1000	ND@250	ND@500	ND@25
CARBON DISULFIDE	ug/l	ND@1000	ND@500	ND@1000	ND@250	ND@500	ND@25
CARBON TETRACHLORIDE	ug/l	ND@1000	ND@500	ND@1000	ND@250	ND@500	ND@25
CHLOROBENZENE	ug/l	ND@1000	ND@500	ND@1000	ND@250	ND@500	ND@25
CHLORODIBROMOMETHANE	ug/l	ND@1000	ND@500	ND@1000	ND@250	ND@500	ND@25
CHLOROETHANE	ug/l	ND@1000	ND@500	ND@1000	ND@250	ND@500	ND@25
CHLOROFORM (TRICHLOROMETHANE)	ug/l	ND@1000	ND@500	ND@1000	ND@250	ND@500	ND@25
CHLOROMETHANE	ug/l	ND@1000	ND@500	ND@1000	ND@250	ND@500	ND@25
CIS-1,2-DICHLOROETHENE	ug/l	1400	1600	390 J	2300	2200	2600
CIS-1,3-DICHLOROPROPENE	ug/l	ND@1000	ND@500	ND@1000	ND@250	ND@500	ND@25
CYCLOHEXANE	ug/l	ND@1000	ND@500	ND@1000	ND@250	ND@500	ND@25
DICHLORODIFLUOROMETHANE (FREON 12)	ug/l	ND@1000	ND@500	ND@1000	ND@250	ND@500	ND@25
ETHYLBENZENE	ug/l	ND@1000	ND@500	ND@1000	ND@250	ND@500	ND@25
ISOPROPYLBENZENE	ug/l	ND@1000	ND@500	ND@1000	ND@250	ND@500	ND@25
M,P-XYLENE	ug/l	ND@1000	ND@500	ND@1000	ND@250	ND@500	ND@25
METHYL ACETATE	ug/l	ND@2000	ND@1000	ND@2000	ND@500	ND@1000	ND@50
METHYL BUTYL KETONE (2-HEXANONE)	ug/l	ND@10000 J	ND@5000	ND@10000	ND@2500	ND@5000	ND@250
METHYL CYCLOHEXANE	ug/l	ND@1000	ND@500	ND@1000	ND@250	ND@500	ND@25
METHYL ETHYL KETONE (MEK, 2-BUTANONE)	ug/l	ND@10000 J	ND@5000	ND@10000	ND@2500	ND@5000	ND@250
METHYL TERT-BUTYL ETHER (MTBE)	ug/l	ND@1000	ND@500	ND@1000	ND@250	ND@500	ND@25
METHYLENE CHLORIDE (DICHLOROMETHANE)	ug/l	ND@1000	280 J	ND@1000	8200	8500	ND@25
MIBK (4-METHYL-2-PENTANONE)	ug/l	ND@10000 J	ND@5000	ND@10000	ND@2500	ND@5000	ND@250
O-XYLENE	ug/l	ND@1000	ND@500	ND@1000	ND@250	ND@500	ND@25
STYRENE	ug/l	ND@1000	ND@500	ND@1000	ND@250	ND@500	ND@25
TETRACHLOROETHENE	ug/l	400 J	510	ND@1000	840	830	420
TOLUENE	ug/l	ND@1000	ND@500	ND@1000	89 J	ND@500	ND@25
TRANS-1,2-DICHLOROETHENE	ug/l	ND@1000	ND@500	ND@1000	ND@250	ND@500	11 J
TRANS-1,3-DICHLOROPROPENE	ug/l	ND@1000	ND@500	ND@1000	ND@250	ND@500	ND@25
TRICHLOROETHENE	ug/l	ND@1000	ND@500	ND@1000	180 J	170 J	31
TRICHLOROFLUOROMETHANE (FREON 11)	ug/l	ND@1000	ND@500	ND@1000	ND@250	ND@500	ND@25
VINYL CHLORIDE	ug/l	ND@1000	ND@500	ND@1000	ND@250	ND@500	13 J

Endicott, New York
Groundwater Analytical Chemistry Data
January 1, 2012 - December 31, 2012

Sample Location		EN-051	EN-051	EN-051	EN-051	EN-052	EN-052
Sample Description		REPLICATE	GW MON WELL	GW MON WELL	GW MON WELL	GW MON WELL	GW MON WELL
Sample Date		02/07/2012	05/14/2012	08/13/2012	11/19/2012	02/07/2012	05/14/2012
Laboratory Sample I.D.		6545851	6657178	6755538	6867675	6545852	6657179
Parameter	**Units**						
1,1,1-TRICHLOROETHANE	ug/l	93	320	96	200	11	31000
1,1,2,2-TETRACHLOROETHANE	ug/l	ND@25	ND@25	ND@25	ND@25	ND@2.5	ND@250
1,1,2-TRICHLORO-1,2,2-TRIFLUOROETHANE	ug/l	360	1200	730	420	31	3100
1,1,2-TRICHLOROETHANE	ug/l	ND@25	ND@25	ND@25	ND@25	ND@2.5	ND@250
1,1-DICHLOROETHANE	ug/l	12 J	6.6 J	10 J	26	1.2 J	110 J
1,1-DICHLOROETHENE	ug/l	11 J	20 J	11 J	18 J	0.9 J	490
1,2,4-TRICHLOROBENZENE	ug/l	ND@25	ND@25	ND@25	ND@25	ND@2.5	ND@250
1,2-DIBROMO-3-CHLOROPROPANE	ug/l	ND@25	ND@25	ND@25	ND@25	ND@2.5	ND@250
1,2-DIBROMOETHANE (EDB)	ug/l	ND@25	ND@25	ND@25	ND@25	ND@2.5	ND@250
1,2-DICHLORO-1,2,2-TRIFLUOROETHANE	ug/l	19 J	ND@25	14 J	29	1.7 J	ND@250
1,2-DICHLOROBENZENE	ug/l	6.8 J	160	120	ND@25	ND@2.5	150 J
1,2-DICHLOROETHANE (EDC)	ug/l	ND@25	ND@25	ND@25	ND@25	ND@2.5	ND@250
1,2-DICHLOROPROPANE	ug/l	ND@25	ND@25	ND@25	ND@25	ND@2.5	ND@250
1,3-DICHLOROBENZENE	ug/l	ND@25	ND@25	ND@25	ND@25	ND@2.5	ND@250
1,4-DICHLOROBENZENE	ug/l	ND@25	ND@25	ND@25	ND@25	ND@2.5	ND@250
ACETONE	ug/l	ND@250 J	ND@250	ND@250	ND@250	ND@25	ND@2500
BENZENE	ug/l	ND@25	ND@25	ND@25	ND@25	ND@2.5	ND@250
BROMODICHLOROMETHANE	ug/l	ND@25	ND@25	ND@25	ND@25	ND@2.5	ND@250
BROMOFORM (TRIBROMOMETHANE)	ug/l	ND@25	ND@25	ND@25	ND@25	ND@2.5	ND@250
BROMOMETHANE	ug/l	ND@25	ND@25	ND@25	ND@25	ND@2.5	ND@250
CARBON DISULFIDE	ug/l	ND@25	ND@25 J	ND@25	ND@25	ND@2.5	ND@250 J
CARBON TETRACHLORIDE	ug/l	ND@25	ND@25	ND@25	ND@25	ND@2.5	ND@250
CHLOROBENZENE	ug/l	ND@25	ND@25	ND@25	ND@25	ND@2.5	ND@250
CHLORODIBROMOMETHANE	ug/l	ND@25	ND@25	ND@25	ND@25	ND@2.5	ND@250
CHLOROETHANE	ug/l	ND@25	ND@25	ND@25	ND@25	ND@2.5	ND@250
CHLOROFORM (TRICHLOROMETHANE)	ug/l	ND@25	ND@25	ND@25	ND@25	ND@2.5	ND@250
CHLOROMETHANE	ug/l	ND@25	ND@25 J	ND@25	ND@25	ND@2.5	ND@250 J
CIS-1,2-DICHLOROETHENE	ug/l	3000	7100	2800	3700	140	12000
CIS-1,3-DICHLOROPROPENE	ug/l	ND@25	ND@25	ND@25	ND@25	ND@2.5	ND@250
CYCLOHEXANE	ug/l	ND@25	ND@25 J	ND@25	ND@25	ND@2.5	ND@250 J
DICHLORODIFLUOROMETHANE (FREON 12)	ug/l	ND@25	ND@25 J	ND@25	ND@25	ND@2.5	ND@250 J
ETHYLBENZENE	ug/l	ND@25	7.8 J	5.2 J	ND@25	ND@2.5	430
ISOPROPYLBENZENE	ug/l	ND@25	ND@25	ND@25	ND@25	ND@2.5	ND@250
M,P-XYLENE	ug/l	ND@25	ND@25	ND@25	ND@25	ND@2.5	580
METHYL ACETATE	ug/l	ND@50	ND@50	ND@50	ND@50	ND@5.0 J	ND@500
METHYL BUTYL KETONE (2-HEXANONE)	ug/l	ND@250	ND@250	ND@250	ND@250	ND@25	ND@2500
METHYL CYCLOHEXANE	ug/l	ND@25	ND@25	ND@25	ND@25	ND@2.5	ND@250
METHYL ETHYL KETONE (MEK, 2-BUTANONE)	ug/l	ND@250	ND@250	ND@250	ND@250	ND@25	ND@2500
METHYL TERT-BUTYL ETHER (MTBE)	ug/l	ND@25	ND@25	ND@25	ND@25	ND@2.5	ND@250
METHYLENE CHLORIDE (DICHLOROMETHANE)	ug/l	ND@25	ND@25	ND@25	ND@25	ND@2.5	1200
MIBK (4-METHYL-2-PENTANONE)	ug/l	ND@250	ND@250	ND@250	ND@250	ND@25	ND@2500
O-XYLENE	ug/l	ND@25	67	38	ND@25	ND@2.5	520
STYRENE	ug/l	ND@25	ND@25	ND@25	ND@25	ND@2.5	ND@250
TETRACHLOROETHENE	ug/l	410	3600	1200	640	260	15000
TOLUENE	ug/l	ND@25	ND@25	ND@25	ND@25	ND@2.5	830
TRANS-1,2-DICHLOROETHENE	ug/l	13 J	12 J	22 J	ND@25	0.6 J	ND@250
TRANS-1,3-DICHLOROPROPENE	ug/l	ND@25	ND@25	ND@25	ND@25	ND@2.5	ND@250
TRICHLOROETHENE	ug/l	31	280	930	70	19	580
TRICHLOROFLUOROMETHANE (FREON 11)	ug/l	ND@25	ND@25	ND@25	ND@25	ND@2.5	ND@250
VINYL CHLORIDE	ug/l	13 J	21 J	35	12 J	ND@2.5	430

Endicott, New York
Groundwater Analytical Chemistry Data
January 1, 2012 - December 31, 2012

Sample Location		EN-052	EN-052	EN-053	EN-053	EN-053	EN-053
Sample Description		GW MON WELL	GW MON WELL	GW MON WELL	GW MON WELL	GW MON WELL	GW MON WELL
Sample Date		08/13/2012	11/19/2012	02/09/2012	05/03/2012	08/27/2012	11/17/2012
Laboratory Sample I.D.		6755542	6867676	6546799	6641755	6773184	6867652
Parameter	**Units**						
1,1,1-TRICHLOROETHANE	ug/l	25000	21000	5000	8100	56000	48000
1,1,2,2-TETRACHLOROETHANE	ug/l	ND@250	ND@250	ND@5.0	ND@25	ND@250	ND@25
1,1,2-TRICHLORO-1,2,2-TRIFLUOROETHANE	ug/l	630	190 J	67	110	480	300
1,1,2-TRICHLOROETHANE	ug/l	ND@250	ND@250	1.6 J	ND@25	ND@250	6.8 J
1,1-DICHLOROETHANE	ug/l	ND@250	96 J	410	820	9700	13000
1,1-DICHLOROETHENE	ug/l	160 J	280	32	180	800	1100
1,2,4-TRICHLOROBENZENE	ug/l	ND@250	ND@250	ND@5.0	ND@25	ND@250	ND@25
1,2-DIBROMO-3-CHLOROPROPANE	ug/l	ND@250	ND@250	ND@5.0 J	ND@25	ND@250	ND@25
1,2-DIBROMOETHANE (EDB)	ug/l	ND@250	ND@250	ND@5.0	ND@25	ND@250	ND@25
1,2-DICHLORO-1,2,2-TRIFLUOROETHANE	ug/l	ND@250	ND@250	11	16 J	ND@250	48
1,2-DICHLOROBENZENE	ug/l	ND@250	ND@250	ND@5.0	ND@25	ND@250	ND@25
1,2-DICHLOROETHANE (EDC)	ug/l	ND@250	ND@250	6	21 J	70 J	70
1,2-DICHLOROPROPANE	ug/l	ND@250	ND@250	ND@5.0	ND@25	ND@250	ND@25
1,3-DICHLOROBENZENE	ug/l	ND@250	ND@250	ND@5.0	ND@25	ND@250	ND@25
1,4-DICHLOROBENZENE	ug/l	ND@250	ND@250	ND@5.0	ND@25	ND@250	ND@25
ACETONE	ug/l	ND@2500	ND@2500	ND@50 J	ND@250	ND@2500	ND@250
BENZENE	ug/l	ND@250	ND@250	ND@5.0	ND@25	ND@250	ND@25
BROMODICHLOROMETHANE	ug/l	ND@250	ND@250	ND@5.0	ND@25	ND@250	ND@25
BROMOFORM (TRIBROMOMETHANE)	ug/l	ND@250	ND@250	ND@5.0	ND@25	ND@250	ND@25
BROMOMETHANE	ug/l	ND@250	ND@250	ND@5.0	ND@25	ND@250 J	ND@25
CARBON DISULFIDE	ug/l	ND@250	ND@250	ND@5.0	ND@25	ND@250	ND@25
CARBON TETRACHLORIDE	ug/l	ND@250	ND@250	ND@5.0	ND@25	ND@250	ND@25
CHLOROBENZENE	ug/l	ND@250	ND@250	ND@5.0	ND@25	ND@250	ND@25
CHLORODIBROMOMETHANE	ug/l	ND@250	ND@250	ND@5.0	ND@25	ND@250	ND@25
CHLOROETHANE	ug/l	ND@250	ND@250	ND@5.0	ND@25	ND@250	ND@25
CHLOROFORM (TRICHLOROMETHANE)	ug/l	ND@250	ND@250	2.1 J	8.2 J	ND@250	14 J
CHLOROMETHANE	ug/l	ND@250	ND@250	ND@5.0 J	ND@25	ND@250 J	ND@25
CIS-1,2-DICHLOROETHENE	ug/l	1100	2500	300	860	4000	3200
CIS-1,3-DICHLOROPROPENE	ug/l	ND@250	ND@250	ND@5.0	ND@25	ND@250	ND@25
CYCLOHEXANE	ug/l	ND@250	ND@250	ND@5.0 J	ND@25	ND@250	ND@25
DICHLORODIFLUOROMETHANE (FREON 12)	ug/l	ND@250	ND@250	ND@5.0	ND@25	ND@250	ND@25
ETHYLBENZENE	ug/l	ND@250	ND@250	ND@5.0	ND@25	ND@250	ND@25
ISOPROPYLBENZENE	ug/l	ND@250	ND@250	ND@5.0	ND@25	ND@250	ND@25
M,P-XYLENE	ug/l	ND@250	ND@250	ND@5.0	ND@25	ND@250	ND@25
METHYL ACETATE	ug/l	ND@500	ND@500	ND@10	ND@50	ND@500	ND@50 J
METHYL BUTYL KETONE (2-HEXANONE)	ug/l	ND@2500	ND@2500	ND@50	ND@250 J	ND@2500	ND@250 J
METHYL CYCLOHEXANE	ug/l	ND@250	ND@250	ND@5.0	ND@25	ND@250	ND@25 J
METHYL ETHYL KETONE (MEK, 2-BUTANONE)	ug/l	ND@2500	ND@2500	ND@50	ND@250 J	ND@2500	ND@250
METHYL TERT-BUTYL ETHER (MTBE)	ug/l	ND@250	ND@250	ND@5.0	ND@25	ND@250	ND@25
METHYLENE CHLORIDE (DICHLOROMETHANE)	ug/l	ND@250	ND@250	ND@5.0	ND@25	ND@250	ND@25
MIBK (4-METHYL-2-PENTANONE)	ug/l	ND@2500	ND@2500	ND@50	ND@250 J	ND@2500	ND@250 J
O-XYLENE	ug/l	ND@250	ND@250	ND@5.0	ND@25	ND@250	ND@25
STYRENE	ug/l	ND@250	ND@250	ND@5.0	ND@25	ND@250	ND@25
TETRACHLOROETHENE	ug/l	2400	340	ND@5.0	ND@25	ND@250	ND@25
TOLUENE	ug/l	ND@250	ND@250	ND@5.0	ND@25	ND@250	8.8 J
TRANS-1,2-DICHLOROETHENE	ug/l	ND@250	ND@250	3.2 J	ND@25	ND@250	11 J
TRANS-1,3-DICHLOROPROPENE	ug/l	ND@250	ND@250	ND@5.0	ND@25	ND@250	ND@25
TRICHLOROETHENE	ug/l	100 J	ND@250	3.8 J	5.6 J	ND@250	11 J
TRICHLOROFLUOROMETHANE (FREON 11)	ug/l	ND@250	ND@250	ND@5.0	ND@25	ND@250	ND@25
VINYL CHLORIDE	ug/l	ND@250	ND@250	580	830	2300	2000

Endicott, New York
Groundwater Analytical Chemistry Data
January 1, 2012 - December 31, 2012

Sample Location		EN-054	EN-054	EN-055	EN-056	EN-058	EN-060
Sample Description		GW MON WELL	REPLICATE	GW MON WELL	GW MON WELL	GW MON WELL	GW MON WELL
Sample Date		08/20/2012	08/20/2012	08/27/2012	08/28/2012	08/27/2012	08/07/2012
Laboratory Sample I.D.		6761577	6761578	6773195	6773197	6773196	6751385
Parameter	**Units**						
1,1,1-TRICHLOROETHANE	ug/l	3.1	3	64	14	12000	ND@0.5
1,1,2,2-TETRACHLOROETHANE	ug/l	ND@0.5	ND@0.5	ND@10	ND@0.5	ND@50	ND@0.5
1,1,2-TRICHLORO-1,2,2-TRIFLUOROETHANE	ug/l	1.9	1.9	65	6.4	980	ND@0.5
1,1,2-TRICHLOROETHANE	ug/l	ND@0.5	ND@0.5	ND@10	ND@0.5	ND@50	ND@0.5
1,1-DICHLOROETHANE	ug/l	ND@0.5	ND@0.5	49	1.8	1300	ND@0.5
1,1-DICHLOROETHENE	ug/l	ND@0.5	ND@0.5	13	0.6	420	ND@0.5
1,2,4-TRICHLOROBENZENE	ug/l	ND@0.5	ND@0.5	ND@10	ND@0.5	ND@50	ND@0.5 J
1,2-DIBROMO-3-CHLOROPROPANE	ug/l	ND@0.5	ND@0.5	ND@10	ND@0.5	ND@50	ND@0.5
1,2-DIBROMOETHANE (EDB)	ug/l	ND@0.5	ND@0.5	ND@10	ND@0.5	ND@50	ND@0.5
1,2-DICHLORO-1,2,2-TRIFLUOROETHANE	ug/l	0.5	0.6	15	1.9	37 J	ND@0.5
1,2-DICHLOROBENZENE	ug/l	ND@0.5	ND@0.5	ND@10	ND@0.5	ND@50	ND@0.5
1,2-DICHLOROETHANE (EDC)	ug/l	ND@0.5	ND@0.5	ND@10	ND@0.5	ND@50	ND@0.5
1,2-DICHLOROPROPANE	ug/l	ND@0.5	ND@0.5	ND@10	ND@0.5	ND@50	ND@0.5
1,3-DICHLOROBENZENE	ug/l	ND@0.5	ND@0.5	ND@10	ND@0.5	ND@50	ND@0.5
1,4-DICHLOROBENZENE	ug/l	ND@0.5	ND@0.5	ND@10	ND@0.5	ND@50	ND@0.5
ACETONE	ug/l	ND@5	ND@5	ND@100	ND@5	ND@500	ND@5
BENZENE	ug/l	ND@0.5	ND@0.5	ND@10	ND@0.5	ND@50	ND@0.5
BROMODICHLOROMETHANE	ug/l	ND@0.5	ND@0.5	ND@10	ND@0.5	ND@50	ND@0.5
BROMOFORM (TRIBROMOMETHANE)	ug/l	ND@0.5	ND@0.5	ND@10	ND@0.5	ND@50	ND@0.5
BROMOMETHANE	ug/l	ND@0.5	ND@0.5	ND@10	ND@0.5 J	ND@50 J	ND@0.5
CARBON DISULFIDE	ug/l	ND@0.5	ND@0.5	ND@10	ND@0.5	ND@50	ND@0.5
CARBON TETRACHLORIDE	ug/l	ND@0.5	ND@0.5	ND@10	ND@0.5	ND@50	1
CHLOROBENZENE	ug/l	ND@0.5	ND@0.5	ND@10	ND@0.5	ND@50	ND@0.5
CHLORODIBROMOMETHANE	ug/l	ND@0.5	ND@0.5	ND@10	ND@0.5	ND@50	ND@0.5
CHLOROETHANE	ug/l	ND@0.5	ND@0.5	ND@10	ND@0.5	ND@50	ND@0.5
CHLOROFORM (TRICHLOROMETHANE)	ug/l	0.3 J	0.4 J	ND@10	ND@0.5	ND@50	ND@0.5
CHLOROMETHANE	ug/l	ND@0.5	ND@0.5	ND@10	ND@0.5 J	ND@50 J	ND@0.5
CIS-1,2-DICHLOROETHENE	ug/l	6.6	6.5	2100	ND@0.5	450	ND@0.5
CIS-1,3-DICHLOROPROPENE	ug/l	ND@0.5	ND@0.5	ND@10	ND@0.5	ND@50	ND@0.5
CYCLOHEXANE	ug/l	ND@0.5	ND@0.5	ND@10	ND@0.5	ND@50	ND@0.5
DICHLORODIFLUOROMETHANE (FREON 12)	ug/l	ND@0.5	ND@0.5	ND@10	ND@0.5	ND@50	ND@0.5 J
ETHYLBENZENE	ug/l	ND@0.5	ND@0.5	ND@10	ND@0.5	ND@50	ND@0.5
ISOPROPYLBENZENE	ug/l	ND@0.5	ND@0.5	ND@10	ND@0.5	ND@50	ND@0.5
M,P-XYLENE	ug/l	ND@0.5	ND@0.5	ND@10	ND@0.5	ND@50	ND@0.5
METHYL ACETATE	ug/l	ND@1	ND@1	ND@20	ND@1	ND@100	ND@1
METHYL BUTYL KETONE (2-HEXANONE)	ug/l	ND@5	ND@5	ND@100	ND@5	ND@500	ND@5
METHYL CYCLOHEXANE	ug/l	ND@0.5	ND@0.5	ND@10	ND@0.5	ND@50	ND@0.5
METHYL ETHYL KETONE (MEK, 2-BUTANONE)	ug/l	ND@5	ND@5	ND@100	ND@5	ND@500	ND@5
METHYL TERT-BUTYL ETHER (MTBE)	ug/l	ND@0.5	ND@0.5	ND@10	ND@0.5	ND@50	ND@0.5
METHYLENE CHLORIDE (DICHLOROMETHANE)	ug/l	ND@0.5	ND@0.5	ND@10	ND@0.5	ND@50	ND@0.5
MIBK (4-METHYL-2-PENTANONE)	ug/l	ND@5	ND@5	ND@100 J	ND@5	ND@500	ND@5
O-XYLENE	ug/l	ND@0.5	ND@0.5	ND@10	ND@0.5	ND@50	ND@0.5
STYRENE	ug/l	ND@0.5	ND@0.5	ND@10	ND@0.5	ND@50	ND@0.5
TETRACHLOROETHENE	ug/l	200	200	ND@10	ND@0.5	ND@50	ND@0.5
TOLUENE	ug/l	ND@0.5	ND@0.5	ND@10	ND@0.5	ND@50	ND@0.5
TRANS-1,2-DICHLOROETHENE	ug/l	0.3 J	0.3 J	7.7 J	ND@0.5	ND@50	ND@0.5
TRANS-1,3-DICHLOROPROPENE	ug/l	ND@0.5	ND@0.5	ND@10	ND@0.5	ND@50	ND@0.5
TRICHLOROETHENE	ug/l	19	19	51	ND@0.5	2800	ND@0.5
TRICHLOROFLUOROMETHANE (FREON 11)	ug/l	ND@0.5	ND@0.5	ND@10	ND@0.5	ND@50	ND@0.5
VINYL CHLORIDE	ug/l	ND@0.5	ND@0.5	92	ND@0.5	ND@50	ND@0.5

Endicott, New York
Groundwater Analytical Chemistry Data
January 1, 2012 - December 31, 2012

Sample Location		EN-062	EN-064	EN-065	EN-065	EN-065	EN-065
Sample Description		GW MON WELL	GW MON WELL	GW MON WELL	GW MON WELL	GW MON WELL	GW MON WELL
Sample Date		08/07/2012	08/23/2012	02/08/2012	05/17/2012	08/07/2012	11/26/2012
Laboratory Sample I.D.		6751390	6767516	6545844	6658649	6751380	6876533
Parameter	**Units**						
1,1,1-TRICHLOROETHANE	ug/l	ND@0.5	0.2 J	ND@0.5	ND@0.5	ND@0.5	ND@0.5
1,1,2,2-TETRACHLOROETHANE	ug/l	ND@0.5	ND@0.5	ND@0.5	ND@0.5	ND@0.5	ND@0.5
1,1,2-TRICHLORO-1,2,2-TRIFLUOROETHANE	ug/l	ND@0.5	0.4 J	ND@0.5	ND@0.5	ND@0.5	ND@0.5
1,1,2-TRICHLOROETHANE	ug/l	ND@0.5	ND@0.5	ND@0.5	ND@0.5	ND@0.5	ND@0.5
1,1-DICHLOROETHANE	ug/l	ND@0.5	ND@0.5	1.4	1.2	1	0.9
1,1-DICHLOROETHENE	ug/l	ND@0.5	ND@0.5	0.7	0.7	0.7	0.7
1,2,4-TRICHLOROBENZENE	ug/l	ND@0.5	ND@0.5	ND@0.5	ND@0.5	ND@0.5 J	ND@0.5
1,2-DIBROMO-3-CHLOROPROPANE	ug/l	ND@0.5	ND@0.5	ND@0.5	ND@0.5	ND@0.5	ND@0.5 J
1,2-DIBROMOETHANE (EDB)	ug/l	ND@0.5	ND@0.5	ND@0.5	ND@0.5	ND@0.5	ND@0.5
1,2-DICHLORO-1,2,2-TRIFLUOROETHANE	ug/l	ND@0.5	ND@0.5	ND@0.5	ND@0.5	ND@0.5	ND@0.5
1,2-DICHLOROBENZENE	ug/l	ND@0.5	ND@0.5	ND@0.5	ND@0.5	ND@0.5	ND@0.5
1,2-DICHLOROETHANE (EDC)	ug/l	ND@0.5	ND@0.5	ND@0.5	ND@0.5	ND@0.5	ND@0.5
1,2-DICHLOROPROPANE	ug/l	ND@0.5	ND@0.5	ND@0.5	ND@0.5	ND@0.5	ND@0.5
1,3-DICHLOROBENZENE	ug/l	ND@0.5	ND@0.5	ND@0.5	ND@0.5	ND@0.5	ND@0.5
1,4-DICHLOROBENZENE	ug/l	ND@0.5	ND@0.5	ND@0.5	ND@0.5	ND@0.5	ND@0.5
ACETONE	ug/l	ND@5	ND@5	ND@5.0	ND@5.0	ND@5	ND@5
BENZENE	ug/l	ND@0.5	ND@0.5	ND@0.5	ND@0.5	ND@0.5	ND@0.5
BROMODICHLOROMETHANE	ug/l	ND@0.5	ND@0.5	ND@0.5	ND@0.5	ND@0.5	ND@0.5
BROMOFORM (TRIBROMOMETHANE)	ug/l	ND@0.5	ND@0.5	ND@0.5	ND@0.5	ND@0.5	ND@0.5
BROMOMETHANE	ug/l	ND@0.5	ND@0.5	ND@0.5	ND@0.5	ND@0.5	ND@0.5
CARBON DISULFIDE	ug/l	ND@0.5	ND@0.5	ND@0.5	ND@0.5	ND@0.5	ND@0.5
CARBON TETRACHLORIDE	ug/l	ND@0.5	ND@0.5	ND@0.5	ND@0.5	ND@0.5	ND@0.5
CHLOROBENZENE	ug/l	ND@0.5	ND@0.5	ND@0.5	ND@0.5	ND@0.5	ND@0.5
CHLORODIBROMOMETHANE	ug/l	ND@0.5	ND@0.5	ND@0.5	ND@0.5	ND@0.5	ND@0.5
CHLOROETHANE	ug/l	ND@0.5	ND@0.5	ND@0.5	ND@0.5	ND@0.5	ND@0.5
CHLOROFORM (TRICHLOROMETHANE)	ug/l	ND@0.5	ND@0.5	ND@0.5	ND@0.5	ND@0.5	ND@0.5
CHLOROMETHANE	ug/l	ND@0.5	ND@0.5	ND@0.5	ND@0.5	ND@0.5	ND@0.5
CIS-1,2-DICHLOROETHENE	ug/l	ND@0.5	ND@0.5	4.3	4.3	3.6	3.5
CIS-1,3-DICHLOROPROPENE	ug/l	ND@0.5	ND@0.5	ND@0.5	ND@0.5	ND@0.5	ND@0.5
CYCLOHEXANE	ug/l	ND@0.5	ND@0.5	ND@0.5	ND@0.5	ND@0.5	ND@0.5
DICHLORODIFLUOROMETHANE (FREON 12)	ug/l	ND@0.5	ND@0.5	ND@0.5	ND@0.5	ND@0.5 J	ND@0.5
ETHYLBENZENE	ug/l	ND@0.5	ND@0.5	ND@0.5	ND@0.5	ND@0.5	ND@0.5
ISOPROPYLBENZENE	ug/l	ND@0.5	ND@0.5	ND@0.5	ND@0.5	ND@0.5	ND@0.5
M,P-XYLENE	ug/l	ND@0.5	ND@0.5	ND@0.5	ND@0.5	ND@0.5	ND@0.5
METHYL ACETATE	ug/l	ND@1	ND@1	ND@1.0	ND@1.0	ND@1	ND@1
METHYL BUTYL KETONE (2-HEXANONE)	ug/l	ND@5	ND@5	ND@5.0	ND@5.0	ND@5	ND@5
METHYL CYCLOHEXANE	ug/l	ND@0.5	ND@0.5	ND@0.5	ND@0.5	ND@0.5	ND@0.5
METHYL ETHYL KETONE (MEK, 2-BUTANONE)	ug/l	ND@5	ND@5	ND@5.0	ND@5.0	ND@5	ND@5
METHYL TERT-BUTYL ETHER (MTBE)	ug/l	ND@0.5	ND@0.5	ND@0.5	ND@0.5	ND@0.5	ND@0.5
METHYLENE CHLORIDE (DICHLOROMETHANE)	ug/l	ND@0.5	ND@0.5	ND@0.5	ND@0.5	ND@0.5	ND@0.5
MIBK (4-METHYL-2-PENTANONE)	ug/l	ND@5	ND@5	ND@5.0	ND@5.0	ND@5	ND@5
O-XYLENE	ug/l	ND@0.5	ND@0.5	ND@0.5	ND@0.5	ND@0.5	ND@0.5
STYRENE	ug/l	ND@0.5	ND@0.5	ND@0.5	ND@0.5	ND@0.5	ND@0.5
TETRACHLOROETHENE	ug/l	ND@0.5	ND@0.5	ND@0.5	ND@0.5	ND@0.5	ND@0.5
TOLUENE	ug/l	ND@0.5	ND@0.5	ND@0.5	ND@0.5	ND@0.5	ND@0.5
TRANS-1,2-DICHLOROETHENE	ug/l	ND@0.5	ND@0.5	0.3 J	0.3 J	0.3 J	ND@0.5
TRANS-1,3-DICHLOROPROPENE	ug/l	ND@0.5	ND@0.5	ND@0.5	ND@0.5	ND@0.5	ND@0.5
TRICHLOROETHENE	ug/l	ND@0.5	ND@0.5	12	12	12	13
TRICHLOROFLUOROMETHANE (FREON 11)	ug/l	ND@0.5	ND@0.5	ND@0.5	ND@0.5	ND@0.5	ND@0.5
VINYL CHLORIDE	ug/l	ND@0.5	ND@0.5	0.3 J	0.3 J	0.3 J	0.3 J

Endicott, New York
Groundwater Analytical Chemistry Data
January 1, 2012 - December 31, 2012

Sample Location		EN-067	EN-069	EN-070	EN-072	EN-073	EN-073
Sample Description		GW MON WELL	GW MON WELL	GW MON WELL	GW MON WELL	GW MON WELL	GW MON WELL
Sample Date		08/27/2012	08/28/2012	08/28/2012	08/30/2012	08/14/2012	09/17/2012
Laboratory Sample I.D.		6771010	6775917	6775918	6775926	6755192	6792107
Parameter	**Units**						
1,1,1-TRICHLOROETHANE	ug/l	ND@0.5 J	ND@0.5	0.3 J	1.7	4.1	17
1,1,2,2-TETRACHLOROETHANE	ug/l	ND@0.5 J	ND@0.5	ND@0.5	ND@0.5	ND@0.5	ND@0.5
1,1,2-TRICHLORO-1,2,2-TRIFLUOROETHANE	ug/l	0.6 J	ND@0.5	ND@0.5	10	0.4 J	0.3 J
1,1,2-TRICHLOROETHANE	ug/l	ND@0.5 J	ND@0.5	ND@0.5	ND@0.5	ND@0.5	ND@0.5
1,1-DICHLOROETHANE	ug/l	3.8 J	0.9	ND@0.5	2.2	6.5	19
1,1-DICHLOROETHENE	ug/l	ND@0.5 J	ND@0.5	ND@0.5	0.2 J	1	2.5
1,2,4-TRICHLOROBENZENE	ug/l	ND@0.5 J	ND@0.5	ND@0.5	ND@0.5	ND@0.5	ND@0.5
1,2-DIBROMO-3-CHLOROPROPANE	ug/l	ND@0.5 J	ND@0.5	ND@0.5	ND@0.5	ND@0.5 J	ND@0.5
1,2-DIBROMOETHANE (EDB)	ug/l	ND@0.5 J	ND@0.5	ND@0.5	ND@0.5	ND@0.5	ND@0.5
1,2-DICHLORO-1,2,2-TRIFLUOROETHANE	ug/l	1.5 J	ND@0.5	0.7	2.8	0.5 J	0.4 J
1,2-DICHLOROBENZENE	ug/l	ND@0.5 J	ND@0.5	ND@0.5	0.5	ND@0.5	ND@0.5
1,2-DICHLOROETHANE (EDC)	ug/l	ND@0.5 J	ND@0.5	ND@0.5	ND@0.5	ND@0.5	ND@0.5
1,2-DICHLOROPROPANE	ug/l	ND@0.5 J	ND@0.5	ND@0.5	ND@0.5	ND@0.5	ND@0.5
1,3-DICHLOROBENZENE	ug/l	ND@0.5 J	ND@0.5	ND@0.5	ND@0.5	ND@0.5	ND@0.5
1,4-DICHLOROBENZENE	ug/l	ND@0.5 J	ND@0.5	ND@0.5	ND@0.5	ND@0.5	ND@0.5
ACETONE	ug/l	ND@5 J	ND@5 J	ND@5 J	ND@5 J	ND@5	ND@5
BENZENE	ug/l	ND@0.5 J	ND@0.5	ND@0.5	ND@0.5	ND@0.5	ND@0.5
BROMODICHLOROMETHANE	ug/l	ND@0.5 J	ND@0.5	ND@0.5	ND@0.5	ND@0.5	ND@0.5
BROMOFORM (TRIBROMOMETHANE)	ug/l	ND@0.5 J	ND@0.5	ND@0.5	ND@0.5	ND@0.5	ND@0.5
BROMOMETHANE	ug/l	ND@0.5 J	ND@0.5	ND@0.5	ND@0.5	ND@0.5	ND@0.5
CARBON DISULFIDE	ug/l	ND@0.5 J	ND@0.5	ND@0.5	ND@0.5	ND@0.5	ND@0.5
CARBON TETRACHLORIDE	ug/l	ND@0.5 J	ND@0.5	ND@0.5	ND@0.5	ND@0.5	ND@0.5
CHLOROBENZENE	ug/l	ND@0.5 J	ND@0.5	ND@0.5	ND@0.5	ND@0.5	ND@0.5
CHLORODIBROMOMETHANE	ug/l	ND@0.5 J	ND@0.5	ND@0.5	ND@0.5	ND@0.5	ND@0.5
CHLOROETHANE	ug/l	ND@0.5 J	ND@0.5	ND@0.5	ND@0.5	ND@0.5	0.5 J
CHLOROFORM (TRICHLOROMETHANE)	ug/l	ND@0.5 J	ND@0.5	ND@0.5	0.6	ND@0.5	ND@0.5
CHLOROMETHANE	ug/l	ND@0.5 J	ND@0.5 J	ND@0.5 J	ND@0.5 J	ND@0.5	ND@0.5
CIS-1,2-DICHLOROETHENE	ug/l	0.8 J	1.2	0.6	15	8.2	10
CIS-1,3-DICHLOROPROPENE	ug/l	ND@0.5 J	ND@0.5	ND@0.5	ND@0.5	ND@0.5	ND@0.5
CYCLOHEXANE	ug/l	ND@0.5 J	ND@0.5	ND@0.5	ND@0.5	ND@0.5	ND@0.5
DICHLORODIFLUOROMETHANE (FREON 12)	ug/l	0.3 J	0.4 J	ND@0.5	ND@0.5	ND@0.5	ND@0.5
ETHYLBENZENE	ug/l	ND@0.5 J	ND@0.5	ND@0.5	ND@0.5	ND@0.5	ND@0.5
ISOPROPYLBENZENE	ug/l	ND@0.5 J	ND@0.5	ND@0.5	ND@0.5	ND@0.5	ND@0.5
M,P-XYLENE	ug/l	ND@0.5 J	ND@0.5	ND@0.5	ND@0.5	ND@0.5	ND@0.5
METHYL ACETATE	ug/l	ND@1 J	ND@1	ND@1	ND@1	ND@1	ND@1
METHYL BUTYL KETONE (2-HEXANONE)	ug/l	ND@5 J	ND@5	ND@5	ND@5	ND@5	ND@5
METHYL CYCLOHEXANE	ug/l	ND@0.5 J	ND@0.5	ND@0.5	ND@0.5	ND@0.5	ND@0.5
METHYL ETHYL KETONE (MEK, 2-BUTANONE)	ug/l	ND@5 J	ND@5	ND@5	ND@5	ND@5 J	ND@5
METHYL TERT-BUTYL ETHER (MTBE)	ug/l	ND@0.5 J	ND@0.5	ND@0.5	ND@0.5	ND@0.5	ND@0.5
METHYLENE CHLORIDE (DICHLOROMETHANE)	ug/l	ND@0.5 J	ND@0.5	ND@0.5	ND@0.5	ND@0.5	ND@0.5
MIBK (4-METHYL-2-PENTANONE)	ug/l	ND@5 J	ND@5	ND@5	ND@5	ND@5	ND@5
O-XYLENE	ug/l	ND@0.5 J	ND@0.5	ND@0.5	ND@0.5	ND@0.5	ND@0.5
STYRENE	ug/l	ND@0.5 J	ND@0.5	ND@0.5	ND@0.5	ND@0.5	ND@0.5
TETRACHLOROETHENE	ug/l	ND@0.8 J	0.2 J	2.6	15	0.4 J	0.3 J
TOLUENE	ug/l	ND@0.5 J	ND@0.5	ND@0.5	ND@0.5	ND@0.5	ND@0.5
TRANS-1,2-DICHLOROETHENE	ug/l	ND@0.5 J	ND@0.5	ND@0.5	0.2 J	ND@0.5	ND@0.5
TRANS-1,3-DICHLOROPROPENE	ug/l	ND@0.5 J	ND@0.5	ND@0.5	ND@0.5	ND@0.5	ND@0.5
TRICHLOROETHENE	ug/l	ND@0.5 J	1.3	14	1.6	ND@1.5	1.7
TRICHLOROFLUOROMETHANE (FREON 11)	ug/l	ND@0.5 J	ND@0.5	ND@0.5	ND@0.5	ND@0.5	ND@0.5
VINYL CHLORIDE	ug/l	0.4 J	0.3 J	ND@0.5	2.7	1.2	2.2

Endicott, New York
Groundwater Analytical Chemistry Data
January 1, 2012 - December 31, 2012

Sample Location		EN-073	EN-074	EN-075	EN-076	EN-076	EN-077
Sample Description		GW MON WELL	GW MON WELL	GW MON WELL	GW MON WELL	GW MON WELL	GW MON WELL
Sample Date		11/10/2012	08/20/2012	08/20/2012	05/04/2012	08/20/2012	02/23/2012
Laboratory Sample I.D.		6857514	6761580	6761583	6641749	6761589	6558952
Parameter	**Units**						
1,1,1-TRICHLOROETHANE	ug/l	2.3	0.3 J	0.4 J	ND@0.5	0.1 J	5.7
1,1,2,2-TETRACHLOROETHANE	ug/l	ND@0.5	ND@0.5	ND@0.5	ND@0.5	ND@0.5	ND@0.5
1,1,2-TRICHLORO-1,2,2-TRIFLUOROETHANE	ug/l	0.3 J	1.1	ND@0.5	0.4 J	0.4 J	ND@0.5
1,1,2-TRICHLOROETHANE	ug/l	ND@0.5	ND@0.5	ND@0.5	ND@0.5	ND@0.5	ND@0.5
1,1-DICHLOROETHANE	ug/l	5.2	ND@0.5	ND@0.5	ND@0.5	ND@0.5	3.3
1,1-DICHLOROETHENE	ug/l	0.7	ND@0.5	ND@0.5	ND@0.5	ND@0.5	2
1,2,4-TRICHLOROBENZENE	ug/l	ND@0.5	ND@0.5	ND@0.5	ND@0.5	ND@0.5	ND@0.5 J
1,2-DIBROMO-3-CHLOROPROPANE	ug/l	ND@0.5	ND@0.5	ND@0.5	ND@0.5	ND@0.5	ND@0.5
1,2-DIBROMOETHANE (EDB)	ug/l	ND@0.5	ND@0.5	ND@0.5	ND@0.5	ND@0.5	ND@0.5
1,2-DICHLORO-1,2,2-TRIFLUOROETHANE	ug/l	0.5	ND@0.5 J	0.4 J	ND@0.5	ND@0.5 J	ND@0.5
1,2-DICHLOROBENZENE	ug/l	ND@0.5	ND@0.5	ND@0.5	ND@0.5	ND@0.5	ND@0.5
1,2-DICHLOROETHANE (EDC)	ug/l	ND@0.5	ND@0.5	ND@0.5	ND@0.5	ND@0.5	ND@0.5
1,2-DICHLOROPROPANE	ug/l	ND@0.5	ND@0.5	ND@0.5	ND@0.5	ND@0.5	ND@0.5
1,3-DICHLOROBENZENE	ug/l	ND@0.5	ND@0.5	ND@0.5	ND@0.5	ND@0.5	ND@0.5
1,4-DICHLOROBENZENE	ug/l	ND@0.5	ND@0.5	ND@0.5	ND@0.5	ND@0.5	ND@0.5
ACETONE	ug/l	ND@5	ND@5	ND@5	ND@5.0	ND@5	ND@5.0 J
BENZENE	ug/l	ND@0.5	ND@0.5	ND@0.5	ND@0.5	ND@0.5	ND@0.5
BROMODICHLOROMETHANE	ug/l	ND@0.5	ND@0.5	ND@0.5	ND@0.5	ND@0.5	0.8
BROMOFORM (TRIBROMOMETHANE)	ug/l	ND@0.5	ND@0.5	ND@0.5	ND@0.5	ND@0.5	ND@0.5
BROMOMETHANE	ug/l	ND@0.5	ND@0.5	ND@0.5	ND@0.5	ND@0.5	ND@0.5
CARBON DISULFIDE	ug/l	ND@0.5	ND@0.5	ND@0.5	ND@0.5	ND@0.5	ND@0.5
CARBON TETRACHLORIDE	ug/l	ND@0.5	ND@0.5	ND@0.5	ND@0.5	ND@0.5	ND@0.5
CHLOROBENZENE	ug/l	ND@0.5	ND@0.5	ND@0.5	ND@0.5	ND@0.5	ND@0.5
CHLORODIBROMOMETHANE	ug/l	ND@0.5	ND@0.5	ND@0.5	ND@0.5	ND@0.5	0.2 J
CHLOROETHANE	ug/l	ND@0.5	ND@0.5	ND@0.5	ND@0.5	ND@0.5	ND@0.5
CHLOROFORM (TRICHLOROMETHANE)	ug/l	ND@0.5	0.2 J	ND@0.5	ND@0.5	0.1 J	2
CHLOROMETHANE	ug/l	ND@0.5	ND@0.5	ND@0.5	ND@0.5	ND@0.5	ND@0.5
CIS-1,2-DICHLOROETHENE	ug/l	7.1	ND@0.5	3.6	0.2 J	ND@0.5	100
CIS-1,3-DICHLOROPROPENE	ug/l	ND@0.5	ND@0.5	ND@0.5	ND@0.5	ND@0.5	ND@0.5
CYCLOHEXANE	ug/l	ND@0.5	ND@0.5	ND@0.5	ND@0.5	ND@0.5	ND@0.5 J
DICHLORODIFLUOROMETHANE (FREON 12)	ug/l	ND@0.5	0.1 J	ND@0.5	ND@0.5	ND@0.5	ND@0.5
ETHYLBENZENE	ug/l	ND@0.5	ND@0.5	ND@0.5	ND@0.5	ND@0.5	ND@0.5
ISOPROPYLBENZENE	ug/l	ND@0.5	ND@0.5	ND@0.5	ND@0.5	ND@0.5	ND@0.5
M,P-XYLENE	ug/l	ND@0.5	ND@0.5	ND@0.5	ND@0.5	ND@0.5	ND@0.5
METHYL ACETATE	ug/l	ND@1	ND@1	ND@1	ND@1.0	ND@1	ND@1.0
METHYL BUTYL KETONE (2-HEXANONE)	ug/l	ND@5	ND@5	ND@5	ND@5.0 J	ND@5	ND@5.0
METHYL CYCLOHEXANE	ug/l	ND@0.5	ND@0.5	ND@0.5	ND@0.5	ND@0.5	ND@0.5
METHYL ETHYL KETONE (MEK, 2-BUTANONE)	ug/l	ND@5	ND@5	ND@5	ND@5.0 J	ND@5	ND@5.0
METHYL TERT-BUTYL ETHER (MTBE)	ug/l	ND@0.5	ND@0.5	ND@0.5	ND@0.5	ND@0.5	0.1 J
METHYLENE CHLORIDE (DICHLOROMETHANE)	ug/l	ND@0.5	ND@0.5	ND@0.5	ND@0.5	ND@0.5	ND@0.5
MIBK (4-METHYL-2-PENTANONE)	ug/l	ND@5	ND@5	ND@5	ND@5.0 J	ND@5	ND@5.0
O-XYLENE	ug/l	ND@0.5	ND@0.5	ND@0.5	ND@0.5	ND@0.5	ND@0.5
STYRENE	ug/l	ND@0.5	ND@0.5	ND@0.5	ND@0.5	ND@0.5	ND@0.5
TETRACHLOROETHENE	ug/l	0.3 J	9.4	3.1	6.1	9.9	0.8
TOLUENE	ug/l	ND@0.5	ND@0.5	ND@0.5	ND@0.5	ND@0.5	ND@0.5
TRANS-1,2-DICHLOROETHENE	ug/l	ND@0.5	ND@0.5	ND@0.5	ND@0.5	ND@0.5	0.4 J
TRANS-1,3-DICHLOROPROPENE	ug/l	ND@0.5	ND@0.5	ND@0.5	ND@0.5	ND@0.5	ND@0.5
TRICHLOROETHENE	ug/l	1.3	ND@0.7	4.9	0.5	1.1	120
TRICHLOROFLUOROMETHANE (FREON 11)	ug/l	ND@0.5	ND@0.5	ND@0.5	ND@0.5	ND@0.5	ND@0.5
VINYL CHLORIDE	ug/l	0.8	ND@0.5	0.3 J	ND@0.5	ND@0.5	ND@0.5

Endicott, New York
Groundwater Analytical Chemistry Data
January 1, 2012 - December 31, 2012

Sample Location		EN-077	EN-077	EN-077	EN-078	EN-078	EN-078
Sample Description		GW MON WELL	GW MON WELL	GW MON WELL	GW MON WELL	GW MON WELL	GW MON WELL
Sample Date		05/23/2012	08/22/2012	11/18/2012	02/23/2012	05/24/2012	08/22/2012
Laboratory Sample I.D.		6669086	6767537	6867701	6558901	6669097	6767536
Parameter	**Units**						
1,1,1-TRICHLOROETHANE	ug/l	2.9	3.8	3.2	0.6	0.3 J	ND@0.5
1,1,2,2-TETRACHLOROETHANE	ug/l	ND@0.5	ND@0.5	ND@0.5	ND@0.5	ND@0.5	ND@0.5
1,1,2-TRICHLORO-1,2,2-TRIFLUOROETHANE	ug/l	ND@0.5	ND@0.5	ND@0.5	ND@0.5	ND@0.5	ND@0.5
1,1,2-TRICHLOROETHANE	ug/l	ND@0.5	ND@0.5	ND@0.5	ND@0.5	ND@0.5	ND@0.5
1,1-DICHLOROETHANE	ug/l	3.5	3.1	3.4	0.2 J	ND@0.5	ND@0.5
1,1-DICHLOROETHENE	ug/l	1.6	0.7	1	ND@0.5	ND@0.5	ND@0.5
1,2,4-TRICHLOROBENZENE	ug/l	ND@0.5	ND@0.5	ND@0.5	ND@0.5	ND@0.5	ND@0.5
1,2-DIBROMO-3-CHLOROPROPANE	ug/l	ND@0.5	ND@0.5	ND@0.5 J	ND@0.5 J	ND@0.5	ND@0.5
1,2-DIBROMOETHANE (EDB)	ug/l	ND@0.5	ND@0.5	ND@0.5	ND@0.5	ND@0.5	ND@0.5
1,2-DICHLORO-1,2,2-TRIFLUOROETHANE	ug/l	ND@0.5	ND@0.5	ND@0.5	ND@0.5	ND@0.5	ND@0.5
1,2-DICHLOROBENZENE	ug/l	ND@0.5	ND@0.5	ND@0.5	ND@0.5	ND@0.5	ND@0.5
1,2-DICHLOROETHANE (EDC)	ug/l	ND@0.5	ND@0.5	ND@0.5	ND@0.5	ND@0.5	ND@0.5
1,2-DICHLOROPROPANE	ug/l	ND@0.5	ND@0.5	ND@0.5	ND@0.5	ND@0.5	ND@0.5
1,3-DICHLOROBENZENE	ug/l	ND@0.5	ND@0.5	ND@0.5	ND@0.5	ND@0.5	ND@0.5
1,4-DICHLOROBENZENE	ug/l	ND@0.5	ND@0.5	ND@0.5	ND@0.5	ND@0.5	ND@0.5
ACETONE	ug/l	ND@5.0	ND@5	ND@5	ND@5.0 J	ND@5.0	ND@5
BENZENE	ug/l	ND@0.5	ND@0.5	ND@0.5	ND@0.5	ND@0.5	ND@0.5
BROMODICHLOROMETHANE	ug/l	1	1.4	1.4	ND@0.5	ND@0.5	ND@0.5
BROMOFORM (TRIBROMOMETHANE)	ug/l	ND@0.5	ND@0.5	ND@0.5	ND@0.5	ND@0.5	ND@0.5
BROMOMETHANE	ug/l	ND@0.5 J	ND@0.5	ND@0.5	ND@0.5	ND@0.5 J	ND@0.5
CARBON DISULFIDE	ug/l	ND@0.5 J	ND@0.5	ND@0.5	ND@0.5	ND@0.5 J	ND@0.5
CARBON TETRACHLORIDE	ug/l	ND@0.5	ND@0.5	ND@0.5	ND@0.5	ND@0.5	ND@0.5
CHLOROBENZENE	ug/l	ND@0.5	ND@0.5	ND@0.5	ND@0.5	ND@0.5	ND@0.5
CHLORODIBROMOMETHANE	ug/l	0.4 J	0.4 J	0.4 J	ND@0.5	ND@0.5	ND@0.5
CHLOROETHANE	ug/l	ND@0.5 J	ND@0.5	ND@0.5	ND@0.5	ND@0.5 J	ND@0.5
CHLOROFORM (TRICHLOROMETHANE)	ug/l	2.5	3.6	2.2	0.2 J	0.2 J	ND@0.5
CHLOROMETHANE	ug/l	ND@0.5	ND@0.5	ND@0.5 J	ND@0.5	ND@0.5	ND@0.5
CIS-1,2-DICHLOROETHENE	ug/l	94	48	61	0.7	0.2 J	ND@0.5
CIS-1,3-DICHLOROPROPENE	ug/l	ND@0.5	ND@0.5	ND@0.5	ND@0.5	ND@0.5	ND@0.5
CYCLOHEXANE	ug/l	ND@0.5 J	ND@0.5	ND@0.5	ND@0.5	ND@0.5 J	ND@0.5
DICHLORODIFLUOROMETHANE (FREON 12)	ug/l	ND@0.5	ND@0.5 J	ND@0.5 J	ND@0.5	ND@0.5	ND@0.5 J
ETHYLBENZENE	ug/l	ND@0.5	ND@0.5	ND@0.5	ND@0.5	ND@0.5	ND@0.5
ISOPROPYLBENZENE	ug/l	ND@0.5	ND@0.5	ND@0.5	ND@0.5	ND@0.5	ND@0.5
M,P-XYLENE	ug/l	ND@0.5	ND@0.5	ND@0.5	ND@0.5	ND@0.5	ND@0.5
METHYL ACETATE	ug/l	ND@1.0	ND@1	ND@1	ND@1.0	ND@1.0	ND@1
METHYL BUTYL KETONE (2-HEXANONE)	ug/l	ND@5.0	ND@5	ND@5	ND@5.0	ND@5.0	ND@5
METHYL CYCLOHEXANE	ug/l	ND@0.5	ND@0.5	ND@0.5	ND@0.5	ND@0.5	ND@0.5
METHYL ETHYL KETONE (MEK, 2-BUTANONE)	ug/l	ND@5.0	ND@5	ND@5	ND@5.0	ND@5.0	ND@5
METHYL TERT-BUTYL ETHER (MTBE)	ug/l	0.1 J	ND@0.5	0.1 J	ND@0.5	0.1 J	ND@0.5
METHYLENE CHLORIDE (DICHLOROMETHANE)	ug/l	ND@0.5	ND@0.5	ND@0.5	ND@0.5	ND@0.5	ND@0.5
MIBK (4-METHYL-2-PENTANONE)	ug/l	ND@5.0	ND@5	ND@5	ND@5.0	ND@5.0	ND@5
O-XYLENE	ug/l	ND@0.5	ND@0.5	ND@0.5	ND@0.5	ND@0.5	ND@0.5
STYRENE	ug/l	ND@0.5	ND@0.5	ND@0.5	ND@0.5	ND@0.5	ND@0.5
TETRACHLOROETHENE	ug/l	0.6	0.6	0.6	ND@0.5	ND@0.5	ND@0.5
TOLUENE	ug/l	ND@0.5	ND@0.5	ND@0.5	ND@0.5	ND@0.5	ND@0.5
TRANS-1,2-DICHLOROETHENE	ug/l	0.2 J	0.6	0.4 J	ND@0.5	ND@0.5	ND@0.5
TRANS-1,3-DICHLOROPROPENE	ug/l	ND@0.5	ND@0.5	ND@0.5	ND@0.5	ND@0.5	ND@0.5
TRICHLOROETHENE	ug/l	130	93	77	0.8	0.6	ND@0.6
TRICHLOROFLUOROMETHANE (FREON 11)	ug/l	ND@0.5	ND@0.5	ND@0.5	ND@0.5	ND@0.5	ND@0.5
VINYL CHLORIDE	ug/l	ND@0.5	ND@0.5	ND@0.5	ND@0.5	ND@0.5	ND@0.5

Endicott, New York
Groundwater Analytical Chemistry Data
January 1, 2012 - December 31, 2012

Sample Location		EN-078	EN-079	EN-079	EN-080	EN-080	EN-080
Sample Description		GW MON WELL	GW MON WELL	GW MON WELL	GW MON WELL	GW MON WELL	GW MON WELL
Sample Date		11/19/2012	05/29/2012	08/09/2012	02/23/2012	05/21/2012	08/06/2012
Laboratory Sample I.D.		6867665	6672456	6752291	6558915	6660621	6745534
Parameter	**Units**						
1,1,1-TRICHLOROETHANE	ug/l	ND@0.5	ND@0.5	ND@0.5	ND@0.5	ND@0.5	ND@0.5
1,1,2,2-TETRACHLOROETHANE	ug/l	ND@0.5	ND@0.5	ND@0.5	ND@0.5	ND@0.5	ND@0.5
1,1,2-TRICHLORO-1,2,2-TRIFLUOROETHANE	ug/l	ND@0.5	ND@0.5	ND@0.5	ND@0.5	ND@0.5	ND@0.5
1,1,2-TRICHLOROETHANE	ug/l	ND@0.5	ND@0.5	ND@0.5	ND@0.5	ND@0.5	ND@0.5
1,1-DICHLOROETHANE	ug/l	ND@0.5	ND@0.5	ND@0.5	ND@0.5	0.1 J	0.1 J
1,1-DICHLOROETHENE	ug/l	ND@0.5	ND@0.5	ND@0.5	ND@0.5	ND@0.5	ND@0.5
1,2,4-TRICHLOROBENZENE	ug/l	ND@0.5	ND@0.5	ND@0.5	ND@0.5 J	ND@0.5	ND@0.5
1,2-DIBROMO-3-CHLOROPROPANE	ug/l	ND@0.5	ND@0.5 J	ND@0.5 J	ND@0.5	ND@0.5	ND@0.5
1,2-DIBROMOETHANE (EDB)	ug/l	ND@0.5	ND@0.5	ND@0.5	ND@0.5	ND@0.5	ND@0.5
1,2-DICHLORO-1,2,2-TRIFLUOROETHANE	ug/l	ND@0.5	ND@0.5	ND@0.5	ND@0.5	ND@0.5	0.2 J
1,2-DICHLOROBENZENE	ug/l	ND@0.5	ND@0.5	ND@0.5	ND@0.5	ND@0.5	ND@0.5
1,2-DICHLOROETHANE (EDC)	ug/l	ND@0.5	ND@0.5	ND@0.5	ND@0.5	ND@0.5	ND@0.5
1,2-DICHLOROPROPANE	ug/l	ND@0.5	ND@0.5	ND@0.5	ND@0.5	ND@0.5	ND@0.5
1,3-DICHLOROBENZENE	ug/l	ND@0.5	ND@0.5	ND@0.5	ND@0.5	ND@0.5	ND@0.5
1,4-DICHLOROBENZENE	ug/l	ND@0.5	ND@0.5	ND@0.5	ND@0.5	ND@0.5	ND@0.5
ACETONE	ug/l	ND@5	ND@5.0	ND@5 J	ND@5.0 J	ND@5	3.1 J
BENZENE	ug/l	ND@0.5	ND@0.5	ND@0.5	0.4 J	0.5 J	0.4 J
BROMODICHLOROMETHANE	ug/l	ND@0.5	ND@0.5	ND@0.5	ND@0.5	ND@0.5	ND@0.5
BROMOFORM (TRIBROMOMETHANE)	ug/l	ND@0.5	ND@0.5	ND@0.5	ND@0.5	ND@0.5	ND@0.5
BROMOMETHANE	ug/l	ND@0.5	ND@0.5 J	ND@0.5	ND@0.5	ND@0.5	ND@0.5
CARBON DISULFIDE	ug/l	ND@0.5	ND@0.5	ND@0.5	ND@0.5	ND@0.5	ND@0.5
CARBON TETRACHLORIDE	ug/l	ND@0.5	0.1 J	0.1 J	ND@0.5	ND@0.5	ND@0.5
CHLOROBENZENE	ug/l	ND@0.5	ND@0.5	ND@0.5	ND@0.5	ND@0.5	ND@0.5
CHLORODIBROMOMETHANE	ug/l	ND@0.5	ND@0.5	ND@0.5	ND@0.5	ND@0.5	ND@0.5
CHLOROETHANE	ug/l	ND@0.5	ND@0.5	ND@0.5	ND@0.5	ND@0.5	ND@0.5
CHLOROFORM (TRICHLOROMETHANE)	ug/l	ND@0.5	5.1	4.5	ND@0.5	ND@0.5	ND@0.5
CHLOROMETHANE	ug/l	ND@0.5	ND@0.5	ND@0.5	ND@0.5	ND@0.5	ND@0.5
CIS-1,2-DICHLOROETHENE	ug/l	ND@0.5	ND@0.5	ND@0.5	0.7	0.7	0.7
CIS-1,3-DICHLOROPROPENE	ug/l	ND@0.5	ND@0.5	ND@0.5	ND@0.5	ND@0.5	ND@0.5
CYCLOHEXANE	ug/l	ND@0.5	ND@0.5	ND@0.5	ND@0.5	ND@0.5	ND@0.5
DICHLORODIFLUOROMETHANE (FREON 12)	ug/l	ND@0.5	ND@0.5 J	ND@0.5	ND@0.5	ND@0.5	ND@0.5
ETHYLBENZENE	ug/l	ND@0.5	ND@0.5	ND@0.5	ND@0.5	ND@0.5	ND@0.5
ISOPROPYLBENZENE	ug/l	ND@0.5	ND@0.5	ND@0.5	0.1 J	0.1 J	ND@0.5
M,P-XYLENE	ug/l	ND@0.5	ND@0.5	ND@0.5	ND@0.5	ND@0.5	ND@0.5
METHYL ACETATE	ug/l	ND@1	ND@1.0	ND@1	ND@1.0	ND@1	ND@1
METHYL BUTYL KETONE (2-HEXANONE)	ug/l	ND@5 J	ND@5.0	ND@5	ND@5.0	ND@5	ND@5
METHYL CYCLOHEXANE	ug/l	ND@0.5	ND@0.5	ND@0.5	ND@0.5	ND@0.5	0.2 J
METHYL ETHYL KETONE (MEK, 2-BUTANONE)	ug/l	ND@5	ND@5.0 J	ND@5 J	ND@5.0	ND@5	ND@5
METHYL TERT-BUTYL ETHER (MTBE)	ug/l	ND@0.5	ND@0.5	ND@0.5	ND@0.5	ND@0.5	ND@0.5
METHYLENE CHLORIDE (DICHLOROMETHANE)	ug/l	ND@0.5	ND@0.5	ND@0.5	ND@0.5	ND@0.5	ND@0.5
MIBK (4-METHYL-2-PENTANONE)	ug/l	ND@5	ND@5.0	ND@5	ND@5.0	ND@5	ND@5
O-XYLENE	ug/l	ND@0.5	ND@0.5	ND@0.5	0.1 J	ND@0.5	ND@0.5
STYRENE	ug/l	ND@0.5	ND@0.5	ND@0.5	ND@0.5	ND@0.5	ND@0.5
TETRACHLOROETHENE	ug/l	ND@0.5	ND@0.5	ND@0.5	ND@0.5	ND@0.5	ND@0.5
TOLUENE	ug/l	ND@0.5	ND@0.5	ND@0.5	ND@0.5	ND@0.5	ND@0.5
TRANS-1,2-DICHLOROETHENE	ug/l	ND@0.5	ND@0.5	ND@0.5	0.8	1	0.8
TRANS-1,3-DICHLOROPROPENE	ug/l	ND@0.5	ND@0.5	ND@0.5	ND@0.5	ND@0.5	ND@0.5
TRICHLOROETHENE	ug/l	ND@0.9	ND@0.5	ND@0.5	0.2 J	0.1 J	0.2 J
TRICHLOROFLUOROMETHANE (FREON 11)	ug/l	ND@0.5	ND@0.5	ND@0.5	ND@0.5	ND@0.5	ND@0.5
VINYL CHLORIDE	ug/l	ND@0.5	ND@0.5	ND@0.5	0.8	1.9	2.2

Endicott, New York
Groundwater Analytical Chemistry Data
January 1, 2012 - December 31, 2012

Sample Location		EN-080	EN-081	EN-083	EN-084	EN-084	EN-084
Sample Description		GW MON WELL	GW MON WELL	GW MON WELL	GW MON WELL	GW MON WELL	GW MON WELL
Sample Date		11/19/2012	08/27/2012	08/28/2012	08/14/2012	09/17/2012	11/10/2012
Laboratory Sample I.D.		6867658	6773188	6773198	6755188	6792104	6857516
Parameter	**Units**						
1,1,1-TRICHLOROETHANE	ug/l	ND@0.5	ND@1.8	ND@0.5	0.4 J	0.1 J	0.2 J
1,1,2,2-TETRACHLOROETHANE	ug/l	ND@0.5	ND@0.5	ND@0.5	ND@0.5	ND@0.5	ND@0.5
1,1,2-TRICHLORO-1,2,2-TRIFLUOROETHANE	ug/l	ND@0.5	ND@0.5	0.4 J	ND@0.5	ND@0.5	ND@0.5
1,1,2-TRICHLOROETHANE	ug/l	ND@0.5	ND@0.5	ND@0.5	ND@0.5	ND@0.5	ND@0.5
1,1-DICHLOROETHANE	ug/l	0.2 J	ND@1.4	ND@0.5	ND@0.5	ND@0.5	ND@0.5
1,1-DICHLOROETHENE	ug/l	ND@0.5	0.6	0.5 J	0.2 J	ND@0.5	ND@0.5
1,2,4-TRICHLOROBENZENE	ug/l	ND@0.5	ND@0.5	ND@0.5	ND@0.5	ND@0.5	ND@0.5
1,2-DIBROMO-3-CHLOROPROPANE	ug/l	ND@0.5	ND@0.5	ND@0.5	ND@0.5 J	ND@0.5	ND@0.5
1,2-DIBROMOETHANE (EDB)	ug/l	ND@0.5	ND@0.5	ND@0.5	ND@0.5	ND@0.5	ND@0.5
1,2-DICHLORO-1,2,2-TRIFLUOROETHANE	ug/l	0.2 J	ND@0.5	0.5 J	ND@0.5	ND@0.5	ND@0.5
1,2-DICHLOROBENZENE	ug/l	ND@0.5	0.4 J	ND@0.5	ND@0.5	ND@0.5	ND@0.5
1,2-DICHLOROETHANE (EDC)	ug/l	ND@0.5	ND@0.5	ND@0.5	ND@0.5	ND@0.5	ND@0.5
1,2-DICHLOROPROPANE	ug/l	ND@0.5	ND@0.5	ND@0.5	ND@0.5	ND@0.5	ND@0.5
1,3-DICHLOROBENZENE	ug/l	ND@0.5	ND@0.5	ND@0.5	ND@0.5	ND@0.5	ND@0.5
1,4-DICHLOROBENZENE	ug/l	ND@0.5	ND@0.5	ND@0.5	ND@0.5	ND@0.5	ND@0.5
ACETONE	ug/l	ND@5	ND@5	ND@5	ND@5	ND@5	ND@5
BENZENE	ug/l	0.3 J	ND@0.5	ND@0.5	ND@0.5	ND@0.5	ND@0.5
BROMODICHLOROMETHANE	ug/l	ND@0.5	ND@0.5	ND@0.5	ND@0.5	ND@0.5	ND@0.5
BROMOFORM (TRIBROMOMETHANE)	ug/l	ND@0.5	ND@0.5	ND@0.5	ND@0.5	ND@0.5	ND@0.5
BROMOMETHANE	ug/l	ND@0.5	ND@0.5	ND@0.5 J	ND@0.5	ND@0.5	ND@0.5
CARBON DISULFIDE	ug/l	ND@0.5	ND@0.5	ND@0.5	ND@0.5	ND@0.5	ND@0.5
CARBON TETRACHLORIDE	ug/l	ND@0.5	ND@0.5	ND@0.5	ND@0.5	ND@0.5	ND@0.5
CHLOROBENZENE	ug/l	ND@0.5	1.8	ND@0.5	ND@0.5	ND@0.5	ND@0.5
CHLORODIBROMOMETHANE	ug/l	ND@0.5	ND@0.5	ND@0.5	ND@0.5	ND@0.5	ND@0.5
CHLOROETHANE	ug/l	ND@0.5	ND@0.5	ND@0.5	ND@0.5	ND@0.5	ND@0.5
CHLOROFORM (TRICHLOROMETHANE)	ug/l	ND@0.5	ND@0.5	ND@0.5	ND@0.5	ND@0.5	ND@0.5
CHLOROMETHANE	ug/l	ND@0.5	ND@0.5	ND@0.5 J	ND@0.5	ND@0.5	ND@0.5
CIS-1,2-DICHLOROETHENE	ug/l	1.1	9.6	42	ND@0.5	ND@0.5	ND@0.5
CIS-1,3-DICHLOROPROPENE	ug/l	ND@0.5	ND@0.5	ND@0.5	ND@0.5	ND@0.5	ND@0.5
CYCLOHEXANE	ug/l	ND@0.5	ND@0.5	ND@0.5	ND@0.5	ND@0.5	ND@0.5
DICHLORODIFLUOROMETHANE (FREON 12)	ug/l	ND@0.5	ND@0.5	ND@0.5	ND@0.5	ND@0.5	ND@0.5
ETHYLBENZENE	ug/l	ND@0.5	ND@0.5	ND@0.5	ND@0.5	ND@0.5	ND@0.5
ISOPROPYLBENZENE	ug/l	ND@0.5	ND@0.5	ND@0.5	ND@0.5	ND@0.5	ND@0.5
M,P-XYLENE	ug/l	ND@0.5	ND@0.5	ND@0.5	ND@0.5	ND@0.5	ND@0.5
METHYL ACETATE	ug/l	ND@1	ND@1	ND@1	ND@1	ND@1	ND@1
METHYL BUTYL KETONE (2-HEXANONE)	ug/l	ND@5	ND@5	ND@5	ND@5	ND@5	ND@5
METHYL CYCLOHEXANE	ug/l	ND@0.5	ND@0.5	ND@0.5	ND@0.5	ND@0.5	ND@0.5
METHYL ETHYL KETONE (MEK, 2-BUTANONE)	ug/l	ND@5	ND@5	ND@5	ND@5 J	ND@5	ND@5
METHYL TERT-BUTYL ETHER (MTBE)	ug/l	ND@0.5	ND@0.5	ND@0.5	ND@0.5	ND@0.5	ND@0.5
METHYLENE CHLORIDE (DICHLOROMETHANE)	ug/l	ND@0.5	ND@0.5	ND@0.5	ND@0.5	ND@0.5	ND@0.5
MIBK (4-METHYL-2-PENTANONE)	ug/l	ND@5	ND@5 J	ND@5	ND@5	ND@5	ND@5
O-XYLENE	ug/l	ND@0.5	ND@0.5	ND@0.5	ND@0.5	ND@0.5	ND@0.5
STYRENE	ug/l	ND@0.5	ND@0.5	ND@0.5	ND@0.5	ND@0.5	ND@0.5
TETRACHLOROETHENE	ug/l	ND@0.5	ND@0.8	ND@0.5	ND@0.5	ND@0.5	ND@0.5
TOLUENE	ug/l	ND@0.5	ND@0.5	ND@0.5	ND@0.5	ND@0.5	ND@0.5
TRANS-1,2-DICHLOROETHENE	ug/l	ND@0.6	0.2 J	2	ND@0.5	ND@0.5	ND@0.5
TRANS-1,3-DICHLOROPROPENE	ug/l	ND@0.5	ND@0.5	ND@0.5	ND@0.5	ND@0.5	ND@0.5
TRICHLOROETHENE	ug/l	ND@0.6	19	19	ND@0.5	0.2 J	0.2 J
TRICHLOROFLUOROMETHANE (FREON 11)	ug/l	ND@0.5	ND@0.5	ND@0.5	ND@0.5	ND@0.5	ND@0.5
VINYL CHLORIDE	ug/l	2.1	2.2	1	ND@0.5	ND@0.5	ND@0.5

Endicott, New York
Groundwater Analytical Chemistry Data
January 1, 2012 - December 31, 2012

Sample Location		EN-091	EN-091	EN-091	EN-091	EN-091	EN-091
Sample Description		GW MON WELL	GW MON WELL	GW MON WELL	GW MON WELL	REPLICATE	GW MON WELL
Sample Date		01/04/2012	02/09/2012	03/13/2012	04/10/2012	04/10/2012	05/03/2012
Laboratory Sample I.D.		6515967	6546815	6579490	6614173	6614174	6641759
Parameter	**Units**						
1,1,1-TRICHLOROETHANE	ug/l	6.4	7.1	7.3	5.2	5.2	9.2
1,1,2,2-TETRACHLOROETHANE	ug/l	ND@0.5	ND@0.5	ND@0.5	ND@0.5	ND@0.5	ND@0.5
1,1,2-TRICHLORO-1,2,2-TRIFLUOROETHANE	ug/l	1.7	1.6	2.1	1.5	1.5	2.7
1,1,2-TRICHLOROETHANE	ug/l	ND@0.5	ND@0.5	ND@0.5	ND@0.5	ND@0.5	ND@0.5
1,1-DICHLOROETHANE	ug/l	2	2.4	2.1	1.4	1.3	3.4
1,1-DICHLOROETHENE	ug/l	1.5	1.6	0.4 J	1	1	2.2
1,2,4-TRICHLOROBENZENE	ug/l	ND@0.5	ND@0.5	ND@0.5	ND@0.5	ND@0.5	ND@0.5
1,2-DIBROMO-3-CHLOROPROPANE	ug/l	ND@0.5	ND@0.5 J	ND@0.5	ND@0.5 J	ND@0.5 J	ND@0.5
1,2-DIBROMOETHANE (EDB)	ug/l	ND@0.5	ND@0.5	ND@0.5	ND@0.5	ND@0.5	ND@0.5
1,2-DICHLORO-1,2,2-TRIFLUOROETHANE	ug/l	0.2 J	ND@0.5	ND@0.5	ND@0.5	ND@0.5	0.3 J
1,2-DICHLOROBENZENE	ug/l	ND@0.5	ND@0.5	ND@0.5	ND@0.5	ND@0.5	ND@0.5
1,2-DICHLOROETHANE (EDC)	ug/l	ND@0.5	ND@0.5	ND@0.5	ND@0.5	ND@0.5	ND@0.5
1,2-DICHLOROPROPANE	ug/l	ND@0.5	ND@0.5	ND@0.5	ND@0.5	ND@0.5	ND@0.5
1,3-DICHLOROBENZENE	ug/l	ND@0.5	ND@0.5	ND@0.5	ND@0.5	ND@0.5	ND@0.5
1,4-DICHLOROBENZENE	ug/l	ND@0.5	ND@0.5	ND@0.5	ND@0.5	ND@0.5	ND@0.5
ACETONE	ug/l	ND@5.0	ND@5.0 J	ND@5.0	ND@5.0	ND@5.0	ND@5.0
BENZENE	ug/l	ND@0.5	ND@0.5	ND@0.5	ND@0.5	ND@0.5	ND@0.5
BROMODICHLOROMETHANE	ug/l	ND@0.5	ND@0.5	ND@0.5	ND@0.5	ND@0.5	ND@0.5
BROMOFORM (TRIBROMOMETHANE)	ug/l	ND@0.5	ND@0.5	ND@0.5	ND@0.5	ND@0.5	ND@0.5
BROMOMETHANE	ug/l	ND@0.5	ND@0.5	ND@0.5	ND@0.5	ND@0.5	ND@0.5
CARBON DISULFIDE	ug/l	ND@0.5	ND@0.5	ND@0.5	ND@0.5	ND@0.5	ND@0.5
CARBON TETRACHLORIDE	ug/l	ND@0.5	ND@0.5	ND@0.5	ND@0.5	ND@0.5	ND@0.5
CHLOROBENZENE	ug/l	ND@0.5	ND@0.5	ND@0.5	ND@0.5	ND@0.5	ND@0.5
CHLORODIBROMOMETHANE	ug/l	ND@0.5	ND@0.5	ND@0.5	ND@0.5	ND@0.5	ND@0.5
CHLOROETHANE	ug/l	ND@0.5	ND@0.5	ND@0.5	ND@0.5	ND@0.5	ND@0.5
CHLOROFORM (TRICHLOROMETHANE)	ug/l	0.2 J	0.2 J	0.2 J	0.1 J	0.1 J	0.2 J
CHLOROMETHANE	ug/l	ND@0.5	ND@0.5 J	ND@0.5	ND@0.5	ND@0.5	ND@0.5
CIS-1,2-DICHLOROETHENE	ug/l	10	12	9.7	7.4	7.4	15
CIS-1,3-DICHLOROPROPENE	ug/l	ND@0.5	ND@0.5	ND@0.5	ND@0.5	ND@0.5	ND@0.5
CYCLOHEXANE	ug/l	ND@0.5	ND@0.5 J	ND@0.5	ND@0.5	ND@0.5	ND@0.5
DICHLORODIFLUOROMETHANE (FREON 12)	ug/l	ND@0.5	ND@0.5	ND@0.5	ND@0.5	ND@0.5	ND@0.5
ETHYLBENZENE	ug/l	ND@0.5	ND@0.5	ND@0.5	ND@0.5	ND@0.5	ND@0.5
ISOPROPYLBENZENE	ug/l	ND@0.5	ND@0.5	ND@0.5	ND@0.5	ND@0.5	ND@0.5
M,P-XYLENE	ug/l	ND@0.5	ND@0.5	ND@0.5	ND@0.5	ND@0.5	ND@0.5
METHYL ACETATE	ug/l	ND@1.0	ND@1.0	ND@1.0	ND@1.0	ND@1.0	ND@1.0
METHYL BUTYL KETONE (2-HEXANONE)	ug/l	ND@5.0	ND@5.0	ND@5.0	ND@5.0	ND@5.0	ND@5.0 J
METHYL CYCLOHEXANE	ug/l	ND@0.5	ND@0.5	ND@0.5	ND@0.5	ND@0.5	ND@0.5
METHYL ETHYL KETONE (MEK, 2-BUTANONE)	ug/l	ND@5.0	ND@5.0	ND@5.0	ND@5.0	ND@5.0	ND@5.0 J
METHYL TERT-BUTYL ETHER (MTBE)	ug/l	ND@0.5	ND@0.5	ND@0.5	ND@0.5	ND@0.5	ND@0.5
METHYLENE CHLORIDE (DICHLOROMETHANE)	ug/l	ND@0.5	ND@0.5	ND@0.5	ND@0.5	ND@0.5	ND@0.5
MIBK (4-METHYL-2-PENTANONE)	ug/l	ND@5.0	ND@5.0	ND@5.0	ND@5.0	ND@5.0	ND@5.0 J
O-XYLENE	ug/l	ND@0.5	ND@0.5	ND@0.5	ND@0.5	ND@0.5	ND@0.5
STYRENE	ug/l	ND@0.5	ND@0.5	ND@0.5	ND@0.5	ND@0.5	ND@0.5
TETRACHLOROETHENE	ug/l	8	7.1	7.9	6.1	6.1	6.7
TOLUENE	ug/l	ND@0.5	ND@0.5	ND@0.5	ND@0.5	ND@0.5	ND@0.5
TRANS-1,2-DICHLOROETHENE	ug/l	ND@0.5	0.1 J	0.9	ND@0.5	ND@0.5	ND@0.5
TRANS-1,3-DICHLOROPROPENE	ug/l	ND@0.5	ND@0.5	ND@0.5	ND@0.5	ND@0.5	ND@0.5
TRICHLOROETHENE	ug/l	70	72	73	66	73	100
TRICHLOROFLUOROMETHANE (FREON 11)	ug/l	ND@0.5	ND@0.5	ND@0.5	ND@0.5	ND@0.5	ND@0.5
VINYL CHLORIDE	ug/l	ND@0.5	ND@0.5	ND@0.5	ND@0.5	ND@0.5	ND@0.5

Endicott, New York
Groundwater Analytical Chemistry Data
January 1, 2012 - December 31, 2012

Sample Location		EN-091	EN-091	EN-091	EN-091	EN-091	EN-091
Sample Description		GW MON WELL	GW MON WELL	REPLICATE	GW MON WELL	GW MON WELL	GW MON WELL
Sample Date		06/21/2012	07/19/2012	07/19/2012	08/28/2012	09/11/2012	10/09/2012
Laboratory Sample I.D.		6698123	6728264	6728265	6773200	6787673	6820643
Parameter	**Units**						
1,1,1-TRICHLOROETHANE	ug/l	11	12	12	15	11	10
1,1,2,2-TETRACHLOROETHANE	ug/l	ND@0.5	ND@0.5	ND@0.5	ND@0.5	ND@0.5	ND@0.5
1,1,2-TRICHLORO-1,2,2-TRIFLUOROETHANE	ug/l	3.5	3.8	3.7	2.7	3.5	3.4
1,1,2-TRICHLOROETHANE	ug/l	ND@0.5	ND@0.5	ND@0.5	ND@0.5	ND@0.5	ND@0.5
1,1-DICHLOROETHANE	ug/l	3.7	4.5	4.4	4.5	5.7	4.6
1,1-DICHLOROETHENE	ug/l	3.3	3	2.6	3	4.2	3.4
1,2,4-TRICHLOROBENZENE	ug/l	ND@0.5	ND@0.5	ND@0.5	ND@0.5	ND@0.5	ND@0.5
1,2-DIBROMO-3-CHLOROPROPANE	ug/l	ND@0.5 J	ND@0.5	ND@0.5	ND@0.5	ND@0.5	ND@0.5 J
1,2-DIBROMOETHANE (EDB)	ug/l	ND@0.5	ND@0.5	ND@0.5	ND@0.5	ND@0.5	ND@0.5
1,2-DICHLORO-1,2,2-TRIFLUOROETHANE	ug/l	0.3 J	0.4 J	0.3 J	ND@0.5	0.3 J	0.3 J
1,2-DICHLOROBENZENE	ug/l	ND@0.5	ND@0.5	ND@0.5	ND@0.5	ND@0.5	ND@0.5
1,2-DICHLOROETHANE (EDC)	ug/l	ND@0.5	0.1 J	0.1 J	ND@0.5	0.1 J	0.1 J
1,2-DICHLOROPROPANE	ug/l	ND@0.5	ND@0.5	ND@0.5	ND@0.5	ND@0.5	ND@0.5
1,3-DICHLOROBENZENE	ug/l	ND@0.5	ND@0.5	ND@0.5	ND@0.5	ND@0.5	ND@0.5
1,4-DICHLOROBENZENE	ug/l	ND@0.5	ND@0.5	ND@0.5	ND@0.5	ND@0.5	ND@0.5
ACETONE	ug/l	ND@5.0	ND@5.0	ND@5.0	ND@5	ND@5	ND@5
BENZENE	ug/l	ND@0.5	ND@0.5	ND@0.5	ND@0.5	ND@0.5	ND@0.5
BROMODICHLOROMETHANE	ug/l	ND@0.5	ND@0.5	ND@0.5	ND@0.5	ND@0.5	ND@0.5
BROMOFORM (TRIBROMOMETHANE)	ug/l	ND@0.5	ND@0.5	ND@0.5	ND@0.5	ND@0.5 J	ND@0.5
BROMOMETHANE	ug/l	ND@0.5	ND@0.5	ND@0.5	ND@0.5 J	ND@0.5	ND@0.5
CARBON DISULFIDE	ug/l	ND@0.5	ND@0.5	ND@0.5	ND@0.5	ND@0.5	ND@0.5
CARBON TETRACHLORIDE	ug/l	ND@0.5	ND@0.5	ND@0.5	ND@0.5	ND@0.5	ND@0.5
CHLOROBENZENE	ug/l	ND@0.5	ND@0.5	ND@0.5	ND@0.5	ND@0.5	ND@0.5
CHLORODIBROMOMETHANE	ug/l	ND@0.5	ND@0.5	ND@0.5	ND@0.5	ND@0.5	ND@0.5
CHLOROETHANE	ug/l	ND@0.5	ND@0.5	ND@0.5	ND@0.5	ND@0.5	ND@0.5
CHLOROFORM (TRICHLOROMETHANE)	ug/l	0.2 J	0.2 J	0.2 J	0.1 J	0.1 J	0.1 J
CHLOROMETHANE	ug/l	ND@0.5	ND@0.5	ND@0.5	ND@0.5 J	ND@0.5	ND@0.5
CIS-1,2-DICHLOROETHENE	ug/l	21	22	21	18	24	20
CIS-1,3-DICHLOROPROPENE	ug/l	ND@0.5	ND@0.5	ND@0.5	ND@0.5	ND@0.5	ND@0.5
CYCLOHEXANE	ug/l	ND@0.5	ND@0.5	ND@0.5	ND@0.5	ND@0.5	ND@0.5
DICHLORODIFLUOROMETHANE (FREON 12)	ug/l	ND@0.5	ND@0.5	ND@0.5	ND@0.5	ND@0.5	ND@0.5
ETHYLBENZENE	ug/l	ND@0.5	ND@0.5	ND@0.5	ND@0.5	ND@0.5	ND@0.5
ISOPROPYLBENZENE	ug/l	ND@0.5	ND@0.5	ND@0.5	ND@0.5	ND@0.5	ND@0.5
M,P-XYLENE	ug/l	ND@0.5	ND@0.5	ND@0.5	ND@0.5	ND@0.5	ND@0.5
METHYL ACETATE	ug/l	ND@1.0 J	ND@1.0	ND@1.0	ND@1	ND@1	ND@1
METHYL BUTYL KETONE (2-HEXANONE)	ug/l	ND@5.0 J	ND@5.0	ND@5.0	ND@5	ND@5	ND@5
METHYL CYCLOHEXANE	ug/l	ND@0.5	ND@0.5	ND@0.5	ND@0.5	ND@0.5	ND@0.5
METHYL ETHYL KETONE (MEK, 2-BUTANONE)	ug/l	ND@5.0	ND@5.0	ND@5.0	ND@5	ND@5	ND@5
METHYL TERT-BUTYL ETHER (MTBE)	ug/l	ND@0.5	ND@0.5	ND@0.5	ND@0.5	ND@0.5	ND@0.5
METHYLENE CHLORIDE (DICHLOROMETHANE)	ug/l	ND@0.5	ND@0.5	ND@0.5	ND@0.5	ND@0.5	ND@0.5
MIBK (4-METHYL-2-PENTANONE)	ug/l	ND@5.0 J	ND@5.0 J	ND@5.0 J	ND@5	ND@5	ND@5
O-XYLENE	ug/l	ND@0.5	ND@0.5	ND@0.5	ND@0.5	ND@0.5	ND@0.5
STYRENE	ug/l	ND@0.5	ND@0.5	ND@0.5	ND@0.5	ND@0.5	ND@0.5
TETRACHLOROETHENE	ug/l	8.2	9.1	8.9	8.8	9.5	9.6
TOLUENE	ug/l	ND@0.5	ND@0.5	ND@0.5	ND@0.5	ND@0.5	ND@0.5
TRANS-1,2-DICHLOROETHENE	ug/l	0.2 J	0.4 J	0.6	ND@0.5	0.2 J	0.1 J
TRANS-1,3-DICHLOROPROPENE	ug/l	ND@0.5	ND@0.5	ND@0.5	ND@0.5	ND@0.5	ND@0.5
TRICHLOROETHENE	ug/l	140	130	130	120	160	170
TRICHLOROFLUOROMETHANE (FREON 11)	ug/l	ND@0.5	ND@0.5	ND@0.5	ND@0.5	ND@0.5	ND@0.5
VINYL CHLORIDE	ug/l	ND@0.5	ND@0.5	ND@0.5	ND@0.5	ND@0.5	ND@0.5

Endicott, New York
Groundwater Analytical Chemistry Data
January 1, 2012 - December 31, 2012

Sample Location		EN-091	EN-091	EN-091A	EN-091A	EN-091A	EN-091A
Sample Description		GW MON WELL	GW MON WELL	GW MON WELL	GW MON WELL	GW MON WELL	GW MON WELL
Sample Date		11/17/2012	12/12/2012	02/22/2012	05/17/2012	08/30/2012	11/16/2012
Laboratory Sample I.D.		6867693	6895734	6558945	6658647	6775934	6864797
Parameter	**Units**						
1,1,1-TRICHLOROETHANE	ug/l	9.9	11	3.9	3.5	2.8	3.8
1,1,2,2-TETRACHLOROETHANE	ug/l	ND@0.5	ND@0.5	ND@0.5	ND@0.5	ND@0.5	ND@0.5
1,1,2-TRICHLORO-1,2,2-TRIFLUOROETHANE	ug/l	2.9	3.4	0.9	0.9	0.7	1.1
1,1,2-TRICHLOROETHANE	ug/l	ND@0.5	ND@0.5	ND@0.5	ND@0.5	ND@0.5	ND@0.5
1,1-DICHLOROETHANE	ug/l	4.2	4	1.1	1	0.9	1
1,1-DICHLOROETHENE	ug/l	2.7	3.1	0.7	0.4 J	0.4 J	0.6
1,2,4-TRICHLOROBENZENE	ug/l	ND@0.5	ND@0.5	ND@0.5	ND@0.5	ND@0.5	ND@0.5
1,2-DIBROMO-3-CHLOROPROPANE	ug/l	ND@0.5	ND@0.5 J	ND@0.5	ND@0.5	ND@0.5	ND@0.5
1,2-DIBROMOETHANE (EDB)	ug/l	ND@0.5	ND@0.5	ND@0.5	ND@0.5	ND@0.5	ND@0.5
1,2-DICHLORO-1,2,2-TRIFLUOROETHANE	ug/l	0.3 J	0.2 J	ND@0.5	ND@0.5	ND@0.5	ND@0.5
1,2-DICHLOROBENZENE	ug/l	ND@0.5	ND@0.5	ND@0.5	ND@0.5	ND@0.5	ND@0.5
1,2-DICHLOROETHANE (EDC)	ug/l	0.1 J	ND@0.5	ND@0.5	ND@0.5	ND@0.5	ND@0.5
1,2-DICHLOROPROPANE	ug/l	ND@0.5	ND@0.5	ND@0.5	ND@0.5	ND@0.5	ND@0.5
1,3-DICHLOROBENZENE	ug/l	ND@0.5	ND@0.5	ND@0.5	ND@0.5	ND@0.5	ND@0.5
1,4-DICHLOROBENZENE	ug/l	ND@0.5	ND@0.5	ND@0.5	ND@0.5	ND@0.5	ND@0.5
ACETONE	ug/l	ND@5	ND@5	ND@5.0	ND@5.0	ND@5	ND@5
BENZENE	ug/l	ND@0.5	ND@0.5	ND@0.5	ND@0.5	ND@0.5	ND@0.5
BROMODICHLOROMETHANE	ug/l	ND@0.5	ND@0.5	ND@0.5	ND@0.5	ND@0.5	ND@0.5
BROMOFORM (TRIBROMOMETHANE)	ug/l	ND@0.5	ND@0.5	ND@0.5	ND@0.5	ND@0.5	ND@0.5
BROMOMETHANE	ug/l	ND@0.5	ND@0.5	ND@0.5	ND@0.5	ND@0.5 J	ND@0.5
CARBON DISULFIDE	ug/l	ND@0.5	ND@0.5	ND@0.5	ND@0.5	ND@0.5	ND@0.5
CARBON TETRACHLORIDE	ug/l	ND@0.5	ND@0.5 J	ND@0.5	ND@0.5	ND@0.5	ND@0.5
CHLOROBENZENE	ug/l	ND@0.5	ND@0.5	ND@0.5	ND@0.5	ND@0.5	ND@0.5
CHLORODIBROMOMETHANE	ug/l	ND@0.5	ND@0.5	ND@0.5	ND@0.5	ND@0.5	ND@0.5
CHLOROETHANE	ug/l	ND@0.5	ND@0.5	ND@0.5	ND@0.5	ND@0.5	ND@0.5
CHLOROFORM (TRICHLOROMETHANE)	ug/l	0.1 J	0.1 J	0.1 J	0.1 J	ND@0.5	ND@0.5
CHLOROMETHANE	ug/l	ND@0.5	ND@0.5	ND@0.5	ND@0.5	ND@0.5 J	ND@0.5
CIS-1,2-DICHLOROETHENE	ug/l	18	19	5.2	3.1	3.3	4.1
CIS-1,3-DICHLOROPROPENE	ug/l	ND@0.5	ND@0.5	ND@0.5	ND@0.5	ND@0.5	ND@0.5
CYCLOHEXANE	ug/l	ND@0.5	ND@0.5	ND@0.5	ND@0.5	ND@0.5	ND@0.5
DICHLORODIFLUOROMETHANE (FREON 12)	ug/l	ND@0.5	ND@0.5	ND@0.5	ND@0.5	ND@0.5	ND@0.5
ETHYLBENZENE	ug/l	ND@0.5	ND@0.5	ND@0.5	ND@0.5	ND@0.5	ND@0.5
ISOPROPYLBENZENE	ug/l	ND@0.5	ND@0.5	ND@0.5	ND@0.5	ND@0.5	ND@0.5
M,P-XYLENE	ug/l	ND@0.5	ND@0.5	ND@0.5	ND@0.5	ND@0.5	ND@0.5
METHYL ACETATE	ug/l	ND@1 J	ND@1	ND@1.0	ND@1.0	ND@1	ND@1
METHYL BUTYL KETONE (2-HEXANONE)	ug/l	ND@5 J	ND@5	ND@5.0	ND@5.0 J	ND@5	ND@5
METHYL CYCLOHEXANE	ug/l	ND@0.5	ND@0.5 J	ND@0.5	ND@0.5	ND@0.5	ND@0.5 J
METHYL ETHYL KETONE (MEK, 2-BUTANONE)	ug/l	ND@5	ND@5	ND@5.0	ND@5.0	ND@5	ND@5 J
METHYL TERT-BUTYL ETHER (MTBE)	ug/l	ND@0.5	ND@0.5	ND@0.5	ND@0.5	ND@0.5	ND@0.5
METHYLENE CHLORIDE (DICHLOROMETHANE)	ug/l	ND@0.5	ND@0.5	ND@0.5	ND@0.5	ND@0.5	ND@0.5
MIBK (4-METHYL-2-PENTANONE)	ug/l	ND@5 J	ND@5	ND@5.0	ND@5.0	ND@5	ND@5
O-XYLENE	ug/l	ND@0.5	ND@0.5	ND@0.5	ND@0.5	ND@0.5	ND@0.5
STYRENE	ug/l	ND@0.5	ND@0.5	ND@0.5	ND@0.5	ND@0.5	ND@0.5
TETRACHLOROETHENE	ug/l	10	12	3.2	3	3.6	4.1
TOLUENE	ug/l	ND@0.5	ND@0.5	ND@0.5	ND@0.5	ND@0.5	ND@0.5
TRANS-1,2-DICHLOROETHENE	ug/l	0.1 J	0.1 J	ND@0.5	ND@0.5	ND@0.5	ND@0.5
TRANS-1,3-DICHLOROPROPENE	ug/l	ND@0.5	ND@0.5	ND@0.5	ND@0.5	ND@0.5	ND@0.5
TRICHLOROETHENE	ug/l	180	180	49	40	50	64
TRICHLOROFLUOROMETHANE (FREON 11)	ug/l	ND@0.5 J	ND@0.5 J	ND@0.5	ND@0.5	ND@0.5	ND@0.5 J
VINYL CHLORIDE	ug/l	ND@0.5	ND@0.5	ND@0.5	ND@0.5	ND@0.5	ND@0.5

Endicott, New York
Groundwater Analytical Chemistry Data
January 1, 2012 - December 31, 2012

Sample Location		EN-091T	EN-091T	EN-091T	EN-091T	EN-091T	EN-091T
Sample Description		GW EXTR WELL	GW MON WELL	GW EXTR WELL	GW EXTR WELL	GW EXTR WELL	GW EXTR WELL
Sample Date		01/04/2012	02/13/2012	03/05/2012	04/04/2012	05/07/2012	06/11/2012
Laboratory Sample I.D.		6514948	6547726	6567296	6607287	6643678	6684282
Parameter	**Units**						
1,1,1-TRICHLOROETHANE	ug/l	2.2	ND@0.5 J	2.4	3.1	2.1	1.9
1,1,2,2-TETRACHLOROETHANE	ug/l	ND@0.5	ND@0.5 J	ND@0.5	ND@0.5	ND@0.5	ND@0.5
1,1,2-TRICHLORO-1,2,2-TRIFLUOROETHANE	ug/l	0.3 J	0.3 J	0.5	0.7	0.4 J	0.3 J
1,1,2-TRICHLOROETHANE	ug/l	ND@0.5	ND@0.5 J	ND@0.5	ND@0.5	ND@0.5	ND@0.5
1,1-DICHLOROETHANE	ug/l	0.5	ND@0.5 J	0.6	0.8	0.6	0.6
1,1-DICHLOROETHENE	ug/l	0.3 J	0.2 J	0.4 J	0.4 J	0.3 J	0.3 J
1,2,4-TRICHLOROBENZENE	ug/l	ND@0.5	ND@0.5 J	ND@0.5	ND@0.5	ND@0.5	ND@0.5
1,2-DIBROMO-3-CHLOROPROPANE	ug/l	ND@0.5 J	ND@0.5 J	ND@0.5	ND@0.5	ND@0.5	ND@0.5
1,2-DIBROMOETHANE (EDB)	ug/l	ND@0.5	ND@0.5 J	ND@0.5	ND@0.5	ND@0.5	ND@0.5
1,2-DICHLORO-1,2,2-TRIFLUOROETHANE	ug/l	ND@0.5	ND@0.5 J	ND@0.5	ND@0.5 J	ND@0.5	ND@0.5
1,2-DICHLOROBENZENE	ug/l	ND@0.5	ND@0.5 J	ND@0.5	ND@0.5	ND@0.5	ND@0.5
1,2-DICHLOROETHANE (EDC)	ug/l	ND@0.5	ND@0.5 J	ND@0.5	ND@0.5	ND@0.5	ND@0.5
1,2-DICHLOROPROPANE	ug/l	ND@0.5	ND@0.5 J	ND@0.5	ND@0.5	ND@0.5	ND@0.5
1,3-DICHLOROBENZENE	ug/l	ND@0.5	ND@0.5 J	ND@0.5	ND@0.5	ND@0.5	ND@0.5
1,4-DICHLOROBENZENE	ug/l	ND@0.5	ND@0.5 J	ND@0.5	ND@0.5	ND@0.5	ND@0.5
ACETONE	ug/l	ND@5.0	ND@5.0 J	ND@5.0	ND@5.0	ND@5.0	ND@5.0
BENZENE	ug/l	ND@0.5	ND@0.5 J	ND@0.5	ND@0.5	ND@0.5	ND@0.5
BROMODICHLOROMETHANE	ug/l	ND@0.5	ND@0.5 J	ND@0.5	ND@0.5	ND@0.5	ND@0.5
BROMOFORM (TRIBROMOMETHANE)	ug/l	ND@0.5	ND@0.5 J	ND@0.5	ND@0.5	ND@0.5	ND@0.5
BROMOMETHANE	ug/l	ND@0.5	ND@0.5 J	ND@0.5	ND@0.5	ND@0.5	ND@0.5 J
CARBON DISULFIDE	ug/l	ND@0.5	ND@0.5 J	ND@0.5	ND@0.5	ND@0.5	ND@0.5
CARBON TETRACHLORIDE	ug/l	ND@0.5	ND@0.5 J	ND@0.5	ND@0.5	ND@0.5	ND@0.5
CHLOROBENZENE	ug/l	ND@0.5	ND@0.5 J	ND@0.5	ND@0.5	ND@0.5	ND@0.5
CHLORODIBROMOMETHANE	ug/l	ND@0.5	ND@0.5 J	ND@0.5	ND@0.5	ND@0.5	ND@0.5
CHLOROETHANE	ug/l	ND@0.5	ND@0.5 J	ND@0.5	ND@0.5	ND@0.5	ND@0.5
CHLOROFORM (TRICHLOROMETHANE)	ug/l	ND@0.5	ND@0.5 J	0.1 J	0.1 J	ND@0.5	ND@0.5
CHLOROMETHANE	ug/l	ND@0.5	ND@0.5 J	ND@0.5	ND@0.5	ND@0.5	ND@0.5
CIS-1,2-DICHLOROETHENE	ug/l	2.1	ND@0.5 J	2.7	2.4	2.5	2.5
CIS-1,3-DICHLOROPROPENE	ug/l	ND@0.5	ND@0.5 J	ND@0.5	ND@0.5	ND@0.5	ND@0.5
CYCLOHEXANE	ug/l	ND@0.5	ND@0.5 J	ND@0.5	ND@0.5	ND@0.5	ND@0.5
DICHLORODIFLUOROMETHANE (FREON 12)	ug/l	ND@0.5	ND@0.5 J	ND@0.5	ND@0.5	ND@0.5	ND@0.5
ETHYLBENZENE	ug/l	ND@0.5	ND@0.5 J	ND@0.5	ND@0.5	ND@0.5	ND@0.5
ISOPROPYLBENZENE	ug/l	ND@0.5	ND@0.5 J	ND@0.5	ND@0.5	ND@0.5	ND@0.5
M,P-XYLENE	ug/l	ND@0.5	ND@0.5 J	ND@0.5	ND@0.5	ND@0.5	ND@0.5
METHYL ACETATE	ug/l	ND@1.0	ND@1.0 J	ND@1.0	ND@1.0	ND@1.0	ND@1.0
METHYL BUTYL KETONE (2-HEXANONE)	ug/l	ND@5.0	ND@5.0 J	ND@5.0	ND@5.0	ND@5.0	ND@5.0
METHYL CYCLOHEXANE	ug/l	ND@0.5	ND@0.5 J	ND@0.5	ND@0.5	ND@0.5	ND@0.5
METHYL ETHYL KETONE (MEK, 2-BUTANONE)	ug/l	ND@5.0 J	ND@5.0 J	ND@5.0	ND@5.0	ND@5.0	ND@5.0
METHYL TERT-BUTYL ETHER (MTBE)	ug/l	ND@0.5	ND@0.5 J	ND@0.5	ND@0.5	ND@0.5	ND@0.5
METHYLENE CHLORIDE (DICHLOROMETHANE)	ug/l	ND@0.5	ND@0.5 J	ND@0.5	ND@0.5	ND@0.5	ND@0.5
MIBK (4-METHYL-2-PENTANONE)	ug/l	ND@5.0	ND@5.0 J	ND@5.0	ND@5.0	ND@5.0	ND@5.0
O-XYLENE	ug/l	ND@0.5	ND@0.5 J	ND@0.5	ND@0.5	ND@0.5	ND@0.5
STYRENE	ug/l	ND@0.5	ND@0.5 J	ND@0.5	ND@0.5	ND@0.5	ND@0.5
TETRACHLOROETHENE	ug/l	2.1	2.2 J	2.5	2.8	2.5	2.3
TOLUENE	ug/l	ND@0.5	ND@0.5 J	ND@0.5	ND@0.5	ND@0.5	ND@0.5
TRANS-1,2-DICHLOROETHENE	ug/l	ND@0.5	ND@0.5 J	ND@0.5	ND@0.5	ND@0.5	ND@0.5
TRANS-1,3-DICHLOROPROPENE	ug/l	ND@0.5	ND@0.5 J	ND@0.5	ND@0.5	ND@0.5	ND@0.5
TRICHLOROETHENE	ug/l	29	32 J	35	36	33	33
TRICHLOROFLUOROMETHANE (FREON 11)	ug/l	ND@0.5	ND@0.5 J	ND@0.5	ND@0.5	ND@0.5	ND@0.5
VINYL CHLORIDE	ug/l	ND@0.5	ND@0.5 J	ND@0.5	ND@0.5	ND@0.5	ND@0.5

Endicott, New York
Groundwater Analytical Chemistry Data
January 1, 2012 - December 31, 2012

Sample Location		EN-091T	EN-091T	EN-091T	EN-091T	EN-091T	EN-091T
Sample Description		GW EXTR WELL	GW EXTR WELL	GW EXTR WELL	GW EXTR WELL	GW EXTR WELL	GW EXTR WELL
Sample Date		07/09/2012	08/01/2012	09/10/2012	10/02/2012	11/05/2012	12/03/2012
Laboratory Sample I.D.		6714531	6742221	6784251	6810754	6849271	6881127
Parameter	**Units**						
1,1,1-TRICHLOROETHANE	ug/l	2.2	2	1.9	1.8	2.3	2.2
1,1,2,2-TETRACHLOROETHANE	ug/l	ND@0.5	ND@0.5	ND@0.5	ND@0.5	ND@0.5	ND@0.5
1,1,2-TRICHLORO-1,2,2-TRIFLUOROETHANE	ug/l	0.4 J	0.4 J	0.3 J	0.4 J	0.4 J	0.3 J
1,1,2-TRICHLOROETHANE	ug/l	ND@0.5	ND@0.5	ND@0.5	ND@0.5	ND@0.5	ND@0.5
1,1-DICHLOROETHANE	ug/l	0.7	0.7	0.7	0.7	0.9	0.4 J
1,1-DICHLOROETHENE	ug/l	0.3 J	0.3 J	0.3 J	0.3 J	0.3 J	0.2 J
1,2,4-TRICHLOROBENZENE	ug/l	ND@0.5	ND@0.5 J	ND@0.5	ND@0.5	ND@0.5	ND@0.5
1,2-DIBROMO-3-CHLOROPROPANE	ug/l	ND@0.5 J	ND@0.5	ND@0.5 J	ND@0.5 J	ND@0.5	ND@0.5
1,2-DIBROMOETHANE (EDB)	ug/l	ND@0.5	ND@0.5	ND@0.5	ND@0.5	ND@0.5	ND@0.5
1,2-DICHLORO-1,2,2-TRIFLUOROETHANE	ug/l	ND@0.5	ND@0.5 J	ND@0.5	ND@0.5	ND@0.5	ND@0.5
1,2-DICHLOROBENZENE	ug/l	ND@0.5	ND@0.5	ND@0.5	ND@0.5	ND@0.5	ND@0.5
1,2-DICHLOROETHANE (EDC)	ug/l	ND@0.5	ND@0.5	ND@0.5	ND@0.5	ND@0.5	ND@0.5
1,2-DICHLOROPROPANE	ug/l	ND@0.5	ND@0.5	ND@0.5	ND@0.5	ND@0.5	ND@0.5
1,3-DICHLOROBENZENE	ug/l	ND@0.5	ND@0.5	ND@0.5	ND@0.5	ND@0.5	ND@0.5
1,4-DICHLOROBENZENE	ug/l	ND@0.5	ND@0.5	ND@0.5	ND@0.5	ND@0.5	ND@0.5
ACETONE	ug/l	ND@5.0	ND@5 J	ND@5 J	ND@5	ND@5	ND@5
BENZENE	ug/l	ND@0.5	ND@0.5	ND@0.5	ND@0.5	ND@0.5	ND@0.5
BROMODICHLOROMETHANE	ug/l	ND@0.5	ND@0.5	ND@0.5	ND@0.5	ND@0.5	ND@0.5
BROMOFORM (TRIBROMOMETHANE)	ug/l	ND@0.5	ND@0.5	ND@0.5	ND@0.5	ND@0.5	ND@0.5
BROMOMETHANE	ug/l	ND@0.5	ND@0.5	ND@0.5	ND@0.5	ND@0.5	ND@0.5
CARBON DISULFIDE	ug/l	ND@0.5	ND@0.5	ND@0.5	ND@0.5	ND@0.5	ND@0.5
CARBON TETRACHLORIDE	ug/l	ND@0.5	ND@0.5	ND@0.5	ND@0.5	ND@0.5	ND@0.5
CHLOROBENZENE	ug/l	ND@0.5	ND@0.5	ND@0.5	ND@0.5	ND@0.5	ND@0.5
CHLORODIBROMOMETHANE	ug/l	ND@0.5	ND@0.5	ND@0.5	ND@0.5	ND@0.5	ND@0.5
CHLOROETHANE	ug/l	ND@0.5	ND@0.5	ND@0.5	ND@0.5	ND@0.5 J	ND@0.5
CHLOROFORM (TRICHLOROMETHANE)	ug/l	ND@0.5	ND@0.5	ND@0.5	ND@0.5	ND@0.5	0.1 J
CHLOROMETHANE	ug/l	ND@0.5	ND@0.5	ND@0.5 J	ND@0.5	ND@0.5	ND@0.5
CIS-1,2-DICHLOROETHENE	ug/l	2.4	2.2	2.3	2.2	2.6	1.3
CIS-1,3-DICHLOROPROPENE	ug/l	ND@0.5	ND@0.5	ND@0.5	ND@0.5	ND@0.5	ND@0.5
CYCLOHEXANE	ug/l	ND@0.5	ND@0.5	ND@0.5	ND@0.5	ND@0.5	ND@0.5
DICHLORODIFLUOROMETHANE (FREON 12)	ug/l	ND@0.5	ND@0.5	ND@0.5	ND@0.5	ND@0.5	ND@0.5
ETHYLBENZENE	ug/l	ND@0.5	ND@0.5	ND@0.5	ND@0.5	ND@0.5	ND@0.5
ISOPROPYLBENZENE	ug/l	ND@0.5	ND@0.5	ND@0.5	ND@0.5	ND@0.5	ND@0.5
M,P-XYLENE	ug/l	ND@0.5	ND@0.5	ND@0.5	ND@0.5	ND@0.5	ND@0.5
METHYL ACETATE	ug/l	ND@1.0	ND@1	ND@1	ND@1	ND@1	ND@1
METHYL BUTYL KETONE (2-HEXANONE)	ug/l	ND@5.0	ND@5	ND@5	ND@5	ND@5	ND@5
METHYL CYCLOHEXANE	ug/l	ND@0.5	ND@0.5	ND@0.5	ND@0.5	ND@0.5	ND@0.5
METHYL ETHYL KETONE (MEK, 2-BUTANONE)	ug/l	ND@5.0	ND@5	ND@5 J	ND@5	ND@5	ND@5
METHYL TERT-BUTYL ETHER (MTBE)	ug/l	ND@0.5	ND@0.5	ND@0.5	ND@0.5	ND@0.5	ND@0.5
METHYLENE CHLORIDE (DICHLOROMETHANE)	ug/l	ND@0.5	ND@0.5	ND@0.5	ND@0.5	ND@0.5	ND@0.5
MIBK (4-METHYL-2-PENTANONE)	ug/l	ND@5.0	ND@5	ND@5	ND@5	ND@5 J	ND@5
O-XYLENE	ug/l	ND@0.5	ND@0.5	ND@0.5	ND@0.5	ND@0.5	ND@0.5
STYRENE	ug/l	ND@0.5	ND@0.5	ND@0.5	ND@0.5	ND@0.5	ND@0.5
TETRACHLOROETHENE	ug/l	2.7	2.5	2.7	2.5	2.9	2.4
TOLUENE	ug/l	ND@0.5	ND@0.5	ND@0.5	ND@0.5	ND@0.5	ND@0.5
TRANS-1,2-DICHLOROETHENE	ug/l	ND@0.5	ND@0.5	ND@0.5	ND@0.5	ND@0.5	ND@0.5
TRANS-1,3-DICHLOROPROPENE	ug/l	ND@0.5	ND@0.5	ND@0.5	ND@0.5	ND@0.5	ND@0.5
TRICHLOROETHENE	ug/l	35	33	29	28	35	27
TRICHLOROFLUOROMETHANE (FREON 11)	ug/l	ND@0.5	ND@0.5	ND@0.5	ND@0.5	ND@0.5	ND@0.5
VINYL CHLORIDE	ug/l	ND@0.5	ND@0.5	ND@0.5	ND@0.5	ND@0.5	ND@0.5

Endicott, New York
Groundwater Analytical Chemistry Data
January 1, 2012 - December 31, 2012

Sample Location		EN-092	EN-092	EN-092	EN-092	EN-092	EN-092
Sample Description		GW MON WELL	GW MON WELL	GW MON WELL	GW MON WELL	GW MON WELL	GW MON WELL
Sample Date		01/04/2012	02/09/2012	03/13/2012	04/10/2012	05/03/2012	06/21/2012
Laboratory Sample I.D.		6515968	6546814	6579493	6614179	6641760	6698124
Parameter	**Units**						
1,1,1-TRICHLOROETHANE	ug/l	ND@0.8	2.4	1.3	1	0.9	0.7
1,1,2,2-TETRACHLOROETHANE	ug/l	ND@0.5	ND@0.5	ND@0.5	ND@0.5	ND@0.5	ND@0.5
1,1,2-TRICHLORO-1,2,2-TRIFLUOROETHANE	ug/l	ND@0.5	ND@0.5	ND@0.5	ND@0.5	ND@0.5	ND@0.5
1,1,2-TRICHLOROETHANE	ug/l	ND@0.5	ND@0.5	ND@0.5	ND@0.5	ND@0.5	ND@0.5
1,1-DICHLOROETHANE	ug/l	1.1	1	1.8	0.8	0.5	0.3 J
1,1-DICHLOROETHENE	ug/l	0.1 J	0.3 J	0.2 J	0.1 J	0.1 J	0.2 J
1,2,4-TRICHLOROBENZENE	ug/l	ND@0.5	ND@0.5	ND@0.5	ND@0.5	ND@0.5	ND@0.5
1,2-DIBROMO-3-CHLOROPROPANE	ug/l	ND@0.5	ND@0.5 J	ND@0.5	ND@0.5	ND@0.5	ND@0.5 J
1,2-DIBROMOETHANE (EDB)	ug/l	ND@0.5	ND@0.5	ND@0.5	ND@0.5	ND@0.5	ND@0.5
1,2-DICHLORO-1,2,2-TRIFLUOROETHANE	ug/l	ND@0.5	ND@0.5	ND@0.5	ND@0.5	ND@0.5	ND@0.5
1,2-DICHLOROBENZENE	ug/l	ND@0.5	ND@0.5	ND@0.5	ND@0.5	ND@0.5	ND@0.5
1,2-DICHLOROETHANE (EDC)	ug/l	ND@0.5	ND@0.5	ND@0.5	ND@0.5	ND@0.5	ND@0.5
1,2-DICHLOROPROPANE	ug/l	ND@0.5	ND@0.5	ND@0.5	ND@0.5	ND@0.5	ND@0.5
1,3-DICHLOROBENZENE	ug/l	ND@0.5	ND@0.5	ND@0.5	ND@0.5	ND@0.5	ND@0.5
1,4-DICHLOROBENZENE	ug/l	ND@0.5	ND@0.5	ND@0.5	ND@0.5	ND@0.5	ND@0.5
ACETONE	ug/l	ND@5.0	ND@5.0 J	ND@5.0	ND@5.0	ND@5.0	ND@5.0
BENZENE	ug/l	ND@0.5	ND@0.5	ND@0.5	ND@0.5	ND@0.5	ND@0.5
BROMODICHLOROMETHANE	ug/l	ND@0.5	ND@0.5	ND@0.5	ND@0.5	ND@0.5	ND@0.5
BROMOFORM (TRIBROMOMETHANE)	ug/l	ND@0.5	ND@0.5	ND@0.5	ND@0.5	ND@0.5	ND@0.5
BROMOMETHANE	ug/l	ND@0.5	ND@0.5	ND@0.5	ND@0.5	ND@0.5	ND@0.5
CARBON DISULFIDE	ug/l	ND@0.5	ND@0.5	ND@0.5	ND@0.5	ND@0.5	ND@0.5
CARBON TETRACHLORIDE	ug/l	ND@0.5	ND@0.5	ND@0.5	ND@0.5	ND@0.5	ND@0.5
CHLOROBENZENE	ug/l	ND@0.5	ND@0.5	ND@0.5	ND@0.5	ND@0.5	ND@0.5
CHLORODIBROMOMETHANE	ug/l	ND@0.5	ND@0.5	ND@0.5	ND@0.5	ND@0.5	ND@0.5
CHLOROETHANE	ug/l	ND@0.5	ND@0.5	ND@0.5	ND@0.5	ND@0.5	ND@0.5
CHLOROFORM (TRICHLOROMETHANE)	ug/l	ND@0.5	ND@0.5	ND@0.5	ND@0.5	ND@0.5	ND@0.5
CHLOROMETHANE	ug/l	ND@0.5	ND@0.5 J	ND@0.5	ND@0.5	ND@0.5	ND@0.5
CIS-1,2-DICHLOROETHENE	ug/l	0.7	2.3	1.5	0.8	0.9	1.1
CIS-1,3-DICHLOROPROPENE	ug/l	ND@0.5	ND@0.5	ND@0.5	ND@0.5	ND@0.5	ND@0.5
CYCLOHEXANE	ug/l	ND@0.5	ND@0.5 J	ND@0.5	ND@0.5	ND@0.5	ND@0.5
DICHLORODIFLUOROMETHANE (FREON 12)	ug/l	ND@0.5	ND@0.5	ND@0.5	ND@0.5	ND@0.5	ND@0.5
ETHYLBENZENE	ug/l	ND@0.5	ND@0.5	ND@0.5	ND@0.5	ND@0.5	ND@0.5
ISOPROPYLBENZENE	ug/l	ND@0.5	ND@0.5	ND@0.5	ND@0.5	ND@0.5	ND@0.5
M,P-XYLENE	ug/l	ND@0.5	ND@0.5	ND@0.5	ND@0.5	ND@0.5	ND@0.5
METHYL ACETATE	ug/l	ND@1.0	ND@1.0	ND@1.0	ND@1.0	ND@1.0	ND@1.0 J
METHYL BUTYL KETONE (2-HEXANONE)	ug/l	ND@5.0	ND@5.0	ND@5.0	ND@5.0	ND@5.0 J	ND@5.0 J
METHYL CYCLOHEXANE	ug/l	ND@0.5	ND@0.5	ND@0.5	ND@0.5	ND@0.5	ND@0.5
METHYL ETHYL KETONE (MEK, 2-BUTANONE)	ug/l	ND@5.0	ND@5.0	ND@5.0	ND@5.0	ND@5.0 J	ND@5.0
METHYL TERT-BUTYL ETHER (MTBE)	ug/l	ND@0.5	ND@0.5	ND@0.5	ND@0.5	ND@0.5	ND@0.5
METHYLENE CHLORIDE (DICHLOROMETHANE)	ug/l	ND@0.5	ND@0.5	ND@0.5	ND@0.5	0.2 J	ND@0.5
MIBK (4-METHYL-2-PENTANONE)	ug/l	ND@5.0	ND@5.0	ND@5.0	ND@5.0	ND@5.0 J	ND@5.0 J
O-XYLENE	ug/l	ND@0.5	ND@0.5	ND@0.5	ND@0.5	ND@0.5	ND@0.5
STYRENE	ug/l	ND@0.5	ND@0.5	ND@0.5	ND@0.5	ND@0.5	ND@0.5
TETRACHLOROETHENE	ug/l	2.3	2.7	2.8	2.4	2.1	2.3
TOLUENE	ug/l	ND@0.5	ND@0.5	ND@0.5	ND@0.5	ND@0.5	ND@0.5
TRANS-1,2-DICHLOROETHENE	ug/l	ND@0.5	ND@0.5	ND@0.5	ND@0.5	ND@0.5	ND@0.5
TRANS-1,3-DICHLOROPROPENE	ug/l	ND@0.5	ND@0.5	ND@0.5	ND@0.5	ND@0.5	ND@0.5
TRICHLOROETHENE	ug/l	9.3	14	12	9.9	11	11
TRICHLOROFLUOROMETHANE (FREON 11)	ug/l	ND@0.5	ND@0.5	ND@0.5	ND@0.5	ND@0.5	ND@0.5
VINYL CHLORIDE	ug/l	ND@0.5	ND@0.5	ND@0.5	ND@0.5	ND@0.5	ND@0.5

Endicott, New York
Groundwater Analytical Chemistry Data
January 1, 2012 - December 31, 2012

Sample Location		EN-092	EN-092	EN-092	EN-092	EN-092	EN-092
Sample Description		REPLICATE	GW MON WELL	GW MON WELL	GW MON WELL	GW MON WELL	GW MON WELL
Sample Date		06/21/2012	07/19/2012	08/28/2012	09/11/2012	10/09/2012	11/17/2012
Laboratory Sample I.D.		6698125	6728266	6773201	6787674	6820644	6867694
Parameter	**Units**						
1,1,1-TRICHLOROETHANE	ug/l	0.7	0.7	0.6	ND@0.6	1.1	2.5
1,1,2,2-TETRACHLOROETHANE	ug/l	ND@0.5	ND@0.5	ND@0.5	ND@0.5	ND@0.5	ND@0.5
1,1,2-TRICHLORO-1,2,2-TRIFLUOROETHANE	ug/l	ND@0.5	ND@0.5	ND@0.5	ND@0.5	ND@0.5	0.3 J
1,1,2-TRICHLOROETHANE	ug/l	ND@0.5	ND@0.5	ND@0.5	ND@0.5	ND@0.5	ND@0.5
1,1-DICHLOROETHANE	ug/l	0.3 J	0.2 J	ND@0.5	ND@0.5	1.1	1.5
1,1-DICHLOROETHENE	ug/l	0.2 J	ND@0.5	ND@0.5	ND@0.5	ND@0.5	0.5 J
1,2,4-TRICHLOROBENZENE	ug/l	ND@0.5	ND@0.5	ND@0.5	ND@0.5	ND@0.5	ND@0.5
1,2-DIBROMO-3-CHLOROPROPANE	ug/l	ND@0.5 J	ND@0.5	ND@0.5	ND@0.5	ND@0.5 J	ND@0.5
1,2-DIBROMOETHANE (EDB)	ug/l	ND@0.5	ND@0.5	ND@0.5	ND@0.5	ND@0.5	ND@0.5
1,2-DICHLORO-1,2,2-TRIFLUOROETHANE	ug/l	ND@0.5	ND@0.5	ND@0.5	ND@0.5	ND@0.5	ND@0.5 J
1,2-DICHLOROBENZENE	ug/l	ND@0.5	ND@0.5	ND@0.5	ND@0.5	ND@0.5	ND@0.5
1,2-DICHLOROETHANE (EDC)	ug/l	ND@0.5	ND@0.5	ND@0.5	ND@0.5	ND@0.5	ND@0.5 J
1,2-DICHLOROPROPANE	ug/l	ND@0.5	ND@0.5	ND@0.5	ND@0.5	ND@0.5	ND@0.5
1,3-DICHLOROBENZENE	ug/l	ND@0.5	ND@0.5	ND@0.5	ND@0.5	ND@0.5	ND@0.5
1,4-DICHLOROBENZENE	ug/l	ND@0.5	ND@0.5	ND@0.5	ND@0.5	ND@0.5	ND@0.5
ACETONE	ug/l	ND@5.0	ND@5.0	ND@5	ND@5	ND@5	ND@5
BENZENE	ug/l	ND@0.5	ND@0.5	ND@0.5	ND@0.5	ND@0.5	ND@0.5
BROMODICHLOROMETHANE	ug/l	ND@0.5	ND@0.5	ND@0.5	ND@0.5	ND@0.5	ND@0.5
BROMOFORM (TRIBROMOMETHANE)	ug/l	ND@0.5	ND@0.5	ND@0.5	ND@0.5 J	ND@0.5	ND@0.5
BROMOMETHANE	ug/l	ND@0.5	ND@0.5	ND@0.5 J	ND@0.5	ND@0.5	ND@0.5
CARBON DISULFIDE	ug/l	ND@0.5	ND@0.5	ND@0.5	ND@0.5	ND@0.5	ND@0.5
CARBON TETRACHLORIDE	ug/l	ND@0.5	ND@0.5	ND@0.5	ND@0.5	ND@0.5	ND@0.5
CHLOROBENZENE	ug/l	ND@0.5	ND@0.5	ND@0.5	ND@0.5	ND@0.5	ND@0.5
CHLORODIBROMOMETHANE	ug/l	ND@0.5	ND@0.5	ND@0.5	ND@0.5	ND@0.5	ND@0.5
CHLOROETHANE	ug/l	ND@0.5	ND@0.5	ND@0.5	ND@0.5	ND@0.5	ND@0.5
CHLOROFORM (TRICHLOROMETHANE)	ug/l	ND@0.5	ND@0.5	ND@0.5	ND@0.5	ND@0.5	ND@0.5
CHLOROMETHANE	ug/l	ND@0.5	ND@0.5	ND@0.5 J	ND@0.5	ND@0.5	ND@0.5
CIS-1,2-DICHLOROETHENE	ug/l	1	0.5 J	0.9	ND@0.5	0.6	3.2
CIS-1,3-DICHLOROPROPENE	ug/l	ND@0.5	ND@0.5	ND@0.5	ND@0.5	ND@0.5	ND@0.5
CYCLOHEXANE	ug/l	ND@0.5	ND@0.5	ND@0.5	ND@0.5	ND@0.5	ND@0.5
DICHLORODIFLUOROMETHANE (FREON 12)	ug/l	ND@0.5	ND@0.5	ND@0.5	ND@0.5	ND@0.5	ND@0.5
ETHYLBENZENE	ug/l	ND@0.5	ND@0.5	ND@0.5	ND@0.5	ND@0.5	ND@0.5
ISOPROPYLBENZENE	ug/l	ND@0.5	ND@0.5	ND@0.5	ND@0.5	ND@0.5	ND@0.5
M,P-XYLENE	ug/l	ND@0.5	ND@0.5	ND@0.5	ND@0.5	ND@0.5	ND@0.5
METHYL ACETATE	ug/l	ND@1.0 J	ND@1.0	ND@1	ND@1	ND@1	ND@1 J
METHYL BUTYL KETONE (2-HEXANONE)	ug/l	ND@5.0 J	ND@5.0	ND@5	ND@5	ND@5	ND@5 J
METHYL CYCLOHEXANE	ug/l	ND@0.5	ND@0.5	ND@0.5	ND@0.5	ND@0.5	ND@0.5
METHYL ETHYL KETONE (MEK, 2-BUTANONE)	ug/l	ND@5.0	ND@5.0	ND@5	ND@5	ND@5	ND@5
METHYL TERT-BUTYL ETHER (MTBE)	ug/l	ND@0.5	ND@0.5	ND@0.5	ND@0.5	ND@0.5	ND@0.5
METHYLENE CHLORIDE (DICHLOROMETHANE)	ug/l	ND@0.5	ND@0.5	ND@0.5	ND@0.5	ND@0.5	ND@0.8
MIBK (4-METHYL-2-PENTANONE)	ug/l	ND@5.0 J	ND@5.0 J	ND@5	ND@5	ND@5	ND@5 J
O-XYLENE	ug/l	ND@0.5	ND@0.5	ND@0.5	ND@0.5	ND@0.5	ND@0.5
STYRENE	ug/l	ND@0.5	ND@0.5	ND@0.5	ND@0.5	ND@0.5	ND@0.5
TETRACHLOROETHENE	ug/l	2.3	2.3	2.3	1.7	2.1	3.2
TOLUENE	ug/l	ND@0.5	ND@0.5	ND@0.5	ND@0.5	ND@0.5	ND@0.5
TRANS-1,2-DICHLOROETHENE	ug/l	ND@0.5	ND@0.5	ND@0.5	ND@0.5	ND@0.5	ND@0.5
TRANS-1,3-DICHLOROPROPENE	ug/l	ND@0.5	ND@0.5	ND@0.5	ND@0.5	ND@0.5	ND@0.5
TRICHLOROETHENE	ug/l	11	9.2	10	10	9	25
TRICHLOROFLUOROMETHANE (FREON 11)	ug/l	ND@0.5	ND@0.5	ND@0.5	ND@0.5	ND@0.5	ND@0.5 J
VINYL CHLORIDE	ug/l	ND@0.5	ND@0.5	ND@0.5	ND@0.5	ND@0.5	0.1 J

Endicott, New York
Groundwater Analytical Chemistry Data
January 1, 2012 - December 31, 2012

Sample Location		EN-092	EN-092A	EN-092A	EN-092A	EN-092A	EN-093
Sample Description		GW MON WELL	GW MON WELL	GW MON WELL	GW MON WELL	GW MON WELL	GW MON WELL
Sample Date		12/12/2012	02/20/2012	05/17/2012	08/23/2012	11/15/2012	02/20/2012
Laboratory Sample I.D.		6895736	6557763	6658942	6767520	6864795	6557761
Parameter	**Units**						
1,1,1-TRICHLOROETHANE	ug/l	11	1.2	0.2 J	0.9	13	1.2
1,1,2,2-TETRACHLOROETHANE	ug/l	ND@0.5	ND@0.5	ND@0.5	ND@0.5	ND@0.5	ND@0.5
1,1,2-TRICHLORO-1,2,2-TRIFLUOROETHANE	ug/l	ND@0.5	ND@0.5	ND@0.5	ND@0.5	ND@0.5	ND@0.5
1,1,2-TRICHLOROETHANE	ug/l	ND@0.5	ND@0.5	ND@0.5	ND@0.5	ND@0.5	ND@0.5
1,1-DICHLOROETHANE	ug/l	0.8	1.2	ND@0.5	1.3	0.5 J	1.4
1,1-DICHLOROETHENE	ug/l	0.2 J	ND@0.5	ND@0.5	ND@0.5	ND@0.5	ND@0.5
1,2,4-TRICHLOROBENZENE	ug/l	ND@0.5	ND@0.5	ND@0.5	ND@0.5	ND@0.5	ND@0.5
1,2-DIBROMO-3-CHLOROPROPANE	ug/l	ND@0.5 J	ND@0.5	ND@0.5	ND@0.5	ND@0.5	ND@0.5
1,2-DIBROMOETHANE (EDB)	ug/l	ND@0.5	ND@0.5	ND@0.5	ND@0.5	ND@0.5	ND@0.5
1,2-DICHLORO-1,2,2-TRIFLUOROETHANE	ug/l	ND@0.5	ND@0.5	ND@0.5	ND@0.5	ND@0.5	ND@0.5
1,2-DICHLOROBENZENE	ug/l	ND@0.5	ND@0.5	ND@0.5	ND@0.5	ND@0.5	ND@0.5
1,2-DICHLOROETHANE (EDC)	ug/l	ND@0.5	ND@0.5	ND@0.5	ND@0.5	ND@0.5	ND@0.5
1,2-DICHLOROPROPANE	ug/l	ND@0.5	ND@0.5	ND@0.5	ND@0.5	ND@0.5	ND@0.5
1,3-DICHLOROBENZENE	ug/l	ND@0.5	ND@0.5	ND@0.5	ND@0.5	ND@0.5	ND@0.5
1,4-DICHLOROBENZENE	ug/l	ND@0.5	ND@0.5	ND@0.5	ND@0.5	ND@0.5	ND@0.5
ACETONE	ug/l	ND@5	ND@5.0 J	ND@5.0	ND@5	ND@5	ND@5.0 J
BENZENE	ug/l	ND@0.5	ND@0.5	ND@0.5	ND@0.5	ND@0.5	ND@0.5
BROMODICHLOROMETHANE	ug/l	ND@0.5	ND@0.5	ND@0.5	ND@0.5	ND@0.5	ND@0.5
BROMOFORM (TRIBROMOMETHANE)	ug/l	ND@0.5	ND@0.5	ND@0.5	ND@0.5	ND@0.5	ND@0.5
BROMOMETHANE	ug/l	ND@0.5	ND@0.5	ND@0.5	ND@0.5	ND@0.5	ND@0.5
CARBON DISULFIDE	ug/l	ND@0.5	ND@0.5	ND@0.5	ND@0.5	ND@0.5	ND@0.5
CARBON TETRACHLORIDE	ug/l	ND@0.5 J	ND@0.5	ND@0.5	ND@0.5	ND@0.5	ND@0.5
CHLOROBENZENE	ug/l	ND@0.5	ND@0.5	ND@0.5	ND@0.5	ND@0.5	ND@0.5
CHLORODIBROMOMETHANE	ug/l	ND@0.5	ND@0.5	ND@0.5	ND@0.5	ND@0.5	ND@0.5
CHLOROETHANE	ug/l	ND@0.5	ND@0.5	ND@0.5	ND@0.5	ND@0.5	ND@0.5
CHLOROFORM (TRICHLOROMETHANE)	ug/l	ND@0.5	ND@0.5	ND@0.5	ND@0.5	ND@0.5	ND@0.5
CHLOROMETHANE	ug/l	ND@0.5	ND@0.5	ND@0.5	ND@0.5	ND@0.5	ND@0.5
CIS-1,2-DICHLOROETHENE	ug/l	0.5 J	0.2 J	0.1 J	ND@0.5	0.1 J	0.1 J
CIS-1,3-DICHLOROPROPENE	ug/l	ND@0.5	ND@0.5	ND@0.5	ND@0.5	ND@0.5	ND@0.5
CYCLOHEXANE	ug/l	ND@0.5	ND@0.5	ND@0.5	ND@0.5	ND@0.5	ND@0.5
DICHLORODIFLUOROMETHANE (FREON 12)	ug/l	ND@0.5	ND@0.5	ND@0.5 J	ND@0.5 J	ND@0.5	ND@0.5
ETHYLBENZENE	ug/l	ND@0.5	ND@0.5	ND@0.5	ND@0.5	ND@0.5	ND@0.5
ISOPROPYLBENZENE	ug/l	ND@0.5	ND@0.5	ND@0.5	ND@0.5	ND@0.5	ND@0.5
M,P-XYLENE	ug/l	ND@0.5	ND@0.5	ND@0.5	ND@0.5	ND@0.5	ND@0.5
METHYL ACETATE	ug/l	ND@1	ND@1.0	ND@1.0	ND@1	ND@1	ND@1.0
METHYL BUTYL KETONE (2-HEXANONE)	ug/l	ND@5	ND@5.0	ND@5.0	ND@5	ND@5	ND@5.0
METHYL CYCLOHEXANE	ug/l	ND@0.5 J	ND@0.5	ND@0.5	ND@0.5	ND@0.5 J	ND@0.5
METHYL ETHYL KETONE (MEK, 2-BUTANONE)	ug/l	ND@5	ND@5.0	ND@5.0	ND@5	ND@5 J	ND@5.0
METHYL TERT-BUTYL ETHER (MTBE)	ug/l	ND@0.5	ND@0.5	ND@0.5	ND@0.5	ND@0.5	ND@0.5
METHYLENE CHLORIDE (DICHLOROMETHANE)	ug/l	0.3 J	ND@0.5	ND@0.5	0.3 J	ND@0.5	ND@0.5
MIBK (4-METHYL-2-PENTANONE)	ug/l	ND@5	ND@5.0	ND@5.0	ND@5	ND@5	ND@5.0
O-XYLENE	ug/l	ND@0.5	ND@0.5	ND@0.5	ND@0.5	ND@0.5	ND@0.5
STYRENE	ug/l	ND@0.5	ND@0.5	ND@0.5	ND@0.5	ND@0.5	ND@0.5
TETRACHLOROETHENE	ug/l	2.3	0.3 J	0.2 J	0.2 J	0.3 J	0.5 J
TOLUENE	ug/l	ND@0.5	ND@0.5	ND@0.5	ND@0.5	ND@0.5	ND@0.5
TRANS-1,2-DICHLOROETHENE	ug/l	ND@0.5	ND@0.5	ND@0.5	ND@0.5	ND@0.5	ND@0.5
TRANS-1,3-DICHLOROPROPENE	ug/l	ND@0.5	ND@0.5	ND@0.5	ND@0.5	ND@0.5	ND@0.5
TRICHLOROETHENE	ug/l	7.7	1.7	1.1	ND@1	1.2	1.4
TRICHLOROFLUOROMETHANE (FREON 11)	ug/l	ND@0.5 J	ND@0.5	ND@0.5	ND@0.5	ND@0.5 J	1.4
VINYL CHLORIDE	ug/l	ND@0.5	ND@0.5	ND@0.5	0.1 J	ND@0.5	ND@0.5

Endicott, New York
Groundwater Analytical Chemistry Data
January 1, 2012 - December 31, 2012

Sample Location		EN-093	EN-093	EN-093	EN-093	EN-094	EN-094
Sample Description		GW MON WELL	REPLICATE	GW MON WELL	GW MON WELL	GW MON WELL	GW MON WELL
Sample Date		05/14/2012	05/14/2012	08/23/2012	11/15/2012	05/03/2012	08/28/2012
Laboratory Sample I.D.		6657193	6657194	6767548	6864796	6641758	6773202
Parameter	**Units**						
1,1,1-TRICHLOROETHANE	ug/l	0.1 J	0.1 J	0.9	10	0.6	23
1,1,2,2-TETRACHLOROETHANE	ug/l	ND@0.5	ND@0.5	ND@0.5	ND@0.5	ND@0.5	ND@0.5
1,1,2-TRICHLORO-1,2,2-TRIFLUOROETHANE	ug/l	ND@0.5	ND@0.5	ND@0.5	ND@0.5	ND@0.5	ND@0.5
1,1,2-TRICHLOROETHANE	ug/l	ND@0.5	ND@0.5	ND@0.5	ND@0.5	ND@0.5	ND@0.5
1,1-DICHLOROETHANE	ug/l	ND@0.5	ND@0.5	1.1	0.3 J	ND@0.5	ND@0.5
1,1-DICHLOROETHENE	ug/l	ND@0.5	ND@0.5	ND@0.5	ND@0.5	ND@0.5	0.1 J
1,2,4-TRICHLOROBENZENE	ug/l	ND@0.5	ND@0.5	ND@0.5	ND@0.5	ND@0.5	ND@0.5
1,2-DIBROMO-3-CHLOROPROPANE	ug/l	ND@0.5	ND@0.5	ND@0.5	ND@0.5	ND@0.5	ND@0.5
1,2-DIBROMOETHANE (EDB)	ug/l	ND@0.5	ND@0.5	ND@0.5	ND@0.5	ND@0.5	ND@0.5
1,2-DICHLORO-1,2,2-TRIFLUOROETHANE	ug/l	ND@0.5	ND@0.5	ND@0.5 J	ND@0.5	ND@0.5	ND@0.5
1,2-DICHLOROBENZENE	ug/l	ND@0.5	ND@0.5	ND@0.5	ND@0.5	ND@0.5	ND@0.5
1,2-DICHLOROETHANE (EDC)	ug/l	ND@0.5	ND@0.5	ND@0.5	ND@0.5	ND@0.5	ND@0.5
1,2-DICHLOROPROPANE	ug/l	ND@0.5	ND@0.5	ND@0.5	ND@0.5	ND@0.5	ND@0.5
1,3-DICHLOROBENZENE	ug/l	ND@0.5	ND@0.5	ND@0.5	ND@0.5	ND@0.5	ND@0.5
1,4-DICHLOROBENZENE	ug/l	ND@0.5	ND@0.5	ND@0.5	ND@0.5	ND@0.5	ND@0.5
ACETONE	ug/l	ND@5.0	ND@5.0	ND@5	ND@5	ND@5.0	ND@5
BENZENE	ug/l	ND@0.5	ND@0.5	ND@0.5	ND@0.5	ND@0.5	ND@0.5
BROMODICHLOROMETHANE	ug/l	ND@0.5	ND@0.5	ND@0.5	ND@0.5	ND@0.5	ND@0.5
BROMOFORM (TRIBROMOMETHANE)	ug/l	ND@0.5	ND@0.5	ND@0.5	ND@0.5	ND@0.5	ND@0.5
BROMOMETHANE	ug/l	ND@0.5 J	ND@0.5 J	ND@0.5	ND@0.5	ND@0.5	ND@0.5 J
CARBON DISULFIDE	ug/l	ND@0.5 J	ND@0.5 J	ND@0.5	ND@0.5	ND@0.5	ND@0.5
CARBON TETRACHLORIDE	ug/l	ND@0.5	ND@0.5	ND@0.5	ND@0.5	ND@0.5	0.1 J
CHLOROBENZENE	ug/l	ND@0.5	ND@0.5	ND@0.5	ND@0.5	ND@0.5	ND@0.5
CHLORODIBROMOMETHANE	ug/l	ND@0.5	ND@0.5	ND@0.5	ND@0.5	ND@0.5	ND@0.5
CHLOROETHANE	ug/l	ND@0.5	ND@0.5	ND@0.5	ND@0.5	ND@0.5	ND@0.5
CHLOROFORM (TRICHLOROMETHANE)	ug/l	ND@0.5	ND@0.5	ND@0.5	ND@0.5	ND@0.5	ND@0.5
CHLOROMETHANE	ug/l	ND@0.5	ND@0.5	ND@0.5	ND@0.5	ND@0.5	ND@0.5 J
CIS-1,2-DICHLOROETHENE	ug/l	ND@0.5	ND@0.5	ND@0.5	ND@0.5	ND@0.5	ND@0.5
CIS-1,3-DICHLOROPROPENE	ug/l	ND@0.5	ND@0.5	ND@0.5	ND@0.5	ND@0.5	ND@0.5
CYCLOHEXANE	ug/l	ND@0.5 J	ND@0.5 J	ND@0.5	ND@0.5	ND@0.5	ND@0.5
DICHLORODIFLUOROMETHANE (FREON 12)	ug/l	ND@0.5	ND@0.5	ND@0.5	ND@0.5	ND@0.5	ND@0.5
ETHYLBENZENE	ug/l	ND@0.5	ND@0.5	ND@0.5	ND@0.5	ND@0.5	ND@0.5
ISOPROPYLBENZENE	ug/l	ND@0.5	ND@0.5	ND@0.5	ND@0.5	ND@0.5	ND@0.5
M,P-XYLENE	ug/l	ND@0.5	ND@0.5	ND@0.5	ND@0.5	ND@0.5	ND@0.5
METHYL ACETATE	ug/l	ND@1.0	ND@1.0	ND@1	ND@1	ND@1.0	ND@1
METHYL BUTYL KETONE (2-HEXANONE)	ug/l	ND@5.0	ND@5.0	ND@5	ND@5	ND@5.0 J	ND@5
METHYL CYCLOHEXANE	ug/l	ND@0.5	ND@0.5	ND@0.5	ND@0.5 J	ND@0.5	ND@0.5
METHYL ETHYL KETONE (MEK, 2-BUTANONE)	ug/l	ND@5.0	ND@5.0	ND@5	ND@5 J	ND@5.0 J	ND@5
METHYL TERT-BUTYL ETHER (MTBE)	ug/l	ND@0.5	ND@0.5	ND@0.5	ND@0.5	ND@0.5	ND@0.5
METHYLENE CHLORIDE (DICHLOROMETHANE)	ug/l	ND@0.5	ND@0.5	0.3 J	ND@0.5	ND@0.5	ND@0.5
MIBK (4-METHYL-2-PENTANONE)	ug/l	ND@5.0	ND@5.0	ND@5	ND@5	ND@5.0 J	ND@5
O-XYLENE	ug/l	ND@0.5	ND@0.5	ND@0.5	ND@0.5	ND@0.5	ND@0.5
STYRENE	ug/l	ND@0.5	ND@0.5	ND@0.5	ND@0.5	ND@0.5	ND@0.5
TETRACHLOROETHENE	ug/l	0.3 J	0.3 J	0.2 J	0.5 J	ND@0.5	ND@0.5
TOLUENE	ug/l	ND@0.5	ND@0.5	ND@0.5	ND@0.5	ND@0.5	ND@0.5
TRANS-1,2-DICHLOROETHENE	ug/l	ND@0.5	ND@0.5	ND@0.5	ND@0.5	ND@0.5	ND@0.5
TRANS-1,3-DICHLOROPROPENE	ug/l	ND@0.5	ND@0.5	ND@0.5	ND@0.5	ND@0.5	ND@0.5
TRICHLOROETHENE	ug/l	0.9	0.8	ND@0.6	0.8	0.7	0.8
TRICHLOROFLUOROMETHANE (FREON 11)	ug/l	ND@0.5	ND@0.5	ND@0.5	ND@0.5 J	ND@0.5	ND@0.5
VINYL CHLORIDE	ug/l	ND@0.5	ND@0.5	ND@0.5 J	ND@0.5	ND@0.5	ND@0.5

Endicott, New York
Groundwater Analytical Chemistry Data
January 1, 2012 - December 31, 2012

Sample Location		EN-096	EN-097	EN-097	EN-097	EN-097	EN-097
Sample Description		GW MON WELL	GW MON WELL	REPLICATE	GW MON WELL	GW MON WELL	REPLICATE
Sample Date		08/30/2012	08/14/2012	08/14/2012	09/17/2012	11/10/2012	11/10/2012
Laboratory Sample I.D.		6775922	6755193	6755194	6792108	6857512	6857513
Parameter	**Units**						
1,1,1-TRICHLOROETHANE	ug/l	29 J	ND@0.5	ND@0.5	ND@0.5	ND@0.5	ND@0.5
1,1,2,2-TETRACHLOROETHANE	ug/l	ND@0.5 J	ND@0.5	ND@0.5	ND@0.5	ND@0.5	ND@0.5
1,1,2-TRICHLORO-1,2,2-TRIFLUOROETHANE	ug/l	8.7 J	ND@0.5	ND@0.5	ND@0.5	ND@0.5	ND@0.5
1,1,2-TRICHLOROETHANE	ug/l	ND@0.5 J	ND@0.5	ND@0.5	ND@0.5	ND@0.5	ND@0.5
1,1-DICHLOROETHANE	ug/l	15 J	ND@0.5	ND@0.5	ND@0.5	ND@0.5	ND@0.5
1,1-DICHLOROETHENE	ug/l	1.4 J	ND@0.5	ND@0.5	ND@0.5	ND@0.5	ND@0.5
1,2,4-TRICHLOROBENZENE	ug/l	ND@0.5 J	ND@0.5	ND@0.5	ND@0.5	ND@0.5	ND@0.5
1,2-DIBROMO-3-CHLOROPROPANE	ug/l	ND@0.5 J	ND@0.5	ND@0.5	ND@0.5	ND@0.5	ND@0.5
1,2-DIBROMOETHANE (EDB)	ug/l	ND@0.5 J	ND@0.5	ND@0.5	ND@0.5	ND@0.5	ND@0.5
1,2-DICHLORO-1,2,2-TRIFLUOROETHANE	ug/l	2.4 J	ND@0.5	ND@0.5	ND@0.5	ND@0.5	ND@0.5
1,2-DICHLOROBENZENE	ug/l	ND@0.5 J	ND@0.5	ND@0.5	ND@0.5	ND@0.5	ND@0.5
1,2-DICHLOROETHANE (EDC)	ug/l	ND@0.5 J	ND@0.5	ND@0.5	ND@0.5	ND@0.5	ND@0.5
1,2-DICHLOROPROPANE	ug/l	ND@0.5 J	ND@0.5	ND@0.5	ND@0.5	ND@0.5	ND@0.5
1,3-DICHLOROBENZENE	ug/l	ND@0.5 J	ND@0.5	ND@0.5	ND@0.5	ND@0.5	ND@0.5
1,4-DICHLOROBENZENE	ug/l	ND@0.5 J	ND@0.5	ND@0.5	ND@0.5	ND@0.5	ND@0.5
ACETONE	ug/l	ND@5 J	ND@5	ND@5	ND@5	ND@5	ND@5
BENZENE	ug/l	ND@0.5 J	ND@0.5	ND@0.5	ND@0.5	ND@0.5	ND@0.5
BROMODICHLOROMETHANE	ug/l	ND@0.5 J	ND@0.5	ND@0.5	ND@0.5	ND@0.5	ND@0.5
BROMOFORM (TRIBROMOMETHANE)	ug/l	ND@0.5 J	ND@0.5	ND@0.5	ND@0.5	ND@0.5	ND@0.5
BROMOMETHANE	ug/l	ND@0.5 J	ND@0.5	ND@0.5	ND@0.5	ND@0.5	ND@0.5
CARBON DISULFIDE	ug/l	ND@0.5 J	ND@0.5	ND@0.5	ND@0.5	ND@0.5	ND@0.5
CARBON TETRACHLORIDE	ug/l	ND@0.5 J	ND@0.5	ND@0.5	ND@0.5	ND@0.5	ND@0.5
CHLOROBENZENE	ug/l	ND@0.5 J	ND@0.5	ND@0.5	ND@0.5	ND@0.5	ND@0.5
CHLORODIBROMOMETHANE	ug/l	ND@0.5 J	ND@0.5	ND@0.5	ND@0.5	ND@0.5	ND@0.5
CHLOROETHANE	ug/l	ND@0.5 J	ND@0.5	ND@0.5	ND@0.5	ND@0.5	ND@0.5
CHLOROFORM (TRICHLOROMETHANE)	ug/l	1.1 J	ND@0.5	ND@0.5	ND@0.5	ND@0.5	ND@0.5
CHLOROMETHANE	ug/l	ND@0.5 J	ND@0.5	ND@0.5	ND@0.5	ND@0.5	ND@0.5
CIS-1,2-DICHLOROETHENE	ug/l	8.7 J	ND@0.5	ND@0.5	ND@0.5	ND@0.5	ND@0.5
CIS-1,3-DICHLOROPROPENE	ug/l	ND@0.5 J	ND@0.5	ND@0.5	ND@0.5	ND@0.5	ND@0.5
CYCLOHEXANE	ug/l	ND@0.5 J	ND@0.5	ND@0.5	ND@0.5	ND@0.5	ND@0.5
DICHLORODIFLUOROMETHANE (FREON 12)	ug/l	ND@0.5 J	ND@0.5	ND@0.5	ND@0.5	ND@0.5	ND@0.5
ETHYLBENZENE	ug/l	ND@0.5 J	ND@0.5	ND@0.5	ND@0.5	ND@0.5	ND@0.5
ISOPROPYLBENZENE	ug/l	ND@0.5 J	ND@0.5	ND@0.5	ND@0.5	ND@0.5	ND@0.5
M,P-XYLENE	ug/l	ND@0.5 J	ND@0.5	ND@0.5	ND@0.5	ND@0.5	ND@0.5
METHYL ACETATE	ug/l	ND@1 J	ND@1	ND@1	ND@1	ND@1	ND@1
METHYL BUTYL KETONE (2-HEXANONE)	ug/l	ND@5 J	ND@5	ND@5	ND@5	ND@5	ND@5
METHYL CYCLOHEXANE	ug/l	ND@0.5 J	ND@0.5	ND@0.5	ND@0.5	ND@0.5	ND@0.5
METHYL ETHYL KETONE (MEK, 2-BUTANONE)	ug/l	ND@5 J	ND@5	ND@5	ND@5	ND@5	ND@5
METHYL TERT-BUTYL ETHER (MTBE)	ug/l	ND@0.5 J	ND@0.5	ND@0.5	ND@0.5	ND@0.5	ND@0.5
METHYLENE CHLORIDE (DICHLOROMETHANE)	ug/l	ND@0.5 J	ND@0.5	ND@0.5	ND@0.5	ND@0.5	ND@0.5
MIBK (4-METHYL-2-PENTANONE)	ug/l	ND@5 J	ND@5	ND@5	ND@5	ND@5	ND@5
O-XYLENE	ug/l	ND@0.5 J	ND@0.5	ND@0.5	ND@0.5	ND@0.5	ND@0.5
STYRENE	ug/l	ND@0.5 J	ND@0.5	ND@0.5	ND@0.5	ND@0.5	ND@0.5
TETRACHLOROETHENE	ug/l	0.3 J	ND@0.5	ND@0.5	ND@0.5	ND@0.5	ND@0.5
TOLUENE	ug/l	ND@0.5 J	ND@0.5	ND@0.5	ND@0.5	ND@0.5	ND@0.5
TRANS-1,2-DICHLOROETHENE	ug/l	ND@0.5 J	ND@0.5	ND@0.5	ND@0.5	ND@0.5	ND@0.5
TRANS-1,3-DICHLOROPROPENE	ug/l	ND@0.5 J	ND@0.5	ND@0.5	ND@0.5	ND@0.5	ND@0.5
TRICHLOROETHENE	ug/l	2.3 J	ND@0.5	ND@0.5	ND@0.5	ND@0.5	ND@0.5
TRICHLOROFLUOROMETHANE (FREON 11)	ug/l	ND@0.5 J	ND@0.5	ND@0.5	ND@0.5	ND@0.5	ND@0.5
VINYL CHLORIDE	ug/l	0.8 J	ND@0.5	ND@0.5	ND@0.5	ND@0.5	ND@0.5

Endicott, New York
Groundwater Analytical Chemistry Data
January 1, 2012 - December 31, 2012

Sample Location		EN-100	EN-100	EN-100	EN-100	EN-102	EN-102
Sample Description		GW MON WELL	GW MON WELL	GW MON WELL	GW MON WELL	GW MON WELL	REPLICATE
Sample Date		02/08/2012	05/14/2012	08/23/2012	11/15/2012	02/08/2012	02/08/2012
Laboratory Sample I.D.		6545845	6657192	6767549	6864789	6545846	6545847
Parameter	**Units**						
1,1,1-TRICHLOROETHANE	ug/l	2.5	0.2 J	0.6	12	0.9	1
1,1,2,2-TETRACHLOROETHANE	ug/l	ND@0.5	ND@0.5	ND@0.5	ND@0.5	ND@0.5	ND@0.5
1,1,2-TRICHLORO-1,2,2-TRIFLUOROETHANE	ug/l	ND@0.5	ND@0.5	ND@0.5	ND@0.5 J	ND@0.5	ND@0.5
1,1,2-TRICHLOROETHANE	ug/l	ND@0.5	ND@0.5	ND@0.5	ND@0.5	ND@0.5	ND@0.5
1,1-DICHLOROETHANE	ug/l	2.6	ND@0.5	0.9	0.5 J	1.1	1.2
1,1-DICHLOROETHENE	ug/l	ND@0.5	ND@0.5	ND@0.5	ND@0.5	0.2 J	0.2 J
1,2,4-TRICHLOROBENZENE	ug/l	ND@0.5	ND@0.5	ND@0.5	ND@0.5	ND@0.5	ND@0.5
1,2-DIBROMO-3-CHLOROPROPANE	ug/l	ND@0.5	ND@0.5	ND@0.5	ND@0.5	ND@0.5	ND@0.5
1,2-DIBROMOETHANE (EDB)	ug/l	ND@0.5	ND@0.5	ND@0.5	ND@0.5	ND@0.5	ND@0.5
1,2-DICHLORO-1,2,2-TRIFLUOROETHANE	ug/l	0.2 J	ND@0.5	ND@0.5 J	ND@0.5	ND@0.5	ND@0.5
1,2-DICHLOROBENZENE	ug/l	ND@0.5	ND@0.5	ND@0.5	ND@0.5	ND@0.5	ND@0.5
1,2-DICHLOROETHANE (EDC)	ug/l	ND@0.5	ND@0.5	ND@0.5	ND@0.5	ND@0.5	ND@0.5
1,2-DICHLOROPROPANE	ug/l	ND@0.5	ND@0.5	ND@0.5	ND@0.5	ND@0.5	ND@0.5
1,3-DICHLOROBENZENE	ug/l	ND@0.5	ND@0.5	ND@0.5	ND@0.5	ND@0.5	ND@0.5
1,4-DICHLOROBENZENE	ug/l	ND@0.5	ND@0.5	ND@0.5	ND@0.5	ND@0.5	ND@0.5
ACETONE	ug/l	ND@5.0	ND@5.0	ND@5	ND@5	ND@5.0	ND@5.0
BENZENE	ug/l	ND@0.5	ND@0.5	ND@0.5	ND@0.5	ND@0.5	ND@0.5
BROMODICHLOROMETHANE	ug/l	ND@0.5	ND@0.5	ND@0.5	ND@0.5	ND@0.5	ND@0.5
BROMOFORM (TRIBROMOMETHANE)	ug/l	ND@0.5	ND@0.5	ND@0.5	ND@0.5	ND@0.5	ND@0.5
BROMOMETHANE	ug/l	ND@0.5	ND@0.5	ND@0.5	ND@0.5	ND@0.5	ND@0.5
CARBON DISULFIDE	ug/l	ND@0.5	ND@0.5 J	ND@0.5	ND@0.5	ND@0.5	ND@0.5
CARBON TETRACHLORIDE	ug/l	ND@0.5	ND@0.5	ND@0.5	ND@0.5 J	ND@0.5	ND@0.5
CHLOROBENZENE	ug/l	ND@0.5	ND@0.5	ND@0.5	ND@0.5	ND@0.5	ND@0.5
CHLORODIBROMOMETHANE	ug/l	ND@0.5	ND@0.5	ND@0.5	ND@0.5	ND@0.5	ND@0.5
CHLOROETHANE	ug/l	ND@0.5	ND@0.5	ND@0.5	ND@0.5	ND@0.5	ND@0.5
CHLOROFORM (TRICHLOROMETHANE)	ug/l	ND@0.5	ND@0.5	ND@0.5	ND@0.5	ND@0.5	ND@0.5
CHLOROMETHANE	ug/l	ND@0.5	ND@0.5 J	ND@0.5	ND@0.5	ND@0.5	ND@0.5
CIS-1,2-DICHLOROETHENE	ug/l	0.4 J	0.3 J	0.2 J	0.2 J	1.9	1.9
CIS-1,3-DICHLOROPROPENE	ug/l	ND@0.5	ND@0.5	ND@0.5	ND@0.5	ND@0.5	ND@0.5
CYCLOHEXANE	ug/l	ND@0.5	ND@0.5 J	ND@0.5	ND@0.5	ND@0.5	ND@0.5
DICHLORODIFLUOROMETHANE (FREON 12)	ug/l	ND@0.5	ND@0.5 J	ND@0.5	ND@0.5	ND@0.5	ND@0.5
ETHYLBENZENE	ug/l	ND@0.5	ND@0.5	ND@0.5	ND@0.5	ND@0.5	ND@0.5
ISOPROPYLBENZENE	ug/l	ND@0.5	ND@0.5	ND@0.5	ND@0.5	ND@0.5	ND@0.5
M,P-XYLENE	ug/l	ND@0.5	ND@0.5	ND@0.5	ND@0.5	ND@0.5	ND@0.5
METHYL ACETATE	ug/l	ND@1.0	ND@1.0	ND@1	ND@1	ND@1.0	ND@1.0
METHYL BUTYL KETONE (2-HEXANONE)	ug/l	ND@5.0	ND@5.0	ND@5	ND@5	ND@5.0	ND@5.0
METHYL CYCLOHEXANE	ug/l	ND@0.5	ND@0.5	ND@0.5	ND@0.5	ND@0.5	ND@0.5
METHYL ETHYL KETONE (MEK, 2-BUTANONE)	ug/l	ND@5.0	ND@5.0	ND@5	ND@5	ND@5.0	ND@5.0
METHYL TERT-BUTYL ETHER (MTBE)	ug/l	ND@0.5	ND@0.5	ND@0.5	ND@0.5	ND@0.5	ND@0.5
METHYLENE CHLORIDE (DICHLOROMETHANE)	ug/l	ND@0.5	ND@0.5	0.3 J	ND@0.5	ND@0.5	ND@0.5
MIBK (4-METHYL-2-PENTANONE)	ug/l	ND@5.0	ND@5.0	ND@5	ND@5	ND@5.0	ND@5.0
O-XYLENE	ug/l	ND@0.5	ND@0.5	ND@0.5	ND@0.5	ND@0.5	ND@0.5
STYRENE	ug/l	ND@0.5	ND@0.5	ND@0.5	ND@0.5	ND@0.5	ND@0.5
TETRACHLOROETHENE	ug/l	0.6	0.7	0.5	0.5 J	5.1	5.3
TOLUENE	ug/l	ND@0.5	ND@0.5	ND@0.5	ND@0.5	ND@0.5	ND@0.5
TRANS-1,2-DICHLOROETHENE	ug/l	ND@0.5	ND@0.5	ND@0.5	ND@0.5	ND@0.5	ND@0.5
TRANS-1,3-DICHLOROPROPENE	ug/l	ND@0.5	ND@0.5	ND@0.5	ND@0.5	ND@0.5	ND@0.5
TRICHLOROETHENE	ug/l	2.3	2.5	1.6	1.7	18	19
TRICHLOROFLUOROMETHANE (FREON 11)	ug/l	ND@0.5	ND@0.5	ND@0.5	ND@0.5 J	ND@0.5	ND@0.5
VINYL CHLORIDE	ug/l	ND@0.5	ND@0.5	ND@0.5 J	ND@0.5	ND@0.5	ND@0.5

Endicott, New York
Groundwater Analytical Chemistry Data
January 1, 2012 - December 31, 2012

Sample Location		EN-102	EN-102	EN-102	EN-105	EN-106	EN-107R
Sample Description		GW MON WELL	GW MON WELL	GW MON WELL	GW MON WELL	GW MON WELL	GW EXTR WELL
Sample Date		05/14/2012	08/08/2012	11/15/2012	08/30/2012	08/27/2012	01/04/2012
Laboratory Sample I.D.		6657191	6751397	6864790	6775923	6773186	6514935
Parameter	**Units**						
1,1,1-TRICHLOROETHANE	ug/l	1.3	1.2	1.2	ND@0.5	ND@1.4	260
1,1,2,2-TETRACHLOROETHANE	ug/l	ND@0.5	ND@0.5	ND@0.5	ND@0.5	ND@0.5	ND@25
1,1,2-TRICHLORO-1,2,2-TRIFLUOROETHANE	ug/l	0.2 J	ND@0.5	ND@0.5 J	ND@0.5	ND@0.5	220
1,1,2-TRICHLOROETHANE	ug/l	ND@0.5	ND@0.5	ND@0.5	ND@0.5	ND@0.5	ND@25
1,1-DICHLOROETHANE	ug/l	1.7	0.8	0.5 J	ND@0.5	2.4	10 J
1,1-DICHLOROETHENE	ug/l	0.6	0.5	0.1 J	ND@0.5	0.3 J	20 J
1,2,4-TRICHLOROBENZENE	ug/l	ND@0.5	ND@0.5 J	ND@0.5	ND@0.5	ND@0.5 J	ND@25
1,2-DIBROMO-3-CHLOROPROPANE	ug/l	ND@0.5	ND@0.5	ND@0.5	ND@0.5	ND@0.5	ND@25 J
1,2-DIBROMOETHANE (EDB)	ug/l	ND@0.5	ND@0.5	ND@0.5	ND@0.5	ND@0.5	ND@25
1,2-DICHLORO-1,2,2-TRIFLUOROETHANE	ug/l	ND@0.5	ND@0.5	ND@0.5	ND@0.5	ND@0.5	16 J
1,2-DICHLOROBENZENE	ug/l	ND@0.5	ND@0.5	ND@0.5	ND@0.5	ND@0.5 J	64
1,2-DICHLOROETHANE (EDC)	ug/l	ND@0.5	ND@0.5	ND@0.5	ND@0.5	ND@0.5	ND@25
1,2-DICHLOROPROPANE	ug/l	ND@0.5	ND@0.5	ND@0.5	ND@0.5	ND@0.5	ND@25
1,3-DICHLOROBENZENE	ug/l	ND@0.5	ND@0.5	ND@0.5	ND@0.5	ND@0.5 J	ND@25
1,4-DICHLOROBENZENE	ug/l	ND@0.5	ND@0.5	ND@0.5	ND@0.5	ND@0.5 J	ND@25
ACETONE	ug/l	ND@5.0	5.7	ND@5	ND@5 J	ND@5	ND@250
BENZENE	ug/l	ND@0.5	ND@0.5	ND@0.5	ND@0.5	ND@0.5	ND@25
BROMODICHLOROMETHANE	ug/l	ND@0.5	ND@0.5	ND@0.5	ND@0.5	ND@0.5	ND@25
BROMOFORM (TRIBROMOMETHANE)	ug/l	ND@0.5	ND@0.5	ND@0.5	ND@0.5	ND@0.5	ND@25
BROMOMETHANE	ug/l	ND@0.5	ND@0.5	ND@0.5	ND@0.5	ND@0.5	ND@25
CARBON DISULFIDE	ug/l	ND@0.5 J	ND@0.5	ND@0.5	ND@0.5	ND@0.5	ND@25
CARBON TETRACHLORIDE	ug/l	ND@0.5	ND@0.5	ND@0.5 J	ND@0.5	ND@0.5	ND@25
CHLOROBENZENE	ug/l	ND@0.5	ND@0.5	ND@0.5	ND@0.5	ND@0.5	ND@25
CHLORODIBROMOMETHANE	ug/l	ND@0.5	ND@0.5	ND@0.5	ND@0.5	ND@0.5	ND@25
CHLOROETHANE	ug/l	ND@0.5	ND@0.5	ND@0.5	ND@0.5	ND@0.5	ND@25
CHLOROFORM (TRICHLOROMETHANE)	ug/l	ND@0.5	0.1 J	0.2 J	ND@0.5	ND@0.5	ND@25
CHLOROMETHANE	ug/l	ND@0.5 J	ND@0.5	ND@0.5	ND@0.5 J	ND@0.5	ND@25
CIS-1,2-DICHLOROETHENE	ug/l	3.4	2.8	2	0.1 J	9.8	4600
CIS-1,3-DICHLOROPROPENE	ug/l	ND@0.5	ND@0.5	ND@0.5	ND@0.5	ND@0.5	ND@25
CYCLOHEXANE	ug/l	ND@0.5 J	ND@0.5	ND@0.5	ND@0.5	ND@0.5	ND@25
DICHLORODIFLUOROMETHANE (FREON 12)	ug/l	ND@0.5 J	ND@0.5 J	ND@0.5	ND@0.5	ND@0.5	ND@25
ETHYLBENZENE	ug/l	ND@0.5	ND@0.5	ND@0.5	ND@0.5	ND@0.5	5.8 J
ISOPROPYLBENZENE	ug/l	ND@0.5	ND@0.5	ND@0.5	ND@0.5	ND@0.5	ND@25
M,P-XYLENE	ug/l	ND@0.5	ND@0.5	ND@0.5	ND@0.5	ND@0.5	7.9 J
METHYL ACETATE	ug/l	ND@1.0	ND@1	ND@1	ND@1	ND@1	ND@50
METHYL BUTYL KETONE (2-HEXANONE)	ug/l	ND@5.0	ND@5	ND@5	ND@5	ND@5	ND@250
METHYL CYCLOHEXANE	ug/l	ND@0.5	ND@0.5	ND@0.5	ND@0.5	ND@0.5	ND@25
METHYL ETHYL KETONE (MEK, 2-BUTANONE)	ug/l	ND@5.0	ND@5	ND@5	ND@5	ND@5	ND@250 J
METHYL TERT-BUTYL ETHER (MTBE)	ug/l	ND@0.5	ND@0.5	ND@0.5	ND@0.5	0.2 J	ND@25
METHYLENE CHLORIDE (DICHLOROMETHANE)	ug/l	ND@0.5	ND@0.5	ND@0.5	ND@0.5	ND@0.5	ND@25
MIBK (4-METHYL-2-PENTANONE)	ug/l	ND@5.0	ND@5	ND@5	ND@5	ND@5 J	ND@250
O-XYLENE	ug/l	ND@0.5	ND@0.5	ND@0.5	ND@0.5	ND@0.5	20 J
STYRENE	ug/l	ND@0.5	ND@0.5	ND@0.5	ND@0.5	ND@0.5	ND@25
TETRACHLOROETHENE	ug/l	5.5	5.2	3.3	ND@0.5	ND@0.5	91
TOLUENE	ug/l	ND@0.5	ND@0.5	ND@0.5	ND@0.5	ND@0.5	ND@25
TRANS-1,2-DICHLOROETHENE	ug/l	ND@0.5	ND@0.5	ND@0.5	ND@0.5	0.2 J	7.9 J
TRANS-1,3-DICHLOROPROPENE	ug/l	ND@0.5	ND@0.5	ND@0.5	ND@0.5	ND@0.5	ND@25
TRICHLOROETHENE	ug/l	22	22	14	ND@0.5	ND@4.1	48
TRICHLOROFLUOROMETHANE (FREON 11)	ug/l	ND@0.5	ND@0.5	ND@0.5 J	ND@0.5	ND@0.5	ND@25
VINYL CHLORIDE	ug/l	ND@0.5	ND@0.5	0.1 J	ND@0.5	ND@0.5	89

Endicott, New York
Groundwater Analytical Chemistry Data
January 1, 2012 - December 31, 2012

Sample Location		EN-107R	EN-107R	EN-107R	EN-107R	EN-107R	EN-107R
Sample Description		GW EXTR WELL	GW EXTR WELL	GW EXTR WELL	GW EXTR WELL	GW EXTR WELL	GW EXTR WELL
Sample Date		02/09/2012	04/04/2012	05/07/2012	06/11/2012	07/09/2012	08/01/2012
Laboratory Sample I.D.		6545820	6607274	6643665	6684269	6714518	6742208
Parameter	**Units**						
1,1,1-TRICHLOROETHANE	ug/l	210	310	74	210	270	210
1,1,2,2-TETRACHLOROETHANE	ug/l	ND@25	ND@25	ND@25	ND@50	ND@25	ND@25
1,1,2-TRICHLORO-1,2,2-TRIFLUOROETHANE	ug/l	240	340	56	240	330	240
1,1,2-TRICHLOROETHANE	ug/l	ND@25	ND@25	ND@25	ND@50	ND@25	ND@25
1,1-DICHLOROETHANE	ug/l	6.3 J	8.4 J	ND@25	ND@50	ND@25	ND@25
1,1-DICHLOROETHENE	ug/l	15 J	16 J	5.4 J	16 J	18 J	16 J
1,2,4-TRICHLOROBENZENE	ug/l	ND@25	ND@25	ND@25	ND@50	ND@25	ND@25
1,2-DIBROMO-3-CHLOROPROPANE	ug/l	ND@25 J	ND@25	ND@25	ND@50	ND@25	ND@25
1,2-DIBROMOETHANE (EDB)	ug/l	ND@25	ND@25	ND@25	ND@50	ND@25	ND@25
1,2-DICHLORO-1,2,2-TRIFLUOROETHANE	ug/l	ND@25	21 J	ND@25	ND@50	ND@25	ND@25
1,2-DICHLOROBENZENE	ug/l	120	41	130	240	260	220
1,2-DICHLOROETHANE (EDC)	ug/l	ND@25	ND@25	ND@25	ND@50	ND@25	ND@25
1,2-DICHLOROPROPANE	ug/l	ND@25	ND@25	ND@25	ND@50	ND@25	ND@25
1,3-DICHLOROBENZENE	ug/l	ND@25	ND@25	ND@25	ND@50	ND@25	ND@25
1,4-DICHLOROBENZENE	ug/l	ND@25	ND@25	ND@25	ND@50	ND@25	ND@25
ACETONE	ug/l	ND@250 J	ND@250	ND@250	ND@500	ND@250	ND@250
BENZENE	ug/l	ND@25	ND@25	6.2 J	ND@50	ND@25	ND@25
BROMODICHLOROMETHANE	ug/l	ND@25	ND@25	ND@25	ND@50	ND@25	ND@25
BROMOFORM (TRIBROMOMETHANE)	ug/l	ND@25	ND@25	ND@25	ND@50 J	ND@25	ND@25
BROMOMETHANE	ug/l	ND@25	ND@25	ND@25	ND@50	ND@25	ND@25
CARBON DISULFIDE	ug/l	ND@25	ND@25	ND@25	ND@50	ND@25	ND@25 J
CARBON TETRACHLORIDE	ug/l	ND@25	ND@25	ND@25	ND@50	ND@25	ND@25
CHLOROBENZENE	ug/l	ND@25	ND@25	ND@25	ND@50	ND@25	ND@25
CHLORODIBROMOMETHANE	ug/l	ND@25	ND@25	ND@25	ND@50	ND@25	ND@25
CHLOROETHANE	ug/l	ND@25	ND@25	ND@25	ND@50	ND@25	ND@25
CHLOROFORM (TRICHLOROMETHANE)	ug/l	ND@25	ND@25	ND@25	ND@50	ND@25	ND@25
CHLOROMETHANE	ug/l	ND@25	ND@25 J	ND@25	ND@50	ND@25	ND@25
CIS-1,2-DICHLOROETHENE	ug/l	3200	4400	2400	3600	4500	3600
CIS-1,3-DICHLOROPROPENE	ug/l	ND@25	ND@25	ND@25	ND@50	ND@25	ND@25
CYCLOHEXANE	ug/l	ND@25	ND@25	ND@25	ND@50	ND@25	ND@25
DICHLORODIFLUOROMETHANE (FREON 12)	ug/l	ND@25	ND@25	ND@25 J	ND@50	ND@25	ND@25
ETHYLBENZENE	ug/l	49	ND@25	12 J	130	160	130
ISOPROPYLBENZENE	ug/l	ND@25	ND@25	ND@25	ND@50	ND@25	ND@25
M,P-XYLENE	ug/l	53	ND@25	25	130	23 J	130
METHYL ACETATE	ug/l	ND@50	ND@50	ND@50	ND@100	ND@50 J	ND@50
METHYL BUTYL KETONE (2-HEXANONE)	ug/l	ND@250	ND@250	ND@250	ND@500	ND@250	ND@250
METHYL CYCLOHEXANE	ug/l	ND@25	ND@25 J	ND@25	ND@50	9.1 J	8.9 J
METHYL ETHYL KETONE (MEK, 2-BUTANONE)	ug/l	ND@250 J	ND@250 J	ND@250	ND@500	ND@250	ND@250
METHYL TERT-BUTYL ETHER (MTBE)	ug/l	ND@25	ND@25	ND@25	ND@50	ND@25	ND@25
METHYLENE CHLORIDE (DICHLOROMETHANE)	ug/l	ND@25	ND@25	ND@25	ND@50	ND@25	ND@25
MIBK (4-METHYL-2-PENTANONE)	ug/l	ND@250	ND@250	ND@250	ND@500	ND@250	ND@250
O-XYLENE	ug/l	46	8.3 J	120	110	110	96
STYRENE	ug/l	ND@25	ND@25	ND@25	ND@50	ND@25	ND@25
TETRACHLOROETHENE	ug/l	90	66	36	140	170	130
TOLUENE	ug/l	ND@25	ND@25	18 J	ND@50	6.9 J	5.3 J
TRANS-1,2-DICHLOROETHENE	ug/l	39	7.3 J	ND@25	ND@50	6.1 J	ND@25
TRANS-1,3-DICHLOROPROPENE	ug/l	ND@25	ND@25	ND@25	ND@50 J	ND@25	ND@25
TRICHLOROETHENE	ug/l	40	38	52	75	79	76
TRICHLOROFLUOROMETHANE (FREON 11)	ug/l	ND@25	ND@25	ND@25	ND@50	ND@25	ND@25
VINYL CHLORIDE	ug/l	110	90	40	150	190	180

Endicott, New York
Groundwater Analytical Chemistry Data
January 1, 2012 - December 31, 2012

Sample Location		EN-107R	EN-107R	EN-107R	EN-107R	EN-112	EN-112
Sample Description		GW EXTR WELL	GW EXTR WELL	GW EXTR WELL	GW EXTR WELL	GW MON WELL	GW MON WELL
Sample Date		09/10/2012	10/02/2012	11/05/2012	12/03/2012	02/08/2012	05/14/2012
Laboratory Sample I.D.		6784238	6810759	6849276	6881132	6545856	6657184
Parameter	**Units**						
1,1,1-TRICHLOROETHANE	ug/l	200	130	120	190	ND@0.5	ND@0.5
1,1,2,2-TETRACHLOROETHANE	ug/l	ND@25	ND@25	ND@25	ND@25	ND@0.5	ND@0.5
1,1,2-TRICHLORO-1,2,2-TRIFLUOROETHANE	ug/l	230	99	180	210	ND@0.5	ND@0.5
1,1,2-TRICHLOROETHANE	ug/l	ND@25	ND@25	ND@25	ND@25	ND@0.5	ND@0.5
1,1-DICHLOROETHANE	ug/l	ND@25	ND@25	ND@25	ND@25	2.8	1.5
1,1-DICHLOROETHENE	ug/l	14 J	ND@25	6.5 J	12 J	ND@0.5	ND@0.5
1,2,4-TRICHLOROBENZENE	ug/l	ND@25	ND@25	ND@25	ND@25	ND@0.5	ND@0.5
1,2-DIBROMO-3-CHLOROPROPANE	ug/l	ND@25 J	ND@25	ND@25	ND@25	ND@0.5	ND@0.5
1,2-DIBROMOETHANE (EDB)	ug/l	ND@25	ND@25	ND@25	ND@25	ND@0.5	ND@0.5
1,2-DICHLORO-1,2,2-TRIFLUOROETHANE	ug/l	ND@25	ND@25	ND@25	ND@25	3.5	2.6
1,2-DICHLOROBENZENE	ug/l	170	150	160	140	ND@0.5	ND@0.5
1,2-DICHLOROETHANE (EDC)	ug/l	ND@25	6.1 J	ND@25	ND@25 J	ND@0.5	ND@0.5
1,2-DICHLOROPROPANE	ug/l	ND@25	ND@25	ND@25	ND@25	ND@0.5	ND@0.5
1,3-DICHLOROBENZENE	ug/l	ND@25	ND@25	ND@25	ND@25	ND@0.5	ND@0.5
1,4-DICHLOROBENZENE	ug/l	ND@25	ND@25	ND@25	ND@25	ND@0.5	ND@0.5
ACETONE	ug/l	ND@250 J	ND@250	ND@250	ND@250	ND@5.0	ND@5.0
BENZENE	ug/l	ND@25	ND@25	ND@25	ND@25	ND@0.5	ND@0.5
BROMODICHLOROMETHANE	ug/l	ND@25	ND@25	ND@25	ND@25 J	0.1 J	ND@0.5
BROMOFORM (TRIBROMOMETHANE)	ug/l	ND@25	ND@25	ND@25	ND@25 J	ND@0.5	ND@0.5
BROMOMETHANE	ug/l	ND@25	ND@25	ND@25	ND@25	ND@0.5	ND@0.5
CARBON DISULFIDE	ug/l	ND@25	ND@25	ND@25	ND@25	ND@0.5	ND@0.5 J
CARBON TETRACHLORIDE	ug/l	ND@25	ND@25	ND@25	ND@25	ND@0.5	ND@0.5
CHLOROBENZENE	ug/l	ND@25	ND@25	ND@25	ND@25	ND@0.5	ND@0.5
CHLORODIBROMOMETHANE	ug/l	ND@25	ND@25	ND@25	ND@25 J	ND@0.5	ND@0.5
CHLOROETHANE	ug/l	ND@25	ND@25	ND@25 J	ND@25	89	66
CHLOROFORM (TRICHLOROMETHANE)	ug/l	ND@25	60	ND@25	ND@25	0.1 J	0.1 J
CHLOROMETHANE	ug/l	ND@25	ND@25	ND@25	ND@25	ND@0.5	ND@0.5 J
CIS-1,2-DICHLOROETHENE	ug/l	4100	2500	2900	3500	ND@0.5	ND@0.5
CIS-1,3-DICHLOROPROPENE	ug/l	ND@25	ND@25	ND@25	ND@25	ND@0.5	ND@0.5
CYCLOHEXANE	ug/l	ND@25	ND@25	ND@25	ND@25	0.2 J	0.2 J
DICHLORODIFLUOROMETHANE (FREON 12)	ug/l	ND@25	ND@25 J	ND@25	ND@25	ND@0.5	ND@0.5 J
ETHYLBENZENE	ug/l	78	44	63	64	ND@0.5	ND@0.5
ISOPROPYLBENZENE	ug/l	ND@25	ND@25	ND@25	ND@25	ND@0.5	ND@0.5
M,P-XYLENE	ug/l	100	ND@25	28	57	0.1 J	ND@0.5
METHYL ACETATE	ug/l	ND@50	ND@50	ND@50	ND@50 J	ND@1.0	ND@1.0
METHYL BUTYL KETONE (2-HEXANONE)	ug/l	ND@250	ND@250	ND@250	ND@250	ND@5.0	ND@5.0
METHYL CYCLOHEXANE	ug/l	ND@25	ND@25	ND@25	ND@25	0.2 J	ND@0.5
METHYL ETHYL KETONE (MEK, 2-BUTANONE)	ug/l	ND@250	ND@250	ND@250	ND@250	ND@5.0	ND@5.0
METHYL TERT-BUTYL ETHER (MTBE)	ug/l	ND@25	ND@25	ND@25	ND@25	ND@0.5	ND@0.5
METHYLENE CHLORIDE (DICHLOROMETHANE)	ug/l	ND@25	ND@25	ND@25	ND@25	ND@0.5	ND@0.5
MIBK (4-METHYL-2-PENTANONE)	ug/l	ND@250	ND@250	ND@250 J	ND@250 J	ND@5.0	ND@5.0
O-XYLENE	ug/l	80	ND@25	29	51	ND@0.5	ND@0.5
STYRENE	ug/l	ND@25	ND@25	ND@25	ND@25	ND@0.5	ND@0.5
TETRACHLOROETHENE	ug/l	180	42	180	210	ND@0.5	ND@0.5
TOLUENE	ug/l	ND@25	ND@25	ND@25	ND@25	0.2 J	0.1 J
TRANS-1,2-DICHLOROETHENE	ug/l	ND@25	25	67	12 J	0.1 J	ND@0.5
TRANS-1,3-DICHLOROPROPENE	ug/l	ND@25	ND@25	ND@25	ND@25 J	ND@0.5	ND@0.5
TRICHLOROETHENE	ug/l	83	75	95	74	ND@0.5	ND@0.5
TRICHLOROFLUOROMETHANE (FREON 11)	ug/l	ND@25	ND@25	ND@25	ND@25 J	ND@0.5	ND@0.5
VINYL CHLORIDE	ug/l	170	ND@25	190	210	0.1 J	0.1 J

Endicott, New York
Groundwater Analytical Chemistry Data
January 1, 2012 - December 31, 2012

Sample Location		EN-112	EN-112	EN-114	EN-117	EN-122	EN-125
Sample Description		GW MON WELL	GW MON WELL	GW MON WELL	GW MON WELL	GW MON WELL	GW MON WELL
Sample Date		08/12/2012	11/18/2012	08/27/2012	08/13/2012	08/30/2012	05/16/2012
Laboratory Sample I.D.		6755533	6867689	6771013	6755541	6775924	6658928
Parameter	**Units**						
1,1,1-TRICHLOROETHANE	ug/l	ND@0.5	ND@0.5	60 J	0.4 J	4	ND@0.5
1,1,2,2-TETRACHLOROETHANE	ug/l	ND@0.5	ND@0.5	ND@10 J	ND@0.5	ND@0.5	ND@0.5
1,1,2-TRICHLORO-1,2,2-TRIFLUOROETHANE	ug/l	ND@0.5	ND@0.5	67 J	0.6	0.4 J	ND@0.5
1,1,2-TRICHLOROETHANE	ug/l	ND@0.5	ND@0.5	ND@10 J	ND@0.5	ND@0.5	ND@0.5
1,1-DICHLOROETHANE	ug/l	4.9	3.7	34 J	ND@0.5	5.7	0.1 J
1,1-DICHLOROETHENE	ug/l	ND@0.5	ND@0.5	2.1 J	ND@0.5	0.2 J	ND@0.5
1,2,4-TRICHLOROBENZENE	ug/l	ND@0.5	ND@0.5	ND@10 J	ND@0.5	ND@0.5	ND@0.5
1,2-DIBROMO-3-CHLOROPROPANE	ug/l	ND@0.5	ND@0.5 J	ND@10 J	ND@0.5	ND@0.5	ND@0.5
1,2-DIBROMOETHANE (EDB)	ug/l	ND@0.5	ND@0.5	ND@10 J	ND@0.5	ND@0.5	ND@0.5
1,2-DICHLORO-1,2,2-TRIFLUOROETHANE	ug/l	3.7	4.1	11 J	1.3	0.8	ND@0.5
1,2-DICHLOROBENZENE	ug/l	ND@0.5	ND@0.5	19 J	ND@0.5	ND@0.5	ND@0.5
1,2-DICHLOROETHANE (EDC)	ug/l	0.6	0.1 J	ND@10 J	ND@0.5	ND@0.5	ND@0.5
1,2-DICHLOROPROPANE	ug/l	ND@0.5	ND@0.5	ND@10 J	ND@0.5	ND@0.5	ND@0.5
1,3-DICHLOROBENZENE	ug/l	ND@0.5	ND@0.5	ND@10 J	ND@0.5	ND@0.5	ND@0.5
1,4-DICHLOROBENZENE	ug/l	ND@0.5	ND@0.5	ND@10 J	ND@0.5	ND@0.5	ND@0.5
ACETONE	ug/l	3.2 J	ND@5	ND@100 J	ND@5	ND@5 J	ND@5.0
BENZENE	ug/l	ND@0.5	ND@0.5	ND@10 J	ND@0.5	ND@0.5	ND@0.5
BROMODICHLOROMETHANE	ug/l	ND@0.5	ND@0.5	ND@10 J	ND@0.5	ND@0.5	ND@0.5
BROMOFORM (TRIBROMOMETHANE)	ug/l	ND@0.5	ND@0.5	ND@10 J	ND@0.5	ND@0.5	ND@0.5
BROMOMETHANE	ug/l	ND@0.5	ND@0.5	ND@10 J	ND@0.5	ND@0.5	ND@0.5
CARBON DISULFIDE	ug/l	ND@0.5	ND@0.5	ND@10 J	ND@0.5	3.9	ND@0.5
CARBON TETRACHLORIDE	ug/l	ND@0.5	ND@0.5	ND@10 J	ND@0.5	ND@0.5	ND@0.5
CHLOROBENZENE	ug/l	ND@0.5	ND@0.5	ND@10 J	ND@0.5	ND@0.5	ND@0.5
CHLORODIBROMOMETHANE	ug/l	ND@0.5	ND@0.5	ND@10 J	ND@0.5	ND@0.5	ND@0.5
CHLOROETHANE	ug/l	140	140	ND@10 J	ND@0.5	ND@0.5	ND@0.5
CHLOROFORM (TRICHLOROMETHANE)	ug/l	0.4 J	ND@0.5	ND@10 J	0.3 J	ND@0.5	0.2 J
CHLOROMETHANE	ug/l	ND@0.5	ND@0.5	ND@10 J	ND@0.5	ND@0.5 J	ND@0.5
CIS-1,2-DICHLOROETHENE	ug/l	0.2 J	0.1 J	1100 J	6.5	9.4	ND@0.5
CIS-1,3-DICHLOROPROPENE	ug/l	ND@0.5	ND@0.5	ND@10 J	ND@0.5	ND@0.5	ND@0.5
CYCLOHEXANE	ug/l	0.1 J	0.2 J	ND@10 J	ND@0.5	ND@0.5	ND@0.5
DICHLORODIFLUOROMETHANE (FREON 12)	ug/l	ND@0.5	ND@0.5	ND@10 J	0.5 J	ND@0.5	ND@0.5
ETHYLBENZENE	ug/l	0.2 J	ND@0.5	ND@10 J	ND@0.5	ND@0.5	ND@0.5
ISOPROPYLBENZENE	ug/l	0.2 J	ND@0.5	ND@10 J	ND@0.5	ND@0.5	ND@0.5
M,P-XYLENE	ug/l	ND@0.5	ND@0.5	ND@10 J	ND@0.5	ND@0.5	ND@0.5
METHYL ACETATE	ug/l	ND@1	ND@1	ND@20 J	ND@1	ND@1	ND@1.0
METHYL BUTYL KETONE (2-HEXANONE)	ug/l	ND@5	ND@5	ND@100 J	ND@5	ND@5	ND@5.0
METHYL CYCLOHEXANE	ug/l	ND@0.5	ND@0.5	ND@10 J	ND@0.5	ND@0.5	ND@0.5
METHYL ETHYL KETONE (MEK, 2-BUTANONE)	ug/l	ND@5	ND@5	ND@100 J	ND@5	ND@5	ND@5.0
METHYL TERT-BUTYL ETHER (MTBE)	ug/l	ND@0.5	ND@0.5	ND@10 J	ND@0.5	ND@0.5	ND@0.5
METHYLENE CHLORIDE (DICHLOROMETHANE)	ug/l	2.6	ND@1	ND@10 J	ND@0.5	ND@0.5	ND@0.5
MIBK (4-METHYL-2-PENTANONE)	ug/l	ND@5	ND@5	ND@100 J	ND@5	ND@5	ND@5.0
O-XYLENE	ug/l	ND@0.5	ND@0.5	ND@10 J	ND@0.5	ND@0.5	ND@0.5
STYRENE	ug/l	ND@0.5	ND@0.5	ND@10 J	ND@0.5	ND@0.5	ND@0.5
TETRACHLOROETHENE	ug/l	0.5	ND@0.5	ND@10 J	9.1	0.5 J	ND@0.5
TOLUENE	ug/l	ND@0.5	ND@0.5	ND@10 J	ND@0.5	ND@0.5	ND@0.5
TRANS-1,2-DICHLOROETHENE	ug/l	0.2 J	0.2 J	2 J	ND@0.5	0.3 J	ND@0.5
TRANS-1,3-DICHLOROPROPENE	ug/l	ND@0.5	ND@0.5	ND@10 J	ND@0.5	ND@0.5	ND@0.5
TRICHLOROETHENE	ug/l	0.2 J	0.1 J	ND@10 J	ND@1.2	4.9	ND@0.5
TRICHLOROFLUOROMETHANE (FREON 11)	ug/l	0.2 J	0.1 J	ND@10 J	ND@0.5	ND@0.5	ND@0.5
VINYL CHLORIDE	ug/l	0.2 J	0.2 J	420 J	0.3 J	4.2	ND@0.5

Endicott, New York
Groundwater Analytical Chemistry Data
January 1, 2012 - December 31, 2012

Sample Location		EN-125	EN-126	EN-126	EN-127	EN-129	EN-129
Sample Description		GW MON WELL	GW MON WELL	GW MON WELL	GW MON WELL	GW MON WELL	REPLICATE
Sample Date		08/07/2012	05/16/2012	08/07/2012	08/08/2012	08/08/2012	08/08/2012
Laboratory Sample I.D.		6751383	6658929	6751384	6751401	6751399	6751400
Parameter	**Units**						
1,1,1-TRICHLOROETHANE	ug/l	ND@0.5	ND@0.5	ND@0.5	0.1 J	ND@0.5 J	ND@0.5 J
1,1,2,2-TETRACHLOROETHANE	ug/l	ND@0.5	ND@0.5	ND@0.5	ND@0.5	ND@0.5 J	ND@0.5 J
1,1,2-TRICHLORO-1,2,2-TRIFLUOROETHANE	ug/l	ND@0.5	ND@0.5	ND@0.5	ND@0.5	ND@0.5 J	ND@0.5 J
1,1,2-TRICHLOROETHANE	ug/l	ND@0.5	ND@0.5	ND@0.5	ND@0.5	ND@0.5 J	ND@0.5 J
1,1-DICHLOROETHANE	ug/l	ND@0.5	ND@0.5	ND@0.5	0.1 J	ND@0.5 J	ND@0.5 J
1,1-DICHLOROETHENE	ug/l	ND@0.5	ND@0.5	ND@0.5	ND@0.5	ND@0.5 J	ND@0.5 J
1,2,4-TRICHLOROBENZENE	ug/l	ND@0.5 J	ND@0.5	ND@0.5	ND@0.5	ND@0.5 J	ND@0.5 J
1,2-DIBROMO-3-CHLOROPROPANE	ug/l	ND@0.5	ND@0.5	ND@0.5	ND@0.5	ND@0.5 J	ND@0.5 J
1,2-DIBROMOETHANE (EDB)	ug/l	ND@0.5	ND@0.5	ND@0.5	ND@0.5	ND@0.5 J	ND@0.5 J
1,2-DICHLORO-1,2,2-TRIFLUOROETHANE	ug/l	ND@0.5	ND@0.5	ND@0.5 J	ND@0.5	ND@0.5 J	ND@0.5 J
1,2-DICHLOROBENZENE	ug/l	ND@0.5	ND@0.5	ND@0.5	ND@0.5	ND@0.5 J	ND@0.5 J
1,2-DICHLOROETHANE (EDC)	ug/l	ND@0.5	ND@0.5	ND@0.5	ND@0.5	ND@0.5 J	ND@0.5 J
1,2-DICHLOROPROPANE	ug/l	ND@0.5	ND@0.5	ND@0.5	ND@0.5	ND@0.5 J	ND@0.5 J
1,3-DICHLOROBENZENE	ug/l	ND@0.5	ND@0.5	ND@0.5	ND@0.5	ND@0.5 J	ND@0.5 J
1,4-DICHLOROBENZENE	ug/l	ND@0.5	ND@0.5	ND@0.5	ND@0.5	ND@0.5 J	ND@0.5 J
ACETONE	ug/l	ND@5	ND@5.0	ND@5	ND@5	14 J	14 J
BENZENE	ug/l	ND@0.5	ND@0.5	ND@0.5	ND@0.5	0.2 J	0.2 J
BROMODICHLOROMETHANE	ug/l	ND@0.5	ND@0.5	ND@0.5	ND@0.5	ND@0.5 J	ND@0.5 J
BROMOFORM (TRIBROMOMETHANE)	ug/l	ND@0.5	ND@0.5	ND@0.5	ND@0.5	ND@0.5 J	ND@0.5 J
BROMOMETHANE	ug/l	ND@0.5	ND@0.5	ND@0.5	ND@0.5	ND@0.5 J	ND@0.5 J
CARBON DISULFIDE	ug/l	ND@0.5	ND@0.5	ND@0.5	ND@0.5	ND@0.5 J	ND@0.5 J
CARBON TETRACHLORIDE	ug/l	ND@0.5	ND@0.5	ND@0.5	ND@0.5	ND@0.5 J	ND@0.5 J
CHLOROBENZENE	ug/l	ND@0.5	ND@0.5	ND@0.5	ND@0.5	ND@0.5 J	ND@0.5 J
CHLORODIBROMOMETHANE	ug/l	ND@0.5	ND@0.5	ND@0.5	ND@0.5	ND@0.5 J	ND@0.5 J
CHLOROETHANE	ug/l	ND@0.5	ND@0.5	ND@0.5	ND@0.5	ND@0.5 J	ND@0.5 J
CHLOROFORM (TRICHLOROMETHANE)	ug/l	0.2 J	ND@0.5	ND@0.5	0.1 J	ND@0.5 J	ND@0.5 J
CHLOROMETHANE	ug/l	ND@0.5	ND@0.5	ND@0.5	ND@0.5	ND@0.5 J	ND@0.5 J
CIS-1,2-DICHLOROETHENE	ug/l	ND@0.5	ND@0.5	ND@0.5	0.7	ND@0.5 J	ND@0.5 J
CIS-1,3-DICHLOROPROPENE	ug/l	ND@0.5	ND@0.5	ND@0.5	ND@0.5	ND@0.5 J	ND@0.5 J
CYCLOHEXANE	ug/l	ND@0.5	ND@0.5	ND@0.5	ND@0.5	0.2 J	0.2 J
DICHLORODIFLUOROMETHANE (FREON 12)	ug/l	ND@0.5 J	ND@0.5	ND@0.5	ND@0.5	ND@0.5 J	ND@0.5 J
ETHYLBENZENE	ug/l	ND@0.5	ND@0.5	ND@0.5	ND@0.5	ND@0.5 J	ND@0.5 J
ISOPROPYLBENZENE	ug/l	ND@0.5	ND@0.5	ND@0.5	ND@0.5	1.2 J	1.1 J
M,P-XYLENE	ug/l	ND@0.5	ND@0.5	ND@0.5	ND@0.5	ND@0.5 J	ND@0.5 J
METHYL ACETATE	ug/l	ND@1	ND@1.0	ND@1	ND@1	ND@1 J	ND@1 J
METHYL BUTYL KETONE (2-HEXANONE)	ug/l	ND@5	ND@5.0	ND@5	ND@5	ND@5 J	ND@5 J
METHYL CYCLOHEXANE	ug/l	ND@0.5	ND@0.5	ND@0.5	ND@0.5	ND@0.5 J	ND@0.5 J
METHYL ETHYL KETONE (MEK, 2-BUTANONE)	ug/l	ND@5	ND@5.0	ND@5	ND@5	ND@5 J	ND@5 J
METHYL TERT-BUTYL ETHER (MTBE)	ug/l	ND@0.5	ND@0.5	ND@0.5	ND@0.5	ND@0.5 J	ND@0.5 J
METHYLENE CHLORIDE (DICHLOROMETHANE)	ug/l	ND@0.5	ND@0.5	ND@0.5	ND@0.5	ND@0.5 J	ND@0.5 J
MIBK (4-METHYL-2-PENTANONE)	ug/l	ND@5	ND@5.0	ND@5 J	ND@5	ND@5 J	ND@5 J
O-XYLENE	ug/l	ND@0.5	ND@0.5	ND@0.5	ND@0.5	0.2 J	0.1 J
STYRENE	ug/l	ND@0.5	ND@0.5	ND@0.5	ND@0.5	ND@0.5 J	ND@0.5 J
TETRACHLOROETHENE	ug/l	ND@0.5	ND@0.5	ND@0.5	0.3 J	ND@0.5 J	ND@0.5 J
TOLUENE	ug/l	ND@0.5	ND@0.5	ND@0.5	ND@0.5	ND@0.5 J	ND@0.5 J
TRANS-1,2-DICHLOROETHENE	ug/l	ND@0.5	ND@0.5	ND@0.5	ND@0.5	ND@0.5 J	ND@0.5 J
TRANS-1,3-DICHLOROPROPENE	ug/l	ND@0.5	ND@0.5	ND@0.5	ND@0.5	ND@0.5 J	ND@0.5 J
TRICHLOROETHENE	ug/l	ND@0.5	ND@0.5	ND@0.5	1	ND@0.5 J	ND@0.5 J
TRICHLOROFLUOROMETHANE (FREON 11)	ug/l	ND@0.5	ND@0.5	ND@0.5	ND@0.5	ND@0.5 J	ND@0.5 J
VINYL CHLORIDE	ug/l	ND@0.5	ND@0.5	ND@0.5	0.1 J	ND@0.5 J	ND@0.5 J

Endicott, New York
Groundwater Analytical Chemistry Data
January 1, 2012 - December 31, 2012

Sample Location		EN-130	EN-130	EN-130	EN-130	EN-132	EN-132
Sample Description		GW MON WELL	GW MON WELL	GW MON WELL	GW MON WELL	GW MON WELL	REPLICATE
Sample Date		02/23/2012	05/22/2012	08/08/2012	11/26/2012	05/03/2012	05/03/2012
Laboratory Sample I.D.		6558908	6663252	6749101	6876519	6641771	6641772
Parameter	**Units**						
1,1,1-TRICHLOROETHANE	ug/l	ND@0.5	ND@0.5	ND@1	ND@0.5	0.4 J	0.2 J
1,1,2,2-TETRACHLOROETHANE	ug/l	ND@0.5	ND@0.5	ND@1	ND@0.5	ND@0.5	ND@0.5 J
1,1,2-TRICHLORO-1,2,2-TRIFLUOROETHANE	ug/l	ND@0.5	ND@0.5	ND@1	ND@0.5	ND@0.5	ND@0.5 J
1,1,2-TRICHLOROETHANE	ug/l	ND@0.5	ND@0.5	ND@1	ND@0.5	ND@0.5	ND@0.5 J
1,1-DICHLOROETHANE	ug/l	ND@0.5	0.1 J	ND@1	0.1 J	ND@0.5	ND@0.5 J
1,1-DICHLOROETHENE	ug/l	ND@0.5	ND@0.5	ND@1	ND@0.5	ND@0.5	ND@0.5 J
1,2,4-TRICHLOROBENZENE	ug/l	ND@0.5	ND@0.5	ND@1	ND@0.5	ND@0.5	ND@0.5 J
1,2-DIBROMO-3-CHLOROPROPANE	ug/l	ND@0.5 J	ND@0.5	ND@1	ND@0.5 J	ND@0.5	ND@0.5 J
1,2-DIBROMOETHANE (EDB)	ug/l	ND@0.5	ND@0.5	ND@1	ND@0.5	ND@0.5	ND@0.5 J
1,2-DICHLORO-1,2,2-TRIFLUOROETHANE	ug/l	ND@0.5	ND@0.5	ND@1	ND@0.5	ND@0.5	ND@0.5 J
1,2-DICHLOROBENZENE	ug/l	ND@0.5	ND@0.5	ND@1	ND@0.5	ND@0.5	ND@0.5 J
1,2-DICHLOROETHANE (EDC)	ug/l	ND@0.5	ND@0.5	ND@1	ND@0.5	ND@0.5	ND@0.5 J
1,2-DICHLOROPROPANE	ug/l	ND@0.5	ND@0.5	ND@1	ND@0.5	ND@0.5	ND@0.5 J
1,3-DICHLOROBENZENE	ug/l	ND@0.5	ND@0.5	ND@1	ND@0.5	ND@0.5	ND@0.5 J
1,4-DICHLOROBENZENE	ug/l	ND@0.5	ND@0.5	ND@1	ND@0.5	ND@0.5	ND@0.5 J
ACETONE	ug/l	ND@5.0 J	ND@5	ND@10	ND@5	ND@5.0	ND@5.0 J
BENZENE	ug/l	0.6	0.6	0.5 J	0.8	ND@0.5	ND@0.5 J
BROMODICHLOROMETHANE	ug/l	ND@0.5	ND@0.5	ND@1	ND@0.5	ND@0.5	ND@0.5 J
BROMOFORM (TRIBROMOMETHANE)	ug/l	ND@0.5	ND@0.5	ND@1	ND@0.5	ND@0.5	ND@0.5 J
BROMOMETHANE	ug/l	ND@0.5	ND@0.5	ND@1	ND@0.5	ND@0.5	ND@0.5 J
CARBON DISULFIDE	ug/l	ND@0.5	ND@0.5	ND@1	ND@0.5	ND@0.5	ND@0.5 J
CARBON TETRACHLORIDE	ug/l	ND@0.5	ND@0.5	ND@1	ND@0.5	0.2 J	0.2 J
CHLOROBENZENE	ug/l	ND@0.5	ND@0.5	ND@1	ND@0.5	ND@0.5	ND@0.5 J
CHLORODIBROMOMETHANE	ug/l	ND@0.5	ND@0.5	ND@1	ND@0.5	ND@0.5	ND@0.5 J
CHLOROETHANE	ug/l	ND@0.5	ND@0.5	ND@1	ND@0.5	ND@0.5	ND@0.5 J
CHLOROFORM (TRICHLOROMETHANE)	ug/l	ND@0.5	ND@0.5	ND@1	ND@0.5	ND@0.5	ND@0.5 J
CHLOROMETHANE	ug/l	ND@0.5	ND@0.5	ND@1	ND@0.5 J	ND@0.5	ND@0.5 J
CIS-1,2-DICHLOROETHENE	ug/l	6.9	15	ND@1	5.3	ND@0.5	ND@0.5 J
CIS-1,3-DICHLOROPROPENE	ug/l	ND@0.5	ND@0.5	ND@1	ND@0.5	ND@0.5	ND@0.5 J
CYCLOHEXANE	ug/l	0.1 J	0.2 J	ND@1	0.1 J	ND@0.5	ND@0.5 J
DICHLORODIFLUOROMETHANE (FREON 12)	ug/l	ND@0.5	ND@0.5	ND@1	ND@0.5 J	ND@0.5	ND@0.5 J
ETHYLBENZENE	ug/l	ND@0.5	0.1 J	ND@1	0.1 J	ND@0.5	ND@0.5 J
ISOPROPYLBENZENE	ug/l	0.8	0.5 J	0.4 J	0.9	ND@0.5	ND@0.5 J
M,P-XYLENE	ug/l	0.2 J	0.2 J	ND@1	0.2 J	ND@0.5	ND@0.5 J
METHYL ACETATE	ug/l	ND@1.0	ND@1	ND@2	ND@1	ND@1.0	ND@1.0 J
METHYL BUTYL KETONE (2-HEXANONE)	ug/l	ND@5.0	ND@5	ND@10	ND@5	ND@5.0	ND@5.0 J
METHYL CYCLOHEXANE	ug/l	0.2 J	0.3 J	0.4 J	ND@0.5	ND@0.5	ND@0.5 J
METHYL ETHYL KETONE (MEK, 2-BUTANONE)	ug/l	ND@5.0	ND@5	ND@10	ND@5	ND@5.0	ND@5.0 J
METHYL TERT-BUTYL ETHER (MTBE)	ug/l	ND@0.5	ND@0.5	ND@1	ND@0.5	ND@0.5	ND@0.5 J
METHYLENE CHLORIDE (DICHLOROMETHANE)	ug/l	ND@0.5	ND@0.5	ND@1	ND@0.5	ND@0.5	ND@0.5 J
MIBK (4-METHYL-2-PENTANONE)	ug/l	ND@5.0	ND@5	ND@10	ND@5	ND@5.0	ND@5.0 J
O-XYLENE	ug/l	ND@0.5	0.3 J	ND@1	0.4 J	ND@0.5	ND@0.5 J
STYRENE	ug/l	ND@0.5	ND@0.5	ND@1	ND@0.5	ND@0.5	ND@0.5 J
TETRACHLOROETHENE	ug/l	0.3 J	0.7	ND@1	0.1 J	0.6	0.6 J
TOLUENE	ug/l	0.6	0.5	0.5 J	0.3 J	ND@0.5	ND@0.5 J
TRANS-1,2-DICHLOROETHENE	ug/l	1.3	0.8	ND@1	0.6	ND@0.5	ND@0.5 J
TRANS-1,3-DICHLOROPROPENE	ug/l	ND@0.5	ND@0.5	ND@1	ND@0.5	ND@0.5	ND@0.5 J
TRICHLOROETHENE	ug/l	0.2 J	1.2	ND@1	ND@0.5	0.6	0.6 J
TRICHLOROFLUOROMETHANE (FREON 11)	ug/l	ND@0.5	ND@0.5	ND@1	ND@0.5	ND@0.5	ND@0.5 J
VINYL CHLORIDE	ug/l	5.3	4.9	ND@1	4.3	ND@0.5	ND@0.5 J

Endicott, New York
Groundwater Analytical Chemistry Data
January 1, 2012 - December 31, 2012

Sample Location		EN-132	EN-133	EN-133	EN-133	EN-133	EN-133
Sample Description		GW MON WELL	GW EXTR WELL	GW EXTR WELL	GW EXTR WELL	GW EXTR WELL	GW EXTR WELL
Sample Date		08/07/2012	01/04/2012	02/09/2012	03/05/2012	04/04/2012	05/07/2012
Laboratory Sample I.D.		6751382	6514932	6545817	6567281	6607271	6643662
Parameter	**Units**						
1,1,1-TRICHLOROETHANE	ug/l	0.1 J	ND@0.5	0.3 J	0.3 J	0.4 J	0.4 J
1,1,2,2-TETRACHLOROETHANE	ug/l	ND@0.5	ND@0.5	ND@0.5	ND@0.5	ND@0.5	ND@0.5
1,1,2-TRICHLORO-1,2,2-TRIFLUOROETHANE	ug/l	ND@0.5	ND@0.5	ND@0.5	ND@0.5	ND@0.5	ND@0.5
1,1,2-TRICHLOROETHANE	ug/l	ND@0.5	ND@0.5	ND@0.5	ND@0.5	ND@0.5	ND@0.5
1,1-DICHLOROETHANE	ug/l	ND@0.5	ND@0.5	ND@0.5	ND@0.5	ND@0.5	ND@0.5
1,1-DICHLOROETHENE	ug/l	ND@0.5	ND@0.5	ND@0.5	ND@0.5	ND@0.5	ND@0.5
1,2,4-TRICHLOROBENZENE	ug/l	ND@0.5	ND@0.5	ND@0.5	ND@0.5	ND@0.5	ND@0.5
1,2-DIBROMO-3-CHLOROPROPANE	ug/l	ND@0.5	ND@0.5 J	ND@0.5 J	ND@0.5	ND@0.5	ND@0.5
1,2-DIBROMOETHANE (EDB)	ug/l	ND@0.5	ND@0.5	ND@0.5	ND@0.5	ND@0.5	ND@0.5
1,2-DICHLORO-1,2,2-TRIFLUOROETHANE	ug/l	ND@0.5 J	ND@0.5	ND@0.5	ND@0.5	ND@0.5 J	ND@0.5
1,2-DICHLOROBENZENE	ug/l	ND@0.5	ND@0.5	ND@0.5	ND@0.5	ND@0.5	ND@0.5
1,2-DICHLOROETHANE (EDC)	ug/l	ND@0.5	ND@0.5	ND@0.5	ND@0.5	ND@0.5	ND@0.5
1,2-DICHLOROPROPANE	ug/l	ND@0.5	ND@0.5	ND@0.5	ND@0.5	ND@0.5	ND@0.5
1,3-DICHLOROBENZENE	ug/l	ND@0.5	ND@0.5	ND@0.5	ND@0.5	ND@0.5	ND@0.5
1,4-DICHLOROBENZENE	ug/l	ND@0.5	ND@0.5	ND@0.5	ND@0.5	ND@0.5	ND@0.5
ACETONE	ug/l	ND@5	ND@5.0	ND@5.0 J	ND@5.0	ND@5.0	ND@5.0
BENZENE	ug/l	ND@0.5	ND@0.5	ND@0.5	ND@0.5	ND@0.5	ND@0.5
BROMODICHLOROMETHANE	ug/l	ND@0.5	ND@0.5	ND@0.5	ND@0.5	ND@0.5	ND@0.5
BROMOFORM (TRIBROMOMETHANE)	ug/l	ND@0.5	ND@0.5	ND@0.5	ND@0.5	ND@0.5	ND@0.5
BROMOMETHANE	ug/l	ND@0.5	ND@0.5	ND@0.5	ND@0.5	ND@0.5	ND@0.5
CARBON DISULFIDE	ug/l	ND@0.5	ND@0.5	ND@0.5	ND@0.5	ND@0.5	ND@0.5
CARBON TETRACHLORIDE	ug/l	0.4 J	0.1 J	0.1 J	0.1 J	0.1 J	0.1 J
CHLOROBENZENE	ug/l	ND@0.5	ND@0.5	ND@0.5	ND@0.5	ND@0.5	ND@0.5
CHLORODIBROMOMETHANE	ug/l	ND@0.5	ND@0.5	ND@0.5	ND@0.5	ND@0.5	ND@0.5
CHLOROETHANE	ug/l	ND@0.5	ND@0.5	ND@0.5	ND@0.5 J	ND@0.5	ND@0.5
CHLOROFORM (TRICHLOROMETHANE)	ug/l	ND@0.5	ND@0.5	0.2 J	0.1 J	0.1 J	0.1 J
CHLOROMETHANE	ug/l	ND@0.5	ND@0.5	ND@0.5	ND@0.5	ND@0.5	ND@0.5
CIS-1,2-DICHLOROETHENE	ug/l	ND@0.5	0.2 J	0.2 J	0.2 J	0.2 J	0.2 J
CIS-1,3-DICHLOROPROPENE	ug/l	ND@0.5	ND@0.5	ND@0.5	ND@0.5	ND@0.5	ND@0.5
CYCLOHEXANE	ug/l	ND@0.5	ND@0.5	ND@0.5	ND@0.5	ND@0.5	ND@0.5
DICHLORODIFLUOROMETHANE (FREON 12)	ug/l	ND@0.5	ND@0.5	ND@0.5	ND@0.5	ND@0.5	ND@0.5 J
ETHYLBENZENE	ug/l	ND@0.5	ND@0.5	ND@0.5	ND@0.5	ND@0.5	ND@0.5
ISOPROPYLBENZENE	ug/l	ND@0.5	ND@0.5	ND@0.5	ND@0.5	ND@0.5	ND@0.5
M,P-XYLENE	ug/l	ND@0.5	ND@0.5	ND@0.5	ND@0.5	ND@0.5	ND@0.5
METHYL ACETATE	ug/l	ND@1	ND@1.0	ND@1.0	ND@1.0	ND@1.0	ND@1.0
METHYL BUTYL KETONE (2-HEXANONE)	ug/l	ND@5	ND@5.0	ND@5.0	ND@5.0	ND@5.0	ND@5.0
METHYL CYCLOHEXANE	ug/l	0.2 J	ND@0.5	ND@0.5	ND@0.5	ND@0.5	ND@0.5
METHYL ETHYL KETONE (MEK, 2-BUTANONE)	ug/l	ND@5	ND@5.0 J	ND@5.0 J	ND@5.0	ND@5.0	ND@5.0
METHYL TERT-BUTYL ETHER (MTBE)	ug/l	ND@0.5	ND@0.5	ND@0.5	ND@0.5	ND@0.5	ND@0.5
METHYLENE CHLORIDE (DICHLOROMETHANE)	ug/l	ND@0.5	ND@0.5	ND@0.5	ND@0.5	ND@0.5	ND@0.5
MIBK (4-METHYL-2-PENTANONE)	ug/l	ND@5 J	ND@5.0	ND@5.0	ND@5.0	ND@5.0	ND@5.0
O-XYLENE	ug/l	ND@0.5	ND@0.5	ND@0.5	ND@0.5	ND@0.5	ND@0.5
STYRENE	ug/l	ND@0.5	ND@0.5	ND@0.5	ND@0.5	ND@0.5	ND@0.5
TETRACHLOROETHENE	ug/l	0.7	1.1	1	1.1	1.3	1.2
TOLUENE	ug/l	ND@0.5	ND@0.5	ND@0.5	ND@0.5	ND@0.5	ND@0.5
TRANS-1,2-DICHLOROETHENE	ug/l	ND@0.5	ND@0.5	ND@0.5	ND@0.5	ND@0.5	ND@0.5
TRANS-1,3-DICHLOROPROPENE	ug/l	ND@0.5	ND@0.5	ND@0.5	ND@0.5	ND@0.5	ND@0.5
TRICHLOROETHENE	ug/l	0.7	4	3.9	4.5	5	5.1
TRICHLOROFLUOROMETHANE (FREON 11)	ug/l	ND@0.5	0.1 J	0.1 J	0.1 J	0.1 J	0.1 J
VINYL CHLORIDE	ug/l	ND@0.5	ND@0.5	ND@0.5	ND@0.5	ND@0.5	ND@0.5

Endicott, New York
Groundwater Analytical Chemistry Data
January 1, 2012 - December 31, 2012

Sample Location		EN-133	EN-133	EN-133	EN-133	EN-133	EN-133
Sample Description		GW EXTR WELL	GW EXTR WELL	GW EXTR WELL	GW EXTR WELL	GW EXTR WELL	GW EXTR WELL
Sample Date		06/11/2012	07/09/2012	08/01/2012	09/10/2012	10/02/2012	11/05/2012
Laboratory Sample I.D.		6684266	6714515	6742205	6784235	6810755	6849272
Parameter	**Units**						
1,1,1-TRICHLOROETHANE	ug/l	0.4 J	0.4 J	0.4 J	0.3 J	0.4 J	0.4 J
1,1,2,2-TETRACHLOROETHANE	ug/l	ND@0.5	ND@0.5	ND@0.5	ND@0.5	ND@0.5	ND@0.5
1,1,2-TRICHLORO-1,2,2-TRIFLUOROETHANE	ug/l	ND@0.5	ND@0.5	ND@0.5	ND@0.5	ND@0.5	ND@0.5
1,1,2-TRICHLOROETHANE	ug/l	ND@0.5	ND@0.5	ND@0.5	ND@0.5	ND@0.5	ND@0.5
1,1-DICHLOROETHANE	ug/l	ND@0.5	ND@0.5	ND@0.5	ND@0.5	ND@0.5	ND@0.5
1,1-DICHLOROETHENE	ug/l	ND@0.5	ND@0.5	ND@0.5	ND@0.5	ND@0.5	ND@0.5
1,2,4-TRICHLOROBENZENE	ug/l	ND@0.5	ND@0.5	ND@0.5	ND@0.5	ND@0.5	ND@0.5
1,2-DIBROMO-3-CHLOROPROPANE	ug/l	ND@0.5	ND@0.5	ND@0.5	ND@0.5 J	ND@0.5	ND@0.5
1,2-DIBROMOETHANE (EDB)	ug/l	ND@0.5	ND@0.5	ND@0.5	ND@0.5	ND@0.5	ND@0.5
1,2-DICHLORO-1,2,2-TRIFLUOROETHANE	ug/l	ND@0.5	ND@0.5	ND@0.5	ND@0.5	ND@0.5	ND@0.5
1,2-DICHLOROBENZENE	ug/l	ND@0.5	ND@0.5	ND@0.5	ND@0.5	ND@0.5	ND@0.5
1,2-DICHLOROETHANE (EDC)	ug/l	ND@0.5	ND@0.5	ND@0.5	ND@0.5	ND@0.5	ND@0.5
1,2-DICHLOROPROPANE	ug/l	ND@0.5	ND@0.5	ND@0.5	ND@0.5	ND@0.5	ND@0.5
1,3-DICHLOROBENZENE	ug/l	ND@0.5	ND@0.5	ND@0.5	ND@0.5	ND@0.5	ND@0.5
1,4-DICHLOROBENZENE	ug/l	ND@0.5	ND@0.5	ND@0.5	ND@0.5	ND@0.5	ND@0.5
ACETONE	ug/l	ND@5.0	ND@5.0	ND@5	ND@5 J	ND@5	ND@5
BENZENE	ug/l	ND@0.5	ND@0.5	ND@0.5	ND@0.5	ND@0.5	ND@0.5
BROMODICHLOROMETHANE	ug/l	ND@0.5	ND@0.5	ND@0.5	ND@0.5	ND@0.5	ND@0.5
BROMOFORM (TRIBROMOMETHANE)	ug/l	ND@0.5 J	ND@0.5	ND@0.5	ND@0.5	ND@0.5	ND@0.5
BROMOMETHANE	ug/l	ND@0.5	ND@0.5	ND@0.5	ND@0.5	ND@0.5	ND@0.5
CARBON DISULFIDE	ug/l	ND@0.5	ND@0.5	ND@0.5 J	ND@0.5	ND@0.5	ND@0.5
CARBON TETRACHLORIDE	ug/l	0.2 J	0.1 J	0.2 J	0.1 J	0.2 J	0.1 J
CHLOROBENZENE	ug/l	ND@0.5	ND@0.5	ND@0.5	ND@0.5	ND@0.5	ND@0.5
CHLORODIBROMOMETHANE	ug/l	ND@0.5	ND@0.5	ND@0.5	ND@0.5	ND@0.5	ND@0.5
CHLOROETHANE	ug/l	ND@0.5	ND@0.5	ND@0.5	ND@0.5	ND@0.5	ND@0.5 J
CHLOROFORM (TRICHLOROMETHANE)	ug/l	ND@0.5	ND@0.5	ND@0.5	ND@0.5	ND@0.5	ND@0.5
CHLOROMETHANE	ug/l	ND@0.5	ND@0.5	ND@0.5	ND@0.5	ND@0.5	ND@0.5
CIS-1,2-DICHLOROETHENE	ug/l	0.2 J	0.2 J	0.2 J	0.3 J	0.2 J	0.3 J
CIS-1,3-DICHLOROPROPENE	ug/l	ND@0.5	ND@0.5	ND@0.5	ND@0.5	ND@0.5	ND@0.5
CYCLOHEXANE	ug/l	ND@0.5	ND@0.5	ND@0.5	ND@0.5	ND@0.5	ND@0.5
DICHLORODIFLUOROMETHANE (FREON 12)	ug/l	ND@0.5	ND@0.5	ND@0.5	ND@0.5	ND@0.5 J	ND@0.5
ETHYLBENZENE	ug/l	ND@0.5	ND@0.5	ND@0.5	ND@0.5	ND@0.5	ND@0.5
ISOPROPYLBENZENE	ug/l	ND@0.5	ND@0.5	ND@0.5	ND@0.5	ND@0.5	ND@0.5
M,P-XYLENE	ug/l	ND@0.5	ND@0.5	ND@0.5	ND@0.5	ND@0.5	ND@0.5
METHYL ACETATE	ug/l	ND@1.0	ND@1.0 J	ND@1	ND@1	ND@1	ND@1
METHYL BUTYL KETONE (2-HEXANONE)	ug/l	ND@5.0	ND@5.0	ND@5	ND@5	ND@5	ND@5
METHYL CYCLOHEXANE	ug/l	ND@0.5	ND@0.5	ND@0.5	ND@0.5	ND@0.5	ND@0.5
METHYL ETHYL KETONE (MEK, 2-BUTANONE)	ug/l	ND@5.0	ND@5.0	ND@5	ND@5	ND@5	ND@5
METHYL TERT-BUTYL ETHER (MTBE)	ug/l	ND@0.5	ND@0.5	ND@0.5	ND@0.5	ND@0.5	ND@0.5
METHYLENE CHLORIDE (DICHLOROMETHANE)	ug/l	ND@0.5	ND@0.5	ND@0.5	ND@0.5	ND@0.5	ND@0.5
MIBK (4-METHYL-2-PENTANONE)	ug/l	ND@5.0	ND@5.0	ND@5	ND@5	ND@5	ND@5 J
O-XYLENE	ug/l	ND@0.5	ND@0.5	ND@0.5	ND@0.5	ND@0.5	ND@0.5
STYRENE	ug/l	ND@0.5	ND@0.5	ND@0.5	ND@0.5	ND@0.5	ND@0.5
TETRACHLOROETHENE	ug/l	1.4	1.3	1.3	1.3	1.4	1.3
TOLUENE	ug/l	ND@0.5	ND@0.5	ND@0.5	ND@0.5	ND@0.5	ND@0.5
TRANS-1,2-DICHLOROETHENE	ug/l	ND@0.5	ND@0.5	ND@0.5	ND@0.5	ND@0.5	ND@0.5
TRANS-1,3-DICHLOROPROPENE	ug/l	ND@0.5 J	ND@0.5	ND@0.5	ND@0.5	ND@0.5	ND@0.5
TRICHLOROETHENE	ug/l	5.3	5	5.7	5.3	5.6	5.9
TRICHLOROFLUOROMETHANE (FREON 11)	ug/l	0.1 J	0.1 J	0.1 J	ND@0.5	ND@0.5	ND@0.5
VINYL CHLORIDE	ug/l	ND@0.5	ND@0.5	ND@0.5	ND@0.5	ND@0.5	ND@0.5

Endicott, New York
Groundwater Analytical Chemistry Data
January 1, 2012 - December 31, 2012

Sample Location		EN-133	EN-150	EN-150	EN-152	EN-152	EN-154R
Sample Description		GW EXTR WELL	GW MON WELL	GW MON WELL	GW MON WELL	GW MON WELL	GW EXTR WELL
Sample Date		12/03/2012	05/22/2012	08/30/2012	05/03/2012	08/27/2012	01/04/2012
Laboratory Sample I.D.		6881128	6664897	6775921	6641761	6771011	6514941
Parameter	**Units**						
1,1,1-TRICHLOROETHANE	ug/l	0.4 J	3.5	2.6	1.2	ND@1.2	13
1,1,2,2-TETRACHLOROETHANE	ug/l	ND@0.5	ND@0.5	ND@0.5	ND@0.5	ND@0.5	ND@0.5
1,1,2-TRICHLORO-1,2,2-TRIFLUOROETHANE	ug/l	ND@0.5	0.9	0.7	0.3 J	0.2 J	7.1
1,1,2-TRICHLOROETHANE	ug/l	ND@0.5	ND@0.5	ND@0.5	ND@0.5	ND@0.5	ND@0.5
1,1-DICHLOROETHANE	ug/l	ND@0.5	7.5	6.1	0.5 J	ND@0.5	13
1,1-DICHLOROETHENE	ug/l	ND@0.5	0.7	0.5	ND@0.5	ND@0.5	1.6
1,2,4-TRICHLOROBENZENE	ug/l	ND@0.5	ND@0.5 J	ND@0.5	ND@0.5	ND@0.5	ND@0.5
1,2-DIBROMO-3-CHLOROPROPANE	ug/l	ND@0.5	ND@0.5	ND@0.5	ND@0.5	ND@0.5 J	ND@0.5 J
1,2-DIBROMOETHANE (EDB)	ug/l	ND@0.5	ND@0.5	ND@0.5	ND@0.5	ND@0.5	ND@0.5
1,2-DICHLORO-1,2,2-TRIFLUOROETHANE	ug/l	ND@0.5	1.1	0.7	0.3 J	ND@0.5	3.5
1,2-DICHLOROBENZENE	ug/l	ND@0.5	ND@0.5	ND@0.5	ND@0.5	ND@0.5	ND@0.5
1,2-DICHLOROETHANE (EDC)	ug/l	ND@0.5	ND@0.5	ND@0.5	ND@0.5	ND@0.5	ND@0.5
1,2-DICHLOROPROPANE	ug/l	ND@0.5	ND@0.5	ND@0.5	ND@0.5	ND@0.5	ND@0.5
1,3-DICHLOROBENZENE	ug/l	ND@0.5	ND@0.5	ND@0.5	ND@0.5	ND@0.5	ND@0.5
1,4-DICHLOROBENZENE	ug/l	ND@0.5	ND@0.5	ND@0.5	ND@0.5	ND@0.5	ND@0.5
ACETONE	ug/l	ND@5	ND@0.5	ND@5 J	ND@5.0	ND@5 J	ND@5.0
BENZENE	ug/l	ND@0.5	ND@0.5	ND@0.5	ND@0.5	ND@0.5	ND@0.5
BROMODICHLOROMETHANE	ug/l	ND@0.5	ND@0.5	ND@0.5	ND@0.5	ND@0.5	ND@0.5
BROMOFORM (TRIBROMOMETHANE)	ug/l	ND@0.5	ND@0.5	ND@0.5	ND@0.5	ND@0.5	ND@0.5
BROMOMETHANE	ug/l	ND@0.5	ND@0.5	ND@0.5	ND@0.5	ND@0.5 J	ND@0.5
CARBON DISULFIDE	ug/l	ND@0.5	ND@0.5	ND@0.5	ND@0.5	ND@0.5	ND@0.5
CARBON TETRACHLORIDE	ug/l	0.2 J	ND@0.5	ND@0.5	ND@0.5	ND@0.5	ND@0.5
CHLOROBENZENE	ug/l	ND@0.5	ND@0.5	ND@0.5	ND@0.5	ND@0.5	ND@0.5
CHLORODIBROMOMETHANE	ug/l	ND@0.5	ND@0.5	ND@0.5	ND@0.5	ND@0.5	ND@0.5
CHLOROETHANE	ug/l	ND@0.5	ND@0.5	ND@0.5	ND@0.5	ND@0.5	ND@0.5
CHLOROFORM (TRICHLOROMETHANE)	ug/l	ND@0.5	ND@0.5	ND@0.5	ND@0.5	ND@0.5	ND@0.5
CHLOROMETHANE	ug/l	ND@0.5	ND@0.5	ND@0.5 J	ND@0.5	ND@0.5	ND@0.5
CIS-1,2-DICHLOROETHENE	ug/l	0.2 J	0.4 J	0.4 J	0.2 J	ND@0.5	12
CIS-1,3-DICHLOROPROPENE	ug/l	ND@0.5	ND@0.5	ND@0.5	ND@0.5	ND@0.5	ND@0.5
CYCLOHEXANE	ug/l	ND@0.5	ND@0.5	ND@0.5	ND@0.5	ND@0.5	ND@0.5
DICHLORODIFLUOROMETHANE (FREON 12)	ug/l	ND@0.5	ND@0.5	ND@0.5	ND@0.5	ND@0.5	ND@0.5
ETHYLBENZENE	ug/l	ND@0.5	ND@0.5	ND@0.5	ND@0.5	ND@0.5	ND@0.5
ISOPROPYLBENZENE	ug/l	ND@0.5	ND@0.5	ND@0.5	ND@0.5	ND@0.5	ND@0.5
M,P-XYLENE	ug/l	ND@0.5	ND@0.5	ND@0.5	ND@0.5	ND@0.5	ND@0.5
METHYL ACETATE	ug/l	ND@1	ND@0.5	ND@1	ND@1.0	ND@1	ND@1.0
METHYL BUTYL KETONE (2-HEXANONE)	ug/l	ND@5	ND@0.5	ND@5	ND@5.0 J	ND@5	ND@5.0
METHYL CYCLOHEXANE	ug/l	ND@0.5	ND@0.5	ND@0.5	ND@0.5	ND@0.5	ND@0.5
METHYL ETHYL KETONE (MEK, 2-BUTANONE)	ug/l	ND@5	ND@0.5	ND@5	ND@5.0 J	ND@5 J	ND@5.0 J
METHYL TERT-BUTYL ETHER (MTBE)	ug/l	ND@0.5	1.2	1.5	ND@0.5	ND@0.5	ND@0.5
METHYLENE CHLORIDE (DICHLOROMETHANE)	ug/l	ND@0.5	ND@0.5	ND@0.5	ND@0.5	ND@0.5	ND@0.5
MIBK (4-METHYL-2-PENTANONE)	ug/l	ND@5	ND@0.5	ND@5	ND@5.0 J	ND@5	ND@5.0
O-XYLENE	ug/l	ND@0.5	ND@0.5	ND@0.5	ND@0.5	ND@0.5	ND@0.5
STYRENE	ug/l	ND@0.5	ND@0.5	ND@0.5	ND@0.5	ND@0.5	ND@0.5
TETRACHLOROETHENE	ug/l	1.4	ND@0.5	ND@0.5	2.8	ND@3.3	2.5
TOLUENE	ug/l	ND@0.5	ND@0.5	ND@0.5	ND@0.5	ND@0.5	ND@0.5
TRANS-1,2-DICHLOROETHENE	ug/l	ND@0.5	ND@0.5	ND@0.5	ND@0.5	ND@0.5	0.1 J
TRANS-1,3-DICHLOROPROPENE	ug/l	ND@0.5	ND@0.5	ND@0.5	ND@0.5	ND@0.5	ND@0.5
TRICHLOROETHENE	ug/l	5.2	1.4	1.5	1.5	ND@1.7	5.3
TRICHLOROFLUOROMETHANE (FREON 11)	ug/l	0.1 J	ND@0.5	ND@0.5	ND@0.5	ND@0.5	ND@0.5
VINYL CHLORIDE	ug/l	ND@0.5	0.2 J	0.2 J	ND@0.5	ND@0.5	2.5

Endicott, New York
Groundwater Analytical Chemistry Data
January 1, 2012 - December 31, 2012

Sample Location		EN-154R	EN-154R	EN-154R	EN-154R	EN-154R	EN-154R
Sample Description		GW EXTR WELL	GW EXTR WELL	GW EXTR WELL	GW EXTR WELL	GW EXTR WELL	GW EXTR WELL
Sample Date		02/09/2012	03/05/2012	04/04/2012	05/07/2012	06/11/2012	07/09/2012
Laboratory Sample I.D.		6545826	6567289	6607280	6643671	6684275	6714524
Parameter	**Units**						
1,1,1-TRICHLOROETHANE	ug/l	11	9.5	10	8.9	11	12
1,1,2,2-TETRACHLOROETHANE	ug/l	ND@0.5	ND@0.5	ND@0.5	ND@0.5	ND@0.5	ND@0.5
1,1,2-TRICHLORO-1,2,2-TRIFLUOROETHANE	ug/l	5.5	5.5	7.1	6	5.8	6.7
1,1,2-TRICHLOROETHANE	ug/l	ND@0.5	ND@0.5	ND@0.5	ND@0.5	ND@0.5	ND@0.5
1,1-DICHLOROETHANE	ug/l	12	12	13	12	13	13
1,1-DICHLOROETHENE	ug/l	1.4	1.5	1.6	1.5	1.4	1.5
1,2,4-TRICHLOROBENZENE	ug/l	ND@0.5	ND@0.5	ND@0.5	ND@0.5	ND@0.5	ND@0.5
1,2-DIBROMO-3-CHLOROPROPANE	ug/l	ND@0.5 J	ND@0.5	ND@0.5	ND@0.5	ND@0.5	ND@0.5
1,2-DIBROMOETHANE (EDB)	ug/l	ND@0.5	ND@0.5	ND@0.5	ND@0.5	ND@0.5	ND@0.5
1,2-DICHLORO-1,2,2-TRIFLUOROETHANE	ug/l	2.9	2.8	3.1 J	2.7	3	3.5
1,2-DICHLOROBENZENE	ug/l	ND@0.5	ND@0.5	ND@0.5	ND@0.5	ND@0.5	ND@0.5
1,2-DICHLOROETHANE (EDC)	ug/l	ND@0.5	ND@0.5	ND@0.5	ND@0.5	ND@0.5	ND@0.5
1,2-DICHLOROPROPANE	ug/l	ND@0.5	ND@0.5	ND@0.5	ND@0.5	ND@0.5	ND@0.5
1,3-DICHLOROBENZENE	ug/l	ND@0.5	ND@0.5	ND@0.5	ND@0.5	ND@0.5	ND@0.5
1,4-DICHLOROBENZENE	ug/l	ND@0.5	ND@0.5	ND@0.5	ND@0.5	ND@0.5	ND@0.5
ACETONE	ug/l	ND@5.0 J	ND@5.0	ND@5.0	ND@5.0	ND@5.0	ND@5.0
BENZENE	ug/l	ND@0.5	ND@0.5	ND@0.5	ND@0.5	ND@0.5	ND@0.5
BROMODICHLOROMETHANE	ug/l	ND@0.5	ND@0.5	ND@0.5	ND@0.5	ND@0.5	ND@0.5
BROMOFORM (TRIBROMOMETHANE)	ug/l	ND@0.5	ND@0.5	ND@0.5	ND@0.5	ND@0.5 J	ND@0.5
BROMOMETHANE	ug/l	ND@0.5	ND@0.5	ND@0.5	ND@0.5	ND@0.5	ND@0.5
CARBON DISULFIDE	ug/l	ND@0.5	ND@0.5	ND@0.5	ND@0.5	ND@0.5	ND@0.5
CARBON TETRACHLORIDE	ug/l	ND@0.5	ND@0.5	ND@0.5	ND@0.5	ND@0.5	ND@0.5
CHLOROBENZENE	ug/l	ND@0.5	ND@0.5	ND@0.5	ND@0.5	ND@0.5	ND@0.5
CHLORODIBROMOMETHANE	ug/l	ND@0.5	ND@0.5	ND@0.5	ND@0.5	ND@0.5	ND@0.5
CHLOROETHANE	ug/l	ND@0.5	ND@0.5	ND@0.5	ND@0.5	ND@0.5	ND@0.5
CHLOROFORM (TRICHLOROMETHANE)	ug/l	ND@0.5	ND@0.5	ND@0.5	0.1 J	0.4 J	0.5 J
CHLOROMETHANE	ug/l	ND@0.5	ND@0.5	ND@0.5	ND@0.5	ND@0.5	ND@0.5
CIS-1,2-DICHLOROETHENE	ug/l	12	13	13	12	12	12
CIS-1,3-DICHLOROPROPENE	ug/l	ND@0.5	ND@0.5	ND@0.5	ND@0.5	ND@0.5	ND@0.5
CYCLOHEXANE	ug/l	ND@0.5	ND@0.5	ND@0.5	ND@0.5	ND@0.5	ND@0.5
DICHLORODIFLUOROMETHANE (FREON 12)	ug/l	ND@0.5	ND@0.5	ND@0.5	ND@0.5 J	ND@0.5	ND@0.5
ETHYLBENZENE	ug/l	ND@0.5	ND@0.5	ND@0.5	ND@0.5	ND@0.5	ND@0.5
ISOPROPYLBENZENE	ug/l	ND@0.5	ND@0.5	ND@0.5	ND@0.5	ND@0.5	ND@0.5
M,P-XYLENE	ug/l	ND@0.5	ND@0.5	ND@0.5	ND@0.5	ND@0.5	ND@0.5
METHYL ACETATE	ug/l	ND@1.0	ND@1.0	ND@1.0	ND@1.0	ND@1.0	ND@1.0 J
METHYL BUTYL KETONE (2-HEXANONE)	ug/l	ND@5.0	ND@5.0	ND@5.0	ND@5.0	ND@5.0	ND@5.0
METHYL CYCLOHEXANE	ug/l	ND@0.5	ND@0.5	ND@0.5	ND@0.5	ND@0.5	ND@0.5
METHYL ETHYL KETONE (MEK, 2-BUTANONE)	ug/l	ND@5.0 J	ND@5.0	ND@5.0	ND@5.0	ND@5.0	ND@5.0
METHYL TERT-BUTYL ETHER (MTBE)	ug/l	ND@0.5	ND@0.5	ND@0.5	ND@0.5	ND@0.5	ND@0.5
METHYLENE CHLORIDE (DICHLOROMETHANE)	ug/l	ND@0.5	ND@0.5	ND@0.5	ND@0.5	ND@0.5	ND@0.5
MIBK (4-METHYL-2-PENTANONE)	ug/l	ND@5.0	ND@5.0	ND@5.0	ND@5.0	ND@5.0	ND@5.0
O-XYLENE	ug/l	ND@0.5	ND@0.5	ND@0.5	ND@0.5	ND@0.5	ND@0.5
STYRENE	ug/l	ND@0.5	ND@0.5	ND@0.5	ND@0.5	ND@0.5	ND@0.5
TETRACHLOROETHENE	ug/l	2.1	2.2	2.4	2.1	2.2	2.3
TOLUENE	ug/l	ND@0.5	ND@0.5	ND@0.5	ND@0.5	ND@0.5	ND@0.5
TRANS-1,2-DICHLOROETHENE	ug/l	0.1 J	0.1 J	0.2 J	0.1 J	0.1 J	0.1 J
TRANS-1,3-DICHLOROPROPENE	ug/l	ND@0.5	ND@0.5	ND@0.5	ND@0.5	ND@0.5 J	ND@0.5
TRICHLOROETHENE	ug/l	4.7	5	5.1	5	5.3	5.2
TRICHLOROFLUOROMETHANE (FREON 11)	ug/l	ND@0.5	ND@0.5	ND@0.5	ND@0.5	ND@0.5	ND@0.5
VINYL CHLORIDE	ug/l	2.3	2.7	2.6	2.4	2.7	3

Endicott, New York
Groundwater Analytical Chemistry Data
January 1, 2012 - December 31, 2012

Sample Location		EN-154R	EN-154R	EN-154R	EN-154R	EN-154R	EN-161
Sample Description		GW EXTR WELL	GW EXTR WELL	GW EXTR WELL	GW EXTR WELL	GW EXTR WELL	GW MON WELL
Sample Date		08/01/2012	09/10/2012	10/02/2012	11/05/2012	12/03/2012	02/08/2012
Laboratory Sample I.D.		6742214	6784244	6810757	6849274	6881130	6545857
Parameter	**Units**						
1,1,1-TRICHLOROETHANE	ug/l	11	12	13	14	14	0.6
1,1,2,2-TETRACHLOROETHANE	ug/l	ND@0.5	ND@0.5	ND@0.5	ND@0.5	ND@0.5	ND@0.5
1,1,2-TRICHLORO-1,2,2-TRIFLUOROETHANE	ug/l	5.6	5.3	6.5	7.2	6.9	ND@0.5
1,1,2-TRICHLOROETHANE	ug/l	ND@0.5	ND@0.5	ND@0.5	ND@0.5	ND@0.5	ND@0.5
1,1-DICHLOROETHANE	ug/l	13	13	13	15	14	0.2 J
1,1-DICHLOROETHENE	ug/l	1.4	1.4	1.5	1.8	1.5	ND@0.5
1,2,4-TRICHLOROBENZENE	ug/l	ND@0.5	ND@0.5	ND@0.5	ND@0.5	ND@0.5	ND@0.5
1,2-DIBROMO-3-CHLOROPROPANE	ug/l	ND@0.5	ND@0.5 J	ND@0.5	ND@0.5	ND@0.5	ND@0.5
1,2-DIBROMOETHANE (EDB)	ug/l	ND@0.5	ND@0.5	ND@0.5	ND@0.5	ND@0.5	ND@0.5
1,2-DICHLORO-1,2,2-TRIFLUOROETHANE	ug/l	2.9	2.8	2.5	3	3.5	ND@0.5
1,2-DICHLOROBENZENE	ug/l	ND@0.5	ND@0.5	ND@0.5	ND@0.5	ND@0.5	ND@0.5
1,2-DICHLOROETHANE (EDC)	ug/l	ND@0.5	ND@0.5	ND@0.5	ND@0.5	ND@0.5	ND@0.5
1,2-DICHLOROPROPANE	ug/l	ND@0.5	ND@0.5	ND@0.5	ND@0.5	ND@0.5	ND@0.5
1,3-DICHLOROBENZENE	ug/l	ND@0.5	ND@0.5	ND@0.5	ND@0.5	ND@0.5	ND@0.5
1,4-DICHLOROBENZENE	ug/l	ND@0.5	ND@0.5	ND@0.5	ND@0.5	ND@0.5	ND@0.5
ACETONE	ug/l	ND@5	ND@5 J	ND@5	ND@5	ND@5	ND@5.0
BENZENE	ug/l	ND@0.5	ND@0.5	ND@0.5	ND@0.5	ND@0.5	ND@0.5
BROMODICHLOROMETHANE	ug/l	ND@0.5	ND@0.5	ND@0.5	ND@0.5	ND@0.5	ND@0.5
BROMOFORM (TRIBROMOMETHANE)	ug/l	ND@0.5	ND@0.5	ND@0.5	ND@0.5	ND@0.5	ND@0.5
BROMOMETHANE	ug/l	ND@0.5	ND@0.5	ND@0.5	ND@0.5	ND@0.5	ND@0.5
CARBON DISULFIDE	ug/l	ND@0.5 J	ND@0.5	ND@0.5	ND@0.5	ND@0.5	ND@0.5
CARBON TETRACHLORIDE	ug/l	ND@0.5	ND@0.5	ND@0.5	ND@0.5	ND@0.5	ND@0.5
CHLOROBENZENE	ug/l	ND@0.5	ND@0.5	ND@0.5	ND@0.5	ND@0.5	ND@0.5
CHLORODIBROMOMETHANE	ug/l	ND@0.5	ND@0.5	ND@0.5	ND@0.5	ND@0.5	ND@0.5
CHLOROETHANE	ug/l	ND@0.5	ND@0.5	ND@0.5	ND@0.5 J	ND@0.5	ND@0.5
CHLOROFORM (TRICHLOROMETHANE)	ug/l	0.6	0.9	1	1	1	0.2 J
CHLOROMETHANE	ug/l	ND@0.5	ND@0.5	ND@0.5	ND@0.5	ND@0.5	ND@0.5
CIS-1,2-DICHLOROETHENE	ug/l	13	12	13	14	12	0.8
CIS-1,3-DICHLOROPROPENE	ug/l	ND@0.5	ND@0.5	ND@0.5	ND@0.5	ND@0.5	ND@0.5
CYCLOHEXANE	ug/l	ND@0.5	ND@0.5	ND@0.5	ND@0.5	ND@0.5	ND@0.5
DICHLORODIFLUOROMETHANE (FREON 12)	ug/l	ND@0.5	ND@0.5	ND@0.5 J	ND@0.5	ND@0.5	ND@0.5
ETHYLBENZENE	ug/l	ND@0.5	ND@0.5	ND@0.5	ND@0.5	ND@0.5	ND@0.5
ISOPROPYLBENZENE	ug/l	ND@0.5	ND@0.5	ND@0.5	ND@0.5	ND@0.5	ND@0.5
M,P-XYLENE	ug/l	ND@0.5	ND@0.5	ND@0.5	ND@0.5	ND@0.5	ND@0.5
METHYL ACETATE	ug/l	ND@1	ND@1	ND@1	ND@1	ND@1	ND@1.0
METHYL BUTYL KETONE (2-HEXANONE)	ug/l	ND@5	ND@5	ND@5	ND@5	ND@5	ND@5.0
METHYL CYCLOHEXANE	ug/l	ND@0.5	ND@0.5	ND@0.5	ND@0.5	ND@0.5	ND@0.5
METHYL ETHYL KETONE (MEK, 2-BUTANONE)	ug/l	ND@5	ND@5	ND@5	ND@5	ND@5	ND@5.0
METHYL TERT-BUTYL ETHER (MTBE)	ug/l	ND@0.5	ND@0.5	ND@0.5	ND@0.5	ND@0.5	ND@0.5
METHYLENE CHLORIDE (DICHLOROMETHANE)	ug/l	0.2 J	ND@0.5	ND@0.5	ND@0.5	ND@0.5	ND@0.5
MIBK (4-METHYL-2-PENTANONE)	ug/l	ND@5	ND@5	ND@5	ND@5 J	ND@5	ND@5.0
O-XYLENE	ug/l	ND@0.5	ND@0.5	ND@0.5	ND@0.5	ND@0.5	ND@0.5
STYRENE	ug/l	ND@0.5	ND@0.5	ND@0.5	ND@0.5	ND@0.5	ND@0.5
TETRACHLOROETHENE	ug/l	2.1	2.3	2.5	2.4	2.3	ND@0.5
TOLUENE	ug/l	ND@0.5	ND@0.5	ND@0.5	ND@0.5	ND@0.5	ND@0.5
TRANS-1,2-DICHLOROETHENE	ug/l	0.2 J	0.1 J	0.1 J	0.2 J	0.1 J	ND@0.5
TRANS-1,3-DICHLOROPROPENE	ug/l	ND@0.5	ND@0.5	ND@0.5	ND@0.5	ND@0.5	ND@0.5
TRICHLOROETHENE	ug/l	5.5	6	6.4	6.8	5.8	ND@0.5
TRICHLOROFLUOROMETHANE (FREON 11)	ug/l	ND@0.5	ND@0.5	ND@0.5	ND@0.5	ND@0.5	ND@0.5
VINYL CHLORIDE	ug/l	2.3	2.2	2.6	3.2	2.6	ND@0.5

Endicott, New York
Groundwater Analytical Chemistry Data
January 1, 2012 - December 31, 2012

Sample Location		EN-161	EN-161	EN-161	EN-162	EN-162	EN-162
Sample Description		GW MON WELL	GW MON WELL	GW MON WELL	GW MON WELL	GW MON WELL	GW MON WELL
Sample Date		05/21/2012	08/08/2012	11/26/2012	02/08/2012	05/21/2012	08/08/2012
Laboratory Sample I.D.		6664876	6751406	6876514	6545841	6664878	6751405
Parameter	**Units**						
1,1,1-TRICHLOROETHANE	ug/l	ND@0.5	ND@0.5	ND@0.5	ND@0.5	ND@0.5	ND@0.5
1,1,2,2-TETRACHLOROETHANE	ug/l	ND@0.5	ND@0.5	ND@0.5	ND@0.5	ND@0.5	ND@0.5
1,1,2-TRICHLORO-1,2,2-TRIFLUOROETHANE	ug/l	ND@0.5	ND@0.5	ND@0.5	ND@0.5	ND@0.5	ND@0.5
1,1,2-TRICHLOROETHANE	ug/l	ND@0.5	ND@0.5	ND@0.5	ND@0.5	ND@0.5	ND@0.5
1,1-DICHLOROETHANE	ug/l	0.1 J	0.1 J	ND@0.5	0.1 J	ND@0.5	ND@0.5
1,1-DICHLOROETHENE	ug/l	ND@0.5	ND@0.5	ND@0.5	ND@0.5	ND@0.5	ND@0.5
1,2,4-TRICHLOROBENZENE	ug/l	ND@0.5 J	ND@0.5	ND@0.5	ND@0.5	ND@0.5	ND@0.5
1,2-DIBROMO-3-CHLOROPROPANE	ug/l	ND@0.5	ND@0.5	ND@0.5	ND@0.5	ND@0.5	ND@0.5
1,2-DIBROMOETHANE (EDB)	ug/l	ND@0.5	ND@0.5	ND@0.5	ND@0.5	ND@0.5	ND@0.5
1,2-DICHLORO-1,2,2-TRIFLUOROETHANE	ug/l	ND@0.5	ND@0.5	ND@0.5	ND@0.5	ND@0.5	ND@0.5
1,2-DICHLOROBENZENE	ug/l	ND@0.5	ND@0.5	ND@0.5	ND@0.5	ND@0.5	ND@0.5
1,2-DICHLOROETHANE (EDC)	ug/l	ND@0.5	ND@0.5	ND@0.5	ND@0.5	ND@0.5	ND@0.5
1,2-DICHLOROPROPANE	ug/l	ND@0.5	ND@0.5	ND@0.5	ND@0.5	ND@0.5	ND@0.5
1,3-DICHLOROBENZENE	ug/l	ND@0.5	ND@0.5	ND@0.5	ND@0.5	ND@0.5	ND@0.5
1,4-DICHLOROBENZENE	ug/l	ND@0.5	ND@0.5	ND@0.5	ND@0.5	ND@0.5	ND@0.5
ACETONE	ug/l	ND@5.0	ND@5	ND@5	ND@5.0	ND@5.0	ND@5
BENZENE	ug/l	ND@0.5	ND@0.5	ND@0.5	ND@0.5	ND@0.5	ND@0.5
BROMODICHLOROMETHANE	ug/l	ND@0.5	ND@0.5	ND@0.5	ND@0.5	ND@0.5	ND@0.5
BROMOFORM (TRIBROMOMETHANE)	ug/l	ND@0.5	ND@0.5	ND@0.5	ND@0.5	ND@0.5	ND@0.5
BROMOMETHANE	ug/l	ND@0.5	ND@0.5	ND@0.5	ND@0.5	ND@0.5	ND@0.5
CARBON DISULFIDE	ug/l	ND@0.5	ND@0.5	ND@0.5	ND@0.5	ND@0.5 J	ND@0.5
CARBON TETRACHLORIDE	ug/l	ND@0.5	ND@0.5	ND@0.5	ND@0.5	ND@0.5	ND@0.5
CHLOROBENZENE	ug/l	ND@0.5	ND@0.5	ND@0.5	ND@0.5	ND@0.5	ND@0.5
CHLORODIBROMOMETHANE	ug/l	ND@0.5	ND@0.5	ND@0.5	ND@0.5	ND@0.5	ND@0.5
CHLOROETHANE	ug/l	ND@0.5	ND@0.5	ND@0.5	ND@0.5	ND@0.5	ND@0.5
CHLOROFORM (TRICHLOROMETHANE)	ug/l	ND@0.5	ND@0.5	ND@0.5	0.3 J	0.2 J	0.2 J
CHLOROMETHANE	ug/l	ND@0.5	ND@0.5	ND@0.5	ND@0.5	ND@0.5	ND@0.5
CIS-1,2-DICHLOROETHENE	ug/l	ND@0.5	ND@0.5	ND@0.5	0.7	0.4 J	0.4 J
CIS-1,3-DICHLOROPROPENE	ug/l	ND@0.5	ND@0.5	ND@0.5	ND@0.5	ND@0.5	ND@0.5
CYCLOHEXANE	ug/l	ND@0.5	ND@0.5	ND@0.5	ND@0.5	ND@0.5	ND@0.5
DICHLORODIFLUOROMETHANE (FREON 12)	ug/l	ND@0.5	ND@0.5	ND@0.5	ND@0.5	ND@0.5	ND@0.5
ETHYLBENZENE	ug/l	ND@0.5	ND@0.5	ND@0.5	ND@0.5	ND@0.5	ND@0.5
ISOPROPYLBENZENE	ug/l	ND@0.5	ND@0.5	ND@0.5	ND@0.5	ND@0.5	ND@0.5
M,P-XYLENE	ug/l	ND@0.5	ND@0.5	ND@0.5	ND@0.5	ND@0.5	ND@0.5
METHYL ACETATE	ug/l	ND@1.0	ND@1	ND@1	ND@1.0	ND@1.0	ND@1
METHYL BUTYL KETONE (2-HEXANONE)	ug/l	ND@5.0	ND@5	ND@5	ND@5.0	ND@5.0	ND@5
METHYL CYCLOHEXANE	ug/l	ND@0.5	ND@0.5	ND@0.5	ND@0.5	ND@0.5	ND@0.5
METHYL ETHYL KETONE (MEK, 2-BUTANONE)	ug/l	ND@5.0	ND@5	ND@5	ND@5.0	ND@5.0	ND@5
METHYL TERT-BUTYL ETHER (MTBE)	ug/l	ND@0.5	ND@0.5	ND@0.5	ND@0.5	ND@0.5	ND@0.5
METHYLENE CHLORIDE (DICHLOROMETHANE)	ug/l	ND@0.5	ND@0.5	ND@0.5	ND@0.5	ND@0.5	ND@0.5
MIBK (4-METHYL-2-PENTANONE)	ug/l	ND@5.0	ND@5	ND@5	ND@5.0	ND@5.0	ND@5
O-XYLENE	ug/l	ND@0.5	ND@0.5	ND@0.5	ND@0.5	ND@0.5	ND@0.5
STYRENE	ug/l	ND@0.5	ND@0.5	ND@0.5	ND@0.5	ND@0.5	ND@0.5
TETRACHLOROETHENE	ug/l	ND@0.5	ND@0.5	ND@0.5	ND@0.5	ND@0.5	ND@0.5
TOLUENE	ug/l	ND@0.5	ND@0.5	ND@0.5	ND@0.5	ND@0.5	ND@0.5
TRANS-1,2-DICHLOROETHENE	ug/l	ND@0.5	ND@0.5	ND@0.5	ND@0.5	ND@0.5	ND@0.5
TRANS-1,3-DICHLOROPROPENE	ug/l	ND@0.5	ND@0.5	ND@0.5	ND@0.5	ND@0.5	ND@0.5
TRICHLOROETHENE	ug/l	ND@0.5	ND@0.5	ND@0.5	3.6	3.5	3.3
TRICHLOROFLUOROMETHANE (FREON 11)	ug/l	ND@0.5	ND@0.5	ND@0.5	ND@0.5	ND@0.5	ND@0.5
VINYL CHLORIDE	ug/l	ND@0.5	ND@0.5	ND@0.5	ND@0.5	ND@0.5	ND@0.5

Endicott, New York
Groundwater Analytical Chemistry Data
January 1, 2012 - December 31, 2012

Sample Location		EN-162	EN-163	EN-163	EN-166	EN-170	EN-170
Sample Description		GW MON WELL	GW MON WELL	REPLICATE	GW MON WELL	GW MON WELL	GW MON WELL
Sample Date		11/26/2012	08/08/2012	08/08/2012	08/27/2012	02/24/2012	05/29/2012
Laboratory Sample I.D.		6876535	6751402	6751403	6771008	6558913	6672459
Parameter	**Units**						
1,1,1-TRICHLOROETHANE	ug/l	ND@0.5	ND@0.5	ND@0.5	ND@0.9 J	1.2	0.4 J
1,1,2,2-TETRACHLOROETHANE	ug/l	ND@0.5	ND@0.5	ND@0.5	ND@0.5 J	ND@0.5	ND@0.5
1,1,2-TRICHLORO-1,2,2-TRIFLUOROETHANE	ug/l	ND@0.5	ND@0.5	ND@0.5	0.6 J	ND@0.5	ND@0.5
1,1,2-TRICHLOROETHANE	ug/l	ND@0.5	ND@0.5	ND@0.5	ND@0.5 J	ND@0.5	ND@0.5
1,1-DICHLOROETHANE	ug/l	ND@0.5	0.2 J	0.2 J	2.7 J	0.5	0.2 J
1,1-DICHLOROETHENE	ug/l	ND@0.5	ND@0.5	ND@0.5	0.1 J	0.1 J	ND@0.5
1,2,4-TRICHLOROBENZENE	ug/l	ND@0.5	ND@0.5	ND@0.5	ND@0.5 J	ND@0.5 J	ND@0.5
1,2-DIBROMO-3-CHLOROPROPANE	ug/l	ND@0.5 J	ND@0.5	ND@0.5	ND@0.5 J	ND@0.5	ND@0.5 J
1,2-DIBROMOETHANE (EDB)	ug/l	ND@0.5	ND@0.5	ND@0.5	ND@0.5 J	ND@0.5	ND@0.5
1,2-DICHLORO-1,2,2-TRIFLUOROETHANE	ug/l	ND@0.5	ND@0.5	ND@0.5	1.1 J	0.2 J	ND@0.5
1,2-DICHLOROBENZENE	ug/l	ND@0.5	ND@0.5	ND@0.5	ND@0.5 J	ND@0.5	ND@0.5
1,2-DICHLOROETHANE (EDC)	ug/l	ND@0.5	ND@0.5	ND@0.5	ND@0.5 J	ND@0.5	ND@0.5
1,2-DICHLOROPROPANE	ug/l	ND@0.5	ND@0.5	ND@0.5	ND@0.5 J	ND@0.5	ND@0.5
1,3-DICHLOROBENZENE	ug/l	ND@0.5	ND@0.5	ND@0.5	ND@0.5 J	ND@0.5	ND@0.5
1,4-DICHLOROBENZENE	ug/l	ND@0.5	ND@0.5	ND@0.5	ND@0.5 J	ND@0.5	ND@0.5
ACETONE	ug/l	ND@5	ND@5	ND@5	ND@5 J	ND@5.0 J	ND@5.0
BENZENE	ug/l	ND@0.5	ND@0.5	ND@0.5	ND@0.5 J	ND@0.5	ND@0.5
BROMODICHLOROMETHANE	ug/l	ND@0.5	ND@0.5	ND@0.5	ND@0.5 J	ND@0.5	ND@0.5
BROMOFORM (TRIBROMOMETHANE)	ug/l	ND@0.5	ND@0.5	ND@0.5	ND@0.5 J	ND@0.5	ND@0.5
BROMOMETHANE	ug/l	ND@0.5	ND@0.5	ND@0.5	ND@0.5 J	ND@0.5	ND@0.5 J
CARBON DISULFIDE	ug/l	ND@0.5	ND@0.5	ND@0.5	ND@0.5 J	ND@0.5	ND@0.5
CARBON TETRACHLORIDE	ug/l	ND@0.5	ND@0.5	ND@0.5	ND@0.5 J	ND@0.5	ND@0.5
CHLOROBENZENE	ug/l	ND@0.5	ND@0.5	ND@0.5	ND@0.5 J	ND@0.5	ND@0.5
CHLORODIBROMOMETHANE	ug/l	ND@0.5	ND@0.5	ND@0.5	ND@0.5 J	ND@0.5	ND@0.5
CHLOROETHANE	ug/l	ND@0.5	ND@0.5	ND@0.5	ND@0.5 J	ND@0.5	ND@0.5
CHLOROFORM (TRICHLOROMETHANE)	ug/l	0.2 J	ND@0.5	ND@0.5	1 J	0.2 J	0.1 J
CHLOROMETHANE	ug/l	ND@0.5	ND@0.5	ND@0.5	ND@0.5 J	ND@0.5	ND@0.5
CIS-1,2-DICHLOROETHENE	ug/l	0.4 J	0.9	0.9	3.3 J	14	11
CIS-1,3-DICHLOROPROPENE	ug/l	ND@0.5	ND@0.5	ND@0.5	ND@0.5 J	ND@0.5	ND@0.5
CYCLOHEXANE	ug/l	ND@0.5	ND@0.5	ND@0.5	ND@0.5 J	ND@0.5	ND@0.5
DICHLORODIFLUOROMETHANE (FREON 12)	ug/l	ND@0.5	ND@0.5	ND@0.5	ND@0.5 J	ND@0.5	ND@0.5 J
ETHYLBENZENE	ug/l	ND@0.5	ND@0.5	ND@0.5	ND@0.5 J	ND@0.5	ND@0.5
ISOPROPYLBENZENE	ug/l	ND@0.5	ND@0.5	ND@0.5	ND@0.5 J	ND@0.5	ND@0.5
M,P-XYLENE	ug/l	ND@0.5	ND@0.5	ND@0.5	ND@0.5 J	ND@0.5	ND@0.5
METHYL ACETATE	ug/l	ND@1	ND@1	ND@1	ND@1 J	ND@1.0	ND@1.0
METHYL BUTYL KETONE (2-HEXANONE)	ug/l	ND@5	ND@5	ND@5	ND@5 J	ND@5.0	ND@5.0
METHYL CYCLOHEXANE	ug/l	ND@0.5	ND@0.5	ND@0.5	ND@0.5 J	ND@0.5	ND@0.5
METHYL ETHYL KETONE (MEK, 2-BUTANONE)	ug/l	ND@5	ND@5	ND@5	ND@5 J	ND@5.0	ND@5.0 J
METHYL TERT-BUTYL ETHER (MTBE)	ug/l	ND@0.5	ND@0.5	ND@0.5	ND@0.5 J	ND@0.5	ND@0.5
METHYLENE CHLORIDE (DICHLOROMETHANE)	ug/l	ND@0.5	ND@0.5	ND@0.5	ND@0.5 J	ND@0.5	ND@0.5
MIBK (4-METHYL-2-PENTANONE)	ug/l	ND@5	ND@5	ND@5	ND@5 J	ND@5.0	ND@5.0
O-XYLENE	ug/l	ND@0.5	ND@0.5	ND@0.5	ND@0.5 J	ND@0.5	ND@0.5
STYRENE	ug/l	ND@0.5	ND@0.5	ND@0.5	ND@0.5 J	ND@0.5	ND@0.5
TETRACHLOROETHENE	ug/l	ND@0.5	ND@0.5	ND@0.5	ND@2.3 J	0.5	0.5
TOLUENE	ug/l	ND@0.5	ND@0.5	ND@0.5	ND@0.5 J	ND@0.5	ND@0.5
TRANS-1,2-DICHLOROETHENE	ug/l	ND@0.5	ND@0.5	ND@0.5	ND@0.5 J	0.3 J	0.3 J
TRANS-1,3-DICHLOROPROPENE	ug/l	ND@0.5	ND@0.5	ND@0.5	ND@0.5 J	ND@0.5	ND@0.5
TRICHLOROETHENE	ug/l	3.5	2.3	2.4	ND@1.7 J	17	15
TRICHLOROFLUOROMETHANE (FREON 11)	ug/l	ND@0.5	ND@0.5	ND@0.5	ND@0.5 J	ND@0.5	ND@0.5
VINYL CHLORIDE	ug/l	ND@0.5	ND@0.5	ND@0.5	0.3 J	ND@0.5	ND@0.5

Endicott, New York
Groundwater Analytical Chemistry Data
January 1, 2012 - December 31, 2012

Sample Location		EN-170	EN-170	EN-173	EN-173	EN-173	EN-173
Sample Description		GW MON WELL	GW MON WELL	GW MON WELL	GW MON WELL	GW MON WELL	GW MON WELL
Sample Date		08/28/2012	11/28/2012	02/23/2012	05/21/2012	08/06/2012	11/19/2012
Laboratory Sample I.D.		6773211	6876516	6558907	6660623	6745532	6867659
Parameter	**Units**						
1,1,1-TRICHLOROETHANE	ug/l	0.2 J	0.1 J	ND@0.5	ND@0.5	ND@0.5	ND@0.5
1,1,2,2-TETRACHLOROETHANE	ug/l	ND@0.5	ND@0.5	ND@0.5	ND@0.5	ND@0.5	ND@0.5
1,1,2-TRICHLORO-1,2,2-TRIFLUOROETHANE	ug/l	ND@0.5	ND@0.5	ND@0.5	ND@0.5	ND@0.5	ND@0.5
1,1,2-TRICHLOROETHANE	ug/l	ND@0.5	ND@0.5	ND@0.5	ND@0.5	ND@0.5	ND@0.5
1,1-DICHLOROETHANE	ug/l	ND@0.5	ND@0.5	ND@0.5	ND@0.5	ND@0.5	ND@0.5
1,1-DICHLOROETHENE	ug/l	ND@0.5	ND@0.5	ND@0.5	ND@0.5	ND@0.5	ND@0.5
1,2,4-TRICHLOROBENZENE	ug/l	ND@0.5	ND@0.5	ND@0.5	ND@0.5	ND@0.5	ND@0.5
1,2-DIBROMO-3-CHLOROPROPANE	ug/l	ND@0.5	ND@0.5 J	ND@0.5 J	ND@0.5	ND@0.5	ND@0.5
1,2-DIBROMOETHANE (EDB)	ug/l	ND@0.5	ND@0.5	ND@0.5	ND@0.5	ND@0.5	ND@0.5
1,2-DICHLORO-1,2,2-TRIFLUOROETHANE	ug/l	ND@0.5	ND@0.5	ND@0.5	ND@0.5	ND@0.5	ND@0.5
1,2-DICHLOROBENZENE	ug/l	ND@0.5	ND@0.5	ND@0.5	ND@0.5	ND@0.5	ND@0.5
1,2-DICHLOROETHANE (EDC)	ug/l	ND@0.5	ND@0.5	ND@0.5	ND@0.5	ND@0.5	ND@0.5
1,2-DICHLOROPROPANE	ug/l	ND@0.5	ND@0.5	ND@0.5	ND@0.5	ND@0.5	ND@0.5
1,3-DICHLOROBENZENE	ug/l	ND@0.5	ND@0.5	ND@0.5	ND@0.5	ND@0.5	ND@0.5
1,4-DICHLOROBENZENE	ug/l	ND@0.5	ND@0.5	ND@0.5	ND@0.5	ND@0.5	ND@0.5
ACETONE	ug/l	ND@5	ND@5	ND@5.0 J	ND@5	ND@5	ND@5
BENZENE	ug/l	ND@0.5	ND@0.5	0.6	0.9	0.9	0.6
BROMODICHLOROMETHANE	ug/l	ND@0.5	ND@0.5	ND@0.5	ND@0.5	ND@0.5	ND@0.5
BROMOFORM (TRIBROMOMETHANE)	ug/l	ND@0.5	ND@0.5	ND@0.5	ND@0.5	ND@0.5	ND@0.5
BROMOMETHANE	ug/l	ND@0.5 J	ND@0.5	ND@0.5	ND@0.5	ND@0.5	ND@0.5
CARBON DISULFIDE	ug/l	ND@0.5	ND@0.5	ND@0.5	ND@0.5	ND@0.5	ND@0.5
CARBON TETRACHLORIDE	ug/l	ND@0.5	ND@0.5	ND@0.5	ND@0.5	ND@0.5	ND@0.5
CHLOROBENZENE	ug/l	ND@0.5	ND@0.5	ND@0.5	ND@0.5	ND@0.5	ND@0.5
CHLORODIBROMOMETHANE	ug/l	ND@0.5	ND@0.5	ND@0.5	ND@0.5	ND@0.5	ND@0.5
CHLOROETHANE	ug/l	ND@0.5	ND@0.5	ND@0.5	ND@0.5	ND@0.5	ND@0.5
CHLOROFORM (TRICHLOROMETHANE)	ug/l	ND@0.5	ND@0.5	ND@0.5	ND@0.5	ND@0.5	ND@0.5
CHLOROMETHANE	ug/l	ND@0.5 J	ND@0.5 J	ND@0.5	ND@0.5	ND@0.5	ND@0.5
CIS-1,2-DICHLOROETHENE	ug/l	1	0.5 J	0.2 J	0.2 J	0.2 J	0.2 J
CIS-1,3-DICHLOROPROPENE	ug/l	ND@0.5	ND@0.5	ND@0.5	ND@0.5	ND@0.5	ND@0.5
CYCLOHEXANE	ug/l	ND@0.5	ND@0.5	ND@0.5	ND@0.5	ND@0.5	ND@0.5
DICHLORODIFLUOROMETHANE (FREON 12)	ug/l	ND@0.5	ND@0.5 J	ND@0.5	ND@0.5	ND@0.5	ND@0.5
ETHYLBENZENE	ug/l	ND@0.5	ND@0.5	ND@0.5	ND@0.5	ND@0.5	ND@0.5
ISOPROPYLBENZENE	ug/l	ND@0.5	ND@0.5	0.2 J	0.2 J	0.1 J	0.1 J
M,P-XYLENE	ug/l	ND@0.5	ND@0.5	0.1 J	0.2 J	0.1 J	ND@0.5
METHYL ACETATE	ug/l	ND@1	ND@1	ND@1.0	ND@1	ND@1	ND@1 J
METHYL BUTYL KETONE (2-HEXANONE)	ug/l	ND@5	ND@5	ND@5.0	ND@5	ND@5	ND@5 J
METHYL CYCLOHEXANE	ug/l	ND@0.5	ND@0.5	ND@0.5	ND@0.5	0.2 J	ND@0.5 J
METHYL ETHYL KETONE (MEK, 2-BUTANONE)	ug/l	ND@5	ND@5	ND@5.0	ND@5	ND@5	ND@5
METHYL TERT-BUTYL ETHER (MTBE)	ug/l	ND@0.5	ND@0.5	ND@0.5	ND@0.5	ND@0.5	ND@0.5
METHYLENE CHLORIDE (DICHLOROMETHANE)	ug/l	ND@0.5	ND@0.5	ND@0.5	ND@0.5	ND@0.5	ND@0.5
MIBK (4-METHYL-2-PENTANONE)	ug/l	ND@5	ND@5	ND@5.0	ND@5	ND@5	ND@5 J
O-XYLENE	ug/l	ND@0.5	ND@0.5	0.3 J	0.3 J	0.2 J	0.2 J
STYRENE	ug/l	ND@0.5	ND@0.5	ND@0.5	ND@0.5	ND@0.5	ND@0.5
TETRACHLOROETHENE	ug/l	0.7	0.7	ND@0.5	ND@0.5	ND@0.5	ND@0.5
TOLUENE	ug/l	ND@0.5	ND@0.5	0.2 J	0.3 J	0.2 J	0.2 J
TRANS-1,2-DICHLOROETHENE	ug/l	ND@0.5	ND@0.5	0.2 J	0.4 J	0.4 J	ND@0.5
TRANS-1,3-DICHLOROPROPENE	ug/l	ND@0.5	ND@0.5	ND@0.5	ND@0.5	ND@0.5	ND@0.5
TRICHLOROETHENE	ug/l	11	7.8	ND@0.5	ND@0.5	ND@0.5	ND@0.5
TRICHLOROFLUOROMETHANE (FREON 11)	ug/l	ND@0.5	ND@0.5	ND@0.5	ND@0.5	ND@0.5	ND@0.5
VINYL CHLORIDE	ug/l	ND@0.5	ND@0.5	0.4 J	0.7	0.9	0.7

Endicott, New York
Groundwater Analytical Chemistry Data
January 1, 2012 - December 31, 2012

Sample Location		EN-174	EN-174	EN-174	EN-174	EN-175	EN-175
Sample Description		GW MON WELL	GW MON WELL	GW MON WELL	GW MON WELL	GW MON WELL	REPLICATE
Sample Date		02/08/2012	05/21/2012	08/08/2012	11/26/2012	02/08/2012	02/08/2012
Laboratory Sample I.D.		6545840	6664879	6751404	6876518	6545842	6545843
Parameter	**Units**						
1,1,1-TRICHLOROETHANE	ug/l	ND@0.5	ND@0.5	ND@0.5	ND@0.5	ND@0.5	ND@0.5
1,1,2,2-TETRACHLOROETHANE	ug/l	ND@0.5	ND@0.5	ND@0.5	ND@0.5	ND@0.5	ND@0.5
1,1,2-TRICHLORO-1,2,2-TRIFLUOROETHANE	ug/l	ND@0.5	ND@0.5	ND@0.5	ND@0.5	ND@0.5	ND@0.5
1,1,2-TRICHLOROETHANE	ug/l	ND@0.5	ND@0.5	ND@0.5	ND@0.5	ND@0.5	ND@0.5
1,1-DICHLOROETHANE	ug/l	0.2 J	0.7	0.8	0.8	ND@0.5	ND@0.5
1,1-DICHLOROETHENE	ug/l	ND@0.5	ND@0.5	0.1 J	ND@0.5	ND@0.5	ND@0.5
1,2,4-TRICHLOROBENZENE	ug/l	ND@0.5	ND@0.5	ND@0.5	ND@0.5	ND@0.5	ND@0.5
1,2-DIBROMO-3-CHLOROPROPANE	ug/l	ND@0.5 J	ND@0.5	ND@0.5	ND@0.5 J	ND@0.5	ND@0.5
1,2-DIBROMOETHANE (EDB)	ug/l	ND@0.5	ND@0.5	ND@0.5	ND@0.5	ND@0.5	ND@0.5
1,2-DICHLORO-1,2,2-TRIFLUOROETHANE	ug/l	ND@0.5	0.4 J	0.3 J	0.3 J	ND@0.5	ND@0.5
1,2-DICHLOROBENZENE	ug/l	ND@0.5	ND@0.5	ND@0.5	ND@0.5	ND@0.5	ND@0.5
1,2-DICHLOROETHANE (EDC)	ug/l	ND@0.5	ND@0.5	ND@0.5	ND@0.5	ND@0.5	ND@0.5
1,2-DICHLOROPROPANE	ug/l	ND@0.5	ND@0.5	ND@0.5	ND@0.5	ND@0.5	ND@0.5
1,3-DICHLOROBENZENE	ug/l	ND@0.5	ND@0.5	ND@0.5	ND@0.5	ND@0.5	ND@0.5
1,4-DICHLOROBENZENE	ug/l	ND@0.5	ND@0.5	ND@0.5	ND@0.5	ND@0.5	ND@0.5
ACETONE	ug/l	ND@5.0	ND@5.0	ND@5	ND@5	ND@5.0	ND@5.0
BENZENE	ug/l	ND@0.5	ND@0.5	ND@0.5	ND@0.5	ND@0.5	ND@0.5
BROMODICHLOROMETHANE	ug/l	ND@0.5	ND@0.5	ND@0.5	ND@0.5	ND@0.5	ND@0.5
BROMOFORM (TRIBROMOMETHANE)	ug/l	ND@0.5	ND@0.5	ND@0.5	ND@0.5	ND@0.5	ND@0.5
BROMOMETHANE	ug/l	ND@0.5	ND@0.5	ND@0.5	ND@0.5	ND@0.5	ND@0.5
CARBON DISULFIDE	ug/l	ND@0.5	ND@0.5 J	ND@0.5	ND@0.5	ND@0.5	ND@0.5
CARBON TETRACHLORIDE	ug/l	ND@0.5	ND@0.5	ND@0.5	ND@0.5	ND@0.5	ND@0.5
CHLOROBENZENE	ug/l	ND@0.5	ND@0.5	ND@0.5	ND@0.5	ND@0.5	ND@0.5
CHLORODIBROMOMETHANE	ug/l	ND@0.5	ND@0.5	ND@0.5	ND@0.5	ND@0.5	ND@0.5
CHLOROETHANE	ug/l	ND@0.5	ND@0.5	ND@0.5	ND@0.5	ND@0.5	ND@0.5
CHLOROFORM (TRICHLOROMETHANE)	ug/l	ND@0.5	ND@0.5	ND@0.5	ND@0.5	0.9 J	1.6 J
CHLOROMETHANE	ug/l	ND@0.5	ND@0.5	ND@0.5	ND@0.5 J	ND@0.5	ND@0.5
CIS-1,2-DICHLOROETHENE	ug/l	2.4	5.7	5.2	3.5	ND@0.5	ND@0.5
CIS-1,3-DICHLOROPROPENE	ug/l	ND@0.5	ND@0.5	ND@0.5	ND@0.5	ND@0.5	ND@0.5
CYCLOHEXANE	ug/l	ND@0.5	ND@0.5	ND@0.5	ND@0.5	ND@0.5	ND@0.5
DICHLORODIFLUOROMETHANE (FREON 12)	ug/l	ND@0.5	ND@0.5	ND@0.5	ND@0.5 J	ND@0.5	ND@0.5
ETHYLBENZENE	ug/l	ND@0.5	ND@0.5	ND@0.5	ND@0.5	ND@0.5	ND@0.5
ISOPROPYLBENZENE	ug/l	ND@0.5	ND@0.5	ND@0.5	ND@0.5	ND@0.5	ND@0.5
M,P-XYLENE	ug/l	ND@0.5	ND@0.5	ND@0.5	ND@0.5	ND@0.5	ND@0.5
METHYL ACETATE	ug/l	ND@1.0	ND@1.0	ND@1	ND@1	ND@1.0	ND@1.0
METHYL BUTYL KETONE (2-HEXANONE)	ug/l	ND@5.0	ND@5.0	ND@5	ND@5	ND@5.0	ND@5.0
METHYL CYCLOHEXANE	ug/l	ND@0.5	ND@0.5	ND@0.5	ND@0.5	ND@0.5	ND@0.5
METHYL ETHYL KETONE (MEK, 2-BUTANONE)	ug/l	ND@5.0 J	ND@5.0	ND@5	ND@5	ND@5.0	ND@5.0
METHYL TERT-BUTYL ETHER (MTBE)	ug/l	ND@0.5	ND@0.5	ND@0.5	ND@0.5	ND@0.5	ND@0.5
METHYLENE CHLORIDE (DICHLOROMETHANE)	ug/l	ND@0.5	ND@0.5	ND@0.5	ND@0.5	ND@0.5	ND@0.5
MIBK (4-METHYL-2-PENTANONE)	ug/l	ND@5.0	ND@5.0	ND@5	ND@5	ND@5.0	ND@5.0
O-XYLENE	ug/l	ND@0.5	ND@0.5	ND@0.5	ND@0.5	ND@0.5	ND@0.5
STYRENE	ug/l	ND@0.5	ND@0.5	ND@0.5	ND@0.5	ND@0.5	ND@0.5
TETRACHLOROETHENE	ug/l	ND@0.5	ND@0.5	ND@0.5	ND@0.5	ND@0.5	ND@0.5
TOLUENE	ug/l	ND@0.5	ND@0.5	ND@0.5	ND@0.5	ND@0.5	ND@0.5
TRANS-1,2-DICHLOROETHENE	ug/l	0.2 J	0.2 J	0.2 J	ND@0.5	ND@0.5	ND@0.5
TRANS-1,3-DICHLOROPROPENE	ug/l	ND@0.5	ND@0.5	ND@0.5	ND@0.5	ND@0.5	ND@0.5
TRICHLOROETHENE	ug/l	0.7	0.8	0.9	1.2	0.2 J	0.2 J
TRICHLOROFLUOROMETHANE (FREON 11)	ug/l	ND@0.5	ND@0.5	ND@0.5	ND@0.5	ND@0.5	ND@0.5
VINYL CHLORIDE	ug/l	ND@0.5	9.1	6	0.4 J	ND@0.5	ND@0.5

Endicott, New York
Groundwater Analytical Chemistry Data
January 1, 2012 - December 31, 2012

Sample Location		EN-175	EN-175	EN-175	EN-175	EN-175	EN-175
Sample Description		GW MON WELL	GW MON WELL	GW MON WELL	GW MON WELL	GW MON WELL	GW MON WELL
Sample Date		04/10/2012	05/29/2012	06/21/2012	07/19/2012	08/09/2012	09/11/2012
Laboratory Sample I.D.		6614183	6672455	6698126	6728267	6752292	6787670
Parameter	**Units**						
1,1,1-TRICHLOROETHANE	ug/l	ND@0.5	ND@0.5	ND@0.5	ND@0.5	ND@0.5	ND@0.5
1,1,2,2-TETRACHLOROETHANE	ug/l	ND@0.5	ND@0.5	ND@0.5	ND@0.5	ND@0.5	ND@0.5
1,1,2-TRICHLORO-1,2,2-TRIFLUOROETHANE	ug/l	ND@0.5	ND@0.5	ND@0.5	ND@0.5	ND@0.5	ND@0.5
1,1,2-TRICHLOROETHANE	ug/l	ND@0.5	ND@0.5	ND@0.5	ND@0.5	ND@0.5	ND@0.5
1,1-DICHLOROETHANE	ug/l	ND@0.5	ND@0.5	ND@0.5	ND@0.5	ND@0.5	ND@0.5
1,1-DICHLOROETHENE	ug/l	ND@0.5	ND@0.5	ND@0.5	ND@0.5	ND@0.5	ND@0.5
1,2,4-TRICHLOROBENZENE	ug/l	ND@0.5	ND@0.5	ND@0.5	ND@0.5	ND@0.5	ND@0.5
1,2-DIBROMO-3-CHLOROPROPANE	ug/l	ND@0.5	ND@0.5 J	ND@0.5 J	ND@0.5	ND@0.5 J	ND@0.5
1,2-DIBROMOETHANE (EDB)	ug/l	ND@0.5	ND@0.5	ND@0.5	ND@0.5	ND@0.5	ND@0.5
1,2-DICHLORO-1,2,2-TRIFLUOROETHANE	ug/l	ND@0.5	ND@0.5	ND@0.5	ND@0.5	ND@0.5	ND@0.5
1,2-DICHLOROBENZENE	ug/l	ND@0.5	ND@0.5	ND@0.5	ND@0.5	ND@0.5	ND@0.5
1,2-DICHLOROETHANE (EDC)	ug/l	ND@0.5	ND@0.5	ND@0.5	ND@0.5	ND@0.5	ND@0.5
1,2-DICHLOROPROPANE	ug/l	ND@0.5	ND@0.5	ND@0.5	ND@0.5	ND@0.5	ND@0.5
1,3-DICHLOROBENZENE	ug/l	ND@0.5	ND@0.5	ND@0.5	ND@0.5	ND@0.5	ND@0.5
1,4-DICHLOROBENZENE	ug/l	ND@0.5	ND@0.5	ND@0.5	ND@0.5	ND@0.5	ND@0.5
ACETONE	ug/l	ND@5.0	ND@5.0	ND@5.0	ND@5.0	ND@5 J	ND@5
BENZENE	ug/l	ND@0.5	ND@0.5	ND@0.5	ND@0.5	ND@0.5	ND@0.5
BROMODICHLOROMETHANE	ug/l	ND@0.5	ND@0.5	ND@0.5	ND@0.5	ND@0.5	ND@0.5
BROMOFORM (TRIBROMOMETHANE)	ug/l	ND@0.5	ND@0.5	ND@0.5	ND@0.5	ND@0.5	ND@0.5
BROMOMETHANE	ug/l	ND@0.5	ND@0.5 J	ND@0.5	ND@0.5	ND@0.5	ND@0.5
CARBON DISULFIDE	ug/l	ND@0.5	ND@0.5	ND@0.5	ND@0.5	ND@0.5	ND@0.5
CARBON TETRACHLORIDE	ug/l	ND@0.5	ND@0.5	ND@0.5	ND@0.5	ND@0.5	ND@0.5
CHLOROBENZENE	ug/l	ND@0.5	ND@0.5	ND@0.5	ND@0.5	ND@0.5	ND@0.5
CHLORODIBROMOMETHANE	ug/l	ND@0.5	ND@0.5	ND@0.5	ND@0.5	ND@0.5	ND@0.5
CHLOROETHANE	ug/l	ND@0.5	ND@0.5	ND@0.5	ND@0.5	ND@0.5	ND@0.5
CHLOROFORM (TRICHLOROMETHANE)	ug/l	2.3	1.5	1.4	1.6	1.1	0.8
CHLOROMETHANE	ug/l	ND@0.5	ND@0.5	ND@0.5	ND@0.5	ND@0.5	ND@0.5
CIS-1,2-DICHLOROETHENE	ug/l	ND@0.5	ND@0.5	ND@0.5	ND@0.5	ND@0.5	ND@0.5
CIS-1,3-DICHLOROPROPENE	ug/l	ND@0.5	ND@0.5	ND@0.5	ND@0.5	ND@0.5	ND@0.5
CYCLOHEXANE	ug/l	ND@0.5	ND@0.5	ND@0.5	ND@0.5	ND@0.5	ND@0.5
DICHLORODIFLUOROMETHANE (FREON 12)	ug/l	ND@0.5	ND@0.5 J	ND@0.5	ND@0.5	ND@0.5	ND@0.5
ETHYLBENZENE	ug/l	ND@0.5	ND@0.5	ND@0.5	ND@0.5	ND@0.5	ND@0.5
ISOPROPYLBENZENE	ug/l	ND@0.5	ND@0.5	ND@0.5	ND@0.5	ND@0.5	ND@0.5
M,P-XYLENE	ug/l	ND@0.5	ND@0.5	ND@0.5	ND@0.5	ND@0.5	ND@0.5
METHYL ACETATE	ug/l	ND@1.0	ND@1.0	ND@1.0 J	ND@1.0	ND@1	ND@1
METHYL BUTYL KETONE (2-HEXANONE)	ug/l	ND@5.0	ND@5.0	ND@5.0 J	ND@5.0	ND@5	ND@5
METHYL CYCLOHEXANE	ug/l	ND@0.5	ND@0.5	ND@0.5	ND@0.5	ND@0.5	ND@0.5
METHYL ETHYL KETONE (MEK, 2-BUTANONE)	ug/l	ND@5.0	ND@5.0 J	ND@5.0	ND@5.0	ND@5 J	ND@5 J
METHYL TERT-BUTYL ETHER (MTBE)	ug/l	ND@0.5	ND@0.5	ND@0.5	ND@0.5	ND@0.5	ND@0.5
METHYLENE CHLORIDE (DICHLOROMETHANE)	ug/l	ND@0.5	ND@0.5	ND@0.5	ND@0.5	ND@0.5	ND@0.5
MIBK (4-METHYL-2-PENTANONE)	ug/l	ND@5.0	ND@5.0	ND@5.0 J	ND@5.0 J	ND@5	ND@5
O-XYLENE	ug/l	ND@0.5	ND@0.5	ND@0.5	ND@0.5	ND@0.5	ND@0.5
STYRENE	ug/l	ND@0.5	ND@0.5	ND@0.5	ND@0.5	ND@0.5	ND@0.5
TETRACHLOROETHENE	ug/l	ND@0.5	ND@0.5	ND@0.5	ND@0.5	ND@0.5	ND@0.5
TOLUENE	ug/l	ND@0.5	ND@0.5	ND@0.5	ND@0.5	ND@0.5	ND@0.5
TRANS-1,2-DICHLOROETHENE	ug/l	ND@0.5	ND@0.5	ND@0.5	ND@0.5	ND@0.5	ND@0.5
TRANS-1,3-DICHLOROPROPENE	ug/l	ND@0.5	ND@0.5	ND@0.5	ND@0.5	ND@0.5	ND@0.5
TRICHLOROETHENE	ug/l	0.1 J	ND@0.5	0.2 J	0.1 J	ND@0.5	ND@0.5
TRICHLOROFLUOROMETHANE (FREON 11)	ug/l	ND@0.5	ND@0.5	ND@0.5	ND@0.5	ND@0.5	ND@0.5
VINYL CHLORIDE	ug/l	ND@0.5	ND@0.5	ND@0.5	ND@0.5	ND@0.5	ND@0.5

Endicott, New York
Groundwater Analytical Chemistry Data
January 1, 2012 - December 31, 2012

Sample Location		EN-176	EN-177	EN-182	EN-182	EN-182	EN-182
Sample Description		GW MON WELL	GW MON WELL	GW MON WELL	GW MON WELL	GW MON WELL	GW MON WELL
Sample Date		08/30/2012	08/28/2012	02/24/2012	05/29/2012	08/28/2012	11/28/2012
Laboratory Sample I.D.		6775920	6775919	6558928	6672457	6773212	6876554
Parameter	**Units**						
1,1,1-TRICHLOROETHANE	ug/l	5.2	1.1	0.2 J	0.2 J	0.3 J	0.3 J
1,1,2,2-TETRACHLOROETHANE	ug/l	ND@0.5	ND@0.5	ND@0.5	ND@0.5	ND@0.5	ND@0.5
1,1,2-TRICHLORO-1,2,2-TRIFLUOROETHANE	ug/l	ND@0.5	ND@0.5	ND@0.5	ND@0.5	ND@0.5	ND@0.5
1,1,2-TRICHLOROETHANE	ug/l	ND@0.5	ND@0.5	ND@0.5	ND@0.5	ND@0.5	ND@0.5
1,1-DICHLOROETHANE	ug/l	3.3	ND@0.5	ND@0.5	0.2 J	ND@0.5	0.2 J
1,1-DICHLOROETHENE	ug/l	ND@0.5	ND@0.5	ND@0.5	ND@0.5	ND@0.5	ND@0.5
1,2,4-TRICHLOROBENZENE	ug/l	ND@0.5	ND@0.5	ND@0.5	ND@0.5	ND@0.5	ND@0.5
1,2-DIBROMO-3-CHLOROPROPANE	ug/l	ND@0.5	ND@0.5	ND@0.5	ND@0.5 J	ND@0.5	ND@0.5
1,2-DIBROMOETHANE (EDB)	ug/l	ND@0.5	ND@0.5	ND@0.5	ND@0.5	ND@0.5	ND@0.5
1,2-DICHLORO-1,2,2-TRIFLUOROETHANE	ug/l	0.3 J	ND@0.5	ND@0.5	ND@0.5	ND@0.5	ND@0.5
1,2-DICHLOROBENZENE	ug/l	ND@0.5	ND@0.5	ND@0.5	ND@0.5	ND@0.5	ND@0.5
1,2-DICHLOROETHANE (EDC)	ug/l	ND@0.5	ND@0.5	ND@0.5	ND@0.5	ND@0.5	ND@0.5
1,2-DICHLOROPROPANE	ug/l	ND@0.5	ND@0.5	ND@0.5	ND@0.5	ND@0.5	ND@0.5
1,3-DICHLOROBENZENE	ug/l	ND@0.5	ND@0.5	ND@0.5	ND@0.5	ND@0.5	ND@0.5
1,4-DICHLOROBENZENE	ug/l	ND@0.5	ND@0.5	ND@0.5	ND@0.5	ND@0.5	ND@0.5
ACETONE	ug/l	ND@5 J	ND@5 J	ND@5.0	ND@5.0	ND@5	ND@5
BENZENE	ug/l	ND@0.5	ND@0.5	ND@0.5	ND@0.5	ND@0.5	ND@0.5
BROMODICHLOROMETHANE	ug/l	ND@0.5	ND@0.5	ND@0.5	ND@0.5	ND@0.5	ND@0.5
BROMOFORM (TRIBROMOMETHANE)	ug/l	ND@0.5	ND@0.5	ND@0.5	ND@0.5	ND@0.5	ND@0.5
BROMOMETHANE	ug/l	ND@0.5	ND@0.5	ND@0.5	ND@0.5 J	ND@0.5 J	ND@0.5
CARBON DISULFIDE	ug/l	ND@0.5	ND@0.5	ND@0.5	ND@0.5	ND@0.5	ND@0.5
CARBON TETRACHLORIDE	ug/l	ND@0.5	ND@0.5	ND@0.5	ND@0.5	ND@0.5	ND@0.5
CHLOROBENZENE	ug/l	ND@0.5	ND@0.5	ND@0.5	ND@0.5	ND@0.5	ND@0.5
CHLORODIBROMOMETHANE	ug/l	ND@0.5	ND@0.5	ND@0.5	ND@0.5	ND@0.5	ND@0.5
CHLOROETHANE	ug/l	ND@0.5	ND@0.5	ND@0.5	ND@0.5	ND@0.5	ND@0.5
CHLOROFORM (TRICHLOROMETHANE)	ug/l	ND@0.5	ND@0.5	ND@0.5	ND@0.5	ND@0.5	ND@0.5
CHLOROMETHANE	ug/l	ND@0.5 J	ND@0.5 J	ND@0.5	ND@0.5	ND@0.5 J	ND@0.5
CIS-1,2-DICHLOROETHENE	ug/l	0.6	ND@0.5	4.5	9.4	11	11
CIS-1,3-DICHLOROPROPENE	ug/l	ND@0.5	ND@0.5	ND@0.5	ND@0.5	ND@0.5	ND@0.5
CYCLOHEXANE	ug/l	ND@0.5	ND@0.5	ND@0.5	ND@0.5	ND@0.5	ND@0.5
DICHLORODIFLUOROMETHANE (FREON 12)	ug/l	ND@0.5	ND@0.5	ND@0.5	ND@0.5 J	ND@0.5	ND@0.5
ETHYLBENZENE	ug/l	ND@0.5	ND@0.5	ND@0.5	ND@0.5	ND@0.5	ND@0.5
ISOPROPYLBENZENE	ug/l	ND@0.5	ND@0.5	ND@0.5	ND@0.5	ND@0.5	ND@0.5
M,P-XYLENE	ug/l	ND@0.5	ND@0.5	ND@0.5	ND@0.5	ND@0.5	ND@0.5
METHYL ACETATE	ug/l	ND@1	ND@1	ND@1.0	ND@1.0	ND@1	ND@1
METHYL BUTYL KETONE (2-HEXANONE)	ug/l	ND@5	ND@5	ND@5.0	ND@5.0	ND@5	ND@5
METHYL CYCLOHEXANE	ug/l	ND@0.5	ND@0.5	ND@0.5	ND@0.5	ND@0.5	ND@0.5
METHYL ETHYL KETONE (MEK, 2-BUTANONE)	ug/l	ND@5	ND@5	ND@5.0	ND@5.0 J	ND@5	ND@5
METHYL TERT-BUTYL ETHER (MTBE)	ug/l	ND@0.5	ND@0.5	ND@0.5	ND@0.5	ND@0.5	ND@0.5
METHYLENE CHLORIDE (DICHLOROMETHANE)	ug/l	ND@0.5	ND@0.5	ND@0.5	ND@0.5	ND@0.5	ND@0.5
MIBK (4-METHYL-2-PENTANONE)	ug/l	ND@5	ND@5	ND@5.0	ND@5.0	ND@5	ND@5
O-XYLENE	ug/l	ND@0.5	ND@0.5	ND@0.5	ND@0.5	ND@0.5	ND@0.5
STYRENE	ug/l	ND@0.5	ND@0.5	ND@0.5	ND@0.5	ND@0.5	ND@0.5
TETRACHLOROETHENE	ug/l	1.8	0.9	ND@0.5	ND@0.5	ND@0.5	ND@0.5
TOLUENE	ug/l	ND@0.5	ND@0.5	ND@0.5	ND@0.5	ND@0.5	ND@0.5
TRANS-1,2-DICHLOROETHENE	ug/l	ND@0.5	ND@0.5	ND@0.5	0.2 J	0.2 J	0.3 J
TRANS-1,3-DICHLOROPROPENE	ug/l	ND@0.5	ND@0.5	ND@0.5	ND@0.5	ND@0.5	ND@0.5
TRICHLOROETHENE	ug/l	1.8	4.5	1.4	3.5	3.4	4.1
TRICHLOROFLUOROMETHANE (FREON 11)	ug/l	ND@0.5	ND@0.5	ND@0.5	ND@0.5	ND@0.5	ND@0.5
VINYL CHLORIDE	ug/l	0.1 J	ND@0.5	ND@0.5	0.2 J	0.2 J	0.2 J

Endicott, New York
Groundwater Analytical Chemistry Data
January 1, 2012 - December 31, 2012

Sample Location		EN-183	EN-183	EN-183	EN-183	EN-185P	EN-185P
Sample Description		GW MON WELL	GW MON WELL	GW MON WELL	GW MON WELL	GW EXTR WELL	GW EXTR WELL
Sample Date		02/24/2012	05/29/2012	08/28/2012	11/28/2012	01/04/2012	02/09/2012
Laboratory Sample I.D.		6558927	6672458	6775914	6876555	6514930	6545815
Parameter	**Units**						
1,1,1-TRICHLOROETHANE	ug/l	ND@0.5	ND@0.5	ND@0.5	ND@0.5	ND@0.5	ND@0.5
1,1,2,2-TETRACHLOROETHANE	ug/l	ND@0.5	ND@0.5	ND@0.5	ND@0.5	ND@0.5	ND@0.5
1,1,2-TRICHLORO-1,2,2-TRIFLUOROETHANE	ug/l	ND@0.5	ND@0.5	ND@0.5	ND@0.5	ND@0.5	ND@0.5
1,1,2-TRICHLOROETHANE	ug/l	ND@0.5	ND@0.5	ND@0.5	ND@0.5	ND@0.5	ND@0.5
1,1-DICHLOROETHANE	ug/l	ND@0.5	ND@0.5	ND@0.5	ND@0.5	0.1 J	ND@0.5
1,1-DICHLOROETHENE	ug/l	ND@0.5	ND@0.5	ND@0.5	ND@0.5	ND@0.5	ND@0.5
1,2,4-TRICHLOROBENZENE	ug/l	ND@0.5	ND@0.5	ND@0.5	ND@0.5	ND@0.5	ND@0.5
1,2-DIBROMO-3-CHLOROPROPANE	ug/l	ND@0.5	ND@0.5 J	ND@0.5	ND@0.5	ND@0.5 J	ND@0.5 J
1,2-DIBROMOETHANE (EDB)	ug/l	ND@0.5	ND@0.5	ND@0.5	ND@0.5	ND@0.5	ND@0.5
1,2-DICHLORO-1,2,2-TRIFLUOROETHANE	ug/l	ND@0.5	ND@0.5	ND@0.5	ND@0.5	ND@0.5	ND@0.5
1,2-DICHLOROBENZENE	ug/l	ND@0.5	ND@0.5	ND@0.5	ND@0.5	ND@0.5	ND@0.5
1,2-DICHLOROETHANE (EDC)	ug/l	ND@0.5	ND@0.5	ND@0.5	ND@0.5	ND@0.5	ND@0.5
1,2-DICHLOROPROPANE	ug/l	ND@0.5	ND@0.5	ND@0.5	ND@0.5	ND@0.5	ND@0.5
1,3-DICHLOROBENZENE	ug/l	ND@0.5	ND@0.5	ND@0.5	ND@0.5	ND@0.5	ND@0.5
1,4-DICHLOROBENZENE	ug/l	ND@0.5	ND@0.5	ND@0.5	ND@0.5	ND@0.5	ND@0.5
ACETONE	ug/l	ND@5.0	ND@5.0	ND@5 J	ND@5	ND@5.0	ND@5.0 J
BENZENE	ug/l	ND@0.5	ND@0.5	ND@0.5	ND@0.5	0.4 J	0.3 J
BROMODICHLOROMETHANE	ug/l	ND@0.5	ND@0.5	ND@0.5	ND@0.5	ND@0.5	ND@0.5
BROMOFORM (TRIBROMOMETHANE)	ug/l	ND@0.5	ND@0.5	ND@0.5	ND@0.5	ND@0.5	ND@0.5
BROMOMETHANE	ug/l	ND@0.5	ND@0.5 J	ND@0.5	ND@0.5	ND@0.5	ND@0.5
CARBON DISULFIDE	ug/l	ND@0.5	ND@0.5	ND@0.5	ND@0.5	ND@0.5	ND@0.5
CARBON TETRACHLORIDE	ug/l	ND@0.5	ND@0.5	ND@0.5	ND@0.5	ND@0.5	ND@0.5
CHLOROBENZENE	ug/l	ND@0.5	ND@0.5	ND@0.5	ND@0.5	ND@0.5	ND@0.5
CHLORODIBROMOMETHANE	ug/l	ND@0.5	ND@0.5	ND@0.5	ND@0.5	ND@0.5	ND@0.5
CHLOROETHANE	ug/l	ND@0.5	ND@0.5	ND@0.5	ND@0.5	ND@0.5	ND@0.5
CHLOROFORM (TRICHLOROMETHANE)	ug/l	ND@0.5	ND@0.5	ND@0.5	ND@0.5	ND@0.5	ND@0.5
CHLOROMETHANE	ug/l	ND@0.5	ND@0.5	ND@0.5 J	ND@0.5	ND@0.5	ND@0.5
CIS-1,2-DICHLOROETHENE	ug/l	0.2 J	0.1 J	0.1 J	0.2 J	6	2.9
CIS-1,3-DICHLOROPROPENE	ug/l	ND@0.5	ND@0.5	ND@0.5	ND@0.5	ND@0.5	ND@0.5
CYCLOHEXANE	ug/l	ND@0.5	ND@0.5	ND@0.5	ND@0.5	ND@0.5	ND@0.5
DICHLORODIFLUOROMETHANE (FREON 12)	ug/l	ND@0.5	ND@0.5 J	ND@0.5	ND@0.5	ND@0.5	ND@0.5
ETHYLBENZENE	ug/l	ND@0.5	ND@0.5	ND@0.5	ND@0.5	ND@0.5	ND@0.5
ISOPROPYLBENZENE	ug/l	ND@0.5	ND@0.5	ND@0.5	ND@0.5	ND@0.5	ND@0.5
M,P-XYLENE	ug/l	ND@0.5	ND@0.5	ND@0.5	ND@0.5	ND@0.5	ND@0.5
METHYL ACETATE	ug/l	ND@1.0	ND@1.0	ND@1	ND@1	ND@1.0	ND@1.0
METHYL BUTYL KETONE (2-HEXANONE)	ug/l	ND@5.0	ND@5.0	ND@5	ND@5	ND@5.0	ND@5.0
METHYL CYCLOHEXANE	ug/l	ND@0.5	ND@0.5	ND@0.5	ND@0.5	ND@0.5	ND@0.5
METHYL ETHYL KETONE (MEK, 2-BUTANONE)	ug/l	ND@5.0	ND@5.0 J	ND@5	ND@5	ND@5.0 J	ND@5.0 J
METHYL TERT-BUTYL ETHER (MTBE)	ug/l	ND@0.5	ND@0.5	ND@0.5	ND@0.5	ND@0.5	ND@0.5
METHYLENE CHLORIDE (DICHLOROMETHANE)	ug/l	ND@0.5	ND@0.5	ND@0.5	ND@0.5	ND@0.5	ND@0.5
MIBK (4-METHYL-2-PENTANONE)	ug/l	ND@5.0	ND@5.0	ND@5	ND@5	ND@5.0	ND@5.0
O-XYLENE	ug/l	ND@0.5	ND@0.5	ND@0.5	ND@0.5	ND@0.5	ND@0.5
STYRENE	ug/l	ND@0.5	ND@0.5	ND@0.5	ND@0.5	ND@0.5	ND@0.5
TETRACHLOROETHENE	ug/l	ND@0.5	ND@0.5	ND@0.5	ND@0.5	ND@0.5	ND@0.5
TOLUENE	ug/l	ND@0.5	ND@0.5	ND@0.5	ND@0.5	ND@0.5	ND@0.5
TRANS-1,2-DICHLOROETHENE	ug/l	ND@0.5	ND@0.5	ND@0.5	ND@0.5	0.3 J	0.2 J
TRANS-1,3-DICHLOROPROPENE	ug/l	ND@0.5	ND@0.5	ND@0.5	ND@0.5	ND@0.5	ND@0.5
TRICHLOROETHENE	ug/l	0.4 J	0.5	ND@0.5	0.5 J	1.8	1.1
TRICHLOROFLUOROMETHANE (FREON 11)	ug/l	ND@0.5	ND@0.5	ND@0.5	ND@0.5	ND@0.5	ND@0.5
VINYL CHLORIDE	ug/l	ND@0.5	ND@0.5	ND@0.5	ND@0.5	2.2	1.3

Endicott, New York
Groundwater Analytical Chemistry Data
January 1, 2012 - December 31, 2012

Sample Location		EN-185P	EN-185P	EN-185P	EN-185P	EN-185P	EN-185P
Sample Description		GW EXTR WELL	GW EXTR WELL	GW EXTR WELL	GW EXTR WELL	GW EXTR WELL	GW EXTR WELL
Sample Date		03/05/2012	04/04/2012	05/07/2012	06/11/2012	07/09/2012	08/01/2012
Laboratory Sample I.D.		6567279	6607269	6643660	6684264	6714513	6742203
Parameter	**Units**						
1,1,1-TRICHLOROETHANE	ug/l	ND@0.5	ND@0.5	ND@0.5	ND@0.5	ND@0.5	ND@0.5
1,1,2,2-TETRACHLOROETHANE	ug/l	ND@0.5	ND@0.5	ND@0.5	ND@0.5	ND@0.5	ND@0.5
1,1,2-TRICHLORO-1,2,2-TRIFLUOROETHANE	ug/l	ND@0.5	ND@0.5	ND@0.5	ND@0.5	ND@0.5	ND@0.5
1,1,2-TRICHLOROETHANE	ug/l	ND@0.5	ND@0.5	ND@0.5	ND@0.5	ND@0.5	ND@0.5
1,1-DICHLOROETHANE	ug/l	ND@0.5	0.1 J	ND@0.5	ND@0.5	0.1 J	0.1 J
1,1-DICHLOROETHENE	ug/l	ND@0.5	ND@0.5	ND@0.5	ND@0.5	ND@0.5	ND@0.5
1,2,4-TRICHLOROBENZENE	ug/l	ND@0.5	ND@0.5	ND@0.5	ND@0.5	ND@0.5	ND@0.5
1,2-DIBROMO-3-CHLOROPROPANE	ug/l	ND@0.5	ND@0.5	ND@0.5	ND@0.5	ND@0.5	ND@0.5
1,2-DIBROMOETHANE (EDB)	ug/l	ND@0.5	ND@0.5	ND@0.5	ND@0.5	ND@0.5	ND@0.5
1,2-DICHLORO-1,2,2-TRIFLUOROETHANE	ug/l	ND@0.5	ND@0.5 J	ND@0.5	ND@0.5	ND@0.5	ND@0.5
1,2-DICHLOROBENZENE	ug/l	ND@0.5	ND@0.5	ND@0.5	ND@0.5	ND@0.5	ND@0.5
1,2-DICHLOROETHANE (EDC)	ug/l	ND@0.5	ND@0.5	ND@0.5	ND@0.5	ND@0.5	ND@0.5
1,2-DICHLOROPROPANE	ug/l	ND@0.5	ND@0.5	ND@0.5	ND@0.5	ND@0.5	ND@0.5
1,3-DICHLOROBENZENE	ug/l	ND@0.5	ND@0.5	ND@0.5	ND@0.5	ND@0.5	ND@0.5
1,4-DICHLOROBENZENE	ug/l	ND@0.5	ND@0.5	ND@0.5	ND@0.5	ND@0.5	ND@0.5
ACETONE	ug/l	ND@5.0	ND@5.0	15	ND@5.0	ND@5.0	ND@5
BENZENE	ug/l	0.5 J	0.5 J	0.5	0.4 J	0.5 J	0.5 J
BROMODICHLOROMETHANE	ug/l	ND@0.5	ND@0.5	ND@0.5	ND@0.5	ND@0.5	ND@0.5
BROMOFORM (TRIBROMOMETHANE)	ug/l	ND@0.5	ND@0.5	ND@0.5	ND@0.5 J	ND@0.5	ND@0.5
BROMOMETHANE	ug/l	ND@0.5	ND@0.5	ND@0.5	ND@0.5	ND@0.5	ND@0.5
CARBON DISULFIDE	ug/l	ND@0.5	ND@0.5	ND@0.5	ND@0.5	ND@0.5	ND@0.5 J
CARBON TETRACHLORIDE	ug/l	ND@0.5	ND@0.5	ND@0.5	ND@0.5	ND@0.5	ND@0.5
CHLOROBENZENE	ug/l	ND@0.5	ND@0.5	ND@0.5	ND@0.5	ND@0.5	ND@0.5
CHLORODIBROMOMETHANE	ug/l	ND@0.5	ND@0.5	ND@0.5	ND@0.5	ND@0.5	ND@0.5
CHLOROETHANE	ug/l	ND@0.5 J	ND@0.5	ND@0.5	ND@0.5	ND@0.5	ND@0.5
CHLOROFORM (TRICHLOROMETHANE)	ug/l	ND@0.5	ND@0.5	ND@0.5	0.5	ND@0.5	ND@0.5
CHLOROMETHANE	ug/l	ND@0.5	ND@0.5	ND@0.5	ND@0.5	ND@0.5	ND@0.5
CIS-1,2-DICHLOROETHENE	ug/l	3.1	4.2	2.7	4.6	4.4	4
CIS-1,3-DICHLOROPROPENE	ug/l	ND@0.5	ND@0.5	ND@0.5	ND@0.5	ND@0.5	ND@0.5
CYCLOHEXANE	ug/l	ND@0.5	ND@0.5	ND@0.5	ND@0.5	ND@0.5	ND@0.5
DICHLORODIFLUOROMETHANE (FREON 12)	ug/l	ND@0.5	ND@0.5	ND@0.5 J	ND@0.5	ND@0.5	ND@0.5
ETHYLBENZENE	ug/l	ND@0.5	ND@0.5	ND@0.5	ND@0.5	ND@0.5	ND@0.5
ISOPROPYLBENZENE	ug/l	0.1 J	ND@0.5	0.1 J	ND@0.5	ND@0.5	ND@0.5
M,P-XYLENE	ug/l	ND@0.5	ND@0.5	ND@0.5	ND@0.5	ND@0.5	ND@0.5
METHYL ACETATE	ug/l	ND@1.0	ND@1.0	ND@1.0	ND@1.0	ND@1.0 J	ND@1
METHYL BUTYL KETONE (2-HEXANONE)	ug/l	ND@5.0	ND@5.0	ND@5.0	ND@5.0	ND@5.0	ND@5
METHYL CYCLOHEXANE	ug/l	ND@0.5	ND@0.5	ND@0.5	ND@0.5	ND@0.5	ND@0.5
METHYL ETHYL KETONE (MEK, 2-BUTANONE)	ug/l	ND@5.0	ND@5.0	12	ND@5.0	ND@5.0	ND@5
METHYL TERT-BUTYL ETHER (MTBE)	ug/l	ND@0.5	ND@0.5	ND@0.5	ND@0.5	ND@0.5	ND@0.5
METHYLENE CHLORIDE (DICHLOROMETHANE)	ug/l	ND@0.5	ND@0.5	ND@0.5	ND@0.5	ND@0.5	ND@0.5
MIBK (4-METHYL-2-PENTANONE)	ug/l	ND@5.0	ND@5.0	ND@5.0	ND@5.0	ND@5.0	ND@5
O-XYLENE	ug/l	ND@0.5	ND@0.5	ND@0.5	ND@0.5	ND@0.5	ND@0.5
STYRENE	ug/l	ND@0.5	ND@0.5	ND@0.5	ND@0.5	ND@0.5	ND@0.5
TETRACHLOROETHENE	ug/l	ND@0.5	ND@0.5	ND@0.5	ND@0.5	ND@0.5	ND@0.5
TOLUENE	ug/l	ND@0.5	ND@0.5	ND@0.5	ND@0.5	ND@0.5	ND@0.5
TRANS-1,2-DICHLOROETHENE	ug/l	0.2 J	0.2 J	0.2 J	0.2 J	0.2 J	0.2 J
TRANS-1,3-DICHLOROPROPENE	ug/l	ND@0.5	ND@0.5	ND@0.5	ND@0.5 J	ND@0.5	ND@0.5
TRICHLOROETHENE	ug/l	1	1	0.8	0.7	0.6	0.6
TRICHLOROFLUOROMETHANE (FREON 11)	ug/l	ND@0.5	ND@0.5	ND@0.5	ND@0.5	ND@0.5	ND@0.5
VINYL CHLORIDE	ug/l	1.9	2.7	1.6	2.3	2.7	2.2

Endicott, New York
Groundwater Analytical Chemistry Data
January 1, 2012 - December 31, 2012

Sample Location		EN-185P	EN-185P	EN-185P	EN-185P	EN-186	EN-187
Sample Description		GW EXTR WELL	GW EXTR WELL	GW EXTR WELL	GW EXTR WELL	GW MON WELL	GW MON WELL
Sample Date		09/10/2012	10/02/2012	11/05/2012	12/03/2012	08/20/2012	05/04/2012
Laboratory Sample I.D.		6784233	6810742	6849279	6881115	6761579	6641743
Parameter	**Units**						
1,1,1-TRICHLOROETHANE	ug/l	ND@0.5	ND@0.5	ND@0.5	ND@0.5	2.2	0.2 J
1,1,2,2-TETRACHLOROETHANE	ug/l	ND@0.5	ND@0.5	ND@0.5	ND@0.5	ND@0.5	ND@0.5
1,1,2-TRICHLORO-1,2,2-TRIFLUOROETHANE	ug/l	ND@0.5	ND@0.5	ND@0.5	ND@0.5	6.2	0.3 J
1,1,2-TRICHLOROETHANE	ug/l	ND@0.5	ND@0.5	ND@0.5	ND@0.5	ND@0.5	ND@0.5
1,1-DICHLOROETHANE	ug/l	0.1 J	ND@0.5	0.1 J	0.1 J	ND@0.5	ND@0.5
1,1-DICHLOROETHENE	ug/l	ND@0.5	ND@0.5	ND@0.5	ND@0.5	ND@0.5	ND@0.5
1,2,4-TRICHLOROBENZENE	ug/l	ND@0.5	ND@0.5	ND@0.5	ND@0.5	ND@0.5	ND@0.5
1,2-DIBROMO-3-CHLOROPROPANE	ug/l	ND@0.5 J	ND@0.5 J	ND@0.5	ND@0.5	ND@0.5	ND@0.5
1,2-DIBROMOETHANE (EDB)	ug/l	ND@0.5	ND@0.5	ND@0.5	ND@0.5	ND@0.5	ND@0.5
1,2-DICHLORO-1,2,2-TRIFLUOROETHANE	ug/l	ND@0.5	ND@0.5	ND@0.5	ND@0.5	ND@0.5	ND@0.5
1,2-DICHLOROBENZENE	ug/l	ND@0.5	ND@0.5	ND@0.5	ND@0.5	ND@0.5	ND@0.5
1,2-DICHLOROETHANE (EDC)	ug/l	ND@0.5	ND@0.5	ND@0.5	ND@0.5	ND@0.5	ND@0.5
1,2-DICHLOROPROPANE	ug/l	ND@0.5	ND@0.5	ND@0.5	ND@0.5	ND@0.5	ND@0.5
1,3-DICHLOROBENZENE	ug/l	ND@0.5	ND@0.5	ND@0.5	ND@0.5	ND@0.5	ND@0.5
1,4-DICHLOROBENZENE	ug/l	ND@0.5	ND@0.5	ND@0.5	ND@0.5	ND@0.5	ND@0.5
ACETONE	ug/l	ND@5 J	ND@5	ND@5	ND@5	ND@5	ND@5.0
BENZENE	ug/l	0.6	0.6	0.6	0.6	ND@0.5	ND@0.5
BROMODICHLOROMETHANE	ug/l	ND@0.5	ND@0.5	ND@0.5	ND@0.5	0.4 J	ND@0.5
BROMOFORM (TRIBROMOMETHANE)	ug/l	ND@0.5	ND@0.5	ND@0.5	ND@0.5	ND@0.5	ND@0.5
BROMOMETHANE	ug/l	ND@0.5	ND@0.5	ND@0.5	ND@0.5	ND@0.5	ND@0.5
CARBON DISULFIDE	ug/l	ND@0.5	ND@0.5	ND@0.5	ND@0.5	ND@0.5	ND@0.5
CARBON TETRACHLORIDE	ug/l	ND@0.5	ND@0.5	ND@0.5	ND@0.5	0.6	ND@0.5
CHLOROBENZENE	ug/l	ND@0.5	ND@0.5	ND@0.5	ND@0.5	ND@0.5	ND@0.5
CHLORODIBROMOMETHANE	ug/l	ND@0.5	ND@0.5	ND@0.5	ND@0.5	ND@0.5	ND@0.5
CHLOROETHANE	ug/l	ND@0.5	ND@0.5	ND@0.5 J	ND@0.5	ND@0.5	ND@0.5
CHLOROFORM (TRICHLOROMETHANE)	ug/l	ND@0.5	ND@0.5	ND@0.5	ND@0.5	1.9	5.7
CHLOROMETHANE	ug/l	ND@0.5	ND@0.5	ND@0.5	ND@0.5	ND@0.5	ND@0.5
CIS-1,2-DICHLOROETHENE	ug/l	3.5	3.1	4.7	3.9	ND@0.5	0.2 J
CIS-1,3-DICHLOROPROPENE	ug/l	ND@0.5	ND@0.5	ND@0.5	ND@0.5	ND@0.5	ND@0.5
CYCLOHEXANE	ug/l	ND@0.5	ND@0.5	ND@0.5	ND@0.5	ND@0.5	ND@0.5
DICHLORODIFLUOROMETHANE (FREON 12)	ug/l	ND@0.5	ND@0.5	ND@0.5	ND@0.5	ND@0.5	ND@0.5
ETHYLBENZENE	ug/l	ND@0.5	ND@0.5	ND@0.5	ND@0.5	ND@0.5	ND@0.5
ISOPROPYLBENZENE	ug/l	0.1 J	ND@0.5	ND@0.5	ND@0.5	ND@0.5	ND@0.5
M,P-XYLENE	ug/l	ND@0.5	ND@0.5	ND@0.5	ND@0.5	ND@0.5	ND@0.5
METHYL ACETATE	ug/l	ND@1	ND@1	ND@1	ND@1	ND@1	ND@1.0
METHYL BUTYL KETONE (2-HEXANONE)	ug/l	ND@5	ND@5	ND@5	ND@5	ND@5	ND@5.0 J
METHYL CYCLOHEXANE	ug/l	ND@0.5	ND@0.5	ND@0.5	ND@0.5	ND@0.5	ND@0.5
METHYL ETHYL KETONE (MEK, 2-BUTANONE)	ug/l	ND@5	ND@5	ND@5	ND@5	ND@5	ND@5.0
METHYL TERT-BUTYL ETHER (MTBE)	ug/l	ND@0.5	ND@0.5	ND@0.5	ND@0.5	ND@0.5	ND@0.5
METHYLENE CHLORIDE (DICHLOROMETHANE)	ug/l	ND@0.5	ND@0.5	ND@0.5	ND@0.5	ND@0.5	ND@0.5
MIBK (4-METHYL-2-PENTANONE)	ug/l	ND@5	ND@5	ND@5 J	ND@5	ND@5	ND@5.0 J
O-XYLENE	ug/l	ND@0.5	ND@0.5	ND@0.5	ND@0.5	ND@0.5	ND@0.5
STYRENE	ug/l	ND@0.5	ND@0.5	ND@0.5	ND@0.5	ND@0.5	ND@0.5
TETRACHLOROETHENE	ug/l	ND@0.5	ND@0.5	ND@0.5	ND@0.5	2.4	5.3
TOLUENE	ug/l	ND@0.5	0.6	ND@0.5	ND@0.5	ND@0.5	ND@0.5
TRANS-1,2-DICHLOROETHENE	ug/l	0.2 J	0.2 J	0.2 J	0.2 J	ND@0.5	ND@0.5
TRANS-1,3-DICHLOROPROPENE	ug/l	ND@0.5	ND@0.5	ND@0.5	ND@0.5	ND@0.5	ND@0.5
TRICHLOROETHENE	ug/l	0.6	0.3 J	0.7	0.7	ND@0.5	0.8
TRICHLOROFLUOROMETHANE (FREON 11)	ug/l	ND@0.5	ND@0.5	ND@0.5	ND@0.5	ND@0.5	ND@0.5
VINYL CHLORIDE	ug/l	1.8	1.3	2.7	2.3	ND@0.5	ND@0.5

Endicott, New York
Groundwater Analytical Chemistry Data
January 1, 2012 - December 31, 2012

Sample Location		EN-187	EN-187	EN-188	EN-188	EN-189	EN-189
Sample Description		REPLICATE	GW MON WELL	GW MON WELL	GW MON WELL	GW MON WELL	GW MON WELL
Sample Date		05/04/2012	08/20/2012	05/04/2012	08/20/2012	05/04/2012	08/20/2012
Laboratory Sample I.D.		6641744	6761586	6641745	6761582	6641746	6761584
Parameter	**Units**						
1,1,1-TRICHLOROETHANE	ug/l	0.1 J	0.3 J	ND@2.5	0.3 J	2.8	3.2
1,1,2,2-TETRACHLOROETHANE	ug/l	ND@0.5	ND@0.5	ND@2.5	ND@0.5	ND@0.5	ND@0.5
1,1,2-TRICHLORO-1,2,2-TRIFLUOROETHANE	ug/l	ND@0.5	ND@0.5	ND@2.5	0.4 J	3.2	3.4
1,1,2-TRICHLOROETHANE	ug/l	ND@0.5	ND@0.5	ND@2.5	ND@0.5	ND@0.5	ND@0.5
1,1-DICHLOROETHANE	ug/l	ND@0.5	ND@0.5	ND@2.5	ND@0.5	0.2 J	ND@0.5
1,1-DICHLOROETHENE	ug/l	ND@0.5	ND@0.5	ND@2.5	ND@0.5	ND@0.5	ND@0.5
1,2,4-TRICHLOROBENZENE	ug/l	ND@0.5	ND@0.5	ND@2.5	ND@0.5	ND@0.5	ND@0.5
1,2-DIBROMO-3-CHLOROPROPANE	ug/l	ND@0.5	ND@0.5	ND@2.5	ND@0.5	ND@0.5	ND@0.5
1,2-DIBROMOETHANE (EDB)	ug/l	ND@0.5	ND@0.5	ND@2.5	ND@0.5	ND@0.5	ND@0.5
1,2-DICHLORO-1,2,2-TRIFLUOROETHANE	ug/l	ND@0.5	ND@0.5 J	ND@2.5	ND@0.5 J	ND@0.5	ND@0.5 J
1,2-DICHLOROBENZENE	ug/l	ND@0.5	ND@0.5	ND@2.5	ND@0.5	ND@0.5	ND@0.5
1,2-DICHLOROETHANE (EDC)	ug/l	ND@0.5	ND@0.5	ND@2.5	ND@0.5	ND@0.5	ND@0.5
1,2-DICHLOROPROPANE	ug/l	ND@0.5	ND@0.5	ND@2.5	ND@0.5	ND@0.5	ND@0.5
1,3-DICHLOROBENZENE	ug/l	ND@0.5	ND@0.5	ND@2.5	ND@0.5	ND@0.5	ND@0.5
1,4-DICHLOROBENZENE	ug/l	ND@0.5	ND@0.5	ND@2.5	ND@0.5	ND@0.5	ND@0.5
ACETONE	ug/l	ND@5.0	ND@5	ND@25	ND@5	ND@5.0	ND@5
BENZENE	ug/l	ND@0.5	ND@0.5	ND@2.5	ND@0.5	ND@0.5	ND@0.5
BROMODICHLOROMETHANE	ug/l	ND@0.5	ND@0.5	ND@2.5	ND@0.5	ND@0.5	ND@0.5
BROMOFORM (TRIBROMOMETHANE)	ug/l	ND@0.5	ND@0.5	ND@2.5	ND@0.5	ND@0.5	ND@0.5
BROMOMETHANE	ug/l	ND@0.5	ND@0.5	ND@2.5	ND@0.5	ND@0.5	ND@0.5
CARBON DISULFIDE	ug/l	ND@0.5	ND@0.5	ND@2.5	ND@0.5	ND@0.5	ND@0.5
CARBON TETRACHLORIDE	ug/l	ND@0.5	ND@0.5	ND@2.5	ND@0.5	ND@0.5	ND@0.5
CHLOROBENZENE	ug/l	ND@0.5	ND@0.5	ND@2.5	ND@0.5	ND@0.5	ND@0.5
CHLORODIBROMOMETHANE	ug/l	ND@0.5	ND@0.5	ND@2.5	ND@0.5	ND@0.5	ND@0.5
CHLOROETHANE	ug/l	ND@0.5	ND@0.5	ND@2.5	ND@0.5	ND@0.5	ND@0.5
CHLOROFORM (TRICHLOROMETHANE)	ug/l	4.5	5.1	ND@2.5	0.1 J	0.3 J	0.3 J
CHLOROMETHANE	ug/l	ND@0.5	ND@0.5	ND@2.5	ND@0.5	ND@0.5	ND@0.5
CIS-1,2-DICHLOROETHENE	ug/l	0.1 J	ND@0.5	0.8 J	0.7	0.3 J	ND@0.5
CIS-1,3-DICHLOROPROPENE	ug/l	ND@0.5	ND@0.5	ND@2.5	ND@0.5	ND@0.5	ND@0.5
CYCLOHEXANE	ug/l	ND@0.5	ND@0.5	ND@2.5	ND@0.5	ND@0.5	ND@0.5
DICHLORODIFLUOROMETHANE (FREON 12)	ug/l	ND@0.5	ND@0.5	ND@2.5	ND@0.5	ND@0.5	ND@0.5
ETHYLBENZENE	ug/l	ND@0.5	ND@0.5	ND@2.5	ND@0.5	ND@0.5	ND@0.5
ISOPROPYLBENZENE	ug/l	ND@0.5	ND@0.5	ND@2.5	ND@0.5	ND@0.5	ND@0.5
M,P-XYLENE	ug/l	ND@0.5	ND@0.5	ND@2.5	ND@0.5	ND@0.5	ND@0.5
METHYL ACETATE	ug/l	ND@1.0	ND@1	ND@5.0	ND@1	ND@1.0	ND@1
METHYL BUTYL KETONE (2-HEXANONE)	ug/l	ND@5.0 J	ND@5	ND@25 J	ND@5	ND@5.0 J	ND@5
METHYL CYCLOHEXANE	ug/l	ND@0.5	ND@0.5	ND@2.5	ND@0.5	ND@0.5	ND@0.5
METHYL ETHYL KETONE (MEK, 2-BUTANONE)	ug/l	ND@5.0	ND@5	ND@25	ND@5	ND@5.0	ND@5
METHYL TERT-BUTYL ETHER (MTBE)	ug/l	ND@0.5	ND@0.5	ND@2.5	ND@0.5	ND@0.5	ND@0.5
METHYLENE CHLORIDE (DICHLOROMETHANE)	ug/l	ND@0.5	ND@0.5	ND@2.5	ND@0.5	ND@0.5	ND@0.5
MIBK (4-METHYL-2-PENTANONE)	ug/l	ND@5.0 J	ND@5	ND@25 J	ND@5	ND@5.0 J	ND@5
O-XYLENE	ug/l	ND@0.5	ND@0.5	ND@2.5	ND@0.5	ND@0.5	ND@0.5
STYRENE	ug/l	ND@0.5	ND@0.5	ND@2.5	ND@0.5	ND@0.5	ND@0.5
TETRACHLOROETHENE	ug/l	3.6	6.6	8.2	11	68	72
TOLUENE	ug/l	ND@0.5	ND@0.5	ND@2.5	ND@0.5	ND@0.5	ND@0.5
TRANS-1,2-DICHLOROETHENE	ug/l	ND@0.5	ND@0.5	ND@2.5	ND@0.5	ND@0.5	ND@0.5
TRANS-1,3-DICHLOROPROPENE	ug/l	ND@0.5	ND@0.5	ND@2.5	ND@0.5	ND@0.5	ND@0.5
TRICHLOROETHENE	ug/l	0.5	1.4	0.9 J	ND@1	1.2	1.3
TRICHLOROFLUOROMETHANE (FREON 11)	ug/l	ND@0.5	ND@0.5	ND@2.5	ND@0.5	ND@0.5	ND@0.5
VINYL CHLORIDE	ug/l	ND@0.5	ND@0.5	0.6 J	ND@0.5	ND@0.5	ND@0.5

Endicott, New York
Groundwater Analytical Chemistry Data
January 1, 2012 - December 31, 2012

Sample Location		EN-190	EN-190	EN-190	EN-190	EN-191A	EN-191A
Sample Description		GW MON WELL	GW MON WELL	GW MON WELL	GW MON WELL	GW MON WELL	GW MON WELL
Sample Date		02/20/2012	05/17/2012	08/23/2012	11/16/2012	02/20/2012	05/22/2012
Laboratory Sample I.D.		6557758	6658946	6767518	6864804	6557764	6664885
Parameter	**Units**						
1,1,1-TRICHLOROETHANE	ug/l	2.7	3.1	1.9	3.4	1.5	0.4 J
1,1,2,2-TETRACHLOROETHANE	ug/l	ND@0.5	ND@0.5	ND@0.5	ND@0.5	ND@0.5	ND@0.5
1,1,2-TRICHLORO-1,2,2-TRIFLUOROETHANE	ug/l	ND@0.5	ND@0.5	ND@0.5	ND@0.5	ND@0.5	ND@0.5
1,1,2-TRICHLOROETHANE	ug/l	ND@0.5	ND@0.5	ND@0.5	ND@0.5	ND@0.5	ND@0.5
1,1-DICHLOROETHANE	ug/l	0.9	1.5	0.7	1.3	1.6	0.2 J
1,1-DICHLOROETHENE	ug/l	0.2 J	0.3 J	0.1 J	0.3 J	ND@0.5	ND@0.5
1,2,4-TRICHLOROBENZENE	ug/l	ND@0.5	ND@0.5 J	ND@0.5	ND@0.5	ND@0.5	ND@0.5
1,2-DIBROMO-3-CHLOROPROPANE	ug/l	ND@0.5	ND@0.5	ND@0.5	ND@0.5	ND@0.5	ND@0.5
1,2-DIBROMOETHANE (EDB)	ug/l	ND@0.5	ND@0.5	ND@0.5	ND@0.5	ND@0.5	ND@0.5
1,2-DICHLORO-1,2,2-TRIFLUOROETHANE	ug/l	ND@0.5	ND@0.5	ND@0.5	ND@0.5	ND@0.5	ND@0.5
1,2-DICHLOROBENZENE	ug/l	ND@0.5	ND@0.5	ND@0.5	ND@0.5	ND@0.5	ND@0.5
1,2-DICHLOROETHANE (EDC)	ug/l	ND@0.5	ND@0.5	ND@0.5	ND@0.5	ND@0.5	ND@0.5
1,2-DICHLOROPROPANE	ug/l	ND@0.5	ND@0.5	ND@0.5	ND@0.5	ND@0.5	ND@0.5
1,3-DICHLOROBENZENE	ug/l	ND@0.5	ND@0.5	ND@0.5	ND@0.5	ND@0.5	ND@0.5
1,4-DICHLOROBENZENE	ug/l	ND@0.5	ND@0.5	ND@0.5	ND@0.5	ND@0.5	ND@0.5
ACETONE	ug/l	ND@5.0 J	ND@5.0 J	ND@5	ND@5	ND@5.0 J	ND@5.0
BENZENE	ug/l	ND@0.5	ND@0.5	ND@0.5	ND@0.5	ND@0.5	ND@0.5
BROMODICHLOROMETHANE	ug/l	ND@0.5	ND@0.5	ND@0.5	ND@0.5	ND@0.5	ND@0.5
BROMOFORM (TRIBROMOMETHANE)	ug/l	ND@0.5	ND@0.5	ND@0.5	ND@0.5	ND@0.5	ND@0.5
BROMOMETHANE	ug/l	ND@0.5	ND@0.5	ND@0.5	ND@0.5	ND@0.5	ND@0.5
CARBON DISULFIDE	ug/l	ND@0.5	ND@0.5	ND@0.5	ND@0.5	ND@0.5	ND@0.5 J
CARBON TETRACHLORIDE	ug/l	ND@0.5	ND@0.5	ND@0.5	ND@0.5	ND@0.5	ND@0.5
CHLOROBENZENE	ug/l	ND@0.5	ND@0.5	ND@0.5	ND@0.5	ND@0.5	ND@0.5
CHLORODIBROMOMETHANE	ug/l	ND@0.5	ND@0.5	ND@0.5	ND@0.5	ND@0.5	ND@0.5
CHLOROETHANE	ug/l	ND@0.5	ND@0.5	ND@0.5	ND@0.5	ND@0.5	ND@0.5
CHLOROFORM (TRICHLOROMETHANE)	ug/l	ND@0.5	ND@0.5	ND@0.5	ND@0.5	ND@0.5	ND@0.5
CHLOROMETHANE	ug/l	ND@0.5	ND@0.5	ND@0.5	ND@0.5	ND@0.5	ND@0.5
CIS-1,2-DICHLOROETHENE	ug/l	4.9	4.8	2.9	5.3	0.4 J	0.4 J
CIS-1,3-DICHLOROPROPENE	ug/l	ND@0.5	ND@0.5	ND@0.5	ND@0.5	ND@0.5	ND@0.5
CYCLOHEXANE	ug/l	ND@0.5	ND@0.5	ND@0.5	ND@0.5	ND@0.5	ND@0.5
DICHLORODIFLUOROMETHANE (FREON 12)	ug/l	ND@0.5	ND@0.5 J	ND@0.5 J	ND@0.5	ND@0.5	ND@0.5
ETHYLBENZENE	ug/l	ND@0.5	ND@0.5	ND@0.5	ND@0.5	ND@0.5	ND@0.5
ISOPROPYLBENZENE	ug/l	ND@0.5	ND@0.5	ND@0.5	ND@0.5	ND@0.5	ND@0.5
M,P-XYLENE	ug/l	ND@0.5	ND@0.5	ND@0.5	ND@0.5	ND@0.5	ND@0.5
METHYL ACETATE	ug/l	ND@1.0	ND@1.0	ND@1	ND@1	ND@1.0	ND@1.0
METHYL BUTYL KETONE (2-HEXANONE)	ug/l	ND@5.0	ND@5.0	ND@5	ND@5	ND@5.0	ND@5.0
METHYL CYCLOHEXANE	ug/l	ND@0.5	ND@0.5	ND@0.5	ND@0.5 J	ND@0.5	ND@0.5
METHYL ETHYL KETONE (MEK, 2-BUTANONE)	ug/l	ND@5.0	ND@5.0	ND@5	ND@5 J	ND@5.0	ND@5.0
METHYL TERT-BUTYL ETHER (MTBE)	ug/l	ND@0.5	ND@0.5	ND@0.5	ND@0.5	ND@0.5	ND@0.5
METHYLENE CHLORIDE (DICHLOROMETHANE)	ug/l	ND@0.5	ND@0.5	ND@0.5	ND@0.5	ND@0.5	ND@0.5
MIBK (4-METHYL-2-PENTANONE)	ug/l	ND@5.0	ND@5.0	ND@5	ND@5	ND@5.0	ND@5.0
O-XYLENE	ug/l	ND@0.5	ND@0.5	ND@0.5	ND@0.5	ND@0.5	ND@0.5
STYRENE	ug/l	ND@0.5	ND@0.5	ND@0.5	ND@0.5	ND@0.5	ND@0.5
TETRACHLOROETHENE	ug/l	ND@0.5	0.1 J	0.1 J	0.2 J	0.8	0.7
TOLUENE	ug/l	ND@0.5	ND@0.5	ND@0.5	ND@0.5	ND@0.5	ND@0.5
TRANS-1,2-DICHLOROETHENE	ug/l	ND@0.5	ND@0.5	ND@0.5	ND@0.5	ND@0.5	ND@0.5
TRANS-1,3-DICHLOROPROPENE	ug/l	ND@0.5	ND@0.5	ND@0.5	ND@0.5	ND@0.5	ND@0.5
TRICHLOROETHENE	ug/l	49	73	50	55	8.9	6.6
TRICHLOROFLUOROMETHANE (FREON 11)	ug/l	ND@0.5	ND@0.5	ND@0.5	ND@0.5 J	ND@0.5	ND@0.5
VINYL CHLORIDE	ug/l	ND@0.5	ND@0.5	ND@0.5	ND@0.5	ND@0.5	ND@0.5

Endicott, New York
Groundwater Analytical Chemistry Data
January 1, 2012 - December 31, 2012

Sample Location		EN-191A	EN-191A	EN-192	EN-192	EN-192	EN-192
Sample Description		GW MON WELL	GW MON WELL	GW MON WELL	GW MON WELL	GW MON WELL	GW MON WELL
Sample Date		08/26/2012	11/16/2012	02/20/2012	05/22/2012	08/26/2012	11/11/2012
Laboratory Sample I.D.		6771000	6864805	6557767	6664886	6771004	6857540
Parameter	**Units**						
1,1,1-TRICHLOROETHANE	ug/l	0.6 J	7.4	0.8	0.8	1 J	0.8
1,1,2,2-TETRACHLOROETHANE	ug/l	ND@0.5 J	ND@0.5	ND@0.5	ND@0.5	ND@0.5 J	ND@0.5
1,1,2-TRICHLORO-1,2,2-TRIFLUOROETHANE	ug/l	ND@0.5 J	ND@0.5	ND@0.5	ND@0.5	ND@0.5 J	ND@0.5 J
1,1,2-TRICHLOROETHANE	ug/l	ND@0.5 J	ND@0.5	ND@0.5	ND@0.5	ND@0.5 J	ND@0.5
1,1-DICHLOROETHANE	ug/l	0.7 J	0.7	ND@0.5	ND@0.5	ND@0.5 J	ND@0.5
1,1-DICHLOROETHENE	ug/l	ND@0.5 J	0.2 J	ND@0.5	ND@0.5	ND@0.5 J	ND@0.5
1,2,4-TRICHLOROBENZENE	ug/l	ND@0.5 J	ND@0.5	ND@0.5	ND@0.5	ND@0.5 J	ND@0.5
1,2-DIBROMO-3-CHLOROPROPANE	ug/l	ND@0.5 J	ND@0.5	ND@0.5	ND@0.5	ND@0.5 J	ND@0.5
1,2-DIBROMOETHANE (EDB)	ug/l	ND@0.5 J	ND@0.5	ND@0.5	ND@0.5	ND@0.5 J	ND@0.5
1,2-DICHLORO-1,2,2-TRIFLUOROETHANE	ug/l	ND@0.5 J	ND@0.5	ND@0.5	ND@0.5	ND@0.5 J	ND@0.5
1,2-DICHLOROBENZENE	ug/l	ND@0.5 J	ND@0.5	ND@0.5	ND@0.5	ND@0.5 J	ND@0.5
1,2-DICHLOROETHANE (EDC)	ug/l	ND@0.5 J	ND@0.5	ND@0.5	ND@0.5	ND@0.5 J	ND@0.5
1,2-DICHLOROPROPANE	ug/l	ND@0.5 J	ND@0.5	ND@0.5	ND@0.5	ND@0.5 J	ND@0.5
1,3-DICHLOROBENZENE	ug/l	ND@0.5 J	ND@0.5	ND@0.5	ND@0.5	ND@0.5 J	ND@0.5
1,4-DICHLOROBENZENE	ug/l	ND@0.5 J	ND@0.5	ND@0.5	ND@0.5	ND@0.5 J	ND@0.5
ACETONE	ug/l	ND@5 J	ND@5	ND@5.0 J	ND@5.0	ND@5 J	ND@5
BENZENE	ug/l	ND@0.5 J	ND@0.5	ND@0.5	ND@0.5	ND@0.5 J	ND@0.5
BROMODICHLOROMETHANE	ug/l	ND@0.5 J	ND@0.5	ND@0.5	ND@0.5	ND@0.5 J	ND@0.5
BROMOFORM (TRIBROMOMETHANE)	ug/l	ND@0.5 J	ND@0.5	ND@0.5	ND@0.5	ND@0.5 J	ND@0.5
BROMOMETHANE	ug/l	ND@0.5 J	ND@0.5	ND@0.5	ND@0.5	ND@0.5 J	ND@0.5
CARBON DISULFIDE	ug/l	ND@0.5 J	ND@0.5	ND@0.5	ND@0.5 J	ND@0.5 J	ND@0.5
CARBON TETRACHLORIDE	ug/l	ND@0.5 J	ND@0.5	ND@0.5	ND@0.5	ND@0.5 J	ND@0.5
CHLOROBENZENE	ug/l	ND@0.5 J	ND@0.5	ND@0.5	ND@0.5	ND@0.5 J	ND@0.5
CHLORODIBROMOMETHANE	ug/l	ND@0.5 J	ND@0.5	ND@0.5	ND@0.5	ND@0.5 J	ND@0.5
CHLOROETHANE	ug/l	ND@0.5 J	ND@0.5	ND@0.5	ND@0.5	ND@0.5 J	ND@0.5
CHLOROFORM (TRICHLOROMETHANE)	ug/l	ND@0.5 J	ND@0.5	ND@0.5	ND@0.5	ND@0.5 J	ND@0.5
CHLOROMETHANE	ug/l	ND@0.5 J	ND@0.5	ND@0.5	ND@0.5	ND@0.5 J	ND@0.5
CIS-1,2-DICHLOROETHENE	ug/l	0.4 J	1.1	0.4 J	0.3 J	0.3 J	0.3 J
CIS-1,3-DICHLOROPROPENE	ug/l	ND@0.5 J	ND@0.5	ND@0.5	ND@0.5	ND@0.5 J	ND@0.5
CYCLOHEXANE	ug/l	ND@0.5 J	ND@0.5	ND@0.5	ND@0.5	ND@0.5 J	ND@0.5
DICHLORODIFLUOROMETHANE (FREON 12)	ug/l	ND@0.5 J	ND@0.5	ND@0.5	ND@0.5	ND@0.5 J	ND@0.5 J
ETHYLBENZENE	ug/l	ND@0.5 J	ND@0.5	ND@0.5	ND@0.5	ND@0.5 J	ND@0.5
ISOPROPYLBENZENE	ug/l	ND@0.5 J	ND@0.5	ND@0.5	ND@0.5	ND@0.5 J	ND@0.5
M,P-XYLENE	ug/l	ND@0.5 J	ND@0.5	ND@0.5	ND@0.5	ND@0.5 J	ND@0.5
METHYL ACETATE	ug/l	ND@1 J	ND@1	ND@1.0	ND@1.0	ND@1 J	ND@1
METHYL BUTYL KETONE (2-HEXANONE)	ug/l	ND@5 J	ND@5	ND@5.0	ND@5.0	ND@5 J	ND@5
METHYL CYCLOHEXANE	ug/l	ND@0.5 J	ND@0.5 J	ND@0.5	ND@0.5	ND@0.5 J	ND@0.5
METHYL ETHYL KETONE (MEK, 2-BUTANONE)	ug/l	ND@5 J	ND@5 J	ND@5.0	ND@5.0	ND@5 J	ND@5
METHYL TERT-BUTYL ETHER (MTBE)	ug/l	ND@0.5 J	ND@0.5	ND@0.5	ND@0.5	ND@0.5 J	ND@0.5
METHYLENE CHLORIDE (DICHLOROMETHANE)	ug/l	ND@0.5 J	ND@0.5	ND@0.5	ND@0.5	ND@0.5 J	ND@0.5
MIBK (4-METHYL-2-PENTANONE)	ug/l	ND@5 J	ND@5	ND@5.0	ND@5.0	ND@5 J	ND@5
O-XYLENE	ug/l	ND@0.5 J	ND@0.5	ND@0.5	ND@0.5	ND@0.5 J	ND@0.5
STYRENE	ug/l	ND@0.5 J	ND@0.5	ND@0.5	ND@0.5	ND@0.5 J	ND@0.5
TETRACHLOROETHENE	ug/l	0.8 J	1	0.6	0.5 J	0.6 J	0.7
TOLUENE	ug/l	ND@0.5 J	ND@0.5	ND@0.5	ND@0.5	ND@0.5 J	ND@0.5
TRANS-1,2-DICHLOROETHENE	ug/l	ND@0.5 J	ND@0.5	ND@0.5	ND@0.5	ND@0.5 J	ND@0.5
TRANS-1,3-DICHLOROPROPENE	ug/l	ND@0.5 J	ND@0.5	ND@0.5	ND@0.5	ND@0.5 J	ND@0.5
TRICHLOROETHENE	ug/l	7.1 J	18	16	14	19 J	18
TRICHLOROFLUOROMETHANE (FREON 11)	ug/l	ND@0.5 J	ND@0.5 J	ND@0.5	ND@0.5	ND@0.5 J	ND@0.5
VINYL CHLORIDE	ug/l	ND@0.5 J	ND@0.5	ND@0.5	ND@0.5	ND@0.5 J	ND@0.5

Endicott, New York
Groundwater Analytical Chemistry Data
January 1, 2012 - December 31, 2012

Sample Location		EN-193	EN-193	EN-193	EN-193	EN-194	EN-194
Sample Description		GW MON WELL	GW MON WELL	GW MON WELL	GW MON WELL	GW EXTR WELL	GW EXTR WELL
Sample Date		02/24/2012	05/25/2012	08/09/2012	11/27/2012	01/04/2012	02/09/2012
Laboratory Sample I.D.		6558923	6669150	6752261	6876547	6514949	6545834
Parameter	**Units**						
1,1,1-TRICHLOROETHANE	ug/l	0.8	1	0.8	0.9	ND@0.7	1.7
1,1,2,2-TETRACHLOROETHANE	ug/l	ND@0.5	ND@0.5	ND@0.5	ND@0.5	ND@0.5	ND@0.5
1,1,2-TRICHLORO-1,2,2-TRIFLUOROETHANE	ug/l	ND@0.5	ND@0.5	ND@0.5	ND@0.5	ND@0.5	ND@0.5
1,1,2-TRICHLOROETHANE	ug/l	ND@0.5	ND@0.5	ND@0.5	ND@0.5	ND@0.5	ND@0.5
1,1-DICHLOROETHANE	ug/l	0.1 J	ND@0.5	ND@0.5	ND@0.5	0.6	1.6
1,1-DICHLOROETHENE	ug/l	ND@0.5	ND@0.5	ND@0.5	ND@0.5	0.1 J	0.1 J
1,2,4-TRICHLOROBENZENE	ug/l	ND@0.5 J	ND@0.5	ND@0.5 J	ND@0.5	ND@0.5	ND@0.5
1,2-DIBROMO-3-CHLOROPROPANE	ug/l	ND@0.5	ND@0.5	ND@0.5	ND@0.5 J	ND@0.5 J	ND@0.5 J
1,2-DIBROMOETHANE (EDB)	ug/l	ND@0.5	ND@0.5	ND@0.5	ND@0.5	ND@0.5	ND@0.5
1,2-DICHLORO-1,2,2-TRIFLUOROETHANE	ug/l	ND@0.5	ND@0.5	ND@0.5	ND@0.5	ND@0.5	ND@0.5
1,2-DICHLOROBENZENE	ug/l	ND@0.5	ND@0.5	ND@0.5	ND@0.5	ND@0.5	ND@0.5
1,2-DICHLOROETHANE (EDC)	ug/l	ND@0.5	ND@0.5	ND@0.5	ND@0.5	ND@0.5	ND@0.5
1,2-DICHLOROPROPANE	ug/l	ND@0.5	ND@0.5	ND@0.5	ND@0.5	ND@0.5	ND@0.5
1,3-DICHLOROBENZENE	ug/l	ND@0.5	ND@0.5	ND@0.5	ND@0.5	ND@0.5	ND@0.5
1,4-DICHLOROBENZENE	ug/l	ND@0.5	ND@0.5	ND@0.5	ND@0.5	ND@0.5	ND@0.5
ACETONE	ug/l	ND@5.0 J	ND@5.0	ND@5	ND@5	ND@5.0	ND@5.0
BENZENE	ug/l	ND@0.5	ND@0.5	ND@0.5	ND@0.5	ND@0.5	ND@0.5
BROMODICHLOROMETHANE	ug/l	ND@0.5	ND@0.5	ND@0.5	ND@0.5	ND@0.5	ND@0.5
BROMOFORM (TRIBROMOMETHANE)	ug/l	ND@0.5	ND@0.5	ND@0.5	ND@0.5	ND@0.5	ND@0.5
BROMOMETHANE	ug/l	ND@0.5	ND@0.5 J	ND@0.5 J	ND@0.5	ND@0.5	ND@0.5
CARBON DISULFIDE	ug/l	ND@0.5	ND@0.5 J	ND@0.5	0.6	ND@0.5	ND@0.5
CARBON TETRACHLORIDE	ug/l	ND@0.5	ND@0.5	ND@0.5	ND@0.5	ND@0.5	ND@0.5
CHLOROBENZENE	ug/l	ND@0.5	ND@0.5	ND@0.5	ND@0.5	ND@0.5	ND@0.5
CHLORODIBROMOMETHANE	ug/l	ND@0.5	ND@0.5	ND@0.5	ND@0.5	ND@0.5	ND@0.5
CHLOROETHANE	ug/l	ND@0.5	ND@0.5 J	ND@0.5	ND@0.5	ND@0.5	ND@0.5
CHLOROFORM (TRICHLOROMETHANE)	ug/l	0.2 J	ND@0.5	ND@0.5	ND@0.5	ND@0.5	ND@0.5
CHLOROMETHANE	ug/l	ND@0.5	ND@0.5 J	ND@0.5	ND@0.5	ND@0.5	ND@0.5
CIS-1,2-DICHLOROETHENE	ug/l	0.8	0.6	0.4 J	0.4 J	0.7	0.7
CIS-1,3-DICHLOROPROPENE	ug/l	ND@0.5	ND@0.5	ND@0.5	ND@0.5	ND@0.5	ND@0.5
CYCLOHEXANE	ug/l	ND@0.5	ND@0.5	ND@0.5	ND@0.5	ND@0.5	ND@0.5
DICHLORODIFLUOROMETHANE (FREON 12)	ug/l	ND@0.5	ND@0.5 J	ND@0.5	ND@0.5	ND@0.5	ND@0.5
ETHYLBENZENE	ug/l	ND@0.5	ND@0.5	ND@0.5	ND@0.5	ND@0.5	ND@0.5
ISOPROPYLBENZENE	ug/l	ND@0.5	ND@0.5	ND@0.5	ND@0.5	ND@0.5	ND@0.5
M,P-XYLENE	ug/l	ND@0.5	ND@0.5	ND@0.5	ND@0.5	ND@0.5	ND@0.5
METHYL ACETATE	ug/l	ND@1.0	ND@1.0 J	ND@1	ND@1	ND@1.0	ND@1.0
METHYL BUTYL KETONE (2-HEXANONE)	ug/l	ND@5.0	ND@5.0 J	ND@5	ND@5	ND@5.0	ND@5.0
METHYL CYCLOHEXANE	ug/l	ND@0.5	ND@0.5	ND@0.5	ND@0.5	ND@0.5	ND@0.5
METHYL ETHYL KETONE (MEK, 2-BUTANONE)	ug/l	ND@5.0	ND@5.0	ND@5	ND@5	ND@5.0 J	ND@5.0 J
METHYL TERT-BUTYL ETHER (MTBE)	ug/l	ND@0.5	ND@0.5	ND@0.5	ND@0.5	ND@0.5	ND@0.5
METHYLENE CHLORIDE (DICHLOROMETHANE)	ug/l	ND@0.5	ND@0.5	ND@0.5	ND@0.5	0.2 J	ND@0.5
MIBK (4-METHYL-2-PENTANONE)	ug/l	ND@5.0	ND@5.0 J	ND@5	ND@5	ND@5.0	ND@5.0
O-XYLENE	ug/l	ND@0.5	ND@0.5	ND@0.5	ND@0.5	ND@0.5	ND@0.5
STYRENE	ug/l	ND@0.5	ND@0.5	ND@0.5	ND@0.5	ND@0.5	ND@0.5
TETRACHLOROETHENE	ug/l	3.6	6.1	5.1	6.5	1	0.9
TOLUENE	ug/l	ND@0.5	ND@0.5	ND@0.5	ND@0.5	ND@0.5	ND@0.5
TRANS-1,2-DICHLOROETHENE	ug/l	ND@0.5	ND@0.5	ND@0.5	ND@0.5	ND@0.5	ND@0.5
TRANS-1,3-DICHLOROPROPENE	ug/l	ND@0.5	ND@0.5	ND@0.5	ND@0.5	ND@0.5	ND@0.5
TRICHLOROETHENE	ug/l	11	19	19	20	20	22
TRICHLOROFLUOROMETHANE (FREON 11)	ug/l	ND@0.5	ND@0.5	ND@0.5	ND@0.5	ND@0.5	ND@0.5
VINYL CHLORIDE	ug/l	ND@0.5	ND@0.5	ND@0.5	ND@0.5	ND@0.5	ND@0.5

Endicott, New York
Groundwater Analytical Chemistry Data
January 1, 2012 - December 31, 2012

Sample Location		EN-194	EN-194	EN-194	EN-194	EN-194	EN-194
Sample Description		GW EXTR WELL	GW EXTR WELL	GW EXTR WELL	GW EXTR WELL	GW EXTR WELL	GW EXTR WELL
Sample Date		03/05/2012	04/04/2012	05/07/2012	06/11/2012	07/09/2012	08/01/2012
Laboratory Sample I.D.		6567297	6607288	6643679	6684283	6714532	6742222
Parameter	**Units**						
1,1,1-TRICHLOROETHANE	ug/l	1	0.9	0.8	0.6	0.7	0.6
1,1,2,2-TETRACHLOROETHANE	ug/l	ND@0.5	ND@0.5	ND@0.5	ND@0.5	ND@0.5	ND@0.5
1,1,2-TRICHLORO-1,2,2-TRIFLUOROETHANE	ug/l	ND@0.5	ND@0.5	ND@0.5	ND@0.5	ND@0.5	ND@0.5
1,1,2-TRICHLOROETHANE	ug/l	ND@0.5	ND@0.5	ND@0.5	ND@0.5	ND@0.5	ND@0.5
1,1-DICHLOROETHANE	ug/l	0.9	0.5	0.4 J	0.3 J	0.3 J	0.4 J
1,1-DICHLOROETHENE	ug/l	ND@0.5	0.1 J	0.1 J	ND@0.5	0.1 J	0.1 J
1,2,4-TRICHLOROBENZENE	ug/l	ND@0.5	ND@0.5	ND@0.5	ND@0.5	ND@0.5	ND@0.5 J
1,2-DIBROMO-3-CHLOROPROPANE	ug/l	ND@0.5	ND@0.5	ND@0.5	ND@0.5	ND@0.5 J	ND@0.5
1,2-DIBROMOETHANE (EDB)	ug/l	ND@0.5	ND@0.5	ND@0.5	ND@0.5	ND@0.5	ND@0.5
1,2-DICHLORO-1,2,2-TRIFLUOROETHANE	ug/l	ND@0.5	ND@0.5 J	ND@0.5	ND@0.5	ND@0.5	ND@0.5 J
1,2-DICHLOROBENZENE	ug/l	ND@0.5	ND@0.5	ND@0.5	ND@0.5	ND@0.5	ND@0.5
1,2-DICHLOROETHANE (EDC)	ug/l	ND@0.5	ND@0.5	ND@0.5	ND@0.5	ND@0.5	ND@0.5
1,2-DICHLOROPROPANE	ug/l	ND@0.5	ND@0.5	ND@0.5	ND@0.5	ND@0.5	ND@0.5
1,3-DICHLOROBENZENE	ug/l	ND@0.5	ND@0.5	ND@0.5	ND@0.5	ND@0.5	ND@0.5
1,4-DICHLOROBENZENE	ug/l	ND@0.5	ND@0.5	ND@0.5	ND@0.5	ND@0.5	ND@0.5
ACETONE	ug/l	ND@5.0	ND@5.0	ND@5.0	ND@5.0	ND@5.0	ND@5 J
BENZENE	ug/l	ND@0.5	ND@0.5	ND@0.5	ND@0.5	ND@0.5	ND@0.5
BROMODICHLOROMETHANE	ug/l	ND@0.5	ND@0.5	ND@0.5	ND@0.5	ND@0.5	ND@0.5
BROMOFORM (TRIBROMOMETHANE)	ug/l	ND@0.5	ND@0.5	ND@0.5	ND@0.5	ND@0.5	ND@0.5
BROMOMETHANE	ug/l	ND@0.5	ND@0.5	ND@0.5	ND@0.5 J	ND@0.5	ND@0.5
CARBON DISULFIDE	ug/l	ND@0.5	ND@0.5	ND@0.5	ND@0.5	ND@0.5	ND@0.5
CARBON TETRACHLORIDE	ug/l	ND@0.5	ND@0.5	ND@0.5	ND@0.5	ND@0.5	ND@0.5
CHLOROBENZENE	ug/l	ND@0.5	ND@0.5	ND@0.5	ND@0.5	ND@0.5	ND@0.5
CHLORODIBROMOMETHANE	ug/l	ND@0.5	ND@0.5	ND@0.5	ND@0.5	ND@0.5	ND@0.5
CHLOROETHANE	ug/l	ND@0.5	ND@0.5	ND@0.5	ND@0.5	ND@0.5	ND@0.5
CHLOROFORM (TRICHLOROMETHANE)	ug/l	ND@0.5	ND@0.5	ND@0.5	ND@0.5	ND@0.5	ND@0.5
CHLOROMETHANE	ug/l	ND@0.5	ND@0.5	ND@0.5	ND@0.5	ND@0.5	ND@0.5
CIS-1,2-DICHLOROETHENE	ug/l	0.9	0.7	0.9	0.8	0.7	0.7
CIS-1,3-DICHLOROPROPENE	ug/l	ND@0.5	ND@0.5	ND@0.5	ND@0.5	ND@0.5	ND@0.5
CYCLOHEXANE	ug/l	ND@0.5	ND@0.5	ND@0.5	ND@0.5	ND@0.5	ND@0.5
DICHLORODIFLUOROMETHANE (FREON 12)	ug/l	ND@0.5	ND@0.5	ND@0.5	ND@0.5	ND@0.5	ND@0.5
ETHYLBENZENE	ug/l	ND@0.5	ND@0.5	ND@0.5	ND@0.5	ND@0.5	ND@0.5
ISOPROPYLBENZENE	ug/l	ND@0.5	ND@0.5	ND@0.5	ND@0.5	ND@0.5	ND@0.5
M,P-XYLENE	ug/l	ND@0.5	ND@0.5	ND@0.5	ND@0.5	ND@0.5	ND@0.5
METHYL ACETATE	ug/l	ND@1.0	ND@1.0	ND@1.0	ND@1.0	ND@1.0	ND@1
METHYL BUTYL KETONE (2-HEXANONE)	ug/l	ND@5.0	ND@5.0	ND@5.0	ND@5.0	ND@5.0	ND@5
METHYL CYCLOHEXANE	ug/l	ND@0.5	ND@0.5	ND@0.5	ND@0.5	ND@0.5	0.3 J
METHYL ETHYL KETONE (MEK, 2-BUTANONE)	ug/l	ND@5.0	ND@5.0	ND@5.0	ND@5.0	ND@5.0	ND@5
METHYL TERT-BUTYL ETHER (MTBE)	ug/l	ND@0.5	ND@0.5	ND@0.5	ND@0.5	ND@0.5	ND@0.5
METHYLENE CHLORIDE (DICHLOROMETHANE)	ug/l	ND@0.5	ND@0.5	ND@0.5	ND@0.5	ND@0.5	ND@0.5
MIBK (4-METHYL-2-PENTANONE)	ug/l	ND@5.0	ND@5.0	ND@5.0	ND@5.0	ND@5.0	ND@5
O-XYLENE	ug/l	ND@0.5	ND@0.5	ND@0.5	ND@0.5	ND@0.5	ND@0.5
STYRENE	ug/l	ND@0.5	ND@0.5	ND@0.5	ND@0.5	ND@0.5	ND@0.5
TETRACHLOROETHENE	ug/l	0.9	1	0.9	0.9	1	1
TOLUENE	ug/l	ND@0.5	ND@0.5	ND@0.5	ND@0.5	ND@0.5	ND@0.5
TRANS-1,2-DICHLOROETHENE	ug/l	ND@0.5	ND@0.5	ND@0.5	ND@0.5	ND@0.5	ND@0.5
TRANS-1,3-DICHLOROPROPENE	ug/l	ND@0.5	ND@0.5	ND@0.5	ND@0.5	ND@0.5	ND@0.5
TRICHLOROETHENE	ug/l	17	19	19	16	17	18
TRICHLOROFLUOROMETHANE (FREON 11)	ug/l	ND@0.5	ND@0.5	ND@0.5	ND@0.5	ND@0.5	ND@0.5
VINYL CHLORIDE	ug/l	ND@0.5	ND@0.5	ND@0.5	ND@0.5	ND@0.5	ND@0.5

Endicott, New York
Groundwater Analytical Chemistry Data
January 1, 2012 - December 31, 2012

Sample Location		EN-194	EN-194	EN-194	EN-194	EN-195	EN-195
Sample Description		GW EXTR WELL	GW EXTR WELL	GW EXTR WELL	GW EXTR WELL	GW EXTR WELL	GW EXTR WELL
Sample Date		09/10/2012	10/02/2012	11/05/2012	12/03/2012	01/04/2012	02/09/2012
Laboratory Sample I.D.		6784252	6810748	6849285	6881121	6514931	6545816
Parameter	**Units**						
1,1,1-TRICHLOROETHANE	ug/l	2.2	1.2	15	3.3	ND@0.8	0.9
1,1,2,2-TETRACHLOROETHANE	ug/l	ND@0.5	ND@0.5	ND@0.5	ND@0.5	ND@0.5	ND@0.5
1,1,2-TRICHLORO-1,2,2-TRIFLUOROETHANE	ug/l	ND@0.5	ND@0.5	ND@0.5	ND@0.5	ND@0.5	ND@0.5
1,1,2-TRICHLOROETHANE	ug/l	ND@0.5	ND@0.5	ND@0.5	ND@0.5	ND@0.5	ND@0.5
1,1-DICHLOROETHANE	ug/l	1	0.7	1	1	0.1 J	0.2 J
1,1-DICHLOROETHENE	ug/l	0.1 J	0.2 J	0.2 J	0.5 J	ND@0.5	ND@0.5
1,2,4-TRICHLOROBENZENE	ug/l	ND@0.5	ND@0.5	ND@0.5	ND@0.5	ND@0.5	ND@0.5
1,2-DIBROMO-3-CHLOROPROPANE	ug/l	ND@0.5 J	ND@0.5 J	ND@0.5	ND@0.5	ND@0.5 J	ND@0.5 J
1,2-DIBROMOETHANE (EDB)	ug/l	ND@0.5	ND@0.5	ND@0.5	ND@0.5	ND@0.5	ND@0.5
1,2-DICHLORO-1,2,2-TRIFLUOROETHANE	ug/l	ND@0.5	ND@0.5	ND@0.5	ND@0.5	ND@0.5	ND@0.5
1,2-DICHLOROBENZENE	ug/l	ND@0.5	ND@0.5	ND@0.5	ND@0.5	ND@0.5	ND@0.5
1,2-DICHLOROETHANE (EDC)	ug/l	ND@0.5	ND@0.5	ND@0.5	ND@0.5	ND@0.5	ND@0.5
1,2-DICHLOROPROPANE	ug/l	ND@0.5	ND@0.5	ND@0.5	ND@0.5	ND@0.5	ND@0.5
1,3-DICHLOROBENZENE	ug/l	ND@0.5	ND@0.5	ND@0.5	ND@0.5	ND@0.5	ND@0.5
1,4-DICHLOROBENZENE	ug/l	ND@0.5	ND@0.5	ND@0.5	ND@0.5	ND@0.5	ND@0.5
ACETONE	ug/l	ND@5 J	ND@5	ND@5	ND@5	ND@5.0	ND@5.0 J
BENZENE	ug/l	ND@0.5	ND@0.5	ND@0.5	ND@0.5	ND@0.5	ND@0.5
BROMODICHLOROMETHANE	ug/l	ND@0.5	ND@0.5	ND@0.5	ND@0.5	ND@0.5	ND@0.5
BROMOFORM (TRIBROMOMETHANE)	ug/l	ND@0.5	ND@0.5	ND@0.5	ND@0.5	ND@0.5	ND@0.5
BROMOMETHANE	ug/l	ND@0.5	ND@0.5	ND@0.5	ND@0.5	ND@0.5	ND@0.5
CARBON DISULFIDE	ug/l	ND@0.5	ND@0.5	ND@0.5	ND@0.5	ND@0.5	ND@0.5
CARBON TETRACHLORIDE	ug/l	ND@0.5	ND@0.5	ND@0.5	ND@0.5	ND@0.5	ND@0.5
CHLOROBENZENE	ug/l	ND@0.5	ND@0.5	ND@0.5	ND@0.5	ND@0.5	ND@0.5
CHLORODIBROMOMETHANE	ug/l	ND@0.5	ND@0.5	ND@0.5	ND@0.5	ND@0.5	ND@0.5
CHLOROETHANE	ug/l	ND@0.5	ND@0.5	ND@0.5 J	ND@0.5	ND@0.5	ND@0.5
CHLOROFORM (TRICHLOROMETHANE)	ug/l	ND@0.5	ND@0.5	ND@0.5	ND@0.5	0.2 J	0.2 J
CHLOROMETHANE	ug/l	ND@0.5 J	ND@0.5	ND@0.5	ND@0.5	ND@0.5	ND@0.5
CIS-1,2-DICHLOROETHENE	ug/l	1.1	1.3	1.4	3.1	1	1
CIS-1,3-DICHLOROPROPENE	ug/l	ND@0.5	ND@0.5	ND@0.5	ND@0.5	ND@0.5	ND@0.5
CYCLOHEXANE	ug/l	ND@0.5	ND@0.5	ND@0.5	ND@0.5	ND@0.5	ND@0.5
DICHLORODIFLUOROMETHANE (FREON 12)	ug/l	ND@0.5	ND@0.5	ND@0.5	ND@0.5	ND@0.5	ND@0.5
ETHYLBENZENE	ug/l	ND@0.5	ND@0.5	ND@0.5	ND@0.5	ND@0.5	ND@0.5
ISOPROPYLBENZENE	ug/l	ND@0.5	ND@0.5	ND@0.5	ND@0.5	ND@0.5	ND@0.5
M,P-XYLENE	ug/l	ND@0.5	ND@0.5	ND@0.5	ND@0.5	ND@0.5	ND@0.5
METHYL ACETATE	ug/l	ND@1	ND@1	ND@1	ND@1	ND@1.0	ND@1.0
METHYL BUTYL KETONE (2-HEXANONE)	ug/l	ND@5	ND@5	ND@5	ND@5	ND@5.0	ND@5.0
METHYL CYCLOHEXANE	ug/l	ND@0.5	ND@0.5	ND@0.5	ND@0.5	ND@0.5	ND@0.5
METHYL ETHYL KETONE (MEK, 2-BUTANONE)	ug/l	ND@5 J	ND@5	ND@5	ND@5	ND@5.0 J	ND@5.0 J
METHYL TERT-BUTYL ETHER (MTBE)	ug/l	ND@0.5	ND@0.5	ND@0.5	ND@0.5	ND@0.5	ND@0.5
METHYLENE CHLORIDE (DICHLOROMETHANE)	ug/l	ND@0.5	0.2 J	0.4 J	ND@0.5	ND@0.5	ND@0.5
MIBK (4-METHYL-2-PENTANONE)	ug/l	ND@5	ND@5	ND@5 J	ND@5	ND@5.0	ND@5.0
O-XYLENE	ug/l	ND@0.5	ND@0.5	ND@0.5	ND@0.5	ND@0.5	ND@0.5
STYRENE	ug/l	ND@0.5	ND@0.5	ND@0.5	ND@0.5	ND@0.5	ND@0.5
TETRACHLOROETHENE	ug/l	1.2	1	1.1	1.4	5.7	5.4
TOLUENE	ug/l	ND@0.5	ND@0.5	ND@0.5	ND@0.5	ND@0.5	ND@0.5
TRANS-1,2-DICHLOROETHENE	ug/l	ND@0.5	ND@0.5	ND@0.5	ND@0.5	ND@0.5	ND@0.5
TRANS-1,3-DICHLOROPROPENE	ug/l	ND@0.5	ND@0.5	ND@0.5	ND@0.5	ND@0.5	ND@0.5
TRICHLOROETHENE	ug/l	19	23	19	31	12	12
TRICHLOROFLUOROMETHANE (FREON 11)	ug/l	ND@0.5	ND@0.5	ND@0.5	ND@0.5	ND@0.5	ND@0.5
VINYL CHLORIDE	ug/l	ND@0.5	ND@0.5	ND@0.5	ND@0.5	ND@0.5	ND@0.5

Endicott, New York
Groundwater Analytical Chemistry Data
January 1, 2012 - December 31, 2012

Sample Location		EN-195	EN-195	EN-195	EN-195	EN-195	EN-195
Sample Description		GW EXTR WELL	GW EXTR WELL	GW EXTR WELL	GW EXTR WELL	GW EXTR WELL	GW EXTR WELL
Sample Date		03/05/2012	04/04/2012	05/07/2012	06/11/2012	07/09/2012	08/01/2012
Laboratory Sample I.D.		6567280	6607270	6643661	6684265	6714514	6742204
Parameter	**Units**						
1,1,1-TRICHLOROETHANE	ug/l	0.9	1	0.9	0.8	0.8	0.7
1,1,2,2-TETRACHLOROETHANE	ug/l	ND@0.5	ND@0.5	ND@0.5	ND@0.5	ND@0.5	ND@0.5
1,1,2-TRICHLORO-1,2,2-TRIFLUOROETHANE	ug/l	ND@0.5	ND@0.5	ND@0.5	ND@0.5	ND@0.5	ND@0.5
1,1,2-TRICHLOROETHANE	ug/l	ND@0.5	ND@0.5	ND@0.5	ND@0.5	ND@0.5	ND@0.5
1,1-DICHLOROETHANE	ug/l	0.2 J	0.2 J	0.1 J	0.1 J	0.1 J	0.1 J
1,1-DICHLOROETHENE	ug/l	ND@0.5	0.1 J	ND@0.5	ND@0.5	ND@0.5	ND@0.5
1,2,4-TRICHLOROBENZENE	ug/l	ND@0.5	ND@0.5	ND@0.5	ND@0.5	ND@0.5	ND@0.5
1,2-DIBROMO-3-CHLOROPROPANE	ug/l	ND@0.5	ND@0.5	ND@0.5	ND@0.5	ND@0.5	ND@0.5
1,2-DIBROMOETHANE (EDB)	ug/l	ND@0.5	ND@0.5	ND@0.5	ND@0.5	ND@0.5	ND@0.5
1,2-DICHLORO-1,2,2-TRIFLUOROETHANE	ug/l	ND@0.5	ND@0.5 J	ND@0.5	ND@0.5	ND@0.5	ND@0.5
1,2-DICHLOROBENZENE	ug/l	ND@0.5	ND@0.5	ND@0.5	ND@0.5	ND@0.5	ND@0.5
1,2-DICHLOROETHANE (EDC)	ug/l	ND@0.5	ND@0.5	ND@0.5	ND@0.5	ND@0.5	ND@0.5
1,2-DICHLOROPROPANE	ug/l	ND@0.5	ND@0.5	ND@0.5	ND@0.5	ND@0.5	ND@0.5
1,3-DICHLOROBENZENE	ug/l	ND@0.5	ND@0.5	ND@0.5	ND@0.5	ND@0.5	ND@0.5
1,4-DICHLOROBENZENE	ug/l	ND@0.5	ND@0.5	ND@0.5	ND@0.5	ND@0.5	ND@0.5
ACETONE	ug/l	ND@5.0	ND@5.0	ND@5.0	ND@5.0	ND@5.0	ND@5
BENZENE	ug/l	ND@0.5	ND@0.5	ND@0.5	ND@0.5	ND@0.5	ND@0.5
BROMODICHLOROMETHANE	ug/l	ND@0.5	ND@0.5	ND@0.5	ND@0.5	ND@0.5	ND@0.5
BROMOFORM (TRIBROMOMETHANE)	ug/l	ND@0.5	ND@0.5	ND@0.5	ND@0.5 J	ND@0.5	ND@0.5
BROMOMETHANE	ug/l	ND@0.5	ND@0.5	ND@0.5	ND@0.5	ND@0.5	ND@0.5
CARBON DISULFIDE	ug/l	ND@0.5	ND@0.5	ND@0.5	ND@0.5	ND@0.5	ND@0.5 J
CARBON TETRACHLORIDE	ug/l	ND@0.5	ND@0.5	ND@0.5	ND@0.5	ND@0.5	ND@0.5
CHLOROBENZENE	ug/l	ND@0.5	ND@0.5	ND@0.5	ND@0.5	ND@0.5	ND@0.5
CHLORODIBROMOMETHANE	ug/l	ND@0.5	ND@0.5	ND@0.5	ND@0.5	ND@0.5	ND@0.5
CHLOROETHANE	ug/l	ND@0.5 J	ND@0.5	ND@0.5	ND@0.5	ND@0.5	ND@0.5
CHLOROFORM (TRICHLOROMETHANE)	ug/l	0.2 J	0.2 J	0.2 J	0.1 J	0.1 J	0.2 J
CHLOROMETHANE	ug/l	ND@0.5	ND@0.5	ND@0.5	ND@0.5	ND@0.5	ND@0.5
CIS-1,2-DICHLOROETHENE	ug/l	1.1	0.9	0.9	0.8	0.7	0.7
CIS-1,3-DICHLOROPROPENE	ug/l	ND@0.5	ND@0.5	ND@0.5	ND@0.5	ND@0.5	ND@0.5
CYCLOHEXANE	ug/l	ND@0.5	ND@0.5	ND@0.5	ND@0.5	ND@0.5	ND@0.5
DICHLORODIFLUOROMETHANE (FREON 12)	ug/l	ND@0.5	ND@0.5	ND@0.5 J	ND@0.5	ND@0.5	ND@0.5
ETHYLBENZENE	ug/l	ND@0.5	ND@0.5	ND@0.5	ND@0.5	ND@0.5	ND@0.5
ISOPROPYLBENZENE	ug/l	ND@0.5	ND@0.5	ND@0.5	ND@0.5	ND@0.5	ND@0.5
M,P-XYLENE	ug/l	ND@0.5	ND@0.5	ND@0.5	ND@0.5	ND@0.5	ND@0.5
METHYL ACETATE	ug/l	ND@1.0	ND@1.0	ND@1.0	ND@1.0	ND@1.0 J	ND@1
METHYL BUTYL KETONE (2-HEXANONE)	ug/l	ND@5.0	ND@5.0	ND@5.0	ND@5.0	ND@5.0	ND@5
METHYL CYCLOHEXANE	ug/l	ND@0.5	ND@0.5	ND@0.5	ND@0.5	ND@0.5	ND@0.5
METHYL ETHYL KETONE (MEK, 2-BUTANONE)	ug/l	ND@5.0	ND@5.0	ND@5.0	ND@5.0	ND@5.0	ND@5
METHYL TERT-BUTYL ETHER (MTBE)	ug/l	ND@0.5	ND@0.5	ND@0.5	ND@0.5	ND@0.5	ND@0.5
METHYLENE CHLORIDE (DICHLOROMETHANE)	ug/l	ND@0.5	ND@0.5	ND@0.5	ND@0.5	ND@0.5	ND@0.5
MIBK (4-METHYL-2-PENTANONE)	ug/l	ND@5.0	ND@5.0	ND@5.0	ND@5.0	ND@5.0	ND@5
O-XYLENE	ug/l	ND@0.5	ND@0.5	ND@0.5	ND@0.5	ND@0.5	ND@0.5
STYRENE	ug/l	ND@0.5	ND@0.5	ND@0.5	ND@0.5	ND@0.5	ND@0.5
TETRACHLOROETHENE	ug/l	5.7	6.3	5.6	6.4	6.2	6
TOLUENE	ug/l	ND@0.5	ND@0.5	ND@0.5	ND@0.5	ND@0.5	ND@0.5
TRANS-1,2-DICHLOROETHENE	ug/l	ND@0.5	ND@0.5	ND@0.5	ND@0.5	ND@0.5	ND@0.5
TRANS-1,3-DICHLOROPROPENE	ug/l	ND@0.5	ND@0.5	ND@0.5	ND@0.5 J	ND@0.5	ND@0.5
TRICHLOROETHENE	ug/l	13	14	13	14	14	14
TRICHLOROFLUOROMETHANE (FREON 11)	ug/l	ND@0.5	ND@0.5	ND@0.5	ND@0.5	ND@0.5	ND@0.5
VINYL CHLORIDE	ug/l	ND@0.5	ND@0.5	ND@0.5	ND@0.5	ND@0.5	ND@0.5

Endicott, New York
Groundwater Analytical Chemistry Data
January 1, 2012 - December 31, 2012

Sample Location		EN-195	EN-195	EN-195	EN-195	EN-196	EN-196
Sample Description		GW EXTR WELL	GW EXTR WELL	GW EXTR WELL	GW EXTR WELL	GW MON WELL	GW MON WELL
Sample Date		09/10/2012	10/02/2012	11/05/2012	12/03/2012	08/14/2012	09/17/2012
Laboratory Sample I.D.		6784234	6810743	6849280	6881116	6755549	6792110
Parameter	**Units**						
1,1,1-TRICHLOROETHANE	ug/l	0.9	0.7	0.8	0.8	0.5	ND@0.5
1,1,2,2-TETRACHLOROETHANE	ug/l	ND@0.5	ND@0.5	ND@0.5	ND@0.5	ND@0.5	ND@0.5
1,1,2-TRICHLORO-1,2,2-TRIFLUOROETHANE	ug/l	ND@0.5	ND@0.5	ND@0.5	ND@0.5	ND@0.5	ND@0.5
1,1,2-TRICHLOROETHANE	ug/l	ND@0.5	ND@0.5	ND@0.5	ND@0.5	ND@0.5	ND@0.5
1,1-DICHLOROETHANE	ug/l	0.2 J	0.2 J	0.2 J	0.2 J	ND@0.5	ND@0.5
1,1-DICHLOROETHENE	ug/l	ND@0.5	ND@0.5	ND@0.5	ND@0.5	ND@0.5	ND@0.5
1,2,4-TRICHLOROBENZENE	ug/l	ND@0.5	ND@0.5	ND@0.5	ND@0.5	ND@0.5	ND@0.5
1,2-DIBROMO-3-CHLOROPROPANE	ug/l	ND@0.5 J	ND@0.5 J	ND@0.5	ND@0.5	ND@0.5	ND@0.5
1,2-DIBROMOETHANE (EDB)	ug/l	ND@0.5	ND@0.5	ND@0.5	ND@0.5	ND@0.5	ND@0.5
1,2-DICHLORO-1,2,2-TRIFLUOROETHANE	ug/l	ND@0.5	ND@0.5	ND@0.5	ND@0.5	ND@0.5	ND@0.5
1,2-DICHLOROBENZENE	ug/l	ND@0.5	ND@0.5	ND@0.5	ND@0.5	ND@0.5	ND@0.5
1,2-DICHLOROETHANE (EDC)	ug/l	ND@0.5	ND@0.5	ND@0.5	ND@0.5	ND@0.5	ND@0.5
1,2-DICHLOROPROPANE	ug/l	ND@0.5	ND@0.5	ND@0.5	ND@0.5	ND@0.5	ND@0.5
1,3-DICHLOROBENZENE	ug/l	ND@0.5	ND@0.5	ND@0.5	ND@0.5	ND@0.5	ND@0.5
1,4-DICHLOROBENZENE	ug/l	ND@0.5	ND@0.5	ND@0.5	ND@0.5	ND@0.5	ND@0.5
ACETONE	ug/l	ND@5 J	ND@5	ND@5	ND@5	ND@5	ND@5
BENZENE	ug/l	ND@0.5	ND@0.5	ND@0.5	ND@0.5	ND@0.5	ND@0.5
BROMODICHLOROMETHANE	ug/l	ND@0.5	ND@0.5	ND@0.5	ND@0.5	ND@0.5	ND@0.5
BROMOFORM (TRIBROMOMETHANE)	ug/l	ND@0.5	ND@0.5	ND@0.5	ND@0.5	ND@0.5	ND@0.5
BROMOMETHANE	ug/l	ND@0.5	ND@0.5	ND@0.5	ND@0.5	ND@0.5	ND@0.5
CARBON DISULFIDE	ug/l	ND@0.5	ND@0.5	ND@0.5	ND@0.5	ND@0.5	ND@0.5
CARBON TETRACHLORIDE	ug/l	ND@0.5	ND@0.5	ND@0.5	ND@0.5	ND@0.5	ND@0.5
CHLOROBENZENE	ug/l	ND@0.5	ND@0.5	ND@0.5	ND@0.5	ND@0.5	ND@0.5
CHLORODIBROMOMETHANE	ug/l	ND@0.5	ND@0.5	ND@0.5	ND@0.5	ND@0.5	ND@0.5
CHLOROETHANE	ug/l	ND@0.5	ND@0.5	ND@0.5 J	ND@0.5	ND@0.5	ND@0.5
CHLOROFORM (TRICHLOROMETHANE)	ug/l	0.2 J	0.2 J	0.2 J	0.2 J	ND@0.5	ND@0.5
CHLOROMETHANE	ug/l	ND@0.5	ND@0.5	ND@0.5	ND@0.5	ND@0.5	ND@0.5
CIS-1,2-DICHLOROETHENE	ug/l	0.9	0.8	0.9	0.7	ND@0.5	ND@0.5
CIS-1,3-DICHLOROPROPENE	ug/l	ND@0.5	ND@0.5	ND@0.5	ND@0.5	ND@0.5	ND@0.5
CYCLOHEXANE	ug/l	ND@0.5	ND@0.5	ND@0.5	ND@0.5	ND@0.5	ND@0.5
DICHLORODIFLUOROMETHANE (FREON 12)	ug/l	ND@0.5	ND@0.5	ND@0.5	ND@0.5	ND@0.5	ND@0.5
ETHYLBENZENE	ug/l	ND@0.5	ND@0.5	ND@0.5	ND@0.5	ND@0.5	ND@0.5
ISOPROPYLBENZENE	ug/l	ND@0.5	ND@0.5	ND@0.5	ND@0.5	ND@0.5	ND@0.5
M,P-XYLENE	ug/l	ND@0.5	ND@0.5	ND@0.5	ND@0.5	ND@0.5	ND@0.5
METHYL ACETATE	ug/l	ND@1	ND@1	ND@1	ND@1	ND@1	ND@1
METHYL BUTYL KETONE (2-HEXANONE)	ug/l	ND@5	ND@5	ND@5	ND@5	ND@5	ND@5
METHYL CYCLOHEXANE	ug/l	ND@0.5	ND@0.5	ND@0.5	ND@0.5	ND@0.5	ND@0.5
METHYL ETHYL KETONE (MEK, 2-BUTANONE)	ug/l	ND@5	ND@5	ND@5	ND@5	ND@5	ND@5
METHYL TERT-BUTYL ETHER (MTBE)	ug/l	ND@0.5	ND@0.5	ND@0.5	ND@0.5	ND@0.5	ND@0.5
METHYLENE CHLORIDE (DICHLOROMETHANE)	ug/l	ND@0.5	ND@0.5	ND@0.5	ND@0.5	ND@0.5	ND@0.5
MIBK (4-METHYL-2-PENTANONE)	ug/l	ND@5	ND@5	ND@5 J	ND@5	ND@5	ND@5
O-XYLENE	ug/l	ND@0.5	ND@0.5	ND@0.5	ND@0.5	ND@0.5	ND@0.5
STYRENE	ug/l	ND@0.5	ND@0.5	ND@0.5	ND@0.5	ND@0.5	ND@0.5
TETRACHLOROETHENE	ug/l	6.5	5.6	6.1	5.7	0.1 J	ND@0.5
TOLUENE	ug/l	ND@0.5	ND@0.5	ND@0.5	ND@0.5	ND@0.5	ND@0.5
TRANS-1,2-DICHLOROETHENE	ug/l	ND@0.5	ND@0.5	ND@0.5	ND@0.5	ND@0.5	ND@0.5
TRANS-1,3-DICHLOROPROPENE	ug/l	ND@0.5	ND@0.5	ND@0.5	ND@0.5	ND@0.5	ND@0.5
TRICHLOROETHENE	ug/l	15	14	14	12	5.4	ND@0.5
TRICHLOROFLUOROMETHANE (FREON 11)	ug/l	ND@0.5	ND@0.5	ND@0.5	ND@0.5	ND@0.5	ND@0.5
VINYL CHLORIDE	ug/l	ND@0.5	ND@0.5	ND@0.5	ND@0.5	ND@0.5	ND@0.5

Endicott, New York
Groundwater Analytical Chemistry Data
January 1, 2012 - December 31, 2012

Sample Location		EN-196	EN-197	EN-197	EN-197	EN-200	EN-200
Sample Description		GW MON WELL	GW MON WELL	GW MON WELL	GW MON WELL	GW MON WELL	GW MON WELL
Sample Date		11/10/2012	08/14/2012	09/17/2012	11/10/2012	08/14/2012	09/17/2012
Laboratory Sample I.D.		6857508	6755190	6792106	6857507	6755189	6792105
Parameter	**Units**						
1,1,1-TRICHLOROETHANE	ug/l	ND@0.5	0.1 J	ND@0.5	ND@0.5	0.4 J	ND@0.5
1,1,2,2-TETRACHLOROETHANE	ug/l	ND@0.5	ND@0.5	ND@0.5	ND@0.5	ND@0.5	ND@0.5
1,1,2-TRICHLORO-1,2,2-TRIFLUOROETHANE	ug/l	ND@0.5	ND@0.5	ND@0.5	ND@0.5	ND@0.5	ND@0.5
1,1,2-TRICHLOROETHANE	ug/l	ND@0.5	ND@0.5	ND@0.5	ND@0.5	ND@0.5	ND@0.5
1,1-DICHLOROETHANE	ug/l	ND@0.5	ND@0.5	ND@0.5	ND@0.5	ND@0.5	ND@0.5
1,1-DICHLOROETHENE	ug/l	ND@0.5	ND@0.5	ND@0.5	ND@0.5	ND@0.5	ND@0.5
1,2,4-TRICHLOROBENZENE	ug/l	ND@0.5	ND@0.5	ND@0.5	ND@0.5	ND@0.5	ND@0.5
1,2-DIBROMO-3-CHLOROPROPANE	ug/l	ND@0.5	ND@0.5 J	ND@0.5	ND@0.5	ND@0.5 J	ND@0.5
1,2-DIBROMOETHANE (EDB)	ug/l	ND@0.5	ND@0.5	ND@0.5	ND@0.5	ND@0.5	ND@0.5
1,2-DICHLORO-1,2,2-TRIFLUOROETHANE	ug/l	ND@0.5	ND@0.5	ND@0.5	ND@0.5	ND@0.5	ND@0.5
1,2-DICHLOROBENZENE	ug/l	ND@0.5	ND@0.5	ND@0.5	ND@0.5	ND@0.5	ND@0.5
1,2-DICHLOROETHANE (EDC)	ug/l	ND@0.5	ND@0.5	ND@0.5	ND@0.5	ND@0.5	ND@0.5
1,2-DICHLOROPROPANE	ug/l	ND@0.5	ND@0.5	ND@0.5	ND@0.5	ND@0.5	ND@0.5
1,3-DICHLOROBENZENE	ug/l	ND@0.5	ND@0.5	ND@0.5	ND@0.5	ND@0.5	ND@0.5
1,4-DICHLOROBENZENE	ug/l	ND@0.5	ND@0.5	ND@0.5	ND@0.5	ND@0.5	ND@0.5
ACETONE	ug/l	ND@5	ND@5	ND@5	ND@5	ND@5	ND@5
BENZENE	ug/l	ND@0.5	ND@0.5	ND@0.5	ND@0.5	ND@0.5	ND@0.5
BROMODICHLOROMETHANE	ug/l	ND@0.5	ND@0.5	ND@0.5	ND@0.5	ND@0.5	ND@0.5
BROMOFORM (TRIBROMOMETHANE)	ug/l	ND@0.5	ND@0.5	ND@0.5	ND@0.5	ND@0.5	ND@0.5
BROMOMETHANE	ug/l	ND@0.5	ND@0.5	ND@0.5	ND@0.5	ND@0.5	ND@0.5
CARBON DISULFIDE	ug/l	ND@0.5	ND@0.5	ND@0.5	ND@0.5	ND@0.5	ND@0.5
CARBON TETRACHLORIDE	ug/l	ND@0.5	ND@0.5	ND@0.5	ND@0.5	ND@0.5	ND@0.5
CHLOROBENZENE	ug/l	ND@0.5	ND@0.5	ND@0.5	ND@0.5	ND@0.5	ND@0.5
CHLORODIBROMOMETHANE	ug/l	ND@0.5	ND@0.5	ND@0.5	ND@0.5	ND@0.5	ND@0.5
CHLOROETHANE	ug/l	ND@0.5	ND@0.5	ND@0.5	ND@0.5	ND@0.5	ND@0.5
CHLOROFORM (TRICHLOROMETHANE)	ug/l	ND@0.5	ND@0.5	ND@0.5	ND@0.5	ND@0.5	ND@0.5
CHLOROMETHANE	ug/l	ND@0.5	ND@0.5	ND@0.5	ND@0.5	ND@0.5	ND@0.5
CIS-1,2-DICHLOROETHENE	ug/l	ND@0.5	ND@0.5	ND@0.5	ND@0.5	ND@0.5	ND@0.5
CIS-1,3-DICHLOROPROPENE	ug/l	ND@0.5	ND@0.5	ND@0.5	ND@0.5	ND@0.5	ND@0.5
CYCLOHEXANE	ug/l	ND@0.5	ND@0.5	ND@0.5	ND@0.5	ND@0.5	ND@0.5
DICHLORODIFLUOROMETHANE (FREON 12)	ug/l	ND@0.5	ND@0.5	ND@0.5	ND@0.5	ND@0.5	ND@0.5
ETHYLBENZENE	ug/l	ND@0.5	ND@0.5	ND@0.5	ND@0.5	ND@0.5	ND@0.5
ISOPROPYLBENZENE	ug/l	ND@0.5	ND@0.5	ND@0.5	ND@0.5	ND@0.5	ND@0.5
M,P-XYLENE	ug/l	ND@0.5	ND@0.5	ND@0.5	ND@0.5	ND@0.5	ND@0.5
METHYL ACETATE	ug/l	ND@1	ND@1	ND@1	ND@1	ND@1	ND@1
METHYL BUTYL KETONE (2-HEXANONE)	ug/l	ND@5	ND@5	ND@5	ND@5	ND@5	ND@5
METHYL CYCLOHEXANE	ug/l	ND@0.5	ND@0.5	ND@0.5	ND@0.5	ND@0.5	ND@0.5
METHYL ETHYL KETONE (MEK, 2-BUTANONE)	ug/l	ND@5	ND@5 J	ND@5	ND@5	ND@5 J	ND@5
METHYL TERT-BUTYL ETHER (MTBE)	ug/l	ND@0.5	ND@0.5	ND@0.5	ND@0.5	ND@0.5	ND@0.5
METHYLENE CHLORIDE (DICHLOROMETHANE)	ug/l	ND@0.5	ND@0.5	ND@0.5	ND@0.5	ND@0.5	ND@0.5
MIBK (4-METHYL-2-PENTANONE)	ug/l	ND@5	ND@5	ND@5	ND@5	ND@5	ND@5
O-XYLENE	ug/l	ND@0.5	ND@0.5	ND@0.5	ND@0.5	ND@0.5	ND@0.5
STYRENE	ug/l	ND@0.5	ND@0.5	ND@0.5	ND@0.5	ND@0.5	ND@0.5
TETRACHLOROETHENE	ug/l	ND@0.5	ND@0.5	ND@0.5	ND@0.5	0.1 J	ND@0.5
TOLUENE	ug/l	ND@0.5	ND@0.5	ND@0.5	ND@0.5	ND@0.5	ND@0.5
TRANS-1,2-DICHLOROETHENE	ug/l	ND@0.5	ND@0.5	ND@0.5	ND@0.5	ND@0.5	ND@0.5
TRANS-1,3-DICHLOROPROPENE	ug/l	ND@0.5	ND@0.5	ND@0.5	ND@0.5	ND@0.5	ND@0.5
TRICHLOROETHENE	ug/l	ND@0.5	ND@1.2	ND@0.5	ND@0.5	3.5	ND@0.5
TRICHLOROFLUOROMETHANE (FREON 11)	ug/l	ND@0.5	ND@0.5	ND@0.5	ND@0.5	ND@0.5	ND@0.5
VINYL CHLORIDE	ug/l	ND@0.5	ND@0.5	ND@0.5	ND@0.5	ND@0.5	ND@0.5

Endicott, New York
Groundwater Analytical Chemistry Data
January 1, 2012 - December 31, 2012

Sample Location		EN-200	EN-203	EN-203	EN-203	EN-203	EN-203
Sample Description		GW MON WELL	GW MON WELL	GW MON WELL	GW MON WELL	GW MON WELL	REPLICATE
Sample Date		11/10/2012	02/09/2012	05/03/2012	08/28/2012	11/17/2012	11/17/2012
Laboratory Sample I.D.		6857515	6546813	6641766	6773203	6867696	6867697
Parameter	**Units**						
1,1,1-TRICHLOROETHANE	ug/l	ND@0.5	1	0.3 J	0.4 J	0.3 J	0.3 J
1,1,2,2-TETRACHLOROETHANE	ug/l	ND@0.5	ND@0.5	ND@0.5	ND@0.5	ND@0.5	ND@0.5
1,1,2-TRICHLORO-1,2,2-TRIFLUOROETHANE	ug/l	ND@0.5	ND@0.5	ND@0.5	ND@0.5	ND@0.5	ND@0.5
1,1,2-TRICHLOROETHANE	ug/l	ND@0.5	ND@0.5	ND@0.5	ND@0.5	ND@0.5	ND@0.5
1,1-DICHLOROETHANE	ug/l	ND@0.5	ND@0.5	ND@0.5	ND@0.5	ND@0.5	ND@0.5
1,1-DICHLOROETHENE	ug/l	ND@0.5	ND@0.5	ND@0.5	ND@0.5	ND@0.5	ND@0.5
1,2,4-TRICHLOROBENZENE	ug/l	ND@0.5	ND@0.5	ND@0.5	ND@0.5	ND@0.5	ND@0.5
1,2-DIBROMO-3-CHLOROPROPANE	ug/l	ND@0.5	ND@0.5 J	ND@0.5	ND@0.5	ND@0.5	ND@0.5
1,2-DIBROMOETHANE (EDB)	ug/l	ND@0.5	ND@0.5	ND@0.5	ND@0.5	ND@0.5	ND@0.5
1,2-DICHLORO-1,2,2-TRIFLUOROETHANE	ug/l	ND@0.5	ND@0.5	ND@0.5	ND@0.5	ND@0.5 J	ND@0.5 J
1,2-DICHLOROBENZENE	ug/l	ND@0.5	ND@0.5	ND@0.5	ND@0.5	ND@0.5	ND@0.5
1,2-DICHLOROETHANE (EDC)	ug/l	ND@0.5	ND@0.5	ND@0.5	ND@0.5	ND@0.5 J	ND@0.5 J
1,2-DICHLOROPROPANE	ug/l	ND@0.5	ND@0.5	ND@0.5	ND@0.5	ND@0.5	ND@0.5
1,3-DICHLOROBENZENE	ug/l	ND@0.5	ND@0.5	ND@0.5	ND@0.5	ND@0.5	ND@0.5
1,4-DICHLOROBENZENE	ug/l	ND@0.5	ND@0.5	ND@0.5	ND@0.5	ND@0.5	ND@0.5
ACETONE	ug/l	ND@5	ND@5.0 J	ND@5.0	ND@5	ND@5	ND@5
BENZENE	ug/l	ND@0.5	ND@0.5	ND@0.5	ND@0.5	ND@0.5	ND@0.5
BROMODICHLOROMETHANE	ug/l	ND@0.5	ND@0.5	ND@0.5	ND@0.5	ND@0.5	ND@0.5
BROMOFORM (TRIBROMOMETHANE)	ug/l	ND@0.5	ND@0.5	ND@0.5	ND@0.5	ND@0.5	ND@0.5
BROMOMETHANE	ug/l	ND@0.5	ND@0.5	0.1 J	ND@0.5 J	ND@0.5	ND@0.5
CARBON DISULFIDE	ug/l	ND@0.5	ND@0.5	ND@0.5	ND@0.5	ND@0.5	ND@0.5
CARBON TETRACHLORIDE	ug/l	ND@0.5	ND@0.5	ND@0.5	ND@0.5	ND@0.5	ND@0.5
CHLOROBENZENE	ug/l	ND@0.5	ND@0.5	ND@0.5	ND@0.5	ND@0.5	ND@0.5
CHLORODIBROMOMETHANE	ug/l	ND@0.5	ND@0.5	ND@0.5	ND@0.5	ND@0.5	ND@0.5
CHLOROETHANE	ug/l	ND@0.5	ND@0.5	ND@0.5	ND@0.5	ND@0.5	ND@0.5
CHLOROFORM (TRICHLOROMETHANE)	ug/l	ND@0.5	ND@0.5	ND@0.5	ND@0.5	ND@0.5	ND@0.5
CHLOROMETHANE	ug/l	ND@0.5	ND@0.5 J	ND@0.5	ND@0.5 J	ND@0.5	ND@0.5
CIS-1,2-DICHLOROETHENE	ug/l	ND@0.5	0.1 J	ND@0.5	ND@0.5	ND@0.5	ND@0.5
CIS-1,3-DICHLOROPROPENE	ug/l	ND@0.5	ND@0.5	ND@0.5	ND@0.5	ND@0.5	ND@0.5
CYCLOHEXANE	ug/l	ND@0.5	ND@0.5 J	ND@0.5	ND@0.5	ND@0.5	ND@0.5
DICHLORODIFLUOROMETHANE (FREON 12)	ug/l	ND@0.5	ND@0.5	ND@0.5	ND@0.5	ND@0.5	ND@0.5
ETHYLBENZENE	ug/l	ND@0.5	ND@0.5	ND@0.5	ND@0.5	ND@0.5	ND@0.5
ISOPROPYLBENZENE	ug/l	ND@0.5	ND@0.5	ND@0.5	ND@0.5	ND@0.5	ND@0.5
M,P-XYLENE	ug/l	ND@0.5	ND@0.5	ND@0.5	ND@0.5	ND@0.5	ND@0.5
METHYL ACETATE	ug/l	ND@1	ND@1.0	ND@1.0	ND@1	ND@1 J	ND@1 J
METHYL BUTYL KETONE (2-HEXANONE)	ug/l	ND@5	ND@5.0	ND@5.0 J	ND@5	ND@5 J	ND@5 J
METHYL CYCLOHEXANE	ug/l	ND@0.5	ND@0.5	ND@0.5	ND@0.5	ND@0.5	ND@0.5
METHYL ETHYL KETONE (MEK, 2-BUTANONE)	ug/l	ND@5	ND@5.0	ND@5.0 J	ND@5	ND@5	ND@5
METHYL TERT-BUTYL ETHER (MTBE)	ug/l	ND@0.5	ND@0.5	ND@0.5	ND@0.5	ND@0.5	ND@0.5
METHYLENE CHLORIDE (DICHLOROMETHANE)	ug/l	ND@0.5	ND@0.5	ND@0.5	ND@0.5	ND@0.5	ND@0.5
MIBK (4-METHYL-2-PENTANONE)	ug/l	ND@5	ND@5.0	ND@5.0 J	ND@5	ND@5 J	ND@5 J
O-XYLENE	ug/l	ND@0.5	ND@0.5	ND@0.5	ND@0.5	ND@0.5	ND@0.5
STYRENE	ug/l	ND@0.5	ND@0.5	ND@0.5	ND@0.5	ND@0.5	ND@0.5
TETRACHLOROETHENE	ug/l	ND@0.5	ND@0.5	ND@0.5	ND@0.5	ND@0.5	ND@0.5
TOLUENE	ug/l	ND@0.5	ND@0.5	ND@0.5	ND@0.5	ND@0.5	ND@0.5
TRANS-1,2-DICHLOROETHENE	ug/l	ND@0.5	ND@0.5	ND@0.5	ND@0.5	ND@0.5	ND@0.5
TRANS-1,3-DICHLOROPROPENE	ug/l	ND@0.5	ND@0.5	ND@0.5	ND@0.5	ND@0.5	ND@0.5
TRICHLOROETHENE	ug/l	ND@0.5	1.9	1.7	2.8	1.9	1.9
TRICHLOROFLUOROMETHANE (FREON 11)	ug/l	ND@0.5	ND@0.5	ND@0.5	ND@0.5	ND@0.5 J	ND@0.5 J
VINYL CHLORIDE	ug/l	ND@0.5	ND@0.5	ND@0.5	ND@0.5	ND@0.5	ND@0.5

Endicott, New York
Groundwater Analytical Chemistry Data
January 1, 2012 - December 31, 2012

Sample Location		EN-204	EN-204	EN-204	EN-204	EN-206	EN-206
Sample Description		GW MON WELL	GW MON WELL	GW MON WELL	GW MON WELL	GW MON WELL	GW MON WELL
Sample Date		02/09/2012	05/03/2012	08/27/2012	11/17/2012	02/09/2012	05/03/2012
Laboratory Sample I.D.		6546812	6641765	6771006	6867698	6546811	6641764
Parameter	**Units**						
1,1,1-TRICHLOROETHANE	ug/l	2.2	1.6 J	ND@1.7 J	2	0.9	1.2
1,1,2,2-TETRACHLOROETHANE	ug/l	ND@0.5	ND@5.0	ND@0.5 J	ND@0.5	ND@0.5	ND@0.5
1,1,2-TRICHLORO-1,2,2-TRIFLUOROETHANE	ug/l	ND@0.5	ND@5.0	ND@0.5 J	ND@0.5	ND@0.5	ND@0.5
1,1,2-TRICHLOROETHANE	ug/l	ND@0.5	ND@5.0	ND@0.5 J	ND@0.5	ND@0.5	ND@0.5
1,1-DICHLOROETHANE	ug/l	ND@0.5	ND@5.0	ND@0.5 J	0.1 J	ND@0.5	ND@0.5
1,1-DICHLOROETHENE	ug/l	ND@0.5	ND@5.0	ND@0.5 J	ND@0.5	ND@0.5	ND@0.5
1,2,4-TRICHLOROBENZENE	ug/l	ND@0.5	ND@5.0	ND@0.5 J	ND@0.5	ND@0.5	ND@0.5
1,2-DIBROMO-3-CHLOROPROPANE	ug/l	ND@0.5 J	ND@5.0	ND@0.5 J	ND@0.5	ND@0.5 J	ND@0.5
1,2-DIBROMOETHANE (EDB)	ug/l	ND@0.5	ND@5.0	ND@0.5 J	ND@0.5	ND@0.5	ND@0.5
1,2-DICHLORO-1,2,2-TRIFLUOROETHANE	ug/l	ND@0.5	ND@5.0	ND@0.5 J	ND@0.5 J	ND@0.5	ND@0.5
1,2-DICHLOROBENZENE	ug/l	ND@0.5	ND@5.0	ND@0.5 J	ND@0.5	ND@0.5	ND@0.5
1,2-DICHLOROETHANE (EDC)	ug/l	ND@0.5	ND@5.0	ND@0.5 J	ND@0.5 J	ND@0.5	ND@0.5
1,2-DICHLOROPROPANE	ug/l	ND@0.5	ND@5.0	ND@0.5 J	ND@0.5	ND@0.5	ND@0.5
1,3-DICHLOROBENZENE	ug/l	ND@0.5	ND@5.0	ND@0.5 J	ND@0.5	ND@0.5	ND@0.5
1,4-DICHLOROBENZENE	ug/l	ND@0.5	ND@5.0	ND@0.5 J	ND@0.5	ND@0.5	ND@0.5
ACETONE	ug/l	ND@5.0 J	ND@50	ND@5 J	ND@5	ND@5.0 J	ND@5.0
BENZENE	ug/l	ND@0.5	ND@5.0	ND@0.5 J	ND@0.5	ND@0.5	ND@0.5
BROMODICHLOROMETHANE	ug/l	ND@0.5	ND@5.0	ND@0.5 J	ND@0.5	ND@0.5	ND@0.5
BROMOFORM (TRIBROMOMETHANE)	ug/l	ND@0.5	ND@5.0	ND@0.5 J	ND@0.5	ND@0.5	ND@0.5
BROMOMETHANE	ug/l	ND@0.5	ND@5.0	ND@0.5 J	ND@0.5	ND@0.5	ND@0.5
CARBON DISULFIDE	ug/l	ND@0.5	ND@5.0	ND@0.5 J	ND@0.5	ND@0.5	ND@0.5
CARBON TETRACHLORIDE	ug/l	ND@0.5	ND@5.0	ND@0.5 J	0.1 J	ND@0.5	ND@0.5
CHLOROBENZENE	ug/l	ND@0.5	ND@5.0	ND@0.5 J	ND@0.5	ND@0.5	ND@0.5
CHLORODIBROMOMETHANE	ug/l	ND@0.5	ND@5.0	ND@0.5 J	ND@0.5	ND@0.5	ND@0.5
CHLOROETHANE	ug/l	ND@0.5	ND@5.0	ND@0.5 J	ND@0.5	ND@0.5	ND@0.5
CHLOROFORM (TRICHLOROMETHANE)	ug/l	0.2 J	ND@5.0	0.2 J	0.3 J	0.1 J	0.2 J
CHLOROMETHANE	ug/l	ND@0.5 J	ND@5.0	ND@0.5 J	ND@0.5	ND@0.5 J	ND@0.5
CIS-1,2-DICHLOROETHENE	ug/l	2.2	1.4 J	1.7 J	1.5	0.5	0.5 J
CIS-1,3-DICHLOROPROPENE	ug/l	ND@0.5	ND@5.0	ND@0.5 J	ND@0.5	ND@0.5	ND@0.5
CYCLOHEXANE	ug/l	ND@0.5 J	ND@5.0	ND@0.5 J	ND@0.5	ND@0.5 J	ND@0.5
DICHLORODIFLUOROMETHANE (FREON 12)	ug/l	ND@0.5	ND@5.0	ND@0.5 J	ND@0.5	ND@0.5	ND@0.5
ETHYLBENZENE	ug/l	ND@0.5	ND@5.0	ND@0.5 J	ND@0.5	ND@0.5	ND@0.5
ISOPROPYLBENZENE	ug/l	ND@0.5	ND@5.0	ND@0.5 J	ND@0.5	ND@0.5	ND@0.5
M,P-XYLENE	ug/l	ND@0.5	ND@5.0	ND@0.5 J	ND@0.5	ND@0.5	ND@0.5
METHYL ACETATE	ug/l	ND@1.0	ND@10	ND@1 J	ND@1 J	ND@1.0	ND@1.0
METHYL BUTYL KETONE (2-HEXANONE)	ug/l	ND@5.0	ND@50 J	ND@5 J	ND@5 J	ND@5.0	ND@5.0 J
METHYL CYCLOHEXANE	ug/l	ND@0.5	ND@5.0	ND@0.5 J	ND@0.5	ND@0.5	ND@0.5
METHYL ETHYL KETONE (MEK, 2-BUTANONE)	ug/l	ND@5.0	ND@50 J	ND@5 J	ND@5	ND@5.0	ND@5.0 J
METHYL TERT-BUTYL ETHER (MTBE)	ug/l	ND@0.5	ND@5.0	ND@0.5 J	ND@0.5	ND@0.5	ND@0.5
METHYLENE CHLORIDE (DICHLOROMETHANE)	ug/l	ND@0.5	ND@5.0	ND@0.5 J	ND@0.5	ND@0.5	ND@0.5
MIBK (4-METHYL-2-PENTANONE)	ug/l	ND@5.0	ND@50 J	ND@5 J	ND@5 J	ND@5.0	ND@5.0 J
O-XYLENE	ug/l	ND@0.5	ND@5.0	ND@0.5 J	ND@0.5	ND@0.5	ND@0.5
STYRENE	ug/l	ND@0.5	ND@5.0	ND@0.5 J	ND@0.5	ND@0.5	ND@0.5
TETRACHLOROETHENE	ug/l	0.6	ND@5.0	ND@1.2 J	1.1	1.2	1.6
TOLUENE	ug/l	ND@0.5	ND@5.0	ND@0.5 J	ND@0.5	ND@0.5	ND@0.5
TRANS-1,2-DICHLOROETHENE	ug/l	ND@0.5	ND@5.0	ND@0.5 J	ND@0.5	ND@0.5	ND@0.5
TRANS-1,3-DICHLOROPROPENE	ug/l	ND@0.5	ND@5.0	ND@0.5 J	ND@0.5	ND@0.5	ND@0.5
TRICHLOROETHENE	ug/l	53	42	38 J	21	22	23
TRICHLOROFLUOROMETHANE (FREON 11)	ug/l	ND@0.5	ND@5.0	ND@0.5 J	ND@0.5 J	ND@0.5	ND@0.5
VINYL CHLORIDE	ug/l	ND@0.5	ND@5.0	ND@0.5 J	ND@0.5	ND@0.5	ND@0.5

Endicott, New York
Groundwater Analytical Chemistry Data
January 1, 2012 - December 31, 2012

Sample Location		EN-206	EN-206	EN-207	EN-207	EN-207	EN-207
Sample Description		GW MON WELL	GW MON WELL	GW MON WELL	GW MON WELL	GW MON WELL	GW MON WELL
Sample Date		08/27/2012	11/17/2012	02/09/2012	05/01/2012	08/06/2012	11/20/2012
Laboratory Sample I.D.		6771005	6867699	6546817	6638755	6749593	6869079
Parameter	**Units**						
1,1,1-TRICHLOROETHANE	ug/l	ND@1.3 J	1.3	0.2 J	0.2 J	0.2 J	0.2 J
1,1,2,2-TETRACHLOROETHANE	ug/l	ND@0.5 J	ND@0.5	ND@0.5	ND@0.5	ND@0.5	ND@0.5
1,1,2-TRICHLORO-1,2,2-TRIFLUOROETHANE	ug/l	ND@0.5 J	ND@0.5	ND@0.5	ND@0.5	ND@0.5	ND@0.5
1,1,2-TRICHLOROETHANE	ug/l	ND@0.5 J	ND@0.5	ND@0.5	ND@0.5	ND@0.5	ND@0.5
1,1-DICHLOROETHANE	ug/l	ND@0.5 J	0.1 J	ND@0.5	ND@0.5	ND@0.5	ND@0.5
1,1-DICHLOROETHENE	ug/l	ND@0.5 J	ND@0.5	ND@0.5	ND@0.5	ND@0.5	ND@0.5
1,2,4-TRICHLOROBENZENE	ug/l	ND@0.5 J	ND@0.5	ND@0.5	ND@0.5	ND@0.5	ND@0.5
1,2-DIBROMO-3-CHLOROPROPANE	ug/l	ND@0.5 J	ND@0.5	ND@0.5 J	ND@0.5	ND@0.5	ND@0.5
1,2-DIBROMOETHANE (EDB)	ug/l	ND@0.5 J	ND@0.5	ND@0.5	ND@0.5	ND@0.5	ND@0.5
1,2-DICHLORO-1,2,2-TRIFLUOROETHANE	ug/l	ND@0.5 J	ND@0.5 J	ND@0.5	ND@0.5	ND@0.5	ND@0.5
1,2-DICHLOROBENZENE	ug/l	ND@0.5 J	ND@0.5	ND@0.5	ND@0.5	ND@0.5	ND@0.5
1,2-DICHLOROETHANE (EDC)	ug/l	ND@0.5 J	ND@0.5 J	ND@0.5	ND@0.5	ND@0.5	ND@0.5
1,2-DICHLOROPROPANE	ug/l	ND@0.5 J	ND@0.5	ND@0.5	ND@0.5	ND@0.5	ND@0.5
1,3-DICHLOROBENZENE	ug/l	ND@0.5 J	ND@0.5	ND@0.5	ND@0.5	ND@0.5	ND@0.5
1,4-DICHLOROBENZENE	ug/l	ND@0.5 J	ND@0.5	ND@0.5	ND@0.5	ND@0.5	ND@0.5
ACETONE	ug/l	ND@5 J	ND@5	ND@5.0 J	ND@5.0	ND@5	ND@5
BENZENE	ug/l	ND@0.5 J	ND@0.5	ND@0.5	ND@0.5	ND@0.5	ND@0.5
BROMODICHLOROMETHANE	ug/l	ND@0.5 J	ND@0.5	ND@0.5	ND@0.5	ND@0.5	ND@0.5
BROMOFORM (TRIBROMOMETHANE)	ug/l	ND@0.5 J	ND@0.5	ND@0.5	ND@0.5	ND@0.5	ND@0.5
BROMOMETHANE	ug/l	ND@0.5 J	ND@0.5	ND@0.5	ND@0.5	ND@0.5	ND@0.5
CARBON DISULFIDE	ug/l	ND@0.5 J	ND@0.5	ND@0.5	ND@0.5	ND@0.5	ND@0.5
CARBON TETRACHLORIDE	ug/l	ND@0.5 J	ND@0.5	ND@0.5	ND@0.5	ND@0.5	ND@0.5
CHLOROBENZENE	ug/l	ND@0.5 J	ND@0.5	ND@0.5	ND@0.5	ND@0.5	ND@0.5
CHLORODIBROMOMETHANE	ug/l	ND@0.5 J	ND@0.5	ND@0.5	ND@0.5	ND@0.5	ND@0.5
CHLOROETHANE	ug/l	ND@0.5 J	ND@0.5	ND@0.5	ND@0.5	ND@0.5	ND@0.5
CHLOROFORM (TRICHLOROMETHANE)	ug/l	0.2 J	0.2 J	ND@0.5	ND@0.5	ND@0.5	ND@0.5
CHLOROMETHANE	ug/l	ND@0.5 J	ND@0.5	ND@0.5 J	ND@0.5	ND@0.5	ND@0.5
CIS-1,2-DICHLOROETHENE	ug/l	0.8 J	0.6	0.2 J	0.2 J	0.1 J	0.1 J
CIS-1,3-DICHLOROPROPENE	ug/l	ND@0.5 J	ND@0.5	ND@0.5	ND@0.5	ND@0.5	ND@0.5
CYCLOHEXANE	ug/l	ND@0.5 J	ND@0.5	ND@0.5 J	ND@0.5	ND@0.5	ND@0.5
DICHLORODIFLUOROMETHANE (FREON 12)	ug/l	ND@0.5 J	ND@0.5	ND@0.5	ND@0.5	ND@0.5	ND@0.5 J
ETHYLBENZENE	ug/l	ND@0.5 J	ND@0.5	ND@0.5	ND@0.5	ND@0.5	ND@0.5
ISOPROPYLBENZENE	ug/l	ND@0.5 J	ND@0.5	ND@0.5	ND@0.5	ND@0.5	ND@0.5
M,P-XYLENE	ug/l	ND@0.5 J	ND@0.5	ND@0.5	ND@0.5	ND@0.5	ND@0.5
METHYL ACETATE	ug/l	ND@1 J	ND@1 J	ND@1.0	ND@1.0	ND@1	ND@1
METHYL BUTYL KETONE (2-HEXANONE)	ug/l	ND@5 J	ND@5 J	ND@5.0	ND@5.0	ND@5	ND@5
METHYL CYCLOHEXANE	ug/l	ND@0.5 J	ND@0.5	ND@0.5	ND@0.5	ND@0.5	ND@0.5
METHYL ETHYL KETONE (MEK, 2-BUTANONE)	ug/l	ND@5 J	ND@5	ND@5.0	ND@5.0	ND@5	ND@5
METHYL TERT-BUTYL ETHER (MTBE)	ug/l	ND@0.5 J	ND@0.5	ND@0.5	ND@0.5	ND@0.5	ND@0.5
METHYLENE CHLORIDE (DICHLOROMETHANE)	ug/l	ND@0.5 J	ND@0.5	ND@0.5	ND@0.5	ND@0.5	ND@0.5
MIBK (4-METHYL-2-PENTANONE)	ug/l	ND@5 J	ND@5 J	ND@5.0	ND@5.0	ND@5	ND@5
O-XYLENE	ug/l	ND@0.5 J	ND@0.5	ND@0.5	ND@0.5	ND@0.5	ND@0.5
STYRENE	ug/l	ND@0.5 J	ND@0.5	ND@0.5	ND@0.5	ND@0.5	ND@0.5
TETRACHLOROETHENE	ug/l	ND@2.6 J	2.4	ND@0.5	ND@0.5	ND@0.5	ND@0.5
TOLUENE	ug/l	ND@0.5 J	ND@0.5	ND@0.5	ND@0.5	ND@0.5	ND@0.5
TRANS-1,2-DICHLOROETHENE	ug/l	ND@0.5 J	ND@0.5	ND@0.5	ND@0.5	ND@0.5	ND@0.5
TRANS-1,3-DICHLOROPROPENE	ug/l	ND@0.5 J	ND@0.5	ND@0.5	ND@0.5	ND@0.5	ND@0.5
TRICHLOROETHENE	ug/l	13 J	7.9	7.6	8.1	3	2.1
TRICHLOROFLUOROMETHANE (FREON 11)	ug/l	ND@0.5 J	ND@0.5 J	ND@0.5	ND@0.5	ND@0.5	ND@0.5
VINYL CHLORIDE	ug/l	ND@0.5 J	ND@0.5	ND@0.5	ND@0.5	ND@0.5	ND@0.5

Endicott, New York
Groundwater Analytical Chemistry Data
January 1, 2012 - December 31, 2012

Sample Location		EN-208A	EN-208A	EN-208A	EN-208A	EN-208A	EN-210
Sample Description		GW MON WELL	GW MON WELL	GW MON WELL	REPLICATE	GW MON WELL	GW MON WELL
Sample Date		02/09/2012	05/01/2012	08/07/2012	08/07/2012	11/20/2012	05/01/2012
Laboratory Sample I.D.		6546796	6638765	6749802	6749803	6869067	6638754
Parameter	**Units**						
1,1,1-TRICHLOROETHANE	ug/l	0.5	0.6	0.6	0.6	0.5 J	0.2 J
1,1,2,2-TETRACHLOROETHANE	ug/l	ND@0.5	ND@0.5	ND@0.5	ND@0.5	ND@0.5	ND@0.5
1,1,2-TRICHLORO-1,2,2-TRIFLUOROETHANE	ug/l	ND@0.5	ND@0.5	ND@0.5	ND@0.5	ND@0.5	ND@0.5
1,1,2-TRICHLOROETHANE	ug/l	ND@0.5	ND@0.5	ND@0.5	ND@0.5	ND@0.5	ND@0.5
1,1-DICHLOROETHANE	ug/l	ND@0.5	ND@0.5	ND@0.5	ND@0.5	ND@0.5	ND@0.5
1,1-DICHLOROETHENE	ug/l	ND@0.5	ND@0.5	ND@0.5	ND@0.5	ND@0.5	ND@0.5
1,2,4-TRICHLOROBENZENE	ug/l	ND@0.5	ND@0.5	ND@0.5	ND@0.5	ND@0.5	ND@0.5
1,2-DIBROMO-3-CHLOROPROPANE	ug/l	ND@0.5 J	ND@0.5	ND@0.5	ND@0.5	ND@0.5	ND@0.5
1,2-DIBROMOETHANE (EDB)	ug/l	ND@0.5	ND@0.5	ND@0.5	ND@0.5	ND@0.5	ND@0.5
1,2-DICHLORO-1,2,2-TRIFLUOROETHANE	ug/l	ND@0.5	ND@0.5	ND@0.5 J	ND@0.5 J	ND@0.5	ND@0.5
1,2-DICHLOROBENZENE	ug/l	ND@0.5	ND@0.5	ND@0.5	ND@0.5	ND@0.5	ND@0.5
1,2-DICHLOROETHANE (EDC)	ug/l	ND@0.5	ND@0.5	ND@0.5	ND@0.5	ND@0.5	ND@0.5
1,2-DICHLOROPROPANE	ug/l	ND@0.5	ND@0.5	ND@0.5	ND@0.5	ND@0.5	ND@0.5
1,3-DICHLOROBENZENE	ug/l	ND@0.5	ND@0.5	ND@0.5	ND@0.5	ND@0.5	ND@0.5
1,4-DICHLOROBENZENE	ug/l	ND@0.5	ND@0.5	ND@0.5	ND@0.5	ND@0.5	ND@0.5
ACETONE	ug/l	ND@5.0	ND@5.0	ND@5	ND@5	ND@5	ND@5.0
BENZENE	ug/l	ND@0.5	ND@0.5	ND@0.5	ND@0.5	ND@0.5	ND@0.5
BROMODICHLOROMETHANE	ug/l	ND@0.5	ND@0.5	ND@0.5	ND@0.5	ND@0.5	ND@0.5
BROMOFORM (TRIBROMOMETHANE)	ug/l	ND@0.5	ND@0.5	ND@0.5	ND@0.5	ND@0.5	ND@0.5
BROMOMETHANE	ug/l	ND@0.5	ND@0.5	ND@0.5 J	ND@0.5 J	ND@0.5	ND@0.5
CARBON DISULFIDE	ug/l	ND@0.5	ND@0.5	ND@0.5	ND@0.5	ND@0.5	ND@0.5
CARBON TETRACHLORIDE	ug/l	ND@0.5	ND@0.5	ND@0.5	ND@0.5	ND@0.5	ND@0.5
CHLOROBENZENE	ug/l	ND@0.5	ND@0.5	ND@0.5	ND@0.5	ND@0.5	ND@0.5
CHLORODIBROMOMETHANE	ug/l	ND@0.5	ND@0.5	ND@0.5	ND@0.5	ND@0.5	ND@0.5
CHLOROETHANE	ug/l	ND@0.5	ND@0.5	ND@0.5	ND@0.5	ND@0.5	ND@0.5
CHLOROFORM (TRICHLOROMETHANE)	ug/l	ND@0.5	ND@0.5	ND@0.5	ND@0.5	ND@0.5	ND@0.5
CHLOROMETHANE	ug/l	ND@0.5	ND@0.5	ND@0.5	ND@0.5	ND@0.5	ND@0.5
CIS-1,2-DICHLOROETHENE	ug/l	0.1 J	0.2 J	0.2 J	0.2 J	ND@0.5	ND@0.5
CIS-1,3-DICHLOROPROPENE	ug/l	ND@0.5	ND@0.5	ND@0.5	ND@0.5	ND@0.5	ND@0.5
CYCLOHEXANE	ug/l	ND@0.5 J	ND@0.5	ND@0.5	ND@0.5	ND@0.5	ND@0.5
DICHLORODIFLUOROMETHANE (FREON 12)	ug/l	ND@0.5	ND@0.5	ND@0.5	ND@0.5	ND@0.5	ND@0.5
ETHYLBENZENE	ug/l	ND@0.5	ND@0.5	ND@0.5	ND@0.5	ND@0.5	ND@0.5
ISOPROPYLBENZENE	ug/l	ND@0.5	ND@0.5	ND@0.5	ND@0.5	ND@0.5	ND@0.5
M,P-XYLENE	ug/l	ND@0.5	ND@0.5	ND@0.5	ND@0.5	ND@0.5	ND@0.5
METHYL ACETATE	ug/l	ND@1.0	ND@1.0	ND@1	ND@1	ND@1	ND@1.0
METHYL BUTYL KETONE (2-HEXANONE)	ug/l	ND@5.0	ND@5.0	ND@5	ND@5	ND@5	ND@5.0
METHYL CYCLOHEXANE	ug/l	ND@0.5	ND@0.5	ND@0.5	ND@0.5	ND@0.5	ND@0.5
METHYL ETHYL KETONE (MEK, 2-BUTANONE)	ug/l	ND@5.0	ND@5.0	ND@5	ND@5	ND@5	ND@5.0
METHYL TERT-BUTYL ETHER (MTBE)	ug/l	ND@0.5	ND@0.5	ND@0.5	ND@0.5	ND@0.5	ND@0.5
METHYLENE CHLORIDE (DICHLOROMETHANE)	ug/l	ND@0.5	ND@0.5	ND@0.5	ND@0.5	ND@0.5	ND@0.5
MIBK (4-METHYL-2-PENTANONE)	ug/l	ND@5.0	ND@5.0	ND@5 J	ND@5 J	ND@5	ND@5.0
O-XYLENE	ug/l	ND@0.5	ND@0.5	ND@0.5	ND@0.5	ND@0.5	ND@0.5
STYRENE	ug/l	ND@0.5	ND@0.5	ND@0.5	ND@0.5	ND@0.5	ND@0.5
TETRACHLOROETHENE	ug/l	ND@0.5	ND@0.5	ND@0.5	ND@0.5	ND@0.5	ND@0.5
TOLUENE	ug/l	ND@0.5	ND@0.5	ND@0.5	ND@0.5	ND@0.5	ND@0.5
TRANS-1,2-DICHLOROETHENE	ug/l	ND@0.5	ND@0.5	ND@0.5	ND@0.5	ND@0.5	ND@0.5
TRANS-1,3-DICHLOROPROPENE	ug/l	ND@0.5	ND@0.5	ND@0.5	ND@0.5	ND@0.5	ND@0.5
TRICHLOROETHENE	ug/l	23	26	26	27	3.2	7.6
TRICHLOROFLUOROMETHANE (FREON 11)	ug/l	ND@0.5	ND@0.5	ND@0.5	ND@0.5	ND@0.5	ND@0.5
VINYL CHLORIDE	ug/l	ND@0.5	ND@0.5	ND@0.5	ND@0.5	ND@0.5	ND@0.5

Endicott, New York
Groundwater Analytical Chemistry Data
January 1, 2012 - December 31, 2012

Sample Location		EN-210	EN-211	EN-213A	EN-213A	EN-213A	EN-213A
Sample Description		GW MON WELL	GW MON WELL	GW MON WELL	GW MON WELL	REPLICATE	GW MON WELL
Sample Date		08/06/2012	08/27/2012	02/09/2012	05/01/2012	05/01/2012	08/06/2012
Laboratory Sample I.D.		6749798	6771007	6546797	6638766	6638767	6749595
Parameter	**Units**						
1,1,1-TRICHLOROETHANE	ug/l	0.3 J	ND@1.4 J	0.8	0.8	0.8	0.6
1,1,2,2-TETRACHLOROETHANE	ug/l	ND@0.5	ND@0.5 J	ND@0.5	ND@0.5	ND@0.5	ND@0.5
1,1,2-TRICHLORO-1,2,2-TRIFLUOROETHANE	ug/l	ND@0.5	3.8 J	ND@0.5	ND@0.5	ND@0.5	ND@0.5
1,1,2-TRICHLOROETHANE	ug/l	ND@0.5	ND@0.5 J	ND@0.5	ND@0.5	ND@0.5	ND@0.5
1,1-DICHLOROETHANE	ug/l	ND@0.5	9.4 J	ND@0.5	ND@0.5	ND@0.5	ND@0.5
1,1-DICHLOROETHENE	ug/l	ND@0.5	0.6 J	ND@0.5	ND@0.5	ND@0.5	ND@0.5
1,2,4-TRICHLOROBENZENE	ug/l	ND@0.5	ND@0.5 J	ND@0.5	ND@0.5	ND@0.5	ND@0.5
1,2-DIBROMO-3-CHLOROPROPANE	ug/l	ND@0.5	ND@0.5 J	ND@0.5	ND@0.5	ND@0.5	ND@0.5
1,2-DIBROMOETHANE (EDB)	ug/l	ND@0.5	ND@0.5 J	ND@0.5	ND@0.5	ND@0.5	ND@0.5
1,2-DICHLORO-1,2,2-TRIFLUOROETHANE	ug/l	ND@0.5 J	2.4 J	ND@0.5	ND@0.5	ND@0.5	ND@0.5 J
1,2-DICHLOROBENZENE	ug/l	ND@0.5	ND@0.5 J	ND@0.5	ND@0.5	ND@0.5	ND@0.5
1,2-DICHLOROETHANE (EDC)	ug/l	ND@0.5	ND@0.5 J	ND@0.5	ND@0.5	ND@0.5	ND@0.5
1,2-DICHLOROPROPANE	ug/l	ND@0.5	ND@0.5 J	ND@0.5	ND@0.5	ND@0.5	ND@0.5
1,3-DICHLOROBENZENE	ug/l	ND@0.5	ND@0.5 J	ND@0.5	ND@0.5	ND@0.5	ND@0.5
1,4-DICHLOROBENZENE	ug/l	ND@0.5	ND@0.5 J	ND@0.5	ND@0.5	ND@0.5	ND@0.5
ACETONE	ug/l	ND@5	ND@5 J	ND@5.0	ND@5.0	ND@5.0	ND@5
BENZENE	ug/l	ND@0.5	ND@0.5 J	ND@0.5	ND@0.5	ND@0.5	ND@0.5
BROMODICHLOROMETHANE	ug/l	ND@0.5	ND@0.5 J	ND@0.5	ND@0.5	ND@0.5	ND@0.5
BROMOFORM (TRIBROMOMETHANE)	ug/l	ND@0.5	ND@0.5 J	ND@0.5	ND@0.5	ND@0.5	ND@0.5
BROMOMETHANE	ug/l	ND@0.5	ND@0.5 J	ND@0.5	ND@0.5	ND@0.5	ND@0.5
CARBON DISULFIDE	ug/l	ND@0.5	ND@0.5 J	ND@0.5	ND@0.5	ND@0.5	ND@0.5
CARBON TETRACHLORIDE	ug/l	ND@0.5	ND@0.5 J	ND@0.5	ND@0.5	ND@0.5	ND@0.5
CHLOROBENZENE	ug/l	ND@0.5	ND@0.5 J	ND@0.5	ND@0.5	ND@0.5	ND@0.5
CHLORODIBROMOMETHANE	ug/l	ND@0.5	ND@0.5 J	ND@0.5	ND@0.5	ND@0.5	ND@0.5
CHLOROETHANE	ug/l	ND@0.5	ND@0.5 J	ND@0.5	ND@0.5	ND@0.5	ND@0.5
CHLOROFORM (TRICHLOROMETHANE)	ug/l	ND@0.5	ND@0.5 J	0.2 J	0.3 J	0.3 J	0.2 J
CHLOROMETHANE	ug/l	ND@0.5	ND@0.5 J	ND@0.5	ND@0.5	ND@0.5	ND@0.5
CIS-1,2-DICHLOROETHENE	ug/l	0.2 J	14 J	0.4 J	0.5	0.6	0.2 J
CIS-1,3-DICHLOROPROPENE	ug/l	ND@0.5	ND@0.5 J	ND@0.5	ND@0.5	ND@0.5	ND@0.5
CYCLOHEXANE	ug/l	ND@0.5	ND@0.5 J	ND@0.5	ND@0.5	ND@0.5	ND@0.5
DICHLORODIFLUOROMETHANE (FREON 12)	ug/l	ND@0.5	ND@0.5 J	ND@0.5	ND@0.5	ND@0.5	ND@0.5
ETHYLBENZENE	ug/l	ND@0.5	ND@0.5 J	ND@0.5	ND@0.5	ND@0.5	ND@0.5
ISOPROPYLBENZENE	ug/l	ND@0.5	ND@0.5 J	ND@0.5	ND@0.5	ND@0.5	ND@0.5
M,P-XYLENE	ug/l	ND@0.5	ND@0.5 J	ND@0.5	ND@0.5	ND@0.5	ND@0.5
METHYL ACETATE	ug/l	ND@1	ND@1 J	ND@1.0 J	ND@1.0	ND@1.0	ND@1
METHYL BUTYL KETONE (2-HEXANONE)	ug/l	ND@5	ND@5 J	ND@5.0	ND@5.0	ND@5.0	ND@5
METHYL CYCLOHEXANE	ug/l	ND@0.5	ND@0.5 J	ND@0.5	ND@0.5	ND@0.5	ND@0.5
METHYL ETHYL KETONE (MEK, 2-BUTANONE)	ug/l	ND@5	ND@5 J	ND@5.0	ND@5.0	ND@5.0	ND@5
METHYL TERT-BUTYL ETHER (MTBE)	ug/l	ND@0.5	ND@0.5 J	ND@0.5	ND@0.5	ND@0.5	ND@0.5
METHYLENE CHLORIDE (DICHLOROMETHANE)	ug/l	ND@0.5	ND@0.5 J	ND@0.5	ND@0.5	ND@0.5	ND@0.5
MIBK (4-METHYL-2-PENTANONE)	ug/l	ND@5	ND@5 J	ND@5.0	ND@5.0	ND@5.0	ND@5
O-XYLENE	ug/l	ND@0.5	ND@0.5 J	ND@0.5	ND@0.5	ND@0.5	ND@0.5
STYRENE	ug/l	ND@0.5	ND@0.5 J	ND@0.5	ND@0.5	ND@0.5	ND@0.5
TETRACHLOROETHENE	ug/l	ND@0.5	ND@0.5 J	ND@0.5	ND@0.5	ND@0.5	ND@0.5
TOLUENE	ug/l	ND@0.5	ND@0.5 J	ND@0.5	ND@0.5	ND@0.5	ND@0.5
TRANS-1,2-DICHLOROETHENE	ug/l	ND@0.5	0.2 J	ND@0.5	ND@0.5	ND@0.5	ND@0.5
TRANS-1,3-DICHLOROPROPENE	ug/l	ND@0.5	ND@0.5 J	ND@0.5	ND@0.5	ND@0.5	ND@0.5
TRICHLOROETHENE	ug/l	21	ND@2.8 J	29	29	30	2.5
TRICHLOROFLUOROMETHANE (FREON 11)	ug/l	ND@0.5	ND@0.5 J	ND@0.5	ND@0.5	ND@0.5	ND@0.5
VINYL CHLORIDE	ug/l	ND@0.5	2.1 J	ND@0.5	ND@0.5	ND@0.5	ND@0.5

Endicott, New York
Groundwater Analytical Chemistry Data
January 1, 2012 - December 31, 2012

Sample Location		EN-213A	EN-214A	EN-214A	EN-214A	EN-214A	EN-214B
Sample Description		GW MON WELL	GW MON WELL	GW MON WELL	GW MON WELL	GW MON WELL	GW MON WELL
Sample Date		11/20/2012	02/10/2012	05/21/2012	08/08/2012	11/27/2012	02/10/2012
Laboratory Sample I.D.		6869068	6546793	6664872	6752273	6876515	6546805
Parameter	**Units**						
1,1,1-TRICHLOROETHANE	ug/l	0.7	0.8	0.6	0.5 J	0.4 J	0.7
1,1,2,2-TETRACHLOROETHANE	ug/l	ND@0.5	ND@0.5	ND@0.5	ND@0.5	ND@0.5	ND@0.5
1,1,2-TRICHLORO-1,2,2-TRIFLUOROETHANE	ug/l	ND@0.5	ND@0.5	ND@0.5	ND@0.5	ND@0.5	ND@0.5
1,1,2-TRICHLOROETHANE	ug/l	ND@0.5	ND@0.5	ND@0.5	ND@0.5	ND@0.5	ND@0.5
1,1-DICHLOROETHANE	ug/l	ND@0.5	ND@0.5	0.1 J	ND@0.5	ND@0.5	ND@0.5
1,1-DICHLOROETHENE	ug/l	ND@0.5	ND@0.5	ND@0.5	ND@0.5	ND@0.5	ND@0.5
1,2,4-TRICHLOROBENZENE	ug/l	ND@0.5	ND@0.5	ND@0.5	ND@0.5 J	ND@0.5	ND@0.5
1,2-DIBROMO-3-CHLOROPROPANE	ug/l	ND@0.5	ND@0.5	ND@0.5	ND@0.5	ND@0.5	ND@0.5
1,2-DIBROMOETHANE (EDB)	ug/l	ND@0.5	ND@0.5	ND@0.5	ND@0.5	ND@0.5	ND@0.5
1,2-DICHLORO-1,2,2-TRIFLUOROETHANE	ug/l	ND@0.5	ND@0.5	ND@0.5	ND@0.5	ND@0.5	ND@0.5
1,2-DICHLOROBENZENE	ug/l	ND@0.5	ND@0.5	ND@0.5	ND@0.5	ND@0.5	ND@0.5
1,2-DICHLOROETHANE (EDC)	ug/l	ND@0.5	ND@0.5	ND@0.5	ND@0.5	ND@0.5	ND@0.5
1,2-DICHLOROPROPANE	ug/l	ND@0.5	ND@0.5	ND@0.5	ND@0.5	ND@0.5	ND@0.5
1,3-DICHLOROBENZENE	ug/l	ND@0.5	ND@0.5	ND@0.5	ND@0.5	ND@0.5	ND@0.5
1,4-DICHLOROBENZENE	ug/l	ND@0.5	ND@0.5	ND@0.5	ND@0.5	ND@0.5	ND@0.5
ACETONE	ug/l	ND@5	ND@5.0	ND@5.0	ND@5	ND@5	ND@5.0
BENZENE	ug/l	ND@0.5	ND@0.5	ND@0.5	ND@0.5	ND@0.5	ND@0.5
BROMODICHLOROMETHANE	ug/l	ND@0.5	ND@0.5	ND@0.5	ND@0.5	ND@0.5	ND@0.5
BROMOFORM (TRIBROMOMETHANE)	ug/l	ND@0.5	ND@0.5	ND@0.5	ND@0.5	ND@0.5	ND@0.5
BROMOMETHANE	ug/l	ND@0.5	ND@0.5	ND@0.5	ND@0.5 J	ND@0.5	ND@0.5
CARBON DISULFIDE	ug/l	ND@0.5	ND@0.5	ND@0.5	ND@0.5	ND@0.5	ND@0.5 J
CARBON TETRACHLORIDE	ug/l	ND@0.5	ND@0.5	ND@0.5	ND@0.5	ND@0.5	0.5 J
CHLOROBENZENE	ug/l	ND@0.5	ND@0.5	ND@0.5	ND@0.5	ND@0.5	ND@0.5
CHLORODIBROMOMETHANE	ug/l	ND@0.5	ND@0.5	ND@0.5	ND@0.5	ND@0.5	0.1 J
CHLOROETHANE	ug/l	ND@0.5	ND@0.5	ND@0.5	ND@0.5	ND@0.5	ND@0.5
CHLOROFORM (TRICHLOROMETHANE)	ug/l	0.2 J	0.2 J	0.2 J	0.1 J	ND@0.5	0.4 J
CHLOROMETHANE	ug/l	ND@0.5	ND@0.5	ND@0.5	ND@0.5	ND@0.5	ND@0.5
CIS-1,2-DICHLOROETHENE	ug/l	0.2 J	0.7	0.6	0.5 J	0.3 J	1.8
CIS-1,3-DICHLOROPROPENE	ug/l	ND@0.5	ND@0.5	ND@0.5	ND@0.5	ND@0.5	ND@0.5
CYCLOHEXANE	ug/l	ND@0.5	ND@0.5	ND@0.5	ND@0.5	ND@0.5	ND@0.5 J
DICHLORODIFLUOROMETHANE (FREON 12)	ug/l	ND@0.5	ND@0.5	ND@0.5	ND@0.5	ND@0.5	ND@0.5
ETHYLBENZENE	ug/l	ND@0.5	ND@0.5	ND@0.5	ND@0.5	ND@0.5	ND@0.5
ISOPROPYLBENZENE	ug/l	ND@0.5	ND@0.5	ND@0.5	ND@0.5	ND@0.5	ND@0.5
M,P-XYLENE	ug/l	ND@0.5	ND@0.5	ND@0.5	ND@0.5	ND@0.5	ND@0.5
METHYL ACETATE	ug/l	ND@1	ND@1.0 J	ND@1.0	ND@1	ND@1	ND@1.0
METHYL BUTYL KETONE (2-HEXANONE)	ug/l	ND@5	ND@5.0	ND@5.0	ND@5	ND@5	ND@5.0
METHYL CYCLOHEXANE	ug/l	ND@0.5	ND@0.5	ND@0.5	ND@0.5	ND@0.5	ND@0.5
METHYL ETHYL KETONE (MEK, 2-BUTANONE)	ug/l	ND@5	ND@5.0	ND@5.0	ND@5	ND@5	ND@5.0
METHYL TERT-BUTYL ETHER (MTBE)	ug/l	ND@0.5	ND@0.5	ND@0.5	ND@0.5	ND@0.5	ND@0.5
METHYLENE CHLORIDE (DICHLOROMETHANE)	ug/l	ND@0.5	ND@0.5	ND@0.5	ND@0.5	ND@0.5	ND@0.5
MIBK (4-METHYL-2-PENTANONE)	ug/l	ND@5	ND@5.0	ND@5.0	ND@5	ND@5	ND@5.0
O-XYLENE	ug/l	ND@0.5	ND@0.5	ND@0.5	ND@0.5	ND@0.5	ND@0.5
STYRENE	ug/l	ND@0.5	ND@0.5	ND@0.5	ND@0.5	ND@0.5	ND@0.5
TETRACHLOROETHENE	ug/l	ND@0.5	7.2	6.6	4	3.9	4.5
TOLUENE	ug/l	ND@0.5	ND@0.5	ND@0.5	ND@0.5	ND@0.5	ND@0.5
TRANS-1,2-DICHLOROETHENE	ug/l	ND@0.5	ND@0.5	ND@0.5	ND@0.5	ND@0.5	ND@0.5
TRANS-1,3-DICHLOROPROPENE	ug/l	ND@0.5	ND@0.5	ND@0.5	ND@0.5	ND@0.5	ND@0.5
TRICHLOROETHENE	ug/l	2.4	30	28	25	20	22
TRICHLOROFLUOROMETHANE (FREON 11)	ug/l	ND@0.5	ND@0.5	ND@0.5	ND@0.5	ND@0.5	ND@0.5
VINYL CHLORIDE	ug/l	ND@0.5	ND@0.5	ND@0.5	ND@0.5	ND@0.5	ND@0.5

Endicott, New York
Groundwater Analytical Chemistry Data
January 1, 2012 - December 31, 2012

Sample Location		EN-214B	EN-214B	EN-214B	EN-215A	EN-215A	EN-215A
Sample Description		GW MON WELL	GW MON WELL	GW MON WELL	GW MON WELL	GW MON WELL	GW MON WELL
Sample Date		05/21/2012	08/08/2012	11/27/2012	02/28/2012	05/25/2012	08/26/2012
Laboratory Sample I.D.		6664873	6752274	6876549	6561783	6669144	6770985
Parameter	**Units**						
1,1,1-TRICHLOROETHANE	ug/l	0.6	0.6	0.4 J	0.8	0.5 J	0.7 J
1,1,2,2-TETRACHLOROETHANE	ug/l	ND@0.5	ND@0.5	ND@0.5	ND@0.5	ND@0.5	ND@0.5 J
1,1,2-TRICHLORO-1,2,2-TRIFLUOROETHANE	ug/l	ND@0.5	ND@0.5	ND@0.5	ND@0.5	ND@0.5	ND@0.5 J
1,1,2-TRICHLOROETHANE	ug/l	ND@0.5	ND@0.5	ND@0.5	ND@0.5	ND@0.5	ND@0.5 J
1,1-DICHLOROETHANE	ug/l	0.1 J	ND@0.5	ND@0.5	0.5	0.1 J	0.7 J
1,1-DICHLOROETHENE	ug/l	ND@0.5	ND@0.5	ND@0.5	ND@0.5	ND@0.5	ND@0.5 J
1,2,4-TRICHLOROBENZENE	ug/l	ND@0.5	ND@0.5 J	ND@0.5	ND@0.5	ND@0.5	ND@0.5 J
1,2-DIBROMO-3-CHLOROPROPANE	ug/l	ND@0.5	ND@0.5	ND@0.5 J	ND@0.5	ND@0.5	ND@0.5 J
1,2-DIBROMOETHANE (EDB)	ug/l	ND@0.5	ND@0.5	ND@0.5	ND@0.5	ND@0.5	ND@0.5 J
1,2-DICHLORO-1,2,2-TRIFLUOROETHANE	ug/l	ND@0.5	ND@0.5	ND@0.5	ND@0.5	ND@0.5	ND@0.5 J
1,2-DICHLOROBENZENE	ug/l	ND@0.5	ND@0.5	ND@0.5	ND@0.5	ND@0.5	ND@0.5 J
1,2-DICHLOROETHANE (EDC)	ug/l	ND@0.5	ND@0.5	ND@0.5	ND@0.5	ND@0.5	ND@0.5 J
1,2-DICHLOROPROPANE	ug/l	ND@0.5	ND@0.5	ND@0.5	ND@0.5	ND@0.5	ND@0.5 J
1,3-DICHLOROBENZENE	ug/l	ND@0.5	ND@0.5	ND@0.5	ND@0.5	ND@0.5	ND@0.5 J
1,4-DICHLOROBENZENE	ug/l	ND@0.5	ND@0.5	ND@0.5	ND@0.5	ND@0.5	ND@0.5 J
ACETONE	ug/l	ND@5.0	ND@5	ND@5	ND@5.0	ND@5.0	ND@5 J
BENZENE	ug/l	ND@0.5	ND@0.5	ND@0.5	ND@0.5	ND@0.5	ND@0.5 J
BROMODICHLOROMETHANE	ug/l	ND@0.5	ND@0.5	ND@0.5	ND@0.5	ND@0.5	ND@0.5 J
BROMOFORM (TRIBROMOMETHANE)	ug/l	ND@0.5	ND@0.5	ND@0.5	ND@0.5	ND@0.5	ND@0.5 J
BROMOMETHANE	ug/l	ND@0.5	ND@0.5 J	ND@0.5	ND@0.5	ND@0.5 J	ND@0.5 J
CARBON DISULFIDE	ug/l	ND@0.5	ND@0.5	ND@0.5	ND@0.5	ND@0.5 J	ND@0.5 J
CARBON TETRACHLORIDE	ug/l	0.5 J	0.3 J	0.3 J	ND@0.5	ND@0.5	ND@0.5 J
CHLOROBENZENE	ug/l	ND@0.5	ND@0.5	ND@0.5	ND@0.5	ND@0.5	ND@0.5 J
CHLORODIBROMOMETHANE	ug/l	0.1 J	ND@0.5	ND@0.5	ND@0.5	ND@0.5	ND@0.5 J
CHLOROETHANE	ug/l	ND@0.5	ND@0.5	ND@0.5	ND@0.5	ND@0.5 J	ND@0.5 J
CHLOROFORM (TRICHLOROMETHANE)	ug/l	0.4 J	0.3 J	0.3 J	ND@0.5	ND@0.5	ND@0.5 J
CHLOROMETHANE	ug/l	ND@0.5	ND@0.5	ND@0.5	ND@0.5	ND@0.5 J	ND@0.5 J
CIS-1,2-DICHLOROETHENE	ug/l	1.7	1.3	1.2	0.4 J	0.3 J	0.3 J
CIS-1,3-DICHLOROPROPENE	ug/l	ND@0.5	ND@0.5	ND@0.5	ND@0.5	ND@0.5	ND@0.5 J
CYCLOHEXANE	ug/l	ND@0.5	ND@0.5	ND@0.5	ND@0.5	ND@0.5	ND@0.5 J
DICHLORODIFLUOROMETHANE (FREON 12)	ug/l	ND@0.5	ND@0.5	ND@0.5	ND@0.5	ND@0.5 J	ND@0.5 J
ETHYLBENZENE	ug/l	ND@0.5	ND@0.5	ND@0.5	ND@0.5	ND@0.5	ND@0.5 J
ISOPROPYLBENZENE	ug/l	ND@0.5	ND@0.5	ND@0.5	ND@0.5	ND@0.5	ND@0.5 J
M,P-XYLENE	ug/l	ND@0.5	ND@0.5	ND@0.5	ND@0.5	ND@0.5	ND@0.5 J
METHYL ACETATE	ug/l	ND@1.0	ND@1	ND@1	ND@1.0	ND@1.0 J	ND@1 J
METHYL BUTYL KETONE (2-HEXANONE)	ug/l	ND@5.0	ND@5	ND@5	ND@5.0	ND@5.0 J	ND@5 J
METHYL CYCLOHEXANE	ug/l	ND@0.5	ND@0.5	ND@0.5	ND@0.5	ND@0.5	ND@0.5 J
METHYL ETHYL KETONE (MEK, 2-BUTANONE)	ug/l	ND@5.0	ND@5	ND@5	ND@5.0	ND@5.0	ND@5 J
METHYL TERT-BUTYL ETHER (MTBE)	ug/l	ND@0.5	ND@0.5	ND@0.5	ND@0.5	ND@0.5	ND@0.5 J
METHYLENE CHLORIDE (DICHLOROMETHANE)	ug/l	ND@0.5	ND@0.5	ND@0.5	ND@0.5	ND@0.5	ND@0.5 J
MIBK (4-METHYL-2-PENTANONE)	ug/l	ND@5.0	ND@5	ND@5	ND@5.0	ND@5.0 J	ND@5 J
O-XYLENE	ug/l	ND@0.5	ND@0.5	ND@0.5	ND@0.5	ND@0.5	ND@0.5 J
STYRENE	ug/l	ND@0.5	ND@0.5	ND@0.5	ND@0.5	ND@0.5	ND@0.5 J
TETRACHLOROETHENE	ug/l	3.6	6.5	4.9	0.2 J	0.2 J	0.2 J
TOLUENE	ug/l	ND@0.5	ND@0.5	ND@0.5	ND@0.5	ND@0.5	ND@0.5 J
TRANS-1,2-DICHLOROETHENE	ug/l	ND@0.5	ND@0.5	ND@0.5	ND@0.5	ND@0.5	ND@0.5 J
TRANS-1,3-DICHLOROPROPENE	ug/l	ND@0.5	ND@0.5	ND@0.5	ND@0.5	ND@0.5	ND@0.5 J
TRICHLOROETHENE	ug/l	19	22	17	17	14	11 J
TRICHLOROFLUOROMETHANE (FREON 11)	ug/l	ND@0.5	ND@0.5	ND@0.5	ND@0.5	ND@0.5	ND@0.5 J
VINYL CHLORIDE	ug/l	ND@0.5	ND@0.5	ND@0.5	ND@0.5	ND@0.5	ND@0.5 J

Endicott, New York
Groundwater Analytical Chemistry Data
January 1, 2012 - December 31, 2012

Sample Location		EN-215A	EN-215B	EN-215B	EN-215B	EN-215B	EN-215T
Sample Description		GW MON WELL	GW MON WELL	GW MON WELL	GW MON WELL	GW MON WELL	GW EXTR WELL
Sample Date		11/11/2012	02/28/2012	05/25/2012	08/26/2012	11/11/2012	01/04/2012
Laboratory Sample I.D.		6857526	6561784	6669145	6770986	6857527	6514947
Parameter	**Units**						
1,1,1-TRICHLOROETHANE	ug/l	13	0.8	0.4 J	0.7 J	21	ND@0.5
1,1,2,2-TETRACHLOROETHANE	ug/l	ND@0.5	ND@0.5	ND@0.5	ND@0.5 J	ND@0.5	ND@0.5
1,1,2-TRICHLORO-1,2,2-TRIFLUOROETHANE	ug/l	ND@0.5 J	ND@0.5	ND@0.5	ND@0.5 J	ND@0.5 J	ND@0.5
1,1,2-TRICHLOROETHANE	ug/l	ND@0.5	ND@0.5	ND@0.5	ND@0.5 J	ND@0.5	ND@0.5
1,1-DICHLOROETHANE	ug/l	0.6	0.4 J	0.1 J	0.7 J	0.7	0.4 J
1,1-DICHLOROETHENE	ug/l	ND@0.5	ND@0.5	ND@0.5	ND@0.5 J	ND@0.5	ND@0.5
1,2,4-TRICHLOROBENZENE	ug/l	ND@0.5	ND@0.5	ND@0.5	ND@0.5 J	ND@0.5	ND@0.5
1,2-DIBROMO-3-CHLOROPROPANE	ug/l	ND@0.5	ND@0.5	ND@0.5	ND@0.5 J	ND@0.5	ND@0.5 J
1,2-DIBROMOETHANE (EDB)	ug/l	ND@0.5	ND@0.5	ND@0.5	ND@0.5 J	ND@0.5	ND@0.5
1,2-DICHLORO-1,2,2-TRIFLUOROETHANE	ug/l	ND@0.5	ND@0.5	ND@0.5	ND@0.5 J	ND@0.5	ND@0.5
1,2-DICHLOROBENZENE	ug/l	ND@0.5	ND@0.5	ND@0.5	ND@0.5 J	ND@0.5	ND@0.5
1,2-DICHLOROETHANE (EDC)	ug/l	ND@0.5	ND@0.5	ND@0.5	ND@0.5 J	ND@0.5	ND@0.5
1,2-DICHLOROPROPANE	ug/l	ND@0.5	ND@0.5	ND@0.5	ND@0.5 J	ND@0.5	ND@0.5
1,3-DICHLOROBENZENE	ug/l	ND@0.5	ND@0.5	ND@0.5	ND@0.5 J	ND@0.5	ND@0.5
1,4-DICHLOROBENZENE	ug/l	ND@0.5	ND@0.5	ND@0.5	ND@0.5 J	ND@0.5	ND@0.5
ACETONE	ug/l	ND@5	ND@5.0	ND@5.0	ND@5 J	ND@5	ND@5.0
BENZENE	ug/l	ND@0.5	ND@0.5	ND@0.5	ND@0.5 J	ND@0.5	ND@0.5
BROMODICHLOROMETHANE	ug/l	ND@0.5	ND@0.5	ND@0.5	ND@0.5 J	ND@0.5	ND@0.5
BROMOFORM (TRIBROMOMETHANE)	ug/l	ND@0.5	ND@0.5	ND@0.5	ND@0.5 J	ND@0.5	ND@0.5
BROMOMETHANE	ug/l	ND@0.5	ND@0.5	ND@0.5 J	ND@0.5 J	ND@0.5	ND@0.5
CARBON DISULFIDE	ug/l	ND@0.5	ND@0.5	ND@0.5 J	ND@0.5 J	ND@0.5	ND@0.5
CARBON TETRACHLORIDE	ug/l	ND@0.5	ND@0.5	ND@0.5	ND@0.5 J	ND@0.5	ND@0.5
CHLOROBENZENE	ug/l	ND@0.5	ND@0.5	ND@0.5	ND@0.5 J	ND@0.5	ND@0.5
CHLORODIBROMOMETHANE	ug/l	ND@0.5	ND@0.5	ND@0.5	ND@0.5 J	ND@0.5	ND@0.5
CHLOROETHANE	ug/l	ND@0.5	ND@0.5	ND@0.5 J	ND@0.5 J	ND@0.5	ND@0.5
CHLOROFORM (TRICHLOROMETHANE)	ug/l	ND@0.5	ND@0.5	ND@0.5	ND@0.5 J	ND@0.5	ND@0.5
CHLOROMETHANE	ug/l	ND@0.5	ND@0.5	ND@0.5 J	ND@0.5 J	ND@0.5	ND@0.5
CIS-1,2-DICHLOROETHENE	ug/l	0.4 J	0.5 J	0.2 J	0.3 J	0.3 J	0.4 J
CIS-1,3-DICHLOROPROPENE	ug/l	ND@0.5	ND@0.5	ND@0.5	ND@0.5 J	ND@0.5	ND@0.5
CYCLOHEXANE	ug/l	ND@0.5	ND@0.5	ND@0.5	ND@0.5 J	ND@0.5	ND@0.5
DICHLORODIFLUOROMETHANE (FREON 12)	ug/l	ND@0.5	ND@0.5	ND@0.5 J	ND@0.5 J	ND@0.5	ND@0.5
ETHYLBENZENE	ug/l	ND@0.5	ND@0.5	ND@0.5	ND@0.5 J	ND@0.5	ND@0.5
ISOPROPYLBENZENE	ug/l	ND@0.5	ND@0.5	ND@0.5	ND@0.5 J	ND@0.5	ND@0.5
M,P-XYLENE	ug/l	ND@0.5	ND@0.5	ND@0.5	ND@0.5 J	ND@0.5	ND@0.5
METHYL ACETATE	ug/l	ND@1	ND@1.0	ND@1.0 J	ND@1 J	ND@1	ND@1.0
METHYL BUTYL KETONE (2-HEXANONE)	ug/l	ND@5	ND@5.0	ND@5.0 J	ND@5 J	ND@5	ND@5.0
METHYL CYCLOHEXANE	ug/l	ND@0.5	ND@0.5	ND@0.5	ND@0.5 J	ND@0.5	ND@0.5
METHYL ETHYL KETONE (MEK, 2-BUTANONE)	ug/l	ND@5	ND@5.0	ND@5.0	ND@5 J	ND@5	ND@5.0 J
METHYL TERT-BUTYL ETHER (MTBE)	ug/l	ND@0.5	ND@0.5	ND@0.5	ND@0.5 J	ND@0.5	ND@0.5
METHYLENE CHLORIDE (DICHLOROMETHANE)	ug/l	ND@0.5	ND@0.5	ND@0.5	ND@0.5 J	ND@0.5	0.2 J
MIBK (4-METHYL-2-PENTANONE)	ug/l	ND@5	ND@5.0	ND@5.0 J	ND@5 J	ND@5	ND@5.0
O-XYLENE	ug/l	ND@0.5	ND@0.5	ND@0.5	ND@0.5 J	ND@0.5	ND@0.5
STYRENE	ug/l	ND@0.5	ND@0.5	ND@0.5	ND@0.5 J	ND@0.5	ND@0.5
TETRACHLOROETHENE	ug/l	0.2 J	0.4 J	0.2 J	0.3 J	0.3 J	0.5
TOLUENE	ug/l	ND@0.5	ND@0.5	ND@0.5	ND@0.5 J	ND@0.5	ND@0.5
TRANS-1,2-DICHLOROETHENE	ug/l	ND@0.5	ND@0.5	ND@0.5	ND@0.5 J	ND@0.5	ND@0.5
TRANS-1,3-DICHLOROPROPENE	ug/l	ND@0.5	ND@0.5	ND@0.5	ND@0.5 J	ND@0.5	ND@0.5
TRICHLOROETHENE	ug/l	16	22	12	11 J	11	18
TRICHLOROFLUOROMETHANE (FREON 11)	ug/l	ND@0.5	ND@0.5	ND@0.5	ND@0.5 J	ND@0.5	ND@0.5
VINYL CHLORIDE	ug/l	ND@0.5	ND@0.5	ND@0.5	ND@0.5 J	ND@0.5	ND@0.5

Endicott, New York
Groundwater Analytical Chemistry Data
January 1, 2012 - December 31, 2012

Sample Location		EN-215T	EN-215T	EN-215T	EN-215T	EN-215T	EN-215T
Sample Description		GW EXTR WELL	GW EXTR WELL	GW EXTR WELL	GW EXTR WELL	GW EXTR WELL	GW EXTR WELL
Sample Date		02/09/2012	03/05/2012	04/04/2012	05/07/2012	06/11/2012	07/09/2012
Laboratory Sample I.D.		6545832	6567295	6607286	6643677	6684281	6714530
Parameter	**Units**						
1,1,1-TRICHLOROETHANE	ug/l	1.5	0.8	0.8	0.8	0.5 J	0.5
1,1,2,2-TETRACHLOROETHANE	ug/l	ND@0.5	ND@0.5	ND@0.5	ND@0.5	ND@0.5	ND@0.5
1,1,2-TRICHLORO-1,2,2-TRIFLUOROETHANE	ug/l	ND@0.5	ND@0.5	ND@0.5	ND@0.5	ND@0.5	ND@0.5
1,1,2-TRICHLOROETHANE	ug/l	ND@0.5	ND@0.5	ND@0.5	ND@0.5	ND@0.5	ND@0.5
1,1-DICHLOROETHANE	ug/l	1	0.5 J	0.3 J	0.2 J	0.1 J	0.1 J
1,1-DICHLOROETHENE	ug/l	0.1 J	ND@0.5	ND@0.5	ND@0.5	ND@0.5	ND@0.5
1,2,4-TRICHLOROBENZENE	ug/l	ND@0.5	ND@0.5	ND@0.5	ND@0.5	ND@0.5	ND@0.5
1,2-DIBROMO-3-CHLOROPROPANE	ug/l	ND@0.5 J	ND@0.5	ND@0.5	ND@0.5	ND@0.5	ND@0.5 J
1,2-DIBROMOETHANE (EDB)	ug/l	ND@0.5	ND@0.5	ND@0.5	ND@0.5	ND@0.5	ND@0.5
1,2-DICHLORO-1,2,2-TRIFLUOROETHANE	ug/l	ND@0.5	ND@0.5	ND@0.5 J	ND@0.5	ND@0.5	ND@0.5
1,2-DICHLOROBENZENE	ug/l	ND@0.5	ND@0.5	ND@0.5	ND@0.5	ND@0.5	ND@0.5
1,2-DICHLOROETHANE (EDC)	ug/l	ND@0.5	ND@0.5	ND@0.5	ND@0.5	ND@0.5	ND@0.5
1,2-DICHLOROPROPANE	ug/l	ND@0.5	ND@0.5	ND@0.5	ND@0.5	ND@0.5	ND@0.5
1,3-DICHLOROBENZENE	ug/l	ND@0.5	ND@0.5	ND@0.5	ND@0.5	ND@0.5	ND@0.5
1,4-DICHLOROBENZENE	ug/l	ND@0.5	ND@0.5	ND@0.5	ND@0.5	ND@0.5	ND@0.5
ACETONE	ug/l	ND@5.0	ND@5.0	ND@5.0	ND@5.0	ND@5.0	ND@5.0
BENZENE	ug/l	ND@0.5	ND@0.5	ND@0.5	ND@0.5	ND@0.5	ND@0.5
BROMODICHLOROMETHANE	ug/l	ND@0.5	ND@0.5	ND@0.5	ND@0.5	ND@0.5	ND@0.5
BROMOFORM (TRIBROMOMETHANE)	ug/l	ND@0.5	ND@0.5	ND@0.5	ND@0.5	ND@0.5	ND@0.5
BROMOMETHANE	ug/l	ND@0.5	ND@0.5	ND@0.5	ND@0.5	ND@0.5 J	ND@0.5
CARBON DISULFIDE	ug/l	ND@0.5	ND@0.5	ND@0.5	ND@0.5	ND@0.5	ND@0.5
CARBON TETRACHLORIDE	ug/l	ND@0.5	ND@0.5	ND@0.5	ND@0.5	ND@0.5	ND@0.5
CHLOROBENZENE	ug/l	ND@0.5	ND@0.5	ND@0.5	ND@0.5	ND@0.5	ND@0.5
CHLORODIBROMOMETHANE	ug/l	ND@0.5	ND@0.5	ND@0.5	ND@0.5	ND@0.5	ND@0.5
CHLOROETHANE	ug/l	ND@0.5	ND@0.5	ND@0.5	ND@0.5	ND@0.5	ND@0.5
CHLOROFORM (TRICHLOROMETHANE)	ug/l	ND@0.5	ND@0.5	ND@0.5	ND@0.5	ND@0.5	ND@0.5
CHLOROMETHANE	ug/l	ND@0.5	ND@0.5	ND@0.5	ND@0.5	ND@0.5	ND@0.5
CIS-1,2-DICHLOROETHENE	ug/l	0.7	0.5	0.4 J	0.7	0.4 J	0.4 J
CIS-1,3-DICHLOROPROPENE	ug/l	ND@0.5	ND@0.5	ND@0.5	ND@0.5	ND@0.5	ND@0.5
CYCLOHEXANE	ug/l	ND@0.5	ND@0.5	ND@0.5	ND@0.5	ND@0.5	ND@0.5
DICHLORODIFLUOROMETHANE (FREON 12)	ug/l	ND@0.5	ND@0.5	ND@0.5	ND@0.5	ND@0.5	ND@0.5
ETHYLBENZENE	ug/l	ND@0.5	ND@0.5	ND@0.5	ND@0.5	ND@0.5	ND@0.5
ISOPROPYLBENZENE	ug/l	ND@0.5	ND@0.5	ND@0.5	ND@0.5	ND@0.5	ND@0.5
M,P-XYLENE	ug/l	ND@0.5	ND@0.5	ND@0.5	ND@0.5	ND@0.5	ND@0.5
METHYL ACETATE	ug/l	ND@1.0	ND@1.0	ND@1.0	ND@1.0	ND@1.0	ND@1.0
METHYL BUTYL KETONE (2-HEXANONE)	ug/l	ND@5.0	ND@5.0	ND@5.0	ND@5.0	ND@5.0	ND@5.0
METHYL CYCLOHEXANE	ug/l	ND@0.5	ND@0.5	ND@0.5	ND@0.5	ND@0.5	ND@0.5
METHYL ETHYL KETONE (MEK, 2-BUTANONE)	ug/l	ND@5.0 J	ND@5.0	ND@5.0	ND@5.0	ND@5.0	ND@5.0
METHYL TERT-BUTYL ETHER (MTBE)	ug/l	ND@0.5	ND@0.5	ND@0.5	ND@0.5	ND@0.5	ND@0.5
METHYLENE CHLORIDE (DICHLOROMETHANE)	ug/l	ND@0.5	ND@0.5	ND@0.5	ND@0.5	ND@0.5	ND@0.5
MIBK (4-METHYL-2-PENTANONE)	ug/l	ND@5.0	ND@5.0	ND@5.0	ND@5.0	ND@5.0	ND@5.0
O-XYLENE	ug/l	ND@0.5	ND@0.5	ND@0.5	ND@0.5	ND@0.5	ND@0.5
STYRENE	ug/l	ND@0.5	ND@0.5	ND@0.5	ND@0.5	ND@0.5	ND@0.5
TETRACHLOROETHENE	ug/l	0.6	0.5 J	0.5	0.5	0.4 J	0.4 J
TOLUENE	ug/l	ND@0.5	ND@0.5	ND@0.5	ND@0.5	ND@0.5	ND@0.5
TRANS-1,2-DICHLOROETHENE	ug/l	ND@0.5	ND@0.5	ND@0.5	ND@0.5	ND@0.5	ND@0.5
TRANS-1,3-DICHLOROPROPENE	ug/l	ND@0.5	ND@0.5	ND@0.5	ND@0.5	ND@0.5	ND@0.5
TRICHLOROETHENE	ug/l	23	18	19	18	15	15
TRICHLOROFLUOROMETHANE (FREON 11)	ug/l	ND@0.5	ND@0.5	ND@0.5	ND@0.5	ND@0.5	ND@0.5
VINYL CHLORIDE	ug/l	ND@0.5	ND@0.5	ND@0.5	ND@0.5	ND@0.5	ND@0.5

Endicott, New York
Groundwater Analytical Chemistry Data
January 1, 2012 - December 31, 2012

Sample Location		EN-215T	EN-215T	EN-215T	EN-215T	EN-215T	EN-217A
Sample Description		GW EXTR WELL	GW EXTR WELL	GW EXTR WELL	GW EXTR WELL	GW EXTR WELL	GW MON WELL
Sample Date		08/01/2012	09/10/2012	10/02/2012	11/05/2012	12/03/2012	02/09/2012
Laboratory Sample I.D.		6742220	6784250	6810752	6849269	6881125	6546818
Parameter	**Units**						
1,1,1-TRICHLOROETHANE	ug/l	0.5	2.9	1	22	4.6	0.1 J
1,1,2,2-TETRACHLOROETHANE	ug/l	ND@0.5	ND@0.5	ND@0.5	ND@0.5	ND@0.5	ND@0.5
1,1,2-TRICHLORO-1,2,2-TRIFLUOROETHANE	ug/l	ND@0.5	ND@0.5	ND@0.5	ND@0.5	ND@0.5	ND@0.5
1,1,2-TRICHLOROETHANE	ug/l	ND@0.5	ND@0.5	ND@0.5	ND@0.5	ND@0.5	ND@0.5
1,1-DICHLOROETHANE	ug/l	0.3 J	0.9	0.4 J	1.1	0.4 J	ND@0.5
1,1-DICHLOROETHENE	ug/l	ND@0.5	0.1 J	ND@0.5	ND@0.5	0.1 J	ND@0.5
1,2,4-TRICHLOROBENZENE	ug/l	ND@0.5 J	ND@0.5	ND@0.5	ND@0.5	ND@0.5	ND@0.5
1,2-DIBROMO-3-CHLOROPROPANE	ug/l	ND@0.5	ND@0.5 J	ND@0.5 J	ND@0.5	ND@0.5	ND@0.5 J
1,2-DIBROMOETHANE (EDB)	ug/l	ND@0.5	ND@0.5	ND@0.5	ND@0.5	ND@0.5	ND@0.5
1,2-DICHLORO-1,2,2-TRIFLUOROETHANE	ug/l	ND@0.5 J	ND@0.5	ND@0.5	ND@0.5	ND@0.5	ND@0.5
1,2-DICHLOROBENZENE	ug/l	ND@0.5	ND@0.5	ND@0.5	ND@0.5	ND@0.5	ND@0.5
1,2-DICHLOROETHANE (EDC)	ug/l	ND@0.5	ND@0.5	ND@0.5	ND@0.5	ND@0.5	ND@0.5
1,2-DICHLOROPROPANE	ug/l	ND@0.5	ND@0.5	ND@0.5	ND@0.5	ND@0.5	ND@0.5
1,3-DICHLOROBENZENE	ug/l	ND@0.5	ND@0.5	ND@0.5	ND@0.5	ND@0.5	ND@0.5
1,4-DICHLOROBENZENE	ug/l	ND@0.5	ND@0.5	ND@0.5	ND@0.5	ND@0.5	ND@0.5
ACETONE	ug/l	ND@5 J	ND@5 J	ND@5	ND@5	ND@5	ND@5.0 J
BENZENE	ug/l	ND@0.5	ND@0.5	ND@0.5	ND@0.5	ND@0.5	ND@0.5
BROMODICHLOROMETHANE	ug/l	ND@0.5	ND@0.5	ND@0.5	ND@0.5	ND@0.5	ND@0.5
BROMOFORM (TRIBROMOMETHANE)	ug/l	ND@0.5	ND@0.5	ND@0.5	ND@0.5	ND@0.5	ND@0.5
BROMOMETHANE	ug/l	ND@0.5	ND@0.5	ND@0.5	ND@0.5	ND@0.5	ND@0.5
CARBON DISULFIDE	ug/l	ND@0.5	ND@0.5	ND@0.5	ND@0.5	ND@0.5	ND@0.5
CARBON TETRACHLORIDE	ug/l	ND@0.5	ND@0.5	ND@0.5	ND@0.5	ND@0.5	ND@0.5
CHLOROBENZENE	ug/l	ND@0.5	ND@0.5	ND@0.5	ND@0.5	ND@0.5	ND@0.5
CHLORODIBROMOMETHANE	ug/l	ND@0.5	ND@0.5	ND@0.5	ND@0.5	ND@0.5	ND@0.5
CHLOROETHANE	ug/l	ND@0.5	ND@0.5	ND@0.5	ND@0.5 J	ND@0.5	ND@0.5
CHLOROFORM (TRICHLOROMETHANE)	ug/l	ND@0.5	ND@0.5	ND@0.5	ND@0.5	ND@0.5	ND@0.5
CHLOROMETHANE	ug/l	ND@0.5	ND@0.5	ND@0.5	ND@0.5	ND@0.5	ND@0.5 J
CIS-1,2-DICHLOROETHENE	ug/l	0.4 J	0.6	0.5 J	0.5	0.6	0.2 J
CIS-1,3-DICHLOROPROPENE	ug/l	ND@0.5	ND@0.5	ND@0.5	ND@0.5	ND@0.5	ND@0.5
CYCLOHEXANE	ug/l	ND@0.5	ND@0.5	ND@0.5	ND@0.5	ND@0.5	ND@0.5 J
DICHLORODIFLUOROMETHANE (FREON 12)	ug/l	ND@0.5	ND@0.5	ND@0.5	ND@0.5	ND@0.5	ND@0.5
ETHYLBENZENE	ug/l	ND@0.5	ND@0.5	ND@0.5	ND@0.5	ND@0.5	ND@0.5
ISOPROPYLBENZENE	ug/l	ND@0.5	ND@0.5	ND@0.5	ND@0.5	ND@0.5	ND@0.5
M,P-XYLENE	ug/l	ND@0.5	ND@0.5	ND@0.5	ND@0.5	ND@0.5	ND@0.5
METHYL ACETATE	ug/l	ND@1	ND@1	ND@1	ND@1	ND@1	ND@1.0
METHYL BUTYL KETONE (2-HEXANONE)	ug/l	ND@5	ND@5	ND@5	ND@5	ND@5	ND@5.0
METHYL CYCLOHEXANE	ug/l	ND@0.5	ND@0.5	ND@0.5	ND@0.5	ND@0.5	ND@0.5
METHYL ETHYL KETONE (MEK, 2-BUTANONE)	ug/l	ND@5	ND@5	ND@5	ND@5	ND@5	ND@5.0
METHYL TERT-BUTYL ETHER (MTBE)	ug/l	ND@0.5	ND@0.5	ND@0.5	ND@0.5	ND@0.5	ND@0.5
METHYLENE CHLORIDE (DICHLOROMETHANE)	ug/l	ND@0.5	ND@0.5	0.4 J	0.6	ND@0.5	ND@0.5
MIBK (4-METHYL-2-PENTANONE)	ug/l	ND@5	ND@5	ND@5	ND@5 J	ND@5	ND@5.0
O-XYLENE	ug/l	ND@0.5	ND@0.5	ND@0.5	ND@0.5	ND@0.5	ND@0.5
STYRENE	ug/l	ND@0.5	ND@0.5	ND@0.5	ND@0.5	ND@0.5	ND@0.5
TETRACHLOROETHENE	ug/l	0.4 J	0.5 J	0.4 J	0.5 J	0.6	3.7
TOLUENE	ug/l	ND@0.5	ND@0.5	ND@0.5	ND@0.5	ND@0.5	ND@0.5
TRANS-1,2-DICHLOROETHENE	ug/l	ND@0.5	ND@0.5	ND@0.5	ND@0.5	ND@0.5	ND@0.5
TRANS-1,3-DICHLOROPROPENE	ug/l	ND@0.5	ND@0.5	ND@0.5	ND@0.5	ND@0.5	ND@0.5
TRICHLOROETHENE	ug/l	16	16	15	14	24	3.7
TRICHLOROFLUOROMETHANE (FREON 11)	ug/l	ND@0.5	ND@0.5	ND@0.5	ND@0.5	ND@0.5	ND@0.5
VINYL CHLORIDE	ug/l	ND@0.5	ND@0.5	ND@0.5	0.1 J	ND@0.5	ND@0.5

Endicott, New York
Groundwater Analytical Chemistry Data
January 1, 2012 - December 31, 2012

Sample Location		EN-217A	EN-217A	EN-217A	EN-217A	EN-218	EN-218
Sample Description		REPLICATE	GW MON WELL	GW MON WELL	GW MON WELL	GW EXTR WELL	GW EXTR WELL
Sample Date		02/09/2012	05/01/2012	08/06/2012	11/20/2012	01/04/2012	02/09/2012
Laboratory Sample I.D.		6546819	6638758	6749590	6869081	6514942	6545827
Parameter	**Units**						
1,1,1-TRICHLOROETHANE	ug/l	0.1 J	0.2 J	0.2 J	0.2 J	2.3	2.5
1,1,2,2-TETRACHLOROETHANE	ug/l	ND@0.5	ND@0.5	ND@0.5	ND@0.5	ND@0.5	ND@0.5
1,1,2-TRICHLORO-1,2,2-TRIFLUOROETHANE	ug/l	ND@0.5	ND@0.5	ND@0.5	ND@0.5	3.1	2.4
1,1,2-TRICHLOROETHANE	ug/l	ND@0.5	ND@0.5	ND@0.5	ND@0.5	ND@0.5	ND@0.5
1,1-DICHLOROETHANE	ug/l	ND@0.5	ND@0.5	ND@0.5	ND@0.5	8.5	7.9
1,1-DICHLOROETHENE	ug/l	ND@0.5	ND@0.5	ND@0.5	ND@0.5	0.5	0.5 J
1,2,4-TRICHLOROBENZENE	ug/l	ND@0.5	ND@0.5	ND@0.5	ND@0.5	ND@0.5	ND@0.5
1,2-DIBROMO-3-CHLOROPROPANE	ug/l	ND@0.5 J	ND@0.5	ND@0.5	ND@0.5	ND@0.5 J	ND@0.5 J
1,2-DIBROMOETHANE (EDB)	ug/l	ND@0.5	ND@0.5	ND@0.5	ND@0.5	ND@0.5	ND@0.5
1,2-DICHLORO-1,2,2-TRIFLUOROETHANE	ug/l	ND@0.5	ND@0.5	ND@0.5	ND@0.5	3.2	2.7
1,2-DICHLOROBENZENE	ug/l	ND@0.5	ND@0.5	ND@0.5	ND@0.5	ND@0.5	ND@0.5
1,2-DICHLOROETHANE (EDC)	ug/l	ND@0.5	ND@0.5	ND@0.5	ND@0.5	ND@0.5	ND@0.5
1,2-DICHLOROPROPANE	ug/l	ND@0.5	ND@0.5	ND@0.5	ND@0.5	ND@0.5	ND@0.5
1,3-DICHLOROBENZENE	ug/l	ND@0.5	ND@0.5	ND@0.5	ND@0.5	ND@0.5	ND@0.5
1,4-DICHLOROBENZENE	ug/l	ND@0.5	ND@0.5	ND@0.5	ND@0.5	ND@0.5	ND@0.5
ACETONE	ug/l	ND@5.0 J	ND@5.0	ND@5	ND@5	ND@5.0	ND@5.0
BENZENE	ug/l	ND@0.5	ND@0.5	ND@0.5	ND@0.5	ND@0.5	ND@0.5
BROMODICHLOROMETHANE	ug/l	ND@0.5	ND@0.5	ND@0.5	ND@0.5	ND@0.5	ND@0.5
BROMOFORM (TRIBROMOMETHANE)	ug/l	ND@0.5	ND@0.5	ND@0.5	ND@0.5	ND@0.5	ND@0.5
BROMOMETHANE	ug/l	ND@0.5	ND@0.5	ND@0.5	ND@0.5	ND@0.5	ND@0.5
CARBON DISULFIDE	ug/l	ND@0.5	ND@0.5	ND@0.5	ND@0.5	ND@0.5	ND@0.5
CARBON TETRACHLORIDE	ug/l	ND@0.5	ND@0.5	ND@0.5	ND@0.5	ND@0.5	ND@0.5
CHLOROBENZENE	ug/l	ND@0.5	ND@0.5	ND@0.5	ND@0.5	ND@0.5	ND@0.5
CHLORODIBROMOMETHANE	ug/l	ND@0.5	ND@0.5	ND@0.5	ND@0.5	ND@0.5	ND@0.5
CHLOROETHANE	ug/l	ND@0.5	ND@0.5	ND@0.5	ND@0.5	ND@0.5	ND@0.5
CHLOROFORM (TRICHLOROMETHANE)	ug/l	ND@0.5	ND@0.5	ND@0.5	ND@0.5	ND@0.5	ND@0.5
CHLOROMETHANE	ug/l	ND@0.5 J	ND@0.5	ND@0.5	ND@0.5	ND@0.5	ND@0.5
CIS-1,2-DICHLOROETHENE	ug/l	0.2 J	0.3 J	0.3 J	0.3 J	11	10
CIS-1,3-DICHLOROPROPENE	ug/l	ND@0.5	ND@0.5	ND@0.5	ND@0.5	ND@0.5	ND@0.5
CYCLOHEXANE	ug/l	ND@0.5 J	ND@0.5	ND@0.5	ND@0.5	ND@0.5	ND@0.5
DICHLORODIFLUOROMETHANE (FREON 12)	ug/l	ND@0.5	ND@0.5	ND@0.5	ND@0.5 J	ND@0.5	ND@0.5
ETHYLBENZENE	ug/l	ND@0.5	ND@0.5	ND@0.5	ND@0.5	ND@0.5	ND@0.5
ISOPROPYLBENZENE	ug/l	ND@0.5	ND@0.5	ND@0.5	ND@0.5	ND@0.5	ND@0.5
M,P-XYLENE	ug/l	ND@0.5	ND@0.5	ND@0.5	ND@0.5	ND@0.5	ND@0.5
METHYL ACETATE	ug/l	ND@1.0	ND@1.0	ND@1	ND@1	ND@1.0	ND@1.0
METHYL BUTYL KETONE (2-HEXANONE)	ug/l	ND@5.0	ND@5.0	ND@5	ND@5	ND@5.0	ND@5.0
METHYL CYCLOHEXANE	ug/l	ND@0.5	ND@0.5	ND@0.5	ND@0.5	ND@0.5	ND@0.5
METHYL ETHYL KETONE (MEK, 2-BUTANONE)	ug/l	ND@5.0	ND@5.0	ND@5	ND@5	ND@5.0 J	ND@5.0 J
METHYL TERT-BUTYL ETHER (MTBE)	ug/l	ND@0.5	ND@0.5	ND@0.5	ND@0.5	ND@0.5	ND@0.5
METHYLENE CHLORIDE (DICHLOROMETHANE)	ug/l	ND@0.5	ND@0.5	ND@0.5	ND@0.5	ND@0.5	ND@0.5
MIBK (4-METHYL-2-PENTANONE)	ug/l	ND@5.0	ND@5.0	ND@5	ND@5	ND@5.0	ND@5.0
O-XYLENE	ug/l	ND@0.5	ND@0.5	ND@0.5	ND@0.5	ND@0.5	ND@0.5
STYRENE	ug/l	ND@0.5	ND@0.5	ND@0.5	ND@0.5	ND@0.5	ND@0.5
TETRACHLOROETHENE	ug/l	3.9	3	3	2.7	0.5	0.4 J
TOLUENE	ug/l	ND@0.5	ND@0.5	ND@0.5	ND@0.5	ND@0.5	ND@0.5
TRANS-1,2-DICHLOROETHENE	ug/l	ND@0.5	ND@0.5	ND@0.5	ND@0.5	0.2 J	0.2 J
TRANS-1,3-DICHLOROPROPENE	ug/l	ND@0.5	ND@0.5	ND@0.5	ND@0.5	ND@0.5	ND@0.5
TRICHLOROETHENE	ug/l	3.9	4.2	4.7	2.4	1.5	1.3
TRICHLOROFLUOROMETHANE (FREON 11)	ug/l	ND@0.5	ND@0.5	ND@0.5	ND@0.5	ND@0.5	ND@0.5
VINYL CHLORIDE	ug/l	ND@0.5	ND@0.5	ND@0.5	ND@0.5	1.9	1.7

Endicott, New York
Groundwater Analytical Chemistry Data
January 1, 2012 - December 31, 2012

Sample Location		EN-218	EN-218	EN-218	EN-218	EN-218	EN-218
Sample Description		GW EXTR WELL	GW EXTR WELL	GW EXTR WELL	GW EXTR WELL	GW EXTR WELL	GW EXTR WELL
Sample Date		03/05/2012	04/04/2012	05/07/2012	06/11/2012	07/09/2012	08/01/2012
Laboratory Sample I.D.		6567290	6607281	6643672	6684276	6714525	6742215
Parameter	**Units**						
1,1,1-TRICHLOROETHANE	ug/l	2.2	2.9	2.8	5.2	5.5	5.4
1,1,2,2-TETRACHLOROETHANE	ug/l	ND@0.5	ND@0.5	ND@0.5	ND@0.5	ND@0.5	ND@0.5
1,1,2-TRICHLORO-1,2,2-TRIFLUOROETHANE	ug/l	2	2.5	1.9	2.5	1.9	2.1
1,1,2-TRICHLOROETHANE	ug/l	ND@0.5	ND@0.5	ND@0.5	ND@0.5	ND@0.5	ND@0.5
1,1-DICHLOROETHANE	ug/l	7.3	8.6	7.7	9.8	10	11
1,1-DICHLOROETHENE	ug/l	0.4 J	0.5	0.5 J	0.6	0.5	0.6
1,2,4-TRICHLOROBENZENE	ug/l	ND@0.5	ND@0.5	ND@0.5	ND@0.5	ND@0.5	ND@0.5
1,2-DIBROMO-3-CHLOROPROPANE	ug/l	ND@0.5	ND@0.5	ND@0.5	ND@0.5	ND@0.5	ND@0.5
1,2-DIBROMOETHANE (EDB)	ug/l	ND@0.5	ND@0.5	ND@0.5	ND@0.5	ND@0.5	ND@0.5
1,2-DICHLORO-1,2,2-TRIFLUOROETHANE	ug/l	2.4	2.8 J	2.4	3.1	3.1	3.4
1,2-DICHLOROBENZENE	ug/l	ND@0.5	ND@0.5	ND@0.5	ND@0.5	ND@0.5	ND@0.5
1,2-DICHLOROETHANE (EDC)	ug/l	ND@0.5	ND@0.5	ND@0.5	ND@0.5	ND@0.5	ND@0.5
1,2-DICHLOROPROPANE	ug/l	ND@0.5	ND@0.5	ND@0.5	ND@0.5	ND@0.5	ND@0.5
1,3-DICHLOROBENZENE	ug/l	ND@0.5	ND@0.5	ND@0.5	ND@0.5	ND@0.5	ND@0.5
1,4-DICHLOROBENZENE	ug/l	ND@0.5	ND@0.5	ND@0.5	ND@0.5	ND@0.5	ND@0.5
ACETONE	ug/l	ND@5.0	ND@5.0	ND@5.0	ND@5.0	ND@5.0	ND@5
BENZENE	ug/l	ND@0.5	ND@0.5	ND@0.5	ND@0.5	ND@0.5	ND@0.5
BROMODICHLOROMETHANE	ug/l	ND@0.5	ND@0.5	ND@0.5	ND@0.5	ND@0.5	ND@0.5
BROMOFORM (TRIBROMOMETHANE)	ug/l	ND@0.5	ND@0.5	ND@0.5	ND@0.5 J	ND@0.5	ND@0.5
BROMOMETHANE	ug/l	ND@0.5	ND@0.5	ND@0.5	ND@0.5	ND@0.5	ND@0.5
CARBON DISULFIDE	ug/l	ND@0.5	ND@0.5	ND@0.5	ND@0.5	ND@0.5	ND@0.5 J
CARBON TETRACHLORIDE	ug/l	ND@0.5	ND@0.5	ND@0.5	ND@0.5	ND@0.5	ND@0.5
CHLOROBENZENE	ug/l	ND@0.5	ND@0.5	ND@0.5	ND@0.5	ND@0.5	ND@0.5
CHLORODIBROMOMETHANE	ug/l	ND@0.5	ND@0.5	ND@0.5	ND@0.5	ND@0.5	ND@0.5
CHLOROETHANE	ug/l	ND@0.5	ND@0.5	ND@0.5	ND@0.5	ND@0.5	0.1 J
CHLOROFORM (TRICHLOROMETHANE)	ug/l	ND@0.5	ND@0.5	ND@0.5	ND@0.5	ND@0.5	ND@0.5
CHLOROMETHANE	ug/l	ND@0.5	ND@0.5	ND@0.5	ND@0.5	ND@0.5	ND@0.5
CIS-1,2-DICHLOROETHENE	ug/l	11	11	11	13	14	15
CIS-1,3-DICHLOROPROPENE	ug/l	ND@0.5	ND@0.5	ND@0.5	ND@0.5	ND@0.5	ND@0.5
CYCLOHEXANE	ug/l	ND@0.5	ND@0.5	ND@0.5	ND@0.5	ND@0.5	ND@0.5
DICHLORODIFLUOROMETHANE (FREON 12)	ug/l	ND@0.5	ND@0.5	ND@0.5 J	ND@0.5	ND@0.5	ND@0.5
ETHYLBENZENE	ug/l	ND@0.5	ND@0.5	ND@0.5	ND@0.5	ND@0.5	ND@0.5
ISOPROPYLBENZENE	ug/l	ND@0.5	ND@0.5	ND@0.5	ND@0.5	ND@0.5	ND@0.5
M,P-XYLENE	ug/l	ND@0.5	ND@0.5	ND@0.5	ND@0.5	ND@0.5	ND@0.5
METHYL ACETATE	ug/l	ND@1.0	ND@1.0	ND@1.0	ND@1.0	ND@1.0 J	ND@1
METHYL BUTYL KETONE (2-HEXANONE)	ug/l	ND@5.0	ND@5.0	ND@5.0	ND@5.0	ND@5.0	ND@5
METHYL CYCLOHEXANE	ug/l	ND@0.5	ND@0.5	ND@0.5	ND@0.5	ND@0.5	ND@0.5
METHYL ETHYL KETONE (MEK, 2-BUTANONE)	ug/l	ND@5.0	ND@5.0	ND@5.0	ND@5.0	ND@5.0	ND@5
METHYL TERT-BUTYL ETHER (MTBE)	ug/l	ND@0.5	ND@0.5	ND@0.5	ND@0.5	ND@0.5	ND@0.5
METHYLENE CHLORIDE (DICHLOROMETHANE)	ug/l	ND@0.5	ND@0.5	ND@0.5	ND@0.5	ND@0.5	ND@0.5
MIBK (4-METHYL-2-PENTANONE)	ug/l	ND@5.0	ND@5.0	ND@5.0	ND@5.0	ND@5.0	ND@5
O-XYLENE	ug/l	ND@0.5	ND@0.5	ND@0.5	ND@0.5	ND@0.5	ND@0.5
STYRENE	ug/l	ND@0.5	ND@0.5	ND@0.5	ND@0.5	ND@0.5	ND@0.5
TETRACHLOROETHENE	ug/l	0.4 J	0.5 J	0.4 J	0.6	0.6	0.6
TOLUENE	ug/l	ND@0.5	ND@0.5	ND@0.5	ND@0.5	ND@0.5	ND@0.5
TRANS-1,2-DICHLOROETHENE	ug/l	0.2 J	0.2 J	0.2 J	0.3 J	0.3 J	0.3 J
TRANS-1,3-DICHLOROPROPENE	ug/l	ND@0.5	ND@0.5	ND@0.5	ND@0.5	ND@0.5	ND@0.5
TRICHLOROETHENE	ug/l	1.4	1.4	1.5	1.7	1.6	1.8
TRICHLOROFLUOROMETHANE (FREON 11)	ug/l	ND@0.5	ND@0.5	ND@0.5	ND@0.5	ND@0.5	ND@0.5
VINYL CHLORIDE	ug/l	1.8	1.9	1.8	2.3	2.6	2.6

Endicott, New York
Groundwater Analytical Chemistry Data
January 1, 2012 - December 31, 2012

Sample Location		EN-218	EN-218	EN-218	EN-218	EN-219R	EN-219R
Sample Description		GW EXTR WELL	GW EXTR WELL	GW EXTR WELL	GW EXTR WELL	GW EXTR WELL	GW EXTR WELL
Sample Date		09/10/2012	10/02/2012	11/05/2012	12/03/2012	01/04/2012	02/09/2012
Laboratory Sample I.D.		6784245	6810758	6849275	6881131	6514936	6545821
Parameter	**Units**						
1,1,1-TRICHLOROETHANE	ug/l	5.9	5.2	3.2	2.5	12000	13000
1,1,2,2-TETRACHLOROETHANE	ug/l	ND@0.5	ND@0.5	ND@0.5	ND@0.5	ND@50	ND@50
1,1,2-TRICHLORO-1,2,2-TRIFLUOROETHANE	ug/l	2.4	1.9	1.9	1.5	250	310
1,1,2-TRICHLOROETHANE	ug/l	ND@0.5	ND@0.5	ND@0.5	ND@0.5	ND@50	ND@50
1,1-DICHLOROETHANE	ug/l	12	11	11	11	210	200
1,1-DICHLOROETHENE	ug/l	0.6	0.5	0.5 J	0.5 J	240	170
1,2,4-TRICHLOROBENZENE	ug/l	ND@0.5	ND@0.5	ND@0.5	ND@0.5	ND@50	ND@50
1,2-DIBROMO-3-CHLOROPROPANE	ug/l	ND@0.5 J	ND@0.5	ND@0.5	ND@0.5	ND@50 J	ND@50 J
1,2-DIBROMOETHANE (EDB)	ug/l	ND@0.5	ND@0.5	ND@0.5	ND@0.5	ND@50	ND@50
1,2-DICHLORO-1,2,2-TRIFLUOROETHANE	ug/l	3.7	2.6	2.9	3.5	31 J	32 J
1,2-DICHLOROBENZENE	ug/l	ND@0.5	ND@0.5	ND@0.5	ND@0.5	ND@50	ND@50
1,2-DICHLOROETHANE (EDC)	ug/l	ND@0.5	ND@0.5	ND@0.5	ND@0.5	12 J	12 J
1,2-DICHLOROPROPANE	ug/l	ND@0.5	ND@0.5	ND@0.5	ND@0.5	ND@50	ND@50
1,3-DICHLOROBENZENE	ug/l	ND@0.5	ND@0.5	ND@0.5	ND@0.5	ND@50	ND@50
1,4-DICHLOROBENZENE	ug/l	ND@0.5	ND@0.5	ND@0.5	ND@0.5	ND@50	ND@50
ACETONE	ug/l	ND@5 J	ND@5	ND@5	ND@5	ND@500	ND@500 J
BENZENE	ug/l	ND@0.5	ND@0.5	ND@0.5	ND@0.5	ND@50	ND@50
BROMODICHLOROMETHANE	ug/l	ND@0.5	ND@0.5	ND@0.5	ND@0.5	ND@50	ND@50
BROMOFORM (TRIBROMOMETHANE)	ug/l	ND@0.5	ND@0.5	ND@0.5	ND@0.5	ND@50	ND@50
BROMOMETHANE	ug/l	ND@0.5	ND@0.5	ND@0.5	ND@0.5	ND@50	ND@50
CARBON DISULFIDE	ug/l	ND@0.5	ND@0.5	ND@0.5	ND@0.5	ND@50	ND@50
CARBON TETRACHLORIDE	ug/l	ND@0.5	ND@0.5	ND@0.5	ND@0.5	ND@50	ND@50
CHLOROBENZENE	ug/l	ND@0.5	ND@0.5	ND@0.5	ND@0.5	ND@50	ND@50
CHLORODIBROMOMETHANE	ug/l	ND@0.5	ND@0.5	ND@0.5	ND@0.5	ND@50	ND@50
CHLOROETHANE	ug/l	ND@0.5	ND@0.5	ND@0.5 J	ND@0.5	ND@50	ND@50
CHLOROFORM (TRICHLOROMETHANE)	ug/l	ND@0.5	ND@0.5	ND@0.5	ND@0.5	ND@50	ND@50
CHLOROMETHANE	ug/l	ND@0.5	ND@0.5	ND@0.5	ND@0.5	ND@50	ND@50
CIS-1,2-DICHLOROETHENE	ug/l	16	14	9.3	8.6	2000	1900
CIS-1,3-DICHLOROPROPENE	ug/l	ND@0.5	ND@0.5	ND@0.5	ND@0.5	ND@50	ND@50
CYCLOHEXANE	ug/l	ND@0.5	ND@0.5	ND@0.5	ND@0.5	ND@50	ND@50
DICHLORODIFLUOROMETHANE (FREON 12)	ug/l	ND@0.5	ND@0.5 J	ND@0.5	ND@0.5	ND@50	ND@50
ETHYLBENZENE	ug/l	ND@0.5	ND@0.5	ND@0.5	ND@0.5	ND@50	ND@50
ISOPROPYLBENZENE	ug/l	ND@0.5	ND@0.5	ND@0.5	ND@0.5	ND@50	ND@50
M,P-XYLENE	ug/l	ND@0.5	ND@0.5	ND@0.5	ND@0.5	ND@50	ND@50
METHYL ACETATE	ug/l	ND@1	ND@1	ND@1	ND@1	ND@100	ND@100
METHYL BUTYL KETONE (2-HEXANONE)	ug/l	ND@5	ND@5	ND@5	ND@5	ND@500	ND@500
METHYL CYCLOHEXANE	ug/l	ND@0.5	ND@0.5	ND@0.5	ND@0.5	ND@50	ND@50
METHYL ETHYL KETONE (MEK, 2-BUTANONE)	ug/l	ND@5	ND@5	ND@5	ND@5	ND@500 J	ND@500 J
METHYL TERT-BUTYL ETHER (MTBE)	ug/l	ND@0.5	ND@0.5	ND@0.5	ND@0.5	ND@50	ND@50
METHYLENE CHLORIDE (DICHLOROMETHANE)	ug/l	ND@0.5	ND@0.5	ND@0.5	ND@0.5	ND@50	ND@50
MIBK (4-METHYL-2-PENTANONE)	ug/l	ND@5	ND@5	ND@5 J	ND@5	ND@500	ND@500
O-XYLENE	ug/l	ND@0.5	ND@0.5	ND@0.5	ND@0.5	ND@50	ND@50
STYRENE	ug/l	ND@0.5	ND@0.5	ND@0.5	ND@0.5	ND@50	ND@50
TETRACHLOROETHENE	ug/l	0.7	0.6	0.5	0.5	ND@50	ND@50
TOLUENE	ug/l	ND@0.5	ND@0.5	ND@0.5	ND@0.5	ND@50	ND@50
TRANS-1,2-DICHLOROETHENE	ug/l	0.3 J	0.3 J	0.2 J	0.2 J	ND@50	10 J
TRANS-1,3-DICHLOROPROPENE	ug/l	ND@0.5	ND@0.5	ND@0.5	ND@0.5	ND@50	ND@50
TRICHLOROETHENE	ug/l	2	1.8	1.5	1.3	1200	1300
TRICHLOROFLUOROMETHANE (FREON 11)	ug/l	ND@0.5	ND@0.5	ND@0.5	ND@0.5	ND@50	ND@50
VINYL CHLORIDE	ug/l	2.7	2.8	0.7	1.8	120	130

Endicott, New York
Groundwater Analytical Chemistry Data
January 1, 2012 - December 31, 2012

Sample Location		EN-219R	EN-219R	EN-219R	EN-219R	EN-219R	EN-219R
Sample Description		GW EXTR WELL	GW EXTR WELL	GW EXTR WELL	GW EXTR WELL	GW EXTR WELL	GW EXTR WELL
Sample Date		03/05/2012	04/04/2012	05/07/2012	06/11/2012	07/09/2012	08/01/2012
Laboratory Sample I.D.		6567284	6607275	6643666	6684270	6714519	6742209
Parameter	**Units**						
1,1,1-TRICHLOROETHANE	ug/l	10000	19000	11000	17000	13000	13000
1,1,2,2-TETRACHLOROETHANE	ug/l	ND@50	ND@50	ND@50	ND@100	ND@100	ND@100
1,1,2-TRICHLORO-1,2,2-TRIFLUOROETHANE	ug/l	170	370	180	280	260	250
1,1,2-TRICHLOROETHANE	ug/l	ND@50	ND@50	ND@50	ND@100	ND@100	ND@100
1,1-DICHLOROETHANE	ug/l	190	210	170	210	200	200
1,1-DICHLOROETHENE	ug/l	85	110	81	120	130	180
1,2,4-TRICHLOROBENZENE	ug/l	ND@50	ND@50	ND@50	ND@100	ND@100	ND@100
1,2-DIBROMO-3-CHLOROPROPANE	ug/l	ND@50	ND@50	ND@50	ND@100	ND@100	ND@100
1,2-DIBROMOETHANE (EDB)	ug/l	ND@50	ND@50	ND@50	ND@100	ND@100	ND@100
1,2-DICHLORO-1,2,2-TRIFLUOROETHANE	ug/l	27 J	38 J	24 J	ND@100	ND@100	ND@100
1,2-DICHLOROBENZENE	ug/l	ND@50	ND@50	ND@50	ND@100	ND@100	ND@100
1,2-DICHLOROETHANE (EDC)	ug/l	11 J	13 J	ND@50	ND@100	ND@100	ND@100
1,2-DICHLOROPROPANE	ug/l	ND@50	ND@50	ND@50	ND@100	ND@100	ND@100
1,3-DICHLOROBENZENE	ug/l	ND@50	ND@50	ND@50	ND@100	ND@100	ND@100
1,4-DICHLOROBENZENE	ug/l	ND@50	ND@50	ND@50	ND@100	ND@100	ND@100
ACETONE	ug/l	ND@500	ND@500	ND@500	ND@1000	ND@1000	ND@1000
BENZENE	ug/l	ND@50	ND@50	ND@50	ND@100	ND@100	ND@100
BROMODICHLOROMETHANE	ug/l	ND@50	ND@50	ND@50	ND@100	ND@100	ND@100
BROMOFORM (TRIBROMOMETHANE)	ug/l	ND@50	ND@50	ND@50	ND@100 J	ND@100	ND@100
BROMOMETHANE	ug/l	ND@50	ND@50	ND@50	ND@100	ND@100	ND@100
CARBON DISULFIDE	ug/l	ND@50	ND@50	ND@50	ND@100	ND@100	ND@100 J
CARBON TETRACHLORIDE	ug/l	ND@50	ND@50	ND@50	ND@100	ND@100	ND@100
CHLOROBENZENE	ug/l	ND@50	ND@50	ND@50	ND@100	ND@100	ND@100
CHLORODIBROMOMETHANE	ug/l	ND@50	ND@50	ND@50	ND@100	ND@100	ND@100
CHLOROETHANE	ug/l	ND@50 J	ND@50	ND@50	ND@100	ND@100	ND@100
CHLOROFORM (TRICHLOROMETHANE)	ug/l	ND@50	10 J	ND@50	ND@100	ND@100	ND@100
CHLOROMETHANE	ug/l	ND@50	ND@50 J	ND@50	ND@100	ND@100	ND@100
CIS-1,2-DICHLOROETHENE	ug/l	1900	2000	1800	1800	1700	1600
CIS-1,3-DICHLOROPROPENE	ug/l	ND@50	ND@50	ND@50	ND@100	ND@100	ND@100
CYCLOHEXANE	ug/l	ND@50	ND@50	ND@50	ND@100	ND@100	ND@100
DICHLORODIFLUOROMETHANE (FREON 12)	ug/l	ND@50	ND@50	ND@50 J	ND@100	ND@100	ND@100
ETHYLBENZENE	ug/l	ND@50	ND@50	ND@50	ND@100	ND@100	ND@100
ISOPROPYLBENZENE	ug/l	ND@50	ND@50	ND@50	ND@100	ND@100	ND@100
M,P-XYLENE	ug/l	ND@50	ND@50	ND@50	ND@100	ND@100	ND@100
METHYL ACETATE	ug/l	ND@100	ND@100	ND@100	ND@200	ND@200 J	ND@200
METHYL BUTYL KETONE (2-HEXANONE)	ug/l	ND@500	ND@500	ND@500	ND@1000	ND@1000	ND@1000
METHYL CYCLOHEXANE	ug/l	ND@50	ND@50 J	ND@50	ND@100	ND@100	ND@100
METHYL ETHYL KETONE (MEK, 2-BUTANONE)	ug/l	ND@500	ND@500 J	ND@500	ND@1000	ND@1000	ND@1000
METHYL TERT-BUTYL ETHER (MTBE)	ug/l	ND@50	ND@50	ND@50	ND@100	ND@100	ND@100
METHYLENE CHLORIDE (DICHLOROMETHANE)	ug/l	ND@50	ND@50	ND@50	ND@100	ND@100	ND@100
MIBK (4-METHYL-2-PENTANONE)	ug/l	ND@500	ND@500	ND@500	ND@1000	ND@1000	ND@1000
O-XYLENE	ug/l	ND@50	ND@50	ND@50	ND@100	ND@100	ND@100
STYRENE	ug/l	ND@50	ND@50	ND@50	ND@100	ND@100	ND@100
TETRACHLOROETHENE	ug/l	ND@50	ND@50	ND@50	ND@100	ND@100	ND@100
TOLUENE	ug/l	ND@50	ND@50	ND@50	ND@100	ND@100	ND@100
TRANS-1,2-DICHLOROETHENE	ug/l	ND@50	ND@50	11 J	ND@100	ND@100	ND@100
TRANS-1,3-DICHLOROPROPENE	ug/l	ND@50	ND@50	ND@50	ND@100 J	ND@100	ND@100
TRICHLOROETHENE	ug/l	1100	1100	1100	1400	900	1100
TRICHLOROFLUOROMETHANE (FREON 11)	ug/l	ND@50	ND@50	ND@50	ND@100	ND@100	ND@100
VINYL CHLORIDE	ug/l	110	130	81	140	170	140

Endicott, New York
Groundwater Analytical Chemistry Data
January 1, 2012 - December 31, 2012

Sample Location		EN-219R	EN-219R	EN-219R	EN-219R	EN-253	EN-253
Sample Description		GW EXTR WELL	GW EXTR WELL	GW EXTR WELL	GW EXTR WELL	GW EXTR WELL	GW EXTR WELL
Sample Date		09/10/2012	10/02/2012	11/05/2012	12/03/2012	01/04/2012	02/09/2012
Laboratory Sample I.D.		6784239	6810760	6849277	6881133	6514937	6545822
Parameter	**Units**						
1,1,1-TRICHLOROETHANE	ug/l	13000	14000	16000	15000	45000	55000
1,1,2,2-TETRACHLOROETHANE	ug/l	ND@50	ND@50	ND@50	ND@50	ND@500	ND@500
1,1,2-TRICHLORO-1,2,2-TRIFLUOROETHANE	ug/l	240	100	240	190	ND@500	ND@500
1,1,2-TRICHLOROETHANE	ug/l	ND@50	ND@50	ND@50	ND@50	ND@500	ND@500
1,1-DICHLOROETHANE	ug/l	220	210	310	280	11000	8100
1,1-DICHLOROETHENE	ug/l	140	56	99	130	1900	1400
1,2,4-TRICHLOROBENZENE	ug/l	ND@50	ND@50	ND@50	ND@50	ND@500	ND@500
1,2-DIBROMO-3-CHLOROPROPANE	ug/l	ND@50 J	ND@50	ND@50	ND@50	ND@500 J	ND@500 J
1,2-DIBROMOETHANE (EDB)	ug/l	ND@50	ND@50	ND@50	ND@50	ND@500	ND@500
1,2-DICHLORO-1,2,2-TRIFLUOROETHANE	ug/l	29 J	ND@50	26 J	28 J	ND@500	ND@500
1,2-DICHLOROBENZENE	ug/l	ND@50	ND@50	ND@50	ND@50	ND@500	ND@500
1,2-DICHLOROETHANE (EDC)	ug/l	12 J	12 J	11 J	14 J	ND@500	ND@500
1,2-DICHLOROPROPANE	ug/l	ND@50	ND@50	ND@50	ND@50	ND@500	ND@500
1,3-DICHLOROBENZENE	ug/l	ND@50	ND@50	ND@50	ND@50	ND@500	ND@500
1,4-DICHLOROBENZENE	ug/l	ND@50	ND@50	ND@50	ND@50	ND@500	ND@500
ACETONE	ug/l	ND@500 J	ND@500	ND@500	ND@500	ND@5000	ND@5000 J
BENZENE	ug/l	ND@50	ND@50	ND@50	ND@50	ND@500	ND@500
BROMODICHLOROMETHANE	ug/l	ND@50	ND@50	ND@50	ND@50	ND@500	ND@500
BROMOFORM (TRIBROMOMETHANE)	ug/l	ND@50	ND@50	ND@50	ND@50	ND@500	ND@500
BROMOMETHANE	ug/l	ND@50	ND@50	ND@50	ND@50	ND@500	ND@500
CARBON DISULFIDE	ug/l	ND@50	ND@50	ND@50	ND@50	ND@500	ND@500
CARBON TETRACHLORIDE	ug/l	ND@50	ND@50	ND@50	ND@50	ND@500	ND@500
CHLOROBENZENE	ug/l	ND@50	ND@50	ND@50	ND@50	ND@500	ND@500
CHLORODIBROMOMETHANE	ug/l	ND@50	ND@50	ND@50	ND@50	ND@500	ND@500
CHLOROETHANE	ug/l	ND@50	ND@50	34 J	ND@50	3500	3400
CHLOROFORM (TRICHLOROMETHANE)	ug/l	ND@50	ND@50	ND@50	ND@50	ND@500	ND@500
CHLOROMETHANE	ug/l	ND@50	ND@50	ND@50	ND@50	ND@500	ND@500
CIS-1,2-DICHLOROETHENE	ug/l	1700	1500	2100	2000	24000	20000
CIS-1,3-DICHLOROPROPENE	ug/l	ND@50	ND@50	ND@50	ND@50	ND@500	ND@500
CYCLOHEXANE	ug/l	ND@50	ND@50	ND@50	ND@50	ND@500	ND@500
DICHLORODIFLUOROMETHANE (FREON 12)	ug/l	ND@50	ND@50 J	ND@50	ND@50	ND@500	ND@500
ETHYLBENZENE	ug/l	ND@50	ND@50	ND@50	ND@50	ND@500	ND@500
ISOPROPYLBENZENE	ug/l	ND@50	ND@50	ND@50	ND@50	ND@500	ND@500
M,P-XYLENE	ug/l	ND@50	ND@50	ND@50	ND@50	ND@500	ND@500
METHYL ACETATE	ug/l	ND@100	ND@100	ND@100	ND@100	ND@1000	ND@1000
METHYL BUTYL KETONE (2-HEXANONE)	ug/l	ND@500	ND@500	ND@500	ND@500	ND@5000	ND@5000
METHYL CYCLOHEXANE	ug/l	ND@50	ND@50	ND@50	ND@50	ND@500	ND@500
METHYL ETHYL KETONE (MEK, 2-BUTANONE)	ug/l	ND@500	ND@500	ND@500	ND@500	ND@5000 J	ND@5000 J
METHYL TERT-BUTYL ETHER (MTBE)	ug/l	ND@50	ND@50	ND@50	ND@50	ND@500	ND@500
METHYLENE CHLORIDE (DICHLOROMETHANE)	ug/l	ND@50	ND@50	ND@50	ND@50	ND@500	ND@500
MIBK (4-METHYL-2-PENTANONE)	ug/l	ND@500	ND@500	ND@500 J	ND@500	ND@5000	ND@5000
O-XYLENE	ug/l	ND@50	ND@50	ND@50	ND@50	ND@500	ND@500
STYRENE	ug/l	ND@50	ND@50	ND@50	ND@50	ND@500	ND@500
TETRACHLOROETHENE	ug/l	ND@50	ND@50	ND@50	ND@50	ND@500	ND@500
TOLUENE	ug/l	ND@50	ND@50	ND@50	ND@50	300 J	270 J
TRANS-1,2-DICHLOROETHENE	ug/l	ND@50	ND@50	ND@50	ND@50	ND@500	ND@500
TRANS-1,3-DICHLOROPROPENE	ug/l	ND@50	ND@50	ND@50	ND@50	ND@500	ND@500
TRICHLOROETHENE	ug/l	1500	960	820	1100	1800	2600
TRICHLOROFLUOROMETHANE (FREON 11)	ug/l	ND@50	ND@50	ND@50	ND@50	ND@500	ND@500
VINYL CHLORIDE	ug/l	130	110	170	120	780	790

Endicott, New York
Groundwater Analytical Chemistry Data
January 1, 2012 - December 31, 2012

Sample Location		EN-253	EN-253	EN-253	EN-253	EN-253	EN-253
Sample Description		GW EXTR WELL	GW EXTR WELL	GW EXTR WELL	GW EXTR WELL	GW EXTR WELL	GW EXTR WELL
Sample Date		03/05/2012	04/04/2012	05/07/2012	06/11/2012	07/09/2012	08/01/2012
Laboratory Sample I.D.		6567285	6607276	6643667	6684271	6714520	6742210
Parameter	**Units**						
1,1,1-TRICHLOROETHANE	ug/l	50000	75000	44000	63000	77000	80000
1,1,2,2-TETRACHLOROETHANE	ug/l	ND@500	690	ND@500	ND@250	ND@250	ND@250
1,1,2-TRICHLORO-1,2,2-TRIFLUOROETHANE	ug/l	ND@500	ND@500	ND@500	ND@250	140 J	ND@250
1,1,2-TRICHLOROETHANE	ug/l	ND@500	140 J	ND@500	ND@250	ND@250	ND@250
1,1-DICHLOROETHANE	ug/l	11000	25000	20000	26000	35000	44000
1,1-DICHLOROETHENE	ug/l	1200	ND@500	1400	1300	1200	1200
1,2,4-TRICHLOROBENZENE	ug/l	ND@500	ND@500	ND@500	ND@250	ND@250	ND@250
1,2-DIBROMO-3-CHLOROPROPANE	ug/l	ND@500	ND@500	ND@500	ND@250	ND@250	ND@250
1,2-DIBROMOETHANE (EDB)	ug/l	ND@500	ND@500	ND@500	ND@250	ND@250	ND@250
1,2-DICHLORO-1,2,2-TRIFLUOROETHANE	ug/l	ND@500	430 J	450 J	430	650	520
1,2-DICHLOROBENZENE	ug/l	ND@500	ND@500	ND@500	ND@250	ND@250	ND@250
1,2-DICHLOROETHANE (EDC)	ug/l	ND@500	120 J	ND@500	100 J	120 J	130 J
1,2-DICHLOROPROPANE	ug/l	ND@500	ND@500	ND@500	ND@250	ND@250	ND@250
1,3-DICHLOROBENZENE	ug/l	ND@500	ND@500	ND@500	ND@250	ND@250	ND@250
1,4-DICHLOROBENZENE	ug/l	ND@500	ND@500	ND@500	ND@250	ND@250	ND@250
ACETONE	ug/l	ND@5000	ND@5000	ND@5000	ND@2500	ND@2500	ND@2500
BENZENE	ug/l	ND@500	ND@500	ND@500	ND@250	ND@250	ND@250
BROMODICHLOROMETHANE	ug/l	ND@500	ND@500	ND@500	ND@250	ND@250	ND@250
BROMOFORM (TRIBROMOMETHANE)	ug/l	ND@500	ND@500	ND@500	ND@250 J	ND@250	ND@250
BROMOMETHANE	ug/l	ND@500	ND@500	ND@500	ND@250	ND@250	ND@250
CARBON DISULFIDE	ug/l	ND@500	ND@500	ND@500	ND@250	ND@250	ND@250
CARBON TETRACHLORIDE	ug/l	ND@500	ND@500	ND@500	ND@250	ND@250	ND@250
CHLOROBENZENE	ug/l	ND@500	ND@500	ND@500	ND@250	ND@250	ND@250
CHLORODIBROMOMETHANE	ug/l	ND@500	ND@500	ND@500	ND@250	ND@250	ND@250
CHLOROETHANE	ug/l	8300	17000	21000	12000	11000	11000
CHLOROFORM (TRICHLOROMETHANE)	ug/l	ND@500	ND@500	ND@500	ND@250	ND@250	ND@250
CHLOROMETHANE	ug/l	ND@500	ND@500 J	ND@500	ND@250	ND@250	ND@250
CIS-1,2-DICHLOROETHENE	ug/l	20000	20000	20000	11000	12000	11000
CIS-1,3-DICHLOROPROPENE	ug/l	ND@500	ND@500	ND@500	ND@250	ND@250	ND@250
CYCLOHEXANE	ug/l	ND@500	ND@500	ND@500	ND@250	ND@250	ND@250
DICHLORODIFLUOROMETHANE (FREON 12)	ug/l	ND@500	ND@500	ND@500 J	ND@250	ND@250	ND@250 J
ETHYLBENZENE	ug/l	ND@500	ND@500	ND@500	ND@250	ND@250	ND@250
ISOPROPYLBENZENE	ug/l	ND@500	ND@500	ND@500	ND@250	ND@250	ND@250
M,P-XYLENE	ug/l	ND@500	ND@500	ND@500	ND@250	ND@250	ND@250
METHYL ACETATE	ug/l	ND@1000	ND@1000	ND@1000	ND@500	ND@500 J	150 J
METHYL BUTYL KETONE (2-HEXANONE)	ug/l	ND@5000	ND@5000	ND@5000	ND@2500	ND@2500	ND@2500
METHYL CYCLOHEXANE	ug/l	ND@500	ND@500 J	ND@500	ND@250	ND@250	ND@250 J
METHYL ETHYL KETONE (MEK, 2-BUTANONE)	ug/l	ND@5000	ND@5000 J	ND@5000	ND@2500	640 J	810 J
METHYL TERT-BUTYL ETHER (MTBE)	ug/l	ND@500	ND@500	ND@500	ND@250	ND@250	ND@250
METHYLENE CHLORIDE (DICHLOROMETHANE)	ug/l	ND@500	370 J	500	2300	1900	1700
MIBK (4-METHYL-2-PENTANONE)	ug/l	ND@5000	ND@5000	ND@5000	ND@2500	ND@2500	ND@2500
O-XYLENE	ug/l	ND@500	ND@500	ND@500	ND@250	ND@250	ND@250
STYRENE	ug/l	ND@500	ND@500	ND@500	ND@250	ND@250	ND@250
TETRACHLOROETHENE	ug/l	ND@500	ND@500	ND@500	ND@250	ND@250	ND@250
TOLUENE	ug/l	350 J	ND@500	400 J	530	480	610
TRANS-1,2-DICHLOROETHENE	ug/l	ND@500	ND@500	ND@500	ND@250	ND@250	ND@250
TRANS-1,3-DICHLOROPROPENE	ug/l	ND@500	ND@500	ND@500	ND@250 J	ND@250	ND@250
TRICHLOROETHENE	ug/l	2900	2900	2600	3000	2600	2600
TRICHLOROFLUOROMETHANE (FREON 11)	ug/l	ND@500	ND@500	ND@500	ND@250	ND@250	ND@250
VINYL CHLORIDE	ug/l	1100	ND@500	1300	1000	1100	770

Endicott, New York
Groundwater Analytical Chemistry Data
January 1, 2012 - December 31, 2012

Sample Location		EN-253	EN-253	EN-253	EN-253	EN-276	EN-276
Sample Description		GW EXTR WELL	GW EXTR WELL	GW EXTR WELL	GW EXTR WELL	GW EXTR WELL	GW EXTR WELL
Sample Date		09/10/2012	10/02/2012	11/05/2012	12/03/2012	10/02/2012	11/05/2012
Laboratory Sample I.D.		6784240	6810761	6849278	6881134	6810749	6849286
Parameter	**Units**						
1,1,1-TRICHLOROETHANE	ug/l	69000	41000	47000	74000	5700	1500
1,1,2,2-TETRACHLOROETHANE	ug/l	ND@250	ND@500	ND@500	ND@500	ND@10	ND@25
1,1,2-TRICHLORO-1,2,2-TRIFLUOROETHANE	ug/l	ND@250	ND@500	ND@500	ND@500	110	150
1,1,2-TRICHLOROETHANE	ug/l	ND@250	ND@500	ND@500	ND@500	ND@10	ND@25
1,1-DICHLOROETHANE	ug/l	32000	22000	29000	46000	160	75
1,1-DICHLOROETHENE	ug/l	910	630	540	850	180	81
1,2,4-TRICHLOROBENZENE	ug/l	ND@250	ND@500	ND@500	ND@500	ND@10	ND@25
1,2-DIBROMO-3-CHLOROPROPANE	ug/l	ND@250 J	ND@500	ND@500	ND@500	ND@10 J	ND@25
1,2-DIBROMOETHANE (EDB)	ug/l	ND@250	ND@500	ND@500	ND@500	ND@10	ND@25
1,2-DICHLORO-1,2,2-TRIFLUOROETHANE	ug/l	290	ND@500	ND@500	210 J	4.3 J	ND@25
1,2-DICHLOROBENZENE	ug/l	ND@250	ND@500	ND@500	ND@500	ND@10	ND@25
1,2-DICHLOROETHANE (EDC)	ug/l	71 J	ND@500	ND@500	ND@500	18	ND@25
1,2-DICHLOROPROPANE	ug/l	ND@250	ND@500	ND@500	ND@500	ND@10	ND@25
1,3-DICHLOROBENZENE	ug/l	ND@250	ND@500	ND@500	ND@500	ND@10	ND@25
1,4-DICHLOROBENZENE	ug/l	ND@250	ND@500	ND@500	ND@500	ND@10	ND@25
ACETONE	ug/l	ND@2500 J	ND@5000	ND@5000	ND@5000	ND@100	ND@250
BENZENE	ug/l	ND@250	ND@500	ND@500	ND@500	ND@10	ND@25
BROMODICHLOROMETHANE	ug/l	ND@250	ND@500	ND@500	ND@500	ND@10	ND@25
BROMOFORM (TRIBROMOMETHANE)	ug/l	ND@250	ND@500	ND@500	ND@500	ND@10	ND@25
BROMOMETHANE	ug/l	ND@250	ND@500	ND@500	ND@500	ND@10	ND@25
CARBON DISULFIDE	ug/l	ND@250	ND@500	ND@500	ND@500	ND@10	ND@25
CARBON TETRACHLORIDE	ug/l	ND@250	ND@500	ND@500	11000	ND@10	ND@25
CHLOROBENZENE	ug/l	ND@250	ND@500	ND@500	ND@500	ND@10	ND@25
CHLORODIBROMOMETHANE	ug/l	ND@250	ND@500	ND@500	ND@500	ND@10	ND@25
CHLOROETHANE	ug/l	8400	8100	8900 J	10000	ND@10	ND@25
CHLOROFORM (TRICHLOROMETHANE)	ug/l	ND@250	ND@500	ND@500	ND@500	2.1 J	ND@25
CHLOROMETHANE	ug/l	ND@250	ND@500	ND@500	ND@500	ND@10	ND@25
CIS-1,2-DICHLOROETHENE	ug/l	10000	9700	9700	14000	1800	1300
CIS-1,3-DICHLOROPROPENE	ug/l	ND@250	ND@500	ND@500	ND@500	ND@10	ND@25
CYCLOHEXANE	ug/l	ND@250	ND@500	ND@500	ND@500	ND@10	ND@25
DICHLORODIFLUOROMETHANE (FREON 12)	ug/l	ND@250	ND@500 J	ND@500	ND@500	ND@10	ND@25 J
ETHYLBENZENE	ug/l	ND@250	ND@500	ND@500	ND@500	ND@10	ND@25
ISOPROPYLBENZENE	ug/l	ND@250	ND@500	ND@500	ND@500	ND@10	ND@25
M,P-XYLENE	ug/l	ND@250	ND@500	ND@500	ND@500	ND@10	ND@25
METHYL ACETATE	ug/l	ND@500	ND@1000	ND@1000	ND@1000	ND@20	ND@50
METHYL BUTYL KETONE (2-HEXANONE)	ug/l	ND@2500	ND@5000	ND@5000	ND@5000	ND@100	ND@250
METHYL CYCLOHEXANE	ug/l	ND@250	ND@500	ND@500	ND@500	ND@10	ND@25
METHYL ETHYL KETONE (MEK, 2-BUTANONE)	ug/l	ND@2500	ND@5000	ND@5000	ND@5000	ND@100	ND@250
METHYL TERT-BUTYL ETHER (MTBE)	ug/l	ND@250	ND@500	ND@500	ND@500	ND@10	ND@25
METHYLENE CHLORIDE (DICHLOROMETHANE)	ug/l	540	340 J	320 J	350 J	30	ND@25
MIBK (4-METHYL-2-PENTANONE)	ug/l	ND@2500	ND@5000	ND@5000 J	ND@5000	ND@100	ND@250
O-XYLENE	ug/l	ND@250	ND@500	ND@500	ND@500	ND@10	ND@25
STYRENE	ug/l	ND@250	ND@500	ND@500	ND@500	ND@10	ND@25
TETRACHLOROETHENE	ug/l	ND@250	ND@500	ND@500	ND@500	71	99
TOLUENE	ug/l	520	440 J	390 J	560	ND@10	ND@25
TRANS-1,2-DICHLOROETHENE	ug/l	ND@250	ND@500	ND@500	ND@500	ND@10	ND@25
TRANS-1,3-DICHLOROPROPENE	ug/l	ND@250	ND@500	ND@500	ND@500	ND@10	ND@25
TRICHLOROETHENE	ug/l	2000	1700	1300	1600	15	17 J
TRICHLOROFLUOROMETHANE (FREON 11)	ug/l	ND@250	ND@500	ND@500	ND@500	ND@10	ND@25
VINYL CHLORIDE	ug/l	690	650	650	850	6.9 J	ND@25

Endicott, New York
Groundwater Analytical Chemistry Data
January 1, 2012 - December 31, 2012

Sample Location		EN-276	EN-276R	EN-276R	EN-276R	EN-276R	EN-276R
Sample Description		GW EXTR WELL	GW EXTR WELL	GW EXTR WELL	GW EXTR WELL	GW EXTR WELL	GW EXTR WELL
Sample Date		12/03/2012	01/04/2012	02/09/2012	03/05/2012	04/04/2012	05/07/2012
Laboratory Sample I.D.		6881122	6514939	6545824	6567287	6607278	6643669
Parameter	**Units**						
1,1,1-TRICHLOROETHANE	ug/l	1800	4400	9600	3100	3400	3500
1,1,2,2-TETRACHLOROETHANE	ug/l	ND@25	ND@10	ND@100	ND@25	ND@25	ND@25
1,1,2-TRICHLORO-1,2,2-TRIFLUOROETHANE	ug/l	38	60	70 J	55	63	19 J
1,1,2-TRICHLOROETHANE	ug/l	ND@25	ND@10	ND@100	ND@25	ND@25	ND@25
1,1-DICHLOROETHANE	ug/l	73	74	130	68	70	78
1,1-DICHLOROETHENE	ug/l	78	180	340	150	150	140
1,2,4-TRICHLOROBENZENE	ug/l	ND@25	ND@10	ND@100	ND@25	ND@25	ND@25
1,2-DIBROMO-3-CHLOROPROPANE	ug/l	ND@25	ND@10	ND@100 J	ND@25	ND@25	ND@25
1,2-DIBROMOETHANE (EDB)	ug/l	ND@25	ND@10	ND@100	ND@25	ND@25	ND@25
1,2-DICHLORO-1,2,2-TRIFLUOROETHANE	ug/l	ND@25	ND@10	ND@100	ND@25	ND@25 J	ND@25
1,2-DICHLOROBENZENE	ug/l	ND@25	ND@10	ND@100	ND@25	ND@25	ND@25
1,2-DICHLOROETHANE (EDC)	ug/l	7.1 J	12	ND@100	9 J	9.9 J	11 J
1,2-DICHLOROPROPANE	ug/l	ND@25	ND@10	ND@100	ND@25	ND@25	ND@25
1,3-DICHLOROBENZENE	ug/l	ND@25	ND@10	ND@100	ND@25	ND@25	ND@25
1,4-DICHLOROBENZENE	ug/l	ND@25	ND@10	ND@100	ND@25	ND@25	ND@25
ACETONE	ug/l	ND@250	ND@100	ND@1000 J	ND@250	ND@250	ND@250
BENZENE	ug/l	ND@25	ND@10	ND@100	ND@25	ND@25	ND@25
BROMODICHLOROMETHANE	ug/l	ND@25	ND@10	ND@100	ND@25	ND@25	ND@25
BROMOFORM (TRIBROMOMETHANE)	ug/l	ND@25	ND@10	ND@100	ND@25	ND@25	ND@25
BROMOMETHANE	ug/l	ND@25	ND@10	ND@100	ND@25	ND@25	ND@25
CARBON DISULFIDE	ug/l	ND@25	ND@10	ND@100	ND@25	ND@25	ND@25
CARBON TETRACHLORIDE	ug/l	ND@25	ND@10	ND@100	ND@25	ND@25	ND@25
CHLOROBENZENE	ug/l	ND@25	ND@10	ND@100	ND@25	ND@25	ND@25
CHLORODIBROMOMETHANE	ug/l	ND@25	ND@10	ND@100	ND@25	ND@25	ND@25
CHLOROETHANE	ug/l	ND@25	ND@10	ND@100	ND@25	ND@25	ND@25
CHLOROFORM (TRICHLOROMETHANE)	ug/l	ND@25	ND@10	ND@100	ND@25	ND@25	ND@25
CHLOROMETHANE	ug/l	ND@25	ND@10	ND@100	ND@25	ND@25	ND@25
CIS-1,2-DICHLOROETHENE	ug/l	970	270	400	410	440	570
CIS-1,3-DICHLOROPROPENE	ug/l	ND@25	ND@10	ND@100	ND@25	ND@25	ND@25
CYCLOHEXANE	ug/l	ND@25	ND@10	ND@100	ND@25	ND@25	ND@25
DICHLORODIFLUOROMETHANE (FREON 12)	ug/l	ND@25	ND@10	ND@100	ND@25	ND@25	ND@25 J
ETHYLBENZENE	ug/l	ND@25	ND@10	ND@100	ND@25	ND@25	ND@25
ISOPROPYLBENZENE	ug/l	ND@25	ND@10	ND@100	ND@25	ND@25	ND@25
M,P-XYLENE	ug/l	ND@25	ND@10	ND@100	ND@25	ND@25	ND@25
METHYL ACETATE	ug/l	ND@50	ND@20	ND@200	ND@50	ND@50	ND@50
METHYL BUTYL KETONE (2-HEXANONE)	ug/l	ND@250	ND@100	ND@1000	ND@250	ND@250	ND@250
METHYL CYCLOHEXANE	ug/l	ND@25	ND@10	ND@100	ND@25	ND@25	ND@25
METHYL ETHYL KETONE (MEK, 2-BUTANONE)	ug/l	ND@250	ND@100	ND@1000 J	ND@250	ND@250	ND@250
METHYL TERT-BUTYL ETHER (MTBE)	ug/l	ND@25	ND@10	ND@100	ND@25	ND@25	ND@25
METHYLENE CHLORIDE (DICHLOROMETHANE)	ug/l	ND@25	ND@10	72 J	ND@25	15 J	11 J
MIBK (4-METHYL-2-PENTANONE)	ug/l	ND@250	ND@100	ND@1000	ND@250	ND@250	ND@250
O-XYLENE	ug/l	ND@25	ND@10	ND@100	ND@25	ND@25	ND@25
STYRENE	ug/l	ND@25	ND@10	ND@100	ND@25	ND@25	ND@25
TETRACHLOROETHENE	ug/l	63	36	52 J	51	56	42
TOLUENE	ug/l	ND@25	ND@10	ND@100	ND@25	ND@25	ND@25
TRANS-1,2-DICHLOROETHENE	ug/l	ND@25	ND@10	ND@100	ND@25	ND@25	ND@25
TRANS-1,3-DICHLOROPROPENE	ug/l	ND@25	ND@10	ND@100	ND@25	ND@25	ND@25
TRICHLOROETHENE	ug/l	13 J	340	260	360	360	370
TRICHLOROFLUOROMETHANE (FREON 11)	ug/l	ND@25	ND@10	ND@100	ND@25	ND@25	ND@25
VINYL CHLORIDE	ug/l	10 J	2.6 J	ND@100	ND@25	5.1 J	8 J

Endicott, New York
Groundwater Analytical Chemistry Data
January 1, 2012 - December 31, 2012

Sample Location		EN-276R	EN-276R	EN-276R	EN-276R	EN-276R	EN-276R
Sample Description		GW EXTR WELL	GW EXTR WELL	GW EXTR WELL	GW EXTR WELL	GW EXTR WELL	GW EXTR WELL
Sample Date		06/11/2012	07/09/2012	08/01/2012	09/10/2012	10/02/2012	11/05/2012
Laboratory Sample I.D.		6684273	6714522	6742212	6784242	6810750	6849287
Parameter	**Units**						
1,1,1-TRICHLOROETHANE	ug/l	1600	2100	5700	19000	18000	19000
1,1,2,2-TETRACHLOROETHANE	ug/l	ND@5.0	ND@5.0	ND@25	ND@10	ND@10	ND@100
1,1,2-TRICHLORO-1,2,2-TRIFLUOROETHANE	ug/l	19	26	100	170	94	120
1,1,2-TRICHLOROETHANE	ug/l	ND@5.0	ND@5.0	ND@25	ND@10	ND@10	ND@100
1,1-DICHLOROETHANE	ug/l	57	67	120	170	170	360
1,1-DICHLOROETHENE	ug/l	86	110	180	730	480	550
1,2,4-TRICHLOROBENZENE	ug/l	ND@5.0	ND@5.0	ND@25	ND@10	ND@10	ND@100
1,2-DIBROMO-3-CHLOROPROPANE	ug/l	ND@5.0	ND@5.0	ND@25	ND@10 J	ND@10 J	ND@100
1,2-DIBROMOETHANE (EDB)	ug/l	ND@5.0	ND@5.0	ND@25	ND@10	ND@10	ND@100
1,2-DICHLORO-1,2,2-TRIFLUOROETHANE	ug/l	2.1 J	2.7 J	ND@25	4.1 J	ND@10	ND@100
1,2-DICHLOROBENZENE	ug/l	1.1 J	1.1 J	ND@25	3 J	2.3 J	ND@100
1,2-DICHLOROETHANE (EDC)	ug/l	6.2	7.8	15 J	64	49	56 J
1,2-DICHLOROPROPANE	ug/l	ND@5.0	ND@5.0	ND@25	ND@10	ND@10	ND@100
1,3-DICHLOROBENZENE	ug/l	ND@5.0	ND@5.0	ND@25	ND@10	ND@10	ND@100
1,4-DICHLOROBENZENE	ug/l	ND@5.0	ND@5.0	ND@25	ND@10	ND@10	ND@100
ACETONE	ug/l	ND@50	ND@50	ND@250	ND@100 J	ND@100	ND@1000
BENZENE	ug/l	ND@5.0	ND@5.0	ND@25	ND@10	ND@10	ND@100
BROMODICHLOROMETHANE	ug/l	ND@5.0	ND@5.0	ND@25	ND@10	ND@10	ND@100
BROMOFORM (TRIBROMOMETHANE)	ug/l	ND@5.0 J	ND@5.0	ND@25	ND@10	ND@10	ND@100
BROMOMETHANE	ug/l	ND@5.0	ND@5.0	ND@25	ND@10	ND@10	ND@100
CARBON DISULFIDE	ug/l	ND@5.0	ND@5.0	ND@25	ND@10	ND@10	ND@100
CARBON TETRACHLORIDE	ug/l	ND@5.0	ND@5.0	ND@25	ND@10	ND@10	ND@100
CHLOROBENZENE	ug/l	ND@5.0	ND@5.0	ND@25	ND@10	ND@10	ND@100
CHLORODIBROMOMETHANE	ug/l	ND@5.0	ND@5.0	ND@25	ND@10	ND@10	ND@100
CHLOROETHANE	ug/l	ND@5.0	ND@5.0	ND@25	ND@10	ND@10	ND@100
CHLOROFORM (TRICHLOROMETHANE)	ug/l	1.2 J	1.1 J	ND@25	5 J	3.9 J	ND@100
CHLOROMETHANE	ug/l	ND@5.0	ND@5.0	ND@25	ND@10	ND@10	ND@100
CIS-1,2-DICHLOROETHENE	ug/l	360	480	900	1900	1300	2100
CIS-1,3-DICHLOROPROPENE	ug/l	ND@5.0	ND@5.0	ND@25	ND@10	ND@10	ND@100
CYCLOHEXANE	ug/l	ND@5.0	ND@5.0	ND@25	ND@10	ND@10	ND@100
DICHLORODIFLUOROMETHANE (FREON 12)	ug/l	ND@5.0	ND@5.0	ND@25 J	ND@10	ND@10	ND@100
ETHYLBENZENE	ug/l	ND@5.0	ND@5.0	ND@25	ND@10	ND@10	ND@100
ISOPROPYLBENZENE	ug/l	ND@5.0	ND@5.0	ND@25	ND@10	ND@10	ND@100
M,P-XYLENE	ug/l	ND@5.0	ND@5.0	ND@25	ND@10	ND@10	ND@100
METHYL ACETATE	ug/l	ND@10	ND@10 J	ND@50	ND@20	ND@20	ND@200
METHYL BUTYL KETONE (2-HEXANONE)	ug/l	ND@50	ND@50	ND@250	ND@100	ND@100	ND@1000
METHYL CYCLOHEXANE	ug/l	ND@5.0	ND@5.0	ND@25 J	ND@10	ND@10	ND@100
METHYL ETHYL KETONE (MEK, 2-BUTANONE)	ug/l	ND@50	ND@50	ND@250	ND@100	ND@100	ND@1000
METHYL TERT-BUTYL ETHER (MTBE)	ug/l	ND@5.0	ND@5.0	ND@25	ND@10	ND@10	ND@100
METHYLENE CHLORIDE (DICHLOROMETHANE)	ug/l	ND@5.0	ND@5.0	44	93	56	130
MIBK (4-METHYL-2-PENTANONE)	ug/l	ND@50	ND@50	ND@250	ND@100	ND@100	ND@1000 J
O-XYLENE	ug/l	ND@5.0	ND@5.0	ND@25	ND@10	ND@10	ND@100
STYRENE	ug/l	ND@5.0	ND@5.0	ND@25	ND@10	ND@10	ND@100
TETRACHLOROETHENE	ug/l	31	29	31	150	120	100
TOLUENE	ug/l	ND@5.0	ND@5.0	ND@25	ND@10	ND@10	ND@100
TRANS-1,2-DICHLOROETHENE	ug/l	ND@5.0	ND@5.0	ND@25	2.7 J	2.1 J	ND@100
TRANS-1,3-DICHLOROPROPENE	ug/l	ND@5.0 J	ND@5.0	ND@25	ND@10	ND@10	ND@100
TRICHLOROETHENE	ug/l	410	550	530	630	420	480
TRICHLOROFLUOROMETHANE (FREON 11)	ug/l	ND@5.0	ND@5.0	ND@25	ND@10	ND@10	ND@100
VINYL CHLORIDE	ug/l	2 J	2.8 J	15 J	14	6.2 J	ND@100

Endicott, New York
Groundwater Analytical Chemistry Data
January 1, 2012 - December 31, 2012

Sample Location		EN-276R	EN-278	EN-278	EN-278	EN-278	EN-284
Sample Description		GW EXTR WELL	GW MON WELL	GW MON WELL	GW MON WELL	GW MON WELL	GW MON WELL
Sample Date		12/03/2012	02/07/2012	05/18/2012	08/24/2012	11/18/2012	02/20/2012
Laboratory Sample I.D.		6881123	6545837	6658651	6767521	6867702	6557760
Parameter	**Units**						
1,1,1-TRICHLOROETHANE	ug/l	15000	2.9	4.9	4	4.4	190
1,1,2,2-TETRACHLOROETHANE	ug/l	ND@100	ND@1.0	ND@1.0	ND@1	ND@1	ND@25
1,1,2-TRICHLORO-1,2,2-TRIFLUOROETHANE	ug/l	88 J	ND@1.0	ND@1.0	ND@1	ND@1	ND@25
1,1,2-TRICHLOROETHANE	ug/l	ND@100	ND@1.0	ND@1.0	ND@1	ND@1	ND@25
1,1-DICHLOROETHANE	ug/l	280	2	4.1	4.5	5.2	220
1,1-DICHLOROETHENE	ug/l	420	0.6 J	0.6 J	0.5 J	0.6 J	71
1,2,4-TRICHLOROBENZENE	ug/l	ND@100	ND@1.0	ND@1.0	ND@1	ND@1	ND@25
1,2-DIBROMO-3-CHLOROPROPANE	ug/l	ND@100	ND@1.0 J	ND@1.0	ND@1	ND@1 J	ND@25
1,2-DIBROMOETHANE (EDB)	ug/l	ND@100	ND@1.0	ND@1.0	ND@1	ND@1	ND@25
1,2-DICHLORO-1,2,2-TRIFLUOROETHANE	ug/l	ND@100	ND@1.0	ND@1.0	ND@1	ND@1	ND@25
1,2-DICHLOROBENZENE	ug/l	ND@100	ND@1.0	ND@1.0	ND@1	ND@1	ND@25
1,2-DICHLOROETHANE (EDC)	ug/l	53 J	ND@1.0	ND@1.0	ND@1	ND@1	ND@25
1,2-DICHLOROPROPANE	ug/l	ND@100	ND@1.0	ND@1.0	ND@1	ND@1	ND@25
1,3-DICHLOROBENZENE	ug/l	ND@100	ND@1.0	ND@1.0	ND@1	ND@1	ND@25
1,4-DICHLOROBENZENE	ug/l	ND@100	ND@1.0	ND@1.0	ND@1	ND@1	ND@25
ACETONE	ug/l	ND@1000	ND@10	ND@10	ND@10	ND@10	ND@250 J
BENZENE	ug/l	ND@100	ND@1.0	ND@1.0	ND@1	ND@1	ND@25
BROMODICHLOROMETHANE	ug/l	ND@100	1.4	ND@1.0	0.9 J	0.8 J	ND@25
BROMOFORM (TRIBROMOMETHANE)	ug/l	ND@100	ND@1.0	ND@1.0	ND@1	ND@1	ND@25
BROMOMETHANE	ug/l	ND@100	ND@1.0	ND@1.0	ND@1	ND@1	ND@25
CARBON DISULFIDE	ug/l	ND@100	ND@1.0	ND@1.0	ND@1	ND@1	ND@25
CARBON TETRACHLORIDE	ug/l	ND@100	ND@1.0	ND@1.0	ND@1	ND@1	ND@25
CHLOROBENZENE	ug/l	ND@100	ND@1.0	ND@1.0	ND@1	ND@1	ND@25
CHLORODIBROMOMETHANE	ug/l	ND@100	0.6 J	ND@1.0	0.3 J	0.3 J	ND@25
CHLOROETHANE	ug/l	ND@100	ND@1.0	ND@1.0	ND@1	ND@1	ND@25
CHLOROFORM (TRICHLOROMETHANE)	ug/l	ND@100	2.3	0.6 J	1.6	1.4	ND@25
CHLOROMETHANE	ug/l	ND@100	ND@1.0	ND@1.0	ND@1	ND@1 J	ND@25
CIS-1,2-DICHLOROETHENE	ug/l	1100	25	60	46	46	610
CIS-1,3-DICHLOROPROPENE	ug/l	ND@100	ND@1.0	ND@1.0	ND@1	ND@1	ND@25
CYCLOHEXANE	ug/l	ND@100	ND@1.0	ND@1.0	ND@1	ND@1	ND@25
DICHLORODIFLUOROMETHANE (FREON 12)	ug/l	ND@100	ND@1.0	ND@1.0	ND@1 J	ND@1 J	ND@25
ETHYLBENZENE	ug/l	ND@100	ND@1.0	ND@1.0	ND@1	ND@1	ND@25
ISOPROPYLBENZENE	ug/l	ND@100	ND@1.0	ND@1.0	ND@1	ND@1	ND@25
M,P-XYLENE	ug/l	ND@100	ND@1.0	ND@1.0	ND@1	ND@1	ND@25
METHYL ACETATE	ug/l	ND@200	ND@2.0	ND@2.0	ND@2	ND@2	ND@50
METHYL BUTYL KETONE (2-HEXANONE)	ug/l	ND@1000	ND@10	ND@10	ND@10	ND@10	ND@250
METHYL CYCLOHEXANE	ug/l	ND@100	ND@1.0	ND@1.0	ND@1	ND@1	ND@25
METHYL ETHYL KETONE (MEK, 2-BUTANONE)	ug/l	ND@1000	ND@10 J	ND@10	ND@10	ND@10	ND@250
METHYL TERT-BUTYL ETHER (MTBE)	ug/l	ND@100	ND@1.0	ND@1.0	ND@1	ND@1	ND@25
METHYLENE CHLORIDE (DICHLOROMETHANE)	ug/l	ND@100	ND@1.0	ND@1.0	ND@1	ND@1	ND@25
MIBK (4-METHYL-2-PENTANONE)	ug/l	ND@1000	ND@10	ND@10	ND@10	ND@10	ND@250
O-XYLENE	ug/l	ND@100	ND@1.0	ND@1.0	ND@1	ND@1	ND@25
STYRENE	ug/l	ND@100	ND@1.0	ND@1.0	ND@1	ND@1	ND@25
TETRACHLOROETHENE	ug/l	74 J	1.2	1	1.3	1.2	7.2 J
TOLUENE	ug/l	ND@100	ND@1.0	ND@1.0	ND@1	ND@1	ND@25
TRANS-1,2-DICHLOROETHENE	ug/l	ND@100	0.3 J	1 J	1.4	0.5 J	ND@25
TRANS-1,3-DICHLOROPROPENE	ug/l	ND@100	ND@1.0	ND@1.0	ND@1	ND@1	ND@25
TRICHLOROETHENE	ug/l	430	71	62	71	77	2300
TRICHLOROFLUOROMETHANE (FREON 11)	ug/l	ND@100	ND@1.0	ND@1.0	ND@1	ND@1	ND@25
VINYL CHLORIDE	ug/l	ND@100	ND@1.0	ND@1.0	ND@1	ND@1	ND@25

Endicott, New York
Groundwater Analytical Chemistry Data
January 1, 2012 - December 31, 2012

Sample Location		EN-284	EN-284	EN-284	EN-284P	EN-284P	EN-284P
Sample Description		GW MON WELL	GW MON WELL	GW MON WELL	GW EXTR WELL	GW EXTR WELL	GW EXTR WELL
Sample Date		05/21/2012	08/23/2012	11/16/2012	01/04/2012	02/09/2012	03/05/2012
Laboratory Sample I.D.		6664883	6767545	6864762	6514934	6545819	6567283
Parameter	**Units**						
1,1,1-TRICHLOROETHANE	ug/l	85	74	130	4.8	5.7	4.2
1,1,2,2-TETRACHLOROETHANE	ug/l	ND@1.0	ND@10	ND@10	ND@1.0	ND@1.0	ND@1.0
1,1,2-TRICHLORO-1,2,2-TRIFLUOROETHANE	ug/l	2.5	ND@10	ND@10	ND@1.0	0.7 J	ND@1.0
1,1,2-TRICHLOROETHANE	ug/l	ND@1.0	ND@10	ND@10	ND@1.0	ND@1.0	ND@1.0
1,1-DICHLOROETHANE	ug/l	98	89	180	6.5	7.1	6.5
1,1-DICHLOROETHENE	ug/l	30	31	61	2.5	2.5	2.4
1,2,4-TRICHLOROBENZENE	ug/l	ND@1.0	ND@10	ND@10	ND@1.0	ND@1.0	ND@1.0
1,2-DIBROMO-3-CHLOROPROPANE	ug/l	ND@1.0	ND@10	ND@10	ND@1.0 J	ND@1.0 J	ND@1.0
1,2-DIBROMOETHANE (EDB)	ug/l	ND@1.0	ND@10	ND@10	ND@1.0	ND@1.0	ND@1.0
1,2-DICHLORO-1,2,2-TRIFLUOROETHANE	ug/l	1	ND@10 J	ND@10	ND@1.0	ND@1.0	ND@1.0
1,2-DICHLOROBENZENE	ug/l	ND@1.0	ND@10	ND@10	ND@1.0	ND@1.0	ND@1.0
1,2-DICHLOROETHANE (EDC)	ug/l	2	ND@10	3.4 J	ND@1.0	ND@1.0	ND@1.0
1,2-DICHLOROPROPANE	ug/l	0.3 J	ND@10	ND@10	ND@1.0	ND@1.0	ND@1.0
1,3-DICHLOROBENZENE	ug/l	ND@1.0	ND@10	ND@10	ND@1.0	ND@1.0	ND@1.0
1,4-DICHLOROBENZENE	ug/l	ND@1.0	ND@10	ND@10	ND@1.0	ND@1.0	ND@1.0
ACETONE	ug/l	ND@10	ND@100	ND@100	ND@10	ND@10 J	ND@10
BENZENE	ug/l	ND@1.0	ND@10	ND@10	ND@1.0	ND@1.0	ND@1.0
BROMODICHLOROMETHANE	ug/l	1.3	ND@10	ND@10	0.8 J	0.9 J	0.7 J
BROMOFORM (TRIBROMOMETHANE)	ug/l	ND@1.0	ND@10	ND@10	ND@1.0	ND@1.0	ND@1.0
BROMOMETHANE	ug/l	ND@1.0	ND@10	ND@10	ND@1.0	ND@1.0	ND@1.0
CARBON DISULFIDE	ug/l	ND@1.0 J	ND@10	ND@10	ND@1.0	ND@1.0	ND@1.0
CARBON TETRACHLORIDE	ug/l	ND@1.0	ND@10	ND@10	ND@1.0	ND@1.0	ND@1.0
CHLOROBENZENE	ug/l	0.2 J	ND@10	ND@10	ND@1.0	ND@1.0	ND@1.0
CHLORODIBROMOMETHANE	ug/l	0.7 J	ND@10	ND@10	0.4 J	0.4 J	0.4 J
CHLOROETHANE	ug/l	0.3 J	ND@10	ND@10	ND@1.0	ND@1.0	ND@1.0 J
CHLOROFORM (TRICHLOROMETHANE)	ug/l	2.5	2.4 J	ND@10	1.1	1.3	1.1
CHLOROMETHANE	ug/l	ND@1.0	ND@10	ND@10	ND@1.0	ND@1.0	ND@1.0
CIS-1,2-DICHLOROETHENE	ug/l	310	260	480	32	34	31
CIS-1,3-DICHLOROPROPENE	ug/l	ND@1.0	ND@10	ND@10	ND@1.0	ND@1.0	ND@1.0
CYCLOHEXANE	ug/l	ND@1.0	ND@10	ND@10	ND@1.0	ND@1.0	ND@1.0
DICHLORODIFLUOROMETHANE (FREON 12)	ug/l	ND@1.0	ND@10	ND@10	ND@1.0	ND@1.0	ND@1.0
ETHYLBENZENE	ug/l	ND@1.0	ND@10	ND@10	ND@1.0	ND@1.0	ND@1.0
ISOPROPYLBENZENE	ug/l	ND@1.0	ND@10	ND@10	ND@1.0	ND@1.0	ND@1.0
M,P-XYLENE	ug/l	ND@1.0	ND@10	ND@10	ND@1.0	ND@1.0	ND@1.0
METHYL ACETATE	ug/l	ND@2.0	ND@20	ND@20 J	ND@2.0	ND@2.0	ND@2.0
METHYL BUTYL KETONE (2-HEXANONE)	ug/l	ND@10	ND@100	ND@100 J	ND@10	ND@10	ND@10
METHYL CYCLOHEXANE	ug/l	ND@1.0	ND@10	ND@10 J	ND@1.0	ND@1.0	ND@1.0
METHYL ETHYL KETONE (MEK, 2-BUTANONE)	ug/l	ND@10	ND@100	ND@100	ND@10 J	ND@10 J	ND@10
METHYL TERT-BUTYL ETHER (MTBE)	ug/l	ND@1.0	ND@10	ND@10	ND@1.0	ND@1.0	ND@1.0
METHYLENE CHLORIDE (DICHLOROMETHANE)	ug/l	ND@1.0	ND@10	ND@10	ND@1.0	ND@1.0	ND@1.0
MIBK (4-METHYL-2-PENTANONE)	ug/l	ND@10	ND@100	ND@100 J	ND@10	ND@10	ND@10
O-XYLENE	ug/l	ND@1.0	ND@10	ND@10	ND@1.0	ND@1.0	ND@1.0
STYRENE	ug/l	ND@1.0	ND@10	ND@10	ND@1.0	ND@1.0	ND@1.0
TETRACHLOROETHENE	ug/l	5.5	5.7 J	8.5 J	4.4	5.2	3.8
TOLUENE	ug/l	ND@1.0	ND@10	ND@10	ND@1.0	ND@1.0	ND@1.0
TRANS-1,2-DICHLOROETHENE	ug/l	5.9	ND@10	2.3 J	ND@1.0	ND@1.0	ND@1.0
TRANS-1,3-DICHLOROPROPENE	ug/l	ND@1.0	ND@10	ND@10	ND@1.0	ND@1.0	ND@1.0
TRICHLOROETHENE	ug/l	1300	1300	2500	110	110	110
TRICHLOROFLUOROMETHANE (FREON 11)	ug/l	ND@1.0	ND@10	ND@10	ND@1.0	ND@1.0	ND@1.0
VINYL CHLORIDE	ug/l	1.1	ND@10 J	2.9 J	ND@1.0	ND@1.0	ND@1.0

Endicott, New York
Groundwater Analytical Chemistry Data
January 1, 2012 - December 31, 2012

Sample Location		EN-284P	EN-284P	EN-284P	EN-284P	EN-284P	EN-284P
Sample Description		GW EXTR WELL	GW EXTR WELL	GW EXTR WELL	GW EXTR WELL	GW EXTR WELL	GW EXTR WELL
Sample Date		04/04/2012	05/07/2012	06/11/2012	07/09/2012	08/01/2012	09/10/2012
Laboratory Sample I.D.		6607273	6643664	6684268	6714517	6742207	6784237
Parameter	**Units**						
1,1,1-TRICHLOROETHANE	ug/l	6.7	5.5	6.4	5.8	6.4	4.3
1,1,2,2-TETRACHLOROETHANE	ug/l	ND@1.0	ND@1.0	ND@0.5	ND@0.5	ND@0.5	ND@0.5
1,1,2-TRICHLORO-1,2,2-TRIFLUOROETHANE	ug/l	0.6 J	0.5 J	0.6	0.6	0.9	0.6
1,1,2-TRICHLOROETHANE	ug/l	ND@1.0	ND@1.0	ND@0.5	ND@0.5	ND@0.5	ND@0.5
1,1-DICHLOROETHANE	ug/l	9.7	8.6	9.7	8.8	13	6.6
1,1-DICHLOROETHENE	ug/l	3.6	3.5	4.3	3.9	5.7	2.9
1,2,4-TRICHLOROBENZENE	ug/l	ND@1.0	ND@1.0	ND@0.5	ND@0.5	ND@0.5	ND@0.5
1,2-DIBROMO-3-CHLOROPROPANE	ug/l	ND@1.0	ND@1.0	ND@0.5	ND@0.5	ND@0.5	ND@0.5 J
1,2-DIBROMOETHANE (EDB)	ug/l	ND@1.0	ND@1.0	ND@0.5	ND@0.5	ND@0.5	ND@0.5
1,2-DICHLORO-1,2,2-TRIFLUOROETHANE	ug/l	0.4 J	ND@1.0	0.4 J	0.5 J	0.9	0.4 J
1,2-DICHLOROBENZENE	ug/l	ND@1.0	ND@1.0	ND@0.5	ND@0.5	ND@0.5	ND@0.5
1,2-DICHLOROETHANE (EDC)	ug/l	ND@1.0	ND@1.0	0.2 J	0.1 J	0.2 J	0.1 J
1,2-DICHLOROPROPANE	ug/l	ND@1.0	ND@1.0	ND@0.5	ND@0.5	ND@0.5	ND@0.5
1,3-DICHLOROBENZENE	ug/l	ND@1.0	ND@1.0	ND@0.5	ND@0.5	ND@0.5	ND@0.5
1,4-DICHLOROBENZENE	ug/l	ND@1.0	ND@1.0	ND@0.5	ND@0.5	ND@0.5	ND@0.5
ACETONE	ug/l	ND@10	ND@10	ND@5.0	ND@5.0	ND@5	ND@5 J
BENZENE	ug/l	ND@1.0	ND@1.0	ND@0.5	ND@0.5	ND@0.5	ND@0.5
BROMODICHLOROMETHANE	ug/l	0.8 J	0.7 J	0.8	0.8	0.9	0.8
BROMOFORM (TRIBROMOMETHANE)	ug/l	ND@1.0	ND@1.0	ND@0.5 J	ND@0.5	ND@0.5	ND@0.5
BROMOMETHANE	ug/l	ND@1.0	ND@1.0	ND@0.5	ND@0.5	ND@0.5	ND@0.5
CARBON DISULFIDE	ug/l	ND@1.0	ND@1.0	ND@0.5	ND@0.5	ND@0.5 J	ND@0.5
CARBON TETRACHLORIDE	ug/l	ND@1.0	ND@1.0	ND@0.5	ND@0.5	ND@0.5	ND@0.5
CHLOROBENZENE	ug/l	ND@1.0	ND@1.0	ND@0.5	ND@0.5	ND@0.5	ND@0.5
CHLORODIBROMOMETHANE	ug/l	0.4 J	0.4 J	0.4 J	0.4 J	0.4 J	0.3 J
CHLOROETHANE	ug/l	ND@1.0	ND@1.0	ND@0.5	ND@0.5	ND@0.5	ND@0.5
CHLOROFORM (TRICHLOROMETHANE)	ug/l	1.4	1.2	1.5	1.6	1.8	1.4
CHLOROMETHANE	ug/l	ND@1.0 J	ND@1.0	ND@0.5	ND@0.5	ND@0.5	ND@0.5
CIS-1,2-DICHLOROETHENE	ug/l	40	36	33	29	38	24
CIS-1,3-DICHLOROPROPENE	ug/l	ND@1.0	ND@1.0	ND@0.5	ND@0.5	ND@0.5	ND@0.5
CYCLOHEXANE	ug/l	ND@1.0	ND@1.0	ND@0.5	ND@0.5	ND@0.5	ND@0.5
DICHLORODIFLUOROMETHANE (FREON 12)	ug/l	ND@1.0	ND@1.0 J	ND@0.5	ND@0.5	ND@0.5	ND@0.5
ETHYLBENZENE	ug/l	ND@1.0	ND@1.0	ND@0.5	ND@0.5	ND@0.5	ND@0.5
ISOPROPYLBENZENE	ug/l	ND@1.0	ND@1.0	ND@0.5	ND@0.5	ND@0.5	ND@0.5
M,P-XYLENE	ug/l	ND@1.0	ND@1.0	ND@0.5	ND@0.5	ND@0.5	ND@0.5
METHYL ACETATE	ug/l	ND@2.0	ND@2.0	ND@1.0	ND@1.0 J	ND@1	ND@1
METHYL BUTYL KETONE (2-HEXANONE)	ug/l	ND@10	ND@10	ND@5.0	ND@5.0	ND@5	ND@5
METHYL CYCLOHEXANE	ug/l	ND@1.0 J	ND@1.0	ND@0.5	ND@0.5	ND@0.5	ND@0.5
METHYL ETHYL KETONE (MEK, 2-BUTANONE)	ug/l	ND@10 J	ND@10	ND@5.0	ND@5.0	ND@5	ND@5
METHYL TERT-BUTYL ETHER (MTBE)	ug/l	ND@1.0	ND@1.0	ND@0.5	ND@0.5	ND@0.5	ND@0.5
METHYLENE CHLORIDE (DICHLOROMETHANE)	ug/l	ND@1.0	ND@1.0	ND@0.5	ND@0.5	ND@0.5	ND@0.5
MIBK (4-METHYL-2-PENTANONE)	ug/l	ND@10	ND@10	ND@5.0	ND@5.0	ND@5	ND@5
O-XYLENE	ug/l	ND@1.0	ND@1.0	ND@0.5	ND@0.5	ND@0.5	ND@0.5
STYRENE	ug/l	ND@1.0	ND@1.0	ND@0.5	ND@0.5	ND@0.5	ND@0.5
TETRACHLOROETHENE	ug/l	5.1	4.5	5.6	5.1	5.9	5.2
TOLUENE	ug/l	ND@1.0	ND@1.0	ND@0.5	ND@0.5	ND@0.5	ND@0.5
TRANS-1,2-DICHLOROETHENE	ug/l	ND@1.0	ND@1.0	0.1 J	0.1 J	0.2 J	0.1 J
TRANS-1,3-DICHLOROPROPENE	ug/l	ND@1.0	ND@1.0	ND@0.5 J	ND@0.5	ND@0.5	ND@0.5
TRICHLOROETHENE	ug/l	130	120	140	130	170	110
TRICHLOROFLUOROMETHANE (FREON 11)	ug/l	ND@1.0	ND@1.0	ND@0.5	ND@0.5	ND@0.5	ND@0.5
VINYL CHLORIDE	ug/l	ND@1.0	ND@1.0	ND@0.5	ND@0.5	ND@0.5	ND@0.5

Endicott, New York
Groundwater Analytical Chemistry Data
January 1, 2012 - December 31, 2012

Sample Location		EN-284P	EN-284P	EN-284P	EN-301	EN-301	EN-302
Sample Description		GW EXTR WELL	GW EXTR WELL	GW EXTR WELL	GW MON WELL	GW MON WELL	GW MON WELL
Sample Date		10/02/2012	11/05/2012	12/03/2012	05/16/2012	08/07/2012	02/23/2012
Laboratory Sample I.D.		6810751	6849288	6881124	6658927	6751381	6558905
Parameter	**Units**						
1,1,1-TRICHLOROETHANE	ug/l	3.1	7.9	4.9	ND@0.5	ND@0.5	2.5
1,1,2,2-TETRACHLOROETHANE	ug/l	ND@1	ND@1	ND@1	ND@0.5	ND@0.5	ND@0.5
1,1,2-TRICHLORO-1,2,2-TRIFLUOROETHANE	ug/l	0.4 J	ND@1	ND@1	ND@0.5	ND@0.5	ND@0.5
1,1,2-TRICHLOROETHANE	ug/l	ND@1	ND@1	ND@1	ND@0.5	ND@0.5	ND@0.5
1,1-DICHLOROETHANE	ug/l	4.9	4.3	3.9	ND@0.5	ND@0.5	1.4
1,1-DICHLOROETHENE	ug/l	2.1	1.5	1.4	ND@0.5	ND@0.5	0.6
1,2,4-TRICHLOROBENZENE	ug/l	ND@1	ND@1	ND@1	ND@0.5	ND@0.5	ND@0.5
1,2-DIBROMO-3-CHLOROPROPANE	ug/l	ND@1 J	ND@1	ND@1	ND@0.5	ND@0.5	ND@0.5 J
1,2-DIBROMOETHANE (EDB)	ug/l	ND@1	ND@1	ND@1	ND@0.5	ND@0.5	ND@0.5
1,2-DICHLORO-1,2,2-TRIFLUOROETHANE	ug/l	ND@1	ND@1	ND@1	ND@0.5	ND@0.5 J	ND@0.5
1,2-DICHLOROBENZENE	ug/l	ND@1	ND@1	ND@1	ND@0.5	ND@0.5	ND@0.5
1,2-DICHLOROETHANE (EDC)	ug/l	ND@1	ND@1	ND@1	ND@0.5	ND@0.5	ND@0.5
1,2-DICHLOROPROPANE	ug/l	ND@1	ND@1	ND@1	ND@0.5	ND@0.5	ND@0.5
1,3-DICHLOROBENZENE	ug/l	ND@1	ND@1	ND@1	ND@0.5	ND@0.5	ND@0.5
1,4-DICHLOROBENZENE	ug/l	ND@1	ND@1	ND@1	ND@0.5	ND@0.5	ND@0.5
ACETONE	ug/l	ND@10	ND@10	ND@10	ND@5.0	ND@5	ND@5.0 J
BENZENE	ug/l	ND@1	ND@1	ND@1	ND@0.5	ND@0.5	ND@0.5
BROMODICHLOROMETHANE	ug/l	0.7 J	1	1.1	ND@0.5	ND@0.5	ND@0.5
BROMOFORM (TRIBROMOMETHANE)	ug/l	ND@1	ND@1	ND@1	ND@0.5	ND@0.5	ND@0.5
BROMOMETHANE	ug/l	ND@1	ND@1	ND@1	ND@0.5	ND@0.5	ND@0.5
CARBON DISULFIDE	ug/l	ND@1	ND@1	ND@1	ND@0.5	ND@0.5	ND@0.5
CARBON TETRACHLORIDE	ug/l	ND@1	ND@1	ND@1	ND@0.5	ND@0.5	ND@0.5
CHLOROBENZENE	ug/l	ND@1	ND@1	ND@1	ND@0.5	ND@0.5	ND@0.5
CHLORODIBROMOMETHANE	ug/l	0.3 J	0.4 J	0.5 J	ND@0.5	ND@0.5	ND@0.5
CHLOROETHANE	ug/l	ND@1	ND@1	ND@1	ND@0.5	ND@0.5	ND@0.5
CHLOROFORM (TRICHLOROMETHANE)	ug/l	1	1.3	1.4	ND@0.5	ND@0.5	0.4 J
CHLOROMETHANE	ug/l	ND@1	ND@1	ND@1	ND@0.5	ND@0.5	ND@0.5
CIS-1,2-DICHLOROETHENE	ug/l	20	20	15	ND@0.5	ND@0.5	3.9
CIS-1,3-DICHLOROPROPENE	ug/l	ND@1	ND@1	ND@1	ND@0.5	ND@0.5	ND@0.5
CYCLOHEXANE	ug/l	ND@1	ND@1	ND@1	ND@0.5	ND@0.5	ND@0.5
DICHLORODIFLUOROMETHANE (FREON 12)	ug/l	ND@1	ND@1	ND@1	ND@0.5	ND@0.5	ND@0.5
ETHYLBENZENE	ug/l	ND@1	ND@1	ND@1	ND@0.5	ND@0.5	ND@0.5
ISOPROPYLBENZENE	ug/l	ND@1	ND@1	ND@1	ND@0.5	ND@0.5	ND@0.5
M,P-XYLENE	ug/l	ND@1	ND@1	ND@1	ND@0.5	ND@0.5	ND@0.5
METHYL ACETATE	ug/l	ND@2	ND@2	ND@2	ND@1.0	ND@1	ND@1.0
METHYL BUTYL KETONE (2-HEXANONE)	ug/l	ND@10	ND@10	ND@10	ND@5.0	ND@5	ND@5.0
METHYL CYCLOHEXANE	ug/l	ND@1	ND@1	ND@1	ND@0.5	ND@0.5	ND@0.5
METHYL ETHYL KETONE (MEK, 2-BUTANONE)	ug/l	ND@10	ND@10	ND@10	ND@5.0	ND@5	ND@5.0
METHYL TERT-BUTYL ETHER (MTBE)	ug/l	ND@1	ND@1	ND@1	ND@0.5	ND@0.5	ND@0.5
METHYLENE CHLORIDE (DICHLOROMETHANE)	ug/l	ND@1	0.4 J	ND@1	ND@0.5	ND@0.5	ND@0.5
MIBK (4-METHYL-2-PENTANONE)	ug/l	ND@10	ND@10 J	ND@10	ND@5.0	ND@5 J	ND@5.0
O-XYLENE	ug/l	ND@1	ND@1	ND@1	ND@0.5	ND@0.5	ND@0.5
STYRENE	ug/l	ND@1	ND@1	ND@1	ND@0.5	ND@0.5	ND@0.5
TETRACHLOROETHENE	ug/l	3.6	3.4	3.2	0.2 J	0.3 J	3
TOLUENE	ug/l	ND@1	ND@1	ND@1	ND@0.5	ND@0.5	ND@0.5
TRANS-1,2-DICHLOROETHENE	ug/l	ND@1	ND@1	ND@1	ND@0.5	ND@0.5	ND@0.5
TRANS-1,3-DICHLOROPROPENE	ug/l	ND@1	ND@1	ND@1	ND@0.5	ND@0.5	ND@0.5
TRICHLOROETHENE	ug/l	84	81	76	0.2 J	0.1 J	22
TRICHLOROFLUOROMETHANE (FREON 11)	ug/l	ND@1	ND@1	ND@1	1.3	1.6	ND@0.5
VINYL CHLORIDE	ug/l	ND@1	ND@1	ND@1	ND@0.5	ND@0.5	ND@0.5

Endicott, New York
Groundwater Analytical Chemistry Data
January 1, 2012 - December 31, 2012

Sample Location		EN-302	EN-302	EN-302	EN-304	EN-311	EN-311
Sample Description		GW MON WELL	GW MON WELL	GW MON WELL	GW MON WELL	GW MON WELL	GW MON WELL
Sample Date		05/21/2012	08/09/2012	11/19/2012	08/05/2012	02/10/2012	05/01/2012
Laboratory Sample I.D.		6664881	6752258	6867656	6749600	6546825	6638772
Parameter	**Units**						
1,1,1-TRICHLOROETHANE	ug/l	2.1	2.1	1.9	ND@0.5	1.3	1.4
1,1,2,2-TETRACHLOROETHANE	ug/l	ND@0.5	ND@0.5	ND@0.5	ND@0.5	ND@0.5	ND@0.5
1,1,2-TRICHLORO-1,2,2-TRIFLUOROETHANE	ug/l	ND@0.5	ND@0.5	ND@0.5	ND@0.5	ND@0.5	ND@0.5
1,1,2-TRICHLOROETHANE	ug/l	ND@0.5	ND@0.5	ND@0.5	ND@0.5	ND@0.5	ND@0.5
1,1-DICHLOROETHANE	ug/l	1	0.8	0.5	ND@0.5	ND@0.5	ND@0.5
1,1-DICHLOROETHENE	ug/l	0.5	0.5	0.3 J	ND@0.5	ND@0.5	ND@0.5
1,2,4-TRICHLOROBENZENE	ug/l	ND@0.5	ND@0.5 J	ND@0.5	ND@0.5	ND@0.5	ND@0.5
1,2-DIBROMO-3-CHLOROPROPANE	ug/l	ND@0.5	ND@0.5	ND@0.5	ND@0.5	ND@0.5	ND@0.5
1,2-DIBROMOETHANE (EDB)	ug/l	ND@0.5	ND@0.5	ND@0.5	ND@0.5	ND@0.5	ND@0.5
1,2-DICHLORO-1,2,2-TRIFLUOROETHANE	ug/l	ND@0.5	ND@0.5	ND@0.5	ND@0.5 J	ND@0.5	ND@0.5
1,2-DICHLOROBENZENE	ug/l	ND@0.5	ND@0.5	ND@0.5	ND@0.5	ND@0.5	ND@0.5
1,2-DICHLOROETHANE (EDC)	ug/l	ND@0.5	ND@0.5	ND@0.5	ND@0.5	ND@0.5	ND@0.5
1,2-DICHLOROPROPANE	ug/l	ND@0.5	ND@0.5	ND@0.5	ND@0.5	ND@0.5	ND@0.5
1,3-DICHLOROBENZENE	ug/l	ND@0.5	ND@0.5	ND@0.5	ND@0.5	ND@0.5	ND@0.5
1,4-DICHLOROBENZENE	ug/l	ND@0.5	ND@0.5	ND@0.5	ND@0.5	ND@0.5	ND@0.5
ACETONE	ug/l	ND@5.0	ND@5	ND@5	ND@5	ND@5.0	ND@5.0
BENZENE	ug/l	ND@0.5	ND@0.5	ND@0.5	ND@0.5	ND@0.5	ND@0.5
BROMODICHLOROMETHANE	ug/l	ND@0.5	ND@0.5	0.2 J	ND@0.5	ND@0.5	ND@0.5
BROMOFORM (TRIBROMOMETHANE)	ug/l	ND@0.5	ND@0.5	ND@0.5	ND@0.5	ND@0.5	ND@0.5
BROMOMETHANE	ug/l	ND@0.5	ND@0.5 J	ND@0.5	ND@0.5	ND@0.5	ND@0.5
CARBON DISULFIDE	ug/l	ND@0.5 J	ND@0.5	ND@0.5	ND@0.5	ND@0.5 J	ND@0.5
CARBON TETRACHLORIDE	ug/l	ND@0.5	ND@0.5	ND@0.5	ND@0.5	ND@0.5	ND@0.5
CHLOROBENZENE	ug/l	ND@0.5	ND@0.5	ND@0.5	ND@0.5	ND@0.5	ND@0.5
CHLORODIBROMOMETHANE	ug/l	ND@0.5	ND@0.5	ND@0.5	ND@0.5	ND@0.5	ND@0.5
CHLOROETHANE	ug/l	ND@0.5	ND@0.5	ND@0.5	ND@0.5	ND@0.5	ND@0.5
CHLOROFORM (TRICHLOROMETHANE)	ug/l	0.5 J	0.7	0.9	ND@0.5	0.1 J	0.1 J
CHLOROMETHANE	ug/l	ND@0.5	ND@0.5	ND@0.5	ND@0.5	ND@0.5	ND@0.5
CIS-1,2-DICHLOROETHENE	ug/l	3.9	2.2	2.2	ND@0.5	0.6	0.6
CIS-1,3-DICHLOROPROPENE	ug/l	ND@0.5	ND@0.5	ND@0.5	ND@0.5	ND@0.5	ND@0.5
CYCLOHEXANE	ug/l	ND@0.5	ND@0.5	ND@0.5	ND@0.5	ND@0.5 J	ND@0.5
DICHLORODIFLUOROMETHANE (FREON 12)	ug/l	ND@0.5	ND@0.5	ND@0.5	ND@0.5	ND@0.5	ND@0.5
ETHYLBENZENE	ug/l	ND@0.5	ND@0.5	ND@0.5	ND@0.5	ND@0.5	ND@0.5
ISOPROPYLBENZENE	ug/l	ND@0.5	ND@0.5	ND@0.5	ND@0.5	ND@0.5	ND@0.5
M,P-XYLENE	ug/l	ND@0.5	ND@0.5	ND@0.5	ND@0.5	ND@0.5	ND@0.5
METHYL ACETATE	ug/l	ND@1.0	ND@1	ND@1 J	ND@1	ND@1.0	ND@1.0
METHYL BUTYL KETONE (2-HEXANONE)	ug/l	ND@5.0	ND@5	ND@5 J	ND@5	ND@5.0	ND@5.0
METHYL CYCLOHEXANE	ug/l	ND@0.5	ND@0.5	ND@0.5 J	ND@0.5	ND@0.5	ND@0.5
METHYL ETHYL KETONE (MEK, 2-BUTANONE)	ug/l	ND@5.0	ND@5	ND@5	ND@5	ND@5.0	ND@5.0
METHYL TERT-BUTYL ETHER (MTBE)	ug/l	ND@0.5	ND@0.5	ND@0.5	ND@0.5	ND@0.5	ND@0.5
METHYLENE CHLORIDE (DICHLOROMETHANE)	ug/l	ND@0.5	ND@0.5	ND@0.5	ND@0.5	ND@0.5	ND@0.5
MIBK (4-METHYL-2-PENTANONE)	ug/l	ND@5.0	ND@5	ND@5 J	ND@5	ND@5.0	ND@5.0
O-XYLENE	ug/l	ND@0.5	ND@0.5	ND@0.5	ND@0.5	ND@0.5	ND@0.5
STYRENE	ug/l	ND@0.5	ND@0.5	ND@0.5	ND@0.5	ND@0.5	ND@0.5
TETRACHLOROETHENE	ug/l	3.4	6.4	6.6	ND@0.5	ND@0.5	ND@0.5
TOLUENE	ug/l	ND@0.5	ND@0.5	ND@0.5	ND@0.5	ND@0.5	ND@0.5
TRANS-1,2-DICHLOROETHENE	ug/l	ND@0.5	ND@0.5	ND@0.5	ND@0.5	ND@0.5	ND@0.5
TRANS-1,3-DICHLOROPROPENE	ug/l	ND@0.5	ND@0.5	ND@0.5	ND@0.5	ND@0.5	ND@0.5
TRICHLOROETHENE	ug/l	21	24	18	5	34	35
TRICHLOROFLUOROMETHANE (FREON 11)	ug/l	ND@0.5	ND@0.5	ND@0.5	ND@0.5	ND@0.5	ND@0.5
VINYL CHLORIDE	ug/l	ND@0.5	ND@0.5	ND@0.5	ND@0.5	ND@0.5	ND@0.5

Endicott, New York
Groundwater Analytical Chemistry Data
January 1, 2012 - December 31, 2012

Sample Location		EN-311	EN-311	EN-380	EN-380	EN-380	EN-380
Sample Description		GW MON WELL	GW MON WELL	GW MON WELL	GW MON WELL	REPLICATE	GW MON WELL
Sample Date		08/09/2012	11/20/2012	02/23/2012	05/03/2012	05/03/2012	08/09/2012
Laboratory Sample I.D.		6752288	6869070	6558906	6641773	6641774	6752259
Parameter	**Units**						
1,1,1-TRICHLOROETHANE	ug/l	0.5 J	0.4 J	2.2 J	11 J	7.2 J	2.3 J
1,1,2,2-TETRACHLOROETHANE	ug/l	ND@0.5	ND@0.5	ND@0.5 J	ND@0.5 J	ND@0.5 J	ND@0.5 J
1,1,2-TRICHLORO-1,2,2-TRIFLUOROETHANE	ug/l	ND@0.5	ND@0.5	ND@0.5 J	ND@0.5 J	ND@0.5 J	ND@0.5 J
1,1,2-TRICHLOROETHANE	ug/l	ND@0.5	ND@0.5	ND@0.5 J	ND@0.5 J	ND@0.5 J	ND@0.5 J
1,1-DICHLOROETHANE	ug/l	ND@0.5	ND@0.5	0.6 J	0.5 J	0.5 J	0.5 J
1,1-DICHLOROETHENE	ug/l	ND@0.5	ND@0.5	0.2 J	0.3 J	0.2 J	0.2 J
1,2,4-TRICHLOROBENZENE	ug/l	ND@0.5 J	ND@0.5	ND@0.5 J	ND@0.5 J	ND@0.5 J	ND@0.5 J
1,2-DIBROMO-3-CHLOROPROPANE	ug/l	ND@0.5	ND@0.5	ND@0.5 J	ND@0.5 J	ND@0.5 J	ND@0.5 J
1,2-DIBROMOETHANE (EDB)	ug/l	ND@0.5	ND@0.5	ND@0.5 J	ND@0.5 J	ND@0.5 J	ND@0.5 J
1,2-DICHLORO-1,2,2-TRIFLUOROETHANE	ug/l	ND@0.5	ND@0.5	ND@0.5 J	ND@0.5 J	ND@0.5 J	ND@0.5 J
1,2-DICHLOROBENZENE	ug/l	ND@0.5	ND@0.5	ND@0.5 J	ND@0.5 J	ND@0.5 J	ND@0.5 J
1,2-DICHLOROETHANE (EDC)	ug/l	ND@0.5	ND@0.5	ND@0.5 J	ND@0.5 J	ND@0.5 J	ND@0.5 J
1,2-DICHLOROPROPANE	ug/l	ND@0.5	ND@0.5	ND@0.5 J	ND@0.5 J	ND@0.5 J	ND@0.5 J
1,3-DICHLOROBENZENE	ug/l	ND@0.5	ND@0.5	ND@0.5 J	ND@0.5 J	ND@0.5 J	ND@0.5 J
1,4-DICHLOROBENZENE	ug/l	ND@0.5	ND@0.5	ND@0.5 J	ND@0.5 J	ND@0.5 J	ND@0.5 J
ACETONE	ug/l	ND@5	ND@5	ND@5.0 J	ND@5.0 J	ND@5.0 J	ND@5 J
BENZENE	ug/l	ND@0.5	ND@0.5	ND@0.5 J	ND@0.5 J	ND@0.5 J	ND@0.5 J
BROMODICHLOROMETHANE	ug/l	ND@0.5	ND@0.5	ND@0.5 J	ND@0.5 J	ND@0.5 J	ND@0.5 J
BROMOFORM (TRIBROMOMETHANE)	ug/l	ND@0.5	ND@0.5	ND@0.5 J	ND@0.5 J	ND@0.5 J	ND@0.5 J
BROMOMETHANE	ug/l	ND@0.5	ND@0.5	ND@0.5 J	ND@0.5 J	ND@0.5 J	ND@0.5 J
CARBON DISULFIDE	ug/l	ND@0.5	ND@0.5	ND@0.5 J	ND@0.5 J	ND@0.5 J	ND@0.5 J
CARBON TETRACHLORIDE	ug/l	ND@0.5	ND@0.5	ND@0.5 J	ND@0.5 J	ND@0.5 J	ND@0.5 J
CHLOROBENZENE	ug/l	ND@0.5	ND@0.5	ND@0.5 J	ND@0.5 J	ND@0.5 J	ND@0.5 J
CHLORODIBROMOMETHANE	ug/l	ND@0.5	ND@0.5	ND@0.5 J	ND@0.5 J	ND@0.5 J	ND@0.5 J
CHLOROETHANE	ug/l	ND@0.5	ND@0.5	ND@0.5 J	ND@0.5 J	ND@0.5 J	ND@0.5 J
CHLOROFORM (TRICHLOROMETHANE)	ug/l	ND@0.5	ND@0.5	0.3 J	0.2 J	0.2 J	0.3 J
CHLOROMETHANE	ug/l	ND@0.5	ND@0.5	ND@0.5 J	ND@0.5 J	ND@0.5 J	ND@0.5 J
CIS-1,2-DICHLOROETHENE	ug/l	0.3 J	0.3 J	1.4 J	2.1 J	2.1 J	2.5 J
CIS-1,3-DICHLOROPROPENE	ug/l	ND@0.5	ND@0.5	ND@0.5 J	ND@0.5 J	ND@0.5 J	ND@0.5 J
CYCLOHEXANE	ug/l	ND@0.5	ND@0.5	ND@0.5 J	ND@0.5 J	ND@0.5 J	ND@0.5 J
DICHLORODIFLUOROMETHANE (FREON 12)	ug/l	ND@0.5	ND@0.5 J	ND@0.5 J	ND@0.5 J	ND@0.5 J	ND@0.5 J
ETHYLBENZENE	ug/l	ND@0.5	ND@0.5	ND@0.5 J	ND@0.5 J	ND@0.5 J	ND@0.5 J
ISOPROPYLBENZENE	ug/l	ND@0.5	ND@0.5	ND@0.5 J	ND@0.5 J	ND@0.5 J	ND@0.5 J
M,P-XYLENE	ug/l	ND@0.5	ND@0.5	ND@0.5 J	ND@0.5 J	ND@0.5 J	ND@0.5 J
METHYL ACETATE	ug/l	ND@1	ND@1	ND@1.0 J	ND@1.0 J	ND@1.0 J	ND@1 J
METHYL BUTYL KETONE (2-HEXANONE)	ug/l	ND@5	ND@5	ND@5.0 J	ND@5.0 J	ND@5.0 J	ND@5 J
METHYL CYCLOHEXANE	ug/l	ND@0.5	ND@0.5	ND@0.5 J	ND@0.5 J	ND@0.5 J	ND@0.5 J
METHYL ETHYL KETONE (MEK, 2-BUTANONE)	ug/l	ND@5	ND@5	ND@5.0 J	ND@5.0 J	ND@5.0 J	ND@5 J
METHYL TERT-BUTYL ETHER (MTBE)	ug/l	ND@0.5	ND@0.5	ND@0.5 J	ND@0.5 J	ND@0.5 J	ND@0.5 J
METHYLENE CHLORIDE (DICHLOROMETHANE)	ug/l	ND@0.5	ND@0.5	ND@0.5 J	ND@0.5 J	ND@0.5 J	ND@0.5 J
MIBK (4-METHYL-2-PENTANONE)	ug/l	ND@5	ND@5	ND@5.0 J	ND@5.0 J	ND@5.0 J	ND@5 J
O-XYLENE	ug/l	ND@0.5	ND@0.5	ND@0.5 J	ND@0.5 J	ND@0.5 J	ND@0.5 J
STYRENE	ug/l	ND@0.5	ND@0.5	ND@0.5 J	ND@0.5 J	ND@0.5 J	ND@0.5 J
TETRACHLOROETHENE	ug/l	ND@0.5	ND@0.5	0.4 J	0.3 J	0.3 J	0.3 J
TOLUENE	ug/l	ND@0.5	ND@0.5	ND@0.5 J	ND@0.5 J	ND@0.5 J	ND@0.5 J
TRANS-1,2-DICHLOROETHENE	ug/l	ND@0.5	ND@0.5	ND@0.5 J	ND@0.5 J	ND@0.5 J	ND@0.5 J
TRANS-1,3-DICHLOROPROPENE	ug/l	ND@0.5	ND@0.5	ND@0.5 J	ND@0.5 J	ND@0.5 J	ND@0.5 J
TRICHLOROETHENE	ug/l	20	17	23 J	21 J	21 J	23 J
TRICHLOROFLUOROMETHANE (FREON 11)	ug/l	ND@0.5	ND@0.5	ND@0.5 J	ND@0.5 J	ND@0.5 J	ND@0.5 J
VINYL CHLORIDE	ug/l	ND@0.5	ND@0.5	ND@0.5 J	ND@0.5 J	ND@0.5 J	ND@0.5 J

Endicott, New York
Groundwater Analytical Chemistry Data
January 1, 2012 - December 31, 2012

Sample Location		EN-380	EN-381	EN-381	EN-381	EN-381	EN-382
Sample Description		GW MON WELL	GW MON WELL	GW MON WELL	GW MON WELL	GW MON WELL	GW MON WELL
Sample Date		11/19/2012	02/23/2012	05/21/2012	08/06/2012	11/19/2012	02/23/2012
Laboratory Sample I.D.		6867657	6558909	6660663	6745538	6867660	6558910
Parameter	**Units**						
1,1,1-TRICHLOROETHANE	ug/l	3.5 J	ND@0.5	ND@0.5	ND@0.5	ND@0.5	ND@0.5
1,1,2,2-TETRACHLOROETHANE	ug/l	ND@0.5 J	ND@0.5	ND@0.5	ND@0.5	ND@0.5	ND@0.5
1,1,2-TRICHLORO-1,2,2-TRIFLUOROETHANE	ug/l	ND@0.5 J	ND@0.5	ND@0.5	ND@0.5	ND@0.5	ND@0.5
1,1,2-TRICHLOROETHANE	ug/l	ND@0.5 J	ND@0.5	ND@0.5	ND@0.5	ND@0.5	ND@0.5
1,1-DICHLOROETHANE	ug/l	0.9 J	0.1 J	ND@0.5	ND@0.5	0.1 J	0.4 J
1,1-DICHLOROETHENE	ug/l	0.3 J	ND@0.5	ND@0.5	ND@0.5	ND@0.5	ND@0.5
1,2,4-TRICHLOROBENZENE	ug/l	ND@0.5 J	ND@0.5 J	ND@0.5	ND@0.5	ND@0.5	ND@0.5 J
1,2-DIBROMO-3-CHLOROPROPANE	ug/l	ND@0.5 J	ND@0.5	ND@0.5	ND@0.5	ND@0.5	ND@0.5
1,2-DIBROMOETHANE (EDB)	ug/l	ND@0.5 J	ND@0.5	ND@0.5	ND@0.5	ND@0.5	ND@0.5
1,2-DICHLORO-1,2,2-TRIFLUOROETHANE	ug/l	ND@0.5 J	ND@0.5	ND@0.5	ND@0.5	ND@0.5	0.3 J
1,2-DICHLOROBENZENE	ug/l	ND@0.5 J	ND@0.5	ND@0.5	ND@0.5	ND@0.5	ND@0.5
1,2-DICHLOROETHANE (EDC)	ug/l	ND@0.5 J	ND@0.5	ND@0.5	ND@0.5	ND@0.5	ND@0.5
1,2-DICHLOROPROPANE	ug/l	ND@0.5 J	ND@0.5	ND@0.5	ND@0.5	ND@0.5	ND@0.5
1,3-DICHLOROBENZENE	ug/l	ND@0.5 J	ND@0.5	ND@0.5	ND@0.5	ND@0.5	ND@0.5
1,4-DICHLOROBENZENE	ug/l	ND@0.5 J	ND@0.5	ND@0.5	ND@0.5	ND@0.5	ND@0.5
ACETONE	ug/l	ND@5 J	ND@5.0 J	ND@5	ND@5	ND@5	ND@5.0 J
BENZENE	ug/l	ND@0.5 J	1.1	0.8	0.9	0.9	ND@0.5
BROMODICHLOROMETHANE	ug/l	0.1 J	ND@0.5	ND@0.5	ND@0.5	ND@0.5	ND@0.5
BROMOFORM (TRIBROMOMETHANE)	ug/l	ND@0.5 J	ND@0.5	ND@0.5	ND@0.5	ND@0.5	ND@0.5
BROMOMETHANE	ug/l	ND@0.5 J	ND@0.5	ND@0.5	ND@0.5	ND@0.5	ND@0.5
CARBON DISULFIDE	ug/l	ND@0.5 J	ND@0.5	ND@0.5	ND@0.5	ND@0.5	ND@0.5
CARBON TETRACHLORIDE	ug/l	ND@0.5 J	ND@0.5	ND@0.5	ND@0.5	ND@0.5	ND@0.5
CHLOROBENZENE	ug/l	ND@0.5 J	ND@0.5	ND@0.5	ND@0.5	ND@0.5	ND@0.5
CHLORODIBROMOMETHANE	ug/l	ND@0.5 J	ND@0.5	ND@0.5	ND@0.5	ND@0.5	ND@0.5
CHLOROETHANE	ug/l	ND@0.5 J	ND@0.5	ND@0.5	ND@0.5	ND@0.5	ND@0.5
CHLOROFORM (TRICHLOROMETHANE)	ug/l	0.6 J	ND@0.5	ND@0.5	ND@0.5	ND@0.5	ND@0.5
CHLOROMETHANE	ug/l	ND@0.5 J	ND@0.5	ND@0.5	ND@0.5	ND@0.5	ND@0.5
CIS-1,2-DICHLOROETHENE	ug/l	2.4 J	0.6	0.4 J	0.6	0.6	7.5
CIS-1,3-DICHLOROPROPENE	ug/l	ND@0.5 J	ND@0.5	ND@0.5	ND@0.5	ND@0.5	ND@0.5
CYCLOHEXANE	ug/l	ND@0.5 J	ND@0.5	ND@0.5	ND@0.5	ND@0.5	ND@0.5
DICHLORODIFLUOROMETHANE (FREON 12)	ug/l	ND@0.5 J	ND@0.5	ND@0.5	ND@0.5	ND@0.5	ND@0.5
ETHYLBENZENE	ug/l	ND@0.5 J	0.1 J	ND@0.5	ND@0.5	ND@0.5	ND@0.5
ISOPROPYLBENZENE	ug/l	ND@0.5 J	0.3 J	0.2 J	0.2 J	0.2 J	ND@0.5
M,P-XYLENE	ug/l	ND@0.5 J	0.2 J	0.1 J	0.1 J	0.1 J	ND@0.5
METHYL ACETATE	ug/l	ND@1 J	ND@1.0	ND@1	ND@1	ND@1 J	ND@1.0
METHYL BUTYL KETONE (2-HEXANONE)	ug/l	ND@5 J	ND@5.0	ND@5	ND@5	ND@5 J	ND@5.0
METHYL CYCLOHEXANE	ug/l	ND@0.5 J	ND@0.5	ND@0.5	0.2 J	ND@0.5 J	ND@0.5
METHYL ETHYL KETONE (MEK, 2-BUTANONE)	ug/l	ND@5 J	ND@5.0	ND@5	ND@5	ND@5	ND@5.0
METHYL TERT-BUTYL ETHER (MTBE)	ug/l	ND@0.5 J	ND@0.5	ND@0.5	ND@0.5	ND@0.5	ND@0.5
METHYLENE CHLORIDE (DICHLOROMETHANE)	ug/l	ND@0.5 J	ND@0.5	ND@0.5	ND@0.5	ND@0.5	ND@0.5
MIBK (4-METHYL-2-PENTANONE)	ug/l	ND@5 J	ND@5.0	ND@5	ND@5	ND@5 J	ND@5.0
O-XYLENE	ug/l	ND@0.5 J	0.3 J	0.2 J	0.2 J	0.2 J	ND@0.5
STYRENE	ug/l	ND@0.5 J	ND@0.5	ND@0.5	ND@0.5	ND@0.5	ND@0.5
TETRACHLOROETHENE	ug/l	0.5 J	ND@0.5	ND@0.5	ND@0.5	ND@0.5	ND@0.5
TOLUENE	ug/l	ND@0.5 J	0.2 J	ND@0.5	0.1 J	ND@0.5	ND@0.5
TRANS-1,2-DICHLOROETHENE	ug/l	ND@0.5 J	1.3	0.9	1	ND@1	0.2 J
TRANS-1,3-DICHLOROPROPENE	ug/l	ND@0.5 J	ND@0.5	ND@0.5	ND@0.5	ND@0.5	ND@0.5
TRICHLOROETHENE	ug/l	22 J	ND@0.5	ND@0.5	ND@0.5	ND@0.5	0.7
TRICHLOROFLUOROMETHANE (FREON 11)	ug/l	ND@0.5 J	ND@0.5	ND@0.5	ND@0.5	ND@0.5	ND@0.5
VINYL CHLORIDE	ug/l	ND@0.5 J	8.5	3.5	4.3	4.8	0.2 J

Endicott, New York
Groundwater Analytical Chemistry Data
January 1, 2012 - December 31, 2012

Sample Location		EN-382	EN-382	EN-382	EN-386	EN-387A	EN-387A
Sample Description		GW MON WELL	GW MON WELL	GW MON WELL	GW MON WELL	GW MON WELL	GW MON WELL
Sample Date		05/22/2012	08/06/2012	11/26/2012	08/24/2012	02/23/2012	05/22/2012
Laboratory Sample I.D.		6663248	6745540	6876520	6767525	6558914	6663254
Parameter	**Units**						
1,1,1-TRICHLOROETHANE	ug/l	ND@0.5	ND@0.5	ND@0.5	ND@0.5	ND@0.5	ND@5
1,1,2,2-TETRACHLOROETHANE	ug/l	ND@0.5	ND@0.5	ND@0.5	ND@0.5	ND@0.5	ND@5
1,1,2-TRICHLORO-1,2,2-TRIFLUOROETHANE	ug/l	ND@0.5	ND@0.5	ND@0.5	ND@0.5	ND@0.5	ND@5
1,1,2-TRICHLOROETHANE	ug/l	ND@0.5	ND@0.5	ND@0.5	ND@0.5	ND@0.5	ND@5
1,1-DICHLOROETHANE	ug/l	0.4 J	0.6	0.5 J	ND@0.5	0.1 J	ND@5
1,1-DICHLOROETHENE	ug/l	ND@0.5	ND@0.5	ND@0.5	ND@0.5	0.3 J	ND@5
1,2,4-TRICHLOROBENZENE	ug/l	ND@0.5	ND@0.5	ND@0.5	ND@0.5	ND@0.5	ND@5
1,2-DIBROMO-3-CHLOROPROPANE	ug/l	ND@0.5	ND@0.5	ND@0.5 J	ND@0.5	ND@0.5	ND@5
1,2-DIBROMOETHANE (EDB)	ug/l	ND@0.5	ND@0.5	ND@0.5	ND@0.5	ND@0.5	ND@5
1,2-DICHLORO-1,2,2-TRIFLUOROETHANE	ug/l	ND@0.5	0.4 J	0.4 J	2.2	ND@0.5	ND@5
1,2-DICHLOROBENZENE	ug/l	ND@0.5	ND@0.5	ND@0.5	ND@0.5	ND@0.5	ND@5
1,2-DICHLOROETHANE (EDC)	ug/l	ND@0.5	ND@0.5	ND@0.5	ND@0.5	ND@0.5	ND@5
1,2-DICHLOROPROPANE	ug/l	ND@0.5	ND@0.5	ND@0.5	ND@0.5	ND@0.5	ND@5
1,3-DICHLOROBENZENE	ug/l	ND@0.5	ND@0.5	ND@0.5	ND@0.5	ND@0.5	ND@5
1,4-DICHLOROBENZENE	ug/l	ND@0.5	ND@0.5	ND@0.5	ND@0.5	ND@0.5	ND@5
ACETONE	ug/l	ND@5	ND@5	ND@5	ND@5	ND@5.0	ND@50
BENZENE	ug/l	ND@0.5	ND@0.5	ND@0.5	ND@0.5	1.8	1.1 J
BROMODICHLOROMETHANE	ug/l	ND@0.5	ND@0.5	ND@0.5	ND@0.5	ND@0.5	ND@5
BROMOFORM (TRIBROMOMETHANE)	ug/l	ND@0.5	ND@0.5	ND@0.5	ND@0.5	ND@0.5	ND@5
BROMOMETHANE	ug/l	ND@0.5	ND@0.5	ND@0.5	ND@0.5	ND@0.5	ND@5
CARBON DISULFIDE	ug/l	ND@0.5	ND@0.5	ND@0.5	ND@0.5	ND@0.5	ND@5
CARBON TETRACHLORIDE	ug/l	ND@0.5	ND@0.5	ND@0.5	ND@0.5	ND@0.5	ND@5
CHLOROBENZENE	ug/l	ND@0.5	ND@0.5	ND@0.5	ND@0.5	ND@0.5	ND@5
CHLORODIBROMOMETHANE	ug/l	ND@0.5	ND@0.5	ND@0.5	ND@0.5	ND@0.5	ND@5
CHLOROETHANE	ug/l	ND@0.5	ND@0.5	ND@0.5	ND@0.5	ND@0.5	ND@5
CHLOROFORM (TRICHLOROMETHANE)	ug/l	ND@0.5	ND@0.5	ND@0.5	ND@0.5	ND@0.5	ND@5
CHLOROMETHANE	ug/l	ND@0.5	ND@0.5	ND@0.5 J	ND@0.5	ND@0.5	ND@5
CIS-1,2-DICHLOROETHENE	ug/l	2	0.5	0.2 J	4.2	100	120
CIS-1,3-DICHLOROPROPENE	ug/l	ND@0.5	ND@0.5	ND@0.5	ND@0.5	ND@0.5	ND@5
CYCLOHEXANE	ug/l	ND@0.5	ND@0.5	ND@0.5	0.1 J	0.6	ND@5
DICHLORODIFLUOROMETHANE (FREON 12)	ug/l	ND@0.5	ND@0.5	ND@0.5 J	ND@0.5 J	ND@0.5	ND@5
ETHYLBENZENE	ug/l	ND@0.5	ND@0.5	ND@0.5	ND@0.5	0.2 J	ND@5
ISOPROPYLBENZENE	ug/l	ND@0.5	ND@0.5	ND@0.5	ND@0.5	1.3	ND@5
M,P-XYLENE	ug/l	ND@0.5	ND@0.5	ND@0.5	ND@0.5	0.2 J	ND@5
METHYL ACETATE	ug/l	ND@1	ND@1	ND@1	ND@1	ND@1.0	ND@10
METHYL BUTYL KETONE (2-HEXANONE)	ug/l	ND@5	ND@5	ND@5	ND@5	ND@5.0	ND@50
METHYL CYCLOHEXANE	ug/l	ND@0.5	0.2 J	ND@0.5	ND@0.5	0.8	ND@5
METHYL ETHYL KETONE (MEK, 2-BUTANONE)	ug/l	ND@5	ND@5	ND@5	ND@5	ND@5.0	ND@50
METHYL TERT-BUTYL ETHER (MTBE)	ug/l	ND@0.5	ND@0.5	ND@0.5	ND@0.5	ND@0.5	ND@5
METHYLENE CHLORIDE (DICHLOROMETHANE)	ug/l	ND@0.5	ND@0.5	ND@0.5	ND@0.5	ND@0.5	ND@5
MIBK (4-METHYL-2-PENTANONE)	ug/l	ND@5	ND@5	ND@5	ND@5	ND@5.0	ND@50
O-XYLENE	ug/l	ND@0.5	ND@0.5	ND@0.5	ND@0.5	0.3 J	ND@5
STYRENE	ug/l	ND@0.5	ND@0.5	ND@0.5	ND@0.5	ND@0.5	ND@5
TETRACHLOROETHENE	ug/l	ND@0.5	ND@0.5	ND@0.5	2.5	1	1.1 J
TOLUENE	ug/l	ND@0.5	ND@0.5	ND@0.5	ND@0.5	1	ND@5
TRANS-1,2-DICHLOROETHENE	ug/l	0.1 J	0.2 J	ND@0.5	ND@0.5	2.6	1.7 J
TRANS-1,3-DICHLOROPROPENE	ug/l	ND@0.5	ND@0.5	ND@0.5	ND@0.5	ND@0.5	ND@5
TRICHLOROETHENE	ug/l	0.4 J	0.2 J	ND@0.5	1.5	1.9	6.9
TRICHLOROFLUOROMETHANE (FREON 11)	ug/l	ND@0.5	ND@0.5	ND@0.5	ND@0.5	ND@0.5	ND@5
VINYL CHLORIDE	ug/l	0.5 J	5.9	1	0.5 J	64	59

Endicott, New York
Groundwater Analytical Chemistry Data
January 1, 2012 - December 31, 2012

Sample Location		EN-387A	EN-387A	EN-387A	EN-387A	EN-392R	EN-392R
Sample Description		REPLICATE	GW MON WELL	REPLICATE	GW MON WELL	GW MON WELL	GW MON WELL
Sample Date		05/22/2012	08/07/2012	08/07/2012	11/26/2012	02/24/2012	05/23/2012
Laboratory Sample I.D.		6663256	6747712	6747714	6876536	6558920	6664838
Parameter	**Units**						
1,1,1-TRICHLOROETHANE	ug/l	ND@0.5	ND@1	ND@0.5	ND@0.5	ND@0.5	ND@0.5
1,1,2,2-TETRACHLOROETHANE	ug/l	ND@0.5	ND@1	ND@0.5	ND@0.5	ND@0.5	ND@0.5
1,1,2-TRICHLORO-1,2,2-TRIFLUOROETHANE	ug/l	ND@0.5	ND@1	ND@0.5	ND@0.5	ND@0.5	ND@0.5
1,1,2-TRICHLOROETHANE	ug/l	ND@0.5	ND@1	ND@0.5	ND@0.5	ND@0.5	ND@0.5
1,1-DICHLOROETHANE	ug/l	0.1 J	ND@1	0.2 J	0.2 J	ND@0.5	ND@0.5
1,1-DICHLOROETHENE	ug/l	0.3 J	0.4 J	0.3 J	0.7	ND@0.5	ND@0.5
1,2,4-TRICHLOROBENZENE	ug/l	ND@0.5	ND@1	ND@0.5	ND@0.5	ND@0.5 J	ND@0.5
1,2-DIBROMO-3-CHLOROPROPANE	ug/l	ND@0.5	ND@1	ND@0.5	ND@0.5 J	ND@0.5	ND@0.5
1,2-DIBROMOETHANE (EDB)	ug/l	ND@0.5	ND@1	ND@0.5	ND@0.5	ND@0.5	ND@0.5
1,2-DICHLORO-1,2,2-TRIFLUOROETHANE	ug/l	ND@0.5	ND@1	ND@0.5	ND@0.5	ND@0.5	ND@0.5
1,2-DICHLOROBENZENE	ug/l	ND@0.5	ND@1	ND@0.5	ND@0.5	ND@0.5	ND@0.5
1,2-DICHLOROETHANE (EDC)	ug/l	ND@0.5	ND@1	ND@0.5	ND@0.5	ND@0.5	ND@0.5
1,2-DICHLOROPROPANE	ug/l	ND@0.5	ND@1	ND@0.5	ND@0.5	ND@0.5	ND@0.5
1,3-DICHLOROBENZENE	ug/l	ND@0.5	ND@1	ND@0.5	ND@0.5	ND@0.5	ND@0.5
1,4-DICHLOROBENZENE	ug/l	ND@0.5	ND@1	ND@0.5	ND@0.5	ND@0.5	ND@0.5
ACETONE	ug/l	ND@5	ND@10	4.5 J	ND@5	ND@5.0 J	ND@5
BENZENE	ug/l	1	1.2	1.2	1.6	0.3 J	ND@0.5
BROMODICHLOROMETHANE	ug/l	ND@0.5	ND@1	ND@0.5	ND@0.5	ND@0.5	ND@0.5
BROMOFORM (TRIBROMOMETHANE)	ug/l	ND@0.5	ND@1	ND@0.5	ND@0.5	ND@0.5	ND@0.5
BROMOMETHANE	ug/l	ND@0.5	ND@1	ND@0.5	ND@0.5	ND@0.5	ND@0.5
CARBON DISULFIDE	ug/l	ND@0.5	ND@1	ND@0.5	ND@0.5	ND@0.5	ND@0.5
CARBON TETRACHLORIDE	ug/l	ND@0.5	ND@1	ND@0.5	ND@0.5	ND@0.5	ND@0.5
CHLOROBENZENE	ug/l	ND@0.5	ND@1	ND@0.5	ND@0.5	ND@0.5	ND@0.5
CHLORODIBROMOMETHANE	ug/l	ND@0.5	ND@1	ND@0.5	ND@0.5	ND@0.5	ND@0.5
CHLOROETHANE	ug/l	ND@0.5	ND@1	ND@0.5	ND@0.5	ND@0.5	ND@0.5
CHLOROFORM (TRICHLOROMETHANE)	ug/l	ND@0.5	ND@1	ND@0.5	ND@0.5	ND@0.5	ND@0.5
CHLOROMETHANE	ug/l	ND@0.5	ND@1	ND@0.5	ND@0.5	ND@0.5	ND@0.5
CIS-1,2-DICHLOROETHENE	ug/l	110	120	110	180	ND@0.5	ND@0.5
CIS-1,3-DICHLOROPROPENE	ug/l	ND@0.5	ND@1	ND@0.5	ND@0.5	ND@0.5	ND@0.5
CYCLOHEXANE	ug/l	0.3 J	0.3 J	0.4 J	0.7	0.5	0.5 J
DICHLORODIFLUOROMETHANE (FREON 12)	ug/l	ND@0.5	ND@1	ND@0.5	ND@0.5	ND@0.5	ND@0.5
ETHYLBENZENE	ug/l	0.1 J	ND@1	0.1 J	0.2 J	ND@0.5	0.1 J
ISOPROPYLBENZENE	ug/l	0.9	0.9 J	1	1.6	4.5	5.5
M,P-XYLENE	ug/l	0.1 J	ND@1	0.1 J	0.1 J	ND@0.5	0.1 J
METHYL ACETATE	ug/l	ND@1	ND@2	ND@1	ND@1	ND@1.0	ND@1
METHYL BUTYL KETONE (2-HEXANONE)	ug/l	ND@5	ND@10	ND@5	ND@5	ND@5.0	ND@5
METHYL CYCLOHEXANE	ug/l	0.7	1 J	1	1.3	1.3	1.5
METHYL ETHYL KETONE (MEK, 2-BUTANONE)	ug/l	ND@5	ND@10	ND@5	ND@5	ND@5.0	ND@5
METHYL TERT-BUTYL ETHER (MTBE)	ug/l	ND@0.5	ND@1	ND@0.5	ND@0.5	ND@0.5	ND@0.5
METHYLENE CHLORIDE (DICHLOROMETHANE)	ug/l	ND@0.5	ND@1	ND@0.5	ND@0.5	ND@0.5	ND@0.5
MIBK (4-METHYL-2-PENTANONE)	ug/l	ND@5	ND@10	ND@5	ND@5	ND@5.0	ND@5
O-XYLENE	ug/l	0.2 J	ND@1	0.1 J	0.2 J	0.3 J	0.4 J
STYRENE	ug/l	ND@0.5	ND@1	ND@0.5	ND@0.5	ND@0.5	ND@0.5
TETRACHLOROETHENE	ug/l	1.1	1.8	2	1.7	0.4 J	0.3 J
TOLUENE	ug/l	0.5 J	0.6 J	0.5 J	0.8	0.1 J	0.1 J
TRANS-1,2-DICHLOROETHENE	ug/l	1.6	1.7	1.9	2.5	ND@0.5	ND@0.5
TRANS-1,3-DICHLOROPROPENE	ug/l	ND@0.5	ND@1	ND@0.5	ND@0.5	ND@0.5	ND@0.5
TRICHLOROETHENE	ug/l	6.1	4.1	4.5	2	0.2 J	0.2 J
TRICHLOROFLUOROMETHANE (FREON 11)	ug/l	ND@0.5	ND@1	ND@0.5	ND@0.5	ND@0.5	ND@0.5
VINYL CHLORIDE	ug/l	51	80	63	100	ND@0.5	ND@0.5

Endicott, New York
Groundwater Analytical Chemistry Data
January 1, 2012 - December 31, 2012

Sample Location		EN-392R	EN-392R	EN-393	EN-393	EN-393	EN-393
Sample Description		GW MON WELL	GW MON WELL	GW MON WELL	GW MON WELL	GW MON WELL	GW MON WELL
Sample Date		08/07/2012	11/26/2012	02/23/2012	05/21/2012	08/06/2012	11/26/2012
Laboratory Sample I.D.		6747708	6876537	6558916	6660665	6745536	6876542
Parameter	**Units**						
1,1,1-TRICHLOROETHANE	ug/l	ND@0.5	ND@0.5	0.1 J	ND@0.5	ND@0.5	ND@0.5
1,1,2,2-TETRACHLOROETHANE	ug/l	ND@0.5	ND@0.5	ND@0.5	ND@0.5	ND@0.5	ND@0.5
1,1,2-TRICHLORO-1,2,2-TRIFLUOROETHANE	ug/l	ND@0.5	ND@0.5	ND@0.5	ND@0.5	ND@0.5	ND@0.5
1,1,2-TRICHLOROETHANE	ug/l	ND@0.5	ND@0.5	ND@0.5	ND@0.5	ND@0.5	ND@0.5
1,1-DICHLOROETHANE	ug/l	ND@0.5	ND@0.5	0.3 J	0.2 J	0.2 J	0.2 J
1,1-DICHLOROETHENE	ug/l	ND@0.5	ND@0.5	0.2 J	0.2 J	0.1 J	ND@0.5
1,2,4-TRICHLOROBENZENE	ug/l	ND@0.5	ND@0.5	ND@0.5 J	ND@0.5	ND@0.5	ND@0.5
1,2-DIBROMO-3-CHLOROPROPANE	ug/l	ND@0.5	ND@0.5 J	ND@0.5	ND@0.5	ND@0.5	ND@0.5 J
1,2-DIBROMOETHANE (EDB)	ug/l	ND@0.5	ND@0.5	ND@0.5	ND@0.5	ND@0.5	ND@0.5
1,2-DICHLORO-1,2,2-TRIFLUOROETHANE	ug/l	ND@0.5	ND@0.5	0.5 J	0.6	1.3	1.2
1,2-DICHLOROBENZENE	ug/l	ND@0.5	ND@0.5	ND@0.5	ND@0.5	ND@0.5	ND@0.5
1,2-DICHLOROETHANE (EDC)	ug/l	ND@0.5	ND@0.5	ND@0.5	ND@0.5	ND@0.5	ND@0.5
1,2-DICHLOROPROPANE	ug/l	ND@0.5	ND@0.5	ND@0.5	ND@0.5	ND@0.5	ND@0.5
1,3-DICHLOROBENZENE	ug/l	ND@0.5	ND@0.5	ND@0.5	ND@0.5	ND@0.5	ND@0.5
1,4-DICHLOROBENZENE	ug/l	ND@0.5	ND@0.5	ND@0.5	ND@0.5	ND@0.5	ND@0.5
ACETONE	ug/l	ND@5	ND@5	ND@5.0 J	ND@5	ND@5	ND@5
BENZENE	ug/l	0.1 J	ND@0.5	ND@0.5	ND@0.5	ND@0.5	ND@0.5
BROMODICHLOROMETHANE	ug/l	ND@0.5	ND@0.5	ND@0.5	ND@0.5	ND@0.5	ND@0.5
BROMOFORM (TRIBROMOMETHANE)	ug/l	ND@0.5	ND@0.5	ND@0.5	ND@0.5	ND@0.5	ND@0.5
BROMOMETHANE	ug/l	ND@0.5	ND@0.5	ND@0.5	ND@0.5	ND@0.5	ND@0.5
CARBON DISULFIDE	ug/l	ND@0.5	ND@0.5	ND@0.5	ND@0.5	ND@0.5	ND@0.5
CARBON TETRACHLORIDE	ug/l	ND@0.5	ND@0.5	ND@0.5	ND@0.5	ND@0.5	ND@0.5
CHLOROBENZENE	ug/l	ND@0.5	ND@0.5	0.1 J	0.1 J	ND@0.5	ND@0.5
CHLORODIBROMOMETHANE	ug/l	ND@0.5	ND@0.5	ND@0.5	ND@0.5	ND@0.5	ND@0.5
CHLOROETHANE	ug/l	ND@0.5	ND@0.5	ND@0.5	ND@0.5	ND@0.5	ND@0.5
CHLOROFORM (TRICHLOROMETHANE)	ug/l	ND@0.5	ND@0.5	ND@0.5	ND@0.5	ND@0.5	ND@0.5
CHLOROMETHANE	ug/l	ND@0.5	ND@0.5	ND@0.5	ND@0.5	ND@0.5	ND@0.5
CIS-1,2-DICHLOROETHENE	ug/l	0.3 J	0.1 J	3.2	2.3	2.2	3.2
CIS-1,3-DICHLOROPROPENE	ug/l	ND@0.5	ND@0.5	ND@0.5	ND@0.5	ND@0.5	ND@0.5
CYCLOHEXANE	ug/l	0.5 J	0.7	ND@0.5	ND@0.5	ND@0.5	ND@0.5
DICHLORODIFLUOROMETHANE (FREON 12)	ug/l	ND@0.5	ND@0.5	ND@0.5	ND@0.5	ND@0.5	ND@0.5
ETHYLBENZENE	ug/l	0.1 J	ND@0.5	ND@0.5	ND@0.5	ND@0.5	ND@0.5
ISOPROPYLBENZENE	ug/l	5.3	6.5	ND@0.5	ND@0.5	ND@0.5	ND@0.5
M,P-XYLENE	ug/l	ND@0.5	ND@0.5	ND@0.5	ND@0.5	ND@0.5	ND@0.5
METHYL ACETATE	ug/l	ND@1	ND@1	ND@1.0	ND@1	ND@1	ND@1
METHYL BUTYL KETONE (2-HEXANONE)	ug/l	ND@5	ND@5	ND@5.0	ND@5	ND@5	ND@5
METHYL CYCLOHEXANE	ug/l	1.3	2.3	ND@0.5	ND@0.5	ND@0.5	ND@0.5
METHYL ETHYL KETONE (MEK, 2-BUTANONE)	ug/l	ND@5	ND@5	ND@5.0	ND@5	ND@5	ND@5
METHYL TERT-BUTYL ETHER (MTBE)	ug/l	ND@0.5	ND@0.5	ND@0.5	ND@0.5	ND@0.5	ND@0.5
METHYLENE CHLORIDE (DICHLOROMETHANE)	ug/l	ND@0.5	ND@0.5	ND@0.5	ND@0.5	ND@0.5	ND@0.5
MIBK (4-METHYL-2-PENTANONE)	ug/l	ND@5	ND@5	ND@5.0	ND@5	ND@5	ND@5
O-XYLENE	ug/l	0.4 J	0.4 J	ND@0.5	ND@0.5	ND@0.5	ND@0.5
STYRENE	ug/l	ND@0.5	ND@0.5	ND@0.5	ND@0.5	ND@0.5	ND@0.5
TETRACHLOROETHENE	ug/l	0.2 J	0.3 J	0.3 J	0.2 J	0.2 J	0.2 J
TOLUENE	ug/l	0.3 J	0.1 J	ND@0.5	ND@0.5	ND@0.5	ND@0.5
TRANS-1,2-DICHLOROETHENE	ug/l	ND@0.5	ND@0.5	0.2 J	0.1 J	ND@0.5	ND@0.5
TRANS-1,3-DICHLOROPROPENE	ug/l	ND@0.5	ND@0.5	ND@0.5	ND@0.5	ND@0.5	ND@0.5
TRICHLOROETHENE	ug/l	0.2 J	ND@0.5	9.2	5.5	4.5	3.8
TRICHLOROFLUOROMETHANE (FREON 11)	ug/l	ND@0.5	ND@0.5	ND@0.5	ND@0.5	ND@0.5	ND@0.5
VINYL CHLORIDE	ug/l	ND@0.5	ND@0.5	0.6	0.9	1.1	0.8

Endicott, New York
Groundwater Analytical Chemistry Data
January 1, 2012 - December 31, 2012

Sample Location		EN-394	EN-394	EN-394	EN-394	EN-395	EN-395
Sample Description		GW MON WELL	GW MON WELL	GW MON WELL	GW MON WELL	GW MON WELL	GW MON WELL
Sample Date		02/23/2012	05/22/2012	08/07/2012	11/27/2012	02/24/2012	05/23/2012
Laboratory Sample I.D.		6558917	6663250	6747710	6876544	6558919	6664844
Parameter	**Units**						
1,1,1-TRICHLOROETHANE	ug/l	ND@2.5	ND@0.5	ND@0.5	ND@0.5	ND@0.5	ND@0.5
1,1,2,2-TETRACHLOROETHANE	ug/l	ND@2.5	ND@0.5	ND@0.5	ND@0.5	ND@0.5	ND@0.5
1,1,2-TRICHLORO-1,2,2-TRIFLUOROETHANE	ug/l	ND@2.5	ND@0.5	ND@0.5	ND@0.5	ND@0.5	ND@0.5
1,1,2-TRICHLOROETHANE	ug/l	ND@2.5	ND@0.5	ND@0.5	ND@0.5	ND@0.5	ND@0.5
1,1-DICHLOROETHANE	ug/l	ND@2.5	ND@0.5	ND@0.5	ND@0.5	ND@0.5	ND@0.5
1,1-DICHLOROETHENE	ug/l	ND@2.5	ND@0.5	ND@0.5	ND@0.5	ND@0.5	ND@0.5
1,2,4-TRICHLOROBENZENE	ug/l	ND@2.5 J	ND@0.5	ND@0.5	ND@0.5	ND@0.5 J	ND@0.5
1,2-DIBROMO-3-CHLOROPROPANE	ug/l	ND@2.5	ND@0.5	ND@0.5	ND@0.5 J	ND@0.5	ND@0.5
1,2-DIBROMOETHANE (EDB)	ug/l	ND@2.5	ND@0.5	ND@0.5	ND@0.5	ND@0.5	ND@0.5
1,2-DICHLORO-1,2,2-TRIFLUOROETHANE	ug/l	ND@2.5	ND@0.5	ND@0.5	ND@0.5	ND@0.5	ND@0.5
1,2-DICHLOROBENZENE	ug/l	ND@2.5	ND@0.5	ND@0.5	ND@0.5	ND@0.5	ND@0.5
1,2-DICHLOROETHANE (EDC)	ug/l	ND@2.5	ND@0.5	ND@0.5	ND@0.5	ND@0.5	ND@0.5
1,2-DICHLOROPROPANE	ug/l	ND@2.5	ND@0.5	ND@0.5	ND@0.5	ND@0.5	ND@0.5
1,3-DICHLOROBENZENE	ug/l	ND@2.5	ND@0.5	ND@0.5	ND@0.5	ND@0.5	ND@0.5
1,4-DICHLOROBENZENE	ug/l	ND@2.5	ND@0.5	ND@0.5	ND@0.5	ND@0.5	ND@0.5
ACETONE	ug/l	ND@25 J	ND@5	12	ND@5	3.9 J	3.9 J
BENZENE	ug/l	ND@2.5	0.3 J	0.2 J	0.2 J	0.8	1.3
BROMODICHLOROMETHANE	ug/l	ND@2.5	ND@0.5	ND@0.5	ND@0.5	ND@0.5	ND@0.5
BROMOFORM (TRIBROMOMETHANE)	ug/l	ND@2.5	ND@0.5	ND@0.5	ND@0.5	ND@0.5	ND@0.5
BROMOMETHANE	ug/l	ND@2.5	ND@0.5	ND@0.5	ND@0.5	ND@0.5	ND@0.5
CARBON DISULFIDE	ug/l	ND@2.5	ND@0.5	ND@0.5	ND@0.5	ND@0.5	ND@0.5
CARBON TETRACHLORIDE	ug/l	ND@2.5	ND@0.5	ND@0.5	ND@0.5	ND@0.5	ND@0.5
CHLOROBENZENE	ug/l	ND@2.5	ND@0.5	ND@0.5	ND@0.5	ND@0.5	ND@0.5
CHLORODIBROMOMETHANE	ug/l	ND@2.5	ND@0.5	ND@0.5	ND@0.5	ND@0.5	ND@0.5
CHLOROETHANE	ug/l	ND@2.5	ND@0.5	ND@0.5	ND@0.5	ND@0.5	ND@0.5
CHLOROFORM (TRICHLOROMETHANE)	ug/l	ND@2.5	ND@0.5	ND@0.5	ND@0.5	ND@0.5	ND@0.5
CHLOROMETHANE	ug/l	ND@2.5	ND@0.5	ND@0.5	ND@0.5	ND@0.5	ND@0.5
CIS-1,2-DICHLOROETHENE	ug/l	2 J	11	0.5	0.3 J	ND@0.5	0.2 J
CIS-1,3-DICHLOROPROPENE	ug/l	ND@2.5	ND@0.5	ND@0.5	ND@0.5	ND@0.5	ND@0.5
CYCLOHEXANE	ug/l	ND@2.5	ND@0.5	ND@0.5	ND@0.5	ND@0.5	0.2 J
DICHLORODIFLUOROMETHANE (FREON 12)	ug/l	ND@2.5	ND@0.5	ND@0.5	ND@0.5	ND@0.5	ND@0.5
ETHYLBENZENE	ug/l	ND@2.5	ND@0.5	0.2 J	0.3 J	0.2 J	0.2 J
ISOPROPYLBENZENE	ug/l	ND@2.5	ND@0.5	ND@0.5	0.2 J	0.8	1.5
M,P-XYLENE	ug/l	ND@2.5	0.2 J	0.6	1.2	0.6	0.7
METHYL ACETATE	ug/l	ND@5.0	ND@1	ND@1	ND@1	ND@1.0	ND@1
METHYL BUTYL KETONE (2-HEXANONE)	ug/l	ND@25	ND@5	ND@5	ND@5	ND@5.0	ND@5
METHYL CYCLOHEXANE	ug/l	ND@2.5	ND@0.5	0.2 J	ND@0.5	ND@0.5	0.3 J
METHYL ETHYL KETONE (MEK, 2-BUTANONE)	ug/l	ND@25	ND@5	3 J	ND@5	1.6 J	ND@5
METHYL TERT-BUTYL ETHER (MTBE)	ug/l	ND@2.5	ND@0.5	ND@0.5	ND@0.5	ND@0.5	ND@0.5
METHYLENE CHLORIDE (DICHLOROMETHANE)	ug/l	ND@2.5	ND@0.5	ND@0.5	ND@0.5	ND@0.5	ND@0.5
MIBK (4-METHYL-2-PENTANONE)	ug/l	ND@25	ND@5	ND@5	ND@5	ND@5.0	ND@5
O-XYLENE	ug/l	ND@2.5	0.1 J	0.3 J	0.6	0.4 J	0.6
STYRENE	ug/l	ND@2.5	ND@0.5	ND@0.5	ND@0.5	ND@0.5	ND@0.5
TETRACHLOROETHENE	ug/l	ND@2.5	ND@0.5	ND@0.5	ND@0.5	ND@0.5	ND@0.5
TOLUENE	ug/l	ND@2.5	0.3 J	0.6	1.7	0.5	0.9
TRANS-1,2-DICHLOROETHENE	ug/l	ND@2.5	0.6	0.2 J	ND@0.5	ND@0.5	ND@0.5
TRANS-1,3-DICHLOROPROPENE	ug/l	ND@2.5	ND@0.5	ND@0.5	ND@0.5	ND@0.5	ND@0.5
TRICHLOROETHENE	ug/l	ND@2.5	ND@0.5	ND@0.5	ND@0.5	ND@0.5	ND@0.5
TRICHLOROFLUOROMETHANE (FREON 11)	ug/l	ND@2.5	ND@0.5	ND@0.5	ND@0.5	ND@0.5	ND@0.5
VINYL CHLORIDE	ug/l	1.7 J	9.4	0.7	0.3 J	ND@0.5	0.2 J

Endicott, New York
Groundwater Analytical Chemistry Data
January 1, 2012 - December 31, 2012

Sample Location		EN-395	EN-395	EN-396	EN-396	EN-396	EN-396
Sample Description		GW MON WELL	GW MON WELL	GW MON WELL	GW MON WELL	GW MON WELL	GW MON WELL
Sample Date		08/07/2012	11/27/2012	02/24/2012	05/22/2012	08/08/2012	11/27/2012
Laboratory Sample I.D.		6747716	6876543	6558918	6663258	6749103	6876545
Parameter	**Units**						
1,1,1-TRICHLOROETHANE	ug/l	ND@0.5	ND@0.5	ND@0.5	ND@0.5	ND@0.5	ND@0.5
1,1,2,2-TETRACHLOROETHANE	ug/l	ND@0.5	ND@0.5	ND@0.5	ND@0.5	ND@0.5	ND@0.5
1,1,2-TRICHLORO-1,2,2-TRIFLUOROETHANE	ug/l	ND@0.5	ND@0.5	ND@0.5	ND@0.5	ND@0.5	ND@0.5
1,1,2-TRICHLOROETHANE	ug/l	ND@0.5	ND@0.5	ND@0.5	ND@0.5	ND@0.5	ND@0.5
1,1-DICHLOROETHANE	ug/l	ND@0.5	ND@0.5	ND@0.5	ND@0.5	0.1 J	ND@0.5
1,1-DICHLOROETHENE	ug/l	ND@0.5	ND@0.5	ND@0.5	ND@0.5	ND@0.5	ND@0.5
1,2,4-TRICHLOROBENZENE	ug/l	ND@0.5	ND@0.5	ND@0.5 J	ND@0.5	ND@0.5	ND@0.5
1,2-DIBROMO-3-CHLOROPROPANE	ug/l	ND@0.5	ND@0.5 J	ND@0.5	ND@0.5	ND@0.5	ND@0.5 J
1,2-DIBROMOETHANE (EDB)	ug/l	ND@0.5	ND@0.5	ND@0.5	ND@0.5	ND@0.5	ND@0.5
1,2-DICHLORO-1,2,2-TRIFLUOROETHANE	ug/l	ND@0.5	ND@0.5	ND@0.5	ND@0.5	ND@0.5	ND@0.5
1,2-DICHLOROBENZENE	ug/l	ND@0.5	ND@0.5	ND@0.5	ND@0.5	ND@0.5	ND@0.5
1,2-DICHLOROETHANE (EDC)	ug/l	ND@0.5	ND@0.5	ND@0.5	ND@0.5	ND@0.5	ND@0.5
1,2-DICHLOROPROPANE	ug/l	ND@0.5	ND@0.5	ND@0.5	ND@0.5	ND@0.5	ND@0.5
1,3-DICHLOROBENZENE	ug/l	ND@0.5	ND@0.5	ND@0.5	ND@0.5	ND@0.5	ND@0.5
1,4-DICHLOROBENZENE	ug/l	ND@0.5	ND@0.5	ND@0.5	ND@0.5	ND@0.5	ND@0.5
ACETONE	ug/l	3.9 J	ND@5	3.6 J	5	ND@5	ND@5
BENZENE	ug/l	1.7	1.1	0.2 J	0.5 J	0.6	0.7
BROMODICHLOROMETHANE	ug/l	ND@0.5	ND@0.5	ND@0.5	ND@0.5	ND@0.5	ND@0.5
BROMOFORM (TRIBROMOMETHANE)	ug/l	ND@0.5	ND@0.5	ND@0.5	ND@0.5	ND@0.5	ND@0.5
BROMOMETHANE	ug/l	ND@0.5	ND@0.5	ND@0.5	ND@0.5	ND@0.5	ND@0.5
CARBON DISULFIDE	ug/l	ND@0.5	ND@0.5	ND@0.5	ND@0.5	ND@0.5	0.9
CARBON TETRACHLORIDE	ug/l	ND@0.5	ND@0.5	ND@0.5	ND@0.5	ND@0.5	ND@0.5
CHLOROBENZENE	ug/l	ND@0.5	ND@0.5	ND@0.5	ND@0.5	ND@0.5	ND@0.5
CHLORODIBROMOMETHANE	ug/l	ND@0.5	ND@0.5	ND@0.5	ND@0.5	ND@0.5	ND@0.5
CHLOROETHANE	ug/l	ND@0.5	ND@0.5	ND@0.5	ND@0.5	ND@0.5	ND@0.5
CHLOROFORM (TRICHLOROMETHANE)	ug/l	ND@0.5	ND@0.5	ND@0.5	ND@0.5	ND@0.5	ND@0.5
CHLOROMETHANE	ug/l	ND@0.5	ND@0.5	ND@0.5	ND@0.5	ND@0.5	ND@0.5
CIS-1,2-DICHLOROETHENE	ug/l	0.3 J	0.2 J	0.1 J	0.2 J	14	0.2 J
CIS-1,3-DICHLOROPROPENE	ug/l	ND@0.5	ND@0.5	ND@0.5	ND@0.5	ND@0.5	ND@0.5
CYCLOHEXANE	ug/l	0.2 J	0.1 J	ND@0.5	0.2 J	0.1 J	0.2 J
DICHLORODIFLUOROMETHANE (FREON 12)	ug/l	ND@0.5	ND@0.5	ND@0.5	ND@0.5	ND@0.5	ND@0.5
ETHYLBENZENE	ug/l	0.2 J	0.2 J	ND@0.5	ND@0.5	ND@0.5	0.1 J
ISOPROPYLBENZENE	ug/l	1.3	1.8	0.3 J	0.8	0.5 J	1.5
M,P-XYLENE	ug/l	0.5	0.6	ND@0.5	0.2 J	0.2 J	0.2 J
METHYL ACETATE	ug/l	ND@1	ND@1	ND@1.0	ND@1	ND@1	ND@1
METHYL BUTYL KETONE (2-HEXANONE)	ug/l	ND@5	ND@5	ND@5.0	ND@5	ND@5	ND@5
METHYL CYCLOHEXANE	ug/l	0.3 J	0.4 J	ND@0.5	0.1 J	0.3 J	0.3 J
METHYL ETHYL KETONE (MEK, 2-BUTANONE)	ug/l	1.1 J	ND@5	1.6 J	1 J	ND@5	ND@5
METHYL TERT-BUTYL ETHER (MTBE)	ug/l	ND@0.5	ND@0.5	ND@0.5	ND@0.5	ND@0.5	ND@0.5
METHYLENE CHLORIDE (DICHLOROMETHANE)	ug/l	ND@0.5	ND@0.5	ND@0.5	ND@0.5	ND@0.5	ND@0.5
MIBK (4-METHYL-2-PENTANONE)	ug/l	ND@5	ND@5	ND@5.0	ND@5	ND@5	ND@5
O-XYLENE	ug/l	0.5	0.6	0.1 J	0.2 J	0.3 J	0.3 J
STYRENE	ug/l	ND@0.5	ND@0.5	ND@0.5	ND@0.5	ND@0.5	ND@0.5
TETRACHLOROETHENE	ug/l	ND@0.5	ND@0.5	ND@0.5	ND@0.5	0.5	ND@0.5
TOLUENE	ug/l	0.8	1	0.3 J	0.6	0.5 J	0.9
TRANS-1,2-DICHLOROETHENE	ug/l	ND@0.5	ND@0.5	ND@0.5	ND@0.5	0.7	ND@0.5
TRANS-1,3-DICHLOROPROPENE	ug/l	ND@0.5	ND@0.5	ND@0.5	ND@0.5	ND@0.5	ND@0.5
TRICHLOROETHENE	ug/l	0.1 J	ND@0.5	ND@0.5	ND@0.5	1.1	ND@0.5
TRICHLOROFLUOROMETHANE (FREON 11)	ug/l	ND@0.5	ND@0.5	ND@0.5	ND@0.5	ND@0.5	ND@0.5
VINYL CHLORIDE	ug/l	0.3 J	ND@0.5	ND@0.5	ND@0.5	3.9	ND@0.5

Endicott, New York
Groundwater Analytical Chemistry Data
January 1, 2012 - December 31, 2012

Sample Location		EN-397	EN-398	EN-399	EN-399	EN-399	EN-399
Sample Description		GW MON WELL	GW MON WELL	GW MON WELL	GW MON WELL	GW MON WELL	GW MON WELL
Sample Date		08/24/2012	08/24/2012	02/24/2012	05/23/2012	08/07/2012	11/27/2012
Laboratory Sample I.D.		6767523	6767524	6558911	6664836	6747706	6876521
Parameter	**Units**						
1,1,1-TRICHLOROETHANE	ug/l	ND@0.5	ND@0.5	ND@0.5	ND@0.5	ND@2.5	ND@0.5
1,1,2,2-TETRACHLOROETHANE	ug/l	ND@0.5	ND@0.5	ND@0.5	ND@0.5	ND@2.5	ND@0.5
1,1,2-TRICHLORO-1,2,2-TRIFLUOROETHANE	ug/l	ND@0.5	ND@0.5	ND@0.5	ND@0.5	ND@2.5	ND@0.5
1,1,2-TRICHLOROETHANE	ug/l	ND@0.5	ND@0.5	ND@0.5	ND@0.5	ND@2.5	ND@0.5
1,1-DICHLOROETHANE	ug/l	ND@0.5	ND@0.5	ND@0.5	ND@0.5	ND@2.5	ND@0.5
1,1-DICHLOROETHENE	ug/l	ND@0.5	ND@0.5	ND@0.5	ND@0.5	ND@2.5	ND@0.5
1,2,4-TRICHLOROBENZENE	ug/l	ND@0.5	ND@0.5	ND@0.5 J	ND@0.5	ND@2.5	ND@0.5
1,2-DIBROMO-3-CHLOROPROPANE	ug/l	ND@0.5	ND@0.5	ND@0.5	ND@0.5	ND@2.5	ND@0.5 J
1,2-DIBROMOETHANE (EDB)	ug/l	ND@0.5	ND@0.5	ND@0.5	ND@0.5	ND@2.5	ND@0.5
1,2-DICHLORO-1,2,2-TRIFLUOROETHANE	ug/l	ND@0.5	ND@0.5	ND@0.5	ND@0.5	ND@2.5	ND@0.5
1,2-DICHLOROBENZENE	ug/l	ND@0.5	ND@0.5	ND@0.5	ND@0.5	ND@2.5	ND@0.5
1,2-DICHLOROETHANE (EDC)	ug/l	ND@0.5	ND@0.5	0.1 J	ND@0.5	ND@2.5	ND@0.5
1,2-DICHLOROPROPANE	ug/l	ND@0.5	ND@0.5	ND@0.5	ND@0.5	ND@2.5	ND@0.5
1,3-DICHLOROBENZENE	ug/l	ND@0.5	ND@0.5	ND@0.5	ND@0.5	ND@2.5	ND@0.5
1,4-DICHLOROBENZENE	ug/l	ND@0.5	ND@0.5	ND@0.5	ND@0.5	ND@2.5	ND@0.5
ACETONE	ug/l	ND@5	ND@5	ND@5.0 J	ND@5	33	ND@5
BENZENE	ug/l	ND@0.5	ND@0.5	2.6	3.3	ND@2.5	1.7
BROMODICHLOROMETHANE	ug/l	ND@0.5	ND@0.5	ND@0.5	ND@0.5	ND@2.5	ND@0.5
BROMOFORM (TRIBROMOMETHANE)	ug/l	ND@0.5	ND@0.5	ND@0.5	ND@0.5	ND@2.5	ND@0.5
BROMOMETHANE	ug/l	ND@0.5	ND@0.5	ND@0.5	ND@0.5	ND@2.5	ND@0.5
CARBON DISULFIDE	ug/l	ND@0.5	ND@0.5	ND@0.5	ND@0.5	ND@2.5	ND@0.5
CARBON TETRACHLORIDE	ug/l	ND@0.5	ND@0.5	ND@0.5	ND@0.5	ND@2.5	ND@0.5
CHLOROBENZENE	ug/l	ND@0.5	ND@0.5	ND@0.5	ND@0.5	ND@2.5	ND@0.5
CHLORODIBROMOMETHANE	ug/l	ND@0.5	ND@0.5	ND@0.5	ND@0.5	ND@2.5	ND@0.5
CHLOROETHANE	ug/l	ND@0.5	ND@0.5	ND@0.5	ND@0.5	ND@2.5	ND@0.5
CHLOROFORM (TRICHLOROMETHANE)	ug/l	ND@0.5	ND@0.5	ND@0.5	ND@0.5	ND@2.5	ND@0.5
CHLOROMETHANE	ug/l	ND@0.5	ND@0.5	ND@0.5	ND@0.5	ND@2.5	ND@0.5 J
CIS-1,2-DICHLOROETHENE	ug/l	ND@0.5	ND@0.5	ND@0.5	ND@0.5	ND@2.5	0.3 J
CIS-1,3-DICHLOROPROPENE	ug/l	ND@0.5	ND@0.5	ND@0.5	ND@0.5	ND@2.5	ND@0.5
CYCLOHEXANE	ug/l	0.3 J	ND@0.5	0.1 J	0.2 J	ND@2.5	0.4 J
DICHLORODIFLUOROMETHANE (FREON 12)	ug/l	ND@0.5 J	ND@0.5 J	ND@0.5	ND@0.5	ND@2.5	ND@0.5 J
ETHYLBENZENE	ug/l	ND@0.5	ND@0.5	0.1 J	0.1 J	ND@2.5	ND@0.5
ISOPROPYLBENZENE	ug/l	0.6	ND@0.5	2.9	3.4	5.3	3.4
M,P-XYLENE	ug/l	ND@0.5	ND@0.5	ND@0.5	ND@0.5	ND@2.5	ND@0.5
METHYL ACETATE	ug/l	ND@1	ND@1	ND@1.0	ND@1	ND@5	ND@1
METHYL BUTYL KETONE (2-HEXANONE)	ug/l	ND@5	ND@5	ND@5.0	ND@5	6.6 J	ND@5
METHYL CYCLOHEXANE	ug/l	0.3 J	ND@0.5	0.2 J	0.2 J	1.5 J	0.4 J
METHYL ETHYL KETONE (MEK, 2-BUTANONE)	ug/l	ND@5	ND@5	ND@5.0	ND@5	10 J	ND@5
METHYL TERT-BUTYL ETHER (MTBE)	ug/l	ND@0.5	ND@0.5	ND@0.5	ND@0.5	ND@2.5	ND@0.5
METHYLENE CHLORIDE (DICHLOROMETHANE)	ug/l	ND@0.5	ND@0.5	ND@0.5	ND@0.5	1.8 J	ND@0.5
MIBK (4-METHYL-2-PENTANONE)	ug/l	ND@5	ND@5	ND@5.0	ND@5	ND@25	ND@5
O-XYLENE	ug/l	ND@0.5	ND@0.5	0.3 J	0.4 J	ND@2.5	0.5 J
STYRENE	ug/l	ND@0.5	ND@0.5	ND@0.5	ND@0.5	ND@2.5	ND@0.5
TETRACHLOROETHENE	ug/l	ND@0.5	ND@0.5	ND@0.5	ND@0.5	ND@2.5	ND@0.5
TOLUENE	ug/l	ND@0.5	ND@0.5	0.2 J	0.3 J	ND@2.5	0.5
TRANS-1,2-DICHLOROETHENE	ug/l	ND@0.5	ND@0.5	ND@0.5	ND@0.5	ND@2.5	ND@0.5
TRANS-1,3-DICHLOROPROPENE	ug/l	ND@0.5	ND@0.5	ND@0.5	ND@0.5	ND@2.5	ND@0.5
TRICHLOROETHENE	ug/l	ND@0.5	ND@0.9	ND@0.5	ND@0.5	ND@2.5	ND@0.5
TRICHLOROFLUOROMETHANE (FREON 11)	ug/l	ND@0.5	0.3 J	ND@0.5	ND@0.5	ND@2.5	ND@0.5
VINYL CHLORIDE	ug/l	ND@0.5	ND@0.5	ND@0.5	ND@0.5	ND@2.5	ND@0.5

Endicott, New York
Groundwater Analytical Chemistry Data
January 1, 2012 - December 31, 2012

Sample Location		EN-401	EN-401	EN-401	EN-401	EN-402	EN-402
Sample Description		GW MON WELL	GW MON WELL	GW MON WELL	GW MON WELL	GW MON WELL	GW MON WELL
Sample Date		02/09/2012	05/01/2012	08/06/2012	11/20/2012	05/01/2012	08/06/2012
Laboratory Sample I.D.		6546820	6638753	6749596	6869077	6638761	6749594
Parameter	**Units**						
1,1,1-TRICHLOROETHANE	ug/l	1.8	2.1	2	1.1	0.5	0.4 J
1,1,2,2-TETRACHLOROETHANE	ug/l	ND@0.5	ND@0.5	ND@0.5	ND@0.5	ND@0.5	ND@0.5
1,1,2-TRICHLORO-1,2,2-TRIFLUOROETHANE	ug/l	ND@0.5	ND@0.5	ND@0.5	ND@0.5	ND@0.5	ND@0.5
1,1,2-TRICHLOROETHANE	ug/l	ND@0.5	ND@0.5	ND@0.5	ND@0.5	ND@0.5	ND@0.5
1,1-DICHLOROETHANE	ug/l	ND@0.5	ND@0.5	ND@0.5	ND@0.5	ND@0.5	ND@0.5
1,1-DICHLOROETHENE	ug/l	ND@0.5	ND@0.5	ND@0.5	ND@0.5	ND@0.5	ND@0.5
1,2,4-TRICHLOROBENZENE	ug/l	ND@0.5	ND@0.5	ND@0.5	ND@0.5	ND@0.5	ND@0.5
1,2-DIBROMO-3-CHLOROPROPANE	ug/l	ND@0.5 J	ND@0.5	ND@0.5	ND@0.5	ND@0.5	ND@0.5
1,2-DIBROMOETHANE (EDB)	ug/l	ND@0.5	ND@0.5	ND@0.5	ND@0.5	ND@0.5	ND@0.5
1,2-DICHLORO-1,2,2-TRIFLUOROETHANE	ug/l	ND@0.5	ND@0.5	ND@0.5 J	ND@0.5	ND@0.5	ND@0.5
1,2-DICHLOROBENZENE	ug/l	ND@0.5	ND@0.5	ND@0.5	ND@0.5	ND@0.5	ND@0.5
1,2-DICHLOROETHANE (EDC)	ug/l	ND@0.5	ND@0.5	ND@0.5	ND@0.5	ND@0.5	ND@0.5
1,2-DICHLOROPROPANE	ug/l	ND@0.5	ND@0.5	ND@0.5	ND@0.5	ND@0.5	ND@0.5
1,3-DICHLOROBENZENE	ug/l	ND@0.5	ND@0.5	ND@0.5	ND@0.5	ND@0.5	ND@0.5
1,4-DICHLOROBENZENE	ug/l	ND@0.5	ND@0.5	ND@0.5	ND@0.5	ND@0.5	ND@0.5
ACETONE	ug/l	ND@5.0 J	ND@5.0	ND@5	ND@5	ND@5.0	ND@5
BENZENE	ug/l	ND@0.5	ND@0.5	ND@0.5	ND@0.5	ND@0.5	ND@0.5
BROMODICHLOROMETHANE	ug/l	ND@0.5	ND@0.5	ND@0.5	ND@0.5	ND@0.5	ND@0.5
BROMOFORM (TRIBROMOMETHANE)	ug/l	ND@0.5	ND@0.5	ND@0.5	ND@0.5	ND@0.5	ND@0.5
BROMOMETHANE	ug/l	ND@0.5	ND@0.5	ND@0.5	ND@0.5	ND@0.5	ND@0.5
CARBON DISULFIDE	ug/l	ND@0.5	ND@0.5	ND@0.5	ND@0.5	ND@0.5	ND@0.5
CARBON TETRACHLORIDE	ug/l	ND@0.5	ND@0.5	ND@0.5	ND@0.5	ND@0.5	ND@0.5
CHLOROBENZENE	ug/l	ND@0.5	ND@0.5	ND@0.5	ND@0.5	ND@0.5	ND@0.5
CHLORODIBROMOMETHANE	ug/l	ND@0.5	ND@0.5	ND@0.5	ND@0.5	ND@0.5	ND@0.5
CHLOROETHANE	ug/l	ND@0.5	ND@0.5	ND@0.5	ND@0.5	ND@0.5	ND@0.5
CHLOROFORM (TRICHLOROMETHANE)	ug/l	0.4 J	0.5 J	0.3 J	0.2 J	0.1 J	ND@0.5
CHLOROMETHANE	ug/l	ND@0.5 J	ND@0.5	ND@0.5	ND@0.5	ND@0.5	ND@0.5
CIS-1,2-DICHLOROETHENE	ug/l	1.6	1.5	0.6	ND@0.5	0.4 J	0.2 J
CIS-1,3-DICHLOROPROPENE	ug/l	ND@0.5	ND@0.5	ND@0.5	ND@0.5	ND@0.5	ND@0.5
CYCLOHEXANE	ug/l	ND@0.5 J	ND@0.5	ND@0.5	ND@0.5	ND@0.5	ND@0.5
DICHLORODIFLUOROMETHANE (FREON 12)	ug/l	ND@0.5	ND@0.5	ND@0.5	ND@0.5 J	ND@0.5	ND@0.5
ETHYLBENZENE	ug/l	ND@0.5	ND@0.5	ND@0.5	ND@0.5	ND@0.5	ND@0.5
ISOPROPYLBENZENE	ug/l	ND@0.5	ND@0.5	ND@0.5	ND@0.5	ND@0.5	ND@0.5
M,P-XYLENE	ug/l	ND@0.5	ND@0.5	ND@0.5	ND@0.5	ND@0.5	ND@0.5
METHYL ACETATE	ug/l	ND@1.0	ND@1.0	ND@1	ND@1	ND@1.0	ND@1
METHYL BUTYL KETONE (2-HEXANONE)	ug/l	ND@5.0	ND@5.0	ND@5	ND@5	ND@5.0	ND@5
METHYL CYCLOHEXANE	ug/l	ND@0.5	ND@0.5	0.2 J	ND@0.5	ND@0.5	ND@0.5
METHYL ETHYL KETONE (MEK, 2-BUTANONE)	ug/l	ND@5.0	ND@5.0	ND@5	ND@5	ND@5.0	ND@5
METHYL TERT-BUTYL ETHER (MTBE)	ug/l	ND@0.5	ND@0.5	ND@0.5	ND@0.5	ND@0.5	ND@0.5
METHYLENE CHLORIDE (DICHLOROMETHANE)	ug/l	ND@0.5	ND@0.5	ND@0.5	ND@0.5	ND@0.5	ND@0.5
MIBK (4-METHYL-2-PENTANONE)	ug/l	ND@5.0	ND@5.0	ND@5	ND@5	ND@5.0	ND@5
O-XYLENE	ug/l	ND@0.5	ND@0.5	ND@0.5	ND@0.5	ND@0.5	ND@0.5
STYRENE	ug/l	ND@0.5	ND@0.5	ND@0.5	ND@0.5	ND@0.5	ND@0.5
TETRACHLOROETHENE	ug/l	ND@0.5	ND@0.5	ND@0.5	ND@0.5	0.2 J	0.1 J
TOLUENE	ug/l	ND@0.5	ND@0.5	ND@0.5	ND@0.5	ND@0.5	ND@0.5
TRANS-1,2-DICHLOROETHENE	ug/l	ND@0.5	ND@0.5	ND@0.5	ND@0.5	ND@0.5	ND@0.5
TRANS-1,3-DICHLOROPROPENE	ug/l	ND@0.5	ND@0.5	ND@0.5	ND@0.5	ND@0.5	ND@0.5
TRICHLOROETHENE	ug/l	64	7.5	1.5	1.2	21	4.2
TRICHLOROFLUOROMETHANE (FREON 11)	ug/l	ND@0.5	ND@0.5	ND@0.5	ND@0.5	ND@0.5	ND@0.5
VINYL CHLORIDE	ug/l	ND@0.5	ND@0.5	ND@0.5	ND@0.5	ND@0.5	ND@0.5

Endicott, New York
Groundwater Analytical Chemistry Data
January 1, 2012 - December 31, 2012

Sample Location		EN-409	EN-415	EN-415	EN-419	EN-419	EN-419
Sample Description		GW MON WELL	GW MON WELL	GW MON WELL	GW MON WELL	GW MON WELL	GW MON WELL
Sample Date		08/02/2012	05/01/2012	08/06/2012	02/07/2012	05/22/2012	08/19/2012
Laboratory Sample I.D.		6744551	6638759	6749587	6543926	6664896	6761566
Parameter	**Units**						
1,1,1-TRICHLOROETHANE	ug/l	ND@0.5	ND@0.5	ND@0.5 J	17	12	9.3
1,1,2,2-TETRACHLOROETHANE	ug/l	ND@0.5	ND@0.5	ND@0.5 J	ND@0.5	ND@0.5	ND@0.5
1,1,2-TRICHLORO-1,2,2-TRIFLUOROETHANE	ug/l	ND@0.5	ND@0.5	ND@0.5 J	1.3	1.6	1.6
1,1,2-TRICHLOROETHANE	ug/l	ND@0.5	ND@0.5	ND@0.5 J	ND@0.5	ND@0.5	ND@0.5
1,1-DICHLOROETHANE	ug/l	ND@0.5	0.1 J	0.2 J	19	19	14
1,1-DICHLOROETHENE	ug/l	ND@0.5	ND@0.5	ND@0.5 J	5.3	4.5	3.4
1,2,4-TRICHLOROBENZENE	ug/l	ND@0.5	ND@0.5	ND@0.5 J	ND@0.5	ND@0.5 J	ND@0.5
1,2-DIBROMO-3-CHLOROPROPANE	ug/l	ND@0.5	ND@0.5	ND@0.5 J	ND@0.5	ND@0.5	ND@0.5
1,2-DIBROMOETHANE (EDB)	ug/l	ND@0.5	ND@0.5	ND@0.5 J	ND@0.5	ND@0.5	ND@0.5
1,2-DICHLORO-1,2,2-TRIFLUOROETHANE	ug/l	ND@0.5	ND@0.5	ND@0.5 J	2.2	1.1	0.8
1,2-DICHLOROBENZENE	ug/l	ND@0.5	ND@0.5	ND@0.5 J	0.1 J	0.1 J	ND@0.5
1,2-DICHLOROETHANE (EDC)	ug/l	ND@0.5	ND@0.5	ND@0.5 J	0.4 J	0.3 J	0.2 J
1,2-DICHLOROPROPANE	ug/l	ND@0.5	ND@0.5	ND@0.5 J	ND@0.5	ND@0.5	ND@0.5
1,3-DICHLOROBENZENE	ug/l	ND@0.5	ND@0.5	ND@0.5 J	ND@0.5	ND@0.5	ND@0.5
1,4-DICHLOROBENZENE	ug/l	ND@0.5	ND@0.5	ND@0.5 J	ND@0.5	ND@0.5	ND@0.5
ACETONE	ug/l	42	ND@5.0	ND@5 J	ND@5.0	ND@5.0	ND@5
BENZENE	ug/l	ND@0.5	ND@0.5	ND@0.5 J	ND@0.5	ND@0.5	ND@0.5
BROMODICHLOROMETHANE	ug/l	ND@0.5	ND@0.5	ND@0.5 J	ND@0.5	ND@0.5	ND@0.5
BROMOFORM (TRIBROMOMETHANE)	ug/l	ND@0.5	ND@0.5	ND@0.5 J	ND@0.5	ND@0.5	ND@0.5
BROMOMETHANE	ug/l	ND@0.5	ND@0.5	ND@0.5 J	ND@0.5	ND@0.5	ND@0.5
CARBON DISULFIDE	ug/l	ND@0.5	ND@0.5	ND@0.5 J	ND@0.5	ND@0.5	ND@0.5
CARBON TETRACHLORIDE	ug/l	ND@0.5	ND@0.5	ND@0.5 J	ND@0.5	ND@0.5	ND@0.5
CHLOROBENZENE	ug/l	ND@0.5	ND@0.5	ND@0.5 J	0.1 J	0.1 J	ND@0.5
CHLORODIBROMOMETHANE	ug/l	ND@0.5	ND@0.5	ND@0.5 J	ND@0.5	ND@0.5	ND@0.5
CHLOROETHANE	ug/l	ND@0.5	ND@0.5	ND@0.5 J	ND@0.5	ND@0.5	ND@0.5
CHLOROFORM (TRICHLOROMETHANE)	ug/l	ND@0.5	ND@0.5	ND@0.5 J	0.4 J	0.9	0.7
CHLOROMETHANE	ug/l	ND@0.5	ND@0.5	ND@0.5 J	ND@0.5	ND@0.5	ND@0.5
CIS-1,2-DICHLOROETHENE	ug/l	ND@0.5	0.3 J	0.4 J	40	30	32
CIS-1,3-DICHLOROPROPENE	ug/l	ND@0.5	ND@0.5	ND@0.5 J	ND@0.5	ND@0.5	ND@0.5
CYCLOHEXANE	ug/l	ND@0.5	ND@0.5	ND@0.5 J	ND@0.5	ND@0.5	ND@0.5
DICHLORODIFLUOROMETHANE (FREON 12)	ug/l	ND@0.5	ND@0.5	ND@0.5 J	ND@0.5	ND@0.5	ND@0.5
ETHYLBENZENE	ug/l	ND@0.5	ND@0.5	ND@0.5 J	ND@0.5	ND@0.5	ND@0.5
ISOPROPYLBENZENE	ug/l	ND@0.5	ND@0.5	ND@0.5 J	ND@0.5	ND@0.5	ND@0.5
M,P-XYLENE	ug/l	ND@0.5	ND@0.5	ND@0.5 J	ND@0.5	ND@0.5	ND@0.5
METHYL ACETATE	ug/l	ND@1	ND@1.0	ND@1 J	ND@1.0	ND@1.0	ND@1
METHYL BUTYL KETONE (2-HEXANONE)	ug/l	ND@5	ND@5.0	ND@5 J	ND@5.0	ND@5.0	ND@5
METHYL CYCLOHEXANE	ug/l	ND@0.5	ND@0.5	ND@0.5 J	ND@0.5	ND@0.5	ND@0.5
METHYL ETHYL KETONE (MEK, 2-BUTANONE)	ug/l	ND@5	ND@5.0	ND@5 J	ND@5.0	ND@5.0	ND@5
METHYL TERT-BUTYL ETHER (MTBE)	ug/l	ND@0.5	ND@0.5	ND@0.5 J	ND@0.5	ND@0.5	ND@0.5
METHYLENE CHLORIDE (DICHLOROMETHANE)	ug/l	ND@0.5	ND@0.5	ND@0.5 J	ND@0.5	ND@0.5	ND@0.5
MIBK (4-METHYL-2-PENTANONE)	ug/l	ND@5	ND@5.0	ND@5 J	ND@5.0	ND@5.0	ND@5
O-XYLENE	ug/l	ND@0.5	ND@0.5	ND@0.5 J	ND@0.5	ND@0.5	ND@0.5
STYRENE	ug/l	ND@0.5	ND@0.5	ND@0.5 J	ND@0.5	ND@0.5	ND@0.5
TETRACHLOROETHENE	ug/l	ND@0.5	ND@0.5	ND@0.5 J	7.4	8.4	5.1
TOLUENE	ug/l	ND@0.5	ND@0.5	ND@0.5 J	0.1 J	ND@0.5	ND@0.5
TRANS-1,2-DICHLOROETHENE	ug/l	ND@0.5	ND@0.5	ND@0.5 J	0.3 J	0.2 J	0.2 J
TRANS-1,3-DICHLOROPROPENE	ug/l	ND@0.5	ND@0.5	ND@0.5 J	ND@0.5	ND@0.5	ND@0.5
TRICHLOROETHENE	ug/l	ND@0.5	2.2	2.5 J	150	200	110
TRICHLOROFLUOROMETHANE (FREON 11)	ug/l	ND@0.5	ND@0.5	ND@0.5 J	ND@0.5	ND@0.5	ND@0.5
VINYL CHLORIDE	ug/l	ND@0.5	ND@0.5	ND@0.5 J	1.7	0.9	4.4

Endicott, New York
Groundwater Analytical Chemistry Data
January 1, 2012 - December 31, 2012

Sample Location		EN-419	EN-421	EN-421	EN-421	EN-421	EN-422
Sample Description		GW MON WELL	GW MON WELL	GW MON WELL	GW MON WELL	GW MON WELL	GW MON WELL
Sample Date		11/17/2012	02/20/2012	05/23/2012	08/19/2012	11/18/2012	08/19/2012
Laboratory Sample I.D.		6867668	6557749	6669083	6761570	6867669	6761574
Parameter	**Units**						
1,1,1-TRICHLOROETHANE	ug/l	11	6.5	6.4	54	66	13
1,1,2,2-TETRACHLOROETHANE	ug/l	ND@0.5	ND@5.0	ND@5.0	ND@5	ND@5	ND@2.5
1,1,2-TRICHLORO-1,2,2-TRIFLUOROETHANE	ug/l	1.4	ND@5.0	ND@5.0	ND@5	ND@5	ND@2.5
1,1,2-TRICHLOROETHANE	ug/l	ND@0.5	ND@5.0	ND@5.0	ND@5	ND@5	ND@2.5
1,1-DICHLOROETHANE	ug/l	14	460	220	240	120	11
1,1-DICHLOROETHENE	ug/l	3	12	8.2	22	9.2	6.6
1,2,4-TRICHLOROBENZENE	ug/l	ND@0.5	ND@5.0	ND@5.0	ND@5	ND@5	ND@2.5
1,2-DIBROMO-3-CHLOROPROPANE	ug/l	ND@0.5	ND@5.0	ND@5.0	ND@5	ND@5	ND@2.5
1,2-DIBROMOETHANE (EDB)	ug/l	ND@0.5	ND@5.0	ND@5.0	ND@5	ND@5	ND@2.5
1,2-DICHLORO-1,2,2-TRIFLUOROETHANE	ug/l	0.9	4.5 J	2.3 J	3.1 J	2.5 J	ND@2.5
1,2-DICHLOROBENZENE	ug/l	ND@0.5	ND@5.0	ND@5.0	ND@5	ND@5	ND@2.5
1,2-DICHLOROETHANE (EDC)	ug/l	0.3 J	1.5 J	ND@5.0	1.6 J	ND@5	ND@2.5
1,2-DICHLOROPROPANE	ug/l	ND@0.5	ND@5.0	ND@5.0	ND@5	ND@5	ND@2.5
1,3-DICHLOROBENZENE	ug/l	ND@0.5	ND@5.0	ND@5.0	ND@5	ND@5	ND@2.5
1,4-DICHLOROBENZENE	ug/l	ND@0.5	ND@5.0	ND@5.0	ND@5	ND@5	ND@2.5
ACETONE	ug/l	4.6 J	ND@50 J	ND@50	ND@50	ND@50	ND@25
BENZENE	ug/l	ND@0.5	ND@5.0	ND@5.0	ND@5	ND@5	ND@2.5
BROMODICHLOROMETHANE	ug/l	ND@0.5	ND@5.0	ND@5.0	ND@5	ND@5	ND@2.5
BROMOFORM (TRIBROMOMETHANE)	ug/l	ND@0.5	ND@5.0	ND@5.0	ND@5	ND@5	ND@2.5
BROMOMETHANE	ug/l	ND@0.5	ND@5.0	ND@5.0 J	ND@5	ND@5	ND@2.5
CARBON DISULFIDE	ug/l	ND@0.5	ND@5.0	ND@5.0 J	ND@5	ND@5	ND@2.5
CARBON TETRACHLORIDE	ug/l	ND@0.5	ND@5.0	ND@5.0	ND@5	ND@5	ND@2.5
CHLOROBENZENE	ug/l	ND@0.5	ND@5.0	ND@5.0	ND@5	ND@5	ND@2.5
CHLORODIBROMOMETHANE	ug/l	ND@0.5	ND@5.0	ND@5.0	ND@5	ND@5	ND@2.5
CHLOROETHANE	ug/l	ND@0.5	ND@5.0	ND@5.0 J	ND@5	ND@5	ND@2.5
CHLOROFORM (TRICHLOROMETHANE)	ug/l	0.6	ND@5.0	ND@5.0	3.4 J	3.7 J	ND@2.5
CHLOROMETHANE	ug/l	ND@0.5	ND@5.0	ND@5.0	ND@5	ND@5	ND@2.5
CIS-1,2-DICHLOROETHENE	ug/l	22	950	650	2100	1300	370
CIS-1,3-DICHLOROPROPENE	ug/l	ND@0.5	ND@5.0	ND@5.0	ND@5	ND@5	ND@2.5
CYCLOHEXANE	ug/l	ND@0.5	ND@5.0	ND@5.0 J	ND@5	ND@5	ND@2.5
DICHLORODIFLUOROMETHANE (FREON 12)	ug/l	ND@0.5	ND@5.0	ND@5.0	ND@5	ND@5	ND@2.5
ETHYLBENZENE	ug/l	ND@0.5	ND@5.0	ND@5.0	ND@5	ND@5	ND@2.5
ISOPROPYLBENZENE	ug/l	ND@0.5	ND@5.0	ND@5.0	ND@5	ND@5	ND@2.5
M,P-XYLENE	ug/l	ND@0.5	ND@5.0	ND@5.0	ND@5	ND@5	ND@2.5
METHYL ACETATE	ug/l	ND@1	ND@10	ND@10	ND@10	ND@10	ND@5
METHYL BUTYL KETONE (2-HEXANONE)	ug/l	ND@5 J	ND@50	ND@50	ND@50	ND@50 J	ND@25
METHYL CYCLOHEXANE	ug/l	ND@0.5	ND@5.0	ND@5.0	ND@5	ND@5	ND@2.5
METHYL ETHYL KETONE (MEK, 2-BUTANONE)	ug/l	ND@5	ND@50	ND@50	ND@50	ND@50	ND@25
METHYL TERT-BUTYL ETHER (MTBE)	ug/l	ND@0.5	ND@5.0	ND@5.0	ND@5	ND@5	ND@2.5
METHYLENE CHLORIDE (DICHLOROMETHANE)	ug/l	ND@0.5	ND@5.0	ND@5.0	ND@5	ND@5	ND@2.5
MIBK (4-METHYL-2-PENTANONE)	ug/l	ND@5	ND@50	ND@50	ND@50	ND@50	ND@25
O-XYLENE	ug/l	ND@0.5	ND@5.0	ND@5.0	ND@5	ND@5	ND@2.5
STYRENE	ug/l	ND@0.5	ND@5.0	ND@5.0	ND@5	ND@5	ND@2.5
TETRACHLOROETHENE	ug/l	5	5	3.7 J	9.7	12	1.9 J
TOLUENE	ug/l	ND@0.5	ND@5.0	ND@5.0	ND@5	ND@5	ND@2.5
TRANS-1,2-DICHLOROETHENE	ug/l	0.2 J	2 J	1.5 J	2.9 J	1.4 J	1.3 J
TRANS-1,3-DICHLOROPROPENE	ug/l	ND@0.5	ND@5.0	ND@5.0	ND@5	ND@5	ND@2.5
TRICHLOROETHENE	ug/l	110	890	420	1500	4300	150
TRICHLOROFLUOROMETHANE (FREON 11)	ug/l	ND@0.5	ND@5.0	ND@5.0	ND@5	ND@5	ND@2.5
VINYL CHLORIDE	ug/l	4.9	140	20	41	14	67

Endicott, New York
Groundwater Analytical Chemistry Data
January 1, 2012 - December 31, 2012

Sample Location		EN-426	EN-426	EN-426	EN-426	EN-428	EN-428
Sample Description		GW MON WELL	GW MON WELL	GW MON WELL	GW MON WELL	GW EXTR WELL	GW EXTR WELL
Sample Date		02/09/2012	05/01/2012	08/06/2012	11/20/2012	01/04/2012	02/09/2012
Laboratory Sample I.D.		6546821	6638757	6749591	6869078	6514938	6545823
Parameter	**Units**						
1,1,1-TRICHLOROETHANE	ug/l	0.5 J	0.5 J	0.5 J	0.4 J	64000	67000
1,1,2,2-TETRACHLOROETHANE	ug/l	ND@0.5	ND@0.5	ND@0.5	ND@0.5	130 J	ND@500
1,1,2-TRICHLORO-1,2,2-TRIFLUOROETHANE	ug/l	ND@0.5	ND@0.5	ND@0.5	ND@0.5	ND@500	ND@500
1,1,2-TRICHLOROETHANE	ug/l	ND@0.5	ND@0.5	ND@0.5	ND@0.5	ND@500	ND@500
1,1-DICHLOROETHANE	ug/l	ND@0.5	ND@0.5	ND@0.5	ND@0.5	28000	24000
1,1-DICHLOROETHENE	ug/l	ND@0.5	ND@0.5	ND@0.5	ND@0.5	780	1000
1,2,4-TRICHLOROBENZENE	ug/l	ND@0.5	ND@0.5	ND@0.5	ND@0.5	ND@500	ND@500
1,2-DIBROMO-3-CHLOROPROPANE	ug/l	ND@0.5 J	ND@0.5	ND@0.5	ND@0.5	ND@500 J	ND@500 J
1,2-DIBROMOETHANE (EDB)	ug/l	ND@0.5	ND@0.5	ND@0.5	ND@0.5	ND@500	ND@500
1,2-DICHLORO-1,2,2-TRIFLUOROETHANE	ug/l	ND@0.5	ND@0.5	ND@0.5	ND@0.5	250 J	ND@500
1,2-DICHLOROBENZENE	ug/l	ND@0.5	ND@0.5	ND@0.5	ND@0.5	ND@500	ND@500
1,2-DICHLOROETHANE (EDC)	ug/l	ND@0.5	ND@0.5	ND@0.5	ND@0.5	110 J	ND@500
1,2-DICHLOROPROPANE	ug/l	ND@0.5	ND@0.5	ND@0.5	ND@0.5	ND@500	ND@500
1,3-DICHLOROBENZENE	ug/l	ND@0.5	ND@0.5	ND@0.5	ND@0.5	ND@500	ND@500
1,4-DICHLOROBENZENE	ug/l	ND@0.5	ND@0.5	ND@0.5	ND@0.5	ND@500	ND@500
ACETONE	ug/l	ND@5.0 J	ND@5.0	ND@5	ND@5	ND@5000	ND@5000 J
BENZENE	ug/l	ND@0.5	ND@0.5	ND@0.5	ND@0.5	ND@500	ND@500
BROMODICHLOROMETHANE	ug/l	ND@0.5	ND@0.5	ND@0.5	ND@0.5	ND@500	ND@500
BROMOFORM (TRIBROMOMETHANE)	ug/l	ND@0.5	ND@0.5	ND@0.5	ND@0.5	ND@500	ND@500
BROMOMETHANE	ug/l	ND@0.5	ND@0.5	ND@0.5	ND@0.5	ND@500	ND@500
CARBON DISULFIDE	ug/l	ND@0.5	ND@0.5	ND@0.5	ND@0.5	ND@500	ND@500
CARBON TETRACHLORIDE	ug/l	ND@0.5	ND@0.5	ND@0.5	ND@0.5	ND@500	ND@500
CHLOROBENZENE	ug/l	ND@0.5	ND@0.5	ND@0.5	ND@0.5	ND@500	ND@500
CHLORODIBROMOMETHANE	ug/l	ND@0.5	ND@0.5	ND@0.5	ND@0.5	ND@500	ND@500
CHLOROETHANE	ug/l	ND@0.5	ND@0.5	ND@0.5	ND@0.5	11000	7200
CHLOROFORM (TRICHLOROMETHANE)	ug/l	ND@0.5	ND@0.5	ND@0.5	ND@0.5	ND@500	ND@500
CHLOROMETHANE	ug/l	ND@0.5 J	ND@0.5	ND@0.5	ND@0.5	ND@500	ND@500
CIS-1,2-DICHLOROETHENE	ug/l	0.3 J	0.3 J	0.2 J	0.2 J	570	2300
CIS-1,3-DICHLOROPROPENE	ug/l	ND@0.5	ND@0.5	ND@0.5	ND@0.5	ND@500	ND@500
CYCLOHEXANE	ug/l	ND@0.5 J	ND@0.5	ND@0.5	ND@0.5	ND@500	ND@500
DICHLORODIFLUOROMETHANE (FREON 12)	ug/l	ND@0.5	ND@0.5	ND@0.5	ND@0.5 J	ND@500	ND@500
ETHYLBENZENE	ug/l	ND@0.5	ND@0.5	ND@0.5	ND@0.5	ND@500	ND@500
ISOPROPYLBENZENE	ug/l	ND@0.5	ND@0.5	ND@0.5	ND@0.5	ND@500	ND@500
M,P-XYLENE	ug/l	ND@0.5	ND@0.5	ND@0.5	ND@0.5	ND@500	ND@500
METHYL ACETATE	ug/l	ND@1.0	ND@1.0	ND@1	ND@1	ND@1000	ND@1000
METHYL BUTYL KETONE (2-HEXANONE)	ug/l	ND@5.0	ND@5.0	ND@5	ND@5	ND@5000	ND@5000
METHYL CYCLOHEXANE	ug/l	ND@0.5	ND@0.5	ND@0.5	ND@0.5	ND@500	ND@500
METHYL ETHYL KETONE (MEK, 2-BUTANONE)	ug/l	ND@5.0	ND@5.0	ND@5	ND@5	ND@5000 J	ND@5000 J
METHYL TERT-BUTYL ETHER (MTBE)	ug/l	ND@0.5	ND@0.5	ND@0.5	ND@0.5	ND@500	ND@500
METHYLENE CHLORIDE (DICHLOROMETHANE)	ug/l	ND@0.5	ND@0.5	ND@0.5	ND@0.5	3000	2500
MIBK (4-METHYL-2-PENTANONE)	ug/l	ND@5.0	ND@5.0	ND@5	ND@5	ND@5000	ND@5000
O-XYLENE	ug/l	ND@0.5	ND@0.5	ND@0.5	ND@0.5	ND@500	ND@500
STYRENE	ug/l	ND@0.5	ND@0.5	ND@0.5	ND@0.5	ND@500	ND@500
TETRACHLOROETHENE	ug/l	ND@0.5	ND@0.5	ND@0.5	ND@0.5	ND@500	ND@500
TOLUENE	ug/l	ND@0.5	ND@0.5	ND@0.5	ND@0.5	ND@500	370 J
TRANS-1,2-DICHLOROETHENE	ug/l	ND@0.5	ND@0.5	ND@0.5	ND@0.5	ND@500	ND@500
TRANS-1,3-DICHLOROPROPENE	ug/l	ND@0.5	ND@0.5	ND@0.5	ND@0.5	ND@500	ND@500
TRICHLOROETHENE	ug/l	10	9.7	5.5	2	220 J	190 J
TRICHLOROFLUOROMETHANE (FREON 11)	ug/l	ND@0.5	ND@0.5	ND@0.5	ND@0.5	ND@500	ND@500
VINYL CHLORIDE	ug/l	ND@0.5	ND@0.5	ND@0.5	ND@0.5	ND@500	730

Endicott, New York
Groundwater Analytical Chemistry Data
January 1, 2012 - December 31, 2012

Sample Location		EN-428	EN-428	EN-428	EN-428	EN-428	EN-428
Sample Description		GW EXTR WELL	GW EXTR WELL	GW EXTR WELL	GW EXTR WELL	GW EXTR WELL	GW EXTR WELL
Sample Date		03/05/2012	04/04/2012	05/07/2012	06/11/2012	07/09/2012	08/01/2012
Laboratory Sample I.D.		6567286	6607277	6643668	6684272	6714521	6742211
Parameter	**Units**						
1,1,1-TRICHLOROETHANE	ug/l	66000	120000	130000	190000	150000	160000
1,1,2,2-TETRACHLOROETHANE	ug/l	ND@500	ND@500	ND@500	ND@500	ND@2500	ND@2500
1,1,2-TRICHLORO-1,2,2-TRIFLUOROETHANE	ug/l	240 J	260 J	ND@500	290 J	ND@2500	ND@2500
1,1,2-TRICHLOROETHANE	ug/l	ND@500	ND@500	ND@500	ND@500	ND@2500	ND@2500
1,1-DICHLOROETHANE	ug/l	15000	2900	9900	4200	5000	1900 J
1,1-DICHLOROETHENE	ug/l	880	1200	1400	1700	1700 J	2400 J
1,2,4-TRICHLOROBENZENE	ug/l	ND@500	ND@500	ND@500	ND@500	ND@2500	ND@2500
1,2-DIBROMO-3-CHLOROPROPANE	ug/l	ND@500	ND@500	ND@500	ND@500	ND@2500	ND@2500
1,2-DIBROMOETHANE (EDB)	ug/l	ND@500	ND@500	ND@500	ND@500	ND@2500	ND@2500
1,2-DICHLORO-1,2,2-TRIFLUOROETHANE	ug/l	ND@500	ND@500 J	ND@500	ND@500	ND@2500	ND@2500
1,2-DICHLOROBENZENE	ug/l	ND@500	ND@500	ND@500	ND@500	ND@2500	ND@2500
1,2-DICHLOROETHANE (EDC)	ug/l	110 J	150 J	140 J	ND@500	ND@2500	ND@2500
1,2-DICHLOROPROPANE	ug/l	ND@500	ND@500	ND@500	ND@500	ND@2500	ND@2500
1,3-DICHLOROBENZENE	ug/l	ND@500	ND@500	ND@500	ND@500	ND@2500	ND@2500
1,4-DICHLOROBENZENE	ug/l	ND@500	ND@500	ND@500	ND@500	ND@2500	ND@2500
ACETONE	ug/l	ND@5000	ND@5000	ND@5000	ND@5000	ND@25000	ND@25000
BENZENE	ug/l	ND@500	ND@500	ND@500	ND@500	ND@2500	ND@2500
BROMODICHLOROMETHANE	ug/l	ND@500	ND@500	ND@500	ND@500	ND@2500	ND@2500
BROMOFORM (TRIBROMOMETHANE)	ug/l	ND@500	ND@500	ND@500	ND@500 J	ND@2500	ND@2500
BROMOMETHANE	ug/l	ND@500	ND@500	ND@500	ND@500	ND@2500	ND@2500
CARBON DISULFIDE	ug/l	ND@500	ND@500	ND@500	ND@500	ND@2500	ND@2500 J
CARBON TETRACHLORIDE	ug/l	ND@500	ND@500	ND@500	ND@500	ND@2500	ND@2500
CHLOROBENZENE	ug/l	ND@500	ND@500	ND@500	ND@500	ND@2500	ND@2500
CHLORODIBROMOMETHANE	ug/l	ND@500	ND@500	ND@500	ND@500	ND@2500	ND@2500
CHLOROETHANE	ug/l	5200	570	1300	700	780 J	630 J
CHLOROFORM (TRICHLOROMETHANE)	ug/l	ND@500	ND@500	ND@500	ND@500	ND@2500	ND@2500
CHLOROMETHANE	ug/l	ND@500	ND@500	ND@500	ND@500	ND@2500	ND@2500
CIS-1,2-DICHLOROETHENE	ug/l	2700	2600	3000	1500	1500 J	790 J
CIS-1,3-DICHLOROPROPENE	ug/l	ND@500	ND@500	ND@500	ND@500	ND@2500	ND@2500
CYCLOHEXANE	ug/l	ND@500	ND@500	ND@500	ND@500	ND@2500	ND@2500
DICHLORODIFLUOROMETHANE (FREON 12)	ug/l	ND@500	ND@500	ND@500 J	ND@500	ND@2500	ND@2500
ETHYLBENZENE	ug/l	ND@500	ND@500	ND@500	ND@500	ND@2500	ND@2500
ISOPROPYLBENZENE	ug/l	ND@500	ND@500	ND@500	ND@500	ND@2500	ND@2500
M,P-XYLENE	ug/l	ND@500	ND@500	ND@500	ND@500	ND@2500	ND@2500
METHYL ACETATE	ug/l	ND@1000	ND@1000	ND@1000	ND@1000	ND@5000 J	ND@5000
METHYL BUTYL KETONE (2-HEXANONE)	ug/l	ND@5000	ND@5000	ND@5000	ND@5000	ND@25000	ND@25000
METHYL CYCLOHEXANE	ug/l	ND@500	ND@500 J	ND@500	ND@500	ND@2500	ND@2500
METHYL ETHYL KETONE (MEK, 2-BUTANONE)	ug/l	ND@5000	ND@5000	ND@5000	ND@5000	ND@25000	ND@25000
METHYL TERT-BUTYL ETHER (MTBE)	ug/l	ND@500	ND@500	ND@500	ND@500	ND@2500	ND@2500
METHYLENE CHLORIDE (DICHLOROMETHANE)	ug/l	4400	6500	5300	980	1100 J	ND@2500
MIBK (4-METHYL-2-PENTANONE)	ug/l	ND@5000	ND@5000	ND@5000	ND@5000	ND@25000	ND@25000
O-XYLENE	ug/l	ND@500	ND@500	ND@500	ND@500	ND@2500	ND@2500
STYRENE	ug/l	ND@500	ND@500	ND@500	ND@500	ND@2500	ND@2500
TETRACHLOROETHENE	ug/l	ND@500	ND@500	ND@500	ND@500	ND@2500	ND@2500
TOLUENE	ug/l	320 J	140 J	410 J	360 J	ND@2500	ND@2500
TRANS-1,2-DICHLOROETHENE	ug/l	ND@500	ND@500	ND@500	ND@500	ND@2500	ND@2500
TRANS-1,3-DICHLOROPROPENE	ug/l	ND@500	ND@500	ND@500	ND@500 J	ND@2500	ND@2500
TRICHLOROETHENE	ug/l	150 J	ND@500	220 J	130 J	ND@2500	ND@2500
TRICHLOROFLUOROMETHANE (FREON 11)	ug/l	ND@500	ND@500	ND@500	ND@500	ND@2500	ND@2500
VINYL CHLORIDE	ug/l	830	330 J	170 J	ND@500	ND@2500	ND@2500

Endicott, New York
Groundwater Analytical Chemistry Data
January 1, 2012 - December 31, 2012

Sample Location		EN-428	EN-428	EN-428	EN-428	EN-429	EN-429
Sample Description		GW EXTR WELL	GW EXTR WELL	GW EXTR WELL	GW EXTR WELL	GW MON WELL	GW MON WELL
Sample Date		09/10/2012	10/02/2012	11/05/2012	12/03/2012	02/07/2012	05/17/2012
Laboratory Sample I.D.		6784241	6810762	6849289	6881135	6543925	6658650
Parameter	**Units**						
1,1,1-TRICHLOROETHANE	ug/l	140000	130000	86000	80000	1.6	1.7
1,1,2,2-TETRACHLOROETHANE	ug/l	ND@500	ND@500	ND@500	ND@500	ND@0.5	ND@0.5
1,1,2-TRICHLORO-1,2,2-TRIFLUOROETHANE	ug/l	200 J	ND@500	ND@500	ND@500	0.4 J	0.6
1,1,2-TRICHLOROETHANE	ug/l	ND@500	ND@500	ND@500	ND@500	ND@0.5	ND@0.5
1,1-DICHLOROETHANE	ug/l	6300	14000	16000	7200	0.3 J	0.3 J
1,1-DICHLOROETHENE	ug/l	1400	1100	810	700	0.1 J	0.1 J
1,2,4-TRICHLOROBENZENE	ug/l	ND@500	ND@500	ND@500	ND@500	ND@0.5	ND@0.5
1,2-DIBROMO-3-CHLOROPROPANE	ug/l	ND@500 J	ND@500	ND@500	ND@500	ND@0.5	ND@0.5
1,2-DIBROMOETHANE (EDB)	ug/l	ND@500	ND@500	ND@500	ND@500	ND@0.5	ND@0.5
1,2-DICHLORO-1,2,2-TRIFLUOROETHANE	ug/l	ND@500	ND@500	ND@500	ND@500	0.4 J	0.4 J
1,2-DICHLOROBENZENE	ug/l	ND@500	ND@500	ND@500	ND@500	ND@0.5	ND@0.5
1,2-DICHLOROETHANE (EDC)	ug/l	ND@500	ND@500	ND@500	ND@500 J	ND@0.5	ND@0.5
1,2-DICHLOROPROPANE	ug/l	ND@500	ND@500	ND@500	ND@500	ND@0.5	ND@0.5
1,3-DICHLOROBENZENE	ug/l	ND@500	ND@500	ND@500	ND@500	ND@0.5	ND@0.5
1,4-DICHLOROBENZENE	ug/l	ND@500	ND@500	ND@500	ND@500	ND@0.5	ND@0.5
ACETONE	ug/l	ND@5000 J	ND@5000	ND@5000	ND@5000	ND@5.0	ND@5.0
BENZENE	ug/l	ND@500	ND@500	ND@500	ND@500	ND@0.5	ND@0.5
BROMODICHLOROMETHANE	ug/l	ND@500	ND@500	ND@500	ND@500 J	0.1 J	ND@0.5
BROMOFORM (TRIBROMOMETHANE)	ug/l	ND@500	ND@500	ND@500	ND@500 J	ND@0.5	ND@0.5
BROMOMETHANE	ug/l	ND@500	ND@500	ND@500	ND@500	ND@0.5	ND@0.5
CARBON DISULFIDE	ug/l	ND@500	ND@500	ND@500	ND@500	ND@0.5	ND@0.5
CARBON TETRACHLORIDE	ug/l	ND@500	ND@500	ND@500	ND@500	ND@0.5	ND@0.5
CHLOROBENZENE	ug/l	ND@500	ND@500	ND@500	ND@500	ND@0.5	ND@0.5
CHLORODIBROMOMETHANE	ug/l	ND@500	ND@500	ND@500	ND@500 J	ND@0.5	ND@0.5
CHLOROETHANE	ug/l	770	900	ND@500	540	ND@0.5	ND@0.5
CHLOROFORM (TRICHLOROMETHANE)	ug/l	ND@500	ND@500	ND@500	ND@500	0.3 J	0.3 J
CHLOROMETHANE	ug/l	ND@500	ND@500	ND@500	ND@500	ND@0.5	ND@0.5
CIS-1,2-DICHLOROETHENE	ug/l	1500	2200	1900	1200	1.2	2.3
CIS-1,3-DICHLOROPROPENE	ug/l	ND@500	ND@500	ND@500	ND@500	ND@0.5	ND@0.5
CYCLOHEXANE	ug/l	ND@500	ND@500	ND@500	ND@500	ND@0.5	ND@0.5
DICHLORODIFLUOROMETHANE (FREON 12)	ug/l	ND@500	ND@500	ND@500	ND@500	ND@0.5	ND@0.5
ETHYLBENZENE	ug/l	ND@500	ND@500	ND@500	ND@500	ND@0.5	ND@0.5
ISOPROPYLBENZENE	ug/l	ND@500	ND@500	ND@500	ND@500	ND@0.5	ND@0.5
M,P-XYLENE	ug/l	ND@500	ND@500	ND@500	ND@500	ND@0.5	ND@0.5
METHYL ACETATE	ug/l	ND@1000	ND@1000	ND@1000	ND@1000 J	ND@1.0	ND@1.0
METHYL BUTYL KETONE (2-HEXANONE)	ug/l	ND@5000	ND@5000	ND@5000	ND@5000	ND@5.0	ND@5.0
METHYL CYCLOHEXANE	ug/l	ND@500	ND@500	ND@500	ND@500	ND@0.5	ND@0.5
METHYL ETHYL KETONE (MEK, 2-BUTANONE)	ug/l	ND@5000	ND@5000	ND@5000	ND@5000	ND@5.0	ND@5.0
METHYL TERT-BUTYL ETHER (MTBE)	ug/l	ND@500	ND@500	ND@500	ND@500	ND@0.5	ND@0.5
METHYLENE CHLORIDE (DICHLOROMETHANE)	ug/l	320 J	370 J	1400	1600	ND@0.5	ND@0.5
MIBK (4-METHYL-2-PENTANONE)	ug/l	ND@5000	ND@5000	ND@5000 J	ND@5000 J	ND@5.0	ND@5.0
O-XYLENE	ug/l	ND@500	ND@500	ND@500	ND@500	ND@0.5	ND@0.5
STYRENE	ug/l	ND@500	ND@500	ND@500	ND@500	ND@0.5	ND@0.5
TETRACHLOROETHENE	ug/l	ND@500	ND@500	ND@500	ND@500	7.1	13
TOLUENE	ug/l	370 J	520	340 J	200 J	ND@0.5	ND@0.5
TRANS-1,2-DICHLOROETHENE	ug/l	ND@500	ND@500	ND@500	ND@500	ND@0.5	0.1 J
TRANS-1,3-DICHLOROPROPENE	ug/l	ND@500	ND@500	ND@500	ND@500 J	ND@0.5	ND@0.5
TRICHLOROETHENE	ug/l	ND@500	130 J	ND@500	ND@500	20	20
TRICHLOROFLUOROMETHANE (FREON 11)	ug/l	ND@500	ND@500	ND@500	ND@500 J	ND@0.5	ND@0.5
VINYL CHLORIDE	ug/l	110 J	200 J	360 J	250 J	ND@0.5	ND@0.5

Endicott, New York
Groundwater Analytical Chemistry Data
January 1, 2012 - December 31, 2012

Sample Location		EN-429	EN-429	EN-430	EN-430	EN-430	EN-430
Sample Description		GW MON WELL	GW MON WELL	GW MON WELL	GW MON WELL	GW MON WELL	GW MON WELL
Sample Date		08/19/2012	11/15/2012	02/20/2012	05/21/2012	08/19/2012	11/16/2012
Laboratory Sample I.D.		6761565	6864758	6557762	6664882	6761567	6864806
Parameter	**Units**						
1,1,1-TRICHLOROETHANE	ug/l	1.2	0.8	10 J	6.6	7.8	7.7
1,1,2,2-TETRACHLOROETHANE	ug/l	ND@0.5	ND@0.5	ND@5.0 J	ND@1.0	ND@0.5	ND@0.5
1,1,2-TRICHLORO-1,2,2-TRIFLUOROETHANE	ug/l	0.3 J	ND@0.5	ND@5.0 J	ND@1.0	ND@0.5	ND@0.5
1,1,2-TRICHLOROETHANE	ug/l	ND@0.5	ND@0.5	ND@5.0 J	ND@1.0	0.1 J	0.2 J
1,1-DICHLOROETHANE	ug/l	ND@0.5	0.2 J	7 J	3.3	3.4	3.4
1,1-DICHLOROETHENE	ug/l	ND@0.5	ND@0.5	ND@5.0 J	0.3 J	0.3 J	0.2 J
1,2,4-TRICHLOROBENZENE	ug/l	ND@0.5	ND@0.5	ND@5.0 J	ND@1.0 J	ND@0.5	ND@0.5
1,2-DIBROMO-3-CHLOROPROPANE	ug/l	ND@0.5	ND@0.5 J	ND@5.0 J	ND@1.0	ND@0.5	ND@0.5
1,2-DIBROMOETHANE (EDB)	ug/l	ND@0.5	ND@0.5	ND@5.0 J	ND@1.0	ND@0.5	ND@0.5
1,2-DICHLORO-1,2,2-TRIFLUOROETHANE	ug/l	0.3 J	ND@0.5	ND@5.0 J	ND@1.0	ND@0.5 J	ND@0.5
1,2-DICHLOROBENZENE	ug/l	ND@0.5	ND@0.5	ND@5.0 J	ND@1.0	ND@0.5	ND@0.5
1,2-DICHLOROETHANE (EDC)	ug/l	ND@0.5	ND@0.5	ND@5.0 J	ND@1.0	0.2 J	0.2 J
1,2-DICHLOROPROPANE	ug/l	ND@0.5	ND@0.5	ND@5.0 J	ND@1.0	ND@0.5	ND@0.5
1,3-DICHLOROBENZENE	ug/l	ND@0.5	ND@0.5	ND@5.0 J	ND@1.0	ND@0.5	ND@0.5
1,4-DICHLOROBENZENE	ug/l	ND@0.5	ND@0.5	ND@5.0 J	ND@1.0	ND@0.5	ND@0.5
ACETONE	ug/l	ND@5	ND@5	ND@50 J	ND@10	ND@5	ND@5
BENZENE	ug/l	ND@0.5	ND@0.5	ND@5.0 J	ND@1.0	ND@0.5	ND@0.5
BROMODICHLOROMETHANE	ug/l	ND@0.5	ND@0.5	ND@5.0 J	0.5 J	0.4 J	0.5 J
BROMOFORM (TRIBROMOMETHANE)	ug/l	ND@0.5	ND@0.5	ND@5.0 J	ND@1.0	ND@0.5	ND@0.5
BROMOMETHANE	ug/l	ND@0.5	ND@0.5	ND@5.0 J	ND@1.0	ND@0.5	ND@0.5
CARBON DISULFIDE	ug/l	ND@0.5	ND@0.5	ND@5.0 J	ND@1.0	ND@0.5	ND@0.5
CARBON TETRACHLORIDE	ug/l	ND@0.5	ND@0.5	ND@5.0 J	ND@1.0	ND@0.5	ND@0.5
CHLOROBENZENE	ug/l	ND@0.5	ND@0.5	ND@5.0 J	ND@1.0	ND@0.5	ND@0.5
CHLORODIBROMOMETHANE	ug/l	ND@0.5	ND@0.5	ND@5.0 J	ND@1.0	ND@0.5	ND@0.5
CHLOROETHANE	ug/l	ND@0.5	ND@0.5	ND@5.0 J	ND@1.0	ND@0.5	ND@0.5
CHLOROFORM (TRICHLOROMETHANE)	ug/l	0.3 J	0.2 J	ND@5.0 J	1.2	1.4	1.5
CHLOROMETHANE	ug/l	ND@0.5	ND@0.5	ND@5.0 J	ND@1.0	ND@0.5	ND@0.5
CIS-1,2-DICHLOROETHENE	ug/l	1.7	1.1	78 J	31	29	26
CIS-1,3-DICHLOROPROPENE	ug/l	ND@0.5	ND@0.5	ND@5.0 J	ND@1.0	ND@0.5	ND@0.5
CYCLOHEXANE	ug/l	ND@0.5	ND@0.5	ND@5.0 J	ND@1.0	ND@0.5	ND@0.5
DICHLORODIFLUOROMETHANE (FREON 12)	ug/l	ND@0.5	ND@0.5	ND@5.0 J	ND@1.0	ND@0.5	ND@0.5
ETHYLBENZENE	ug/l	ND@0.5	ND@0.5	ND@5.0 J	ND@1.0	ND@0.5	ND@0.5
ISOPROPYLBENZENE	ug/l	ND@0.5	ND@0.5	ND@5.0 J	ND@1.0	ND@0.5	ND@0.5
M,P-XYLENE	ug/l	ND@0.5	ND@0.5	ND@5.0 J	ND@1.0	ND@0.5	ND@0.5
METHYL ACETATE	ug/l	ND@1	ND@1	ND@10 J	ND@2.0	ND@1	ND@1
METHYL BUTYL KETONE (2-HEXANONE)	ug/l	ND@5	ND@5	ND@50 J	ND@10	ND@5	ND@5
METHYL CYCLOHEXANE	ug/l	ND@0.5	ND@0.5	ND@5.0 J	ND@1.0	ND@0.5	ND@0.5 J
METHYL ETHYL KETONE (MEK, 2-BUTANONE)	ug/l	ND@5	ND@5	ND@50 J	ND@10	ND@5	ND@5 J
METHYL TERT-BUTYL ETHER (MTBE)	ug/l	ND@0.5	ND@0.5	ND@5.0 J	ND@1.0	ND@0.5	ND@0.5
METHYLENE CHLORIDE (DICHLOROMETHANE)	ug/l	ND@0.5	ND@0.5	ND@5.0 J	ND@1.0	ND@0.5	ND@0.5
MIBK (4-METHYL-2-PENTANONE)	ug/l	ND@5	ND@5	ND@50 J	ND@10	ND@5	ND@5
O-XYLENE	ug/l	ND@0.5	ND@0.5	ND@5.0 J	ND@1.0	ND@0.5	ND@0.5
STYRENE	ug/l	ND@0.5	ND@0.5	ND@5.0 J	ND@1.0	ND@0.5	ND@0.5
TETRACHLOROETHENE	ug/l	11	7.5	3.8 J	2.2	1.9	1.8
TOLUENE	ug/l	ND@0.5	ND@0.5	ND@5.0 J	ND@1.0	ND@0.5	ND@0.5
TRANS-1,2-DICHLOROETHENE	ug/l	0.1 J	ND@0.5	ND@5.0 J	ND@1.0	ND@0.5	ND@0.5
TRANS-1,3-DICHLOROPROPENE	ug/l	ND@0.5	ND@0.5	ND@5.0 J	ND@1.0	ND@0.5	ND@0.5
TRICHLOROETHENE	ug/l	23	16	480 J	150	130	96
TRICHLOROFLUOROMETHANE (FREON 11)	ug/l	ND@0.5	ND@0.5	ND@5.0 J	ND@1.0	ND@0.5	ND@0.5 J
VINYL CHLORIDE	ug/l	ND@0.5	ND@0.5	ND@5.0 J	ND@1.0	ND@0.5	ND@0.5

Endicott, New York
Groundwater Analytical Chemistry Data
January 1, 2012 - December 31, 2012

Sample Location		EN-431	EN-431	EN-431	EN-431	EN-432	EN-432
Sample Description		GW MON WELL	GW MON WELL	GW MON WELL	GW MON WELL	GW MON WELL	GW MON WELL
Sample Date		02/20/2012	05/23/2012	08/19/2012	11/18/2012	05/23/2012	08/19/2012
Laboratory Sample I.D.		6557750	6669082	6761568	6867673	6669089	6761569
Parameter	**Units**						
1,1,1-TRICHLOROETHANE	ug/l	160	110	61	36	170	75
1,1,2,2-TETRACHLOROETHANE	ug/l	ND@25	ND@25	ND@50	ND@25	ND@50	ND@50
1,1,2-TRICHLORO-1,2,2-TRIFLUOROETHANE	ug/l	ND@25	ND@25	ND@50	ND@25	ND@50	ND@50
1,1,2-TRICHLOROETHANE	ug/l	ND@25	ND@25	ND@50	ND@25	ND@50	ND@50
1,1-DICHLOROETHANE	ug/l	80	120	90	59	270	220
1,1-DICHLOROETHENE	ug/l	15 J	13 J	ND@50	ND@25	23 J	15 J
1,2,4-TRICHLOROBENZENE	ug/l	ND@25	ND@25	ND@50	ND@25	ND@50	ND@50
1,2-DIBROMO-3-CHLOROPROPANE	ug/l	ND@25	ND@25	ND@50	ND@25	ND@50	ND@50
1,2-DIBROMOETHANE (EDB)	ug/l	ND@25	ND@25	ND@50	ND@25	ND@50	ND@50
1,2-DICHLORO-1,2,2-TRIFLUOROETHANE	ug/l	ND@25	ND@25	ND@50	ND@25	ND@50	ND@50
1,2-DICHLOROBENZENE	ug/l	ND@25	ND@25	ND@50	ND@25	ND@50	ND@50
1,2-DICHLOROETHANE (EDC)	ug/l	ND@25	ND@25	ND@50	ND@25	ND@50	ND@50
1,2-DICHLOROPROPANE	ug/l	ND@25	ND@25	ND@50	ND@25	ND@50	ND@50
1,3-DICHLOROBENZENE	ug/l	ND@25	ND@25	ND@50	ND@25	ND@50	ND@50
1,4-DICHLOROBENZENE	ug/l	ND@25	ND@25	ND@50	ND@25	ND@50	ND@50
ACETONE	ug/l	ND@250 J	ND@250	ND@500	ND@250	ND@500	ND@500
BENZENE	ug/l	ND@25	ND@25	ND@50	ND@25	ND@50	ND@50
BROMODICHLOROMETHANE	ug/l	ND@25	ND@25	ND@50	ND@25	ND@50	ND@50
BROMOFORM (TRIBROMOMETHANE)	ug/l	ND@25	ND@25	ND@50	ND@25	ND@50	ND@50
BROMOMETHANE	ug/l	ND@25	ND@25 J	ND@50	ND@25	ND@50 J	ND@50
CARBON DISULFIDE	ug/l	ND@25	ND@25 J	ND@50	ND@25	ND@50 J	ND@50
CARBON TETRACHLORIDE	ug/l	ND@25	ND@25	ND@50	ND@25	ND@50	ND@50
CHLOROBENZENE	ug/l	ND@25	ND@25	ND@50	ND@25	ND@50	ND@50
CHLORODIBROMOMETHANE	ug/l	ND@25	ND@25	ND@50	ND@25	ND@50	ND@50
CHLOROETHANE	ug/l	ND@25	ND@25 J	ND@50	ND@25	ND@50 J	ND@50
CHLOROFORM (TRICHLOROMETHANE)	ug/l	11 J	9.6 J	ND@50	ND@25	ND@50	ND@50
CHLOROMETHANE	ug/l	ND@25	ND@25	ND@50	ND@25	ND@50	ND@50
CIS-1,2-DICHLOROETHENE	ug/l	1000	1400	880	610	2400	1500
CIS-1,3-DICHLOROPROPENE	ug/l	ND@25	ND@25	ND@50	ND@25	ND@50	ND@50
CYCLOHEXANE	ug/l	ND@25	ND@25 J	ND@50	ND@25	ND@50 J	ND@50
DICHLORODIFLUOROMETHANE (FREON 12)	ug/l	ND@25	ND@25	ND@50	ND@25 J	ND@50	ND@50
ETHYLBENZENE	ug/l	ND@25	ND@25	ND@50	ND@25	ND@50	ND@50
ISOPROPYLBENZENE	ug/l	ND@25	ND@25	ND@50	ND@25	ND@50	ND@50
M,P-XYLENE	ug/l	ND@25	ND@25	ND@50	ND@25	ND@50	ND@50
METHYL ACETATE	ug/l	ND@50	ND@50	ND@100	ND@50	ND@100	ND@100
METHYL BUTYL KETONE (2-HEXANONE)	ug/l	ND@250	ND@250	ND@500	ND@250	ND@500	ND@500
METHYL CYCLOHEXANE	ug/l	ND@25	ND@25	ND@50	ND@25	ND@50	ND@50
METHYL ETHYL KETONE (MEK, 2-BUTANONE)	ug/l	ND@250	ND@250	ND@500	ND@250	ND@500	ND@500
METHYL TERT-BUTYL ETHER (MTBE)	ug/l	ND@25	ND@25	ND@50	ND@25	ND@50	ND@50
METHYLENE CHLORIDE (DICHLOROMETHANE)	ug/l	ND@25	ND@25	ND@50	ND@25	ND@50	ND@50
MIBK (4-METHYL-2-PENTANONE)	ug/l	ND@250	ND@250	ND@500	ND@250	ND@500	ND@500
O-XYLENE	ug/l	ND@25	ND@25	ND@50	ND@25	ND@50	ND@50
STYRENE	ug/l	ND@25	ND@25	ND@50	ND@25	ND@50	ND@50
TETRACHLOROETHENE	ug/l	130	76	49 J	33	29 J	23 J
TOLUENE	ug/l	ND@25	ND@25	ND@50	ND@25	ND@50	ND@50
TRANS-1,2-DICHLOROETHENE	ug/l	ND@25	ND@25	ND@50	ND@25	ND@50	ND@50
TRANS-1,3-DICHLOROPROPENE	ug/l	ND@25	ND@25	ND@50	ND@25	ND@50	ND@50
TRICHLOROETHENE	ug/l	14000	8600	5700	3800	7300	3800
TRICHLOROFLUOROMETHANE (FREON 11)	ug/l	ND@25	ND@25	ND@50	ND@25	ND@50	ND@50
VINYL CHLORIDE	ug/l	ND@25	ND@25	ND@50	ND@25	ND@50	ND@50

Endicott, New York
Groundwater Analytical Chemistry Data
January 1, 2012 - December 31, 2012

Sample Location		EN-433	EN-433	EN-434	EN-434	EN-434	EN-434
Sample Description		GW MON WELL	GW MON WELL	GW MON WELL	GW MON WELL	GW MON WELL	GW MON WELL
Sample Date		05/23/2012	08/19/2012	02/07/2012	05/23/2012	08/19/2012	11/18/2012
Laboratory Sample I.D.		6669087	6761571	6545858	6669090	6761573	6867672
Parameter	**Units**						
1,1,1-TRICHLOROETHANE	ug/l	6.6	8.2	15	16	10	8.6
1,1,2,2-TETRACHLOROETHANE	ug/l	ND@1.0	ND@1	ND@0.5	ND@0.5	ND@5	ND@1
1,1,2-TRICHLORO-1,2,2-TRIFLUOROETHANE	ug/l	ND@1.0	ND@1	ND@0.5	ND@0.5	ND@5	ND@1
1,1,2-TRICHLOROETHANE	ug/l	ND@1.0	ND@1	ND@0.5	ND@0.5	ND@5	ND@1
1,1-DICHLOROETHANE	ug/l	14	20	18	22	21	20
1,1-DICHLOROETHENE	ug/l	0.7 J	0.8 J	3.9	6.3	6.8	4.8
1,2,4-TRICHLOROBENZENE	ug/l	ND@1.0	ND@1	ND@0.5	ND@0.5	ND@5	ND@1
1,2-DIBROMO-3-CHLOROPROPANE	ug/l	ND@1.0	ND@1	ND@0.5	ND@0.5	ND@5	ND@1
1,2-DIBROMOETHANE (EDB)	ug/l	ND@1.0	ND@1	ND@0.5	ND@0.5	ND@5	ND@1
1,2-DICHLORO-1,2,2-TRIFLUOROETHANE	ug/l	ND@1.0	ND@1	0.3 J	0.4 J	ND@5	ND@1
1,2-DICHLOROBENZENE	ug/l	ND@1.0	ND@1	0.1 J	0.1 J	ND@5	ND@1
1,2-DICHLOROETHANE (EDC)	ug/l	ND@1.0	ND@1	0.2 J	0.2 J	ND@5	ND@1
1,2-DICHLOROPROPANE	ug/l	ND@1.0	ND@1	ND@0.5	ND@0.5	ND@5	ND@1
1,3-DICHLOROBENZENE	ug/l	ND@1.0	ND@1	ND@0.5	ND@0.5	ND@5	ND@1
1,4-DICHLOROBENZENE	ug/l	ND@1.0	ND@1	ND@0.5	ND@0.5	ND@5	ND@1
ACETONE	ug/l	ND@10	ND@10	ND@5.0	ND@5.0	ND@50	ND@10
BENZENE	ug/l	ND@1.0	ND@1	ND@0.5	ND@0.5	ND@5	ND@1
BROMODICHLOROMETHANE	ug/l	ND@1.0	ND@1	ND@0.5	ND@0.5	ND@5	ND@1
BROMOFORM (TRIBROMOMETHANE)	ug/l	ND@1.0	ND@1	ND@0.5	ND@0.5	ND@5	ND@1
BROMOMETHANE	ug/l	ND@1.0 J	ND@1	ND@0.5	ND@0.5 J	ND@5	ND@1
CARBON DISULFIDE	ug/l	ND@1.0 J	ND@1	ND@0.5	ND@0.5 J	ND@5	ND@1
CARBON TETRACHLORIDE	ug/l	ND@1.0	ND@1	ND@0.5	ND@0.5	ND@5	ND@1
CHLOROBENZENE	ug/l	ND@1.0	ND@1	ND@0.5	ND@0.5	ND@5	ND@1
CHLORODIBROMOMETHANE	ug/l	ND@1.0	ND@1	ND@0.5	ND@0.5	ND@5	ND@1
CHLOROETHANE	ug/l	ND@1.0 J	ND@1	0.2 J	0.1 J	ND@5	0.3 J
CHLOROFORM (TRICHLOROMETHANE)	ug/l	ND@1.0	ND@1	0.2 J	0.5 J	ND@5	ND@1
CHLOROMETHANE	ug/l	ND@1.0	ND@1	ND@0.5	ND@0.5	ND@5	ND@1
CIS-1,2-DICHLOROETHENE	ug/l	24	26	150	240	220	210
CIS-1,3-DICHLOROPROPENE	ug/l	ND@1.0	ND@1	ND@0.5	ND@0.5	ND@5	ND@1
CYCLOHEXANE	ug/l	ND@1.0 J	ND@1	ND@0.5	ND@0.5 J	ND@5	ND@1
DICHLORODIFLUOROMETHANE (FREON 12)	ug/l	ND@1.0	ND@1	ND@0.5	ND@0.5	ND@5	ND@1 J
ETHYLBENZENE	ug/l	ND@1.0	ND@1	ND@0.5	ND@0.5	ND@5	ND@1
ISOPROPYLBENZENE	ug/l	ND@1.0	ND@1	ND@0.5	ND@0.5	ND@5	ND@1
M,P-XYLENE	ug/l	ND@1.0	ND@1	ND@0.5	ND@0.5	ND@5	ND@1
METHYL ACETATE	ug/l	ND@2.0	ND@2	ND@1.0 J	ND@1.0	ND@10	ND@2
METHYL BUTYL KETONE (2-HEXANONE)	ug/l	ND@10	ND@10	ND@5.0	ND@5.0	ND@50	ND@10
METHYL CYCLOHEXANE	ug/l	ND@1.0	ND@1	ND@0.5	ND@0.5	ND@5	ND@1
METHYL ETHYL KETONE (MEK, 2-BUTANONE)	ug/l	ND@10	ND@10	ND@5.0	ND@5.0	ND@50	ND@10
METHYL TERT-BUTYL ETHER (MTBE)	ug/l	ND@1.0	ND@1	ND@0.5	ND@0.5	ND@5	ND@1
METHYLENE CHLORIDE (DICHLOROMETHANE)	ug/l	ND@1.0	ND@1	ND@0.5	ND@0.5	ND@5	ND@1
MIBK (4-METHYL-2-PENTANONE)	ug/l	ND@10	ND@10	ND@5.0	ND@5.0	ND@50	ND@10
O-XYLENE	ug/l	ND@1.0	ND@1	ND@0.5	ND@0.5	ND@5	ND@1
STYRENE	ug/l	ND@1.0	ND@1	ND@0.5	ND@0.5	ND@5	ND@1
TETRACHLOROETHENE	ug/l	2.8	3.1	0.8	0.7	ND@5	0.5 J
TOLUENE	ug/l	ND@1.0	ND@1	ND@0.5	ND@0.5	ND@5	ND@1
TRANS-1,2-DICHLOROETHENE	ug/l	0.2 J	0.2 J	0.7	1.1	1.1 J	1.2
TRANS-1,3-DICHLOROPROPENE	ug/l	ND@1.0	ND@1	ND@0.5	ND@0.5	ND@5	ND@1
TRICHLOROETHENE	ug/l	51	50	37	29	24	23
TRICHLOROFLUOROMETHANE (FREON 11)	ug/l	ND@1.0	ND@1	ND@0.5	ND@0.5	ND@5	ND@1
VINYL CHLORIDE	ug/l	ND@1.0	0.4 J	0.7	0.5 J	12	17

Endicott, New York
Groundwater Analytical Chemistry Data
January 1, 2012 - December 31, 2012

Sample Location		EN-435	EN-435	EN-435	EN-435	EN-436	EN-436
Sample Description		GW MON WELL	GW MON WELL	GW MON WELL	GW MON WELL	GW MON WELL	GW MON WELL
Sample Date		02/07/2012	05/24/2012	08/19/2012	11/18/2012	01/04/2012	02/07/2012
Laboratory Sample I.D.		6545859	6669101	6761575	6867671	6515970	6544005
Parameter	**Units**						
1,1,1-TRICHLOROETHANE	ug/l	9.5	3.9 J	2.8	1.9	1.3	1.4
1,1,2,2-TETRACHLOROETHANE	ug/l	ND@1.0	ND@1.0 J	ND@1	ND@1	ND@0.5	ND@0.5
1,1,2-TRICHLORO-1,2,2-TRIFLUOROETHANE	ug/l	ND@1.0	ND@1.0 J	ND@1	ND@1	ND@0.5	ND@0.5
1,1,2-TRICHLOROETHANE	ug/l	ND@1.0	ND@1.0 J	ND@1	ND@1	ND@0.5	ND@0.5
1,1-DICHLOROETHANE	ug/l	5.9	4.4 J	9.7	5.1	ND@0.5	ND@0.5
1,1-DICHLOROETHENE	ug/l	7.1	5.2 J	10	4.4	ND@0.5	ND@0.5
1,2,4-TRICHLOROBENZENE	ug/l	ND@1.0	ND@1.0 J	ND@1	ND@1	ND@0.5	ND@0.5
1,2-DIBROMO-3-CHLOROPROPANE	ug/l	ND@1.0	ND@1.0 J	ND@1	ND@1	ND@0.5	ND@0.5
1,2-DIBROMOETHANE (EDB)	ug/l	ND@1.0	ND@1.0 J	ND@1	ND@1	ND@0.5	ND@0.5
1,2-DICHLORO-1,2,2-TRIFLUOROETHANE	ug/l	ND@1.0	ND@1.0 J	ND@1	ND@1	ND@0.5	ND@0.5
1,2-DICHLOROBENZENE	ug/l	ND@1.0	ND@1.0 J	ND@1	ND@1	ND@0.5	ND@0.5
1,2-DICHLOROETHANE (EDC)	ug/l	ND@1.0	ND@1.0 J	ND@1	ND@1	ND@0.5	ND@0.5
1,2-DICHLOROPROPANE	ug/l	ND@1.0	ND@1.0 J	ND@1	ND@1	ND@0.5	ND@0.5
1,3-DICHLOROBENZENE	ug/l	ND@1.0	ND@1.0 J	ND@1	ND@1	ND@0.5	ND@0.5
1,4-DICHLOROBENZENE	ug/l	ND@1.0	ND@1.0 J	ND@1	ND@1	ND@0.5	ND@0.5
ACETONE	ug/l	ND@10	ND@10 J	ND@10	ND@10	ND@5.0	ND@5.0
BENZENE	ug/l	ND@1.0	ND@1.0 J	ND@1	ND@1	ND@0.5	ND@0.5
BROMODICHLOROMETHANE	ug/l	ND@1.0	ND@1.0 J	ND@1	ND@1	ND@0.5	ND@0.5
BROMOFORM (TRIBROMOMETHANE)	ug/l	ND@1.0	ND@1.0 J	ND@1	ND@1	ND@0.5	ND@0.5
BROMOMETHANE	ug/l	ND@1.0	ND@1.0 J	ND@1	ND@1	ND@0.5	ND@0.5
CARBON DISULFIDE	ug/l	ND@1.0	ND@1.0 J	ND@1	ND@1	ND@0.5	ND@0.5
CARBON TETRACHLORIDE	ug/l	ND@1.0	ND@1.0 J	ND@1	ND@1	ND@0.5	ND@0.5
CHLOROBENZENE	ug/l	ND@1.0	ND@1.0 J	ND@1	ND@1	ND@0.5	ND@0.5
CHLORODIBROMOMETHANE	ug/l	ND@1.0	ND@1.0 J	ND@1	ND@1	ND@0.5	ND@0.5
CHLOROETHANE	ug/l	0.3 J	0.3 J	ND@1	ND@1	ND@0.5	ND@0.5
CHLOROFORM (TRICHLOROMETHANE)	ug/l	0.7 J	1.6 J	0.5 J	0.3 J	0.1 J	0.2 J
CHLOROMETHANE	ug/l	ND@1.0	ND@1.0 J	ND@1	ND@1	ND@0.5	ND@0.5
CIS-1,2-DICHLOROETHENE	ug/l	210	140 J	380	200	0.2 J	0.2 J
CIS-1,3-DICHLOROPROPENE	ug/l	ND@1.0	ND@1.0 J	ND@1	ND@1	ND@0.5	ND@0.5
CYCLOHEXANE	ug/l	ND@1.0	ND@1.0 J	ND@1	ND@1	ND@0.5	ND@0.5
DICHLORODIFLUOROMETHANE (FREON 12)	ug/l	ND@1.0	ND@1.0 J	ND@1	ND@1 J	ND@0.5	ND@0.5
ETHYLBENZENE	ug/l	ND@1.0	ND@1.0 J	ND@1	ND@1	ND@0.5	ND@0.5
ISOPROPYLBENZENE	ug/l	ND@1.0	ND@1.0 J	ND@1	ND@1	ND@0.5	ND@0.5
M,P-XYLENE	ug/l	ND@1.0	ND@1.0 J	ND@1	ND@1	ND@0.5	ND@0.5
METHYL ACETATE	ug/l	ND@2.0 J	ND@2.0 J	ND@2	ND@2	ND@1.0	ND@1.0 J
METHYL BUTYL KETONE (2-HEXANONE)	ug/l	ND@10	ND@10 J	ND@10	ND@10	ND@5.0	ND@5.0
METHYL CYCLOHEXANE	ug/l	ND@1.0	ND@1.0 J	ND@1	ND@1	ND@0.5	ND@0.5
METHYL ETHYL KETONE (MEK, 2-BUTANONE)	ug/l	ND@10	ND@10 J	ND@10	ND@10	ND@5.0	ND@5.0 J
METHYL TERT-BUTYL ETHER (MTBE)	ug/l	ND@1.0	ND@1.0 J	ND@1	ND@1	ND@0.5	ND@0.5
METHYLENE CHLORIDE (DICHLOROMETHANE)	ug/l	ND@1.0	2.1 J	ND@1	ND@1	ND@0.5	ND@0.5
MIBK (4-METHYL-2-PENTANONE)	ug/l	ND@10	ND@10 J	ND@10	ND@10	ND@5.0	ND@5.0
O-XYLENE	ug/l	ND@1.0	ND@1.0 J	ND@1	ND@1	ND@0.5	ND@0.5
STYRENE	ug/l	ND@1.0	ND@1.0 J	ND@1	ND@1	ND@0.5	ND@0.5
TETRACHLOROETHENE	ug/l	0.9 J	0.7 J	0.9 J	0.6 J	ND@0.5	ND@0.5
TOLUENE	ug/l	ND@1.0	ND@1.0 J	ND@1	ND@1	ND@0.5	ND@0.5
TRANS-1,2-DICHLOROETHENE	ug/l	0.8 J	0.5 J	1.1	0.6 J	ND@0.5	ND@0.5
TRANS-1,3-DICHLOROPROPENE	ug/l	ND@1.0	ND@1.0 J	ND@1	ND@1	ND@0.5	ND@0.5
TRICHLOROETHENE	ug/l	480	320 J	460	270	25	27
TRICHLOROFLUOROMETHANE (FREON 11)	ug/l	ND@1.0	ND@1.0 J	ND@1	ND@1	ND@0.5	ND@0.5
VINYL CHLORIDE	ug/l	3.2	2.3 J	18	9.4	ND@0.5	ND@0.5

Endicott, New York
Groundwater Analytical Chemistry Data
January 1, 2012 - December 31, 2012

Sample Location		EN-436	EN-436	EN-436	EN-436	EN-436	EN-436
Sample Description		GW MON WELL	GW MON WELL	GW MON WELL	GW MON WELL	GW MON WELL	GW MON WELL
Sample Date		03/13/2012	04/10/2012	05/17/2012	06/21/2012	07/19/2012	08/28/2012
Laboratory Sample I.D.		6579492	6614180	6658943	6698127	6728268	6773208
Parameter	**Units**						
1,1,1-TRICHLOROETHANE	ug/l	1.6	1.9	1.7	1.5	1.7	0.7
1,1,2,2-TETRACHLOROETHANE	ug/l	ND@0.5	ND@0.5	ND@0.5	ND@0.5	ND@0.5	ND@0.5
1,1,2-TRICHLORO-1,2,2-TRIFLUOROETHANE	ug/l	ND@0.5	ND@0.5	ND@0.5	ND@0.5	ND@0.5	ND@0.5
1,1,2-TRICHLOROETHANE	ug/l	ND@0.5	ND@0.5	ND@0.5	ND@0.5	ND@0.5	ND@0.5
1,1-DICHLOROETHANE	ug/l	ND@0.5	ND@0.5	ND@0.5	ND@0.5	ND@0.5	0.6
1,1-DICHLOROETHENE	ug/l	ND@0.5	ND@0.5	ND@0.5	ND@0.5	ND@0.5	ND@0.5
1,2,4-TRICHLOROBENZENE	ug/l	ND@0.5	ND@0.5	ND@0.5	ND@0.5	ND@0.5	ND@0.5
1,2-DIBROMO-3-CHLOROPROPANE	ug/l	ND@0.5	ND@0.5	ND@0.5	ND@0.5 J	ND@0.5	ND@0.5
1,2-DIBROMOETHANE (EDB)	ug/l	ND@0.5	ND@0.5	ND@0.5	ND@0.5	ND@0.5	ND@0.5
1,2-DICHLORO-1,2,2-TRIFLUOROETHANE	ug/l	ND@0.5	ND@0.5	ND@0.5	ND@0.5	ND@0.5	ND@0.5
1,2-DICHLOROBENZENE	ug/l	ND@0.5	ND@0.5	ND@0.5	ND@0.5	ND@0.5	ND@0.5
1,2-DICHLOROETHANE (EDC)	ug/l	ND@0.5	ND@0.5	ND@0.5	ND@0.5	ND@0.5	ND@0.5
1,2-DICHLOROPROPANE	ug/l	ND@0.5	ND@0.5	ND@0.5	ND@0.5	ND@0.5	ND@0.5
1,3-DICHLOROBENZENE	ug/l	ND@0.5	ND@0.5	ND@0.5	ND@0.5	ND@0.5	ND@0.5
1,4-DICHLOROBENZENE	ug/l	ND@0.5	ND@0.5	ND@0.5	ND@0.5	ND@0.5	ND@0.5
ACETONE	ug/l	ND@5.0	ND@5.0	ND@5.0	ND@5.0	ND@5.0	ND@5
BENZENE	ug/l	ND@0.5	ND@0.5	ND@0.5	ND@0.5	ND@0.5	ND@0.5
BROMODICHLOROMETHANE	ug/l	ND@0.5	ND@0.5	ND@0.5	ND@0.5	ND@0.5	ND@0.5
BROMOFORM (TRIBROMOMETHANE)	ug/l	ND@0.5	ND@0.5	ND@0.5	ND@0.5	ND@0.5	ND@0.5
BROMOMETHANE	ug/l	ND@0.5	ND@0.5	ND@0.5	ND@0.5	ND@0.5	ND@0.5 J
CARBON DISULFIDE	ug/l	ND@0.5	ND@0.5	ND@0.5	ND@0.5	ND@0.5	ND@0.5
CARBON TETRACHLORIDE	ug/l	ND@0.5	ND@0.5	ND@0.5	ND@0.5	ND@0.5	ND@0.5
CHLOROBENZENE	ug/l	ND@0.5	ND@0.5	ND@0.5	ND@0.5	ND@0.5	ND@0.5
CHLORODIBROMOMETHANE	ug/l	ND@0.5	ND@0.5	ND@0.5	ND@0.5	ND@0.5	ND@0.5
CHLOROETHANE	ug/l	ND@0.5	ND@0.5	ND@0.5	ND@0.5	ND@0.5	ND@0.5
CHLOROFORM (TRICHLOROMETHANE)	ug/l	0.2 J	0.2 J	0.2 J	0.1 J	0.2 J	ND@0.5
CHLOROMETHANE	ug/l	ND@0.5	ND@0.5	ND@0.5	ND@0.5	ND@0.5	ND@0.5 J
CIS-1,2-DICHLOROETHENE	ug/l	0.2 J	0.2 J	0.2 J	0.2 J	0.2 J	ND@0.5
CIS-1,3-DICHLOROPROPENE	ug/l	ND@0.5	ND@0.5	ND@0.5	ND@0.5	ND@0.5	ND@0.5
CYCLOHEXANE	ug/l	ND@0.5	ND@0.5	ND@0.5	ND@0.5	ND@0.5	ND@0.5
DICHLORODIFLUOROMETHANE (FREON 12)	ug/l	ND@0.5	ND@0.5	ND@0.5 J	ND@0.5	ND@0.5	ND@0.5
ETHYLBENZENE	ug/l	ND@0.5	ND@0.5	ND@0.5	ND@0.5	ND@0.5	ND@0.5
ISOPROPYLBENZENE	ug/l	ND@0.5	ND@0.5	ND@0.5	ND@0.5	ND@0.5	ND@0.5
M,P-XYLENE	ug/l	ND@0.5	ND@0.5	ND@0.5	ND@0.5	ND@0.5	ND@0.5
METHYL ACETATE	ug/l	ND@1.0	ND@1.0	ND@1.0	ND@1.0 J	ND@1.0	ND@1
METHYL BUTYL KETONE (2-HEXANONE)	ug/l	ND@5.0	ND@5.0	ND@5.0	ND@5.0 J	ND@5.0	ND@5
METHYL CYCLOHEXANE	ug/l	ND@0.5	0.3 J	ND@0.5	ND@0.5	ND@0.5	ND@0.5
METHYL ETHYL KETONE (MEK, 2-BUTANONE)	ug/l	ND@5.0	ND@5.0	ND@5.0	ND@5.0	ND@5.0	ND@5
METHYL TERT-BUTYL ETHER (MTBE)	ug/l	ND@0.5	ND@0.5	ND@0.5	ND@0.5	ND@0.5	ND@0.5
METHYLENE CHLORIDE (DICHLOROMETHANE)	ug/l	ND@0.5	ND@0.5	ND@0.5	ND@0.5	ND@0.5	ND@0.5
MIBK (4-METHYL-2-PENTANONE)	ug/l	ND@5.0	ND@5.0	ND@5.0	ND@5.0 J	ND@5.0 J	ND@5
O-XYLENE	ug/l	ND@0.5	ND@0.5	ND@0.5	ND@0.5	ND@0.5	ND@0.5
STYRENE	ug/l	ND@0.5	ND@0.5	ND@0.5	ND@0.5	ND@0.5	ND@0.5
TETRACHLOROETHENE	ug/l	0.1 J	0.1 J	0.1 J	0.1 J	0.1 J	0.1 J
TOLUENE	ug/l	ND@0.5	ND@0.5	ND@0.5	ND@0.5	ND@0.5	ND@0.5
TRANS-1,2-DICHLOROETHENE	ug/l	ND@0.5	ND@0.5	ND@0.5	ND@0.5	ND@0.5	ND@0.5
TRANS-1,3-DICHLOROPROPENE	ug/l	ND@0.5	ND@0.5	ND@0.5	ND@0.5	ND@0.5	ND@0.5
TRICHLOROETHENE	ug/l	28	37	30	31 J	32	28
TRICHLOROFLUOROMETHANE (FREON 11)	ug/l	ND@0.5	ND@0.5	ND@0.5	ND@0.5	ND@0.5	ND@0.5
VINYL CHLORIDE	ug/l	ND@0.5	ND@0.5	ND@0.5	ND@0.5	ND@0.5	ND@0.5

Endicott, New York
Groundwater Analytical Chemistry Data
January 1, 2012 - December 31, 2012

Sample Location		EN-436	EN-436	EN-436	EN-436	EN-436	EN-437
Sample Description		GW MON WELL	REPLICATE	GW MON WELL	GW MON WELL	GW MON WELL	GW MON WELL
Sample Date		09/11/2012	09/11/2012	10/09/2012	11/16/2012	12/12/2012	02/07/2012
Laboratory Sample I.D.		6787667	6787668	6820646	6864761	6895737	6545836
Parameter	**Units**						
1,1,1-TRICHLOROETHANE	ug/l	1.3	1.3	0.9	15	8.2	1.7
1,1,2,2-TETRACHLOROETHANE	ug/l	ND@0.5	ND@0.5	ND@0.5	ND@0.5	ND@0.5	ND@0.5
1,1,2-TRICHLORO-1,2,2-TRIFLUOROETHANE	ug/l	ND@0.5	ND@0.5	ND@0.5	ND@0.5	ND@0.5	ND@0.5
1,1,2-TRICHLOROETHANE	ug/l	ND@0.5	ND@0.5	ND@0.5	ND@0.5	ND@0.5	ND@0.5
1,1-DICHLOROETHANE	ug/l	ND@1.2	ND@1.3	0.2 J	0.8	0.3 J	ND@0.5
1,1-DICHLOROETHENE	ug/l	ND@0.5	ND@0.5	ND@0.5	0.1 J	ND@0.5	ND@0.5
1,2,4-TRICHLOROBENZENE	ug/l	ND@0.5	ND@0.5	ND@0.5	ND@0.5	ND@0.5	ND@0.5
1,2-DIBROMO-3-CHLOROPROPANE	ug/l	ND@0.5	ND@0.5	ND@0.5 J	ND@0.5	ND@0.5 J	ND@0.5 J
1,2-DIBROMOETHANE (EDB)	ug/l	ND@0.5	ND@0.5	ND@0.5	ND@0.5	ND@0.5	ND@0.5
1,2-DICHLORO-1,2,2-TRIFLUOROETHANE	ug/l	ND@0.5	ND@0.5	ND@0.5	ND@0.5	ND@0.5	ND@0.5
1,2-DICHLOROBENZENE	ug/l	ND@0.5	ND@0.5	ND@0.5	ND@0.5	ND@0.5	ND@0.5
1,2-DICHLOROETHANE (EDC)	ug/l	ND@0.5	ND@0.5	ND@0.5	ND@0.5	ND@0.5	ND@0.5
1,2-DICHLOROPROPANE	ug/l	ND@0.5	ND@0.5	ND@0.5	ND@0.5	ND@0.5	ND@0.5
1,3-DICHLOROBENZENE	ug/l	ND@0.5	ND@0.5	ND@0.5	ND@0.5	ND@0.5	ND@0.5
1,4-DICHLOROBENZENE	ug/l	ND@0.5	ND@0.5	ND@0.5	ND@0.5	ND@0.5	ND@0.5
ACETONE	ug/l	ND@5	ND@5	ND@5	ND@5	ND@5	ND@5.0
BENZENE	ug/l	ND@0.5	ND@0.5	ND@0.5	ND@0.5	ND@0.5	ND@0.5
BROMODICHLOROMETHANE	ug/l	ND@0.5	ND@0.5	ND@0.5	ND@0.5	ND@0.5	ND@0.5
BROMOFORM (TRIBROMOMETHANE)	ug/l	ND@0.5	ND@0.5	ND@0.5	ND@0.5	ND@0.5	ND@0.5
BROMOMETHANE	ug/l	ND@0.5	ND@0.5	ND@0.5	ND@0.5	ND@0.5	ND@0.5
CARBON DISULFIDE	ug/l	ND@0.5	ND@0.5	ND@0.5	ND@0.5	ND@0.5	ND@0.5
CARBON TETRACHLORIDE	ug/l	ND@0.5	ND@0.5	ND@0.5	ND@0.5	ND@0.5 J	ND@0.5
CHLOROBENZENE	ug/l	ND@0.5	ND@0.5	ND@0.5	ND@0.5	ND@0.5	ND@0.5
CHLORODIBROMOMETHANE	ug/l	ND@0.5	ND@0.5	ND@0.5	ND@0.5	ND@0.5	ND@0.5
CHLOROETHANE	ug/l	ND@0.5	ND@0.5	ND@0.5	ND@0.5	ND@0.5	ND@0.5
CHLOROFORM (TRICHLOROMETHANE)	ug/l	ND@0.5	ND@0.5	ND@0.5	ND@0.5	ND@0.5	0.2 J
CHLOROMETHANE	ug/l	ND@0.5	ND@0.5	ND@0.5	ND@0.5	ND@0.5	ND@0.5
CIS-1,2-DICHLOROETHENE	ug/l	ND@0.5	ND@0.5	ND@0.5	ND@0.5	ND@0.5	0.5 J
CIS-1,3-DICHLOROPROPENE	ug/l	ND@0.5	ND@0.5	ND@0.5	ND@0.5	ND@0.5	ND@0.5
CYCLOHEXANE	ug/l	ND@0.5	ND@0.5	ND@0.5	ND@0.5	ND@0.5	ND@0.5
DICHLORODIFLUOROMETHANE (FREON 12)	ug/l	ND@0.5	ND@0.5	ND@0.5	ND@0.5	ND@0.5	ND@0.5
ETHYLBENZENE	ug/l	ND@0.5	ND@0.5	ND@0.5	ND@0.5	ND@0.5	ND@0.5
ISOPROPYLBENZENE	ug/l	ND@0.5	ND@0.5	ND@0.5	ND@0.5	ND@0.5	ND@0.5
M,P-XYLENE	ug/l	ND@0.5	ND@0.5	ND@0.5	ND@0.5	ND@0.5	ND@0.5
METHYL ACETATE	ug/l	ND@1	ND@1	ND@1	ND@1 J	ND@1	ND@1.0
METHYL BUTYL KETONE (2-HEXANONE)	ug/l	ND@5	ND@5	ND@5	ND@5 J	ND@5	ND@5.0
METHYL CYCLOHEXANE	ug/l	ND@0.5	ND@0.5	ND@0.5	ND@0.5 J	ND@0.5 J	ND@0.5
METHYL ETHYL KETONE (MEK, 2-BUTANONE)	ug/l	ND@5 J	ND@5 J	ND@5	ND@5	ND@5	ND@5.0 J
METHYL TERT-BUTYL ETHER (MTBE)	ug/l	ND@0.5	ND@0.5	ND@0.5	ND@0.5	ND@0.5	ND@0.5
METHYLENE CHLORIDE (DICHLOROMETHANE)	ug/l	0.2 J	0.2 J	ND@0.8	ND@0.5	ND@0.5	ND@0.5
MIBK (4-METHYL-2-PENTANONE)	ug/l	ND@5	ND@5	ND@5	ND@5 J	ND@5	ND@5.0
O-XYLENE	ug/l	ND@0.5	ND@0.5	ND@0.5	ND@0.5	ND@0.5	ND@0.5
STYRENE	ug/l	ND@0.5	ND@0.5	ND@0.5	ND@0.5	ND@0.5	ND@0.5
TETRACHLOROETHENE	ug/l	ND@0.5	ND@0.5	ND@0.5	ND@0.5	ND@0.5	ND@0.5
TOLUENE	ug/l	ND@0.5	ND@0.5	ND@0.5	ND@0.5	ND@0.5	ND@0.5
TRANS-1,2-DICHLOROETHENE	ug/l	ND@0.5	ND@0.5	ND@0.5	ND@0.5	ND@0.5	ND@0.5
TRANS-1,3-DICHLOROPROPENE	ug/l	ND@0.5	ND@0.5	ND@0.5	ND@0.5	ND@0.5	ND@0.5
TRICHLOROETHENE	ug/l	23	23	24	19	16	32
TRICHLOROFLUOROMETHANE (FREON 11)	ug/l	ND@0.5	ND@0.5	ND@0.5	ND@0.5	ND@0.5 J	ND@0.5
VINYL CHLORIDE	ug/l	ND@0.5	ND@0.5	ND@0.5	ND@0.5	ND@0.5	ND@0.5

Endicott, New York
Groundwater Analytical Chemistry Data
January 1, 2012 - December 31, 2012

Sample Location		EN-437	EN-437	EN-437	EN-438	EN-438	EN-439A
Sample Description		GW MON WELL	GW MON WELL	GW MON WELL	GW MON WELL	GW MON WELL	GW MON WELL
Sample Date		05/17/2012	08/23/2012	11/16/2012	05/17/2012	08/23/2012	01/04/2012
Laboratory Sample I.D.		6658945	6767552	6864760	6658941	6767519	6515971
Parameter	**Units**						
1,1,1-TRICHLOROETHANE	ug/l	1.2	1	1.1	0.1 J	0.4 J	ND@0.5
1,1,2,2-TETRACHLOROETHANE	ug/l	ND@0.5	ND@0.5	ND@0.5	ND@0.5	ND@0.5	ND@0.5
1,1,2-TRICHLORO-1,2,2-TRIFLUOROETHANE	ug/l	ND@0.5	ND@0.5	ND@0.5	ND@0.5	ND@0.5	ND@0.5
1,1,2-TRICHLOROETHANE	ug/l	ND@0.5	ND@0.5	ND@0.5	ND@0.5	ND@0.5	ND@0.5
1,1-DICHLOROETHANE	ug/l	ND@0.5	ND@0.5	ND@0.5	ND@0.5	1	ND@0.5
1,1-DICHLOROETHENE	ug/l	ND@0.5	ND@0.5	ND@0.5	ND@0.5	ND@0.5	ND@0.5
1,2,4-TRICHLOROBENZENE	ug/l	ND@0.5 J	ND@0.5	ND@0.5	ND@0.5	ND@0.5	ND@0.5
1,2-DIBROMO-3-CHLOROPROPANE	ug/l	ND@0.5	ND@0.5	ND@0.5 J	ND@0.5	ND@0.5	ND@0.5
1,2-DIBROMOETHANE (EDB)	ug/l	ND@0.5	ND@0.5	ND@0.5	ND@0.5	ND@0.5	ND@0.5
1,2-DICHLORO-1,2,2-TRIFLUOROETHANE	ug/l	ND@0.5	ND@0.5 J	ND@0.5	ND@0.5	ND@0.5	ND@0.5
1,2-DICHLOROBENZENE	ug/l	ND@0.5	ND@0.5	ND@0.5	ND@0.5	ND@0.5	ND@0.5
1,2-DICHLOROETHANE (EDC)	ug/l	ND@0.5	ND@0.5	ND@0.5	ND@0.5	ND@0.5	ND@0.5
1,2-DICHLOROPROPANE	ug/l	ND@0.5	ND@0.5	ND@0.5	ND@0.5	ND@0.5	ND@0.5
1,3-DICHLOROBENZENE	ug/l	ND@0.5	ND@0.5	ND@0.5	ND@0.5	ND@0.5	ND@0.5
1,4-DICHLOROBENZENE	ug/l	ND@0.5	ND@0.5	ND@0.5	ND@0.5	ND@0.5	ND@0.5
ACETONE	ug/l	ND@5.0 J	ND@5	ND@5	ND@5.0	ND@5	ND@5.0
BENZENE	ug/l	ND@0.5	ND@0.5	ND@0.5	ND@0.5	ND@0.5	ND@0.5
BROMODICHLOROMETHANE	ug/l	ND@0.5	ND@0.5	ND@0.5	ND@0.5	ND@0.5	ND@0.5
BROMOFORM (TRIBROMOMETHANE)	ug/l	ND@0.5	ND@0.5	ND@0.5	ND@0.5	ND@0.5	ND@0.5
BROMOMETHANE	ug/l	ND@0.5	ND@0.5	ND@0.5	ND@0.5	ND@0.5	ND@0.5
CARBON DISULFIDE	ug/l	ND@0.5	ND@0.5	ND@0.5	ND@0.5	ND@0.5	ND@0.5
CARBON TETRACHLORIDE	ug/l	ND@0.5	ND@0.5	ND@0.5	ND@0.5	ND@0.5	ND@0.5
CHLOROBENZENE	ug/l	ND@0.5	ND@0.5	ND@0.5	ND@0.5	ND@0.5	ND@0.5
CHLORODIBROMOMETHANE	ug/l	ND@0.5	ND@0.5	ND@0.5	ND@0.5	ND@0.5	ND@0.5
CHLOROETHANE	ug/l	ND@0.5	ND@0.5	ND@0.5	ND@0.5	ND@0.5	ND@0.5
CHLOROFORM (TRICHLOROMETHANE)	ug/l	0.2 J	0.2 J	0.3 J	ND@0.5	ND@0.5	ND@0.5
CHLOROMETHANE	ug/l	ND@0.5	ND@0.5	ND@0.5	ND@0.5	ND@0.5	ND@0.5
CIS-1,2-DICHLOROETHENE	ug/l	0.3 J	0.2 J	0.4 J	ND@0.5	ND@0.5	ND@0.5
CIS-1,3-DICHLOROPROPENE	ug/l	ND@0.5	ND@0.5	ND@0.5	ND@0.5	ND@0.5	ND@0.5
CYCLOHEXANE	ug/l	ND@0.5	ND@0.5	ND@0.5	ND@0.5	ND@0.5	ND@0.5
DICHLORODIFLUOROMETHANE (FREON 12)	ug/l	ND@0.5 J	ND@0.5	ND@0.5	ND@0.5 J	ND@0.5 J	ND@0.5
ETHYLBENZENE	ug/l	ND@0.5	ND@0.5	ND@0.5	ND@0.5	ND@0.5	ND@0.5
ISOPROPYLBENZENE	ug/l	ND@0.5	ND@0.5	ND@0.5	ND@0.5	ND@0.5	ND@0.5
M,P-XYLENE	ug/l	ND@0.5	ND@0.5	ND@0.5	ND@0.5	ND@0.5	ND@0.5
METHYL ACETATE	ug/l	ND@1.0	ND@1	ND@1	ND@1.0	ND@1	ND@1.0
METHYL BUTYL KETONE (2-HEXANONE)	ug/l	ND@5.0	ND@5	ND@5	ND@5.0	ND@5	ND@5.0
METHYL CYCLOHEXANE	ug/l	ND@0.5	ND@0.5	ND@0.5	ND@0.5	ND@0.5	ND@0.5
METHYL ETHYL KETONE (MEK, 2-BUTANONE)	ug/l	ND@5.0	ND@5	ND@5	ND@5.0	ND@5	ND@5.0
METHYL TERT-BUTYL ETHER (MTBE)	ug/l	ND@0.5	ND@0.5	ND@0.5	ND@0.5	ND@0.5	ND@0.5
METHYLENE CHLORIDE (DICHLOROMETHANE)	ug/l	ND@0.5	ND@0.5	ND@0.5	ND@0.5	0.3 J	ND@0.5
MIBK (4-METHYL-2-PENTANONE)	ug/l	ND@5.0	ND@5	ND@5	ND@5.0	ND@5	ND@5.0
O-XYLENE	ug/l	ND@0.5	ND@0.5	ND@0.5	ND@0.5	ND@0.5	ND@0.5
STYRENE	ug/l	ND@0.5	ND@0.5	ND@0.5	ND@0.5	ND@0.5	ND@0.5
TETRACHLOROETHENE	ug/l	ND@0.5	ND@0.5	ND@0.5	0.1 J	0.3 J	ND@0.5
TOLUENE	ug/l	ND@0.5	ND@0.5	ND@0.5	ND@0.5	ND@0.5	ND@0.5
TRANS-1,2-DICHLOROETHENE	ug/l	ND@0.5	ND@0.5	ND@0.5	ND@0.5	ND@0.5	ND@0.5
TRANS-1,3-DICHLOROPROPENE	ug/l	ND@0.5	ND@0.5	ND@0.5	ND@0.5	ND@0.5	ND@0.5
TRICHLOROETHENE	ug/l	26	20	20	0.5 J	ND@0.5	7.2
TRICHLOROFLUOROMETHANE (FREON 11)	ug/l	ND@0.5	ND@0.5	ND@0.5	ND@0.5	ND@0.5	ND@0.5
VINYL CHLORIDE	ug/l	ND@0.5	ND@0.5 J	ND@0.5	ND@0.5	ND@0.5	ND@0.5

Endicott, New York
Groundwater Analytical Chemistry Data
January 1, 2012 - December 31, 2012

Sample Location		EN-439A	EN-439A	EN-439A	EN-439A	EN-439A	EN-439A
Sample Description		GW MON WELL	GW MON WELL	GW MON WELL	GW MON WELL	GW MON WELL	GW MON WELL
Sample Date		02/06/2012	03/13/2012	04/10/2012	05/16/2012	06/21/2012	07/19/2012
Laboratory Sample I.D.		6543998	6579496	6614181	6657196	6698128	6728269
Parameter	**Units**						
1,1,1-TRICHLOROETHANE	ug/l	0.3 J	0.2 J	0.2 J	0.3 J	0.2 J	0.3 J
1,1,2,2-TETRACHLOROETHANE	ug/l	ND@0.5	ND@0.5	ND@0.5	ND@0.5	ND@0.5	ND@0.5
1,1,2-TRICHLORO-1,2,2-TRIFLUOROETHANE	ug/l	ND@0.5	ND@0.5	ND@0.5	ND@0.5	ND@0.5	ND@0.5
1,1,2-TRICHLOROETHANE	ug/l	ND@0.5	ND@0.5	ND@0.5	ND@0.5	ND@0.5	ND@0.5
1,1-DICHLOROETHANE	ug/l	ND@0.5	ND@0.5	ND@0.5	ND@0.5	ND@0.5	ND@0.5
1,1-DICHLOROETHENE	ug/l	ND@0.5	ND@0.5	ND@0.5	ND@0.5	ND@0.5	ND@0.5
1,2,4-TRICHLOROBENZENE	ug/l	ND@0.5	ND@0.5	ND@0.5	ND@0.5	ND@0.5	ND@0.5
1,2-DIBROMO-3-CHLOROPROPANE	ug/l	ND@0.5	ND@0.5	ND@0.5	ND@0.5	ND@0.5 J	ND@0.5
1,2-DIBROMOETHANE (EDB)	ug/l	ND@0.5	ND@0.5	ND@0.5	ND@0.5	ND@0.5	ND@0.5
1,2-DICHLORO-1,2,2-TRIFLUOROETHANE	ug/l	ND@0.5	ND@0.5	ND@0.5	ND@0.5	ND@0.5	ND@0.5
1,2-DICHLOROBENZENE	ug/l	ND@0.5	ND@0.5	ND@0.5	ND@0.5	ND@0.5	ND@0.5
1,2-DICHLOROETHANE (EDC)	ug/l	ND@0.5	ND@0.5	ND@0.5	ND@0.5	ND@0.5	ND@0.5
1,2-DICHLOROPROPANE	ug/l	ND@0.5	ND@0.5	ND@0.5	ND@0.5	ND@0.5	ND@0.5
1,3-DICHLOROBENZENE	ug/l	ND@0.5	ND@0.5	ND@0.5	ND@0.5	ND@0.5	ND@0.5
1,4-DICHLOROBENZENE	ug/l	ND@0.5	ND@0.5	ND@0.5	ND@0.5	ND@0.5	ND@0.5
ACETONE	ug/l	ND@5.0	ND@5.0	ND@5.0	ND@5.0	ND@5.0	ND@5.0
BENZENE	ug/l	ND@0.5	ND@0.5	ND@0.5	ND@0.5	ND@0.5	ND@0.5
BROMODICHLOROMETHANE	ug/l	ND@0.5	ND@0.5	ND@0.5	ND@0.5	ND@0.5	ND@0.5
BROMOFORM (TRIBROMOMETHANE)	ug/l	ND@0.5	ND@0.5	ND@0.5	ND@0.5	ND@0.5	ND@0.5
BROMOMETHANE	ug/l	ND@0.5	ND@0.5	ND@0.5	ND@0.5 J	ND@0.5	ND@0.5
CARBON DISULFIDE	ug/l	ND@0.5	ND@0.5	ND@0.5	ND@0.5 J	ND@0.5	ND@0.5
CARBON TETRACHLORIDE	ug/l	ND@0.5	ND@0.5	ND@0.5	ND@0.5	ND@0.5	ND@0.5
CHLOROBENZENE	ug/l	ND@0.5	ND@0.5	ND@0.5	ND@0.5	ND@0.5	ND@0.5
CHLORODIBROMOMETHANE	ug/l	ND@0.5	ND@0.5	ND@0.5	ND@0.5	ND@0.5	ND@0.5
CHLOROETHANE	ug/l	ND@0.5	ND@0.5	ND@0.5	ND@0.5	ND@0.5	ND@0.5
CHLOROFORM (TRICHLOROMETHANE)	ug/l	ND@0.5	ND@0.5	ND@0.5	ND@0.5	ND@0.5	ND@0.5
CHLOROMETHANE	ug/l	ND@0.5	ND@0.5	ND@0.5	ND@0.5	ND@0.5	ND@0.5
CIS-1,2-DICHLOROETHENE	ug/l	0.1 J	ND@0.5	ND@0.5	ND@0.5	ND@0.5	0.1 J
CIS-1,3-DICHLOROPROPENE	ug/l	ND@0.5	ND@0.5	ND@0.5	ND@0.5	ND@0.5	ND@0.5
CYCLOHEXANE	ug/l	ND@0.5	ND@0.5	ND@0.5	ND@0.5 J	ND@0.5	ND@0.5
DICHLORODIFLUOROMETHANE (FREON 12)	ug/l	ND@0.5	ND@0.5	ND@0.5	ND@0.5	ND@0.5	ND@0.5
ETHYLBENZENE	ug/l	ND@0.5	ND@0.5	ND@0.5	ND@0.5	ND@0.5	ND@0.5
ISOPROPYLBENZENE	ug/l	ND@0.5	ND@0.5	ND@0.5	ND@0.5	ND@0.5	ND@0.5
M,P-XYLENE	ug/l	ND@0.5	ND@0.5	ND@0.5	ND@0.5	ND@0.5	ND@0.5
METHYL ACETATE	ug/l	ND@1.0 J	ND@1.0	ND@1.0	ND@1.0	ND@1.0 J	ND@1.0
METHYL BUTYL KETONE (2-HEXANONE)	ug/l	ND@5.0	ND@5.0	ND@5.0	ND@5.0	ND@5.0 J	ND@5.0
METHYL CYCLOHEXANE	ug/l	ND@0.5	ND@0.5	ND@0.5	ND@0.5	ND@0.5	0.2 J
METHYL ETHYL KETONE (MEK, 2-BUTANONE)	ug/l	ND@5.0 J	ND@5.0	ND@5.0	ND@5.0	ND@5.0	ND@5.0
METHYL TERT-BUTYL ETHER (MTBE)	ug/l	ND@0.5	ND@0.5	ND@0.5	ND@0.5	ND@0.5	ND@0.5
METHYLENE CHLORIDE (DICHLOROMETHANE)	ug/l	ND@0.5	ND@0.5	ND@0.5	ND@0.5	ND@0.5	ND@0.5
MIBK (4-METHYL-2-PENTANONE)	ug/l	ND@5.0	ND@5.0	ND@5.0	ND@5.0	ND@5.0 J	ND@5.0 J
O-XYLENE	ug/l	ND@0.5	ND@0.5	ND@0.5	ND@0.5	ND@0.5	ND@0.5
STYRENE	ug/l	ND@0.5	ND@0.5	ND@0.5	ND@0.5	ND@0.5	ND@0.5
TETRACHLOROETHENE	ug/l	ND@0.5	ND@0.5	ND@0.5	ND@0.5	ND@0.5	ND@0.5
TOLUENE	ug/l	ND@0.5	ND@0.5	ND@0.5	ND@0.5	ND@0.5	ND@0.5
TRANS-1,2-DICHLOROETHENE	ug/l	ND@0.5	ND@0.5	ND@0.5	ND@0.5	ND@0.5	ND@0.5
TRANS-1,3-DICHLOROPROPENE	ug/l	ND@0.5	ND@0.5	ND@0.5	ND@0.5	ND@0.5	ND@0.5
TRICHLOROETHENE	ug/l	8.9	7.8	6.3	9.3	7.4	10
TRICHLOROFLUOROMETHANE (FREON 11)	ug/l	ND@0.5	ND@0.5	ND@0.5	ND@0.5	ND@0.5	ND@0.5
VINYL CHLORIDE	ug/l	ND@0.5	ND@0.5	ND@0.5	ND@0.5	ND@0.5	ND@0.5

Endicott, New York
Groundwater Analytical Chemistry Data
January 1, 2012 - December 31, 2012

Sample Location		EN-439A	EN-439A	EN-439A	EN-439A	EN-439A	EN-439B
Sample Description		GW MON WELL	GW MON WELL	GW MON WELL	GW MON WELL	GW MON WELL	GW MON WELL
Sample Date		08/23/2012	09/11/2012	10/09/2012	11/15/2012	12/12/2012	01/04/2012
Laboratory Sample I.D.		6767554	6787675	6820647	6864779	6895738	6515972
Parameter	**Units**						
1,1,1-TRICHLOROETHANE	ug/l	0.4 J	ND@0.5	0.5 J	0.7	1.1	1.1
1,1,2,2-TETRACHLOROETHANE	ug/l	ND@0.5	ND@0.5	ND@0.5	ND@0.5	ND@0.5	ND@0.5
1,1,2-TRICHLORO-1,2,2-TRIFLUOROETHANE	ug/l	ND@0.5	ND@0.5	ND@0.5	ND@0.5 J	ND@0.5	ND@0.5
1,1,2-TRICHLOROETHANE	ug/l	ND@0.5	ND@0.5	ND@0.5	ND@0.5	ND@0.5	ND@0.5
1,1-DICHLOROETHANE	ug/l	ND@0.5	ND@0.5	ND@0.5	0.1 J	0.3 J	0.2 J
1,1-DICHLOROETHENE	ug/l	ND@0.5	ND@0.5	ND@0.5	ND@0.5	0.1 J	0.2 J
1,2,4-TRICHLOROBENZENE	ug/l	ND@0.5	ND@0.5	ND@0.5	ND@0.5	ND@0.5	ND@0.5
1,2-DIBROMO-3-CHLOROPROPANE	ug/l	ND@0.5	ND@0.5	ND@0.5 J	ND@0.5	ND@0.5 J	ND@0.5
1,2-DIBROMOETHANE (EDB)	ug/l	ND@0.5	ND@0.5	ND@0.5	ND@0.5	ND@0.5	ND@0.5
1,2-DICHLORO-1,2,2-TRIFLUOROETHANE	ug/l	ND@0.5 J	ND@0.5	ND@0.5	ND@0.5	ND@0.5	ND@0.5
1,2-DICHLOROBENZENE	ug/l	ND@0.5	ND@0.5	ND@0.5	ND@0.5	ND@0.5	ND@0.5
1,2-DICHLOROETHANE (EDC)	ug/l	ND@0.5	ND@0.5	ND@0.5	ND@0.5	ND@0.5	ND@0.5
1,2-DICHLOROPROPANE	ug/l	ND@0.5	ND@0.5	ND@0.5	ND@0.5	ND@0.5	ND@0.5
1,3-DICHLOROBENZENE	ug/l	ND@0.5	ND@0.5	ND@0.5	ND@0.5	ND@0.5	ND@0.5
1,4-DICHLOROBENZENE	ug/l	ND@0.5	ND@0.5	ND@0.5	ND@0.5	ND@0.5	ND@0.5
ACETONE	ug/l	ND@5	ND@5	ND@5	ND@5	ND@5	ND@5.0
BENZENE	ug/l	ND@0.5	ND@0.5	ND@0.5	ND@0.5	ND@0.5	ND@0.5
BROMODICHLOROMETHANE	ug/l	ND@0.5	ND@0.5	ND@0.5	ND@0.5	ND@0.5	ND@0.5
BROMOFORM (TRIBROMOMETHANE)	ug/l	ND@0.5 J	ND@0.5 J	ND@0.5	ND@0.5	ND@0.5	ND@0.5
BROMOMETHANE	ug/l	ND@0.5	ND@0.5	ND@0.5	ND@0.5	ND@0.5	ND@0.5
CARBON DISULFIDE	ug/l	ND@0.5	ND@0.5	ND@0.5	ND@0.5	ND@0.5	ND@0.5
CARBON TETRACHLORIDE	ug/l	ND@0.5	ND@0.5	ND@0.5	ND@0.5 J	ND@0.5 J	ND@0.5
CHLOROBENZENE	ug/l	ND@0.5	ND@0.5	ND@0.5	ND@0.5	ND@0.5	ND@0.5
CHLORODIBROMOMETHANE	ug/l	ND@0.5	ND@0.5	ND@0.5	ND@0.5	ND@0.5	ND@0.5
CHLOROETHANE	ug/l	ND@0.5	ND@0.5	ND@0.5	ND@0.5	ND@0.5	ND@0.5
CHLOROFORM (TRICHLOROMETHANE)	ug/l	ND@0.5	ND@0.5	ND@0.5	ND@0.5	ND@0.5	ND@0.5
CHLOROMETHANE	ug/l	ND@0.5	ND@0.5	ND@0.5	ND@0.5	ND@0.5	ND@0.5
CIS-1,2-DICHLOROETHENE	ug/l	0.1 J	ND@0.5	0.2 J	0.3 J	0.5	0.9
CIS-1,3-DICHLOROPROPENE	ug/l	ND@0.5	ND@0.5	ND@0.5	ND@0.5	ND@0.5	ND@0.5
CYCLOHEXANE	ug/l	ND@0.5	ND@0.5	ND@0.5	ND@0.5	ND@0.5	ND@0.5
DICHLORODIFLUOROMETHANE (FREON 12)	ug/l	ND@0.5	ND@0.5	ND@0.5	ND@0.5	ND@0.5	ND@0.5
ETHYLBENZENE	ug/l	ND@0.5	ND@0.5	ND@0.5	ND@0.5	ND@0.5	ND@0.5
ISOPROPYLBENZENE	ug/l	ND@0.5	ND@0.5	ND@0.5	ND@0.5	ND@0.5	ND@0.5
M,P-XYLENE	ug/l	ND@0.5	ND@0.5	ND@0.5	ND@0.5	ND@0.5	ND@0.5
METHYL ACETATE	ug/l	ND@1	ND@1	ND@1	ND@1	ND@1	ND@1.0
METHYL BUTYL KETONE (2-HEXANONE)	ug/l	ND@5	ND@5	ND@5	ND@5	ND@5	ND@5.0
METHYL CYCLOHEXANE	ug/l	ND@0.5	ND@0.5	ND@0.5	ND@0.5	ND@0.5 J	ND@0.5
METHYL ETHYL KETONE (MEK, 2-BUTANONE)	ug/l	ND@5	ND@5	ND@5	ND@5	ND@5	ND@5.0
METHYL TERT-BUTYL ETHER (MTBE)	ug/l	ND@0.5	ND@0.5	ND@0.5	ND@0.5	ND@0.5	ND@0.5
METHYLENE CHLORIDE (DICHLOROMETHANE)	ug/l	ND@0.5	ND@0.5	ND@0.5	ND@0.5	ND@0.5	ND@0.5
MIBK (4-METHYL-2-PENTANONE)	ug/l	ND@5	ND@5	ND@5	ND@5	ND@5	ND@5.0
O-XYLENE	ug/l	ND@0.5	ND@0.5	ND@0.5	ND@0.5	ND@0.5	ND@0.5
STYRENE	ug/l	ND@0.5	ND@0.5	ND@0.5	ND@0.5	ND@0.5	ND@0.5
TETRACHLOROETHENE	ug/l	ND@0.5	ND@0.5	ND@0.5	ND@0.5	ND@0.5	0.8
TOLUENE	ug/l	ND@0.5	ND@0.5	ND@0.5	ND@0.5	ND@0.5	ND@0.5
TRANS-1,2-DICHLOROETHENE	ug/l	ND@0.5	ND@0.5	ND@0.5	ND@0.5	ND@0.5	ND@0.5
TRANS-1,3-DICHLOROPROPENE	ug/l	ND@0.5	ND@0.5	ND@0.5	ND@0.5	ND@0.5	ND@0.5
TRICHLOROETHENE	ug/l	12	12	14	19	20	17
TRICHLOROFLUOROMETHANE (FREON 11)	ug/l	ND@0.5	ND@0.5	ND@0.5	ND@0.5 J	ND@0.5 J	ND@0.5
VINYL CHLORIDE	ug/l	ND@0.5	ND@0.5	ND@0.5	ND@0.5	ND@0.5	ND@0.5

Endicott, New York
Groundwater Analytical Chemistry Data
January 1, 2012 - December 31, 2012

Sample Location		EN-439B	EN-439B	EN-439B	EN-439B	EN-439B	EN-439B
Sample Description		GW MON WELL	REPLICATE	GW MON WELL	REPLICATE	GW MON WELL	GW MON WELL
Sample Date		02/06/2012	02/06/2012	03/13/2012	03/13/2012	04/10/2012	05/16/2012
Laboratory Sample I.D.		6543999	6544000	6579497	6579498	6614182	6657197
Parameter	**Units**						
1,1,1-TRICHLOROETHANE	ug/l	0.8	1	1.4	1.4	1.2	0.9
1,1,2,2-TETRACHLOROETHANE	ug/l	ND@0.5	ND@0.5	ND@0.5	ND@0.5	ND@0.5	ND@0.5
1,1,2-TRICHLORO-1,2,2-TRIFLUOROETHANE	ug/l	ND@0.5	ND@0.5	0.2 J	0.2 J	0.2 J	ND@0.5
1,1,2-TRICHLOROETHANE	ug/l	ND@0.5	ND@0.5	ND@0.5	ND@0.5	ND@0.5	ND@0.5
1,1-DICHLOROETHANE	ug/l	0.2 J	0.2 J	0.4 J	0.4 J	0.5 J	0.3 J
1,1-DICHLOROETHENE	ug/l	0.2 J	0.2 J	0.2 J	0.2 J	0.2 J	0.2 J
1,2,4-TRICHLOROBENZENE	ug/l	ND@0.5	ND@0.5	ND@0.5	ND@0.5	ND@0.5	ND@0.5
1,2-DIBROMO-3-CHLOROPROPANE	ug/l	ND@0.5	ND@0.5	ND@0.5	ND@0.5	ND@0.5	ND@0.5
1,2-DIBROMOETHANE (EDB)	ug/l	ND@0.5	ND@0.5	ND@0.5	ND@0.5	ND@0.5	ND@0.5
1,2-DICHLORO-1,2,2-TRIFLUOROETHANE	ug/l	ND@0.5	ND@0.5	ND@0.5	ND@0.5	ND@0.5	ND@0.5
1,2-DICHLOROBENZENE	ug/l	ND@0.5	ND@0.5	ND@0.5	ND@0.5	ND@0.5	ND@0.5
1,2-DICHLOROETHANE (EDC)	ug/l	ND@0.5	ND@0.5	ND@0.5	ND@0.5	ND@0.5	ND@0.5
1,2-DICHLOROPROPANE	ug/l	ND@0.5	ND@0.5	ND@0.5	ND@0.5	ND@0.5	ND@0.5
1,3-DICHLOROBENZENE	ug/l	ND@0.5	ND@0.5	ND@0.5	ND@0.5	ND@0.5	ND@0.5
1,4-DICHLOROBENZENE	ug/l	ND@0.5	ND@0.5	ND@0.5	ND@0.5	ND@0.5	ND@0.5
ACETONE	ug/l	ND@5.0	ND@5.0	ND@5.0	ND@5.0	ND@5.0	ND@5.0
BENZENE	ug/l	ND@0.5	ND@0.5	ND@0.5	ND@0.5	ND@0.5	ND@0.5
BROMODICHLOROMETHANE	ug/l	ND@0.5	ND@0.5	ND@0.5	ND@0.5	ND@0.5	ND@0.5
BROMOFORM (TRIBROMOMETHANE)	ug/l	ND@0.5	ND@0.5	ND@0.5	ND@0.5	ND@0.5	ND@0.5
BROMOMETHANE	ug/l	ND@0.5	ND@0.5	ND@0.5	ND@0.5	ND@0.5	ND@0.5 J
CARBON DISULFIDE	ug/l	ND@0.5	ND@0.5	ND@0.5	ND@0.5	ND@0.5	ND@0.5 J
CARBON TETRACHLORIDE	ug/l	ND@0.5	ND@0.5	ND@0.5	ND@0.5	ND@0.5	ND@0.5
CHLOROBENZENE	ug/l	ND@0.5	ND@0.5	ND@0.5	ND@0.5	ND@0.5	ND@0.5
CHLORODIBROMOMETHANE	ug/l	ND@0.5	ND@0.5	ND@0.5	ND@0.5	ND@0.5	ND@0.5
CHLOROETHANE	ug/l	ND@0.5	ND@0.5	ND@0.5	ND@0.5	ND@0.5	ND@0.5
CHLOROFORM (TRICHLOROMETHANE)	ug/l	ND@0.5	ND@0.5	ND@0.5	ND@0.5	ND@0.5	ND@0.5
CHLOROMETHANE	ug/l	ND@0.5	ND@0.5	ND@0.5	ND@0.5	ND@0.5	ND@0.5
CIS-1,2-DICHLOROETHENE	ug/l	0.7	0.8	1.1	1.1	1	0.9
CIS-1,3-DICHLOROPROPENE	ug/l	ND@0.5	ND@0.5	ND@0.5	ND@0.5	ND@0.5	ND@0.5
CYCLOHEXANE	ug/l	ND@0.5	ND@0.5	ND@0.5	ND@0.5	ND@0.5	ND@0.5 J
DICHLORODIFLUOROMETHANE (FREON 12)	ug/l	ND@0.5	ND@0.5	ND@0.5	ND@0.5	ND@0.5	ND@0.5
ETHYLBENZENE	ug/l	ND@0.5	ND@0.5	ND@0.5	ND@0.5	ND@0.5	ND@0.5
ISOPROPYLBENZENE	ug/l	ND@0.5	ND@0.5	ND@0.5	ND@0.5	ND@0.5	ND@0.5
M,P-XYLENE	ug/l	ND@0.5	ND@0.5	ND@0.5	ND@0.5	ND@0.5	ND@0.5
METHYL ACETATE	ug/l	ND@1.0 J	ND@1.0 J	ND@1.0	ND@1.0	ND@1.0	ND@1.0
METHYL BUTYL KETONE (2-HEXANONE)	ug/l	ND@5.0	ND@5.0	ND@5.0	ND@5.0	ND@5.0	ND@5.0
METHYL CYCLOHEXANE	ug/l	ND@0.5	ND@0.5	ND@0.5	ND@0.5	ND@0.5	ND@0.5
METHYL ETHYL KETONE (MEK, 2-BUTANONE)	ug/l	ND@5.0 J	ND@5.0 J	ND@5.0	ND@5.0	ND@5.0	ND@5.0
METHYL TERT-BUTYL ETHER (MTBE)	ug/l	ND@0.5	ND@0.5	ND@0.5	ND@0.5	ND@0.5	ND@0.5
METHYLENE CHLORIDE (DICHLOROMETHANE)	ug/l	ND@0.5	ND@0.5	ND@0.5	ND@0.5	ND@0.5	ND@0.5
MIBK (4-METHYL-2-PENTANONE)	ug/l	ND@5.0	ND@5.0	ND@5.0	ND@5.0	ND@5.0	ND@5.0
O-XYLENE	ug/l	ND@0.5	ND@0.5	ND@0.5	ND@0.5	ND@0.5	ND@0.5
STYRENE	ug/l	ND@0.5	ND@0.5	ND@0.5	ND@0.5	ND@0.5	ND@0.5
TETRACHLOROETHENE	ug/l	0.5	0.7	1	1	0.9	0.6
TOLUENE	ug/l	ND@0.5	ND@0.5	ND@0.5	ND@0.5	ND@0.5	ND@0.5
TRANS-1,2-DICHLOROETHENE	ug/l	ND@0.5	ND@0.5	ND@0.5	ND@0.5	ND@0.5	ND@0.5
TRANS-1,3-DICHLOROPROPENE	ug/l	ND@0.5	ND@0.5	ND@0.5	ND@0.5	ND@0.5	ND@0.5
TRICHLOROETHENE	ug/l	25	23	28	28	24	26
TRICHLOROFLUOROMETHANE (FREON 11)	ug/l	ND@0.5	ND@0.5	ND@0.5	ND@0.5	ND@0.5	ND@0.5
VINYL CHLORIDE	ug/l	ND@0.5	ND@0.5	ND@0.5	ND@0.5	ND@0.5	ND@0.5

Endicott, New York
Groundwater Analytical Chemistry Data
January 1, 2012 - December 31, 2012

Sample Location		EN-439B	EN-439B	EN-439B	EN-439B	EN-439B	EN-439B
Sample Description		GW MON WELL	GW MON WELL	GW MON WELL	GW MON WELL	GW MON WELL	GW MON WELL
Sample Date		06/21/2012	07/19/2012	08/23/2012	09/11/2012	10/09/2012	11/15/2012
Laboratory Sample I.D.		6698129	6728270	6767555	6787676	6820648	6864780
Parameter	**Units**						
1,1,1-TRICHLOROETHANE	ug/l	1	1.2	0.8	ND@0.9	1	1.2
1,1,2,2-TETRACHLOROETHANE	ug/l	ND@0.5	ND@0.5	ND@0.5	ND@0.5	ND@0.5	ND@0.5
1,1,2-TRICHLORO-1,2,2-TRIFLUOROETHANE	ug/l	ND@0.5	ND@0.5	ND@0.5	ND@0.5	ND@0.5	ND@0.5 J
1,1,2-TRICHLOROETHANE	ug/l	ND@0.5	ND@0.5	ND@0.5	ND@0.5	ND@0.5	ND@0.5
1,1-DICHLOROETHANE	ug/l	0.5	0.7	0.5 J	ND@0.5	0.5 J	0.5 J
1,1-DICHLOROETHENE	ug/l	0.2 J	0.2 J	0.2 J	0.2 J	0.2 J	0.2 J
1,2,4-TRICHLOROBENZENE	ug/l	ND@0.5	ND@0.5	ND@0.5	ND@0.5	ND@0.5	ND@0.5
1,2-DIBROMO-3-CHLOROPROPANE	ug/l	ND@0.5 J	ND@0.5	ND@0.5	ND@0.5	ND@0.5 J	ND@0.5
1,2-DIBROMOETHANE (EDB)	ug/l	ND@0.5	ND@0.5	ND@0.5	ND@0.5	ND@0.5	ND@0.5
1,2-DICHLORO-1,2,2-TRIFLUOROETHANE	ug/l	ND@0.5	ND@0.5	ND@0.5 J	ND@0.5	ND@0.5	ND@0.5
1,2-DICHLOROBENZENE	ug/l	ND@0.5	ND@0.5	ND@0.5	ND@0.5	ND@0.5	ND@0.5
1,2-DICHLOROETHANE (EDC)	ug/l	ND@0.5	ND@0.5	ND@0.5	ND@0.5	ND@0.5	ND@0.5
1,2-DICHLOROPROPANE	ug/l	ND@0.5	ND@0.5	ND@0.5	ND@0.5	ND@0.5	ND@0.5
1,3-DICHLOROBENZENE	ug/l	ND@0.5	ND@0.5	ND@0.5	ND@0.5	ND@0.5	ND@0.5
1,4-DICHLOROBENZENE	ug/l	ND@0.5	ND@0.5	ND@0.5	ND@0.5	ND@0.5	ND@0.5
ACETONE	ug/l	ND@5.0	ND@5.0	ND@5	ND@5	ND@5	ND@5
BENZENE	ug/l	ND@0.5	ND@0.5	ND@0.5	ND@0.5	ND@0.5	ND@0.5
BROMODICHLOROMETHANE	ug/l	ND@0.5	ND@0.5	ND@0.5	ND@0.5	ND@0.5	ND@0.5
BROMOFORM (TRIBROMOMETHANE)	ug/l	ND@0.5	ND@0.5	ND@0.5 J	ND@0.5 J	ND@0.5	ND@0.5
BROMOMETHANE	ug/l	ND@0.5	ND@0.5	ND@0.5	ND@0.5	ND@0.5	ND@0.5
CARBON DISULFIDE	ug/l	ND@0.5	ND@0.5	ND@0.5	ND@0.5	ND@0.5	ND@0.5
CARBON TETRACHLORIDE	ug/l	ND@0.5	ND@0.5	ND@0.5	ND@0.5	ND@0.5	ND@0.5 J
CHLOROBENZENE	ug/l	ND@0.5	ND@0.5	ND@0.5	ND@0.5	ND@0.5	ND@0.5
CHLORODIBROMOMETHANE	ug/l	ND@0.5	ND@0.5	ND@0.5	ND@0.5	ND@0.5	ND@0.5
CHLOROETHANE	ug/l	ND@0.5	ND@0.5	ND@0.5	ND@0.5	ND@0.5	ND@0.5
CHLOROFORM (TRICHLOROMETHANE)	ug/l	ND@0.5	ND@0.5	ND@0.5	ND@0.5	ND@0.5	ND@0.5
CHLOROMETHANE	ug/l	ND@0.5	ND@0.5	ND@0.5	ND@0.5	ND@0.5	ND@0.5
CIS-1,2-DICHLOROETHENE	ug/l	1.2	1	0.7	ND@0.9	0.8	0.9
CIS-1,3-DICHLOROPROPENE	ug/l	ND@0.5	ND@0.5	ND@0.5	ND@0.5	ND@0.5	ND@0.5
CYCLOHEXANE	ug/l	ND@0.5	ND@0.5	ND@0.5	ND@0.5	ND@0.5	ND@0.5
DICHLORODIFLUOROMETHANE (FREON 12)	ug/l	ND@0.5	ND@0.5	ND@0.5	ND@0.5	ND@0.5	ND@0.5
ETHYLBENZENE	ug/l	ND@0.5	ND@0.5	ND@0.5	ND@0.5	ND@0.5	ND@0.5
ISOPROPYLBENZENE	ug/l	ND@0.5	ND@0.5	ND@0.5	ND@0.5	ND@0.5	ND@0.5
M,P-XYLENE	ug/l	ND@0.5	ND@0.5	ND@0.5	ND@0.5	ND@0.5	ND@0.5
METHYL ACETATE	ug/l	ND@1.0 J	ND@1.0	ND@1	ND@1	ND@1	ND@1
METHYL BUTYL KETONE (2-HEXANONE)	ug/l	ND@5.0 J	ND@5.0	ND@5	ND@5	ND@5	ND@5
METHYL CYCLOHEXANE	ug/l	ND@0.5	0.2 J	ND@0.5	ND@0.5	ND@0.5	ND@0.5
METHYL ETHYL KETONE (MEK, 2-BUTANONE)	ug/l	ND@5.0	ND@5.0	ND@5	ND@5	ND@5	ND@5
METHYL TERT-BUTYL ETHER (MTBE)	ug/l	ND@0.5	ND@0.5	ND@0.5	ND@0.5	ND@0.5	ND@0.5
METHYLENE CHLORIDE (DICHLOROMETHANE)	ug/l	ND@0.5	ND@0.5	0.2 J	ND@0.5	ND@0.5	ND@0.5
MIBK (4-METHYL-2-PENTANONE)	ug/l	ND@5.0 J	ND@5.0 J	ND@5	ND@5	ND@5	ND@5
O-XYLENE	ug/l	ND@0.5	ND@0.5	ND@0.5	ND@0.5	ND@0.5	ND@0.5
STYRENE	ug/l	ND@0.5	ND@0.5	ND@0.5	ND@0.5	ND@0.5	ND@0.5
TETRACHLOROETHENE	ug/l	0.9	0.9	0.7	0.8	0.9	1
TOLUENE	ug/l	ND@0.5	ND@0.5	ND@0.5	ND@0.5	ND@0.5	ND@0.5
TRANS-1,2-DICHLOROETHENE	ug/l	ND@0.5	ND@0.5	ND@0.5	ND@0.5	ND@0.5	ND@0.5
TRANS-1,3-DICHLOROPROPENE	ug/l	ND@0.5	ND@0.5	ND@0.5	ND@0.5	ND@0.5	ND@0.5
TRICHLOROETHENE	ug/l	25	25	24	21	22	25
TRICHLOROFLUOROMETHANE (FREON 11)	ug/l	ND@0.5	ND@0.5	ND@0.5	ND@0.5	ND@0.5	ND@0.5 J
VINYL CHLORIDE	ug/l	ND@0.5	ND@0.5	ND@0.5	ND@0.5	ND@0.5	ND@0.5

Endicott, New York
Groundwater Analytical Chemistry Data
January 1, 2012 - December 31, 2012

Sample Location		EN-439B	EN-439B	EN-440	EN-440	EN-440	EN-440
Sample Description		GW MON WELL	REPLICATE	GW MON WELL	GW MON WELL	GW MON WELL	GW MON WELL
Sample Date		12/12/2012	12/12/2012	01/04/2012	02/06/2012	03/13/2012	04/10/2012
Laboratory Sample I.D.		6895739	6895740	6515973	6543996	6579495	6614178
Parameter	**Units**						
1,1,1-TRICHLOROETHANE	ug/l	2.2	2.1	3.2	3.1	3.6	3.4
1,1,2,2-TETRACHLOROETHANE	ug/l	ND@0.5	ND@0.5	ND@0.5	ND@0.5	ND@0.5	ND@0.5
1,1,2-TRICHLORO-1,2,2-TRIFLUOROETHANE	ug/l	ND@0.5	ND@0.5	0.5	0.5	0.6	0.5
1,1,2-TRICHLOROETHANE	ug/l	ND@0.5	ND@0.5	ND@0.5	ND@0.5	ND@0.5	ND@0.5
1,1-DICHLOROETHANE	ug/l	0.6	0.6	0.7	0.7	0.7	0.7
1,1-DICHLOROETHENE	ug/l	0.2 J	0.2 J	0.8	0.8	0.6	0.8
1,2,4-TRICHLOROBENZENE	ug/l	ND@0.5	ND@0.5	ND@0.5	ND@0.5	ND@0.5	ND@0.5
1,2-DIBROMO-3-CHLOROPROPANE	ug/l	ND@0.5 J	ND@0.5 J	ND@0.5	ND@0.5	ND@0.5	ND@0.5
1,2-DIBROMOETHANE (EDB)	ug/l	ND@0.5	ND@0.5	ND@0.5	ND@0.5	ND@0.5	ND@0.5
1,2-DICHLORO-1,2,2-TRIFLUOROETHANE	ug/l	ND@0.5	ND@0.5	ND@0.5	ND@0.5	ND@0.5	ND@0.5
1,2-DICHLOROBENZENE	ug/l	ND@0.5	ND@0.5	ND@0.5	ND@0.5	ND@0.5	ND@0.5
1,2-DICHLOROETHANE (EDC)	ug/l	ND@0.5	ND@0.5	ND@0.5	ND@0.5	ND@0.5	ND@0.5
1,2-DICHLOROPROPANE	ug/l	ND@0.5	ND@0.5	ND@0.5	ND@0.5	ND@0.5	ND@0.5
1,3-DICHLOROBENZENE	ug/l	ND@0.5	ND@0.5	ND@0.5	ND@0.5	ND@0.5	ND@0.5
1,4-DICHLOROBENZENE	ug/l	ND@0.5	ND@0.5	ND@0.5	ND@0.5	ND@0.5	ND@0.5
ACETONE	ug/l	ND@5 J	ND@5 J	ND@5.0	ND@5.0	ND@5.0	ND@5.0
BENZENE	ug/l	ND@0.5	ND@0.5	ND@0.5	ND@0.5	ND@0.5	ND@0.5
BROMODICHLOROMETHANE	ug/l	ND@0.5	ND@0.5	ND@0.5	ND@0.5	ND@0.5	ND@0.5
BROMOFORM (TRIBROMOMETHANE)	ug/l	ND@0.5	ND@0.5	ND@0.5	ND@0.5	ND@0.5	ND@0.5
BROMOMETHANE	ug/l	ND@0.5	ND@0.5	ND@0.5	ND@0.5	ND@0.5	ND@0.5
CARBON DISULFIDE	ug/l	ND@0.5	ND@0.5	ND@0.5	ND@0.5	ND@0.5	ND@0.5
CARBON TETRACHLORIDE	ug/l	ND@0.5	ND@0.5	ND@0.5	ND@0.5	ND@0.5	ND@0.5
CHLOROBENZENE	ug/l	ND@0.5	ND@0.5	ND@0.5	ND@0.5	ND@0.5	ND@0.5
CHLORODIBROMOMETHANE	ug/l	ND@0.5	ND@0.5	ND@0.5	ND@0.5	ND@0.5	ND@0.5
CHLOROETHANE	ug/l	ND@0.5	ND@0.5	ND@0.5	ND@0.5	ND@0.5	ND@0.5
CHLOROFORM (TRICHLOROMETHANE)	ug/l	ND@0.5	ND@0.5	ND@0.5	ND@0.5	ND@0.5	ND@0.5
CHLOROMETHANE	ug/l	ND@0.5	ND@0.5	ND@0.5	ND@0.5	ND@0.5	ND@0.5
CIS-1,2-DICHLOROETHENE	ug/l	0.8	0.7	3.1	3	3.1	3.1
CIS-1,3-DICHLOROPROPENE	ug/l	ND@0.5	ND@0.5	ND@0.5	ND@0.5	ND@0.5	ND@0.5
CYCLOHEXANE	ug/l	ND@0.5	ND@0.5	ND@0.5	ND@0.5	ND@0.5	ND@0.5
DICHLORODIFLUOROMETHANE (FREON 12)	ug/l	ND@0.5	ND@0.5	ND@0.5	ND@0.5	ND@0.5	ND@0.5
ETHYLBENZENE	ug/l	ND@0.5	ND@0.5	ND@0.5	ND@0.5	ND@0.5	ND@0.5
ISOPROPYLBENZENE	ug/l	ND@0.5	ND@0.5	ND@0.5	ND@0.5	ND@0.5	ND@0.5
M,P-XYLENE	ug/l	ND@0.5	ND@0.5	ND@0.5	ND@0.5	ND@0.5	ND@0.5
METHYL ACETATE	ug/l	ND@1	ND@1	ND@1.0	ND@1.0 J	ND@1.0	ND@1.0
METHYL BUTYL KETONE (2-HEXANONE)	ug/l	ND@5	ND@5	ND@5.0	ND@5.0	ND@5.0	ND@5.0
METHYL CYCLOHEXANE	ug/l	ND@0.5	ND@0.5	ND@0.5	ND@0.5	ND@0.5	ND@0.5
METHYL ETHYL KETONE (MEK, 2-BUTANONE)	ug/l	ND@5 J	ND@5 J	ND@5.0	ND@5.0 J	ND@5.0	ND@5.0
METHYL TERT-BUTYL ETHER (MTBE)	ug/l	ND@0.5	ND@0.5	ND@0.5	ND@0.5	ND@0.5	ND@0.5
METHYLENE CHLORIDE (DICHLOROMETHANE)	ug/l	0.5 J	0.5 J	ND@0.5	ND@0.5	ND@0.5	ND@0.5
MIBK (4-METHYL-2-PENTANONE)	ug/l	ND@5	ND@5	ND@5.0	ND@5.0	ND@5.0	ND@5.0
O-XYLENE	ug/l	ND@0.5	ND@0.5	ND@0.5	ND@0.5	ND@0.5	ND@0.5
STYRENE	ug/l	ND@0.5	ND@0.5	ND@0.5	ND@0.5	ND@0.5	ND@0.5
TETRACHLOROETHENE	ug/l	1.1	1.1	ND@0.5	ND@0.5	ND@0.5	ND@0.5
TOLUENE	ug/l	ND@0.5	ND@0.5	ND@0.5	ND@0.5	ND@0.5	ND@0.5
TRANS-1,2-DICHLOROETHENE	ug/l	ND@0.5	ND@0.5	ND@0.5	ND@0.5	0.1 J	ND@0.5
TRANS-1,3-DICHLOROPROPENE	ug/l	ND@0.5	ND@0.5	ND@0.5	ND@0.5	ND@0.5	ND@0.5
TRICHLOROETHENE	ug/l	24	22	110	100	110	120
TRICHLOROFLUOROMETHANE (FREON 11)	ug/l	ND@0.5	ND@0.5	ND@0.5	ND@0.5	ND@0.5	ND@0.5
VINYL CHLORIDE	ug/l	ND@0.5	ND@0.5	ND@0.5	ND@0.5	ND@0.5	ND@0.5

Endicott, New York
Groundwater Analytical Chemistry Data
January 1, 2012 - December 31, 2012

Sample Location		EN-440	EN-440	EN-440	EN-440	EN-440	EN-440
Sample Description		GW MON WELL	GW MON WELL	GW MON WELL	GW MON WELL	GW MON WELL	GW MON WELL
Sample Date		05/16/2012	06/21/2012	07/19/2012	08/26/2012	09/11/2012	10/09/2012
Laboratory Sample I.D.		6658926	6698130	6728271	6770999	6787672	6820649
Parameter	**Units**						
1,1,1-TRICHLOROETHANE	ug/l	3.2	2.9	3.3	3.1	2.8	3.2
1,1,2,2-TETRACHLOROETHANE	ug/l	ND@0.5	ND@0.5	ND@0.5	ND@0.5	ND@0.5	ND@0.5
1,1,2-TRICHLORO-1,2,2-TRIFLUOROETHANE	ug/l	0.4 J	0.5 J	0.5	0.4 J	0.4 J	0.5
1,1,2-TRICHLOROETHANE	ug/l	ND@0.5	ND@0.5	ND@0.5	ND@0.5	ND@0.5	ND@0.5
1,1-DICHLOROETHANE	ug/l	0.6	0.6	0.6	0.6	ND@0.6	0.7
1,1-DICHLOROETHENE	ug/l	0.8	0.8	0.7	0.6	0.7	0.8
1,2,4-TRICHLOROBENZENE	ug/l	ND@0.5	ND@0.5	ND@0.5	ND@0.5	ND@0.5	ND@0.5
1,2-DIBROMO-3-CHLOROPROPANE	ug/l	ND@0.5	ND@0.5 J	ND@0.5	ND@0.5	ND@0.5	ND@0.5
1,2-DIBROMOETHANE (EDB)	ug/l	ND@0.5	ND@0.5	ND@0.5	ND@0.5	ND@0.5	ND@0.5
1,2-DICHLORO-1,2,2-TRIFLUOROETHANE	ug/l	ND@0.5	ND@0.5	ND@0.5	ND@0.5	ND@0.5	ND@0.5
1,2-DICHLOROBENZENE	ug/l	ND@0.5	ND@0.5	ND@0.5	ND@0.5	ND@0.5	ND@0.5
1,2-DICHLOROETHANE (EDC)	ug/l	ND@0.5	ND@0.5	ND@0.5	ND@0.5	ND@0.5	ND@0.5
1,2-DICHLOROPROPANE	ug/l	ND@0.5	ND@0.5	ND@0.5	ND@0.5	ND@0.5	ND@0.5
1,3-DICHLOROBENZENE	ug/l	ND@0.5	ND@0.5	ND@0.5	ND@0.5	ND@0.5	ND@0.5
1,4-DICHLOROBENZENE	ug/l	ND@0.5	ND@0.5	ND@0.5	ND@0.5	ND@0.5	ND@0.5
ACETONE	ug/l	ND@5.0	ND@5.0	ND@5.0	ND@5	ND@5	ND@5
BENZENE	ug/l	ND@0.5	ND@0.5	ND@0.5	ND@0.5	ND@0.5	ND@0.5
BROMODICHLOROMETHANE	ug/l	ND@0.5	ND@0.5	ND@0.5	ND@0.5	ND@0.5	ND@0.5
BROMOFORM (TRIBROMOMETHANE)	ug/l	ND@0.5	ND@0.5	ND@0.5	ND@0.5	ND@0.5	ND@0.5
BROMOMETHANE	ug/l	ND@0.5	ND@0.5	ND@0.5	ND@0.5 J	ND@0.5	ND@0.5
CARBON DISULFIDE	ug/l	ND@0.5	ND@0.5	ND@0.5	ND@0.5	ND@0.5	ND@0.5
CARBON TETRACHLORIDE	ug/l	ND@0.5	ND@0.5	ND@0.5	ND@0.5	ND@0.5	ND@0.5
CHLOROBENZENE	ug/l	ND@0.5	ND@0.5	ND@0.5	ND@0.5	ND@0.5	ND@0.5
CHLORODIBROMOMETHANE	ug/l	ND@0.5	ND@0.5	ND@0.5	ND@0.5	ND@0.5	ND@0.5
CHLOROETHANE	ug/l	ND@0.5	ND@0.5	ND@0.5	ND@0.5	ND@0.5	ND@0.5
CHLOROFORM (TRICHLOROMETHANE)	ug/l	ND@0.5	ND@0.5	0.1 J	ND@0.5	ND@0.5	ND@0.5
CHLOROMETHANE	ug/l	ND@0.5	ND@0.5	ND@0.5	ND@0.5	ND@0.5	ND@0.5
CIS-1,2-DICHLOROETHENE	ug/l	3.3	3.2	2.8	3.1	2.7	2.9
CIS-1,3-DICHLOROPROPENE	ug/l	ND@0.5	ND@0.5	ND@0.5	ND@0.5	ND@0.5	ND@0.5
CYCLOHEXANE	ug/l	ND@0.5	ND@0.5	ND@0.5	ND@0.5	ND@0.5	ND@0.5
DICHLORODIFLUOROMETHANE (FREON 12)	ug/l	ND@0.5	ND@0.5	ND@0.5	ND@0.5	ND@0.5	ND@0.5
ETHYLBENZENE	ug/l	ND@0.5	ND@0.5	ND@0.5	ND@0.5	ND@0.5	ND@0.5
ISOPROPYLBENZENE	ug/l	ND@0.5	ND@0.5	ND@0.5	ND@0.5	ND@0.5	ND@0.5
M,P-XYLENE	ug/l	ND@0.5	ND@0.5	ND@0.5	ND@0.5	ND@0.5	ND@0.5
METHYL ACETATE	ug/l	ND@1.0	ND@1.0 J	ND@1.0	ND@1	ND@1	ND@1
METHYL BUTYL KETONE (2-HEXANONE)	ug/l	ND@5.0	ND@5.0 J	ND@5.0	ND@5	ND@5	ND@5
METHYL CYCLOHEXANE	ug/l	ND@0.5	ND@0.5	ND@0.5	ND@0.5	ND@0.5	ND@0.5
METHYL ETHYL KETONE (MEK, 2-BUTANONE)	ug/l	ND@5.0	ND@5.0	ND@5.0	ND@5	ND@5 J	ND@5
METHYL TERT-BUTYL ETHER (MTBE)	ug/l	ND@0.5	ND@0.5	ND@0.5	ND@0.5	ND@0.5	ND@0.5
METHYLENE CHLORIDE (DICHLOROMETHANE)	ug/l	ND@0.5	ND@0.5	ND@0.5	ND@0.5	ND@0.5	ND@0.5
MIBK (4-METHYL-2-PENTANONE)	ug/l	ND@5.0	ND@5.0 J	ND@5.0 J	ND@5	ND@5	ND@5
O-XYLENE	ug/l	ND@0.5	ND@0.5	ND@0.5	ND@0.5	ND@0.5	ND@0.5
STYRENE	ug/l	ND@0.5	ND@0.5	ND@0.5	ND@0.5	ND@0.5	ND@0.5
TETRACHLOROETHENE	ug/l	ND@0.5	ND@0.5	ND@0.5	ND@0.5	ND@0.5	ND@0.5
TOLUENE	ug/l	ND@0.5	ND@0.5	ND@0.5	ND@0.5	ND@0.5	ND@0.5
TRANS-1,2-DICHLOROETHENE	ug/l	ND@0.5	ND@0.5	ND@0.5	ND@0.5	ND@0.5	ND@0.5
TRANS-1,3-DICHLOROPROPENE	ug/l	ND@0.5	ND@0.5	ND@0.5	ND@0.5	ND@0.5	ND@0.5
TRICHLOROETHENE	ug/l	110	110	120	120	110	120
TRICHLOROFLUOROMETHANE (FREON 11)	ug/l	ND@0.5	ND@0.5	ND@0.5	ND@0.5	ND@0.5	ND@0.5
VINYL CHLORIDE	ug/l	ND@0.5	ND@0.5	ND@0.5	ND@0.5	ND@0.5	ND@0.5

Endicott, New York
Groundwater Analytical Chemistry Data
January 1, 2012 - December 31, 2012

Sample Location		EN-440	EN-440	EN-441	EN-441	EN-441	EN-441
Sample Description		GW MON WELL	GW MON WELL	GW MON WELL	GW MON WELL	GW MON WELL	GW MON WELL
Sample Date		11/15/2012	12/12/2012	01/04/2012	02/06/2012	03/13/2012	04/10/2012
Laboratory Sample I.D.		6864791	6895741	6515974	6543997	6579494	6614177
Parameter	**Units**						
1,1,1-TRICHLOROETHANE	ug/l	3.6	4.1	1.2	2.1	1.2	1.1
1,1,2,2-TETRACHLOROETHANE	ug/l	ND@0.5	ND@0.5	ND@0.5	ND@0.5	ND@0.5	ND@0.5
1,1,2-TRICHLORO-1,2,2-TRIFLUOROETHANE	ug/l	0.6	0.6	ND@0.5	0.3 J	ND@0.5	ND@0.5
1,1,2-TRICHLOROETHANE	ug/l	ND@0.5	ND@0.5	ND@0.5	ND@0.5	ND@0.5	ND@0.5
1,1-DICHLOROETHANE	ug/l	0.6	0.7	0.4 J	0.3 J	0.3 J	0.2 J
1,1-DICHLOROETHENE	ug/l	0.9	1.1	0.4 J	0.6	0.2 J	0.3 J
1,2,4-TRICHLOROBENZENE	ug/l	ND@0.5	ND@0.5	ND@0.5	ND@0.5	ND@0.5	ND@0.5
1,2-DIBROMO-3-CHLOROPROPANE	ug/l	ND@0.5	ND@0.5 J	ND@0.5	ND@0.5	ND@0.5	ND@0.5 J
1,2-DIBROMOETHANE (EDB)	ug/l	ND@0.5	ND@0.5	ND@0.5	ND@0.5	ND@0.5	ND@0.5
1,2-DICHLORO-1,2,2-TRIFLUOROETHANE	ug/l	ND@0.5	ND@0.5	ND@0.5	ND@0.5	ND@0.5	ND@0.5
1,2-DICHLOROBENZENE	ug/l	ND@0.5	ND@0.5	ND@0.5	ND@0.5	ND@0.5	ND@0.5
1,2-DICHLOROETHANE (EDC)	ug/l	ND@0.5	ND@0.5	ND@0.5	ND@0.5	ND@0.5	ND@0.5
1,2-DICHLOROPROPANE	ug/l	ND@0.5	ND@0.5	ND@0.5	ND@0.5	ND@0.5	ND@0.5
1,3-DICHLOROBENZENE	ug/l	ND@0.5	ND@0.5	ND@0.5	ND@0.5	ND@0.5	ND@0.5
1,4-DICHLOROBENZENE	ug/l	ND@0.5	ND@0.5	ND@0.5	ND@0.5	ND@0.5	ND@0.5
ACETONE	ug/l	ND@5	ND@5 J	ND@5.0	ND@5.0	ND@5.0	ND@5.0
BENZENE	ug/l	ND@0.5	ND@0.5	ND@0.5	ND@0.5	ND@0.5	ND@0.5
BROMODICHLOROMETHANE	ug/l	ND@0.5	ND@0.5	ND@0.5	ND@0.5	ND@0.5	ND@0.5
BROMOFORM (TRIBROMOMETHANE)	ug/l	ND@0.5	ND@0.5	ND@0.5	ND@0.5	ND@0.5	ND@0.5
BROMOMETHANE	ug/l	ND@0.5	ND@0.5	ND@0.5	ND@0.5	ND@0.5	ND@0.5
CARBON DISULFIDE	ug/l	ND@0.5	ND@0.5	ND@0.5	ND@0.5	ND@0.5	ND@0.5
CARBON TETRACHLORIDE	ug/l	ND@0.5	ND@0.5	ND@0.5	ND@0.5	ND@0.5	ND@0.5
CHLOROBENZENE	ug/l	ND@0.5	ND@0.5	ND@0.5	ND@0.5	ND@0.5	ND@0.5
CHLORODIBROMOMETHANE	ug/l	ND@0.5	ND@0.5	ND@0.5	ND@0.5	ND@0.5	ND@0.5
CHLOROETHANE	ug/l	ND@0.5	ND@0.5	ND@0.5	ND@0.5	ND@0.5	ND@0.5
CHLOROFORM (TRICHLOROMETHANE)	ug/l	0.1 J	0.1 J	ND@0.5	ND@0.5	ND@0.5	ND@0.5
CHLOROMETHANE	ug/l	ND@0.5	ND@0.5	ND@0.5	ND@0.5	ND@0.5	ND@0.5
CIS-1,2-DICHLOROETHENE	ug/l	3.3	3.3	1.3	2.1	1	1.4
CIS-1,3-DICHLOROPROPENE	ug/l	ND@0.5	ND@0.5	ND@0.5	ND@0.5	ND@0.5	ND@0.5
CYCLOHEXANE	ug/l	ND@0.5	ND@0.5	ND@0.5	ND@0.5	ND@0.5	ND@0.5
DICHLORODIFLUOROMETHANE (FREON 12)	ug/l	ND@0.5	ND@0.5	ND@0.5	ND@0.5	ND@0.5	ND@0.5
ETHYLBENZENE	ug/l	ND@0.5	ND@0.5	ND@0.5	ND@0.5	ND@0.5	ND@0.5
ISOPROPYLBENZENE	ug/l	ND@0.5	ND@0.5	ND@0.5	ND@0.5	ND@0.5	ND@0.5
M,P-XYLENE	ug/l	ND@0.5	ND@0.5	ND@0.5	ND@0.5	ND@0.5	ND@0.5
METHYL ACETATE	ug/l	ND@1	ND@1	ND@1.0	ND@1.0 J	ND@1.0	ND@1.0
METHYL BUTYL KETONE (2-HEXANONE)	ug/l	ND@5	ND@5	ND@5.0	ND@5.0	ND@5.0	ND@5.0
METHYL CYCLOHEXANE	ug/l	ND@0.5 J	ND@0.5	ND@0.5	ND@0.5	ND@0.5	ND@0.5
METHYL ETHYL KETONE (MEK, 2-BUTANONE)	ug/l	ND@5 J	ND@5 J	ND@5.0	ND@5.0 J	ND@5.0	ND@5.0
METHYL TERT-BUTYL ETHER (MTBE)	ug/l	ND@0.5	ND@0.5	ND@0.5	ND@0.5	ND@0.5	ND@0.5
METHYLENE CHLORIDE (DICHLOROMETHANE)	ug/l	ND@0.5	ND@0.5	ND@0.5	ND@0.5	ND@0.5	ND@0.5
MIBK (4-METHYL-2-PENTANONE)	ug/l	ND@5	ND@5	ND@5.0	ND@5.0	ND@5.0	ND@5.0
O-XYLENE	ug/l	ND@0.5	ND@0.5	ND@0.5	ND@0.5	ND@0.5	ND@0.5
STYRENE	ug/l	ND@0.5	ND@0.5	ND@0.5	ND@0.5	ND@0.5	ND@0.5
TETRACHLOROETHENE	ug/l	ND@0.5	ND@0.5	0.3 J	0.3 J	0.3 J	0.2 J
TOLUENE	ug/l	ND@0.5	ND@0.5	ND@0.5	ND@0.5	ND@0.5	ND@0.5
TRANS-1,2-DICHLOROETHENE	ug/l	ND@0.5	ND@0.5	ND@0.5	ND@0.5	ND@0.5	ND@0.5
TRANS-1,3-DICHLOROPROPENE	ug/l	ND@0.5	ND@0.5	ND@0.5	ND@0.5	ND@0.5	ND@0.5
TRICHLOROETHENE	ug/l	120	120	58	86	48	40
TRICHLOROFLUOROMETHANE (FREON 11)	ug/l	ND@0.5 J	ND@0.5	ND@0.5	ND@0.5	ND@0.5	ND@0.5
VINYL CHLORIDE	ug/l	ND@0.5	ND@0.5	ND@0.5	ND@0.5	ND@0.5	ND@0.5

Endicott, New York
Groundwater Analytical Chemistry Data
January 1, 2012 - December 31, 2012

Sample Location		EN-441	EN-441	EN-441	EN-441	EN-441	EN-441
Sample Description		GW MON WELL	REPLICATE	GW MON WELL	GW MON WELL	GW MON WELL	GW MON WELL
Sample Date		05/16/2012	05/16/2012	06/21/2012	07/19/2012	08/26/2012	09/11/2012
Laboratory Sample I.D.		6657198	6657199	6698131	6728272	6770998	6787671
Parameter	**Units**						
1,1,1-TRICHLOROETHANE	ug/l	1.2	1.3	1	0.9	1.3 J	1.2
1,1,2,2-TETRACHLOROETHANE	ug/l	ND@0.5	ND@0.5	ND@0.5	ND@0.5	ND@0.5 J	ND@0.5
1,1,2-TRICHLORO-1,2,2-TRIFLUOROETHANE	ug/l	ND@0.5	ND@0.5	ND@0.5	ND@0.5	ND@0.5 J	ND@0.5
1,1,2-TRICHLOROETHANE	ug/l	ND@0.5	ND@0.5	ND@0.5	ND@0.5	ND@0.5 J	ND@0.5
1,1-DICHLOROETHANE	ug/l	0.2 J	0.2 J	0.2 J	0.2 J	0.2 J	ND@0.5
1,1-DICHLOROETHENE	ug/l	0.3 J	0.4 J	0.4 J	0.3 J	0.5 J	0.4 J
1,2,4-TRICHLOROBENZENE	ug/l	ND@0.5	ND@0.5	ND@0.5	ND@0.5	ND@0.5 J	ND@0.5
1,2-DIBROMO-3-CHLOROPROPANE	ug/l	ND@0.5	ND@0.5	ND@0.5 J	ND@0.5	ND@0.5 J	ND@0.5
1,2-DIBROMOETHANE (EDB)	ug/l	ND@0.5	ND@0.5	ND@0.5	ND@0.5	ND@0.5 J	ND@0.5
1,2-DICHLORO-1,2,2-TRIFLUOROETHANE	ug/l	ND@0.5	ND@0.5	ND@0.5	ND@0.5	ND@0.5 J	ND@0.5
1,2-DICHLOROBENZENE	ug/l	ND@0.5	ND@0.5	ND@0.5	ND@0.5	ND@0.5 J	ND@0.5
1,2-DICHLOROETHANE (EDC)	ug/l	ND@0.5	ND@0.5	ND@0.5	ND@0.5	ND@0.5 J	ND@0.5
1,2-DICHLOROPROPANE	ug/l	ND@0.5	ND@0.5	ND@0.5	ND@0.5	ND@0.5 J	ND@0.5
1,3-DICHLOROBENZENE	ug/l	ND@0.5	ND@0.5	ND@0.5	ND@0.5	ND@0.5 J	ND@0.5
1,4-DICHLOROBENZENE	ug/l	ND@0.5	ND@0.5	ND@0.5	ND@0.5	ND@0.5 J	ND@0.5
ACETONE	ug/l	ND@5.0	ND@5.0	ND@5.0	ND@5.0	ND@5 J	ND@5
BENZENE	ug/l	ND@0.5	ND@0.5	ND@0.5	ND@0.5	ND@0.5 J	ND@0.5
BROMODICHLOROMETHANE	ug/l	ND@0.5	ND@0.5	ND@0.5	ND@0.5	ND@0.5 J	ND@0.5
BROMOFORM (TRIBROMOMETHANE)	ug/l	ND@0.5	ND@0.5	ND@0.5	0.3 J	ND@0.5 J	ND@0.5
BROMOMETHANE	ug/l	ND@0.5 J	ND@0.5 J	ND@0.5	ND@0.5	ND@0.5 J	ND@0.5
CARBON DISULFIDE	ug/l	ND@0.5 J	ND@0.5 J	ND@0.5	ND@0.5	ND@0.5 J	ND@0.5
CARBON TETRACHLORIDE	ug/l	ND@0.5	ND@0.5	ND@0.5	ND@0.5	ND@0.5 J	ND@0.5
CHLOROBENZENE	ug/l	ND@0.5	ND@0.5	ND@0.5	ND@0.5	ND@0.5 J	ND@0.5
CHLORODIBROMOMETHANE	ug/l	ND@0.5	ND@0.5	ND@0.5	ND@0.5	ND@0.5 J	ND@0.5
CHLOROETHANE	ug/l	ND@0.5	ND@0.5	ND@0.5	ND@0.5	ND@0.5 J	ND@0.5
CHLOROFORM (TRICHLOROMETHANE)	ug/l	ND@0.5	ND@0.5	ND@0.5	ND@0.5	ND@0.5 J	ND@0.5
CHLOROMETHANE	ug/l	ND@0.5	ND@0.5	ND@0.5	ND@0.5	ND@0.5 J	ND@0.5
CIS-1,2-DICHLOROETHENE	ug/l	1.4	1.5	1.3	0.8	2.1 J	ND@1.5
CIS-1,3-DICHLOROPROPENE	ug/l	ND@0.5	ND@0.5	ND@0.5	ND@0.5	ND@0.5 J	ND@0.5
CYCLOHEXANE	ug/l	ND@0.5 J	ND@0.5 J	ND@0.5	ND@0.5	ND@0.5 J	ND@0.5
DICHLORODIFLUOROMETHANE (FREON 12)	ug/l	ND@0.5	ND@0.5	ND@0.5	ND@0.5	ND@0.5 J	ND@0.5
ETHYLBENZENE	ug/l	ND@0.5	ND@0.5	ND@0.5	ND@0.5	ND@0.5 J	ND@0.5
ISOPROPYLBENZENE	ug/l	ND@0.5	ND@0.5	ND@0.5	ND@0.5	ND@0.5 J	ND@0.5
M,P-XYLENE	ug/l	ND@0.5	ND@0.5	ND@0.5	ND@0.5	ND@0.5 J	ND@0.5
METHYL ACETATE	ug/l	ND@1.0	ND@1.0	ND@1.0 J	ND@1.0	ND@1 J	ND@1
METHYL BUTYL KETONE (2-HEXANONE)	ug/l	ND@5.0	ND@5.0	ND@5.0 J	ND@5.0	ND@5 J	ND@5
METHYL CYCLOHEXANE	ug/l	ND@0.5	ND@0.5	ND@0.5	ND@0.5	ND@0.5 J	ND@0.5
METHYL ETHYL KETONE (MEK, 2-BUTANONE)	ug/l	ND@5.0	ND@5.0	ND@5.0	ND@5.0	ND@5 J	ND@5 J
METHYL TERT-BUTYL ETHER (MTBE)	ug/l	ND@0.5	ND@0.5	ND@0.5	ND@0.5	ND@0.5 J	ND@0.5
METHYLENE CHLORIDE (DICHLOROMETHANE)	ug/l	ND@0.5	ND@0.5	ND@0.5	ND@0.5	ND@0.5 J	ND@0.5
MIBK (4-METHYL-2-PENTANONE)	ug/l	ND@5.0	ND@5.0	ND@5.0 J	ND@5.0 J	ND@5 J	ND@5
O-XYLENE	ug/l	ND@0.5	ND@0.5	ND@0.5	ND@0.5	ND@0.5 J	ND@0.5
STYRENE	ug/l	ND@0.5	ND@0.5	ND@0.5	ND@0.5	ND@0.5 J	ND@0.5
TETRACHLOROETHENE	ug/l	0.2 J	0.2 J	0.2 J	0.2 J	0.2 J	0.2 J
TOLUENE	ug/l	ND@0.5	ND@0.5	ND@0.5	ND@0.5	ND@0.5 J	ND@0.5
TRANS-1,2-DICHLOROETHENE	ug/l	ND@0.5	ND@0.5	ND@0.5	ND@0.5	ND@0.5 J	ND@0.5
TRANS-1,3-DICHLOROPROPENE	ug/l	ND@0.5	ND@0.5	ND@0.5	ND@0.5	ND@0.5 J	ND@0.5
TRICHLOROETHENE	ug/l	61	58	47	44	65 J	60
TRICHLOROFLUOROMETHANE (FREON 11)	ug/l	ND@0.5	ND@0.5	ND@0.5	ND@0.5	ND@0.5 J	ND@0.5
VINYL CHLORIDE	ug/l	ND@0.5	ND@0.5	ND@0.5	ND@0.5	ND@0.5 J	ND@0.5

Endicott, New York
Groundwater Analytical Chemistry Data
January 1, 2012 - December 31, 2012

Sample Location		EN-441	EN-441	EN-441	EN-442A	EN-442A	EN-442A
Sample Description		GW MON WELL	GW MON WELL	GW MON WELL	GW MON WELL	GW MON WELL	GW MON WELL
Sample Date		10/09/2012	11/15/2012	12/12/2012	02/20/2012	05/23/2012	08/26/2012
Laboratory Sample I.D.		6820650	6864792	6895742	6557765	6669080	6771001
Parameter	**Units**						
1,1,1-TRICHLOROETHANE	ug/l	1.5	3.4	1.5	0.9	0.8	1.2
1,1,2,2-TETRACHLOROETHANE	ug/l	ND@0.5	ND@0.5	ND@0.5	ND@0.5	ND@0.5	ND@0.5
1,1,2-TRICHLORO-1,2,2-TRIFLUOROETHANE	ug/l	ND@0.5	ND@0.5	0.2 J	ND@0.5	ND@0.5	ND@0.5
1,1,2-TRICHLOROETHANE	ug/l	ND@0.5	ND@0.5	ND@0.5	ND@0.5	ND@0.5	ND@0.5
1,1-DICHLOROETHANE	ug/l	0.2 J	0.3 J	0.3 J	ND@0.5	ND@0.5	0.2 J
1,1-DICHLOROETHENE	ug/l	0.3 J	0.4 J	0.5 J	ND@0.5	ND@0.5	ND@0.5
1,2,4-TRICHLOROBENZENE	ug/l	ND@0.5	ND@0.5	ND@0.5	ND@0.5	ND@0.5	ND@0.5
1,2-DIBROMO-3-CHLOROPROPANE	ug/l	ND@0.5 J	ND@0.5	ND@0.5 J	ND@0.5	ND@0.5	ND@0.5 J
1,2-DIBROMOETHANE (EDB)	ug/l	ND@0.5	ND@0.5	ND@0.5	ND@0.5	ND@0.5	ND@0.5
1,2-DICHLORO-1,2,2-TRIFLUOROETHANE	ug/l	ND@0.5	ND@0.5	ND@0.5	ND@0.5	ND@0.5	ND@0.5
1,2-DICHLOROBENZENE	ug/l	ND@0.5	ND@0.5	ND@0.5	ND@0.5	ND@0.5	ND@0.5
1,2-DICHLOROETHANE (EDC)	ug/l	ND@0.5	ND@0.5	ND@0.5	ND@0.5	ND@0.5	ND@0.5
1,2-DICHLOROPROPANE	ug/l	ND@0.5	ND@0.5	ND@0.5	ND@0.5	ND@0.5	ND@0.5
1,3-DICHLOROBENZENE	ug/l	ND@0.5	ND@0.5	ND@0.5	ND@0.5	ND@0.5	ND@0.5
1,4-DICHLOROBENZENE	ug/l	ND@0.5	ND@0.5	ND@0.5	ND@0.5	ND@0.5	ND@0.5
ACETONE	ug/l	ND@5	ND@5	ND@5 J	ND@5.0 J	ND@5.0	ND@5 J
BENZENE	ug/l	ND@0.5	ND@0.5	ND@0.5	ND@0.5	ND@0.5	ND@0.5
BROMODICHLOROMETHANE	ug/l	ND@0.5	ND@0.5	ND@0.5	ND@0.5	ND@0.5	ND@0.5
BROMOFORM (TRIBROMOMETHANE)	ug/l	ND@0.5	ND@0.5	ND@0.5	ND@0.5	ND@0.5	ND@0.5
BROMOMETHANE	ug/l	ND@0.5	ND@0.5	ND@0.5	ND@0.5	ND@0.5 J	ND@0.5 J
CARBON DISULFIDE	ug/l	ND@0.5	ND@0.5	ND@0.5	ND@0.5	ND@0.5 J	ND@0.5
CARBON TETRACHLORIDE	ug/l	ND@0.5	ND@0.5	ND@0.5	ND@0.5	ND@0.5	ND@0.5
CHLOROBENZENE	ug/l	ND@0.5	ND@0.5	ND@0.5	ND@0.5	ND@0.5	ND@0.5
CHLORODIBROMOMETHANE	ug/l	ND@0.5	ND@0.5	ND@0.5	ND@0.5	ND@0.5	ND@0.5
CHLOROETHANE	ug/l	ND@0.5	ND@0.5	ND@0.5	ND@0.5	ND@0.5 J	ND@0.5
CHLOROFORM (TRICHLOROMETHANE)	ug/l	ND@0.5	ND@0.5	0.1 J	ND@0.5	ND@0.5	ND@0.5
CHLOROMETHANE	ug/l	ND@0.5	ND@0.5	ND@0.5	ND@0.5	ND@0.5	ND@0.5
CIS-1,2-DICHLOROETHENE	ug/l	1	1.4	1.6	0.6	0.5	0.9
CIS-1,3-DICHLOROPROPENE	ug/l	ND@0.5	ND@0.5	ND@0.5	ND@0.5	ND@0.5	ND@0.5
CYCLOHEXANE	ug/l	ND@0.5	ND@0.5	ND@0.5	ND@0.5	ND@0.5 J	ND@0.5
DICHLORODIFLUOROMETHANE (FREON 12)	ug/l	ND@0.5	ND@0.5	ND@0.5	ND@0.5	ND@0.5	ND@0.5
ETHYLBENZENE	ug/l	ND@0.5	ND@0.5	ND@0.5	ND@0.5	ND@0.5	ND@0.5
ISOPROPYLBENZENE	ug/l	ND@0.5	ND@0.5	ND@0.5	ND@0.5	ND@0.5	ND@0.5
M,P-XYLENE	ug/l	ND@0.5	ND@0.5	ND@0.5	ND@0.5	ND@0.5	ND@0.5
METHYL ACETATE	ug/l	ND@1	ND@1	ND@1	ND@1.0	ND@1.0	ND@1
METHYL BUTYL KETONE (2-HEXANONE)	ug/l	ND@5	ND@5	ND@5	ND@5.0	ND@5.0	ND@5
METHYL CYCLOHEXANE	ug/l	ND@0.5	ND@0.5 J	ND@0.5	ND@0.5	ND@0.5	ND@0.5
METHYL ETHYL KETONE (MEK, 2-BUTANONE)	ug/l	ND@5	ND@5 J	ND@5 J	ND@5.0	ND@5.0	ND@5 J
METHYL TERT-BUTYL ETHER (MTBE)	ug/l	ND@0.5	ND@0.5	ND@0.5	ND@0.5	ND@0.5	ND@0.5
METHYLENE CHLORIDE (DICHLOROMETHANE)	ug/l	ND@0.3	ND@0.5	ND@0.5	ND@0.5	ND@0.5	ND@0.5
MIBK (4-METHYL-2-PENTANONE)	ug/l	ND@5	ND@5	ND@5	ND@5.0	ND@5.0	ND@5
O-XYLENE	ug/l	ND@0.5	ND@0.5	ND@0.5	ND@0.5	ND@0.5	ND@0.5
STYRENE	ug/l	ND@0.5	ND@0.5	ND@0.5	ND@0.5	ND@0.5	ND@0.5
TETRACHLOROETHENE	ug/l	0.2 J	0.2 J	0.2 J	ND@0.5	ND@0.5	ND@0.5
TOLUENE	ug/l	ND@0.5	ND@0.5	ND@0.5	ND@0.5	ND@0.5	ND@0.5
TRANS-1,2-DICHLOROETHENE	ug/l	ND@0.5	ND@0.5	ND@0.5	ND@0.5	ND@0.5	ND@0.5
TRANS-1,3-DICHLOROPROPENE	ug/l	ND@0.5	ND@0.5	ND@0.5	ND@0.5	ND@0.5	ND@0.5
TRICHLOROETHENE	ug/l	46	48	55	11	9.2	16
TRICHLOROFLUOROMETHANE (FREON 11)	ug/l	ND@0.5	ND@0.5 J	ND@0.5	ND@0.5	ND@0.5	ND@0.5
VINYL CHLORIDE	ug/l	ND@0.5	ND@0.5	ND@0.5	ND@0.5	ND@0.5	ND@0.5

Endicott, New York
Groundwater Analytical Chemistry Data
January 1, 2012 - December 31, 2012

Sample Location		EN-442A	EN-442B	EN-442B	EN-442B	EN-442B	EN-443
Sample Description		GW MON WELL	GW MON WELL	GW MON WELL	GW MON WELL	GW MON WELL	GW MON WELL
Sample Date		11/11/2012	02/20/2012	05/23/2012	08/26/2012	11/11/2012	02/24/2012
Laboratory Sample I.D.		6857524	6557766	6669081	6771002	6857525	6558924
Parameter	**Units**						
1,1,1-TRICHLOROETHANE	ug/l	1.9	2.5	1.6	2.1	2.6	0.8
1,1,2,2-TETRACHLOROETHANE	ug/l	ND@0.5	ND@0.5	ND@0.5	ND@0.5	ND@0.5	ND@0.5
1,1,2-TRICHLORO-1,2,2-TRIFLUOROETHANE	ug/l	ND@0.5 J	ND@0.5	ND@0.5	ND@0.5	ND@0.5 J	ND@0.5
1,1,2-TRICHLOROETHANE	ug/l	ND@0.5	ND@0.5	ND@0.5	ND@0.5	ND@0.5	ND@0.5
1,1-DICHLOROETHANE	ug/l	0.3 J	0.3 J	0.1 J	0.2 J	0.2 J	ND@0.5
1,1-DICHLOROETHENE	ug/l	0.2 J	0.4 J	0.2 J	0.2 J	0.4 J	ND@0.5
1,2,4-TRICHLOROBENZENE	ug/l	ND@0.5	ND@0.5	ND@0.5	ND@0.5	ND@0.5	ND@0.5 J
1,2-DIBROMO-3-CHLOROPROPANE	ug/l	ND@0.5	ND@0.5	ND@0.5	ND@0.5 J	ND@0.5	ND@0.5
1,2-DIBROMOETHANE (EDB)	ug/l	ND@0.5	ND@0.5	ND@0.5	ND@0.5	ND@0.5	ND@0.5
1,2-DICHLORO-1,2,2-TRIFLUOROETHANE	ug/l	ND@0.5	ND@0.5	ND@0.5	ND@0.5	ND@0.5	ND@0.5
1,2-DICHLOROBENZENE	ug/l	ND@0.5	ND@0.5	ND@0.5	ND@0.5	ND@0.5	ND@0.5
1,2-DICHLOROETHANE (EDC)	ug/l	ND@0.5	ND@0.5	ND@0.5	ND@0.5	ND@0.5	ND@0.5
1,2-DICHLOROPROPANE	ug/l	ND@0.5	ND@0.5	ND@0.5	ND@0.5	ND@0.5	ND@0.5
1,3-DICHLOROBENZENE	ug/l	ND@0.5	ND@0.5	ND@0.5	ND@0.5	ND@0.5	ND@0.5
1,4-DICHLOROBENZENE	ug/l	ND@0.5	ND@0.5	ND@0.5	ND@0.5	ND@0.5	ND@0.5
ACETONE	ug/l	ND@5	ND@5.0 J	ND@5.0	ND@5 J	ND@5	ND@5.0 J
BENZENE	ug/l	ND@0.5	ND@0.5	ND@0.5	ND@0.5	ND@0.5	ND@0.5
BROMODICHLOROMETHANE	ug/l	ND@0.5	ND@0.5	ND@0.5	ND@0.5	ND@0.5	ND@0.5
BROMOFORM (TRIBROMOMETHANE)	ug/l	ND@0.5	ND@0.5	ND@0.5	ND@0.5	ND@0.5	ND@0.5
BROMOMETHANE	ug/l	ND@0.5	ND@0.5	ND@0.5 J	ND@0.5 J	ND@0.5	ND@0.5
CARBON DISULFIDE	ug/l	ND@0.5	ND@0.5	ND@0.5 J	ND@0.5	ND@0.5	ND@0.5
CARBON TETRACHLORIDE	ug/l	ND@0.5	ND@0.5	ND@0.5	ND@0.5	ND@0.5	ND@0.5
CHLOROBENZENE	ug/l	ND@0.5	ND@0.5	ND@0.5	ND@0.5	ND@0.5	ND@0.5
CHLORODIBROMOMETHANE	ug/l	ND@0.5	ND@0.5	ND@0.5	ND@0.5	ND@0.5	ND@0.5
CHLOROETHANE	ug/l	ND@0.5	ND@0.5	ND@0.5 J	ND@0.5	ND@0.5	ND@0.5
CHLOROFORM (TRICHLOROMETHANE)	ug/l	0.1 J	0.2 J	0.1 J	0.1 J	0.2 J	ND@0.5
CHLOROMETHANE	ug/l	ND@0.5	ND@0.5	ND@0.5	ND@0.5	ND@0.5	ND@0.5
CIS-1,2-DICHLOROETHENE	ug/l	2	1.2	0.8	0.9	1.4	0.7
CIS-1,3-DICHLOROPROPENE	ug/l	ND@0.5	ND@0.5	ND@0.5	ND@0.5	ND@0.5	ND@0.5
CYCLOHEXANE	ug/l	ND@0.5	ND@0.5	ND@0.5 J	ND@0.5	ND@0.5	ND@0.5
DICHLORODIFLUOROMETHANE (FREON 12)	ug/l	ND@0.5	ND@0.5	ND@0.5	ND@0.5	ND@0.5	ND@0.5
ETHYLBENZENE	ug/l	ND@0.5	ND@0.5	ND@0.5	ND@0.5	ND@0.5	ND@0.5
ISOPROPYLBENZENE	ug/l	ND@0.5	ND@0.5	ND@0.5	ND@0.5	ND@0.5	ND@0.5
M,P-XYLENE	ug/l	ND@0.5	ND@0.5	ND@0.5	ND@0.5	ND@0.5	ND@0.5
METHYL ACETATE	ug/l	ND@1	ND@1.0	ND@1.0	ND@1	ND@1	ND@1.0
METHYL BUTYL KETONE (2-HEXANONE)	ug/l	ND@5	ND@5.0	ND@5.0	ND@5	ND@5	ND@5.0
METHYL CYCLOHEXANE	ug/l	ND@0.5	ND@0.5	ND@0.5	ND@0.5	ND@0.5	ND@0.5
METHYL ETHYL KETONE (MEK, 2-BUTANONE)	ug/l	ND@5	ND@5.0	ND@5.0	ND@5 J	ND@5	ND@5.0
METHYL TERT-BUTYL ETHER (MTBE)	ug/l	ND@0.5	ND@0.5	ND@0.5	ND@0.5	ND@0.5	ND@0.5
METHYLENE CHLORIDE (DICHLOROMETHANE)	ug/l	ND@0.5	ND@0.5	ND@0.5	ND@0.5	ND@0.5	ND@0.5
MIBK (4-METHYL-2-PENTANONE)	ug/l	ND@5	ND@5.0	ND@5.0	ND@5	ND@5	ND@5.0
O-XYLENE	ug/l	ND@0.5	ND@0.5	ND@0.5	ND@0.5	ND@0.5	ND@0.5
STYRENE	ug/l	ND@0.5	ND@0.5	ND@0.5	ND@0.5	ND@0.5	ND@0.5
TETRACHLOROETHENE	ug/l	ND@0.5	0.2 J	ND@0.5	ND@0.5	ND@0.5	4.7
TOLUENE	ug/l	ND@0.5	ND@0.5	ND@0.5	ND@0.5	ND@0.5	ND@0.5
TRANS-1,2-DICHLOROETHENE	ug/l	ND@0.5	ND@0.5	ND@0.5	ND@0.5	ND@0.5	ND@0.5
TRANS-1,3-DICHLOROPROPENE	ug/l	ND@0.5	ND@0.5	ND@0.5	ND@0.5	ND@0.5	ND@0.5
TRICHLOROETHENE	ug/l	24	39	33	34	45	16
TRICHLOROFLUOROMETHANE (FREON 11)	ug/l	ND@0.5	ND@0.5	ND@0.5	ND@0.5	ND@0.5	ND@0.5
VINYL CHLORIDE	ug/l	ND@0.5	ND@0.5	ND@0.5	ND@0.5	ND@0.5	ND@0.5

Endicott, New York
Groundwater Analytical Chemistry Data
January 1, 2012 - December 31, 2012

Sample Location		EN-443	EN-443	EN-443	EN-443	EN-444A	EN-444A
Sample Description		GW MON WELL	GW MON WELL	REPLICATE	GW MON WELL	GW MON WELL	GW MON WELL
Sample Date		05/24/2012	08/09/2012	08/09/2012	11/11/2012	02/27/2012	05/24/2012
Laboratory Sample I.D.		6669143	6752295	6752296	6857541	6561772	6669141
Parameter	**Units**						
1,1,1-TRICHLOROETHANE	ug/l	0.9	0.9	0.9	0.8	0.4 J	0.4 J
1,1,2,2-TETRACHLOROETHANE	ug/l	ND@0.5	ND@0.5	ND@0.5	ND@0.5	ND@0.5	ND@0.5
1,1,2-TRICHLORO-1,2,2-TRIFLUOROETHANE	ug/l	ND@0.5	ND@0.5	ND@0.5	ND@0.5 J	ND@0.5	ND@0.5
1,1,2-TRICHLOROETHANE	ug/l	ND@0.5	ND@0.5	ND@0.5	ND@0.5	ND@0.5	ND@0.5
1,1-DICHLOROETHANE	ug/l	ND@0.5	ND@0.5	ND@0.5	ND@0.5	ND@0.5	ND@0.5
1,1-DICHLOROETHENE	ug/l	0.1 J	ND@0.5	ND@0.5	ND@0.5	ND@0.5	ND@0.5
1,2,4-TRICHLOROBENZENE	ug/l	ND@0.5	ND@0.5	ND@0.5	ND@0.5	ND@0.5 J	ND@0.5
1,2-DIBROMO-3-CHLOROPROPANE	ug/l	ND@0.5	ND@0.5 J	ND@0.5 J	ND@0.5	ND@0.5	ND@0.5
1,2-DIBROMOETHANE (EDB)	ug/l	ND@0.5	ND@0.5	ND@0.5	ND@0.5	ND@0.5	ND@0.5
1,2-DICHLORO-1,2,2-TRIFLUOROETHANE	ug/l	ND@0.5	ND@0.5	ND@0.5	ND@0.5	ND@0.5	ND@0.5
1,2-DICHLOROBENZENE	ug/l	ND@0.5	ND@0.5	ND@0.5	ND@0.5	ND@0.5	ND@0.5
1,2-DICHLOROETHANE (EDC)	ug/l	ND@0.5	ND@0.5	ND@0.5	ND@0.5	ND@0.5	ND@0.5
1,2-DICHLOROPROPANE	ug/l	ND@0.5	ND@0.5	ND@0.5	ND@0.5	ND@0.5	ND@0.5
1,3-DICHLOROBENZENE	ug/l	ND@0.5	ND@0.5	ND@0.5	ND@0.5	ND@0.5	ND@0.5
1,4-DICHLOROBENZENE	ug/l	ND@0.5	ND@0.5	ND@0.5	ND@0.5	ND@0.5	ND@0.5
ACETONE	ug/l	ND@5.0	ND@5	ND@5	ND@5	ND@5.0 J	ND@5.0
BENZENE	ug/l	ND@0.5	ND@0.5	ND@0.5	ND@0.5	ND@0.5	ND@0.5
BROMODICHLOROMETHANE	ug/l	ND@0.5	ND@0.5	ND@0.5	ND@0.5	ND@0.5	ND@0.5
BROMOFORM (TRIBROMOMETHANE)	ug/l	ND@0.5	ND@0.5	ND@0.5	ND@0.5	ND@0.5	ND@0.5
BROMOMETHANE	ug/l	ND@0.5 J	ND@0.5	ND@0.5	ND@0.5	ND@0.5	ND@0.5 J
CARBON DISULFIDE	ug/l	ND@0.5 J	ND@0.5	ND@0.5	ND@0.5	ND@0.5	ND@0.5 J
CARBON TETRACHLORIDE	ug/l	ND@0.5	ND@0.5	ND@0.5	ND@0.5	ND@0.5	ND@0.5
CHLOROBENZENE	ug/l	ND@0.5	ND@0.5	ND@0.5	ND@0.5	ND@0.5	ND@0.5
CHLORODIBROMOMETHANE	ug/l	ND@0.5	ND@0.5	ND@0.5	ND@0.5	ND@0.5	ND@0.5
CHLOROETHANE	ug/l	ND@0.5 J	ND@0.5	ND@0.5	ND@0.5	ND@0.5	ND@0.5 J
CHLOROFORM (TRICHLOROMETHANE)	ug/l	ND@0.5	ND@0.5	ND@0.5	ND@0.5	ND@0.5	ND@0.5
CHLOROMETHANE	ug/l	ND@0.5 J	ND@0.5	ND@0.5	ND@0.5	ND@0.5	ND@0.5 J
CIS-1,2-DICHLOROETHENE	ug/l	0.5	0.5	0.5 J	0.4 J	0.3 J	0.2 J
CIS-1,3-DICHLOROPROPENE	ug/l	ND@0.5	ND@0.5	ND@0.5	ND@0.5	ND@0.5	ND@0.5
CYCLOHEXANE	ug/l	ND@0.5	ND@0.5	ND@0.5	ND@0.5	ND@0.5 J	ND@0.5
DICHLORODIFLUOROMETHANE (FREON 12)	ug/l	ND@0.5 J	ND@0.5	ND@0.5	ND@0.5 J	ND@0.5	ND@0.5 J
ETHYLBENZENE	ug/l	ND@0.5	ND@0.5	ND@0.5	ND@0.5	ND@0.5	ND@0.5
ISOPROPYLBENZENE	ug/l	ND@0.5	ND@0.5	ND@0.5	ND@0.5	ND@0.5	ND@0.5
M,P-XYLENE	ug/l	ND@0.5	ND@0.5	ND@0.5	ND@0.5	ND@0.5	ND@0.5
METHYL ACETATE	ug/l	ND@1.0 J	ND@1	ND@1	ND@1	ND@1.0	ND@1.0 J
METHYL BUTYL KETONE (2-HEXANONE)	ug/l	ND@5.0 J	ND@5	ND@5	ND@5	ND@5.0	ND@5.0 J
METHYL CYCLOHEXANE	ug/l	ND@0.5	ND@0.5	ND@0.5	ND@0.5	ND@0.5	ND@0.5
METHYL ETHYL KETONE (MEK, 2-BUTANONE)	ug/l	ND@5.0	ND@5 J	ND@5 J	ND@5	ND@5.0	ND@5.0
METHYL TERT-BUTYL ETHER (MTBE)	ug/l	ND@0.5	ND@0.5	ND@0.5	ND@0.5	ND@0.5	ND@0.5
METHYLENE CHLORIDE (DICHLOROMETHANE)	ug/l	ND@0.5	ND@0.5	ND@0.5	ND@0.5	ND@0.5	ND@0.5
MIBK (4-METHYL-2-PENTANONE)	ug/l	ND@5.0 J	ND@5	ND@5	ND@5	ND@5.0	ND@5.0 J
O-XYLENE	ug/l	ND@0.5	ND@0.5	ND@0.5	ND@0.5	ND@0.5	ND@0.5
STYRENE	ug/l	ND@0.5	ND@0.5	ND@0.5	ND@0.5	ND@0.5	ND@0.5
TETRACHLOROETHENE	ug/l	5.4	6.1	5.8	5.6	ND@0.5	ND@0.5
TOLUENE	ug/l	ND@0.5	ND@0.5	ND@0.5	ND@0.5	ND@0.5	ND@0.5
TRANS-1,2-DICHLOROETHENE	ug/l	ND@0.5	ND@0.5	ND@0.5	ND@0.5	ND@0.5	ND@0.5
TRANS-1,3-DICHLOROPROPENE	ug/l	ND@0.5	ND@0.5	ND@0.5	ND@0.5	ND@0.5	ND@0.5
TRICHLOROETHENE	ug/l	18	19	18	19	19	21
TRICHLOROFLUOROMETHANE (FREON 11)	ug/l	ND@0.5	ND@0.5	ND@0.5	ND@0.5	ND@0.5	ND@0.5
VINYL CHLORIDE	ug/l	ND@0.5	ND@0.5	ND@0.5	ND@0.5	ND@0.5	ND@0.5

Endicott, New York
Groundwater Analytical Chemistry Data
January 1, 2012 - December 31, 2012

Sample Location		EN-444A	EN-444A	EN-444B	EN-444B	EN-444B	EN-444B
Sample Description		GW MON WELL	GW MON WELL	GW MON WELL	GW MON WELL	GW MON WELL	GW MON WELL
Sample Date		08/26/2012	11/11/2012	02/27/2012	05/24/2012	08/26/2012	11/11/2012
Laboratory Sample I.D.		6770996	6857533	6561773	6669142	6770997	6857534
Parameter	**Units**						
1,1,1-TRICHLOROETHANE	ug/l	0.3 J	0.4 J	0.6	0.6	0.4 J	0.5
1,1,2,2-TETRACHLOROETHANE	ug/l	ND@0.5 J	ND@0.5	ND@0.5	ND@0.5	ND@0.5 J	ND@0.5
1,1,2-TRICHLORO-1,2,2-TRIFLUOROETHANE	ug/l	ND@0.5 J	ND@0.5 J	ND@0.5	ND@0.5	ND@0.5 J	ND@0.5 J
1,1,2-TRICHLOROETHANE	ug/l	ND@0.5 J	ND@0.5	ND@0.5	ND@0.5	ND@0.5 J	ND@0.5
1,1-DICHLOROETHANE	ug/l	ND@0.5 J	ND@0.5	ND@0.5	ND@0.5	ND@0.5 J	ND@0.5
1,1-DICHLOROETHENE	ug/l	ND@0.5 J	ND@0.5	ND@0.5	ND@0.5	ND@0.5 J	ND@0.5
1,2,4-TRICHLOROBENZENE	ug/l	ND@0.5 J	ND@0.5	ND@0.5 J	ND@0.5	ND@0.5 J	ND@0.5
1,2-DIBROMO-3-CHLOROPROPANE	ug/l	ND@0.5 J	ND@0.5	ND@0.5	ND@0.5	ND@0.5 J	ND@0.5
1,2-DIBROMOETHANE (EDB)	ug/l	ND@0.5 J	ND@0.5	ND@0.5	ND@0.5	ND@0.5 J	ND@0.5
1,2-DICHLORO-1,2,2-TRIFLUOROETHANE	ug/l	ND@0.5 J	ND@0.5	ND@0.5	ND@0.5	ND@0.5 J	ND@0.5
1,2-DICHLOROBENZENE	ug/l	ND@0.5 J	ND@0.5	ND@0.5	ND@0.5	ND@0.5 J	ND@0.5
1,2-DICHLOROETHANE (EDC)	ug/l	ND@0.5 J	ND@0.5	ND@0.5	ND@0.5	ND@0.5 J	ND@0.5
1,2-DICHLOROPROPANE	ug/l	ND@0.5 J	ND@0.5	ND@0.5	ND@0.5	ND@0.5 J	ND@0.5
1,3-DICHLOROBENZENE	ug/l	ND@0.5 J	ND@0.5	ND@0.5	ND@0.5	ND@0.5 J	ND@0.5
1,4-DICHLOROBENZENE	ug/l	ND@0.5 J	ND@0.5	ND@0.5	ND@0.5	ND@0.5 J	ND@0.5
ACETONE	ug/l	ND@5 J	ND@5	ND@5.0 J	ND@5.0	ND@5 J	ND@5
BENZENE	ug/l	ND@0.5 J	ND@0.5	ND@0.5	ND@0.5	ND@0.5 J	ND@0.5
BROMODICHLOROMETHANE	ug/l	ND@0.5 J	ND@0.5	ND@0.5	ND@0.5	ND@0.5 J	ND@0.5
BROMOFORM (TRIBROMOMETHANE)	ug/l	ND@0.5 J	ND@0.5	ND@0.5	ND@0.5	ND@0.5 J	ND@0.5
BROMOMETHANE	ug/l	ND@0.5 J	ND@0.5	ND@0.5	ND@0.5 J	ND@0.5 J	ND@0.5
CARBON DISULFIDE	ug/l	ND@0.5 J	ND@0.5	ND@0.5	ND@0.5 J	ND@0.5 J	ND@0.5
CARBON TETRACHLORIDE	ug/l	ND@0.5 J	ND@0.5	ND@0.5	ND@0.5	ND@0.5 J	ND@0.5
CHLOROBENZENE	ug/l	ND@0.5 J	ND@0.5	ND@0.5	ND@0.5	ND@0.5 J	ND@0.5
CHLORODIBROMOMETHANE	ug/l	ND@0.5 J	ND@0.5	ND@0.5	ND@0.5	ND@0.5 J	ND@0.5
CHLOROETHANE	ug/l	ND@0.5 J	ND@0.5	ND@0.5	ND@0.5 J	ND@0.5 J	ND@0.5
CHLOROFORM (TRICHLOROMETHANE)	ug/l	ND@0.5 J	ND@0.5	ND@0.5	ND@0.5	ND@0.5 J	ND@0.5
CHLOROMETHANE	ug/l	ND@0.5 J	ND@0.5	ND@0.5	ND@0.5 J	ND@0.5 J	ND@0.5
CIS-1,2-DICHLOROETHENE	ug/l	0.2 J	0.2 J	0.4 J	0.3 J	0.2 J	0.3 J
CIS-1,3-DICHLOROPROPENE	ug/l	ND@0.5 J	ND@0.5	ND@0.5	ND@0.5	ND@0.5 J	ND@0.5
CYCLOHEXANE	ug/l	ND@0.5 J	ND@0.5	ND@0.5 J	ND@0.5	ND@0.5 J	ND@0.5
DICHLORODIFLUOROMETHANE (FREON 12)	ug/l	ND@0.5 J	ND@0.5	ND@0.5	ND@0.5 J	ND@0.5 J	ND@0.5
ETHYLBENZENE	ug/l	ND@0.5 J	ND@0.5	ND@0.5	ND@0.5	ND@0.5 J	ND@0.5
ISOPROPYLBENZENE	ug/l	ND@0.5 J	ND@0.5	ND@0.5	ND@0.5	ND@0.5 J	ND@0.5
M,P-XYLENE	ug/l	ND@0.5 J	ND@0.5	ND@0.5	ND@0.5	ND@0.5 J	ND@0.5
METHYL ACETATE	ug/l	ND@1 J	ND@1	ND@1.0	ND@1.0 J	ND@1 J	ND@1
METHYL BUTYL KETONE (2-HEXANONE)	ug/l	ND@5 J	ND@5	ND@5.0	ND@5.0 J	ND@5 J	ND@5
METHYL CYCLOHEXANE	ug/l	ND@0.5 J	ND@0.5	ND@0.5	ND@0.5	ND@0.5 J	ND@0.5
METHYL ETHYL KETONE (MEK, 2-BUTANONE)	ug/l	ND@5 J	ND@5	ND@5.0	ND@5.0	ND@5 J	ND@5
METHYL TERT-BUTYL ETHER (MTBE)	ug/l	ND@0.5 J	ND@0.5	ND@0.5	ND@0.5	ND@0.5 J	ND@0.5
METHYLENE CHLORIDE (DICHLOROMETHANE)	ug/l	ND@0.5 J	ND@0.5	ND@0.5	ND@0.5	ND@0.5 J	ND@0.5
MIBK (4-METHYL-2-PENTANONE)	ug/l	ND@5 J	ND@5	ND@5.0	ND@5.0 J	ND@5 J	ND@5
O-XYLENE	ug/l	ND@0.5 J	ND@0.5	ND@0.5	ND@0.5	ND@0.5 J	ND@0.5
STYRENE	ug/l	ND@0.5 J	ND@0.5	ND@0.5	ND@0.5	ND@0.5 J	ND@0.5
TETRACHLOROETHENE	ug/l	ND@0.5 J	ND@0.5	ND@0.5	ND@0.5	ND@0.5 J	ND@0.5
TOLUENE	ug/l	ND@0.5 J	ND@0.5	ND@0.5	ND@0.5	ND@0.5 J	ND@0.5
TRANS-1,2-DICHLOROETHENE	ug/l	ND@0.5 J	ND@0.5	ND@0.5	ND@0.5	ND@0.5 J	ND@0.5
TRANS-1,3-DICHLOROPROPENE	ug/l	ND@0.5 J	ND@0.5	ND@0.5	ND@0.5	ND@0.5 J	ND@0.5
TRICHLOROETHENE	ug/l	19 J	19	22	24	14 J	22
TRICHLOROFLUOROMETHANE (FREON 11)	ug/l	ND@0.5 J	ND@0.5	ND@0.5	ND@0.5	ND@0.5 J	ND@0.5
VINYL CHLORIDE	ug/l	ND@0.5 J	ND@0.5	ND@0.5	ND@0.5	ND@0.5 J	ND@0.5

Endicott, New York
Groundwater Analytical Chemistry Data
January 1, 2012 - December 31, 2012

Sample Location		EN-445	EN-445	EN-445	EN-445	EN-446A	EN-446A
Sample Description		GW MON WELL	GW MON WELL	GW MON WELL	GW MON WELL	GW MON WELL	GW MON WELL
Sample Date		02/06/2012	05/22/2012	08/23/2012	11/15/2012	02/27/2012	05/24/2012
Laboratory Sample I.D.		6544002	6664895	6767517	6864793	6561774	6669102
Parameter	**Units**						
1,1,1-TRICHLOROETHANE	ug/l	ND@0.5	ND@0.5	ND@0.5	ND@0.5	0.3 J	0.1 J
1,1,2,2-TETRACHLOROETHANE	ug/l	ND@0.5	ND@0.5	ND@0.5	ND@0.5	ND@0.5	ND@0.5 J
1,1,2-TRICHLORO-1,2,2-TRIFLUOROETHANE	ug/l	ND@0.5	ND@0.5	ND@0.5	ND@0.5	ND@0.5	ND@0.5 J
1,1,2-TRICHLOROETHANE	ug/l	ND@0.5	ND@0.5	ND@0.5	ND@0.5	ND@0.5	ND@0.5 J
1,1-DICHLOROETHANE	ug/l	ND@0.5	ND@0.5	ND@0.5	ND@0.5	0.1 J	ND@0.5 J
1,1-DICHLOROETHENE	ug/l	ND@0.5	ND@0.5	ND@0.5	ND@0.5	ND@0.5	ND@0.5 J
1,2,4-TRICHLOROBENZENE	ug/l	ND@0.5	ND@0.5 J	ND@0.5	ND@0.5	ND@0.5 J	ND@0.5 J
1,2-DIBROMO-3-CHLOROPROPANE	ug/l	ND@0.5	ND@0.5	ND@0.5	ND@0.5	ND@0.5	ND@0.5 J
1,2-DIBROMOETHANE (EDB)	ug/l	ND@0.5	ND@0.5	ND@0.5	ND@0.5	ND@0.5	ND@0.5 J
1,2-DICHLORO-1,2,2-TRIFLUOROETHANE	ug/l	ND@0.5	ND@0.5	ND@0.5	ND@0.5	ND@0.5	ND@0.5 J
1,2-DICHLOROBENZENE	ug/l	ND@0.5	ND@0.5	ND@0.5	ND@0.5	ND@0.5	ND@0.5 J
1,2-DICHLOROETHANE (EDC)	ug/l	ND@0.5	ND@0.5	ND@0.5	ND@0.5	ND@0.5	ND@0.5 J
1,2-DICHLOROPROPANE	ug/l	ND@0.5	ND@0.5	ND@0.5	ND@0.5	ND@0.5	ND@0.5 J
1,3-DICHLOROBENZENE	ug/l	ND@0.5	ND@0.5	ND@0.5	ND@0.5	ND@0.5	ND@0.5 J
1,4-DICHLOROBENZENE	ug/l	ND@0.5	ND@0.5	ND@0.5	ND@0.5	ND@0.5	ND@0.5 J
ACETONE	ug/l	ND@5.0	ND@5.0	ND@5	ND@5	ND@5.0 J	ND@5.0 J
BENZENE	ug/l	ND@0.5	ND@0.5	ND@0.5	ND@0.5	ND@0.5	ND@0.5 J
BROMODICHLOROMETHANE	ug/l	ND@0.5	ND@0.5	ND@0.5	ND@0.5	ND@0.5	ND@0.5 J
BROMOFORM (TRIBROMOMETHANE)	ug/l	ND@0.5	ND@0.5	ND@0.5	ND@0.5	ND@0.5	ND@0.5 J
BROMOMETHANE	ug/l	ND@0.5	ND@0.5	ND@0.5	ND@0.5	ND@0.5	ND@0.5 J
CARBON DISULFIDE	ug/l	ND@0.5	ND@0.5	ND@0.5	ND@0.5	ND@0.5	ND@0.5 J
CARBON TETRACHLORIDE	ug/l	ND@0.5	ND@0.5	ND@0.5	ND@0.5	ND@0.5	ND@0.5 J
CHLOROBENZENE	ug/l	ND@0.5	ND@0.5	ND@0.5	ND@0.5	ND@0.5	ND@0.5 J
CHLORODIBROMOMETHANE	ug/l	ND@0.5	ND@0.5	ND@0.5	ND@0.5	ND@0.5	ND@0.5 J
CHLOROETHANE	ug/l	ND@0.5	ND@0.5	ND@0.5	ND@0.5	ND@0.5	ND@0.5 J
CHLOROFORM (TRICHLOROMETHANE)	ug/l	ND@0.5	ND@0.5	ND@0.5	ND@0.5	ND@0.5	ND@0.5 J
CHLOROMETHANE	ug/l	ND@0.5	ND@0.5	ND@0.5	ND@0.5	ND@0.5	ND@0.5 J
CIS-1,2-DICHLOROETHENE	ug/l	ND@0.5	ND@0.5	ND@0.5	ND@0.5	ND@0.5	ND@0.5 J
CIS-1,3-DICHLOROPROPENE	ug/l	ND@0.5	ND@0.5	ND@0.5	ND@0.5	ND@0.5	ND@0.5 J
CYCLOHEXANE	ug/l	ND@0.5	ND@0.5	ND@0.5	ND@0.5	ND@0.5 J	ND@0.5 J
DICHLORODIFLUOROMETHANE (FREON 12)	ug/l	ND@0.5	ND@0.5	ND@0.5	ND@0.5	ND@0.5	ND@0.5 J
ETHYLBENZENE	ug/l	ND@0.5	ND@0.5	ND@0.5	ND@0.5	ND@0.5	ND@0.5 J
ISOPROPYLBENZENE	ug/l	ND@0.5	ND@0.5	ND@0.5	ND@0.5	ND@0.5	ND@0.5 J
M,P-XYLENE	ug/l	ND@0.5	ND@0.5	ND@0.5	ND@0.5	ND@0.5	ND@0.5 J
METHYL ACETATE	ug/l	ND@1.0 J	ND@1.0	ND@1	ND@1	ND@1.0	ND@1.0 J
METHYL BUTYL KETONE (2-HEXANONE)	ug/l	ND@5.0	ND@5.0	ND@5	ND@5	ND@5.0	ND@5.0 J
METHYL CYCLOHEXANE	ug/l	ND@0.5	ND@0.5	ND@0.5	ND@0.5 J	ND@0.5	ND@0.5 J
METHYL ETHYL KETONE (MEK, 2-BUTANONE)	ug/l	ND@5.0 J	ND@5.0	ND@5	ND@5 J	ND@5.0	ND@5.0 J
METHYL TERT-BUTYL ETHER (MTBE)	ug/l	ND@0.5	ND@0.5	ND@0.5	ND@0.5	ND@0.5	ND@0.5 J
METHYLENE CHLORIDE (DICHLOROMETHANE)	ug/l	ND@0.5	ND@0.5	ND@0.5	ND@0.5	ND@0.5	ND@0.5 J
MIBK (4-METHYL-2-PENTANONE)	ug/l	ND@5.0	ND@5.0	ND@5	ND@5	ND@5.0	ND@5.0 J
O-XYLENE	ug/l	ND@0.5	ND@0.5	ND@0.5	ND@0.5	ND@0.5	ND@0.5 J
STYRENE	ug/l	ND@0.5	ND@0.5	ND@0.5	ND@0.5	ND@0.5	ND@0.5 J
TETRACHLOROETHENE	ug/l	ND@0.5	ND@0.5	ND@0.5	ND@0.5	ND@0.5	ND@0.5 J
TOLUENE	ug/l	ND@0.5	ND@0.5	ND@0.5	ND@0.5	ND@0.5	ND@0.5 J
TRANS-1,2-DICHLOROETHENE	ug/l	ND@0.5	ND@0.5	ND@0.5	ND@0.5	ND@0.5	ND@0.5 J
TRANS-1,3-DICHLOROPROPENE	ug/l	ND@0.5	ND@0.5	ND@0.5	ND@0.5	ND@0.5	ND@0.5 J
TRICHLOROETHENE	ug/l	ND@0.5	ND@0.5	ND@0.5	ND@0.5	6	4.1 J
TRICHLOROFLUOROMETHANE (FREON 11)	ug/l	ND@0.5	ND@0.5	ND@0.5	ND@0.5 J	ND@0.5	ND@0.5 J
VINYL CHLORIDE	ug/l	ND@0.5	ND@0.5	ND@0.5	ND@0.5	ND@0.5	ND@0.5 J

Endicott, New York
Groundwater Analytical Chemistry Data
January 1, 2012 - December 31, 2012

Sample Location		EN-446A	EN-446A	EN-446B	EN-446B	EN-446B	EN-446B
Sample Description		GW MON WELL	GW MON WELL	GW MON WELL	GW MON WELL	GW MON WELL	GW MON WELL
Sample Date		08/26/2012	11/11/2012	02/27/2012	05/24/2012	08/26/2012	11/11/2012
Laboratory Sample I.D.		6770994	6857535	6561775	6669103	6770995	6857536
Parameter	**Units**						
1,1,1-TRICHLOROETHANE	ug/l	0.2 J	9.3	0.3 J	0.2 J	0.2 J	7.1
1,1,2,2-TETRACHLOROETHANE	ug/l	ND@0.5 J	ND@0.5	ND@0.5	ND@0.5 J	ND@0.5 J	ND@0.5
1,1,2-TRICHLORO-1,2,2-TRIFLUOROETHANE	ug/l	ND@0.5 J	ND@0.5 J	ND@0.5	ND@0.5 J	ND@0.5 J	ND@0.5 J
1,1,2-TRICHLOROETHANE	ug/l	ND@0.5 J	ND@0.5	ND@0.5	ND@0.5 J	ND@0.5 J	ND@0.5
1,1-DICHLOROETHANE	ug/l	0.3 J	0.3 J	0.2 J	ND@0.5 J	0.3 J	0.3 J
1,1-DICHLOROETHENE	ug/l	ND@0.5 J	ND@0.5	ND@0.5	ND@0.5 J	ND@0.5 J	ND@0.5
1,2,4-TRICHLOROBENZENE	ug/l	ND@0.5 J	ND@0.5	ND@0.5 J	ND@0.5 J	ND@0.5 J	ND@0.5
1,2-DIBROMO-3-CHLOROPROPANE	ug/l	ND@0.5 J	ND@0.5	ND@0.5	ND@0.5 J	ND@0.5 J	ND@0.5
1,2-DIBROMOETHANE (EDB)	ug/l	ND@0.5 J	ND@0.5	ND@0.5	ND@0.5 J	ND@0.5 J	ND@0.5
1,2-DICHLORO-1,2,2-TRIFLUOROETHANE	ug/l	ND@0.5 J	ND@0.5	ND@0.5	ND@0.5 J	ND@0.5 J	ND@0.5
1,2-DICHLOROBENZENE	ug/l	ND@0.5 J	ND@0.5	ND@0.5	ND@0.5 J	ND@0.5 J	ND@0.5
1,2-DICHLOROETHANE (EDC)	ug/l	ND@0.5 J	ND@0.5	ND@0.5	ND@0.5 J	ND@0.5 J	ND@0.5
1,2-DICHLOROPROPANE	ug/l	ND@0.5 J	ND@0.5	ND@0.5	ND@0.5 J	ND@0.5 J	ND@0.5
1,3-DICHLOROBENZENE	ug/l	ND@0.5 J	ND@0.5	ND@0.5	ND@0.5 J	ND@0.5 J	ND@0.5
1,4-DICHLOROBENZENE	ug/l	ND@0.5 J	ND@0.5	ND@0.5	ND@0.5 J	ND@0.5 J	ND@0.5
ACETONE	ug/l	ND@5 J	ND@5	ND@5.0 J	ND@5.0 J	ND@5 J	ND@5
BENZENE	ug/l	ND@0.5 J	ND@0.5	ND@0.5	ND@0.5 J	ND@0.5 J	ND@0.5
BROMODICHLOROMETHANE	ug/l	ND@0.5 J	ND@0.5	ND@0.5	ND@0.5 J	ND@0.5 J	ND@0.5
BROMOFORM (TRIBROMOMETHANE)	ug/l	ND@0.5 J	ND@0.5	ND@0.5	ND@0.5 J	ND@0.5 J	ND@0.5
BROMOMETHANE	ug/l	ND@0.5 J	ND@0.5	ND@0.5	ND@0.5 J	ND@0.5 J	ND@0.5
CARBON DISULFIDE	ug/l	ND@0.5 J	ND@0.5	ND@0.5	ND@0.5 J	ND@0.5 J	ND@0.5
CARBON TETRACHLORIDE	ug/l	ND@0.5 J	ND@0.5	ND@0.5	ND@0.5 J	ND@0.5 J	ND@0.5
CHLOROBENZENE	ug/l	ND@0.5 J	ND@0.5	ND@0.5	ND@0.5 J	ND@0.5 J	ND@0.5
CHLORODIBROMOMETHANE	ug/l	ND@0.5 J	ND@0.5	ND@0.5	ND@0.5 J	ND@0.5 J	ND@0.5
CHLOROETHANE	ug/l	ND@0.5 J	ND@0.5	ND@0.5	ND@0.5 J	ND@0.5 J	ND@0.5
CHLOROFORM (TRICHLOROMETHANE)	ug/l	ND@0.5 J	ND@0.5	ND@0.5	ND@0.5 J	ND@0.5 J	ND@0.5
CHLOROMETHANE	ug/l	ND@0.5 J	ND@0.5	ND@0.5	ND@0.5 J	ND@0.5 J	ND@0.5
CIS-1,2-DICHLOROETHENE	ug/l	ND@0.5 J	ND@0.5	0.1 J	ND@0.5 J	ND@0.5 J	ND@0.5
CIS-1,3-DICHLOROPROPENE	ug/l	ND@0.5 J	ND@0.5	ND@0.5	ND@0.5 J	ND@0.5 J	ND@0.5
CYCLOHEXANE	ug/l	ND@0.5 J	ND@0.5	ND@0.5 J	ND@0.5 J	ND@0.5 J	ND@0.5
DICHLORODIFLUOROMETHANE (FREON 12)	ug/l	ND@0.5 J	ND@0.5	ND@0.5	ND@0.5 J	ND@0.5 J	ND@0.5
ETHYLBENZENE	ug/l	ND@0.5 J	ND@0.5	ND@0.5	ND@0.5 J	ND@0.5 J	ND@0.5
ISOPROPYLBENZENE	ug/l	ND@0.5 J	ND@0.5	ND@0.5	ND@0.5 J	ND@0.5 J	ND@0.5
M,P-XYLENE	ug/l	ND@0.5 J	ND@0.5	ND@0.5	ND@0.5 J	ND@0.5 J	ND@0.5
METHYL ACETATE	ug/l	ND@1 J	ND@1	ND@1.0	ND@1.0 J	ND@1 J	ND@1
METHYL BUTYL KETONE (2-HEXANONE)	ug/l	ND@5 J	ND@5	ND@5.0	ND@5.0 J	ND@5 J	ND@5
METHYL CYCLOHEXANE	ug/l	ND@0.5 J	ND@0.5	ND@0.5	ND@0.5 J	ND@0.5 J	ND@0.5
METHYL ETHYL KETONE (MEK, 2-BUTANONE)	ug/l	ND@5 J	ND@5	ND@5.0	ND@5.0 J	ND@5 J	ND@5
METHYL TERT-BUTYL ETHER (MTBE)	ug/l	ND@0.5 J	ND@0.5	ND@0.5	ND@0.5 J	ND@0.5 J	ND@0.5
METHYLENE CHLORIDE (DICHLOROMETHANE)	ug/l	ND@0.5 J	ND@0.5	ND@0.5	ND@0.5 J	ND@0.5 J	ND@0.5
MIBK (4-METHYL-2-PENTANONE)	ug/l	ND@5 J	ND@5	ND@5.0	ND@5.0 J	ND@5 J	ND@5
O-XYLENE	ug/l	ND@0.5 J	ND@0.5	ND@0.5	ND@0.5 J	ND@0.5 J	ND@0.5
STYRENE	ug/l	ND@0.5 J	ND@0.5	ND@0.5	ND@0.5 J	ND@0.5 J	ND@0.5
TETRACHLOROETHENE	ug/l	ND@0.5 J	ND@0.5	ND@0.5	ND@0.5 J	ND@0.5 J	ND@0.5
TOLUENE	ug/l	ND@0.5 J	ND@0.5	ND@0.5	ND@0.5 J	ND@0.5 J	ND@0.5
TRANS-1,2-DICHLOROETHENE	ug/l	ND@0.5 J	ND@0.5	ND@0.5	ND@0.5 J	ND@0.5 J	ND@0.5
TRANS-1,3-DICHLOROPROPENE	ug/l	ND@0.5 J	ND@0.5	ND@0.5	ND@0.5 J	ND@0.5 J	ND@0.5
TRICHLOROETHENE	ug/l	3.6 J	5.5	5.6	5.1 J	4.1 J	4.3
TRICHLOROFLUOROMETHANE (FREON 11)	ug/l	ND@0.5 J	ND@0.5	ND@0.5	ND@0.5 J	ND@0.5 J	ND@0.5
VINYL CHLORIDE	ug/l	ND@0.5 J	ND@0.5	ND@0.5	ND@0.5 J	ND@0.5 J	ND@0.5

Endicott, New York
Groundwater Analytical Chemistry Data
January 1, 2012 - December 31, 2012

Sample Location		EN-447A	EN-447A	EN-447A	EN-447A	EN-447B	EN-447B
Sample Description		GW MON WELL	GW MON WELL	GW MON WELL	GW MON WELL	GW MON WELL	GW MON WELL
Sample Date		02/10/2012	05/21/2012	08/09/2012	11/27/2012	02/10/2012	05/21/2012
Laboratory Sample I.D.		6546806	6664874	6752275	6876550	6546807	6664875
Parameter	**Units**						
1,1,1-TRICHLOROETHANE	ug/l	0.6	0.6	0.6	0.7	0.5	0.6
1,1,2,2-TETRACHLOROETHANE	ug/l	ND@0.5	ND@0.5	ND@0.5	ND@0.5	ND@0.5	ND@0.5
1,1,2-TRICHLORO-1,2,2-TRIFLUOROETHANE	ug/l	ND@0.5	ND@0.5	ND@0.5	ND@0.5	ND@0.5	ND@0.5
1,1,2-TRICHLOROETHANE	ug/l	ND@0.5	ND@0.5	ND@0.5	ND@0.5	ND@0.5	ND@0.5
1,1-DICHLOROETHANE	ug/l	ND@0.5	ND@0.5	0.2 J	0.2 J	0.2 J	0.6
1,1-DICHLOROETHENE	ug/l	ND@0.5	ND@0.5	ND@0.5	ND@0.5	ND@0.5	ND@0.5
1,2,4-TRICHLOROBENZENE	ug/l	ND@0.5	ND@0.5	ND@0.5 J	ND@0.5	ND@0.5	ND@0.5
1,2-DIBROMO-3-CHLOROPROPANE	ug/l	ND@0.5	ND@0.5	ND@0.5	ND@0.5 J	ND@0.5	ND@0.5
1,2-DIBROMOETHANE (EDB)	ug/l	ND@0.5	ND@0.5	ND@0.5	ND@0.5	ND@0.5	ND@0.5
1,2-DICHLORO-1,2,2-TRIFLUOROETHANE	ug/l	ND@0.5	ND@0.5	ND@0.5	ND@0.5	ND@0.5	ND@0.5
1,2-DICHLOROBENZENE	ug/l	ND@0.5	ND@0.5	ND@0.5	ND@0.5	ND@0.5	ND@0.5
1,2-DICHLOROETHANE (EDC)	ug/l	ND@0.5	ND@0.5	ND@0.5	ND@0.5	ND@0.5	ND@0.5
1,2-DICHLOROPROPANE	ug/l	ND@0.5	ND@0.5	ND@0.5	ND@0.5	ND@0.5	ND@0.5
1,3-DICHLOROBENZENE	ug/l	ND@0.5	ND@0.5	ND@0.5	ND@0.5	ND@0.5	ND@0.5
1,4-DICHLOROBENZENE	ug/l	ND@0.5	ND@0.5	ND@0.5	ND@0.5	ND@0.5	ND@0.5
ACETONE	ug/l	ND@5.0	ND@5.0	ND@5	ND@5	ND@5.0	ND@5.0
BENZENE	ug/l	ND@0.5	ND@0.5	ND@0.5	ND@0.5	ND@0.5	ND@0.5
BROMODICHLOROMETHANE	ug/l	ND@0.5	ND@0.5	ND@0.5	ND@0.5	ND@0.5	ND@0.5
BROMOFORM (TRIBROMOMETHANE)	ug/l	ND@0.5	ND@0.5	ND@0.5	ND@0.5	ND@0.5	ND@0.5
BROMOMETHANE	ug/l	ND@0.5	ND@0.5	ND@0.5	ND@0.5	ND@0.5	ND@0.5
CARBON DISULFIDE	ug/l	ND@0.5 J	ND@0.5	ND@0.5	ND@0.5	ND@0.5 J	ND@0.5
CARBON TETRACHLORIDE	ug/l	ND@0.5	ND@0.5	ND@0.5	ND@0.5	ND@0.5	ND@0.5
CHLOROBENZENE	ug/l	ND@0.5	ND@0.5	ND@0.5	ND@0.5	ND@0.5	ND@0.5
CHLORODIBROMOMETHANE	ug/l	ND@0.5	ND@0.5	ND@0.5	ND@0.5	ND@0.5	ND@0.5
CHLOROETHANE	ug/l	ND@0.5	ND@0.5	ND@0.5	ND@0.5	ND@0.5	ND@0.5
CHLOROFORM (TRICHLOROMETHANE)	ug/l	ND@0.5	ND@0.5	ND@0.5	ND@0.5	ND@0.5	ND@0.5
CHLOROMETHANE	ug/l	ND@0.5	ND@0.5	ND@0.5	ND@0.5	ND@0.5	ND@0.5
CIS-1,2-DICHLOROETHENE	ug/l	0.1 J	0.2 J	0.1 J	0.2 J	0.2 J	0.2 J
CIS-1,3-DICHLOROPROPENE	ug/l	ND@0.5	ND@0.5	ND@0.5	ND@0.5	ND@0.5	ND@0.5
CYCLOHEXANE	ug/l	ND@0.5 J	ND@0.5	ND@0.5	ND@0.5	ND@0.5 J	ND@0.5
DICHLORODIFLUOROMETHANE (FREON 12)	ug/l	ND@0.5	ND@0.5	ND@0.5	ND@0.5	ND@0.5	ND@0.5
ETHYLBENZENE	ug/l	ND@0.5	ND@0.5	ND@0.5	ND@0.5	ND@0.5	ND@0.5
ISOPROPYLBENZENE	ug/l	ND@0.5	ND@0.5	ND@0.5	ND@0.5	ND@0.5	ND@0.5
M,P-XYLENE	ug/l	ND@0.5	ND@0.5	ND@0.5	ND@0.5	ND@0.5	ND@0.5
METHYL ACETATE	ug/l	ND@1.0	ND@1.0	ND@1	ND@1	ND@1.0	ND@1.0
METHYL BUTYL KETONE (2-HEXANONE)	ug/l	ND@5.0	ND@5.0	ND@5	ND@5	ND@5.0	ND@5.0
METHYL CYCLOHEXANE	ug/l	ND@0.5	ND@0.5	ND@0.5	ND@0.5	ND@0.5	ND@0.5
METHYL ETHYL KETONE (MEK, 2-BUTANONE)	ug/l	ND@5.0	ND@5.0	ND@5	ND@5	ND@5.0	ND@5.0
METHYL TERT-BUTYL ETHER (MTBE)	ug/l	ND@0.5	ND@0.5	ND@0.5	ND@0.5	ND@0.5	ND@0.5
METHYLENE CHLORIDE (DICHLOROMETHANE)	ug/l	ND@0.5	ND@0.5	ND@0.5	ND@0.5	ND@0.5	ND@0.5
MIBK (4-METHYL-2-PENTANONE)	ug/l	ND@5.0	ND@5.0	ND@5	ND@5	ND@5.0	ND@5.0
O-XYLENE	ug/l	ND@0.5	ND@0.5	ND@0.5	ND@0.5	ND@0.5	ND@0.5
STYRENE	ug/l	ND@0.5	ND@0.5	ND@0.5	ND@0.5	ND@0.5	ND@0.5
TETRACHLOROETHENE	ug/l	ND@0.5	ND@0.5	ND@0.5	ND@0.5	ND@0.5	ND@0.5
TOLUENE	ug/l	ND@0.5	ND@0.5	ND@0.5	ND@0.5	ND@0.5	ND@0.5
TRANS-1,2-DICHLOROETHENE	ug/l	ND@0.5	ND@0.5	ND@0.5	ND@0.5	ND@0.5	ND@0.5
TRANS-1,3-DICHLOROPROPENE	ug/l	ND@0.5	ND@0.5	ND@0.5	ND@0.5	ND@0.5	ND@0.5
TRICHLOROETHENE	ug/l	20	25	22	31	25	21
TRICHLOROFLUOROMETHANE (FREON 11)	ug/l	ND@0.5	ND@0.5	ND@0.5	ND@0.5	ND@0.5	ND@0.5
VINYL CHLORIDE	ug/l	ND@0.5	ND@0.5	ND@0.5	ND@0.5	ND@0.5	ND@0.5

Endicott, New York
Groundwater Analytical Chemistry Data
January 1, 2012 - December 31, 2012

Sample Location		EN-447B	EN-447B	EN-447T	EN-447T	EN-447T	EN-447T
Sample Description		GW MON WELL	GW MON WELL	GW EXTR WELL	GW EXTR WELL	GW EXTR WELL	GW EXTR WELL
Sample Date		08/09/2012	11/27/2012	01/04/2012	02/09/2012	03/05/2012	04/04/2012
Laboratory Sample I.D.		6752276	6876551	6514943	6545828	6567291	6607282
Parameter	**Units**						
1,1,1-TRICHLOROETHANE	ug/l	0.6	0.7	ND@1.0	1	0.8	1.1
1,1,2,2-TETRACHLOROETHANE	ug/l	ND@0.5	ND@0.5	ND@0.5	ND@0.5	ND@0.5	ND@0.5
1,1,2-TRICHLORO-1,2,2-TRIFLUOROETHANE	ug/l	ND@0.5	ND@0.5	ND@0.5	ND@0.5	ND@0.5	ND@0.5
1,1,2-TRICHLOROETHANE	ug/l	ND@0.5	ND@0.5	ND@0.5	ND@0.5	ND@0.5	ND@0.5
1,1-DICHLOROETHANE	ug/l	0.5 J	0.4 J	0.3 J	0.3 J	0.3 J	0.4 J
1,1-DICHLOROETHENE	ug/l	ND@0.5	ND@0.5	0.1 J	0.1 J	ND@0.5	ND@0.5
1,2,4-TRICHLOROBENZENE	ug/l	ND@0.5 J	ND@0.5	ND@0.5	ND@0.5	ND@0.5	ND@0.5
1,2-DIBROMO-3-CHLOROPROPANE	ug/l	ND@0.5	ND@0.5 J	ND@0.5 J	ND@0.5 J	ND@0.5	ND@0.5
1,2-DIBROMOETHANE (EDB)	ug/l	ND@0.5	ND@0.5	ND@0.5	ND@0.5	ND@0.5	ND@0.5
1,2-DICHLORO-1,2,2-TRIFLUOROETHANE	ug/l	ND@0.5	ND@0.5	ND@0.5	ND@0.5	ND@0.5	ND@0.5 J
1,2-DICHLOROBENZENE	ug/l	ND@0.5	ND@0.5	ND@0.5	ND@0.5	ND@0.5	ND@0.5
1,2-DICHLOROETHANE (EDC)	ug/l	ND@0.5	ND@0.5	ND@0.5	ND@0.5	ND@0.5	ND@0.5
1,2-DICHLOROPROPANE	ug/l	ND@0.5	ND@0.5	ND@0.5	ND@0.5	ND@0.5	ND@0.5
1,3-DICHLOROBENZENE	ug/l	ND@0.5	ND@0.5	ND@0.5	ND@0.5	ND@0.5	ND@0.5
1,4-DICHLOROBENZENE	ug/l	ND@0.5	ND@0.5	ND@0.5	ND@0.5	ND@0.5	ND@0.5
ACETONE	ug/l	ND@5	ND@5	ND@5.0	ND@5.0	ND@5.0	ND@5.0
BENZENE	ug/l	ND@0.5	ND@0.5	ND@0.5	ND@0.5	ND@0.5	ND@0.5
BROMODICHLOROMETHANE	ug/l	ND@0.5	ND@0.5	ND@0.5	ND@0.5	ND@0.5	ND@0.5
BROMOFORM (TRIBROMOMETHANE)	ug/l	ND@0.5	ND@0.5	ND@0.5	ND@0.5	ND@0.5	ND@0.5
BROMOMETHANE	ug/l	ND@0.5	ND@0.5	ND@0.5	ND@0.5	ND@0.5	ND@0.5
CARBON DISULFIDE	ug/l	ND@0.5	ND@0.5	ND@0.5	ND@0.5	ND@0.5	ND@0.5
CARBON TETRACHLORIDE	ug/l	ND@0.5	ND@0.5	ND@0.5	ND@0.5	ND@0.5	ND@0.5
CHLOROBENZENE	ug/l	ND@0.5	ND@0.5	ND@0.5	ND@0.5	ND@0.5	ND@0.5
CHLORODIBROMOMETHANE	ug/l	ND@0.5	ND@0.5	ND@0.5	ND@0.5	ND@0.5	ND@0.5
CHLOROETHANE	ug/l	ND@0.5	ND@0.5	ND@0.5	ND@0.5	ND@0.5	ND@0.5
CHLOROFORM (TRICHLOROMETHANE)	ug/l	ND@0.5	ND@0.5	0.2 J	0.2 J	0.1 J	0.2 J
CHLOROMETHANE	ug/l	ND@0.5	ND@0.5	ND@0.5	ND@0.5	ND@0.5	ND@0.5
CIS-1,2-DICHLOROETHENE	ug/l	0.2 J	0.2 J	0.8	0.8	0.9	0.8
CIS-1,3-DICHLOROPROPENE	ug/l	ND@0.5	ND@0.5	ND@0.5	ND@0.5	ND@0.5	ND@0.5
CYCLOHEXANE	ug/l	ND@0.5	ND@0.5	ND@0.5	ND@0.5	ND@0.5	ND@0.5
DICHLORODIFLUOROMETHANE (FREON 12)	ug/l	ND@0.5	ND@0.5	ND@0.5	ND@0.5	ND@0.5	ND@0.5
ETHYLBENZENE	ug/l	ND@0.5	ND@0.5	ND@0.5	ND@0.5	ND@0.5	ND@0.5
ISOPROPYLBENZENE	ug/l	ND@0.5	ND@0.5	ND@0.5	ND@0.5	ND@0.5	ND@0.5
M,P-XYLENE	ug/l	ND@0.5	ND@0.5	ND@0.5	ND@0.5	ND@0.5	ND@0.5
METHYL ACETATE	ug/l	ND@1	ND@1	ND@1.0	ND@1.0	ND@1.0	ND@1.0
METHYL BUTYL KETONE (2-HEXANONE)	ug/l	ND@5	ND@5	ND@5.0	ND@5.0	ND@5.0	ND@5.0
METHYL CYCLOHEXANE	ug/l	ND@0.5	ND@0.5	ND@0.5	ND@0.5	ND@0.5	ND@0.5
METHYL ETHYL KETONE (MEK, 2-BUTANONE)	ug/l	ND@5	ND@5	ND@5.0 J	ND@5.0 J	ND@5.0	ND@5.0
METHYL TERT-BUTYL ETHER (MTBE)	ug/l	ND@0.5	ND@0.5	ND@0.5	ND@0.5	ND@0.5	ND@0.5
METHYLENE CHLORIDE (DICHLOROMETHANE)	ug/l	ND@0.5	ND@0.5	ND@0.5	ND@0.5	ND@0.5	ND@0.5
MIBK (4-METHYL-2-PENTANONE)	ug/l	ND@5	ND@5	ND@5.0	ND@5.0	ND@5.0	ND@5.0
O-XYLENE	ug/l	ND@0.5	ND@0.5	ND@0.5	ND@0.5	ND@0.5	ND@0.5
STYRENE	ug/l	ND@0.5	ND@0.5	ND@0.5	ND@0.5	ND@0.5	ND@0.5
TETRACHLOROETHENE	ug/l	0.1 J	0.1 J	2.7	2.6	2.2	2.9
TOLUENE	ug/l	ND@0.5	ND@0.5	ND@0.5	ND@0.5	ND@0.5	ND@0.5
TRANS-1,2-DICHLOROETHENE	ug/l	ND@0.5	ND@0.5	ND@0.5	ND@0.5	ND@0.5	ND@0.5
TRANS-1,3-DICHLOROPROPENE	ug/l	ND@0.5	ND@0.5	ND@0.5	ND@0.5	ND@0.5	ND@0.5
TRICHLOROETHENE	ug/l	23	22	38	36	35	35
TRICHLOROFLUOROMETHANE (FREON 11)	ug/l	ND@0.5	ND@0.5	ND@0.5	ND@0.5	ND@0.5	ND@0.5
VINYL CHLORIDE	ug/l	ND@0.5	ND@0.5	ND@0.5	ND@0.5	ND@0.5	ND@0.5

Endicott, New York
Groundwater Analytical Chemistry Data
January 1, 2012 - December 31, 2012

Sample Location		EN-447T	EN-447T	EN-447T	EN-447T	EN-447T	EN-447T
Sample Description		GW EXTR WELL	GW EXTR WELL	GW EXTR WELL	GW EXTR WELL	GW EXTR WELL	GW EXTR WELL
Sample Date		05/07/2012	06/11/2012	07/09/2012	08/01/2012	09/10/2012	10/02/2012
Laboratory Sample I.D.		6643673	6684277	6714526	6742216	6784246	6810747
Parameter	**Units**						
1,1,1-TRICHLOROETHANE	ug/l	0.9	1.3	0.9	0.9	0.8	0.8
1,1,2,2-TETRACHLOROETHANE	ug/l	ND@0.5	ND@0.5	ND@0.5	ND@0.5	ND@0.5	ND@0.5
1,1,2-TRICHLORO-1,2,2-TRIFLUOROETHANE	ug/l	ND@0.5	ND@0.5	ND@0.5	ND@0.5	ND@0.5	ND@0.5
1,1,2-TRICHLOROETHANE	ug/l	ND@0.5	ND@0.5	ND@0.5	ND@0.5	ND@0.5	ND@0.5
1,1-DICHLOROETHANE	ug/l	0.3 J	0.5 J	0.3 J	0.3 J	0.3 J	0.3 J
1,1-DICHLOROETHENE	ug/l	ND@0.5	ND@0.5	ND@0.5	ND@0.5	ND@0.5	ND@0.5
1,2,4-TRICHLOROBENZENE	ug/l	ND@0.5	ND@0.5	ND@0.5	ND@0.5	ND@0.5	ND@0.5
1,2-DIBROMO-3-CHLOROPROPANE	ug/l	ND@0.5	ND@0.5	ND@0.5 J	ND@0.5	ND@0.5 J	ND@0.5 J
1,2-DIBROMOETHANE (EDB)	ug/l	ND@0.5	ND@0.5	ND@0.5	ND@0.5	ND@0.5	ND@0.5
1,2-DICHLORO-1,2,2-TRIFLUOROETHANE	ug/l	ND@0.5	ND@0.5	ND@0.5	ND@0.5	ND@0.5	ND@0.5
1,2-DICHLOROBENZENE	ug/l	ND@0.5	ND@0.5	ND@0.5	ND@0.5	ND@0.5	ND@0.5
1,2-DICHLOROETHANE (EDC)	ug/l	ND@0.5	ND@0.5	ND@0.5	ND@0.5	ND@0.5	ND@0.5
1,2-DICHLOROPROPANE	ug/l	ND@0.5	ND@0.5	ND@0.5	ND@0.5	ND@0.5	ND@0.5
1,3-DICHLOROBENZENE	ug/l	ND@0.5	ND@0.5	ND@0.5	ND@0.5	ND@0.5	ND@0.5
1,4-DICHLOROBENZENE	ug/l	ND@0.5	ND@0.5	ND@0.5	ND@0.5	ND@0.5	ND@0.5
ACETONE	ug/l	ND@5.0	ND@5.0	ND@5.0	ND@5	ND@5 J	ND@5
BENZENE	ug/l	ND@0.5	ND@0.5	ND@0.5	ND@0.5	ND@0.5	ND@0.5
BROMODICHLOROMETHANE	ug/l	ND@0.5	ND@0.5	ND@0.5	ND@0.5	ND@0.5	ND@0.5
BROMOFORM (TRIBROMOMETHANE)	ug/l	ND@0.5	ND@0.5 J	ND@0.5	ND@0.5	ND@0.5	ND@0.5
BROMOMETHANE	ug/l	ND@0.5	ND@0.5	ND@0.5	ND@0.5	ND@0.5	ND@0.5
CARBON DISULFIDE	ug/l	ND@0.5	ND@0.5	ND@0.5	ND@0.5 J	ND@0.5	ND@0.5
CARBON TETRACHLORIDE	ug/l	ND@0.5	ND@0.5	ND@0.5	ND@0.5	ND@0.5	ND@0.5
CHLOROBENZENE	ug/l	ND@0.5	ND@0.5	ND@0.5	ND@0.5	ND@0.5	ND@0.5
CHLORODIBROMOMETHANE	ug/l	ND@0.5	ND@0.5	ND@0.5	ND@0.5	ND@0.5	ND@0.5
CHLOROETHANE	ug/l	ND@0.5	ND@0.5	ND@0.5	ND@0.5	ND@0.5	ND@0.5
CHLOROFORM (TRICHLOROMETHANE)	ug/l	0.1 J	0.2 J	0.1 J	0.1 J	0.1 J	0.1 J
CHLOROMETHANE	ug/l	ND@0.5	ND@0.5	ND@0.5	ND@0.5	ND@0.5	ND@0.5
CIS-1,2-DICHLOROETHENE	ug/l	0.9	0.9	0.7	0.6	0.7	0.6
CIS-1,3-DICHLOROPROPENE	ug/l	ND@0.5	ND@0.5	ND@0.5	ND@0.5	ND@0.5	ND@0.5
CYCLOHEXANE	ug/l	ND@0.5	ND@0.5	ND@0.5	ND@0.5	ND@0.5	ND@0.5
DICHLORODIFLUOROMETHANE (FREON 12)	ug/l	ND@0.5 J	ND@0.5	ND@0.5	ND@0.5	ND@0.5	ND@0.5
ETHYLBENZENE	ug/l	ND@0.5	ND@0.5	ND@0.5	ND@0.5	ND@0.5	ND@0.5
ISOPROPYLBENZENE	ug/l	ND@0.5	ND@0.5	ND@0.5	ND@0.5	ND@0.5	ND@0.5
M,P-XYLENE	ug/l	ND@0.5	ND@0.5	ND@0.5	ND@0.5	ND@0.5	ND@0.5
METHYL ACETATE	ug/l	ND@1.0	ND@1.0	ND@1.0	ND@1	ND@1	ND@1
METHYL BUTYL KETONE (2-HEXANONE)	ug/l	ND@5.0	ND@5.0	ND@5.0	ND@5	ND@5	ND@5
METHYL CYCLOHEXANE	ug/l	ND@0.5	ND@0.5	ND@0.5	ND@0.5	ND@0.5	ND@0.5
METHYL ETHYL KETONE (MEK, 2-BUTANONE)	ug/l	ND@5.0	ND@5.0	ND@5.0	ND@5	ND@5	ND@5
METHYL TERT-BUTYL ETHER (MTBE)	ug/l	ND@0.5	ND@0.5	ND@0.5	ND@0.5	ND@0.5	ND@0.5
METHYLENE CHLORIDE (DICHLOROMETHANE)	ug/l	ND@0.5	ND@0.5	ND@0.5	ND@0.5	ND@0.5	ND@0.5
MIBK (4-METHYL-2-PENTANONE)	ug/l	ND@5.0	ND@5.0	ND@5.0	ND@5	ND@5	ND@5
O-XYLENE	ug/l	ND@0.5	ND@0.5	ND@0.5	ND@0.5	ND@0.5	ND@0.5
STYRENE	ug/l	ND@0.5	ND@0.5	ND@0.5	ND@0.5	ND@0.5	ND@0.5
TETRACHLOROETHENE	ug/l	2.5	3.4	2.7	2.6	2.6	2.3
TOLUENE	ug/l	ND@0.5	ND@0.5	ND@0.5	ND@0.5	ND@0.5	ND@0.5
TRANS-1,2-DICHLOROETHENE	ug/l	ND@0.5	ND@0.5	ND@0.5	ND@0.5	ND@0.5	ND@0.5
TRANS-1,3-DICHLOROPROPENE	ug/l	ND@0.5	ND@0.5	ND@0.5	ND@0.5	ND@0.5	ND@0.5
TRICHLOROETHENE	ug/l	34	30	33	29	30	26
TRICHLOROFLUOROMETHANE (FREON 11)	ug/l	ND@0.5	ND@0.5	ND@0.5	ND@0.5	ND@0.5	ND@0.5
VINYL CHLORIDE	ug/l	ND@0.5	ND@0.5	ND@0.5	ND@0.5	ND@0.5	ND@0.5

Endicott, New York
Groundwater Analytical Chemistry Data
January 1, 2012 - December 31, 2012

Sample Location		EN-447T	EN-447T	EN-448	EN-448	EN-449	EN-449
Sample Description		GW EXTR WELL	GW EXTR WELL	GW MON WELL	GW MON WELL	GW MON WELL	GW MON WELL
Sample Date		11/05/2012	12/03/2012	05/22/2012	08/23/2012	02/09/2012	05/01/2012
Laboratory Sample I.D.		6849284	6881120	6664894	6767550	6546822	6638768
Parameter	**Units**						
1,1,1-TRICHLOROETHANE	ug/l	1	1.4	0.4 J	0.4 J	4.1	4.2
1,1,2,2-TETRACHLOROETHANE	ug/l	ND@0.5	ND@0.5	ND@0.5	ND@0.5	ND@0.5	ND@0.5
1,1,2-TRICHLORO-1,2,2-TRIFLUOROETHANE	ug/l	ND@0.5	ND@0.5	ND@0.5	ND@0.5	ND@0.5	ND@0.5
1,1,2-TRICHLOROETHANE	ug/l	ND@0.5	ND@0.5	ND@0.5	ND@0.5	ND@0.5	ND@0.5
1,1-DICHLOROETHANE	ug/l	0.3 J	0.2 J	0.1 J	0.1 J	ND@0.5	ND@0.5
1,1-DICHLOROETHENE	ug/l	ND@0.5	ND@0.5	ND@0.5	0.2 J	ND@0.5	ND@0.5
1,2,4-TRICHLOROBENZENE	ug/l	ND@0.5	ND@0.5	ND@0.5 J	ND@0.5	ND@0.5	ND@0.5
1,2-DIBROMO-3-CHLOROPROPANE	ug/l	ND@0.5	ND@0.5	ND@0.5	ND@0.5	ND@0.5 J	ND@0.5
1,2-DIBROMOETHANE (EDB)	ug/l	ND@0.5	ND@0.5	ND@0.5	ND@0.5	ND@0.5	ND@0.5
1,2-DICHLORO-1,2,2-TRIFLUOROETHANE	ug/l	ND@0.5	ND@0.5	ND@0.5	ND@0.5 J	ND@0.5	ND@0.5
1,2-DICHLOROBENZENE	ug/l	ND@0.5	ND@0.5	ND@0.5	ND@0.5	ND@0.5	ND@0.5
1,2-DICHLOROETHANE (EDC)	ug/l	ND@0.5	ND@0.5	ND@0.5	ND@0.5	ND@0.5	ND@0.5
1,2-DICHLOROPROPANE	ug/l	ND@0.5	ND@0.5	ND@0.5	ND@0.5	ND@0.5	ND@0.5
1,3-DICHLOROBENZENE	ug/l	ND@0.5	ND@0.5	ND@0.5	ND@0.5	ND@0.5	ND@0.5
1,4-DICHLOROBENZENE	ug/l	ND@0.5	ND@0.5	ND@0.5	ND@0.5	ND@0.5	ND@0.5
ACETONE	ug/l	ND@5	ND@5	ND@5.0	ND@5	ND@5.0	ND@5.0
BENZENE	ug/l	ND@0.5	ND@0.5	ND@0.5	ND@0.5	ND@0.5	ND@0.5
BROMODICHLOROMETHANE	ug/l	ND@0.5	ND@0.5	ND@0.5	ND@0.5	ND@0.5	ND@0.5
BROMOFORM (TRIBROMOMETHANE)	ug/l	ND@0.5	ND@0.5	ND@0.5	ND@0.5	ND@0.5	ND@0.5
BROMOMETHANE	ug/l	ND@0.5	ND@0.5	ND@0.5	ND@0.5	ND@0.5	ND@0.5
CARBON DISULFIDE	ug/l	ND@0.5	ND@0.5	ND@0.5	ND@0.5	ND@0.5	ND@0.5
CARBON TETRACHLORIDE	ug/l	ND@0.5	ND@0.5	ND@0.5	ND@0.5	ND@0.5	ND@0.5
CHLOROBENZENE	ug/l	ND@0.5	ND@0.5	ND@0.5	ND@0.5	ND@0.5	ND@0.5
CHLORODIBROMOMETHANE	ug/l	ND@0.5	ND@0.5	ND@0.5	ND@0.5	ND@0.5	ND@0.5
CHLOROETHANE	ug/l	ND@0.5 J	ND@0.5	ND@0.5	ND@0.5	ND@0.5	ND@0.5
CHLOROFORM (TRICHLOROMETHANE)	ug/l	ND@0.5	ND@0.5	ND@0.5	ND@0.5	0.2 J	0.2 J
CHLOROMETHANE	ug/l	ND@0.5	ND@0.5	ND@0.5	ND@0.5	ND@0.5	ND@0.5
CIS-1,2-DICHLOROETHENE	ug/l	0.7	0.6	0.2 J	0.2 J	0.7	0.7
CIS-1,3-DICHLOROPROPENE	ug/l	ND@0.5	ND@0.5	ND@0.5	ND@0.5	ND@0.5	ND@0.5
CYCLOHEXANE	ug/l	ND@0.5	ND@0.5	ND@0.5	ND@0.5	ND@0.5 J	ND@0.5
DICHLORODIFLUOROMETHANE (FREON 12)	ug/l	ND@0.5	ND@0.5	ND@0.5	ND@0.5	ND@0.5	ND@0.5
ETHYLBENZENE	ug/l	ND@0.5	ND@0.5	ND@0.5	ND@0.5	ND@0.5	ND@0.5
ISOPROPYLBENZENE	ug/l	ND@0.5	ND@0.5	ND@0.5	ND@0.5	ND@0.5	ND@0.5
M,P-XYLENE	ug/l	ND@0.5	ND@0.5	ND@0.5	ND@0.5	ND@0.5	ND@0.5
METHYL ACETATE	ug/l	ND@1	ND@1	ND@1.0	ND@1	ND@1.0	ND@1.0
METHYL BUTYL KETONE (2-HEXANONE)	ug/l	ND@5	ND@5	ND@5.0	ND@5	ND@5.0	ND@5.0
METHYL CYCLOHEXANE	ug/l	ND@0.5	ND@0.5	ND@0.5	ND@0.5	ND@0.5	ND@0.5
METHYL ETHYL KETONE (MEK, 2-BUTANONE)	ug/l	ND@5	ND@5	ND@5.0	ND@5	ND@5.0	ND@5.0
METHYL TERT-BUTYL ETHER (MTBE)	ug/l	ND@0.5	ND@0.5	ND@0.5	ND@0.5	ND@0.5	ND@0.5
METHYLENE CHLORIDE (DICHLOROMETHANE)	ug/l	ND@0.5	ND@0.5	ND@0.5	ND@0.5	ND@0.5	ND@0.5
MIBK (4-METHYL-2-PENTANONE)	ug/l	ND@5 J	ND@5	ND@5.0	ND@5	ND@5.0	ND@5.0
O-XYLENE	ug/l	ND@0.5	ND@0.5	ND@0.5	ND@0.5	ND@0.5	ND@0.5
STYRENE	ug/l	ND@0.5	ND@0.5	ND@0.5	ND@0.5	ND@0.5	ND@0.5
TETRACHLOROETHENE	ug/l	2.7	2.7	0.2 J	0.2 J	ND@0.5	ND@0.5
TOLUENE	ug/l	ND@0.5	ND@0.5	ND@0.5	ND@0.5	ND@0.5	ND@0.5
TRANS-1,2-DICHLOROETHENE	ug/l	ND@0.5	ND@0.5	ND@0.5	ND@0.5	ND@0.5	ND@0.5
TRANS-1,3-DICHLOROPROPENE	ug/l	ND@0.5	ND@0.5	ND@0.5	ND@0.5	ND@0.5	ND@0.5
TRICHLOROETHENE	ug/l	25	24	5.2	4.9	92	96
TRICHLOROFLUOROMETHANE (FREON 11)	ug/l	ND@0.5	ND@0.5	ND@0.5	ND@0.5	ND@0.5	ND@0.5
VINYL CHLORIDE	ug/l	ND@0.5	ND@0.5	ND@0.5	ND@0.5 J	ND@0.5	ND@0.5

Endicott, New York
Groundwater Analytical Chemistry Data
January 1, 2012 - December 31, 2012

Sample Location		EN-449	EN-449	EN-449	EN-450	EN-450	EN-450
Sample Description		GW MON WELL	GW MON WELL	REPLICATE	GW MON WELL	GW MON WELL	GW MON WELL
Sample Date		08/07/2012	11/20/2012	11/20/2012	01/04/2012	02/23/2012	03/13/2012
Laboratory Sample I.D.		6751378	6869073	6869074	6515975	6558948	6579491
Parameter	**Units**						
1,1,1-TRICHLOROETHANE	ug/l	3.6	3.4	3.4	2.2	1.7	1.8
1,1,2,2-TETRACHLOROETHANE	ug/l	ND@0.5	ND@0.5	ND@0.5	ND@0.5	ND@0.5	ND@0.5
1,1,2-TRICHLORO-1,2,2-TRIFLUOROETHANE	ug/l	ND@0.5	ND@0.5	ND@0.5	0.3 J	0.2 J	0.3 J
1,1,2-TRICHLOROETHANE	ug/l	ND@0.5	ND@0.5	ND@0.5	ND@0.5	ND@0.5	ND@0.5
1,1-DICHLOROETHANE	ug/l	ND@0.5	ND@0.5	ND@0.5	0.4 J	0.3 J	0.5 J
1,1-DICHLOROETHENE	ug/l	ND@0.5	ND@0.5	ND@0.5	0.3 J	0.2 J	0.1 J
1,2,4-TRICHLOROBENZENE	ug/l	ND@0.5	ND@0.5	ND@0.5	ND@0.5	ND@0.5 J	ND@0.5
1,2-DIBROMO-3-CHLOROPROPANE	ug/l	ND@0.5 J	ND@0.5	ND@0.5	ND@0.5	ND@0.5	ND@0.5
1,2-DIBROMOETHANE (EDB)	ug/l	ND@0.5	ND@0.5	ND@0.5	ND@0.5	ND@0.5	ND@0.5
1,2-DICHLORO-1,2,2-TRIFLUOROETHANE	ug/l	ND@0.5	ND@0.5	ND@0.5	ND@0.5	ND@0.5	ND@0.5
1,2-DICHLOROBENZENE	ug/l	ND@0.5	ND@0.5	ND@0.5	ND@0.5	ND@0.5	ND@0.5
1,2-DICHLOROETHANE (EDC)	ug/l	ND@0.5	ND@0.5	ND@0.5	ND@0.5	ND@0.5	ND@0.5
1,2-DICHLOROPROPANE	ug/l	ND@0.5	ND@0.5	ND@0.5	ND@0.5	ND@0.5	ND@0.5
1,3-DICHLOROBENZENE	ug/l	ND@0.5	ND@0.5	ND@0.5	ND@0.5	ND@0.5	ND@0.5
1,4-DICHLOROBENZENE	ug/l	ND@0.5	ND@0.5	ND@0.5	ND@0.5	ND@0.5	ND@0.5
ACETONE	ug/l	ND@5 J	ND@5	ND@5	ND@5.0	ND@5.0 J	ND@5.0
BENZENE	ug/l	ND@0.5	ND@0.5	ND@0.5	ND@0.5	ND@0.5	ND@0.5
BROMODICHLOROMETHANE	ug/l	ND@0.5	ND@0.5	ND@0.5	ND@0.5	ND@0.5	ND@0.5
BROMOFORM (TRIBROMOMETHANE)	ug/l	ND@0.5	ND@0.5	ND@0.5	ND@0.5	ND@0.5	ND@0.5
BROMOMETHANE	ug/l	ND@0.5	ND@0.5	ND@0.5	ND@0.5	ND@0.5	ND@0.5
CARBON DISULFIDE	ug/l	ND@0.5	ND@0.5	ND@0.5	ND@0.5	ND@0.5	ND@0.5
CARBON TETRACHLORIDE	ug/l	ND@0.5	ND@0.5	ND@0.5	ND@0.5	ND@0.5	ND@0.5
CHLOROBENZENE	ug/l	ND@0.5	ND@0.5	ND@0.5	ND@0.5	ND@0.5	ND@0.5
CHLORODIBROMOMETHANE	ug/l	ND@0.5	ND@0.5	ND@0.5	ND@0.5	ND@0.5	ND@0.5
CHLOROETHANE	ug/l	ND@0.5	ND@0.5	ND@0.5	ND@0.5	ND@0.5	ND@0.5
CHLOROFORM (TRICHLOROMETHANE)	ug/l	0.2 J	0.2 J	0.2 J	0.2 J	0.3 J	0.2 J
CHLOROMETHANE	ug/l	ND@0.5	ND@0.5	ND@0.5	ND@0.5	ND@0.5	ND@0.5
CIS-1,2-DICHLOROETHENE	ug/l	0.4 J	0.5 J	0.5	1.7	1.4	1.1
CIS-1,3-DICHLOROPROPENE	ug/l	ND@0.5	ND@0.5	ND@0.5	ND@0.5	ND@0.5	ND@0.5
CYCLOHEXANE	ug/l	ND@0.5	ND@0.5	ND@0.5	ND@0.5	ND@0.5 J	ND@0.5
DICHLORODIFLUOROMETHANE (FREON 12)	ug/l	ND@0.5	ND@0.5 J	ND@0.5 J	ND@0.5	ND@0.5	ND@0.5
ETHYLBENZENE	ug/l	ND@0.5	ND@0.5	ND@0.5	ND@0.5	ND@0.5	ND@0.5
ISOPROPYLBENZENE	ug/l	ND@0.5	ND@0.5	ND@0.5	ND@0.5	ND@0.5	ND@0.5
M,P-XYLENE	ug/l	ND@0.5	ND@0.5	ND@0.5	ND@0.5	ND@0.5	ND@0.5
METHYL ACETATE	ug/l	ND@1	ND@1	ND@1	ND@1.0	ND@1.0	ND@1.0
METHYL BUTYL KETONE (2-HEXANONE)	ug/l	ND@5	ND@5	ND@5	ND@5.0	ND@5.0	ND@5.0
METHYL CYCLOHEXANE	ug/l	ND@0.5	ND@0.5	ND@0.5	ND@0.5	ND@0.5	ND@0.5
METHYL ETHYL KETONE (MEK, 2-BUTANONE)	ug/l	ND@5 J	ND@5	ND@5	ND@5.0	ND@5.0	ND@5.0
METHYL TERT-BUTYL ETHER (MTBE)	ug/l	ND@0.5	ND@0.5	ND@0.5	ND@0.5	ND@0.5	ND@0.5
METHYLENE CHLORIDE (DICHLOROMETHANE)	ug/l	0.2 J	ND@0.5	ND@0.5	ND@0.5	ND@0.5	ND@0.5
MIBK (4-METHYL-2-PENTANONE)	ug/l	ND@5	ND@5	ND@5	ND@5.0	ND@5.0	ND@5.0
O-XYLENE	ug/l	ND@0.5	ND@0.5	ND@0.5	ND@0.5	ND@0.5	ND@0.5
STYRENE	ug/l	ND@0.5	ND@0.5	ND@0.5	ND@0.5	ND@0.5	ND@0.5
TETRACHLOROETHENE	ug/l	ND@0.5	ND@0.5	ND@0.5	3.2	2.8	2.2
TOLUENE	ug/l	ND@0.5	ND@0.5	ND@0.5	ND@0.5	ND@0.5	ND@0.5
TRANS-1,2-DICHLOROETHENE	ug/l	ND@0.5	ND@0.5	ND@0.5	ND@0.5	ND@0.5	ND@0.5
TRANS-1,3-DICHLOROPROPENE	ug/l	ND@0.5	ND@0.5	ND@0.5	ND@0.5	ND@0.5	ND@0.5
TRICHLOROETHENE	ug/l	73	84	88	19	19	21
TRICHLOROFLUOROMETHANE (FREON 11)	ug/l	ND@0.5	ND@0.5	ND@0.5	ND@0.5	ND@0.5	ND@0.5
VINYL CHLORIDE	ug/l	ND@0.5	ND@0.5	ND@0.5	ND@0.5	ND@0.5	ND@0.5

Endicott, New York
Groundwater Analytical Chemistry Data
January 1, 2012 - December 31, 2012

Sample Location		EN-450	EN-450	EN-450	EN-450	EN-450	EN-450
Sample Description		GW MON WELL	GW MON WELL	GW MON WELL	GW MON WELL	GW MON WELL	GW MON WELL
Sample Date		04/10/2012	05/17/2012	06/21/2012	07/19/2012	08/28/2012	09/11/2012
Laboratory Sample I.D.		6614175	6658939	6698132	6728273	6773207	6787677
Parameter	**Units**						
1,1,1-TRICHLOROETHANE	ug/l	1.5	1.5	1.3	1.5	1.4	1.3
1,1,2,2-TETRACHLOROETHANE	ug/l	ND@0.5	ND@0.5	ND@0.5	ND@0.5	ND@0.5	ND@0.5
1,1,2-TRICHLORO-1,2,2-TRIFLUOROETHANE	ug/l	0.2 J	0.2 J	0.2 J	0.2 J	ND@0.5	ND@0.5
1,1,2-TRICHLOROETHANE	ug/l	ND@0.5	ND@0.5	ND@0.5	ND@0.5	ND@0.5	ND@0.5
1,1-DICHLOROETHANE	ug/l	0.6	0.7	0.6	0.6	ND@0.5	ND@0.5
1,1-DICHLOROETHENE	ug/l	0.1 J	0.1 J	0.1 J	0.1 J	ND@0.5	0.1 J
1,2,4-TRICHLOROBENZENE	ug/l	ND@0.5	ND@0.5	ND@0.5	ND@0.5	ND@0.5	ND@0.5
1,2-DIBROMO-3-CHLOROPROPANE	ug/l	ND@0.5 J	ND@0.5	ND@0.5 J	ND@0.5	ND@0.5	ND@0.5
1,2-DIBROMOETHANE (EDB)	ug/l	ND@0.5	ND@0.5	ND@0.5	ND@0.5	ND@0.5	ND@0.5
1,2-DICHLORO-1,2,2-TRIFLUOROETHANE	ug/l	ND@0.5	ND@0.5	ND@0.5	ND@0.5	ND@0.5	ND@0.5
1,2-DICHLOROBENZENE	ug/l	0.1 J	ND@0.5	ND@0.5	ND@0.5	ND@0.5	ND@0.5
1,2-DICHLOROETHANE (EDC)	ug/l	ND@0.5	ND@0.5	ND@0.5	ND@0.5	ND@0.5	ND@0.5
1,2-DICHLOROPROPANE	ug/l	ND@0.5	ND@0.5	ND@0.5	ND@0.5	ND@0.5	ND@0.5
1,3-DICHLOROBENZENE	ug/l	ND@0.5	ND@0.5	ND@0.5	ND@0.5	ND@0.5	ND@0.5
1,4-DICHLOROBENZENE	ug/l	ND@0.5	ND@0.5	ND@0.5	ND@0.5	ND@0.5	ND@0.5
ACETONE	ug/l	ND@5.0	ND@5.0	ND@5.0	ND@5.0	ND@5	ND@5
BENZENE	ug/l	ND@0.5	ND@0.5	ND@0.5	ND@0.5	ND@0.5	ND@0.5
BROMODICHLOROMETHANE	ug/l	ND@0.5	ND@0.5	ND@0.5	ND@0.5	ND@0.5	0.1 J
BROMOFORM (TRIBROMOMETHANE)	ug/l	ND@0.5	ND@0.5	ND@0.5	ND@0.5	ND@0.5	ND@0.5 J
BROMOMETHANE	ug/l	ND@0.5	ND@0.5	ND@0.5	ND@0.5	ND@0.5 J	ND@0.5
CARBON DISULFIDE	ug/l	ND@0.5	ND@0.5	ND@0.5	ND@0.5	ND@0.5	ND@0.5
CARBON TETRACHLORIDE	ug/l	ND@0.5	ND@0.5	ND@0.5	ND@0.5	ND@0.5	ND@0.5
CHLOROBENZENE	ug/l	ND@0.5	ND@0.5	ND@0.5	ND@0.5	ND@0.5	ND@0.5
CHLORODIBROMOMETHANE	ug/l	ND@0.5	ND@0.5	ND@0.5	ND@0.5	ND@0.5	ND@0.5
CHLOROETHANE	ug/l	ND@0.5	ND@0.5	ND@0.5	ND@0.5	ND@0.5	ND@0.5
CHLOROFORM (TRICHLOROMETHANE)	ug/l	0.1 J	0.1 J	ND@0.5	ND@0.5	0.2 J	0.2 J
CHLOROMETHANE	ug/l	ND@0.5	ND@0.5	ND@0.5	ND@0.5	ND@0.5 J	ND@0.5
CIS-1,2-DICHLOROETHENE	ug/l	1.2	0.9	1.1	0.9	1	ND@0.8
CIS-1,3-DICHLOROPROPENE	ug/l	ND@0.5	ND@0.5	ND@0.5	ND@0.5	ND@0.5	ND@0.5
CYCLOHEXANE	ug/l	ND@0.5	ND@0.5	ND@0.5	ND@0.5	ND@0.5	ND@0.5
DICHLORODIFLUOROMETHANE (FREON 12)	ug/l	ND@0.5	ND@0.5 J	ND@0.5	ND@0.5	ND@0.5	ND@0.5
ETHYLBENZENE	ug/l	ND@0.5	ND@0.5	ND@0.5	ND@0.5	ND@0.5	ND@0.5
ISOPROPYLBENZENE	ug/l	ND@0.5	ND@0.5	ND@0.5	ND@0.5	ND@0.5	ND@0.5
M,P-XYLENE	ug/l	ND@0.5	ND@0.5	ND@0.5	ND@0.5	ND@0.5	ND@0.5
METHYL ACETATE	ug/l	ND@1.0	ND@1.0	ND@1.0 J	ND@1.0	ND@1	ND@1
METHYL BUTYL KETONE (2-HEXANONE)	ug/l	ND@5.0	ND@5.0	ND@5.0 J	ND@5.0	ND@5	ND@5
METHYL CYCLOHEXANE	ug/l	ND@0.5	ND@0.5	ND@0.5	ND@0.5	ND@0.5	ND@0.5
METHYL ETHYL KETONE (MEK, 2-BUTANONE)	ug/l	ND@5.0	ND@5.0	ND@5.0	ND@5.0	ND@5	ND@5
METHYL TERT-BUTYL ETHER (MTBE)	ug/l	ND@0.5	ND@0.5	ND@0.5	ND@0.5	ND@0.5	ND@0.5
METHYLENE CHLORIDE (DICHLOROMETHANE)	ug/l	ND@0.5	ND@0.5	ND@0.5	ND@0.5	ND@0.5	ND@0.5
MIBK (4-METHYL-2-PENTANONE)	ug/l	ND@5.0	ND@5.0	ND@5.0 J	ND@5.0 J	ND@5	ND@5
O-XYLENE	ug/l	ND@0.5	ND@0.5	ND@0.5	ND@0.5	ND@0.5	ND@0.5
STYRENE	ug/l	ND@0.5	ND@0.5	ND@0.5	ND@0.5	ND@0.5	ND@0.5
TETRACHLOROETHENE	ug/l	2.9	2.5	2.9	3.2	2.1	1.4
TOLUENE	ug/l	ND@0.5	ND@0.5	ND@0.5	ND@0.5	ND@0.5	ND@0.5
TRANS-1,2-DICHLOROETHENE	ug/l	ND@0.5	ND@0.5	ND@0.5	ND@0.5	ND@0.5	ND@0.5
TRANS-1,3-DICHLOROPROPENE	ug/l	ND@0.5	ND@0.5	ND@0.5	ND@0.5	ND@0.5	ND@0.5
TRICHLOROETHENE	ug/l	20	21	19	21	17	15
TRICHLOROFLUOROMETHANE (FREON 11)	ug/l	ND@0.5	ND@0.5	ND@0.5	ND@0.5	ND@0.5	ND@0.5
VINYL CHLORIDE	ug/l	ND@0.5	ND@0.5	ND@0.5	ND@0.5	ND@0.5	ND@0.5

Endicott, New York
Groundwater Analytical Chemistry Data
January 1, 2012 - December 31, 2012

Sample Location		EN-450	EN-450	EN-450	EN-451	EN-451	EN-451
Sample Description		GW MON WELL	GW MON WELL	GW MON WELL	GW MON WELL	GW MON WELL	GW MON WELL
Sample Date		10/09/2012	11/15/2012	12/12/2012	02/22/2012	05/17/2012	08/08/2012
Laboratory Sample I.D.		6820651	6864786	6895743	6558941	6658936	6751393
Parameter	**Units**						
1,1,1-TRICHLOROETHANE	ug/l	1.7	2	2.1	2	2.2	1.8
1,1,2,2-TETRACHLOROETHANE	ug/l	ND@0.5	ND@0.5	ND@0.5	ND@0.5	ND@0.5	ND@0.5
1,1,2-TRICHLORO-1,2,2-TRIFLUOROETHANE	ug/l	ND@0.5	0.2 J	0.3 J	0.3 J	0.4 J	0.3 J
1,1,2-TRICHLOROETHANE	ug/l	ND@0.5	ND@0.5	ND@0.5	ND@0.5	ND@0.5	ND@0.5
1,1-DICHLOROETHANE	ug/l	0.5 J	0.5	0.7	0.4 J	0.6	0.5 J
1,1-DICHLOROETHENE	ug/l	ND@0.5	0.2 J	0.2 J	0.2 J	0.2 J	0.2 J
1,2,4-TRICHLOROBENZENE	ug/l	ND@0.5	ND@0.5	ND@0.5	ND@0.5	ND@0.5	ND@0.5 J
1,2-DIBROMO-3-CHLOROPROPANE	ug/l	ND@0.5	ND@0.5	ND@0.5 J	ND@0.5	ND@0.5	ND@0.5
1,2-DIBROMOETHANE (EDB)	ug/l	ND@0.5	ND@0.5	ND@0.5	ND@0.5	ND@0.5	ND@0.5
1,2-DICHLORO-1,2,2-TRIFLUOROETHANE	ug/l	ND@0.5	ND@0.5	ND@0.5	ND@0.5	ND@0.5	ND@0.5
1,2-DICHLOROBENZENE	ug/l	ND@0.5	ND@0.5	ND@0.5	ND@0.5	ND@0.5	ND@0.5
1,2-DICHLOROETHANE (EDC)	ug/l	ND@0.5	ND@0.5	ND@0.5	ND@0.5	ND@0.5	ND@0.5
1,2-DICHLOROPROPANE	ug/l	ND@0.5	ND@0.5	ND@0.5	ND@0.5	ND@0.5	ND@0.5
1,3-DICHLOROBENZENE	ug/l	ND@0.5	ND@0.5	ND@0.5	ND@0.5	ND@0.5	ND@0.5
1,4-DICHLOROBENZENE	ug/l	ND@0.5	ND@0.5	ND@0.5	ND@0.5	ND@0.5	ND@0.5
ACETONE	ug/l	ND@5	ND@5	ND@5 J	ND@5.0	ND@5.0	ND@5
BENZENE	ug/l	ND@0.5	ND@0.5	ND@0.5	ND@0.5	ND@0.5	ND@0.5
BROMODICHLOROMETHANE	ug/l	0.1 J	ND@0.5	ND@0.5	ND@0.5	ND@0.5	ND@0.5
BROMOFORM (TRIBROMOMETHANE)	ug/l	ND@0.5	ND@0.5	ND@0.5	ND@0.5	ND@0.5	ND@0.5
BROMOMETHANE	ug/l	ND@0.5	ND@0.5	ND@0.5	ND@0.5	ND@0.5	ND@0.5
CARBON DISULFIDE	ug/l	ND@0.5	ND@0.5	ND@0.5	ND@0.5	ND@0.5	ND@0.5
CARBON TETRACHLORIDE	ug/l	ND@0.5	ND@0.5 J	ND@0.5	ND@0.5	ND@0.5	ND@0.5
CHLOROBENZENE	ug/l	ND@0.5	ND@0.5	ND@0.5	ND@0.5	ND@0.5	ND@0.5
CHLORODIBROMOMETHANE	ug/l	ND@0.5	ND@0.5	ND@0.5	ND@0.5	ND@0.5	ND@0.5
CHLOROETHANE	ug/l	ND@0.5	ND@0.5	ND@0.5	ND@0.5	ND@0.5	ND@0.5
CHLOROFORM (TRICHLOROMETHANE)	ug/l	0.2 J	0.2 J	0.1 J	0.1 J	ND@0.5	ND@0.5
CHLOROMETHANE	ug/l	ND@0.5	ND@0.5	ND@0.5	ND@0.5	ND@0.5	ND@0.5
CIS-1,2-DICHLOROETHENE	ug/l	1.1	1.3	1.4	2.2	1.4	1.5
CIS-1,3-DICHLOROPROPENE	ug/l	ND@0.5	ND@0.5	ND@0.5	ND@0.5	ND@0.5	ND@0.5
CYCLOHEXANE	ug/l	ND@0.5	ND@0.5	ND@0.5	ND@0.5	ND@0.5	ND@0.5
DICHLORODIFLUOROMETHANE (FREON 12)	ug/l	ND@0.5	ND@0.5	ND@0.5	ND@0.5	ND@0.5 J	ND@0.5 J
ETHYLBENZENE	ug/l	ND@0.5	ND@0.5	ND@0.5	ND@0.5	ND@0.5	ND@0.5
ISOPROPYLBENZENE	ug/l	ND@0.5	ND@0.5	ND@0.5	ND@0.5	ND@0.5	ND@0.5
M,P-XYLENE	ug/l	ND@0.5	ND@0.5	ND@0.5	ND@0.5	ND@0.5	ND@0.5
METHYL ACETATE	ug/l	ND@1	ND@1	ND@1	ND@1.0	ND@1.0	ND@1
METHYL BUTYL KETONE (2-HEXANONE)	ug/l	ND@5	ND@5	ND@5	ND@5.0	ND@5.0	ND@5
METHYL CYCLOHEXANE	ug/l	ND@0.5	ND@0.5	ND@0.5	ND@0.5	ND@0.5	ND@0.5
METHYL ETHYL KETONE (MEK, 2-BUTANONE)	ug/l	ND@5	ND@5	ND@5 J	ND@5.0	ND@5.0	ND@5
METHYL TERT-BUTYL ETHER (MTBE)	ug/l	ND@0.5	ND@0.5	ND@0.5	ND@0.5	ND@0.5	ND@0.5
METHYLENE CHLORIDE (DICHLOROMETHANE)	ug/l	ND@0.5	ND@0.5	ND@0.5	ND@0.5	ND@0.5	ND@0.5
MIBK (4-METHYL-2-PENTANONE)	ug/l	ND@5	ND@5	ND@5	ND@5.0	ND@5.0	ND@5
O-XYLENE	ug/l	ND@0.5	ND@0.5	ND@0.5	ND@0.5	ND@0.5	ND@0.5
STYRENE	ug/l	ND@0.5	ND@0.5	ND@0.5	ND@0.5	ND@0.5	ND@0.5
TETRACHLOROETHENE	ug/l	1.7	1.8	3.2	2.9	2.7	2.9
TOLUENE	ug/l	ND@0.5	ND@0.5	ND@0.5	ND@0.5	ND@0.5	ND@0.5
TRANS-1,2-DICHLOROETHENE	ug/l	ND@0.5	ND@0.5	ND@0.5	ND@0.5	ND@0.5	ND@0.5
TRANS-1,3-DICHLOROPROPENE	ug/l	ND@0.5	ND@0.5	ND@0.5	ND@0.5	ND@0.5	ND@0.5
TRICHLOROETHENE	ug/l	18	19	24	24	24	28
TRICHLOROFLUOROMETHANE (FREON 11)	ug/l	ND@0.5	ND@0.5 J	ND@0.5	ND@0.5	ND@0.5	ND@0.5
VINYL CHLORIDE	ug/l	ND@0.5	ND@0.5	ND@0.5	ND@0.5	ND@0.5	ND@0.5

Endicott, New York
Groundwater Analytical Chemistry Data
January 1, 2012 - December 31, 2012

Sample Location		EN-451	EN-451P	EN-451P	EN-451P	EN-451P	EN-451P
Sample Description		GW MON WELL	GW EXTR WELL	GW EXTR WELL	GW EXTR WELL	GW EXTR WELL	GW EXTR WELL
Sample Date		11/15/2012	01/04/2012	02/09/2012	03/05/2012	04/04/2012	05/07/2012
Laboratory Sample I.D.		6864784	6514933	6545818	6567282	6607272	6643663
Parameter	**Units**						
1,1,1-TRICHLOROETHANE	ug/l	2.1	1.8	2.6	1.6	2.1	2
1,1,2,2-TETRACHLOROETHANE	ug/l	ND@0.5	ND@0.5	ND@0.5	ND@0.5	ND@0.5	ND@0.5
1,1,2-TRICHLORO-1,2,2-TRIFLUOROETHANE	ug/l	0.4 J	0.4 J	0.3 J	0.2 J	0.3 J	0.3 J
1,1,2-TRICHLOROETHANE	ug/l	ND@0.5	ND@0.5	ND@0.5	ND@0.5	ND@0.5	ND@0.5
1,1-DICHLOROETHANE	ug/l	0.5	0.3 J	0.3 J	0.3 J	0.3 J	0.3 J
1,1-DICHLOROETHENE	ug/l	0.2 J	0.2 J	0.2 J	0.2 J	0.2 J	0.2 J
1,2,4-TRICHLOROBENZENE	ug/l	ND@0.5	ND@0.5	ND@0.5	ND@0.5	ND@0.5	ND@0.5
1,2-DIBROMO-3-CHLOROPROPANE	ug/l	ND@0.5	ND@0.5 J	ND@0.5 J	ND@0.5	ND@0.5	ND@0.5
1,2-DIBROMOETHANE (EDB)	ug/l	ND@0.5	ND@0.5	ND@0.5	ND@0.5	ND@0.5	ND@0.5
1,2-DICHLORO-1,2,2-TRIFLUOROETHANE	ug/l	ND@0.5	ND@0.5	ND@0.5	ND@0.5	ND@0.5 J	ND@0.5
1,2-DICHLOROBENZENE	ug/l	ND@0.5	ND@0.5	ND@0.5	ND@0.5	ND@0.5	ND@0.5
1,2-DICHLOROETHANE (EDC)	ug/l	ND@0.5	ND@0.5	ND@0.5	ND@0.5	ND@0.5	ND@0.5
1,2-DICHLOROPROPANE	ug/l	ND@0.5	ND@0.5	ND@0.5	ND@0.5	ND@0.5	ND@0.5
1,3-DICHLOROBENZENE	ug/l	ND@0.5	ND@0.5	ND@0.5	ND@0.5	ND@0.5	ND@0.5
1,4-DICHLOROBENZENE	ug/l	ND@0.5	ND@0.5	ND@0.5	ND@0.5	ND@0.5	ND@0.5
ACETONE	ug/l	ND@5	ND@5.0	ND@5.0 J	ND@5.0	ND@5.0	ND@5.0
BENZENE	ug/l	ND@0.5	ND@0.5	ND@0.5	ND@0.5	ND@0.5	ND@0.5
BROMODICHLOROMETHANE	ug/l	ND@0.5	ND@0.5	ND@0.5	ND@0.5	ND@0.5	ND@0.5
BROMOFORM (TRIBROMOMETHANE)	ug/l	ND@0.5	ND@0.5	ND@0.5	ND@0.5	ND@0.5	ND@0.5
BROMOMETHANE	ug/l	ND@0.5	ND@0.5	ND@0.5	ND@0.5	ND@0.5	ND@0.5
CARBON DISULFIDE	ug/l	ND@0.5	ND@0.5	ND@0.5	ND@0.5	ND@0.5	ND@0.5
CARBON TETRACHLORIDE	ug/l	ND@0.5 J	ND@0.5	ND@0.5	ND@0.5	ND@0.5	ND@0.5
CHLOROBENZENE	ug/l	ND@0.5	ND@0.5	ND@0.5	ND@0.5	ND@0.5	ND@0.5
CHLORODIBROMOMETHANE	ug/l	ND@0.5	ND@0.5	ND@0.5	ND@0.5	ND@0.5	ND@0.5
CHLOROETHANE	ug/l	ND@0.5	ND@0.5	ND@0.5	ND@0.5 J	ND@0.5	ND@0.5
CHLOROFORM (TRICHLOROMETHANE)	ug/l	ND@0.5	0.1 J	ND@0.5	ND@0.5	ND@0.5	ND@0.5
CHLOROMETHANE	ug/l	ND@0.5	ND@0.5	ND@0.5	ND@0.5	ND@0.5	ND@0.5
CIS-1,2-DICHLOROETHENE	ug/l	1.7	1.5	1.4	1.4	1.3	1.4
CIS-1,3-DICHLOROPROPENE	ug/l	ND@0.5	ND@0.5	ND@0.5	ND@0.5	ND@0.5	ND@0.5
CYCLOHEXANE	ug/l	ND@0.5	ND@0.5	ND@0.5	ND@0.5	ND@0.5	ND@0.5
DICHLORODIFLUOROMETHANE (FREON 12)	ug/l	ND@0.5	ND@0.5	ND@0.5	ND@0.5	ND@0.5	ND@0.5 J
ETHYLBENZENE	ug/l	ND@0.5	ND@0.5	ND@0.5	ND@0.5	ND@0.5	ND@0.5
ISOPROPYLBENZENE	ug/l	ND@0.5	ND@0.5	ND@0.5	ND@0.5	ND@0.5	ND@0.5
M,P-XYLENE	ug/l	ND@0.5	ND@0.5	ND@0.5	ND@0.5	ND@0.5	ND@0.5
METHYL ACETATE	ug/l	ND@1	ND@1.0	ND@1.0	ND@1.0	ND@1.0	ND@1.0
METHYL BUTYL KETONE (2-HEXANONE)	ug/l	ND@5	ND@5.0	ND@5.0	ND@5.0	ND@5.0	ND@5.0
METHYL CYCLOHEXANE	ug/l	ND@0.5	ND@0.5	ND@0.5	ND@0.5	ND@0.5	ND@0.5
METHYL ETHYL KETONE (MEK, 2-BUTANONE)	ug/l	ND@5	ND@5.0 J	ND@5.0 J	ND@5.0	ND@5.0	ND@5.0
METHYL TERT-BUTYL ETHER (MTBE)	ug/l	ND@0.5	ND@0.5	ND@0.5	ND@0.5	ND@0.5	ND@0.5
METHYLENE CHLORIDE (DICHLOROMETHANE)	ug/l	ND@0.5	ND@0.5	ND@0.5	ND@0.5	ND@0.5	ND@0.5
MIBK (4-METHYL-2-PENTANONE)	ug/l	ND@5	ND@5.0	ND@5.0	ND@5.0	ND@5.0	ND@5.0
O-XYLENE	ug/l	ND@0.5	ND@0.5	ND@0.5	ND@0.5	ND@0.5	ND@0.5
STYRENE	ug/l	ND@0.5	ND@0.5	ND@0.5	ND@0.5	ND@0.5	ND@0.5
TETRACHLOROETHENE	ug/l	3.1	2.3	2.1	2.1	2.4	2.1
TOLUENE	ug/l	ND@0.5	ND@0.5	ND@0.5	ND@0.5	ND@0.5	ND@0.5
TRANS-1,2-DICHLOROETHENE	ug/l	ND@0.5	ND@0.5	ND@0.5	ND@0.5	ND@0.5	ND@0.5
TRANS-1,3-DICHLOROPROPENE	ug/l	ND@0.5	ND@0.5	ND@0.5	ND@0.5	ND@0.5	ND@0.5
TRICHLOROETHENE	ug/l	24	26	28	27	28	28
TRICHLOROFLUOROMETHANE (FREON 11)	ug/l	ND@0.5 J	ND@0.5	ND@0.5	ND@0.5	ND@0.5	ND@0.5
VINYL CHLORIDE	ug/l	ND@0.5	ND@0.5	ND@0.5	ND@0.5	ND@0.5	ND@0.5

Endicott, New York
Groundwater Analytical Chemistry Data
January 1, 2012 - December 31, 2012

Sample Location		EN-451P	EN-451P	EN-451P	EN-451P	EN-451P	EN-451P
Sample Description		GW EXTR WELL	GW EXTR WELL	GW EXTR WELL	GW EXTR WELL	GW EXTR WELL	GW EXTR WELL
Sample Date		06/11/2012	07/09/2012	08/01/2012	09/10/2012	10/02/2012	11/05/2012
Laboratory Sample I.D.		6684267	6714516	6742206	6784236	6810756	6849273
Parameter	**Units**						
1,1,1-TRICHLOROETHANE	ug/l	1.9	1.9	1.9	1.8	1.8	2
1,1,2,2-TETRACHLOROETHANE	ug/l	ND@0.5	ND@0.5	ND@0.5	ND@0.5	ND@0.5	ND@0.5
1,1,2-TRICHLORO-1,2,2-TRIFLUOROETHANE	ug/l	0.3 J	0.3 J	0.3 J	0.3 J	0.2 J	0.3 J
1,1,2-TRICHLOROETHANE	ug/l	ND@0.5	ND@0.5	ND@0.5	ND@0.5	ND@0.5	ND@0.5
1,1-DICHLOROETHANE	ug/l	0.4 J	0.4 J	0.4 J	0.4 J	0.4 J	0.5 J
1,1-DICHLOROETHENE	ug/l	0.2 J	0.2 J	0.2 J	0.2 J	0.1 J	0.2 J
1,2,4-TRICHLOROBENZENE	ug/l	ND@0.5	ND@0.5	ND@0.5	ND@0.5	ND@0.5	ND@0.5
1,2-DIBROMO-3-CHLOROPROPANE	ug/l	ND@0.5	ND@0.5	ND@0.5	ND@0.5 J	ND@0.5	ND@0.5
1,2-DIBROMOETHANE (EDB)	ug/l	ND@0.5	ND@0.5	ND@0.5	ND@0.5	ND@0.5	ND@0.5
1,2-DICHLORO-1,2,2-TRIFLUOROETHANE	ug/l	ND@0.5	ND@0.5	ND@0.5	ND@0.5	ND@0.5	ND@0.5
1,2-DICHLOROBENZENE	ug/l	ND@0.5	ND@0.5	ND@0.5	ND@0.5	ND@0.5	ND@0.5
1,2-DICHLOROETHANE (EDC)	ug/l	ND@0.5	ND@0.5	ND@0.5	ND@0.5	ND@0.5	ND@0.5
1,2-DICHLOROPROPANE	ug/l	ND@0.5	ND@0.5	ND@0.5	ND@0.5	ND@0.5	ND@0.5
1,3-DICHLOROBENZENE	ug/l	ND@0.5	ND@0.5	ND@0.5	ND@0.5	ND@0.5	ND@0.5
1,4-DICHLOROBENZENE	ug/l	ND@0.5	ND@0.5	ND@0.5	ND@0.5	ND@0.5	ND@0.5
ACETONE	ug/l	ND@5.0	ND@5.0	ND@5	ND@5 J	ND@5	ND@5
BENZENE	ug/l	ND@0.5	ND@0.5	ND@0.5	ND@0.5	ND@0.5	ND@0.5
BROMODICHLOROMETHANE	ug/l	ND@0.5	ND@0.5	ND@0.5	ND@0.5	ND@0.5	ND@0.5
BROMOFORM (TRIBROMOMETHANE)	ug/l	ND@0.5 J	ND@0.5	ND@0.5	ND@0.5	ND@0.5	ND@0.5
BROMOMETHANE	ug/l	ND@0.5	ND@0.5	ND@0.5	ND@0.5	ND@0.5	ND@0.5
CARBON DISULFIDE	ug/l	ND@0.5	ND@0.5	ND@0.5 J	ND@0.5	ND@0.5	ND@0.5
CARBON TETRACHLORIDE	ug/l	ND@0.5	ND@0.5	ND@0.5	ND@0.5	ND@0.5	ND@0.5
CHLOROBENZENE	ug/l	ND@0.5	ND@0.5	ND@0.5	ND@0.5	ND@0.5	ND@0.5
CHLORODIBROMOMETHANE	ug/l	ND@0.5	ND@0.5	ND@0.5	ND@0.5	ND@0.5	ND@0.5
CHLOROETHANE	ug/l	ND@0.5	ND@0.5	ND@0.5	ND@0.5	ND@0.5	ND@0.5 J
CHLOROFORM (TRICHLOROMETHANE)	ug/l	ND@0.5	ND@0.5	ND@0.5	ND@0.5	ND@0.5	0.1 J
CHLOROMETHANE	ug/l	ND@0.5	ND@0.5	ND@0.5	ND@0.5	ND@0.5	ND@0.5
CIS-1,2-DICHLOROETHENE	ug/l	1.2	1.2	1.2	1.5	1.4	1.6
CIS-1,3-DICHLOROPROPENE	ug/l	ND@0.5	ND@0.5	ND@0.5	ND@0.5	ND@0.5	ND@0.5
CYCLOHEXANE	ug/l	ND@0.5	ND@0.5	ND@0.5	ND@0.5	ND@0.5	ND@0.5
DICHLORODIFLUOROMETHANE (FREON 12)	ug/l	ND@0.5	ND@0.5	ND@0.5	ND@0.5	ND@0.5 J	ND@0.5
ETHYLBENZENE	ug/l	ND@0.5	ND@0.5	ND@0.5	ND@0.5	ND@0.5	ND@0.5
ISOPROPYLBENZENE	ug/l	ND@0.5	ND@0.5	ND@0.5	ND@0.5	ND@0.5	ND@0.5
M,P-XYLENE	ug/l	ND@0.5	ND@0.5	ND@0.5	ND@0.5	ND@0.5	ND@0.5
METHYL ACETATE	ug/l	ND@1.0	ND@1.0 J	ND@1	ND@1	ND@1	ND@1
METHYL BUTYL KETONE (2-HEXANONE)	ug/l	ND@5.0	ND@5.0	ND@5	ND@5	ND@5	ND@5
METHYL CYCLOHEXANE	ug/l	ND@0.5	ND@0.5	ND@0.5	ND@0.5	ND@0.5	ND@0.5
METHYL ETHYL KETONE (MEK, 2-BUTANONE)	ug/l	ND@5.0	ND@5.0	ND@5	ND@5	ND@5	ND@5
METHYL TERT-BUTYL ETHER (MTBE)	ug/l	ND@0.5	ND@0.5	ND@0.5	ND@0.5	ND@0.5	ND@0.5
METHYLENE CHLORIDE (DICHLOROMETHANE)	ug/l	ND@0.5	ND@0.5	ND@0.5	ND@0.5	ND@0.5	ND@0.5
MIBK (4-METHYL-2-PENTANONE)	ug/l	ND@5.0	ND@5.0	ND@5	ND@5	ND@5	ND@5 J
O-XYLENE	ug/l	ND@0.5	ND@0.5	ND@0.5	ND@0.5	ND@0.5	ND@0.5
STYRENE	ug/l	ND@0.5	ND@0.5	ND@0.5	ND@0.5	ND@0.5	ND@0.5
TETRACHLOROETHENE	ug/l	2.4	2.3	2.3	2.5	2.3	2.4
TOLUENE	ug/l	ND@0.5	ND@0.5	ND@0.5	ND@0.5	ND@0.5	ND@0.5
TRANS-1,2-DICHLOROETHENE	ug/l	ND@0.5	ND@0.5	ND@0.5	ND@0.5	ND@0.5	ND@0.5
TRANS-1,3-DICHLOROPROPENE	ug/l	ND@0.5 J	ND@0.5	ND@0.5	ND@0.5	ND@0.5	ND@0.5
TRICHLOROETHENE	ug/l	29	28	32	29	30	31
TRICHLOROFLUOROMETHANE (FREON 11)	ug/l	ND@0.5	ND@0.5	ND@0.5	ND@0.5	ND@0.5	ND@0.5
VINYL CHLORIDE	ug/l	ND@0.5	ND@0.5	ND@0.5	ND@0.5	ND@0.5	ND@0.5

Endicott, New York
Groundwater Analytical Chemistry Data
January 1, 2012 - December 31, 2012

Sample Location		EN-451P	EN-452	EN-452	EN-452	EN-452	EN-452
Sample Description		GW EXTR WELL	GW MON WELL	REPLICATE	GW MON WELL	GW MON WELL	GW MON WELL
Sample Date		12/03/2012	01/04/2012	01/04/2012	02/22/2012	03/13/2012	04/10/2012
Laboratory Sample I.D.		6881129	6515977	6515978	6558946	6579488	6614171
Parameter	**Units**						
1,1,1-TRICHLOROETHANE	ug/l	3	ND@0.6	ND@0.6	0.5	0.6	0.5
1,1,2,2-TETRACHLOROETHANE	ug/l	ND@0.5	ND@0.5	ND@0.5	ND@0.5	ND@0.5	ND@0.5
1,1,2-TRICHLORO-1,2,2-TRIFLUOROETHANE	ug/l	0.5	ND@0.5	ND@0.5	ND@0.5	ND@0.5	ND@0.5
1,1,2-TRICHLOROETHANE	ug/l	ND@0.5	ND@0.5	ND@0.5	ND@0.5	ND@0.5	ND@0.5
1,1-DICHLOROETHANE	ug/l	0.8	ND@0.5	ND@0.5	ND@0.5	ND@0.5	ND@0.5
1,1-DICHLOROETHENE	ug/l	0.3 J	ND@0.5	ND@0.5	ND@0.5	ND@0.5	ND@0.5
1,2,4-TRICHLOROBENZENE	ug/l	ND@0.5	ND@0.5	ND@0.5	ND@0.5	ND@0.5	ND@0.5
1,2-DIBROMO-3-CHLOROPROPANE	ug/l	ND@0.5	ND@0.5	ND@0.5	ND@0.5	ND@0.5	ND@0.5 J
1,2-DIBROMOETHANE (EDB)	ug/l	ND@0.5	ND@0.5	ND@0.5	ND@0.5	ND@0.5	ND@0.5
1,2-DICHLORO-1,2,2-TRIFLUOROETHANE	ug/l	ND@0.5	ND@0.5	ND@0.5	ND@0.5	ND@0.5	ND@0.5
1,2-DICHLOROBENZENE	ug/l	ND@0.5	ND@0.5	ND@0.5	ND@0.5	ND@0.5	0.3 J
1,2-DICHLOROETHANE (EDC)	ug/l	ND@0.5	ND@0.5	ND@0.5	ND@0.5	ND@0.5	ND@0.5
1,2-DICHLOROPROPANE	ug/l	ND@0.5	ND@0.5	ND@0.5	ND@0.5	ND@0.5	ND@0.5
1,3-DICHLOROBENZENE	ug/l	ND@0.5	ND@0.5	ND@0.5	ND@0.5	ND@0.5	ND@0.5
1,4-DICHLOROBENZENE	ug/l	ND@0.5	ND@0.5	ND@0.5	ND@0.5	ND@0.5	ND@0.5
ACETONE	ug/l	ND@5	ND@5.0	ND@5.0	ND@5.0	ND@5.0	ND@5.0
BENZENE	ug/l	ND@0.5	ND@0.5	ND@0.5	ND@0.5	ND@0.5	ND@0.5
BROMODICHLOROMETHANE	ug/l	ND@0.5	ND@0.5	ND@0.5	ND@0.5	ND@0.5	ND@0.5
BROMOFORM (TRIBROMOMETHANE)	ug/l	ND@0.5	ND@0.5	ND@0.5	ND@0.5	ND@0.5	ND@0.5
BROMOMETHANE	ug/l	ND@0.5	ND@0.5	ND@0.5	ND@0.5	ND@0.5	ND@0.5
CARBON DISULFIDE	ug/l	ND@0.5	ND@0.5	ND@0.5	ND@0.5	ND@0.5	ND@0.5
CARBON TETRACHLORIDE	ug/l	ND@0.5	ND@0.5	ND@0.5	ND@0.5	ND@0.5	ND@0.5
CHLOROBENZENE	ug/l	ND@0.5	ND@0.5	ND@0.5	ND@0.5	ND@0.5	ND@0.5
CHLORODIBROMOMETHANE	ug/l	ND@0.5	ND@0.5	ND@0.5	ND@0.5	ND@0.5	ND@0.5
CHLOROETHANE	ug/l	ND@0.5	ND@0.5	ND@0.5	ND@0.5	ND@0.5	ND@0.5
CHLOROFORM (TRICHLOROMETHANE)	ug/l	ND@0.5	ND@0.5	ND@0.5	ND@0.5	ND@0.5	ND@0.5
CHLOROMETHANE	ug/l	ND@0.5	ND@0.5	ND@0.5	ND@0.5	ND@0.5	ND@0.5
CIS-1,2-DICHLOROETHENE	ug/l	2.3	0.1 J	0.1 J	0.1 J	0.1 J	0.1 J
CIS-1,3-DICHLOROPROPENE	ug/l	ND@0.5	ND@0.5	ND@0.5	ND@0.5	ND@0.5	ND@0.5
CYCLOHEXANE	ug/l	ND@0.5	ND@0.5	ND@0.5	ND@0.5	ND@0.5	ND@0.5
DICHLORODIFLUOROMETHANE (FREON 12)	ug/l	ND@0.5	ND@0.5	ND@0.5	ND@0.5	ND@0.5	ND@0.5
ETHYLBENZENE	ug/l	ND@0.5	ND@0.5	ND@0.5	ND@0.5	ND@0.5	ND@0.5
ISOPROPYLBENZENE	ug/l	ND@0.5	ND@0.5	ND@0.5	ND@0.5	ND@0.5	ND@0.5
M,P-XYLENE	ug/l	ND@0.5	ND@0.5	ND@0.5	ND@0.5	ND@0.5	ND@0.5
METHYL ACETATE	ug/l	ND@1	ND@1.0	ND@1.0	ND@1.0	ND@1.0	ND@1.0
METHYL BUTYL KETONE (2-HEXANONE)	ug/l	ND@5	ND@5.0	ND@5.0	ND@5.0	ND@5.0	ND@5.0
METHYL CYCLOHEXANE	ug/l	ND@0.5	ND@0.5	ND@0.5	ND@0.5	ND@0.5	ND@0.5
METHYL ETHYL KETONE (MEK, 2-BUTANONE)	ug/l	ND@5	ND@5.0	ND@5.0	ND@5.0	ND@5.0	ND@5.0
METHYL TERT-BUTYL ETHER (MTBE)	ug/l	ND@0.5	ND@0.5	ND@0.5	ND@0.5	ND@0.5	ND@0.5
METHYLENE CHLORIDE (DICHLOROMETHANE)	ug/l	ND@0.5	ND@0.5	ND@0.5	ND@0.5	ND@0.5	ND@0.5
MIBK (4-METHYL-2-PENTANONE)	ug/l	ND@5	ND@5.0	ND@5.0	ND@5.0	ND@5.0	ND@5.0
O-XYLENE	ug/l	ND@0.5	ND@0.5	ND@0.5	ND@0.5	ND@0.5	ND@0.5
STYRENE	ug/l	ND@0.5	ND@0.5	ND@0.5	ND@0.5	ND@0.5	ND@0.5
TETRACHLOROETHENE	ug/l	3.3	ND@0.5	ND@0.5	ND@0.5	ND@0.5	ND@0.5
TOLUENE	ug/l	ND@0.5	ND@0.5	ND@0.5	ND@0.5	ND@0.5	ND@0.5
TRANS-1,2-DICHLOROETHENE	ug/l	ND@0.5	ND@0.5	ND@0.5	ND@0.5	ND@0.5	ND@0.5
TRANS-1,3-DICHLOROPROPENE	ug/l	ND@0.5	ND@0.5	ND@0.5	ND@0.5	ND@0.5	ND@0.5
TRICHLOROETHENE	ug/l	36	21	21	24	19	22
TRICHLOROFLUOROMETHANE (FREON 11)	ug/l	ND@0.5	ND@0.5	ND@0.5	ND@0.5	ND@0.5	ND@0.5
VINYL CHLORIDE	ug/l	ND@0.5	ND@0.5	ND@0.5	ND@0.5	ND@0.5	ND@0.5

Endicott, New York
Groundwater Analytical Chemistry Data
January 1, 2012 - December 31, 2012

Sample Location		EN-452	EN-452	EN-452	EN-452	EN-452	EN-452
Sample Description		GW MON WELL	GW MON WELL	GW MON WELL	GW MON WELL	GW MON WELL	GW MON WELL
Sample Date		05/22/2012	06/21/2012	07/19/2012	08/23/2012	09/11/2012	10/09/2012
Laboratory Sample I.D.		6664892	6698134	6728274	6767514	6787666	6820637
Parameter	**Units**						
1,1,1-TRICHLOROETHANE	ug/l	0.5 J	0.4 J	0.5 J	0.4 J	ND@0.5	0.4 J
1,1,2,2-TETRACHLOROETHANE	ug/l	ND@0.5	ND@0.5	ND@0.5	ND@0.5	ND@0.5	ND@0.5
1,1,2-TRICHLORO-1,2,2-TRIFLUOROETHANE	ug/l	ND@0.5	ND@0.5	ND@0.5	ND@0.5	ND@0.5	ND@0.5
1,1,2-TRICHLOROETHANE	ug/l	ND@0.5	ND@0.5	ND@0.5	ND@0.5	ND@0.5	ND@0.5
1,1-DICHLOROETHANE	ug/l	ND@0.5	ND@0.5	ND@0.5	ND@0.5	ND@0.5	ND@0.5
1,1-DICHLOROETHENE	ug/l	ND@0.5	ND@0.5	ND@0.5	ND@0.5	ND@0.5	ND@0.5
1,2,4-TRICHLOROBENZENE	ug/l	ND@0.5 J	ND@0.5	ND@0.5	ND@0.5	ND@0.5	ND@0.5
1,2-DIBROMO-3-CHLOROPROPANE	ug/l	ND@0.5	ND@0.5	ND@0.5	ND@0.5	ND@0.5	ND@0.5 J
1,2-DIBROMOETHANE (EDB)	ug/l	ND@0.5	ND@0.5	ND@0.5	ND@0.5	ND@0.5	ND@0.5
1,2-DICHLORO-1,2,2-TRIFLUOROETHANE	ug/l	ND@0.5	ND@0.5	ND@0.5	ND@0.5	ND@0.5	ND@0.5
1,2-DICHLOROBENZENE	ug/l	ND@0.5	ND@0.5	ND@0.5	ND@0.5	ND@0.5	ND@0.5
1,2-DICHLOROETHANE (EDC)	ug/l	ND@0.5	ND@0.5	ND@0.5	ND@0.5	ND@0.5	ND@0.5
1,2-DICHLOROPROPANE	ug/l	ND@0.5	ND@0.5	ND@0.5	ND@0.5	ND@0.5	ND@0.5
1,3-DICHLOROBENZENE	ug/l	ND@0.5	ND@0.5	ND@0.5	ND@0.5	ND@0.5	ND@0.5
1,4-DICHLOROBENZENE	ug/l	ND@0.5	ND@0.5	ND@0.5	ND@0.5	ND@0.5	ND@0.5
ACETONE	ug/l	ND@5.0	ND@5.0	ND@5.0	ND@5	ND@5	ND@5
BENZENE	ug/l	ND@0.5	ND@0.5	ND@0.5	ND@0.5	ND@0.5	ND@0.5
BROMODICHLOROMETHANE	ug/l	ND@0.5	ND@0.5	ND@0.5	ND@0.5	ND@0.5	ND@0.5
BROMOFORM (TRIBROMOMETHANE)	ug/l	ND@0.5	ND@0.5	ND@0.5	ND@0.5	ND@0.5	ND@0.5
BROMOMETHANE	ug/l	ND@0.5	ND@0.5	ND@0.5	ND@0.5	ND@0.5	ND@0.5
CARBON DISULFIDE	ug/l	ND@0.5	ND@0.5	ND@0.5	ND@0.5	ND@0.5	ND@0.5
CARBON TETRACHLORIDE	ug/l	ND@0.5	ND@0.5	ND@0.5	ND@0.5	ND@0.5	ND@0.5
CHLOROBENZENE	ug/l	ND@0.5	ND@0.5	ND@0.5	ND@0.5	ND@0.5	ND@0.5
CHLORODIBROMOMETHANE	ug/l	ND@0.5	ND@0.5	ND@0.5	ND@0.5	ND@0.5	ND@0.5
CHLOROETHANE	ug/l	ND@0.5	ND@0.5	ND@0.5	ND@0.5	ND@0.5	ND@0.5
CHLOROFORM (TRICHLOROMETHANE)	ug/l	0.1 J	0.2 J	0.2 J	0.1 J	0.1 J	0.1 J
CHLOROMETHANE	ug/l	ND@0.5	ND@0.5	ND@0.5	ND@0.5	ND@0.5	ND@0.5
CIS-1,2-DICHLOROETHENE	ug/l	ND@0.5	0.1 J	0.1 J	ND@0.5	ND@0.5	0.1 J
CIS-1,3-DICHLOROPROPENE	ug/l	ND@0.5	ND@0.5	ND@0.5	ND@0.5	ND@0.5	ND@0.5
CYCLOHEXANE	ug/l	ND@0.5	ND@0.5	ND@0.5	ND@0.5	ND@0.5	ND@0.5
DICHLORODIFLUOROMETHANE (FREON 12)	ug/l	ND@0.5	ND@0.5	ND@0.5	ND@0.5	ND@0.5	ND@0.5
ETHYLBENZENE	ug/l	ND@0.5	ND@0.5	ND@0.5	ND@0.5	ND@0.5	ND@0.5
ISOPROPYLBENZENE	ug/l	ND@0.5	ND@0.5	ND@0.5	ND@0.5	ND@0.5	ND@0.5
M,P-XYLENE	ug/l	ND@0.5	ND@0.5	ND@0.5	ND@0.5	ND@0.5	ND@0.5
METHYL ACETATE	ug/l	ND@1.0	ND@1.0	ND@1.0	ND@1	ND@1	ND@1
METHYL BUTYL KETONE (2-HEXANONE)	ug/l	ND@5.0	ND@5.0 J	ND@5.0	ND@5	ND@5	ND@5
METHYL CYCLOHEXANE	ug/l	ND@0.5	ND@0.5	ND@0.5	ND@0.5	ND@0.5	ND@0.5
METHYL ETHYL KETONE (MEK, 2-BUTANONE)	ug/l	ND@5.0	ND@5.0	ND@5.0	ND@5	ND@5 J	ND@5
METHYL TERT-BUTYL ETHER (MTBE)	ug/l	ND@0.5	ND@0.5	ND@0.5	ND@0.5	ND@0.5	ND@0.5
METHYLENE CHLORIDE (DICHLOROMETHANE)	ug/l	ND@0.5	ND@0.5	ND@0.5	ND@0.5	ND@0.5	ND@0.5
MIBK (4-METHYL-2-PENTANONE)	ug/l	ND@5.0	ND@5.0 J	ND@5.0 J	ND@5	ND@5	ND@5
O-XYLENE	ug/l	ND@0.5	ND@0.5	ND@0.5	ND@0.5	ND@0.5	ND@0.5
STYRENE	ug/l	ND@0.5	ND@0.5	ND@0.5	ND@0.5	ND@0.5	ND@0.5
TETRACHLOROETHENE	ug/l	ND@0.5	ND@0.5	ND@0.5	ND@0.5	ND@0.5	ND@0.5
TOLUENE	ug/l	ND@0.5	ND@0.5	ND@0.5	ND@0.5	ND@0.5	ND@0.5
TRANS-1,2-DICHLOROETHENE	ug/l	ND@0.5	ND@0.5	ND@0.5	ND@0.5	ND@0.5	ND@0.5
TRANS-1,3-DICHLOROPROPENE	ug/l	ND@0.5	ND@0.5	ND@0.5	ND@0.5	ND@0.5	ND@0.5
TRICHLOROETHENE	ug/l	22	22	23	20	18	19
TRICHLOROFLUOROMETHANE (FREON 11)	ug/l	ND@0.5	ND@0.5	ND@0.5	ND@0.5	ND@0.5	ND@0.5
VINYL CHLORIDE	ug/l	ND@0.5	ND@0.5	ND@0.5	ND@0.5	ND@0.5	ND@0.5

Endicott, New York
Groundwater Analytical Chemistry Data
January 1, 2012 - December 31, 2012

Sample Location		EN-452	EN-452	EN-453	EN-453	EN-453	EN-453
Sample Description		GW MON WELL	GW MON WELL	GW MON WELL	GW MON WELL	GW MON WELL	GW MON WELL
Sample Date		11/15/2012	12/12/2012	01/04/2012	02/23/2012	03/13/2012	04/10/2012
Laboratory Sample I.D.		6864783	6895744	6515976	6558947	6579487	6614176
Parameter	**Units**						
1,1,1-TRICHLOROETHANE	ug/l	0.5 J	0.5	ND@0.5	0.2 J	0.2 J	0.1 J
1,1,2,2-TETRACHLOROETHANE	ug/l	ND@0.5	ND@0.5	ND@0.5	ND@0.5	ND@0.5	ND@0.5
1,1,2-TRICHLORO-1,2,2-TRIFLUOROETHANE	ug/l	ND@0.5 J	ND@0.5	ND@0.5	ND@0.5	ND@0.5	ND@0.5
1,1,2-TRICHLOROETHANE	ug/l	ND@0.5	ND@0.5	ND@0.5	ND@0.5	ND@0.5	ND@0.5
1,1-DICHLOROETHANE	ug/l	ND@0.5	ND@0.5	ND@0.5	ND@0.5	ND@0.5	ND@0.5
1,1-DICHLOROETHENE	ug/l	ND@0.5	ND@0.5	ND@0.5	ND@0.5	ND@0.5	ND@0.5
1,2,4-TRICHLOROBENZENE	ug/l	ND@0.5	ND@0.5	ND@0.5	ND@0.5 J	ND@0.5	ND@0.5
1,2-DIBROMO-3-CHLOROPROPANE	ug/l	ND@0.5	ND@0.5 J	ND@0.5	ND@0.5	ND@0.5	ND@0.5 J
1,2-DIBROMOETHANE (EDB)	ug/l	ND@0.5	ND@0.5	ND@0.5	ND@0.5	ND@0.5	ND@0.5
1,2-DICHLORO-1,2,2-TRIFLUOROETHANE	ug/l	ND@0.5	ND@0.5	ND@0.5	ND@0.5	ND@0.5	ND@0.5
1,2-DICHLOROBENZENE	ug/l	ND@0.5	ND@0.5	ND@0.5	ND@0.5	ND@0.5	ND@0.5
1,2-DICHLOROETHANE (EDC)	ug/l	ND@0.5	ND@0.5	ND@0.5	ND@0.5	ND@0.5	ND@0.5
1,2-DICHLOROPROPANE	ug/l	ND@0.5	ND@0.5	ND@0.5	ND@0.5	ND@0.5	ND@0.5
1,3-DICHLOROBENZENE	ug/l	ND@0.5	ND@0.5	ND@0.5	ND@0.5	ND@0.5	ND@0.5
1,4-DICHLOROBENZENE	ug/l	ND@0.5	ND@0.5	ND@0.5	ND@0.5	ND@0.5	ND@0.5
ACETONE	ug/l	ND@5	ND@5 J	ND@5.0	ND@5.0 J	ND@5.0	ND@5.0
BENZENE	ug/l	ND@0.5	ND@0.5	ND@0.5	ND@0.5	ND@0.5	ND@0.5
BROMODICHLOROMETHANE	ug/l	ND@0.5	ND@0.5	ND@0.5	ND@0.5	ND@0.5	ND@0.5
BROMOFORM (TRIBROMOMETHANE)	ug/l	ND@0.5	ND@0.5	ND@0.5	ND@0.5	ND@0.5	ND@0.5
BROMOMETHANE	ug/l	ND@0.5	ND@0.5	ND@0.5	ND@0.5	ND@0.5	ND@0.5
CARBON DISULFIDE	ug/l	ND@0.5	ND@0.5	ND@0.5	ND@0.5	ND@0.5	ND@0.5
CARBON TETRACHLORIDE	ug/l	ND@0.5 J	ND@0.5	ND@0.5	ND@0.5	ND@0.5	ND@0.5
CHLOROBENZENE	ug/l	ND@0.5	ND@0.5	ND@0.5	ND@0.5	ND@0.5	ND@0.5
CHLORODIBROMOMETHANE	ug/l	ND@0.5	ND@0.5	ND@0.5	ND@0.5	ND@0.5	ND@0.5
CHLOROETHANE	ug/l	ND@0.5	ND@0.5	ND@0.5	ND@0.5	ND@0.5	ND@0.5
CHLOROFORM (TRICHLOROMETHANE)	ug/l	0.1 J	0.1 J	0.1 J	ND@0.5	0.1 J	0.1 J
CHLOROMETHANE	ug/l	ND@0.5	ND@0.5	ND@0.5	ND@0.5	ND@0.5	ND@0.5
CIS-1,2-DICHLOROETHENE	ug/l	0.1 J	0.1 J	ND@0.5	ND@0.5	ND@0.5	ND@0.5
CIS-1,3-DICHLOROPROPENE	ug/l	ND@0.5	ND@0.5	ND@0.5	ND@0.5	ND@0.5	ND@0.5
CYCLOHEXANE	ug/l	ND@0.5	ND@0.5	ND@0.5	ND@0.5 J	ND@0.5	ND@0.5
DICHLORODIFLUOROMETHANE (FREON 12)	ug/l	ND@0.5	ND@0.5	ND@0.5	ND@0.5	ND@0.5	ND@0.5
ETHYLBENZENE	ug/l	ND@0.5	ND@0.5	ND@0.5	ND@0.5	ND@0.5	ND@0.5
ISOPROPYLBENZENE	ug/l	ND@0.5	ND@0.5	ND@0.5	ND@0.5	ND@0.5	ND@0.5
M,P-XYLENE	ug/l	ND@0.5	ND@0.5	ND@0.5	ND@0.5	ND@0.5	ND@0.5
METHYL ACETATE	ug/l	ND@1	ND@1	ND@1.0	ND@1.0	ND@1.0	ND@1.0
METHYL BUTYL KETONE (2-HEXANONE)	ug/l	ND@5	ND@5	ND@5.0	ND@5.0	ND@5.0	ND@5.0
METHYL CYCLOHEXANE	ug/l	ND@0.5	ND@0.5	ND@0.5	ND@0.5	ND@0.5	ND@0.5
METHYL ETHYL KETONE (MEK, 2-BUTANONE)	ug/l	ND@5	ND@5 J	ND@5.0	ND@5.0	ND@5.0	ND@5.0
METHYL TERT-BUTYL ETHER (MTBE)	ug/l	ND@0.5	ND@0.5	ND@0.5	ND@0.5	ND@0.5	ND@0.5
METHYLENE CHLORIDE (DICHLOROMETHANE)	ug/l	ND@0.5	ND@0.5	ND@0.5	ND@0.5	ND@0.5	ND@0.5
MIBK (4-METHYL-2-PENTANONE)	ug/l	ND@5	ND@5	ND@5.0	ND@5.0	ND@5.0	ND@5.0
O-XYLENE	ug/l	ND@0.5	ND@0.5	ND@0.5	ND@0.5	ND@0.5	ND@0.5
STYRENE	ug/l	ND@0.5	ND@0.5	ND@0.5	ND@0.5	ND@0.5	ND@0.5
TETRACHLOROETHENE	ug/l	ND@0.5	ND@0.5	ND@0.5	ND@0.5	ND@0.5	ND@0.5
TOLUENE	ug/l	ND@0.5	ND@0.5	ND@0.5	ND@0.5	ND@0.5	ND@0.5
TRANS-1,2-DICHLOROETHENE	ug/l	ND@0.5	ND@0.5	ND@0.5	ND@0.5	ND@0.5	ND@0.5
TRANS-1,3-DICHLOROPROPENE	ug/l	ND@0.5	ND@0.5	ND@0.5	ND@0.5	ND@0.5	ND@0.5
TRICHLOROETHENE	ug/l	19	23	7	7	7.8	5.5
TRICHLOROFLUOROMETHANE (FREON 11)	ug/l	ND@0.5 J	ND@0.5	ND@0.5	ND@0.5	ND@0.5	ND@0.5
VINYL CHLORIDE	ug/l	ND@0.5	ND@0.5	ND@0.5	ND@0.5	ND@0.5	ND@0.5

Endicott, New York
Groundwater Analytical Chemistry Data
January 1, 2012 - December 31, 2012

Sample Location		EN-453	EN-453	EN-453	EN-453	EN-453	EN-453
Sample Description		GW MON WELL	GW MON WELL	GW MON WELL	GW MON WELL	GW MON WELL	GW MON WELL
Sample Date		05/22/2012	06/21/2012	07/19/2012	08/23/2012	09/11/2012	10/09/2012
Laboratory Sample I.D.		6664891	6698135	6728275	6767513	6787669	6820638
Parameter	**Units**						
1,1,1-TRICHLOROETHANE	ug/l	0.2 J	0.2 J	0.1 J	0.2 J	ND@0.5	0.2 J
1,1,2,2-TETRACHLOROETHANE	ug/l	ND@0.5	ND@0.5	ND@0.5	ND@0.5	ND@0.5	ND@0.5
1,1,2-TRICHLORO-1,2,2-TRIFLUOROETHANE	ug/l	ND@0.5	ND@0.5	ND@0.5	ND@0.5	ND@0.5	ND@0.5
1,1,2-TRICHLOROETHANE	ug/l	ND@0.5	ND@0.5	ND@0.5	ND@0.5	ND@0.5	ND@0.5
1,1-DICHLOROETHANE	ug/l	ND@0.5	ND@0.5	ND@0.5	ND@0.5	ND@0.5	ND@0.5
1,1-DICHLOROETHENE	ug/l	ND@0.5	ND@0.5	ND@0.5	ND@0.5	ND@0.5	ND@0.5
1,2,4-TRICHLOROBENZENE	ug/l	ND@0.5 J	ND@0.5	ND@0.5	ND@0.5	ND@0.5	ND@0.5
1,2-DIBROMO-3-CHLOROPROPANE	ug/l	ND@0.5	ND@0.5 J	ND@0.5	ND@0.5	ND@0.5	ND@0.5 J
1,2-DIBROMOETHANE (EDB)	ug/l	ND@0.5	ND@0.5	ND@0.5	ND@0.5	ND@0.5	ND@0.5
1,2-DICHLORO-1,2,2-TRIFLUOROETHANE	ug/l	ND@0.5	ND@0.5	ND@0.5	ND@0.5	ND@0.5	ND@0.5
1,2-DICHLOROBENZENE	ug/l	ND@0.5	ND@0.5	ND@0.5	ND@0.5	ND@0.5	ND@0.5
1,2-DICHLOROETHANE (EDC)	ug/l	ND@0.5	ND@0.5	ND@0.5	ND@0.5	ND@0.5	ND@0.5
1,2-DICHLOROPROPANE	ug/l	ND@0.5	ND@0.5	ND@0.5	ND@0.5	ND@0.5	ND@0.5
1,3-DICHLOROBENZENE	ug/l	ND@0.5	ND@0.5	ND@0.5	ND@0.5	ND@0.5	ND@0.5
1,4-DICHLOROBENZENE	ug/l	ND@0.5	ND@0.5	ND@0.5	ND@0.5	ND@0.5	ND@0.5
ACETONE	ug/l	ND@5.0	ND@5.0	ND@5.0	ND@5	ND@5	ND@5
BENZENE	ug/l	ND@0.5	ND@0.5	ND@0.5	ND@0.5	ND@0.5	ND@0.5
BROMODICHLOROMETHANE	ug/l	ND@0.5	ND@0.5	ND@0.5	ND@0.5	ND@0.5	ND@0.5
BROMOFORM (TRIBROMOMETHANE)	ug/l	ND@0.5	ND@0.5	ND@0.5	ND@0.5	ND@0.5	ND@0.5
BROMOMETHANE	ug/l	ND@0.5	ND@0.5	ND@0.5	ND@0.5	ND@0.5	ND@0.5
CARBON DISULFIDE	ug/l	ND@0.5	ND@0.5	ND@0.5	ND@0.5	ND@0.5	ND@0.5
CARBON TETRACHLORIDE	ug/l	ND@0.5	ND@0.5	ND@0.5	ND@0.5	ND@0.5	ND@0.5
CHLOROBENZENE	ug/l	ND@0.5	ND@0.5	ND@0.5	ND@0.5	ND@0.5	ND@0.5
CHLORODIBROMOMETHANE	ug/l	ND@0.5	ND@0.5	ND@0.5	ND@0.5	ND@0.5	ND@0.5
CHLOROETHANE	ug/l	ND@0.5	ND@0.5	ND@0.5	ND@0.5	ND@0.5	ND@0.5
CHLOROFORM (TRICHLOROMETHANE)	ug/l	0.1 J	0.1 J	ND@0.5	ND@0.5	ND@0.5	ND@0.5
CHLOROMETHANE	ug/l	ND@0.5	ND@0.5	ND@0.5	ND@0.5	ND@0.5	ND@0.5
CIS-1,2-DICHLOROETHENE	ug/l	ND@0.5	ND@0.5	ND@0.5	ND@0.5	ND@0.5	ND@0.5
CIS-1,3-DICHLOROPROPENE	ug/l	ND@0.5	ND@0.5	ND@0.5	ND@0.5	ND@0.5	ND@0.5
CYCLOHEXANE	ug/l	ND@0.5	ND@0.5	ND@0.5	ND@0.5	ND@0.5	ND@0.5
DICHLORODIFLUOROMETHANE (FREON 12)	ug/l	ND@0.5	ND@0.5	ND@0.5	ND@0.5	ND@0.5	ND@0.5
ETHYLBENZENE	ug/l	ND@0.5	ND@0.5	ND@0.5	ND@0.5	ND@0.5	ND@0.5
ISOPROPYLBENZENE	ug/l	ND@0.5	ND@0.5	ND@0.5	ND@0.5	ND@0.5	ND@0.5
M,P-XYLENE	ug/l	ND@0.5	ND@0.5	ND@0.5	ND@0.5	ND@0.5	ND@0.5
METHYL ACETATE	ug/l	ND@1.0	ND@1.0	ND@1.0	ND@1	ND@1	ND@1
METHYL BUTYL KETONE (2-HEXANONE)	ug/l	ND@5.0	ND@5.0	ND@5.0	ND@5	ND@5	ND@5
METHYL CYCLOHEXANE	ug/l	ND@0.5	ND@0.5	ND@0.5	ND@0.5	ND@0.5	ND@0.5
METHYL ETHYL KETONE (MEK, 2-BUTANONE)	ug/l	ND@5.0	ND@5.0	ND@5.0	ND@5	ND@5 J	ND@5
METHYL TERT-BUTYL ETHER (MTBE)	ug/l	ND@0.5	ND@0.5	ND@0.5	ND@0.5	ND@0.5	ND@0.5
METHYLENE CHLORIDE (DICHLOROMETHANE)	ug/l	ND@0.5	ND@0.5	ND@0.5	ND@0.5	ND@0.5	ND@0.5
MIBK (4-METHYL-2-PENTANONE)	ug/l	ND@5.0	ND@5.0	ND@5.0 J	ND@5	ND@5	ND@5
O-XYLENE	ug/l	ND@0.5	ND@0.5	ND@0.5	ND@0.5	ND@0.5	ND@0.5
STYRENE	ug/l	ND@0.5	ND@0.5	ND@0.5	ND@0.5	ND@0.5	ND@0.5
TETRACHLOROETHENE	ug/l	ND@0.5	ND@0.5	ND@0.5	ND@0.5	ND@0.5	ND@0.5
TOLUENE	ug/l	ND@0.5	ND@0.5	ND@0.5	ND@0.5	ND@0.5	ND@0.5
TRANS-1,2-DICHLOROETHENE	ug/l	ND@0.5	ND@0.5	ND@0.5	ND@0.5	ND@0.5	ND@0.5
TRANS-1,3-DICHLOROPROPENE	ug/l	ND@0.5	ND@0.5	ND@0.5	ND@0.5	ND@0.5	ND@0.5
TRICHLOROETHENE	ug/l	6.2	5.7	4.4	5.3	ND@3.3	6.3
TRICHLOROFLUOROMETHANE (FREON 11)	ug/l	ND@0.5	ND@0.5	ND@0.5	ND@0.5	ND@0.5	ND@0.5
VINYL CHLORIDE	ug/l	ND@0.5	ND@0.5	ND@0.5	ND@0.5	ND@0.5	ND@0.5

Endicott, New York
Groundwater Analytical Chemistry Data
January 1, 2012 - December 31, 2012

Sample Location		EN-453	EN-453	EN-454	EN-454	EN-454	EN-454
Sample Description		GW MON WELL	GW MON WELL	GW MON WELL	GW MON WELL	GW MON WELL	GW MON WELL
Sample Date		11/15/2012	12/12/2012	02/23/2012	05/22/2012	08/23/2012	11/15/2012
Laboratory Sample I.D.		6864782	6895745	6558950	6664893	6767512	6864787
Parameter	**Units**						
1,1,1-TRICHLOROETHANE	ug/l	0.3 J	0.3 J	0.8	0.2 J	0.4 J	21
1,1,2,2-TETRACHLOROETHANE	ug/l	ND@0.5	ND@0.5	ND@0.5	ND@0.5	ND@0.5	ND@0.5
1,1,2-TRICHLORO-1,2,2-TRIFLUOROETHANE	ug/l	ND@0.5 J	ND@0.5	ND@0.5	ND@0.5	ND@0.5	ND@0.5 J
1,1,2-TRICHLOROETHANE	ug/l	ND@0.5	ND@0.5	ND@0.5	ND@0.5	ND@0.5	ND@0.5
1,1-DICHLOROETHANE	ug/l	ND@0.5	ND@0.5	1.3	0.1 J	0.7	0.8
1,1-DICHLOROETHENE	ug/l	ND@0.5	ND@0.5	ND@0.5	ND@0.5	ND@0.5	ND@0.5
1,2,4-TRICHLOROBENZENE	ug/l	ND@0.5	ND@0.5	ND@0.5 J	ND@0.5 J	ND@0.5	ND@0.5
1,2-DIBROMO-3-CHLOROPROPANE	ug/l	ND@0.5	ND@0.5 J	ND@0.5	ND@0.5	ND@0.5	ND@0.5
1,2-DIBROMOETHANE (EDB)	ug/l	ND@0.5	ND@0.5	ND@0.5	ND@0.5	ND@0.5	ND@0.5
1,2-DICHLORO-1,2,2-TRIFLUOROETHANE	ug/l	ND@0.5	ND@0.5	ND@0.5	ND@0.5	ND@0.5	ND@0.5
1,2-DICHLOROBENZENE	ug/l	ND@0.5	ND@0.5	ND@0.5	ND@0.5	ND@0.5	ND@0.5
1,2-DICHLOROETHANE (EDC)	ug/l	ND@0.5	ND@0.5	ND@0.5	ND@0.5	ND@0.5	ND@0.5
1,2-DICHLOROPROPANE	ug/l	ND@0.5	ND@0.5	ND@0.5	ND@0.5	ND@0.5	ND@0.5
1,3-DICHLOROBENZENE	ug/l	ND@0.5	ND@0.5	ND@0.5	ND@0.5	ND@0.5	ND@0.5
1,4-DICHLOROBENZENE	ug/l	ND@0.5	ND@0.5	ND@0.5	ND@0.5	ND@0.5	ND@0.5
ACETONE	ug/l	ND@5	ND@5 J	ND@5.0 J	ND@5.0	ND@5	ND@5
BENZENE	ug/l	ND@0.5	ND@0.5	ND@0.5	ND@0.5	ND@0.5	ND@0.5
BROMODICHLOROMETHANE	ug/l	ND@0.5	ND@0.5	ND@0.5	ND@0.5	ND@0.5	ND@0.5
BROMOFORM (TRIBROMOMETHANE)	ug/l	ND@0.5	ND@0.5	ND@0.5	ND@0.5	ND@0.5	ND@0.5
BROMOMETHANE	ug/l	ND@0.5	ND@0.5	ND@0.5	ND@0.5	ND@0.5	ND@0.5
CARBON DISULFIDE	ug/l	ND@0.5	ND@0.5	ND@0.5	ND@0.5	ND@0.5	ND@0.5
CARBON TETRACHLORIDE	ug/l	ND@0.5 J	ND@0.5	ND@0.5	ND@0.5	ND@0.5	ND@0.5 J
CHLOROBENZENE	ug/l	ND@0.5	ND@0.5	ND@0.5	ND@0.5	ND@0.5	ND@0.5
CHLORODIBROMOMETHANE	ug/l	ND@0.5	ND@0.5	ND@0.5	ND@0.5	ND@0.5	ND@0.5
CHLOROETHANE	ug/l	ND@0.5	ND@0.5	ND@0.5	ND@0.5	ND@0.5	ND@0.5
CHLOROFORM (TRICHLOROMETHANE)	ug/l	0.1 J	0.1 J	ND@0.5	ND@0.5	ND@0.5	ND@0.5
CHLOROMETHANE	ug/l	ND@0.5	ND@0.5	ND@0.5	ND@0.5	ND@0.5	ND@0.5
CIS-1,2-DICHLOROETHENE	ug/l	ND@0.5	ND@0.5	0.1 J	ND@0.5	ND@0.5	ND@0.5
CIS-1,3-DICHLOROPROPENE	ug/l	ND@0.5	ND@0.5	ND@0.5	ND@0.5	ND@0.5	ND@0.5
CYCLOHEXANE	ug/l	ND@0.5	ND@0.5	ND@0.5 J	ND@0.5	ND@0.5	ND@0.5
DICHLORODIFLUOROMETHANE (FREON 12)	ug/l	ND@0.5	ND@0.5	ND@0.5	ND@0.5	ND@0.5	ND@0.5
ETHYLBENZENE	ug/l	ND@0.5	ND@0.5	ND@0.5	ND@0.5	ND@0.5	ND@0.5
ISOPROPYLBENZENE	ug/l	ND@0.5	ND@0.5	ND@0.5	ND@0.5	ND@0.5	ND@0.5
M,P-XYLENE	ug/l	ND@0.5	ND@0.5	ND@0.5	ND@0.5	ND@0.5	ND@0.5
METHYL ACETATE	ug/l	ND@1	ND@1	ND@1.0	ND@1.0	ND@1	ND@1
METHYL BUTYL KETONE (2-HEXANONE)	ug/l	ND@5	ND@5	ND@5.0	ND@5.0	ND@5	ND@5
METHYL CYCLOHEXANE	ug/l	ND@0.5	ND@0.5	ND@0.5	ND@0.5	ND@0.5	ND@0.5
METHYL ETHYL KETONE (MEK, 2-BUTANONE)	ug/l	ND@5	ND@5 J	ND@5.0	ND@5.0	ND@5	ND@5
METHYL TERT-BUTYL ETHER (MTBE)	ug/l	ND@0.5	ND@0.5	ND@0.5	ND@0.5	ND@0.5	ND@0.5
METHYLENE CHLORIDE (DICHLOROMETHANE)	ug/l	ND@0.5	ND@0.5	ND@0.5	ND@0.5	0.3 J	ND@0.9
MIBK (4-METHYL-2-PENTANONE)	ug/l	ND@5	ND@5	ND@5.0	ND@5.0	ND@5	ND@5
O-XYLENE	ug/l	ND@0.5	ND@0.5	ND@0.5	ND@0.5	ND@0.5	ND@0.5
STYRENE	ug/l	ND@0.5	ND@0.5	ND@0.5	ND@0.5	ND@0.5	ND@0.5
TETRACHLOROETHENE	ug/l	ND@0.5	ND@0.5	0.2 J	0.2 J	0.2 J	0.2 J
TOLUENE	ug/l	ND@0.5	ND@0.5	ND@0.5	ND@0.5	ND@0.5	ND@0.5
TRANS-1,2-DICHLOROETHENE	ug/l	ND@0.5	ND@0.5	ND@0.5	ND@0.5	ND@0.5	ND@0.5
TRANS-1,3-DICHLOROPROPENE	ug/l	ND@0.5	ND@0.5	ND@0.5	ND@0.5	ND@0.5	ND@0.5
TRICHLOROETHENE	ug/l	8.1	9.1	2.6	2.1	1.8	2.4
TRICHLOROFLUOROMETHANE (FREON 11)	ug/l	ND@0.5 J	ND@0.5	ND@0.5	ND@0.5	ND@0.5	ND@0.5 J
VINYL CHLORIDE	ug/l	ND@0.5	ND@0.5	ND@0.5	ND@0.5	ND@0.5	ND@0.5

Endicott, New York
Groundwater Analytical Chemistry Data
January 1, 2012 - December 31, 2012

Sample Location		EN-455	EN-455	EN-455	EN-455	EN-456	EN-456
Sample Description		GW MON WELL	GW MON WELL	GW MON WELL	GW MON WELL	GW MON WELL	GW MON WELL
Sample Date		02/23/2012	05/22/2012	08/23/2012	11/15/2012	02/23/2012	05/14/2012
Laboratory Sample I.D.		6558949	6664890	6767511	6864781	6558951	6657195
Parameter	**Units**						
1,1,1-TRICHLOROETHANE	ug/l	0.6	0.6	0.5 J	0.5 J	0.7	0.1 J
1,1,2,2-TETRACHLOROETHANE	ug/l	ND@0.5	ND@0.5	ND@0.5	ND@0.5	ND@0.5	ND@0.5
1,1,2-TRICHLORO-1,2,2-TRIFLUOROETHANE	ug/l	ND@0.5	ND@0.5	ND@0.5	ND@0.5 J	ND@0.5	ND@0.5
1,1,2-TRICHLOROETHANE	ug/l	ND@0.5	ND@0.5	ND@0.5	ND@0.5	ND@0.5	ND@0.5
1,1-DICHLOROETHANE	ug/l	ND@0.5	0.1 J	0.3 J	0.3 J	0.7	ND@0.5
1,1-DICHLOROETHENE	ug/l	ND@0.5	ND@0.5	ND@0.5	ND@0.5	ND@0.5	ND@0.5
1,2,4-TRICHLOROBENZENE	ug/l	ND@0.5 J	ND@0.5	ND@0.5	ND@0.5	ND@0.5 J	ND@0.5
1,2-DIBROMO-3-CHLOROPROPANE	ug/l	ND@0.5	ND@0.5	ND@0.5	ND@0.5	ND@0.5	ND@0.5
1,2-DIBROMOETHANE (EDB)	ug/l	ND@0.5	ND@0.5	ND@0.5	ND@0.5	ND@0.5	ND@0.5
1,2-DICHLORO-1,2,2-TRIFLUOROETHANE	ug/l	ND@0.5	ND@0.5	ND@0.5	ND@0.5	ND@0.5	ND@0.5
1,2-DICHLOROBENZENE	ug/l	ND@0.5	ND@0.5	ND@0.5	ND@0.5	ND@0.5	ND@0.5
1,2-DICHLOROETHANE (EDC)	ug/l	ND@0.5	ND@0.5	ND@0.5	ND@0.5	ND@0.5	ND@0.5
1,2-DICHLOROPROPANE	ug/l	ND@0.5	ND@0.5	ND@0.5	ND@0.5	ND@0.5	ND@0.5
1,3-DICHLOROBENZENE	ug/l	ND@0.5	ND@0.5	ND@0.5	ND@0.5	ND@0.5	ND@0.5
1,4-DICHLOROBENZENE	ug/l	ND@0.5	ND@0.5	ND@0.5	ND@0.5	ND@0.5	ND@0.5
ACETONE	ug/l	ND@5.0 J	ND@5.0	ND@5	ND@5	ND@5.0 J	ND@5.0
BENZENE	ug/l	ND@0.5	ND@0.5	ND@0.5	ND@0.5	ND@0.5	ND@0.5
BROMODICHLOROMETHANE	ug/l	ND@0.5	ND@0.5	ND@0.5	ND@0.5	ND@0.5	ND@0.5
BROMOFORM (TRIBROMOMETHANE)	ug/l	ND@0.5	ND@0.5	ND@0.5	ND@0.5	ND@0.5	ND@0.5
BROMOMETHANE	ug/l	ND@0.5	ND@0.5	ND@0.5	ND@0.5	ND@0.5	ND@0.5 J
CARBON DISULFIDE	ug/l	ND@0.5	ND@0.5 J	ND@0.5	ND@0.5	ND@0.5	ND@0.5 J
CARBON TETRACHLORIDE	ug/l	ND@0.5	ND@0.5	ND@0.5	ND@0.5 J	ND@0.5	ND@0.5
CHLOROBENZENE	ug/l	ND@0.5	ND@0.5	ND@0.5	ND@0.5	ND@0.5	ND@0.5
CHLORODIBROMOMETHANE	ug/l	ND@0.5	ND@0.5	ND@0.5	ND@0.5	ND@0.5	ND@0.5
CHLOROETHANE	ug/l	ND@0.5	ND@0.5	ND@0.5	ND@0.5	ND@0.5	ND@0.5
CHLOROFORM (TRICHLOROMETHANE)	ug/l	ND@0.5	ND@0.5	ND@0.5	ND@0.5	ND@0.5	ND@0.5
CHLOROMETHANE	ug/l	ND@0.5	ND@0.5	ND@0.5	ND@0.5	ND@0.5	ND@0.5
CIS-1,2-DICHLOROETHENE	ug/l	0.5 J	0.3 J	0.2 J	0.2 J	ND@0.5	ND@0.5
CIS-1,3-DICHLOROPROPENE	ug/l	ND@0.5	ND@0.5	ND@0.5	ND@0.5	ND@0.5	ND@0.5
CYCLOHEXANE	ug/l	ND@0.5 J	ND@0.5	ND@0.5	ND@0.5	ND@0.5 J	ND@0.5 J
DICHLORODIFLUOROMETHANE (FREON 12)	ug/l	ND@0.5	ND@0.5	ND@0.5	ND@0.5	ND@0.5	ND@0.5
ETHYLBENZENE	ug/l	ND@0.5	ND@0.5	ND@0.5	ND@0.5	ND@0.5	ND@0.5
ISOPROPYLBENZENE	ug/l	ND@0.5	ND@0.5	ND@0.5	ND@0.5	ND@0.5	ND@0.5
M,P-XYLENE	ug/l	ND@0.5	ND@0.5	ND@0.5	ND@0.5	ND@0.5	ND@0.5
METHYL ACETATE	ug/l	ND@1.0	ND@1.0	ND@1	ND@1	ND@1.0	ND@1.0
METHYL BUTYL KETONE (2-HEXANONE)	ug/l	ND@5.0	ND@5.0	ND@5	ND@5	ND@5.0	ND@5.0
METHYL CYCLOHEXANE	ug/l	ND@0.5	ND@0.5	ND@0.5	ND@0.5	ND@0.5	ND@0.5
METHYL ETHYL KETONE (MEK, 2-BUTANONE)	ug/l	ND@5.0	ND@5.0	ND@5	ND@5	ND@5.0	ND@5.0
METHYL TERT-BUTYL ETHER (MTBE)	ug/l	ND@0.5	ND@0.5	ND@0.5	ND@0.5	ND@0.5	ND@0.5
METHYLENE CHLORIDE (DICHLOROMETHANE)	ug/l	ND@0.5	ND@0.5	ND@0.5	ND@0.5	ND@0.5	ND@0.5
MIBK (4-METHYL-2-PENTANONE)	ug/l	ND@5.0	ND@5.0	ND@5	ND@5	ND@5.0	ND@5.0
O-XYLENE	ug/l	ND@0.5	ND@0.5	ND@0.5	ND@0.5	ND@0.5	ND@0.5
STYRENE	ug/l	ND@0.5	ND@0.5	ND@0.5	ND@0.5	ND@0.5	ND@0.5
TETRACHLOROETHENE	ug/l	ND@0.5	ND@0.5	ND@0.5	ND@0.5	0.2 J	0.2 J
TOLUENE	ug/l	ND@0.5	ND@0.5	ND@0.5	ND@0.5	ND@0.5	ND@0.5
TRANS-1,2-DICHLOROETHENE	ug/l	ND@0.5	ND@0.5	ND@0.5	ND@0.5	ND@0.5	ND@0.5
TRANS-1,3-DICHLOROPROPENE	ug/l	ND@0.5	ND@0.5	ND@0.5	ND@0.5	ND@0.5	ND@0.5
TRICHLOROETHENE	ug/l	15	17	20	23	1.3	0.9
TRICHLOROFLUOROMETHANE (FREON 11)	ug/l	ND@0.5	ND@0.5	ND@0.5	ND@0.5 J	ND@0.5	ND@0.5
VINYL CHLORIDE	ug/l	ND@0.5	ND@0.5	ND@0.5	ND@0.5	ND@0.5	ND@0.5

Endicott, New York
Groundwater Analytical Chemistry Data
January 1, 2012 - December 31, 2012

Sample Location		EN-456	EN-456	EN-457A	EN-457A	EN-457A	EN-457A
Sample Description		GW MON WELL	GW MON WELL	GW MON WELL	GW MON WELL	GW MON WELL	GW MON WELL
Sample Date		08/23/2012	11/15/2012	02/28/2012	05/24/2012	08/26/2012	11/11/2012
Laboratory Sample I.D.		6767553	6864788	6561776	6669092	6770992	6857538
Parameter	**Units**						
1,1,1-TRICHLOROETHANE	ug/l	1	4.3	0.2 J	0.2 J	0.2 J	9.3
1,1,2,2-TETRACHLOROETHANE	ug/l	ND@0.5	ND@0.5	ND@0.5	ND@0.5	ND@0.5	ND@0.5
1,1,2-TRICHLORO-1,2,2-TRIFLUOROETHANE	ug/l	ND@0.5	ND@0.5 J	ND@0.5	ND@0.5	ND@0.5	ND@0.5 J
1,1,2-TRICHLOROETHANE	ug/l	ND@0.5	ND@0.5	ND@0.5	ND@0.5	ND@0.5	ND@0.5
1,1-DICHLOROETHANE	ug/l	1.1	0.2 J	0.4 J	0.6	0.3 J	0.5
1,1-DICHLOROETHENE	ug/l	ND@0.5	ND@0.5	ND@0.5	ND@0.5	ND@0.5	ND@0.5
1,2,4-TRICHLOROBENZENE	ug/l	ND@0.5	ND@0.5	ND@0.5 J	ND@0.5	ND@0.5	ND@0.5
1,2-DIBROMO-3-CHLOROPROPANE	ug/l	ND@0.5	ND@0.5	ND@0.5	ND@0.5	ND@0.5	ND@0.5
1,2-DIBROMOETHANE (EDB)	ug/l	ND@0.5	ND@0.5	ND@0.5	ND@0.5	ND@0.5	ND@0.5
1,2-DICHLORO-1,2,2-TRIFLUOROETHANE	ug/l	ND@0.5 J	ND@0.5	ND@0.5	ND@0.5	ND@0.5	ND@0.5
1,2-DICHLOROBENZENE	ug/l	ND@0.5	ND@0.5	ND@0.5	ND@0.5	ND@0.5	ND@0.5
1,2-DICHLOROETHANE (EDC)	ug/l	ND@0.5	ND@0.5	ND@0.5	ND@0.5	ND@0.5	ND@0.5
1,2-DICHLOROPROPANE	ug/l	ND@0.5	ND@0.5	ND@0.5	ND@0.5	ND@0.5	ND@0.5
1,3-DICHLOROBENZENE	ug/l	ND@0.5	ND@0.5	ND@0.5	ND@0.5	ND@0.5	ND@0.5
1,4-DICHLOROBENZENE	ug/l	ND@0.5	ND@0.5	ND@0.5	ND@0.5	ND@0.5	ND@0.5
ACETONE	ug/l	ND@5	ND@5	ND@5.0 J	ND@5.0	ND@5	ND@5
BENZENE	ug/l	ND@0.5	ND@0.5	ND@0.5	ND@0.5	ND@0.5	ND@0.5
BROMODICHLOROMETHANE	ug/l	ND@0.5	ND@0.5	ND@0.5	ND@0.5	ND@0.5	ND@0.5
BROMOFORM (TRIBROMOMETHANE)	ug/l	ND@0.5 J	ND@0.5	ND@0.5	ND@0.5	ND@0.5	ND@0.5
BROMOMETHANE	ug/l	ND@0.5	ND@0.5	ND@0.5	ND@0.5 J	ND@0.5 J	ND@0.5
CARBON DISULFIDE	ug/l	ND@0.5	ND@0.5	ND@0.5	ND@0.5 J	ND@0.5	ND@0.5
CARBON TETRACHLORIDE	ug/l	ND@0.5	ND@0.5 J	ND@0.5	ND@0.5	ND@0.5	ND@0.5
CHLOROBENZENE	ug/l	ND@0.5	ND@0.5	ND@0.5	ND@0.5	ND@0.5	ND@0.5
CHLORODIBROMOMETHANE	ug/l	ND@0.5	ND@0.5	ND@0.5	ND@0.5	ND@0.5	ND@0.5
CHLOROETHANE	ug/l	ND@0.5	ND@0.5	ND@0.5	ND@0.5 J	ND@0.5	ND@0.5
CHLOROFORM (TRICHLOROMETHANE)	ug/l	ND@0.5	ND@0.5	ND@0.5	ND@0.5	ND@0.5	ND@0.5
CHLOROMETHANE	ug/l	ND@0.5	ND@0.5	ND@0.5	ND@0.5	ND@0.5	ND@0.5
CIS-1,2-DICHLOROETHENE	ug/l	ND@0.5	ND@0.5	ND@0.5	ND@0.5	ND@0.5	ND@0.5
CIS-1,3-DICHLOROPROPENE	ug/l	ND@0.5	ND@0.5	ND@0.5	ND@0.5	ND@0.5	ND@0.5
CYCLOHEXANE	ug/l	ND@0.5	ND@0.5	ND@0.5 J	ND@0.5 J	ND@0.5	ND@0.5
DICHLORODIFLUOROMETHANE (FREON 12)	ug/l	ND@0.5	ND@0.5	ND@0.5	ND@0.5	ND@0.5	ND@0.5 J
ETHYLBENZENE	ug/l	ND@0.5	ND@0.5	ND@0.5	ND@0.5	ND@0.5	ND@0.5
ISOPROPYLBENZENE	ug/l	ND@0.5	ND@0.5	ND@0.5	ND@0.5	ND@0.5	ND@0.5
M,P-XYLENE	ug/l	ND@0.5	ND@0.5	ND@0.5	ND@0.5	ND@0.5	ND@0.5
METHYL ACETATE	ug/l	ND@1	ND@1	ND@1.0	ND@1.0	ND@1	ND@1
METHYL BUTYL KETONE (2-HEXANONE)	ug/l	ND@5	ND@5	ND@5.0	ND@5.0	ND@5	ND@5
METHYL CYCLOHEXANE	ug/l	ND@0.5	ND@0.5	ND@0.5	ND@0.5	ND@0.5	ND@0.5
METHYL ETHYL KETONE (MEK, 2-BUTANONE)	ug/l	ND@5	ND@5	ND@5.0	ND@5.0	ND@5	ND@5
METHYL TERT-BUTYL ETHER (MTBE)	ug/l	ND@0.5	ND@0.5	ND@0.5	ND@0.5	ND@0.5	ND@0.5
METHYLENE CHLORIDE (DICHLOROMETHANE)	ug/l	0.3 J	ND@0.5	ND@0.5	ND@0.5	ND@0.5	ND@0.6
MIBK (4-METHYL-2-PENTANONE)	ug/l	ND@5	ND@5	ND@5.0	ND@5.0	ND@5	ND@5
O-XYLENE	ug/l	ND@0.5	ND@0.5	ND@0.5	ND@0.5	ND@0.5	ND@0.5
STYRENE	ug/l	ND@0.5	ND@0.5	ND@0.5	ND@0.5	ND@0.5	ND@0.5
TETRACHLOROETHENE	ug/l	0.1 J	0.2 J	ND@0.5	ND@0.5	ND@0.5	ND@0.5
TOLUENE	ug/l	ND@0.5	ND@0.5	ND@0.5	ND@0.5	ND@0.5	ND@0.5
TRANS-1,2-DICHLOROETHENE	ug/l	ND@0.5	ND@0.5	ND@0.5	ND@0.5	ND@0.5	ND@0.5
TRANS-1,3-DICHLOROPROPENE	ug/l	ND@0.5	ND@0.5	ND@0.5	ND@0.5	ND@0.5	ND@0.5
TRICHLOROETHENE	ug/l	ND@0.9	0.6	1.3	1.7	1.8	1.9
TRICHLOROFLUOROMETHANE (FREON 11)	ug/l	ND@0.5	ND@0.5 J	ND@0.5	ND@0.5	ND@0.5	ND@0.5
VINYL CHLORIDE	ug/l	ND@0.5	ND@0.5	ND@0.5	ND@0.5	ND@0.5	ND@0.5

Endicott, New York
Groundwater Analytical Chemistry Data
January 1, 2012 - December 31, 2012

Sample Location		EN-457B	EN-457B	EN-457B	EN-457B	EN-458	EN-458
Sample Description		GW MON WELL	GW MON WELL	GW MON WELL	GW MON WELL	GW MON WELL	GW MON WELL
Sample Date		02/28/2012	05/24/2012	08/26/2012	11/11/2012	05/01/2012	08/09/2012
Laboratory Sample I.D.		6561777	6669093	6770993	6857539	6638769	6752279
Parameter	**Units**						
1,1,1-TRICHLOROETHANE	ug/l	0.1 J	0.2 J	0.1 J	0.8	ND@0.5	ND@0.5
1,1,2,2-TETRACHLOROETHANE	ug/l	ND@0.5	ND@0.5	ND@0.5	ND@0.5	ND@0.5	ND@0.5
1,1,2-TRICHLORO-1,2,2-TRIFLUOROETHANE	ug/l	ND@0.5	ND@0.5	ND@0.5	ND@0.5 J	ND@0.5	ND@0.5
1,1,2-TRICHLOROETHANE	ug/l	ND@0.5	ND@0.5	ND@0.5	ND@0.5	ND@0.5	ND@0.5
1,1-DICHLOROETHANE	ug/l	0.2 J	0.5 J	0.2 J	0.3 J	ND@0.5	ND@0.5
1,1-DICHLOROETHENE	ug/l	ND@0.5	ND@0.5	ND@0.5	ND@0.5	ND@0.5	ND@0.5
1,2,4-TRICHLOROBENZENE	ug/l	ND@0.5 J	ND@0.5	ND@0.5	ND@0.5	ND@0.5	ND@0.5 J
1,2-DIBROMO-3-CHLOROPROPANE	ug/l	ND@0.5	ND@0.5	ND@0.5	ND@0.5	ND@0.5	ND@0.5
1,2-DIBROMOETHANE (EDB)	ug/l	ND@0.5	ND@0.5	ND@0.5	ND@0.5	ND@0.5	ND@0.5
1,2-DICHLORO-1,2,2-TRIFLUOROETHANE	ug/l	ND@0.5	ND@0.5	ND@0.5	ND@0.5	ND@0.5	ND@0.5
1,2-DICHLOROBENZENE	ug/l	ND@0.5	ND@0.5	ND@0.5	ND@0.5	ND@0.5	ND@0.5
1,2-DICHLOROETHANE (EDC)	ug/l	ND@0.5	ND@0.5	ND@0.5	ND@0.5	ND@0.5	ND@0.5
1,2-DICHLOROPROPANE	ug/l	ND@0.5	ND@0.5	ND@0.5	ND@0.5	ND@0.5	ND@0.5
1,3-DICHLOROBENZENE	ug/l	ND@0.5	ND@0.5	ND@0.5	ND@0.5	ND@0.5	ND@0.5
1,4-DICHLOROBENZENE	ug/l	ND@0.5	ND@0.5	ND@0.5	ND@0.5	ND@0.5	ND@0.5
ACETONE	ug/l	ND@5.0 J	ND@5.0	ND@5	ND@5	ND@5.0	ND@5
BENZENE	ug/l	ND@0.5	ND@0.5	ND@0.5	ND@0.5	ND@0.5	ND@0.5
BROMODICHLOROMETHANE	ug/l	ND@0.5	ND@0.5	ND@0.5	ND@0.5	ND@0.5	ND@0.5
BROMOFORM (TRIBROMOMETHANE)	ug/l	ND@0.5	ND@0.5	ND@0.5	ND@0.5	ND@0.5	ND@0.5
BROMOMETHANE	ug/l	ND@0.5	ND@0.5 J	ND@0.5 J	ND@0.5	ND@0.5	ND@0.5
CARBON DISULFIDE	ug/l	ND@0.5	ND@0.5 J	ND@0.5	ND@0.5	ND@0.5	ND@0.5
CARBON TETRACHLORIDE	ug/l	ND@0.5	ND@0.5	ND@0.5	ND@0.5	ND@0.5	ND@0.5
CHLOROBENZENE	ug/l	ND@0.5	ND@0.5	ND@0.5	ND@0.5	ND@0.5	ND@0.5
CHLORODIBROMOMETHANE	ug/l	ND@0.5	ND@0.5	ND@0.5	ND@0.5	ND@0.5	ND@0.5
CHLOROETHANE	ug/l	ND@0.5	ND@0.5 J	ND@0.5	ND@0.5	ND@0.5	ND@0.5
CHLOROFORM (TRICHLOROMETHANE)	ug/l	ND@0.5	ND@0.5	ND@0.5	ND@0.5	ND@0.5	ND@0.5
CHLOROMETHANE	ug/l	ND@0.5	ND@0.5	ND@0.5	ND@0.5	ND@0.5	ND@0.5
CIS-1,2-DICHLOROETHENE	ug/l	ND@0.5	0.1 J	ND@0.5	ND@0.5	ND@0.5	ND@0.5
CIS-1,3-DICHLOROPROPENE	ug/l	ND@0.5	ND@0.5	ND@0.5	ND@0.5	ND@0.5	ND@0.5
CYCLOHEXANE	ug/l	ND@0.5 J	ND@0.5 J	ND@0.5	ND@0.5	ND@0.5	ND@0.5
DICHLORODIFLUOROMETHANE (FREON 12)	ug/l	ND@0.5	ND@0.5	ND@0.5	ND@0.5 J	ND@0.5	ND@0.5
ETHYLBENZENE	ug/l	ND@0.5	ND@0.5	ND@0.5	ND@0.5	ND@0.5	ND@0.5
ISOPROPYLBENZENE	ug/l	ND@0.5	ND@0.5	ND@0.5	ND@0.5	ND@0.5	ND@0.5
M,P-XYLENE	ug/l	ND@0.5	ND@0.5	ND@0.5	ND@0.5	ND@0.5	ND@0.5
METHYL ACETATE	ug/l	ND@1.0	ND@1.0	ND@1	ND@1	ND@1.0	ND@1
METHYL BUTYL KETONE (2-HEXANONE)	ug/l	ND@5.0	ND@5.0	ND@5	ND@5	ND@5.0	ND@5
METHYL CYCLOHEXANE	ug/l	ND@0.5	ND@0.5	ND@0.5	ND@0.5	ND@0.5	ND@0.5
METHYL ETHYL KETONE (MEK, 2-BUTANONE)	ug/l	ND@5.0	ND@5.0	ND@5	ND@5	ND@5.0	ND@5
METHYL TERT-BUTYL ETHER (MTBE)	ug/l	ND@0.5	ND@0.5	ND@0.5	ND@0.5	ND@0.5	ND@0.5
METHYLENE CHLORIDE (DICHLOROMETHANE)	ug/l	ND@0.5	ND@0.5	ND@0.5	ND@0.6	ND@0.5	ND@0.5
MIBK (4-METHYL-2-PENTANONE)	ug/l	ND@5.0	ND@5.0	ND@5	ND@5	ND@5.0	ND@5
O-XYLENE	ug/l	ND@0.5	ND@0.5	ND@0.5	ND@0.5	ND@0.5	ND@0.5
STYRENE	ug/l	ND@0.5	ND@0.5	ND@0.5	ND@0.5	ND@0.5	ND@0.5
TETRACHLOROETHENE	ug/l	ND@0.5	ND@0.5	ND@0.5	ND@0.5	ND@0.5	ND@0.5
TOLUENE	ug/l	ND@0.5	ND@0.5	ND@0.5	ND@0.5	ND@0.5	ND@0.5
TRANS-1,2-DICHLOROETHENE	ug/l	ND@0.5	ND@0.5	ND@0.5	ND@0.5	ND@0.5	ND@0.5
TRANS-1,3-DICHLOROPROPENE	ug/l	ND@0.5	ND@0.5	ND@0.5	ND@0.5	ND@0.5	ND@0.5
TRICHLOROETHENE	ug/l	3.5	5.2	4.4	4.9	1.1	1.2
TRICHLOROFLUOROMETHANE (FREON 11)	ug/l	ND@0.5	ND@0.5	ND@0.5	ND@0.5	ND@0.5	ND@0.5
VINYL CHLORIDE	ug/l	ND@0.5	ND@0.5	ND@0.5	ND@0.5	ND@0.5	ND@0.5

Endicott, New York
Groundwater Analytical Chemistry Data
January 1, 2012 - December 31, 2012

Sample Location		EN-459A	EN-459A	EN-459A	EN-459A	EN-459A	EN-459B
Sample Description		GW MON WELL	GW MON WELL	GW MON WELL	REPLICATE	GW MON WELL	GW MON WELL
Sample Date		02/10/2012	05/01/2012	08/09/2012	08/09/2012	11/20/2012	02/09/2012
Laboratory Sample I.D.		6546804	6638773	6752286	6752287	6869071	6546810
Parameter	**Units**						
1,1,1-TRICHLOROETHANE	ug/l	0.3 J	0.3 J	0.4 J	0.4 J	0.2 J	4.9
1,1,2,2-TETRACHLOROETHANE	ug/l	ND@0.5	ND@0.5	ND@0.5	ND@0.5	ND@0.5	ND@0.5
1,1,2-TRICHLORO-1,2,2-TRIFLUOROETHANE	ug/l	ND@0.5	ND@0.5	ND@0.5	ND@0.5	ND@0.5	ND@0.5
1,1,2-TRICHLOROETHANE	ug/l	ND@0.5	ND@0.5	ND@0.5	ND@0.5	ND@0.5	ND@0.5
1,1-DICHLOROETHANE	ug/l	ND@0.5	ND@0.5	ND@0.5	ND@0.5	ND@0.5	0.4 J
1,1-DICHLOROETHENE	ug/l	ND@0.5	ND@0.5	ND@0.5	ND@0.5	ND@0.5	1.3
1,2,4-TRICHLOROBENZENE	ug/l	ND@0.5	ND@0.5	ND@0.5 J	ND@0.5 J	ND@0.5	ND@0.5
1,2-DIBROMO-3-CHLOROPROPANE	ug/l	ND@0.5	ND@0.5	ND@0.5	ND@0.5	ND@0.5	ND@0.5 J
1,2-DIBROMOETHANE (EDB)	ug/l	ND@0.5	ND@0.5	ND@0.5	ND@0.5	ND@0.5	ND@0.5
1,2-DICHLORO-1,2,2-TRIFLUOROETHANE	ug/l	ND@0.5	ND@0.5	ND@0.5	ND@0.5	ND@0.5	ND@0.5
1,2-DICHLOROBENZENE	ug/l	ND@0.5	ND@0.5	ND@0.5	ND@0.5	ND@0.5	ND@0.5
1,2-DICHLOROETHANE (EDC)	ug/l	ND@0.5	ND@0.5	ND@0.5	ND@0.5	ND@0.5	ND@0.5
1,2-DICHLOROPROPANE	ug/l	ND@0.5	ND@0.5	ND@0.5	ND@0.5	ND@0.5	ND@0.5
1,3-DICHLOROBENZENE	ug/l	ND@0.5	ND@0.5	ND@0.5	ND@0.5	ND@0.5	ND@0.5
1,4-DICHLOROBENZENE	ug/l	ND@0.5	ND@0.5	ND@0.5	ND@0.5	ND@0.5	ND@0.5
ACETONE	ug/l	ND@5.0	ND@5.0	ND@5	ND@5	ND@5	ND@5.0 J
BENZENE	ug/l	ND@0.5	ND@0.5	ND@0.5	ND@0.5	ND@0.5	ND@0.5
BROMODICHLOROMETHANE	ug/l	ND@0.5	ND@0.5	ND@0.5	ND@0.5	ND@0.5	ND@0.5
BROMOFORM (TRIBROMOMETHANE)	ug/l	ND@0.5	ND@0.5	ND@0.5	ND@0.5	ND@0.5	ND@0.5
BROMOMETHANE	ug/l	ND@0.5	ND@0.5	ND@0.5	ND@0.5	ND@0.5	ND@0.5
CARBON DISULFIDE	ug/l	ND@0.5 J	ND@0.5	ND@0.5	ND@0.5	ND@0.5	ND@0.5
CARBON TETRACHLORIDE	ug/l	ND@0.5	ND@0.5	ND@0.5	ND@0.5	ND@0.5	0.2 J
CHLOROBENZENE	ug/l	ND@0.5	ND@0.5	ND@0.5	ND@0.5	ND@0.5	ND@0.5
CHLORODIBROMOMETHANE	ug/l	ND@0.5	ND@0.5	ND@0.5	ND@0.5	ND@0.5	ND@0.5
CHLOROETHANE	ug/l	ND@0.5	ND@0.5	ND@0.5	ND@0.5	ND@0.5	ND@0.5
CHLOROFORM (TRICHLOROMETHANE)	ug/l	ND@0.5	ND@0.5	ND@0.5	ND@0.5	ND@0.5	0.2 J
CHLOROMETHANE	ug/l	ND@0.5	ND@0.5	ND@0.5	ND@0.5	ND@0.5	ND@0.5 J
CIS-1,2-DICHLOROETHENE	ug/l	ND@0.5	ND@0.5	ND@0.5	ND@0.5	ND@0.5	3
CIS-1,3-DICHLOROPROPENE	ug/l	ND@0.5	ND@0.5	ND@0.5	ND@0.5	ND@0.5	ND@0.5
CYCLOHEXANE	ug/l	ND@0.5 J	ND@0.5	ND@0.5	ND@0.5	ND@0.5	ND@0.5 J
DICHLORODIFLUOROMETHANE (FREON 12)	ug/l	ND@0.5	ND@0.5	ND@0.5	ND@0.5	ND@0.5 J	ND@0.5
ETHYLBENZENE	ug/l	ND@0.5	ND@0.5	ND@0.5	ND@0.5	ND@0.5	ND@0.5
ISOPROPYLBENZENE	ug/l	ND@0.5	ND@0.5	ND@0.5	ND@0.5	ND@0.5	ND@0.5
M,P-XYLENE	ug/l	ND@0.5	ND@0.5	ND@0.5	ND@0.5	ND@0.5	ND@0.5
METHYL ACETATE	ug/l	ND@1.0	ND@1.0	ND@1	ND@1	ND@1	ND@1.0
METHYL BUTYL KETONE (2-HEXANONE)	ug/l	ND@5.0	ND@5.0	ND@5	ND@5	ND@5	ND@5.0
METHYL CYCLOHEXANE	ug/l	ND@0.5	ND@0.5	ND@0.5	ND@0.5	ND@0.5	ND@0.5
METHYL ETHYL KETONE (MEK, 2-BUTANONE)	ug/l	ND@5.0	ND@5.0	ND@5	ND@5	ND@5	ND@5.0
METHYL TERT-BUTYL ETHER (MTBE)	ug/l	ND@0.5	ND@0.5	ND@0.5	ND@0.5	ND@0.5	ND@0.5
METHYLENE CHLORIDE (DICHLOROMETHANE)	ug/l	ND@0.5	ND@0.5	ND@0.5	ND@0.5	ND@0.5	ND@0.5
MIBK (4-METHYL-2-PENTANONE)	ug/l	ND@5.0	ND@5.0	ND@5	ND@5	ND@5	ND@5.0
O-XYLENE	ug/l	ND@0.5	ND@0.5	ND@0.5	ND@0.5	ND@0.5	ND@0.5
STYRENE	ug/l	ND@0.5	ND@0.5	ND@0.5	ND@0.5	ND@0.5	ND@0.5
TETRACHLOROETHENE	ug/l	ND@0.5	ND@0.5	ND@0.5	ND@0.5	ND@0.5	ND@0.5
TOLUENE	ug/l	ND@0.5	ND@0.5	ND@0.5	ND@0.5	ND@0.5	ND@0.5
TRANS-1,2-DICHLOROETHENE	ug/l	ND@0.5	ND@0.5	ND@0.5	ND@0.5	ND@0.5	ND@0.5
TRANS-1,3-DICHLOROPROPENE	ug/l	ND@0.5	ND@0.5	ND@0.5	ND@0.5	ND@0.5	ND@0.5
TRICHLOROETHENE	ug/l	1.2	1.1	1.2	1.1	0.8	92
TRICHLOROFLUOROMETHANE (FREON 11)	ug/l	ND@0.5	ND@0.5	ND@0.5	ND@0.5	ND@0.5	ND@0.5
VINYL CHLORIDE	ug/l	ND@0.5	ND@0.5	ND@0.5	ND@0.5	ND@0.5	ND@0.5

Endicott, New York
Groundwater Analytical Chemistry Data
January 1, 2012 - December 31, 2012

Sample Location		EN-459B	EN-459B	EN-459B	EN-460A	EN-460A	EN-460A
Sample Description		GW MON WELL	GW MON WELL	GW MON WELL	GW MON WELL	GW MON WELL	REPLICATE
Sample Date		05/03/2012	08/28/2012	11/17/2012	02/10/2012	05/01/2012	05/01/2012
Laboratory Sample I.D.		6641763	6773204	6867691	6546803	6638774	6638775
Parameter	**Units**						
1,1,1-TRICHLOROETHANE	ug/l	13	3.8	4.5	1.8	2.1	2.1
1,1,2,2-TETRACHLOROETHANE	ug/l	ND@0.5	ND@0.5	ND@0.5	ND@0.5	ND@0.5	ND@0.5
1,1,2-TRICHLORO-1,2,2-TRIFLUOROETHANE	ug/l	ND@0.5	ND@0.5	ND@0.5	ND@0.5	ND@0.5	ND@0.5
1,1,2-TRICHLOROETHANE	ug/l	ND@0.5	ND@0.5	ND@0.5	ND@0.5	ND@0.5	ND@0.5
1,1-DICHLOROETHANE	ug/l	1.6	ND@0.5	0.4 J	ND@0.5	ND@0.5	ND@0.5
1,1-DICHLOROETHENE	ug/l	1.2	1	1	ND@0.5	ND@0.5	ND@0.5
1,2,4-TRICHLOROBENZENE	ug/l	ND@0.5	ND@0.5	ND@0.5	ND@0.5	ND@0.5	ND@0.5
1,2-DIBROMO-3-CHLOROPROPANE	ug/l	ND@0.5	ND@0.5	ND@0.5	ND@0.5 J	ND@0.5	ND@0.5
1,2-DIBROMOETHANE (EDB)	ug/l	ND@0.5	ND@0.5	ND@0.5	ND@0.5	ND@0.5	ND@0.5
1,2-DICHLORO-1,2,2-TRIFLUOROETHANE	ug/l	0.2 J	ND@0.5	0.2 J	ND@0.5	ND@0.5	ND@0.5
1,2-DICHLOROBENZENE	ug/l	ND@0.5	ND@0.5	ND@0.5	ND@0.5	ND@0.5	ND@0.5
1,2-DICHLOROETHANE (EDC)	ug/l	ND@0.5	ND@0.5	ND@0.5 J	ND@0.5	ND@0.5	ND@0.5
1,2-DICHLOROPROPANE	ug/l	ND@0.5	ND@0.5	ND@0.5	ND@0.5	ND@0.5	ND@0.5
1,3-DICHLOROBENZENE	ug/l	ND@0.5	ND@0.5	ND@0.5	ND@0.5	ND@0.5	ND@0.5
1,4-DICHLOROBENZENE	ug/l	ND@0.5	ND@0.5	ND@0.5	ND@0.5	ND@0.5	ND@0.5
ACETONE	ug/l	ND@5.0	ND@5	ND@5	ND@5.0	ND@5.0	ND@5.0
BENZENE	ug/l	ND@0.5	ND@0.5	ND@0.5	ND@0.5	ND@0.5	ND@0.5
BROMODICHLOROMETHANE	ug/l	ND@0.5	ND@0.5	ND@0.5	ND@0.5	ND@0.5	ND@0.5
BROMOFORM (TRIBROMOMETHANE)	ug/l	ND@0.5	ND@0.5	ND@0.5	ND@0.5	ND@0.5	ND@0.5
BROMOMETHANE	ug/l	ND@0.5	ND@0.5 J	ND@0.5	ND@0.5	ND@0.5	ND@0.5
CARBON DISULFIDE	ug/l	ND@0.5	ND@0.5	ND@0.5	ND@0.5	ND@0.5	ND@0.5
CARBON TETRACHLORIDE	ug/l	0.1 J	0.2 J	0.1 J	ND@0.5	ND@0.5	ND@0.5
CHLOROBENZENE	ug/l	ND@0.5	ND@0.5	ND@0.5	ND@0.5	ND@0.5	ND@0.5
CHLORODIBROMOMETHANE	ug/l	ND@0.5	ND@0.5	ND@0.5	ND@0.5	ND@0.5	ND@0.5
CHLOROETHANE	ug/l	ND@0.5	ND@0.5	ND@0.5	ND@0.5	ND@0.5	ND@0.5
CHLOROFORM (TRICHLOROMETHANE)	ug/l	0.2 J	0.2 J	0.2 J	ND@0.5	ND@0.5	ND@0.5
CHLOROMETHANE	ug/l	ND@0.5	ND@0.5 J	ND@0.5	ND@0.5	ND@0.5	ND@0.5
CIS-1,2-DICHLOROETHENE	ug/l	5.2	2.4	2.4	ND@0.5	ND@0.5	ND@0.5
CIS-1,3-DICHLOROPROPENE	ug/l	ND@0.5	ND@0.5	ND@0.5	ND@0.5	ND@0.5	ND@0.5
CYCLOHEXANE	ug/l	ND@0.5	ND@0.5	ND@0.5	ND@0.5 J	ND@0.5	ND@0.5
DICHLORODIFLUOROMETHANE (FREON 12)	ug/l	ND@0.5	ND@0.5	ND@0.5	ND@0.5	ND@0.5	ND@0.5
ETHYLBENZENE	ug/l	ND@0.5	ND@0.5	ND@0.5	ND@0.5	ND@0.5	ND@0.5
ISOPROPYLBENZENE	ug/l	ND@0.5	ND@0.5	ND@0.5	ND@0.5	ND@0.5	ND@0.5
M,P-XYLENE	ug/l	ND@0.5	ND@0.5	ND@0.5	ND@0.5	ND@0.5	ND@0.5
METHYL ACETATE	ug/l	ND@1.0	ND@1	ND@1 J	ND@1.0	ND@1.0	ND@1.0
METHYL BUTYL KETONE (2-HEXANONE)	ug/l	ND@5.0 J	ND@5	ND@5 J	ND@5.0	ND@5.0	ND@5.0
METHYL CYCLOHEXANE	ug/l	ND@0.5	ND@0.5	ND@0.5	ND@0.5	ND@0.5	ND@0.5
METHYL ETHYL KETONE (MEK, 2-BUTANONE)	ug/l	ND@5.0 J	ND@5	ND@5	ND@5.0	ND@5.0	ND@5.0
METHYL TERT-BUTYL ETHER (MTBE)	ug/l	ND@0.5	ND@0.5	ND@0.5	ND@0.5	ND@0.5	ND@0.5
METHYLENE CHLORIDE (DICHLOROMETHANE)	ug/l	ND@0.5	ND@0.5	ND@0.5	ND@0.5	ND@0.5	ND@0.5
MIBK (4-METHYL-2-PENTANONE)	ug/l	ND@5.0 J	ND@5	ND@5 J	ND@5.0	ND@5.0	ND@5.0
O-XYLENE	ug/l	ND@0.5	ND@0.5	ND@0.5	ND@0.5	ND@0.5	ND@0.5
STYRENE	ug/l	ND@0.5	ND@0.5	ND@0.5	ND@0.5	ND@0.5	ND@0.5
TETRACHLOROETHENE	ug/l	ND@0.5	ND@0.5	ND@0.5	ND@0.5	ND@0.5	ND@0.5
TOLUENE	ug/l	ND@0.5	ND@0.5	ND@0.5	ND@0.5	ND@0.5	ND@0.5
TRANS-1,2-DICHLOROETHENE	ug/l	ND@0.5	ND@0.5	ND@0.5	ND@0.5	ND@0.5	ND@0.5
TRANS-1,3-DICHLOROPROPENE	ug/l	ND@0.5	ND@0.5	ND@0.5	ND@0.5	ND@0.5	ND@0.5
TRICHLOROETHENE	ug/l	55	91	85	23	22	23
TRICHLOROFLUOROMETHANE (FREON 11)	ug/l	ND@0.5	ND@0.5	ND@0.5 J	ND@0.5	ND@0.5	ND@0.5
VINYL CHLORIDE	ug/l	ND@0.5	ND@0.5	ND@0.5	ND@0.5	ND@0.5	ND@0.5

Endicott, New York
Groundwater Analytical Chemistry Data
January 1, 2012 - December 31, 2012

Sample Location		EN-460A	EN-460A	EN-460A	EN-460B	EN-460C	EN-461
Sample Description		GW MON WELL	REPLICATE	GW MON WELL	GW MON WELL	GW MON WELL	GW MON WELL
Sample Date		08/09/2012	08/09/2012	11/20/2012	08/28/2012	08/28/2012	05/01/2012
Laboratory Sample I.D.		6752289	6752290	6869072	6773205	6773206	6638764
Parameter	**Units**						
1,1,1-TRICHLOROETHANE	ug/l	1.6	1.6	0.6	12	12	0.6
1,1,2,2-TETRACHLOROETHANE	ug/l	ND@0.5	ND@0.5	ND@0.5	ND@0.5	ND@0.5	ND@0.5
1,1,2-TRICHLORO-1,2,2-TRIFLUOROETHANE	ug/l	ND@0.5	ND@0.5	ND@0.5	ND@0.5	ND@0.5	ND@0.5
1,1,2-TRICHLOROETHANE	ug/l	ND@0.5	ND@0.5	ND@0.5	ND@0.5	ND@0.5	ND@0.5
1,1-DICHLOROETHANE	ug/l	ND@0.5	ND@0.5	ND@0.5	ND@0.5	ND@0.5	ND@0.5
1,1-DICHLOROETHENE	ug/l	ND@0.5	ND@0.5	ND@0.5	0.1 J	0.2 J	ND@0.5
1,2,4-TRICHLOROBENZENE	ug/l	ND@0.5	ND@0.5	ND@0.5	ND@0.5	ND@0.5	ND@0.5
1,2-DIBROMO-3-CHLOROPROPANE	ug/l	ND@0.5 J	ND@0.5 J	ND@0.5	ND@0.5	ND@0.5	ND@0.5
1,2-DIBROMOETHANE (EDB)	ug/l	ND@0.5	ND@0.5	ND@0.5	ND@0.5	ND@0.5	ND@0.5
1,2-DICHLORO-1,2,2-TRIFLUOROETHANE	ug/l	ND@0.5	ND@0.5	ND@0.5	ND@0.5	ND@0.5	ND@0.5
1,2-DICHLOROBENZENE	ug/l	ND@0.5	ND@0.5	ND@0.5	ND@0.5	ND@0.5	ND@0.5
1,2-DICHLOROETHANE (EDC)	ug/l	ND@0.5	ND@0.5	ND@0.5	ND@0.5	ND@0.5	ND@0.5
1,2-DICHLOROPROPANE	ug/l	ND@0.5	ND@0.5	ND@0.5	ND@0.5	ND@0.5	ND@0.5
1,3-DICHLOROBENZENE	ug/l	ND@0.5	ND@0.5	ND@0.5	ND@0.5	ND@0.5	ND@0.5
1,4-DICHLOROBENZENE	ug/l	ND@0.5	ND@0.5	ND@0.5	ND@0.5	ND@0.5	ND@0.5
ACETONE	ug/l	ND@5 J	ND@5 J	ND@5	ND@5	ND@5	ND@5.0
BENZENE	ug/l	ND@0.5	ND@0.5	ND@0.5	ND@0.5	ND@0.5	ND@0.5
BROMODICHLOROMETHANE	ug/l	ND@0.5	ND@0.5	ND@0.5	ND@0.5	ND@0.5	ND@0.5
BROMOFORM (TRIBROMOMETHANE)	ug/l	ND@0.5	ND@0.5	ND@0.5	ND@0.5	ND@0.5	ND@0.5
BROMOMETHANE	ug/l	ND@0.5	ND@0.5	ND@0.5	ND@0.5 J	ND@0.5 J	ND@0.5
CARBON DISULFIDE	ug/l	ND@0.5	ND@0.5	ND@0.5	ND@0.5	ND@0.5	ND@0.5
CARBON TETRACHLORIDE	ug/l	ND@0.5	ND@0.5	ND@0.5	ND@0.5	ND@0.5	ND@0.5
CHLOROBENZENE	ug/l	ND@0.5	ND@0.5	ND@0.5	ND@0.5	ND@0.5	ND@0.5
CHLORODIBROMOMETHANE	ug/l	ND@0.5	ND@0.5	ND@0.5	ND@0.5	ND@0.5	ND@0.5
CHLOROETHANE	ug/l	ND@0.5	ND@0.5	ND@0.5	ND@0.5	ND@0.5	ND@0.5
CHLOROFORM (TRICHLOROMETHANE)	ug/l	ND@0.5	ND@0.5	ND@0.5	ND@0.5	ND@0.5	ND@0.5
CHLOROMETHANE	ug/l	ND@0.5	ND@0.5	ND@0.5	ND@0.5 J	ND@0.5 J	ND@0.5
CIS-1,2-DICHLOROETHENE	ug/l	ND@0.5	ND@0.5	ND@0.5	0.6	0.7	ND@0.5
CIS-1,3-DICHLOROPROPENE	ug/l	ND@0.5	ND@0.5	ND@0.5	ND@0.5	ND@0.5	ND@0.5
CYCLOHEXANE	ug/l	ND@0.5	ND@0.5	ND@0.5	ND@0.5	ND@0.5	ND@0.5
DICHLORODIFLUOROMETHANE (FREON 12)	ug/l	ND@0.5	ND@0.5	ND@0.5 J	ND@0.5	ND@0.5	ND@0.5
ETHYLBENZENE	ug/l	ND@0.5	ND@0.5	ND@0.5	ND@0.5	ND@0.5	ND@0.5
ISOPROPYLBENZENE	ug/l	ND@0.5	ND@0.5	ND@0.5	ND@0.5	ND@0.5	ND@0.5
M,P-XYLENE	ug/l	ND@0.5	ND@0.5	ND@0.5	ND@0.5	ND@0.5	ND@0.5
METHYL ACETATE	ug/l	ND@1	ND@1	ND@1	ND@1	ND@1	ND@1.0
METHYL BUTYL KETONE (2-HEXANONE)	ug/l	ND@5	ND@5	ND@5	ND@5	ND@5	ND@5.0
METHYL CYCLOHEXANE	ug/l	ND@0.5	ND@0.5	ND@0.5	ND@0.5	ND@0.5	ND@0.5
METHYL ETHYL KETONE (MEK, 2-BUTANONE)	ug/l	ND@5 J	ND@5 J	ND@5	ND@5	ND@5	ND@5.0
METHYL TERT-BUTYL ETHER (MTBE)	ug/l	ND@0.5	ND@0.5	ND@0.5	ND@0.5	ND@0.5	ND@0.5
METHYLENE CHLORIDE (DICHLOROMETHANE)	ug/l	ND@0.5	ND@0.5	ND@0.5	ND@0.5	ND@0.5	ND@0.5
MIBK (4-METHYL-2-PENTANONE)	ug/l	ND@5	ND@5	ND@5	ND@5	ND@5	ND@5.0
O-XYLENE	ug/l	ND@0.5	ND@0.5	ND@0.5	ND@0.5	ND@0.5	ND@0.5
STYRENE	ug/l	ND@0.5	ND@0.5	ND@0.5	ND@0.5	ND@0.5	ND@0.5
TETRACHLOROETHENE	ug/l	ND@0.5	ND@0.5	ND@0.5	ND@0.5	ND@0.5	ND@0.5
TOLUENE	ug/l	ND@0.5	ND@0.5	ND@0.5	ND@0.5	ND@0.5	ND@0.5
TRANS-1,2-DICHLOROETHENE	ug/l	ND@0.5	ND@0.5	ND@0.5	ND@0.5	ND@0.5	ND@0.5
TRANS-1,3-DICHLOROPROPENE	ug/l	ND@0.5	ND@0.5	ND@0.5	ND@0.5	ND@0.5	ND@0.5
TRICHLOROETHENE	ug/l	21	21	9.2	26	23	21
TRICHLOROFLUOROMETHANE (FREON 11)	ug/l	ND@0.5	ND@0.5	ND@0.5	ND@0.5	ND@0.5	ND@0.5
VINYL CHLORIDE	ug/l	ND@0.5	ND@0.5	ND@0.5	ND@0.5	ND@0.5	ND@0.5

Endicott, New York
Groundwater Analytical Chemistry Data
January 1, 2012 - December 31, 2012

Sample Location		EN-462	EN-462	EN-462	EN-462	EN-463	EN-463
Sample Description		GW MON WELL	GW MON WELL	GW MON WELL	GW MON WELL	GW MON WELL	GW MON WELL
Sample Date		02/09/2012	05/01/2012	08/06/2012	11/20/2012	05/01/2012	08/06/2012
Laboratory Sample I.D.		6546823	6638762	6749801	6869075	6638763	6749800
Parameter	**Units**						
1,1,1-TRICHLOROETHANE	ug/l	1	0.9	1.1	0.9	0.7 J	0.7
1,1,2,2-TETRACHLOROETHANE	ug/l	ND@0.5	ND@0.5	ND@0.5	ND@0.5	ND@0.5 J	ND@0.5
1,1,2-TRICHLORO-1,2,2-TRIFLUOROETHANE	ug/l	ND@0.5	ND@0.5	ND@0.5	ND@0.5	ND@0.5 J	ND@0.5
1,1,2-TRICHLOROETHANE	ug/l	ND@0.5	ND@0.5	ND@0.5	ND@0.5	ND@0.5 J	ND@0.5
1,1-DICHLOROETHANE	ug/l	ND@0.5	ND@0.5	ND@0.5	ND@0.5	ND@0.5 J	ND@0.5
1,1-DICHLOROETHENE	ug/l	ND@0.5	ND@0.5	ND@0.5	ND@0.5	ND@0.5 J	ND@0.5
1,2,4-TRICHLOROBENZENE	ug/l	ND@0.5	ND@0.5	ND@0.5	ND@0.5	ND@0.5 J	ND@0.5
1,2-DIBROMO-3-CHLOROPROPANE	ug/l	ND@0.5 J	ND@0.5	ND@0.5	ND@0.5	ND@0.5 J	ND@0.5
1,2-DIBROMOETHANE (EDB)	ug/l	ND@0.5	ND@0.5	ND@0.5	ND@0.5	ND@0.5 J	ND@0.5
1,2-DICHLORO-1,2,2-TRIFLUOROETHANE	ug/l	ND@0.5	ND@0.5	ND@0.5 J	ND@0.5	ND@0.5 J	ND@0.5 J
1,2-DICHLOROBENZENE	ug/l	ND@0.5	ND@0.5	ND@0.5	ND@0.5	ND@0.5 J	ND@0.5
1,2-DICHLOROETHANE (EDC)	ug/l	ND@0.5	ND@0.5	ND@0.5	ND@0.5	ND@0.5 J	ND@0.5
1,2-DICHLOROPROPANE	ug/l	ND@0.5	ND@0.5	ND@0.5	ND@0.5	ND@0.5 J	ND@0.5
1,3-DICHLOROBENZENE	ug/l	ND@0.5	ND@0.5	ND@0.5	ND@0.5	ND@0.5 J	ND@0.5
1,4-DICHLOROBENZENE	ug/l	ND@0.5	ND@0.5	ND@0.5	ND@0.5	ND@0.5 J	ND@0.5
ACETONE	ug/l	ND@5.0	ND@5.0	ND@5	ND@5	ND@5.0 J	ND@5
BENZENE	ug/l	ND@0.5	ND@0.5	ND@0.5	ND@0.5	ND@0.5 J	ND@0.5
BROMODICHLOROMETHANE	ug/l	ND@0.5	ND@0.5	ND@0.5	ND@0.5	ND@0.5 J	ND@0.5
BROMOFORM (TRIBROMOMETHANE)	ug/l	ND@0.5	ND@0.5	ND@0.5	ND@0.5	ND@0.5 J	ND@0.5
BROMOMETHANE	ug/l	ND@0.5	ND@0.5	ND@0.5 J	ND@0.5	ND@0.5 J	ND@0.5 J
CARBON DISULFIDE	ug/l	ND@0.5	ND@0.5	ND@0.5	ND@0.5	ND@0.5 J	ND@0.5
CARBON TETRACHLORIDE	ug/l	ND@0.5	ND@0.5	ND@0.5	ND@0.5	ND@0.5 J	ND@0.5
CHLOROBENZENE	ug/l	ND@0.5	ND@0.5	ND@0.5	ND@0.5	ND@0.5 J	ND@0.5
CHLORODIBROMOMETHANE	ug/l	ND@0.5	ND@0.5	ND@0.5	ND@0.5	ND@0.5 J	ND@0.5
CHLOROETHANE	ug/l	ND@0.5	ND@0.5	ND@0.5	ND@0.5	ND@0.5 J	ND@0.5
CHLOROFORM (TRICHLOROMETHANE)	ug/l	ND@0.5	ND@0.5	ND@0.5	ND@0.5	ND@0.5 J	ND@0.5
CHLOROMETHANE	ug/l	ND@0.5	ND@0.5	ND@0.5	ND@0.5	ND@0.5 J	ND@0.5
CIS-1,2-DICHLOROETHENE	ug/l	0.2 J	0.1 J	0.1 J	0.2 J	0.2 J	0.2 J
CIS-1,3-DICHLOROPROPENE	ug/l	ND@0.5	ND@0.5	ND@0.5	ND@0.5	ND@0.5 J	ND@0.5
CYCLOHEXANE	ug/l	ND@0.5 J	ND@0.5	ND@0.5	ND@0.5	ND@0.5 J	ND@0.5
DICHLORODIFLUOROMETHANE (FREON 12)	ug/l	ND@0.5	ND@0.5	ND@0.5	ND@0.5 J	ND@0.5 J	ND@0.5
ETHYLBENZENE	ug/l	ND@0.5	ND@0.5	ND@0.5	ND@0.5	ND@0.5 J	ND@0.5
ISOPROPYLBENZENE	ug/l	ND@0.5	ND@0.5	ND@0.5	ND@0.5	ND@0.5 J	ND@0.5
M,P-XYLENE	ug/l	ND@0.5	ND@0.5	ND@0.5	ND@0.5	ND@0.5 J	ND@0.5
METHYL ACETATE	ug/l	ND@1.0	ND@1.0	ND@1	ND@1	ND@1.0 J	ND@1
METHYL BUTYL KETONE (2-HEXANONE)	ug/l	ND@5.0	ND@5.0	ND@5	ND@5	ND@5.0 J	ND@5
METHYL CYCLOHEXANE	ug/l	ND@0.5	ND@0.5	ND@0.5	ND@0.5	ND@0.5 J	ND@0.5
METHYL ETHYL KETONE (MEK, 2-BUTANONE)	ug/l	ND@5.0	ND@5.0	ND@5	ND@5	ND@5.0 J	ND@5
METHYL TERT-BUTYL ETHER (MTBE)	ug/l	ND@0.5	ND@0.5	ND@0.5	ND@0.5	ND@0.5 J	ND@0.5
METHYLENE CHLORIDE (DICHLOROMETHANE)	ug/l	ND@0.5	ND@0.5	ND@0.5	ND@0.5	ND@0.5 J	ND@0.5
MIBK (4-METHYL-2-PENTANONE)	ug/l	ND@5.0	ND@5.0	ND@5 J	ND@5	ND@5.0 J	ND@5 J
O-XYLENE	ug/l	ND@0.5	ND@0.5	ND@0.5	ND@0.5	ND@0.5 J	ND@0.5
STYRENE	ug/l	ND@0.5	ND@0.5	ND@0.5	ND@0.5	ND@0.5 J	ND@0.5
TETRACHLOROETHENE	ug/l	ND@0.5	ND@0.5	ND@0.5	ND@0.5	ND@0.5 J	ND@0.5
TOLUENE	ug/l	ND@0.5	ND@0.5	ND@0.5	ND@0.5	ND@0.5 J	ND@0.5
TRANS-1,2-DICHLOROETHENE	ug/l	ND@0.5	ND@0.5	ND@0.5	ND@0.5	ND@0.5 J	ND@0.5
TRANS-1,3-DICHLOROPROPENE	ug/l	ND@0.5	ND@0.5	ND@0.5	ND@0.5	ND@0.5 J	ND@0.5
TRICHLOROETHENE	ug/l	35	32	39	36	40 J	39
TRICHLOROFLUOROMETHANE (FREON 11)	ug/l	ND@0.5	ND@0.5	ND@0.5	ND@0.5	ND@0.5 J	ND@0.5
VINYL CHLORIDE	ug/l	ND@0.5	ND@0.5	ND@0.5	ND@0.5	ND@0.5 J	ND@0.5

Endicott, New York
Groundwater Analytical Chemistry Data
January 1, 2012 - December 31, 2012

Sample Location		EN-464	EN-467	EN-468	EN-468	EN-468	EN-468
Sample Description		GW MON WELL	GW MON WELL	GW MON WELL	GW MON WELL	GW MON WELL	GW MON WELL
Sample Date		08/06/2012	08/06/2012	02/09/2012	05/01/2012	08/06/2012	11/20/2012
Laboratory Sample I.D.		6749588	6749589	6546824	6638756	6749592	6869080
Parameter	**Units**						
1,1,1-TRICHLOROETHANE	ug/l	0.3 J	0.1 J	0.3 J	0.3 J	0.2 J	0.2 J
1,1,2,2-TETRACHLOROETHANE	ug/l	ND@0.5 J	ND@0.5	ND@0.5 J	ND@0.5	ND@0.5	ND@0.5
1,1,2-TRICHLORO-1,2,2-TRIFLUOROETHANE	ug/l	ND@0.5 J	ND@0.5	ND@0.5 J	ND@0.5	ND@0.5	ND@0.5
1,1,2-TRICHLOROETHANE	ug/l	ND@0.5 J	ND@0.5	ND@0.5 J	ND@0.5	ND@0.5	ND@0.5
1,1-DICHLOROETHANE	ug/l	ND@0.5 J	ND@0.5	ND@0.5 J	ND@0.5	ND@0.5	ND@0.5
1,1-DICHLOROETHENE	ug/l	ND@0.5 J	ND@0.5	ND@0.5 J	ND@0.5	ND@0.5	ND@0.5
1,2,4-TRICHLOROBENZENE	ug/l	ND@0.5 J	ND@0.5	ND@0.5 J	ND@0.5	ND@0.5	ND@0.5
1,2-DIBROMO-3-CHLOROPROPANE	ug/l	ND@0.5 J	ND@0.5	ND@0.5 J	ND@0.5	ND@0.5	ND@0.5
1,2-DIBROMOETHANE (EDB)	ug/l	ND@0.5 J	ND@0.5	ND@0.5 J	ND@0.5	ND@0.5	ND@0.5
1,2-DICHLORO-1,2,2-TRIFLUOROETHANE	ug/l	ND@0.5 J	ND@0.5	ND@0.5 J	ND@0.5	ND@0.5	ND@0.5
1,2-DICHLOROBENZENE	ug/l	ND@0.5 J	ND@0.5	ND@0.5 J	ND@0.5	ND@0.5	ND@0.5
1,2-DICHLOROETHANE (EDC)	ug/l	ND@0.5 J	ND@0.5	ND@0.5 J	ND@0.5	ND@0.5	ND@0.5
1,2-DICHLOROPROPANE	ug/l	ND@0.5 J	ND@0.5	ND@0.5 J	ND@0.5	ND@0.5	ND@0.5
1,3-DICHLOROBENZENE	ug/l	ND@0.5 J	ND@0.5	ND@0.5 J	ND@0.5	ND@0.5	ND@0.5
1,4-DICHLOROBENZENE	ug/l	ND@0.5 J	ND@0.5	ND@0.5 J	ND@0.5	ND@0.5	ND@0.5
ACETONE	ug/l	ND@5 J	ND@5	ND@5.0 J	ND@5.0	ND@5	ND@5
BENZENE	ug/l	ND@0.5 J	ND@0.5	ND@0.5 J	ND@0.5	ND@0.5	ND@0.5
BROMODICHLOROMETHANE	ug/l	ND@0.5 J	ND@0.5	ND@0.5 J	ND@0.5	ND@0.5	ND@0.5
BROMOFORM (TRIBROMOMETHANE)	ug/l	ND@0.5 J	ND@0.5	ND@0.5 J	ND@0.5	ND@0.5	ND@0.5
BROMOMETHANE	ug/l	ND@0.5 J	ND@0.5	ND@0.5 J	ND@0.5	ND@0.5	ND@0.5
CARBON DISULFIDE	ug/l	ND@0.5 J	ND@0.5	ND@0.5 J	ND@0.5	ND@0.5	ND@0.5
CARBON TETRACHLORIDE	ug/l	ND@0.5 J	ND@0.5	ND@0.5 J	ND@0.5	ND@0.5	ND@0.5
CHLOROBENZENE	ug/l	ND@0.5 J	ND@0.5	ND@0.5 J	ND@0.5	ND@0.5	ND@0.5
CHLORODIBROMOMETHANE	ug/l	ND@0.5 J	ND@0.5	ND@0.5 J	ND@0.5	ND@0.5	ND@0.5
CHLOROETHANE	ug/l	ND@0.5 J	ND@0.5	ND@0.5 J	ND@0.5	ND@0.5	ND@0.5
CHLOROFORM (TRICHLOROMETHANE)	ug/l	ND@0.5 J	ND@0.5	ND@0.5 J	ND@0.5	ND@0.5	ND@0.5
CHLOROMETHANE	ug/l	ND@0.5 J	ND@0.5	ND@0.5 J	ND@0.5	ND@0.5	ND@0.5
CIS-1,2-DICHLOROETHENE	ug/l	ND@0.5 J	0.1 J	0.2 J	0.2 J	0.2 J	0.2 J
CIS-1,3-DICHLOROPROPENE	ug/l	ND@0.5 J	ND@0.5	ND@0.5 J	ND@0.5	ND@0.5	ND@0.5
CYCLOHEXANE	ug/l	ND@0.5 J	ND@0.5	ND@0.5 J	ND@0.5	ND@0.5	ND@0.5
DICHLORODIFLUOROMETHANE (FREON 12)	ug/l	ND@0.5 J	ND@0.5	ND@0.5 J	ND@0.5	ND@0.5	ND@0.5 J
ETHYLBENZENE	ug/l	ND@0.5 J	ND@0.5	ND@0.5 J	ND@0.5	ND@0.5	ND@0.5
ISOPROPYLBENZENE	ug/l	ND@0.5 J	ND@0.5	ND@0.5 J	ND@0.5	ND@0.5	ND@0.5
M,P-XYLENE	ug/l	ND@0.5 J	ND@0.5	ND@0.5 J	ND@0.5	ND@0.5	ND@0.5
METHYL ACETATE	ug/l	ND@1 J	ND@1	ND@1.0 J	ND@1.0	ND@1	ND@1
METHYL BUTYL KETONE (2-HEXANONE)	ug/l	ND@5 J	ND@5	ND@5.0 J	ND@5.0	ND@5	ND@5
METHYL CYCLOHEXANE	ug/l	ND@0.5 J	ND@0.5	ND@0.5 J	ND@0.5	ND@0.5	ND@0.5
METHYL ETHYL KETONE (MEK, 2-BUTANONE)	ug/l	ND@5 J	ND@5	ND@5.0 J	ND@5.0	ND@5	ND@5
METHYL TERT-BUTYL ETHER (MTBE)	ug/l	ND@0.5 J	ND@0.5	ND@0.5 J	ND@0.5	ND@0.5	ND@0.5
METHYLENE CHLORIDE (DICHLOROMETHANE)	ug/l	ND@0.5 J	ND@0.5	ND@0.5 J	ND@0.5	ND@0.5	ND@0.5
MIBK (4-METHYL-2-PENTANONE)	ug/l	ND@5 J	ND@5	ND@5.0 J	ND@5.0	ND@5	ND@5
O-XYLENE	ug/l	ND@0.5 J	ND@0.5	ND@0.5 J	ND@0.5	ND@0.5	ND@0.5
STYRENE	ug/l	ND@0.5 J	ND@0.5	ND@0.5 J	ND@0.5	ND@0.5	ND@0.5
TETRACHLOROETHENE	ug/l	ND@0.5 J	7.7	ND@0.5 J	ND@0.5	ND@0.5	ND@0.5
TOLUENE	ug/l	ND@0.5 J	ND@0.5	ND@0.5 J	ND@0.5	ND@0.5	ND@0.5
TRANS-1,2-DICHLOROETHENE	ug/l	ND@0.5 J	ND@0.5	ND@0.5 J	ND@0.5	ND@0.5	ND@0.5
TRANS-1,3-DICHLOROPROPENE	ug/l	ND@0.5 J	ND@0.5	ND@0.5 J	ND@0.5	ND@0.5	ND@0.5
TRICHLOROETHENE	ug/l	4 J	3	6.4 J	6.9	6.5	2
TRICHLOROFLUOROMETHANE (FREON 11)	ug/l	ND@0.5 J	ND@0.5	ND@0.5 J	ND@0.5	ND@0.5	ND@0.5
VINYL CHLORIDE	ug/l	ND@0.5 J	ND@0.5	ND@0.5 J	ND@0.5	ND@0.5	ND@0.5

Endicott, New York
Groundwater Analytical Chemistry Data
January 1, 2012 - December 31, 2012

Sample Location		EN-470	EN-470	EN-470	EN-470	EN-470	EN-471
Sample Description		GW MON WELL	GW MON WELL	GW MON WELL	REPLICATE	GW MON WELL	GW MON WELL
Sample Date		02/23/2012	05/24/2012	08/09/2012	08/09/2012	11/19/2012	02/23/2012
Laboratory Sample I.D.		6558903	6669099	6752256	6752257	6867663	6558953
Parameter	**Units**						
1,1,1-TRICHLOROETHANE	ug/l	0.4 J	0.4 J	0.4 J	0.4 J	0.4 J	5.4
1,1,2,2-TETRACHLOROETHANE	ug/l	ND@0.5	ND@0.5	ND@0.5	ND@0.5	ND@0.5	ND@0.5
1,1,2-TRICHLORO-1,2,2-TRIFLUOROETHANE	ug/l	ND@0.5	ND@0.5	ND@0.5	ND@0.5	ND@0.5	ND@0.5
1,1,2-TRICHLOROETHANE	ug/l	ND@0.5	ND@0.5	ND@0.5	ND@0.5	ND@0.5	ND@0.5
1,1-DICHLOROETHANE	ug/l	0.1 J	0.1 J	ND@0.5	ND@0.5	ND@0.5	3.1
1,1-DICHLOROETHENE	ug/l	ND@0.5	ND@0.5	ND@0.5	ND@0.5	ND@0.5	2.7
1,2,4-TRICHLOROBENZENE	ug/l	ND@0.5	ND@0.5	ND@0.5 J	ND@0.5 J	ND@0.5	ND@0.5 J
1,2-DIBROMO-3-CHLOROPROPANE	ug/l	ND@0.5 J	ND@0.5	ND@0.5	ND@0.5	ND@0.5	ND@0.5
1,2-DIBROMOETHANE (EDB)	ug/l	ND@0.5	ND@0.5	ND@0.5	ND@0.5	ND@0.5	ND@0.5
1,2-DICHLORO-1,2,2-TRIFLUOROETHANE	ug/l	ND@0.5	ND@0.5	ND@0.5	ND@0.5	ND@0.5	ND@0.5
1,2-DICHLOROBENZENE	ug/l	ND@0.5	ND@0.5	ND@0.5	ND@0.5	ND@0.5	ND@0.5
1,2-DICHLOROETHANE (EDC)	ug/l	ND@0.5	ND@0.5	ND@0.5	ND@0.5	ND@0.5	ND@0.5
1,2-DICHLOROPROPANE	ug/l	ND@0.5	ND@0.5	ND@0.5	ND@0.5	ND@0.5	ND@0.5
1,3-DICHLOROBENZENE	ug/l	ND@0.5	ND@0.5	ND@0.5	ND@0.5	ND@0.5	ND@0.5
1,4-DICHLOROBENZENE	ug/l	ND@0.5	ND@0.5	ND@0.5	ND@0.5	ND@0.5	ND@0.5
ACETONE	ug/l	ND@5.0 J	ND@5.0	ND@5	ND@5	ND@5	ND@5.0 J
BENZENE	ug/l	ND@0.5	ND@0.5	ND@0.5	ND@0.5	ND@0.5	ND@0.5
BROMODICHLOROMETHANE	ug/l	ND@0.5	ND@0.5	ND@0.5	ND@0.5	ND@0.5	ND@0.5
BROMOFORM (TRIBROMOMETHANE)	ug/l	ND@0.5	ND@0.5	ND@0.5	ND@0.5	ND@0.5	ND@0.5
BROMOMETHANE	ug/l	ND@0.5	ND@0.5 J	ND@0.5 J	ND@0.5 J	ND@0.5	ND@0.5
CARBON DISULFIDE	ug/l	ND@0.5	ND@0.5 J	ND@0.5	ND@0.5	ND@0.5	ND@0.5
CARBON TETRACHLORIDE	ug/l	ND@0.5	ND@0.5	ND@0.5	ND@0.5	ND@0.5	ND@0.5
CHLOROBENZENE	ug/l	ND@0.5	ND@0.5	ND@0.5	ND@0.5	ND@0.5	ND@0.5
CHLORODIBROMOMETHANE	ug/l	ND@0.5	ND@0.5	ND@0.5	ND@0.5	ND@0.5	ND@0.5
CHLOROETHANE	ug/l	ND@0.5	ND@0.5 J	ND@0.5	ND@0.5	ND@0.5	ND@0.5
CHLOROFORM (TRICHLOROMETHANE)	ug/l	0.1 J	0.2 J	ND@0.5	ND@0.5	ND@0.5	ND@0.5
CHLOROMETHANE	ug/l	ND@0.5	ND@0.5 J	ND@0.5	ND@0.5	ND@0.5	ND@0.5
CIS-1,2-DICHLOROETHENE	ug/l	0.1 J	0.4 J	0.2 J	0.2 J	ND@0.5	37
CIS-1,3-DICHLOROPROPENE	ug/l	ND@0.5	ND@0.5	ND@0.5	ND@0.5	ND@0.5	ND@0.5
CYCLOHEXANE	ug/l	ND@0.5	ND@0.5	ND@0.5	ND@0.5	ND@0.5	ND@0.5 J
DICHLORODIFLUOROMETHANE (FREON 12)	ug/l	ND@0.5	ND@0.5 J	ND@0.5	ND@0.5	ND@0.5	ND@0.5
ETHYLBENZENE	ug/l	ND@0.5	ND@0.5	ND@0.5	ND@0.5	ND@0.5	ND@0.5
ISOPROPYLBENZENE	ug/l	ND@0.5	ND@0.5	ND@0.5	ND@0.5	ND@0.5	ND@0.5
M,P-XYLENE	ug/l	ND@0.5	ND@0.5	ND@0.5	ND@0.5	ND@0.5	ND@0.5
METHYL ACETATE	ug/l	ND@1.0	ND@1.0 J	ND@1	ND@1	ND@1	ND@1.0
METHYL BUTYL KETONE (2-HEXANONE)	ug/l	ND@5.0	ND@5.0 J	ND@5	ND@5	ND@5 J	ND@5.0
METHYL CYCLOHEXANE	ug/l	ND@0.5	ND@0.5	ND@0.5	ND@0.5	ND@0.5	ND@0.5
METHYL ETHYL KETONE (MEK, 2-BUTANONE)	ug/l	ND@5.0	ND@5.0	ND@5	ND@5	ND@5	ND@5.0
METHYL TERT-BUTYL ETHER (MTBE)	ug/l	ND@0.5	ND@0.5	ND@0.5	ND@0.5	ND@0.5	ND@0.5
METHYLENE CHLORIDE (DICHLOROMETHANE)	ug/l	ND@0.5	ND@0.5	ND@0.5	ND@0.5	ND@0.5	ND@0.5
MIBK (4-METHYL-2-PENTANONE)	ug/l	ND@5.0	ND@5.0 J	ND@5	ND@5	ND@5	ND@5.0
O-XYLENE	ug/l	ND@0.5	ND@0.5	ND@0.5	ND@0.5	ND@0.5	ND@0.5
STYRENE	ug/l	ND@0.5	ND@0.5	ND@0.5	ND@0.5	ND@0.5	ND@0.5
TETRACHLOROETHENE	ug/l	1.5	1.2	1.3	1.3	1.3	ND@0.5
TOLUENE	ug/l	ND@0.5	ND@0.5	ND@0.5	ND@0.5	ND@0.5	ND@0.5
TRANS-1,2-DICHLOROETHENE	ug/l	ND@0.5	ND@0.5	ND@0.5	ND@0.5	ND@0.5	0.2 J
TRANS-1,3-DICHLOROPROPENE	ug/l	ND@0.5	ND@0.5	ND@0.5	ND@0.5	ND@0.5	ND@0.5
TRICHLOROETHENE	ug/l	6.4	5.4	6	6.1	6.2	41
TRICHLOROFLUOROMETHANE (FREON 11)	ug/l	ND@0.5	ND@0.5	ND@0.5	ND@0.5	ND@0.5	ND@0.5
VINYL CHLORIDE	ug/l	ND@0.5	ND@0.5	ND@0.5	ND@0.5	ND@0.5	ND@0.5

Endicott, New York
Groundwater Analytical Chemistry Data
January 1, 2012 - December 31, 2012

Sample Location		EN-471	EN-471	EN-471	EN-472	EN-473A	EN-473B
Sample Description		GW MON WELL	GW MON WELL	GW MON WELL	GW MON WELL	GW MON WELL	GW MON WELL
Sample Date		05/14/2012	08/22/2012	11/19/2012	08/22/2012	08/09/2012	08/09/2012
Laboratory Sample I.D.		6657190	6767538	6867655	6767540	6752283	6752284
Parameter	**Units**						
1,1,1-TRICHLOROETHANE	ug/l	6	6.4	12	0.5 J	ND@0.5	ND@0.5
1,1,2,2-TETRACHLOROETHANE	ug/l	ND@0.5	ND@0.5	ND@0.5	ND@0.5 J	ND@0.5	ND@0.5
1,1,2-TRICHLORO-1,2,2-TRIFLUOROETHANE	ug/l	ND@0.5	ND@0.5	ND@0.5	ND@0.5 J	ND@0.5	ND@0.5
1,1,2-TRICHLOROETHANE	ug/l	ND@0.5	ND@0.5	ND@0.5	ND@0.5 J	ND@0.5	ND@0.5
1,1-DICHLOROETHANE	ug/l	5.3	2.6	15	0.6 J	ND@0.5	ND@0.5
1,1-DICHLOROETHENE	ug/l	5.1	2	7.7	0.1 J	ND@0.5	ND@0.5
1,2,4-TRICHLOROBENZENE	ug/l	ND@0.5	ND@0.5	ND@0.5	ND@0.5 J	ND@0.5 J	ND@0.5 J
1,2-DIBROMO-3-CHLOROPROPANE	ug/l	ND@0.5	ND@0.5	ND@0.5	ND@0.5 J	ND@0.5	ND@0.5
1,2-DIBROMOETHANE (EDB)	ug/l	ND@0.5	ND@0.5	ND@0.5	ND@0.5 J	ND@0.5	ND@0.5
1,2-DICHLORO-1,2,2-TRIFLUOROETHANE	ug/l	ND@0.5	ND@0.5 J	ND@0.5	ND@0.5 J	ND@0.5	ND@0.5
1,2-DICHLOROBENZENE	ug/l	ND@0.5	ND@0.5	ND@0.5	ND@0.5 J	ND@0.5	ND@0.5
1,2-DICHLOROETHANE (EDC)	ug/l	ND@0.5	ND@0.5	ND@0.5	ND@0.5 J	ND@0.5	0.1 J
1,2-DICHLOROPROPANE	ug/l	ND@0.5	ND@0.5	ND@0.5	ND@0.5 J	ND@0.5	ND@0.5
1,3-DICHLOROBENZENE	ug/l	ND@0.5	ND@0.5	ND@0.5	ND@0.5 J	ND@0.5	ND@0.5
1,4-DICHLOROBENZENE	ug/l	ND@0.5	ND@0.5	ND@0.5	ND@0.5 J	ND@0.5	ND@0.5
ACETONE	ug/l	ND@5.0	ND@5	ND@5	ND@5 J	5.5	ND@5
BENZENE	ug/l	ND@0.5	ND@0.5	ND@0.5	ND@0.5 J	ND@0.5	ND@0.5
BROMODICHLOROMETHANE	ug/l	ND@0.5	ND@0.5	ND@0.5	ND@0.5 J	ND@0.5	ND@0.5
BROMOFORM (TRIBROMOMETHANE)	ug/l	ND@0.5	ND@0.5	ND@0.5	ND@0.5 J	ND@0.5	ND@0.5
BROMOMETHANE	ug/l	ND@0.5	ND@0.5	ND@0.5	ND@0.5 J	ND@0.5	ND@0.5
CARBON DISULFIDE	ug/l	ND@0.5 J	ND@0.5	ND@0.5	ND@0.5 J	ND@0.5	ND@0.5
CARBON TETRACHLORIDE	ug/l	ND@0.5	ND@0.5	ND@0.5	ND@0.5 J	ND@0.5	ND@0.5
CHLOROBENZENE	ug/l	ND@0.5	ND@0.5	ND@0.5	4.2 J	ND@0.5	ND@0.5
CHLORODIBROMOMETHANE	ug/l	ND@0.5	ND@0.5	ND@0.5	ND@0.5 J	ND@0.5	ND@0.5
CHLOROETHANE	ug/l	ND@0.5	ND@0.5	1.1	ND@0.5 J	ND@0.5	ND@0.5
CHLOROFORM (TRICHLOROMETHANE)	ug/l	ND@0.5	ND@0.5	ND@0.5	ND@0.5 J	ND@0.5	ND@0.5
CHLOROMETHANE	ug/l	ND@0.5 J	ND@0.5	ND@0.5	ND@0.5 J	ND@0.5	ND@0.5
CIS-1,2-DICHLOROETHENE	ug/l	78	32	220	2.7 J	ND@0.5	ND@0.5
CIS-1,3-DICHLOROPROPENE	ug/l	ND@0.5	ND@0.5	ND@0.5	ND@0.5 J	ND@0.5	ND@0.5
CYCLOHEXANE	ug/l	ND@0.5 J	ND@0.5	ND@0.5	ND@0.5 J	2.6	1.8
DICHLORODIFLUOROMETHANE (FREON 12)	ug/l	ND@0.5 J	ND@0.5	ND@0.5	ND@0.5 J	ND@0.5	ND@0.5
ETHYLBENZENE	ug/l	ND@0.5	ND@0.5	ND@0.5	ND@0.5 J	ND@0.5	0.5 J
ISOPROPYLBENZENE	ug/l	ND@0.5	ND@0.5	ND@0.5	ND@0.5 J	0.5 J	1.7
M,P-XYLENE	ug/l	ND@0.5	ND@0.5	ND@0.5	ND@0.5 J	ND@0.5	ND@0.5
METHYL ACETATE	ug/l	ND@1.0	ND@1	ND@1 J	ND@1 J	ND@1	ND@1
METHYL BUTYL KETONE (2-HEXANONE)	ug/l	ND@5.0	ND@5	ND@5 J	ND@5 J	ND@5	ND@5
METHYL CYCLOHEXANE	ug/l	ND@0.5	ND@0.5	ND@0.5 J	ND@0.5 J	7.1	2.3
METHYL ETHYL KETONE (MEK, 2-BUTANONE)	ug/l	ND@5.0	ND@5	ND@5	ND@5 J	4.1 J	ND@5
METHYL TERT-BUTYL ETHER (MTBE)	ug/l	ND@0.5	ND@0.5	ND@0.5	ND@0.5 J	ND@0.5	ND@0.5
METHYLENE CHLORIDE (DICHLOROMETHANE)	ug/l	ND@0.5	ND@0.5	ND@0.5	ND@0.5 J	ND@0.5	ND@0.5
MIBK (4-METHYL-2-PENTANONE)	ug/l	ND@5.0	ND@5	ND@5 J	ND@5 J	ND@5	ND@5
O-XYLENE	ug/l	ND@0.5	ND@0.5	ND@0.5	ND@0.5 J	ND@0.5	ND@0.5
STYRENE	ug/l	ND@0.5	ND@0.5	ND@0.5	ND@0.5 J	ND@0.5	ND@0.5
TETRACHLOROETHENE	ug/l	0.1 J	ND@0.5	0.2 J	0.1 J	ND@0.5	ND@0.5
TOLUENE	ug/l	ND@0.5	ND@0.5	ND@0.5	ND@0.5 J	ND@0.5	ND@0.5
TRANS-1,2-DICHLOROETHENE	ug/l	0.7	0.1 J	ND@0.5	ND@0.5 J	ND@0.5	ND@0.5
TRANS-1,3-DICHLOROPROPENE	ug/l	ND@0.5	ND@0.5	ND@0.5	ND@0.5 J	ND@0.5	ND@0.5
TRICHLOROETHENE	ug/l	61	28	75	2 J	ND@0.5	ND@0.5
TRICHLOROFLUOROMETHANE (FREON 11)	ug/l	ND@0.5	ND@0.5	ND@0.5	ND@0.5 J	ND@0.5	ND@0.5
VINYL CHLORIDE	ug/l	0.3 J	0.3 J	5	ND@0.5 J	ND@0.5	ND@0.5

Endicott, New York
Groundwater Analytical Chemistry Data
January 1, 2012 - December 31, 2012

Sample Location		EN-473B	EN-474	EN-474	EN-475	EN-475	EN-477
Sample Description		REPLICATE	GW MON WELL	GW MON WELL	GW MON WELL	GW MON WELL	GW MON WELL
Sample Date		08/09/2012	05/01/2012	08/09/2012	05/01/2012	08/09/2012	02/06/2012
Laboratory Sample I.D.		6752285	6638770	6752280	6638771	6752278	6544003
Parameter	**Units**						
1,1,1-TRICHLOROETHANE	ug/l	ND@0.5	0.8	0.8	1.2	1.4	4.2
1,1,2,2-TETRACHLOROETHANE	ug/l	ND@0.5	ND@0.5	ND@0.5	ND@0.5	ND@0.5	ND@0.5
1,1,2-TRICHLORO-1,2,2-TRIFLUOROETHANE	ug/l	ND@0.5	ND@0.5	ND@0.5	ND@0.5	ND@0.5	0.5 J
1,1,2-TRICHLOROETHANE	ug/l	ND@0.5	ND@0.5	ND@0.5	ND@0.5	ND@0.5	ND@0.5
1,1-DICHLOROETHANE	ug/l	ND@0.5	ND@0.5	ND@0.5	0.2 J	0.2 J	5
1,1-DICHLOROETHENE	ug/l	ND@0.5	ND@0.5	ND@0.5	ND@0.5	ND@0.5	2
1,2,4-TRICHLOROBENZENE	ug/l	ND@0.5 J	ND@0.5	ND@0.5 J	ND@0.5	ND@0.5 J	ND@0.5
1,2-DIBROMO-3-CHLOROPROPANE	ug/l	ND@0.5	ND@0.5	ND@0.5	ND@0.5	ND@0.5	ND@0.5
1,2-DIBROMOETHANE (EDB)	ug/l	ND@0.5	ND@0.5	ND@0.5	ND@0.5	ND@0.5	ND@0.5
1,2-DICHLORO-1,2,2-TRIFLUOROETHANE	ug/l	ND@0.5	ND@0.5	ND@0.5	ND@0.5	ND@0.5	0.2 J
1,2-DICHLOROBENZENE	ug/l	ND@0.5	ND@0.5	ND@0.5	ND@0.5	ND@0.5	ND@0.5
1,2-DICHLOROETHANE (EDC)	ug/l	0.1 J	ND@0.5	ND@0.5	ND@0.5	ND@0.5	0.1 J
1,2-DICHLOROPROPANE	ug/l	ND@0.5	ND@0.5	ND@0.5	ND@0.5	ND@0.5	ND@0.5
1,3-DICHLOROBENZENE	ug/l	ND@0.5	ND@0.5	ND@0.5	ND@0.5	ND@0.5	ND@0.5
1,4-DICHLOROBENZENE	ug/l	ND@0.5	ND@0.5	ND@0.5	ND@0.5	ND@0.5	ND@0.5
ACETONE	ug/l	ND@5	ND@5.0	ND@5	ND@5.0	ND@5	ND@5.0
BENZENE	ug/l	ND@0.5	ND@0.5	ND@0.5	ND@0.5	ND@0.5	ND@0.5
BROMODICHLOROMETHANE	ug/l	ND@0.5	ND@0.5	ND@0.5	ND@0.5	ND@0.5	ND@0.5
BROMOFORM (TRIBROMOMETHANE)	ug/l	ND@0.5	ND@0.5	ND@0.5	ND@0.5	ND@0.5	ND@0.5
BROMOMETHANE	ug/l	ND@0.5	ND@0.5	ND@0.5	ND@0.5	ND@0.5	ND@0.5
CARBON DISULFIDE	ug/l	ND@0.5	ND@0.5	ND@0.5	ND@0.5	ND@0.5	ND@0.5
CARBON TETRACHLORIDE	ug/l	ND@0.5	ND@0.5	ND@0.5	ND@0.5	ND@0.5	ND@0.5
CHLOROBENZENE	ug/l	ND@0.5	ND@0.5	ND@0.5	ND@0.5	ND@0.5	ND@0.5
CHLORODIBROMOMETHANE	ug/l	ND@0.5	ND@0.5	ND@0.5	ND@0.5	ND@0.5	ND@0.5
CHLOROETHANE	ug/l	ND@0.5	ND@0.5	ND@0.5	ND@0.5	ND@0.5	ND@0.5
CHLOROFORM (TRICHLOROMETHANE)	ug/l	ND@0.5	ND@0.5	ND@0.5	0.1 J	0.1 J	ND@0.5
CHLOROMETHANE	ug/l	ND@0.5	ND@0.5	ND@0.5	ND@0.5	ND@0.5	ND@0.5
CIS-1,2-DICHLOROETHENE	ug/l	ND@0.5	ND@0.5	ND@0.5	0.1 J	0.2 J	23
CIS-1,3-DICHLOROPROPENE	ug/l	ND@0.5	ND@0.5	ND@0.5	ND@0.5	ND@0.5	ND@0.5
CYCLOHEXANE	ug/l	1.8	ND@0.5	ND@0.5	ND@0.5	ND@0.5	ND@0.5
DICHLORODIFLUOROMETHANE (FREON 12)	ug/l	ND@0.5	ND@0.5	ND@0.5	ND@0.5	ND@0.5	ND@0.5
ETHYLBENZENE	ug/l	0.4 J	ND@0.5	ND@0.5	ND@0.5	ND@0.5	ND@0.5
ISOPROPYLBENZENE	ug/l	1.7	ND@0.5	ND@0.5	ND@0.5	ND@0.5	ND@0.5
M,P-XYLENE	ug/l	ND@0.5	ND@0.5	ND@0.5	ND@0.5	ND@0.5	ND@0.5
METHYL ACETATE	ug/l	ND@1	ND@1.0	ND@1	ND@1.0	ND@1	ND@1.0 J
METHYL BUTYL KETONE (2-HEXANONE)	ug/l	ND@5	ND@5.0	ND@5	ND@5.0	ND@5	ND@5.0
METHYL CYCLOHEXANE	ug/l	2.2	ND@0.5	ND@0.5	ND@0.5	ND@0.5	ND@0.5
METHYL ETHYL KETONE (MEK, 2-BUTANONE)	ug/l	ND@5	ND@5.0	ND@5	ND@5.0	ND@5	ND@5.0 J
METHYL TERT-BUTYL ETHER (MTBE)	ug/l	ND@0.5	ND@0.5	ND@0.5	ND@0.5	ND@0.5	ND@0.5
METHYLENE CHLORIDE (DICHLOROMETHANE)	ug/l	ND@0.5	ND@0.5	ND@0.5	ND@0.5	ND@0.5	ND@0.5
MIBK (4-METHYL-2-PENTANONE)	ug/l	ND@5	ND@5.0	ND@5	ND@5.0	ND@5	ND@5.0
O-XYLENE	ug/l	ND@0.5	ND@0.5	ND@0.5	ND@0.5	ND@0.5	ND@0.5
STYRENE	ug/l	ND@0.5	ND@0.5	ND@0.5	ND@0.5	ND@0.5	ND@0.5
TETRACHLOROETHENE	ug/l	ND@0.5	ND@0.5	ND@0.5	ND@0.5	ND@0.5	6
TOLUENE	ug/l	ND@0.5	ND@0.5	ND@0.5	ND@0.5	ND@0.5	ND@0.5
TRANS-1,2-DICHLOROETHENE	ug/l	ND@0.5	ND@0.5	ND@0.5	ND@0.5	ND@0.5	ND@0.5
TRANS-1,3-DICHLOROPROPENE	ug/l	ND@0.5	ND@0.5	ND@0.5	ND@0.5	ND@0.5	ND@0.5
TRICHLOROETHENE	ug/l	ND@0.5	16	19	30	35	77
TRICHLOROFLUOROMETHANE (FREON 11)	ug/l	ND@0.5	ND@0.5	ND@0.5	ND@0.5	ND@0.5	ND@0.5
VINYL CHLORIDE	ug/l	ND@0.5	ND@0.5	ND@0.5	ND@0.5	ND@0.5	ND@0.5

Endicott, New York
Groundwater Analytical Chemistry Data
January 1, 2012 - December 31, 2012

Sample Location		EN-477	EN-477	EN-477	EN-478A	EN-478A	EN-478A
Sample Description		GW MON WELL	GW MON WELL	GW MON WELL	GW MON WELL	GW MON WELL	GW MON WELL
Sample Date		05/02/2012	08/02/2012	11/10/2012	02/06/2012	05/18/2012	08/10/2012
Laboratory Sample I.D.		6641752	6744536	6857518	6543990	6658653	6752263
Parameter	**Units**						
1,1,1-TRICHLOROETHANE	ug/l	3.8	3.3	3.1	0.3 J	0.4 J	0.7
1,1,2,2-TETRACHLOROETHANE	ug/l	ND@0.5	ND@0.5	ND@0.5	ND@0.5	ND@0.5	ND@0.5
1,1,2-TRICHLORO-1,2,2-TRIFLUOROETHANE	ug/l	0.4 J	0.3 J	0.3 J	ND@0.5	ND@0.5	ND@0.5
1,1,2-TRICHLOROETHANE	ug/l	ND@0.5	ND@0.5	ND@0.5	ND@0.5	ND@0.5	ND@0.5
1,1-DICHLOROETHANE	ug/l	5.3	3.9	2.4	ND@0.5	ND@0.5	0.1 J
1,1-DICHLOROETHENE	ug/l	1.7	1.6	1	ND@0.5	ND@0.5	ND@0.5
1,2,4-TRICHLOROBENZENE	ug/l	ND@0.5	ND@0.5	ND@0.5	ND@0.5	ND@0.5	ND@0.5 J
1,2-DIBROMO-3-CHLOROPROPANE	ug/l	ND@0.5	ND@0.5	ND@0.5	ND@0.5	ND@0.5	ND@0.5
1,2-DIBROMOETHANE (EDB)	ug/l	ND@0.5	ND@0.5	ND@0.5	ND@0.5	ND@0.5	ND@0.5
1,2-DICHLORO-1,2,2-TRIFLUOROETHANE	ug/l	0.2 J	ND@0.5 J	ND@0.5	ND@0.5	ND@0.5	ND@0.5
1,2-DICHLOROBENZENE	ug/l	ND@0.5	ND@0.5	ND@0.5	ND@0.5	ND@0.5	ND@0.5
1,2-DICHLOROETHANE (EDC)	ug/l	0.1 J	ND@0.5	ND@0.5	ND@0.5	ND@0.5	ND@0.5
1,2-DICHLOROPROPANE	ug/l	ND@0.5	ND@0.5	ND@0.5	ND@0.5	ND@0.5	ND@0.5
1,3-DICHLOROBENZENE	ug/l	ND@0.5	ND@0.5	ND@0.5	ND@0.5	ND@0.5	ND@0.5
1,4-DICHLOROBENZENE	ug/l	ND@0.5	ND@0.5	ND@0.5	ND@0.5	ND@0.5	ND@0.5
ACETONE	ug/l	3 J	3.8 J	3.5 J	ND@5.0	ND@5.0	ND@5
BENZENE	ug/l	ND@0.5	ND@0.5	ND@0.5	ND@0.5	ND@0.5	ND@0.5
BROMODICHLOROMETHANE	ug/l	ND@0.5	ND@0.5	ND@0.5	ND@0.5	ND@0.5	ND@0.5
BROMOFORM (TRIBROMOMETHANE)	ug/l	ND@0.5	ND@0.5	ND@0.5	ND@0.5	ND@0.5	ND@0.5
BROMOMETHANE	ug/l	ND@0.5	ND@0.5	ND@0.5	ND@0.5	ND@0.5	ND@0.5 J
CARBON DISULFIDE	ug/l	ND@0.5	ND@0.5	ND@0.5	ND@0.5	ND@0.5	ND@0.5
CARBON TETRACHLORIDE	ug/l	ND@0.5	ND@0.5	ND@0.5	ND@0.5	ND@0.5	ND@0.5
CHLOROBENZENE	ug/l	ND@0.5	ND@0.5	ND@0.5	ND@0.5	ND@0.5	ND@0.5
CHLORODIBROMOMETHANE	ug/l	ND@0.5	ND@0.5	ND@0.5	ND@0.5	ND@0.5	ND@0.5
CHLOROETHANE	ug/l	ND@0.5	ND@0.5	ND@0.5	ND@0.5	ND@0.5	ND@0.5
CHLOROFORM (TRICHLOROMETHANE)	ug/l	ND@0.5	ND@0.5	ND@0.5	ND@0.5	ND@0.5	ND@0.5
CHLOROMETHANE	ug/l	ND@0.5	ND@0.5	ND@0.5	ND@0.5	ND@0.5	ND@0.5
CIS-1,2-DICHLOROETHENE	ug/l	21	18	11	0.1 J	0.3 J	0.5 J
CIS-1,3-DICHLOROPROPENE	ug/l	ND@0.5	ND@0.5	ND@0.5	ND@0.5	ND@0.5	ND@0.5
CYCLOHEXANE	ug/l	ND@0.5	ND@0.5	ND@0.5	ND@0.5	ND@0.5	ND@0.5
DICHLORODIFLUOROMETHANE (FREON 12)	ug/l	ND@0.5	ND@0.5 J	ND@0.5	ND@0.5	ND@0.5 J	ND@0.5
ETHYLBENZENE	ug/l	ND@0.5	ND@0.5	ND@0.5	ND@0.5	ND@0.5	ND@0.5
ISOPROPYLBENZENE	ug/l	ND@0.5	ND@0.5	ND@0.5	ND@0.5	ND@0.5	ND@0.5
M,P-XYLENE	ug/l	ND@0.5	ND@0.5	ND@0.5	ND@0.5	ND@0.5	ND@0.5
METHYL ACETATE	ug/l	ND@1.0	ND@1	ND@1	ND@1.0	ND@1.0	ND@1
METHYL BUTYL KETONE (2-HEXANONE)	ug/l	ND@5.0 J	ND@5	ND@5	ND@5.0	ND@5.0	ND@5
METHYL CYCLOHEXANE	ug/l	ND@0.5	0.2 J	ND@0.5	ND@0.5	ND@0.5	ND@0.5
METHYL ETHYL KETONE (MEK, 2-BUTANONE)	ug/l	ND@5.0 J	ND@5	ND@5	ND@5.0	ND@5.0	ND@5
METHYL TERT-BUTYL ETHER (MTBE)	ug/l	ND@0.5	ND@0.5	ND@0.5	ND@0.5	ND@0.5	ND@0.5
METHYLENE CHLORIDE (DICHLOROMETHANE)	ug/l	ND@0.5	ND@0.5	ND@0.5	ND@0.5	ND@0.5	ND@0.5
MIBK (4-METHYL-2-PENTANONE)	ug/l	ND@5.0 J	ND@5 J	ND@5	ND@5.0	ND@5.0	ND@5
O-XYLENE	ug/l	ND@0.5	ND@0.5	ND@0.5	ND@0.5	ND@0.5	ND@0.5
STYRENE	ug/l	ND@0.5	ND@0.5	ND@0.5	ND@0.5	ND@0.5	ND@0.5
TETRACHLOROETHENE	ug/l	5.7	6	5.5	ND@0.5	ND@0.5	ND@0.5
TOLUENE	ug/l	ND@0.5	ND@0.5	ND@0.5	ND@0.5	ND@0.5	ND@0.5
TRANS-1,2-DICHLOROETHENE	ug/l	ND@0.5	ND@0.5	ND@0.5	ND@0.5	ND@0.5	ND@0.5
TRANS-1,3-DICHLOROPROPENE	ug/l	ND@0.5	ND@0.5	ND@0.5	ND@0.5	ND@0.5	ND@0.5
TRICHLOROETHENE	ug/l	68	73	67	6.9	14	18
TRICHLOROFLUOROMETHANE (FREON 11)	ug/l	ND@0.5	ND@0.5	ND@0.5	ND@0.5	ND@0.5	ND@0.5
VINYL CHLORIDE	ug/l	ND@0.5	ND@0.5	ND@0.5	ND@0.5	ND@0.5	ND@0.5

Endicott, New York
Groundwater Analytical Chemistry Data
January 1, 2012 - December 31, 2012

Sample Location		EN-478A	EN-478B	EN-478B	EN-478B	EN-478B	EN-478B
Sample Description		GW MON WELL	GW MON WELL	REPLICATE	GW MON WELL	GW MON WELL	GW MON WELL
Sample Date		11/10/2012	02/06/2012	02/06/2012	05/18/2012	08/10/2012	11/10/2012
Laboratory Sample I.D.		6857519	6543991	6543992	6658654	6752264	6857520
Parameter	**Units**						
1,1,1-TRICHLOROETHANE	ug/l	0.9	0.7	0.7	1.5	1.3	1
1,1,2,2-TETRACHLOROETHANE	ug/l	ND@0.5	ND@0.5	ND@0.5	ND@0.5	ND@0.5	ND@0.5
1,1,2-TRICHLORO-1,2,2-TRIFLUOROETHANE	ug/l	ND@0.5 J	ND@0.5	ND@0.5	ND@0.5	ND@0.5	ND@0.5 J
1,1,2-TRICHLOROETHANE	ug/l	ND@0.5	ND@0.5	ND@0.5	ND@0.5	ND@0.5	ND@0.5
1,1-DICHLOROETHANE	ug/l	0.2 J	0.1 J	0.1 J	0.2 J	0.2 J	0.2 J
1,1-DICHLOROETHENE	ug/l	0.1 J	0.1 J	ND@0.5	0.3 J	0.3 J	0.1 J
1,2,4-TRICHLOROBENZENE	ug/l	ND@0.5	ND@0.5	ND@0.5	ND@0.5	ND@0.5 J	ND@0.5
1,2-DIBROMO-3-CHLOROPROPANE	ug/l	ND@0.5	ND@0.5	ND@0.5	ND@0.5	ND@0.5	ND@0.5
1,2-DIBROMOETHANE (EDB)	ug/l	ND@0.5	ND@0.5	ND@0.5	ND@0.5	ND@0.5	ND@0.5
1,2-DICHLORO-1,2,2-TRIFLUOROETHANE	ug/l	ND@0.5	ND@0.5	ND@0.5	ND@0.5	ND@0.5	ND@0.5
1,2-DICHLOROBENZENE	ug/l	ND@0.5	ND@0.5	ND@0.5	ND@0.5	ND@0.5	ND@0.5
1,2-DICHLOROETHANE (EDC)	ug/l	ND@0.5	ND@0.5	ND@0.5	ND@0.5	ND@0.5	ND@0.5
1,2-DICHLOROPROPANE	ug/l	ND@0.5	ND@0.5	ND@0.5	ND@0.5	ND@0.5	ND@0.5
1,3-DICHLOROBENZENE	ug/l	ND@0.5	ND@0.5	ND@0.5	ND@0.5	ND@0.5	ND@0.5
1,4-DICHLOROBENZENE	ug/l	ND@0.5	ND@0.5	ND@0.5	ND@0.5	ND@0.5	ND@0.5
ACETONE	ug/l	ND@5	ND@5.0	ND@5.0	ND@5.0	ND@5	ND@5
BENZENE	ug/l	ND@0.5	ND@0.5	ND@0.5	ND@0.5	ND@0.5	ND@0.5
BROMODICHLOROMETHANE	ug/l	ND@0.5	ND@0.5	ND@0.5	ND@0.5	ND@0.5	ND@0.5
BROMOFORM (TRIBROMOMETHANE)	ug/l	ND@0.5	ND@0.5	ND@0.5	ND@0.5	ND@0.5	ND@0.5
BROMOMETHANE	ug/l	ND@0.5	ND@0.5	ND@0.5	ND@0.5	ND@0.5 J	ND@0.5
CARBON DISULFIDE	ug/l	ND@0.5	ND@0.5	ND@0.5	ND@0.5	ND@0.5	ND@0.5
CARBON TETRACHLORIDE	ug/l	ND@0.5	ND@0.5	ND@0.5	ND@0.5	ND@0.5	ND@0.5
CHLOROBENZENE	ug/l	ND@0.5	ND@0.5	ND@0.5	ND@0.5	ND@0.5	ND@0.5
CHLORODIBROMOMETHANE	ug/l	ND@0.5	ND@0.5	ND@0.5	ND@0.5	ND@0.5	ND@0.5
CHLOROETHANE	ug/l	ND@0.5	ND@0.5	ND@0.5	ND@0.5	ND@0.5	ND@0.5
CHLOROFORM (TRICHLOROMETHANE)	ug/l	ND@0.5	ND@0.5	ND@0.5	0.1 J	ND@0.5	ND@0.5
CHLOROMETHANE	ug/l	ND@0.5	ND@0.5	ND@0.5	ND@0.5	ND@0.5	ND@0.5
CIS-1,2-DICHLOROETHENE	ug/l	0.7	0.5 J	0.5	1.4	1.3	0.9
CIS-1,3-DICHLOROPROPENE	ug/l	ND@0.5	ND@0.5	ND@0.5	ND@0.5	ND@0.5	ND@0.5
CYCLOHEXANE	ug/l	ND@0.5	ND@0.5	ND@0.5	ND@0.5	ND@0.5	ND@0.5
DICHLORODIFLUOROMETHANE (FREON 12)	ug/l	ND@0.5	ND@0.5	ND@0.5	ND@0.5	ND@0.5	ND@0.5
ETHYLBENZENE	ug/l	ND@0.5	ND@0.5	ND@0.5	ND@0.5	ND@0.5	ND@0.5
ISOPROPYLBENZENE	ug/l	ND@0.5	ND@0.5	ND@0.5	ND@0.5	ND@0.5	ND@0.5
M,P-XYLENE	ug/l	ND@0.5	ND@0.5	ND@0.5	ND@0.5	ND@0.5	ND@0.5
METHYL ACETATE	ug/l	ND@1	ND@1.0	ND@1.0 J	ND@1.0	ND@1	ND@1
METHYL BUTYL KETONE (2-HEXANONE)	ug/l	ND@5	ND@5.0	ND@5.0	ND@5.0	ND@5	ND@5
METHYL CYCLOHEXANE	ug/l	ND@0.5	ND@0.5	ND@0.5	ND@0.5	ND@0.5	ND@0.5
METHYL ETHYL KETONE (MEK, 2-BUTANONE)	ug/l	ND@5	ND@5.0	ND@5.0 J	ND@5.0	ND@5	ND@5
METHYL TERT-BUTYL ETHER (MTBE)	ug/l	ND@0.5	ND@0.5	ND@0.5	ND@0.5	ND@0.5	ND@0.5
METHYLENE CHLORIDE (DICHLOROMETHANE)	ug/l	ND@0.5	ND@0.5	ND@0.5	ND@0.5	ND@0.5	ND@0.5
MIBK (4-METHYL-2-PENTANONE)	ug/l	ND@5	ND@5.0	ND@5.0	ND@5.0	ND@5	ND@5
O-XYLENE	ug/l	ND@0.5	ND@0.5	ND@0.5	ND@0.5	ND@0.5	ND@0.5
STYRENE	ug/l	ND@0.5	ND@0.5	ND@0.5	ND@0.5	ND@0.5	ND@0.5
TETRACHLOROETHENE	ug/l	ND@0.5	ND@0.5	ND@0.5	ND@0.5	ND@0.5	ND@0.5
TOLUENE	ug/l	ND@0.5	ND@0.5	ND@0.5	ND@0.5	ND@0.5	ND@0.5
TRANS-1,2-DICHLOROETHENE	ug/l	ND@0.5	ND@0.5	ND@0.5	ND@0.5	ND@0.5	ND@0.5
TRANS-1,3-DICHLOROPROPENE	ug/l	ND@0.5	ND@0.5	ND@0.5	ND@0.5	ND@0.5	ND@0.5
TRICHLOROETHENE	ug/l	23	26	26	55	51	37
TRICHLOROFLUOROMETHANE (FREON 11)	ug/l	ND@0.5	ND@0.5	ND@0.5	ND@0.5	ND@0.5	ND@0.5
VINYL CHLORIDE	ug/l	ND@0.5	ND@0.5	ND@0.5	ND@0.5	ND@0.5	ND@0.5

Endicott, New York
Groundwater Analytical Chemistry Data
January 1, 2012 - December 31, 2012

Sample Location		EN-479A	EN-479A	EN-479A	EN-479A	EN-479B	EN-479B
Sample Description		GW MON WELL	GW MON WELL	GW MON WELL	GW MON WELL	GW MON WELL	GW MON WELL
Sample Date		02/06/2012	05/18/2012	08/10/2012	11/10/2012	02/06/2012	05/18/2012
Laboratory Sample I.D.		6543993	6658660	6752269	6857521	6543994	6658661
Parameter	**Units**						
1,1,1-TRICHLOROETHANE	ug/l	0.2 J	0.2 J	0.2 J	0.3 J	0.4 J	0.3 J
1,1,2,2-TETRACHLOROETHANE	ug/l	ND@0.5	ND@0.5	ND@0.5	ND@0.5	ND@0.5	ND@0.5
1,1,2-TRICHLORO-1,2,2-TRIFLUOROETHANE	ug/l	ND@0.5	ND@0.5	ND@0.5	ND@0.5 J	ND@0.5	ND@0.5
1,1,2-TRICHLOROETHANE	ug/l	ND@0.5	ND@0.5	ND@0.5	ND@0.5	ND@0.5	ND@0.5
1,1-DICHLOROETHANE	ug/l	ND@0.5	ND@0.5	ND@0.5	ND@0.5	ND@0.5	ND@0.5
1,1-DICHLOROETHENE	ug/l	ND@0.5	ND@0.5	ND@0.5	ND@0.5	ND@0.5	ND@0.5
1,2,4-TRICHLOROBENZENE	ug/l	ND@0.5	ND@0.5	ND@0.5 J	ND@0.5	ND@0.5	ND@0.5
1,2-DIBROMO-3-CHLOROPROPANE	ug/l	ND@0.5	ND@0.5	ND@0.5	ND@0.5	ND@0.5	ND@0.5
1,2-DIBROMOETHANE (EDB)	ug/l	ND@0.5	ND@0.5	ND@0.5	ND@0.5	ND@0.5	ND@0.5
1,2-DICHLORO-1,2,2-TRIFLUOROETHANE	ug/l	ND@0.5	ND@0.5	ND@0.5	ND@0.5	ND@0.5	ND@0.5
1,2-DICHLOROBENZENE	ug/l	ND@0.5	ND@0.5	ND@0.5	ND@0.5	ND@0.5	ND@0.5
1,2-DICHLOROETHANE (EDC)	ug/l	ND@0.5	ND@0.5	ND@0.5	ND@0.5	ND@0.5	ND@0.5
1,2-DICHLOROPROPANE	ug/l	ND@0.5	ND@0.5	ND@0.5	ND@0.5	ND@0.5	ND@0.5
1,3-DICHLOROBENZENE	ug/l	ND@0.5	ND@0.5	ND@0.5	ND@0.5	ND@0.5	ND@0.5
1,4-DICHLOROBENZENE	ug/l	ND@0.5	ND@0.5	ND@0.5	ND@0.5	ND@0.5	ND@0.5
ACETONE	ug/l	ND@5.0	ND@5.0	ND@5	ND@5	ND@5.0	ND@5.0
BENZENE	ug/l	ND@0.5	ND@0.5	ND@0.5	ND@0.5	ND@0.5	ND@0.5
BROMODICHLOROMETHANE	ug/l	ND@0.5	ND@0.5	ND@0.5	ND@0.5	ND@0.5	ND@0.5
BROMOFORM (TRIBROMOMETHANE)	ug/l	ND@0.5	ND@0.5	ND@0.5	ND@0.5	ND@0.5	ND@0.5
BROMOMETHANE	ug/l	ND@0.5	ND@0.5	ND@0.5 J	ND@0.5	ND@0.5	ND@0.5
CARBON DISULFIDE	ug/l	ND@0.5	ND@0.5	ND@0.5	ND@0.5	ND@0.5	ND@0.5
CARBON TETRACHLORIDE	ug/l	ND@0.5	ND@0.5	ND@0.5	ND@0.5	ND@0.5	ND@0.5
CHLOROBENZENE	ug/l	ND@0.5	ND@0.5	ND@0.5	ND@0.5	ND@0.5	ND@0.5
CHLORODIBROMOMETHANE	ug/l	ND@0.5	ND@0.5	ND@0.5	ND@0.5	ND@0.5	ND@0.5
CHLOROETHANE	ug/l	ND@0.5	ND@0.5	ND@0.5	ND@0.5	ND@0.5	ND@0.5
CHLOROFORM (TRICHLOROMETHANE)	ug/l	ND@0.5	ND@0.5	ND@0.5	ND@0.5	0.1 J	ND@0.5
CHLOROMETHANE	ug/l	ND@0.5	ND@0.5	ND@0.5	ND@0.5	ND@0.5	ND@0.5
CIS-1,2-DICHLOROETHENE	ug/l	ND@0.5	ND@0.5	ND@0.5	0.1 J	0.2 J	0.2 J
CIS-1,3-DICHLOROPROPENE	ug/l	ND@0.5	ND@0.5	ND@0.5	ND@0.5	ND@0.5	ND@0.5
CYCLOHEXANE	ug/l	ND@0.5	ND@0.5	ND@0.5	ND@0.5	ND@0.5	ND@0.5
DICHLORODIFLUOROMETHANE (FREON 12)	ug/l	ND@0.5	ND@0.5	ND@0.5	ND@0.5	ND@0.5	ND@0.5
ETHYLBENZENE	ug/l	ND@0.5	ND@0.5	ND@0.5	ND@0.5	ND@0.5	ND@0.5
ISOPROPYLBENZENE	ug/l	ND@0.5	ND@0.5	ND@0.5	ND@0.5	ND@0.5	ND@0.5
M,P-XYLENE	ug/l	ND@0.5	ND@0.5	ND@0.5	ND@0.5	ND@0.5	ND@0.5
METHYL ACETATE	ug/l	ND@1.0	ND@1.0	ND@1	ND@1	ND@1.0 J	ND@1.0
METHYL BUTYL KETONE (2-HEXANONE)	ug/l	ND@5.0	ND@5.0	ND@5	ND@5	ND@5.0	ND@5.0
METHYL CYCLOHEXANE	ug/l	ND@0.5	ND@0.5	ND@0.5	ND@0.5	ND@0.5	ND@0.5
METHYL ETHYL KETONE (MEK, 2-BUTANONE)	ug/l	ND@5.0	ND@5.0	ND@5	ND@5	ND@5.0 J	ND@5.0
METHYL TERT-BUTYL ETHER (MTBE)	ug/l	ND@0.5	ND@0.5	ND@0.5	ND@0.5	ND@0.5	ND@0.5
METHYLENE CHLORIDE (DICHLOROMETHANE)	ug/l	ND@0.5	ND@0.5	ND@0.5	ND@0.5	ND@0.5	ND@0.5
MIBK (4-METHYL-2-PENTANONE)	ug/l	ND@5.0	ND@5.0	ND@5	ND@5	ND@5.0	ND@5.0
O-XYLENE	ug/l	ND@0.5	ND@0.5	ND@0.5	ND@0.5	ND@0.5	ND@0.5
STYRENE	ug/l	ND@0.5	ND@0.5	ND@0.5	ND@0.5	ND@0.5	ND@0.5
TETRACHLOROETHENE	ug/l	ND@0.5	ND@0.5	ND@0.5	ND@0.5	ND@0.5	ND@0.5
TOLUENE	ug/l	ND@0.5	ND@0.5	ND@0.5	ND@0.5	ND@0.5	ND@0.5
TRANS-1,2-DICHLOROETHENE	ug/l	ND@0.5	ND@0.5	ND@0.5	ND@0.5	ND@0.5	ND@0.5
TRANS-1,3-DICHLOROPROPENE	ug/l	ND@0.5	ND@0.5	ND@0.5	ND@0.5	ND@0.5	ND@0.5
TRICHLOROETHENE	ug/l	5.8	5.7	5.2	6	12	8.9
TRICHLOROFLUOROMETHANE (FREON 11)	ug/l	ND@0.5	ND@0.5	ND@0.5	ND@0.5	ND@0.5	ND@0.5
VINYL CHLORIDE	ug/l	ND@0.5	ND@0.5	ND@0.5	ND@0.5	ND@0.5	ND@0.5

Endicott, New York
Groundwater Analytical Chemistry Data
January 1, 2012 - December 31, 2012

Sample Location		EN-479B	EN-479B	EN-480A	EN-480A	EN-480A	EN-480A
Sample Description		GW MON WELL	GW MON WELL	GW MON WELL	GW MON WELL	GW MON WELL	GW MON WELL
Sample Date		08/10/2012	11/10/2012	02/06/2012	05/18/2012	08/10/2012	11/10/2012
Laboratory Sample I.D.		6752270	6857522	6543920	6658657	6752267	6857510
Parameter	**Units**						
1,1,1-TRICHLOROETHANE	ug/l	0.2 J	0.3 J	0.1 J	0.3 J	0.2 J	0.4 J
1,1,2,2-TETRACHLOROETHANE	ug/l	ND@0.5	ND@0.5	ND@0.5	ND@0.5	ND@0.5	ND@0.5
1,1,2-TRICHLORO-1,2,2-TRIFLUOROETHANE	ug/l	ND@0.5	ND@0.5 J	ND@0.5	ND@0.5	ND@0.5	ND@0.5
1,1,2-TRICHLOROETHANE	ug/l	ND@0.5	ND@0.5	ND@0.5	ND@0.5	ND@0.5	ND@0.5
1,1-DICHLOROETHANE	ug/l	ND@0.5	ND@0.5	ND@0.5	ND@0.5	ND@0.5	ND@0.5
1,1-DICHLOROETHENE	ug/l	ND@0.5	ND@0.5	ND@0.5	ND@0.5	ND@0.5	ND@0.5
1,2,4-TRICHLOROBENZENE	ug/l	ND@0.5 J	ND@0.5	ND@0.5	ND@0.5	ND@0.5 J	ND@0.5
1,2-DIBROMO-3-CHLOROPROPANE	ug/l	ND@0.5	ND@0.5	ND@0.5	ND@0.5	ND@0.5	ND@0.5
1,2-DIBROMOETHANE (EDB)	ug/l	ND@0.5	ND@0.5	ND@0.5	ND@0.5	ND@0.5	ND@0.5
1,2-DICHLORO-1,2,2-TRIFLUOROETHANE	ug/l	ND@0.5	ND@0.5	ND@0.5	ND@0.5	ND@0.5	ND@0.5
1,2-DICHLOROBENZENE	ug/l	ND@0.5	ND@0.5	ND@0.5	ND@0.5	ND@0.5	ND@0.5
1,2-DICHLOROETHANE (EDC)	ug/l	ND@0.5	ND@0.5	ND@0.5	ND@0.5	ND@0.5	ND@0.5
1,2-DICHLOROPROPANE	ug/l	ND@0.5	ND@0.5	ND@0.5	ND@0.5	ND@0.5	ND@0.5
1,3-DICHLOROBENZENE	ug/l	ND@0.5	ND@0.5	ND@0.5	ND@0.5	ND@0.5	ND@0.5
1,4-DICHLOROBENZENE	ug/l	ND@0.5	ND@0.5	ND@0.5	ND@0.5	ND@0.5	ND@0.5
ACETONE	ug/l	ND@5	ND@5	ND@5.0	ND@5.0	ND@5	ND@5
BENZENE	ug/l	ND@0.5	ND@0.5	ND@0.5	ND@0.5	ND@0.5	ND@0.5
BROMODICHLOROMETHANE	ug/l	ND@0.5	ND@0.5	ND@0.5	ND@0.5	ND@0.5	ND@0.5
BROMOFORM (TRIBROMOMETHANE)	ug/l	ND@0.5	ND@0.5	ND@0.5	ND@0.5	ND@0.5	ND@0.5
BROMOMETHANE	ug/l	ND@0.5 J	ND@0.5	ND@0.5	ND@0.5	ND@0.5 J	ND@0.5
CARBON DISULFIDE	ug/l	ND@0.5	ND@0.5	ND@0.5	ND@0.5	ND@0.5	ND@0.5
CARBON TETRACHLORIDE	ug/l	ND@0.5	ND@0.5	ND@0.5	ND@0.5	ND@0.5	ND@0.5
CHLOROBENZENE	ug/l	ND@0.5	ND@0.5	ND@0.5	ND@0.5	ND@0.5	ND@0.5
CHLORODIBROMOMETHANE	ug/l	ND@0.5	ND@0.5	ND@0.5	ND@0.5	ND@0.5	ND@0.5
CHLOROETHANE	ug/l	ND@0.5	ND@0.5	ND@0.5	ND@0.5	ND@0.5	ND@0.5
CHLOROFORM (TRICHLOROMETHANE)	ug/l	ND@0.5	ND@0.5	0.1 J	ND@0.5	ND@0.5	ND@0.5
CHLOROMETHANE	ug/l	ND@0.5	ND@0.5	ND@0.5	ND@0.5	ND@0.5	ND@0.5
CIS-1,2-DICHLOROETHENE	ug/l	ND@0.5	0.1 J	ND@0.5	ND@0.5	ND@0.5	ND@0.5
CIS-1,3-DICHLOROPROPENE	ug/l	ND@0.5	ND@0.5	ND@0.5	ND@0.5	ND@0.5	ND@0.5
CYCLOHEXANE	ug/l	ND@0.5	ND@0.5	ND@0.5	ND@0.5	ND@0.5	ND@0.5
DICHLORODIFLUOROMETHANE (FREON 12)	ug/l	ND@0.5	ND@0.5	ND@0.5	ND@0.5 J	ND@0.5	ND@0.5
ETHYLBENZENE	ug/l	ND@0.5	ND@0.5	ND@0.5	ND@0.5	ND@0.5	ND@0.5
ISOPROPYLBENZENE	ug/l	ND@0.5	ND@0.5	ND@0.5	ND@0.5	ND@0.5	ND@0.5
M,P-XYLENE	ug/l	ND@0.5	ND@0.5	ND@0.5	ND@0.5	ND@0.5	ND@0.5
METHYL ACETATE	ug/l	ND@1	ND@1	ND@1.0	ND@1.0	ND@1	ND@1
METHYL BUTYL KETONE (2-HEXANONE)	ug/l	ND@5	ND@5	ND@5.0	ND@5.0	ND@5	ND@5
METHYL CYCLOHEXANE	ug/l	ND@0.5	ND@0.5	ND@0.5	ND@0.5	ND@0.5	ND@0.5
METHYL ETHYL KETONE (MEK, 2-BUTANONE)	ug/l	ND@5	ND@5	ND@5.0	ND@5.0	ND@5	ND@5
METHYL TERT-BUTYL ETHER (MTBE)	ug/l	ND@0.5	ND@0.5	ND@0.5	ND@0.5	ND@0.5	ND@0.5
METHYLENE CHLORIDE (DICHLOROMETHANE)	ug/l	ND@0.5	ND@0.5	ND@0.5	ND@0.5	ND@0.5	ND@0.5
MIBK (4-METHYL-2-PENTANONE)	ug/l	ND@5	ND@5	ND@5.0	ND@5.0	ND@5	ND@5
O-XYLENE	ug/l	ND@0.5	ND@0.5	ND@0.5	ND@0.5	ND@0.5	ND@0.5
STYRENE	ug/l	ND@0.5	ND@0.5	ND@0.5	ND@0.5	ND@0.5	ND@0.5
TETRACHLOROETHENE	ug/l	ND@0.5	ND@0.5	ND@0.5	ND@0.5	ND@0.5	ND@0.5
TOLUENE	ug/l	ND@0.5	ND@0.5	ND@0.5	ND@0.5	ND@0.5	ND@0.5
TRANS-1,2-DICHLOROETHENE	ug/l	ND@0.5	ND@0.5	ND@0.5	ND@0.5	ND@0.5	ND@0.5
TRANS-1,3-DICHLOROPROPENE	ug/l	ND@0.5	ND@0.5	ND@0.5	ND@0.5	ND@0.5	ND@0.5
TRICHLOROETHENE	ug/l	5.7	8	2.3	3.4	2.8	5.4
TRICHLOROFLUOROMETHANE (FREON 11)	ug/l	ND@0.5	ND@0.5	ND@0.5	ND@0.5	ND@0.5	ND@0.5
VINYL CHLORIDE	ug/l	ND@0.5	ND@0.5	ND@0.5	ND@0.5	ND@0.5	ND@0.5

Endicott, New York
Groundwater Analytical Chemistry Data
January 1, 2012 - December 31, 2012

Sample Location		EN-480B	EN-480B	EN-480B	EN-480B	EN-481A	EN-481A
Sample Description		GW MON WELL	GW MON WELL	GW MON WELL	GW MON WELL	GW MON WELL	GW MON WELL
Sample Date		02/06/2012	05/18/2012	08/10/2012	11/10/2012	02/06/2012	05/18/2012
Laboratory Sample I.D.		6543921	6658658	6752268	6857511	6543995	6658655
Parameter	**Units**						
1,1,1-TRICHLOROETHANE	ug/l	ND@0.5	ND@0.5	0.2 J	ND@0.5	0.2 J	0.1 J
1,1,2,2-TETRACHLOROETHANE	ug/l	ND@0.5	ND@0.5	ND@0.5	ND@0.5	ND@0.5	ND@0.5
1,1,2-TRICHLORO-1,2,2-TRIFLUOROETHANE	ug/l	ND@0.5	ND@0.5	ND@0.5	ND@0.5	ND@0.5	ND@0.5
1,1,2-TRICHLOROETHANE	ug/l	ND@0.5	ND@0.5	ND@0.5	ND@0.5	ND@0.5	ND@0.5
1,1-DICHLOROETHANE	ug/l	ND@0.5	ND@0.5	ND@0.5	ND@0.5	ND@0.5	ND@0.5
1,1-DICHLOROETHENE	ug/l	ND@0.5	ND@0.5	ND@0.5	ND@0.5	ND@0.5	ND@0.5
1,2,4-TRICHLOROBENZENE	ug/l	ND@0.5	ND@0.5	ND@0.5 J	ND@0.5	ND@0.5	ND@0.5
1,2-DIBROMO-3-CHLOROPROPANE	ug/l	ND@0.5	ND@0.5	ND@0.5	ND@0.5	ND@0.5	ND@0.5
1,2-DIBROMOETHANE (EDB)	ug/l	ND@0.5	ND@0.5	ND@0.5	ND@0.5	ND@0.5	ND@0.5
1,2-DICHLORO-1,2,2-TRIFLUOROETHANE	ug/l	ND@0.5	ND@0.5	ND@0.5	ND@0.5	ND@0.5	ND@0.5
1,2-DICHLOROBENZENE	ug/l	ND@0.5	ND@0.5	ND@0.5	ND@0.5	ND@0.5	ND@0.5
1,2-DICHLOROETHANE (EDC)	ug/l	ND@0.5	ND@0.5	ND@0.5	ND@0.5	ND@0.5	ND@0.5
1,2-DICHLOROPROPANE	ug/l	ND@0.5	ND@0.5	ND@0.5	ND@0.5	ND@0.5	ND@0.5
1,3-DICHLOROBENZENE	ug/l	ND@0.5	ND@0.5	ND@0.5	ND@0.5	ND@0.5	ND@0.5
1,4-DICHLOROBENZENE	ug/l	ND@0.5	ND@0.5	ND@0.5	ND@0.5	ND@0.5	ND@0.5
ACETONE	ug/l	ND@5.0	ND@5.0	ND@5	ND@5	ND@5.0	ND@5.0
BENZENE	ug/l	ND@0.5	ND@0.5	ND@0.5	ND@0.5	ND@0.5	ND@0.5
BROMODICHLOROMETHANE	ug/l	ND@0.5	ND@0.5	ND@0.5	ND@0.5	ND@0.5	ND@0.5
BROMOFORM (TRIBROMOMETHANE)	ug/l	ND@0.5	ND@0.5	ND@0.5	ND@0.5	ND@0.5	ND@0.5
BROMOMETHANE	ug/l	ND@0.5	ND@0.5	ND@0.5 J	ND@0.5	ND@0.5	ND@0.5
CARBON DISULFIDE	ug/l	ND@0.5	ND@0.5	ND@0.5	ND@0.5	ND@0.5	ND@0.5
CARBON TETRACHLORIDE	ug/l	ND@0.5	ND@0.5	ND@0.5	ND@0.5	ND@0.5	ND@0.5
CHLOROBENZENE	ug/l	ND@0.5	ND@0.5	ND@0.5	ND@0.5	ND@0.5	ND@0.5
CHLORODIBROMOMETHANE	ug/l	ND@0.5	ND@0.5	ND@0.5	ND@0.5	ND@0.5	ND@0.5
CHLOROETHANE	ug/l	ND@0.5	ND@0.5	ND@0.5	ND@0.5	ND@0.5	ND@0.5
CHLOROFORM (TRICHLOROMETHANE)	ug/l	ND@0.5	ND@0.5	ND@0.5	ND@0.5	ND@0.5	ND@0.5
CHLOROMETHANE	ug/l	ND@0.5	ND@0.5	ND@0.5	ND@0.5	ND@0.5	ND@0.5
CIS-1,2-DICHLOROETHENE	ug/l	ND@0.5	ND@0.5	ND@0.5	ND@0.5	ND@0.5	ND@0.5
CIS-1,3-DICHLOROPROPENE	ug/l	ND@0.5	ND@0.5	ND@0.5	ND@0.5	ND@0.5	ND@0.5
CYCLOHEXANE	ug/l	ND@0.5	ND@0.5	ND@0.5	ND@0.5	ND@0.5	ND@0.5
DICHLORODIFLUOROMETHANE (FREON 12)	ug/l	ND@0.5	ND@0.5	ND@0.5	ND@0.5	ND@0.5	ND@0.5
ETHYLBENZENE	ug/l	ND@0.5	ND@0.5	ND@0.5	ND@0.5	ND@0.5	ND@0.5
ISOPROPYLBENZENE	ug/l	ND@0.5	ND@0.5	ND@0.5	ND@0.5	ND@0.5	ND@0.5
M,P-XYLENE	ug/l	ND@0.5	ND@0.5	ND@0.5	ND@0.5	ND@0.5	ND@0.5
METHYL ACETATE	ug/l	ND@1.0	ND@1.0	ND@1	ND@1	ND@1.0 J	ND@1.0
METHYL BUTYL KETONE (2-HEXANONE)	ug/l	ND@5.0	ND@5.0	ND@5	ND@5	ND@5.0	ND@5.0
METHYL CYCLOHEXANE	ug/l	ND@0.5	ND@0.5	ND@0.5	ND@0.5	ND@0.5	ND@0.5
METHYL ETHYL KETONE (MEK, 2-BUTANONE)	ug/l	ND@5.0	ND@5.0	ND@5	ND@5	ND@5.0 J	ND@5.0
METHYL TERT-BUTYL ETHER (MTBE)	ug/l	ND@0.5	ND@0.5	ND@0.5	ND@0.5	ND@0.5	ND@0.5
METHYLENE CHLORIDE (DICHLOROMETHANE)	ug/l	ND@0.5	ND@0.5	ND@0.5	ND@0.5	ND@0.5	ND@0.5
MIBK (4-METHYL-2-PENTANONE)	ug/l	ND@5.0	ND@5.0	ND@5	ND@5	ND@5.0	ND@5.0
O-XYLENE	ug/l	ND@0.5	ND@0.5	ND@0.5	ND@0.5	ND@0.5	ND@0.5
STYRENE	ug/l	ND@0.5	ND@0.5	ND@0.5	ND@0.5	ND@0.5	ND@0.5
TETRACHLOROETHENE	ug/l	ND@0.5	ND@0.5	ND@0.5	ND@0.5	ND@0.5	ND@0.5
TOLUENE	ug/l	ND@0.5	ND@0.5	ND@0.5	ND@0.5	ND@0.5	ND@0.5
TRANS-1,2-DICHLOROETHENE	ug/l	ND@0.5	ND@0.5	ND@0.5	ND@0.5	ND@0.5	ND@0.5
TRANS-1,3-DICHLOROPROPENE	ug/l	ND@0.5	ND@0.5	ND@0.5	ND@0.5	ND@0.5	ND@0.5
TRICHLOROETHENE	ug/l	0.5 J	ND@0.5	2.8	0.9	2.5	2.3
TRICHLOROFLUOROMETHANE (FREON 11)	ug/l	ND@0.5	ND@0.5	ND@0.5	ND@0.5	ND@0.5	ND@0.5
VINYL CHLORIDE	ug/l	ND@0.5	ND@0.5	ND@0.5	ND@0.5	ND@0.5	ND@0.5

Endicott, New York
Groundwater Analytical Chemistry Data
January 1, 2012 - December 31, 2012

Sample Location		EN-481A	EN-481A	EN-481B	EN-481B	EN-482	EN-482
Sample Description		GW MON WELL	GW MON WELL	GW MON WELL	GW MON WELL	GW MON WELL	GW MON WELL
Sample Date		08/10/2012	11/10/2012	05/18/2012	08/10/2012	02/06/2012	05/21/2012
Laboratory Sample I.D.		6752265	6857523	6658656	6752266	6544004	6664884
Parameter	**Units**						
1,1,1-TRICHLOROETHANE	ug/l	0.1 J	1.1	0.4 J	0.3 J	1.1	0.9
1,1,2,2-TETRACHLOROETHANE	ug/l	ND@0.5	ND@0.5	ND@0.5	ND@0.5	ND@0.5	ND@0.5
1,1,2-TRICHLORO-1,2,2-TRIFLUOROETHANE	ug/l	ND@0.5	ND@0.5 J	ND@0.5	ND@0.5	ND@0.5	ND@0.5
1,1,2-TRICHLOROETHANE	ug/l	ND@0.5	ND@0.5	ND@0.5	ND@0.5	ND@0.5	ND@0.5
1,1-DICHLOROETHANE	ug/l	ND@0.5	ND@0.5	ND@0.5	ND@0.5	0.2 J	0.3 J
1,1-DICHLOROETHENE	ug/l	ND@0.5	ND@0.5	ND@0.5	ND@0.5	0.2 J	0.2 J
1,2,4-TRICHLOROBENZENE	ug/l	ND@0.5 J	ND@0.5	ND@0.5	ND@0.5 J	ND@0.5	ND@0.5
1,2-DIBROMO-3-CHLOROPROPANE	ug/l	ND@0.5	ND@0.5	ND@0.5	ND@0.5	ND@0.5	ND@0.5
1,2-DIBROMOETHANE (EDB)	ug/l	ND@0.5	ND@0.5	ND@0.5	ND@0.5	ND@0.5	ND@0.5
1,2-DICHLORO-1,2,2-TRIFLUOROETHANE	ug/l	ND@0.5	ND@0.5	ND@0.5	ND@0.5	ND@0.5	ND@0.5
1,2-DICHLOROBENZENE	ug/l	ND@0.5	ND@0.5	ND@0.5	ND@0.5	ND@0.5	ND@0.5
1,2-DICHLOROETHANE (EDC)	ug/l	ND@0.5	ND@0.5	ND@0.5	ND@0.5	ND@0.5	ND@0.5
1,2-DICHLOROPROPANE	ug/l	ND@0.5	ND@0.5	ND@0.5	ND@0.5	ND@0.5	ND@0.5
1,3-DICHLOROBENZENE	ug/l	ND@0.5	ND@0.5	ND@0.5	ND@0.5	ND@0.5	ND@0.5
1,4-DICHLOROBENZENE	ug/l	ND@0.5	ND@0.5	ND@0.5	ND@0.5	ND@0.5	ND@0.5
ACETONE	ug/l	ND@5	ND@5	ND@5.0	ND@5	ND@5.0	ND@5.0
BENZENE	ug/l	ND@0.5	ND@0.5	ND@0.5	ND@0.5	ND@0.5	ND@0.5
BROMODICHLOROMETHANE	ug/l	ND@0.5	ND@0.5	ND@0.5	ND@0.5	2.9	3.2
BROMOFORM (TRIBROMOMETHANE)	ug/l	ND@0.5	ND@0.5	ND@0.5	ND@0.5	0.2 J	0.3 J
BROMOMETHANE	ug/l	ND@0.5 J	ND@0.5	ND@0.5	ND@0.5 J	ND@0.5	ND@0.5
CARBON DISULFIDE	ug/l	ND@0.5	ND@0.5	ND@0.5	ND@0.5	ND@0.5	ND@0.5 J
CARBON TETRACHLORIDE	ug/l	ND@0.5	ND@0.5	ND@0.5	ND@0.5	ND@0.5	ND@0.5
CHLOROBENZENE	ug/l	ND@0.5	ND@0.5	ND@0.5	ND@0.5	ND@0.5	ND@0.5
CHLORODIBROMOMETHANE	ug/l	ND@0.5	ND@0.5	ND@0.5	ND@0.5	1.8	1.8
CHLOROETHANE	ug/l	ND@0.5	ND@0.5	ND@0.5	ND@0.5	ND@0.5	ND@0.5
CHLOROFORM (TRICHLOROMETHANE)	ug/l	ND@0.5	ND@0.5	ND@0.5	ND@0.5	4	5.2
CHLOROMETHANE	ug/l	ND@0.5	ND@0.5	ND@0.5	ND@0.5	ND@0.5	ND@0.5
CIS-1,2-DICHLOROETHENE	ug/l	ND@0.5	0.1 J	0.1 J	ND@0.5	1.5	2.7
CIS-1,3-DICHLOROPROPENE	ug/l	ND@0.5	ND@0.5	ND@0.5	ND@0.5	ND@0.5	ND@0.5
CYCLOHEXANE	ug/l	ND@0.5	ND@0.5	ND@0.5	ND@0.5	ND@0.5	ND@0.5
DICHLORODIFLUOROMETHANE (FREON 12)	ug/l	ND@0.5	ND@0.5	ND@0.5	ND@0.5	ND@0.5	ND@0.5
ETHYLBENZENE	ug/l	ND@0.5	ND@0.5	ND@0.5	ND@0.5	ND@0.5	ND@0.5
ISOPROPYLBENZENE	ug/l	ND@0.5	ND@0.5	ND@0.5	ND@0.5	ND@0.5	ND@0.5
M,P-XYLENE	ug/l	ND@0.5	ND@0.5	ND@0.5	ND@0.5	ND@0.5	ND@0.5
METHYL ACETATE	ug/l	ND@1	ND@1	ND@1.0	ND@1	ND@1.0 J	ND@1.0
METHYL BUTYL KETONE (2-HEXANONE)	ug/l	ND@5	ND@5	ND@5.0	ND@5	ND@5.0	ND@5.0
METHYL CYCLOHEXANE	ug/l	ND@0.5	ND@0.5	ND@0.5	ND@0.5	ND@0.5	ND@0.5
METHYL ETHYL KETONE (MEK, 2-BUTANONE)	ug/l	ND@5	ND@5	ND@5.0	ND@5	ND@5.0 J	ND@5.0
METHYL TERT-BUTYL ETHER (MTBE)	ug/l	ND@0.5	ND@0.5	ND@0.5	ND@0.5	0.1 J	0.2 J
METHYLENE CHLORIDE (DICHLOROMETHANE)	ug/l	ND@0.5	ND@0.5	ND@0.5	ND@0.5	ND@0.5	ND@0.5
MIBK (4-METHYL-2-PENTANONE)	ug/l	ND@5	ND@5	ND@5.0	ND@5	ND@5.0	ND@5.0
O-XYLENE	ug/l	ND@0.5	ND@0.5	ND@0.5	ND@0.5	ND@0.5	ND@0.5
STYRENE	ug/l	ND@0.5	ND@0.5	ND@0.5	ND@0.5	ND@0.5	ND@0.5
TETRACHLOROETHENE	ug/l	ND@0.5	ND@0.5	ND@0.5	ND@0.5	0.5 J	0.2 J
TOLUENE	ug/l	ND@0.5	ND@0.5	ND@0.5	ND@0.5	ND@0.5	ND@0.5
TRANS-1,2-DICHLOROETHENE	ug/l	ND@0.5	ND@0.5	ND@0.5	ND@0.5	ND@0.5	ND@0.5
TRANS-1,3-DICHLOROPROPENE	ug/l	ND@0.5	ND@0.5	ND@0.5	ND@0.5	ND@0.5	ND@0.5
TRICHLOROETHENE	ug/l	2.4	5	6.1	6.2	23	23
TRICHLOROFLUOROMETHANE (FREON 11)	ug/l	ND@0.5	ND@0.5	ND@0.5	ND@0.5	ND@0.5	ND@0.5
VINYL CHLORIDE	ug/l	ND@0.5	ND@0.5	ND@0.5	ND@0.5	ND@0.5	ND@0.5

Endicott, New York
Groundwater Analytical Chemistry Data
January 1, 2012 - December 31, 2012

Sample Location		EN-482	EN-482	EN-483	EN-483	EN-484	EN-486
Sample Description		GW MON WELL	GW MON WELL	GW MON WELL	GW MON WELL	GW MON WELL	GW MON WELL
Sample Date		08/23/2012	11/18/2012	05/14/2012	08/13/2012	08/22/2012	08/13/2012
Laboratory Sample I.D.		6767546	6867654	6657181	6755548	6767541	6755547
Parameter	**Units**						
1,1,1-TRICHLOROETHANE	ug/l	0.9	1.2	0.3 J	0.3 J	31	3500
1,1,2,2-TETRACHLOROETHANE	ug/l	ND@0.5	ND@0.5	ND@0.5	ND@0.5	ND@0.5	ND@25
1,1,2-TRICHLORO-1,2,2-TRIFLUOROETHANE	ug/l	ND@0.5	ND@0.5	1.1	2.1	2.1	1200
1,1,2-TRICHLOROETHANE	ug/l	ND@0.5	ND@0.5	ND@0.5	ND@0.5	ND@0.5	ND@25
1,1-DICHLOROETHANE	ug/l	0.3 J	0.3 J	1.1	1.3	1.7	640
1,1-DICHLOROETHENE	ug/l	0.1 J	0.1 J	ND@0.5	0.2 J	0.4 J	330
1,2,4-TRICHLOROBENZENE	ug/l	ND@0.5	ND@0.5	ND@0.5 J	ND@0.5	ND@0.5	ND@25
1,2-DIBROMO-3-CHLOROPROPANE	ug/l	ND@0.5	ND@0.5	ND@0.5	ND@0.5	ND@0.5	ND@25
1,2-DIBROMOETHANE (EDB)	ug/l	ND@0.5	ND@0.5	ND@0.5	ND@0.5	ND@0.5	ND@25
1,2-DICHLORO-1,2,2-TRIFLUOROETHANE	ug/l	ND@0.5 J	ND@0.5	1.3	3.1	0.3 J	99
1,2-DICHLOROBENZENE	ug/l	ND@0.5	ND@0.5	ND@0.5	ND@0.5	1.5	ND@25
1,2-DICHLOROETHANE (EDC)	ug/l	ND@0.5	ND@0.5	ND@0.5	ND@0.5	ND@0.5	ND@25
1,2-DICHLOROPROPANE	ug/l	ND@0.5	ND@0.5	ND@0.5	ND@0.5	ND@0.5	ND@25
1,3-DICHLOROBENZENE	ug/l	ND@0.5	ND@0.5	ND@0.5	ND@0.5	ND@0.5	ND@25
1,4-DICHLOROBENZENE	ug/l	ND@0.5	ND@0.5	ND@0.5	ND@0.5	0.1 J	ND@25
ACETONE	ug/l	ND@5	ND@5	ND@5.0 J	ND@5	ND@5	ND@250
BENZENE	ug/l	ND@0.5	ND@0.5	ND@0.5	ND@0.5	ND@0.5	ND@25
BROMODICHLOROMETHANE	ug/l	5.1	5.1	ND@0.5	ND@0.5	ND@0.5	ND@25
BROMOFORM (TRIBROMOMETHANE)	ug/l	0.3 J	0.4 J	ND@0.5	ND@0.5	ND@0.5	ND@25
BROMOMETHANE	ug/l	ND@0.5	ND@0.5	ND@0.5	ND@0.5	ND@0.5	ND@25
CARBON DISULFIDE	ug/l	ND@0.5	ND@0.5	ND@0.5 J	ND@0.5	ND@0.5	ND@25
CARBON TETRACHLORIDE	ug/l	ND@0.5	ND@0.5	ND@0.5	ND@0.5	ND@0.5	ND@25
CHLOROBENZENE	ug/l	ND@0.5	ND@0.5	ND@0.5	ND@0.5	ND@0.5	ND@25
CHLORODIBROMOMETHANE	ug/l	2.5	3.1	ND@0.5	ND@0.5	ND@0.5	ND@25
CHLOROETHANE	ug/l	ND@0.5	ND@0.5	ND@0.5	ND@0.5	ND@0.5	ND@25
CHLOROFORM (TRICHLOROMETHANE)	ug/l	6.1	5.2	ND@0.5	ND@0.5	0.2 J	5.7 J
CHLOROMETHANE	ug/l	ND@0.5	ND@0.5	ND@0.5	ND@0.5	ND@0.5	ND@25
CIS-1,2-DICHLOROETHENE	ug/l	1.7	2.3	3.6	21	55	4200
CIS-1,3-DICHLOROPROPENE	ug/l	ND@0.5	ND@0.5	ND@0.5	ND@0.5	ND@0.5	ND@25
CYCLOHEXANE	ug/l	ND@0.5	ND@0.5	ND@0.5	ND@0.5	ND@0.5	ND@25
DICHLORODIFLUOROMETHANE (FREON 12)	ug/l	ND@0.5	ND@0.5	ND@0.5	ND@0.5	ND@0.5	ND@25
ETHYLBENZENE	ug/l	ND@0.5	ND@0.5	ND@0.5	ND@0.5	ND@0.5	ND@25
ISOPROPYLBENZENE	ug/l	ND@0.5	ND@0.5	ND@0.5	ND@0.5	ND@0.5	ND@25
M,P-XYLENE	ug/l	ND@0.5	ND@0.5	ND@0.5	ND@0.5	ND@0.5	ND@25
METHYL ACETATE	ug/l	ND@1	ND@1	ND@1.0	ND@1	ND@1	ND@50
METHYL BUTYL KETONE (2-HEXANONE)	ug/l	ND@5	ND@5	ND@5.0	ND@5	ND@5	ND@250
METHYL CYCLOHEXANE	ug/l	ND@0.5	ND@0.5	ND@0.5	ND@0.5	ND@0.5	ND@25
METHYL ETHYL KETONE (MEK, 2-BUTANONE)	ug/l	ND@5	ND@5	ND@5.0	ND@5	ND@5	ND@250
METHYL TERT-BUTYL ETHER (MTBE)	ug/l	ND@0.5	0.1 J	ND@0.5	ND@0.5	ND@0.5	ND@25
METHYLENE CHLORIDE (DICHLOROMETHANE)	ug/l	ND@0.5	ND@0.5	ND@0.5	ND@0.5	ND@0.5	10 J
MIBK (4-METHYL-2-PENTANONE)	ug/l	ND@5	ND@5	ND@5.0	ND@5	ND@5	ND@250
O-XYLENE	ug/l	ND@0.5	ND@0.5	ND@0.5	ND@0.5	ND@0.5	ND@25
STYRENE	ug/l	ND@0.5	ND@0.5	ND@0.5	ND@0.5	ND@0.5	ND@25
TETRACHLOROETHENE	ug/l	0.3 J	0.3 J	ND@0.5	ND@0.5	24	ND@25
TOLUENE	ug/l	ND@0.5	ND@0.5	ND@0.5	ND@0.5	ND@0.5	ND@25
TRANS-1,2-DICHLOROETHENE	ug/l	ND@0.5	ND@0.5	0.3 J	1.2	0.2 J	24 J
TRANS-1,3-DICHLOROPROPENE	ug/l	ND@0.5	ND@0.5	ND@0.5	ND@0.5	ND@0.5	ND@25
TRICHLOROETHENE	ug/l	24	20	0.6	ND@1.1	13	16000
TRICHLOROFLUOROMETHANE (FREON 11)	ug/l	ND@0.5	ND@0.5	ND@0.5	ND@0.5	ND@0.5	ND@25
VINYL CHLORIDE	ug/l	ND@0.5 J	ND@0.5	0.8	1.1	0.6 J	22 J

Endicott, New York
Groundwater Analytical Chemistry Data
January 1, 2012 - December 31, 2012

Sample Location		EN-487	EN-489	EN-489	EN-490	EN-490	EN-490
Sample Description		GW MON WELL	GW MON WELL	GW MON WELL	GW MON WELL	GW MON WELL	GW MON WELL
Sample Date		08/30/2012	05/04/2012	08/20/2012	02/10/2012	05/21/2012	08/09/2012
Laboratory Sample I.D.		6775925	6641747	6761581	6546808	6664880	6752277
Parameter	**Units**						
1,1,1-TRICHLOROETHANE	ug/l	0.3 J	0.2 J	0.2 J	0.3 J	0.3 J	0.2 J
1,1,2,2-TETRACHLOROETHANE	ug/l	ND@0.5	ND@0.5	ND@0.5 J	ND@0.5	ND@0.5 J	ND@0.5
1,1,2-TRICHLORO-1,2,2-TRIFLUOROETHANE	ug/l	5.5	0.4 J	0.4 J	ND@0.5	ND@0.5 J	ND@0.5
1,1,2-TRICHLOROETHANE	ug/l	ND@0.5	ND@0.5	ND@0.5 J	ND@0.5	ND@0.5 J	ND@0.5
1,1-DICHLOROETHANE	ug/l	0.2 J	ND@0.5	ND@0.5 J	ND@0.5	ND@0.5 J	ND@0.5
1,1-DICHLOROETHENE	ug/l	ND@0.5	ND@0.5	ND@0.5 J	ND@0.5	ND@0.5 J	ND@0.5
1,2,4-TRICHLOROBENZENE	ug/l	ND@0.5	ND@0.5	ND@0.5 J	ND@0.5	ND@0.5 J	ND@0.5 J
1,2-DIBROMO-3-CHLOROPROPANE	ug/l	ND@0.5	ND@0.5	ND@0.5 J	ND@0.5	ND@0.5 J	ND@0.5
1,2-DIBROMOETHANE (EDB)	ug/l	ND@0.5	ND@0.5	ND@0.5 J	ND@0.5	ND@0.5 J	ND@0.5
1,2-DICHLORO-1,2,2-TRIFLUOROETHANE	ug/l	0.2 J	ND@0.5	ND@0.5 J	ND@0.5	ND@0.5 J	ND@0.5
1,2-DICHLOROBENZENE	ug/l	ND@0.5	ND@0.5	ND@0.5 J	ND@0.5	ND@0.5 J	ND@0.5
1,2-DICHLOROETHANE (EDC)	ug/l	ND@0.5	ND@0.5	ND@0.5 J	ND@0.5	ND@0.5 J	ND@0.5
1,2-DICHLOROPROPANE	ug/l	ND@0.5	ND@0.5	ND@0.5 J	ND@0.5	ND@0.5 J	ND@0.5
1,3-DICHLOROBENZENE	ug/l	ND@0.5	ND@0.5	ND@0.5 J	ND@0.5	ND@0.5 J	ND@0.5
1,4-DICHLOROBENZENE	ug/l	ND@0.5	ND@0.5	ND@0.5 J	ND@0.5	ND@0.5 J	ND@0.5
ACETONE	ug/l	ND@5 J	ND@5.0	ND@5 J	ND@5.0	ND@5.0 J	ND@5
BENZENE	ug/l	ND@0.5	ND@0.5	ND@0.5 J	ND@0.5	ND@0.5 J	ND@0.5
BROMODICHLOROMETHANE	ug/l	ND@0.5	ND@0.5	ND@0.5 J	ND@0.5	ND@0.5 J	ND@0.5
BROMOFORM (TRIBROMOMETHANE)	ug/l	ND@0.5	ND@0.5	ND@0.5 J	ND@0.5	ND@0.5 J	ND@0.5
BROMOMETHANE	ug/l	ND@0.5	ND@0.5	ND@0.5 J	ND@0.5	ND@0.5 J	ND@0.5
CARBON DISULFIDE	ug/l	ND@0.5	ND@0.5	ND@0.5 J	ND@0.5 J	ND@0.5 J	ND@0.5
CARBON TETRACHLORIDE	ug/l	ND@0.5	ND@0.5	ND@0.5 J	ND@0.5	ND@0.5 J	ND@0.5
CHLOROBENZENE	ug/l	ND@0.5	ND@0.5	ND@0.5 J	ND@0.5	ND@0.5 J	ND@0.5
CHLORODIBROMOMETHANE	ug/l	ND@0.5	ND@0.5	ND@0.5 J	ND@0.5	ND@0.5 J	ND@0.5
CHLOROETHANE	ug/l	ND@0.5	ND@0.5	ND@0.5 J	ND@0.5	ND@0.5 J	ND@0.5
CHLOROFORM (TRICHLOROMETHANE)	ug/l	ND@0.5	0.3 J	0.3 J	ND@0.5	ND@0.5 J	ND@0.5
CHLOROMETHANE	ug/l	ND@0.5 J	ND@0.5	ND@0.5 J	ND@0.5	ND@0.5 J	ND@0.5
CIS-1,2-DICHLOROETHENE	ug/l	0.1 J	ND@0.5	ND@0.5 J	0.9	0.8 J	0.9
CIS-1,3-DICHLOROPROPENE	ug/l	ND@0.5	ND@0.5	ND@0.5 J	ND@0.5	ND@0.5 J	ND@0.5
CYCLOHEXANE	ug/l	ND@0.5	ND@0.5	ND@0.5 J	ND@0.5 J	ND@0.5 J	ND@0.5
DICHLORODIFLUOROMETHANE (FREON 12)	ug/l	ND@0.5	ND@0.5	ND@0.5 J	ND@0.5	ND@0.5 J	ND@0.5
ETHYLBENZENE	ug/l	ND@0.5	ND@0.5	ND@0.5 J	ND@0.5	ND@0.5 J	ND@0.5
ISOPROPYLBENZENE	ug/l	ND@0.5	ND@0.5	ND@0.5 J	ND@0.5	ND@0.5 J	ND@0.5
M,P-XYLENE	ug/l	ND@0.5	ND@0.5	ND@0.5 J	ND@0.5	ND@0.5 J	ND@0.5
METHYL ACETATE	ug/l	ND@1	ND@1.0	ND@1 J	ND@1.0	ND@1.0 J	ND@1
METHYL BUTYL KETONE (2-HEXANONE)	ug/l	ND@5	ND@5.0 J	ND@5 J	ND@5.0	ND@5.0 J	ND@5
METHYL CYCLOHEXANE	ug/l	ND@0.5	ND@0.5	ND@0.5 J	ND@0.5	ND@0.5 J	ND@0.5
METHYL ETHYL KETONE (MEK, 2-BUTANONE)	ug/l	ND@5	ND@5.0	ND@5 J	ND@5.0	ND@5.0 J	ND@5
METHYL TERT-BUTYL ETHER (MTBE)	ug/l	ND@0.5	ND@0.5	ND@0.5 J	ND@0.5	ND@0.5 J	ND@0.5
METHYLENE CHLORIDE (DICHLOROMETHANE)	ug/l	ND@0.5	ND@0.5	ND@0.5 J	ND@0.5	ND@0.5 J	ND@0.5
MIBK (4-METHYL-2-PENTANONE)	ug/l	ND@5	ND@5.0 J	ND@5 J	ND@5.0	ND@5.0 J	ND@5
O-XYLENE	ug/l	ND@0.5	ND@0.5	ND@0.5 J	ND@0.5	ND@0.5 J	ND@0.5
STYRENE	ug/l	ND@0.5	ND@0.5	ND@0.5 J	ND@0.5	ND@0.5 J	ND@0.5
TETRACHLOROETHENE	ug/l	0.3 J	5.3	5.1 J	3.9	3.1 J	3.2
TOLUENE	ug/l	ND@0.5	ND@0.5	ND@0.5 J	ND@0.5	ND@0.5 J	ND@0.5
TRANS-1,2-DICHLOROETHENE	ug/l	ND@0.5	ND@0.5	ND@0.5 J	ND@0.5	ND@0.5 J	ND@0.5
TRANS-1,3-DICHLOROPROPENE	ug/l	ND@0.5	ND@0.5	ND@0.5 J	ND@0.5	ND@0.5 J	ND@0.5
TRICHLOROETHENE	ug/l	0.2 J	1.1	1.1 J	5.3	4.3 J	4.2
TRICHLOROFLUOROMETHANE (FREON 11)	ug/l	ND@0.5	ND@0.5	ND@0.5 J	ND@0.5	ND@0.5 J	ND@0.5
VINYL CHLORIDE	ug/l	ND@0.5	ND@0.5	ND@0.5 J	ND@0.5	ND@0.5 J	ND@0.5

Endicott, New York
Groundwater Analytical Chemistry Data
January 1, 2012 - December 31, 2012

Sample Location		EN-490	EN-491A	EN-491A	EN-491A	EN-491A	EN-491T
Sample Description		GW MON WELL	GW MON WELL	GW MON WELL	GW MON WELL	GW MON WELL	GW EXTR WELL
Sample Date		11/27/2012	02/24/2012	05/29/2012	08/09/2012	11/28/2012	01/04/2012
Laboratory Sample I.D.		6876548	6558925	6672461	6752260	6876552	6514944
Parameter	**Units**						
1,1,1-TRICHLOROETHANE	ug/l	0.3 J	0.7 J	0.2 J	ND@0.5	ND@0.5	ND@0.7
1,1,2,2-TETRACHLOROETHANE	ug/l	ND@0.5	ND@0.5 J	ND@0.5	ND@0.5	ND@0.5	ND@0.5
1,1,2-TRICHLORO-1,2,2-TRIFLUOROETHANE	ug/l	ND@0.5	ND@0.5 J	ND@0.5	ND@0.5	ND@0.5	ND@0.5
1,1,2-TRICHLOROETHANE	ug/l	ND@0.5	ND@0.5 J	ND@0.5	ND@0.5	ND@0.5	ND@0.5
1,1-DICHLOROETHANE	ug/l	ND@0.5	0.3 J	0.2 J	ND@0.5	ND@0.5	0.2 J
1,1-DICHLOROETHENE	ug/l	ND@0.5	ND@0.5 J	ND@0.5	ND@0.5	ND@0.5	ND@0.5
1,2,4-TRICHLOROBENZENE	ug/l	ND@0.5	ND@0.5 J	ND@0.5	ND@0.5 J	ND@0.5	ND@0.5
1,2-DIBROMO-3-CHLOROPROPANE	ug/l	ND@0.5 J	ND@0.5 J	ND@0.5 J	ND@0.5	ND@0.5	ND@0.5 J
1,2-DIBROMOETHANE (EDB)	ug/l	ND@0.5	ND@0.5 J	ND@0.5	ND@0.5	ND@0.5	ND@0.5
1,2-DICHLORO-1,2,2-TRIFLUOROETHANE	ug/l	ND@0.5	ND@0.5 J	ND@0.5	ND@0.5	ND@0.5	ND@0.5
1,2-DICHLOROBENZENE	ug/l	ND@0.5	ND@0.5 J	ND@0.5	ND@0.5	ND@0.5	ND@0.5
1,2-DICHLOROETHANE (EDC)	ug/l	ND@0.5	ND@0.5 J	ND@0.5	ND@0.5	ND@0.5	ND@0.5
1,2-DICHLOROPROPANE	ug/l	ND@0.5	ND@0.5 J	ND@0.5	ND@0.5	ND@0.5	ND@0.5
1,3-DICHLOROBENZENE	ug/l	ND@0.5	ND@0.5 J	ND@0.5	ND@0.5	ND@0.5	ND@0.5
1,4-DICHLOROBENZENE	ug/l	ND@0.5	ND@0.5 J	ND@0.5	ND@0.5	ND@0.5	ND@0.5
ACETONE	ug/l	ND@5	ND@5.0 J	ND@5.0	ND@5	ND@5	ND@5.0
BENZENE	ug/l	ND@0.5	ND@0.5 J	ND@0.5	ND@0.5	ND@0.5	ND@0.5
BROMODICHLOROMETHANE	ug/l	ND@0.5	ND@0.5 J	ND@0.5	ND@0.5	ND@0.5	ND@0.5
BROMOFORM (TRIBROMOMETHANE)	ug/l	ND@0.5	ND@0.5 J	ND@0.5	ND@0.5	ND@0.5	ND@0.5
BROMOMETHANE	ug/l	ND@0.5	ND@0.5 J	ND@0.5 J	ND@0.5 J	ND@0.5	ND@0.5
CARBON DISULFIDE	ug/l	ND@0.5	ND@0.5 J	ND@0.5	ND@0.5	ND@0.5	ND@0.5
CARBON TETRACHLORIDE	ug/l	ND@0.5	ND@0.5 J	ND@0.5	ND@0.5	ND@0.5	ND@0.5
CHLOROBENZENE	ug/l	ND@0.5	ND@0.5 J	ND@0.5	ND@0.5	ND@0.5	ND@0.5
CHLORODIBROMOMETHANE	ug/l	ND@0.5	ND@0.5 J	ND@0.5	ND@0.5	ND@0.5	ND@0.5
CHLOROETHANE	ug/l	ND@0.5	ND@0.5 J	ND@0.5	ND@0.5	ND@0.5	ND@0.5
CHLOROFORM (TRICHLOROMETHANE)	ug/l	ND@0.5	0.1 J	ND@0.5	ND@0.5	ND@0.5	0.2 J
CHLOROMETHANE	ug/l	ND@0.5	ND@0.5 J	ND@0.5	ND@0.5	ND@0.5	ND@0.5
CIS-1,2-DICHLOROETHENE	ug/l	0.8	7.3 J	1.6	0.3 J	0.3 J	2.6
CIS-1,3-DICHLOROPROPENE	ug/l	ND@0.5	ND@0.5 J	ND@0.5	ND@0.5	ND@0.5	ND@0.5
CYCLOHEXANE	ug/l	ND@0.5	ND@0.5 J	ND@0.5	ND@0.5	ND@0.5	ND@0.5
DICHLORODIFLUOROMETHANE (FREON 12)	ug/l	ND@0.5	ND@0.5 J	ND@0.5 J	ND@0.5	ND@0.5	ND@0.5
ETHYLBENZENE	ug/l	ND@0.5	ND@0.5 J	ND@0.5	ND@0.5	ND@0.5	ND@0.5
ISOPROPYLBENZENE	ug/l	ND@0.5	ND@0.5 J	ND@0.5	ND@0.5	ND@0.5	ND@0.5
M,P-XYLENE	ug/l	ND@0.5	ND@0.5 J	ND@0.5	ND@0.5	ND@0.5	ND@0.5
METHYL ACETATE	ug/l	ND@1	ND@1.0 J	ND@1.0	ND@1	ND@1	ND@1.0
METHYL BUTYL KETONE (2-HEXANONE)	ug/l	ND@5	ND@5.0 J	ND@5.0	ND@5	ND@5	ND@5.0
METHYL CYCLOHEXANE	ug/l	ND@0.5	ND@0.5 J	ND@0.5	ND@0.5	ND@0.5	ND@0.5
METHYL ETHYL KETONE (MEK, 2-BUTANONE)	ug/l	ND@5	ND@5.0 J	ND@5.0 J	ND@5	ND@5	ND@5.0 J
METHYL TERT-BUTYL ETHER (MTBE)	ug/l	ND@0.5	ND@0.5 J	ND@0.5	ND@0.5	ND@0.5	ND@0.5
METHYLENE CHLORIDE (DICHLOROMETHANE)	ug/l	ND@0.5	ND@0.5 J	ND@0.5	ND@0.5	ND@0.5	ND@0.5
MIBK (4-METHYL-2-PENTANONE)	ug/l	ND@5	ND@5.0 J	ND@5.0	ND@5	ND@5	ND@5.0
O-XYLENE	ug/l	ND@0.5	ND@0.5 J	ND@0.5	ND@0.5	ND@0.5	ND@0.5
STYRENE	ug/l	ND@0.5	ND@0.5 J	ND@0.5	ND@0.5	ND@0.5	ND@0.5
TETRACHLOROETHENE	ug/l	4.7	4.9 J	3.1	2.3	2	6.7
TOLUENE	ug/l	ND@0.5	ND@0.5 J	ND@0.5	ND@0.5	ND@0.5	ND@0.5
TRANS-1,2-DICHLOROETHENE	ug/l	ND@0.5	0.1 J	ND@0.5	ND@0.5	ND@0.5	ND@0.5
TRANS-1,3-DICHLOROPROPENE	ug/l	ND@0.5	ND@0.5 J	ND@0.5	ND@0.5	ND@0.5	ND@0.5
TRICHLOROETHENE	ug/l	6.3	7 J	4.3	1.7	1.6	7.7
TRICHLOROFLUOROMETHANE (FREON 11)	ug/l	ND@0.5	ND@0.5 J	ND@0.5	ND@0.5	ND@0.5	ND@0.5
VINYL CHLORIDE	ug/l	ND@0.5	ND@0.5 J	ND@0.5	ND@0.5	ND@0.5	ND@0.5

Endicott, New York
Groundwater Analytical Chemistry Data
January 1, 2012 - December 31, 2012

Sample Location		EN-491T	EN-491T	EN-491T	EN-491T	EN-491T	EN-491T
Sample Description		GW EXTR WELL	GW EXTR WELL	GW EXTR WELL	GW EXTR WELL	GW EXTR WELL	GW EXTR WELL
Sample Date		02/09/2012	03/05/2012	04/04/2012	05/07/2012	06/11/2012	07/09/2012
Laboratory Sample I.D.		6545829	6567292	6607283	6643674	6684278	6714527
Parameter	**Units**						
1,1,1-TRICHLOROETHANE	ug/l	0.7	0.7	0.8	0.6	0.6	0.5
1,1,2,2-TETRACHLOROETHANE	ug/l	ND@0.5	ND@0.5	ND@0.5	ND@0.5	ND@0.5	ND@0.5
1,1,2-TRICHLORO-1,2,2-TRIFLUOROETHANE	ug/l	ND@0.5	ND@0.5	ND@0.5	ND@0.5	ND@0.5	ND@0.5
1,1,2-TRICHLOROETHANE	ug/l	ND@0.5	ND@0.5	ND@0.5	ND@0.5	ND@0.5	ND@0.5
1,1-DICHLOROETHANE	ug/l	0.3 J	0.3 J	0.3 J	0.2 J	0.2 J	0.2 J
1,1-DICHLOROETHENE	ug/l	ND@0.5	ND@0.5	ND@0.5	ND@0.5	ND@0.5	ND@0.5
1,2,4-TRICHLOROBENZENE	ug/l	ND@0.5	ND@0.5	ND@0.5	ND@0.5	ND@0.5	ND@0.5
1,2-DIBROMO-3-CHLOROPROPANE	ug/l	ND@0.5 J	ND@0.5	ND@0.5	ND@0.5	ND@0.5	ND@0.5
1,2-DIBROMOETHANE (EDB)	ug/l	ND@0.5	ND@0.5	ND@0.5	ND@0.5	ND@0.5	ND@0.5
1,2-DICHLORO-1,2,2-TRIFLUOROETHANE	ug/l	ND@0.5	ND@0.5	ND@0.5 J	ND@0.5	ND@0.5	ND@0.5
1,2-DICHLOROBENZENE	ug/l	ND@0.5	ND@0.5	ND@0.5	ND@0.5	ND@0.5	ND@0.5
1,2-DICHLOROETHANE (EDC)	ug/l	ND@0.5	ND@0.5	ND@0.5	ND@0.5	ND@0.5	ND@0.5
1,2-DICHLOROPROPANE	ug/l	ND@0.5	ND@0.5	ND@0.5	ND@0.5	ND@0.5	ND@0.5
1,3-DICHLOROBENZENE	ug/l	ND@0.5	ND@0.5	ND@0.5	ND@0.5	ND@0.5	ND@0.5
1,4-DICHLOROBENZENE	ug/l	ND@0.5	ND@0.5	ND@0.5	ND@0.5	ND@0.5	ND@0.5
ACETONE	ug/l	ND@5.0	ND@5.0	ND@5.0	ND@5.0	ND@5.0	ND@5.0
BENZENE	ug/l	ND@0.5	ND@0.5	ND@0.5	ND@0.5	ND@0.5	ND@0.5
BROMODICHLOROMETHANE	ug/l	ND@0.5	ND@0.5	ND@0.5	ND@0.5	ND@0.5	ND@0.5
BROMOFORM (TRIBROMOMETHANE)	ug/l	ND@0.5	ND@0.5	ND@0.5	ND@0.5	ND@0.5 J	ND@0.5
BROMOMETHANE	ug/l	ND@0.5	ND@0.5	ND@0.5	ND@0.5	ND@0.5	ND@0.5
CARBON DISULFIDE	ug/l	ND@0.5	ND@0.5	ND@0.5	ND@0.5	ND@0.5	ND@0.5
CARBON TETRACHLORIDE	ug/l	ND@0.5	ND@0.5	ND@0.5	ND@0.5	ND@0.5	ND@0.5
CHLOROBENZENE	ug/l	ND@0.5	ND@0.5	ND@0.5	ND@0.5	ND@0.5	ND@0.5
CHLORODIBROMOMETHANE	ug/l	ND@0.5	ND@0.5	ND@0.5	ND@0.5	ND@0.5	ND@0.5
CHLOROETHANE	ug/l	ND@0.5	ND@0.5	ND@0.5	ND@0.5	ND@0.5	ND@0.5
CHLOROFORM (TRICHLOROMETHANE)	ug/l	0.2 J	0.2 J	0.2 J	0.2 J	0.2 J	0.1 J
CHLOROMETHANE	ug/l	ND@0.5	ND@0.5	ND@0.5	ND@0.5	ND@0.5	ND@0.5
CIS-1,2-DICHLOROETHENE	ug/l	2.2	3.1	2	1.9	1.3	1.2
CIS-1,3-DICHLOROPROPENE	ug/l	ND@0.5	ND@0.5	ND@0.5	ND@0.5	ND@0.5	ND@0.5
CYCLOHEXANE	ug/l	ND@0.5	ND@0.5	ND@0.5	ND@0.5	ND@0.5	ND@0.5
DICHLORODIFLUOROMETHANE (FREON 12)	ug/l	ND@0.5	ND@0.5	ND@0.5	ND@0.5 J	ND@0.5	ND@0.5
ETHYLBENZENE	ug/l	ND@0.5	ND@0.5	ND@0.5	ND@0.5	ND@0.5	ND@0.5
ISOPROPYLBENZENE	ug/l	ND@0.5	ND@0.5	ND@0.5	ND@0.5	ND@0.5	ND@0.5
M,P-XYLENE	ug/l	ND@0.5	ND@0.5	ND@0.5	ND@0.5	ND@0.5	ND@0.5
METHYL ACETATE	ug/l	ND@1.0	ND@1.0	ND@1.0	ND@1.0	ND@1.0	ND@1.0 J
METHYL BUTYL KETONE (2-HEXANONE)	ug/l	ND@5.0	ND@5.0	ND@5.0	ND@5.0	ND@5.0	ND@5.0
METHYL CYCLOHEXANE	ug/l	ND@0.5	ND@0.5	ND@0.5	ND@0.5	ND@0.5	ND@0.5
METHYL ETHYL KETONE (MEK, 2-BUTANONE)	ug/l	ND@5.0 J	ND@5.0	ND@5.0	ND@5.0	ND@5.0	ND@5.0
METHYL TERT-BUTYL ETHER (MTBE)	ug/l	ND@0.5	ND@0.5	ND@0.5	ND@0.5	ND@0.5	ND@0.5
METHYLENE CHLORIDE (DICHLOROMETHANE)	ug/l	ND@0.5	ND@0.5	ND@0.5	ND@0.5	ND@0.5	ND@0.5
MIBK (4-METHYL-2-PENTANONE)	ug/l	ND@5.0	ND@5.0	ND@5.0	ND@5.0	ND@5.0	ND@5.0
O-XYLENE	ug/l	ND@0.5	ND@0.5	ND@0.5	ND@0.5	ND@0.5	ND@0.5
STYRENE	ug/l	ND@0.5	ND@0.5	ND@0.5	ND@0.5	ND@0.5	ND@0.5
TETRACHLOROETHENE	ug/l	5.2	5.2	6.2	5.1	5.3	4.8
TOLUENE	ug/l	ND@0.5	ND@0.5	ND@0.5	ND@0.5	ND@0.5	ND@0.5
TRANS-1,2-DICHLOROETHENE	ug/l	ND@0.5	ND@0.5	ND@0.5	ND@0.5	ND@0.5	ND@0.5
TRANS-1,3-DICHLOROPROPENE	ug/l	ND@0.5	ND@0.5	ND@0.5	ND@0.5	ND@0.5	ND@0.5
TRICHLOROETHENE	ug/l	6.7	7.4	7.8	6.9	6.9	6.3
TRICHLOROFLUOROMETHANE (FREON 11)	ug/l	ND@0.5	ND@0.5	ND@0.5	ND@0.5	ND@0.5	ND@0.5
VINYL CHLORIDE	ug/l	ND@0.5	ND@0.5	ND@0.5	ND@0.5	ND@0.5	ND@0.5

Endicott, New York
Groundwater Analytical Chemistry Data
January 1, 2012 - December 31, 2012

Sample Location		EN-491T	EN-491T	EN-491T	EN-491T	EN-491T	EN-492
Sample Description		GW EXTR WELL	GW EXTR WELL	GW EXTR WELL	GW EXTR WELL	GW EXTR WELL	GW MON WELL
Sample Date		08/01/2012	09/10/2012	10/02/2012	11/05/2012	12/03/2012	02/24/2012
Laboratory Sample I.D.		6742217	6784247	6810745	6849282	6881118	6558926
Parameter	**Units**						
1,1,1-TRICHLOROETHANE	ug/l	0.5 J	0.7	0.4 J	0.5	0.5	0.1 J
1,1,2,2-TETRACHLOROETHANE	ug/l	ND@0.5	ND@0.5	ND@0.5	ND@0.5	ND@0.5	ND@0.5
1,1,2-TRICHLORO-1,2,2-TRIFLUOROETHANE	ug/l	ND@0.5	ND@0.5	ND@0.5	ND@0.5	ND@0.5	ND@0.5
1,1,2-TRICHLOROETHANE	ug/l	ND@0.5	ND@0.5	ND@0.5	ND@0.5	ND@0.5	ND@0.5
1,1-DICHLOROETHANE	ug/l	0.2 J	0.3 J	0.2 J	0.2 J	0.2 J	ND@0.5
1,1-DICHLOROETHENE	ug/l	ND@0.5	ND@0.5	ND@0.5	ND@0.5	ND@0.5	ND@0.5
1,2,4-TRICHLOROBENZENE	ug/l	ND@0.5	ND@0.5	ND@0.5	ND@0.5	ND@0.5	ND@0.5 J
1,2-DIBROMO-3-CHLOROPROPANE	ug/l	ND@0.5	ND@0.5 J	ND@0.5 J	ND@0.5	ND@0.5	ND@0.5
1,2-DIBROMOETHANE (EDB)	ug/l	ND@0.5	ND@0.5	ND@0.5	ND@0.5	ND@0.5	ND@0.5
1,2-DICHLORO-1,2,2-TRIFLUOROETHANE	ug/l	ND@0.5	ND@0.5	ND@0.5	ND@0.5	ND@0.5	ND@0.5
1,2-DICHLOROBENZENE	ug/l	ND@0.5	ND@0.5	ND@0.5	ND@0.5	ND@0.5	ND@0.5
1,2-DICHLOROETHANE (EDC)	ug/l	ND@0.5	ND@0.5	ND@0.5	ND@0.5	ND@0.5	ND@0.5
1,2-DICHLOROPROPANE	ug/l	ND@0.5	ND@0.5	ND@0.5	ND@0.5	ND@0.5	ND@0.5
1,3-DICHLOROBENZENE	ug/l	ND@0.5	ND@0.5	ND@0.5	ND@0.5	ND@0.5	ND@0.5
1,4-DICHLOROBENZENE	ug/l	ND@0.5	ND@0.5	ND@0.5	ND@0.5	ND@0.5	ND@0.5
ACETONE	ug/l	ND@5	ND@5 J	ND@5	ND@5	ND@5	ND@5.0 J
BENZENE	ug/l	ND@0.5	ND@0.5	ND@0.5	ND@0.5	ND@0.5	ND@0.5
BROMODICHLOROMETHANE	ug/l	ND@0.5	ND@0.5	ND@0.5	ND@0.5	ND@0.5	ND@0.5
BROMOFORM (TRIBROMOMETHANE)	ug/l	ND@0.5	ND@0.5	ND@0.5	ND@0.5	ND@0.5	ND@0.5
BROMOMETHANE	ug/l	ND@0.5	ND@0.5	ND@0.5	ND@0.5	ND@0.5	ND@0.5
CARBON DISULFIDE	ug/l	ND@0.5	ND@0.5	ND@0.5	ND@0.5	ND@0.5	ND@0.5
CARBON TETRACHLORIDE	ug/l	ND@0.5	ND@0.5	ND@0.5	ND@0.5	ND@0.5	ND@0.5
CHLOROBENZENE	ug/l	ND@0.5	ND@0.5	ND@0.5	ND@0.5	ND@0.5	ND@0.5
CHLORODIBROMOMETHANE	ug/l	ND@0.5	ND@0.5	ND@0.5	ND@0.5	ND@0.5	ND@0.5
CHLOROETHANE	ug/l	ND@0.5	ND@0.5	ND@0.5	ND@0.5 J	ND@0.5	ND@0.5
CHLOROFORM (TRICHLOROMETHANE)	ug/l	0.1 J	0.2 J	0.1 J	0.1 J	0.1 J	ND@0.5
CHLOROMETHANE	ug/l	ND@0.5	ND@0.5	ND@0.5	ND@0.5	ND@0.5	ND@0.5
CIS-1,2-DICHLOROETHENE	ug/l	1.1	1.5	1.2	1.3	1.2	0.5 J
CIS-1,3-DICHLOROPROPENE	ug/l	ND@0.5	ND@0.5	ND@0.5	ND@0.5	ND@0.5	ND@0.5
CYCLOHEXANE	ug/l	ND@0.5	ND@0.5	ND@0.5	ND@0.5	ND@0.5	ND@0.5
DICHLORODIFLUOROMETHANE (FREON 12)	ug/l	ND@0.5 J	ND@0.5	ND@0.5	ND@0.5	ND@0.5	ND@0.5
ETHYLBENZENE	ug/l	ND@0.5	ND@0.5	ND@0.5	ND@0.5	ND@0.5	ND@0.5
ISOPROPYLBENZENE	ug/l	ND@0.5	ND@0.5	ND@0.5	ND@0.5	ND@0.5	ND@0.5
M,P-XYLENE	ug/l	ND@0.5	ND@0.5	ND@0.5	ND@0.5	ND@0.5	ND@0.5
METHYL ACETATE	ug/l	ND@1	ND@1	ND@1	ND@1	ND@1	ND@1.0
METHYL BUTYL KETONE (2-HEXANONE)	ug/l	ND@5	ND@5	ND@5	ND@5	ND@5	ND@5.0
METHYL CYCLOHEXANE	ug/l	ND@0.5 J	ND@0.5	ND@0.5	ND@0.5	ND@0.5	ND@0.5
METHYL ETHYL KETONE (MEK, 2-BUTANONE)	ug/l	ND@5	ND@5	ND@5	ND@5	ND@5	ND@5.0
METHYL TERT-BUTYL ETHER (MTBE)	ug/l	ND@0.5	ND@0.5	ND@0.5	ND@0.5	ND@0.5	ND@0.5
METHYLENE CHLORIDE (DICHLOROMETHANE)	ug/l	ND@0.5	ND@0.5	ND@0.5	ND@0.5	ND@0.5	ND@0.5
MIBK (4-METHYL-2-PENTANONE)	ug/l	ND@5	ND@5	ND@5	ND@5 J	ND@5	ND@5.0
O-XYLENE	ug/l	ND@0.5	ND@0.5	ND@0.5	ND@0.5	ND@0.5	ND@0.5
STYRENE	ug/l	ND@0.5	ND@0.5	ND@0.5	ND@0.5	ND@0.5	ND@0.5
TETRACHLOROETHENE	ug/l	4.4	5.3	4	4.7	5	ND@0.5
TOLUENE	ug/l	ND@0.5	ND@0.5	ND@0.5	ND@0.5	ND@0.5	ND@0.5
TRANS-1,2-DICHLOROETHENE	ug/l	ND@0.5	ND@0.5	ND@0.5	ND@0.5	ND@0.5	ND@0.5
TRANS-1,3-DICHLOROPROPENE	ug/l	ND@0.5	ND@0.5	ND@0.5	ND@0.5	ND@0.5	ND@0.5
TRICHLOROETHENE	ug/l	6.1	7.8	6	6.8	6.5	1.4
TRICHLOROFLUOROMETHANE (FREON 11)	ug/l	ND@0.5	ND@0.5	ND@0.5	ND@0.5	ND@0.5	ND@0.5
VINYL CHLORIDE	ug/l	ND@0.5	ND@0.5	ND@0.5	ND@0.5	ND@0.5	ND@0.5

Endicott, New York
Groundwater Analytical Chemistry Data
January 1, 2012 - December 31, 2012

Sample Location		EN-492	EN-492	EN-492	EN-492T	EN-492T	EN-492T
Sample Description		GW MON WELL	GW MON WELL	GW MON WELL	GW EXTR WELL	GW EXTR WELL	GW EXTR WELL
Sample Date		05/29/2012	08/28/2012	11/28/2012	01/04/2012	02/09/2012	03/05/2012
Laboratory Sample I.D.		6672460	6775916	6876553	6514945	6545830	6567293
Parameter	**Units**						
1,1,1-TRICHLOROETHANE	ug/l	0.1 J	0.1 J	0.1 J	ND@0.6	0.6	0.4 J
1,1,2,2-TETRACHLOROETHANE	ug/l	ND@0.5	ND@0.5 J	ND@0.5	ND@0.5	ND@0.5	ND@0.5
1,1,2-TRICHLORO-1,2,2-TRIFLUOROETHANE	ug/l	ND@0.5	ND@0.5 J	ND@0.5	ND@0.5	ND@0.5	ND@0.5
1,1,2-TRICHLOROETHANE	ug/l	ND@0.5	ND@0.5 J	ND@0.5	ND@0.5	ND@0.5	ND@0.5
1,1-DICHLOROETHANE	ug/l	ND@0.5	ND@0.5 J	ND@0.5	0.3 J	0.3 J	0.2 J
1,1-DICHLOROETHENE	ug/l	ND@0.5	ND@0.5 J	ND@0.5	ND@0.5	ND@0.5	ND@0.5
1,2,4-TRICHLOROBENZENE	ug/l	ND@0.5	ND@0.5 J	ND@0.5	ND@0.5	ND@0.5	ND@0.5
1,2-DIBROMO-3-CHLOROPROPANE	ug/l	ND@0.5 J	ND@0.5 J	ND@0.5	ND@0.5 J	ND@0.5 J	ND@0.5
1,2-DIBROMOETHANE (EDB)	ug/l	ND@0.5	ND@0.5 J	ND@0.5	ND@0.5	ND@0.5	ND@0.5
1,2-DICHLORO-1,2,2-TRIFLUOROETHANE	ug/l	ND@0.5	ND@0.5 J	ND@0.5	0.2 J	0.2 J	ND@0.5
1,2-DICHLOROBENZENE	ug/l	ND@0.5	ND@0.5 J	ND@0.5	ND@0.5	ND@0.5	ND@0.5
1,2-DICHLOROETHANE (EDC)	ug/l	ND@0.5	ND@0.5 J	ND@0.5	ND@0.5	ND@0.5	ND@0.5
1,2-DICHLOROPROPANE	ug/l	ND@0.5	ND@0.5 J	ND@0.5	ND@0.5	ND@0.5	ND@0.5
1,3-DICHLOROBENZENE	ug/l	ND@0.5	ND@0.5 J	ND@0.5	ND@0.5	ND@0.5	ND@0.5
1,4-DICHLOROBENZENE	ug/l	ND@0.5	ND@0.5 J	ND@0.5	ND@0.5	ND@0.5	ND@0.5
ACETONE	ug/l	ND@5.0	ND@5 J	ND@5	ND@5.0	ND@5.0	ND@5.0
BENZENE	ug/l	ND@0.5	ND@0.5 J	ND@0.5	ND@0.5	ND@0.5	ND@0.5
BROMODICHLOROMETHANE	ug/l	ND@0.5	ND@0.5 J	ND@0.5	ND@0.5	ND@0.5	ND@0.5
BROMOFORM (TRIBROMOMETHANE)	ug/l	ND@0.5	ND@0.5 J	ND@0.5	ND@0.5	ND@0.5	ND@0.5
BROMOMETHANE	ug/l	ND@0.5 J	ND@0.5 J	ND@0.5	ND@0.5	ND@0.5	ND@0.5
CARBON DISULFIDE	ug/l	ND@0.5	ND@0.5 J	ND@0.5	ND@0.5	ND@0.5	ND@0.5
CARBON TETRACHLORIDE	ug/l	ND@0.5	ND@0.5 J	ND@0.5	ND@0.5	ND@0.5	ND@0.5
CHLOROBENZENE	ug/l	ND@0.5	ND@0.5 J	ND@0.5	ND@0.5	ND@0.5	ND@0.5
CHLORODIBROMOMETHANE	ug/l	ND@0.5	ND@0.5 J	ND@0.5	ND@0.5	ND@0.5	ND@0.5
CHLOROETHANE	ug/l	ND@0.5	ND@0.5 J	ND@0.5	ND@0.5	ND@0.5	ND@0.5
CHLOROFORM (TRICHLOROMETHANE)	ug/l	ND@0.5	ND@0.5 J	ND@0.5	0.1 J	0.1 J	0.1 J
CHLOROMETHANE	ug/l	ND@0.5	ND@0.5 J	ND@0.5	ND@0.5	ND@0.5	ND@0.5
CIS-1,2-DICHLOROETHENE	ug/l	0.5	0.3 J	0.3 J	13	11	11
CIS-1,3-DICHLOROPROPENE	ug/l	ND@0.5	ND@0.5 J	ND@0.5	ND@0.5	ND@0.5	ND@0.5
CYCLOHEXANE	ug/l	ND@0.5	ND@0.5 J	ND@0.5	ND@0.5	ND@0.5	ND@0.5
DICHLORODIFLUOROMETHANE (FREON 12)	ug/l	ND@0.5 J	ND@0.5 J	ND@0.5	ND@0.5	ND@0.5	ND@0.5
ETHYLBENZENE	ug/l	ND@0.5	ND@0.5 J	ND@0.5	ND@0.5	ND@0.5	ND@0.5
ISOPROPYLBENZENE	ug/l	ND@0.5	ND@0.5 J	ND@0.5	ND@0.5	ND@0.5	ND@0.5
M,P-XYLENE	ug/l	ND@0.5	ND@0.5 J	ND@0.5	ND@0.5	ND@0.5	ND@0.5
METHYL ACETATE	ug/l	ND@1.0	ND@1 J	ND@1	ND@1.0	ND@1.0	ND@1.0
METHYL BUTYL KETONE (2-HEXANONE)	ug/l	ND@5.0	ND@5 J	ND@5	ND@5.0	ND@5.0	ND@5.0
METHYL CYCLOHEXANE	ug/l	ND@0.5	ND@0.5 J	ND@0.5	ND@0.5	ND@0.5	ND@0.5
METHYL ETHYL KETONE (MEK, 2-BUTANONE)	ug/l	ND@5.0 J	ND@5 J	ND@5	ND@5.0 J	ND@5.0 J	ND@5.0
METHYL TERT-BUTYL ETHER (MTBE)	ug/l	ND@0.5	ND@0.5 J	ND@0.5	ND@0.5	ND@0.5	ND@0.5
METHYLENE CHLORIDE (DICHLOROMETHANE)	ug/l	ND@0.5	ND@0.5 J	ND@0.5	ND@0.5	ND@0.5	ND@0.5
MIBK (4-METHYL-2-PENTANONE)	ug/l	ND@5.0	ND@5 J	ND@5	ND@5.0	ND@5.0	ND@5.0
O-XYLENE	ug/l	ND@0.5	ND@0.5 J	ND@0.5	ND@0.5	ND@0.5	ND@0.5
STYRENE	ug/l	ND@0.5	ND@0.5 J	ND@0.5	ND@0.5	ND@0.5	ND@0.5
TETRACHLOROETHENE	ug/l	0.2 J	0.4 J	0.7	0.3 J	0.3 J	0.4 J
TOLUENE	ug/l	ND@0.5	ND@0.5 J	ND@0.5	ND@0.5	ND@0.5	ND@0.5
TRANS-1,2-DICHLOROETHENE	ug/l	ND@0.5	ND@0.5 J	ND@0.5	0.2 J	0.2 J	0.3 J
TRANS-1,3-DICHLOROPROPENE	ug/l	ND@0.5	ND@0.5 J	ND@0.5	ND@0.5	ND@0.5	ND@0.5
TRICHLOROETHENE	ug/l	2	2.6 J	3.1	9.9	9.3	9.3
TRICHLOROFLUOROMETHANE (FREON 11)	ug/l	ND@0.5	ND@0.5 J	ND@0.5	ND@0.5	ND@0.5	ND@0.5
VINYL CHLORIDE	ug/l	ND@0.5	ND@0.5 J	ND@0.5	0.1 J	0.2 J	0.5 J

Endicott, New York
Groundwater Analytical Chemistry Data
January 1, 2012 - December 31, 2012

Sample Location		EN-492T	EN-492T	EN-492T	EN-492T	EN-492T	EN-492T
Sample Description		GW EXTR WELL	GW EXTR WELL	GW EXTR WELL	GW EXTR WELL	GW EXTR WELL	GW EXTR WELL
Sample Date		04/04/2012	05/07/2012	06/11/2012	07/09/2012	08/01/2012	09/10/2012
Laboratory Sample I.D.		6607284	6643675	6684279	6714528	6742218	6784248
Parameter	**Units**						
1,1,1-TRICHLOROETHANE	ug/l	0.6	0.4 J	0.3 J	0.3 J	0.3 J	0.3 J
1,1,2,2-TETRACHLOROETHANE	ug/l	ND@0.5	ND@0.5	ND@0.5	ND@0.5	ND@0.5	ND@0.5
1,1,2-TRICHLORO-1,2,2-TRIFLUOROETHANE	ug/l	ND@0.5	ND@0.5	ND@0.5	ND@0.5	ND@0.5	ND@0.5
1,1,2-TRICHLOROETHANE	ug/l	ND@0.5	ND@0.5	ND@0.5	ND@0.5	ND@0.5	ND@0.5
1,1-DICHLOROETHANE	ug/l	0.3 J	0.2 J	0.2 J	0.2 J	0.1 J	0.2 J
1,1-DICHLOROETHENE	ug/l	ND@0.5	ND@0.5	ND@0.5	ND@0.5	ND@0.5	ND@0.5
1,2,4-TRICHLOROBENZENE	ug/l	ND@0.5	ND@0.5	ND@0.5	ND@0.5	ND@0.5	ND@0.5
1,2-DIBROMO-3-CHLOROPROPANE	ug/l	ND@0.5	ND@0.5	ND@0.5	ND@0.5 J	ND@0.5	ND@0.5 J
1,2-DIBROMOETHANE (EDB)	ug/l	ND@0.5	ND@0.5	ND@0.5	ND@0.5	ND@0.5	ND@0.5
1,2-DICHLORO-1,2,2-TRIFLUOROETHANE	ug/l	0.2 J	ND@0.5	ND@0.5	ND@0.5	ND@0.5	0.2 J
1,2-DICHLOROBENZENE	ug/l	ND@0.5	ND@0.5	ND@0.5	ND@0.5	ND@0.5	ND@0.5
1,2-DICHLOROETHANE (EDC)	ug/l	ND@0.5	ND@0.5	ND@0.5	ND@0.5	ND@0.5	ND@0.5
1,2-DICHLOROPROPANE	ug/l	ND@0.5	ND@0.5	ND@0.5	ND@0.5	ND@0.5	ND@0.5
1,3-DICHLOROBENZENE	ug/l	ND@0.5	ND@0.5	ND@0.5	ND@0.5	ND@0.5	ND@0.5
1,4-DICHLOROBENZENE	ug/l	ND@0.5	ND@0.5	ND@0.5	ND@0.5	ND@0.5	ND@0.5
ACETONE	ug/l	ND@5.0	ND@5.0	ND@5.0	ND@5.0	ND@5	ND@5 J
BENZENE	ug/l	ND@0.5	ND@0.5	ND@0.5	ND@0.5	ND@0.5	ND@0.5
BROMODICHLOROMETHANE	ug/l	ND@0.5	ND@0.5	ND@0.5	ND@0.5	ND@0.5	ND@0.5
BROMOFORM (TRIBROMOMETHANE)	ug/l	ND@0.5	ND@0.5	ND@0.5	ND@0.5	ND@0.5	ND@0.5
BROMOMETHANE	ug/l	ND@0.5	ND@0.5	ND@0.5 J	ND@0.5	ND@0.5	ND@0.5
CARBON DISULFIDE	ug/l	ND@0.5	ND@0.5	ND@0.5	ND@0.5	ND@0.5 J	ND@0.5
CARBON TETRACHLORIDE	ug/l	ND@0.5	ND@0.5	ND@0.5	ND@0.5	ND@0.5	ND@0.5
CHLOROBENZENE	ug/l	ND@0.5	ND@0.5	ND@0.5	ND@0.5	ND@0.5	ND@0.5
CHLORODIBROMOMETHANE	ug/l	ND@0.5	ND@0.5	ND@0.5	ND@0.5	ND@0.5	ND@0.5
CHLOROETHANE	ug/l	ND@0.5	ND@0.5	ND@0.5	ND@0.5	ND@0.5	ND@0.5
CHLOROFORM (TRICHLOROMETHANE)	ug/l	0.1 J	0.1 J	ND@0.5	ND@0.5	ND@0.5	ND@0.5
CHLOROMETHANE	ug/l	ND@0.5	ND@0.5	ND@0.5	ND@0.5	ND@0.5	ND@0.5
CIS-1,2-DICHLOROETHENE	ug/l	9.6	7.5	5.8	5.1	4.6	7.2
CIS-1,3-DICHLOROPROPENE	ug/l	ND@0.5	ND@0.5	ND@0.5	ND@0.5	ND@0.5	ND@0.5
CYCLOHEXANE	ug/l	ND@0.5	ND@0.5	ND@0.5	ND@0.5	ND@0.5	ND@0.5
DICHLORODIFLUOROMETHANE (FREON 12)	ug/l	ND@0.5	ND@0.5 J	ND@0.5	ND@0.5	ND@0.5	ND@0.5
ETHYLBENZENE	ug/l	ND@0.5	ND@0.5	ND@0.5	ND@0.5	ND@0.5	ND@0.5
ISOPROPYLBENZENE	ug/l	ND@0.5	ND@0.5	ND@0.5	ND@0.5	ND@0.5	ND@0.5
M,P-XYLENE	ug/l	ND@0.5	ND@0.5	ND@0.5	ND@0.5	ND@0.5	ND@0.5
METHYL ACETATE	ug/l	ND@1.0	ND@1.0	ND@1.0	ND@1.0	ND@1	ND@1
METHYL BUTYL KETONE (2-HEXANONE)	ug/l	ND@5.0	ND@5.0	ND@5.0	ND@5.0	ND@5	ND@5
METHYL CYCLOHEXANE	ug/l	ND@0.5	ND@0.5	ND@0.5	ND@0.5	ND@0.5	ND@0.5
METHYL ETHYL KETONE (MEK, 2-BUTANONE)	ug/l	ND@5.0	ND@5.0	ND@5.0	ND@5.0	ND@5	ND@5
METHYL TERT-BUTYL ETHER (MTBE)	ug/l	ND@0.5	ND@0.5	ND@0.5	ND@0.5	ND@0.5	ND@0.5
METHYLENE CHLORIDE (DICHLOROMETHANE)	ug/l	ND@0.5	ND@0.5	ND@0.5	ND@0.5	ND@0.5	ND@0.5
MIBK (4-METHYL-2-PENTANONE)	ug/l	ND@5.0	ND@5.0	ND@5.0	ND@5.0	ND@5	ND@5
O-XYLENE	ug/l	ND@0.5	ND@0.5	ND@0.5	ND@0.5	ND@0.5	ND@0.5
STYRENE	ug/l	ND@0.5	ND@0.5	ND@0.5	ND@0.5	ND@0.5	ND@0.5
TETRACHLOROETHENE	ug/l	0.5	0.5	0.6	0.6	0.6	0.7
TOLUENE	ug/l	ND@0.5	ND@0.5	ND@0.5	ND@0.5	ND@0.5	ND@0.5
TRANS-1,2-DICHLOROETHENE	ug/l	0.3 J	0.2 J	0.2 J	0.2 J	0.2 J	0.3 J
TRANS-1,3-DICHLOROPROPENE	ug/l	ND@0.5	ND@0.5	ND@0.5	ND@0.5	ND@0.5	ND@0.5
TRICHLOROETHENE	ug/l	10	8.6	7.6	7.7	7.4	9.6
TRICHLOROFLUOROMETHANE (FREON 11)	ug/l	ND@0.5	ND@0.5	ND@0.5	ND@0.5	ND@0.5	ND@0.5
VINYL CHLORIDE	ug/l	0.3 J	0.2 J	0.1 J	0.1 J	ND@0.5	0.1 J

Endicott, New York
Groundwater Analytical Chemistry Data
January 1, 2012 - December 31, 2012

Sample Location		EN-492T	EN-492T	EN-492T	EN-493	EN-493	EN-493
Sample Description		GW EXTR WELL	GW EXTR WELL	GW EXTR WELL	GW MON WELL	GW MON WELL	GW MON WELL
Sample Date		10/02/2012	11/05/2012	12/03/2012	02/22/2012	05/17/2012	08/30/2012
Laboratory Sample I.D.		6810746	6849283	6881119	6558942	6658947	6775928
Parameter	**Units**						
1,1,1-TRICHLOROETHANE	ug/l	0.2 J	0.2 J	0.2 J	2.4	2.5	2.1
1,1,2,2-TETRACHLOROETHANE	ug/l	ND@0.5	ND@0.5	ND@0.5	ND@0.5	ND@0.5	ND@0.5
1,1,2-TRICHLORO-1,2,2-TRIFLUOROETHANE	ug/l	ND@0.5	ND@0.5	ND@0.5	0.4 J	0.4 J	0.3 J
1,1,2-TRICHLOROETHANE	ug/l	ND@0.5	ND@0.5	ND@0.5	ND@0.5	ND@0.5	ND@0.5
1,1-DICHLOROETHANE	ug/l	0.1 J	0.1 J	0.1 J	0.5	0.5	0.6
1,1-DICHLOROETHENE	ug/l	ND@0.5	ND@0.5	ND@0.5	0.3 J	0.3 J	0.2 J
1,2,4-TRICHLOROBENZENE	ug/l	ND@0.5	ND@0.5	ND@0.5	ND@0.5	ND@0.5 J	ND@0.5
1,2-DIBROMO-3-CHLOROPROPANE	ug/l	ND@0.5 J	ND@0.5	ND@0.5	ND@0.5	ND@0.5	ND@0.5
1,2-DIBROMOETHANE (EDB)	ug/l	ND@0.5	ND@0.5	ND@0.5	ND@0.5	ND@0.5	ND@0.5
1,2-DICHLORO-1,2,2-TRIFLUOROETHANE	ug/l	ND@0.5	ND@0.5	ND@0.5	ND@0.5	ND@0.5	ND@0.5
1,2-DICHLOROBENZENE	ug/l	ND@0.5	ND@0.5	ND@0.5	ND@0.5	ND@0.5	ND@0.5
1,2-DICHLOROETHANE (EDC)	ug/l	ND@0.5	ND@0.5	ND@0.5	ND@0.5	ND@0.5	ND@0.5
1,2-DICHLOROPROPANE	ug/l	ND@0.5	ND@0.5	ND@0.5	ND@0.5	ND@0.5	ND@0.5
1,3-DICHLOROBENZENE	ug/l	ND@0.5	ND@0.5	ND@0.5	ND@0.5	ND@0.5	ND@0.5
1,4-DICHLOROBENZENE	ug/l	ND@0.5	ND@0.5	ND@0.5	ND@0.5	ND@0.5	ND@0.5
ACETONE	ug/l	ND@5	ND@5	ND@5	ND@5.0	ND@5.0 J	ND@5 J
BENZENE	ug/l	ND@0.5	ND@0.5	ND@0.5	ND@0.5	ND@0.5	ND@0.5
BROMODICHLOROMETHANE	ug/l	ND@0.5	ND@0.5	ND@0.5	ND@0.5	ND@0.5	ND@0.5
BROMOFORM (TRIBROMOMETHANE)	ug/l	ND@0.5	ND@0.5	ND@0.5	ND@0.5	ND@0.5	ND@0.5
BROMOMETHANE	ug/l	ND@0.5	ND@0.5	ND@0.5	ND@0.5	ND@0.5	ND@0.5
CARBON DISULFIDE	ug/l	ND@0.5	ND@0.5	ND@0.5	ND@0.5	ND@0.5	ND@0.5
CARBON TETRACHLORIDE	ug/l	ND@0.5	ND@0.5	ND@0.5	ND@0.5	ND@0.5	ND@0.5
CHLOROBENZENE	ug/l	ND@0.5	ND@0.5	ND@0.5	ND@0.5	ND@0.5	ND@0.5
CHLORODIBROMOMETHANE	ug/l	ND@0.5	ND@0.5	ND@0.5	ND@0.5	ND@0.5	ND@0.5
CHLOROETHANE	ug/l	ND@0.5	ND@0.5 J	ND@0.5	ND@0.5	ND@0.5	ND@0.5
CHLOROFORM (TRICHLOROMETHANE)	ug/l	ND@0.5	ND@0.5	ND@0.5	0.2 J	0.2 J	0.1 J
CHLOROMETHANE	ug/l	ND@0.5	ND@0.5	ND@0.5	ND@0.5	ND@0.5	ND@0.5 J
CIS-1,2-DICHLOROETHENE	ug/l	4.1	4.1	3.1	2.8	2	2
CIS-1,3-DICHLOROPROPENE	ug/l	ND@0.5	ND@0.5	ND@0.5	ND@0.5	ND@0.5	ND@0.5
CYCLOHEXANE	ug/l	ND@0.5	ND@0.5	ND@0.5	ND@0.5	ND@0.5	ND@0.5
DICHLORODIFLUOROMETHANE (FREON 12)	ug/l	ND@0.5	ND@0.5	ND@0.5	ND@0.5	ND@0.5 J	ND@0.5
ETHYLBENZENE	ug/l	ND@0.5	ND@0.5	ND@0.5	ND@0.5	ND@0.5	ND@0.5
ISOPROPYLBENZENE	ug/l	ND@0.5	ND@0.5	ND@0.5	ND@0.5	ND@0.5	ND@0.5
M,P-XYLENE	ug/l	ND@0.5	ND@0.5	ND@0.5	ND@0.5	ND@0.5	ND@0.5
METHYL ACETATE	ug/l	ND@1	ND@1	ND@1	ND@1.0	ND@1.0	ND@1
METHYL BUTYL KETONE (2-HEXANONE)	ug/l	ND@5	ND@5	ND@5	ND@5.0	ND@5.0	ND@5
METHYL CYCLOHEXANE	ug/l	ND@0.5	ND@0.5	ND@0.5	ND@0.5	ND@0.5	ND@0.5
METHYL ETHYL KETONE (MEK, 2-BUTANONE)	ug/l	ND@5	ND@5	ND@5	ND@5.0	ND@5.0	ND@5
METHYL TERT-BUTYL ETHER (MTBE)	ug/l	ND@0.5	ND@0.5	ND@0.5	ND@0.5	ND@0.5	ND@0.5
METHYLENE CHLORIDE (DICHLOROMETHANE)	ug/l	ND@0.5	ND@0.5	ND@0.5	ND@0.5	ND@0.5	ND@0.5
MIBK (4-METHYL-2-PENTANONE)	ug/l	ND@5	ND@5 J	ND@5	ND@5.0	ND@5.0	ND@5
O-XYLENE	ug/l	ND@0.5	ND@0.5	ND@0.5	ND@0.5	ND@0.5	ND@0.5
STYRENE	ug/l	ND@0.5	ND@0.5	ND@0.5	ND@0.5	ND@0.5	ND@0.5
TETRACHLOROETHENE	ug/l	0.5	0.7	0.6	6.8	5.9	5.7
TOLUENE	ug/l	ND@0.5	ND@0.5	ND@0.5	ND@0.5	ND@0.5	ND@0.5
TRANS-1,2-DICHLOROETHENE	ug/l	0.2 J	0.2 J	0.1 J	ND@0.5	ND@0.5	ND@0.5
TRANS-1,3-DICHLOROPROPENE	ug/l	ND@0.5	ND@0.5	ND@0.5	ND@0.5	ND@0.5	ND@0.5
TRICHLOROETHENE	ug/l	6.8	7.3	5.9	30	27	21
TRICHLOROFLUOROMETHANE (FREON 11)	ug/l	ND@0.5	ND@0.5	ND@0.5	ND@0.5	ND@0.5	ND@0.5
VINYL CHLORIDE	ug/l	0.1 J	ND@0.5	ND@0.5	ND@0.5	ND@0.5	ND@0.5

Endicott, New York
Groundwater Analytical Chemistry Data
January 1, 2012 - December 31, 2012

Sample Location		EN-493	EN-494	EN-495	EN-496	EN-496	EN-496
Sample Description		GW MON WELL	GW MON WELL	GW MON WELL	GW MON WELL	GW MON WELL	GW MON WELL
Sample Date		11/16/2012	08/30/2012	08/30/2012	02/22/2012	05/17/2012	08/30/2012
Laboratory Sample I.D.		6864798	6775929	6775930	6558943	6658948	6775931
Parameter	**Units**						
1,1,1-TRICHLOROETHANE	ug/l	2.7	2.2	2.4	1.6	1.4	1.2
1,1,2,2-TETRACHLOROETHANE	ug/l	ND@0.5	ND@0.5	ND@0.5	ND@0.5	ND@0.5	ND@0.5
1,1,2-TRICHLORO-1,2,2-TRIFLUOROETHANE	ug/l	0.5 J	0.4 J	0.5 J	0.2 J	0.2 J	ND@0.5
1,1,2-TRICHLOROETHANE	ug/l	ND@0.5	ND@0.5	ND@0.5	ND@0.5	ND@0.5	ND@0.5
1,1-DICHLOROETHANE	ug/l	0.9	0.7	0.9	0.4 J	0.6	0.3 J
1,1-DICHLOROETHENE	ug/l	0.4 J	0.3 J	0.4 J	0.1 J	ND@0.5	ND@0.5
1,2,4-TRICHLOROBENZENE	ug/l	ND@0.5	ND@0.5	ND@0.5	ND@0.5	ND@0.5 J	ND@0.5
1,2-DIBROMO-3-CHLOROPROPANE	ug/l	ND@0.5	ND@0.5	ND@0.5	ND@0.5	ND@0.5	ND@0.5
1,2-DIBROMOETHANE (EDB)	ug/l	ND@0.5	ND@0.5	ND@0.5	ND@0.5	ND@0.5	ND@0.5
1,2-DICHLORO-1,2,2-TRIFLUOROETHANE	ug/l	ND@0.5	ND@0.5	ND@0.5	ND@0.5	ND@0.5	ND@0.5
1,2-DICHLOROBENZENE	ug/l	ND@0.5	ND@0.5	ND@0.5	ND@0.5	ND@0.5	ND@0.5
1,2-DICHLOROETHANE (EDC)	ug/l	ND@0.5	ND@0.5	ND@0.5	ND@0.5	ND@0.5	ND@0.5
1,2-DICHLOROPROPANE	ug/l	ND@0.5	ND@0.5	ND@0.5	ND@0.5	ND@0.5	ND@0.5
1,3-DICHLOROBENZENE	ug/l	ND@0.5	ND@0.5	ND@0.5	ND@0.5	ND@0.5	ND@0.5
1,4-DICHLOROBENZENE	ug/l	ND@0.5	ND@0.5	ND@0.5	ND@0.5	ND@0.5	ND@0.5
ACETONE	ug/l	ND@5	ND@5 J	ND@5 J	ND@5.0	ND@5.0 J	ND@5 J
BENZENE	ug/l	ND@0.5	ND@0.5	ND@0.5	ND@0.5	ND@0.5	ND@0.5
BROMODICHLOROMETHANE	ug/l	ND@0.5	ND@0.5	ND@0.5	ND@0.5	ND@0.5	ND@0.5
BROMOFORM (TRIBROMOMETHANE)	ug/l	ND@0.5	ND@0.5	ND@0.5	ND@0.5	ND@0.5	ND@0.5
BROMOMETHANE	ug/l	ND@0.5	ND@0.5	ND@0.5	ND@0.5	ND@0.5	ND@0.5
CARBON DISULFIDE	ug/l	ND@0.5	ND@0.5	ND@0.5	ND@0.5	ND@0.5	ND@0.5
CARBON TETRACHLORIDE	ug/l	ND@0.5	ND@0.5	ND@0.5	ND@0.5	ND@0.5	ND@0.5
CHLOROBENZENE	ug/l	ND@0.5	ND@0.5	ND@0.5	ND@0.5	ND@0.5	ND@0.5
CHLORODIBROMOMETHANE	ug/l	ND@0.5	ND@0.5	ND@0.5	ND@0.5	ND@0.5	ND@0.5
CHLOROETHANE	ug/l	ND@0.5	ND@0.5	ND@0.5	ND@0.5	ND@0.5	ND@0.5
CHLOROFORM (TRICHLOROMETHANE)	ug/l	ND@0.5	0.2 J	0.1 J	ND@0.5	ND@0.5	ND@0.5
CHLOROMETHANE	ug/l	ND@0.5	ND@0.5 J	ND@0.5 J	ND@0.5	ND@0.5	ND@0.5 J
CIS-1,2-DICHLOROETHENE	ug/l	2.8	2.2	3	1.4	0.9	0.8
CIS-1,3-DICHLOROPROPENE	ug/l	ND@0.5	ND@0.5	ND@0.5	ND@0.5	ND@0.5	ND@0.5
CYCLOHEXANE	ug/l	ND@0.5	ND@0.5	ND@0.5	ND@0.5	ND@0.5	ND@0.5
DICHLORODIFLUOROMETHANE (FREON 12)	ug/l	ND@0.5	ND@0.5	ND@0.5	ND@0.5	ND@0.5 J	ND@0.5
ETHYLBENZENE	ug/l	ND@0.5	ND@0.5	ND@0.5	ND@0.5	ND@0.5	ND@0.5
ISOPROPYLBENZENE	ug/l	ND@0.5	ND@0.5	ND@0.5	ND@0.5	ND@0.5	ND@0.5
M,P-XYLENE	ug/l	ND@0.5	ND@0.5	ND@0.5	ND@0.5	ND@0.5	ND@0.5
METHYL ACETATE	ug/l	ND@1	ND@1	ND@1	ND@1.0	ND@1.0	ND@1
METHYL BUTYL KETONE (2-HEXANONE)	ug/l	ND@5	ND@5	ND@5	ND@5.0	ND@5.0	ND@5
METHYL CYCLOHEXANE	ug/l	ND@0.5 J	ND@0.5	ND@0.5	ND@0.5	ND@0.5	ND@0.5
METHYL ETHYL KETONE (MEK, 2-BUTANONE)	ug/l	ND@5 J	ND@5	ND@5	ND@5.0	ND@5.0	ND@5
METHYL TERT-BUTYL ETHER (MTBE)	ug/l	ND@0.5	ND@0.5	ND@0.5	ND@0.5	ND@0.5	ND@0.5
METHYLENE CHLORIDE (DICHLOROMETHANE)	ug/l	ND@0.5	ND@0.5	ND@0.5	ND@0.5	ND@0.5	ND@0.5
MIBK (4-METHYL-2-PENTANONE)	ug/l	ND@5	ND@5	ND@5	ND@5.0	ND@5.0	ND@5
O-XYLENE	ug/l	ND@0.5	ND@0.5	ND@0.5	ND@0.5	ND@0.5	ND@0.5
STYRENE	ug/l	ND@0.5	ND@0.5	ND@0.5	ND@0.5	ND@0.5	ND@0.5
TETRACHLOROETHENE	ug/l	6.1	5.5	5.1	2	2	2.4
TOLUENE	ug/l	ND@0.5	ND@0.5	ND@0.5	ND@0.5	ND@0.5	ND@0.5
TRANS-1,2-DICHLOROETHENE	ug/l	ND@0.5	ND@0.5	ND@0.5	ND@0.5	ND@0.5	ND@0.5
TRANS-1,3-DICHLOROPROPENE	ug/l	ND@0.5	ND@0.5	ND@0.5	ND@0.5	ND@0.5	ND@0.5
TRICHLOROETHENE	ug/l	28	23	25	20	19	15
TRICHLOROFLUOROMETHANE (FREON 11)	ug/l	ND@0.5 J	ND@0.5	ND@0.5	ND@0.5	ND@0.5	ND@0.5
VINYL CHLORIDE	ug/l	ND@0.5	ND@0.5	ND@0.5	ND@0.5	ND@0.5	ND@0.5

Endicott, New York
Groundwater Analytical Chemistry Data
January 1, 2012 - December 31, 2012

Sample Location		EN-496	EN-497	EN-498	EN-498	EN-498	EN-498
Sample Description		GW MON WELL	GW MON WELL	GW MON WELL	GW MON WELL	GW MON WELL	GW MON WELL
Sample Date		11/16/2012	08/30/2012	02/22/2012	05/17/2012	08/30/2012	11/16/2012
Laboratory Sample I.D.		6864799	6775932	6558944	6658949	6775933	6864800
Parameter	**Units**						
1,1,1-TRICHLOROETHANE	ug/l	2	1.3	3.6	3.3	2.6	2.8
1,1,2,2-TETRACHLOROETHANE	ug/l	ND@0.5	ND@0.5	ND@0.5	ND@0.5	ND@0.5	ND@0.5
1,1,2-TRICHLORO-1,2,2-TRIFLUOROETHANE	ug/l	0.3 J	ND@0.5	1.1	1	0.8	0.8
1,1,2-TRICHLOROETHANE	ug/l	ND@0.5	ND@0.5	ND@0.5	ND@0.5	ND@0.5	ND@0.5
1,1-DICHLOROETHANE	ug/l	0.5	0.3 J	0.6	0.7	0.4 J	0.5 J
1,1-DICHLOROETHENE	ug/l	0.2 J	ND@0.5	0.5 J	0.4 J	0.3 J	0.3 J
1,2,4-TRICHLOROBENZENE	ug/l	ND@0.5	ND@0.5	ND@0.5	ND@0.5 J	ND@0.5	ND@0.5
1,2-DIBROMO-3-CHLOROPROPANE	ug/l	ND@0.5	ND@0.5	ND@0.5	ND@0.5	ND@0.5	ND@0.5
1,2-DIBROMOETHANE (EDB)	ug/l	ND@0.5	ND@0.5	ND@0.5	ND@0.5	ND@0.5	ND@0.5
1,2-DICHLORO-1,2,2-TRIFLUOROETHANE	ug/l	ND@0.5	ND@0.5	ND@0.5	ND@0.5	ND@0.5	ND@0.5
1,2-DICHLOROBENZENE	ug/l	ND@0.5	ND@0.5	ND@0.5	ND@0.5	ND@0.5	ND@0.5
1,2-DICHLOROETHANE (EDC)	ug/l	ND@0.5	ND@0.5	ND@0.5	ND@0.5	ND@0.5	ND@0.5
1,2-DICHLOROPROPANE	ug/l	ND@0.5	ND@0.5	ND@0.5	ND@0.5	ND@0.5	ND@0.5
1,3-DICHLOROBENZENE	ug/l	ND@0.5	ND@0.5	ND@0.5	ND@0.5	ND@0.5	ND@0.5
1,4-DICHLOROBENZENE	ug/l	ND@0.5	ND@0.5	ND@0.5	ND@0.5	ND@0.5	ND@0.5
ACETONE	ug/l	ND@5	ND@5 J	ND@5.0	3.3 J	ND@5	ND@5
BENZENE	ug/l	ND@0.5	ND@0.5	ND@0.5	ND@0.5	ND@0.5	ND@0.5
BROMODICHLOROMETHANE	ug/l	ND@0.5	ND@0.5	ND@0.5	ND@0.5	ND@0.5	ND@0.5
BROMOFORM (TRIBROMOMETHANE)	ug/l	ND@0.5	ND@0.5	ND@0.5	ND@0.5	ND@0.5	ND@0.5
BROMOMETHANE	ug/l	ND@0.5	ND@0.5	ND@0.5	ND@0.5	ND@0.5 J	ND@0.5
CARBON DISULFIDE	ug/l	ND@0.5	ND@0.5	ND@0.5	ND@0.5	ND@0.5	ND@0.5
CARBON TETRACHLORIDE	ug/l	ND@0.5	ND@0.5	ND@0.5	ND@0.5	ND@0.5	ND@0.5
CHLOROBENZENE	ug/l	ND@0.5	ND@0.5	ND@0.5	ND@0.5	ND@0.5	ND@0.5
CHLORODIBROMOMETHANE	ug/l	ND@0.5	ND@0.5	ND@0.5	ND@0.5	ND@0.5	ND@0.5
CHLOROETHANE	ug/l	ND@0.5	ND@0.5	ND@0.5	ND@0.5	ND@0.5	ND@0.5
CHLOROFORM (TRICHLOROMETHANE)	ug/l	ND@0.5	ND@0.5	ND@0.5	ND@0.5	ND@0.5	ND@0.5
CHLOROMETHANE	ug/l	ND@0.5	ND@0.5 J	ND@0.5	ND@0.5	ND@0.5 J	ND@0.5
CIS-1,2-DICHLOROETHENE	ug/l	1.7	0.9	3.7	2.8	2	2.2
CIS-1,3-DICHLOROPROPENE	ug/l	ND@0.5	ND@0.5	ND@0.5	ND@0.5	ND@0.5	ND@0.5
CYCLOHEXANE	ug/l	ND@0.5	ND@0.5	ND@0.5	ND@0.5	ND@0.5	ND@0.5
DICHLORODIFLUOROMETHANE (FREON 12)	ug/l	ND@0.5	ND@0.5	ND@0.5	ND@0.5 J	ND@0.5	ND@0.5
ETHYLBENZENE	ug/l	ND@0.5	ND@0.5	ND@0.5	ND@0.5	ND@0.5	ND@0.5
ISOPROPYLBENZENE	ug/l	ND@0.5	ND@0.5	ND@0.5	ND@0.5	ND@0.5	ND@0.5
M,P-XYLENE	ug/l	ND@0.5	ND@0.5	ND@0.5	ND@0.5	ND@0.5	ND@0.5
METHYL ACETATE	ug/l	ND@1	ND@1	ND@1.0	ND@1.0	ND@1	ND@1
METHYL BUTYL KETONE (2-HEXANONE)	ug/l	ND@5	ND@5	ND@5.0	ND@5.0	ND@5	ND@5
METHYL CYCLOHEXANE	ug/l	ND@0.5 J	ND@0.5	ND@0.5	ND@0.5	ND@0.5	ND@0.5 J
METHYL ETHYL KETONE (MEK, 2-BUTANONE)	ug/l	ND@5 J	ND@5	ND@5.0	ND@5.0	1.2 J	ND@5 J
METHYL TERT-BUTYL ETHER (MTBE)	ug/l	ND@0.5	ND@0.5	ND@0.5	ND@0.5	ND@0.5	ND@0.5
METHYLENE CHLORIDE (DICHLOROMETHANE)	ug/l	ND@0.5	ND@0.5	ND@0.5	ND@0.5	ND@0.5	ND@0.5
MIBK (4-METHYL-2-PENTANONE)	ug/l	ND@5	ND@5	1.2 J	1 J	2.5 J	2.6 J
O-XYLENE	ug/l	ND@0.5	ND@0.5	ND@0.5	ND@0.5	ND@0.5	ND@0.5
STYRENE	ug/l	ND@0.5	ND@0.5	ND@0.5	ND@0.5	ND@0.5	ND@0.5
TETRACHLOROETHENE	ug/l	3.3	2.2	3.1	2.3	2.8	2.7
TOLUENE	ug/l	ND@0.5	ND@0.5	ND@0.5	ND@0.5	ND@0.5	ND@0.5
TRANS-1,2-DICHLOROETHENE	ug/l	ND@0.5	ND@0.5	ND@0.5	ND@0.5	ND@0.5	ND@0.5
TRANS-1,3-DICHLOROPROPENE	ug/l	ND@0.5	ND@0.5	ND@0.5	ND@0.5	ND@0.5	ND@0.5
TRICHLOROETHENE	ug/l	22	21	83	74	62	63
TRICHLOROFLUOROMETHANE (FREON 11)	ug/l	ND@0.5 J	ND@0.5	ND@0.5	ND@0.5	ND@0.5	ND@0.5 J
VINYL CHLORIDE	ug/l	ND@0.5	ND@0.5	ND@0.5	ND@0.5	ND@0.5	ND@0.5

Endicott, New York
Groundwater Analytical Chemistry Data
January 1, 2012 - December 31, 2012

Sample Location		EN-499A	EN-499A	EN-499A	EN-499A	EN-499B	EN-499B
Sample Description		GW MON WELL	GW MON WELL	GW MON WELL	GW MON WELL	GW MON WELL	GW MON WELL
Sample Date		02/28/2012	05/25/2012	08/26/2012	11/11/2012	02/28/2012	05/25/2012
Laboratory Sample I.D.		6561781	6669146	6770987	6857528	6561782	6669147
Parameter	**Units**						
1,1,1-TRICHLOROETHANE	ug/l	0.1 J	0.1 J	0.1 J	0.2 J	0.2 J	0.2 J
1,1,2,2-TETRACHLOROETHANE	ug/l	ND@0.5	ND@0.5	ND@0.5 J	ND@0.5	ND@0.5	ND@0.5
1,1,2-TRICHLORO-1,2,2-TRIFLUOROETHANE	ug/l	ND@0.5	ND@0.5	ND@0.5 J	ND@0.5 J	ND@0.5	ND@0.5
1,1,2-TRICHLOROETHANE	ug/l	ND@0.5	ND@0.5	ND@0.5 J	ND@0.5	ND@0.5	ND@0.5
1,1-DICHLOROETHANE	ug/l	ND@0.5	ND@0.5	ND@0.5 J	ND@0.5	ND@0.5	ND@0.5
1,1-DICHLOROETHENE	ug/l	ND@0.5	ND@0.5	ND@0.5 J	ND@0.5	ND@0.5	ND@0.5
1,2,4-TRICHLOROBENZENE	ug/l	ND@0.5	ND@0.5	ND@0.5 J	ND@0.5	ND@0.5	ND@0.5
1,2-DIBROMO-3-CHLOROPROPANE	ug/l	ND@0.5	ND@0.5	ND@0.5 J	ND@0.5	ND@0.5	ND@0.5
1,2-DIBROMOETHANE (EDB)	ug/l	ND@0.5	ND@0.5	ND@0.5 J	ND@0.5	ND@0.5	ND@0.5
1,2-DICHLORO-1,2,2-TRIFLUOROETHANE	ug/l	ND@0.5	ND@0.5	ND@0.5 J	ND@0.5	ND@0.5	ND@0.5
1,2-DICHLOROBENZENE	ug/l	ND@0.5	ND@0.5	ND@0.5 J	ND@0.5	ND@0.5	ND@0.5
1,2-DICHLOROETHANE (EDC)	ug/l	ND@0.5	ND@0.5	ND@0.5 J	ND@0.5	ND@0.5	ND@0.5
1,2-DICHLOROPROPANE	ug/l	ND@0.5	ND@0.5	ND@0.5 J	ND@0.5	ND@0.5	ND@0.5
1,3-DICHLOROBENZENE	ug/l	ND@0.5	ND@0.5	ND@0.5 J	ND@0.5	ND@0.5	ND@0.5
1,4-DICHLOROBENZENE	ug/l	ND@0.5	ND@0.5	ND@0.5 J	ND@0.5	ND@0.5	ND@0.5
ACETONE	ug/l	ND@5.0	ND@5.0	ND@5 J	ND@5	ND@5.0	ND@5.0
BENZENE	ug/l	ND@0.5	ND@0.5	ND@0.5 J	ND@0.5	ND@0.5	ND@0.5
BROMODICHLOROMETHANE	ug/l	ND@0.5	ND@0.5	ND@0.5 J	ND@0.5	ND@0.5	ND@0.5
BROMOFORM (TRIBROMOMETHANE)	ug/l	ND@0.5	ND@0.5	ND@0.5 J	ND@0.5	ND@0.5	ND@0.5
BROMOMETHANE	ug/l	ND@0.5	ND@0.5 J	ND@0.5 J	ND@0.5	ND@0.5	ND@0.5 J
CARBON DISULFIDE	ug/l	ND@0.5	ND@0.5 J	ND@0.5 J	ND@0.5	ND@0.5	ND@0.5 J
CARBON TETRACHLORIDE	ug/l	ND@0.5	ND@0.5	ND@0.5 J	ND@0.5	ND@0.5	ND@0.5
CHLOROBENZENE	ug/l	ND@0.5	ND@0.5	ND@0.5 J	ND@0.5	ND@0.5	ND@0.5
CHLORODIBROMOMETHANE	ug/l	ND@0.5	ND@0.5	ND@0.5 J	ND@0.5	ND@0.5	ND@0.5
CHLOROETHANE	ug/l	ND@0.5	ND@0.5 J	ND@0.5 J	ND@0.5	ND@0.5	ND@0.5 J
CHLOROFORM (TRICHLOROMETHANE)	ug/l	ND@0.5	ND@0.5	ND@0.5 J	ND@0.5	ND@0.5	ND@0.5
CHLOROMETHANE	ug/l	ND@0.5	ND@0.5 J	ND@0.5 J	ND@0.5	ND@0.5	ND@0.5 J
CIS-1,2-DICHLOROETHENE	ug/l	ND@0.5	ND@0.5	ND@0.5 J	ND@0.5	0.2 J	ND@0.5
CIS-1,3-DICHLOROPROPENE	ug/l	ND@0.5	ND@0.5	ND@0.5 J	ND@0.5	ND@0.5	ND@0.5
CYCLOHEXANE	ug/l	ND@0.5	ND@0.5	ND@0.5 J	ND@0.5	ND@0.5	ND@0.5
DICHLORODIFLUOROMETHANE (FREON 12)	ug/l	ND@0.5	ND@0.5 J	ND@0.5 J	ND@0.5	ND@0.5	ND@0.5 J
ETHYLBENZENE	ug/l	ND@0.5	ND@0.5	ND@0.5 J	ND@0.5	ND@0.5	ND@0.5
ISOPROPYLBENZENE	ug/l	ND@0.5	ND@0.5	ND@0.5 J	ND@0.5	ND@0.5	ND@0.5
M,P-XYLENE	ug/l	ND@0.5	ND@0.5	ND@0.5 J	ND@0.5	ND@0.5	ND@0.5
METHYL ACETATE	ug/l	ND@1.0	ND@1.0 J	ND@1 J	ND@1	ND@1.0	ND@1.0 J
METHYL BUTYL KETONE (2-HEXANONE)	ug/l	ND@5.0	ND@5.0 J	ND@5 J	ND@5	ND@5.0	ND@5.0 J
METHYL CYCLOHEXANE	ug/l	ND@0.5	ND@0.5	ND@0.5 J	ND@0.5	ND@0.5	ND@0.5
METHYL ETHYL KETONE (MEK, 2-BUTANONE)	ug/l	ND@5.0	ND@5.0	ND@5 J	ND@5	ND@5.0	ND@5.0
METHYL TERT-BUTYL ETHER (MTBE)	ug/l	ND@0.5	ND@0.5	ND@0.5 J	ND@0.5	ND@0.5	ND@0.5
METHYLENE CHLORIDE (DICHLOROMETHANE)	ug/l	ND@0.5	ND@0.5	ND@0.5 J	ND@0.5	ND@0.5	ND@0.5
MIBK (4-METHYL-2-PENTANONE)	ug/l	ND@5.0	ND@5.0 J	ND@5 J	ND@5	ND@5.0	ND@5.0 J
O-XYLENE	ug/l	ND@0.5	ND@0.5	ND@0.5 J	ND@0.5	ND@0.5	ND@0.5
STYRENE	ug/l	ND@0.5	ND@0.5	ND@0.5 J	ND@0.5	ND@0.5	ND@0.5
TETRACHLOROETHENE	ug/l	ND@0.5	ND@0.5	ND@0.5 J	ND@0.5	ND@0.5	ND@0.5
TOLUENE	ug/l	ND@0.5	ND@0.5	ND@0.5 J	ND@0.5	ND@0.5	ND@0.5
TRANS-1,2-DICHLOROETHENE	ug/l	ND@0.5	ND@0.5	ND@0.5 J	ND@0.5	ND@0.5	ND@0.5
TRANS-1,3-DICHLOROPROPENE	ug/l	ND@0.5	ND@0.5	ND@0.5 J	ND@0.5	ND@0.5	ND@0.5
TRICHLOROETHENE	ug/l	7.7	6.7	7.2 J	11	16	16
TRICHLOROFLUOROMETHANE (FREON 11)	ug/l	ND@0.5	ND@0.5	ND@0.5 J	ND@0.5	ND@0.5	ND@0.5
VINYL CHLORIDE	ug/l	ND@0.5	ND@0.5	ND@0.5 J	ND@0.5	ND@0.5	ND@0.5

Endicott, New York
Groundwater Analytical Chemistry Data
January 1, 2012 - December 31, 2012

Sample Location		EN-499B	EN-499B	EN-499T	EN-499T	EN-499T	EN-499T
Sample Description		GW MON WELL	GW MON WELL	GW EXTR WELL	GW EXTR WELL	GW EXTR WELL	GW EXTR WELL
Sample Date		08/26/2012	11/11/2012	01/04/2012	02/09/2012	03/05/2012	04/04/2012
Laboratory Sample I.D.		6770988	6857529	6514946	6545831	6567294	6607285
Parameter	**Units**						
1,1,1-TRICHLOROETHANE	ug/l	0.2 J	0.3 J	ND@0.6	0.6	0.5	0.7
1,1,2,2-TETRACHLOROETHANE	ug/l	ND@0.5 J	ND@0.5	ND@0.5	ND@0.5	ND@0.5	ND@0.5
1,1,2-TRICHLORO-1,2,2-TRIFLUOROETHANE	ug/l	ND@0.5 J	ND@0.5 J	ND@0.5	ND@0.5	ND@0.5	ND@0.5
1,1,2-TRICHLOROETHANE	ug/l	ND@0.5 J	ND@0.5	ND@0.5	ND@0.5	ND@0.5	ND@0.5
1,1-DICHLOROETHANE	ug/l	ND@0.5 J	ND@0.5	0.1 J	ND@0.5	0.1 J	0.1 J
1,1-DICHLOROETHENE	ug/l	ND@0.5 J	ND@0.5	ND@0.5	ND@0.5	ND@0.5	ND@0.5
1,2,4-TRICHLOROBENZENE	ug/l	ND@0.5 J	ND@0.5	ND@0.5	ND@0.5	ND@0.5	ND@0.5
1,2-DIBROMO-3-CHLOROPROPANE	ug/l	ND@0.5 J	ND@0.5	ND@0.5 J	ND@0.5 J	ND@0.5	ND@0.5
1,2-DIBROMOETHANE (EDB)	ug/l	ND@0.5 J	ND@0.5	ND@0.5	ND@0.5	ND@0.5	ND@0.5
1,2-DICHLORO-1,2,2-TRIFLUOROETHANE	ug/l	ND@0.5 J	ND@0.5	ND@0.5	ND@0.5	ND@0.5	ND@0.5 J
1,2-DICHLOROBENZENE	ug/l	ND@0.5 J	ND@0.5	ND@0.5	ND@0.5	ND@0.5	ND@0.5
1,2-DICHLOROETHANE (EDC)	ug/l	ND@0.5 J	ND@0.5	ND@0.5	ND@0.5	ND@0.5	ND@0.5
1,2-DICHLOROPROPANE	ug/l	ND@0.5 J	ND@0.5	ND@0.5	ND@0.5	ND@0.5	ND@0.5
1,3-DICHLOROBENZENE	ug/l	ND@0.5 J	ND@0.5	ND@0.5	ND@0.5	ND@0.5	ND@0.5
1,4-DICHLOROBENZENE	ug/l	ND@0.5 J	ND@0.5	ND@0.5	ND@0.5	ND@0.5	ND@0.5
ACETONE	ug/l	ND@5 J	ND@5	ND@5.0	ND@5.0	ND@5.0	ND@5.0
BENZENE	ug/l	ND@0.5 J	ND@0.5	ND@0.5	ND@0.5	ND@0.5	ND@0.5
BROMODICHLOROMETHANE	ug/l	ND@0.5 J	ND@0.5	ND@0.5	ND@0.5	ND@0.5	ND@0.5
BROMOFORM (TRIBROMOMETHANE)	ug/l	ND@0.5 J	ND@0.5	ND@0.5	ND@0.5	ND@0.5	ND@0.5
BROMOMETHANE	ug/l	ND@0.5 J	ND@0.5	ND@0.5	ND@0.5	ND@0.5	ND@0.5
CARBON DISULFIDE	ug/l	ND@0.5 J	ND@0.5	ND@0.5	ND@0.5	ND@0.5	ND@0.5
CARBON TETRACHLORIDE	ug/l	ND@0.5 J	ND@0.5	ND@0.5	ND@0.5	ND@0.5	ND@0.5
CHLOROBENZENE	ug/l	ND@0.5 J	ND@0.5	ND@0.5	ND@0.5	ND@0.5	ND@0.5
CHLORODIBROMOMETHANE	ug/l	ND@0.5 J	ND@0.5	ND@0.5	ND@0.5	ND@0.5	ND@0.5
CHLOROETHANE	ug/l	ND@0.5 J	ND@0.5	ND@0.5	ND@0.5	ND@0.5	ND@0.5
CHLOROFORM (TRICHLOROMETHANE)	ug/l	ND@0.5 J	ND@0.5	0.1 J	ND@0.5	ND@0.5	0.1 J
CHLOROMETHANE	ug/l	ND@0.5 J	ND@0.5	ND@0.5	ND@0.5	ND@0.5	ND@0.5
CIS-1,2-DICHLOROETHENE	ug/l	0.1 J	0.2 J	0.4 J	0.4 J	0.4 J	0.4 J
CIS-1,3-DICHLOROPROPENE	ug/l	ND@0.5 J	ND@0.5	ND@0.5	ND@0.5	ND@0.5	ND@0.5
CYCLOHEXANE	ug/l	ND@0.5 J	ND@0.5	ND@0.5	ND@0.5	ND@0.5	ND@0.5
DICHLORODIFLUOROMETHANE (FREON 12)	ug/l	ND@0.5 J	ND@0.5	ND@0.5	ND@0.5	ND@0.5	ND@0.5
ETHYLBENZENE	ug/l	ND@0.5 J	ND@0.5	ND@0.5	ND@0.5	ND@0.5	ND@0.5
ISOPROPYLBENZENE	ug/l	ND@0.5 J	ND@0.5	ND@0.5	ND@0.5	ND@0.5	ND@0.5
M,P-XYLENE	ug/l	ND@0.5 J	ND@0.5	ND@0.5	ND@0.5	ND@0.5	ND@0.5
METHYL ACETATE	ug/l	ND@1 J	ND@1	ND@1.0	ND@1.0	ND@1.0	ND@1.0
METHYL BUTYL KETONE (2-HEXANONE)	ug/l	ND@5 J	ND@5	ND@5.0	ND@5.0	ND@5.0	ND@5.0
METHYL CYCLOHEXANE	ug/l	ND@0.5 J	ND@0.5	ND@0.5	ND@0.5	ND@0.5	ND@0.5
METHYL ETHYL KETONE (MEK, 2-BUTANONE)	ug/l	ND@5 J	ND@5	ND@5.0 J	ND@5.0 J	ND@5.0	ND@5.0
METHYL TERT-BUTYL ETHER (MTBE)	ug/l	ND@0.5 J	ND@0.5	ND@0.5	ND@0.5	ND@0.5	ND@0.5
METHYLENE CHLORIDE (DICHLOROMETHANE)	ug/l	ND@0.5 J	ND@0.5	ND@0.5	ND@0.5	ND@0.5	ND@0.5
MIBK (4-METHYL-2-PENTANONE)	ug/l	ND@5 J	ND@5	ND@5.0	ND@5.0	ND@5.0	ND@5.0
O-XYLENE	ug/l	ND@0.5 J	ND@0.5	ND@0.5	ND@0.5	ND@0.5	ND@0.5
STYRENE	ug/l	ND@0.5 J	ND@0.5	ND@0.5	ND@0.5	ND@0.5	ND@0.5
TETRACHLOROETHENE	ug/l	ND@0.5 J	ND@0.5	0.2 J	0.2 J	0.2 J	0.2 J
TOLUENE	ug/l	ND@0.5 J	ND@0.5	ND@0.5	ND@0.5	ND@0.5	ND@0.5
TRANS-1,2-DICHLOROETHENE	ug/l	ND@0.5 J	ND@0.5	ND@0.5	ND@0.5	ND@0.5	ND@0.5
TRANS-1,3-DICHLOROPROPENE	ug/l	ND@0.5 J	ND@0.5	ND@0.5	ND@0.5	ND@0.5	ND@0.5
TRICHLOROETHENE	ug/l	13 J	16	22	20	23	20
TRICHLOROFLUOROMETHANE (FREON 11)	ug/l	ND@0.5 J	ND@0.5	ND@0.5	ND@0.5	ND@0.5	ND@0.5
VINYL CHLORIDE	ug/l	ND@0.5 J	ND@0.5	ND@0.5	ND@0.5	ND@0.5	ND@0.5

Endicott, New York
Groundwater Analytical Chemistry Data
January 1, 2012 - December 31, 2012

Sample Location		EN-499T	EN-499T	EN-499T	EN-499T	EN-499T	EN-499T
Sample Description		GW EXTR WELL	GW EXTR WELL	GW EXTR WELL	GW EXTR WELL	GW EXTR WELL	GW EXTR WELL
Sample Date		05/07/2012	06/11/2012	07/09/2012	08/01/2012	09/10/2012	10/02/2012
Laboratory Sample I.D.		6643676	6684280	6714529	6742219	6784249	6810753
Parameter	**Units**						
1,1,1-TRICHLOROETHANE	ug/l	0.5 J	0.5 J	0.5	0.5 J	0.4 J	0.4 J
1,1,2,2-TETRACHLOROETHANE	ug/l	ND@0.5	ND@0.5	ND@0.5	ND@0.5	ND@0.5	ND@0.5
1,1,2-TRICHLORO-1,2,2-TRIFLUOROETHANE	ug/l	ND@0.5	ND@0.5	ND@0.5	ND@0.5	ND@0.5	ND@0.5
1,1,2-TRICHLOROETHANE	ug/l	ND@0.5	ND@0.5	ND@0.5	ND@0.5	ND@0.5	ND@0.5
1,1-DICHLOROETHANE	ug/l	0.1 J	0.1 J	0.1 J	ND@0.5	ND@0.5	ND@0.5
1,1-DICHLOROETHENE	ug/l	ND@0.5	ND@0.5	ND@0.5	ND@0.5	ND@0.5	ND@0.5
1,2,4-TRICHLOROBENZENE	ug/l	ND@0.5	ND@0.5	ND@0.5	ND@0.5 J	ND@0.5	ND@0.5
1,2-DIBROMO-3-CHLOROPROPANE	ug/l	ND@0.5	ND@0.5	ND@0.5 J	ND@0.5	ND@0.5 J	ND@0.5 J
1,2-DIBROMOETHANE (EDB)	ug/l	ND@0.5	ND@0.5	ND@0.5	ND@0.5	ND@0.5	ND@0.5
1,2-DICHLORO-1,2,2-TRIFLUOROETHANE	ug/l	ND@0.5	ND@0.5	ND@0.5	ND@0.5 J	ND@0.5	ND@0.5
1,2-DICHLOROBENZENE	ug/l	ND@0.5	ND@0.5	ND@0.5	ND@0.5	ND@0.5	ND@0.5
1,2-DICHLOROETHANE (EDC)	ug/l	ND@0.5	ND@0.5	ND@0.5	ND@0.5	ND@0.5	ND@0.5
1,2-DICHLOROPROPANE	ug/l	ND@0.5	ND@0.5	ND@0.5	ND@0.5	ND@0.5	ND@0.5
1,3-DICHLOROBENZENE	ug/l	ND@0.5	ND@0.5	ND@0.5	ND@0.5	ND@0.5	ND@0.5
1,4-DICHLOROBENZENE	ug/l	ND@0.5	ND@0.5	ND@0.5	ND@0.5	ND@0.5	ND@0.5
ACETONE	ug/l	ND@5.0	ND@5.0	ND@5.0	ND@5 J	ND@5 J	ND@5
BENZENE	ug/l	ND@0.5	ND@0.5	ND@0.5	ND@0.5	ND@0.5	ND@0.5
BROMODICHLOROMETHANE	ug/l	ND@0.5	ND@0.5	ND@0.5	ND@0.5	ND@0.5	ND@0.5
BROMOFORM (TRIBROMOMETHANE)	ug/l	ND@0.5	ND@0.5	ND@0.5	ND@0.5	ND@0.5	ND@0.5
BROMOMETHANE	ug/l	ND@0.5	ND@0.5 J	ND@0.5	ND@0.5	ND@0.5	ND@0.5
CARBON DISULFIDE	ug/l	ND@0.5	ND@0.5	ND@0.5	ND@0.5	ND@0.5	ND@0.5
CARBON TETRACHLORIDE	ug/l	ND@0.5	ND@0.5	ND@0.5	ND@0.5	ND@0.5	ND@0.5
CHLOROBENZENE	ug/l	ND@0.5	ND@0.5	ND@0.5	ND@0.5	ND@0.5	ND@0.5
CHLORODIBROMOMETHANE	ug/l	ND@0.5	ND@0.5	ND@0.5	ND@0.5	ND@0.5	ND@0.5
CHLOROETHANE	ug/l	ND@0.5	ND@0.5	ND@0.5	ND@0.5	ND@0.5	ND@0.5
CHLOROFORM (TRICHLOROMETHANE)	ug/l	ND@0.5	ND@0.5	ND@0.5	ND@0.5	ND@0.5	ND@0.5
CHLOROMETHANE	ug/l	ND@0.5	ND@0.5	ND@0.5	ND@0.5	ND@0.5	ND@0.5
CIS-1,2-DICHLOROETHENE	ug/l	0.4 J	0.4 J	0.4 J	0.3 J	0.3 J	0.3 J
CIS-1,3-DICHLOROPROPENE	ug/l	ND@0.5	ND@0.5	ND@0.5	ND@0.5	ND@0.5	ND@0.5
CYCLOHEXANE	ug/l	ND@0.5	ND@0.5	ND@0.5	ND@0.5	ND@0.5	ND@0.5
DICHLORODIFLUOROMETHANE (FREON 12)	ug/l	ND@0.5	ND@0.5	ND@0.5	ND@0.5	ND@0.5	ND@0.5
ETHYLBENZENE	ug/l	ND@0.5	ND@0.5	ND@0.5	ND@0.5	ND@0.5	ND@0.5
ISOPROPYLBENZENE	ug/l	ND@0.5	ND@0.5	ND@0.5	ND@0.5	ND@0.5	ND@0.5
M,P-XYLENE	ug/l	ND@0.5	ND@0.5	ND@0.5	ND@0.5	ND@0.5	ND@0.5
METHYL ACETATE	ug/l	ND@1.0	ND@1.0	ND@1.0	ND@1	ND@1	ND@1
METHYL BUTYL KETONE (2-HEXANONE)	ug/l	ND@5.0	ND@5.0	ND@5.0	ND@5	ND@5	ND@5
METHYL CYCLOHEXANE	ug/l	ND@0.5	ND@0.5	ND@0.5	ND@0.5	ND@0.5	ND@0.5
METHYL ETHYL KETONE (MEK, 2-BUTANONE)	ug/l	ND@5.0	ND@5.0	ND@5.0	ND@5	ND@5	ND@5
METHYL TERT-BUTYL ETHER (MTBE)	ug/l	ND@0.5	ND@0.5	ND@0.5	ND@0.5	ND@0.5	ND@0.5
METHYLENE CHLORIDE (DICHLOROMETHANE)	ug/l	ND@0.5	ND@0.5	ND@0.5	ND@0.5	ND@0.5	ND@0.5
MIBK (4-METHYL-2-PENTANONE)	ug/l	ND@5.0	ND@5.0	ND@5.0	ND@5	ND@5	ND@5
O-XYLENE	ug/l	ND@0.5	ND@0.5	ND@0.5	ND@0.5	ND@0.5	ND@0.5
STYRENE	ug/l	ND@0.5	ND@0.5	ND@0.5	ND@0.5	ND@0.5	ND@0.5
TETRACHLOROETHENE	ug/l	0.2 J	0.2 J	0.2 J	0.2 J	0.2 J	0.2 J
TOLUENE	ug/l	ND@0.5	ND@0.5	ND@0.5	ND@0.5	ND@0.5	ND@0.5
TRANS-1,2-DICHLOROETHENE	ug/l	ND@0.5	ND@0.5	ND@0.5	ND@0.5	ND@0.5	ND@0.5
TRANS-1,3-DICHLOROPROPENE	ug/l	ND@0.5	ND@0.5	ND@0.5	ND@0.5	ND@0.5	ND@0.5
TRICHLOROETHENE	ug/l	22	21	23	22	20	20
TRICHLOROFLUOROMETHANE (FREON 11)	ug/l	ND@0.5	ND@0.5	ND@0.5	ND@0.5	ND@0.5	ND@0.5
VINYL CHLORIDE	ug/l	ND@0.5	ND@0.5	ND@0.5	ND@0.5	ND@0.5	ND@0.5

Endicott, New York
Groundwater Analytical Chemistry Data
January 1, 2012 - December 31, 2012

Sample Location		EN-499T	EN-499T	EN-500A	EN-500A	EN-500A	EN-500A
Sample Description		GW EXTR WELL	GW EXTR WELL	GW MON WELL	GW MON WELL	GW MON WELL	GW MON WELL
Sample Date		11/05/2012	12/03/2012	02/28/2012	05/25/2012	08/26/2012	11/11/2012
Laboratory Sample I.D.		6849270	6881126	6561779	6669148	6770989	6857530
Parameter	**Units**						
1,1,1-TRICHLOROETHANE	ug/l	1.9	1	0.2 J	0.2 J	0.2 J	0.2 J
1,1,2,2-TETRACHLOROETHANE	ug/l	ND@0.5	ND@0.5	ND@0.5	ND@0.5	ND@0.5 J	ND@0.5
1,1,2-TRICHLORO-1,2,2-TRIFLUOROETHANE	ug/l	ND@0.5	ND@0.5	ND@0.5	ND@0.5	ND@0.5 J	ND@0.5 J
1,1,2-TRICHLOROETHANE	ug/l	ND@0.5	ND@0.5	ND@0.5	ND@0.5	ND@0.5 J	ND@0.5
1,1-DICHLOROETHANE	ug/l	0.2 J	0.1 J	0.1 J	0.1 J	ND@0.5 J	ND@0.5
1,1-DICHLOROETHENE	ug/l	ND@0.5	ND@0.5	ND@0.5	ND@0.5	ND@0.5 J	ND@0.5
1,2,4-TRICHLOROBENZENE	ug/l	ND@0.5	ND@0.5	ND@0.5	ND@0.5	ND@0.5 J	ND@0.5
1,2-DIBROMO-3-CHLOROPROPANE	ug/l	ND@0.5	ND@0.5	ND@0.5	ND@0.5	ND@0.5 J	ND@0.5
1,2-DIBROMOETHANE (EDB)	ug/l	ND@0.5	ND@0.5	ND@0.5	ND@0.5	ND@0.5 J	ND@0.5
1,2-DICHLORO-1,2,2-TRIFLUOROETHANE	ug/l	ND@0.5	ND@0.5	ND@0.5	ND@0.5	ND@0.5 J	ND@0.5
1,2-DICHLOROBENZENE	ug/l	ND@0.5	ND@0.5	ND@0.5	ND@0.5	ND@0.5 J	ND@0.5
1,2-DICHLOROETHANE (EDC)	ug/l	ND@0.5	ND@0.5	ND@0.5	ND@0.5	ND@0.5 J	ND@0.5
1,2-DICHLOROPROPANE	ug/l	ND@0.5	ND@0.5	ND@0.5	ND@0.5	ND@0.5 J	ND@0.5
1,3-DICHLOROBENZENE	ug/l	ND@0.5	ND@0.5	ND@0.5	ND@0.5	ND@0.5 J	ND@0.5
1,4-DICHLOROBENZENE	ug/l	ND@0.5	ND@0.5	ND@0.5	ND@0.5	ND@0.5 J	ND@0.5
ACETONE	ug/l	ND@5	ND@5	ND@5.0	ND@5.0	ND@5 J	ND@5
BENZENE	ug/l	ND@0.5	ND@0.5	ND@0.5	ND@0.5	ND@0.5 J	ND@0.5
BROMODICHLOROMETHANE	ug/l	ND@0.5	ND@0.5	ND@0.5	ND@0.5	ND@0.5 J	0.2 J
BROMOFORM (TRIBROMOMETHANE)	ug/l	ND@0.5	ND@0.5	ND@0.5	ND@0.5	ND@0.5 J	ND@0.5
BROMOMETHANE	ug/l	ND@0.5	ND@0.5	ND@0.5	ND@0.5 J	ND@0.5 J	ND@0.5
CARBON DISULFIDE	ug/l	ND@0.5	ND@0.5	ND@0.5	ND@0.5 J	ND@0.5 J	ND@0.5
CARBON TETRACHLORIDE	ug/l	ND@0.5	ND@0.5	ND@0.5	ND@0.5	ND@0.5 J	ND@0.5
CHLOROBENZENE	ug/l	ND@0.5	ND@0.5	ND@0.5	ND@0.5	ND@0.5 J	ND@0.5
CHLORODIBROMOMETHANE	ug/l	ND@0.5	ND@0.5	ND@0.5	ND@0.5	ND@0.5 J	0.2 J
CHLOROETHANE	ug/l	ND@0.5 J	ND@0.5	ND@0.5	ND@0.5 J	ND@0.5 J	ND@0.5
CHLOROFORM (TRICHLOROMETHANE)	ug/l	ND@0.5	ND@0.5	ND@0.5	ND@0.5	ND@0.5 J	0.2 J
CHLOROMETHANE	ug/l	ND@0.5	ND@0.5	ND@0.5	ND@0.5 J	ND@0.5 J	ND@0.5
CIS-1,2-DICHLOROETHENE	ug/l	0.5 J	0.3 J	0.2 J	ND@0.5	ND@0.5 J	ND@0.5
CIS-1,3-DICHLOROPROPENE	ug/l	ND@0.5	ND@0.5	ND@0.5	ND@0.5	ND@0.5 J	ND@0.5
CYCLOHEXANE	ug/l	ND@0.5	ND@0.5	ND@0.5	ND@0.5	ND@0.5 J	ND@0.5
DICHLORODIFLUOROMETHANE (FREON 12)	ug/l	ND@0.5	ND@0.5	ND@0.5	ND@0.5 J	ND@0.5 J	ND@0.5
ETHYLBENZENE	ug/l	ND@0.5	ND@0.5	ND@0.5	ND@0.5	ND@0.5 J	ND@0.5
ISOPROPYLBENZENE	ug/l	ND@0.5	ND@0.5	ND@0.5	ND@0.5	ND@0.5 J	ND@0.5
M,P-XYLENE	ug/l	ND@0.5	ND@0.5	ND@0.5	ND@0.5	ND@0.5 J	ND@0.5
METHYL ACETATE	ug/l	ND@1	ND@1	ND@1.0	ND@1.0 J	ND@1 J	ND@1
METHYL BUTYL KETONE (2-HEXANONE)	ug/l	ND@5	ND@5	ND@5.0	ND@5.0 J	ND@5 J	ND@5
METHYL CYCLOHEXANE	ug/l	ND@0.5	ND@0.5	ND@0.5	ND@0.5	ND@0.5 J	ND@0.5
METHYL ETHYL KETONE (MEK, 2-BUTANONE)	ug/l	ND@5	ND@5	ND@5.0	ND@5.0	ND@5 J	ND@5
METHYL TERT-BUTYL ETHER (MTBE)	ug/l	ND@0.5	ND@0.5	ND@0.5	ND@0.5	ND@0.5 J	ND@0.5
METHYLENE CHLORIDE (DICHLOROMETHANE)	ug/l	ND@0.5	ND@0.5	ND@0.5	ND@0.5	ND@0.5 J	ND@0.5
MIBK (4-METHYL-2-PENTANONE)	ug/l	ND@5 J	ND@5	ND@5.0	ND@5.0 J	ND@5 J	ND@5
O-XYLENE	ug/l	ND@0.5	ND@0.5	ND@0.5	ND@0.5	ND@0.5 J	ND@0.5
STYRENE	ug/l	ND@0.5	ND@0.5	ND@0.5	ND@0.5	ND@0.5 J	ND@0.5
TETRACHLOROETHENE	ug/l	0.3 J	0.2 J	ND@0.5	ND@0.5	ND@0.5 J	ND@0.5
TOLUENE	ug/l	ND@0.5	ND@0.5	ND@0.5	ND@0.5	ND@0.5 J	ND@0.5
TRANS-1,2-DICHLOROETHENE	ug/l	ND@0.5	ND@0.5	ND@0.5	ND@0.5	ND@0.5 J	ND@0.5
TRANS-1,3-DICHLOROPROPENE	ug/l	ND@0.5	ND@0.5	ND@0.5	ND@0.5	ND@0.5 J	ND@0.5
TRICHLOROETHENE	ug/l	23	18	5.4	3.3	3.7 J	4.4
TRICHLOROFLUOROMETHANE (FREON 11)	ug/l	ND@0.5	ND@0.5	ND@0.5	ND@0.5	ND@0.5 J	ND@0.5
VINYL CHLORIDE	ug/l	ND@0.5	ND@0.5	ND@0.5	ND@0.5	ND@0.5 J	ND@0.5

Endicott, New York
Groundwater Analytical Chemistry Data
January 1, 2012 - December 31, 2012

Sample Location		EN-500B	EN-500B	EN-500B	EN-500B	EN-501	EN-501
Sample Description		GW MON WELL	GW MON WELL	GW MON WELL	GW MON WELL	GW MON WELL	GW MON WELL
Sample Date		02/28/2012	05/25/2012	08/26/2012	11/11/2012	02/28/2012	05/23/2012
Laboratory Sample I.D.		6561780	6669149	6770990	6857531	6561778	6669091
Parameter	**Units**						
1,1,1-TRICHLOROETHANE	ug/l	0.3 J	1.4	2.8 J	66	ND@0.5	ND@0.5
1,1,2,2-TETRACHLOROETHANE	ug/l	ND@0.5	ND@0.5	ND@0.5 J	ND@0.5	ND@0.5	ND@0.5
1,1,2-TRICHLORO-1,2,2-TRIFLUOROETHANE	ug/l	ND@0.5	ND@0.5	ND@0.5 J	1.7 J	ND@0.5	ND@0.5
1,1,2-TRICHLOROETHANE	ug/l	ND@0.5	ND@0.5	ND@0.5 J	ND@0.5	ND@0.5	ND@0.5
1,1-DICHLOROETHANE	ug/l	0.5 J	ND@0.5	0.1 J	0.3 J	ND@0.5	ND@0.5
1,1-DICHLOROETHENE	ug/l	ND@0.5	ND@0.5	ND@0.5 J	0.6	ND@0.5	ND@0.5
1,2,4-TRICHLOROBENZENE	ug/l	ND@0.5	ND@0.5	ND@0.5 J	ND@0.5	ND@0.5	ND@0.5
1,2-DIBROMO-3-CHLOROPROPANE	ug/l	ND@0.5	ND@0.5	ND@0.5 J	ND@0.5	ND@0.5	ND@0.5
1,2-DIBROMOETHANE (EDB)	ug/l	ND@0.5	ND@0.5	ND@0.5 J	ND@0.5	ND@0.5	ND@0.5
1,2-DICHLORO-1,2,2-TRIFLUOROETHANE	ug/l	ND@0.5	ND@0.5	ND@0.5 J	ND@0.5	ND@0.5	ND@0.5
1,2-DICHLOROBENZENE	ug/l	ND@0.5	ND@0.5	ND@0.5 J	ND@0.5	ND@0.5	ND@0.5
1,2-DICHLOROETHANE (EDC)	ug/l	ND@0.5	ND@0.5	ND@0.5 J	ND@0.5	ND@0.5	ND@0.5
1,2-DICHLOROPROPANE	ug/l	ND@0.5	ND@0.5	ND@0.5 J	ND@0.5	ND@0.5	ND@0.5
1,3-DICHLOROBENZENE	ug/l	ND@0.5	ND@0.5	ND@0.5 J	ND@0.5	ND@0.5	ND@0.5
1,4-DICHLOROBENZENE	ug/l	ND@0.5	ND@0.5	ND@0.5 J	0.1 J	ND@0.5	ND@0.5
ACETONE	ug/l	ND@5.0	ND@5.0	ND@5 J	ND@5	ND@5.0	ND@5.0
BENZENE	ug/l	ND@0.5	ND@0.5	ND@0.5 J	ND@0.5	ND@0.5	ND@0.5
BROMODICHLOROMETHANE	ug/l	ND@0.5	ND@0.5	ND@0.5 J	ND@0.5	ND@0.5	ND@0.5
BROMOFORM (TRIBROMOMETHANE)	ug/l	ND@0.5	ND@0.5	ND@0.5 J	ND@0.5	ND@0.5	ND@0.5
BROMOMETHANE	ug/l	ND@0.5	ND@0.5 J	ND@0.5 J	ND@0.5	ND@0.5	ND@0.5 J
CARBON DISULFIDE	ug/l	ND@0.5	ND@0.5 J	ND@0.5 J	ND@0.5	ND@0.5	ND@0.5 J
CARBON TETRACHLORIDE	ug/l	ND@0.5	ND@0.5	ND@0.5 J	ND@0.5	ND@0.5	ND@0.5
CHLOROBENZENE	ug/l	ND@0.5	ND@0.5	ND@0.5 J	ND@0.5	ND@0.5	ND@0.5
CHLORODIBROMOMETHANE	ug/l	ND@0.5	ND@0.5	ND@0.5 J	ND@0.5	ND@0.5	ND@0.5
CHLOROETHANE	ug/l	ND@0.5	ND@0.5 J	ND@0.5 J	ND@0.5	ND@0.5	ND@0.5 J
CHLOROFORM (TRICHLOROMETHANE)	ug/l	ND@0.5	ND@0.5	ND@0.5 J	ND@0.5	ND@0.5	ND@0.5
CHLOROMETHANE	ug/l	ND@0.5	ND@0.5 J	ND@0.5 J	ND@0.5	ND@0.5	ND@0.5
CIS-1,2-DICHLOROETHENE	ug/l	0.2 J	ND@0.5	ND@0.5 J	0.7	ND@0.5	ND@0.5
CIS-1,3-DICHLOROPROPENE	ug/l	ND@0.5	ND@0.5	ND@0.5 J	ND@0.5	ND@0.5	ND@0.5
CYCLOHEXANE	ug/l	ND@0.5	ND@0.5	ND@0.5 J	ND@0.5	ND@0.5	ND@0.5 J
DICHLORODIFLUOROMETHANE (FREON 12)	ug/l	ND@0.5	ND@0.5 J	ND@0.5 J	ND@0.5	ND@0.5	ND@0.5
ETHYLBENZENE	ug/l	ND@0.5	ND@0.5	ND@0.5 J	ND@0.5	ND@0.5	ND@0.5
ISOPROPYLBENZENE	ug/l	ND@0.5	ND@0.5	ND@0.5 J	ND@0.5	ND@0.5	ND@0.5
M,P-XYLENE	ug/l	ND@0.5	ND@0.5	ND@0.5 J	ND@0.5	ND@0.5	ND@0.5
METHYL ACETATE	ug/l	ND@1.0	ND@1.0 J	ND@1 J	ND@1	ND@1.0	ND@1.0
METHYL BUTYL KETONE (2-HEXANONE)	ug/l	ND@5.0	ND@5.0 J	ND@5 J	ND@5	ND@5.0	ND@5.0
METHYL CYCLOHEXANE	ug/l	ND@0.5	ND@0.5	ND@0.5 J	ND@0.5	ND@0.5	ND@0.5
METHYL ETHYL KETONE (MEK, 2-BUTANONE)	ug/l	ND@5.0	ND@5.0	ND@5 J	ND@5	ND@5.0	ND@5.0
METHYL TERT-BUTYL ETHER (MTBE)	ug/l	ND@0.5	ND@0.5	ND@0.5 J	ND@0.5	ND@0.5	ND@0.5
METHYLENE CHLORIDE (DICHLOROMETHANE)	ug/l	ND@0.5	ND@0.5	ND@0.5 J	ND@1.3	ND@0.5	ND@0.5
MIBK (4-METHYL-2-PENTANONE)	ug/l	ND@5.0	ND@5.0 J	ND@5 J	ND@5	ND@5.0	ND@5.0
O-XYLENE	ug/l	ND@0.5	ND@0.5	ND@0.5 J	ND@0.5	ND@0.5	ND@0.5
STYRENE	ug/l	ND@0.5	ND@0.5	ND@0.5 J	ND@0.5	ND@0.5	ND@0.5
TETRACHLOROETHENE	ug/l	ND@0.5	0.2 J	0.2 J	3.9	ND@0.5	ND@0.5
TOLUENE	ug/l	ND@0.5	ND@0.5	ND@0.5 J	ND@0.5	ND@0.5	ND@0.5
TRANS-1,2-DICHLOROETHENE	ug/l	ND@0.5	ND@0.5	ND@0.5 J	ND@0.5	ND@0.5	ND@0.5
TRANS-1,3-DICHLOROPROPENE	ug/l	ND@0.5	ND@0.5	ND@0.5 J	ND@0.5	ND@0.5	ND@0.5
TRICHLOROETHENE	ug/l	11	6.2	6.4 J	6.1	ND@0.5	ND@0.5
TRICHLOROFLUOROMETHANE (FREON 11)	ug/l	ND@0.5	ND@0.5	ND@0.5 J	ND@0.5	ND@0.5	ND@0.5
VINYL CHLORIDE	ug/l	ND@0.5	ND@0.5	ND@0.5 J	ND@0.5	ND@0.5	ND@0.5

Endicott, New York
Groundwater Analytical Chemistry Data
January 1, 2012 - December 31, 2012

Sample Location		EN-501	EN-501	EN-502	EN-502	EN-503	EN-503
Sample Description		GW MON WELL	GW MON WELL	GW MON WELL	GW MON WELL	GW MON WELL	GW MON WELL
Sample Date		08/23/2012	11/20/2012	05/17/2012	08/08/2012	02/22/2012	05/17/2012
Laboratory Sample I.D.		6767515	6869082	6658937	6751394	6558933	6658935
Parameter	**Units**						
1,1,1-TRICHLOROETHANE	ug/l	2.1	1.7	1.1	1.2	0.6	0.7
1,1,2,2-TETRACHLOROETHANE	ug/l	ND@0.5	ND@0.5	ND@0.5	ND@0.5	ND@0.5	ND@0.5
1,1,2-TRICHLORO-1,2,2-TRIFLUOROETHANE	ug/l	ND@0.5	ND@0.5	ND@0.5	ND@0.5	ND@0.5	ND@0.5
1,1,2-TRICHLOROETHANE	ug/l	ND@0.5	ND@0.5	ND@0.5	ND@0.5	ND@0.5	ND@0.5
1,1-DICHLOROETHANE	ug/l	1.5	ND@0.5	0.2 J	0.4 J	ND@0.5	0.1 J
1,1-DICHLOROETHENE	ug/l	ND@0.5	ND@0.5	0.1 J	0.2 J	ND@0.5	ND@0.5
1,2,4-TRICHLOROBENZENE	ug/l	ND@0.5	ND@0.5	ND@0.5	ND@0.5 J	ND@0.5	ND@0.5
1,2-DIBROMO-3-CHLOROPROPANE	ug/l	ND@0.5	ND@0.5	ND@0.5	ND@0.5	ND@0.5	ND@0.5
1,2-DIBROMOETHANE (EDB)	ug/l	ND@0.5	ND@0.5	ND@0.5	ND@0.5	ND@0.5	ND@0.5
1,2-DICHLORO-1,2,2-TRIFLUOROETHANE	ug/l	ND@0.5	ND@0.5	ND@0.5	ND@0.5	ND@0.5	ND@0.5
1,2-DICHLOROBENZENE	ug/l	ND@0.5	ND@0.5	ND@0.5	ND@0.5	ND@0.5	ND@0.5
1,2-DICHLOROETHANE (EDC)	ug/l	ND@0.5	ND@0.5	ND@0.5	ND@0.5	ND@0.5	ND@0.5
1,2-DICHLOROPROPANE	ug/l	ND@0.5	ND@0.5	ND@0.5	ND@0.5	ND@0.5	ND@0.5
1,3-DICHLOROBENZENE	ug/l	ND@0.5	ND@0.5	ND@0.5	ND@0.5	ND@0.5	ND@0.5
1,4-DICHLOROBENZENE	ug/l	ND@0.5	ND@0.5	ND@0.5	ND@0.5	ND@0.5	ND@0.5
ACETONE	ug/l	ND@5	ND@5	ND@5.0	ND@5	ND@5.0	ND@5.0
BENZENE	ug/l	ND@0.5	ND@0.5	ND@0.5	ND@0.5	ND@0.5	ND@0.5
BROMODICHLOROMETHANE	ug/l	ND@0.5	ND@0.5	0.2 J	0.1 J	ND@0.5	ND@0.5
BROMOFORM (TRIBROMOMETHANE)	ug/l	ND@0.5	ND@0.5	ND@0.5	ND@0.5	ND@0.5	ND@0.5
BROMOMETHANE	ug/l	ND@0.5	ND@0.5	ND@0.5	ND@0.5	ND@0.5	ND@0.5
CARBON DISULFIDE	ug/l	ND@0.5	ND@0.5	ND@0.5	ND@0.5	ND@0.5	ND@0.5
CARBON TETRACHLORIDE	ug/l	ND@0.5	ND@0.5	ND@0.5	ND@0.5	ND@0.5	ND@0.5
CHLOROBENZENE	ug/l	ND@0.5	ND@0.5	ND@0.5	ND@0.5	ND@0.5	ND@0.5
CHLORODIBROMOMETHANE	ug/l	ND@0.5	ND@0.5	ND@0.5	ND@0.5	ND@0.5	ND@0.5
CHLOROETHANE	ug/l	ND@0.5	ND@0.5	ND@0.5	ND@0.5	ND@0.5	ND@0.5
CHLOROFORM (TRICHLOROMETHANE)	ug/l	ND@0.5	ND@0.5	0.3 J	0.2 J	ND@0.5	0.1 J
CHLOROMETHANE	ug/l	ND@0.5	ND@0.5	ND@0.5	ND@0.5	ND@0.5	ND@0.5
CIS-1,2-DICHLOROETHENE	ug/l	ND@0.5	ND@0.5	0.7	1.3	0.3 J	0.3 J
CIS-1,3-DICHLOROPROPENE	ug/l	ND@0.5	ND@0.5	ND@0.5	ND@0.5	ND@0.5	ND@0.5
CYCLOHEXANE	ug/l	ND@0.5	ND@0.5	ND@0.5	ND@0.5	ND@0.5	ND@0.5
DICHLORODIFLUOROMETHANE (FREON 12)	ug/l	ND@0.5	ND@0.5 J	ND@0.5 J	ND@0.5 J	ND@0.5	ND@0.5 J
ETHYLBENZENE	ug/l	ND@0.5	ND@0.5	ND@0.5	ND@0.5	ND@0.5	ND@0.5
ISOPROPYLBENZENE	ug/l	ND@0.5	ND@0.5	ND@0.5	ND@0.5	ND@0.5	ND@0.5
M,P-XYLENE	ug/l	ND@0.5	ND@0.5	ND@0.5	ND@0.5	ND@0.5	ND@0.5
METHYL ACETATE	ug/l	ND@1	ND@1	ND@1.0	ND@1	ND@1.0	ND@1.0
METHYL BUTYL KETONE (2-HEXANONE)	ug/l	ND@5	ND@5	ND@5.0	ND@5	ND@5.0	ND@5.0
METHYL CYCLOHEXANE	ug/l	ND@0.5	ND@0.5	ND@0.5	ND@0.5	ND@0.5	ND@0.5
METHYL ETHYL KETONE (MEK, 2-BUTANONE)	ug/l	ND@5	ND@5	ND@5.0	ND@5	ND@5.0	ND@5.0
METHYL TERT-BUTYL ETHER (MTBE)	ug/l	ND@0.5	ND@0.5	ND@0.5	ND@0.5	ND@0.5	ND@0.5
METHYLENE CHLORIDE (DICHLOROMETHANE)	ug/l	0.3 J	ND@0.5	ND@0.5	ND@0.5	ND@0.5	ND@0.5
MIBK (4-METHYL-2-PENTANONE)	ug/l	ND@5	ND@5	ND@5.0	ND@5	ND@5.0	ND@5.0
O-XYLENE	ug/l	ND@0.5	ND@0.5	ND@0.5	ND@0.5	ND@0.5	ND@0.5
STYRENE	ug/l	ND@0.5	ND@0.5	ND@0.5	ND@0.5	ND@0.5	ND@0.5
TETRACHLOROETHENE	ug/l	ND@0.5	ND@0.5	5.9	6	ND@0.5	0.1 J
TOLUENE	ug/l	ND@0.5	ND@0.5	ND@0.5	ND@0.5	ND@0.5	ND@0.5
TRANS-1,2-DICHLOROETHENE	ug/l	ND@0.5	ND@0.5	ND@0.5	ND@0.5	ND@0.5	ND@0.5
TRANS-1,3-DICHLOROPROPENE	ug/l	ND@0.5	ND@0.5	ND@0.5	ND@0.5	ND@0.5	ND@0.5
TRICHLOROETHENE	ug/l	ND@0.5	ND@0.5	6.3	9.4	20	21
TRICHLOROFLUOROMETHANE (FREON 11)	ug/l	ND@0.5	ND@0.5	ND@0.5	ND@0.5	ND@0.5	ND@0.5
VINYL CHLORIDE	ug/l	ND@0.5	ND@0.5	ND@0.5	ND@0.5	ND@0.5	ND@0.5

Endicott, New York
Groundwater Analytical Chemistry Data
January 1, 2012 - December 31, 2012

Sample Location		EN-503	EN-503	EN-504	EN-504	EN-504	EN-504
Sample Description		GW MON WELL	GW MON WELL	GW MON WELL	GW MON WELL	GW MON WELL	REPLICATE
Sample Date		08/07/2012	11/16/2012	02/22/2012	05/17/2012	08/08/2012	08/08/2012
Laboratory Sample I.D.		6751392	6864801	6558935	6658938	6751395	6751396
Parameter	**Units**						
1,1,1-TRICHLOROETHANE	ug/l	0.6	0.6	1.4	1.9	1.7	1.7
1,1,2,2-TETRACHLOROETHANE	ug/l	ND@0.5	ND@0.5	ND@0.5	ND@0.5	ND@0.5	ND@0.5
1,1,2-TRICHLORO-1,2,2-TRIFLUOROETHANE	ug/l	ND@0.5	ND@0.5	0.2 J	0.3 J	0.3 J	0.3 J
1,1,2-TRICHLOROETHANE	ug/l	ND@0.5	ND@0.5	ND@0.5	ND@0.5	ND@0.5	ND@0.5
1,1-DICHLOROETHANE	ug/l	0.1 J	ND@0.5	0.1 J	0.3 J	0.3 J	0.4 J
1,1-DICHLOROETHENE	ug/l	ND@0.5	ND@0.5	0.1 J	0.2 J	0.1 J	0.1 J
1,2,4-TRICHLOROBENZENE	ug/l	ND@0.5 J	ND@0.5	ND@0.5	ND@0.5	ND@0.5 J	ND@0.5 J
1,2-DIBROMO-3-CHLOROPROPANE	ug/l	ND@0.5	ND@0.5	ND@0.5	ND@0.5	ND@0.5	ND@0.5
1,2-DIBROMOETHANE (EDB)	ug/l	ND@0.5	ND@0.5	ND@0.5	ND@0.5	ND@0.5	ND@0.5
1,2-DICHLORO-1,2,2-TRIFLUOROETHANE	ug/l	ND@0.5	ND@0.5	ND@0.5	ND@0.5	ND@0.5	ND@0.5
1,2-DICHLOROBENZENE	ug/l	ND@0.5	ND@0.5	ND@0.5	ND@0.5	ND@0.5	ND@0.5
1,2-DICHLOROETHANE (EDC)	ug/l	ND@0.5	ND@0.5	ND@0.5	ND@0.5	ND@0.5	ND@0.5
1,2-DICHLOROPROPANE	ug/l	ND@0.5	ND@0.5	ND@0.5	ND@0.5	ND@0.5	ND@0.5
1,3-DICHLOROBENZENE	ug/l	ND@0.5	ND@0.5	ND@0.5	ND@0.5	ND@0.5	ND@0.5
1,4-DICHLOROBENZENE	ug/l	ND@0.5	ND@0.5	ND@0.5	ND@0.5	ND@0.5	ND@0.5
ACETONE	ug/l	ND@5	ND@5	ND@5.0	ND@5.0	ND@5	ND@5
BENZENE	ug/l	ND@0.5	ND@0.5	ND@0.5	ND@0.5	ND@0.5	ND@0.5
BROMODICHLOROMETHANE	ug/l	ND@0.5	ND@0.5	ND@0.5	ND@0.5	ND@0.5	ND@0.5
BROMOFORM (TRIBROMOMETHANE)	ug/l	ND@0.5	ND@0.5	ND@0.5	ND@0.5	ND@0.5	ND@0.5
BROMOMETHANE	ug/l	ND@0.5	ND@0.5	ND@0.5	ND@0.5	ND@0.5	ND@0.5
CARBON DISULFIDE	ug/l	ND@0.5	ND@0.5	ND@0.5	ND@0.5	ND@0.5	ND@0.5
CARBON TETRACHLORIDE	ug/l	ND@0.5	ND@0.5	ND@0.5	ND@0.5	ND@0.5	ND@0.5
CHLOROBENZENE	ug/l	ND@0.5	ND@0.5	ND@0.5	ND@0.5	ND@0.5	ND@0.5
CHLORODIBROMOMETHANE	ug/l	ND@0.5	ND@0.5	ND@0.5	ND@0.5	ND@0.5	ND@0.5
CHLOROETHANE	ug/l	ND@0.5	ND@0.5	ND@0.5	ND@0.5	ND@0.5	ND@0.5
CHLOROFORM (TRICHLOROMETHANE)	ug/l	0.1 J	0.1 J	ND@0.5	ND@0.5	ND@0.5	ND@0.5
CHLOROMETHANE	ug/l	ND@0.5	ND@0.5	ND@0.5	ND@0.5	ND@0.5	ND@0.5
CIS-1,2-DICHLOROETHENE	ug/l	0.3 J	0.3 J	0.9	1.1	1.4	1.4
CIS-1,3-DICHLOROPROPENE	ug/l	ND@0.5	ND@0.5	ND@0.5	ND@0.5	ND@0.5	ND@0.5
CYCLOHEXANE	ug/l	ND@0.5	ND@0.5	ND@0.5	ND@0.5	ND@0.5	ND@0.5
DICHLORODIFLUOROMETHANE (FREON 12)	ug/l	ND@0.5 J	ND@0.5	ND@0.5	ND@0.5 J	ND@0.5 J	ND@0.5 J
ETHYLBENZENE	ug/l	ND@0.5	ND@0.5	ND@0.5	ND@0.5	ND@0.5	ND@0.5
ISOPROPYLBENZENE	ug/l	ND@0.5	ND@0.5	ND@0.5	ND@0.5	ND@0.5	ND@0.5
M,P-XYLENE	ug/l	ND@0.5	ND@0.5	ND@0.5	ND@0.5	ND@0.5	ND@0.5
METHYL ACETATE	ug/l	ND@1	ND@1	ND@1.0	ND@1.0	ND@1	ND@1
METHYL BUTYL KETONE (2-HEXANONE)	ug/l	ND@5	ND@5	ND@5.0	ND@5.0	ND@5	ND@5
METHYL CYCLOHEXANE	ug/l	ND@0.5	ND@0.5 J	ND@0.5	ND@0.5	ND@0.5	ND@0.5
METHYL ETHYL KETONE (MEK, 2-BUTANONE)	ug/l	ND@5	ND@5 J	ND@5.0	ND@5.0	ND@5	ND@5
METHYL TERT-BUTYL ETHER (MTBE)	ug/l	ND@0.5	ND@0.5	ND@0.5	ND@0.5	ND@0.5	ND@0.5
METHYLENE CHLORIDE (DICHLOROMETHANE)	ug/l	ND@0.5	ND@0.5	ND@0.5	ND@0.5	ND@0.5	ND@0.5
MIBK (4-METHYL-2-PENTANONE)	ug/l	ND@5	ND@5	ND@5.0	ND@5.0	ND@5	ND@5
O-XYLENE	ug/l	ND@0.5	ND@0.5	ND@0.5	ND@0.5	ND@0.5	ND@0.5
STYRENE	ug/l	ND@0.5	ND@0.5	ND@0.5	ND@0.5	ND@0.5	ND@0.5
TETRACHLOROETHENE	ug/l	0.1 J	0.1 J	1.5	1.3	1.4	1.4
TOLUENE	ug/l	ND@0.5	ND@0.5	ND@0.5	ND@0.5	ND@0.5	ND@0.5
TRANS-1,2-DICHLOROETHENE	ug/l	ND@0.5	ND@0.5	ND@0.5	ND@0.5	ND@0.5	ND@0.5
TRANS-1,3-DICHLOROPROPENE	ug/l	ND@0.5	ND@0.5	ND@0.5	ND@0.5	ND@0.5	ND@0.5
TRICHLOROETHENE	ug/l	23	24	27	31	34	33
TRICHLOROFLUOROMETHANE (FREON 11)	ug/l	ND@0.5	ND@0.5 J	ND@0.5	ND@0.5	ND@0.5	ND@0.5
VINYL CHLORIDE	ug/l	ND@0.5	ND@0.5	ND@0.5	ND@0.5	ND@0.5	ND@0.5

Endicott, New York
Groundwater Analytical Chemistry Data
January 1, 2012 - December 31, 2012

Sample Location		EN-504	EN-505	EN-505	EN-506	EN-506	EN-507
Sample Description		GW MON WELL	GW MON WELL	GW MON WELL	GW MON WELL	GW MON WELL	GW MON WELL
Sample Date		11/16/2012	05/29/2012	08/09/2012	05/29/2012	08/09/2012	08/13/2012
Laboratory Sample I.D.		6864802	6672463	6752293	6672464	6752294	6755546
Parameter	**Units**						
1,1,1-TRICHLOROETHANE	ug/l	2.3	0.1 J	0.1 J	ND@0.5	ND@0.5	75000 J
1,1,2,2-TETRACHLOROETHANE	ug/l	ND@0.5	ND@0.5	ND@0.5	ND@0.5	ND@0.5	ND@1000 J
1,1,2-TRICHLORO-1,2,2-TRIFLUOROETHANE	ug/l	0.4 J	ND@0.5	ND@0.5	ND@0.5	ND@0.5	ND@1000 J
1,1,2-TRICHLOROETHANE	ug/l	ND@0.5	ND@0.5	ND@0.5	ND@0.5	ND@0.5	ND@1000 J
1,1-DICHLOROETHANE	ug/l	0.4 J	ND@0.5	ND@0.5	ND@0.5	ND@0.5	36000 J
1,1-DICHLOROETHENE	ug/l	0.2 J	ND@0.5	ND@0.5	ND@0.5	ND@0.5	1200 J
1,2,4-TRICHLOROBENZENE	ug/l	ND@0.5	ND@0.5	ND@0.5	ND@0.5	ND@0.5	ND@1000 J
1,2-DIBROMO-3-CHLOROPROPANE	ug/l	ND@0.5	ND@0.5 J	ND@0.5 J	ND@0.5 J	ND@0.5 J	ND@1000 J
1,2-DIBROMOETHANE (EDB)	ug/l	ND@0.5	ND@0.5	ND@0.5	ND@0.5	ND@0.5	ND@1000 J
1,2-DICHLORO-1,2,2-TRIFLUOROETHANE	ug/l	ND@0.5	ND@0.5	ND@0.5	ND@0.5	ND@0.5	ND@1000 J
1,2-DICHLOROBENZENE	ug/l	ND@0.5	ND@0.5	ND@0.5	ND@0.5	ND@0.5	ND@1000 J
1,2-DICHLOROETHANE (EDC)	ug/l	ND@0.5	ND@0.5	ND@0.5	ND@0.5	ND@0.5	ND@1000 J
1,2-DICHLOROPROPANE	ug/l	ND@0.5	ND@0.5	ND@0.5	ND@0.5	ND@0.5	ND@1000 J
1,3-DICHLOROBENZENE	ug/l	ND@0.5	ND@0.5	ND@0.5	ND@0.5	ND@0.5	ND@1000 J
1,4-DICHLOROBENZENE	ug/l	ND@0.5	ND@0.5	ND@0.5	ND@0.5	ND@0.5	ND@1000 J
ACETONE	ug/l	ND@5	ND@5.0	ND@5 J	ND@5.0	ND@5	ND@10000 J
BENZENE	ug/l	ND@0.5	ND@0.5	ND@0.5	ND@0.5	ND@0.5	ND@1000 J
BROMODICHLOROMETHANE	ug/l	ND@0.5	ND@0.5	ND@0.5	ND@0.5	ND@0.5	ND@1000 J
BROMOFORM (TRIBROMOMETHANE)	ug/l	ND@0.5	ND@0.5	ND@0.5	ND@0.5	ND@0.5	ND@1000 J
BROMOMETHANE	ug/l	ND@0.5	ND@0.5 J	ND@0.5	ND@0.5 J	ND@0.5	ND@1000 J
CARBON DISULFIDE	ug/l	ND@0.5	ND@0.5	ND@0.5	ND@0.5	ND@0.5	ND@1000 J
CARBON TETRACHLORIDE	ug/l	ND@0.5	ND@0.5	ND@0.5	ND@0.5	ND@0.5	ND@1000 J
CHLOROBENZENE	ug/l	ND@0.5	ND@0.5	ND@0.5	ND@0.5	ND@0.5	ND@1000 J
CHLORODIBROMOMETHANE	ug/l	ND@0.5	ND@0.5	ND@0.5	ND@0.5	ND@0.5	ND@1000 J
CHLOROETHANE	ug/l	ND@0.5	ND@0.5	ND@0.5	ND@0.5	ND@0.5	4500 J
CHLOROFORM (TRICHLOROMETHANE)	ug/l	ND@0.5	0.1 J	ND@0.5	ND@0.5	ND@0.5	ND@1000 J
CHLOROMETHANE	ug/l	ND@0.5	ND@0.5	ND@0.5	ND@0.5	ND@0.5	ND@1000 J
CIS-1,2-DICHLOROETHENE	ug/l	1.6	0.5	0.2 J	ND@0.5	ND@0.5	5400 J
CIS-1,3-DICHLOROPROPENE	ug/l	ND@0.5	ND@0.5	ND@0.5	ND@0.5	ND@0.5	ND@1000 J
CYCLOHEXANE	ug/l	ND@0.5	ND@0.5	ND@0.5	ND@0.5	ND@0.5	ND@1000 J
DICHLORODIFLUOROMETHANE (FREON 12)	ug/l	ND@0.5	ND@0.5 J	ND@0.5	ND@0.5 J	ND@0.5	ND@1000 J
ETHYLBENZENE	ug/l	ND@0.5	ND@0.5	ND@0.5	ND@0.5	ND@0.5	ND@1000 J
ISOPROPYLBENZENE	ug/l	ND@0.5	ND@0.5	ND@0.5	ND@0.5	ND@0.5	ND@1000 J
M,P-XYLENE	ug/l	ND@0.5	ND@0.5	ND@0.5	ND@0.5	ND@0.5	ND@1000 J
METHYL ACETATE	ug/l	ND@1	ND@1.0	ND@1	ND@1.0	ND@1	ND@2000 J
METHYL BUTYL KETONE (2-HEXANONE)	ug/l	ND@5	ND@5.0	ND@5	ND@5.0	ND@5	ND@10000 J
METHYL CYCLOHEXANE	ug/l	ND@0.5 J	ND@0.5	ND@0.5	ND@0.5	ND@0.5	ND@1000 J
METHYL ETHYL KETONE (MEK, 2-BUTANONE)	ug/l	ND@5 J	ND@5.0 J	ND@5 J	ND@5.0 J	ND@5 J	2300 J
METHYL TERT-BUTYL ETHER (MTBE)	ug/l	ND@0.5	ND@0.5	ND@0.5	ND@0.5	ND@0.5	ND@1000 J
METHYLENE CHLORIDE (DICHLOROMETHANE)	ug/l	ND@0.5	ND@0.5	ND@0.5	ND@0.5	ND@0.5	1100 J
MIBK (4-METHYL-2-PENTANONE)	ug/l	ND@5	ND@5.0	ND@5	ND@5.0	ND@5	ND@10000 J
O-XYLENE	ug/l	ND@0.5	ND@0.5	ND@0.5	ND@0.5	ND@0.5	ND@1000 J
STYRENE	ug/l	ND@0.5	ND@0.5	ND@0.5	ND@0.5	ND@0.5	ND@1000 J
TETRACHLOROETHENE	ug/l	1.6	3.2	3.3	0.5 J	0.4 J	ND@1000 J
TOLUENE	ug/l	ND@0.5	ND@0.5	ND@0.5	ND@0.5	ND@0.5	220 J
TRANS-1,2-DICHLOROETHENE	ug/l	ND@0.5	ND@0.5	ND@0.5	ND@0.5	ND@0.5	ND@1000 J
TRANS-1,3-DICHLOROPROPENE	ug/l	ND@0.5	ND@0.5	ND@0.5	ND@0.5	ND@0.5	ND@1000 J
TRICHLOROETHENE	ug/l	36	2	2	0.4 J	0.3 J	ND@1000 J
TRICHLOROFLUOROMETHANE (FREON 11)	ug/l	ND@0.5 J	ND@0.5	ND@0.5	ND@0.5	ND@0.5	ND@1000 J
VINYL CHLORIDE	ug/l	ND@0.5	ND@0.5	ND@0.5	ND@0.5	ND@0.5	ND@1000 J

Endicott, New York
Groundwater Analytical Chemistry Data
January 1, 2012 - December 31, 2012

Sample Location		EN-508	EN-508	EN-508	EN-508	EN-509	EN-509
Sample Description		GW MON WELL	GW MON WELL	GW MON WELL	GW MON WELL	GW MON WELL	GW MON WELL
Sample Date		02/08/2012	05/14/2012	08/12/2012	11/18/2012	02/08/2012	05/14/2012
Laboratory Sample I.D.		6545838	6657185	6755534	6867700	6545839	6657186
Parameter	**Units**						
1,1,1-TRICHLOROETHANE	ug/l	19	820	10000	19000	850	3.3
1,1,2,2-TETRACHLOROETHANE	ug/l	ND@0.5	ND@5.0	ND@50	ND@50	ND@0.5	ND@0.5
1,1,2-TRICHLORO-1,2,2-TRIFLUOROETHANE	ug/l	0.2 J	6.5	110	73	3.1	ND@0.5
1,1,2-TRICHLOROETHANE	ug/l	ND@0.5	ND@5.0	ND@50	ND@50	ND@0.5	ND@0.5
1,1-DICHLOROETHANE	ug/l	11	50	73	630	1.3	ND@0.5
1,1-DICHLOROETHENE	ug/l	1.1	13	230	490	20	ND@0.5
1,2,4-TRICHLOROBENZENE	ug/l	ND@0.5	ND@5.0	ND@50	ND@50	ND@0.5	ND@0.5
1,2-DIBROMO-3-CHLOROPROPANE	ug/l	ND@0.5 J	ND@5.0	ND@50	ND@50 J	ND@0.5 J	ND@0.5
1,2-DIBROMOETHANE (EDB)	ug/l	ND@0.5	ND@5.0	ND@50	ND@50	ND@0.5	ND@0.5
1,2-DICHLORO-1,2,2-TRIFLUOROETHANE	ug/l	ND@0.5	ND@5.0	ND@50	ND@50	ND@0.5	ND@0.5
1,2-DICHLOROBENZENE	ug/l	ND@0.5	ND@5.0	ND@50	ND@50	ND@0.5	ND@0.5
1,2-DICHLOROETHANE (EDC)	ug/l	ND@0.5	ND@5.0	13 J	34 J	1.3	ND@0.5
1,2-DICHLOROPROPANE	ug/l	ND@0.5	ND@5.0	ND@50	ND@50	ND@0.5	ND@0.5
1,3-DICHLOROBENZENE	ug/l	ND@0.5	ND@5.0	ND@50	ND@50	ND@0.5	ND@0.5
1,4-DICHLOROBENZENE	ug/l	ND@0.5	ND@5.0	ND@50	ND@50	ND@0.5	ND@0.5
ACETONE	ug/l	ND@5.0	ND@50	ND@500	ND@500	ND@5.0	ND@5.0
BENZENE	ug/l	ND@0.5	ND@5.0	ND@50	ND@50	ND@0.5	ND@0.5
BROMODICHLOROMETHANE	ug/l	ND@0.5	ND@5.0	ND@50	ND@50	ND@0.5	ND@0.5
BROMOFORM (TRIBROMOMETHANE)	ug/l	ND@0.5	ND@5.0	ND@50	ND@50	ND@0.5	ND@0.5
BROMOMETHANE	ug/l	ND@0.5	ND@5.0	ND@50	ND@50	ND@0.5	ND@0.5
CARBON DISULFIDE	ug/l	ND@0.5	ND@5.0 J	ND@50	ND@50	ND@0.5	ND@0.5 J
CARBON TETRACHLORIDE	ug/l	ND@0.5	ND@5.0	ND@50	ND@50	ND@0.5	ND@0.5
CHLOROBENZENE	ug/l	ND@0.5	ND@5.0	ND@50	ND@50	ND@0.5	ND@0.5
CHLORODIBROMOMETHANE	ug/l	ND@0.5	ND@5.0	ND@50	ND@50	ND@0.5	ND@0.5
CHLOROETHANE	ug/l	0.7	3 J	ND@50	ND@50	ND@0.5	ND@0.5
CHLOROFORM (TRICHLOROMETHANE)	ug/l	0.2 J	ND@5.0	ND@50	ND@50	0.6	ND@0.5
CHLOROMETHANE	ug/l	ND@0.5	ND@5.0 J	ND@50	ND@50	ND@0.5	ND@0.5 J
CIS-1,2-DICHLOROETHENE	ug/l	7.8	26	210	920	14	ND@0.5
CIS-1,3-DICHLOROPROPENE	ug/l	ND@0.5	ND@5.0	ND@50	ND@50	ND@0.5	ND@0.5
CYCLOHEXANE	ug/l	ND@0.5	ND@5.0 J	ND@50	ND@50	ND@0.5	ND@0.5 J
DICHLORODIFLUOROMETHANE (FREON 12)	ug/l	ND@0.5	ND@5.0 J	ND@50	ND@50	ND@0.5	ND@0.5 J
ETHYLBENZENE	ug/l	ND@0.5	ND@5.0	ND@50	ND@50	ND@0.5	ND@0.5
ISOPROPYLBENZENE	ug/l	ND@0.5	ND@5.0	ND@50	ND@50	ND@0.5	ND@0.5
M,P-XYLENE	ug/l	ND@0.5	ND@5.0	ND@50	ND@50	ND@0.5	ND@0.5
METHYL ACETATE	ug/l	ND@1.0	ND@10	ND@100	ND@100	ND@1.0	ND@1.0
METHYL BUTYL KETONE (2-HEXANONE)	ug/l	ND@5.0	ND@50	ND@500	ND@500	ND@5.0	ND@5.0
METHYL CYCLOHEXANE	ug/l	ND@0.5	ND@5.0	ND@50	ND@50	ND@0.5	ND@0.5
METHYL ETHYL KETONE (MEK, 2-BUTANONE)	ug/l	ND@5.0 J	ND@50	ND@500	ND@500	ND@5.0 J	ND@5.0
METHYL TERT-BUTYL ETHER (MTBE)	ug/l	ND@0.5	ND@5.0	ND@50	ND@50	ND@0.5	ND@0.5
METHYLENE CHLORIDE (DICHLOROMETHANE)	ug/l	ND@0.5	9.5	340	97	ND@0.5	ND@0.5
MIBK (4-METHYL-2-PENTANONE)	ug/l	ND@5.0	ND@50	ND@500	ND@500	ND@5.0	ND@5.0
O-XYLENE	ug/l	ND@0.5	ND@5.0	ND@50	ND@50	ND@0.5	ND@0.5
STYRENE	ug/l	ND@0.5	ND@5.0	ND@50	ND@50	ND@0.5	ND@0.5
TETRACHLOROETHENE	ug/l	3.3	1.9 J	31 J	36 J	4.5	0.6
TOLUENE	ug/l	ND@0.5	ND@5.0	ND@50	ND@50	ND@0.5	ND@0.5
TRANS-1,2-DICHLOROETHENE	ug/l	0.1 J	ND@5.0	ND@50	ND@50	ND@0.5	ND@0.5
TRANS-1,3-DICHLOROPROPENE	ug/l	ND@0.5	ND@5.0	ND@50	ND@50	ND@0.5	ND@0.5
TRICHLOROETHENE	ug/l	190	130	100	31 J	22	2.8
TRICHLOROFLUOROMETHANE (FREON 11)	ug/l	ND@0.5	ND@5.0	ND@50	ND@50	ND@0.5	ND@0.5
VINYL CHLORIDE	ug/l	0.3 J	4.1 J	ND@50	ND@50	ND@0.5	ND@0.5

Endicott, New York
Groundwater Analytical Chemistry Data
January 1, 2012 - December 31, 2012

Sample Location		EN-509	EN-509	EN-510	EN-510	EN-510	EN-510
Sample Description		GW MON WELL	GW MON WELL	GW MON WELL	GW MON WELL	GW MON WELL	GW MON WELL
Sample Date		08/12/2012	11/26/2012	02/22/2012	05/17/2012	08/07/2012	11/27/2012
Laboratory Sample I.D.		6755536	6876541	6557755	6658931	6751387	6876526
Parameter	**Units**						
1,1,1-TRICHLOROETHANE	ug/l	1.1	15	ND@0.5	ND@0.5	ND@0.5	ND@0.5
1,1,2,2-TETRACHLOROETHANE	ug/l	ND@0.5	ND@0.5	ND@0.5	ND@0.5	ND@0.5	ND@0.5
1,1,2-TRICHLORO-1,2,2-TRIFLUOROETHANE	ug/l	ND@0.5	3.8	ND@0.5	ND@0.5	ND@0.5	ND@0.5
1,1,2-TRICHLOROETHANE	ug/l	ND@0.5	ND@0.5	ND@0.5	ND@0.5	ND@0.5	ND@0.5
1,1-DICHLOROETHANE	ug/l	ND@0.5	1.5	ND@0.5	ND@0.5	ND@0.5	ND@0.5
1,1-DICHLOROETHENE	ug/l	ND@0.5	0.3 J	ND@0.5	ND@0.5	ND@0.5	ND@0.5
1,2,4-TRICHLOROBENZENE	ug/l	ND@0.5	ND@0.5	ND@0.5	ND@0.5	ND@0.5	ND@0.5
1,2-DIBROMO-3-CHLOROPROPANE	ug/l	ND@0.5	ND@0.5 J	ND@0.5	ND@0.5	ND@0.5	ND@0.5
1,2-DIBROMOETHANE (EDB)	ug/l	ND@0.5	ND@0.5	ND@0.5	ND@0.5	ND@0.5	ND@0.5
1,2-DICHLORO-1,2,2-TRIFLUOROETHANE	ug/l	ND@0.5	0.2 J	ND@0.5	ND@0.5	ND@0.5	ND@0.5
1,2-DICHLOROBENZENE	ug/l	ND@0.5	ND@0.5	ND@0.5	ND@0.5	ND@0.5	ND@0.5
1,2-DICHLOROETHANE (EDC)	ug/l	ND@0.5	ND@0.5	ND@0.5	ND@0.5	ND@0.5	ND@0.5
1,2-DICHLOROPROPANE	ug/l	ND@0.5	ND@0.5	ND@0.5	ND@0.5	ND@0.5	ND@0.5
1,3-DICHLOROBENZENE	ug/l	ND@0.5	ND@0.5	ND@0.5	ND@0.5	ND@0.5	ND@0.5
1,4-DICHLOROBENZENE	ug/l	ND@0.5	ND@0.5	ND@0.5	ND@0.5	ND@0.5	ND@0.5
ACETONE	ug/l	ND@5	ND@5	ND@5.0 J	ND@5.0	ND@5	ND@5
BENZENE	ug/l	ND@0.5	ND@0.5	ND@0.5	ND@0.5	ND@0.5	ND@0.5
BROMODICHLOROMETHANE	ug/l	ND@0.5	ND@0.5	ND@0.5	ND@0.5	ND@0.5	ND@0.5
BROMOFORM (TRIBROMOMETHANE)	ug/l	ND@0.5	ND@0.5	ND@0.5	ND@0.5	ND@0.5	ND@0.5
BROMOMETHANE	ug/l	ND@0.5	ND@0.5	ND@0.5	ND@0.5	ND@0.5	ND@0.5
CARBON DISULFIDE	ug/l	ND@0.5	ND@0.5	ND@0.5	ND@0.5	ND@0.5	ND@0.5
CARBON TETRACHLORIDE	ug/l	ND@0.5	ND@0.5	ND@0.5	ND@0.5	ND@0.5	ND@0.5
CHLOROBENZENE	ug/l	ND@0.5	ND@0.5	ND@0.5	ND@0.5	ND@0.5	ND@0.5
CHLORODIBROMOMETHANE	ug/l	ND@0.5	ND@0.5	ND@0.5	ND@0.5	ND@0.5	ND@0.5
CHLOROETHANE	ug/l	ND@0.5	0.1 J	ND@0.5	ND@0.5	ND@0.5	ND@0.5
CHLOROFORM (TRICHLOROMETHANE)	ug/l	0.1 J	0.2 J	ND@0.5	ND@0.5	ND@0.5	ND@0.5
CHLOROMETHANE	ug/l	ND@0.5	ND@0.5	ND@0.5	ND@0.5	ND@0.5	ND@0.5
CIS-1,2-DICHLOROETHENE	ug/l	ND@0.5	0.3 J	ND@0.5	ND@0.5	ND@0.5	ND@0.5
CIS-1,3-DICHLOROPROPENE	ug/l	ND@0.5	ND@0.5	ND@0.5	ND@0.5	ND@0.5	ND@0.5
CYCLOHEXANE	ug/l	ND@0.5	ND@0.5	ND@0.5	ND@0.5	ND@0.5	ND@0.5
DICHLORODIFLUOROMETHANE (FREON 12)	ug/l	ND@0.5	ND@0.5	ND@0.5	ND@0.5 J	ND@0.5	ND@0.5
ETHYLBENZENE	ug/l	ND@0.5	ND@0.5	ND@0.5	ND@0.5	ND@0.5	ND@0.5
ISOPROPYLBENZENE	ug/l	ND@0.5	ND@0.5	ND@0.5	ND@0.5	ND@0.5	ND@0.5
M,P-XYLENE	ug/l	ND@0.5	ND@0.5	ND@0.5	ND@0.5	ND@0.5	ND@0.5
METHYL ACETATE	ug/l	ND@1	ND@1	ND@1.0	ND@1.0	ND@1	ND@1
METHYL BUTYL KETONE (2-HEXANONE)	ug/l	ND@5	ND@5	ND@5.0	ND@5.0	ND@5	ND@5
METHYL CYCLOHEXANE	ug/l	ND@0.5	ND@0.5	ND@0.5	ND@0.5	ND@0.5	ND@0.5
METHYL ETHYL KETONE (MEK, 2-BUTANONE)	ug/l	ND@5	ND@5	ND@5.0	ND@5.0	ND@5	ND@5
METHYL TERT-BUTYL ETHER (MTBE)	ug/l	ND@0.5	ND@0.5	ND@0.5	ND@0.5	ND@0.5	ND@0.5
METHYLENE CHLORIDE (DICHLOROMETHANE)	ug/l	ND@0.5	ND@0.5	ND@0.5	ND@0.5	ND@0.5	ND@0.5
MIBK (4-METHYL-2-PENTANONE)	ug/l	ND@5	ND@5	ND@5.0	ND@5.0	ND@5	ND@5
O-XYLENE	ug/l	ND@0.5	ND@0.5	ND@0.5	ND@0.5	ND@0.5	ND@0.5
STYRENE	ug/l	ND@0.5	ND@0.5	ND@0.5	ND@0.5	ND@0.5	ND@0.5
TETRACHLOROETHENE	ug/l	0.3 J	0.4 J	ND@0.5	ND@0.5	ND@0.5	ND@0.5
TOLUENE	ug/l	ND@0.5	ND@0.5	ND@0.5	ND@0.5	ND@0.5	ND@0.5
TRANS-1,2-DICHLOROETHENE	ug/l	ND@0.5	ND@0.5	ND@0.5	ND@0.5	ND@0.5	ND@0.5
TRANS-1,3-DICHLOROPROPENE	ug/l	ND@0.5	ND@0.5	ND@0.5	ND@0.5	ND@0.5	ND@0.5
TRICHLOROETHENE	ug/l	0.7	2.3	ND@0.5	ND@0.5	ND@0.5	ND@0.5
TRICHLOROFLUOROMETHANE (FREON 11)	ug/l	ND@0.5	ND@0.5	ND@0.5	ND@0.5	ND@0.5	ND@0.5
VINYL CHLORIDE	ug/l	ND@0.5	0.1 J	ND@0.5	ND@0.5	ND@0.5	ND@0.5

Endicott, New York
Groundwater Analytical Chemistry Data
January 1, 2012 - December 31, 2012

Sample Location		EN-511	EN-511	EN-511	EN-511	EN-513	EN-513
Sample Description		GW MON WELL	GW MON WELL	GW MON WELL	GW MON WELL	GW MON WELL	GW MON WELL
Sample Date		02/22/2012	05/17/2012	08/07/2012	11/27/2012	02/23/2012	05/24/2012
Laboratory Sample I.D.		6557757	6658933	6751389	6876527	6558937	6669096
Parameter	**Units**						
1,1,1-TRICHLOROETHANE	ug/l	ND@0.5	ND@0.5	ND@0.5	ND@0.5	0.6 J	ND@0.5
1,1,2,2-TETRACHLOROETHANE	ug/l	ND@0.5	ND@0.5	ND@0.5	ND@0.5	ND@0.5 J	ND@0.5
1,1,2-TRICHLORO-1,2,2-TRIFLUOROETHANE	ug/l	ND@0.5	ND@0.5	ND@0.5	ND@0.5	ND@0.5 J	ND@0.5
1,1,2-TRICHLOROETHANE	ug/l	ND@0.5	ND@0.5	ND@0.5	ND@0.5	ND@0.5 J	ND@0.5
1,1-DICHLOROETHANE	ug/l	ND@0.5	ND@0.5	ND@0.5	ND@0.5	0.2 J	ND@0.5
1,1-DICHLOROETHENE	ug/l	ND@0.5	ND@0.5	ND@0.5	ND@0.5	ND@0.5 J	ND@0.5
1,2,4-TRICHLOROBENZENE	ug/l	ND@0.5	ND@0.5	ND@0.5	ND@0.5	ND@0.5 J	ND@0.5
1,2-DIBROMO-3-CHLOROPROPANE	ug/l	ND@0.5	ND@0.5	ND@0.5	ND@0.5	ND@0.5 J	ND@0.5
1,2-DIBROMOETHANE (EDB)	ug/l	ND@0.5	ND@0.5	ND@0.5	ND@0.5	ND@0.5 J	ND@0.5
1,2-DICHLORO-1,2,2-TRIFLUOROETHANE	ug/l	ND@0.5	ND@0.5	ND@0.5	ND@0.5	ND@0.5 J	ND@0.5
1,2-DICHLOROBENZENE	ug/l	ND@0.5	ND@0.5	ND@0.5	ND@0.5	ND@0.5 J	ND@0.5
1,2-DICHLOROETHANE (EDC)	ug/l	ND@0.5	ND@0.5	ND@0.5	ND@0.5	ND@0.5 J	ND@0.5
1,2-DICHLOROPROPANE	ug/l	ND@0.5	ND@0.5	ND@0.5	ND@0.5	ND@0.5 J	ND@0.5
1,3-DICHLOROBENZENE	ug/l	ND@0.5	ND@0.5	ND@0.5	ND@0.5	ND@0.5 J	ND@0.5
1,4-DICHLOROBENZENE	ug/l	ND@0.5	ND@0.5	ND@0.5	ND@0.5	ND@0.5 J	ND@0.5
ACETONE	ug/l	ND@5.0 J	ND@5.0	ND@5	ND@5	ND@5.0 J	ND@5.0
BENZENE	ug/l	ND@0.5	ND@0.5	ND@0.5	ND@0.5	ND@0.5 J	ND@0.5
BROMODICHLOROMETHANE	ug/l	ND@0.5	ND@0.5	ND@0.5	ND@0.5	ND@0.5 J	ND@0.5
BROMOFORM (TRIBROMOMETHANE)	ug/l	ND@0.5	ND@0.5	ND@0.5	ND@0.5	ND@0.5 J	ND@0.5
BROMOMETHANE	ug/l	ND@0.5	ND@0.5	ND@0.5	ND@0.5	ND@0.5 J	ND@0.5 J
CARBON DISULFIDE	ug/l	ND@0.5	ND@0.5	ND@0.5	ND@0.5	ND@0.5 J	ND@0.5 J
CARBON TETRACHLORIDE	ug/l	ND@0.5	ND@0.5	ND@0.5	ND@0.5	ND@0.5 J	ND@0.5
CHLOROBENZENE	ug/l	ND@0.5	ND@0.5	ND@0.5	ND@0.5	ND@0.5 J	ND@0.5
CHLORODIBROMOMETHANE	ug/l	ND@0.5	ND@0.5	ND@0.5	ND@0.5	ND@0.5 J	ND@0.5
CHLOROETHANE	ug/l	ND@0.5	ND@0.5	ND@0.5	ND@0.5	ND@0.5 J	ND@0.5 J
CHLOROFORM (TRICHLOROMETHANE)	ug/l	ND@0.5	ND@0.5	ND@0.5	ND@0.5	0.2 J	ND@0.5
CHLOROMETHANE	ug/l	ND@0.5	ND@0.5	ND@0.5	ND@0.5	ND@0.5 J	ND@0.5
CIS-1,2-DICHLOROETHENE	ug/l	ND@0.5	ND@0.5	ND@0.5	ND@0.5	1 J	ND@0.5
CIS-1,3-DICHLOROPROPENE	ug/l	ND@0.5	ND@0.5	ND@0.5	ND@0.5	ND@0.5 J	ND@0.5
CYCLOHEXANE	ug/l	ND@0.5	ND@0.5	ND@0.5	ND@0.5	ND@0.5 J	ND@0.5 J
DICHLORODIFLUOROMETHANE (FREON 12)	ug/l	ND@0.5	ND@0.5 J	ND@0.5	ND@0.5	ND@0.5 J	ND@0.5
ETHYLBENZENE	ug/l	ND@0.5	ND@0.5	ND@0.5	ND@0.5	ND@0.5 J	ND@0.5
ISOPROPYLBENZENE	ug/l	ND@0.5	ND@0.5	ND@0.5	ND@0.5	ND@0.5 J	ND@0.5
M,P-XYLENE	ug/l	ND@0.5	ND@0.5	ND@0.5	ND@0.5	ND@0.5 J	ND@0.5
METHYL ACETATE	ug/l	ND@1.0	ND@1.0	ND@1	ND@1	ND@1.0 J	ND@1.0
METHYL BUTYL KETONE (2-HEXANONE)	ug/l	ND@5.0	ND@5.0	ND@5	ND@5	ND@5.0 J	ND@5.0
METHYL CYCLOHEXANE	ug/l	ND@0.5	ND@0.5	ND@0.5	ND@0.5	ND@0.5 J	ND@0.5
METHYL ETHYL KETONE (MEK, 2-BUTANONE)	ug/l	ND@5.0	ND@5.0	ND@5	ND@5	ND@5.0 J	ND@5.0
METHYL TERT-BUTYL ETHER (MTBE)	ug/l	ND@0.5	ND@0.5	ND@0.5	ND@0.5	ND@0.5 J	ND@0.5
METHYLENE CHLORIDE (DICHLOROMETHANE)	ug/l	ND@0.5	ND@0.5	ND@0.5	ND@0.5	ND@0.5 J	ND@0.5
MIBK (4-METHYL-2-PENTANONE)	ug/l	ND@5.0	ND@5.0	ND@5	ND@5	ND@5.0 J	ND@5.0
O-XYLENE	ug/l	ND@0.5	ND@0.5	ND@0.5	ND@0.5	ND@0.5 J	ND@0.5
STYRENE	ug/l	ND@0.5	ND@0.5	ND@0.5	ND@0.5	ND@0.5 J	ND@0.5
TETRACHLOROETHENE	ug/l	ND@0.5	ND@0.5	ND@0.5	ND@0.5	ND@0.5 J	ND@0.5
TOLUENE	ug/l	ND@0.5	ND@0.5	ND@0.5	ND@0.5	ND@0.5 J	ND@0.5
TRANS-1,2-DICHLOROETHENE	ug/l	ND@0.5	ND@0.5	ND@0.5	ND@0.5	0.9 J	0.1 J
TRANS-1,3-DICHLOROPROPENE	ug/l	ND@0.5	ND@0.5	ND@0.5	ND@0.5	ND@0.5 J	ND@0.5
TRICHLOROETHENE	ug/l	0.3 J	0.2 J	0.2 J	ND@0.5	ND@0.5 J	ND@0.5
TRICHLOROFLUOROMETHANE (FREON 11)	ug/l	ND@0.5	ND@0.5	ND@0.5	ND@0.5	ND@0.5 J	ND@0.5
VINYL CHLORIDE	ug/l	ND@0.5	ND@0.5	ND@0.5	ND@0.5	ND@0.5 J	ND@0.5

Endicott, New York
Groundwater Analytical Chemistry Data
January 1, 2012 - December 31, 2012

Sample Location		EN-513	EN-513	EN-514	EN-514	EN-514	EN-514
Sample Description		GW MON WELL	GW MON WELL	GW MON WELL	GW MON WELL	GW MON WELL	GW MON WELL
Sample Date		08/22/2012	11/27/2012	02/23/2012	05/24/2012	08/22/2012	11/26/2012
Laboratory Sample I.D.		6767533	6876531	6558940	6669098	6767534	6876522
Parameter	**Units**						
1,1,1-TRICHLOROETHANE	ug/l	ND@0.5	ND@0.5	0.4 J	0.4 J	0.3 J	0.3 J
1,1,2,2-TETRACHLOROETHANE	ug/l	ND@0.5	ND@0.5	ND@0.5	ND@0.5	ND@0.5	ND@0.5
1,1,2-TRICHLORO-1,2,2-TRIFLUOROETHANE	ug/l	ND@0.5	ND@0.5	ND@0.5	ND@0.5	ND@0.5	ND@0.5
1,1,2-TRICHLOROETHANE	ug/l	ND@0.5	ND@0.5	ND@0.5	ND@0.5	ND@0.5	ND@0.5
1,1-DICHLOROETHANE	ug/l	ND@0.5	ND@0.5	0.2 J	0.2 J	ND@0.5	0.2 J
1,1-DICHLOROETHENE	ug/l	ND@0.5	ND@0.5	0.1 J	0.1 J	0.1 J	0.3 J
1,2,4-TRICHLOROBENZENE	ug/l	ND@0.5	ND@0.5	ND@0.5	ND@0.5	ND@0.5	ND@0.5
1,2-DIBROMO-3-CHLOROPROPANE	ug/l	ND@0.5	ND@0.5	ND@0.5	ND@0.5	ND@0.5	ND@0.5
1,2-DIBROMOETHANE (EDB)	ug/l	ND@0.5	ND@0.5	ND@0.5	ND@0.5	ND@0.5	ND@0.5
1,2-DICHLORO-1,2,2-TRIFLUOROETHANE	ug/l	ND@0.5	ND@0.5	ND@0.5	ND@0.5	ND@0.5	ND@0.5
1,2-DICHLOROBENZENE	ug/l	ND@0.5	ND@0.5	ND@0.5	ND@0.5	ND@0.5	ND@0.5
1,2-DICHLOROETHANE (EDC)	ug/l	ND@0.5	ND@0.5	ND@0.5	ND@0.5	ND@0.5	ND@0.5
1,2-DICHLOROPROPANE	ug/l	ND@0.5	ND@0.5	ND@0.5	ND@0.5	ND@0.5	ND@0.5
1,3-DICHLOROBENZENE	ug/l	ND@0.5	ND@0.5	ND@0.5	ND@0.5	ND@0.5	ND@0.5
1,4-DICHLOROBENZENE	ug/l	ND@0.5	ND@0.5	ND@0.5	ND@0.5	ND@0.5	ND@0.5
ACETONE	ug/l	ND@5	ND@5	ND@5.0	ND@5.0	ND@5	ND@5
BENZENE	ug/l	ND@0.5	ND@0.5	ND@0.5	ND@0.5	ND@0.5	ND@0.5
BROMODICHLOROMETHANE	ug/l	ND@0.5	ND@0.5	ND@0.5	ND@0.5	ND@0.5	ND@0.5
BROMOFORM (TRIBROMOMETHANE)	ug/l	ND@0.5	ND@0.5	ND@0.5	ND@0.5	ND@0.5	ND@0.5
BROMOMETHANE	ug/l	ND@0.5	ND@0.5	ND@0.5	ND@0.5 J	ND@0.5	ND@0.5
CARBON DISULFIDE	ug/l	ND@0.5	ND@0.5	ND@0.5	ND@0.5 J	ND@0.5	ND@0.5
CARBON TETRACHLORIDE	ug/l	ND@0.5	ND@0.5	ND@0.5	ND@0.5	ND@0.5	ND@0.5
CHLOROBENZENE	ug/l	ND@0.5	ND@0.5	ND@0.5	ND@0.5	ND@0.5	ND@0.5
CHLORODIBROMOMETHANE	ug/l	ND@0.5	ND@0.5	ND@0.5	ND@0.5	ND@0.5	ND@0.5
CHLOROETHANE	ug/l	ND@0.5	ND@0.5	ND@0.5	ND@0.5 J	ND@0.5	ND@0.5
CHLOROFORM (TRICHLOROMETHANE)	ug/l	ND@0.5	ND@0.5	0.2 J	0.1 J	ND@0.5	ND@0.5
CHLOROMETHANE	ug/l	ND@0.5	ND@0.5	ND@0.5	ND@0.5	ND@0.5	ND@0.5
CIS-1,2-DICHLOROETHENE	ug/l	ND@0.5	ND@0.5	0.5 J	0.5	ND@0.5	0.3 J
CIS-1,3-DICHLOROPROPENE	ug/l	ND@0.5	ND@0.5	ND@0.5	ND@0.5	ND@0.5	ND@0.5
CYCLOHEXANE	ug/l	ND@0.5	ND@0.5	ND@0.5	ND@0.5 J	ND@0.5	ND@0.5
DICHLORODIFLUOROMETHANE (FREON 12)	ug/l	ND@0.5 J	ND@0.5	ND@0.5	ND@0.5	ND@0.5 J	ND@0.5
ETHYLBENZENE	ug/l	ND@0.5	ND@0.5	ND@0.5	ND@0.5	ND@0.5	ND@0.5
ISOPROPYLBENZENE	ug/l	ND@0.5	ND@0.5	ND@0.5	ND@0.5	ND@0.5	ND@0.5
M,P-XYLENE	ug/l	ND@0.5	ND@0.5	ND@0.5	ND@0.5	ND@0.5	ND@0.5
METHYL ACETATE	ug/l	ND@1	ND@1	ND@1.0	ND@1.0	ND@1	ND@1
METHYL BUTYL KETONE (2-HEXANONE)	ug/l	ND@5	ND@5	ND@5.0	ND@5.0	ND@5	ND@5
METHYL CYCLOHEXANE	ug/l	ND@0.5	ND@0.5	ND@0.5	ND@0.5	ND@0.5	ND@0.5
METHYL ETHYL KETONE (MEK, 2-BUTANONE)	ug/l	ND@5	ND@5	ND@5.0	ND@5.0	ND@5	ND@5
METHYL TERT-BUTYL ETHER (MTBE)	ug/l	ND@0.5	ND@0.5	ND@0.5	ND@0.5	ND@0.5	ND@0.5
METHYLENE CHLORIDE (DICHLOROMETHANE)	ug/l	ND@0.5	ND@0.5	ND@0.5	ND@0.5	ND@0.5	ND@0.5
MIBK (4-METHYL-2-PENTANONE)	ug/l	ND@5	ND@5	ND@5.0	ND@5.0	ND@5	ND@5
O-XYLENE	ug/l	ND@0.5	ND@0.5	ND@0.5	ND@0.5	ND@0.5	ND@0.5
STYRENE	ug/l	ND@0.5	ND@0.5	ND@0.5	ND@0.5	ND@0.5	ND@0.5
TETRACHLOROETHENE	ug/l	ND@0.5	ND@0.5	0.2 J	0.1 J	0.2 J	0.2 J
TOLUENE	ug/l	ND@0.5	ND@0.5	ND@0.5	ND@0.5	ND@0.5	ND@0.5
TRANS-1,2-DICHLOROETHENE	ug/l	ND@0.5	ND@0.5	ND@0.5	ND@0.5	ND@0.5	ND@0.5
TRANS-1,3-DICHLOROPROPENE	ug/l	ND@0.5	ND@0.5	ND@0.5	ND@0.5	ND@0.5	ND@0.5
TRICHLOROETHENE	ug/l	ND@0.5	ND@0.5	5.9	4.9	6.4	9.7
TRICHLOROFLUOROMETHANE (FREON 11)	ug/l	ND@0.5	ND@0.5	ND@0.5	ND@0.5	ND@0.5	ND@0.5
VINYL CHLORIDE	ug/l	ND@0.5	ND@0.5	ND@0.5	ND@0.5	ND@0.5	ND@0.5

Endicott, New York
Groundwater Analytical Chemistry Data
January 1, 2012 - December 31, 2012

Sample Location		EN-515	EN-515	EN-515	EN-515	EN-516	EN-516
Sample Description		GW MON WELL	GW MON WELL	GW MON WELL	GW MON WELL	GW MON WELL	GW MON WELL
Sample Date		02/23/2012	05/24/2012	08/22/2012	11/26/2012	02/23/2012	05/24/2012
Laboratory Sample I.D.		6558938	6669094	6767535	6876523	6558939	6669095
Parameter	**Units**						
1,1,1-TRICHLOROETHANE	ug/l	0.6	0.2 J	ND@0.5	ND@0.5	0.3 J	0.2 J
1,1,2,2-TETRACHLOROETHANE	ug/l	ND@0.5	ND@0.5	ND@0.5	ND@0.5	ND@0.5	ND@0.5
1,1,2-TRICHLORO-1,2,2-TRIFLUOROETHANE	ug/l	ND@0.5	ND@0.5	ND@0.5	ND@0.5	ND@0.5	ND@0.5
1,1,2-TRICHLOROETHANE	ug/l	ND@0.5	ND@0.5	ND@0.5	ND@0.5	ND@0.5	ND@0.5
1,1-DICHLOROETHANE	ug/l	0.2 J	ND@0.5	ND@0.5	ND@0.5	ND@0.5	ND@0.5
1,1-DICHLOROETHENE	ug/l	ND@0.5	ND@0.5	ND@0.5	ND@0.5	ND@0.5	ND@0.5
1,2,4-TRICHLOROBENZENE	ug/l	ND@0.5	ND@0.5	ND@0.5	ND@0.5	ND@0.5	ND@0.5
1,2-DIBROMO-3-CHLOROPROPANE	ug/l	ND@0.5	ND@0.5	ND@0.5	ND@0.5	ND@0.5	ND@0.5
1,2-DIBROMOETHANE (EDB)	ug/l	ND@0.5	ND@0.5	ND@0.5	ND@0.5	ND@0.5	ND@0.5
1,2-DICHLORO-1,2,2-TRIFLUOROETHANE	ug/l	ND@0.5	ND@0.5	ND@0.5	ND@0.5	ND@0.5	ND@0.5
1,2-DICHLOROBENZENE	ug/l	ND@0.5	ND@0.5	ND@0.5	ND@0.5	ND@0.5	ND@0.5
1,2-DICHLOROETHANE (EDC)	ug/l	ND@0.5	ND@0.5	ND@0.5	ND@0.5	ND@0.5	ND@0.5
1,2-DICHLOROPROPANE	ug/l	ND@0.5	ND@0.5	ND@0.5	ND@0.5	ND@0.5	ND@0.5
1,3-DICHLOROBENZENE	ug/l	ND@0.5	ND@0.5	ND@0.5	ND@0.5	ND@0.5	ND@0.5
1,4-DICHLOROBENZENE	ug/l	ND@0.5	ND@0.5	ND@0.5	ND@0.5	ND@0.5	ND@0.5
ACETONE	ug/l	ND@5.0	ND@5.0	ND@5	ND@5	ND@5.0	ND@5.0
BENZENE	ug/l	ND@0.5	ND@0.5	ND@0.5	ND@0.5	ND@0.5	ND@0.5
BROMODICHLOROMETHANE	ug/l	ND@0.5	ND@0.5	ND@0.5	ND@0.5	2.3	4.6
BROMOFORM (TRIBROMOMETHANE)	ug/l	ND@0.5	ND@0.5	ND@0.5	ND@0.5	0.1 J	0.3 J
BROMOMETHANE	ug/l	ND@0.5	ND@0.5 J	ND@0.5	ND@0.5	ND@0.5	ND@0.5 J
CARBON DISULFIDE	ug/l	ND@0.5	ND@0.5 J	ND@0.5	ND@0.5	ND@0.5	ND@0.5 J
CARBON TETRACHLORIDE	ug/l	ND@0.5	ND@0.5	ND@0.5	ND@0.5	ND@0.5	ND@0.5
CHLOROBENZENE	ug/l	ND@0.5	ND@0.5	ND@0.5	ND@0.5	ND@0.5	ND@0.5
CHLORODIBROMOMETHANE	ug/l	ND@0.5	ND@0.5	ND@0.5	ND@0.5	1.8	2.1
CHLOROETHANE	ug/l	ND@0.5	ND@0.5 J	ND@0.5	ND@0.5	ND@0.5	ND@0.5 J
CHLOROFORM (TRICHLOROMETHANE)	ug/l	0.2 J	ND@0.5	ND@0.5	ND@0.5	4	8.3
CHLOROMETHANE	ug/l	ND@0.5	ND@0.5	ND@0.5	ND@0.5	ND@0.5	ND@0.5
CIS-1,2-DICHLOROETHENE	ug/l	0.9	ND@0.5	ND@0.5	ND@0.5	0.2 J	0.2 J
CIS-1,3-DICHLOROPROPENE	ug/l	ND@0.5	ND@0.5	ND@0.5	ND@0.5	ND@0.5	ND@0.5
CYCLOHEXANE	ug/l	ND@0.5	ND@0.5 J	ND@0.5	ND@0.5	ND@0.5	ND@0.5 J
DICHLORODIFLUOROMETHANE (FREON 12)	ug/l	ND@0.5	ND@0.5	ND@0.5 J	ND@0.5	ND@0.5	ND@0.5
ETHYLBENZENE	ug/l	ND@0.5	ND@0.5	ND@0.5	ND@0.5	ND@0.5	ND@0.5
ISOPROPYLBENZENE	ug/l	ND@0.5	ND@0.5	ND@0.5	ND@0.5	ND@0.5	ND@0.5
M,P-XYLENE	ug/l	ND@0.5	ND@0.5	ND@0.5	ND@0.5	ND@0.5	ND@0.5
METHYL ACETATE	ug/l	ND@1.0	ND@1.0	ND@1	ND@1	ND@1.0	ND@1.0
METHYL BUTYL KETONE (2-HEXANONE)	ug/l	ND@5.0	ND@5.0	ND@5	ND@5	ND@5.0	ND@5.0
METHYL CYCLOHEXANE	ug/l	ND@0.5	ND@0.5	ND@0.5	ND@0.5	ND@0.5	ND@0.5
METHYL ETHYL KETONE (MEK, 2-BUTANONE)	ug/l	ND@5.0	ND@5.0	ND@5	ND@5	ND@5.0	ND@5.0
METHYL TERT-BUTYL ETHER (MTBE)	ug/l	ND@0.5	0.1 J	ND@0.5	ND@0.5	0.1 J	0.2 J
METHYLENE CHLORIDE (DICHLOROMETHANE)	ug/l	ND@0.5	ND@0.5	ND@0.5	ND@0.5	ND@0.5	ND@0.5
MIBK (4-METHYL-2-PENTANONE)	ug/l	ND@5.0	ND@5.0	ND@5	ND@5	ND@5.0	ND@5.0
O-XYLENE	ug/l	ND@0.5	ND@0.5	ND@0.5	ND@0.5	ND@0.5	ND@0.5
STYRENE	ug/l	ND@0.5	ND@0.5	ND@0.5	ND@0.5	ND@0.5	ND@0.5
TETRACHLOROETHENE	ug/l	ND@0.5	ND@0.5	ND@0.5	ND@0.5	ND@0.5	ND@0.5
TOLUENE	ug/l	ND@0.5	ND@0.5	ND@0.5	ND@0.5	ND@0.5	ND@0.5
TRANS-1,2-DICHLOROETHENE	ug/l	ND@0.5	ND@0.5	ND@0.5	ND@0.5	ND@0.5	ND@0.5
TRANS-1,3-DICHLOROPROPENE	ug/l	ND@0.5	ND@0.5	ND@0.5	ND@0.5	ND@0.5	ND@0.5
TRICHLOROETHENE	ug/l	0.5	0.4 J	ND@0.5	2.5	9.8	6.6
TRICHLOROFLUOROMETHANE (FREON 11)	ug/l	ND@0.5	ND@0.5	ND@0.5	ND@0.5	ND@0.5	ND@0.5
VINYL CHLORIDE	ug/l	ND@0.5	ND@0.5	ND@0.5	ND@0.5	ND@0.5	ND@0.5

Endicott, New York
Groundwater Analytical Chemistry Data
January 1, 2012 - December 31, 2012

Sample Location		EN-516	EN-516	EN-517	EN-517	EN-517	EN-517
Sample Description		GW MON WELL	GW MON WELL	GW MON WELL	GW MON WELL	GW MON WELL	GW MON WELL
Sample Date		08/22/2012	11/19/2012	02/22/2012	05/16/2012	08/07/2012	11/27/2012
Laboratory Sample I.D.		6767532	6867664	6557754	6658930	6751386	6876524
Parameter	**Units**						
1,1,1-TRICHLOROETHANE	ug/l	0.3 J	0.2 J	ND@0.5	ND@0.5	ND@0.5	ND@0.5
1,1,2,2-TETRACHLOROETHANE	ug/l	ND@0.5	ND@0.5	ND@0.5	ND@0.5	ND@0.5	ND@0.5
1,1,2-TRICHLORO-1,2,2-TRIFLUOROETHANE	ug/l	ND@0.5	ND@0.5	ND@0.5	ND@0.5	ND@0.5	ND@0.5
1,1,2-TRICHLOROETHANE	ug/l	ND@0.5	ND@0.5	ND@0.5	ND@0.5	ND@0.5	ND@0.5
1,1-DICHLOROETHANE	ug/l	ND@0.5	ND@0.5	ND@0.5	ND@0.5	ND@0.5	ND@0.5
1,1-DICHLOROETHENE	ug/l	ND@0.5	ND@0.5	ND@0.5	ND@0.5	ND@0.5	ND@0.5
1,2,4-TRICHLOROBENZENE	ug/l	ND@0.5	ND@0.5	ND@0.5	ND@0.5	ND@0.5	ND@0.5
1,2-DIBROMO-3-CHLOROPROPANE	ug/l	ND@0.5	ND@0.5	ND@0.5	ND@0.5	ND@0.5	ND@0.5
1,2-DIBROMOETHANE (EDB)	ug/l	ND@0.5	ND@0.5	ND@0.5	ND@0.5	ND@0.5	ND@0.5
1,2-DICHLORO-1,2,2-TRIFLUOROETHANE	ug/l	ND@0.5	ND@0.5	ND@0.5	ND@0.5	ND@0.5	ND@0.5
1,2-DICHLOROBENZENE	ug/l	ND@0.5	ND@0.5	ND@0.5	ND@0.5	ND@0.5	ND@0.5
1,2-DICHLOROETHANE (EDC)	ug/l	ND@0.5	ND@0.5	ND@0.5	ND@0.5	ND@0.5	ND@0.5
1,2-DICHLOROPROPANE	ug/l	ND@0.5	ND@0.5	ND@0.5	ND@0.5	ND@0.5	ND@0.5
1,3-DICHLOROBENZENE	ug/l	ND@0.5	ND@0.5	ND@0.5	ND@0.5	ND@0.5	ND@0.5
1,4-DICHLOROBENZENE	ug/l	ND@0.5	ND@0.5	ND@0.5	ND@0.5	ND@0.5	ND@0.5
ACETONE	ug/l	ND@5	ND@5	ND@5.0 J	ND@5.0	ND@5	ND@5
BENZENE	ug/l	ND@0.5	ND@0.5	ND@0.5	ND@0.5	ND@0.5	ND@0.5
BROMODICHLOROMETHANE	ug/l	3.6	0.4 J	ND@0.5	ND@0.5	ND@0.5	ND@0.5
BROMOFORM (TRIBROMOMETHANE)	ug/l	0.2 J	ND@0.5	ND@0.5	ND@0.5	ND@0.5	ND@0.5
BROMOMETHANE	ug/l	ND@0.5	ND@0.5	ND@0.5	ND@0.5	ND@0.5	ND@0.5
CARBON DISULFIDE	ug/l	ND@0.5	ND@0.5	ND@0.5	ND@0.5	ND@0.5	ND@0.5
CARBON TETRACHLORIDE	ug/l	ND@0.5	ND@0.5	ND@0.5	ND@0.5	ND@0.5	ND@0.5
CHLOROBENZENE	ug/l	ND@0.5	ND@0.5	ND@0.5	ND@0.5	ND@0.5	ND@0.5
CHLORODIBROMOMETHANE	ug/l	2.2	0.4 J	ND@0.5	ND@0.5	ND@0.5	ND@0.5
CHLOROETHANE	ug/l	ND@0.5	ND@0.5	ND@0.5	ND@0.5	ND@0.5	ND@0.5
CHLOROFORM (TRICHLOROMETHANE)	ug/l	2.8	0.2 J	ND@0.5	ND@0.5	ND@0.5	ND@0.5
CHLOROMETHANE	ug/l	ND@0.5	ND@0.5	ND@0.5	ND@0.5	ND@0.5	ND@0.5
CIS-1,2-DICHLOROETHENE	ug/l	ND@0.5	ND@0.5	ND@0.5	ND@0.5	ND@0.5	ND@0.5
CIS-1,3-DICHLOROPROPENE	ug/l	ND@0.5	ND@0.5	ND@0.5	ND@0.5	ND@0.5	ND@0.5
CYCLOHEXANE	ug/l	ND@0.5	ND@0.5	ND@0.5	ND@0.5	ND@0.5	ND@0.5
DICHLORODIFLUOROMETHANE (FREON 12)	ug/l	ND@0.5 J	ND@0.5	ND@0.5	ND@0.5 J	ND@0.5	ND@0.5
ETHYLBENZENE	ug/l	ND@0.5	ND@0.5	ND@0.5	ND@0.5	ND@0.5	ND@0.5
ISOPROPYLBENZENE	ug/l	ND@0.5	ND@0.5	ND@0.5	ND@0.5	ND@0.5	ND@0.5
M,P-XYLENE	ug/l	ND@0.5	ND@0.5	ND@0.5	ND@0.5	ND@0.5	ND@0.5
METHYL ACETATE	ug/l	ND@1	ND@1	ND@1.0	ND@1.0	ND@1	ND@1
METHYL BUTYL KETONE (2-HEXANONE)	ug/l	ND@5	ND@5 J	ND@5.0	ND@5.0	ND@5	ND@5
METHYL CYCLOHEXANE	ug/l	ND@0.5	ND@0.5	ND@0.5	ND@0.5	ND@0.5	ND@0.5
METHYL ETHYL KETONE (MEK, 2-BUTANONE)	ug/l	ND@5	ND@5	ND@5.0	ND@5.0	ND@5	ND@5
METHYL TERT-BUTYL ETHER (MTBE)	ug/l	ND@0.5	ND@0.5	ND@0.5	ND@0.5	ND@0.5	ND@0.5
METHYLENE CHLORIDE (DICHLOROMETHANE)	ug/l	ND@0.5	ND@0.5	ND@0.5	ND@0.5	ND@0.5	ND@0.5
MIBK (4-METHYL-2-PENTANONE)	ug/l	ND@5	ND@5	ND@5.0	ND@5.0	ND@5	ND@5
O-XYLENE	ug/l	ND@0.5	ND@0.5	ND@0.5	ND@0.5	ND@0.5	ND@0.5
STYRENE	ug/l	ND@0.5	ND@0.5	ND@0.5	ND@0.5	ND@0.5	ND@0.5
TETRACHLOROETHENE	ug/l	ND@0.5	0.1 J	ND@0.5	ND@0.5	ND@0.5	ND@0.5
TOLUENE	ug/l	ND@0.5	ND@0.5	ND@0.5	ND@0.5	ND@0.5	ND@0.5
TRANS-1,2-DICHLOROETHENE	ug/l	ND@0.5	ND@0.5	ND@0.5	ND@0.5	ND@0.5	ND@0.5
TRANS-1,3-DICHLOROPROPENE	ug/l	ND@0.5	ND@0.5	ND@0.5	ND@0.5	ND@0.5	ND@0.5
TRICHLOROETHENE	ug/l	7.8	6.5	ND@0.5	ND@0.5	ND@0.5	ND@0.5
TRICHLOROFLUOROMETHANE (FREON 11)	ug/l	ND@0.5	ND@0.5	ND@0.5	ND@0.5	ND@0.5	ND@0.5
VINYL CHLORIDE	ug/l	ND@0.5	ND@0.5	ND@0.5	ND@0.5	ND@0.5	ND@0.5

Endicott, New York
Groundwater Analytical Chemistry Data
January 1, 2012 - December 31, 2012

Sample Location		EN-518	EN-518	EN-518	EN-518	EN-519	EN-519
Sample Description		GW MON WELL	GW MON WELL	GW MON WELL	GW MON WELL	GW MON WELL	REPLICATE
Sample Date		02/22/2012	05/17/2012	08/07/2012	11/27/2012	02/22/2012	02/22/2012
Laboratory Sample I.D.		6557756	6658932	6751388	6876528	6558931	6558932
Parameter	**Units**						
1,1,1-TRICHLOROETHANE	ug/l	ND@0.5	ND@0.5	ND@0.5	ND@0.5	ND@0.5	ND@0.5
1,1,2,2-TETRACHLOROETHANE	ug/l	ND@0.5	ND@0.5	ND@0.5	ND@0.5	ND@0.5	ND@0.5
1,1,2-TRICHLORO-1,2,2-TRIFLUOROETHANE	ug/l	ND@0.5	ND@0.5	ND@0.5	ND@0.5	ND@0.5	ND@0.5
1,1,2-TRICHLOROETHANE	ug/l	ND@0.5	ND@0.5	ND@0.5	ND@0.5	ND@0.5	ND@0.5
1,1-DICHLOROETHANE	ug/l	ND@0.5	ND@0.5	ND@0.5	ND@0.5	ND@0.5	ND@0.5
1,1-DICHLOROETHENE	ug/l	ND@0.5	ND@0.5	ND@0.5	ND@0.5	ND@0.5	ND@0.5
1,2,4-TRICHLOROBENZENE	ug/l	ND@0.5	ND@0.5	ND@0.5	ND@0.5	ND@0.5	ND@0.5
1,2-DIBROMO-3-CHLOROPROPANE	ug/l	ND@0.5	ND@0.5	ND@0.5	ND@0.5	ND@0.5	ND@0.5
1,2-DIBROMOETHANE (EDB)	ug/l	ND@0.5	ND@0.5	ND@0.5	ND@0.5	ND@0.5	ND@0.5
1,2-DICHLORO-1,2,2-TRIFLUOROETHANE	ug/l	ND@0.5	ND@0.5	ND@0.5	ND@0.5	ND@0.5	ND@0.5
1,2-DICHLOROBENZENE	ug/l	ND@0.5	ND@0.5	ND@0.5	ND@0.5	ND@0.5	ND@0.5
1,2-DICHLOROETHANE (EDC)	ug/l	ND@0.5	ND@0.5	ND@0.5	ND@0.5	ND@0.5	ND@0.5
1,2-DICHLOROPROPANE	ug/l	ND@0.5	ND@0.5	ND@0.5	ND@0.5	ND@0.5	ND@0.5
1,3-DICHLOROBENZENE	ug/l	ND@0.5	ND@0.5	ND@0.5	ND@0.5	ND@0.5	ND@0.5
1,4-DICHLOROBENZENE	ug/l	ND@0.5	ND@0.5	ND@0.5	ND@0.5	ND@0.5	ND@0.5
ACETONE	ug/l	ND@5.0 J	ND@5.0	ND@5	ND@5	ND@5.0	ND@5.0
BENZENE	ug/l	ND@0.5	ND@0.5	ND@0.5	ND@0.5	ND@0.5	ND@0.5
BROMODICHLOROMETHANE	ug/l	ND@0.5	ND@0.5	ND@0.5	ND@0.5	ND@0.5	ND@0.5
BROMOFORM (TRIBROMOMETHANE)	ug/l	ND@0.5	ND@0.5	ND@0.5	ND@0.5	ND@0.5	ND@0.5
BROMOMETHANE	ug/l	ND@0.5	ND@0.5	ND@0.5	ND@0.5	ND@0.5	ND@0.5
CARBON DISULFIDE	ug/l	ND@0.5	ND@0.5	ND@0.5	ND@0.5	ND@0.5	ND@0.5
CARBON TETRACHLORIDE	ug/l	ND@0.5	ND@0.5	ND@0.5	ND@0.5	ND@0.5	ND@0.5
CHLOROBENZENE	ug/l	ND@0.5	ND@0.5	ND@0.5	ND@0.5	ND@0.5	ND@0.5
CHLORODIBROMOMETHANE	ug/l	ND@0.5	ND@0.5	ND@0.5	ND@0.5	ND@0.5	ND@0.5
CHLOROETHANE	ug/l	ND@0.5	ND@0.5	ND@0.5	ND@0.5	ND@0.5	ND@0.5
CHLOROFORM (TRICHLOROMETHANE)	ug/l	ND@0.5	ND@0.5	ND@0.5	ND@0.5	ND@0.5	ND@0.5
CHLOROMETHANE	ug/l	ND@0.5	ND@0.5	ND@0.5	ND@0.5	ND@0.5	ND@0.5
CIS-1,2-DICHLOROETHENE	ug/l	ND@0.5	ND@0.5	ND@0.5	ND@0.5	ND@0.5	ND@0.5
CIS-1,3-DICHLOROPROPENE	ug/l	ND@0.5	ND@0.5	ND@0.5	ND@0.5	ND@0.5	ND@0.5
CYCLOHEXANE	ug/l	ND@0.5	ND@0.5	ND@0.5	ND@0.5	ND@0.5	ND@0.5
DICHLORODIFLUOROMETHANE (FREON 12)	ug/l	ND@0.5	ND@0.5 J	ND@0.5	ND@0.5	ND@0.5	ND@0.5
ETHYLBENZENE	ug/l	ND@0.5	ND@0.5	ND@0.5	ND@0.5	ND@0.5	ND@0.5
ISOPROPYLBENZENE	ug/l	ND@0.5	ND@0.5	ND@0.5	ND@0.5	ND@0.5	ND@0.5
M,P-XYLENE	ug/l	ND@0.5	ND@0.5	ND@0.5	ND@0.5	ND@0.5	ND@0.5
METHYL ACETATE	ug/l	ND@1.0	ND@1.0	ND@1	ND@1	ND@1.0	ND@1.0
METHYL BUTYL KETONE (2-HEXANONE)	ug/l	ND@5.0	ND@5.0	ND@5	ND@5	ND@5.0	ND@5.0
METHYL CYCLOHEXANE	ug/l	ND@0.5	ND@0.5	ND@0.5	ND@0.5	ND@0.5	ND@0.5
METHYL ETHYL KETONE (MEK, 2-BUTANONE)	ug/l	ND@5.0	ND@5.0	ND@5	ND@5	ND@5.0	ND@5.0
METHYL TERT-BUTYL ETHER (MTBE)	ug/l	ND@0.5	ND@0.5	ND@0.5	ND@0.5	ND@0.5	ND@0.5
METHYLENE CHLORIDE (DICHLOROMETHANE)	ug/l	ND@0.5	ND@0.5	ND@0.5	ND@0.5	ND@0.5	ND@0.5
MIBK (4-METHYL-2-PENTANONE)	ug/l	ND@5.0	ND@5.0	ND@5	ND@5	ND@5.0	ND@5.0
O-XYLENE	ug/l	ND@0.5	ND@0.5	ND@0.5	ND@0.5	ND@0.5	ND@0.5
STYRENE	ug/l	ND@0.5	ND@0.5	ND@0.5	ND@0.5	ND@0.5	ND@0.5
TETRACHLOROETHENE	ug/l	ND@0.5	ND@0.5	ND@0.5	ND@0.5	ND@0.5	ND@0.5
TOLUENE	ug/l	ND@0.5	ND@0.5	ND@0.5	ND@0.5	ND@0.5	ND@0.5
TRANS-1,2-DICHLOROETHENE	ug/l	ND@0.5	ND@0.5	ND@0.5	ND@0.5	ND@0.5	ND@0.5
TRANS-1,3-DICHLOROPROPENE	ug/l	ND@0.5	ND@0.5	ND@0.5	ND@0.5	ND@0.5	ND@0.5
TRICHLOROETHENE	ug/l	ND@0.5	ND@0.5	ND@0.5	ND@0.5	0.6	0.5
TRICHLOROFLUOROMETHANE (FREON 11)	ug/l	ND@0.5	ND@0.5	ND@0.5	ND@0.5	ND@0.5	ND@0.5
VINYL CHLORIDE	ug/l	ND@0.5	ND@0.5	ND@0.5	ND@0.5	ND@0.5	ND@0.5

Endicott, New York
Groundwater Analytical Chemistry Data
January 1, 2012 - December 31, 2012

Sample Location		EN-519	EN-519	EN-519	EN-519	EN-520	EN-520
Sample Description		GW MON WELL	GW MON WELL	GW MON WELL	REPLICATE	GW MON WELL	GW MON WELL
Sample Date		05/17/2012	08/07/2012	11/27/2012	11/27/2012	05/04/2012	08/20/2012
Laboratory Sample I.D.		6658934	6751391	6876529	6876530	6641741	6761588
Parameter	**Units**						
1,1,1-TRICHLOROETHANE	ug/l	ND@0.5	ND@0.5	ND@0.5	ND@0.5	0.3 J	0.6 J
1,1,2,2-TETRACHLOROETHANE	ug/l	ND@0.5	ND@0.5	ND@0.5	ND@0.5	ND@0.5	ND@0.5 J
1,1,2-TRICHLORO-1,2,2-TRIFLUOROETHANE	ug/l	ND@0.5	ND@0.5	ND@0.5	ND@0.5	0.3 J	0.6 J
1,1,2-TRICHLOROETHANE	ug/l	ND@0.5	ND@0.5	ND@0.5	ND@0.5	ND@0.5	ND@0.5 J
1,1-DICHLOROETHANE	ug/l	ND@0.5	ND@0.5	ND@0.5	ND@0.5	ND@0.5	ND@0.5 J
1,1-DICHLOROETHENE	ug/l	ND@0.5	ND@0.5	ND@0.5	ND@0.5	ND@0.5	ND@0.5 J
1,2,4-TRICHLOROBENZENE	ug/l	ND@0.5	ND@0.5 J	ND@0.5	ND@0.5	ND@0.5	ND@0.5 J
1,2-DIBROMO-3-CHLOROPROPANE	ug/l	ND@0.5	ND@0.5	ND@0.5	ND@0.5	ND@0.5	ND@0.5 J
1,2-DIBROMOETHANE (EDB)	ug/l	ND@0.5	ND@0.5	ND@0.5	ND@0.5	ND@0.5	ND@0.5 J
1,2-DICHLORO-1,2,2-TRIFLUOROETHANE	ug/l	ND@0.5	ND@0.5	ND@0.5	ND@0.5	0.2 J	0.4 J
1,2-DICHLOROBENZENE	ug/l	ND@0.5	ND@0.5	ND@0.5	ND@0.5	ND@0.5	ND@0.5 J
1,2-DICHLOROETHANE (EDC)	ug/l	ND@0.5	ND@0.5	ND@0.5	ND@0.5	ND@0.5	ND@0.5 J
1,2-DICHLOROPROPANE	ug/l	ND@0.5	ND@0.5	ND@0.5	ND@0.5	ND@0.5	ND@0.5 J
1,3-DICHLOROBENZENE	ug/l	ND@0.5	ND@0.5	ND@0.5	ND@0.5	ND@0.5	ND@0.5 J
1,4-DICHLOROBENZENE	ug/l	ND@0.5	ND@0.5	ND@0.5	ND@0.5	ND@0.5	ND@0.5 J
ACETONE	ug/l	ND@5.0	ND@5	ND@5	ND@5	ND@5.0	ND@5 J
BENZENE	ug/l	ND@0.5	ND@0.5	ND@0.5	ND@0.5	ND@0.5	ND@0.5 J
BROMODICHLOROMETHANE	ug/l	ND@0.5	ND@0.5	ND@0.5	ND@0.5	ND@0.5	ND@0.5 J
BROMOFORM (TRIBROMOMETHANE)	ug/l	ND@0.5	ND@0.5	ND@0.5	ND@0.5	ND@0.5	ND@0.5 J
BROMOMETHANE	ug/l	ND@0.5	ND@0.5	ND@0.5	ND@0.5	ND@0.5	ND@0.5 J
CARBON DISULFIDE	ug/l	ND@0.5	ND@0.5	ND@0.5	ND@0.5	ND@0.5	ND@0.5 J
CARBON TETRACHLORIDE	ug/l	ND@0.5	ND@0.5	ND@0.5	ND@0.5	ND@0.5	ND@0.5 J
CHLOROBENZENE	ug/l	ND@0.5	ND@0.5	ND@0.5	ND@0.5	ND@0.5	ND@0.5 J
CHLORODIBROMOMETHANE	ug/l	ND@0.5	ND@0.5	ND@0.5	ND@0.5	ND@0.5	ND@0.5 J
CHLOROETHANE	ug/l	ND@0.5	ND@0.5	ND@0.5	ND@0.5	ND@0.5	ND@0.5 J
CHLOROFORM (TRICHLOROMETHANE)	ug/l	ND@0.5	ND@0.5	ND@0.5	ND@0.5	0.1 J	0.1 J
CHLOROMETHANE	ug/l	ND@0.5	ND@0.5	ND@0.5	ND@0.5	ND@0.5	ND@0.5 J
CIS-1,2-DICHLOROETHENE	ug/l	ND@0.5	ND@0.5	ND@0.5	ND@0.5	0.4 J	1.2 J
CIS-1,3-DICHLOROPROPENE	ug/l	ND@0.5	ND@0.5	ND@0.5	ND@0.5	ND@0.5	ND@0.5 J
CYCLOHEXANE	ug/l	ND@0.5	ND@0.5	ND@0.5	ND@0.5	ND@0.5	ND@0.5 J
DICHLORODIFLUOROMETHANE (FREON 12)	ug/l	ND@0.5 J	ND@0.5 J	ND@0.5	ND@0.5	ND@0.5	ND@0.5 J
ETHYLBENZENE	ug/l	ND@0.5	ND@0.5	ND@0.5	ND@0.5	ND@0.5	ND@0.5 J
ISOPROPYLBENZENE	ug/l	ND@0.5	ND@0.5	ND@0.5	ND@0.5	ND@0.5	ND@0.5 J
M,P-XYLENE	ug/l	ND@0.5	ND@0.5	ND@0.5	ND@0.5	ND@0.5	ND@0.5 J
METHYL ACETATE	ug/l	ND@1.0	ND@1	ND@1	ND@1	ND@1.0	ND@1 J
METHYL BUTYL KETONE (2-HEXANONE)	ug/l	ND@5.0	ND@5	ND@5	ND@5	ND@5.0 J	ND@5 J
METHYL CYCLOHEXANE	ug/l	ND@0.5	ND@0.5	ND@0.5	ND@0.5	ND@0.5	ND@0.5 J
METHYL ETHYL KETONE (MEK, 2-BUTANONE)	ug/l	ND@5.0	ND@5	ND@5	ND@5	ND@5.0	ND@5 J
METHYL TERT-BUTYL ETHER (MTBE)	ug/l	ND@0.5	ND@0.5	ND@0.5	ND@0.5	ND@0.5	ND@0.5 J
METHYLENE CHLORIDE (DICHLOROMETHANE)	ug/l	ND@0.5	ND@0.5	ND@0.5	ND@0.5	ND@0.5	ND@0.5 J
MIBK (4-METHYL-2-PENTANONE)	ug/l	ND@5.0	ND@5	ND@5	ND@5	ND@5.0 J	ND@5 J
O-XYLENE	ug/l	ND@0.5	ND@0.5	ND@0.5	ND@0.5	ND@0.5	ND@0.5 J
STYRENE	ug/l	ND@0.5	ND@0.5	ND@0.5	ND@0.5	ND@0.5	ND@0.5 J
TETRACHLOROETHENE	ug/l	ND@0.5	ND@0.5	ND@0.5	ND@0.5	17	30 J
TOLUENE	ug/l	ND@0.5	ND@0.5	ND@0.5	ND@0.5	ND@0.5	ND@0.5 J
TRANS-1,2-DICHLOROETHENE	ug/l	ND@0.5	ND@0.5	ND@0.5	ND@0.5	ND@0.5	ND@0.5 J
TRANS-1,3-DICHLOROPROPENE	ug/l	ND@0.5	ND@0.5	ND@0.5	ND@0.5	ND@0.5	ND@0.5 J
TRICHLOROETHENE	ug/l	0.5	0.5 J	ND@0.5	ND@0.5	2.2	4.5 J
TRICHLOROFLUOROMETHANE (FREON 11)	ug/l	ND@0.5	ND@0.5	ND@0.5	ND@0.5	ND@0.5	ND@0.5 J
VINYL CHLORIDE	ug/l	ND@0.5	ND@0.5	ND@0.5	ND@0.5	ND@0.5	ND@0.5 J

Endicott, New York
Groundwater Analytical Chemistry Data
January 1, 2012 - December 31, 2012

Sample Location		EN-521	EN-521	EN-522	EN-522	EN-522	EN-522
Sample Description		GW MON WELL	GW MON WELL	GW MON WELL	GW MON WELL	GW MON WELL	GW MON WELL
Sample Date		05/04/2012	08/20/2012	02/07/2012	05/14/2012	08/13/2012	11/19/2012
Laboratory Sample I.D.		6641742	6761587	6545849	6657177	6755537	6867674
Parameter	**Units**						
1,1,1-TRICHLOROETHANE	ug/l	0.8	0.6 J	150	210	370	410
1,1,2,2-TETRACHLOROETHANE	ug/l	ND@0.5	ND@0.5 J	ND@25	ND@25	ND@25	ND@25
1,1,2-TRICHLORO-1,2,2-TRIFLUOROETHANE	ug/l	ND@0.5	ND@0.5 J	220	220	200	190
1,1,2-TRICHLOROETHANE	ug/l	ND@0.5	ND@0.5 J	ND@25	ND@25	ND@25	ND@25
1,1-DICHLOROETHANE	ug/l	0.2 J	ND@0.5 J	9.7 J	13 J	7.7 J	8.6 J
1,1-DICHLOROETHENE	ug/l	ND@0.5	ND@0.5 J	14 J	19 J	18 J	16 J
1,2,4-TRICHLOROBENZENE	ug/l	ND@0.5	ND@0.5 J	ND@25	ND@25	ND@25	ND@25
1,2-DIBROMO-3-CHLOROPROPANE	ug/l	ND@0.5	ND@0.5 J	ND@25	ND@25	ND@25	ND@25
1,2-DIBROMOETHANE (EDB)	ug/l	ND@0.5	ND@0.5 J	ND@25	ND@25	ND@25	ND@25
1,2-DICHLORO-1,2,2-TRIFLUOROETHANE	ug/l	0.7	0.3 J	ND@25	ND@25	11 J	ND@25
1,2-DICHLOROBENZENE	ug/l	ND@0.5	ND@0.5 J	19 J	42	29	34
1,2-DICHLOROETHANE (EDC)	ug/l	ND@0.5	ND@0.5 J	ND@25	ND@25	ND@25	ND@25
1,2-DICHLOROPROPANE	ug/l	ND@0.5	ND@0.5 J	ND@25	ND@25	ND@25	ND@25
1,3-DICHLOROBENZENE	ug/l	ND@0.5	ND@0.5 J	ND@25	ND@25	ND@25	ND@25
1,4-DICHLOROBENZENE	ug/l	ND@0.5	ND@0.5 J	ND@25	ND@25	ND@25	ND@25
ACETONE	ug/l	ND@5.0	8.7 J	ND@250 J	ND@250	ND@250	ND@250
BENZENE	ug/l	ND@0.5	ND@0.5 J	ND@25	ND@25	6.1 J	ND@25
BROMODICHLOROMETHANE	ug/l	ND@0.5	ND@0.5 J	ND@25	ND@25	ND@25	ND@25
BROMOFORM (TRIBROMOMETHANE)	ug/l	0.2 J	ND@0.5 J	ND@25	ND@25	ND@25	ND@25
BROMOMETHANE	ug/l	ND@0.5	ND@0.5 J	ND@25	ND@25	ND@25	ND@25
CARBON DISULFIDE	ug/l	ND@0.5	ND@0.5 J	ND@25	ND@25 J	ND@25	ND@25
CARBON TETRACHLORIDE	ug/l	ND@0.5	ND@0.5 J	ND@25	ND@25	ND@25	ND@25
CHLOROBENZENE	ug/l	ND@0.5	ND@0.5 J	ND@25	ND@25	ND@25	ND@25
CHLORODIBROMOMETHANE	ug/l	ND@0.5	ND@0.5 J	ND@25	ND@25	ND@25	ND@25
CHLOROETHANE	ug/l	ND@0.5	ND@0.5 J	ND@25	ND@25	ND@25	ND@25
CHLOROFORM (TRICHLOROMETHANE)	ug/l	0.9	0.8 J	ND@25	ND@25	ND@25	ND@25
CHLOROMETHANE	ug/l	ND@0.5	ND@0.5 J	ND@25	ND@25 J	ND@25	ND@25
CIS-1,2-DICHLOROETHENE	ug/l	1.2	0.6 J	3600	6700	7400	7600
CIS-1,3-DICHLOROPROPENE	ug/l	ND@0.5	ND@0.5 J	ND@25	ND@25	ND@25	ND@25
CYCLOHEXANE	ug/l	ND@0.5	ND@0.5 J	ND@25	ND@25 J	12 J	19 J
DICHLORODIFLUOROMETHANE (FREON 12)	ug/l	0.1 J	ND@0.5 J	ND@25	ND@25 J	ND@25	ND@25
ETHYLBENZENE	ug/l	ND@0.5	ND@0.5 J	ND@25	35	60	62
ISOPROPYLBENZENE	ug/l	ND@0.5	ND@0.5 J	ND@25	14 J	25	32
M,P-XYLENE	ug/l	ND@0.5	ND@0.5 J	ND@25	150	300	260
METHYL ACETATE	ug/l	ND@1.0	ND@1 J	ND@50	ND@50	ND@50	ND@50
METHYL BUTYL KETONE (2-HEXANONE)	ug/l	ND@5.0 J	ND@5 J	ND@250	ND@250	ND@250	ND@250
METHYL CYCLOHEXANE	ug/l	ND@0.5	ND@0.5 J	ND@25	ND@25	36	72
METHYL ETHYL KETONE (MEK, 2-BUTANONE)	ug/l	ND@5.0	1.3 J	ND@250	ND@250	ND@250	ND@250
METHYL TERT-BUTYL ETHER (MTBE)	ug/l	ND@0.5	ND@0.5 J	ND@25	ND@25	ND@25	ND@25
METHYLENE CHLORIDE (DICHLOROMETHANE)	ug/l	ND@0.5	ND@0.5 J	ND@25	ND@25	ND@25	ND@25
MIBK (4-METHYL-2-PENTANONE)	ug/l	ND@5.0 J	ND@5 J	ND@250	ND@250	ND@250	ND@250
O-XYLENE	ug/l	ND@0.5	ND@0.5 J	ND@25	140	230	280
STYRENE	ug/l	ND@0.5	ND@0.5 J	ND@25	ND@25	ND@25	ND@25
TETRACHLOROETHENE	ug/l	9.8	10 J	610	700	1200	320
TOLUENE	ug/l	ND@0.5	ND@0.5 J	ND@25	14 J	35	28
TRANS-1,2-DICHLOROETHENE	ug/l	ND@0.5	ND@0.5 J	6.3 J	ND@25	ND@25	ND@25
TRANS-1,3-DICHLOROPROPENE	ug/l	ND@0.5	ND@0.5 J	ND@25	ND@25	ND@25	ND@25
TRICHLOROETHENE	ug/l	4.4	2.6 J	39	100	89	40
TRICHLOROFLUOROMETHANE (FREON 11)	ug/l	ND@0.5	ND@0.5 J	ND@25	ND@25	ND@25	ND@25
VINYL CHLORIDE	ug/l	0.5	0.3 J	14 J	18 J	14 J	19 J

Endicott, New York
Groundwater Analytical Chemistry Data
January 1, 2012 - December 31, 2012

Sample Location		EN-524	EN-524	EN-524	EN-524	EN-525	EN-526
Sample Description		GW MON WELL	GW MON WELL	GW MON WELL	GW MON WELL	GW MON WELL	GW MON WELL
Sample Date		02/06/2012	05/01/2012	08/09/2012	11/20/2012	02/06/2012	02/06/2012
Laboratory Sample I.D.		6543922	6638776	6752281	6869066	6543923	6543924
Parameter	**Units**						
1,1,1-TRICHLOROETHANE	ug/l	ND@0.5	ND@0.5 J	ND@0.5	ND@0.5 J	0.2 J	9.7
1,1,2,2-TETRACHLOROETHANE	ug/l	ND@0.5	ND@0.5 J	ND@0.5	ND@0.5 J	ND@0.5	ND@5.0
1,1,2-TRICHLORO-1,2,2-TRIFLUOROETHANE	ug/l	ND@0.5	ND@0.5 J	ND@0.5	ND@0.5 J	ND@0.5	8.5
1,1,2-TRICHLOROETHANE	ug/l	ND@0.5	ND@0.5 J	ND@0.5	ND@0.5 J	ND@0.5	ND@5.0
1,1-DICHLOROETHANE	ug/l	ND@0.5	ND@0.5 J	ND@0.5	ND@0.5 J	ND@0.5	93
1,1-DICHLOROETHENE	ug/l	ND@0.5	ND@0.5 J	ND@0.5	ND@0.5 J	ND@0.5	38
1,2,4-TRICHLOROBENZENE	ug/l	ND@0.5	ND@0.5 J	ND@0.5 J	ND@0.5 J	ND@0.5	ND@5.0
1,2-DIBROMO-3-CHLOROPROPANE	ug/l	ND@0.5	ND@0.5 J	ND@0.5	ND@0.5 J	ND@0.5	ND@5.0
1,2-DIBROMOETHANE (EDB)	ug/l	ND@0.5	ND@0.5 J	ND@0.5	ND@0.5 J	ND@0.5	ND@5.0
1,2-DICHLORO-1,2,2-TRIFLUOROETHANE	ug/l	ND@0.5	ND@0.5 J	ND@0.5	ND@0.5 J	ND@0.5	5.9
1,2-DICHLOROBENZENE	ug/l	ND@0.5	ND@0.5 J	ND@0.5	ND@0.5 J	ND@0.5	ND@5.0
1,2-DICHLOROETHANE (EDC)	ug/l	ND@0.5	ND@0.5 J	ND@0.5	ND@0.5 J	ND@0.5	2.2 J
1,2-DICHLOROPROPANE	ug/l	ND@0.5	ND@0.5 J	ND@0.5	ND@0.5 J	ND@0.5	ND@5.0
1,3-DICHLOROBENZENE	ug/l	ND@0.5	ND@0.5 J	ND@0.5	ND@0.5 J	ND@0.5	ND@5.0
1,4-DICHLOROBENZENE	ug/l	ND@0.5	ND@0.5 J	ND@0.5	ND@0.5 J	ND@0.5	ND@5.0
ACETONE	ug/l	ND@5.0	ND@5.0 J	ND@5	ND@5 J	ND@5.0	ND@50
BENZENE	ug/l	ND@0.5	ND@0.5 J	ND@0.5	ND@0.5 J	ND@0.5	ND@5.0
BROMODICHLOROMETHANE	ug/l	ND@0.5	ND@0.5 J	ND@0.5	ND@0.5 J	ND@0.5	ND@5.0
BROMOFORM (TRIBROMOMETHANE)	ug/l	ND@0.5	ND@0.5 J	ND@0.5	ND@0.5 J	ND@0.5	ND@5.0
BROMOMETHANE	ug/l	ND@0.5	ND@0.5 J	ND@0.5	ND@0.5 J	ND@0.5	ND@5.0
CARBON DISULFIDE	ug/l	ND@0.5	ND@0.5 J	ND@0.5	ND@0.5 J	ND@0.5	ND@5.0
CARBON TETRACHLORIDE	ug/l	ND@0.5	ND@0.5 J	ND@0.5	ND@0.5 J	ND@0.5	ND@5.0
CHLOROBENZENE	ug/l	ND@0.5	ND@0.5 J	ND@0.5	ND@0.5 J	ND@0.5	ND@5.0
CHLORODIBROMOMETHANE	ug/l	ND@0.5	ND@0.5 J	ND@0.5	ND@0.5 J	ND@0.5	ND@5.0
CHLOROETHANE	ug/l	ND@0.5	ND@0.5 J	ND@0.5	ND@0.5 J	ND@0.5	ND@5.0
CHLOROFORM (TRICHLOROMETHANE)	ug/l	ND@0.5	ND@0.5 J	ND@0.5	ND@0.5 J	ND@0.5	ND@5.0
CHLOROMETHANE	ug/l	ND@0.5	ND@0.5 J	ND@0.5	ND@0.5 J	ND@0.5	ND@5.0
CIS-1,2-DICHLOROETHENE	ug/l	ND@0.5	ND@0.5 J	ND@0.5	ND@0.5 J	ND@0.5	290
CIS-1,3-DICHLOROPROPENE	ug/l	ND@0.5	ND@0.5 J	ND@0.5	ND@0.5 J	ND@0.5	ND@5.0
CYCLOHEXANE	ug/l	ND@0.5	ND@0.5 J	ND@0.5	ND@0.5 J	ND@0.5	ND@5.0
DICHLORODIFLUOROMETHANE (FREON 12)	ug/l	ND@0.5	ND@0.5 J	ND@0.5	ND@0.5 J	ND@0.5	ND@5.0
ETHYLBENZENE	ug/l	ND@0.5	ND@0.5 J	ND@0.5	ND@0.5 J	ND@0.5	ND@5.0
ISOPROPYLBENZENE	ug/l	ND@0.5	ND@0.5 J	ND@0.5	ND@0.5 J	ND@0.5	ND@5.0
M,P-XYLENE	ug/l	ND@0.5	ND@0.5 J	ND@0.5	ND@0.5 J	ND@0.5	ND@5.0
METHYL ACETATE	ug/l	ND@1.0	ND@1.0 J	ND@1	ND@1 J	ND@1.0	ND@10
METHYL BUTYL KETONE (2-HEXANONE)	ug/l	ND@5.0	ND@5.0 J	ND@5	ND@5 J	ND@5.0	ND@50
METHYL CYCLOHEXANE	ug/l	ND@0.5	ND@0.5 J	ND@0.5	ND@0.5 J	ND@0.5	ND@5.0
METHYL ETHYL KETONE (MEK, 2-BUTANONE)	ug/l	ND@5.0	ND@5.0 J	ND@5	ND@5 J	ND@5.0	ND@50
METHYL TERT-BUTYL ETHER (MTBE)	ug/l	ND@0.5	ND@0.5 J	ND@0.5	ND@0.5 J	ND@0.5	ND@5.0
METHYLENE CHLORIDE (DICHLOROMETHANE)	ug/l	ND@0.5	ND@0.5 J	ND@0.5	ND@0.5 J	ND@0.5	ND@5.0
MIBK (4-METHYL-2-PENTANONE)	ug/l	ND@5.0	ND@5.0 J	ND@5	ND@5 J	ND@5.0	ND@50
O-XYLENE	ug/l	ND@0.5	ND@0.5 J	ND@0.5	ND@0.5 J	ND@0.5	ND@5.0
STYRENE	ug/l	ND@0.5	ND@0.5 J	ND@0.5	ND@0.5 J	ND@0.5	ND@5.0
TETRACHLOROETHENE	ug/l	ND@0.5	ND@0.5 J	ND@0.5	ND@0.5 J	0.5 J	9.8
TOLUENE	ug/l	ND@0.5	ND@0.5 J	ND@0.5	ND@0.5 J	ND@0.5	ND@5.0
TRANS-1,2-DICHLOROETHENE	ug/l	ND@0.5	ND@0.5 J	ND@0.5	ND@0.5 J	ND@0.5	1.9 J
TRANS-1,3-DICHLOROPROPENE	ug/l	ND@0.5	ND@0.5 J	ND@0.5	ND@0.5 J	ND@0.5	ND@5.0
TRICHLOROETHENE	ug/l	ND@0.5	ND@0.5 J	ND@0.5	ND@0.5 J	1.1	610
TRICHLOROFLUOROMETHANE (FREON 11)	ug/l	ND@0.5	ND@0.5 J	ND@0.5	ND@0.5 J	ND@0.5	ND@5.0
VINYL CHLORIDE	ug/l	ND@0.5	ND@0.5 J	ND@0.5	ND@0.5 J	ND@0.5	ND@5.0

Endicott, New York
Groundwater Analytical Chemistry Data
January 1, 2012 - December 31, 2012

Sample Location		EN-526	EN-526	EN-526	EN-527	EN-527	EN-527
Sample Description		GW MON WELL	GW MON WELL	GW MON WELL	GW MON WELL	GW MON WELL	GW MON WELL
Sample Date		05/22/2012	08/23/2012	11/18/2012	02/24/2012	05/23/2012	08/08/2012
Laboratory Sample I.D.		6664888	6767544	6867662	6558921	6664840	6749097
Parameter	**Units**						
1,1,1-TRICHLOROETHANE	ug/l	9.4 J	5.8	1.8 J	ND@0.5	ND@0.5	ND@0.5
1,1,2,2-TETRACHLOROETHANE	ug/l	ND@5.0 J	ND@5	ND@5	ND@0.5	ND@0.5	ND@0.5
1,1,2-TRICHLORO-1,2,2-TRIFLUOROETHANE	ug/l	47 J	7.9	4.9 J	ND@0.5	ND@0.5	ND@0.5
1,1,2-TRICHLOROETHANE	ug/l	ND@5.0 J	ND@5	ND@5	ND@0.5	ND@0.5	ND@0.5
1,1-DICHLOROETHANE	ug/l	180 J	22	9.1	ND@0.5	ND@0.5	ND@0.5
1,1-DICHLOROETHENE	ug/l	100 J	13	5.6	ND@0.5	ND@0.5	ND@0.5
1,2,4-TRICHLOROBENZENE	ug/l	ND@5.0 J	ND@5	ND@5	ND@0.5 J	ND@0.5	ND@0.5
1,2-DIBROMO-3-CHLOROPROPANE	ug/l	ND@5.0 J	ND@5	ND@5	ND@0.5	ND@0.5	ND@0.5
1,2-DIBROMOETHANE (EDB)	ug/l	ND@5.0 J	ND@5	ND@5	ND@0.5	ND@0.5	ND@0.5
1,2-DICHLORO-1,2,2-TRIFLUOROETHANE	ug/l	19 J	2.7 J	2.2 J	ND@0.5	ND@0.5	ND@0.5
1,2-DICHLOROBENZENE	ug/l	ND@5.0 J	ND@5	ND@5	ND@0.5	ND@0.5	ND@0.5
1,2-DICHLOROETHANE (EDC)	ug/l	4.9 J	ND@5	ND@5	ND@0.5	ND@0.5	ND@0.5
1,2-DICHLOROPROPANE	ug/l	ND@5.0 J	ND@5	ND@5	ND@0.5	ND@0.5	ND@0.5
1,3-DICHLOROBENZENE	ug/l	ND@5.0 J	ND@5	ND@5	ND@0.5	ND@0.5	ND@0.5
1,4-DICHLOROBENZENE	ug/l	ND@5.0 J	ND@5	ND@5	ND@0.5	ND@0.5	ND@0.5
ACETONE	ug/l	ND@50 J	ND@50	ND@50	ND@5.0 J	ND@5	ND@5
BENZENE	ug/l	ND@5.0 J	ND@5	ND@5	4.7	3	2.4
BROMODICHLOROMETHANE	ug/l	ND@5.0 J	ND@5	ND@5	ND@0.5	ND@0.5	ND@0.5
BROMOFORM (TRIBROMOMETHANE)	ug/l	ND@5.0 J	ND@5	ND@5	ND@0.5	ND@0.5	ND@0.5
BROMOMETHANE	ug/l	ND@5.0 J	ND@5	ND@5	ND@0.5	ND@0.5	ND@0.5
CARBON DISULFIDE	ug/l	ND@5.0 J	ND@5	ND@5	ND@0.5	ND@0.5	ND@0.5
CARBON TETRACHLORIDE	ug/l	ND@5.0 J	ND@5	ND@5	ND@0.5	ND@0.5	ND@0.5
CHLOROBENZENE	ug/l	ND@5.0 J	ND@5	ND@5	ND@0.5	ND@0.5	ND@0.5
CHLORODIBROMOMETHANE	ug/l	ND@5.0 J	ND@5	ND@5	ND@0.5	ND@0.5	ND@0.5
CHLOROETHANE	ug/l	ND@5.0 J	ND@5	ND@5	ND@0.5	ND@0.5	ND@0.5
CHLOROFORM (TRICHLOROMETHANE)	ug/l	2.9 J	ND@5	ND@5	0.1 J	ND@0.5	ND@0.5
CHLOROMETHANE	ug/l	ND@5.0 J	ND@5	ND@5	ND@0.5	ND@0.5	ND@0.5
CIS-1,2-DICHLOROETHENE	ug/l	420 J	80	21	1.4	1.5	1.1
CIS-1,3-DICHLOROPROPENE	ug/l	ND@5.0 J	ND@5	ND@5	ND@0.5	ND@0.5	ND@0.5
CYCLOHEXANE	ug/l	ND@5.0 J	ND@5	ND@5	1.2	0.7	0.7
DICHLORODIFLUOROMETHANE (FREON 12)	ug/l	ND@5.0 J	ND@5	ND@5	ND@0.5	ND@0.5	ND@0.5
ETHYLBENZENE	ug/l	ND@5.0 J	ND@5	ND@5	0.3 J	0.2 J	0.1 J
ISOPROPYLBENZENE	ug/l	ND@5.0 J	ND@5	ND@5	5	3.5	3.2
M,P-XYLENE	ug/l	ND@5.0 J	ND@5	ND@5	0.4 J	0.4 J	0.2 J
METHYL ACETATE	ug/l	ND@10 J	ND@10	ND@10	ND@1.0	ND@1	ND@1
METHYL BUTYL KETONE (2-HEXANONE)	ug/l	ND@50 J	ND@50	ND@50 J	ND@5.0	ND@5	ND@5
METHYL CYCLOHEXANE	ug/l	ND@5.0 J	ND@5	ND@5	0.7	0.5	0.5 J
METHYL ETHYL KETONE (MEK, 2-BUTANONE)	ug/l	ND@50 J	ND@50	ND@50	ND@5.0	ND@5	ND@5
METHYL TERT-BUTYL ETHER (MTBE)	ug/l	ND@5.0 J	ND@5	ND@5	ND@0.5	ND@0.5	ND@0.5
METHYLENE CHLORIDE (DICHLOROMETHANE)	ug/l	ND@5.0 J	ND@5	ND@5	ND@0.5	ND@0.5	ND@0.5
MIBK (4-METHYL-2-PENTANONE)	ug/l	ND@50 J	ND@50	ND@50	ND@5.0	ND@5	ND@5
O-XYLENE	ug/l	ND@5.0 J	ND@5	ND@5	0.5	0.4 J	0.3 J
STYRENE	ug/l	ND@5.0 J	ND@5	ND@5	ND@0.5	ND@0.5	ND@0.5
TETRACHLOROETHENE	ug/l	3.3 J	5.5	5 J	ND@0.5	ND@0.5	ND@0.5
TOLUENE	ug/l	ND@5.0 J	ND@5	ND@5	0.7	0.6	0.5
TRANS-1,2-DICHLOROETHENE	ug/l	2.7 J	ND@5	ND@5	ND@0.5	ND@0.5	ND@0.5
TRANS-1,3-DICHLOROPROPENE	ug/l	ND@5.0 J	ND@5	ND@5	ND@0.5	ND@0.5	ND@0.5
TRICHLOROETHENE	ug/l	420 J	340	290	0.3 J	0.1 J	0.1 J
TRICHLOROFLUOROMETHANE (FREON 11)	ug/l	ND@5.0 J	ND@5	ND@5	ND@0.5	ND@0.5	ND@0.5
VINYL CHLORIDE	ug/l	1.7 J	ND@5 J	ND@5	ND@0.5	ND@0.5	ND@0.5

Endicott, New York
Groundwater Analytical Chemistry Data
January 1, 2012 - December 31, 2012

Sample Location		EN-527	EN-528	EN-528	EN-528	EN-528	EN-528
Sample Description		GW MON WELL	GW MON WELL	GW MON WELL	GW MON WELL	GW MON WELL	REPLICATE
Sample Date		11/26/2012	02/24/2012	05/23/2012	08/08/2012	11/26/2012	11/26/2012
Laboratory Sample I.D.		6876538	6558922	6664842	6749099	6876539	6876540
Parameter	**Units**						
1,1,1-TRICHLOROETHANE	ug/l	ND@0.5	ND@0.5 J	ND@0.5	ND@0.5	ND@0.5	ND@0.5
1,1,2,2-TETRACHLOROETHANE	ug/l	ND@0.5	ND@0.5 J	ND@0.5	ND@0.5	ND@0.5	ND@0.5
1,1,2-TRICHLORO-1,2,2-TRIFLUOROETHANE	ug/l	ND@0.5	ND@0.5 J	ND@0.5	ND@0.5	ND@0.5	ND@0.5
1,1,2-TRICHLOROETHANE	ug/l	ND@0.5	ND@0.5 J	ND@0.5	ND@0.5	ND@0.5	ND@0.5
1,1-DICHLOROETHANE	ug/l	ND@0.5	ND@0.5 J	ND@0.5	ND@0.5	ND@0.5	ND@0.5
1,1-DICHLOROETHENE	ug/l	ND@0.5	ND@0.5 J	ND@0.5	ND@0.5	ND@0.5	ND@0.5
1,2,4-TRICHLOROBENZENE	ug/l	ND@0.5	ND@0.5 J	ND@0.5	ND@0.5	ND@0.5	ND@0.5
1,2-DIBROMO-3-CHLOROPROPANE	ug/l	ND@0.5 J	ND@0.5 J	ND@0.5	ND@0.5	ND@0.5 J	ND@0.5 J
1,2-DIBROMOETHANE (EDB)	ug/l	ND@0.5	ND@0.5 J	ND@0.5	ND@0.5	ND@0.5	ND@0.5
1,2-DICHLORO-1,2,2-TRIFLUOROETHANE	ug/l	ND@0.5	ND@0.5 J	ND@0.5	ND@0.5	ND@0.5	ND@0.5
1,2-DICHLOROBENZENE	ug/l	ND@0.5	ND@0.5 J	ND@0.5	ND@0.5	ND@0.5	ND@0.5
1,2-DICHLOROETHANE (EDC)	ug/l	ND@0.5	ND@0.5 J	ND@0.5	ND@0.5	ND@0.5	ND@0.5
1,2-DICHLOROPROPANE	ug/l	ND@0.5	ND@0.5 J	ND@0.5	ND@0.5	ND@0.5	ND@0.5
1,3-DICHLOROBENZENE	ug/l	ND@0.5	ND@0.5 J	ND@0.5	ND@0.5	ND@0.5	ND@0.5
1,4-DICHLOROBENZENE	ug/l	ND@0.5	ND@0.5 J	ND@0.5	ND@0.5	ND@0.5	ND@0.5
ACETONE	ug/l	ND@5	3 J	ND@5	ND@5	ND@5	ND@5
BENZENE	ug/l	2.6	1.4 J	0.6	0.4 J	0.4 J	0.4 J
BROMODICHLOROMETHANE	ug/l	ND@0.5	ND@0.5 J	ND@0.5	ND@0.5	ND@0.5	ND@0.5
BROMOFORM (TRIBROMOMETHANE)	ug/l	ND@0.5	ND@0.5 J	ND@0.5	ND@0.5	ND@0.5	ND@0.5
BROMOMETHANE	ug/l	ND@0.5	ND@0.5 J	ND@0.5	ND@0.5	ND@0.5	ND@0.5
CARBON DISULFIDE	ug/l	ND@0.5	0.5 J	ND@0.5	ND@0.5	0.8	0.5
CARBON TETRACHLORIDE	ug/l	ND@0.5	ND@0.5 J	ND@0.5	ND@0.5	ND@0.5	ND@0.5
CHLOROBENZENE	ug/l	ND@0.5	ND@0.5 J	ND@0.5	ND@0.5	ND@0.5	ND@0.5
CHLORODIBROMOMETHANE	ug/l	ND@0.5	ND@0.5 J	ND@0.5	ND@0.5	ND@0.5	ND@0.5
CHLOROETHANE	ug/l	ND@0.5	ND@0.5 J	ND@0.5	ND@0.5	ND@0.5	ND@0.5
CHLOROFORM (TRICHLOROMETHANE)	ug/l	0.1 J	ND@0.5 J	ND@0.5	ND@0.5	ND@0.5	ND@0.5
CHLOROMETHANE	ug/l	ND@0.5	ND@0.5 J	ND@0.5	ND@0.5	ND@0.5	ND@0.5
CIS-1,2-DICHLOROETHENE	ug/l	1.2	0.3 J	0.5 J	0.3 J	0.3 J	0.3 J
CIS-1,3-DICHLOROPROPENE	ug/l	ND@0.5	ND@0.5 J	ND@0.5	ND@0.5	ND@0.5	ND@0.5
CYCLOHEXANE	ug/l	1	ND@0.5 J	ND@0.5	ND@0.5	ND@0.5	ND@0.5
DICHLORODIFLUOROMETHANE (FREON 12)	ug/l	ND@0.5	ND@0.5 J	ND@0.5	ND@0.5	ND@0.5	ND@0.5
ETHYLBENZENE	ug/l	0.2 J	ND@0.5 J	ND@0.5	ND@0.5	ND@0.5	ND@0.5
ISOPROPYLBENZENE	ug/l	4.4	ND@0.5 J	ND@0.5	ND@0.5	ND@0.5	ND@0.5
M,P-XYLENE	ug/l	0.2 J	0.4 J	0.3 J	0.2 J	0.4 J	0.4 J
METHYL ACETATE	ug/l	ND@1	ND@1.0 J	ND@1	ND@1	ND@1	ND@1
METHYL BUTYL KETONE (2-HEXANONE)	ug/l	ND@5	ND@5.0 J	ND@5	ND@5	ND@5	ND@5
METHYL CYCLOHEXANE	ug/l	0.6	ND@0.5 J	ND@0.5	0.2 J	ND@0.5	ND@0.5
METHYL ETHYL KETONE (MEK, 2-BUTANONE)	ug/l	ND@5	ND@5.0 J	ND@5	ND@5	ND@5	ND@5
METHYL TERT-BUTYL ETHER (MTBE)	ug/l	ND@0.5	ND@0.5 J	ND@0.5	ND@0.5	ND@0.5	ND@0.5
METHYLENE CHLORIDE (DICHLOROMETHANE)	ug/l	ND@0.5	ND@0.5 J	ND@0.5	ND@0.5	ND@0.5	ND@0.5
MIBK (4-METHYL-2-PENTANONE)	ug/l	ND@5	ND@5.0 J	ND@5	ND@5	ND@5	ND@5
O-XYLENE	ug/l	0.4 J	ND@0.5 J	ND@0.5	ND@0.5	ND@0.5	ND@0.5
STYRENE	ug/l	ND@0.5	ND@0.5 J	ND@0.5	ND@0.5	ND@0.5	ND@0.5
TETRACHLOROETHENE	ug/l	ND@0.5	0.4 J	0.1 J	ND@0.5	ND@0.5	ND@0.5
TOLUENE	ug/l	0.8	0.8 J	0.7	0.6	0.7	0.7
TRANS-1,2-DICHLOROETHENE	ug/l	ND@0.5	ND@0.5 J	ND@0.5	ND@0.5	ND@0.5	ND@0.5
TRANS-1,3-DICHLOROPROPENE	ug/l	ND@0.5	ND@0.5 J	ND@0.5	ND@0.5	ND@0.5	ND@0.5
TRICHLOROETHENE	ug/l	ND@0.5	0.2 J	1	1.4	1.4	1.3
TRICHLOROFLUOROMETHANE (FREON 11)	ug/l	ND@0.5	ND@0.5 J	ND@0.5	ND@0.5	ND@0.5	ND@0.5
VINYL CHLORIDE	ug/l	ND@0.5	ND@0.5 J	ND@0.5	ND@0.5	ND@0.5	ND@0.5

Endicott, New York
Groundwater Analytical Chemistry Data
January 1, 2012 - December 31, 2012

Sample Location		EN-529	EN-530	EN-530	EN-530	EN-530	EN-530
Sample Description		GW MON WELL	GW MON WELL	GW MON WELL	GW MON WELL	REPLICATE	GW MON WELL
Sample Date		08/22/2012	02/23/2012	08/28/2012	10/09/2012	10/09/2012	12/12/2012
Laboratory Sample I.D.		6767542	6558936	6773209	6820639	6820640	6895746
Parameter	**Units**						
1,1,1-TRICHLOROETHANE	ug/l	1.9	ND@0.5	4.4	5.7	5.7	ND@0.5
1,1,2,2-TETRACHLOROETHANE	ug/l	ND@0.5	ND@0.5	ND@0.5	ND@0.5	ND@0.5	ND@0.5
1,1,2-TRICHLORO-1,2,2-TRIFLUOROETHANE	ug/l	ND@0.5	ND@0.5	ND@0.5	ND@0.5	ND@0.5	ND@0.5
1,1,2-TRICHLOROETHANE	ug/l	ND@0.5	ND@0.5	ND@0.5	ND@0.5	ND@0.5	ND@0.5
1,1-DICHLOROETHANE	ug/l	1.5	ND@0.5	1.7	0.2 J	0.2 J	ND@0.5
1,1-DICHLOROETHENE	ug/l	ND@0.5	ND@0.5	ND@0.5	ND@0.5	ND@0.5	ND@0.5
1,2,4-TRICHLOROBENZENE	ug/l	ND@0.5	ND@0.5	ND@0.5	ND@0.5	ND@0.5	ND@0.5
1,2-DIBROMO-3-CHLOROPROPANE	ug/l	ND@0.5	ND@0.5	ND@0.5	ND@0.5 J	ND@0.5 J	ND@0.5 J
1,2-DIBROMOETHANE (EDB)	ug/l	ND@0.5	ND@0.5	ND@0.5	ND@0.5	ND@0.5	ND@0.5
1,2-DICHLORO-1,2,2-TRIFLUOROETHANE	ug/l	ND@0.5 J	ND@0.5	ND@0.5	ND@0.5	ND@0.5	ND@0.5
1,2-DICHLOROBENZENE	ug/l	ND@0.5	ND@0.5	ND@0.5	ND@0.5	ND@0.5	ND@0.5
1,2-DICHLOROETHANE (EDC)	ug/l	ND@0.5	ND@0.5	ND@0.5	ND@0.5	ND@0.5	ND@0.5
1,2-DICHLOROPROPANE	ug/l	ND@0.5	ND@0.5	ND@0.5	ND@0.5	ND@0.5	ND@0.5
1,3-DICHLOROBENZENE	ug/l	ND@0.5	ND@0.5	ND@0.5	ND@0.5	ND@0.5	ND@0.5
1,4-DICHLOROBENZENE	ug/l	ND@0.5	ND@0.5	ND@0.5	ND@0.5	ND@0.5	ND@0.5
ACETONE	ug/l	ND@5	ND@5.0	ND@5	ND@5	ND@5	ND@5 J
BENZENE	ug/l	ND@0.5	ND@0.5	ND@0.5	ND@0.5	ND@0.5	ND@0.5
BROMODICHLOROMETHANE	ug/l	ND@0.5	ND@0.5	ND@0.5	ND@0.5	ND@0.5	ND@0.5
BROMOFORM (TRIBROMOMETHANE)	ug/l	ND@0.5	ND@0.5	ND@0.5	ND@0.5	ND@0.5	ND@0.5
BROMOMETHANE	ug/l	ND@0.5	ND@0.5	ND@0.5 J	ND@0.5	ND@0.5	ND@0.5
CARBON DISULFIDE	ug/l	ND@0.5	ND@0.5	ND@0.5	ND@0.5	ND@0.5	ND@0.5
CARBON TETRACHLORIDE	ug/l	ND@0.5	ND@0.5	ND@0.5	ND@0.5	ND@0.5	ND@0.5
CHLOROBENZENE	ug/l	ND@0.5	ND@0.5	ND@0.5	ND@0.5	ND@0.5	ND@0.5
CHLORODIBROMOMETHANE	ug/l	ND@0.5	ND@0.5	ND@0.5	ND@0.5	ND@0.5	ND@0.5
CHLOROETHANE	ug/l	ND@0.5	ND@0.5	ND@0.5	ND@0.5	ND@0.5	ND@0.5
CHLOROFORM (TRICHLOROMETHANE)	ug/l	ND@0.5	ND@0.5	0.1 J	ND@0.5	ND@0.5	ND@0.5
CHLOROMETHANE	ug/l	ND@0.5	ND@0.5	ND@0.5 J	ND@0.5	ND@0.5	ND@0.5
CIS-1,2-DICHLOROETHENE	ug/l	ND@0.5	ND@0.5	ND@0.5	ND@0.5	ND@0.5	ND@0.5
CIS-1,3-DICHLOROPROPENE	ug/l	ND@0.5	ND@0.5	ND@0.5	ND@0.5	ND@0.5	ND@0.5
CYCLOHEXANE	ug/l	ND@0.5	ND@0.5	ND@0.5	ND@0.5	ND@0.5	ND@0.5
DICHLORODIFLUOROMETHANE (FREON 12)	ug/l	ND@0.5	ND@0.5	ND@0.5	ND@0.5	ND@0.5	ND@0.5
ETHYLBENZENE	ug/l	ND@0.5	ND@0.5	ND@0.5	ND@0.5	ND@0.5	ND@0.5
ISOPROPYLBENZENE	ug/l	ND@0.5	ND@0.5	ND@0.5	ND@0.5	ND@0.5	ND@0.5
M,P-XYLENE	ug/l	ND@0.5	ND@0.5	ND@0.5	ND@0.5	ND@0.5	ND@0.5
METHYL ACETATE	ug/l	ND@1	ND@1.0	ND@1	ND@1	ND@1	ND@1
METHYL BUTYL KETONE (2-HEXANONE)	ug/l	ND@5	ND@5.0	ND@5	ND@5	ND@5	ND@5
METHYL CYCLOHEXANE	ug/l	ND@0.5	ND@0.5	ND@0.5	ND@0.5	ND@0.5	ND@0.5
METHYL ETHYL KETONE (MEK, 2-BUTANONE)	ug/l	ND@5	ND@5.0	ND@5	ND@5	ND@5	ND@5 J
METHYL TERT-BUTYL ETHER (MTBE)	ug/l	ND@0.5	ND@0.5	ND@0.5	ND@0.5	ND@0.5	ND@0.5
METHYLENE CHLORIDE (DICHLOROMETHANE)	ug/l	0.3 J	ND@0.5	0.2 J	ND@1.2	ND@1.2	0.5 J
MIBK (4-METHYL-2-PENTANONE)	ug/l	ND@5	ND@5.0	ND@5	ND@5	ND@5	ND@5
O-XYLENE	ug/l	ND@0.5	ND@0.5	ND@0.5	ND@0.5	ND@0.5	ND@0.5
STYRENE	ug/l	ND@0.5	ND@0.5	ND@0.5	ND@0.5	ND@0.5	ND@0.5
TETRACHLOROETHENE	ug/l	ND@0.5	ND@0.5	ND@0.5	ND@0.5	ND@0.5	ND@0.5
TOLUENE	ug/l	ND@0.5	ND@0.5	ND@0.5	ND@0.5	ND@0.5	ND@0.5
TRANS-1,2-DICHLOROETHENE	ug/l	ND@0.5	ND@0.5	ND@0.5	ND@0.5	ND@0.5	ND@0.5
TRANS-1,3-DICHLOROPROPENE	ug/l	ND@0.5	ND@0.5	ND@0.5	ND@0.5	ND@0.5	ND@0.5
TRICHLOROETHENE	ug/l	ND@0.5	3.8	ND@0.5	ND@0.5	ND@0.5	ND@0.5
TRICHLOROFLUOROMETHANE (FREON 11)	ug/l	ND@0.5	ND@0.5	ND@0.5	ND@0.5	ND@0.5	ND@0.5
VINYL CHLORIDE	ug/l	0.1 J	ND@0.5	0.1 J	0.1 J	0.1 J	ND@0.5

Endicott, New York
Groundwater Analytical Chemistry Data
January 1, 2012 - December 31, 2012

Sample Location		EN-531	EN-531	EN-531	EN-531	EN-606	EN-616
Sample Description		GW MON WELL	GW MON WELL	GW MON WELL	GW MON WELL	GW MON WELL	GW MON WELL
Sample Date		02/20/2012	08/28/2012	10/09/2012	12/12/2012	08/02/2012	08/02/2012
Laboratory Sample I.D.		6557753	6773210	6820641	6895747	6744562	6744559
Parameter	**Units**						
1,1,1-TRICHLOROETHANE	ug/l	0.2 J	1.7	1.1	2	ND@10	ND@0.5
1,1,2,2-TETRACHLOROETHANE	ug/l	ND@0.5	ND@0.5	ND@0.5	ND@0.5	ND@10	ND@0.5
1,1,2-TRICHLORO-1,2,2-TRIFLUOROETHANE	ug/l	ND@0.5	ND@0.5	ND@0.5	ND@0.5	700	6.1
1,1,2-TRICHLOROETHANE	ug/l	ND@0.5	ND@0.5	ND@0.5	ND@0.5	ND@10	ND@0.5
1,1-DICHLOROETHANE	ug/l	ND@0.5	1.4	0.1 J	ND@0.5	5.2 J	0.2 J
1,1-DICHLOROETHENE	ug/l	ND@0.5	ND@0.5	ND@0.5	ND@0.5	ND@10	0.1 J
1,2,4-TRICHLOROBENZENE	ug/l	ND@0.5	ND@0.5	ND@0.5	ND@0.5	ND@10	ND@0.5
1,2-DIBROMO-3-CHLOROPROPANE	ug/l	ND@0.5	ND@0.5	ND@0.5 J	ND@0.5 J	ND@10	ND@0.5
1,2-DIBROMOETHANE (EDB)	ug/l	ND@0.5	ND@0.5	ND@0.5	ND@0.5	ND@10	ND@0.5
1,2-DICHLORO-1,2,2-TRIFLUOROETHANE	ug/l	ND@0.5	ND@0.5	ND@0.5	ND@0.5	240	8.7
1,2-DICHLOROBENZENE	ug/l	ND@0.5	ND@0.5	ND@0.5	ND@0.5	ND@10	ND@0.5
1,2-DICHLOROETHANE (EDC)	ug/l	ND@0.5	ND@0.5	ND@0.5	ND@0.5	ND@10	ND@0.5
1,2-DICHLOROPROPANE	ug/l	ND@0.5	ND@0.5	ND@0.5	ND@0.5	ND@10	ND@0.5
1,3-DICHLOROBENZENE	ug/l	ND@0.5	ND@0.5	ND@0.5	ND@0.5	ND@10	ND@0.5
1,4-DICHLOROBENZENE	ug/l	ND@0.5	ND@0.5	ND@0.5	ND@0.5	ND@10	ND@0.5
ACETONE	ug/l	ND@5.0 J	ND@5	ND@5	ND@5 J	ND@100	ND@5
BENZENE	ug/l	ND@0.5	ND@0.5	ND@0.5	ND@0.5	ND@10	ND@0.5
BROMODICHLOROMETHANE	ug/l	ND@0.5	ND@0.5	ND@0.5	ND@0.5	ND@10	ND@0.5
BROMOFORM (TRIBROMOMETHANE)	ug/l	ND@0.5	ND@0.5	ND@0.5	ND@0.5	ND@10	ND@0.5
BROMOMETHANE	ug/l	ND@0.5	ND@0.5 J	ND@0.5	ND@0.5	ND@10	ND@0.5
CARBON DISULFIDE	ug/l	ND@0.5	ND@0.5	ND@0.5	ND@0.5	ND@10	ND@0.5
CARBON TETRACHLORIDE	ug/l	ND@0.5	ND@0.5	ND@0.5	ND@0.5	ND@10	ND@0.5
CHLOROBENZENE	ug/l	ND@0.5	ND@0.5	ND@0.5	ND@0.5	ND@10	ND@0.5
CHLORODIBROMOMETHANE	ug/l	ND@0.5	ND@0.5	ND@0.5	ND@0.5	ND@10	ND@0.5
CHLOROETHANE	ug/l	ND@0.5	ND@0.5	ND@0.5	ND@0.5	ND@10	ND@0.5
CHLOROFORM (TRICHLOROMETHANE)	ug/l	ND@0.5	ND@0.5	ND@0.5	ND@0.5	ND@10	ND@0.5
CHLOROMETHANE	ug/l	ND@0.5	ND@0.5 J	ND@0.5	ND@0.5	ND@10	ND@0.5
CIS-1,2-DICHLOROETHENE	ug/l	0.2 J	ND@0.5	ND@0.5	ND@0.5	3.6 J	0.7
CIS-1,3-DICHLOROPROPENE	ug/l	ND@0.5	ND@0.5	ND@0.5	ND@0.5	ND@10	ND@0.5
CYCLOHEXANE	ug/l	ND@0.5	ND@0.5	ND@0.5	ND@0.5	ND@10	ND@0.5
DICHLORODIFLUOROMETHANE (FREON 12)	ug/l	ND@0.5	ND@0.5	ND@0.5	ND@0.5	ND@10	ND@0.5
ETHYLBENZENE	ug/l	ND@0.5	ND@0.5	ND@0.5	ND@0.5	ND@10	ND@0.5
ISOPROPYLBENZENE	ug/l	ND@0.5	ND@0.5	ND@0.5	ND@0.5	ND@10	ND@0.5
M,P-XYLENE	ug/l	ND@0.5	ND@0.5	ND@0.5	ND@0.5	ND@10	ND@0.5
METHYL ACETATE	ug/l	ND@1.0	ND@1	ND@1	ND@1	ND@20	ND@1
METHYL BUTYL KETONE (2-HEXANONE)	ug/l	ND@5.0	ND@5	ND@5	ND@5	ND@100	ND@5
METHYL CYCLOHEXANE	ug/l	ND@0.5	ND@0.5	ND@0.5	ND@0.5	ND@10	ND@0.5
METHYL ETHYL KETONE (MEK, 2-BUTANONE)	ug/l	ND@5.0	ND@5	ND@5	ND@5 J	ND@100	ND@5
METHYL TERT-BUTYL ETHER (MTBE)	ug/l	ND@0.5	ND@0.5	ND@0.5	ND@0.5	ND@10	ND@0.5
METHYLENE CHLORIDE (DICHLOROMETHANE)	ug/l	ND@0.5	0.2 J	ND@1.1	0.2 J	ND@10	ND@0.5
MIBK (4-METHYL-2-PENTANONE)	ug/l	ND@5.0	ND@5	ND@5	ND@5	ND@100	ND@5
O-XYLENE	ug/l	ND@0.5	ND@0.5	ND@0.5	ND@0.5	ND@10	ND@0.5
STYRENE	ug/l	ND@0.5	ND@0.5	ND@0.5	ND@0.5	ND@10	ND@0.5
TETRACHLOROETHENE	ug/l	ND@0.5	ND@0.5	ND@0.5	ND@0.5	ND@10	ND@0.5
TOLUENE	ug/l	ND@0.5	ND@0.5	ND@0.5	ND@0.5	ND@10	ND@0.5
TRANS-1,2-DICHLOROETHENE	ug/l	ND@0.5	ND@0.5	ND@0.5	ND@0.5	ND@10	ND@0.5
TRANS-1,3-DICHLOROPROPENE	ug/l	ND@0.5	ND@0.5	ND@0.5	ND@0.5	ND@10	ND@0.5
TRICHLOROETHENE	ug/l	6	8.2	3	3.2	ND@10	3.2
TRICHLOROFLUOROMETHANE (FREON 11)	ug/l	ND@0.5	ND@0.5	ND@0.5	ND@0.5	ND@10	ND@0.5
VINYL CHLORIDE	ug/l	ND@0.5	0.2 J	ND@0.5	ND@0.5	ND@10	0.1 J

Endicott, New York
Groundwater Analytical Chemistry Data
January 1, 2012 - December 31, 2012

Sample Location		EN-617	EN-632	EN-638	EN-638	EN-641	EN-642
Sample Description		GW MON WELL	GW MON WELL	GW MON WELL	REPLICATE	GW MON WELL	GW MON WELL
Sample Date		08/02/2012	08/02/2012	08/03/2012	08/03/2012	08/06/2012	08/03/2012
Laboratory Sample I.D.		6744560	6744561	6744564	6744565	6749789	6744567
Parameter	**Units**						
1,1,1-TRICHLOROETHANE	ug/l	ND@5	1	0.3 J	0.3 J	ND@5	1.9 J
1,1,2,2-TETRACHLOROETHANE	ug/l	ND@5	ND@0.5	ND@0.5	ND@0.5	ND@5	ND@2.5
1,1,2-TRICHLORO-1,2,2-TRIFLUOROETHANE	ug/l	ND@5	200	ND@0.5	ND@0.5	ND@5	ND@2.5
1,1,2-TRICHLOROETHANE	ug/l	ND@5	ND@0.5	ND@0.5	ND@0.5	ND@5	ND@2.5
1,1-DICHLOROETHANE	ug/l	53	1.6	ND@0.5	ND@0.5	1.9 J	1.8 J
1,1-DICHLOROETHENE	ug/l	7.7	0.9	ND@0.5	ND@0.5	ND@5	1.2 J
1,2,4-TRICHLOROBENZENE	ug/l	ND@5	ND@0.5	ND@0.5	ND@0.5	ND@5	ND@2.5
1,2-DIBROMO-3-CHLOROPROPANE	ug/l	ND@5	ND@0.5	ND@0.5	ND@0.5	ND@5	ND@2.5
1,2-DIBROMOETHANE (EDB)	ug/l	ND@5	ND@0.5	ND@0.5	ND@0.5	ND@5	ND@2.5
1,2-DICHLORO-1,2,2-TRIFLUOROETHANE	ug/l	3.4 J	24	9.8	9.5	5.6 J	ND@2.5
1,2-DICHLOROBENZENE	ug/l	ND@5	ND@0.5	ND@0.5	ND@0.5	ND@5	ND@2.5
1,2-DICHLOROETHANE (EDC)	ug/l	ND@5	ND@0.5	ND@0.5	ND@0.5	ND@5	ND@2.5
1,2-DICHLOROPROPANE	ug/l	ND@5	ND@0.5	ND@0.5	ND@0.5	ND@5	ND@2.5
1,3-DICHLOROBENZENE	ug/l	ND@5	ND@0.5	ND@0.5	ND@0.5	ND@5	ND@2.5
1,4-DICHLOROBENZENE	ug/l	ND@5	ND@0.5	ND@0.5	ND@0.5	ND@5	ND@2.5
ACETONE	ug/l	360	17	ND@5	ND@5	ND@50	60
BENZENE	ug/l	9.7	ND@0.5	ND@0.5	ND@0.5	ND@5	ND@2.5
BROMODICHLOROMETHANE	ug/l	ND@5	ND@0.5	ND@0.5	ND@0.5	ND@5	ND@2.5
BROMOFORM (TRIBROMOMETHANE)	ug/l	ND@5	ND@0.5	ND@0.5	ND@0.5	ND@5	ND@2.5
BROMOMETHANE	ug/l	ND@5	ND@0.5	ND@0.5 J	ND@0.5 J	ND@5	ND@2.5 J
CARBON DISULFIDE	ug/l	ND@5	ND@0.5	ND@0.5	ND@0.5	ND@5	ND@2.5
CARBON TETRACHLORIDE	ug/l	ND@5	ND@0.5	ND@0.5	ND@0.5	ND@5	ND@2.5
CHLOROBENZENE	ug/l	1.7 J	5.9	ND@0.5	ND@0.5	ND@5	ND@2.5
CHLORODIBROMOMETHANE	ug/l	ND@5	ND@0.5	ND@0.5	ND@0.5	ND@5	ND@2.5
CHLOROETHANE	ug/l	ND@5	0.2 J	ND@0.5	ND@0.5	ND@5	ND@2.5
CHLOROFORM (TRICHLOROMETHANE)	ug/l	ND@5	ND@0.5	ND@0.5	ND@0.5	ND@5	ND@2.5
CHLOROMETHANE	ug/l	ND@5	ND@0.5	ND@0.5	ND@0.5	ND@5	ND@2.5
CIS-1,2-DICHLOROETHENE	ug/l	6100	1.6	ND@0.5	ND@0.5	430	61
CIS-1,3-DICHLOROPROPENE	ug/l	ND@5	ND@0.5	ND@0.5	ND@0.5	ND@5	ND@2.5
CYCLOHEXANE	ug/l	ND@5	ND@0.5	ND@0.5	ND@0.5	ND@5	ND@2.5
DICHLORODIFLUOROMETHANE (FREON 12)	ug/l	ND@5	ND@0.5	ND@0.5	ND@0.5	ND@5	ND@2.5
ETHYLBENZENE	ug/l	ND@5	0.4 J	ND@0.5	ND@0.5	ND@5	ND@2.5
ISOPROPYLBENZENE	ug/l	ND@5	ND@0.5	ND@0.5	ND@0.5	ND@5	ND@2.5
M,P-XYLENE	ug/l	ND@5	ND@0.5	ND@0.5	ND@0.5	ND@5	ND@2.5
METHYL ACETATE	ug/l	ND@10	ND@1	ND@1	ND@1	ND@10	ND@5
METHYL BUTYL KETONE (2-HEXANONE)	ug/l	ND@50	ND@5	ND@5	ND@5	ND@50	ND@25
METHYL CYCLOHEXANE	ug/l	ND@5	0.1 J	ND@0.5	ND@0.5	ND@5	ND@2.5
METHYL ETHYL KETONE (MEK, 2-BUTANONE)	ug/l	98	ND@5	ND@5	ND@5	ND@50	ND@25
METHYL TERT-BUTYL ETHER (MTBE)	ug/l	ND@5	ND@0.5	ND@0.5	ND@0.5	ND@5	ND@2.5
METHYLENE CHLORIDE (DICHLOROMETHANE)	ug/l	ND@5	ND@0.5	ND@0.5	ND@0.5	ND@5	ND@2.5
MIBK (4-METHYL-2-PENTANONE)	ug/l	ND@50	ND@5	ND@5	ND@5	ND@50	ND@25
O-XYLENE	ug/l	ND@5	ND@0.5	ND@0.5	ND@0.5	ND@5	ND@2.5
STYRENE	ug/l	ND@5	ND@0.5	ND@0.5	ND@0.5	ND@5	ND@2.5
TETRACHLOROETHENE	ug/l	ND@5	ND@0.5	ND@0.5	ND@0.5	ND@5	ND@2.5
TOLUENE	ug/l	3.7 J	ND@0.5	ND@0.5	ND@0.5	ND@5	ND@2.5
TRANS-1,2-DICHLOROETHENE	ug/l	52	0.4 J	ND@0.5	ND@0.5	9.5	0.7 J
TRANS-1,3-DICHLOROPROPENE	ug/l	ND@5	ND@0.5	ND@0.5	ND@0.5	ND@5	ND@2.5
TRICHLOROETHENE	ug/l	160	0.9	ND@0.5	ND@0.5	5.1	270
TRICHLOROFLUOROMETHANE (FREON 11)	ug/l	ND@5	ND@0.5	ND@0.5	ND@0.5	ND@5	ND@2.5
VINYL CHLORIDE	ug/l	580	ND@0.5	ND@0.5	ND@0.5	25	3.4

Endicott, New York
Groundwater Analytical Chemistry Data
January 1, 2012 - December 31, 2012

Sample Location		EN-651	EN-652	EN-653	EN-655	EN-656	EN-679
Sample Description		GW MON WELL	GW MON WELL	GW MON WELL	GW MON WELL	GW MON WELL	GW MON WELL
Sample Date		08/02/2012	08/02/2012	08/02/2012	08/02/2012	08/02/2012	05/02/2012
Laboratory Sample I.D.		6744547	6744552	6744545	6744548	6744546	6640507
Parameter	**Units**						
1,1,1-TRICHLOROETHANE	ug/l	ND@0.5	ND@0.5	ND@0.5	ND@0.5	ND@0.5	ND@0.5
1,1,2,2-TETRACHLOROETHANE	ug/l	ND@0.5	ND@0.5	ND@0.5	ND@0.5	ND@0.5	ND@0.5
1,1,2-TRICHLORO-1,2,2-TRIFLUOROETHANE	ug/l	0.3 J	18	ND@0.5	1.4	4	ND@0.5
1,1,2-TRICHLOROETHANE	ug/l	ND@0.5	ND@0.5	ND@0.5	ND@0.5	ND@0.5	ND@0.5
1,1-DICHLOROETHANE	ug/l	0.1 J	ND@0.5	ND@0.5	0.7	0.4 J	ND@0.5
1,1-DICHLOROETHENE	ug/l	0.2 J	ND@0.5	ND@0.5	ND@0.5	ND@0.5	ND@0.5
1,2,4-TRICHLOROBENZENE	ug/l	ND@0.5	ND@0.5	ND@0.5	ND@0.5	ND@0.5	ND@0.5
1,2-DIBROMO-3-CHLOROPROPANE	ug/l	ND@0.5	ND@0.5	ND@0.5	ND@0.5	ND@0.5	ND@0.5
1,2-DIBROMOETHANE (EDB)	ug/l	ND@0.5	ND@0.5	ND@0.5	ND@0.5	ND@0.5	ND@0.5
1,2-DICHLORO-1,2,2-TRIFLUOROETHANE	ug/l	0.4 J	5.8	ND@0.5 J	1.2 J	2.5 J	ND@0.5
1,2-DICHLOROBENZENE	ug/l	ND@0.5	ND@0.5	ND@0.5	ND@0.5	ND@0.5	ND@0.5
1,2-DICHLOROETHANE (EDC)	ug/l	ND@0.5	ND@0.5	ND@0.5	ND@0.5	ND@0.5	ND@0.5
1,2-DICHLOROPROPANE	ug/l	ND@0.5	ND@0.5	ND@0.5	ND@0.5	ND@0.5	ND@0.5
1,3-DICHLOROBENZENE	ug/l	ND@0.5	ND@0.5	ND@0.5	ND@0.5	ND@0.5	ND@0.5
1,4-DICHLOROBENZENE	ug/l	ND@0.5	ND@0.5	ND@0.5	ND@0.5	ND@0.5	ND@0.5
ACETONE	ug/l	5.6	21	20	3.7 J	26	ND@5.0
BENZENE	ug/l	ND@0.5	ND@0.5	ND@0.5	ND@0.5	ND@0.5	ND@0.5
BROMODICHLOROMETHANE	ug/l	ND@0.5	ND@0.5	ND@0.5	ND@0.5	ND@0.5	ND@0.5
BROMOFORM (TRIBROMOMETHANE)	ug/l	ND@0.5	ND@0.5	ND@0.5	ND@0.5	ND@0.5	ND@0.5
BROMOMETHANE	ug/l	ND@0.5	ND@0.5	ND@0.5	ND@0.5	ND@0.5	ND@0.5
CARBON DISULFIDE	ug/l	ND@0.5	ND@0.5	ND@0.5	ND@0.5	ND@0.5	ND@0.5
CARBON TETRACHLORIDE	ug/l	ND@0.5	ND@0.5	ND@0.5	ND@0.5	ND@0.5	ND@0.5
CHLOROBENZENE	ug/l	ND@0.5	ND@0.5	ND@0.5	ND@0.5	ND@0.5	ND@0.5
CHLORODIBROMOMETHANE	ug/l	ND@0.5	ND@0.5	ND@0.5	ND@0.5	ND@0.5	ND@0.5
CHLOROETHANE	ug/l	ND@0.5	ND@0.5	ND@0.5	ND@0.5	0.3 J	ND@0.5
CHLOROFORM (TRICHLOROMETHANE)	ug/l	ND@0.5	ND@0.5	ND@0.5	ND@0.5	ND@0.5	ND@0.5
CHLOROMETHANE	ug/l	ND@0.5	ND@0.5	ND@0.5	ND@0.5	ND@0.5	ND@0.5
CIS-1,2-DICHLOROETHENE	ug/l	0.3 J	ND@0.5	ND@0.5	0.2 J	ND@0.5	ND@0.5
CIS-1,3-DICHLOROPROPENE	ug/l	ND@0.5	ND@0.5	ND@0.5	ND@0.5	ND@0.5	ND@0.5
CYCLOHEXANE	ug/l	ND@0.5	0.4 J	ND@0.5	ND@0.5	0.1 J	ND@0.5
DICHLORODIFLUOROMETHANE (FREON 12)	ug/l	ND@0.5 J	ND@0.5	ND@0.5 J	ND@0.5 J	2.4 J	ND@0.5
ETHYLBENZENE	ug/l	ND@0.5	ND@0.5	ND@0.5	ND@0.5	ND@0.5	ND@0.5
ISOPROPYLBENZENE	ug/l	ND@0.5	ND@0.5	ND@0.5	ND@0.5	ND@0.5	ND@0.5
M,P-XYLENE	ug/l	ND@0.5	ND@0.5	ND@0.5	ND@0.5	ND@0.5	ND@0.5
METHYL ACETATE	ug/l	ND@1	ND@1	ND@1	ND@1	ND@1	ND@1.0
METHYL BUTYL KETONE (2-HEXANONE)	ug/l	ND@5	ND@5	ND@5	ND@5	ND@5	ND@5.0
METHYL CYCLOHEXANE	ug/l	ND@0.5	ND@0.5	ND@0.5	ND@0.5	ND@0.5	ND@0.5
METHYL ETHYL KETONE (MEK, 2-BUTANONE)	ug/l	ND@5	ND@5	ND@5	ND@5	ND@5	ND@5.0 J
METHYL TERT-BUTYL ETHER (MTBE)	ug/l	ND@0.5	ND@0.5	ND@0.5	ND@0.5	ND@0.5	ND@0.5
METHYLENE CHLORIDE (DICHLOROMETHANE)	ug/l	ND@0.5	ND@0.5	ND@0.5	ND@0.5	ND@0.5	ND@0.5
MIBK (4-METHYL-2-PENTANONE)	ug/l	ND@5 J	ND@5	ND@5 J	ND@5 J	ND@5 J	ND@5.0
O-XYLENE	ug/l	ND@0.5	ND@0.5	ND@0.5	ND@0.5	ND@0.5	ND@0.5
STYRENE	ug/l	ND@0.5	ND@0.5	ND@0.5	ND@0.5	ND@0.5	ND@0.5
TETRACHLOROETHENE	ug/l	ND@0.5	ND@0.5	ND@0.5	ND@0.5	ND@0.5	ND@0.5
TOLUENE	ug/l	ND@0.5	ND@0.5	ND@0.5	ND@0.5	ND@0.5	ND@0.5
TRANS-1,2-DICHLOROETHENE	ug/l	ND@0.5	ND@0.5	ND@0.5	ND@0.5	ND@0.5	ND@0.5
TRANS-1,3-DICHLOROPROPENE	ug/l	ND@0.5	ND@0.5	ND@0.5	ND@0.5	ND@0.5	ND@0.5
TRICHLOROETHENE	ug/l	20	ND@0.5	0.5	2	ND@0.5	1.1
TRICHLOROFLUOROMETHANE (FREON 11)	ug/l	ND@0.5	ND@0.5	ND@0.5	0.4 J	ND@0.5	ND@0.5
VINYL CHLORIDE	ug/l	ND@0.5	0.2 J	ND@0.5	0.1 J	8.7	ND@0.5

Endicott, New York
Groundwater Analytical Chemistry Data
January 1, 2012 - December 31, 2012

Sample Location		EN-679	EN-684A	EN-684A	EN-684A	EN-687	EN-687
Sample Description		GW MON WELL	GW MON WELL	GW MON WELL	REPLICATE	GW MON WELL	GW MON WELL
Sample Date		08/03/2012	05/02/2012	08/03/2012	08/03/2012	05/02/2012	08/03/2012
Laboratory Sample I.D.		6744539	6640508	6744540	6744541	6640509	6744543
Parameter	**Units**						
1,1,1-TRICHLOROETHANE	ug/l	ND@0.5	ND@0.5	ND@0.5	ND@0.5	ND@0.5	ND@0.5
1,1,2,2-TETRACHLOROETHANE	ug/l	ND@0.5	ND@0.5	ND@0.5	ND@0.5	ND@0.5	ND@0.5
1,1,2-TRICHLORO-1,2,2-TRIFLUOROETHANE	ug/l	ND@0.5	60	17	16	ND@0.5	ND@0.5
1,1,2-TRICHLOROETHANE	ug/l	ND@0.5	ND@0.5	ND@0.5	ND@0.5	ND@0.5	ND@0.5
1,1-DICHLOROETHANE	ug/l	ND@0.5	ND@0.5	ND@0.5	ND@0.5	ND@0.5	ND@0.5
1,1-DICHLOROETHENE	ug/l	ND@0.5	0.8	0.4 J	0.4 J	ND@0.5	ND@0.5
1,2,4-TRICHLOROBENZENE	ug/l	ND@0.5	ND@0.5	ND@0.5	ND@0.5	ND@0.5	ND@0.5
1,2-DIBROMO-3-CHLOROPROPANE	ug/l	ND@0.5	ND@0.5	ND@0.5	ND@0.5	ND@0.5	ND@0.5
1,2-DIBROMOETHANE (EDB)	ug/l	ND@0.5	ND@0.5	ND@0.5	ND@0.5	ND@0.5	ND@0.5
1,2-DICHLORO-1,2,2-TRIFLUOROETHANE	ug/l	ND@0.5 J	11	5.2 J	4.7 J	ND@0.5	ND@0.5 J
1,2-DICHLOROBENZENE	ug/l	ND@0.5	ND@0.5	ND@0.5	ND@0.5	ND@0.5	ND@0.5
1,2-DICHLOROETHANE (EDC)	ug/l	ND@0.5	ND@0.5	ND@0.5	ND@0.5	ND@0.5	ND@0.5
1,2-DICHLOROPROPANE	ug/l	ND@0.5	ND@0.5	ND@0.5	ND@0.5	ND@0.5	ND@0.5
1,3-DICHLOROBENZENE	ug/l	ND@0.5	ND@0.5	ND@0.5	ND@0.5	ND@0.5	ND@0.5
1,4-DICHLOROBENZENE	ug/l	ND@0.5	ND@0.5	ND@0.5	ND@0.5	ND@0.5	ND@0.5
ACETONE	ug/l	ND@5	22	11	12	19	3.5 J
BENZENE	ug/l	ND@0.5	ND@0.5	ND@0.5	ND@0.5	ND@0.5	ND@0.5
BROMODICHLOROMETHANE	ug/l	ND@0.5	ND@0.5	ND@0.5	ND@0.5	ND@0.5	ND@0.5
BROMOFORM (TRIBROMOMETHANE)	ug/l	ND@0.5	ND@0.5	ND@0.5	ND@0.5	ND@0.5	ND@0.5
BROMOMETHANE	ug/l	ND@0.5	ND@0.5	ND@0.5	ND@0.5	ND@0.5	ND@0.5
CARBON DISULFIDE	ug/l	ND@0.5	ND@0.5	ND@0.5	ND@0.5	ND@0.5	ND@0.5
CARBON TETRACHLORIDE	ug/l	ND@0.5	ND@0.5	ND@0.5	ND@0.5	ND@0.5	ND@0.5
CHLOROBENZENE	ug/l	ND@0.5	ND@0.5	ND@0.5	ND@0.5	ND@0.5	ND@0.5
CHLORODIBROMOMETHANE	ug/l	ND@0.5	ND@0.5	ND@0.5	ND@0.5	ND@0.5	ND@0.5
CHLOROETHANE	ug/l	ND@0.5	ND@0.5	ND@0.5	ND@0.5	ND@0.5	ND@0.5
CHLOROFORM (TRICHLOROMETHANE)	ug/l	ND@0.5	ND@0.5	ND@0.5	ND@0.5	ND@0.5	ND@0.5
CHLOROMETHANE	ug/l	ND@0.5	ND@0.5	ND@0.5	ND@0.5	ND@0.5	ND@0.5
CIS-1,2-DICHLOROETHENE	ug/l	ND@0.5	71	57	54	ND@0.5	ND@0.5
CIS-1,3-DICHLOROPROPENE	ug/l	ND@0.5	ND@0.5	ND@0.5	ND@0.5	ND@0.5	ND@0.5
CYCLOHEXANE	ug/l	ND@0.5	0.3 J	0.1 J	0.3 J	ND@0.5	0.1 J
DICHLORODIFLUOROMETHANE (FREON 12)	ug/l	ND@0.5 J	ND@0.5	ND@0.5 J	ND@0.5 J	ND@0.5	ND@0.5 J
ETHYLBENZENE	ug/l	ND@0.5	ND@0.5	ND@0.5	ND@0.5	ND@0.5	ND@0.5
ISOPROPYLBENZENE	ug/l	ND@0.5	ND@0.5	ND@0.5	ND@0.5	ND@0.5	ND@0.5
M,P-XYLENE	ug/l	ND@0.5	ND@0.5	ND@0.5	ND@0.5	ND@0.5	ND@0.5
METHYL ACETATE	ug/l	ND@1	ND@1.0	ND@1	ND@1	ND@1.0	ND@1
METHYL BUTYL KETONE (2-HEXANONE)	ug/l	ND@5	ND@5.0	ND@5	ND@5	ND@5.0	ND@5
METHYL CYCLOHEXANE	ug/l	ND@0.5	ND@0.5	ND@0.5	ND@0.5	ND@0.5	ND@0.5
METHYL ETHYL KETONE (MEK, 2-BUTANONE)	ug/l	ND@5	1.1 J	ND@5	ND@5	1.1 J	ND@5
METHYL TERT-BUTYL ETHER (MTBE)	ug/l	ND@0.5	ND@0.5	ND@0.5	ND@0.5	ND@0.5	ND@0.5
METHYLENE CHLORIDE (DICHLOROMETHANE)	ug/l	ND@0.5	ND@0.5	ND@0.5	ND@0.5	ND@0.5	ND@0.5
MIBK (4-METHYL-2-PENTANONE)	ug/l	ND@5 J	ND@5.0	ND@5 J	ND@5 J	ND@5.0	ND@5 J
O-XYLENE	ug/l	ND@0.5	ND@0.5	ND@0.5	ND@0.5	ND@0.5	ND@0.5
STYRENE	ug/l	ND@0.5	ND@0.5	ND@0.5	ND@0.5	ND@0.5	ND@0.5
TETRACHLOROETHENE	ug/l	ND@0.5	ND@0.5	ND@0.5	ND@0.5	ND@0.5	ND@0.5
TOLUENE	ug/l	ND@0.5	ND@0.5	ND@0.5	ND@0.5	ND@0.5	ND@0.5
TRANS-1,2-DICHLOROETHENE	ug/l	ND@0.5	0.8	0.5 J	0.5 J	ND@0.5	ND@0.5
TRANS-1,3-DICHLOROPROPENE	ug/l	ND@0.5	ND@0.5	ND@0.5	ND@0.5	ND@0.5	ND@0.5
TRICHLOROETHENE	ug/l	1.2	4.4	18	14	ND@0.5	ND@0.5
TRICHLOROFLUOROMETHANE (FREON 11)	ug/l	ND@0.5	ND@0.5	ND@0.5	ND@0.5	ND@0.5	ND@0.5
VINYL CHLORIDE	ug/l	ND@0.5	0.3 J	0.3 J	0.3 J	ND@0.5	0.2 J

Endicott, New York
Groundwater Analytical Chemistry Data
January 1, 2012 - December 31, 2012

Sample Location		EN-692	EN-694	EN-695	EN-696	EN-697	EN-698
Sample Description		GW MON WELL	GW MON WELL	GW MON WELL	GW MON WELL	GW MON WELL	GW MON WELL
Sample Date		08/02/2012	08/02/2012	08/02/2012	08/02/2012	08/02/2012	08/02/2012
Laboratory Sample I.D.		6744563	6744549	6744550	6744553	6744554	6744555
Parameter	**Units**						
1,1,1-TRICHLOROETHANE	ug/l	ND@5	ND@0.5	0.2 J	ND@0.5	ND@0.5	0.3 J
1,1,2,2-TETRACHLOROETHANE	ug/l	ND@5	ND@0.5	ND@0.5	ND@0.5	ND@0.5	ND@0.5
1,1,2-TRICHLORO-1,2,2-TRIFLUOROETHANE	ug/l	3000	0.8	3.1	22	ND@0.5	31
1,1,2-TRICHLOROETHANE	ug/l	ND@5	ND@0.5	ND@0.5	ND@0.5	ND@0.5	ND@0.5
1,1-DICHLOROETHANE	ug/l	380	0.5 J	1.1	12	ND@0.5	0.5
1,1-DICHLOROETHENE	ug/l	14	ND@0.5	ND@0.5	0.8	ND@0.5	0.2 J
1,2,4-TRICHLOROBENZENE	ug/l	ND@5	ND@0.5	ND@0.5	ND@0.5	ND@0.5	ND@0.5
1,2-DIBROMO-3-CHLOROPROPANE	ug/l	ND@5	ND@0.5	ND@0.5	ND@0.5	ND@0.5	ND@0.5
1,2-DIBROMOETHANE (EDB)	ug/l	ND@5	ND@0.5	ND@0.5	ND@0.5	ND@0.5	ND@0.5
1,2-DICHLORO-1,2,2-TRIFLUOROETHANE	ug/l	14000	0.8 J	1.1 J	8.9	ND@0.5	3.5
1,2-DICHLOROBENZENE	ug/l	ND@5	ND@0.5	ND@0.5	ND@0.5	ND@0.5	ND@0.5
1,2-DICHLOROETHANE (EDC)	ug/l	ND@5	ND@0.5	ND@0.5	ND@0.5	ND@0.5	ND@0.5
1,2-DICHLOROPROPANE	ug/l	ND@5	ND@0.5	ND@0.5	ND@0.5	ND@0.5	ND@0.5
1,3-DICHLOROBENZENE	ug/l	ND@5	ND@0.5	ND@0.5	ND@0.5	ND@0.5	ND@0.5
1,4-DICHLOROBENZENE	ug/l	ND@5	ND@0.5	ND@0.5	ND@0.5	ND@0.5	ND@0.5
ACETONE	ug/l	250	12	15	ND@5	ND@5	5.7
BENZENE	ug/l	2.3 J	ND@0.5	ND@0.5	ND@0.5	ND@0.5	ND@0.5
BROMODICHLOROMETHANE	ug/l	ND@5	ND@0.5	ND@0.5	ND@0.5	ND@0.5	ND@0.5
BROMOFORM (TRIBROMOMETHANE)	ug/l	ND@5	ND@0.5	ND@0.5	ND@0.5	ND@0.5	ND@0.5
BROMOMETHANE	ug/l	ND@5	ND@0.5	ND@0.5	ND@0.5	ND@0.5	ND@0.5
CARBON DISULFIDE	ug/l	ND@5	ND@0.5	ND@0.5	ND@0.5	ND@0.5	ND@0.5
CARBON TETRACHLORIDE	ug/l	ND@5	ND@0.5	ND@0.5	ND@0.5	ND@0.5	ND@0.5
CHLOROBENZENE	ug/l	ND@5	ND@0.5	ND@0.5	ND@0.5	ND@0.5	1.3
CHLORODIBROMOMETHANE	ug/l	ND@5	ND@0.5	ND@0.5	ND@0.5	ND@0.5	ND@0.5
CHLOROETHANE	ug/l	53	ND@0.5	ND@0.5	ND@0.5	ND@0.5	ND@0.5
CHLOROFORM (TRICHLOROMETHANE)	ug/l	ND@5	ND@0.5	ND@0.5	ND@0.5	ND@0.5	ND@0.5
CHLOROMETHANE	ug/l	ND@5	ND@0.5	ND@0.5	ND@0.5	ND@0.5	ND@0.5
CIS-1,2-DICHLOROETHENE	ug/l	4 J	0.1 J	0.1 J	1.8	ND@0.5	0.7
CIS-1,3-DICHLOROPROPENE	ug/l	ND@5	ND@0.5	ND@0.5	ND@0.5	ND@0.5	ND@0.5
CYCLOHEXANE	ug/l	ND@5	ND@0.5	0.1 J	0.1 J	ND@0.5	ND@0.5
DICHLORODIFLUOROMETHANE (FREON 12)	ug/l	ND@5	ND@0.5 J	ND@0.5 J	ND@0.5	ND@0.5	ND@0.5
ETHYLBENZENE	ug/l	ND@5	ND@0.5	ND@0.5	ND@0.5	ND@0.5	ND@0.5
ISOPROPYLBENZENE	ug/l	ND@5	ND@0.5	ND@0.5	ND@0.5	ND@0.5	ND@0.5
M,P-XYLENE	ug/l	ND@5	ND@0.5	ND@0.5	ND@0.5	ND@0.5	ND@0.5
METHYL ACETATE	ug/l	ND@10	ND@1	ND@1	ND@1	ND@1	ND@1
METHYL BUTYL KETONE (2-HEXANONE)	ug/l	ND@50	ND@5	ND@5	ND@5	ND@5	ND@5
METHYL CYCLOHEXANE	ug/l	ND@5	ND@0.5	ND@0.5	ND@0.5	ND@0.5	ND@0.5
METHYL ETHYL KETONE (MEK, 2-BUTANONE)	ug/l	53	ND@5	ND@5	ND@5	ND@5	ND@5
METHYL TERT-BUTYL ETHER (MTBE)	ug/l	ND@5	ND@0.5	ND@0.5	ND@0.5	ND@0.5	ND@0.5
METHYLENE CHLORIDE (DICHLOROMETHANE)	ug/l	ND@5	ND@0.5	ND@0.5	ND@0.5	ND@0.5	ND@0.5
MIBK (4-METHYL-2-PENTANONE)	ug/l	ND@50	ND@5 J	ND@5 J	ND@5	ND@5	ND@5
O-XYLENE	ug/l	ND@5	ND@0.5	ND@0.5	ND@0.5	ND@0.5	ND@0.5
STYRENE	ug/l	ND@5	ND@0.5	ND@0.5	ND@0.5	ND@0.5	ND@0.5
TETRACHLOROETHENE	ug/l	ND@5	ND@0.5	ND@0.5	ND@0.5	ND@0.5	ND@0.5
TOLUENE	ug/l	ND@5	ND@0.5	ND@0.5	ND@0.5	ND@0.5	ND@0.5
TRANS-1,2-DICHLOROETHENE	ug/l	ND@5	ND@0.5	ND@0.5	ND@0.5	ND@0.5	ND@0.5
TRANS-1,3-DICHLOROPROPENE	ug/l	ND@5	ND@0.5	ND@0.5	ND@0.5	ND@0.5	ND@0.5
TRICHLOROETHENE	ug/l	1.5 J	1.6	3.6	ND@0.5	ND@0.5	3.2
TRICHLOROFLUOROMETHANE (FREON 11)	ug/l	ND@5	0.3 J	0.3 J	ND@0.5	0.2 J	ND@0.5
VINYL CHLORIDE	ug/l	ND@5	ND@0.5	ND@0.5	ND@0.5	ND@0.5	ND@0.5

Endicott, New York
Groundwater Analytical Chemistry Data
January 1, 2012 - December 31, 2012

Sample Location		EN-699	EN-700	EN-701	EN-702	EN-703	EN-704
Sample Description		GW MON WELL	GW MON WELL	GW MON WELL	GW MON WELL	GW MON WELL	GW MON WELL
Sample Date		08/02/2012	08/02/2012	08/02/2012	08/03/2012	08/03/2012	08/03/2012
Laboratory Sample I.D.		6744556	6744557	6744558	6744568	6744569	6744570
Parameter	**Units**						
1,1,1-TRICHLOROETHANE	ug/l	ND@0.5	0.5 J	ND@0.5	ND@0.5	ND@0.5	ND@0.5
1,1,2,2-TETRACHLOROETHANE	ug/l	ND@0.5	ND@0.5	ND@0.5	ND@0.5	ND@0.5	ND@0.5
1,1,2-TRICHLORO-1,2,2-TRIFLUOROETHANE	ug/l	ND@0.5	240	ND@0.5	ND@0.5	0.4 J	ND@0.5
1,1,2-TRICHLOROETHANE	ug/l	ND@0.5	ND@0.5	ND@0.5	ND@0.5	ND@0.5	ND@0.5
1,1-DICHLOROETHANE	ug/l	ND@0.5	7.2	ND@0.5	ND@0.5	ND@0.5	ND@0.5
1,1-DICHLOROETHENE	ug/l	ND@0.5	2.2	ND@0.5	ND@0.5	ND@0.5	0.3 J
1,2,4-TRICHLOROBENZENE	ug/l	ND@0.5	ND@0.5	ND@0.5	ND@0.5	ND@0.5	ND@0.5
1,2-DIBROMO-3-CHLOROPROPANE	ug/l	ND@0.5	ND@0.5	ND@0.5	ND@0.5	ND@0.5	ND@0.5
1,2-DIBROMOETHANE (EDB)	ug/l	ND@0.5	ND@0.5	ND@0.5	ND@0.5	ND@0.5	ND@0.5
1,2-DICHLORO-1,2,2-TRIFLUOROETHANE	ug/l	ND@0.5	24	ND@0.5	ND@0.5	0.3 J	ND@0.5
1,2-DICHLOROBENZENE	ug/l	ND@0.5	ND@0.5	ND@0.5	ND@0.5	ND@0.5	ND@0.5
1,2-DICHLOROETHANE (EDC)	ug/l	ND@0.5	ND@0.5	ND@0.5	ND@0.5	ND@0.5	ND@0.5
1,2-DICHLOROPROPANE	ug/l	ND@0.5	ND@0.5	ND@0.5	ND@0.5	ND@0.5	ND@0.5
1,3-DICHLOROBENZENE	ug/l	ND@0.5	ND@0.5	ND@0.5	ND@0.5	ND@0.5	ND@0.5
1,4-DICHLOROBENZENE	ug/l	ND@0.5	ND@0.5	ND@0.5	ND@0.5	ND@0.5	ND@0.5
ACETONE	ug/l	59	46	53	25	3.3 J	20
BENZENE	ug/l	ND@0.5	ND@0.5	ND@0.5	ND@0.5	ND@0.5	ND@0.5
BROMODICHLOROMETHANE	ug/l	ND@0.5	ND@0.5	ND@0.5	ND@0.5	ND@0.5	ND@0.5
BROMOFORM (TRIBROMOMETHANE)	ug/l	ND@0.5	ND@0.5	ND@0.5	ND@0.5	ND@0.5	ND@0.5
BROMOMETHANE	ug/l	ND@0.5	ND@0.5	ND@0.5	ND@0.5	ND@0.5	ND@0.5
CARBON DISULFIDE	ug/l	ND@0.5	ND@0.5	ND@0.5	ND@0.5	ND@0.5	ND@0.5
CARBON TETRACHLORIDE	ug/l	ND@0.5	ND@0.5	ND@0.5	ND@0.5	ND@0.5	ND@0.5
CHLOROBENZENE	ug/l	ND@0.5	ND@0.5	ND@0.5	ND@0.5	ND@0.5	ND@0.5
CHLORODIBROMOMETHANE	ug/l	ND@0.5	ND@0.5	ND@0.5	ND@0.5	ND@0.5	ND@0.5
CHLOROETHANE	ug/l	ND@0.5	0.3 J	ND@0.5	ND@0.5	ND@0.5	ND@0.5
CHLOROFORM (TRICHLOROMETHANE)	ug/l	ND@0.5	ND@0.5	ND@0.5	ND@0.5	ND@0.5	ND@0.5
CHLOROMETHANE	ug/l	ND@0.5	ND@0.5	ND@0.5	ND@0.5	ND@0.5	ND@0.5
CIS-1,2-DICHLOROETHENE	ug/l	ND@0.5	13	ND@0.5	ND@0.5	3.1	0.9
CIS-1,3-DICHLOROPROPENE	ug/l	ND@0.5	ND@0.5	ND@0.5	ND@0.5	ND@0.5	ND@0.5
CYCLOHEXANE	ug/l	ND@0.5	0.1 J	ND@0.5	ND@0.5	ND@0.5	ND@0.5
DICHLORODIFLUOROMETHANE (FREON 12)	ug/l	ND@0.5	ND@0.5	ND@0.5	ND@0.5	ND@0.5	ND@0.5
ETHYLBENZENE	ug/l	ND@0.5	ND@0.5	ND@0.5	ND@0.5	ND@0.5	ND@0.5
ISOPROPYLBENZENE	ug/l	ND@0.5	ND@0.5	ND@0.5	ND@0.5	ND@0.5	ND@0.5
M,P-XYLENE	ug/l	ND@0.5	ND@0.5	ND@0.5	ND@0.5	ND@0.5	ND@0.5
METHYL ACETATE	ug/l	ND@1	ND@1	ND@1	ND@1	ND@1	ND@1
METHYL BUTYL KETONE (2-HEXANONE)	ug/l	ND@5	ND@5	ND@5	ND@5	ND@5	ND@5
METHYL CYCLOHEXANE	ug/l	ND@0.5	ND@0.5	ND@0.5	ND@0.5	ND@0.5	ND@0.5
METHYL ETHYL KETONE (MEK, 2-BUTANONE)	ug/l	2 J	1.2 J	1.1 J	1.1 J	ND@5	ND@5
METHYL TERT-BUTYL ETHER (MTBE)	ug/l	ND@0.5	ND@0.5	ND@0.5	ND@0.5	ND@0.5	0.4 J
METHYLENE CHLORIDE (DICHLOROMETHANE)	ug/l	ND@0.5	ND@0.5	ND@0.5	ND@0.5	ND@0.5	ND@0.5
MIBK (4-METHYL-2-PENTANONE)	ug/l	ND@5	ND@5	ND@5	ND@5	ND@5	ND@5
O-XYLENE	ug/l	ND@0.5	ND@0.5	ND@0.5	ND@0.5	ND@0.5	ND@0.5
STYRENE	ug/l	ND@0.5	ND@0.5	ND@0.5	ND@0.5	ND@0.5	ND@0.5
TETRACHLOROETHENE	ug/l	ND@0.5	ND@0.5	ND@0.5	ND@0.5	ND@0.5	ND@0.5
TOLUENE	ug/l	ND@0.5	ND@0.5	ND@0.5	ND@0.5	ND@0.5	ND@0.5
TRANS-1,2-DICHLOROETHENE	ug/l	ND@0.5	0.2 J	ND@0.5	ND@0.5	ND@0.5	ND@0.5
TRANS-1,3-DICHLOROPROPENE	ug/l	ND@0.5	ND@0.5	ND@0.5	ND@0.5	ND@0.5	ND@0.5
TRICHLOROETHENE	ug/l	ND@0.5	25	1	ND@0.5	1.7	5.5
TRICHLOROFLUOROMETHANE (FREON 11)	ug/l	ND@0.5	ND@0.5	ND@0.5	ND@0.5	ND@0.5	ND@0.5
VINYL CHLORIDE	ug/l	ND@0.5	0.2 J	ND@0.5	ND@0.5	ND@0.5	0.1 J

Endicott, New York
Groundwater Analytical Chemistry Data
January 1, 2012 - December 31, 2012

Sample Location		EN-711	EN-712	EN-714	EN-715	EN-716	EN-717
Sample Description		GW MON WELL	GW MON WELL	GW MON WELL	GW MON WELL	GW MON WELL	GW MON WELL
Sample Date		08/05/2012	08/05/2012	08/05/2012	08/05/2012	08/05/2012	08/05/2012
Laboratory Sample I.D.		6749790	6749791	6749794	6749795	6749796	6749797
Parameter	**Units**						
1,1,1-TRICHLOROETHANE	ug/l	ND@0.5	ND@0.5	ND@0.5 J	ND@0.5 J	ND@0.5	ND@0.5
1,1,2,2-TETRACHLOROETHANE	ug/l	ND@0.5	ND@0.5	ND@0.5 J	ND@0.5 J	ND@0.5	ND@0.5
1,1,2-TRICHLORO-1,2,2-TRIFLUOROETHANE	ug/l	ND@0.5	ND@0.5	ND@0.5 J	ND@0.5 J	0.8	98
1,1,2-TRICHLOROETHANE	ug/l	ND@0.5	ND@0.5	ND@0.5 J	ND@0.5 J	ND@0.5	ND@0.5
1,1-DICHLOROETHANE	ug/l	0.4 J	4.5	ND@0.5 J	0.1 J	ND@0.5	0.2 J
1,1-DICHLOROETHENE	ug/l	ND@0.5	ND@0.5	ND@0.5 J	ND@0.5 J	0.1 J	0.8
1,2,4-TRICHLOROBENZENE	ug/l	ND@0.5	ND@0.5	ND@0.5 J	ND@0.5 J	ND@0.5	ND@0.5
1,2-DIBROMO-3-CHLOROPROPANE	ug/l	ND@0.5	ND@0.5	ND@0.5 J	ND@0.5 J	ND@0.5	ND@0.5
1,2-DIBROMOETHANE (EDB)	ug/l	ND@0.5	ND@0.5	ND@0.5 J	ND@0.5 J	ND@0.5	ND@0.5
1,2-DICHLORO-1,2,2-TRIFLUOROETHANE	ug/l	0.3 J	3.9 J	ND@0.5 J	ND@0.5 J	0.3 J	7.5 J
1,2-DICHLOROBENZENE	ug/l	ND@0.5	ND@0.5	ND@0.5 J	ND@0.5 J	ND@0.5	ND@0.5
1,2-DICHLOROETHANE (EDC)	ug/l	ND@0.5	ND@0.5	ND@0.5 J	ND@0.5 J	ND@0.5	ND@0.5
1,2-DICHLOROPROPANE	ug/l	ND@0.5	ND@0.5	ND@0.5 J	ND@0.5 J	ND@0.5	ND@0.5
1,3-DICHLOROBENZENE	ug/l	ND@0.5	ND@0.5	ND@0.5 J	ND@0.5 J	ND@0.5	ND@0.5
1,4-DICHLOROBENZENE	ug/l	ND@0.5	ND@0.5	ND@0.5 J	ND@0.5 J	ND@0.5	ND@0.5
ACETONE	ug/l	ND@5	ND@5	4.1 J	23 J	ND@5	7.7
BENZENE	ug/l	ND@0.5	ND@0.5	ND@0.5 J	ND@0.5 J	ND@0.5	ND@0.5
BROMODICHLOROMETHANE	ug/l	ND@0.5	ND@0.5	ND@0.5 J	ND@0.5 J	ND@0.5	ND@0.5
BROMOFORM (TRIBROMOMETHANE)	ug/l	ND@0.5	ND@0.5	ND@0.5 J	ND@0.5 J	ND@0.5	ND@0.5
BROMOMETHANE	ug/l	ND@0.5	ND@0.5	ND@0.5 J	ND@0.5 J	ND@0.5	ND@0.5
CARBON DISULFIDE	ug/l	ND@0.5	ND@0.5	ND@0.5 J	2.3 J	ND@0.5	ND@0.5
CARBON TETRACHLORIDE	ug/l	ND@0.5	ND@0.5	ND@0.5 J	ND@0.5 J	ND@0.5	ND@0.5
CHLOROBENZENE	ug/l	ND@0.5	ND@0.5	ND@0.5 J	ND@0.5 J	ND@0.5	ND@0.5
CHLORODIBROMOMETHANE	ug/l	ND@0.5	ND@0.5	ND@0.5 J	ND@0.5 J	ND@0.5	ND@0.5
CHLOROETHANE	ug/l	ND@0.5	ND@0.5	ND@0.5 J	ND@0.5 J	ND@0.5	ND@0.5
CHLOROFORM (TRICHLOROMETHANE)	ug/l	ND@0.5	ND@0.5	ND@0.5 J	0.6 J	ND@0.5	ND@0.5
CHLOROMETHANE	ug/l	ND@0.5	ND@0.5	ND@0.5 J	ND@0.5 J	ND@0.5	ND@0.5
CIS-1,2-DICHLOROETHENE	ug/l	6.5	16	ND@0.5 J	0.2 J	3.9	6.1
CIS-1,3-DICHLOROPROPENE	ug/l	ND@0.5	ND@0.5	ND@0.5 J	ND@0.5 J	ND@0.5	ND@0.5
CYCLOHEXANE	ug/l	ND@0.5	ND@0.5	ND@0.5 J	ND@0.5 J	ND@0.5	ND@0.5
DICHLORODIFLUOROMETHANE (FREON 12)	ug/l	ND@0.5	ND@0.5	ND@0.5 J	ND@0.5 J	ND@0.5	ND@0.5
ETHYLBENZENE	ug/l	ND@0.5	ND@0.5	ND@0.5 J	ND@0.5 J	ND@0.5	ND@0.5
ISOPROPYLBENZENE	ug/l	ND@0.5	ND@0.5	ND@0.5 J	ND@0.5 J	ND@0.5	ND@0.5
M,P-XYLENE	ug/l	ND@0.5	ND@0.5	ND@0.5 J	ND@0.5 J	ND@0.5	ND@0.5
METHYL ACETATE	ug/l	ND@1	ND@1	ND@1 J	ND@1 J	ND@1	ND@1
METHYL BUTYL KETONE (2-HEXANONE)	ug/l	ND@5	ND@5	ND@5 J	ND@5 J	ND@5	ND@5
METHYL CYCLOHEXANE	ug/l	0.2 J	0.2 J	0.2 J	0.2 J	0.2 J	0.2 J
METHYL ETHYL KETONE (MEK, 2-BUTANONE)	ug/l	ND@5	ND@5	ND@5 J	ND@5 J	ND@5	ND@5
METHYL TERT-BUTYL ETHER (MTBE)	ug/l	0.3 J	ND@0.5	ND@0.5 J	ND@0.5 J	ND@0.5	ND@0.5
METHYLENE CHLORIDE (DICHLOROMETHANE)	ug/l	ND@0.5	ND@0.5	ND@0.5 J	0.2 J	ND@0.5	ND@0.5
MIBK (4-METHYL-2-PENTANONE)	ug/l	ND@5	ND@5	ND@5 J	ND@5 J	ND@5	ND@5
O-XYLENE	ug/l	ND@0.5	ND@0.5	ND@0.5 J	ND@0.5 J	ND@0.5	ND@0.5
STYRENE	ug/l	ND@0.5	ND@0.5	ND@0.5 J	ND@0.5 J	ND@0.5	ND@0.5
TETRACHLOROETHENE	ug/l	ND@0.5	ND@0.5	ND@0.5 J	ND@0.5 J	ND@0.5	ND@0.5
TOLUENE	ug/l	ND@0.5	ND@0.5	ND@0.5 J	ND@0.5 J	ND@0.5	ND@0.5
TRANS-1,2-DICHLOROETHENE	ug/l	0.3 J	0.9	ND@0.5 J	ND@0.5 J	0.3 J	0.5 J
TRANS-1,3-DICHLOROPROPENE	ug/l	ND@0.5	ND@0.5	ND@0.5 J	ND@0.5 J	ND@0.5	ND@0.5
TRICHLOROETHENE	ug/l	1.5	1	ND@0.5 J	12 J	17	59
TRICHLOROFLUOROMETHANE (FREON 11)	ug/l	ND@0.5	ND@0.5	ND@0.5 J	ND@0.5 J	ND@0.5	ND@0.5
VINYL CHLORIDE	ug/l	4	9.9	ND@0.5 J	ND@0.5 J	0.1 J	0.6

Endicott, New York
Groundwater Analytical Chemistry Data
January 1, 2012 - December 31, 2012

Sample Location		EN-718	EN-719	EN-720	EN-CAF	EN-D01	EN-D02
Sample Description		GW MON WELL	GW MON WELL	GW MON WELL	GW MON WELL	GW MON WELL	GW MON WELL
Sample Date		08/05/2012	08/05/2012	08/05/2012	08/01/2012	08/02/2012	08/02/2012
Laboratory Sample I.D.		6749597	6749598	6749599	6744572	6744597	6744599
Parameter	**Units**						
1,1,1-TRICHLOROETHANE	ug/l	ND@0.5	ND@0.5	ND@2.5	2.8	ND@0.5	ND@0.5
1,1,2,2-TETRACHLOROETHANE	ug/l	ND@0.5	ND@0.5	ND@2.5	ND@0.5	ND@0.5	ND@0.5
1,1,2-TRICHLORO-1,2,2-TRIFLUOROETHANE	ug/l	2.2	ND@0.5	850	0.6	ND@0.5	ND@0.5
1,1,2-TRICHLOROETHANE	ug/l	ND@0.5	ND@0.5	ND@2.5	ND@0.5	ND@0.5	ND@0.5
1,1-DICHLOROETHANE	ug/l	ND@0.5	ND@0.5	0.8 J	24	ND@0.5	ND@0.5
1,1-DICHLOROETHENE	ug/l	ND@0.5	ND@0.5	ND@2.5	1.7	ND@0.5	ND@0.5
1,2,4-TRICHLOROBENZENE	ug/l	ND@0.5	ND@0.5	ND@2.5	ND@0.5	ND@0.5	ND@0.5
1,2-DIBROMO-3-CHLOROPROPANE	ug/l	ND@0.5	ND@0.5	ND@2.5 J	ND@0.5	ND@0.5	ND@0.5
1,2-DIBROMOETHANE (EDB)	ug/l	ND@0.5	ND@0.5	ND@2.5	ND@0.5	ND@0.5	ND@0.5
1,2-DICHLORO-1,2,2-TRIFLUOROETHANE	ug/l	0.3 J	ND@0.5 J	15	0.9	ND@0.5	ND@0.5
1,2-DICHLOROBENZENE	ug/l	ND@0.5	ND@0.5	ND@2.5	ND@0.5	ND@0.5	ND@0.5
1,2-DICHLOROETHANE (EDC)	ug/l	ND@0.5	ND@0.5	ND@2.5	0.2 J	ND@0.5	ND@0.5
1,2-DICHLOROPROPANE	ug/l	ND@0.5	ND@0.5	ND@2.5	ND@0.5	ND@0.5	ND@0.5
1,3-DICHLOROBENZENE	ug/l	ND@0.5	ND@0.5	ND@2.5	ND@0.5	ND@0.5	ND@0.5
1,4-DICHLOROBENZENE	ug/l	ND@0.5	ND@0.5	ND@2.5	ND@0.5	ND@0.5	ND@0.5
ACETONE	ug/l	ND@5	ND@5	39 J	12	20	3.6 J
BENZENE	ug/l	ND@0.5	ND@0.5	ND@2.5	ND@0.5	0.1 J	ND@0.5
BROMODICHLOROMETHANE	ug/l	ND@0.5	ND@0.5	ND@2.5	ND@0.5	ND@0.5	ND@0.5
BROMOFORM (TRIBROMOMETHANE)	ug/l	ND@0.5	ND@0.5	ND@2.5	ND@0.5	ND@0.5	ND@0.5
BROMOMETHANE	ug/l	ND@0.5	ND@0.5	ND@2.5	ND@0.5	ND@0.5 J	ND@0.5 J
CARBON DISULFIDE	ug/l	ND@0.5	ND@0.5	ND@2.5	ND@0.5	ND@0.5	ND@0.5
CARBON TETRACHLORIDE	ug/l	ND@0.5	ND@0.5	ND@2.5	ND@0.5	ND@0.5	ND@0.5
CHLOROBENZENE	ug/l	ND@0.5	ND@0.5	ND@2.5	ND@0.5	ND@0.5	ND@0.5
CHLORODIBROMOMETHANE	ug/l	ND@0.5	ND@0.5	ND@2.5	ND@0.5	ND@0.5	ND@0.5
CHLOROETHANE	ug/l	ND@0.5	ND@0.5	ND@2.5	ND@0.5	ND@0.5	ND@0.5
CHLOROFORM (TRICHLOROMETHANE)	ug/l	ND@0.5	ND@0.5	ND@2.5	ND@0.5	ND@0.5	ND@0.5
CHLOROMETHANE	ug/l	ND@0.5	ND@0.5	ND@2.5	ND@0.5	ND@0.5	ND@0.5
CIS-1,2-DICHLOROETHENE	ug/l	3.9	0.3 J	5.3	46	ND@0.5	ND@0.5
CIS-1,3-DICHLOROPROPENE	ug/l	ND@0.5	ND@0.5	ND@2.5	ND@0.5	ND@0.5	ND@0.5
CYCLOHEXANE	ug/l	ND@0.5	ND@0.5	ND@2.5	0.2 J	0.3 J	0.7
DICHLORODIFLUOROMETHANE (FREON 12)	ug/l	ND@0.5	ND@0.5	ND@2.5	ND@0.5	ND@0.5	ND@0.5
ETHYLBENZENE	ug/l	ND@0.5	ND@0.5	ND@2.5	ND@0.5	ND@0.5	ND@0.5
ISOPROPYLBENZENE	ug/l	ND@0.5	ND@0.5	ND@2.5	ND@0.5	ND@0.5	ND@0.5
M,P-XYLENE	ug/l	ND@0.5	ND@0.5	ND@2.5	ND@0.5	ND@0.5	ND@0.5
METHYL ACETATE	ug/l	ND@1	ND@1	ND@5	ND@1	ND@1	ND@1
METHYL BUTYL KETONE (2-HEXANONE)	ug/l	ND@5	ND@5	ND@25	ND@5	ND@5	ND@5
METHYL CYCLOHEXANE	ug/l	ND@0.5	ND@0.5	ND@2.5	ND@0.5	ND@0.5	ND@0.5
METHYL ETHYL KETONE (MEK, 2-BUTANONE)	ug/l	ND@5	ND@5	ND@25 J	ND@5	ND@5	ND@5
METHYL TERT-BUTYL ETHER (MTBE)	ug/l	ND@0.5	ND@0.5	ND@2.5	ND@0.5	ND@0.5	ND@0.5
METHYLENE CHLORIDE (DICHLOROMETHANE)	ug/l	ND@0.5	ND@0.5	ND@2.5	ND@0.5	ND@0.5	ND@0.5
MIBK (4-METHYL-2-PENTANONE)	ug/l	ND@5	ND@5	ND@25	ND@5	ND@5	ND@5
O-XYLENE	ug/l	ND@0.5	ND@0.5	ND@2.5	ND@0.5	ND@0.5	ND@0.5
STYRENE	ug/l	ND@0.5	ND@0.5	ND@2.5	ND@0.5	ND@0.5	ND@0.5
TETRACHLOROETHENE	ug/l	ND@0.5	ND@0.5	ND@2.5	ND@0.5	ND@0.5	ND@0.5
TOLUENE	ug/l	ND@0.5	ND@0.5	ND@2.5	ND@0.5	ND@0.5	ND@0.5
TRANS-1,2-DICHLOROETHENE	ug/l	ND@0.5	ND@0.5	ND@2.5	0.5 J	ND@0.5	ND@0.5
TRANS-1,3-DICHLOROPROPENE	ug/l	ND@0.5	ND@0.5	ND@2.5	ND@0.5	ND@0.5	ND@0.5
TRICHLOROETHENE	ug/l	7.8	5.4	17	2.8	ND@0.5	ND@0.5
TRICHLOROFLUOROMETHANE (FREON 11)	ug/l	ND@0.5	ND@0.5	ND@2.5	ND@0.5	ND@0.5	ND@0.5
VINYL CHLORIDE	ug/l	0.3 J	ND@0.5	ND@2.5	130	0.1 J	ND@0.5

Endicott, New York
Groundwater Analytical Chemistry Data
January 1, 2012 - December 31, 2012

Sample Location		EN-D04	EN-D04S	EN-D09	EN-D09	EN-D10	EN-D10
Sample Description		GW MON WELL	GW MON WELL	GW MON WELL	GW MON WELL	GW MON WELL	GW MON WELL
Sample Date		08/01/2012	08/01/2012	05/02/2012	08/01/2012	05/02/2012	08/01/2012
Laboratory Sample I.D.		6744581	6744580	6640521	6744573	6640522	6744574
Parameter	**Units**						
1,1,1-TRICHLOROETHANE	ug/l	ND@0.5	ND@0.5	ND@0.5	ND@0.5	ND@0.5	ND@0.5
1,1,2,2-TETRACHLOROETHANE	ug/l	ND@0.5	ND@0.5	ND@0.5	ND@0.5	ND@0.5	ND@0.5
1,1,2-TRICHLORO-1,2,2-TRIFLUOROETHANE	ug/l	ND@0.5	ND@0.5	ND@0.5 J	ND@0.5	ND@0.5 J	ND@0.5
1,1,2-TRICHLOROETHANE	ug/l	ND@0.5	ND@0.5	ND@0.5	ND@0.5	ND@0.5	ND@0.5
1,1-DICHLOROETHANE	ug/l	ND@0.5	ND@0.5	ND@0.5	ND@0.5	ND@0.5	ND@0.5
1,1-DICHLOROETHENE	ug/l	ND@0.5	ND@0.5	ND@0.5	ND@0.5	ND@0.5	ND@0.5
1,2,4-TRICHLOROBENZENE	ug/l	ND@0.5	ND@0.5 J	ND@0.5	ND@0.5	ND@0.5	ND@0.5
1,2-DIBROMO-3-CHLOROPROPANE	ug/l	ND@0.5 J	ND@0.5	ND@0.5	ND@0.5	ND@0.5	ND@0.5 J
1,2-DIBROMOETHANE (EDB)	ug/l	ND@0.5	ND@0.5	ND@0.5	ND@0.5	ND@0.5	ND@0.5
1,2-DICHLORO-1,2,2-TRIFLUOROETHANE	ug/l	ND@0.5	ND@0.5	1.3	1.4	0.5 J	0.5
1,2-DICHLOROBENZENE	ug/l	ND@0.5	ND@0.5	ND@0.5	ND@0.5	ND@0.5	ND@0.5
1,2-DICHLOROETHANE (EDC)	ug/l	ND@0.5	ND@0.5	ND@0.5	ND@0.5	ND@0.5	ND@0.5
1,2-DICHLOROPROPANE	ug/l	ND@0.5	ND@0.5	ND@0.5	ND@0.5	ND@0.5	ND@0.5
1,3-DICHLOROBENZENE	ug/l	ND@0.5	ND@0.5	ND@0.5	ND@0.5	ND@0.5	ND@0.5
1,4-DICHLOROBENZENE	ug/l	ND@0.5	ND@0.5	ND@0.5	ND@0.5	ND@0.5	ND@0.5
ACETONE	ug/l	3 J	ND@5	4.3 J	5.6	17	5.1 J
BENZENE	ug/l	ND@0.5	ND@0.5	ND@0.5	ND@0.5	ND@0.5	ND@0.5
BROMODICHLOROMETHANE	ug/l	ND@0.5	ND@0.5	ND@0.5	ND@0.5	ND@0.5	ND@0.5
BROMOFORM (TRIBROMOMETHANE)	ug/l	ND@0.5	ND@0.5	ND@0.5	ND@0.5	ND@0.5	ND@0.5
BROMOMETHANE	ug/l	ND@0.5	ND@0.5	ND@0.5 J	ND@0.5	ND@0.5 J	ND@0.5
CARBON DISULFIDE	ug/l	ND@0.5	ND@0.5	ND@0.5	ND@0.5	ND@0.5	ND@0.5
CARBON TETRACHLORIDE	ug/l	ND@0.5	ND@0.5	ND@0.5	ND@0.5	ND@0.5	ND@0.5
CHLOROBENZENE	ug/l	ND@0.5	ND@0.5	ND@0.5	ND@0.5	ND@0.5	ND@0.5
CHLORODIBROMOMETHANE	ug/l	ND@0.5	ND@0.5	ND@0.5	ND@0.5	ND@0.5	ND@0.5
CHLOROETHANE	ug/l	ND@0.5	ND@0.5	ND@0.5	ND@0.5	ND@0.5	ND@0.5
CHLOROFORM (TRICHLOROMETHANE)	ug/l	ND@0.5	ND@0.5	ND@0.5	ND@0.5	ND@0.5	ND@0.5
CHLOROMETHANE	ug/l	ND@0.5	ND@0.5	ND@0.5	ND@0.5	ND@0.5	ND@0.5
CIS-1,2-DICHLOROETHENE	ug/l	ND@0.5	ND@0.5	ND@0.5	ND@0.5	ND@0.5	ND@0.5
CIS-1,3-DICHLOROPROPENE	ug/l	ND@0.5	ND@0.5	ND@0.5	ND@0.5	ND@0.5	ND@0.5
CYCLOHEXANE	ug/l	ND@0.5	0.2 J	0.2 J	0.2 J	0.2 J	0.2 J
DICHLORODIFLUOROMETHANE (FREON 12)	ug/l	ND@0.5	ND@0.5	ND@0.5	ND@0.5	ND@0.5	ND@0.5
ETHYLBENZENE	ug/l	ND@0.5	ND@0.5	ND@0.5	ND@0.5	ND@0.5	ND@0.5
ISOPROPYLBENZENE	ug/l	ND@0.5	ND@0.5	ND@0.5	ND@0.5	ND@0.5	ND@0.5
M,P-XYLENE	ug/l	ND@0.5	ND@0.5	ND@0.5	ND@0.5	ND@0.5	ND@0.5
METHYL ACETATE	ug/l	ND@1	ND@1	ND@1.0	ND@1	ND@1.0	ND@1
METHYL BUTYL KETONE (2-HEXANONE)	ug/l	ND@5	ND@5	ND@5.0	ND@5 J	ND@5.0	ND@5
METHYL CYCLOHEXANE	ug/l	ND@0.5	ND@0.5	ND@0.5	ND@0.5	ND@0.5	ND@0.5
METHYL ETHYL KETONE (MEK, 2-BUTANONE)	ug/l	ND@5	ND@5	ND@5.0	ND@5	ND@5.0	ND@5
METHYL TERT-BUTYL ETHER (MTBE)	ug/l	ND@0.5	ND@0.5	ND@0.5	ND@0.5	ND@0.5	ND@0.5
METHYLENE CHLORIDE (DICHLOROMETHANE)	ug/l	ND@0.5	ND@0.5	ND@0.5	ND@0.5	ND@0.5	ND@0.5
MIBK (4-METHYL-2-PENTANONE)	ug/l	ND@5 J	ND@5 J	ND@5.0	ND@5 J	ND@5.0	ND@5 J
O-XYLENE	ug/l	ND@0.5	ND@0.5	ND@0.5	ND@0.5	ND@0.5	ND@0.5
STYRENE	ug/l	ND@0.5	ND@0.5	ND@0.5	ND@0.5	ND@0.5	ND@0.5
TETRACHLOROETHENE	ug/l	ND@0.5	ND@0.5	ND@0.5	ND@0.5	ND@0.5	ND@0.5
TOLUENE	ug/l	ND@0.5	ND@0.5	ND@0.5	ND@0.5	ND@0.5	ND@0.5
TRANS-1,2-DICHLOROETHENE	ug/l	ND@0.5	ND@0.5	ND@0.5	ND@0.5	ND@0.5	ND@0.5
TRANS-1,3-DICHLOROPROPENE	ug/l	ND@0.5	ND@0.5	ND@0.5	ND@0.5	ND@0.5	ND@0.5
TRICHLOROETHENE	ug/l	ND@0.5	ND@0.5	ND@0.5	ND@0.5	ND@0.5	ND@0.5
TRICHLOROFLUOROMETHANE (FREON 11)	ug/l	ND@0.5	ND@0.5	ND@0.5	ND@0.5	ND@0.5	ND@0.5
VINYL CHLORIDE	ug/l	ND@0.5	ND@0.5	ND@0.5	ND@0.5	ND@0.5	ND@0.5

Endicott, New York
Groundwater Analytical Chemistry Data
January 1, 2012 - December 31, 2012

Sample Location		EN-D11	EN-D11	EN-D13	EN-D13	EN-D13	EN-D14
Sample Description		GW MON WELL	GW MON WELL	GW MON WELL	GW MON WELL	REPLICATE	GW MON WELL
Sample Date		05/02/2012	08/02/2012	05/02/2012	08/01/2012	08/01/2012	08/01/2012
Laboratory Sample I.D.		6640514	6744535	6640520	6744583	6744584	6744585
Parameter	**Units**						
1,1,1-TRICHLOROETHANE	ug/l	ND@0.5	ND@0.5	ND@0.5	ND@0.5	ND@0.5	0.1 J
1,1,2,2-TETRACHLOROETHANE	ug/l	ND@0.5	ND@0.5	ND@0.5	ND@0.5	ND@0.5	ND@0.5
1,1,2-TRICHLORO-1,2,2-TRIFLUOROETHANE	ug/l	ND@0.5 J	ND@0.5	3.3 J	7	6.8	14
1,1,2-TRICHLOROETHANE	ug/l	ND@0.5	ND@0.5	ND@0.5	ND@0.5	ND@0.5	ND@0.5
1,1-DICHLOROETHANE	ug/l	ND@0.5	ND@0.5	4.3	4.8	4.8	7.8
1,1-DICHLOROETHENE	ug/l	ND@0.5	ND@0.5	ND@0.5	0.3 J	0.3 J	0.8
1,2,4-TRICHLOROBENZENE	ug/l	ND@0.5	ND@0.5	ND@0.5	ND@0.5	ND@0.5	ND@0.5
1,2-DIBROMO-3-CHLOROPROPANE	ug/l	ND@0.5	ND@0.5	ND@0.5	ND@0.5 J	ND@0.5 J	ND@0.5 J
1,2-DIBROMOETHANE (EDB)	ug/l	ND@0.5	ND@0.5	ND@0.5	ND@0.5	ND@0.5	ND@0.5
1,2-DICHLORO-1,2,2-TRIFLUOROETHANE	ug/l	ND@0.5	ND@0.5 J	5.2	6.9	6.9	7
1,2-DICHLOROBENZENE	ug/l	ND@0.5	ND@0.5	ND@0.5	ND@0.5	ND@0.5	ND@0.5
1,2-DICHLOROETHANE (EDC)	ug/l	ND@0.5	ND@0.5	ND@0.5	ND@0.5	ND@0.5	ND@0.5
1,2-DICHLOROPROPANE	ug/l	ND@0.5	ND@0.5	ND@0.5	ND@0.5	ND@0.5	ND@0.5
1,3-DICHLOROBENZENE	ug/l	ND@0.5	ND@0.5	ND@0.5	ND@0.5	ND@0.5	ND@0.5
1,4-DICHLOROBENZENE	ug/l	ND@0.5	ND@0.5	ND@0.5	ND@0.5	ND@0.5	ND@0.5
ACETONE	ug/l	20	8.6	17	9.2 J	10 J	ND@5 J
BENZENE	ug/l	ND@0.5	0.1 J	ND@0.5	ND@0.5	ND@0.5	ND@0.5
BROMODICHLOROMETHANE	ug/l	ND@0.5	ND@0.5	ND@0.5	ND@0.5	ND@0.5	ND@0.5
BROMOFORM (TRIBROMOMETHANE)	ug/l	ND@0.5	ND@0.5	ND@0.5	ND@0.5	ND@0.5	ND@0.5
BROMOMETHANE	ug/l	ND@0.5 J	ND@0.5	ND@0.5 J	ND@0.5	ND@0.5	ND@0.5
CARBON DISULFIDE	ug/l	ND@0.5	ND@0.5	ND@0.5	ND@0.5	ND@0.5	ND@0.5
CARBON TETRACHLORIDE	ug/l	ND@0.5	ND@0.5	ND@0.5	ND@0.5	ND@0.5	ND@0.5
CHLOROBENZENE	ug/l	ND@0.5	ND@0.5	ND@0.5	ND@0.5	ND@0.5	ND@0.5
CHLORODIBROMOMETHANE	ug/l	ND@0.5	ND@0.5	ND@0.5	ND@0.5	ND@0.5	ND@0.5
CHLOROETHANE	ug/l	ND@0.5	ND@0.5	ND@0.5	ND@0.5	ND@0.5	4.6
CHLOROFORM (TRICHLOROMETHANE)	ug/l	ND@0.5	ND@0.5	ND@0.5	ND@0.5	ND@0.5	ND@0.5
CHLOROMETHANE	ug/l	ND@0.5	ND@0.5	ND@0.5	ND@0.5	ND@0.5	ND@0.5
CIS-1,2-DICHLOROETHENE	ug/l	ND@0.5	ND@0.5	4.1	18	18	29
CIS-1,3-DICHLOROPROPENE	ug/l	ND@0.5	ND@0.5	ND@0.5	ND@0.5	ND@0.5	ND@0.5
CYCLOHEXANE	ug/l	0.1 J	ND@0.5	0.1 J	0.2 J	0.1 J	0.1 J
DICHLORODIFLUOROMETHANE (FREON 12)	ug/l	ND@0.5	ND@0.5 J	ND@0.5	ND@0.5	ND@0.5	ND@0.5
ETHYLBENZENE	ug/l	ND@0.5	ND@0.5	ND@0.5	ND@0.5	ND@0.5	ND@0.5
ISOPROPYLBENZENE	ug/l	ND@0.5	ND@0.5	ND@0.5	ND@0.5	ND@0.5	ND@0.5
M,P-XYLENE	ug/l	ND@0.5	ND@0.5	ND@0.5	ND@0.5	ND@0.5	ND@0.5
METHYL ACETATE	ug/l	ND@1.0	ND@1	ND@1.0	ND@1	ND@1	ND@1
METHYL BUTYL KETONE (2-HEXANONE)	ug/l	ND@5.0	ND@5	ND@5.0	ND@5	ND@5	ND@5
METHYL CYCLOHEXANE	ug/l	ND@0.5	ND@0.5	ND@0.5	ND@0.5	ND@0.5	ND@0.5
METHYL ETHYL KETONE (MEK, 2-BUTANONE)	ug/l	ND@5.0	ND@5	1.3 J	ND@5	ND@5	ND@5
METHYL TERT-BUTYL ETHER (MTBE)	ug/l	ND@0.5	ND@0.5	0.5 J	0.2 J	0.2 J	0.2 J
METHYLENE CHLORIDE (DICHLOROMETHANE)	ug/l	ND@0.5	ND@0.5	ND@0.5	ND@0.5	ND@0.5	ND@0.5
MIBK (4-METHYL-2-PENTANONE)	ug/l	ND@5.0	ND@5 J	ND@5.0	ND@5 J	ND@5 J	ND@5 J
O-XYLENE	ug/l	ND@0.5	ND@0.5	ND@0.5	ND@0.5	ND@0.5	ND@0.5
STYRENE	ug/l	ND@0.5	ND@0.5	ND@0.5	ND@0.5	ND@0.5	ND@0.5
TETRACHLOROETHENE	ug/l	ND@0.5	ND@0.5	ND@0.5	ND@0.5	ND@0.5	ND@0.5
TOLUENE	ug/l	ND@0.5	ND@0.5	ND@0.5	ND@0.5	ND@0.5	ND@0.5
TRANS-1,2-DICHLOROETHENE	ug/l	ND@0.5	ND@0.5	ND@0.5	ND@0.5	ND@0.5	ND@0.5
TRANS-1,3-DICHLOROPROPENE	ug/l	ND@0.5	ND@0.5	ND@0.5	ND@0.5	ND@0.5	ND@0.5
TRICHLOROETHENE	ug/l	ND@0.5	ND@0.5	1.8	3.1	3	7.9
TRICHLOROFLUOROMETHANE (FREON 11)	ug/l	ND@0.5	ND@0.5	ND@0.5	ND@0.5	ND@0.5	ND@0.5
VINYL CHLORIDE	ug/l	ND@0.5	ND@0.5	1.7	7.5	7.5	0.1 J

Endicott, New York
Groundwater Analytical Chemistry Data
January 1, 2012 - December 31, 2012

Sample Location		EN-D31	EN-D33	EN-D33	EN-D34	EN-D35	EN-D35
Sample Description		GW MON WELL	GW MON WELL	GW MON WELL	GW MON WELL	GW MON WELL	GW MON WELL
Sample Date		08/02/2012	05/02/2012	08/01/2012	08/01/2012	05/02/2012	08/01/2012
Laboratory Sample I.D.		6744598	6640527	6744589	6744590	6640525	6744578
Parameter	**Units**						
1,1,1-TRICHLOROETHANE	ug/l	ND@0.5	27	29	ND@0.5	ND@0.5	ND@0.5
1,1,2,2-TETRACHLOROETHANE	ug/l	ND@0.5	ND@5.0	ND@5	ND@0.5	ND@0.5	ND@0.5
1,1,2-TRICHLORO-1,2,2-TRIFLUOROETHANE	ug/l	ND@0.5	3.5 J	3.8 J	ND@0.5	ND@0.5 J	ND@0.5
1,1,2-TRICHLOROETHANE	ug/l	ND@0.5	ND@5.0	ND@5	ND@0.5	ND@0.5	ND@0.5
1,1-DICHLOROETHANE	ug/l	ND@0.5	66	76	0.8	ND@0.5	ND@0.5
1,1-DICHLOROETHENE	ug/l	ND@0.5	28	28	0.3 J	ND@0.5	ND@0.5
1,2,4-TRICHLOROBENZENE	ug/l	ND@0.5	ND@5.0	ND@5	ND@0.5	ND@0.5	ND@0.5
1,2-DIBROMO-3-CHLOROPROPANE	ug/l	ND@0.5	ND@5.0	ND@5 J	ND@0.5 J	ND@0.5	ND@0.5
1,2-DIBROMOETHANE (EDB)	ug/l	ND@0.5	ND@5.0	ND@5	ND@0.5	ND@0.5	ND@0.5
1,2-DICHLORO-1,2,2-TRIFLUOROETHANE	ug/l	ND@0.5	3 J	4.5 J	ND@0.5	ND@0.5	ND@0.5
1,2-DICHLOROBENZENE	ug/l	ND@0.5	ND@5.0	ND@5	ND@0.5	ND@0.5	ND@0.5
1,2-DICHLOROETHANE (EDC)	ug/l	ND@0.5	ND@5.0	ND@5	ND@0.5	ND@0.5	ND@0.5
1,2-DICHLOROPROPANE	ug/l	ND@0.5	ND@5.0	ND@5	ND@0.5	ND@0.5	ND@0.5
1,3-DICHLOROBENZENE	ug/l	ND@0.5	ND@5.0	ND@5	ND@0.5	ND@0.5	ND@0.5
1,4-DICHLOROBENZENE	ug/l	ND@0.5	ND@5.0	ND@5	ND@0.5	ND@0.5	ND@0.5
ACETONE	ug/l	ND@5	ND@50	ND@50 J	3.9 J	20	7.2
BENZENE	ug/l	ND@0.5	ND@5.0	ND@5	ND@0.5	ND@0.5	ND@0.5
BROMODICHLOROMETHANE	ug/l	ND@0.5	ND@5.0	ND@5	ND@0.5	ND@0.5	ND@0.5
BROMOFORM (TRIBROMOMETHANE)	ug/l	ND@0.5	ND@5.0	ND@5	ND@0.5	ND@0.5	ND@0.5
BROMOMETHANE	ug/l	ND@0.5 J	ND@5.0 J	ND@5	ND@0.5	ND@0.5 J	ND@0.5
CARBON DISULFIDE	ug/l	ND@0.5	ND@5.0	ND@5	ND@0.5	ND@0.5	ND@0.5
CARBON TETRACHLORIDE	ug/l	ND@0.5	ND@5.0	ND@5	ND@0.5	ND@0.5	ND@0.5
CHLOROBENZENE	ug/l	ND@0.5	ND@5.0	ND@5	ND@0.5	ND@0.5	ND@0.5
CHLORODIBROMOMETHANE	ug/l	ND@0.5	ND@5.0	ND@5	ND@0.5	ND@0.5	ND@0.5
CHLOROETHANE	ug/l	ND@0.5	21	28	ND@0.5	ND@0.5	ND@0.5
CHLOROFORM (TRICHLOROMETHANE)	ug/l	ND@0.5	ND@5.0	ND@5	ND@0.5	ND@0.5	ND@0.5
CHLOROMETHANE	ug/l	ND@0.5	ND@5.0	ND@5	ND@0.5	ND@0.5	ND@0.5
CIS-1,2-DICHLOROETHENE	ug/l	ND@0.5	1000	990	18	0.1 J	ND@0.5
CIS-1,3-DICHLOROPROPENE	ug/l	ND@0.5	ND@5.0	ND@5	ND@0.5	ND@0.5	ND@0.5
CYCLOHEXANE	ug/l	ND@0.5	ND@5.0 J	ND@5	ND@0.5	0.5 J	0.1 J
DICHLORODIFLUOROMETHANE (FREON 12)	ug/l	ND@0.5	ND@5.0	ND@5	ND@0.5	ND@0.5	ND@0.5
ETHYLBENZENE	ug/l	ND@0.5	ND@5.0	ND@5	ND@0.5	ND@0.5	ND@0.5
ISOPROPYLBENZENE	ug/l	ND@0.5	ND@5.0	ND@5	ND@0.5	ND@0.5	ND@0.5
M,P-XYLENE	ug/l	ND@0.5	ND@5.0	ND@5	ND@0.5	ND@0.5	ND@0.5
METHYL ACETATE	ug/l	ND@1	ND@10	ND@10	ND@1	ND@1.0	ND@1
METHYL BUTYL KETONE (2-HEXANONE)	ug/l	ND@5	ND@50	ND@50	ND@5	ND@5.0	ND@5 J
METHYL CYCLOHEXANE	ug/l	ND@0.5	ND@5.0	ND@5	ND@0.5	ND@0.5	ND@0.5
METHYL ETHYL KETONE (MEK, 2-BUTANONE)	ug/l	ND@5	ND@50	ND@50	ND@5	ND@5.0	ND@5
METHYL TERT-BUTYL ETHER (MTBE)	ug/l	ND@0.5	ND@5.0	ND@5	ND@0.5	ND@0.5	ND@0.5
METHYLENE CHLORIDE (DICHLOROMETHANE)	ug/l	ND@0.5	ND@5.0	ND@5	ND@0.5	ND@0.5	ND@0.5
MIBK (4-METHYL-2-PENTANONE)	ug/l	ND@5	ND@50	ND@50 J	ND@5 J	ND@5.0	ND@5 J
O-XYLENE	ug/l	ND@0.5	ND@5.0	ND@5	ND@0.5	ND@0.5	ND@0.5
STYRENE	ug/l	ND@0.5	ND@5.0	ND@5	ND@0.5	ND@0.5	ND@0.5
TETRACHLOROETHENE	ug/l	ND@0.5	ND@5.0	ND@5	ND@0.5	ND@0.5	ND@0.5
TOLUENE	ug/l	ND@0.5	ND@5.0	ND@5	ND@0.5	ND@0.5	ND@0.5
TRANS-1,2-DICHLOROETHENE	ug/l	ND@0.5	1.6 J	1.5 J	ND@0.5	ND@0.5	ND@0.5
TRANS-1,3-DICHLOROPROPENE	ug/l	ND@0.5	ND@5.0	ND@5	ND@0.5	ND@0.5	ND@0.5
TRICHLOROETHENE	ug/l	ND@0.5	78	34	0.3 J	ND@0.5	ND@0.5
TRICHLOROFLUOROMETHANE (FREON 11)	ug/l	ND@0.5	ND@5.0	ND@5	ND@0.5	ND@0.5	ND@0.5
VINYL CHLORIDE	ug/l	ND@0.5	63	74	6.5	ND@0.5	ND@0.5

Endicott, New York
Groundwater Analytical Chemistry Data
January 1, 2012 - December 31, 2012

Sample Location		EN-D36	EN-D36	EN-D37	EN-D37	EN-D38	EN-D38
Sample Description		GW MON WELL	GW MON WELL	GW MON WELL	GW MON WELL	GW MON WELL	GW MON WELL
Sample Date		05/02/2012	08/01/2012	05/02/2012	08/01/2012	05/02/2012	08/01/2012
Laboratory Sample I.D.		6640526	6744579	6640528	6744592	6641751	6744593
Parameter	**Units**						
1,1,1-TRICHLOROETHANE	ug/l	ND@0.5	ND@0.5	0.4 J	0.1 J	35	31
1,1,2,2-TETRACHLOROETHANE	ug/l	ND@0.5	ND@0.5	ND@0.5	ND@0.5	ND@2.5	ND@2.5
1,1,2-TRICHLORO-1,2,2-TRIFLUOROETHANE	ug/l	ND@0.5 J	ND@0.5	2.4 J	1.2	ND@2.5	ND@2.5
1,1,2-TRICHLOROETHANE	ug/l	ND@0.5	ND@0.5	ND@0.5	ND@0.5	ND@2.5	ND@2.5
1,1-DICHLOROETHANE	ug/l	ND@0.5	ND@0.5	9.5	11	60	54
1,1-DICHLOROETHENE	ug/l	ND@0.5	ND@0.5	2	1.6	4.2	4.1
1,2,4-TRICHLOROBENZENE	ug/l	ND@0.5	ND@0.5	ND@0.5	ND@0.5	ND@2.5	ND@2.5
1,2-DIBROMO-3-CHLOROPROPANE	ug/l	ND@0.5	ND@0.5	ND@0.5	ND@0.5 J	ND@2.5	ND@2.5 J
1,2-DIBROMOETHANE (EDB)	ug/l	ND@0.5	ND@0.5	ND@0.5	ND@0.5	ND@2.5	ND@2.5
1,2-DICHLORO-1,2,2-TRIFLUOROETHANE	ug/l	ND@0.5	ND@0.5	6.7	7.9	ND@2.5	ND@2.5
1,2-DICHLOROBENZENE	ug/l	ND@0.5	ND@0.5	ND@0.5	ND@0.5	ND@2.5	ND@2.5
1,2-DICHLOROETHANE (EDC)	ug/l	ND@0.5	ND@0.5	ND@0.5	ND@0.5	ND@2.5	ND@2.5
1,2-DICHLOROPROPANE	ug/l	ND@0.5	ND@0.5	ND@0.5	ND@0.5	ND@2.5	ND@2.5
1,3-DICHLOROBENZENE	ug/l	ND@0.5	ND@0.5	ND@0.5	ND@0.5	ND@2.5	ND@2.5
1,4-DICHLOROBENZENE	ug/l	ND@0.5	ND@0.5	ND@0.5	ND@0.5	ND@2.5	ND@2.5
ACETONE	ug/l	3.7 J	5.9	21	5 J	34	ND@25 J
BENZENE	ug/l	0.1 J	ND@0.5	ND@0.5	0.1 J	ND@2.5	ND@2.5
BROMODICHLOROMETHANE	ug/l	ND@0.5	ND@0.5	ND@0.5	ND@0.5	ND@2.5	ND@2.5
BROMOFORM (TRIBROMOMETHANE)	ug/l	ND@0.5	ND@0.5	ND@0.5	ND@0.5	ND@2.5	ND@2.5
BROMOMETHANE	ug/l	ND@0.5 J	ND@0.5	ND@0.5 J	ND@0.5	ND@2.5	ND@2.5
CARBON DISULFIDE	ug/l	ND@0.5	ND@0.5	ND@0.5	ND@0.5	ND@2.5	ND@2.5
CARBON TETRACHLORIDE	ug/l	ND@0.5	ND@0.5	ND@0.5	ND@0.5	ND@2.5	ND@2.5
CHLOROBENZENE	ug/l	ND@0.5	ND@0.5	ND@0.5	ND@0.5	ND@2.5	ND@2.5
CHLORODIBROMOMETHANE	ug/l	ND@0.5	ND@0.5	ND@0.5	ND@0.5	ND@2.5	ND@2.5
CHLOROETHANE	ug/l	ND@0.5	ND@0.5	ND@0.5	ND@0.5	20	18
CHLOROFORM (TRICHLOROMETHANE)	ug/l	ND@0.5	ND@0.5	ND@0.5	ND@0.5	ND@2.5	ND@2.5
CHLOROMETHANE	ug/l	ND@0.5	ND@0.5	ND@0.5	ND@0.5	ND@2.5	ND@2.5
CIS-1,2-DICHLOROETHENE	ug/l	ND@0.5	ND@0.5	66	47	400	380
CIS-1,3-DICHLOROPROPENE	ug/l	ND@0.5	ND@0.5	ND@0.5	ND@0.5	ND@2.5	ND@2.5
CYCLOHEXANE	ug/l	0.4 J	ND@0.5	0.4 J	0.3 J	ND@2.5	ND@2.5
DICHLORODIFLUOROMETHANE (FREON 12)	ug/l	ND@0.5	ND@0.5	ND@0.5	ND@0.5	ND@2.5	ND@2.5
ETHYLBENZENE	ug/l	ND@0.5	ND@0.5	ND@0.5	ND@0.5	ND@2.5	ND@2.5
ISOPROPYLBENZENE	ug/l	ND@0.5	ND@0.5	ND@0.5	ND@0.5	ND@2.5	ND@2.5
M,P-XYLENE	ug/l	ND@0.5	ND@0.5	ND@0.5	ND@0.5	ND@2.5	ND@2.5
METHYL ACETATE	ug/l	ND@1.0	ND@1	ND@1.0	ND@1	ND@5.0	ND@5
METHYL BUTYL KETONE (2-HEXANONE)	ug/l	ND@5.0	ND@5 J	ND@5.0	ND@5	ND@25 J	ND@25
METHYL CYCLOHEXANE	ug/l	ND@0.5	ND@0.5	ND@0.5	ND@0.5	ND@2.5	ND@2.5
METHYL ETHYL KETONE (MEK, 2-BUTANONE)	ug/l	ND@5.0	ND@5	1.1 J	ND@5	ND@25 J	ND@25
METHYL TERT-BUTYL ETHER (MTBE)	ug/l	ND@0.5	ND@0.5	ND@0.5	ND@0.5	ND@2.5	ND@2.5
METHYLENE CHLORIDE (DICHLOROMETHANE)	ug/l	ND@0.5	ND@0.5	ND@0.5	ND@0.5	ND@2.5	ND@2.5
MIBK (4-METHYL-2-PENTANONE)	ug/l	ND@5.0	ND@5 J	ND@5.0	ND@5 J	ND@25 J	ND@25 J
O-XYLENE	ug/l	ND@0.5	ND@0.5	ND@0.5	ND@0.5	ND@2.5	ND@2.5
STYRENE	ug/l	ND@0.5	ND@0.5	ND@0.5	ND@0.5	ND@2.5	ND@2.5
TETRACHLOROETHENE	ug/l	ND@0.5	ND@0.5	ND@0.5	ND@0.5	ND@2.5	ND@2.5
TOLUENE	ug/l	ND@0.5	ND@0.5	ND@0.5	ND@0.5	ND@2.5	ND@2.5
TRANS-1,2-DICHLOROETHENE	ug/l	ND@0.5	ND@0.5	0.3 J	0.3 J	0.5 J	ND@2.5
TRANS-1,3-DICHLOROPROPENE	ug/l	ND@0.5	ND@0.5	ND@0.5	ND@0.5	ND@2.5	ND@2.5
TRICHLOROETHENE	ug/l	ND@0.5	ND@0.5	4.7	4.3	8.4	5.5
TRICHLOROFLUOROMETHANE (FREON 11)	ug/l	ND@0.5	ND@0.5	ND@0.5	ND@0.5	ND@2.5	ND@2.5
VINYL CHLORIDE	ug/l	ND@0.5	ND@0.5	10	16	57	57

Endicott, New York
Groundwater Analytical Chemistry Data
January 1, 2012 - December 31, 2012

Sample Location		EN-D39	EN-D39	EN-D39	EN-D40	EN-D40	EN-D41
Sample Description		GW MON WELL	REPLICATE	GW MON WELL	GW MON WELL	GW MON WELL	GW MON WELL
Sample Date		05/02/2012	05/02/2012	08/02/2012	05/02/2012	08/01/2012	05/02/2012
Laboratory Sample I.D.		6640530	6640531	6744600	6640529	6744594	6640523
Parameter	**Units**						
1,1,1-TRICHLOROETHANE	ug/l	0.6	0.4 J	0.3 J	ND@0.5	ND@0.5	ND@0.5
1,1,2,2-TETRACHLOROETHANE	ug/l	ND@0.5	ND@1.0	ND@0.5	ND@0.5	ND@0.5	ND@0.5
1,1,2-TRICHLORO-1,2,2-TRIFLUOROETHANE	ug/l	ND@0.5 J	ND@1.0 J	ND@0.5	ND@0.5 J	ND@0.5	ND@0.5 J
1,1,2-TRICHLOROETHANE	ug/l	ND@0.5	ND@1.0	ND@0.5	ND@0.5	ND@0.5	ND@0.5
1,1-DICHLOROETHANE	ug/l	9.6	8.8	10	3.7	2.9	ND@0.5
1,1-DICHLOROETHENE	ug/l	1.5	1	1.8	0.3 J	0.2 J	ND@0.5
1,2,4-TRICHLOROBENZENE	ug/l	ND@0.5	ND@1.0	ND@0.5	ND@0.5	ND@0.5	ND@0.5
1,2-DIBROMO-3-CHLOROPROPANE	ug/l	ND@0.5	ND@1.0	ND@0.5	ND@0.5	ND@0.5 J	ND@0.5
1,2-DIBROMOETHANE (EDB)	ug/l	ND@0.5	ND@1.0	ND@0.5	ND@0.5	ND@0.5	ND@0.5
1,2-DICHLORO-1,2,2-TRIFLUOROETHANE	ug/l	ND@0.5	ND@1.0	ND@0.5	ND@0.5	ND@0.5	ND@0.5
1,2-DICHLOROBENZENE	ug/l	ND@0.5	ND@1.0	ND@0.5	ND@0.5	ND@0.5	ND@0.5
1,2-DICHLOROETHANE (EDC)	ug/l	ND@0.5	ND@1.0	ND@0.5	ND@0.5	ND@0.5	ND@0.5
1,2-DICHLOROPROPANE	ug/l	ND@0.5	ND@1.0	ND@0.5	ND@0.5	ND@0.5	ND@0.5
1,3-DICHLOROBENZENE	ug/l	ND@0.5	ND@1.0	ND@0.5	ND@0.5	ND@0.5	ND@0.5
1,4-DICHLOROBENZENE	ug/l	ND@0.5	ND@1.0	ND@0.5	ND@0.5	ND@0.5	ND@0.5
ACETONE	ug/l	13	14 J	11	24	5.9 J	11
BENZENE	ug/l	ND@0.5	ND@1.0	ND@0.5	ND@0.5	ND@0.5	ND@0.5
BROMODICHLOROMETHANE	ug/l	ND@0.5	ND@1.0	ND@0.5	ND@0.5	ND@0.5	ND@0.5
BROMOFORM (TRIBROMOMETHANE)	ug/l	ND@0.5	ND@1.0	ND@0.5	ND@0.5	ND@0.5	ND@0.5
BROMOMETHANE	ug/l	ND@0.5 J	ND@1.0	ND@0.5 J	ND@0.5 J	ND@0.5	ND@0.5 J
CARBON DISULFIDE	ug/l	ND@0.5	ND@1.0	ND@0.5	ND@0.5	ND@0.5	ND@0.5
CARBON TETRACHLORIDE	ug/l	ND@0.5	ND@1.0	ND@0.5	ND@0.5	ND@0.5	ND@0.5
CHLOROBENZENE	ug/l	ND@0.5	ND@1.0	ND@0.5	ND@0.5	ND@0.5	ND@0.5
CHLORODIBROMOMETHANE	ug/l	ND@0.5	ND@1.0	ND@0.5	ND@0.5	ND@0.5	ND@0.5
CHLOROETHANE	ug/l	0.2 J	ND@1.0	ND@0.5	ND@0.5	0.1 J	ND@0.5
CHLOROFORM (TRICHLOROMETHANE)	ug/l	ND@0.5	ND@1.0	ND@0.5	ND@0.5	ND@0.5	ND@0.5
CHLOROMETHANE	ug/l	ND@0.5	ND@1.0	ND@0.5	ND@0.5	ND@0.5	ND@0.5
CIS-1,2-DICHLOROETHENE	ug/l	120	110	160	13	8.1	ND@0.5
CIS-1,3-DICHLOROPROPENE	ug/l	ND@0.5	ND@1.0	ND@0.5	ND@0.5	ND@0.5	ND@0.5
CYCLOHEXANE	ug/l	ND@0.5 J	ND@1.0	0.4 J	0.5 J	0.4 J	ND@0.5 J
DICHLORODIFLUOROMETHANE (FREON 12)	ug/l	ND@0.5	ND@1.0 J	ND@0.5	ND@0.5	ND@0.5	ND@0.5
ETHYLBENZENE	ug/l	ND@0.5	ND@1.0	ND@0.5	ND@0.5	ND@0.5	ND@0.5
ISOPROPYLBENZENE	ug/l	ND@0.5	ND@1.0	ND@0.5	ND@0.5	ND@0.5	ND@0.5
M,P-XYLENE	ug/l	ND@0.5	ND@1.0	ND@0.5	ND@0.5	ND@0.5	ND@0.5
METHYL ACETATE	ug/l	ND@1.0	ND@2.0	ND@1	ND@1.0	ND@1	ND@1.0
METHYL BUTYL KETONE (2-HEXANONE)	ug/l	ND@5.0	ND@10 J	ND@5	ND@5.0	ND@5	ND@5.0
METHYL CYCLOHEXANE	ug/l	ND@0.5	ND@1.0	ND@0.5	ND@0.5	ND@0.5	ND@0.5
METHYL ETHYL KETONE (MEK, 2-BUTANONE)	ug/l	ND@5.0	ND@10	ND@5	1.2 J	ND@5	ND@5.0
METHYL TERT-BUTYL ETHER (MTBE)	ug/l	ND@0.5	ND@1.0	ND@0.5	ND@0.5	ND@0.5	ND@0.5
METHYLENE CHLORIDE (DICHLOROMETHANE)	ug/l	ND@0.5	ND@1.0	ND@0.5	ND@0.5	ND@0.5	ND@0.5
MIBK (4-METHYL-2-PENTANONE)	ug/l	ND@5.0	ND@10	ND@5	ND@5.0	ND@5 J	ND@5.0
O-XYLENE	ug/l	ND@0.5	ND@1.0	ND@0.5	ND@0.5	ND@0.5	ND@0.5
STYRENE	ug/l	ND@0.5	ND@1.0	ND@0.5	ND@0.5	ND@0.5	ND@0.5
TETRACHLOROETHENE	ug/l	ND@0.5	ND@1.0	ND@0.5	ND@0.5	ND@0.5	ND@0.5
TOLUENE	ug/l	ND@0.5	ND@1.0	ND@0.5	ND@0.5	ND@0.5	ND@0.5
TRANS-1,2-DICHLOROETHENE	ug/l	0.2 J	ND@1.0	0.3 J	ND@0.5	ND@0.5	ND@0.5
TRANS-1,3-DICHLOROPROPENE	ug/l	ND@0.5	ND@1.0	ND@0.5	ND@0.5	ND@0.5	ND@0.5
TRICHLOROETHENE	ug/l	2.7	2	4.8	1.3	0.8	ND@0.5
TRICHLOROFLUOROMETHANE (FREON 11)	ug/l	ND@0.5	ND@1.0	ND@0.5	ND@0.5	ND@0.5	ND@0.5
VINYL CHLORIDE	ug/l	4.3	3.6	3.3	0.1 J	0.1 J	ND@0.5

Endicott, New York
Groundwater Analytical Chemistry Data
January 1, 2012 - December 31, 2012

Sample Location		EN-D41	EN-D42	EN-D42	EN-D42	EN-D43	EN-D43
Sample Description		GW MON WELL	GW MON WELL	GW MON WELL	REPLICATE	GW MON WELL	GW MON WELL
Sample Date		08/01/2012	05/02/2012	08/01/2012	08/01/2012	05/02/2012	08/01/2012
Laboratory Sample I.D.		6744575	6640524	6744576	6744577	6640518	6744587
Parameter	**Units**						
1,1,1-TRICHLOROETHANE	ug/l	ND@0.5	0.7	0.7	0.7	ND@0.5	ND@0.5
1,1,2,2-TETRACHLOROETHANE	ug/l	ND@0.5	ND@0.5	ND@0.5	ND@0.5	ND@0.5	ND@0.5
1,1,2-TRICHLORO-1,2,2-TRIFLUOROETHANE	ug/l	ND@0.5	2.1 J	2.5	2.6	ND@0.5 J	ND@0.5
1,1,2-TRICHLOROETHANE	ug/l	ND@0.5	ND@0.5	ND@0.5	ND@0.5	ND@0.5	ND@0.5
1,1-DICHLOROETHANE	ug/l	ND@0.5	8.7	9.8	10	0.4 J	0.4 J
1,1-DICHLOROETHENE	ug/l	ND@0.5	1.9	1.8	1.8	0.1 J	0.1 J
1,2,4-TRICHLOROBENZENE	ug/l	ND@0.5	ND@0.5	ND@0.5	ND@0.5	ND@0.5	ND@0.5
1,2-DIBROMO-3-CHLOROPROPANE	ug/l	ND@0.5	ND@0.5	ND@0.5	ND@0.5	ND@0.5	ND@0.5 J
1,2-DIBROMOETHANE (EDB)	ug/l	ND@0.5	ND@0.5	ND@0.5	ND@0.5	ND@0.5	ND@0.5
1,2-DICHLORO-1,2,2-TRIFLUOROETHANE	ug/l	ND@0.5	5.2	6.9	7	ND@0.5	ND@0.5
1,2-DICHLOROBENZENE	ug/l	ND@0.5	ND@0.5	ND@0.5	ND@0.5	ND@0.5	ND@0.5
1,2-DICHLOROETHANE (EDC)	ug/l	ND@0.5	ND@0.5	ND@0.5	ND@0.5	ND@0.5	ND@0.5
1,2-DICHLOROPROPANE	ug/l	ND@0.5	ND@0.5	ND@0.5	ND@0.5	ND@0.5	ND@0.5
1,3-DICHLOROBENZENE	ug/l	ND@0.5	ND@0.5	ND@0.5	ND@0.5	ND@0.5	ND@0.5
1,4-DICHLOROBENZENE	ug/l	ND@0.5	ND@0.5	ND@0.5	ND@0.5	ND@0.5	ND@0.5
ACETONE	ug/l	3.3 J	9	12	13	14	11 J
BENZENE	ug/l	0.1 J	0.1 J	0.2 J	0.2 J	ND@0.5	ND@0.5
BROMODICHLOROMETHANE	ug/l	ND@0.5	ND@0.5	ND@0.5	ND@0.5	ND@0.5	ND@0.5
BROMOFORM (TRIBROMOMETHANE)	ug/l	ND@0.5	ND@0.5	ND@0.5	ND@0.5	ND@0.5	ND@0.5
BROMOMETHANE	ug/l	ND@0.5	ND@0.5 J	ND@0.5	ND@0.5	ND@0.5 J	ND@0.5
CARBON DISULFIDE	ug/l	ND@0.5	ND@0.5	ND@0.5	ND@0.5	ND@0.5	ND@0.5
CARBON TETRACHLORIDE	ug/l	ND@0.5	ND@0.5	ND@0.5	ND@0.5	ND@0.5	ND@0.5
CHLOROBENZENE	ug/l	ND@0.5	ND@0.5	ND@0.5	ND@0.5	ND@0.5	ND@0.5
CHLORODIBROMOMETHANE	ug/l	ND@0.5	ND@0.5	ND@0.5	ND@0.5	ND@0.5	ND@0.5
CHLOROETHANE	ug/l	ND@0.5	ND@0.5	ND@0.5	ND@0.5	ND@0.5	ND@0.5
CHLOROFORM (TRICHLOROMETHANE)	ug/l	ND@0.5	ND@0.5	ND@0.5	ND@0.5	ND@0.5	ND@0.5
CHLOROMETHANE	ug/l	ND@0.5	ND@0.5	ND@0.5	ND@0.5	ND@0.5	ND@0.5
CIS-1,2-DICHLOROETHENE	ug/l	ND@0.5	54	48	50	4.2	3.5
CIS-1,3-DICHLOROPROPENE	ug/l	ND@0.5	ND@0.5	ND@0.5	ND@0.5	ND@0.5	ND@0.5
CYCLOHEXANE	ug/l	0.2 J	0.2 J	0.1 J	0.2 J	ND@0.5 J	0.2 J
DICHLORODIFLUOROMETHANE (FREON 12)	ug/l	ND@0.5	ND@0.5	ND@0.5	ND@0.5	ND@0.5	ND@0.5
ETHYLBENZENE	ug/l	ND@0.5	ND@0.5	ND@0.5	ND@0.5	ND@0.5	ND@0.5
ISOPROPYLBENZENE	ug/l	ND@0.5	ND@0.5	ND@0.5	ND@0.5	ND@0.5	ND@0.5
M,P-XYLENE	ug/l	ND@0.5	ND@0.5	ND@0.5	ND@0.5	ND@0.5	ND@0.5
METHYL ACETATE	ug/l	ND@1	ND@1.0	ND@1	ND@1	ND@1.0	ND@1
METHYL BUTYL KETONE (2-HEXANONE)	ug/l	ND@5 J	ND@5.0	ND@5 J	ND@5 J	ND@5.0	ND@5
METHYL CYCLOHEXANE	ug/l	ND@0.5	ND@0.5	ND@0.5	ND@0.5	ND@0.5	ND@0.5
METHYL ETHYL KETONE (MEK, 2-BUTANONE)	ug/l	ND@5	ND@5.0	ND@5	ND@5	ND@5.0	ND@5
METHYL TERT-BUTYL ETHER (MTBE)	ug/l	ND@0.5	ND@0.5	ND@0.5	ND@0.5	ND@0.5	ND@0.5
METHYLENE CHLORIDE (DICHLOROMETHANE)	ug/l	ND@0.5	ND@0.5	ND@0.5	ND@0.5	ND@0.5	ND@0.5
MIBK (4-METHYL-2-PENTANONE)	ug/l	ND@5 J	ND@5.0	ND@5 J	ND@5 J	ND@5.0	ND@5 J
O-XYLENE	ug/l	ND@0.5	ND@0.5	ND@0.5	ND@0.5	ND@0.5	ND@0.5
STYRENE	ug/l	ND@0.5	ND@0.5	ND@0.5	ND@0.5	ND@0.5	ND@0.5
TETRACHLOROETHENE	ug/l	ND@0.5	ND@0.5	ND@0.5	ND@0.5	ND@0.5	ND@0.5
TOLUENE	ug/l	ND@0.5	ND@0.5	ND@0.5	ND@0.5	ND@0.5	ND@0.5
TRANS-1,2-DICHLOROETHENE	ug/l	ND@0.5	0.2 J	0.3 J	0.3 J	ND@0.5	ND@0.5
TRANS-1,3-DICHLOROPROPENE	ug/l	ND@0.5	ND@0.5	ND@0.5	ND@0.5	ND@0.5	ND@0.5
TRICHLOROETHENE	ug/l	ND@0.5	5.1	4.8	5	0.2 J	0.2 J
TRICHLOROFLUOROMETHANE (FREON 11)	ug/l	ND@0.5	ND@0.5	ND@0.5	ND@0.5	ND@0.5	ND@0.5
VINYL CHLORIDE	ug/l	ND@0.5	14	19	20	0.6	0.9

Endicott, New York
Groundwater Analytical Chemistry Data
January 1, 2012 - December 31, 2012

Sample Location		EN-D44	EN-D44	EN-D45	EN-D45	EN-D46	EN-D46
Sample Description		GW MON WELL	GW MON WELL	GW MON WELL	GW MON WELL	GW MON WELL	GW MON WELL
Sample Date		05/02/2012	08/01/2012	05/02/2012	08/01/2012	05/02/2012	08/01/2012
Laboratory Sample I.D.		6640533	6744595	6640532	6744596	6640517	6744588
Parameter	**Units**						
1,1,1-TRICHLOROETHANE	ug/l	130	110	21	ND@5	100	140
1,1,2,2-TETRACHLOROETHANE	ug/l	ND@5.0	ND@5	ND@0.5	ND@5	ND@5.0	ND@5
1,1,2-TRICHLORO-1,2,2-TRIFLUOROETHANE	ug/l	ND@5.0 J	ND@5	ND@0.5 J	ND@5	ND@5.0 J	ND@5
1,1,2-TRICHLOROETHANE	ug/l	ND@5.0	ND@5	ND@0.5	ND@5	ND@5.0	ND@5
1,1-DICHLOROETHANE	ug/l	170	150	46	23	81	120
1,1-DICHLOROETHENE	ug/l	24	23	4.6	ND@5	59	74
1,2,4-TRICHLOROBENZENE	ug/l	ND@5.0	ND@5	ND@0.5	ND@5	ND@5.0	ND@5
1,2-DIBROMO-3-CHLOROPROPANE	ug/l	ND@5.0	ND@5 J	ND@0.5	ND@5 J	ND@5.0	ND@5 J
1,2-DIBROMOETHANE (EDB)	ug/l	ND@5.0	ND@5	ND@0.5	ND@5	ND@5.0	ND@5
1,2-DICHLORO-1,2,2-TRIFLUOROETHANE	ug/l	ND@5.0	ND@5	ND@0.5	ND@5	ND@5.0	ND@5
1,2-DICHLOROBENZENE	ug/l	ND@5.0	ND@5	ND@0.5	ND@5	ND@5.0	ND@5
1,2-DICHLOROETHANE (EDC)	ug/l	1.3 J	1.1 J	0.3 J	ND@5	1.5 J	2.2 J
1,2-DICHLOROPROPANE	ug/l	ND@5.0	ND@5	ND@0.5	ND@5	ND@5.0	ND@5
1,3-DICHLOROBENZENE	ug/l	ND@5.0	ND@5	ND@0.5	ND@5	ND@5.0	ND@5
1,4-DICHLOROBENZENE	ug/l	ND@5.0	ND@5	ND@0.5	ND@5	ND@5.0	ND@5
ACETONE	ug/l	ND@50 J	ND@50 J	15	ND@50 J	ND@50	ND@50 J
BENZENE	ug/l	ND@5.0	ND@5	0.7	ND@5	ND@5.0	ND@5
BROMODICHLOROMETHANE	ug/l	ND@5.0	ND@5	ND@0.5	ND@5	ND@5.0	ND@5
BROMOFORM (TRIBROMOMETHANE)	ug/l	ND@5.0	ND@5	ND@0.5	ND@5	ND@5.0	ND@5
BROMOMETHANE	ug/l	ND@5.0	ND@5	ND@0.5 J	ND@5	ND@5.0 J	ND@5
CARBON DISULFIDE	ug/l	ND@5.0	ND@5	ND@0.5	ND@5	ND@5.0	ND@5
CARBON TETRACHLORIDE	ug/l	ND@5.0	ND@5	ND@0.5	ND@5	ND@5.0	ND@5
CHLOROBENZENE	ug/l	ND@5.0	ND@5	ND@0.5	ND@5	ND@5.0	ND@5
CHLORODIBROMOMETHANE	ug/l	ND@5.0	ND@5	ND@0.5	ND@5	ND@5.0	ND@5
CHLOROETHANE	ug/l	70	69	21	8	4.2 J	6.3
CHLOROFORM (TRICHLOROMETHANE)	ug/l	ND@5.0	ND@5	ND@0.5	ND@5	ND@5.0	ND@5
CHLOROMETHANE	ug/l	ND@5.0	ND@5	ND@0.5	ND@5	ND@5.0	ND@5
CIS-1,2-DICHLOROETHENE	ug/l	1000	920	380	96	1900	2300
CIS-1,3-DICHLOROPROPENE	ug/l	ND@5.0	ND@5	ND@0.5	ND@5	ND@5.0	ND@5
CYCLOHEXANE	ug/l	ND@5.0	ND@5	0.1 J	ND@5	ND@5.0 J	ND@5
DICHLORODIFLUOROMETHANE (FREON 12)	ug/l	ND@5.0 J	ND@5	ND@0.5	ND@5	ND@5.0	ND@5
ETHYLBENZENE	ug/l	ND@5.0	ND@5	ND@0.5	ND@5	ND@5.0	ND@5
ISOPROPYLBENZENE	ug/l	ND@5.0	ND@5	ND@0.5	ND@5	ND@5.0	ND@5
M,P-XYLENE	ug/l	ND@5.0	ND@5	ND@0.5	ND@5	ND@5.0	ND@5
METHYL ACETATE	ug/l	ND@10	ND@10	ND@1.0	ND@10	ND@10	ND@10
METHYL BUTYL KETONE (2-HEXANONE)	ug/l	ND@50 J	ND@50	ND@5.0	ND@50	ND@50	ND@50
METHYL CYCLOHEXANE	ug/l	ND@5.0	ND@5	ND@0.5	ND@5	ND@5.0	ND@5
METHYL ETHYL KETONE (MEK, 2-BUTANONE)	ug/l	ND@50	ND@50	ND@5.0	ND@50	ND@50	ND@50
METHYL TERT-BUTYL ETHER (MTBE)	ug/l	ND@5.0	ND@5	ND@0.5	ND@5	ND@5.0	ND@5
METHYLENE CHLORIDE (DICHLOROMETHANE)	ug/l	ND@5.0	ND@5	ND@0.5	ND@5	ND@5.0	ND@5
MIBK (4-METHYL-2-PENTANONE)	ug/l	ND@50	ND@50 J	ND@5.0	ND@50 J	ND@50	ND@50 J
O-XYLENE	ug/l	ND@5.0	ND@5	ND@0.5	ND@5	ND@5.0	ND@5
STYRENE	ug/l	ND@5.0	ND@5	ND@0.5	ND@5	ND@5.0	ND@5
TETRACHLOROETHENE	ug/l	ND@5.0	ND@5	ND@0.5	ND@5	ND@5.0	ND@5
TOLUENE	ug/l	ND@5.0	ND@5	ND@0.5	ND@5	ND@5.0	ND@5
TRANS-1,2-DICHLOROETHENE	ug/l	1.1 J	1.1 J	0.5 J	ND@5	2.9 J	3.1 J
TRANS-1,3-DICHLOROPROPENE	ug/l	ND@5.0	ND@5	ND@0.5	ND@5	ND@5.0	ND@5
TRICHLOROETHENE	ug/l	160	130	6	ND@5	270	58
TRICHLOROFLUOROMETHANE (FREON 11)	ug/l	ND@5.0	ND@5	ND@0.5	ND@5	ND@5.0	ND@5
VINYL CHLORIDE	ug/l	110	120	45	14	60	170

Endicott, New York
Groundwater Analytical Chemistry Data
January 1, 2012 - December 31, 2012

Sample Location		EN-D47	EN-D47	EN-D48	EN-D48	EN-D49	EN-D49
Sample Description		GW MON WELL	GW MON WELL	GW MON WELL	GW MON WELL	GW EXTR WELL	GW EXTR WELL
Sample Date		05/02/2012	08/01/2012	05/02/2012	08/01/2012	01/04/2012	02/09/2012
Laboratory Sample I.D.		6640519	6744591	6640516	6744586	6514940	6545825
Parameter	**Units**						
1,1,1-TRICHLOROETHANE	ug/l	83	120	ND@0.5	ND@0.5	4.5	4.5
1,1,2,2-TETRACHLOROETHANE	ug/l	ND@5.0	ND@5	ND@0.5	ND@0.5	ND@0.5	ND@0.5
1,1,2-TRICHLORO-1,2,2-TRIFLUOROETHANE	ug/l	33 J	3.3 J	ND@0.5 J	ND@0.5	0.5 J	0.5 J
1,1,2-TRICHLOROETHANE	ug/l	ND@5.0	ND@5	ND@0.5	ND@0.5	ND@0.5	ND@0.5
1,1-DICHLOROETHANE	ug/l	71	110	ND@0.5	ND@0.5	17	17
1,1-DICHLOROETHENE	ug/l	49	72	ND@0.5	ND@0.5	3.5	3.3
1,2,4-TRICHLOROBENZENE	ug/l	ND@5.0	ND@5	ND@0.5	ND@0.5	ND@0.5	ND@0.5
1,2-DIBROMO-3-CHLOROPROPANE	ug/l	ND@5.0	ND@5 J	ND@0.5	ND@0.5 J	ND@0.5 J	ND@0.5 J
1,2-DIBROMOETHANE (EDB)	ug/l	ND@5.0	ND@5	ND@0.5	ND@0.5	ND@0.5	ND@0.5
1,2-DICHLORO-1,2,2-TRIFLUOROETHANE	ug/l	12	ND@5	ND@0.5	ND@0.5	0.6	0.6
1,2-DICHLOROBENZENE	ug/l	ND@5.0	ND@5	ND@0.5	ND@0.5	ND@0.5	ND@0.5
1,2-DICHLOROETHANE (EDC)	ug/l	1.4 J	2 J	ND@0.5	ND@0.5	0.1 J	0.1 J
1,2-DICHLOROPROPANE	ug/l	ND@5.0	ND@5	ND@0.5	ND@0.5	ND@0.5	ND@0.5
1,3-DICHLOROBENZENE	ug/l	ND@5.0	ND@5	ND@0.5	ND@0.5	ND@0.5	ND@0.5
1,4-DICHLOROBENZENE	ug/l	ND@5.0	ND@5	ND@0.5	ND@0.5	ND@0.5	ND@0.5
ACETONE	ug/l	ND@50	ND@50 J	19	7.8 J	ND@5.0	ND@5.0 J
BENZENE	ug/l	ND@5.0	ND@5	ND@0.5	ND@0.5	ND@0.5	ND@0.5
BROMODICHLOROMETHANE	ug/l	ND@5.0	ND@5	ND@0.5	ND@0.5	ND@0.5	ND@0.5
BROMOFORM (TRIBROMOMETHANE)	ug/l	ND@5.0	ND@5	ND@0.5	ND@0.5	ND@0.5	ND@0.5
BROMOMETHANE	ug/l	ND@5.0 J	ND@5	ND@0.5 J	ND@0.5	ND@0.5	ND@0.5
CARBON DISULFIDE	ug/l	ND@5.0	ND@5	ND@0.5	ND@0.5	ND@0.5	ND@0.5
CARBON TETRACHLORIDE	ug/l	ND@5.0	ND@5	ND@0.5	ND@0.5	ND@0.5	ND@0.5
CHLOROBENZENE	ug/l	ND@5.0	ND@5	ND@0.5	ND@0.5	ND@0.5	ND@0.5
CHLORODIBROMOMETHANE	ug/l	ND@5.0	ND@5	ND@0.5	ND@0.5	ND@0.5	ND@0.5
CHLOROETHANE	ug/l	4.9 J	13	ND@0.5	ND@0.5	17	16
CHLOROFORM (TRICHLOROMETHANE)	ug/l	ND@5.0	ND@5	ND@0.5	ND@0.5	ND@0.5	ND@0.5
CHLOROMETHANE	ug/l	ND@5.0	ND@5	ND@0.5	ND@0.5	ND@0.5	ND@0.5
CIS-1,2-DICHLOROETHENE	ug/l	1300	1800	ND@0.5	ND@0.5	160	140
CIS-1,3-DICHLOROPROPENE	ug/l	ND@5.0	ND@5	ND@0.5	ND@0.5	ND@0.5	ND@0.5
CYCLOHEXANE	ug/l	ND@5.0 J	ND@5	0.8 J	0.6	ND@0.5	ND@0.5
DICHLORODIFLUOROMETHANE (FREON 12)	ug/l	ND@5.0	ND@5	ND@0.5	ND@0.5	ND@0.5	ND@0.5
ETHYLBENZENE	ug/l	ND@5.0	ND@5	ND@0.5	ND@0.5	ND@0.5	ND@0.5
ISOPROPYLBENZENE	ug/l	ND@5.0	ND@5	ND@0.5	ND@0.5	ND@0.5	ND@0.5
M,P-XYLENE	ug/l	ND@5.0	ND@5	ND@0.5	ND@0.5	ND@0.5	ND@0.5
METHYL ACETATE	ug/l	ND@10	ND@10	ND@1.0	ND@1	ND@1.0	ND@1.0
METHYL BUTYL KETONE (2-HEXANONE)	ug/l	ND@50	ND@50	ND@5.0	ND@5	ND@5.0	ND@5.0
METHYL CYCLOHEXANE	ug/l	ND@5.0	ND@5	ND@0.5	ND@0.5	ND@0.5	ND@0.5
METHYL ETHYL KETONE (MEK, 2-BUTANONE)	ug/l	ND@50	ND@50	ND@5.0	ND@5	ND@5.0 J	ND@5.0 J
METHYL TERT-BUTYL ETHER (MTBE)	ug/l	ND@5.0	ND@5	ND@0.5	ND@0.5	ND@0.5	ND@0.5
METHYLENE CHLORIDE (DICHLOROMETHANE)	ug/l	ND@5.0	ND@5	ND@0.5	ND@0.5	ND@0.5	ND@0.5
MIBK (4-METHYL-2-PENTANONE)	ug/l	ND@50	ND@50 J	ND@5.0	ND@5 J	ND@5.0	ND@5.0
O-XYLENE	ug/l	ND@5.0	ND@5	ND@0.5	ND@0.5	ND@0.5	ND@0.5
STYRENE	ug/l	ND@5.0	ND@5	ND@0.5	ND@0.5	ND@0.5	ND@0.5
TETRACHLOROETHENE	ug/l	ND@5.0	ND@5	ND@0.5	ND@0.5	ND@0.5	ND@0.5
TOLUENE	ug/l	ND@5.0	ND@5	ND@0.5	ND@0.5	ND@0.5	ND@0.5
TRANS-1,2-DICHLOROETHENE	ug/l	1.8 J	2.6 J	ND@0.5	ND@0.5	0.3 J	0.3 J
TRANS-1,3-DICHLOROPROPENE	ug/l	ND@5.0	ND@5	ND@0.5	ND@0.5	ND@0.5	ND@0.5
TRICHLOROETHENE	ug/l	640	920	ND@0.5	ND@0.5	3.4	3.2
TRICHLOROFLUOROMETHANE (FREON 11)	ug/l	ND@5.0	ND@5	ND@0.5	ND@0.5	ND@0.5	ND@0.5
VINYL CHLORIDE	ug/l	15	37	ND@0.5	ND@0.5	42	41

Endicott, New York
Groundwater Analytical Chemistry Data
January 1, 2012 - December 31, 2012

Sample Location		EN-D49	EN-D49	EN-D49	EN-D49	EN-D49	EN-D49
Sample Description		GW EXTR WELL	GW EXTR WELL	GW EXTR WELL	GW EXTR WELL	GW EXTR WELL	GW EXTR WELL
Sample Date		03/05/2012	04/04/2012	05/07/2012	06/11/2012	07/09/2012	08/01/2012
Laboratory Sample I.D.		6567288	6607279	6643670	6684274	6714523	6742213
Parameter	**Units**						
1,1,1-TRICHLOROETHANE	ug/l	3.2	4.1	3.7	4	4.2	4
1,1,2,2-TETRACHLOROETHANE	ug/l	ND@0.5	ND@0.5	ND@0.5	ND@0.5	ND@0.5	ND@0.5
1,1,2-TRICHLORO-1,2,2-TRIFLUOROETHANE	ug/l	0.4 J	0.6	0.4 J	0.4 J	0.5 J	0.5
1,1,2-TRICHLOROETHANE	ug/l	ND@0.5	ND@0.5	ND@0.5	ND@0.5	ND@0.5	ND@0.5
1,1-DICHLOROETHANE	ug/l	14	17	15	15	16	17
1,1-DICHLOROETHENE	ug/l	3.1	4	3.6	3.5	3.7	4
1,2,4-TRICHLOROBENZENE	ug/l	ND@0.5	ND@0.5	ND@0.5	ND@0.5	ND@0.5	ND@0.5
1,2-DIBROMO-3-CHLOROPROPANE	ug/l	ND@0.5	ND@0.5	ND@0.5	ND@0.5	ND@0.5	ND@0.5
1,2-DIBROMOETHANE (EDB)	ug/l	ND@0.5	ND@0.5	ND@0.5	ND@0.5	ND@0.5	ND@0.5
1,2-DICHLORO-1,2,2-TRIFLUOROETHANE	ug/l	0.5 J	0.6 J	0.5	0.6	0.7	0.7
1,2-DICHLOROBENZENE	ug/l	ND@0.5	ND@0.5	ND@0.5	ND@0.5	ND@0.5	ND@0.5
1,2-DICHLOROETHANE (EDC)	ug/l	0.1 J	0.1 J	0.1 J	0.2 J	0.1 J	0.2 J
1,2-DICHLOROPROPANE	ug/l	ND@0.5	ND@0.5	ND@0.5	ND@0.5	ND@0.5	ND@0.5
1,3-DICHLOROBENZENE	ug/l	ND@0.5	ND@0.5	ND@0.5	ND@0.5	ND@0.5	ND@0.5
1,4-DICHLOROBENZENE	ug/l	ND@0.5	ND@0.5	ND@0.5	ND@0.5	ND@0.5	ND@0.5
ACETONE	ug/l	ND@5.0	ND@5.0	ND@5.0	ND@5.0	ND@5.0	ND@5
BENZENE	ug/l	ND@0.5	ND@0.5	ND@0.5	ND@0.5	ND@0.5	ND@0.5
BROMODICHLOROMETHANE	ug/l	ND@0.5	ND@0.5	ND@0.5	ND@0.5	ND@0.5	ND@0.5
BROMOFORM (TRIBROMOMETHANE)	ug/l	ND@0.5	ND@0.5	ND@0.5	ND@0.5 J	ND@0.5	ND@0.5
BROMOMETHANE	ug/l	ND@0.5	ND@0.5	ND@0.5	ND@0.5	ND@0.5	ND@0.5
CARBON DISULFIDE	ug/l	ND@0.5	ND@0.5	ND@0.5	ND@0.5	ND@0.5	ND@0.5 J
CARBON TETRACHLORIDE	ug/l	ND@0.5	ND@0.5	ND@0.5	ND@0.5	ND@0.5	ND@0.5
CHLOROBENZENE	ug/l	ND@0.5	ND@0.5	ND@0.5	ND@0.5	ND@0.5	ND@0.5
CHLORODIBROMOMETHANE	ug/l	ND@0.5	ND@0.5	ND@0.5	ND@0.5	ND@0.5	ND@0.5
CHLOROETHANE	ug/l	17	17	17	16	17	17
CHLOROFORM (TRICHLOROMETHANE)	ug/l	ND@0.5	ND@0.5	ND@0.5	ND@0.5	ND@0.5	ND@0.5
CHLOROMETHANE	ug/l	ND@0.5	ND@0.5	ND@0.5	ND@0.5	ND@0.5	ND@0.5
CIS-1,2-DICHLOROETHENE	ug/l	160	160	150	160	160	160
CIS-1,3-DICHLOROPROPENE	ug/l	ND@0.5	ND@0.5	ND@0.5	ND@0.5	ND@0.5	ND@0.5
CYCLOHEXANE	ug/l	ND@0.5	ND@0.5	ND@0.5	ND@0.5	ND@0.5	ND@0.5
DICHLORODIFLUOROMETHANE (FREON 12)	ug/l	ND@0.5	ND@0.5	ND@0.5 J	ND@0.5	ND@0.5	ND@0.5
ETHYLBENZENE	ug/l	ND@0.5	ND@0.5	ND@0.5	ND@0.5	ND@0.5	ND@0.5
ISOPROPYLBENZENE	ug/l	ND@0.5	ND@0.5	ND@0.5	ND@0.5	ND@0.5	ND@0.5
M,P-XYLENE	ug/l	ND@0.5	ND@0.5	ND@0.5	ND@0.5	ND@0.5	ND@0.5
METHYL ACETATE	ug/l	ND@1.0	ND@1.0	ND@1.0	ND@1.0	ND@1.0 J	ND@1
METHYL BUTYL KETONE (2-HEXANONE)	ug/l	ND@5.0	ND@5.0	ND@5.0	ND@5.0	ND@5.0	ND@5
METHYL CYCLOHEXANE	ug/l	ND@0.5	ND@0.5	ND@0.5	ND@0.5	ND@0.5	ND@0.5
METHYL ETHYL KETONE (MEK, 2-BUTANONE)	ug/l	ND@5.0	ND@5.0	ND@5.0	ND@5.0	ND@5.0	ND@5
METHYL TERT-BUTYL ETHER (MTBE)	ug/l	ND@0.5	ND@0.5	ND@0.5	ND@0.5	ND@0.5	ND@0.5
METHYLENE CHLORIDE (DICHLOROMETHANE)	ug/l	ND@0.5	ND@0.5	ND@0.5	ND@0.5	ND@0.5	ND@0.5
MIBK (4-METHYL-2-PENTANONE)	ug/l	ND@5.0	ND@5.0	ND@5.0	ND@5.0	ND@5.0	ND@5
O-XYLENE	ug/l	ND@0.5	ND@0.5	ND@0.5	ND@0.5	ND@0.5	ND@0.5
STYRENE	ug/l	ND@0.5	ND@0.5	ND@0.5	ND@0.5	ND@0.5	ND@0.5
TETRACHLOROETHENE	ug/l	ND@0.5	ND@0.5	ND@0.5	ND@0.5	ND@0.5	ND@0.5
TOLUENE	ug/l	ND@0.5	ND@0.5	ND@0.5	ND@0.5	ND@0.5	ND@0.5
TRANS-1,2-DICHLOROETHENE	ug/l	0.3 J	0.3 J	0.3 J	0.2 J	0.3 J	0.3 J
TRANS-1,3-DICHLOROPROPENE	ug/l	ND@0.5	ND@0.5	ND@0.5	ND@0.5 J	ND@0.5	ND@0.5
TRICHLOROETHENE	ug/l	3.3	3.8	3.6	3.2	3.3	3.3
TRICHLOROFLUOROMETHANE (FREON 11)	ug/l	ND@0.5	ND@0.5	ND@0.5	ND@0.5	ND@0.5	ND@0.5
VINYL CHLORIDE	ug/l	51	49	44	53	52	51

Endicott, New York
Groundwater Analytical Chemistry Data
January 1, 2012 - December 31, 2012

Sample Location		EN-D49	EN-D49	EN-D49	EN-D49
Sample Description		GW EXTR WELL	GW EXTR WELL	GW EXTR WELL	GW EXTR WELL
Sample Date		09/10/2012	10/02/2012	11/05/2012	12/03/2012
Laboratory Sample I.D.		6784243	6810744	6849281	6881117
Parameter	**Units**				
1,1,1-TRICHLOROETHANE	ug/l	3.5	3.3	3.6	3
1,1,2,2-TETRACHLOROETHANE	ug/l	ND@0.5	ND@0.5	ND@0.5	ND@0.5
1,1,2-TRICHLORO-1,2,2-TRIFLUOROETHANE	ug/l	0.5 J	0.5 J	0.5 J	0.4 J
1,1,2-TRICHLOROETHANE	ug/l	ND@0.5	ND@0.5	ND@0.5	ND@0.5
1,1-DICHLOROETHANE	ug/l	16	15	16	14
1,1-DICHLOROETHENE	ug/l	3.7	3.5	4	3
1,2,4-TRICHLOROBENZENE	ug/l	ND@0.5	ND@0.5	ND@0.5	ND@0.5
1,2-DIBROMO-3-CHLOROPROPANE	ug/l	ND@0.5 J	ND@0.5 J	ND@0.5	ND@0.5
1,2-DIBROMOETHANE (EDB)	ug/l	ND@0.5	ND@0.5	ND@0.5	ND@0.5
1,2-DICHLORO-1,2,2-TRIFLUOROETHANE	ug/l	0.6	0.5	0.6	0.6
1,2-DICHLOROBENZENE	ug/l	ND@0.5	ND@0.5	ND@0.5	ND@0.5
1,2-DICHLOROETHANE (EDC)	ug/l	0.1 J	0.1 J	0.1 J	0.2 J
1,2-DICHLOROPROPANE	ug/l	ND@0.5	ND@0.5	ND@0.5	ND@0.5
1,3-DICHLOROBENZENE	ug/l	ND@0.5	ND@0.5	ND@0.5	ND@0.5
1,4-DICHLOROBENZENE	ug/l	ND@0.5	ND@0.5	ND@0.5	ND@0.5
ACETONE	ug/l	ND@5 J	ND@5	ND@5	ND@5
BENZENE	ug/l	ND@0.5	ND@0.5	ND@0.5	ND@0.5
BROMODICHLOROMETHANE	ug/l	ND@0.5	ND@0.5	ND@0.5	ND@0.5
BROMOFORM (TRIBROMOMETHANE)	ug/l	ND@0.5	ND@0.5	ND@0.5	ND@0.5
BROMOMETHANE	ug/l	ND@0.5	ND@0.5	ND@0.5	ND@0.5
CARBON DISULFIDE	ug/l	ND@0.5	ND@0.5	ND@0.5	ND@0.5
CARBON TETRACHLORIDE	ug/l	ND@0.5	ND@0.5	ND@0.5	ND@0.5
CHLOROBENZENE	ug/l	ND@0.5	ND@0.5	ND@0.5	ND@0.5
CHLORODIBROMOMETHANE	ug/l	ND@0.5	ND@0.5	ND@0.5	ND@0.5
CHLOROETHANE	ug/l	15	13	17 J	13
CHLOROFORM (TRICHLOROMETHANE)	ug/l	ND@0.5	ND@0.5	ND@0.5	ND@0.5
CHLOROMETHANE	ug/l	ND@0.5	ND@0.5	ND@0.5	ND@0.5
CIS-1,2-DICHLOROETHENE	ug/l	180	150	150	150
CIS-1,3-DICHLOROPROPENE	ug/l	ND@0.5	ND@0.5	ND@0.5	ND@0.5
CYCLOHEXANE	ug/l	ND@0.5	ND@0.5	ND@0.5	ND@0.5
DICHLORODIFLUOROMETHANE (FREON 12)	ug/l	ND@0.5	ND@0.5	ND@0.5	ND@0.5
ETHYLBENZENE	ug/l	ND@0.5	ND@0.5	ND@0.5	ND@0.5
ISOPROPYLBENZENE	ug/l	ND@0.5	ND@0.5	ND@0.5	ND@0.5
M,P-XYLENE	ug/l	ND@0.5	ND@0.5	ND@0.5	ND@0.5
METHYL ACETATE	ug/l	ND@1	ND@1	ND@1	ND@1
METHYL BUTYL KETONE (2-HEXANONE)	ug/l	ND@5	ND@5	ND@5	ND@5
METHYL CYCLOHEXANE	ug/l	ND@0.5	ND@0.5	ND@0.5	ND@0.5
METHYL ETHYL KETONE (MEK, 2-BUTANONE)	ug/l	ND@5	ND@5	ND@5	ND@5
METHYL TERT-BUTYL ETHER (MTBE)	ug/l	ND@0.5	ND@0.5	ND@0.5	ND@0.5
METHYLENE CHLORIDE (DICHLOROMETHANE)	ug/l	ND@0.5	ND@0.5	ND@0.5	ND@0.5
MIBK (4-METHYL-2-PENTANONE)	ug/l	ND@5	ND@5	ND@5 J	ND@5
O-XYLENE	ug/l	ND@0.5	ND@0.5	ND@0.5	ND@0.5
STYRENE	ug/l	ND@0.5	ND@0.5	ND@0.5	ND@0.5
TETRACHLOROETHENE	ug/l	ND@0.5	ND@0.5	ND@0.5	ND@0.5
TOLUENE	ug/l	ND@0.5	ND@0.5	ND@0.5	ND@0.5
TRANS-1,2-DICHLOROETHENE	ug/l	0.3 J	0.3 J	0.3 J	0.3 J
TRANS-1,3-DICHLOROPROPENE	ug/l	ND@0.5	ND@0.5	ND@0.5	ND@0.5
TRICHLOROETHENE	ug/l	3.4	3	3.2	2.6
TRICHLOROFLUOROMETHANE (FREON 11)	ug/l	ND@0.5	ND@0.5	ND@0.5	ND@0.5
VINYL CHLORIDE	ug/l	51	36	42	48

Endicott, New York
Groundwater Analytical Chemistry Data
January 1, 2012 - December 31, 2012

Explanation of Reporting Conventions and Key to Comment Codes

Reporting Conventions

NA	Not Analyzed
ND@X	Not Detected at Detection Limit X

Code	**Explanation**
J	Estimated value: the result is >= the Method Detection Limit (MDL) and < the Limit of Quantitation (LOQ).

Endicott, New York
Groundwater Treatment Analytical Chemistry Data
January 1, 2012 - December 31, 2012

Sample Location		1M EFFLUENT	1M EFFLUENT	1M EFFLUENT	1M EFFLUENT	1M EFFLUENT	1M EFFLUENT
Sample Description		GARFIELD GTF	GARFIELD GTF	GARFIELD GTF	GARFIELD GTF	GARFIELD GTF	GARFIELD GTF
Sample Date		01/04/2012	02/09/2012	03/05/2012	04/04/2012	05/07/2012	06/11/2012
Laboratory Sample I.D.		6514913	6545210	6567251	6607255	6643683	6684288
Parameter	**Units**						
1,1,1-TRICHLOROETHANE	ug/l	0.1 J	ND@0.5	ND@0.5	ND@0.5	ND@0.5	ND@0.5
1,1,2,2-TETRACHLOROETHANE	ug/l	ND@0.5	ND@0.5	ND@0.5	ND@0.5	ND@0.5	ND@0.5
1,1,2-TRICHLORO-1,2,2-TRIFLUOROETHANE	ug/l	ND@0.5	ND@0.5	ND@0.5	ND@0.5	ND@0.5	ND@0.5
1,1,2-TRICHLOROETHANE	ug/l	ND@0.5	ND@0.5	ND@0.5	ND@0.5	ND@0.5	ND@0.5
1,1-DICHLOROETHANE	ug/l	1.4	ND@0.5	ND@0.5	ND@0.5	ND@0.5	ND@0.5
1,1-DICHLOROETHENE	ug/l	ND@0.5	ND@0.5	ND@0.5	ND@0.5	ND@0.5	ND@0.5
1,2,4-TRIMETHYLBENZENE	ug/l	ND@0.5	ND@0.5	ND@0.5	ND@0.5	ND@0.5	ND@0.5
1,2-DICHLORO-1,2,2-TRIFLUOROETHANE	ug/l	0.2 J	ND@0.5	ND@0.5	ND@0.5	ND@0.5	ND@0.5
1,2-DICHLOROBENZENE	ug/l	ND@0.5	ND@0.5	ND@0.5	ND@0.5	ND@0.5	ND@0.5
1,2-DICHLOROETHANE (EDC)	ug/l	ND@0.5	ND@0.5	ND@0.5	ND@0.5	ND@0.5	ND@0.5
1,2-DICHLOROPROPANE	ug/l	ND@0.5	ND@0.5	ND@0.5	ND@0.5	ND@0.5	ND@0.5
1,3,5-TRIMETHYLBENZENE	ug/l	ND@0.5	ND@0.5	ND@0.5	ND@0.5	ND@0.5	ND@0.5
1,3-DICHLOROBENZENE	ug/l	ND@0.5	ND@0.5	ND@0.5	ND@0.5	ND@0.5	ND@0.5
1,4-DICHLOROBENZENE	ug/l	ND@0.5	ND@0.5	ND@0.5	ND@0.5	ND@0.5	ND@0.5
BENZENE	ug/l	ND@0.5	ND@0.5	ND@0.5	ND@0.5	ND@0.5	ND@0.5
BROMOCHLOROMETHANE	ug/l	ND@0.5	ND@0.5	ND@0.5	ND@0.5	ND@0.5	ND@0.5
BROMODICHLOROMETHANE	ug/l	ND@0.5	ND@0.5	ND@0.5	ND@0.5	ND@0.5	ND@0.5
BROMOFORM (TRIBROMOMETHANE)	ug/l	ND@0.5	ND@0.5	ND@0.5	ND@0.5	ND@0.5	ND@0.5
BROMOMETHANE	ug/l	ND@0.5	ND@0.5	ND@0.5	ND@0.5	ND@0.5	ND@0.5
CARBON TETRACHLORIDE	ug/l	ND@0.5	ND@0.5	ND@0.5	ND@0.5	ND@0.5	ND@0.5
CHLOROBENZENE	ug/l	ND@0.5	ND@0.5	ND@0.5	ND@0.5	ND@0.5	ND@0.5
CHLORODIBROMOMETHANE	ug/l	ND@0.5	ND@0.5	ND@0.5	ND@0.5	ND@0.5	ND@0.5
CHLOROETHANE	ug/l	ND@0.5	ND@0.5	ND@0.5	ND@0.5	ND@0.5	ND@0.5
CHLOROFORM (TRICHLOROMETHANE)	ug/l	ND@0.5	ND@0.5	ND@0.5	ND@0.5	ND@0.5	ND@0.5
CHLOROMETHANE	ug/l	ND@0.5	ND@0.5	ND@0.5	ND@0.5	ND@0.5	ND@0.5
CIS-1,2-DICHLOROETHENE	ug/l	ND@0.5	ND@0.5	ND@0.5	ND@0.5	ND@0.5	ND@0.5
CIS-1,3-DICHLOROPROPENE	ug/l	ND@0.5	ND@0.5	ND@0.5	ND@0.5	ND@0.5	ND@0.5
DICHLORODIFLUOROMETHANE (FREON 12)	ug/l	ND@0.5	ND@0.5	ND@0.5	ND@0.5	ND@0.5	ND@0.5
ETHYLBENZENE	ug/l	ND@0.5	ND@0.5	ND@0.5	ND@0.5	ND@0.5	ND@0.5
METHYLENE CHLORIDE (DICHLOROMETHANE)	ug/l	0.3 J	ND@0.5	ND@0.5	0.3 J	ND@0.5	0.2 J
TETRACHLOROETHENE	ug/l	ND@0.5	ND@0.5	ND@0.5	ND@0.5	ND@0.5	ND@0.5
TETRAHYDROFURAN	ug/l	ND@5.0	ND@5.0	ND@5.0	ND@5.0	ND@5.0	ND@5.0
TOLUENE	ug/l	ND@0.5	ND@0.5	ND@0.5	ND@0.5	ND@0.5	ND@0.5
TRANS-1,2-DICHLOROETHENE	ug/l	ND@0.5	ND@0.5	ND@0.5	ND@0.5	ND@0.5	ND@0.5
TRANS-1,3-DICHLOROPROPENE	ug/l	ND@0.5	ND@0.5	ND@0.5	ND@0.5	ND@0.5	ND@0.5
TRICHLOROETHENE	ug/l	ND@0.5	ND@0.5	ND@0.5	ND@0.5	ND@0.5	ND@0.5
TRICHLOROFLUOROMETHANE (FREON 11)	ug/l	ND@0.5	ND@0.5	ND@0.5	ND@0.5	ND@0.5	ND@0.5
VINYL CHLORIDE	ug/l	0.2 J	ND@0.5	ND@0.5	ND@0.5	ND@0.5	ND@0.5
XYLENES, TOTAL	ug/l	ND@0.5	ND@0.5	ND@0.5	ND@0.5	ND@0.5	ND@0.5

Endicott, New York
Groundwater Treatment Analytical Chemistry Data
January 1, 2012 - December 31, 2012

Sample Location		1M EFFLUENT	1M EFFLUENT	1M EFFLUENT	1M EFFLUENT	1M EFFLUENT	1M EFFLUENT
Sample Description		GARFIELD GTF	GARFIELD GTF	GARFIELD GTF	GARFIELD GTF	GARFIELD GTF	GARFIELD GTF
Sample Date		07/09/2012	08/01/2012	09/10/2012	10/02/2012	11/05/2012	11/16/2012
Laboratory Sample I.D.		6714675	6742156	6784255	6810779	6849293	6864391
Parameter	**Units**						
1,1,1-TRICHLOROETHANE	ug/l	ND@0.5	ND@0.5	ND@0.5	0.5 J	66	ND@0.5
1,1,2,2-TETRACHLOROETHANE	ug/l	ND@0.5	ND@0.5	ND@0.5	ND@0.5	ND@0.5	ND@0.5
1,1,2-TRICHLORO-1,2,2-TRIFLUOROETHANE	ug/l	ND@0.5	ND@0.5	ND@0.5	ND@0.5	0.6	ND@0.5
1,1,2-TRICHLOROETHANE	ug/l	ND@0.5	ND@0.5	ND@0.5	ND@0.5	ND@0.5	ND@0.5
1,1-DICHLOROETHANE	ug/l	0.1 J	0.5 J	ND@0.5	ND@0.5	2.5	ND@0.5
1,1-DICHLOROETHENE	ug/l	ND@0.5	ND@0.5	ND@0.5	ND@0.5	ND@0.5	ND@0.5
1,2,4-TRIMETHYLBENZENE	ug/l	ND@0.5	ND@0.5	ND@0.5	ND@0.5	ND@0.5	NA
1,2-DICHLORO-1,2,2-TRIFLUOROETHANE	ug/l	ND@0.5	ND@0.5	ND@0.5	ND@0.5	ND@0.5	ND@0.5
1,2-DICHLOROBENZENE	ug/l	ND@0.5	ND@0.5	ND@0.5	ND@0.5	ND@0.5	ND@0.5
1,2-DICHLOROETHANE (EDC)	ug/l	ND@0.5	ND@0.5	ND@0.5	ND@0.5	ND@0.5	ND@0.5
1,2-DICHLOROPROPANE	ug/l	ND@0.5	ND@0.5	ND@0.5	ND@0.5	ND@0.5	ND@0.5
1,3,5-TRIMETHYLBENZENE	ug/l	ND@0.5	ND@0.5	ND@0.5	ND@0.5	ND@0.5	NA
1,3-DICHLOROBENZENE	ug/l	ND@0.5	ND@0.5	ND@0.5	ND@0.5	ND@0.5	ND@0.5
1,4-DICHLOROBENZENE	ug/l	ND@0.5	ND@0.5	ND@0.5	ND@0.5	ND@0.5	ND@0.5
BENZENE	ug/l	ND@0.5	ND@0.5	ND@0.5	ND@0.5	ND@0.5	ND@0.5
BROMOCHLOROMETHANE	ug/l	ND@0.5	ND@0.5	ND@0.5	ND@0.5	ND@0.5	NA
BROMODICHLOROMETHANE	ug/l	ND@0.5	ND@0.5	ND@0.5	ND@0.5	ND@0.5	ND@0.5
BROMOFORM (TRIBROMOMETHANE)	ug/l	ND@0.5	ND@0.5	ND@0.5	ND@0.5	ND@0.5	ND@0.5
BROMOMETHANE	ug/l	ND@0.5	ND@0.5	ND@0.5	ND@0.5	ND@0.5	ND@0.5
CARBON TETRACHLORIDE	ug/l	ND@0.5	ND@0.5	ND@0.5	ND@0.5	ND@0.5	ND@0.5
CHLOROBENZENE	ug/l	ND@0.5	ND@0.5	ND@0.5	ND@0.5	ND@0.5	ND@0.5
CHLORODIBROMOMETHANE	ug/l	ND@0.5	ND@0.5	ND@0.5	ND@0.5	ND@0.5	ND@0.5
CHLOROETHANE	ug/l	ND@0.5	ND@0.5	ND@0.5	ND@0.5	ND@0.5	ND@0.5
CHLOROFORM (TRICHLOROMETHANE)	ug/l	ND@0.5	ND@0.5	ND@0.5	ND@0.5	ND@0.5	ND@0.5
CHLOROMETHANE	ug/l	ND@0.5	ND@0.5	ND@0.5	ND@0.5	ND@0.5	ND@0.5
CIS-1,2-DICHLOROETHENE	ug/l	ND@0.5	ND@0.5	ND@0.5	ND@0.5	ND@0.5	ND@0.5
CIS-1,3-DICHLOROPROPENE	ug/l	ND@0.5	0.3 J	ND@0.5	ND@0.5	ND@0.5	ND@0.5
DICHLORODIFLUOROMETHANE (FREON 12)	ug/l	ND@0.5	ND@0.5	ND@0.5	ND@0.5	ND@0.5	ND@0.5
ETHYLBENZENE	ug/l	ND@0.5	ND@0.5	ND@0.5	ND@0.5	ND@0.5	ND@0.5
METHYLENE CHLORIDE (DICHLOROMETHANE)	ug/l	ND@0.5	ND@0.5	ND@0.5	1.3	1.1	0.3 J
TETRACHLOROETHENE	ug/l	ND@0.5	ND@0.5	ND@0.5	ND@0.5	ND@0.5	ND@0.5
TETRAHYDROFURAN	ug/l	ND@5.0	ND@5.0	ND@5.0	ND@5.0	10	NA
TOLUENE	ug/l	ND@0.5	ND@0.5	ND@0.5	ND@0.5	ND@0.5	ND@0.5
TRANS-1,2-DICHLOROETHENE	ug/l	ND@0.5	ND@0.5	ND@0.5	ND@0.5	ND@0.5	ND@0.5
TRANS-1,3-DICHLOROPROPENE	ug/l	ND@0.5	ND@0.5	ND@0.5	ND@0.5	ND@0.5	ND@0.5
TRICHLOROETHENE	ug/l	ND@0.5	ND@0.5	ND@0.5	ND@0.5	ND@0.5	ND@0.5
TRICHLOROFLUOROMETHANE (FREON 11)	ug/l	ND@0.5	ND@0.5	ND@0.5	ND@0.5	ND@0.5	ND@0.5
VINYL CHLORIDE	ug/l	0.1 J	0.1 J	ND@0.5	ND@0.5	0.3 J	ND@0.5
XYLENES, TOTAL	ug/l	ND@0.5	ND@0.5	ND@0.5	ND@0.5	ND@0.5	NA

Endicott, New York
Groundwater Treatment Analytical Chemistry Data
January 1, 2012 - December 31, 2012

Sample Location		1M EFFLUENT	1M EFFLUENT	1M INFLUENT	1M INFLUENT	1M INFLUENT	1M INFLUENT
Sample Description		GARFIELD GTF	GARFIELD GTF	GARFIELD GTF	GARFIELD GTF	GARFIELD GTF	GARFIELD GTF
Sample Date		11/26/2012	12/03/2012	01/04/2012	02/09/2012	03/05/2012	04/04/2012
Laboratory Sample I.D.		6874225	6880938	6514911	6545208	6567249	6607253
Parameter	**Units**						
1,1,1-TRICHLOROETHANE	ug/l	ND@0.5	ND@0.5	110	220	78	56
1,1,2,2-TETRACHLOROETHANE	ug/l	ND@0.5	ND@0.5	ND@0.5	ND@0.5	ND@0.5	ND@0.5
1,1,2-TRICHLORO-1,2,2-TRIFLUOROETHANE	ug/l	ND@0.5	ND@0.5	1.6	2.6	1.6	1.4
1,1,2-TRICHLOROETHANE	ug/l	ND@0.5	ND@0.5	ND@0.5	ND@0.5	ND@0.5	ND@0.5
1,1-DICHLOROETHANE	ug/l	ND@0.5	ND@0.5	4.5	7.6	4.6	4.7
1,1-DICHLOROETHENE	ug/l	ND@0.5	ND@0.5	4.1	13	4.7	3.7
1,2,4-TRIMETHYLBENZENE	ug/l	ND@0.5	ND@0.5	ND@0.5	ND@0.5	ND@0.5	ND@0.5
1,2-DICHLORO-1,2,2-TRIFLUOROETHANE	ug/l	ND@0.5	ND@0.5	0.2 J	0.3 J	ND@0.5	0.2 J
1,2-DICHLOROBENZENE	ug/l	ND@0.5	ND@0.5	ND@0.5	ND@0.5	ND@0.5	ND@0.5
1,2-DICHLOROETHANE (EDC)	ug/l	ND@0.5	ND@0.5	0.2 J	0.6	0.3 J	0.2 J
1,2-DICHLOROPROPANE	ug/l	ND@0.5	ND@0.5	ND@0.5	ND@0.5	ND@0.5	ND@0.5
1,3,5-TRIMETHYLBENZENE	ug/l	ND@0.5	ND@0.5	ND@0.5	ND@0.5	ND@0.5	ND@0.5
1,3-DICHLOROBENZENE	ug/l	ND@0.5	ND@0.5	ND@0.5	ND@0.5	ND@0.5	ND@0.5
1,4-DICHLOROBENZENE	ug/l	ND@0.5	ND@0.5	ND@0.5	ND@0.5	ND@0.5	ND@0.5
BENZENE	ug/l	ND@0.5	ND@0.5	ND@0.5	ND@0.5	ND@0.5	ND@0.5
BROMOCHLOROMETHANE	ug/l	ND@0.5	ND@0.5	ND@0.5	ND@0.5	ND@0.5	ND@0.5
BROMODICHLOROMETHANE	ug/l	ND@0.5	ND@0.5	0.3 J	0.4 J	0.2 J	0.3 J
BROMOFORM (TRIBROMOMETHANE)	ug/l	ND@0.5	ND@0.5	ND@0.5	ND@0.5	ND@0.5	ND@0.5
BROMOMETHANE	ug/l	ND@0.5	ND@0.5	ND@0.5	ND@0.5	ND@0.5	ND@0.5
CARBON TETRACHLORIDE	ug/l	ND@0.5	ND@0.5	ND@0.5	ND@0.5	ND@0.5	ND@0.5
CHLOROBENZENE	ug/l	ND@0.5	ND@0.5	ND@0.5	ND@0.5	ND@0.5	ND@0.5
CHLORODIBROMOMETHANE	ug/l	ND@0.5	ND@0.5	0.1 J	0.2 J	0.1 J	0.2 J
CHLOROETHANE	ug/l	ND@0.5	ND@0.5	ND@0.5	ND@0.5	ND@0.5	ND@0.5
CHLOROFORM (TRICHLOROMETHANE)	ug/l	ND@0.5	ND@0.5	0.5 J	0.6	0.5 J	0.5 J
CHLOROMETHANE	ug/l	ND@0.5	ND@0.5	ND@0.5	ND@0.5	ND@0.5	ND@0.5
CIS-1,2-DICHLOROETHENE	ug/l	ND@0.5	ND@0.5	17	23	22	22
CIS-1,3-DICHLOROPROPENE	ug/l	ND@0.5	ND@0.5	ND@0.5	ND@0.5	ND@0.5	ND@0.5
DICHLORODIFLUOROMETHANE (FREON 12)	ug/l	ND@0.5	ND@0.5	ND@0.5	ND@0.5	ND@0.5	ND@0.5
ETHYLBENZENE	ug/l	ND@0.5	ND@0.5	ND@0.5	ND@0.5	ND@0.5	ND@0.5
METHYLENE CHLORIDE (DICHLOROMETHANE)	ug/l	ND@0.5	ND@0.5	ND@0.5	2	ND@0.5	ND@0.5
TETRACHLOROETHENE	ug/l	ND@0.5	ND@0.5	2.6	4.4	3.2	3
TETRAHYDROFURAN	ug/l	ND@5.0	ND@5.0	ND@5.0	ND@5.0	ND@5.0	ND@5.0
TOLUENE	ug/l	ND@0.5	ND@0.5	ND@0.5	ND@0.5	ND@0.5	ND@0.5
TRANS-1,2-DICHLOROETHENE	ug/l	ND@0.5	ND@0.5	0.2 J	0.2 J	0.2 J	0.3 J
TRANS-1,3-DICHLOROPROPENE	ug/l	ND@0.5	ND@0.5	ND@0.5	ND@0.5	ND@0.5	ND@0.5
TRICHLOROETHENE	ug/l	ND@0.5	ND@0.5	61	59	57	59
TRICHLOROFLUOROMETHANE (FREON 11)	ug/l	ND@0.5	ND@0.5	ND@0.5	ND@0.5	ND@0.5	ND@0.5
VINYL CHLORIDE	ug/l	ND@0.5	ND@0.5	ND@0.5	0.2 J	ND@0.5	0.1 J
XYLENES, TOTAL	ug/l	ND@0.5	ND@0.5	ND@0.5	ND@0.5	ND@0.5	ND@0.5

Endicott, New York
Groundwater Treatment Analytical Chemistry Data
January 1, 2012 - December 31, 2012

Sample Location		1M INFLUENT	1M INFLUENT	1M INFLUENT	1M INFLUENT	1M INFLUENT	1M INFLUENT
Sample Description		GARFIELD GTF	GARFIELD GTF	GARFIELD GTF	GARFIELD GTF	GARFIELD GTF	GARFIELD GTF
Sample Date		05/07/2012	06/11/2012	07/09/2012	08/01/2012	09/10/2012	10/02/2012
Laboratory Sample I.D.		6643681	6684286	6714673	6742154	6784253	6810777
Parameter	**Units**						
1,1,1-TRICHLOROETHANE	ug/l	48	25	30	65	400	230
1,1,2,2-TETRACHLOROETHANE	ug/l	ND@0.5	ND@0.5	ND@0.5	ND@0.5	ND@0.5	ND@0.5
1,1,2-TRICHLORO-1,2,2-TRIFLUOROETHANE	ug/l	1.3	2.3	1.8	3.1	5.4	3.1
1,1,2-TRICHLOROETHANE	ug/l	ND@0.5	ND@0.5	ND@0.5	ND@0.5	ND@0.5	ND@0.5
1,1-DICHLOROETHANE	ug/l	4.1	3.9	3.6	5.9	8.7	6.8
1,1-DICHLOROETHENE	ug/l	3.5	2.8	2.4	4.8	13	9.5
1,2,4-TRIMETHYLBENZENE	ug/l	ND@0.5	ND@0.5	ND@0.5	ND@0.5	ND@0.5	ND@0.5
1,2-DICHLORO-1,2,2-TRIFLUOROETHANE	ug/l	ND@0.5	ND@0.5	0.2 J	0.4 J	0.3 J	ND@0.5
1,2-DICHLOROBENZENE	ug/l	ND@0.5	ND@0.5	ND@0.5	ND@0.5	ND@0.5	ND@0.5
1,2-DICHLOROETHANE (EDC)	ug/l	0.2 J	0.2 J	0.2 J	0.3 J	1.2	0.8
1,2-DICHLOROPROPANE	ug/l	ND@0.5	ND@0.5	ND@0.5	ND@0.5	ND@0.5	ND@0.5
1,3,5-TRIMETHYLBENZENE	ug/l	ND@0.5	ND@0.5	ND@0.5	ND@0.5	ND@0.5	ND@0.5
1,3-DICHLOROBENZENE	ug/l	ND@0.5	ND@0.5	ND@0.5	ND@0.5	ND@0.5	ND@0.5
1,4-DICHLOROBENZENE	ug/l	ND@0.5	ND@0.5	ND@0.5	ND@0.5	ND@0.5	ND@0.5
BENZENE	ug/l	ND@0.5	ND@0.5	ND@0.5	ND@0.5	ND@0.5	ND@0.5
BROMOCHLOROMETHANE	ug/l	ND@0.5	ND@0.5	ND@0.5	ND@0.5	ND@0.5	ND@0.5
BROMODICHLOROMETHANE	ug/l	0.2 J	0.2 J	0.2 J	0.3 J	0.3 J	0.2 J
BROMOFORM (TRIBROMOMETHANE)	ug/l	ND@0.5	ND@0.5	ND@0.5	ND@0.5	ND@0.5	ND@0.5
BROMOMETHANE	ug/l	ND@0.5	ND@0.5	ND@0.5	ND@0.5	ND@0.5	ND@0.5
CARBON TETRACHLORIDE	ug/l	ND@0.5	ND@0.5	ND@0.5	ND@0.5	ND@0.5	ND@0.5
CHLOROBENZENE	ug/l	ND@0.5	ND@0.5	ND@0.5	ND@0.5	ND@0.5	ND@0.5
CHLORODIBROMOMETHANE	ug/l	ND@0.5	0.1 J	ND@0.5	ND@0.5	0.2 J	0.1 J
CHLOROETHANE	ug/l	ND@0.5	ND@0.5	ND@0.5	ND@0.5	ND@0.5	ND@0.5
CHLOROFORM (TRICHLOROMETHANE)	ug/l	0.4 J	0.4 J	0.5 J	0.6	0.6	0.5 J
CHLOROMETHANE	ug/l	ND@0.5	ND@0.5	ND@0.5	ND@0.5	ND@0.5	ND@0.5
CIS-1,2-DICHLOROETHENE	ug/l	20	19	19	19	56	45
CIS-1,3-DICHLOROPROPENE	ug/l	ND@0.5	ND@0.5	ND@0.5	ND@0.5	ND@0.5	ND@0.5
DICHLORODIFLUOROMETHANE (FREON 12)	ug/l	ND@0.5	ND@0.5	ND@0.5	ND@0.5	ND@0.5	ND@0.5
ETHYLBENZENE	ug/l	ND@0.5	ND@0.5	ND@0.5	ND@0.5	ND@0.5	ND@0.5
METHYLENE CHLORIDE (DICHLOROMETHANE)	ug/l	0.2 J	ND@0.5	ND@0.5	0.8	2.2	1.1
TETRACHLOROETHENE	ug/l	3.8	3.3	3.3	3.6	5.1	4.4
TETRAHYDROFURAN	ug/l	ND@5.0	ND@5.0	ND@5.0	ND@5.0	ND@5.0	ND@5.0
TOLUENE	ug/l	ND@0.5	ND@0.5	ND@0.5	ND@0.5	ND@0.5	ND@0.5
TRANS-1,2-DICHLOROETHENE	ug/l	0.2 J	0.2 J	0.3 J	0.2 J	0.5 J	0.2 J
TRANS-1,3-DICHLOROPROPENE	ug/l	ND@0.5	ND@0.5	ND@0.5	ND@0.5	ND@0.5	ND@0.5
TRICHLOROETHENE	ug/l	50	49	49	53	58	42
TRICHLOROFLUOROMETHANE (FREON 11)	ug/l	ND@0.5	ND@0.5	ND@0.5	ND@0.5	ND@0.5	ND@0.5
VINYL CHLORIDE	ug/l	0.2 J	ND@0.5	ND@0.5	0.3 J	0.6	0.2 J
XYLENES, TOTAL	ug/l	ND@0.5	ND@0.5	ND@0.5	ND@0.5	ND@0.5	ND@0.5

Endicott, New York
Groundwater Treatment Analytical Chemistry Data
January 1, 2012 - December 31, 2012

Sample Location		1M INFLUENT	1M INFLUENT	1M INFLUENT	1M INFLUENT	1M INFLUENT	2M EFFLUENT
Sample Description		GARFIELD GTF	GARFIELD GTF	GARFIELD GTF	GARFIELD GTF	GARFIELD GTF	JEFF GTF
Sample Date		11/05/2012	11/16/2012	12/03/2012	12/11/2012	12/18/2012	01/04/2012
Laboratory Sample I.D.		6849291	6864389	6880936	6891706	6900480	6514916
Parameter	**Units**						
1,1,1-TRICHLOROETHANE	ug/l	190	100	110	66	61	ND@0.5
1,1,2,2-TETRACHLOROETHANE	ug/l	ND@0.5	ND@0.5	ND@0.5	ND@0.5	ND@0.5	ND@0.5
1,1,2-TRICHLORO-1,2,2-TRIFLUOROETHANE	ug/l	1.9	0.9	0.7	0.8	0.9	ND@0.5
1,1,2-TRICHLOROETHANE	ug/l	ND@0.5	ND@0.5	ND@0.5	ND@0.5	ND@0.5	ND@0.5
1,1-DICHLOROETHANE	ug/l	6.5	4.5	5.3	4.2	5	ND@0.5
1,1-DICHLOROETHENE	ug/l	6.9	6	5.4	3.4	4.7	ND@0.5
1,2,4-TRIMETHYLBENZENE	ug/l	ND@0.5	NA	ND@0.5	ND@0.5	NA	ND@0.5
1,2-DICHLORO-1,2,2-TRIFLUOROETHANE	ug/l	ND@0.5	ND@0.5	ND@0.5	ND@0.5	ND@0.5	ND@0.5
1,2-DICHLOROBENZENE	ug/l	ND@0.5	ND@0.5	ND@0.5	ND@0.5	ND@0.5	ND@0.5
1,2-DICHLOROETHANE (EDC)	ug/l	0.7	0.4 J	0.7	0.4 J	0.4 J	ND@0.5
1,2-DICHLOROPROPANE	ug/l	ND@0.5	ND@0.5	ND@0.5	ND@0.5	ND@0.5	ND@0.5
1,3,5-TRIMETHYLBENZENE	ug/l	ND@0.5	NA	ND@0.5	ND@0.5	NA	ND@0.5
1,3-DICHLOROBENZENE	ug/l	ND@0.5	ND@0.5	ND@0.5	ND@0.5	ND@0.5	ND@0.5
1,4-DICHLOROBENZENE	ug/l	ND@0.5	ND@0.5	ND@0.5	ND@0.5	ND@0.5	ND@0.5
BENZENE	ug/l	ND@0.5	ND@0.5	ND@0.5	ND@0.5	ND@0.5	ND@0.5
BROMOCHLOROMETHANE	ug/l	ND@0.5	NA	ND@0.5	ND@0.5	NA	ND@0.5
BROMODICHLOROMETHANE	ug/l	0.3 J	0.3 J	0.4 J	0.3 J	0.5 J	ND@0.5
BROMOFORM (TRIBROMOMETHANE)	ug/l	ND@0.5	ND@0.5	ND@0.5	ND@0.5	ND@0.5	ND@0.5
BROMOMETHANE	ug/l	ND@0.5	ND@0.5	ND@0.5	ND@0.5	ND@0.5	ND@0.5
CARBON TETRACHLORIDE	ug/l	ND@0.5	ND@0.5	ND@0.5	ND@0.5	ND@0.5	ND@0.5
CHLOROBENZENE	ug/l	ND@0.5	ND@0.5	ND@0.5	ND@0.5	ND@0.5	ND@0.5
CHLORODIBROMOMETHANE	ug/l	0.1 J	0.1 J	0.2 J	0.2 J	0.3 J	ND@0.5
CHLOROETHANE	ug/l	ND@0.5	ND@0.5	ND@0.5	ND@0.5	ND@0.5	ND@0.5
CHLOROFORM (TRICHLOROMETHANE)	ug/l	0.5 J	0.4 J	0.5	0.5	0.7	ND@0.5
CHLOROMETHANE	ug/l	ND@0.5	ND@0.5	ND@0.5	ND@0.5	ND@0.5	ND@0.5
CIS-1,2-DICHLOROETHENE	ug/l	36	24	19	23	19	ND@0.5
CIS-1,3-DICHLOROPROPENE	ug/l	ND@0.5	ND@0.5	ND@0.5	ND@0.5	ND@0.5	ND@0.5
DICHLORODIFLUOROMETHANE (FREON 12)	ug/l	ND@0.5	ND@0.5	ND@0.5	ND@0.5	ND@0.5	ND@0.5
ETHYLBENZENE	ug/l	ND@0.5	ND@0.5	ND@0.5	ND@0.5	ND@0.5	ND@0.5
METHYLENE CHLORIDE (DICHLOROMETHANE)	ug/l	1.1	0.5 J	0.3 J	ND@0.5	0.2 J	ND@0.5
TETRACHLOROETHENE	ug/l	3.3	2.8	2.6	2.6	3.3	ND@0.5
TETRAHYDROFURAN	ug/l	ND@5.0	NA	ND@5.0	ND@5.0	NA	ND@5.0
TOLUENE	ug/l	ND@0.5	ND@0.5	ND@0.5	ND@0.5	ND@0.5	ND@0.5
TRANS-1,2-DICHLOROETHENE	ug/l	0.3 J	0.2 J	ND@0.5	ND@0.5	ND@0.5	ND@0.5
TRANS-1,3-DICHLOROPROPENE	ug/l	ND@0.5	ND@0.5	ND@0.5	ND@0.5	ND@0.5	ND@0.5
TRICHLOROETHENE	ug/l	36	35	29	35	45	ND@0.5
TRICHLOROFLUOROMETHANE (FREON 11)	ug/l	ND@0.5	ND@0.5	ND@0.5	ND@0.5	ND@0.5	ND@0.5
VINYL CHLORIDE	ug/l	0.3 J	0.2 J	0.3 J	0.2 J	0.2 J	ND@0.5
XYLENES, TOTAL	ug/l	ND@0.5	NA	ND@0.5	ND@0.5	NA	ND@0.5

Endicott, New York
Groundwater Treatment Analytical Chemistry Data
January 1, 2012 - December 31, 2012

Sample Location		2M EFFLUENT	2M EFFLUENT	2M EFFLUENT	2M EFFLUENT	2M EFFLUENT	2M EFFLUENT
Sample Description		JEFF GTF	JEFF GTF	JEFF GTF	JEFF GTF	JEFF GTF	JEFF GTF
Sample Date		02/09/2012	03/05/2012	04/04/2012	05/07/2012	06/11/2012	07/09/2012
Laboratory Sample I.D.		6545213	6567254	6607259	6643686	6684291	6714678
Parameter	**Units**						
1,1,1-TRICHLOROETHANE	ug/l	ND@0.5	ND@0.5	ND@0.5	ND@0.5	ND@0.5	ND@0.5
1,1,2,2-TETRACHLOROETHANE	ug/l	ND@0.5	ND@0.5	ND@0.5	ND@0.5	ND@0.5	ND@0.5
1,1,2-TRICHLORO-1,2,2-TRIFLUOROETHANE	ug/l	ND@0.5	ND@0.5	ND@0.5	ND@0.5	ND@0.5	ND@0.5
1,1,2-TRICHLOROETHANE	ug/l	ND@0.5	ND@0.5	ND@0.5	ND@0.5	ND@0.5	ND@0.5
1,1-DICHLOROETHANE	ug/l	ND@0.5	ND@0.5	ND@0.5	ND@0.5	ND@0.5	ND@0.5
1,1-DICHLOROETHENE	ug/l	ND@0.5	ND@0.5	ND@0.5	ND@0.5	ND@0.5	ND@0.5
1,2,4-TRIMETHYLBENZENE	ug/l	ND@0.5	ND@0.5	ND@0.5	ND@0.5	ND@0.5	ND@0.5
1,2-DICHLORO-1,2,2-TRIFLUOROETHANE	ug/l	ND@0.5	ND@0.5	ND@0.5	ND@0.5	ND@0.5	ND@0.5
1,2-DICHLOROBENZENE	ug/l	ND@0.5	ND@0.5	ND@0.5	ND@0.5	ND@0.5	ND@0.5
1,2-DICHLOROETHANE (EDC)	ug/l	ND@0.5	ND@0.5	ND@0.5	ND@0.5	ND@0.5	ND@0.5
1,2-DICHLOROPROPANE	ug/l	ND@0.5	ND@0.5	ND@0.5	ND@0.5	ND@0.5	ND@0.5
1,3,5-TRIMETHYLBENZENE	ug/l	ND@0.5	ND@0.5	ND@0.5	ND@0.5	ND@0.5	ND@0.5
1,3-DICHLOROBENZENE	ug/l	ND@0.5	ND@0.5	ND@0.5	ND@0.5	ND@0.5	ND@0.5
1,4-DICHLOROBENZENE	ug/l	ND@0.5	ND@0.5	ND@0.5	ND@0.5	ND@0.5	ND@0.5
BENZENE	ug/l	ND@0.5	ND@0.5	ND@0.5	ND@0.5	ND@0.5	ND@0.5
BROMOCHLOROMETHANE	ug/l	ND@0.5	ND@0.5	ND@0.5	ND@0.5	ND@0.5	ND@0.5
BROMODICHLOROMETHANE	ug/l	ND@0.5	ND@0.5	ND@0.5	ND@0.5	ND@0.5	ND@0.5
BROMOFORM (TRIBROMOMETHANE)	ug/l	ND@0.5	ND@0.5	ND@0.5	ND@0.5	ND@0.5	ND@0.5
BROMOMETHANE	ug/l	ND@0.5	ND@0.5	ND@0.5	ND@0.5	ND@0.5	ND@0.5
CARBON TETRACHLORIDE	ug/l	ND@0.5	ND@0.5	ND@0.5	ND@0.5	ND@0.5	ND@0.5
CHLOROBENZENE	ug/l	ND@0.5	ND@0.5	ND@0.5	ND@0.5	ND@0.5	ND@0.5
CHLORODIBROMOMETHANE	ug/l	ND@0.5	ND@0.5	ND@0.5	ND@0.5	ND@0.5	ND@0.5
CHLOROETHANE	ug/l	ND@0.5	ND@0.5	ND@0.5	ND@0.5	ND@0.5	ND@0.5
CHLOROFORM (TRICHLOROMETHANE)	ug/l	ND@0.5	ND@0.5	ND@0.5	ND@0.5	ND@0.5	ND@0.5
CHLOROMETHANE	ug/l	ND@0.5	ND@0.5	ND@0.5	ND@0.5	ND@0.5	ND@0.5
CIS-1,2-DICHLOROETHENE	ug/l	ND@0.5	ND@0.5	ND@0.5	ND@0.5	ND@0.5	ND@0.5
CIS-1,3-DICHLOROPROPENE	ug/l	ND@0.5	ND@0.5	ND@0.5	ND@0.5	ND@0.5	ND@0.5
DICHLORODIFLUOROMETHANE (FREON 12)	ug/l	ND@0.5	ND@0.5	ND@0.5	ND@0.5	ND@0.5	ND@0.5
ETHYLBENZENE	ug/l	ND@0.5	ND@0.5	ND@0.5	ND@0.5	ND@0.5	ND@0.5
METHYLENE CHLORIDE (DICHLOROMETHANE)	ug/l	ND@0.5	ND@0.5	ND@0.5	ND@0.5	ND@0.5	ND@0.5
TETRACHLOROETHENE	ug/l	ND@0.5	ND@0.5	ND@0.5	ND@0.5	ND@0.5	ND@0.5
TETRAHYDROFURAN	ug/l	ND@5.0	ND@5.0	8.1	4.6 J	9.8	ND@5.0
TOLUENE	ug/l	ND@0.5	ND@0.5	ND@0.5	ND@0.5	ND@0.5	ND@0.5
TRANS-1,2-DICHLOROETHENE	ug/l	ND@0.5	ND@0.5	ND@0.5	ND@0.5	ND@0.5	ND@0.5
TRANS-1,3-DICHLOROPROPENE	ug/l	ND@0.5	ND@0.5	ND@0.5	ND@0.5	ND@0.5	ND@0.5
TRICHLOROETHENE	ug/l	ND@0.5	ND@0.5	ND@0.5	ND@0.5	ND@0.5	ND@0.5
TRICHLOROFLUOROMETHANE (FREON 11)	ug/l	ND@0.5	ND@0.5	ND@0.5	ND@0.5	ND@0.5	ND@0.5
VINYL CHLORIDE	ug/l	ND@0.5	ND@0.5	ND@0.5	ND@0.5	ND@0.5	ND@0.5
XYLENES, TOTAL	ug/l	ND@0.5	ND@0.5	ND@0.5	ND@0.5	ND@0.5	ND@0.5

Endicott, New York
Groundwater Treatment Analytical Chemistry Data
January 1, 2012 - December 31, 2012

Sample Location		2M EFFLUENT	2M EFFLUENT	2M EFFLUENT	2M EFFLUENT	2M EFFLUENT	2M EFFLUENT
Sample Description		JEFF GTF	JEFF GTF	JEFF GTF	JEFF GTF	JEFF GTF	JEFF GTF
Sample Date		08/01/2012	09/10/2012	10/02/2012	11/05/2012	12/03/2012	12/21/2012
Laboratory Sample I.D.		6742159	6784258	6810782	6849296	6881179	6905450
Parameter	**Units**						
1,1,1-TRICHLOROETHANE	ug/l	ND@0.5	ND@0.5	ND@0.5	ND@0.5	ND@0.5	ND@0.5
1,1,2,2-TETRACHLOROETHANE	ug/l	ND@0.5	ND@0.5	ND@0.5	ND@0.5	ND@0.5	ND@0.5
1,1,2-TRICHLORO-1,2,2-TRIFLUOROETHANE	ug/l	ND@0.5	ND@0.5	ND@0.5	ND@0.5	ND@0.5	ND@0.5
1,1,2-TRICHLOROETHANE	ug/l	ND@0.5	ND@0.5	ND@0.5	ND@0.5	ND@0.5	ND@0.5
1,1-DICHLOROETHANE	ug/l	ND@0.5	ND@0.5	ND@0.5	ND@0.5	ND@0.5	ND@0.5
1,1-DICHLOROETHENE	ug/l	ND@0.5	ND@0.5	ND@0.5	ND@0.5	ND@0.5	ND@0.5
1,2,4-TRIMETHYLBENZENE	ug/l	ND@0.5	ND@0.5	ND@0.5	ND@0.5	ND@0.5	NA
1,2-DICHLORO-1,2,2-TRIFLUOROETHANE	ug/l	ND@0.5	ND@0.5	ND@0.5	ND@0.5	ND@0.5	ND@0.5
1,2-DICHLOROBENZENE	ug/l	ND@0.5	ND@0.5	ND@0.5	ND@0.5	ND@0.5	ND@0.5
1,2-DICHLOROETHANE (EDC)	ug/l	ND@0.5	ND@0.5	ND@0.5	ND@0.5	ND@0.5	ND@0.5
1,2-DICHLOROPROPANE	ug/l	ND@0.5	ND@0.5	ND@0.5	ND@0.5	ND@0.5	ND@0.5
1,3,5-TRIMETHYLBENZENE	ug/l	ND@0.5	ND@0.5	ND@0.5	ND@0.5	ND@0.5	NA
1,3-DICHLOROBENZENE	ug/l	ND@0.5	ND@0.5	ND@0.5	ND@0.5	ND@0.5	ND@0.5
1,4-DICHLOROBENZENE	ug/l	ND@0.5	ND@0.5	ND@0.5	ND@0.5	ND@0.5	ND@0.5
BENZENE	ug/l	ND@0.5	ND@0.5	ND@0.5	ND@0.5	ND@0.5	ND@0.5
BROMOCHLOROMETHANE	ug/l	ND@0.5	ND@0.5	ND@0.5	ND@0.5	ND@0.5	NA
BROMODICHLOROMETHANE	ug/l	ND@0.5	ND@0.5	ND@0.5	ND@0.5	ND@0.5	ND@0.5
BROMOFORM (TRIBROMOMETHANE)	ug/l	ND@0.5	ND@0.5	ND@0.5	ND@0.5	ND@0.5	ND@0.5
BROMOMETHANE	ug/l	ND@0.5	ND@0.5	ND@0.5	ND@0.5	ND@0.5	ND@0.5
CARBON TETRACHLORIDE	ug/l	ND@0.5	ND@0.5	ND@0.5	ND@0.5	ND@0.5	ND@0.5
CHLOROBENZENE	ug/l	ND@0.5	ND@0.5	ND@0.5	ND@0.5	ND@0.5	ND@0.5
CHLORODIBROMOMETHANE	ug/l	ND@0.5	ND@0.5	ND@0.5	ND@0.5	ND@0.5	ND@0.5
CHLOROETHANE	ug/l	ND@0.5	ND@0.5	ND@0.5	ND@0.5	ND@0.5	ND@0.5
CHLOROFORM (TRICHLOROMETHANE)	ug/l	ND@0.5	ND@0.5	ND@0.5	ND@0.5	ND@0.5	ND@0.5
CHLOROMETHANE	ug/l	ND@0.5	ND@0.5	ND@0.5	ND@0.5	ND@0.5	ND@0.5
CIS-1,2-DICHLOROETHENE	ug/l	ND@0.5	ND@0.5	ND@0.5	ND@0.5	ND@0.5	ND@0.5
CIS-1,3-DICHLOROPROPENE	ug/l	ND@0.5	ND@0.5	ND@0.5	ND@0.5	ND@0.5	ND@0.5
DICHLORODIFLUOROMETHANE (FREON 12)	ug/l	ND@0.5	ND@0.5	ND@0.5	ND@0.5	ND@0.5	ND@0.5
ETHYLBENZENE	ug/l	ND@0.5	ND@0.5	ND@0.5	ND@0.5	ND@0.5	ND@0.5
METHYLENE CHLORIDE (DICHLOROMETHANE)	ug/l	ND@0.5	ND@0.5	ND@0.5	ND@0.5	ND@0.5	ND@0.5
TETRACHLOROETHENE	ug/l	ND@0.5	ND@0.5	ND@0.5	ND@0.5	ND@0.5	ND@0.5
TETRAHYDROFURAN	ug/l	ND@5.0	2.1 J J	ND@5.0	2.8 J	ND@5.0	NA
TOLUENE	ug/l	ND@0.5	ND@0.5	ND@0.5	ND@0.5	ND@0.5	ND@0.5
TRANS-1,2-DICHLOROETHENE	ug/l	ND@0.5	ND@0.5	ND@0.5	ND@0.5	ND@0.5	ND@0.5
TRANS-1,3-DICHLOROPROPENE	ug/l	ND@0.5	ND@0.5	ND@0.5	ND@0.5	ND@0.5	ND@0.5
TRICHLOROETHENE	ug/l	ND@0.5	ND@0.5	ND@0.5	ND@0.5	ND@0.5	ND@0.5
TRICHLOROFLUOROMETHANE (FREON 11)	ug/l	ND@0.5	ND@0.5	ND@0.5	ND@0.5	ND@0.5	ND@0.5
VINYL CHLORIDE	ug/l	ND@0.5	ND@0.5	ND@0.5	ND@0.5	ND@0.5	ND@0.5
XYLENES, TOTAL	ug/l	ND@0.5	ND@0.5	ND@0.5	ND@0.5	ND@0.5	NA

Endicott, New York
Groundwater Treatment Analytical Chemistry Data
January 1, 2012 - December 31, 2012

Sample Location		2M INFLUENT	2M INFLUENT	2M INFLUENT	2M INFLUENT	2M INFLUENT	2M INFLUENT
Sample Description		JEFF GTF	JEFF GTF	JEFF GTF	JEFF GTF	JEFF GTF	JEFF GTF
Sample Date		01/04/2012	02/09/2012	03/05/2012	04/04/2012	05/07/2012	06/11/2012
Laboratory Sample I.D.		6514914	6545211	6567252	6607257	6643684	6684289
Parameter	**Units**						
1,1,1-TRICHLOROETHANE	ug/l	0.7	0.6	0.6	0.6	0.6	0.6
1,1,2,2-TETRACHLOROETHANE	ug/l	ND@0.5	ND@0.5	ND@0.5	ND@0.5	ND@0.5	ND@0.5
1,1,2-TRICHLORO-1,2,2-TRIFLUOROETHANE	ug/l	ND@0.5	ND@0.5	ND@0.5	ND@0.5	ND@0.5	ND@0.5
1,1,2-TRICHLOROETHANE	ug/l	ND@0.5	ND@0.5	ND@0.5	ND@0.5	ND@0.5	ND@0.5
1,1-DICHLOROETHANE	ug/l	0.2 J	0.1 J	0.1 J	0.1 J	0.1 J	0.1 J
1,1-DICHLOROETHENE	ug/l	0.1 J	0.1 J	ND@0.5	ND@0.5	ND@0.5	ND@0.5
1,2,4-TRIMETHYLBENZENE	ug/l	ND@0.5	ND@0.5	ND@0.5	ND@0.5	ND@0.5	ND@0.5
1,2-DICHLORO-1,2,2-TRIFLUOROETHANE	ug/l	ND@0.5	ND@0.5	ND@0.5	ND@0.5	ND@0.5	ND@0.5
1,2-DICHLOROBENZENE	ug/l	ND@0.5	ND@0.5	ND@0.5	ND@0.5	ND@0.5	ND@0.5
1,2-DICHLOROETHANE (EDC)	ug/l	ND@0.5	ND@0.5	ND@0.5	ND@0.5	ND@0.5	ND@0.5
1,2-DICHLOROPROPANE	ug/l	ND@0.5	ND@0.5	ND@0.5	ND@0.5	ND@0.5	ND@0.5
1,3,5-TRIMETHYLBENZENE	ug/l	ND@0.5	ND@0.5	ND@0.5	ND@0.5	ND@0.5	ND@0.5
1,3-DICHLOROBENZENE	ug/l	ND@0.5	ND@0.5	ND@0.5	ND@0.5	ND@0.5	ND@0.5
1,4-DICHLOROBENZENE	ug/l	ND@0.5	ND@0.5	ND@0.5	ND@0.5	ND@0.5	ND@0.5
BENZENE	ug/l	ND@0.5	ND@0.5	ND@0.5	ND@0.5	ND@0.5	ND@0.5
BROMOCHLOROMETHANE	ug/l	ND@0.5	ND@0.5	ND@0.5	ND@0.5	ND@0.5	ND@0.5
BROMODICHLOROMETHANE	ug/l	ND@0.5	ND@0.5	ND@0.5	ND@0.5	ND@0.5	ND@0.5
BROMOFORM (TRIBROMOMETHANE)	ug/l	ND@0.5	ND@0.5	ND@0.5	ND@0.5	ND@0.5	ND@0.5
BROMOMETHANE	ug/l	ND@0.5	ND@0.5	ND@0.5	ND@0.5	ND@0.5	ND@0.5
CARBON TETRACHLORIDE	ug/l	0.1 J	ND@0.5	0.1 J	ND@0.5	0.1 J	0.1 J
CHLOROBENZENE	ug/l	ND@0.5	ND@0.5	ND@0.5	ND@0.5	ND@0.5	ND@0.5
CHLORODIBROMOMETHANE	ug/l	ND@0.5	ND@0.5	ND@0.5	ND@0.5	ND@0.5	ND@0.5
CHLOROETHANE	ug/l	ND@0.5	ND@0.5	ND@0.5	ND@0.5	ND@0.5	ND@0.5
CHLOROFORM (TRICHLOROMETHANE)	ug/l	0.1 J	0.1 J	0.1 J	0.1 J	ND@0.5	ND@0.5
CHLOROMETHANE	ug/l	ND@0.5	ND@0.5	ND@0.5	ND@0.5	ND@0.5	ND@0.5
CIS-1,2-DICHLOROETHENE	ug/l	0.5	0.4 J	0.5	0.5 J	0.5	0.5
CIS-1,3-DICHLOROPROPENE	ug/l	ND@0.5	ND@0.5	ND@0.5	ND@0.5	ND@0.5	ND@0.5
DICHLORODIFLUOROMETHANE (FREON 12)	ug/l	ND@0.5	ND@0.5	ND@0.5	ND@0.5	ND@0.5	ND@0.5
ETHYLBENZENE	ug/l	ND@0.5	ND@0.5	ND@0.5	ND@0.5	ND@0.5	ND@0.5
METHYLENE CHLORIDE (DICHLOROMETHANE)	ug/l	ND@0.5	ND@0.5	ND@0.5	ND@0.5	ND@0.5	ND@0.5
TETRACHLOROETHENE	ug/l	1.4	1.1	1.4	1.3	1.4	1.4
TETRAHYDROFURAN	ug/l	ND@5.0	ND@5.0	ND@5.0	ND@5.0	ND@5.0	ND@5.0
TOLUENE	ug/l	ND@0.5	ND@0.5	ND@0.5	ND@0.5	ND@0.5	ND@0.5
TRANS-1,2-DICHLOROETHENE	ug/l	ND@0.5	ND@0.5	ND@0.5	ND@0.5	ND@0.5	ND@0.5
TRANS-1,3-DICHLOROPROPENE	ug/l	ND@0.5	ND@0.5	ND@0.5	ND@0.5	ND@0.5	ND@0.5
TRICHLOROETHENE	ug/l	12	10	11	10	10	9.8
TRICHLOROFLUOROMETHANE (FREON 11)	ug/l	0.1 J	ND@0.5	ND@0.5	ND@0.5	ND@0.5	ND@0.5
VINYL CHLORIDE	ug/l	ND@0.5	ND@0.5	ND@0.5	ND@0.5	ND@0.5	ND@0.5
XYLENES, TOTAL	ug/l	ND@0.5	ND@0.5	ND@0.5	ND@0.5	ND@0.5	ND@0.5

Endicott, New York
Groundwater Treatment Analytical Chemistry Data
January 1, 2012 - December 31, 2012

Sample Location		2M INFLUENT	2M INFLUENT	2M INFLUENT	2M INFLUENT	2M INFLUENT	2M INFLUENT
Sample Description		JEFF GTF	JEFF GTF	JEFF GTF	JEFF GTF	JEFF GTF	JEFF GTF
Sample Date		07/09/2012	08/01/2012	09/10/2012	10/02/2012	11/05/2012	12/03/2012
Laboratory Sample I.D.		6714676	6742157	6784256	6810780	6849294	6881177
Parameter	**Units**						
1,1,1-TRICHLOROETHANE	ug/l	0.6	0.6	0.5	0.6	0.7	0.8
1,1,2,2-TETRACHLOROETHANE	ug/l	ND@0.5	ND@0.5	ND@0.5	ND@0.5	ND@0.5	ND@0.5
1,1,2-TRICHLORO-1,2,2-TRIFLUOROETHANE	ug/l	ND@0.5	ND@0.5	ND@0.5	ND@0.5	ND@0.5	ND@0.5
1,1,2-TRICHLOROETHANE	ug/l	ND@0.5	ND@0.5	ND@0.5	ND@0.5	ND@0.5	ND@0.5
1,1-DICHLOROETHANE	ug/l	0.1 J	0.2 J	0.1 J	ND@0.5	0.2 J	0.2 J
1,1-DICHLOROETHENE	ug/l	ND@0.5	ND@0.5	ND@0.5	ND@0.5	ND@0.5	ND@0.5
1,2,4-TRIMETHYLBENZENE	ug/l	ND@0.5	ND@0.5	ND@0.5	ND@0.5	ND@0.5	ND@0.5
1,2-DICHLORO-1,2,2-TRIFLUOROETHANE	ug/l	ND@0.5	ND@0.5	ND@0.5	ND@0.5	ND@0.5	ND@0.5
1,2-DICHLOROBENZENE	ug/l	ND@0.5	ND@0.5	ND@0.5	ND@0.5	ND@0.5	ND@0.5
1,2-DICHLOROETHANE (EDC)	ug/l	ND@0.5	ND@0.5	ND@0.5	ND@0.5	ND@0.5	ND@0.5
1,2-DICHLOROPROPANE	ug/l	ND@0.5	ND@0.5	ND@0.5	ND@0.5	ND@0.5	ND@0.5
1,3,5-TRIMETHYLBENZENE	ug/l	ND@0.5	ND@0.5	ND@0.5	ND@0.5	ND@0.5	ND@0.5
1,3-DICHLOROBENZENE	ug/l	ND@0.5	ND@0.5	ND@0.5	ND@0.5	ND@0.5	ND@0.5
1,4-DICHLOROBENZENE	ug/l	ND@0.5	ND@0.5	ND@0.5	ND@0.5	ND@0.5	ND@0.5
BENZENE	ug/l	ND@0.5	ND@0.5	ND@0.5	ND@0.5	ND@0.5	ND@0.5
BROMOCHLOROMETHANE	ug/l	ND@0.5	ND@0.5	ND@0.5	ND@0.5	ND@0.5	ND@0.5
BROMODICHLOROMETHANE	ug/l	ND@0.5	ND@0.5	ND@0.5	ND@0.5	ND@0.5	ND@0.5
BROMOFORM (TRIBROMOMETHANE)	ug/l	ND@0.5	ND@0.5	ND@0.5	ND@0.5	ND@0.5	ND@0.5
BROMOMETHANE	ug/l	ND@0.5	ND@0.5	ND@0.5	ND@0.5	ND@0.5	ND@0.5
CARBON TETRACHLORIDE	ug/l	0.1 J	0.1 J	0.1 J	0.1 J	0.1 J	0.2 J
CHLOROBENZENE	ug/l	ND@0.5	ND@0.5	ND@0.5	ND@0.5	ND@0.5	ND@0.5
CHLORODIBROMOMETHANE	ug/l	ND@0.5	ND@0.5	ND@0.5	ND@0.5	ND@0.5	ND@0.5
CHLOROETHANE	ug/l	ND@0.5	ND@0.5	ND@0.5	ND@0.5	ND@0.5	ND@0.5
CHLOROFORM (TRICHLOROMETHANE)	ug/l	ND@0.5	ND@0.5	ND@0.5	ND@0.5	ND@0.5	ND@0.5
CHLOROMETHANE	ug/l	ND@0.5	ND@0.5	ND@0.5	ND@0.5	ND@0.5	ND@0.5
CIS-1,2-DICHLOROETHENE	ug/l	0.4 J	0.4 J	0.5 J	0.2 J	0.6	0.6
CIS-1,3-DICHLOROPROPENE	ug/l	ND@0.5	ND@0.5	ND@0.5	ND@0.5	ND@0.5	ND@0.5
DICHLORODIFLUOROMETHANE (FREON 12)	ug/l	ND@0.5	ND@0.5	ND@0.5	ND@0.5	ND@0.5	ND@0.5
ETHYLBENZENE	ug/l	ND@0.5	ND@0.5	ND@0.5	ND@0.5	ND@0.5	ND@0.5
METHYLENE CHLORIDE (DICHLOROMETHANE)	ug/l	ND@0.5	ND@0.5	ND@0.5	ND@0.5	ND@0.5	ND@0.5
TETRACHLOROETHENE	ug/l	1.5	1.5	1.7	1.4	1.6	1.9
TETRAHYDROFURAN	ug/l	ND@5.0	ND@5.0	ND@5.0	ND@5.0	ND@5.0	ND@5.0
TOLUENE	ug/l	ND@0.5	ND@0.5	ND@0.5	ND@0.5	ND@0.5	ND@0.5
TRANS-1,2-DICHLOROETHENE	ug/l	ND@0.5	ND@0.5	ND@0.5	ND@0.5	ND@0.5	ND@0.5
TRANS-1,3-DICHLOROPROPENE	ug/l	ND@0.5	ND@0.5	ND@0.5	ND@0.5	ND@0.5	ND@0.5
TRICHLOROETHENE	ug/l	10	11	9.8	6.9	11	13
TRICHLOROFLUOROMETHANE (FREON 11)	ug/l	0.1 J	ND@0.5	ND@0.5	ND@0.5	ND@0.5	0.1 J
VINYL CHLORIDE	ug/l	ND@0.5	ND@0.5	ND@0.5	ND@0.5	ND@0.5	ND@0.5
XYLENES, TOTAL	ug/l	ND@0.5	ND@0.5	ND@0.5	ND@0.5	ND@0.5	ND@0.5

Endicott, New York
Groundwater Treatment Analytical Chemistry Data
January 1, 2012 - December 31, 2012

Sample Location		3M EFFLUENT	3M EFFLUENT	3M EFFLUENT	3M EFFLUENT	3M EFFLUENT	3M EFFLUENT
Sample Description		ADAMS GTF	ADAMS GTF	ADAMS GTF	ADAMS GTF	ADAMS GTF	ADAMS GTF
Sample Date		01/04/2012	02/09/2012	03/05/2012	04/04/2012	05/07/2012	06/11/2012
Laboratory Sample I.D.		6514921	6545218	6567259	6607264	6643692	6684296
Parameter	**Units**						
1,1,1-TRICHLOROETHANE	ug/l	0.3 J	ND@0.5	ND@0.5	ND@0.5	ND@0.5	ND@0.5
1,1,2,2-TETRACHLOROETHANE	ug/l	ND@0.5	ND@0.5	ND@0.5	ND@0.5	ND@0.5	ND@0.5
1,1,2-TRICHLORO-1,2,2-TRIFLUOROETHANE	ug/l	ND@0.5	ND@0.5	ND@0.5	ND@0.5	ND@0.5	ND@0.5
1,1,2-TRICHLOROETHANE	ug/l	ND@0.5	ND@0.5	ND@0.5	ND@0.5	ND@0.5	ND@0.5
1,1-DICHLOROETHANE	ug/l	0.1 J	ND@0.5	ND@0.5	ND@0.5	0.2 J	ND@0.5
1,1-DICHLOROETHENE	ug/l	ND@0.5	ND@0.5	ND@0.5	ND@0.5	ND@0.5	ND@0.5
1,2,4-TRIMETHYLBENZENE	ug/l	ND@0.5	ND@0.5	ND@0.5	ND@0.5	ND@0.5	ND@0.5
1,2-DICHLORO-1,2,2-TRIFLUOROETHANE	ug/l	ND@0.5	ND@0.5	ND@0.5	ND@0.5	ND@0.5	ND@0.5
1,2-DICHLOROBENZENE	ug/l	ND@0.5	ND@0.5	ND@0.5	ND@0.5	ND@0.5	ND@0.5
1,2-DICHLOROETHANE (EDC)	ug/l	ND@0.5	ND@0.5	ND@0.5	ND@0.5	ND@0.5	ND@0.5
1,2-DICHLOROPROPANE	ug/l	ND@0.5	ND@0.5	ND@0.5	ND@0.5	ND@0.5	ND@0.5
1,3,5-TRIMETHYLBENZENE	ug/l	ND@0.5	ND@0.5	ND@0.5	ND@0.5	ND@0.5	ND@0.5
1,3-DICHLOROBENZENE	ug/l	ND@0.5	ND@0.5	ND@0.5	ND@0.5	ND@0.5	ND@0.5
1,4-DICHLOROBENZENE	ug/l	ND@0.5	ND@0.5	ND@0.5	ND@0.5	ND@0.5	ND@0.5
BENZENE	ug/l	ND@0.5	ND@0.5	ND@0.5	ND@0.5	ND@0.5	ND@0.5
BROMOCHLOROMETHANE	ug/l	ND@0.5	ND@0.5	ND@0.5	ND@0.5	ND@0.5	ND@0.5
BROMODICHLOROMETHANE	ug/l	ND@0.5	ND@0.5	ND@0.5	ND@0.5	ND@0.5	ND@0.5
BROMOFORM (TRIBROMOMETHANE)	ug/l	ND@0.5	ND@0.5	ND@0.5	ND@0.5	ND@0.5	ND@0.5
BROMOMETHANE	ug/l	ND@0.5	ND@0.5	ND@0.5	ND@0.5	ND@0.5	ND@0.5
CARBON TETRACHLORIDE	ug/l	ND@0.5	ND@0.5	ND@0.5	ND@0.5	ND@0.5	ND@0.5
CHLOROBENZENE	ug/l	ND@0.5	ND@0.5	ND@0.5	ND@0.5	ND@0.5	ND@0.5
CHLORODIBROMOMETHANE	ug/l	ND@0.5	ND@0.5	ND@0.5	ND@0.5	ND@0.5	ND@0.5
CHLOROETHANE	ug/l	ND@0.5	ND@0.5	ND@0.5	ND@0.5	ND@0.5	ND@0.5
CHLOROFORM (TRICHLOROMETHANE)	ug/l	0.2 J	ND@0.5	ND@0.5	ND@0.5	ND@0.5	ND@0.5
CHLOROMETHANE	ug/l	ND@0.5	ND@0.5	ND@0.5	ND@0.5	ND@0.5	ND@0.5
CIS-1,2-DICHLOROETHENE	ug/l	0.3 J	ND@0.5	ND@0.5	ND@0.5	ND@0.5	ND@0.5
CIS-1,3-DICHLOROPROPENE	ug/l	ND@0.5	ND@0.5	ND@0.5	ND@0.5	ND@0.5	ND@0.5
DICHLORODIFLUOROMETHANE (FREON 12)	ug/l	ND@0.5	ND@0.5	ND@0.5	ND@0.5	ND@0.5	ND@0.5
ETHYLBENZENE	ug/l	ND@0.5	ND@0.5	ND@0.5	ND@0.5	ND@0.5	ND@0.5
METHYLENE CHLORIDE (DICHLOROMETHANE)	ug/l	ND@0.5	ND@0.5	ND@0.5	ND@0.5	ND@0.5	ND@0.5
TETRACHLOROETHENE	ug/l	ND@0.5	ND@0.5	ND@0.5	ND@0.5	ND@0.5	ND@0.5
TETRAHYDROFURAN	ug/l	ND@5.0	ND@5.0	ND@5.0	ND@5.0	ND@5.0	ND@5.0
TOLUENE	ug/l	ND@0.5	ND@0.5	ND@0.5	ND@0.5	ND@0.5	ND@0.5
TRANS-1,2-DICHLOROETHENE	ug/l	ND@0.5	ND@0.5	ND@0.5	ND@0.5	ND@0.5	ND@0.5
TRANS-1,3-DICHLOROPROPENE	ug/l	ND@0.5	ND@0.5	ND@0.5	ND@0.5	ND@0.5	ND@0.5
TRICHLOROETHENE	ug/l	ND@0.5	ND@0.5	ND@0.5	ND@0.5	ND@0.5	ND@0.5
TRICHLOROFLUOROMETHANE (FREON 11)	ug/l	ND@0.5	ND@0.5	ND@0.5	ND@0.5	ND@0.5	ND@0.5
VINYL CHLORIDE	ug/l	ND@0.5	ND@0.5	ND@0.5	ND@0.5	ND@0.5	ND@0.5
XYLENES, TOTAL	ug/l	ND@0.5	ND@0.5	ND@0.5	ND@0.5	ND@0.5	ND@0.5

Endicott, New York
Groundwater Treatment Analytical Chemistry Data
January 1, 2012 - December 31, 2012

Sample Location		3M EFFLUENT	3M EFFLUENT	3M EFFLUENT	3M EFFLUENT	3M EFFLUENT	3M EFFLUENT
Sample Description		ADAMS GTF	ADAMS GTF	ADAMS GTF	ADAMS GTF	ADAMS GTF	ADAMS GTF
Sample Date		07/09/2012	08/01/2012	09/10/2012	10/02/2012	11/05/2012	12/03/2012
Laboratory Sample I.D.		6714683	6742164	6784263	6810788	6849301	6881184
Parameter	**Units**						
1,1,1-TRICHLOROETHANE	ug/l	ND@0.5	ND@0.5	ND@0.5	ND@0.5	ND@0.5	ND@0.5
1,1,2,2-TETRACHLOROETHANE	ug/l	ND@0.5	ND@0.5	ND@0.5	ND@0.5	ND@0.5	ND@0.5
1,1,2-TRICHLORO-1,2,2-TRIFLUOROETHANE	ug/l	ND@0.5	ND@0.5	ND@0.5	ND@0.5	ND@0.5	ND@0.5
1,1,2-TRICHLOROETHANE	ug/l	ND@0.5	ND@0.5	ND@0.5	ND@0.5	ND@0.5	ND@0.5
1,1-DICHLOROETHANE	ug/l	ND@0.5	ND@0.5	ND@0.5	ND@0.5	ND@0.5	0.1 J
1,1-DICHLOROETHENE	ug/l	ND@0.5	ND@0.5	ND@0.5	ND@0.5	ND@0.5	ND@0.5
1,2,4-TRIMETHYLBENZENE	ug/l	ND@0.5	ND@0.5	ND@0.5	ND@0.5	ND@0.5	ND@0.5
1,2-DICHLORO-1,2,2-TRIFLUOROETHANE	ug/l	ND@0.5	ND@0.5	ND@0.5	ND@0.5	ND@0.5	ND@0.5
1,2-DICHLOROBENZENE	ug/l	ND@0.5	ND@0.5	ND@0.5	ND@0.5	ND@0.5	ND@0.5
1,2-DICHLOROETHANE (EDC)	ug/l	ND@0.5	ND@0.5	ND@0.5	ND@0.5	ND@0.5	ND@0.5
1,2-DICHLOROPROPANE	ug/l	ND@0.5	ND@0.5	ND@0.5	ND@0.5	ND@0.5	ND@0.5
1,3,5-TRIMETHYLBENZENE	ug/l	ND@0.5	ND@0.5	ND@0.5	ND@0.5	ND@0.5	ND@0.5
1,3-DICHLOROBENZENE	ug/l	ND@0.5	ND@0.5	ND@0.5	ND@0.5	ND@0.5	ND@0.5
1,4-DICHLOROBENZENE	ug/l	ND@0.5	ND@0.5	ND@0.5	ND@0.5	ND@0.5	ND@0.5
BENZENE	ug/l	ND@0.5	ND@0.5	ND@0.5	ND@0.5	ND@0.5	ND@0.5
BROMOCHLOROMETHANE	ug/l	ND@0.5	ND@0.5	ND@0.5	ND@0.5	ND@0.5	ND@0.5
BROMODICHLOROMETHANE	ug/l	ND@0.5	ND@0.5	ND@0.5	ND@0.5	ND@0.5	ND@0.5
BROMOFORM (TRIBROMOMETHANE)	ug/l	ND@0.5	ND@0.5	ND@0.5	ND@0.5	ND@0.5	ND@0.5
BROMOMETHANE	ug/l	ND@0.5	ND@0.5	ND@0.5	ND@0.5	ND@0.5	ND@0.5
CARBON TETRACHLORIDE	ug/l	ND@0.5	ND@0.5	ND@0.5	ND@0.5	ND@0.5	ND@0.5
CHLOROBENZENE	ug/l	ND@0.5	ND@0.5	ND@0.5	ND@0.5	ND@0.5	ND@0.5
CHLORODIBROMOMETHANE	ug/l	ND@0.5	ND@0.5	ND@0.5	ND@0.5	ND@0.5	ND@0.5
CHLOROETHANE	ug/l	ND@0.5	ND@0.5	ND@0.5	ND@0.5	ND@0.5	ND@0.5
CHLOROFORM (TRICHLOROMETHANE)	ug/l	ND@0.5	ND@0.5	ND@0.5	ND@0.5	ND@0.5	ND@0.5
CHLOROMETHANE	ug/l	ND@0.5	ND@0.5	ND@0.5	ND@0.5	ND@0.5	ND@0.5
CIS-1,2-DICHLOROETHENE	ug/l	ND@0.5	ND@0.5	ND@0.5	ND@0.5	ND@0.5	ND@0.5
CIS-1,3-DICHLOROPROPENE	ug/l	ND@0.5	ND@0.5	ND@0.5	ND@0.5	ND@0.5	ND@0.5
DICHLORODIFLUOROMETHANE (FREON 12)	ug/l	ND@0.5	ND@0.5	ND@0.5	ND@0.5	ND@0.5	ND@0.5
ETHYLBENZENE	ug/l	ND@0.5	ND@0.5	ND@0.5	ND@0.5	ND@0.5	ND@0.5
METHYLENE CHLORIDE (DICHLOROMETHANE)	ug/l	ND@0.5	ND@0.5	ND@0.5	ND@0.5	ND@0.5	ND@0.5
TETRACHLOROETHENE	ug/l	ND@0.5	ND@0.5	ND@0.5	ND@0.5	ND@0.5	ND@0.5
TETRAHYDROFURAN	ug/l	14	ND@5.0	ND@5.0	ND@5.0	ND@5.0	ND@5.0
TOLUENE	ug/l	ND@0.5	ND@0.5	ND@0.5	ND@0.5	ND@0.5	ND@0.5
TRANS-1,2-DICHLOROETHENE	ug/l	ND@0.5	ND@0.5	ND@0.5	ND@0.5	ND@0.5	ND@0.5
TRANS-1,3-DICHLOROPROPENE	ug/l	ND@0.5	ND@0.5	ND@0.5	ND@0.5	ND@0.5	ND@0.5
TRICHLOROETHENE	ug/l	ND@0.5	ND@0.5	ND@0.5	ND@0.5	ND@0.5	ND@0.5
TRICHLOROFLUOROMETHANE (FREON 11)	ug/l	ND@0.5	ND@0.5	ND@0.5	ND@0.5	ND@0.5	ND@0.5
VINYL CHLORIDE	ug/l	ND@0.5	ND@0.5	ND@0.5	ND@0.5	ND@0.5	ND@0.5
XYLENES, TOTAL	ug/l	ND@0.5	ND@0.5	ND@0.5	ND@0.5	ND@0.5	ND@0.5

Endicott, New York
Groundwater Treatment Analytical Chemistry Data
January 1, 2012 - December 31, 2012

Sample Location		3M INFL A1	3M INFL A1	3M INFL A1	3M INFL A1	3M INFL A1	3M INFL A1
Sample Description		ADAMS GTF	ADAMS GTF	ADAMS GTF	ADAMS GTF	ADAMS GTF	ADAMS GTF
Sample Date		01/04/2012	02/09/2012	03/05/2012	04/04/2012	05/07/2012	06/11/2012
Laboratory Sample I.D.		6514917	6545214	6567255	6607260	6643688	6684292
Parameter	**Units**						
1,1,1-TRICHLOROETHANE	ug/l	1.8	1.7	1.6	1.5	1.6	1.6
1,1,2,2-TETRACHLOROETHANE	ug/l	ND@0.5	ND@0.5	ND@0.5	ND@0.5	ND@0.5	ND@0.5
1,1,2-TRICHLORO-1,2,2-TRIFLUOROETHANE	ug/l	ND@0.5	ND@0.5	ND@0.5	ND@0.5	ND@0.5	ND@0.5
1,1,2-TRICHLOROETHANE	ug/l	ND@0.5	ND@0.5	ND@0.5	ND@0.5	ND@0.5	ND@0.5
1,1-DICHLOROETHANE	ug/l	7.7	6.9	7.5	6.9	7.2	7.1
1,1-DICHLOROETHENE	ug/l	1.4	1.3	1.5	1.3	1.4	1.4
1,2,4-TRIMETHYLBENZENE	ug/l	ND@0.5	ND@0.5	ND@0.5	ND@0.5	ND@0.5	ND@0.5
1,2-DICHLORO-1,2,2-TRIFLUOROETHANE	ug/l	0.3 J	0.3 J	0.3 J	0.2 J	0.2 J	0.2 J
1,2-DICHLOROBENZENE	ug/l	ND@0.5	ND@0.5	ND@0.5	ND@0.5	ND@0.5	ND@0.5
1,2-DICHLOROETHANE (EDC)	ug/l	ND@0.5	ND@0.5	ND@0.5	ND@0.5	ND@0.5	ND@0.5
1,2-DICHLOROPROPANE	ug/l	ND@0.5	ND@0.5	ND@0.5	ND@0.5	ND@0.5	ND@0.5
1,3,5-TRIMETHYLBENZENE	ug/l	ND@0.5	ND@0.5	ND@0.5	ND@0.5	ND@0.5	ND@0.5
1,3-DICHLOROBENZENE	ug/l	ND@0.5	ND@0.5	ND@0.5	ND@0.5	ND@0.5	ND@0.5
1,4-DICHLOROBENZENE	ug/l	ND@0.5	ND@0.5	ND@0.5	ND@0.5	ND@0.5	ND@0.5
BENZENE	ug/l	0.1 J	0.1 J	0.1 J	0.1 J	0.1 J	0.2 J
BROMOCHLOROMETHANE	ug/l	ND@0.5	ND@0.5	ND@0.5	ND@0.5	ND@0.5	ND@0.5
BROMODICHLOROMETHANE	ug/l	ND@0.5	ND@0.5	ND@0.5	ND@0.5	ND@0.5	ND@0.5
BROMOFORM (TRIBROMOMETHANE)	ug/l	ND@0.5	ND@0.5	ND@0.5	ND@0.5	ND@0.5	ND@0.5
BROMOMETHANE	ug/l	ND@0.5	ND@0.5	ND@0.5	ND@0.5	ND@0.5	ND@0.5
CARBON TETRACHLORIDE	ug/l	ND@0.5	ND@0.5	ND@0.5	ND@0.5	ND@0.5	ND@0.5
CHLOROBENZENE	ug/l	ND@0.5	ND@0.5	ND@0.5	ND@0.5	ND@0.5	ND@0.5
CHLORODIBROMOMETHANE	ug/l	ND@0.5	ND@0.5	ND@0.5	ND@0.5	ND@0.5	ND@0.5
CHLOROETHANE	ug/l	7	6.5	9.4	6.8	6.9	6.5
CHLOROFORM (TRICHLOROMETHANE)	ug/l	ND@0.5	ND@0.5	ND@0.5	ND@0.5	ND@0.5	ND@0.5
CHLOROMETHANE	ug/l	ND@0.5	0.5 J	0.4 J	ND@0.5	ND@0.5	ND@0.5
CIS-1,2-DICHLOROETHENE	ug/l	67	64	81	70	74	73
CIS-1,3-DICHLOROPROPENE	ug/l	ND@0.5	ND@0.5	ND@0.5	ND@0.5	ND@0.5	ND@0.5
DICHLORODIFLUOROMETHANE (FREON 12)	ug/l	ND@0.5	ND@0.5	ND@0.5	ND@0.5	ND@0.5	ND@0.5
ETHYLBENZENE	ug/l	ND@0.5	ND@0.5	ND@0.5	ND@0.5	ND@0.5	ND@0.5
METHYLENE CHLORIDE (DICHLOROMETHANE)	ug/l	ND@0.5	ND@0.5	ND@0.5	ND@0.5	ND@0.5	ND@0.5
TETRACHLOROETHENE	ug/l	ND@0.5	ND@0.5	ND@0.5	ND@0.5	0.1 J	0.1 J
TETRAHYDROFURAN	ug/l	ND@5.0	ND@5.0	ND@5.0	ND@5.0	3.3 J	ND@5.0
TOLUENE	ug/l	ND@0.5	ND@0.5	ND@0.5	ND@0.5	ND@0.5	0.1 J
TRANS-1,2-DICHLOROETHENE	ug/l	0.2 J	0.2 J	0.2 J	0.2 J	0.2 J	0.2 J
TRANS-1,3-DICHLOROPROPENE	ug/l	ND@0.5	ND@0.5	ND@0.5	ND@0.5	ND@0.5	ND@0.5
TRICHLOROETHENE	ug/l	3.1	2.9	3.6	3.6	3.4	3
TRICHLOROFLUOROMETHANE (FREON 11)	ug/l	ND@0.5	ND@0.5	ND@0.5	ND@0.5	ND@0.5	ND@0.5
VINYL CHLORIDE	ug/l	20	21	19	20	21	21
XYLENES, TOTAL	ug/l	ND@0.5	ND@0.5	ND@0.5	ND@0.5	ND@0.5	ND@0.5

Endicott, New York
Groundwater Treatment Analytical Chemistry Data
January 1, 2012 - December 31, 2012

Sample Location		3M INFL A1	3M INFL A1	3M INFL A1	3M INFL A1	3M INFL A1	3M INFL A1
Sample Description		ADAMS GTF	ADAMS GTF	ADAMS GTF	ADAMS GTF	ADAMS GTF	ADAMS GTF
Sample Date		07/09/2012	08/01/2012	09/10/2012	10/02/2012	11/05/2012	12/03/2012
Laboratory Sample I.D.		6714679	6742160	6784259	6810784	6849297	6881180
Parameter	**Units**						
1,1,1-TRICHLOROETHANE	ug/l	1.9	1.7	1.4	1.7	1.5	1.7
1,1,2,2-TETRACHLOROETHANE	ug/l	ND@0.5	ND@0.5	ND@0.5	ND@0.5	ND@0.5	ND@0.5
1,1,2-TRICHLORO-1,2,2-TRIFLUOROETHANE	ug/l	ND@0.5	ND@0.5	ND@0.5	ND@0.5	ND@0.5	ND@0.5
1,1,2-TRICHLOROETHANE	ug/l	ND@0.5	ND@0.5	ND@0.5	ND@0.5	ND@0.5	ND@0.5
1,1-DICHLOROETHANE	ug/l	7.7	7.6	7	8	7.7	8
1,1-DICHLOROETHENE	ug/l	1.5	1.5	1.3	1.7	1.6	1.3
1,2,4-TRIMETHYLBENZENE	ug/l	ND@0.5	ND@0.5	ND@0.5	ND@0.5	ND@0.5	ND@0.5
1,2-DICHLORO-1,2,2-TRIFLUOROETHANE	ug/l	0.3 J	0.3 J	0.3 J	0.3 J	0.2 J	0.3 J
1,2-DICHLOROBENZENE	ug/l	ND@0.5	ND@0.5	ND@0.5	ND@0.5	ND@0.5	ND@0.5
1,2-DICHLOROETHANE (EDC)	ug/l	ND@0.5	ND@0.5	ND@0.5	ND@0.5	ND@0.5	ND@0.5
1,2-DICHLOROPROPANE	ug/l	ND@0.5	ND@0.5	ND@0.5	ND@0.5	ND@0.5	ND@0.5
1,3,5-TRIMETHYLBENZENE	ug/l	ND@0.5	ND@0.5	ND@0.5	ND@0.5	ND@0.5	ND@0.5
1,3-DICHLOROBENZENE	ug/l	ND@0.5	ND@0.5	ND@0.5	ND@0.5	ND@0.5	ND@0.5
1,4-DICHLOROBENZENE	ug/l	ND@0.5	ND@0.5	ND@0.5	ND@0.5	ND@0.5	ND@0.5
BENZENE	ug/l	0.2 J	0.2 J	0.1 J	0.1 J	0.2 J	0.2 J
BROMOCHLOROMETHANE	ug/l	ND@0.5	ND@0.5	ND@0.5	ND@0.5	ND@0.5	ND@0.5
BROMODICHLOROMETHANE	ug/l	ND@0.5	ND@0.5	ND@0.5	ND@0.5	ND@0.5	ND@0.5
BROMOFORM (TRIBROMOMETHANE)	ug/l	ND@0.5	ND@0.5	ND@0.5	ND@0.5	ND@0.5	ND@0.5
BROMOMETHANE	ug/l	ND@0.5	ND@0.5	ND@0.5	ND@0.5	ND@0.5	ND@0.5
CARBON TETRACHLORIDE	ug/l	ND@0.5	ND@0.5	ND@0.5	ND@0.5	ND@0.5	ND@0.5
CHLOROBENZENE	ug/l	ND@0.5	ND@0.5	ND@0.5	ND@0.5	ND@0.5	ND@0.5
CHLORODIBROMOMETHANE	ug/l	ND@0.5	ND@0.5	ND@0.5	ND@0.5	ND@0.5	ND@0.5
CHLOROETHANE	ug/l	7.6	7.4	6.3	6.3	8.1	6.8
CHLOROFORM (TRICHLOROMETHANE)	ug/l	ND@0.5	ND@0.5	ND@0.5	ND@0.5	ND@0.5	ND@0.5
CHLOROMETHANE	ug/l	ND@0.5	ND@0.5	ND@0.5	ND@0.5	ND@0.5	ND@0.5
CIS-1,2-DICHLOROETHENE	ug/l	74	74	80	87	85	79
CIS-1,3-DICHLOROPROPENE	ug/l	ND@0.5	ND@0.5	ND@0.5	ND@0.5	ND@0.5	ND@0.5
DICHLORODIFLUOROMETHANE (FREON 12)	ug/l	ND@0.5	ND@0.5	ND@0.5	ND@0.5	ND@0.5	ND@0.5
ETHYLBENZENE	ug/l	ND@0.5	ND@0.5	ND@0.5	ND@0.5	ND@0.5	ND@0.5
METHYLENE CHLORIDE (DICHLOROMETHANE)	ug/l	ND@0.5	ND@0.5	ND@0.5	ND@0.5	ND@0.5	ND@0.5
TETRACHLOROETHENE	ug/l	0.1 J	0.1 J	ND@0.5	0.1 J	0.1 J	0.2 J
TETRAHYDROFURAN	ug/l	11	5.4	3.6 J	3.4 J	ND@5.0	610
TOLUENE	ug/l	ND@0.5	0.2 J	ND@0.5	ND@0.5	ND@0.5	ND@0.5
TRANS-1,2-DICHLOROETHENE	ug/l	0.2 J	0.2 J	0.2 J	0.2 J	0.2 J	0.2 J
TRANS-1,3-DICHLOROPROPENE	ug/l	ND@0.5	ND@0.5	ND@0.5	ND@0.5	ND@0.5	ND@0.5
TRICHLOROETHENE	ug/l	3	2.8	2.7	3.5	3	3.2
TRICHLOROFLUOROMETHANE (FREON 11)	ug/l	ND@0.5	ND@0.5	ND@0.5	ND@0.5	ND@0.5	ND@0.5
VINYL CHLORIDE	ug/l	23	20	21	23	21	21
XYLENES, TOTAL	ug/l	ND@0.5	ND@0.5	ND@0.5	ND@0.5	ND@0.5	ND@0.5

Endicott, New York
Groundwater Treatment Analytical Chemistry Data
January 1, 2012 - December 31, 2012

Sample Location		3M INFL A2	3M INFL A2	3M INFL A2	3M INFL A2	3M INFL A2	3M INFL A2
Sample Description		ADAMS GTF	ADAMS GTF	ADAMS GTF	ADAMS GTF	ADAMS GTF	ADAMS GTF
Sample Date		01/04/2012	02/09/2012	03/05/2012	04/04/2012	05/07/2012	06/11/2012
Laboratory Sample I.D.		6514918	6545215	6567256	6607261	6643689	6684293
Parameter	**Units**						
1,1,1-TRICHLOROETHANE	ug/l	0.9	1	0.9	0.9	0.8	0.8
1,1,2,2-TETRACHLOROETHANE	ug/l	ND@0.5	ND@0.5	ND@0.5	ND@0.5	ND@0.5	ND@0.5
1,1,2-TRICHLORO-1,2,2-TRIFLUOROETHANE	ug/l	ND@0.5	ND@0.5	ND@0.5	ND@0.5	ND@0.5	ND@0.5
1,1,2-TRICHLOROETHANE	ug/l	ND@0.5	ND@0.5	ND@0.5	ND@0.5	ND@0.5	ND@0.5
1,1-DICHLOROETHANE	ug/l	0.2 J	0.3 J	0.4 J	0.4 J	0.3 J	0.3 J
1,1-DICHLOROETHENE	ug/l	0.1 J	0.1 J	ND@0.5	ND@0.5	ND@0.5	ND@0.5
1,2,4-TRIMETHYLBENZENE	ug/l	ND@0.5	ND@0.5	ND@0.5	ND@0.5	ND@0.5	ND@0.5
1,2-DICHLORO-1,2,2-TRIFLUOROETHANE	ug/l	ND@0.5	ND@0.5	ND@0.5	ND@0.5	ND@0.5	ND@0.5
1,2-DICHLOROBENZENE	ug/l	ND@0.5	ND@0.5	ND@0.5	ND@0.5	ND@0.5	ND@0.5
1,2-DICHLOROETHANE (EDC)	ug/l	ND@0.5	ND@0.5	ND@0.5	ND@0.5	ND@0.5	ND@0.5
1,2-DICHLOROPROPANE	ug/l	ND@0.5	ND@0.5	ND@0.5	ND@0.5	ND@0.5	ND@0.5
1,3,5-TRIMETHYLBENZENE	ug/l	ND@0.5	ND@0.5	ND@0.5	ND@0.5	ND@0.5	ND@0.5
1,3-DICHLOROBENZENE	ug/l	ND@0.5	ND@0.5	ND@0.5	ND@0.5	ND@0.5	ND@0.5
1,4-DICHLOROBENZENE	ug/l	ND@0.5	ND@0.5	ND@0.5	ND@0.5	ND@0.5	ND@0.5
BENZENE	ug/l	ND@0.5	ND@0.5	ND@0.5	ND@0.5	ND@0.5	ND@0.5
BROMOCHLOROMETHANE	ug/l	ND@0.5	ND@0.5	ND@0.5	ND@0.5	ND@0.5	ND@0.5
BROMODICHLOROMETHANE	ug/l	ND@0.5	ND@0.5	ND@0.5	ND@0.5	ND@0.5	ND@0.5
BROMOFORM (TRIBROMOMETHANE)	ug/l	ND@0.5	ND@0.5	ND@0.5	ND@0.5	ND@0.5	ND@0.5
BROMOMETHANE	ug/l	ND@0.5	ND@0.5	ND@0.5	ND@0.5	ND@0.5	ND@0.5
CARBON TETRACHLORIDE	ug/l	ND@0.5	ND@0.5	ND@0.5	ND@0.5	ND@0.5	ND@0.5
CHLOROBENZENE	ug/l	ND@0.5	ND@0.5	ND@0.5	ND@0.5	ND@0.5	ND@0.5
CHLORODIBROMOMETHANE	ug/l	ND@0.5	ND@0.5	ND@0.5	ND@0.5	ND@0.5	ND@0.5
CHLOROETHANE	ug/l	ND@0.5	ND@0.5	ND@0.5	ND@0.5	ND@0.5	ND@0.5
CHLOROFORM (TRICHLOROMETHANE)	ug/l	0.2 J	0.2 J	0.2 J	0.2 J	0.1 J	0.1 J
CHLOROMETHANE	ug/l	ND@0.5	ND@0.5	ND@0.5	ND@0.5	ND@0.5	ND@0.5
CIS-1,2-DICHLOROETHENE	ug/l	1.3	1.2	1.4	1.2	1.1	0.9
CIS-1,3-DICHLOROPROPENE	ug/l	ND@0.5	ND@0.5	ND@0.5	ND@0.5	ND@0.5	ND@0.5
DICHLORODIFLUOROMETHANE (FREON 12)	ug/l	ND@0.5	ND@0.5	ND@0.5	ND@0.5	ND@0.5	ND@0.5
ETHYLBENZENE	ug/l	ND@0.5	ND@0.5	ND@0.5	ND@0.5	ND@0.5	ND@0.5
METHYLENE CHLORIDE (DICHLOROMETHANE)	ug/l	ND@0.5	ND@0.5	ND@0.5	ND@0.5	ND@0.5	ND@0.5
TETRACHLOROETHENE	ug/l	3.7	3.8	3.6	3.3	3.5	3.2
TETRAHYDROFURAN	ug/l	ND@5.0	ND@5.0	ND@5.0	ND@5.0	ND@5.0	ND@5.0
TOLUENE	ug/l	ND@0.5	ND@0.5	ND@0.5	ND@0.5	ND@0.5	ND@0.5
TRANS-1,2-DICHLOROETHENE	ug/l	ND@0.5	ND@0.5	ND@0.5	ND@0.5	ND@0.5	ND@0.5
TRANS-1,3-DICHLOROPROPENE	ug/l	ND@0.5	ND@0.5	ND@0.5	ND@0.5	ND@0.5	ND@0.5
TRICHLOROETHENE	ug/l	29	28	30	29	26	26
TRICHLOROFLUOROMETHANE (FREON 11)	ug/l	ND@0.5	ND@0.5	ND@0.5	ND@0.5	ND@0.5	ND@0.5
VINYL CHLORIDE	ug/l	ND@0.5	ND@0.5	ND@0.5	ND@0.5	ND@0.5	ND@0.5
XYLENES, TOTAL	ug/l	ND@0.5	ND@0.5	ND@0.5	ND@0.5	ND@0.5	ND@0.5

Endicott, New York
Groundwater Treatment Analytical Chemistry Data
January 1, 2012 - December 31, 2012

Sample Location		3M INFL A2	3M INFL A2	3M INFL A2	3M INFL A2	3M INFL A2	3M INFL A2
Sample Description		ADAMS GTF	ADAMS GTF	ADAMS GTF	ADAMS GTF	ADAMS GTF	ADAMS GTF
Sample Date		07/09/2012	08/01/2012	09/10/2012	10/02/2012	11/05/2012	12/03/2012
Laboratory Sample I.D.		6714680	6742161	6784260	6810785	6849298	6881181
Parameter	**Units**						
1,1,1-TRICHLOROETHANE	ug/l	0.8	0.8	0.8	0.9	0.9	1.3
1,1,2,2-TETRACHLOROETHANE	ug/l	ND@0.5	ND@0.5	ND@0.5	ND@0.5	ND@0.5	ND@0.5
1,1,2-TRICHLORO-1,2,2-TRIFLUOROETHANE	ug/l	ND@0.5	ND@0.5	ND@0.5	ND@0.5	ND@0.5	ND@0.5
1,1,2-TRICHLOROETHANE	ug/l	ND@0.5	ND@0.5	ND@0.5	ND@0.5	ND@0.5	ND@0.5
1,1-DICHLOROETHANE	ug/l	0.3 J	0.3 J	0.3 J	0.3 J	0.3 J	0.2 J
1,1-DICHLOROETHENE	ug/l	ND@0.5	ND@0.5	ND@0.5	ND@0.5	ND@0.5	ND@0.5
1,2,4-TRIMETHYLBENZENE	ug/l	ND@0.5	ND@0.5	ND@0.5	ND@0.5	ND@0.5	ND@0.5
1,2-DICHLORO-1,2,2-TRIFLUOROETHANE	ug/l	ND@0.5	ND@0.5	ND@0.5	ND@0.5	ND@0.5	ND@0.5
1,2-DICHLOROBENZENE	ug/l	ND@0.5	ND@0.5	ND@0.5	ND@0.5	ND@0.5	ND@0.5
1,2-DICHLOROETHANE (EDC)	ug/l	ND@0.5	ND@0.5	ND@0.5	ND@0.5	ND@0.5	ND@0.5
1,2-DICHLOROPROPANE	ug/l	ND@0.5	ND@0.5	ND@0.5	ND@0.5	ND@0.5	ND@0.5
1,3,5-TRIMETHYLBENZENE	ug/l	ND@0.5	ND@0.5	ND@0.5	ND@0.5	ND@0.5	ND@0.5
1,3-DICHLOROBENZENE	ug/l	ND@0.5	ND@0.5	ND@0.5	ND@0.5	ND@0.5	ND@0.5
1,4-DICHLOROBENZENE	ug/l	ND@0.5	ND@0.5	ND@0.5	ND@0.5	ND@0.5	ND@0.5
BENZENE	ug/l	ND@0.5	ND@0.5	ND@0.5	ND@0.5	ND@0.5	ND@0.5
BROMOCHLOROMETHANE	ug/l	ND@0.5	ND@0.5	ND@0.5	ND@0.5	ND@0.5	ND@0.5
BROMODICHLOROMETHANE	ug/l	ND@0.5	ND@0.5	ND@0.5	ND@0.5	ND@0.5	ND@0.5
BROMOFORM (TRIBROMOMETHANE)	ug/l	ND@0.5	ND@0.5	ND@0.5	ND@0.5	ND@0.5	ND@0.5
BROMOMETHANE	ug/l	ND@0.5	ND@0.5	ND@0.5	ND@0.5	ND@0.5	ND@0.5
CARBON TETRACHLORIDE	ug/l	ND@0.5	ND@0.5	ND@0.5	ND@0.5	ND@0.5	ND@0.5
CHLOROBENZENE	ug/l	ND@0.5	ND@0.5	ND@0.5	ND@0.5	ND@0.5	ND@0.5
CHLORODIBROMOMETHANE	ug/l	ND@0.5	ND@0.5	ND@0.5	ND@0.5	ND@0.5	ND@0.5
CHLOROETHANE	ug/l	ND@0.5	ND@0.5	ND@0.5	ND@0.5	ND@0.5	ND@0.5
CHLOROFORM (TRICHLOROMETHANE)	ug/l	0.1 J	0.1 J	0.1 J	0.1 J	0.1 J	0.1 J
CHLOROMETHANE	ug/l	ND@0.5	ND@0.5	ND@0.5	ND@0.5	ND@0.5	ND@0.5
CIS-1,2-DICHLOROETHENE	ug/l	0.8	0.7	0.8	0.9	0.8	0.7
CIS-1,3-DICHLOROPROPENE	ug/l	ND@0.5	ND@0.5	ND@0.5	ND@0.5	ND@0.5	ND@0.5
DICHLORODIFLUOROMETHANE (FREON 12)	ug/l	ND@0.5	ND@0.5	ND@0.5	ND@0.5	ND@0.5	ND@0.5
ETHYLBENZENE	ug/l	ND@0.5	ND@0.5	ND@0.5	ND@0.5	ND@0.5	ND@0.5
METHYLENE CHLORIDE (DICHLOROMETHANE)	ug/l	ND@0.5	ND@0.5	ND@0.5	ND@0.5	ND@0.5	ND@0.5
TETRACHLOROETHENE	ug/l	3.3	3.4	3.6	3.3	3.4	3.5
TETRAHYDROFURAN	ug/l	ND@5.0	ND@5.0	ND@5.0	ND@5.0	ND@5.0	ND@5.0
TOLUENE	ug/l	ND@0.5	ND@0.5	ND@0.5	ND@0.5	ND@0.5	ND@0.5
TRANS-1,2-DICHLOROETHENE	ug/l	ND@0.5	ND@0.5	ND@0.5	ND@0.5	ND@0.5	ND@0.5
TRANS-1,3-DICHLOROPROPENE	ug/l	ND@0.5	ND@0.5	ND@0.5	ND@0.5	ND@0.5	ND@0.5
TRICHLOROETHENE	ug/l	25	24	24	24	24	21
TRICHLOROFLUOROMETHANE (FREON 11)	ug/l	ND@0.5	ND@0.5	ND@0.5	ND@0.5	ND@0.5	ND@0.5
VINYL CHLORIDE	ug/l	ND@0.5	ND@0.5	ND@0.5	ND@0.5	ND@0.5	ND@0.5
XYLENES, TOTAL	ug/l	ND@0.5	ND@0.5	ND@0.5	ND@0.5	ND@0.5	ND@0.5

Endicott, New York
Groundwater Treatment Analytical Chemistry Data
January 1, 2012 - December 31, 2012

Sample Location		5M EFFLUENT	5M EFFLUENT	5M EFFLUENT	5M EFFLUENT	5M EFFLUENT	5M EFFLUENT
Sample Description		ROBBLE GTF	ROBBLE GTF	ROBBLE GTF	ROBBLE GTF	ROBBLE GTF	ROBBLE GTF
Sample Date		01/04/2012	02/09/2012	03/05/2012	04/04/2012	05/07/2012	06/11/2012
Laboratory Sample I.D.		6514925	6545221	6567262	6607267	6643695	6684300
Parameter	**Units**						
1,1,1-TRICHLOROETHANE	ug/l	ND@0.5	ND@0.5	ND@0.5	ND@0.5	ND@0.5	ND@0.5
1,1,2,2-TETRACHLOROETHANE	ug/l	ND@0.5	ND@0.5	ND@0.5	ND@0.5	ND@0.5	ND@0.5
1,1,2-TRICHLORO-1,2,2-TRIFLUOROETHANE	ug/l	ND@0.5	ND@0.5	ND@0.5	ND@0.5	ND@0.5	ND@0.5
1,1,2-TRICHLOROETHANE	ug/l	ND@0.5	ND@0.5	ND@0.5	ND@0.5	ND@0.5	ND@0.5
1,1-DICHLOROETHANE	ug/l	ND@0.5	ND@0.5	ND@0.5	ND@0.5	ND@0.5	ND@0.5
1,1-DICHLOROETHENE	ug/l	ND@0.5	ND@0.5	ND@0.5	ND@0.5	ND@0.5	ND@0.5
1,2,4-TRIMETHYLBENZENE	ug/l	ND@0.5	ND@0.5	ND@0.5	ND@0.5	ND@0.5	ND@0.5
1,2-DICHLORO-1,2,2-TRIFLUOROETHANE	ug/l	ND@0.5	ND@0.5	ND@0.5	ND@0.5	ND@0.5	ND@0.5
1,2-DICHLOROBENZENE	ug/l	ND@0.5	ND@0.5	ND@0.5	ND@0.5	ND@0.5	ND@0.5
1,2-DICHLOROETHANE (EDC)	ug/l	ND@0.5	ND@0.5	ND@0.5	ND@0.5	ND@0.5	ND@0.5
1,2-DICHLOROPROPANE	ug/l	ND@0.5	ND@0.5	ND@0.5	ND@0.5	ND@0.5	ND@0.5
1,3,5-TRIMETHYLBENZENE	ug/l	ND@0.5	ND@0.5	ND@0.5	ND@0.5	ND@0.5	ND@0.5
1,3-DICHLOROBENZENE	ug/l	ND@0.5	ND@0.5	ND@0.5	ND@0.5	ND@0.5	ND@0.5
1,4-DICHLOROBENZENE	ug/l	ND@0.5	ND@0.5	ND@0.5	ND@0.5	ND@0.5	ND@0.5
BENZENE	ug/l	ND@0.5	ND@0.5	ND@0.5	ND@0.5	ND@0.5	ND@0.5
BROMOCHLOROMETHANE	ug/l	ND@0.5	ND@0.5	ND@0.5	ND@0.5	ND@0.5	ND@0.5
BROMODICHLOROMETHANE	ug/l	ND@0.5	ND@0.5	ND@0.5	ND@0.5	ND@0.5	ND@0.5
BROMOFORM (TRIBROMOMETHANE)	ug/l	ND@0.5	ND@0.5	ND@0.5	ND@0.5	ND@0.5	ND@0.5
BROMOMETHANE	ug/l	ND@0.5	ND@0.5	ND@0.5	ND@0.5	ND@0.5	ND@0.5
CARBON TETRACHLORIDE	ug/l	ND@0.5	ND@0.5	ND@0.5	ND@0.5	ND@0.5	ND@0.5
CHLOROBENZENE	ug/l	ND@0.5	ND@0.5	ND@0.5	ND@0.5	ND@0.5	ND@0.5
CHLORODIBROMOMETHANE	ug/l	ND@0.5	ND@0.5	ND@0.5	ND@0.5	ND@0.5	ND@0.5
CHLOROETHANE	ug/l	ND@0.5	ND@0.5	ND@0.5	ND@0.5	ND@0.5	ND@0.5
CHLOROFORM (TRICHLOROMETHANE)	ug/l	ND@0.5	ND@0.5	ND@0.5	ND@0.5	ND@0.5	ND@0.5
CHLOROMETHANE	ug/l	ND@0.5	ND@0.5	ND@0.5	ND@0.5	ND@0.5	ND@0.5
CIS-1,2-DICHLOROETHENE	ug/l	ND@0.5	0.1 J	0.1 J	0.1 J	ND@0.5	ND@0.5
CIS-1,3-DICHLOROPROPENE	ug/l	ND@0.5	ND@0.5	ND@0.5	ND@0.5	ND@0.5	ND@0.5
DICHLORODIFLUOROMETHANE (FREON 12)	ug/l	ND@0.5	ND@0.5	ND@0.5	ND@0.5	ND@0.5	ND@0.5
ETHYLBENZENE	ug/l	ND@0.5	ND@0.5	ND@0.5	ND@0.5	ND@0.5	ND@0.5
METHYLENE CHLORIDE (DICHLOROMETHANE)	ug/l	ND@0.5	ND@0.5	ND@0.5	ND@0.5	ND@0.5	ND@0.5
TETRACHLOROETHENE	ug/l	ND@0.5	ND@0.5	ND@0.5	ND@0.5	ND@0.5	ND@0.5
TETRAHYDROFURAN	ug/l	ND@5.0	ND@5.0	ND@5.0	ND@5.0	ND@5.0	ND@5.0
TOLUENE	ug/l	ND@0.5	ND@0.5	ND@0.5	ND@0.5	ND@0.5	ND@0.5
TRANS-1,2-DICHLOROETHENE	ug/l	ND@0.5	ND@0.5	ND@0.5	ND@0.5	ND@0.5	ND@0.5
TRANS-1,3-DICHLOROPROPENE	ug/l	ND@0.5	ND@0.5	ND@0.5	ND@0.5	ND@0.5	ND@0.5
TRICHLOROETHENE	ug/l	ND@0.5	ND@0.5	ND@0.5	ND@0.5	ND@0.5	ND@0.5
TRICHLOROFLUOROMETHANE (FREON 11)	ug/l	ND@0.5	ND@0.5	ND@0.5	ND@0.5	ND@0.5	ND@0.5
VINYL CHLORIDE	ug/l	ND@0.5	ND@0.5	ND@0.5	ND@0.5	ND@0.5	ND@0.5
XYLENES, TOTAL	ug/l	ND@0.5	ND@0.5	ND@0.5	ND@0.5	ND@0.5	ND@0.5

Endicott, New York
Groundwater Treatment Analytical Chemistry Data
January 1, 2012 - December 31, 2012

Sample Location		5M EFFLUENT	5M EFFLUENT	5M EFFLUENT	5M EFFLUENT	5M EFFLUENT	5M EFFLUENT
Sample Description		ROBBLE GTF	ROBBLE GTF	ROBBLE GTF	ROBBLE GTF	ROBBLE GTF	ROBBLE GTF
Sample Date		07/09/2012	08/01/2012	09/10/2012	10/02/2012	11/05/2012	12/03/2012
Laboratory Sample I.D.		6714686	6742167	6784266	6810791	6849305	6881187
Parameter	**Units**						
1,1,1-TRICHLOROETHANE	ug/l	ND@0.5	ND@0.5	ND@0.5	ND@0.5	ND@0.5	ND@0.5
1,1,2,2-TETRACHLOROETHANE	ug/l	ND@0.5	ND@0.5	ND@0.5	ND@0.5	ND@0.5	ND@0.5
1,1,2-TRICHLORO-1,2,2-TRIFLUOROETHANE	ug/l	ND@0.5	ND@0.5	ND@0.5	ND@0.5	ND@0.5	ND@0.5
1,1,2-TRICHLOROETHANE	ug/l	ND@0.5	ND@0.5	ND@0.5	ND@0.5	ND@0.5	ND@0.5
1,1-DICHLOROETHANE	ug/l	ND@0.5	ND@0.5	ND@0.5	ND@0.5	ND@0.5	ND@0.5
1,1-DICHLOROETHENE	ug/l	ND@0.5	ND@0.5	ND@0.5	ND@0.5	ND@0.5	ND@0.5
1,2,4-TRIMETHYLBENZENE	ug/l	ND@0.5	ND@0.5	ND@0.5	ND@0.5	ND@0.5	ND@0.5
1,2-DICHLORO-1,2,2-TRIFLUOROETHANE	ug/l	ND@0.5	ND@0.5	ND@0.5	ND@0.5	ND@0.5	ND@0.5
1,2-DICHLOROBENZENE	ug/l	ND@0.5	ND@0.5	ND@0.5	ND@0.5	ND@0.5	ND@0.5
1,2-DICHLOROETHANE (EDC)	ug/l	ND@0.5	ND@0.5	ND@0.5	ND@0.5	ND@0.5	ND@0.5
1,2-DICHLOROPROPANE	ug/l	ND@0.5	ND@0.5	ND@0.5	ND@0.5	ND@0.5	ND@0.5
1,3,5-TRIMETHYLBENZENE	ug/l	ND@0.5	ND@0.5	ND@0.5	ND@0.5	ND@0.5	ND@0.5
1,3-DICHLOROBENZENE	ug/l	ND@0.5	ND@0.5	ND@0.5	ND@0.5	ND@0.5	ND@0.5
1,4-DICHLOROBENZENE	ug/l	ND@0.5	ND@0.5	ND@0.5	ND@0.5	ND@0.5	ND@0.5
BENZENE	ug/l	ND@0.5	ND@0.5	ND@0.5	ND@0.5	ND@0.5	ND@0.5
BROMOCHLOROMETHANE	ug/l	ND@0.5	ND@0.5	ND@0.5	ND@0.5	ND@0.5	ND@0.5
BROMODICHLOROMETHANE	ug/l	ND@0.5	ND@0.5	ND@0.5	ND@0.5	ND@0.5	ND@0.5
BROMOFORM (TRIBROMOMETHANE)	ug/l	ND@0.5	ND@0.5	ND@0.5	ND@0.5	ND@0.5	ND@0.5
BROMOMETHANE	ug/l	ND@0.5	ND@0.5	ND@0.5	ND@0.5	ND@0.5	ND@0.5
CARBON TETRACHLORIDE	ug/l	ND@0.5	ND@0.5	ND@0.5	ND@0.5	ND@0.5	ND@0.5
CHLOROBENZENE	ug/l	ND@0.5	ND@0.5	ND@0.5	ND@0.5	ND@0.5	ND@0.5
CHLORODIBROMOMETHANE	ug/l	ND@0.5	ND@0.5	ND@0.5	ND@0.5	ND@0.5	ND@0.5
CHLOROETHANE	ug/l	ND@0.5	ND@0.5	ND@0.5	ND@0.5	ND@0.5	ND@0.5
CHLOROFORM (TRICHLOROMETHANE)	ug/l	ND@0.5	ND@0.5	ND@0.5	ND@0.5	ND@0.5	ND@0.5
CHLOROMETHANE	ug/l	ND@0.5	ND@0.5	ND@0.5	ND@0.5	ND@0.5	ND@0.5
CIS-1,2-DICHLOROETHENE	ug/l	ND@0.5	ND@0.5	ND@0.5	ND@0.5	ND@0.5	ND@0.5
CIS-1,3-DICHLOROPROPENE	ug/l	ND@0.5	ND@0.5	ND@0.5	ND@0.5	ND@0.5	ND@0.5
DICHLORODIFLUOROMETHANE (FREON 12)	ug/l	ND@0.5	ND@0.5	ND@0.5	ND@0.5	ND@0.5	ND@0.5
ETHYLBENZENE	ug/l	ND@0.5	ND@0.5	ND@0.5	ND@0.5	ND@0.5	ND@0.5
METHYLENE CHLORIDE (DICHLOROMETHANE)	ug/l	ND@0.5	ND@0.5	ND@0.5	ND@0.5	ND@0.5	ND@0.5
TETRACHLOROETHENE	ug/l	ND@0.5	ND@0.5	ND@0.5	ND@0.5	ND@0.5	ND@0.5
TETRAHYDROFURAN	ug/l	ND@5.0	ND@5.0	ND@5.0	53	ND@5.0	ND@5.0
TOLUENE	ug/l	ND@0.5	ND@0.5	ND@0.5	ND@0.5	ND@0.5	ND@0.5
TRANS-1,2-DICHLOROETHENE	ug/l	ND@0.5	ND@0.5	ND@0.5	ND@0.5	ND@0.5	ND@0.5
TRANS-1,3-DICHLOROPROPENE	ug/l	ND@0.5	ND@0.5	ND@0.5	ND@0.5	ND@0.5	ND@0.5
TRICHLOROETHENE	ug/l	ND@0.5	ND@0.5	ND@0.5	ND@0.5	ND@0.5	ND@0.5
TRICHLOROFLUOROMETHANE (FREON 11)	ug/l	ND@0.5	ND@0.5	ND@0.5	ND@0.5	ND@0.5	ND@0.5
VINYL CHLORIDE	ug/l	ND@0.5	ND@0.5	ND@0.5	ND@0.5	ND@0.5	ND@0.5
XYLENES, TOTAL	ug/l	ND@0.5	ND@0.5	ND@0.5	ND@0.5	ND@0.5	ND@0.5

Endicott, New York
Groundwater Treatment Analytical Chemistry Data
January 1, 2012 - December 31, 2012

Sample Location		5M INFLUENT	5M INFLUENT	5M INFLUENT	5M INFLUENT	5M INFLUENT	5M INFLUENT
Sample Description		ROBBLE GTF	ROBBLE GTF	ROBBLE GTF	ROBBLE GTF	ROBBLE GTF	ROBBLE GTF
Sample Date		01/04/2012	02/09/2012	03/05/2012	04/04/2012	05/07/2012	06/11/2012
Laboratory Sample I.D.		6514924	6545220	6567261	6607266	6643694	6684299
Parameter	**Units**						
1,1,1-TRICHLOROETHANE	ug/l	8.6	9.3	7	8	6.6	8
1,1,2,2-TETRACHLOROETHANE	ug/l	ND@0.5	ND@0.5	ND@0.5	ND@0.5	ND@0.5	ND@0.5
1,1,2-TRICHLORO-1,2,2-TRIFLUOROETHANE	ug/l	5.6	5.8	4.6	5.5	4.5	4.6
1,1,2-TRICHLOROETHANE	ug/l	ND@0.5	ND@0.5	ND@0.5	ND@0.5	ND@0.5	ND@0.5
1,1-DICHLOROETHANE	ug/l	11	11	11	12	12	12
1,1-DICHLOROETHENE	ug/l	1	1.1	0.7	1.2	0.8	1.1
1,2,4-TRIMETHYLBENZENE	ug/l	ND@0.5	ND@0.5	ND@0.5	ND@0.5	ND@0.5	ND@0.5
1,2-DICHLORO-1,2,2-TRIFLUOROETHANE	ug/l	3.1	3.2	2.7	2.9	2.7	2.6
1,2-DICHLOROBENZENE	ug/l	ND@0.5	ND@0.5	ND@0.5	ND@0.5	ND@0.5	ND@0.5
1,2-DICHLOROETHANE (EDC)	ug/l	ND@0.5	ND@0.5	ND@0.5	ND@0.5	ND@0.5	ND@0.5
1,2-DICHLOROPROPANE	ug/l	ND@0.5	ND@0.5	ND@0.5	ND@0.5	ND@0.5	ND@0.5
1,3,5-TRIMETHYLBENZENE	ug/l	ND@0.5	ND@0.5	ND@0.5	ND@0.5	ND@0.5	ND@0.5
1,3-DICHLOROBENZENE	ug/l	ND@0.5	ND@0.5	ND@0.5	ND@0.5	ND@0.5	ND@0.5
1,4-DICHLOROBENZENE	ug/l	ND@0.5	ND@0.5	ND@0.5	ND@0.5	ND@0.5	ND@0.5
BENZENE	ug/l	ND@0.5	ND@0.5	ND@0.5	ND@0.5	ND@0.5	ND@0.5
BROMOCHLOROMETHANE	ug/l	ND@0.5	ND@0.5	ND@0.5	ND@0.5	ND@0.5	ND@0.5
BROMODICHLOROMETHANE	ug/l	ND@0.5	ND@0.5	ND@0.5	ND@0.5	ND@0.5	ND@0.5
BROMOFORM (TRIBROMOMETHANE)	ug/l	ND@0.5	ND@0.5	ND@0.5	ND@0.5	ND@0.5	ND@0.5
BROMOMETHANE	ug/l	ND@0.5	ND@0.5	ND@0.5	ND@0.5	ND@0.5	ND@0.5
CARBON TETRACHLORIDE	ug/l	ND@0.5	ND@0.5	ND@0.5	ND@0.5	ND@0.5	ND@0.5
CHLOROBENZENE	ug/l	ND@0.5	ND@0.5	ND@0.5	ND@0.5	ND@0.5	ND@0.5
CHLORODIBROMOMETHANE	ug/l	ND@0.5	ND@0.5	ND@0.5	ND@0.5	ND@0.5	ND@0.5
CHLOROETHANE	ug/l	ND@0.5	ND@0.5	ND@0.5	ND@0.5	ND@0.5	ND@0.5
CHLOROFORM (TRICHLOROMETHANE)	ug/l	ND@0.5	ND@0.5	ND@0.5	ND@0.5	0.1 J	0.2 J
CHLOROMETHANE	ug/l	ND@0.5	ND@0.5	ND@0.5	ND@0.5	ND@0.5	ND@0.5
CIS-1,2-DICHLOROETHENE	ug/l	11	12	11	12	11	12
CIS-1,3-DICHLOROPROPENE	ug/l	ND@0.5	ND@0.5	ND@0.5	ND@0.5	ND@0.5	ND@0.5
DICHLORODIFLUOROMETHANE (FREON 12)	ug/l	ND@0.5	ND@0.5	ND@0.5	ND@0.5	ND@0.5	ND@0.5
ETHYLBENZENE	ug/l	ND@0.5	ND@0.5	ND@0.5	ND@0.5	ND@0.5	ND@0.5
METHYLENE CHLORIDE (DICHLOROMETHANE)	ug/l	ND@0.5	ND@0.5	ND@0.5	ND@0.5	ND@0.5	ND@0.5
TETRACHLOROETHENE	ug/l	1.8	1.8	1.7	1.8	1.4	1.6
TETRAHYDROFURAN	ug/l	2.1 J	3 J	4.3 J	16	ND@5.0	19
TOLUENE	ug/l	ND@0.5	ND@0.5	ND@0.5	ND@0.5	ND@0.5	ND@0.5
TRANS-1,2-DICHLOROETHENE	ug/l	0.3 J	0.3 J	0.7	0.3 J	0.3 J	0.2 J
TRANS-1,3-DICHLOROPROPENE	ug/l	ND@0.5	ND@0.5	ND@0.5	ND@0.5	ND@0.5	ND@0.5
TRICHLOROETHENE	ug/l	3.8	4	3.8	4	3.5	4
TRICHLOROFLUOROMETHANE (FREON 11)	ug/l	ND@0.5	ND@0.5	ND@0.5	ND@0.5	ND@0.5	ND@0.5
VINYL CHLORIDE	ug/l	2.1	2.2	2.1	2.2	2.2	2.4
XYLENES, TOTAL	ug/l	ND@0.5	ND@0.5	ND@0.5	ND@0.5	ND@0.5	ND@0.5

Endicott, New York
Groundwater Treatment Analytical Chemistry Data
January 1, 2012 - December 31, 2012

Sample Location		5M INFLUENT	5M INFLUENT	5M INFLUENT	5M INFLUENT	5M INFLUENT	5M INFLUENT
Sample Description		ROBBLE GTF	ROBBLE GTF	ROBBLE GTF	ROBBLE GTF	ROBBLE GTF	ROBBLE GTF
Sample Date		07/09/2012	08/01/2012	09/10/2012	10/02/2012	11/05/2012	12/03/2012
Laboratory Sample I.D.		6714685	6742166	6784265	6810790	6849304	6881186
Parameter	**Units**						
1,1,1-TRICHLOROETHANE	ug/l	11	8.6	10	11	13	16
1,1,2,2-TETRACHLOROETHANE	ug/l	ND@0.5	ND@0.5	ND@0.5	ND@0.5	ND@0.5	ND@0.5
1,1,2-TRICHLORO-1,2,2-TRIFLUOROETHANE	ug/l	5.8	4.4	4.5	5	6.6	7.6
1,1,2-TRICHLOROETHANE	ug/l	ND@0.5	ND@0.5	ND@0.5	ND@0.5	ND@0.5	ND@0.5
1,1-DICHLOROETHANE	ug/l	13	12	12	12	14	15
1,1-DICHLOROETHENE	ug/l	1.3	1.1	1.1	1	1.6	1.6
1,2,4-TRIMETHYLBENZENE	ug/l	ND@0.5	ND@0.5	ND@0.5	ND@0.5	ND@0.5	ND@0.5
1,2-DICHLORO-1,2,2-TRIFLUOROETHANE	ug/l	3.7	3.2	2.5	2.5	2.7	4
1,2-DICHLOROBENZENE	ug/l	ND@0.5	ND@0.5	ND@0.5	ND@0.5	ND@0.5	ND@0.5
1,2-DICHLOROETHANE (EDC)	ug/l	ND@0.5	ND@0.5	ND@0.5	ND@0.5	ND@0.5	ND@0.5
1,2-DICHLOROPROPANE	ug/l	ND@0.5	ND@0.5	ND@0.5	ND@0.5	ND@0.5	ND@0.5
1,3,5-TRIMETHYLBENZENE	ug/l	ND@0.5	ND@0.5	ND@0.5	ND@0.5	ND@0.5	ND@0.5
1,3-DICHLOROBENZENE	ug/l	ND@0.5	ND@0.5	ND@0.5	ND@0.5	ND@0.5	ND@0.5
1,4-DICHLOROBENZENE	ug/l	ND@0.5	ND@0.5	ND@0.5	ND@0.5	ND@0.5	ND@0.5
BENZENE	ug/l	ND@0.5	ND@0.5	ND@0.5	ND@0.5	ND@0.5	ND@0.5
BROMOCHLOROMETHANE	ug/l	ND@0.5	ND@0.5	ND@0.5	ND@0.5	ND@0.5	ND@0.5
BROMODICHLOROMETHANE	ug/l	ND@0.5	ND@0.5	ND@0.5	ND@0.5	ND@0.5	ND@0.5
BROMOFORM (TRIBROMOMETHANE)	ug/l	ND@0.5	ND@0.5	ND@0.5	ND@0.5	ND@0.5	ND@0.5
BROMOMETHANE	ug/l	ND@0.5	ND@0.5	ND@0.5	ND@0.5	ND@0.5	ND@0.5
CARBON TETRACHLORIDE	ug/l	ND@0.5	ND@0.5	ND@0.5	ND@0.5	ND@0.5	ND@0.5
CHLOROBENZENE	ug/l	ND@0.5	ND@0.5	ND@0.5	ND@0.5	ND@0.5	ND@0.5
CHLORODIBROMOMETHANE	ug/l	ND@0.5	ND@0.5	ND@0.5	ND@0.5	ND@0.5	ND@0.5
CHLOROETHANE	ug/l	ND@0.5	ND@0.5	ND@0.5	ND@0.5	ND@0.5	ND@0.5
CHLOROFORM (TRICHLOROMETHANE)	ug/l	0.4 J	0.4 J	0.5	0.7	1	1.1
CHLOROMETHANE	ug/l	ND@0.5	ND@0.5	ND@0.5	ND@0.5	ND@0.5	ND@0.5
CIS-1,2-DICHLOROETHENE	ug/l	14	13	12	12	13	14
CIS-1,3-DICHLOROPROPENE	ug/l	ND@0.5	ND@0.5	ND@0.5	ND@0.5	ND@0.5	ND@0.5
DICHLORODIFLUOROMETHANE (FREON 12)	ug/l	ND@0.5	ND@0.5	ND@0.5	ND@0.5	ND@0.5	ND@0.5
ETHYLBENZENE	ug/l	ND@0.5	ND@0.5	ND@0.5	ND@0.5	ND@0.5	ND@0.5
METHYLENE CHLORIDE (DICHLOROMETHANE)	ug/l	ND@0.5	ND@0.5	ND@0.5	ND@0.5	ND@0.5	ND@0.5
TETRACHLOROETHENE	ug/l	1.8	1.6	1.8	1.9	2.4	2.6
TETRAHYDROFURAN	ug/l	ND@5.0	ND@5.0	22	ND@5.0	ND@5.0	ND@5.0
TOLUENE	ug/l	ND@0.5	ND@0.5	ND@0.5	ND@0.5	ND@0.5	ND@0.5
TRANS-1,2-DICHLOROETHENE	ug/l	0.2 J	0.2 J	0.2 J	0.2 J	0.1 J	0.2 J
TRANS-1,3-DICHLOROPROPENE	ug/l	ND@0.5	ND@0.5	ND@0.5	ND@0.5	ND@0.5	ND@0.5
TRICHLOROETHENE	ug/l	4.4	4	4.1	4.8	6.5	6.6
TRICHLOROFLUOROMETHANE (FREON 11)	ug/l	ND@0.5	ND@0.5	ND@0.5	ND@0.5	ND@0.5	ND@0.5
VINYL CHLORIDE	ug/l	3	2.4	2.7	2.3	2.8	2.9
XYLENES, TOTAL	ug/l	ND@0.5	ND@0.5	ND@0.5	ND@0.5	ND@0.5	ND@0.5

Endicott, New York
Groundwater Treatment Analytical Chemistry Data
January 1, 2012 - December 31, 2012

Sample Location		6M EFFLUENT	6M EFFLUENT	6M EFFLUENT	6M EFFLUENT	6M EFFLUENT	6M EFFLUENT
Sample Description		CLARK GTF	CLARK GTF	CLARK GTF	CLARK GTF	CLARK GTF	CLARK GTF
Sample Date		01/04/2012	02/09/2012	03/05/2012	04/09/2012	05/07/2012	06/11/2012
Laboratory Sample I.D.		6514927	6545224	6567264	6611008	6643697	6684302
Parameter	**Units**						
1,1,1-TRICHLOROETHANE	ug/l	0.3 J	0.2 J	0.2 J	0.4 J	0.3 J	0.3 J
1,1,2,2-TETRACHLOROETHANE	ug/l	ND@0.5	ND@0.5	ND@0.5	ND@0.5	ND@0.5	ND@0.5
1,1,2-TRICHLORO-1,2,2-TRIFLUOROETHANE	ug/l	ND@0.5	ND@0.5	ND@0.5	ND@0.5	ND@0.5	ND@0.5
1,1,2-TRICHLOROETHANE	ug/l	ND@0.5	ND@0.5	ND@0.5	ND@0.5	ND@0.5	ND@0.5
1,1-DICHLOROETHANE	ug/l	0.1 J	ND@0.5	ND@0.5	ND@0.5	0.2 J	ND@0.5
1,1-DICHLOROETHENE	ug/l	ND@0.5	ND@0.5	ND@0.5	ND@0.5	ND@0.5	ND@0.5
1,2,4-TRIMETHYLBENZENE	ug/l	ND@0.5	ND@0.5	ND@0.5	ND@0.5	ND@0.5	ND@0.5
1,2-DICHLORO-1,2,2-TRIFLUOROETHANE	ug/l	ND@0.5	ND@0.5	ND@0.5	ND@0.5	ND@0.5	ND@0.5
1,2-DICHLOROBENZENE	ug/l	ND@0.5	ND@0.5	ND@0.5	ND@0.5	ND@0.5	ND@0.5
1,2-DICHLOROETHANE (EDC)	ug/l	ND@0.5	ND@0.5	ND@0.5	ND@0.5	ND@0.5	ND@0.5
1,2-DICHLOROPROPANE	ug/l	ND@0.5	ND@0.5	ND@0.5	ND@0.5	ND@0.5	ND@0.5
1,3,5-TRIMETHYLBENZENE	ug/l	ND@0.5	ND@0.5	ND@0.5	ND@0.5	ND@0.5	ND@0.5
1,3-DICHLOROBENZENE	ug/l	ND@0.5	ND@0.5	ND@0.5	ND@0.5	ND@0.5	ND@0.5
1,4-DICHLOROBENZENE	ug/l	ND@0.5	ND@0.5	ND@0.5	ND@0.5	ND@0.5	ND@0.5
BENZENE	ug/l	ND@0.5	ND@0.5	ND@0.5	ND@0.5	ND@0.5	ND@0.5
BROMOCHLOROMETHANE	ug/l	ND@0.5	ND@0.5	ND@0.5	ND@0.5	ND@0.5	ND@0.5
BROMODICHLOROMETHANE	ug/l	1.2	ND@0.5	0.1 J	1.2	0.1 J	ND@0.5
BROMOFORM (TRIBROMOMETHANE)	ug/l	0.1 J	ND@0.5	ND@0.5	0.1 J	ND@0.5	ND@0.5
BROMOMETHANE	ug/l	ND@0.5	ND@0.5	ND@0.5	ND@0.5	ND@0.5	ND@0.5
CARBON TETRACHLORIDE	ug/l	ND@0.5	ND@0.5	ND@0.5	ND@0.5	ND@0.5	ND@0.5
CHLOROBENZENE	ug/l	ND@0.5	ND@0.5	ND@0.5	ND@0.5	ND@0.5	ND@0.5
CHLORODIBROMOMETHANE	ug/l	0.7	ND@0.5	ND@0.5	0.7	ND@0.5	ND@0.5
CHLOROETHANE	ug/l	0.1 J	ND@0.5	ND@0.5	ND@0.5	0.1 J	ND@0.5
CHLOROFORM (TRICHLOROMETHANE)	ug/l	1.6	0.1 J	ND@0.5	1.3	0.1 J	ND@0.5
CHLOROMETHANE	ug/l	0.2 J	ND@0.5	ND@0.5	ND@0.5	ND@0.5	ND@0.5
CIS-1,2-DICHLOROETHENE	ug/l	0.2 J	0.1 J	0.2 J	0.2 J	0.3 J	0.1 J
CIS-1,3-DICHLOROPROPENE	ug/l	ND@0.5	ND@0.5	ND@0.5	ND@0.5	ND@0.5	ND@0.5
DICHLORODIFLUOROMETHANE (FREON 12)	ug/l	ND@0.5	ND@0.5	ND@0.5	ND@0.5	ND@0.5	ND@0.5
ETHYLBENZENE	ug/l	ND@0.5	ND@0.5	ND@0.5	ND@0.5	ND@0.5	ND@0.5
METHYLENE CHLORIDE (DICHLOROMETHANE)	ug/l	ND@0.5	ND@0.5	ND@0.5	ND@0.5	ND@0.5	ND@0.5
TETRACHLOROETHENE	ug/l	ND@0.5	ND@0.5	ND@0.5	ND@0.5	ND@0.5	ND@0.5
TETRAHYDROFURAN	ug/l	ND@5.0	ND@5.0	ND@5.0	ND@5.0	ND@5.0	ND@5.0
TOLUENE	ug/l	ND@0.5	ND@0.5	ND@0.5	0.1 J	ND@0.5	ND@0.5
TRANS-1,2-DICHLOROETHENE	ug/l	ND@0.5	ND@0.5	ND@0.5	ND@0.5	ND@0.5	ND@0.5
TRANS-1,3-DICHLOROPROPENE	ug/l	ND@0.5	ND@0.5	ND@0.5	ND@0.5	ND@0.5	ND@0.5
TRICHLOROETHENE	ug/l	0.1 J	ND@0.5	ND@0.5	ND@0.5	ND@0.5	ND@0.5
TRICHLOROFLUOROMETHANE (FREON 11)	ug/l	ND@0.5	ND@0.5	ND@0.5	ND@0.5	ND@0.5	ND@0.5
VINYL CHLORIDE	ug/l	ND@0.5	ND@0.5	ND@0.5	ND@0.5	ND@0.5	ND@0.5
XYLENES, TOTAL	ug/l	ND@0.5	ND@0.5	ND@0.5	ND@0.5	ND@0.5	ND@0.5

Endicott, New York
Groundwater Treatment Analytical Chemistry Data
January 1, 2012 - December 31, 2012

Sample Location		6M EFFLUENT	6M EFFLUENT	6M EFFLUENT	6M EFFLUENT	6M EFFLUENT	6M EFFLUENT
Sample Description		CLARK GTF	CLARK GTF	CLARK GTF	CLARK GTF	CLARK GTF	CLARK GTF
Sample Date		07/09/2012	08/01/2012	09/10/2012	10/02/2012	11/05/2012	12/03/2012
Laboratory Sample I.D.		6714689	6742169	6784268	6810793	6849307	6881190
Parameter	**Units**						
1,1,1-TRICHLOROETHANE	ug/l	0.2 J	ND@0.5	0.2 J	0.2 J	0.2 J	2.7
1,1,2,2-TETRACHLOROETHANE	ug/l	ND@0.5	ND@0.5	ND@0.5	ND@0.5	ND@0.5	ND@0.5
1,1,2-TRICHLORO-1,2,2-TRIFLUOROETHANE	ug/l	ND@0.5	ND@0.5	ND@0.5	ND@0.5	ND@0.5	ND@0.5
1,1,2-TRICHLOROETHANE	ug/l	ND@0.5	ND@0.5	ND@0.5	ND@0.5	ND@0.5	ND@0.5
1,1-DICHLOROETHANE	ug/l	ND@0.5	ND@0.5	ND@0.5	0.1 J	0.2 J	1.2
1,1-DICHLOROETHENE	ug/l	ND@0.5	ND@0.5	ND@0.5	ND@0.5	ND@0.5	ND@0.5
1,2,4-TRIMETHYLBENZENE	ug/l	ND@0.5	ND@0.5	ND@0.5	ND@0.5	ND@0.5	ND@0.5
1,2-DICHLORO-1,2,2-TRIFLUOROETHANE	ug/l	ND@0.5	ND@0.5	ND@0.5	ND@0.5	ND@0.5	ND@0.5
1,2-DICHLOROBENZENE	ug/l	ND@0.5	ND@0.5	ND@0.5	ND@0.5	ND@0.5	ND@0.5
1,2-DICHLOROETHANE (EDC)	ug/l	ND@0.5	ND@0.5	ND@0.5	ND@0.5	ND@0.5	ND@0.5
1,2-DICHLOROPROPANE	ug/l	ND@0.5	ND@0.5	ND@0.5	ND@0.5	ND@0.5	ND@0.5
1,3,5-TRIMETHYLBENZENE	ug/l	ND@0.5	ND@0.5	ND@0.5	ND@0.5	ND@0.5	ND@0.5
1,3-DICHLOROBENZENE	ug/l	ND@0.5	ND@0.5	ND@0.5	ND@0.5	ND@0.5	ND@0.5
1,4-DICHLOROBENZENE	ug/l	ND@0.5	ND@0.5	ND@0.5	ND@0.5	ND@0.5	ND@0.5
BENZENE	ug/l	ND@0.5	ND@0.5	ND@0.5	ND@0.5	ND@0.5	ND@0.5
BROMOCHLOROMETHANE	ug/l	ND@0.5	ND@0.5	ND@0.5	ND@0.5	ND@0.5	ND@0.5
BROMODICHLOROMETHANE	ug/l	ND@0.5	ND@0.5	ND@0.5	ND@0.5	ND@0.5	ND@0.5
BROMOFORM (TRIBROMOMETHANE)	ug/l	ND@0.5	ND@0.5	ND@0.5	ND@0.5	ND@0.5	ND@0.5
BROMOMETHANE	ug/l	ND@0.5	ND@0.5	ND@0.5	ND@0.5	ND@0.5	ND@0.5
CARBON TETRACHLORIDE	ug/l	ND@0.5	ND@0.5	ND@0.5	ND@0.5	ND@0.5	ND@0.5
CHLOROBENZENE	ug/l	ND@0.5	ND@0.5	ND@0.5	ND@0.5	ND@0.5	ND@0.5
CHLORODIBROMOMETHANE	ug/l	ND@0.5	ND@0.5	ND@0.5	ND@0.5	ND@0.5	ND@0.5
CHLOROETHANE	ug/l	ND@0.5	ND@0.5	ND@0.5	ND@0.5	ND@0.5	0.3 J
CHLOROFORM (TRICHLOROMETHANE)	ug/l	ND@0.5	ND@0.5	ND@0.5	0.2 J	ND@0.5	ND@0.5
CHLOROMETHANE	ug/l	ND@0.5	ND@0.5	ND@0.5	ND@0.5	ND@0.5	ND@0.5
CIS-1,2-DICHLOROETHENE	ug/l	ND@0.5	ND@0.5	ND@0.5	0.1 J	0.2 J	1.1
CIS-1,3-DICHLOROPROPENE	ug/l	ND@0.5	ND@0.5	ND@0.5	ND@0.5	ND@0.5	ND@0.5
DICHLORODIFLUOROMETHANE (FREON 12)	ug/l	ND@0.5	ND@0.5	ND@0.5	ND@0.5	ND@0.5	ND@0.5
ETHYLBENZENE	ug/l	ND@0.5	ND@0.5	ND@0.5	ND@0.5	ND@0.5	ND@0.5
METHYLENE CHLORIDE (DICHLOROMETHANE)	ug/l	ND@0.5	ND@0.5	ND@0.5	ND@0.5	ND@0.5	ND@0.5
TETRACHLOROETHENE	ug/l	ND@0.5	ND@0.5	ND@0.5	ND@0.5	ND@0.5	ND@0.5
TETRAHYDROFURAN	ug/l	ND@5.0	ND@5.0	ND@5.0	ND@5.0	ND@5.0	ND@5.0
TOLUENE	ug/l	ND@0.5	ND@0.5	ND@0.5	ND@0.5	ND@0.5	0.2 J
TRANS-1,2-DICHLOROETHENE	ug/l	ND@0.5	ND@0.5	ND@0.5	ND@0.5	ND@0.5	ND@0.5
TRANS-1,3-DICHLOROPROPENE	ug/l	ND@0.5	ND@0.5	ND@0.5	ND@0.5	ND@0.5	ND@0.5
TRICHLOROETHENE	ug/l	ND@0.5	ND@0.5	ND@0.5	ND@0.5	ND@0.5	0.2 J
TRICHLOROFLUOROMETHANE (FREON 11)	ug/l	ND@0.5	ND@0.5	ND@0.5	ND@0.5	ND@0.5	ND@0.5
VINYL CHLORIDE	ug/l	ND@0.5	ND@0.5	ND@0.5	ND@0.5	ND@0.5	ND@0.5
XYLENES, TOTAL	ug/l	ND@0.5	ND@0.5	ND@0.5	ND@0.5	ND@0.5	ND@0.5

Endicott, New York
Groundwater Treatment Analytical Chemistry Data
January 1, 2012 - December 31, 2012

Sample Location		6M INFLUENT	6M INFLUENT	6M INFLUENT	6M INFLUENT	6M INFLUENT	6M INFLUENT
Sample Description		CLARK GTF	CLARK GTF	CLARK GTF	CLARK GTF	CLARK GTF	CLARK GTF
Sample Date		01/04/2012	02/09/2012	03/05/2012	04/09/2012	05/07/2012	06/11/2012
Laboratory Sample I.D.		6514926	6545223	6567263	6611009	6643696	6684301
Parameter	**Units**						
1,1,1-TRICHLOROETHANE	ug/l	15000	18000	16000	23000	26000	27000
1,1,2,2-TETRACHLOROETHANE	ug/l	ND@50	ND@50	ND@50	ND@50	ND@500	ND@250
1,1,2-TRICHLORO-1,2,2-TRIFLUOROETHANE	ug/l	170	140	91	110	ND@500	130 J
1,1,2-TRICHLOROETHANE	ug/l	ND@50	ND@50	ND@50	ND@50	ND@500	ND@250
1,1-DICHLOROETHANE	ug/l	2300	2900	1800	2200	3100	3100
1,1-DICHLOROETHENE	ug/l	130	360	180	190	340 J	190 J
1,2,4-TRIMETHYLBENZENE	ug/l	ND@50	ND@50	ND@50	ND@50	ND@500	ND@250
1,2-DICHLORO-1,2,2-TRIFLUOROETHANE	ug/l	41 J	42	36 J	32 J	ND@500	ND@250
1,2-DICHLOROBENZENE	ug/l	ND@50	ND@50	ND@50	ND@50	ND@500	ND@250
1,2-DICHLOROETHANE (EDC)	ug/l	15 J	18	17 J	22 J	ND@500	ND@250
1,2-DICHLOROPROPANE	ug/l	ND@50	ND@50	ND@50	ND@50	ND@500	ND@250
1,3,5-TRIMETHYLBENZENE	ug/l	ND@50	ND@50	ND@50	ND@50	ND@500	ND@250
1,3-DICHLOROBENZENE	ug/l	ND@50	ND@50	ND@50	ND@50	ND@500	ND@250
1,4-DICHLOROBENZENE	ug/l	ND@50	ND@50	ND@50	ND@50	ND@500	ND@250
BENZENE	ug/l	ND@50	ND@50	ND@50	ND@50	ND@500	ND@250
BROMOCHLOROMETHANE	ug/l	ND@50	ND@50	ND@50	ND@50	ND@500	ND@250
BROMODICHLOROMETHANE	ug/l	ND@50	ND@50	ND@50	ND@50	ND@500	ND@250
BROMOFORM (TRIBROMOMETHANE)	ug/l	ND@50	ND@50	ND@50	ND@50	ND@500	ND@250
BROMOMETHANE	ug/l	ND@50	ND@50	ND@50	ND@50	ND@500	ND@250
CARBON TETRACHLORIDE	ug/l	ND@50	ND@50	ND@50	ND@50	ND@500	ND@250
CHLOROBENZENE	ug/l	ND@50	ND@50	ND@50	ND@50	ND@500	ND@250
CHLORODIBROMOMETHANE	ug/l	ND@50	ND@50	ND@50	ND@50	ND@500	ND@250
CHLOROETHANE	ug/l	680	1000	830	780	2200	1100
CHLOROFORM (TRICHLOROMETHANE)	ug/l	14 J	ND@50	ND@50	13 J	ND@500	ND@250
CHLOROMETHANE	ug/l	ND@50	ND@50	ND@50	ND@50	ND@500	ND@250
CIS-1,2-DICHLOROETHENE	ug/l	2300	3100	3600	3100	3100	2800
CIS-1,3-DICHLOROPROPENE	ug/l	ND@50	ND@50	ND@50	ND@50	ND@500	ND@250
DICHLORODIFLUOROMETHANE (FREON 12)	ug/l	ND@50	ND@50	ND@50	ND@50	ND@500	ND@250
ETHYLBENZENE	ug/l	ND@50	ND@50	ND@50	ND@50	ND@500	ND@250
METHYLENE CHLORIDE (DICHLOROMETHANE)	ug/l	160	230	230	460	670	270
TETRACHLOROETHENE	ug/l	18 J	12	ND@50	ND@50	ND@500	ND@250
TETRAHYDROFURAN	ug/l	ND@500	ND@500	ND@500	ND@50	ND@5,000	ND@2,500
TOLUENE	ug/l	ND@50	60	44 J	40 J	ND@500	61 J
TRANS-1,2-DICHLOROETHENE	ug/l	27 J	10	ND@50	21 J	ND@500	ND@250
TRANS-1,3-DICHLOROPROPENE	ug/l	ND@50	ND@50	ND@50	ND@50	ND@500	ND@250
TRICHLOROETHENE	ug/l	950	1100	1000	870	1000	1200
TRICHLOROFLUOROMETHANE (FREON 11)	ug/l	ND@50	ND@50	ND@50	ND@50	ND@500	ND@250
VINYL CHLORIDE	ug/l	ND@50	210	190	120	220 J	170 J
XYLENES, TOTAL	ug/l	ND@50	ND@50	ND@50	ND@50	ND@500	ND@250

Endicott, New York
Groundwater Treatment Analytical Chemistry Data
January 1, 2012 - December 31, 2012

Sample Location		6M INFLUENT	6M INFLUENT	6M INFLUENT	6M INFLUENT	6M INFLUENT	6M INFLUENT
Sample Description		CLARK GTF	CLARK GTF	CLARK GTF	CLARK GTF	CLARK GTF	CLARK GTF
Sample Date		07/09/2012	08/01/2012	09/10/2012	10/02/2012	11/05/2012	12/03/2012
Laboratory Sample I.D.		6714688	6742168	6784267	6810792	6849306	6881189
Parameter	**Units**						
1,1,1-TRICHLOROETHANE	ug/l	27000	21000	25000	22000	23000	22000
1,1,2,2-TETRACHLOROETHANE	ug/l	ND@250	ND@250	ND@100	ND@50	ND@50	ND@50
1,1,2-TRICHLORO-1,2,2-TRIFLUOROETHANE	ug/l	100 J	ND@250	87 J	48 J	71	110
1,1,2-TRICHLOROETHANE	ug/l	ND@250	ND@250	ND@100	ND@50	ND@50	ND@50
1,1-DICHLOROETHANE	ug/l	4000	4000	4400	3100	4100	3600
1,1-DICHLOROETHENE	ug/l	280	290	180	130	150	200
1,2,4-TRIMETHYLBENZENE	ug/l	ND@250	ND@250	ND@100	ND@50	ND@50	ND@50
1,2-DICHLORO-1,2,2-TRIFLUOROETHANE	ug/l	ND@250	ND@250	ND@100	24 J	32 J	44 J
1,2-DICHLOROBENZENE	ug/l	ND@250	ND@250	ND@100	ND@50	ND@50	ND@50
1,2-DICHLOROETHANE (EDC)	ug/l	ND@250	ND@250	ND@100	16 J	16 J	21 J
1,2-DICHLOROPROPANE	ug/l	ND@250	ND@250	ND@100	ND@50	ND@50	ND@50
1,3,5-TRIMETHYLBENZENE	ug/l	ND@250	ND@250	ND@100	ND@50	ND@50	ND@50
1,3-DICHLOROBENZENE	ug/l	ND@250	ND@250	ND@100	ND@50	ND@50	ND@50
1,4-DICHLOROBENZENE	ug/l	ND@250	ND@250	ND@100	ND@50	ND@50	ND@50
BENZENE	ug/l	ND@250	ND@250	ND@100	ND@50	ND@50	ND@50
BROMOCHLOROMETHANE	ug/l	ND@250	ND@250	ND@100	ND@50	ND@50	ND@50
BROMODICHLOROMETHANE	ug/l	ND@250	ND@250	ND@100	ND@50	ND@50	ND@50
BROMOFORM (TRIBROMOMETHANE)	ug/l	ND@250	ND@250	ND@100	ND@50	ND@50	ND@50
BROMOMETHANE	ug/l	ND@250	ND@250	ND@100	ND@50	ND@50	ND@50
CARBON TETRACHLORIDE	ug/l	ND@250	ND@250	ND@100	ND@50	ND@50	ND@50
CHLOROBENZENE	ug/l	ND@250	ND@250	ND@100	ND@50	ND@50	ND@50
CHLORODIBROMOMETHANE	ug/l	ND@250	ND@250	ND@100	ND@50	ND@50	ND@50
CHLOROETHANE	ug/l	1200	1100	1000	670	1200	860
CHLOROFORM (TRICHLOROMETHANE)	ug/l	ND@250	ND@250	ND@100	ND@50	ND@50	12 J
CHLOROMETHANE	ug/l	ND@250	ND@250	ND@100	ND@50	ND@50	ND@50
CIS-1,2-DICHLOROETHENE	ug/l	2300	2000	2400	2100	2500	2700
CIS-1,3-DICHLOROPROPENE	ug/l	ND@250	ND@250	ND@100	ND@50	ND@50	ND@50
DICHLORODIFLUOROMETHANE (FREON 12)	ug/l	ND@250	ND@250	ND@100	ND@50	ND@50	ND@50
ETHYLBENZENE	ug/l	ND@250	ND@250	ND@100	ND@50	ND@50	ND@50
METHYLENE CHLORIDE (DICHLOROMETHANE)	ug/l	290	240 J	84 J	46 J	97	87
TETRACHLOROETHENE	ug/l	ND@250	ND@250	ND@100	ND@50	ND@50	ND@50
TETRAHYDROFURAN	ug/l	ND@2,500	ND@2,500	ND@1000	ND@500	ND@500	ND@500
TOLUENE	ug/l	72 J	60 J	80 J	61	59	46 J
TRANS-1,2-DICHLOROETHENE	ug/l	ND@250	ND@250	ND@100	ND@50	ND@50	ND@50
TRANS-1,3-DICHLOROPROPENE	ug/l	ND@250	ND@250	ND@100	ND@50	ND@50	ND@50
TRICHLOROETHENE	ug/l	860	860	1000	890	1000	95
TRICHLOROFLUOROMETHANE (FREON 11)	ug/l	ND@250	ND@250	ND@100	ND@50	ND@50	ND@50
VINYL CHLORIDE	ug/l	190 J	160 J	220	140	180	160
XYLENES, TOTAL	ug/l	ND@250	ND@250	ND@100	ND@50	ND@50	ND@50

Endicott, New York
Groundwater Treatment Analytical Chemistry Data
January 1, 2012 - December 31, 2012

Reporting Conventions

NA	Not Analyzed
ND@X	Not Detected at Detection Limit X

Code	**Explanation**
J	Estimated value: the result is >= the Method Detection Limit (MDL) and < the Limit of Quantitation (LOQ).

Appendix F

Table F-1: Summary Comparison of Duplicate Sample Results and Quality Assurance / Quality Control Analytical Chemistry Data

(January 1, 2012 – December 31, 2012)

Endicott, New York
Table F-1: Summary Comparison of Interlaboratory Duplicate Sample Results for August 2012
(two highest detections per well)

Well	Date	Parameter	Sample Result, S (ug/l)	Duplicate Result, D (ug/l)	Absolute Difference (ug/l)	Relative Percent Difference
EN-014	8/12/2012	PCE	8.5	8.5	0	0%
		TCE	5.1	5	0.1	2%
EN-036	8/27/2012	TCE	19	16	3	17%
		11-DCE	0.4	0.3	0.1	29%
EN-054	8/20/2012	PCE	200	200	0	0%
		TCE	19	19	0	0%
EN-097	8/14/2012	No VOCs detected	NA	NA	NA	NA
EN-129	8/8/2012	Isopropylbenzene	1.2	1.1	0.1	9%
		Benzene	0.2	0.2	0	0%
EN-163	8/8/2012	TCE	2.3	2.4	0.1	4%
		cis-12DCE	0.9	0.9	0	0%
EN-208A	8/7/2012	TCE	26	27	1	4%
		111-TCA	0.6	0.6	0	0%
EN-387A	8/7/2012	cis12-DCE	120	110	10	9%
		Vinyl Chloride	80	63	17	24%
EN-443	8/9/2012	TCE	19	18	1	5%
		PCE	6.1	5.8	0.3	5%
EN-459A	8/9/2012	TCE	1.2	1.1	0.1	9%
		111-TCA	0.4	0.4	0	0%
EN-460A	8/9/2012	TCE	21	21	0	0%
		111-TCA	1.6	1.6	0	0%
EN-470	8/9/2012	TCE	6	6.1	0.1	2%
		PCE	1.3	1.3	0	0%
EN-473B	8/9/2012	Methyl Cyclohexane	2.3	2.2	0.1	4%
		Cyclohexane	1.8	1.8	0	0%
EN-504	8/8/2012	TCE	34	33	1	3%
		111-TCA	1.7	1.7	0	0%
EN-638	8/3/2012	Freon 123a	9.8	9.5	0.3	3%
		111-TCA	0.3	0.3	0	0%
EN-684A	8/3/2012	cis12-DCE	57	54	3	5%
		TCE	18	14	4	25%
EN-D13	8/1/2012	cis12-DCE	18	18	0	0%
		Vinyl Chloride	7.5	7.5	0	0%
EN-D42	8/1/2012	cis12-DCE	48	50	2	4%
		Vinyl Chloride	19	20	1	5%

Absolute Difference = |S - D|
Relative Percent Difference = (|S - D| / (S + D)/2) x 100
Sample result, S, was reported by Lancaster Laboratories, Inc., Lancaster, PA.
Duplicate result, D, was reported by Lancaster Laboratories, Inc., Lancaster, PA.

Endicott, New York
Quality Assurance / Quality Control Analytical Chemistry Data
January 1, 2012 - December 31, 2012

Sample Location		EQ RINSE BLK	EQ RINSE BLK	EQ RINSE BLK	EQ RINSE BLK	EQ RINSE BLK	EQ RINSE BLK
Sample Description		WTR LVL IND	WTR LVL IND	WTR LVL IND	WTR LVL IND	WTR LVL IND	WTR LVL IND
Sample Date		01/04/2012	02/06/2012	02/07/2012	02/08/2012	02/09/2012	02/10/2012
Laboratory Sample I.D.		6515969	6544001	6544006	6545860	6546801	6546798
Parameter	**Units**						
1,1,1-TRICHLOROETHANE	ug/l	0.2 J	ND@0.5	ND@0.5	ND@0.5	ND@0.5	ND@0.5
1,1,2,2-TETRACHLOROETHANE	ug/l	ND@0.5	ND@0.5	ND@0.5	ND@0.5	ND@0.5	ND@0.5
1,1,2-TRICHLORO-1,2,2-TRIFLUOROETHANE	ug/l	ND@0.5	ND@0.5	ND@0.5	ND@0.5	ND@0.5	ND@0.5
1,1,2-TRICHLOROETHANE	ug/l	ND@0.5	ND@0.5	ND@0.5	ND@0.5	ND@0.5	ND@0.5
1,1-DICHLOROETHANE	ug/l	ND@0.5	ND@0.5	ND@0.5	ND@0.5	ND@0.5	ND@0.5
1,1-DICHLOROETHENE	ug/l	ND@0.5	ND@0.5	ND@0.5	ND@0.5	ND@0.5	ND@0.5
1,2,4-TRICHLOROBENZENE	ug/l	ND@0.5	ND@0.5	ND@0.5	ND@0.5	ND@0.5	ND@0.5
1,2-DIBROMO-3-CHLOROPROPANE	ug/l	ND@0.5	ND@0.5	ND@0.5	ND@0.5	ND@0.5	ND@0.5
1,2-DIBROMOETHANE (EDB)	ug/l	ND@0.5	ND@0.5	ND@0.5	ND@0.5	ND@0.5	ND@0.5
1,2-DICHLORO-1,2,2-TRIFLUOROETHANE	ug/l	ND@0.5	ND@0.5	ND@0.5	ND@0.5	ND@0.5	ND@0.5
1,2-DICHLOROBENZENE	ug/l	ND@0.5	ND@0.5	ND@0.5	ND@0.5	ND@0.5	ND@0.5
1,2-DICHLOROETHANE (EDC)	ug/l	ND@0.5	ND@0.5	ND@0.5	ND@0.5	ND@0.5	ND@0.5
1,2-DICHLOROPROPANE	ug/l	ND@0.5	ND@0.5	ND@0.5	ND@0.5	ND@0.5	ND@0.5
1,3-DICHLOROBENZENE	ug/l	ND@0.5	ND@0.5	ND@0.5	ND@0.5	ND@0.5	ND@0.5
1,4-DICHLOROBENZENE	ug/l	ND@0.5	ND@0.5	ND@0.5	ND@0.5	ND@0.5	ND@0.5
ACETONE	ug/l	ND@5.0	ND@5.0	ND@5.0	ND@5.0	ND@5.0	ND@5.0
BENZENE	ug/l	ND@0.5	ND@0.5	ND@0.5	ND@0.5	ND@0.5	ND@0.5
BROMODICHLOROMETHANE	ug/l	ND@0.5	ND@0.5	ND@0.5	ND@0.5	ND@0.5	ND@0.5
BROMOFORM (TRIBROMOMETHANE)	ug/l	ND@0.5	ND@0.5	ND@0.5	ND@0.5	ND@0.5	ND@0.5
BROMOMETHANE	ug/l	ND@0.5	ND@0.5	ND@0.5	ND@0.5	ND@0.5	ND@0.5
CARBON DISULFIDE	ug/l	ND@0.5	ND@0.5	ND@0.5	ND@0.5	ND@0.5	ND@0.5
CARBON TETRACHLORIDE	ug/l	ND@0.5	ND@0.5	ND@0.5	ND@0.5	ND@0.5	ND@0.5
CHLOROBENZENE	ug/l	ND@0.5	ND@0.5	ND@0.5	ND@0.5	ND@0.5	ND@0.5
CHLORODIBROMOMETHANE	ug/l	ND@0.5	ND@0.5	ND@0.5	ND@0.5	ND@0.5	ND@0.5
CHLOROETHANE	ug/l	ND@0.5	ND@0.5	ND@0.5	ND@0.5	ND@0.5	ND@0.5
CHLOROFORM (TRICHLOROMETHANE)	ug/l	ND@0.5	ND@0.5	ND@0.5	ND@0.5	ND@0.5	ND@0.5
CHLOROMETHANE	ug/l	ND@0.5	ND@0.5	ND@0.5	ND@0.5	ND@0.5	ND@0.5
CIS-1,2-DICHLOROETHENE	ug/l	ND@0.5	ND@0.5	ND@0.5	ND@0.5	ND@0.5	ND@0.5
CIS-1,3-DICHLOROPROPENE	ug/l	ND@0.5	ND@0.5	ND@0.5	ND@0.5	ND@0.5	ND@0.5
CYCLOHEXANE	ug/l	ND@0.5	ND@0.5	ND@0.5	ND@0.5	ND@0.5	ND@0.5
DICHLORODIFLUOROMETHANE (FREON 12)	ug/l	ND@0.5	ND@0.5	ND@0.5	ND@0.5	ND@0.5	ND@0.5
ETHYLBENZENE	ug/l	ND@0.5	ND@0.5	ND@0.5	ND@0.5	ND@0.5	ND@0.5
ISOPROPYLBENZENE	ug/l	ND@0.5	ND@0.5	ND@0.5	ND@0.5	ND@0.5	ND@0.5
M,P-XYLENE	ug/l	ND@0.5	ND@0.5	ND@0.5	ND@0.5	ND@0.5	ND@0.5
METHYL ACETATE	ug/l	ND@1.0	ND@1.0	ND@1.0	ND@1.0	ND@1.0	ND@1.0
METHYL BUTYL KETONE (2-HEXANONE)	ug/l	ND@5.0	ND@5.0	ND@5.0	ND@5.0	ND@5.0	ND@5.0
METHYL CYCLOHEXANE	ug/l	ND@0.5	ND@0.5	ND@0.5	ND@0.5	ND@0.5	ND@0.5
METHYL ETHYL KETONE (MEK, 2-BUTANONE)	ug/l	ND@5.0	ND@5.0	ND@5.0	ND@5.0	ND@5.0	ND@5.0
METHYL TERT-BUTYL ETHER (MTBE)	ug/l	ND@0.5	ND@0.5	ND@0.5	ND@0.5	ND@0.5	ND@0.5
METHYLENE CHLORIDE (DICHLOROMETHANE)	ug/l	ND@0.5	0.4 J	0.4 J	0.4 J	0.4 J	0.4 J
MIBK (4-METHYL-2-PENTANONE)	ug/l	ND@5.0	ND@5.0	ND@5.0	ND@5.0	ND@5.0	ND@5.0
O-XYLENE	ug/l	ND@0.5	ND@0.5	ND@0.5	ND@0.5	ND@0.5	ND@0.5
STYRENE	ug/l	ND@0.5	ND@0.5	ND@0.5	ND@0.5	ND@0.5	ND@0.5
TETRACHLOROETHENE	ug/l	ND@0.5	ND@0.5	ND@0.5	ND@0.5	ND@0.5	ND@0.5
TOLUENE	ug/l	0.1 J	ND@0.5	ND@0.5	ND@0.5	ND@0.5	ND@0.5
TRANS-1,2-DICHLOROETHENE	ug/l	ND@0.5	ND@0.5	ND@0.5	ND@0.5	ND@0.5	ND@0.5
TRANS-1,3-DICHLOROPROPENE	ug/l	ND@0.5	ND@0.5	ND@0.5	ND@0.5	ND@0.5	ND@0.5
TRICHLOROETHENE	ug/l	ND@0.5	ND@0.5	ND@0.5	ND@0.5	ND@0.5	ND@0.5
TRICHLOROFLUOROMETHANE (FREON 11)	ug/l	ND@0.5	ND@0.5	ND@0.5	ND@0.5	ND@0.5	ND@0.5
VINYL CHLORIDE	ug/l	ND@0.5	ND@0.5	ND@0.5	ND@0.5	ND@0.5	ND@0.5

Endicott, New York
Quality Assurance / Quality Control Analytical Chemistry Data
January 1, 2012 - December 31, 2012

Sample Location		EQ RINSE BLK	EQ RINSE BLK	EQ RINSE BLK	EQ RINSE BLK	EQ RINSE BLK	EQ RINSE BLK
Sample Description		WTR LVL IND	WTR LVL IND	WTR LVL IND	WTR LVL IND	WTR LVL IND	WTR LVL IND
Sample Date		02/20/2012	02/22/2012	02/23/2012	02/24/2012	03/13/2012	04/10/2012
Laboratory Sample I.D.		6557751	6558934	6558904	6558912	6579489	6614172
Parameter	**Units**						
1,1,1-TRICHLOROETHANE	ug/l	ND@0.5	ND@0.5	ND@0.5	ND@0.5	ND@0.5	ND@0.5
1,1,2,2-TETRACHLOROETHANE	ug/l	ND@0.5	ND@0.5	ND@0.5	ND@0.5	ND@0.5	ND@0.5
1,1,2-TRICHLORO-1,2,2-TRIFLUOROETHANE	ug/l	ND@0.5	ND@0.5	ND@0.5	ND@0.5	ND@0.5	ND@0.5
1,1,2-TRICHLOROETHANE	ug/l	ND@0.5	ND@0.5	ND@0.5	ND@0.5	ND@0.5	ND@0.5
1,1-DICHLOROETHANE	ug/l	ND@0.5	ND@0.5	ND@0.5	ND@0.5	ND@0.5	ND@0.5
1,1-DICHLOROETHENE	ug/l	ND@0.5	ND@0.5	ND@0.5	ND@0.5	ND@0.5	ND@0.5
1,2,4-TRICHLOROBENZENE	ug/l	ND@0.5	ND@0.5	ND@0.5	ND@0.5	ND@0.5	ND@0.5
1,2-DIBROMO-3-CHLOROPROPANE	ug/l	ND@0.5	ND@0.5	ND@0.5	ND@0.5	ND@0.5	ND@0.5
1,2-DIBROMOETHANE (EDB)	ug/l	ND@0.5	ND@0.5	ND@0.5	ND@0.5	ND@0.5	ND@0.5
1,2-DICHLORO-1,2,2-TRIFLUOROETHANE	ug/l	ND@0.5	ND@0.5	ND@0.5	ND@0.5	ND@0.5	ND@0.5
1,2-DICHLOROBENZENE	ug/l	ND@0.5	ND@0.5	ND@0.5	ND@0.5	ND@0.5	ND@0.5
1,2-DICHLOROETHANE (EDC)	ug/l	ND@0.5	ND@0.5	ND@0.5	ND@0.5	ND@0.5	ND@0.5
1,2-DICHLOROPROPANE	ug/l	ND@0.5	ND@0.5	ND@0.5	ND@0.5	ND@0.5	ND@0.5
1,3-DICHLOROBENZENE	ug/l	ND@0.5	ND@0.5	ND@0.5	ND@0.5	ND@0.5	ND@0.5
1,4-DICHLOROBENZENE	ug/l	ND@0.5	ND@0.5	ND@0.5	ND@0.5	ND@0.5	ND@0.5
ACETONE	ug/l	ND@5.0	ND@5.0	ND@5.0	ND@5.0	ND@5.0	ND@5.0
BENZENE	ug/l	ND@0.5	ND@0.5	ND@0.5	ND@0.5	ND@0.5	ND@0.5
BROMODICHLOROMETHANE	ug/l	ND@0.5	ND@0.5	ND@0.5	ND@0.5	ND@0.5	ND@0.5
BROMOFORM (TRIBROMOMETHANE)	ug/l	ND@0.5	ND@0.5	ND@0.5	ND@0.5	ND@0.5	ND@0.5
BROMOMETHANE	ug/l	ND@0.5	ND@0.5	ND@0.5	ND@0.5	ND@0.5	ND@0.5
CARBON DISULFIDE	ug/l	ND@0.5	ND@0.5	ND@0.5	ND@0.5	ND@0.5	ND@0.5
CARBON TETRACHLORIDE	ug/l	ND@0.5	ND@0.5	ND@0.5	ND@0.5	ND@0.5	ND@0.5
CHLOROBENZENE	ug/l	ND@0.5	ND@0.5	ND@0.5	ND@0.5	ND@0.5	ND@0.5
CHLORODIBROMOMETHANE	ug/l	ND@0.5	ND@0.5	ND@0.5	ND@0.5	ND@0.5	ND@0.5
CHLOROETHANE	ug/l	ND@0.5	ND@0.5	ND@0.5	ND@0.5	ND@0.5	ND@0.5
CHLOROFORM (TRICHLOROMETHANE)	ug/l	ND@0.5	ND@0.5	ND@0.5	ND@0.5	ND@0.5	ND@0.5
CHLOROMETHANE	ug/l	ND@0.5	ND@0.5	ND@0.5	ND@0.5	ND@0.5	ND@0.5
CIS-1,2-DICHLOROETHENE	ug/l	ND@0.5	ND@0.5	ND@0.5	ND@0.5	ND@0.5	ND@0.5
CIS-1,3-DICHLOROPROPENE	ug/l	ND@0.5	ND@0.5	ND@0.5	ND@0.5	ND@0.5	ND@0.5
CYCLOHEXANE	ug/l	ND@0.5	ND@0.5	ND@0.5	ND@0.5	ND@0.5	ND@0.5
DICHLORODIFLUOROMETHANE (FREON 12)	ug/l	ND@0.5	ND@0.5	ND@0.5	ND@0.5	ND@0.5	ND@0.5
ETHYLBENZENE	ug/l	ND@0.5	ND@0.5	ND@0.5	ND@0.5	ND@0.5	ND@0.5
ISOPROPYLBENZENE	ug/l	ND@0.5	ND@0.5	ND@0.5	ND@0.5	ND@0.5	ND@0.5
M,P-XYLENE	ug/l	ND@0.5	ND@0.5	ND@0.5	ND@0.5	ND@0.5	ND@0.5
METHYL ACETATE	ug/l	ND@1.0	ND@1.0	ND@1.0	ND@1.0	ND@1.0	ND@1.0
METHYL BUTYL KETONE (2-HEXANONE)	ug/l	ND@5.0	ND@5.0	ND@5.0	ND@5.0	ND@5.0	ND@5.0
METHYL CYCLOHEXANE	ug/l	ND@0.5	ND@0.5	ND@0.5	ND@0.5	ND@0.5	ND@0.5
METHYL ETHYL KETONE (MEK, 2-BUTANONE)	ug/l	ND@5.0	ND@5.0	ND@5.0	ND@5.0	ND@5.0	ND@5.0
METHYL TERT-BUTYL ETHER (MTBE)	ug/l	ND@0.5	ND@0.5	ND@0.5	ND@0.5	ND@0.5	ND@0.5
METHYLENE CHLORIDE (DICHLOROMETHANE)	ug/l	0.3 J	0.4 J	0.3 J	0.3 J	0.3 J	ND@0.5
MIBK (4-METHYL-2-PENTANONE)	ug/l	ND@5.0	ND@5.0	ND@5.0	ND@5.0	ND@5.0	ND@5.0
O-XYLENE	ug/l	ND@0.5	ND@0.5	ND@0.5	ND@0.5	ND@0.5	ND@0.5
STYRENE	ug/l	ND@0.5	ND@0.5	ND@0.5	ND@0.5	ND@0.5	ND@0.5
TETRACHLOROETHENE	ug/l	ND@0.5	ND@0.5	ND@0.5	ND@0.5	ND@0.5	ND@0.5
TOLUENE	ug/l	ND@0.5	ND@0.5	ND@0.5	ND@0.5	ND@0.5	ND@0.5
TRANS-1,2-DICHLOROETHENE	ug/l	ND@0.5	ND@0.5	ND@0.5	ND@0.5	ND@0.5	ND@0.5
TRANS-1,3-DICHLOROPROPENE	ug/l	ND@0.5	ND@0.5	ND@0.5	ND@0.5	ND@0.5	ND@0.5
TRICHLOROETHENE	ug/l	ND@0.5	ND@0.5	ND@0.5	ND@0.5	ND@0.5	ND@0.5
TRICHLOROFLUOROMETHANE (FREON 11)	ug/l	ND@0.5	ND@0.5	ND@0.5	ND@0.5	ND@0.5	ND@0.5
VINYL CHLORIDE	ug/l	ND@0.5	ND@0.5	ND@0.5	ND@0.5	ND@0.5	ND@0.5

Endicott, New York
Quality Assurance / Quality Control Analytical Chemistry Data
January 1, 2012 - December 31, 2012

Sample Location		EQ RINSE BLK	EQ RINSE BLK	EQ RINSE BLK	EQ RINSE BLK	EQ RINSE BLK	EQ RINSE BLK
Sample Description		WTR LVL IND	WTR LVL IND	WTR LVL IND	WTR LVL IND	WTR LVL IND	WTR LVL IND
Sample Date		05/01/2012	05/02/2012	05/03/2012	05/04/2012	05/14/2012	05/16/2012
Laboratory Sample I.D.		6638760	6640515	6641762	6641748	6657182	6657200
Parameter	**Units**						
1,1,1-TRICHLOROETHANE	ug/l	ND@0.5	ND@0.5	ND@0.5	ND@0.5	ND@0.5	ND@0.5
1,1,2,2-TETRACHLOROETHANE	ug/l	ND@0.5	ND@0.5	ND@0.5	ND@0.5	ND@0.5	ND@0.5
1,1,2-TRICHLORO-1,2,2-TRIFLUOROETHANE	ug/l	ND@0.5	ND@0.5	ND@0.5	ND@0.5	ND@0.5	ND@0.5
1,1,2-TRICHLOROETHANE	ug/l	ND@0.5	ND@0.5	ND@0.5	ND@0.5	ND@0.5	ND@0.5
1,1-DICHLOROETHANE	ug/l	ND@0.5	ND@0.5	ND@0.5	ND@0.5	ND@0.5	ND@0.5
1,1-DICHLOROETHENE	ug/l	ND@0.5	ND@0.5	ND@0.5	ND@0.5	ND@0.5	ND@0.5
1,2,4-TRICHLOROBENZENE	ug/l	ND@0.5	ND@0.5	ND@0.5	ND@0.5	ND@0.5	ND@0.5
1,2-DIBROMO-3-CHLOROPROPANE	ug/l	ND@0.5	ND@0.5	ND@0.5	ND@0.5	ND@0.5	ND@0.5
1,2-DIBROMOETHANE (EDB)	ug/l	ND@0.5	ND@0.5	ND@0.5	ND@0.5	ND@0.5	ND@0.5
1,2-DICHLORO-1,2,2-TRIFLUOROETHANE	ug/l	ND@0.5	ND@0.5	ND@0.5	ND@0.5	ND@0.5	ND@0.5
1,2-DICHLOROBENZENE	ug/l	ND@0.5	ND@0.5	ND@0.5	ND@0.5	ND@0.5	ND@0.5
1,2-DICHLOROETHANE (EDC)	ug/l	ND@0.5	ND@0.5	ND@0.5	ND@0.5	ND@0.5	ND@0.5
1,2-DICHLOROPROPANE	ug/l	ND@0.5	ND@0.5	ND@0.5	ND@0.5	ND@0.5	ND@0.5
1,3-DICHLOROBENZENE	ug/l	ND@0.5	ND@0.5	ND@0.5	ND@0.5	ND@0.5	ND@0.5
1,4-DICHLOROBENZENE	ug/l	ND@0.5	ND@0.5	ND@0.5	ND@0.5	ND@0.5	ND@0.5
ACETONE	ug/l	ND@5.0	ND@5.0	ND@5.0	ND@5.0	ND@5.0	ND@5.0
BENZENE	ug/l	ND@0.5	ND@0.5	ND@0.5	ND@0.5	ND@0.5	ND@0.5
BROMODICHLOROMETHANE	ug/l	ND@0.5	ND@0.5	ND@0.5	ND@0.5	ND@0.5	ND@0.5
BROMOFORM (TRIBROMOMETHANE)	ug/l	ND@0.5	ND@0.5	ND@0.5	ND@0.5	ND@0.5	ND@0.5
BROMOMETHANE	ug/l	ND@0.5	ND@0.5	ND@0.5	ND@0.5	ND@0.5	ND@0.5
CARBON DISULFIDE	ug/l	ND@0.5	ND@0.5	ND@0.5	ND@0.5	ND@0.5	ND@0.5
CARBON TETRACHLORIDE	ug/l	ND@0.5	ND@0.5	ND@0.5	ND@0.5	ND@0.5	ND@0.5
CHLOROBENZENE	ug/l	ND@0.5	ND@0.5	ND@0.5	ND@0.5	ND@0.5	ND@0.5
CHLORODIBROMOMETHANE	ug/l	ND@0.5	ND@0.5	ND@0.5	ND@0.5	ND@0.5	ND@0.5
CHLOROETHANE	ug/l	ND@0.5	ND@0.5	ND@0.5	ND@0.5	ND@0.5	ND@0.5
CHLOROFORM (TRICHLOROMETHANE)	ug/l	ND@0.5	ND@0.5	ND@0.5	ND@0.5	ND@0.5	ND@0.5
CHLOROMETHANE	ug/l	ND@0.5	ND@0.5	ND@0.5	ND@0.5	ND@0.5	ND@0.5
CIS-1,2-DICHLOROETHENE	ug/l	ND@0.5	ND@0.5	ND@0.5	ND@0.5	ND@0.5	ND@0.5
CIS-1,3-DICHLOROPROPENE	ug/l	ND@0.5	ND@0.5	ND@0.5	ND@0.5	ND@0.5	ND@0.5
CYCLOHEXANE	ug/l	ND@0.5	ND@0.5	ND@0.5	ND@0.5	ND@0.5	ND@0.5
DICHLORODIFLUOROMETHANE (FREON 12)	ug/l	ND@0.5	ND@0.5	ND@0.5	ND@0.5	ND@0.5	ND@0.5
ETHYLBENZENE	ug/l	ND@0.5	ND@0.5	ND@0.5	ND@0.5	ND@0.5	ND@0.5
ISOPROPYLBENZENE	ug/l	ND@0.5	ND@0.5	ND@0.5	ND@0.5	ND@0.5	ND@0.5
M,P-XYLENE	ug/l	ND@0.5	ND@0.5	ND@0.5	ND@0.5	ND@0.5	ND@0.5
METHYL ACETATE	ug/l	ND@1.0	ND@1.0	ND@1.0	ND@1.0	ND@1.0	ND@1.0
METHYL BUTYL KETONE (2-HEXANONE)	ug/l	ND@5.0	ND@5.0	ND@5.0	ND@5.0	ND@5.0	ND@5.0
METHYL CYCLOHEXANE	ug/l	ND@0.5	ND@0.5	ND@0.5	ND@0.5	ND@0.5	ND@0.5
METHYL ETHYL KETONE (MEK, 2-BUTANONE)	ug/l	ND@5.0	ND@5.0	ND@5.0	ND@5.0	ND@5.0	ND@5.0
METHYL TERT-BUTYL ETHER (MTBE)	ug/l	ND@0.5	ND@0.5	ND@0.5	ND@0.5	ND@0.5	ND@0.5
METHYLENE CHLORIDE (DICHLOROMETHANE)	ug/l	ND@0.5	ND@0.5	ND@0.5	ND@0.5	0.3 J	0.3 J
MIBK (4-METHYL-2-PENTANONE)	ug/l	ND@5.0	ND@5.0	ND@5.0	ND@5.0	ND@5.0	ND@5.0
O-XYLENE	ug/l	ND@0.5	ND@0.5	ND@0.5	ND@0.5	ND@0.5	ND@0.5
STYRENE	ug/l	ND@0.5	ND@0.5	ND@0.5	ND@0.5	ND@0.5	ND@0.5
TETRACHLOROETHENE	ug/l	ND@0.5	ND@0.5	ND@0.5	ND@0.5	ND@0.5	ND@0.5
TOLUENE	ug/l	ND@0.5	ND@0.5	ND@0.5	ND@0.5	ND@0.5	ND@0.5
TRANS-1,2-DICHLOROETHENE	ug/l	ND@0.5	ND@0.5	ND@0.5	ND@0.5	ND@0.5	ND@0.5
TRANS-1,3-DICHLOROPROPENE	ug/l	ND@0.5	ND@0.5	ND@0.5	ND@0.5	ND@0.5	ND@0.5
TRICHLOROETHENE	ug/l	ND@0.5	ND@0.5	ND@0.5	ND@0.5	ND@0.5	ND@0.5
TRICHLOROFLUOROMETHANE (FREON 11)	ug/l	ND@0.5	ND@0.5	ND@0.5	ND@0.5	ND@0.5	ND@0.5
VINYL CHLORIDE	ug/l	ND@0.5	ND@0.5	ND@0.5	ND@0.5	ND@0.5	ND@0.5

Endicott, New York
Quality Assurance / Quality Control Analytical Chemistry Data
January 1, 2012 - December 31, 2012

Sample Location		EQ RINSE BLK	EQ RINSE BLK	EQ RINSE BLK	EQ RINSE BLK	EQ RINSE BLK	EQ RINSE BLK
Sample Description		WTR LVL IND	WTR LVL IND	WTR LVL IND	WTR LVL IND	WTR LVL IND	WTR LVL IND
Sample Date		05/17/2012	05/18/2012	05/21/2012	05/22/2012	05/23/2012	05/24/2012
Laboratory Sample I.D.		6658940	6658652	6664877	6664889	6669088	6669100
Parameter	**Units**						
1,1,1-TRICHLOROETHANE	ug/l	ND@0.5	ND@0.5	ND@0.5	ND@0.5	ND@0.5	ND@0.5
1,1,2,2-TETRACHLOROETHANE	ug/l	ND@0.5	ND@0.5	ND@0.5	ND@0.5	ND@0.5	ND@0.5
1,1,2-TRICHLORO-1,2,2-TRIFLUOROETHANE	ug/l	ND@0.5	ND@0.5	ND@0.5	ND@0.5	ND@0.5	ND@0.5
1,1,2-TRICHLOROETHANE	ug/l	ND@0.5	ND@0.5	ND@0.5	ND@0.5	ND@0.5	ND@0.5
1,1-DICHLOROETHANE	ug/l	ND@0.5	ND@0.5	ND@0.5	ND@0.5	ND@0.5	ND@0.5
1,1-DICHLOROETHENE	ug/l	ND@0.5	ND@0.5	ND@0.5	ND@0.5	ND@0.5	ND@0.5
1,2,4-TRICHLOROBENZENE	ug/l	ND@0.5	ND@0.5	ND@0.5	ND@0.5	ND@0.5	ND@0.5
1,2-DIBROMO-3-CHLOROPROPANE	ug/l	ND@0.5	ND@0.5	ND@0.5	ND@0.5	ND@0.5	ND@0.5
1,2-DIBROMOETHANE (EDB)	ug/l	ND@0.5	ND@0.5	ND@0.5	ND@0.5	ND@0.5	ND@0.5
1,2-DICHLORO-1,2,2-TRIFLUOROETHANE	ug/l	ND@0.5	ND@0.5	ND@0.5	ND@0.5	ND@0.5	ND@0.5
1,2-DICHLOROBENZENE	ug/l	ND@0.5	ND@0.5	ND@0.5	ND@0.5	ND@0.5	ND@0.5
1,2-DICHLOROETHANE (EDC)	ug/l	ND@0.5	ND@0.5	ND@0.5	ND@0.5	ND@0.5	ND@0.5
1,2-DICHLOROPROPANE	ug/l	ND@0.5	ND@0.5	ND@0.5	ND@0.5	ND@0.5	ND@0.5
1,3-DICHLOROBENZENE	ug/l	ND@0.5	ND@0.5	ND@0.5	ND@0.5	ND@0.5	ND@0.5
1,4-DICHLOROBENZENE	ug/l	ND@0.5	ND@0.5	ND@0.5	ND@0.5	ND@0.5	ND@0.5
ACETONE	ug/l	ND@5.0	ND@5.0	ND@5.0	ND@5.0	ND@5.0	ND@5.0
BENZENE	ug/l	ND@0.5	ND@0.5	ND@0.5	ND@0.5	ND@0.5	ND@0.5
BROMODICHLOROMETHANE	ug/l	ND@0.5	ND@0.5	ND@0.5	ND@0.5	ND@0.5	ND@0.5
BROMOFORM (TRIBROMOMETHANE)	ug/l	ND@0.5	ND@0.5	ND@0.5	ND@0.5	ND@0.5	ND@0.5
BROMOMETHANE	ug/l	ND@0.5	ND@0.5	ND@0.5	ND@0.5	ND@0.5	ND@0.5
CARBON DISULFIDE	ug/l	ND@0.5	ND@0.5	ND@0.5	ND@0.5	ND@0.5	ND@0.5
CARBON TETRACHLORIDE	ug/l	ND@0.5	ND@0.5	ND@0.5	ND@0.5	ND@0.5	ND@0.5
CHLOROBENZENE	ug/l	ND@0.5	ND@0.5	ND@0.5	ND@0.5	ND@0.5	ND@0.5
CHLORODIBROMOMETHANE	ug/l	ND@0.5	ND@0.5	ND@0.5	ND@0.5	ND@0.5	ND@0.5
CHLOROETHANE	ug/l	ND@0.5	ND@0.5	ND@0.5	ND@0.5	ND@0.5	ND@0.5
CHLOROFORM (TRICHLOROMETHANE)	ug/l	ND@0.5	ND@0.5	ND@0.5	ND@0.5	ND@0.5	ND@0.5
CHLOROMETHANE	ug/l	ND@0.5	ND@0.5	ND@0.5	ND@0.5	ND@0.5	ND@0.5
CIS-1,2-DICHLOROETHENE	ug/l	ND@0.5	ND@0.5	ND@0.5	ND@0.5	ND@0.5	ND@0.5
CIS-1,3-DICHLOROPROPENE	ug/l	ND@0.5	ND@0.5	ND@0.5	ND@0.5	ND@0.5	ND@0.5
CYCLOHEXANE	ug/l	ND@0.5	ND@0.5	ND@0.5	ND@0.5	ND@0.5	ND@0.5
DICHLORODIFLUOROMETHANE (FREON 12)	ug/l	ND@0.5	ND@0.5	ND@0.5	ND@0.5	ND@0.5	ND@0.5
ETHYLBENZENE	ug/l	ND@0.5	ND@0.5	ND@0.5	ND@0.5	ND@0.5	ND@0.5
ISOPROPYLBENZENE	ug/l	ND@0.5	ND@0.5	ND@0.5	ND@0.5	ND@0.5	ND@0.5
M,P-XYLENE	ug/l	ND@0.5	ND@0.5	ND@0.5	ND@0.5	ND@0.5	ND@0.5
METHYL ACETATE	ug/l	ND@1.0	ND@1.0	ND@1.0	ND@1.0	ND@1.0	ND@1.0
METHYL BUTYL KETONE (2-HEXANONE)	ug/l	ND@5.0	ND@5.0	ND@5.0	ND@5.0	ND@5.0	ND@5.0
METHYL CYCLOHEXANE	ug/l	ND@0.5	ND@0.5	ND@0.5	ND@0.5	ND@0.5	ND@0.5
METHYL ETHYL KETONE (MEK, 2-BUTANONE)	ug/l	ND@5.0	ND@5.0	ND@5.0	ND@5.0	ND@5.0	ND@5.0
METHYL TERT-BUTYL ETHER (MTBE)	ug/l	ND@0.5	ND@0.5	ND@0.5	ND@0.5	ND@0.5	ND@0.5
METHYLENE CHLORIDE (DICHLOROMETHANE)	ug/l	0.3 J	0.2 J	ND@0.5	ND@0.5	ND@0.5	ND@0.5
MIBK (4-METHYL-2-PENTANONE)	ug/l	ND@5.0	ND@5.0	ND@5.0	ND@5.0	ND@5.0	ND@5.0
O-XYLENE	ug/l	ND@0.5	ND@0.5	ND@0.5	ND@0.5	ND@0.5	ND@0.5
STYRENE	ug/l	ND@0.5	ND@0.5	ND@0.5	ND@0.5	ND@0.5	ND@0.5
TETRACHLOROETHENE	ug/l	ND@0.5	ND@0.5	ND@0.5	ND@0.5	ND@0.5	ND@0.5
TOLUENE	ug/l	ND@0.5	ND@0.5	0.1 J	ND@0.5	ND@0.5	0.1 J
TRANS-1,2-DICHLOROETHENE	ug/l	ND@0.5	ND@0.5	ND@0.5	ND@0.5	ND@0.5	ND@0.5
TRANS-1,3-DICHLOROPROPENE	ug/l	ND@0.5	ND@0.5	ND@0.5	ND@0.5	ND@0.5	ND@0.5
TRICHLOROETHENE	ug/l	ND@0.5	ND@0.5	ND@0.5	ND@0.5	ND@0.5	ND@0.5
TRICHLOROFLUOROMETHANE (FREON 11)	ug/l	ND@0.5	ND@0.5	ND@0.5	ND@0.5	ND@0.5	ND@0.5
VINYL CHLORIDE	ug/l	ND@0.5	ND@0.5	ND@0.5	ND@0.5	ND@0.5	ND@0.5

Endicott, New York
Quality Assurance / Quality Control Analytical Chemistry Data
January 1, 2012 - December 31, 2012

Sample Location		EQ RINSE BLK	EQ RINSE BLK	EQ RINSE BLK	EQ RINSE BLK	EQ RINSE BLK	EQ RINSE BLK
Sample Description		WTR LVL IND	WTR LVL IND	WTR LVL IND	WTR LVL IND	WTR LVL IND	WTR LVL IND
Sample Date		05/25/2012	05/29/2012	06/21/2012	07/19/2012	08/01/2012	08/02/2012
Laboratory Sample I.D.		6669151	6672462	6698133	6728276	6744582	6744537
Parameter	**Units**						
1,1,1-TRICHLOROETHANE	ug/l	ND@0.5	ND@0.5	ND@0.5	ND@0.5	ND@0.5	ND@0.5
1,1,2,2-TETRACHLOROETHANE	ug/l	ND@0.5	ND@0.5	ND@0.5	ND@0.5	ND@0.5	ND@0.5
1,1,2-TRICHLORO-1,2,2-TRIFLUOROETHANE	ug/l	ND@0.5	ND@0.5	ND@0.5	ND@0.5	ND@0.5	ND@0.5
1,1,2-TRICHLOROETHANE	ug/l	ND@0.5	ND@0.5	ND@0.5	ND@0.5	ND@0.5	ND@0.5
1,1-DICHLOROETHANE	ug/l	ND@0.5	ND@0.5	ND@0.5	ND@0.5	ND@0.5	ND@0.5
1,1-DICHLOROETHENE	ug/l	ND@0.5	ND@0.5	ND@0.5	ND@0.5	ND@0.5	ND@0.5
1,2,4-TRICHLOROBENZENE	ug/l	ND@0.5	ND@0.5	ND@0.5	ND@0.5	ND@0.5	ND@0.5
1,2-DIBROMO-3-CHLOROPROPANE	ug/l	ND@0.5	ND@0.5	ND@0.5	ND@0.5	ND@0.5	ND@0.5
1,2-DIBROMOETHANE (EDB)	ug/l	ND@0.5	ND@0.5	ND@0.5	ND@0.5	ND@0.5	ND@0.5
1,2-DICHLORO-1,2,2-TRIFLUOROETHANE	ug/l	ND@0.5	ND@0.5	ND@0.5	ND@0.5	ND@0.5	ND@0.5
1,2-DICHLOROBENZENE	ug/l	ND@0.5	ND@0.5	ND@0.5	ND@0.5	ND@0.5	ND@0.5
1,2-DICHLOROETHANE (EDC)	ug/l	ND@0.5	ND@0.5	ND@0.5	ND@0.5	ND@0.5	ND@0.5
1,2-DICHLOROPROPANE	ug/l	ND@0.5	ND@0.5	ND@0.5	ND@0.5	ND@0.5	ND@0.5
1,3-DICHLOROBENZENE	ug/l	ND@0.5	ND@0.5	ND@0.5	ND@0.5	ND@0.5	ND@0.5
1,4-DICHLOROBENZENE	ug/l	ND@0.5	ND@0.5	ND@0.5	ND@0.5	ND@0.5	ND@0.5
ACETONE	ug/l	ND@5.0	ND@5.0	ND@5.0	ND@5.0	ND@5	ND@5
BENZENE	ug/l	ND@0.5	ND@0.5	0.1 J	ND@0.5	ND@0.5	ND@0.5
BROMODICHLOROMETHANE	ug/l	ND@0.5	ND@0.5	ND@0.5	ND@0.5	ND@0.5	ND@0.5
BROMOFORM (TRIBROMOMETHANE)	ug/l	ND@0.5	ND@0.5	ND@0.5	ND@0.5	ND@0.5	ND@0.5
BROMOMETHANE	ug/l	ND@0.5	ND@0.5	ND@0.5	ND@0.5	ND@0.5	ND@0.5
CARBON DISULFIDE	ug/l	ND@0.5	ND@0.5	ND@0.5	ND@0.5	ND@0.5	ND@0.5
CARBON TETRACHLORIDE	ug/l	ND@0.5	ND@0.5	ND@0.5	ND@0.5	ND@0.5	ND@0.5
CHLOROBENZENE	ug/l	ND@0.5	ND@0.5	ND@0.5	ND@0.5	ND@0.5	ND@0.5
CHLORODIBROMOMETHANE	ug/l	ND@0.5	ND@0.5	ND@0.5	ND@0.5	ND@0.5	ND@0.5
CHLOROETHANE	ug/l	ND@0.5	ND@0.5	ND@0.5	ND@0.5	ND@0.5	ND@0.5
CHLOROFORM (TRICHLOROMETHANE)	ug/l	ND@0.5	ND@0.5	ND@0.5	ND@0.5	ND@0.5	ND@0.5
CHLOROMETHANE	ug/l	ND@0.5	ND@0.5	ND@0.5	ND@0.5	ND@0.5	ND@0.5
CIS-1,2-DICHLOROETHENE	ug/l	ND@0.5	ND@0.5	ND@0.5	ND@0.5	ND@0.5	ND@0.5
CIS-1,3-DICHLOROPROPENE	ug/l	ND@0.5	ND@0.5	ND@0.5	ND@0.5	ND@0.5	ND@0.5
CYCLOHEXANE	ug/l	ND@0.5	ND@0.5	ND@0.5	ND@0.5	ND@0.5	ND@0.5
DICHLORODIFLUOROMETHANE (FREON 12)	ug/l	ND@0.5	ND@0.5	ND@0.5	ND@0.5	ND@0.5	ND@0.5
ETHYLBENZENE	ug/l	ND@0.5	ND@0.5	ND@0.5	ND@0.5	ND@0.5	ND@0.5
ISOPROPYLBENZENE	ug/l	ND@0.5	ND@0.5	ND@0.5	ND@0.5	ND@0.5	ND@0.5
M,P-XYLENE	ug/l	ND@0.5	0.2 J	0.3 J	0.2 J	0.2 J	0.2 J
METHYL ACETATE	ug/l	ND@1.0	ND@1.0	ND@1.0	ND@1.0	ND@1	ND@1
METHYL BUTYL KETONE (2-HEXANONE)	ug/l	ND@5.0	ND@5.0	ND@5.0	ND@5.0	ND@5	ND@5
METHYL CYCLOHEXANE	ug/l	ND@0.5	ND@0.5	ND@0.5	ND@0.5	ND@0.5	ND@0.5
METHYL ETHYL KETONE (MEK, 2-BUTANONE)	ug/l	ND@5.0	ND@5.0	ND@5.0	ND@5.0	ND@5	ND@5
METHYL TERT-BUTYL ETHER (MTBE)	ug/l	ND@0.5	ND@0.5	ND@0.5	ND@0.5	ND@0.5	ND@0.5
METHYLENE CHLORIDE (DICHLOROMETHANE)	ug/l	ND@0.5	ND@0.5	ND@0.5	ND@0.5	ND@0.5	ND@0.5
MIBK (4-METHYL-2-PENTANONE)	ug/l	ND@5.0	ND@5.0	ND@5.0	ND@5.0	ND@5	ND@5
O-XYLENE	ug/l	ND@0.5	ND@0.5	ND@0.5	ND@0.5	ND@0.5	ND@0.5
STYRENE	ug/l	ND@0.5	ND@0.5	ND@0.5	ND@0.5	ND@0.5	ND@0.5
TETRACHLOROETHENE	ug/l	ND@0.5	ND@0.5	ND@0.5	ND@0.5	ND@0.5	ND@0.5
TOLUENE	ug/l	0.1 J	0.3 J	0.5 J	0.4 J	0.4 J	0.4 J
TRANS-1,2-DICHLOROETHENE	ug/l	ND@0.5	ND@0.5	ND@0.5	ND@0.5	ND@0.5	ND@0.5
TRANS-1,3-DICHLOROPROPENE	ug/l	ND@0.5	ND@0.5	ND@0.5	ND@0.5	ND@0.5	ND@0.5
TRICHLOROETHENE	ug/l	ND@0.5	ND@0.5	ND@0.5	ND@0.5	ND@0.5	ND@0.5
TRICHLOROFLUOROMETHANE (FREON 11)	ug/l	ND@0.5	ND@0.5	ND@0.5	ND@0.5	ND@0.5	ND@0.5
VINYL CHLORIDE	ug/l	ND@0.5	ND@0.5	ND@0.5	ND@0.5	ND@0.5	ND@0.5

Endicott, New York
Quality Assurance / Quality Control Analytical Chemistry Data
January 1, 2012 - December 31, 2012

Sample Location		EQ RINSE BLK	EQ RINSE BLK	EQ RINSE BLK	EQ RINSE BLK	EQ RINSE BLK	EQ RINSE BLK
Sample Description		WTR LVL IND	WTR LVL IND	WTR LVL IND	WTR LVL IND	WTR LVL IND	WTR LVL IND
Sample Date		08/03/2012	08/05/2012	08/06/2012	08/07/2012	08/08/2012	08/09/2012
Laboratory Sample I.D.		6744544	6749793	6749799	6751379	6751398	6752282
Parameter	**Units**						
1,1,1-TRICHLOROETHANE	ug/l	ND@0.5	ND@0.5	ND@0.5	ND@0.5	ND@0.5	ND@0.5
1,1,2,2-TETRACHLOROETHANE	ug/l	ND@0.5	ND@0.5	ND@0.5	ND@0.5	ND@0.5	ND@0.5
1,1,2-TRICHLORO-1,2,2-TRIFLUOROETHANE	ug/l	ND@0.5	ND@0.5	ND@0.5	ND@0.5	ND@0.5	ND@0.5
1,1,2-TRICHLOROETHANE	ug/l	ND@0.5	ND@0.5	ND@0.5	ND@0.5	ND@0.5	ND@0.5
1,1-DICHLOROETHANE	ug/l	ND@0.5	ND@0.5	ND@0.5	ND@0.5	ND@0.5	ND@0.5
1,1-DICHLOROETHENE	ug/l	ND@0.5	ND@0.5	ND@0.5	ND@0.5	ND@0.5	ND@0.5
1,2,4-TRICHLOROBENZENE	ug/l	ND@0.5	ND@0.5	ND@0.5	ND@0.5	ND@0.5	ND@0.5
1,2-DIBROMO-3-CHLOROPROPANE	ug/l	ND@0.5	ND@0.5	ND@0.5	ND@0.5	ND@0.5	ND@0.5
1,2-DIBROMOETHANE (EDB)	ug/l	ND@0.5	ND@0.5	ND@0.5	ND@0.5	ND@0.5	ND@0.5
1,2-DICHLORO-1,2,2-TRIFLUOROETHANE	ug/l	ND@0.5	ND@0.5	ND@0.5	ND@0.5	ND@0.5	ND@0.5
1,2-DICHLOROBENZENE	ug/l	ND@0.5	ND@0.5	ND@0.5	ND@0.5	ND@0.5	ND@0.5
1,2-DICHLOROETHANE (EDC)	ug/l	ND@0.5	ND@0.5	ND@0.5	ND@0.5	ND@0.5	ND@0.5
1,2-DICHLOROPROPANE	ug/l	ND@0.5	ND@0.5	ND@0.5	ND@0.5	ND@0.5	ND@0.5
1,3-DICHLOROBENZENE	ug/l	ND@0.5	ND@0.5	ND@0.5	ND@0.5	ND@0.5	ND@0.5
1,4-DICHLOROBENZENE	ug/l	ND@0.5	ND@0.5	ND@0.5	ND@0.5	ND@0.5	ND@0.5
ACETONE	ug/l	ND@5	ND@5	ND@5	ND@5	ND@5	ND@5
BENZENE	ug/l	ND@0.5	ND@0.5	ND@0.5	ND@0.5	ND@0.5	ND@0.5
BROMODICHLOROMETHANE	ug/l	ND@0.5	ND@0.5	ND@0.5	ND@0.5	ND@0.5	ND@0.5
BROMOFORM (TRIBROMOMETHANE)	ug/l	ND@0.5	ND@0.5	ND@0.5	ND@0.5	ND@0.5	ND@0.5
BROMOMETHANE	ug/l	ND@0.5	ND@0.5	ND@0.5	ND@0.5	ND@0.5	ND@0.5
CARBON DISULFIDE	ug/l	ND@0.5	ND@0.5	ND@0.5	ND@0.5	ND@0.5	ND@0.5
CARBON TETRACHLORIDE	ug/l	ND@0.5	ND@0.5	ND@0.5	ND@0.5	ND@0.5	ND@0.5
CHLOROBENZENE	ug/l	ND@0.5	ND@0.5	ND@0.5	ND@0.5	ND@0.5	ND@0.5
CHLORODIBROMOMETHANE	ug/l	ND@0.5	ND@0.5	ND@0.5	ND@0.5	ND@0.5	ND@0.5
CHLOROETHANE	ug/l	ND@0.5	ND@0.5	ND@0.5	ND@0.5	ND@0.5	ND@0.5
CHLOROFORM (TRICHLOROMETHANE)	ug/l	ND@0.5	ND@0.5	ND@0.5	ND@0.5	ND@0.5	ND@0.5
CHLOROMETHANE	ug/l	ND@0.5	ND@0.5	ND@0.5	ND@0.5	ND@0.5	ND@0.5
CIS-1,2-DICHLOROETHENE	ug/l	ND@0.5	ND@0.5	ND@0.5	ND@0.5	ND@0.5	ND@0.5
CIS-1,3-DICHLOROPROPENE	ug/l	ND@0.5	ND@0.5	ND@0.5	ND@0.5	ND@0.5	ND@0.5
CYCLOHEXANE	ug/l	ND@0.5	ND@0.5	ND@0.5	ND@0.5	ND@0.5	ND@0.5
DICHLORODIFLUOROMETHANE (FREON 12)	ug/l	ND@0.5	ND@0.5	ND@0.5	ND@0.5	ND@0.5	ND@0.5
ETHYLBENZENE	ug/l	ND@0.5	ND@0.5	ND@0.5	ND@0.5	ND@0.5	ND@0.5
ISOPROPYLBENZENE	ug/l	ND@0.5	ND@0.5	ND@0.5	ND@0.5	ND@0.5	ND@0.5
M,P-XYLENE	ug/l	0.2 J	0.3 J	0.2 J	0.3 J	0.3 J	0.3 J
METHYL ACETATE	ug/l	ND@1	ND@1	ND@1	ND@1	ND@1	ND@1
METHYL BUTYL KETONE (2-HEXANONE)	ug/l	ND@5	ND@5	ND@5	ND@5	ND@5	ND@5
METHYL CYCLOHEXANE	ug/l	ND@0.5	ND@0.5	ND@0.5	ND@0.5	ND@0.5	ND@0.5
METHYL ETHYL KETONE (MEK, 2-BUTANONE)	ug/l	ND@5	ND@5	ND@5	ND@5	ND@5	ND@5
METHYL TERT-BUTYL ETHER (MTBE)	ug/l	ND@0.5	ND@0.5	ND@0.5	ND@0.5	ND@0.5	ND@0.5
METHYLENE CHLORIDE (DICHLOROMETHANE)	ug/l	ND@0.5	ND@0.5	ND@0.5	ND@0.5	ND@0.5	ND@0.5
MIBK (4-METHYL-2-PENTANONE)	ug/l	ND@5	ND@5	ND@5	ND@5	ND@5	ND@5
O-XYLENE	ug/l	ND@0.5	ND@0.5	ND@0.5	0.1 J	ND@0.5	ND@0.5
STYRENE	ug/l	ND@0.5	ND@0.5	ND@0.5	ND@0.5	ND@0.5	ND@0.5
TETRACHLOROETHENE	ug/l	ND@0.5	ND@0.5	ND@0.5	ND@0.5	ND@0.5	ND@0.5
TOLUENE	ug/l	0.5 J	0.5 J	0.5 J	0.5 J	0.4 J	0.4 J
TRANS-1,2-DICHLOROETHENE	ug/l	ND@0.5	ND@0.5	ND@0.5	ND@0.5	ND@0.5	ND@0.5
TRANS-1,3-DICHLOROPROPENE	ug/l	ND@0.5	ND@0.5	ND@0.5	ND@0.5	ND@0.5	ND@0.5
TRICHLOROETHENE	ug/l	ND@0.5	ND@0.5	ND@0.5	ND@0.5	ND@0.5	ND@0.5
TRICHLOROFLUOROMETHANE (FREON 11)	ug/l	ND@0.5	ND@0.5	ND@0.5	ND@0.5	ND@0.5	ND@0.5
VINYL CHLORIDE	ug/l	ND@0.5	ND@0.5	ND@0.5	ND@0.5	ND@0.5	ND@0.5

Endicott, New York
Quality Assurance / Quality Control Analytical Chemistry Data
January 1, 2012 - December 31, 2012

Sample Location		EQ RINSE BLK	EQ RINSE BLK	EQ RINSE BLK	EQ RINSE BLK	EQ RINSE BLK	EQ RINSE BLK
Sample Description		WTR LVL IND	WTR LVL IND	WTR LVL IND	WTR LVL IND	WTR LVL IND	WTR LVL IND
Sample Date		08/10/2012	08/12/2012	08/13/2012	08/14/2012	08/19/2012	08/20/2012
Laboratory Sample I.D.		6752262	6755535	6755539	6755191	6761572	6761576
Parameter	**Units**						
1,1,1-TRICHLOROETHANE	ug/l	ND@0.5	ND@0.5	ND@0.5	ND@0.5	ND@0.5	ND@0.5
1,1,2,2-TETRACHLOROETHANE	ug/l	ND@0.5	ND@0.5	ND@0.5	ND@0.5	ND@0.5	ND@0.5
1,1,2-TRICHLORO-1,2,2-TRIFLUOROETHANE	ug/l	ND@0.5	ND@0.5	ND@0.5	ND@0.5	ND@0.5	ND@0.5
1,1,2-TRICHLOROETHANE	ug/l	ND@0.5	ND@0.5	ND@0.5	ND@0.5	ND@0.5	ND@0.5
1,1-DICHLOROETHANE	ug/l	ND@0.5	ND@0.5	ND@0.5	0.1 J	0.1 J	0.1 J
1,1-DICHLOROETHENE	ug/l	ND@0.5	ND@0.5	ND@0.5	ND@0.5	ND@0.5	ND@0.5
1,2,4-TRICHLOROBENZENE	ug/l	ND@0.5	ND@0.5	ND@0.5	ND@0.5	ND@0.5	ND@0.5
1,2-DIBROMO-3-CHLOROPROPANE	ug/l	ND@0.5	ND@0.5	ND@0.5	ND@0.5	ND@0.5	ND@0.5
1,2-DIBROMOETHANE (EDB)	ug/l	ND@0.5	ND@0.5	ND@0.5	ND@0.5	ND@0.5	ND@0.5
1,2-DICHLORO-1,2,2-TRIFLUOROETHANE	ug/l	ND@0.5	ND@0.5	ND@0.5	ND@0.5	ND@0.5	ND@0.5
1,2-DICHLOROBENZENE	ug/l	ND@0.5	ND@0.5	ND@0.5	ND@0.5	ND@0.5	ND@0.5
1,2-DICHLOROETHANE (EDC)	ug/l	ND@0.5	ND@0.5	ND@0.5	ND@0.5	ND@0.5	ND@0.5
1,2-DICHLOROPROPANE	ug/l	ND@0.5	ND@0.5	ND@0.5	ND@0.5	ND@0.5	ND@0.5
1,3-DICHLOROBENZENE	ug/l	ND@0.5	ND@0.5	ND@0.5	ND@0.5	ND@0.5	ND@0.5
1,4-DICHLOROBENZENE	ug/l	ND@0.5	ND@0.5	ND@0.5	ND@0.5	ND@0.5	ND@0.5
ACETONE	ug/l	ND@5	ND@5	ND@5	ND@5	ND@5	ND@5
BENZENE	ug/l	ND@0.5	ND@0.5	ND@0.5	0.2 J	0.2 J	0.2 J
BROMODICHLOROMETHANE	ug/l	ND@0.5	ND@0.5	ND@0.5	ND@0.5	ND@0.5	ND@0.5
BROMOFORM (TRIBROMOMETHANE)	ug/l	ND@0.5	ND@0.5	ND@0.5	ND@0.5	ND@0.5	ND@0.5
BROMOMETHANE	ug/l	ND@0.5	ND@0.5	ND@0.5	ND@0.5	ND@0.5	ND@0.5
CARBON DISULFIDE	ug/l	ND@0.5	ND@0.5	ND@0.5	ND@0.5	ND@0.5	ND@0.5
CARBON TETRACHLORIDE	ug/l	ND@0.5	ND@0.5	ND@0.5	ND@0.5	ND@0.5	ND@0.5
CHLOROBENZENE	ug/l	ND@0.5	ND@0.5	ND@0.5	ND@0.5	ND@0.5	ND@0.5
CHLORODIBROMOMETHANE	ug/l	ND@0.5	ND@0.5	ND@0.5	ND@0.5	ND@0.5	ND@0.5
CHLOROETHANE	ug/l	ND@0.5	ND@0.5	ND@0.5	ND@0.5	ND@0.5	ND@0.5
CHLOROFORM (TRICHLOROMETHANE)	ug/l	ND@0.5	ND@0.5	ND@0.5	ND@0.5	ND@0.5	ND@0.5
CHLOROMETHANE	ug/l	ND@0.5	ND@0.5	ND@0.5	ND@0.5	ND@0.5	ND@0.5
CIS-1,2-DICHLOROETHENE	ug/l	ND@0.5	ND@0.5	ND@0.5	0.1 J	0.1 J	0.1 J
CIS-1,3-DICHLOROPROPENE	ug/l	ND@0.5	ND@0.5	ND@0.5	ND@0.5	ND@0.5	ND@0.5
CYCLOHEXANE	ug/l	ND@0.5	ND@0.5	ND@0.5	ND@0.5	ND@0.5	ND@0.5
DICHLORODIFLUOROMETHANE (FREON 12)	ug/l	ND@0.5	ND@0.5	ND@0.5	ND@0.5	ND@0.5	ND@0.5
ETHYLBENZENE	ug/l	ND@0.5	ND@0.5	ND@0.5	0.2 J	0.2 J	0.2 J
ISOPROPYLBENZENE	ug/l	ND@0.5	ND@0.5	ND@0.5	ND@0.5	ND@0.5	ND@0.5
M,P-XYLENE	ug/l	0.3 J	0.2 J	0.2 J	0.5	0.6	0.6
METHYL ACETATE	ug/l	ND@1	ND@1	ND@1	ND@1	ND@1	ND@1
METHYL BUTYL KETONE (2-HEXANONE)	ug/l	ND@5	ND@5	ND@5	ND@5	ND@5	ND@5
METHYL CYCLOHEXANE	ug/l	ND@0.5	ND@0.5	ND@0.5	ND@0.5	ND@0.5	ND@0.5
METHYL ETHYL KETONE (MEK, 2-BUTANONE)	ug/l	ND@5	ND@5	ND@5	ND@5	ND@5	ND@5
METHYL TERT-BUTYL ETHER (MTBE)	ug/l	ND@0.5	ND@0.5	ND@0.5	ND@0.5	ND@0.5	ND@0.5
METHYLENE CHLORIDE (DICHLOROMETHANE)	ug/l	ND@0.5	ND@0.5	ND@0.5	0.2 J	ND@0.5	ND@0.5
MIBK (4-METHYL-2-PENTANONE)	ug/l	ND@5	ND@5	ND@5	ND@5	ND@5	ND@5
O-XYLENE	ug/l	0.1 J	ND@0.5	ND@0.5	0.1 J	0.2 J	0.2 J
STYRENE	ug/l	ND@0.5	ND@0.5	ND@0.5	ND@0.5	ND@0.5	ND@0.5
TETRACHLOROETHENE	ug/l	ND@0.5	ND@0.5	ND@0.5	ND@0.5	ND@0.5	ND@0.5
TOLUENE	ug/l	0.4 J	0.4 J	0.4 J	1.6	1.4	1.4
TRANS-1,2-DICHLOROETHENE	ug/l	ND@0.5	ND@0.5	ND@0.5	ND@0.5	ND@0.5	ND@0.5
TRANS-1,3-DICHLOROPROPENE	ug/l	ND@0.5	ND@0.5	ND@0.5	ND@0.5	ND@0.5	ND@0.5
TRICHLOROETHENE	ug/l	ND@0.5	ND@0.5	ND@0.5	0.3 J	0.2 J	0.2 J
TRICHLOROFLUOROMETHANE (FREON 11)	ug/l	ND@0.5	ND@0.5	ND@0.5	ND@0.5	ND@0.5	ND@0.5
VINYL CHLORIDE	ug/l	ND@0.5	ND@0.5	ND@0.5	ND@0.5	ND@0.5	ND@0.5

Endicott, New York
Quality Assurance / Quality Control Analytical Chemistry Data
January 1, 2012 - December 31, 2012

Sample Location		EQ RINSE BLK	EQ RINSE BLK	EQ RINSE BLK	EQ RINSE BLK	EQ RINSE BLK	EQ RINSE BLK
Sample Description		WTR LVL IND	WTR LVL IND	WTR LVL IND	WTR LVL IND	WTR LVL IND	WTR LVL IND
Sample Date		08/22/2012	08/23/2012	08/24/2012	08/26/2012	08/27/2012	08/28/2012
Laboratory Sample I.D.		6767539	6767543	6767522	6771003	6771009	6773199
Parameter	**Units**						
1,1,1-TRICHLOROETHANE	ug/l	ND@0.5	ND@0.5	ND@0.5	ND@0.5	1.1	ND@0.5
1,1,2,2-TETRACHLOROETHANE	ug/l	ND@0.5	ND@0.5	ND@0.5	ND@0.5	ND@0.5	ND@0.5
1,1,2-TRICHLORO-1,2,2-TRIFLUOROETHANE	ug/l	ND@0.5	ND@0.5	ND@0.5	ND@0.5	ND@0.5	ND@0.5
1,1,2-TRICHLOROETHANE	ug/l	ND@0.5	ND@0.5	ND@0.5	ND@0.5	ND@0.5	ND@0.5
1,1-DICHLOROETHANE	ug/l	ND@0.5	ND@0.5	0.1 J	ND@0.5	0.4 J	0.1 J
1,1-DICHLOROETHENE	ug/l	ND@0.5	ND@0.5	ND@0.5	ND@0.5	ND@0.5	ND@0.5
1,2,4-TRICHLOROBENZENE	ug/l	ND@0.5	ND@0.5	ND@0.5	ND@0.5	ND@0.5	ND@0.5
1,2-DIBROMO-3-CHLOROPROPANE	ug/l	ND@0.5	ND@0.5	ND@0.5	ND@0.5	ND@0.5	ND@0.5
1,2-DIBROMOETHANE (EDB)	ug/l	ND@0.5	ND@0.5	ND@0.5	ND@0.5	ND@0.5	ND@0.5
1,2-DICHLORO-1,2,2-TRIFLUOROETHANE	ug/l	ND@0.5	ND@0.5	ND@0.5	ND@0.5	0.2 J	ND@0.5
1,2-DICHLOROBENZENE	ug/l	ND@0.5	ND@0.5	ND@0.5	ND@0.5	ND@0.5	ND@0.5
1,2-DICHLOROETHANE (EDC)	ug/l	ND@0.5	ND@0.5	ND@0.5	ND@0.5	ND@0.5	ND@0.5
1,2-DICHLOROPROPANE	ug/l	ND@0.5	ND@0.5	ND@0.5	ND@0.5	ND@0.5	ND@0.5
1,3-DICHLOROBENZENE	ug/l	ND@0.5	ND@0.5	ND@0.5	ND@0.5	ND@0.5	ND@0.5
1,4-DICHLOROBENZENE	ug/l	ND@0.5	ND@0.5	ND@0.5	ND@0.5	ND@0.5	ND@0.5
ACETONE	ug/l	ND@5	ND@5	ND@5	3.2 J	ND@5	3.2 J
BENZENE	ug/l	0.2 J	0.2 J	0.2 J	0.1 J	ND@0.5	0.2 J
BROMODICHLOROMETHANE	ug/l	ND@0.5	ND@0.5	ND@0.5	ND@0.5	ND@0.5	ND@0.5
BROMOFORM (TRIBROMOMETHANE)	ug/l	ND@0.5	ND@0.5	ND@0.5	ND@0.5	ND@0.5	ND@0.5
BROMOMETHANE	ug/l	ND@0.5	ND@0.5	ND@0.5	ND@0.5	ND@0.5	ND@0.5
CARBON DISULFIDE	ug/l	ND@0.5	ND@0.5	ND@0.5	ND@0.5	ND@0.5	ND@0.5
CARBON TETRACHLORIDE	ug/l	ND@0.5	ND@0.5	ND@0.5	ND@0.5	ND@0.5	ND@0.5
CHLOROBENZENE	ug/l	ND@0.5	ND@0.5	ND@0.5	ND@0.5	ND@0.5	ND@0.5
CHLORODIBROMOMETHANE	ug/l	ND@0.5	ND@0.5	ND@0.5	ND@0.5	ND@0.5	ND@0.5
CHLOROETHANE	ug/l	ND@0.5	ND@0.5	ND@0.5	ND@0.5	ND@0.5	ND@0.5
CHLOROFORM (TRICHLOROMETHANE)	ug/l	ND@0.5	ND@0.5	ND@0.5	ND@0.5	ND@0.5	ND@0.5
CHLOROMETHANE	ug/l	ND@0.5	ND@0.5	ND@0.5	ND@0.5	ND@0.5	ND@0.5
CIS-1,2-DICHLOROETHENE	ug/l	ND@0.5	ND@0.5	0.1 J	ND@0.5	0.1 J	ND@0.5
CIS-1,3-DICHLOROPROPENE	ug/l	ND@0.5	ND@0.5	ND@0.5	ND@0.5	ND@0.5	ND@0.5
CYCLOHEXANE	ug/l	ND@0.5	ND@0.5	ND@0.5	ND@0.5	ND@0.5	ND@0.5
DICHLORODIFLUOROMETHANE (FREON 12)	ug/l	ND@0.5	ND@0.5	ND@0.5	ND@0.5	ND@0.5	ND@0.5
ETHYLBENZENE	ug/l	0.1 J	0.1 J	0.2 J	0.1 J	ND@0.5	0.1 J
ISOPROPYLBENZENE	ug/l	ND@0.5	ND@0.5	ND@0.5	ND@0.5	ND@0.5	ND@0.5
M,P-XYLENE	ug/l	0.4 J	0.4 J	0.6	0.5 J	ND@0.5	0.3 J
METHYL ACETATE	ug/l	ND@1	ND@1	ND@1	ND@1	ND@1	ND@1
METHYL BUTYL KETONE (2-HEXANONE)	ug/l	ND@5	ND@5	ND@5	ND@5	ND@5	ND@5
METHYL CYCLOHEXANE	ug/l	ND@0.5	ND@0.5	ND@0.5	ND@0.5	ND@0.5	ND@0.5
METHYL ETHYL KETONE (MEK, 2-BUTANONE)	ug/l	ND@5	ND@5	ND@5	ND@5	ND@5	ND@5
METHYL TERT-BUTYL ETHER (MTBE)	ug/l	ND@0.5	ND@0.5	ND@0.5	ND@0.5	ND@0.5	ND@0.5
METHYLENE CHLORIDE (DICHLOROMETHANE)	ug/l	ND@0.5	ND@0.5	ND@0.5	ND@0.5	ND@0.5	ND@0.5
MIBK (4-METHYL-2-PENTANONE)	ug/l	ND@5	ND@5	ND@5	ND@5	ND@5	ND@5
O-XYLENE	ug/l	0.1 J	0.1 J	0.2 J	0.2 J	ND@0.5	0.1 J
STYRENE	ug/l	ND@0.5	ND@0.5	ND@0.5	ND@0.5	ND@0.5	ND@0.5
TETRACHLOROETHENE	ug/l	ND@0.5	ND@0.5	ND@0.5	ND@0.5	3.1	ND@0.5
TOLUENE	ug/l	1	1	1.2	0.9	ND@0.5	0.8
TRANS-1,2-DICHLOROETHENE	ug/l	ND@0.5	ND@0.5	ND@0.5	ND@0.5	ND@0.5	ND@0.5
TRANS-1,3-DICHLOROPROPENE	ug/l	ND@0.5	ND@0.5	ND@0.5	ND@0.5	ND@0.5	ND@0.5
TRICHLOROETHENE	ug/l	0.1 J	0.1 J	0.2 J	0.1 J	1.6	0.1 J
TRICHLOROFLUOROMETHANE (FREON 11)	ug/l	ND@0.5	ND@0.5	ND@0.5	ND@0.5	ND@0.5	ND@0.5
VINYL CHLORIDE	ug/l	ND@0.5	ND@0.5	ND@0.5	ND@0.5	ND@0.5	ND@0.5

Endicott, New York
Quality Assurance / Quality Control Analytical Chemistry Data
January 1, 2012 - December 31, 2012

Sample Location		EQ RINSE BLK	EQ RINSE BLK	EQ RINSE BLK	EQ RINSE BLK	EQ RINSE BLK	EQ RINSE BLK
Sample Description		WTR LVL IND	WTR LVL IND	WTR LVL IND	WTR LVL IND	WTR LVL IND	WTR LVL IND
Sample Date		08/30/2012	09/11/2012	09/17/2012	10/09/2012	11/10/2012	11/11/2012
Laboratory Sample I.D.		6775927	6787665	6792109	6820645	6857509	6857532
Parameter	**Units**						
1,1,1-TRICHLOROETHANE	ug/l	ND@0.5	0.2 J	ND@0.5	ND@0.5	ND@0.5	ND@0.5
1,1,2,2-TETRACHLOROETHANE	ug/l	ND@0.5	ND@0.5	ND@0.5	ND@0.5	ND@0.5	ND@0.5
1,1,2-TRICHLORO-1,2,2-TRIFLUOROETHANE	ug/l	ND@0.5	ND@0.5	ND@0.5	ND@0.5	ND@0.5	ND@0.5
1,1,2-TRICHLOROETHANE	ug/l	ND@0.5	ND@0.5	ND@0.5	ND@0.5	ND@0.5	ND@0.5
1,1-DICHLOROETHANE	ug/l	ND@0.5	0.3 J	ND@0.5	ND@0.5	ND@0.5	ND@0.5
1,1-DICHLOROETHENE	ug/l	ND@0.5	ND@0.5	ND@0.5	ND@0.5	ND@0.5	ND@0.5
1,2,4-TRICHLOROBENZENE	ug/l	ND@0.5	ND@0.5	ND@0.5	ND@0.5	ND@0.5	ND@0.5
1,2-DIBROMO-3-CHLOROPROPANE	ug/l	ND@0.5	ND@0.5	ND@0.5	ND@0.5	ND@0.5	ND@0.5
1,2-DIBROMOETHANE (EDB)	ug/l	ND@0.5	ND@0.5	ND@0.5	ND@0.5	ND@0.5	ND@0.5
1,2-DICHLORO-1,2,2-TRIFLUOROETHANE	ug/l	ND@0.5	ND@0.5	ND@0.5	ND@0.5	ND@0.5	ND@0.5
1,2-DICHLOROBENZENE	ug/l	ND@0.5	ND@0.5	ND@0.5	ND@0.5	ND@0.5	ND@0.5
1,2-DICHLOROETHANE (EDC)	ug/l	ND@0.5	ND@0.5	ND@0.5	ND@0.5	ND@0.5	ND@0.5
1,2-DICHLOROPROPANE	ug/l	ND@0.5	ND@0.5	ND@0.5	ND@0.5	ND@0.5	ND@0.5
1,3-DICHLOROBENZENE	ug/l	ND@0.5	ND@0.5	ND@0.5	ND@0.5	ND@0.5	ND@0.5
1,4-DICHLOROBENZENE	ug/l	ND@0.5	ND@0.5	ND@0.5	ND@0.5	ND@0.5	ND@0.5
ACETONE	ug/l	4.7 J	ND@5	ND@5	ND@5	ND@5	ND@5
BENZENE	ug/l	0.1 J	ND@0.5	ND@0.5	ND@0.5	ND@0.5	ND@0.5
BROMODICHLOROMETHANE	ug/l	ND@0.5	ND@0.5	ND@0.5	ND@0.5	ND@0.5	ND@0.5
BROMOFORM (TRIBROMOMETHANE)	ug/l	ND@0.5	ND@0.5	ND@0.5	ND@0.5	ND@0.5	0.1 J
BROMOMETHANE	ug/l	ND@0.5	ND@0.5	ND@0.5	ND@0.5	ND@0.5	ND@0.5
CARBON DISULFIDE	ug/l	ND@0.5	ND@0.5	ND@0.5	ND@0.5	ND@0.5	ND@0.5
CARBON TETRACHLORIDE	ug/l	ND@0.5	ND@0.5	ND@0.5	ND@0.5	ND@0.5	ND@0.5
CHLOROBENZENE	ug/l	ND@0.5	ND@0.5	ND@0.5	ND@0.5	ND@0.5	ND@0.5
CHLORODIBROMOMETHANE	ug/l	ND@0.5	ND@0.5	ND@0.5	ND@0.5	ND@0.5	ND@0.5
CHLOROETHANE	ug/l	ND@0.5	ND@0.5	ND@0.5	ND@0.5	ND@0.5	ND@0.5
CHLOROFORM (TRICHLOROMETHANE)	ug/l	ND@0.5	ND@0.5	ND@0.5	ND@0.5	ND@0.5	ND@0.5
CHLOROMETHANE	ug/l	ND@0.5	ND@0.5	ND@0.5	ND@0.5	ND@0.5	ND@0.5
CIS-1,2-DICHLOROETHENE	ug/l	ND@0.5	0.3 J	ND@0.5	ND@0.5	ND@0.5	ND@0.5
CIS-1,3-DICHLOROPROPENE	ug/l	ND@0.5	ND@0.5	ND@0.5	ND@0.5	ND@0.5	ND@0.5
CYCLOHEXANE	ug/l	ND@0.5	ND@0.5	ND@0.5	ND@0.5	ND@0.5	ND@0.5
DICHLORODIFLUOROMETHANE (FREON 12)	ug/l	ND@0.5	ND@0.5	ND@0.5	ND@0.5	ND@0.5	ND@0.5
ETHYLBENZENE	ug/l	0.1 J	ND@0.5	ND@0.5	ND@0.5	ND@0.5	ND@0.5
ISOPROPYLBENZENE	ug/l	ND@0.5	ND@0.5	ND@0.5	ND@0.5	ND@0.5	ND@0.5
M,P-XYLENE	ug/l	0.4 J	ND@0.5	ND@0.5	ND@0.5	ND@0.5	ND@0.5
METHYL ACETATE	ug/l	ND@1	ND@1	ND@1	ND@1	ND@1	ND@1
METHYL BUTYL KETONE (2-HEXANONE)	ug/l	ND@5	ND@5	ND@5	ND@5	ND@5	ND@5
METHYL CYCLOHEXANE	ug/l	ND@0.5	ND@0.5	ND@0.5	ND@0.5	ND@0.5	ND@0.5
METHYL ETHYL KETONE (MEK, 2-BUTANONE)	ug/l	ND@5	ND@5	ND@5	ND@5	ND@5	ND@5
METHYL TERT-BUTYL ETHER (MTBE)	ug/l	ND@0.5	ND@0.5	ND@0.5	ND@0.5	ND@0.5	ND@0.5
METHYLENE CHLORIDE (DICHLOROMETHANE)	ug/l	ND@0.5	ND@0.5	0.4 J	0.3 J	ND@0.5	ND@0.5
MIBK (4-METHYL-2-PENTANONE)	ug/l	ND@5	ND@5	ND@5	ND@5	ND@5	ND@5
O-XYLENE	ug/l	0.2 J	ND@0.5	ND@0.5	ND@0.5	ND@0.5	ND@0.5
STYRENE	ug/l	ND@0.5	ND@0.5	ND@0.5	ND@0.5	ND@0.5	ND@0.5
TETRACHLOROETHENE	ug/l	ND@0.5	ND@0.5	ND@0.5	ND@0.5	ND@0.5	ND@0.5
TOLUENE	ug/l	0.8	ND@0.5	0.5 J	0.2 J	0.1 J	0.1 J
TRANS-1,2-DICHLOROETHENE	ug/l	ND@0.5	ND@0.5	0.5 J	ND@0.5	ND@0.5	ND@0.5
TRANS-1,3-DICHLOROPROPENE	ug/l	ND@0.5	ND@0.5	ND@0.5	ND@0.5	ND@0.5	ND@0.5
TRICHLOROETHENE	ug/l	ND@0.5	0.9	ND@0.5	ND@0.5	ND@0.5	ND@0.5
TRICHLOROFLUOROMETHANE (FREON 11)	ug/l	ND@0.5	ND@0.5	ND@0.5	ND@0.5	ND@0.5	ND@0.5
VINYL CHLORIDE	ug/l	ND@0.5	ND@0.5	ND@0.5	ND@0.5	ND@0.5	ND@0.5

Endicott, New York
Quality Assurance / Quality Control Analytical Chemistry Data
January 1, 2012 - December 31, 2012

Sample Location		EQ RINSE BLK	EQ RINSE BLK	EQ RINSE BLK	EQ RINSE BLK	EQ RINSE BLK	EQ RINSE BLK
Sample Description		WTR LVL IND	WTR LVL IND	WTR LVL IND	WTR LVL IND	WTR LVL IND	WTR LVL IND
Sample Date		11/15/2012	11/16/2012	11/17/2012	11/18/2012	11/19/2012	11/20/2012
Laboratory Sample I.D.		6864785	6864803	6867695	6867670	6867680	6869076
Parameter	**Units**						
1,1,1-TRICHLOROETHANE	ug/l	ND@0.5	ND@0.5	ND@0.5	ND@0.5	ND@0.5	ND@0.5
1,1,2,2-TETRACHLOROETHANE	ug/l	ND@0.5	ND@0.5	ND@0.5	ND@0.5	ND@0.5	ND@0.5
1,1,2-TRICHLORO-1,2,2-TRIFLUOROETHANE	ug/l	ND@0.5	ND@0.5	ND@0.5	ND@0.5	ND@0.5	ND@0.5
1,1,2-TRICHLOROETHANE	ug/l	ND@0.5	ND@0.5	ND@0.5	ND@0.5	ND@0.5	ND@0.5
1,1-DICHLOROETHANE	ug/l	ND@0.5	ND@0.5	ND@0.5	ND@0.5	ND@0.5	ND@0.5
1,1-DICHLOROETHENE	ug/l	ND@0.5	ND@0.5	ND@0.5	ND@0.5	ND@0.5	ND@0.5
1,2,4-TRICHLOROBENZENE	ug/l	ND@0.5	ND@0.5	ND@0.5	ND@0.5	ND@0.5	ND@0.5
1,2-DIBROMO-3-CHLOROPROPANE	ug/l	ND@0.5	ND@0.5	ND@0.5	ND@0.5	ND@0.5	ND@0.5
1,2-DIBROMOETHANE (EDB)	ug/l	ND@0.5	ND@0.5	ND@0.5	ND@0.5	ND@0.5	ND@0.5
1,2-DICHLORO-1,2,2-TRIFLUOROETHANE	ug/l	ND@0.5	ND@0.5	ND@0.5	ND@0.5	ND@0.5	ND@0.5
1,2-DICHLOROBENZENE	ug/l	ND@0.5	ND@0.5	ND@0.5	ND@0.5	ND@0.5	ND@0.5
1,2-DICHLOROETHANE (EDC)	ug/l	ND@0.5	ND@0.5	ND@0.5	ND@0.5	ND@0.5	ND@0.5
1,2-DICHLOROPROPANE	ug/l	ND@0.5	ND@0.5	ND@0.5	ND@0.5	ND@0.5	ND@0.5
1,3-DICHLOROBENZENE	ug/l	ND@0.5	ND@0.5	ND@0.5	ND@0.5	ND@0.5	ND@0.5
1,4-DICHLOROBENZENE	ug/l	ND@0.5	ND@0.5	ND@0.5	ND@0.5	ND@0.5	ND@0.5
ACETONE	ug/l	ND@5	ND@5	ND@5	ND@5	ND@5	3.7 J
BENZENE	ug/l	ND@0.5	ND@0.5	ND@0.5	ND@0.5	ND@0.5	ND@0.5
BROMODICHLOROMETHANE	ug/l	ND@0.5	ND@0.5	ND@0.5	ND@0.5	ND@0.5	ND@0.5
BROMOFORM (TRIBROMOMETHANE)	ug/l	ND@0.5	ND@0.5	ND@0.5	ND@0.5	ND@0.5	ND@0.5
BROMOMETHANE	ug/l	ND@0.5	ND@0.5	ND@0.5	ND@0.5	ND@0.5	ND@0.5
CARBON DISULFIDE	ug/l	ND@0.5	ND@0.5	ND@0.5	ND@0.5	ND@0.5	ND@0.5
CARBON TETRACHLORIDE	ug/l	ND@0.5	ND@0.5	ND@0.5	ND@0.5	ND@0.5	ND@0.5
CHLOROBENZENE	ug/l	ND@0.5	ND@0.5	ND@0.5	ND@0.5	ND@0.5	ND@0.5
CHLORODIBROMOMETHANE	ug/l	ND@0.5	ND@0.5	ND@0.5	ND@0.5	ND@0.5	ND@0.5
CHLOROETHANE	ug/l	ND@0.5	ND@0.5	ND@0.5	ND@0.5	ND@0.5	ND@0.5
CHLOROFORM (TRICHLOROMETHANE)	ug/l	ND@0.5	ND@0.5	ND@0.5	ND@0.5	ND@0.5	ND@0.5
CHLOROMETHANE	ug/l	ND@0.5	ND@0.5	ND@0.5	ND@0.5	ND@0.5	ND@0.5
CIS-1,2-DICHLOROETHENE	ug/l	ND@0.5	ND@0.5	ND@0.5	ND@0.5	ND@0.5	ND@0.5
CIS-1,3-DICHLOROPROPENE	ug/l	ND@0.5	ND@0.5	ND@0.5	ND@0.5	ND@0.5	ND@0.5
CYCLOHEXANE	ug/l	ND@0.5	ND@0.5	ND@0.5	ND@0.5	ND@0.5	ND@0.5
DICHLORODIFLUOROMETHANE (FREON 12)	ug/l	ND@0.5	ND@0.5	ND@0.5	ND@0.5	ND@0.5	ND@0.5
ETHYLBENZENE	ug/l	ND@0.5	ND@0.5	ND@0.5	ND@0.5	ND@0.5	ND@0.5
ISOPROPYLBENZENE	ug/l	ND@0.5	ND@0.5	ND@0.5	ND@0.5	ND@0.5	ND@0.5
M,P-XYLENE	ug/l	ND@0.5	ND@0.5	ND@0.5	ND@0.5	ND@0.5	ND@0.5
METHYL ACETATE	ug/l	ND@1	ND@1	ND@1	ND@1	ND@1	ND@1
METHYL BUTYL KETONE (2-HEXANONE)	ug/l	ND@5	ND@5	ND@5	ND@5	ND@5	ND@5
METHYL CYCLOHEXANE	ug/l	ND@0.5	ND@0.5	ND@0.5	ND@0.5	ND@0.5	ND@0.5
METHYL ETHYL KETONE (MEK, 2-BUTANONE)	ug/l	ND@5	ND@5	ND@5	ND@5	ND@5	ND@5
METHYL TERT-BUTYL ETHER (MTBE)	ug/l	ND@0.5	ND@0.5	ND@0.5	ND@0.5	ND@0.5	ND@0.5
METHYLENE CHLORIDE (DICHLOROMETHANE)	ug/l	0.5	0.5 J	0.4 J	0.4 J	0.3 J	0.3 J
MIBK (4-METHYL-2-PENTANONE)	ug/l	ND@5	ND@5	ND@5	ND@5	ND@5	ND@5
O-XYLENE	ug/l	ND@0.5	ND@0.5	ND@0.5	ND@0.5	ND@0.5	ND@0.5
STYRENE	ug/l	ND@0.5	ND@0.5	ND@0.5	ND@0.5	ND@0.5	ND@0.5
TETRACHLOROETHENE	ug/l	ND@0.5	ND@0.5	ND@0.5	ND@0.5	ND@0.5	ND@0.5
TOLUENE	ug/l	0.3 J	0.3 J	0.2 J	0.3 J	ND@0.5	0.2 J
TRANS-1,2-DICHLOROETHENE	ug/l	ND@0.5	ND@0.5	ND@0.5	ND@0.5	0.2 J	ND@0.5
TRANS-1,3-DICHLOROPROPENE	ug/l	ND@0.5	ND@0.5	ND@0.5	ND@0.5	ND@0.5	ND@0.5
TRICHLOROETHENE	ug/l	ND@0.5	ND@0.5	ND@0.5	ND@0.5	0.2 J	ND@0.5
TRICHLOROFLUOROMETHANE (FREON 11)	ug/l	ND@0.5	ND@0.5	ND@0.5	ND@0.5	ND@0.5	ND@0.5
VINYL CHLORIDE	ug/l	ND@0.5	ND@0.5	ND@0.5	ND@0.5	ND@0.5	ND@0.5

Endicott, New York
Quality Assurance / Quality Control Analytical Chemistry Data
January 1, 2012 - December 31, 2012

Sample Location		EQ RINSE BLK	EQ RINSE BLK	EQ RINSE BLK	EQ RINSE BLK	TRIP BLANK	TRIP BLANK
Sample Description		WTR LVL IND	WTR LVL IND	WTR LVL IND	WTR LVL IND	1/4-1/5	1/4-1/6
Sample Date		11/26/2012	11/27/2012	11/28/2012	12/12/2012	01/04/2012	01/04/2012
Laboratory Sample I.D.		6876534	6876525	6876556	6895735	6514950	6515966
Parameter	**Units**						
1,1,1-TRICHLOROETHANE	ug/l	ND@0.5	ND@0.5	ND@0.5	ND@0.5	ND@0.5	0.2 J
1,1,2,2-TETRACHLOROETHANE	ug/l	ND@0.5	ND@0.5	ND@0.5	ND@0.5	ND@0.5	ND@0.5
1,1,2-TRICHLORO-1,2,2-TRIFLUOROETHANE	ug/l	ND@0.5	ND@0.5	ND@0.5	ND@0.5	ND@0.5	ND@0.5
1,1,2-TRICHLOROETHANE	ug/l	ND@0.5	ND@0.5	ND@0.5	ND@0.5	ND@0.5	ND@0.5
1,1-DICHLOROETHANE	ug/l	ND@0.5	ND@0.5	ND@0.5	ND@0.5	ND@0.5	ND@0.5
1,1-DICHLOROETHENE	ug/l	ND@0.5	ND@0.5	ND@0.5	ND@0.5	ND@0.5	ND@0.5
1,2,4-TRICHLOROBENZENE	ug/l	ND@0.5	ND@0.5	ND@0.5	ND@0.5	ND@0.5	ND@0.5
1,2-DIBROMO-3-CHLOROPROPANE	ug/l	ND@0.5	ND@0.5	ND@0.5	ND@0.5	ND@0.5	ND@0.5
1,2-DIBROMOETHANE (EDB)	ug/l	ND@0.5	ND@0.5	ND@0.5	ND@0.5	ND@0.5	ND@0.5
1,2-DICHLORO-1,2,2-TRIFLUOROETHANE	ug/l	ND@0.5	ND@0.5	ND@0.5	ND@0.5	ND@0.5	ND@0.5
1,2-DICHLOROBENZENE	ug/l	ND@0.5	ND@0.5	ND@0.5	ND@0.5	ND@0.5	ND@0.5
1,2-DICHLOROETHANE (EDC)	ug/l	ND@0.5	ND@0.5	ND@0.5	ND@0.5	ND@0.5	ND@0.5
1,2-DICHLOROPROPANE	ug/l	ND@0.5	ND@0.5	ND@0.5	ND@0.5	ND@0.5	ND@0.5
1,3-DICHLOROBENZENE	ug/l	ND@0.5	ND@0.5	ND@0.5	ND@0.5	ND@0.5	ND@0.5
1,4-DICHLOROBENZENE	ug/l	ND@0.5	ND@0.5	ND@0.5	ND@0.5	0.7	ND@0.5
ACETONE	ug/l	ND@5	ND@5	ND@5	ND@5	ND@5.0	ND@5.0
BENZENE	ug/l	ND@0.5	ND@0.5	ND@0.5	ND@0.5	ND@0.5	ND@0.5
BROMODICHLOROMETHANE	ug/l	ND@0.5	ND@0.5	ND@0.5	ND@0.5	ND@0.5	ND@0.5
BROMOFORM (TRIBROMOMETHANE)	ug/l	ND@0.5	ND@0.5	ND@0.5	ND@0.5	ND@0.5	ND@0.5
BROMOMETHANE	ug/l	ND@0.5	ND@0.5	ND@0.5	ND@0.5	ND@0.5	ND@0.5
CARBON DISULFIDE	ug/l	ND@0.5	ND@0.5	ND@0.5	ND@0.5	ND@0.5	ND@0.5
CARBON TETRACHLORIDE	ug/l	ND@0.5	ND@0.5	ND@0.5	ND@0.5	ND@0.5	ND@0.5
CHLOROBENZENE	ug/l	ND@0.5	ND@0.5	ND@0.5	ND@0.5	ND@0.5	ND@0.5
CHLORODIBROMOMETHANE	ug/l	ND@0.5	ND@0.5	ND@0.5	ND@0.5	ND@0.5	ND@0.5
CHLOROETHANE	ug/l	ND@0.5	ND@0.5	ND@0.5	ND@0.5	ND@0.5	ND@0.5
CHLOROFORM (TRICHLOROMETHANE)	ug/l	ND@0.5	ND@0.5	ND@0.5	ND@0.5	ND@0.5	ND@0.5
CHLOROMETHANE	ug/l	ND@0.5	ND@0.5	ND@0.5	ND@0.5	ND@0.5	ND@0.5
CIS-1,2-DICHLOROETHENE	ug/l	ND@0.5	ND@0.5	ND@0.5	ND@0.5	ND@0.5	ND@0.5
CIS-1,3-DICHLOROPROPENE	ug/l	ND@0.5	ND@0.5	ND@0.5	ND@0.5	ND@0.5	ND@0.5
CYCLOHEXANE	ug/l	ND@0.5	ND@0.5	ND@0.5	ND@0.5	ND@0.5	ND@0.5
DICHLORODIFLUOROMETHANE (FREON 12)	ug/l	ND@0.5	ND@0.5	ND@0.5	ND@0.5	ND@0.5	ND@0.5
ETHYLBENZENE	ug/l	ND@0.5	ND@0.5	ND@0.5	ND@0.5	ND@0.5	ND@0.5
ISOPROPYLBENZENE	ug/l	ND@0.5	ND@0.5	ND@0.5	ND@0.5	ND@0.5	ND@0.5
M,P-XYLENE	ug/l	ND@0.5	ND@0.5	ND@0.5	ND@0.5	ND@0.5	ND@0.5
METHYL ACETATE	ug/l	ND@1	ND@1	ND@1	ND@1	ND@1.0	ND@1.0
METHYL BUTYL KETONE (2-HEXANONE)	ug/l	ND@5	ND@5	ND@5	ND@5	ND@5.0	ND@5.0
METHYL CYCLOHEXANE	ug/l	ND@0.5	ND@0.5	ND@0.5	ND@0.5	ND@0.5	ND@0.5
METHYL ETHYL KETONE (MEK, 2-BUTANONE)	ug/l	ND@5	ND@5	ND@5	ND@5	ND@5.0	ND@5.0
METHYL TERT-BUTYL ETHER (MTBE)	ug/l	ND@0.5	ND@0.5	ND@0.5	ND@0.5	ND@0.5	ND@0.5
METHYLENE CHLORIDE (DICHLOROMETHANE)	ug/l	0.2 J	0.2 J	0.2 J	ND@0.5	ND@0.5	ND@0.5
MIBK (4-METHYL-2-PENTANONE)	ug/l	ND@5	ND@5	ND@5	ND@5	ND@5.0	ND@5.0
O-XYLENE	ug/l	ND@0.5	ND@0.5	ND@0.5	ND@0.5	ND@0.5	ND@0.5
STYRENE	ug/l	ND@0.5	ND@0.5	ND@0.5	ND@0.5	ND@0.5	ND@0.5
TETRACHLOROETHENE	ug/l	ND@0.5	ND@0.5	ND@0.5	ND@0.5	ND@0.5	ND@0.5
TOLUENE	ug/l	ND@0.5	ND@0.5	ND@0.5	ND@0.5	ND@0.5	0.1 J
TRANS-1,2-DICHLOROETHENE	ug/l	0.1 J	ND@0.5	ND@0.5	ND@0.5	ND@0.5	ND@0.5
TRANS-1,3-DICHLOROPROPENE	ug/l	ND@0.5	ND@0.5	ND@0.5	ND@0.5	ND@0.5	ND@0.5
TRICHLOROETHENE	ug/l	0.1 J	ND@0.5	ND@0.5	ND@0.5	ND@0.5	ND@0.5
TRICHLOROFLUOROMETHANE (FREON 11)	ug/l	ND@0.5	ND@0.5	ND@0.5	ND@0.5	ND@0.5	ND@0.5
VINYL CHLORIDE	ug/l	ND@0.5	ND@0.5	ND@0.5	ND@0.5	ND@0.5	ND@0.5

Endicott, New York
Quality Assurance / Quality Control Analytical Chemistry Data
January 1, 2012 - December 31, 2012

Sample Location		TRIP BLANK	TRIP BLANK	TRIP BLANK	TRIP BLANK	TRIP BLANK	TRIP BLANK
Sample Description		2/6-2/9	2/7-2/10	2/8-2/11	2/9-2/10	2/9-2/11	2/13-2/14
Sample Date		02/06/2012	02/07/2012	02/08/2012	02/09/2012	02/09/2012	02/13/2012
Laboratory Sample I.D.		6543989	6545848	6546809	6545835	6546802	6547727
Parameter	**Units**						
1,1,1-TRICHLOROETHANE	ug/l	ND@0.5	ND@0.5	ND@0.5	ND@0.5	ND@0.5	0.7
1,1,2,2-TETRACHLOROETHANE	ug/l	ND@0.5	ND@0.5	ND@0.5	ND@0.5	ND@0.5	ND@0.5
1,1,2-TRICHLORO-1,2,2-TRIFLUOROETHANE	ug/l	ND@0.5	ND@0.5	ND@0.5	ND@0.5	ND@0.5	ND@0.5
1,1,2-TRICHLOROETHANE	ug/l	ND@0.5	ND@0.5	ND@0.5	ND@0.5	ND@0.5	ND@0.5
1,1-DICHLOROETHANE	ug/l	ND@0.5	ND@0.5	ND@0.5	ND@0.5	ND@0.5	0.3 J
1,1-DICHLOROETHENE	ug/l	ND@0.5	ND@0.5	ND@0.5	ND@0.5	ND@0.5	ND@0.5
1,2,4-TRICHLOROBENZENE	ug/l	ND@0.5	ND@0.5	ND@0.5	ND@0.5	ND@0.5	ND@0.5
1,2-DIBROMO-3-CHLOROPROPANE	ug/l	ND@0.5	ND@0.5	ND@0.5	ND@0.5	ND@0.5	ND@0.5
1,2-DIBROMOETHANE (EDB)	ug/l	ND@0.5	ND@0.5	ND@0.5	ND@0.5	ND@0.5	ND@0.5
1,2-DICHLORO-1,2,2-TRIFLUOROETHANE	ug/l	ND@0.5	ND@0.5	ND@0.5	ND@0.5	ND@0.5	ND@0.5
1,2-DICHLOROBENZENE	ug/l	ND@0.5	ND@0.5	ND@0.5	ND@0.5	ND@0.5	ND@0.5
1,2-DICHLOROETHANE (EDC)	ug/l	ND@0.5	ND@0.5	ND@0.5	ND@0.5	ND@0.5	ND@0.5
1,2-DICHLOROPROPANE	ug/l	ND@0.5	ND@0.5	ND@0.5	ND@0.5	ND@0.5	ND@0.5
1,3-DICHLOROBENZENE	ug/l	ND@0.5	ND@0.5	ND@0.5	ND@0.5	ND@0.5	ND@0.5
1,4-DICHLOROBENZENE	ug/l	ND@0.5	ND@0.5	ND@0.5	0.6	ND@0.5	ND@0.5
ACETONE	ug/l	ND@5.0	ND@5.0	ND@5.0	ND@5.0	ND@5.0	ND@5.0
BENZENE	ug/l	ND@0.5	ND@0.5	ND@0.5	ND@0.5	ND@0.5	ND@0.5
BROMODICHLOROMETHANE	ug/l	ND@0.5	ND@0.5	ND@0.5	ND@0.5	ND@0.5	ND@0.5
BROMOFORM (TRIBROMOMETHANE)	ug/l	ND@0.5	ND@0.5	ND@0.5	ND@0.5	ND@0.5	ND@0.5
BROMOMETHANE	ug/l	ND@0.5	ND@0.5	ND@0.5	ND@0.5	ND@0.5	ND@0.5
CARBON DISULFIDE	ug/l	ND@0.5	ND@0.5	ND@0.5	ND@0.5	ND@0.5	ND@0.5
CARBON TETRACHLORIDE	ug/l	ND@0.5	ND@0.5	ND@0.5	ND@0.5	ND@0.5	ND@0.5
CHLOROBENZENE	ug/l	ND@0.5	ND@0.5	ND@0.5	ND@0.5	ND@0.5	ND@0.5
CHLORODIBROMOMETHANE	ug/l	ND@0.5	ND@0.5	ND@0.5	ND@0.5	ND@0.5	ND@0.5
CHLOROETHANE	ug/l	ND@0.5	ND@0.5	ND@0.5	ND@0.5	ND@0.5	ND@0.5
CHLOROFORM (TRICHLOROMETHANE)	ug/l	ND@0.5	ND@0.5	ND@0.5	ND@0.5	ND@0.5	ND@0.5
CHLOROMETHANE	ug/l	ND@0.5	ND@0.5	ND@0.5	ND@0.5	ND@0.5	ND@0.5
CIS-1,2-DICHLOROETHENE	ug/l	ND@0.5	ND@0.5	ND@0.5	ND@0.5	ND@0.5	0.8
CIS-1,3-DICHLOROPROPENE	ug/l	ND@0.5	ND@0.5	ND@0.5	ND@0.5	ND@0.5	ND@0.5
CYCLOHEXANE	ug/l	ND@0.5	ND@0.5	ND@0.5	ND@0.5	ND@0.5	ND@0.5
DICHLORODIFLUOROMETHANE (FREON 12)	ug/l	ND@0.5	ND@0.5	ND@0.5	ND@0.5	ND@0.5	ND@0.5
ETHYLBENZENE	ug/l	ND@0.5	ND@0.5	ND@0.5	ND@0.5	ND@0.5	ND@0.5
ISOPROPYLBENZENE	ug/l	ND@0.5	ND@0.5	ND@0.5	ND@0.5	ND@0.5	ND@0.5
M,P-XYLENE	ug/l	ND@0.5	ND@0.5	ND@0.5	ND@0.5	ND@0.5	0.1 J
METHYL ACETATE	ug/l	ND@1.0	ND@1.0	ND@1.0	ND@1.0	ND@1.0	ND@1.0
METHYL BUTYL KETONE (2-HEXANONE)	ug/l	ND@5.0	ND@5.0	ND@5.0	ND@5.0	ND@5.0	ND@5.0
METHYL CYCLOHEXANE	ug/l	ND@0.5	ND@0.5	ND@0.5	ND@0.5	ND@0.5	ND@0.5
METHYL ETHYL KETONE (MEK, 2-BUTANONE)	ug/l	ND@5.0	ND@5.0	ND@5.0	ND@5.0	ND@5.0	ND@5.0
METHYL TERT-BUTYL ETHER (MTBE)	ug/l	ND@0.5	ND@0.5	ND@0.5	ND@0.5	ND@0.5	ND@0.5
METHYLENE CHLORIDE (DICHLOROMETHANE)	ug/l	0.4 J	ND@0.5	0.4 J	ND@0.5	0.4 J	ND@0.5
MIBK (4-METHYL-2-PENTANONE)	ug/l	ND@5.0	ND@5.0	ND@5.0	ND@5.0	ND@5.0	ND@5.0
O-XYLENE	ug/l	ND@0.5	ND@0.5	ND@0.5	ND@0.5	ND@0.5	ND@0.5
STYRENE	ug/l	ND@0.5	ND@0.5	ND@0.5	ND@0.5	ND@0.5	ND@0.5
TETRACHLOROETHENE	ug/l	ND@0.5	ND@0.5	ND@0.5	ND@0.5	ND@0.5	ND@0.5
TOLUENE	ug/l	ND@0.5	ND@0.5	ND@0.5	ND@0.5	ND@0.5	0.4 J
TRANS-1,2-DICHLOROETHENE	ug/l	ND@0.5	ND@0.5	ND@0.5	ND@0.5	ND@0.5	ND@0.5
TRANS-1,3-DICHLOROPROPENE	ug/l	ND@0.5	ND@0.5	ND@0.5	ND@0.5	ND@0.5	ND@0.5
TRICHLOROETHENE	ug/l	ND@0.5	ND@0.5	ND@0.5	ND@0.5	ND@0.5	0.1 J
TRICHLOROFLUOROMETHANE (FREON 11)	ug/l	ND@0.5	ND@0.5	ND@0.5	ND@0.5	ND@0.5	ND@0.5
VINYL CHLORIDE	ug/l	ND@0.5	ND@0.5	ND@0.5	ND@0.5	ND@0.5	ND@0.5

Endicott, New York
Quality Assurance / Quality Control Analytical Chemistry Data
January 1, 2012 - December 31, 2012

Sample Location		TRIP BLANK	TRIP BLANK	TRIP BLANK	TRIP BLANK	TRIP BLANK	TRIP BLANK
Sample Description		2/20-2/24	2/22-2/25	2/23-2/25	2/24-2/25	2/27-2/29	3/5-3/6
Sample Date		02/20/2012	02/22/2012	02/23/2012	02/24/2012	02/27/2012	03/05/2012
Laboratory Sample I.D.		6557748	6558930	6558902	6558929	6561771	6567298
Parameter	**Units**						
1,1,1-TRICHLOROETHANE	ug/l	ND@0.5	ND@0.5	ND@0.5	ND@0.5	ND@0.5	ND@0.5
1,1,2,2-TETRACHLOROETHANE	ug/l	ND@0.5	ND@0.5	ND@0.5	ND@0.5	ND@0.5	ND@0.5
1,1,2-TRICHLORO-1,2,2-TRIFLUOROETHANE	ug/l	ND@0.5	ND@0.5	ND@0.5	ND@0.5	ND@0.5	ND@0.5
1,1,2-TRICHLOROETHANE	ug/l	ND@0.5	ND@0.5	ND@0.5	ND@0.5	ND@0.5	ND@0.5
1,1-DICHLOROETHANE	ug/l	ND@0.5	ND@0.5	ND@0.5	ND@0.5	ND@0.5	ND@0.5
1,1-DICHLOROETHENE	ug/l	ND@0.5	ND@0.5	ND@0.5	ND@0.5	ND@0.5	ND@0.5
1,2,4-TRICHLOROBENZENE	ug/l	ND@0.5	ND@0.5	ND@0.5	ND@0.5	ND@0.5	ND@0.5
1,2-DIBROMO-3-CHLOROPROPANE	ug/l	ND@0.5	ND@0.5	ND@0.5	ND@0.5	ND@0.5	ND@0.5
1,2-DIBROMOETHANE (EDB)	ug/l	ND@0.5	ND@0.5	ND@0.5	ND@0.5	ND@0.5	ND@0.5
1,2-DICHLORO-1,2,2-TRIFLUOROETHANE	ug/l	ND@0.5	ND@0.5	ND@0.5	ND@0.5	ND@0.5	ND@0.5
1,2-DICHLOROBENZENE	ug/l	ND@0.5	ND@0.5	ND@0.5	ND@0.5	ND@0.5	ND@0.5
1,2-DICHLOROETHANE (EDC)	ug/l	ND@0.5	ND@0.5	ND@0.5	ND@0.5	ND@0.5	ND@0.5
1,2-DICHLOROPROPANE	ug/l	ND@0.5	ND@0.5	ND@0.5	ND@0.5	ND@0.5	ND@0.5
1,3-DICHLOROBENZENE	ug/l	ND@0.5	ND@0.5	ND@0.5	ND@0.5	ND@0.5	ND@0.5
1,4-DICHLOROBENZENE	ug/l	ND@0.5	ND@0.5	ND@0.5	ND@0.5	ND@0.5	0.1 J
ACETONE	ug/l	ND@5.0	ND@5.0	ND@5.0	ND@5.0	31	ND@5.0
BENZENE	ug/l	ND@0.5	ND@0.5	ND@0.5	ND@0.5	ND@0.5	ND@0.5
BROMODICHLOROMETHANE	ug/l	ND@0.5	ND@0.5	ND@0.5	ND@0.5	ND@0.5	ND@0.5
BROMOFORM (TRIBROMOMETHANE)	ug/l	ND@0.5	ND@0.5	ND@0.5	ND@0.5	ND@0.5	ND@0.5
BROMOMETHANE	ug/l	ND@0.5	ND@0.5	ND@0.5	ND@0.5	ND@0.5	ND@0.5
CARBON DISULFIDE	ug/l	ND@0.5	ND@0.5	ND@0.5	ND@0.5	ND@0.5	ND@0.5
CARBON TETRACHLORIDE	ug/l	ND@0.5	ND@0.5	ND@0.5	ND@0.5	ND@0.5	ND@0.5
CHLOROBENZENE	ug/l	ND@0.5	ND@0.5	ND@0.5	ND@0.5	ND@0.5	ND@0.5
CHLORODIBROMOMETHANE	ug/l	ND@0.5	ND@0.5	ND@0.5	ND@0.5	ND@0.5	ND@0.5
CHLOROETHANE	ug/l	ND@0.5	ND@0.5	ND@0.5	ND@0.5	ND@0.5	ND@0.5
CHLOROFORM (TRICHLOROMETHANE)	ug/l	ND@0.5	ND@0.5	ND@0.5	ND@0.5	ND@0.5	ND@0.5
CHLOROMETHANE	ug/l	ND@0.5	ND@0.5	ND@0.5	ND@0.5	ND@0.5	ND@0.5
CIS-1,2-DICHLOROETHENE	ug/l	ND@0.5	ND@0.5	ND@0.5	ND@0.5	ND@0.5	ND@0.5
CIS-1,3-DICHLOROPROPENE	ug/l	ND@0.5	ND@0.5	ND@0.5	ND@0.5	ND@0.5	ND@0.5
CYCLOHEXANE	ug/l	ND@0.5	ND@0.5	ND@0.5	ND@0.5	ND@0.5	ND@0.5
DICHLORODIFLUOROMETHANE (FREON 12)	ug/l	ND@0.5	ND@0.5	ND@0.5	ND@0.5	ND@0.5	ND@0.5
ETHYLBENZENE	ug/l	ND@0.5	ND@0.5	ND@0.5	ND@0.5	ND@0.5	ND@0.5
ISOPROPYLBENZENE	ug/l	ND@0.5	ND@0.5	ND@0.5	ND@0.5	ND@0.5	ND@0.5
M,P-XYLENE	ug/l	ND@0.5	ND@0.5	ND@0.5	ND@0.5	ND@0.5	ND@0.5
METHYL ACETATE	ug/l	ND@1.0	ND@1.0	ND@1.0	ND@1.0	ND@1.0	ND@1.0
METHYL BUTYL KETONE (2-HEXANONE)	ug/l	ND@5.0	ND@5.0	ND@5.0	ND@5.0	ND@5.0	ND@5.0
METHYL CYCLOHEXANE	ug/l	ND@0.5	ND@0.5	ND@0.5	ND@0.5	ND@0.5	ND@0.5
METHYL ETHYL KETONE (MEK, 2-BUTANONE)	ug/l	ND@5.0	ND@5.0	ND@5.0	ND@5.0	2.5 J	ND@5.0
METHYL TERT-BUTYL ETHER (MTBE)	ug/l	ND@0.5	ND@0.5	ND@0.5	ND@0.5	ND@0.5	ND@0.5
METHYLENE CHLORIDE (DICHLOROMETHANE)	ug/l	0.3 J	0.4 J	0.3 J	0.4 J	ND@0.5	ND@0.5
MIBK (4-METHYL-2-PENTANONE)	ug/l	ND@5.0	ND@5.0	ND@5.0	ND@5.0	ND@5.0	ND@5.0
O-XYLENE	ug/l	ND@0.5	ND@0.5	ND@0.5	ND@0.5	ND@0.5	ND@0.5
STYRENE	ug/l	ND@0.5	ND@0.5	ND@0.5	ND@0.5	ND@0.5	ND@0.5
TETRACHLOROETHENE	ug/l	ND@0.5	ND@0.5	ND@0.5	ND@0.5	ND@0.5	ND@0.5
TOLUENE	ug/l	ND@0.5	ND@0.5	ND@0.5	ND@0.5	ND@0.5	ND@0.5
TRANS-1,2-DICHLOROETHENE	ug/l	ND@0.5	ND@0.5	ND@0.5	ND@0.5	ND@0.5	ND@0.5
TRANS-1,3-DICHLOROPROPENE	ug/l	ND@0.5	ND@0.5	ND@0.5	ND@0.5	ND@0.5	ND@0.5
TRICHLOROETHENE	ug/l	ND@0.5	ND@0.5	ND@0.5	ND@0.5	ND@0.5	ND@0.5
TRICHLOROFLUOROMETHANE (FREON 11)	ug/l	ND@0.5	ND@0.5	ND@0.5	ND@0.5	ND@0.5	ND@0.5
VINYL CHLORIDE	ug/l	ND@0.5	ND@0.5	ND@0.5	ND@0.5	ND@0.5	ND@0.5

Endicott, New York
Quality Assurance / Quality Control Analytical Chemistry Data
January 1, 2012 - December 31, 2012

Sample Location		TRIP BLANK	TRIP BLANK	TRIP BLANK	TRIP BLANK	TRIP BLANK	TRIP BLANK
Sample Description		3/13-3/15	4/4-4/5	4/10-4/12	5/1-5/3	5/1-5/4	5/2-5/5
Sample Date		03/13/2012	04/04/2012	04/10/2012	05/01/2012	05/01/2012	05/02/2012
Laboratory Sample I.D.		6579486	6607289	6614170	6638752	6640513	6641750
Parameter	**Units**						
1,1,1-TRICHLOROETHANE	ug/l	ND@0.5	ND@0.5	ND@0.5	ND@0.5	ND@0.5	ND@0.5
1,1,2,2-TETRACHLOROETHANE	ug/l	ND@0.5	ND@0.5	ND@0.5	ND@0.5	ND@0.5	ND@0.5
1,1,2-TRICHLORO-1,2,2-TRIFLUOROETHANE	ug/l	ND@0.5	ND@0.5	ND@0.5	ND@0.5	ND@0.5	ND@0.5
1,1,2-TRICHLOROETHANE	ug/l	ND@0.5	ND@0.5	ND@0.5	ND@0.5	ND@0.5	ND@0.5
1,1-DICHLOROETHANE	ug/l	ND@0.5	ND@0.5	ND@0.5	ND@0.5	ND@0.5	ND@0.5
1,1-DICHLOROETHENE	ug/l	ND@0.5	ND@0.5	ND@0.5	ND@0.5	ND@0.5	ND@0.5
1,2,4-TRICHLOROBENZENE	ug/l	ND@0.5	ND@0.5	ND@0.5	ND@0.5	ND@0.5	ND@0.5
1,2-DIBROMO-3-CHLOROPROPANE	ug/l	ND@0.5	ND@0.5	ND@0.5	ND@0.5	ND@0.5	ND@0.5
1,2-DIBROMOETHANE (EDB)	ug/l	ND@0.5	ND@0.5	ND@0.5	ND@0.5	ND@0.5	ND@0.5
1,2-DICHLORO-1,2,2-TRIFLUOROETHANE	ug/l	ND@0.5	ND@0.5	ND@0.5	ND@0.5	ND@0.5	ND@0.5
1,2-DICHLOROBENZENE	ug/l	ND@0.5	ND@0.5	ND@0.5	ND@0.5	ND@0.5	ND@0.5
1,2-DICHLOROETHANE (EDC)	ug/l	ND@0.5	ND@0.5	ND@0.5	ND@0.5	ND@0.5	ND@0.5
1,2-DICHLOROPROPANE	ug/l	ND@0.5	ND@0.5	ND@0.5	ND@0.5	ND@0.5	ND@0.5
1,3-DICHLOROBENZENE	ug/l	ND@0.5	ND@0.5	ND@0.5	ND@0.5	ND@0.5	ND@0.5
1,4-DICHLOROBENZENE	ug/l	ND@0.5	ND@0.5	ND@0.5	ND@0.5	ND@0.5	ND@0.5
ACETONE	ug/l	ND@5.0	ND@5.0	ND@5.0	ND@5.0	ND@5.0	ND@5.0
BENZENE	ug/l	ND@0.5	ND@0.5	ND@0.5	ND@0.5	ND@0.5	ND@0.5
BROMODICHLOROMETHANE	ug/l	ND@0.5	ND@0.5	ND@0.5	ND@0.5	ND@0.5	ND@0.5
BROMOFORM (TRIBROMOMETHANE)	ug/l	ND@0.5	ND@0.5	ND@0.5	ND@0.5	ND@0.5	ND@0.5
BROMOMETHANE	ug/l	ND@0.5	ND@0.5	ND@0.5	ND@0.5	ND@0.5	ND@0.5
CARBON DISULFIDE	ug/l	ND@0.5	ND@0.5	ND@0.5	ND@0.5	ND@0.5	ND@0.5
CARBON TETRACHLORIDE	ug/l	ND@0.5	ND@0.5	ND@0.5	ND@0.5	ND@0.5	ND@0.5
CHLOROBENZENE	ug/l	ND@0.5	ND@0.5	ND@0.5	ND@0.5	ND@0.5	ND@0.5
CHLORODIBROMOMETHANE	ug/l	ND@0.5	ND@0.5	ND@0.5	ND@0.5	ND@0.5	ND@0.5
CHLOROETHANE	ug/l	ND@0.5	ND@0.5	ND@0.5	ND@0.5	ND@0.5	ND@0.5
CHLOROFORM (TRICHLOROMETHANE)	ug/l	ND@0.5	ND@0.5	ND@0.5	ND@0.5	ND@0.5	ND@0.5
CHLOROMETHANE	ug/l	ND@0.5	ND@0.5	ND@0.5	ND@0.5	ND@0.5	ND@0.5
CIS-1,2-DICHLOROETHENE	ug/l	ND@0.5	ND@0.5	ND@0.5	ND@0.5	ND@0.5	ND@0.5
CIS-1,3-DICHLOROPROPENE	ug/l	ND@0.5	ND@0.5	ND@0.5	ND@0.5	ND@0.5	ND@0.5
CYCLOHEXANE	ug/l	ND@0.5	ND@0.5	ND@0.5	ND@0.5	ND@0.5	ND@0.5
DICHLORODIFLUOROMETHANE (FREON 12)	ug/l	ND@0.5	ND@0.5	ND@0.5	ND@0.5	ND@0.5	ND@0.5
ETHYLBENZENE	ug/l	ND@0.5	ND@0.5	ND@0.5	ND@0.5	ND@0.5	ND@0.5
ISOPROPYLBENZENE	ug/l	ND@0.5	ND@0.5	ND@0.5	ND@0.5	ND@0.5	ND@0.5
M,P-XYLENE	ug/l	ND@0.5	ND@0.5	ND@0.5	ND@0.5	ND@0.5	ND@0.5
METHYL ACETATE	ug/l	ND@1.0	ND@1.0	ND@1.0	ND@1.0	ND@1.0	ND@1.0
METHYL BUTYL KETONE (2-HEXANONE)	ug/l	ND@5.0	ND@5.0	ND@5.0	ND@5.0	ND@5.0	ND@5.0
METHYL CYCLOHEXANE	ug/l	ND@0.5	ND@0.5	ND@0.5	ND@0.5	ND@0.5	ND@0.5
METHYL ETHYL KETONE (MEK, 2-BUTANONE)	ug/l	ND@5.0	ND@5.0	ND@5.0	ND@5.0	ND@5.0	ND@5.0
METHYL TERT-BUTYL ETHER (MTBE)	ug/l	ND@0.5	ND@0.5	ND@0.5	ND@0.5	ND@0.5	ND@0.5
METHYLENE CHLORIDE (DICHLOROMETHANE)	ug/l	0.3 J	0.4 J	ND@0.5	ND@0.5	ND@0.5	ND@0.5
MIBK (4-METHYL-2-PENTANONE)	ug/l	ND@5.0	ND@5.0	ND@5.0	ND@5.0	ND@5.0	ND@5.0
O-XYLENE	ug/l	ND@0.5	ND@0.5	ND@0.5	ND@0.5	ND@0.5	ND@0.5
STYRENE	ug/l	ND@0.5	ND@0.5	ND@0.5	ND@0.5	ND@0.5	ND@0.5
TETRACHLOROETHENE	ug/l	ND@0.5	ND@0.5	ND@0.5	ND@0.5	ND@0.5	ND@0.5
TOLUENE	ug/l	ND@0.5	0.5	ND@0.5	ND@0.5	ND@0.5	ND@0.5
TRANS-1,2-DICHLOROETHENE	ug/l	ND@0.5	ND@0.5	ND@0.5	ND@0.5	ND@0.5	ND@0.5
TRANS-1,3-DICHLOROPROPENE	ug/l	ND@0.5	ND@0.5	ND@0.5	ND@0.5	ND@0.5	ND@0.5
TRICHLOROETHENE	ug/l	ND@0.5	ND@0.5	ND@0.5	ND@0.5	ND@0.5	ND@0.5
TRICHLOROFLUOROMETHANE (FREON 11)	ug/l	ND@0.5	ND@0.5	ND@0.5	ND@0.5	ND@0.5	ND@0.5
VINYL CHLORIDE	ug/l	ND@0.5	ND@0.5	ND@0.5	ND@0.5	ND@0.5	ND@0.5

Endicott, New York
Quality Assurance / Quality Control Analytical Chemistry Data
January 1, 2012 - December 31, 2012

Sample Location		TRIP BLANK	TRIP BLANK	TRIP BLANK	TRIP BLANK	TRIP BLANK	TRIP BLANK
Sample Description		5/3-5/5	5/7-5/8	5/14-5/18	5/16-5/19	5/17-5/19	5/18-5/19
Sample Date		05/03/2012	05/07/2012	05/14/2012	05/16/2012	05/17/2012	05/18/2012
Laboratory Sample I.D.		6641740	6643680	6657176	6658925	6658646	6658659
Parameter	**Units**						
1,1,1-TRICHLOROETHANE	ug/l	ND@0.5	ND@0.5	ND@0.5	ND@0.5	ND@0.5	ND@0.5
1,1,2,2-TETRACHLOROETHANE	ug/l	ND@0.5	ND@0.5	ND@0.5	ND@0.5	ND@0.5	ND@0.5
1,1,2-TRICHLORO-1,2,2-TRIFLUOROETHANE	ug/l	ND@0.5	ND@0.5	ND@0.5	ND@0.5	ND@0.5	ND@0.5
1,1,2-TRICHLOROETHANE	ug/l	ND@0.5	ND@0.5	ND@0.5	ND@0.5	ND@0.5	ND@0.5
1,1-DICHLOROETHANE	ug/l	ND@0.5	ND@0.5	ND@0.5	ND@0.5	ND@0.5	ND@0.5
1,1-DICHLOROETHENE	ug/l	ND@0.5	ND@0.5	ND@0.5	ND@0.5	ND@0.5	ND@0.5
1,2,4-TRICHLOROBENZENE	ug/l	ND@0.5	ND@0.5	ND@0.5	ND@0.5	ND@0.5	ND@0.5
1,2-DIBROMO-3-CHLOROPROPANE	ug/l	ND@0.5	ND@0.5	ND@0.5	ND@0.5	ND@0.5	ND@0.5
1,2-DIBROMOETHANE (EDB)	ug/l	ND@0.5	ND@0.5	ND@0.5	ND@0.5	ND@0.5	ND@0.5
1,2-DICHLORO-1,2,2-TRIFLUOROETHANE	ug/l	ND@0.5	ND@0.5	ND@0.5	ND@0.5	ND@0.5	ND@0.5
1,2-DICHLOROBENZENE	ug/l	ND@0.5	ND@0.5	ND@0.5	ND@0.5	ND@0.5	ND@0.5
1,2-DICHLOROETHANE (EDC)	ug/l	ND@0.5	ND@0.5	ND@0.5	ND@0.5	ND@0.5	ND@0.5
1,2-DICHLOROPROPANE	ug/l	ND@0.5	ND@0.5	ND@0.5	ND@0.5	ND@0.5	ND@0.5
1,3-DICHLOROBENZENE	ug/l	ND@0.5	ND@0.5	ND@0.5	ND@0.5	ND@0.5	ND@0.5
1,4-DICHLOROBENZENE	ug/l	ND@0.5	0.6	ND@0.5	ND@0.5	ND@0.5	ND@0.5
ACETONE	ug/l	ND@5.0	ND@5.0	ND@5.0	ND@5.0	ND@5.0	ND@5.0
BENZENE	ug/l	ND@0.5	ND@0.5	ND@0.5	ND@0.5	ND@0.5	ND@0.5
BROMODICHLOROMETHANE	ug/l	ND@0.5	ND@0.5	ND@0.5	ND@0.5	ND@0.5	ND@0.5
BROMOFORM (TRIBROMOMETHANE)	ug/l	ND@0.5	ND@0.5	ND@0.5	ND@0.5	ND@0.5	ND@0.5
BROMOMETHANE	ug/l	ND@0.5	ND@0.5	ND@0.5	ND@0.5	ND@0.5	ND@0.5
CARBON DISULFIDE	ug/l	ND@0.5	ND@0.5	ND@0.5	ND@0.5	ND@0.5	ND@0.5
CARBON TETRACHLORIDE	ug/l	ND@0.5	ND@0.5	ND@0.5	ND@0.5	ND@0.5	ND@0.5
CHLOROBENZENE	ug/l	ND@0.5	ND@0.5	ND@0.5	ND@0.5	ND@0.5	ND@0.5
CHLORODIBROMOMETHANE	ug/l	ND@0.5	ND@0.5	ND@0.5	ND@0.5	ND@0.5	ND@0.5
CHLOROETHANE	ug/l	ND@0.5	ND@0.5	ND@0.5	ND@0.5	ND@0.5	ND@0.5
CHLOROFORM (TRICHLOROMETHANE)	ug/l	ND@0.5	ND@0.5	ND@0.5	ND@0.5	ND@0.5	ND@0.5
CHLOROMETHANE	ug/l	ND@0.5	ND@0.5	ND@0.5	ND@0.5	ND@0.5	ND@0.5
CIS-1,2-DICHLOROETHENE	ug/l	ND@0.5	ND@0.5	ND@0.5	ND@0.5	ND@0.5	ND@0.5
CIS-1,3-DICHLOROPROPENE	ug/l	ND@0.5	ND@0.5	ND@0.5	ND@0.5	ND@0.5	ND@0.5
CYCLOHEXANE	ug/l	ND@0.5	ND@0.5	ND@0.5	ND@0.5	ND@0.5	ND@0.5
DICHLORODIFLUOROMETHANE (FREON 12)	ug/l	ND@0.5	ND@0.5	ND@0.5	ND@0.5	ND@0.5	ND@0.5
ETHYLBENZENE	ug/l	ND@0.5	ND@0.5	ND@0.5	ND@0.5	ND@0.5	ND@0.5
ISOPROPYLBENZENE	ug/l	ND@0.5	ND@0.5	ND@0.5	ND@0.5	ND@0.5	ND@0.5
M,P-XYLENE	ug/l	ND@0.5	ND@0.5	ND@0.5	ND@0.5	ND@0.5	ND@0.5
METHYL ACETATE	ug/l	ND@1.0	ND@1.0	ND@1.0	ND@1.0	ND@1.0	ND@1.0
METHYL BUTYL KETONE (2-HEXANONE)	ug/l	ND@5.0	ND@5.0	ND@5.0	ND@5.0	ND@5.0	ND@5.0
METHYL CYCLOHEXANE	ug/l	ND@0.5	ND@0.5	ND@0.5	ND@0.5	ND@0.5	ND@0.5
METHYL ETHYL KETONE (MEK, 2-BUTANONE)	ug/l	ND@5.0	ND@5.0	ND@5.0	ND@5.0	ND@5.0	ND@5.0
METHYL TERT-BUTYL ETHER (MTBE)	ug/l	ND@0.5	ND@0.5	ND@0.5	ND@0.5	ND@0.5	ND@0.5
METHYLENE CHLORIDE (DICHLOROMETHANE)	ug/l	ND@0.5	ND@0.5	0.3 J	0.3 J	ND@0.5	ND@0.5
MIBK (4-METHYL-2-PENTANONE)	ug/l	ND@5.0	ND@5.0	ND@5.0	ND@5.0	ND@5.0	ND@5.0
O-XYLENE	ug/l	ND@0.5	ND@0.5	ND@0.5	ND@0.5	ND@0.5	ND@0.5
STYRENE	ug/l	ND@0.5	ND@0.5	ND@0.5	ND@0.5	ND@0.5	ND@0.5
TETRACHLOROETHENE	ug/l	ND@0.5	ND@0.5	ND@0.5	ND@0.5	ND@0.5	ND@0.5
TOLUENE	ug/l	ND@0.5	ND@0.5	ND@0.5	ND@0.5	ND@0.5	ND@0.5
TRANS-1,2-DICHLOROETHENE	ug/l	ND@0.5	ND@0.5	ND@0.5	ND@0.5	ND@0.5	ND@0.5
TRANS-1,3-DICHLOROPROPENE	ug/l	ND@0.5	ND@0.5	ND@0.5	ND@0.5	ND@0.5	ND@0.5
TRICHLOROETHENE	ug/l	ND@0.5	ND@0.5	ND@0.5	ND@0.5	ND@0.5	ND@0.5
TRICHLOROFLUOROMETHANE (FREON 11)	ug/l	ND@0.5	ND@0.5	ND@0.5	ND@0.5	ND@0.5	ND@0.5
VINYL CHLORIDE	ug/l	ND@0.5	ND@0.5	ND@0.5	ND@0.5	ND@0.5	ND@0.5

Endicott, New York
Quality Assurance / Quality Control Analytical Chemistry Data
January 1, 2012 - December 31, 2012

Sample Location		TRIP BLANK	TRIP BLANK	TRIP BLANK	TRIP BLANK	TRIP BLANK	TRIP BLANK
Sample Description		5/21-5/24	5/22-5/26	5/23-5/26	5/24-5/26	5/29-5/31	6/11-6/12
Sample Date		05/21/2012	05/22/2012	05/23/2012	05/24/2012	05/29/2012	06/06/2012
Laboratory Sample I.D.		6664871	6669079	6669085	6669140	6672454	6684284
Parameter	**Units**						
1,1,1-TRICHLOROETHANE	ug/l	ND@0.5	ND@0.5	ND@0.5	ND@0.5	ND@0.5	ND@0.5
1,1,2,2-TETRACHLOROETHANE	ug/l	ND@0.5	ND@0.5	ND@0.5	ND@0.5	ND@0.5	ND@0.5
1,1,2-TRICHLORO-1,2,2-TRIFLUOROETHANE	ug/l	ND@0.5	ND@0.5	ND@0.5	ND@0.5	ND@0.5	ND@0.5
1,1,2-TRICHLOROETHANE	ug/l	ND@0.5	ND@0.5	ND@0.5	ND@0.5	ND@0.5	ND@0.5
1,1-DICHLOROETHANE	ug/l	ND@0.5	ND@0.5	ND@0.5	ND@0.5	ND@0.5	ND@0.5
1,1-DICHLOROETHENE	ug/l	ND@0.5	ND@0.5	ND@0.5	ND@0.5	ND@0.5	ND@0.5
1,2,4-TRICHLOROBENZENE	ug/l	ND@0.5	ND@0.5	ND@0.5	ND@0.5	ND@0.5	ND@0.5
1,2-DIBROMO-3-CHLOROPROPANE	ug/l	ND@0.5	ND@0.5	ND@0.5	ND@0.5	ND@0.5	ND@0.5
1,2-DIBROMOETHANE (EDB)	ug/l	ND@0.5	ND@0.5	ND@0.5	ND@0.5	ND@0.5	ND@0.5
1,2-DICHLORO-1,2,2-TRIFLUOROETHANE	ug/l	ND@0.5	ND@0.5	ND@0.5	ND@0.5	ND@0.5	ND@0.5
1,2-DICHLOROBENZENE	ug/l	ND@0.5	ND@0.5	ND@0.5	ND@0.5	ND@0.5	ND@0.5
1,2-DICHLOROETHANE (EDC)	ug/l	ND@0.5	ND@0.5	ND@0.5	ND@0.5	ND@0.5	ND@0.5
1,2-DICHLOROPROPANE	ug/l	ND@0.5	ND@0.5	ND@0.5	ND@0.5	ND@0.5	ND@0.5
1,3-DICHLOROBENZENE	ug/l	ND@0.5	ND@0.5	ND@0.5	ND@0.5	ND@0.5	ND@0.5
1,4-DICHLOROBENZENE	ug/l	ND@0.5	ND@0.5	ND@0.5	ND@0.5	ND@0.5	0.5
ACETONE	ug/l	ND@5.0	ND@5.0	ND@5.0	ND@5.0	ND@5.0	ND@5.0
BENZENE	ug/l	ND@0.5	ND@0.5	ND@0.5	ND@0.5	ND@0.5	ND@0.5
BROMODICHLOROMETHANE	ug/l	ND@0.5	ND@0.5	ND@0.5	ND@0.5	ND@0.5	ND@0.5
BROMOFORM (TRIBROMOMETHANE)	ug/l	ND@0.5	ND@0.5	ND@0.5	ND@0.5	ND@0.5	ND@0.5
BROMOMETHANE	ug/l	ND@0.5	ND@0.5	ND@0.5	ND@0.5	ND@0.5	ND@0.5
CARBON DISULFIDE	ug/l	ND@0.5	ND@0.5	ND@0.5	ND@0.5	ND@0.5	ND@0.5
CARBON TETRACHLORIDE	ug/l	ND@0.5	ND@0.5	ND@0.5	ND@0.5	ND@0.5	ND@0.5
CHLOROBENZENE	ug/l	ND@0.5	ND@0.5	ND@0.5	ND@0.5	ND@0.5	ND@0.5
CHLORODIBROMOMETHANE	ug/l	ND@0.5	ND@0.5	ND@0.5	ND@0.5	ND@0.5	ND@0.5
CHLOROETHANE	ug/l	ND@0.5	ND@0.5	ND@0.5	ND@0.5	ND@0.5	ND@0.5
CHLOROFORM (TRICHLOROMETHANE)	ug/l	ND@0.5	ND@0.5	ND@0.5	ND@0.5	ND@0.5	ND@0.5
CHLOROMETHANE	ug/l	ND@0.5	ND@0.5	ND@0.5	ND@0.5	ND@0.5	ND@0.5
CIS-1,2-DICHLOROETHENE	ug/l	ND@0.5	ND@0.5	ND@0.5	ND@0.5	ND@0.5	ND@0.5
CIS-1,3-DICHLOROPROPENE	ug/l	ND@0.5	ND@0.5	ND@0.5	ND@0.5	ND@0.5	ND@0.5
CYCLOHEXANE	ug/l	ND@0.5	ND@0.5	ND@0.5	ND@0.5	ND@0.5	ND@0.5
DICHLORODIFLUOROMETHANE (FREON 12)	ug/l	ND@0.5	ND@0.5	ND@0.5	ND@0.5	ND@0.5	ND@0.5
ETHYLBENZENE	ug/l	ND@0.5	ND@0.5	ND@0.5	ND@0.5	ND@0.5	ND@0.5
ISOPROPYLBENZENE	ug/l	ND@0.5	ND@0.5	ND@0.5	ND@0.5	ND@0.5	ND@0.5
M,P-XYLENE	ug/l	ND@0.5	ND@0.5	ND@0.5	ND@0.5	0.2 J	ND@0.5
METHYL ACETATE	ug/l	ND@1.0	ND@1.0	ND@1.0	ND@1.0	ND@1.0	ND@1.0
METHYL BUTYL KETONE (2-HEXANONE)	ug/l	ND@5.0	ND@5.0	ND@5.0	ND@5.0	ND@5.0	ND@5.0
METHYL CYCLOHEXANE	ug/l	ND@0.5	ND@0.5	ND@0.5	ND@0.5	ND@0.5	ND@0.5
METHYL ETHYL KETONE (MEK, 2-BUTANONE)	ug/l	ND@5.0	ND@5.0	ND@5.0	ND@5.0	ND@5.0	ND@5.0
METHYL TERT-BUTYL ETHER (MTBE)	ug/l	ND@0.5	ND@0.5	ND@0.5	ND@0.5	ND@0.5	ND@0.5
METHYLENE CHLORIDE (DICHLOROMETHANE)	ug/l	ND@0.5	ND@0.5	ND@0.5	ND@0.5	ND@0.5	ND@0.5
MIBK (4-METHYL-2-PENTANONE)	ug/l	ND@5.0	ND@5.0	ND@5.0	ND@5.0	ND@5.0	ND@5.0
O-XYLENE	ug/l	ND@0.5	ND@0.5	ND@0.5	ND@0.5	ND@0.5	ND@0.5
STYRENE	ug/l	ND@0.5	ND@0.5	ND@0.5	ND@0.5	ND@0.5	ND@0.5
TETRACHLOROETHENE	ug/l	ND@0.5	ND@0.5	ND@0.5	ND@0.5	ND@0.5	ND@0.5
TOLUENE	ug/l	0.1 J	0.1 J	0.1 J	0.1 J	0.3 J	ND@0.5
TRANS-1,2-DICHLOROETHENE	ug/l	ND@0.5	ND@0.5	ND@0.5	ND@0.5	ND@0.5	ND@0.5
TRANS-1,3-DICHLOROPROPENE	ug/l	ND@0.5	ND@0.5	ND@0.5	ND@0.5	ND@0.5	ND@0.5
TRICHLOROETHENE	ug/l	ND@0.5	ND@0.5	ND@0.5	ND@0.5	ND@0.5	ND@0.5
TRICHLOROFLUOROMETHANE (FREON 11)	ug/l	ND@0.5	ND@0.5	ND@0.5	ND@0.5	ND@0.5	ND@0.5
VINYL CHLORIDE	ug/l	ND@0.5	ND@0.5	ND@0.5	ND@0.5	ND@0.5	ND@0.5

Endicott, New York
Quality Assurance / Quality Control Analytical Chemistry Data
January 1, 2012 - December 31, 2012

Sample Location		TRIP BLANK	TRIP BLANK	TRIP BLANK	TRIP BLANK	TRIP BLANK	TRIP BLANK
Sample Description		6/21-6/22	7/9-7/10	7/19-7/20	8/1-8/2	8/1-8/4	8/1-8/4
Sample Date		06/21/2012	07/09/2012	07/19/2012	08/01/2012	08/01/2012	08/01/2012
Laboratory Sample I.D.		6698122	6714533	6728263	6742223	6744534	6744571
Parameter	**Units**						
1,1,1-TRICHLOROETHANE	ug/l	ND@0.5	ND@0.5	ND@0.5	ND@0.5	ND@0.5	ND@0.5
1,1,2,2-TETRACHLOROETHANE	ug/l	ND@0.5	ND@0.5	ND@0.5	ND@0.5	ND@0.5	ND@0.5
1,1,2-TRICHLORO-1,2,2-TRIFLUOROETHANE	ug/l	ND@0.5	ND@0.5	ND@0.5	ND@0.5	ND@0.5	ND@0.5
1,1,2-TRICHLOROETHANE	ug/l	ND@0.5	ND@0.5	ND@0.5	ND@0.5	ND@0.5	ND@0.5
1,1-DICHLOROETHANE	ug/l	ND@0.5	ND@0.5	ND@0.5	ND@0.5	ND@0.5	ND@0.5
1,1-DICHLOROETHENE	ug/l	ND@0.5	ND@0.5	ND@0.5	ND@0.5	ND@0.5	ND@0.5
1,2,4-TRICHLOROBENZENE	ug/l	ND@0.5	ND@0.5	ND@0.5	ND@0.5	ND@0.5	ND@0.5
1,2-DIBROMO-3-CHLOROPROPANE	ug/l	ND@0.5	ND@0.5	ND@0.5	ND@0.5	ND@0.5	ND@0.5
1,2-DIBROMOETHANE (EDB)	ug/l	ND@0.5	ND@0.5	ND@0.5	ND@0.5	ND@0.5	ND@0.5
1,2-DICHLORO-1,2,2-TRIFLUOROETHANE	ug/l	ND@0.5	ND@0.5	ND@0.5	ND@0.5	ND@0.5	ND@0.5
1,2-DICHLOROBENZENE	ug/l	ND@0.5	ND@0.5	ND@0.5	ND@0.5	ND@0.5	ND@0.5
1,2-DICHLOROETHANE (EDC)	ug/l	ND@0.5	ND@0.5	ND@0.5	ND@0.5	ND@0.5	ND@0.5
1,2-DICHLOROPROPANE	ug/l	ND@0.5	ND@0.5	ND@0.5	ND@0.5	ND@0.5	ND@0.5
1,3-DICHLOROBENZENE	ug/l	ND@0.5	ND@0.5	ND@0.5	ND@0.5	ND@0.5	ND@0.5
1,4-DICHLOROBENZENE	ug/l	ND@0.5	0.5	ND@0.5	ND@0.5	ND@0.5	ND@0.5
ACETONE	ug/l	ND@5.0	ND@5.0	ND@5.0	ND@5	ND@5	ND@5
BENZENE	ug/l	0.1 J	ND@0.5	ND@0.5	ND@0.5	ND@0.5	ND@0.5
BROMODICHLOROMETHANE	ug/l	ND@0.5	ND@0.5	ND@0.5	ND@0.5	ND@0.5	ND@0.5
BROMOFORM (TRIBROMOMETHANE)	ug/l	ND@0.5	ND@0.5	ND@0.5	ND@0.5	ND@0.5	ND@0.5
BROMOMETHANE	ug/l	ND@0.5	ND@0.5	ND@0.5	ND@0.5	ND@0.5	ND@0.5
CARBON DISULFIDE	ug/l	ND@0.5	ND@0.5	ND@0.5	ND@0.5	ND@0.5	ND@0.5
CARBON TETRACHLORIDE	ug/l	ND@0.5	ND@0.5	ND@0.5	ND@0.5	ND@0.5	ND@0.5
CHLOROBENZENE	ug/l	ND@0.5	ND@0.5	ND@0.5	ND@0.5	ND@0.5	ND@0.5
CHLORODIBROMOMETHANE	ug/l	ND@0.5	ND@0.5	ND@0.5	ND@0.5	ND@0.5	ND@0.5
CHLOROETHANE	ug/l	ND@0.5	ND@0.5	ND@0.5	ND@0.5	ND@0.5	ND@0.5
CHLOROFORM (TRICHLOROMETHANE)	ug/l	ND@0.5	ND@0.5	ND@0.5	ND@0.5	ND@0.5	ND@0.5
CHLOROMETHANE	ug/l	ND@0.5	ND@0.5	ND@0.5	ND@0.5	ND@0.5	ND@0.5
CIS-1,2-DICHLOROETHENE	ug/l	ND@0.5	ND@0.5	ND@0.5	ND@0.5	ND@0.5	ND@0.5
CIS-1,3-DICHLOROPROPENE	ug/l	ND@0.5	ND@0.5	ND@0.5	ND@0.5	ND@0.5	ND@0.5
CYCLOHEXANE	ug/l	ND@0.5	ND@0.5	ND@0.5	ND@0.5	ND@0.5	ND@0.5
DICHLORODIFLUOROMETHANE (FREON 12)	ug/l	ND@0.5	ND@0.5	ND@0.5	ND@0.5	ND@0.5	ND@0.5
ETHYLBENZENE	ug/l	ND@0.5	ND@0.5	ND@0.5	ND@0.5	ND@0.5	ND@0.5
ISOPROPYLBENZENE	ug/l	ND@0.5	ND@0.5	ND@0.5	ND@0.5	ND@0.5	ND@0.5
M,P-XYLENE	ug/l	0.3 J	ND@0.5	0.2 J	ND@0.5	0.2 J	0.2 J
METHYL ACETATE	ug/l	ND@1.0	ND@1.0	ND@1.0	ND@1	ND@1	ND@1
METHYL BUTYL KETONE (2-HEXANONE)	ug/l	ND@5.0	ND@5.0	ND@5.0	ND@5	ND@5	ND@5
METHYL CYCLOHEXANE	ug/l	ND@0.5	ND@0.5	ND@0.5	ND@0.5	ND@0.5	ND@0.5
METHYL ETHYL KETONE (MEK, 2-BUTANONE)	ug/l	ND@5.0	ND@5.0	ND@5.0	ND@5	ND@5	ND@5
METHYL TERT-BUTYL ETHER (MTBE)	ug/l	ND@0.5	ND@0.5	ND@0.5	ND@0.5	ND@0.5	ND@0.5
METHYLENE CHLORIDE (DICHLOROMETHANE)	ug/l	ND@0.5	ND@0.5	ND@0.5	ND@0.5	ND@0.5	ND@0.5
MIBK (4-METHYL-2-PENTANONE)	ug/l	ND@5.0	ND@5.0	ND@5.0	ND@5	ND@5	ND@5
O-XYLENE	ug/l	0.1 J	ND@0.5	ND@0.5	ND@0.5	ND@0.5	ND@0.5
STYRENE	ug/l	ND@0.5	ND@0.5	ND@0.5	ND@0.5	ND@0.5	ND@0.5
TETRACHLOROETHENE	ug/l	ND@0.5	ND@0.5	ND@0.5	ND@0.5	ND@0.5	ND@0.5
TOLUENE	ug/l	0.4 J	ND@0.5	0.4 J	ND@0.5	0.5 J	0.4 J
TRANS-1,2-DICHLOROETHENE	ug/l	ND@0.5	ND@0.5	ND@0.5	ND@0.5	ND@0.5	ND@0.5
TRANS-1,3-DICHLOROPROPENE	ug/l	ND@0.5	ND@0.5	ND@0.5	ND@0.5	ND@0.5	ND@0.5
TRICHLOROETHENE	ug/l	ND@0.5	ND@0.5	ND@0.5	ND@0.5	ND@0.5	ND@0.5
TRICHLOROFLUOROMETHANE (FREON 11)	ug/l	ND@0.5	ND@0.5	ND@0.5	ND@0.5	ND@0.5	ND@0.5
VINYL CHLORIDE	ug/l	ND@0.5	ND@0.5	ND@0.5	ND@0.5	ND@0.5	ND@0.5

Endicott, New York
Quality Assurance / Quality Control Analytical Chemistry Data
January 1, 2012 - December 31, 2012

Sample Location		TRIP BLANK	TRIP BLANK	TRIP BLANK	TRIP BLANK	TRIP BLANK	TRIP BLANK
Sample Description		8/2-8/4	8/3-8/4	8/5-8/9	8/6-8/10	8/7-8/11	8/9-8/11
Sample Date		08/02/2012	08/03/2012	08/05/2012	08/06/2012	08/07/2012	08/09/2012
Laboratory Sample I.D.		6744566	6744542	6749788	6751377	6752272	6752255
Parameter	**Units**						
1,1,1-TRICHLOROETHANE	ug/l	ND@0.5	ND@0.5	ND@0.5	ND@0.5	ND@0.5	ND@0.5
1,1,2,2-TETRACHLOROETHANE	ug/l	ND@0.5	ND@0.5	ND@0.5	ND@0.5	ND@0.5	ND@0.5
1,1,2-TRICHLORO-1,2,2-TRIFLUOROETHANE	ug/l	ND@0.5	ND@0.5	ND@0.5	ND@0.5	ND@0.5	ND@0.5
1,1,2-TRICHLOROETHANE	ug/l	ND@0.5	ND@0.5	ND@0.5	ND@0.5	ND@0.5	ND@0.5
1,1-DICHLOROETHANE	ug/l	ND@0.5	ND@0.5	ND@0.5	ND@0.5	ND@0.5	ND@0.5
1,1-DICHLOROETHENE	ug/l	ND@0.5	ND@0.5	ND@0.5	ND@0.5	ND@0.5	ND@0.5
1,2,4-TRICHLOROBENZENE	ug/l	ND@0.5	ND@0.5	ND@0.5	ND@0.5	ND@0.5	ND@0.5
1,2-DIBROMO-3-CHLOROPROPANE	ug/l	ND@0.5	ND@0.5	ND@0.5	ND@0.5	ND@0.5	ND@0.5
1,2-DIBROMOETHANE (EDB)	ug/l	ND@0.5	ND@0.5	ND@0.5	ND@0.5	ND@0.5	ND@0.5
1,2-DICHLORO-1,2,2-TRIFLUOROETHANE	ug/l	ND@0.5	ND@0.5	ND@0.5	ND@0.5	ND@0.5	ND@0.5
1,2-DICHLOROBENZENE	ug/l	ND@0.5	ND@0.5	ND@0.5	ND@0.5	ND@0.5	ND@0.5
1,2-DICHLOROETHANE (EDC)	ug/l	ND@0.5	ND@0.5	ND@0.5	ND@0.5	ND@0.5	ND@0.5
1,2-DICHLOROPROPANE	ug/l	ND@0.5	ND@0.5	ND@0.5	ND@0.5	ND@0.5	ND@0.5
1,3-DICHLOROBENZENE	ug/l	ND@0.5	ND@0.5	ND@0.5	ND@0.5	ND@0.5	ND@0.5
1,4-DICHLOROBENZENE	ug/l	ND@0.5	ND@0.5	ND@0.5	ND@0.5	ND@0.5	ND@0.5
ACETONE	ug/l	ND@5	ND@5	ND@5	ND@5	ND@5	ND@5
BENZENE	ug/l	ND@0.5	ND@0.5	ND@0.5	ND@0.5	ND@0.5	ND@0.5
BROMODICHLOROMETHANE	ug/l	ND@0.5	ND@0.5	ND@0.5	ND@0.5	ND@0.5	ND@0.5
BROMOFORM (TRIBROMOMETHANE)	ug/l	ND@0.5	ND@0.5	ND@0.5	ND@0.5	ND@0.5	ND@0.5
BROMOMETHANE	ug/l	ND@0.5	ND@0.5	ND@0.5	ND@0.5	ND@0.5	ND@0.5
CARBON DISULFIDE	ug/l	ND@0.5	ND@0.5	ND@0.5	ND@0.5	ND@0.5	ND@0.5
CARBON TETRACHLORIDE	ug/l	ND@0.5	ND@0.5	ND@0.5	ND@0.5	ND@0.5	ND@0.5
CHLOROBENZENE	ug/l	ND@0.5	ND@0.5	ND@0.5	ND@0.5	ND@0.5	ND@0.5
CHLORODIBROMOMETHANE	ug/l	ND@0.5	ND@0.5	ND@0.5	ND@0.5	ND@0.5	ND@0.5
CHLOROETHANE	ug/l	ND@0.5	ND@0.5	ND@0.5	ND@0.5	ND@0.5	ND@0.5
CHLOROFORM (TRICHLOROMETHANE)	ug/l	ND@0.5	ND@0.5	ND@0.5	ND@0.5	ND@0.5	ND@0.5
CHLOROMETHANE	ug/l	ND@0.5	ND@0.5	ND@0.5	ND@0.5	ND@0.5	ND@0.5
CIS-1,2-DICHLOROETHENE	ug/l	ND@0.5	ND@0.5	ND@0.5	ND@0.5	ND@0.5	ND@0.5
CIS-1,3-DICHLOROPROPENE	ug/l	ND@0.5	ND@0.5	ND@0.5	ND@0.5	ND@0.5	ND@0.5
CYCLOHEXANE	ug/l	ND@0.5	ND@0.5	ND@0.5	ND@0.5	ND@0.5	ND@0.5
DICHLORODIFLUOROMETHANE (FREON 12)	ug/l	ND@0.5	ND@0.5	ND@0.5	ND@0.5	ND@0.5	ND@0.5
ETHYLBENZENE	ug/l	ND@0.5	ND@0.5	ND@0.5	ND@0.5	ND@0.5	ND@0.5
ISOPROPYLBENZENE	ug/l	ND@0.5	ND@0.5	ND@0.5	ND@0.5	ND@0.5	ND@0.5
M,P-XYLENE	ug/l	0.3 J	0.2 J	0.3 J	0.3 J	0.3 J	0.3 J
METHYL ACETATE	ug/l	ND@1	ND@1	ND@1	ND@1	ND@1	ND@1
METHYL BUTYL KETONE (2-HEXANONE)	ug/l	ND@5	ND@5	ND@5	ND@5	ND@5	ND@5
METHYL CYCLOHEXANE	ug/l	ND@0.5	ND@0.5	ND@0.5	ND@0.5	ND@0.5	ND@0.5
METHYL ETHYL KETONE (MEK, 2-BUTANONE)	ug/l	ND@5	ND@5	ND@5	ND@5	ND@5	ND@5
METHYL TERT-BUTYL ETHER (MTBE)	ug/l	ND@0.5	ND@0.5	ND@0.5	ND@0.5	ND@0.5	ND@0.5
METHYLENE CHLORIDE (DICHLOROMETHANE)	ug/l	ND@0.5	ND@0.5	ND@0.5	ND@0.5	ND@0.5	ND@0.5
MIBK (4-METHYL-2-PENTANONE)	ug/l	ND@5	ND@5	ND@5	ND@5	ND@5	ND@5
O-XYLENE	ug/l	0.1 J	ND@0.5	ND@0.5	ND@0.5	0.1 J	0.1 J
STYRENE	ug/l	ND@0.5	ND@0.5	ND@0.5	ND@0.5	ND@0.5	ND@0.5
TETRACHLOROETHENE	ug/l	ND@0.5	ND@0.5	ND@0.5	ND@0.5	ND@0.5	ND@0.5
TOLUENE	ug/l	0.5 J	0.5 J	0.5 J	0.5 J	0.5 J	0.4 J
TRANS-1,2-DICHLOROETHENE	ug/l	ND@0.5	ND@0.5	ND@0.5	ND@0.5	ND@0.5	ND@0.5
TRANS-1,3-DICHLOROPROPENE	ug/l	ND@0.5	ND@0.5	ND@0.5	ND@0.5	ND@0.5	ND@0.5
TRICHLOROETHENE	ug/l	ND@0.5	ND@0.5	ND@0.5	ND@0.5	ND@0.5	ND@0.5
TRICHLOROFLUOROMETHANE (FREON 11)	ug/l	ND@0.5	ND@0.5	ND@0.5	ND@0.5	ND@0.5	ND@0.5
VINYL CHLORIDE	ug/l	ND@0.5	ND@0.5	ND@0.5	ND@0.5	ND@0.5	ND@0.5

Endicott, New York
Quality Assurance / Quality Control Analytical Chemistry Data
January 1, 2012 - December 31, 2012

Sample Location		TRIP BLANK	TRIP BLANK	TRIP BLANK	TRIP BLANK	TRIP BLANK	TRIP BLANK
Sample Description		8/9-8/11	8/12-8/15	8/13-8/15	8/19-8/21	8/20-8/21	8/22-8/25
Sample Date		08/09/2012	08/12/2012	08/13/2012	08/19/2012	08/20/2012	08/22/2012
Laboratory Sample I.D.		6752271	6755525	6755187	6761563	6761585	6767531
Parameter	**Units**						
1,1,1-TRICHLOROETHANE	ug/l	ND@0.5	ND@0.5	ND@0.5	ND@0.5	ND@0.5	ND@0.5
1,1,2,2-TETRACHLOROETHANE	ug/l	ND@0.5	ND@0.5	ND@0.5	ND@0.5	ND@0.5	ND@0.5
1,1,2-TRICHLORO-1,2,2-TRIFLUOROETHANE	ug/l	ND@0.5	ND@0.5	ND@0.5	ND@0.5	ND@0.5	ND@0.5
1,1,2-TRICHLOROETHANE	ug/l	ND@0.5	ND@0.5	ND@0.5	ND@0.5	ND@0.5	ND@0.5
1,1-DICHLOROETHANE	ug/l	ND@0.5	ND@0.5	0.1 J	0.1 J	0.1 J	0.1 J
1,1-DICHLOROETHENE	ug/l	ND@0.5	ND@0.5	ND@0.5	ND@0.5	ND@0.5	ND@0.5
1,2,4-TRICHLOROBENZENE	ug/l	ND@0.5	ND@0.5	ND@0.5	ND@0.5	ND@0.5	ND@0.5
1,2-DIBROMO-3-CHLOROPROPANE	ug/l	ND@0.5	ND@0.5	ND@0.5	ND@0.5	ND@0.5	ND@0.5
1,2-DIBROMOETHANE (EDB)	ug/l	ND@0.5	ND@0.5	ND@0.5	ND@0.5	ND@0.5	ND@0.5
1,2-DICHLORO-1,2,2-TRIFLUOROETHANE	ug/l	ND@0.5	ND@0.5	ND@0.5	ND@0.5	ND@0.5	ND@0.5
1,2-DICHLOROBENZENE	ug/l	ND@0.5	ND@0.5	ND@0.5	ND@0.5	ND@0.5	ND@0.5
1,2-DICHLOROETHANE (EDC)	ug/l	ND@0.5	ND@0.5	ND@0.5	ND@0.5	ND@0.5	ND@0.5
1,2-DICHLOROPROPANE	ug/l	ND@0.5	ND@0.5	ND@0.5	ND@0.5	ND@0.5	ND@0.5
1,3-DICHLOROBENZENE	ug/l	ND@0.5	ND@0.5	ND@0.5	ND@0.5	ND@0.5	ND@0.5
1,4-DICHLOROBENZENE	ug/l	ND@0.5	ND@0.5	ND@0.5	ND@0.5	ND@0.5	ND@0.5
ACETONE	ug/l	ND@5	ND@5	ND@5	ND@5	ND@5	ND@5
BENZENE	ug/l	ND@0.5	ND@0.5	0.2 J	0.2 J	0.2 J	0.2 J
BROMODICHLOROMETHANE	ug/l	ND@0.5	ND@0.5	ND@0.5	ND@0.5	ND@0.5	ND@0.5
BROMOFORM (TRIBROMOMETHANE)	ug/l	ND@0.5	ND@0.5	ND@0.5	ND@0.5	ND@0.5	ND@0.5
BROMOMETHANE	ug/l	ND@0.5	ND@0.5	ND@0.5	ND@0.5	ND@0.5	ND@0.5
CARBON DISULFIDE	ug/l	ND@0.5	ND@0.5	ND@0.5	ND@0.5	ND@0.5	ND@0.5
CARBON TETRACHLORIDE	ug/l	ND@0.5	ND@0.5	ND@0.5	ND@0.5	ND@0.5	ND@0.5
CHLOROBENZENE	ug/l	ND@0.5	ND@0.5	ND@0.5	ND@0.5	ND@0.5	ND@0.5
CHLORODIBROMOMETHANE	ug/l	ND@0.5	ND@0.5	ND@0.5	ND@0.5	ND@0.5	ND@0.5
CHLOROETHANE	ug/l	ND@0.5	ND@0.5	ND@0.5	ND@0.5	ND@0.5	ND@0.5
CHLOROFORM (TRICHLOROMETHANE)	ug/l	ND@0.5	ND@0.5	ND@0.5	ND@0.5	ND@0.5	ND@0.5
CHLOROMETHANE	ug/l	ND@0.5	ND@0.5	ND@0.5	ND@0.5	ND@0.5	ND@0.5
CIS-1,2-DICHLOROETHENE	ug/l	ND@0.5	ND@0.5	0.1 J	ND@0.5	ND@0.5	0.1 J
CIS-1,3-DICHLOROPROPENE	ug/l	ND@0.5	ND@0.5	ND@0.5	ND@0.5	ND@0.5	ND@0.5
CYCLOHEXANE	ug/l	ND@0.5	ND@0.5	ND@0.5	ND@0.5	ND@0.5	ND@0.5
DICHLORODIFLUOROMETHANE (FREON 12)	ug/l	ND@0.5	ND@0.5	ND@0.5	ND@0.5	ND@0.5	ND@0.5
ETHYLBENZENE	ug/l	ND@0.5	ND@0.5	0.2 J	0.1 J	0.1 J	0.2 J
ISOPROPYLBENZENE	ug/l	ND@0.5	ND@0.5	ND@0.5	ND@0.5	ND@0.5	ND@0.5
M,P-XYLENE	ug/l	0.3 J	0.2 J	0.5	0.4 J	0.4 J	0.6
METHYL ACETATE	ug/l	ND@1	ND@1	ND@1	ND@1	ND@1	ND@1
METHYL BUTYL KETONE (2-HEXANONE)	ug/l	ND@5	ND@5	ND@5	ND@5	ND@5	ND@5
METHYL CYCLOHEXANE	ug/l	ND@0.5	ND@0.5	ND@0.5	ND@0.5	ND@0.5	ND@0.5
METHYL ETHYL KETONE (MEK, 2-BUTANONE)	ug/l	ND@5	ND@5	ND@5	ND@5	ND@5	ND@5
METHYL TERT-BUTYL ETHER (MTBE)	ug/l	ND@0.5	ND@0.5	ND@0.5	ND@0.5	ND@0.5	ND@0.5
METHYLENE CHLORIDE (DICHLOROMETHANE)	ug/l	ND@0.5	ND@0.5	0.2 J	0.2 J	0.2 J	ND@0.5
MIBK (4-METHYL-2-PENTANONE)	ug/l	ND@5	ND@5	ND@5	ND@5	ND@5	ND@5
O-XYLENE	ug/l	ND@0.5	ND@0.5	0.1 J	0.1 J	0.1 J	0.2 J
STYRENE	ug/l	ND@0.5	ND@0.5	ND@0.5	ND@0.5	ND@0.5	ND@0.5
TETRACHLOROETHENE	ug/l	ND@0.5	ND@0.5	ND@0.5	ND@0.5	ND@0.5	ND@0.5
TOLUENE	ug/l	0.4 J	0.4 J	1.6	1.3	1.3	1.2
TRANS-1,2-DICHLOROETHENE	ug/l	ND@0.5	ND@0.5	ND@0.5	ND@0.5	ND@0.5	ND@0.5
TRANS-1,3-DICHLOROPROPENE	ug/l	ND@0.5	ND@0.5	ND@0.5	ND@0.5	ND@0.5	ND@0.5
TRICHLOROETHENE	ug/l	ND@0.5	ND@0.5	0.3 J	0.2 J	0.2 J	0.2 J
TRICHLOROFLUOROMETHANE (FREON 11)	ug/l	ND@0.5	ND@0.5	ND@0.5	ND@0.5	ND@0.5	ND@0.5
VINYL CHLORIDE	ug/l	ND@0.5	ND@0.5	ND@0.5	ND@0.5	ND@0.5	ND@0.5

Endicott, New York
Quality Assurance / Quality Control Analytical Chemistry Data
January 1, 2012 - December 31, 2012

Sample Location		TRIP BLANK	TRIP BLANK	TRIP BLANK	TRIP BLANK	TRIP BLANK	TRIP BLANK
Sample Description		8/23-8/25	8/24-8/25	8/26-8/29	8/27-8/30	8/27-9/1	8/28-9/1
Sample Date		08/23/2012	08/24/2012	08/26/2012	08/27/2012	08/27/2012	08/28/2012
Laboratory Sample I.D.		6767510	6767527	6770984	6773183	6775913	6775915
Parameter	**Units**						
1,1,1-TRICHLOROETHANE	ug/l	ND@0.5	ND@0.5	ND@0.5	ND@0.5	ND@0.5	ND@0.5
1,1,2,2-TETRACHLOROETHANE	ug/l	ND@0.5	ND@0.5	ND@0.5	ND@0.5	ND@0.5	ND@0.5
1,1,2-TRICHLORO-1,2,2-TRIFLUOROETHANE	ug/l	ND@0.5	ND@0.5	ND@0.5	ND@0.5	ND@0.5	ND@0.5
1,1,2-TRICHLOROETHANE	ug/l	ND@0.5	ND@0.5	ND@0.5	ND@0.5	ND@0.5	ND@0.5
1,1-DICHLOROETHANE	ug/l	ND@0.5	0.1 J	ND@0.5	0.1 J	ND@0.5	ND@0.5
1,1-DICHLOROETHENE	ug/l	ND@0.5	ND@0.5	ND@0.5	ND@0.5	ND@0.5	ND@0.5
1,2,4-TRICHLOROBENZENE	ug/l	ND@0.5	ND@0.5	ND@0.5	ND@0.5	ND@0.5	ND@0.5
1,2-DIBROMO-3-CHLOROPROPANE	ug/l	ND@0.5	ND@0.5	ND@0.5	ND@0.5	ND@0.5	ND@0.5
1,2-DIBROMOETHANE (EDB)	ug/l	ND@0.5	ND@0.5	ND@0.5	ND@0.5	ND@0.5	ND@0.5
1,2-DICHLORO-1,2,2-TRIFLUOROETHANE	ug/l	ND@0.5	ND@0.5	ND@0.5	ND@0.5	ND@0.5	ND@0.5
1,2-DICHLOROBENZENE	ug/l	ND@0.5	ND@0.5	ND@0.5	ND@0.5	ND@0.5	ND@0.5
1,2-DICHLOROETHANE (EDC)	ug/l	ND@0.5	ND@0.5	ND@0.5	ND@0.5	ND@0.5	ND@0.5
1,2-DICHLOROPROPANE	ug/l	ND@0.5	ND@0.5	ND@0.5	ND@0.5	ND@0.5	ND@0.5
1,3-DICHLOROBENZENE	ug/l	ND@0.5	ND@0.5	ND@0.5	ND@0.5	ND@0.5	ND@0.5
1,4-DICHLOROBENZENE	ug/l	ND@0.5	ND@0.5	ND@0.5	ND@0.5	ND@0.5	ND@0.5
ACETONE	ug/l	ND@5	ND@5	3.3 J	3.2 J	4 J	4.5 J
BENZENE	ug/l	0.2 J	0.2 J	0.1 J	0.2 J	0.1 J	0.1 J
BROMODICHLOROMETHANE	ug/l	ND@0.5	ND@0.5	ND@0.5	ND@0.5	ND@0.5	ND@0.5
BROMOFORM (TRIBROMOMETHANE)	ug/l	ND@0.5	ND@0.5	ND@0.5	ND@0.5	ND@0.5	ND@0.5
BROMOMETHANE	ug/l	ND@0.5	ND@0.5	ND@0.5	ND@0.5	ND@0.5	ND@0.5
CARBON DISULFIDE	ug/l	ND@0.5	ND@0.5	ND@0.5	ND@0.5	ND@0.5	ND@0.5
CARBON TETRACHLORIDE	ug/l	ND@0.5	ND@0.5	ND@0.5	ND@0.5	ND@0.5	ND@0.5
CHLOROBENZENE	ug/l	ND@0.5	ND@0.5	ND@0.5	ND@0.5	ND@0.5	ND@0.5
CHLORODIBROMOMETHANE	ug/l	ND@0.5	ND@0.5	ND@0.5	ND@0.5	ND@0.5	ND@0.5
CHLOROETHANE	ug/l	ND@0.5	ND@0.5	ND@0.5	ND@0.5	ND@0.5	ND@0.5
CHLOROFORM (TRICHLOROMETHANE)	ug/l	ND@0.5	ND@0.5	ND@0.5	ND@0.5	ND@0.5	ND@0.5
CHLOROMETHANE	ug/l	ND@0.5	ND@0.5	ND@0.5	ND@0.5	ND@0.5	ND@0.5
CIS-1,2-DICHLOROETHENE	ug/l	ND@0.5	0.1 J	ND@0.5	0.1 J	ND@0.5	ND@0.5
CIS-1,3-DICHLOROPROPENE	ug/l	ND@0.5	ND@0.5	ND@0.5	ND@0.5	ND@0.5	ND@0.5
CYCLOHEXANE	ug/l	ND@0.5	ND@0.5	ND@0.5	ND@0.5	ND@0.5	ND@0.5
DICHLORODIFLUOROMETHANE (FREON 12)	ug/l	ND@0.5	ND@0.5	ND@0.5	ND@0.5	ND@0.5	ND@0.5
ETHYLBENZENE	ug/l	0.1 J	0.1 J	0.1 J	0.1 J	0.1 J	0.1 J
ISOPROPYLBENZENE	ug/l	ND@0.5	ND@0.5	ND@0.5	ND@0.5	ND@0.5	ND@0.5
M,P-XYLENE	ug/l	0.4 J	0.5	0.5 J	0.4 J	0.4 J	0.5 J
METHYL ACETATE	ug/l	ND@1	ND@1	ND@1	ND@1	ND@1	ND@1
METHYL BUTYL KETONE (2-HEXANONE)	ug/l	ND@5	ND@5	ND@5	ND@5	ND@5	ND@5
METHYL CYCLOHEXANE	ug/l	ND@0.5	ND@0.5	ND@0.5	ND@0.5	ND@0.5	ND@0.5
METHYL ETHYL KETONE (MEK, 2-BUTANONE)	ug/l	ND@5	ND@5	ND@5	ND@5	ND@5	ND@5
METHYL TERT-BUTYL ETHER (MTBE)	ug/l	ND@0.5	ND@0.5	ND@0.5	ND@0.5	ND@0.5	ND@0.5
METHYLENE CHLORIDE (DICHLOROMETHANE)	ug/l	ND@0.5	ND@0.5	ND@0.5	0.2 J	ND@0.5	ND@0.5
MIBK (4-METHYL-2-PENTANONE)	ug/l	ND@5	ND@5	ND@5	ND@5	ND@5	ND@5
O-XYLENE	ug/l	0.1 J	0.2 J	0.2 J	0.1 J	0.2 J	0.2 J
STYRENE	ug/l	ND@0.5	ND@0.5	ND@0.5	ND@0.5	ND@0.5	ND@0.5
TETRACHLOROETHENE	ug/l	ND@0.5	ND@0.5	ND@0.5	ND@0.5	ND@0.5	ND@0.5
TOLUENE	ug/l	1.1	1.1	0.9	0.8	0.9	0.9
TRANS-1,2-DICHLOROETHENE	ug/l	ND@0.5	ND@0.5	ND@0.5	ND@0.5	ND@0.5	ND@0.5
TRANS-1,3-DICHLOROPROPENE	ug/l	ND@0.5	ND@0.5	ND@0.5	ND@0.5	ND@0.5	ND@0.5
TRICHLOROETHENE	ug/l	0.2 J	0.2 J	0.1 J	0.1 J	0.1 J	ND@0.5
TRICHLOROFLUOROMETHANE (FREON 11)	ug/l	ND@0.5	ND@0.5	ND@0.5	ND@0.5	ND@0.5	ND@0.5
VINYL CHLORIDE	ug/l	ND@0.5	ND@0.5	ND@0.5	ND@0.5	ND@0.5	ND@0.5

Endicott, New York
Quality Assurance / Quality Control Analytical Chemistry Data
January 1, 2012 - December 31, 2012

Sample Location		TRIP BLANK	TRIP BLANK	TRIP BLANK	TRIP BLANK	TRIP BLANK	TRIP BLANK
Sample Description		9/11-9/13	9/17-9/18	10/2-10/3	10/9-10/11	11/5-11/6	11/10-11/13
Sample Date		09/11/2012	09/17/2012	10/02/2012	10/09/2012	11/05/2012	11/10/2012
Laboratory Sample I.D.		6787664	6792103	6810763	6820642	6849290	6857517
Parameter	**Units**						
1,1,1-TRICHLOROETHANE	ug/l	0.2 J	ND@0.5	ND@0.5	ND@0.5	ND@0.5	ND@0.5
1,1,2,2-TETRACHLOROETHANE	ug/l	ND@0.5	ND@0.5	ND@0.5	ND@0.5	ND@0.5	ND@0.5
1,1,2-TRICHLORO-1,2,2-TRIFLUOROETHANE	ug/l	ND@0.5	ND@0.5	ND@0.5	ND@0.5	ND@0.5	ND@0.5
1,1,2-TRICHLOROETHANE	ug/l	ND@0.5	ND@0.5	ND@0.5	ND@0.5	ND@0.5	ND@0.5
1,1-DICHLOROETHANE	ug/l	0.3 J	ND@0.5	ND@0.5	ND@0.5	ND@0.5	ND@0.5
1,1-DICHLOROETHENE	ug/l	ND@0.5	ND@0.5	ND@0.5	ND@0.5	ND@0.5	ND@0.5
1,2,4-TRICHLOROBENZENE	ug/l	ND@0.5	ND@0.5	ND@0.5	ND@0.5	ND@0.5	ND@0.5
1,2-DIBROMO-3-CHLOROPROPANE	ug/l	ND@0.5	ND@0.5	ND@0.5	ND@0.5	ND@0.5	ND@0.5
1,2-DIBROMOETHANE (EDB)	ug/l	ND@0.5	ND@0.5	ND@0.5	ND@0.5	ND@0.5	ND@0.5
1,2-DICHLORO-1,2,2-TRIFLUOROETHANE	ug/l	ND@0.5	ND@0.5	ND@0.5	ND@0.5	ND@0.5	ND@0.5
1,2-DICHLOROBENZENE	ug/l	ND@0.5	ND@0.5	ND@0.5	ND@0.5	ND@0.5	ND@0.5
1,2-DICHLOROETHANE (EDC)	ug/l	ND@0.5	ND@0.5	ND@0.5	ND@0.5	ND@0.5	ND@0.5
1,2-DICHLOROPROPANE	ug/l	ND@0.5	ND@0.5	ND@0.5	ND@0.5	ND@0.5	ND@0.5
1,3-DICHLOROBENZENE	ug/l	ND@0.5	ND@0.5	ND@0.5	ND@0.5	ND@0.5	ND@0.5
1,4-DICHLOROBENZENE	ug/l	ND@0.5	ND@0.5	ND@0.5	ND@0.5	ND@0.5	ND@0.5
ACETONE	ug/l	ND@5	ND@5	ND@5	ND@5	ND@5	ND@5
BENZENE	ug/l	ND@0.5	ND@0.5	ND@0.5	ND@0.5	ND@0.5	ND@0.5
BROMODICHLOROMETHANE	ug/l	ND@0.5	ND@0.5	ND@0.5	ND@0.5	ND@0.5	ND@0.5
BROMOFORM (TRIBROMOMETHANE)	ug/l	ND@0.5	ND@0.5	ND@0.5	ND@0.5	ND@0.5	ND@0.5
BROMOMETHANE	ug/l	ND@0.5	ND@0.5	ND@0.5	ND@0.5	ND@0.5	ND@0.5
CARBON DISULFIDE	ug/l	ND@0.5	ND@0.5	ND@0.5	ND@0.5	ND@0.5	ND@0.5
CARBON TETRACHLORIDE	ug/l	ND@0.5	ND@0.5	ND@0.5	ND@0.5	ND@0.5	ND@0.5
CHLOROBENZENE	ug/l	ND@0.5	ND@0.5	ND@0.5	ND@0.5	ND@0.5	ND@0.5
CHLORODIBROMOMETHANE	ug/l	ND@0.5	ND@0.5	ND@0.5	ND@0.5	ND@0.5	ND@0.5
CHLOROETHANE	ug/l	ND@0.5	ND@0.5	ND@0.5	ND@0.5	ND@0.5	ND@0.5
CHLOROFORM (TRICHLOROMETHANE)	ug/l	ND@0.5	ND@0.5	ND@0.5	ND@0.5	ND@0.5	ND@0.5
CHLOROMETHANE	ug/l	ND@0.5	ND@0.5	ND@0.5	ND@0.5	ND@0.5	ND@0.5
CIS-1,2-DICHLOROETHENE	ug/l	0.3 J	ND@0.5	ND@0.5	ND@0.5	ND@0.5	ND@0.5
CIS-1,3-DICHLOROPROPENE	ug/l	ND@0.5	ND@0.5	ND@0.5	ND@0.5	ND@0.5	ND@0.5
CYCLOHEXANE	ug/l	ND@0.5	ND@0.5	ND@0.5	ND@0.5	ND@0.5	ND@0.5
DICHLORODIFLUOROMETHANE (FREON 12)	ug/l	ND@0.5	ND@0.5	ND@0.5	ND@0.5	ND@0.5	ND@0.5
ETHYLBENZENE	ug/l	ND@0.5	ND@0.5	ND@0.5	ND@0.5	ND@0.5	ND@0.5
ISOPROPYLBENZENE	ug/l	ND@0.5	ND@0.5	ND@0.5	ND@0.5	ND@0.5	ND@0.5
M,P-XYLENE	ug/l	ND@0.5	ND@0.5	ND@0.5	ND@0.5	ND@0.5	ND@0.5
METHYL ACETATE	ug/l	ND@1	ND@1	ND@1	ND@1	ND@1	ND@1
METHYL BUTYL KETONE (2-HEXANONE)	ug/l	ND@5	ND@5	ND@5	ND@5	ND@5	ND@5
METHYL CYCLOHEXANE	ug/l	ND@0.5	ND@0.5	ND@0.5	ND@0.5	ND@0.5	ND@0.5
METHYL ETHYL KETONE (MEK, 2-BUTANONE)	ug/l	ND@5	ND@5	ND@5	ND@5	ND@5	ND@5
METHYL TERT-BUTYL ETHER (MTBE)	ug/l	ND@0.5	ND@0.5	ND@0.5	ND@0.5	ND@0.5	ND@0.5
METHYLENE CHLORIDE (DICHLOROMETHANE)	ug/l	ND@0.5	0.4 J	ND@0.5	0.3 J	ND@0.5	ND@0.5
MIBK (4-METHYL-2-PENTANONE)	ug/l	ND@5	ND@5	ND@5	ND@5	ND@5	ND@5
O-XYLENE	ug/l	ND@0.5	ND@0.5	ND@0.5	ND@0.5	ND@0.5	ND@0.5
STYRENE	ug/l	ND@0.5	ND@0.5	ND@0.5	ND@0.5	ND@0.5	ND@0.5
TETRACHLOROETHENE	ug/l	ND@0.5	ND@0.5	ND@0.5	ND@0.5	ND@0.5	ND@0.5
TOLUENE	ug/l	ND@0.5	0.5	ND@0.5	0.2 J	ND@0.5	0.2 J
TRANS-1,2-DICHLOROETHENE	ug/l	ND@0.5	0.4 J	ND@0.5	ND@0.5	ND@0.5	ND@0.5
TRANS-1,3-DICHLOROPROPENE	ug/l	ND@0.5	ND@0.5	ND@0.5	ND@0.5	ND@0.5	ND@0.5
TRICHLOROETHENE	ug/l	0.9	ND@0.5	ND@0.5	ND@0.5	ND@0.5	ND@0.5
TRICHLOROFLUOROMETHANE (FREON 11)	ug/l	ND@0.5	ND@0.5	ND@0.5	ND@0.5	ND@0.5	ND@0.5
VINYL CHLORIDE	ug/l	ND@0.5	ND@0.5	ND@0.5	ND@0.5	ND@0.5	ND@0.5

Endicott, New York
Quality Assurance / Quality Control Analytical Chemistry Data
January 1, 2012 - December 31, 2012

Sample Location		TRIP BLANK	TRIP BLANK	TRIP BLANK	TRIP BLANK	TRIP BLANK	TRIP BLANK
Sample Description		11/11-11/13	11/15-11/17	11/16-11/17	11/17-11/20	11/18-11/20	11/19-11/20
Sample Date		11/11/2012	11/15/2012	11/16/2012	11/17/2012	11/18/2012	11/19/2012
Laboratory Sample I.D.		6857537	6864778	6864759	6867690	6867653	6867661
Parameter	**Units**						
1,1,1-TRICHLOROETHANE	ug/l	ND@0.5	ND@0.5	ND@0.5	ND@0.5	ND@0.5	ND@0.5
1,1,2,2-TETRACHLOROETHANE	ug/l	ND@0.5	ND@0.5	ND@0.5	ND@0.5	ND@0.5	ND@0.5
1,1,2-TRICHLORO-1,2,2-TRIFLUOROETHANE	ug/l	ND@0.5	ND@0.5	ND@0.5	ND@0.5	ND@0.5	ND@0.5
1,1,2-TRICHLOROETHANE	ug/l	ND@0.5	ND@0.5	ND@0.5	ND@0.5	ND@0.5	ND@0.5
1,1-DICHLOROETHANE	ug/l	ND@0.5	ND@0.5	ND@0.5	ND@0.5	ND@0.5	ND@0.5
1,1-DICHLOROETHENE	ug/l	ND@0.5	ND@0.5	ND@0.5	ND@0.5	ND@0.5	ND@0.5
1,2,4-TRICHLOROBENZENE	ug/l	ND@0.5	ND@0.5	ND@0.5	ND@0.5	ND@0.5	ND@0.5
1,2-DIBROMO-3-CHLOROPROPANE	ug/l	ND@0.5	ND@0.5	ND@0.5	ND@0.5	ND@0.5	ND@0.5
1,2-DIBROMOETHANE (EDB)	ug/l	ND@0.5	ND@0.5	ND@0.5	ND@0.5	ND@0.5	ND@0.5
1,2-DICHLORO-1,2,2-TRIFLUOROETHANE	ug/l	ND@0.5	ND@0.5	ND@0.5	ND@0.5	ND@0.5	ND@0.5
1,2-DICHLOROBENZENE	ug/l	ND@0.5	ND@0.5	ND@0.5	ND@0.5	ND@0.5	ND@0.5
1,2-DICHLOROETHANE (EDC)	ug/l	ND@0.5	ND@0.5	ND@0.5	ND@0.5	ND@0.5	ND@0.5
1,2-DICHLOROPROPANE	ug/l	ND@0.5	ND@0.5	ND@0.5	ND@0.5	ND@0.5	ND@0.5
1,3-DICHLOROBENZENE	ug/l	ND@0.5	ND@0.5	ND@0.5	ND@0.5	ND@0.5	ND@0.5
1,4-DICHLOROBENZENE	ug/l	ND@0.5	ND@0.5	ND@0.5	ND@0.5	ND@0.5	ND@0.5
ACETONE	ug/l	ND@5	ND@5	ND@5	ND@5	ND@5	ND@5
BENZENE	ug/l	ND@0.5	ND@0.5	ND@0.5	ND@0.5	ND@0.5	ND@0.5
BROMODICHLOROMETHANE	ug/l	ND@0.5	ND@0.5	ND@0.5	ND@0.5	ND@0.5	ND@0.5
BROMOFORM (TRIBROMOMETHANE)	ug/l	ND@0.5	ND@0.5	ND@0.5	ND@0.5	ND@0.5	ND@0.5
BROMOMETHANE	ug/l	ND@0.5	ND@0.5	ND@0.5	ND@0.5	ND@0.5	ND@0.5
CARBON DISULFIDE	ug/l	ND@0.5	ND@0.5	ND@0.5	ND@0.5	ND@0.5	ND@0.5
CARBON TETRACHLORIDE	ug/l	ND@0.5	ND@0.5	ND@0.5	ND@0.5	ND@0.5	ND@0.5
CHLOROBENZENE	ug/l	ND@0.5	ND@0.5	ND@0.5	ND@0.5	ND@0.5	ND@0.5
CHLORODIBROMOMETHANE	ug/l	ND@0.5	ND@0.5	ND@0.5	ND@0.5	ND@0.5	ND@0.5
CHLOROETHANE	ug/l	ND@0.5	ND@0.5	ND@0.5	ND@0.5	ND@0.5	ND@0.5
CHLOROFORM (TRICHLOROMETHANE)	ug/l	ND@0.5	ND@0.5	ND@0.5	ND@0.5	ND@0.5	ND@0.5
CHLOROMETHANE	ug/l	ND@0.5	ND@0.5	ND@0.5	ND@0.5	ND@0.5	ND@0.5
CIS-1,2-DICHLOROETHENE	ug/l	ND@0.5	ND@0.5	ND@0.5	ND@0.5	ND@0.5	ND@0.5
CIS-1,3-DICHLOROPROPENE	ug/l	ND@0.5	ND@0.5	ND@0.5	ND@0.5	ND@0.5	ND@0.5
CYCLOHEXANE	ug/l	ND@0.5	ND@0.5	ND@0.5	ND@0.5	ND@0.5	ND@0.5
DICHLORODIFLUOROMETHANE (FREON 12)	ug/l	ND@0.5	ND@0.5	ND@0.5	ND@0.5	ND@0.5	ND@0.5
ETHYLBENZENE	ug/l	ND@0.5	ND@0.5	ND@0.5	ND@0.5	ND@0.5	ND@0.5
ISOPROPYLBENZENE	ug/l	ND@0.5	ND@0.5	ND@0.5	ND@0.5	ND@0.5	ND@0.5
M,P-XYLENE	ug/l	ND@0.5	ND@0.5	ND@0.5	ND@0.5	ND@0.5	ND@0.5
METHYL ACETATE	ug/l	ND@1	ND@1	ND@1	ND@1	ND@1	ND@1
METHYL BUTYL KETONE (2-HEXANONE)	ug/l	ND@5	ND@5	ND@5	ND@5	ND@5	ND@5
METHYL CYCLOHEXANE	ug/l	ND@0.5	ND@0.5	ND@0.5	ND@0.5	ND@0.5	ND@0.5
METHYL ETHYL KETONE (MEK, 2-BUTANONE)	ug/l	ND@5	ND@5	ND@5	ND@5	ND@5	ND@5
METHYL TERT-BUTYL ETHER (MTBE)	ug/l	ND@0.5	ND@0.5	ND@0.5	ND@0.5	ND@0.5	ND@0.5
METHYLENE CHLORIDE (DICHLOROMETHANE)	ug/l	0.2 J	0.5 J	0.5 J	0.4 J	0.4 J	0.2 J
MIBK (4-METHYL-2-PENTANONE)	ug/l	ND@5	ND@5	ND@5	ND@5	ND@5	ND@5
O-XYLENE	ug/l	ND@0.5	ND@0.5	ND@0.5	ND@0.5	ND@0.5	ND@0.5
STYRENE	ug/l	ND@0.5	ND@0.5	ND@0.5	ND@0.5	ND@0.5	ND@0.5
TETRACHLOROETHENE	ug/l	ND@0.5	ND@0.5	ND@0.5	ND@0.5	ND@0.5	ND@0.5
TOLUENE	ug/l	0.1 J	0.3 J	0.3 J	0.2 J	0.2 J	ND@0.5
TRANS-1,2-DICHLOROETHENE	ug/l	ND@0.5	ND@0.5	ND@0.5	ND@0.5	ND@0.5	0.1 J
TRANS-1,3-DICHLOROPROPENE	ug/l	ND@0.5	ND@0.5	ND@0.5	ND@0.5	ND@0.5	ND@0.5
TRICHLOROETHENE	ug/l	ND@0.5	ND@0.5	ND@0.5	ND@0.5	ND@0.5	0.1 J
TRICHLOROFLUOROMETHANE (FREON 11)	ug/l	ND@0.5	ND@0.5	ND@0.5	ND@0.5	ND@0.5	ND@0.5
VINYL CHLORIDE	ug/l	ND@0.5	ND@0.5	ND@0.5	ND@0.5	ND@0.5	ND@0.5

Sample Location		TRIP BLANK	TRIP BLANK	TRIP BLANK	TRIP BLANK	TRIP BLANK	TRIP BLANK
Sample Description		11/20-11/21	11/26-11/29	11/27-11/29	11/28-11/29	12/3-12/4	12/12-12/14
Sample Date		11/20/2012	11/26/2012	11/27/2012	11/28/2012	12/03/2012	12/12/2012
Laboratory Sample I.D.		6869069	6876532	6876546	6876517	6881136	6895733
Parameter	**Units**						
1,1,1-TRICHLOROETHANE	ug/l	ND@0.5	ND@0.5	ND@0.5	ND@0.5	ND@0.5	ND@0.5
1,1,2,2-TETRACHLOROETHANE	ug/l	ND@0.5	ND@0.5	ND@0.5	ND@0.5	ND@0.5	ND@0.5
1,1,2-TRICHLORO-1,2,2-TRIFLUOROETHANE	ug/l	ND@0.5	ND@0.5	ND@0.5	ND@0.5	ND@0.5	ND@0.5
1,1,2-TRICHLOROETHANE	ug/l	ND@0.5	ND@0.5	ND@0.5	ND@0.5	ND@0.5	ND@0.5
1,1-DICHLOROETHANE	ug/l	ND@0.5	ND@0.5	ND@0.5	ND@0.5	ND@0.5	ND@0.5
1,1-DICHLOROETHENE	ug/l	ND@0.5	ND@0.5	ND@0.5	ND@0.5	ND@0.5	ND@0.5
1,2,4-TRICHLOROBENZENE	ug/l	ND@0.5	ND@0.5	ND@0.5	ND@0.5	ND@0.5	ND@0.5
1,2-DIBROMO-3-CHLOROPROPANE	ug/l	ND@0.5	ND@0.5	ND@0.5	ND@0.5	ND@0.5	ND@0.5
1,2-DIBROMOETHANE (EDB)	ug/l	ND@0.5	ND@0.5	ND@0.5	ND@0.5	ND@0.5	ND@0.5
1,2-DICHLORO-1,2,2-TRIFLUOROETHANE	ug/l	ND@0.5	ND@0.5	ND@0.5	ND@0.5	ND@0.5	ND@0.5
1,2-DICHLOROBENZENE	ug/l	ND@0.5	ND@0.5	ND@0.5	ND@0.5	ND@0.5	ND@0.5
1,2-DICHLOROETHANE (EDC)	ug/l	ND@0.5	ND@0.5	ND@0.5	ND@0.5	ND@0.5	ND@0.5
1,2-DICHLOROPROPANE	ug/l	ND@0.5	ND@0.5	ND@0.5	ND@0.5	ND@0.5	ND@0.5
1,3-DICHLOROBENZENE	ug/l	ND@0.5	ND@0.5	ND@0.5	ND@0.5	ND@0.5	ND@0.5
1,4-DICHLOROBENZENE	ug/l	ND@0.5	ND@0.5	ND@0.5	ND@0.5	ND@0.5	ND@0.5
ACETONE	ug/l	3.3 J	ND@5	ND@5	ND@5	ND@5	ND@5
BENZENE	ug/l	ND@0.5	ND@0.5	ND@0.5	ND@0.5	ND@0.5	ND@0.5
BROMODICHLOROMETHANE	ug/l	ND@0.5	ND@0.5	ND@0.5	ND@0.5	ND@0.5	ND@0.5
BROMOFORM (TRIBROMOMETHANE)	ug/l	ND@0.5	ND@0.5	ND@0.5	ND@0.5	ND@0.5	ND@0.5
BROMOMETHANE	ug/l	ND@0.5	ND@0.5	ND@0.5	ND@0.5	ND@0.5	ND@0.5
CARBON DISULFIDE	ug/l	ND@0.5	ND@0.5	ND@0.5	ND@0.5	ND@0.5	ND@0.5
CARBON TETRACHLORIDE	ug/l	ND@0.5	ND@0.5	ND@0.5	ND@0.5	ND@0.5	ND@0.5
CHLOROBENZENE	ug/l	ND@0.5	ND@0.5	ND@0.5	ND@0.5	ND@0.5	ND@0.5
CHLORODIBROMOMETHANE	ug/l	ND@0.5	ND@0.5	ND@0.5	ND@0.5	ND@0.5	ND@0.5
CHLOROETHANE	ug/l	ND@0.5	ND@0.5	ND@0.5	ND@0.5	ND@0.5	ND@0.5
CHLOROFORM (TRICHLOROMETHANE)	ug/l	ND@0.5	ND@0.5	ND@0.5	ND@0.5	ND@0.5	ND@0.5
CHLOROMETHANE	ug/l	ND@0.5	ND@0.5	ND@0.5	ND@0.5	ND@0.5	ND@0.5
CIS-1,2-DICHLOROETHENE	ug/l	ND@0.5	ND@0.5	ND@0.5	ND@0.5	ND@0.5	ND@0.5
CIS-1,3-DICHLOROPROPENE	ug/l	ND@0.5	ND@0.5	ND@0.5	ND@0.5	ND@0.5	ND@0.5
CYCLOHEXANE	ug/l	ND@0.5	ND@0.5	ND@0.5	ND@0.5	ND@0.5	ND@0.5
DICHLORODIFLUOROMETHANE (FREON 12)	ug/l	ND@0.5	ND@0.5	ND@0.5	ND@0.5	ND@0.5	ND@0.5
ETHYLBENZENE	ug/l	ND@0.5	ND@0.5	ND@0.5	ND@0.5	ND@0.5	ND@0.5
ISOPROPYLBENZENE	ug/l	ND@0.5	ND@0.5	ND@0.5	ND@0.5	ND@0.5	ND@0.5
M,P-XYLENE	ug/l	ND@0.5	ND@0.5	ND@0.5	ND@0.5	ND@0.5	ND@0.5
METHYL ACETATE	ug/l	ND@1	ND@1	ND@1	ND@1	ND@1	ND@1
METHYL BUTYL KETONE (2-HEXANONE)	ug/l	ND@5	ND@5	ND@5	ND@5	ND@5	ND@5
METHYL CYCLOHEXANE	ug/l	ND@0.5	ND@0.5	ND@0.5	ND@0.5	ND@0.5	ND@0.5
METHYL ETHYL KETONE (MEK, 2-BUTANONE)	ug/l	ND@5	ND@5	ND@5	ND@5	ND@5	ND@5
METHYL TERT-BUTYL ETHER (MTBE)	ug/l	ND@0.5	ND@0.5	ND@0.5	ND@0.5	ND@0.5	ND@0.5
METHYLENE CHLORIDE (DICHLOROMETHANE)	ug/l	0.3 J	0.2 J	0.2 J	ND@0.5	ND@0.5	ND@0.5
MIBK (4-METHYL-2-PENTANONE)	ug/l	ND@5	ND@5	ND@5	ND@5	ND@5	ND@5
O-XYLENE	ug/l	ND@0.5	ND@0.5	ND@0.5	ND@0.5	ND@0.5	ND@0.5
STYRENE	ug/l	ND@0.5	ND@0.5	ND@0.5	ND@0.5	ND@0.5	ND@0.5
TETRACHLOROETHENE	ug/l	ND@0.5	ND@0.5	ND@0.5	ND@0.5	ND@0.5	ND@0.5
TOLUENE	ug/l	0.2 J	ND@0.5	ND@0.5	ND@0.5	ND@0.5	ND@0.5
TRANS-1,2-DICHLOROETHENE	ug/l	ND@0.5	0.1 J	0.1 J	ND@0.5	ND@0.5	ND@0.5
TRANS-1,3-DICHLOROPROPENE	ug/l	ND@0.5	ND@0.5	ND@0.5	ND@0.5	ND@0.5	ND@0.5
TRICHLOROETHENE	ug/l	ND@0.5	0.1 J	0.1 J	ND@0.5	ND@0.5	ND@0.5
TRICHLOROFLUOROMETHANE (FREON 11)	ug/l	ND@0.5	ND@0.5	ND@0.5	ND@0.5	ND@0.5	ND@0.5
VINYL CHLORIDE	ug/l	ND@0.5	ND@0.5	ND@0.5	ND@0.5	ND@0.5	ND@0.5

Endicott, New York
Quality Assurance / Quality Control Analytical Chemistry Data
January 1, 2012 - December 31, 2012

Explanation of Reporting Conventions and Key to Comment Codes

Reporting Conventions

NA	Not Analyzed
ND@X	Not Detected at Detection Limit X

Code	**Explanation**
J	Estimated value: the result is >= the Method Detection Limit (MDL) and < the Limit of Quantitation (LOQ).

Appendix G

Summary of Significant Remediation Systems Maintenance Activities

2012

Appendix G
Combined Groundwater Report for 2012
Former IBM Endicott Site, Endicott, NY

MAINTENANCE ACTIVITY	Jan	Feb	Mar	Apr	May	Jun	Jul	Aug	Sep	Oct	Nov	Dec
GROUNDWATER TREATMENT FACILITIES												
Jefferson Avenue Groundwater Treatment Facility												
Operator Visit and System Check	8	8	8	9	8	9	9	9	8	9	9	8
Liquid Phase Carbon Vessel Exchange							1					
Flushing of Conveyance Piping (EN-91T to Jefferson GTF)												
Effluent Flow Meter Inspection and Barrel Testing		1		1		1						1
Garfield Avenue Groundwater Treatment Facility												
Operator Visit and System Check	8	8	8	9	8	9	9	8	8	9	9	7
Liquid Phase Carbon Vessel Exchange		2			1				1	1	1	
Flushing of Conveyance Piping (EN-276/276R to Garfield GTF)												
Flushing of Conveyance Piping (EN-499T to Garfield GTF)												
Effluent Flow Meter Inspection, Calibration and Barrel Testing	1		1	1		1					1	
Adams Avenue Groundwater Treatment Facility												
Operator Visit and System Check	8	8	8	9	8	8	9	9	8	9	9	9
A1 System 1-A Liquid Phase Carbon Vessel Exchange		1			1							
A2 System PV-501 Carbon Vessel Liquid Phase GAC exchange		1			1				1			
A1 Carbon system backwash			1									
Centrifuge system operation (started up 04/25/12)				1	3	3	4	5	4	4	4	4
Flushing of Conveyance Piping (EN-D49 to Adams GTF)							1					
Flushing of Conveyance Piping (EN-447T to Adams GTF)												
Flushing of Conveyance Piping (EN-185P to Adams GTF)				1				1				
Flow Meter Inspection and Cleaning		1		1							1	
Effluent Flow Meter Inspection, Calibration and Barrel Testing		1				1						
Robble Avenue Groundwater Treatment Facility												
Operator Visit and System Check	8	8	8	9	8	8	9	9	8	9	9	9
Air Stripper Cleaning						1			1			1
Vapor Phase Carbon Vessel Exchange			1									
Pipe Maintenance				1						1		
Flow Meter Inspection, Calibration and Barrel Testing			1	1		3				1		
Clark Street Groundwater Treatment Facility												
Operator Visit and System Check	8	8	8	9	8	8	8	9	8	9	8	8
Air Stripper Cleaning	1			1		1	2	1	1	1	1	
Vapor Phase Carbon Vessel Exchange	1		2		1		1	1		1	1	
Flow Meter Inspection and Cleaning			3			1		1				
Flow Meter Inspection, Calibration and Barrel Testing			1			1						

MAINTENANCE ACTIVITY	Jan	Feb	Mar	Apr	May	Jun	Jul	Aug	Sep	Oct	Nov	Dec
OPERABLE UNIT #1: RAILROAD CORRIDOR SOURCE AREA												
Transfer Station Building 46S												
Operator Visit and System Check	9	8	8	9	8	9	8	9	7	9	9	9
Flow Meter Inspection and Cleaning		1	1	1				1				
Flow Meter Inspection, Calibration and Barrel Testing	1					1						
Flushing of Conveyance Piping (B046S to Clark St GTF)	1					1		1		2	1	1
Extraction Well EN-107R (diverted to Huron OTF B/96 on 10/02/12)												
Operator Visit and System Check	9	8	8	9	10	9	8	9	7	9	9	9
Flow Meter Inspection and Cleaning			1	1		1		1				
Flow Meter Inspection, Calibration and Barrel Testing	1					1						
Well Rehabilitation			1		1	1				1		
Pumping System Maintenance or Replacement Activity				1	1	1		1				
Extraction Well EN-219R												
Operator Visit and System Check	9	9	7	8	8	8	9	9	8	8	9	9
Flow Meter Inspection and Cleaning	1		1	1		1		4			1	1
Flow Meter Inspection, Calibration and Barrel Testing	1					1		1				
Well Rehabilitation	1	1										
Pumping System Maintenance or Replacement Activity	1	1						1				
Extraction Well EN-253												
Operator Visit and System Check	9	8	8	9	8	9	8	9	7	9	9	9
Flow Meter Inspection and Cleaning			1	1								
Flow Meter Inspection, Calibration and Barrel Testing						1						
Well Rehabilitation		1	1			1				1	1	
Pumping System Maintenance or Replacement Activity	1	1						1				
Extraction Well EN-428												
Operator Visit and System Check	9	8	8	9	8	9	8	9	7	9	9	9
Flow Meter Inspection and Cleaning	1		1	1				1			1	
Flow Meter Inspection, Calibration and Barrel Testing						1						
Well Rehabilitation	1			1	1	1		1	1	1	1	
Pumping System Maintenance or Replacement Activity	1		2									
OPERABLE UNIT #2: NORTH STREET AREA												
Extraction Well EN-276 (Replaced by EN-276R on 07/15/11, restarted on 04/30/12)												
Operator Visit and System Check				1	8	9	8	8	7	9	7	8
Flow Meter Inspection and Cleaning			1	1					1			
Well Rehabilitation												
Pumping System Maintenance or Replacement Activity			1									
Extraction Well EN-276R (Replaced EN-276 on 07/15/11)												
Operator Visit and System Check	9	7	8	9	8	9	9	8	8	9	8	8
Flow Meter Inspection and Cleaning	2			1					1			
Flow Meter Inspection, Calibration and Barrel Testing	1		1									
Well Rehabilitation	1											
Pumping System Maintenance or Replacement Activity		1										
Injection Well EN-509T (Started up 03/19/12; shut down 09/24/12)												
Operator Visit and System Check			4	11	10	8	7	10	10	9	8	6
Flow Meter Inspection and Cleaning												
Flow Meter Inspection, Calibration and Barrel Testing			1									
Well Rehabilitation												
Pumping System Maintenance or Replacement Activity												

MAINTENANCE ACTIVITY	Jan	Feb	Mar	Apr	May	Jun	Jul	Aug	Sep	Oct	Nov	Dec
MISC. ACTIVITY A: OFF-SITE CAPTURE ZONE A AND OPERABLE UNIT #3: SOUTHERN AREA												
Extraction Well EN-91T												
Operator Visit and System Check	8	8	8	9	8	9	9	9	8	9	9	8
Flow Meter Inspection and Cleaning	1		1									
Flow Meter Inspection, Calibration and Barrel Testing						1						
Well Rehabilitation												
Pumping System Maintenance or Replacement Activity												
Extraction Well EN-133												
Operator Visit and System Check	8	9	8	9	8	9	9	9	8	9	9	8
Flow Meter Inspection and Cleaning	1			1								
Flow Meter Inspection, Calibration and Barrel Testing			1			1						
Well Rehabilitation												
Pumping System Maintenance or Replacement Activity			2							1	2	
Extraction Well EN-194												
Operator Visit and System Check	8	7	8	9	8	8	8	8	8	9	9	8
Flow Meter Inspection and Cleaning	1			1					1			
Flow Meter Inspection, Calibration and Barrel Testing	1					1						
Well Rehabilitation												
Pumping System Maintenance or Replacement Activity												
Extraction Well EN-215T												
Operator Visit and System Check	8	8	8	9	8	9	9	8	8	9	8	8
Flow Meter Inspection and Cleaning	1			1		1			1			
Flow Meter Inspection, Calibration and Barrel Testing	1					1						
Well Rehabilitation												
Pumping System Maintenance or Replacement Activity						2						
Extraction Well EN-284P/TD												
Operator Visit and System Check	8	8	8	8	8	9	9	8	8	9	8	8
Flow Meter Inspection and Cleaning	1			1		1			1			
Flow Meter Inspection, Calibration and Barrel Testing	1					1						
Well Rehabilitation												
Pumping System Maintenance or Replacement Activity						1						
Extraction Well EN-447T												
Operator Visit and System Check	9	8	8	9	8	9	10	7	8	9	9	7
Flow Meter Inspection and Cleaning	1			1								
Flow Meter Inspection, Calibration and Barrel Testing		1				1						
Well Rehabilitation												
Pumping System Maintenance or Replacement Activity							1					1
Extraction Well EN-451P												
Operator Visit and System Check	8	8	8	9	8	9	9	9	8	9	9	8
Flow Meter Inspection and Cleaning			1	1								
Flow Meter Inspection, Calibration and Barrel Testing	1					1						
Well Rehabilitation												
Pumping System Maintenance or Replacement Activity												
Extraction Well EN-499T												
Operator Visit and System Check	8	8	8	9	8	9	9	8	8	9	8	8
Flow Meter Inspection and Cleaning	1			1					1			
Flow Meter Inspection, Calibration and Barrel Testing	1					1						
Well Rehabilitation												
Pumping System Maintenance or Replacement Activity												
Injection Well EN-501T												
Operator Visit and System Check	8	8	8	9	6	9	9	8	6	9	9	7
Flow Meter Inspection and Cleaning	1			1								
Flow Meter Inspection, Calibration and Barrel Testing	1					1						
Well Rehabilitation						1						
Injection Well EN-510T												
Operator Visit and System Check	8	8	8	9	8	9	9	8	8	9	9	8
Flow Meter Inspection and Cleaning	1			1						1		
Flow Meter Inspection, Calibration and Barrel Testing	1					1						
Well Rehabilitation						1				1		
Injection Well EN-529T												
Operator Visit and System Check	8	8	8	9	6	9	9	8	6	9	9	7
Flow Meter Inspection and Cleaning	1			1								
Flow Meter Inspection, Calibration and Barrel Testing	1					1						
Well Rehabilitation												
Injection Well EN-530T (Started up 07/26/12)												
Operator Visit and System Check							1	9	8	9	9	7
Flow Meter Inspection and Cleaning									1			
Flow Meter Inspection, Calibration and Barrel Testing							1					
Well Rehabilitation												

MAINTENANCE ACTIVITY	Jan	Feb	Mar	Apr	May	Jun	Jul	Aug	Sep	Oct	Nov	Dec
OPERABLE UNIT #4: IDEAL CLEANERS AREA (OFF-SITE CAPTURE ZONE B)												
Extraction Well EN-185R/185P												
Operator Visit and System Check	9	8	7	8	8	9	9	8	8	9	9	7
Flow Meter Inspection and Cleaning		1	1	1			1	1		1		
Flow Meter Inspection, Calibration and Barrel Testing		1				1						
Well Rehabilitation										1		
Pumping System Maintenance or Replacement Activity							1			1		1
Extraction Well EN-195												
Operator Visit and System Check	9	8	8	9	8	9	9	7	8	9	9	7
Flow Meter Inspection and Cleaning		1		1		1						
Flow Meter Inspection, Calibration and Barrel Testing		1				1						
Well Rehabilitation												
Pumping System Maintenance or Replacement Activity						2						
Extraction Well EN-491T												
Operator Visit and System Check	9	8	8	9	8	9	9	7	8	9	9	7
Flow Meter Inspection and Cleaning		2	1	1								
Flow Meter Inspection, Calibration and Barrel Testing		1				1						
Well Rehabilitation												
Pumping System Maintenance or Replacement Activity												
Extraction Well EN-492T												
Operator Visit and System Check	9	7	8	8	8	9	8	7	8	9	8	7
Flow Meter Inspection and Cleaning			1	1								
Flow Meter Inspection, Calibration and Barrel Testing		1				1						
Well Rehabilitation									1		1	
Pumping System Maintenance or Replacement Activity												
Injection Well EN-78T												
Operator Visit and System Check	9	8	7	8	7	9	9	8	7	8	9	7
Flow Meter Inspection and Cleaning (in well meter)		1							1			
Flow Meter Inspection, Calibration and Barrel Testing		1				1			1			
Well Rehabilitation								1				
Injection Well EN-161T												
Operator Visit and System Check	9	8	7	8	7	9	9	8	7	8	9	7
Flow Meter Inspection and Cleaning (in well meter)		1			1				1	1		
Flow Meter Inspection, Calibration and Barrel Testing	1				1	1			1	1		
Well Rehabilitation												
OPERABLE UNIT #5: BUILDING 57 AREA												
Hayes Avenue Transfer Station (extraction wells inactive, supported OU#5 thermal treatment activity in 2012)												
Operator Visit and System Check		2	4	4	4	4	4	4	4	2		
Flow Meter Inspection and Cleaning		1		1								
Flow Meter Inspection, Calibration and Barrel Testing												
Flushing of Conveyance Piping (Transfer station to Clark St GTF)		1								1		
OPERABLE UNIT #6: PLUME CONTROL IN BEDROCK GROUNDWATER												
Extraction Well EN-D49												
Operator Visit and System Check	9	8	8	9	6	9	9	7	7	9	9	6
Flow Meter Inspection and Cleaning			1	1								
Flow Meter Inspection, Calibration and Barrel Testing			1			1						
Well Rehabilitation												
Pumping System Maintenance or Replacement Activity												
OPERABLE UNIT #7: NORTHWESTERN AREA												
Extraction Well EN-154R												
Operator Visit and System Check	8	8	8	9	8	8	9	9	7	9	9	8
Flow Meter Inspection and Cleaning			1	1		1			1		1	
Flow Meter Inspection, Calibration and Barrel Testing			1			1						
Well Rehabilitation									1		1	
Pumping System Maintenance or Replacement Activity	1						1					
Extraction Well EN-218 (Inactive, taken offline 10/24/12)												
Operator Visit and System Check	9	8	8	9	8	8	8	9	8	8	4	7
Flow Meter Inspection and Cleaning			1	1	1	1				1		
Flow Meter Inspection, Calibration and Barrel Testing			1			1						
Well Rehabilitation						1						
Pumping System Maintenance or Replacement Activity						1				1		

Appendix H

Operation, Maintenance, and Monitoring Manual for Extraction, Collection and Treatment Systems

(on CD)

Appendix I

Plume Reduction in Operable Unit No. 4

Appendix I

Plume Reduction in Operable Unit No. 4

Appendix I.1

Tables

Table I.1
OU#4 Groundwater Analytical Chemistry Data
January 1, 2010 - December 31, 2012

Sample Location		EN-080	EN-080	EN-080	EN-080	EN-080	EN-080
Sample Description		GW MON WELL	GW MON WELL	GW MON WELL	GW MON WELL	GW MON WELL	GW MON WELL
Sample Date		02/04/2010	05/03/2010	08/09/2010	11/09/2010	02/17/2011	05/16/2011
Laboratory Sample I.D.		5901271	5971083	6057116	6137872	6210760	6288982
Parameter	**Units**						
1,1,1-TRICHLOROETHANE	ug/l	ND@0.5	ND@0.5	ND@0.5	ND@0.5 J	ND@0.5	ND@0.5
1,1,2,2-TETRACHLOROETHANE	ug/l	ND@0.5	ND@0.5	ND@0.5	ND@0.5	ND@0.5	ND@0.5
1,1,2-TRICHLORO-1,2,2-TRIFLUOROETHANE	ug/l	ND@0.5	ND@0.5	ND@0.5	ND@0.5 J	ND@0.5	ND@0.5
1,1,2-TRICHLOROETHANE	ug/l	0.1 J	ND@0.5	ND@0.5	ND@0.5	ND@0.5	ND@0.5
1,1-DICHLOROETHANE	ug/l	0.2 J	0.2 J	0.2 J	0.2 J	0.2 J	0.1 J
1,1-DICHLOROETHENE	ug/l	0.1 J	0.1 J	ND@0.5	ND@0.5	ND@0.5	ND@0.5
1,2,4-TRICHLOROBENZENE	ug/l	ND@0.5	ND@0.5	ND@0.5	ND@0.5	ND@0.5	ND@0.5
1,2-DIBROMO-3-CHLOROPROPANE	ug/l	ND@0.5	ND@0.5 J	ND@0.5	ND@0.5 J	ND@0.5	ND@0.5
1,2-DIBROMOETHANE (EDB)	ug/l	ND@0.5	ND@0.5	ND@0.5	ND@0.5	ND@0.5	ND@0.5
1,2-DICHLORO-1,2,2-TRIFLUOROETHANE	ug/l	ND@0.5	ND@0.5	ND@0.5	ND@0.5	ND@0.5	ND@0.5
1,2-DICHLOROBENZENE	ug/l	ND@0.5	ND@0.5	ND@0.5	ND@0.5	ND@0.5	ND@0.5
1,2-DICHLOROETHANE (EDC)	ug/l	ND@0.5	ND@0.5	ND@0.5	ND@0.5	ND@0.5	ND@0.5
1,2-DICHLOROPROPANE	ug/l	ND@0.5	ND@0.5	ND@0.5	ND@0.5	ND@0.5	ND@0.5
1,3-DICHLOROBENZENE	ug/l	ND@0.5	ND@0.5	ND@0.5	ND@0.5	ND@0.5	ND@0.5
1,4-DICHLOROBENZENE	ug/l	ND@0.5	ND@0.5	ND@0.5	ND@0.5	ND@0.5	ND@0.5
ACETONE	ug/l	ND@5.0	ND@5.0	ND@5.2	4.3 J	ND@5.0	3.3 J
BENZENE	ug/l	2	1.4	1.3	1.6	0.6	1
BROMODICHLOROMETHANE	ug/l	ND@0.5	ND@0.5	ND@0.5	ND@0.5	ND@0.5	ND@0.5
BROMOFORM (TRIBROMOMETHANE)	ug/l	ND@0.5	ND@0.5	ND@0.5	ND@0.5	ND@0.5 J	ND@0.5
BROMOMETHANE	ug/l	ND@0.5	ND@0.5	ND@0.5	ND@0.5	ND@0.5	ND@0.5
CARBON DISULFIDE	ug/l	ND@0.5	ND@0.5	ND@0.5	ND@0.5	ND@0.5	ND@0.5
CARBON TETRACHLORIDE	ug/l	ND@0.5	ND@0.5	ND@0.5	ND@0.5	ND@0.5	ND@0.5
CHLOROBENZENE	ug/l	ND@0.5	ND@0.5	ND@0.5	ND@0.5	ND@0.5	ND@0.5
CHLORODIBROMOMETHANE	ug/l	ND@0.5	ND@0.5	ND@0.5	ND@0.5	ND@0.5	ND@0.5
CHLOROETHANE	ug/l	0.7	ND@0.5	1.6	0.7	0.7	0.3 J
CHLOROFORM (TRICHLOROMETHANE)	ug/l	ND@0.5	ND@0.5	0.1 J	ND@0.5	ND@0.5	ND@0.5
CHLOROMETHANE	ug/l	0.6	ND@0.5	0.4 J	0.3 J	0.5 J	0.3 J
CIS-1,2-DICHLOROETHENE	ug/l	100	72	20	5.3	5.3	1.7
CIS-1,3-DICHLOROPROPENE	ug/l	ND@0.5	ND@0.5	ND@0.5	ND@0.5	ND@0.5	ND@0.5
CYCLOHEXANE	ug/l	ND@0.5	ND@0.5	0.1 J	ND@0.5	ND@0.5	ND@0.5
DICHLORODIFLUOROMETHANE (FREON 12)	ug/l	ND@0.5	ND@0.5 J	ND@0.5	ND@0.5 J	ND@0.5	ND@0.5
ETHYLBENZENE	ug/l	ND@0.5	ND@0.5	ND@0.5	ND@0.5	ND@0.5	ND@0.5
ISOPROPYLBENZENE	ug/l	0.2 J	0.1 J	0.2 J	0.2 J	ND@0.5	0.2 J
M,P-XYLENE	ug/l	0.1 J	ND@0.5	ND@0.5	0.1 J	ND@0.5	0.1 J
METHYL ACETATE	ug/l	ND@1.0	ND@1.0	ND@1.0	ND@1.0	ND@1.0	ND@1
METHYL BUTYL KETONE (2-HEXANONE)	ug/l	ND@5.0	ND@5.0	ND@5.0	ND@5.0	ND@5.0 J	ND@5
METHYL CYCLOHEXANE	ug/l	ND@0.5	ND@0.5	ND@0.5	ND@0.5 J	ND@0.5	ND@0.5
METHYL ETHYL KETONE (MEK, 2-BUTANONE)	ug/l	ND@5.0	ND@5.0	ND@5.0	ND@5.0 J	ND@5.0	ND@5
METHYL TERT-BUTYL ETHER (MTBE)	ug/l	ND@0.5	ND@0.5	ND@0.5	ND@0.5	ND@0.5	ND@0.5
METHYLENE CHLORIDE (DICHLOROMETHANE)	ug/l	ND@0.5	ND@0.5	ND@0.5	ND@0.5	ND@0.5	ND@0.5
MIBK (4-METHYL-2-PENTANONE)	ug/l	ND@5.0	ND@5.0	ND@5.0	ND@5.0	ND@5.0	ND@5
O-XYLENE	ug/l	0.2 J	0.1 J	0.2 J	0.2 J	ND@0.5	0.2 J
STYRENE	ug/l	ND@0.5	ND@0.5	ND@0.5	ND@0.5	ND@0.5	ND@0.5
TETRACHLOROETHENE	ug/l	ND@0.5	ND@0.5	ND@0.5	ND@0.5	ND@0.5	ND@0.5
TOLUENE	ug/l	0.4 J	0.2 J	ND@0.5	0.3 J	0.1 J	0.2 J
TRANS-1,2-DICHLOROETHENE	ug/l	5.8	4.9	5.4	5.7	2.5	3.2
TRANS-1,3-DICHLOROPROPENE	ug/l	ND@0.5	ND@0.5	ND@0.5	ND@0.5	ND@0.5	ND@0.5
TRICHLOROETHENE	ug/l	0.5	0.8	0.5 J	ND@0.5	0.9	0.3 J
TRICHLOROFLUOROMETHANE (FREON 11)	ug/l	ND@0.5	ND@0.5	ND@0.5	ND@0.5	ND@0.5	ND@0.5
VINYL CHLORIDE	ug/l	210	160	130	95	26	10

Table I.1
OU#4 Groundwater Analytical Chemistry Data
January 1, 2010 - December 31, 2012

Sample Location		EN-080	EN-080	EN-080	EN-080	EN-080	EN-080
Sample Description		GW MON WELL	GW MON WELL	GW MON WELL	GW MON WELL	GW MON WELL	GW MON WELL
Sample Date		08/15/2011	11/29/2011	02/23/2012	05/21/2012	08/06/2012	11/19/2012
Laboratory Sample I.D.		6377375	6486867	6558915	6660621	6745534	6867658
Parameter	**Units**						
1,1,1-TRICHLOROETHANE	ug/l	ND@0.5	ND@0.5	ND@0.5	ND@0.5	ND@0.5	ND@0.5
1,1,2,2-TETRACHLOROETHANE	ug/l	ND@0.5	ND@0.5	ND@0.5	ND@0.5	ND@0.5	ND@0.5
1,1,2-TRICHLORO-1,2,2-TRIFLUOROETHANE	ug/l	ND@0.5	ND@0.5	ND@0.5	ND@0.5	ND@0.5	ND@0.5
1,1,2-TRICHLOROETHANE	ug/l	ND@0.5	ND@0.5	ND@0.5	ND@0.5	ND@0.5	ND@0.5
1,1-DICHLOROETHANE	ug/l	0.1	0.1 J	ND@0.5	0.1 J	0.1 J	0.2 J
1,1-DICHLOROETHENE	ug/l	ND@0.5	ND@0.5	ND@0.5	ND@0.5	ND@0.5	ND@0.5
1,2,4-TRICHLOROBENZENE	ug/l	ND@0.5	ND@0.5	ND@0.5 J	ND@0.5	ND@0.5	ND@0.5
1,2-DIBROMO-3-CHLOROPROPANE	ug/l	ND@0.5	ND@0.5	ND@0.5	ND@0.5	ND@0.5	ND@0.5
1,2-DIBROMOETHANE (EDB)	ug/l	ND@0.5	ND@0.5	ND@0.5	ND@0.5	ND@0.5	ND@0.5
1,2-DICHLORO-1,2,2-TRIFLUOROETHANE	ug/l	0.2	0.4 J	ND@0.5	ND@0.5	0.2 J	0.2 J
1,2-DICHLOROBENZENE	ug/l	ND@0.5	ND@0.5	ND@0.5	ND@0.5	ND@0.5	ND@0.5
1,2-DICHLOROETHANE (EDC)	ug/l	ND@0.5	ND@0.5	ND@0.5	ND@0.5	ND@0.5	ND@0.5
1,2-DICHLOROPROPANE	ug/l	ND@0.5	ND@0.5	ND@0.5	ND@0.5	ND@0.5	ND@0.5
1,3-DICHLOROBENZENE	ug/l	ND@0.5	ND@0.5	ND@0.5	ND@0.5	ND@0.5	ND@0.5
1,4-DICHLOROBENZENE	ug/l	ND@0.5	ND@0.5	ND@0.5	ND@0.5	ND@0.5	ND@0.5
ACETONE	ug/l	ND@5.0	ND@5	ND@5.0 J	ND@5	3.1 J	ND@5
BENZENE	ug/l	0.3	0.3 J	0.4 J	0.5 J	0.4 J	0.3 J
BROMODICHLOROMETHANE	ug/l	ND@0.5	ND@0.5	ND@0.5	ND@0.5	ND@0.5	ND@0.5
BROMOFORM (TRIBROMOMETHANE)	ug/l	ND@0.5	ND@0.5	ND@0.5	ND@0.5	ND@0.5	ND@0.5
BROMOMETHANE	ug/l	ND@0.5	ND@0.5	ND@0.5	ND@0.5	ND@0.5	ND@0.5
CARBON DISULFIDE	ug/l	ND@0.5	ND@0.5	ND@0.5	ND@0.5	ND@0.5	ND@0.5
CARBON TETRACHLORIDE	ug/l	ND@0.5	ND@0.5	ND@0.5	ND@0.5	ND@0.5	ND@0.5
CHLOROBENZENE	ug/l	ND@0.5	ND@0.5	ND@0.5	ND@0.5	ND@0.5	ND@0.5
CHLORODIBROMOMETHANE	ug/l	ND@0.5	ND@0.5	ND@0.5	ND@0.5	ND@0.5	ND@0.5
CHLOROETHANE	ug/l	ND@0.5	ND@0.5	ND@0.5	ND@0.5	ND@0.5	ND@0.5
CHLOROFORM (TRICHLOROMETHANE)	ug/l	0.1	ND@0.5	ND@0.5	ND@0.5	ND@0.5	ND@0.5
CHLOROMETHANE	ug/l	ND@0.5	ND@0.5	ND@0.5	ND@0.5	ND@0.5	ND@0.5
CIS-1,2-DICHLOROETHENE	ug/l	1.2	1	0.7	0.7	0.7	1.1
CIS-1,3-DICHLOROPROPENE	ug/l	ND@0.5	ND@0.5	ND@0.5	ND@0.5	ND@0.5	ND@0.5
CYCLOHEXANE	ug/l	ND@0.5	ND@0.5	ND@0.5	ND@0.5	ND@0.5	ND@0.5
DICHLORODIFLUOROMETHANE (FREON 12)	ug/l	ND@0.5	ND@0.5	ND@0.5	ND@0.5	ND@0.5	ND@0.5
ETHYLBENZENE	ug/l	ND@0.5	ND@0.5	ND@0.5	ND@0.5	ND@0.5	ND@0.5
ISOPROPYLBENZENE	ug/l	0.1	ND@0.5	0.1 J	0.1 J	ND@0.5	ND@0.5
M,P-XYLENE	ug/l	ND@0.5	ND@0.5	ND@0.5	ND@0.5	ND@0.5	ND@0.5
METHYL ACETATE	ug/l	ND@1.0	ND@1	ND@1.0	ND@1	ND@1	ND@1
METHYL BUTYL KETONE (2-HEXANONE)	ug/l	ND@5.0	ND@5	ND@5.0	ND@5	ND@5	ND@5
METHYL CYCLOHEXANE	ug/l	ND@0.5	ND@0.5	ND@0.5	ND@0.5	0.2 J	ND@0.5
METHYL ETHYL KETONE (MEK, 2-BUTANONE)	ug/l	ND@5.0	ND@5 J	ND@5.0	ND@5	ND@5	ND@5
METHYL TERT-BUTYL ETHER (MTBE)	ug/l	ND@0.5	ND@0.5	ND@0.5	ND@0.5	ND@0.5	ND@0.5
METHYLENE CHLORIDE (DICHLOROMETHANE)	ug/l	ND@0.5	ND@0.5	ND@0.5	ND@0.5	ND@0.5	ND@0.5
MIBK (4-METHYL-2-PENTANONE)	ug/l	ND@5.0	ND@5	ND@5.0	ND@5	ND@5	ND@5
O-XYLENE	ug/l	0.2	0.1 J	0.1 J	ND@0.5	ND@0.5	ND@0.5
STYRENE	ug/l	ND@0.5	ND@0.5	ND@0.5	ND@0.5	ND@0.5	ND@0.5
TETRACHLOROETHENE	ug/l	ND@0.5	ND@0.5	ND@0.5	ND@0.5	ND@0.5	ND@0.5
TOLUENE	ug/l	0.1	ND@0.5	ND@0.5	ND@0.5	ND@0.5	ND@0.5
TRANS-1,2-DICHLOROETHENE	ug/l	1.3	1	0.8	1	0.8	ND@0.6
TRANS-1,3-DICHLOROPROPENE	ug/l	ND@0.5	ND@0.5	ND@0.5	ND@0.5	ND@0.5	ND@0.5
TRICHLOROETHENE	ug/l	0.4	0.5 J	0.2 J	0.1 J	0.2 J	ND@0.6
TRICHLOROFLUOROMETHANE (FREON 11)	ug/l	ND@0.5	ND@0.5	ND@0.5	ND@0.5	ND@0.5	ND@0.5
VINYL CHLORIDE	ug/l	1.7	1	0.8	1.9	2.2	2.1

Table I.1
OU#4 Groundwater Analytical Chemistry Data
January 1, 2010 - December 31, 2012

Sample Location		EN-130	EN-130	EN-130	EN-130	EN-130	EN-130
Sample Description		GW MON WELL	GW MON WELL	GW MON WELL	GW MON WELL	GW MON WELL	GW MON WELL
Sample Date		02/09/2010	05/03/2010	08/10/2010	11/09/2010	02/24/2011	05/17/2011
Laboratory Sample I.D.		5904508	5971087	6057153	6137870	6217053	6290681
Parameter	**Units**						
1,1,1-TRICHLOROETHANE	ug/l	ND@5.0	ND@5.0	ND@1.0	ND@1.0 J	ND@0.5	ND@0.5
1,1,2,2-TETRACHLOROETHANE	ug/l	ND@5.0	ND@5.0	ND@1.0	ND@1.0	ND@0.5	ND@0.5
1,1,2-TRICHLORO-1,2,2-TRIFLUOROETHANE	ug/l	ND@5.0	ND@5.0	ND@1.0	ND@1.0 J	ND@0.5	ND@0.5
1,1,2-TRICHLOROETHANE	ug/l	ND@5.0	ND@5.0	ND@1.0	ND@1.0	ND@0.5	ND@0.5
1,1-DICHLOROETHANE	ug/l	ND@5.0	ND@5.0	ND@1.0	ND@1.0	ND@0.5	0.1 J
1,1-DICHLOROETHENE	ug/l	3.4 J	2.8 J	0.3 J	0.3 J	ND@0.5	ND@0.5
1,2,4-TRICHLOROBENZENE	ug/l	ND@5.0	ND@5.0	ND@1.0	ND@1.0	ND@0.5	ND@0.5
1,2-DIBROMO-3-CHLOROPROPANE	ug/l	ND@5.0	ND@5.0 J	ND@1.0	ND@1.0 J	ND@0.5	ND@0.5
1,2-DIBROMOETHANE (EDB)	ug/l	ND@5.0	ND@5.0	ND@1.0	ND@1.0	ND@0.5	ND@0.5
1,2-DICHLORO-1,2,2-TRIFLUOROETHANE	ug/l	ND@5.0	ND@5.0	ND@1.0	ND@1.0	ND@0.5	ND@0.5
1,2-DICHLOROBENZENE	ug/l	ND@5.0	ND@5.0	ND@1.0	ND@1.0	ND@0.5	ND@0.5
1,2-DICHLOROETHANE (EDC)	ug/l	ND@5.0	ND@5.0	ND@1.0	ND@1.0	ND@0.5	ND@0.5
1,2-DICHLOROPROPANE	ug/l	ND@5.0	ND@5.0	ND@1.0	ND@1.0	ND@0.5	ND@0.5
1,3-DICHLOROBENZENE	ug/l	ND@5.0	ND@5.0	ND@1.0	ND@1.0	ND@0.5	ND@0.5
1,4-DICHLOROBENZENE	ug/l	ND@5.0	ND@5.0	ND@1.0	ND@1.0	ND@0.5	ND@0.5
ACETONE	ug/l	ND@50	ND@50	ND@17	16	ND@5.0	6.4
BENZENE	ug/l	2.1 J	2.6 J	1.4	1.4	0.3 J	0.9
BROMODICHLOROMETHANE	ug/l	ND@5.0	ND@5.0	ND@1.0	ND@1.0	ND@0.5	ND@0.5
BROMOFORM (TRIBROMOMETHANE)	ug/l	ND@5.0	ND@5.0	ND@1.0	ND@1.0	ND@0.5	ND@0.5
BROMOMETHANE	ug/l	ND@5.0	ND@5.0	ND@1.0	ND@1.0	ND@0.5	ND@0.5
CARBON DISULFIDE	ug/l	ND@5.0	ND@5.0	ND@1.0	ND@1.0	ND@0.5	ND@0.5
CARBON TETRACHLORIDE	ug/l	ND@5.0	ND@5.0	ND@1.0	ND@1.0	ND@0.5	ND@0.5
CHLOROBENZENE	ug/l	ND@5.0	ND@5.0	ND@1.0	ND@1.0	ND@0.5	ND@0.5
CHLORODIBROMOMETHANE	ug/l	ND@5.0	ND@5.0	ND@1.0	ND@1.0	ND@0.5	ND@0.5
CHLOROETHANE	ug/l	ND@5.0	ND@5.0	1 J	1.1	0.1 J	ND@0.5
CHLOROFORM (TRICHLOROMETHANE)	ug/l	ND@5.0	ND@5.0	ND@1.0	ND@1.0	0.2 J	ND@0.5
CHLOROMETHANE	ug/l	ND@5.0	ND@5.0	0.8 J	0.5 J	ND@0.5	ND@0.5
CIS-1,2-DICHLOROETHENE	ug/l	1900	1400	190	85	9.7	19
CIS-1,3-DICHLOROPROPENE	ug/l	ND@5.0	ND@5.0	ND@1.0	ND@1.0	ND@0.5	ND@0.5
CYCLOHEXANE	ug/l	ND@5.0	ND@5.0	0.3 J	0.3 J	0.4 J	0.4 J
DICHLORODIFLUOROMETHANE (FREON 12)	ug/l	ND@5.0	ND@5.0 J	ND@1.0	ND@1.0 J	ND@0.5	ND@0.5
ETHYLBENZENE	ug/l	ND@5.0	ND@5.0	ND@1.0	ND@1.0	0.2 J	0.1 J
ISOPROPYLBENZENE	ug/l	1.6 J	1.5 J	1.5	0.9 J	2.9	1.1
M,P-XYLENE	ug/l	ND@5.0	ND@5.0	ND@1.0	0.4 J	0.4 J	0.2 J
METHYL ACETATE	ug/l	ND@10	ND@10	ND@2.0	ND@2.0	ND@1.0	ND@1
METHYL BUTYL KETONE (2-HEXANONE)	ug/l	ND@50	ND@50	ND@10	ND@10	ND@5.0	ND@5
METHYL CYCLOHEXANE	ug/l	ND@5.0	ND@5.0	0.5 J	0.3 J	1.2	0.5 J
METHYL ETHYL KETONE (MEK, 2-BUTANONE)	ug/l	ND@50	ND@50	ND@10	4 J	ND@5.0	2.1 J
METHYL TERT-BUTYL ETHER (MTBE)	ug/l	ND@5.0	ND@5.0	ND@1.0	ND@1.0	ND@0.5	ND@0.5
METHYLENE CHLORIDE (DICHLOROMETHANE)	ug/l	ND@5.0	ND@5.0	ND@1.0	ND@1.0	ND@0.5	ND@0.5
MIBK (4-METHYL-2-PENTANONE)	ug/l	ND@50	ND@50	ND@10	ND@10	ND@5.0	ND@5
O-XYLENE	ug/l	ND@5.0	ND@5.0	0.5 J	0.4 J	0.7	0.4 J
STYRENE	ug/l	ND@5.0	ND@5.0	ND@1.0	ND@1.0	ND@0.5	ND@0.5
TETRACHLOROETHENE	ug/l	6.3	2.2 J	0.4 J	0.7 J	0.3 J	0.5 J
TOLUENE	ug/l	1.3 J	1.1 J	1.2	1 J	1.2	0.7
TRANS-1,2-DICHLOROETHENE	ug/l	56	30	17	12	4.1	5
TRANS-1,3-DICHLOROPROPENE	ug/l	ND@5.0	ND@5.0	ND@1.0	ND@1.0	ND@0.5	ND@0.5
TRICHLOROETHENE	ug/l	5.1	2.3 J	0.7 J	ND@1.0	0.3 J	0.6
TRICHLOROFLUOROMETHANE (FREON 11)	ug/l	ND@5.0	ND@5.0	ND@1.0	ND@1.0	ND@0.5	ND@0.5
VINYL CHLORIDE	ug/l	480	280	94	37	2.7	11

Table I.1
OU#4 Groundwater Analytical Chemistry Data
January 1, 2010 - December 31, 2012

Sample Location		EN-130	EN-130	EN-130	EN-130	EN-130	EN-130
Sample Description		GW MON WELL	GW MON WELL	GW MON WELL	GW MON WELL	GW MON WELL	GW MON WELL
Sample Date		08/16/2011	11/29/2011	02/23/2012	05/22/2012	08/08/2012	11/26/2012
Laboratory Sample I.D.		6379011	6486882	6558908	6663252	6749101	6876519
Parameter	**Units**						
1,1,1-TRICHLOROETHANE	ug/l	2.1	ND@0.5	ND@0.5	ND@0.5	ND@1	ND@0.5
1,1,2,2-TETRACHLOROETHANE	ug/l	ND@0.5	ND@0.5	ND@0.5	ND@0.5	ND@1	ND@0.5
1,1,2-TRICHLORO-1,2,2-TRIFLUOROETHANE	ug/l	ND@0.5	ND@0.5	ND@0.5	ND@0.5	ND@1	ND@0.5
1,1,2-TRICHLOROETHANE	ug/l	ND@0.5	ND@0.5	ND@0.5	ND@0.5	ND@1	ND@0.5
1,1-DICHLOROETHANE	ug/l	1.2	ND@0.5	ND@0.5	0.1 J	ND@1	0.1 J
1,1-DICHLOROETHENE	ug/l	0.2	ND@0.5	ND@0.5	ND@0.5	ND@1	ND@0.5
1,2,4-TRICHLOROBENZENE	ug/l	ND@0.5	ND@0.5	ND@0.5	ND@0.5	ND@1	ND@0.5
1,2-DIBROMO-3-CHLOROPROPANE	ug/l	ND@0.5	ND@0.5	ND@0.5 J	ND@0.5	ND@1	ND@0.5 J
1,2-DIBROMOETHANE (EDB)	ug/l	ND@0.5	ND@0.5	ND@0.5	ND@0.5	ND@1	ND@0.5
1,2-DICHLORO-1,2,2-TRIFLUOROETHANE	ug/l	ND@0.5	ND@0.5	ND@0.5	ND@0.5	ND@1	ND@0.5
1,2-DICHLOROBENZENE	ug/l	ND@0.5	ND@0.5	ND@0.5	ND@0.5	ND@1	ND@0.5
1,2-DICHLOROETHANE (EDC)	ug/l	ND@0.5	ND@0.5	ND@0.5	ND@0.5	ND@1	ND@0.5
1,2-DICHLOROPROPANE	ug/l	ND@0.5	ND@0.5	ND@0.5	ND@0.5	ND@1	ND@0.5
1,3-DICHLOROBENZENE	ug/l	ND@0.5	ND@0.5	ND@0.5	ND@0.5	ND@1	ND@0.5
1,4-DICHLOROBENZENE	ug/l	ND@0.5	ND@0.5	ND@0.5	ND@0.5	ND@1	ND@0.5
ACETONE	ug/l	6	5.7	ND@5.0 J	ND@5	ND@10	ND@5
BENZENE	ug/l	0.4	0.2 J	0.6	0.6	0.5 J	0.8
BROMODICHLOROMETHANE	ug/l	ND@0.5	ND@0.5	ND@0.5	ND@0.5	ND@1	ND@0.5
BROMOFORM (TRIBROMOMETHANE)	ug/l	ND@0.5	ND@0.5	ND@0.5	ND@0.5	ND@1	ND@0.5
BROMOMETHANE	ug/l	ND@0.5	ND@0.5	ND@0.5	ND@0.5	ND@1	ND@0.5
CARBON DISULFIDE	ug/l	ND@0.5	ND@0.5	ND@0.5	ND@0.5	ND@1	ND@0.5
CARBON TETRACHLORIDE	ug/l	ND@0.5	ND@0.5	ND@0.5	ND@0.5	ND@1	ND@0.5
CHLOROBENZENE	ug/l	ND@0.5	ND@0.5	ND@0.5	ND@0.5	ND@1	ND@0.5
CHLORODIBROMOMETHANE	ug/l	ND@0.5	ND@0.5	ND@0.5	ND@0.5	ND@1	ND@0.5
CHLOROETHANE	ug/l	ND@0.5	ND@0.5	ND@0.5	ND@0.5	ND@1	ND@0.5
CHLOROFORM (TRICHLOROMETHANE)	ug/l	ND@0.5	ND@0.5	ND@0.5	ND@0.5	ND@1	ND@0.5
CHLOROMETHANE	ug/l	ND@0.5	ND@0.5	ND@0.5	ND@0.5	ND@1	ND@0.5 J
CIS-1,2-DICHLOROETHENE	ug/l	13	4.5	6.9	15	ND@1	5.3
CIS-1,3-DICHLOROPROPENE	ug/l	ND@0.5	ND@0.5	ND@0.5	ND@0.5	ND@1	ND@0.5
CYCLOHEXANE	ug/l	0.1	0.2 J	0.1 J	0.2 J	ND@1	0.1 J
DICHLORODIFLUOROMETHANE (FREON 12)	ug/l	ND@0.5	ND@0.5	ND@0.5	ND@0.5	ND@1	ND@0.5 J
ETHYLBENZENE	ug/l	ND@0.5	ND@0.5	ND@0.5	0.1 J	ND@1	0.1 J
ISOPROPYLBENZENE	ug/l	0.6	0.5 J	0.8	0.5 J	0.4 J	0.9
M,P-XYLENE	ug/l	0.1	0.1 J	0.2 J	0.2 J	ND@1	0.2 J
METHYL ACETATE	ug/l	ND@1.0	ND@1	ND@1.0	ND@1	ND@2	ND@1
METHYL BUTYL KETONE (2-HEXANONE)	ug/l	ND@5.0	ND@5	ND@5.0	ND@5	ND@10	ND@5
METHYL CYCLOHEXANE	ug/l	0.1	0.1 J	0.2 J	0.3 J	0.4 J	ND@0.5
METHYL ETHYL KETONE (MEK, 2-BUTANONE)	ug/l	1.6	1.6 J	ND@5.0	ND@5	ND@10	ND@5
METHYL TERT-BUTYL ETHER (MTBE)	ug/l	ND@0.5	ND@0.5	ND@0.5	ND@0.5	ND@1	ND@0.5
METHYLENE CHLORIDE (DICHLOROMETHANE)	ug/l	ND@0.5	ND@0.5	ND@0.5	ND@0.5	ND@1	ND@0.5
MIBK (4-METHYL-2-PENTANONE)	ug/l	ND@5.0	ND@5	ND@5.0	ND@5	ND@10	ND@5
O-XYLENE	ug/l	0.3	0.2 J	ND@0.5	0.3 J	ND@1	0.4 J
STYRENE	ug/l	ND@0.5	ND@0.5	ND@0.5	ND@0.5	ND@1	ND@0.5
TETRACHLOROETHENE	ug/l	0.5	0.3 J	0.3 J	0.7	ND@1	0.1 J
TOLUENE	ug/l	0.2	0.3 J	0.6	0.5	0.5 J	0.3 J
TRANS-1,2-DICHLOROETHENE	ug/l	2.5	0.6	1.3	0.8	ND@1	0.6
TRANS-1,3-DICHLOROPROPENE	ug/l	ND@0.5	ND@0.5	ND@0.5	ND@0.5	ND@1	ND@0.5
TRICHLOROETHENE	ug/l	1	0.2 J	0.2 J	1.2	ND@1	ND@0.5
TRICHLOROFLUOROMETHANE (FREON 11)	ug/l	ND@0.5	ND@0.5	ND@0.5	ND@0.5	ND@1	ND@0.5
VINYL CHLORIDE	ug/l	4.4	1	5.3	4.9	ND@1	4.3

Table I.1
OU#4 Groundwater Analytical Chemistry Data
January 1, 2010 - December 31, 2012

Sample Location		EN-173	EN-173	EN-173	EN-173	EN-173	EN-173
Sample Description		GW MON WELL	GW MON WELL	GW MON WELL	GW MON WELL	GW MON WELL	GW MON WELL
Sample Date		02/09/2010	05/03/2010	08/10/2010	11/09/2010	02/24/2011	05/16/2011
Laboratory Sample I.D.		5904511	5971081	6057122	6137873	6217054	6288988
Parameter	**Units**						
1,1,1-TRICHLOROETHANE	ug/l	ND@0.5	ND@0.5	ND@0.5	ND@0.5 J	ND@0.5	ND@0.5
1,1,2,2-TETRACHLOROETHANE	ug/l	ND@0.5	ND@0.5	ND@0.5	ND@0.5	ND@0.5	ND@0.5
1,1,2-TRICHLORO-1,2,2-TRIFLUOROETHANE	ug/l	ND@0.5	ND@0.5	ND@0.5	ND@0.5 J	ND@0.5	ND@0.5
1,1,2-TRICHLOROETHANE	ug/l	ND@0.5	ND@0.5	ND@0.5	ND@0.5	ND@0.5	ND@0.5
1,1-DICHLOROETHANE	ug/l	0.2 J	0.2 J	0.1 J	0.2 J	0.1 J	ND@0.5
1,1-DICHLOROETHENE	ug/l	ND@0.5	ND@0.5	ND@0.5	ND@0.5	ND@0.5	ND@0.5
1,2,4-TRICHLOROBENZENE	ug/l	ND@0.5	ND@0.5	ND@0.5	ND@0.5	ND@0.5	ND@0.5
1,2-DIBROMO-3-CHLOROPROPANE	ug/l	ND@0.5	ND@0.5 J	ND@0.5 J	ND@0.5 J	ND@0.5	ND@0.5
1,2-DIBROMOETHANE (EDB)	ug/l	ND@0.5	ND@0.5	ND@0.5	ND@0.5	ND@0.5	ND@0.5
1,2-DICHLORO-1,2,2-TRIFLUOROETHANE	ug/l	ND@0.5	ND@0.5	ND@0.5	ND@0.5	ND@0.5	ND@0.5
1,2-DICHLOROBENZENE	ug/l	ND@0.5	ND@0.5	ND@0.5	ND@0.5	ND@0.5	ND@0.5
1,2-DICHLOROETHANE (EDC)	ug/l	ND@0.5	ND@0.5	ND@0.5	ND@0.5	ND@0.5	ND@0.5
1,2-DICHLOROPROPANE	ug/l	ND@0.5	ND@0.5	ND@0.5	ND@0.5	ND@0.5	ND@0.5
1,3-DICHLOROBENZENE	ug/l	ND@0.5	ND@0.5	ND@0.5	ND@0.5	ND@0.5	ND@0.5
1,4-DICHLOROBENZENE	ug/l	ND@0.5	ND@0.5	ND@0.5	ND@0.5	ND@0.5	ND@0.5
ACETONE	ug/l	45	ND@5.0	ND@5.0 J	8.2	6.6	4.1 J
BENZENE	ug/l	0.2 J	0.4 J	0.4 J	0.5	0.5	0.5 J
BROMODICHLOROMETHANE	ug/l	ND@0.5	ND@0.5	ND@0.5	ND@0.5	ND@0.5	ND@0.5
BROMOFORM (TRIBROMOMETHANE)	ug/l	ND@0.5	ND@0.5	ND@0.5	ND@0.5	ND@0.5	ND@0.5
BROMOMETHANE	ug/l	ND@0.5	ND@0.5	ND@0.5	ND@0.5	ND@0.5	ND@0.5
CARBON DISULFIDE	ug/l	ND@0.5	ND@0.5	ND@0.5	ND@0.5	ND@0.5	ND@0.5
CARBON TETRACHLORIDE	ug/l	ND@0.5	ND@0.5	ND@0.5	ND@0.5	ND@0.5	ND@0.5
CHLOROBENZENE	ug/l	ND@0.5	ND@0.5	ND@0.5	ND@0.5	ND@0.5	ND@0.5
CHLORODIBROMOMETHANE	ug/l	ND@0.5	ND@0.5	ND@0.5	ND@0.5	ND@0.5	ND@0.5
CHLOROETHANE	ug/l	1.2	ND@0.5	ND@0.5	0.3 J	0.1 J	0.2 J
CHLOROFORM (TRICHLOROMETHANE)	ug/l	ND@0.5	ND@0.5	ND@0.5	ND@0.5	ND@0.5	ND@0.5
CHLOROMETHANE	ug/l	0.8	ND@0.5	ND@0.5	0.3 J	ND@0.5	ND@0.5
CIS-1,2-DICHLOROETHENE	ug/l	0.2 J	0.2 J	0.2 J	0.2 J	0.2 J	0.2 J
CIS-1,3-DICHLOROPROPENE	ug/l	ND@0.5	ND@0.5	ND@0.5	ND@0.5	ND@0.5	ND@0.5
CYCLOHEXANE	ug/l	ND@0.5	ND@0.5	ND@0.5	ND@0.5	ND@0.5	ND@0.5
DICHLORODIFLUOROMETHANE (FREON 12)	ug/l	ND@0.5	ND@0.5 J	ND@0.5	ND@0.5 J	ND@0.5	ND@0.5
ETHYLBENZENE	ug/l	ND@0.5	ND@0.5	ND@0.5	ND@0.5	ND@0.5	ND@0.5
ISOPROPYLBENZENE	ug/l	0.8	0.1 J	0.1 J	0.1 J	0.1 J	0.2 J
M,P-XYLENE	ug/l	ND@0.5	0.1 J	ND@0.5	0.1 J	0.2 J	0.1 J
METHYL ACETATE	ug/l	ND@1.0	ND@1.0	ND@1.0 J	ND@1.0	ND@1.0	ND@1
METHYL BUTYL KETONE (2-HEXANONE)	ug/l	ND@5.0	ND@5.0	ND@5.0	ND@5.0	ND@5.0	ND@5
METHYL CYCLOHEXANE	ug/l	0.1 J	ND@0.5	ND@0.5	ND@0.5 J	ND@0.5	ND@0.5
METHYL ETHYL KETONE (MEK, 2-BUTANONE)	ug/l	10	ND@5.0	ND@5.0	1.6 J	1.6 J	1.4 J
METHYL TERT-BUTYL ETHER (MTBE)	ug/l	ND@0.5	ND@0.5	ND@0.5	ND@0.5	ND@0.5	ND@0.5
METHYLENE CHLORIDE (DICHLOROMETHANE)	ug/l	ND@0.5	ND@0.5	ND@0.5	ND@0.5	ND@0.5	ND@0.5
MIBK (4-METHYL-2-PENTANONE)	ug/l	ND@5.0	ND@5.0	ND@5.0	ND@5.0	ND@5.0	ND@5
O-XYLENE	ug/l	0.3 J	0.2 J	0.3 J	0.2 J	0.3 J	0.3 J
STYRENE	ug/l	ND@0.5	ND@0.5	ND@0.5	ND@0.5	ND@0.5	ND@0.5
TETRACHLOROETHENE	ug/l	ND@0.5	ND@0.5	ND@0.5	ND@0.5	ND@0.5	ND@0.5
TOLUENE	ug/l	0.2 J	0.1 J	ND@0.5	0.2 J	0.2 J	0.4 J
TRANS-1,2-DICHLOROETHENE	ug/l	ND@0.5	ND@0.5	ND@0.5	0.1 J	ND@0.5	0.1 J
TRANS-1,3-DICHLOROPROPENE	ug/l	ND@0.5	ND@0.5	ND@0.5	ND@0.5	ND@0.5	ND@0.5
TRICHLOROETHENE	ug/l	ND@0.5	ND@0.5	ND@0.5	ND@0.5	ND@0.5	ND@0.5
TRICHLOROFLUOROMETHANE (FREON 11)	ug/l	ND@0.5	ND@0.5	ND@0.5	ND@0.5	ND@0.5	ND@0.5
VINYL CHLORIDE	ug/l	1.2	0.9 J	2.7	0.7	0.7	0.2 J

Table I.1
OU#4 Groundwater Analytical Chemistry Data
January 1, 2010 - December 31, 2012

Sample Location		EN-173	EN-173	EN-173	EN-173	EN-173	EN-173
Sample Description		GW MON WELL	GW MON WELL	GW MON WELL	GW MON WELL	GW MON WELL	GW MON WELL
Sample Date		08/16/2011	11/29/2011	02/23/2012	05/21/2012	08/06/2012	11/19/2012
Laboratory Sample I.D.		6378963	6486868	6558907	6660623	6745532	6867659
Parameter	**Units**						
1,1,1-TRICHLOROETHANE	ug/l	ND@0.5	ND@0.5	ND@0.5	ND@0.5	ND@0.5	ND@0.5
1,1,2,2-TETRACHLOROETHANE	ug/l	ND@0.5	ND@0.5	ND@0.5	ND@0.5	ND@0.5	ND@0.5
1,1,2-TRICHLORO-1,2,2-TRIFLUOROETHANE	ug/l	ND@0.5	ND@0.5	ND@0.5	ND@0.5	ND@0.5	ND@0.5
1,1,2-TRICHLOROETHANE	ug/l	ND@0.5	ND@0.5	ND@0.5	ND@0.5	ND@0.5	ND@0.5
1,1-DICHLOROETHANE	ug/l	ND@0.5	ND@0.5	ND@0.5	ND@0.5	ND@0.5	ND@0.5
1,1-DICHLOROETHENE	ug/l	ND@0.5	ND@0.5	ND@0.5	ND@0.5	ND@0.5	ND@0.5
1,2,4-TRICHLOROBENZENE	ug/l	ND@0.5	ND@0.5	ND@0.5	ND@0.5	ND@0.5	ND@0.5
1,2-DIBROMO-3-CHLOROPROPANE	ug/l	ND@0.5	ND@0.5	ND@0.5 J	ND@0.5	ND@0.5	ND@0.5
1,2-DIBROMOETHANE (EDB)	ug/l	ND@0.5	ND@0.5	ND@0.5	ND@0.5	ND@0.5	ND@0.5
1,2-DICHLORO-1,2,2-TRIFLUOROETHANE	ug/l	ND@0.5	ND@0.5	ND@0.5	ND@0.5	ND@0.5	ND@0.5
1,2-DICHLOROBENZENE	ug/l	ND@0.5	ND@0.5	ND@0.5	ND@0.5	ND@0.5	ND@0.5
1,2-DICHLOROETHANE (EDC)	ug/l	ND@0.5	ND@0.5	ND@0.5	ND@0.5	ND@0.5	ND@0.5
1,2-DICHLOROPROPANE	ug/l	ND@0.5	ND@0.5	ND@0.5	ND@0.5	ND@0.5	ND@0.5
1,3-DICHLOROBENZENE	ug/l	ND@0.5	ND@0.5	ND@0.5	ND@0.5	ND@0.5	ND@0.5
1,4-DICHLOROBENZENE	ug/l	ND@0.5	ND@0.5	ND@0.5	ND@0.5	ND@0.5	ND@0.5
ACETONE	ug/l	3.9	ND@5	ND@5.0 J	ND@5	ND@5	ND@5
BENZENE	ug/l	0.4	0.4 J	0.6	0.9	0.9	0.6
BROMODICHLOROMETHANE	ug/l	ND@0.5	ND@0.5	ND@0.5	ND@0.5	ND@0.5	ND@0.5
BROMOFORM (TRIBROMOMETHANE)	ug/l	ND@0.5	ND@0.5	ND@0.5	ND@0.5	ND@0.5	ND@0.5
BROMOMETHANE	ug/l	ND@0.5	ND@0.5	ND@0.5	ND@0.5	ND@0.5	ND@0.5
CARBON DISULFIDE	ug/l	ND@0.5	ND@0.5	ND@0.5	ND@0.5	ND@0.5	ND@0.5
CARBON TETRACHLORIDE	ug/l	ND@0.5	ND@0.5	ND@0.5	ND@0.5	ND@0.5	ND@0.5
CHLOROBENZENE	ug/l	ND@0.5	ND@0.5	ND@0.5	ND@0.5	ND@0.5	ND@0.5
CHLORODIBROMOMETHANE	ug/l	ND@0.5	ND@0.5	ND@0.5	ND@0.5	ND@0.5	ND@0.5
CHLOROETHANE	ug/l	ND@0.5	ND@0.5	ND@0.5	ND@0.5	ND@0.5	ND@0.5
CHLOROFORM (TRICHLOROMETHANE)	ug/l	ND@0.5	ND@0.5	ND@0.5	ND@0.5	ND@0.5	ND@0.5
CHLOROMETHANE	ug/l	ND@0.5	ND@0.5	ND@0.5	ND@0.5	ND@0.5	ND@0.5
CIS-1,2-DICHLOROETHENE	ug/l	0.1	0.1 J	0.2 J	0.2 J	0.2 J	0.2 J
CIS-1,3-DICHLOROPROPENE	ug/l	ND@0.5	ND@0.5	ND@0.5	ND@0.5	ND@0.5	ND@0.5
CYCLOHEXANE	ug/l	ND@0.5	ND@0.5	ND@0.5	ND@0.5	ND@0.5	ND@0.5
DICHLORODIFLUOROMETHANE (FREON 12)	ug/l	ND@0.5	ND@0.5	ND@0.5	ND@0.5	ND@0.5	ND@0.5
ETHYLBENZENE	ug/l	ND@0.5	ND@0.5	ND@0.5	ND@0.5	ND@0.5	ND@0.5
ISOPROPYLBENZENE	ug/l	0.1	0.2 J	0.2 J	0.2 J	0.1 J	0.1 J
M,P-XYLENE	ug/l	ND@0.5	0.1 J	0.1 J	0.2 J	0.1 J	ND@0.5
METHYL ACETATE	ug/l	ND@1.0	ND@1	ND@1.0	ND@1	ND@1	ND@1 J
METHYL BUTYL KETONE (2-HEXANONE)	ug/l	ND@5.0	ND@5	ND@5.0	ND@5	ND@5	ND@5 J
METHYL CYCLOHEXANE	ug/l	ND@0.5	ND@0.5	ND@0.5	ND@0.5	0.2 J	ND@0.5 J
METHYL ETHYL KETONE (MEK, 2-BUTANONE)	ug/l	ND@5.0	ND@5 J	ND@5.0	ND@5	ND@5	ND@5
METHYL TERT-BUTYL ETHER (MTBE)	ug/l	ND@0.5	ND@0.5	ND@0.5	ND@0.5	ND@0.5	ND@0.5
METHYLENE CHLORIDE (DICHLOROMETHANE)	ug/l	ND@0.5	ND@0.5	ND@0.5	ND@0.5	ND@0.5	ND@0.5
MIBK (4-METHYL-2-PENTANONE)	ug/l	ND@5.0	ND@5	ND@5.0	ND@5	ND@5	ND@5 J
O-XYLENE	ug/l	0.2	0.3 J	0.3 J	0.3 J	0.2 J	0.2 J
STYRENE	ug/l	ND@0.5	ND@0.5	ND@0.5	ND@0.5	ND@0.5	ND@0.5
TETRACHLOROETHENE	ug/l	ND@0.5	ND@0.5	ND@0.5	ND@0.5	ND@0.5	ND@0.5
TOLUENE	ug/l	0.4	0.3 J	0.2 J	0.3 J	0.2 J	0.2 J
TRANS-1,2-DICHLOROETHENE	ug/l	0.1	0.1 J	0.2 J	0.4 J	0.4 J	ND@0.5
TRANS-1,3-DICHLOROPROPENE	ug/l	ND@0.5	ND@0.5	ND@0.5	ND@0.5	ND@0.5	ND@0.5
TRICHLOROETHENE	ug/l	ND@0.5	ND@0.5	ND@0.5	ND@0.5	ND@0.5	ND@0.5
TRICHLOROFLUOROMETHANE (FREON 11)	ug/l	ND@0.5	ND@0.5	ND@0.5	ND@0.5	ND@0.5	ND@0.5
VINYL CHLORIDE	ug/l	1.4	0.2 J	0.4 J	0.7	0.9	0.7

Table I.1
OU#4 Groundwater Analytical Chemistry Data
January 1, 2010 - December 31, 2012

Sample Location		EN-381	EN-381	EN-381	EN-381	EN-381	EN-381
Sample Description		GW MON WELL	GW MON WELL	GW MON WELL	GW MON WELL	GW MON WELL	GW MON WELL
Sample Date		02/10/2010	05/03/2010	08/10/2010	11/09/2010	02/17/2011	05/16/2011
Laboratory Sample I.D.		5904466	5971082	6057155	6137869	6210745	6288986
Parameter	**Units**						
1,1,1-TRICHLOROETHANE	ug/l	ND@0.5	ND@0.5	ND@0.5	ND@0.5 J	ND@0.5	ND@0.5
1,1,2,2-TETRACHLOROETHANE	ug/l	ND@0.5	ND@0.5	ND@0.5	ND@0.5	ND@0.5	ND@0.5
1,1,2-TRICHLORO-1,2,2-TRIFLUOROETHANE	ug/l	ND@0.5	ND@0.5	ND@0.5	ND@0.5 J	ND@0.5	ND@0.5
1,1,2-TRICHLOROETHANE	ug/l	ND@0.5	ND@0.5	ND@0.5	ND@0.5	ND@0.5	ND@0.5
1,1-DICHLOROETHANE	ug/l	0.2 J	0.1 J	0.1 J	0.1 J	0.1 J	ND@0.5
1,1-DICHLOROETHENE	ug/l	0.1 J	ND@0.5	ND@0.5	ND@0.5	ND@0.5	ND@0.5
1,2,4-TRICHLOROBENZENE	ug/l	ND@0.5	ND@0.5	ND@0.5	ND@0.5	ND@0.5	ND@0.5
1,2-DIBROMO-3-CHLOROPROPANE	ug/l	ND@0.5	ND@0.5 J	ND@0.5 J	ND@0.5 J	ND@0.5	ND@0.5
1,2-DIBROMOETHANE (EDB)	ug/l	ND@0.5	ND@0.5	ND@0.5	ND@0.5	ND@0.5	ND@0.5
1,2-DICHLORO-1,2,2-TRIFLUOROETHANE	ug/l	ND@0.5	ND@0.5	ND@0.5	ND@0.5	ND@0.5	ND@0.5
1,2-DICHLOROBENZENE	ug/l	ND@0.5	ND@0.5	ND@0.5	ND@0.5	ND@0.5	ND@0.5
1,2-DICHLOROETHANE (EDC)	ug/l	ND@0.5	ND@0.5	ND@0.5	ND@0.5	ND@0.5	ND@0.5
1,2-DICHLOROPROPANE	ug/l	ND@0.5	ND@0.5	ND@0.5	ND@0.5	ND@0.5	ND@0.5
1,3-DICHLOROBENZENE	ug/l	ND@0.5	ND@0.5	ND@0.5	ND@0.5	ND@0.5	ND@0.5
1,4-DICHLOROBENZENE	ug/l	ND@0.5	ND@0.5	ND@0.5	ND@0.5	ND@0.5	ND@0.5
ACETONE	ug/l	ND@5.0	ND@5.0	ND@5.0	4.6 J	ND@5.0	ND@5
BENZENE	ug/l	2.5	1.6	1.8	1.7	1.5	0.9
BROMODICHLOROMETHANE	ug/l	ND@0.5	ND@0.5	ND@0.5	ND@0.5	ND@0.5	ND@0.5
BROMOFORM (TRIBROMOMETHANE)	ug/l	ND@0.5	ND@0.5	ND@0.5	ND@0.5	ND@0.5 J	ND@0.5
BROMOMETHANE	ug/l	ND@0.5	ND@0.5	ND@0.5	ND@0.5	ND@0.5	ND@0.5
CARBON DISULFIDE	ug/l	ND@0.5	ND@0.5	ND@0.5	ND@0.5	ND@0.5	ND@0.5
CARBON TETRACHLORIDE	ug/l	ND@0.5	ND@0.5	ND@0.5	ND@0.5	ND@0.5	ND@0.5
CHLOROBENZENE	ug/l	ND@0.5	ND@0.5	ND@0.5	ND@0.5	ND@0.5	ND@0.5
CHLORODIBROMOMETHANE	ug/l	ND@0.5	ND@0.5	ND@0.5	ND@0.5	ND@0.5	ND@0.5
CHLOROETHANE	ug/l	ND@0.5	ND@0.5	1.5	0.6	0.2 J	0.3 J
CHLOROFORM (TRICHLOROMETHANE)	ug/l	ND@0.5	ND@0.5	ND@0.5	ND@0.5	ND@0.5	ND@0.5
CHLOROMETHANE	ug/l	ND@0.5	ND@0.5	ND@0.5	0.4 J	ND@0.5	0.3 J
CIS-1,2-DICHLOROETHENE	ug/l	82	34	3.7	5	1.4	0.9
CIS-1,3-DICHLOROPROPENE	ug/l	ND@0.5	ND@0.5	ND@0.5	ND@0.5	ND@0.5	ND@0.5
CYCLOHEXANE	ug/l	ND@0.5	ND@0.5	ND@0.5	ND@0.5	ND@0.5	ND@0.5
DICHLORODIFLUOROMETHANE (FREON 12)	ug/l	ND@0.5	ND@0.5 J	ND@0.5	ND@0.5 J	ND@0.5	ND@0.5
ETHYLBENZENE	ug/l	0.1 J	ND@0.5	ND@0.5	ND@0.5	ND@0.5	ND@0.5
ISOPROPYLBENZENE	ug/l	0.3 J	0.2 J	0.2 J	0.2 J	0.2 J	0.1 J
M,P-XYLENE	ug/l	0.2 J	0.1 J	ND@0.5	0.2 J	0.2 J	0.1 J
METHYL ACETATE	ug/l	ND@1.0	ND@1.0	ND@1.0 J	ND@1.0	ND@1.0	ND@1
METHYL BUTYL KETONE (2-HEXANONE)	ug/l	ND@5.0	ND@5.0	ND@5.0 J	ND@5.0	ND@5.0	ND@5
METHYL CYCLOHEXANE	ug/l	ND@0.5	ND@0.5	ND@0.5	ND@0.5 J	ND@0.5	ND@0.5
METHYL ETHYL KETONE (MEK, 2-BUTANONE)	ug/l	ND@5.0	ND@5.0	ND@5.0	ND@5.0 J	ND@5.0	ND@5
METHYL TERT-BUTYL ETHER (MTBE)	ug/l	ND@0.5	ND@0.5	ND@0.5	ND@0.5	ND@0.5	ND@0.5
METHYLENE CHLORIDE (DICHLOROMETHANE)	ug/l	ND@0.5	ND@0.5	ND@0.5	ND@0.5	ND@0.5	ND@0.5
MIBK (4-METHYL-2-PENTANONE)	ug/l	ND@5.0	ND@5.0	ND@5.0 J	ND@5.0	ND@5.0	ND@5
O-XYLENE	ug/l	0.3 J	0.2 J	0.2 J	0.2 J	0.2 J	0.1 J
STYRENE	ug/l	ND@0.5	ND@0.5	ND@0.5	ND@0.5	ND@0.5	ND@0.5
TETRACHLOROETHENE	ug/l	ND@0.5	ND@0.5	ND@0.5	ND@0.5	ND@0.5	ND@0.5
TOLUENE	ug/l	0.5	0.3 J	ND@0.5	0.4 J	0.4 J	0.1 J
TRANS-1,2-DICHLOROETHENE	ug/l	5	3.9	3.7	4.7	3.7	1.6
TRANS-1,3-DICHLOROPROPENE	ug/l	ND@0.5	ND@0.5	ND@0.5	ND@0.5	ND@0.5	ND@0.5
TRICHLOROETHENE	ug/l	0.3 J	0.4 J	0.2 J	ND@0.5	0.5 J	0.4 J
TRICHLOROFLUOROMETHANE (FREON 11)	ug/l	ND@0.5	ND@0.5	ND@0.5	ND@0.5	ND@0.5	ND@0.5
VINYL CHLORIDE	ug/l	220	190	110	110	53	3.9

Table I.1
OU#4 Groundwater Analytical Chemistry Data
January 1, 2010 - December 31, 2012

Sample Location		EN-381	EN-381	EN-381	EN-381	EN-381	EN-381
Sample Description		GW MON WELL	GW MON WELL	GW MON WELL	GW MON WELL	GW MON WELL	GW MON WELL
Sample Date		08/15/2011	11/29/2011	02/23/2012	05/21/2012	08/06/2012	11/19/2012
Laboratory Sample I.D.		6377379	6486866	6558909	6660663	6745538	6867660
Parameter	**Units**						
1,1,1-TRICHLOROETHANE	ug/l	ND@0.5	ND@0.5	ND@0.5	ND@0.5	ND@0.5	ND@0.5
1,1,2,2-TETRACHLOROETHANE	ug/l	ND@0.5	ND@0.5	ND@0.5	ND@0.5	ND@0.5	ND@0.5
1,1,2-TRICHLORO-1,2,2-TRIFLUOROETHANE	ug/l	ND@0.5	ND@0.5	ND@0.5	ND@0.5	ND@0.5	ND@0.5
1,1,2-TRICHLOROETHANE	ug/l	ND@0.5	ND@0.5	ND@0.5	ND@0.5	ND@0.5	ND@0.5
1,1-DICHLOROETHANE	ug/l	ND@0.5	ND@0.5	0.1 J	ND@0.5	ND@0.5	0.1 J
1,1-DICHLOROETHENE	ug/l	ND@0.5	ND@0.5	ND@0.5	ND@0.5	ND@0.5	ND@0.5
1,2,4-TRICHLOROBENZENE	ug/l	ND@0.5	ND@0.5	ND@0.5 J	ND@0.5	ND@0.5	ND@0.5
1,2-DIBROMO-3-CHLOROPROPANE	ug/l	ND@0.5	ND@0.5	ND@0.5	ND@0.5	ND@0.5	ND@0.5
1,2-DIBROMOETHANE (EDB)	ug/l	ND@0.5	ND@0.5	ND@0.5	ND@0.5	ND@0.5	ND@0.5
1,2-DICHLORO-1,2,2-TRIFLUOROETHANE	ug/l	ND@0.5	ND@0.5	ND@0.5	ND@0.5	ND@0.5	ND@0.5
1,2-DICHLOROBENZENE	ug/l	ND@0.5	ND@0.5	ND@0.5	ND@0.5	ND@0.5	ND@0.5
1,2-DICHLOROETHANE (EDC)	ug/l	ND@0.5	ND@0.5	ND@0.5	ND@0.5	ND@0.5	ND@0.5
1,2-DICHLOROPROPANE	ug/l	ND@0.5	ND@0.5	ND@0.5	ND@0.5	ND@0.5	ND@0.5
1,3-DICHLOROBENZENE	ug/l	ND@0.5	ND@0.5	ND@0.5	ND@0.5	ND@0.5	ND@0.5
1,4-DICHLOROBENZENE	ug/l	ND@0.5	ND@0.5	ND@0.5	ND@0.5	ND@0.5	ND@0.5
ACETONE	ug/l	4.2	ND@5	ND@5.0 J	ND@5	ND@5	ND@5
BENZENE	ug/l	0.7	0.7	1.1	0.8	0.9	0.9
BROMODICHLOROMETHANE	ug/l	ND@0.5	ND@0.5	ND@0.5	ND@0.5	ND@0.5	ND@0.5
BROMOFORM (TRIBROMOMETHANE)	ug/l	ND@0.5	ND@0.5	ND@0.5	ND@0.5	ND@0.5	ND@0.5
BROMOMETHANE	ug/l	ND@0.5	ND@0.5	ND@0.5	ND@0.5	ND@0.5	ND@0.5
CARBON DISULFIDE	ug/l	ND@0.5	ND@0.5	ND@0.5	ND@0.5	ND@0.5	ND@0.5
CARBON TETRACHLORIDE	ug/l	ND@0.5	ND@0.5	ND@0.5	ND@0.5	ND@0.5	ND@0.5
CHLOROBENZENE	ug/l	ND@0.5	ND@0.5	ND@0.5	ND@0.5	ND@0.5	ND@0.5
CHLORODIBROMOMETHANE	ug/l	ND@0.5	ND@0.5	ND@0.5	ND@0.5	ND@0.5	ND@0.5
CHLOROETHANE	ug/l	ND@0.5	ND@0.5	ND@0.5	ND@0.5	ND@0.5	ND@0.5
CHLOROFORM (TRICHLOROMETHANE)	ug/l	ND@0.5	ND@0.5	ND@0.5	ND@0.5	ND@0.5	ND@0.5
CHLOROMETHANE	ug/l	ND@0.5	ND@0.5	ND@0.5	ND@0.5	ND@0.5	ND@0.5
CIS-1,2-DICHLOROETHENE	ug/l	0.4	0.5	0.6	0.4 J	0.6	0.6
CIS-1,3-DICHLOROPROPENE	ug/l	ND@0.5	ND@0.5	ND@0.5	ND@0.5	ND@0.5	ND@0.5
CYCLOHEXANE	ug/l	ND@0.5	ND@0.5	ND@0.5	ND@0.5	ND@0.5	ND@0.5
DICHLORODIFLUOROMETHANE (FREON 12)	ug/l	ND@0.5	ND@0.5	ND@0.5	ND@0.5	ND@0.5	ND@0.5
ETHYLBENZENE	ug/l	ND@0.5	ND@0.5	0.1 J	ND@0.5	ND@0.5	ND@0.5
ISOPROPYLBENZENE	ug/l	0.2	ND@0.5	0.3 J	0.2 J	0.2 J	0.2 J
M,P-XYLENE	ug/l	0.1	ND@0.5	0.2 J	0.1 J	0.1 J	0.1 J
METHYL ACETATE	ug/l	ND@1.0	ND@1	ND@1.0	ND@1	ND@1	ND@1 J
METHYL BUTYL KETONE (2-HEXANONE)	ug/l	ND@5.0	ND@5	ND@5.0	ND@5	ND@5	ND@5 J
METHYL CYCLOHEXANE	ug/l	ND@0.5	ND@0.5	ND@0.5	ND@0.5	0.2 J	ND@0.5 J
METHYL ETHYL KETONE (MEK, 2-BUTANONE)	ug/l	ND@5.0	ND@5 J	ND@5.0	ND@5	ND@5	ND@5
METHYL TERT-BUTYL ETHER (MTBE)	ug/l	ND@0.5	ND@0.5	ND@0.5	ND@0.5	ND@0.5	ND@0.5
METHYLENE CHLORIDE (DICHLOROMETHANE)	ug/l	ND@0.5	ND@0.5	ND@0.5	ND@0.5	ND@0.5	ND@0.5
MIBK (4-METHYL-2-PENTANONE)	ug/l	ND@5.0	ND@5	ND@5.0	ND@5	ND@5	ND@5 J
O-XYLENE	ug/l	0.2	ND@0.5	0.3 J	0.2 J	0.2 J	0.2 J
STYRENE	ug/l	ND@0.5	ND@0.5	ND@0.5	ND@0.5	ND@0.5	ND@0.5
TETRACHLOROETHENE	ug/l	ND@0.5	ND@0.5	ND@0.5	ND@0.5	ND@0.5	ND@0.5
TOLUENE	ug/l	0.2	ND@0.5	0.2 J	ND@0.5	0.1 J	ND@0.5
TRANS-1,2-DICHLOROETHENE	ug/l	1.1	0.4 J	1.3	0.9	1	ND@1
TRANS-1,3-DICHLOROPROPENE	ug/l	ND@0.5	ND@0.5	ND@0.5	ND@0.5	ND@0.5	ND@0.5
TRICHLOROETHENE	ug/l	0.1	0.3 J	ND@0.5	ND@0.5	ND@0.5	ND@0.5
TRICHLOROFLUOROMETHANE (FREON 11)	ug/l	ND@0.5	ND@0.5	ND@0.5	ND@0.5	ND@0.5	ND@0.5
VINYL CHLORIDE	ug/l	2.8	1.2	8.5	3.5	4.3	4.8

Table I.1
OU#4 Groundwater Analytical Chemistry Data
January 1, 2010 - December 31, 2012

Sample Location		EN-382	EN-382	EN-382	EN-382	EN-382	EN-382
Sample Description		GW MON WELL	GW MON WELL	GW MON WELL	GW MON WELL	REPLICATE	GW MON WELL
Sample Date		02/10/2010	05/03/2010	08/10/2010	11/09/2010	11/09/2010	02/17/2011
Laboratory Sample I.D.		5904467	5971086	6057154	6137867	6137868	6210746
Parameter	**Units**						
1,1,1-TRICHLOROETHANE	ug/l	ND@0.5	ND@0.5	ND@0.5 J	ND@0.5 J	ND@0.5 J	ND@0.5
1,1,2,2-TETRACHLOROETHANE	ug/l	ND@0.5	ND@0.5	ND@0.5 J	ND@0.5 J	ND@0.5 J	ND@0.5
1,1,2-TRICHLORO-1,2,2-TRIFLUOROETHANE	ug/l	ND@0.5	ND@0.5	ND@0.5 J	ND@0.5 J	ND@0.5 J	ND@0.5
1,1,2-TRICHLOROETHANE	ug/l	ND@0.5	ND@0.5	ND@0.5 J	ND@0.5 J	ND@0.5 J	ND@0.5
1,1-DICHLOROETHANE	ug/l	0.6	0.5 J	0.5 J	0.4 J	0.4 J	0.5 J
1,1-DICHLOROETHENE	ug/l	ND@0.5	ND@0.5	ND@0.5 J	ND@0.5 J	ND@0.5 J	ND@0.5
1,2,4-TRICHLOROBENZENE	ug/l	ND@0.5	ND@0.5	ND@0.5 J	ND@0.5 J	ND@0.5 J	ND@0.5
1,2-DIBROMO-3-CHLOROPROPANE	ug/l	ND@0.5	ND@0.5 J	ND@0.5 J	ND@0.5 J	ND@0.5 J	ND@0.5
1,2-DIBROMOETHANE (EDB)	ug/l	ND@0.5	ND@0.5	ND@0.5 J	ND@0.5 J	ND@0.5 J	ND@0.5
1,2-DICHLORO-1,2,2-TRIFLUOROETHANE	ug/l	0.2 J	0.2 J	0.3 J	0.2 J	0.2 J	0.3 J
1,2-DICHLOROBENZENE	ug/l	ND@0.5	ND@0.5	ND@0.5 J	ND@0.5 J	ND@0.5 J	ND@0.5
1,2-DICHLOROETHANE (EDC)	ug/l	ND@0.5	ND@0.5	ND@0.5 J	ND@0.5 J	ND@0.5 J	ND@0.5
1,2-DICHLOROPROPANE	ug/l	ND@0.5	ND@0.5	ND@0.5 J	ND@0.5 J	ND@0.5 J	ND@0.5
1,3-DICHLOROBENZENE	ug/l	ND@0.5	ND@0.5	ND@0.5 J	ND@0.5 J	ND@0.5 J	ND@0.5
1,4-DICHLOROBENZENE	ug/l	ND@0.5	ND@0.5	ND@0.5 J	ND@0.5 J	ND@0.5 J	ND@0.5
ACETONE	ug/l	ND@5.0	ND@5.0	ND@5.0 J	ND@5.0 J	ND@5.0 J	ND@5.0
BENZENE	ug/l	ND@0.5	ND@0.5	ND@0.5 J	ND@0.5 J	ND@0.5 J	ND@0.5
BROMODICHLOROMETHANE	ug/l	ND@0.5	ND@0.5	ND@0.5 J	ND@0.5 J	ND@0.5 J	ND@0.5
BROMOFORM (TRIBROMOMETHANE)	ug/l	ND@0.5	ND@0.5	ND@0.5 J	ND@0.5 J	ND@0.5 J	ND@0.5
BROMOMETHANE	ug/l	ND@0.5	ND@0.5	ND@0.5 J	ND@0.5 J	ND@0.5 J	ND@0.5
CARBON DISULFIDE	ug/l	ND@0.5	ND@0.5	ND@0.5 J	ND@0.5 J	ND@0.5 J	ND@0.5
CARBON TETRACHLORIDE	ug/l	ND@0.5	ND@0.5	ND@0.5 J	ND@0.5 J	ND@0.5 J	ND@0.5
CHLOROBENZENE	ug/l	ND@0.5	ND@0.5	ND@0.5 J	ND@0.5 J	ND@0.5 J	ND@0.5
CHLORODIBROMOMETHANE	ug/l	ND@0.5	ND@0.5	ND@0.5 J	ND@0.5 J	ND@0.5 J	ND@0.5
CHLOROETHANE	ug/l	ND@0.5	ND@0.5	ND@0.5 J	ND@0.5 J	ND@0.5 J	ND@0.5
CHLOROFORM (TRICHLOROMETHANE)	ug/l	ND@0.5	ND@0.5	ND@0.5 J	ND@0.5 J	ND@0.5 J	ND@0.5
CHLOROMETHANE	ug/l	ND@0.5	ND@0.5	ND@0.5 J	ND@0.5 J	ND@0.5 J	ND@0.5
CIS-1,2-DICHLOROETHENE	ug/l	0.2 J	1.2	1.2 J	0.5 J	0.5 J	0.5 J
CIS-1,3-DICHLOROPROPENE	ug/l	ND@0.5	ND@0.5	ND@0.5 J	ND@0.5 J	ND@0.5 J	ND@0.5
CYCLOHEXANE	ug/l	ND@0.5	ND@0.5	ND@0.5 J	ND@0.5 J	ND@0.5 J	ND@0.5
DICHLORODIFLUOROMETHANE (FREON 12)	ug/l	ND@0.5	ND@0.5 J	ND@0.5 J	ND@0.5 J	ND@0.5 J	ND@0.5
ETHYLBENZENE	ug/l	ND@0.5	ND@0.5	ND@0.5 J	ND@0.5 J	ND@0.5 J	ND@0.5
ISOPROPYLBENZENE	ug/l	ND@0.5	ND@0.5	ND@0.5 J	ND@0.5 J	ND@0.5 J	ND@0.5
M,P-XYLENE	ug/l	ND@0.5	ND@0.5	ND@0.5 J	ND@0.5 J	ND@0.5 J	ND@0.5
METHYL ACETATE	ug/l	ND@1.0	ND@1.0	ND@1.0 J	ND@1.0 J	ND@1.0 J	ND@1.0
METHYL BUTYL KETONE (2-HEXANONE)	ug/l	ND@5.0	ND@5.0	ND@5.0 J	ND@5.0 J	ND@5.0 J	ND@5.0
METHYL CYCLOHEXANE	ug/l	ND@0.5	ND@0.5	ND@0.5 J	ND@0.5 J	ND@0.5 J	ND@0.5
METHYL ETHYL KETONE (MEK, 2-BUTANONE)	ug/l	ND@5.0	ND@5.0	ND@5.0 J	ND@5.0 J	ND@5.0 J	ND@5.0
METHYL TERT-BUTYL ETHER (MTBE)	ug/l	ND@0.5	ND@0.5	ND@0.5 J	ND@0.5 J	ND@0.5 J	ND@0.5
METHYLENE CHLORIDE (DICHLOROMETHANE)	ug/l	ND@0.5	ND@0.5	ND@0.5 J	ND@0.5 J	ND@0.5 J	ND@0.5
MIBK (4-METHYL-2-PENTANONE)	ug/l	ND@5.0	ND@5.0	ND@5.0 J	ND@5.0 J	ND@5.0 J	ND@5.0
O-XYLENE	ug/l	ND@0.5	ND@0.5	ND@0.5 J	ND@0.5 J	ND@0.5 J	ND@0.5
STYRENE	ug/l	ND@0.5	ND@0.5	ND@0.5 J	ND@0.5 J	ND@0.5 J	ND@0.5
TETRACHLOROETHENE	ug/l	ND@0.5	ND@0.5	ND@0.5 J	ND@0.5 J	ND@0.5 J	ND@0.5
TOLUENE	ug/l	ND@0.5	ND@0.5	ND@0.5 J	ND@0.5 J	ND@0.5 J	ND@0.5
TRANS-1,2-DICHLOROETHENE	ug/l	0.1 J	0.1 J	0.2 J	0.2 J	0.2 J	0.2 J
TRANS-1,3-DICHLOROPROPENE	ug/l	ND@0.5	ND@0.5	ND@0.5 J	ND@0.5 J	ND@0.5 J	ND@0.5
TRICHLOROETHENE	ug/l	0.3 J	0.3 J	0.5 J	ND@0.5 J	0.4 J	0.4 J
TRICHLOROFLUOROMETHANE (FREON 11)	ug/l	ND@0.5	ND@0.5	ND@0.5 J	ND@0.5 J	ND@0.5 J	ND@0.5
VINYL CHLORIDE	ug/l	2	0.9	3.4 J	1.1 J	0.8 J	1.5

Table I.1
OU#4 Groundwater Analytical Chemistry Data
January 1, 2010 - December 31, 2012

Sample Location		EN-382	EN-382	EN-382	EN-382	EN-382	EN-382
Sample Description		GW MON WELL	GW MON WELL	GW MON WELL	GW MON WELL	GW MON WELL	GW MON WELL
Sample Date		05/16/2011	08/16/2011	11/29/2011	02/23/2012	05/22/2012	08/06/2012
Laboratory Sample I.D.		6288990	6378965	6486881	6558910	6663248	6745540
Parameter	**Units**						
1,1,1-TRICHLOROETHANE	ug/l	ND@0.5	ND@0.5	ND@0.5	ND@0.5	ND@0.5	ND@0.5
1,1,2,2-TETRACHLOROETHANE	ug/l	ND@0.5	ND@0.5	ND@0.5	ND@0.5	ND@0.5	ND@0.5
1,1,2-TRICHLORO-1,2,2-TRIFLUOROETHANE	ug/l	ND@0.5	ND@0.5	ND@0.5	ND@0.5	ND@0.5	ND@0.5
1,1,2-TRICHLOROETHANE	ug/l	ND@0.5	ND@0.5	ND@0.5	ND@0.5	ND@0.5	ND@0.5
1,1-DICHLOROETHANE	ug/l	0.2 J	0.3	ND@0.5	0.4 J	0.4 J	0.6
1,1-DICHLOROETHENE	ug/l	ND@0.5	ND@0.5	ND@0.5	ND@0.5	ND@0.5	ND@0.5
1,2,4-TRICHLOROBENZENE	ug/l	ND@0.5	ND@0.5	ND@0.5	ND@0.5 J	ND@0.5	ND@0.5
1,2-DIBROMO-3-CHLOROPROPANE	ug/l	ND@0.5	ND@0.5	ND@0.5	ND@0.5	ND@0.5	ND@0.5
1,2-DIBROMOETHANE (EDB)	ug/l	ND@0.5	ND@0.5	ND@0.5	ND@0.5	ND@0.5	ND@0.5
1,2-DICHLORO-1,2,2-TRIFLUOROETHANE	ug/l	ND@0.5	ND@0.5	ND@0.5	0.3 J	ND@0.5	0.4 J
1,2-DICHLOROBENZENE	ug/l	ND@0.5	ND@0.5	ND@0.5	ND@0.5	ND@0.5	ND@0.5
1,2-DICHLOROETHANE (EDC)	ug/l	ND@0.5	ND@0.5	ND@0.5	ND@0.5	ND@0.5	ND@0.5
1,2-DICHLOROPROPANE	ug/l	ND@0.5	ND@0.5	ND@0.5	ND@0.5	ND@0.5	ND@0.5
1,3-DICHLOROBENZENE	ug/l	ND@0.5	ND@0.5	ND@0.5	ND@0.5	ND@0.5	ND@0.5
1,4-DICHLOROBENZENE	ug/l	ND@0.5	ND@0.5	ND@0.5	ND@0.5	ND@0.5	ND@0.5
ACETONE	ug/l	ND@5	ND@5.0	3.1 J	ND@5.0 J	ND@5	ND@5
BENZENE	ug/l	0.5 J	0.2	0.3 J	ND@0.5	ND@0.5	ND@0.5
BROMODICHLOROMETHANE	ug/l	ND@0.5	ND@0.5	ND@0.5	ND@0.5	ND@0.5	ND@0.5
BROMOFORM (TRIBROMOMETHANE)	ug/l	ND@0.5	ND@0.5	ND@0.5	ND@0.5	ND@0.5	ND@0.5
BROMOMETHANE	ug/l	ND@0.5	ND@0.5	ND@0.5	ND@0.5	ND@0.5	ND@0.5
CARBON DISULFIDE	ug/l	ND@0.5	ND@0.5	ND@0.5	ND@0.5	ND@0.5	ND@0.5
CARBON TETRACHLORIDE	ug/l	ND@0.5	ND@0.5	ND@0.5	ND@0.5	ND@0.5	ND@0.5
CHLOROBENZENE	ug/l	ND@0.5	ND@0.5	ND@0.5	ND@0.5	ND@0.5	ND@0.5
CHLORODIBROMOMETHANE	ug/l	ND@0.5	ND@0.5	ND@0.5	ND@0.5	ND@0.5	ND@0.5
CHLOROETHANE	ug/l	0.1 J	ND@0.5	ND@0.5	ND@0.5	ND@0.5	ND@0.5
CHLOROFORM (TRICHLOROMETHANE)	ug/l	ND@0.5	ND@0.5	ND@0.5	ND@0.5	ND@0.5	ND@0.5
CHLOROMETHANE	ug/l	ND@0.5	ND@0.5	ND@0.5	ND@0.5	ND@0.5	ND@0.5
CIS-1,2-DICHLOROETHENE	ug/l	5.4	4.3	1.4	7.5	2	0.5
CIS-1,3-DICHLOROPROPENE	ug/l	ND@0.5	ND@0.5	ND@0.5	ND@0.5	ND@0.5	ND@0.5
CYCLOHEXANE	ug/l	ND@0.5	ND@0.5	ND@0.5	ND@0.5	ND@0.5	ND@0.5
DICHLORODIFLUOROMETHANE (FREON 12)	ug/l	ND@0.5	ND@0.5	ND@0.5	ND@0.5	ND@0.5	ND@0.5
ETHYLBENZENE	ug/l	ND@0.5	ND@0.5	ND@0.5	ND@0.5	ND@0.5	ND@0.5
ISOPROPYLBENZENE	ug/l	ND@0.5	ND@0.5	ND@0.5	ND@0.5	ND@0.5	ND@0.5
M,P-XYLENE	ug/l	ND@0.5	ND@0.5	ND@0.5	ND@0.5	ND@0.5	ND@0.5
METHYL ACETATE	ug/l	ND@1	ND@1.0	ND@1	ND@1.0	ND@1	ND@1
METHYL BUTYL KETONE (2-HEXANONE)	ug/l	ND@5	ND@5.0	ND@5	ND@5.0	ND@5	ND@5
METHYL CYCLOHEXANE	ug/l	ND@0.5	ND@0.5	ND@0.5	ND@0.5	ND@0.5	0.2 J
METHYL ETHYL KETONE (MEK, 2-BUTANONE)	ug/l	ND@5	ND@5.0	ND@5	ND@5.0	ND@5	ND@5
METHYL TERT-BUTYL ETHER (MTBE)	ug/l	ND@0.5	ND@0.5	ND@0.5	ND@0.5	ND@0.5	ND@0.5
METHYLENE CHLORIDE (DICHLOROMETHANE)	ug/l	ND@0.5	ND@0.5	ND@0.5	ND@0.5	ND@0.5	ND@0.5
MIBK (4-METHYL-2-PENTANONE)	ug/l	ND@5	ND@5.0	ND@5	ND@5.0	ND@5	ND@5
O-XYLENE	ug/l	ND@0.5	ND@0.5	ND@0.5	ND@0.5	ND@0.5	ND@0.5
STYRENE	ug/l	ND@0.5	ND@0.5	ND@0.5	ND@0.5	ND@0.5	ND@0.5
TETRACHLOROETHENE	ug/l	ND@0.5	ND@0.5	ND@0.5	ND@0.5	ND@0.5	ND@0.5
TOLUENE	ug/l	ND@0.5	ND@0.5	ND@0.5	ND@0.5	ND@0.5	ND@0.5
TRANS-1,2-DICHLOROETHENE	ug/l	0.4 J	0.2	0.2 J	0.2 J	0.1 J	0.2 J
TRANS-1,3-DICHLOROPROPENE	ug/l	ND@0.5	ND@0.5	ND@0.5	ND@0.5	ND@0.5	ND@0.5
TRICHLOROETHENE	ug/l	0.7	0.4	0.2 J	0.7	0.4 J	0.2 J
TRICHLOROFLUOROMETHANE (FREON 11)	ug/l	ND@0.5	ND@0.5	ND@0.5	ND@0.5	ND@0.5	ND@0.5
VINYL CHLORIDE	ug/l	1.6	0.5	0.3 J	0.2 J	0.5 J	5.9

Table I.1
OU#4 Groundwater Analytical Chemistry Data
January 1, 2010 - December 31, 2012

Sample Location		EN-382	EN-387A	EN-387A	EN-387A	EN-387A	EN-387A
Sample Description		GW MON WELL	GW MON WELL	GW MON WELL	GW MON WELL	GW MON WELL	GW MON WELL
Sample Date		11/26/2012	02/09/2010	05/03/2010	08/09/2010	11/09/2010	02/24/2011
Laboratory Sample I.D.		6876520	5904514	5971088	6057119	6137894	6217061
Parameter	**Units**						
1,1,1-TRICHLOROETHANE	ug/l	ND@0.5	ND@5.0	ND@25	ND@2.5 J	ND@2.5 J	ND@2.5
1,1,2,2-TETRACHLOROETHANE	ug/l	ND@0.5	ND@5.0	ND@25	ND@2.5 J	ND@2.5 J	ND@2.5
1,1,2-TRICHLORO-1,2,2-TRIFLUOROETHANE	ug/l	ND@0.5	ND@5.0	ND@25	ND@2.5 J	ND@2.5 J	ND@2.5
1,1,2-TRICHLOROETHANE	ug/l	ND@0.5	ND@5.0	ND@25	ND@2.5 J	ND@2.5 J	ND@2.5
1,1-DICHLOROETHANE	ug/l	0.5 J	ND@5.0	ND@25	ND@2.5 J	ND@2.5 J	ND@2.5
1,1-DICHLOROETHENE	ug/l	ND@0.5	1.7 J	ND@25	2.7 J	1.1 J	0.8 J
1,2,4-TRICHLOROBENZENE	ug/l	ND@0.5	ND@5.0	ND@25	ND@2.5 J	ND@2.5 J	ND@2.5
1,2-DIBROMO-3-CHLOROPROPANE	ug/l	ND@0.5 J	ND@5.0	ND@25 J	ND@2.5 J	ND@2.5 J	ND@2.5
1,2-DIBROMOETHANE (EDB)	ug/l	ND@0.5	ND@5.0	ND@25	ND@2.5 J	ND@2.5 J	ND@2.5
1,2-DICHLORO-1,2,2-TRIFLUOROETHANE	ug/l	0.4 J	ND@5.0	ND@25	ND@2.5 J	ND@2.5 J	ND@2.5
1,2-DICHLOROBENZENE	ug/l	ND@0.5	ND@5.0	ND@25	ND@2.5 J	ND@2.5 J	ND@2.5
1,2-DICHLOROETHANE (EDC)	ug/l	ND@0.5	ND@5.0	ND@25	ND@2.5 J	ND@2.5 J	ND@2.5
1,2-DICHLOROPROPANE	ug/l	ND@0.5	ND@5.0	ND@25	ND@2.5 J	ND@2.5 J	ND@2.5
1,3-DICHLOROBENZENE	ug/l	ND@0.5	ND@5.0	ND@25	ND@2.5 J	ND@2.5 J	ND@2.5
1,4-DICHLOROBENZENE	ug/l	ND@0.5	ND@5.0	ND@25	ND@2.5 J	ND@2.5 J	ND@2.5
ACETONE	ug/l	ND@5	ND@50	ND@250	ND@25 J	17 J	ND@25
BENZENE	ug/l	ND@0.5	5.2	6.3 J	4.6 J	5.5 J	4.2
BROMODICHLOROMETHANE	ug/l	ND@0.5	ND@5.0	ND@25	ND@2.5 J	ND@2.5 J	ND@2.5
BROMOFORM (TRIBROMOMETHANE)	ug/l	ND@0.5	ND@5.0	ND@25	ND@2.5 J	ND@2.5 J	ND@2.5
BROMOMETHANE	ug/l	ND@0.5	ND@5.0	ND@25	ND@2.5 J	ND@2.5 J	ND@2.5
CARBON DISULFIDE	ug/l	ND@0.5	ND@5.0	ND@25	ND@2.5 J	ND@2.5 J	ND@2.5
CARBON TETRACHLORIDE	ug/l	ND@0.5	ND@5.0	ND@25	ND@2.5 J	ND@2.5 J	ND@2.5
CHLOROBENZENE	ug/l	ND@0.5	ND@5.0	ND@25	ND@2.5 J	ND@2.5 J	ND@2.5
CHLORODIBROMOMETHANE	ug/l	ND@0.5	ND@5.0	ND@25	ND@2.5 J	ND@2.5 J	ND@2.5
CHLOROETHANE	ug/l	ND@0.5	ND@5.0	ND@25	ND@2.5 J	ND@2.5 J	0.8 J
CHLOROFORM (TRICHLOROMETHANE)	ug/l	ND@0.5	ND@5.0	ND@25	ND@2.5 J	ND@2.5 J	ND@2.5
CHLOROMETHANE	ug/l	ND@0.5 J	ND@5.0	ND@25	ND@2.5 J	ND@2.5 J	ND@2.5
CIS-1,2-DICHLOROETHENE	ug/l	0.2 J	890	1200	850 J	420 J	220
CIS-1,3-DICHLOROPROPENE	ug/l	ND@0.5	ND@5.0	ND@25	ND@2.5 J	ND@2.5 J	ND@2.5
CYCLOHEXANE	ug/l	ND@0.5	ND@5.0	ND@25	0.6 J	ND@2.5 J	1.3 J
DICHLORODIFLUOROMETHANE (FREON 12)	ug/l	ND@0.5 J	ND@5.0	ND@25 J	ND@2.5 J	ND@2.5 J	ND@2.5
ETHYLBENZENE	ug/l	ND@0.5	ND@5.0	ND@25	ND@2.5 J	ND@2.5 J	ND@2.5
ISOPROPYLBENZENE	ug/l	ND@0.5	2.4 J	ND@25	2.8 J	2.2 J	1.8 J
M,P-XYLENE	ug/l	ND@0.5	ND@5.0	ND@25	0.8 J	ND@2.5 J	0.8 J
METHYL ACETATE	ug/l	ND@1	ND@10	ND@50	ND@5.0 J	ND@5.0 J	ND@5.0
METHYL BUTYL KETONE (2-HEXANONE)	ug/l	ND@5	ND@50	ND@250	ND@25 J	ND@25 J	ND@25
METHYL CYCLOHEXANE	ug/l	ND@0.5	2.1 J	ND@25	1.6 J	1.7 J	1.3 J
METHYL ETHYL KETONE (MEK, 2-BUTANONE)	ug/l	ND@5	ND@50	ND@250	ND@25 J	ND@25 J	ND@25
METHYL TERT-BUTYL ETHER (MTBE)	ug/l	ND@0.5	ND@5.0	ND@25	ND@2.5 J	ND@2.5 J	ND@2.5
METHYLENE CHLORIDE (DICHLOROMETHANE)	ug/l	ND@0.5	ND@5.0	ND@25	ND@2.5 J	ND@2.5 J	ND@2.5
MIBK (4-METHYL-2-PENTANONE)	ug/l	ND@5	ND@50	ND@250	ND@25 J	ND@25 J	ND@25
O-XYLENE	ug/l	ND@0.5	ND@5.0	ND@25	0.6 J	ND@2.5 J	0.5 J
STYRENE	ug/l	ND@0.5	ND@5.0	ND@25	ND@2.5 J	ND@2.5 J	ND@2.5
TETRACHLOROETHENE	ug/l	ND@0.5	28	10 J	10 J	5.3 J	3.8
TOLUENE	ug/l	ND@0.5	ND@5.0	ND@25	ND@2.5 J	0.8 J	1.2 J
TRANS-1,2-DICHLOROETHENE	ug/l	ND@0.5	21	26	23 J	13 J	10
TRANS-1,3-DICHLOROPROPENE	ug/l	ND@0.5	ND@5.0	ND@25	ND@2.5 J	ND@2.5 J	ND@2.5
TRICHLOROETHENE	ug/l	ND@0.5	34	22 J	11 J	4.9 J	3.4
TRICHLOROFLUOROMETHANE (FREON 11)	ug/l	ND@0.5	ND@5.0	ND@25	ND@2.5 J	ND@2.5 J	ND@2.5
VINYL CHLORIDE	ug/l	1	66	200	140 J	160 J	130

Table I.1
OU#4 Groundwater Analytical Chemistry Data
January 1, 2010 - December 31, 2012

Sample Location		EN-387A	EN-387A	EN-387A	EN-387A	EN-387A	EN-387A
Sample Description		REPLICATE	GW MON WELL	REPLICATE	GW MON WELL	REPLICATE	GW MON WELL
Sample Date		02/24/2011	05/17/2011	05/17/2011	08/17/2011	08/17/2011	11/29/2011
Laboratory Sample I.D.		6217062	6290683	6290685	6380427	6380429	6486875
Parameter	**Units**						
1,1,1-TRICHLOROETHANE	ug/l	ND@2.5	ND@2.5	ND@2.5	ND@2.5	ND@0.5	ND@2.5
1,1,2,2-TETRACHLOROETHANE	ug/l	ND@2.5	ND@2.5	ND@2.5	ND@2.5	ND@0.5	ND@2.5
1,1,2-TRICHLORO-1,2,2-TRIFLUOROETHANE	ug/l	ND@2.5	ND@2.5	ND@2.5	ND@2.5	ND@0.5	ND@2.5
1,1,2-TRICHLOROETHANE	ug/l	ND@2.5	ND@2.5	ND@2.5	ND@2.5	ND@0.5	ND@2.5
1,1-DICHLOROETHANE	ug/l	ND@2.5	ND@2.5	ND@2.5	ND@2.5	0.1	ND@2.5
1,1-DICHLOROETHENE	ug/l	0.8 J	2.2 J	2.2 J	ND@2.5	0.4	ND@2.5
1,2,4-TRICHLOROBENZENE	ug/l	ND@2.5	ND@2.5	ND@2.5	ND@2.5	ND@0.5	ND@2.5
1,2-DIBROMO-3-CHLOROPROPANE	ug/l	ND@2.5	ND@2.5	ND@2.5	ND@2.5	ND@0.5	ND@2.5
1,2-DIBROMOETHANE (EDB)	ug/l	ND@2.5	ND@2.5	ND@2.5	ND@2.5	ND@0.5	ND@2.5
1,2-DICHLORO-1,2,2-TRIFLUOROETHANE	ug/l	ND@2.5	ND@2.5	ND@2.5	ND@2.5	ND@0.5	ND@2.5
1,2-DICHLOROBENZENE	ug/l	ND@2.5	ND@2.5	ND@2.5	ND@2.5	ND@0.5	ND@2.5
1,2-DICHLOROETHANE (EDC)	ug/l	ND@2.5	ND@2.5	ND@2.5	ND@2.5	ND@0.5	ND@2.5
1,2-DICHLOROPROPANE	ug/l	ND@2.5	ND@2.5	ND@2.5	ND@2.5	ND@0.5	ND@2.5
1,3-DICHLOROBENZENE	ug/l	ND@2.5	ND@2.5	ND@2.5	ND@2.5	ND@0.5	ND@2.5
1,4-DICHLOROBENZENE	ug/l	ND@2.5	ND@2.5	ND@2.5	ND@2.5	ND@0.5	ND@2.5
ACETONE	ug/l	ND@25	ND@25	ND@25	ND@25	6	ND@25
BENZENE	ug/l	4.2	1.8 J	1.7 J	1.7	1.5	1.6 J
BROMODICHLOROMETHANE	ug/l	ND@2.5	ND@2.5	ND@2.5	ND@2.5	ND@0.5	ND@2.5
BROMOFORM (TRIBROMOMETHANE)	ug/l	ND@2.5	ND@2.5	ND@2.5	ND@2.5	ND@0.5	ND@2.5
BROMOMETHANE	ug/l	ND@2.5	ND@2.5	ND@2.5	ND@2.5	ND@0.5	ND@2.5
CARBON DISULFIDE	ug/l	ND@2.5	ND@2.5	ND@2.5	ND@2.5	ND@0.5	ND@2.5
CARBON TETRACHLORIDE	ug/l	ND@2.5	ND@2.5	ND@2.5	ND@2.5	ND@0.5	ND@2.5
CHLOROBENZENE	ug/l	ND@2.5	ND@2.5	ND@2.5	ND@2.5	ND@0.5	ND@2.5
CHLORODIBROMOMETHANE	ug/l	ND@2.5	ND@2.5	ND@2.5	ND@2.5	ND@0.5	ND@2.5
CHLOROETHANE	ug/l	1 J	ND@2.5	ND@2.5	ND@2.5	ND@0.5	ND@2.5
CHLOROFORM (TRICHLOROMETHANE)	ug/l	ND@2.5	ND@2.5	ND@2.5	ND@2.5	ND@0.5	ND@2.5
CHLOROMETHANE	ug/l	ND@2.5	ND@2.5	ND@2.5	ND@2.5	ND@0.5	ND@2.5
CIS-1,2-DICHLOROETHENE	ug/l	240	420	450	140	130	110
CIS-1,3-DICHLOROPROPENE	ug/l	ND@2.5	ND@2.5	ND@2.5	ND@2.5	ND@0.5	ND@2.5
CYCLOHEXANE	ug/l	0.7 J	1.4 J	1.5 J	ND@2.5	0.5	ND@2.5
DICHLORODIFLUOROMETHANE (FREON 12)	ug/l	ND@2.5	ND@2.5	ND@2.5	ND@2.5	ND@0.5	ND@2.5
ETHYLBENZENE	ug/l	ND@2.5	ND@2.5	ND@2.5	ND@2.5	0.2	ND@2.5
ISOPROPYLBENZENE	ug/l	2 J	1.5 J	1.4 J	1.1	1.3	1.2 J
M,P-XYLENE	ug/l	0.8 J	0.8 J	0.8 J	0.8	0.4	ND@2.5
METHYL ACETATE	ug/l	ND@5.0	ND@5	ND@5	ND@5.0	ND@1.0	ND@5
METHYL BUTYL KETONE (2-HEXANONE)	ug/l	ND@25	ND@25	ND@25	ND@25	ND@5.0	ND@25
METHYL CYCLOHEXANE	ug/l	1.6 J	1.2 J	1.2 J	1.3	1.4	0.8 J
METHYL ETHYL KETONE (MEK, 2-BUTANONE)	ug/l	ND@25	ND@25	ND@25	ND@25	ND@5.0	ND@25
METHYL TERT-BUTYL ETHER (MTBE)	ug/l	ND@2.5	ND@2.5	ND@2.5	ND@2.5	ND@0.5	ND@2.5
METHYLENE CHLORIDE (DICHLOROMETHANE)	ug/l	ND@2.5	ND@2.5	ND@2.5	ND@2.5	ND@0.5	ND@2.5
MIBK (4-METHYL-2-PENTANONE)	ug/l	ND@25	ND@25	ND@25	ND@25	ND@5.0	ND@25
O-XYLENE	ug/l	0.6 J	ND@2.5	ND@2.5	ND@2.5	0.3	ND@2.5
STYRENE	ug/l	ND@2.5	ND@2.5	ND@2.5	ND@2.5	ND@0.5	ND@2.5
TETRACHLOROETHENE	ug/l	3.9	42	47	6.7	7.9	2.5
TOLUENE	ug/l	1.2 J	1.1 J	1.2 J	1.2	1.2	1.2 J
TRANS-1,2-DICHLOROETHENE	ug/l	10	5.6	5.8	2.1	2.5	2.8
TRANS-1,3-DICHLOROPROPENE	ug/l	ND@2.5	ND@2.5	ND@2.5	ND@2.5	ND@0.5	ND@2.5
TRICHLOROETHENE	ug/l	3.5	74	82	9.1	10	2.1 J
TRICHLOROFLUOROMETHANE (FREON 11)	ug/l	ND@2.5	ND@2.5	ND@2.5	ND@2.5	ND@0.5	ND@2.5
VINYL CHLORIDE	ug/l	140	52	47	50	48	62

Table I.1
OU#4 Groundwater Analytical Chemistry Data
January 1, 2010 - December 31, 2012

Sample Location		EN-387A	EN-387A	EN-387A	EN-387A	EN-387A	EN-387A
Sample Description		GW MON WELL	GW MON WELL	REPLICATE	GW MON WELL	REPLICATE	GW MON WELL
Sample Date		02/23/2012	05/22/2012	05/22/2012	08/07/2012	08/07/2012	11/26/2012
Laboratory Sample I.D.		6558914	6663254	6663256	6747712	6747714	6876536
Parameter	**Units**						
1,1,1-TRICHLOROETHANE	ug/l	ND@0.5	ND@5	ND@0.5	ND@1	ND@0.5	ND@0.5
1,1,2,2-TETRACHLOROETHANE	ug/l	ND@0.5	ND@5	ND@0.5	ND@1	ND@0.5	ND@0.5
1,1,2-TRICHLORO-1,2,2-TRIFLUOROETHANE	ug/l	ND@0.5	ND@5	ND@0.5	ND@1	ND@0.5	ND@0.5
1,1,2-TRICHLOROETHANE	ug/l	ND@0.5	ND@5	ND@0.5	ND@1	ND@0.5	ND@0.5
1,1-DICHLOROETHANE	ug/l	0.1 J	ND@5	0.1 J	ND@1	0.2 J	0.2 J
1,1-DICHLOROETHENE	ug/l	0.3 J	ND@5	0.3 J	0.4 J	0.3 J	0.7
1,2,4-TRICHLOROBENZENE	ug/l	ND@0.5	ND@5	ND@0.5	ND@1	ND@0.5	ND@0.5
1,2-DIBROMO-3-CHLOROPROPANE	ug/l	ND@0.5	ND@5	ND@0.5	ND@1	ND@0.5	ND@0.5 J
1,2-DIBROMOETHANE (EDB)	ug/l	ND@0.5	ND@5	ND@0.5	ND@1	ND@0.5	ND@0.5
1,2-DICHLORO-1,2,2-TRIFLUOROETHANE	ug/l	ND@0.5	ND@5	ND@0.5	ND@1	ND@0.5	ND@0.5
1,2-DICHLOROBENZENE	ug/l	ND@0.5	ND@5	ND@0.5	ND@1	ND@0.5	ND@0.5
1,2-DICHLOROETHANE (EDC)	ug/l	ND@0.5	ND@5	ND@0.5	ND@1	ND@0.5	ND@0.5
1,2-DICHLOROPROPANE	ug/l	ND@0.5	ND@5	ND@0.5	ND@1	ND@0.5	ND@0.5
1,3-DICHLOROBENZENE	ug/l	ND@0.5	ND@5	ND@0.5	ND@1	ND@0.5	ND@0.5
1,4-DICHLOROBENZENE	ug/l	ND@0.5	ND@5	ND@0.5	ND@1	ND@0.5	ND@0.5
ACETONE	ug/l	ND@5.0	ND@50	ND@5	ND@10	4.5 J	ND@5
BENZENE	ug/l	1.8	1.1 J	1	1.2	1.2	1.6
BROMODICHLOROMETHANE	ug/l	ND@0.5	ND@5	ND@0.5	ND@1	ND@0.5	ND@0.5
BROMOFORM (TRIBROMOMETHANE)	ug/l	ND@0.5	ND@5	ND@0.5	ND@1	ND@0.5	ND@0.5
BROMOMETHANE	ug/l	ND@0.5	ND@5	ND@0.5	ND@1	ND@0.5	ND@0.5
CARBON DISULFIDE	ug/l	ND@0.5	ND@5	ND@0.5	ND@1	ND@0.5	ND@0.5
CARBON TETRACHLORIDE	ug/l	ND@0.5	ND@5	ND@0.5	ND@1	ND@0.5	ND@0.5
CHLOROBENZENE	ug/l	ND@0.5	ND@5	ND@0.5	ND@1	ND@0.5	ND@0.5
CHLORODIBROMOMETHANE	ug/l	ND@0.5	ND@5	ND@0.5	ND@1	ND@0.5	ND@0.5
CHLOROETHANE	ug/l	ND@0.5	ND@5	ND@0.5	ND@1	ND@0.5	ND@0.5
CHLOROFORM (TRICHLOROMETHANE)	ug/l	ND@0.5	ND@5	ND@0.5	ND@1	ND@0.5	ND@0.5
CHLOROMETHANE	ug/l	ND@0.5	ND@5	ND@0.5	ND@1	ND@0.5	ND@0.5
CIS-1,2-DICHLOROETHENE	ug/l	100	120	110	120	110	180
CIS-1,3-DICHLOROPROPENE	ug/l	ND@0.5	ND@5	ND@0.5	ND@1	ND@0.5	ND@0.5
CYCLOHEXANE	ug/l	0.6	ND@5	0.3 J	0.3 J	0.4 J	0.7
DICHLORODIFLUOROMETHANE (FREON 12)	ug/l	ND@0.5	ND@5	ND@0.5	ND@1	ND@0.5	ND@0.5
ETHYLBENZENE	ug/l	0.2 J	ND@5	0.1 J	ND@1	0.1 J	0.2 J
ISOPROPYLBENZENE	ug/l	1.3	ND@5	0.9	0.9 J	1	1.6
M,P-XYLENE	ug/l	0.2 J	ND@5	0.1 J	ND@1	0.1 J	0.1 J
METHYL ACETATE	ug/l	ND@1.0	ND@10	ND@1	ND@2	ND@1	ND@1
METHYL BUTYL KETONE (2-HEXANONE)	ug/l	ND@5.0	ND@50	ND@5	ND@10	ND@5	ND@5
METHYL CYCLOHEXANE	ug/l	0.8	ND@5	0.7	1 J	1	1.3
METHYL ETHYL KETONE (MEK, 2-BUTANONE)	ug/l	ND@5.0	ND@50	ND@5	ND@10	ND@5	ND@5
METHYL TERT-BUTYL ETHER (MTBE)	ug/l	ND@0.5	ND@5	ND@0.5	ND@1	ND@0.5	ND@0.5
METHYLENE CHLORIDE (DICHLOROMETHANE)	ug/l	ND@0.5	ND@5	ND@0.5	ND@1	ND@0.5	ND@0.5
MIBK (4-METHYL-2-PENTANONE)	ug/l	ND@5.0	ND@50	ND@5	ND@10	ND@5	ND@5
O-XYLENE	ug/l	0.3 J	ND@5	0.2 J	ND@1	0.1 J	0.2 J
STYRENE	ug/l	ND@0.5	ND@5	ND@0.5	ND@1	ND@0.5	ND@0.5
TETRACHLOROETHENE	ug/l	1	1.1 J	1.1	1.8	2	1.7
TOLUENE	ug/l	1	ND@5	0.5 J	0.6 J	0.5 J	0.8
TRANS-1,2-DICHLOROETHENE	ug/l	2.6	1.7 J	1.6	1.7	1.9	2.5
TRANS-1,3-DICHLOROPROPENE	ug/l	ND@0.5	ND@5	ND@0.5	ND@1	ND@0.5	ND@0.5
TRICHLOROETHENE	ug/l	1.9	6.9	6.1	4.1	4.5	2
TRICHLOROFLUOROMETHANE (FREON 11)	ug/l	ND@0.5	ND@5	ND@0.5	ND@1	ND@0.5	ND@0.5
VINYL CHLORIDE	ug/l	64	59	51	80	63	100

Table I.1
OU#4 Groundwater Analytical Chemistry Data
January 1, 2010 - December 31, 2012

Sample Location		EN-392R	EN-392R	EN-392R	EN-392R	EN-392R	EN-392R
Sample Description		GW MON WELL	GW MON WELL	GW MON WELL	REPLICATE	GW MON WELL	GW MON WELL
Sample Date		04/19/2011	05/09/2011	05/18/2011	05/18/2011	08/18/2011	11/29/2011
Laboratory Sample I.D.		6263073	6287849	6291959	6294020	6381741	6486876
Parameter	**Units**						
1,1,1-TRICHLOROETHANE	ug/l	ND@0.5	ND@0.5	ND@0.5	ND@0.5 J	ND@0.5	ND@0.5
1,1,2,2-TETRACHLOROETHANE	ug/l	ND@0.5	ND@0.5	ND@0.5	ND@0.5 J	ND@0.5	ND@0.5
1,1,2-TRICHLORO-1,2,2-TRIFLUOROETHANE	ug/l	ND@0.5	ND@0.5	ND@0.5	ND@0.5 J	ND@0.5	ND@0.5
1,1,2-TRICHLOROETHANE	ug/l	ND@0.5	ND@0.5	ND@0.5	ND@0.5 J	ND@0.5	ND@0.5
1,1-DICHLOROETHANE	ug/l	ND@0.5	ND@0.5	ND@0.5	ND@0.5 J	ND@0.5	ND@0.5
1,1-DICHLOROETHENE	ug/l	ND@0.5	ND@0.5	ND@0.5	ND@0.5 J	ND@0.5	ND@0.5
1,2,4-TRICHLOROBENZENE	ug/l	ND@0.5	ND@0.5	ND@0.5	ND@0.5 J	ND@0.5	ND@0.5
1,2-DIBROMO-3-CHLOROPROPANE	ug/l	ND@0.5	ND@0.5	ND@0.5	ND@0.5 J	ND@0.5	ND@0.5
1,2-DIBROMOETHANE (EDB)	ug/l	ND@0.5	ND@0.5	ND@0.5	ND@0.5 J	ND@0.5	ND@0.5
1,2-DICHLORO-1,2,2-TRIFLUOROETHANE	ug/l	ND@0.5	ND@0.5	ND@0.5	ND@0.5 J	ND@0.5	ND@0.5
1,2-DICHLOROBENZENE	ug/l	ND@0.5	ND@0.5	ND@0.5	ND@0.5 J	ND@0.5	ND@0.5
1,2-DICHLOROETHANE (EDC)	ug/l	ND@0.5	ND@0.5	ND@0.5	ND@0.5 J	ND@0.5	ND@0.5
1,2-DICHLOROPROPANE	ug/l	ND@0.5	ND@0.5	ND@0.5	ND@0.5 J	ND@0.5	ND@0.5
1,3-DICHLOROBENZENE	ug/l	ND@0.5	ND@0.5	ND@0.5	ND@0.5 J	ND@0.5	ND@0.5
1,4-DICHLOROBENZENE	ug/l	ND@0.5	ND@0.5	ND@0.5	ND@0.5 J	ND@0.5	ND@0.5
ACETONE	ug/l	3.7 J	ND@5	ND@5	5 J	3.9	ND@5
BENZENE	ug/l	0.3 J	0.2 J	0.4 J	0.4 J	0.2	ND@0.5
BROMODICHLOROMETHANE	ug/l	ND@0.5	ND@0.5	ND@0.5	ND@0.5 J	ND@0.5	ND@0.5
BROMOFORM (TRIBROMOMETHANE)	ug/l	ND@0.5	ND@0.5	ND@0.5	ND@0.5 J	ND@0.5	ND@0.5
BROMOMETHANE	ug/l	ND@0.5	ND@0.5	ND@0.5	ND@0.5 J	ND@0.5	ND@0.5
CARBON DISULFIDE	ug/l	ND@0.5	ND@0.5	ND@0.5	ND@0.5 J	ND@0.5	ND@0.5
CARBON TETRACHLORIDE	ug/l	ND@0.5	ND@0.5	ND@0.5	ND@0.5 J	ND@0.5	ND@0.5
CHLOROBENZENE	ug/l	ND@0.5	ND@0.5	ND@0.5	ND@0.5 J	ND@0.5	ND@0.5
CHLORODIBROMOMETHANE	ug/l	ND@0.5	ND@0.5	ND@0.5	ND@0.5 J	ND@0.5	ND@0.5
CHLOROETHANE	ug/l	ND@0.5	ND@0.5	ND@0.5	ND@0.5 J	ND@0.5	ND@0.5
CHLOROFORM (TRICHLOROMETHANE)	ug/l	ND@0.5	ND@0.5	ND@0.5	ND@0.5 J	ND@0.5	ND@0.5
CHLOROMETHANE	ug/l	ND@0.5	ND@0.5	ND@0.5	ND@0.5 J	ND@0.5	ND@0.5
CIS-1,2-DICHLOROETHENE	ug/l	0.2 J	0.2 J	0.2 J	0.2 J	1.3	ND@0.5
CIS-1,3-DICHLOROPROPENE	ug/l	ND@0.5	ND@0.5	ND@0.5	ND@0.5 J	ND@0.5	ND@0.5
CYCLOHEXANE	ug/l	1.7	0.9	1.2	1.4 J	0.5	ND@0.5
DICHLORODIFLUOROMETHANE (FREON 12)	ug/l	ND@0.5	ND@0.5	ND@0.5	ND@0.5 J	ND@0.5	ND@0.5
ETHYLBENZENE	ug/l	0.1 J	ND@0.5	ND@0.5	ND@0.5 J	0.2	ND@0.5
ISOPROPYLBENZENE	ug/l	8.6	2.7	3.2	3.2 J	6.1	1.6
M,P-XYLENE	ug/l	0.1 J	ND@0.5	ND@0.5	ND@0.5 J	0.1	ND@0.5
METHYL ACETATE	ug/l	ND@1.0	ND@1	ND@1	ND@1 J	ND@1	ND@1
METHYL BUTYL KETONE (2-HEXANONE)	ug/l	ND@5.0	ND@5	ND@5	ND@5 J	ND@5	ND@5
METHYL CYCLOHEXANE	ug/l	5.1	1.6	1.2	1.4 J	2	0.3 J
METHYL ETHYL KETONE (MEK, 2-BUTANONE)	ug/l	ND@5.0	ND@5	ND@5	1.2 J	ND@5	ND@5
METHYL TERT-BUTYL ETHER (MTBE)	ug/l	ND@0.5	ND@0.5	ND@0.5	ND@0.5 J	ND@0.5	ND@0.5
METHYLENE CHLORIDE (DICHLOROMETHANE)	ug/l	ND@0.5	ND@0.5	ND@0.5	ND@0.5 J	ND@0.5	ND@0.5
MIBK (4-METHYL-2-PENTANONE)	ug/l	ND@5.0	ND@5	ND@5	ND@5 J	ND@5	ND@5
O-XYLENE	ug/l	0.4 J	0.2 J	0.3 J	0.3 J	0.5	0.1 J
STYRENE	ug/l	ND@0.5	ND@0.5	ND@0.5	ND@0.5 J	ND@0.5	ND@0.5
TETRACHLOROETHENE	ug/l	0.1 J	0.2 J	0.1 J	0.1 J	0.2	0.9
TOLUENE	ug/l	0.2 J	ND@0.5	0.2 J	0.2 J	0.3	ND@0.5
TRANS-1,2-DICHLOROETHENE	ug/l	ND@0.5	ND@0.5	ND@0.5	ND@0.5 J	ND@0.5	ND@0.5
TRANS-1,3-DICHLOROPROPENE	ug/l	ND@0.5	ND@0.5	ND@0.5	ND@0.5 J	ND@0.5	ND@0.5
TRICHLOROETHENE	ug/l	0.2 J	ND@0.5	ND@0.5	ND@0.5 J	0.1	0.3 J
TRICHLOROFLUOROMETHANE (FREON 11)	ug/l	ND@0.5	ND@0.5	ND@0.5	ND@0.5 J	ND@0.5	ND@0.5
VINYL CHLORIDE	ug/l	ND@0.5	ND@0.5	ND@0.5	ND@0.5 J	0.2	ND@0.5

Table I.1
OU#4 Groundwater Analytical Chemistry Data
January 1, 2010 - December 31, 2012

Sample Location		EN-392R	EN-392R	EN-392R	EN-392R	EN-393	EN-393
Sample Description		GW MON WELL	GW MON WELL	GW MON WELL	GW MON WELL	GW MON WELL	GW MON WELL
Sample Date		02/24/2012	05/23/2012	08/07/2012	11/26/2012	02/09/2010	05/03/2010
Laboratory Sample I.D.		6558920	6664838	6747708	6876537	5904507	5971085
Parameter	**Units**						
1,1,1-TRICHLOROETHANE	ug/l	ND@0.5	ND@0.5	ND@0.5	ND@0.5	ND@0.5	ND@0.5
1,1,2,2-TETRACHLOROETHANE	ug/l	ND@0.5	ND@0.5	ND@0.5	ND@0.5	ND@0.5	ND@0.5
1,1,2-TRICHLORO-1,2,2-TRIFLUOROETHANE	ug/l	ND@0.5	ND@0.5	ND@0.5	ND@0.5	ND@0.5	ND@0.5
1,1,2-TRICHLOROETHANE	ug/l	ND@0.5	ND@0.5	ND@0.5	ND@0.5	ND@0.5	ND@0.5
1,1-DICHLOROETHANE	ug/l	ND@0.5	ND@0.5	ND@0.5	ND@0.5	0.1 J	0.2 J
1,1-DICHLOROETHENE	ug/l	ND@0.5	ND@0.5	ND@0.5	ND@0.5	0.2 J	ND@0.5
1,2,4-TRICHLOROBENZENE	ug/l	ND@0.5 J	ND@0.5	ND@0.5	ND@0.5	ND@0.5	ND@0.5
1,2-DIBROMO-3-CHLOROPROPANE	ug/l	ND@0.5	ND@0.5	ND@0.5	ND@0.5 J	ND@0.5	ND@0.5 J
1,2-DIBROMOETHANE (EDB)	ug/l	ND@0.5	ND@0.5	ND@0.5	ND@0.5	ND@0.5	ND@0.5
1,2-DICHLORO-1,2,2-TRIFLUOROETHANE	ug/l	ND@0.5	ND@0.5	ND@0.5	ND@0.5	0.3 J	0.8
1,2-DICHLOROBENZENE	ug/l	ND@0.5	ND@0.5	ND@0.5	ND@0.5	ND@0.5	ND@0.5
1,2-DICHLOROETHANE (EDC)	ug/l	ND@0.5	ND@0.5	ND@0.5	ND@0.5	ND@0.5	ND@0.5
1,2-DICHLOROPROPANE	ug/l	ND@0.5	ND@0.5	ND@0.5	ND@0.5	ND@0.5	ND@0.5
1,3-DICHLOROBENZENE	ug/l	ND@0.5	ND@0.5	ND@0.5	ND@0.5	ND@0.5	ND@0.5
1,4-DICHLOROBENZENE	ug/l	ND@0.5	ND@0.5	ND@0.5	ND@0.5	ND@0.5	ND@0.5
ACETONE	ug/l	ND@5.0 J	ND@5	ND@5	ND@5	ND@5.0	ND@5.0
BENZENE	ug/l	0.3 J	ND@0.5	0.1 J	ND@0.5	0.1 J	ND@0.5
BROMODICHLOROMETHANE	ug/l	ND@0.5	ND@0.5	ND@0.5	ND@0.5	ND@0.5	ND@0.5
BROMOFORM (TRIBROMOMETHANE)	ug/l	ND@0.5	ND@0.5	ND@0.5	ND@0.5	ND@0.5	ND@0.5
BROMOMETHANE	ug/l	ND@0.5	ND@0.5	ND@0.5	ND@0.5	ND@0.5	ND@0.5
CARBON DISULFIDE	ug/l	ND@0.5	ND@0.5	ND@0.5	ND@0.5	ND@0.5	ND@0.5
CARBON TETRACHLORIDE	ug/l	ND@0.5	ND@0.5	ND@0.5	ND@0.5	ND@0.5	ND@0.5
CHLOROBENZENE	ug/l	ND@0.5	ND@0.5	ND@0.5	ND@0.5	0.1 J	0.1 J
CHLORODIBROMOMETHANE	ug/l	ND@0.5	ND@0.5	ND@0.5	ND@0.5	ND@0.5	ND@0.5
CHLOROETHANE	ug/l	ND@0.5	ND@0.5	ND@0.5	ND@0.5	ND@0.5	ND@0.5
CHLOROFORM (TRICHLOROMETHANE)	ug/l	ND@0.5	ND@0.5	ND@0.5	ND@0.5	ND@0.5	ND@0.5
CHLOROMETHANE	ug/l	ND@0.5	ND@0.5	ND@0.5	ND@0.5	ND@0.5	ND@0.5
CIS-1,2-DICHLOROETHENE	ug/l	ND@0.5	ND@0.5	0.3 J	0.1 J	75	22
CIS-1,3-DICHLOROPROPENE	ug/l	ND@0.5	ND@0.5	ND@0.5	ND@0.5	ND@0.5	ND@0.5
CYCLOHEXANE	ug/l	0.5	0.5 J	0.5 J	0.7	ND@0.5	ND@0.5
DICHLORODIFLUOROMETHANE (FREON 12)	ug/l	ND@0.5	ND@0.5	ND@0.5	ND@0.5	ND@0.5	ND@0.5 J
ETHYLBENZENE	ug/l	ND@0.5	0.1 J	0.1 J	ND@0.5	ND@0.5	ND@0.5
ISOPROPYLBENZENE	ug/l	4.5	5.5	5.3	6.5	ND@0.5	ND@0.5
M,P-XYLENE	ug/l	ND@0.5	0.1 J	ND@0.5	ND@0.5	ND@0.5	ND@0.5
METHYL ACETATE	ug/l	ND@1.0	ND@1	ND@1	ND@1	ND@1.0	ND@1.0
METHYL BUTYL KETONE (2-HEXANONE)	ug/l	ND@5.0	ND@5	ND@5	ND@5	ND@5.0	ND@5.0
METHYL CYCLOHEXANE	ug/l	1.3	1.5	1.3	2.3	ND@0.5	ND@0.5
METHYL ETHYL KETONE (MEK, 2-BUTANONE)	ug/l	ND@5.0	ND@5	ND@5	ND@5	ND@5.0	ND@5.0
METHYL TERT-BUTYL ETHER (MTBE)	ug/l	ND@0.5	ND@0.5	ND@0.5	ND@0.5	ND@0.5	ND@0.5
METHYLENE CHLORIDE (DICHLOROMETHANE)	ug/l	ND@0.5	ND@0.5	ND@0.5	ND@0.5	ND@0.5	ND@0.5
MIBK (4-METHYL-2-PENTANONE)	ug/l	ND@5.0	ND@5	ND@5	ND@5	ND@5.0	ND@5.0
O-XYLENE	ug/l	0.3 J	0.4 J	0.4 J	0.4 J	ND@0.5	ND@0.5
STYRENE	ug/l	ND@0.5	ND@0.5	ND@0.5	ND@0.5	ND@0.5	ND@0.5
TETRACHLOROETHENE	ug/l	0.4 J	0.3 J	0.2 J	0.3 J	0.8	0.6
TOLUENE	ug/l	0.1 J	0.1 J	0.3 J	0.1 J	ND@0.5	ND@0.5
TRANS-1,2-DICHLOROETHENE	ug/l	ND@0.5	ND@0.5	ND@0.5	ND@0.5	0.9	0.2 J
TRANS-1,3-DICHLOROPROPENE	ug/l	ND@0.5	ND@0.5	ND@0.5	ND@0.5	ND@0.5	ND@0.5
TRICHLOROETHENE	ug/l	0.2 J	0.2 J	0.2 J	ND@0.5	6.2	5.5
TRICHLOROFLUOROMETHANE (FREON 11)	ug/l	ND@0.5	ND@0.5	ND@0.5	ND@0.5	ND@0.5	ND@0.5
VINYL CHLORIDE	ug/l	ND@0.5	ND@0.5	ND@0.5	ND@0.5	4.8	1.8

Table I.1
OU#4 Groundwater Analytical Chemistry Data
January 1, 2010 - December 31, 2012

Sample Location		EN-393	EN-393	EN-393	EN-393	EN-393	EN-393
Sample Description		GW MON WELL	GW MON WELL	GW MON WELL	GW MON WELL	GW MON WELL	GW MON WELL
Sample Date		08/09/2010	11/09/2010	02/17/2011	05/16/2011	08/15/2011	11/29/2011
Laboratory Sample I.D.		6057117	6137895	6210759	6288984	6377377	6486874
Parameter	**Units**						
1,1,1-TRICHLOROETHANE	ug/l	ND@0.5 J	ND@0.5	ND@0.5	0.2 J	ND@0.5	0.2 J
1,1,2,2-TETRACHLOROETHANE	ug/l	ND@0.5 J	ND@0.5	ND@0.5	ND@0.5	ND@0.5	ND@0.5
1,1,2-TRICHLORO-1,2,2-TRIFLUOROETHANE	ug/l	ND@0.5 J	ND@0.5	ND@0.5	ND@0.5	ND@0.5	ND@0.5
1,1,2-TRICHLOROETHANE	ug/l	ND@0.5 J	ND@0.5	ND@0.5	ND@0.5	ND@0.5	ND@0.5
1,1-DICHLOROETHANE	ug/l	0.2 J	0.3 J	0.2 J	0.4 J	0.2	0.3 J
1,1-DICHLOROETHENE	ug/l	0.1 J	ND@0.5	ND@0.5	0.2 J	0.1	0.2 J
1,2,4-TRICHLOROBENZENE	ug/l	ND@0.5 J	ND@0.5	ND@0.5	ND@0.5	ND@0.5	ND@0.5
1,2-DIBROMO-3-CHLOROPROPANE	ug/l	ND@0.5 J	ND@0.5	ND@0.5	ND@0.5	ND@0.5	ND@0.5
1,2-DIBROMOETHANE (EDB)	ug/l	ND@0.5 J	ND@0.5	ND@0.5	ND@0.5	ND@0.5	ND@0.5
1,2-DICHLORO-1,2,2-TRIFLUOROETHANE	ug/l	0.9 J	1.5	1.7	1.5	0.3	0.4 J
1,2-DICHLOROBENZENE	ug/l	ND@0.5 J	ND@0.5	ND@0.5	ND@0.5	ND@0.5	ND@0.5
1,2-DICHLOROETHANE (EDC)	ug/l	ND@0.5 J	ND@0.5	ND@0.5	ND@0.5	ND@0.5	ND@0.5
1,2-DICHLOROPROPANE	ug/l	ND@0.5 J	ND@0.5	ND@0.5	ND@0.5	ND@0.5	ND@0.5
1,3-DICHLOROBENZENE	ug/l	ND@0.5 J	ND@0.5	ND@0.5	ND@0.5	ND@0.5	ND@0.5
1,4-DICHLOROBENZENE	ug/l	ND@0.5 J	ND@0.5	ND@0.5	ND@0.5	ND@0.5	ND@0.5
ACETONE	ug/l	ND@5.0 J	3.5 J	4 J	ND@5	ND@5.0	ND@5
BENZENE	ug/l	ND@0.5 J	ND@0.5	ND@0.5	ND@0.5	ND@0.5	ND@0.5
BROMODICHLOROMETHANE	ug/l	ND@0.5 J	ND@0.5	ND@0.5	ND@0.5	ND@0.5	ND@0.5
BROMOFORM (TRIBROMOMETHANE)	ug/l	ND@0.5 J	ND@0.5	ND@0.5 J	ND@0.5	ND@0.5	ND@0.5
BROMOMETHANE	ug/l	ND@0.5 J	ND@0.5	ND@0.5	ND@0.5	ND@0.5	ND@0.5
CARBON DISULFIDE	ug/l	ND@0.5 J	ND@0.5	ND@0.5	ND@0.5	ND@0.5	ND@0.5
CARBON TETRACHLORIDE	ug/l	ND@0.5 J	ND@0.5	ND@0.5	ND@0.5	ND@0.5	ND@0.5
CHLOROBENZENE	ug/l	0.1 J	0.1 J	0.1 J	0.1 J	0.1	0.2 J
CHLORODIBROMOMETHANE	ug/l	ND@0.5 J	ND@0.5	ND@0.5	ND@0.5	ND@0.5	ND@0.5
CHLOROETHANE	ug/l	ND@0.5 J	ND@0.5	0.2 J	ND@0.5	ND@0.5	ND@0.5
CHLOROFORM (TRICHLOROMETHANE)	ug/l	ND@0.5 J	ND@0.5	ND@0.5	ND@0.5	ND@0.5	ND@0.5
CHLOROMETHANE	ug/l	ND@0.5 J	ND@0.5	0.3 J	ND@0.5	ND@0.5	ND@0.5
CIS-1,2-DICHLOROETHENE	ug/l	10 J	8.5	5	4.9	3	3
CIS-1,3-DICHLOROPROPENE	ug/l	ND@0.5 J	ND@0.5	ND@0.5	ND@0.5	ND@0.5	ND@0.5
CYCLOHEXANE	ug/l	ND@0.5 J	ND@0.5	ND@0.5	ND@0.5	ND@0.5	ND@0.5
DICHLORODIFLUOROMETHANE (FREON 12)	ug/l	ND@0.5 J	ND@0.5	ND@0.5	ND@0.5	ND@0.5	ND@0.5
ETHYLBENZENE	ug/l	ND@0.5 J	ND@0.5	ND@0.5	ND@0.5	ND@0.5	ND@0.5
ISOPROPYLBENZENE	ug/l	ND@0.5 J	ND@0.5	ND@0.5	ND@0.5	ND@0.5	ND@0.5
M,P-XYLENE	ug/l	ND@0.5 J	ND@0.5	ND@0.5	ND@0.5	ND@0.5	ND@0.5
METHYL ACETATE	ug/l	ND@1.0 J	ND@1.0	ND@1.0	ND@1	ND@1.0	ND@1
METHYL BUTYL KETONE (2-HEXANONE)	ug/l	ND@5.0 J	ND@5.0	ND@5.0 J	ND@5	ND@5.0	ND@5
METHYL CYCLOHEXANE	ug/l	ND@0.5 J	ND@0.5	ND@0.5	ND@0.5	ND@0.5	ND@0.5
METHYL ETHYL KETONE (MEK, 2-BUTANONE)	ug/l	ND@5.0 J	ND@5.0	ND@5.0	ND@5	ND@5.0	ND@5
METHYL TERT-BUTYL ETHER (MTBE)	ug/l	ND@0.5 J	ND@0.5	ND@0.5	ND@0.5	ND@0.5	ND@0.5
METHYLENE CHLORIDE (DICHLOROMETHANE)	ug/l	ND@0.5 J	ND@0.5	ND@0.5	ND@0.5	ND@0.5	ND@0.5
MIBK (4-METHYL-2-PENTANONE)	ug/l	ND@5.0 J	ND@5.0	ND@5.0	ND@5	ND@5.0	ND@5
O-XYLENE	ug/l	ND@0.5 J	ND@0.5	ND@0.5	ND@0.5	ND@0.5	ND@0.5
STYRENE	ug/l	ND@0.5 J	ND@0.5	ND@0.5	ND@0.5	ND@0.5	ND@0.5
TETRACHLOROETHENE	ug/l	0.5 J	0.6	0.3 J	0.3 J	0.3	0.3 J
TOLUENE	ug/l	ND@0.5 J	ND@0.5	ND@0.5	ND@0.5	ND@0.5	ND@0.5
TRANS-1,2-DICHLOROETHENE	ug/l	0.1 J	0.1 J	ND@0.5	ND@0.5	0.1	0.1 J
TRANS-1,3-DICHLOROPROPENE	ug/l	ND@0.5 J	ND@0.5	ND@0.5	ND@0.5	ND@0.5	ND@0.5
TRICHLOROETHENE	ug/l	4.7 J	4.7	3.3	6.4	5.7	9
TRICHLOROFLUOROMETHANE (FREON 11)	ug/l	ND@0.5 J	ND@0.5	ND@0.5	ND@0.5	ND@0.5	ND@0.5
VINYL CHLORIDE	ug/l	1.5 J	1.3	1	1.7	0.4	0.5 J

Table I.1
OU#4 Groundwater Analytical Chemistry Data
January 1, 2010 - December 31, 2012

Sample Location		EN-393	EN-393	EN-393	EN-393	EN-394	EN-394
Sample Description		GW MON WELL	GW MON WELL	GW MON WELL	GW MON WELL	GW MON WELL	GW MON WELL
Sample Date		02/23/2012	05/21/2012	08/06/2012	11/26/2012	02/10/2010	05/04/2010
Laboratory Sample I.D.		6558916	6660665	6745536	6876542	5904475	5971092
Parameter	**Units**						
1,1,1-TRICHLOROETHANE	ug/l	0.1 J	ND@0.5	ND@0.5	ND@0.5	ND@0.5	ND@0.5
1,1,2,2-TETRACHLOROETHANE	ug/l	ND@0.5	ND@0.5	ND@0.5	ND@0.5	ND@0.5	ND@0.5
1,1,2-TRICHLORO-1,2,2-TRIFLUOROETHANE	ug/l	ND@0.5	ND@0.5	ND@0.5	ND@0.5	ND@0.5	ND@0.5
1,1,2-TRICHLOROETHANE	ug/l	ND@0.5	ND@0.5	ND@0.5	ND@0.5	ND@0.5	ND@0.5
1,1-DICHLOROETHANE	ug/l	0.3 J	0.2 J	0.2 J	0.2 J	ND@0.5	ND@0.5
1,1-DICHLOROETHENE	ug/l	0.2 J	0.2 J	0.1 J	ND@0.5	0.4 J	ND@0.5
1,2,4-TRICHLOROBENZENE	ug/l	ND@0.5 J	ND@0.5	ND@0.5	ND@0.5	ND@0.5	ND@0.5
1,2-DIBROMO-3-CHLOROPROPANE	ug/l	ND@0.5	ND@0.5	ND@0.5	ND@0.5 J	ND@0.5	ND@0.5 J
1,2-DIBROMOETHANE (EDB)	ug/l	ND@0.5	ND@0.5	ND@0.5	ND@0.5	ND@0.5	ND@0.5
1,2-DICHLORO-1,2,2-TRIFLUOROETHANE	ug/l	0.5 J	0.6	1.3	1.2	ND@0.5	ND@0.5
1,2-DICHLOROBENZENE	ug/l	ND@0.5	ND@0.5	ND@0.5	ND@0.5	ND@0.5	ND@0.5
1,2-DICHLOROETHANE (EDC)	ug/l	ND@0.5	ND@0.5	ND@0.5	ND@0.5	ND@0.5	ND@0.5
1,2-DICHLOROPROPANE	ug/l	ND@0.5	ND@0.5	ND@0.5	ND@0.5	ND@0.5	ND@0.5
1,3-DICHLOROBENZENE	ug/l	ND@0.5	ND@0.5	ND@0.5	ND@0.5	ND@0.5	ND@0.5
1,4-DICHLOROBENZENE	ug/l	ND@0.5	ND@0.5	ND@0.5	ND@0.5	ND@0.5	ND@0.5
ACETONE	ug/l	ND@5.0 J	ND@5	ND@5	ND@5	ND@5.0	ND@5.0
BENZENE	ug/l	ND@0.5	ND@0.5	ND@0.5	ND@0.5	3.4	1.1
BROMODICHLOROMETHANE	ug/l	ND@0.5	ND@0.5	ND@0.5	ND@0.5	ND@0.5	ND@0.5
BROMOFORM (TRIBROMOMETHANE)	ug/l	ND@0.5	ND@0.5	ND@0.5	ND@0.5	ND@0.5	ND@0.5
BROMOMETHANE	ug/l	ND@0.5	ND@0.5	ND@0.5	ND@0.5	ND@0.5	ND@0.5
CARBON DISULFIDE	ug/l	ND@0.5	ND@0.5	ND@0.5	ND@0.5	ND@0.5	ND@0.5
CARBON TETRACHLORIDE	ug/l	ND@0.5	ND@0.5	ND@0.5	ND@0.5	ND@0.5	ND@0.5
CHLOROBENZENE	ug/l	0.1 J	0.1 J	ND@0.5	ND@0.5	ND@0.5	ND@0.5
CHLORODIBROMOMETHANE	ug/l	ND@0.5	ND@0.5	ND@0.5	ND@0.5	ND@0.5	ND@0.5
CHLOROETHANE	ug/l	ND@0.5	ND@0.5	ND@0.5	ND@0.5	0.1 J	ND@0.5
CHLOROFORM (TRICHLOROMETHANE)	ug/l	ND@0.5	ND@0.5	ND@0.5	ND@0.5	ND@0.5	ND@0.5
CHLOROMETHANE	ug/l	ND@0.5	ND@0.5	ND@0.5	ND@0.5	ND@0.5	ND@0.5
CIS-1,2-DICHLOROETHENE	ug/l	3.2	2.3	2.2	3.2	290	21
CIS-1,3-DICHLOROPROPENE	ug/l	ND@0.5	ND@0.5	ND@0.5	ND@0.5	ND@0.5	ND@0.5
CYCLOHEXANE	ug/l	ND@0.5	ND@0.5	ND@0.5	ND@0.5	ND@0.5	ND@0.5
DICHLORODIFLUOROMETHANE (FREON 12)	ug/l	ND@0.5	ND@0.5	ND@0.5	ND@0.5	ND@0.5	ND@0.5 J
ETHYLBENZENE	ug/l	ND@0.5	ND@0.5	ND@0.5	ND@0.5	0.2 J	0.2 J
ISOPROPYLBENZENE	ug/l	ND@0.5	ND@0.5	ND@0.5	ND@0.5	0.6	0.4 J
M,P-XYLENE	ug/l	ND@0.5	ND@0.5	ND@0.5	ND@0.5	0.7	0.6
METHYL ACETATE	ug/l	ND@1.0	ND@1	ND@1	ND@1	ND@1.0	ND@1.0
METHYL BUTYL KETONE (2-HEXANONE)	ug/l	ND@5.0	ND@5	ND@5	ND@5	ND@5.0	ND@5.0
METHYL CYCLOHEXANE	ug/l	ND@0.5	ND@0.5	ND@0.5	ND@0.5	ND@0.5	ND@0.5
METHYL ETHYL KETONE (MEK, 2-BUTANONE)	ug/l	ND@5.0	ND@5	ND@5	ND@5	ND@5.0	ND@5.0
METHYL TERT-BUTYL ETHER (MTBE)	ug/l	ND@0.5	ND@0.5	ND@0.5	ND@0.5	ND@0.5	ND@0.5
METHYLENE CHLORIDE (DICHLOROMETHANE)	ug/l	ND@0.5	ND@0.5	ND@0.5	ND@0.5	ND@0.5	ND@0.5
MIBK (4-METHYL-2-PENTANONE)	ug/l	ND@5.0	ND@5	ND@5	ND@5	ND@5.0	ND@5.0
O-XYLENE	ug/l	ND@0.5	ND@0.5	ND@0.5	ND@0.5	0.7	0.6
STYRENE	ug/l	ND@0.5	ND@0.5	ND@0.5	ND@0.5	ND@0.5	ND@0.5
TETRACHLOROETHENE	ug/l	0.3 J	0.2 J	0.2 J	0.2 J	ND@0.5	ND@0.5
TOLUENE	ug/l	ND@0.5	ND@0.5	ND@0.5	ND@0.5	1.5	1.2
TRANS-1,2-DICHLOROETHENE	ug/l	0.2 J	0.1 J	ND@0.5	ND@0.5	6.5	1.1
TRANS-1,3-DICHLOROPROPENE	ug/l	ND@0.5	ND@0.5	ND@0.5	ND@0.5	ND@0.5	ND@0.5
TRICHLOROETHENE	ug/l	9.2	5.5	4.5	3.8	ND@0.5	ND@0.5
TRICHLOROFLUOROMETHANE (FREON 11)	ug/l	ND@0.5	ND@0.5	ND@0.5	ND@0.5	ND@0.5	ND@0.5
VINYL CHLORIDE	ug/l	0.6	0.9	1.1	0.8	130	19

Table I.1
OU#4 Groundwater Analytical Chemistry Data
January 1, 2010 - December 31, 2012

Sample Location		EN-394	EN-394	EN-394	EN-394	EN-394	EN-394
Sample Description		GW MON WELL	GW MON WELL	GW MON WELL	GW MON WELL	GW MON WELL	GW MON WELL
Sample Date		08/09/2010	11/09/2010	02/24/2011	05/17/2011	08/16/2011	11/30/2011
Laboratory Sample I.D.		6057120	6137891	6217063	6290679	6378967	6486878
Parameter	**Units**						
1,1,1-TRICHLOROETHANE	ug/l	ND@0.5	ND@0.5	ND@0.5	ND@0.5	ND@0.5	ND@5
1,1,2,2-TETRACHLOROETHANE	ug/l	ND@0.5	ND@0.5	ND@0.5	ND@0.5	ND@0.5	ND@5
1,1,2-TRICHLORO-1,2,2-TRIFLUOROETHANE	ug/l	ND@0.5	ND@0.5	ND@0.5	ND@0.5	ND@0.5	ND@5
1,1,2-TRICHLOROETHANE	ug/l	ND@0.5	ND@0.5	ND@0.5	ND@0.5	ND@0.5	ND@5
1,1-DICHLOROETHANE	ug/l	ND@0.5	ND@0.5	ND@0.5	ND@0.5	ND@0.5	ND@5
1,1-DICHLOROETHENE	ug/l	ND@0.5	ND@0.5	ND@0.5	ND@0.5	ND@0.5	ND@5
1,2,4-TRICHLOROBENZENE	ug/l	ND@0.5	ND@0.5	ND@0.5	ND@0.5	ND@0.5	ND@5
1,2-DIBROMO-3-CHLOROPROPANE	ug/l	ND@0.5 J	ND@0.5	ND@0.5	ND@0.5	ND@0.5	ND@5
1,2-DIBROMOETHANE (EDB)	ug/l	ND@0.5	ND@0.5	ND@0.5	ND@0.5	ND@0.5	ND@5
1,2-DICHLORO-1,2,2-TRIFLUOROETHANE	ug/l	ND@0.5	ND@0.5	ND@0.5	ND@0.5	ND@0.5	ND@5
1,2-DICHLOROBENZENE	ug/l	ND@0.5	ND@0.5	ND@0.5	ND@0.5	ND@0.5	ND@5
1,2-DICHLOROETHANE (EDC)	ug/l	ND@0.5	ND@0.5	ND@0.5	ND@0.5	ND@0.5	ND@5
1,2-DICHLOROPROPANE	ug/l	ND@0.5	ND@0.5	ND@0.5	ND@0.5	ND@0.5	ND@5
1,3-DICHLOROBENZENE	ug/l	ND@0.5	ND@0.5	ND@0.5	ND@0.5	ND@0.5	ND@5
1,4-DICHLOROBENZENE	ug/l	ND@0.5	ND@0.5	ND@0.5	ND@0.5	ND@0.5	ND@5
ACETONE	ug/l	ND@5.0 J	13	ND@5.0	5.3	ND@5.0	ND@50
BENZENE	ug/l	0.7	0.7	0.7	0.6	ND@0.5	ND@5
BROMODICHLOROMETHANE	ug/l	ND@0.5	ND@0.5	ND@0.5	ND@0.5	ND@0.5	ND@5
BROMOFORM (TRIBROMOMETHANE)	ug/l	ND@0.5	ND@0.5	ND@0.5	ND@0.5	ND@0.5	ND@5
BROMOMETHANE	ug/l	ND@0.5	ND@0.5	ND@0.5	ND@0.5	ND@0.5	ND@5
CARBON DISULFIDE	ug/l	ND@0.5	ND@0.5	ND@0.5	ND@0.5	ND@0.5	ND@5
CARBON TETRACHLORIDE	ug/l	ND@0.5	ND@0.5	ND@0.5	ND@0.5	ND@0.5	ND@5
CHLOROBENZENE	ug/l	ND@0.5	ND@0.5	ND@0.5	ND@0.5	ND@0.5	ND@5
CHLORODIBROMOMETHANE	ug/l	ND@0.5	ND@0.5	ND@0.5	ND@0.5	ND@0.5	ND@5
CHLOROETHANE	ug/l	ND@0.5	ND@0.5	ND@0.5	ND@0.5	ND@0.5	ND@5
CHLOROFORM (TRICHLOROMETHANE)	ug/l	ND@0.5	ND@0.5	ND@0.5	ND@0.5	ND@0.5	ND@5
CHLOROMETHANE	ug/l	ND@0.5	ND@0.5	ND@0.5	ND@0.5	ND@0.5	ND@5
CIS-1,2-DICHLOROETHENE	ug/l	49	0.4 J	21	17	14	2.9 J
CIS-1,3-DICHLOROPROPENE	ug/l	ND@0.5	ND@0.5	ND@0.5	ND@0.5	ND@0.5	ND@5
CYCLOHEXANE	ug/l	ND@0.5	ND@0.5	ND@0.5	ND@0.5	ND@0.5	ND@5
DICHLORODIFLUOROMETHANE (FREON 12)	ug/l	ND@0.5	ND@0.5	ND@0.5	ND@0.5	ND@0.5	ND@5
ETHYLBENZENE	ug/l	0.1 J	0.3 J	0.2 J	ND@0.5	ND@0.5	ND@5
ISOPROPYLBENZENE	ug/l	0.4 J	0.4 J	0.3 J	0.2 J	ND@0.5	ND@5
M,P-XYLENE	ug/l	0.6	0.7	0.7	0.2 J	ND@0.5	ND@5
METHYL ACETATE	ug/l	ND@1.0 J	ND@1.0	ND@1.0	ND@1	ND@1.0	ND@10
METHYL BUTYL KETONE (2-HEXANONE)	ug/l	ND@5.0	ND@5.0	ND@5.0	ND@5	ND@5.0	ND@50
METHYL CYCLOHEXANE	ug/l	ND@0.5	0.1 J	ND@0.5	ND@0.5	ND@0.5	ND@5
METHYL ETHYL KETONE (MEK, 2-BUTANONE)	ug/l	ND@5.0	3.6 J	ND@5.0	2.2 J	5.2	ND@50
METHYL TERT-BUTYL ETHER (MTBE)	ug/l	ND@0.5	ND@0.5	ND@0.5	ND@0.5	ND@0.5	ND@5
METHYLENE CHLORIDE (DICHLOROMETHANE)	ug/l	ND@0.5	ND@0.5	ND@0.5	ND@0.5	ND@0.5	ND@5
MIBK (4-METHYL-2-PENTANONE)	ug/l	ND@5.0	ND@5.0	ND@5.0	ND@5	ND@5.0	ND@50
O-XYLENE	ug/l	0.5	0.6	0.6	0.2 J	ND@0.5	ND@5
STYRENE	ug/l	ND@0.5	ND@0.5	ND@0.5	ND@0.5	ND@0.5	ND@5
TETRACHLOROETHENE	ug/l	ND@0.5	ND@0.5	ND@0.5	ND@0.5	ND@0.5	ND@5
TOLUENE	ug/l	ND@0.9	1.2	1.5	0.3 J	ND@0.5	ND@5
TRANS-1,2-DICHLOROETHENE	ug/l	1.5	0.5	1.9	1.1	0.6	ND@5
TRANS-1,3-DICHLOROPROPENE	ug/l	ND@0.5	ND@0.5	ND@0.5	ND@0.5	ND@0.5	ND@5
TRICHLOROETHENE	ug/l	ND@0.5	ND@0.5	ND@0.5	ND@0.5	ND@0.5	ND@5
TRICHLOROFLUOROMETHANE (FREON 11)	ug/l	ND@0.5	ND@0.5	ND@0.5	ND@0.5	ND@0.5	ND@5
VINYL CHLORIDE	ug/l	22	0.5 J	25	23	13	2.1 J

Table I.1
OU#4 Groundwater Analytical Chemistry Data
January 1, 2010 - December 31, 2012

Sample Location		EN-394	EN-394	EN-394	EN-394	EN-395	EN-395
Sample Description		GW MON WELL	GW MON WELL	GW MON WELL	GW MON WELL	GW MON WELL	GW MON WELL
Sample Date		02/23/2012	05/22/2012	08/07/2012	11/27/2012	02/10/2010	05/04/2010
Laboratory Sample I.D.		6558917	6663250	6747710	6876544	5904478	5971094
Parameter	**Units**						
1,1,1-TRICHLOROETHANE	ug/l	ND@2.5	ND@0.5	ND@0.5	ND@0.5	ND@0.5	ND@0.5
1,1,2,2-TETRACHLOROETHANE	ug/l	ND@2.5	ND@0.5	ND@0.5	ND@0.5	ND@0.5	ND@0.5
1,1,2-TRICHLORO-1,2,2-TRIFLUOROETHANE	ug/l	ND@2.5	ND@0.5	ND@0.5	ND@0.5	ND@0.5	ND@0.5
1,1,2-TRICHLOROETHANE	ug/l	ND@2.5	ND@0.5	ND@0.5	ND@0.5	ND@0.5	ND@0.5
1,1-DICHLOROETHANE	ug/l	ND@2.5	ND@0.5	ND@0.5	ND@0.5	ND@0.5	ND@0.5
1,1-DICHLOROETHENE	ug/l	ND@2.5	ND@0.5	ND@0.5	ND@0.5	ND@0.5	ND@0.5
1,2,4-TRICHLOROBENZENE	ug/l	ND@2.5 J	ND@0.5	ND@0.5	ND@0.5	ND@0.5	ND@0.5
1,2-DIBROMO-3-CHLOROPROPANE	ug/l	ND@2.5	ND@0.5	ND@0.5	ND@0.5 J	ND@0.5	ND@0.5 J
1,2-DIBROMOETHANE (EDB)	ug/l	ND@2.5	ND@0.5	ND@0.5	ND@0.5	ND@0.5	ND@0.5
1,2-DICHLORO-1,2,2-TRIFLUOROETHANE	ug/l	ND@2.5	ND@0.5	ND@0.5	ND@0.5	ND@0.5	ND@0.5
1,2-DICHLOROBENZENE	ug/l	ND@2.5	ND@0.5	ND@0.5	ND@0.5	ND@0.5	ND@0.5
1,2-DICHLOROETHANE (EDC)	ug/l	ND@2.5	ND@0.5	ND@0.5	ND@0.5	ND@0.5	ND@0.5
1,2-DICHLOROPROPANE	ug/l	ND@2.5	ND@0.5	ND@0.5	ND@0.5	ND@0.5	ND@0.5
1,3-DICHLOROBENZENE	ug/l	ND@2.5	ND@0.5	ND@0.5	ND@0.5	ND@0.5	ND@0.5
1,4-DICHLOROBENZENE	ug/l	ND@2.5	ND@0.5	ND@0.5	ND@0.5	ND@0.5	ND@0.5
ACETONE	ug/l	ND@25 J	ND@5	12	ND@5	ND@5.0	3.5 J
BENZENE	ug/l	ND@2.5	0.3 J	0.2 J	0.2 J	1.7	1.2
BROMODICHLOROMETHANE	ug/l	ND@2.5	ND@0.5	ND@0.5	ND@0.5	ND@0.5	ND@0.5
BROMOFORM (TRIBROMOMETHANE)	ug/l	ND@2.5	ND@0.5	ND@0.5	ND@0.5	ND@0.5	ND@0.5
BROMOMETHANE	ug/l	ND@2.5	ND@0.5	ND@0.5	ND@0.5	ND@0.5	ND@0.5
CARBON DISULFIDE	ug/l	ND@2.5	ND@0.5	ND@0.5	ND@0.5	ND@0.5	ND@0.5
CARBON TETRACHLORIDE	ug/l	ND@2.5	ND@0.5	ND@0.5	ND@0.5	ND@0.5	ND@0.5
CHLOROBENZENE	ug/l	ND@2.5	ND@0.5	ND@0.5	ND@0.5	ND@0.5	ND@0.5
CHLORODIBROMOMETHANE	ug/l	ND@2.5	ND@0.5	ND@0.5	ND@0.5	ND@0.5	ND@0.5
CHLOROETHANE	ug/l	ND@2.5	ND@0.5	ND@0.5	ND@0.5	0.2 J	ND@0.5
CHLOROFORM (TRICHLOROMETHANE)	ug/l	ND@2.5	ND@0.5	ND@0.5	ND@0.5	ND@0.5	ND@0.5
CHLOROMETHANE	ug/l	ND@2.5	ND@0.5	ND@0.5	ND@0.5	ND@0.5	ND@0.5
CIS-1,2-DICHLOROETHENE	ug/l	2 J	11	0.5	0.3 J	0.5	0.2 J
CIS-1,3-DICHLOROPROPENE	ug/l	ND@2.5	ND@0.5	ND@0.5	ND@0.5	ND@0.5	ND@0.5
CYCLOHEXANE	ug/l	ND@2.5	ND@0.5	ND@0.5	ND@0.5	0.4 J	0.6
DICHLORODIFLUOROMETHANE (FREON 12)	ug/l	ND@2.5	ND@0.5	ND@0.5	ND@0.5	ND@0.5	ND@0.5 J
ETHYLBENZENE	ug/l	ND@2.5	ND@0.5	0.2 J	0.3 J	0.2 J	0.7
ISOPROPYLBENZENE	ug/l	ND@2.5	ND@0.5	ND@0.5	0.2 J	1.7	3.4
M,P-XYLENE	ug/l	ND@2.5	0.2 J	0.6	1.2	0.7	2.8
METHYL ACETATE	ug/l	ND@5.0	ND@1	ND@1	ND@1	ND@1.0	ND@1.0
METHYL BUTYL KETONE (2-HEXANONE)	ug/l	ND@25	ND@5	ND@5	ND@5	ND@5.0	ND@5.0
METHYL CYCLOHEXANE	ug/l	ND@2.5	ND@0.5	0.2 J	ND@0.5	0.4 J	0.7
METHYL ETHYL KETONE (MEK, 2-BUTANONE)	ug/l	ND@25	ND@5	3 J	ND@5	ND@5.0	2 J
METHYL TERT-BUTYL ETHER (MTBE)	ug/l	ND@2.5	ND@0.5	ND@0.5	ND@0.5	ND@0.5	ND@0.5
METHYLENE CHLORIDE (DICHLOROMETHANE)	ug/l	ND@2.5	ND@0.5	ND@0.5	ND@0.5	ND@0.5	ND@0.5
MIBK (4-METHYL-2-PENTANONE)	ug/l	ND@25	ND@5	ND@5	ND@5	ND@5.0	ND@5.0
O-XYLENE	ug/l	ND@2.5	0.1 J	0.3 J	0.6	0.7	0.9
STYRENE	ug/l	ND@2.5	ND@0.5	ND@0.5	ND@0.5	ND@0.5	ND@0.5
TETRACHLOROETHENE	ug/l	ND@2.5	ND@0.5	ND@0.5	ND@0.5	ND@0.5	ND@0.5
TOLUENE	ug/l	ND@2.5	0.3 J	0.6	1.7	0.5	0.5
TRANS-1,2-DICHLOROETHENE	ug/l	ND@2.5	0.6	0.2 J	ND@0.5	ND@0.5	ND@0.5
TRANS-1,3-DICHLOROPROPENE	ug/l	ND@2.5	ND@0.5	ND@0.5	ND@0.5	ND@0.5	ND@0.5
TRICHLOROETHENE	ug/l	ND@2.5	ND@0.5	ND@0.5	ND@0.5	0.2 J	0.1 J
TRICHLOROFLUOROMETHANE (FREON 11)	ug/l	ND@2.5	ND@0.5	ND@0.5	ND@0.5	ND@0.5	ND@0.5
VINYL CHLORIDE	ug/l	1.7 J	9.4	0.7	0.3 J	0.2 J	ND@0.5

Table I.1
OU#4 Groundwater Analytical Chemistry Data
January 1, 2010 - December 31, 2012

Sample Location		EN-395	EN-395	EN-395	EN-395	EN-395	EN-395
Sample Description		GW MON WELL	GW MON WELL	GW MON WELL	GW MON WELL	GW MON WELL	GW MON WELL
Sample Date		08/10/2010	11/09/2010	02/24/2011	05/17/2011	08/17/2011	11/30/2011
Laboratory Sample I.D.		6057126	6137893	6217064	6290677	6380433	6486877
Parameter	**Units**						
1,1,1-TRICHLOROETHANE	ug/l	ND@0.5	ND@0.5	ND@0.5	ND@0.5	ND@0.5	ND@5
1,1,2,2-TETRACHLOROETHANE	ug/l	ND@0.5	ND@0.5	ND@0.5	ND@0.5	ND@0.5	ND@5
1,1,2-TRICHLORO-1,2,2-TRIFLUOROETHANE	ug/l	ND@0.5	ND@0.5	ND@0.5	ND@0.5	ND@0.5	ND@5
1,1,2-TRICHLOROETHANE	ug/l	ND@0.5	ND@0.5	ND@0.5	ND@0.5	ND@0.5	ND@5
1,1-DICHLOROETHANE	ug/l	ND@0.5	ND@0.5	ND@0.5	ND@0.5	ND@0.5	ND@5
1,1-DICHLOROETHENE	ug/l	ND@0.5	ND@0.5	ND@0.5	ND@0.5	ND@0.5	ND@5
1,2,4-TRICHLOROBENZENE	ug/l	ND@0.5	ND@0.5	ND@0.5	ND@0.5	ND@0.5	ND@5
1,2-DIBROMO-3-CHLOROPROPANE	ug/l	ND@0.5 J	ND@0.5	ND@0.5	ND@0.5	ND@0.5	ND@5
1,2-DIBROMOETHANE (EDB)	ug/l	ND@0.5	ND@0.5	ND@0.5	ND@0.5	ND@0.5	ND@5
1,2-DICHLORO-1,2,2-TRIFLUOROETHANE	ug/l	ND@0.5	ND@0.5	ND@0.5	ND@0.5	ND@0.5	ND@5
1,2-DICHLOROBENZENE	ug/l	ND@0.5	ND@0.5	ND@0.5	ND@0.5	ND@0.5	ND@5
1,2-DICHLOROETHANE (EDC)	ug/l	ND@0.5	ND@0.5	ND@0.5	ND@0.5	ND@0.5	ND@5
1,2-DICHLOROPROPANE	ug/l	ND@0.5	ND@0.5	ND@0.5	ND@0.5	ND@0.5	ND@5
1,3-DICHLOROBENZENE	ug/l	ND@0.5	ND@0.5	ND@0.5	ND@0.5	ND@0.5	ND@5
1,4-DICHLOROBENZENE	ug/l	ND@0.5	ND@0.5	ND@0.5	ND@0.5	ND@0.5	ND@5
ACETONE	ug/l	ND@5.0 J	4.8 J	ND@5.0	7.2	11	ND@50
BENZENE	ug/l	1	1.2	1.6	0.9	1.5	ND@5
BROMODICHLOROMETHANE	ug/l	ND@0.5	ND@0.5	ND@0.5	ND@0.5	ND@0.5	ND@5
BROMOFORM (TRIBROMOMETHANE)	ug/l	ND@0.5	ND@0.5	ND@0.5	ND@0.5	ND@0.5	ND@5
BROMOMETHANE	ug/l	ND@0.5	ND@0.5	ND@0.5	ND@0.5	ND@0.5	ND@5
CARBON DISULFIDE	ug/l	ND@0.5	ND@0.5	ND@0.5	ND@0.5	ND@0.5	ND@5
CARBON TETRACHLORIDE	ug/l	ND@0.5	ND@0.5	ND@0.5	ND@0.5	ND@0.5	ND@5
CHLOROBENZENE	ug/l	ND@0.5	ND@0.5	ND@0.5	ND@0.5	ND@0.5	ND@5
CHLORODIBROMOMETHANE	ug/l	ND@0.5	ND@0.5	ND@0.5	ND@0.5	ND@0.5	ND@5
CHLOROETHANE	ug/l	ND@0.5	ND@0.5	ND@0.5	0.2 J	0.1	ND@5
CHLOROFORM (TRICHLOROMETHANE)	ug/l	ND@0.5	ND@0.5	ND@0.5	ND@0.5	ND@0.5	ND@5
CHLOROMETHANE	ug/l	ND@0.5	ND@0.5	ND@0.5	ND@0.5	ND@0.5	ND@5
CIS-1,2-DICHLOROETHENE	ug/l	0.2 J	0.4 J	0.3 J	0.3 J	0.2	ND@5
CIS-1,3-DICHLOROPROPENE	ug/l	ND@0.5	ND@0.5	ND@0.5	ND@0.5	ND@0.5	ND@5
CYCLOHEXANE	ug/l	ND@0.5	ND@0.5	0.3 J	0.3 J	0.1	ND@5
DICHLORODIFLUOROMETHANE (FREON 12)	ug/l	ND@0.5	ND@0.5	ND@0.5	ND@0.5	ND@0.5	ND@5
ETHYLBENZENE	ug/l	0.2 J	0.1 J	0.2 J	ND@0.5	0.2	ND@5
ISOPROPYLBENZENE	ug/l	1.6	1.1	1.8	1	1.6	ND@5
M,P-XYLENE	ug/l	1.4	0.7	0.9	0.3 J	0.9	ND@5
METHYL ACETATE	ug/l	ND@1.0 J	ND@1.0	ND@1.0	ND@1	ND@1.0	ND@10
METHYL BUTYL KETONE (2-HEXANONE)	ug/l	ND@5.0	ND@5.0	ND@5.0	ND@5	ND@5.0	ND@50
METHYL CYCLOHEXANE	ug/l	0.3 J	0.3 J	0.5 J	0.2 J	0.2	ND@5
METHYL ETHYL KETONE (MEK, 2-BUTANONE)	ug/l	ND@5.0	1.1 J	ND@5.0	5.2	3	ND@50
METHYL TERT-BUTYL ETHER (MTBE)	ug/l	ND@0.5	ND@0.5	ND@0.5	ND@0.5	ND@0.5	ND@5
METHYLENE CHLORIDE (DICHLOROMETHANE)	ug/l	ND@0.5	ND@0.5	ND@0.5	ND@0.5	ND@0.5	ND@5
MIBK (4-METHYL-2-PENTANONE)	ug/l	ND@5.0	ND@5.0	ND@5.0	ND@5	ND@5.0	ND@50
O-XYLENE	ug/l	0.7	0.4 J	0.7	0.3 J	0.6	ND@5
STYRENE	ug/l	ND@0.5	ND@0.5	ND@0.5	ND@0.5	ND@0.5	ND@5
TETRACHLOROETHENE	ug/l	ND@0.5	ND@0.5	ND@0.5	ND@0.5	ND@0.5	ND@5
TOLUENE	ug/l	ND@0.7	0.4 J	0.7	0.2 J	0.7	ND@5
TRANS-1,2-DICHLOROETHENE	ug/l	ND@0.5	ND@0.5	ND@0.5	ND@0.5	ND@0.5	ND@5
TRANS-1,3-DICHLOROPROPENE	ug/l	ND@0.5	ND@0.5	ND@0.5	ND@0.5	ND@0.5	ND@5
TRICHLOROETHENE	ug/l	0.1 J	ND@0.5	0.1 J	0.1 J	0.1	ND@5
TRICHLOROFLUOROMETHANE (FREON 11)	ug/l	ND@0.5	ND@0.5	ND@0.5	ND@0.5	ND@0.5	ND@5
VINYL CHLORIDE	ug/l	ND@0.5	0.1 J	ND@0.5	ND@0.5	ND@0.5	ND@5

Table I.1
OU#4 Groundwater Analytical Chemistry Data
January 1, 2010 - December 31, 2012

Sample Location		EN-395	EN-395	EN-395	EN-395	EN-396	EN-396
Sample Description		GW MON WELL	GW MON WELL	GW MON WELL	GW MON WELL	GW MON WELL	REPLICATE
Sample Date		02/24/2012	05/23/2012	08/07/2012	11/27/2012	02/10/2010	02/10/2010
Laboratory Sample I.D.		6558919	6664844	6747716	6876543	5904476	5904477
Parameter	**Units**						
1,1,1-TRICHLOROETHANE	ug/l	ND@0.5	ND@0.5	ND@0.5	ND@0.5	ND@0.5	ND@0.5
1,1,2,2-TETRACHLOROETHANE	ug/l	ND@0.5	ND@0.5	ND@0.5	ND@0.5	ND@0.5	ND@0.5
1,1,2-TRICHLORO-1,2,2-TRIFLUOROETHANE	ug/l	ND@0.5	ND@0.5	ND@0.5	ND@0.5	ND@0.5	ND@0.5
1,1,2-TRICHLOROETHANE	ug/l	ND@0.5	ND@0.5	ND@0.5	ND@0.5	ND@0.5	ND@0.5
1,1-DICHLOROETHANE	ug/l	ND@0.5	ND@0.5	ND@0.5	ND@0.5	ND@0.5	ND@0.5
1,1-DICHLOROETHENE	ug/l	ND@0.5	ND@0.5	ND@0.5	ND@0.5	ND@0.5	ND@0.5
1,2,4-TRICHLOROBENZENE	ug/l	ND@0.5 J	ND@0.5	ND@0.5	ND@0.5	ND@0.5	ND@0.5
1,2-DIBROMO-3-CHLOROPROPANE	ug/l	ND@0.5	ND@0.5	ND@0.5	ND@0.5 J	ND@0.5	ND@0.5
1,2-DIBROMOETHANE (EDB)	ug/l	ND@0.5	ND@0.5	ND@0.5	ND@0.5	ND@0.5	ND@0.5
1,2-DICHLORO-1,2,2-TRIFLUOROETHANE	ug/l	ND@0.5	ND@0.5	ND@0.5	ND@0.5	ND@0.5	ND@0.5
1,2-DICHLOROBENZENE	ug/l	ND@0.5	ND@0.5	ND@0.5	ND@0.5	ND@0.5	ND@0.5
1,2-DICHLOROETHANE (EDC)	ug/l	ND@0.5	ND@0.5	ND@0.5	ND@0.5	ND@0.5	ND@0.5
1,2-DICHLOROPROPANE	ug/l	ND@0.5	ND@0.5	ND@0.5	ND@0.5	ND@0.5	ND@0.5
1,3-DICHLOROBENZENE	ug/l	ND@0.5	ND@0.5	ND@0.5	ND@0.5	ND@0.5	ND@0.5
1,4-DICHLOROBENZENE	ug/l	ND@0.5	ND@0.5	ND@0.5	ND@0.5	ND@0.5	ND@0.5
ACETONE	ug/l	3.9 J	3.9 J	3.9 J	ND@5	ND@5.0	4.4 J
BENZENE	ug/l	0.8	1.3	1.7	1.1	0.2 J	0.2 J
BROMODICHLOROMETHANE	ug/l	ND@0.5	ND@0.5	ND@0.5	ND@0.5	ND@0.5	ND@0.5
BROMOFORM (TRIBROMOMETHANE)	ug/l	ND@0.5	ND@0.5	ND@0.5	ND@0.5	ND@0.5	ND@0.5
BROMOMETHANE	ug/l	ND@0.5	ND@0.5	ND@0.5	ND@0.5	ND@0.5	ND@0.5
CARBON DISULFIDE	ug/l	ND@0.5	ND@0.5	ND@0.5	ND@0.5	ND@0.5	ND@0.5
CARBON TETRACHLORIDE	ug/l	ND@0.5	ND@0.5	ND@0.5	ND@0.5	ND@0.5	ND@0.5
CHLOROBENZENE	ug/l	ND@0.5	ND@0.5	ND@0.5	ND@0.5	ND@0.5	ND@0.5
CHLORODIBROMOMETHANE	ug/l	ND@0.5	ND@0.5	ND@0.5	ND@0.5	ND@0.5	ND@0.5
CHLOROETHANE	ug/l	ND@0.5	ND@0.5	ND@0.5	ND@0.5	ND@0.5	0.3 J
CHLOROFORM (TRICHLOROMETHANE)	ug/l	ND@0.5	ND@0.5	ND@0.5	ND@0.5	ND@0.5	ND@0.5
CHLOROMETHANE	ug/l	ND@0.5	ND@0.5	ND@0.5	ND@0.5	ND@0.5	0.3 J
CIS-1,2-DICHLOROETHENE	ug/l	ND@0.5	0.2 J	0.3 J	0.2 J	0.5 J	0.4 J
CIS-1,3-DICHLOROPROPENE	ug/l	ND@0.5	ND@0.5	ND@0.5	ND@0.5	ND@0.5	ND@0.5
CYCLOHEXANE	ug/l	ND@0.5	0.2 J	0.2 J	0.1 J	0.4 J	0.3 J
DICHLORODIFLUOROMETHANE (FREON 12)	ug/l	ND@0.5	ND@0.5	ND@0.5	ND@0.5	ND@0.5	ND@0.5
ETHYLBENZENE	ug/l	0.2 J	0.2 J	0.2 J	0.2 J	ND@0.5	ND@0.5
ISOPROPYLBENZENE	ug/l	0.8	1.5	1.3	1.8	1.3	1.3
M,P-XYLENE	ug/l	0.6	0.7	0.5	0.6	0.2 J	0.2 J
METHYL ACETATE	ug/l	ND@1.0	ND@1	ND@1	ND@1	ND@1.0	ND@1.0
METHYL BUTYL KETONE (2-HEXANONE)	ug/l	ND@5.0	ND@5	ND@5	ND@5	ND@5.0	ND@5.0
METHYL CYCLOHEXANE	ug/l	ND@0.5	0.3 J	0.3 J	0.4 J	0.6	0.5 J
METHYL ETHYL KETONE (MEK, 2-BUTANONE)	ug/l	1.6 J	ND@5	1.1 J	ND@5	ND@5.0	ND@5.0
METHYL TERT-BUTYL ETHER (MTBE)	ug/l	ND@0.5	ND@0.5	ND@0.5	ND@0.5	ND@0.5	ND@0.5
METHYLENE CHLORIDE (DICHLOROMETHANE)	ug/l	ND@0.5	ND@0.5	ND@0.5	ND@0.5	ND@0.5	ND@0.5
MIBK (4-METHYL-2-PENTANONE)	ug/l	ND@5.0	ND@5	ND@5	ND@5	ND@5.0	ND@5.0
O-XYLENE	ug/l	0.4 J	0.6	0.5	0.6	0.3 J	0.3 J
STYRENE	ug/l	ND@0.5	ND@0.5	ND@0.5	ND@0.5	ND@0.5	ND@0.5
TETRACHLOROETHENE	ug/l	ND@0.5	ND@0.5	ND@0.5	ND@0.5	ND@0.5	ND@0.5
TOLUENE	ug/l	0.5	0.9	0.8	1	0.5	0.5
TRANS-1,2-DICHLOROETHENE	ug/l	ND@0.5	ND@0.5	ND@0.5	ND@0.5	ND@0.5	ND@0.5
TRANS-1,3-DICHLOROPROPENE	ug/l	ND@0.5	ND@0.5	ND@0.5	ND@0.5	ND@0.5	ND@0.5
TRICHLOROETHENE	ug/l	ND@0.5	ND@0.5	0.1 J	ND@0.5	ND@0.5	ND@0.5
TRICHLOROFLUOROMETHANE (FREON 11)	ug/l	ND@0.5	ND@0.5	ND@0.5	ND@0.5	ND@0.5	ND@0.5
VINYL CHLORIDE	ug/l	ND@0.5	0.2 J	0.3 J	ND@0.5	0.2 J	0.2 J

Table I.1
OU#4 Groundwater Analytical Chemistry Data
January 1, 2010 - December 31, 2012

Sample Location		EN-396	EN-396	EN-396	EN-396	EN-396	EN-396
Sample Description		GW MON WELL	GW MON WELL	GW MON WELL	GW MON WELL	GW MON WELL	GW MON WELL
Sample Date		05/04/2010	08/09/2010	11/09/2010	02/24/2011	05/18/2011	08/17/2011
Laboratory Sample I.D.		5971095	6057118	6137892	6217065	6291955	6380431
Parameter	**Units**						
1,1,1-TRICHLOROETHANE	ug/l	ND@0.5	ND@0.5	ND@0.5	ND@0.5	ND@0.5	ND@0.5
1,1,2,2-TETRACHLOROETHANE	ug/l	ND@0.5	ND@0.5	ND@0.5	ND@0.5	ND@0.5	ND@0.5
1,1,2-TRICHLORO-1,2,2-TRIFLUOROETHANE	ug/l	ND@0.5	ND@0.5	ND@0.5	ND@0.5	ND@0.5	ND@0.5
1,1,2-TRICHLOROETHANE	ug/l	ND@0.5	ND@0.5	ND@0.5	ND@0.5	ND@0.5	ND@0.5
1,1-DICHLOROETHANE	ug/l	ND@0.5	ND@0.5	ND@0.5	ND@0.5	ND@0.5	ND@0.5
1,1-DICHLOROETHENE	ug/l	ND@0.5	ND@0.5	ND@0.5	ND@0.5	ND@0.5	ND@0.5
1,2,4-TRICHLOROBENZENE	ug/l	ND@0.5	ND@0.5	ND@0.5	ND@0.5	ND@0.5	ND@0.5
1,2-DIBROMO-3-CHLOROPROPANE	ug/l	ND@0.5 J	ND@0.5 J	ND@0.5 J	ND@0.5	ND@0.5	ND@0.5
1,2-DIBROMOETHANE (EDB)	ug/l	ND@0.5	ND@0.5	ND@0.5	ND@0.5	ND@0.5	ND@0.5
1,2-DICHLORO-1,2,2-TRIFLUOROETHANE	ug/l	ND@0.5	ND@0.5	ND@0.5	ND@0.5	ND@0.5	ND@0.5
1,2-DICHLOROBENZENE	ug/l	ND@0.5	ND@0.5	ND@0.5	ND@0.5	ND@0.5	ND@0.5
1,2-DICHLOROETHANE (EDC)	ug/l	ND@0.5	ND@0.5	ND@0.5	ND@0.5	ND@0.5	ND@0.5
1,2-DICHLOROPROPANE	ug/l	ND@0.5	ND@0.5	ND@0.5	ND@0.5	ND@0.5	ND@0.5
1,3-DICHLOROBENZENE	ug/l	ND@0.5	ND@0.5	ND@0.5	ND@0.5	ND@0.5	ND@0.5
1,4-DICHLOROBENZENE	ug/l	ND@0.5	ND@0.5	ND@0.5	ND@0.5	ND@0.5	ND@0.5
ACETONE	ug/l	ND@5.0	ND@5.0 J	8.6 J	ND@5.0	12	22
BENZENE	ug/l	0.9	0.2 J	0.2 J	0.3 J	ND@0.5	0.3
BROMODICHLOROMETHANE	ug/l	ND@0.5	ND@0.5	ND@0.5	ND@0.5	ND@0.5	ND@0.5
BROMOFORM (TRIBROMOMETHANE)	ug/l	ND@0.5	ND@0.5	ND@0.5	ND@0.5	ND@0.5	ND@0.5
BROMOMETHANE	ug/l	ND@0.5	ND@0.5	ND@0.5	ND@0.5	ND@0.5	ND@0.5
CARBON DISULFIDE	ug/l	ND@0.5	ND@0.5	ND@0.5	ND@0.5	ND@0.5	ND@0.5
CARBON TETRACHLORIDE	ug/l	ND@0.5	ND@0.5	ND@0.5	ND@0.5	ND@0.5	ND@0.5
CHLOROBENZENE	ug/l	ND@0.5	ND@0.5	ND@0.5	ND@0.5	ND@0.5	ND@0.5
CHLORODIBROMOMETHANE	ug/l	ND@0.5	ND@0.5	ND@0.5	ND@0.5	ND@0.5	ND@0.5
CHLOROETHANE	ug/l	ND@0.5	ND@0.5	ND@0.5	ND@0.5	ND@0.5	0.2
CHLOROFORM (TRICHLOROMETHANE)	ug/l	ND@0.5	ND@0.5	ND@0.5	ND@0.5	ND@0.5	ND@0.5
CHLOROMETHANE	ug/l	ND@0.5	ND@0.5	ND@0.5	ND@0.5	ND@0.5	0.2
CIS-1,2-DICHLOROETHENE	ug/l	45	0.3 J	0.3 J	0.3 J	ND@0.5	0.2
CIS-1,3-DICHLOROPROPENE	ug/l	ND@0.5	ND@0.5	ND@0.5	ND@0.5	ND@0.5	ND@0.5
CYCLOHEXANE	ug/l	ND@0.5	0.2 J	0.2 J	0.2 J	ND@0.5	ND@0.5
DICHLORODIFLUOROMETHANE (FREON 12)	ug/l	ND@0.5 J	ND@0.5	ND@0.5	ND@0.5	ND@0.5	ND@0.5
ETHYLBENZENE	ug/l	0.1 J	ND@0.5	ND@0.5	0.1 J	ND@0.5	ND@0.5
ISOPROPYLBENZENE	ug/l	0.2 J	1.1	1.2	1.2	0.2 J	0.4
M,P-XYLENE	ug/l	0.4 J	ND@0.5	0.1 J	0.2 J	ND@0.5	0.1
METHYL ACETATE	ug/l	ND@1.0	ND@1.0 J	ND@1.0	ND@1.0	ND@1	ND@1.0
METHYL BUTYL KETONE (2-HEXANONE)	ug/l	ND@5.0	ND@5.0	ND@5.0	ND@5.0	ND@5	ND@5.0
METHYL CYCLOHEXANE	ug/l	ND@0.5	0.3 J	0.3 J	0.4 J	0.1 J	ND@0.5
METHYL ETHYL KETONE (MEK, 2-BUTANONE)	ug/l	ND@5.0	ND@5.0	2.1 J	ND@5.0	1.2 J	5.8
METHYL TERT-BUTYL ETHER (MTBE)	ug/l	ND@0.5	ND@0.5	ND@0.5	ND@0.5	ND@0.5	ND@0.5
METHYLENE CHLORIDE (DICHLOROMETHANE)	ug/l	ND@0.5	ND@0.5	ND@0.5	ND@0.5	ND@0.5	ND@0.5
MIBK (4-METHYL-2-PENTANONE)	ug/l	ND@5.0	ND@5.0	ND@5.0	ND@5.0	ND@5	ND@5.0
O-XYLENE	ug/l	0.3 J	0.3 J	0.3 J	0.3 J	ND@0.5	0.2
STYRENE	ug/l	ND@0.5	ND@0.5	ND@0.5	ND@0.5	ND@0.5	ND@0.5
TETRACHLOROETHENE	ug/l	ND@0.5	ND@0.5	0.1 J	ND@0.5	0.2 J	ND@0.5
TOLUENE	ug/l	0.8	ND@0.5	0.6	0.7	ND@0.5	0.3
TRANS-1,2-DICHLOROETHENE	ug/l	1.1	ND@0.5	ND@0.5	ND@0.5	ND@0.5	ND@0.5
TRANS-1,3-DICHLOROPROPENE	ug/l	ND@0.5	ND@0.5	ND@0.5	ND@0.5	ND@0.5	ND@0.5
TRICHLOROETHENE	ug/l	ND@0.5	ND@0.5	ND@0.5	ND@0.5	ND@0.5	ND@0.5
TRICHLOROFLUOROMETHANE (FREON 11)	ug/l	ND@0.5	ND@0.5	ND@0.5	ND@0.5	ND@0.5	ND@0.5
VINYL CHLORIDE	ug/l	26	0.2 J	ND@0.5	ND@0.5	ND@0.5	ND@0.5

Table I.1
OU#4 Groundwater Analytical Chemistry Data
January 1, 2010 - December 31, 2012

Sample Location		EN-396	EN-396	EN-396	EN-396	EN-396	EN-399
Sample Description		GW MON WELL	GW MON WELL	GW MON WELL	GW MON WELL	GW MON WELL	GW MON WELL
Sample Date		11/30/2011	02/24/2012	05/22/2012	08/08/2012	11/27/2012	02/10/2010
Laboratory Sample I.D.		6486879	6558918	6663258	6749103	6876545	5904479
Parameter	**Units**						
1,1,1-TRICHLOROETHANE	ug/l	ND@0.5	ND@0.5	ND@0.5	ND@0.5	ND@0.5	ND@0.5
1,1,2,2-TETRACHLOROETHANE	ug/l	ND@0.5	ND@0.5	ND@0.5	ND@0.5	ND@0.5	ND@0.5
1,1,2-TRICHLORO-1,2,2-TRIFLUOROETHANE	ug/l	ND@0.5	ND@0.5	ND@0.5	ND@0.5	ND@0.5	ND@0.5
1,1,2-TRICHLOROETHANE	ug/l	ND@0.5	ND@0.5	ND@0.5	ND@0.5	ND@0.5	ND@0.5
1,1-DICHLOROETHANE	ug/l	ND@0.5	ND@0.5	ND@0.5	0.1 J	ND@0.5	0.1 J
1,1-DICHLOROETHENE	ug/l	ND@0.5	ND@0.5	ND@0.5	ND@0.5	ND@0.5	ND@0.5
1,2,4-TRICHLOROBENZENE	ug/l	ND@0.5	ND@0.5 J	ND@0.5	ND@0.5	ND@0.5	ND@0.5
1,2-DIBROMO-3-CHLOROPROPANE	ug/l	ND@0.5	ND@0.5	ND@0.5	ND@0.5	ND@0.5 J	ND@0.5
1,2-DIBROMOETHANE (EDB)	ug/l	ND@0.5	ND@0.5	ND@0.5	ND@0.5	ND@0.5	ND@0.5
1,2-DICHLORO-1,2,2-TRIFLUOROETHANE	ug/l	ND@0.5	ND@0.5	ND@0.5	ND@0.5	ND@0.5	ND@0.5
1,2-DICHLOROBENZENE	ug/l	ND@0.5	ND@0.5	ND@0.5	ND@0.5	ND@0.5	ND@0.5
1,2-DICHLOROETHANE (EDC)	ug/l	ND@0.5	ND@0.5	ND@0.5	ND@0.5	ND@0.5	ND@0.5
1,2-DICHLOROPROPANE	ug/l	ND@0.5	ND@0.5	ND@0.5	ND@0.5	ND@0.5	ND@0.5
1,3-DICHLOROBENZENE	ug/l	ND@0.5	ND@0.5	ND@0.5	ND@0.5	ND@0.5	ND@0.5
1,4-DICHLOROBENZENE	ug/l	ND@0.5	ND@0.5	ND@0.5	ND@0.5	ND@0.5	ND@0.5
ACETONE	ug/l	3.6 J	3.6 J	5	ND@5	ND@5	3.1 J
BENZENE	ug/l	0.3 J	0.2 J	0.5 J	0.6	0.7	3.5
BROMODICHLOROMETHANE	ug/l	ND@0.5	ND@0.5	ND@0.5	ND@0.5	ND@0.5	ND@0.5
BROMOFORM (TRIBROMOMETHANE)	ug/l	ND@0.5	ND@0.5	ND@0.5	ND@0.5	ND@0.5	ND@0.5
BROMOMETHANE	ug/l	ND@0.5	ND@0.5	ND@0.5	ND@0.5	ND@0.5	ND@0.5
CARBON DISULFIDE	ug/l	ND@0.5	ND@0.5	ND@0.5	ND@0.5	0.9	ND@0.5
CARBON TETRACHLORIDE	ug/l	ND@0.5	ND@0.5	ND@0.5	ND@0.5	ND@0.5	ND@0.5
CHLOROBENZENE	ug/l	ND@0.5	ND@0.5	ND@0.5	ND@0.5	ND@0.5	ND@0.5
CHLORODIBROMOMETHANE	ug/l	ND@0.5	ND@0.5	ND@0.5	ND@0.5	ND@0.5	ND@0.5
CHLOROETHANE	ug/l	ND@0.5	ND@0.5	ND@0.5	ND@0.5	ND@0.5	ND@0.5
CHLOROFORM (TRICHLOROMETHANE)	ug/l	ND@0.5	ND@0.5	ND@0.5	ND@0.5	ND@0.5	ND@0.5
CHLOROMETHANE	ug/l	ND@0.5	ND@0.5	ND@0.5	ND@0.5	ND@0.5	ND@0.5
CIS-1,2-DICHLOROETHENE	ug/l	0.2 J	0.1 J	0.2 J	14	0.2 J	0.5 J
CIS-1,3-DICHLOROPROPENE	ug/l	ND@0.5	ND@0.5	ND@0.5	ND@0.5	ND@0.5	ND@0.5
CYCLOHEXANE	ug/l	ND@0.5	ND@0.5	0.2 J	0.1 J	0.2 J	1.9
DICHLORODIFLUOROMETHANE (FREON 12)	ug/l	ND@0.5	ND@0.5	ND@0.5	ND@0.5	ND@0.5	ND@0.5
ETHYLBENZENE	ug/l	ND@0.5	ND@0.5	ND@0.5	ND@0.5	0.1 J	0.2 J
ISOPROPYLBENZENE	ug/l	0.5 J	0.3 J	0.8	0.5 J	1.5	11
M,P-XYLENE	ug/l	ND@0.5	ND@0.5	0.2 J	0.2 J	0.2 J	0.2 J
METHYL ACETATE	ug/l	ND@1	ND@1.0	ND@1	ND@1	ND@1	ND@1.0
METHYL BUTYL KETONE (2-HEXANONE)	ug/l	ND@5	ND@5.0	ND@5	ND@5	ND@5	ND@5.0
METHYL CYCLOHEXANE	ug/l	ND@0.5	ND@0.5	0.1 J	0.3 J	0.3 J	1.7
METHYL ETHYL KETONE (MEK, 2-BUTANONE)	ug/l	2.3 J	1.6 J	1 J	ND@5	ND@5	1.2 J
METHYL TERT-BUTYL ETHER (MTBE)	ug/l	ND@0.5	ND@0.5	ND@0.5	ND@0.5	ND@0.5	ND@0.5
METHYLENE CHLORIDE (DICHLOROMETHANE)	ug/l	ND@0.5	ND@0.5	ND@0.5	ND@0.5	ND@0.5	ND@0.5
MIBK (4-METHYL-2-PENTANONE)	ug/l	ND@5	ND@5.0	ND@5	ND@5	ND@5	ND@5.0
O-XYLENE	ug/l	0.1 J	0.1 J	0.2 J	0.3 J	0.3 J	0.7
STYRENE	ug/l	ND@0.5	ND@0.5	ND@0.5	ND@0.5	ND@0.5	ND@0.5
TETRACHLOROETHENE	ug/l	0.2 J	ND@0.5	ND@0.5	0.5	ND@0.5	ND@0.5
TOLUENE	ug/l	0.3 J	0.3 J	0.6	0.5 J	0.9	0.6
TRANS-1,2-DICHLOROETHENE	ug/l	ND@0.5	ND@0.5	ND@0.5	0.7	ND@0.5	ND@0.5
TRANS-1,3-DICHLOROPROPENE	ug/l	ND@0.5	ND@0.5	ND@0.5	ND@0.5	ND@0.5	ND@0.5
TRICHLOROETHENE	ug/l	ND@0.5	ND@0.5	ND@0.5	1.1	ND@0.5	ND@0.5
TRICHLOROFLUOROMETHANE (FREON 11)	ug/l	ND@0.5	ND@0.5	ND@0.5	ND@0.5	ND@0.5	ND@0.5
VINYL CHLORIDE	ug/l	ND@0.5	ND@0.5	ND@0.5	3.9	ND@0.5	0.3 J

Table I.1
OU#4 Groundwater Analytical Chemistry Data
January 1, 2010 - December 31, 2012

Sample Location		EN-399	EN-399	EN-399	EN-399	EN-399	EN-399
Sample Description		GW MON WELL	GW MON WELL	GW MON WELL	GW MON WELL	GW MON WELL	GW MON WELL
Sample Date		05/04/2010	08/10/2010	11/09/2010	02/24/2011	05/17/2011	08/17/2011
Laboratory Sample I.D.		5971093	6057124	6137866	6217052	6290675	6380435
Parameter	**Units**						
1,1,1-TRICHLOROETHANE	ug/l	ND@0.5	ND@0.5	ND@0.5 J	ND@0.5	ND@0.5	ND@0.5
1,1,2,2-TETRACHLOROETHANE	ug/l	ND@0.5	ND@0.5	ND@0.5	ND@0.5	ND@0.5	ND@0.5
1,1,2-TRICHLORO-1,2,2-TRIFLUOROETHANE	ug/l	ND@0.5	ND@0.5	ND@0.5 J	ND@0.5	ND@0.5	ND@0.5
1,1,2-TRICHLOROETHANE	ug/l	ND@0.5	ND@0.5	ND@0.5	ND@0.5	ND@0.5	ND@0.5
1,1-DICHLOROETHANE	ug/l	ND@0.5	ND@0.5	ND@0.5	ND@0.5	ND@0.5	ND@0.5
1,1-DICHLOROETHENE	ug/l	ND@0.5	ND@0.5	ND@0.5	ND@0.5	ND@0.5	ND@0.5
1,2,4-TRICHLOROBENZENE	ug/l	ND@0.5	ND@0.5	ND@0.5	ND@0.5	ND@0.5	ND@0.5
1,2-DIBROMO-3-CHLOROPROPANE	ug/l	ND@0.5 J	ND@0.5 J	ND@0.5 J	ND@0.5	ND@0.5	ND@0.5
1,2-DIBROMOETHANE (EDB)	ug/l	ND@0.5	ND@0.5	ND@0.5	ND@0.5	ND@0.5	ND@0.5
1,2-DICHLORO-1,2,2-TRIFLUOROETHANE	ug/l	ND@0.5	ND@0.5	ND@0.5	ND@0.5	ND@0.5	ND@0.5
1,2-DICHLOROBENZENE	ug/l	ND@0.5	ND@0.5	ND@0.5	ND@0.5	ND@0.5	ND@0.5
1,2-DICHLOROETHANE (EDC)	ug/l	ND@0.5	ND@0.5	ND@0.5	ND@0.5	ND@0.5	ND@0.5
1,2-DICHLOROPROPANE	ug/l	ND@0.5	ND@0.5	ND@0.5	ND@0.5	ND@0.5	ND@0.5
1,3-DICHLOROBENZENE	ug/l	ND@0.5	ND@0.5	ND@0.5	ND@0.5	ND@0.5	ND@0.5
1,4-DICHLOROBENZENE	ug/l	ND@0.5	ND@0.5	ND@0.5	ND@0.5	ND@0.5	ND@0.5
ACETONE	ug/l	ND@5.0	ND@5.0	6.2	ND@5.0	ND@5	8.3
BENZENE	ug/l	1.3	4.1	3.2	3.7	5.8	3.5
BROMODICHLOROMETHANE	ug/l	ND@0.5	ND@0.5	ND@0.5	ND@0.5	ND@0.5	ND@0.5
BROMOFORM (TRIBROMOMETHANE)	ug/l	ND@0.5	ND@0.5	ND@0.5	ND@0.5	ND@0.5	ND@0.5
BROMOMETHANE	ug/l	ND@0.5	ND@0.5	ND@0.5	ND@0.5	ND@0.5	ND@0.5
CARBON DISULFIDE	ug/l	ND@0.5	ND@0.5	ND@0.5	ND@0.5	ND@0.5	ND@0.5
CARBON TETRACHLORIDE	ug/l	ND@0.5	ND@0.5	ND@0.5	ND@0.5	ND@0.5	ND@0.5
CHLOROBENZENE	ug/l	ND@0.5	ND@0.5	ND@0.5	ND@0.5	ND@0.5	ND@0.5
CHLORODIBROMOMETHANE	ug/l	ND@0.5	ND@0.5	ND@0.5	ND@0.5	ND@0.5	ND@0.5
CHLOROETHANE	ug/l	ND@0.5	ND@0.5	0.1 J	ND@0.5	0.4 J	0.1
CHLOROFORM (TRICHLOROMETHANE)	ug/l	ND@0.5	ND@0.5	ND@0.5	ND@0.5	ND@0.5	ND@0.5
CHLOROMETHANE	ug/l	ND@0.5	ND@0.5	ND@0.5	ND@0.5	ND@0.5	ND@0.5
CIS-1,2-DICHLOROETHENE	ug/l	0.1 J	0.1 J	ND@0.5	ND@0.5	ND@0.5	ND@0.5
CIS-1,3-DICHLOROPROPENE	ug/l	ND@0.5	ND@0.5	ND@0.5	ND@0.5	ND@0.5	ND@0.5
CYCLOHEXANE	ug/l	0.8	1.2	1.2	1.3	1.2	0.7
DICHLORODIFLUOROMETHANE (FREON 12)	ug/l	ND@0.5 J	ND@0.5	ND@0.5 J	ND@0.5	ND@0.5	ND@0.5
ETHYLBENZENE	ug/l	ND@0.5	0.1 J	0.1 J	0.2 J	0.1 J	ND@0.5
ISOPROPYLBENZENE	ug/l	4.7	7.5	4.7	5.3	5.1	2.7
M,P-XYLENE	ug/l	ND@0.5	ND@0.5	0.1 J	0.2 J	0.1 J	0.1
METHYL ACETATE	ug/l	ND@1.0	ND@1.0 J	ND@1.0	ND@1.0	ND@1	ND@1.0
METHYL BUTYL KETONE (2-HEXANONE)	ug/l	ND@5.0	ND@5.0 J	ND@5.0	ND@5.0	ND@5	ND@5.0
METHYL CYCLOHEXANE	ug/l	0.8	0.9	0.9 J	1.3	0.8	0.7
METHYL ETHYL KETONE (MEK, 2-BUTANONE)	ug/l	ND@5.0	ND@5.0	1.4 J	ND@5.0	ND@5	5.6
METHYL TERT-BUTYL ETHER (MTBE)	ug/l	ND@0.5	ND@0.5	ND@0.5	ND@0.5	ND@0.5	ND@0.5
METHYLENE CHLORIDE (DICHLOROMETHANE)	ug/l	ND@0.5	ND@0.5	ND@0.5	ND@0.5	ND@0.5	ND@0.5
MIBK (4-METHYL-2-PENTANONE)	ug/l	ND@5.0	ND@5.0 J	ND@5.0	ND@5.0	ND@5	ND@5.0
O-XYLENE	ug/l	0.3 J	0.5	0.4 J	0.5 J	0.4 J	0.3
STYRENE	ug/l	ND@0.5	ND@0.5	ND@0.5	ND@0.5	ND@0.5	ND@0.5
TETRACHLOROETHENE	ug/l	ND@0.5	ND@0.5	ND@0.5	ND@0.5	ND@0.5	ND@0.5
TOLUENE	ug/l	0.2 J	ND@0.5	0.4 J	0.4 J	0.2 J	0.2
TRANS-1,2-DICHLOROETHENE	ug/l	ND@0.5	ND@0.5	ND@0.5	ND@0.5	ND@0.5	ND@0.5
TRANS-1,3-DICHLOROPROPENE	ug/l	ND@0.5	ND@0.5	ND@0.5	ND@0.5	ND@0.5	ND@0.5
TRICHLOROETHENE	ug/l	ND@0.5	ND@0.5	ND@0.5	ND@0.5	ND@0.5	ND@0.5
TRICHLOROFLUOROMETHANE (FREON 11)	ug/l	ND@0.5	ND@0.5	ND@0.5	ND@0.5	ND@0.5	ND@0.5
VINYL CHLORIDE	ug/l	ND@0.5	0.1 J	ND@0.5	ND@0.5	ND@0.5	ND@0.5

Table I.1
OU#4 Groundwater Analytical Chemistry Data
January 1, 2010 - December 31, 2012

Sample Location		EN-399	EN-399	EN-399	EN-399	EN-399	EN-527
Sample Description		GW MON WELL	GW MON WELL	GW MON WELL	GW MON WELL	GW MON WELL	GW MON WELL
Sample Date		11/30/2011	02/24/2012	05/23/2012	08/07/2012	11/27/2012	04/19/2011
Laboratory Sample I.D.		6486884	6558911	6664836	6747706	6876521	6263074
Parameter	**Units**						
1,1,1-TRICHLOROETHANE	ug/l	ND@0.5	ND@0.5	ND@0.5	ND@2.5	ND@0.5	ND@2.5
1,1,2,2-TETRACHLOROETHANE	ug/l	ND@0.5	ND@0.5	ND@0.5	ND@2.5	ND@0.5	ND@2.5
1,1,2-TRICHLORO-1,2,2-TRIFLUOROETHANE	ug/l	ND@0.5	ND@0.5	ND@0.5	ND@2.5	ND@0.5	ND@2.5
1,1,2-TRICHLOROETHANE	ug/l	ND@0.5	ND@0.5	ND@0.5	ND@2.5	ND@0.5	ND@2.5
1,1-DICHLOROETHANE	ug/l	ND@0.5	ND@0.5	ND@0.5	ND@2.5	ND@0.5	ND@2.5
1,1-DICHLOROETHENE	ug/l	ND@0.5	ND@0.5	ND@0.5	ND@2.5	ND@0.5	ND@2.5
1,2,4-TRICHLOROBENZENE	ug/l	ND@0.5	ND@0.5 J	ND@0.5	ND@2.5	ND@0.5	ND@2.5
1,2-DIBROMO-3-CHLOROPROPANE	ug/l	ND@0.5	ND@0.5	ND@0.5	ND@2.5	ND@0.5 J	ND@2.5
1,2-DIBROMOETHANE (EDB)	ug/l	ND@0.5	ND@0.5	ND@0.5	ND@2.5	ND@0.5	ND@2.5
1,2-DICHLORO-1,2,2-TRIFLUOROETHANE	ug/l	ND@0.5	ND@0.5	ND@0.5	ND@2.5	ND@0.5	ND@2.5
1,2-DICHLOROBENZENE	ug/l	ND@0.5	ND@0.5	ND@0.5	ND@2.5	ND@0.5	ND@2.5
1,2-DICHLOROETHANE (EDC)	ug/l	ND@0.5	0.1 J	ND@0.5	ND@2.5	ND@0.5	ND@2.5
1,2-DICHLOROPROPANE	ug/l	ND@0.5	ND@0.5	ND@0.5	ND@2.5	ND@0.5	ND@2.5
1,3-DICHLOROBENZENE	ug/l	ND@0.5	ND@0.5	ND@0.5	ND@2.5	ND@0.5	ND@2.5
1,4-DICHLOROBENZENE	ug/l	ND@0.5	ND@0.5	ND@0.5	ND@2.5	ND@0.5	ND@2.5
ACETONE	ug/l	ND@5	ND@5.0 J	ND@5	33	ND@5	270
BENZENE	ug/l	2	2.6	3.3	ND@2.5	1.7	8.7
BROMODICHLOROMETHANE	ug/l	ND@0.5	ND@0.5	ND@0.5	ND@2.5	ND@0.5	ND@2.5
BROMOFORM (TRIBROMOMETHANE)	ug/l	ND@0.5	ND@0.5	ND@0.5	ND@2.5	ND@0.5	ND@2.5
BROMOMETHANE	ug/l	ND@0.5	ND@0.5	ND@0.5	ND@2.5	ND@0.5	ND@2.5
CARBON DISULFIDE	ug/l	ND@0.5	ND@0.5	ND@0.5	ND@2.5	ND@0.5	ND@2.5
CARBON TETRACHLORIDE	ug/l	ND@0.5	ND@0.5	ND@0.5	ND@2.5	ND@0.5	ND@2.5
CHLOROBENZENE	ug/l	ND@0.5	ND@0.5	ND@0.5	ND@2.5	ND@0.5	ND@2.5
CHLORODIBROMOMETHANE	ug/l	ND@0.5	ND@0.5	ND@0.5	ND@2.5	ND@0.5	ND@2.5
CHLOROETHANE	ug/l	ND@0.5	ND@0.5	ND@0.5	ND@2.5	ND@0.5	ND@2.5
CHLOROFORM (TRICHLOROMETHANE)	ug/l	ND@0.5	ND@0.5	ND@0.5	ND@2.5	ND@0.5	0.9 J
CHLOROMETHANE	ug/l	ND@0.5	ND@0.5	ND@0.5	ND@2.5	ND@0.5 J	ND@2.5
CIS-1,2-DICHLOROETHENE	ug/l	ND@0.5	ND@0.5	ND@0.5	ND@2.5	0.3 J	4.3
CIS-1,3-DICHLOROPROPENE	ug/l	ND@0.5	ND@0.5	ND@0.5	ND@2.5	ND@0.5	ND@2.5
CYCLOHEXANE	ug/l	0.1 J	0.1 J	0.2 J	ND@2.5	0.4 J	ND@2.5
DICHLORODIFLUOROMETHANE (FREON 12)	ug/l	ND@0.5	ND@0.5	ND@0.5	ND@2.5	ND@0.5 J	ND@2.5
ETHYLBENZENE	ug/l	ND@0.5	0.1 J	0.1 J	ND@2.5	ND@0.5	1.6 J
ISOPROPYLBENZENE	ug/l	2.4	2.9	3.4	5.3	3.4	3.2
M,P-XYLENE	ug/l	ND@0.5	ND@0.5	ND@0.5	ND@2.5	ND@0.5	3.5
METHYL ACETATE	ug/l	ND@1	ND@1.0	ND@1	ND@5	ND@1	ND@5.0
METHYL BUTYL KETONE (2-HEXANONE)	ug/l	ND@5	ND@5.0	ND@5	6.6 J	ND@5	ND@25
METHYL CYCLOHEXANE	ug/l	0.2 J	0.2 J	0.2 J	1.5 J	0.4 J	ND@2.5
METHYL ETHYL KETONE (MEK, 2-BUTANONE)	ug/l	ND@5	ND@5.0	ND@5	10 J	ND@5	63
METHYL TERT-BUTYL ETHER (MTBE)	ug/l	ND@0.5	ND@0.5	ND@0.5	ND@2.5	ND@0.5	ND@2.5
METHYLENE CHLORIDE (DICHLOROMETHANE)	ug/l	ND@0.5	ND@0.5	ND@0.5	1.8 J	ND@0.5	ND@2.5
MIBK (4-METHYL-2-PENTANONE)	ug/l	ND@5	ND@5.0	ND@5	ND@25	ND@5	6.9 J
O-XYLENE	ug/l	0.3 J	0.3 J	0.4 J	ND@2.5	0.5 J	2 J
STYRENE	ug/l	ND@0.5	ND@0.5	ND@0.5	ND@2.5	ND@0.5	ND@2.5
TETRACHLOROETHENE	ug/l	ND@0.5	ND@0.5	ND@0.5	ND@2.5	ND@0.5	ND@2.5
TOLUENE	ug/l	ND@0.5	0.2 J	0.3 J	ND@2.5	0.5	3.8
TRANS-1,2-DICHLOROETHENE	ug/l	ND@0.5	ND@0.5	ND@0.5	ND@2.5	ND@0.5	1.2 J
TRANS-1,3-DICHLOROPROPENE	ug/l	ND@0.5	ND@0.5	ND@0.5	ND@2.5	ND@0.5	ND@2.5
TRICHLOROETHENE	ug/l	ND@0.5	ND@0.5	ND@0.5	ND@2.5	ND@0.5	ND@2.5
TRICHLOROFLUOROMETHANE (FREON 11)	ug/l	ND@0.5	ND@0.5	ND@0.5	ND@2.5	ND@0.5	ND@2.5
VINYL CHLORIDE	ug/l	ND@0.5	ND@0.5	ND@0.5	ND@2.5	ND@0.5	ND@2.5

Table I.1
OU#4 Groundwater Analytical Chemistry Data
January 1, 2010 - December 31, 2012

Sample Location		EN-527	EN-527	EN-527	EN-527	EN-527	EN-527
Sample Description		GW MON WELL	GW MON WELL	REPLICATE	GW MON WELL	GW MON WELL	GW MON WELL
Sample Date		05/09/2011	05/18/2011	05/18/2011	08/18/2011	02/24/2012	05/23/2012
Laboratory Sample I.D.		6287850	6291961	6294021	6381743	6558921	6664840
Parameter	**Units**						
1,1,1-TRICHLOROETHANE	ug/l	ND@2.5	ND@0.5	ND@0.5 J	ND@0.5	ND@0.5	ND@0.5
1,1,2,2-TETRACHLOROETHANE	ug/l	ND@2.5	ND@0.5	ND@0.5 J	ND@0.5	ND@0.5	ND@0.5
1,1,2-TRICHLORO-1,2,2-TRIFLUOROETHANE	ug/l	ND@2.5	ND@0.5	ND@0.5 J	ND@0.5	ND@0.5	ND@0.5
1,1,2-TRICHLOROETHANE	ug/l	ND@2.5	ND@0.5	ND@0.5 J	ND@0.5	ND@0.5	ND@0.5
1,1-DICHLOROETHANE	ug/l	ND@2.5	ND@0.5	ND@0.5 J	ND@0.5	ND@0.5	ND@0.5
1,1-DICHLOROETHENE	ug/l	ND@2.5	ND@0.5	ND@0.5 J	ND@0.5	ND@0.5	ND@0.5
1,2,4-TRICHLOROBENZENE	ug/l	ND@2.5	ND@0.5	ND@0.5 J	ND@0.5	ND@0.5 J	ND@0.5
1,2-DIBROMO-3-CHLOROPROPANE	ug/l	ND@2.5 J	ND@0.5	ND@0.5 J	ND@0.5	ND@0.5	ND@0.5
1,2-DIBROMOETHANE (EDB)	ug/l	ND@2.5	ND@0.5	ND@0.5 J	ND@0.5	ND@0.5	ND@0.5
1,2-DICHLORO-1,2,2-TRIFLUOROETHANE	ug/l	ND@2.5	ND@0.5	ND@0.5 J	ND@0.5	ND@0.5	ND@0.5
1,2-DICHLOROBENZENE	ug/l	ND@2.5	ND@0.5	ND@0.5 J	ND@0.5	ND@0.5	ND@0.5
1,2-DICHLOROETHANE (EDC)	ug/l	ND@2.5	ND@0.5	ND@0.5 J	ND@0.5	ND@0.5	ND@0.5
1,2-DICHLOROPROPANE	ug/l	ND@2.5	ND@0.5	ND@0.5 J	ND@0.5	ND@0.5	ND@0.5
1,3-DICHLOROBENZENE	ug/l	ND@2.5	ND@0.5	ND@0.5 J	ND@0.5	ND@0.5	ND@0.5
1,4-DICHLOROBENZENE	ug/l	ND@2.5	ND@0.5	ND@0.5 J	ND@0.5	ND@0.5	ND@0.5
ACETONE	ug/l	110	81	83 J	4.5	ND@5.0 J	ND@5
BENZENE	ug/l	12	18	18 J	15	4.7	3
BROMODICHLOROMETHANE	ug/l	ND@2.5	ND@0.5	ND@0.5 J	ND@0.5	ND@0.5	ND@0.5
BROMOFORM (TRIBROMOMETHANE)	ug/l	ND@2.5 J	ND@0.5	ND@0.5 J	ND@0.5	ND@0.5	ND@0.5
BROMOMETHANE	ug/l	ND@2.5	ND@0.5	ND@0.5 J	ND@0.5	ND@0.5	ND@0.5
CARBON DISULFIDE	ug/l	ND@2.5	ND@0.5	ND@0.5 J	ND@0.5	ND@0.5	ND@0.5
CARBON TETRACHLORIDE	ug/l	ND@2.5	ND@0.5	ND@0.5 J	ND@0.5	ND@0.5	ND@0.5
CHLOROBENZENE	ug/l	ND@2.5	ND@0.5	ND@0.5 J	ND@0.5	ND@0.5	ND@0.5
CHLORODIBROMOMETHANE	ug/l	ND@2.5	ND@0.5	ND@0.5 J	ND@0.5	ND@0.5	ND@0.5
CHLOROETHANE	ug/l	ND@2.5	ND@0.5	ND@0.5 J	ND@0.5	ND@0.5	ND@0.5
CHLOROFORM (TRICHLOROMETHANE)	ug/l	ND@2.5	ND@0.5	ND@0.5 J	ND@0.5	0.1 J	ND@0.5
CHLOROMETHANE	ug/l	ND@2.5	ND@0.5	ND@0.5 J	ND@0.5	ND@0.5	ND@0.5
CIS-1,2-DICHLOROETHENE	ug/l	4.2	4.3	3.7 J	1.4	1.4	1.5
CIS-1,3-DICHLOROPROPENE	ug/l	ND@2.5	ND@0.5	ND@0.5 J	ND@0.5	ND@0.5	ND@0.5
CYCLOHEXANE	ug/l	0.7 J	0.4 J	0.4 J	0.5	1.2	0.7
DICHLORODIFLUOROMETHANE (FREON 12)	ug/l	ND@2.5	ND@0.5	ND@0.5 J	ND@0.5	ND@0.5	ND@0.5
ETHYLBENZENE	ug/l	2.3 J	2.7	2.5 J	1	0.3 J	0.2 J
ISOPROPYLBENZENE	ug/l	3.4	1.7	2.6 J	3.7	5	3.5
M,P-XYLENE	ug/l	4.3	5.1	4.7 J	1.4	0.4 J	0.4 J
METHYL ACETATE	ug/l	ND@5 J	ND@1	ND@1 J	ND@1.0	ND@1.0	ND@1
METHYL BUTYL KETONE (2-HEXANONE)	ug/l	ND@25	4.8 J	3.1 J	ND@5.0	ND@5.0	ND@5
METHYL CYCLOHEXANE	ug/l	0.8 J	0.4 J	0.5 J	0.7	0.7	0.5
METHYL ETHYL KETONE (MEK, 2-BUTANONE)	ug/l	22 J	21	23 J	ND@5.0	ND@5.0	ND@5
METHYL TERT-BUTYL ETHER (MTBE)	ug/l	ND@2.5	ND@0.5	ND@0.5 J	ND@0.5	ND@0.5	ND@0.5
METHYLENE CHLORIDE (DICHLOROMETHANE)	ug/l	ND@2.5	ND@0.5	ND@0.5 J	ND@0.5	ND@0.5	ND@0.5
MIBK (4-METHYL-2-PENTANONE)	ug/l	ND@25	4.9 J	3.5 J	ND@5.0	ND@5.0	ND@5
O-XYLENE	ug/l	2.3 J	2.6	2.6 J	1	0.5	0.4 J
STYRENE	ug/l	ND@2.5	ND@0.5	ND@0.5 J	ND@0.5	ND@0.5	ND@0.5
TETRACHLOROETHENE	ug/l	ND@2.5	0.4 J	0.4 J	0.2	ND@0.5	ND@0.5
TOLUENE	ug/l	4.3	6.7	6 J	2	0.7	0.6
TRANS-1,2-DICHLOROETHENE	ug/l	1.2 J	1.6	1.4 J	0.5	ND@0.5	ND@0.5
TRANS-1,3-DICHLOROPROPENE	ug/l	ND@2.5	ND@0.5	ND@0.5 J	ND@0.5	ND@0.5	ND@0.5
TRICHLOROETHENE	ug/l	ND@2.5	0.5 J	ND@0.5 J	0.3	0.3 J	0.1 J
TRICHLOROFLUOROMETHANE (FREON 11)	ug/l	ND@2.5	ND@0.5	ND@0.5 J	ND@0.5	ND@0.5	ND@0.5
VINYL CHLORIDE	ug/l	ND@2.5	ND@0.5	0.1 J	ND@0.5	ND@0.5	ND@0.5

Table I.1
OU#4 Groundwater Analytical Chemistry Data
January 1, 2010 - December 31, 2012

Sample Location		EN-527	EN-527	EN-528	EN-528	EN-528	EN-528
Sample Description		GW MON WELL	GW MON WELL	GW MON WELL	GW MON WELL	GW MON WELL	REPLICATE
Sample Date		08/08/2012	11/26/2012	04/19/2011	05/09/2011	05/18/2011	05/18/2011
Laboratory Sample I.D.		6749097	6876538	6263075	6287851	6291963	6294022
Parameter	**Units**						
1,1,1-TRICHLOROETHANE	ug/l	ND@0.5	ND@0.5	ND@0.5	ND@0.5	ND@2.5	ND@5
1,1,2,2-TETRACHLOROETHANE	ug/l	ND@0.5	ND@0.5	ND@0.5	ND@0.5	ND@2.5	ND@5
1,1,2-TRICHLORO-1,2,2-TRIFLUOROETHANE	ug/l	ND@0.5	ND@0.5	ND@0.5	ND@0.5	ND@2.5	ND@5
1,1,2-TRICHLOROETHANE	ug/l	ND@0.5	ND@0.5	ND@0.5	ND@0.5	ND@2.5	ND@5
1,1-DICHLOROETHANE	ug/l	ND@0.5	ND@0.5	ND@0.5	ND@0.5	ND@2.5	ND@5
1,1-DICHLOROETHENE	ug/l	ND@0.5	ND@0.5	ND@0.5	ND@0.5	ND@2.5	ND@5
1,2,4-TRICHLOROBENZENE	ug/l	ND@0.5	ND@0.5	ND@0.5	ND@0.5	ND@2.5	ND@5
1,2-DIBROMO-3-CHLOROPROPANE	ug/l	ND@0.5	ND@0.5 J	ND@0.5	ND@0.5 J	ND@2.5	ND@5
1,2-DIBROMOETHANE (EDB)	ug/l	ND@0.5	ND@0.5	ND@0.5	ND@0.5	ND@2.5	ND@5
1,2-DICHLORO-1,2,2-TRIFLUOROETHANE	ug/l	ND@0.5	ND@0.5	ND@0.5	ND@0.5	ND@2.5	ND@5
1,2-DICHLOROBENZENE	ug/l	ND@0.5	ND@0.5	ND@0.5	ND@0.5	ND@2.5	ND@5
1,2-DICHLOROETHANE (EDC)	ug/l	ND@0.5	ND@0.5	ND@0.5	ND@0.5	ND@2.5	ND@5
1,2-DICHLOROPROPANE	ug/l	ND@0.5	ND@0.5	ND@0.5	ND@0.5	ND@2.5	ND@5
1,3-DICHLOROBENZENE	ug/l	ND@0.5	ND@0.5	ND@0.5	ND@0.5	ND@2.5	ND@5
1,4-DICHLOROBENZENE	ug/l	ND@0.5	ND@0.5	ND@0.5	ND@0.5	ND@2.5	ND@5
ACETONE	ug/l	ND@5	ND@5	10	4.9 J	76	71
BENZENE	ug/l	2.4	2.6	1.2	1.1	1.5 J	1.5 J
BROMODICHLOROMETHANE	ug/l	ND@0.5	ND@0.5	ND@0.5	ND@0.5	ND@2.5	ND@5
BROMOFORM (TRIBROMOMETHANE)	ug/l	ND@0.5	ND@0.5	ND@0.5	ND@0.5 J	ND@2.5	ND@5
BROMOMETHANE	ug/l	ND@0.5	ND@0.5	ND@0.5	ND@0.5	ND@2.5	ND@5
CARBON DISULFIDE	ug/l	ND@0.5	ND@0.5	ND@0.5	ND@0.5	ND@2.5	ND@5
CARBON TETRACHLORIDE	ug/l	ND@0.5	ND@0.5	ND@0.5	ND@0.5	ND@2.5	ND@5
CHLOROBENZENE	ug/l	ND@0.5	ND@0.5	ND@0.5	ND@0.5	ND@2.5	ND@5
CHLORODIBROMOMETHANE	ug/l	ND@0.5	ND@0.5	ND@0.5	ND@0.5	ND@2.5	ND@5
CHLOROETHANE	ug/l	ND@0.5	ND@0.5	ND@0.5	ND@0.5	ND@2.5	ND@5
CHLOROFORM (TRICHLOROMETHANE)	ug/l	ND@0.5	0.1 J	0.3 J	0.2 J	ND@2.5	ND@5
CHLOROMETHANE	ug/l	ND@0.5	ND@0.5	ND@0.5	ND@0.5	ND@2.5	ND@5
CIS-1,2-DICHLOROETHENE	ug/l	1.1	1.2	0.3 J	0.3 J	ND@2.5	ND@5
CIS-1,3-DICHLOROPROPENE	ug/l	ND@0.5	ND@0.5	ND@0.5	ND@0.5	ND@2.5	ND@5
CYCLOHEXANE	ug/l	0.7	1	ND@0.5	ND@0.5	ND@2.5	ND@5
DICHLORODIFLUOROMETHANE (FREON 12)	ug/l	ND@0.5	ND@0.5	ND@0.5	ND@0.5	ND@2.5	ND@5
ETHYLBENZENE	ug/l	0.1 J	0.2 J	ND@0.5	ND@0.5	ND@2.5	ND@5
ISOPROPYLBENZENE	ug/l	3.2	4.4	ND@0.5	ND@0.5	ND@2.5	ND@5
M,P-XYLENE	ug/l	0.2 J	0.2 J	0.1 J	0.3 J	ND@2.5	ND@5
METHYL ACETATE	ug/l	ND@1	ND@1	ND@1.0	ND@1 J	ND@5	ND@10
METHYL BUTYL KETONE (2-HEXANONE)	ug/l	ND@5	ND@5	ND@5.0	ND@5	ND@25	ND@50
METHYL CYCLOHEXANE	ug/l	0.5 J	0.6	ND@0.5	ND@0.5	ND@2.5	ND@5
METHYL ETHYL KETONE (MEK, 2-BUTANONE)	ug/l	ND@5	ND@5	ND@5.0	1.5 J	31	31 J
METHYL TERT-BUTYL ETHER (MTBE)	ug/l	ND@0.5	ND@0.5	ND@0.5	ND@0.5	ND@2.5	ND@5
METHYLENE CHLORIDE (DICHLOROMETHANE)	ug/l	ND@0.5	ND@0.5	ND@0.5	ND@0.5	ND@2.5	ND@5
MIBK (4-METHYL-2-PENTANONE)	ug/l	ND@5	ND@5	ND@5.0	ND@5	ND@25	ND@50
O-XYLENE	ug/l	0.3 J	0.4 J	ND@0.5	0.1 J	ND@2.5	ND@5
STYRENE	ug/l	ND@0.5	ND@0.5	ND@0.5	ND@0.5	ND@2.5	ND@5
TETRACHLOROETHENE	ug/l	ND@0.5	ND@0.5	0.1 J	ND@0.5	ND@2.5	ND@5
TOLUENE	ug/l	0.5	0.8	1.9	ND@2.2	3.6	3.2 J
TRANS-1,2-DICHLOROETHENE	ug/l	ND@0.5	ND@0.5	ND@0.5	ND@0.5	ND@2.5	ND@5
TRANS-1,3-DICHLOROPROPENE	ug/l	ND@0.5	ND@0.5	ND@0.5	ND@0.5	ND@2.5	ND@5
TRICHLOROETHENE	ug/l	0.1 J	ND@0.5	ND@0.5	ND@0.5	ND@2.5	ND@5
TRICHLOROFLUOROMETHANE (FREON 11)	ug/l	ND@0.5	ND@0.5	ND@0.5	ND@0.5	ND@2.5	ND@5
VINYL CHLORIDE	ug/l	ND@0.5	ND@0.5	ND@0.5	ND@0.5	ND@2.5	ND@5

Table I.1
OU#4 Groundwater Analytical Chemistry Data
January 1, 2010 - December 31, 2012

Sample Location		EN-528	EN-528	EN-528	EN-528	EN-528	EN-528
Sample Description		GW MON WELL	GW MON WELL	GW MON WELL	GW MON WELL	GW MON WELL	REPLICATE
Sample Date		08/18/2011	02/24/2012	05/23/2012	08/08/2012	11/26/2012	11/26/2012
Laboratory Sample I.D.		6381745	6558922	6664842	6749099	6876539	6876540
Parameter	**Units**						
1,1,1-TRICHLOROETHANE	ug/l	ND@0.5	ND@0.5 J	ND@0.5	ND@0.5	ND@0.5	ND@0.5
1,1,2,2-TETRACHLOROETHANE	ug/l	ND@0.5	ND@0.5 J	ND@0.5	ND@0.5	ND@0.5	ND@0.5
1,1,2-TRICHLORO-1,2,2-TRIFLUOROETHANE	ug/l	ND@0.5	ND@0.5 J	ND@0.5	ND@0.5	ND@0.5	ND@0.5
1,1,2-TRICHLOROETHANE	ug/l	ND@0.5	ND@0.5 J	ND@0.5	ND@0.5	ND@0.5	ND@0.5
1,1-DICHLOROETHANE	ug/l	ND@0.5	ND@0.5 J	ND@0.5	ND@0.5	ND@0.5	ND@0.5
1,1-DICHLOROETHENE	ug/l	ND@0.5	ND@0.5 J	ND@0.5	ND@0.5	ND@0.5	ND@0.5
1,2,4-TRICHLOROBENZENE	ug/l	ND@0.5	ND@0.5 J	ND@0.5	ND@0.5	ND@0.5	ND@0.5
1,2-DIBROMO-3-CHLOROPROPANE	ug/l	ND@0.5	ND@0.5 J	ND@0.5	ND@0.5	ND@0.5 J	ND@0.5 J
1,2-DIBROMOETHANE (EDB)	ug/l	ND@0.5	ND@0.5 J	ND@0.5	ND@0.5	ND@0.5	ND@0.5
1,2-DICHLORO-1,2,2-TRIFLUOROETHANE	ug/l	ND@0.5	ND@0.5 J	ND@0.5	ND@0.5	ND@0.5	ND@0.5
1,2-DICHLOROBENZENE	ug/l	ND@0.5	ND@0.5 J	ND@0.5	ND@0.5	ND@0.5	ND@0.5
1,2-DICHLOROETHANE (EDC)	ug/l	ND@0.5	ND@0.5 J	ND@0.5	ND@0.5	ND@0.5	ND@0.5
1,2-DICHLOROPROPANE	ug/l	ND@0.5	ND@0.5 J	ND@0.5	ND@0.5	ND@0.5	ND@0.5
1,3-DICHLOROBENZENE	ug/l	ND@0.5	ND@0.5 J	ND@0.5	ND@0.5	ND@0.5	ND@0.5
1,4-DICHLOROBENZENE	ug/l	ND@0.5	ND@0.5 J	ND@0.5	ND@0.5	ND@0.5	ND@0.5
ACETONE	ug/l	6.1	3 J	ND@5	ND@5	ND@5	ND@5
BENZENE	ug/l	0.2	1.4 J	0.6	0.4 J	0.4 J	0.4 J
BROMODICHLOROMETHANE	ug/l	ND@0.5	ND@0.5 J	ND@0.5	ND@0.5	ND@0.5	ND@0.5
BROMOFORM (TRIBROMOMETHANE)	ug/l	ND@0.5	ND@0.5 J	ND@0.5	ND@0.5	ND@0.5	ND@0.5
BROMOMETHANE	ug/l	ND@0.5	ND@0.5 J	ND@0.5	ND@0.5	ND@0.5	ND@0.5
CARBON DISULFIDE	ug/l	ND@0.5	0.5 J	ND@0.5	ND@0.5	0.8	0.5
CARBON TETRACHLORIDE	ug/l	ND@0.5	ND@0.5 J	ND@0.5	ND@0.5	ND@0.5	ND@0.5
CHLOROBENZENE	ug/l	ND@0.5	ND@0.5 J	ND@0.5	ND@0.5	ND@0.5	ND@0.5
CHLORODIBROMOMETHANE	ug/l	ND@0.5	ND@0.5 J	ND@0.5	ND@0.5	ND@0.5	ND@0.5
CHLOROETHANE	ug/l	ND@0.5	ND@0.5 J	ND@0.5	ND@0.5	ND@0.5	ND@0.5
CHLOROFORM (TRICHLOROMETHANE)	ug/l	ND@0.5	ND@0.5 J	ND@0.5	ND@0.5	ND@0.5	ND@0.5
CHLOROMETHANE	ug/l	ND@0.5	ND@0.5 J	ND@0.5	ND@0.5	ND@0.5	ND@0.5
CIS-1,2-DICHLOROETHENE	ug/l	0.3	0.3 J	0.5 J	0.3 J	0.3 J	0.3 J
CIS-1,3-DICHLOROPROPENE	ug/l	ND@0.5	ND@0.5 J	ND@0.5	ND@0.5	ND@0.5	ND@0.5
CYCLOHEXANE	ug/l	ND@0.5	ND@0.5 J	ND@0.5	ND@0.5	ND@0.5	ND@0.5
DICHLORODIFLUOROMETHANE (FREON 12)	ug/l	ND@0.5	ND@0.5 J	ND@0.5	ND@0.5	ND@0.5	ND@0.5
ETHYLBENZENE	ug/l	ND@0.5	ND@0.5 J	ND@0.5	ND@0.5	ND@0.5	ND@0.5
ISOPROPYLBENZENE	ug/l	ND@0.5	ND@0.5 J	ND@0.5	ND@0.5	ND@0.5	ND@0.5
M,P-XYLENE	ug/l	0.4	0.4 J	0.3 J	0.2 J	0.4 J	0.4 J
METHYL ACETATE	ug/l	ND@1.0	ND@1.0 J	ND@1	ND@1	ND@1	ND@1
METHYL BUTYL KETONE (2-HEXANONE)	ug/l	ND@5.0	ND@5.0 J	ND@5	ND@5	ND@5	ND@5
METHYL CYCLOHEXANE	ug/l	ND@0.5	ND@0.5 J	ND@0.5	0.2 J	ND@0.5	ND@0.5
METHYL ETHYL KETONE (MEK, 2-BUTANONE)	ug/l	1.2	ND@5.0 J	ND@5	ND@5	ND@5	ND@5
METHYL TERT-BUTYL ETHER (MTBE)	ug/l	ND@0.5	ND@0.5 J	ND@0.5	ND@0.5	ND@0.5	ND@0.5
METHYLENE CHLORIDE (DICHLOROMETHANE)	ug/l	ND@0.5	ND@0.5 J	ND@0.5	ND@0.5	ND@0.5	ND@0.5
MIBK (4-METHYL-2-PENTANONE)	ug/l	ND@5.0	ND@5.0 J	ND@5	ND@5	ND@5	ND@5
O-XYLENE	ug/l	ND@0.5	ND@0.5 J	ND@0.5	ND@0.5	ND@0.5	ND@0.5
STYRENE	ug/l	ND@0.5	ND@0.5 J	ND@0.5	ND@0.5	ND@0.5	ND@0.5
TETRACHLOROETHENE	ug/l	0.2	0.4 J	0.1 J	ND@0.5	ND@0.5	ND@0.5
TOLUENE	ug/l	0.5	0.8 J	0.7	0.6	0.7	0.7
TRANS-1,2-DICHLOROETHENE	ug/l	ND@0.5	ND@0.5 J	ND@0.5	ND@0.5	ND@0.5	ND@0.5
TRANS-1,3-DICHLOROPROPENE	ug/l	ND@0.5	ND@0.5 J	ND@0.5	ND@0.5	ND@0.5	ND@0.5
TRICHLOROETHENE	ug/l	0.4	0.2 J	1	1.4	1.4	1.3
TRICHLOROFLUOROMETHANE (FREON 11)	ug/l	ND@0.5	ND@0.5 J	ND@0.5	ND@0.5	ND@0.5	ND@0.5
VINYL CHLORIDE	ug/l	ND@0.5	ND@0.5 J	ND@0.5	ND@0.5	ND@0.5	ND@0.5

Table I.1
OU#4 Groundwater Analytical Chemistry Data
January 1, 2010 - December 31, 2012

Sample Location		EN-185R	EN-185R	EN-185R	EN-185R	EN-185R	EN-185R
Sample Description		GW EXTR WELL	GW EXTR WELL	GW EXTR WELL	GW EXTR WELL	GW EXTR WELL	GW EXTR WELL
Sample Date		01/05/2010	02/02/2010	03/01/2010	04/01/2010	05/03/2010	06/01/2010
Laboratory Sample I.D.		5877105	5898887	5917451	5944730	5970193	5994983
Parameter	**Units**						
1,1,1-TRICHLOROETHANE	ug/l	ND@0.5	ND@0.5	ND@0.5	ND@0.5	ND@0.5	ND@0.5
1,1,2,2-TETRACHLOROETHANE	ug/l	ND@0.5	ND@0.5	ND@0.5	ND@0.5	ND@0.5	ND@0.5
1,1,2-TRICHLORO-1,2,2-TRIFLUOROETHANE	ug/l	ND@0.5	ND@0.5	ND@0.5	ND@0.5	ND@0.5	ND@0.5
1,1,2-TRICHLOROETHANE	ug/l	ND@0.5	ND@0.5	ND@0.5	ND@0.5	ND@0.5	ND@0.5
1,1-DICHLOROETHANE	ug/l	0.3 J	0.3 J	0.3 J	0.2 J	0.2 J	0.1 J
1,1-DICHLOROETHENE	ug/l	ND@0.5	ND@0.5	ND@0.5	ND@0.5	ND@0.5	ND@0.5
1,2,4-TRICHLOROBENZENE	ug/l	ND@0.5	ND@0.5	ND@0.5	ND@0.5	ND@0.5	ND@0.5
1,2-DIBROMO-3-CHLOROPROPANE	ug/l	ND@0.5	ND@0.5	ND@0.5	ND@0.5	ND@0.5	ND@0.5
1,2-DIBROMOETHANE (EDB)	ug/l	ND@0.5	ND@0.5	ND@0.5	ND@0.5	ND@0.5	ND@0.5
1,2-DICHLORO-1,2,2-TRIFLUOROETHANE	ug/l	ND@0.5	ND@0.5	ND@0.5	ND@0.5	ND@0.5	ND@0.5
1,2-DICHLOROBENZENE	ug/l	ND@0.5	ND@0.5	ND@0.5	ND@0.5	ND@0.5	ND@0.5
1,2-DICHLOROETHANE (EDC)	ug/l	ND@0.5	ND@0.5	ND@0.5	ND@0.5	ND@0.5	ND@0.5
1,2-DICHLOROPROPANE	ug/l	ND@0.5	ND@0.5	ND@0.5	ND@0.5	ND@0.5	ND@0.5
1,3-DICHLOROBENZENE	ug/l	ND@0.5	ND@0.5	ND@0.5	ND@0.5	ND@0.5	ND@0.5
1,4-DICHLOROBENZENE	ug/l	ND@0.5	ND@0.5	ND@0.5	ND@0.5	ND@0.5	ND@0.5
ACETONE	ug/l	4.2 J	3.1 J	4.9 J	4.2 J	ND@5.0	ND@5.0 J
BENZENE	ug/l	0.4 J	0.5 J	0.6	0.8	0.8	0.8
BROMODICHLOROMETHANE	ug/l	ND@0.5	ND@0.5	ND@0.5	ND@0.5	ND@0.5	ND@0.5
BROMOFORM (TRIBROMOMETHANE)	ug/l	ND@0.5	ND@0.5	ND@0.5	ND@0.5	ND@0.5	ND@0.5
BROMOMETHANE	ug/l	ND@0.5	ND@0.5	ND@0.5	ND@0.5	ND@0.5	ND@0.5
CARBON DISULFIDE	ug/l	ND@0.5	ND@0.5	ND@0.5	ND@0.5	ND@0.5 J	ND@0.5
CARBON TETRACHLORIDE	ug/l	ND@0.5	ND@0.5	ND@0.5	ND@0.5	ND@0.5	ND@0.5
CHLOROBENZENE	ug/l	ND@0.5	ND@0.5	ND@0.5	ND@0.5	ND@0.5	ND@0.5
CHLORODIBROMOMETHANE	ug/l	ND@0.5	ND@0.5	ND@0.5	ND@0.5	ND@0.5	ND@0.5
CHLOROETHANE	ug/l	ND@0.5	ND@0.5	0.2 J	ND@0.5	ND@0.5	0.3 J
CHLOROFORM (TRICHLOROMETHANE)	ug/l	ND@0.5	ND@0.5	ND@0.5	ND@0.5	ND@0.5	ND@0.5
CHLOROMETHANE	ug/l	ND@0.5	ND@0.5	0.2 J	ND@0.5	ND@0.5 J	ND@0.5
CIS-1,2-DICHLOROETHENE	ug/l	2	2.6	2.4	2.3	2.2	2.1
CIS-1,3-DICHLOROPROPENE	ug/l	ND@0.5	ND@0.5	ND@0.5	ND@0.5	ND@0.5	ND@0.5
CYCLOHEXANE	ug/l	ND@0.5	ND@0.5	ND@0.5	ND@0.5	ND@0.5	ND@0.5
DICHLORODIFLUOROMETHANE (FREON 12)	ug/l	ND@0.5 J	ND@0.5	ND@0.5	ND@0.5	ND@0.5	ND@0.5 J
ETHYLBENZENE	ug/l	ND@0.5	ND@0.5	ND@0.5	ND@0.5	ND@0.5	ND@0.5
ISOPROPYLBENZENE	ug/l	0.2 J	0.2 J	0.2 J	0.2 J	0.2 J	0.2 J
M,P-XYLENE	ug/l	ND@0.5	ND@0.5	0.1 J	0.1 J	0.1 J	0.2 J
METHYL ACETATE	ug/l	ND@1.0	ND@1.0	ND@1.0	ND@1.0	ND@1.0	ND@1.0
METHYL BUTYL KETONE (2-HEXANONE)	ug/l	ND@5.0	ND@5.0	ND@5.0	ND@5.0	ND@5.0	ND@5.0
METHYL CYCLOHEXANE	ug/l	ND@0.5	ND@0.5	ND@0.5	ND@0.5	ND@0.5	ND@0.5
METHYL ETHYL KETONE (MEK, 2-BUTANONE)	ug/l	ND@5.0	ND@5.0	ND@5.0	ND@5.0	ND@5.0	ND@5.0
METHYL TERT-BUTYL ETHER (MTBE)	ug/l	ND@0.5	ND@0.5	ND@0.5	ND@0.5	ND@0.5	ND@0.5
METHYLENE CHLORIDE (DICHLOROMETHANE)	ug/l	ND@0.5	ND@0.5	ND@0.5	ND@0.5	ND@0.5	ND@0.5
MIBK (4-METHYL-2-PENTANONE)	ug/l	ND@5.0	ND@5.0	ND@5.0	ND@5.0	ND@5.0	ND@5.0
O-XYLENE	ug/l	0.1 J	0.2 J	0.2 J	0.2 J	0.2 J	0.2 J
STYRENE	ug/l	ND@0.5	ND@0.5	ND@0.5	ND@0.5	ND@0.5	ND@0.5
TETRACHLOROETHENE	ug/l	ND@0.5	ND@0.5	ND@0.5	ND@0.5	ND@0.5	ND@0.5
TOLUENE	ug/l	ND@0.5	ND@0.5	ND@0.5	ND@0.5	0.1 J	0.2 J
TRANS-1,2-DICHLOROETHENE	ug/l	ND@0.5	ND@0.5	ND@0.5	0.1 J	0.2 J	0.2 J
TRANS-1,3-DICHLOROPROPENE	ug/l	ND@0.5	ND@0.5	ND@0.5	ND@0.5	ND@0.5	ND@0.5
TRICHLOROETHENE	ug/l	0.1 J	0.1 J	0.1 J	ND@0.5	0.2 J	0.2 J
TRICHLOROFLUOROMETHANE (FREON 11)	ug/l	ND@0.5 J	ND@0.5	ND@0.5	ND@0.5	ND@0.5	ND@0.5
VINYL CHLORIDE	ug/l	2.3	2.7	4.6	5.1	12	18

Table I.1
OU#4 Groundwater Analytical Chemistry Data
January 1, 2010 - December 31, 2012

Sample Location		EN-185R	EN-185R	EN-185R	EN-185R	EN-185R	EN-185R
Sample Description		GW EXTR WELL	GW EXTR WELL	GW EXTR WELL	GW EXTR WELL	GW EXTR WELL	GW EXTR WELL
Sample Date		07/06/2010	08/02/2010	09/01/2010	10/04/2010	11/01/2010	12/01/2010
Laboratory Sample I.D.		6025831	6048524	6076014	6103052	6129273	6154246
Parameter	**Units**						
1,1,1-TRICHLOROETHANE	ug/l	ND@0.5	1.1 J	ND@0.5	ND@0.5	ND@0.5	ND@0.5
1,1,2,2-TETRACHLOROETHANE	ug/l	ND@0.5	ND@5.0	ND@0.5 J	ND@0.5	ND@0.5 J	ND@0.5
1,1,2-TRICHLORO-1,2,2-TRIFLUOROETHANE	ug/l	ND@0.5	ND@5.0	ND@0.5	ND@0.5	ND@0.5	ND@0.5
1,1,2-TRICHLOROETHANE	ug/l	ND@0.5	ND@5.0	ND@0.5	ND@0.5	ND@0.5 J	ND@0.5
1,1-DICHLOROETHANE	ug/l	0.1 J	3.7 J	0.1 J	0.1 J	0.1 J	0.1 J
1,1-DICHLOROETHENE	ug/l	ND@0.5	ND@5.0	ND@0.5	ND@0.5	ND@0.5	ND@0.5
1,2,4-TRICHLOROBENZENE	ug/l	ND@0.5	ND@5.0	ND@0.5	ND@0.5	ND@0.5	ND@0.5
1,2-DIBROMO-3-CHLOROPROPANE	ug/l	ND@0.5	ND@5.0 J	ND@0.5 J	ND@0.5	ND@0.5	ND@0.5
1,2-DIBROMOETHANE (EDB)	ug/l	ND@0.5	ND@5.0	ND@0.5	ND@0.5	ND@0.5 J	ND@0.5
1,2-DICHLORO-1,2,2-TRIFLUOROETHANE	ug/l	ND@0.5	ND@5.0	ND@0.5	ND@0.5	ND@0.5	ND@0.5
1,2-DICHLOROBENZENE	ug/l	ND@0.5	ND@5.0	ND@0.5	ND@0.5	ND@0.5	ND@0.5
1,2-DICHLOROETHANE (EDC)	ug/l	ND@0.5	ND@5.0	ND@0.5	ND@0.5	ND@0.5 J	ND@0.5
1,2-DICHLOROPROPANE	ug/l	ND@0.5	ND@5.0	ND@0.5	ND@0.5	ND@0.5	ND@0.5
1,3-DICHLOROBENZENE	ug/l	ND@0.5	ND@5.0	ND@0.5	ND@0.5	ND@0.5	ND@0.5
1,4-DICHLOROBENZENE	ug/l	ND@0.5	ND@5.0	ND@0.5	ND@0.5	ND@0.5	ND@0.5
ACETONE	ug/l	3.3 J	ND@50	ND@5.0	ND@5.0	4.5 J	ND@5.0
BENZENE	ug/l	1.2	ND@5.0	0.9	0.8	0.9	1
BROMODICHLOROMETHANE	ug/l	ND@0.5	ND@5.0	ND@0.5	ND@0.5	ND@0.5	ND@0.5
BROMOFORM (TRIBROMOMETHANE)	ug/l	ND@0.5	ND@5.0	ND@0.5	ND@0.5	ND@0.5 J	ND@0.5
BROMOMETHANE	ug/l	ND@0.5	ND@5.0	ND@0.5	ND@0.5	ND@0.5	ND@0.5
CARBON DISULFIDE	ug/l	ND@0.5	ND@5.0	ND@0.5	ND@0.5	ND@0.5 J	ND@0.5
CARBON TETRACHLORIDE	ug/l	ND@0.5	ND@5.0	ND@0.5	ND@0.5	ND@0.5	ND@0.5
CHLOROBENZENE	ug/l	ND@0.5	ND@5.0	ND@0.5	ND@0.5	ND@0.5	ND@0.5
CHLORODIBROMOMETHANE	ug/l	ND@0.5	ND@5.0	ND@0.5	ND@0.5	ND@0.5 J	ND@0.5
CHLOROETHANE	ug/l	0.6	3.6 J	0.4 J	0.4 J	0.5	0.7
CHLOROFORM (TRICHLOROMETHANE)	ug/l	ND@0.5	ND@5.0	ND@0.5	ND@0.5	ND@0.5	ND@0.5
CHLOROMETHANE	ug/l	ND@0.5	ND@5.0 J	ND@0.5	ND@0.5 J	ND@0.5	ND@0.5
CIS-1,2-DICHLOROETHENE	ug/l	2.4	33	6.1	4.7	4.6	4.4
CIS-1,3-DICHLOROPROPENE	ug/l	ND@0.5	ND@5.0	ND@0.5	ND@0.5	ND@0.5	ND@0.5
CYCLOHEXANE	ug/l	ND@0.5	ND@5.0	ND@0.5	ND@0.5	ND@0.5	ND@0.5
DICHLORODIFLUOROMETHANE (FREON 12)	ug/l	ND@0.5	ND@5.0	ND@0.5	ND@0.5	ND@0.5	ND@0.5
ETHYLBENZENE	ug/l	ND@0.5	ND@5.0	ND@0.5	ND@0.5	ND@0.5	ND@0.5
ISOPROPYLBENZENE	ug/l	0.2 J	ND@5.0	0.2 J	0.1 J	0.1 J	0.2 J
M,P-XYLENE	ug/l	0.2 J	ND@5.0	ND@0.5	ND@0.5	0.1 J	0.1 J
METHYL ACETATE	ug/l	ND@1.0	ND@10	ND@1.0 J	ND@1.0	ND@1.0 J	ND@1.0
METHYL BUTYL KETONE (2-HEXANONE)	ug/l	ND@5.0	ND@50	ND@5.0	ND@5.0	ND@5.0 J	ND@5.0
METHYL CYCLOHEXANE	ug/l	ND@0.5	ND@5.0	ND@0.5	ND@0.5	ND@0.5	ND@0.5
METHYL ETHYL KETONE (MEK, 2-BUTANONE)	ug/l	ND@5.0	ND@50	ND@5.0	ND@5.0	ND@5.0	ND@5.0
METHYL TERT-BUTYL ETHER (MTBE)	ug/l	ND@0.5	ND@5.0	ND@0.5	ND@0.5	ND@0.5 J	ND@0.5
METHYLENE CHLORIDE (DICHLOROMETHANE)	ug/l	ND@0.5	ND@5.0	ND@0.5	ND@0.5	ND@0.5	ND@0.5
MIBK (4-METHYL-2-PENTANONE)	ug/l	ND@5.0	ND@50	ND@5.0	ND@5.0	ND@5.0 J	ND@5.0
O-XYLENE	ug/l	0.2 J	ND@5.0	0.2 J	0.1 J	0.2 J	0.2 J
STYRENE	ug/l	ND@0.5	ND@5.0	ND@0.5	ND@0.5	ND@0.5	ND@0.5
TETRACHLOROETHENE	ug/l	ND@0.5	ND@5.0	ND@0.5	ND@0.5	ND@0.5	ND@0.5
TOLUENE	ug/l	0.2 J	ND@5.0	ND@0.5	0.2 J	0.2 J	0.2 J
TRANS-1,2-DICHLOROETHENE	ug/l	0.5	ND@5.0	0.8	0.6	0.6	0.7
TRANS-1,3-DICHLOROPROPENE	ug/l	ND@0.5	ND@5.0	ND@0.5	ND@0.5	ND@0.5 J	ND@0.5
TRICHLOROETHENE	ug/l	0.3 J	ND@5.0	0.3 J	0.3 J	0.3 J	0.4 J
TRICHLOROFLUOROMETHANE (FREON 11)	ug/l	ND@0.5	ND@5.0	ND@0.5 J	ND@0.5	ND@0.5	ND@0.5
VINYL CHLORIDE	ug/l	36	9.1	30	19	20	20

Table I.1
OU#4 Groundwater Analytical Chemistry Data
January 1, 2010 - December 31, 2012

Sample Location		EN-185R	EN-185P	EN-185P	EN-185P	EN-185P	EN-185P
Sample Description		GW EXTR WELL	GW EXTR WELL	GW EXTR WELL	GW EXTR WELL	GW EXTR WELL	GW EXTR WELL
Sample Date		01/04/2011	03/01/2011	04/04/2011	05/04/2011	06/01/2011	07/05/2011
Laboratory Sample I.D.		6177950	6219962	6248548	6278166	6305136	6336025
Parameter	**Units**						
1,1,1-TRICHLOROETHANE	ug/l	ND@0.5	ND@0.5	ND@0.5	ND@0.5	ND@0.5	ND@0.5
1,1,2,2-TETRACHLOROETHANE	ug/l	ND@0.5	ND@0.5	ND@0.5	ND@0.5	ND@0.5	ND@0.5
1,1,2-TRICHLORO-1,2,2-TRIFLUOROETHANE	ug/l	ND@0.5	ND@0.5	ND@0.5	ND@0.5	ND@0.5	ND@0.5
1,1,2-TRICHLOROETHANE	ug/l	ND@0.5	ND@0.5	ND@0.5	ND@0.5	ND@0.5	ND@0.5
1,1-DICHLOROETHANE	ug/l	0.1 J	ND@0.5	ND@0.5	ND@0.5	ND@0.5	ND@0.5
1,1-DICHLOROETHENE	ug/l	ND@0.5	ND@0.5	ND@0.5	ND@0.5	ND@0.5	ND@0.5
1,2,4-TRICHLOROBENZENE	ug/l	ND@0.5	ND@0.5	ND@0.5	ND@0.5	ND@0.5	ND@0.5
1,2-DIBROMO-3-CHLOROPROPANE	ug/l	ND@0.5 J	ND@0.5	ND@0.5	ND@0.5	ND@0.5	ND@0.5
1,2-DIBROMOETHANE (EDB)	ug/l	ND@0.5	ND@0.5	ND@0.5	ND@0.5	ND@0.5	ND@0.5
1,2-DICHLORO-1,2,2-TRIFLUOROETHANE	ug/l	ND@0.5	ND@0.5	ND@0.5	ND@0.5	ND@0.5	ND@0.5
1,2-DICHLOROBENZENE	ug/l	ND@0.5	ND@0.5	ND@0.5	ND@0.5	ND@0.5	ND@0.5
1,2-DICHLOROETHANE (EDC)	ug/l	ND@0.5	ND@0.5	ND@0.5	ND@0.5	ND@0.5	ND@0.5
1,2-DICHLOROPROPANE	ug/l	ND@0.5	ND@0.5	ND@0.5	ND@0.5	ND@0.5	ND@0.5
1,3-DICHLOROBENZENE	ug/l	ND@0.5	ND@0.5	ND@0.5	ND@0.5	ND@0.5	ND@0.5
1,4-DICHLOROBENZENE	ug/l	ND@0.5	ND@0.5	ND@0.5	ND@0.5	ND@0.5	ND@0.5
ACETONE	ug/l	3 J	5.5	ND@5.0	3.9 J	ND@5	ND@5
BENZENE	ug/l	1.1	1	0.8	0.8	0.4 J	0.5 J
BROMODICHLOROMETHANE	ug/l	ND@0.5	ND@0.5	ND@0.5	ND@0.5	ND@0.5	ND@0.5
BROMOFORM (TRIBROMOMETHANE)	ug/l	ND@0.5	ND@0.5	ND@0.5 J	ND@0.5	ND@0.5	ND@0.5
BROMOMETHANE	ug/l	ND@0.5	ND@0.5	ND@0.5	ND@0.5	ND@0.5	ND@0.5
CARBON DISULFIDE	ug/l	ND@0.5	ND@0.5	ND@0.5	ND@0.5	ND@0.5	ND@0.5
CARBON TETRACHLORIDE	ug/l	ND@0.5	ND@0.5	ND@0.5	ND@0.5	ND@0.5	ND@0.5
CHLOROBENZENE	ug/l	ND@0.5	ND@0.5	ND@0.5	ND@0.5	ND@0.5	ND@0.5
CHLORODIBROMOMETHANE	ug/l	ND@0.5	ND@0.5	ND@0.5	ND@0.5	ND@0.5	ND@0.5
CHLOROETHANE	ug/l	0.9	0.6	0.2 J	0.2 J	0.1 J	ND@0.5
CHLOROFORM (TRICHLOROMETHANE)	ug/l	ND@0.5	ND@0.5	ND@0.5	ND@0.5	ND@0.5	ND@0.5
CHLOROMETHANE	ug/l	ND@0.5	ND@0.5	ND@0.5	ND@0.5 J	ND@0.5	ND@0.5
CIS-1,2-DICHLOROETHENE	ug/l	3.8	5.3	6.6	4.3	1.8	3.5
CIS-1,3-DICHLOROPROPENE	ug/l	ND@0.5	ND@0.5	ND@0.5	ND@0.5	ND@0.5	ND@0.5
CYCLOHEXANE	ug/l	ND@0.5	ND@0.5	ND@0.5	ND@0.5	ND@0.5	ND@0.5
DICHLORODIFLUOROMETHANE (FREON 12)	ug/l	ND@0.5	ND@0.5	ND@0.5	ND@0.5	ND@0.5	ND@0.5 J
ETHYLBENZENE	ug/l	ND@0.5	ND@0.5	ND@0.5	ND@0.5	ND@0.5	ND@0.5
ISOPROPYLBENZENE	ug/l	0.2 J	0.1 J	ND@0.5	ND@0.5	ND@0.5	ND@0.5
M,P-XYLENE	ug/l	0.1 J	0.2 J	ND@0.5	ND@0.5	ND@0.5	ND@0.5
METHYL ACETATE	ug/l	ND@1.0	ND@1.0	ND@1.0	ND@1	ND@1	ND@1
METHYL BUTYL KETONE (2-HEXANONE)	ug/l	ND@5.0	ND@5.0	ND@5.0	ND@5	ND@5	ND@5
METHYL CYCLOHEXANE	ug/l	ND@0.5	ND@0.5	ND@0.5	ND@0.5	ND@0.5	ND@0.5
METHYL ETHYL KETONE (MEK, 2-BUTANONE)	ug/l	ND@5.0	1.1 J	ND@5.0	ND@5	ND@5	ND@5
METHYL TERT-BUTYL ETHER (MTBE)	ug/l	ND@0.5	ND@0.5	ND@0.5	ND@0.5	ND@0.5	ND@0.5
METHYLENE CHLORIDE (DICHLOROMETHANE)	ug/l	ND@0.5	ND@0.5	ND@0.5	ND@0.5	ND@0.5	ND@0.5
MIBK (4-METHYL-2-PENTANONE)	ug/l	ND@5.0	ND@5.0	ND@5.0	ND@5	ND@5	ND@5
O-XYLENE	ug/l	0.2 J	0.2 J	ND@0.5	0.1 J	ND@0.5	0.1 J
STYRENE	ug/l	ND@0.5	ND@0.5	ND@0.5	ND@0.5	ND@0.5	ND@0.5
TETRACHLOROETHENE	ug/l	ND@0.5	ND@0.5	0.2 J	ND@0.5	0.2 J	0.1 J
TOLUENE	ug/l	0.2 J	0.1 J	ND@0.5	ND@0.5	ND@0.5	ND@0.5
TRANS-1,2-DICHLOROETHENE	ug/l	0.7	0.6	0.6	0.8	0.3 J	0.5 J
TRANS-1,3-DICHLOROPROPENE	ug/l	ND@0.5	ND@0.5	ND@0.5	ND@0.5	ND@0.5	ND@0.5
TRICHLOROETHENE	ug/l	0.4 J	0.5	1.1	0.6	1	1
TRICHLOROFLUOROMETHANE (FREON 11)	ug/l	ND@0.5	ND@0.5	ND@0.5	ND@0.5	ND@0.5	ND@0.5
VINYL CHLORIDE	ug/l	20	11	13	12	2.3	1.8

Table I.1
OU#4 Groundwater Analytical Chemistry Data
January 1, 2010 - December 31, 2012

Sample Location		EN-185P	EN-185P	EN-185P	EN-185P	EN-185P	EN-185P
Sample Description		GW EXTR WELL	GW EXTR WELL	GW EXTR WELL	GW EXTR WELL	GW EXTR WELL	GW EXTR WELL
Sample Date		08/02/2011	09/06/2011	10/03/2011	11/08/2011	12/05/2011	01/04/2012
Laboratory Sample I.D.		6363693	6398284	6428298	6464716	6490804	6514930
Parameter	**Units**						
1,1,1-TRICHLOROETHANE	ug/l	ND@0.5	ND@0.5	ND@0.5	0.2 J	ND@0.5	ND@0.5
1,1,2,2-TETRACHLOROETHANE	ug/l	ND@0.5	ND@0.5	ND@0.5	ND@0.5	ND@0.5	ND@0.5
1,1,2-TRICHLORO-1,2,2-TRIFLUOROETHANE	ug/l	ND@0.5	ND@0.5	ND@0.5	ND@0.5	ND@0.5	ND@0.5
1,1,2-TRICHLOROETHANE	ug/l	ND@0.5	ND@0.5	ND@0.5	ND@0.5	ND@0.5	ND@0.5
1,1-DICHLOROETHANE	ug/l	ND@0.5	ND@0.5	ND@0.5	0.2 J	0.1 J	0.1 J
1,1-DICHLOROETHENE	ug/l	ND@0.5	ND@0.5	ND@0.5	ND@0.5	ND@0.5	ND@0.5
1,2,4-TRICHLOROBENZENE	ug/l	ND@0.5	ND@0.5	ND@0.5	ND@0.5	ND@0.5	ND@0.5
1,2-DIBROMO-3-CHLOROPROPANE	ug/l	ND@0.5	ND@0.5	ND@0.5	ND@0.5	ND@0.5 J	ND@0.5 J
1,2-DIBROMOETHANE (EDB)	ug/l	ND@0.5	ND@0.5	ND@0.5	ND@0.5	ND@0.5	ND@0.5
1,2-DICHLORO-1,2,2-TRIFLUOROETHANE	ug/l	ND@0.5	ND@0.5	ND@0.5	ND@0.5	ND@0.5	ND@0.5
1,2-DICHLOROBENZENE	ug/l	ND@0.5	ND@0.5	ND@0.5	ND@0.5	ND@0.5	ND@0.5
1,2-DICHLOROETHANE (EDC)	ug/l	ND@0.5	ND@0.5	ND@0.5	ND@0.5	ND@0.5	ND@0.5
1,2-DICHLOROPROPANE	ug/l	ND@0.5	ND@0.5	ND@0.5	ND@0.5	ND@0.5	ND@0.5
1,3-DICHLOROBENZENE	ug/l	ND@0.5	ND@0.5	ND@0.5	ND@0.5	ND@0.5	ND@0.5
1,4-DICHLOROBENZENE	ug/l	ND@0.5	ND@0.5	ND@0.5	ND@0.5	ND@0.5	ND@0.5
ACETONE	ug/l	ND@5	ND@5	3.8 J	ND@5	ND@5	ND@5.0
BENZENE	ug/l	0.5	0.5 J	0.3 J	0.3 J	0.4 J	0.4 J
BROMODICHLOROMETHANE	ug/l	ND@0.5	ND@0.5	ND@0.5	ND@0.5	ND@0.5	ND@0.5
BROMOFORM (TRIBROMOMETHANE)	ug/l	ND@0.5	ND@0.5 J	ND@0.5	ND@0.5	ND@0.5	ND@0.5
BROMOMETHANE	ug/l	ND@0.5	ND@0.5	ND@0.5	ND@0.5	ND@0.5	ND@0.5
CARBON DISULFIDE	ug/l	ND@0.5	ND@0.5	ND@0.5	ND@0.5	ND@0.5	ND@0.5
CARBON TETRACHLORIDE	ug/l	ND@0.5	ND@0.5	ND@0.5	ND@0.5	ND@0.5	ND@0.5
CHLOROBENZENE	ug/l	ND@0.5	ND@0.5	ND@0.5	ND@0.5	ND@0.5	ND@0.5
CHLORODIBROMOMETHANE	ug/l	ND@0.5	ND@0.5	ND@0.5	ND@0.5	ND@0.5	ND@0.5
CHLOROETHANE	ug/l	ND@0.5	ND@0.5	ND@0.5	ND@0.5	ND@0.5	ND@0.5
CHLOROFORM (TRICHLOROMETHANE)	ug/l	ND@0.5	ND@0.5	ND@0.5	ND@0.5	ND@0.5	ND@0.5
CHLOROMETHANE	ug/l	ND@0.5	ND@0.5	ND@0.5	ND@0.5	ND@0.5 J	ND@0.5
CIS-1,2-DICHLOROETHENE	ug/l	0.5	2.9	3.7	7.7	6	6
CIS-1,3-DICHLOROPROPENE	ug/l	ND@0.5	ND@0.5	ND@0.5	ND@0.5	ND@0.5	ND@0.5
CYCLOHEXANE	ug/l	ND@0.5	ND@0.5	ND@0.5	ND@0.5	ND@0.5	ND@0.5
DICHLORODIFLUOROMETHANE (FREON 12)	ug/l	ND@0.5	ND@0.5	ND@0.5	ND@0.5	ND@0.5	ND@0.5
ETHYLBENZENE	ug/l	ND@0.5	ND@0.5	ND@0.5	ND@0.5	ND@0.5	ND@0.5
ISOPROPYLBENZENE	ug/l	0.1 J	ND@0.5	ND@0.5	ND@0.5	ND@0.5	ND@0.5
M,P-XYLENE	ug/l	ND@0.5	ND@0.5	ND@0.5	ND@0.5	ND@0.5	ND@0.5
METHYL ACETATE	ug/l	ND@1	ND@1	ND@1	ND@1	ND@1	ND@1.0
METHYL BUTYL KETONE (2-HEXANONE)	ug/l	ND@5	ND@5	ND@5	ND@5 J	ND@5	ND@5.0
METHYL CYCLOHEXANE	ug/l	ND@0.5	ND@0.5	ND@0.5	ND@0.5	ND@0.5	ND@0.5
METHYL ETHYL KETONE (MEK, 2-BUTANONE)	ug/l	ND@5	ND@5	ND@5	ND@5	ND@5	ND@5.0 J
METHYL TERT-BUTYL ETHER (MTBE)	ug/l	ND@0.5	ND@0.5	ND@0.5	ND@0.5	ND@0.5	ND@0.5
METHYLENE CHLORIDE (DICHLOROMETHANE)	ug/l	ND@0.5	ND@0.5	ND@0.5	ND@0.5	ND@0.5	ND@0.5
MIBK (4-METHYL-2-PENTANONE)	ug/l	ND@5	ND@5	ND@5	ND@5 J	ND@5	ND@5.0
O-XYLENE	ug/l	ND@0.5	ND@0.5	ND@0.5	ND@0.5	ND@0.5	ND@0.5
STYRENE	ug/l	ND@0.5	ND@0.5	ND@0.5	ND@0.5	ND@0.5	ND@0.5
TETRACHLOROETHENE	ug/l	ND@0.5	ND@0.5	0.2 J	0.2 J	0.1 J	ND@0.5
TOLUENE	ug/l	ND@0.5	ND@0.5	ND@0.5	ND@0.5	ND@0.5	ND@0.5
TRANS-1,2-DICHLOROETHENE	ug/l	0.3 J	0.4 J	0.3 J	0.4 J	0.3 J	0.3 J
TRANS-1,3-DICHLOROPROPENE	ug/l	ND@0.5	ND@0.5	ND@0.5	ND@0.5	ND@0.5	ND@0.5
TRICHLOROETHENE	ug/l	0.4 J	0.5 J	2	4.2	2.3	1.8
TRICHLOROFLUOROMETHANE (FREON 11)	ug/l	ND@0.5	ND@0.5 J	ND@0.5	ND@0.5	ND@0.5	ND@0.5
VINYL CHLORIDE	ug/l	0.4 J	1.6	1.1	1.5	1.2	2.2

Table I.1
OU#4 Groundwater Analytical Chemistry Data
January 1, 2010 - December 31, 2012

Sample Location		EN-185P	EN-185P	EN-185P	EN-185P	EN-185P	EN-185P
Sample Description		GW EXTR WELL	GW EXTR WELL	GW EXTR WELL	GW EXTR WELL	GW EXTR WELL	GW EXTR WELL
Sample Date		02/09/2012	03/05/2012	04/04/2012	05/07/2012	06/11/2012	07/09/2012
Laboratory Sample I.D.		6545815	6567279	6607269	6643660	6684264	6714513
Parameter	**Units**						
1,1,1-TRICHLOROETHANE	ug/l	ND@0.5	ND@0.5	ND@0.5	ND@0.5	ND@0.5	ND@0.5
1,1,2,2-TETRACHLOROETHANE	ug/l	ND@0.5	ND@0.5	ND@0.5	ND@0.5	ND@0.5	ND@0.5
1,1,2-TRICHLORO-1,2,2-TRIFLUOROETHANE	ug/l	ND@0.5	ND@0.5	ND@0.5	ND@0.5	ND@0.5	ND@0.5
1,1,2-TRICHLOROETHANE	ug/l	ND@0.5	ND@0.5	ND@0.5	ND@0.5	ND@0.5	ND@0.5
1,1-DICHLOROETHANE	ug/l	ND@0.5	ND@0.5	0.1 J	ND@0.5	ND@0.5	0.1 J
1,1-DICHLOROETHENE	ug/l	ND@0.5	ND@0.5	ND@0.5	ND@0.5	ND@0.5	ND@0.5
1,2,4-TRICHLOROBENZENE	ug/l	ND@0.5	ND@0.5	ND@0.5	ND@0.5	ND@0.5	ND@0.5
1,2-DIBROMO-3-CHLOROPROPANE	ug/l	ND@0.5 J	ND@0.5	ND@0.5	ND@0.5	ND@0.5	ND@0.5
1,2-DIBROMOETHANE (EDB)	ug/l	ND@0.5	ND@0.5	ND@0.5	ND@0.5	ND@0.5	ND@0.5
1,2-DICHLORO-1,2,2-TRIFLUOROETHANE	ug/l	ND@0.5	ND@0.5	ND@0.5 J	ND@0.5	ND@0.5	ND@0.5
1,2-DICHLOROBENZENE	ug/l	ND@0.5	ND@0.5	ND@0.5	ND@0.5	ND@0.5	ND@0.5
1,2-DICHLOROETHANE (EDC)	ug/l	ND@0.5	ND@0.5	ND@0.5	ND@0.5	ND@0.5	ND@0.5
1,2-DICHLOROPROPANE	ug/l	ND@0.5	ND@0.5	ND@0.5	ND@0.5	ND@0.5	ND@0.5
1,3-DICHLOROBENZENE	ug/l	ND@0.5	ND@0.5	ND@0.5	ND@0.5	ND@0.5	ND@0.5
1,4-DICHLOROBENZENE	ug/l	ND@0.5	ND@0.5	ND@0.5	ND@0.5	ND@0.5	ND@0.5
ACETONE	ug/l	ND@5.0 J	ND@5.0	ND@5.0	15	ND@5.0	ND@5.0
BENZENE	ug/l	0.3 J	0.5 J	0.5 J	0.5	0.4 J	0.5 J
BROMODICHLOROMETHANE	ug/l	ND@0.5	ND@0.5	ND@0.5	ND@0.5	ND@0.5	ND@0.5
BROMOFORM (TRIBROMOMETHANE)	ug/l	ND@0.5	ND@0.5	ND@0.5	ND@0.5	ND@0.5 J	ND@0.5
BROMOMETHANE	ug/l	ND@0.5	ND@0.5	ND@0.5	ND@0.5	ND@0.5	ND@0.5
CARBON DISULFIDE	ug/l	ND@0.5	ND@0.5	ND@0.5	ND@0.5	ND@0.5	ND@0.5
CARBON TETRACHLORIDE	ug/l	ND@0.5	ND@0.5	ND@0.5	ND@0.5	ND@0.5	ND@0.5
CHLOROBENZENE	ug/l	ND@0.5	ND@0.5	ND@0.5	ND@0.5	ND@0.5	ND@0.5
CHLORODIBROMOMETHANE	ug/l	ND@0.5	ND@0.5	ND@0.5	ND@0.5	ND@0.5	ND@0.5
CHLOROETHANE	ug/l	ND@0.5	ND@0.5 J	ND@0.5	ND@0.5	ND@0.5	ND@0.5
CHLOROFORM (TRICHLOROMETHANE)	ug/l	ND@0.5	ND@0.5	ND@0.5	ND@0.5	0.5	ND@0.5
CHLOROMETHANE	ug/l	ND@0.5	ND@0.5	ND@0.5	ND@0.5	ND@0.5	ND@0.5
CIS-1,2-DICHLOROETHENE	ug/l	2.9	3.1	4.2	2.7	4.6	4.4
CIS-1,3-DICHLOROPROPENE	ug/l	ND@0.5	ND@0.5	ND@0.5	ND@0.5	ND@0.5	ND@0.5
CYCLOHEXANE	ug/l	ND@0.5	ND@0.5	ND@0.5	ND@0.5	ND@0.5	ND@0.5
DICHLORODIFLUOROMETHANE (FREON 12)	ug/l	ND@0.5	ND@0.5	ND@0.5	ND@0.5 J	ND@0.5	ND@0.5
ETHYLBENZENE	ug/l	ND@0.5	ND@0.5	ND@0.5	ND@0.5	ND@0.5	ND@0.5
ISOPROPYLBENZENE	ug/l	ND@0.5	0.1 J	ND@0.5	0.1 J	ND@0.5	ND@0.5
M,P-XYLENE	ug/l	ND@0.5	ND@0.5	ND@0.5	ND@0.5	ND@0.5	ND@0.5
METHYL ACETATE	ug/l	ND@1.0	ND@1.0	ND@1.0	ND@1.0	ND@1.0	ND@1.0 J
METHYL BUTYL KETONE (2-HEXANONE)	ug/l	ND@5.0	ND@5.0	ND@5.0	ND@5.0	ND@5.0	ND@5.0
METHYL CYCLOHEXANE	ug/l	ND@0.5	ND@0.5	ND@0.5	ND@0.5	ND@0.5	ND@0.5
METHYL ETHYL KETONE (MEK, 2-BUTANONE)	ug/l	ND@5.0 J	ND@5.0	ND@5.0	12	ND@5.0	ND@5.0
METHYL TERT-BUTYL ETHER (MTBE)	ug/l	ND@0.5	ND@0.5	ND@0.5	ND@0.5	ND@0.5	ND@0.5
METHYLENE CHLORIDE (DICHLOROMETHANE)	ug/l	ND@0.5	ND@0.5	ND@0.5	ND@0.5	ND@0.5	ND@0.5
MIBK (4-METHYL-2-PENTANONE)	ug/l	ND@5.0	ND@5.0	ND@5.0	ND@5.0	ND@5.0	ND@5.0
O-XYLENE	ug/l	ND@0.5	ND@0.5	ND@0.5	ND@0.5	ND@0.5	ND@0.5
STYRENE	ug/l	ND@0.5	ND@0.5	ND@0.5	ND@0.5	ND@0.5	ND@0.5
TETRACHLOROETHENE	ug/l	ND@0.5	ND@0.5	ND@0.5	ND@0.5	ND@0.5	ND@0.5
TOLUENE	ug/l	ND@0.5	ND@0.5	ND@0.5	ND@0.5	ND@0.5	ND@0.5
TRANS-1,2-DICHLOROETHENE	ug/l	0.2 J	0.2 J	0.2 J	0.2 J	0.2 J	0.2 J
TRANS-1,3-DICHLOROPROPENE	ug/l	ND@0.5	ND@0.5	ND@0.5	ND@0.5	ND@0.5 J	ND@0.5
TRICHLOROETHENE	ug/l	1.1	1	1	0.8	0.7	0.6
TRICHLOROFLUOROMETHANE (FREON 11)	ug/l	ND@0.5	ND@0.5	ND@0.5	ND@0.5	ND@0.5	ND@0.5
VINYL CHLORIDE	ug/l	1.3	1.9	2.7	1.6	2.3	2.7

Table I.1
OU#4 Groundwater Analytical Chemistry Data
January 1, 2010 - December 31, 2012

Sample Location		EN-185P	EN-185P	EN-185P	EN-185P	EN-185P
Sample Description		GW EXTR WELL	GW EXTR WELL	GW EXTR WELL	GW EXTR WELL	GW EXTR WELL
Sample Date		08/01/2012	09/10/2012	10/02/2012	11/05/2012	12/03/2012
Laboratory Sample I.D.		6742203	6784233	6810742	6849279	6881115
Parameter	**Units**					
1,1,1-TRICHLOROETHANE	ug/l	ND@0.5	ND@0.5	ND@0.5	ND@0.5	ND@0.5
1,1,2,2-TETRACHLOROETHANE	ug/l	ND@0.5	ND@0.5	ND@0.5	ND@0.5	ND@0.5
1,1,2-TRICHLORO-1,2,2-TRIFLUOROETHANE	ug/l	ND@0.5	ND@0.5	ND@0.5	ND@0.5	ND@0.5
1,1,2-TRICHLOROETHANE	ug/l	ND@0.5	ND@0.5	ND@0.5	ND@0.5	ND@0.5
1,1-DICHLOROETHANE	ug/l	0.1 J	0.1 J	ND@0.5	0.1 J	0.1 J
1,1-DICHLOROETHENE	ug/l	ND@0.5	ND@0.5	ND@0.5	ND@0.5	ND@0.5
1,2,4-TRICHLOROBENZENE	ug/l	ND@0.5	ND@0.5	ND@0.5	ND@0.5	ND@0.5
1,2-DIBROMO-3-CHLOROPROPANE	ug/l	ND@0.5	ND@0.5 J	ND@0.5 J	ND@0.5	ND@0.5
1,2-DIBROMOETHANE (EDB)	ug/l	ND@0.5	ND@0.5	ND@0.5	ND@0.5	ND@0.5
1,2-DICHLORO-1,2,2-TRIFLUOROETHANE	ug/l	ND@0.5	ND@0.5	ND@0.5	ND@0.5	ND@0.5
1,2-DICHLOROBENZENE	ug/l	ND@0.5	ND@0.5	ND@0.5	ND@0.5	ND@0.5
1,2-DICHLOROETHANE (EDC)	ug/l	ND@0.5	ND@0.5	ND@0.5	ND@0.5	ND@0.5
1,2-DICHLOROPROPANE	ug/l	ND@0.5	ND@0.5	ND@0.5	ND@0.5	ND@0.5
1,3-DICHLOROBENZENE	ug/l	ND@0.5	ND@0.5	ND@0.5	ND@0.5	ND@0.5
1,4-DICHLOROBENZENE	ug/l	ND@0.5	ND@0.5	ND@0.5	ND@0.5	ND@0.5
ACETONE	ug/l	ND@5	ND@5 J	ND@5	ND@5	ND@5
BENZENE	ug/l	0.5 J	0.6	0.6	0.6	0.6
BROMODICHLOROMETHANE	ug/l	ND@0.5	ND@0.5	ND@0.5	ND@0.5	ND@0.5
BROMOFORM (TRIBROMOMETHANE)	ug/l	ND@0.5	ND@0.5	ND@0.5	ND@0.5	ND@0.5
BROMOMETHANE	ug/l	ND@0.5	ND@0.5	ND@0.5	ND@0.5	ND@0.5
CARBON DISULFIDE	ug/l	ND@0.5 J	ND@0.5	ND@0.5	ND@0.5	ND@0.5
CARBON TETRACHLORIDE	ug/l	ND@0.5	ND@0.5	ND@0.5	ND@0.5	ND@0.5
CHLOROBENZENE	ug/l	ND@0.5	ND@0.5	ND@0.5	ND@0.5	ND@0.5
CHLORODIBROMOMETHANE	ug/l	ND@0.5	ND@0.5	ND@0.5	ND@0.5	ND@0.5
CHLOROETHANE	ug/l	ND@0.5	ND@0.5	ND@0.5	ND@0.5 J	ND@0.5
CHLOROFORM (TRICHLOROMETHANE)	ug/l	ND@0.5	ND@0.5	ND@0.5	ND@0.5	ND@0.5
CHLOROMETHANE	ug/l	ND@0.5	ND@0.5	ND@0.5	ND@0.5	ND@0.5
CIS-1,2-DICHLOROETHENE	ug/l	4	3.5	3.1	4.7	3.9
CIS-1,3-DICHLOROPROPENE	ug/l	ND@0.5	ND@0.5	ND@0.5	ND@0.5	ND@0.5
CYCLOHEXANE	ug/l	ND@0.5	ND@0.5	ND@0.5	ND@0.5	ND@0.5
DICHLORODIFLUOROMETHANE (FREON 12)	ug/l	ND@0.5	ND@0.5	ND@0.5	ND@0.5	ND@0.5
ETHYLBENZENE	ug/l	ND@0.5	ND@0.5	ND@0.5	ND@0.5	ND@0.5
ISOPROPYLBENZENE	ug/l	ND@0.5	0.1 J	ND@0.5	ND@0.5	ND@0.5
M,P-XYLENE	ug/l	ND@0.5	ND@0.5	ND@0.5	ND@0.5	ND@0.5
METHYL ACETATE	ug/l	ND@1	ND@1	ND@1	ND@1	ND@1
METHYL BUTYL KETONE (2-HEXANONE)	ug/l	ND@5	ND@5	ND@5	ND@5	ND@5
METHYL CYCLOHEXANE	ug/l	ND@0.5	ND@0.5	ND@0.5	ND@0.5	ND@0.5
METHYL ETHYL KETONE (MEK, 2-BUTANONE)	ug/l	ND@5	ND@5	ND@5	ND@5	ND@5
METHYL TERT-BUTYL ETHER (MTBE)	ug/l	ND@0.5	ND@0.5	ND@0.5	ND@0.5	ND@0.5
METHYLENE CHLORIDE (DICHLOROMETHANE)	ug/l	ND@0.5	ND@0.5	ND@0.5	ND@0.5	ND@0.5
MIBK (4-METHYL-2-PENTANONE)	ug/l	ND@5	ND@5	ND@5	ND@5 J	ND@5
O-XYLENE	ug/l	ND@0.5	ND@0.5	ND@0.5	ND@0.5	ND@0.5
STYRENE	ug/l	ND@0.5	ND@0.5	ND@0.5	ND@0.5	ND@0.5
TETRACHLOROETHENE	ug/l	ND@0.5	ND@0.5	ND@0.5	ND@0.5	ND@0.5
TOLUENE	ug/l	ND@0.5	ND@0.5	0.6	ND@0.5	ND@0.5
TRANS-1,2-DICHLOROETHENE	ug/l	0.2 J	0.2 J	0.2 J	0.2 J	0.2 J
TRANS-1,3-DICHLOROPROPENE	ug/l	ND@0.5	ND@0.5	ND@0.5	ND@0.5	ND@0.5
TRICHLOROETHENE	ug/l	0.6	0.6	0.3 J	0.7	0.7
TRICHLOROFLUOROMETHANE (FREON 11)	ug/l	ND@0.5	ND@0.5	ND@0.5	ND@0.5	ND@0.5
VINYL CHLORIDE	ug/l	2.2	1.8	1.3	2.7	2.3

Table I.1
OU#4 Groundwater Analytical Chemistry Data
January 1, 2010 - December 31, 2012

Sample Location		EN-492T	EN-492T	EN-492T	EN-492T	EN-492T	EN-492T
Sample Description		GW EXTR WELL	GW EXTR WELL	GW EXTR WELL	GW EXTR WELL	GW EXTR WELL	GW EXTR WELL
Sample Date		01/05/2010	02/02/2010	03/01/2010	04/01/2010	05/03/2010	06/01/2010
Laboratory Sample I.D.		5877123	5898905	5917469	5944748	5970211	5995001
Parameter	**Units**						
1,1,1-TRICHLOROETHANE	ug/l	0.1 J	ND@0.5	ND@0.5	ND@0.5	0.1 J	0.1 J
1,1,2,2-TETRACHLOROETHANE	ug/l	ND@0.5	ND@0.5	ND@0.5	ND@0.5	ND@0.5	ND@0.5
1,1,2-TRICHLORO-1,2,2-TRIFLUOROETHANE	ug/l	ND@0.5	ND@0.5	ND@0.5	ND@0.5	ND@0.5	ND@0.5
1,1,2-TRICHLOROETHANE	ug/l	ND@0.5	ND@0.5	ND@0.5	ND@0.5	ND@0.5	ND@0.5
1,1-DICHLOROETHANE	ug/l	0.2 J	0.2 J	0.2 J	0.2 J	0.2 J	0.1 J
1,1-DICHLOROETHENE	ug/l	ND@0.5	ND@0.5	ND@0.5	ND@0.5	ND@0.5	ND@0.5
1,2,4-TRICHLOROBENZENE	ug/l	ND@0.5	ND@0.5	ND@0.5	ND@0.5	ND@0.5	ND@0.5
1,2-DIBROMO-3-CHLOROPROPANE	ug/l	0.3 J	ND@0.5	ND@0.5	ND@0.5	ND@0.5	ND@0.5
1,2-DIBROMOETHANE (EDB)	ug/l	ND@0.5	ND@0.5	ND@0.5	ND@0.5	ND@0.5	ND@0.5
1,2-DICHLORO-1,2,2-TRIFLUOROETHANE	ug/l	ND@0.5	ND@0.5	ND@0.5	ND@0.5	ND@0.5	ND@0.5
1,2-DICHLOROBENZENE	ug/l	ND@0.5	ND@0.5	ND@0.5	ND@0.5	ND@0.5	ND@0.5
1,2-DICHLOROETHANE (EDC)	ug/l	ND@0.5	ND@0.5	ND@0.5	ND@0.5	ND@0.5	ND@0.5
1,2-DICHLOROPROPANE	ug/l	ND@0.5	ND@0.5	ND@0.5	ND@0.5	ND@0.5	ND@0.5
1,3-DICHLOROBENZENE	ug/l	ND@0.5	ND@0.5	ND@0.5	ND@0.5	ND@0.5	ND@0.5
1,4-DICHLOROBENZENE	ug/l	ND@0.5	ND@0.5	ND@0.5	ND@0.5	ND@0.5	ND@0.5
ACETONE	ug/l	ND@5.0	ND@5.0	ND@5.0	ND@5.0	ND@5.0	ND@5.0
BENZENE	ug/l	1.2	1.2	1.4	1.6	1	0.9
BROMODICHLOROMETHANE	ug/l	ND@0.5	ND@0.5	ND@0.5	ND@0.5	ND@0.5	ND@0.5
BROMOFORM (TRIBROMOMETHANE)	ug/l	ND@0.5	ND@0.5	ND@0.5	ND@0.5	ND@0.5	ND@0.5
BROMOMETHANE	ug/l	ND@0.5	ND@0.5	ND@0.5	ND@0.5	ND@0.5	ND@0.5
CARBON DISULFIDE	ug/l	ND@0.5	ND@0.5	ND@0.5	ND@0.5	ND@0.5	ND@0.5
CARBON TETRACHLORIDE	ug/l	ND@0.5	ND@0.5	ND@0.5	ND@0.5	ND@0.5	ND@0.5
CHLOROBENZENE	ug/l	ND@0.5	ND@0.5	ND@0.5	ND@0.5	ND@0.5	ND@0.5
CHLORODIBROMOMETHANE	ug/l	ND@0.5	ND@0.5	ND@0.5	ND@0.5	ND@0.5	ND@0.5
CHLOROETHANE	ug/l	ND@0.5	0.2 J	0.9	1.1	1	1.6
CHLOROFORM (TRICHLOROMETHANE)	ug/l	ND@0.5	ND@0.5	ND@0.5	ND@0.5	ND@0.5	ND@0.5
CHLOROMETHANE	ug/l	ND@0.5	ND@0.5	ND@0.5	ND@0.5	ND@0.5	ND@0.5
CIS-1,2-DICHLOROETHENE	ug/l	21	20	22	27	29	36
CIS-1,3-DICHLOROPROPENE	ug/l	ND@0.5	ND@0.5	ND@0.5	ND@0.5	ND@0.5	ND@0.5
CYCLOHEXANE	ug/l	ND@0.5	ND@0.5	ND@0.5	ND@0.5	ND@0.5	ND@0.5
DICHLORODIFLUOROMETHANE (FREON 12)	ug/l	ND@0.5 J	ND@0.5	ND@0.5	ND@0.5	ND@0.5 J	ND@0.5
ETHYLBENZENE	ug/l	ND@0.5	ND@0.5	ND@0.5	ND@0.5	ND@0.5	ND@0.5
ISOPROPYLBENZENE	ug/l	ND@0.5	ND@0.5	ND@0.5	ND@0.5	ND@0.5	ND@0.5
M,P-XYLENE	ug/l	ND@0.5	ND@0.5	ND@0.5	ND@0.5	ND@0.5	ND@0.5
METHYL ACETATE	ug/l	ND@1.0	ND@1.0	ND@1.0	ND@1.0	ND@1.0	ND@1.0
METHYL BUTYL KETONE (2-HEXANONE)	ug/l	ND@5.0	ND@5.0	ND@5.0	ND@5.0	ND@5.0	ND@5.0
METHYL CYCLOHEXANE	ug/l	ND@0.5	ND@0.5	ND@0.5	ND@0.5	ND@0.5	ND@0.5
METHYL ETHYL KETONE (MEK, 2-BUTANONE)	ug/l	ND@5.0	ND@5.0	ND@5.0	ND@5.0	ND@5.0	ND@5.0
METHYL TERT-BUTYL ETHER (MTBE)	ug/l	ND@0.5	ND@0.5	ND@0.5	ND@0.5	ND@0.5	ND@0.5
METHYLENE CHLORIDE (DICHLOROMETHANE)	ug/l	ND@0.5	ND@0.5	ND@0.5	ND@0.5	ND@0.5	ND@0.5
MIBK (4-METHYL-2-PENTANONE)	ug/l	ND@5.0	ND@5.0	ND@5.0	ND@5.0	ND@5.0	ND@5.0
O-XYLENE	ug/l	ND@0.5	ND@0.5	ND@0.5	ND@0.5	ND@0.5	ND@0.5
STYRENE	ug/l	ND@0.5	ND@0.5	ND@0.5	ND@0.5	ND@0.5	ND@0.5
TETRACHLOROETHENE	ug/l	ND@0.5	ND@0.5	ND@0.5	ND@0.5	ND@0.5	ND@0.5
TOLUENE	ug/l	ND@0.5	ND@0.5	ND@0.5	ND@0.5	ND@0.5	ND@0.5
TRANS-1,2-DICHLOROETHENE	ug/l	0.7	0.7	0.9	1.1	0.9	1.1
TRANS-1,3-DICHLOROPROPENE	ug/l	ND@0.5	ND@0.5	ND@0.5	ND@0.5	ND@0.5	ND@0.5
TRICHLOROETHENE	ug/l	1.1	1.1	1.2	1.1	1.2	1.5
TRICHLOROFLUOROMETHANE (FREON 11)	ug/l	ND@0.5	ND@0.5	ND@0.5	ND@0.5	ND@0.5	ND@0.5
VINYL CHLORIDE	ug/l	25	24	45	50	34	44

Table I.1
OU#4 Groundwater Analytical Chemistry Data
January 1, 2010 - December 31, 2012

Sample Location		EN-492T	EN-492T	EN-492T	EN-492T	EN-492T	EN-492T
Sample Description		GW EXTR WELL	GW EXTR WELL	GW EXTR WELL	GW EXTR WELL	GW EXTR WELL	GW EXTR WELL
Sample Date		07/06/2010	08/02/2010	09/01/2010	10/04/2010	11/01/2010	12/01/2010
Laboratory Sample I.D.		6025849	6048542	6076031	6103070	6129291	6154264
Parameter	**Units**						
1,1,1-TRICHLOROETHANE	ug/l	ND@0.5	ND@2.5	0.2 J	0.2 J	0.2 J	0.2 J
1,1,2,2-TETRACHLOROETHANE	ug/l	ND@0.5	ND@2.5	ND@0.5	ND@0.5	ND@0.5	ND@0.5
1,1,2-TRICHLORO-1,2,2-TRIFLUOROETHANE	ug/l	ND@0.5	ND@2.5	ND@0.5	ND@0.5	ND@0.5	ND@0.5
1,1,2-TRICHLOROETHANE	ug/l	ND@0.5	ND@2.5	ND@0.5	ND@0.5	ND@0.5	ND@0.5
1,1-DICHLOROETHANE	ug/l	0.2 J	ND@2.5	0.2 J	0.2 J	0.2 J	0.2 J
1,1-DICHLOROETHENE	ug/l	ND@0.5	ND@2.5	ND@0.5	ND@0.5	ND@0.5	ND@0.5
1,2,4-TRICHLOROBENZENE	ug/l	ND@0.5	ND@2.5	ND@0.5	ND@0.5	ND@0.5	ND@0.5
1,2-DIBROMO-3-CHLOROPROPANE	ug/l	ND@0.5	ND@2.5 J	ND@0.5	ND@0.5	ND@0.5	ND@0.5
1,2-DIBROMOETHANE (EDB)	ug/l	ND@0.5	ND@2.5	ND@0.5	ND@0.5	ND@0.5	ND@0.5
1,2-DICHLORO-1,2,2-TRIFLUOROETHANE	ug/l	ND@0.5	ND@2.5	ND@0.5	ND@0.5	ND@0.5	ND@0.5
1,2-DICHLOROBENZENE	ug/l	ND@0.5	ND@2.5	ND@0.5	ND@0.5	ND@0.5	ND@0.5
1,2-DICHLOROETHANE (EDC)	ug/l	ND@0.5	ND@2.5	ND@0.5	ND@0.5	ND@0.5	ND@0.5
1,2-DICHLOROPROPANE	ug/l	ND@0.5	ND@2.5	ND@0.5	ND@0.5	ND@0.5	ND@0.5
1,3-DICHLOROBENZENE	ug/l	ND@0.5	ND@2.5	ND@0.5	ND@0.5	ND@0.5	ND@0.5
1,4-DICHLOROBENZENE	ug/l	ND@0.5	ND@2.5	ND@0.5	ND@0.5	ND@0.5	ND@0.5
ACETONE	ug/l	ND@5.0	ND@25 J	ND@5.0	ND@5.0	ND@5.0	ND@5.0
BENZENE	ug/l	0.8	ND@2.5	0.3 J	0.3 J	0.3 J	0.4 J
BROMODICHLOROMETHANE	ug/l	ND@0.5	ND@2.5	ND@0.5	ND@0.5	ND@0.5	ND@0.5
BROMOFORM (TRIBROMOMETHANE)	ug/l	ND@0.5	ND@2.5	ND@0.5	ND@0.5	ND@0.5	ND@0.5
BROMOMETHANE	ug/l	ND@0.5	ND@2.5	ND@0.5	ND@0.5	ND@0.5	ND@0.5
CARBON DISULFIDE	ug/l	ND@0.5	ND@2.5	ND@0.5	ND@0.5	ND@0.5	ND@0.5
CARBON TETRACHLORIDE	ug/l	ND@0.5	ND@2.5	ND@0.5	ND@0.5	ND@0.5	ND@0.5
CHLOROBENZENE	ug/l	ND@0.5	ND@2.5	ND@0.5	ND@0.5	ND@0.5	ND@0.5
CHLORODIBROMOMETHANE	ug/l	ND@0.5	ND@2.5	ND@0.5	ND@0.5	ND@0.5	ND@0.5
CHLOROETHANE	ug/l	1.3	0.5 J	ND@0.5 J	ND@0.5	ND@0.5	ND@0.5
CHLOROFORM (TRICHLOROMETHANE)	ug/l	ND@0.5	ND@2.5	ND@0.5	ND@0.5	ND@0.5	ND@0.5
CHLOROMETHANE	ug/l	ND@0.5	ND@2.5	ND@0.5 J	ND@0.5 J	ND@0.5	ND@0.5
CIS-1,2-DICHLOROETHENE	ug/l	23	23	28	22	21	21
CIS-1,3-DICHLOROPROPENE	ug/l	ND@0.5	ND@2.5	ND@0.5	ND@0.5	ND@0.5	ND@0.5
CYCLOHEXANE	ug/l	ND@0.5	ND@2.5	ND@0.5	ND@0.5	ND@0.5	ND@0.5
DICHLORODIFLUOROMETHANE (FREON 12)	ug/l	ND@0.5	ND@2.5	ND@0.5	ND@0.5	ND@0.5	ND@0.5
ETHYLBENZENE	ug/l	ND@0.5	ND@2.5	ND@0.5	ND@0.5	ND@0.5	ND@0.5
ISOPROPYLBENZENE	ug/l	ND@0.5	ND@2.5	ND@0.5	ND@0.5	ND@0.5	ND@0.5
M,P-XYLENE	ug/l	ND@0.5	ND@2.5	ND@0.5	ND@0.5	ND@0.5	ND@0.5
METHYL ACETATE	ug/l	ND@1.0	ND@5.0	ND@1.0	ND@1.0	ND@1.0	ND@1.0
METHYL BUTYL KETONE (2-HEXANONE)	ug/l	ND@5.0	ND@25	ND@5.0	ND@5.0	ND@5.0	ND@5.0
METHYL CYCLOHEXANE	ug/l	ND@0.5 J	ND@2.5	ND@0.5	ND@0.5	ND@0.5	ND@0.5
METHYL ETHYL KETONE (MEK, 2-BUTANONE)	ug/l	ND@5.0	ND@25	ND@5.0	ND@5.0	ND@5.0	ND@5.0
METHYL TERT-BUTYL ETHER (MTBE)	ug/l	ND@0.5	ND@2.5	ND@0.5	ND@0.5	ND@0.5	ND@0.5
METHYLENE CHLORIDE (DICHLOROMETHANE)	ug/l	ND@0.5	ND@2.5	ND@0.5	ND@0.5	ND@0.5	ND@0.5
MIBK (4-METHYL-2-PENTANONE)	ug/l	ND@5.0	ND@25	ND@5.0	ND@5.0	ND@5.0	ND@5.0
O-XYLENE	ug/l	ND@0.5	ND@2.5	ND@0.5	ND@0.5	ND@0.5	ND@0.5
STYRENE	ug/l	ND@0.5	ND@2.5	ND@0.5	ND@0.5	ND@0.5	ND@0.5
TETRACHLOROETHENE	ug/l	ND@0.5	ND@2.5	ND@0.5	ND@0.5	ND@0.5	0.1 J
TOLUENE	ug/l	ND@0.5	ND@2.5	ND@0.5	ND@0.5	ND@0.5	ND@0.5
TRANS-1,2-DICHLOROETHENE	ug/l	0.9	0.6 J	0.6	0.7	0.8	0.9
TRANS-1,3-DICHLOROPROPENE	ug/l	ND@0.5	ND@2.5	ND@0.5	ND@0.5	ND@0.5	ND@0.5
TRICHLOROETHENE	ug/l	1.9	1.4 J	2.1	2.3	2.7	3
TRICHLOROFLUOROMETHANE (FREON 11)	ug/l	ND@0.5	ND@2.5	ND@0.5	ND@0.5	ND@0.5	ND@0.5
VINYL CHLORIDE	ug/l	33	22	9.7	23	23	23

Table I.1
OU#4 Groundwater Analytical Chemistry Data
January 1, 2010 - December 31, 2012

Sample Location		EN-492T	EN-492T	EN-492T	EN-492T	EN-492T	EN-492T
Sample Description		GW EXTR WELL	GW EXTR WELL	GW EXTR WELL	GW EXTR WELL	GW EXTR WELL	GW EXTR WELL
Sample Date		01/04/2011	03/01/2011	04/04/2011	05/04/2011	06/01/2011	07/05/2011
Laboratory Sample I.D.		6177968	6219980	6248546	6278184	6305154	6336043
Parameter	**Units**						
1,1,1-TRICHLOROETHANE	ug/l	0.2 J	0.2 J	0.4 J	0.3 J	0.2 J	0.4 J
1,1,2,2-TETRACHLOROETHANE	ug/l	ND@0.5	ND@0.5	ND@0.5	ND@0.5	ND@0.5	ND@0.5
1,1,2-TRICHLORO-1,2,2-TRIFLUOROETHANE	ug/l	ND@0.5	ND@0.5	ND@0.5	ND@0.5	ND@0.5	ND@0.5
1,1,2-TRICHLOROETHANE	ug/l	ND@0.5	ND@0.5	ND@0.5	ND@0.5	ND@0.5	ND@0.5
1,1-DICHLOROETHANE	ug/l	0.2 J	0.2 J	0.2 J	0.2 J	0.1 J	0.1 J
1,1-DICHLOROETHENE	ug/l	ND@0.5	ND@0.5	ND@0.5	ND@0.5	ND@0.5	ND@0.5
1,2,4-TRICHLOROBENZENE	ug/l	ND@0.5	ND@0.5	ND@0.5	ND@0.5	ND@0.5	ND@0.5
1,2-DIBROMO-3-CHLOROPROPANE	ug/l	ND@0.5	ND@0.5	ND@0.5	ND@0.5	ND@0.5	ND@0.5
1,2-DIBROMOETHANE (EDB)	ug/l	ND@0.5	ND@0.5	ND@0.5	ND@0.5	ND@0.5	ND@0.5
1,2-DICHLORO-1,2,2-TRIFLUOROETHANE	ug/l	ND@0.5	ND@0.5	ND@0.5	ND@0.5	ND@0.5	ND@0.5
1,2-DICHLOROBENZENE	ug/l	ND@0.5	ND@0.5	ND@0.5	ND@0.5	ND@0.5	ND@0.5
1,2-DICHLOROETHANE (EDC)	ug/l	ND@0.5	ND@0.5	ND@0.5	ND@0.5	ND@0.5	ND@0.5
1,2-DICHLOROPROPANE	ug/l	ND@0.5	ND@0.5	ND@0.5	ND@0.5	ND@0.5	ND@0.5
1,3-DICHLOROBENZENE	ug/l	ND@0.5	ND@0.5	ND@0.5	ND@0.5	ND@0.5	ND@0.5
1,4-DICHLOROBENZENE	ug/l	ND@0.5	ND@0.5	ND@0.5	ND@0.5	ND@0.5	ND@0.5
ACETONE	ug/l	ND@5.0	ND@5.0	ND@5.0	ND@5 J	ND@5	ND@5
BENZENE	ug/l	0.5 J	0.4 J	0.2 J	0.1 J	0.1 J	0.1 J
BROMODICHLOROMETHANE	ug/l	ND@0.5	ND@0.5	ND@0.5	ND@0.5	ND@0.5	ND@0.5
BROMOFORM (TRIBROMOMETHANE)	ug/l	ND@0.5 J	ND@0.5	ND@0.5	ND@0.5	ND@0.5	ND@0.5
BROMOMETHANE	ug/l	ND@0.5	ND@0.5	ND@0.5	ND@0.5	ND@0.5	ND@0.5
CARBON DISULFIDE	ug/l	ND@0.5	ND@0.5	ND@0.5	ND@0.5	ND@0.5	ND@0.5
CARBON TETRACHLORIDE	ug/l	ND@0.5	ND@0.5	ND@0.5	ND@0.5	ND@0.5	ND@0.5
CHLOROBENZENE	ug/l	ND@0.5	ND@0.5	ND@0.5	ND@0.5	ND@0.5	ND@0.5
CHLORODIBROMOMETHANE	ug/l	ND@0.5	ND@0.5	ND@0.5	ND@0.5	ND@0.5	ND@0.5
CHLOROETHANE	ug/l	0.1 J	ND@0.5	ND@0.5	ND@0.5	ND@0.5	ND@0.5
CHLOROFORM (TRICHLOROMETHANE)	ug/l	ND@0.5	ND@0.5	0.1 J	0.1 J	ND@0.5	ND@0.5
CHLOROMETHANE	ug/l	ND@0.5	0.9	ND@0.5	ND@0.5 J	ND@0.5	ND@0.5
CIS-1,2-DICHLOROETHENE	ug/l	23	20	21	20	14	14
CIS-1,3-DICHLOROPROPENE	ug/l	ND@0.5	ND@0.5	ND@0.5	ND@0.5	ND@0.5	ND@0.5
CYCLOHEXANE	ug/l	ND@0.5	ND@0.5	ND@0.5	ND@0.5	ND@0.5	ND@0.5
DICHLORODIFLUOROMETHANE (FREON 12)	ug/l	ND@0.5	ND@0.5	ND@0.5	ND@0.5	ND@0.5	ND@0.5 J
ETHYLBENZENE	ug/l	ND@0.5	ND@0.5	ND@0.5	ND@0.5	ND@0.5	ND@0.5
ISOPROPYLBENZENE	ug/l	ND@0.5	ND@0.5	ND@0.5	ND@0.5	ND@0.5	ND@0.5
M,P-XYLENE	ug/l	ND@0.5	ND@0.5	ND@0.5	ND@0.5	ND@0.5	ND@0.5
METHYL ACETATE	ug/l	ND@1.0	ND@1.0	ND@1.0	ND@1	ND@1	ND@1
METHYL BUTYL KETONE (2-HEXANONE)	ug/l	ND@5.0	ND@5.0	ND@5.0	ND@5	ND@5	ND@5
METHYL CYCLOHEXANE	ug/l	ND@0.5	ND@0.5	ND@0.5	ND@0.5	ND@0.5	ND@0.5
METHYL ETHYL KETONE (MEK, 2-BUTANONE)	ug/l	ND@5.0	ND@5.0	ND@5.0	ND@5	ND@5	ND@5
METHYL TERT-BUTYL ETHER (MTBE)	ug/l	ND@0.5	ND@0.5	ND@0.5	ND@0.5	ND@0.5	ND@0.5
METHYLENE CHLORIDE (DICHLOROMETHANE)	ug/l	ND@0.5	ND@0.5	ND@0.5	ND@0.5	ND@0.5	ND@0.5
MIBK (4-METHYL-2-PENTANONE)	ug/l	ND@5.0	ND@5.0	ND@5.0	ND@5	ND@5	ND@5
O-XYLENE	ug/l	ND@0.5	ND@0.5	ND@0.5	ND@0.5	ND@0.5	ND@0.5
STYRENE	ug/l	ND@0.5	ND@0.5	ND@0.5	ND@0.5	ND@0.5	ND@0.5
TETRACHLOROETHENE	ug/l	0.1 J	0.1 J	0.1 J	0.1 J	ND@0.5	0.2 J
TOLUENE	ug/l	ND@0.5	ND@0.5	ND@0.5	ND@0.5	ND@0.5	ND@0.5
TRANS-1,2-DICHLOROETHENE	ug/l	1.1	1	0.7	0.6	0.5	0.4 J
TRANS-1,3-DICHLOROPROPENE	ug/l	ND@0.5	ND@0.5	ND@0.5	ND@0.5	ND@0.5	ND@0.5
TRICHLOROETHENE	ug/l	3.3	3.5	4.8	5.7	3.8	6.2
TRICHLOROFLUOROMETHANE (FREON 11)	ug/l	ND@0.5	ND@0.5	ND@0.5	ND@0.5	ND@0.5	ND@0.5
VINYL CHLORIDE	ug/l	18	11	1.4	1.3	0.7	0.7

Table I.1
OU#4 Groundwater Analytical Chemistry Data
January 1, 2010 - December 31, 2012

Sample Location		EN-492T	EN-492T	EN-492T	EN-492T	EN-492T	EN-492T
Sample Description		GW EXTR WELL	GW EXTR WELL	GW EXTR WELL	GW EXTR WELL	GW EXTR WELL	GW EXTR WELL
Sample Date		08/02/2011	09/06/2011	10/03/2011	11/08/2011	12/05/2011	01/04/2012
Laboratory Sample I.D.		6363711	6398302	6428296	6464731	6490799	6514945
Parameter	**Units**						
1,1,1-TRICHLOROETHANE	ug/l	0.3 J	0.3 J	0.3 J	0.3 J	ND@0.5	ND@0.6
1,1,2,2-TETRACHLOROETHANE	ug/l	ND@0.5	ND@0.5	ND@0.5	ND@0.5	ND@0.5	ND@0.5
1,1,2-TRICHLORO-1,2,2-TRIFLUOROETHANE	ug/l	ND@0.5	ND@0.5	ND@0.5	ND@0.5	ND@0.5	ND@0.5
1,1,2-TRICHLOROETHANE	ug/l	ND@0.5	ND@0.5	ND@0.5	ND@0.5	ND@0.5	ND@0.5
1,1-DICHLOROETHANE	ug/l	0.2 J	0.2 J	0.1 J	0.1 J	0.3 J	0.3 J
1,1-DICHLOROETHENE	ug/l	ND@0.5	ND@0.5	ND@0.5	ND@0.5	ND@0.5	ND@0.5
1,2,4-TRICHLOROBENZENE	ug/l	ND@0.5	ND@0.5	ND@0.5	ND@0.5	ND@0.5	ND@0.5
1,2-DIBROMO-3-CHLOROPROPANE	ug/l	ND@0.5	ND@0.5 J	ND@0.5	ND@0.5 J	ND@0.5 J	ND@0.5 J
1,2-DIBROMOETHANE (EDB)	ug/l	ND@0.5	ND@0.5	ND@0.5	ND@0.5	ND@0.5	ND@0.5
1,2-DICHLORO-1,2,2-TRIFLUOROETHANE	ug/l	ND@0.5	ND@0.5	ND@0.5	ND@0.5	ND@0.5	0.2 J
1,2-DICHLOROBENZENE	ug/l	ND@0.5	ND@0.5	ND@0.5	ND@0.5	ND@0.5	ND@0.5
1,2-DICHLOROETHANE (EDC)	ug/l	ND@0.5	ND@0.5	ND@0.5	ND@0.5	ND@0.5	ND@0.5
1,2-DICHLOROPROPANE	ug/l	ND@0.5	ND@0.5	ND@0.5	ND@0.5	ND@0.5	ND@0.5
1,3-DICHLOROBENZENE	ug/l	ND@0.5	ND@0.5	ND@0.5	ND@0.5	ND@0.5	ND@0.5
1,4-DICHLOROBENZENE	ug/l	ND@0.5	ND@0.5	ND@0.5	ND@0.5	ND@0.5	ND@0.5
ACETONE	ug/l	ND@5	ND@5	ND@5	ND@5	ND@5	ND@5.0
BENZENE	ug/l	0.2 J	0.1 J	0.1 J	ND@0.5	ND@0.5	ND@0.5
BROMODICHLOROMETHANE	ug/l	ND@0.5	ND@0.5	ND@0.5	ND@0.5	ND@0.5	ND@0.5
BROMOFORM (TRIBROMOMETHANE)	ug/l	ND@0.5	ND@0.5	ND@0.5	ND@0.5	ND@0.5	ND@0.5
BROMOMETHANE	ug/l	ND@0.5	ND@0.5	ND@0.5	ND@0.5	ND@0.5	ND@0.5
CARBON DISULFIDE	ug/l	ND@0.5	ND@0.5	ND@0.5	ND@0.5	ND@0.5	ND@0.5
CARBON TETRACHLORIDE	ug/l	ND@0.5	ND@0.5	ND@0.5	ND@0.5	ND@0.5	ND@0.5
CHLOROBENZENE	ug/l	ND@0.5	ND@0.5	ND@0.5	ND@0.5	ND@0.5	ND@0.5
CHLORODIBROMOMETHANE	ug/l	ND@0.5	ND@0.5	ND@0.5	ND@0.5	ND@0.5	ND@0.5
CHLOROETHANE	ug/l	ND@0.5	ND@0.5	ND@0.5	ND@0.5	ND@0.5	ND@0.5
CHLOROFORM (TRICHLOROMETHANE)	ug/l	0.1 J	ND@0.5	0.1 J	ND@0.5	0.1 J	0.1 J
CHLOROMETHANE	ug/l	ND@0.5	ND@0.5	ND@0.5	ND@0.5	ND@0.5 J	ND@0.5
CIS-1,2-DICHLOROETHENE	ug/l	17	14	12	10	13	13
CIS-1,3-DICHLOROPROPENE	ug/l	ND@0.5	ND@0.5	ND@0.5	ND@0.5	ND@0.5	ND@0.5
CYCLOHEXANE	ug/l	ND@0.5	ND@0.5	ND@0.5	ND@0.5	ND@0.5	ND@0.5
DICHLORODIFLUOROMETHANE (FREON 12)	ug/l	ND@0.5	ND@0.5	ND@0.5	ND@0.5 J	ND@0.5	ND@0.5
ETHYLBENZENE	ug/l	ND@0.5	ND@0.5	ND@0.5	ND@0.5	ND@0.5	ND@0.5
ISOPROPYLBENZENE	ug/l	ND@0.5	ND@0.5	ND@0.5	ND@0.5	ND@0.5	ND@0.5
M,P-XYLENE	ug/l	ND@0.5	ND@0.5	ND@0.5	ND@0.5	ND@0.5	ND@0.5
METHYL ACETATE	ug/l	ND@1	ND@1	ND@1	ND@1	ND@1	ND@1.0
METHYL BUTYL KETONE (2-HEXANONE)	ug/l	ND@5	ND@5	ND@5	ND@5	ND@5	ND@5.0
METHYL CYCLOHEXANE	ug/l	ND@0.5	ND@0.5	ND@0.5	ND@0.5	ND@0.5	ND@0.5
METHYL ETHYL KETONE (MEK, 2-BUTANONE)	ug/l	ND@5	ND@5	ND@5	ND@5	ND@5	ND@5.0 J
METHYL TERT-BUTYL ETHER (MTBE)	ug/l	ND@0.5	ND@0.5	ND@0.5	ND@0.5	ND@0.5	ND@0.5
METHYLENE CHLORIDE (DICHLOROMETHANE)	ug/l	ND@0.5	ND@0.5	ND@0.5	ND@0.5	ND@0.5	ND@0.5
MIBK (4-METHYL-2-PENTANONE)	ug/l	ND@5 J	ND@5	ND@5	ND@5	ND@5	ND@5.0
O-XYLENE	ug/l	ND@0.5	ND@0.5	ND@0.5	ND@0.5	ND@0.5	ND@0.5
STYRENE	ug/l	ND@0.5	ND@0.5	ND@0.5	ND@0.5	ND@0.5	ND@0.5
TETRACHLOROETHENE	ug/l	0.2 J	0.2 J	0.2 J	0.2 J	0.3 J	0.3 J
TOLUENE	ug/l	ND@0.5	ND@0.5	ND@0.5	ND@0.5	ND@0.5	ND@0.5
TRANS-1,2-DICHLOROETHENE	ug/l	0.5 J	0.4 J	0.5 J	0.3 J	0.3 J	0.2 J
TRANS-1,3-DICHLOROPROPENE	ug/l	ND@0.5	ND@0.5	ND@0.5	ND@0.5	ND@0.5	ND@0.5
TRICHLOROETHENE	ug/l	7.3	7.2	7.4	7.2	8.9	9.9
TRICHLOROFLUOROMETHANE (FREON 11)	ug/l	ND@0.5	ND@0.5	ND@0.5	ND@0.5	ND@0.5	ND@0.5
VINYL CHLORIDE	ug/l	1.4	0.5 J	0.3 J	0.1 J	0.1 J	0.1 J

Table I.1
OU#4 Groundwater Analytical Chemistry Data
January 1, 2010 - December 31, 2012

Sample Location		EN-492T	EN-492T	EN-492T	EN-492T	EN-492T	EN-492T
Sample Description		GW EXTR WELL	GW EXTR WELL	GW EXTR WELL	GW EXTR WELL	GW EXTR WELL	GW EXTR WELL
Sample Date		02/09/2012	03/05/2012	04/04/2012	05/07/2012	06/11/2012	07/09/2012
Laboratory Sample I.D.		6545830	6567293	6607284	6643675	6684279	6714528
Parameter	**Units**						
1,1,1-TRICHLOROETHANE	ug/l	0.6	0.4 J	0.6	0.4 J	0.3 J	0.3 J
1,1,2,2-TETRACHLOROETHANE	ug/l	ND@0.5	ND@0.5	ND@0.5	ND@0.5	ND@0.5	ND@0.5
1,1,2-TRICHLORO-1,2,2-TRIFLUOROETHANE	ug/l	ND@0.5	ND@0.5	ND@0.5	ND@0.5	ND@0.5	ND@0.5
1,1,2-TRICHLOROETHANE	ug/l	ND@0.5	ND@0.5	ND@0.5	ND@0.5	ND@0.5	ND@0.5
1,1-DICHLOROETHANE	ug/l	0.3 J	0.2 J	0.3 J	0.2 J	0.2 J	0.2 J
1,1-DICHLOROETHENE	ug/l	ND@0.5	ND@0.5	ND@0.5	ND@0.5	ND@0.5	ND@0.5
1,2,4-TRICHLOROBENZENE	ug/l	ND@0.5	ND@0.5	ND@0.5	ND@0.5	ND@0.5	ND@0.5
1,2-DIBROMO-3-CHLOROPROPANE	ug/l	ND@0.5 J	ND@0.5	ND@0.5	ND@0.5	ND@0.5	ND@0.5 J
1,2-DIBROMOETHANE (EDB)	ug/l	ND@0.5	ND@0.5	ND@0.5	ND@0.5	ND@0.5	ND@0.5
1,2-DICHLORO-1,2,2-TRIFLUOROETHANE	ug/l	0.2 J	ND@0.5	0.2 J	ND@0.5	ND@0.5	ND@0.5
1,2-DICHLOROBENZENE	ug/l	ND@0.5	ND@0.5	ND@0.5	ND@0.5	ND@0.5	ND@0.5
1,2-DICHLOROETHANE (EDC)	ug/l	ND@0.5	ND@0.5	ND@0.5	ND@0.5	ND@0.5	ND@0.5
1,2-DICHLOROPROPANE	ug/l	ND@0.5	ND@0.5	ND@0.5	ND@0.5	ND@0.5	ND@0.5
1,3-DICHLOROBENZENE	ug/l	ND@0.5	ND@0.5	ND@0.5	ND@0.5	ND@0.5	ND@0.5
1,4-DICHLOROBENZENE	ug/l	ND@0.5	ND@0.5	ND@0.5	ND@0.5	ND@0.5	ND@0.5
ACETONE	ug/l	ND@5.0	ND@5.0	ND@5.0	ND@5.0	ND@5.0	ND@5.0
BENZENE	ug/l	ND@0.5	ND@0.5	ND@0.5	ND@0.5	ND@0.5	ND@0.5
BROMODICHLOROMETHANE	ug/l	ND@0.5	ND@0.5	ND@0.5	ND@0.5	ND@0.5	ND@0.5
BROMOFORM (TRIBROMOMETHANE)	ug/l	ND@0.5	ND@0.5	ND@0.5	ND@0.5	ND@0.5	ND@0.5
BROMOMETHANE	ug/l	ND@0.5	ND@0.5	ND@0.5	ND@0.5	ND@0.5 J	ND@0.5
CARBON DISULFIDE	ug/l	ND@0.5	ND@0.5	ND@0.5	ND@0.5	ND@0.5	ND@0.5
CARBON TETRACHLORIDE	ug/l	ND@0.5	ND@0.5	ND@0.5	ND@0.5	ND@0.5	ND@0.5
CHLOROBENZENE	ug/l	ND@0.5	ND@0.5	ND@0.5	ND@0.5	ND@0.5	ND@0.5
CHLORODIBROMOMETHANE	ug/l	ND@0.5	ND@0.5	ND@0.5	ND@0.5	ND@0.5	ND@0.5
CHLOROETHANE	ug/l	ND@0.5	ND@0.5	ND@0.5	ND@0.5	ND@0.5	ND@0.5
CHLOROFORM (TRICHLOROMETHANE)	ug/l	0.1 J	0.1 J	0.1 J	0.1 J	ND@0.5	ND@0.5
CHLOROMETHANE	ug/l	ND@0.5	ND@0.5	ND@0.5	ND@0.5	ND@0.5	ND@0.5
CIS-1,2-DICHLOROETHENE	ug/l	11	11	9.6	7.5	5.8	5.1
CIS-1,3-DICHLOROPROPENE	ug/l	ND@0.5	ND@0.5	ND@0.5	ND@0.5	ND@0.5	ND@0.5
CYCLOHEXANE	ug/l	ND@0.5	ND@0.5	ND@0.5	ND@0.5	ND@0.5	ND@0.5
DICHLORODIFLUOROMETHANE (FREON 12)	ug/l	ND@0.5	ND@0.5	ND@0.5	ND@0.5 J	ND@0.5	ND@0.5
ETHYLBENZENE	ug/l	ND@0.5	ND@0.5	ND@0.5	ND@0.5	ND@0.5	ND@0.5
ISOPROPYLBENZENE	ug/l	ND@0.5	ND@0.5	ND@0.5	ND@0.5	ND@0.5	ND@0.5
M,P-XYLENE	ug/l	ND@0.5	ND@0.5	ND@0.5	ND@0.5	ND@0.5	ND@0.5
METHYL ACETATE	ug/l	ND@1.0	ND@1.0	ND@1.0	ND@1.0	ND@1.0	ND@1.0
METHYL BUTYL KETONE (2-HEXANONE)	ug/l	ND@5.0	ND@5.0	ND@5.0	ND@5.0	ND@5.0	ND@5.0
METHYL CYCLOHEXANE	ug/l	ND@0.5	ND@0.5	ND@0.5	ND@0.5	ND@0.5	ND@0.5
METHYL ETHYL KETONE (MEK, 2-BUTANONE)	ug/l	ND@5.0 J	ND@5.0	ND@5.0	ND@5.0	ND@5.0	ND@5.0
METHYL TERT-BUTYL ETHER (MTBE)	ug/l	ND@0.5	ND@0.5	ND@0.5	ND@0.5	ND@0.5	ND@0.5
METHYLENE CHLORIDE (DICHLOROMETHANE)	ug/l	ND@0.5	ND@0.5	ND@0.5	ND@0.5	ND@0.5	ND@0.5
MIBK (4-METHYL-2-PENTANONE)	ug/l	ND@5.0	ND@5.0	ND@5.0	ND@5.0	ND@5.0	ND@5.0
O-XYLENE	ug/l	ND@0.5	ND@0.5	ND@0.5	ND@0.5	ND@0.5	ND@0.5
STYRENE	ug/l	ND@0.5	ND@0.5	ND@0.5	ND@0.5	ND@0.5	ND@0.5
TETRACHLOROETHENE	ug/l	0.3 J	0.4 J	0.5	0.5	0.6	0.6
TOLUENE	ug/l	ND@0.5	ND@0.5	ND@0.5	ND@0.5	ND@0.5	ND@0.5
TRANS-1,2-DICHLOROETHENE	ug/l	0.2 J	0.3 J	0.3 J	0.2 J	0.2 J	0.2 J
TRANS-1,3-DICHLOROPROPENE	ug/l	ND@0.5	ND@0.5	ND@0.5	ND@0.5	ND@0.5	ND@0.5
TRICHLOROETHENE	ug/l	9.3	9.3	10	8.6	7.6	7.7
TRICHLOROFLUOROMETHANE (FREON 11)	ug/l	ND@0.5	ND@0.5	ND@0.5	ND@0.5	ND@0.5	ND@0.5
VINYL CHLORIDE	ug/l	0.2 J	0.5 J	0.3 J	0.2 J	0.1 J	0.1 J

Table I.1
OU#4 Groundwater Analytical Chemistry Data
January 1, 2010 - December 31, 2012

Sample Location		EN-492T	EN-492T	EN-492T	EN-492T	EN-492T
Sample Description		GW EXTR WELL	GW EXTR WELL	GW EXTR WELL	GW EXTR WELL	GW EXTR WELL
Sample Date		08/01/2012	09/10/2012	10/02/2012	11/05/2012	12/03/2012
Laboratory Sample I.D.		6742218	6784248	6810746	6849283	6881119
Parameter	**Units**					
1,1,1-TRICHLOROETHANE	ug/l	0.3 J	0.3 J	0.2 J	0.2 J	0.2 J
1,1,2,2-TETRACHLOROETHANE	ug/l	ND@0.5	ND@0.5	ND@0.5	ND@0.5	ND@0.5
1,1,2-TRICHLORO-1,2,2-TRIFLUOROETHANE	ug/l	ND@0.5	ND@0.5	ND@0.5	ND@0.5	ND@0.5
1,1,2-TRICHLOROETHANE	ug/l	ND@0.5	ND@0.5	ND@0.5	ND@0.5	ND@0.5
1,1-DICHLOROETHANE	ug/l	0.1 J	0.2 J	0.1 J	0.1 J	0.1 J
1,1-DICHLOROETHENE	ug/l	ND@0.5	ND@0.5	ND@0.5	ND@0.5	ND@0.5
1,2,4-TRICHLOROBENZENE	ug/l	ND@0.5	ND@0.5	ND@0.5	ND@0.5	ND@0.5
1,2-DIBROMO-3-CHLOROPROPANE	ug/l	ND@0.5	ND@0.5 J	ND@0.5 J	ND@0.5	ND@0.5
1,2-DIBROMOETHANE (EDB)	ug/l	ND@0.5	ND@0.5	ND@0.5	ND@0.5	ND@0.5
1,2-DICHLORO-1,2,2-TRIFLUOROETHANE	ug/l	ND@0.5	0.2 J	ND@0.5	ND@0.5	ND@0.5
1,2-DICHLOROBENZENE	ug/l	ND@0.5	ND@0.5	ND@0.5	ND@0.5	ND@0.5
1,2-DICHLOROETHANE (EDC)	ug/l	ND@0.5	ND@0.5	ND@0.5	ND@0.5	ND@0.5
1,2-DICHLOROPROPANE	ug/l	ND@0.5	ND@0.5	ND@0.5	ND@0.5	ND@0.5
1,3-DICHLOROBENZENE	ug/l	ND@0.5	ND@0.5	ND@0.5	ND@0.5	ND@0.5
1,4-DICHLOROBENZENE	ug/l	ND@0.5	ND@0.5	ND@0.5	ND@0.5	ND@0.5
ACETONE	ug/l	ND@5	ND@5 J	ND@5	ND@5	ND@5
BENZENE	ug/l	ND@0.5	ND@0.5	ND@0.5	ND@0.5	ND@0.5
BROMODICHLOROMETHANE	ug/l	ND@0.5	ND@0.5	ND@0.5	ND@0.5	ND@0.5
BROMOFORM (TRIBROMOMETHANE)	ug/l	ND@0.5	ND@0.5	ND@0.5	ND@0.5	ND@0.5
BROMOMETHANE	ug/l	ND@0.5	ND@0.5	ND@0.5	ND@0.5	ND@0.5
CARBON DISULFIDE	ug/l	ND@0.5 J	ND@0.5	ND@0.5	ND@0.5	ND@0.5
CARBON TETRACHLORIDE	ug/l	ND@0.5	ND@0.5	ND@0.5	ND@0.5	ND@0.5
CHLOROBENZENE	ug/l	ND@0.5	ND@0.5	ND@0.5	ND@0.5	ND@0.5
CHLORODIBROMOMETHANE	ug/l	ND@0.5	ND@0.5	ND@0.5	ND@0.5	ND@0.5
CHLOROETHANE	ug/l	ND@0.5	ND@0.5	ND@0.5	ND@0.5 J	ND@0.5
CHLOROFORM (TRICHLOROMETHANE)	ug/l	ND@0.5	ND@0.5	ND@0.5	ND@0.5	ND@0.5
CHLOROMETHANE	ug/l	ND@0.5	ND@0.5	ND@0.5	ND@0.5	ND@0.5
CIS-1,2-DICHLOROETHENE	ug/l	4.6	7.2	4.1	4.1	3.1
CIS-1,3-DICHLOROPROPENE	ug/l	ND@0.5	ND@0.5	ND@0.5	ND@0.5	ND@0.5
CYCLOHEXANE	ug/l	ND@0.5	ND@0.5	ND@0.5	ND@0.5	ND@0.5
DICHLORODIFLUOROMETHANE (FREON 12)	ug/l	ND@0.5	ND@0.5	ND@0.5	ND@0.5	ND@0.5
ETHYLBENZENE	ug/l	ND@0.5	ND@0.5	ND@0.5	ND@0.5	ND@0.5
ISOPROPYLBENZENE	ug/l	ND@0.5	ND@0.5	ND@0.5	ND@0.5	ND@0.5
M,P-XYLENE	ug/l	ND@0.5	ND@0.5	ND@0.5	ND@0.5	ND@0.5
METHYL ACETATE	ug/l	ND@1	ND@1	ND@1	ND@1	ND@1
METHYL BUTYL KETONE (2-HEXANONE)	ug/l	ND@5	ND@5	ND@5	ND@5	ND@5
METHYL CYCLOHEXANE	ug/l	ND@0.5	ND@0.5	ND@0.5	ND@0.5	ND@0.5
METHYL ETHYL KETONE (MEK, 2-BUTANONE)	ug/l	ND@5	ND@5	ND@5	ND@5	ND@5
METHYL TERT-BUTYL ETHER (MTBE)	ug/l	ND@0.5	ND@0.5	ND@0.5	ND@0.5	ND@0.5
METHYLENE CHLORIDE (DICHLOROMETHANE)	ug/l	ND@0.5	ND@0.5	ND@0.5	ND@0.5	ND@0.5
MIBK (4-METHYL-2-PENTANONE)	ug/l	ND@5	ND@5	ND@5	ND@5 J	ND@5
O-XYLENE	ug/l	ND@0.5	ND@0.5	ND@0.5	ND@0.5	ND@0.5
STYRENE	ug/l	ND@0.5	ND@0.5	ND@0.5	ND@0.5	ND@0.5
TETRACHLOROETHENE	ug/l	0.6	0.7	0.5	0.7	0.6
TOLUENE	ug/l	ND@0.5	ND@0.5	ND@0.5	ND@0.5	ND@0.5
TRANS-1,2-DICHLOROETHENE	ug/l	0.2 J	0.3 J	0.2 J	0.2 J	0.1 J
TRANS-1,3-DICHLOROPROPENE	ug/l	ND@0.5	ND@0.5	ND@0.5	ND@0.5	ND@0.5
TRICHLOROETHENE	ug/l	7.4	9.6	6.8	7.3	5.9
TRICHLOROFLUOROMETHANE (FREON 11)	ug/l	ND@0.5	ND@0.5	ND@0.5	ND@0.5	ND@0.5
VINYL CHLORIDE	ug/l	ND@0.5	0.1 J	0.1 J	ND@0.5	ND@0.5

TABLE I.2
OU#4 PLUME AREA GROUNDWATER MONITORING DATA - 2011 and 2012
Former IBM Endicott Site
Endicott, NY

OU#4 PLUME AREA DESIGNATION		Upgradient Wells								Former Source Area Wells							
MONITORING WELL LOCATION		EN-392R				EN-399				EN-527				EN-528			
PARAMETERS	**UNITS**	5/18/2011	8/18/2011	5/23/2012	8/7/2012	5/17/2011	8/17/2011	5/23/2012	8/7/2012	5/18/2011	8/18/2011	5/23/2012	8/8/2012	5/18/2011	8/18/2011	5/23/2012	8/8/2012
Transformation Indicators and Inorganics																	
Alkalinity (as CaCO3 pH=4.5)	mgCaCO3/L	**509**	**566**	**459**	**520**	**529**	**534**	**651**	**438**	**489**	**358**	**406**	**381**	**698**	**564**	**489**	**538**
Chloride	mg/L	**647**	**404**	**46**	**227**	**949**	**2370**	**1130**	**131**	**99.7**	**259**	**230**	**61.2**	**986**	**616**	**870**	**694**
Dissolved organic carbon (DOC)	mg/L	**24.4**	**45.8**	**11.6**	**9.5**	**17**	**29.4**	**31.8**	**11.3**	**60.8**	**15.3**	**8.5**	**6.8**	**287**	**42.3**	**24.3**	**28.1**
Ferric iron	mg/L	1 U	0.5 U	0.25 U	0.25 U	1 U	0.5 U	0.5 U	0.25 U	**0.07** J	0.5 U	0.2 U	0.1 U	1 U	0.5 U	0.5 U	1 U
Ferrous iron	mg/L	**20.3**	**17.8**	**6.5**	**8.1**	**10.4**	**19.7**	**15.5**	**4.3**	**1.5**	**2.8**	**4.7**	**2.5**	**5.4**	**12**	**18**	**17.2**
Iron (total)	mg/L	**20**	**15.8**	**5.99**	**7.29**	**9.93**	**18.3**	**12.8**	**3.66**	**1.61**	**2.4**	**4.54**	**2.23**	**4.99**	**11.7**	**16.3**	**13.6**
Iron (dissolved)	mg/L	**20.6**	**15.9**	**6.02**	**7.27**	**10**	**17.7**	**12.8**	**3.56**	**1.44**	**2.51**	**4.47**	**2.12**	**4.65**	**11.4**	**16.2**	**13.7**
Manganese (dissolved)	mg/L	**0.532**	**0.426**	**1.03**	**0.876**	**0.625**	**0.474**	**0.206**	**0.256**	**0.649**	**0.476**	**0.477**	**0.453**	**3.1**	**2.96**	**1.2**	**0.805**
Nitrate (as N)	mg/L	**0.67**	0.5 U	0.25 U	0.25 U	0.5 U	0.5 U	0.25 U	0.25 U	**0.78**	0.5 U	0.25 U	0.25 U	0.5 U	0.5 U	0.25 U	0.25 U
Sodium (dissolved)	mg/L	**318**	**401**	**79.1**	**138**	**571**	**1020**	**553**	**197**	**223**	**90.5**	**114**	**107**	**679**	**300**	**402**	**413**
Sulfate	mg/L	**275**	**401**	**28.4**	**22.5**	**27.5**	**6.4**	**7.5**	**9.2**	**138**	**142**	**1.8** J	**44**	**6.2**	**421**	1.5 U	**3** J
Sulfide	mg/L	0.16 U	**0.16**	**0.14** J	**0.18**	**0.13** J	**0.15** J	**0.061** J	0.054 U	**0.22**	**0.16** J	0.054 U	0.054 U	**0.19**	0.16 U	0.054 U	0.054 U
Dissolved Gases																	
Ethene	ug/L	5 U	5 U	1 U	1 U	5 U	5 U	1 U	1 U	5 U	5 U	1 U	1 U	5 U	5 U	1 U	1 U
Ethane	ug/L	5 U	5 U	1 U	1 U	5 U	5 U	1 U	1 U	**4.9** J	5 U	**1.4** J	**1.1** J	5 U	5 U	1 U	1 U
Carbon dioxide	ug/L	**130000**	**93000**	**91000**	**140000**	**110000**	**150000**	**140000**	**57000**	**27000**	**34000**	**52000**	**44000**	**50000**	**89000**	**81000**	**67000**
Methane	ug/L	**1000**	**190**	**82**	**110**	**5200**	**1600**	**3600**	**750**	**940**	**1300**	**1500**	**1400**	**65**	**140**	**380**	**150**
Field Screening Parameters																	
Dissolved Oxygen	mg/L	**5.11**	**0.61**	**0.31**	**0.27**	**0.32**	**0.61**	**0.52**	**0.28**	**2.32**	**0.68**	**0.41**	**0.57**	**0.75**	**0.71**	**0.54**	**0.47**
Oxidation-Reduction Potential	mV	**-61**	**-82**	**-107**	**-126**	**-115**	**-72**	**-103**	**-135**	**-157**	**-106**	**-115**	**-115**	**-153**	**-92**	**-133**	**-139**
pH	S.U.	**6.9**	**6.6**	**7.0**	**6.9**	**6.3**	**6.6**	**7.0**	**7.3**	**7.4**	**6.9**	**7.2**	**7.1**	**7.1**	**6.5**	**7.0**	**7.0**
Specific Conductance	mS/cm	**3.19**	**3.41**	**1.41**	**1.65**	**4.07**	**6.40**	**3.88**	**1.35**	**1.46**	**1.25**	**1.30**	**0.94**	**4.07**	**3.46**	**3.70**	**3.06**
Temperature	Deg C	**14.3**	**16.6**	**14.4**	**17.6**	**12.9**	**14.6**	**14.9**	**16.0**	**28.1**	**27.3**	**21.8**	**25.2**	**41.6**	**36.9**	**26.1**	**28.0**
Turbidity	NTU	**20.2**	**6.4**	**10.2**	**22.3**	**8.0**	**7.3**	**20.3**	**6.1**	**11.7**	**5.7**	**8.2**	**7.7**	**9.6**	**8.1**	**15.0**	**6.2**

TABLE I.2
OU#4 PLUME AREA GROUNDWATER MONITORING DATA - 2011 and 2012
Former IBM Endicott Site
Endicott, NY

OU#4 PLUME AREA DESIGNATION		Downgradient Wells																			
MONITORING WELL LOCATION		EN-387A								EN-394				EN-80				EN-381			
PARAMETERS	**UNITS**	5/17/2011	5/17/2011	8/17/2011	8/17/2011	5/22/2012	5/22/2012	8/7/2012	8/7/2012	5/17/2011	8/16/2011	5/22/2012	8/7/2012	5/16/2011	8/15/2011	5/21/2012	8/6/2012	5/16/2011	8/15/2011	5/21/2012	8/6/2012
Transformation Indicators and Inorganics																					
Alkalinity (as CaCO3 pH=4.5)	mgCaCO3/L	**336**	**330**	**468**	**456**	**517**	**505**	**522**	**528**	**457**	**496**	**494**	**616**	**431**	**480**	**493**	**486**	**437**	**444**	**498**	**500**
Chloride	mg/L	**309**	**349**	**478**	**461**	**590**	**539**	**568**	**544**	**242**	**476**	**228**	**228**	**337**	**590**	**554**	**509**	**229**	**372**	**287**	**327**
Dissolved organic carbon (DOC)	mg/L	**29.8**	**30.2**	**44.4**	**44.5**	**29.6**	**29.2**	**27.4**	**27.9**	**68.5**	**64.8**	**60.1**	**68.4**	**39.7**	**31.7**	**25.2**	**20.4**	**23.9**	**39.3**	**29.1**	**27.5**
Ferric iron	mg/L	1 U	1 U	0.5 U	0.5 U	0.25 U	0.25 U	0.25 U	0.25 U	**0.4**	0.5 U	0.2 U	0.05 U	**0.41** J	0.5 U	0.25 U	0.2 U	**0.41** J	**0.22** J	0.25 U	0.2 U
Ferrous iron	mg/L	**3.6**	**3.8**	**3.6**	**3.9**	**5.6**	**5.7**	**5.4**	**4.9**	**0.32** J	**4.9**	**2.6**	**1.1**	**3.3**	**1.7**	**3.6**	**4.5**	**2.5**	**2.6**	**3.8**	**6.8**
Iron (total)	mg/L	**3.81**	**3.11**	**3.33**	**3.58**	**5.74**	**5.75**	**5.06**	**5.12**	**0.724**	**4.2**	**2.38**	**0.951**	**3.68**	**1.68**	**3.84**	**3.97**	**2.89**	**2.81**	**3.56**	**6.36**
Iron (dissolved)	mg/L	**3.31**	**4.07**	**2.94**	**2.99**	**5.09**	**5.11**	**4.45**	**4.65**	**0.261**	**4.09**	**2.13**	**0.746**	**3.37**	**1.65**	**3.75**	**3.78**	**2.93**	**2.75**	**3.56**	**5.78**
Manganese (dissolved)	mg/L	**5.09**	**4.88**	**4.34**	**4.35**	**3.86**	**3.85**	**3.47**	**3.65**	**0.704**	**2.27**	**1.61**	**1.46**	**1.64**	**2.6**	**1.56**	**1.42**	**1.05**	**1.66**	**2.13**	**2.23**
Nitrate (as N)	mg/L	0.5 U	0.5 U	0.5 U	0.5 U	0.25 U	0.25 U	0.25 U	**0.48** J	**5.6**	0.5 U	0.25 U	0.25 U	0.5 U	**0.7**	0.25 U	**0.35** J	**0.89**	0.5 U	0.25 U	0.25 U
Sodium (dissolved)	mg/L	**311**	**314**	**309**	**323**	**374**	**376**	**363**	**362**	**251**	**241**	**196**	**242**	**196**	**318**	**355**	**306**	**145**	**152**	**183**	**185**
Sulfate	mg/L	**494**	**721**	**421**	**402**	**499**	**386**	**466**	**515**	**73.3**	**23.5**	**224**	**188**	**90.4**	**86.2**	**52**	**62.2**	**44.5**	**56.4**	**31.1**	**38.2**
Sulfide	mg/L	0.16 U	0.16 U	**0.093** J	0.16 U	0.054 U	0.054 U	0.054 U	0.054 U	0.16 U	**0.24**	**0.19**	**0.62**	0.16 U	0.16 U	0.054 U	0.054 U	0.16 U	0.16 U	0.054 U	0.054 U
Dissolved Gases																					
Ethene	ug/L	**2.3** J	**2.4** J	**2.2** J	**2.1** J	**3.2** J	**3.1** J	**3** J	**3.2** J	**4.3** J	**3.1** J	**5.7**	1 U	**12**	**3.5** J	**4.1** J	**4.5** J	**3.5** J	**4.2** J	**3.5** J	**3.6** J
Ethane	ug/L	**1.7** J	**1.6** J	5 U	5 U	**1.4** J	**1.5** J	**1.3** J	**1.2** J	5 U	5 U	**1.7** J	1 U	**4.6** J	**1.3** J	**4.7** J	**2.6** J	**5.1**	**2** J	**9**	**5.2**
Carbon dioxide	ug/L	**72000**	**69000**	**96000**	**99000**	**88000**	**91000**	**110000**	**110000**	**63000**	**87000**	**62000**	**82000**	**58000**	**55000**	**69000**	**94000**	**58000**	**53000**	**56000**	**94000**
Methane	ug/L	**900**	**880**	**330**	**320**	**350**	**350**	**350**	**350**	**50**	**43**	**200**	**110**	**160**	**72**	**690**	**340**	**150**	**120**	**830**	**740**
Field Screening Parameters																					
Dissolved Oxygen	mg/L	**0.28**	-	**0.63**	-	**0.37**	-	**0.43**	-	**4.66**	**0.71**	**0.95**	**1.07**	**0.63**	**1.80**	**0.79**	**0.39**	**0.32**	**0.56**	**0.33**	**0.29**
Oxidation-Reduction Potential	mV	**-37**	-	**-42**	-	**-70**	-	**-69**	-	**0**	**-72**	**-114**	**-127**	**-82**	**-17**	**-67**	**-103**	**-57**	**-24**	**-65**	**-104**
pH	S.U.	**6.2**	-	**6.5**	-	**6.9**	-	**6.8**	-	**6.7**	**6.6**	**7.1**	**7.1**	**6.8**	**6.8**	**7.1**	**7.0**	**6.9**	**6.8**	**7.1**	**7.0**
Specific Conductance	mS/cm	**2.78**	-	**2.99**	-	**3.91**	-	**3.35**	-	**2.22**	**2.35**	**2.35**	**2.36**	**1.84**	**1.87**	**3.06**	**2.43**	**1.52**	**1.30**	**2.01**	**1.90**
Temperature	Deg C	**26.5**	-	**27.1**	-	**23.4**	-	**23.6**	-	**13.4**	**16.3**	**16.0**	**18.2**	**13.3**	**14.8**	**14.1**	**15.9**	**12.9**	**15.6**	**14.4**	**16.0**
Turbidity	NTU	**275.0**	-	**24.2**	-	**55.8**	-	**52.9**	-	**77.4**	**1.7**	**27.2**	**12.1**	**0.0**	**-1.0**	**5.3**	**2.5**	**13.5**	**-5.3**	**9.8**	**1.0**

TABLE I.2
OU#4 PLUME AREA GROUNDWATER MONITORING DATA - 2011 and 2012
Former IBM Endicott Site
Endicott, NY

OU#4 PLUME AREA DESIGNATION		Side Gradient Wells											
MONITORING WELL LOCATION		EN-130				EN-173				EN-382			
PARAMETERS	**UNITS**	5/17/2011	8/16/2011	5/22/2012	8/8/2012	5/16/2011	8/16/2011	5/21/2012	8/6/2012	5/16/2011	8/16/2011	5/22/2012	8/6/2012
Transformation Indicators and Inorganics													
Alkalinity (as CaCO3 pH=4.5)	mgCaCO3/L	**457**	**528**	**501**	**520**	**420**	**386**	**438**	**416**	**406**	**371**	**320**	**341**
Chloride	mg/L	**247**	**568**	**641**	**645**	**164**	**180**	**187**	**176**	**240**	**297**	**308**	**353**
Dissolved organic carbon (DOC)	mg/L	**34.3**	**55.1**	**27**	**27.9**	**44.9**	**37.1**	**27.5**	**22.8**	**19.4**	**13.5**	**6.1**	**6.3**
Ferric iron	mg/L	**7.1**	0.5 U	1 U	1 U	1 U	0.5 U	0.25 U	0.5 U	1 U	0.5 U	**0.11** J	**0.062** J
Ferrous iron	mg/L	**1.4**	**13.4**	**21.3**	**18.5**	**7.5**	**7.3**	**7.3**	**7.2**	**0.039** J	**0.1**	**0.069** J	**0.071** J
Iron (total)	mg/L	**8.57**	**13.4**	**18.4**	**15.9**	**7.15**	**6.75**	**7.57**	**6.59**	**0.072** J	**0.106** J	**0.181** J	**0.133** J
Iron (dissolved)	mg/L	**8.23**	**12.1**	**17.8**	**16.4**	**7.02**	**6.52**	**7.15**	**6.66**	0.2 U	**0.0763** J	**0.0313** J	**0.0572** J
Manganese (dissolved)	mg/L	**2.37**	**2.83**	**1.92**	**1.66**	**2.13**	**2.06**	**1.97**	**1.77**	**0.0251**	**0.277**	**0.229**	**0.386**
Nitrate (as N)	mg/L	**11.6**	**0.31** J	0.25 U	0.25 U	0.5 U	0.5 U	0.25 U	0.25 U	0.5 U	0.5 U	**0.31** J	**1.3**
Sodium (dissolved)	mg/L	**268**	**359**	**400**	**422**	**80.8**	**96.8**	**135**	**123**	**121**	**134**	**149**	**158**
Sulfate	mg/L	**174**	**264**	**316**	**256**	**8.3**	**5.3**	1.5 U	**3.7 J**	**13.4**	**15.2**	**26**	**23.2**
Sulfide	mg/L	0.16 U	0.16 U	0.054 U	0.054 U	0.16 U	0.16 U	0.054 U	0.054 U	0.16 U	0.16 U	0.054 U	0.054 U
Dissolved Gases													
Ethene	ug/L	**4** J	5 U	1 U	1 U	5 U	**1** J	1 U	1 U	5 U	5 U	0.5 U	1 U
Ethane	ug/L	**4.2** J	**1.7** J	**1.3** J	1 U	**2.6** J	**3** J	**14**	**6.6**	**1.9** J	5 U	0.5 U	1 U
Carbon dioxide	ug/L	**91000**	**110000**	**140000**	**130000**	**240000**	**53000**	**72000**	**61000**	**42000**	**44000**	**33000**	**44000**
Methane	ug/L	**620**	**340**	**1200**	**1400**	**730**	**220**	**1800**	**990**	**70**	**18**	**29**	**26**
Field Screening Parameters													
Dissolved Oxygen	mg/L	**0.74**	**0.57**	**0.33**	**0.34**	**0.31**	**0.65**	**0.32**	**0.36**	**0.64**	**0.78**	**0.55**	**0.42**
Oxidation-Reduction Potential	mV	**-47**	**-31**	**-83**	**-100**	**-94**	**-69**	**-96**	**-128**	**81**	**20**	**23**	**-14**
pH	S.U.	**6.8**	**6.1**	**7.0**	**6.8**	**7.1**	**6.7**	**7.2**	**7.0**	**7.2**	**6.8**	**7.3**	**7.2**
Specific Conductance	mS/cm	**2.76**	**3.54**	**4.04**	**3.49**	**1.22**	**1.28**	**1.65**	**1.36**	**1.47**	**1.58**	**1.74**	**1.57**
Temperature	Deg C	**14.1**	**17.6**	**16.8**	**17.2**	**13.1**	**14.3**	**14.5**	**15.1**	**12.9**	**14.6**	**14.0**	**15.1**
Turbidity	NTU	**14.1**	**3.2**	**32.1**	**23.4**	**0.4**	**3.6**	**5.8**	**0.0**	**69.8**	**2.9**	**22.0**	**13.9**

TABLE I.2
OU#4 PLUME AREA GROUNDWATER MONITORING DATA - 2011 and 2012
Former IBM Endicott Site
Endicott, NY

OU#4 PLUME AREA DESIGNATION		Side Gradient Wells (Continued)											
MONITORING WELL LOCATION		EN-393				EN-395				EN-396			
PARAMETERS	**UNITS**	5/16/2011	8/15/2011	5/21/2012	8/6/2012	5/17/2011	8/17/2011	5/23/2012	8/7/2012	5/18/2011	8/17/2011	5/22/2012	8/8/2012
Transformation Indicators and Inorganics													
Alkalinity (as CaCO3 pH=4.5)	mgCaCO3/L	**467**	**343**	**384**	**412**	**632**	**698**	**749**	**740**	**539**	**610**	**513**	**576**
Chloride	mg/L	**1050**	**1930**	**324**	**290**	**984**	**1280**	**773**	**767**	**1820**	**484**	**920**	**495**
Dissolved organic carbon (DOC)	mg/L	**12.5**	**9.3**	**8.1**	**9.7**	**112**	**121**	**81.2**	**72.5**	**36.8**	**63**	**32.4**	**33.3**
Ferric iron	mg/L	**0.079** J	**0.24**	**0.061** J	**0.13** J	1 U	0.5 U	0.5 U	1 U	**1.2** J	0.5 U	0.5 U	1 U
Ferrous iron	mg/L	**0.027** J	**0.051** J	**0.025** J	**0.11**	**18.3**	**28.5**	**17.3**	**16.1**	**6.3**	**16.5**	**19.9**	**18.8**
Iron (total)	mg/L	**0.106** J	**0.294**	**0.0857** J	**0.235** J	**18.4**	**26.1**	**16**	**15.3**	**7.53**	**15.4**	**18.7**	**15.9**
Iron (dissolved)	mg/L	0.2 U	0.2 U	0.0141 U	0.0333 U	**17.3**	**26.3**	**15.5**	**14.6**	**7.76**	**15.1**	**18.3**	**15.9**
Manganese (dissolved)	mg/L	**4.21**	**3.56**	**2.45**	**2.25**	**1.59**	**0.716**	**0.43**	**0.447**	**0.592**	**0.673**	**1.07**	**0.946**
Nitrate (as N)	mg/L	**0.7**	0.5 U	0.25 U	0.25 U	0.5 U	0.5 U	0.25 U	0.25 U	**1.3**	0.5 U	0.25 U	0.25 U
Sodium (dissolved)	mg/L	**536**	**994**	**211**	**184**	**551**	**603**	**542**	**542**	**920**	**249**	**317**	**243**
Sulfate	mg/L	**84.6**	**88.4**	**42.7**	**29.7**	**32.3**	**33.2**	1.5 U	**3.4** J	**65.8**	**40.1**	**58.8**	**10.1**
Sulfide	mg/L	0.16 U	0.16 U	0.054 U	0.054 U	**0.099** J	**0.16** J	**0.12** J	**0.1** J	0.16 U	**0.1** J	**0.084** J	**0.099** J
Dissolved Gases													
Ethene	ug/L	5 U	5 U	1 U	1 U	5 U	5 U	1 U	1 U	5 U	5 U	1 U	**1.1** J
Ethane	ug/L	5 U	5 U	1 U	1 U	5 U	5 U	**1** J	1 U	5 U	5 U	1 U	1 U
Carbon dioxide	ug/L	**64000**	**40000**	**61000**	**65000**	**140000**	**190000**	**170000**	**160000**	**85000**	**100000**	**130000**	**160000**
Methane	ug/L	**60**	**12** J	**48**	**120**	**1600**	**1100**	**2000**	**3300**	**140**	**340**	**2200**	**2100**
Field Screening Parameters													
Dissolved Oxygen	mg/L	**0.92**	**0.68**	**1.12**	**0.90**	**0.35**	**0.56**	**0.34**	**0.26**	**5.97**	**0.60**	**0.30**	**0.29**
Oxidation-Reduction Potential	mV	**69**	**52**	**60**	**17**	**-88**	**-73**	**-102**	**-108**	**-40**	**-91**	**-104**	**-104**
pH	S.U.	**6.8**	**6.8**	**7.1**	**7.0**	**6.3**	**6.5**	**7.0**	**6.9**	**6.8**	**7.1**	**7.0**	**6.9**
Specific Conductance	mS/cm	**3.92**	**4.50**	**2.01**	**1.65**	**4.18**	**4.97**	**3.95**	**3.65**	**5.93**	**2.20**	**3.50**	**2.49**
Temperature	Deg C	**12.0**	**14.4**	**13.7**	**15.7**	**14.2**	**15.8**	**16.3**	**16.7**	**12.7**	**15.3**	**15.1**	**15.6**
Turbidity	NTU	**3.4**	**8.2**	**13.6**	**5.5**	**156.0**	**28.1**	**38.9**	**33.3**	**48.7**	**10.4**	**27.8**	**30.6**

Appendix I.2

Graphs

Appendix I.2.1

PCE-Series Time vs. Concentration

Appendix I.2.1.1

OU#4 Upgradient Monitoring Wells

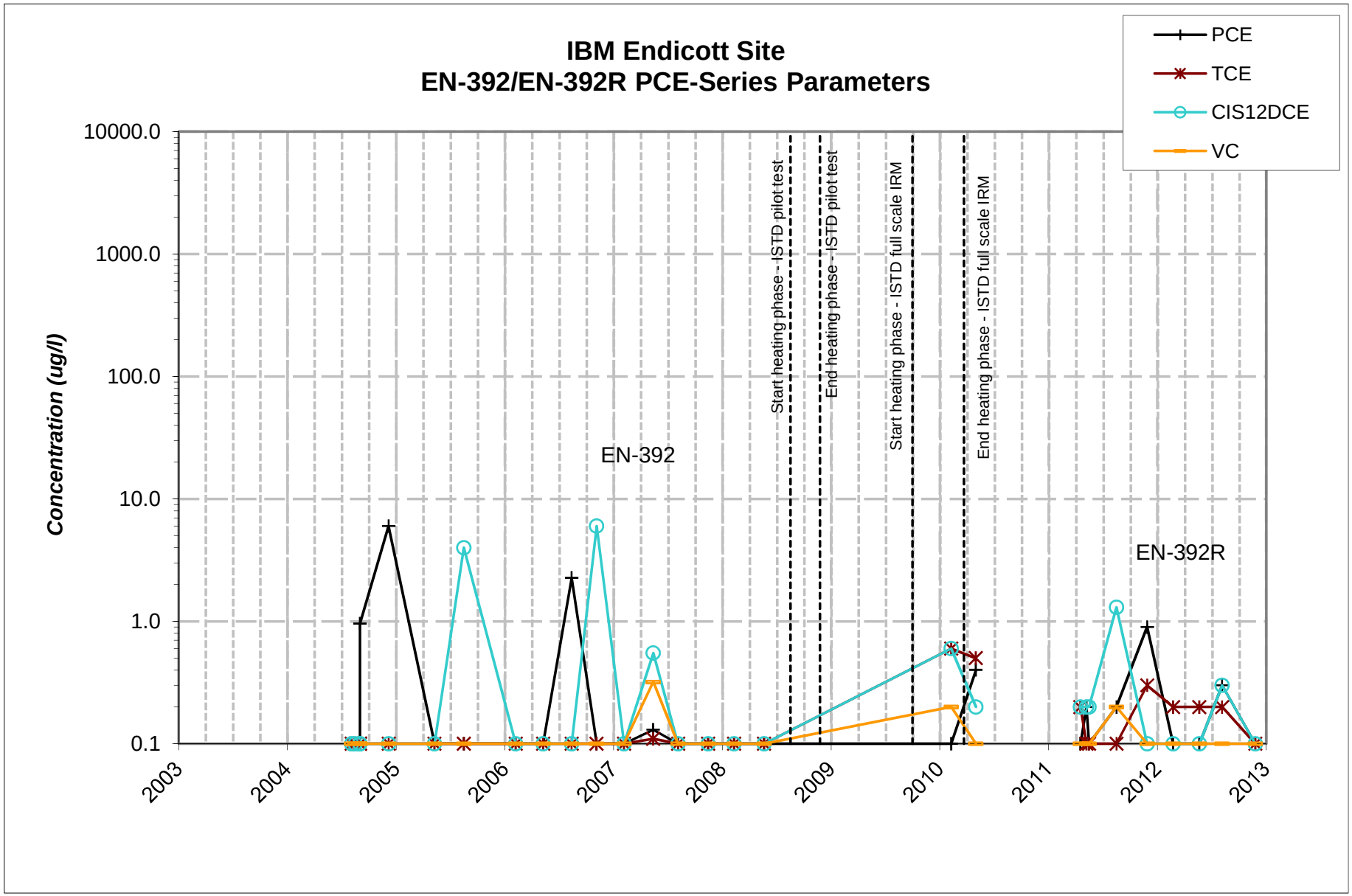
IBM Endicott Site
EN-392/EN-392R PCE-Series Parameters
PCE
TCE
CIS12DCE
VC
Concentration (ug/l)
10000.0
1000.0
100.0
10.0
1.0
0.1
2003
2004
2005
2006
2007
2008
2009
2010
2011
2012
2013
Start heating phase - ISTD pilot test
End heating phase - ISTD pilot test
Start heating phase - ISTD full scale IRM
End heating phase - ISTD full scale IRM
EN-392
EN-392R

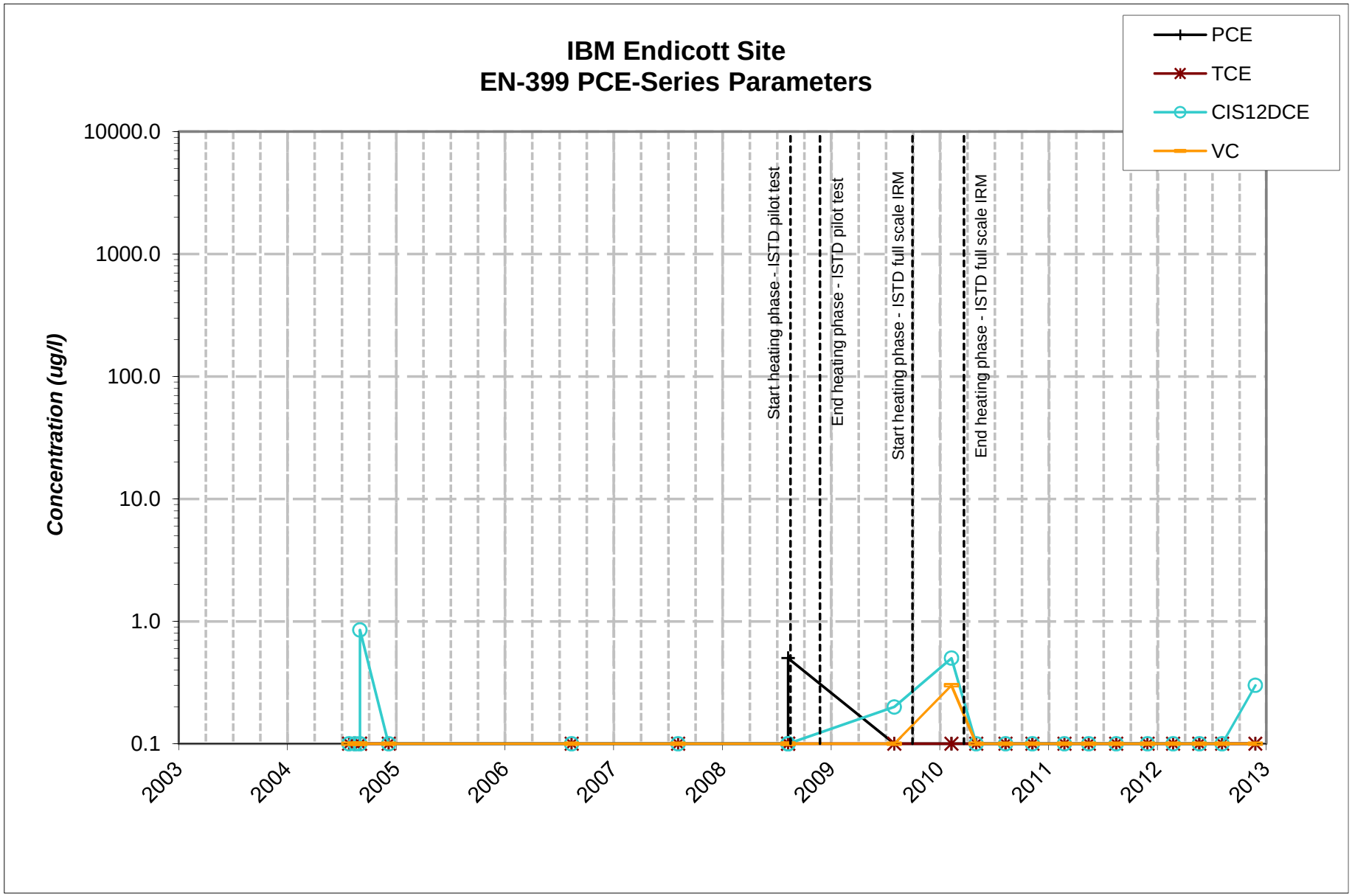
IBM Endicott Site
EN-399 PCE-Series Parameters
PCE
TCE
CIS12DCE
VC
Concentration (ug/l)
10000.0
1000.0
100.0
10.0
1.0
0.1
2003
2004
2005
2006
2007
2008
2009
2010
2011
2012
2013
Start heating phase - ISTD pilot test
End heating phase - ISTD pilot test
Start heating phase - ISTD full scale IRM
End heating phase - ISTD full scale IRM

Appendix I.2.1.2

OU#4 Former Source Area Monitoring Wells

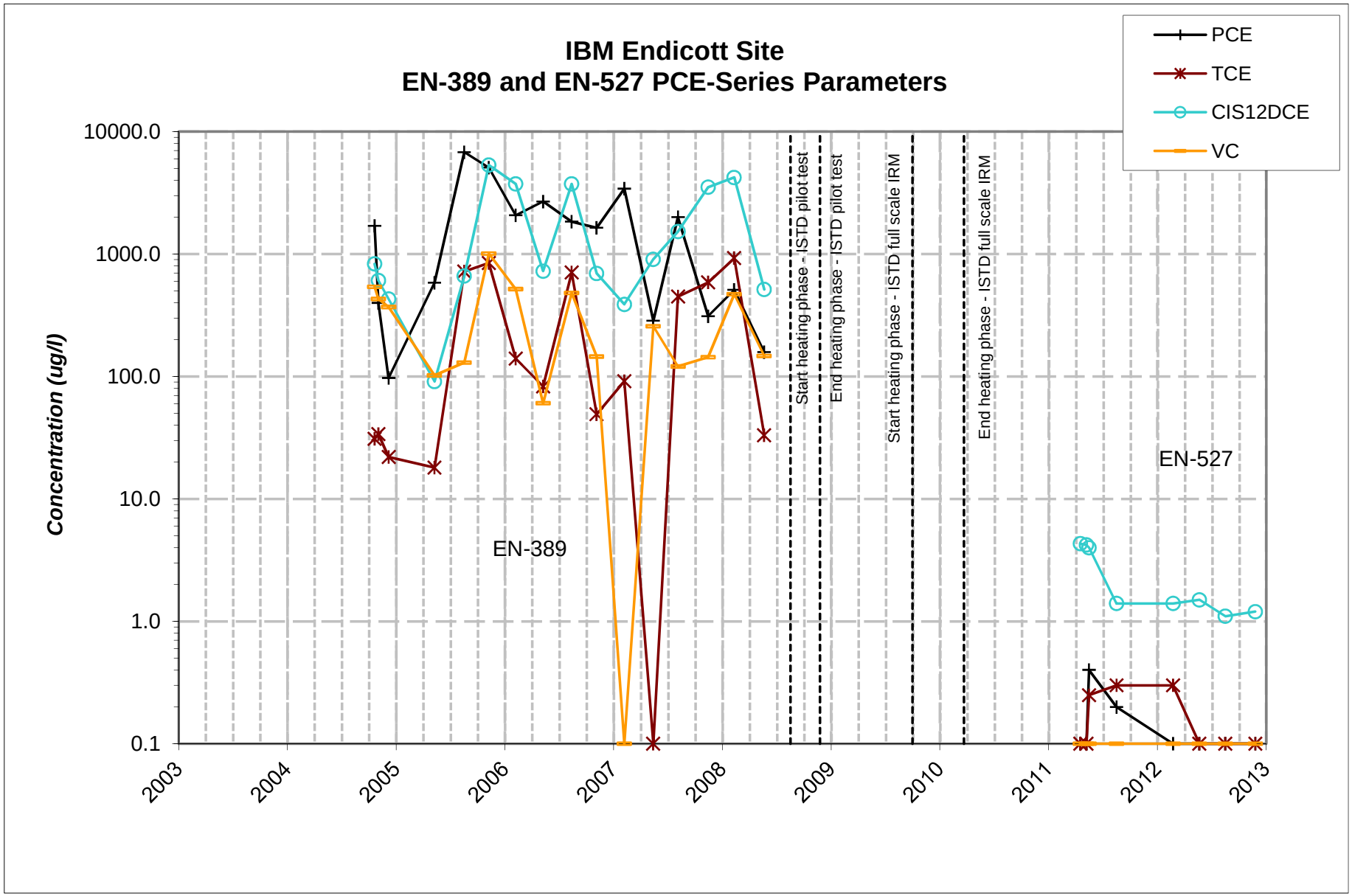
IBM Endicott Site
EN-389 and EN-527 PCE-Series Parameters
PCE
TCE
CIS12DCE
VC
Concentration (ug/l)
10000.0
1000.0
100.0
10.0
1.0
0.1
2003
2004
2005
2006
2007
2008
2009
2010
2011
2012
2013
Start heating phase - ISTD pilot test
End heating phase - ISTD pilot test
Start heating phase - ISTD full scale IRM
End heating phase - ISTD full scale IRM
EN-389
EN-527

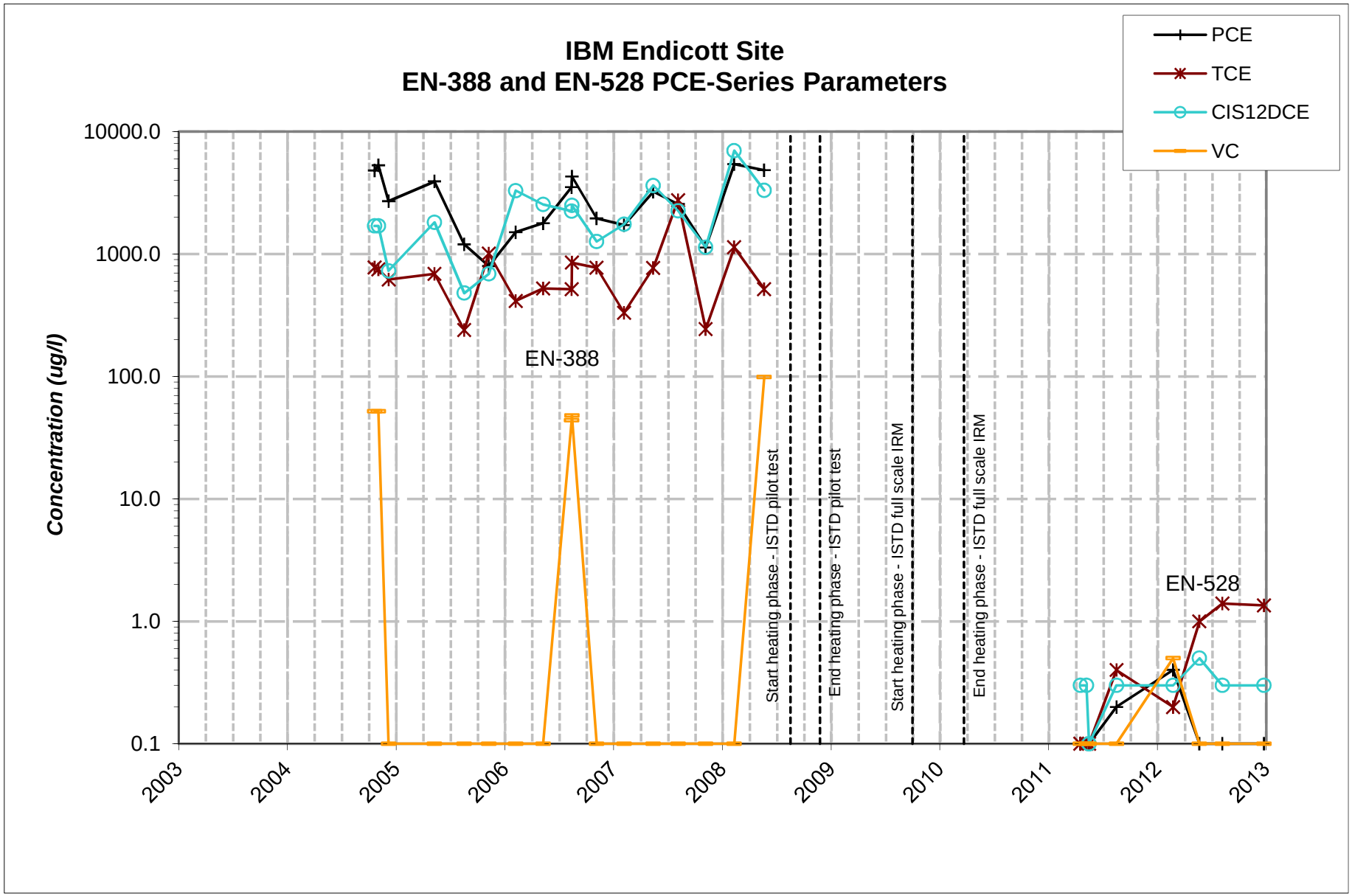
IBM Endicott Site
EN-388 and EN-528 PCE-Series Parameters
PCE
TCE
CIS12DCE
VC
Concentration (ug/l)
10000.0
1000.0
100.0
10.0
1.0
0.1
EN-388
EN-528
Start heating phase - ISTD pilot test
End heating phase - ISTD pilot test
Start heating phase - ISTD full scale IRM
End heating phase - ISTD full scale IRM
2003
2004
2005
2006
2007
2008
2009
2010
2011
2012
2013

Appendix I.2.1.3

OU#4 Downgradient Monitoring Wells

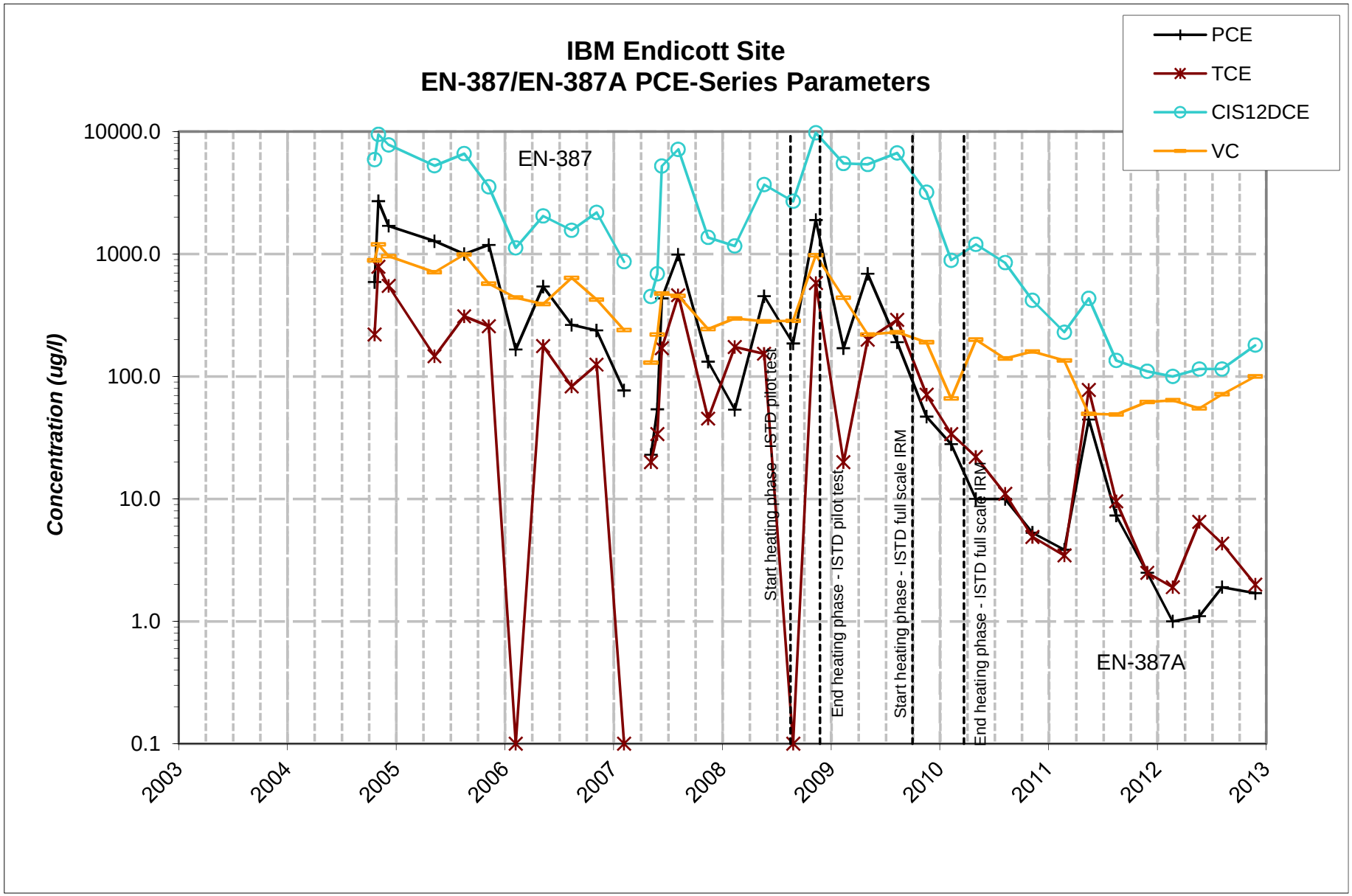
IBM Endicott Site
EN-387/EN-387A PCE-Series Parameters
PCE
TCE
CIS12DCE
VC
Concentration (ug/l)
10000.0
1000.0
100.0
10.0
1.0
0.1
EN-387
EN-387A
Start heating phase - ISTD pilot test
End heating phase - ISTD pilot test
Start heating phase - ISTD full scale IRM
End heating phase - ISTD full scale IRM
2003
2004
2005
2006
2007
2008
2009
2010
2011
2012
2013

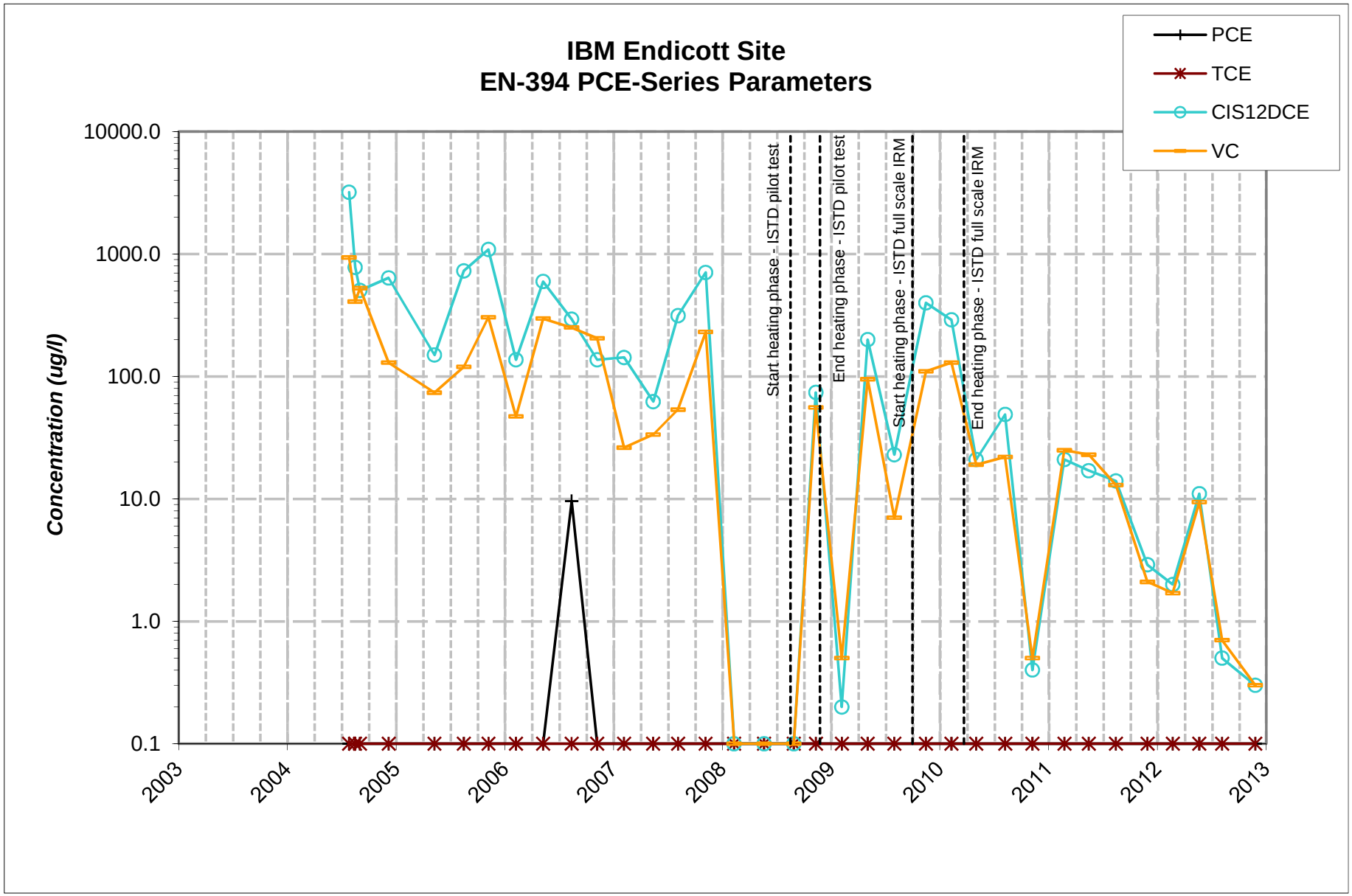
IBM Endicott Site
EN-394 PCE-Series Parameters
PCE
TCE
CIS12DCE
VC
Concentration (ug/l)
10000.0
1000.0
100.0
10.0
1.0
0.1
2003
2004
2005
2006
2007
2008
2009
2010
2011
2012
2013
Start heating phase - ISTD pilot test
End heating phase - ISTD pilot test
Start heating phase - ISTD full scale IRM
End heating phase - ISTD full scale IRM

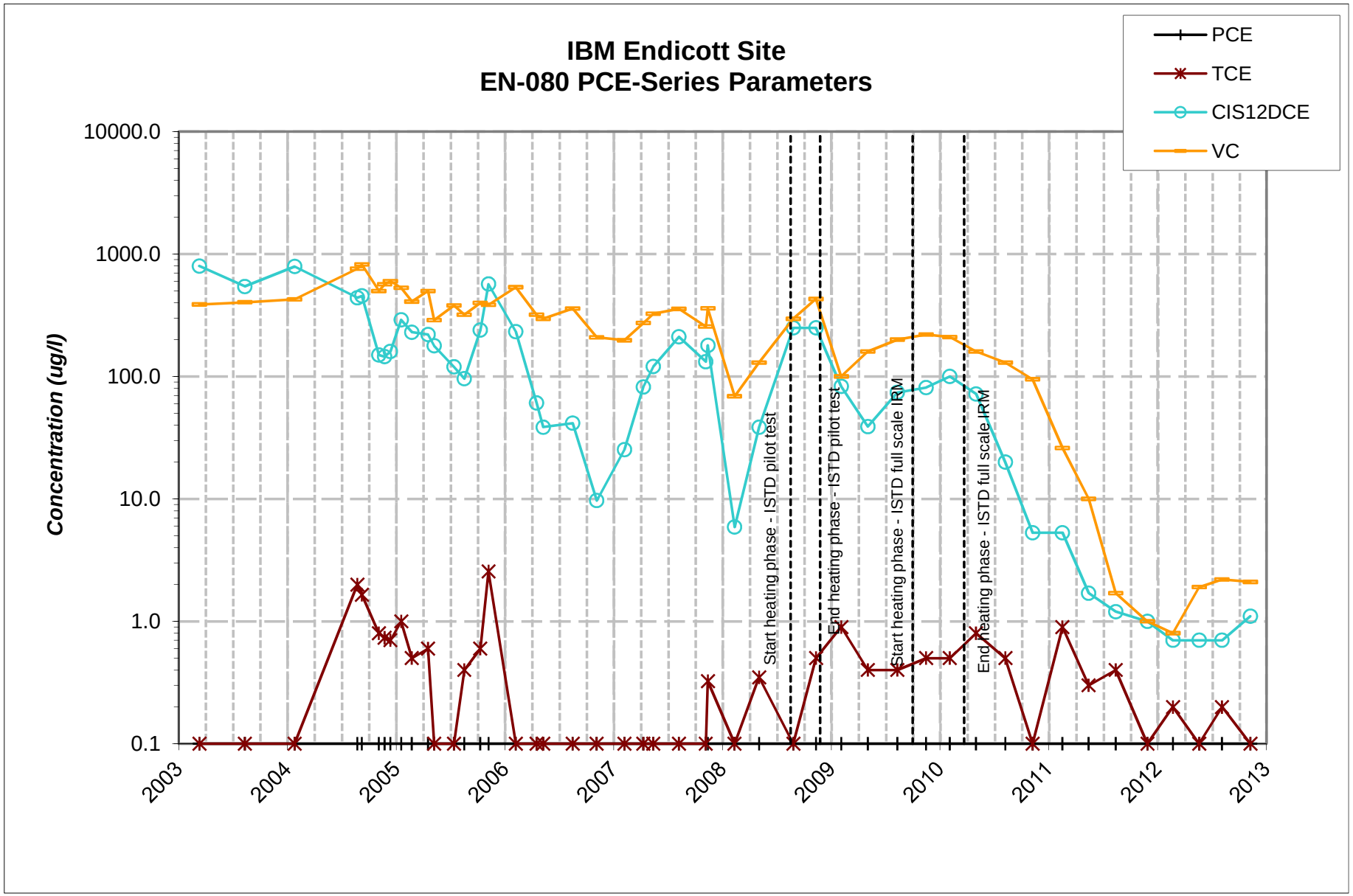
IBM Endicott Site
EN-080 PCE-Series Parameters
PCE
TCE
CIS12DCE
VC
Concentration (ug/l)
10000.0
1000.0
100.0
10.0
1.0
0.1
2003
2004
2005
2006
2007
2008
2009
2010
2011
2012
2013
Start heating phase - ISTD pilot test
End heating phase - ISTD pilot test
Start heating phase - ISTD full scale IRM
End heating phase - ISTD full scale IRM

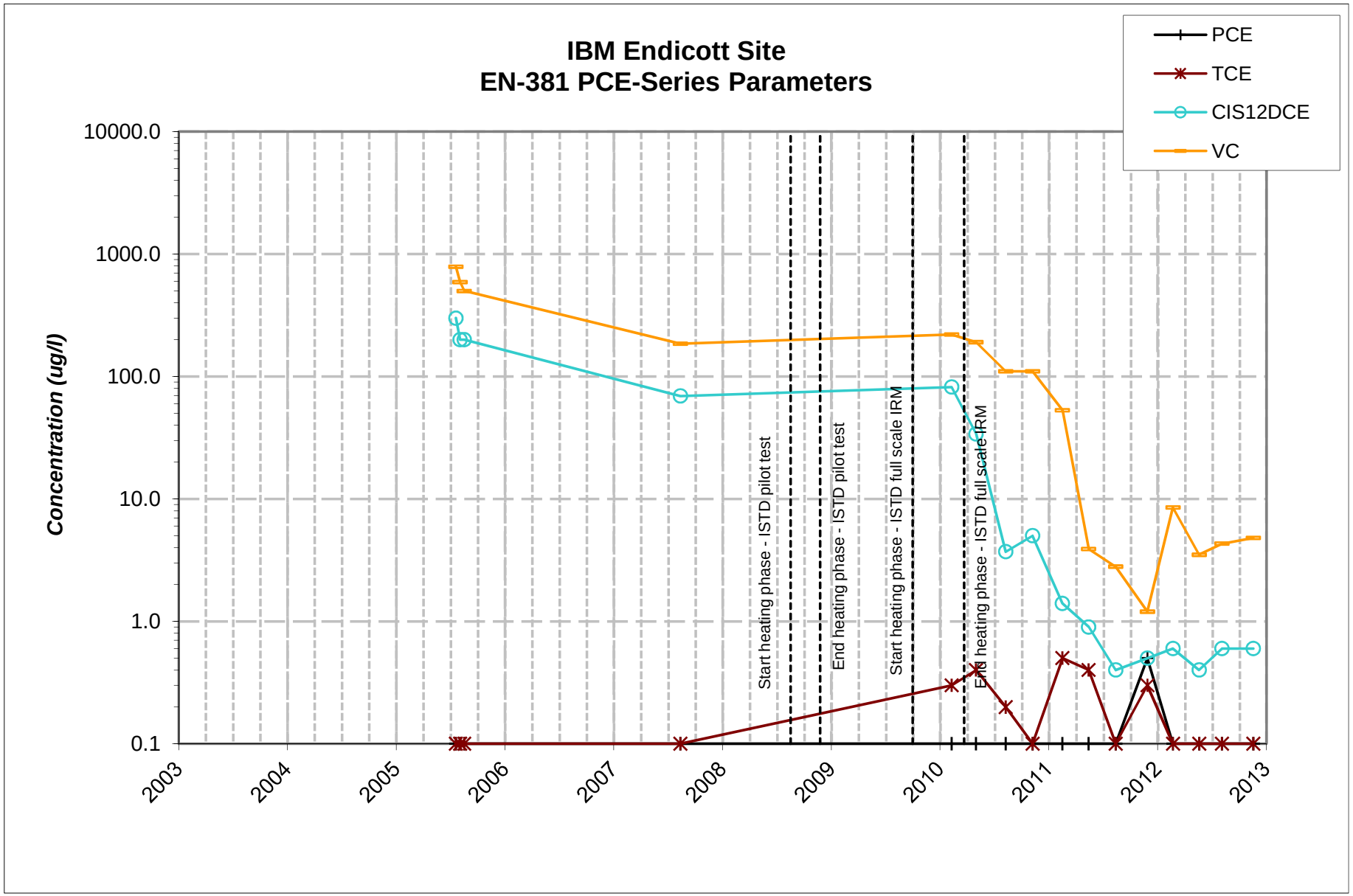
IBM Endicott Site
EN-381 PCE-Series Parameters
PCE
TCE
CIS12DCE
VC
Concentration (ug/l)
10000.0
1000.0
100.0
10.0
1.0
0.1
2003
2004
2005
2006
2007
2008
2009
2010
2011
2012
2013
Start heating phase - ISTD pilot test
End heating phase - ISTD pilot test
Start heating phase - ISTD full scale IRM
End heating phase - ISTD full scale IRM

Appendix I.2.1.4

OU#4 Side-Gradient Monitoring Wells

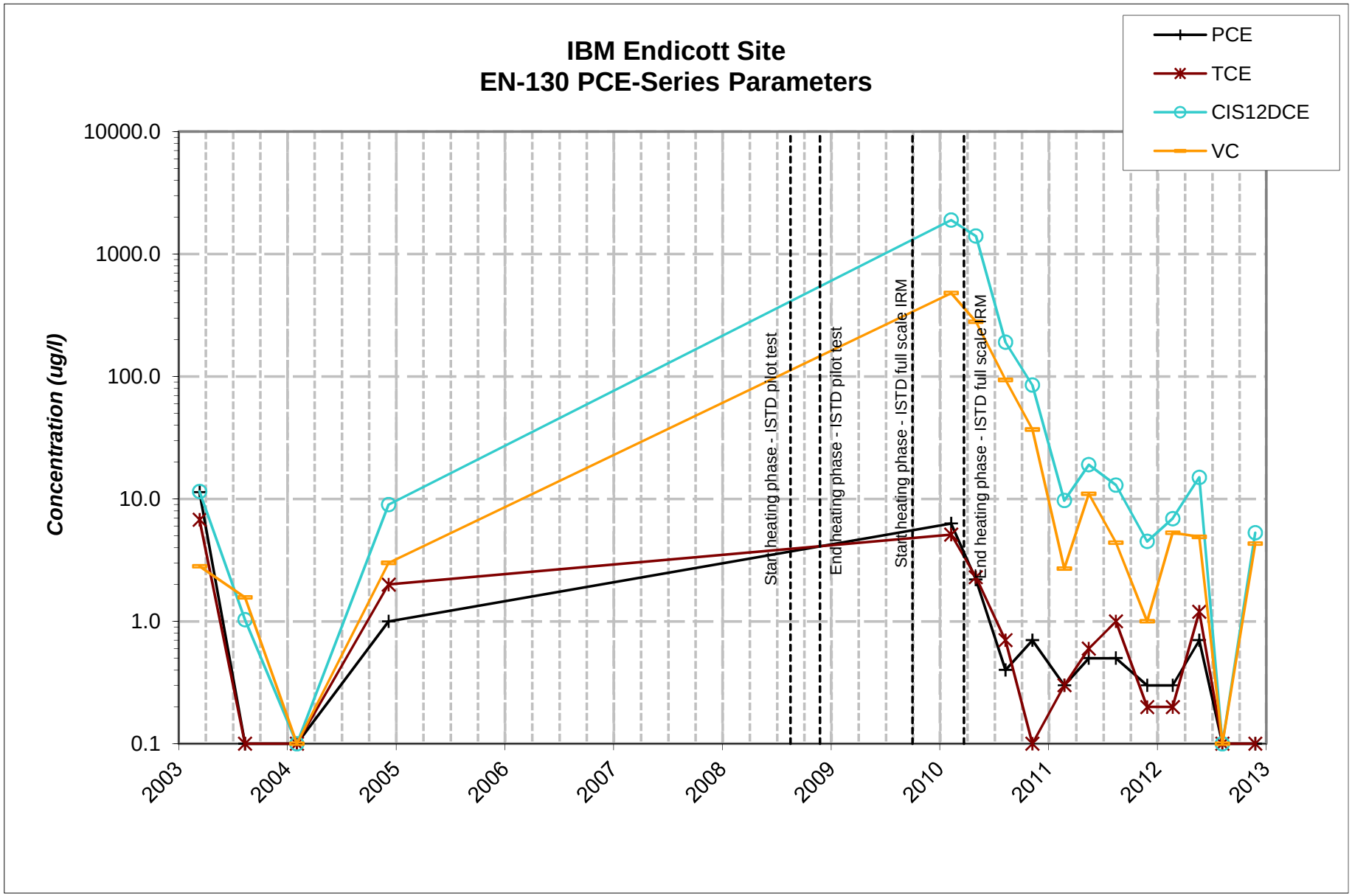
IBM Endicott Site
EN-130 PCE-Series Parameters
PCE
TCE
CIS12DCE
VC
Concentration (ug/l)
10000.0
1000.0
100.0
10.0
1.0
0.1
2003
2004
2005
2006
2007
2008
2009
2010
2011
2012
2013
Start heating phase - ISTD pilot test
End heating phase - ISTD pilot test
Start heating phase - ISTD full scale IRM
End heating phase - ISTD full scale IRM

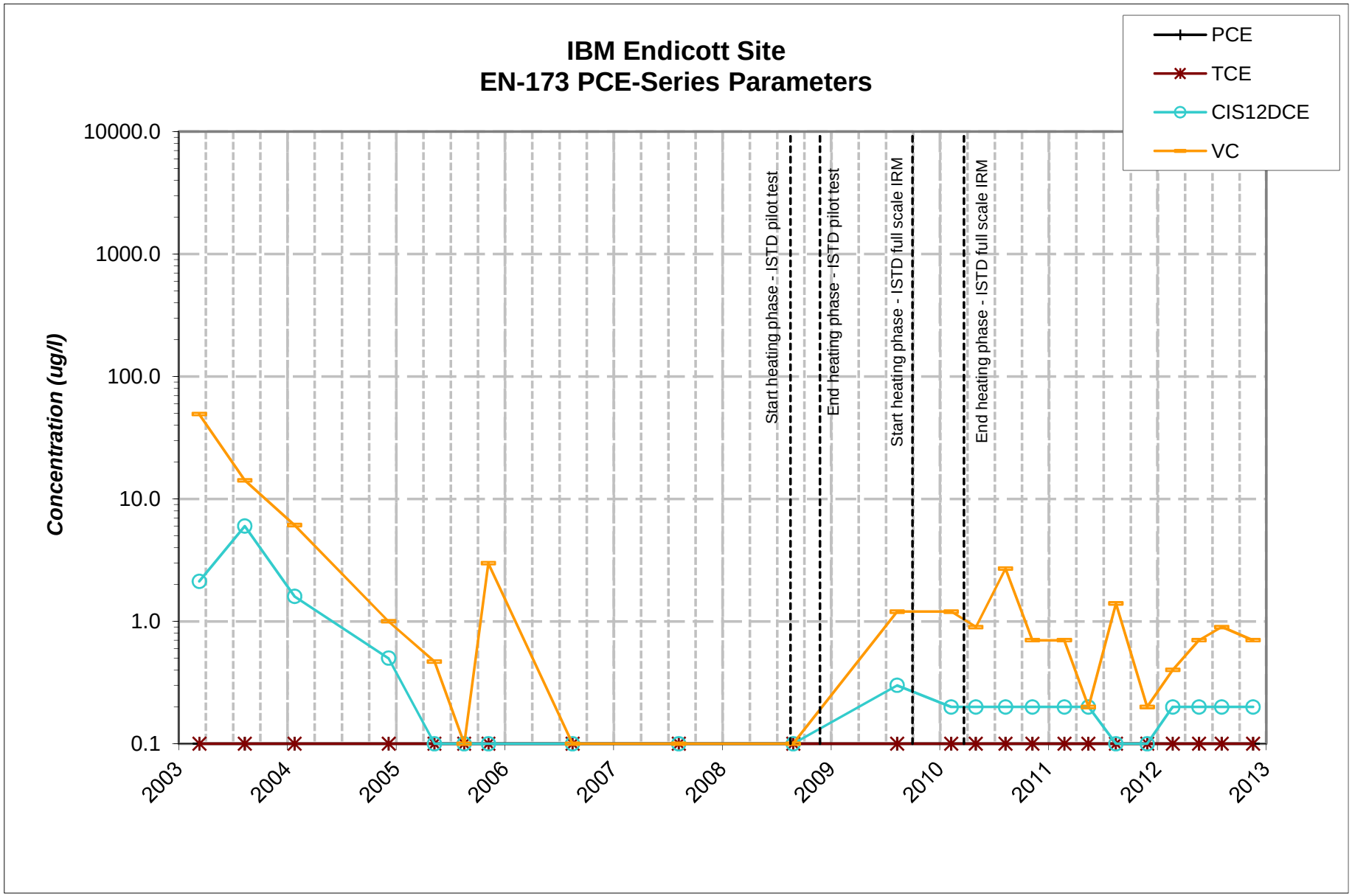
IBM Endicott Site
EN-173 PCE-Series Parameters
PCE
TCE
CIS12DCE
VC
Concentration (ug/l)
10000.0
1000.0
100.0
10.0
1.0
0.1
Start heating phase - ISTD pilot test
End heating phase - ISTD pilot test
Start heating phase - ISTD full scale IRM
End heating phase - ISTD full scale IRM
2003
2004
2005
2006
2007
2008
2009
2010
2011
2012
2013

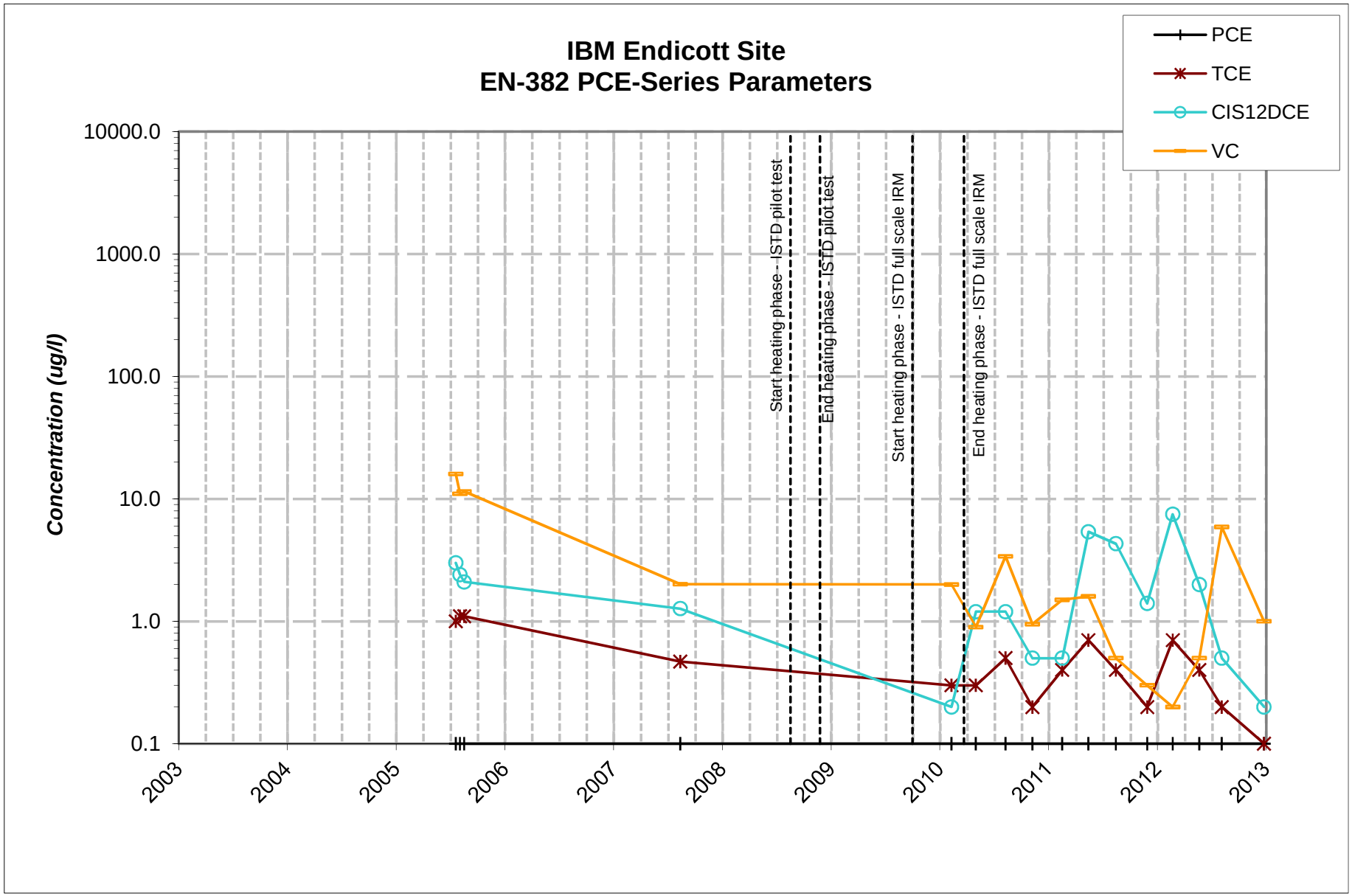
IBM Endicott Site
EN-382 PCE-Series Parameters
PCE
TCE
CIS12DCE
VC
Concentration (ug/l)
10000.0
1000.0
100.0
10.0
1.0
0.1
2003
2004
2005
2006
2007
2008
2009
2010
2011
2012
2013
Start heating phase - ISTD pilot test
End heating phase - ISTD pilot test
Start heating phase - ISTD full scale IRM
End heating phase - ISTD full scale IRM

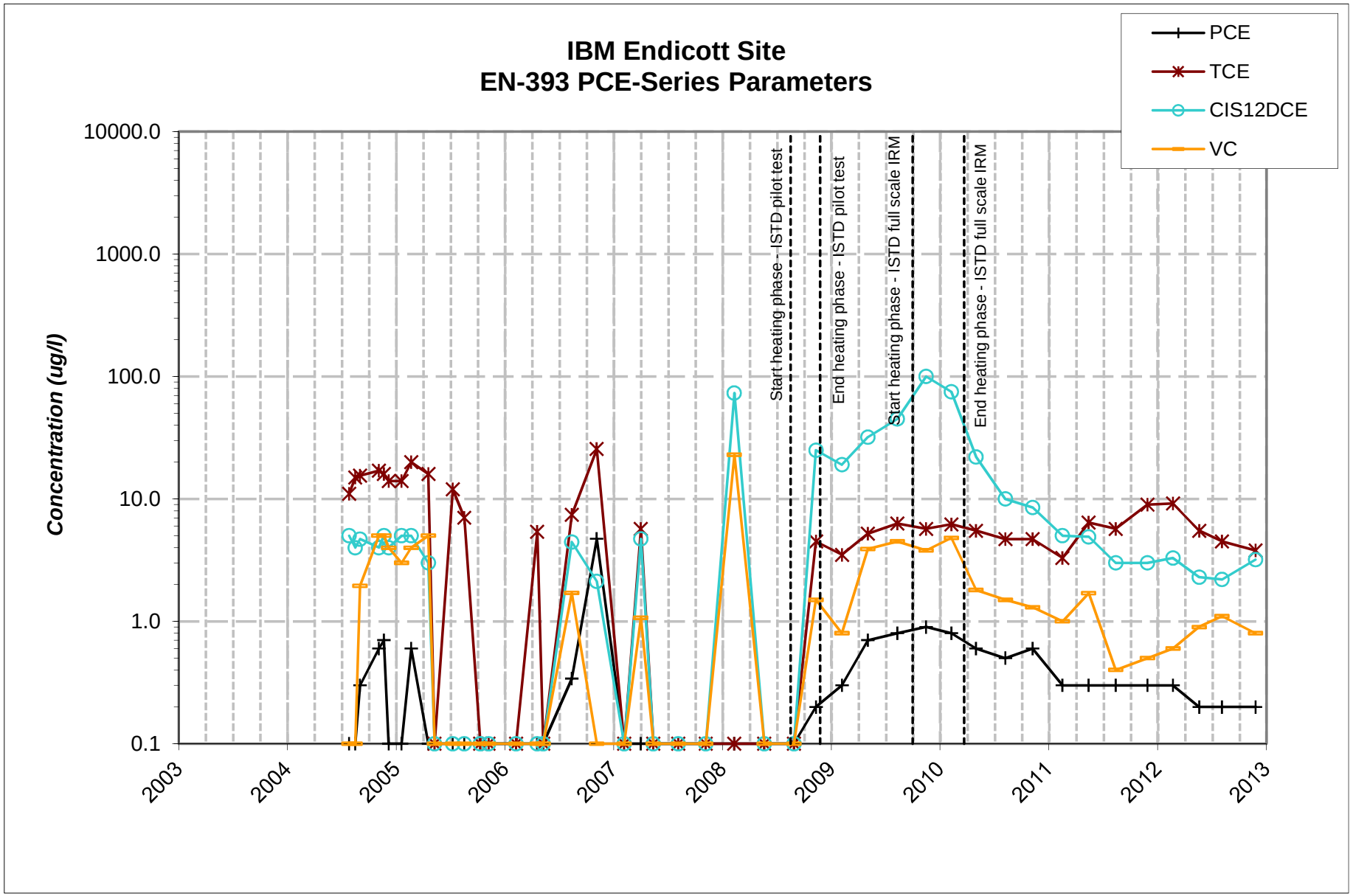
IBM Endicott Site
EN-393 PCE-Series Parameters
PCE
TCE
CIS12DCE
VC
Concentration (ug/l)
10000.0
1000.0
100.0
10.0
1.0
0.1
2003
2004
2005
2006
2007
2008
2009
2010
2011
2012
2013
Start heating phase - ISTD pilot test
End heating phase - ISTD pilot test
Start heating phase - ISTD full scale IRM
End heating phase - ISTD full scale IRM

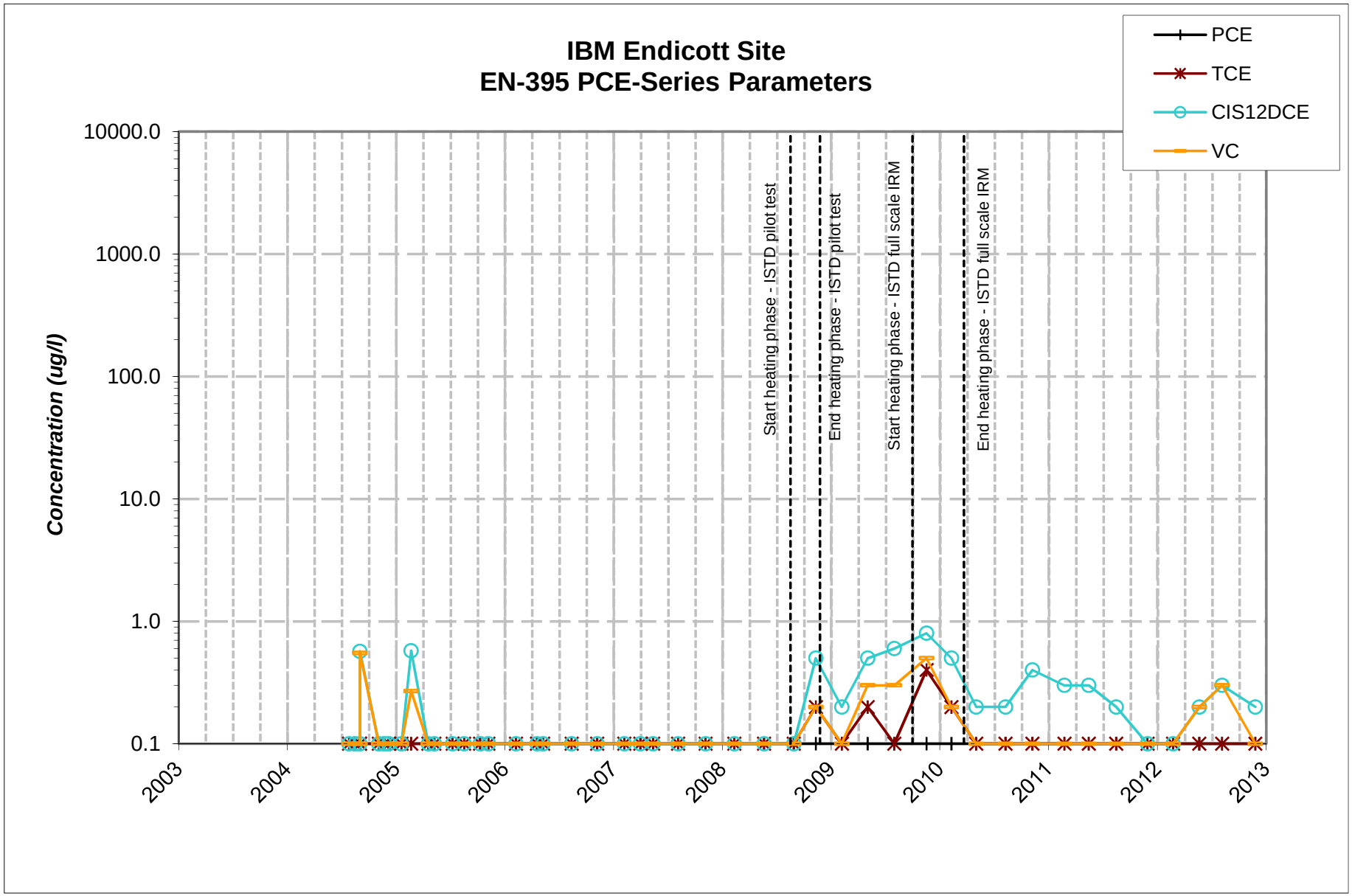
IBM Endicott Site
EN-395 PCE-Series Parameters
PCE
TCE
CIS12DCE
VC
Concentration (ug/l)
10000.0
1000.0
100.0
10.0
1.0
0.1
Start heating phase - ISTD pilot test
End heating phase - ISTD pilot test
Start heating phase - ISTD full scale IRM
End heating phase - ISTD full scale IRM
2003
2004
2005
2006
2007
2008
2009
2010
2011
2012
2013

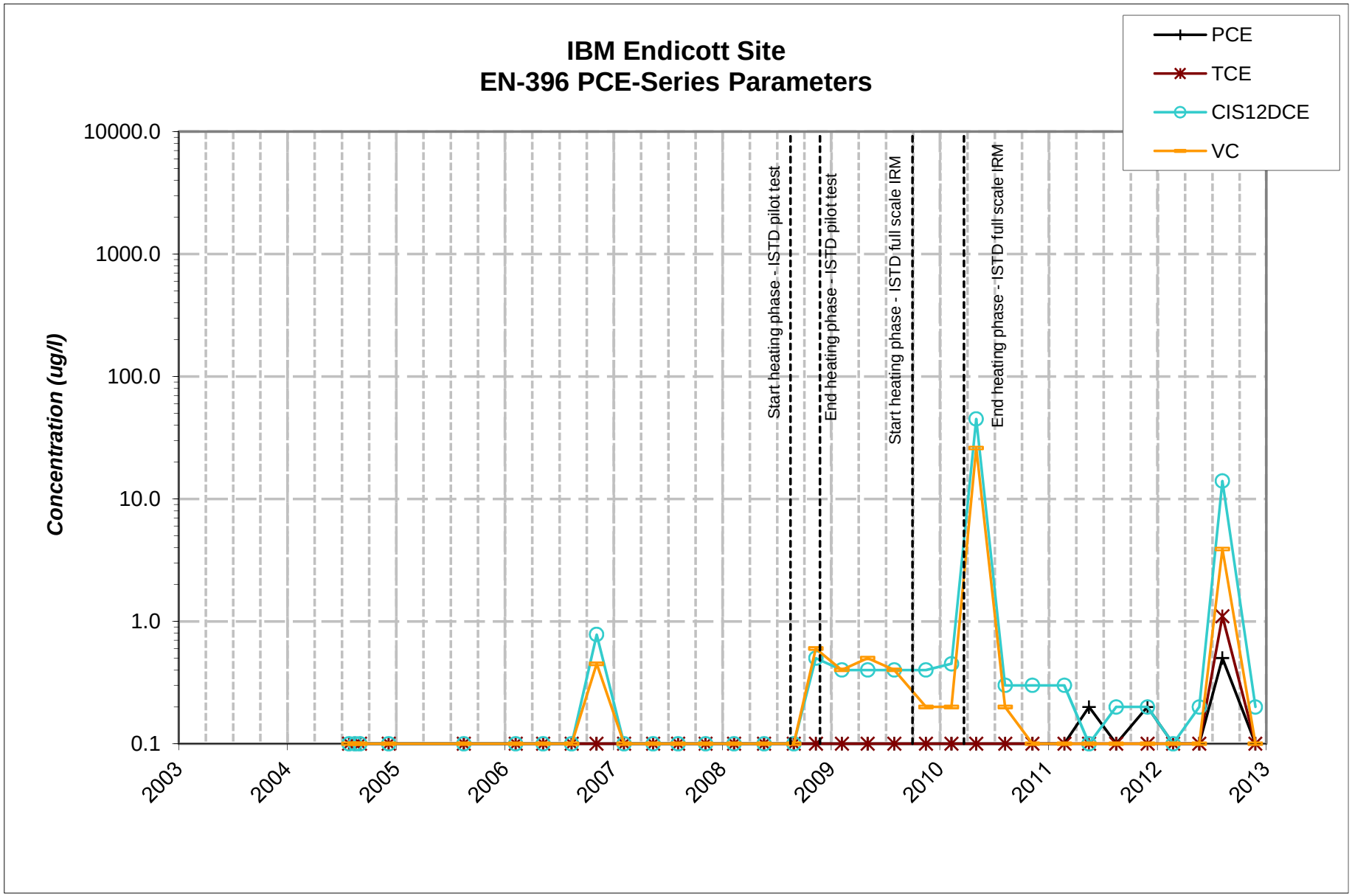
IBM Endicott Site
EN-396 PCE-Series Parameters
PCE
TCE
CIS12DCE
VC
Concentration (ug/l)
10000.0
1000.0
100.0
10.0
1.0
0.1
Start heating phase - ISTD pilot test
End heating phase - ISTD pilot test
Start heating phase - ISTD full scale IRM
End heating phase - ISTD full scale IRM
2003
2004
2005
2006
2007
2008
2009
2010
2011
2012
2013

Appendix I.2.1.5

OU#4 Downgradient Extraction Wells

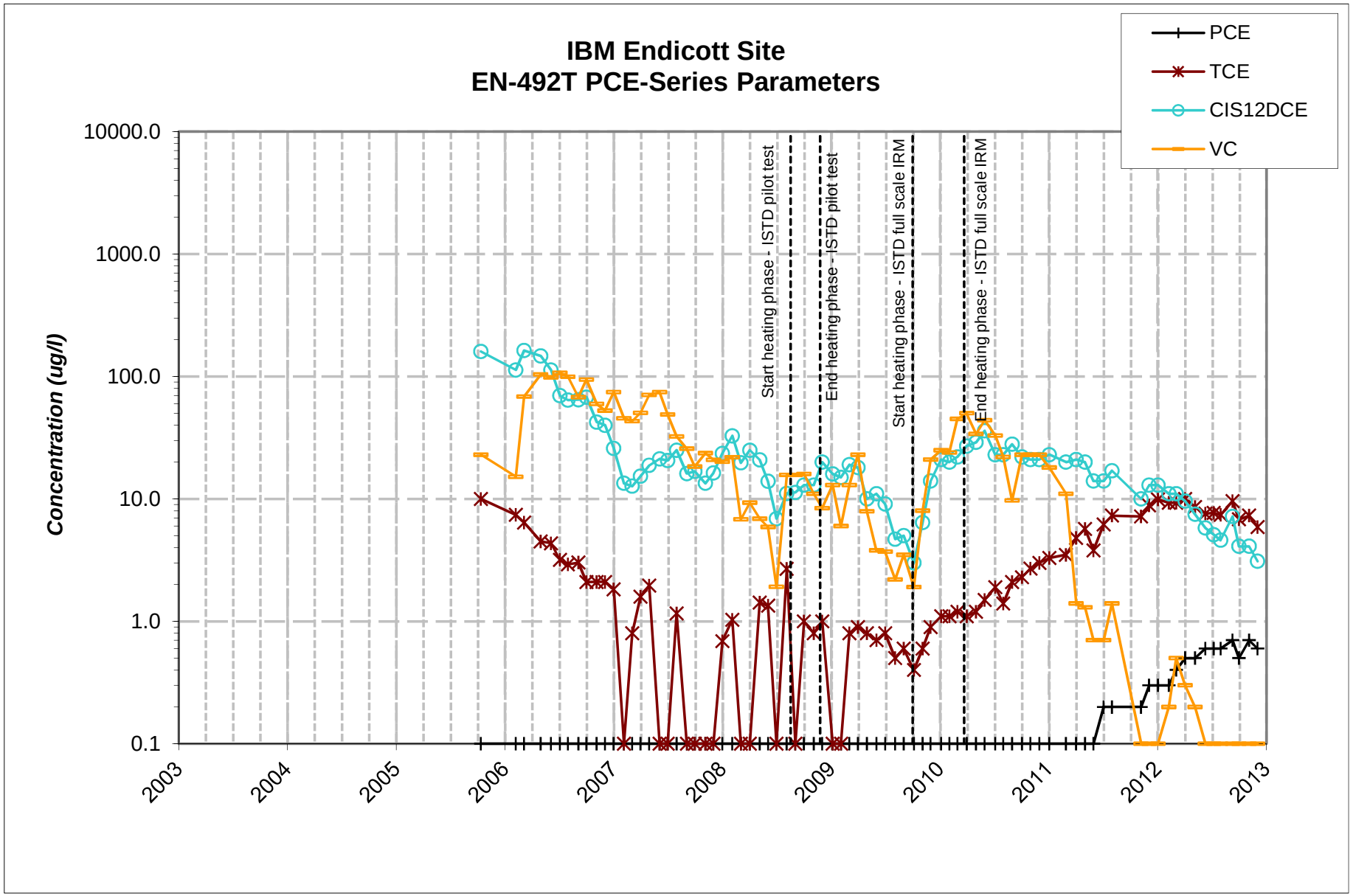
IBM Endicott Site
EN-492T PCE-Series Parameters
PCE
TCE
CIS12DCE
VC
Concentration (ug/l)
10000.0
1000.0
100.0
10.0
1.0
0.1
2003
2004
2005
2006
2007
2008
2009
2010
2011
2012
2013
Start heating phase - ISTD pilot test
End heating phase - ISTD pilot test
Start heating phase - ISTD full scale IRM
End heating phase - ISTD full scale IRM

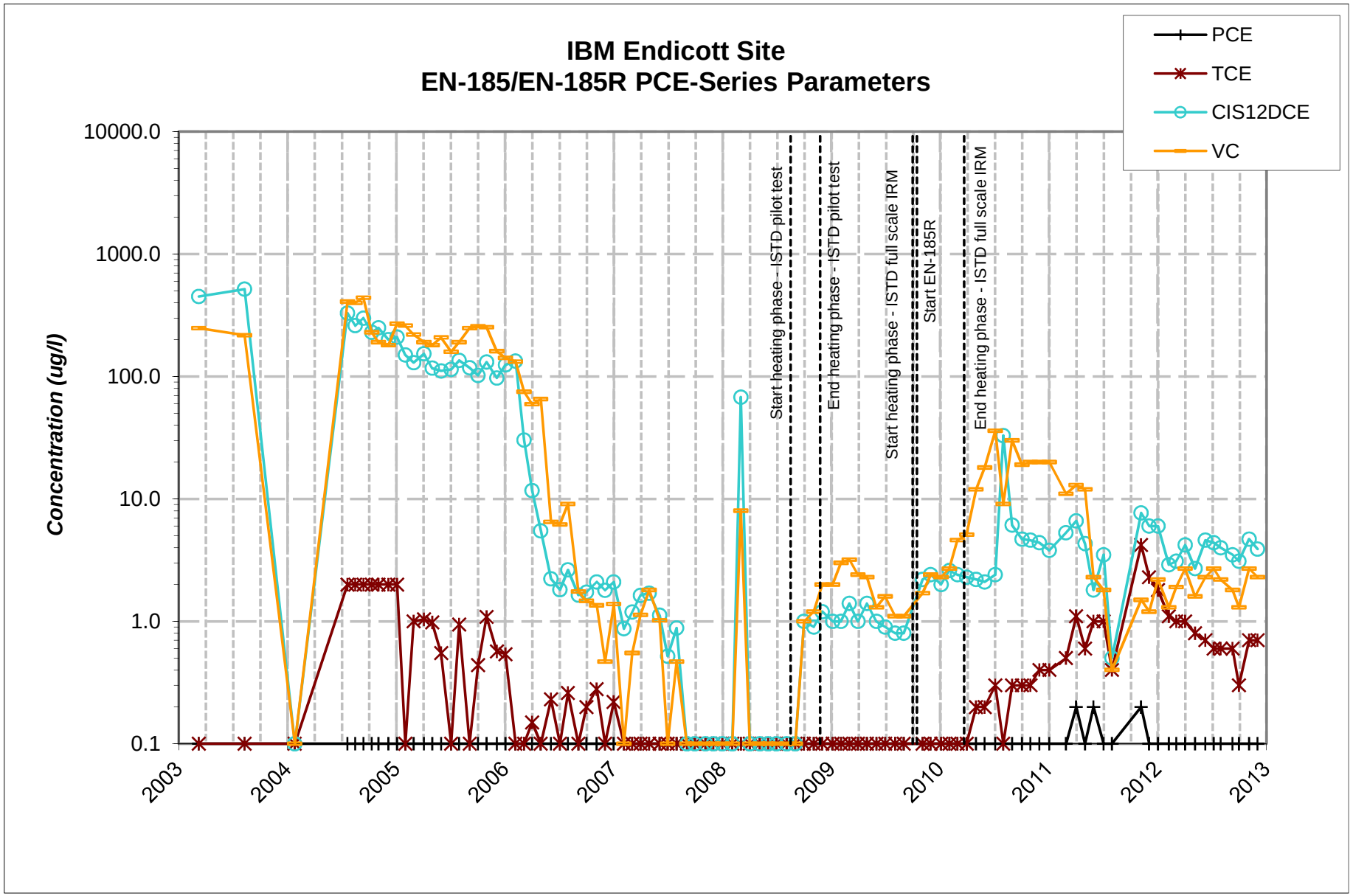
IBM Endicott Site
EN-185/EN-185R PCE-Series Parameters
PCE
TCE
CIS12DCE
VC
Concentration (ug/l)
10000.0
1000.0
100.0
10.0
1.0
0.1
2003
2004
2005
2006
2007
2008
2009
2010
2011
2012
2013
Start heating phase - ISTD pilot test
End heating phase - ISTD pilot test
Start heating phase - ISTD full scale IRM
Start EN-185R
End heating phase - ISTD full scale IRM

Appendix I.2.2

PCE-Series Molar Fraction (%) vs. Time

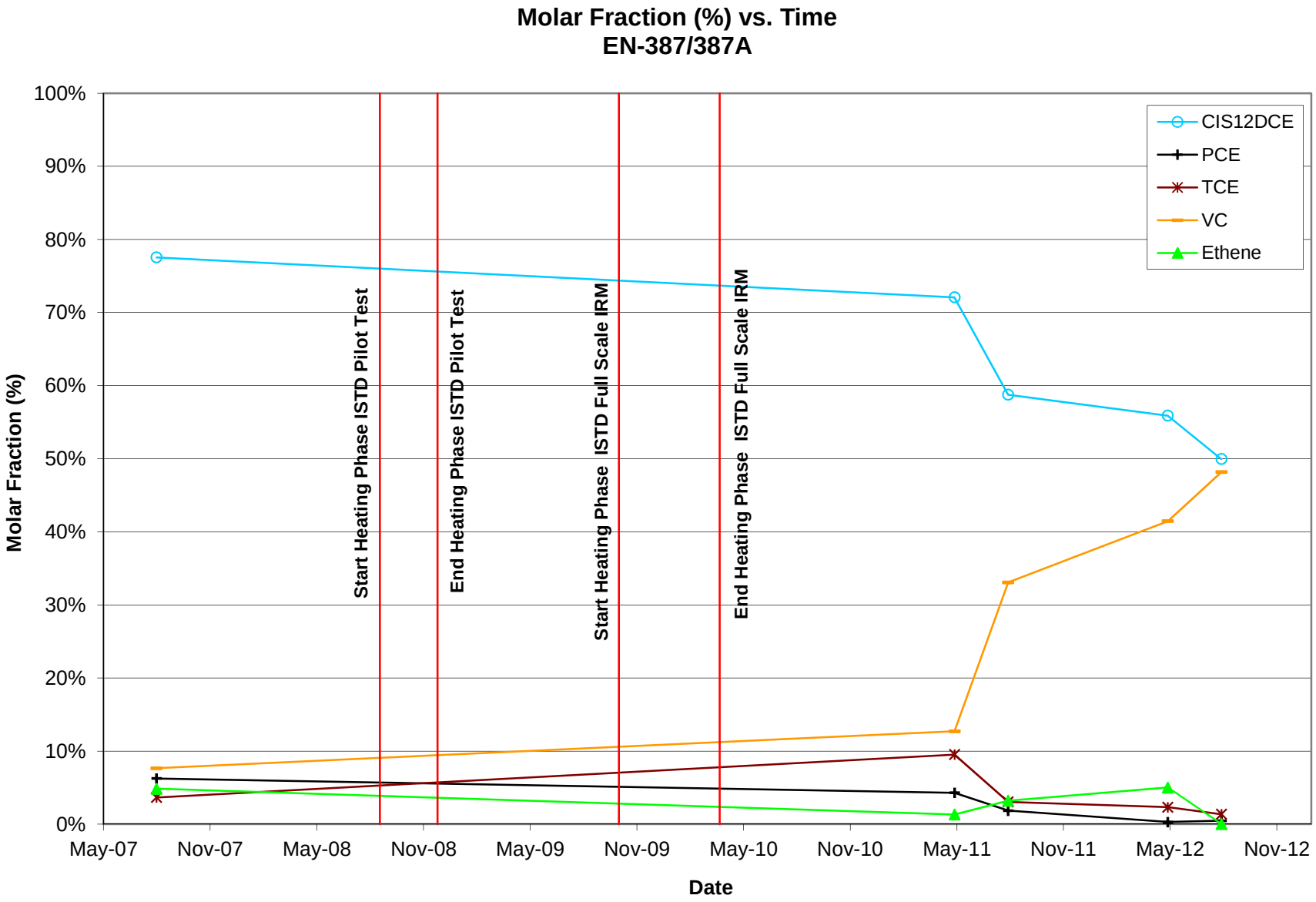
Molar Fraction (%) vs. Time
EN-387/387A
100%
90%
80%
70%
60%
50%
40%
30%
20%
10%
0%
Molar Fraction (%)
May-07
Nov-07
May-08
Nov-08
May-09
Nov-09
May-10
Nov-10
May-11
Nov-11
May-12
Nov-12
Date
Start Heating Phase ISTD Pilot Test
End Heating Phase ISTD Pilot Test
Start Heating Phase ISTD Full Scale IRM
End Heating Phase ISTD Full Scale IRM
CIS12DCE
PCE
TCE
VC
Ethene

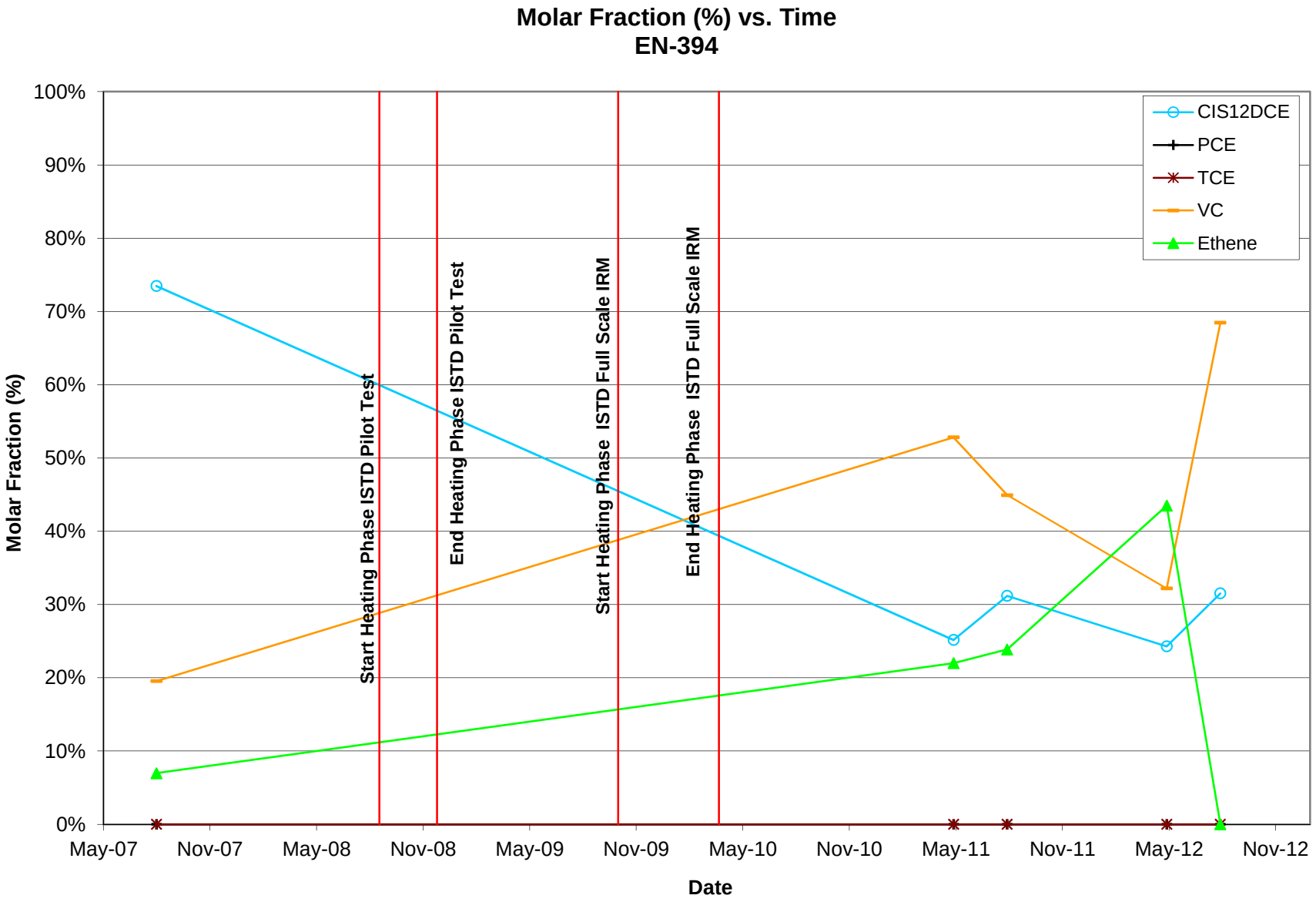
Molar Fraction (%) vs. Time
EN-394
100%
90%
80%
70%
60%
50%
40%
30%
20%
10%
0%
Molar Fraction (%)
May-07
Nov-07
May-08
Nov-08
May-09
Nov-09
May-10
Nov-10
May-11
Nov-11
May-12
Nov-12
Date
Start Heating Phase ISTD Pilot Test
End Heating Phase ISTD Pilot Test
Start Heating Phase ISTD Full Scale IRM
End Heating Phase ISTD Full Scale IRM
CIS12DCE
PCE
TCE
VC
Ethene

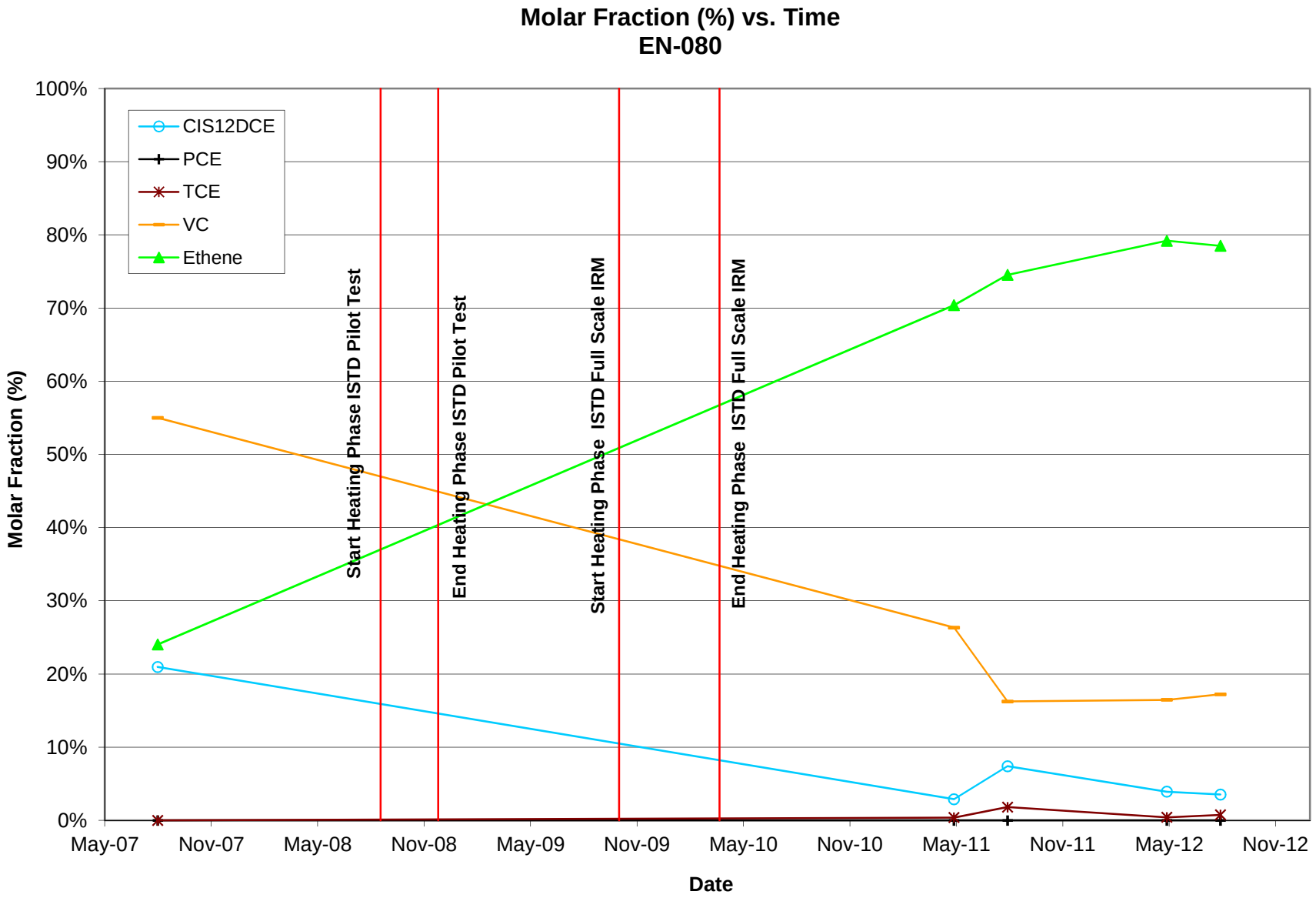
Molar Fraction (%) vs. Time
EN-080
CIS12DCE
PCE
TCE
VC
Ethene
Start Heating Phase ISTD Pilot Test
End Heating Phase ISTD Pilot Test
Start Heating Phase ISTD Full Scale IRM
End Heating Phase ISTD Full Scale IRM
Molar Fraction (%)
100%
90%
80%
70%
60%
50%
40%
30%
20%
10%
0%
May-07
Nov-07
May-08
Nov-08
May-09
Nov-09
May-10
Nov-10
May-11
Nov-11
May-12
Nov-12
Date

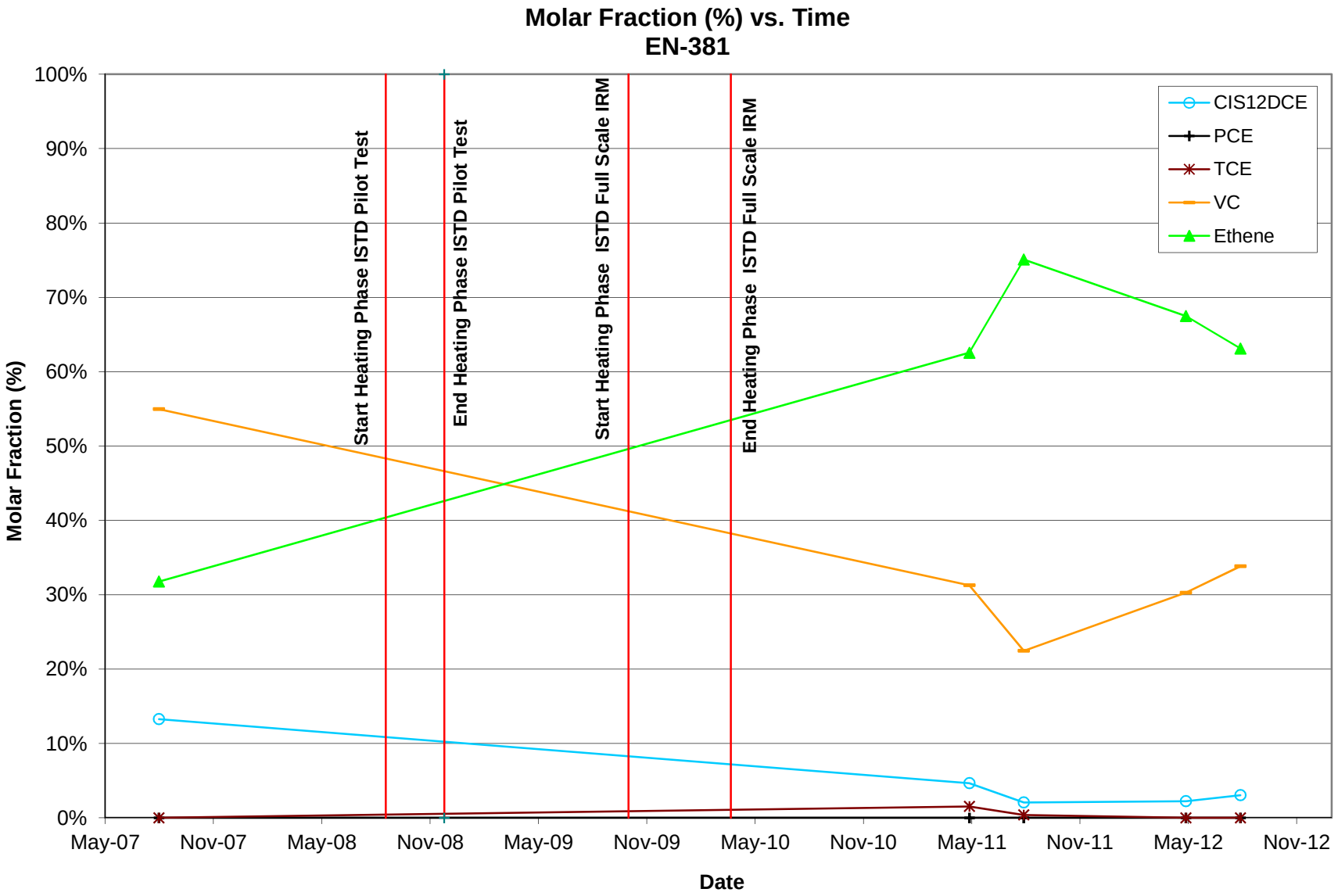
Molar Fraction (%) vs. Time
EN-381
Molar Fraction (%)
100%
90%
80%
70%
60%
50%
40%
30%
20%
10%
0%
May-07
Nov-07
May-08
Nov-08
May-09
Nov-09
May-10
Nov-10
May-11
Nov-11
May-12
Nov-12
Date
Start Heating Phase ISTD Pilot Test
End Heating Phase ISTD Pilot Test
Start Heating Phase ISTD Full Scale IRM
End Heating Phase ISTD Full Scale IRM
CIS12DCE
PCE
TCE
VC
Ethene

Appendix I.2.3

PCE-Series Concentration vs. Distance Along Plume

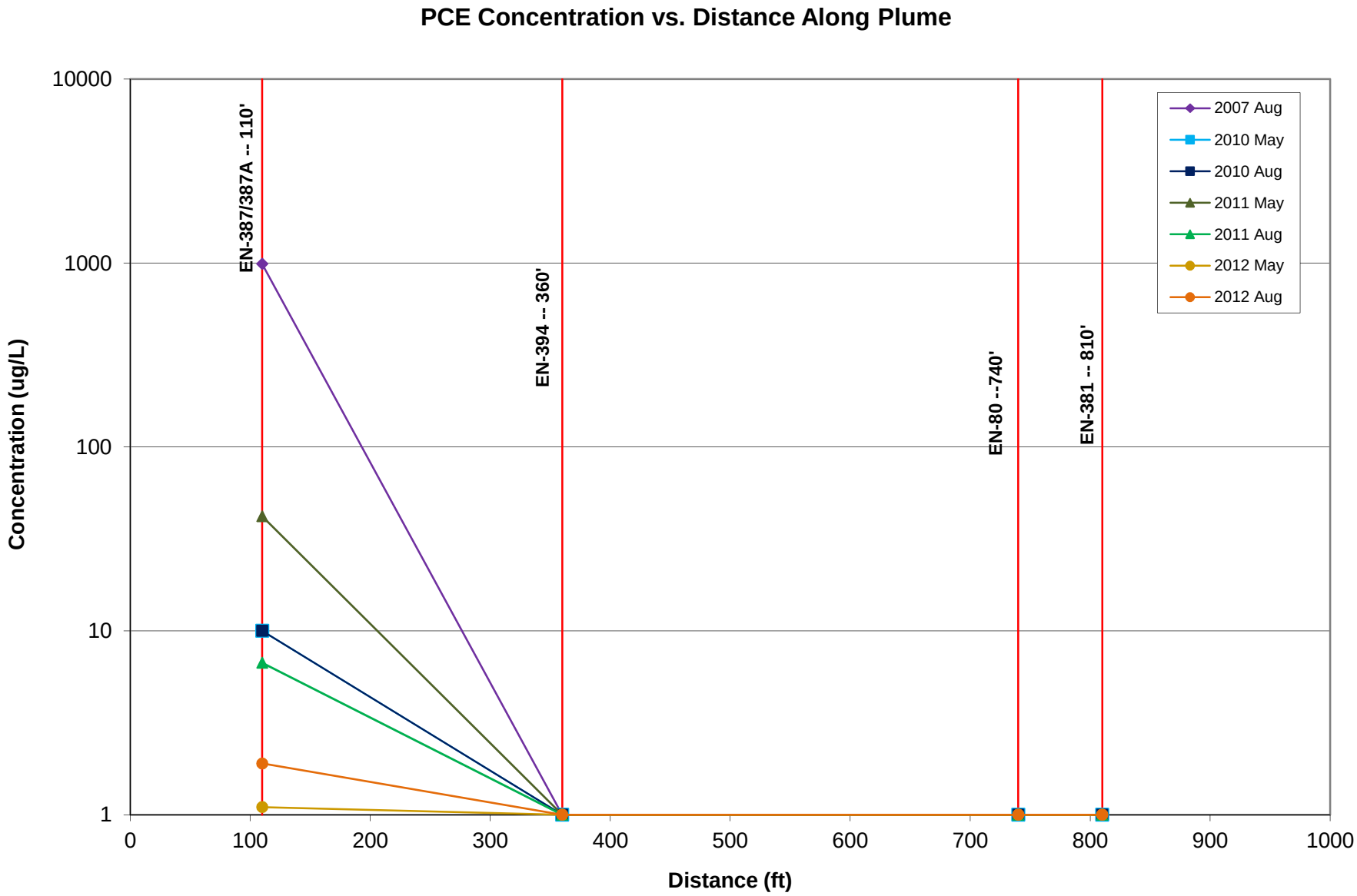
PCE Concentration vs. Distance Along Plume
Concentration (ug/L)
10000
1000
100
10
1
0
100
200
300
400
500
600
700
800
900
1000
Distance (ft)
EN-387/387A -- 110'
EN-394 -- 360'
EN-80 --740'
EN-381 -- 810'
2007 Aug
2010 May
2010 Aug
2011 May
2011 Aug
2012 May
2012 Aug

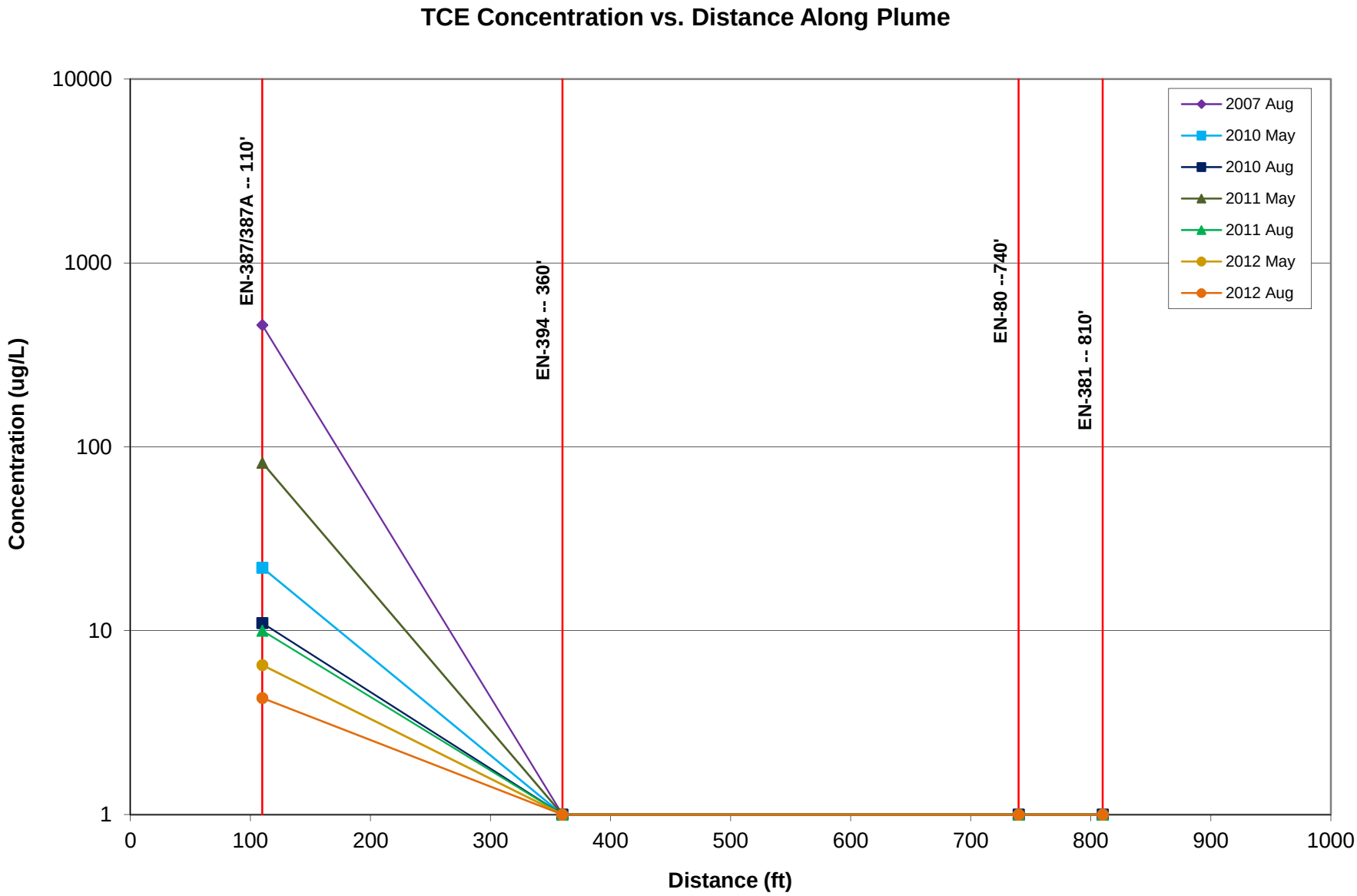
TCE Concentration vs. Distance Along Plume
Concentration (ug/L)
10000
1000
100
10
1
0
100
200
300
400
500
600
700
800
900
1000
Distance (ft)
EN-387/387A -- 110'
EN-394 -- 360'
EN-80 --740'
EN-381 -- 810'
2007 Aug
2010 May
2010 Aug
2011 May
2011 Aug
2012 May
2012 Aug

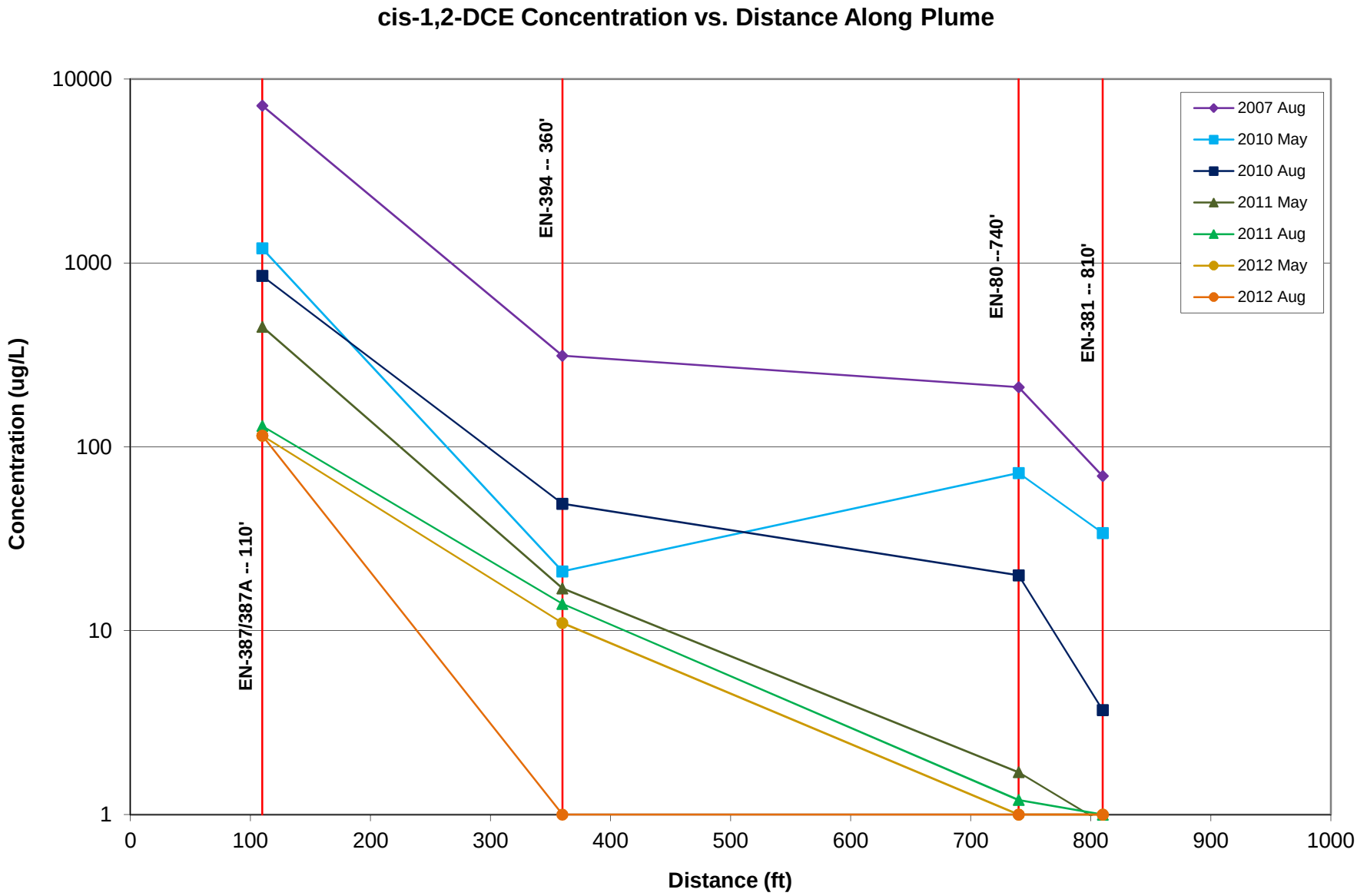
cis-1,2-DCE Concentration vs. Distance Along Plume
Concentration (ug/L)
10000
1000
100
10
1
0
100
200
300
400
500
600
700
800
900
1000
Distance (ft)
EN-387/387A -- 110'
EN-394 -- 360'
EN-80 --740'
EN-381 -- 810'
2007 Aug
2010 May
2010 Aug
2011 May
2011 Aug
2012 May
2012 Aug

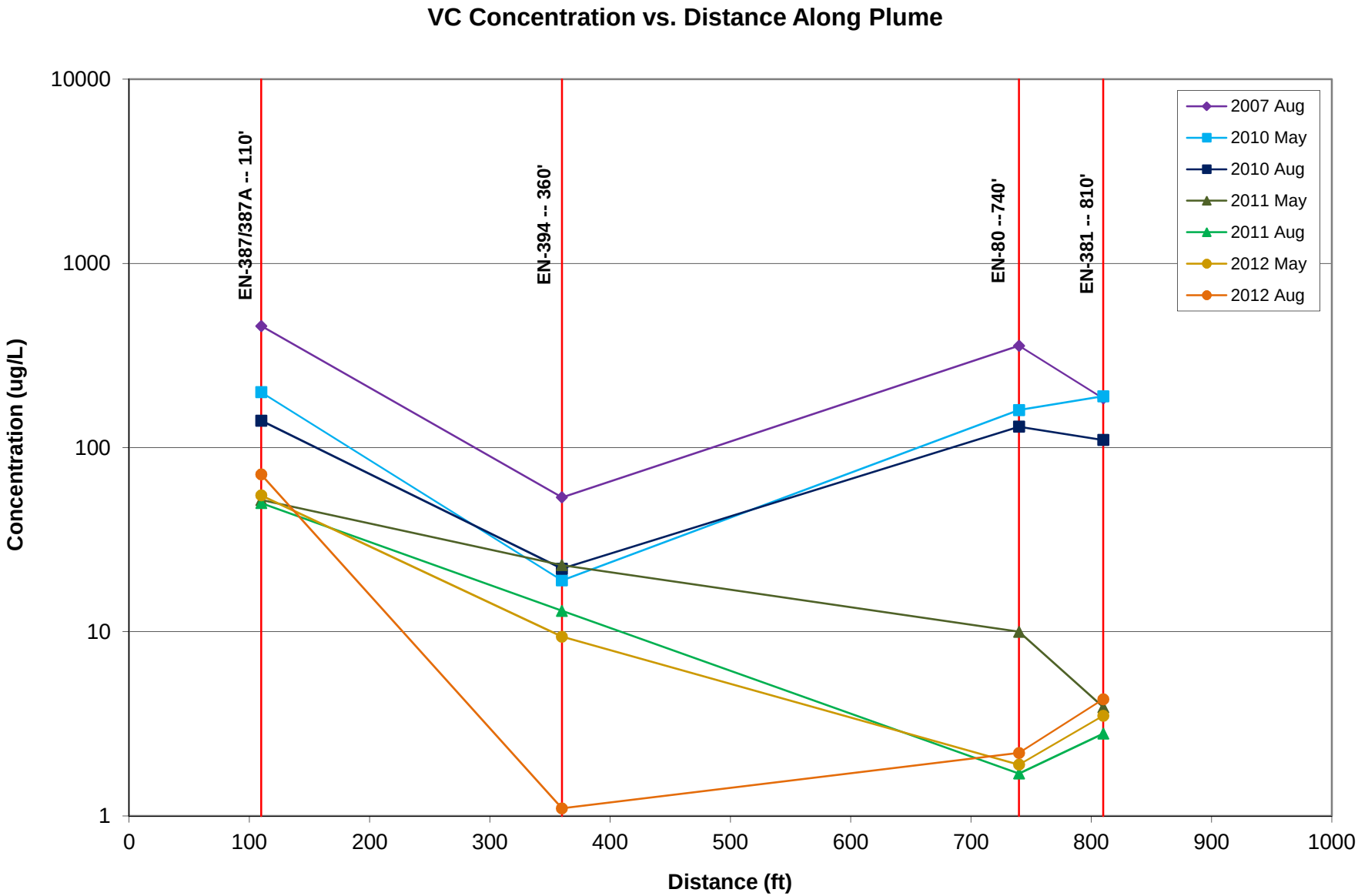
VC Concentration vs. Distance Along Plume
Concentration (ug/L)
10000
1000
100
10
1
0
100
200
300
400
500
600
700
800
900
1000
Distance (ft)
EN-387/387A -- 110'
EN-394 -- 360'
EN-80 --740'
EN-381 -- 810'
2007 Aug
2010 May
2010 Aug
2011 May
2011 Aug
2012 May
2012 Aug

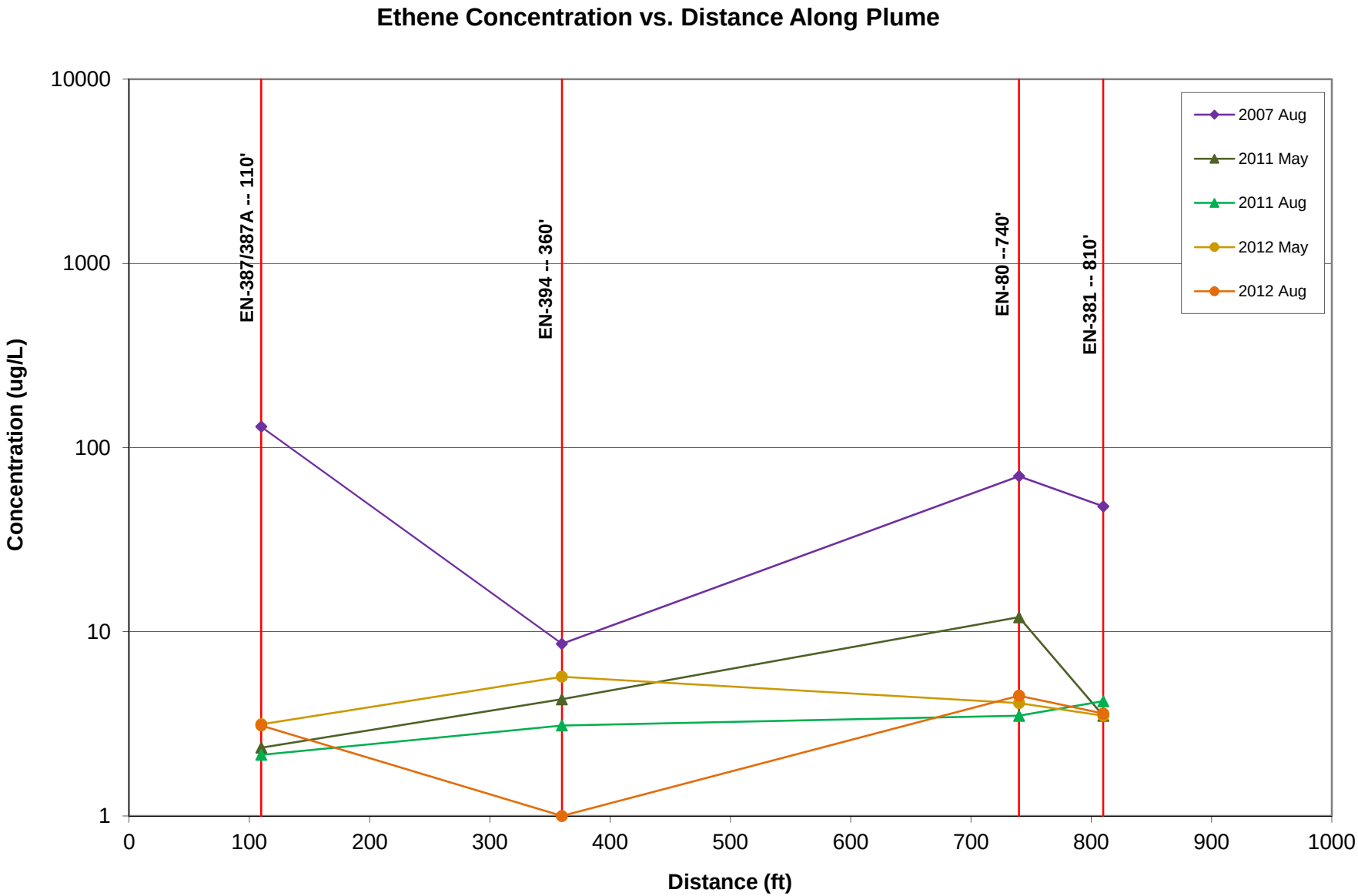
Ethene Concentration vs. Distance Along Plume
Concentration (ug/L)
10000
1000
100
10
1
0
100
200
300
400
500
600
700
800
900
1000
Distance (ft)
EN-387/387A -- 110'
EN-394 -- 360'
EN-80 --740'
EN-381 -- 810'
2007 Aug
2011 May
2011 Aug
2012 May
2012 Aug

Appendix I.2.4

PCE-Series Molar Fraction (%) vs. Distance Along Plume

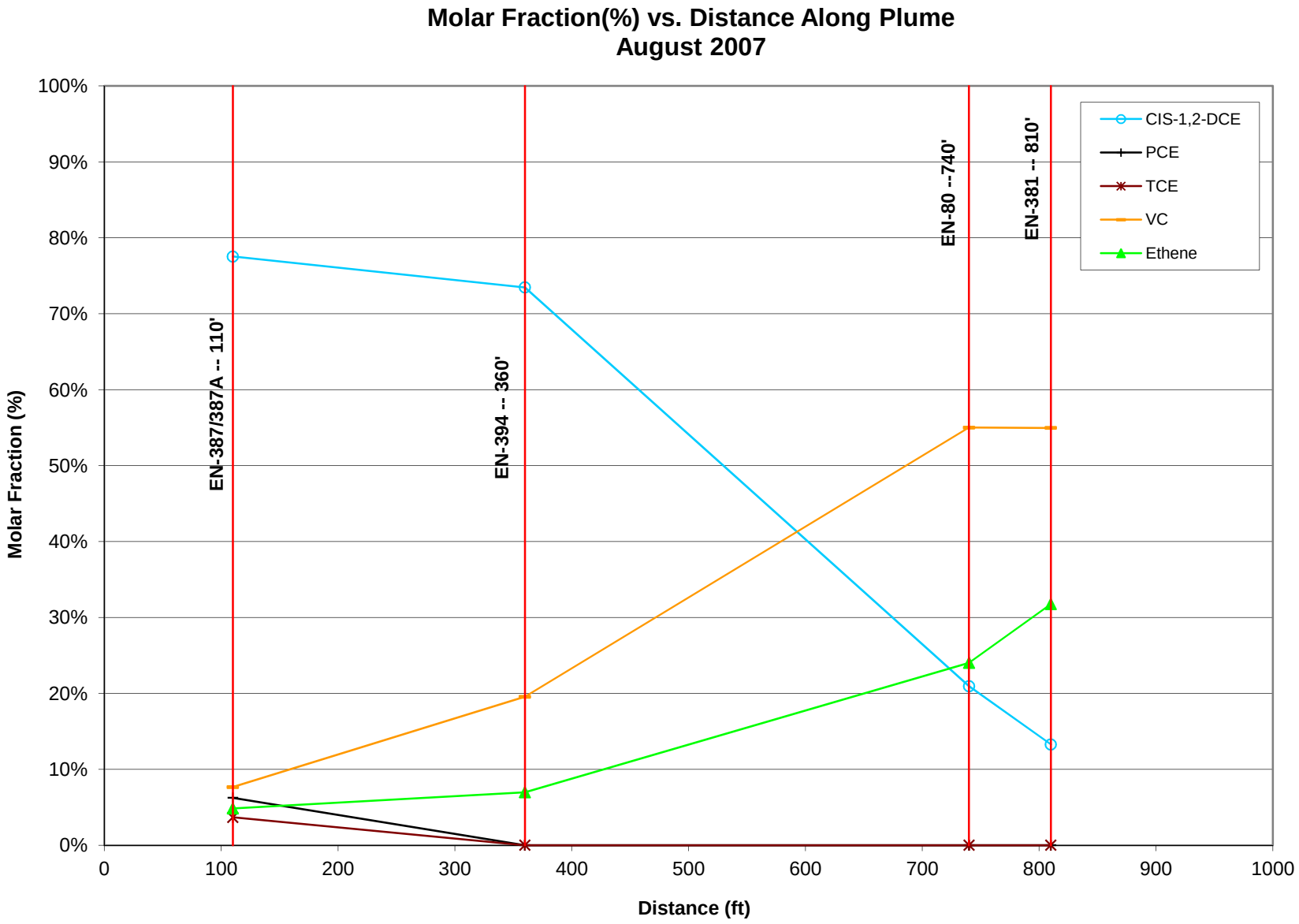
Molar Fraction(%) vs. Distance Along Plume
August 2007
Molar Fraction (%)
Distance (ft)
100%
90%
80%
70%
60%
50%
40%
30%
20%
10%
0%
0
100
200
300
400
500
600
700
800
900
1000
EN-387/387A -- 110'
EN-394 -- 360'
EN-80 --740'
EN-381 -- 810'
CIS-1,2-DCE
PCE
TCE
VC
Ethene

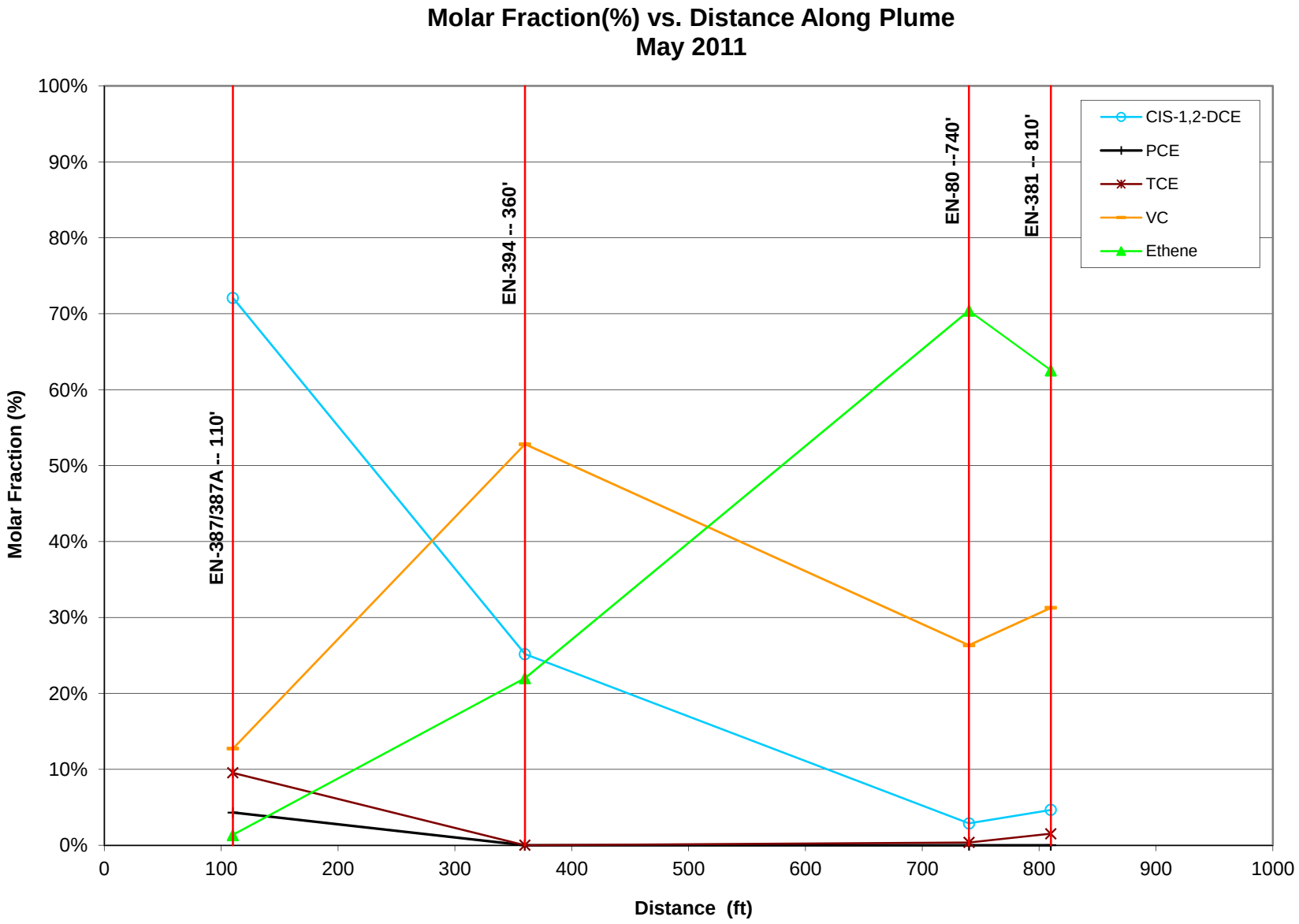
Molar Fraction(%) vs. Distance Along Plume
May 2011
Molar Fraction (%)
100%
90%
80%
70%
60%
50%
40%
30%
20%
10%
0%
0
100
200
300
400
500
600
700
800
900
1000
Distance (ft)
EN-387/387A -- 110'
EN-394 -- 360'
EN-80 --740'
EN-381 -- 810'
CIS-1,2-DCE
PCE
TCE
VC
Ethene

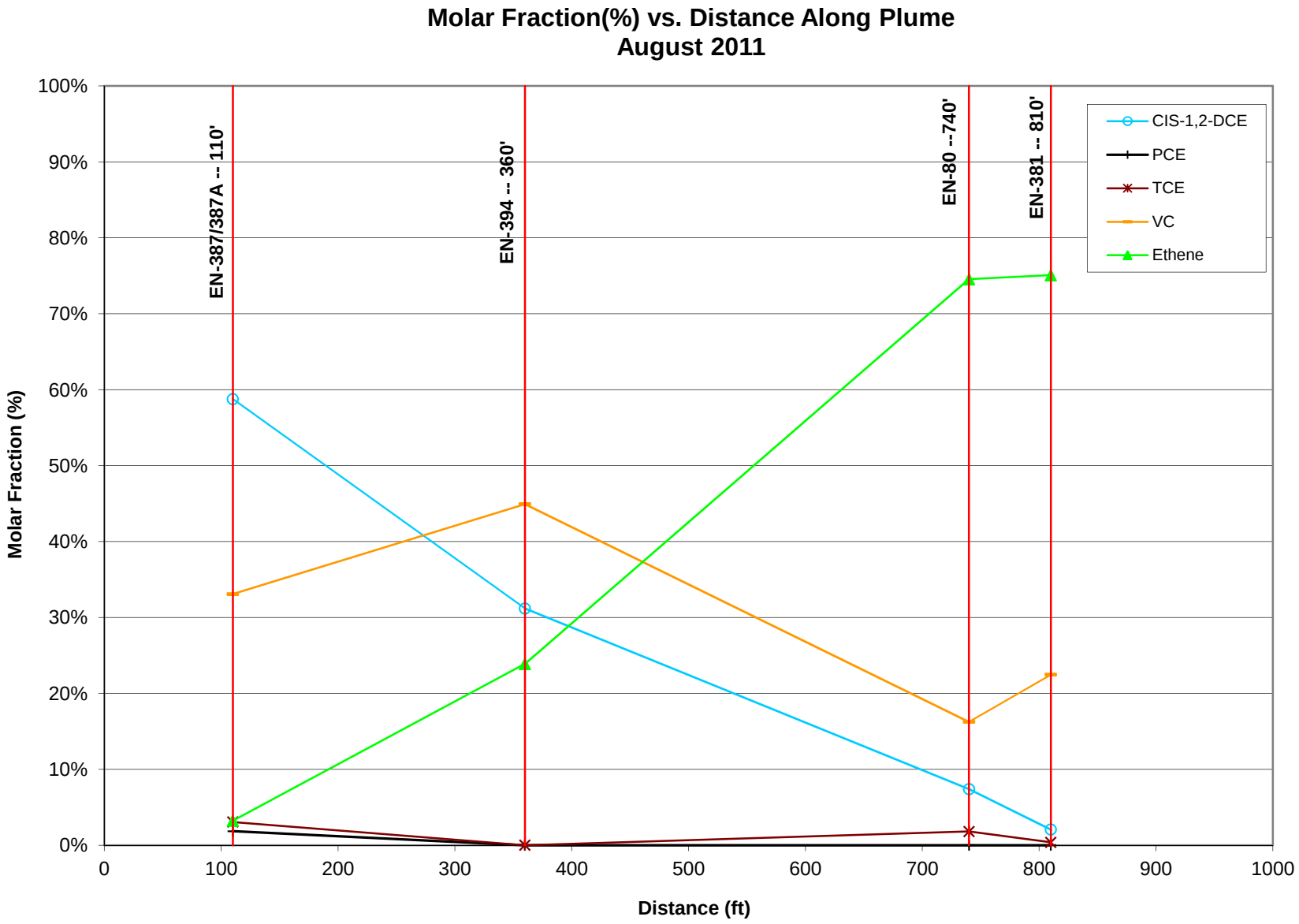
Molar Fraction(%) vs. Distance Along Plume
August 2011
Molar Fraction (%)
100%
90%
80%
70%
60%
50%
40%
30%
20%
10%
0%
0
100
200
300
400
500
600
700
800
900
1000
Distance (ft)
EN-387/387A -- 110'
EN-394 -- 360'
EN-80 --740'
EN-381 -- 810'
CIS-1,2-DCE
PCE
TCE
VC
Ethene

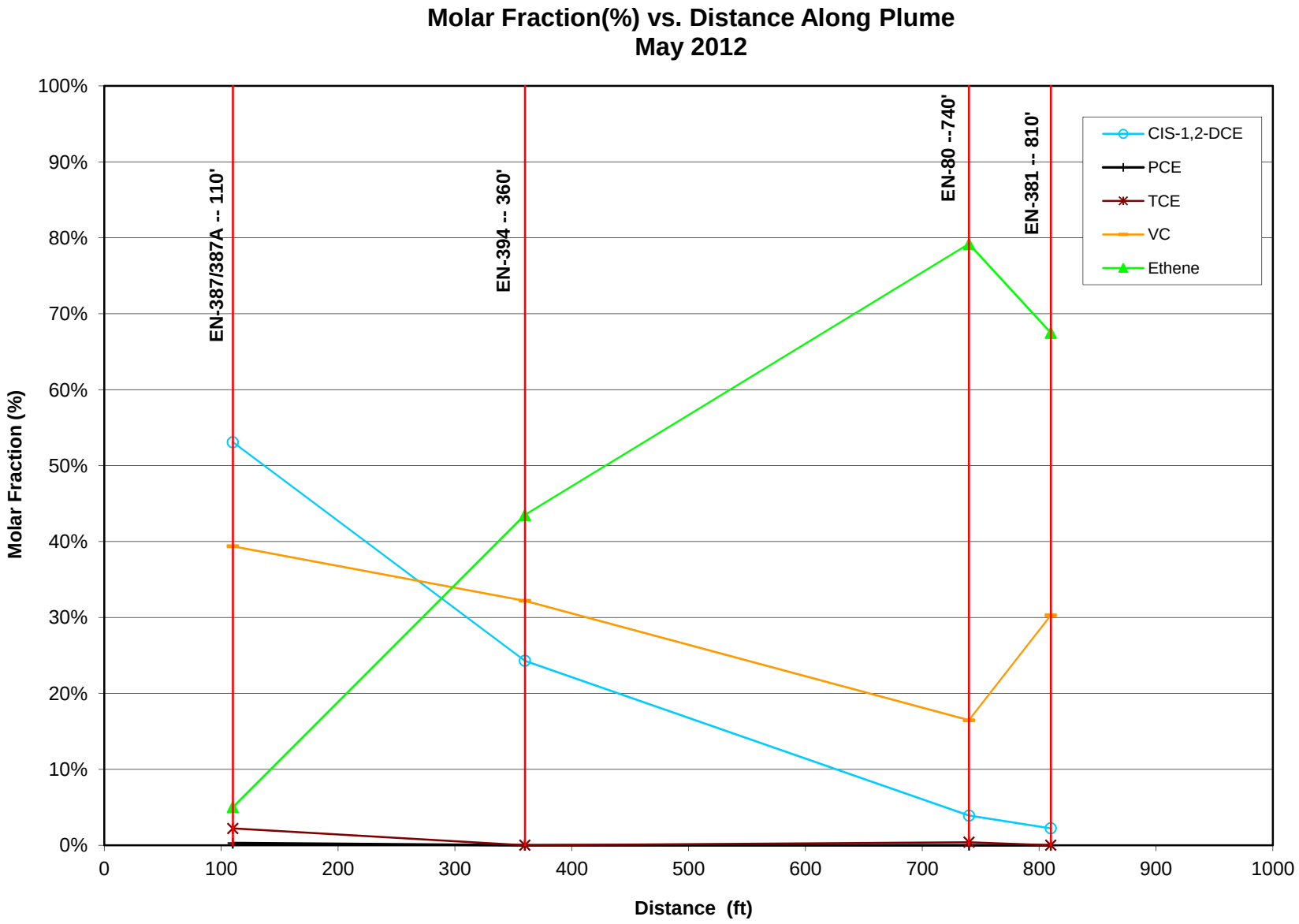
Molar Fraction(%) vs. Distance Along Plume
May 2012
Molar Fraction (%)
100%
90%
80%
70%
60%
50%
40%
30%
20%
10%
0%
0
100
200
300
400
500
600
700
800
900
1000
Distance (ft)
EN-387/387A -- 110'
EN-394 -- 360'
EN-80 --740'
EN-381 -- 810'
CIS-1,2-DCE
PCE
TCE
VC
Ethene

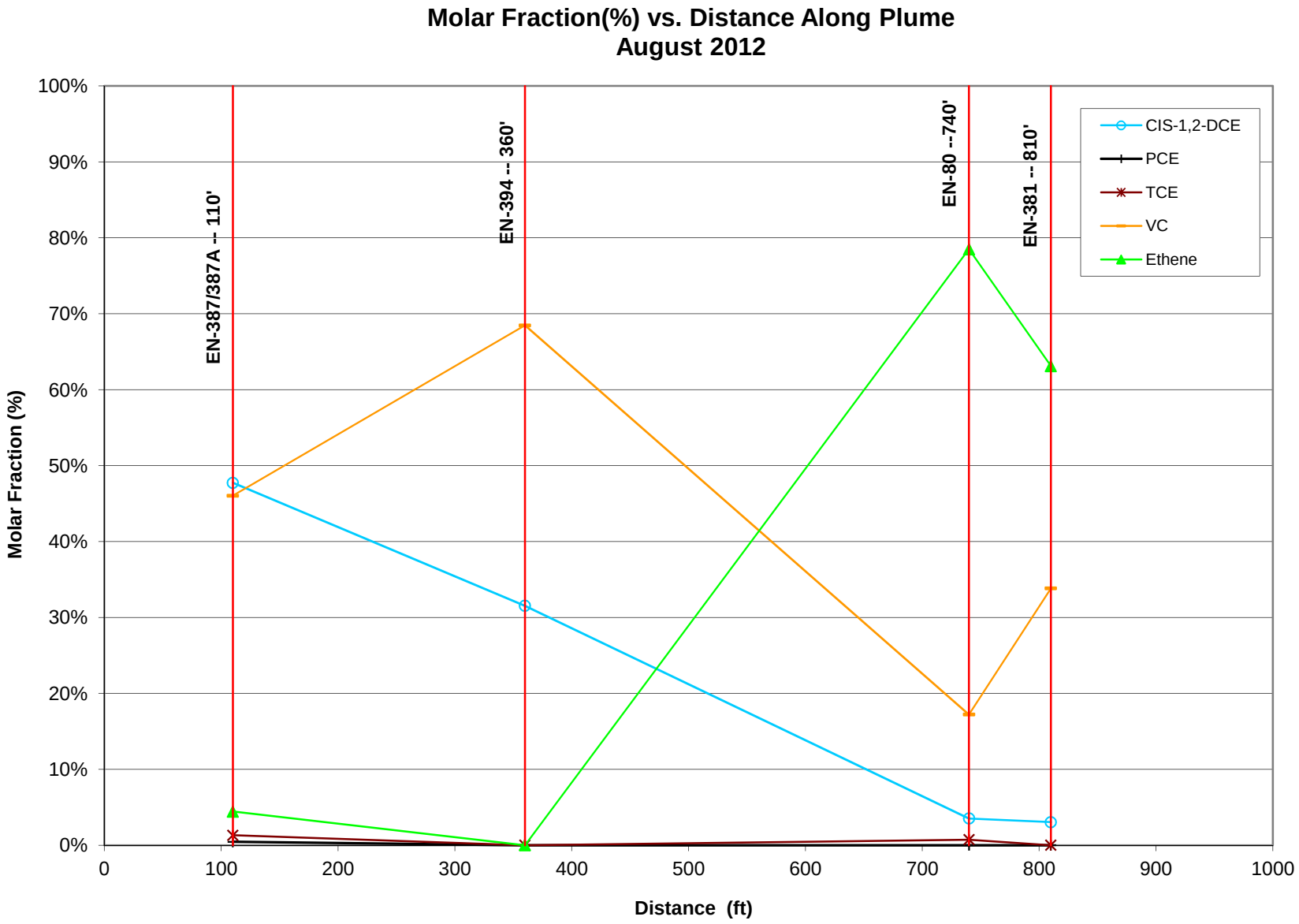
Molar Fraction(%) vs. Distance Along Plume
August 2012
Molar Fraction (%)
100%
90%
80%
70%
60%
50%
40%
30%
20%
10%
0%
0
100
200
300
400
500
600
700
800
900
1000
Distance (ft)
EN-387/387A -- 110'
EN-394 -- 360'
EN-80 --740'
EN-381 -- 810'
CIS-1,2-DCE
PCE
TCE
VC
Ethene